

Los Angeles Dodgers - 2013

Batter	1	2	3	4	5	6	7	8	9	AB	R	H	RBI	BB	SO	LOB	TOP						
30 Alejandro De Aza, L (1,8) 18 Blake Tekotte, L (3,8) 82 Keenyn Walker, S (7,9)										2	1	1	0	0	1	1	Chicago White Sox @ Los Angeles Dodgers Camelback Ranch, Glendale, AZ Sat Feb 23 2013, 3:07 PM - 6:02 PM EST Att: 7,489 - Sunny - 61 F livebaseballscorecards.com						
22 Brent Morel, R (1,5) 25 Josh Bell, S (3,FR) 12 Conor Gillaspie, L (7,5)										2	0	1	0	0	0	1							
51 Alex Rios, R (1,9) 29 Jared Mitchell, L (3,FR) 14 Paul Konerko, R (1,3) 80 Seth Loman, L (3,FR)										2	0	2	1	0	0	0							
44 Adam Dunn, L (1,10) 79 Andy Wilkins, L (5,PH)										1	0	0	0	1	1	1							
24 Davan Vicedo, R (1,7) 28 Dewayne Wise, L (4,7) 75 Trayce Thompson, R (7,8)										2	0	1	2	0	0	0							
10 Alexei Ramirez, R (1,6) 5 Angel Sanchez, R (4,6) 74 Steve Tolleson, R (7,6)										2	1	1	0	0	0	2							
21 Tyler Flowers, R (1,2) 36 Josh Phegley, R (4,2) 84 Mike Blanke, R (9,2)										2	1	1	1	0	0	1							
15 Gordon Beckham, R (1,4) 77 Yolmer Sánchez, S (4,4)										2	0	1	1	0	0	0							
Inning Stats	R: 1 E: 1 K: 2 S: 9	H: 2 LOB: 1 BB: 0 P: 10	R: 1 E: 0 K: 1 S: 7	H: 2 LOB: 1 BB: 0 P: 7	R: 2 E: 0 K: 0 S: 5	H: 3 LOB: 2 BB: 1 P: 9	R: 1 E: 0 K: 1 S: 8	H: 1 LOB: 0 BB: 0 P: 11	R: 0 E: 0 K: 2 S: 7	H: 0 LOB: 0 BB: 0 P: 7	R: 0 E: 0 K: 1 S: 6	H: 1 LOB: 1 BB: 0 P: 6	R: 2 E: 0 K: 3 S: 12	H: 3 LOB: 3 BB: 2 P: 20	R: 0 E: 0 K: 2 S: 7	H: 0 LOB: 0 BB: 0 P: 7		R: 2 E: 0 K: 1 S: 9	H: 2 LOB: 0 BB: 0 P: 9	1B: 9 2B: 3 3B: 0 HR: 2	SF: 0 SAC: 0 DP: 0 HBP: 0	WP: 0 PB: 0 SB: 0 CS: 0	PA: 43
PITCHER	IP WLS BF H R ER SO BB IBB HBP BLK WP HR S P ERA WHIP	2.0 L 10 4 2 2 3 0 0 0 0 0 0 0 16 17 9.00 2.000	1.0 6 3 2 2 0 1 0 0 0 0 0 0 5 9 18.00 4.000	2.0 7 1 1 1 3 0 0 0 0 0 0 1 15 18 4.50 0.500	1.0 4 1 0 0 1 0 0 0 0 0 0 0 6 6 0.00 1.000	0.2 6 2 2 2 2 2 0 0 0 0 0 0 8 16 27.00 6.000	7.1 1.1 5 1 0 0 3 0 0 0 0 0 0 1 11 11 0.00 0.750	9.1 1.0 5 2 2 2 1 0 0 0 0 0 0 1 9 9 18.00 2.000															

Batter	1	2	3	4	5	6	7	8	9	AB	R	H	RBI	BB	SO	LOB	BOTTOM						
13 Hanley Ramirez, R (1,6) 9 Dee Strange-Gordon, L (7,6)										3	0	0	0	0	1	1	Chicago White Sox @ Los Angeles Dodgers Camelback Ranch, Glendale, AZ Sat Feb 23 2013, 3:07 PM - 6:02 PM EST Att: 7,489 - Sunny - 61 F livebaseballscorecards.com						
14 Mark Ellis, R (1,4) 7 Nick Punto, S (5,4)										2	0	0	0	0	1	0							
23 Adrián González, L (1,3) 44 Dallas McPherson, L (7,FR)										2	0	0	0	1	1	0							
16 Andre Ethier, L (1,9) 66 Yasiel Puig, R (4,FR)										2	0	1	0	0	0	0							
47 Luis Alfonso Cruz, R (1,5) 72 Justin Sellers, R (8,5)										3	0	0	0	0	2	2							
3 Skip Schumaker, L (1,8) 0 Alfredo Amezaga, S (6,8)										2	0	0	0	0	0	0							
6 Jerry Hairston, R (1,7) 37 Elian Herrera, S (6,7)										2	0	0	0	0	0	1							
17 A.J. Ellis, R (1,2) 70 Jesus Flores, R (6,2)										2	0	0	0	1	1	0							
5 Juan Uribe, R (1,10) 10 Tony Gwynn Jr., L (8,PH)										2	0	1	0	0	0	0							
Inning Stats	R: 0 E: 0 K: 2 S: 7	H: 0 LOB: 0 BB: 0 P: 7	R: 0 E: 0 K: 1 S: 5	H: 0 LOB: 0 BB: 0 P: 5	R: 0 E: 0 K: 1 S: 6	H: 1 LOB: 1 BB: 0 P: 6	R: 0 E: 0 K: 0 S: 4	H: 1 LOB: 1 BB: 0 P: 4	R: 0 E: 0 K: 0 S: 3	H: 0 LOB: 0 BB: 0 P: 3	R: 0 E: 0 K: 1 S: 5	H: 0 LOB: 0 BB: 0 P: 5	R: 0 E: 0 K: 1 S: 5	H: 0 LOB: 1 BB: 1 P: 9	R: 0 E: 0 K: 1 S: 5	H: 0 LOB: 3 BB: 3 P: 17		R: 0 E: 0 K: 2 S: 8	H: 1 LOB: 1 BB: 0 P: 8	1B: 1 2B: 1 3B: 1 HR: 0	SF: 0 SAC: 0 DP: 0 HBP: 0	WP: 0 PB: 0 SB: 0 CS: 0	PA: 34
PITCHER	IP WLS BF H R ER SO BB IBB HBP BLK WP HR S P ERA WHIP	3.0 W 10 4 1 0 0 4 0 0 0 0 0 0 4 4 0.00 1.000	1.0 4 1 0 0 0 1 0 0 0 0 0 0 8 8 0.00 0.000	1.0 4 0 0 0 1 1 0 0 0 0 0 0 5 9 0.00 1.000	1.0 6 0 0 0 1 3 0 0 0 0 0 0 5 17 0.00 3.000	9.1 1.0 4 1 0 0 2 0 0 0 0 0 0 1 8 8 0.00 1.000																	

Batter	1	2	3	4	5	6	7	8	9	AB	R	H	RBI	BB	SO	LOB	TOP																		
14 Mark Ellis, R OBP: 0.250, SLG: 0.250 7 Nick Punto, S										2	0	1	0	0	0	2	Los Angeles Dodgers @ Chicago White Sox Camelback Ranch, Glendale, AZ Sun Feb 24 2013, 3:06 PM - 6:04 PM EST Att: 5,190 - Sunny - 58 F																		
44 Dallas McPherson, L										1	0	0	0	0	1																				
13 Hanley Ramirez, R OBP: 0.333, SLG: 0.200 62 Omar Luna, R OBP: 1.000, SLG: 1.000										2	0	1	1	1	1																				
23 Adrián González, L 63 Nick Evans, R										2	0	0	0	1	0	3																			
16 Andre Ethier, L OBP: 0.500, SLG: 1.000 10 Tony Gwynn Jr., L										2	0	1	0	0	1																				
47 Luis Alfonso Cruz, R OBP: 0.187, SLG: 0.667 64 Osvaldo Martínez, R										3	1	1	1	0	0	2																			
49 Alex Castellanos, R 0 Alfredo Amezaga, S										2	0	0	0	0	0	3																			
18 Tim Federowicz, R OBP: 0.500, SLG: 1.000 65 Wilkin Castillo, S										2	1	1	0	0	0	2																			
60 Jeremy Moore, L 37 Elián Herrera, S 72 Justin Sellers, R										1	0	0	0	1	0	0																			
66 Yasiel Puig, R OBP: 0.250, SLG: 0.500 48 Brian Barden, R OBP: 1.000, SLG: 1.000 9 Dee Strange-Gordon, L										2	0	0	0	0	2	2																			
Inning Stats	R: 0 E: 0 K: 1 S: 5	H: 1 LOB: 0 BB: 0 P: 5	R: 0 E: 0 K: 0 S: 4	H: 1 LOB: 0 BB: 0 P: 4	R: 1 E: 0 K: 1 S: 6	H: 2 LOB: 2 BB: 1 P: 10	R: 0 E: 1 K: 1 S: 6	H: 0 LOB: 2 BB: 1 P: 10	R: 0 E: 0 K: 1 S: 5	H: 0 LOB: 2 BB: 2 P: 13	R: 1 E: 0 K: 0 S: 6	H: 1 LOB: 0 BB: 0 P: 6	R: 0 E: 0 K: 0 S: 4	H: 2 LOB: 2 BB: 0 P: 5	R: 0 E: 0 K: 0 S: 2	H: 0 LOB: 2 BB: 1 P: 6	R: 0 E: 0 K: 0 S: 4	H: 1 LOB: 2 BB: 0 P: 5	1B: 6 2B: 1 3B: 0 HR: 1	SF: 0 SAC: 0 DP: 3 HBP: 1	WP: 0 PB: 0 SB: 1 CS: 1	PA: 37													
PITCHER	IP	WLS	BF	H	R	ER	SO	BB	IBB	HBP	BLK	WP	HR	S	P	ERA	WHIP	PITCHER	IP	WLS	BF	H	R	ER	SO	BB	IBB	HBP	BLK	WP	HR	S	P	ERA	WHIP
70 Erik Johnson, R ERA: 3.0	3.0		11	4	1	1	2	1	0	0	0	0	0	15	19	3.00	1.667	41 David Purcey, L ERA:	1.0		3	0	0	0	0	1	0	0	0	0	0	2	6	0.00	1.000
71 Daniel Moskos, L ERA:	1.0	H	5	0	0	0	1	1	0	0	0	0	0	6	10	0.00	1.000	40 Ramon Troncoso, R ERA:	1.0		4	1	0	0	0	0	0	0	0	4	5	0.00	1.000		
73 Scott Snodgrass, L ERA:	1.0	H	5	0	0	0	1	2	0	0	0	0	0	5	13	0.00	2.000																		
57 Jhan Mariñez, R ERA: 9.0	1.0	B	4	1	1	1	0	0	0	0	0	0	1	6	6	9.00	1.000																		
68 Jake Petricka, R ERA:	1.0		5	2	0	0	0	0	0	1	0	0	0	4	5	0.00	2.000																		

AB	31
R	2
H	8
RBI	2
BB	5
SO	4
LOB	23



Batter	1	2	3	4	5	6	7	8	9	AB	R	H	RBI	BB	SO	LOB	BOTTOM																		
28 Dewayne Wise, L OBP: 0.400, SLG: 0.750 76 Stefan Gartrell, R										3	0	1	0	0	2	0	Los Angeles Dodgers @ Chicago White Sox Camelback Ranch, Glendale, AZ Sun Feb 24 2013, 3:06 PM - 6:04 PM EST Att: 5,190 - Sunny - 58 F																		
7 Jeff Keppinger, R OBP: 0.333, SLG: 0.333 22 Brent Morel, R OBP: 0.333, SLG: 0.333										3	0	1	0	0	1																				
51 Alex Rios, R OBP: 0.750, SLG: 1.750 82 Keenyn Walker, S										2	1	1	0	0	1	1																			
44 Adam Dunn, L OBP: 0.250, SLG: 1.000 80 Seth Loman, L OBP: 0.400, SLG: 1.000 25 Josh Bell, S OBP: 0.500, SLG: 0.500										2	1	1	2	0	0	1																			
38 Hector Gimenez, S 39 Bryan Anderson, L OBP: 0.500, SLG: 0.500 81 Kevan Smith, R										2	0	0	0	0	1	0																			
12 Conor Gillaspie, L 78 Tyler Saladino, R										2	0	1	0	0	0	0																			
5 Angel Sanchez, R OBP: 0.200, SLG: 0.200 74 Steve Tolleson, R OBP: 0.500, SLG: 0.500										3	0	0	0	0	1	1																			
18 Blake Tekotte, L 75 Trayce Thompson, R										2	0	0	0	1	0	0																			
15 Gordon Beckham, R OBP: 0.250, SLG: 0.500 83 Marcus Semien, R OBP: 0.500, SLG: 0.500										2	0	0	0	0	1	2																			
Inning Stats	R: 0 E: 0 K: 2 S: 8	H: 1 LOB: 1 BB: 0 P: 8	R: 0 E: 0 K: 0 S: 3	H: 0 LOB: 0 BB: 0 P: 3	R: 0 E: 0 K: 1 S: 6	H: 1 LOB: 1 BB: 0 P: 6	R: 2 E: 0 K: 2 S: 9	H: 2 LOB: 2 BB: 2 P: 18	R: 0 E: 0 K: 2 S: 7	H: 0 LOB: 0 BB: 0 P: 7	R: 0 E: 0 K: 0 S: 3	H: 0 LOB: 0 BB: 0 P: 3	R: 0 E: 0 K: 0 S: 4	H: 1 LOB: 1 BB: 0 P: 4	R: 0 E: 0 K: 1 S: 6	H: 1 LOB: 2 BB: 0 P: 7		R: 0 E: 0 K: 1 S: 5	H: 1 LOB: 0 BB: 0 P: 6	1B: 4 2B: 0 3B: 2 HR: 1	SF: 0 SAC: 0 DP: 0 HBP: 1	WP: 0 PB: 0 SB: 0 CS: 1	PA: 36												
PITCHER	IP	WLS	BF	H	R	ER	SO	BB	IBB	HBP	BLK	WP	HR	S	P	ERA	WHIP	PITCHER	IP	WLS	BF	H	R	ER	SO	BB	IBB	HBP	BLK	WP	HR	S	P	ERA	WHIP
21 Zack Greinke, R ERA:	2.0		7	1	0	0	2	0	0	0	0	0	0	6	6	0.00	1.000	79 Steve Ames, R ERA:	1.0		5	1	0	0	0	0	0	0	6	7	0.00	1.000			
99 Hyun Jin Ryu, L ERA:	1.0	H	4	1	0	0	1	0	0	0	0	0	0	6	6	0.00	1.000	73 Juan Abreu, R ERA:	1.0		3	1	0	0	1	0	0	0	5	6	0.00	1.000			
76 Peter Moylan, R ERA: 27.0	0.2	B	6	2	2	2	2	2	0	0	0	0	1	8	17	27.00	6.000																		
46 Josh Wall, R ERA:	1.1		4	0	0	0	2	0	0	0	0	0	0	8	8	0.00	0.000																		
36 Matt Palmer, R ERA:	2.0		7	1	0	0	0	0	0	0	0	0	0	7	7	0.00	0.500																		

AB	33
R	2
H	7
RBI	2
BB	2
SO	9
LOB	10



Batter	1	2	3	4	5	6	7	8	9	AB	R	H	RBI	BB	SO	LOB	TOP									
7 Grégor Blanco, L (1, 8) OBP: 0.143, SLG: 0.286										2	1	0	0	1	0	1	San Francisco Giants @ Los Angeles Dodgers Camelback Ranch, Glendale, AZ Tue Feb 26 2013, 3:06 PM - 6:26 PM EST Att: 5,019 - Sunny - 57 F									
10 Gary Brown, R (5, 8) OBP: 0.143, SLG: 0.286										3	0	0	0	0	0	5										
88 Kensuke Tanaka, L (1, 4) 64 Nick Noonan, L (5, 4) (6, 6)										3	0	0	0	0	0	2										
56 Andres Torres, S (1, 7) 68 Juan Carlos Perez, R (5, PH) (5, 7)										1	1	0	0	0	1	0										
9 Brandon Belt, L (1, 3) 85 Ricky Oropesa, L (6, 3)										3	0	1	2	0	1	1										
35 Brandon Crawford, L (1, 6) 22 Brock Bond, S (6, 4)										2	0	0	0	1	0	1										
23 Roger Kieschnick, L (1, 9) 86 Tyler LaTorre, L (6, 2) 67 Andrew Susac, R (9, PH) 79 Johnny Monell, L (9, PH) (9, 2)										3	1	2	0	0	1	0										
6 Brett Pill, R (1, 10)										5	2	2	3	0	2	3										
12 Guillermo Quiroz, R (1, 2) 14 Francisco Peguero, R (6, PR) (6, 9)										3	0	1	1	0	1	2										
37 Wilson Valdez, R (1, 5) 81 Adam Duvall, R (6, 5)										1	0	0	0	2	0	0										
Inning Stats	R: 0 E: 0 K: 1 S: 5	H: 0 LOB: 0 BB: 0 P: 5	R: 0 E: 0 K: 2 S: 8	H: 1 LOB: 2 BB: 12	R: 2 E: 0 K: 0 S: 4	H: 1 LOB: 1 BB: 9	R: 1 E: 0 K: 1 S: 7	H: 1 LOB: 0 BB: 0 P: 8	R: 0 E: 0 K: 0 S: 3	H: 0 LOB: 1 BB: 1 P: 8	R: 1 E: 0 K: 1 S: 7	H: 2 LOB: 2 BB: 1 P: 11	R: 0 E: 0 K: 1 S: 6	H: 1 LOB: 2 BB: 1 P: 10	R: 0 E: 0 K: 2 S: 7	H: 0 LOB: 1 BB: 1 P: 11		R: 4 E: 0 K: 2 S: 13	H: 4 LOB: 2 BB: 2 P: 25	1B: 5 2B: 2 3B: 0 HR: 3	SF: 0 SAC: 0 DP: 0 HBP: 1	WP: 0 PB: 0 SB: 2 CS: 0	PA: 46			
PITCHER	IP WLS BF H R ER SO BB IBB HBP BLK WP HR S P ERA WHIP																									
61 Josh Beckett, R (1, 1) ERA: 18.0	2.0	8	1	0	0	3	1	0	0	0	0	0	0	0	13	17		0.00	1.000							
56 J.P. Howell, L (3, 1) ERA: 18.0	1.0	6	1	2	2	0	1	0	1	0	0	0	0	4	9	18.00		2.000								
31 Brandon League, L (4, 1) ERA: 9.0	1.0	H	4	1	1	1	1	0	0	0	0	0	1	7	8	9.00		1.000								
74 Kenley Jansen, R (5, 1) ERA: 4.5	1.0	H	4	0	0	0	1	0	0	0	0	0	0	3	8	0.00	1.000									
Angel Castro, R (6, 1) ERA: 4.5	2.0	H	11	3	1	1	2	2	0	0	0	0	0	13	21	4.50	2.500									
88 Mario Santiago, R (8, 1) ERA: 27.0	1.0	4	0	0	0	2	1	0	0	0	0	0	0	7	11	0.00	1.000									
67 Kelvin De La Cruz, L (9, 1) ERA: 27.0	0.2	4	1	2	2	2	1	0	0	0	0	0	1	8	14	27.00	3.000									
71 Gregory Infante, R (9, 1) ERA: 27.0	0.1	B	5	3	2	2	0	1	0	0	0	0	0	1	5	11	54.00	12.000								

Batter	1	2	3	4	5	6	7	8	9	AB	R	H	RBI	BB	SO	LOB	BOTTOM							
3 Skip Schumaker, L (1, 8) OBP: 0.296, SLG: 0.333										3	1	1	2	0	0	0	San Francisco Giants @ Los Angeles Dodgers Camelback Ranch, Glendale, AZ Tue Feb 26 2013, 3:06 PM - 6:26 PM EST Att: 5,019 - Sunny - 57 F							
49 Alex Castellanos, R (5, 8) OBP: 0.167, SLG: 0.667										2	1	1	3	0	1	1								
13 Hanley Ramirez, R (1, 6) OBP: 0.333, SLG: 0.250										3	0	1	1	0	0	1								
9 Dee Strange-Gordon, L (5, 6)										2	0	0	0	0	1	0								
23 Adrián González, L (1, 3) OBP: 0.444, SLG: 0.167										2	0	1	0	1	0	0								
63 Nick Evans, R (5, 3) OBP: 0.400, SLG: 0.250										2	0	0	0	0	0	0								
16 Andre Ethier, L (1, 9) OBP: 0.500, SLG: 0.800										1	0	0	0	1	1	2								
48 Brian Barden, R (4, 9) OBP: 0.597, SLG: 0.890										1	0	1	0	2	0	0								
5 Juan Uribe, R (1, 5) OBP: 0.167, SLG: 0.167										2	0	0	0	0	0	3								
37 Elian Herrera, S (4, 5)										3	0	0	0	0	0	3								
14 Mark Ellis, R (1, 4) OBP: 0.333, SLG: 0.333										2	1	1	0	0	0	0								
62 Omar Luna, R (4, 4) OBP: 0.400, SLG: 0.400										2	0	0	0	0	0	1								
17 A.J. Ellis, R (1, 2) OBP: 0.250, SLG: 0.250										2	1	1	0	0	0	0								
65 Wilkin Castillo, S (5, 2) OBP: 0.500, SLG: 0.500										2	1	2	0	0	0	0								
60 Jeremy Moore, L (1, 7) OBP: 0.714, SLG: 1.200										2	1	2	2	0	0	0								
66 Yasiel Puig, R (4, 7) OBP: 0.250, SLG: 0.375										2	0	0	0	0	1	2								
18 Tim Federowicz, R (1, 10) OBP: 0.500, SLG: 0.667										1	1	0	0	1	0	1								
70 Jesus Flores, R (6, PH) (7, 10)										1	1	0	0	1	0	1								
Inning Stats	R: 0 E: 1 K: 1 S: 6	H: 1 LOB: 2 BB: 0 P: 6	R: 5 E: 0 K: 0 S: 7	H: 5 LOB: 3 BB: 19	R: 0 E: 0 K: 0 S: 4	H: 1 LOB: 0 BB: 0 P: 4	R: 0 E: 0 K: 0 S: 3	H: 0 LOB: 0 BB: 1 P: 3	R: 0 E: 0 K: 0 S: 2	H: 0 LOB: 0 BB: 0 P: 6	R: 3 E: 0 K: 0 S: 6	H: 2 LOB: 0 BB: 1 P: 10	R: 0 E: 0 K: 0 S: 2	H: 0 LOB: 0 BB: 1 P: 6	R: 0 E: 0 K: 2 S: 8	H: 1 LOB: 1 BB: 0 P: 8	R: 0 E: 0 K: 1 S: 6	H: 1 LOB: 1 BB: 0 P: 6	1B: 7 2B: 4 3B: 0 HR: 1	SF: 0 SAC: 0 DP: 4 HBP: 0	WP: 1 PB: 0 SB: 1 CS: 1	PA: 41		
PITCHER	IP WLS BF H R ER SO BB IBB HBP BLK WP HR S P ERA WHIP																							
55 Tim Lincecum, R (1, 1) ERA: 20.25	1.1	8	4	3	3	1	0	0	0	0	0	0	0	10	10	20.25	3.000							
65 Steve Edelfsen, R (2, 1) ERA: 10.5	0.2	6	2	2	2	0	3	0	0	0	0	0	0	3	15	27.00	7.500							
52 Yusmeiro Petit, R (3, 1) ERA: 10.5	2.0	7	1	0	0	0	0	0	0	0	0	0	0	7	7	0.00	0.500							
41 Jeremy Affeldt, L (5, 1) ERA: 10.5	1.0	3	0	0	0	0	1	0	0	0	0	0	0	2	6	0.00	1.000							
92 Ramon E Ramirez, R (6, 1) ERA: 27.0	1.0	6	2	3	3	0	1	0	0	0	1	1	6	10	27.00	3.000								
77 Mitch Lively, R (7, 1) ERA: 10.5	1.0	4	1	0	0	0	0	0	0	0	0	0	0	2	6	0.00	1.000							
51 Scott Proctor, R (8, 1) ERA: 10.5	1.0	4	1	0	0	2	0	0	0	0	0	0	0	8	8	0.00	1.000							
70 George Kontos, R (9, 1) ERA: 10.5	1.0	4	1	0	0	1	0	0	0	0	0	0	0	6	6	0.00	1.000							



Batter	1	2	3	4	5	6	7	8	9	AB	R	H	RBI	BB	SO	LOB	TOP							
6 Jerry Hairston, R OBP: 0.429, SLG: 0.600										2	1	1	3	0	1	0	Los Angeles Dodgers @ Chicago Cubs Hohokam Park, Mesa, AZ Wed Feb 27 2013, 3:08 PM - 6:49 PM EST Att: 4,572 - Sunny - 62 F							
48 Brian Barden, R OBP: 0.778, SLG: 0.714										2	0	1	2	0	0	0								
0 Alfredo Amézaga, S OBP: 0.333, SLG: 0.333										3	1	3	2	0	0	0								
84 Rusty Ryal, R OBP: 1.000, SLG: 1.000										1	0	1	0	1	0	0								
13 Hanley Ramírez, R OBP: 0.250, SLG: 0.250										2	0	0	1	0	0	3								
9 Dee Strange-Gordon, L										2	0	0	0	0	0	3								
23 Adrián González, L OBP: 0.417, SLG: 0.222										3	0	1	0	0	1	1								
44 Dallas McPherson, L										2	0	0	0	0	0	2								
62 Omar Luna, R OBP: 0.375, SLG: 0.286										2	0	0	0	1	0	1								
64 Osvaldo Martínez, R										2	0	0	0	0	0	0								
7 Nick Punto, S OBP: 0.444, SLG: 0.167										2	1	0	0	1	1	2								
81 Matt Wallach, L OBP: 0.200, SLG: 0.200										2	0	0	0	0	1	0								
18 Tim Federowicz, R OBP: 0.571, SLG: 0.600										2	2	1	0	1	1	0								
33 Ramon Castro, R OBP: 0.250, SLG: 0.250										2	0	0	0	0	0	0								
66 Yasiel Puig, R OBP: 0.364, SLG: 0.455										3	3	2	0	0	0	2								
49 Alex Castellanos, R OBP: 0.250, SLG: 1.000										2	1	1	1	0	0	0								
37 Elian Herrera, S OBP: 0.444, SLG: 0.500										3	2	3	1	0	0	0								
63 Nick Evans, R OBP: 0.286, SLG: 0.167										2	0	0	0	0	0	1								
Inning Stats	R: 1 E: 0 K: 1 S: 7	H: 2 LOB: 2 BB: 1 P: 12	R: 4 E: 0 K: 0 S: 8	H: 5 LOB: 1 BB: 0 P: 9	R: 3 E: 1 K: 0 S: 5	H: 2 LOB: 2 BB: 2 P: 13	R: 0 E: 0 K: 2 S: 7	H: 0 LOB: 0 BB: 0 P: 7	R: 2 E: 1 K: 1 S: 9	H: 4 LOB: 2 BB: 0 P: 10	R: 0 E: 0 K: 1 S: 5	H: 0 LOB: 0 BB: 0 P: 5	R: 1 E: 0 K: 0 S: 5	H: 1 LOB: 1 BB: 1 P: 12	R: 0 E: 0 K: 0 S: 3	H: 0 LOB: 0 BB: 0 P: 3	R: 0 E: 1 K: 0 S: 3	H: 0 LOB: 0 BB: 0 P: 3	1B: 11 2B: 2 3B: 0 HR: 1	SF: 2 SAC: 0 DP: 1 HBP: 0	WP: 2 PB: 0 SB: 0 CS: 1	PA: 45		
PITCHER	IP WLS BF H R ER SO BB IBB HBP BLK WP HR S P ERA WHIP	IP WLS BF H R ER SO BB IBB HBP BLK WP HR S P ERA WHIP	IP WLS BF H R ER SO BB IBB HBP BLK WP HR S P ERA WHIP	IP WLS BF H R ER SO BB IBB HBP BLK WP HR S P ERA WHIP	IP WLS BF H R ER SO BB IBB HBP BLK WP HR S P ERA WHIP	IP WLS BF H R ER SO BB IBB HBP BLK WP HR S P ERA WHIP	IP WLS BF H R ER SO BB IBB HBP BLK WP HR S P ERA WHIP	IP WLS BF H R ER SO BB IBB HBP BLK WP HR S P ERA WHIP	IP WLS BF H R ER SO BB IBB HBP BLK WP HR S P ERA WHIP	IP WLS BF H R ER SO BB IBB HBP BLK WP HR S P ERA WHIP	IP WLS BF H R ER SO BB IBB HBP BLK WP HR S P ERA WHIP	IP WLS BF H R ER SO BB IBB HBP BLK WP HR S P ERA WHIP	IP WLS BF H R ER SO BB IBB HBP BLK WP HR S P ERA WHIP	IP WLS BF H R ER SO BB IBB HBP BLK WP HR S P ERA WHIP	IP WLS BF H R ER SO BB IBB HBP BLK WP HR S P ERA WHIP	IP WLS BF H R ER SO BB IBB HBP BLK WP HR S P ERA WHIP	IP WLS BF H R ER SO BB IBB HBP BLK WP HR S P ERA WHIP	IP WLS BF H R ER SO BB IBB HBP BLK WP HR S P ERA WHIP	IP WLS BF H R ER SO BB IBB HBP BLK WP HR S P ERA WHIP	IP WLS BF H R ER SO BB IBB HBP BLK WP HR S P ERA WHIP	IP WLS BF H R ER SO BB IBB HBP BLK WP HR S P ERA WHIP	IP WLS BF H R ER SO BB IBB HBP BLK WP HR S P ERA WHIP	IP WLS BF H R ER SO BB IBB HBP BLK WP HR S P ERA WHIP	IP WLS BF H R ER SO BB IBB HBP BLK WP HR S P ERA WHIP
43 Brooks Raley, L ERA: 36.0	1.0	9	5	4	1	0	1	0	0	0	0	0	0	0	0	0	1	0	10	15	36.00	6.000		
71 Trey McNutt, R ERA: 13.5	1.0	5	2	1	1	0	0	0	0	0	0	0	0	0	0	0	1	0	5	6	9.00	2.000		
37 Jaye Chapman, R ERA: 6.75	0.1	6	2	3	2	0	0	2	0	0	0	0	0	0	0	0	0	0	4	12	54.00	12.000		
55 Alberto Cabrera, R ERA: 6.75	2.2	11	4	2	2	3	0	0	0	0	0	0	0	0	0	0	0	0	17	18	6.75	1.500		
28 Michael Bowden, R ERA:	1.0	3	0	0	0	1	0	0	0	0	0	0	0	0	0	0	0	0	5	5	0.00	0.000		

Batter	1	2	3	4	5	6	7	8	9	AB	R	H	RBI	BB	SO	LOB	BOTTOM						
24 Luis Valbuena, L OBP: 0.667, SLG: 1.600										2	1	1	0	0	0	0	Los Angeles Dodgers @ Chicago Cubs Hohokam Park, Mesa, AZ Wed Feb 27 2013, 3:08 PM - 6:49 PM EST Att: 4,572 - Sunny - 62 F						
73 Junior Lake, R OBP: 0.250, SLG: 0.571										2	1	0	0	1	1	2							
13 Starlin Castro, R OBP: 0.429, SLG: 0.571										3	1	1	0	0	0	0							
80 Johemyn Chavez, R, FR OBP: 0.375, SLG: 0.500										2	1	0	0	0	1	1							
44 Anthony Rizzo, L OBP: 0.333, SLG: 0.375										2	0	1	1	0	0	0							
66 Brian Bogusevic, L OBP: 0.444, SLG: 0.429										2	0	0	0	1	0	1							
12 Alfonso Soriano, R OBP: 0.500, SLG: 0.400										2	1	0	0	0	0	2							
68 Jorge Soler, R OBP: 0.250, SLG: 0.286										2	0	0	0	1	2	2							
19 Nate Schierholtz, L OBP: 0.571, SLG: 1.000										2	2	2	1	0	0	0							
16 Darrell McDonald, R OBP: 0.250, SLG: 0.500										1	0	0	1	1	0	0							
21 Scott Hairston, R OBP: 0.250, SLG: 0.250										2	0	0	0	0	0	3							
17 Dave Sappelt, R OBP: 0.200, SLG: 0.500										3	0	0	0	0	0	4							
53 Wellington Castillo, R ERA: 18.0										1	0	1	0	1	0	0							
79 J.C. Boscan, R OBP: 0.400, SLG: 0.400										3	0	1	0	0	1	2							
15 Darwin Barney, R OBP: 0.571, SLG: 0.667										2	0	2	2	0	0	0							
6 Alberto González, R OBP: 0.250, SLG: 0.143										2	0	0	0	1	0	4							
20 Brent Lillibridge, R OBP: 0.250, SLG: 0.250										2	0	0	0	0	2	4							
70 Javier Báez, F OBP: 0.429, SLG: 0.429										2	0	1	0	0	1	1							
Inning Stats	R: 4 E: 0 K: 1 S: 10	H: 5 LOB: 2 BB: 1 P: 14	R: 0 E: 0 K: 0 S: 3	H: 0 LOB: 0 BB: 0 P: 3	R: 1 E: 1 K: 1 S: 8	H: 3 LOB: 2 BB: 0 P: 8	R: 2 E: 1 K: 1 S: 6	H: 0 LOB: 2 BB: 2 P: 16	R: 0 E: 0 K: 3 S: 9	H: 0 LOB: 1 BB: 1 P: 13	R: 0 E: 0 K: 2 S: 7	H: 0 LOB: 0 BB: 0 P: 7	R: 0 E: 1 K: 0 S: 4	H: 1 LOB: 1 BB: 0 P: 4	R: 0 E: 0 K: 0 S: 4	H: 1 LOB: 1 BB: 0 P: 4	R: 0 E: 0 K: 0 S: 3	H: 0 LOB: 2 BB: 2 P: 12	1B: 9 2B: 1 3B: 0 HR: 0	SF: 1 SAC: 0 DP: 1 HBP: 0	WP: 0 PB: 1 SB: 1 CS: 0	PA: 44	
PITCHER	IP WLS BF H R ER SO BB IBB HBP BLK WP HR S P ERA WHIP	IP WLS BF H R ER SO BB IBB HBP BLK WP HR S P ERA WHIP	IP WLS BF H R ER SO BB IBB HBP BLK WP HR S P ERA WHIP	IP WLS BF H R ER SO BB IBB HBP BLK WP HR S P ERA WHIP	IP WLS BF H R ER SO BB IBB HBP BLK WP HR S P ERA WHIP	IP WLS BF H R ER SO BB IBB HBP BLK WP HR S P ERA WHIP	IP WLS BF H R ER SO BB IBB HBP BLK WP HR S P ERA WHIP	IP WLS BF H R ER SO BB IBB HBP BLK WP HR S P ERA WHIP	IP WLS BF H R ER SO BB IBB HBP BLK WP HR S P ERA WHIP	IP WLS BF H R ER SO BB IBB HBP BLK WP HR S P ERA WHIP	IP WLS BF H R ER SO BB IBB HBP BLK WP HR S P ERA WHIP	IP WLS BF H R ER SO BB IBB HBP BLK WP HR S P ERA WHIP	IP WLS BF H R ER SO BB IBB HBP BLK WP HR S P ERA WHIP	IP WLS BF H R ER SO BB IBB HBP BLK WP HR S P ERA WHIP	IP WLS BF H R ER SO BB IBB HBP BLK WP HR S P ERA WHIP	IP WLS BF H R ER SO BB IBB HBP BLK WP HR S P ERA WHIP	IP WLS BF H R ER SO BB IBB HBP BLK WP HR S P ERA WHIP	IP WLS BF H R ER SO BB IBB HBP BLK WP HR S P ERA WHIP	IP WLS BF H R ER SO BB IBB HBP BLK WP HR S P ERA WHIP	IP WLS BF H R ER SO BB IBB HBP BLK WP HR S P ERA WHIP	IP WLS BF H R ER SO BB IBB HBP BLK WP HR S P ERA WHIP	IP WLS BF H R ER SO BB IBB HBP BLK WP HR S P ERA WHIP	IP WLS BF H R ER SO BB IBB HBP BLK WP HR S P ERA WHIP
41 Aaron Harang, R ERA:	1.0	12	5	4	4	1	1	0	0	0	0	0	0	0	0	0	0	0	13	17	18.00	3.000	
28 Mark Lowe, R ERA:	1.0	6	3	1	0	1	0	0	0	0	0	0	0	0	0	0	0	0	8	8	0.00	3.000	
51 Ronald Belisario, R ERA: 9.0	1.0	6	0	2	0	1	2	0	0	0	0	0	0	0	0	0	0	0	6	16	0.00	2.000	
80 Matt Magill, R ERA:	2.0	7	0	0	0	5	1	0	0	0	0	0	0	0	0	0	0	0	16	20	0.00	0.500	
54 Javy Guerra, R ERA:	1.0	4	1	0	0	0	0	0	0	0	0	0	0	0	0	0	0	0	4	4	0.00	1.000	



Batter	1	2	3	4	5	6	7	8	9	AB	R	H	RBI	BB	SO	LOB	TOP						
25 Peter Bourjos, R OBP: 0.545, SLG: 0.375 20 Brendan Harris, R OBP: 0.600, SLG: 0.750										3	0	0	0	0	0	3	1						
2 Erick Aybar, S OBP: 0.384, SLG: 0.400 68 Efrén Navarro, L OBP: 0.286, SLG: 0.167										3	1	1	0	0	1	1	0						
47 Howie Kendrick, R OBP: 0.333, SLG: 1.333 12 Tommy Field, F OBP: 0.500, SLG: 0.500										3	3	3	2	0	0	0	0						
44 Mark Trumbo, R OBP: 0.300, SLG: 0.500 39 JB Shuck, L OBP: 0.273, SLG: 0.200										3	0	1	1	0	0	0	1						
10 Vernon Wells, R OBP: 0.286, SLG: 0.333 19 Travis Witherspoon, R OBP: 0.429, SLG: 0.571										3	0	1	1	0	0	2	1						
6 Alberto Callaspo, S OBP: 0.200, SLG: 0.200 71 Kaleb Cowart, S OBP: 0.455, SLG: 0.556										3	0	0	0	0	0	2	1						
17 Chris Iannetta, R OBP: 0.333, SLG: 0.375 56 Kole Calhoun, L OBP: 0.214, SLG: 0.273										3	0	1	0	0	0	0	0						
22 John Hester, R OBP: 0.375, SLG: 0.286 98 Jett Bandy, R										3	0	1	0	0	0	0	1						
85 Randal Grichuk, R OBP: 0.273, SLG: 0.455										4	1	1	0	0	2	2							
Inning Stats	R: 1 E: 1 K: 3 S: 11	H: 2 LOB: 1 BB: 0 P: 11	R: 0 E: 0 K: 2 S: 8	H: 1 LOB: 1 BB: 0 P: 8	R: 2 E: 0 K: 2 S: 10	H: 3 LOB: 1 BB: 0 P: 10	R: 0 E: 0 K: 2 S: 8	H: 1 LOB: 0 BB: 0 P: 8	R: 1 E: 0 K: 0 S: 3	H: 1 LOB: 0 BB: 0 P: 9	R: 0 E: 0 K: 0 S: 3	H: 0 LOB: 0 BB: 0 P: 3	R: 0 E: 0 K: 2 S: 7	H: 0 LOB: 0 BB: 0 P: 7	R: 2 E: 0 K: 0 S: 6	H: 3 LOB: 1 BB: 0 P: 6	R: 2 E: 0 K: 0 S: 4	H: 1 LOB: 0 BB: 0 P: 6	1B: 7 2B: 3 3B: 1 HR: 1	SF: 1 SAC: 0 DP: 0 HBP: 1	WP: 0 PB: 0 SB: 0 CS: 0	PA: 40	
PITCHER	IP WLS BF H R ER SO BB IBB HBP BLK WP HR S P ERA WHIP											PITCHER	IP WLS BF H R ER SO BB IBB HBP BLK WP HR S P ERA WHIP										
22 Clayton Kershaw, L ERA: 7.2	3.0 W 15 6 3 2 7 0 0 0 0 0 0 0 29 29 6.00 2.000											92 Andrés Santiago, R ERA: 18.0	1.0 5 1 2 2 0 0 0 1 0 0 0 0 6 6 18.00 3.000										
76 Peter Moylan, R ERA: 10.8	4.1 1.0 H 4 1 0 0 2 0 0 0 0 0 0 0 8 8 0.00 1.000																						
29 Ted Lilly, L ERA: 4.5	5.1 2.0 H 7 1 1 1 1 0 0 0 0 0 0 1 11 12 4.50 0.500																						
46 Josh Wall, R ERA: 9.0	7.1 1.0 3 0 0 0 2 0 0 0 0 0 0 0 7 7 0.00 0.000																						
79 Steve Ames, R ERA: 9.0	8.1 1.0 6 3 2 2 0 0 0 0 0 0 0 0 6 6 18.00 3.000																						

Los Angeles Angels @ Los Angeles Dodgers
 Camelback Ranch, Glendale, AZ
 Thu Feb 28 2013, 3:05 PM - 6:02 PM EST
 Att: 5,083 - Sunny - 68 F

AB 38
 R 8
 H 12
 RBI 8
 BB 0
 SO 12
 LOB 11



Batter	1	2	3	4	5	6	7	8	9	AB	R	H	RBI	BB	SO	LOB	BOTTOM						
3 Skip Schumaker, L OBP: 0.333, SLG: 0.375 37 Elián Herrera, S OBP: 0.455, SLG: 0.500										2	0	1	0	0	0	0							
14 Mark Ellis, R OBP: 0.441, SLG: 0.444 9 Dee Strange-Gordon, L										3	0	2	2	0	0	0							
16 Andre Ethier, L OBP: 0.500, SLG: 0.667 66 Yasiel Puig, R OBP: 0.357, SLG: 0.429										1	1	0	0	1	0	2							
47 Luis Alfonso Cruz, R OBP: 0.222, SLG: 0.889 64 Osvaldo Martínez, R										3	1	1	2	0	0	3							
60 Jeremy Moore, L OBP: 0.667, SLG: 1.000 49 Alex Castellanos, R OBP: 0.273, SLG: 0.850										1	0	0	0	1	0	0							
17 A.J. Ellis, R OBP: 0.429, SLG: 0.200 70 Jesus Flores, R										1	1	0	0	2	1	1							
7 Nick Punto, S OBP: 0.545, SLG: 0.500 48 Brian Barden, R OBP: 0.727, SLG: 0.778										2	1	2	0	0	0	2							
5 Juan Uribe, R OBP: 0.125, SLG: 0.125 44 Dallas McPherson, L OBP: 0.222, SLG: 0.250										2	0	0	0	0	1	3							
0 Alfredo Amezaga, S OBP: 0.455, SLG: 0.455 63 Nick Evans, R OBP: 0.333, SLG: 0.250										2	2	2	2	0	0	0							
Inning Stats	R: 2 E: 0 K: 0 S: 4	H: 1 LOB: 0 BB: 1 P: 10	R: 3 E: 0 K: 1 S: 10	H: 4 LOB: 2 BB: 1 P: 14	R: 0 E: 0 K: 1 S: 5	H: 1 LOB: 1 BB: 1 P: 9	R: 1 E: 0 K: 0 S: 6	H: 2 LOB: 1 BB: 0 P: 8	R: 3 E: 0 K: 1 S: 7	H: 2 LOB: 1 BB: 2 P: 15	R: 0 E: 0 K: 0 S: 3	H: 0 LOB: 0 BB: 0 P: 3	R: 1 E: 0 K: 2 S: 9	H: 2 LOB: 1 BB: 0 P: 9	R: 0 E: 0 K: 0 S: 3	H: 1 LOB: 1 BB: 1 P: 7	1B: 9 2B: 4 3B: 0 HR: 1	SF: 0 SAC: 1 DP: 1 HBP: 0	WP: 1 PB: 0 SB: 3 CS: 1	PA: 41			
PITCHER	IP WLS BF H R ER SO BB IBB HBP BLK WP HR S P ERA WHIP											PITCHER	IP WLS BF H R ER SO BB IBB HBP BLK WP HR S P ERA WHIP										
57 Jerome Williams, R ERA: 3.0	2.0 L 13 5 5 4 1 2 0 0 0 0 0 0 5 9 0.00 2.000											53 R.J. Alvarez, R ERA: 6.75	1.0 4 1 0 0 0 0 0 0 0 0 0 0 3 7 0.00 2.000										
89 Hiroyuki Kobayashi, R ERA: 3.0	1.0 4 1 0 0 1 1 0 0 0 0 0 0 5 9 0.00 2.000																						
59 Brad Mills, L ERA: 9.0	2.0 12 4 4 4 1 2 0 0 0 0 1 0 13 23 18.00 3.000																						
60 Michael Roth, L ERA: 9.0	1.0 3 0 0 0 0 0 0 0 0 0 0 0 3 3 0.00 0.000																						
61 Chad Cordero, R ERA: 9.0	1.0 5 2 1 1 2 0 0 0 0 0 0 0 9 9 9.00 2.000																						

Los Angeles Angels @ Los Angeles Dodgers
 Camelback Ranch, Glendale, AZ
 Thu Feb 28 2013, 3:05 PM - 6:02 PM EST
 Att: 5,083 - Sunny - 68 F

AB 34
 R 10
 H 13
 RBI 10
 BB 6
 SO 5
 LOB 20





Batter	1	2	3	4	5	6	7	8	9	AB	R	H	RBI	BB	SO	LOB	TOP											
13 Hanley Ramirez, R OBP: 0.389, SLG: 0.333 62 Omar Luna, R OBP: 0.417, SLG: 0.364										2	2	1	0	1	1	1	Los Angeles Dodgers @ Seattle Mariners Peoria Stadium, Peoria, AZ Sat Mar 02 2013, 3:06 PM - 6:00 PM EST Att: 7,580 - Sunny - 78 F											
16 Andre Ethier, L 49 Alex Castellanos, R OBP: 0.200, SLG: 0.571										2	1	2	1	0	0	0												
23 Adrian González, L 65 Wilkin Castillo, S OBP: 0.571, SLG: 0.714										3	0	1	1	1	0	3												
47 Luis Alfonso Cruz, R 63 Nick Evans, R OBP: 0.400, SLG: 0.933 OBP: 0.333, SLG: 0.273										1	0	0	0	0	0	1												
37 Elian Herrera, S 60 Jeremy Moore, L OBP: 0.438, SLG: 0.467 OBP: 0.538, SLG: 0.800										3	0	1	0	0	2	1												
18 Tim Federowicz, R 70 Jesus Flores, R OBP: 0.308, SLG: 0.273										3	0	0	0	0	0	2												
72 Justin Sellers, R 64 Osvaldo Martínez, R OBP: 0.111, SLG: 0.111										0	1	0	0	1	0	0												
66 Yasiel Puig, R 10 Tony Gwynn Jr., L OBP: 0.368, SLG: 0.556 OBP: 0.600, SLG: 0.333										3	0	0	0	0	2	0												
48 Brian Barden, R 44 Dallas McPherson, L OBP: 0.600, SLG: 0.615 OBP: 0.154, SLG: 0.167										1	0	1	1	0	0	0												
Inning Stats	R: 1 E: 0 K: 0 S: 7	H: 2 LOB: 0 BB: 0 P: 9	R: 0 E: 0 K: 2 S: 8	H: 0 LOB: 0 BB: 0 P: 15	R: 2 E: 0 K: 0 S: 17	H: 2 LOB: 1 BB: 1 P: 29	R: 0 E: 0 K: 1 S: 6	H: 1 LOB: 0 BB: 0 P: 9	R: 0 E: 0 K: 1 S: 9	H: 1 LOB: 2 BB: 0 P: 19	R: 0 E: 0 K: 1 S: 8	H: 0 LOB: 0 BB: 0 P: 8	R: 0 E: 0 K: 1 S: 8	H: 0 LOB: 1 BB: 1 P: 16	R: 2 E: 0 K: 1 S: 20	H: 4 LOB: 2 BB: 1 P: 27		1B: 8 2B: 2 3B: 1 HR: 0	SF: 0 SAC: 0 DP: 4 HBP: 1	WP: 1 PB: 0 SB: 0 CS: 0	PA: 38							
PITCHER	IP	WLS	BF	H	R	ER	SO	BB	IBB	HBP	BLK	WP	HR	S	P	ERA	WHIP											
18 Hisashi Iwakuma, R ERA: 3.0	2.0		7	2	1	1	2	0	0	0	0	0	0	15	24	4.50	1.000											
32 Jeremy Bonderman, R ERA: 15.0	2.0	W	9	3	2	2	1	1	0	0	0	0	0	23	38	9.00	2.000											
59 Oliver Pérez, L ERA: 2.7	1.0	H	5	1	0	0	1	0	0	1	0	0	0	9	19	0.00	1.000											
31 Kameron Loe, R ERA:	1.0	H	3	1	0	0	1	0	0	0	0	0	0	8	9	0.00	1.000											
41 Charlie Furbush, L ERA:	1.0	H	3	0	0	0	1	0	0	0	0	0	0	6	8	0.00	0.000											
40 D.J. Mitchell, R ERA: 9.0	1.0		4	0	0	0	1	1	0	0	0	0	0	8	16	0.00	1.000											
57 Chance Ruffin, R ERA: 9.0	1.0		7	4	2	2	1	1	0	0	0	0	1	0	20	27	18.00	5.000										
Batter	1	2	3	4	5	6	7	8	9	AB	R	H	RBI	BB	SO	LOB	BOTTOM											
21 Franklin Gutierrez, R 66 Francisco Martínez, R OBP: 0.417, SLG: 1.273 OBP: 0.364, SLG: 0.600										3	1	2	4	0	0	0	Los Angeles Dodgers @ Seattle Mariners Peoria Stadium, Peoria, AZ Sat Mar 02 2013, 3:06 PM - 6:00 PM EST Att: 7,580 - Sunny - 78 F											
15 Kyle Seager, L 16 Alex Liddi, R OBP: 0.273, SLG: 0.273 OBP: 0.125, SLG: 0.333										3	0	1	0	0	2	1												
28 Raul Ibanez, L 10 Eric Thames, L OBP: 0.455, SLG: 0.909 OBP: 0.357, SLG: 0.100										3	1	1	0	0	1	1												
17 Justin Smoak, S 36 Vinnie Catalano, R OBP: 0.533, SLG: 1.067 OBP: 0.438, SLG: 0.585										3	0	1	0	0	1	1												
33 Casper Wells, R 4 Carlos Peguero, L OBP: 0.105, SLG: 0.333 OBP: 0.500, SLG: 1.143										2	0	0	1	0	1	2												
27 Ronny Paulino, R OBP: 0.083, SLG: 0.083										1	1	0	0	0	1	2												
5 Mike Zunino, R 9 John Hicks, R OBP: 0.333, SLG: 0.500 OBP: 0.571, SLG: 0.714										3	1	2	1	0	1	0												
3 Robert Andino, R 77 Brad Miller, R OBP: 0.286, SLG: 0.308 OBP: 0.200, SLG: 0.400										2	2	0	0	1	0	1												
1 Carlos Triunfel, R 75 Stefan Romero, R OBP: 0.231, SLG: 0.231 OBP: 0.600, SLG: 0.600										1	0	0	0	0	0	0												
Inning Stats	R: 0 E: 0 K: 1 S: 11	H: 0 LOB: 0 BB: 0 P: 17	R: 0 E: 0 K: 2 S: 8	H: 0 LOB: 0 BB: 0 P: 12	R: 3 E: 1 K: 1 S: 13	H: 4 LOB: 2 BB: 0 P: 15	R: 2 E: 0 K: 1 S: 15	H: 3 LOB: 1 BB: 0 P: 23	R: 1 E: 0 K: 0 S: 8	H: 1 LOB: 0 BB: 0 P: 12	R: 0 E: 0 K: 3 S: 15	H: 1 LOB: 2 BB: 2 P: 28	R: 3 E: 2 K: 2 S: 13	H: 2 LOB: 0 BB: 0 P: 18	R: 0 E: 0 K: 3 S: 12	H: 1 LOB: 1 BB: 0 P: 20		1B: 7 2B: 3 3B: 0 HR: 2	SF: 1 SAC: 0 DP: 0 HBP: 0	WP: 1 PB: 0 SB: 0 CS: 0	PA: 40							
PITCHER	IP	WLS	BF	H	R	ER	SO	BB	IBB	HBP	BLK	WP	HR	S	P	ERA	WHIP											
35 Chris Capuano, L	3.0		14	4	3	2	4	0	0	0	0	0	0	30	48	6.00	1.333											
58 Chad Billingsley, R ERA: 10.38	2.1	L	13	5	3	3	2	1	0	0	0	0	0	8	15	0.00	1.500											
51 Ronald Belisario, R ERA: 0.75	0.2		3	0	0	0	2	1	0	0	0	0	0	8	15	0.00	1.500											
31 Brandon League, R ERA: 9.0	1.0		6	2	3	1	2	0	0	0	0	1	0	13	18	9.00	2.000											
56 J.P. Howell, L ERA: 9.0	1.0		4	1	0	0	3	0	0	0	0	0	0	12	20	0.00	1.000											


Batter	1	2	3	4	5	6	7	8	9	AB	R	H	RBI	BB	SO	LOB	TOP		
9 Dee Strange-Gordon, L OBP: 0.471, SLG: 0.182 0 Alfredo Amezaga, S OBP: 0.294, SLG: 0.294	G1-3	FC4-6		G4-3		FC4-6		F7		3	0	1	1	0	0	1	Los Angeles Dodgers @ San Diego Padres Peoria Stadium, Peoria, AZ Tue Mar 05 2013, 3:08 PM - 6:02 PM EST Att. 3,004 - Overcast - 70 F		
3 Skip Schumaker, L OBP: 0.316, SLG: 0.500 49 Alex Castellanos, R OBP: 0.588, SLG: 0.588	16 WP 14 E 2B	FC4-6		K		K			10 83 82 1B	3	1	1	0	0	1	3			
27 Matt Kemp, R OBP: 0.500, SLG: 0.692 66 Yasiel Puig, R OBP: 0.381, SLG: 0.700 83 Rafael Ynoa, S OBP: 0.500, SLG: 0.500	G6-3	F8		K		K		G1-3		3	0	0	0	0	1	3			
16 Andre Ethier, L OBP: 0.571, SLG: 0.800 10 Tony Gwynn Jr., L OBP: 0.500, SLG: 0.250	14 E BB			K		F8		G4-3		2	0	0	0	1	1	0			
14 Mark Ellis, R OBP: 0.353, SLG: 0.353 62 Omar Luna, R OBP: 0.429, SLG: 0.333 82 Matt Angle, L OBP: 0.667, SLG: 0.667	E5			G5-3				G1-3		3	0	1	0	0	0	1			
17 A.J. Ellis, R OBP: 0.571, SLG: 0.500 70 Jesus Flores, R OBP: 0.500, SLG: 0.500	G4-3					K			10 70 G6-4-3 1B	2	0	0	0	1	1	3			
60 Jeremy Moore, L OBP: 0.500, SLG: 0.692 65 Wilkin Castillo, S OBP: 0.500, SLG: 0.600		L5		K		FC4-6		P5		3	0	1	0	0	1	1			
5 Juan Uribe, R OBP: 0.286, SLG: 0.308 72 Justin Sellers, R OBP: 0.222, SLG: 0.125		48 1B 9 1B 2B				L9				2	1	1	0	1	0	1			
48 Brian Barden, R OBP: 0.667, SLG: 0.667 84 Rusty Ryal, R OBP: 1.000, SLG: 2.500		3 FC4-6 9 1B 1B				FC4-6				2	0	2	0	1	0	0			
Inning Stats	R: 1 H: 1 E: 0 K: 0 S: 16	H: 3 R: 2 ER: 0 LOB: 2 BB: 0 P: 18	H: 0 R: 0 ER: 0 LOB: 1 BB: 1 P: 13	H: 1 R: 0 ER: 0 LOB: 1 BB: 1 P: 23	H: 1 R: 0 ER: 0 LOB: 1 BB: 0 P: 15	H: 1 R: 0 ER: 0 LOB: 2 BB: 1 P: 23	H: 0 R: 0 ER: 0 LOB: 0 BB: 0 P: 9	H: 1 R: 0 ER: 0 LOB: 2 BB: 1 P: 13	H: 3 R: 0 ER: 0 LOB: 1 BB: 0 P: 15	1B: 9 2B: 2 3B: 0 HR: 0	SF: 0 SAC: 0 DP: 1 HBP: 0	WP: 1 PB: 0 SB: 2 CS: 1	PA: 42						
PITCHER	IP WLS BF H R ER SO BB IBB HBP BLK WP HR S P ERA WHIP																		
21 Jason Marquis, R ERA: 1.8 38 Tyson Ross, R ERA: 5.53 16 Huston Street, R ERA: 9.0 87 Thad Weber, R ERA: 4.5 86 Donn Roach, R ERA: 4.5	(1, 1) (4, 1) (7, 1) (8, 1) (9, 1)	3.0 3.0 1.0 1.0 1.0	WLS W H H 5	BF 16 13 3 5	H 4 3 0 3	R 2 0 0 1	ER 1 0 0 0	SO 2 4 0 0	BB 2 0 0 0	IBB 0 0 0 0	HBP 0 0 0 0	BLK 0 0 0 0	WP 1 0 0 0	HR 0 0 0 0	S 34 32 6 6	P 57 61 9 13	ERA 3.00 0.00 0.00 0.00	WHIP 2.000 1.667 0.000 2.000	
Batter	1	2	3	4	5	6	7	8	9	AB	R	H	RBI	BB	SO	LOB	BOTTOM		
2 Everth Cabrera, S OBP: 0.370, SLG: 0.273 16 Huston Street, R OBP: 0.588, SLG: 0.588 87 Thad Weber, R OBP: 0.316, SLG: 0.500 86 Donn Roach, R OBP: 0.500, SLG: 0.588	25 CS 1B	K		B5-3		P5		FC6-4		4	0	1	0	0	1	2	Los Angeles Dodgers @ San Diego Padres Peoria Stadium, Peoria, AZ Tue Mar 05 2013, 3:08 PM - 6:02 PM EST Att. 3,004 - Overcast - 70 F		
25 Will Venable, L OBP: 0.292, SLG: 0.364 15 Jesus Guzman, R OBP: 0.500, SLG: 0.588	7 1B 23 1B 1B			G1-3		P6		HR		3	1	1	0	0	0	0			
7 Chase Headley, S OBP: 0.588, SLG: 1.714 5 Alex Amarista, L OBP: 0.310, SLG: 0.346	23 1B 23 1B 1B									2	0	2	0	1	0	0			
23 Yonder Alonso, L OBP: 0.136, SLG: 0.136 70 Jonathan Galvez, R OBP: 0.436, SLG: 0.667				F7		G4-3		K		4	0	1	1	0	1	3			
9 Jedd Gyorko, R OBP: 0.296, SLG: 0.680 44 René Rivera, R OBP: 0.167, SLG: 0.091	F9			K		K		G5-3		3	0	0	0	0	2	3			
24 Cameron Maybin, R OBP: 0.444, SLG: 0.647 61 Edinson Rincon, R OBP: 0.368, SLG: 0.625	G4-3					88 3B 1B		K		3	2	2	1	0	0	2			
88 Kyle Blanks, R OBP: 0.548, SLG: 0.826 60 Jedy Valdez, R OBP: 0.368, SLG: 0.625	G5-3					27 WP 27 PB BB		G5-3		2	1	1	1	1	0	0			
4 Nick Hundley, R OBP: 0.500, SLG: 0.842 73 Gregorio Petit, R OBP: 0.250, SLG: 0.563	21 SH5-4 HBP					4 HR 3B		K		2	1	1	2	0	1	1			
21 Jason Marquis, L ERA: 9.0 38 Tyson Ross, R ERA: 6.0 27 Travis Buck, L OBP: 0.400, SLG: 0.458	(1, 1) (4, 1) (6, PH) (7, 9)	1.0 1.0 1.0	WLS L L L	BF 5 5 5	H 2 2 2	R 2 1 1	ER 2 1 1	SO 1 2 2	BB 1 0 0	IBB 0 0 0	HBP 0 0 0	BLK 0 0 0	WP 0 0 0	HR 0 0 0	S 10 11 11	P 17 17 17		ERA 18.00 9.00 9.00	WHIP 2.000 2.000 2.000
PITCHER	IP WLS BF H R ER SO BB IBB HBP BLK WP HR S P ERA WHIP																		
22 Clayton Kershaw, L ERA: 9.0 77 Kevin Gregg, R ERA: 6.0 55 Matt Guerrier, R ERA: 6.0 75 Paco Rodríguez, L ERA: 3.0 38 Shawn Tolleson, R ERA: 3.38	(1, 1) (4, 1) (6, 1) (7, 1) (8, 1)	3.0 2.0 1.0 1.0 0.1	WLS L L L L	BF 17 6 5 5 1	H 7 1 2 2	R 4 0 2 1	ER 4 0 2 1	SO 4 1 1 2	BB 0 0 0 0	IBB 0 0 0 0	HBP 0 0 0 0	BLK 0 0 0 0	WP 0 0 0 0	HR 0 0 0 0	S 39 14 10 11	P 65 16 17 17	ERA 12.00 0.00 18.00 9.00	WHIP 2.667 0.500 2.000 2.000	
Inning Stats	R: 1 H: 4 E: 0 K: 0 S: 14	H: 0 R: 0 ER: 0 LOB: 0 BB: 0 P: 20	H: 0 R: 0 ER: 0 LOB: 1 BB: 1 P: 16	H: 3 R: 3 ER: 0 LOB: 0 BB: 0 P: 17	H: 1 R: 0 ER: 0 LOB: 0 BB: 0 P: 7	H: 1 R: 2 ER: 0 LOB: 1 BB: 1 P: 17	H: 2 R: 1 ER: 0 LOB: 1 BB: 0 P: 17	H: 1 R: 0 ER: 0 LOB: 1 BB: 0 P: 19	H: 1 R: 0 ER: 0 LOB: 1 BB: 0 P: 15	1B: 8 2B: 0 3B: 1 HR: 3	SF: 0 SAC: 1 DP: 1 HBP: 1	WP: 1 PB: 2 SB: 1 CS: 1	PA: 37						


Batter	1	2	3	4	5	6	7	8	9	AB	R	H	RBI	BB	SO	LOB	TOP			
0 Alfredo Amezaga, S OBP: 0.300, SLG: 0.300 89 Miguel Rojas, R (6, 6)										3	0	1	0	0	1	0	Los Angeles Dodgers @ Cleveland Indians Goodyear Ballpark, Goodyear, AZ Wed Mar 06 2013, 3:07 PM - 5:40 PM EST Att: 2,547 - Sunny - 77 F			
3 Skip Schumaker, L OBP: 0.273, SLG: 0.429 83 Rafael Ynoa, S OBP: 0.667, SLG: 0.667										3	0	0	0	0	0	1				
66 Yasiel Puig, R OBP: 0.375, SLG: 0.652 91 Joc Pederson, L OBP: 0.333, SLG: 0.667										3	0	1	0	0	2	0				
5 Juan Uribe, R OBP: 0.250, SLG: 0.267 63 Nick Evans, R OBP: 0.267, SLG: 0.214										2	0	0	0	0	0	1				
17 A.J. Ellis, R OBP: 0.625, SLG: 0.500 81 Matt Wallach, L OBP: 0.375, SLG: 0.167										0	0	0	0	1	0	0				
60 Jeremy Moore, L OBP: 0.556, SLG: 0.733 84 Rusty Ryal, R OBP: 0.833, SLG: 1.667										2	0	2	0	0	0	0				
37 Elian Herrera, S OBP: 0.368, SLG: 0.389 88 James Baldwin, L (6, 8)										2	0	0	0	0	0	4				
48 Brian Barden, R OBP: 0.600, SLG: 0.588 94 Scott Van Slyke, R (6, 3)										2	0	0	0	0	2	2				
70 Jesus Flores, R (1, 10) 65 Wilkin Castillo, S OBP: 0.455, SLG: 0.545 (8, 10)										2	0	0	0	0	2	2				
Inning Stats	R: 0 E: 0 K: 1 S: 5	H: 1 LOB: 0 BB: 0 P: 5	R: 0 E: 0 K: 0 S: 3	H: 1 LOB: 1 BB: 0 P: 4	R: 0 E: 0 K: 2 S: 7	H: 0 LOB: 0 BB: 0 P: 7	R: 0 E: 0 K: 0 S: 3	H: 1 LOB: 0 BB: 0 P: 3	R: 0 E: 0 K: 2 S: 8	H: 1 LOB: 2 BB: 1 P: 12	R: 0 E: 0 K: 1 S: 5	H: 0 LOB: 0 BB: 0 P: 5	R: 0 E: 0 K: 0 S: 3	H: 0 LOB: 0 BB: 0 P: 3	R: 0 E: 0 K: 1 S: 6	H: 1 LOB: 1 BB: 0 P: 7		1B: 5 2B: 0 3B: 0 HR: 0	SF: 0 SAC: 0 DP: 3 HBP: 1	WP: 0 PB: 0 SB: 0 CS: 0
PITCHER	IP WLS BF H R ER SO BB IBB HBP BLK WP HR S P ERA WHIP																			
63 Justin Masterson, R ERA: 4.15	(1, 1)	4.0	W	13	3	0	0	3	0	0	0	0	0	0	0	18	19	0.00	0.750	
53 Rich Hill, L ERA: 4.15	(5, 1)	1.0	H	5	1	0	0	2	1	0	0	0	0	0	0	8	12	0.00	2.000	
50 Nick Hagadone, L ERA: 4.15	(6, 1)	1.0		3	0	0	0	2	0	0	0	0	0	0	0	7	7	0.00	0.000	
51 Scott Barnes, L ERA: 4.15	(7, 1)	1.1		4	0	0	0	1	0	0	0	0	0	0	6	6	0.00	0.000		
79 Preston Guilmet, R ERA: 4.15	(8, 1)	0.2		2	0	0	0	0	0	0	0	0	0	0	2	2	0.00	0.000		

Batter	1	2	3	4	5	6	7	8	9	AB	R	H	RBI	BB	SO	LOB	BOTTOM			
11 Drew Stubbs, R OBP: 0.217, SLG: 0.318 62 Cedric Hunter, L OBP: 0.056, SLG: 0.056										4	0	0	0	0	3	3	Los Angeles Dodgers @ Cleveland Indians Goodyear Ballpark, Goodyear, AZ Wed Mar 06 2013, 3:07 PM - 5:40 PM EST Att: 2,547 - Sunny - 77 F			
22 Jason Kipnis, L OBP: 0.316, SLG: 0.316 65 Nate Spears, L OBP: 0.350, SLG: 0.200										2	0	1	0	1	1	0				
12 Mark Reynolds, R OBP: 0.435, SLG: 0.773 35 Jeremy Hermida, L OBP: 0.471, SLG: 0.250										4	1	2	0	0	1	2				
40 Yan Gomes, R OBP: 0.444, SLG: 0.765 68 Omar Santos, R OBP: 0.333, SLG: 0.500										3	2	2	1	0	0	1				
25 Jason Giambi, L OBP: 0.278, SLG: 0.077 61 Mike McDade, S OBP: 0.417, SLG: 0.636										2	0	1	2	0	0	0				
10 Ben Francisco, R OBP: 0.500, SLG: 0.706 72 Tim Fedroff, L OBP: 0.294, SLG: 0.294										2	0	0	0	1	1	2				
83 Matt Carson, R OBP: 0.435, SLG: 0.789 71 Chris McGuiness, L OBP: 0.150, SLG: 0.105										2	0	1	1	0	0	2				
8 Lonnie Chisenhall, L OBP: 0.524, SLG: 0.833 82 Luis Hernandez, S OBP: 0.200, SLG: 0.111										1	0	0	0	2	0	1				
89 Ryan Rohlinger, R OBP: 0.250, SLG: 0.143										3	0	0	0	0	2	2				
Inning Stats	R: 0 E: 0 K: 2 S: 8	H: 1 LOB: 1 BB: 0 P: 8	R: 0 E: 0 K: 0 S: 3	H: 0 LOB: 1 BB: 1 P: 7	R: 0 E: 0 K: 3 S: 9	H: 0 LOB: 0 BB: 0 P: 9	R: 2 E: 0 K: 1 S: 8	H: 3 LOB: 2 BB: 1 P: 12	R: 2 E: 0 K: 0 S: 5	H: 2 LOB: 1 BB: 1 P: 9	R: 0 E: 0 K: 1 S: 7	H: 2 LOB: 3 BB: 0 P: 7	R: 0 E: 0 K: 1 S: 5	H: 0 LOB: 0 BB: 0 P: 5	R: 0 E: 0 K: 1 S: 5	H: 0 LOB: 0 BB: 0 P: 5		1B: 6 2B: 2 3B: 0 HR: 0	SF: 1 SAC: 0 DP: 2 HBP: 2	WP: 0 PB: 0 SB: 1 CS: 0
PITCHER	IP WLS BF H R ER SO BB IBB HBP BLK WP HR S P ERA WHIP																			
99 Hyun Jin Ryu, L ERA: 6.0	(1, 1)	3.0	L	13	3	2	2	5	3	0	0	0	0	0	14	28	7.71	2.571		
36 Matt Palmer, R ERA: 3.6	(4, 1)	2.1		15	3	2	2	2	3	0	2	0	0	0	8	8	0.00	1.200		
73 Juan Abreu, R ERA: 4.5	(6, 1)	1.2		6	2	0	0	1	0	0	0	0	0	5	5	0.00	0.000			

Batter	1	2	3	4	5	6	7	8	9	AB R H RBI BB SO LOB	TOP																								
											<p>Cincinnati Reds @ Los Angeles Dodgers Camelback Ranch, Glendale, AZ Fri Mar 08 2013, 9:05 PM EST</p> <p>livebaseballscorecards.com</p> <p>AB 0 R 0 H 0 RBI 0 BB 0 SO 0 LOB 0</p> 																								
Inning Stats										1B: 0 SF: 0 2B: 0 SAC: 0 3B: 0 DP: 0 HR: 0 HBP: 0	WP: 0 PA: 0 PB: 0 SB: 0 CS: 0																								
PITCHER	IP	WLS	BF	H	R	ER	SO	BB	IBB	HBP	BLK	WP	HR	S	P	ERA	WHIP	PITCHER	IP	WLS	BF	H	R	ER	SO	BB	IBB	HBP	BLK	WP	HR	S	P	ERA	WHIP

Batter	1	2	3	4	5	6	7	8	9	AB R H RBI BB SO LOB	BOTTOM																								
											<p>Cincinnati Reds @ Los Angeles Dodgers Camelback Ranch, Glendale, AZ Fri Mar 08 2013, 9:05 PM EST</p> <p>livebaseballscorecards.com</p> <p>AB 0 R 0 H 0 RBI 0 BB 0 SO 0 LOB 0</p> 																								
Inning Stats										1B: 0 SF: 0 2B: 0 SAC: 0 3B: 0 DP: 0 HR: 0 HBP: 0	WP: 0 PA: 0 PB: 0 SB: 0 CS: 0																								
PITCHER	IP	WLS	BF	H	R	ER	SO	BB	IBB	HBP	BLK	WP	HR	S	P	ERA	WHIP	PITCHER	IP	WLS	BF	H	R	ER	SO	BB	IBB	HBP	BLK	WP	HR	S	P	ERA	WHIP

Batter	1	2	3	4	5	6	7	8	9	AB R H RBI BB SO LOB	TOP																								
											Los Angeles Dodgers @ San Francisco Giants Scottsdale Stadium, Scottsdale, AZ Fri Mar 08 2013, 3:05 PM EST livebaseballscorecards.com																								
		AB 0 R 0 H 0 RBI 0 BB 0 SO 0 LOB 0																																	
																																			
Inning Stats										1B: 0 SF: 0 WP: 0 PA: 0 2B: 0 SAC: 0 FB: 0 3B: 0 DP: 0 SB: 0 HR: 0 HBP: 0 CS: 0																									
PITCHER	IP	WLS	BF	H	R	ER	SO	BB	IBB	HBP	BLK	WP	HR	S	P	ERA	WHIP	PITCHER	IP	WLS	BF	H	R	ER	SO	BB	IBB	HBP	BLK	WP	HR	S	P	ERA	WHIP

Batter	1	2	3	4	5	6	7	8	9	AB R H RBI BB SO LOB	BOTTOM																								
											Los Angeles Dodgers @ San Francisco Giants Scottsdale Stadium, Scottsdale, AZ Fri Mar 08 2013, 3:05 PM EST livebaseballscorecards.com																								
		AB 0 R 0 H 0 RBI 0 BB 0 SO 0 LOB 0																																	
																																			
Inning Stats										1B: 0 SF: 0 WP: 0 PA: 0 2B: 0 SAC: 0 FB: 0 3B: 0 DP: 0 SB: 0 HR: 0 HBP: 0 CS: 0																									
PITCHER	IP	WLS	BF	H	R	ER	SO	BB	IBB	HBP	BLK	WP	HR	S	P	ERA	WHIP	PITCHER	IP	WLS	BF	H	R	ER	SO	BB	IBB	HBP	BLK	WP	HR	S	P	ERA	WHIP

Batter	1	2	3	4	5	6	7	8	9	AB	R	H	RBI	BB	SO	LOB	TOP					
9 Dee Strange-Gordon, L OBP: 0.435, SLG: 0.235 72 Justin Sellers, R OBP: 0.267, SLG: 0.214	L3		L6		FC3-6 27 1B		G4-3		F7	3	1	0	0	0	0	2	Los Angeles Dodgers @ Colorado Rockies Salt River Fields at Talking Stick, Scottsdale, AZ Sun Mar 10 2013, 4:11 PM - 6:45 PM EDT Att: 12,287 - Sunny - 64 F					
3 Skip Schumaker, L OBP: 0.280, SLG: 0.417 62 Omar Luna, R OBP: 0.389, SLG: 0.313	G4-3		G4-3		5 HR 1B		G4-3			3	1	1	1	0	0	0						
27 Matt Kemp, R OBP: 0.214, SLG: 0.154 10 Tony Gwynn Jr., L OBP: 0.389, SLG: 0.214				4-0 BB 5 G6-4-3	5 HR 1B					2	1	2	1	1	0	0						
5 Juan Uribe, R OBP: 0.238, SLG: 0.400 94 Scott Van Slyke, R OBP: 0.200, SLG: 0.400				0-0 BB 1B	5 HR 1B					1	0	1	0	0	0	0						
37 Elian Herrera, S OBP: 0.385, SLG: 0.480 48 Brian Barden, R OBP: 0.583, SLG: 0.619		L8								3	1	1	3	0	1	2						
17 A.J. Ellis, R OBP: 0.579, SLG: 0.417 33 Ramon Castro, R OBP: 0.300, SLG: 0.700				4-0 BB						1	0	0	0	0	0	0						
49 Alex Castellanos, R OBP: 0.292, SLG: 0.652 66 Yasiel Puig, R OBP: 0.400, SLG: 0.621										2	0	0	0	1	1	1						
0 Alfredo Amezaga, S OBP: 0.346, SLG: 0.292 60 Jeremy Moore, L OBP: 0.440, SLG: 0.591										1	0	0	0	0	0	0						
22 Clayton Kershaw, L OBP: 0.500, SLG: 0.950 65 Wilton Castillo, S OBP: 1.426, SLG: 0.500 28 Mark Lowe, L OBP: 0.389, SLG: 0.313 55 Matt Guerrier, R OBP: 0.294, SLG: 0.077 76 Peter Moylan, R OBP: 0.167, SLG: 0.091 89 Corey Seager, L OBP: 0.467, SLG: 0.429 73 Juan Abreu, R OBP: 0.294, SLG: 0.077										3	1	1	0	0	0	1						
										1	0	0	0	0	0	0						
Inning Stats	R: 0 E: 0 K: 1 S: 7	H: 1 LOB: 1 BB: 0 P: 7	R: 0 E: 0 K: 0 S: 3	H: 0 LOB: 1 BB: 1 P: 7	R: 0 E: 0 K: 1 S: 5	H: 0 LOB: 0 BB: 0 P: 5	R: 0 E: 0 K: 0 S: 3	H: 1 LOB: 1 BB: 1 P: 7	R: 6 E: 0 K: 2 S: 13	H: 6 LOB: 0 BB: 0 P: 13	R: 0 E: 0 K: 0 S: 2	H: 0 LOB: 0 BB: 1 P: 7	R: 0 E: 0 K: 1 S: 6	H: 1 LOB: 1 BB: 0 P: 6	R: 0 E: 0 K: 0 S: 3	H: 0 LOB: 0 BB: 0 P: 3	R: 0 E: 0 K: 1 S: 5	H: 0 LOB: 0 BB: 0 P: 5	1B: 8 2B: 0 3B: 0 HR: 1	SF: 0 SAC: 0 DP: 1 HBP: 0	WP: 0 PB: 0 SB: 0 CS: 0	PA: 37
PITCHER	IP WLS BF H R ER SO BB IBB HBP BLK WP HR S P ERA WHIP																					
26 Jeff Francis, L ERA: 2.7	4.1 L 20 6 4 4 2 2 0 0 0 0 0 0 23 31 8.31 1.846																					
70 Parker Frazier, R ERA: 4.32	0.2 4 2 2 2 2 0 0 0 0 0 0 1 8 7 27.00 3.000																					
36 Danny Rosenbaum, L ERA: 2.57	1.0 3 0 0 0 0 1 0 0 0 0 0 0 2 8 0.00 1.000																					
34 Matt Belisle, R ERA: 1.93	1.0 4 1 0 0 1 0 0 0 0 0 0 0 6 6 0.00 1.000																					
50 Joe Gardner, R ERA:	1.0 3 0 0 0 0 0 0 0 0 0 0 0 3 3 0.00 0.000																					

Batter	1	2	3	4	5	6	7	8	9	AB	R	H	RBI	BB	SO	LOB	BOTTOM					
Dexter Fowler, S OBP: 0.389, SLG: 0.588 27 Tim Wheeler, L OBP: 0.263, SLG: 0.412	F8 3 F8 14 G1-3 20 E 1B		F8				F7		G4-3	3	1	1	0	0	0	0	Los Angeles Dodgers @ Colorado Rockies Salt River Fields at Talking Stick, Scottsdale, AZ Sun Mar 10 2013, 4:11 PM - 6:45 PM EDT Att: 12,287 - Sunny - 64 F					
14 Josh Rutledge, R OBP: 0.273, SLG: 0.318 18 Jonathan Herrera, S OBP: 0.250, SLG: 0.250	G1-3		G6-3				G1-3		G1-3	3	0	0	0	0	0	1						
3 Michael Cuddyer, R OBP: 0.250, SLG: 0.217 67 Kent Matthes, R OBP: 0.200, SLG: 0.579	F8			4-0 BB 20 G5-4-3						2	0	1	0	1	0	1						
20 Wilin Rosario, R OBP: 0.353, SLG: 0.625 64 Gustavo Molina, R OBP: 0.385, SLG: 0.462	E5 4 PO			0-0 BB 1B						3	0	0	0	0	0	2						
4 Chris Nelson, R OBP: 0.286, SLG: 0.300 12 Ryan Wheeler, L OBP: 0.176, SLG: 0.176	PO	G6-3		4-0 BB						2	0	1	0	1	0	0						
9 DJ LeMahieu, R OBP: 0.286, SLG: 0.333 6 Tommy Manzzella, R OBP: 0.167, SLG: 0.091		G4-3		0-3 BB 1B						3	0	0	0	0	1	2						
73 Henry Wrigley, R OBP: 0.417, SLG: 0.500 66 Ben Paulsen, L OBP: 0.467, SLG: 0.429										3	0	1	0	0	0	1						
71 Kyle Parker, R OBP: 0.294, SLG: 0.077 50 Joe Gardner, R ERA:										0	0	0	0	0	0	0						
61 Edgmer Escalona, R ERA:										0	0	0	0	0	0	0						
26 Jeff Francis, L ERA: 5.54 28 Mark Lowe, R ERA: 7.2 55 Matt Guerrier, R ERA: 4.5 76 Peter Moylan, R ERA: 7.71 73 Juan Abreu, R ERA:										1	0	0	0	0	0	0						
										0	0	0	0	0	0	0						
Inning Stats	R: 1 E: 1 K: 0 S: 4	H: 1 LOB: 0 BB: 0 P: 4	R: 0 E: 0 K: 1 S: 6	H: 1 LOB: 1 BB: 0 P: 6	R: 0 E: 0 K: 0 S: 3	H: 0 LOB: 0 BB: 0 P: 3	R: 0 E: 0 K: 1 S: 4	H: 0 LOB: 1 BB: 2 P: 12	R: 0 E: 0 K: 0 S: 2	H: 0 LOB: 0 BB: 1 P: 6	R: 0 E: 0 K: 0 S: 4	H: 1 LOB: 1 BB: 0 P: 4	R: 0 E: 0 K: 0 S: 4	H: 1 LOB: 1 BB: 0 P: 4	R: 0 E: 0 K: 0 S: 3	H: 1 LOB: 0 BB: 0 P: 3	R: 0 E: 0 K: 1 S: 5	H: 0 LOB: 0 BB: 0 P: 5	1B: 5 2B: 0 3B: 0 HR: 0	SF: 0 SAC: 0 DP: 2 HBP: 0	WP: 0 PB: 0 SB: 0 CS: 0	PA: 33
PITCHER	IP WLS BF H R ER SO BB IBB HBP BLK WP HR S P ERA WHIP																					
22 Clayton Kershaw, L ERA: 5.54	5.0 W 18 2 1 1 0 0 3 0 0 0 0 0 0 19 31 0.00 1.000																					
28 Mark Lowe, R ERA: 7.2	1.0 4 1 0 0 0 0 0 0 0 0 0 0 0 4 4 0.00 1.000																					
55 Matt Guerrier, R ERA: 4.5	1.0 4 1 0 0 0 0 0 0 0 0 0 0 0 4 4 0.00 1.000																					
76 Peter Moylan, R ERA: 7.71	1.0 3 1 0 0 0 0 0 0 0 0 0 0 0 3 3 0.00 1.000																					
73 Juan Abreu, R ERA:	1.0 3 0 0 0 1 0 0 0 0 0 0 0 0 5 5 0.00 0.000																					

Batter	1	2	3	4	5	6	7	8	9	AB	R	H	RBI	BB	SO	LOB	TOP				
3 Skip Schumaker, L OBP: 0.276, SLG: 0.429 37 Elian Herrera, S OBP: 0.370, SLG: 0.462	F7	F7		E8 14 2B		G4-3			G5-3	4	1	1	0	0	0	3					
14 Mark Ellis, R OBP: 0.375, SLG: 0.391 0 Alfredo Amezaga, S OBP: 0.333, SLG: 0.280									G4-3	3	0	2	1	1	0	1					
16 Andre Ethier, L OBP: 0.474, SLG: 0.687 60 Jeremy Moore, L OBP: 0.407, SLG: 0.542			F7	P5					G4-3	3	0	0	0	0	1	3					
6 Jerry Hairston, R OBP: 0.389, SLG: 0.357 94 Scott Van Slyke, R OBP: 0.167, SLG: 0.333										3	0	1	0	0	0	1					
17 A.J. Ellis, R OBP: 0.591, SLG: 0.533 18 Tim Federowicz, R OBP: 0.368, SLG: 0.313			G1-3							3	0	2	0	0	0	2					
5 Juan Uribe, R OBP: 0.208, SLG: 0.348										3	0	0	0	0	1	4					
46 Josh Wall, R 65 Wilkin Castillo, S Chris Reed, L										0	0	0	0	0	0	0					
66 Yasiel Puig, R 49 Alex Castellanos, R OBP: 0.269, SLG: 0.600										2	1	2	0	0	0	0					
9 Dee Strange-Gordon, L 72 Justin Sellers, R OBP: 0.235, SLG: 0.188										2	0	0	0	0	1	4					
99 Hyun Jin Ryu, R 48 Brian Barden, R OBP: 0.538, SLG: 0.565										1	0	0	0	0	1	3					
Inning Stats	R: 0 E: 0 K: 1 S: 5	H: 0 LOB: 1 BB: 1 P: 10	R: 0 E: 1 K: 1 S: 8	H: 2 LOB: 3 BB: 0 P: 8	R: 0 E: 0 K: 0 S: 5	H: 2 LOB: 2 BB: 0 P: 5	R: 2 E: 1 K: 1 S: 8	H: 2 LOB: 1 BB: 0 P: 8	R: 0 E: 0 K: 0 S: 4	H: 1 LOB: 1 BB: 0 P: 4	R: 0 E: 1 K: 1 S: 6	H: 1 LOB: 1 BB: 0 P: 6	R: 0 E: 0 K: 0 S: 3	H: 0 LOB: 0 BB: 0 P: 3	R: 0 E: 0 K: 0 S: 3	H: 0 LOB: 0 BB: 0 P: 3	1B: 6 2B: 3 3B: 0 HR: 0	SF: 0 SAC: 1 DP: 0 HBP: 0	WP: 0 PB: 0 SB: 0 CS: 0	PA: 39	
PITCHER	IP WLS BF H R ER SO BB IBB HBP BLK WP HR S P ERA WHIP	IP WLS BF H R ER SO BB IBB HBP BLK WP HR S P ERA WHIP	IP WLS BF H R ER SO BB IBB HBP BLK WP HR S P ERA WHIP	IP WLS BF H R ER SO BB IBB HBP BLK WP HR S P ERA WHIP	IP WLS BF H R ER SO BB IBB HBP BLK WP HR S P ERA WHIP	IP WLS BF H R ER SO BB IBB HBP BLK WP HR S P ERA WHIP	IP WLS BF H R ER SO BB IBB HBP BLK WP HR S P ERA WHIP	IP WLS BF H R ER SO BB IBB HBP BLK WP HR S P ERA WHIP	IP WLS BF H R ER SO BB IBB HBP BLK WP HR S P ERA WHIP	IP WLS BF H R ER SO BB IBB HBP BLK WP HR S P ERA WHIP	IP WLS BF H R ER SO BB IBB HBP BLK WP HR S P ERA WHIP	IP WLS BF H R ER SO BB IBB HBP BLK WP HR S P ERA WHIP	IP WLS BF H R ER SO BB IBB HBP BLK WP HR S P ERA WHIP	IP WLS BF H R ER SO BB IBB HBP BLK WP HR S P ERA WHIP	IP WLS BF H R ER SO BB IBB HBP BLK WP HR S P ERA WHIP	IP WLS BF H R ER SO BB IBB HBP BLK WP HR S P ERA WHIP	IP WLS BF H R ER SO BB IBB HBP BLK WP HR S P ERA WHIP	IP WLS BF H R ER SO BB IBB HBP BLK WP HR S P ERA WHIP	IP WLS BF H R ER SO BB IBB HBP BLK WP HR S P ERA WHIP	IP WLS BF H R ER SO BB IBB HBP BLK WP HR S P ERA WHIP	IP WLS BF H R ER SO BB IBB HBP BLK WP HR S P ERA WHIP

Los Angeles Dodgers @ Milwaukee Brewers
 Maryvale Baseball Park, Phoenix, AZ
 Mon Mar 11 2013, 4:05 PM - 6:56 PM EDT
 Att: 5,140 - Sunny - 74 F

AB	37
R	2
H	9
RBI	1
BB	1
SO	6
LOB	23



Batter	1	2	3	4	5	6	7	8	9	AB	R	H	RBI	BB	SO	LOB	BOTTOM				
7 Norichika Aoki, L OBP: 0.296, SLG: 0.217 58 Josh Prince, R OBP: 0.241, SLG: 0.269 93 Kentrail Davis, L OBP: 0.190, SLG: 0.056										2	0	0	0	1	1	0					
9 Jean Segura, R OBP: 0.346, SLG: 0.480 92 Hunter Morris, L OBP: 0.208, SLG: 0.318										3	0	0	0	0	0	2					
27 Carlos Gómez, R OBP: 0.652, SLG: 0.765 51 Michael Gonzalez, R 72 Dayton Butler, R OBP: 0.333, SLG: 0.333										2	1	1	0	1	1	0					
23 Rickie Weeks Jr., R OBP: 0.400, SLG: 0.669 3 Scooter Gennett, L OBP: 0.310, SLG: 0.289										2	1	1	1	0	1	0					
11 Alex Gonzalez, R OBP: 0.235, SLG: 0.500 53 Brandon Kintzler, R 48 Donovan Hand, R										3	0	0	0	0	0	1					
18 Khris Davis, R OBP: 0.355, SLG: 0.655										3	1	1	1	0	0	0					
50 Blake Lalli, L 62 Héctor Gómez, R										2	0	2	1	0	0	0					
2 Bobby Crosby, R OBP: 0.300, SLG: 0.333 70 Brandon Maclas, R (7, PR)										3	0	1	0	0	1	2					
64 Mike Fiers, R 21 Donnie Murphy, R OBP: 0.320, SLG: 0.273 68 Jesus Sanchez, R 15 Caleb Gindl, L OBP: 0.407, SLG: 0.500										0	0	0	0	0	0	0					
Inning Stats	R: 0 E: 0 K: 1 S: 5	H: 1 LOB: 0 BB: 0 P: 6	R: 0 E: 0 K: 1 S: 5	H: 0 LOB: 0 BB: 0 P: 5	R: 0 E: 0 K: 0 S: 4	H: 1 LOB: 2 BB: 1 P: 8	R: 3 E: 0 K: 1 S: 8	H: 3 LOB: 1 BB: 1 P: 13	R: 0 E: 0 K: 1 S: 5	H: 0 LOB: 0 BB: 0 P: 5	R: 0 E: 0 K: 1 S: 6	H: 1 LOB: 1 BB: 0 P: 6	R: 0 E: 0 K: 0 S: 3	H: 0 LOB: 0 BB: 0 P: 3	R: 0 E: 0 K: 0 S: 3	H: 0 LOB: 0 BB: 0 P: 3	1B: 4 2B: 1 3B: 1 HR: 0	SF: 0 SAC: 1 DP: 0 HBP: 0	WP: 1 PB: 0 SB: 0 CS: 1	PA: 32	
PITCHER	IP WLS BF H R ER SO BB IBB HBP BLK WP HR S P ERA WHIP	IP WLS BF H R ER SO BB IBB HBP BLK WP HR S P ERA WHIP	IP WLS BF H R ER SO BB IBB HBP BLK WP HR S P ERA WHIP	IP WLS BF H R ER SO BB IBB HBP BLK WP HR S P ERA WHIP	IP WLS BF H R ER SO BB IBB HBP BLK WP HR S P ERA WHIP	IP WLS BF H R ER SO BB IBB HBP BLK WP HR S P ERA WHIP	IP WLS BF H R ER SO BB IBB HBP BLK WP HR S P ERA WHIP	IP WLS BF H R ER SO BB IBB HBP BLK WP HR S P ERA WHIP	IP WLS BF H R ER SO BB IBB HBP BLK WP HR S P ERA WHIP	IP WLS BF H R ER SO BB IBB HBP BLK WP HR S P ERA WHIP	IP WLS BF H R ER SO BB IBB HBP BLK WP HR S P ERA WHIP	IP WLS BF H R ER SO BB IBB HBP BLK WP HR S P ERA WHIP	IP WLS BF H R ER SO BB IBB HBP BLK WP HR S P ERA WHIP	IP WLS BF H R ER SO BB IBB HBP BLK WP HR S P ERA WHIP	IP WLS BF H R ER SO BB IBB HBP BLK WP HR S P ERA WHIP	IP WLS BF H R ER SO BB IBB HBP BLK WP HR S P ERA WHIP	IP WLS BF H R ER SO BB IBB HBP BLK WP HR S P ERA WHIP	IP WLS BF H R ER SO BB IBB HBP BLK WP HR S P ERA WHIP	IP WLS BF H R ER SO BB IBB HBP BLK WP HR S P ERA WHIP	IP WLS BF H R ER SO BB IBB HBP BLK WP HR S P ERA WHIP	IP WLS BF H R ER SO BB IBB HBP BLK WP HR S P ERA WHIP

Los Angeles Dodgers @ Milwaukee Brewers
 Maryvale Baseball Park, Phoenix, AZ
 Mon Mar 11 2013, 4:05 PM - 6:56 PM EDT
 Att: 5,140 - Sunny - 74 F

AB	28
R	3
H	6
RBI	3
BB	2
SO	6
LOB	8



Batter	1	2	3	4	5	6	7	8	9	AB	R	H	RBI	BB	SO	LOB	TOP																
9 Dee Strange-Gordon, L OBP: 0.407, SLG: 0.238 29 Ted Lilly, L OBP: 1.000, SLG: 1.000 38 Shawn Tolleson, R (8, 1)										2	1	1	0	0	1	0	Los Angeles Dodgers @ Cincinnati Reds Goodyear Ballpark, Goodyear, AZ Tue Mar 12 2013, 10:08 PM - 1:06 AM EDT Att: 5,369 - Clear - 78 F																
14 Mark Ellis, R OBP: 0.357, SLG: 0.370 72 Justin Sellers, R OBP: 0.235, SLG: 0.188 (8, 4)										4	0	1	1	0	1	3																	
27 Matt Kemp, R OBP: 0.167, SLG: 0.118 88 Jeremy Rathjen, R (8, 9)										4	0	0	0	0	3	4																	
23 Adrián González, L OBP: 0.375, SLG: 0.211 94 Scott Van Slyke, R OBP: 0.250, SLG: 0.550 (4, 3)										2	0	0	0	0	0	1																	
16 Andre Ethier, L OBP: 0.455, SLG: 0.611 82 Matt Angle, L OBP: 0.667, SLG: 1.167 (8, 8)										3	0	1	0	0	1	1																	
47 Luis Alfonso Cruz, R OBP: 0.381, SLG: 0.762 37 Elian Herrera, S OBP: 0.393, SLG: 0.481 (8, 5)										3	0	0	0	0	0	1																	
18 Tim Federowicz, R OBP: 0.333, SLG: 0.278 81 Matt Wallach, L OBP: 0.400, SLG: 0.250 (6, 2)										2	0	1	1	0	0	1																	
66 Yasiel Puig, R OBP: 0.412, SLG: 0.696 49 Alex Castellanos, R OBP: 0.250, SLG: 0.556 (5, 7)										2	0	0	0	0	2	0																	
61 Josh Beckett, R (1, 1)										1	0	0	0	0	1	0																	
75 Paco Rodríguez, L (5, 1)										0	0	0	0	0	0	0																	
0 Alfredo Amezaga, S OBP: 0.333, SLG: 0.286 (6, 6)										3	0	1	0	0	1	2																	
Inning Stats	R: 1 E: 0 K: 1 S: 6	H: 2 LOB: 0 BB: 0 P: 7	R: 0 E: 0 K: 1 S: 5	H: 0 LOB: 0 BB: 0 P: 5	R: 0 E: 0 K: 3 S: 9	H: 0 LOB: 0 BB: 0 P: 9	R: 0 E: 1 K: 1 S: 6	H: 0 LOB: 1 BB: 0 P: 6	R: 0 E: 0 K: 1 S: 5	H: 0 LOB: 0 BB: 0 P: 5	R: 0 E: 0 K: 2 S: 8	H: 1 LOB: 1 BB: 0 P: 9	R: 0 E: 0 K: 0 S: 4	H: 1 LOB: 1 BB: 0 P: 4	R: 0 E: 0 K: 1 S: 6	H: 1 LOB: 2 BB: 0 P: 6	R: 1 E: 0 K: 1 S: 8	H: 3 LOB: 2 BB: 0 P: 8	1B: 7 2B: 1 3B: 0 HR: 0	SF: 0 SAC: 1 DP: 1 HBP: 0	WP: 0 PB: 0 SB: 1 CS: 0	PA: 36											
PITCHER	IP WLS BF H R ER SO BB IBB HBP BLK WP HR S P ERA WHIP																																
55 Mat Latos, R ERA: 1.5 63 Sam LeCure, R ERA: 3.0 43 Manny Parra, L ERA: 3.52 66 Logan Ondrusek, R ERA: 1.8 60 J.J. Hoover, R ERA: 3.18	4.0 2.0 1.0 1.0 1.0	WLS W H H	BF 14 8 4 4	H 2 1 1 1	R 1 0 0 0	ER 1 0 0 0	SO 6 3 0 1	BB 0 0 0 0	IBB 0 0 0 0	HBP 0 0 0 0	BLK 0 0 0 0	WP 0 0 0 0	HR 0 14 4 6	S 26 14 4 6	P 27 14 4 6	ERA 2.25 0.00 0.00 0.00	WHIP 0.500 0.500 1.000 1.000																

AB	35
R	2
H	8
RBI	2
BB	0
SO	11
LOB	19



Batter	1	2	3	4	5	6	7	8	9	AB	R	H	RBI	BB	SO	LOB	BOTTOM																
17 Shin-Soo Choo, L OBP: 0.478, SLG: 0.619 28 Chris Heisey, R OBP: 0.280, SLG: 0.409 (5, PH)										2	1	1	1	0	0	0	Los Angeles Dodgers @ Cincinnati Reds Goodyear Ballpark, Goodyear, AZ Tue Mar 12 2013, 10:08 PM - 1:06 AM EDT Att: 5,369 - Clear - 78 F																
2 Zack Cozart, R OBP: 0.208, SLG: 0.391 3 Cesar Izturis, S OBP: 0.400, SLG: 0.481 (6, 6)										2	0	1	0	0	0	0																	
19 Joey Votto, L OBP: 0.520, SLG: 0.632 69 Neftali Soto, R OBP: 0.308, SLG: 0.333 (6, 3)										1	0	0	0	1	0	0																	
48 Ryan Ludwick, R OBP: 0.192, SLG: 0.200 26 Xavier Paul, L OBP: 0.333, SLG: 0.500 (6, 7)										2	0	0	0	0	2	2																	
32 Jay Bruce, L OBP: 0.217, SLG: 0.524 70 Donald Lutz, L OBP: 0.409, SLG: 0.667 (6, 9)										1	2	1	0	1	0	0																	
21 Todd Frazier, R OBP: 0.333, SLG: 0.474 9 Jack Hannahan, L OBP: 0.321, SLG: 0.250 (6, 5)										2	0	0	0	0	0	0																	
29 Ryan Hanigan, R OBP: 0.400, SLG: 0.444 39 Devin Mesoraco, R OBP: 0.526, SLG: 0.941 (6, 2)										2	0	0	0	0	1	0																	
78 Emmanuel Burriss, S OBP: 0.333, SLG: 0.348 36 Henry Alejandro Rodríguez, R OBP: 0.391, SLG: 0.455 (1, 4)										1	0	0	0	1	1	0																	
30 Miguel Olivo, R OBP: 0.143, SLG: 0.263 16 Jason Donald, R OBP: 0.444, SLG: 0.381 (7, PH)										2	0	0	0	0	1	1																	
Inning Stats	R: 0 E: 0 K: 1 S: 6	H: 1 LOB: 2 BB: 1 P: 10	R: 0 E: 0 K: 1 S: 5	H: 0 LOB: 0 BB: 0 P: 5	R: 1 E: 0 K: 1 S: 8	H: 1 LOB: 0 BB: 0 P: 10	R: 0 E: 0 K: 1 S: 5	H: 0 LOB: 0 BB: 0 P: 5	R: 0 E: 0 K: 2 S: 8	H: 0 LOB: 1 BB: 1 P: 12	R: 1 E: 0 K: 0 S: 7	H: 2 LOB: 1 BB: 0 P: 7	R: 0 E: 0 K: 0 S: 3	H: 1 LOB: 0 BB: 0 P: 3	R: 4 E: 1 K: 2 S: 10	H: 2 LOB: 1 BB: 2 P: 18		1B: 3 2B: 3 3B: 1 HR: 1	SF: 0 SAC: 0 DP: 1 HBP: 0	WP: 0 PB: 0 SB: 2 CS: 0	PA: 35												
PITCHER	IP WLS BF H R ER SO BB IBB HBP BLK WP HR S P ERA WHIP																																
61 Josh Beckett, R ERA: 0.96 75 Paco Rodríguez, L ERA: 1.53 29 Ted Lilly, L ERA: 3.86 38 Shawn Tolleson, R ERA: 2.25	4.1 0.2 2.2 0.1	WLS L	BF 17 2 15 1	H 2 0 5	R 1 0 5	ER 1 0 1	SO 5 2 1	BB 2 0 1	IBB 0 0 0	HBP 0 0 0	BLK 0 0 0	WP 0 0 0	HR 1 5 17	S 27 5 17	P 37 5 25	ERA 2.08 0.00 3.38 0.00	WHIP 0.923 0.000 2.250 0.000																

AB	31
R	6
H	7
RBI	5
BB	4
SO	9
LOB	17



Batter	1	2	3	4	5	6	7	8	9	AB	R	H	RBI	BB	SO	LOB	TOP					
9 Dee Strange-Gordon, L OBP: 0.400, SLG: 0.217 89 Corey Seager, L OBP: 0.333, SLG: 0.333	G3		F8														2 0 0 0 1 0 0 2 1 1 0 0 1 2	Los Angeles Dodgers @ San Diego Padres Peoria Stadium, Peoria, AZ Fri Mar 15 2013, 4:06 PM - 7:26 PM EDT Att.: 5,494 - Sunny - 85 F livebaseballscorecards.com				
16 Andre Ethier, L OBP: 0.429, SLG: 0.565 88 Jeremy Rathjen, R OBP: 0.333, SLG: 0.333	G1-3							F8	G6-3								2 0 0 0 1 0 1 2 0 1 0 0 0 1					
27 Matt Kemp, R OBP: 0.208, SLG: 0.136 82 Matt Angle, L OBP: 0.625, SLG: 1.000	K								F9								3 1 1 0 0 1 1 2 1 1 0 0 0 1					
23 Adrián González, L OBP: 0.333, SLG: 0.200 94 Scott Van Slyke, R OBP: 0.300, SLG: 0.500																	3 1 1 0 0 0 2 2 1 1 1 0 0 1					
3 Skip Schumaker, L OBP: 0.303, SLG: 0.467 83 Rafael Ynoa, S OBP: 0.400, SLG: 0.400																	2 0 1 1 0 0 0 2 1 0 1 0 0 2					
47 Luis Alfonso Cruz, R OBP: 0.333, SLG: 0.615 73 Juan Abreu, R																	3 0 0 0 0 2 2 0 0 0 0 0 0 0					
93 C.J. Retherford, R OBP: 0.667, SLG: 2.333 84 Rob Rasmussen, R																	1 1 1 2 0 0 0 0 0 0 0 0 0 0					
87 Fabio Castro, L																	0 0 0 0 0 0 0 0 0 0 0 0 0 0					
17 A.J. Ellis, R OBP: 0.455, SLG: 0.250 81 Matt Wallach, L OBP: 0.455, SLG: 0.250																	3 0 1 1 0 0 0 0 0 0 0 1 0 0					
49 Alex Castellanos, R OBP: 0.273, SLG: 0.516																	3 0 1 1 1 1 0					
41 Aaron Harang, R																	1 0 0 0 0 0 3					
33 Ramon Castro, R OBP: 0.231, SLG: 0.539 38 Shawn Tolleson, R																	1 0 0 0 0 1 0 0 0 0 0 0 0 0					
65 Wilkin Castillo, S OBP: 0.353, SLG: 0.412																	2 0 0 0 0 0 2					
Inning Stats	R: 0 E: 0 K: 1 S: 8	H: 0 LOB: 0 BB: 0 P: 10	R: 1 E: 0 K: 1 S: 14	H: 3 LOB: 2 BB: 1 P: 23	R: 0 E: 0 K: 0 S: 10	H: 0 LOB: 1 BB: 1 P: 20	R: 0 E: 0 K: 0 S: 7	H: 0 LOB: 0 BB: 0 P: 10	R: 0 E: 0 K: 1 S: 10	H: 1 LOB: 0 BB: 0 P: 17	R: 1 E: 0 K: 1 S: 10	H: 1 LOB: 0 BB: 0 P: 12	R: 0 E: 0 K: 1 S: 8	H: 0 LOB: 0 BB: 0 P: 13	R: 5 E: 1 K: 1 S: 37	H: 5 LOB: 2 BB: 1 P: 54	R: 0 E: 0 K: 0 S: 8	H: 1 LOB: 1 BB: 0 P: 14	1B: 8 2B: 1 3B: 1 HR: 0	SF: 1 SAC: 0 DP: 1 HBP: 0	WP: 0 PB: 0 SB: 4 CS: 0	PA: 41
PITCHER	IP WLS BF H R ER SO BB IBB HBP BLK WP HR S P ERA WHIP	34 Andrew Cashner, R (1.1) 2.1 10 3 1 1 2 1 0 0 0 0 0 23 35 3.86 1.714 56 Arturo Lopez, L (3.1) 1.2 6 0 0 0 0 1 0 0 0 0 0 16 28 0.00 0.600 45 Anthony Bass, R (5.1) 3.0 H 11 1 1 1 3 1 0 0 0 0 0 28 42 3.00 0.667 85 Matt Stiles, R (8.1) 0.1 H 5 3 4 4 0 0 0 0 0 0 19 27 108.00 9.000 71 Jason Ray, R (8.1) 0.2 B 5 2 1 0 1 1 0 0 0 0 0 18 27 0.00 4.500																ERA WHIP				

Batter	1	2	3	4	5	6	7	8	9	AB	R	H	RBI	BB	SO	LOB	BOTTOM					
2 Everth Cabrera, S OBP: 0.409, SLG: 0.351 45 Anthony Bass, R OBP: 1.000, SLG: 1.000 85 Matt Stiles, L Anthony Contreras, L	G4-3		E3														2 1 0 0 0 0 0 1 0 1 0 0 0 0 0 0 0 0 0 0 0 1 0 0 0 0 1 0	Los Angeles Dodgers @ San Diego Padres Peoria Stadium, Peoria, AZ Fri Mar 15 2013, 4:06 PM - 7:26 PM EDT Att.: 5,494 - Sunny - 85 F livebaseballscorecards.com				
25 Will Venable, L OBP: 0.294, SLG: 0.548 87 Corey Adamson, L OBP: 1.000, SLG: 1.000	G1-3																3 1 2 3 0 0 0 1 1 1 0 0 0 0					
7 Chase Headley, S OBP: 0.465, SLG: 0.536 Duanel Jones, R OBP: 1.000, SLG: 4.000																	3 0 1 0 1 0 2 1 1 1 2 0 0 0					
23 Yonder Alonso, L OBP: 0.184, SLG: 0.270 Tommy Medica, R OBP: 0.500, SLG: 0.500																	3 0 1 0 0 0 3 2 1 1 0 0 0 0					
14 Mark Kotsay, L OBP: 0.609, SLG: 0.750 94 Jeremy Baltz, R OBP: 0.500, SLG: 0.750																	3 1 1 0 0 0 1 2 0 1 0 0 0 1					
9 Jethro Grubbs, R OBP: 0.375, SLG: 0.650 80 Casey McEntoy, L 76 Austin Hedges, R 71 Jason Ray, R 72 Daniel Stange, R 93 Sawyer Carroll, L OBP: 1.000, SLG: 1.000																	4 0 2 0 0 1 2 0 1 0 1 0 0 0 0					
24 Cameron Maybin, R OBP: 0.375, SLG: 0.500 92 Travis Jankowski, L OBP: 0.600, SLG: 0.800																	2 1 0 1 1 0 2 2 0 1 1 0 0 1					
44 René Rivera, R OBP: 0.176, SLG: 0.067 90 Dean Anna, L																	2 0 0 0 0 1 2 2 0 0 0 0 0 0					
34 Andrew Cashner, R																	1 0 0 0 0 0 1 0 0 0 0 0 0 0					
56 Arturo Lopez, L																	3 1 1 1 0 0 0					
Inning Stats	R: 0 E: 0 K: 0 S: 5	H: 0 LOB: 1 BB: 1 P: 10	R: 1 E: 0 K: 1 S: 10	H: 2 LOB: 1 BB: 0 P: 15	R: 2 E: 1 K: 0 S: 18	H: 2 LOB: 1 BB: 0 P: 29	R: 2 E: 0 K: 0 S: 13	H: 2 LOB: 2 BB: 1 P: 26	R: 0 E: 0 K: 0 S: 10	H: 1 LOB: 0 BB: 0 P: 14	R: 0 E: 0 K: 0 S: 10	H: 2 LOB: 2 BB: 0 P: 17	R: 0 E: 0 K: 1 S: 12	H: 1 LOB: 1 BB: 0 P: 20	R: 0 E: 0 K: 1 S: 6	H: 0 LOB: 0 BB: 0 P: 11	R: 3 E: 0 K: 0 S: 11	H: 5 LOB: 2 BB: 0 P: 17	1B: 10 2B: 2 3B: 1 HR: 2	SF: 1 SAC: 0 DP: 1 HBP: 1	WP: 0 PB: 0 SB: 1 CS: 0	PA: 43
PITCHER	IP WLS BF H R ER SO BB IBB HBP BLK WP HR S P ERA WHIP	41 Aaron Harang, R (1.1) 4.0 22 6 5 4 1 2 0 0 0 0 0 46 80 9.00 2.000 38 Shawn Tolleson, R (5.1) 1.2 6 2 0 0 0 0 0 0 0 0 0 13 25 0.00 1.200 73 Juan Abreu, R (6.1) 1.1 6 2 0 0 1 0 0 0 0 0 0 15 26 0.00 1.500 84 Rob Rasmussen, L (8.1) 1.0 H 3 0 0 0 1 0 0 0 0 0 0 6 11 0.00 0.000 87 Fabio Castro, L (9.1) 0.1 L 6 5 3 3 0 0 0 0 0 0 1 11 17 81.00 15.000																ERA WHIP				



Batter	1	2	3	4	5	6	7	8	9	AB	R	H	RBI	BB	SO	LOB	TOP										
0 Alfredo Amezaga, S OBP: 0.342, SLG: 0.306 84 Brian Cavazos-Galvez, R										3	0	1	0	0	1	0	Los Angeles Dodgers @ Texas Rangers Surprise Stadium, Surprise, AZ Sat Mar 16 2013, 4:07 PM - 6:37 PM EDT Att: 10,199 - Sunny - 83 F										
7 Nick Punto, S OBP: 0.421, SLG: 0.375 48 Brian Barden, R										3	0	0	0	0	0	1											
6 Jerry Hairston, R OBP: 0.292, SLG: 0.250 94 Scott Van Slyke, R										3	0	0	0	0	1	2											
66 Yasiel Puig, R OBP: 0.439, SLG: 0.675 31 Brandon League, R										3	0	1	0	0	0	1											
56 J.P. Howell, L 54 Javy Guerra, R										0	0	0	0	0	0	0											
3 Skip Schumaker, L OBP: 0.385, SLG: 0.424 89 Miguel Rojas, R										3	0	0	0	0	1	0											
49 Alex Castellanos, R OBP: 0.297, SLG: 0.485 82 Matt Angle, L										2	0	0	0	0	1	0											
81 Matt Wallach, L OBP: 0.375, SLG: 0.485 18 Tim Federowicz, R										2	0	0	0	0	0	0											
9 Dee Strange-Gordon, L OBP: 0.361, SLG: 0.200 62 Omar Luna, R										2	0	0	0	0	0	0											
22 Clayton Kershaw, L OBP: 0.250, SLG: 0.250 37 Elian Herrera, S										2	0	0	0	0	0	0											
Inning Stats	R: 0 H: 1 E: 1 K: 1 S: 13	H: 1 LOB: 1 BB: 0 P: 17	R: 0 H: 0 E: 0 K: 2 S: 8	H: 0 LOB: 0 BB: 0 P: 14	R: 0 H: 0 E: 0 K: 0 S: 8	H: 0 LOB: 0 BB: 0 P: 8	R: 0 H: 0 E: 0 K: 0 S: 4	H: 0 LOB: 0 BB: 0 P: 6	R: 0 H: 0 E: 0 K: 0 S: 8	H: 0 LOB: 0 BB: 0 P: 12	R: 0 H: 0 E: 0 K: 1 S: 10	H: 0 LOB: 0 BB: 0 P: 13	R: 0 H: 1 E: 0 K: 0 S: 8	H: 0 LOB: 0 BB: 0 P: 11	R: 0 H: 0 E: 0 K: 2 S: 11	H: 0 LOB: 0 BB: 0 P: 16	R: 0 H: 0 E: 0 K: 2 S: 8	H: 0 LOB: 0 BB: 0 P: 11	1B: 2 2B: 0 3B: 0 HR: 0	SF: 0 SAC: 0 DP: 0 HBP: 0	WP: 0 PB: 0 SB: 0 CS: 1	PA: 29					
PITCHER	IP	WLS	BF	H	R	ER	SO	BB	IBB	HBP	BLK	WP	HR	S	P	ERA	WHIP										
54 Matt Harrison, L ERA: 4.0	5.0		16	1	0	0	3	0	0	0	0	0	0	41	57	0.00	0.200										
44 Jason Frasor, R ERA: 4.5	1.0	W	3	1	0	0	1	0	0	0	0	0	0	8	11	0.00	1.000										
22 Yoshinori Tateyama, R ERA: 4.5	1.0		3	0	0	0	2	0	0	0	0	0	0	11	16	0.00	0.000										
24 Lisalberto Bonilla, R ERA: 6.14	1.0		3	0	0	0	2	0	0	0	0	0	0	8	11	0.00	0.000										

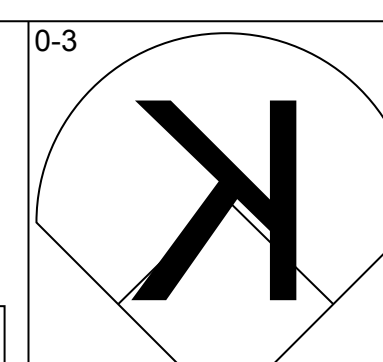
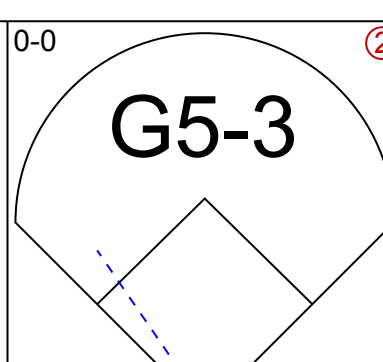
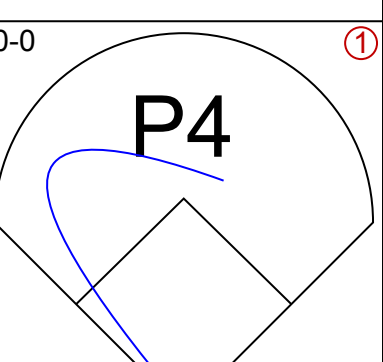
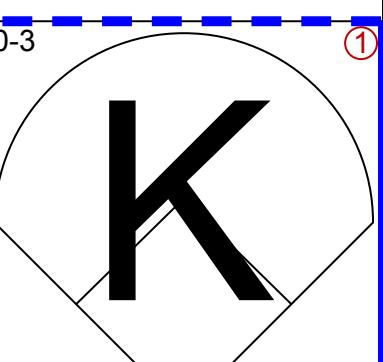
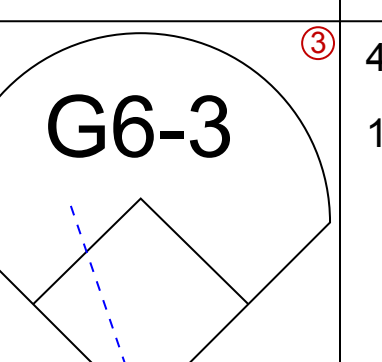

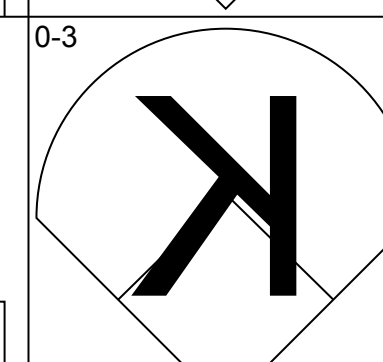
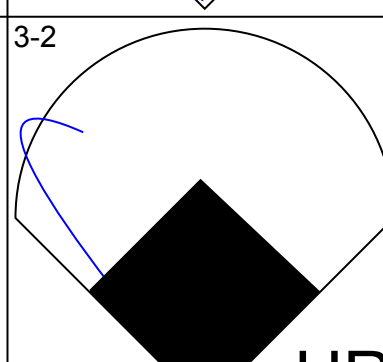
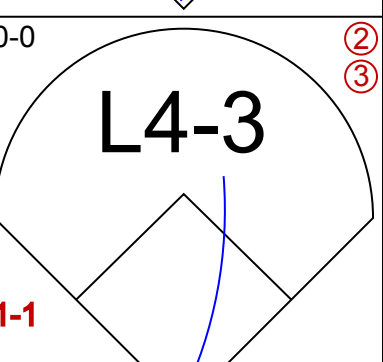
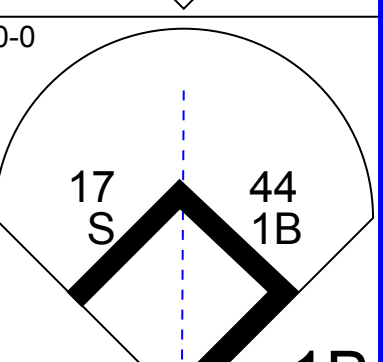
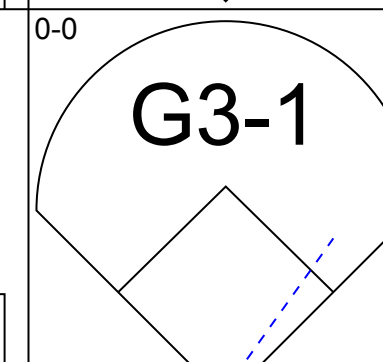
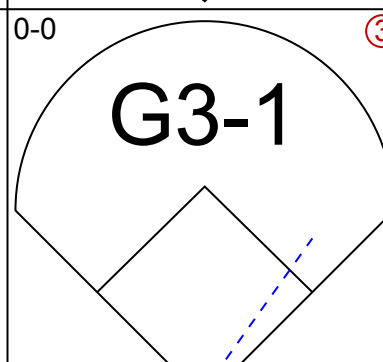
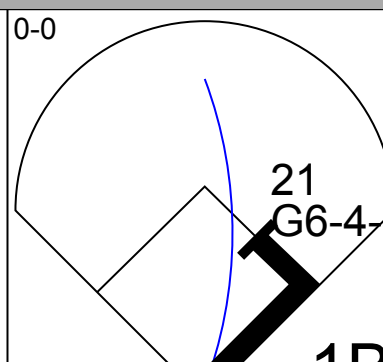
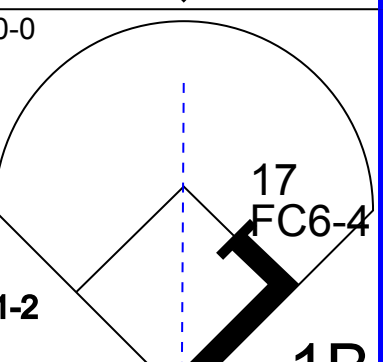
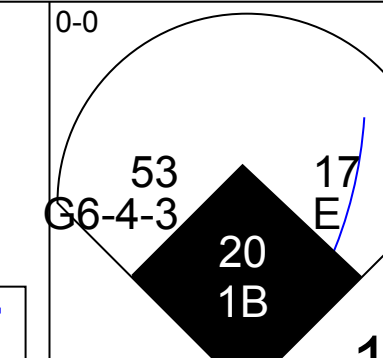
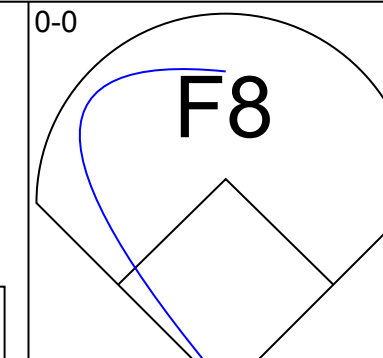
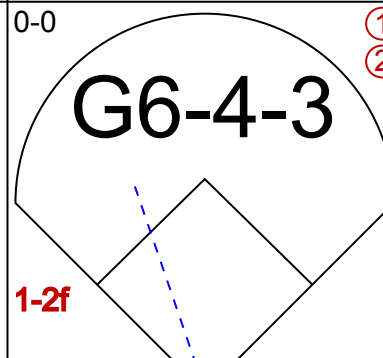
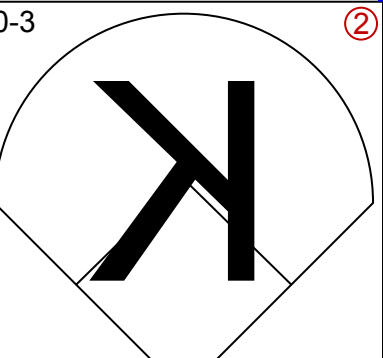
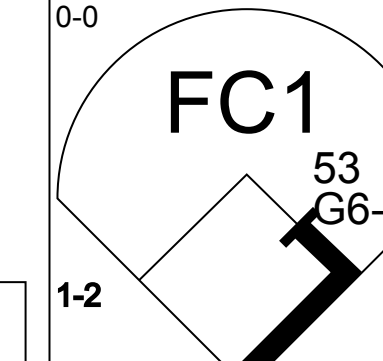
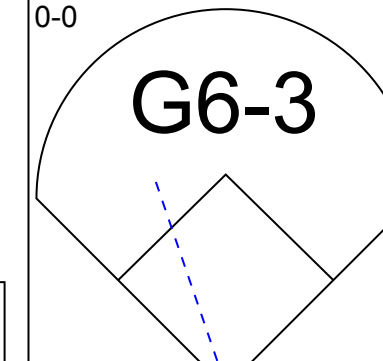
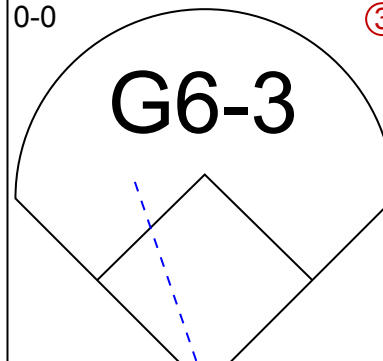
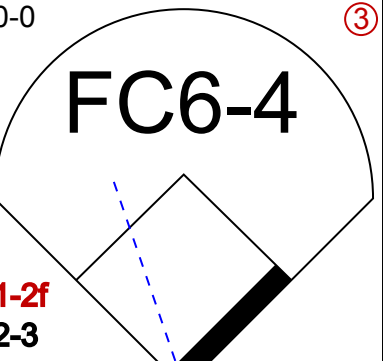
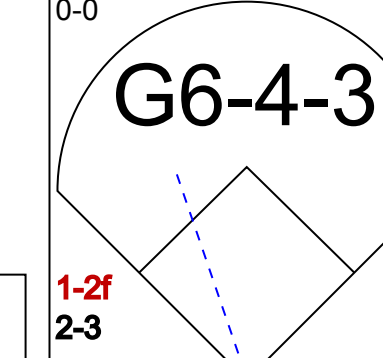
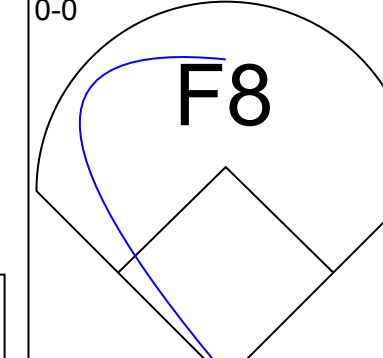
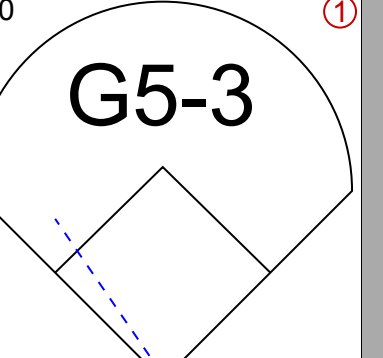
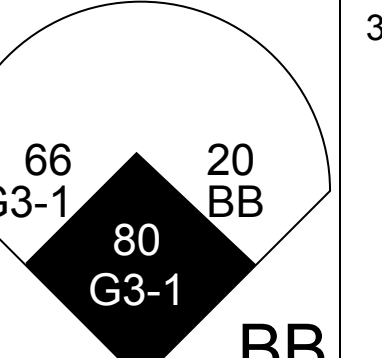
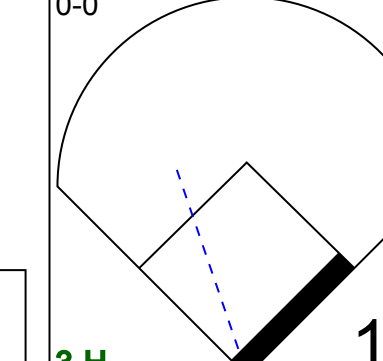
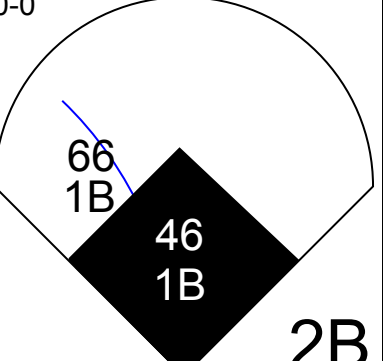
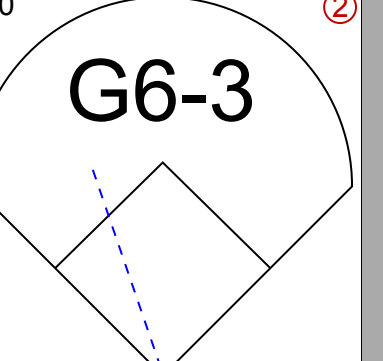
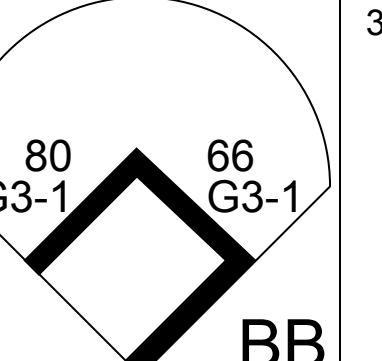
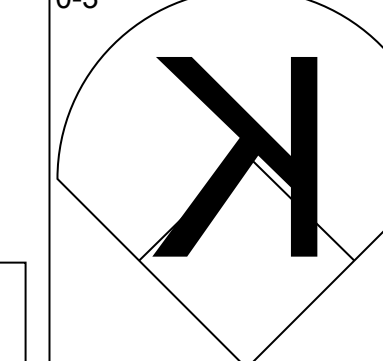
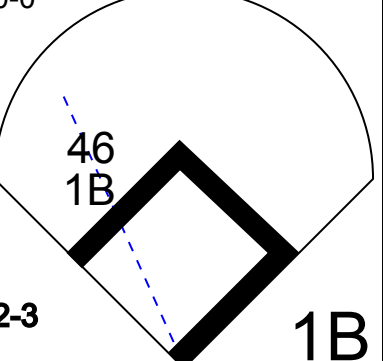
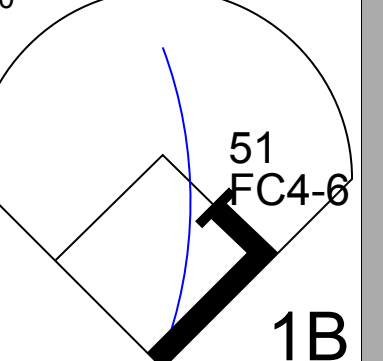
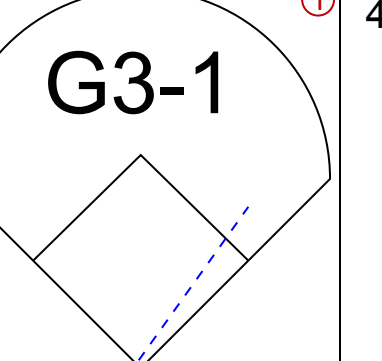
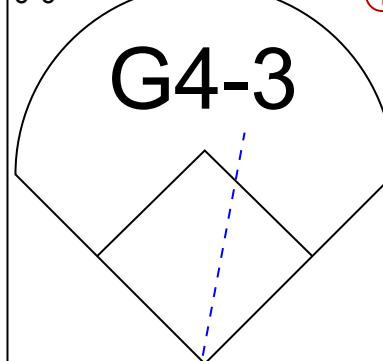
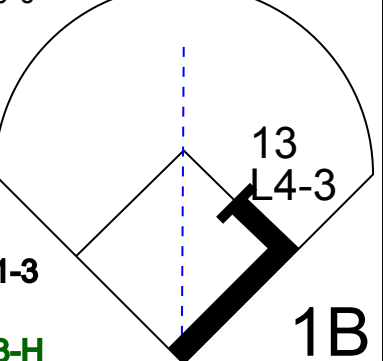
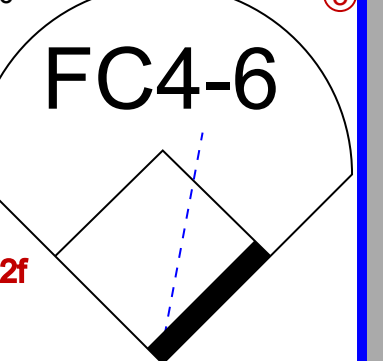
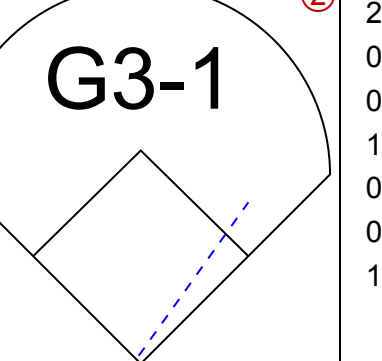
Batter	1	2	3	4	5	6	7	8	9	AB	R	H	RBI	BB	SO	LOB	BOTTOM										
5 Ian Kinsler, R OBP: 0.239, SLG: 0.231 20 Odúbel Herrera, L OBP: 0.333, SLG: 0.667										3	0	0	0	0	1	1	Los Angeles Dodgers @ Texas Rangers Surprise Stadium, Surprise, AZ Sat Mar 16 2013, 4:07 PM - 6:37 PM EDT Att: 10,199 - Sunny - 83 F										
7 David Murphy, L OBP: 0.370, SLG: 0.465 88 Royce Bolinger, R										3	1	2	1	0	0	0											
27 Lance Berkman, S OBP: 0.214, SLG: 0.370 3 Nomar Mazara, L										2	0	0	0	1	0	1											
29 Adrian Beltré, R OBP: 0.214, SLG: 0.370 21 Brandon Snyder, R OBP: 0.320, SLG: 0.490										3	0	1	0	0	2	1											
15 Jeff Baker, R OBP: 0.535, SLG: 0.675 14 Trevor Adams, R										3	0	1	1	0	1	0											
71 James Adduci, L OBP: 0.500, SLG: 0.733 80 Jared Prince, R										3	0	1	1	0	0	0											
8 Geovany Soto, R OBP: 0.240, SLG: 0.174 67 Juan Apodaca, R										2	0	0	0	0	1	0											
2 Leonys Martin, L OBP: 0.422, SLG: 0.513 63 Lewis Brinson, R										2	0	0	0	0	1	0											
9 Luis Sardinas, S OBP: 0.333, SLG: 0.200 87 Greg Miclat, S OBP: 0.333, SLG: 0.333										2	0	1	0	0	0	0											
Inning Stats	R: 0 H: 0 E: 0 K: 0 S: 9	H: 0 LOB: 0 BB: 0 P: 16	R: 0 H: 0 E: 0 K: 1 S: 7	H: 0 LOB: 0 BB: 0 P: 9	R: 0 H: 1 E: 0 K: 2 S: 10	H: 1 LOB: 1 BB: 0 P: 13	R: 0 H: 0 E: 0 K: 1 S: 8	H: 0 LOB: 0 BB: 0 P: 13	R: 0 H: 0 E: 0 K: 1 S: 5	H: 0 LOB: 0 BB: 0 P: 7	R: 4 H: 5 E: 0 K: 1 S: 26	H: 5 LOB: 3 BB: 2 P: 47	R: 0 H: 0 E: 0 K: 2 S: 10	H: 0 LOB: 0 BB: 0 P: 15	1B: 6 2B: 0 3B: 0 HR: 1	SF: 0 SAC: 0 DP: 0 HBP: 0		WP: 1 PB: 0 SB: 0 CS: 1	PA: 32								
PITCHER	IP	WLS	BF	H	R	ER	SO	BB	IBB	HBP	BLK	WP	HR	S	P	ERA	WHIP										
22 Clayton Kershaw, L ERA: 3.79	6.0		19	2	0	0	6	0	0	0	0	0	0	47	70	0.00	0.333										
31 Brandon League, R ERA: 16.2	0.1	L	7	4	4	4	0	2	0	0	0	1	1	17	32	108.00	18.000										
56 J.P. Howell, L ERA: 4.5	1.0		4	1	0	0	1	0	0	0	0	0	0	12	20	0.00	1.000										
54 Javy Guerra, R ERA:	0.2		2	0	0	0	2	0	0	0	0	0	0	7	10	0.00	0.000										

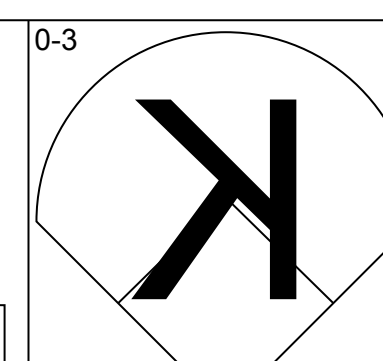
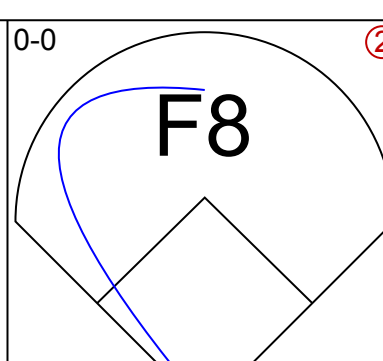
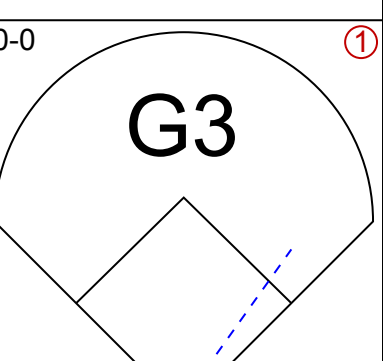
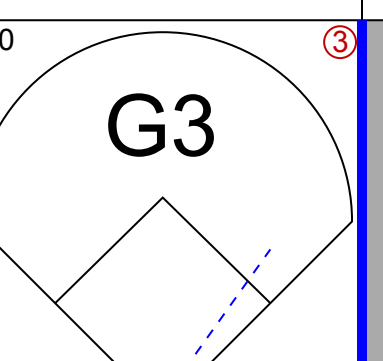

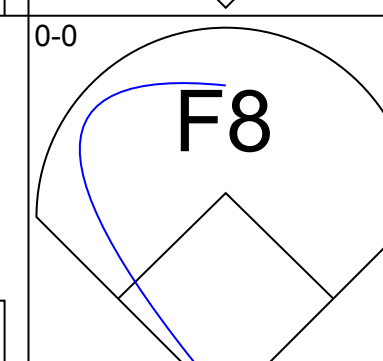
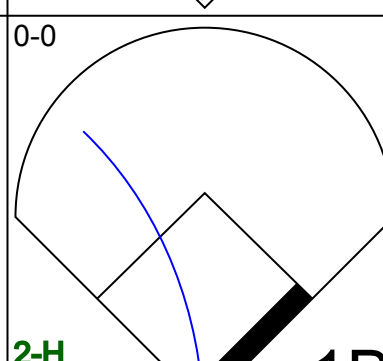
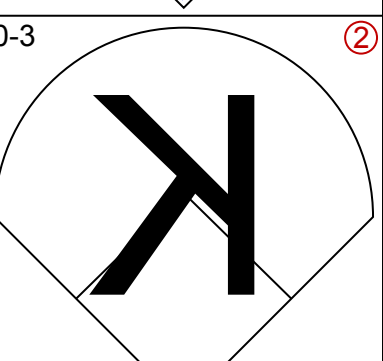
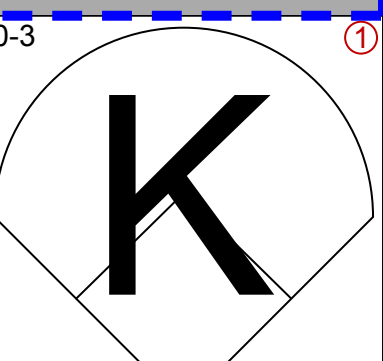
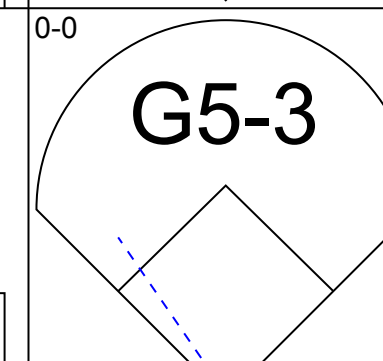
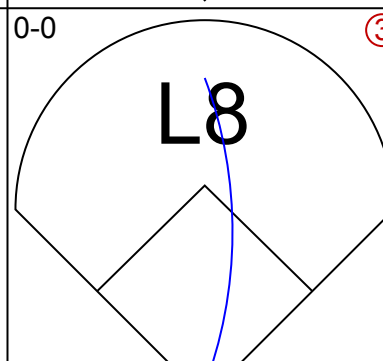
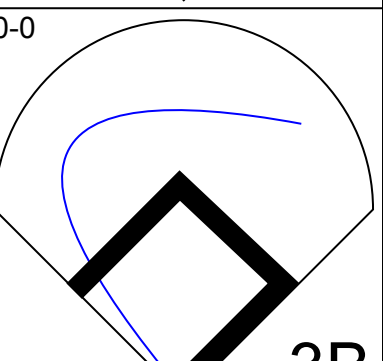
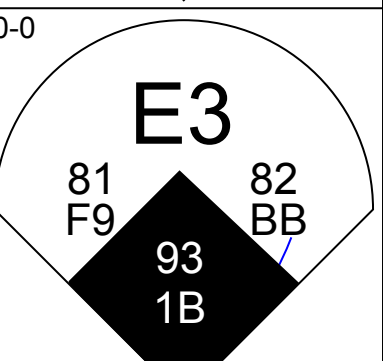
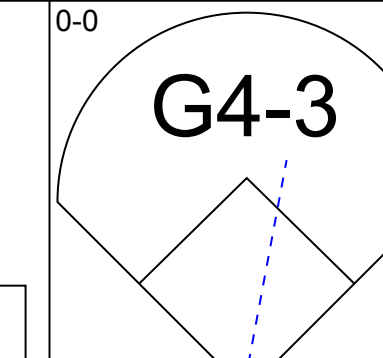
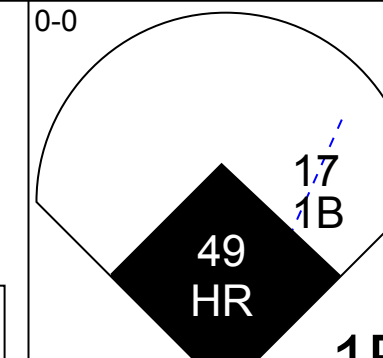
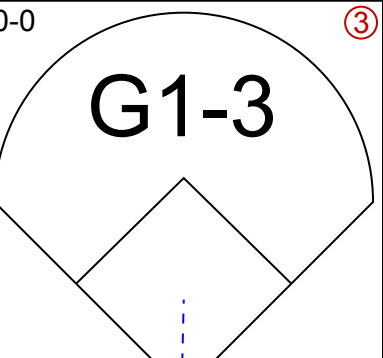
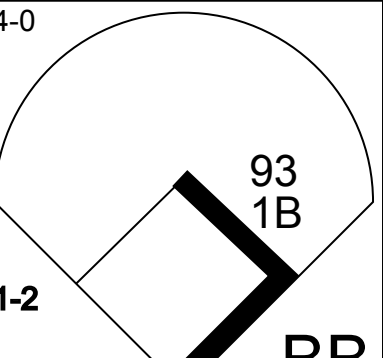
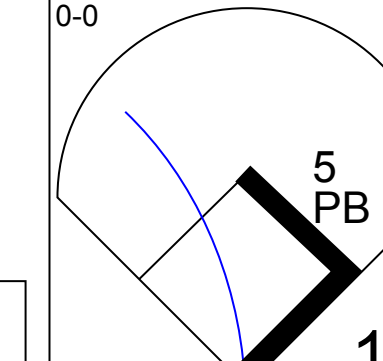
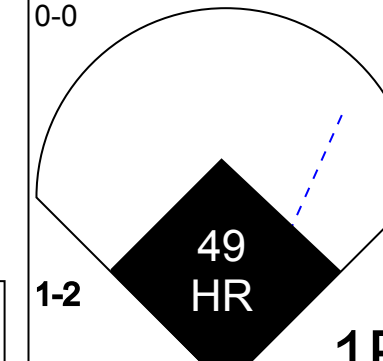
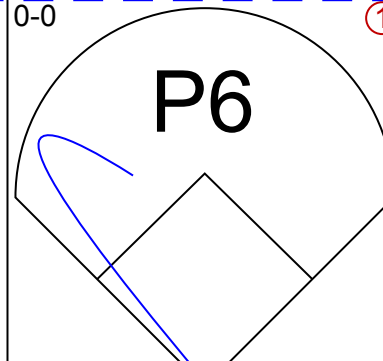
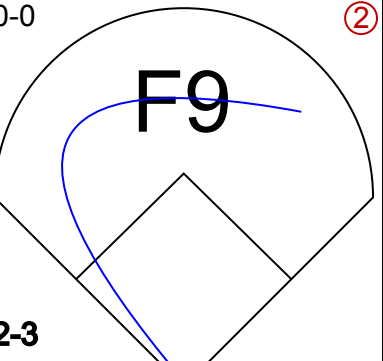
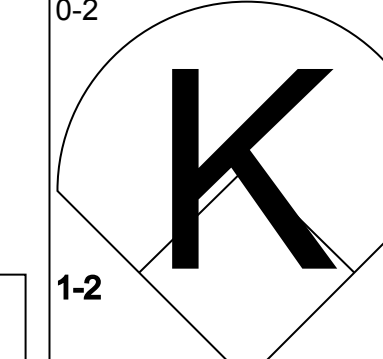
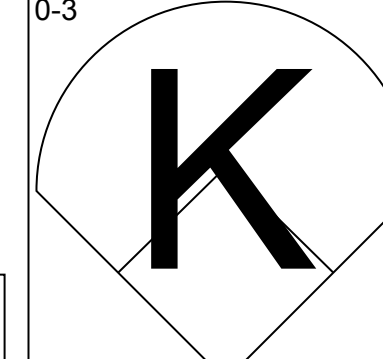
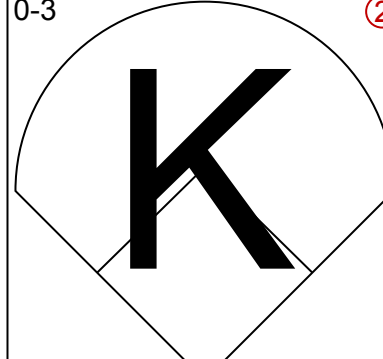
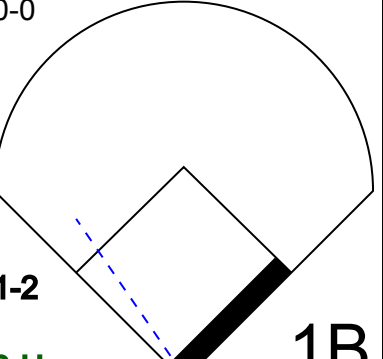
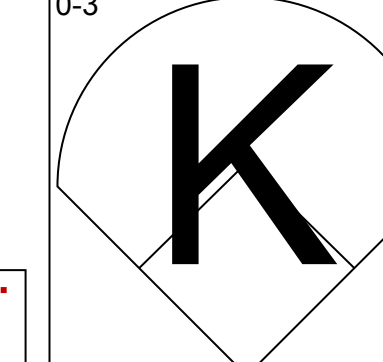
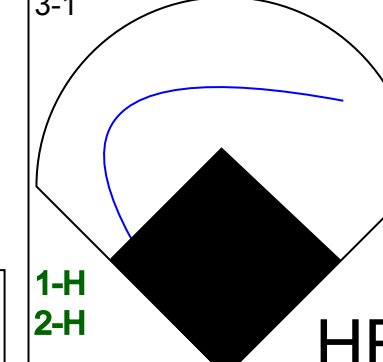


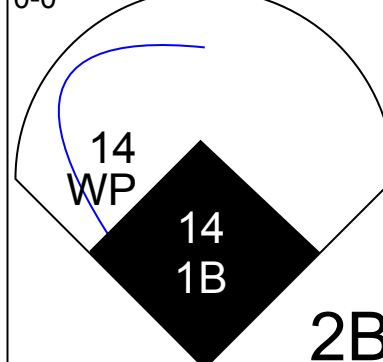

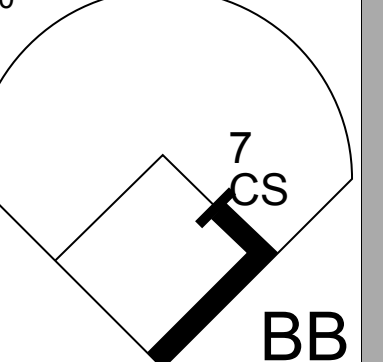
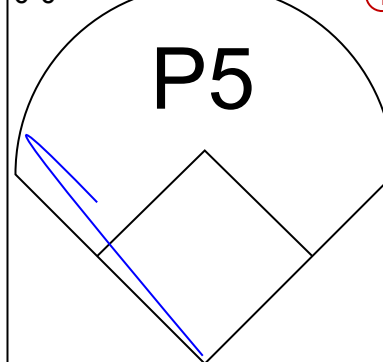

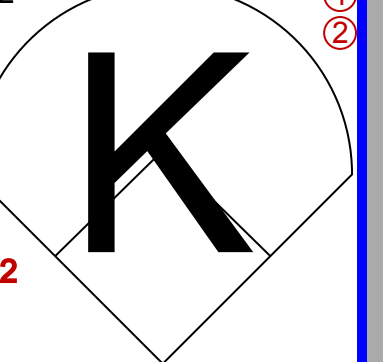
AB 28
R 0
H 2
RBI 0
BB 0
SO 8
LOB 4



AB 30
R 4
H 7
RBI 4
BB 2
SO 9
LOB 11

livebaseballscorecards.com

Batter	1	2	3	4	5	6	7	8	9	AB	R	H	RBI	BB	SO	LOB	TOP						
3 Skip Schumaker, L OBP: 0.298, SLG: 0.442 84 Brian Cavazos-Galvez, R OBP: 0.750, SLG: 1.697	L6		BB		G4-6-3		G5-3		FC1-6 1B	3	0	0	0	1	0	2	Los Angeles Dodgers @ Kansas City Royals Surprise Stadium, Surprise, AZ Wed Mar 20, 2013, 4:07 PM - 7:08 PM EDT Att: 5,709 - Partly Cloudy - 73 F livebaseballscorecards.com						
14 Mark Ellis, R OBP: 0.370, SLG: 0.439 0 Alfredo Amezaga, S OBP: 0.289, SLG: 0.256	G6-3		K		K		G6-3		FC1-6 87 DI	3	0	0	0	0	2	2							
27 Matt Kemp, R OBP: 0.500, SLG: 0.267 87 Nick Buss, L OBP: 0.333, SLG: 0.333		BB		F9		66 SF8 1B		F9	F7	3	1	1	0	1	0	1							
23 Adrián González, L OBP: 0.375, SLG: 0.485 95 O'Koyea Dickson, R OBP: 0.289, SLG: 0.256	G4-3				P5		L7		5 1B BB	3	0	0	0	1	0	2							
6 Jerry Hairston, R OBP: 0.324, SLG: 0.393 5 Juan Uribe, R OBP: 0.395, SLG: 0.541		L7			G6-3		47 1B BB		1B	2	0	0	0	1	0	0							
47 Luis Alfonso Cruz, R OBP: 0.297, SLG: 0.528 89 Miguel Rojas, R OBP: 0.143, SLG: 0.143		L8			G4-3		1B		F9	4	0	1	0	0	0	2							
66 Yasiel Puig, R OBP: 0.500, SLG: 0.854 49 Alex Castellanos, R OBP: 0.282, SLG: 0.457							SF8		K	2	1	2	1	0	0	0							
7 Nick Punto, S OBP: 0.414, SLG: 0.333 37 Elian Herrera, R OBP: 0.375, SLG: 0.421							18 BB 7 BB 3 G4-6-3 1B		G6-3	2	0	0	0	1	2	3							
18 Tim Federowicz, R OBP: 0.235, SLG: 0.167 81 Matt Wallach, L OBP: 0.353, SLG: 0.214					F8		3 G4-6-3 BB		L6	2	0	0	0	1	0	0							
									FC1-6 84 1B	1	0	1	0	0	0	0							
Inning Stats	R: 0 H: 0 E: 0 K: 0 S: 10	H: 0 LOB: 1 BB: 1 P: 17	R: 0 H: 1 E: 0 K: 1 S: 7	H: 1 LOB: 1 BB: 0 P: 11	R: 0 H: 0 E: 0 K: 1 S: 11	H: 0 LOB: 0 BB: 1 P: 19	R: 0 H: 0 E: 0 K: 0 S: 5	H: 0 LOB: 0 BB: 0 P: 6	R: 1 H: 1 E: 0 K: 1 S: 8	H: 1 LOB: 1 BB: 2 P: 18	R: 1 H: 2 E: 0 K: 1 S: 16	H: 2 LOB: 2 BB: 1 P: 24	R: 0 H: 0 E: 0 K: 0 S: 7	H: 0 LOB: 0 BB: 0 P: 11	R: 0 H: 1 E: 0 K: 1 S: 14	H: 1 LOB: 2 BB: 1 P: 22	R: 0 H: 2 E: 0 K: 0 S: 12	H: 2 LOB: 2 BB: 0 P: 19	1B: 6 2B: 0 3B: 1 HR: 0	SF: 1 SAC: 0 DP: 1 HBP: 0	WP: 0 PB: 0 SB: 1 CS: 0	PA: 39	
PITCHER	IP: 4.0 WLS: W BF: 18 ERA: 1.0	H: 2 R: 0 ER: 0 SO: 1 BB: 0 IBB: 0 HBP: 0 BLK: 0	H: 2 R: 0 ER: 0 SO: 1 BB: 0 IBB: 0 HBP: 0 BLK: 0	H: 1 R: 0 ER: 0 SO: 1 BB: 0 IBB: 0 HBP: 0 BLK: 0	H: 0 R: 0 ER: 0 SO: 0 BB: 0 IBB: 0 HBP: 0 BLK: 0	H: 0 R: 0 ER: 0 SO: 0 BB: 0 IBB: 0 HBP: 0 BLK: 0	H: 0 R: 0 ER: 0 SO: 0 BB: 0 IBB: 0 HBP: 0 BLK: 0	H: 0 R: 0 ER: 0 SO: 0 BB: 0 IBB: 0 HBP: 0 BLK: 0	H: 0 R: 0 ER: 0 SO: 0 BB: 0 IBB: 0 HBP: 0 BLK: 0	H: 0 R: 0 ER: 0 SO: 0 BB: 0 IBB: 0 HBP: 0 BLK: 0	H: 0 R: 0 ER: 0 SO: 0 BB: 0 IBB: 0 HBP: 0 BLK: 0	H: 0 R: 0 ER: 0 SO: 0 BB: 0 IBB: 0 HBP: 0 BLK: 0	H: 0 R: 0 ER: 0 SO: 0 BB: 0 IBB: 0 HBP: 0 BLK: 0	H: 0 R: 0 ER: 0 SO: 0 BB: 0 IBB: 0 HBP: 0 BLK: 0	H: 0 R: 0 ER: 0 SO: 0 BB: 0 IBB: 0 HBP: 0 BLK: 0	H: 0 R: 0 ER: 0 SO: 0 BB: 0 IBB: 0 HBP: 0 BLK: 0	H: 0 R: 0 ER: 0 SO: 0 BB: 0 IBB: 0 HBP: 0 BLK: 0	H: 0 R: 0 ER: 0 SO: 0 BB: 0 IBB: 0 HBP: 0 BLK: 0	H: 0 R: 0 ER: 0 SO: 0 BB: 0 IBB: 0 HBP: 0 BLK: 0	H: 0 R: 0 ER: 0 SO: 0 BB: 0 IBB: 0 HBP: 0 BLK: 0	WP: 0 HR: 0 S: 12 P: 19	ERA: 0.00 WHIP: 2.000	
22 Wade Davis, R ERA: 1.0	IP: 4.0 WLS: W BF: 18 ERA: 1.0	H: 2 R: 0 ER: 0 SO: 1 BB: 0 IBB: 0 HBP: 0 BLK: 0	H: 2 R: 0 ER: 0 SO: 1 BB: 0 IBB: 0 HBP: 0 BLK: 0	H: 1 R: 0 ER: 0 SO: 1 BB: 0 IBB: 0 HBP: 0 BLK: 0	H: 0 R: 0 ER: 0 SO: 0 BB: 0 IBB: 0 HBP: 0 BLK: 0	H: 0 R: 0 ER: 0 SO: 0 BB: 0 IBB: 0 HBP: 0 BLK: 0	H: 0 R: 0 ER: 0 SO: 0 BB: 0 IBB: 0 HBP: 0 BLK: 0	H: 0 R: 0 ER: 0 SO: 0 BB: 0 IBB: 0 HBP: 0 BLK: 0	H: 0 R: 0 ER: 0 SO: 0 BB: 0 IBB: 0 HBP: 0 BLK: 0	H: 0 R: 0 ER: 0 SO: 0 BB: 0 IBB: 0 HBP: 0 BLK: 0	H: 0 R: 0 ER: 0 SO: 0 BB: 0 IBB: 0 HBP: 0 BLK: 0	H: 0 R: 0 ER: 0 SO: 0 BB: 0 IBB: 0 HBP: 0 BLK: 0	H: 0 R: 0 ER: 0 SO: 0 BB: 0 IBB: 0 HBP: 0 BLK: 0	H: 0 R: 0 ER: 0 SO: 0 BB: 0 IBB: 0 HBP: 0 BLK: 0	H: 0 R: 0 ER: 0 SO: 0 BB: 0 IBB: 0 HBP: 0 BLK: 0	H: 0 R: 0 ER: 0 SO: 0 BB: 0 IBB: 0 HBP: 0 BLK: 0	H: 0 R: 0 ER: 0 SO: 0 BB: 0 IBB: 0 HBP: 0 BLK: 0	H: 0 R: 0 ER: 0 SO: 0 BB: 0 IBB: 0 HBP: 0 BLK: 0	H: 0 R: 0 ER: 0 SO: 0 BB: 0 IBB: 0 HBP: 0 BLK: 0	H: 0 R: 0 ER: 0 SO: 0 BB: 0 IBB: 0 HBP: 0 BLK: 0	WP: 0 HR: 0 S: 12 P: 19	ERA: 0.00 WHIP: 2.000	
31 Louis Coleman, R ERA: 1.74	IP: 1.0 WLS: H BF: 2 ERA: 1.74	H: 2 R: 0 ER: 0 SO: 1 BB: 0 IBB: 0 HBP: 0 BLK: 0	H: 2 R: 0 ER: 0 SO: 1 BB: 0 IBB: 0 HBP: 0 BLK: 0	H: 1 R: 0 ER: 0 SO: 1 BB: 0 IBB: 0 HBP: 0 BLK: 0	H: 0 R: 0 ER: 0 SO: 0 BB: 0 IBB: 0 HBP: 0 BLK: 0	H: 0 R: 0 ER: 0 SO: 0 BB: 0 IBB: 0 HBP: 0 BLK: 0	H: 0 R: 0 ER: 0 SO: 0 BB: 0 IBB: 0 HBP: 0 BLK: 0	H: 0 R: 0 ER: 0 SO: 0 BB: 0 IBB: 0 HBP: 0 BLK: 0	H: 0 R: 0 ER: 0 SO: 0 BB: 0 IBB: 0 HBP: 0 BLK: 0	H: 0 R: 0 ER: 0 SO: 0 BB: 0 IBB: 0 HBP: 0 BLK: 0	H: 0 R: 0 ER: 0 SO: 0 BB: 0 IBB: 0 HBP: 0 BLK: 0	H: 0 R: 0 ER: 0 SO: 0 BB: 0 IBB: 0 HBP: 0 BLK: 0	H: 0 R: 0 ER: 0 SO: 0 BB: 0 IBB: 0 HBP: 0 BLK: 0	H: 0 R: 0 ER: 0 SO: 0 BB: 0 IBB: 0 HBP: 0 BLK: 0	H: 0 R: 0 ER: 0 SO: 0 BB: 0 IBB: 0 HBP: 0 BLK: 0	H: 0 R: 0 ER: 0 SO: 0 BB: 0 IBB: 0 HBP: 0 BLK: 0	H: 0 R: 0 ER: 0 SO: 0 BB: 0 IBB: 0 HBP: 0 BLK: 0	H: 0 R: 0 ER: 0 SO: 0 BB: 0 IBB: 0 HBP: 0 BLK: 0	H: 0 R: 0 ER: 0 SO: 0 BB: 0 IBB: 0 HBP: 0 BLK: 0	H: 0 R: 0 ER: 0 SO: 0 BB: 0 IBB: 0 HBP: 0 BLK: 0	WP: 0 HR: 0 S: 12 P: 19	ERA: 0.00 WHIP: 2.000	
27 Juan Gutierrez, R ERA: 5.0	IP: 1.0 WLS: H BF: 6 ERA: 5.0	H: 2 R: 0 ER: 1 SO: 1 BB: 0 IBB: 0 HBP: 0 BLK: 0	H: 2 R: 0 ER: 1 SO: 1 BB: 0 IBB: 0 HBP: 0 BLK: 0	H: 1 R: 0 ER: 0 SO: 1 BB: 0 IBB: 0 HBP: 0 BLK: 0	H: 0 R: 0 ER: 0 SO: 0 BB: 0 IBB: 0 HBP: 0 BLK: 0	H: 0 R: 0 ER: 0 SO: 0 BB: 0 IBB: 0 HBP: 0 BLK: 0	H: 0 R: 0 ER: 0 SO: 0 BB: 0 IBB: 0 HBP: 0 BLK: 0	H: 0 R: 0 ER: 0 SO: 0 BB: 0 IBB: 0 HBP: 0 BLK: 0	H: 0 R: 0 ER: 0 SO: 0 BB: 0 IBB: 0 HBP: 0 BLK: 0	H: 0 R: 0 ER: 0 SO: 0 BB: 0 IBB: 0 HBP: 0 BLK: 0	H: 0 R: 0 ER: 0 SO: 0 BB: 0 IBB: 0 HBP: 0 BLK: 0	H: 0 R: 0 ER: 0 SO: 0 BB: 0 IBB: 0 HBP: 0 BLK: 0	H: 0 R: 0 ER: 0 SO: 0 BB: 0 IBB: 0 HBP: 0 BLK: 0	H: 0 R: 0 ER: 0 SO: 0 BB: 0 IBB: 0 HBP: 0 BLK: 0	H: 0 R: 0 ER: 0 SO: 0 BB: 0 IBB: 0 HBP: 0 BLK: 0	H: 0 R: 0 ER: 0 SO: 0 BB: 0 IBB: 0 HBP: 0 BLK: 0	H: 0 R: 0 ER: 0 SO: 0 BB: 0 IBB: 0 HBP: 0 BLK: 0	H: 0 R: 0 ER: 0 SO: 0 BB: 0 IBB: 0 HBP: 0 BLK: 0	H: 0 R: 0 ER: 0 SO: 0 BB: 0 IBB: 0 HBP: 0 BLK: 0	H: 0 R: 0 ER: 0 SO: 0 BB: 0 IBB: 0 HBP: 0 BLK: 0	WP: 0 HR: 0 S: 12 P: 19	ERA: 0.00 WHIP: 2.000	
49 Donnie Joseph, L ERA: 2.0	IP: 1.0 WLS: H BF: 3 ERA: 2.0	H: 0 R: 0 ER: 0 SO: 0 BB: 0 IBB: 0 HBP: 0 BLK: 0	H: 0 R: 0 ER: 0 SO: 0 BB: 0 IBB: 0 HBP: 0 BLK: 0	H: 0 R: 0 ER: 0 SO: 0 BB: 0 IBB: 0 HBP: 0 BLK: 0	H: 0 R: 0 ER: 0 SO: 0 BB: 0 IBB: 0 HBP: 0 BLK: 0	H: 0 R: 0 ER: 0 SO: 0 BB: 0 IBB: 0 HBP: 0 BLK: 0	H: 0 R: 0 ER: 0 SO: 0 BB: 0 IBB: 0 HBP: 0 BLK: 0	H: 0 R: 0 ER: 0 SO: 0 BB: 0 IBB: 0 HBP: 0 BLK: 0	H: 0 R: 0 ER: 0 SO: 0 BB: 0 IBB: 0 HBP: 0 BLK: 0	H: 0 R: 0 ER: 0 SO: 0 BB: 0 IBB: 0 HBP: 0 BLK: 0	H: 0 R: 0 ER: 0 SO: 0 BB: 0 IBB: 0 HBP: 0 BLK: 0	H: 0 R: 0 ER: 0 SO: 0 BB: 0 IBB: 0 HBP: 0 BLK: 0	H: 0 R: 0 ER: 0 SO: 0 BB: 0 IBB: 0 HBP: 0 BLK: 0	H: 0 R: 0 ER: 0 SO: 0 BB: 0 IBB: 0 HBP: 0 BLK: 0	H: 0 R: 0 ER: 0 SO: 0 BB: 0 IBB: 0 HBP: 0 BLK: 0	H: 0 R: 0 ER: 0 SO: 0 BB: 0 IBB: 0 HBP: 0 BLK: 0	H: 0 R: 0 ER: 0 SO: 0 BB: 0 IBB: 0 HBP: 0 BLK: 0	H: 0 R: 0 ER: 0 SO: 0 BB: 0 IBB: 0 HBP: 0 BLK: 0	H: 0 R: 0 ER: 0 SO: 0 BB: 0 IBB: 0 HBP: 0 BLK: 0	H: 0 R: 0 ER: 0 SO: 0 BB: 0 IBB: 0 HBP: 0 BLK: 0	WP: 0 HR: 0 S: 12 P: 19	ERA: 0.00 WHIP: 2.000	
55 Tim Collins, L ERA: 7.2	IP: 1.0 WLS: H BF: 5 ERA: 7.2	H: 1 R: 0 ER: 0 SO: 1 BB: 0 IBB: 0 HBP: 0 BLK: 0	H: 1 R: 0 ER: 0 SO: 1 BB: 0 IBB: 0 HBP: 0 BLK: 0	H: 0 R: 0 ER: 0 SO: 0 BB: 0 IBB: 0 HBP: 0 BLK: 0	H: 0 R: 0 ER: 0 SO: 0 BB: 0 IBB: 0 HBP: 0 BLK: 0	H: 0 R: 0 ER: 0 SO: 0 BB: 0 IBB: 0 HBP: 0 BLK: 0	H: 0 R: 0 ER: 0 SO: 0 BB: 0 IBB: 0 HBP: 0 BLK: 0	H: 0 R: 0 ER: 0 SO: 0 BB: 0 IBB: 0 HBP: 0 BLK: 0	H: 0 R: 0 ER: 0 SO: 0 BB: 0 IBB: 0 HBP: 0 BLK: 0	H: 0 R: 0 ER: 0 SO: 0 BB: 0 IBB: 0 HBP: 0 BLK: 0	H: 0 R: 0 ER: 0 SO: 0 BB: 0 IBB: 0 HBP: 0 BLK: 0	H: 0 R: 0 ER: 0 SO: 0 BB: 0 IBB: 0 HBP: 0 BLK: 0	H: 0 R: 0 ER: 0 SO: 0 BB: 0 IBB: 0 HBP: 0 BLK: 0	H: 0 R: 0 ER: 0 SO: 0 BB: 0 IBB: 0 HBP: 0 BLK: 0	H: 0 R: 0 ER: 0 SO: 0 BB: 0 IBB: 0 HBP: 0 BLK: 0	H: 0 R: 0 ER: 0 SO: 0 BB: 0 IBB: 0 HBP: 0 BLK: 0	H: 0 R: 0 ER: 0 SO: 0 BB: 0 IBB: 0 HBP: 0 BLK: 0	H: 0 R: 0 ER: 0 SO: 0 BB: 0 IBB: 0 HBP: 0 BLK: 0	H: 0 R: 0 ER: 0 SO: 0 BB: 0 IBB: 0 HBP: 0 BLK: 0	H: 0 R: 0 ER: 0 SO: 0 BB: 0 IBB: 0 HBP: 0 BLK: 0	WP: 0 HR: 0 S: 12 P: 19	ERA: 0.00 WHIP: 2.000	
Batter	1	2	3	4	5	6	7	8	9	AB	R	H	RBI	BB	SO	LOB	BOTTOM						
4 Alex Gordon, L OBP: 0.527, SLG: 0.729 32 Endy Chavez, L OBP: 0.212, SLG: 0.188	2B	P6		F8		G3-1		L7		4	1	1	0	0	0	1	Los Angeles Dodgers @ Kansas City Royals Surprise Stadium, Surprise, AZ Wed Mar 20, 2013, 4:07 PM - 7:08 PM EDT Att: 5,709 - Partly Cloudy - 73 F livebaseballscorecards.com						
2 Alcides Escobar, R OBP: 0.282, SLG: 0.366 81 Orlando Calixte, R	2B		P3		K		L8			4	1	1	0	0	1	0							
16 Billy Butler, R OBP: 0.390, SLG: 0.494 26 George Kottaras, L OBP: 0.424, SLG: 0.346	1B		L6		P5		G4-3			3	0	0	0	0	1	2							
8 Mike Moustakas, L OBP: 0.471, SLG: 0.820 83 Rey Navarro, S OBP: 0.697, SLG: 0.667	1B						G6-3			3	1	3	2	0	0	0							
13 Salvador Perez, R OBP: 0.385, SLG: 0.474 12 Brett Hayes, R OBP: 0.313, SLG: 0.483	1B						HR			3	2	1	0	0	1	1							
6 Lorenzo Cain, R OBP: 0.585, SLG: 0.684 1 Jarrod Dyson, L OBP: 0.333, SLG: 0.366	2B						21 1B 2B			2	1	2	1	1	0	0							
21 Jeff Francoeur, R OBP: 0.271, SLG: 0.411 7 David Lough, L OBP: 0.513, SLG: 0.711	2B						23 CS BB			1	0	1	0	0	0	0							
23 Elliot Johnson, S OBP: 0.286, SLG: 0.359 63 Max Ramirez, R OBP: 0.477, SLG: 0.622	1B						23 G3 CS			3	0	2	1	0	0	1							
9 Johnny Giavotella, R OBP: 0.289, SLG: 0.409 17 Chris Getz, L OBP: 0.419, SLG: 0.513	1B						1B			1	0	0	0	0	0	1							
										3	1	1	1	0	0	1							
Inning Stats	R: 3 H: 4 E: 2 K: 1 S: 20	H: 4 LOB: 1 BB: 0 P: 28	R: 0 H: 0 E: 0 K: 1 S: 10	H: 0 LOB: 0 BB: 0 P: 15	R: 0 H: 1 E: 0 K: 1 S: 12	H: 1 LOB: 1 BB: 0 P: 18	R: 1 H: 2 E: 0 K: 0 S: 15	H: 2 LOB: 1 BB: 0 P: 24	R: 2 H: 3 E: 0 K: 1 S: 19	H: 3 LOB: 1 BB: 1 P: 33	R: 1 H: 1 E: 0 K: 0 S: 11	H: 1 LOB: 0 BB: 0 P: 17	R: 0 H: 0 E: 0 K: 1 S: 9	H: 0 LOB: 0 BB: 0 P: 11	R: 0 H: 2 E: 0 K: 0 S: 13	H: 2 LOB: 2 BB: 0 P: 21	R: 0 H: 2 E: 0 K: 0 S: 13	H: 2 LOB: 2 BB: 0 P: 21	1B: 6 2B: 4 3B: 0 HR: 3	SF: 0 SAC: 0 DP: 0 HBP: 0	WP: 1 PB: 0 SB: 1 CS: 1	PA: 38	
PITCHER	IP: 4.1 WLS: L BF: 20 ERA: 8.1	H: 4 R: 2 ER: 2 SO: 0 BB: 1 IBB: 0 HBP: 0 BLK: 0	H: 0 R: 0 ER: 0 SO: 0 BB: 0 IBB: 0 HBP: 0 BLK: 0	H: 0 R: 0 ER: 0 																			

Batter	1	2	3	4	5	6	7	8	9	AB	R	H	RBI	BB	SO	LOB	TOP					
15 Darwin Barney, R (1,4) 74 Justin Bour, L (8,3)										4	0	0	0	0	2	2	<p>Chicago Cubs @ Los Angeles Dodgers Kino Veterans Memorial Stadium, Tucson, AZ</p> <p>Thu Mar 21 2013, 4:09 PM - 6:52 PM EDT Att. 11,118 - Overcast - 75 F</p> <p>AB 35 R 4 H 10 RBI 4 BB 2 SO 5 LOB 18</p> 					
13 Starlin Castro, R (1,6) 91 Arismendy Alcántara, S (8,6)										4	1	2	1	0	1	2						
44 Anthony Rizzo, L (1,3) 71 Jonathan Mota, R (8,4)										4	0	2	0	0	0	0						
21 Scott Hairston, R (1,7)										4	1	1	0	0	1	3						
17 Dave Sappelt, R (1,8)										4	0	0	0	0	0	3						
53 Wellington Castillo, R (1,2)										3	1	0	0	1	0	2						
20 Brent Lillibridge, R (1,5)										3	1	2	1	1	0	0						
66 Brian Bogusevic, L (1,9)										4	0	2	0	0	1	3						
46 Scott Feldman, L (1,1) 47 Hisanori Takahashi, L (8,1) 28 Michael Bowden, R (8,1) 51 Steve Clevenger, L (7,PH) 37 Jaye Chapman, R (7,1) 60 Jensen Lewis, R (8,1) 80 Johermyn Chavez, R (9,PH)										2	0	1	1	0	0	0						
Inning Stats	R: 0 E: 0 K: 2 S: 7	H: 0 LOB: 0 BB: 0 P: 7	R: 1 E: 1 K: 1 S: 7	H: 2 LOB: 1 BB: 0 P: 7	R: 1 E: 0 K: 0 S: 6	H: 1 LOB: 0 BB: 0 P: 9	R: 0 E: 0 K: 0 S: 3	H: 0 LOB: 0 BB: 0 P: 3	R: 1 E: 0 K: 0 S: 5	H: 3 LOB: 1 BB: 0 P: 5	R: 0 E: 0 K: 0 S: 3	H: 1 LOB: 0 BB: 0 P: 3	R: 0 E: 0 K: 0 S: 4	H: 1 LOB: 1 BB: 0 P: 4	R: 0 E: 0 K: 2 S: 9	H: 2 LOB: 2 BB: 0 P: 9		R: 1 E: 0 K: 0 S: 3	H: 0 LOB: 1 BB: 2 P: 11	1B: 8 2B: 2 3B: 0 HR: 1	SF: 0 SAC: 0 DP: 3 HBP: 0	WP: 0 PB: 0 SB: 1 CS: 0
PITCHER	IP WLS BF H R ER SO BB IBB HBP BLK WP HR S P ERA WHIP																					
59 Stephen Fife, R (1,1) 82 Blake Johnson, R (7,1) 82 Blake Johnson, R (8,1) 88 Sean White, R (9,1)	6.0 W 23 7 3 2 3 0 0 0 0 0 1 31 34 3.00 1.167																					


Batter	1	2	3	4	5	6	7	8	9	AB	R	H	RBI	BB	SO	LOB	BOTTOM			
3 Skip Schumaker, L (1,7) 82 Blake Johnson, R (8,1) 88 Sean White, R (9,1)										4	0	0	0	0	1	1	<p>Chicago Cubs @ Los Angeles Dodgers Kino Veterans Memorial Stadium, Tucson, AZ</p> <p>Thu Mar 21 2013, 4:09 PM - 6:52 PM EDT Att. 11,118 - Overcast - 75 F</p> <p>AB 32 R 5 H 8 RBI 5 BB 2 SO 9 LOB 13</p> 			
14 Mark Ellis, R (1,4) 37 Elian Herrera, S (8,9)										3	0	1	1	0	1	0				
27 Matt Kemp, R (1,8) 62 Omar Luna, R (8,6)										3	0	1	0	0	0	1				
16 Andre Ethier, L (1,9) 82 Matt Angle, L (8,8)										3	1	1	0	0	0	1				
17 A.J. Ellis, R (1,2) 81 Matt Wallach, L (7,2)										3	1	2	0	0	0	0				
5 Juan Uribe, R (1,5) 93 C.J. Retherford, R (8,5)										3	0	0	0	0	3	3				
49 Alex Castellanos, R (1,10) 88 Angelo Songco, L (1,3) 95 O'Koyea Dickson, R (8,3)										4	1	1	3	0	2	3				
7 Nick Punto, S (1,6) 83 Rafael Ynoa, S (8,4)										2	1	1	0	0	0	0				
										3	0	0	0	0	1	2				
Inning Stats	R: 0 E: 0 K: 1 S: 5	H: 0 LOB: 0 BB: 0 P: 5	R: 0 E: 0 K: 2 S: 7	H: 1 LOB: 1 BB: 0 P: 7	R: 1 E: 0 K: 0 S: 5	H: 2 LOB: 1 BB: 0 P: 5	R: 3 E: 0 K: 1 S: 9	H: 3 LOB: 0 BB: 0 P: 12	R: 0 E: 0 K: 1 S: 6	H: 1 LOB: 1 BB: 0 P: 6	R: 0 E: 0 K: 1 S: 5	H: 0 LOB: 0 BB: 1 P: 5	R: 0 E: 0 K: 1 S: 4	H: 0 LOB: 0 BB: 1 P: 8	R: 1 E: 1 K: 2 S: 9	H: 1 LOB: 2 BB: 1 P: 13		1B: 5 2B: 2 3B: 1 HR: 1	SF: 0 SAC: 0 DP: 1 HBP: 0	WP: 1 PB: 1 SB: 0 CS: 1
PITCHER	IP WLS BF H R ER SO BB IBB HBP BLK WP HR S P ERA WHIP																			
46 Scott Feldman, R (1,1) 47 Hisanori Takahashi, L (8,1) 28 Michael Bowden, R (8,1) 37 Jaye Chapman, R (7,1) 60 Jensen Lewis, R (8,1)	5.0 L 22 7 4 4 5 0 0 0 0 0 0 0 4 4 0.00 0.000																			

Batter	1	2	3	4	5	6	7	8	9	AB	R	H	RBI	BB	SO	LOB	TOP		
28 Chris Heisey, R OBP: 0.340, SLG: 0.609 81 Derrick Robinson, S OBP: 0.381, SLG: 0.537	1-0 FC4-6 48 BB 1B HBP	0-3 K2-3			0-0 19 F8 32 E 4 BB 1B		0-3 K		0-3 K	2 2 1 0 0 1 0 2 0 0 0 0 2 2							Cincinnati Reds @ Los Angeles Dodgers Camelback Ranch, Glendale, AZ Fri Mar 22 2013, 4:06 PM - 7:15 PM EDT Att: 12,342 - Sunny - 77 F		
4 Brandon Phillips, R OBP: 0.308, SLG: 0.360 78 Emmanuel Burriss, S OBP: 0.304, SLG: 0.286	4-0 FC4-6 19 BB		0-0 G3		0-0 E8 32 BB 1B		4-0 9 G3-6 BB		4-0 9 BB 26 SF9	2 0 0 0 1 0 1 0 1 0 0 2 0 0									
19 Joey Votto, L OBP: 0.477, SLG: 0.583 9 Jack Hannahan, L OBP: 0.308, SLG: 0.235	0-0 FC4-6 48 BB 21 BB 1B		0-3 K		0-0 F8		0-0 G3-6-1		0-0 1-3 2-H 3-H 1B	3 1 0 0 0 1 4 2 0 1 2 0 0 1									
48 Ryan Ludwick, R OBP: 0.163, SLG: 0.190 26 Xavier Paul, L OBP: 0.326, SLG: 0.514	0-0 1-3 3-H 21 BB 1B		0-3 K		0-3 K				0-0 G4-3	3 0 1 1 0 2 2 1 0 0 1 0 0 0									
32 Jay Bruce, L OBP: 0.302, SLG: 0.632 23 Denis Phipps, R OBP: 0.316, SLG: 0.600	0-3 K			4-0 2 BB	0-0 1-2 3-H 1B		0-3 K		0-3 3-H K	2 0 1 1 1 1 2 2 0 0 0 0 2 1									
21 Todd Frazier, R OBP: 0.341, SLG: 0.550 31 David Vidal, R OBP: 0.500, SLG: 0.500	0-0 1-2 3-H 1B			0-0 F8	0-0 F8				0-0 1B	3 0 1 1 0 0 3 1 0 1 0 0 0 0									
2 Zack Cozart, R OBP: 0.348, SLG: 0.488 3 Cesar Izturis, S OBP: 0.362, SLG: 0.442	0-3 K			1-0 P3					0-3 K	3 0 0 0 0 1 3 1 0 0 0 0 1 1								AB 33 R 6 H 7 RBI 6 BB 6 SO 13 LOB 22	
39 Devin Mesoraco, R OBP: 0.455, SLG: 0.690 30 Miguel Olivo, R OBP: 0.200, SLG: 0.313		0-0 G5-3			4-0 BB				0-0 81 WP 9 BB 2B	1 0 0 0 1 0 0 2 1 1 0 0 0 0									
44 Mike Leake, R OBP: 0.206, SLG: 0.400 54 Arodis Chapman, L ERA: 4.15 45 Sean Marshall, L ERA: 2.57 33 Jose Arredondo, R ERA: 4.0 23 Juan Silva, L ERA: 9.0 25 Daniel Wolford, R ERA: 9.0		0-0 P3		0-3 K					4-0 81 WP 9 BB 1B	3 0 0 0 0 0 2 2 0 0 0 0 0 0 0 0 0 0 0 0 0 0 0 0 0 0 1 0 0 1 0 0 0 0 0 0 0 0 0 0									
Inning Stats	R: 2 H: 2 E: 0 K: 2 S: 9	H: 2 R: 1 BB: 1 P: 14	R: 0 H: 0 E: 0 K: 1 S: 5	H: 0 R: 0 BB: 0 P: 5	R: 0 H: 0 E: 0 K: 2 S: 7	H: 0 R: 0 BB: 0 P: 7	R: 0 H: 0 E: 0 K: 1 S: 5	H: 2 R: 2 BB: 2 P: 14	R: 1 H: 2 E: 1 K: 1 S: 8	H: 0 R: 0 BB: 0 P: 5	R: 0 H: 0 E: 0 K: 1 S: 4	H: 1 R: 0 BB: 1 P: 8	R: 3 H: 2 E: 0 K: 2 S: 9	H: 2 R: 1 BB: 2 P: 17	1B: 6 2B: 1 3B: 0 HR: 0	SF: 1 SAC: 0 DP: 1 HBP: 1		WP: 1 PA: 41 PB: 0 SB: 0 CS: 0	
PITCHER	IP WLS BF H R ER SO BB IBB HBP BLK WP HR S P ERA WHIP	22 Clayton Kershaw, L ERA: 3.6	28 Mark Lowe, R ERA: 4.15	75 Paco Rodríguez, L ERA: 2.0	76 Peter Moylan, R ERA: 8.59	46 Josh Wall, R ERA: 4.69	84 Geison Aguiar, L ERA: 0.2	IP WLS BF H R ER SO BB IBB HBP BLK WP HR S P ERA WHIP	84 Geison Aguiar, L ERA: 0.2	IP WLS BF H R ER SO BB IBB HBP BLK WP HR S P ERA WHIP	84 Geison Aguiar, L ERA: 0.2	IP WLS BF H R ER SO BB IBB HBP BLK WP HR S P ERA WHIP	84 Geison Aguiar, L ERA: 0.2	IP WLS BF H R ER SO BB IBB HBP BLK WP HR S P ERA WHIP	84 Geison Aguiar, L ERA: 0.2	IP WLS BF H R ER SO BB IBB HBP BLK WP HR S P ERA WHIP	84 Geison Aguiar, L ERA: 0.2	IP WLS BF H R ER SO BB IBB HBP BLK WP HR S P ERA WHIP	84 Geison Aguiar, L ERA: 0.2
Batter	1	2	3	4	5	6	7	8	9	AB	R	H	RBI	BB	SO	LOB	BOTTOM		
25 Carl Crawford, L OBP: 0.286, SLG: 0.231 81 Matt Wallach, L OBP: 0.316, SLG: 0.188	4-0 G5-3 6 HR 9 S BB	1-0 F9			0-0 F9		0-3 K		0-0 G3	3 1 0 0 1 1 2 1 0 0 0 0 0 0							Cincinnati Reds @ Los Angeles Dodgers Camelback Ranch, Glendale, AZ Fri Mar 22 2013, 4:06 PM - 7:15 PM EDT Att: 12,342 - Sunny - 77 F		
9 Dee Strange-Gordon, L OBP: 0.460, SLG: 0.229 64 Osvaldo Martínez, R OBP: 0.100, SLG: 0.100	4-0 G5-3 6 HR BB		0-0 G3-1		0-0 G3-1				0-0 G6-3	2 1 0 0 1 0 0 1 0 0 0 0 0 0									
6 Jerry Hairston, R OBP: 0.297, SLG: 0.355 91 Blake Smith, L OBP: 0.500, SLG: 0.333	0-0 G5-3		0-0 G4-3		0-0 P4				4-0 98 BB 48 2B BB	3 0 0 0 0 0 2 0 1 0 0 1 0 0									
23 Adrián González, L OBP: 0.372, SLG: 0.472 98 Chris Jacobs, R OBP: 0.333, SLG: 0.333	0-0 P6		0-0 F7						0-0 E5 48 2B 82 FC3-2	3 0 1 0 0 0 2 1 0 0 0 0 0 1									
47 Luis Alfonso Cruz, R OBP: 0.325, SLG: 0.692 48 Brian Barden, R OBP: 0.576, SLG: 0.621	1-1 2-H 3-H HR			3-1 HR					0-0 G1-6-3	3 2 2 4 0 0 1 1 0 1 1 0 0 0									
66 Yasiel Puig, R OBP: 0.500, SLG: 0.860 82 Matt Angle, L OBP: 0.500, SLG: 0.769	0-0 L4			0-0 E7 2B					0-0 FC3-2	2 0 1 0 0 0 0 2 0 0 0 0 1 2									
37 Elian Herrera, S OBP: 0.396, SLG: 0.415 84 Darnell Sweeney, S ERA: 9.0		0-0 17 G6-4-3 1B			4-0 17 CS BB				0-0 G4-3	2 0 1 0 1 0 0 1 0 0 0 0 0 2									
17 A.J. Ellis, R OBP: 0.500, SLG: 0.433 18 Tim Federowicz, R OBP: 0.276, SLG: 0.194		0-0 G6-4-3			0-3 K				4-0 49 FC5-4 BB	2 0 0 0 0 1 3 1 0 1 0 1 0 0									
49 Alex Castellanos, R OBP: 0.283, SLG: 0.500 87 Nick Buss, L OBP: 0.250, SLG: 0.250		0-0 25 PB 1B			0-3 K				0-0 G4-6-3	3 0 1 0 0 1 2 1 0 0 0 0 0 1									
Inning Stats	R: 3 H: 1 E: 0 K: 0 S: 5	H: 2 R: 4 BB: 0 P: 14	R: 0 H: 0 E: 0 K: 0 S: 4	H: 2 R: 4 BB: 0 P: 5	R: 0 H: 0 E: 0 K: 2 S: 3	H: 2 R: 1 BB: 1 P: 16	R: 0 H: 0 E: 0 K: 1 S: 3	H: 1 R: 0 BB: 0 P: 5	R: 0 H: 0 E: 0 K: 1 S: 5	H: 1 R: 1 BB: 2 P: 9	R: 1 H: 1 E: 0 K: 0 S: 5	H: 1 R: 0 BB: 2 P: 9	R: 0 H: 1 E: 0 K: 0 S: 3	H: 1 R: 0 BB: 0 P: 3	1B: 4 2B: 3 3B: 0 HR: 2	SF: 0 SAC: 0 DP: 4 HBP: 0		WP: 0 PA: 37 PB: 1 SB: 1 CS: 1	
PITCHER	IP WLS BF H R ER SO BB IBB HBP BLK WP HR S P ERA WHIP	44 Mike Leake, R ERA: 6.75	54 Arodis Chapman, L ERA: 2.0	45 Sean Marshall, L ERA: 2.57	33 Jose Arredondo, R ERA: 4.0	25 Daniel Wolford, R ERA: 9.0	PITCHER	IP WLS BF H R ER SO BB IBB HBP BLK WP HR S P ERA WHIP	44 Mike Leake, R ERA: 6.75	54 Arodis Chapman, L ERA: 2.0	45 Sean Marshall, L ERA: 2.57	33 Jose Arredondo, R ERA: 4.0	25 Daniel Wolford, R ERA: 9.0	IP WLS BF H R ER SO BB IBB HBP BLK WP HR S P ERA WHIP	44 Mike Leake, R ERA: 6.75	54 Arodis Chapman, L ERA: 2.0	45 Sean Marshall, L ERA: 2.57	33 Jose Arredondo, R ERA: 4.0	25 Daniel Wolford, R ERA: 9.0

Batter	1	2	3	4	5	6	7	8	9	AB	R	H	RBI	BB	SO	LOB	TOP				
30 Alejandro De Aza, L 65 Nate Jones, R 27 Matt Lindstrom, R 48 Brian Omogrosso, R Mark Tracy, R 89 Ryan Kussmaul, R	4-0 G1-3 44 WP BB		0-3 K			0-0 G1-6-3		0-0 1B		2	1	0	0	1	1	0	Chicago White Sox @ Los Angeles Dodgers Camelback Ranch, Glendale, AZ Sat Mar 23 2013, 10:08 PM - 1:05 AM EDT Att: 13,721 - Clear - 79 F				
5 Angel Sanchez, R OBP: 0.343, SLG: 0.344	0-0 G6-3 1-2		0-0 F9			0-3 K		0-0 F9		4	0	0	0	0	1	2					
7 Jeff Keppinger, R OBP: 0.561, SLG: 0.618	0-0 G1-3 2-3			4-0 44 L3 BB			0-0 F8		0-0 G1-3	3	0	0	0	1	0	1					
44 Adam Dunn, L OBP: 0.352, SLG: 0.409	1-3 K			0-0 L3 1-4			0-0 F7		0-3 K	4	0	0	0	0	2	1					
21 Tyler Flowers, R OBP: 0.425, SLG: 0.559		0-0 86 28 SF8 2B		0-3 K			0-0 F8		0-3 K	4	1	1	0	0	2	0					
86 Brandon Short, R OBP: 0.364, SLG: 0.333		0-0 G1-3 2-3			0-0 L6			0-0 76 F8 1B 2B		3	1	1	0	0	0	1					
28 Dewayne Wise, L OBP: 0.333, SLG: 0.543		0-0 SF8 3-H			0-0 L7			0-3 K		2	0	0	1	0	1	1					
74 Steve Tolleson, R OBP: 0.357, SLG: 0.478		0-0 P6			0-3 K			4-0 76 F8 1B BB		2	1	0	0	1	1	0					
44 Jake Peavy, R 76 Stefan Gartrell, R OBP: 0.294, SLG: 0.400			0-0 P3			0-0 P4		0-0 F8 1-2 2-3		1	0	0	0	0	0	0					
Inning Stats	R: 1 E: 0 K: 1 S: 5	H: 0 LOB: 0 BB: 1 P: 10	R: 1 E: 0 K: 0 S: 4	H: 1 LOB: 0 BB: 0 P: 4	R: 0 E: 0 K: 1 S: 5	H: 0 LOB: 0 BB: 1 P: 5	R: 0 E: 0 K: 1 S: 5	H: 0 LOB: 0 BB: 0 P: 5	R: 0 E: 0 K: 1 S: 5	H: 0 LOB: 0 BB: 0 P: 5	R: 0 E: 0 K: 0 S: 3	H: 0 LOB: 0 BB: 0 P: 3	R: 2 E: 0 K: 1 S: 7	H: 2 LOB: 1 BB: 1 P: 11	R: 0 E: 0 K: 2 S: 7	H: 0 LOB: 0 BB: 0 P: 7	1B: 1 2B: 3 3B: 0 HR: 0	SF: 1 SAC: 0 DP: 1 HBP: 0	WP: 1 PB: 0 SB: 0 CS: 0	PA: 32	
PITCHER	IP WLS BF H R ER SO BB IBB HBP BLK WP HR S P ERA WHIP	7.0 W 23 1 2 2 5 2 0 0 0 1 0 31 40 2.57 0.429	1.0 6 2 2 2 1 1 0 0 0 0 0 7 11 18.00 3.000	1.0 3 0 0 0 2 0 0 0 0 0 7 7 0.00 0.000																	

Batter	1	2	3	4	5	6	7	8	9	AB	R	H	RBI	BB	SO	LOB	BOTTOM			
25 Carl Crawford, L 66 Yasiel Puig, R OBP: 0.313, SLG: 0.267 OBP: 0.527, SLG: 0.887	0-0 G4-3		0-0 1-2 1B		0-0 14 27 2B					2	0	1	0	0	0	0	Chicago White Sox @ Los Angeles Dodgers Camelback Ranch, Glendale, AZ Sat Mar 23 2013, 10:08 PM - 1:05 AM EDT Att: 13,721 - Clear - 79 F			
14 Mark Ellis, R 7 Nick Punto, S OBP: 0.358, SLG: 0.417 OBP: 0.364, SLG: 0.286	0-0 G4-3		0-3 K		0-0 27 2B		0-0 L8			4	1	1	0	0	1	3				
27 Matt Kemp, R 56 J.P. Howell, L 31 Brandon League, R	4-0 BB		0-0 G5-3		0-0 23 1B		0-0 K			3	2	1	2	2	1	5				
23 Adrián González, L 88 Angelo Songco, L OBP: 0.299, SLG: 0.255 OBP: 0.750, SLG: 1.000	0-0 G1-3			1-0 16 47 G6-4-3 HBP	0-0 E2		4-0 1-2 16 2B BB	4-0 9 BB		2	1	1	1	0	0	1				
16 Andre Ethier, L 49 Alex Castellanos, R OBP: 0.422, SLG: 0.564 OBP: 0.277, SLG: 0.456		0-0 G1-3		0-0 47 G6-4-3 1B	0-0 L1		0-0 0 E 2B	0-3 K		4	1	2	3	0	0	1				
47 Luis Alfonso Cruz, R 37 Elian Herrera, S OBP: 0.318, SLG: 0.643 OBP: 0.379, SLG: 0.405		0-3 K		0-0 G6-4-3		0-3 K	4-0 0 E BB	0-3 K		3	1	0	0	1	2	1				
0 Alfredo Amézaga, S 9 Dee Strange-Gordon, L OBP: 0.415, SLG: 0.226		0-3 K		1-2 3-H L5		0-0 1B	0-0 E2	4-0 1-2 17 E 3 1B BB	4-0 1-2 BB	4	1	1	0	0	1	1				
17 A.J. Ellis, R 81 Matt Wallach, L 46 Chris O'Brien, S OBP: 0.452, SLG: 0.382 OBP: 0.300, SLG: 0.176 OBP: 0.667, SLG: 1.000			0-3 K		0-3 K		0-0 F8	0-0 E6	0-3 K	4	0	0	1	0	2	2				
99 Hyun Jin Ryu, R 3 Skip Schumaker, L OBP: 0.250, SLG: 0.250 OBP: 0.288, SLG: 0.417			0-0 25 1B		0-0 G6-3		0-0 K	0-0 1-2 1B		3	0	1	0	0	1	1				
Inning Stats	R: 0 E: 0 K: 0 S: 3	H: 0 LOB: 1 BB: 1 P: 7	R: 0 E: 0 K: 2 S: 7	H: 0 LOB: 0 BB: 0 P: 7	R: 0 E: 0 K: 2 S: 9	H: 2 LOB: 2 BB: 0 P: 9	R: 1 E: 0 K: 0 S: 3	H: 1 LOB: 0 BB: 0 P: 4	R: 3 E: 1 K: 1 S: 9	H: 4 LOB: 1 BB: 0 P: 9	R: 0 E: 0 K: 2 S: 8	H: 1 LOB: 1 BB: 0 P: 8	R: 6 E: 3 K: 1 S: 11	H: 4 LOB: 3 BB: 3 P: 23	R: 0 E: 0 K: 3 S: 9	H: 0 LOB: 2 BB: 2 P: 17	1B: 9 2B: 3 3B: 0 HR: 0	SF: 0 SAC: 0 DP: 1 HBP: 1	WP: 0 PB: 0 SB: 1 CS: 0	PA: 44
PITCHER	IP WLS BF H R ER SO BB IBB HBP BLK WP HR S P ERA WHIP	5.0 L 23 7 4 4 4 1 0 0 0 0 0 8 8 0.00 1.000	0.1 9 3 6 3 0 3 0 0 0 0 0 6 18 81.00 18.000	0.2 3 1 0 0 1 0 0 0 0 0 5 5 0.00 1.500	1.0 5 0 0 0 3 2 0 0 0 0 9 17 0.00 2.000															

AB	28
R	4
H	3
RBI	3
BB	3
SO	8
LOB	8




AB	37
R	10
H	12
RBI	8
BB	6
SO	11
LOB	22



Batter	1	2	3	4	5	6	7	8	9	AB	R	H	RBI	BB	SO	LOB	TOP					
0 Alfredo Amezaga, S OBP: 0.304, SLG: 0.296	G4-3		E4 G4-3	G5-3				G4-3 HBP		3	0	1	0	0	0	1	Los Angeles Dodgers @ Seattle Mariners Peoria Stadium, Peoria, AZ Wed Mar 27 2013, 4:05 PM - 6:48 PM EDT Att: 8,852 - Overcast - 79 F					
29 Ted Lilly, L OBP: 0.667, SLG: 1.000										1	0	1	2	0	0	0						
90 Red Patterson, R OBP: 0.222, SLG: 0.250										0	0	0	0	0	0	0						
67 Paul Hoenecke, L (8,PH)										0	1	0	1	0	0	0						
90 Hector Nelo, R										0	0	0	0	0	0	0						
37 Elian Herrera, S OBP: 0.346, SLG: 0.367	B1-3									2	0	1	0	0	0	0						
91 Joc Pederson, L OBP: 0.222, SLG: 0.250										3	0	0	1	0	0	4						
6 Jerry Hairston, R OBP: 0.283, SLG: 0.350										3	0	2	0	0	0	2						
93 C.J. Retherford, R OBP: 0.625, SLG: 1.250										2	0	2	2	0	0	0						
94 Scott Van Slyke, R OBP: 0.263, SLG: 0.333	FC6-4									3	0	0	0	0	1	3						
91 Jon Garcia, R										1	0	0	0	0	1	0						
18 Tim Federowicz, R OBP: 0.310, SLG: 0.351										2	0	0	0	0	1	3						
81 Matt Wallach, L OBP: 0.240, SLG: 0.136										3	0	0	0	0	1	1						
87 Nick Buss, L OBP: 0.286, SLG: 0.286										3	1	1	0	0	0	3						
83 Robbie Garvey, L										1	1	0	0	1	1	0						
49 Alex Castellanos, R OBP: 0.319, SLG: 0.479										2	0	1	0	0	0	0						
95 O'Koyea Dickson, R										2	0	0	0	0	0	1						
Justin Sellers, R OBP: 0.250, SLG: 0.182										2	0	1	1	1	0	1						
89 Miguel Rojas, R OBP: 0.250, SLG: 0.143										0	2	0	0	1	0	0						
22 Clayton Kershaw, L OBP: 0.200, SLG: 0.200										1	0	0	0	0	1	1						
83 Rafael Ynoa, S OBP: 0.500, SLG: 0.500										2	2	2	0	0	0	0						
Inning Stats	R: 0 E: 0 K: 0 S: 6	H: 1 LOB: 1 BB: 0 P: 9	R: 1 E: 0 K: 1 S: 12	H: 2 LOB: 1 BB: 0 P: 16	R: 0 E: 0 K: 1 S: 14	H: 2 LOB: 3 BB: 0 P: 18	R: 0 E: 0 K: 0 S: 6	H: 0 LOB: 1 BB: 1 P: 15	R: 0 E: 0 K: 1 S: 10	H: 1 LOB: 0 BB: 0 P: 15	R: 2 E: 0 K: 0 S: 13	H: 3 LOB: 2 BB: 0 P: 23	R: 0 E: 0 K: 1 S: 7	H: 1 LOB: 0 BB: 0 P: 11	R: 4 E: 0 K: 0 S: 9	H: 2 LOB: 1 BB: 2 P: 22	R: 0 E: 0 K: 2 S: 9	H: 0 LOB: 0 BB: 0 P: 16	1B: 10 2B: 2 3B: 0 HR: 0	SF: 0 SAC: 1 DP: 1 HBP: 2	WP: 0 PB: 0 SB: 0 CS: 0	PA: 42
PITCHER	IP WLS BF H R ER SO BB IBB HBP BLK WP HR S P ERA WHIP	IP WLS BF H R ER SO BB IBB HBP BLK WP HR S P ERA WHIP	IP WLS BF H R ER SO BB IBB HBP BLK WP HR S P ERA WHIP	IP WLS BF H R ER SO BB IBB HBP BLK WP HR S P ERA WHIP	IP WLS BF H R ER SO BB IBB HBP BLK WP HR S P ERA WHIP	IP WLS BF H R ER SO BB IBB HBP BLK WP HR S P ERA WHIP	IP WLS BF H R ER SO BB IBB HBP BLK WP HR S P ERA WHIP	IP WLS BF H R ER SO BB IBB HBP BLK WP HR S P ERA WHIP	IP WLS BF H R ER SO BB IBB HBP BLK WP HR S P ERA WHIP	IP WLS BF H R ER SO BB IBB HBP BLK WP HR S P ERA WHIP	IP WLS BF H R ER SO BB IBB HBP BLK WP HR S P ERA WHIP	IP WLS BF H R ER SO BB IBB HBP BLK WP HR S P ERA WHIP	IP WLS BF H R ER SO BB IBB HBP BLK WP HR S P ERA WHIP	IP WLS BF H R ER SO BB IBB HBP BLK WP HR S P ERA WHIP	IP WLS BF H R ER SO BB IBB HBP BLK WP HR S P ERA WHIP	IP WLS BF H R ER SO BB IBB HBP BLK WP HR S P ERA WHIP	IP WLS BF H R ER SO BB IBB HBP BLK WP HR S P ERA WHIP					

Batter	1	2	3	4	5	6	7	8	9	AB	R	H	RBI	BB	SO	LOB	BOTTOM			
21 Franklin Gutierrez, R OBP: 0.370, SLG: 0.725	G5-3		G6-3	G6-4-3				G4-6-3		3	0	0	0	0	0	1	Los Angeles Dodgers @ Seattle Mariners Peoria Stadium, Peoria, AZ Wed Mar 27 2013, 4:05 PM - 6:48 PM EDT Att: 8,852 - Overcast - 79 F			
33 Casper Wells, R OBP: 0.250, SLG: 0.396										2	0	0	0	0	0	4				
55 Michael Saunders, L OBP: 0.241, SLG: 0.474										3	0	0	0	0	1	0				
9 Endy Chavez, L OBP: 0.283, SLG: 0.250										2	1	1	1	0	0	0				
8 Kendrys Morales, S OBP: 0.339, SLG: 0.643										3	2	2	0	0	0	0				
75 Nate Tenbrink, L OBP: 0.333, SLG: 0.667										1	1	1	3	0	0	0				
38 Michael Morse, R OBP: 0.452, SLG: 0.885										1	1	1	2	2	0	0				
7 Kelly Shoppach, R OBP: 0.311, SLG: 0.405										1	0	0	0	0	1	0				
63 Jesus Montero, R OBP: 0.455, SLG: 0.707										4	0	2	1	0	2	1				
12 Jason Bay, R OBP: 0.404, SLG: 0.540										3	1	1	0	1	1	3				
13 Dustin Ackley, L OBP: 0.420, SLG: 0.500										4	2	2	0	0	0	1				
3 Robert Andino, R OBP: 0.404, SLG: 0.429										3	1	2	1	0	0	0				
93 Chris Taylor, R OBP: 0.333, SLG: 0.333										1	0	0	0	0	0	1				
77 Brad Miller, L OBP: 0.306, SLG: 0.465										2	1	0	0	2	0	1				
Inning Stats	R: 2 E: 0 K: 2 S: 15	H: 3 LOB: 1 BB: 0 P: 26	R: 0 E: 0 K: 0 S: 3	H: 0 LOB: 0 BB: 0 P: 4	R: 1 E: 0 K: 0 S: 16	H: 2 LOB: 2 BB: 1 P: 24	R: 1 E: 0 K: 0 S: 9	H: 2 LOB: 0 BB: 0 P: 12	R: 0 E: 0 K: 1 S: 11	H: 0 LOB: 1 BB: 1 P: 22	R: 6 E: 0 K: 2 S: 18	H: 4 LOB: 0 BB: 2 P: 35	R: 0 E: 0 K: 0 S: 5	H: 1 LOB: 0 BB: 0 P: 10	R: 0 E: 0 K: 0 S: 5	H: 0 LOB: 0 BB: 1 P: 13		1B: 9 2B: 1 3B: 1 HR: 1	SF: 0 SAC: 0 DP: 3 HBP: 0	WP: 2 PB: 0 SB: 1 CS: 0
PITCHER	IP WLS BF H R ER SO BB IBB HBP BLK WP HR S P ERA WHIP	IP WLS BF H R ER SO BB IBB HBP BLK WP HR S P ERA WHIP	IP WLS BF H R ER SO BB IBB HBP BLK WP HR S P ERA WHIP	IP WLS BF H R ER SO BB IBB HBP BLK WP HR S P ERA WHIP	IP WLS BF H R ER SO BB IBB HBP BLK WP HR S P ERA WHIP	IP WLS BF H R ER SO BB IBB HBP BLK WP HR S P ERA WHIP	IP WLS BF H R ER SO BB IBB HBP BLK WP HR S P ERA WHIP	IP WLS BF H R ER SO BB IBB HBP BLK WP HR S P ERA WHIP	IP WLS BF H R ER SO BB IBB HBP BLK WP HR S P ERA WHIP	IP WLS BF H R ER SO BB IBB HBP BLK WP HR S P ERA WHIP	IP WLS BF H R ER SO BB IBB HBP BLK WP HR S P ERA WHIP	IP WLS BF H R ER SO BB IBB HBP BLK WP HR S P ERA WHIP	IP WLS BF H R ER SO BB IBB HBP BLK WP HR S P ERA WHIP	IP WLS BF H R ER SO BB IBB HBP BLK WP HR S P ERA WHIP	IP WLS BF H R ER SO BB IBB HBP BLK WP HR S P ERA WHIP	IP WLS BF H R ER SO BB IBB HBP BLK WP HR S P ERA WHIP	IP WLS BF H R ER SO BB IBB HBP BLK WP HR S P ERA WHIP			



Batter	1	2	3	4	5	6	7	8	9	AB	R	H	RBI	BB	SO	LOB	TOP										
3 Skip Schumaker, L (1,7) OBP: 0.292, SLG: 0.383	F7		G4-3				G3		G4-3	5	0	1	0	0	0	1	Los Angeles Dodgers @ Los Angeles Angels Angel Stadium of Anaheim, Anaheim, CA Thu Mar 28 2013, 7:08 PM - 9:33 PM PDT Att: 30,235 - Partly Cloudy - 67 F livebaseballscorecards.com										
14 Mark Ellis, R (1,4) OBP: 0.345, SLG: 0.386	G1-3								F8	4	1	2	0	0	1	1											
37 Elian Herrera, S (8,9) OBP: 0.340, SLG: 0.360										1	0	0	0	0	0	0											
27 Matt Kemp, R (1,8) OBP: 0.304, SLG: 0.383										4	1	2	1	0	1	1											
91 Joc Pederson, L (8,7) OBP: 0.200, SLG: 0.222										1	0	0	0	0	0	0											
16 Andre Ethier, L (1,9) OBP: 0.393, SLG: 0.633										3	0	0	1	0	1	2											
74 Kenley Jansen, S (8,1) OBP: 0.340, SLG: 0.360										0	0	0	0	0	0	0											
31 Brandon League, R (9,1) OBP: 0.340, SLG: 0.360										0	0	0	0	0	0	0											
17 A.J. Ellis, R (1,2) OBP: 0.451, SLG: 0.405										3	0	0	0	0	0	0											
55 Matt Guerrier, R (6,1) OBP: 0.340, SLG: 0.360										0	0	0	0	0	0	0											
82 Matt Belisario, R (8,PH) OBP: 0.500, SLG: 0.800										0	0	0	0	0	0	0											
5 Juan Uribe, R (1,5) OBP: 0.367, SLG: 0.479										3	1	2	0	0	1	0											
7 Nick Punto, S (8,PH) OBP: 0.333, SLG: 0.242										0	0	0	0	0	0	0											
94 Scott Van Slyke, R (1,3) OBP: 0.261, SLG: 0.286										3	0	0	0	1	0	2											
Justin Sellers, R (1,6) OBP: 0.286, SLG: 0.200										3	0	1	0	1	0	1											
99 Hyun Jin Ryu, R (1,1) OBP: 0.200, SLG: 0.200										1	0	0	0	0	0	2											
91 Blake Smith, L (5,PH) OBP: 0.400, SLG: 0.250										1	0	0	0	0	0	0											
75 Paco Rodriguez, L (5,1) OBP: 0.333, SLG: 0.242										0	0	0	0	0	0	0											
77 Kevin Gregg, R (5,1) OBP: 0.333, SLG: 0.242										0	0	0	0	0	0	0											
18 Tim Federowicz, R (6,2) OBP: 0.318, SLG: 0.359										2	0	1	1	0	1	3											
Inning Stats	R: 0 E: 0 K: 0 S: 10	H: 1 LOB: 1 BB: 0 P: 12	R: 0 E: 0 K: 0 S: 11	H: 2 LOB: 2 BB: 0 P: 14	R: 0 E: 0 K: 1 S: 13	H: 1 LOB: 1 BB: 0 P: 17	R: 0 E: 0 K: 1 S: 9	H: 0 LOB: 0 BB: 0 P: 15	R: 0 E: 0 K: 1 S: 9	H: 1 LOB: 1 BB: 0 P: 14	R: 0 E: 0 K: 1 S: 12	H: 0 LOB: 0 BB: 0 P: 16	R: 1 E: 0 K: 0 S: 10	H: 2 LOB: 1 BB: 0 P: 17	R: 2 E: 0 K: 1 S: 11	H: 2 LOB: 3 BB: 2 P: 27	R: 0 E: 0 K: 0 S: 5	H: 0 LOB: 0 BB: 0 P: 10	1B: 8 2B: 0 3B: 1 HR: 0	SF: 1 SAC: 0 DP: 0 HBP: 1	WP: 1 PB: 0 SB: 0 CS: 0	PA: 39					
PITCHER	IP	WLS	BF	H	R	ER	SO	BB	IBB	HBP	BLK	WP	HR	S	P	ERA	WHIP										
55 Joe Blanton, R (1,1) ERA: 2.37	6.0		23	5	0	0	4	0	0	0	0	0	0	64	88	0.00	0.833										
38 Mark Lowe, R (7,1) ERA: 4.59	1.0	L	5	2	1	1	0	0	0	0	0	0	0	10	17	9.00	2.000										
81 Austin Wood, R (8,1) ERA: 11.57	0.2		6	2	2	2	0	1	0	1	0	0	0	7	17	27.00	4.500										
28 David Carpenter, R (8,1) ERA: 5.73	0.1		2	0	0	0	1	1	0	0	0	1	0	4	10	0.00	3.000										
37 Scott Downs, L (9,1) ERA: 6.75	1.0		3	0	0	0	0	0	0	0	0	0	0	5	10	0.00	0.000										

Batter	1	2	3	4	5	6	7	8	9	AB	R	H	RBI	BB	SO	LOB	BOTTOM										
27 Mike Trout, R (1,7) OBP: 0.478, SLG: 0.593	F9								G5-3	3	0	0	0	1	0	0	Los Angeles Dodgers @ Los Angeles Angels Angel Stadium of Anaheim, Anaheim, CA Thu Mar 28 2013, 7:08 PM - 9:33 PM PDT Att: 30,235 - Partly Cloudy - 67 F livebaseballscorecards.com										
2 Erick Aybar, S (1,6) OBP: 0.314, SLG: 0.500	G5-3								G3-1	4	0	0	0	0	2												
5 Albert Pujols, R (1,3) OBP: 0.400, SLG: 0.634	G1-3									3	0	0	0	1	0												
68 Efran Navarro, L (8,3) OBP: 0.359, SLG: 0.333									F8	1	0	0	0	0	0												
32 Josh Hamilton, L (1,9) OBP: 0.298, SLG: 0.481										3	0	0	0	0	1	0											
22 John Hester, R (8,2) OBP: 0.310, SLG: 0.269										0	0	0	0	0	0	0											
44 Mark Trumbo, R (1,10) OBP: 0.286, SLG: 0.313										3	0	0	0	0	1	0											
47 Howie Kendrick, R (1,4) OBP: 0.462, SLG: 0.794										3	0	0	0	0	1	0											
8 Luis Antonio Rodriguez, Sr. (3,4) OBP: 0.340, SLG: 0.356										0	0	0	0	0	0	0											
6 Alberto Callaspo, S (1,5) OBP: 0.300, SLG: 0.794										3	0	1	0	0	0	0											
18 Luis Jimenez, R (9,5) OBP: 0.340, SLG: 0.341										0	0	0	0	0	0	0											
17 Chris Iannetta, R (1,2) OBP: 0.423, SLG: 0.574										2	0	0	0	0	1	1											
39 JB Shuck, L (8,9) OBP: 0.392, SLG: 0.429										1	0	1	0	0	0	0											
25 Peter Bourjos, R (1,8) OBP: 0.368, SLG: 0.556										3	0	0	0	0	2	2											
85 Randal Grichuk, R (9,9) OBP: 0.333, SLG: 0.421										0	0	0	0	0	0	0											
Inning Stats	R: 0 E: 0 K: 0 S: 8	H: 0 LOB: 0 BB: 0 P: 11	R: 0 E: 0 K: 2 S: 9	H: 0 LOB: 0 BB: 0 P: 13	R: 0 E: 0 K: 1 S: 9	H: 0 LOB: 0 BB: 0 P: 14	R: 0 E: 0 K: 1 S: 7	H: 0 LOB: 0 BB: 0 P: 9	R: 0 E: 0 K: 1 S: 9	H: 0 LOB: 0 BB: 0 P: 11	R: 0 E: 0 K: 1 S: 8	H: 1 LOB: 2 BB: 1 P: 17	R: 0 E: 0 K: 0 S: 5	H: 0 LOB: 0 BB: 0 P: 7	R: 0 E: 0 K: 1 S: 8	H: 1 LOB: 1 BB: 0 P: 16	R: 0 E: 0 K: 0 S: 6	H: 0 LOB: 0 BB: 0 P: 8	1B: 2 2B: 0 3B: 0 HR: 0	SF: 0 SAC: 0 DP: 0 HBP: 0	WP: 0 PB: 0 SB: 1 CS: 0	PA: 30					
PITCHER	IP	WLS	BF	H	R	ER	SO	BB	IBB	HBP	BLK	WP	HR	S	P	ERA	WHIP										
99 Hyun Jin Ryu, L (1,1) ERA: 3.18	4.0		12	0	0	0	4	0	0	0	0	0	0	33	47	0.00	0.000										
75 Paco Rodriguez, L (5,1) ERA: 3.18	0.1		1	0	0	0	1	0	0	0	0	0	0	3	3	0.00	0.000										
77 Kevin Gregg, R (5,1) ERA: 0.91	0.2		2	0	0	0	0	0	0	0	0	0	0	6	8	0.00	0.000										
55 Matt Guerrier, R (6,1) ERA: 6.46	0.2		4	1	0	0	1	0	1	0	0	0	0	5	12	0.00	1.500										
51 Ronald Belisario, R (6,1) ERA: 2.25	1.1	W	4	0	0	0	0	0	0	0	0	0	0	8	12	0.00	0.000										
PITCHER	IP	WLS	BF	H	R	ER	SO	BB	IBB	HBP	BLK	WP	HR	S	P	ERA	WHIP										
74 Kenley Jansen, R (8,1) ERA: 1.42	1.0		4	1	0	0	1	0	0	0	0	0	0	8	8	0.00	1.000										
31 Brandon League, R (9,1) ERA: 7.36	1.0	S	3	0	0	0	0	0	0	0	0	0	0	6	8	0.00	0.000										

Los Angeles Dodgers @ Los Angeles Angels
 Angel Stadium of Anaheim, Anaheim, CA
 Thu Mar 28 2013, 7:08 PM - 9:33 PM PDT
 Att: 30,235 - Partly Cloudy - 67 F

Los Angeles Dodgers @ Los Angeles Angels
 Angel Stadium of Anaheim, Anaheim, CA
 Thu Mar 28 2013, 7:08 PM - 9:33 PM PDT
 Att: 30,235 - Partly Cloudy - 67 F

AB 35
 R 3
 H 9
 RBI 3
 BB 2
 SO 5
 LOB 13



AB 29
 R 0
 H 2
 RBI 0
 BB 1
 SO 7
 LOB 5




Batter	1	2	3	4	5	6	7	8	9	AB	R	H	RBI	BB	SO	LOB	TOP	
25 Carl Crawford, L OBP: 0.250, SLG: 0.250	F8		K			K	1B			4	0	1	2	0	2	0	Los Angeles Dodgers @ Rancho Cucamonga Quakes LoanMart Field, Rancho Cucamonga, CA Thu Mar 28 2013, 9:23 PM - 11:25 PM EDT Att: 5,508 - Clear - 71 F livebaseballscorecards.com	
0 Alfredo Amezaga, S	G6-3			G3		G4-3	F8			4	0	0	0	0	0	2		
6 Jerry Hairston, R OBP: 0.167, SLG: 0.333	K			G1-3		G5-3				3	0	0	0	0	1	0		
23 Adrián González, L OBP: 0.667, SLG: 0.500		FC4-6 BB		F7			E 49 SF9 1B			2	1	1	0	1	0	0		
47 Luis Alfonso Cruz, R OBP: 0.333, SLG: 0.333		K				G6-3	E 49 SF9 25 1B 1B			3	1	1	0	0	1	1		
Yasiel Puig, R		FC4-6				G5-3	E1 49 SF9 25 1B 1-2 2-3			3	1	0	0	0	0	3		
62 Omar Luna, R OBP: 0.500, SLG: 0.500 49 Alex Castellanos, R (7, PH) (7, 4)		G6-3					SF9			2	0	1	0	0	0	1		
81 Matt Wallach, L OBP: 0.667, SLG: 0.500				F8			1-2 2-3 3-H 4-0			2	0	1	0	1	0	0		
Bladimir Franco, R				G6-3						2	0	0	0	0	1	2		
93 C.J. Retherford, R OBP: 0.500, SLG: 0.500 (7, PH) (7, 5)						K				1	0	0	0	0	1	3		
Inning Stats	R: 0 E: 0 K: 1 S: 5	H: 0 LOB: 0 BB: 0 P: 5	R: 0 E: 0 K: 1 S: 5	H: 0 LOB: 1 BB: 1 P: 9	R: 0 E: 0 K: 1 S: 5	H: 0 LOB: 0 BB: 0 P: 5	R: 0 E: 0 K: 0 S: 3	H: 0 LOB: 0 BB: 0 P: 3	R: 0 E: 0 K: 1 S: 7	H: 2 LOB: 2 BB: 0 P: 7	R: 0 E: 0 K: 1 S: 5	H: 0 LOB: 0 BB: 0 P: 5	R: 3 E: 1 K: 1 S: 9	H: 3 LOB: 2 BB: 1 P: 13				
PITCHER	IP	WLS	BF	H	R	ER	SO	BB	IBB	HBP	BLK	WP	HR	S	P	ERA	WHIP	
16 Chris Reed, L ERA: 13.5	0.0		0	0	0	0	0	0	0	0	0	0	0	0	0	∞	∞	
17 Ross Stripling, R ERA: 13.5	0.0	H	0	0	0	0	0	0	0	0	0	0	0	0	0	∞	∞	
14 Zack Bird, R ERA: 13.5	1.0	H	3	0	0	0	1	0	0	0	0	0	0	5	5	0.00	0.000	
45 Pedro Báez, R ERA: 13.5	0.0	B	0	0	0	0	0	0	0	0	0	0	0	0	0	∞	∞	
14 Mike Thomas, L ERA: 13.5	0.0	W	0	0	0	0	0	0	0	0	0	0	0	0	0	∞	∞	

AB	26
R	3
H	5
RBI	3
BB	2
SO	6
LOB	12



Batter	1	2	3	4	5	6	7	8	9	AB	R	H	RBI	BB	SO	LOB	BOTTOM	
9 Darnell Sweeney, S OBP: 1.000, SLG: 1.000	K2-3	K		L4			E 22 WP 18 BB 22 1B 1B			3	0	0	0	0	2	2	Los Angeles Dodgers @ Rancho Cucamonga Quakes LoanMart Field, Rancho Cucamonga, CA Thu Mar 28 2013, 9:23 PM - 11:25 PM EDT Att: 5,508 - Clear - 71 F livebaseballscorecards.com	
7 Eric Smith, L OBP: 0.667, SLG: 0.667 Webster Rivas, R	E 22 1B 18 1B 23 E 1B	K		E 18 CS 1B			K			3	1	2	0	0	1	2		
18 Corey Seager, L OBP: 0.500, SLG: 0.333		G6-3		CS						3	0	1	0	1	1	2		
22 Angelo Songco, L OBP: 0.500, SLG: 0.500				G4-3			F8			4	0	2	1	0	0	0		
23 Jon Garcia, R OBP: 0.333, SLG: 0.333				G6-3			K			3	0	1	2	0	1	0		
5 Paul Hoenecke, L				E1			F8			2	0	0	0	0	1	2		
10 Elevys Gonzalez, S										1	0	0	0	0	0	0		
17 Jeremy Rathjen, R OBP: 0.333, SLG: 0.333				F9			G6-3			3	0	1	1	0	0	2		
24 Scott Schebler, L OBP: 0.333, SLG: 0.333				E5						3	0	1	0	0	1	1		
19 James Baldwin, L							G4-3			2	0	0	0	1	0	1		
Inning Stats	R: 2 E: 1 K: 2 S: 11	H: 4 LOB: 2 BB: 0 P: 11	R: 0 E: 1 K: 2 S: 8	H: 0 LOB: 2 BB: 1 P: 12	R: 1 E: 1 K: 1 S: 7	H: 1 LOB: 1 BB: 0 P: 7	R: 0 E: 0 K: 0 S: 4	H: 1 LOB: 0 BB: 0 P: 4	R: 0 E: 0 K: 0 S: 4	H: 1 LOB: 1 BB: 0 P: 4	R: 1 E: 0 K: 1 S: 5	H: 2 LOB: 2 BB: 1 P: 10						
PITCHER	IP	WLS	BF	H	R	ER	SO	BB	IBB	HBP	BLK	WP	HR	S	P	ERA	WHIP	
59 Stephen Fife, R ERA: 3.24	0.2		2	0	0	0	1	0	0	0	0	0	0	4	4	0.00	0.000	
76 Peter Moylan, R ERA: 3.24	1.0		4	1	0	0	0	0	0	0	0	0	0	4	4	0.00	1.000	
84 Nelson Aguiar, L ERA: 27.0	0.1	L	4	2	1	1	1	1	0	0	0	1	0	5	10	27.00	9.000	

AB	29
R	2
H	9
RBI	4
BB	2
SO	8
LOB	13




Batter	1	2	3	4	5	6	7	8	9	AB	R	H	RBI	BB	SO	LOB	TOP			
27 Mike Trout, R OBP: 0.486, SLG: 0.649 Garrett Richards, R OBP: 0.317, SLG: 0.382										3	2	2	3	0	0	0	Los Angeles Angels @ Los Angeles Dodgers Dodger Stadium, Los Angeles, CA Fri Mar 29 2013, 7:13 PM - 10:37 PM PDT Att: 34,157 - Cloudy - 58 F			
20 Brendan Harris, R OBP: 0.317, SLG: 0.382										0	0	0	0	0	0	0				
2 Nick Avbar, S OBP: 0.308, SLG: 0.500										4	1	1	0	0	1	1				
7 Andrew Romine, S OBP: 0.377, SLG: 0.370										1	0	1	1	0	0	0				
5 Albert Pujols, R OBP: 0.406, SLG: 0.622										4	0	2	1	0	2	1				
85 Randal Grichuk, R OBP: 0.318, SLG: 0.400										1	0	0	0	0	1	2				
32 Josh Hamilton, L OBP: 0.295, SLG: 0.483										4	0	1	1	0	0	2				
24 Sean Burnett, L										0	0	0	0	0	0	0				
56 Kole Calhoun, L OBP: 0.284, SLG: 0.333										0	0	0	0	0	0	0				
18 Luis Jimenez, R OBP: 0.333, SLG: 0.333										1	0	0	0	0	1	2				
44 Mark Trumbo, R OBP: 0.270, SLG: 0.296										4	0	0	0	0	2	2				
38 Mark Lowe, L										0	0	0	0	0	0	0				
47 Howie Kendrick, R OBP: 0.456, SLG: 0.773										3	1	1	0	0	1	1				
8 Luis Antonio Rodriguez, S OBP: 0.333, SLG: 0.348										1	0	0	0	0	0	0				
6 Alberto Callaspo, S OBP: 0.403, SLG: 0.554										3	2	2	2	0	0	0				
40 Kevin Jepsen, R										0	0	0	0	0	0	0				
68 Efran Navarro, L OBP: 0.350, SLG: 0.324										1	0	0	0	0	0	0				
16 Hank Conger, L OBP: 0.405, SLG: 0.684										2	1	1	0	0	1	0				
46 Chris Snyder, R OBP: 0.333, SLG: 0.348										0	1	0	0	2	0	0				
60 Jason Vargas, L										1	0	0	0	0	1	0				
35 Mitch Stetter, L										0	0	0	0	0	0	0				
28 David Carpenter, R										0	0	0	0	0	0	0				
39 JB Shuck, L OBP: 0.389, SLG: 0.423										3	0	1	0	0	1	3				
Inning Stats	R: 1 H: 2 E: 0 K: 0 S: 9	H: 2 BB: 0 P: 14	R: 2 H: 2 E: 0 K: 3 S: 16	H: 2 BB: 0 P: 23	R: 1 H: 2 E: 0 K: 1 S: 13	H: 2 BB: 0 P: 19	R: 3 H: 3 E: 0 K: 1 S: 16	H: 3 BB: 0 P: 24	R: 0 H: 1 E: 0 K: 0 S: 11	H: 1 LOB: 1 P: 15	R: 0 H: 0 E: 0 K: 2 S: 9	H: 0 LOB: 0 P: 17	R: 0 H: 0 E: 0 K: 1 S: 8	H: 0 LOB: 0 P: 10	R: 1 H: 2 E: 0 K: 2 S: 14	H: 2 LOB: 1 P: 24	1B: 8 2B: 2 3B: 0 HR: 2	SF: 0 SAC: 0 DP: 1 HBP: 0	WP: 3 PB: 0 CS: 1	PA: 40
PITCHER	IP WLS BF H R ER SO BB IBB HBP BLK WP HR S P ERA WHIP	61 Josh Beckett, R ERA: 7.79	4.0 W 20 9 7 7 5 0 0 0 0 0 0 2 54 80 15.75 2.250	51 Ronald Belisario, R ERA: 2.16	0.1 H 2 1 0 0 0 0 0 0 0 0 0 0 2 5 0.00 3.000	55 Matt Guerrier, R ERA: 5.0	0.2 H 2 0 0 0 0 0 0 0 0 0 1 0 9 10 0.00 0.000	56 J.P. Howell, L ERA: 4.0	1.1 H 5 0 0 0 3 1 0 0 0 0 0 0 12 20 0.00 0.750	77 Kevin Gregg, R ERA: 0.92	0.2 H 2 0 0 0 1 0 0 0 0 0 0 0 4 6 0.00 0.000	PITCHER	IP WLS BF H R ER SO BB IBB HBP BLK WP HR S P ERA WHIP	74 Kenley Jansen, R ERA: 1.23	1.0 H 3 0 0 0 1 0 0 0 0 0 0 0 0 8 10 0.00 0.000	31 Brandon League, R ERA: 7.99	0.2 S 5 2 1 1 1 1 0 0 0 0 0 2 0 11 20 13.50 4.500	75 Paco Rodriguez, L ERA: 3.09	0.1 S 1 0 0 0 0 1 0 0 0 0 0 0 0 0 3 4 0.00 0.000	
Batter	1	2	3	4	5	6	7	8	9	AB	R	H	RBI	BB	SO	LOB	BOTTOM			
25 Carl Crawford, L OBP: 0.414, SLG: 0.481										4	1	2	0	0	0	3	Los Angeles Angels @ Los Angeles Dodgers Dodger Stadium, Los Angeles, CA Fri Mar 29 2013, 7:13 PM - 10:37 PM PDT Att: 34,157 - Cloudy - 58 F			
7 Nick Punto, S OBP: 0.350, SLG: 0.242										0	0	0	0	1	0	0				
14 Mark Ellis, R OBP: 0.343, SLG: 0.377										4	1	1	0	0	1	3				
Yasiel Puig, R OBP: 0.500, SLG: 0.828										1	0	0	0	0	0	1				
27 Matt Kemp, R OBP: 0.317, SLG: 0.490										3	2	1	1	1	1	0				
37 Elian Herrera, S OBP: 0.340, SLG: 0.360										0	0	0	0	0	0	0				
23 Adrián González, L OBP: 0.321, SLG: 0.375										4	1	0	1	0	1	4				
49 Alex Castellanos, R OBP: 0.315, SLG: 0.479										0	0	0	0	0	0	0				
47 Luis Alfonso Cruz, R OBP: 0.321, SLG: 0.611										4	1	2	2	0	1	2				
94 Scott Van Slyke, R OBP: 0.281, SLG: 0.286										0	0	0	0	0	0	0				
16 Andre Ethier, L OBP: 0.383, SLG: 0.596										3	1	0	0	1	0	1				
89 Miguel Rojas, R OBP: 0.250, SLG: 0.143										0	0	0	0	0	0	0				
17 J. Ellis, R OBP: 0.453, SLG: 0.489										3	1	2	4	0	1	0				
56 J.P. Howell, L ERA: 4.0										0	0	0	0	0	0	0				
77 Kevin Gregg, R ERA: 0.92										0	0	0	0	0	0	0				
6 Jerry Hairston, R OBP: 0.277, SLG: 0.330										1	0	0	0	0	0	1				
74 Kenley Jansen, S ERA: 1.23										0	0	0	0	0	0	0				
31 Brandon League, R ERA: 7.99										0	0	0	0	0	0	0				
75 Paco Rodriguez, L ERA: 3.09										0	0	0	0	0	0	0				
Justin Sellers, R OBP: 0.300, SLG: 0.222										2	0	1	0	0	0	0				
5 Juan Uribe, R OBP: 0.373, SLG: 0.469										1	0	0	0	1	0	0				
61 Josh Beckett, R ERA: 7.79										2	1	1	0	0	1	2				
51 Ronald Belisario, R ERA: 2.16										0	0	0	0	0	0	0				
55 Matt Guerrier, R ERA: 5.0			</																	


Batter	1	2	3	4	5	6	7	8	9	AB	R	H	RBI	BB	SO	LOB	TOP			
16 Angel Pagán, S OBP: 0.500, SLG: 0.500	P4		19 CS 1B			G6-3			1B	4	0	2	0	0	0	0	<p>San Francisco Giants @ Los Angeles Dodgers Dodger Stadium, Los Angeles, CA Mon Apr 01 2013, 1:15 PM - 3:40 PM PDT Att: 53,136 - Cloudy - 63 F</p>			
19 Marco Scutaro, R	P5		CS	K			G4-3		P5	4	0	0	0	0	1	1				
48 Pablo Sandoval, S OBP: 0.500, SLG: 0.500	28 WP 1B			G5-3					G5-3	4	0	2	0	0	0	1				
28 Buster Posey, R	K			G5-3						3	0	0	0	0	1	2				
8 Hunter Pence, R		G3-1				F7			F8	3	0	0	0	0	0	1				
9 Brandon Belt, L	K					P5			K2-3	3	0	0	0	0	2	0				
56 Andres Torres, S	L8					G5-3			G3	3	0	0	0	0	0	0				
35 Brandon Crawford, L			G4-3			K			K	3	0	0	0	0	2	0				
18 Matt Cain, R			L6			K			F8	2	0	0	0	0	1	0				
70 George Kontos, R 46 Santiago Casilla, R 41 Jeremy Affeldt, L 13 Joaquin Arias, R										0	0	0	0	0	0	0				
Inning Stats	R: 0 H: 1 E: 0 K: 1 S: 9	H: 1 LOB: 1 BB: 0 P: 16	R: 0 H: 0 E: 0 K: 1 S: 9	H: 0 LOB: 0 BB: 0 P: 10	R: 0 H: 1 E: 0 K: 0 S: 7	H: 1 LOB: 0 BB: 0 P: 12	R: 0 H: 0 E: 0 K: 1 S: 7	H: 0 LOB: 0 BB: 0 P: 9	R: 0 H: 0 E: 0 K: 0 S: 5	H: 0 LOB: 0 BB: 0 P: 6	R: 0 H: 1 E: 0 K: 0 S: 4	H: 1 LOB: 1 BB: 0 P: 6	R: 0 H: 0 E: 0 K: 2 S: 9	H: 0 LOB: 0 BB: 0 P: 14	R: 0 H: 1 E: 0 K: 0 S: 8	H: 1 LOB: 1 BB: 0 P: 9	1B: 4 2B: 0 3B: 0 HR: 0	SF: 0 SAC: 0 DP: 0 HBP: 0	WP: 1 PB: 0 SB: 0 CS: 1	PA: 31
PITCHER 22 Clayton Kershaw, L ERA:	IP: 9.0 WLS: W BF: 30 H: 4 R: 0 ER: 0 SO: 7 BB: 0 IBB: 0 HBP: 0 BLK: 0 WP: 1 HR: 0 S: 65 P: 94 ERA: 0.00 WHIP: 0.444															PITCHER IP: WLS: BF: H: R: ER: SO: BB: IBB: HBP: BLK: WP: HR: S: P: ERA: WHIP				

Batter	1	2	3	4	5	6	7	8	9	AB	R	H	RBI	BB	SO	LOB	BOTTOM			
25 Carl Crawford, L OBP: 0.500, SLG: 0.750 3 Skip Schumaker, L	23 CS 14 HBP 1B		K			G4-3			14 1B 27 WP 2B	4	1	2	0	0	1	0	<p>San Francisco Giants @ Los Angeles Dodgers Dodger Stadium, Los Angeles, CA Mon Apr 01 2013, 1:15 PM - 3:40 PM PDT Att: 53,136 - Cloudy - 63 F</p>			
14 Mark Ellis, R OBP: 0.750, SLG: 1.000	23 BB HBP		K						23 HBP 27 WP 16 G4-3 1B	3	1	2	0	0	1	0				
27 Matt Kemp, R	K					F8			16 G4-3 17 HBP 17 G5-3 BB	3	1	0	0	1	1	3				
23 Adrián González, L OBP: 0.750, SLG: 0.500						16 1B			17 G5-3 16 G4-3 HBP	2	0	1	0	1	1	1				
16 Andre Ethier, L OBP: 0.250, SLG: 0.250	K								17 G5-3 16 G4-3 HBP	4	0	1	1	0	2	5				
47 Luis Alfonso Cruz, R		P3							17 G5-3 IBB	3	0	0	0	1	0	2				
17 A.J. Ellis, R	G5-3								G6-3 G5-3	4	0	0	1	0	0	4				
28 Justin Sellers, R	P2								F8 K	4	0	0	0	0	1	2				
22 Clayton Kershaw, L OBP: 0.333, SLG: 1.333			K						HR	3	1	1	1	0	2	0				
Inning Stats	R: 0 H: 1 E: 0 K: 2 S: 14	H: 1 LOB: 2 BB: 1 P: 29	R: 0 H: 0 E: 0 K: 0 S: 6	H: 0 LOB: 0 BB: 0 P: 10	R: 0 H: 0 E: 0 K: 3 S: 9	H: 0 LOB: 0 BB: 0 P: 15	R: 0 H: 2 E: 0 K: 0 S: 10	H: 2 LOB: 2 BB: 0 P: 14	R: 0 H: 0 E: 0 K: 1 S: 5	H: 0 LOB: 0 BB: 0 P: 6	R: 0 H: 1 E: 0 K: 2 S: 11	H: 1 LOB: 1 BB: 0 P: 19	R: 0 H: 0 E: 0 K: 0 S: 10	H: 0 LOB: 0 BB: 0 P: 15	R: 4 H: 3 E: 0 K: 1 S: 11	H: 3 LOB: 2 BB: 2 P: 26		1B: 4 2B: 2 3B: 0 HR: 1	SF: 0 SAC: 0 DP: 0 HBP: 2	WP: 1 PB: 0 SB: 0 CS: 1
PITCHER 18 Matt Cain, R ERA: 70 George Kontos, R ERA: 27.0 46 Santiago Casilla, R ERA: 41 Jeremy Affeldt, L ERA:	IP: 6.0 WLS: L BF: 6 H: 3 R: 3 ER: 3 SO: 0 BB: 0 IBB: 0 HBP: 0 BLK: 0 WP: 0 HR: 1 S: 14 P: 21 ERA: 27.00 WHIP: 3.000															PITCHER IP: WLS: BF: H: R: ER: SO: BB: IBB: HBP: BLK: WP: HR: S: P: ERA: WHIP				

AB 30
R 0
H 4
RBI 0
BB 0
SO 7
LOB 5



AB 30
R 4
H 7
RBI 3
BB 3
SO 9
LOB 17



Batter	1	2	3	4	5	6	7	8	9	AB	R	H	RBI	BB	SO	LOB	TOP										
6 Starling Marte, R OBP: 0.188, SLG: 0.133	G6-3		K			K			G5-3	4	0	0	0	0	2	0	Pittsburgh Pirates @ Los Angeles Dodgers Dodger Stadium, Los Angeles, CA Fri Apr 05 2013, 7:13 PM - 9:44 PM PDT Att: 40,607 - Clear - 64 F										
18 Neil Walker, S OBP: 0.220, SLG: 0.143	F7			K			L3		K	4	0	0	0	0	2	0											
22 Andrew McCutchen, R OBP: 0.400, SLG: 0.462	F8			K			24 CS 1B			3	0	1	0	0	1	0											
24 Pedro Alvarez, L OBP: 0.133, SLG: 0.133	G4-3			F7					K	3	0	0	0	0	1	1											
55 Russell Martin, R (1, 2)	G6-3				P2				BB	2	0	0	0	1	0	0											
46 Garrett Jones, L OBP: 0.167, SLG: 0.167					G6-3				K	3	0	1	0	0	1	1											
23 Travis Snider, L (1, 9)					1B				K	3	0	0	0	0	1	2											
12 Clint Barmes, R OBP: 0.222, SLG: 0.444					G5-3				F8	2	0	0	0	0	0	0											
5 Josh Harrison, R (8, PH) (8, 6)										1	0	0	0	0	0	1											
57 Jonathan Sánchez, L (1, 1)									L8	2	0	0	0	0	2	0											
30 Jeanmar Gómez, R (6, 1)										0	0	0	0	0	0	0											
31 Jose Tabata, R (9, PH)										1	0	0	0	0	0	0											
Inning Stats	R: 0 E: 0 K: 0 S: 5	H: 0 LOB: 0 BB: 0 P: 9	R: 0 E: 0 K: 0 S: 11	H: 1 LOB: 1 BB: 0 P: 20	R: 0 E: 0 K: 2 S: 9	H: 0 LOB: 0 BB: 0 P: 12	R: 0 E: 0 K: 2 S: 10	H: 0 LOB: 0 BB: 0 P: 16	R: 0 E: 0 K: 0 S: 6	H: 0 LOB: 0 BB: 0 P: 11	R: 0 E: 0 K: 2 S: 10	H: 0 LOB: 0 BB: 0 P: 16	R: 0 E: 0 K: 1 S: 8	H: 1 LOB: 0 BB: 0 P: 11	R: 0 E: 0 K: 2 S: 12	H: 0 LOB: 1 BB: 1 P: 18	R: 0 E: 0 K: 1 S: 10	H: 0 LOB: 0 BB: 0 P: 13	1B: 2 2B: 0 3B: 0 HR: 0	SF: 0 SAC: 0 DP: 0 HBP: 0	WP: 0 PB: 0 SB: 0 CS: 1	PA: 29					
PITCHER	IP	WLS	BF	H	R	ER	SO	BB	IBB	HBP	BLK	WP	HR	S	P	ERA	WHIP										
21 Zack Greinke, R ERA:	6.1	W	21	2	0	0	6	0	0	0	0	0	0	56	92	0.00	0.316										
75 Paco Rodríguez, L ERA:	0.2	H	1	0	0	0	1	0	0	0	0	0	0	3	3	0.00	0.000										
74 Kenley Jansen, R ERA:	1.0	H	4	0	0	0	2	1	0	0	0	0	0	12	18	0.00	1.000										
31 Brandon League, R ERA:	1.0	S	3	0	0	0	1	0	0	0	0	0	0	10	13	0.00	0.000										

Batter	1	2	3	4	5	6	7	8	9	AB	R	H	RBI	BB	SO	LOB	BOTTOM										
25 Carl Crawford, L OBP: 0.429, SLG: 0.462	K		FC4-6 14 CS			K			G5-3	4	0	0	0	0	2	3	Pittsburgh Pirates @ Los Angeles Dodgers Dodger Stadium, Los Angeles, CA Fri Apr 05 2013, 7:13 PM - 9:44 PM PDT Att: 40,607 - Clear - 64 F										
14 Mark Ellis, R OBP: 0.282, SLG: 0.417	P2		CS		G5-3				27 BB 2B	3	1	1	0	1	0	0											
27 Matt Kemp, R OBP: 0.188, SLG: 0.143	F9				G5-3				23 BB 2B	4	1	1	1	0	0	1											
23 Adrián González, L OBP: 0.375, SLG: 0.308			P5						47 FC4 1B	4	0	2	1	0	0	1											
47 Luis Alfonso Cruz, R (1, 5)			F8						47 FC6-5 2B	3	0	0	0	0	0	2											
16 Andre Ethier, L OBP: 0.267, SLG: 0.600									16 FC6-5 L4-3	3	1	1	1	0	1	1											
17 A.J. Ellis, R OBP: 0.286, SLG: 0.462			HR						L4-3	3	0	1	0	0	1	1											
28 Justin Sellers, R (1, 6)									G5-3	3	0	1	0	0	1	0											
21 Zack Greinke, R OBP: 0.500, SLG: 0.500									G6-3	2	0	1	0	0	0	0											
75 Paco Rodríguez, L ERA:									G6-3	0	0	0	0	0	0	0											
7 Nick Punto, S OBP: 0.333, SLG: 0.333										1	0	0	0	0	0	0											
74 Kenley Jansen, S (8, 1)										0	0	0	0	0	0	0											
31 Brandon League, R (9, 1)										0	0	0	0	0	0	0											
Inning Stats	R: 0 E: 0 K: 1 S: 7	H: 0 LOB: 0 BB: 0 P: 16	R: 1 E: 0 K: 1 S: 11	H: 1 LOB: 0 BB: 0 P: 17	R: 0 E: 1 K: 0 S: 11	H: 0 LOB: 0 BB: 0 P: 18	R: 0 E: 0 K: 0 S: 6	H: 1 LOB: 1 BB: 0 P: 7	R: 0 E: 0 K: 2 S: 11	H: 2 LOB: 2 BB: 0 P: 16	R: 2 E: 0 K: 0 S: 10	H: 2 LOB: 0 BB: 1 P: 18	R: 0 E: 0 K: 0 S: 9	H: 0 LOB: 0 BB: 0 P: 14	R: 0 E: 0 K: 0 S: 9	H: 1 LOB: 1 BB: 0 P: 15	1B: 3 2B: 4 3B: 0 HR: 1	SF: 0 SAC: 0 DP: 1 HBP: 0	WP: 0 PB: 0 SB: 0 CS: 1	PA: 32							
PITCHER	IP	WLS	BF	H	R	ER	SO	BB	IBB	HBP	BLK	WP	HR	S	P	ERA	WHIP										
57 Jonathan Sánchez, L ERA: 5.4	5.0	L	22	6	3	3	4	1	0	0	0	0	0	20	33	0.00	0.333										
30 Jeanmar Gómez, R ERA:	3.0		9	1	0	0	0	0	0	0	0	0	0	0	0	0	0										



Batter	1	2	3	4	5	6	7	8	9	AB	R	H	RBI	BB	SO	LOB	TOP			
6 Starling Marte, R OBP: 0.292, SLG: 0.261										4	1	2	0	0	0	1	Pittsburgh Pirates @ Los Angeles Dodgers Dodger Stadium, Los Angeles, CA Sun Apr 07 2013, 1:11 PM - 4:07 PM PDT Att: 52,053 - Partly Cloudy - 69 F			
18 Neil Walker, S OBP: 0.217, SLG: 0.100										4	0	0	0	0	0	3				
22 Andrew McCutchen, R OBP: 0.394, SLG: 0.476										4	1	1	2	0	0	1				
14 Gaby Sanchez, R OBP: 0.211, SLG: 0.063										3	0	0	0	1	1	1				
19 Michael McKenry, R (1, 2)										3	0	0	0	1	1	1				
24 Pedro Alvarez, L OBP: 0.091, SLG: 0.091										4	0	0	0	0	3	2				
31 Jose Tabata, R OBP: 0.100, SLG: 0.100										3	0	1	0	0	0	0				
12 Clint Barmes, R OBP: 0.154, SLG: 0.308										1	0	0	0	0	1	1				
17 John McDonald, R (1, 6)										1	0	0	0	1	0	0				
46 Garrett Jones, L (7, PH) OBP: 0.143, SLG: 0.143										1	0	0	0	0	0	1				
49 Jeff Locke, L (1, 1)										2	0	0	0	0	2	1				
23 Travis Snider, L (7, PH)										1	0	0	0	0	0	1				
63 Chris Leroux, L (7, 1)										0	0	0	0	0	0	0				
39 Jason Grilli, R (8, 1)										0	0	0	0	0	0	0				
Inning Stats	R: 2 E: 0 K: 0 S: 15	H: 2 LOB: 1 BB: 1 P: 24	R: 0 E: 0 K: 1 S: 9	H: 0 LOB: 0 BB: 0 P: 16	R: 0 E: 0 K: 1 S: 11	H: 1 LOB: 1 BB: 0 P: 14	R: 0 E: 0 K: 1 S: 9	H: 0 LOB: 0 BB: 0 P: 11	R: 0 E: 0 K: 2 S: 11	H: 0 LOB: 0 BB: 0 P: 17	R: 0 E: 0 K: 1 S: 7	H: 1 LOB: 1 BB: 0 P: 9	R: 0 E: 0 K: 0 S: 9	H: 0 LOB: 0 BB: 1 P: 10	R: 0 E: 0 K: 2 S: 11	H: 0 LOB: 1 BB: 1 P: 16	1B: 3 2B: 0 3B: 0 HR: 1	SF: 0 SAC: 0 DP: 0 HBP: 0	WP: 1 PB: 0 SB: 1 CS: 0	PA: 34
PITCHER	IP WLS BF H R ER SO BB IBB HBP BLK WP HR S P ERA WHIP	IP WLS BF H R ER SO BB IBB HBP BLK WP HR S P ERA WHIP	IP WLS BF H R ER SO BB IBB HBP BLK WP HR S P ERA WHIP	IP WLS BF H R ER SO BB IBB HBP BLK WP HR S P ERA WHIP	IP WLS BF H R ER SO BB IBB HBP BLK WP HR S P ERA WHIP	IP WLS BF H R ER SO BB IBB HBP BLK WP HR S P ERA WHIP	IP WLS BF H R ER SO BB IBB HBP BLK WP HR S P ERA WHIP	IP WLS BF H R ER SO BB IBB HBP BLK WP HR S P ERA WHIP	IP WLS BF H R ER SO BB IBB HBP BLK WP HR S P ERA WHIP	IP WLS BF H R ER SO BB IBB HBP BLK WP HR S P ERA WHIP	IP WLS BF H R ER SO BB IBB HBP BLK WP HR S P ERA WHIP	IP WLS BF H R ER SO BB IBB HBP BLK WP HR S P ERA WHIP	IP WLS BF H R ER SO BB IBB HBP BLK WP HR S P ERA WHIP	IP WLS BF H R ER SO BB IBB HBP BLK WP HR S P ERA WHIP	IP WLS BF H R ER SO BB IBB HBP BLK WP HR S P ERA WHIP	IP WLS BF H R ER SO BB IBB HBP BLK WP HR S P ERA WHIP	IP WLS BF H R ER SO BB IBB HBP BLK WP HR S P ERA WHIP			

AB	31
R	2
H	4
RBI	2
BB	3
SO	8
LOB	13



Batter	1	2	3	4	5	6	7	8	9	AB	R	H	RBI	BB	SO	LOB	BOTTOM			
25 Carl Crawford, L OBP: 0.500, SLG: 0.550										4	2	2	0	0	0	0	Pittsburgh Pirates @ Los Angeles Dodgers Dodger Stadium, Los Angeles, CA Sun Apr 07 2013, 1:11 PM - 4:07 PM PDT Att: 52,053 - Partly Cloudy - 69 F			
3 Skip Schumaker, L (8, 7)										1	0	0	0	0	2					
7 Nick Punto, S OBP: 0.067, SLG: 0.600										2	2	2	0	1	0	0				
27 Matt Kemp, R OBP: 0.208, SLG: 0.200										2	1	1	1	1	0	2				
23 Adrián González, L OBP: 0.500, SLG: 0.500										4	0	3	4	0	0	0				
6 Jerry Hairston, R OBP: 0.143, SLG: 0.143										4	0	1	0	0	0	3				
5 Juan Uribe, R (1, 5)										3	0	0	0	0	0	2				
51 Ronald Belisario, R (7, 1)										0	0	0	0	0	0	0				
55 Ramon Hernandez, R (8, PH)										1	0	0	0	0	1	0				
55 Matt Guerrier, R (9, 1)										0	0	0	0	0	0	0				
56 J.P. Howell, L (9, 1)										0	0	0	0	0	0	0				
18 Tim Federowicz, R (1, 2)										3	0	0	0	1	0	0				
28 Justin Sellers, R OBP: 0.118, SLG: 0.250										3	1	1	1	1	1	2				
99 Hyun Jin Ryu, R (1, 1)										2	0	0	0	0	2	2				
14 Mark Ellis, R OBP: 0.450, SLG: 0.444										2	0	1	0	0	0	0				
Inning Stats	R: 2 E: 0 K: 0 S: 15	H: 3 LOB: 1 BB: 0 P: 24	R: 0 E: 0 K: 2 S: 11	H: 0 LOB: 0 BB: 0 P: 15	R: 1 E: 0 K: 0 S: 6	H: 1 LOB: 0 BB: 0 P: 11	R: 0 E: 0 K: 1 S: 8	H: 1 LOB: 2 BB: 1 P: 16	R: 1 E: 0 K: 0 S: 5	H: 3 LOB: 1 BB: 0 P: 9	R: 0 E: 0 K: 0 S: 8	H: 0 LOB: 0 BB: 0 P: 11	R: 2 E: 0 K: 0 S: 17	H: 2 LOB: 2 BB: 2 P: 31	R: 0 E: 0 K: 1 S: 12	H: 1 LOB: 2 BB: 1 P: 21	1B: 8 2B: 2 3B: 0 HR: 1	SF: 1 SAC: 1 DP: 1 HBP: 0	WP: 0 PB: 0 SB: 1 CS: 0	PA: 37
PITCHER	IP WLS BF H R ER SO BB IBB HBP BLK WP HR S P ERA WHIP	IP WLS BF H R ER SO BB IBB HBP BLK WP HR S P ERA WHIP	IP WLS BF H R ER SO BB IBB HBP BLK WP HR S P ERA WHIP	IP WLS BF H R ER SO BB IBB HBP BLK WP HR S P ERA WHIP	IP WLS BF H R ER SO BB IBB HBP BLK WP HR S P ERA WHIP	IP WLS BF H R ER SO BB IBB HBP BLK WP HR S P ERA WHIP	IP WLS BF H R ER SO BB IBB HBP BLK WP HR S P ERA WHIP	IP WLS BF H R ER SO BB IBB HBP BLK WP HR S P ERA WHIP	IP WLS BF H R ER SO BB IBB HBP BLK WP HR S P ERA WHIP	IP WLS BF H R ER SO BB IBB HBP BLK WP HR S P ERA WHIP	IP WLS BF H R ER SO BB IBB HBP BLK WP HR S P ERA WHIP	IP WLS BF H R ER SO BB IBB HBP BLK WP HR S P ERA WHIP	IP WLS BF H R ER SO BB IBB HBP BLK WP HR S P ERA WHIP	IP WLS BF H R ER SO BB IBB HBP BLK WP HR S P ERA WHIP	IP WLS BF H R ER SO BB IBB HBP BLK WP HR S P ERA WHIP	IP WLS BF H R ER SO BB IBB HBP BLK WP HR S P ERA WHIP	IP WLS BF H R ER SO BB IBB HBP BLK WP HR S P ERA WHIP			

AB	31
R	6
H	11
RBI	6
BB	4
SO	4
LOB	13



Batter	1	2	3	4	5	6	7	8	9	AB	R	H	RBI	BB	SO	LOB	TOP							
25 Carl Crawford, L (1,7) 74 Kenley Jansen, S (8,1) 31 Brandon League, R (9,1)											4	2	2	1	1	1	1							
14 Mark Ellis, R (1,4) 27 Matt Kemp, R (1,8)											5	0	2	1	0	1	3							
23 Adrián González, L (1,3)										5	0	1	0	0	0	3								
16 Andre Ethier, L (1,9)										3	0	1	0	1	0	2								
47 Luis Alfonso Cruz, R (1,5)										5	1	2	0	0	0	6								
17 A.J. Ellis, R (1,2)										5	1	1	2	0	2	7								
28 Justin Sellers, R (1,6)										3	0	2	0	1	0	1								
58 Chad Billingsley, R (1,1) 51 Ronald Belisario, R (7,1) 3 Skip Schumaker, L (8,7)										2	0	0	0	0	2	1								
Inning Stats	R: 1 E: 0 K: 0 S: 15	H: 1 LOB: 0 BB: 0 P: 19	R: 2 E: 0 K: 2 S: 17	H: 3 LOB: 1 BB: 0 P: 29	R: 0 E: 0 K: 1 S: 8	H: 0 LOB: 0 BB: 0 P: 12	R: 0 E: 0 K: 0 S: 13	H: 1 LOB: 1 BB: 0 P: 21	R: 1 E: 0 K: 1 S: 15	H: 3 LOB: 2 BB: 0 P: 20	R: 0 E: 0 K: 2 S: 12	H: 1 LOB: 3 BB: 2 P: 22	R: 0 E: 0 K: 1 S: 9	H: 1 LOB: 2 BB: 1 P: 21	R: 0 E: 0 K: 1 S: 12	H: 1 LOB: 0 BB: 0 P: 18	R: 0 E: 0 K: 0 S: 19	H: 2 LOB: 3 BB: 0 P: 30	1B: 10 2B: 0 3B: 1 HR: 2	SF: 0 2B: 0 3B: 1 HBP: 1	WP: 0 PB: 0 SB: 0 CS: 0	PA: 43		
PITCHER	IP WLS BF H R ER SO BB IBB HBP BLK WP HR S P ERA WHIP	IP WLS BF H R ER SO BB IBB HBP BLK WP HR S P ERA WHIP	IP WLS BF H R ER SO BB IBB HBP BLK WP HR S P ERA WHIP	IP WLS BF H R ER SO BB IBB HBP BLK WP HR S P ERA WHIP	IP WLS BF H R ER SO BB IBB HBP BLK WP HR S P ERA WHIP	IP WLS BF H R ER SO BB IBB HBP BLK WP HR S P ERA WHIP	IP WLS BF H R ER SO BB IBB HBP BLK WP HR S P ERA WHIP	IP WLS BF H R ER SO BB IBB HBP BLK WP HR S P ERA WHIP	IP WLS BF H R ER SO BB IBB HBP BLK WP HR S P ERA WHIP	IP WLS BF H R ER SO BB IBB HBP BLK WP HR S P ERA WHIP	IP WLS BF H R ER SO BB IBB HBP BLK WP HR S P ERA WHIP	IP WLS BF H R ER SO BB IBB HBP BLK WP HR S P ERA WHIP	IP WLS BF H R ER SO BB IBB HBP BLK WP HR S P ERA WHIP	IP WLS BF H R ER SO BB IBB HBP BLK WP HR S P ERA WHIP	IP WLS BF H R ER SO BB IBB HBP BLK WP HR S P ERA WHIP	IP WLS BF H R ER SO BB IBB HBP BLK WP HR S P ERA WHIP	IP WLS BF H R ER SO BB IBB HBP BLK WP HR S P ERA WHIP	IP WLS BF H R ER SO BB IBB HBP BLK WP HR S P ERA WHIP	IP WLS BF H R ER SO BB IBB HBP BLK WP HR S P ERA WHIP	IP WLS BF H R ER SO BB IBB HBP BLK WP HR S P ERA WHIP	IP WLS BF H R ER SO BB IBB HBP BLK WP HR S P ERA WHIP	IP WLS BF H R ER SO BB IBB HBP BLK WP HR S P ERA WHIP	IP WLS BF H R ER SO BB IBB HBP BLK WP HR S P ERA WHIP	IP WLS BF H R ER SO BB IBB HBP BLK WP HR S P ERA WHIP

Los Angeles Dodgers @ San Diego Padres
 Petco Park, San Diego, CA
 Wed Apr 10 2013, 7:11 PM - 10:32 PM PDT
 Att: 22,843 - Clear - 67 F

AB	38
R	4
H	13
RBI	4
BB	3
SO	8
LOB	25



Batter	1	2	3	4	5	6	7	8	9	AB	R	H	RBI	BB	SO	LOB	BOTTOM							
2 Everth Cabrera, S (1,6) 25 Will Venable, L (1,9)											4	1	2	0	1	2								
13 Chris Denorfia, R (1,7)											4	1	1	1	1	2								
23 Yonder Alonso, L (1,3) 9 Jedd Gyorko, R (1,5)											4	0	2	0	1	2								
5 Alexi Amarista, L (1,4) 14 Mark Kotsay, L (8,PH)											3	0	0	0	0	2								
24 Cameron Maybin, R (1,8)											4	0	0	0	0	0								
4 Nick Hundley, R (1,2)											4	1	4	0	0	0								
53 Eric Stults, L (1,1) 1 Cody Ransom, R (5,PH) 45 Anthony Bass, R (8,1) 15 Jesus Guzman, R (7,PH) 58 Brad Brach, R (8,1) 54 Joe Thatcher, L (9,1) 8 John Baker, L (9,PH)											0	0	0	0	0	0	0							
Inning Stats	R: 0 E: 0 K: 1 S: 8	H: 0 LOB: 1 BB: 1 P: 12	R: 0 E: 0 K: 2 S: 7	H: 0 LOB: 0 BB: 0 P: 9	R: 0 E: 0 K: 0 S: 6	H: 1 LOB: 1 BB: 0 P: 10	R: 1 E: 0 K: 0 S: 15	H: 1 LOB: 1 BB: 2 P: 29	R: 0 E: 0 K: 0 S: 12	H: 2 LOB: 0 BB: 0 P: 23	R: 0 E: 0 K: 0 S: 6	H: 1 LOB: 1 BB: 0 P: 11	R: 0 E: 0 K: 2 S: 9	H: 1 LOB: 0 BB: 0 P: 10	R: 0 E: 0 K: 1 S: 15	H: 2 LOB: 2 BB: 0 P: 21	R: 2 E: 0 K: 1 S: 23	H: 3 LOB: 2 BB: 0 P: 34	1B: 9 2B: 3 3B: 0 HR: 0	SF: 0 2B: 3 3B: 0 HBP: 0	WP: 0 PB: 1 SB: 0 CS: 0	PA: 40		
PITCHER	IP WLS BF H R ER SO BB IBB HBP BLK WP HR S P ERA WHIP	IP WLS BF H R ER SO BB IBB HBP BLK WP HR S P ERA WHIP	IP WLS BF H R ER SO BB IBB HBP BLK WP HR S P ERA WHIP	IP WLS BF H R ER SO BB IBB HBP BLK WP HR S P ERA WHIP	IP WLS BF H R ER SO BB IBB HBP BLK WP HR S P ERA WHIP	IP WLS BF H R ER SO BB IBB HBP BLK WP HR S P ERA WHIP	IP WLS BF H R ER SO BB IBB HBP BLK WP HR S P ERA WHIP	IP WLS BF H R ER SO BB IBB HBP BLK WP HR S P ERA WHIP	IP WLS BF H R ER SO BB IBB HBP BLK WP HR S P ERA WHIP	IP WLS BF H R ER SO BB IBB HBP BLK WP HR S P ERA WHIP	IP WLS BF H R ER SO BB IBB HBP BLK WP HR S P ERA WHIP	IP WLS BF H R ER SO BB IBB HBP BLK WP HR S P ERA WHIP	IP WLS BF H R ER SO BB IBB HBP BLK WP HR S P ERA WHIP	IP WLS BF H R ER SO BB IBB HBP BLK WP HR S P ERA WHIP	IP WLS BF H R ER SO BB IBB HBP BLK WP HR S P ERA WHIP	IP WLS BF H R ER SO BB IBB HBP BLK WP HR S P ERA WHIP	IP WLS BF H R ER SO BB IBB HBP BLK WP HR S P ERA WHIP	IP WLS BF H R ER SO BB IBB HBP BLK WP HR S P ERA WHIP	IP WLS BF H R ER SO BB IBB HBP BLK WP HR S P ERA WHIP	IP WLS BF H R ER SO BB IBB HBP BLK WP HR S P ERA WHIP	IP WLS BF H R ER SO BB IBB HBP BLK WP HR S P ERA WHIP	IP WLS BF H R ER SO BB IBB HBP BLK WP HR S P ERA WHIP	IP WLS BF H R ER SO BB IBB HBP BLK WP HR S P ERA WHIP	IP WLS BF H R ER SO BB IBB HBP BLK WP HR S P ERA WHIP

Los Angeles Dodgers @ San Diego Padres
 Petco Park, San Diego, CA
 Wed Apr 10 2013, 7:11 PM - 10:32 PM PDT
 Att: 22,843 - Clear - 67 F

AB	36
R	3
H	11
RBI	2
BB	3
SO	7
LOB	21



Batter	1	2	3	4	5	6	7	8	9	AB	R	H	RBI	BB	SO	LOB	TOP																					
25 Carl Crawford, L OBP: 0.486, SLG: 0.636										5	1	1	0	0	2	2	1																					
14 Mark Ellis, R OBP: 0.371, SLG: 0.364										5	0	1	0	0	0	1	1																					
27 Matt Kemp, R OBP: 0.243, SLG: 0.273										3	0	1	0	0	1	3																						
3 Skip Schumaker, L OBP: 0.273, SLG: 0.111										2	0	1	0	0	0	0																						
23 Adrián González, L OBP: 0.447, SLG: 0.515										5	1	1	2	0	1	2																						
16 Andre Ethier, L OBP: 0.394, SLG: 0.483										4	0	1	0	1	1	1																						
17 A.J. Ellis, R OBP: 0.344, SLG: 0.483										4	0	3	0	1	0	1																						
47 Luis Alfonso Cruz, R OBP: 0.143, SLG: 0.115										4	0	1	0	0	0	5																						
28 Justin Sellers, R OBP: 0.286, SLG: 0.292										3	0	0	0	1	1	1																						
21 Zack Greinke, R OBP: 0.280, SLG: 0.290										2	0	0	0	1	0	3																						
35 Chris Capuano, L										0	0	0	0	0	0	0																						
54 Matt Guerrier, R										0	0	0	0	0	0	0																						
5 Juan Uribe, R										0	0	0	0	0	0	0																						
51 Ronald Belisario, R										0	0	0	0	0	0	0																						
75 Paco Rodríguez, L										0	0	0	0	0	0	0																						
74 Kenley Jansen, S										0	0	0	0	0	0	0																						
Inning Stats	R: 2 E: 0 K: 1 S: 13	H: 3 LOB: 2 BB: 1 P: 26	R: 0 E: 0 K: 1 S: 8	H: 1 LOB: 2 BB: 1 P: 18	R: 0 E: 0 K: 0 S: 12	H: 2 LOB: 3 BB: 1 P: 23	R: 0 E: 0 K: 2 S: 13	H: 1 LOB: 1 BB: 0 P: 19	R: 0 E: 0 K: 1 S: 10	H: 0 LOB: 0 BB: 1 P: 16	R: 0 E: 0 K: 1 S: 10	H: 0 LOB: 0 BB: 0 P: 15	R: 0 E: 0 K: 0 S: 12	H: 2 LOB: 2 BB: 0 P: 17	R: 1 E: 0 K: 1 S: 11	H: 1 LOB: 0 BB: 0 P: 16	R: 0 E: 0 K: 0 S: 14	H: 1 LOB: 1 BB: 0 P: 19	1B: 9 2B: 0 3B: 0 HR: 2	SF: 0 SAC: 0 DP: 0 HBP: 0	WP: 0 PA: 42 PB: 0 SB: 0 CS: 0																	
PITCHER	IP WLS BF H R ER SO BB IBB HBP BLK WP HR S P ERA WHIP																																					
21 Jason Marquis, R ERA: 3.27	5.0	26	7	2	2	5	4	0	0	0	0	0	0	0	1	54	102	3.60	2.200																			
34 Andrew Cashner, R ERA: 3.39	1.2	7	2	0	0	1	0	0	0	0	0	0	0	0	20	30	0.00	1.200																				
57 Luke Gregerson, R ERA: 2.25	1.1	L	5	1	1	1	0	0	0	0	0	0	0	1	13	18	6.75	0.750																				
16 Huston Street, R ERA: 4.5	1.0	4	1	0	0	0	0	0	0	0	0	0	0	0	14	19	0.00	1.000																				
Batter	1	2	3	4	5	6	7	8	9	AB	R	H	RBI	BB	SO	LOB	BOTTOM																					
2 Everth Cabrera, S OBP: 0.333, SLG: 0.235										4	0	1	0	0	0	1																						
25 Will Venable, L OBP: 0.300, SLG: 0.423										4	0	0	0	0	3	4																						
18 Carlos Quentin, R OBP: 0.375, SLG: 0.389										2	0	0	0	0	1	0																						
5 Alexi Amarista, L OBP: 0.154, SLG: 0.160										0	1	0	0	0	0	0																						
15 Jesus Guzman, R OBP: 0.364, SLG: 0.333										1	0	0	0	0	0	2																						
23 Yonder Alonso, L OBP: 0.314, SLG: 0.412										4	0	2	1	0	1	0																						
9 Jedd Gyorko, R OBP: 0.351, SLG: 0.344										2	1	1	0	2	0	1																						
4 Nick Hundley, R OBP: 0.370, SLG: 0.577										4	0	2	0	0	2	3																						
24 Cameron Maybin, R OBP: 0.138, SLG: 0.111										3	0	0	0	0	0	4																						
57 Luke Gregerson, L ERA: 1.93										0	0	0	0	0	0	0																						
14 Mark Kotsay, L OBP: 0.538, SLG: 0.583										1	0	0	0	0	0	1																						
16 Huston Street, R ERA: 6.75										0	0	0	0	0	0	0																						
1 Cody Ransom, R ERA: 6.75										4	0	0	0	0	2	0																						
21 Jason Marquis, L OBP: 0.250, SLG: 0.250										2	0	1	0	0	0	0																						
34 Andrew Cashner, R ERA: 1.93										0	0	0	0	0	0	0																						
13 Chris Denorfia, R OBP: 0.500, SLG: 0.600										2	0	1	0	0	0	0																						
Inning Stats	R: 0 E: 0 K: 1 S: 7	H: 0 LOB: 0 BB: 0 P: 9	R: 0 E: 0 K: 0 S: 8	H: 2 LOB: 1 BB: 0 P: 17	R: 0 E: 0 K: 1 S: 9	H: 1 LOB: 1 BB: 0 P: 15	R: 1 E: 0 K: 2 S: 12	H: 1 LOB: 1 BB: 1 P: 25	R: 0 E: 0 K: 0 S: 12	H: 1 LOB: 1 BB: 0 P: 16	R: 1 E: 0 K: 1 S: 13	H: 1 LOB: 2 BB: 1 P: 25	R: 0 E: 0 K: 2 S: 11	H: 1 LOB: 2 BB: 0 P: 16	R: 0 E: 0 K: 1 S: 9	H: 1 LOB: 0 BB: 0 P: 12	R: 0 E: 0 K: 1 S: 8	H: 0 LOB: 0 BB: 0 P: 13	1B: 7 2B: 2 3B: 0 HR: 0	SF: 0 SAC: 1 DP: 2 HBP: 1	WP: 2 PA: 37 PB: 0 SB: 0 CS: 0																	
PITCHER	IP WLS BF H R ER SO BB IBB HBP BLK WP HR S P ERA WHIP																																					
21 Zack Greinke, R ERA: 1.59	5.0	21	5	2	2	4	1	0	0	0	0	0	0	0	1	88	3.60	1.200																				
35 Chris Capuano, L ERA: 1.93	1.2	B	8	2	0	0	3	1	0	0	0	0	0	0	21	34	0.00	1.800																				
54 Matt Guerrier, R ERA: 1.93	0.1	W	1	0	0	0	0	0	0	0	0	0	0	1	1	0.00	0.000																					
51 Ronald Belisario, R ERA: 1.93	0.2	H	3	1	0	0	1	0	0	0	0	0	0	8	11	0.00	1.500																					
75 Paco Rodríguez, L ERA: 6.75	0.1	H	1	0	0	0	0	0	0	0	0	0	0	1	1	0.00	0.000																					

Los Angeles Dodgers @ San Diego Padres
Petco Park, San Diego, CA
Thu Apr 11 2013, 7:12 PM - 10:47 PM PDT
Att: 24,610 - Overcast - 63 F

AB	38
R	3
H	11
RBI	3
BB	4
SO	7
LOB	18

WP	0	PA	42
PB	0	SB	0
CS	0		

Los Angeles Dodgers @ San Diego Padres
Petco Park, San Diego, CA
Thu Apr 11 2013, 7:12 PM - 10:47 PM PDT
Att: 24,610 - Overcast - 63 F

AB	33
R	2
H	8
RBI	1
BB	2
SO	9
LOB	16

WP	2	PA	37
PB	0	SB	0
CS	0		

Batter	1	2	3	4	5	6	7	8	9	AB	R	H	RBI	BB	SO	LOB	TOP				
6 Jerry Hairston, R OBP: 0.077, SLG: 0.077 (1, 7)	L8		G5-3		F9		P2		G4-6-3	5	0	0	0	0	0	3	Los Angeles Dodgers @ Arizona Diamondbacks Chase Field, Phoenix, AZ Fri Apr 12 2013, 6:41 PM - 9:36 PM MST Att: 29,518 - Clear - 84 F				
14 Mark Ellis, R OBP: 0.385, SLG: 0.361 (1, 4)	HBP		1B		F8		F9			3	0	1	0	0	0	0					
27 Matt Kemp, R OBP: 0.244, SLG: 0.270 (1, 8)	F8		F9		L9			1B		4	0	1	0	0	0	2					
23 Adrián González, L OBP: 0.429, SLG: 0.472 (1, 3)	K		G4-3		L8			1B		3	0	0	0	1	1	1					
5 Juan Uribe, R OBP: 0.400, SLG: 0.727 25 Carl Crawford, L OBP: 0.474, SLG: 0.618 (8, PH)	K2-3		BB		BB		BB	K		1	0	0	0	2	1	0					
38 Shawn Tolleson, R (8, 1)			BB		BB		BB	K		1	0	0	0	0	1	2					
56 J.P. Howell, L (8, 1)										0	0	0	0	0	0	0					
16 Andre Ethier, L OBP: 0.351, SLG: 0.424 (1, 9)	K		K		G4-6-3		G3			0	0	0	0	0	0	0					
17 A.J. Ellis, R OBP: 0.361, SLG: 0.500 (1, 2)			BB							4	0	0	0	0	2	4					
28 Justin Sellers, R OBP: 0.300, SLG: 0.308 7 Nick Punto, S OBP: 0.697, SLG: 0.571 (7, PH)	L9		1B							2	0	1	0	0	0	1					
22 Clayton Kershaw, L OBP: 0.375, SLG: 0.714 3 Skip Schumaker, L OBP: 0.333, SLG: 0.111 (8, 7)	F7		G4-3							3	0	1	0	0	0	3					
										0	0	0	0	1	0	0					
Inning Stats	R: 0 H: 0 E: 0 K: 1 S: 10	H: 0 LOB: 1 BB: 0 P: 18	R: 0 H: 1 E: 0 K: 2 S: 10	H: 1 LOB: 1 BB: 0 P: 17	R: 0 H: 1 E: 0 K: 0 S: 9	H: 1 LOB: 1 BB: 0 P: 15	R: 0 H: 1 E: 0 K: 1 S: 16	H: 1 LOB: 3 BB: 2 P: 32	R: 0 H: 0 E: 0 K: 0 S: 7	H: 0 LOB: 0 BB: 0 P: 8	R: 0 H: 1 E: 0 K: 0 S: 7	H: 1 LOB: 1 BB: 0 P: 10	R: 0 H: 1 E: 0 K: 1 S: 11	H: 1 LOB: 2 BB: 1 P: 18	R: 0 H: 1 E: 0 K: 1 S: 10	H: 1 LOB: 1 BB: 1 P: 17	1B: 5 2B: 1 3B: 0 HR: 0	SF: 0 SAC: 0 DP: 2 HBP: 1	WP: 2 PB: 0 SB: 0 CS: 0	PA: 37	
PITCHER	IP WLS BF ERA WHIP	IP WLS BF ERA WHIP	IP WLS BF ERA WHIP	IP WLS BF ERA WHIP	IP WLS BF ERA WHIP	IP WLS BF ERA WHIP	IP WLS BF ERA WHIP	IP WLS BF ERA WHIP	IP WLS BF ERA WHIP	IP WLS BF ERA WHIP	IP WLS BF ERA WHIP	IP WLS BF ERA WHIP	IP WLS BF ERA WHIP	IP WLS BF ERA WHIP	IP WLS BF ERA WHIP	IP WLS BF ERA WHIP	IP WLS BF ERA WHIP	IP WLS BF ERA WHIP	IP WLS BF ERA WHIP	IP WLS BF ERA WHIP	
46 Patrick Corbin, L ERA: 1.5 29 Brad Ziegler, R ERA: 1.17 30 David Hernandez, R ERA: 40 J.J. Putz, R ERA: 3.6	6.0 W 24 0.00 1.000	1.0 H 4 0.00 1.000	1.0 H 5 0.00 2.000	1.0 S 4 0.00 2.000	1.0 S 4 0.00 2.000	1.0 S 4 0.00 2.000	1.0 S 4 0.00 2.000	1.0 S 4 0.00 2.000	1.0 S 4 0.00 2.000	1.0 S 4 0.00 2.000	1.0 S 4 0.00 2.000	1.0 S 4 0.00 2.000	1.0 S 4 0.00 2.000	1.0 S 4 0.00 2.000	1.0 S 4 0.00 2.000	1.0 S 4 0.00 2.000	1.0 S 4 0.00 2.000	1.0 S 4 0.00 2.000	1.0 S 4 0.00 2.000	1.0 S 4 0.00 2.000	1.0 S 4 0.00 2.000

AB 31
R 0
H 6
RBI 0
BB 5
SO 6
LOB 16



Batter	1	2	3	4	5	6	7	8	9	AB	R	H	RBI	BB	SO	LOB	BOTTOM				
11 AJ Pollock, R OBP: 0.269, SLG: 0.577 (1, 8)	P3		G6-3		FC5			1B		4	1	1	0	0	0	2	Los Angeles Dodgers @ Arizona Diamondbacks Chase Field, Phoenix, AZ Fri Apr 12 2013, 6:41 PM - 9:36 PM MST Att: 29,518 - Clear - 84 F				
8 Gerardo Parra, L OBP: 0.353, SLG: 0.568 (1, 9)	K		1B		G3		BB			3	1	1	0	1	1	0					
14 Martin Prado, R OBP: 0.353, SLG: 0.435 (1, 5)	1B		1B		BB		BB			2	0	2	1	2	0	0					
44 Paul Goldschmidt, R OBP: 0.413, SLG: 0.579 (1, 3)	K		G6-4-3		K					3	0	0	1	1	2	3					
26 Miguel Montero, L OBP: 0.349, SLG: 0.382 (1, 2)	K		G3-1		G1-3		K			4	0	0	0	0	2	3					
17 Alfredo Marte, R OBP: 0.381, SLG: 0.353 (1, 7)	G5-3		G4-3		K		L5			4	0	0	0	0	1	3					
10 Josh Wilson, R OBP: 0.375, SLG: 0.167 (1, 4)	F9		1B		K		K			3	0	1	0	0	1	0					
4 Cliff Pennington, S OBP: 0.311, SLG: 0.256 (1, 6)	K		BB		F7					2	0	0	0	1	1	0					
46 Patrick Corbin, L 29 Brad Ziegler, R 30 David Hernandez, R 13 Jason Kubel, L 40 J.J. Putz, R	K		K		K		BB			2	0	0	0	0	2	2					
										0	0	0	0	0	0	0					
										0	0	0	0	0	0	0					
										0	0	0	0	0	0	0					
										1	1	1	0	0	0	0					
										0	0	0	0	0	0	0					
Inning Stats	R: 0 H: 1 E: 0 K: 2 S: 10	H: 0 LOB: 0 BB: 0 P: 13	R: 0 H: 0 E: 0 K: 1 S: 10	H: 0 LOB: 0 BB: 0 P: 14	R: 0 H: 0 E: 0 K: 2 S: 7	H: 0 LOB: 0 BB: 0 P: 11	R: 1 H: 2 E: 0 K: 0 S: 8	H: 2 LOB: 0 BB: 0 P: 13	R: 0 H: 1 E: 0 K: 1 S: 15	H: 1 LOB: 2 BB: 1 P: 23	R: 0 H: 0 E: 0 K: 1 S: 4	H: 0 LOB: 0 BB: 1 P: 11	R: 0 H: 0 E: 0 K: 2 S: 9	H: 0 LOB: 0 BB: 0 P: 10	R: 2 H: 2 E: 0 K: 1 S: 16	H: 2 LOB: 3 BB: 3 P: 35	1B: 6 2B: 0 3B: 0 HR: 0	SF: 0 SAC: 0 DP: 1 HBP: 0	WP: 0 PB: 0 SB: 0 CS: 1	PA: 33	
PITCHER	IP WLS BF ERA WHIP	IP WLS BF ERA WHIP	IP WLS BF ERA WHIP	IP WLS BF ERA WHIP	IP WLS BF ERA WHIP	IP WLS BF ERA WHIP	IP WLS BF ERA WHIP	IP WLS BF ERA WHIP	IP WLS BF ERA WHIP	IP WLS BF ERA WHIP	IP WLS BF ERA WHIP	IP WLS BF ERA WHIP	IP WLS BF ERA WHIP	IP WLS BF ERA WHIP	IP WLS BF ERA WHIP	IP WLS BF ERA WHIP	IP WLS BF ERA WHIP	IP WLS BF ERA WHIP	IP WLS BF ERA WHIP	IP WLS BF ERA WHIP	
22 Clayton Kershaw, L ERA: 1.16 38 Shawn Tolleson, R ERA: 56 J.P. Howell, L ERA: 2.45	7.1 L 29 0.00 1.227	0.0 L 2 0.00 0.000	0.0 L 2 0.00 0.000	0.0 L 2 0.00 0.000	0.0 L 2 0.00 0.000	0.0 L 2 0.00 0.000	0.0 L 2 0.00 0.000	0.0 L 2 0.00 0.000	0.0 L 2 0.00 0.000	0.0 L 2 0.00 0.000	0.0 L 2 0.00 0.000	0.0 L 2 0.00 0.000	0.0 L 2 0.00 0.000	0.0 L 2 0.00 0.000	0.0 L 2 0.00 0.000	0.0 L 2 0.00 0.000	0.0 L 2 0.00 0.000	0.0 L 2 0.00 0.000	0.0 L 2 0.00 0.000	0.0 L 2 0.00 0.000	0.0 L 2 0.00 0.000



Batter	1	2	3	4	5	6	7	8	9	AB	R	H	RBI	BB	SO	LOB	TOP										
25 Carl Crawford, L OBP: 0.465, SLG: 0.615 74 Kenley Jansen, S 31 Brandon League, R	F8		1B		FC1-6 3 2B	27 1B		G3-1		5	2	2	0	0	0	1	Los Angeles Dodgers @ Arizona Diamondbacks Chase Field, Phoenix, AZ Sat Apr 13 2013, 5:11 PM - 8:41 PM MST Att: 37,222 - Clear - 86 F										
3 Skip Schumaker, L OBP: 0.412, SLG: 0.250	G4-3		L9		27 WP 1B	23 1B		27 BLK BB	3	2	1	1	2	0	2												
27 Matt Kemp, R OBP: 0.239, SLG: 0.262	F9		F9		K	23 1B		K	5	0	1	2	0	2	4												
23 Adrián González, L OBP: 0.468, SLG: 0.575		G5-4-3 55 16 BB		HR	16 1B			F8	4	1	3	2	1	0	0												
16 Andre Ethier, L OBP: 0.381, SLG: 0.459		55 G5-4-3 BB		K	55 FC6-4 1B			55 2B	4	1	2	1	1	2	2												
55 Ramon Hernández, R OBP: 0.333, SLG: 0.400	G5-4-3				FC6-4			G4-3	4	0	1	1	1	0	4												
47 Luis Alfonso Cruz, R 14 Mark Ellis, R	K			P3				2H 2B	4	0	0	0	0	1	2												
28 Justin Sellers, R OBP: 0.286, SLG: 0.290			P3		K			K	1	0	0	0	0	1	1												
99 Hyun Jin Ryu, R 51 Ronald Belisario, R 5 Juan Uribe, R			25 1B			25 FC1-6 1B		PO	5	0	1	0	0	2	2												
						25 2B		K	3	1	3	0	0	0	0												
Inning Stats	R: 0 E: 0 K: 0 S: 7	H: 0 LOB: 0 BB: 0 P: 10	R: 0 E: 0 K: 1 S: 10	H: 1 LOB: 1 BB: 1 P: 17	R: 0 E: 0 K: 0 S: 12	H: 2 LOB: 2 BB: 0 P: 15	R: 1 E: 0 K: 2 S: 13	H: 1 LOB: 1 BB: 1 P: 21	R: 2 E: 0 K: 1 S: 12	H: 3 LOB: 2 BB: 1 P: 22	R: 3 E: 0 K: 1 S: 18	H: 4 LOB: 2 BB: 1 P: 30	R: 0 E: 0 K: 0 S: 9	H: 1 LOB: 0 BB: 0 P: 12	R: 0 E: 0 K: 2 S: 8	H: 0 LOB: 1 BB: 1 P: 17	R: 1 E: 0 K: 2 S: 13	H: 2 LOB: 1 BB: 0 P: 20	1B: 8 2B: 5 3B: 0 HR: 1	SF: 0 SAC: 0 DP: 1 HBP: 0	WP: 1 PB: 0 SB: 0 CS: 0	PA: 45					
PITCHER	IP	WLS	BF	H	R	ER	SO	BB	IBB	HBP	BLK	WP	HR	S	P	ERA	WHIP										
31 Ian Kennedy, R ERA: 5.79	5.2	L	30	10	6	6	4	3	1	0	0	1	1	68	108	9.53	2.294										
45 Matt Reynolds, L ERA:	0.1		2	1	0	0	1	0	0	0	0	0	0	4	7	0.00	3.000										
55 Josh Collmenter, R ERA: 1.86	1.0		3	1	0	0	0	0	0	0	0	0	0	9	12	0.00	1.000										
49 Tony Sipp, L ERA: 3.86	1.1		6	1	1	1	2	1	0	0	1	0	0	11	21	6.75	1.500										
21 Heath Bell, R ERA: 9.0	0.2		3	1	0	0	2	0	0	0	0	0	0	10	16	0.00	1.500										
Batter	1	2	3	4	5	6	7	8	9	AB	R	H	RBI	BB	SO	LOB	BOTTOM										
11 AJ Pollock, R OBP: 0.276, SLG: 0.586 12 Eric Chavez, L OBP: 0.350, SLG: 0.278	K		2B		G6-3			G1-3		3	0	1	1	0	1	0	Los Angeles Dodgers @ Arizona Diamondbacks Chase Field, Phoenix, AZ Sat Apr 13 2013, 5:11 PM - 8:41 PM MST Att: 37,222 - Clear - 86 F										
8 Gerardo Parra, L OBP: 0.382, SLG: 0.510	G4-3		K		F7			G3-1	5	0	0	0	0	1	3												
14 Martín Prado, R OBP: 0.345, SLG: 0.480	F8				L7			HR	4	1	1	1	0	1	0												
44 Paul Goldschmidt, R OBP: 0.420, SLG: 0.595		1B			2B			G5-3	4	0	2	0	0	1	0												
26 Miguel Montero, L OBP: 0.362, SLG: 0.378		K			BB			G6-3	3	1	1	0	1	1	1												
17 Alfredo Marte, R OBP: 0.360, SLG: 0.333	P6				F7			2 2B	4	1	1	0	0	1	4												
10 Josh Wilson, R OBP: 0.364, SLG: 0.222					K			K	3	1	1	0	0	2	3												
2 Aaron Hill, R OBP: 0.415, SLG: 0.571					K			2B	1	0	1	1	0	0	0												
4 Cliff Pennington, S OBP: 0.313, SLG: 0.262 7 Cody Ross, R					K			K	3	1	1	0	0	2	2												
					K			K	1	0	0	0	0	1	1												
31 Ian Kennedy, R 45 Matt Reynolds, L 55 Josh Collmenter, R 22 Eric Hinske, L 49 Tony Sipp, L 21 Heath Bell, R 27 Wil Nieves, R					SH1-3 31 WP			L6	1	0	0	0	0	1	0												
Inning Stats	R: 0 E: 0 K: 1 S: 8	H: 0 LOB: 0 BB: 0 P: 12	R: 0 E: 0 K: 2 S: 10	H: 1 LOB: 1 BB: 0 P: 18	R: 0 E: 0 K: 3 S: 11	H: 1 LOB: 0 BB: 0 P: 14	R: 0 E: 0 K: 1 S: 15	H: 1 LOB: 0 BB: 1 P: 27	R: 1 E: 0 K: 0 S: 9	H: 1 LOB: 0 BB: 0 P: 13	R: 0 E: 0 K: 2 S: 10	H: 0 LOB: 0 BB: 0 P: 15	R: 2 E: 0 K: 1 S: 16	H: 4 LOB: 1 BB: 0 P: 25	R: 2 E: 0 K: 2 S: 16	H: 3 LOB: 1 BB: 0 P: 27	R: 0 E: 0 K: 0 S: 9	H: 0 LOB: 0 BB: 0 P: 14	1B: 7 2B: 3 3B: 0 HR: 1	SF: 0 SAC: 1 DP: 1 HBP: 0	WP: 1 PB: 0 SB: 0 CS: 0	PA: 38					
PITCHER	IP	WLS	BF	H	R	ER	SO	BB	IBB	HBP	BLK	WP	HR	S	P	ERA	WHIP										
99 Hyun Jin Ryu, L ERA: 2.89	6.0	W	25	6	3	3	9	1	0	0	0	1	0	68	107	4.50	1.167										
51 Ronald Belisario, R ERA: 1.59	1.0		4	2	0	0	1	0	0	0	0	0	0	11	17	0.00	2.000										
74 Kenley Jansen, R ERA: 1.18	1.0	H	6	3	2	2	2	0	0	0	0	0	1	16	27	18.00	3.000										
31 Brandon League, R ERA: 1.8	1.0	S	3	0	0	0	0	0	0	0	0	0	0	9	14	0.00	0.000										

Batter	1	2	3	4	5	6	7	8	9	AB	R	H	RBI	BB	SO	LOB	TOP
2 Everth Cabrera, S OBP: 0.396, SLG: 0.388										3	1	1	0	2	1	0	
25 Will Venable, L OBP: 0.325, SLG: 0.528										2	0	0	0	0	0	0	
13 Chris Denorfia, R OBP: 0.459, SLG: 0.469										1	0	1	1	1	0	0	
23 Yonder Alonso, L OBP: 0.327, SLG: 0.458										4	0	1	0	1	0	3	
88 Kyle Blanks, R OBP: 0.200, SLG: 0.250										4	0	1	1	0	1	3	
9 Jedd Gyorko, R OBP: 0.352, SLG: 0.311										4	0	1	0	1	0	3	
5 Alexi Amarista, L OBP: 0.222, SLG: 0.265										2	1	1	0	1	0	1	
8 John Baker, L OBP: 0.267, SLG: 0.214										3	0	0	0	1	1	3	
24 Cameron Maybin, R OBP: 0.167, SLG: 0.121										3	2	1	0	1	0	3	
53 Eric Stults, L OBP: 0.200, SLG: 0.800										2	1	1	3	0	1	1	
15 Jesus Cruz, R OBP: 0.348, SLG: 0.270										0	0	0	0	0	0	0	
57 Luke Gregerson, L OBP: 0.285, SLG: 0.270										0	0	0	0	0	0	0	
14 Mark Kotsay, L OBP: 0.285, SLG: 0.270										1	0	0	0	0	0	0	
16 Huston Street, R OBP: 0.145, SLG: 0.145										0	0	0	0	0	0	0	
Inning Stats	R: 0 E: 0 K: 0 S: 6	H: 1 LOB: 1 BB: 0 P: 9	R: 3 E: 0 K: 0 S: 12	H: 2 LOB: 0 BB: 1 P: 22	R: 0 E: 0 K: 0 S: 5	H: 1 LOB: 1 BB: 0 P: 9	R: 0 E: 0 K: 1 S: 9	H: 1 LOB: 1 BB: 1 P: 18	R: 0 E: 0 K: 2 S: 16	H: 1 LOB: 0 BB: 0 P: 25	R: 2 E: 0 K: 0 S: 13	H: 1 LOB: 1 BB: 3 P: 26	R: 0 E: 0 K: 1 S: 10	H: 0 LOB: 1 BB: 1 P: 18	R: 1 E:		

Batter	1	2	3	4	5	6	7	8	9	AB	R	H	RBI	BB	SO	LOB	TOP							
13 Chris Denorfia, R OBP: 0.495, SLG: 0.500										6	2	3	0	0	0	2	San Diego Padres @ Los Angeles Dodgers Dodger Stadium, Los Angeles, CA Tue Apr 16 2013, 7:12 PM - 10:19 PM PDT Att: 35,898 - Clear - 62 F							
2 Everth Cabrera, S OBP: 0.391, SLG: 0.358									4	0	0	0	0	0	2									
23 Yonder Alonso, L OBP: 0.368, SLG: 0.500									4	2	3	2	1	0	0									
15 Jesus Guzman, R OBP: 0.370, SLG: 0.273									4	2	1	0	1	0	4									
34 Andrew Cashner, R OBP: 0.400, SLG: 0.500									0	0	0	0	0	0	0									
9 Jedd Gyorko, R OBP: 0.339, SLG: 0.300									5	0	1	1	0	2	4									
88 Kyle Blanks, R OBP: 0.400, SLG: 0.500									4	2	2	0	0	1	1									
4 Nick Hundley, R OBP: 0.349, SLG: 0.550									3	1	2	2	1	0	1									
5 Alexi Amarista, L OBP: 0.268, SLG: 0.308									5	0	3	4	0	0	2									
21 Jason Marquis, L OBP: 0.125, SLG: 0.125									4	0	0	0	0	0	4									
25 Will Venable, L OBP: 0.317, SLG: 0.514									1	0	0	0	0	0	1									
Inning Stats	R: 4 H: 5 E: 0 K: 0 S: 16	H: 5 LOB: 2 BB: 1 P: 27	R: 0 H: 0 E: 0 K: 0 S: 7	H: 0 LOB: 0 BB: 0 P: 12	R: 1 H: 1 E: 0 K: 0 S: 7	H: 1 LOB: 1 BB: 1 P: 15	R: 0 H: 1 E: 0 K: 0 S: 12	H: 1 LOB: 2 BB: 1 P: 23	R: 1 H: 2 E: 0 K: 2 S: 10	H: 3 LOB: 1 BB: 0 P: 11	R: 2 H: 3 E: 0 K: 1 S: 11	H: 3 LOB: 1 BB: 0 P: 18	R: 0 H: 1 E: 0 K: 2 S: 10	H: 1 LOB: 1 BB: 0 P: 16	R: 0 H: 1 E: 0 K: 2 S: 10	H: 1 LOB: 1 BB: 0 P: 14	R: 1 H: 1 E: 0 K: 0 S: 14	H: 1 LOB: 1 BB: 0 P: 22	1B: 11 2B: 4 3B: 0 HR: 0	SF: 1 2B: 4 3B: 0 DP: 0 HBP: 1	WP: 2 PB: 0 SB: 2 CS: 0	PA: 46		
PITCHER	IP: 2.0 WLS: L BF: 13 ERA: 9.64	H: 5 R: 5 ER: 5 SO: 0	BB: 2 IBB: 0 HBP: 0 BLK: 0	WP: 1 HR: 0 S: 23 P: 43	ERA: 22.50 WHIP: 3.500	PITCHER										IP: 1.0 WLS: 5 BF: 5 ERA: 3.0 WHIP: 1.000	IP: 1.0 WLS: 5 BF: 5 ERA: 3.0 WHIP: 1.000							
35 Chris Capuano, L ERA: 9.64	(1, 1)																							
54 Matt Guerrier, R ERA: 4.5	(3, 1)																							
46 Josh Wall, R ERA: 10.13	(5, 1)																							
75 Paco Rodríguez, L ERA: 4.15	(7, 1)																							
74 Kenley Jansen, R ERA: 2.7	(8, 1)																							
Batter	1	2	3	4	5	6	7	8	9	AB	R	H	RBI	BB	SO	LOB	BOTTOM							
25 Carl Crawford, L OBP: 0.446, SLG: 0.569										3	0	1	0	1	0	0	San Diego Padres @ Los Angeles Dodgers Dodger Stadium, Los Angeles, CA Tue Apr 16 2013, 7:12 PM - 10:19 PM PDT Att: 35,898 - Clear - 62 F							
31 Brandon League, R ERA: 3.0	(9, 1)									0	0	0	0	0	0									
14 Mark Ellis, R OBP: 0.321, SLG: 0.306										3	0	0	1	0	0									
27 Matt Kemp, R OBP: 0.224, SLG: 0.259										3	0	0	0	0	2									
75 Paco Rodríguez, L ERA: 4.15	(7, 1)									0	0	0	0	0	0									
74 Kenley Jansen, S OBP: 0.200, SLG: 0.200	(8, 1)									0	0	0	0	0	0									
6 Jerry Hairston, R OBP: 0.200, SLG: 0.200	(9, 7)									1	1	1	0	0	0									
23 Adrián González, L OBP: 0.448, SLG: 0.569	(1, 3)									3	0	0	0	0	1	0								
55 Ramon Hernández, R OBP: 0.296, SLG: 0.333	(3, 3)									1	0	0	0	0	0	1								
16 Andre Ethier, L OBP: 0.370, SLG: 0.391	(1, 9)									3	0	0	0	1	0	0								
17 A.J. Ellis, R OBP: 0.362, SLG: 0.452	(1, 2)									4	0	1	0	0	2	2								
5 Juan Uribe, R OBP: 0.389, SLG: 0.643	(1, 5)									2	1	1	0	0	0	1								
46 Josh Wall, R ERA: 10.13	(5, 1)									0	0	0	0	0	0	0								
3 Skip Schumaker, L OBP: 0.400, SLG: 0.214	(7, 8)									1	0	0	0	1	0	0								
28 Justin Sellers, R OBP: 0.268, SLG: 0.250	(1, 6)									2	0	0	0	0	0	0								
7 Nick Punto, S OBP: 0.545, SLG: 0.545	(9, PH)									0	0	0	1	1	0	0								
35 Chris Capuano, L ERA: 9.64	(1, 1)									0	0	0	0	0	0	0								
54 Matt Guerrier, R ERA: 4.5	(3, 1)									1	0	0	0	0	1	2								
47 Luis Alfonso Cruz, R OBP: 0.122, SLG: 0.163	(5, 5)									3	0	0	0	0	1	3								
Inning Stats	R: 0 H: 0 E: 0 K: 0 S: 5	H: 0 LOB: 0 BB: 0 P: 9	R: 0 H: 0 E: 0 K: 1 S: 6	H: 0 LOB: 0 BB: 0 P: 9	R: 1 H: 1 E: 0 K: 2 S: 11	H: 1 LOB: 1 BB: 1 P: 22	R: 0 H: 1 E: 0 K: 0 S: 12	H: 1 LOB: 1 BB: 0 P: 19	R: 0 H: 0 E: 0 K: 0 S: 8	H: 0 LOB: 0 BB: 0 P: 12	R: 0 H: 0 E: 0 K: 2 S: 8	H: 0 LOB: 0 BB: 0 P: 11	R: 0 H: 0 E: 0 K: 0 S: 6	H: 0 LOB: 0 BB: 0 P: 12	R: 0 H: 1 E: 0 K: 0 S: 12	H: 1 LOB: 1 BB: 0 P: 20	R: 1 H: 1 E: 0 K: 2 S: 14	H: 1 LOB: 3 BB: 3 P: 31	1B: 3 2B: 1 3B: 0 HR: 0	SF: 1 2B: 1 3B: 0 DP: 0 HBP: 1	WP: 0 PB: 0 SB: 0 CS: 0	PA: 36		
PITCHER	IP: 7.2 WLS: W BF: 28 ERA: 2.41	H: 3 R: 1 ER: 1 SO: 5	BB: 1 IBB: 0 HBP: 1 BLK: 0	WP: 0 HR: 0 S: 64 P: 107	ERA: 1.17 WHIP: 0.522	PITCHER										IP: 1.1 WLS: 8 BF: 8 ERA: 6.75 WHIP: 3.000	IP: 1.1 WLS: 8 BF: 8 ERA: 6.75 WHIP: 3.000							
21 Jason Marquis, R ERA: 2.41	(1, 1)																							
34 Andrew Cashner, R ERA: 3.99	(8, 1)																							

AB 40
R 9
H 15
RBI 9
BB 3
SO 5
LOB 21



AB 30
R 2
H 4
RBI 2
SO 7
LOB 12



Batter	1	2	3	4	5	6	7	8	9	AB	R	H	RBI	BB	SO	LOB	TOP										
13 Chris Denorfia, R OBP: 0.428, SLG: 0.523	G4-3		K		HR	K		K	G4-3	6	1	1	1	0	3	4	San Diego Padres @ Los Angeles Dodgers Dodger Stadium, Los Angeles, CA Wed Apr 17 2013, 7:10 PM - 10:56 PM PDT Att: 52,393 - Clear - 67 F										
2 Everth Cabrera, S OBP: 0.394, SLG: 0.456	P6			HR	BB		2B	1B		4	2	3	1	1	0	0											
7 Chase Headley, S OBP: 0.400, SLG: 0.250	G5-3		BB	BB	K		P4	1B		4	1	1	1	1	1	2											
15 Jesus Guzman, R 58 Brad Brach, R 14 Mark Kotsay, L 33 Clayton Richard, L 54 Joe Thatcher, L 55 Dale Thayer, R 5 Alex Avila, R	F7		BB	BB	BB	F7	1B	F7		3	1	1	0	0	0	1											
23 Yonder Alonso, L OBP: 0.371, SLG: 0.473	K		BB	BB	K		1B	BB		3	0	0	0	2	3	2											
9 Jedd Gyorko, R OBP: 0.328, SLG: 0.291 57 Luke Gregerson, L 16 Huston Street, R	F8		G5-4-3	G5-4-3	F9		FC5			5	0	1	0	0	0	5											
88 Kyle Blanks, R OBP: 0.533, SLG: 0.818	G5-3		1B	1B	HR		1B	HBP		3	1	2	2	0	0												
4 Nick Hundley, R OBP: 0.354, SLG: 0.523	K		1B	1B	K		K	K		4	0	1	0	1	3	4											
38 Tyson Ross, R OBP: 0.167, SLG: 0.167 25 Will Venable, L	1B		B1-3	B1-3	K		K	G3		2	0	1	0	0	0	2											
Inning Stats	R: 0 H: 0 E: 0 K: 0 S: 6	H: 0 LOB: 0 BB: 0 P: 8	R: 0 H: 0 E: 0 K: 1 S: 7	H: 0 LOB: 0 BB: 0 P: 12	R: 0 H: 1 E: 0 K: 2 S: 15	H: 1 LOB: 0 BB: 0 P: 22	R: 3 H: 3 E: 0 K: 0 S: 17	H: 3 LOB: 2 BB: 3 P: 34	R: 1 H: 1 E: 0 K: 2 S: 13	H: 2 LOB: 1 BB: 0 P: 21	R: 1 H: 3 E: 0 K: 2 S: 19	H: 3 LOB: 3 BB: 0 P: 31	R: 1 H: 3 E: 0 K: 1 S: 13	H: 3 LOB: 3 BB: 0 P: 22	R: 0 H: 0 E: 0 K: 1 S: 10	H: 0 LOB: 0 BB: 0 P: 16		1B: 9 2B: 1 3B: 0 HR: 3	SF: 0 SAC: 0 DP: 1 HBP: 2	WP: 1 PB: 0 SB: 2 CS: 0	PA: 46						
PITCHER	IP	WLS	BF	H	R	ER	SO	BB	IBB	HBP	BLK	WP	HR	S	P	ERA	WHIP										
22 Clayton Kershaw, L ERA: 1.88	5.1	L	26	7	5	3	5	3	1	0	0	1	3	62	109	5.06	1.875										
75 Paco Rodriguez, L ERA: 3.6	0.2		0	0	0	2	0	0	0	0	0	0	0	7	11	0.00	0.000										
56 J.P. Howell, L ERA: 0.35	1.0		8	4	2	2	2	0	0	1	0	0	0	20	32	18.00	4.000										
51 Ronald Belisario, R ERA: 4.05	1.0		6	2	0	0	1	1	0	0	0	0	0	12	21	0.00	3.000										
74 Kenley Jansen, R ERA: 2.35	1.0		4	0	0	0	1	0	0	1	0	0	0	10	16	0.00	0.000										

Batter	1	2	3	4	5	6	7	8	9	AB	R	H	RBI	BB	SO	LOB	BOTTOM										
25 Carl Crawford, L OBP: 0.426, SLG: 0.536	G6-3		1B		G3		F8		G1-3	5	1	1	0	0	0	1	San Diego Padres @ Los Angeles Dodgers Dodger Stadium, Los Angeles, CA Wed Apr 17 2013, 7:10 PM - 10:56 PM PDT Att: 52,393 - Clear - 67 F										
14 Mark Ellis, R OBP: 0.328, SLG: 0.315	K		1B		F9		1B	L4		5	0	2	0	0	1	0											
16 Andre Ethier, L OBP: 0.390, SLG: 0.388	1B		F7		BB		L7	BB		3	1	1	0	2	0	3											
23 Adrián González, L OBP: 0.476, SLG: 0.593	BB		SF7		1B		1B	1B		3	0	3	1	1	0	0											
17 A.J. Ellis, R OBP: 0.404, SLG: 0.467	F9		1B		BB		1B	BB		3	0	2	0	2	0	2											
3 Skip Schumaker, L OBP: 0.348, SLG: 0.176 27 Matt Kemp, R OBP: 0.217, SLG: 0.255	L7		G3		G1-3		K	SF9		3	0	0	0	0	0	5											
7 Nick Punto, S OBP: 0.348, SLG: 0.400 74 Kenley Jansen, S OBP: 0.119, SLG: 0.100	K		B1-3		P6		F8	K		4	0	0	0	0	1	3											
47 Luis Alfonso Cruz, R OBP: 0.119, SLG: 0.100	K		B1-3		P6		F8	K		1	0	0	0	0	1	2											
28 Justin Sellers, R OBP: 0.289, SLG: 0.256	1B		F8		BB		K			3	0	1	0	1	1	0											
22 Clayton Kershaw, L 75 Paco Rodriguez, L 18 Tim Federowicz, R 56 J.P. Howell, L 51 Ronald Belisario, R 5 Juan Uribe, R	G5-3		G1-3		F8		F8			2	0	0	0	0	0	1											
Inning Stats	R: 0 H: 1 E: 0 K: 1 S: 12	H: 1 LOB: 2 BB: 1 P: 22	R: 0 H: 1 E: 0 K: 1 S: 14	H: 1 LOB: 0 BB: 0 P: 22	R: 1 H: 3 E: 0 K: 0 S: 11	H: 3 LOB: 2 BB: 0 P: 20	R: 0 H: 0 E: 0 K: 0 S: 9	H: 0 LOB: 0 BB: 0 P: 13	R: 0 H: 1 E: 0 K: 0 S: 13	H: 1 LOB: 3 BB: 2 P: 26	R: 0 H: 0 E: 0 K: 0 S: 10	H: 0 LOB: 1 BB: 1 P: 17	R: 0 H: 3 E: 0 K: 1 S: 21	H: 3 LOB: 3 BB: 0 P: 32	R: 0 H: 0 E: 0 K: 1 S: 9	H: 0 LOB: 0 BB: 0 P: 12	R: 1 H: 1 E: 0 K: 1 S: 11	H: 1 LOB: 2 BB: 2 P: 26	1B: 10 2B: 0 3B: 0 HR: 0	SF: 2 SAC: 0 DP: 0 HBP: 0	WP: 0 PB: 0 SB: 1 CS: 0	PA: 43					
PITCHER	IP	WLS	BF	H	R	ER	SO	BB	IBB	HBP	BLK	WP	HR	S	P	ERA	WHIP										
38 Tyson Ross, R ERA: 3.86	4.2		23	6	1	1	2	3	0	0	0	0	0	13	21	0.00	0.750										
58 Brad Brach, R ERA: 5.87	1.1	W	5	0	0	0	0	1	0	0	0	0	0	8	10	0.00	6.000										
54 Joe Thatcher, L ERA: 5.4	0.1		3	2	0	0	0	0	0	0	0	0	0	8	10	0.00	6.000										
55 Dale Thayer, R ERA: 2.57	0.2		3	1	0	0	1	0	0	0	0	0	0	13	22	0.00	1.500										
57 Luke Gregerson, R ERA: 1.29	1.0		3	0	0	0	1	0	0	0	0	0	0	9	12	0.00	0.000										



Batter	1	2	3	4	5	6	7	8	9	AB	R	H	RBI	BB	SO	LOB	TOP			
25 Carl Crawford, L (1, 10) OBP: 0.409, SLG: 0.525										5	0	1	0	0	1	1	Los Angeles Dodgers @ Baltimore Orioles Oriole Park at Camden Yards, Baltimore, MD Sat Apr 20 2013, 1:07 PM - 4:00 PM EDT Att: 26,811 - Partly Cloudy - 52 F			
14 Mark Ellis, R (1, 4) OBP: 0.349, SLG: 0.351										3	2	2	1	1	1	0				
27 Matt Kemp, R (1, 8) OBP: 0.246, SLG: 0.283										5	1	3	0	0	1	1				
23 Adrián González, L (1, 3) OBP: 0.456, SLG: 0.552										4	0	0	0	1	1	4				
16 Andre Ethier, L (1, 9) OBP: 0.397, SLG: 0.442										3	1	1	3	1	1	2				
55 Ramon Hernández, R (1, 2) OBP: 0.273, SLG: 0.222										3	0	0	0	1	1	5				
3 Skip Schumaker, L (1, 7) OBP: 0.333, SLG: 0.150										3	0	0	0	1	1	1				
47 Luis Alfonso Cruz, R (1, 5) OBP: 0.130, SLG: 0.093										3	0	0	0	0	0	1				
28 Justin Sellers, R (1, 6) OBP: 0.286, SLG: 0.256										4	1	1	0	0	1	2				
Inning Stats	R: 3 H: 3 E: 0 K: 1 S: 20	H: 3 LOB: 1 BB: 1 P: 32	R: 1 H: 2 E: 0 K: 1 S: 13	H: 2 LOB: 1 BB: 0 P: 19	R: 0 H: 0 E: 0 K: 0 S: 8	H: 0 LOB: 0 BB: 0 P: 9	R: 0 H: 2 E: 0 K: 2 S: 20	H: 0 LOB: 3 BB: 1 P: 33	R: 0 H: 0 E: 0 K: 1 S: 8	H: 0 LOB: 0 BB: 0 P: 11	R: 1 H: 1 E: 0 K: 1 S: 13	H: 1 LOB: 2 BB: 2 P: 27	R: 0 H: 0 E: 0 K: 1 S: 10	H: 0 LOB: 1 BB: 0 P: 15	R: 0 H: 0 E: 0 K: 1 S: 7	H: 0 LOB: 0 BB: 0 P: 13	1B: 5 2B: 2 3B: 0 HR: 1	SF: 1 SAC: 0 DP: 1 HBP: 1	WP: 1 PB: 0 SB: 1 CS: 0	PA: 40
PITCHER	IP WLS BF H R ER SO BB IBB HBP BLK WP HR S P ERA WHIP	IP WLS BF H R ER SO BB IBB HBP BLK WP HR S P ERA WHIP	IP WLS BF H R ER SO BB IBB HBP BLK WP HR S P ERA WHIP	IP WLS BF H R ER SO BB IBB HBP BLK WP HR S P ERA WHIP	IP WLS BF H R ER SO BB IBB HBP BLK WP HR S P ERA WHIP	IP WLS BF H R ER SO BB IBB HBP BLK WP HR S P ERA WHIP	IP WLS BF H R ER SO BB IBB HBP BLK WP HR S P ERA WHIP	IP WLS BF H R ER SO BB IBB HBP BLK WP HR S P ERA WHIP	IP WLS BF H R ER SO BB IBB HBP BLK WP HR S P ERA WHIP	IP WLS BF H R ER SO BB IBB HBP BLK WP HR S P ERA WHIP	IP WLS BF H R ER SO BB IBB HBP BLK WP HR S P ERA WHIP	IP WLS BF H R ER SO BB IBB HBP BLK WP HR S P ERA WHIP	IP WLS BF H R ER SO BB IBB HBP BLK WP HR S P ERA WHIP	IP WLS BF H R ER SO BB IBB HBP BLK WP HR S P ERA WHIP	IP WLS BF H R ER SO BB IBB HBP BLK WP HR S P ERA WHIP	IP WLS BF H R ER SO BB IBB HBP BLK WP HR S P ERA WHIP	IP WLS BF H R ER SO BB IBB HBP BLK WP HR S P ERA WHIP			
39 Jason Hammel, R (1, 1) ERA: 4.74	6.0	27	7	4	4	5	2	1	0	0	0	0	1	0	8	18	6.00	6.000		
47 Pedro Strop, R (7, 1) ERA: 11.81	0.1	4	1	1	1	0	1	1	0	0	1	0	8	14	0.00	0.000				
17 Brian Matusz, L (7, 1) ERA: 1.35	1.0	3	0	0	0	1	0	0	0	0	0	0	8	18	0.00	0.000				
56 Darren O'Day, R (8, 1) ERA: 1.04	0.2	3	0	0	0	1	0	0	1	0	0	0	7	10	0.00	0.000				
43 Jim Johnson, R (9, 1) ERA:	1.0	3	0	0	0	1	0	0	0	0	0	0	7	13	0.00	0.000				

AB 33
R 5
H 8
RBI 4
BB 5
SO 8
LOB 17


Batter	1	2	3	4	5	6	7	8	9	AB	R	H	RBI	BB	SO	LOB	BOTTOM			
21 Nick Markakis, L (1, 9) OBP: 0.370, SLG: 0.433										4	0	1	0	0	0	1	Los Angeles Dodgers @ Baltimore Orioles Oriole Park at Camden Yards, Baltimore, MD Sat Apr 20 2013, 1:07 PM - 4:00 PM EDT Att: 26,811 - Partly Cloudy - 52 F			
13 Manny Machado, R (1, 5) OBP: 0.282, SLG: 0.343										4	0	0	0	0	1	1				
10 Adam Jones, R (1, 8) OBP: 0.377, SLG: 0.537										3	0	0	0	1	2	0				
32 Matt Wieters, S (1, 2) OBP: 0.339, SLG: 0.444										3	1	1	0	1	0	2				
19 Chris Davis, L (1, 3) OBP: 0.470, SLG: 0.818										4	3	3	0	0	1	1				
2 J.J. Hardy, R (1, 6) OBP: 0.282, SLG: 0.424										2	2	1	3	1	1	0				
28 Steve Pearce, R (1, 10) ERA: 4.01										3	0	1	1	0	0	0				
9 Nate McLouth, L (8, PH) (9, 10) OBP: 0.358, SLG: 0.333										0	0	0	0	1	0	0				
14 Nolan Reimold, R (1, 7) OBP: 0.306, SLG: 0.455										4	1	2	3	0	1	1				
36 Chris Dickerson, L (8, PR) (9, 7) ERA: 5.4										0	0	0	0	0	0	0				
12 Alexi Casilla, S (1, 4) OBP: 0.304, SLG: 0.364										4	0	1	0	0	2	3				
Inning Stats	R: 0 H: 1 E: 0 K: 1 S: 10	H: 3 LOB: 1 BB: 1 P: 16	R: 2 H: 3 E: 1 K: 1 S: 13	H: 3 LOB: 0 BB: 0 P: 22	R: 0 H: 0 E: 0 K: 2 S: 11	H: 0 LOB: 1 BB: 1 P: 18	R: 1 H: 1 E: 0 K: 2 S: 11	H: 1 LOB: 0 BB: 0 P: 16	R: 0 H: 0 E: 0 K: 0 S: 4	H: 3 LOB: 1 BB: 0 P: 15	R: 0 H: 0 E: 0 K: 1 S: 11	H: 0 LOB: 0 BB: 0 P: 13	R: 2 H: 2 E: 0 K: 1 S: 12	H: 2 LOB: 2 BB: 2 P: 24	R: 0 H: 0 E: 0 K: 1 S: 7	H: 0 LOB: 0 BB: 0 P: 13	1B: 5 2B: 3 3B: 0 HR: 2	SF: 1 SAC: 0 DP: 1 HBP: 0	WP: 0 PB: 1 SB: 0 CS: 2	PA: 36
PITCHER	IP WLS BF H R ER SO BB IBB HBP BLK WP HR S P ERA WHIP	IP WLS BF H R ER SO BB IBB HBP BLK WP HR S P ERA WHIP	IP WLS BF H R ER SO BB IBB HBP BLK WP HR S P ERA WHIP	IP WLS BF H R ER SO BB IBB HBP BLK WP HR S P ERA WHIP	IP WLS BF H R ER SO BB IBB HBP BLK WP HR S P ERA WHIP	IP WLS BF H R ER SO BB IBB HBP BLK WP HR S P ERA WHIP	IP WLS BF H R ER SO BB IBB HBP BLK WP HR S P ERA WHIP	IP WLS BF H R ER SO BB IBB HBP BLK WP HR S P ERA WHIP	IP WLS BF H R ER SO BB IBB HBP BLK WP HR S P ERA WHIP	IP WLS BF H R ER SO BB IBB HBP BLK WP HR S P ERA WHIP	IP WLS BF H R ER SO BB IBB HBP BLK WP HR S P ERA WHIP	IP WLS BF H R ER SO BB IBB HBP BLK WP HR S P ERA WHIP	IP WLS BF H R ER SO BB IBB HBP BLK WP HR S P ERA WHIP	IP WLS BF H R ER SO BB IBB HBP BLK WP HR S P ERA WHIP	IP WLS BF H R ER SO BB IBB HBP BLK WP HR S P ERA WHIP	IP WLS BF H R ER SO BB IBB HBP BLK WP HR S P ERA WHIP				
99 Hyun Jin Ryu, L (1, 1) ERA: 4.01	6.0	27	7	5	5	6	2	0	0	0	0	0	1	0	0	0	7.50	1.667		
74 Kentley Jansen, R (7, 1) ERA: 2.0	1.1	4	0	0	0	1	0	0	0	0	0	0	15	18	0.00	0.000				
75 Paco Rodríguez, L (8, 1) ERA: 5.4	0.0	1	1	0	0	0	0	0	0	0	0	0	3	3	0.00	0.000				
51 Ronald Belisario, R (8, 1) ERA: 4.91	0.2	4	1	2	2	1	1	1	0	0	0	0	5	16	27.00	3.000				

AB 31
R 7
H 10
RBI 7
BB 4
SO 8
LOB 9

Batter	1	2	3	4	5	6	7	8	9	AB	R	H	RBI	BB	SO	LOB	TOP			
25 Carl Crawford, L OBP: 0.414, SLG: 0.508										2	1	0	0	1	1	1				
7 Nick Punto, S OBP: 0.545, SLG: 0.444										3	0	2	0	1	0	1				
27 Matt Kemp, R OBP: 0.246, SLG: 0.270										3	0	0	0	1	0	4				
23 Adrián González, L OBP: 0.444, SLG: 0.541										3	0	1	1	0	0	1				
6 Jerry Hairston, R OBP: 0.263, SLG: 0.263										4	0	2	0	0	0	2				
16 Andre Ethier, L OBP: 0.373, SLG: 0.411										4	0	0	0	0	0	2				
17 A.J. Ellis, R OBP: 0.429, SLG: 0.468										2	0	1	0	2	0	1				
5 Juan Uribe, R OBP: 0.304, SLG: 0.474										4	0	0	0	0	2	4				
47 Luis Alfonso Cruz, R OBP: 0.122, SLG: 0.087										3	0	0	0	0	1	2				
3 Skip Schumaker, L OBP: 0.321, SLG: 0.143										1	0	0	0	0	0	1				
Inning Stats	R: 1 H: 1 E: 0 K: 0 S: 13	H: 1 LOB: 1 BB: 0 P: 21	R: 0 H: 0 E: 0 K: 1 S: 8	H: 0 LOB: 1 BB: 1 P: 13	R: 0 H: 0 E: 0 K: 0 S: 9	H: 0 LOB: 1 BB: 2 P: 18	R: 0 H: 1 E: 0 K: 1 S: 11	H: 1 LOB: 1 BB: 0 P: 17	R: 0 H: 0 E: 0 K: 0 S: 8	H: 0 LOB: 0 BB: 1 P: 16	R: 0 H: 1 E: 0 K: 0 S: 6	H: 1 LOB: 1 BB: 0 P: 9	R: 0 H: 1 E: 0 K: 2 S: 12	H: 1 LOB: 1 BB: 0 P: 16	R: 0 H: 2 E: 0 K: 0 S: 10	H: 1 LOB: 1 BB: 1 P: 23	1B: 6 2B: 0 3B: 0 HR: 0	SF: 1 SAC: 0 DP: 3 HBP: 1	WP: 0 PB: 0 SB: 1 CS: 1	PA: 36
PITCHER	IP WLS BF H R ER SO BB IBB HBP BLK WP HR S P ERA WHIP																			
16 Wei-Yin Chen, L ERA: 3.38	(1, 1) 6.0 W 24 3 1 1 2 4 0 1 0 0 0 55 94 1.50 1.167																			
29 Tommy Hunter, R ERA: 2.89	(7, 1) 3.0 S 12 3 0 0 2 1 0 0 0 0 0 37 56 0.00 1.333																			

Los Angeles Dodgers @ Baltimore Orioles
 Oriole Park at Camden Yards, Baltimore, MD
 Sat Apr 20 2013, 7:17 PM - 10:03 PM EDT
 Att: 45,248 - Partly Cloudy - 56 F


AB 29
 R 1
 H 6
 RBI 1
 BB 5
 SO 4
 LOB 19



Batter	1	2	3	4	5	6	7	8	9	AB	R	H	RBI	BB	SO	LOB	BOTTOM	
9 Nate McLouth, L OBP: 0.386, SLG: 0.354										3	2	2	0	1	0	0		
13 Manny Machado, R OBP: 0.307, SLG: 0.423										4	2	3	4	0	0	0		
21 Nick Markakis, L OBP: 0.364, SLG: 0.414										3	0	0	0	1	0	1		
10 Adam Jones, R OBP: 0.370, SLG: 0.535										4	0	1	1	0	1	3		
19 Chris Davis, L OBP: 0.471, SLG: 0.845										3	1	1	1	1	0	0		
2 J.J. Hardy, R OBP: 0.246, SLG: 0.397										4	0	0	0	0	0	2		
36 Chris Dickerson, L OBP: 0.250, SLG: 0.143										4	0	0	0	0	2	0		
31 Taylor Teagarden, R OBP: 0.121, SLG: 0.188										4	0	0	0	0	1	1		
3 Ryan Flaherty, L OBP: 0.121, SLG: 0.188										4	1	1	0	0	1	0		
Inning Stats	R: 0 H: 0 E: 0 K: 0 S: 8	H: 1 LOB: 0 BB: 0 P: 10	R: 1 H: 1 E: 0 K: 1 S: 8	H: 1 LOB: 0 BB: 0 P: 12	R: 0 H: 2 E: 0 K: 0 S: 14	H: 2 LOB: 3 BB: 1 P: 24	R: 0 H: 0 E: 1 K: 1 S: 13	H: 0 LOB: 1 BB: 0 P: 17	R: 2 H: 2 E: 0 K: 0 S: 13	H: 2 LOB: 2 BB: 2 P: 26	R: 3 H: 3 E: 0 K: 1 S: 13	H: 3 LOB: 0 BB: 0 P: 21	R: 0 H: 0 E: 0 K: 2 S: 10	H: 0 LOB: 0 BB: 0 P: 12	1B: 4 2B: 2 3B: 0 HR: 2	SF: 0 SAC: 0 DP: 0 HBP: 0	WP: 0 PB: 0 SB: 1 CS: 0	PA: 36
PITCHER	IP WLS BF H R ER SO BB IBB HBP BLK WP HR S P ERA WHIP																	
61 Josh Beckett, R ERA: 4.68	(1, 1) 5.2 L 29 8 0 0 0 2 1 0 0 0 0 7 108 9.53 1.765																	
56 J.P. Howell, L ERA: 5.14	(6, 1) 1.1 4 0 0 0 0 0 0 0 0 0 0 7 11 0.00 0.000																	
54 Matt Guerrier, R ERA: 3.6	(8, 1) 1.0 3 0 0 0 2 0 0 0 0 0 0 10 12 0.00 0.000																	

Los Angeles Dodgers @ Baltimore Orioles
 Oriole Park at Camden Yards, Baltimore, MD
 Sat Apr 20 2013, 7:17 PM - 10:03 PM EDT
 Att: 45,248 - Partly Cloudy - 56 F


AB 33
 R 6
 H 8
 RBI 6
 BB 3
 SO 5
 LOB 7



Batter	1	2	3	4	5	6	7	8	9	AB	R	H	RBI	BB	SO	LOB	TOP					
25 Carl Crawford, L OBP: 0.400, SLG: 0.457 54 Matt Guerrier, R 46 Josh Wall, R	F7		G1-3		G4-3		G4-3	G3		5	0	0	0	0	0	4						
14 Mark Ellis, R OBP: 0.370, SLG: 0.470	1B		1B		HR		HR		K	5	2	4	4	0	1	0						
27 Matt Kemp, R OBP: 0.278, SLG: 0.315	G6-4-3		1B		G6-3		F8		2B	5	0	2	0	0	0	1						
23 Adrián González, L OBP: 0.451, SLG: 0.536		BB	F8			K		1B	K	4	2	1	0	1	2	3						
6 Jerry Hairston, R 51 Ronald Belisario, R 75 Paco Rodríguez, L 18 Tim Federowicz, R 3 Skip Schumaker, L	BB	L6			G6-3		P4		F8	2	0	0	0	1	0	2						
16 Andre Ethier, L OBP: 0.342, SLG: 0.385	K				G4-3		G4-3		2B	4	1	1	0	0	1	2						
17 A.J. Ellis, R OBP: 0.446, SLG: 0.472	BB				G6-3		K		2B	3	0	1	2	1	1	0						
28 Justin Sellers, R OBP: 0.316, SLG: 0.280	1B				K		1B		1B	4	1	3	1	0	1	0						
22 Clayton Kershaw, L 5 Juan Uribe, R	G4-6-3				G4-3		HR		K	2	0	0	0	0	0	3						
Inning Stats	R: 0 E: 0 K: 1 S: 10	H: 1 LOB: 0 BB: 0 P: 17	R: 1 E: 0 K: 1 S: 12	H: 1 LOB: 2 BB: 3 P: 27	R: 0 E: 0 K: 1 S: 14	H: 2 LOB: 0 BB: 0 P: 24	R: 0 E: 0 K: 1 S: 9	H: 0 LOB: 0 BB: 0 P: 15	R: 1 E: 0 K: 0 S: 7	H: 1 LOB: 0 BB: 0 P: 11	R: 0 E: 0 K: 1 S: 9	H: 0 LOB: 0 BB: 0 P: 15	R: 3 E: 0 K: 1 S: 18	H: 2 LOB: 0 BB: 1 P: 32	R: 2 E: 0 K: 1 S: 19	H: 4 LOB: 2 BB: 0 P: 30	R: 0 E: 0 K: 2 S: 12	H: 1 LOB: 1 BB: 0 P: 19	1B: 7 2B: 3 3B: 0 HR: 2	SF: 0 SAC: 0 DP: 2 HBP: 0	WP: 0 PB: 0 SB: 0 CS: 0	PA: 41
PITCHER	IP	WLS	BF	H	R	ER	SO	BB	IBB	HBP	BLK	WP	HR	S	P	ERA	WHIP					
49 Jonathon Niese, L 73 Robert Carson, L 50 Scott Atchison, R 34 Brandon Lyon, R 66 Josh Edgin, L	2.1 3.1 5.1 7.1 8.1		11 9 2 6 5	3 2 0 2 4	1 1 0 3 2	1 1 0 3 2	1 1 1 1 0	3 0 0 1 0	0 0 0 0 0	0 0 0 0 0	0 0 0 1 0	0 0 0 18 23	28 23 10 32 13	54 38 0 27 23	3.86 3.86 0.00 27.00 54.00	2.571 0.857 0.000 3.000 12.000						
27 Jeury's Familia, R	1.2		6	1	0	0	3	0	0	0	0	0	0	1	0	0.00	0.600					

Los Angeles Dodgers @ New York Mets
Citi Field, Flushing, NY
Tue Apr 23 2013, 7:11 PM - 10:46 PM EDT
Att: 21,135 - Cloudy - 52 F


AB 37
R 7
H 12
RBI 7
BB 4
SO 7
LOB 19




Batter	1	2	3	4	5	6	7	8	9	AB	R	H	RBI	BB	SO	LOB	BOTTOM					
11 Rubén Tejada, R OBP: 0.300, SLG: 0.274	K		BB		L8		FC5-4			3	1	0	0	1	1	1						
28 Daniel Murphy, L 27 Jeury's Familia, R	F7		1B		1B		F9			4	0	2	1	0	0	1						
5 David Wright, R	P3		1B		BB				P4	3	0	1	1	1	0	0						
44 John Buck, R OBP: 0.300, SLG: 0.631	P3		BB		K		F7		F7	3	0	0	0	1	1	2						
6 Marlon Byrd, R OBP: 0.274, SLG: 0.379	K		FC5		K		F8			4	0	0	0	0	2	3						
21 Lucas Duda, L OBP: 0.446, SLG: 0.604	K		K		K		G1-3		K	4	0	0	0	0	3	0						
Justin Turner, R OBP: 0.333, SLG: 0.490			G5-3		G6-3		K		F9	4	0	0	0	0	1	0						
4 Collin Cowgill, R 50 Scott Atchison, R 34 Brandon Lyon, R 1 Jordany Valdespin, L 66 Josh Edgin, R 29 Ike Davis, L	G5-3		F9				K		K2-3	2	0	0	0	0	0	0						
49 Jonathon Niese, L 73 Robert Carson, L 12 Juan Lagares, R	F7		BB		F7		1B			0	0	0	0	0	0	0						
Inning Stats	R: 0 E: 0 K: 1 S: 11	H: 0 LOB: 0 BB: 0 P: 17	R: 0 E: 0 K: 2 S: 8	H: 0 LOB: 0 BB: 0 P: 11	R: 2 E: 0 K: 0 S: 22	H: 2 LOB: 3 BB: 3 P: 39	R: 0 E: 0 K: 1 S: 11	H: 0 LOB: 0 BB: 0 P: 17	R: 0 E: 0 K: 1 S: 15	H: 1 LOB: 2 BB: 1 P: 27	R: 0 E: 0 K: 2 S: 12	H: 0 LOB: 0 BB: 0 P: 15	R: 0 E: 0 K: 1 S: 12	H: 1 LOB: 0 BB: 0 P: 20	R: 0 E: 0 K: 0 S: 10	H: 0 LOB: 0 BB: 0 P: 13	R: 0 E: 0 K: 2 S: 8	H: 0 LOB: 0 BB: 0 P: 11	1B: 4 2B: 0 3B: 0 HR: 0	SF: 0 SAC: 0 DP: 0 HBP: 0	WP: 0 PB: 0 SB: 0 CS: 0	PA: 35
PITCHER	IP	WLS	BF	H	R	ER	SO	BB	IBB	HBP	BLK	WP	HR	S	P	ERA	WHIP					
22 Clayton Kershaw, L 51 Ronald Belisario, R 75 Paco Rodríguez, L 54 Matt Guerrier, R 46 Josh Wall, R	5.0 1.0 7.1 8.1 9.1		22 3 4 3 3	2 0 1 0 0	2 0 0 0 0	5 2 1 0 0	0 0 0 0 0	4 0 0 0 0	0 0 0 0 0	0 0 0 0 0	0 0 0 0 0	0 0 0 0 0	0 0 0 10 8	67 15 20 13 11	1 15 0 0 0	3.60 0.00 0.00 0.00 0.00	1.400 0.000 1.000 0.000 0.000					

Los Angeles Dodgers @ New York Mets
Citi Field, Flushing, NY
Tue Apr 23 2013, 7:11 PM - 10:46 PM EDT
Att: 21,135 - Cloudy - 52 F

AB 31
R 2
H 4
RBI 2
BB 4
SO 10
LOB 7



Batter	1	2	3	4	5	6	7	8	9	10	AB	R	H	RBI	BB	SO	LOB	TOP	
3 Skip Schumaker, L (1.7) OBP: 0.306, SLG: 0.143 (6, 9)	G6-3		F8			G4-3		K		G6-3	5	0	0	0	0	1	1	Los Angeles Dodgers @ New York Mets Citi Field, Flushing, NY Wed Apr 24 2013, 7:11 PM - 10:47 PM EDT Att: 24,130 - Cloudy - 53 F	
14 Mark Ellis, R (1.4) OBP: 0.364, SLG: 0.457	23 1B 27 FC6-4 1B		G6-3			G6-3		G6-3			4	1	1	0	0	0	0		
23 Adrián González, L (1.3) OBP: 0.453, SLG: 0.528						27 HR BB					3	1	1	0	1	0	0		
27 Matt Kemp, R (1.8) OBP: 0.289, SLG: 0.355	FC6-4					HR					3	1	1	3	1	1	1		
16 Andre Ethier, L (1.9) OBP: 0.345, SLG: 0.382 51 Ronald Belisario, R (8, 1)	K					F9					3	0	1	0	0	1	1		
28 Justin Sellers, R (8, 6)	K										1	0	0	0	0	0	1		
6 Jerry Hairston, R (1, 5) OBP: 0.194, SLG: 0.172											4	0	0	0	0	0	2		
17 A.J. Ellis, R (1, 2) OBP: 0.435, SLG: 0.446						G6-3		K			3	0	0	0	1	2	0		
7 Nick Punto, S (1, 6) OBP: 0.480, SLG: 0.381 74 Kenley Jansen, S (8, 1)						K		K			3	0	0	0	0	2	0		
31 Brandon League, R (9, 1) 22 Clayton Kershaw, L(10, PH) 46 Josh Wall, R (10, 1)						K		G3			0	0	0	0	0	0	0		
29 Ted Lilly, L (1, 1) 56 J.P. Howell, L (8, 1) 25 Carl Crawford, L (10, 7) 47 Luis Alfonso Cruz, R (10, 7) OBP: 0.122, SLG: 0.087						K					2	0	0	0	0	0	2		
											0	0	0	0	0	0	0		
Inning Stats	R: 1 E: 0 K: 1 S: 11	H: 2 LOB: 1 BB: 0 P: 14	R: 0 E: 0 K: 2 S: 10	H: 0 LOB: 0 BB: 0 P: 13	R: 0 E: 0 K: 1 S: 11	H: 0 LOB: 0 BB: 0 P: 11	R: 2 E: 0 K: 2 S: 15	H: 1 LOB: 0 BB: 1 P: 22	R: 0 E: 0 K: 1 S: 6	H: 0 LOB: 0 BB: 0 P: 8	R: 0 E: 0 K: 1 S: 7	H: 0 LOB: 1 BB: 1 P: 16	R: 0 E: 0 K: 1 S: 10	H: 0 LOB: 1 BB: 1 P: 17	1B: 3 2B: 0 3B: 0 HR: 1	SF: 0 SAC: 1 DP: 0 HBP: 0	WP: 1 PB: 0 SB: 0 CS: 0		PA: 37
PITCHER	IP WLS BF H R ER SO BB IBB HBP BLK WP HR S P ERA WHIP	6.0 1.0 1.1 0.2 1.0	23 3 4 0 0	4 0 0 0 0	3 0 0 0 0	7 1 0 0 1	0 0 0 0 0	0 0 0 0 0	0 0 0 0 0	0 0 0 0 0	0 0 0 0 0	0 0 0 0 0	0 0 0 0 0	0 0 0 0 0	0 0 0 0 0	0 0 0 0 0	0 0 0 0 0	4.50 0.00 0.00 1.500 0.00	0.833 0.000 0.000 1.500 1.000

Batter	1	2	3	4	5	6	7	8	9	10	AB	R	H	RBI	BB	SO	LOB	BOTTOM				
11 Rubén Tejada, R (1, 6) OBP: 0.297, SLG: 0.273	G4-3		K			G5-3				SH1-4	4	0	1	1	0	1	1	Los Angeles Dodgers @ New York Mets Citi Field, Flushing, NY Wed Apr 24 2013, 7:11 PM - 10:47 PM EDT Att: 24,130 - Cloudy - 53 F				
28 Daniel Murphy, L (1, 4) OBP: 0.383, SLG: 0.547	G6-3		P4							P5	5	0	1	0	0	1	1					
5 David Wright, R (1, 5) OBP: 0.447, SLG: 0.529	L8										4	0	1	1	1	1	2					
44 John Buck, R (1, 2) OBP: 0.293, SLG: 0.600											5	1	1	0	0	3	3					
29 Ike Davis, L (1, 3) OBP: 0.200, SLG: 0.308											4	1	1	0	1	2	2					
6 Marlon Byrd, R (1, 9) OBP: 0.228, SLG: 0.393											3	1	1	0	1	2	1					
21 Lucas Duda, L (1, 7) OBP: 0.471, SLG: 0.627											3	1	2	0	2	0	1					
12 Juan Lagares, R (1, 8) OBP: 0.400, SLG: 0.250 1 Jordany Valdespin, L (8, PH) OBP: 0.330, SLG: 0.429											2	0	0	0	1	0	3					
33 Matt Harvey, R (8, PH) OBP: 0.306, SLG: 0.300 Justin Turner, L (7, 1) 32 LaTroy Hawkins, R (7, 1) 56 Scott Rice, L (9, 1) 50 Scott Atchison, R (8, PH) OBP: 0.350, SLG: 0.446 23 Mike Baxter, L (10, 1) 39 Bobby Parnell, R (10, 1)											2	1	1	0	0	0	1					
Inning Stats	R: 0 E: 0 K: 0 S: 6	H: 0 LOB: 0 BB: 0 P: 7	R: 0 E: 0 K: 2 S: 15	H: 2 LOB: 3 BB: 1 P: 26	R: 0 E: 0 K: 2 S: 8	H: 0 LOB: 1 BB: 1 P: 14	R: 0 E: 0 K: 1 S: 13	H: 1 LOB: 1 BB: 0 P: 19	R: 1 E: 0 K: 2 S: 14	H: 3 LOB: 2 BB: 0 P: 20	R: 1 E: 0 K: 0 S: 13	H: 0 LOB: 0 BB: 0 P: 12	R: 0 E: 0 K: 1 S: 11	H: 1 LOB: 1 BB: 0 P: 17	R: 1 E: 0 K: 0 S: 6	H: 2 LOB: 0 BB: 0 P: 12	R: 4 E: 0 K: 0 S: 5		H: 2 LOB: 0 BB: 2 P: 16	1B: 6 2B: 4 3B: 0 HR: 1	SF: 1 SAC: 2 DP: 0 HBP: 0	WP: 0 PB: 0 SB: 1 CS: 1
PITCHER	IP WLS BF H R ER SO BB IBB HBP BLK WP HR S P ERA WHIP	5.0 0.1 1.2 1.0 1.0	23 3 5 4 1	6 1 0 0 0	1 1 0 0 0	7 2 0 0 0	0 0 0 0 0	0 0 0 0 0	0 0 0 0 0	0 0 0 0 0	0 0 0 0 0	0 0 0 0 0	0 0 0 0 0	0 0 0 0 0	0 0 0 0 0	0 0 0 0 0	0 0 0 0 0	18.0 108.00	1.600 6.000 0.000 1.000 9.000			



Batter	1	2	3	4	5	6	7	8	9	AB	R	H	RBI	BB	SO	LOB	TOP		
25 Carl Crawford, L (1,7) OBP: 0.395, SLG: 0.440										3	1	1	0	0	0	0			
7 Nick Punto, S (1,4) OBP: 0.446, SLG: 0.400										4	1	1	0	0	1	2			
23 Adrián González, L (1,3) OBP: 0.433, SLG: 0.500										4	0	0	0	0	0	3			
27 Matt Kemp, R (1,8) OBP: 0.310, SLG: 0.367										3	1	2	1	1	1	0			
16 Andre Ethier, L (1,9) OBP: 0.337, SLG: 0.375										4	0	1	1	0	0	2			
5 Juan Uribe, R (1,5) OBP: 0.241, SLG: 0.476										1	0	1	1	3	0	0			
55 Ramon Hernandez, R (1,2) OBP: 0.176, SLG: 0.133										4	0	0	0	0	0	5			
28 Justin Sellers, R (1,6) OBP: 0.295, SLG: 0.259										3	0	0	0	0	0	1			
99 Hyun Jin Ryu, R (1,1) OBP: 0.333, SLG: 0.444										2	0	0	0	0	2	0			
6 Jerry Hairston, R (8,PH) OBP: 0.188, SLG: 0.167										1	0	0	0	0	0	0			
74 Kenley Jansen, S (8,1)										0	0	0	0	0	0	0			
31 Brandon League, R (9,1)										0	0	0	0	0	0	0			
Inning Stats	R: 1 H: 1 E: 0 K: 1 S: 14	H: 1 LOB: 1 BB: 0 P: 18	R: 0 H: 0 E: 0 K: 0 S: 4	H: 0 LOB: 0 BB: 1 P: 9	R: 0 H: 0 E: 0 K: 1 S: 9	H: 0 LOB: 0 BB: 0 P: 15	R: 0 H: 0 E: 0 K: 1 S: 8	H: 0 LOB: 0 BB: 1 P: 11	R: 0 H: 1 E: 0 K: 1 S: 11	H: 1 LOB: 1 BB: 0 P: 18	R: 0 H: 1 E: 0 K: 0 S: 6	H: 1 LOB: 1 BB: 1 P: 11	R: 0 H: 0 E: 0 K: 0 S: 8	H: 0 LOB: 0 BB: 0 P: 11	R: 2 H: 3 E: 0 K: 0 S: 12	H: 3 LOB: 1 BB: 1 P: 26	1B: 5 2B: 2 3B: 0 HR: 0	SF: 0 SAC: 0 DP: 4 HBP: 1	WP: 0 PA: 34 CS: 0
PITCHER	IP: 7.0 WLS: 0 BF: 25 ERA: 5.14	H: 3 R: 1 ER: 1 SO: 4	BB: 3 IBB: 0 HBP: 1 BLK: 0	WP: 0 HR: 0 S: 56 P: 93	ERA: 1.29 WHIP: 0.857	IP: 8.1 WLS: 0 BF: 2 ERA: 4.15	H: 2 R: 0 ER: 0 SO: 0	BB: 0 IBB: 0 HBP: 0 BLK: 0	WP: 0 HR: 6 S: 8 P: 19	ERA: 0.00 WHIP: 0.000	IP: 8.1 WLS: 0 BF: 2 ERA: 2.45	H: 2 R: 0 ER: 0 SO: 0	BB: 0 IBB: 0 HBP: 0 BLK: 0	WP: 0 HR: 6 S: 10 P: 10	ERA: 0.00 WHIP: 1.500				

Los Angeles Dodgers @ New York Mets
Citi Field, Flushing, NY
Thu Apr 25 2013, 1:10 PM - 4:07 PM EDT
Att: 24,851 - Sunny - 59 F

AB 29
R 3
H 6
RBI 3
BB 4
SO 4
LOB 13

Batter	1	2	3	4	5	6	7	8	9	AB	R	H	RBI	BB	SO	LOB	BOTTOM				
11 Rubén Tejada, R (1,6) OBP: 0.308, SLG: 0.275										3	1	1	0	1	0	1					
28 Daniel Murphy, L (1,4) OBP: 0.386, SLG: 0.538										3	0	1	0	1	0	0					
5 David Wright, R (1,5) OBP: 0.436, SLG: 0.514										2	0	0	1	1	2	2					
21 Lucas Duda, L (1,7) OBP: 0.459, SLG: 0.600										4	0	1	0	0	1	3					
6 Marlon Byrd, R (1,9) OBP: 0.286, SLG: 0.400										4	0	1	0	0	1	4					
39 Bobby Parnell, R (9,1)										0	0	0	0	0	0	0					
29 Ike Davis, L (1,3) OBP: 0.260, SLG: 0.348										4	1	1	1	0	2	2					
20 Anthony Recker, R (1,2) OBP: 0.333, SLG: 0.200										3	0	0	0	0	2	0					
Justin Turner, R (9,PH) OBP: 0.313, SLG: 0.387										1	0	0	0	0	0	0					
4 Collin Cowgill, R (1,8) OBP: 0.200, SLG: 0.341										2	0	0	0	1	0	0					
1 Jordany Valdespin, L (9,PH) OBP: 0.326, SLG: 0.419										1	0	0	0	0	1	0					
53 Jeremy Hefner, R (1,1) ERA: 3.41										2	0	0	0	0	2	2					
12 Juan Lagares, R (7,PH) OBP: 0.333, SLG: 0.200										1	0	0	0	0	0	0					
34 Brandon Lyon, R (8,1)										0	0	0	0	0	0	0					
56 Scott Rice, L (8,1)										0	0	0	0	0	0	0					
23 Mike Baxter, L (9,9) OBP: 0.382, SLG: 0.333										1	0	0	0	0	0	0					
Inning Stats	R: 0 H: 0 E: 0 K: 1 S: 12	H: 0 LOB: 0 BB: 0 P: 18	R: 0 H: 0 E: 0 K: 0 S: 6	H: 0 LOB: 0 BB: 0 P: 7	R: 0 H: 0 E: 1 K: 2 S: 10	H: 0 LOB: 1 BB: 0 P: 14	R: 0 H: 1 E: 0 K: 0 S: 4	H: 1 LOB: 1 BB: 1 P: 9	R: 0 H: 0 E: 0 K: 2 S: 10	H: 0 LOB: 0 BB: 1 P: 17	R: 1 H: 2 E: 0 K: 2 S: 18	H: 2 LOB: 2 BB: 1 P: 32	R: 0 H: 0 E: 0 K: 1 S: 10	H: 0 LOB: 0 BB: 0 P: 12	R: 0 H: 1 E: 0 K: 2 S: 13	H: 1 LOB: 2 BB: 1 P: 20	R: 1 H: 1 E: 0 K: 1 S: 14	H: 1 LOB: 0 BB: 0 P: 22	1B: 3 2B: 1 3B: 0 HR: 1	SF: 1 SAC: 0 DP: 1 HBP: 0	WP: 1 PA: 36 CS: 0
PITCHER	IP: 7.0 WLS: 0 BF: 27 ERA: 3.41	H: 3 R: 1 ER: 1 SO: 8	BB: 3 IBB: 0 HBP: 0 BLK: 0	WP: 0 HR: 0 S: 70 P: 109	ERA: 1.29 WHIP: 0.857	IP: 1.0 WLS: 0 BF: 5 ERA: 1.5	H: 1 R: 0 ER: 0 SO: 2	BB: 1 IBB: 0 HBP: 0 BLK: 0	WP: 0 HR: 13 S: 20 P: 20	ERA: 0.00 WHIP: 2.000	IP: 1.0 WLS: 0 BF: 4 ERA: 4.0	H: 1 R: 1 ER: 1 SO: 1	BB: 0 IBB: 0 HBP: 0 BLK: 0	WP: 0 HR: 14 S: 22	ERA: 9.00 WHIP: 1.000						

Los Angeles Dodgers @ New York Mets
Citi Field, Flushing, NY
Thu Apr 25 2013, 1:10 PM - 4:07 PM EDT
Att: 24,851 - Sunny - 59 F

AB 31
R 2
H 5
RBI 2
BB 4
SO 11
LOB 14

Batter	1	2	3	4	5	6	7	8	9	AB	R	H	RBI	BB	SO	LOB	TOP			
7 Norichika Aoki, L (1,9) OBP: 0.343, SLG: 0.368										4	0	0	0	0	2	0	Milwaukee Brewers @ Los Angeles Dodgers Dodger Stadium, Los Angeles, CA Sun Apr 28 2013, 1:11 PM - 3:31 PM PDT Att: 49,003 - Sunny - 75 F			
9 Jean Segura, R (1,6) OBP: 0.356, SLG: 0.470										4	0	1	0	0	1	0				
8 Ryan Braun, R (1,7) OBP: 0.368, SLG: 0.581										4	0	1	0	0	1	0				
20 Jonathan Lucroy, R (1,2) OBP: 0.278, SLG: 0.397										3	0	0	0	0	0	2				
23 Rickie Weeks Jr., R (1,4) OBP: 0.273, SLG: 0.264										3	0	1	0	0	1	0				
27 Carlos Gómez, R (1,8) OBP: 0.376, SLG: 0.538										3	0	1	0	0	0	1				
3 Yuniesky Betancourt, R (1,5) OBP: 0.295, SLG: 0.493										3	0	0	0	0	2	2				
12 Martín Maldonado, R (1,3) OBP: 0.244, SLG: 0.342										3	0	0	0	0	2	2				
26 Kyle Lohse, R (1,1) OBP: 0.083, SLG: 0.083										2	0	0	0	0	2	0				
18 Kris Davis, R (8, PH) OBP: 0.250, SLG: 0.333										1	0	0	0	0	1	1				
51 Michael Gonzalez, R (8, 1)										0	0	0	0	0	0	0				
Inning Stats	R: 0 H: 2 E: 0 K: 1 S: 9	H: 2 LOB: 1 BB: 0 P: 13	R: 0 H: 1 E: 0 K: 1 S: 10	H: 1 LOB: 1 BB: 0 P: 18	R: 0 H: 0 E: 0 K: 2 S: 13	H: 0 LOB: 0 BB: 0 P: 14	R: 0 H: 0 E: 0 K: 2 S: 12	H: 0 LOB: 0 BB: 0 P: 19	R: 0 H: 0 E: 0 K: 2 S: 7	H: 0 LOB: 0 BB: 0 P: 12	R: 0 H: 0 E: 0 K: 2 S: 12	H: 0 LOB: 0 BB: 0 P: 18	R: 0 H: 0 E: 0 K: 0 S: 6	H: 1 LOB: 1 BB: 0 P: 9	R: 0 H: 0 E: 0 K: 2 S: 9	H: 0 LOB: 0 BB: 0 P: 14	1B: 2 2B: 2 3B: 0 HR: 0	SF: 0 SAC: 0 DP: 1 HBP: 0	WP: 0 PB: 0 SB: 0 CS: 0	PA: 30
PITCHER	IP WLS BF H R ER SO BB IBB HBP BLK WP HR S P ERA WHIP																			
22 Clayton Kershaw, L (1, 1) ERA: 1.73	8.0 W 27 4 0 0 12 0 0 0 0 0 0 0 78 117 0.00 0.500																			
31 Brandon League, R (9, 1) ERA: 4.09	1.0 S 3 0 0 0 0 0 0 0 0 0 0 0 6 8 0.00 0.000																			

Batter	1	2	3	4	5	6	7	8	9	AB	R	H	RBI	BB	SO	LOB	BOTTOM			
25 Carl Crawford, L (1,7) OBP: 0.390, SLG: 0.523										4	2	2	2	0	1	0	Milwaukee Brewers @ Los Angeles Dodgers Dodger Stadium, Los Angeles, CA Sun Apr 28 2013, 1:11 PM - 3:31 PM PDT Att: 49,003 - Sunny - 75 F			
7 Nick Punto, S (1,4) OBP: 0.500, SLG: 0.433										4	0	3	0	0	1	0				
23 Adrián González, L (1,3) OBP: 0.410, SLG: 0.488										4	0	0	0	0	0	3				
27 Matt Kemp, R (1,8) OBP: 0.316, SLG: 0.352										3	0	0	0	0	0	2				
16 Andre Ethier, L (1,9) OBP: 0.319, SLG: 0.386										3	0	0	0	0	0	1				
55 Ramon Hernandez, R (1, 2) OBP: 0.150, SLG: 0.111										3	0	0	0	0	1	0				
5 Juan Uribe, R (1,5) OBP: 0.421, SLG: 0.429										3	0	1	0	0	1	0				
28 Justin Sellers, R (1,6) OBP: 0.294, SLG: 0.279										3	0	0	0	0	1	1				
22 Clayton Kershaw, L (1, 1) ERA: 2.93										2	0	0	0	0	0	1				
6 Jerry Hairston, R (8, PH) OBP: 0.194, SLG: 0.194										1	0	0	0	0	0	0				
31 Brandon League, R (9, 1)										0	0	0	0	0	0	0				
Inning Stats	R: 1 H: 2 E: 0 K: 0 S: 10	H: 2 LOB: 1 BB: 0 P: 15	R: 0 H: 1 E: 0 K: 2 S: 12	H: 1 LOB: 1 BB: 0 P: 18	R: 0 H: 1 E: 0 K: 0 S: 9	H: 1 LOB: 1 BB: 0 P: 11	R: 0 H: 0 E: 0 K: 1 S: 8	H: 0 LOB: 0 BB: 0 P: 15	R: 1 H: 1 E: 0 K: 1 S: 11	H: 1 LOB: 0 BB: 0 P: 15	R: 0 H: 0 E: 0 K: 0 S: 10	H: 0 LOB: 0 BB: 0 P: 11	R: 0 H: 0 E: 0 K: 0 S: 9	H: 0 LOB: 0 BB: 0 P: 10	R: 0 H: 1 E: 0 K: 1 S: 11	H: 1 LOB: 1 BB: 0 P: 15	1B: 4 2B: 0 3B: 0 HR: 2	SF: 0 SAC: 0 DP: 0 HBP: 0	WP: 0 PB: 0 SB: 0 CS: 0	PA: 30
PITCHER	IP WLS BF H R ER SO BB IBB HBP BLK WP HR S P ERA WHIP																			
26 Kyle Lohse, R (1, 1) ERA: 2.93	7.0 L 26 2 2 2 4 0 0 0 0 0 0 0 11 15 2.57 0.714																			
51 Michael Gonzalez, L (8, 1) ERA: 4.32	1.0 4 1 0 0 1 0 0 0 0 0 0 0 11 15 0.00 1.000																			

AB	30
R	0
H	4
RBI	0
BB	0
SO	12
LOB	8

AB	30
R	2
H	6
RBI	2
BB	0
SO	5
LOB	8

Batter	1	2	3	4	5	6	7	8	9	AB	R	H	RBI	BB	SO	LOB	TOP			
25 Carl Crawford, L OBP: 0.383, SLG: 0.495	G6-3		1B			L9			F8	5	0	1	0	0	0	1				
7 Nick Punto, S OBP: 0.441, SLG: 0.392	L8					G3		G1-3	L7	5	0	0	0	0	1	2				
27 Matt Kemp, R OBP: 0.323, SLG: 0.342									F8	3	1	1	0	2	1	0				
16 Andre Ethier, L OBP: 0.350, SLG: 0.385	F9								K	4	0	1	0	0	1	4				
17 A.J. Ellis, R OBP: 0.390, SLG: 0.404		L8				F7				4	1	2	0	0	0	0				
5 Juan Uribe, R OBP: 0.407, SLG: 0.381						P4				3	1	1	0	1	0	2				
47 Luis Alfonso Cruz, R OBP: 0.116, SLG: 0.051										3	0	0	0	0	0	3				
23 Adrián González, L OBP: 0.398, SLG: 0.500										1	0	1	2	0	0	0				
28 Justin Sellers, R OBP: 0.287, SLG: 0.250										0	0	0	0	0	0	0				
9 Dee Strange-Gordon, L OBP: 0.556, SLG: 0.714										3	0	1	1	1	0	1				
99 Hyun Jin Ryu, R OBP: 0.286, SLG: 0.357										2	0	0	0	0	2	1				
3 Skip Schumaker, L OBP: 0.293, SLG: 0.167										1	0	0	0	0	0	0				
54 Matt Guerrier, R OBP: 0.304, SLG: 0.353										0	0	0	0	0	0	0				
6 Jerry Hairston, R OBP: 0.304, SLG: 0.353										1	0	0	0	0	0	2				
74 Kenley Jansen, S OBP: 0.304, SLG: 0.353										0	0	0	0	0	0	0				
Inning Stats	R: 0 H: 1 E: 0 K: 0 S: 6	H: 1 LOB: 1 BB: 0 P: 8	R: 0 H: 1 E: 0 K: 0 S: 10	H: 1 LOB: 1 BB: 0 P: 17	R: 0 H: 1 E: 0 K: 2 S: 12	H: 1 LOB: 2 BB: 1 P: 23	R: 0 H: 0 E: 0 K: 0 S: 8	H: 0 LOB: 0 BB: 0 P: 11	R: 0 H: 0 E: 0 K: 1 S: 8	H: 2 LOB: 2 BB: 0 P: 15	R: 0 H: 0 E: 0 K: 0 S: 7	H: 0 LOB: 0 BB: 0 P: 9	R: 3 H: 3 E: 0 K: 1 S: 16	H: 3 LOB: 2 BB: 2 P: 34	R: 0 H: 0 E: 0 K: 0 S: 7	H: 0 LOB: 0 BB: 0 P: 12	1B: 7 2B: 1 3B: 0 HR: 0	SF: 0 SAC: 0 DP: 0 HBP: 0	WP: 1 PB: 0 SB: 2 CS: 0	PA: 39
PITCHER	IP: 7.1 WLS: W BF: 30 ERA: 5.57	H: 5 R: 1 ER: 1 SO: 4	H: 5 R: 1 ER: 1 SO: 4	H: 5 R: 1 ER: 1 SO: 4	H: 5 R: 1 ER: 1 SO: 4	H: 5 R: 1 ER: 1 SO: 4	IP: 1.0 WLS: S BF: 3 ERA: 1.72	H: 0 R: 0 ER: 0 SO: 0	H: 0 R: 0 ER: 0 SO: 0	H: 0 R: 0 ER: 0 SO: 0	H: 0 R: 0 ER: 0 SO: 0	H: 0 R: 0 ER: 0 SO: 0	H: 0 R: 0 ER: 0 SO: 0	H: 0 R: 0 ER: 0 SO: 0	H: 0 R: 0 ER: 0 SO: 0	H: 0 R: 0 ER: 0 SO: 0	WP: 0 HR: 0 S: 7	ERA: 0.00 WHIP: 0.000		

Los Angeles Dodgers @ San Francisco Giants
 AT&T Park, San Francisco, CA
 Sun May 05 2013, 5:07 PM - 7:59 PM PDT
 Att: 41,140 - Cloudy - 63 F

AB	35
R	3
H	8
RBI	3
BB	4
SO	5
LOB	16



Batter	1	2	3	4	5	6	7	8	9	AB	R	H	RBI	BB	SO	LOB	BOTTOM			
56 Andres Torres, S OBP: 0.306, SLG: 0.390			G6-3							4	0	3	0	0	0	0				
19 Marco Scutaro, R OBP: 0.320, SLG: 0.333										4	2	2	0	0	0	2				
48 Pablo Sandoval, S OBP: 0.366, SLG: 0.479										3	1	1	0	1	0	2				
28 Buster Posey, R OBP: 0.402, SLG: 0.521										3	1	1	0	1	0	4				
9 Brandon Belt, L OBP: 0.293, SLG: 0.358										0	0	0	0	0	0	0				
8 Hunter Pence, R OBP: 0.316, SLG: 0.472										4	0	2	4	0	1	2				
14 Francisco Peguero, R OBP: 0.167, SLG: 0.333										4	0	0	0	0	1	5				
12 Guillermo Quiroz, R OBP: 0.400, SLG: 0.615										4	0	0	0	0	1	0				
35 Brandon Crawford, L OBP: 0.325, SLG: 0.481										3	0	0	0	0	1	0				
18 Matt Cain, R OBP: 0.304, SLG: 0.353										3	0	0	0	0	1	0				
49 Javier López, L OBP: 0.293, SLG: 0.167										0	0	0	0	0	0	0				
70 George Kontos, R OBP: 0.293, SLG: 0.167										0	0	0	0	0	0	0				
41 Jeremy Affeldt, L OBP: 0.293, SLG: 0.167										0	0	0	0	0	0	0				
63 Jean Machi, R OBP: 0.293, SLG: 0.167										0	0	0	0	0	0	0				
54 Sergio Romo, R OBP: 0.293, SLG: 0.167										0	0	0	0	0	0	0				
Inning Stats	R: 1 H: 3 E: 0 K: 0 S: 9	H: 3 LOB: 2 BB: 0 P: 13	R: 0 H: 0 E: 0 K: 1 S: 8	H: 0 LOB: 0 BB: 0 P: 9	R: 1 H: 2 E: 0 K: 0 S: 16	H: 2 LOB: 1 BB: 1 P: 28	R: 0 H: 0 E: 0 K: 1 S: 7	H: 0 LOB: 0 BB: 0 P: 12	R: 2 H: 3 E: 0 K: 0 S: 8	H: 3 LOB: 1 BB: 1 P: 15	R: 0 H: 0 E: 0 K: 0 S: 5	H: 0 LOB: 0 BB: 0 P: 8	R: 0 H: 1 E: 0 K: 0 S: 7	H: 1 LOB: 1 BB: 0 P: 10	R: 0 H: 0 E: 0 K: 3 S: 11	H: 0 LOB: 0 BB: 0 P: 15	1B: 7 2B: 2 3B: 0 HR: 0	SF: 0 SAC: 0 DP: 0 HBP: 0	WP: 0 PB: 0 SB: 0 CS: 1	PA: 34
PITCHER	IP: 6.0 WLS: L BF: 27 ERA: 3.71	H: 4 R: 4 ER: 4 SO: 2	H: 4 R: 4 ER: 4 SO: 2	H: 4 R: 4 ER: 4 SO: 2	H: 4 R: 4 ER: 4 SO: 2	H: 4 R: 4 ER: 4 SO: 2	IP: 1.0 WLS: X BF: 4 ERA: 3.75	H: 1 R: 0 ER: 0 SO: 0	H: 0 R: 0 ER: 0 SO: 0	H: 0 R: 0 ER: 0 SO: 0	H: 0 R: 0 ER: 0 SO: 0	H: 0 R: 0 ER: 0 SO: 0	H: 0 R: 0 ER: 0 SO: 0	H: 0 R: 0 ER: 0 SO: 0	H: 0 R: 0 ER: 0 SO: 0	H: 0 R: 0 ER: 0 SO: 0	WP: 0 HR: 0 S: 11	ERA: 6.00 WHIP: 1.667		

Los Angeles Dodgers @ San Francisco Giants
 AT&T Park, San Francisco, CA
 Sun May 05 2013, 5:07 PM - 7:59 PM PDT
 Att: 41,140 - Cloudy - 63 F

AB	32
R	4
H	9
RBI	4
BB	2
SO	5
LOB	15



Batter	1	2	3	4	5	6	7	8	9	AB	R	H	RBI	BB	SO	LOB	TOP				
11 AJ Pollock, R OBP: 0.286, SLG: 0.495	F8	2B		K		K			1B	5	1	2	1	0	2	0					
1 Didi Gregorius, L OBP: 0.432, SLG: 0.771	F8	L7			E7	K			1B	5	2	1	0	0	1	1					
44 Paul Goldschmidt, R OBP: 0.411, SLG: 0.530	1B								1B	5	1	4	3	0	1	0					
7 Cody Ross, R OBP: 0.304, SLG: 0.378	F8								1B	5	2	2	1	0	0	3					
26 Miguel Montero, L OBP: 0.312, SLG: 0.288									1B	5	0	2	1	0	0	2					
14 Martin Prado, R OBP: 0.362, SLG: 0.358									1B	4	0	2	0	1	0	4					
8 Gerardo Parra, L OBP: 0.362, SLG: 0.444									1B	4	1	1	1	1	0	4					
10 Josh Wilson, R OBP: 0.244, SLG: 0.359									1B	5	1	0	0	0	3	7					
35 Trevor Cahill, R OBP: 0.071, SLG: 0.214										3	1	1	2	0	1	0					
22 Eric Hinske, L OBP: 0.289, SLG: 0.400										1	0	0	0	0	0	1					
45 Matt Reynolds, L										0	0	0	0	0	0	0					
29 Brad Ziegler, R										0	0	0	0	0	0	0					
Inning Stats	R: 0 H: 1 E: 0 K: 0 S: 7	H: 1 LOB: 1 BB: 0 P: 12	R: 3 H: 3 E: 0 K: 0 S: 18	H: 3 LOB: 1 BB: 2 P: 32	R: 0 H: 2 E: 0 K: 0 S: 12	H: 2 LOB: 0 BB: 0 P: 19	R: 0 H: 0 E: 0 K: 2 S: 12	H: 0 LOB: 0 BB: 0 P: 16	R: 3 H: 3 E: 0 K: 0 S: 14	H: 3 LOB: 1 BB: 0 P: 22	R: 0 H: 0 E: 0 K: 3 S: 10	H: 0 LOB: 0 BB: 0 P: 15	R: 0 H: 0 E: 0 K: 1 S: 9	H: 1 LOB: 1 BB: 0 P: 13	R: 3 H: 5 E: 0 K: 1 S: 18	H: 5 LOB: 2 BB: 0 P: 26	1B: 11 2B: 1 3B: 1 HR: 2	SF: 0 SAC: 0 DP: 1 HBP: 0	WP: 0 PB: 0 SB: 1 CS: 0	PA: 44	
PITCHER	IP WLS BF H R ER SO BB IBB HBP BLK WP HR S P ERA WHIP	IP WLS BF H R ER SO BB IBB HBP BLK WP HR S P ERA WHIP	IP WLS BF H R ER SO BB IBB HBP BLK WP HR S P ERA WHIP	IP WLS BF H R ER SO BB IBB HBP BLK WP HR S P ERA WHIP	IP WLS BF H R ER SO BB IBB HBP BLK WP HR S P ERA WHIP	IP WLS BF H R ER SO BB IBB HBP BLK WP HR S P ERA WHIP	IP WLS BF H R ER SO BB IBB HBP BLK WP HR S P ERA WHIP	IP WLS BF H R ER SO BB IBB HBP BLK WP HR S P ERA WHIP	IP WLS BF H R ER SO BB IBB HBP BLK WP HR S P ERA WHIP	IP WLS BF H R ER SO BB IBB HBP BLK WP HR S P ERA WHIP	IP WLS BF H R ER SO BB IBB HBP BLK WP HR S P ERA WHIP	IP WLS BF H R ER SO BB IBB HBP BLK WP HR S P ERA WHIP	IP WLS BF H R ER SO BB IBB HBP BLK WP HR S P ERA WHIP	IP WLS BF H R ER SO BB IBB HBP BLK WP HR S P ERA WHIP	IP WLS BF H R ER SO BB IBB HBP BLK WP HR S P ERA WHIP	IP WLS BF H R ER SO BB IBB HBP BLK WP HR S P ERA WHIP	IP WLS BF H R ER SO BB IBB HBP BLK WP HR S P ERA WHIP	IP WLS BF H R ER SO BB IBB HBP BLK WP HR S P ERA WHIP	IP WLS BF H R ER SO BB IBB HBP BLK WP HR S P ERA WHIP	IP WLS BF H R ER SO BB IBB HBP BLK WP HR S P ERA WHIP	IP WLS BF H R ER SO BB IBB HBP BLK WP HR S P ERA WHIP

Arizona Diamondbacks @ Los Angeles Dodgers
Dodger Stadium, Los Angeles, CA
Mon May 06 2013, 7:12 PM - 10:11 PM PDT
Att: 30,981 - Partly Cloudy - 63 F

AB 42
R 9
H 15
RBI 9
BB 2
SO 8
LOB 22



Batter	1	2	3	4	5	6	7	8	9	AB	R	H	RBI	BB	SO	LOB	BOTTOM					
25 Carl Crawford, L OBP: 0.378, SLG: 0.514	K									4	1	1	1	0	1	1						
7 Nick Punto, S OBP: 0.444, SLG: 0.389										3	1	1	0	1	0	1						
48 Javy Guerra, R										0	0	0	0	0	0	0						
23 Adrián González, L OBP: 0.402, SLG: 0.500										4	0	2	0	0	2	0						
27 Matt Kemp, R OBP: 0.321, SLG: 0.342										3	0	1	1	0	0	2						
16 Andre Ethier, L OBP: 0.339, SLG: 0.370										4	0	0	0	0	0	3						
17 A.J. Ellis, R OBP: 0.394, SLG: 0.402										3	0	1	0	1	0	0						
5 Juan Uribe, R OBP: 0.397, SLG: 0.370										4	0	1	0	0	1	2						
9 Dee Strange-Gordon, L OBP: 0.462, SLG: 0.500										3	0	0	0	1	1	2						
35 Chris Capuano, L										2	0	0	0	0	0	2						
75 Paco Rodríguez, L										0	0	0	0	0	0	0						
54 Matt Guerrier, R										0	0	0	0	0	0	0						
3 Skip Schumaker, L OBP: 0.288, SLG: 0.163										1	0	0	0	0	0	1						
Inning Stats	R: 1 H: 1 E: 0 K: 1 S: 8	H: 1 LOB: 1 BB: 1 P: 15	R: 0 H: 1 E: 0 K: 0 S: 11	H: 1 LOB: 1 BB: 0 P: 17	R: 1 H: 3 E: 0 K: 0 S: 13	H: 3 LOB: 1 BB: 0 P: 17	R: 0 H: 1 E: 0 K: 0 S: 5	H: 1 LOB: 1 BB: 0 P: 6	R: 0 H: 0 E: 0 K: 1 S: 7	H: 0 LOB: 0 BB: 0 P: 12	R: 0 H: 0 E: 0 K: 0 S: 7	H: 0 LOB: 1 BB: 1 P: 14	R: 0 H: 0 E: 1 K: 0 S: 6	H: 0 LOB: 0 BB: 1 P: 13	R: 0 H: 1 E: 0 K: 1 S: 11	H: 1 LOB: 0 BB: 0 P: 15	R: 0 H: 0 E: 0 K: 2 S: 8	H: 0 LOB: 0 BB: 0 P: 10	1B: 6 2B: 0 3B: 0 HR: 1	SF: 1 SAC: 0 DP: 1 HBP: 0	WP: 0 PB: 0 SB: 0 CS: 0	PA: 35
PITCHER	IP WLS BF H R ER SO BB IBB HBP BLK WP HR S P ERA WHIP	IP WLS BF H R ER SO BB IBB HBP BLK WP HR S P ERA WHIP	IP WLS BF H R ER SO BB IBB HBP BLK WP HR S P ERA WHIP	IP WLS BF H R ER SO BB IBB HBP BLK WP HR S P ERA WHIP	IP WLS BF H R ER SO BB IBB HBP BLK WP HR S P ERA WHIP	IP WLS BF H R ER SO BB IBB HBP BLK WP HR S P ERA WHIP	IP WLS BF H R ER SO BB IBB HBP BLK WP HR S P ERA WHIP	IP WLS BF H R ER SO BB IBB HBP BLK WP HR S P ERA WHIP	IP WLS BF H R ER SO BB IBB HBP BLK WP HR S P ERA WHIP	IP WLS BF H R ER SO BB IBB HBP BLK WP HR S P ERA WHIP	IP WLS BF H R ER SO BB IBB HBP BLK WP HR S P ERA WHIP	IP WLS BF H R ER SO BB IBB HBP BLK WP HR S P ERA WHIP	IP WLS BF H R ER SO BB IBB HBP BLK WP HR S P ERA WHIP	IP WLS BF H R ER SO BB IBB HBP BLK WP HR S P ERA WHIP	IP WLS BF H R ER SO BB IBB HBP BLK WP HR S P ERA WHIP	IP WLS BF H R ER SO BB IBB HBP BLK WP HR S P ERA WHIP	IP WLS BF H R ER SO BB IBB HBP BLK WP HR S P ERA WHIP	IP WLS BF H R ER SO BB IBB HBP BLK WP HR S P ERA WHIP	IP WLS BF H R ER SO BB IBB HBP BLK WP HR S P ERA WHIP	IP WLS BF H R ER SO BB IBB HBP BLK WP HR S P ERA WHIP	IP WLS BF H R ER SO BB IBB HBP BLK WP HR S P ERA WHIP	

Arizona Diamondbacks @ Los Angeles Dodgers
Dodger Stadium, Los Angeles, CA
Mon May 06 2013, 7:12 PM - 10:11 PM PDT
Att: 30,981 - Partly Cloudy - 63 F

AB 31
R 2
H 7
RBI 2
BB 3
SO 5
LOB 14



Batter	1	2	3	4	5	6	7	8	9	AB	R	H	RBI	BB	SO	LOB	TOP							
8 Gerardo Parra, L (1,8) OBP: 0.370, SLG: 0.454										4	2	2	0	1	1	4	Arizona Diamondbacks @ Los Angeles Dodgers Dodger Stadium, Los Angeles, CA Tue May 07 2013, 7:13 PM - 10:38 PM PDT Att: 33,611 - Partly Cloudy - 63 F							
1 Didi Gregorius, L (1,6) OBP: 0.465, SLG: 0.769										4	1	3	0	0	1	1								
44 Paul Goldschmidt, R (1,3) OBP: 0.411, SLG: 0.545										4	1	1	3	1	1	2								
26 Miguel Montero, L (1,2) OBP: 0.300, SLG: 0.275										5	0	0	0	0	1	3								
12 Eric Chavez, L (1,5) OBP: 0.342, SLG: 0.507										4	1	2	1	1	1	1								
7 Cody Ross, R (1,9) OBP: 0.301, SLG: 0.372										4	0	1	0	0	2	4								
13 Jason Kubel, L (1,7) OBP: 0.339, SLG: 0.490										4	0	1	1	0	2	4								
4 Cliff Pennington, S (1,4) OBP: 0.294, SLG: 0.299										2	0	1	0	1	0	0								
14 Martin Prado, R (8, PH) OBP: 0.289, SLG: 0.358										2	0	0	0	0	0	0								
32 Brandon McCarthy, R (1, 1) 77 Tony Sipp, L (7, 1) 22 Eric Hinske, L (8, PH) 30 David Hernandez, R (8, 1) 40 J.J. Putz, R (9, 1) 21 Heath Bell, R (9, 1)										2	0	0	0	0	0	0								
Inning Stats	R: 1 E: 0 K: 0 S: 9	H: 1 LOB: 0 BB: 0 P: 13	R: 1 E: 0 K: 1 S: 11	H: 2 LOB: 2 BB: 1 P: 18	R: 0 E: 0 K: 1 S: 10	H: 1 LOB: 1 BB: 0 P: 15	R: 0 E: 0 K: 0 S: 9	H: 2 LOB: 2 BB: 0 P: 14	R: 1 E: 0 K: 3 S: 15	H: 2 LOB: 2 BB: 1 P: 28	R: 0 E: 0 K: 0 S: 12	H: 1 LOB: 0 BB: 0 P: 18	R: 0 E: 0 K: 0 S: 6	H: 0 LOB: 2 BB: 0 P: 10	R: 0 E: 0 K: 2 S: 7	H: 0 LOB: 2 BB: 2 P: 18	R: 2 E: 0 K: 2 S: 18	H: 1 LOB: 1 BB: 1 P: 27	1B: 8 2B: 2 3B: 0 HR: 1	SF: 0 SAC: 2 DP: 1 HBP: 0	WP: 0 PB: 0 SB: 1 CS: 1	PA: 42		
PITCHER	IP WLS BF H R ER SO BB IBB HBP BLK WP HR S P ERA WHIP	6.0 3 28 9 3 3 5 2 0 0 0 0 0 66 106 4.50 1.833	1.0 3 1 0 0 0 0 0 0 0 0 0 0 6 10 0.00 1.000	1.0 5 0 0 0 2 1 1 0 0 0 0 0 7 18 0.00 1.000	1.0 L 5 1 2 2 2 1 0 0 0 0 1 18 27 18.00 2.000																			

Batter	1	2	3	4	5	6	7	8	9	AB	R	H	RBI	BB	SO	LOB	BOTTOM						
25 Carl Crawford, L (1,7) OBP: 0.371, SLG: 0.500										5	0	1	0	0	0	3							
9 Dee Strange-Gordon, L (1,6) OBP: 0.369, SLG: 0.460										5	0	1	0	0	2	3							
27 Matt Kemp, R (1,8) OBP: 0.326, SLG: 0.355										4	1	2	0	0	1	1							
23 Adrián González, L (1,3) OBP: 0.397, SLG: 0.491										4	0	1	0	0	0	1							
16 Andre Ethier, L (1,9) OBP: 0.344, SLG: 0.369										3	0	1	1	1	0	0							
55 Ramon Hernandez, R (1,2) OBP: 0.125, SLG: 0.091										4	0	0	0	0	0	4							
3 Skip Schumaker, L (1,4) OBP: 0.286, SLG: 0.154										3	1	0	0	1	0	2							
31 Brandon League, R (9, 1)										0	0	0	0	0	0	0							
7 Nick Punto, S (1,5) OBP: 0.463, SLG: 0.474										3	1	2	2	1	0	0							
61 Josh Beckett, R (1,1) OBP: 0.222, SLG: 0.125										2	0	1	0	0	1	0							
56 J.P. Howell, L (7, 1)										0	0	0	0	0	0	0							
28 Justin Sellers, R (7, PH) OBP: 0.267, SLG: 0.250										0	0	0	0	0	0	0							
74 Kenley Jansen, S (8, 1)										0	0	0	0	0	0	0							
5 Juan Uribe, R (9, 5) OBP: 0.390, SLG: 0.362										1	0	0	0	0	1	0							
Inning Stats	R: 1 E: 0 K: 1 S: 19	H: 3 LOB: 2 BB: 0 P: 27	R: 1 E: 0 K: 1 S: 18	H: 2 LOB: 1 BB: 0 P: 25	R: 0 E: 0 K: 1 S: 6	H: 0 LOB: 0 BB: 0 P: 7	R: 0 E: 0 K: 0 S: 9	H: 0 LOB: 0 BB: 0 P: 12	R: 0 E: 0 K: 0 S: 9	H: 2 LOB: 1 BB: 0 P: 12	R: 0 E: 0 K: 0 S: 6	H: 0 LOB: 0 BB: 0 P: 9	R: 1 E: 0 K: 0 S: 9	H: 1 LOB: 1 BB: 1 P: 14	R: 0 E: 0 K: 0 S: 8	H: 1 LOB: 2 BB: 2 P: 16	R: 0 E: 0 K: 1 S: 9	H: 0 LOB: 1 BB: 1 P: 16	1B: 6 2B: 2 3B: 0 HR: 1	SF: 0 SAC: 1 DP: 1 HBP: 0	WP: 1 PB: 0 SB: 0 CS: 0	PA: 38	
PITCHER	IP WLS BF H R ER SO BB IBB HBP BLK WP HR S P ERA WHIP	6.1 2 20 8 3 3 3 1 0 0 0 0 0 4 5 0.00 0.000	0.2 2 0 0 0 0 0 0 0 0 0 0 0 4 5 0.00 0.000	1.0 W 5 1 0 0 0 0 1 0 0 0 0 8 16 0.00 1.000	1.0 1 0 0 0 0 0 1 0 0 0 0 0 4 =	1.0 S 3 0 0 0 1 0 0 0 0 1 0 9 12 0.00 0.000																	

AB	34
R	5
H	11
RBI	5
BB	5
SO	9
LOB	23

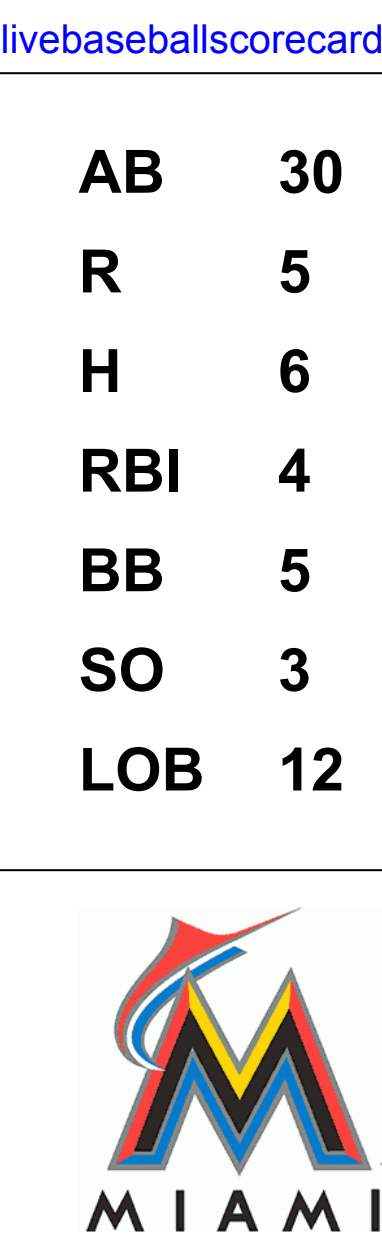


AB	34
R	3
H	9
RBI	3
BB	3
SO	4
LOB	15



Batter	1	2	3	4	5	6	7	8	9	AB	R	H	RBI	BB	SO	LOB	TOP																
9 Juan Pierre, L (1,7) OBP: 0.300, SLG: 0.281	F7		FC6-4 1B	P3			G6-3 1B			4	0	2	1	0	0	2	Miami Marlins @ Los Angeles Dodgers Dodger Stadium, Los Angeles, CA Fri May 10 2013, 7:12 PM - 10:12 PM PDT Att: 41,721 - Partly Cloudy - 69 F																
3 Adeiny Hechavarria, R (1,6) OBP: 0.229, SLG: 0.339	F8		FC6-4 1-2	G6-3			G6-3 1-2			4	0	0	0	0	0	2																	
30 Placido Polanco, R (1,5) OBP: 0.309, SLG: 0.274	P4			G6-3 48 BB 51 HR			F9			3	1	0	0	1	0	0																	
20 Justin Ruggiano, R (1,8) OBP: 0.316, SLG: 0.432		BB		F9						2	0	0	0	2	1	1																	
29 Greg Dobbs, L (1,3) OBP: 0.290, SLG: 0.270	F9			P4			G6-3			4	0	0	0	0	0	3																	
48 Marcell Ozuna, R (1,9) OBP: 0.307, SLG: 0.553	F8			G6-3 51 HR			G6-3			3	1	0	0	1	0	2																	
51 Derek Dietrich, L (1,4) OBP: 0.286, SLG: 0.714	K			G5-3 1-2 HR			G6-3			4	1	1	3	0	1	1																	
19 Rob Brantly, L (1,2) OBP: 0.316, SLG: 0.313				G6-3 16 BB 16 HR			G6-3			2	1	1	0	1	1	0																	
16 José Fernández, R (1,1) OBP: 0.200, SLG: 0.200				B3-6-4 1-2			G6-3 9 BB 9 HR			2	0	1	0	0	0	1																	
40 Mike Dunn, L (7,1) OBP: 0.286, SLG: 0.286							G3			0	0	0	0	0	0	0																	
50 Chad Qualls, R (8,1) OBP: 0.302, SLG: 0.230							G3			0	0	0	0	0	0	0																	
32 Matt Diaz, R (9,1) OBP: 0.302, SLG: 0.230							G3			0	0	0	0	0	0	0																	
31 Steve Cishek, R (9,1) OBP: 0.302, SLG: 0.230							G3			0	0	0	0	0	0	0																	
Inning Stats	R: 0 E: 0 K: 0 S: 8	H: 0 LOB: 0 BB: 0 P: 11	R: 0 E: 0 K: 1 S: 11	H: 0 LOB: 1 BB: 1 P: 20	R: 0 E: 0 K: 0 S: 9	H: 1 LOB: 1 BB: 1 P: 15	R: 3 E: 0 K: 1 S: 17	H: 2 LOB: 2 BB: 2 P: 36	R: 0 E: 0 K: 0 S: 9	H: 0 LOB: 0 BB: 0 P: 15	R: 0 E: 0 K: 0 S: 9	H: 0 LOB: 0 BB: 0 P: 15	R: 2 E: 0 K: 0 S: 12	H: 3 LOB: 0 BB: 0 P: 16	R: 0 E: 0 K: 0 S: 7	H: 0 LOB: 0 BB: 0 P: 14	R: 0 E: 0 K: 1 S: 5	H: 0 LOB: 0 BB: 0 P: 5	1B: 4 2B: 1 3B: 0 HR: 1	SF: 0 SAC: 0 DP: 2 HBP: 1	WP: 0 PB: 0 SB: 0 CS: 1	PA: 36											
PITCHER	IP WLS BF H R ER SO BB IBB HBP BLK WP HR S P ERA WHIP																																
36 Matt Magill, R (1,1) ERA: 6.92	5.0	22	3	3	3	2	4	0	1	0	0	0	1	52	93	5.40	1.400																
56 J.J. Howell, L (6,1) ERA: 3.6	1.0	3	0	0	0	0	0	0	0	0	0	0	0	9	15	0.00	0.000																
51 Ronald Belisario, R (7,1) ERA: 4.15	1.0	L 6	3	2	2	0	1	0	0	0	0	0	15	23	18.00	4.000																	
75 Paco Rodríguez, L (8,1) ERA: 2.57	2.0	5	0	0	0	1	0	0	0	0	0	0	9	12	0.00	0.000																	


Batter	1	2	3	4	5	6	7	8	9	AB	R	H	RBI	BB	SO	LOB	BOTTOM																
25 Carl Crawford, L (1,7) OBP: 0.377, SLG: 0.500	23 HR 7 BB									5	1	3	0	0	1	0	Miami Marlins @ Los Angeles Dodgers Dodger Stadium, Los Angeles, CA Fri May 10 2013, 7:12 PM - 10:12 PM PDT Att: 41,721 - Partly Cloudy - 69 F																
7 Nick Punto, S (1,5) OBP: 0.434, SLG: 0.446	23 HR BB	G3-1								4	1	0	0	1	2	3																	
23 Adrián González, L (1,3) OBP: 0.394, SLG: 0.518	1-2 HR		G6-3							4	1	1	3	0	1	1																	
27 Matt Kemp, R (1,8) OBP: 0.322, SLG: 0.349	K									4	1	1	0	0	2	0																	
16 Andre Ethier, L (1,9) OBP: 0.331, SLG: 0.353	G4-3									4	0	0	0	0	0	1																	
17 A.J. Ellis, R (1,2) OBP: 0.393, SLG: 0.410										4	0	3	1	0	1	0																	
3 Skip Schumaker, L (1,4) OBP: 0.294, SLG: 0.211	F7									4	0	1	0	0	1	2																	
9 Dee Strange-Gordon, L (1,6) OBP: 0.385, SLG: 0.364		B5-3								3	0	0	0	1	0	1																	
36 Matt Magill, R (1,1) OBP: 0.200, SLG: 0.200										1	0	0	0	0	1	0																	
5 Juan Uribe, R (5,1) OBP: 0.281, SLG: 0.353										1	0	1	0	0	0	0																	
56 J.J. Howell, L (6,1) ERA: 3.6										0	0	0	0	0	0	0																	
18 Tim Federowicz, R (6,1) ERA: 4.11										0	0	0	0	0	0	3																	
51 Ronald Belisario, R (7,1) ERA: 4.15										0	0	0	0	0	0	0																	
75 Paco Rodríguez, L (8,1) ERA: 2.57										0	0	0	0	0	0	0																	
33 Scott Van Slyke, R (9,1) ERA: 4.5										1	0	0	0	0	1	0																	
Inning Stats	R: 3 E: 0 K: 1 S: 15	H: 3 LOB: 1 BB: 1 P: 22	R: 0 E: 0 K: 1 S: 10	H: 1 LOB: 0 BB: 0 P: 11	R: 0 E: 0 K: 1 S: 7	H: 0 LOB: 0 BB: 0 P: 7	R: 0 E: 0 K: 2 S: 15	H: 0 LOB: 0 BB: 0 P: 16	R: 0 E: 0 K: 0 S: 11	H: 2 LOB: 1 BB: 0 P: 14	R: 0 E: 0 K: 0 S: 8	H: 2 LOB: 3 BB: 1 P: 16	R: 0 E: 0 K: 1 S: 14	H: 0 LOB: 0 BB: 0 P: 19	R: 1 E: 0 K: 0 S: 13	H: 2 LOB: 1 BB: 0 P: 20	R: 0 E: 0 K: 2 S: 8	H: 0 LOB: 0 BB: 0 P: 14	1B: 7 2B: 2 3B: 0 HR: 1	SF: 0 SAC: 0 DP: 0 HBP: 0	WP: 1 PB: 0 SB: 2 CS: 0	PA: 38											
PITCHER	IP WLS BF H R ER SO BB IBB HBP BLK WP HR S P ERA WHIP																																
16 José Fernández, R (1,1) ERA: 3.65	6.0	W 27	8	3	3	7	1	0	0	0	0	0	0	66	86	4.50	1.500																
40 Mike Dunn, L (7,1) ERA: 1.62	1.0	H 3	0	0	0	1	0	0	0	0	0	14	19	0.00	0.000																		
50 Chad Qualls, R (8,1) ERA: 4.11	1.0	H 5	2	1	1	0	0	0	0	1	0	13	20	9.00	2.000																		
31 Steve Cishek, R (9,1) ERA: 4.5	1.0	S 3	0	0	0	2	0	0	0	0	0	8	14	0.00	0.000																		



Batter	1	2	3	4	5	6	7	8	9	AB	R	H	RBI	BB	SO	LOB	TOP					
3 Adeiny Hechavarria, R OBP: 0.241, SLG: 0.338	G5-3		1B				L9			3	0	1	0	1	0	1						
32 Matt Diaz, R OBP: 0.133, SLG: 0.143	G4-3		P5					L9		4	0	0	0	0	0	3						
30 Placido Polanco, R OBP: 0.314, SLG: 0.289	F9							P6		4	0	2	0	0	0	0						
20 Justin Ruggiano, R OBP: 0.307, SLG: 0.418		G6-3		G5-3			FC6-4	K		4	0	0	0	0	1	2						
48 Marcell Ozuna, R OBP: 0.356, SLG: 0.500		G6-3		K			G6-4-3			4	0	0	0	0	1	2						
21 Miguel Olivo, R OBP: 0.224, SLG: 0.382										2	1	1	1	1	0	1						
53 Kyle Skipworth, L (9, PH)								K		1	0	0	0	0	1	0						
29 Greg Dobbs, L OBP: 0.289, SLG: 0.263		G6-3					HR	G6-3		3	0	0	0	1	0	1						
22 Nick Green, R OBP: 0.306, SLG: 0.438				K			FC3-6	L7		3	0	0	0	0	1	1						
45 Kevin Slowey, R										1	0	0	0	0	1	0						
60 Jon Rauch, R										0	0	0	0	0	0	0						
8 Chris Coghlan, L OBP: 0.262, SLG: 0.281										1	0	1	0	0	0	0						
44 AJ Ramos, R										0	0	0	0	0	0	0						
58 Ryan Webb, R										0	0	0	0	0	0	0						
Inning Stats	R: 0 E: 0 K: 0 S: 6	H: 0 LOB: 0 BB: 0 P: 12	R: 0 E: 0 K: 0 S: 10	H: 0 LOB: 1 BB: 1 P: 19	R: 0 E: 0 K: 2 S: 12	H: 1 LOB: 1 BB: 0 P: 17	R: 0 E: 0 K: 1 S: 13	H: 1 LOB: 0 BB: 2 P: 19	R: 0 E: 0 K: 0 S: 11	H: 0 LOB: 2 BB: 0 P: 20	R: 0 E: 0 K: 0 S: 14	H: 1 LOB: 1 BB: 0 P: 17	R: 1 E: 0 K: 0 S: 11	H: 2 LOB: 1 BB: 0 P: 15	R: 0 E: 0 K: 1 S: 8	H: 0 LOB: 0 BB: 0 P: 13	R: 0 E: 0 K: 1 S: 12	H: 0 LOB: 0 BB: 0 P: 18	1B: 3 2B: 1 3B: 0 HR: 1	SF: 0 SAC: 1 DP: 1 HBP: 0	WP: 0 PB: 0 SB: 0 CS: 0	PA: 34
PITCHER	IP WLS BF H R ER SO BB IBB HBP BLK WP HR S P ERA WHIP																					
99 Hyun Jin Ryu, L ERA: 3.4	6.2 W 27 5 1 1 3 3 0 0 0 0 0 1 72 114 1.35 1.200																					
75 Paco Rodriguez, L ERA: 2.51	0.1 1 0 0 0 0 0 0 0 0 0 0 0 5 5 0.00 0.000																					
54 Matt Guerrier, R ERA: 3.21	1.0 3 0 0 0 1 0 0 0 0 0 0 0 8 13 0.00 0.000																					
48 Javy Guerra, R ERA: 9.0	1.0 3 0 0 0 1 0 0 0 0 0 0 0 12 18 0.00 0.000																					
Batter	1	2	3	4	5	6	7	8	9	AB	R	H	RBI	BB	SO	LOB	BOTTOM					
25 Carl Crawford, L OBP: 0.370, SLG: 0.488	F7									5	0	1	0	0	0	3						
54 Matt Guerrier, R		G6-3								0	0	0	0	0	0	0						
48 Javy Guerra, R										0	0	0	0	0	0	0						
9 Dee Strange-Gordon, L OBP: 0.397, SLG: 0.462	P6									4	1	1	1	1	0	0						
23 Adrián González, L OBP: 0.397, SLG: 0.517										4	1	2	0	0	0	0						
47 Luis Alfonso Cruz, R OBP: 0.113, SLG: 0.088										1	0	0	0	0	0	1						
27 Matt Kemp, R OBP: 0.318, SLG: 0.343	FC5-4									5	0	1	0	0	1	1						
16 Andre Ethier, L OBP: 0.350, SLG: 0.390										4	3	4	0	0	0	0						
17 A.J. Ellis, R OBP: 0.400, SLG: 0.412										2	1	1	0	1	1	1						
3 Skip Schumaker, L OBP: 0.319, SLG: 0.233										3	1	2	3	1	0	2						
5 Juan Uribe, R OBP: 0.403, SLG: 0.377										2	0	2	2	1	0	0						
99 Hyun Jin Ryu, R OBP: 0.313, SLG: 0.333										1	0	0	0	1	0	3						
75 Paco Rodriguez, L ERA: 6.14										0	0	0	0	0	0	0						
7 Nick Punto, S OBP: 0.429, SLG: 0.439										1	0	0	0	0	1	1						
Inning Stats	R: 0 E: 0 K: 0 S: 10	H: 1 LOB: 1 BB: 0 P: 12	R: 1 E: 0 K: 0 S: 10	H: 3 LOB: 2 BB: 0 P: 13	R: 2 E: 0 K: 0 S: 16	H: 4 LOB: 3 BB: 2 P: 29	R: 0 E: 0 K: 0 S: 12	H: 0 LOB: 0 BB: 0 P: 16	R: 2 E: 0 K: 0 S: 24	H: 4 LOB: 2 BB: 1 P: 35	R: 0 E: 0 K: 0 S: 10	H: 0 LOB: 0 BB: 0 P: 13	R: 2 E: 0 K: 2 S: 15	H: 2 LOB: 1 BB: 1 P: 24	R: 0 E: 0 K: 1 S: 6	H: 0 LOB: 0 BB: 1 P: 12	1B: 11 2B: 2 3B: 0 HR: 1	SF: 1 SAC: 2 DP: 1 HBP: 0	WP: 0 PB: 1 SB: 1 CS: 0	PA: 40		
PITCHER	IP WLS BF H R ER SO BB IBB HBP BLK WP HR S P ERA WHIP																					
45 Kevin Slowey, R ERA: 2.55	4.2 L 27 11 5 5 0 0 3 0 0 0 0 0 0 69 102 9.64 3.000																					
60 Jon Rauch, R ERA: 6.14	1.1 4 1 0 0 0 0 0 0 0 0 0 0 13 16 0.00 0.750																					
44 AJ Ramos, R ERA: 3.6	1.0 6 2 2 1 2 1 0 0 0 0 0 0 15 24 9.00 3.000																					
58 Ryan Webb, R ERA: 1.8	1.0 3 0 0 0 1 1 0 0 0 0 0 0 6 12 0.00 1.000																					


Miami Marlins @ Los Angeles Dodgers
Dodger Stadium, Los Angeles, CA
Sat May 11 2013, 6:11 PM - 9:09 PM PDT
Att: 42,208 - Partly Cloudy - 76 F

AB 30
R 1
H 5
RBI 1
BB 3
SO 5
LOB 11



Miami Marlins @ Los Angeles Dodgers
Dodger Stadium, Los Angeles, CA
Sat May 11 2013, 6:11 PM - 9:09 PM PDT
Att: 42,208 - Partly Cloudy - 76 F

AB 32
R 7
H 14
RBI 6
BB 5
SO 3
LOB 12

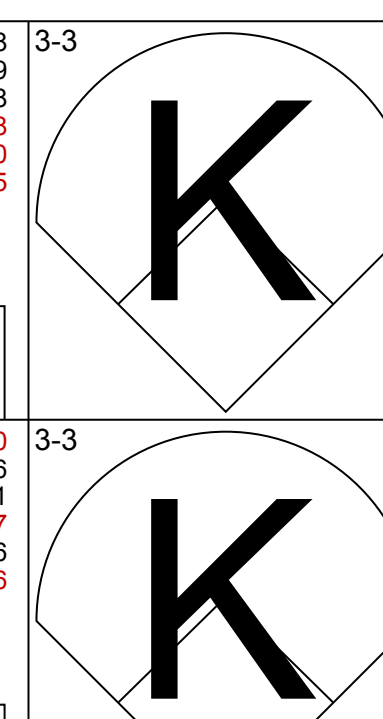
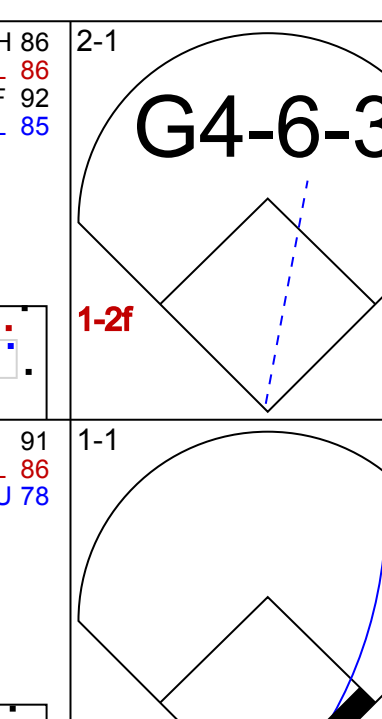
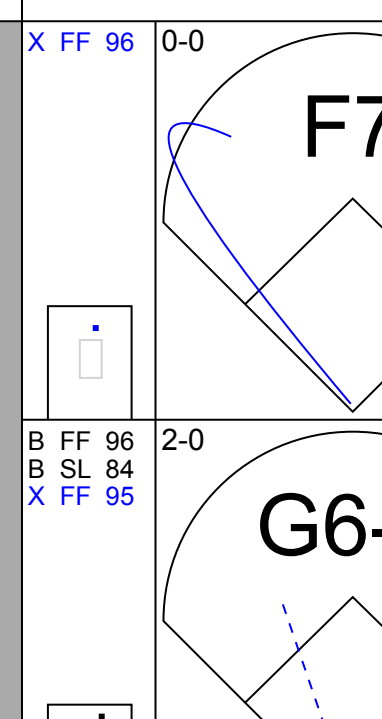
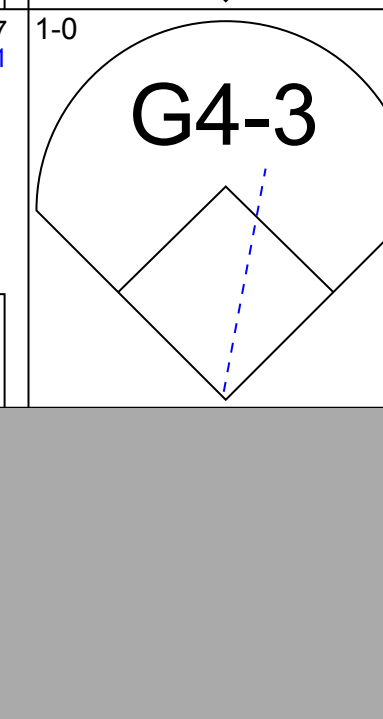
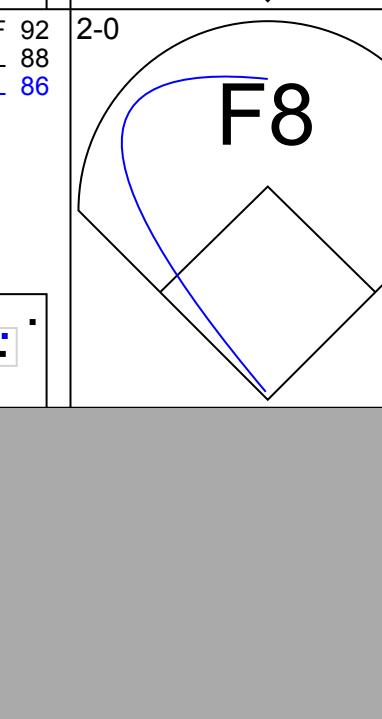






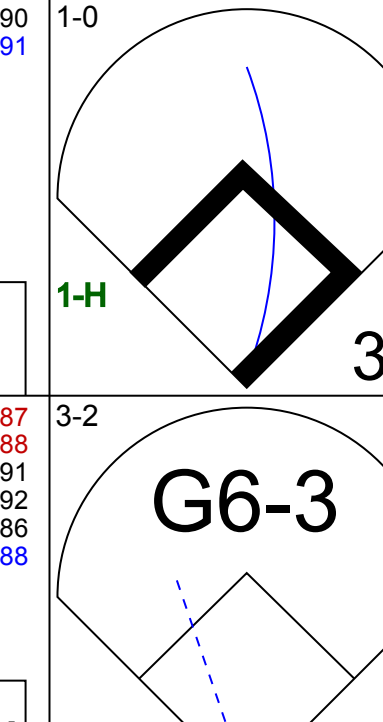
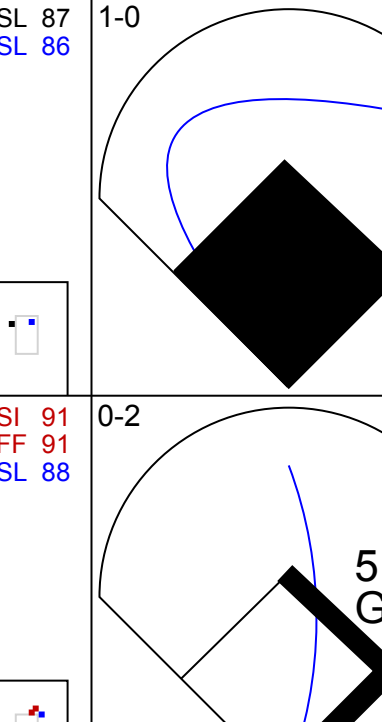
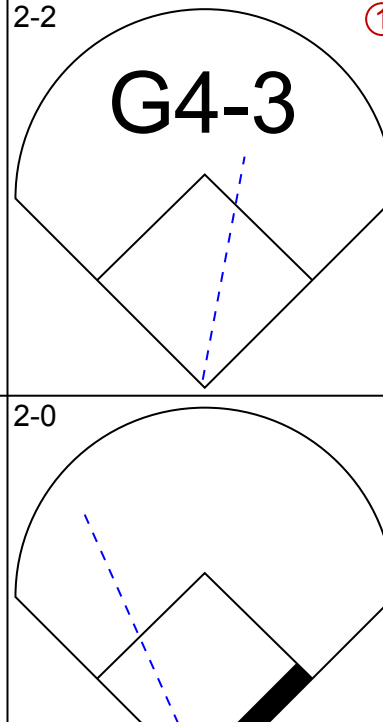

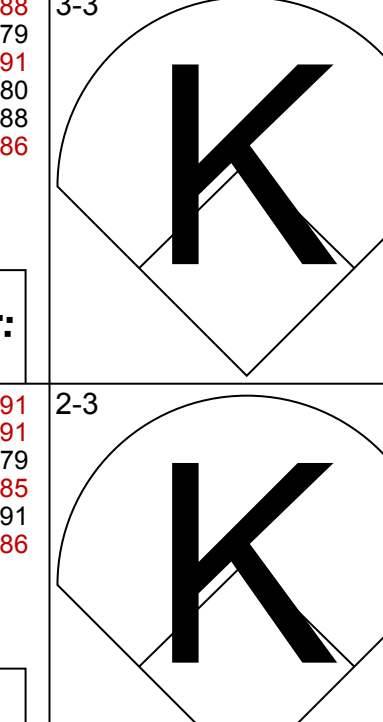
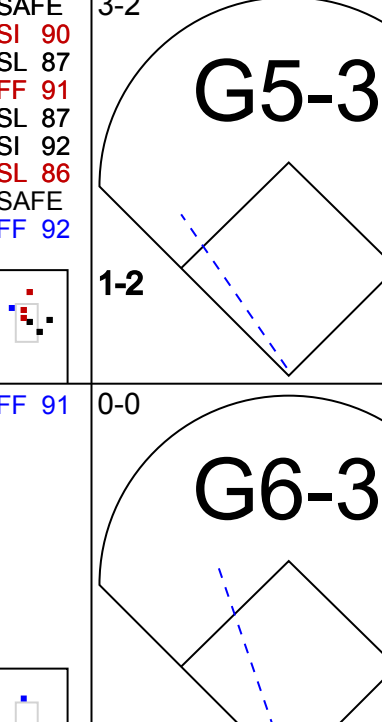
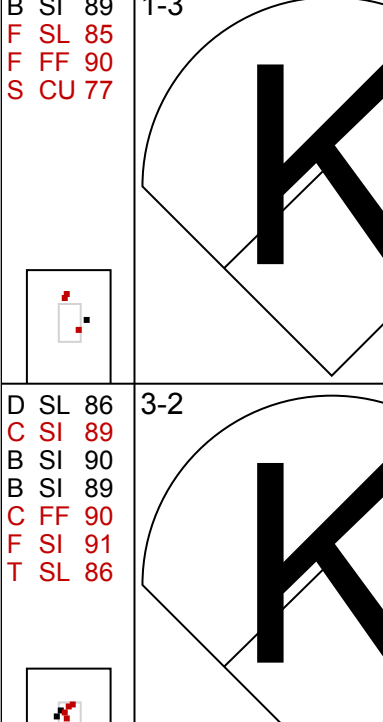

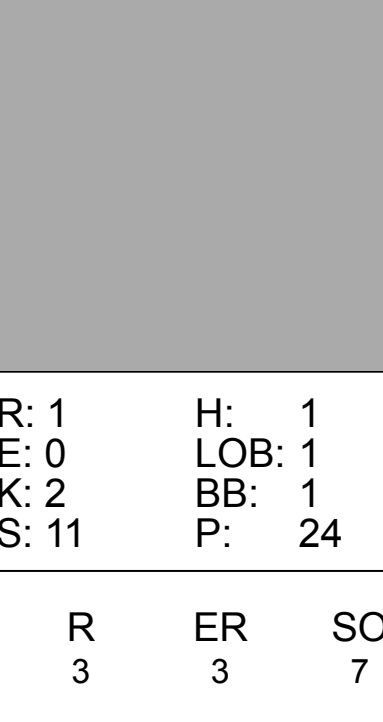
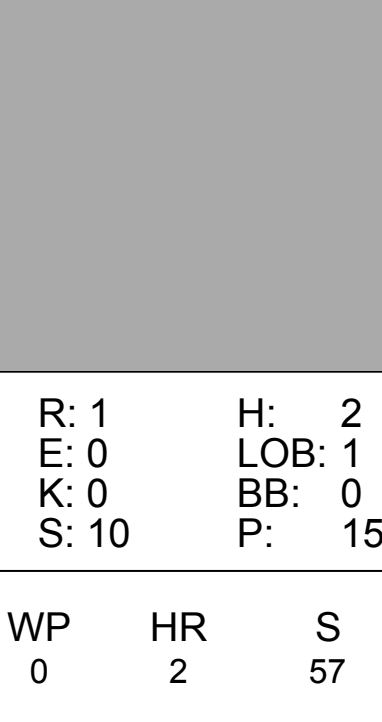
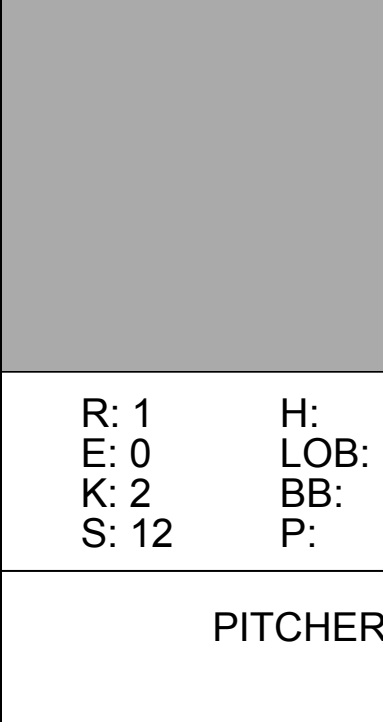
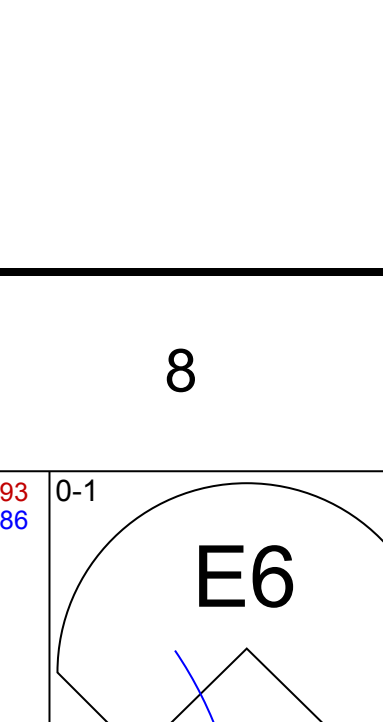
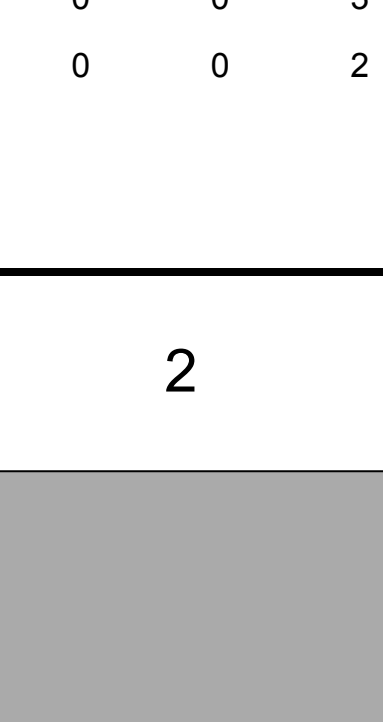
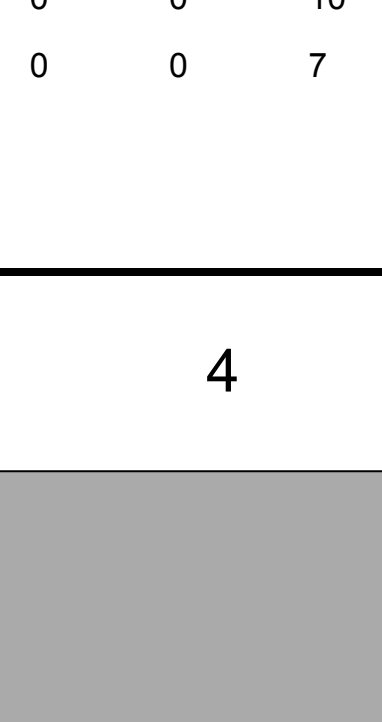
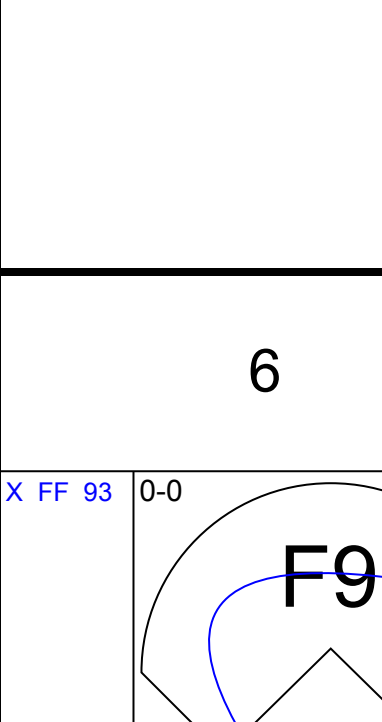
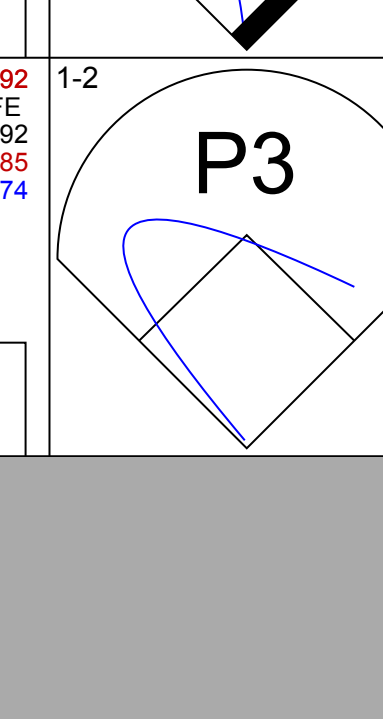

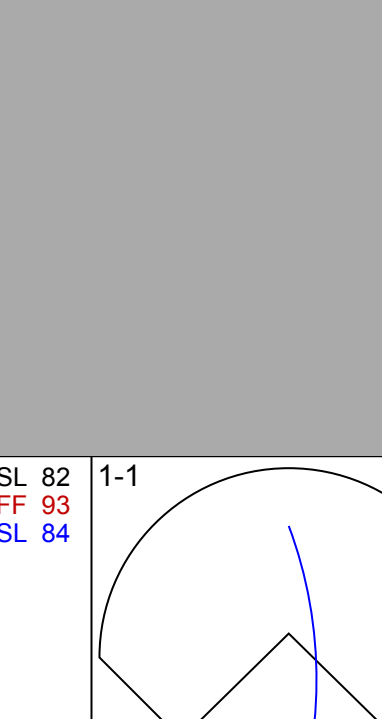
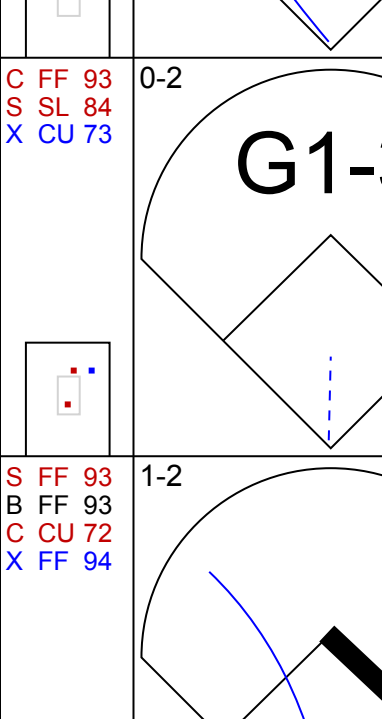



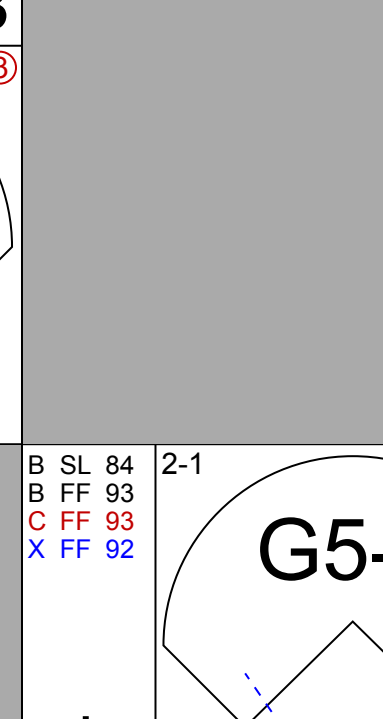


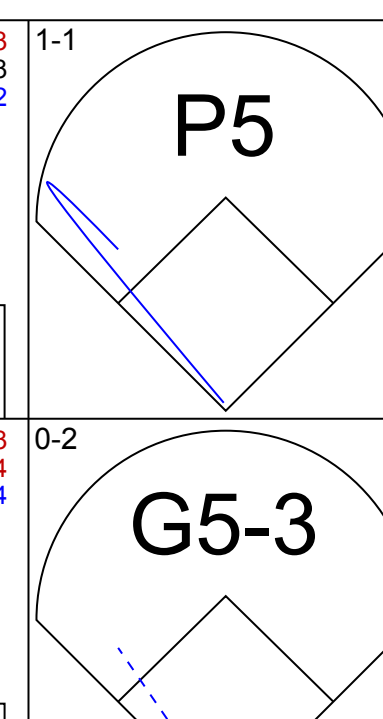
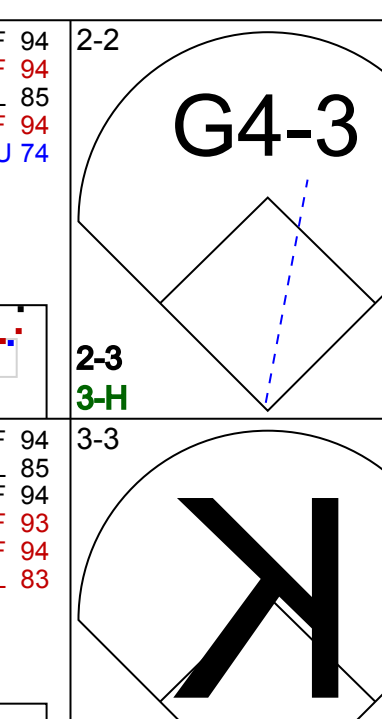
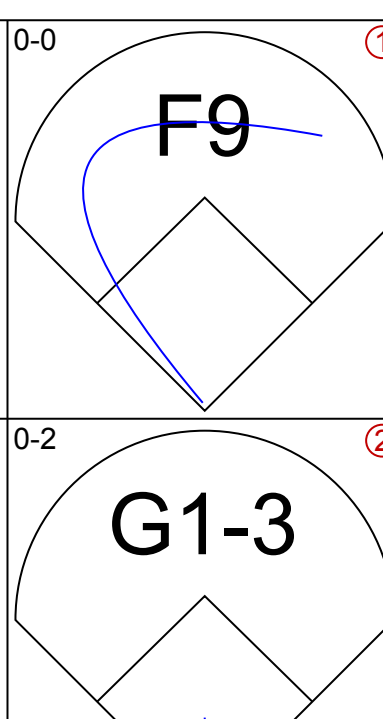
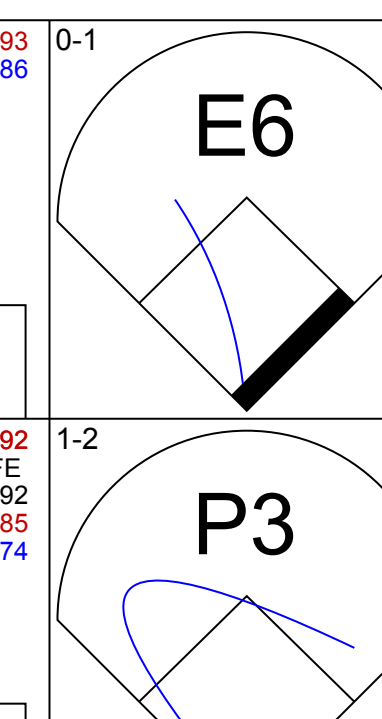
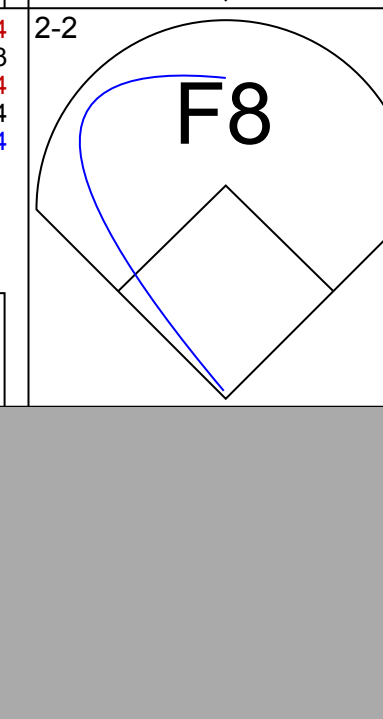

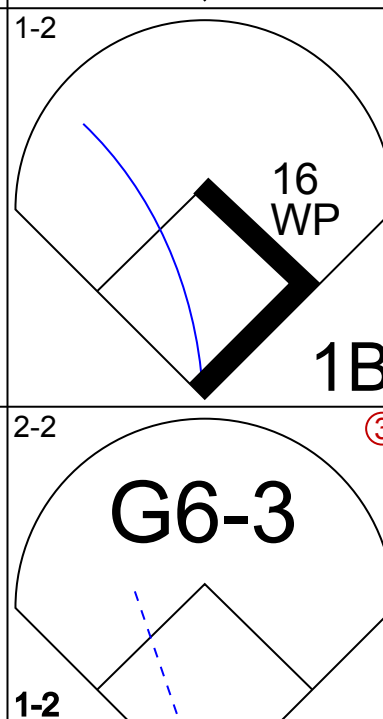


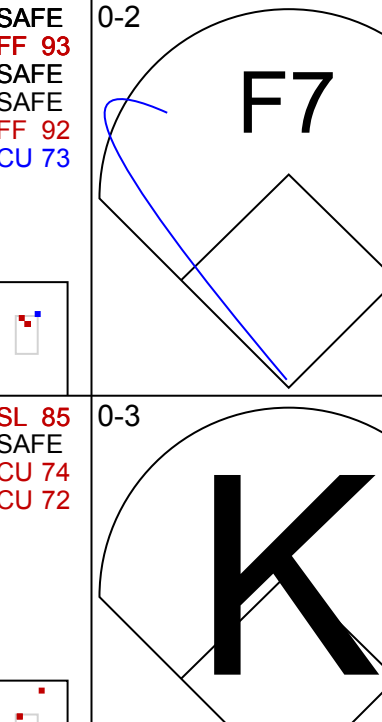


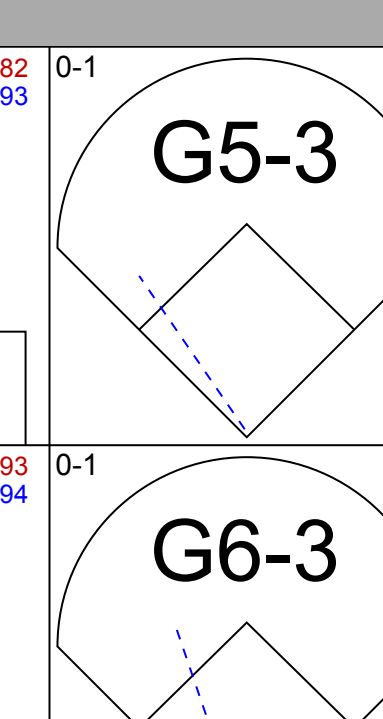
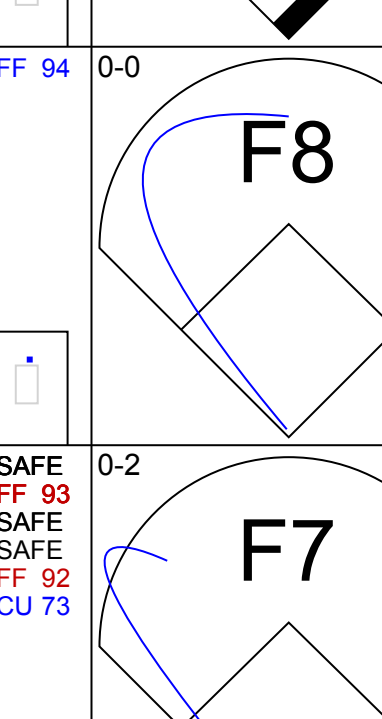
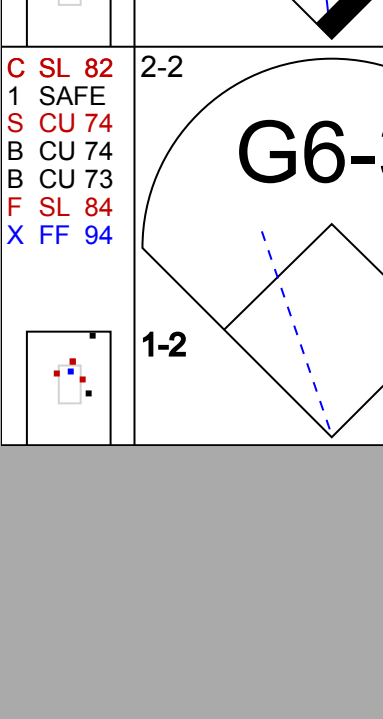
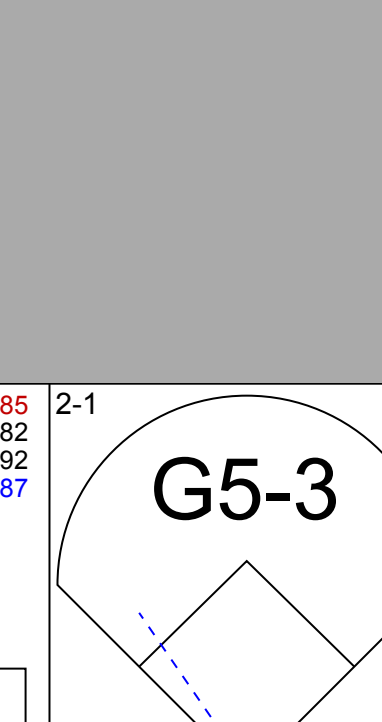
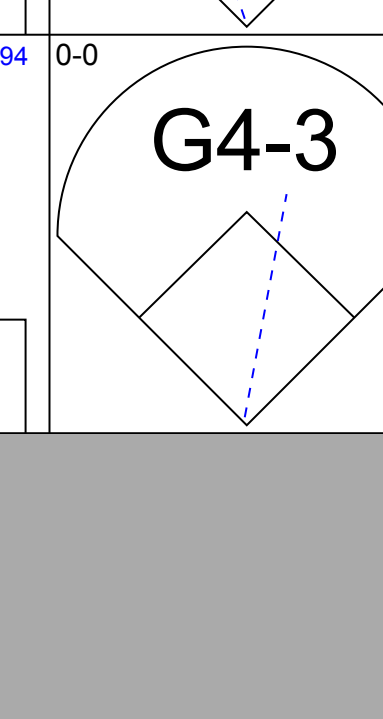
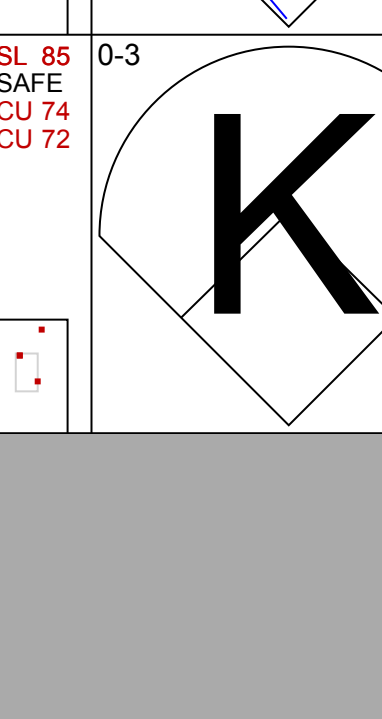

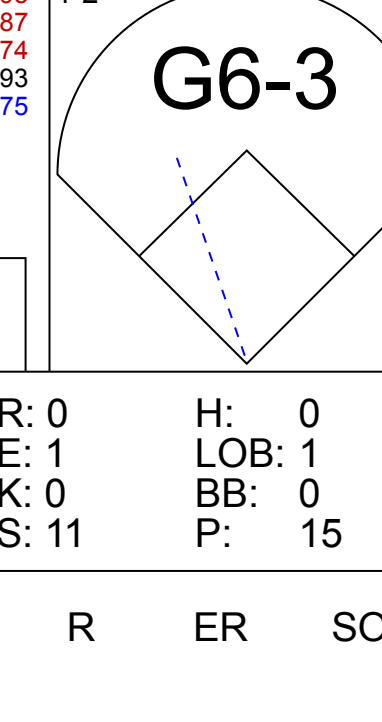



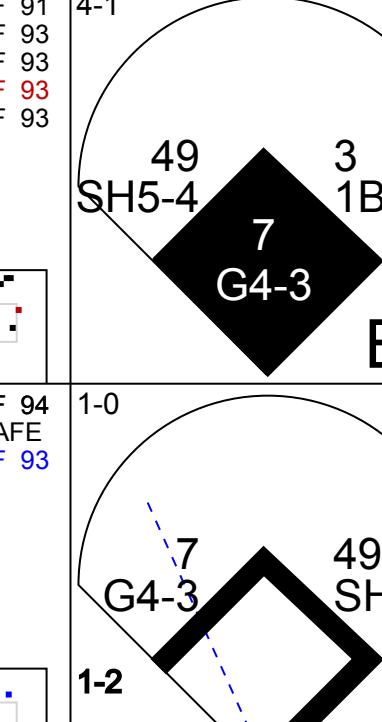
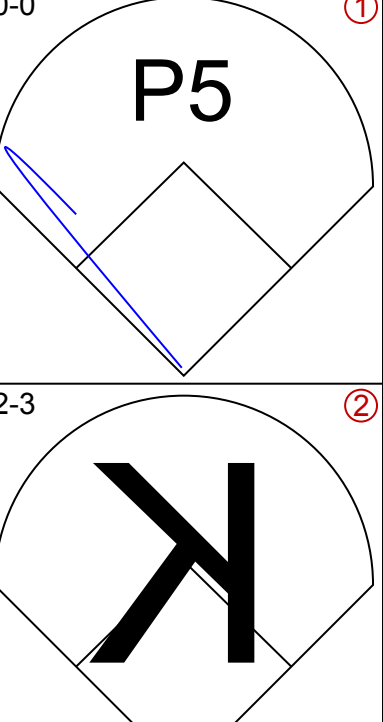
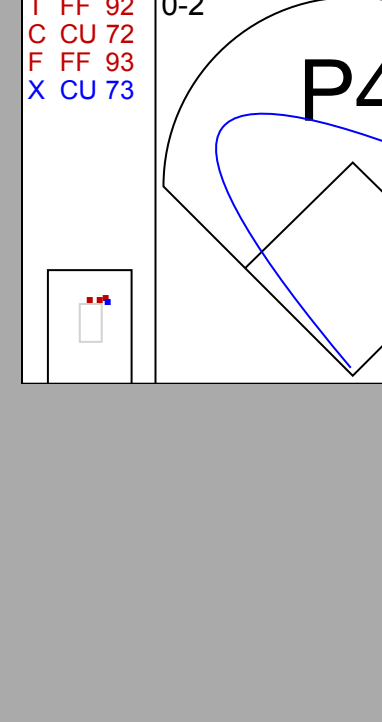
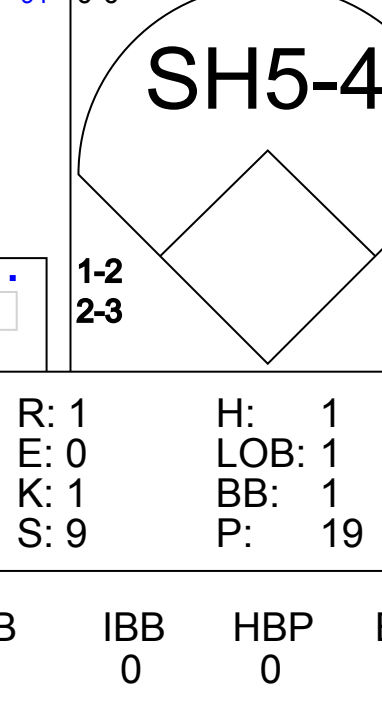
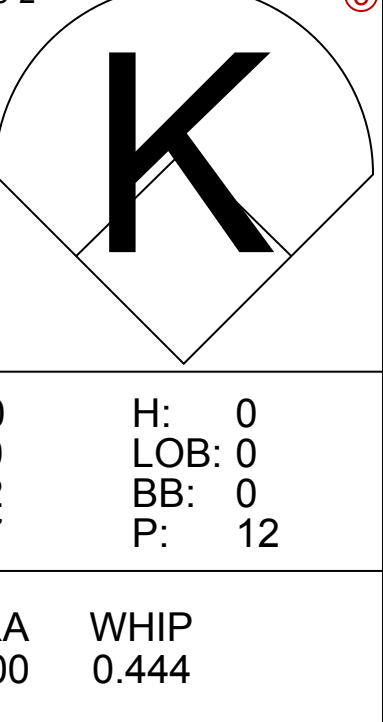
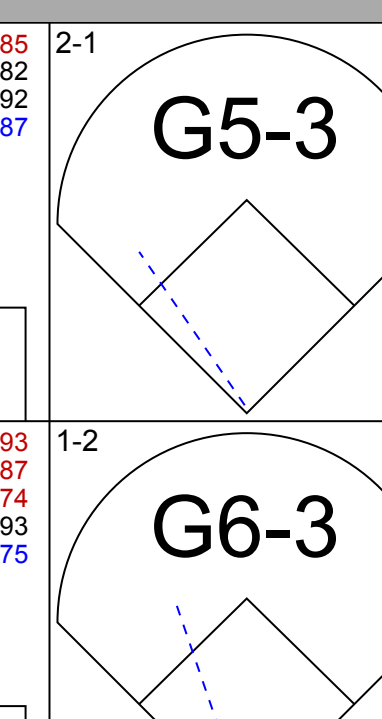



Batter	1	2	3	4	5	6	7	8	9	AB	R	H	RBI	BB	SO	LOB	TOP					
9 Juan Pierre, L (1,7) OBP: 0.291, SLG: 0.272	L8		G6-3		K			G4-3		4	0	0	0	0	1	0	Miami Marlins @ Los Angeles Dodgers Dodger Stadium, Los Angeles, CA Sun May 12 2013, 1:12 PM - 4:00 PM PDT Att: 43,959 - Sunny - 83 F					
30 Placido Polanco, R (1,5) OBP: 0.306, SLG: 0.280	K		K			L7		K		4	0	0	0	0	3	0						
20 Justin Ruggiano, R (1,8) OBP: 0.312, SLG: 0.444	4B 1B			K		HR		K		4	1	2	1	0	2	0						
48 Marcell Ozuna, R (1,9) OBP: 0.367, SLG: 0.500	1B		21 G1-3 21 WP	1B		P3		G6-3		4	0	2	0	0	0	0						
21 Miguel Olivo, R (1,2) OBP: 0.226, SLG: 0.373	F8		G1-3		G6-3			22 FC6-4 1B		4	0	1	0	0	0	3						
22 Nick Green, R (1,3) OBP: 0.230, SLG: 0.400	K2-3			BB		F8		FC6-4 51 1B 3 2B		3	1	0	0	1	1	1						
51 Derek Dietrich, L (1,4) OBP: 0.364, SLG: 0.727	G3		G3			2B		3 DI 3 2B 1B		4	1	2	0	0	0	2						
3 Adeiny Hechavarria, R (1,6) OBP: 0.242, SLG: 0.345	P6				G4-3		K	1-H 3-H 3-H		4	0	1	2	0	1	1						
34 Tom Koehler, R (1,1) 58 Ryan Webb, R (6,1) 8 Chris Coghlan, L (7,PH) 60 Jon Rauch, R (7,1) 40 Mike Dunn, L (7,1) 31 Steve Cishek, R (8,1) 29 Greg Dobbs, R (9,PH)	K		K		K		K	G5-3		2	0	0	0	0	0	2						
Inning Stats	R: 0 E: 0 K: 1 S: 12	H: 2 LOB: 2 BB: 0 P: 16	R: 0 E: 0 K: 1 S: 5	H: 0 LOB: 0 BB: 0 P: 8	R: 0 E: 0 K: 2 S: 10	H: 0 LOB: 0 BB: 0 P: 11	R: 0 E: 0 K: 1 S: 8	H: 1 LOB: 2 BB: 1 P: 16	R: 0 E: 0 K: 2 S: 8	H: 0 LOB: 0 BB: 0 P: 10	R: 1 E: 0 K: 0 S: 7	H: 1 LOB: 0 BB: 0 P: 9	R: 0 E: 0 K: 2 S: 12	H: 1 LOB: 0 BB: 0 P: 17	R: 0 E: 0 K: 2 S: 14	H: 0 LOB: 0 BB: 0 P: 17		R: 2 E: 0 K: 0 S: 10	H: 3 LOB: 1 BB: 0 P: 14	1B: 5 2B: 2 3B: 0 HR: 1	SF: 0 SAC: 0 DP: 0 HBP: 0	WP: 1 PB: 0 SB: 0 CS: 0
PITCHER	IP WLS BF H R ER SO BB IBB HBP BLK WP HR S P ERA WHIP																					
35 Chris Capuano, L (1,1) ERA: 6.6	6.1 W 25 5 1 1 7 1 0 0 0 0 1 1 55 79 1.42 0.947																					
74 Kentley Jansen, R (7,1) ERA: 2.29	1.2 H 5 0 0 0 4 0 0 0 0 0 0 0 21 25 0.00 0.000																					
31 Brandon League, R (9,1) ERA: 6.28	1.0 6 3 2 2 0 0 0 0 0 0 0 0 10 14 18.00 3.000																					
Batter	1	2	3	4	5	6	7	8	9	AB	R	H	RBI	BB	SO	LOB	BOTTOM					
25 Carl Crawford, L (1,7) OBP: 0.379, SLG: 0.488	27 F9-5 9 1B		G4-3		F7		33 1B SH5-4 1B			4	1	2	1	1	0	0	Miami Marlins @ Los Angeles Dodgers Dodger Stadium, Los Angeles, CA Sun May 12 2013, 1:12 PM - 4:00 PM PDT Att: 43,959 - Sunny - 83 F					
9 Dee Strange-Gordon, L (1,6) OBP: 0.371, SLG: 0.453	16 S 1B		G4-3		F8		SH5-4		K	4	0	1	0	0	1	2						
27 Matt Kemp, R (1,8) OBP: 0.329, SLG: 0.350	F9-5						33 1B IBB			3	0	2	0	1	0	2						
16 Andre Ethier, L (1,9) OBP: 0.340, SLG: 0.381	G6-3		G5-3		P5		SF7			3	0	0	1	0	0	3						
33 Scott Van Slyke, R (1,3) OBP: 0.400, SLG: 1.000	HR				F9		K2-3		1B	4	1	2	2	0	1	0						
3 Skip Schumaker, L (1,4) OBP: 0.320, SLG: 0.254	G3						F7		G1-3	3	1	1	0	0	0	0						
74 Kenley Jansen, S (7,1)					18 1B 7 SF8					1	0	0	0	0	0	2						
31 Brandon League, R (9,1)										0	0	0	0	0	0	0						
18 Tim Federowicz, R (1,2) OBP: 0.167, SLG: 0.091	K						G5-3		G1-3	4	0	1	0	0	1	0						
7 Nick Punto, S (7,4) OBP: 0.432, SLG: 0.441	BB				SF8				P6	2	1	1	1	1	0	0						
35 Chris Capuano, L (1,1)	F7									2	0	0	0	0	0	2						
5 Juan Uribe, R (7,5) OBP: 0.420, SLG: 0.389					B2-3				25 BB	1	1	1	0	1	0	0						
Inning Stats	R: 0 E: 0 K: 0 S: 11	H: 2 LOB: 1 BB: 0 P: 18	R: 1 E: 0 K: 1 S: 13	H: 1 LOB: 1 BB: 1 P: 19	R: 0 E: 0 K: 0 S: 10	H: 1 LOB: 1 BB: 0 P: 17	R: 1 E: 0 K: 0 S: 12	H: 2 LOB: 1 BB: 0 P: 18	R: 0 E: 0 K: 0 S: 4	H: 1 LOB: 0 BB: 0 P: 7	R: 0 E: 0 K: 1 S: 7	H: 0 LOB: 0 BB: 0 P: 9	R: 3 E: 0 K: 0 S: 17	H: 4 LOB: 2 BB: 1 P: 24	R: 0 E: 0 K: 1 S: 10	H: 0 LOB: 2 BB: 2 P: 19	1B: 9 2B: 2 3B: 0 HR: 1	SF: 2 SAC: 1 DP: 1 HBP: 0	WP: 0 PB: 0 SB: 1 CS: 0	PA: 38		
PITCHER	IP WLS BF H R ER SO BB IBB HBP BLK WP HR S P ERA WHIP																					
34 Tom Koehler, R (1,1) ERA: 3.31	5.0 L 22 7 2 2 2 1 0 0 0 0 0 0 7 9 3.60 1.600																					
58 Ryan Webb, R (6,1) ERA: 1.71	1.0 3 0 0 0 1 0 0 0 0 0 0 0 7 9 0.00 0.000																					
60 Jon Rauch, R (7,1) ERA: 7.36	0.0 2 2 2 2 0 0 0 0 0 0 0 0 3 3 ∞ ∞																					
40 Mike Dunn, L (7,1) ERA: 2.04	1.0 6 2 1 1 0 0 1 0 0 0 0 0 14 21 9.00 2.000																					
31 Steve Cishek, R (8,1) ERA: 4.2	1.0 5 0 0 0 1 2 0 0 0 0 0 0 10 19 0.00 2.000																					

Batter	1	2	3	4	5	6	7	8	9	AB	R	H	RBI	BB	SO	LOB	TOP			
2 Denard Span, L OBP: 0.344, SLG: 0.345	F7		L7						G6-3	4	0	1	0	1	0	2	Washington Nationals @ Los Angeles Dodgers Dodger Stadium, Los Angeles, CA Wed May 15 2013, 7:12 PM - 10:23 PM PDT Att: 36,721 - Clear - 69 F			
1 Steve Lombardozzi, S 3 Eury Pérez, R	F8		F7		G4-3		CS	1B	4	0	1	0	0	0	0	2				
11 Ryan Zimmerman, R OBP: 0.361, SLG: 0.387	G4-3							1B	4	0	1	0	0	1	0					
25 Adam LaRoche, L OBP: 0.296, SLG: 0.333								1B	4	1	1	1	0	2	2					
20 Ian Desmond, R OBP: 0.315, SLG: 0.516	F9							1B	3	0	0	0	1	1	2					
40 Wilson Ramos, R 24 Kurt Suzuki, R								1B	2	0	2	0	0	0	0					
8 Danny Espinosa, S OBP: 0.268, SLG: 0.323	F9							1B	2	0	1	0	0	0	3					
33 Roger Bernadina, L OBP: 0.204, SLG: 0.133								1B	4	0	1	0	0	1	4					
48 Ross Detwiler, R 35 Craig Stammen, R 12 Tyler Moore, R 36 Tyler Clippard, R 22 Drew Storen, S 34 Bryce Harper, L	SH5-4							1B	0	0	0	0	0	0	0					
Inning Stats	R: 0 E: 0 K: 0 S: 7	H: 0 LOB: 0 BB: 0 P: 14	R: 0 E: 0 K: 1 S: 8	H: 1 LOB: 1 BB: 0 P: 14	R: 0 E: 0 K: 0 S: 6	H: 1 LOB: 1 BB: 0 P: 10	R: 1 E: 0 K: 2 S: 18	H: 2 LOB: 1 BB: 0 P: 28	R: 0 E: 0 K: 1 S: 10	H: 1 LOB: 2 BB: 1 P: 15	R: 0 E: 0 K: 2 S: 11	H: 0 LOB: 0 BB: 1 P: 17	R: 0 E: 0 K: 1 S: 13	H: 2 LOB: 3 BB: 0 P: 21	R: 0 E: 0 K: 0 S: 12	H: 1 LOB: 1 BB: 0 P: 19		1B: 7 2B: 1 3B: 0 HR: 1	SF: 0 SAC: 1 DP: 0 HBP: 0	WP: 0 PB: 0 SB: 1 CS: 1
PITCHER	IP	WLS	BF	H	R	ER	SO	BB	IBB	HBP	BLK	WP	HR	S	P	ERA	WHIP			
21 Zack Greinke, R ERA: 1.62	5.1	W	21	5	1	1	4	0	0	0	0	0	1	50	83	1.69	0.938			
56 J.P. Howell, L ERA: 3.12	0.1	H	2	0	0	0	1	1	0	0	0	0	0	6	13	0.00	3.000			
54 Matt Guerrier, R ERA: 2.93	0.1	H	2	1	0	0	0	0	0	0	0	0	0	4	6	0.00	3.000			
75 Paco Rodríguez, L ERA: 2.4	0.2	H	3	0	0	0	2	1	0	0	0	0	0	9	16	0.00	1.500			
74 Kentley Jansen, R ERA: 2.11	1.1	H	5	2	0	0	1	0	0	0	0	0	0	14	22	0.00	1.500			
31 Brandon League, R ERA: 5.87	1.0	S	4	1	0	0	0	0	0	0	0	0	0	12	19	0.00	1.000			
Batter	1	2	3	4	5	6	7	8	9	AB	R	H	RBI	BB	SO	LOB	BOTTOM			
9 Dee Strange-Gordon, L OBP: 0.304, SLG: 0.341	B1-3	G4-3								4	0	0	0	0	2	1	Washington Nationals @ Los Angeles Dodgers Dodger Stadium, Los Angeles, CA Wed May 15 2013, 7:12 PM - 10:23 PM PDT Att: 36,721 - Clear - 69 F			
7 Nick Punto, S OBP: 0.416, SLG: 0.423	F8									4	0	1	0	0	0	0				
27 Matt Kemp, R OBP: 0.329, SLG: 0.356										4	2	2	0	0	1	1				
23 Adrián González, L OBP: 0.401, SLG: 0.508										3	0	2	1	1	0	1				
17 A.J. Ellis, R OBP: 0.385, SLG: 0.411	G4-3									3	0	1	0	0	0	2				
16 Andre Ethier, L OBP: 0.395, SLG: 0.385										2	1	2	0	2	0	0				
33 Scott Van Slyke, R OBP: 0.333, SLG: 0.625										2	0	0	0	1	0	4				
25 Carl Crawford, L OBP: 0.369, SLG: 0.481										0	0	0	1	0	0	0				
5 Juan Uribe, R OBP: 0.397, SLG: 0.362										3	0	0	0	0	0	2				
75 Paco Rodríguez, L 74 Kenley Jansen, S										0	0	0	0	0	0	0				
18 Tim Federowicz, R 31 Brandon League, R										1	0	0	0	0	2	0				
21 Zack Greinke, R 56 J.P. Howell, L										2	0	1	1	0	1	0				
54 Matt Guerrier, R 3 Skip Schumaker, L										0	0	0	0	0	0	0				
Inning Stats	R: 1 E: 0 K: 0 S: 10	H: 2 LOB: 1 BB: 0 P: 16	R: 1 E: 0 K: 0 S: 8	H: 2 LOB: 1 BB: 1 P: 14	R: 0 E: 0 K: 0 S: 13	H: 2 LOB: 3 BB: 1 P: 27	R: 0 E: 0 K: 2 S: 9	H: 0 LOB: 0 BB: 0 P: 12	R: 0 E: 0 K: 1 S: 12	H: 1 LOB: 0 BB: 0 P: 18	R: 0 E: 0 K: 2 S: 12	H: 0 LOB: 0 BB: 0 P: 18	R: 1 E: 0 K: 0 S: 9	H: 1 LOB: 2 BB: 2 P: 22	R: 1 E: 0 K: 0 S: 12	H: 1 LOB: 0 BB: 0 P: 18	1B: 8 2B: 1 3B: 0 HR: 0	SF: 1 SAC: 1 DP: 2 HBP: 0	WP: 0 PB: 0 SB: 1 CS: 0	PA: 35
PITCHER	IP	WLS	BF	H	R	ER	SO	BB	IBB	HBP	BLK	WP	HR	S	P	ERA	WHIP			
48 Ross Detwiler, L ERA: 2.76	3.0	L	16	6	2	2	0	2	0	0	0	0	0	31	57	6.00	2.667			
35 Craig Stammen, R ERA: 2.25	3.0		10	2	0	0	3	0	0	0	0	0	0	27	39	0.00	0.667			
36 Tyler Clippard, R ERA: 3.07	1.0		3	0	0	0	2	0	0	0	0	0	0	12	18	0.00	0.000			
22 Drew Storen, R ERA: 4.7	1.0		6	1	1	1	0	1	1	0	0	0	0	9	22	9.00	2.000			

Batter	1	2	3	4	5	6	7	8	9	AB	R	H	RBI	BB	SO	LOB	TOP					
25 Carl Crawford, L OBP: 0.364, SLG: 0.471	G3		G1-3			G4-3			K	5	0	1	1	0	1	2	Los Angeles Dodgers @ Atlanta Braves Turner Field, Atlanta, GA Fri May 17 2013, 7:38 PM - 10:28 PM EDT Att: 43,238 - Cloudy - 79 F					
7 Nick Punto, S OBP: 0.421, SLG: 0.427 51 Ronald Belisario, R 56 J.P. Howell, L 16 Andre Ethier, L OBP: 0.353, SLG: 0.382							G6-3		K	4	0	2	0	0	0	2						
27 Matt Kemp, R OBP: 0.320, SLG: 0.344	FC6-4						G5-3		G6-3	5	0	0	0	0	2	3						
23 Adrián González, L OBP: 0.390, SLG: 0.492	F7		L8							4	0	0	0	0	1	2						
17 A.J. Ellis, R OBP: 0.388, SLG: 0.417										3	2	1	0	1	0	0						
33 Scott Van Slyke, R OBP: 0.385, SLG: 1.083										4	2	2	2	0	0	2						
47 Luis Alfonso Cruz, R OBP: 0.116, SLG: 0.096										4	1	1	0	0	0	1						
9 Dee Strange-Gordon, L OBP: 0.280, SLG: 0.311										4	0	0	1	0	2	3						
99 Hyun Jin Ryu, R OBP: 0.333, SLG: 0.353 18 Tim Federowicz, R OBP: 0.200, SLG: 0.143 54 Matt Guerrier, R 75 Paco Rodríguez, L 3 Skip Schumaker, L OBP: 0.310, SLG: 0.250										2	0	1	1	0	0	1						
Inning Stats	R: 0 E: 0 K: 0 S: 12	H: 1 LOB: 1 BB: 0 P: 14	R: 1 E: 0 K: 0 S: 10	H: 2 LOB: 1 BB: 0 P: 18	R: 0 E: 0 K: 1 S: 9	H: 1 LOB: 1 BB: 0 P: 10	R: 2 E: 1 K: 1 S: 19	H: 2 LOB: 2 BB: 1 P: 31	R: 0 E: 0 K: 1 S: 8	H: 0 LOB: 0 BB: 0 P: 12	R: 1 E: 0 K: 0 S: 6	H: 2 LOB: 1 BB: 0 P: 10	R: 0 E: 0 K: 1 S: 7	H: 0 LOB: 0 BB: 0 P: 11	R: 1 E: 0 K: 1 S: 9	H: 1 LOB: 1 BB: 0 P: 13		R: 0 E: 0 K: 2 S: 12	H: 1 LOB: 1 BB: 0 P: 17	1B: 7 2B: 1 3B: 0 HR: 2	SF: 0 SAC: 0 DP: 0 HBP: 0	WP: 0 PB: 0 SB: 1 CS: 0
PITCHER	IP WLS BF H R ER SO BB IBB HBP BLK WP HR S P ERA WHIP																					
28 Paul Maholm, L ERA: 3.83 43 Luis Avilán, L ERA: 2.25 34 Eric O'Flaherty, L ERA: 2.5 46 Craig Kimbrel, R ERA: 2.93	6.0 W 28 8 4 2 3 1 0 0 0 0 0 1 64 95 3.00 1.500																					

Batter	1	2	3	4	5	6	7	8	9	AB	R	H	RBI	BB	SO	LOB	BOTTOM			
19 Andrelton Simmons, R OBP: 0.278, SLG: 0.353	P5									5	3	1	0	0	1	2	Los Angeles Dodgers @ Atlanta Braves Turner Field, Atlanta, GA Fri May 17 2013, 7:38 PM - 10:28 PM EDT Att: 43,238 - Cloudy - 79 F			
22 Jason Heyward, L OBP: 0.284, SLG: 0.290	G4-3									4	2	2	1	1	1	1				
8 Justin Upton, R OBP: 0.403, SLG: 0.639										4	1	1	5	1	0	2				
5 Freddie Freeman, L OBP: 0.380, SLG: 0.421										2	0	1	1	3	0	0				
23 Chris Johnson, R OBP: 0.356, SLG: 0.473 43 Luis Avilán, L 34 Eric O'Flaherty, L 7 Reed Johnson, R OBP: 0.360, SLG: 0.413 46 Craig Kimbrel, R										4	0	1	0	0	2	4				
16 Brian McCann, L OBP: 0.361, SLG: 0.567										3	0	0	0	1	0	4				
26 Dan Uggla, R OBP: 0.299, SLG: 0.388										3	0	0	0	1	1	2				
2 B.J. Upton, R OBP: 0.235, SLG: 0.237										4	0	0	0	0	2	4				
28 Paul Maholm, L OBP: 0.200, SLG: 0.250 17 Jordan Schafer, L OBP: 0.405, SLG: 0.429 14 Ramiro Peña, S OBP: 0.383, SLG: 0.453										2	0	1	0	0	1	1				
Inning Stats	R: 0 E: 0 K: 1 S: 14	H: 0 LOB: 2 BB: 2 P: 26	R: 0 E: 0 K: 2 S: 8	H: 0 LOB: 1 BB: 1 P: 16	R: 2 E: 0 K: 0 S: 11	H: 4 LOB: 3 BB: 1 P: 21	R: 0 E: 0 K: 2 S: 14	H: 1 LOB: 1 BB: 0 P: 20	R: 0 E: 0 K: 0 S: 9	H: 0 LOB: 1 BB: 1 P: 17	R: 4 E: 1 K: 2 S: 18	H: 2 LOB: 1 BB: 2 P: 31	R: 2 E: 1 K: 1 S: 12	H: 2 LOB: 1 BB: 0 P: 17	R: 0 E: 0 K: 0 S: 6	H: 0 LOB: 0 BB: 0 P: 11		1B: 6 2B: 1 3B: 1 HR: 1	SF: 0 SAC: 0 DP: 0 HBP: 0	WP: 0 PB: 0 SB: 0 CS: 0
PITCHER	IP WLS BF H R ER SO BB IBB HBP BLK WP HR S P ERA WHIP																			
99 Hyun Jin Ryu, L ERA: 3.42 54 Matt Guerrier, R ERA: 3.45 75 Paco Rodríguez, L ERA: 3.45 51 Ronald Belisario, R ERA: 3.66 56 J.P. Howell, L ERA: 3.0	5.0 H 3 1 2 2 1 5 0 0 0 0 0 0 6 10 54.00 3.000																			

Batter	1	2	3	4	5	6	7	8	9	AB	R	H	RBI	BB	SO	LOB	TOP			
25 Carl Crawford, L OBP: 0.355, SLG: 0.464										4	0	1	0	0	1	1	Los Angeles Dodgers @ Milwaukee Brewers Miller Park, Milwaukee, WI Mon May 20 2013, 7:12 PM - 9:35 PM CDT Att: 28,287 - Partly Cloudy - 85 F			
14 Mark Ellis, R OBP: 0.341, SLG: 0.420										4	0	1	0	0	1	1				
23 Adrián González, L OBP: 0.373, SLG: 0.464										4	0	0	0	0	2	2				
27 Matt Kemp, R OBP: 0.315, SLG: 0.358										3	2	1	1	1	1	0				
16 Andre Ethier, L OBP: 0.345, SLG: 0.407										4	1	2	2	0	1	0				
3 Skip Schumaker, L OBP: 0.307, SLG: 0.263										0	0	0	0	0	0	0				
17 A.J. Ellis, R OBP: 0.387, SLG: 0.410										4	0	2	0	0	1	1				
5 Juan Uribe, R OBP: 0.363, SLG: 0.323										4	0	0	0	0	3	3				
9 Dee Strange-Gordon, L OBP: 0.275, SLG: 0.275										4	0	0	0	0	2	3				
22 Clayton Kershaw, L OBP: 0.240, SLG: 0.348										3	0	1	0	0	0	0				
Inning Stats	R: 0 E: 0 K: 2 S: 7	H: 0 LOB: 0 BB: 0 P: 14	R: 1 E: 0 K: 2 S: 11	H: 1 LOB: 1 BB: 1 P: 24	R: 0 E: 0 K: 0 S: 8	H: 2 LOB: 1 BB: 0 P: 16	R: 1 E: 0 K: 0 S: 10	H: 2 LOB: 1 BB: 0 P: 15	R: 0 E: 0 K: 2 S: 12	H: 0 LOB: 0 BB: 0 P: 6	R: 0 E: 0 K: 3 S: 10	H: 0 LOB: 0 BB: 0 P: 14	R: 0 E: 0 K: 2 S: 7	H: 0 LOB: 0 BB: 0 P: 8	1B: 4 2B: 1 3B: 1 HR: 2	SF: 0 SAC: 0 DP: 1 HBP: 0	WP: 0 PB: 0 SB: 0 CS: 0	PA: 35		
PITCHER	IP: 6.0 WLS: L BF: 26 ERA: 4.5	H: 8 R: 3 ER: 3 SO: 7	BB: 1 IBB: 0 HBP: 0 BLK: 0	WP: 0 HR: 2 S: 57 P: 105	ERA: 4.50 WHIP: 1.500	IP: 7.1 WLS: L BF: 30 ERA: 7.36	H: 0 R: 0 ER: 0 SO: 3	BB: 0 IBB: 0 HBP: 0 BLK: 0	WP: 0 HR: 4 S: 10 P: 14	ERA: 0.00 WHIP: 0.000	IP: 8.1 WLS: L BF: 33 ERA: 3.6	H: 0 R: 0 ER: 0 SO: 3	BB: 0 IBB: 0 HBP: 0 BLK: 0	WP: 0 HR: 1 S: 10 P: 14	ERA: 0.00 WHIP: 0.000	IP: 9.1 WLS: L BF: 37 ERA: 2.6	H: 0 R: 0 ER: 0 SO: 2	BB: 0 IBB: 0 HBP: 0 BLK: 0	WP: 0 HR: 0 S: 7 P: 8	ERA: 0.00 WHIP: 0.000

Batter	1	2	3	4	5	6	7	8	9	AB	R	H	RBI	BB	SO	LOB	BOTTOM					
7 Norichika Aoki, L OBP: 0.398, SLG: 0.452										4	0	0	1	0	0	1	Los Angeles Dodgers @ Milwaukee Brewers Miller Park, Milwaukee, WI Mon May 20 2013, 7:12 PM - 9:35 PM CDT Att: 28,287 - Partly Cloudy - 85 F					
9 Jean Segura, R OBP: 0.397, SLG: 0.566										4	0	0	0	0	1	2						
8 Ryan Braun, R OBP: 0.406, SLG: 0.564										4	0	2	0	0	0	0						
16 Aramis Ramirez, R OBP: 0.381, SLG: 0.569										4	0	0	0	0	1	2						
20 Jonathan Lucroy, R OBP: 0.268, SLG: 0.328										4	0	0	0	0	0	1						
27 Carlos Gómez, R OBP: 0.373, SLG: 0.555										3	0	0	0	0	1	1						
23 Rickie Weeks Jr., R OBP: 0.263, SLG: 0.266										2	1	0	0	1	0	0						
3 Yuniesky Betancourt, R OBP: 0.261, SLG: 0.426										3	0	1	0	0	1	0						
49 Yovani Gallardo, R OBP: 0.200, SLG: 0.550										1	0	0	0	0	1	0						
59 John Axford, R										0	0	0	0	0	0	0						
51 Michael Gonzalez, R										0	0	0	0	0	0	0						
11 Alex Gonzalez, R OBP: 0.208, SLG: 0.229										0	0	0	0	0	0	0						
31 Burke Badenhop, R ERA: 1.35										0	0	0	0	0	0	0						
Inning Stats	R: 0 E: 0 K: 0 S: 8	H: 0 LOB: 0 BB: 0 P: 11	R: 0 E: 0 K: 0 S: 5	H: 0 LOB: 0 BB: 0 P: 5	R: 1 E: 0 K: 1 S: 9	H: 1 LOB: 1 BB: 1 P: 19	R: 0 E: 0 K: 1 S: 9	H: 1 LOB: 1 BB: 0 P: 10	R: 0 E: 0 K: 2 S: 7	H: 0 LOB: 0 BB: 0 P: 12	R: 0 E: 0 K: 0 S: 11	H: 1 LOB: 1 BB: 0 P: 14	R: 0 E: 0 K: 0 S: 8	H: 0 LOB: 0 BB: 0 P: 11	R: 0 E: 1 K: 0 S: 11	H: 0 LOB: 1 BB: 0 P: 15	R: 0 E: 0 K: 1 S: 7	H: 0 LOB: 0 BB: 0 P: 10	1B: 3 2B: 0 3B: 0 HR: 0	SF: 0 SAC: 1 DP: 0 HBP: 0	WP: 1 PB: 0 SB: 0 CS: 0	PA: 32
PITCHER	IP: 9.0 WLS: W BF: 32 ERA: 1.35	H: 3 R: 1 ER: 1 SO: 5	BB: 1 IBB: 0 HBP: 0 BLK: 0	WP: 1 HR: 0 S: 75 P: 107	ERA: 1.00 WHIP: 0.444	IP: 1.1 WLS: L BF: 5 ERA: 7.36	H: 0 R: 0 ER: 0 SO: 3	BB: 0 IBB: 0 HBP: 0 BLK: 0	WP: 0 HR: 0 S: 10 P: 14	ERA: 0.00 WHIP: 0.000	IP: 2.1 WLS: L BF: 9 ERA: 4.50	H: 0 R: 0 ER: 0 SO: 1	BB: 0 IBB: 0 HBP: 0 BLK: 0	WP: 0 HR: 0 S: 7 P: 8	ERA: 0.00 WHIP: 0.000	IP: 1.0 WLS: L BF: 4 ERA: 3.6	H: 0 R: 0 ER: 0 SO: 0	BB: 0 IBB: 0 HBP: 0 BLK: 0	WP: 0 HR: 0 S: 5 P: 5	ERA: 0.00 WHIP: 0.000		

Batter	1	2	3	4	5	6	7	8	9	AB	R	H	RBI	BB	SO	LOB	TOP										
25 Carl Crawford, L OBP: 0.357, SLG: 0.458	G3-1		SH1-4	BB		K		L9		4	0	1	0	1	1	1	Los Angeles Dodgers @ Milwaukee Brewers Miller Park, Milwaukee, WI Tue May 21 2013, 7:11 PM - 10:46 PM CDT Att: 26,384 - Partly Cloudy - 81 F										
7 Nick Punto, S OBP: 0.410, SLG: 0.400	K		SH1-4	BB		P3		G6-3		4	0	1	1	0	1	1											
23 Adrián González, L OBP: 0.374, SLG: 0.458	F8		BB			K				4	0	1	0	1	2	3											
27 Matt Kemp, R OBP: 0.312, SLG: 0.353		BB	BB		FC5-4					5	0	1	0	0	3	7											
16 Andre Ethier, L OBP: 0.353, SLG: 0.405	BB		K							3	0	1	0	1	2	4											
17 A.J. Ellis, R OBP: 0.381, SLG: 0.397	F7					L7				4	0	0	0	1	0	4											
3 Skip Schumaker, L OBP: 0.315, SLG: 0.275	L6		BB							4	1	2	0	0	0	3											
33 Scott Van Slyke, R OBP: 0.294, SLG: 0.813			BB							1	0	0	0	0	1	2											
9 Dee Strange-Gordon, L OBP: 0.274, SLG: 0.259	G4-3		BB							3	1	0	0	1	0	4											
21 Zack Greinke, R OBP: 0.500, SLG: 0.444			BB							3	0	2	1	0	0	2											
54 Matt Guerrier, R ERA: 5.93										0	0	0	0	0	0	0											
51 Michael Gonzalez, L ERA: 3.38										0	0	0	0	0	0	0											
59 John Axford, R ERA: 6.98										1	0	1	0	0	0	0											
53 Brandon Kintzler, R ERA: 3.98										0	0	0	0	0	0	0											
14 Mark Ellis, R OBP: 0.348, SLG: 0.427										1	0	1	0	0	0	0											
46 Javy Guerra, R ERA: 3.98										0	0	0	0	0	0	0											
Inning Stats	R: 0 E: 0 K: 1 S: 12	H: 0 LOB: 0 BB: 0 P: 17	R: 0 E: 0 K: 0 S: 12	H: 1 LOB: 2 BB: 1 P: 24	R: 0 E: 0 K: 2 S: 12	H: 2 LOB: 3 BB: 1 P: 21	R: 2 E: 0 K: 1 S: 17	H: 3 LOB: 2 BB: 2 P: 33	R: 0 E: 0 K: 2 S: 12	H: 0 LOB: 1 BB: 0 P: 18	R: 0 E: 0 K: 1 S: 9	H: 1 LOB: 1 BB: 0 P: 15	R: 0 E: 0 K: 3 S: 11	H: 1 LOB: 2 BB: 1 P: 17	R: 0 E: 0 K: 3 S: 12	H: 1 LOB: 2 BB: 1 P: 21	1B: 10 2B: 0 3B: 0 HR: 0	SF: 0 SAC: 1 DP: 0 HBP: 1	WP: 1 PB: 0 SB: 0 CS: 0	PA: 43							
PITCHER	IP	WLS	BF	H	R	ER	SO	BB	IBB	HBP	BLK	WP	HR	S	P	ERA	WHIP										
46 Hiram Burgos, R ERA: 6.44	3.1		20	6	2	2	3	4	0	0	0	0	0	49	88	5.40	3.000										
64 Mike Fiers, R ERA: 5.93	1.2	W	7	2	0	0	1	0	0	0	0	1	0	18	28	0.00	1.200										
51 Michael Gonzalez, L ERA: 3.38	1.0	H	3	0	0	0	2	0	0	0	0	0	0	12	18	0.00	0.000										
59 John Axford, R ERA: 6.98	1.0	H	4	0	0	0	1	0	0	1	0	0	0	9	15	0.00	0.000										
53 Brandon Kintzler, R ERA: 3.98	1.0	H	4	1	0	0	0	0	0	0	0	0	0	11	17	0.00	1.000										
PITCHER	IP	WLS	BF	H	R	ER	SO	BB	IBB	HBP	BLK	WP	HR	S	P	ERA	WHIP										
29 Jim Henderson, R ERA: 0.95	1.0	S	5	1	0	0	3	1	0	0	0	0	0	12	21	0.00	2.000										

Batter	1	2	3	4	5	6	7	8	9	AB	R	H	RBI	BB	SO	LOB	BOTTOM										
7 Norichika Aoki, L OBP: 0.400, SLG: 0.450	G5-3					F9				3	0	1	0	1	0	1	Los Angeles Dodgers @ Milwaukee Brewers Miller Park, Milwaukee, WI Tue May 21 2013, 7:11 PM - 10:46 PM CDT Att: 26,384 - Partly Cloudy - 81 F										
9 Jean Segura, R OBP: 0.383, SLG: 0.571	G6-3		G4-3							4	1	1	0	0	1	3											
8 Ryan Braun, R OBP: 0.408, SLG: 0.559	BB		F8							3	2	1	1	1	1	1											
16 Aramis Ramirez, R OBP: 0.403, SLG: 0.574	BB									3	1	2	0	1	0	0											
20 Jonathan Lucroy, R OBP: 0.282, SLG: 0.341	BB									4	1	3	1	0	0	1											
27 Carlos Gómez, R OBP: 0.371, SLG: 0.553	K									4	0	1	2	0	1	4											
3 Yuniesky Betancourt, R OBP: 0.261, SLG: 0.421										4	0	1	1	0	0	1											
14 Jeff Bianchi, R OBP: 0.389, SLG: 0.444										4	0	2	0	0	0	1											
46 Hiram Burgos, R ERA: 6.44										0	0	0	0	0	0	0											
64 Mike Fiers, R ERA: 5.93										0	0	0	0	0	0	0											
51 Michael Gonzalez, L ERA: 3.38										0	0	0	0	0	0	0											
59 John Axford, R ERA: 6.98										0	0	0	0	0	0	0											
53 Brandon Kintzler, R ERA: 3.98										0	0	0	0	0	0	0											
Inning Stats	R: 1 E: 0 K: 1 S: 14	H: 2 LOB: 2 BB: 1 P: 26	R: 0 E: 0 K: 0 S: 7	H: 1 LOB: 1 BB: 1 P: 15	R: 0 E: 0 K: 0 S: 12	H: 0 LOB: 1 BB: 1 P: 23	R: 0 E: 0 K: 0 S: 8	H: 1 LOB: 1 BB: 0 P: 12	R: 4 E: 0 K: 0 S: 17	H: 6 LOB: 0 BB: 0 P: 25	R: 0 E: 0 K: 2 S: 14	H: 1 LOB: 1 BB: 0 P: 19	R: 0 E: 0 K: 0 S: 7	H: 1 LOB: 0 BB: 0 P: 10	R: 0 E: 0 K: 1 S: 8	H: 0 LOB: 0 BB: 0 P: 11	1B: 10 2B: 1 3B: 1 HR: 0	SF: 0 SAC: 2 DP: 1 HBP: 0	WP: 0 PB: 0 SB: 0 CS: 1	PA: 37							
PITCHER	IP	WLS	BF	H	R	ER	SO	BB	IBB	HBP	BLK	WP	HR	S	P	ERA	WHIP										
21 Zack Greinke, R ERA: 3.48	4.0	L	24	9	5	5	1	3	0	0	0	0	0	52	90	11.25	3.000										
54 Matt Guerrier, R ERA: 3.06	2.0		6	2	0	0	2	0	0	0	0	0	0	20	30	0.00	1.000										
51 Ronald Belisario, R ERA: 3.32	1.0		3	1	0	0	0	0	0	0	0	0	0	7	10	0.00	1.000										
48 Javy Guerra, R ERA: 6.75	1.0		3	0	0	0	1	0	0	0	0	0	0	8	11	0.00	0.000										

AB	36
R	2
H	10
RBI	2
BB	5
SO	10
LOB	31

AB	31
R	5
H	12
RBI	5
BB	3
SO	4
LOB	12



Batter	1	2	3	4	5	6	7	8	9	AB	R	H	RBI	BB	SO	LOB	TOP										
13 Matt Carpenter, L (1.4) OBP: 0.382, SLG: 0.434	G4-3		F9	G6-3		F7		G4-3		5	1	1	0	0	0	0	St. Louis Cardinals @ Los Angeles Dodgers Dodger Stadium, Los Angeles, CA Fri May 24 2013, 7:12 PM - 10:09 PM PDT Att: 45,134 - Partly Cloudy - 68 F										
3 Carlos Beltrán, S (1.9) OBP: 0.341, SLG: 0.512	F9		F9					P3		2	2	0	0	2	0	0											
36 Randy Choate, L (7.1)										0	0	0	0	0	0	0											
48 Tony Cruz, R (8, PH) OBP: 0.231, SLG: 0.167										1	0	0	0	0	0	0											
7 Matt Holliday, R (1.7) OBP: 0.347, SLG: 0.425	G4-3		F9							4	0	0	0	1	0	2											
41 Mitchell Boggs, R (9.1)										0	0	0	0	0	0	0											
21 Allen Craig, R (1.3) OBP: 0.356, SLG: 0.463		G5-3								4	1	2	3	0	0	0											
4 Yadier Molina, R (1.2) OBP: 0.368, SLG: 0.428		G6-3								2	0	0	1	1	0	0											
43 Seth Maness, R (8.1)										0	0	0	0	0	0	0											
12 Ty Wigginton, R (9, PH) OBP: 0.270, SLG: 0.212										1	0	0	0	0	0	0											
19 Jon Jay, L (1.8) OBP: 0.251, SLG: 0.407			E3							4	2	1	0	0	1	4											
23 David Freese, R (1.5) OBP: 0.308, SLG: 0.330			E6							3	1	2	3	1	1	2											
38 Pete Kozma, R (1.6) OBP: 0.325, SLG: 0.313										3	0	0	0	1	2	3											
31 Lance Lynn, S (1.1) OBP: 0.158, SLG: 0.059										3	0	0	0	0	3	2											
43 Shane Robinson, R (7.9) OBP: 0.356, SLG: 0.171										1	0	0	0	0	0	0											
Inning Stats	R: 0 E: 0 K: 0 S: 6	H: 0 LOB: 0 BB: 0 P: 9	R: 1 E: 2 K: 1 S: 15	H: 1 LOB: 2 BB: 1 P: 24	R: 2 E: 0 K: 1 S: 15	H: 2 LOB: 2 BB: 2 P: 30	R: 0 E: 0 K: 2 S: 10	H: 0 LOB: 0 BB: 0 P: 17	R: 1 E: 0 K: 0 S: 9	H: 1 LOB: 0 BB: 0 P: 14	R: 2 E: 0 K: 1 S: 15	H: 2 LOB: 3 BB: 3 P: 24	R: 1 E: 0 K: 2 S: 11	H: 0 LOB: 3 BB: 3 P: 31	R: 0 E: 0 K: 0 S: 4	H: 0 LOB: 0 BB: 0 P: 6	R: 0 E: 0 K: 0 S: 9	H: 0 LOB: 0 BB: 0 P: 15	1B: 2 2B: 2 3B: 0 HR: 2	SF: 1 SAC: 0 DP: 0 HBP: 1	WP: 0 PB: 0 SB: 0 CS: 0	PA: 41					
PITCHER	IP	WLS	BF	H	R	ER	SO	BB	IBB	HBP	BLK	WP	HR	S	P	ERA	WHIP										
35 Chris Capuano, L (1.1) ERA: 5.6	5.0	L	25	6	6	5	4	3	0	0	0	0	2	61	104	9.00	1.800										
54 Matt Guerrier, R (6.1) ERA: 3.32	1.1		7	0	1	1	1	2	0	1	0	0	0	12	28	6.75	1.500										
56 J.P. Howell, L (7.1) ERA: 2.66	1.2		6	0	0	0	2	1	0	0	0	0	0	12	23	0.00	0.600										
75 Paco Rodríguez, L (9.1) ERA: 3.24	1.0		3	0	0	0	0	0	0	0	0	0	0	9	15	0.00	0.000										

Batter	1	2	3	4	5	6	7	8	9	AB	R	H	RBI	BB	SO	LOB	BOTTOM										
25 Carl Crawford, L (1.7) OBP: 0.361, SLG: 0.454	F9		K			F7				4	0	1	0	0	2	2	St. Louis Cardinals @ Los Angeles Dodgers Dodger Stadium, Los Angeles, CA Fri May 24 2013, 7:12 PM - 10:09 PM PDT Att: 45,134 - Partly Cloudy - 68 F										
14 Mark Ellis, R (1.4) OBP: 0.330, SLG: 0.400	K									3	0	0	0	0	2	2											
56 J.P. Howell, L (7.1)										0	0	0	0	0	0	0											
75 Paco Rodríguez, L (9.1)										0	0	0	0	0	0	0											
33 Scott Van Slyke, R (9, PH) OBP: 0.348, SLG: 0.810										1	0	0	0	0	0	0											
23 Adrián González, L (1.3) OBP: 0.357, SLG: 0.434	P5									3	0	0	0	0	0	1											
27 Matt Kemp, R (1.8) OBP: 0.314, SLG: 0.350		K								3	0	0	0	0	2	0											
16 Andre Ethier, L (1.9) OBP: 0.347, SLG: 0.397		G4-3								3	0	0	0	0	0	0											
17 A.J. Ellis, R (1.2) OBP: 0.373, SLG: 0.388										3	0	0	0	0	2	0											
7 Nick Punto, S (1.6) OBP: 0.471, SLG: 0.366										2	0	0	0	0	1	0											
3 Skip Schumaker, L (7.4) OBP: 0.323, SLG: 0.284			G6-3							1	0	1	0	0	0	0											
5 Juan Uribe, R (1.5) OBP: 0.364, SLG: 0.333										2	0	1	0	1	0	1											
35 Chris Capuano, L (1.1) ERA: 2.95										1	0	0	0	0	1	1											
54 Matt Guerrier, R (6.1) ERA: 1.93										0	0	0	0	0	0	0											
9 Dee Strange-Gordon, L (6.6) OBP: 0.286, SLG: 0.250										2	0	0	0	0	1	1											
Inning Stats	R: 0 E: 0 K: 1 S: 8	H: 1 LOB: 0 BB: 0 P: 10	R: 0 E: 0 K: 2 S: 8	H: 0 LOB: 0 BB: 0 P: 12	R: 0 E: 0 K: 2 S: 12	H: 1 LOB: 1 BB: 0 P: 15	R: 0 E: 0 K: 0 S: 5	H: 0 LOB: 0 BB: 0 P: 8	R: 0 E: 0 K: 2 S: 8	H: 0 LOB: 1 BB: 1 P: 12	R: 0 E: 0 K: 2 S: 12	H: 0 LOB: 1 BB: 1 P: 20	R: 0 E: 0 K: 1 S: 9	H: 0 LOB: 0 BB: 0 P: 14	R: 0 E: 0 K: 0 S: 5	H: 1 LOB: 0 BB: 0 P: 8	R: 0 E: 0 K: 1 S: 9	H: 0 LOB: 0 BB: 0 P: 14	1B: 2 2B: 1 3B: 0 HR: 0	SF: 0 SAC: 0 DP: 1 HBP: 0	WP: 0 PB: 0 SB: 0 CS: 1	PA: 29					
PITCHER	IP	WLS	BF	H	R	ER	SO	BB	IBB	HBP	BLK	WP	HR	S	P	ERA	WHIP										
31 Lance Lynn, R (1.1) ERA: 2.95	6.0		20	2	2	0	9	1	0	0	0	0	0	9	14	0.00	0.500										
36 Randy Choate, L (7.1) ERA: 1.23	1.0		3	0	0	0	1	0	0	0	0	0	0	5	8	0.00	1.000										
43 Seth Maness, R (8.1) ERA: 1.93	1.0		3	1	0	0	0	0	0	0	0	0	0	5	8	0.00	1.000										
41 Mitchell Boggs, R (9.1) ERA: 10.54	1.0		3	0	0	0	1	0	0	0	0	0	0	9	14	0.00	0.000										



Batter	1	2	3	4	5	6	7	8	9	AB	R	H	RBI	BB	SO	LOB	TOP							
13 Matt Carpenter, L OBP: 0.377, SLG: 0.428										5	1	1	0	0	0	0								
3 Carlos Beltrán, S OBP: 0.333, SLG: 0.500										4	0	0	0	0	0	0	1							
36 Randy Choate, L OBP: 0.263, SLG: 0.206										0	0	0	0	0	0	0								
7 Matt Holliday, R OBP: 0.345, SLG: 0.418										3	0	0	0	1	1	1								
21 Allen Craig, R OBP: 0.349, SLG: 0.453										4	1	0	0	0	2	2								
4 Yadier Molina, R OBP: 0.376, SLG: 0.441										4	1	3	1	0	0	0								
23 David Freese, R OBP: 0.314, SLG: 0.339										3	0	1	1	0	1	1								
19 Jon Jay, L OBP: 0.354, SLG: 0.406										3	0	1	0	1	0	3								
38 Pete Kozma, R OBP: 0.324, SLG: 0.312										4	0	1	1	0	1	2								
64 John Gast, L ERA: 4.05										1	0	0	0	0	1	0								
58 Joe Kelly, R ERA: 3.57										1	0	0	0	0	1	0								
62 Carlos Martinez, R ERA: 5.08										0	0	0	0	0	0	0								
32 Matt Adams, L ERA: 3.42										1	0	0	0	0	0	3								
43 Seth Maness, R ERA: 6.91										0	0	0	0	0	0	1								
43 Shane Robinson, R ERA: 6.91										1	0	0	0	0	1	0								
Inning Stats	R: 1 E: 0 K: 0 S: 15	H: 2 LOB: 3 BB: 0 P: 20	R: 0 E: 0 K: 1 S: 11	H: 0 LOB: 0 BB: 0 P: 16	R: 0 E: 0 K: 1 S: 6	H: 0 LOB: 0 BB: 0 P: 9	R: 0 E: 0 K: 0 S: 7	H: 0 LOB: 0 BB: 0 P: 13	R: 0 E: 0 K: 1 S: 9	H: 0 LOB: 0 BB: 0 P: 13	R: 2 E: 0 K: 0 S: 12	H: 3 LOB: 3 BB: 2 P: 23	R: 0 E: 0 K: 1 S: 9	H: 0 LOB: 0 BB: 0 P: 12	R: 0 E: 0 K: 3 S: 14	H: 2 LOB: 2 BB: 0 P: 22	R: 0 E: 0 K: 1 S: 7	H: 0 LOB: 0 BB: 0 P: 11	1B: 5 2B: 2 3B: 0 HR: 0	SF: 0 SAC: 0 DP: 0 HBP: 1	WP: 0 PB: 0 SB: 0 CS: 0	PA: 38		
PITCHER	IP WLS BF H R ER SO BB IBB HBP BLK WP HR S P ERA WHIP	IP WLS BF H R ER SO BB IBB HBP BLK WP HR S P ERA WHIP	IP WLS BF H R ER SO BB IBB HBP BLK WP HR S P ERA WHIP	IP WLS BF H R ER SO BB IBB HBP BLK WP HR S P ERA WHIP	IP WLS BF H R ER SO BB IBB HBP BLK WP HR S P ERA WHIP	IP WLS BF H R ER SO BB IBB HBP BLK WP HR S P ERA WHIP	IP WLS BF H R ER SO BB IBB HBP BLK WP HR S P ERA WHIP	IP WLS BF H R ER SO BB IBB HBP BLK WP HR S P ERA WHIP	IP WLS BF H R ER SO BB IBB HBP BLK WP HR S P ERA WHIP	IP WLS BF H R ER SO BB IBB HBP BLK WP HR S P ERA WHIP	IP WLS BF H R ER SO BB IBB HBP BLK WP HR S P ERA WHIP	IP WLS BF H R ER SO BB IBB HBP BLK WP HR S P ERA WHIP	IP WLS BF H R ER SO BB IBB HBP BLK WP HR S P ERA WHIP	IP WLS BF H R ER SO BB IBB HBP BLK WP HR S P ERA WHIP	IP WLS BF H R ER SO BB IBB HBP BLK WP HR S P ERA WHIP	IP WLS BF H R ER SO BB IBB HBP BLK WP HR S P ERA WHIP	IP WLS BF H R ER SO BB IBB HBP BLK WP HR S P ERA WHIP	IP WLS BF H R ER SO BB IBB HBP BLK WP HR S P ERA WHIP	IP WLS BF H R ER SO BB IBB HBP BLK WP HR S P ERA WHIP	IP WLS BF H R ER SO BB IBB HBP BLK WP HR S P ERA WHIP	IP WLS BF H R ER SO BB IBB HBP BLK WP HR S P ERA WHIP	IP WLS BF H R ER SO BB IBB HBP BLK WP HR S P ERA WHIP	IP WLS BF H R ER SO BB IBB HBP BLK WP HR S P ERA WHIP	IP WLS BF H R ER SO BB IBB HBP BLK WP HR S P ERA WHIP

St. Louis Cardinals @ Los Angeles Dodgers
Dodger Stadium, Los Angeles, CA
Sat May 25 2013, 4:16 PM - 7:47 PM PDT
Att: 49,368 - Sunny - 71 F

AB	35
R	3
H	7
RBI	3
BB	2
SO	8
LOB	13



Batter	1	2	3	4	5	6	7	8	9	AB	R	H	RBI	BB	SO	LOB	BOTTOM						
7 Nick Punto, S OBP: 0.427, SLG: 0.420										4	2	3	0	1	1	1							
14 Mark Ellis, R OBP: 0.333, SLG: 0.404										4	1	1	1	0	0	4							
23 Adrián González, L OBP: 0.375, SLG: 0.471										3	1	3	3	2	0	0							
27 Matt Kemp, R OBP: 0.313, SLG: 0.344										3	0	0	0	1	2	5							
74 Kenley Jansen, S OBP: 0.371, SLG: 0.356										0	0	0	0	0	0	0							
5 Juan Uribe, R OBP: 0.371, SLG: 0.356										1	0	1	1	0	0	0							
31 Brandon League, R ERA: 6.91										0	0	0	0	0	0	0							
16 Andre Ethier, L OBP: 0.343, SLG: 0.387										4	0	0	0	1	0	4							
33 Scott Van Slyke, R OBP: 0.346, SLG: 0.739										2	0	0	0	1	1	3							
51 Ronald Belisario, R ERA: 7.13										0	0	0	0	0	0	0							
75 Paco Rodríguez, L OBP: 0.328, SLG: 0.289										0	0	0	0	0	0	0							
3 Skip Schumaker, L OBP: 0.328, SLG: 0.289										2	0	1	0	0	0	3							
17 A.J. Ellis, R OBP: 0.370, SLG: 0.379										3	0	0	0	1	3	2							
9 Dee Strange-Gordon, L OBP: 0.265, SLG: 0.250										4	0	1	0	0	1	3							
29 Ted Lilly, L ERA: 5.11										2	0	0	0	2	2								
25 Carl Crawford, L OBP: 0.357, SLG: 0.448										2	1	0	0	0	2								
Inning Stats	R: 1 E: 0 K: 0 S: 10	H: 1 LOB: 1 BB: 1 P: 20	R: 0 E: 0 K: 3 S: 12	H: 0 LOB: 1 BB: 1 P: 19	R: 1 E: 0 K: 1 S: 15	H: 2 LOB: 2 BB: 0 P: 23	R: 0 E: 0 K: 2 S: 11	H: 2 LOB: 2 BB: 0 P: 18	R: 1 E: 0 K: 2 S: 14	H: 1 LOB: 1 BB: 1 P: 22	R: 1 E: 0 K: 2 S: 12	H: 1 LOB: 2 BB: 1 P: 22	R: 0 E: 0 K: 0 S: 10	H: 1 LOB: 2 BB: 1 P: 18	R: 1 E: 0 K: 0 S: 14	H: 2 LOB: 2 BB: 2 P: 27	1B: 5 2B: 4 3B: 0 HR: 1	SF: 0 SAC: 0 DP: 1 HBP: 1	WP: 0 PB: 0 SB: 0 CS: 0	PA: 42			
PITCHER	IP WLS BF H R ER SO BB IBB HBP BLK WP HR S P ERA WHIP	IP WLS BF H R ER SO BB IBB HBP BLK WP HR S P ERA WHIP	IP WLS BF H R ER SO BB IBB HBP BLK WP HR S P ERA WHIP	IP WLS BF H R ER SO BB IBB HBP BLK WP HR S P ERA WHIP	IP WLS BF H R ER SO BB IBB HBP BLK WP HR S P ERA WHIP	IP WLS BF H R ER SO BB IBB HBP BLK WP HR S P ERA WHIP	IP WLS BF H R ER SO BB IBB HBP BLK WP HR S P ERA WHIP	IP WLS BF H R ER SO BB IBB HBP BLK WP HR S P ERA WHIP	IP WLS BF H R ER SO BB IBB HBP BLK WP HR S P ERA WHIP	IP WLS BF H R ER SO BB IBB HBP BLK WP HR S P ERA WHIP	IP WLS BF H R ER SO BB IBB HBP BLK WP HR S P ERA WHIP	IP WLS BF H R ER SO BB IBB HBP BLK WP HR S P ERA WHIP	IP WLS BF H R ER SO BB IBB HBP BLK WP HR S P ERA WHIP	IP WLS BF H R ER SO BB IBB HBP BLK WP HR S P ERA WHIP	IP WLS BF H R ER SO BB IBB HBP BLK WP HR S P ERA WHIP	IP WLS BF H R ER SO BB IBB HBP BLK WP HR S P ERA WHIP	IP WLS BF H R ER SO BB IBB HBP BLK WP HR S P ERA WHIP	IP WLS BF H R ER SO BB IBB HBP BLK WP HR S P ERA WHIP	IP WLS BF H R ER SO BB IBB HBP BLK WP HR S P ERA WHIP	IP WLS BF H R ER SO BB IBB HBP BLK WP HR S P ERA WHIP	IP WLS BF H R ER SO BB IBB HBP BLK WP HR S P ERA WHIP	IP WLS BF H R ER SO BB IBB HBP BLK WP HR S P ERA WHIP	IP WLS BF H R ER SO BB IBB HBP BLK WP HR S P ERA WHIP

St. Louis Cardinals @ Los Angeles Dodgers
Dodger Stadium, Los Angeles, CA
Sat May 25 2013, 4:16 PM - 7:47 PM PDT
Att: 49,368 - Sunny - 71 F

AB	34
R	5
H	10
RBI	5
BB	7
SO	10
LOB	29



Batter	1	2	3	4	5	6	7	8	9	AB	R	H	RBI	BB	SO	LOB	TOP					
13 Matt Carpenter, L OBP: 0.393, SLG: 0.429										4	0	2	1	1	0	1	St. Louis Cardinals @ Los Angeles Dodgers Dodger Stadium, Los Angeles, CA Sun May 26 2013, 1:12 PM - 4:25 PM PDT Att: 43,244 - Partly Cloudy - 70 F livebaseballscorecards.com					
19 Jon Jay, L OBP: 0.347, SLG: 0.396										4	0	0	0	0	3	3						
26 Trevor Rosenthal, R OBP: 0.444, SLG: 0.690										0	0	0	0	0	0	0						
32 Matt Adams, L OBP: 0.444, SLG: 0.690										0	1	0	1	0	0	0						
44 Edward Mujica, R										0	0	0	0	0	0	0						
7 Matt Holliday, R OBP: 0.342, SLG: 0.408										4	0	0	0	1	1	4						
21 Allen Craig, R OBP: 0.340, SLG: 0.440										5	0	0	0	0	1	4						
4 Yadier Molina, R OBP: 0.378, SLG: 0.444										3	1	1	0	1	0	0						
23 David Freese, R OBP: 0.315, SLG: 0.348										3	1	1	0	0	0	1						
43 Seth Maness, R										0	0	0	0	0	0	0						
43 Shane Robinson, R OBP: 0.392, SLG: 0.189										1	0	1	0	0	0	0						
33 Daniel Descalso, L OBP: 0.295, SLG: 0.360										3	1	0	0	1	0	1						
38 Pete Kozma, R OBP: 0.339, SLG: 0.348										4	2	4	3	0	0	0						
40 Shelby Miller, R										2	0	0	0	0	1	2						
12 Ty Wigginton, R OBP: 0.290, SLG: 0.194										2	0	0	0	0	1	2						
Inning Stats	R: 0 E: 0 K: 1 S: 13	H: 1 LOB: 1 BB: 0 P: 16	R: 3 E: 0 K: 2 S: 10	H: 2 LOB: 1 BB: 2 P: 21	R: 0 E: 0 K: 0 S: 13	H: 1 LOB: 1 BB: 0 P: 19	R: 0 E: 0 K: 0 S: 4	H: 1 LOB: 0 BB: 1 P: 6	R: 0 E: 0 K: 0 S: 14	H: 0 LOB: 0 BB: 0 P: 22	R: 1 E: 0 K: 1 S: 9	H: 2 LOB: 1 BB: 0 P: 14	R: 0 E: 0 K: 0 S: 6	H: 1 LOB: 1 BB: 0 P: 8	R: 1 E: 0 K: 2 S: 14	H: 2 LOB: 2 BB: 1 P: 21	1B: 5 2B: 5 3B: 0 HR: 0	SF: 0 SAC: 0 DP: 1 HBP: 0	WP: 0 PB: 0 SB: 0 CS: 0	PA: 40		
PITCHER	IP WLS BF H R ER SO	IP WLS BF H R ER SO	IP WLS BF H R ER SO	IP WLS BF H R ER SO	IP WLS BF H R ER SO	IP WLS BF H R ER SO	IP WLS BF H R ER SO	IP WLS BF H R ER SO	IP WLS BF H R ER SO	IP WLS BF H R ER SO	IP WLS BF H R ER SO	IP WLS BF H R ER SO	IP WLS BF H R ER SO	IP WLS BF H R ER SO	IP WLS BF H R ER SO	IP WLS BF H R ER SO	ERA WHIP	ERA WHIP	ERA WHIP			
22 Clayton Kershaw, L ERA: 1.68	7.0 L 30 7 4 4 5	1.0 L 3 1 0 0 0	0.1 L 3 1 1 1 0	0.0 L 1 1 0 0 0	0.2 L 2 0 0 0 2												5.14 1.429					
51 Ronald Belisario, R ERA: 3.42																	0.00 1.000					
54 Matt Guerrier, R ERA: 3.72																	27.00 3.000					
75 Paco Rodríguez, L ERA: 3.06																	=					
48 Javy Guerra, R ERA: 6.23																	0.00 0.000					
Batter	1	2	3	4	5	6	7	8	9	AB	R	H	RBI	BB	SO	LOB	BOTTOM					
25 Carl Crawford, L OBP: 0.369, SLG: 0.467										4	1	3	0	1	0	0	St. Louis Cardinals @ Los Angeles Dodgers Dodger Stadium, Los Angeles, CA Sun May 26 2013, 1:12 PM - 4:25 PM PDT Att: 43,244 - Partly Cloudy - 70 F livebaseballscorecards.com					
14 Mark Ellis, R OBP: 0.321, SLG: 0.388										4	0	0	0	0	4							
23 Adrián González, L OBP: 0.381, SLG: 0.491										4	1	2	3	1	0	1						
16 Andre Ethier, L OBP: 0.346, SLG: 0.386										3	0	1	0	0	2							
17 A.J. Ellis, R OBP: 0.367, SLG: 0.370										3	0	0	0	0	2	4						
3 Skip Schumaker, L OBP: 0.323, SLG: 0.287										4	0	1	0	0	1	4						
5 Juan Uribe, R OBP: 0.278, SLG: 0.348										3	0	1	0	0	1	1						
7 Nick Punto, S OBP: 0.424, SLG: 0.416										1	0	0	0	0	0	0						
9 Dee Strange-Gordon, L OBP: 0.278, SLG: 0.254										3	0	1	0	1	0	0						
22 Clayton Kershaw, L ERA: 2.02	5.1 W 6 2 0 0 0	1.0 W 6 1 0 0 2	1.2 H 6 1 0 0 2	1.0 S 3 0 0 0 0														5.06 1.500				
51 Ronald Belisario, R ERA: 1.59																	0.00 2.000					
26 Trevor Rosenthal, R ERA: 2.16																	0.00 0.600					
44 Edward Mujica, R ERA: 2.14																	0.00 0.000					
Inning Stats	R: 2 E: 0 K: 0 S: 14	H: 1 LOB: 0 BB: 1 P: 23	R: 0 E: 0 K: 1 S: 8	H: 0 LOB: 0 BB: 0 P: 12	R: 0 E: 0 K: 1 S: 13	H: 1 LOB: 1 BB: 0 P: 19	R: 0 E: 0 K: 1 S: 14	H: 2 LOB: 1 BB: 0 P: 23	R: 1 E: 0 K: 0 S: 12	H: 3 LOB: 2 BB: 0 P: 18	R: 0 E: 0 K: 0 S: 13	H: 1 LOB: 2 BB: 1 P: 26	R: 0 E: 0 K: 2 S: 12	H: 1 LOB: 3 BB: 1 P: 21	R: 0 E: 0 K: 0 S: 8	H: 1 LOB: 0 BB: 0 P: 14	R: 0 E: 0 K: 0 S: 12	H: 0 LOB: 0 BB: 0 P: 14	1B: 6 2B: 3 3B: 0 HR: 1	SF: 0 SAC: 1 DP: 2 HBP: 2	WP: 0 PB: 0 SB: 0 CS: 1	PA: 39
PITCHER	IP WLS BF H R ER SO	IP WLS BF H R ER SO	IP WLS BF H R ER SO	IP WLS BF H R ER SO	IP WLS BF H R ER SO	IP WLS BF H R ER SO	IP WLS BF H R ER SO	IP WLS BF H R ER SO	IP WLS BF H R ER SO	IP WLS BF H R ER SO	IP WLS BF H R ER SO	IP WLS BF H R ER SO	IP WLS BF H R ER SO	IP WLS BF H R ER SO	IP WLS BF H R ER SO	IP WLS BF H R ER SO	ERA WHIP	ERA WHIP	ERA WHIP			
40 Shelby Miller, R	1.1 L 6 2 0 0 0	1.0 W 6 2 0 0 0	1.2 H 6 1 0 0 2	1.0 S 3 0 0 0 0													5.06 1.500					
43 Seth Maness, R																	0.00 2.000					
26 Trevor Rosenthal, R ERA: 2.16																	0.00 0.600					
44 Edward Mujica, R ERA: 2.14																	0.00 0.000					

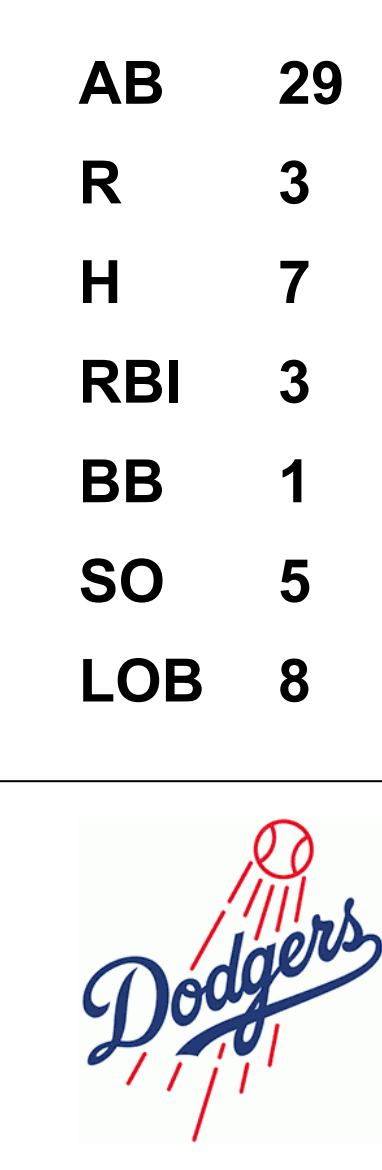
Batter	1	2	3	4	5	6	7	8	9	AB	R	H	RBI	BB	SO	LOB	TOP			
2 Erick Aybar, S OBP: 0.282, SLG: 0.347	L9	FC4-6		27 3B		E6		27 F9-3		5	1	2	1	0	0	2	Los Angeles Angels @ Los Angeles Dodgers Dodger Stadium, Los Angeles, CA Mon May 27 2013, 5:13 PM - 8:49 PM PDT Att: 49,953 - Partly Cloudy - 71 F			
27 Mike Trout, R OBP: 0.380, SLG: 0.570	5 2B	FC6		5 SF8		K		F9-3		5	2	2	1	0	1	4				
5 Albert Pujols, R OBP: 0.324, SLG: 0.431	44 E			47 2B		F7				4	2	3	1	0	0	1				
8 Chris Nelson, R OBP: 0.266, SLG: 0.301				44 2B						0	0	0	0	0	0	0				
44 Mark Trumbo, R OBP: 0.338, SLG: 0.500	K									5	0	1	0	0	2	3				
32 Josh Hamilton, L OBP: 0.283, SLG: 0.399	F8									5	1	1	0	0	0	4				
47 Howie Kendrick, R OBP: 0.341, SLG: 0.457	FC6-4									4	0	3	2	0	0	1				
6 Alberto Callaspo, S OBP: 0.333, SLG: 0.420										2	0	1	0	2	0	1				
16 Hank Conger, L OBP: 0.313, SLG: 0.403										4	1	1	0	0	1	4				
59 Robert Coello, R										0	0	0	0	0	0	0				
33 C.J. Wilson, L										1	0	0	0	0	1	1				
58 Michael Kohn, R										0	0	0	0	0	0	0				
65 Dane De La Rosa, R										0	0	0	0	0	0	0				
17 Chris Iannetta, R OBP: 0.367, SLG: 0.371										1	0	0	0	0	0	0				
Inning Stats	R: 2 H: 2 E: 1 K: 1 S: 13	H: 2 LOB: 1 BB: 0 P: 16	R: 0 H: 1 E: 0 K: 1 S: 10	H: 1 LOB: 2 BB: 0 P: 14	R: 1 H: 2 E: 0 K: 0 S: 7	LOB: 1 BB: 0 P: 11	R: 3 H: 4 E: 0 K: 0 S: 13	H: 4 LOB: 1 BB: 0 P: 22	R: 0 H: 1 E: 0 K: 2 S: 12	H: 0 LOB: 0 BB: 1 P: 19	R: 1 H: 2 E: 0 K: 0 S: 9	H: 2 LOB: 0 BB: 1 P: 19	R: 0 H: 1 E: 0 K: 0 S: 12	H: 1 LOB: 0 BB: 0 P: 17	R: 0 H: 1 E: 0 K: 0 S: 6	H: 1 LOB: 1 BB: 0 P: 8	1B: 8 2B: 6 3B: 1 HR: 0	SF: 1 SAC: 2 DP: 4 HBP: 0	WP: 1 PB: 1 SB: 0 CS: 0	PA: 41
PITCHER	IP WLS BF H R ER SO BB IBB HBP BLK WP HR S P ERA WHIP	4.0 25 10 6 4 2 1 0 0 0 0 1 0 46 72 9.00 2.750	1.0 0 2 0 0 0 0 0 0 0 0 0 0 6 9 0.00 0.000	1.1 7 2 1 1 2 1 0 0 0 0 0 0 17 32 6.75 2.250	0.2 W 1 0 0 0 0 0 0 0 0 0 0 4 6 0.00 0.000	1.0 H 3 1 0 0 0 0 0 0 0 0 0 12 17 0.00 1.000	PITCHER	IP WLS BF H R ER SO BB IBB HBP BLK WP HR S P ERA WHIP	1.0 S 3 1 0 0 0 0 0 0 0 0 0 6 9 0.00 0.000	31 Brandon League, R ERA: 4.66	1.0 S 3 1 0 0 0 0 0 0 0 0 6 9 0.00 0.000	1.0 S 3 1 0 0 0 0 0 0 0 0 6 9 0.00 0.000	1.0 S 3 1 0 0 0 0 0 0 0 0 6 9 0.00 0.000	1.0 S 3 1 0 0 0 0 0 0 0 0 6 9 0.00 0.000	1.0 S 3 1 0 0 0 0 0 0 0 0 6 9 0.00 0.000	1.0 S 3 1 0 0 0 0 0 0 0 0 6 9 0.00 0.000	0.00 1.000	0.00 1.000	0.00 1.000	0.00 1.000
21 Zack Greinke, R ERA: 4.38																	Los Angeles Angels @ Los Angeles Dodgers Dodger Stadium, Los Angeles, CA Mon May 27 2013, 5:13 PM - 8:49 PM PDT Att: 49,953 - Partly Cloudy - 71 F			
54 Matt Guerrier, R ERA: 3.54																				
48 Javy Guerra, R ERA: 6.9																				
51 Ronald Belisario, R ERA: 3.33																				
74 Kenley Jansen, R ERA: 3.28																				
7 Nick Punto, S OBP: 0.413, SLG: 0.404	P3					FC3-6		SF9		3	1	0	0	0	1	3				
17 A.J. Ellis, R OBP: 0.365, SLG: 0.370						K				0	0	0	1	0	0	0				
14 Mark Ellis, R OBP: 0.315, SLG: 0.388	F7					F9		F9		5	1	1	2	0	0	3				
27 Matt Kemp, R OBP: 0.304, SLG: 0.333	L6					K		K		5	0	0	0	0	4	3				
23 Adrián González, L OBP: 0.395, SLG: 0.515										4	4	4	1	0	0	0				
33 Scott Van Slyke, R OBP: 0.367, SLG: 0.778										4	0	2	2	0	1	2				
55 Ramon Hernandez, R OBP: 0.219, SLG: 0.259										2	0	0	1	0	1	2				
48 Javy Guerra, R										0	0	0	0	0	0	0				
51 Ronald Belisario, R										0	0	0	0	0	0	0				
16 Andre Ethier, L OBP: 0.350, SLG: 0.386										0	0	0	0	1	0	0				
6 Jerry Hairston, R OBP: 0.300, SLG: 0.345										4	0	1	1	0	1	1				
74 Kenley Jansen, S										0	0	0	0	0	0	0				
31 Brandon League, R										0	0	0	0	0	0	0				
47 Luis Alfonso Cruz, R OBP: 0.138, SLG: 0.105										3	2	1	0	1	1	3				
21 Zack Greinke, R OBP: 0.545, SLG: 0.500										1	0	1	0	0	0	0				
54 Matt Guerrier, R										0	0	0	0	0	0	0				
5 Juan Uribe, R OBP: 0.389, SLG: 0.405										3	0	3	0	0	0	0				
Inning Stats	R: 0 H: 0 E: 0 K: 0 S: 8	H: 0 LOB: 0 BB: 0 P: 14	R: 1 H: 2 E: 0 K: 1 S: 11	H: 2 LOB: 1 BB: 0 P: 15	R: 0 H: 1 E: 0 K: 2 S: 11	H: 1 LOB: 0 BB: 0 P: 16	R: 1 H: 1 E: 0 K: 0 S: 9	H: 1 LOB: 0 BB: 0 P: 14	R: 4 H: 5 E: 0 K: 1 S: 22	H: 5 LOB: 1 BB: 0 P: 37	R: 1 H: 1 E: 0 K: 1 S: 11	H: 1 LOB: 1 BB: 1 P: 20	R: 1 H: 2 E: 0 K: 3 S: 18	H: 2 LOB: 2 BB: 1 P: 28	R: 0 H: 1 E: 0 K: 1 S: 10	H: 1 LOB: 1 BB: 0 P: 17	1B: 7 2B: 6 3B: 0 HR: 0	SF: 2 SAC: 1 DP: 0 HBP: 0	WP: 1 PB: 0 SB: 0 CS: 0	PA: 39
PITCHER	IP WLS BF H R ER SO BB IBB HBP BLK WP HR S P ERA WHIP	4.2 23 10 6 4 1 1 0 0 0 0 0 0 9 21 11.57 3.000	0.2 4 1 1 1 1 1 0 0 0 0 0 0 9 21 13.50 3.000	0.2 2 0 0 0 0 0 0 0 0 0 0 0 3 3 0.00 0.000	2.0 L 10 3 1 1 4 1 0 0 0 0 0 28 45 4.50 2.000	PITCHER	IP WLS BF H R ER SO BB IBB HBP BLK WP HR S P ERA WHIP	4.2 23 10 6 4 1 1 0 0 0 0 0 0 9 21 11.57 3.000	0.2 4 1 1 1 1 1 0 0 0 0 0 0 9 21 13.50 3.000	0.2 2 0 0 0 0 0 0 0 0 0 0 0 3 3 0.00 0.000	2.0 L 10 3 1 1 4 1 0 0 0 0 0 28 45 4.50 2.000	2.0 L 10 3 1 1 4 1 0 0 0 0 0 28 45 4.50 2.000	2.0 L 10 3 1 1 4 1 0 0 0 0 0 28 45 4.50 2.000	2.0 L 10 3 1 1 4 1 0 0 0 0 0 28 45 4.50 2.000	2.0 L 10 3 1 1 4 1 0 0 0 0 0 28 45 4.50 2.000	2.0 L 10 3 1 1 4 1 0 0 0 0 0 28 45 4.50 2.000	0.00 2.000	0.00 2.000	0.00 2.000	0.00 2.000

Batter	1	2	3	4	5	6	7	8	9	AB	R	H	RBI	BB	SO	LOB	TOP					
2 Erick Aybar, S OBP: 0.273, SLG: 0.336	F7		F7			K			G5-3	4	0	0	0	0	1	0	Los Angeles Angels @ Los Angeles Dodgers Dodger Stadium, Los Angeles, CA Tue May 28 2013, 7:12 PM - 9:24 PM PDT Att: 46,443 - Clear - 73 F livebaseballscorecards.com					
27 Mike Trout, R OBP: 0.373, SLG: 0.559	F9			G4-3		K		G4-3	4	0	0	0	0	1	0							
5 Albert Pujols, R OBP: 0.320, SLG: 0.425	L8			G5-3		L4			3	0	0	0	0	0	0							
44 Mark Trumbo, R OBP: 0.333, SLG: 0.493		G5-3		G1-3		G6-3			3	0	0	0	0	0	0							
47 Howie Kendrick, R OBP: 0.341, SLG: 0.455		L1-3		G4-3		K		K	3	0	1	0	0	1	0							
6 Alberto Callaspo, S OBP: 0.326, SLG: 0.409	L1-3			G6-3		G6-3		G6-3	3	0	0	0	0	0	1							
17 Chris Iannetta, R OBP: 0.366, SLG: 0.378	K			K				2B	3	0	1	0	0	2	1							
39 JB Shuck, L OBP: 0.287, SLG: 0.380		G6-3				L7		G6-3	3	0	0	0	0	0	1							
55 Joe Blanton, R OBP: 0.287, SLG: 0.400		G3-1				K		K	2	0	0	0	0	0	1							
65 Dane De La Rosa, R OBP: 0.287, SLG: 0.400								K	2	0	0	0	0	0	0							
Inning Stats	R: 0 E: 0 K: 0 S: 6	H: 0 LOB: 0 BB: 0 P: 10	R: 0 E: 0 K: 1 S: 15	H: 1 LOB: 1 BB: 0 P: 21	R: 0 E: 0 K: 0 S: 10	H: 0 LOB: 0 BB: 0 P: 14	R: 0 E: 0 K: 0 S: 8	H: 0 LOB: 0 BB: 0 P: 12	R: 0 E: 0 K: 1 S: 7	H: 0 LOB: 0 BB: 0 P: 11	R: 0 E: 0 K: 2 S: 8	H: 0 LOB: 0 BB: 0 P: 8	R: 0 E: 0 K: 1 S: 5	H: 0 LOB: 0 BB: 0 P: 7	R: 0 E: 0 K: 1 S: 12	H: 1 LOB: 1 BB: 0 P: 18	R: 0 E: 0 K: 1 S: 8	H: 0 LOB: 0 BB: 0 P: 12	1B: 1 2B: 1 3B: 0 HR: 0	SF: 0 SAC: 0 DP: 0 HBP: 0	WP: 0 PB: 0 SB: 0 CS: 0	PA: 29
PITCHER 99 Hyun Jin Ryu, L ERA: 2.89	IP: 9.0 WLS: W BF: 29 H: 2 R: 0 ER: 0 SO: 7 BB: 0 IBB: 0 HBP: 0 BLK: 0 WP: 0 HR: 0 S: 79 P: 113 ERA: 0.00 WHIP: 0.222															PITCHER 99 Hyun Jin Ryu, L ERA: 2.89	IP: 9.0 WLS: W BF: 29 H: 2 R: 0 ER: 0 SO: 7 BB: 0 IBB: 0 HBP: 0 BLK: 0 WP: 0 HR: 0 S: 79 P: 113 ERA: 0.00 WHIP: 0.222					

AB	29
R	0
H	2
RBI	0
BB	0
SO	7
LOB	3



Batter	1	2	3	4	5	6	7	8	9	AB	R	H	RBI	BB	SO	LOB	BOTTOM			
25 Carl Crawford, L OBP: 0.361, SLG: 0.457	F8		K		G4-3		F8			4	0	0	0	0	1	1	Los Angeles Angels @ Los Angeles Dodgers Dodger Stadium, Los Angeles, CA Tue May 28 2013, 7:12 PM - 9:24 PM PDT Att: 46,443 - Clear - 73 F livebaseballscorecards.com			
14 Mark Ellis, R OBP: 0.322, SLG: 0.387	G5-3		G6-3		1B				23	3	0	1	0	1	0	1				
23 Adrián González, L OBP: 0.386, SLG: 0.503	P4			F7	K			G5-6-3	4	0	0	0	0	1	2					
16 Andre Ethier, L OBP: 0.348, SLG: 0.389	G4-3			F8	K		G3		G3-1	4	0	1	0	0	0	0				
27 Matt Kemp, R OBP: 0.309, SLG: 0.340				F8						2	1	1	0	0	0	1				
3 Skip Schumaker, L OBP: 0.323, SLG: 0.287										0	0	0	0	0	0	0				
17 A.J. Ellis, R OBP: 0.364, SLG: 0.370	F9			K						3	0	1	1	0	1	2				
5 Juan Uribe, R OBP: 0.386, SLG: 0.402	FC6-4									3	1	1	0	0	0	1				
47 Luis Alfonso Cruz, R OBP: 0.145, SLG: 0.152			K							3	1	1	2	0	1	0				
99 Hyun Jin Ryu, R OBP: 0.280, SLG: 0.333					K					3	0	1	0	0	1	0				
Inning Stats	R: 0 E: 0 K: 0 S: 7	H: 0 LOB: 0 BB: 0 P: 10	R: 0 E: 0 K: 0 S: 7	H: 0 LOB: 1 BB: 0 P: 12	R: 0 E: 0 K: 2 S: 10	H: 1 LOB: 1 BB: 0 P: 12	R: 0 E: 0 K: 1 S: 14	H: 1 LOB: 1 BB: 0 P: 19	R: 2 E: 0 K: 2 S: 18	H: 3 LOB: 1 BB: 0 P: 27	R: 1 E: 0 K: 0 S: 9	H: 2 LOB: 0 BB: 0 P: 15	R: 0 E: 0 K: 0 S: 7	H: 0 LOB: 0 BB: 1 P: 12	R: 0 E: 0 K: 0 S: 7	H: 0 LOB: 0 BB: 1 P: 13	1B: 3 2B: 3 3B: 0 HR: 1	SF: 0 SAC: 0 DP: 1 HBP: 1	WP: 0 PB: 0 SB: 0 CS: 0	PA: 31
PITCHER 55 Joe Blanton, R ERA: 5.94	IP: 7.0 WLS: L BF: 28 H: 7 R: 3 ER: 3 SO: 3 BB: 0 IBB: 0 HBP: 1 BLK: 0 WP: 0 HR: 1 S: 107 P: 107 ERA: 3.86 WHIP: 1.000															PITCHER 65 Dane De La Rosa, R ERA: 4.21	IP: 1.0 WLS: 3 BF: 3 H: 0 R: 0 ER: 0 SO: 0 BB: 1 IBB: 0 HBP: 0 BLK: 0 WP: 0 HR: 0 S: 7 P: 13 ERA: 0.00 WHIP: 1.000			



Batter	1	2	3	4	5	6	7	8	9	AB	R	H	RBI	BB	SO	LOB	TOP										
25 Carl Crawford, L OBP: 0.354, SLG: 0.446										4	0	0	0	0	1	3											
7 Nick Punto, S OBP: 0.400, SLG: 0.389										4	0	0	0	0	3	0											
23 Adrián González, L OBP: 0.389, SLG: 0.520										4	1	2	1	0	0	0											
16 Andre Ethier, L OBP: 0.346, SLG: 0.392										4	1	1	0	0	1	1											
27 Matt Kemp, R OBP: 0.305, SLG: 0.335										3	0	0	0	0	2	2											
5 Juan Uribe, R OBP: 0.384, SLG: 0.398										1	0	0	0	0	0	0											
33 Scott Van Slyke, R OBP: 0.353, SLG: 0.806										4	1	1	1	0	2	1											
3 Skip Schumaker, L OBP: 0.320, SLG: 0.286										4	0	1	1	0	0	0											
17 A.J. Ellis, R OBP: 0.364, SLG: 0.369										3	0	1	0	0	1	0											
47 Luis Alfonso Cruz, R OBP: 0.151, SLG: 0.159										3	0	1	0	0	0	0											
Inning Stats	R: 0 E: 0 K: 2 S: 11	H: 0 LOB: 0 BB: 0 P: 16	R: 0 E: 0 K: 1 S: 6	H: 0 LOB: 0 BB: 0 P: 9	R: 0 E: 0 K: 0 S: 9	H: 0 LOB: 0 BB: 0 P: 12	R: 0 E: 0 K: 0 S: 7	H: 0 LOB: 0 BB: 0 P: 13	R: 1 E: 0 K: 2 S: 14	H: 4 LOB: 3 BB: 0 P: 20	R: 0 E: 0 K: 2 S: 10	H: 1 LOB: 1 BB: 0 P: 16	R: 0 E: 0 K: 1 S: 7	H: 0 LOB: 0 BB: 0 P: 10	R: 0 E: 0 K: 1 S: 8	H: 0 LOB: 0 BB: 0 P: 9	R: 2 E: 0 K: 1 S: 20	H: 2 LOB: 0 BB: 0 P: 26	1B: 4 2B: 1 3B: 0 HR: 2	SF: 0 SAC: 0 DP: 0 HBP: 0	WP: 0 PB: 0 SB: 0 CS: 0	PA: 34					
PITCHER	IP	WLS	BF	H	R	ER	SO	BB	IBB	HBP	BLK	WP	HR	S	P	ERA	WHIP										
36 Jared Weaver, R ERA: 3.71	6.0	W	23	5	1	1	7	0	0	0	0	0	0	7	10	0.00	0.000										
40 Kevin Jepsen, R ERA: 6.75	1.0	H	3	0	0	0	1	0	0	0	0	0	0	8	9	0.00	0.000										
Garrett Richards, R ERA: 5.14	1.0	H	3	0	0	0	1	0	0	0	0	0	0	8	9	0.00	0.000										
49 Ernesto Frieri, R ERA: 3.57	1.0	S	5	2	2	2	1	0	0	0	0	0	2	20	26	18.00	2.000										

Los Angeles Dodgers @ Los Angeles Angels
Angel Stadium of Anaheim, Anaheim, CA
Wed May 29 2013, 7:11 PM - 9:59 PM PDT
Att: 39,172 - Clear - 73 F

livebaseballscores.com

AB 34
R 3
H 7
RBI 3
BB 0
SO 10
LOB 7

Batter	1	2	3	4	5	6	7	8	9	AB	R	H	RBI	BB	SO	LOB	BOTTOM										
2 Erick Aybar, S OBP: 0.288, SLG: 0.357										4	0	3	1	0	0	2											
27 Mike Trout, R OBP: 0.371, SLG: 0.558										4	1	1	0	0	0	3											
5 Albert Pujols, R OBP: 0.323, SLG: 0.424										3	1	1	0	1	0	1											
44 Mark Trumbo, R OBP: 0.336, SLG: 0.507										2	1	1	3	1	0	0											
32 Josh Hamilton, L OBP: 0.283, SLG: 0.393										3	0	0	0	1	1	1											
47 Howie Kendrick, R OBP: 0.336, SLG: 0.448										3	0	0	0	1	1	4											
6 Alberto Callaspo, S OBP: 0.316, SLG: 0.395										4	0	0	0	0	0	1											
17 Chris Iannetta, R OBP: 0.369, SLG: 0.398										4	1	2	0	0	1	1											
39 JB Shuck, L OBP: 0.337, SLG: 0.365										4	0	0	0	0	0	3											
Inning Stats	R: 0 E: 0 K: 1 S: 11	H: 1 LOB: 3 BB: 2 P: 26	R: 1 E: 0 K: 0 S: 7	H: 2 LOB: 1 BB: 0 P: 9	R: 0 E: 0 K: 1 S: 7	H: 0 LOB: 0 BB: 0 P: 10	R: 0 E: 0 K: 0 S: 7	H: 0 LOB: 1 BB: 1 P: 16	R: 2 E: 1 K: 0 S: 8	H: 2 LOB: 2 BB: 1 P: 14	R: 0 E: 0 K: 0 S: 11	H: 1 LOB: 2 BB: 0 P: 18	R: 1 E: 0 K: 0 S: 11	H: 2 LOB: 1 BB: 0 P: 18	R: 0 E: 0 K: 1 S: 7	H: 0 LOB: 0 BB: 0 P: 10	1B: 3 2B: 4 3B: 0 HR: 1	SF: 1 SAC: 0 DP: 0 HBP: 0	WP: 0 PB: 0 SB: 0 CS: 1	PA: 36							
PITCHER	IP	WLS	BF	H	R	ER	SO	BB	IBB	HBP	BLK	WP	HR	S	P	ERA	WHIP										
35 Chris Capuano, L ERA: 5.45	5.2	L	27	6	3	3	2	4	0	0	0	0	0	9	14	13.50	3.000										
48 Javy Guerra, R ERA: 6.75	0.2		4	2	1	1	0	0	0	0	0	0	0	9	14	13.50	3.000										
56 J.P. Howell, L ERA: 2.45	1.2		5	0	0	0	1	0	0	0	0	0	0	10	16	0.00	0.000										

Los Angeles Dodgers @ Los Angeles Angels
Angel Stadium of Anaheim, Anaheim, CA
Wed May 29 2013, 7:11 PM - 9:59 PM PDT
Att: 39,172 - Clear - 73 F

livebaseballscores.com

AB 31
R 4
H 8
RBI 4
BB 4
SO 3
LOB 16

Batter	1	2	3	4	5	6	7	8	9	AB	R	H	RBI	BB	SO	LOB	TOP										
25 Carl Crawford, L OBP: 0.352, SLG: 0.453											4	1	1	0	0	1	4										
14 Mark Ellis, R OBP: 0.319, SLG: 0.382											4	0	1	0	0	0	1										
23 Adrián González, L OBP: 0.361, SLG: 0.511											3	0	0	1	0	1	1										
33 Scott Van Slyke, R OBP: 0.316, SLG: 0.714										4	0	0	0	0	1	0											
6 Jerry Hairston, R OBP: 0.297, SLG: 0.339										4	0	1	0	0	0	0											
16 Andre Ethier, L OBP: 0.344, SLG: 0.388										4	0	1	0	0	1	1											
18 Tim Federowicz, R OBP: 0.182, SLG: 0.143										4	0	0	0	0	2	2											
55 Ramon Hernandez, R OBP: 0.278, SLG: 0.433										3	1	2	1	1	1	1											
7 Nick Punto, S OBP: 0.316, SLG: 0.382										2	0	0	0	1	1	1											
Inning Stats	R: 1 E: 0 K: 0 S: 8	H: 1 LOB: 0 BB: 0 P: 11	R: 0 E: 0 K: 0 S: 13	H: 2 LOB: 3 BB: 1 P: 21	R: 0 E: 0 K: 1 S: 7	H: 0 LOB: 0 BB: 0 P: 11	R: 0 E: 0 K: 1 S: 7	H: 0 LOB: 0 BB: 0 P: 10	R: 1 E: 0 K: 0 S: 10	H: 2 LOB: 1 BB: 0 P: 14	R: 0 E: 0 K: 1 S: 8	H: 0 LOB: 0 BB: 0 P: 13	R: 0 E: 0 K: 3 S: 11	H: 0 LOB: 1 BB: 1 P: 17	R: 0 E: 0 K: 0 S: 13	H: 0 LOB: 0 BB: 0 P: 17	R: 0 E: 0 K: 2 S: 11	H: 1 LOB: 1 BB: 0 P: 14	1B: 3 2B: 1 3B: 1 HR: 1	SF: 1 SAC: 0 DP: 0 HBP: 0	WP: 0 PB: 0 SB: 0 CS: 0	PA: 35					
PITCHER	IP WLS BF H R ER SO BB IBB HBP BLK WP HR S P ERA WHIP	7.0 W 28 5 2 2 6 2 0 0 0 0 1 64 97 2.57 1.000	1.0 H 3 0 0 0 0 0 0 0 0 0 0 0 13 17 0.00 0.000	1.0 S 4 1 0 0 2 0 0 0 0 0 0 0 11 14 0.00 1.000	PITCHER										IP WLS BF H R ER SO BB IBB HBP BLK WP HR S P ERA WHIP												
60 Jason Vargas, L ERA: 3.34											7.0	W	28	5	2	2	6	2	0	0	0	0	1	64	97	2.57	1.000
Garrett Richards, R ERA: 5.02											1.0	H	3	0	0	0	0	0	0	0	0	0	0	13	17	0.00	0.000
49 Ernesto Frieri, R ERA: 9.42											1.0	S	4	1	0	0	2	0	0	0	0	0	11	14	0.00	1.000	

Los Angeles Dodgers @ Los Angeles Angels
Angel Stadium of Anaheim, Anaheim, CA
Thu May 30 2013, 7:08 PM - 9:52 PM PDT
Att. 42,231 - Clear - 71 F

livebaseballscorecards.com

AB 32
R 2
H 6
RBI 2
BB 2
SO 8
LOB 11

Batter	1	2	3	4	5	6	7	8	9	AB	R	H	RBI	BB	SO	LOB	BOTTOM										
2 Erick Aybar, S OBP: 0.277, SLG: 0.344										5	0	0	0	0	0	5											
27 Mike Trout, R OBP: 0.369, SLG: 0.550										3	0	0	0	1	0	0											
5 Albert Pujols, R OBP: 0.318, SLG: 0.415										4	0	0	0	0	0	1											
44 Mark Trumbo, R OBP: 0.339, SLG: 0.505										3	0	1	0	1	0	0											
32 Josh Hamilton, L OBP: 0.293, SLG: 0.393											0	0	0	0	0	0											
47 Howie Kendrick, R OBP: 0.342, SLG: 0.464										4	3	2	0	0	1	2											
6 Alberto Callaspo, S OBP: 0.314, SLG: 0.390										4	0	1	1	0	2	2											
17 Chris Iannetta, R OBP: 0.379, SLG: 0.498											2	0	1	1	1	1											
8 Chris Nelson, R OBP: 0.274, SLG: 0.308											4	0	2	1	0	2	2										
39 JB Shuck, L OBP: 0.343, SLG: 0.370											4	0	2	0	0	2											
Inning Stats	R: 0 E: 0 K: 0 S: 7	H: 0 LOB: 0 BB: 0 P: 8	R: 1 E: 0 K: 1 S: 12	H: 1 LOB: 1 BB: 1 P: 20	R: 0 E: 0 K: 0 S: 4	H: 0 LOB: 1 BB: 1 P: 11	R: 1 E: 0 K: 1 S: 12	H: 3 LOB: 2 BB: 0 P: 18	R: 0 E: 0 K: 0 S: 9	H: 0 LOB: 0 BB: 0 P: 12	R: 1 E: 0 K: 1 S: 19	H: 3 LOB: 3 BB: 1 P: 30	R: 0 E: 0 K: 1 S: 10	H: 1 LOB: 1 BB: 0 P: 13	R: 0 E: 0 K: 2 S: 11	H: 1 LOB: 2 BB: 0 P: 13	1B: 6 2B: 2 3B: 1 HR: 0	SF: 0 SAC: 0 DP: 0 HBP: 1	WP: 0 PB: 0 SB: 1 CS: 0	PA: 37							
PITCHER	IP WLS BF H R ER SO BB IBB HBP BLK WP HR S P ERA WHIP	5.2 L 25 3 3 3 3 3 0 0 0 0 0 0 15 22 0.00 2.250	1.1 7 3 0 0 1 0 0 0 0 0 0 0 11 13 0.00 1.000	PITCHER										IP WLS BF H R ER SO BB IBB HBP BLK WP HR S P ERA WHIP													
29 Ted Lilly, L ERA: 4.26											5.2	L	25	3	3	3	3	3	0	0	0	0	0	15	22	0.00	2.250
51 Ronald Belisario, R ERA: 3.16											1.1	7	3	0	0	1	0	0	0	0	0	0	11	13	0.00	1.000	
74 Kenley Jansen, R ERA: 3.16											1.0	5	1	0	0	2	0	0	1	0	0	11	13	0.00	1.000		

Los Angeles Dodgers @ Los Angeles Angels
Angel Stadium of Anaheim, Anaheim, CA
Thu May 30 2013, 7:08 PM - 9:52 PM PDT
Att. 42,231 - Clear - 71 F

livebaseballscorecards.com

Batter	1	2	3	4	5	6	7	8	9	10	AB	R	H	RBI	BB	SO	LOB	TOP		
14 Mark Ellis, R OBP: 0.331, SLG: 0.381	G6-3		16 23 1B	BB		16 FC4-6 BB			G4-3		3	1	1	1	2	0	0			
16 Andre Ethier, L OBP: 0.340, SLG: 0.379	G3-1		23 1B	L3		FC4-6			G1-3		4	0	0	0	1	0	4			
23 Adrian González, L OBP: 0.376, SLG: 0.503	G4-3		55 2B	L7		G1-3			K		5	0	1	1	0	1	2			
55 Ramon Hernández, R OBP: 0.293, SLG: 0.423	G5-3		G6-3	G5-3		G5-3			G1-3		5	0	2	0	0	0	2			
25 Carl Crawford, L OBP: 0.352, SLG: 0.453											0	1	0	0	0	0	0			
51 Ronald Belisario, R OBP: 0.324, SLG: 0.292											0	0	0	0	0	0	0			
33 Scott Van Slyke, R OBP: 0.326, SLG: 0.700	K			G4-1		G5-4-3			K		5	1	2	0	0	2	2			
3 Skip Schumaker, L OBP: 0.324, SLG: 0.292	G4-3			G4-1		G4-3					5	1	2	0	0	0	1			
47 Luis Alfonso Cruz, R OBP: 0.154, SLG: 0.151				P4		F8			L8		4	1	0	1	0	0	4			
5 Juan Uribe, R OBP: 0.394, SLG: 0.414				HBP		G1-3			K		4	2	2	2	1	1	0			
22 Clayton Kershaw, L OBP: 0.290, SLG: 0.414				SH1-4		G1-3														
74 Kenley Jansen, S OBP: 0.174, SLG: 0.136				2B		G1-3														
31 Brandon League, R OBP: 0.174, SLG: 0.136				IBB		G4-3														
18 Tim Federowicz, R OBP: 0.174, SLG: 0.136				2B		G4-3														
Inning Stats	R: 0 E: 0 K: 0 S: 8	H: 0 LOB: 0 BB: 0 P: 13	R: 0 E: 0 K: 1 S: 8	H: 0 LOB: 0 BB: 0 P: 12	R: 3 E: 0 K: 0 S: 10	H: 3 LOB: 1 BB: 1 P: 24	R: 2 E: 0 K: 0 S: 15	H: 2 LOB: 2 BB: 0 P: 26	R: 0 E: 0 K: 0 S: 7	H: 1 LOB: 2 BB: 1 P: 13	R: 0 E: 0 K: 0 S: 6	H: 1 LOB: 0 BB: 0 P: 11	R: 0 E: 0 K: 1 S: 10	H: 0 LOB: 0 BB: 0 P: 15	R: 2 E: 0 K: 2 S: 14	H: 3 LOB: 2 BB: 0 P: 21	1B: 9 2B: 3 3B: 0 HR: 0	SF: 0 SAC: 1 DP: 2 HBP: 1	WP: 0 PB: 0 SB: 2 CS: 0	PA: 45
PITCHER	IP WLS BF H R ER SO BB IBB HBP BLK WP HR S P ERA WHIP	5.0 2.0 1.0 1.0 1.0	25 8 2 3 6	7 2 0 0 3	5 0 0 0 2	5 0 0 1 2	1 0 0 0 0	0 0 0 0 0	0 0 0 0 0	0 0 0 0 0	0 0 0 0 0	0 0 0 0 0	0 0 0 0 0	0 0 0 0 0	0 0 0 0 0	0 0 0 0 0	0 0 0 0 0	9.00 0.00 0.00 0.00 18.00	1.800 1.500 0.000 0.000 3.000	

Los Angeles Dodgers @ Colorado Rockies
 Coors Field, Denver, CO
 Fri May 31 2013, 6:43 PM - 10:04 PM MDT
 Att: 37,923 - Partly Cloudy - 69 F


AB 39
 R 7
 H 12
 RBI 7
 BB 4
 SO 5
 LOB 16



Batter	1	2	3	4	5	6	7	8	9	10	AB	R	H	RBI	BB	SO	LOB	BOTTOM		
1 Eric Young Jr., S OBP: 0.302, SLG: 0.381	L6-3			L9		FC5-4			G6-3		4	0	0	0	1	0	3			
Dexter Fowler, S OBP: 0.389, SLG: 0.466	L6-3			2B		1B			L6		5	2	3	0	0	0	1			
2 Troy Tulowitzki, R OBP: 0.404, SLG: 0.616	G5-3			3B		1B			F9		5	1	2	0	0	0	1			
3 Michael Cuddyer, R OBP: 0.404, SLG: 0.597	K			20 G5-3		1B			G6-3		4	0	1	1	0	1	1			
20 Wilin Rosario, R OBP: 0.294, SLG: 0.450	G6-3			G5-3		K			G6-4-3		5	0	0	1	0	1	4			
15 Jordan Pacheco, R OBP: 0.311, SLG: 0.346	G4-3			G5-3		K			G4-3		4	0	0	0	0	1	2			
28 Nolan Arenado, R OBP: 0.272, SLG: 0.390				G5-3		FC5-4			K		3	0	1	0	1	1	0			
9 DJ LeMahieu, R OBP: 0.367, SLG: 0.364				K2-3		L9			17 HR		4	1	2	0	0	1	1			
27 Jon Garland, R OBP: 0.293, SLG: 0.493				L9		P6			K		1	0	0	0	0	0	0			
8 Yovani Gallardo, R OBP: 0.293, SLG: 0.493											1	0	0	0	0	0	1			
62 Rob Scahill, R OBP: 0.293, SLG: 0.291											0	0	0	0	0	0	0			
5 Carlos González, L OBP: 0.331, SLG: 0.503											1	0	0	0	0	0	2			
59 Wilton Lopez, R OBP: 0.331, SLG: 0.503											0	0	0	0	0	0	0			
88 Josh Outman, L OBP: 0.331, SLG: 0.503											0	0	0	0	0	0	0			
17 Todd Helton, L OBP: 0.331, SLG: 0.503											1	1	1	2	0	0	0			
63 Rafael Betancourt, R OBP: 0.331, SLG: 0.503											0	0	0	0	0	0	0			
Inning Stats	R: 0 E: 0 K: 0 S: 2	H: 0 LOB: 0 BB: 1 P: 8	R: 0 E: 0 K: 1 S: 8	H: 0 LOB: 0 BB: 0 P: 13	R: 0 E: 0 K: 1 S: 6	H: 0 LOB: 0 BB: 0 P: 8	R: 2 E: 0 K: 0 S: 16	H: 3 LOB: 1 BB: 0 P: 22	R: 0 E: 0 K: 0 S: 8	H: 1 LOB: 1 BB: 0 P: 10	R: 0 E: 0 K: 2 S: 13	H: 1 LOB: 2 BB: 1 P: 22	R: 1 E: 0 K: 0 S: 6	H: 2 LOB: 1 BB: 0 P: 10	R: 2 E: 0 K: 1 S: 17	H: 2 LOB: 0 BB: 0 P: 26	1B: 8 2B: 2 3B: 0 HR: 1	SF: 0 SAC: 0 DP: 2 HBP: 1	WP: 1 PB: 0 SB: 0 CS: 0	PA: 41
PITCHER	IP WLS BF H R ER SO BB IBB HBP BLK WP HR S P ERA WHIP	7.0 1.0 1.0 1.0	30 3 0 5	3 0 2	3 0 2	8 0 0	3 0 0	0 0 0	0 0 0	0 0 0	0 0 0	0 0 0	0 0 0	0 0 0	0 0 0	0 0 0	0 0 0	3.86 0.00 18.00 2.000	1.429 0.000 2.000 0.000	

Los Angeles Dodgers @ Colorado Rockies
 Coors Field, Denver, CO
 Fri May 31 2013, 6:43 PM - 10:04 PM MDT
 Att: 37,923 - Partly Cloudy - 69 F

AB 38
 R 5
 H 10
 RBI 4
 BB 2
 SO 6
 LOB 16



Batter	1	2	3	4	5	6	7	8	9	10	AB	R	H	RBI	BB	SO	LOB	TOP										
25 Carl Crawford, L OBP: 0.358, SLG: 0.470 33 Scott Van Slyke, R OBP: 0.326, SLG: 0.567											2	0	2	0	0	0	0	Los Angeles Dodgers @ Colorado Rockies Coors Field, Denver, CO Sat Jun 01 2013, 2:11 PM - 5:49 PM MDT Att. 36,703 - Partly Cloudy - 64 F										
14 Mark Ellis, R OBP: 0.326, SLG: 0.368											4	0	0	0	0	1	3											
23 Adrián González, L OBP: 0.362, SLG: 0.503											2	0	1	1	2	0	0											
16 Andre Ethier, L OBP: 0.332, SLG: 0.369											5	0	0	0	0	2	6											
6 Jerry Hairston, R OBP: 0.304, SLG: 0.359 54 Matt Guerrier, R OBP: 0.327, SLG: 0.297											5	1	2	1	0	1	1											
3 Skip Schumaker, L OBP: 0.327, SLG: 0.297											5	1	2	1	0	1	2											
7 Nick Punto, S OBP: 0.391, SLG: 0.374											5	1	1	0	0	0	1											
18 Tim Federowicz, R OBP: 0.214, SLG: 0.333											5	1	2	3	0	0	0											
21 Zack Greinke, R OBP: 0.306, SLG: 0.445 75 Paco Rodríguez, L OBP: 0.312, SLG: 0.377 51 Ronald Belisario, R OBP: 0.312, SLG: 0.377 47 Luis Alfonso Cruz, R OBP: 0.312, SLG: 0.377 56 J.P. Howell, L OBP: 0.312, SLG: 0.377 5 Juan Uribe, R OBP: 0.312, SLG: 0.377											3	1	1	0	0	0	1											
Inning Stats	R: 0 E: 0 K: 0 S: 6	H: 1 LOB: 1 BB: 1 P: 12	R: 0 E: 0 K: 1 S: 8	H: 0 LOB: 0 BB: 0 P: 12	R: 3 E: 0 K: 0 S: 19	H: 4 LOB: 2 BB: 0 P: 25	R: 0 E: 0 K: 0 S: 6	H: 0 LOB: 0 BB: 0 P: 9	R: 0 E: 0 K: 1 S: 10	H: 1 LOB: 1 BB: 0 P: 12	R: 2 E: 0 K: 0 S: 15	H: 3 LOB: 2 BB: 1 P: 23	R: 1 E: 0 K: 1 S: 17	H: 2 LOB: 1 BB: 0 P: 23	R: 0 E: 0 K: 2 S: 10	H: 0 LOB: 1 BB: 0 P: 16	R: 0 E: 0 K: 2 S: 8		H: 0 LOB: 1 BB: 0 P: 13	R: 0 E: 0 K: 0 S: 9	H: 0 LOB: 0 BB: 0 P: 11	1B: 6 2B: 4 3B: 0 HR: 1	SF: 1 SAC: 0 DP: 1 HBP: 1	WP: 0 PB: 1 SB: 0 CS: 0	PA: 44			
PITCHER	IP 6.0	WLS 29	BF 9	H 5	R 5	ER 5	SO 2	BB 2	IBB 0	HBP 1	BLK 0	WP 0	HR 1	S 64	P 93	ERA 7.50	WHIP 1.833											
45 Jhoulys Chacin, R ERA: 4.26	0.2	2	0	0	0	1	0	0	0	0	0	0	0	0	6	9	0.00	0.000										
88 Josh Outman, L ERA: 4.57	1.1	6	2	1	1	2	0	0	0	0	0	0	0	21	30	6.75	1.500											
61 Edgmer Escalona, R ERA: 3.23	1.0	4	0	0	0	2	1	0	0	0	0	0	0	8	13	0.00	1.000											
49 Rex Brothers, L ERA: 0.36	1.0	W	3	0	0	0	0	0	0	0	0	0	0	9	11	0.00	0.000											
34 Matt Belisle, R ERA: 3.07																												

Batter	1	2	3	4	5	6	7	8	9	10	AB	R	H	RBI	BB	SO	LOB	BOTTOM									
Dexter Fowler, S OBP: 0.388, SLG: 0.462											6	1	2	2	0	2	2	Los Angeles Dodgers @ Colorado Rockies Coors Field, Denver, CO Sat Jun 01 2013, 2:11 PM - 5:49 PM MDT Att. 36,703 - Partly Cloudy - 64 F									
9 DJ LeMahieu, R OBP: 0.333, SLG: 0.327											5	0	0	0	0	2	3										
5 Carlos González, L OBP: 0.388, SLG: 0.600											5	1	2	2	0	1	1										
2 Troy Tulowitzki, R OBP: 0.404, SLG: 0.612											5	1	2	0	0	0	2										
3 Michael Cuddyer, R OBP: 0.409, SLG: 0.614											4	2	2	2	1	0	1										
17 Todd Helton, L OBP: 0.289, SLG: 0.373											5	0	1	0	0	2	2										
28 Nolan Arenado, R OBP: 0.277, SLG: 0.398											5	0	2	1	0	0	0										
8 Yorvit Torrealba, R OBP: 0.386, SLG: 0.305											4	2	2	0	1	1	1										
45 Jhoulys Chacin, R ERA: 4.8 15 Josh Outman, L ERA: 2.99 88 Josh Outman, L ERA: 2.99 61 Edgmer Escalona, R ERA: 3.02 1 Eric Young Jr., S ERA: 3.02 49 Rex Brothers, L ERA: 2.22 20 Willin Rosario, R ERA: 3.02											1	0	0	0	0	0	3										
Inning Stats	R: 0 E: 0 K: 1 S: 9	H: 0 LOB: 0 BB: 0 P: 13	R: 1 E: 0 K: 0 S: 12	H: 3 LOB: 2 BB: 1 P: 18	R: 0 E: 0 K: 2 S: 12	H: 1 LOB: 1 BB: 0 P: 21	R: 0 E: 0 K: 0 S: 8	H: 0 LOB: 0 BB: 0 P: 13	R: 3 E: 0 K: 0 S: 18	H: 4 LOB: 2 BB: 1 P: 32	R: 0 E: 0 K: 0 S: 11	H: 1 LOB: 1 BB: 1 P: 17	R: 2 E: 0 K: 2 S: 12	H: 2 LOB: 0 BB: 0 P: 16	R: 0 E: 0 K: 3 S: 11	H: 0 LOB: 0 BB: 0 P: 16	R: 0 E: 1 K: 0 S: 9		H: 0 LOB: 1 BB: 0 P: 13	R: 1 E: 0 K: 1 S: 11	H: 3 LOB: 2 BB: 0 P: 14	1B: 10 2B: 1 3B: 1 HR: 2	SF: 0 SAC: 1 DP: 1 HBP: 0	WP: 0 PB: 1 SB: 1 CS: 0	PA: 46		
PITCHER	IP 5.1	WLS 27	BF 9	H 4	R 4	ER 3	SO 3	BB 3	IBB 0	HBP 0	BLK 0	WP 0	HR 1	S 65	P 108	ERA 6.75	WHIP 2.250										
21 Zack Greinke, R ERA: 4.8	1.0	H	3	0	0	0	1	0	0	0	0	0	0	8	11	0.00	0.000										
75 Paco Rodríguez, L ERA: 2.99	0.2	B	4	2	2	2	1	0	0	0	0	0	1	9	11	27.00	3.000										
51 Ronald Belisario, R ERA: 3.02	2.1	8	0	0	0	4	0	0	0	0	0	0	0	23	35	0.00	0.000										
56 J.P. Howell, L ERA: 2.22	0.1	L	4	3	1	1	0	0	0	0	0	0	0	8	8	27.00	9.000										

AB	39
R	6
H	11
RBI	6
BB	3
SO	7
LOB	14



AB	42
R	7
H	14
RBI	7
BB	3
SO	9
LOB	15



Batter	1	2	3	4	5	6	7	8	9	AB	R	H	RBI	BB	SO	LOB	TOP										
2 Everth Cabrera, S OBP: 0.391, SLG: 0.396										3	0	2	0	1	0	0	San Diego Padres @ Los Angeles Dodgers Dodger Stadium, Los Angeles, CA Mon Jun 03 2013, 7:11 PM - 9:35 PM PDT Att: 37,055 - Partly Cloudy - 68 F										
5 Alexei Amarista, L OBP: 0.301, SLG: 0.444										4	1	2	0	0	2	2											
Chase Headley, S OBP: 0.340, SLG: 0.385										4	0	1	1	1	0	2		3									
9 Jedd Gyorko, R OBP: 0.338, SLG: 0.434										4	0	2	0	0	0	2											
13 Chris Denorfia, R OBP: 0.352, SLG: 0.390										2	0	0	0	2	0	2											
88 Kyle Blanks, R OBP: 0.355, SLG: 0.407										4	0	1	0	0	1	3											
25 Will Venable, L OBP: 0.280, SLG: 0.397										2	0	0	0	0	0	0											
15 Jesus Guzman, R OBP: 0.275, SLG: 0.280										1	0	0	0	0	0	1											
4 Nick Hundley, R OBP: 0.284, SLG: 0.371										3	0	0	0	0	1	0											
53 Eric Stults, L OBP: 0.143, SLG: 0.286										2	0	0	0	0	0	0											
14 Mark Kotsay, L OBP: 0.328, SLG: 0.286										1	0	0	0	0	1	0											
46 Tim Stauffer, R OBP: 0.275, SLG: 0.280										0	0	0	0	0	0	0											
Inning Stats	R: 0 E: 0 K: 1 S: 9	H: 1 LOB: 1 BB: 1 P: 16	R: 0 E: 0 K: 0 S: 7	H: 0 LOB: 0 BB: 0 P: 11	R: 0 E: 0 K: 2 S: 13	H: 1 LOB: 1 BB: 0 P: 15	R: 0 E: 0 K: 2 S: 10	H: 1 LOB: 1 BB: 1 P: 16	R: 0 E: 0 K: 0 S: 5	H: 0 LOB: 0 BB: 0 P: 7	R: 1 E: 0 K: 0 S: 11	H: 3 LOB: 1 BB: 0 P: 17	R: 0 E: 0 K: 0 S: 7	H: 1 LOB: 0 BB: 0 P: 10	R: 0 E: 0 K: 2 S: 12	H: 0 LOB: 0 BB: 0 P: 17	1B: 7 2B: 2 3B: 0 HR: 0	SF: 0 SAC: 0 DP: 4 HBP: 0	WP: 0 PB: 0 SB: 2 CS: 0	PA: 33							
PITCHER	IP	WLS	BF	H	R	ER	SO	BB	IBB	HBP	BLK	WP	HR	S	P	ERA	WHIP										
59 Stephen Fife, R ERA: 4.5	5.1	W	21	5	1	1	5	2	0	0	0	0	0	51	76	1.69	1.312										
41 Peter Moylan, R ERA:	0.2	H	3	2	0	0	0	0	0	0	0	0	0	6	10	0.00	3.000										
75 Paco Rodríguez, L ERA: 2.75	1.0	H	2	0	0	0	0	0	0	0	0	0	0	5	6	0.00	0.000										
74 Kenley Jansen, R ERA: 2.93	1.0	H	4	1	0	0	2	0	0	0	0	0	0	12	17	0.00	1.000										
31 Brandon League, R ERA: 5.06	1.0	S	3	0	0	0	0	1	0	0	0	0	0	4	13	0.00	1.000										
Batter	1	2	3	4	5	6	7	8	9	AB	R	H	RBI	BB	SO	LOB	BOTTOM										
66 Yasiel Puig, R OBP: 0.500, SLG: 0.500										4	0	2	0	0	0	1	San Diego Padres @ Los Angeles Dodgers Dodger Stadium, Los Angeles, CA Mon Jun 03 2013, 7:11 PM - 9:35 PM PDT Att: 37,055 - Partly Cloudy - 68 F										
7 Nick Punto, S OBP: 0.383, SLG: 0.366										4	0	1	0	0	2												
23 Adrián González, L OBP: 0.383, SLG: 0.513										3	1	1	1	0	2												
55 Ramon Hernandez, R OBP: 0.273, SLG: 0.395										3	0	0	0	0	0												
33 Scott Van Slyke, R OBP: 0.321, SLG: 0.673										3	1	2	1	0	0												
16 Andre Ethier, L OBP: 0.325, SLG: 0.360										3	0	0	0	0	1												
6 Jerry Hairston, R OBP: 0.266, SLG: 0.346										2	0	0	0	0	0												
41 Peter Moylan, R ERA:										0	0	0	0	0	0												
75 Paco Rodríguez, L OBP: 0.325, SLG: 0.395										0	0	0	0	0	0												
74 Kenley Jansen, S OBP: 0.325, SLG: 0.395										0	0	0	0	0	0												
31 Brandon League, R ERA: 5.06										0	0	0	0	0	0												
47 Luis Alfonso Cruz, R OBP: 0.163, SLG: 0.152										3	0	1	0	0	1	0											
59 Stephen Fife, R ERA: 4.5										1	0	0	0	0	1	0											
5 Juan Uribe, R OBP: 0.385, SLG: 0.402										1	0	0	0	0	1	0											
Inning Stats	R: 1 E: 0 K: 0 S: 10	H: 2 LOB: 0 BB: 0 P: 14	R: 1 E: 0 K: 1 S: 13	H: 1 LOB: 0 BB: 0 P: 20	R: 0 E: 0 K: 1 S: 9	H: 0 LOB: 0 BB: 0 P: 15	R: 0 E: 0 K: 0 S: 9	H: 0 LOB: 0 BB: 0 P: 10	R: 0 E: 0 K: 0 S: 4	H: 0 LOB: 0 BB: 0 P: 9	R: 0 E: 0 K: 1 S: 10	H: 2 LOB: 1 BB: 0 P: 11	R: 0 E: 0 K: 0 S: 8	H: 1 LOB: 0 BB: 0 P: 11	R: 0 E: 0 K: 0 S: 10	H: 1 LOB: 1 BB: 0 P: 13	1B: 5 2B: 0 3B: 0 HR: 2	SF: 0 SAC: 1 DP: 2 HBP: 0	WP: 0 PB: 0 SB: 0 CS: 0	PA: 29							
PITCHER	IP	WLS	BF	H	R	ER	SO	BB	IBB	HBP	BLK	WP	HR	S	P	ERA	WHIP										
53 Eric Stults, L ERA: 3.74	7.0	L	25	6	2	2	3	0	0	0	0	0	0	2	63	2.57	0.857										
46 Tim Stauffer, R ERA: 3.95	1.0		4	1	0	0	0	0	0	0	0	0	0	10	13	0.00	1.000										

Batter	1	2	3	4	5	6	7	8	9	AB	R	H	RBI	BB	SO	LOB	TOP										
13 Chris Denorfia, R OBP: 0.350, SLG: 0.398	G6-3		L9 2B			K		FC5-4		4	0	0	0	1	2	4	San Diego Padres @ Los Angeles Dodgers Dodger Stadium, Los Angeles, CA Wed Jun 05 2013, 7:10 PM - 10:47 PM PDT Att: 40,040 - Partly Cloudy - 69 F										
2 Everth Cabrera, S OBP: 0.366, SLG: 0.400	K		1B			1B		F8	1B	5	1	3	0	0	1	0											
Chase Headley, S OBP: 0.338, SLG: 0.373	1B		L9			BB		G4-3		3	1	1	0	2	0	2											
18 Carlos Quentin, R 57 Luke Gregerson, L	P4		L8-3			K		1B		4	1	1	0	1	1	5											
9 Jedd Gyorko, R OBP: 0.333, SLG: 0.439	F9					HR		K		3	2	1	2	1	1	1											
88 Kyle Blanks, R OBP: 0.352, SLG: 0.434	K		G5-3			G4-3		F7	1B	5	0	1	0	0	1	1											
15 Jesus Guzman, R 25 Will Venable, L	E6 12 1B		F8			F8		1B	1B	4	1	3	1	0	0	0											
12 Yasmani Grandal, S	1B		K2-3			FC1		1B	1B	3	0	1	2	1	1	1											
21 Jason Marquis, L 46 Tim Stauffer, R	K		K			K		K	F8	3	0	0	0	0	3	3											
14 Mark Kotsay, L 55 Dale Thayer, R 5 Alexi Amarista, L	K		K			K		K	F8	1	0	0	0	0	2	2											
Inning Stats	R: 0 E: 0 K: 1 S: 9	H: 1 LOB: 1 BB: 0 P: 12	R: 1 E: 1 K: 2 S: 13	H: 2 LOB: 1 BB: 0 P: 17	R: 0 E: 0 K: 0 S: 11	H: 1 LOB: 1 BB: 1 P: 20	R: 1 E: 0 K: 1 S: 10	H: 1 LOB: 0 BB: 0 P: 16	R: 0 E: 0 K: 3 S: 16	H: 1 LOB: 2 BB: 1 P: 24	R: 1 E: 0 K: 2 S: 20	H: 1 LOB: 1 BB: 1 P: 31	R: 0 E: 0 K: 1 S: 12	H: 1 LOB: 2 BB: 0 P: 21	R: 0 E: 0 K: 1 S: 12	H: 1 LOB: 2 BB: 1 P: 38	R: 3 E: 0 K: 0 S: 19	H: 3 LOB: 2 BB: 2 P: 38	1B: 10 HR: 1	SF: 2 SAC: 0 DP: 1 HBP: 0	WP: 0 PB: 0 CS: 2 PA: 45						
PITCHER	IP	WLS	BF	H	R	ER	SO	BB	IBB	HBP	BLK	WP	HR	S	P	ERA	WHIP										
22 Clayton Kershaw, L ERA: 1.92	6.0	L	28	7	3	2	9	3	0	0	0	0	1	79	120	3.00	1.667										
41 Peter Moylan, R ERA: 3.86	1.0		4	1	0	0	1	0	0	0	0	0	0	8	12	0.00	1.000										
51 Ronald Belisario, R ERA: 3.98	0.1		2	1	0	0	0	0	0	0	0	0	0	3	4	0.00	3.000										
75 Paco Rodríguez, L ERA: 3.98	0.2		6	1	3	3	1	3	0	0	0	0	0	21	40	40.50	6.000										
56 J.P. Howell, L ERA: 2.33	1.0		5	2	0	0	0	0	0	0	0	0	0	7	15	0.00	2.000										

Batter	1	2	3	4	5	6	7	8	9	AB	R	H	RBI	BB	SO	LOB	BOTTOM										
66 Yasiel Puig, R OBP: 0.417, SLG: 1.000	G5-3					K		K		4	0	0	0	0	2	0	San Diego Padres @ Los Angeles Dodgers Dodger Stadium, Los Angeles, CA Wed Jun 05 2013, 7:10 PM - 10:47 PM PDT Att: 40,040 - Partly Cloudy - 69 F										
3 Skip Schumaker, L OBP: 0.393, SLG: 0.324	G4-3					G4-3		L6		4	1	1	0	0	0	0											
23 Adrián González, L OBP: 0.383, SLG: 0.513	G4-3					G4-3		F8		4	0	1	1	0	0	0											
13 Hanley Ramirez, R OBP: 0.350, SLG: 0.667	L5					G5-3		K		4	0	1	0	0	1	1											
16 Andre Ethier, L OBP: 0.321, SLG: 0.351	G1-6-3					BB		L7		3	0	0	0	1	0	1											
33 Scott Van Slyke, R OBP: 0.317, SLG: 0.673	K					BB		HR		3	1	1	1	1	2	1											
5 Juan Uribe, R 51 Ronald Belisario, R 75 Paco Rodríguez, L 56 J.P. Howell, L	F7					K		K		3	0	0	0	0	2	2											
14 Mark Ellis, R OBP: 0.316, SLG: 0.350						K		K		0	0	0	0	0	0	0											
18 Tim Federowicz, R OBP: 0.231, SLG: 0.395	K					FC6		1B		3	0	1	0	0	1	2											
22 Clayton Kershaw, L 6 Jerry Hairston, R 41 Peter Moylan, R	K					K		K		1	0	0	0	0	1	0											
7 Nick Punto, S OBP: 0.378, SLG: 0.360	K					L9		K		1	0	0	0	0	1	1											
Inning Stats	R: 0 E: 0 K: 0 S: 8	H: 0 LOB: 0 BB: 0 P: 13	R: 0 E: 0 K: 1 S: 9	H: 0 LOB: 0 BB: 0 P: 14	R: 0 E: 0 K: 2 S: 8	H: 0 LOB: 0 BB: 0 P: 13	R: 0 E: 0 K: 0 S: 7	H: 0 LOB: 0 BB: 0 P: 11	R: 0 E: 0 K: 1 S: 13	H: 0 LOB: 2 BB: 2 P: 21	R: 1 E: 0 K: 2 S: 16	H: 2 LOB: 1 BB: 0 P: 24	R: 1 E: 0 K: 2 S: 15	H: 2 LOB: 1 BB: 0 P: 24	R: 0 E: 0 K: 1 S: 6	H: 0 LOB: 0 BB: 0 P: 10	R: 0 E: 0 K: 1 S: 11	H: 1 LOB: 0 BB: 0 P: 13	1B: 2 HR: 1	SF: 0 SAC: 0 DP: 0 HBP: 0	WP: 0 PB: 0 CS: 0 PA: 34						
PITCHER	IP	WLS	BF	H	R	ER	SO	BB	IBB	HBP	BLK	WP	HR	S	P	ERA	WHIP										
21 Jason Marquis, R ERA: 3.73	6.1	W	24	3	2	2	6	2	0	0	0	0	0	13	20	0.00	1.500										
46 Tim Stauffer, R ERA: 3.77	0.2	H	3	1	0	0	2	0	0	0	0	0	0	6	10	0.00	0.000										
55 Dale Thayer, R ERA: 2.81	1.0	H	3	0	0	0	1	0	0	0	0	0	0	6	10	0.00	0.000										
57 Luke Gregerson, R ERA: 1.01	1.0		4	1	0	0	1	0	0	0	0	0	0	11	13	0.00	1.000										



Batter	1	2	3	4	5	6	7	8	9	AB	R	H	RBI	BB	SO	LOB	TOP				
19 Andrelton Simmons, R (1.6) OBP: 0.292, SLG: 0.366										4	0	0	0	0	0	1	Atlanta Braves @ Los Angeles Dodgers Dodger Stadium, Los Angeles, CA Thu Jun 06 2013, 7:12 PM - 9:46 PM PDT Att. 44,196 - Clear - 67 F				
22 Jason Heyward, L (1.9) OBP: 0.303, SLG: 0.298										4	0	2	0	0	1	0					
8 Justin Upton, R (1.7) OBP: 0.363, SLG: 0.502										3	0	0	0	1	3	2					
5 Freddie Freeman, L (1.3) OBP: 0.366, SLG: 0.467										4	0	1	0	0	2	1					
16 Brian McCann, L (1.2) OBP: 0.365, SLG: 0.537										4	0	1	0	0	1	0					
26 Dan Uggla, R (1.4) OBP: 0.308, SLG: 0.372										4	0	1	0	0	2	2					
14 Ramiro Pena, S (1.5) OBP: 0.362, SLG: 0.494										4	0	1	0	0	1	3					
2 B.J. Upton, R (1.8) OBP: 0.252, SLG: 0.277										1	0	0	0	2	0	2					
15 Tim Hudson, R (1.1) OBP: 0.308, SLG: 0.417										2	0	0	0	0	0	3					
17 Jordan Schafer, L (8, PH) OBP: 0.422, SLG: 0.465										1	0	1	0	0	0	0					
53 Cory Gearrin, R (8.1)										0	0	0	0	0	0	0					
58 Alex Wood, R (8.1)										0	0	0	0	0	0	0					
Inning Stats	R: 0 E: 0 K: 2 S: 12	H: 1 LOB: 1 BB: 0 P: 21	R: 0 E: 0 K: 1 S: 13	H: 1 LOB: 2 BB: 1 P: 22	R: 0 E: 0 K: 1 S: 7	H: 0 LOB: 0 BB: 1 P: 17	R: 0 E: 0 K: 1 S: 9	H: 0 LOB: 0 BB: 0 P: 12	R: 0 E: 0 K: 1 S: 5	H: 0 LOB: 0 BB: 0 P: 11	R: 0 E: 0 K: 1 S: 8	H: 0 LOB: 0 BB: 0 P: 13	R: 0 E: 0 K: 1 S: 13	H: 2 LOB: 2 BB: 0 P: 21	R: 0 E: 0 K: 1 S: 12	H: 2 LOB: 1 BB: 0 P: 15	1B: 6 2B: 3 3B: 0 HR: 0	SF: 0 SAC: 0 DP: 2 HBP: 0	WP: 0 PB: 0 SB: 0 CS: 1	PA: 35	
PITCHER	IP	WLS	BF	H	R	ER	SO	BB	IBB	HBP	BLK	WP	HR	S	P	ERA	WHIP				
21 Zack Greinke, R (1.1) ERA: 3.89	7.0	W	26	4	0	0	7	3	0	0	0	0	0	67	117	0.00	1.000				
74 Kenley Jansen, R (8.1) ERA: 2.73	1.0	H	4	2	0	0	1	0	0	0	0	0	0	12	13	0.00	2.000				
54 Matt Guerrier, R (9.1) ERA: 3.42	1.0		4	1	0	0	2	0	0	0	0	0	0	9	15	0.00	1.000				

AB	31
R	0
H	7
RBI	0
BB	3
SO	10
LOB	14



Batter	1	2	3	4	5	6	7	8	9	AB	R	H	RBI	BB	SO	LOB	BOTTOM				
66 Yasiel Puig, R (1.9) OBP: 0.438, SLG: 1.063										4	1	2	4	0	1	0	Atlanta Braves @ Los Angeles Dodgers Dodger Stadium, Los Angeles, CA Thu Jun 06 2013, 7:12 PM - 9:46 PM PDT Att. 44,196 - Clear - 67 F				
7 Nick Punto, S (1.6) OBP: 0.367, SLG: 0.349										4	0	0	0	0	1	1					
23 Adrián González, L (1.3) OBP: 0.381, SLG: 0.508										4	0	1	0	0	0	1					
33 Scott Van Slyke, R (1.7) OBP: 0.317, SLG: 0.655										3	1	1	0	0	0	1					
16 Andre Ethier, L (1.8) OBP: 0.321, SLG: 0.356										3	0	1	0	0	0	0					
18 Tim Federowicz, R (1.2) OBP: 0.214, SLG: 0.366										3	0	0	0	0	3	2					
3 Skip Schumaker, L (1.4) OBP: 0.339, SLG: 0.325										3	1	1	1	0	1	1					
47 Luis Alfonso Cruz, R (1.5) OBP: 0.183, SLG: 0.175										3	1	1	0	0	0	1					
21 Zack Greinke, R (1.1) OBP: 0.438, SLG: 0.400										2	0	0	0	0	0	0					
74 Kenley Jansen, S (8.1)										0	0	0	0	0	0	0					
13 Hanley Ramírez, R (8, PH) OBP: 0.381, SLG: 0.667										0	1	0	0	1	0	0					
54 Matt Guerrier, R (9.1)										0	0	0	0	0	0	0					
Inning Stats	R: 0 E: 0 K: 1 S: 7	H: 1 LOB: 0 BB: 0 P: 9	R: 1 E: 0 K: 1 S: 11	H: 2 LOB: 1 BB: 0 P: 19	R: 0 E: 0 K: 1 S: 8	H: 0 LOB: 0 BB: 0 P: 9	R: 0 E: 0 K: 0 S: 4	H: 0 LOB: 0 BB: 0 P: 6	R: 0 E: 0 K: 2 S: 9	H: 0 LOB: 0 BB: 0 P: 12	R: 0 E: 0 K: 0 S: 9	H: 0 LOB: 0 BB: 0 P: 13	R: 0 E: 0 K: 0 S: 6	H: 1 LOB: 0 BB: 0 P: 8	R: 4 E: 0 K: 1 S: 12	H: 3 LOB: 0 BB: 1 P: 22	1B: 5 2B: 2 3B: 0 HR: 1	SF: 0 SAC: 0 DP: 2 HBP: 0	WP: 0 PB: 0 SB: 0 CS: 0	PA: 30	
PITCHER	IP	WLS	BF	H	R	ER	SO	BB	IBB	HBP	BLK	WP	HR	S	P	ERA	WHIP				
15 Tim Hudson, R (1.1) ERA: 4.48	7.0	L	23	4	1	1	5	0	0	0	0	0	0	54	76	1.29	0.571				
53 Cory Gearrin, R (8.1) ERA: 3.2	0.1		5	3	4	4	1	1	0	0	0	0	1	9	16	108.00	12.000				
58 Alex Wood, L (8.1) ERA: 2.45	0.2		2	0	0	0	0	0	0	0	0	0	0	3	6	0.00	0.000				

AB	29
R	5
H	7
RBI	5
BB	1
SO	6
LOB	7



Batter	1	2	3	4	5	6	7	8	9	10	AB	R	H	RBI	BB	SO	LOB	TOP				
19 Andrelton Simmons, R OBP: 0.290, SLG: 0.362			G6-3		G6-3			P4		G6-3	5	0	1	0	0	0	0	Atlanta Braves @ Los Angeles Dodgers Dodger Stadium, Los Angeles, CA Fri Jun 07 2013, 7:11 PM - 10:12 PM PDT Att: 47,164 - Clear -67 F				
22 Jason Heyward, L OBP: 0.300, SLG: 0.302	K		F9		G4-3			K			5	0	1	0	0	2	1					
8 Justin Upton, R OBP: 0.360, SLG: 0.495	F7		K			G5-3				G2-3	5	0	1	0	0	1	2					
5 Freddie Freeman, L OBP: 0.374, SLG: 0.479						L7					4	1	3	0	0	0	0					
24 Evan Gattis, R OBP: 0.329, SLG: 0.592	F9				G3-1	G5-3		P4			4	0	0	0	0	5						
23 Chris Johnson, R OBP: 0.358, SLG: 0.471	G3-1				G4-3		G4-3			K	3	0	0	0	0	1						
14 Ramiro Pena, S OBP: 0.358, SLG: 0.488											1	0	0	0	0	1	0					
26 Dan Uggla, R OBP: 0.311, SLG: 0.372	K									F8	3	0	1	1	1	1	0					
2 B.J. Upton, R OBP: 0.252, SLG: 0.276					FC5-4		L6			K	4	0	1	0	0	1	2					
28 Paul Maholm, L OBP: 0.138, SLG: 0.172						G1-3		K														
52 Jordan Walden, R OBP: 0.351, SLG: 0.530	K									F7	3	0	0	0	0	2	2					
43 Luis Avilán, L OBP: 0.374, SLG: 0.498											0	0	0	0	0	0	0					
16 Brian McCann, L OBP: 0.351, SLG: 0.530											0	0	0	0	0	0	0					
38 Anthony Varvaro, R OBP: 0.252, SLG: 0.276											1	0	0	0	0	0	0					
Inning Stats	R: 0 E: 0 K: 1 S: 12	H: 2 LOB: 2 BB: 0 P: 19	R: 0 E: 0 K: 2 S: 14	H: 1 LOB: 1 BB: 0 P: 19	R: 0 E: 0 K: 1 S: 12	H: 0 LOB: 0 BB: 0 P: 20	R: 1 E: 0 K: 0 S: 7	H: 2 LOB: 1 BB: 0 P: 9	R: 0 E: 0 K: 0 S: 7	H: 0 LOB: 0 BB: 0 P: 13	R: 0 E: 0 K: 1 S: 9	H: 0 LOB: 1 BB: 1 P: 15	R: 0 E: 0 K: 1 S: 10	H: 2 LOB: 2 BB: 0 P: 11	R: 0 E: 0 K: 2 S: 12	H: 0 LOB: 0 BB: 0 P: 19	R: 0 E: 0 K: 0 S: 9	H: 1 LOB: 1 BB: 0 P: 14	1B: 6 2B: 2 3B: 0 HR: 0	SF: 0 SAC: 0 DP: 0 HBP: 0	WP: 0 PB: 0 SB: 0 CS: 0	PA: 39
PITCHER	IP 7.2	WLS 30	BF 6	H 1	R 1	ER 1	SO 6	BB 1	IBB 0	HBP 0	BLK 0	WP 0	HR 0	S 75	P 112	ERA 1.17	WHIP 0.913					
99 Hyun Jin Ryu, L ERA: 2.72																						
75 Paco Rodríguez, L ERA: 3.98	0.0	1	1	0	0	0	0	0	0	0	0	0	0	3	3	∞	∞					
74 Kenley Jansen, R ERA: 2.61	1.1	4	0	0	2	0	0	0	0	0	0	0	14	22	0.00	0.000						
31 Brandon League, R ERA: 4.63	1.0	W	4	1	0	0	0	0	0	0	0	0	9	14	0.00	1.000						

Batter	1	2	3	4	5	6	7	8	9	10	AB	R	H	RBI	BB	SO	LOB	BOTTOM				
66 Yasiel Puig, R OBP: 0.450, SLG: 1.105	F8		G6-3								3	1	1	1	1	0	0	Atlanta Braves @ Los Angeles Dodgers Dodger Stadium, Los Angeles, CA Fri Jun 07 2013, 7:11 PM - 10:12 PM PDT Att: 47,164 - Clear -67 F				
14 Mark Ellis, R OBP: 0.307, SLG: 0.339	E5				G6-3	K		F9			4	0	0	0	0	1	2					
23 Adrián González, L OBP: 0.374, SLG: 0.498	G3-6-1				G4-3		K			K	4	0	0	0	0	2	1					
33 Scott Van Slyke, R OBP: 0.313, SLG: 0.623	K				G5-3					L7	3	0	0	0	1	1	0					
6 Jerry Hairston, R OBP: 0.307, SLG: 0.348										F9	2	0	1	0	1	0	1					
31 Brandon League, R OBP: 0.374, SLG: 0.498										F9	0	0	0	0	0	0	0					
16 Andre Ethier, L OBP: 0.320, SLG: 0.354					FC3-6					G4-3	4	0	1	0	0	2						
55 Ramon Hernandez, R OBP: 0.292, SLG: 0.405					G6-4-3						4	0	2	0	0	0	3					
3 Skip Schumaker, L OBP: 0.339, SLG: 0.325											0	1	0	0	0	0	0					
47 Luis Alfonso Cruz, R OBP: 0.187, SLG: 0.180					G6-3						3	0	1	0	0	0	0					
99 Hyun Jin Ryu, R OBP: 0.259, SLG: 0.308																						
75 Paco Rodríguez, L ERA: 3.98	0.2	3	0	0	0	0	0	0	0	0	0	0	0	0	0	0	0					
74 Kenley Jansen, S ERA: 2.22	1.0	3	0	0	0	1	0	0	0	0	0	0	0	0	0	0	0					
5 Juan Uribe, R OBP: 0.374, SLG: 0.388											2	0	0	0	0	0	0					
13 Hanley Ramirez, R OBP: 0.364, SLG: 0.632											1	0	0	0	0	0	0					
Inning Stats	R: 0 E: 1 K: 0 S: 7	H: 0 LOB: 0 BB: 0 P: 10	R: 0 E: 0 K: 1 S: 8	H: 1 LOB: 1 BB: 1 P: 15	R: 0 E: 0 K: 0 S: 8	H: 0 LOB: 0 BB: 0 P: 12	R: 0 E: 0 K: 0 S: 3	H: 0 LOB: 0 BB: 0 P: 7	R: 0 E: 0 K: 0 S: 7	H: 1 LOB: 0 BB: 0 P: 8	R: 1 E: 0 K: 1 S: 8	H: 1 LOB: 1 BB: 1 P: 10	R: 0 E: 0 K: 1 S: 10	H: 0 LOB: 1 BB: 1 P: 19	R: 0 E: 0 K: 1 S: 6	H: 0 LOB: 0 BB: 0 P: 11	R: 1 E: 0 K: 0 S: 6	H: 2 LOB: 2 BB: 0 P: 12	1B: 5 2B: 0 3B: 0 HR: 1	SF: 0 SAC: 1 DP: 3 HBP: 0	WP: 2 PB: 1 SB: 0 CS: 0	PA: 36
PITCHER	IP 7.1	WLS 26	BF 4	H 1	R 1	ER 1	SO 3	BB 2	IBB 0	HBP 0	BLK 0	WP 0	HR 1	S 53	P 83	ERA 1.23	WHIP 0.818					
28 Paul Maholm, L ERA: 3.46																						
52 Jordan Walden, R ERA: 3.97	0.2	3	0	0	0	0	0	0	0	0	0	0	0	0	0	0	0					
43 Luis Avilán, L ERA: 2.22	1.0	3	0	0	0	1	0	0	0	0	0	0	0	6	11	0.00	0.000					
38 Anthony Varvaro, R ERA: 2.48	0.1	L	4	2	1	1	0	0	0	0	2	0	0	6	12	27.00	6.000					

AB 38
R 1
H 8
RBI 1
BB 1
SO 8
LOB 13



AB 32
R 2
H 6
RBI 1
BB 3
SO 4
LOB 11



Batter	1	2	3	4	5	6	7	8	9	AB	R	H	RBI	BB	SO	LOB	TOP			
11 AJ Pollock, R OBP: 0.287, SLG: 0.420	F9		L7		G6-3		K		F4	5	0	0	0	0	1	5	Arizona Diamondbacks @ Los Angeles Dodgers Dodger Stadium, Los Angeles, CA Mon Jun 10 2013, 7:10 PM - 10:15 PM PDT Att: 38,275 - Clear - 70 F			
18 Willie Bloomquist, R OBP: 0.529, SLG: 0.967	F7		G6-3		G6-3			K	G4-6-3	5	0	2	2	0	1	0				
44 Paul Goldschmidt, R OBP: 0.395, SLG: 0.951	K		FC4-6		K2-3			F8	G4-6-3	5	0	1	1	1	0	2				
7 Cody Ross, R OBP: 0.317, SLG: 0.356								P4	P4	5	1	3	0	0	0	2				
26 Miguel Montero, L OBP: 0.292, SLG: 0.287									K	4	0	1	1	1	0	2				
14 Martin Prado, R OBP: 0.297, SLG: 0.339										4	1	1	0	0	0	1				
8 Gerardo Parra, L OBP: 0.382, SLG: 0.476										3	1	2	0	1	0	0				
4 Cliff Pennington, S OBP: 0.306, SLG: 0.294										3	0	0	0	0	0	3				
13 Jason Kubel, L OBP: 0.315, SLG: 0.395										1	0	1	1	0	0	0				
10 Josh Wilson, R OBP: 0.262, SLG: 0.300										0	1	0	0	0	0	0				
21 Heath Bell, R										0	0	0	0	0	0	0				
36 Wade Miley, L OBP: 0.136, SLG: 0.227										2	0	0	0	0	0	1				
27 Wil Nieves, R OBP: 0.447, SLG: 0.495										0	0	0	0	0	0	0				
77 Charles Brewer, R										0	0	0	0	0	0	0				
49 Tony Sipp, L										0	0	0	0	0	0	0				
1 Didi Gregorius, L OBP: 0.374, SLG: 0.624										0	1	0	0	1	0	0				
Inning Stats	R: 0 E: 0 K: 1 S: 7	H: 0 LOB: 0 BB: 0 P: 11	R: 1 E: 0 K: 0 S: 15	H: 2 LOB: 2 BB: 1 P: 22	R: 0 E: 0 K: 1 S: 11	H: 2 LOB: 0 BB: 0 P: 17	R: 0 E: 0 K: 0 S: 7	H: 0 LOB: 0 BB: 0 P: 10	R: 0 E: 0 K: 1 S: 7	H: 1 LOB: 2 BB: 1 P: 13	R: 0 E: 0 K: 1 S: 7	H: 1 LOB: 2 BB: 1 P: 16	R: 0 E: 0 K: 1 S: 8	H: 0 LOB: 0 BB: 0 P: 13	R: 4 E: 0 K: 1 S: 19	H: 5 LOB: 2 BB: 1 P: 31	1B: 8 2B: 3 3B: 0 HR: 0	SF: 0 SAC: 0 DP: 1 HBP: 0	WP: 1 PB: 0 SB: 0 CS: 0	PA: 40
PITCHER	IP WLS BF H R ER SO BB IBB HBP BLK WP HR S P ERA WHIP																			
22 Clayton Kershaw, L ERA: 1.88	7.0		28	6	1	1	5	2	0	0	0	0	0	1	0	61	99	1.29	1.143	
74 Kenley Jansen, R ERA: 2.53	1.0	H	3	0	0	0	1	0	0	0	0	0	0	0	0	8	13	0.00	0.000	
31 Brandon League, R ERA: 6.0	0.2	L	7	4	4	4	1	1	0	0	0	0	0	0	14	25	54.00	7.500		
41 Peter Moylan, R ERA:	0.1		2	1	0	0	0	0	0	0	0	0	0	0	5	6	0.00	3.000		

Batter	1	2	3	4	5	6	7	8	9	AB	R	H	RBI	BB	SO	LOB	BOTTOM					
7 Nick Punto, S OBP: 0.354, SLG: 0.338	K		G4-3		G4-3		G6-3		F7	5	0	0	0	0	1	3	Arizona Diamondbacks @ Los Angeles Dodgers Dodger Stadium, Los Angeles, CA Mon Jun 10 2013, 7:10 PM - 10:15 PM PDT Att: 38,275 - Clear - 70 F					
14 Mark Ellis, R OBP: 0.320, SLG: 0.368										4	2	3	1	1	1	3						
23 Adrián González, L OBP: 0.374, SLG: 0.484	F9		G3-6-3		P4				G1-3	5	0	1	0	0	0	5						
66 Yasiel Puig, R OBP: 0.515, SLG: 0.938										4	0	3	0	0	1	0						
6 Jerry Hairston, R OBP: 0.321, SLG: 0.360										4	1	3	1	0	0	3						
31 Brandon League, R										0	0	0	0	0	0	0						
41 Peter Moylan, R										0	0	0	0	0	0	0						
16 Andre Ethier, L OBP: 0.315, SLG: 0.346										4	0	1	0	0	1	5						
5 Juan Uribe, R OBP: 0.372, SLG: 0.423										4	1	2	2	0	0	1						
18 Tim Federowicz, R OBP: 0.222, SLG: 0.346										3	0	1	0	1	0	0						
33 Scott Van Slyke, R OBP: 0.234, SLG: 0.559										0	0	0	0	0	0	0						
22 Clayton Kershaw, L OBP: 0.265, SLG: 0.375										2	0	0	0	0	1	3						
28 Justin Sellers, R OBP: 0.263, SLG: 0.246										1	0	0	0	0	1	0						
74 Kenley Jansen, S										0	0	0	0	0	0	0						
3 Skip Schumaker, L OBP: 0.356, SLG: 0.339										0	0	0	0	0	0	0						
Inning Stats	R: 1 E: 0 K: 1 S: 14	H: 2 LOB: 1 BB: 1 P: 23	R: 0 E: 0 K: 1 S: 9	H: 0 LOB: 0 BB: 0 P: 14	R: 0 E: 0 K: 0 S: 8	H: 1 LOB: 0 BB: 0 P: 12	R: 1 E: 0 K: 0 S: 9	H: 4 LOB: 2 BB: 1 P: 21	R: 1 E: 0 K: 1 S: 12	H: 1 LOB: 0 BB: 0 P: 16	R: 0 E: 0 K: 1 S: 5	H: 1 LOB: 0 BB: 0 P: 8	R: 0 E: 0 K: 1 S: 9	H: 0 LOB: 0 BB: 0 P: 13	R: 0 E: 0 K: 0 S: 8	H: 3 LOB: 2 BB: 0 P: 12	R: 1 E: 1 K: 1 S: 14	H: 2 LOB: 3 BB: 0 P: 19	1B: 10 2B: 2 3B: 0 HR: 2	SF: 0 SAC: 1 DP: 4 HBP: 0	WP: 0 PB: 0 SB: 0 CS: 0	PA: 39
PITCHER	IP WLS BF H R ER SO BB IBB HBP BLK WP HR S P ERA WHIP																					
36 Wade Miley, L ERA: 4.89	6.0		25	9	3	3	4	1	1	0	0	0	0	0	0	16	24	4.50	1.667			
77 Charles Brewer, R ERA:	1.2		7	3	0	0	1	0	0	0	0	0	0	0	1	1	0.00	1.800				
49 Tony Sipp, L ERA: 3.66	0.1	W	1	0	0	0	0	0	0	0	0	0	0	0	1	1	0.00	0.000				
21 Heath Bell, R ERA: 3.51	1.0	S	6	2	1	1	1	0	0	0	1	14	19	9.00	2.000							

AB	37
R	5
H	11
RBI	5
BB	3
SO	7
LOB	17

AB	36
R	4
H	14
RBI	4
BB	2
SO	6
LOB	23



Batter	1	2	3	4	5	6	7	8	9	AB	R	H	RBI	BB	SO	LOB	TOP								
8 Gerardo Parra, L (1, 8) OBP: 0.383, SLG: 0.475										3	0	1	0	1	0	0	Arizona Diamondbacks @ Los Angeles Dodgers Dodger Stadium, Los Angeles, CA Tue Jun 11 2013, 7:11 PM - 10:15 PM PDT Att: 42,844 - Partly Cloudy - 71 F								
18 Willie Bloomquist, R (1, 4) OBP: 0.500, SLG: 0.559										4	0	1	1	0	1	1									
44 Paul Goldschmidt, R (1, 3) OBP: 0.389, SLG: 0.571										4	0	0	0	0	2	3									
26 Miguel Montero, L (1, 2) OBP: 0.291, SLG: 0.283										3	0	0	0	0	1	3									
7 Cody Ross, R (1, 9) OBP: 0.315, SLG: 0.349										3	1	0	0	0	1	1									
13 Jason Kubel, L (1, 7) OBP: 0.321, SLG: 0.418										3	1	1	2	1	2	0									
14 Martin Prado, R (1, 5) OBP: 0.292, SLG: 0.333										4	0	0	0	0	0	2									
1 Didi Gregorius, L (1, 6) OBP: 0.373, SLG: 0.468										2	0	0	0	1	0	0									
31 Ian Kennedy, R (1, 1) OBP: 0.154, SLG: 0.200										2	0	0	0	0	1	1									
29 Brad Ziegler, R (7, 1) OBP: 0.290, SLG: 0.428										0	0	0	0	0	0	0									
11 AJ Pollock, R (8, PH) OBP: 0.290, SLG: 0.428										1	1	1	0	0	0	0									
30 David Hernandez, R (8, 1)										0	0	0	0	0	0	0									
47 Joe Paterson, R (8, 1)										0	0	0	0	0	0	0									
Inning Stats	R: 0 E: 0 K: 2 S: 9	H: 1 LOB: 1 BB: 0 P: 14	R: 0 E: 0 K: 1 S: 7	H: 0 LOB: 0 BB: 0 P: 9	R: 0 E: 0 K: 1 S: 7	H: 0 LOB: 0 BB: 0 P: 12	R: 0 E: 0 K: 1 S: 6	H: 0 LOB: 0 BB: 0 P: 8	R: 2 E: 0 K: 0 S: 13	H: 1 LOB: 0 BB: 1 P: 23	R: 0 E: 0 K: 0 S: 8	H: 0 LOB: 0 BB: 0 P: 12	R: 0 E: 0 K: 0 S: 11	H: 0 LOB: 1 BB: 1 P: 20	R: 1 E: 0 K: 1 S: 9	H: 2 LOB: 2 BB: 1 P: 18	R: 0 E: 0 K: 2 S: 8	H: 0 LOB: 0 BB: 0 P: 10	1B: 2 2B: 1 3B: 0 HR: 1	SF: 0 SAC: 0 DP: 2 HBP: 2	WP: 0 PB: 0 SB: 0 CS: 0	PA: 34			
PITCHER	IP WLS BF H R ER SO BB IBB HBP BLK WP HR S P ERA WHIP																								
21 Zack Greinke, R (1, 1) ERA: 3.88	7.0	25	2	2	2	5	2	0	2	0	0	0	0	0	1	61	98	2.57	0.571						
56 J.P. Howell, L (8, 1) ERA: 2.54	0.1	3	1	1	1	0	1	0	0	0	0	0	0	0	0	3	8	27.00	6.000						
54 Matt Guerrier, R (8, 1) ERA: 3.16	0.2	W	3	1	0	0	1	0	0	0	0	0	0	0	6	10	0.00	1.500							
74 Kenley Jansen, R (9, 1) ERA: 2.45	1.0	S	3	0	0	0	2	0	0	0	0	0	0	0	8	10	0.00	0.000							

Batter	1	2	3	4	5	6	7	8	9	AB	R	H	RBI	BB	SO	LOB	BOTTOM							
3 Skip Schumaker, L (1, 7) OBP: 0.350, SLG: 0.328										4	0	0	0	1	1	3	Arizona Diamondbacks @ Los Angeles Dodgers Dodger Stadium, Los Angeles, CA Tue Jun 11 2013, 7:11 PM - 10:15 PM PDT Att: 42,844 - Partly Cloudy - 71 F							
7 Nick Punto, S (1, 4) OBP: 0.345, SLG: 0.329										4	0	0	0	0	2	4								
23 Adrián González, L (1, 3) OBP: 0.377, SLG: 0.481										3	1	1	0	1	1	0								
66 Yasiel Puig, R (1, 9) OBP: 0.500, SLG: 0.882										2	1	0	0	0	1	1								
49 Alex Castellanos, R (8, 9)										1	0	0	0	0	0	1								
16 Andre Ethier, L (1, 8) OBP: 0.322, SLG: 0.365										3	2	2	2	1	0	1								
5 Juan Uribe, R (1, 5) OBP: 0.386, SLG: 0.411										3	1	0	0	1	1	1								
18 Tim Federowicz, R (1, 2) OBP: 0.241, SLG: 0.375										4	0	2	3	0	1	1								
47 Luis Alfonso Cruz, R (1, 6) OBP: 0.196, SLG: 0.182										3	0	0	0	1	0	1								
74 Kenley Jansen, S (8, 1)										0	0	0	0	0	0	0								
21 Zack Greinke, R (1, 1) ERA: 5.49	6.1	27	4	2	2	6	2	0	2	0	0	2	0	2	2	0.00	0.000							
29 Brad Ziegler, R (7, 1) ERA: 2.35	0.2	2	0	0	0	0	0	0	0	0	0	2	0	0	0	0	0.00	0.000						
30 David Hernandez, R (8, 1) ERA: 3.54	0.2	L	6	1	3	3	3	0	0	0	0	15	29	40.50	6.000									
47 Joe Paterson, L (8, 1) ERA:	0.1	2	0	0	0	1	0	0	0	0	0	4	7	0.00	0.000									
Inning Stats	R: 0 E: 0 K: 2 S: 12	H: 0 LOB: 0 BB: 0 P: 16	R: 0 E: 0 K: 0 S: 8	H: 1 LOB: 1 BB: 0 P: 13	R: 0 E: 0 K: 0 S: 5	H: 0 LOB: 0 BB: 0 P: 6	R: 0 E: 0 K: 1 S: 10	H: 1 LOB: 1 BB: 0 P: 16	R: 0 E: 0 K: 2 S: 11	H: 1 LOB: 3 BB: 2 P: 22	R: 2 E: 0 K: 1 S: 13	H: 1 LOB: 0 BB: 0 P: 18	R: 0 E: 0 K: 0 S: 3	H: 0 LOB: 1 BB: 0 P: 5	R: 3 E: 0 K: 1 S: 19	H: 1 LOB: 3 BB: 3 P: 36	1B: 3 2B: 1 3B: 0 HR: 1	SF: 0 SAC: 0 DP: 0 HBP: 3	WP: 0 PB: 0 SB: 0 CS: 0	PA: 37				
PITCHER	IP WLS BF H R ER SO BB IBB HBP BLK WP HR S P ERA WHIP																							
31 Ian Kennedy, R (1, 1) ERA: 5.49	6.1	27	4	2	2	6	2	0	2	0	0	2	0	2	2	0.00	0.000							
29 Brad Ziegler, R (7, 1) ERA: 2.35	0.2	L	6	1	3	3	3	0	0	0	0	15	29	40.50	6.000									
30 David Hernandez, R (8, 1) ERA: 3.54	0.1	2	0	0	0	1	0	0	0	0	0	4	7	0.00	0.000									



Batter	1	2	3	4	5	6	7	8	9	AB	R	H	RBI	BB	SO	LOB	TOP					
66 Yasiel Puig, R OBP: 0.512, SLG: 0.846										4	0	2	0	0	1	0						
7 Nick Punto, S OBP: 0.343, SLG: 0.323										3	0	1	0	1	1	1						
23 Adrián González, L OBP: 0.370, SLG: 0.467										4	0	0	0	0	1	3						
13 Hanley Ramirez, R OBP: 0.321, SLG: 0.520										4	0	0	0	0	0	3						
14 Mark Ellis, R OBP: 0.323, SLG: 0.363										4	0	1	0	0	2	2						
16 Andre Ethier, L OBP: 0.320, SLG: 0.361										3	0	1	0	0	0	1						
17 A.J. Ellis, R OBP: 0.357, SLG: 0.361										3	0	0	0	0	3	2						
6 Jerry Hairston, R OBP: 0.303, SLG: 0.349										3	0	1	0	0	0	0						
59 Stephen Fife, R 47 Luis Alfonso Cruz, R 56 J.P. Howell, L 5 Juan Uribe, R 54 Matt Guerrier, R 75 Paco Rodríguez, L										1	0	0	0	0	0	0						
Inning Stats	R: 0 E: 0 K: 0 S: 5	H: 1 LOB: 0 BB: 0 P: 7	R: 0 E: 0 K: 1 S: 8	H: 1 LOB: 1 BB: 0 P: 11	R: 0 E: 0 K: 0 S: 6	H: 0 LOB: 0 BB: 0 P: 9	R: 0 E: 0 K: 0 S: 4	H: 0 LOB: 0 BB: 1 P: 12	R: 0 E: 0 K: 2 S: 10	H: 0 LOB: 0 BB: 0 P: 17	R: 0 E: 0 K: 1 S: 7	H: 0 LOB: 0 BB: 0 P: 10	R: 0 E: 0 K: 1 S: 8	H: 0 LOB: 0 BB: 0 P: 9	R: 0 E: 0 K: 2 S: 14	H: 2 LOB: 2 BB: 0 P: 20	R: 0 E: 0 K: 2 S: 14	H: 2 LOB: 2 BB: 0 P: 21	1B: 5 2B: 1 3B: 0 HR: 0	SF: 0 SAC: 0 DP: 2 HBP: 0	WP: 0 PB: 0 SB: 0 CS: 0	PA: 32
PITCHER	IP	WLS	BF	H	R	ER	SO	BB	IBB	HBP	BLK	WP	HR	S	P	ERA	WHIP					
49 Jeff Locke, L ERA: 2.19	7.0	W	22	2	0	0	5	1	0	0	0	0	0	48	75	0.00	0.429					
35 Mark Melancon, R ERA: 1.11	1.0	H	5	2	0	0	2	0	0	0	0	0	0	14	20	0.00	2.000					
39 Jason Grilli, R ERA: 0.91	1.0	S	5	2	0	0	2	0	0	0	0	0	0	14	21	0.00	2.000					

Los Angeles Dodgers @ Pittsburgh Pirates
PNC Park, Pittsburgh, PA
Fri Jun 14 2013, 7:07 PM - 9:53 PM EDT
Att: 36,878 - Partly Cloudy - 74 F

AB 31
R 0
H 6
RBI 0
BB 1
SO 9
LOB 14

Batter	1	2	3	4	5	6	7	8	9	AB	R	H	RBI	BB	SO	LOB	BOTTOM				
7 Alex Presley, L OBP: 0.240, SLG: 0.360										4	1	1	0	0	1	1					
55 Russell Martin, R OBP: 0.343, SLG: 0.429										3	1	1	0	1	0	1					
22 Andrew McCutchen, R OBP: 0.364, SLG: 0.467										4	1	2	2	0	1	1					
46 Garrett Jones, L OBP: 0.311, SLG: 0.429										3	0	0	0	0	1	2					
14 Gaby Sanchez, R OBP: 0.366, SLG: 0.470										1	0	1	0	0	0	0					
18 Neil Walker, S OBP: 0.352, SLG: 0.391										3	0	1	1	0	0	1					
24 Pedro Alvarez, L OBP: 0.285, SLG: 0.452										3	0	1	0	1	2	1					
23 Travis Snider, L OBP: 0.297, SLG: 0.343										3	0	0	0	1	1	3					
12 Clint Barmes, R OBP: 0.231, SLG: 0.265										3	0	0	0	0	1	5					
49 Jeff Locke, L OBP: 0.083, SLG: 0.043										2	0	1	0	0	0	2					
2 Brandon Inge, R OBP: 0.233, SLG: 0.229										1	0	0	0	0	0	0					
35 Mark Melancon, R 39 Jason Grilli, R										0	0	0	0	0	0	0					
Inning Stats	R: 0 E: 0 K: 3 S: 12	H: 0 LOB: 1 BB: 1 P: 20	R: 0 E: 0 K: 1 S: 12	H: 1 LOB: 2 BB: 1 P: 20	R: 2 E: 0 K: 0 S: 19	H: 4 LOB: 3 BB: 1 P: 28	R: 0 E: 0 K: 0 S: 10	H: 1 LOB: 0 BB: 0 P: 19	R: 0 E: 0 K: 0 S: 4	H: 0 LOB: 0 BB: 0 P: 6	R: 0 E: 0 K: 1 S: 7	H: 0 LOB: 0 BB: 0 P: 12	R: 0 E: 0 K: 0 S: 7	H: 0 LOB: 0 BB: 0 P: 13	R: 1 E: 0 K: 2 S: 13	H: 2 LOB: 1 BB: 0 P: 18	1B: 6 2B: 2 3B: 0 HR: 0	SF: 1 SAC: 0 DP: 0 HBP: 0	WP: 1 PB: 0 SB: 0 CS: 1	PA: 34	
PITCHER	IP	WLS	BF	H	R	ER	SO	BB	IBB	HBP	BLK	WP	HR	S	P	ERA	WHIP				
59 Stephen Fife, R ERA: 3.74	5.0	L	23	6	2	2	4	2	0	0	0	0	0	57	93	3.60	1.600				
56 J.P. Howell, L ERA: 2.27	2.0		6	0	0	0	1	0	0	0	0	0	0	14	25	0.00	0.000				
54 Matt Guerrier, R ERA: 3.51	0.0		2	2	1	1	0	0	0	0	0	0	0	4	4	∞	∞				
75 Paco Rodríguez, L ERA: 3.42	1.0		3	0	0	0	2	0	0	0	0	1	0	9	14	0.00	0.000				

Los Angeles Dodgers @ Pittsburgh Pirates
PNC Park, Pittsburgh, PA
Fri Jun 14 2013, 7:07 PM - 9:53 PM EDT
Att: 36,878 - Partly Cloudy - 74 F



AB 30
R 3
H 8
RBI 3
BB 3
SO 7
LOB 17

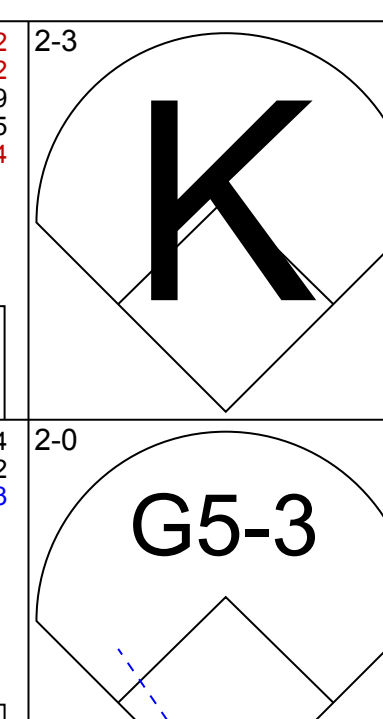
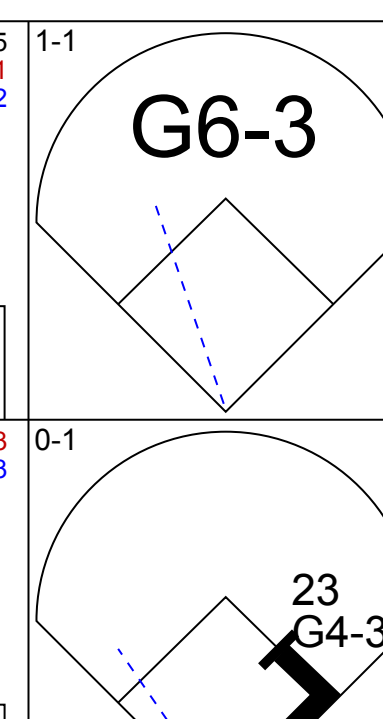
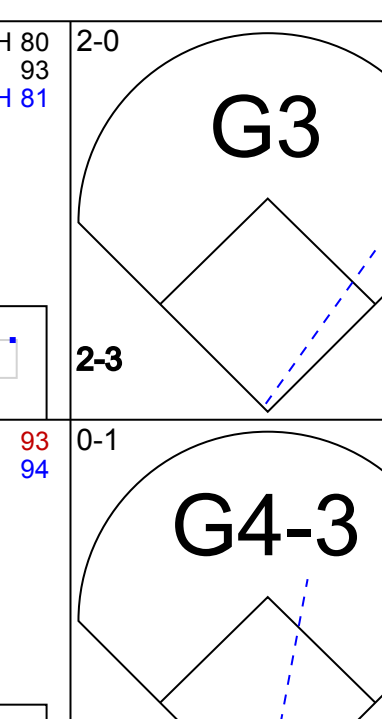
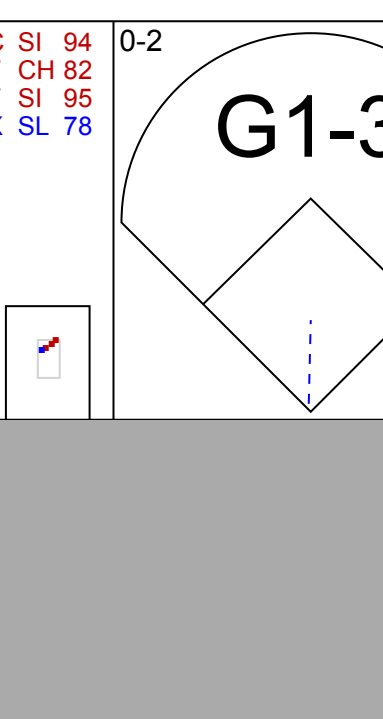
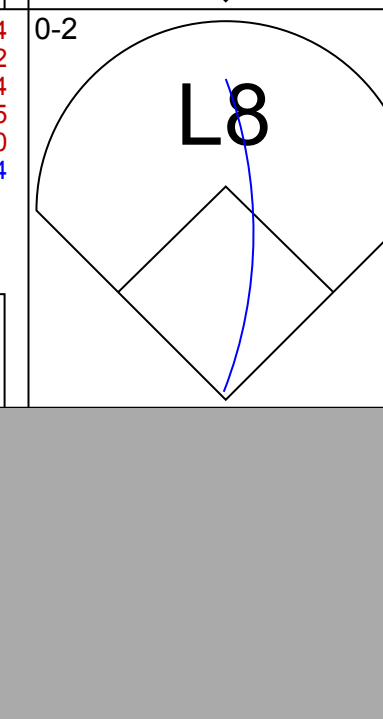
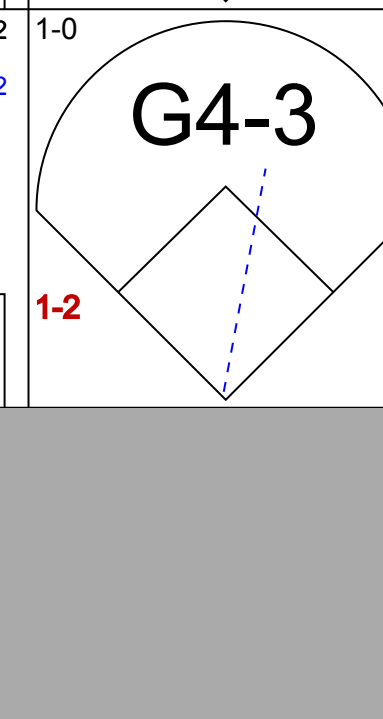

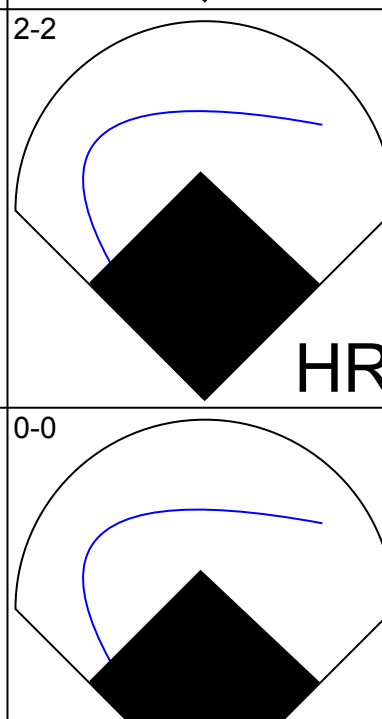


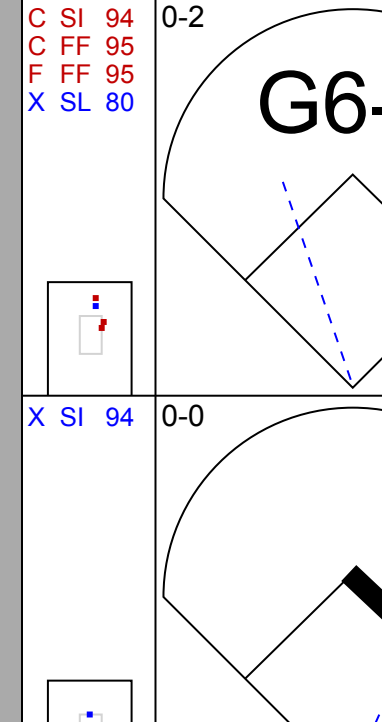
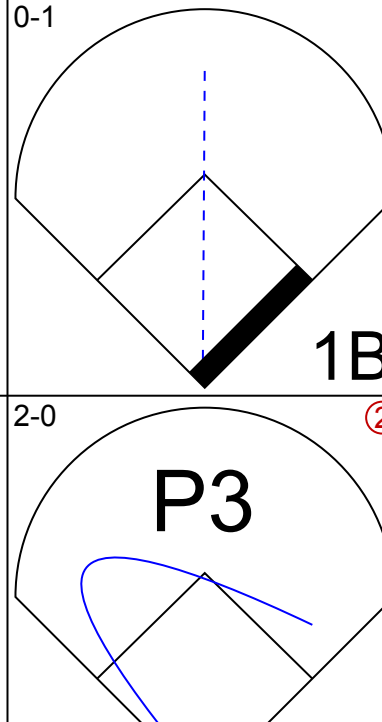
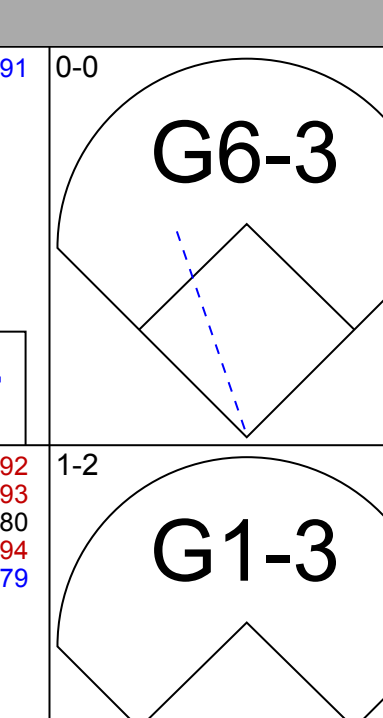
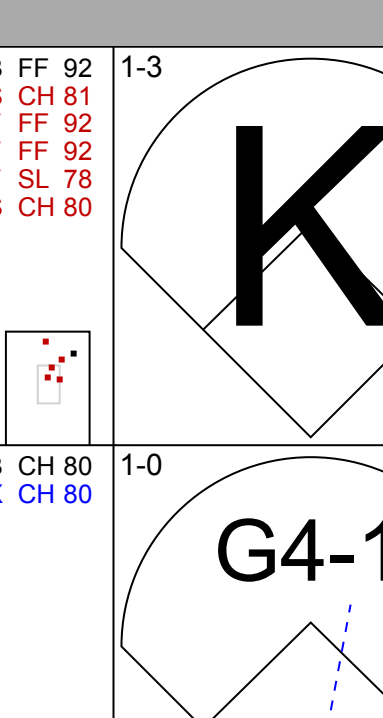
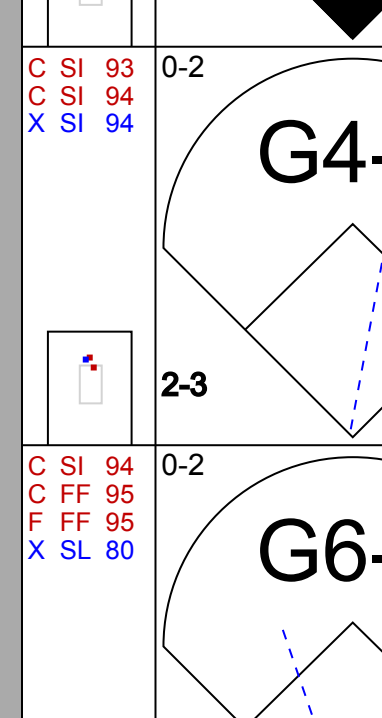
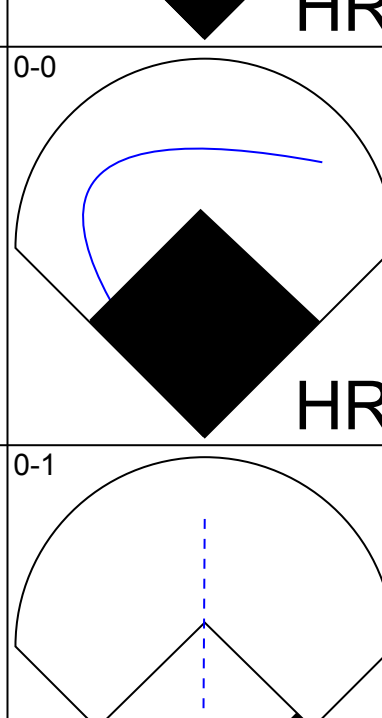
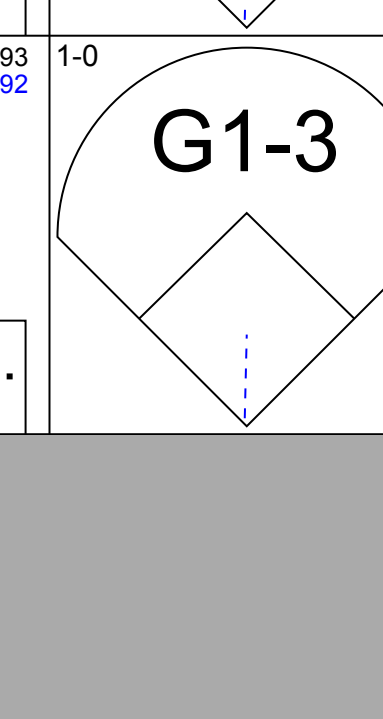
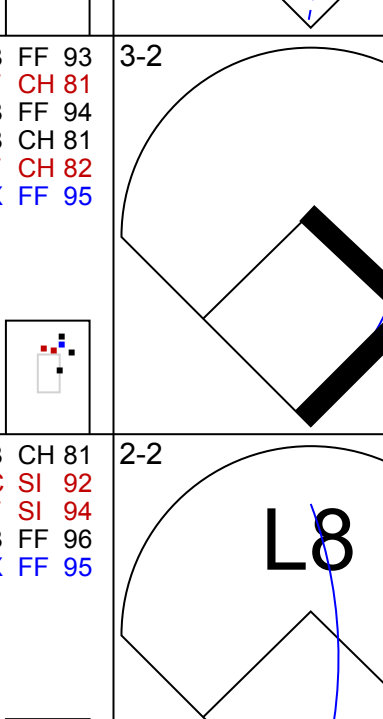
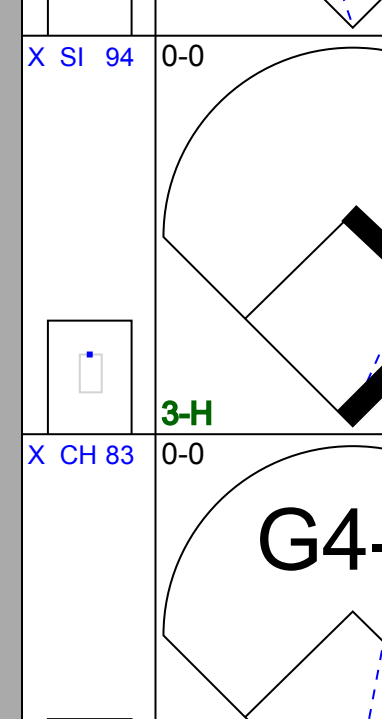
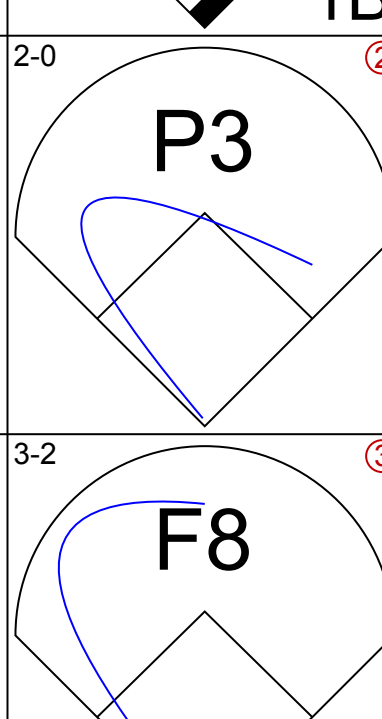




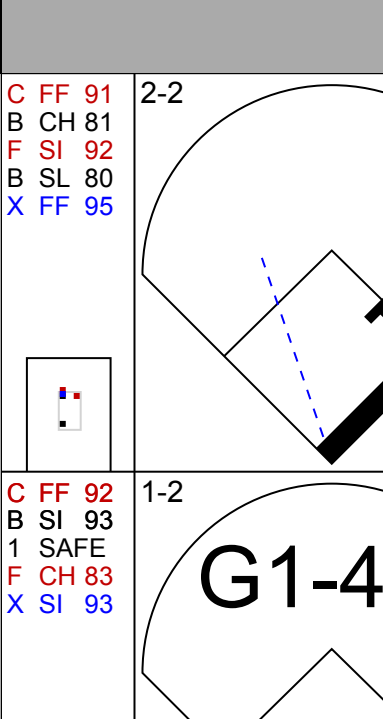
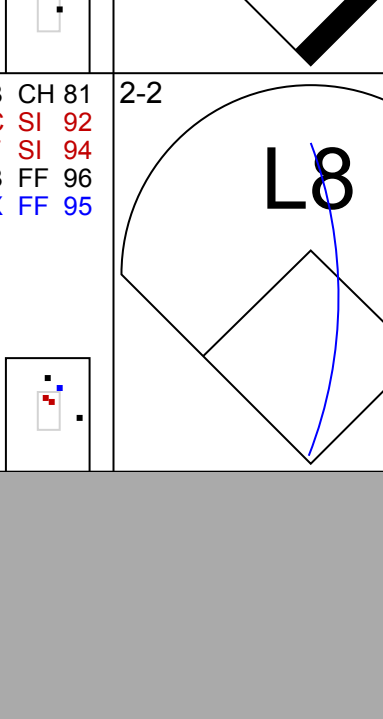
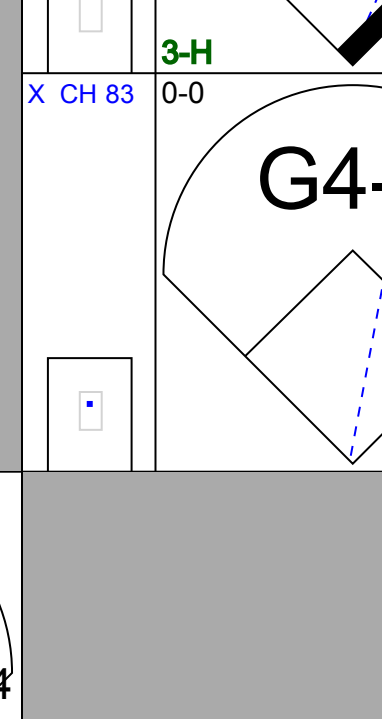
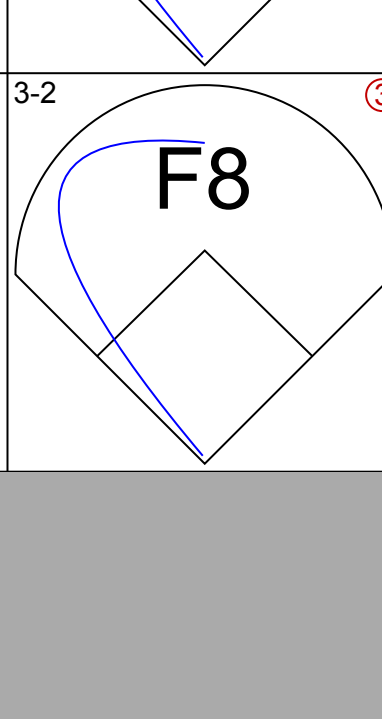
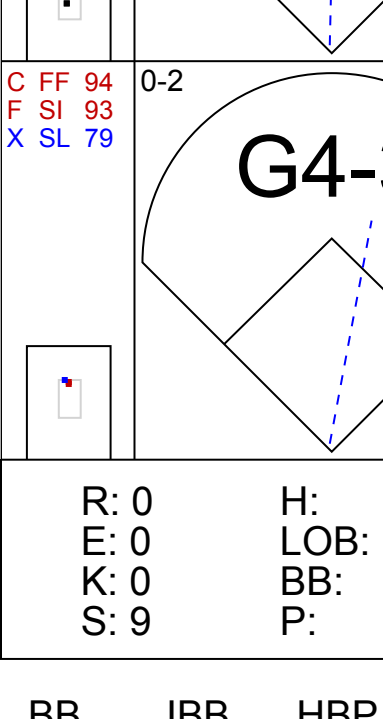
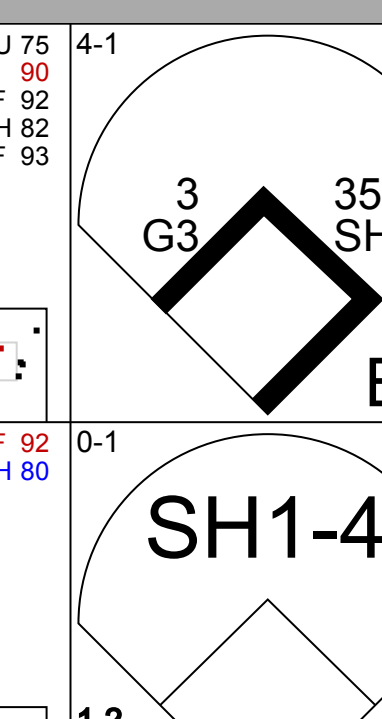
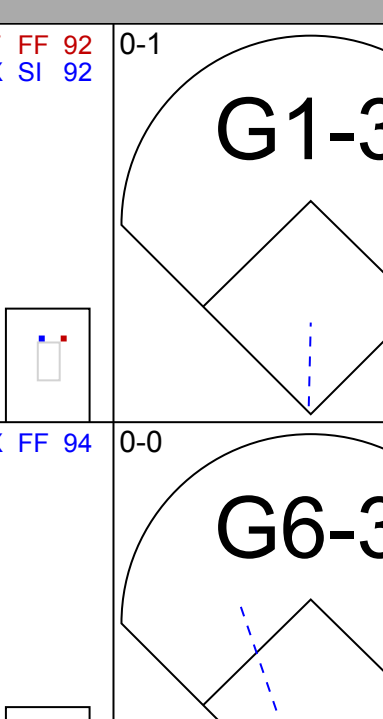
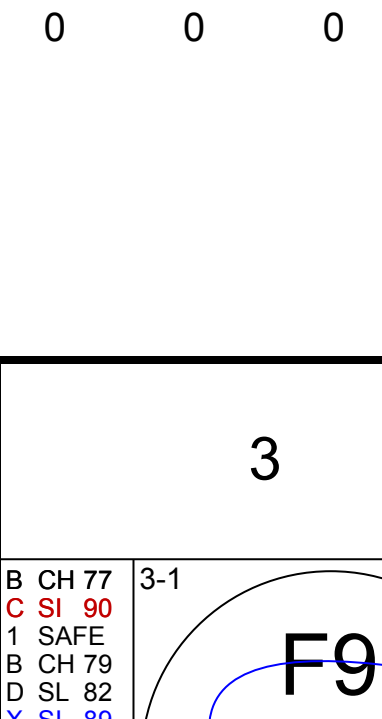
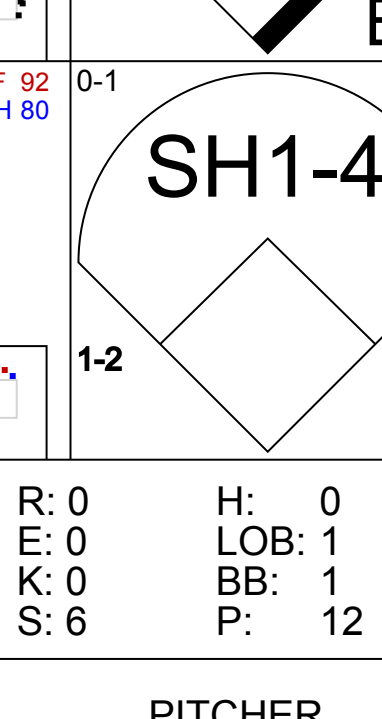
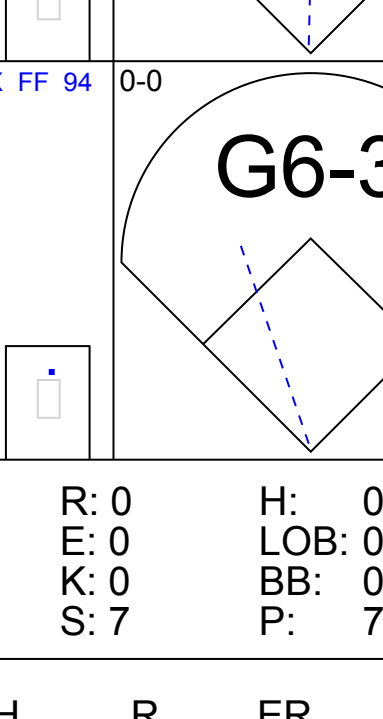
Batter	1	2	3	4	5	6	7	8	9	AB	R	H	RBI	BB	SO	LOB	TOP					
3 Skip Schumaker, L (1,4) OBP: 0.333, SLG: 0.307	G5-3		G4-3			L4	G6-4-3			4	0	0	0	0	0	1	Los Angeles Dodgers @ Pittsburgh Pirates PNC Park, Pittsburgh, PA Sun Jun 16 2013, 3:04 PM - 6:10 PM EDT Att. 37,263 - Rain - 71 F					
7 Nick Punto, S (1,6) OBP: 0.344, SLG: 0.331	L6					F7		L9		4	1	1	0	0	0	0						
23 Adrián González, L (1,3) OBP: 0.365, SLG: 0.466	F7					F7		G4-3		4	1	1	0	0	0	1						
66 Yasiel Puig, R (1,9) OBP: 0.500, SLG: 0.771										4	1	3	0	0	1	0						
16 Andre Ethier, L (1,8) OBP: 0.328, SLG: 0.373										4	0	2	2	0	0	1						
18 Tim Federowicz, R (1,2) OBP: 0.242, SLG: 0.356										2	0	0	1	1	0	2						
14 Mark Ellis, R (9,PH) OBP: 0.313, SLG: 0.353										1	0	0	0	0	1	0						
47 Luis Alfonso Cruz, R (1,5) OBP: 0.193, SLG: 0.175										3	0	0	0	0	1	3						
54 Matt Guerrier, R (6,1)										0	0	0	0	0	0	0						
51 Ronald Belisario, R (8,1)										0	0	0	0	0	0	0						
17 A.J. Ellis, R (9,PH) OBP: 0.356, SLG: 0.356										0	0	0	0	1	0	0						
49 Alex Castellanos, R (1,7) OBP: 0.290, SLG: 0.429										3	0	0	0	0	0	0						
13 Hanley Ramirez, R (9,PH) OBP: 0.294, SLG: 0.452										1	0	0	0	0	1	1						
21 Zack Greinke, R (1,1) OBP: 0.381, SLG: 0.316										2	0	0	0	0	1	0						
6 Jerry Hairston, R (6,5) OBP: 0.308, SLG: 0.345										0	0	0	0	1	0	0						
Inning Stats	R: 0 E: 0 K: 0 S: 6	H: 0 LOB: 0 BB: 0 P: 7	R: 1 E: 0 K: 0 S: 10	H: 1 LOB: 0 BB: 0 P: 18	R: 0 E: 0 K: 1 S: 9	H: 0 LOB: 0 BB: 0 P: 13	R: 1 E: 0 K: 0 S: 8	H: 3 LOB: 1 BB: 0 P: 12	R: 0 E: 0 K: 0 S: 7	H: 0 LOB: 0 BB: 0 P: 9	R: 1 E: 0 K: 1 S: 16	H: 3 LOB: 3 BB: 1 P: 29	R: 0 E: 0 K: 0 S: 5	H: 0 LOB: 0 BB: 1 P: 12	R: 0 E: 0 K: 1 S: 14	H: 0 LOB: 0 BB: 0 P: 17	R: 0 E: 0 K: 2 S: 13	H: 0 LOB: 1 BB: 1 P: 20	1B: 6 2B: 1 3B: 0 HR: 0	SF: 0 SAC: 0 DP: 2 HBP: 0	WP: 0 PB: 0 SB: 1 CS: 0	PA: 35
PITCHER	IP WLS BF H R ER SO BB IBB HBP BLK WP HR S P ERA WHIP																					
45 Gerrit Cole, R (1,1) ERA: 3.75	5.2 W 23 7 3 3 1 0 0 0 0 0 0 52 80 4.76 1.235																					
37 Justin Wilson, L (6,1) ERA: 2.27	1.1 H 5 0 0 0 1 2 0 0 0 0 0 9 20 0.00 1.500																					
35 Mark Melancon, R (8,1) ERA: 1.05	1.0 H 3 0 0 0 1 0 0 0 0 0 0 14 17 0.00 0.000																					
39 Jason Grilli, R (9,1) ERA: 0.88	1.0 S 4 0 0 0 2 1 0 0 0 0 0 0 13 20 0.00 1.000																					

Batter	1	2	3	4	5	6	7	8	9	AB	R	H	RBI	BB	SO	LOB	BOTTOM			
7 Alex Presley, L (1,7) OBP: 0.286, SLG: 0.486	10 1B 22 FC5-2		18 HBP 10 G5-3	G3-1						4	1	3	1	0	0	1	Los Angeles Dodgers @ Pittsburgh Pirates PNC Park, Pittsburgh, PA Sun Jun 16 2013, 3:04 PM - 6:10 PM EDT Att. 37,263 - Rain - 71 F			
10 Jordy Mercer, R (1,6) OBP: 0.312, SLG: 0.489	22 FC5-2 46 2B		G5-3		G4-3					4	1	2	0	0	0	1				
22 Andrew McCutchen, R (1,8) OBP: 0.362, SLG: 0.456	FC5-2 46 2B		G5-3		K		G5-3			4	1	0	0	0	1	4				
46 Garrett Jones, L (1,3) OBP: 0.318, SLG: 0.436										3	1	2	2	1	0	0				
35 Mark Melancon, R (8,1)										0	0	0	0	0	0	0				
39 Jason Grilli, R (9,1)										0	0	0	0	0	0	0				
18 Neil Walker, S (1,4) OBP: 0.356, SLG: 0.393	F7									2	1	0	0	1	1	1				
24 Pedro Alvarez, L (1,5) OBP: 0.283, SLG: 0.454	K									4	1	1	3	0	2	4				
23 Travis Snider, L (1,9) ERA: 4.22										3	0	1	0	0	1	0				
37 Justin Wilson, L (6,1)										0	0	0	0	0	0	0				
14 Gaby Sanchez, R (8,3) OBP: 0.365, SLG: 0.459										1	0	0	0	0	0	0				
19 Michael McKenry, R (1,2) OBP: 0.268, SLG: 0.382										4	0	1	0	0	2	1				
45 Gerrit Cole, R (1,1) OBP: 0.250, SLG: 0.250										1	0	0	0	0	0	1				
6 Starling Marte, R (6,7) OBP: 0.355, SLG: 0.422										2	0	0	0	0	1	0				
Inning Stats	R: 2 E: 0 K: 1 S: 20	H: 3 LOB: 1 BB: 0 P: 31	R: 0 E: 0 K: 1 S: 10	H: 1 LOB: 0 BB: 0 P: 14	R: 0 E: 0 K: 0 S: 10	H: 1 LOB: 3 BB: 1 P: 20	R: 0 E: 0 K: 0 S: 9	H: 1 LOB: 0 BB: 0 P: 12	R: 3 E: 0 K: 1 S: 14	H: 2 LOB: 0 BB: 1 P: 27	R: 1 E: 0 K: 2 S: 11	H: 2 LOB: 1 BB: 0 P: 14	R: 0 E: 0 K: 2 S: 8	H: 0 LOB: 0 BB: 0 P: 11	R: 0 E: 0 K: 1 S: 10	H: 0 LOB: 0 BB: 0 P: 14	1B: 6 2B: 2 3B: 0 HR: 2	SF: 0 SAC: 1 DP: 0 HBP: 1	WP: 1 PB: 0 SB: 0 CS: 0	PA: 36
PITCHER	IP WLS BF H R ER SO BB IBB HBP BLK WP HR S P ERA WHIP																			
21 Zack Greinke, R (1,1) ERA: 4.78	5.0 L 25 8 5 5 3 2 0 0 1 0 0 1 63 104 9.00 2.000																			
54 Matt Guerrier, R (6,1) ERA: 3.58	2.0 8 2 1 1 4 0 0 0 0 0 0 1 19 25 4.50 1.000																			
51 Ronald Belisario, R (8,1)	1.0 3 0 0 0 1 0 0 0 0 0 0 0 10 14 0.00 0.000																			

Batter	1	2	3	4	5	6	7	8	9	AB	R	H	RBI	BB	SO	LOB	TOP									
3 Skip Schumaker, L (1, 7) OBP: 0.333, SLG: 0.308										5	1	2	0	0	1	0	Los Angeles Dodgers @ New York Yankees Yankee Stadium, Bronx, NY Wed Jun 19 2013, 7:10 PM - 9:49 PM EDT Att: 41,320 - Clear - 75 F livebaseballscorecards.com									
66 Yasiel Puig, R (1, 9) OBP: 0.500, SLG: 0.789										4	3	2	1	0	1	1										
23 Adrián González, L (1, 10) OBP: 0.367, SLG: 0.469										5	1	3	1	0	0	1										
13 Hanley Ramirez, R (1, 6) OBP: 0.381, SLG: 0.615										4	1	2	2	0	1	2										
16 Andre Ethier, L (1, 8) OBP: 0.333, SLG: 0.377										4	0	2	1	0	0	3										
6 Jerry Hairston, R (1, 3) OBP: 0.309, SLG: 0.348										3	0	1	1	0	0	2										
18 Tim Federowicz, R (1, 2) OBP: 0.227, SLG: 0.333										4	0	0	0	0	1	5										
47 Luis Alfonso Cruz, R (1, 5) OBP: 0.175, SLG: 0.169										4	0	0	0	0	0	0										
14 Mark Ellis, R (1, 4) OBP: 0.306, SLG: 0.344										4	0	0	0	0	0	0										
Inning Stats	R: 2 H: 5 E: 0 K: 0 S: 15	H: 5 LOB: 2 BB: 0 P: 23	R: 0 H: 1 E: 0 K: 1 S: 10	LOB: 1 BB: 0 P: 17	R: 1 H: 2 E: 0 K: 1 S: 14	LOB: 2 BB: 0 P: 17	R: 0 H: 0 E: 0 K: 0 S: 7	H: 0 LOB: 0 BB: 0 P: 10	R: 2 H: 2 E: 0 K: 0 S: 8	H: 2 LOB: 1 BB: 0 P: 13	R: 0 H: 0 E: 0 K: 1 S: 11	H: 0 LOB: 0 BB: 0 P: 16	R: 1 H: 2 E: 0 K: 1 S: 10	H: 2 LOB: 1 BB: 0 P: 16	R: 0 H: 0 E: 0 K: 0 S: 6	H: 0 LOB: 0 BB: 0 P: 8		R: 0 H: 0 E: 0 K: 0 S: 9	H: 0 LOB: 0 BB: 0 P: 13	1B: 9 2B: 2 3B: 0 HR: 1	SF: 1 SAC: 0 DP: 1 HBP: 1	WP: 1 PB: 0 SB: 1 CS: 0	PA: 39			
PITCHER	IP: 6.0 WLS: L BF: 28 ERA: 5.09	WLS: L BF: 28 ERA: 5.09	H: 10 R: 5 ER: 5 SO: 3	H: 5 R: 1 ER: 1 SO: 1	H: 10 R: 5 ER: 5 SO: 3	H: 5 R: 1 ER: 1 SO: 1	BB: 0 IBB: 0 HBP: 1 BLK: 0	BB: 0 IBB: 0 HBP: 1 BLK: 0	WP: 0 HR: 0 S: 65 P: 96	WP: 0 HR: 0 S: 65 P: 96	ERA: 7.50 WHIP: 1.667	ERA: 7.50 WHIP: 1.667	IP: 3.0 WLS: L BF: 11 ERA: 3.11	IP: 3.0 WLS: L BF: 11 ERA: 3.11	H: 2 R: 1 ER: 1 SO: 1	H: 1 R: 1 ER: 1 SO: 1	H: 2 R: 1 ER: 1 SO: 1	H: 1 R: 1 ER: 1 SO: 1	H: 2 R: 1 ER: 1 SO: 1	H: 1 R: 1 ER: 1 SO: 1	BB: 0 IBB: 0 HBP: 0 BLK: 0	BB: 0 IBB: 0 HBP: 0 BLK: 0	WP: 0 HR: 0 S: 25 P: 37	WP: 0 HR: 0 S: 25 P: 37	ERA: 3.00 WHIP: 0.667	ERA: 3.00 WHIP: 0.667

Batter	1	2	3	4	5	6	7	8	9	AB	R	H	RBI	BB	SO	LOB	BOTTOM									
11 Brett Gardner, L (1, 8) OBP: 0.344, SLG: 0.443										4	0	0	0	0	2	1	Los Angeles Dodgers @ New York Yankees Yankee Stadium, Bronx, NY Wed Jun 19 2013, 7:10 PM - 9:49 PM EDT Att: 41,320 - Clear - 75 F livebaseballscorecards.com									
17 Jayson Nix, R (1, 6) OBP: 0.321, SLG: 0.311										3	0	1	0	0	0	0										
24 Robinson Canó, L (1, 4) OBP: 0.351, SLG: 0.505										4	0	1	0	0	0	1										
12 Vernon Wells, R (1, 10) OBP: 0.266, SLG: 0.372										3	0	0	0	0	0	1										
22 Thomas Neal, R (1, 9) OBP: 0.308, SLG: 0.182										3	0	0	0	0	0	1										
31 Ichiro Suzuki, L (1, 7) OBP: 0.311, SLG: 0.354										3	0	0	0	0	0	0										
39 David Adams, R (1, 5) OBP: 0.220, SLG: 0.313										2	0	0	0	0	0	0										
40 Reid Brignac, L (6, PH) OBP: 0.215, SLG: 0.258										1	0	0	0	0	0	0										
55 Lyle Overbay, L (1, 3) OBP: 0.282, SLG: 0.440										3	0	1	0	0	1	0										
53 Austin Romine, R (1, 2) OBP: 0.143, SLG: 0.164										2	0	0	0	0	1	1										
45 Zoilo Almonte, S (9, PH)										1	0	0	0	0	0	0										
Inning Stats	R: 0 H: 0 E: 0 K: 1 S: 9	H: 0 LOB: 0 BB: 0 P: 16	R: 0 H: 0 E: 0 K: 0 S: 9	H: 0 LOB: 0 BB: 0 P: 15	R: 0 H: 1 E: 0 K: 0 S: 8	H: 1 LOB: 0 BB: 0 P: 15	R: 0 H: 2 E: 0 K: 0 S: 8	H: 2 LOB: 1 BB: 0 P: 14	R: 0 H: 0 E: 0 K: 2 S: 8	H: 0 LOB: 0 BB: 0 P: 12	R: 0 H: 0 E: 0 K: 2 S: 8	H: 0 LOB: 0 BB: 0 P: 12	R: 0 H: 0 E: 0 K: 0 S: 11	H: 0 LOB: 0 BB: 0 P: 15	R: 0 H: 0 E: 0 K: 0 S: 5	H: 0 LOB: 0 BB: 0 P: 9	R: 0 H: 0 E: 0 K: 0 S: 9	H: 0 LOB: 1 BB: 0 P: 17	1B: 3 2B: 0 3B: 0 HR: 0	SF: 0 SAC: 0 DP: 0 HBP: 1	WP: 0 PB: 0 SB: 0 CS: 0	PA: 30				
PITCHER	IP: 6.0 WLS: W BF: 20 ERA: 4.62	IP: 6.0 WLS: W BF: 20 ERA: 4.62	H: 3 R: 0 ER: 0 SO: 4	H: 0 R: 0 ER: 0 SO: 0	H: 3 R: 0 ER: 0 SO: 4	H: 0 R: 0 ER: 0 SO: 0	BB: 0 IBB: 0 HBP: 0 BLK: 0	BB: 0 IBB: 0 HBP: 0 BLK: 0	WP: 0 HR: 0 S: 51 P: 84	WP: 0 HR: 0 S: 51 P: 84	ERA: 0.00 WHIP: 0.500	ERA: 0.00 WHIP: 0.500	IP: 2.0 WLS: L BF: 6 ERA: 5.4	IP: 2.0 WLS: L BF: 6 ERA: 5.4	H: 0 R: 0 ER: 0 SO: 0	H: 0 R: 0 ER: 0 SO: 0	H: 0 R: 0 ER: 0 SO: 0	H: 0 R: 0 ER: 0 SO: 0	H: 0 R: 0 ER: 0 SO: 0	H: 0 R: 0 ER: 0 SO: 0	BB: 0 IBB: 0 HBP: 0 BLK: 0	BB: 0 IBB: 0 HBP: 0 BLK: 0	WP: 0 HR: 0 S: 16 P: 24	WP: 0 HR: 0 S: 16 P: 24	ERA: 0.00 WHIP: 0.000	ERA: 0.00 WHIP: 0.000

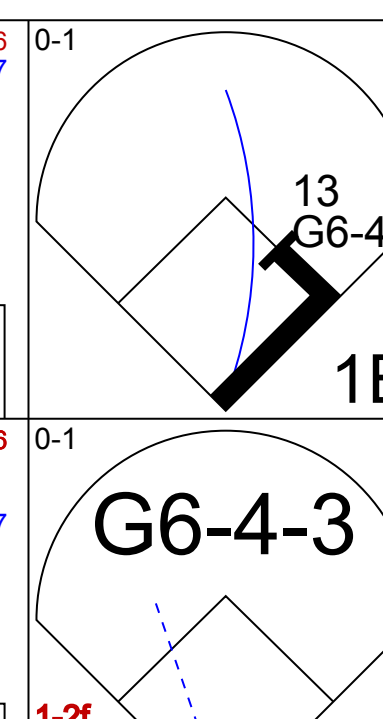
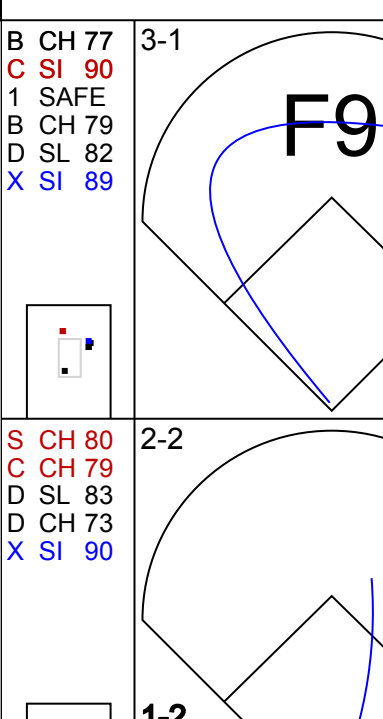
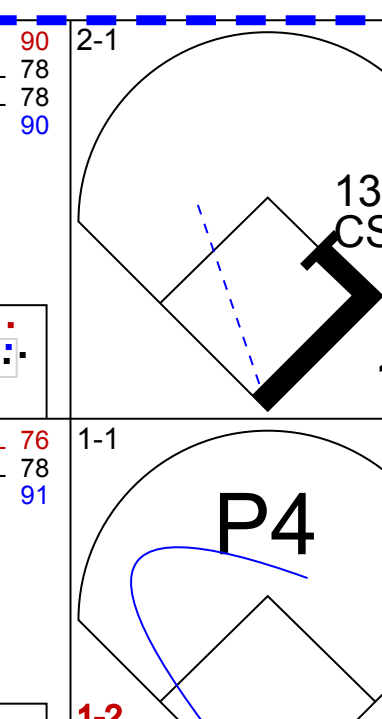
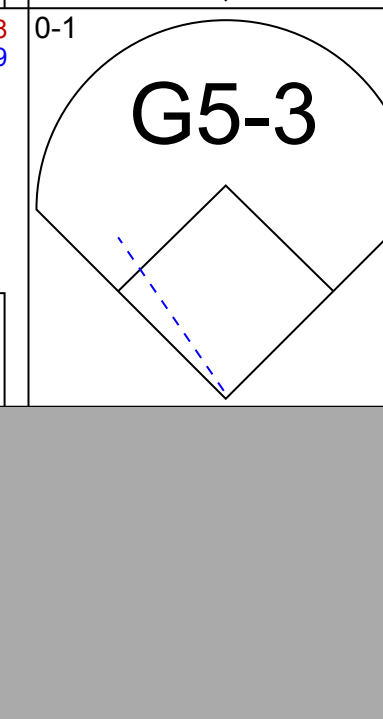
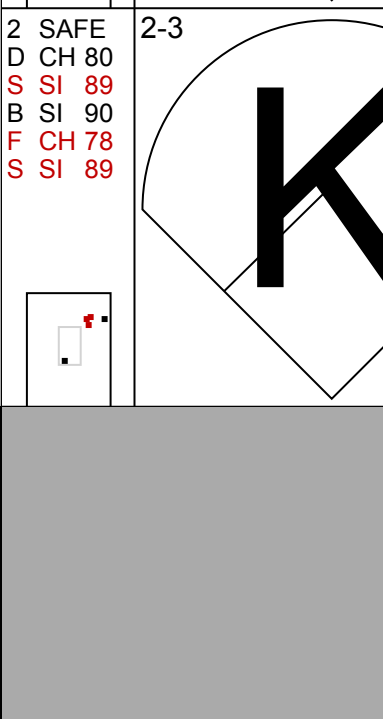
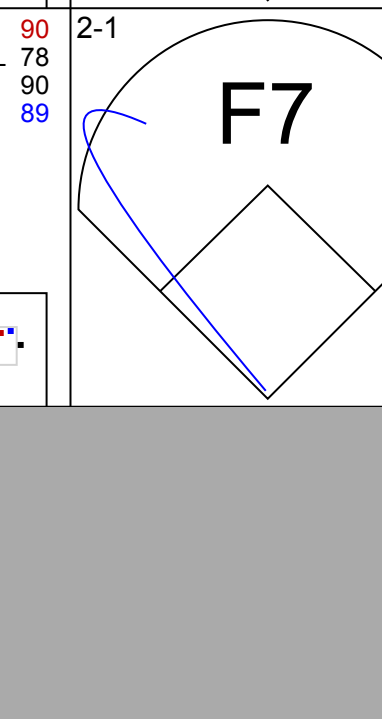
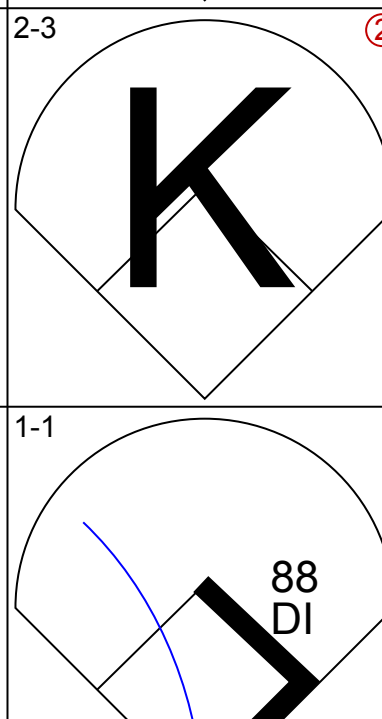



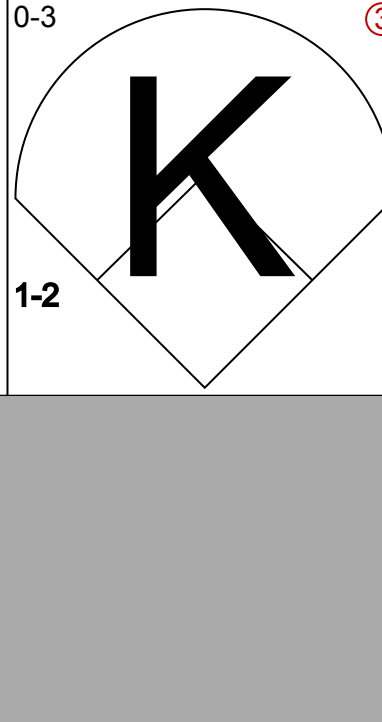
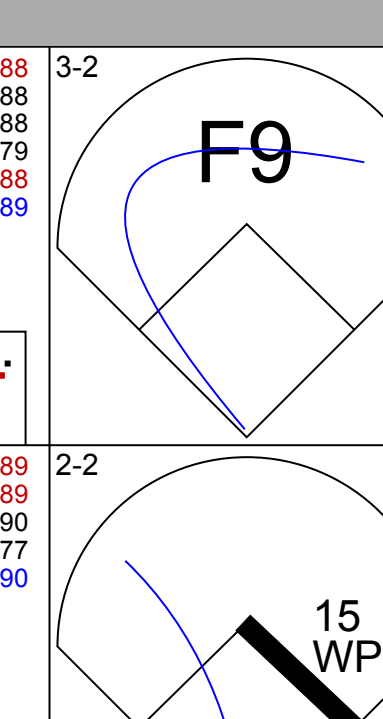
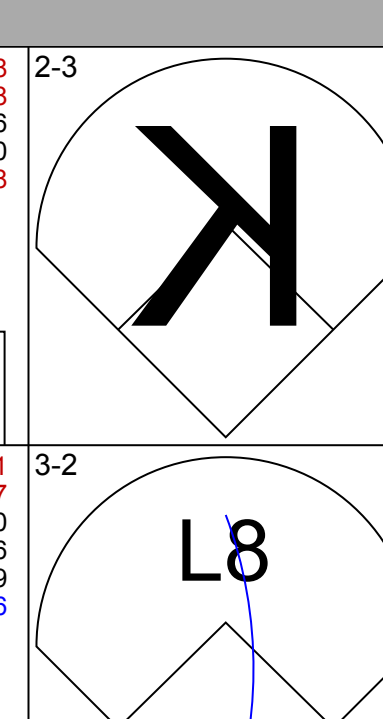
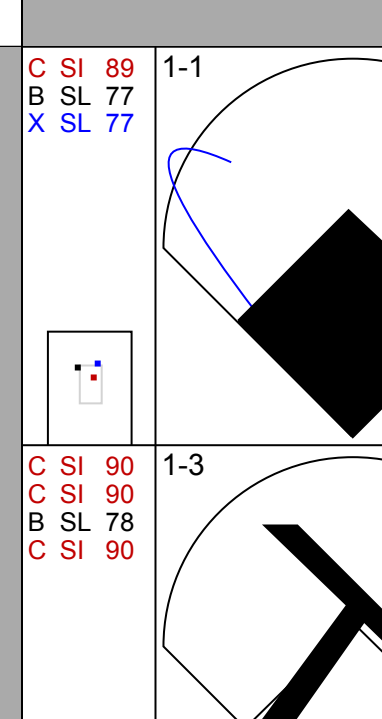
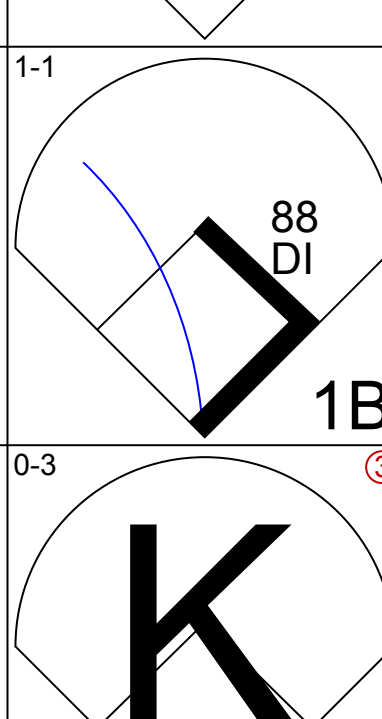
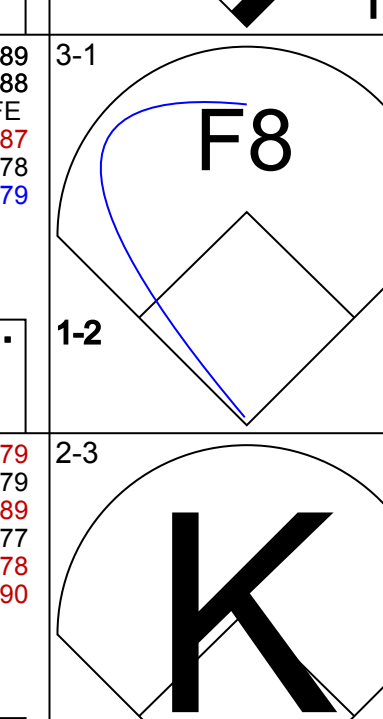
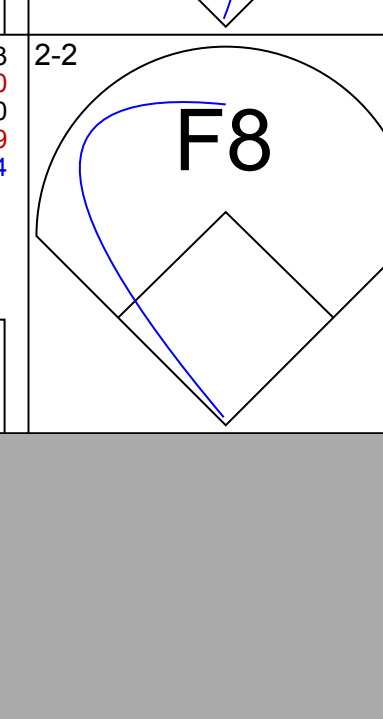
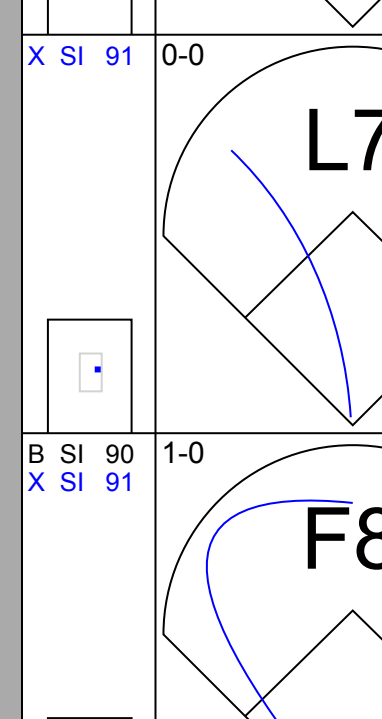




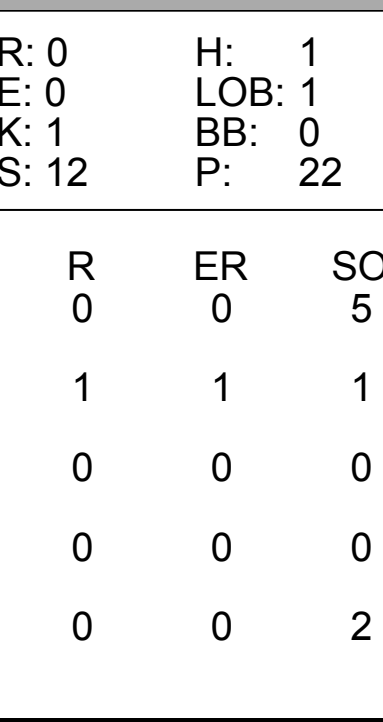
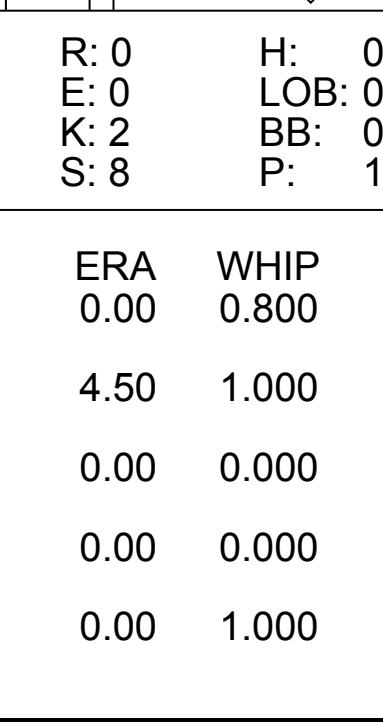
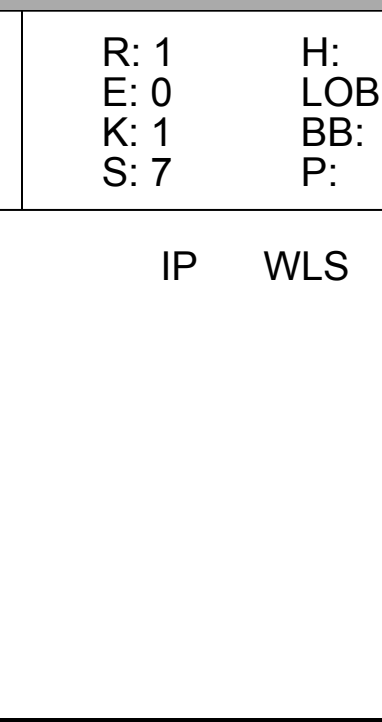
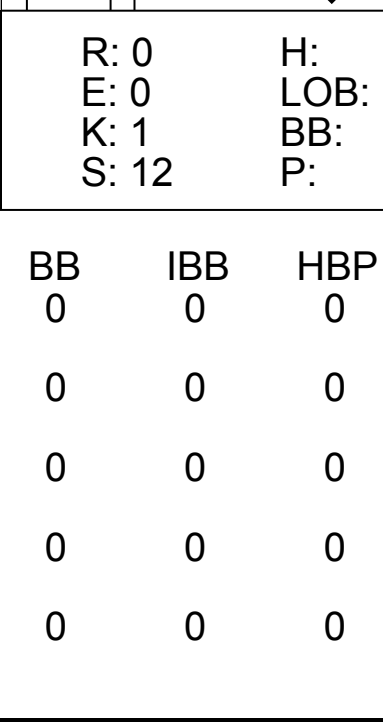
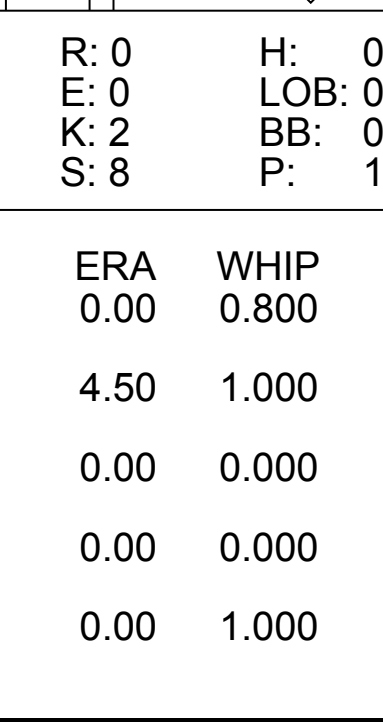
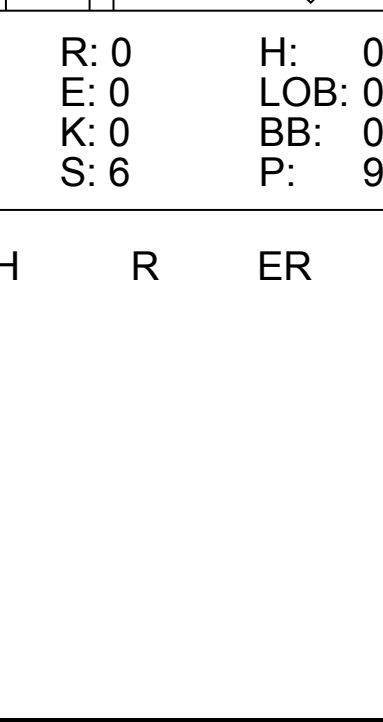
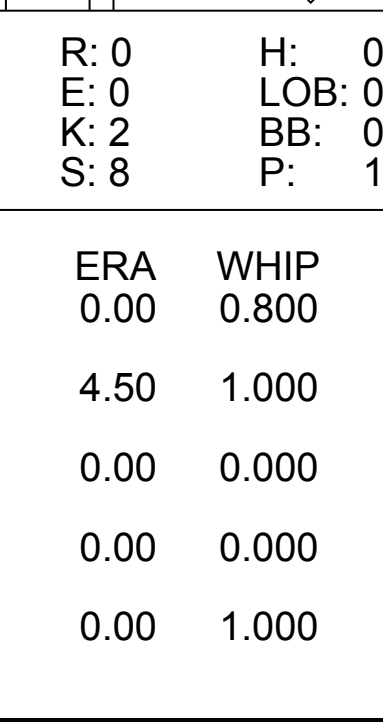
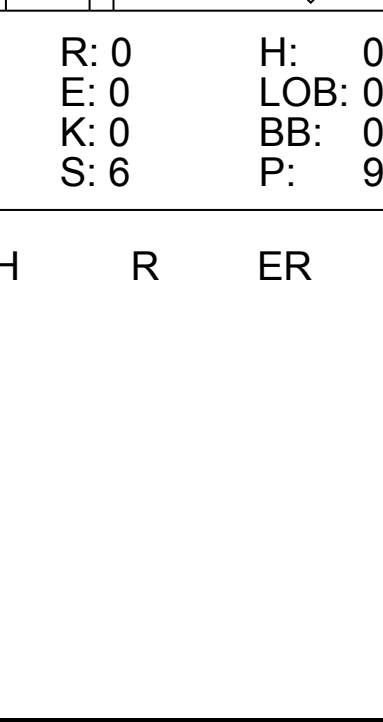
Batter	1	2	3	4	5	6	7	8	9	AB	R	H	RBI	BB	SO	LOB	TOP										
3 Skip Schumaker, L OBP: 0.341, SLG: 0.313	G4-3		1B		1B		FC4-6		G4-6-3	4	0	2	0	1	0	2	Los Angeles Dodgers @ San Diego Padres Petco Park, San Diego, CA Thu Jun 20 2013, 7:12 PM - 10:24 PM PDT Att: 30,656 - Clear - 70 F										
66 Yasiel Puig, R OBP: 0.477, SLG: 0.790	HR		K		K		FC4-6		K	5	1	1	1	0	3	5											
23 Adrián González, L OBP: 0.362, SLG: 0.462	G3-1		K		G1-3				F9	4	0	0	0	0	1	3											
13 Hanley Ramirez, R OBP: 0.391, SLG: 0.605	1B		L5						G5-3	4	1	2	0	0	0	2											
16 Andre Ethier, L OBP: 0.336, SLG: 0.379	F7				K		1B		1B	4	0	2	0	0	1	1											
5 Juan Uribe, R OBP: 0.354, SLG: 0.390	F7		G4-3		G4-3		SF9		L8	3	0	0	1	0	0	1											
17 A.J. Ellis, R OBP: 0.357, SLG: 0.378	G6-3				1B		G5-4-3			4	1	2	1	0	0	1											
14 Mark Ellis, R OBP: 0.305, SLG: 0.342	G5-3				F9		P4		HR	4	0	1	0	0	0	1											
59 Stephen Fife, R 37 Eijan Herrera, S 54 Matt Guerrier, R 75 Paco Rodríguez, L 41 Peter Moylan, R 6 Jerry Hairston, R	BB				K		F7		1B	1	0	0	0	1	1	0											
Inning Stats	R: 1 H: 2 E: 0 K: 0 S: 11	H: 2 LOB: 1 BB: 0 P: 21	R: 0 H: 0 E: 0 K: 0 S: 8	H: 0 LOB: 0 BB: 0 P: 12	R: 0 H: 1 E: 0 K: 2 S: 19	H: 1 LOB: 2 BB: 1 P: 30	R: 0 H: 1 E: 0 K: 1 S: 9	H: 1 LOB: 0 BB: 0 P: 13	R: 0 H: 1 E: 0 K: 2 S: 13	H: 2 LOB: 0 BB: 0 P: 21	R: 0 H: 0 E: 0 K: 0 S: 7	H: 0 LOB: 1 BB: 1 P: 15	R: 0 H: 1 E: 0 K: 0 S: 12	H: 3 LOB: 1 BB: 0 P: 20	R: 1 H: 3 E: 0 K: 1 S: 14	H: 3 LOB: 1 BB: 0 P: 20			1B: 9 2B: 0 3B: 0 HR: 2	SF: 1 DP: 2 HBP: 0	WP: 0 PA: 38 PB: 0 SB: 1 CS: 0						
PITCHER	IP	WLS	BF	H	R	ER	SO	BB	IBB	HBP	BLK	WP	HR	S	P	ERA	WHIP										
21 Jason Marquis, R ERA: 3.59	6.0		25	7	2	2	5	1	0	0	0	0	1	67	109	3.00	1.333										
50 Nick Vincent, L ERA: 3.25	1.0	W	4	0	0	0	0	1	0	0	0	0	0	9	15	0.00	1.000										
54 Joe Thatcher, L ERA: 2.18	0.2	H	3	1	0	0	0	0	0	0	0	0	0	8	12	0.00	1.500										
57 Luke Gregerson, R ERA: 2.48	0.1	H	1	0	0	0	0	0	0	0	0	0	0	4	6	0.00	0.000										
16 Huston Street, R ERA: 4.44	1.0		5	3	1	1	1	0	0	0	0	0	1	14	20	9.00	3.000										
Batter	1	2	3	4	5	6	7	8	9	AB	R	H	RBI	BB	SO	LOB	BOTTOM										
11 Logan Forsythe, R OBP: 0.375, SLG: 0.514	G4-3		L8		1B		FC3-2		F9	4	1	1	1	1	0	2	Los Angeles Dodgers @ San Diego Padres Petco Park, San Diego, CA Thu Jun 20 2013, 7:12 PM - 10:24 PM PDT Att: 30,656 - Clear - 70 F										
25 Will Venable, L OBP: 0.272, SLG: 0.440	G3				F9		FC3-2		CS	4	0	0	0	0	4												
Chase Headley, S OBP: 0.327, SLG: 0.348	K				K		K		E8	4	0	1	1	0	3	2											
88 Kyle Blanks, R OBP: 0.354, SLG: 0.487	K				2B		F7		1B	3	0	1	0	1	1	0											
13 Chris Denorfia, R OBP: 0.329, SLG: 0.373	G4-3				G5-3		L8		F9	4	0	0	0	0	4												
5 Alexi Amarista, L OBP: 0.294, SLG: 0.414	K						G3		L6	4	1	1	0	0	1	0											
12 Yasmani Grandal, S OBP: 0.333, SLG: 0.305										3	2	2	0	1	1	1											
3 Pedro Ciriaco, R OBP: 0.329, SLG: 0.441	F9				FC4		FC4		HR	4	2	2	3	0	0	2											
21 Jason Marquis, L 50 Nick Vincent, R 14 Mark Kotsay, L 54 Matt Guerrier, R 57 Luke Gregerson, L 1 Jaff Decker, L 16 Huston Street, R	G1-3				1B		P6		BB	2	0	1	1	0	0	1											
Inning Stats	R: 0 H: 0 E: 0 K: 1 S: 7	H: 0 LOB: 0 BB: 0 P: 9	R: 0 H: 0 E: 0 K: 2 S: 9	H: 0 LOB: 0 BB: 0 P: 14	R: 0 H: 0 E: 0 K: 0 S: 6	H: 0 LOB: 1 BB: 1 P: 13	R: 0 H: 1 E: 0 K: 1 S: 10	H: 1 LOB: 1 BB: 0 P: 19	R: 2 H: 3 E: 1 K: 2 S: 16	H: 3 LOB: 2 BB: 0 P: 22	R: 0 H: 0 E: 0 K: 0 S: 7	H: 0 LOB: 0 BB: 0 P: 12	R: 2 H: 3 E: 1 K: 0 S: 14	H: 3 LOB: 3 BB: 2 P: 28	R: 2 H: 2 E: 0 K: 0 S: 11	H: 2 LOB: 0 BB: 1 P: 21			1B: 5 2B: 2 3B: 1 HR: 1	SF: 0 SAC: 0 DP: 0 HBP: 0	WP: 0 PA: 38 PB: 0 SB: 1 CS: 1						
PITCHER	IP	WLS	BF	H	R	ER	SO	BB	IBB	HBP	BLK	WP	HR	S	P	ERA	WHIP										
59 Stephen Fife, R ERA: 3.25	6.0		24	4	2	1	6	1	0	0	0	0	0	4	6	1.50	0.833										
54 Matt Guerrier, R ERA: 4.08	0.0	L	2	2	2	2	0	0	0	0	0	0	0	4	6	∞	∞										
75 Paco Rodríguez, L ERA: 3.2	0.2		4	1	0	0	0	0	1	0	0	0	0	7	12	0.00	1.500										
41 Peter Moylan, R ERA: 2.45	1.1		7	2	2	2	0	2	0	0	0	0	1	14	31	13.50	3.000										

Batter	1	2	3	4	5	6	7	8	9	AB	R	H	RBI	BB	SO	LOB	TOP				
3 Skip Schumaker, L OBP: 0.333, SLG: 0.302										4	0	0	0	0	1	1					
66 Yasiel Puig, R OBP: 0.462, SLG: 0.712										4	0	1	0	0	1	1					
23 Adrián González, L OBP: 0.357, SLG: 0.479										4	2	2	1	0	0	1					
13 Hanley Ramirez, R OBP: 0.397, SLG: 0.679										4	1	1	1	0	1	1					
16 Andre Ethier, L OBP: 0.338, SLG: 0.379										4	0	1	0	0	0	1					
5 Juan Uribe, R OBP: 0.357, SLG: 0.400										4	0	2	1	0	0	1					
7 Nick Punto, S OBP: 0.330, SLG: 0.316										4	0	1	0	0	0	3					
18 Tim Federowicz, R OBP: 0.232, SLG: 0.323										2	0	0	0	1	0	1					
35 Chris Capuano, L 41 Peter Moylan, R 6 Jerry Hairston, R 75 Paco Rodríguez, L 31 Brandon League, R 74 Kenley Jansen, S										1	0	0	0	0	0	0					
Inning Stats	R: 0 E: 0 K: 1 S: 10	H: 0 LOB: 0 BB: 0 P: 14	R: 0 E: 0 K: 0 S: 6	H: 0 LOB: 0 BB: 0 P: 8	R: 0 E: 0 K: 0 S: 9	H: 1 LOB: 0 BB: 0 P: 12	R: 0 E: 0 K: 0 S: 5	H: 1 LOB: 0 BB: 0 P: 7	R: 0 E: 0 K: 0 S: 6	H: 0 LOB: 1 BB: 1 P: 12	R: 1 E: 0 K: 0 S: 10	H: 2 LOB: 1 BB: 0 P: 12	R: 0 E: 0 K: 0 S: 7	H: 0 LOB: 0 BB: 0 P: 7	R: 2 E: 0 K: 1 S: 13	H: 3 LOB: 1 BB: 0 P: 21	1B: 3 2B: 3 3B: 0 HR: 2	SF: 0 SAC: 1 DP: 1 HBP: 0	WP: 0 PB: 0 SB: 0 CS: 0	PA: 34	
PITCHER	IP ERA: 3.34	WLS L	BF 6	H 3	R 2	ER 2	SO 1	BB 0	IBB 0	HBP 0	BLK 0	WP 0	HR 2	S 13	P 21	ERA 18.00	WHIP 3.000				

Los Angeles Dodgers @ San Diego Padres
 Petco Park, San Diego, CA
 Sun Jun 23 2013, 1:14 PM - 3:51 PM PDT
 Att: 31,098 - Partly Cloudy - 71 F

AB	32
R	3
H	8
RBI	3
BB	1
SO	3
LOB	10



Batter	1	2	3	4	5	6	7	8	9	AB	R	H	RBI	BB	SO	LOB	BOTTOM				
11 Logan Forsythe, R OBP: 0.365, SLG: 0.468										4	0	2	0	0	0	1					
13 Chris Denorfia, R OBP: 0.336, SLG: 0.391										4	0	1	0	0	0	2					
Chase Headley, S OBP: 0.327, SLG: 0.353										4	0	0	0	0	2	2					
18 Carlos Quentin, R OBP: 0.364, SLG: 0.482										4	1	2	1	0	1	0					
88 Kyle Blanks, R OBP: 0.350, SLG: 0.475										4	0	1	0	0	2	1					
15 Jesus Guzman, R OBP: 0.293, SLG: 0.361										3	0	0	0	0	0	1					
4 Nick Hundley, R OBP: 0.268, SLG: 0.380										3	0	0	0	0	1	1					
3 Pedro Ciriaco, R OBP: 0.306, SLG: 0.403										3	0	0	0	0	1	0					
34 Andrew Cashner, R OBP: 0.273, SLG: 0.273										2	0	1	0	0	1	0					
25 Willi Venable, L OBP: 0.262, SLG: 0.423										1	0	0	0	0	0	0					
16 Huston Street, R										0	0	0	0	0	0	0					
Inning Stats	R: 0 E: 0 K: 0 S: 6	H: 1 LOB: 0 BB: 0 P: 6	R: 0 E: 0 K: 1 S: 12	H: 1 LOB: 1 BB: 0 P: 22	R: 0 E: 0 K: 1 S: 12	H: 2 LOB: 2 BB: 0 P: 20	R: 0 E: 0 K: 1 S: 9	H: 0 LOB: 0 BB: 0 P: 16	R: 0 E: 0 K: 2 S: 8	H: 0 LOB: 0 BB: 0 P: 10	R: 1 E: 0 K: 1 S: 7	H: 1 LOB: 0 BB: 0 P: 10	R: 0 E: 0 K: 0 S: 6	H: 0 LOB: 0 BB: 0 P: 9	R: 0 E: 0 K: 2 S: 13	H: 1 LOB: 1 BB: 0 P: 17	1B: 6 2B: 0 3B: 0 HR: 1	SF: 0 SAC: 0 DP: 1 HBP: 0	WP: 1 PB: 0 SB: 0 CS: 1	PA: 32	
PITCHER	IP ERA: 4.09	WLS 7	BF 18	H 4	R 1	ER 1	SO 1	BB 0	IBB 0	HBP 0	BLK 0	WP 0	HR 1	S 13	P 21	ERA 4.50	WHIP 1.000				
41 Peter Moylan, R ERA: 2.89																					
75 Paco Rodríguez, L ERA: 3.12																					
31 Brandon League, R ERA: 5.08																					
74 Kenley Jansen, R ERA: 2.43																					

Los Angeles Dodgers @ San Diego Padres
 Petco Park, San Diego, CA
 Sun Jun 23 2013, 1:14 PM - 3:51 PM PDT
 Att: 31,098 - Partly Cloudy - 71 F

AB	32
R	1
H	7
RBI	1
BB	0
SO	8
LOB	8



Batter	1	2	3	4	5	6	7	8	9	AB	R	H	RBI	BB	SO	LOB	TOP			
7 Grégor Blanco, L (1.8) OBP: 0.350, SLG: 0.396										5	0	1	0	0	0	2	San Francisco Giants @ Los Angeles Dodgers Dodger Stadium, Los Angeles, CA Mon Jun 24 2013, 7:12 PM - 10:14 PM PDT Att: 40,994 - Partly Cloudy - 71 F			
19 Marco Scutaro, R (1.4) OBP: 0.392, SLG: 0.433										5	0	1	0	0	1	2				
28 Buster Posey, R (1.2) OBP: 0.384, SLG: 0.490										3	0	1	0	1	0	2				
8 Hunter Pence, R (1.9) OBP: 0.333, SLG: 0.495										3	0	2	0	1	1					
48 Pablo Sandoval, S (1.5) OBP: 0.329, SLG: 0.428										4	0	2	0	0	1	1				
13 Joaquin Arias, R (1.6) OBP: 0.297, SLG: 0.305										1	1	0	0	0	0	1				
35 Brandon Crawford, L (2.6) OBP: 0.340, SLG: 0.499										3	0	0	0	0	0	6				
56 Andres Torres, S (1.7) OBP: 0.312, SLG: 0.392										4	0	1	1	0	1	0				
9 Brandon Belt, L (1.3) OBP: 0.327, SLG: 0.416										2	0	0	0	2	1	0				
40 Madison Bumgarner, R (1.1) OBP: 0.219, SLG: 0.138										3	0	0	0	0	2	3				
70 George Kontos, R (8.1)										0	0	0	0	0	0	0				
49 Javier López, L (8.1)										0	0	0	0	0	0	0				
43 Sandy Rosario, R (8.1)										0	0	0	0	0	0	0				
10 Tony Abreu, S (9. PH) OBP: 0.333, SLG: 0.455										1	0	0	0	0	1	0				
Inning Stats	R: 0 E: 0 K: 0 S: 7	H: 1 LOB: 0 BB: 0 P: 9	R: 1 E: 0 K: 0 S: 12	H: 2 LOB: 2 BB: 1 P: 23	R: 0 E: 0 K: 0 S: 11	H: 2 LOB: 3 BB: 1 P: 19	R: 0 E: 0 K: 1 S: 8	H: 0 LOB: 1 BB: 1 P: 14	R: 0 E: 0 K: 1 S: 10	H: 2 LOB: 2 BB: 1 P: 15	R: 0 E: 0 K: 1 S: 10	H: 1 LOB: 1 BB: 0 P: 20	R: 0 E: 0 K: 2 S: 10	H: 0 LOB: 0 BB: 0 P: 14	R: 0 E: 0 K: 3 S: 12	H: 0 LOB: 1 BB: 0 P: 16	1B: 6 2B: 2 3B: 0 HR: 0	SF: 0 SAC: 0 DP: 2 HBP: 0	WP: 1 PB: 0 SB: 0 CS: 0	PA: 38
PITCHER	IP WLS BF H R ER SO BB IBB HBP BLK WP HR S P ERA WHIP																			
99 Hyun Jin Ryu, L (1.1) ERA: 2.85	6.2	30	8	1	1	2	3	1	0	0	0	0	0	63	108	1.35	1.650			
51 Ronald Belisario, R (7.1) ERA: 4.54	0.2	2	0	0	0	2	0	0	0	0	0	0	0	7	11	0.00	0.000			
75 Paco Rodríguez, L (8.1) ERA: 3.04	0.2	W	2	0	0	0	1	0	0	0	0	0	0	7	10	0.00	0.000			
74 Kenley Jansen, R (9.1) ERA: 2.37	1.0	S	4	0	0	0	3	0	0	0	0	1	0	12	16	0.00	0.000			


Batter	1	2	3	4	5	6	7	8	9	AB	R	H	RBI	BB	SO	LOB	BOTTOM				
14 Mark Ellis, R (1.4) OBP: 0.312, SLG: 0.343										3	1	0	0	0	1	1	San Francisco Giants @ Los Angeles Dodgers Dodger Stadium, Los Angeles, CA Mon Jun 24 2013, 7:12 PM - 10:14 PM PDT Att: 40,994 - Partly Cloudy - 71 F				
66 Yasiel Puig, R (1.9) OBP: 0.476, SLG: 0.753										4	1	3	2	0	0	1					
23 Adrián González, L (1.3) OBP: 0.353, SLG: 0.471										4	0	0	0	0	0	3					
13 Hanley Ramirez, R (1.6) OBP: 0.387, SLG: 0.649										4	0	1	1	0	0	1					
6 Jerry Hairston, R (1.7) OBP: 0.295, SLG: 0.330										4	0	0	0	0	0	2					
74 Kenley Jansen, S (9.1)										0	0	0	0	0	0	0					
16 Andre Ethier, L (1.8) OBP: 0.335, SLG: 0.374										3	0	0	0	0	1	1					
5 Juan Uribe, R (1.5) OBP: 0.356, SLG: 0.399										3	0	1	0	0	1	0					
75 Paco Rodríguez, L (8.1)										0	0	0	0	0	0	0					
3 Skip Schumaker, L (9.7) OBP: 0.333, SLG: 0.302										0	0	0	0	0	0	0					
17 A.J. Ellis, R (1.2) OBP: 0.347, SLG: 0.358										2	0	0	0	1	0	2					
99 Hyun Jin Ryu, R (1.1) ERA: 3.2	7.0	L	28	5	3	2	5	1	0	0	0	0	0	0	0	0	2	0	0	0	0
51 Ronald Belisario, R (7.1) ERA: 1.5	0.1		1	0	0	0	0	0	0	0	0	0	0	0	0	0	0	0	0	0	0
7 Nick Punto, S (8.5) OBP: 0.333, SLG: 0.328										1	1	1	0	0	0	0	0				
Inning Stats	R: 1 E: 0 K: 1 S: 8	H: 1 LOB: 0 BB: 0 P: 16	R: 0 E: 0 K: 0 S: 6	H: 0 LOB: 0 BB: 0 P: 10	R: 0 E: 0 K: 1 S: 15	H: 0 LOB: 0 BB: 1 P: 23	R: 0 E: 0 K: 0 S: 5	H: 0 LOB: 0 BB: 0 P: 7	R: 0 E: 0 K: 2 S: 10	H: 1 LOB: 1 BB: 0 P: 14	R: 0 E: 0 K: 1 S: 12	H: 2 LOB: 2 BB: 0 P: 18	R: 2 E: 1 K: 0 S: 9	H: 2 LOB: 1 BB: 0 P: 16	1B: 4 2B: 1 3B: 0 HR: 1	SF: 0 SAC: 1 DP: 0 HBP: 0	WP: 1 PB: 0 SB: 0 CS: 0	PA: 32			
PITCHER	IP WLS BF H R ER SO BB IBB HBP BLK WP HR S P ERA WHIP																				
40 Madison Bumgarner, L (1.1) ERA: 3.2	0.0	1	1	0	0	0	0	0	0	0	0	1	2								
70 George Kontos, R (8.1) ERA: 5.76	0.1	1	0	0	0	0	0	0	0	0	0	3	6	0.00	0.000						
49 Javier López, L (8.1) ERA: 1.5	0.2	2	0	0	0	0	0	0	0	0	0	2	4	0.00	0.000						


AB 34
R 1
H 8
RBI 1
BB 4
SO 8
LOB 18



AB 30
R 3
H 6
RBI 3
BB 1
SO 5
LOB 12



Batter	1	2	3	4	5	6	7	8	9	AB	R	H	RBI	BB	SO	LOB	TOP										
7 Grégor Blanco, L (1.8) OBP: 0.347, SLG: 0.389	G4-3			F7			G3-1		K	4	0	0	0	1	1	4	<p>San Francisco Giants @ Los Angeles Dodgers Dodger Stadium, Los Angeles, CA Tue Jun 25 2013, 7:11 PM - 10:16 PM PDT Att: 47,193 - Clear - 73 F</p> <p>livebaseballscorecards.com</p> <p>AB 36 R 5 H 10 RBI 5 BB 2 SO 5 LOB 13</p> 										
19 Marco Scutaro, R (1.4) OBP: 0.376, SLG: 0.425	L8			F9			F7		G5-3	5	0	0	0	0	0	3											
28 Buster Posey, R (1.2) OBP: 0.386, SLG: 0.500	P6			HR			BB		K	3	1	1	1	1	1	0											
48 Pablo Sandoval, S (1.5) OBP: 0.324, SLG: 0.421	L5			F8			L7		P5	4	0	0	0	0	0	1											
8 Hunter Pence, R (1.9) OBP: 0.335, SLG: 0.495	P5						P4		9 DI 2B	4	2	2	0	0	0	0											
9 Brandon Belt, L (1.3) OBP: 0.333, SLG: 0.438	G3						HR		56 1B	4	2	3	2	0	0	0											
56 Andres Torres, S (1.7) OBP: 0.311, SLG: 0.389				G4-3			P6		35 1B	4	0	1	2	0	1	1											
35 Brandon Crawford, L (1.6) OBP: 0.343, SLG: 0.411				K			P6		10 1B	4	0	2	0	0	1	1											
59 Mike Kickham, L (1.1) 51 Jake Dunning, R (6.1) 10 Tony Abreu, S (7.9) 70 George Kontos, R (7.1) 50 Jose Mijares, L (8.1) 2 Juan Carlos Perez, R (8.9) OBP: 0.300, SLG: 0.323	G3			K			1B		F8	2	0	0	0	0	0	1											
Inning Stats	R: 0 E: 0 K: 0 S: 6	H: 0 LOB: 0 BB: 0 P: 11	R: 0 E: 0 K: 0 S: 8	H: 0 LOB: 0 BB: 0 P: 13	R: 0 E: 0 K: 2 S: 8	H: 0 LOB: 0 BB: 0 P: 11	R: 1 E: 0 K: 0 S: 7	H: 1 LOB: 0 BB: 0 P: 11	R: 1 E: 0 K: 1 S: 10	H: 2 LOB: 1 BB: 0 P: 12	R: 0 E: 0 K: 0 S: 10	H: 0 LOB: 1 BB: 2 P: 20	R: 1 E: 0 K: 0 S: 17	H: 3 LOB: 2 BB: 0 P: 25	R: 0 E: 0 K: 1 S: 6	H: 0 LOB: 0 BB: 0 P: 10		R: 2 E: 0 K: 1 S: 24	H: 4 LOB: 2 BB: 0 P: 37	1B: 7 2B: 1 3B: 0 HR: 2	SF: 0 SAC: 0 DP: 0 HBP: 0	WP: 1 PB: 0 SB: 0 CS: 1	PA: 38				
PITCHER	IP	WLS	BF	H	R	ER	SO	BB	IBB	HBP	BLK	WP	HR	S	P	ERA	WHIP										
59 Stephen Fife, R (1.1) ERA: 3.41	6.2	W	25	4	3	3	3	2	0	0	0	1	2	55	86	4.05	0.900										
56 J.P. Howell, L (7.1) ERA: 2.78	0.1	H	3	2	0	0	0	0	0	0	0	0	0	11	17	0.00	6.000										
51 Ronald Belisario, R (8.1) ERA: 4.41	1.0	H	3	0	0	0	1	0	0	0	0	0	0	6	10	0.00	0.000										
31 Brandon League, R (9.1) ERA: 5.72	0.0	S	3	3	2	2	0	0	0	0	0	0	0	11	18	=	=										
75 Paco Rodriguez, L (9.1) ERA: 2.83	1.0	S	4	1	0	0	1	0	0	0	0	0	0	13	19	0.00	1.000										

Batter	1	2	3	4	5	6	7	8	9	AB	R	H	RBI	BB	SO	LOB	BOTTOM											
14 Mark Ellis, R (1.4) OBP: 0.316, SLG: 0.364	K			HR			F7		23 G6-3 1B	4	1	2	2	0	1	2	<p>San Francisco Giants @ Los Angeles Dodgers Dodger Stadium, Los Angeles, CA Tue Jun 25 2013, 7:11 PM - 10:16 PM PDT Att: 47,193 - Clear - 73 F</p> <p>livebaseballscorecards.com</p> <p>AB 35 R 6 H 11 RBI 5 BB 0 SO 6 LOB 18</p> 											
66 Yasiel Puig, R (1.7) OBP: 0.453, SLG: 0.716	F8			L7			K		F9	4	0	0	0	0	1	1												
23 Adrián González, L (1.3) OBP: 0.351, SLG: 0.472	K			P6			P6		G6-3	4	1	1	0	0	1	1												
13 Hanley Ramirez, R (1.6) OBP: 0.394, SLG: 0.689	G5-3			P6			HR		27 FC6-4 1B	4	1	2	2	0	0	0												
27 Matt Kemp, R (1.8) OBP: 0.304, SLG: 0.333	F9			P3			16 1B 18 1B		FC6-4 16 E	4	1	1	0	0	0	1												
16 Andre Ethier, L (1.9) OBP: 0.337, SLG: 0.380	G4-3						7 1B FC6-4 59 E		E5 18 FC6-4	4	1	2	0	0	0	1												
18 Tim Federowicz, R (1.2) OBP: 0.247, SLG: 0.348				14 HR 2B			L7		FC6-4 7 FC6-4	4	1	2	1	0	0	3												
7 Nick Punto, S (1.5) OBP: 0.332, SLG: 0.324				G5-3			FC6-4 59 E		F9	4	0	1	0	0	0	5												
59 Stephen Fife, R (1.1) ERA: 10.57	5.1	L	24	8	6	5	5	0	0	0	0	0	0	0	3	4												
51 Jake Dunning, R (6.1) ERA: 3.18	0.2		3	1	0	0	1	0	0	0	0	0	0	0	0	0												
70 George Kontos, R (7.1) ERA: 5.52	1.1		5	2	0	0	0	0	0	0	0	0	0	0	0	0												
50 Jose Mijares, L (8.1) ERA: 2.67	0.2		3	0	0	0	0	0	0	0	0	0	0	0	0	0												
Inning Stats	R: 0 E: 0 K: 2 S: 12	H: 0 LOB: 0 BB: 0 P: 18	R: 0 E: 0 K: 0 S: 6	H: 0 LOB: 0 BB: 0 P: 11	R: 2 E: 0 K: 1 S: 12	H: 2 LOB: 0 BB: 0 P: 20	R: 0 E: 0 K: 0 S: 4	H: 0 LOB: 0 BB: 0 P: 10	R: 0 E: 0 K: 1 S: 15	H: 2 LOB: 2 BB: 0 P: 22	R: 4 E: 1 K: 2 S: 15	H: 5 LOB: 1 BB: 0 P: 23	R: 0 E: 0 K: 0 S: 6	H: 1 LOB: 0 BB: 0 P: 10	R: 0 E: 1 K: 0 S: 13	H: 1 LOB: 2 BB: 0 P: 15	1B: 6 2B: 3 3B: 0 HR: 2	SF: 0 SAC: 0 DP: 1 HBP: 0	WP: 0 PB: 0 SB: 0 CS: 0	PA: 35								
PITCHER	IP	WLS	BF	H	R	ER	SO	BB	IBB	HBP	BLK	WP	HR	S	P	ERA	WHIP											
59 Mike Kickham, L (1.1) ERA: 10.57	5.1	L	24	8	6	5	5	0	0	0	0	0	0	0	3	4	8.44	1.500										
51 Jake Dunning, R (6.1) ERA: 3.18	0.2		3	1	0	0	1	0	0	0	0	0	0	0	0	0	0.00	1.500										
70 George Kontos, R (7.1) ERA: 5.52	1.1		5	2	0	0	0	0	0	0	0	0	0	0	0	0	0.00	1.500										
50 Jose Mijares, L (8.1) ERA: 2.67	0.2		3	0	0	0	0	0	0	0	0	0	0	0	0	0	0.00	0.000										

Batter	1	2	3	4	5	6	7	8	9	AB	R	H	RBI	BB	SO	LOB	TOP									
56 Andres Torres, S OBP: 0.304, SLG: 0.380										4	0	0	0	0	2	0	San Francisco Giants @ Los Angeles Dodgers Dodger Stadium, Los Angeles, CA Wed Jun 26 2013, 7:12 PM - 9:55 PM PDT Att: 41,721 - Clear - 79 F									
19 Marco Scutaro, R OBP: 0.376, SLG: 0.424										3	1	1	0	1	0	0										
28 Buster Posey, R OBP: 0.391, SLG: 0.515										4	1	3	2	0	0	1										
8 Hunter Pence, R OBP: 0.331, SLG: 0.489										4	0	0	0	0	1	4										
48 Pablo Sandoval, S OBP: 0.319, SLG: 0.414										4	0	0	0	0	2	2										
2 Juan Carlos Perez, R OBP: 0.279, SLG: 0.254										3	0	0	0	0	0	0										
9 Brandon Belt, L OBP: 0.332, SLG: 0.436										1	0	0	0	0	0	2										
29 Héctor Sánchez, S OBP: 0.300, SLG: 0.222										3	0	1	0	0	1	0										
43 Sandy Rosario, R										0	0	0	0	0	0	0										
49 Javier López, L										0	0	0	0	0	0	0										
51 Jake Dunning, R										0	0	0	0	0	0	0										
35 Brandon Crawford, L OBP: 0.339, SLG: 0.406										3	0	0	0	0	1	1										
55 Tim Lincecum, L OBP: 0.103, SLG: 0.143										2	0	0	0	0	2	0										
50 Jose Mijares, L										0	0	0	0	0	0	0										
12 Guillermo Quiroz, R OBP: 0.239, SLG: 0.310										1	0	0	0	0	0	0										
Inning Stats	R: 0 E: 0 K: 1 S: 9	H: 1 LOB: 1 BB: 0 P: 10	R: 0 E: 0 K: 1 S: 7	H: 0 LOB: 0 BB: 0 P: 11	R: 0 E: 0 K: 1 S: 9	H: 0 LOB: 0 BB: 0 P: 12	R: 2 E: 0 K: 0 S: 8	H: 1 LOB: 0 BB: 1 P: 18	R: 0 E: 0 K: 1 S: 9	H: 1 LOB: 0 BB: 0 P: 12	R: 0 E: 1 K: 1 S: 10	H: 0 LOB: 1 BB: 0 P: 13	R: 0 E: 0 K: 1 S: 6	H: 0 LOB: 0 BB: 0 P: 9	R: 0 E: 0 K: 1 S: 9	H: 0 LOB: 0 BB: 0 P: 12	R: 0 E: 0 K: 2 S: 21	H: 2 LOB: 2 BB: 0 P: 30	1B: 4 2B: 0 3B: 0 HR: 1	SF: 0 SAC: 0 DP: 1 HBP: 0	WP: 0 PB: 0 SB: 0 CS: 0	PA: 33				
PITCHER	IP	WLS	BF	H	R	ER	SO	BB	IBB	HBP	BLK	WP	HR	S	P	ERA	WHIP									
22 Clayton Kershaw, L ERA: 2.08	8.0	W	29	4	2	2	7	1	0	0	0	0	0	1	71	104	2.25	0.625								
74 Kenley Jansen, R ERA: 2.31	1.0	S	4	1	0	0	2	0	0	0	0	0	0	0	17	23	0.00	1.000								

Batter	1	2	3	4	5	6	7	8	9	AB	R	H	RBI	BB	SO	LOB	BOTTOM								
14 Mark Ellis, R OBP: 0.314, SLG: 0.362										4	1	1	0	0	2	0	San Francisco Giants @ Los Angeles Dodgers Dodger Stadium, Los Angeles, CA Wed Jun 26 2013, 7:12 PM - 9:55 PM PDT Att: 41,721 - Clear - 79 F								
66 Yasiel Puig, R OBP: 0.467, SLG: 0.729										4	0	3	0	0	0	1									
23 Adrián González, L OBP: 0.353, SLG: 0.472										4	0	2	0	0	0	1									
13 Hanley Ramirez, R OBP: 0.414, SLG: 0.688										3	1	2	1	1	0	2									
16 Andre Ethier, L OBP: 0.336, SLG: 0.378										4	1	1	1	0	1	5									
17 A.J. Ellis, R OBP: 0.345, SLG: 0.361										4	1	1	1	0	1	0									
5 Juan Uribe, R OBP: 0.360, SLG: 0.401										4	0	2	0	0	0	2									
3 Skip Schumaker, L OBP: 0.326, SLG: 0.295										4	0	0	0	0	1	2									
22 Clayton Kershaw, L ERA: 2.08										3	0	0	0	0	1	2									
74 Kenley Jansen, S ERA: 2.31										0	0	0	0	0	0	0									
27 Matt Kemp, R OBP: 0.304, SLG: 0.333										0	0	0	0	0	0	0									
Inning Stats	R: 0 E: 0 K: 1 S: 10	H: 1 LOB: 2 BB: 1 P: 19	R: 0 E: 0 K: 1 S: 9	H: 1 LOB: 0 BB: 0 P: 14	R: 1 E: 0 K: 1 S: 14	H: 3 LOB: 1 BB: 0 P: 20	R: 0 E: 1 K: 0 S: 7	H: 0 LOB: 0 BB: 0 P: 9	R: 0 E: 0 K: 1 S: 7	H: 1 LOB: 1 BB: 0 P: 9	R: 3 E: 0 K: 2 S: 18	H: 4 LOB: 1 BB: 0 P: 29	R: 0 E: 0 K: 0 S: 10	H: 2 LOB: 2 BB: 0 P: 13	R: 0 E: 1 K: 0 S: 5	H: 0 LOB: 0 BB: 0 P: 7	1B: 10 2B: 2 3B: 0 HR: 0	SF: 0 SAC: 0 DP: 2 HBP: 0	WP: 1 PB: 0 SB: 0 CS: 0	PA: 35					
PITCHER	IP	WLS	BF	H	R	ER	SO	BB	IBB	HBP	BLK	WP	HR	S	P	ERA	WHIP								
55 Tim Lincecum, R ERA: 4.64	5.1	L	25	10	4	4	4	1	0	0	0	0	0	59	89	6.75	2.062								
50 Jose Mijares, L ERA: 2.6	0.2		2	0	0	0	2	0	0	0	0	1	0	6	11	0.00	0.000								
43 Sandy Rosario, R ERA: 2.57	0.2		4	2	0	0	0	0	0	0	0	0	0	9	12	0.00	3.000								
49 Javier López, L ERA: 1.47	0.1		1	0	0	0	0	0	0	0	0	0	0	1	1	0.00	0.000								
51 Jake Dunning, R ERA: 2.7	1.0		3	0	0	0	0	0	0	0	0	0	0	5	7	0.00	0.000								

AB	32
R	2
H	5
RBI	2
BB	1
SO	9
LOB	10



AB	34
R	4
H	12
RBI	3
BB	1
SO	6
LOB	15



Batter	1	2	3	4	5	6	7	8	9	AB	R	H	RBI	BB	SO	LOB	TOP					
2 Ben Revere, L OBP: 0.316, SLG: 0.310										5	1	3	0	0	1	0	Philadelphia Phillies @ Los Angeles Dodgers Dodger Stadium, Los Angeles, CA Thu Jun 27 2013, 7:11 PM - 10:04 PM PDT Att: 51,037 - Clear - 78 F					
26 Chase Utley, L OBP: 0.341, SLG: 0.487										5	1	3	2	0	1	2						
11 Jimmy Rollins, S OBP: 0.321, SLG: 0.360										4	0	1	1	0	1	1						
6 Ryan Howard, L OBP: 0.321, SLG: 0.468										4	0	0	0	0	1	3						
9 Domic Brown, L OBP: 0.323, SLG: 0.552										4	1	1	1	0	1	0						
3 Delmon Young, R OBP: 0.301, SLG: 0.434										4	0	4	0	0	0	0						
15 John Mayberry Jr., R OBP: 0.310, SLG: 0.434										0	0	0	0	0	0	0						
28 Kevin Frandsen, R OBP: 0.381, SLG: 0.446										3	0	1	0	1	1	2						
12 Humberto Quintero, R OBP: 0.259, SLG: 0.327										3	0	0	0	0	0	4						
51 Carlos Ruiz, R OBP: 0.306, SLG: 0.295										1	0	0	0	0	0	0						
44 Jonathan Pettibone, L OBP: 0.240, SLG: 0.162										2	1	1	0	0	1	2						
19 Laynce Nix, L OBP: 0.258, SLG: 0.311										1	0	0	0	0	0	0						
30 Justin De Fratus, S OBP: 0.341, SLG: 0.395										1	0	0	0	0	0	0						
59 Antonio Bastardo, R OBP: 0.341, SLG: 0.395										1	0	0	0	0	0	0						
10 Michael Young, R OBP: 0.341, SLG: 0.395										1	0	0	0	0	0	0						
Inning Stats	R: 0 E: 0 K: 1 S: 8	H: 1 LOB: 1 BB: 0 P: 11	R: 1 E: 0 K: 1 S: 16	H: 2 LOB: 1 BB: 1 P: 29	R: 0 E: 0 K: 2 S: 7	H: 1 LOB: 0 BB: 0 P: 8	R: 0 E: 0 K: 1 S: 10	H: 1 LOB: 1 BB: 0 P: 17	R: 2 E: 0 K: 0 S: 9	H: 4 LOB: 1 BB: 0 P: 15	R: 0 E: 0 K: 0 S: 6	H: 2 LOB: 1 BB: 0 P: 10	R: 1 E: 0 K: 0 S: 7	H: 1 LOB: 0 BB: 0 P: 12	R: 0 E: 0 K: 2 S: 9	H: 1 LOB: 1 BB: 0 P: 14	R: 0 E: 0 K: 0 S: 13	H: 1 LOB: 1 BB: 0 P: 19	1B: 11 2B: 2 3B: 0 HR: 2	SF: 0 SAC: 0 DP: 3 HBP: 0	WP: 0 PB: 0 SB: 0 CS: 1	PA: 38
PITCHER	IP WLS BF H R ER SO BB IBB HBP BLK WP HR S P ERA WHIP																					
21 Zack Greinke, R ERA: 3.94	7.0 W 30 12 4 4 5 1 0 0 0 0 0 2 63 102 5.14 1.857																					
56 J.P. Howell, L ERA: 2.73	0.2 H 2 0 0 0 1 0 0 0 0 0 0 0 5 9 0.00 0.000																					
51 Ronald Belisario, R ERA: 4.37	0.1 H 2 1 0 0 1 0 0 0 0 0 0 0 4 5 0.00 3.000																					
74 Kenley Jansen, R ERA: 2.25	1.0 S 4 1 0 0 0 0 0 0 0 0 0 0 0 13 19 0.00 1.000																					

Batter	1	2	3	4	5	6	7	8	9	AB	R	H	RBI	BB	SO	LOB	BOTTOM					
3 Skip Schumaker, L OBP: 0.324, SLG: 0.290										3	0	0	0	1	2	4	Philadelphia Phillies @ Los Angeles Dodgers Dodger Stadium, Los Angeles, CA Thu Jun 27 2013, 7:11 PM - 10:04 PM PDT Att: 51,037 - Clear - 78 F					
56 J.P. Howell, L										0	0	0	0	0	0	0						
51 Ronald Belisario, R										0	0	0	0	0	0	0						
74 Kenley Jansen, S										0	0	0	0	0	0	0						
66 Yasiel Puig, R OBP: 0.457, SLG: 0.708										4	1	1	2	0	0	2						
23 Adrián González, L OBP: 0.352, SLG: 0.469										4	1	1	0	0	1	2						
27 Matt Kemp, R OBP: 0.307, SLG: 0.342										4	2	2	1	0	2	0						
16 Andre Ethier, L OBP: 0.334, SLG: 0.380										4	0	1	2	0	0	1						
17 A.J. Ellis, R OBP: 0.343, SLG: 0.357										2	1	0	1	1	0	1						
5 Juan Uribe, R OBP: 0.357, SLG: 0.397										4	1	1	0	0	1	1						
7 Nick Punto, S OBP: 0.333, SLG: 0.326										2	0	1	0	0	0	0						
21 Zack Greinke, R OBP: 0.385, SLG: 0.273										1	0	0	0	0	0	0						
13 Hanley Ramirez, R OBP: 0.423, SLG: 0.688										0	0	0	0	1	0	0						
Inning Stats	R: 3 E: 0 K: 0 S: 15	H: 3 LOB: 1 BB: 1 P: 26	R: 0 E: 0 K: 1 S: 10	H: 1 LOB: 0 BB: 0 P: 19	R: 0 E: 0 K: 2 S: 7	H: 0 LOB: 0 BB: 0 P: 11	R: 0 E: 0 K: 0 S: 6	H: 0 LOB: 0 BB: 0 P: 11	R: 0 E: 0 K: 1 S: 10	H: 0 LOB: 0 BB: 0 P: 13	R: 0 E: 0 K: 1 S: 10	H: 0 LOB: 0 BB: 0 P: 16	R: 2 E: 0 K: 1 S: 12	H: 2 LOB: 2 BB: 2 P: 21	R: 1 E: 0 K: 1 S: 8	H: 1 LOB: 0 BB: 0 P: 16	R: 0 E: 0 K: 1 S: 13	H: 1 LOB: 1 BB: 0 P: 19	1B: 5 2B: 2 3B: 0 HR: 0	SF: 1 SAC: 2 DP: 0 HBP: 0	WP: 0 PB: 0 SB: 3 CS: 0	PA: 34
PITCHER	IP WLS BF H R ER SO BB IBB HBP BLK WP HR S P ERA WHIP																					
44 Jonathan Pettibone, R ERA: 4.17	6.0 L 23 4 3 3 4 1 0 0 0 0 0 0 11 20 4.50 0.833																					
30 Justin De Fratus, R ERA: 4.2	0.2 L 6 2 2 2 1 1 1 0 0 0 0 0 0 9 11 27.00 4.500																					
59 Antonio Bastardo, L ERA: 2.93	1.1 5 1 1 1 1 0 0 0 0 0 0 0 9 17 6.75 0.750																					

Batter	1	2	3	4	5	6	7	8	9	AB	R	H	RBI	BB	SO	LOB	TOP					
10 Michael Young, R OBP: 0.345, SLG: 0.408			G3-1		G6-3		G6-3		E9 26 G4-3 11 E	5	1	1	0	0	1	0	Philadelphia Phillies @ Los Angeles Dodgers Dodger Stadium, Los Angeles, CA Sat Jun 29 2013, 7:11 PM - 10:15 PM PDT Att: 52,455 - Partly Cloudy - 83 F					
26 Chase Utley, L OBP: 0.350, SLG: 0.523					P2		G3-1		G4-3	5	2	2	2	0	0	1						
11 Jimmy Rollins, S OBP: 0.325, SLG: 0.360	G5-3		G4-3				G6-3		L8	5	0	1	0	0	0	0						
9 Dornic Brown, L OBP: 0.324, SLG: 0.550			F8		G5-3					5	0	2	0	0	0	1						
3 Delmon Young, R OBP: 0.316, SLG: 0.441										3	0	1	0	2	2	2						
15 John Mabrey Jr., R OBP: 0.311, SLG: 0.439		G6-3				G1-6-3				3	0	0	0	0	1	2						
19 Laynce Nix, L OBP: 0.273, SLG: 0.326										1	0	1	0	0	0	0						
2 Ben Revere, L OBP: 0.326, SLG: 0.330										3	0	3	0	1	0	0						
51 Carlos Ruiz, R OBP: 0.316, SLG: 0.294				F6						3	0	0	0	1	1	6						
33 Cliff Lee, L OBP: 0.226, SLG: 0.235				L7						3	0	0	0	0	2	5						
6 Ryan Howard, R OBP: 0.321, SLG: 0.440										0	0	0	0	0	0	0						
28 Kevin Frandsen, R OBP: 0.306, SLG: 0.412										0	0	0	0	0	0	0						
66 J.C. Ramirez, R OBP: 0.306, SLG: 0.412										0	0	0	0	0	0	0						
63 Jake Diekman, R OBP: 0.306, SLG: 0.412										0	0	0	0	0	0	0						
30 Justin De Fratus, S OBP: 0.306, SLG: 0.412										0	0	0	0	0	0	0						
Inning Stats	R: 1 H: 2 E: 0 K: 2 S: 12	H: 2 LOB: 1 BB: 0 P: 16	R: 0 H: 0 E: 0 K: 2 S: 10	H: 1 LOB: 1 BB: 0 P: 18	R: 1 H: 1 E: 0 K: 0 S: 8	H: 1 LOB: 0 BB: 0 P: 11	R: 0 H: 1 E: 0 K: 1 S: 12	H: 1 LOB: 2 BB: 0 P: 18	R: 0 H: 1 E: 0 K: 0 S: 7	H: 1 LOB: 2 BB: 0 P: 14	R: 0 H: 0 E: 0 K: 0 S: 7	H: 0 LOB: 0 BB: 0 P: 11	R: 0 H: 2 E: 0 K: 0 S: 10	H: 2 LOB: 3 BB: 1 P: 18	R: 1 H: 2 E: 2 K: 1 S: 14	H: 2 LOB: 1 BB: 0 P: 17	1B: 5 2B: 3 3B: 1 HR: 2	SF: 0 SAC: 0 DP: 1 HBP: 0	WP: 0 PB: 0 SB: 0 CS: 0	PA: 41		
PITCHER	IP WLS BF H R ER SO BB IBB HBP BLK WP HR S P ERA WHIP	7.0 0 30 7 2 2 6 2 1 0 0 0 2 66 108 2.57 1.286	0.1 H 1 0 0 0 0 0 0 0 0 0 0 0 6 10 0.00 0.000	0.1 H 1 0 0 0 0 0 0 0 0 0 0 0 1 2 0.00 0.000	1.0 W 5 2 1 1 1 0 0 0 0 0 0 0 14 17 9.00 2.000																	

Batter	1	2	3	4	5	6	7	8	9	AB	R	H	RBI	BB	SO	LOB	BOTTOM				
14 Mark Ellis, R OBP: 0.307, SLG: 0.348	P2				P6			G1-3		4	0	0	0	0	1	0	Philadelphia Phillies @ Los Angeles Dodgers Dodger Stadium, Los Angeles, CA Sat Jun 29 2013, 7:11 PM - 10:15 PM PDT Att: 52,455 - Partly Cloudy - 83 F				
66 Yasiel Puig, R OBP: 0.451, SLG: 0.677			G4-3		G5-3		F9			4	1	1	0	0	0	0					
23 Adrián González, L OBP: 0.351, SLG: 0.464									G3	3	1	1	0	1	1	0					
13 Hanley Ramirez, R OBP: 0.436, SLG: 0.732										4	2	3	3	0	0	1					
27 Matt Kemp, R OBP: 0.305, SLG: 0.332										3	0	0	0	1	3	2					
33 Scott Van Slyke, R OBP: 0.304, SLG: 0.563	F8									2	0	0	0	1	1	1					
16 Andre Ethier, L OBP: 0.336, SLG: 0.378										0	0	0	0	1	0	0					
17 A.J. Ellis, R OBP: 0.341, SLG: 0.354					G1-2-3		F9			4	0	1	1	0	1	3					
5 Juan Uribe, R OBP: 0.347, SLG: 0.384					G6-3		F9			3	0	0	0	0	1	2					
99 Hyun Jin Ryu, R OBP: 0.226, SLG: 0.235										2	0	0	0	0	2	0					
6 Jerry Hairston, R OBP: 0.226, SLG: 0.235										1	0	0	0	0	1	0					
75 Paco Rodriguez, L OBP: 0.226, SLG: 0.235										0	0	0	0	0	0	0					
51 Ronald Belisario, R OBP: 0.226, SLG: 0.235										0	0	0	0	0	0	0					
56 J.P. Howell, L OBP: 0.226, SLG: 0.235										0	0	0	0	0	0	0					
74 Kenley Jansen, S OBP: 0.226, SLG: 0.235										0	0	0	0	0	0	0					
Inning Stats	R: 3 H: 2 E: 0 K: 1 S: 11	H: 0 LOB: 0 BB: 0 P: 11	R: 0 H: 0 E: 0 K: 2 S: 8	H: 0 LOB: 0 BB: 0 P: 11	R: 0 H: 1 E: 0 K: 0 S: 17	H: 1 LOB: 2 BB: 0 P: 28	R: 0 H: 0 E: 0 K: 1 S: 13	H: 0 LOB: 0 BB: 0 P: 16	R: 0 H: 1 E: 0 K: 2 S: 11	H: 1 LOB: 1 BB: 0 P: 14	R: 0 H: 0 E: 0 K: 1 S: 6	H: 0 LOB: 0 BB: 0 P: 9	R: 0 H: 0 E: 0 K: 0 S: 10	H: 0 LOB: 0 BB: 0 P: 11	R: 1 H: 2 E: 0 K: 1 S: 9	H: 2 LOB: 2 BB: 1 P: 16	1B: 4 2B: 1 3B: 0 HR: 1	SF: 0 SAC: 0 DP: 1 HBP: 0	WP: 0 PB: 0 SB: 1 CS: 0	PA: 34	
PITCHER	IP WLS BF H R ER SO BB IBB HBP BLK WP HR S P ERA WHIP	7.0 0 30 7 2 2 6 2 1 0 0 0 2 66 108 2.57 1.286	0.2 2 0 0 0 0 0 0 0 0 0 0 0 6 6 0.00 0.000	0.1 1 0 0 0 0 0 0 0 0 0 0 0 4 5 0.00 0.000	0.1 L 4 2 1 1 1 0 0 0 0 0 0 0 9 16 27.00 9.000																



Batter	1	2	3	4	5	6	7	8	9	AB	R	H	RBI	BB	SO	LOB	TOP
10 Michael Young, R OBP: 0.344, SLG: 0.409										4	0	1	0	0	1	2	<p>Philadelphia Phillies @ Los Angeles Dodgers Dodger Stadium, Los Angeles, CA Sun Jun 30 2013, 1:11 PM - 4:12 PM PDT Att: 42,405 - Cloudy - 93 F</p>
26 Chase Utley, L OBP: 0.346, SLG: 0.517										4	1	1	0	0	2	3	
11 Jimmy Rollins, S OBP: 0.327, SLG: 0.362										4	0	2	1	0	0	1	
6 Ryan Howard, L OBP: 0.317, SLG: 0.462										4	0	0	0	0	3	3	
9 Dornic Brown, L OBP: 0.321, SLG: 0.545										3	0	0	0	0	1	1	
3 Delmon Young, R OBP: 0.311, SLG: 0.433										3	0	0	0	0	1	0	
2 Ben Revere, L OBP: 0.330, SLG: 0.331										2	0	1	0	1	0	0	
51 Carlos Ruiz, R OBP: 0.316, SLG: 0.295										3	0	1	0	0	0	1	
38 Kyle Kendrick, R OBP: 0.189, SLG: 0.200										0	0	0	0	0	0	0	
48 Philippe Aumont, L ERA: 2.83										0	0	0	0	0	0	0	
63 Jake Diekman, R ERA: 4.76										0	0	0	0	0	0	0	
30 Justin De Fratus, S ERA: 4.5										0	0	0	0	0	0	0	
19 Lance Nix, L OBP: 0.270, SLG: 0.323										0	0	0	0	0	0	0	
										0	0	0	0	0	0	0	
										0	0	0	0	0	0	0	
										0	0	0	0	0	0	0	
										0	0	0	0	0	0	0	
										0	0	0	0	0	0	0	
										0	0	0	0	0	0	0	
										0	0	0	0	0	0	0	
										0	0	0	0	0	0	0	
										0	0	0	0	0	0	0	
										0	0	0	0	0	0	0	
										0	0	0	0	0	0	0	
										0	0	0	0	0	0	0	
										0	0	0	0	0	0	0	
										0	0	0	0	0	0	0	
										0	0	0	0	0	0	0	
										0	0	0	0	0	0	0	
										0	0	0	0	0	0	0	
										0	0	0	0	0	0	0	
										0	0	0	0	0	0	0	
										0	0	0	0	0	0	0	
										0	0	0	0	0	0	0	
										0	0	0	0	0	0	0	
										0	0	0	0	0	0	0	
										0	0	0	0	0	0	0	
										0	0	0	0	0	0	0	
										0	0	0	0	0	0	0	
										0	0	0	0	0	0	0	
										0	0	0	0	0	0	0	
										0	0	0	0	0	0	0	
										0	0	0	0	0	0	0	
										0	0	0	0	0	0	0	
										0	0	0	0	0	0	0	
										0	0	0	0	0	0	0	
										0	0	0	0	0	0	0	
										0	0	0	0	0	0	0	
										0	0	0	0	0	0	0	
										0	0	0	0	0	0	0	
										0	0	0	0	0	0	0	
										0	0	0	0	0	0	0	
										0	0	0	0	0	0	0	
										0	0	0	0	0	0	0	
										0	0	0	0	0	0	0	
										0	0	0	0	0	0	0	
										0	0	0	0	0	0	0	
										0	0	0	0	0	0	0	
										0	0	0	0	0	0	0	
										0	0	0	0	0	0	0	
										0	0	0	0	0	0	0	
										0	0	0	0	0	0	0	
										0	0	0	0	0	0	0	
										0	0	0	0	0	0	0	
										0	0	0	0	0	0	0	
										0	0	0	0	0	0	0	
										0	0	0	0	0	0	0	
										0	0	0	0	0	0	0	
										0	0	0	0	0	0	0	
										0	0	0	0	0	0	0	
										0	0	0	0	0	0	0	
										0	0	0	0	0	0	0	
										0	0	0	0	0	0	0	
										0	0	0	0	0	0	0	
										0	0	0	0	0	0	0	

Batter	1	2	3	4	5	6	7	8	9	AB	R	H	RBI	BB	SO	LOB	TOP																						
14 Mark Ellis, R OBP: 0.310, SLG: 0.359	F8		G5-6-3	1B	2H	3B		G3		5	0	3	1	0	0	1	Los Angeles Dodgers @ Colorado Rockies Coors Field, Denver, CO Wed Jul 03 2013, 6:11 PM - 9:47 PM MDT Att. 48,628 - Clear - 90 F																						
66 Yasiel Puig, R OBP: 0.446, SLG: 0.743										3	1	1	1	0	1	2																							
56 J.P. Howell, L										0	0	0	0	0	0	0																							
60 José Domínguez, R										0	0	0	0	0	0	0																							
7 Nick Punto, S										1	0	0	0	0	0	1																							
74 Kenley Jansen, S										0	0	0	0	0	0	0																							
23 Adrián González, L OBP: 0.349, SLG: 0.480	G3-1		G5-6-3					F7		5	1	1	1	0	0	3																							
13 Hanley Ramirez, R OBP: 0.446, SLG: 0.753										5	3	4	1	0	0	0																							
16 Andre Ethier, L OBP: 0.337, SLG: 0.376										4	0	1	0	1	0	1																							
27 Matt Kemp, R OBP: 0.304, SLG: 0.342										5	1	2	2	0	0	4																							
17 A.J. Ellis, R OBP: 0.356, SLG: 0.380										5	1	1	1	0	1	2	AB 42 R 10 H 17 RBI 9 BB 1 SO 2 LOB 15																						
5 Juan Uribe, R OBP: 0.348, SLG: 0.403										4	1	1	2	0	0	1																							
75 Paco Rodríguez, L										0	0	0	0	0	0	0																							
6 Jerry Hairston, R OBP: 0.310, SLG: 0.330										1	0	0	0	0	0	0																							
21 Zack Greinke, R OBP: 0.393, SLG: 0.333										2	1	1	0	0	0	0																							
3 Skip Schumaker, L (6,PH) OBP: 0.323, SLG: 0.295										2	1	2	0	0	0	0																							
Inning Stats	R: 1 E: 1 K: 0 S: 10	H: 3 LOB: 2 BB: 0 P: 18	R: 0 E: 0 K: 0 S: 7	H: 0 LOB: 0 BB: 0 P: 11	R: 0 E: 0 K: 1 S: 6	H: 1 LOB: 0 BB: 0 P: 9	R: 4 E: 0 K: 0 S: 15	H: 5 LOB: 1 BB: 0 P: 22	R: 1 E: 0 K: 0 S: 13	H: 2 LOB: 1 BB: 0 P: 19	R: 1 E: 0 K: 0 S: 10	H: 2 LOB: 1 BB: 0 P: 15	R: 1 E: 0 K: 0 S: 10	H: 1 LOB: 1 BB: 1 P: 17	R: 0 E: 0 K: 0 S: 8	H: 1 LOB: 0 BB: 0 P: 11		R: 2 E: 0 K: 1 S: 11	H: 2 LOB: 0 BB: 0 P: 14	1B: 7 2B: 5 3B: 1 HR: 4	SF: 1 SAC: 0 DP: 1 HBP: 0	WP: 3 PB: 0 SB: 0 CS: 0	PA: 44																
PITCHER	IP	WLS	BF	H	R	ER	SO	BB	IBB	HBP	BLK	WP	HR	S	P	ERA		WHIP	PITCHER				IP	WLS	BF	H	R	ER	SO	BB	IBB	HBP	BLK	WP	HR	S	P	ERA	WHIP
32 Tyler Chatwood, R ERA: 2.75	5.0	L	25	11	6	5	1	0	0	0	0	1	2	51	79	9.00		2.200																					
60 Manny Corpas, R ERA: 4.2	2.0		10	3	2	2	0	1	0	0	0	2	0	20	32	9.00		2.000																					
59 Wilton Lopez, R ERA: 3.89	0.2		3	1	0	0	0	0	0	0	0	0	0	6	8	0.00	1.500																						
88 Josh Outman, L ERA: 4.4	0.1		1	0	0	0	0	0	0	0	0	0	0	2	3	0.00	0.000																						
49 Rex Brothers, L ERA: 1.02	1.0		5	2	2	2	1	0	0	0	0	0	2	11	14	18.00	2.000																						

Batter	1	2	3	4	5	6	7	8	9	AB	R	H	RBI	BB	SO	LOB	BOTTOM																						
6 Corey Dickerson, L OBP: 0.333, SLG: 0.400	F9									3	1	0	0	2	1	0	Los Angeles Dodgers @ Colorado Rockies Coors Field, Denver, CO Wed Jul 03 2013, 6:11 PM - 9:47 PM MDT Att. 48,628 - Clear - 90 F																						
9 DJ LeMahieu, R OBP: 0.333, SLG: 0.380										4	0	1	2	0	1	0																							
5 Carlos González, L OBP: 0.363, SLG: 0.604										4	1	2	1	1	2	1																							
3 Michael Cuddyer, R OBP: 0.391, SLG: 0.578										3	1	1	1	2	0	2																							
20 Wilin Rosario, R OBP: 0.316, SLG: 0.484										3	3	1	0	2	1	4																							
17 Todd Helton, L OBP: 0.310, SLG: 0.386										3	1	1	1	2	0	2																							
28 Nolan Arenado, R OBP: 0.302, SLG: 0.438										5	0	2	2	0	1	4																							
18 Jonathan Herrera, S OBP: 0.324, SLG: 0.356										4	1	2	1	0	0	2																							
32 Tyler Chatwood, R OBP: 0.393, SLG: 0.333										2	0	0	0	0	0	3																							
15 Josh Fields, R OBP: 0.295, SLG: 0.392										1	0	0	0	0	0	1																							
60 Manny Corpas, R ERA: 2.62										0	0	0	0	0	0	0																							
8 Yovani Torrealba, R OBP: 0.296, SLG: 0.399										0	0	0	0	0	0	1																							
59 Wilton Lopez, R										0	0	0	0	0	0	0																							
88 Josh Outman, L										0	0	0	0	0	0	0																							
49 Rex Brothers, L										0	0	0	0	0	0	0																							
21 Tyler Colvin, L OBP: 0.200, SLG: 0.321										1	0	0	0	0	0	0																							
Inning Stats	R: 1 E: 0 K: 1 S: 12	H: 2 LOB: 1 BB: 0 P: 19	R: 3 E: 0 K: 2 S: 18	H: 2 LOB: 3 BB: 4 P: 39	R: 0 E: 0 K: 0 S: 6	H: 2 LOB: 1 BB: 0 P: 8	R: 0 E: 0 K: 1 S: 11	H: 0 LOB: 1 BB: 1 P: 17	R: 1 E: 0 K: 0 S: 12	H: 0 LOB: 1 BB: 2 P: 24	R: 0 E: 0 K: 2 S: 7	H: 0 LOB: 0 BB: 0 P: 11	R: 2 E: 0 K: 1 S: 13	H: 2 LOB: 1 BB: 1 P: 23	R: 0 E: 0 K: 0 S: 8	H: 1 LOB: 1 BB: 0 P: 9	R: 1 E: 0 K: 0 S: 13	H: 1 LOB: 1 BB: 1 P: 23	1B: 6 2B: 4 3B: 0 HR: 1	SF: 0 SAC: 2 DP: 1 HBP: 0	WP: 0 PB: 1 SB: 1 CS: 0	PA: 45																	
PITCHER	IP	WLS	BF	H	R	ER	SO	BB	IBB	HBP	BLK	WP	HR	S	P	ERA	WHIP	PITCHER				IP	WLS	BF	H	R	ER	SO	BB	IBB	HBP	BLK	WP	HR	S	P	ERA	WHIP	
21 Zack Greinke, R ERA: 4.3	5.0	W	27	6	5	5	4	6	1	0	0	0	0	7	11	0.00	0.000																						
56 J.P. Howell, L ERA: 2.62	1.0	H	3	0	0	0	2	0	0	0	0	0	0	7	11	0.00	0.000																						
60 José Domínguez, R ERA: 6.75	0.1	H	4	2	2	1	0	1	0	0	0	0	0	8	17	27.00	9.000																						
75 Paco Rodríguez, L ERA: 2.73	1.1	H	5	1	0	0	1	0	0	0	0	0	0	12	14	0.00	0.750																						
74 Kenley Jansen, R ERA: 2.55	1.1	S	6	1	1	1	0	1	0	0	0	0	0	14	24	6.75	1.500																						



Batter	1	2	3	4	5	6	7	8	9	AB	R	H	RBI	BB	SO	LOB	TOP					
14 Mark Ellis, R OBP: 0.304, SLG: 0.346	G5-3	L9	F7		K		E4 66 WP		1B FC6-4	6	0	1	0	0	1	4	Los Angeles Dodgers @ San Francisco Giants AT&T Park, San Francisco, CA Fri Jul 05 2013, 7:16 PM - 10:38 PM PDT Att: 41,911 - Partly Cloudy - 61 F					
66 Yasiel Puig, R OBP: 0.449, SLG: 0.706	G5-3					1B BB	K		FC6-4	5	1	1	0	1	1	3						
23 Adrián González, L OBP: 0.353, SLG: 0.492	G3-1									4	1	0	0	1	1	2						
6 Jerry Hairston, P OBP: 0.316, SLG: 0.346										0	0	0	0	0	0	0						
13 Hanley Ramirez, R OBP: 0.455, SLG: 0.728										3	2	2	1	1	0	1						
7 Nick Punto, S OBP: 0.324, SLG: 0.324										1	0	1	0	0	0	0						
16 Andre Ethier, L OBP: 0.339, SLG: 0.380										5	1	2	0	0	0	4						
27 Matt Kemp, R OBP: 0.309, SLG: 0.357										0	0	0	0	1	0	0						
25 Carl Crawford, L OBP: 0.356, SLG: 0.462										3	1	0	0	1	1	4						
17 A.J. Ellis, R OBP: 0.362, SLG: 0.382										4	2	2	1	1	1	4						
5 Juan Uribe, R OBP: 0.355, SLG: 0.445										5	2	3	7	0	1	1						
99 Hyun Jin Ryu, R OBP: 0.257, SLG: 0.353										3	0	1	1	0	2	2						
60 José Domínguez, R OBP: 0.333, SLG: 0.667										1	0	0	0	0	1	0						
31 Brandon League, R OBP: 0.299, SLG: 0.315										0	0	0	0	0	0	0						
Inning Stats	R: 0 E: 0 K: 0 S: 4	H: 0 LOB: 0 BB: 0 P: 7	R: 2 E: 0 K: 1 S: 18	H: 2 LOB: 2 BB: 2 P: 32	R: 6 E: 0 K: 0 S: 26	H: 5 LOB: 1 BB: 2 P: 46	R: 0 E: 0 K: 0 S: 7	H: 1 LOB: 1 BB: 0 P: 11	R: 0 E: 0 K: 1 S: 9	H: 0 LOB: 1 BB: 1 P: 15	R: 0 E: 0 K: 1 S: 12	H: 1 LOB: 2 BB: 1 P: 23	R: 2 E: 1 K: 2 S: 15	H: 2 LOB: 1 BB: 0 P: 23	R: 0 E: 0 K: 2 S: 11	H: 1 LOB: 1 BB: 0 P: 19	R: 0 E: 0 K: 2 S: 9	H: 1 LOB: 1 BB: 0 P: 12	1B: 8 2B: 3 3B: 1 HR: 1	SF: 0 SAC: 1 DP: 0 HBP: 0	WP: 1 PB: 0 SB: 0 CS: 0	PA: 47
PITCHER	IP WLS BF H R ER SO BB IBB HBP BLK WP HR S P ERA WHIP																					
18 Matt Cain, R ERA: 4.85	2.1 L 17 6 8 8 1 4 0 0 0 0 0 0 0 22 36 30.86 4.286																					
70 George Kontos, R ERA: 5.11	2.2 11 2 0 0 1 1 0 0 0 0 0 1 1 38 65 6.00 1.125																					
59 Mike Kickham, L ERA: 12.15	3.0 15 4 2 2 5 1 0 0 0 0 1 1 38 65 6.00 1.667																					
51 Jake Dunning, R ERA: 1.64	1.0 4 1 0 0 2 0 0 0 0 0 0 0 9 12 0.00 1.000																					
Batter	1	2	3	4	5	6	7	8	9	AB	R	H	RBI	BB	SO	LOB	BOTTOM					
56 Andres Torres, S OBP: 0.313, SLG: 0.372	2B FC6-4 1B									2	1	1	0	0	1	0	Los Angeles Dodgers @ San Francisco Giants AT&T Park, San Francisco, CA Fri Jul 05 2013, 7:16 PM - 10:38 PM PDT Att: 41,911 - Partly Cloudy - 61 F					
7 Gregor Blanco, L OBP: 0.333, SLG: 0.361										3	0	0	0	0	2	2						
19 Marco Scutaro, R OBP: 0.368, SLG: 0.408										2	0	1	0	1	0	0						
59 Mike Kickham, L OBP: 0.333, SLG: 0.667										0	0	0	0	0	0	0						
12 Guillermo Quiroz, R OBP: 0.299, SLG: 0.315										1	0	1	0	0	0	0						
48 Pablo Sandoval, S OBP: 0.302, SLG: 0.385										4	0	1	0	0	0	3						
28 Buster Posey, R OBP: 0.389, SLG: 0.523										2	0	0	0	1	0	2						
29 Héctor Sánchez, S OBP: 0.326, SLG: 0.237										1	0	1	0	0	0	0						
51 Jake Dunning, R OBP: 0.299, SLG: 0.315										0	0	0	0	0	0	0						
8 Hunter Pence, R OBP: 0.318, SLG: 0.467										4	0	0	1	0	1	6						
9 Brandon Belt, L OBP: 0.332, SLG: 0.448										4	1	1	0	0	1	4						
22 Cole Gillespie, R OBP: 0.324, SLG: 0.379										4	0	0	0	0	0	1						
35 Brandon Crawford, L OBP: 0.324, SLG: 0.379										3	0	1	0	1	0	1						
18 Matt Cain, R OBP: 0.125, SLG: 0.097										1	0	0	0	0	0	1						
70 George Kontos, R ERA: 3.88										0	0	0	0	0	0	0						
10 Tony Abreu, S OBP: 0.377, SLG: 0.571										3	0	1	1	0	0	1						
Inning Stats	R: 1 E: 0 K: 1 S: 11	H: 1 LOB: 2 BB: 2 P: 20	R: 0 E: 0 K: 0 S: 10	H: 0 LOB: 0 BB: 1 P: 18	R: 0 E: 0 K: 2 S: 11	H: 2 LOB: 0 BB: 0 P: 15	R: 0 E: 0 K: 0 S: 10	H: 0 LOB: 0 BB: 0 P: 15	R: 0 E: 0 K: 0 S: 8	H: 0 LOB: 0 BB: 0 P: 12	R: 0 E: 0 K: 0 S: 6	H: 0 LOB: 0 BB: 0 P: 12	R: 1 E: 0 K: 1 S: 15	H: 2 LOB: 1 BB: 0 P: 22	R: 0 E: 0 K: 0 S: 9	H: 2 LOB: 2 BB: 0 P: 18	R: 0 E: 0 K: 1 S: 10	H: 1 LOB: 1 BB: 0 P: 15	1B: 6 2B: 2 3B: 0 HR: 0	SF: 0 SAC: 0 DP: 1 HBP: 0	WP: 0 PB: 0 SB: 0 CS: 0	PA: 37
PITCHER	IP WLS BF H R ER SO BB IBB HBP BLK WP HR S P ERA WHIP																					
99 Hyun Jin Ryu, L ERA: 2.82	6.2 W 26 4 2 2 3 3 0 0 0 0 0 0 15 25 0.00 1.050																					
60 José Domínguez, R ERA: 3.88	1.1 7 3 0 0 1 0 0 0 0 0 0 0 15 25 0.00 2.250																					
31 Brandon League, R ERA: 6.16	1.0 4 1 0 0 1 0 0 0 0 0 0 0 10 15 0.00 1.000																					

Batter	1	2	3	4	5	6	7	8	9	AB	R	H	RBI	BB	SO	LOB	TOP								
25 Carl Crawford, L (1.7) OBP: 0.343, SLG: 0.443	G4-3		K			G4-3		F8		4	0	0	0	0	1	1									
66 Yasiel Pujol, R (1.9) OBP: 0.437, SLG: 0.677	K				1B		K		1B	4	1	2	0	0	2	0									
23 Adrián González, L (1.3) OBP: 0.348, SLG: 0.482	L9				F7		G4-3		E3	4	1	1	0	0	0	1									
13 Hanley Ramirez, R (1.6) OBP: 0.450, SLG: 0.750		3B			K				G1-3	4	1	2	0	0	1	3									
16 Andre Ethier, L (1.8) OBP: 0.344, SLG: 0.381		1B				F8				2	1	1	1	2	0	0									
5 Juan Uribe, R (1.5) OBP: 0.342, SLG: 0.427	G4-3					K			K	4	0	0	0	0	3	6									
17 A.J. Ellis, R (1.2) OBP: 0.360, SLG: 0.385	K					G1-3				4	0	1	3	0	1	0									
14 Mark Ellis, R (1.4) OBP: 0.300, SLG: 0.338			L8				K		L9	3	0	0	0	1	1	0									
22 Clayton Kershaw, L (1.1) OBP: 0.255, SLG: 0.286									FC5	2	0	0	0	1	1	0									
6 Jerry Hairston, R (9,PH) OBP: 0.319, SLG: 0.358										1	0	0	0	0	0	2									
74 Kenley Jansen, S (9.1)										0	0	0	0	0	0	0									
Inning Stats	R: 0 E: 0 K: 1 S: 11	H: 0 LOB: 0 BB: 0 P: 18	R: 1 E: 0 K: 1 S: 9	H: 2 LOB: 0 BB: 0 P: 13	R: 0 E: 0 K: 1 S: 8	H: 0 LOB: 0 BB: 0 P: 12	R: 0 E: 0 K: 1 S: 7	H: 1 LOB: 0 BB: 0 P: 12	R: 0 E: 0 K: 1 S: 5	H: 0 LOB: 0 BB: 0 P: 8	R: 0 E: 0 K: 2 S: 7	H: 0 LOB: 0 BB: 0 P: 10	R: 0 E: 0 K: 2 S: 11	H: 1 LOB: 2 BB: 1 P: 19	R: 0 E: 0 K: 0 S: 16	H: 0 LOB: 1 BB: 2 P: 23	R: 3 E: 1 K: 1 S: 12	H: 3 LOB: 2 BB: 2 P: 27	1B: 4 2B: 2 3B: 1 HR: 0	SF: 0 SAC: 0 DP: 0 HBP: 0	WP: 0 PB: 0 SB: 1 CS: 2	PA: 36			
PITCHER	IP	WLS	BF	H	R	ER	SO	BB	IBB	HBP	BLK	WP	HR	S	P	ERA	WHIP								
57 Chad Gaudin, R (1.1) ERA: 2.44	7.0		24	4	1	1	9	0	1	0	0	0	0	58	92	1.29	0.571								
43 Sandy Rosario, R (8.1) ERA: 2.33	0.2		3	0	0	0	0	1	0	0	0	0	0	11	18	0.00	1.500								
49 Javier López, L (8.1) ERA: 1.74	0.1		1	0	0	0	0	0	0	0	0	0	0	5	5	0.00	0.000								
54 Sergio Romo, R (9.1) ERA: 3.03	0.2	L	7	3	3	3	1	0	2	0	0	0	0	9	22	40.50	4.500								
51 Jake Dunning, R (9.1) ERA: 1.59	0.1		1	0	0	0	0	0	0	0	0	0	0	3	5	0.00	0.000								

Los Angeles Dodgers @ San Francisco Giants
 AT&T Park, San Francisco, CA
 Sun Jul 07 2013, 1:11 PM - 3:56 PM PDT
 Att: 41,094 - Sunny - 67 F

AB	32
R	4
H	7
RBI	4
BB	4
SO	10
LOB	13



Batter	1	2	3	4	5	6	7	8	9	AB	R	H	RBI	BB	SO	LOB	BOTTOM								
56 Andres Torres, S (1.8) OBP: 0.307, SLG: 0.364	K		SF8			G6-4-3		G5-3		3	0	0	1	0	1	1									
19 Marco Scutaro, R (1.4) OBP: 0.383, SLG: 0.403			L8			L8			G6-3	4	0	1	0	0	0	0									
48 Pablo Sandoval, S (1.5) OBP: 0.298, SLG: 0.378	P4				G6-3		G5-3		L5	4	0	0	0	0	0	1									
28 Buster Posey, R (1.3) OBP: 0.389, SLG: 0.517	FC6-4				F7		HBP		1B	3	0	1	0	0	0	1									
8 Hunter Pence, R (1.9) OBP: 0.311, SLG: 0.456			G6-3		F9		F9		K	4	0	0	0	0	1	2									
13 Joaquin Arias, R (1.6) OBP: 0.302, SLG: 0.327			G5-3		G6-3					3	0	1	0	0	0	0									
22 Cole Gillespie, R (1.7) OBP: 0.302, SLG: 0.333			L8		G5-3		F8			3	0	0	0	0	0	2									
12 Guillermo Quiroz, R (1.2) OBP: 0.262, SLG: 0.333					K				L9	3	1	1	0	0	1	0									
57 Chad Gaudin, R (1.1) ERA: 2.44									G4-3	1	0	0	0	1	1	1									
43 Sandy Rosario, R (8.1) ERA: 2.33										0	0	0	0	0	0	0									
49 Javier López, L (8.1) ERA: 1.74										0	0	0	0	0	0	0									
10 Tony Abreu, S (8,PH) OBP: 0.309, SLG: 0.366										1	0	0	0	0	0	0									
54 Sergio Romo, R (9.1) ERA: 3.03										0	0	0	0	0	0	0									
51 Jake Dunning, R (9.1) ERA: 1.59										0	0	0	0	0	0	0									
Inning Stats	R: 0 E: 0 K: 1 S: 10	H: 1 LOB: 1 BB: 0 P: 13	R: 0 E: 0 K: 0 S: 11	H: 0 LOB: 0 BB: 0 P: 13	R: 1 E: 0 K: 1 S: 9	H: 1 LOB: 0 BB: 0 P: 14	R: 0 E: 0 K: 0 S: 10	H: 0 LOB: 0 BB: 0 P: 13	R: 0 E: 0 K: 0 S: 8	H: 0 LOB: 0 BB: 1 P: 13	R: 0 E: 0 K: 0 S: 7	H: 0 LOB: 0 BB: 1 P: 14	R: 0 E: 0 K: 0 S: 8	H: 1 LOB: 2 BB: 0 P: 14	R: 0 E: 0 K: 0 S: 5	H: 0 LOB: 0 BB: 0 P: 6	R: 0 E: 0 K: 1 S: 10	H: 1 LOB: 1 BB: 0 P: 17	1B: 2 2B: 2 3B: 0 HR: 0	SF: 1 SAC: 0 DP: 1 HBP: 1	WP: 1 PB: 0 SB: 0 CS: 0	PA: 32			
PITCHER	IP	WLS	BF	H	R	ER	SO	BB	IBB	HBP	BLK	WP	HR	S	P	ERA	WHIP								
22 Clayton Kershaw, L (1.1) ERA: 1.89	8.0		28	3	1	1	3	1	0	1	0	0	0	68	100	1.12	0.500								
74 Kenley Jansen, R (9.1) ERA: 2.49	1.0	S	4	1	0	0	1	0	0	0	0	0	0	10	17	0.00	1.000								

Los Angeles Dodgers @ San Francisco Giants
 AT&T Park, San Francisco, CA
 Sun Jul 07 2013, 1:11 PM - 3:56 PM PDT
 Att: 41,094 - Sunny - 67 F

AB	29
R	1
H	4
RBI	1
BB	1
SO	4
LOB	8



Batter	1	2	3	4	5	6	7	8	9	AB	R	H	RBI	BB	SO	LOB	TOP								
25 Carl Crawford, L OBP: 0.336, SLG: 0.429	P6	F8				66 BB 23 FC 1B		G4-3		4	2	1	0	1	0	1	Los Angeles Dodgers @ Arizona Diamondbacks Chase Field, Phoenix, AZ Tue Jul 09 2013, 6:41 PM - 9:37 PM MST Att: 23,412 - Roof Closed - 81 F								
66 Yasiel Puig, R OBP: 0.441, SLG: 0.659	13 HBP 1B	G5-3				23 FC BB		G6-3		3	0	1	0	2	0	0									
23 Adrián González, L OBP: 0.349, SLG: 0.480	F7	G3-1			FC 16 1B			K		5	0	1	3	0	1	2									
13 Hanley Ramirez, R OBP: 0.445, SLG: 0.716	HBP	G5-3			L8			G3		4	0	0	0	0	1	3									
16 Andre Ethier, L OBP: 0.349, SLG: 0.389	K				55 G4-3 17 E 17 S 1B			G6-3		4	1	2	0	0	1	2									
17 A.J. Ellis, R OBP: 0.354, SLG: 0.377		65-4-3 6 55 1B 47 1B			K			K		4	1	1	0	0	2	3									
55 Skip Schumaker, L OBP: 0.325, SLG: 0.298		G5-4-3 1B			G4-3			L6		4	1	2	1	0	0	0									
6 Jerry Hairston, R OBP: 0.308, SLG: 0.345		G5-4-3 1B			G3			L8		4	0	0	0	0	0	3									
56 J.P. Howell, L		G5-4-3			G3			L8		0	0	0	0	0	0	0									
54 Ronald Belisario, R		G5-4-3			G3			L8		0	0	0	0	0	0	0									
47 Ricky Nolasco, R OBP: 0.229, SLG: 0.219		G5-4-3 1B			25 1B 23 FC 2B			SH2-3		2	1	2	1	0	0	0									
7 Nick Punto, S OBP: 0.330, SLG: 0.319		G5-4-3 1B						F8		1	0	0	0	0	0	0									
Inning Stats	R: 0 E: 0 K: 1 S: 10	H: 1 LOB: 2 BB: 0 P: 18	R: 1 E: 0 K: 0 S: 12	H: 3 LOB: 1 BB: 0 P: 16	R: 0 E: 0 K: 0 S: 10	H: 0 LOB: 0 BB: 0 P: 14	R: 1 E: 1 K: 1 S: 16	H: 1 LOB: 0 BB: 0 P: 21	R: 2 E: 1 K: 0 S: 12	H: 3 LOB: 2 BB: 1 P: 22	R: 2 E: 0 K: 1 S: 15	H: 2 LOB: 0 BB: 0 P: 27	R: 0 E: 0 K: 1 S: 6	H: 0 LOB: 0 BB: 0 P: 10	R: 0 E: 0 K: 0 S: 5	H: 0 LOB: 0 BB: 0 P: 8	R: 0 E: 0 K: 1 S: 6	H: 0 LOB: 0 BB: 0 P: 8	1B: 9 2B: 1 3B: 0 HR: 0	SF: 1 SAC: 1 DP: 1 HBP: 1	WP: 0 PB: 0 SB: 1 CS: 0	PA: 40			
PITCHER	IP WLS BF H R ER SO BB IBB HBP BLK WP HR S P ERA WHIP	IP WLS BF H R ER SO BB IBB HBP BLK WP HR S P ERA WHIP	IP WLS BF H R ER SO BB IBB HBP BLK WP HR S P ERA WHIP	IP WLS BF H R ER SO BB IBB HBP BLK WP HR S P ERA WHIP	IP WLS BF H R ER SO BB IBB HBP BLK WP HR S P ERA WHIP	IP WLS BF H R ER SO BB IBB HBP BLK WP HR S P ERA WHIP	IP WLS BF H R ER SO BB IBB HBP BLK WP HR S P ERA WHIP	IP WLS BF H R ER SO BB IBB HBP BLK WP HR S P ERA WHIP	IP WLS BF H R ER SO BB IBB HBP BLK WP HR S P ERA WHIP	IP WLS BF H R ER SO BB IBB HBP BLK WP HR S P ERA WHIP	IP WLS BF H R ER SO BB IBB HBP BLK WP HR S P ERA WHIP	IP WLS BF H R ER SO BB IBB HBP BLK WP HR S P ERA WHIP	IP WLS BF H R ER SO BB IBB HBP BLK WP HR S P ERA WHIP	IP WLS BF H R ER SO BB IBB HBP BLK WP HR S P ERA WHIP	IP WLS BF H R ER SO BB IBB HBP BLK WP HR S P ERA WHIP	IP WLS BF H R ER SO BB IBB HBP BLK WP HR S P ERA WHIP	IP WLS BF H R ER SO BB IBB HBP BLK WP HR S P ERA WHIP	IP WLS BF H R ER SO BB IBB HBP BLK WP HR S P ERA WHIP	IP WLS BF H R ER SO BB IBB HBP BLK WP HR S P ERA WHIP	IP WLS BF H R ER SO BB IBB HBP BLK WP HR S P ERA WHIP	IP WLS BF H R ER SO BB IBB HBP BLK WP HR S P ERA WHIP	IP WLS BF H R ER SO BB IBB HBP BLK WP HR S P ERA WHIP	IP WLS BF H R ER SO BB IBB HBP BLK WP HR S P ERA WHIP	IP WLS BF H R ER SO BB IBB HBP BLK WP HR S P ERA WHIP	IP WLS BF H R ER SO BB IBB HBP BLK WP HR S P ERA WHIP
31 Ian Kennedy, R ERA: 5.31	5.2	L	29	9	6	5	2	3	0	0	1	0	0	0	0	0	0	0	0	69	109	7.94	2.118		
49 Tony Sipp, L ERA: 4.1	0.1	2	1	0	0	0	1	0	0	0	0	0	0	0	0	0	0	0	0	6	9	0.00	3.000		
40 J.J. Putz, R ERA: 3.86	1.0	3	0	0	0	1	0	0	0	0	0	0	0	0	0	0	0	0	6	10	0.00	0.000			
29 Brad Ziegler, R ERA: 2.61	1.0	3	0	0	0	0	0	0	0	0	0	0	0	0	0	0	0	0	5	8	0.00	0.000			
30 David Hernandez, R ERA: 4.58	1.0	3	0	0	0	1	0	0	0	0	0	0	0	0	0	0	0	0	6	8	0.00	0.000			
Batter	1	2	3	4	5	6	7	8	9	AB	R	H	RBI	BB	SO	LOB	Los Angeles Dodgers @ Arizona Diamondbacks Chase Field, Phoenix, AZ Tue Jul 09 2013, 6:41 PM - 9:37 PM MST Att: 23,412 - Roof Closed - 81 F								
6 Adam Eaton, L	G4-3		P5			F9		K		4	0	0	0	0	1	2									
8 Gerardo Parra, L OBP: 0.351, SLG: 0.438	K		P6			G3-1		G3		4	0	0	0	0	1	2									
44 Paul Goldschmidt, R OBP: 0.389, SLG: 0.590						K		L8		4	0	1	0	0	1	0									
2 Aaron Hill, R OBP: 0.382, SLG: 0.511						G5-3		G6-3		4	1	1	0	0	1	1									
26 Miguel Montero, L OBP: 0.304, SLG: 0.318						G6-3		G3		3	0	0	0	0	0	1									
14 Martín Prado, R OBP: 0.299, SLG: 0.367						E5 13 L3				4	0	1	1	0	0	1									
13 Jason Kubel, L OBP: 0.332, SLG: 0.363						L3		K2-3		3	0	0	0	0	2	2									
1 Didi Gregorius, L OBP: 0.348, SLG: 0.400						F9		L9		3	0	1	0	0	0	0									
31 Ian Kennedy, R OBP: 0.312, SLG: 0.326						SH2-4 31 1B				0	0	0	0	0	0	0									
49 Tony Sipp, L										0	0	0	0	0	0	0									
11 AJ Pollock, R OBP: 0.262, SLG: 0.421										0	0	0	0	0	0	0									
40 J.J. Putz, R										0	0	0	0	0	0	0									
29 Brad Ziegler, R										0	0	0	0	0	0	0									
7 Cody Ross, R OBP: 0.305, SLG: 0.363										1	0	1	0	0	0	0									
30 David Hernandez, R										0	0	0	0	0	0	0									
Inning Stats	R: 0 E: 0 K: 2 S: 9	H: 1 LOB: 1 BB: 0 P: 14	R: 0 E: 0 K: 1 S: 8	H: 0 LOB: 0 BB: 0 P: 12	R: 0 E: 0 K: 0 S: 10	H: 1 LOB: 1 BB: 0 P: 14	R: 0 E: 0 K: 1 S: 10	H: 0 LOB: 0 BB: 0 P: 16	R: 0 E: 0 K: 0 S: 10	H: 0 LOB: 0 BB: 0 P: 15	R: 0 E: 0 K: 0 S: 8	H: 0 LOB: 0 BB: 0 P: 11	R: 1 E: 0 K: 1 S: 10	H: 2 LOB: 1 BB: 0 P: 15	R: 0 E: 0 K: 1 S: 15	H: 1 LOB: 1 BB: 0 P: 22	R: 0 E: 0 K: 0 S: 11	H: 0 LOB: 1 BB: 0 P: 18	1B: 3 2B: 3 3B: 0 HR: 0	SF: 0 SAC: 1 DP: 1 HBP: 1	WP: 0 PB: 0 SB: 0 CS: 0	PA: 33			
PITCHER	IP WLS BF H R ER SO BB IBB HBP BLK WP HR S P ERA WHIP	IP WLS BF H R ER SO BB IBB HBP BLK WP HR S P ERA WHIP	IP WLS BF H R ER SO BB IBB HBP BLK WP HR S P ERA WHIP	IP WLS BF H R ER SO BB IBB HBP BLK WP HR S P ERA WHIP	IP WLS BF H R ER SO BB IBB HBP BLK WP HR S P ERA WHIP	IP WLS BF H R ER SO BB IBB HBP BLK WP HR S P ERA WHIP	IP WLS BF H R ER SO BB IBB HBP BLK WP HR S P ERA WHIP	IP WLS BF H R ER SO BB IBB HBP BLK WP HR S P ERA WHIP	IP WLS BF H R ER SO BB IBB HBP BLK WP HR S P ERA WHIP	IP WLS BF H R ER SO BB IBB HBP BLK WP HR S P ERA WHIP	IP WLS BF H R ER SO BB IBB HBP BLK WP HR S P ERA WHIP	IP WLS BF H R ER SO BB IBB HBP BLK WP HR S P ERA WHIP	IP WLS BF H R ER SO BB IBB HBP BLK WP HR S P ERA WHIP	IP WLS BF H R ER SO BB IBB HBP BLK WP HR S P ERA WHIP	IP WLS BF H R ER SO BB IBB HBP BLK WP HR S P ERA WHIP	IP WLS BF H R ER SO BB IBB HBP BLK WP HR S P ERA WHIP	IP WLS BF H R ER SO BB IBB HBP BLK WP HR S P ERA WHIP	IP WLS BF H R ER SO BB IBB HBP BLK WP HR S P ERA WHIP	IP WLS BF H R ER SO BB IBB HBP BLK WP HR S P ERA WHIP	IP WLS BF H R ER SO BB IBB HBP BLK WP HR S P ERA WHIP	IP WLS BF H R ER SO BB IBB HBP BLK WP HR S P ERA WHIP	IP WLS BF H R ER SO BB IBB HBP BLK WP HR S P ERA WHIP	IP WLS BF H R ER SO BB IBB HBP BLK WP HR S P ERA WHIP	IP WLS BF H R ER SO BB IBB HBP BLK WP HR S P ERA WHIP	IP WLS BF H R ER SO BB IBB HBP BLK WP HR S P ERA WHIP
47 Ricky Nolasco, R ERA: 3.7	7.0	W	25	4	1	1	5	0	0	0	0	0	0	0	0	0	0	0	65	97	1.29	0.571			
56 J.P. Howell, L ERA: 2.41	1.0	4	1	0	0	1	0	0	0	0	0	0	0	0	0	0	0	0	15	22	0.00	1.000			
54 Ronald Belisario, R ERA: 3.99	1.0	4	0	0	0	0	0	0	0	0	0	0	0	0	0	0	0	0	11	18	0.00	0.000			

Batter	1	2	3	4	5	6	7	8	9	10	11	12	13	14	AB	R	H	RBI	BB	SO	LOB	TOP								
14 Mark Ellis, R OBP: 0.285, SLG: 0.333	F7		L8		G3				L9	G6-3			F7		7	1	2	0	0	0	1									
66 Yasiel Puig, R OBP: 0.428, SLG: 0.634	K		K						K		G3		G1-3		7	1	1	0	0	3	1									
23 Adrián González, L OBP: 0.353, SLG: 0.489															4	1	2	1	1	0	2									
6 Jerry Hairston, R OBP: 0.311, SLG: 0.342			G3		G3								P2		1	1	0	0	1	0	0									
74 Kenley Jansen, S	1B														0	0	0	0	0	0	0									
13 Hanley Ramirez, R OBP: 0.452, SLG: 0.739	F8														6	2	3	3	1	0	2									
17 A.J. Ellis, R OBP: 0.361, SLG: 0.395															6	1	3	2	1	1	1									
16 Andre Ethier, L OBP: 0.351, SLG: 0.388															6	0	2	0	1	1	2									
33 Scott Van Slyke, R OBP: 0.313, SLG: 0.568															2	0	1	1	0	0	3									
56 J.P. Howell, L															0	0	0	0	0	0	0									
54 Ronald Belisario, R															0	0	0	0	0	0	0									
5 Juan Uribe, R OBP: 0.342, SLG: 0.422															4	0	1	0	0	0	0									
7 Nick Punto, S															4	0	0	0	0	0	0									
60 José Domínguez, R															0	0	0	0	0	0	0									
75 Paco Rodríguez, L															0	0	0	0	0	0	0									
21 Zack Greinke, R															0	0	0	0	0	0	0									
44 Chris Withrow, R															1	0	0	0	0	0	0									
18 Tim Federowicz, R OBP: 0.260, SLG: 0.336															1	0	0	0	0	0	1									
99 Hyun Jin Ryu, R OBP: 0.243, SLG: 0.323															2	0	0	0	0	0	4									
25 Carl Crawford, L OBP: 0.330, SLG: 0.420															4	0	0	0	0	0	2									
Inning Stats	R: 0 E: 0 K: 1 S: 11	H: 1 LOB: 1 BB: 0 P: 16	R: 0 E: 0 K: 1 S: 16	H: 2 LOB: 2 BB: 0 P: 22	R: 0 E: 0 K: 1 S: 10	H: 0 LOB: 0 BB: 0 P: 14	R: 1 E: 0 K: 1 S: 11	H: 2 LOB: 1 BB: 1 P: 22	R: 2 E: 0 K: 0 S: 11	H: 3 LOB: 2 BB: 2 P: 23	R: 0 E: 0 K: 0 S: 11	H: 1 LOB: 0 BB: 0 P: 16	R: 1 E: 0 K: 0 S: 9	H: 1 LOB: 2 BB: 1 P: 12	R: 0 E: 0 K: 1 S: 16	H: 0 LOB: 1 BB: 1 P: 27	R: 0 E: 0 K: 0 S: 8	H: 0 LOB: 1 BB: 1 P: 14	R: 0 E: 0 K: 0 S: 7	H: 1 LOB: 1 BB: 0 P: 11	R: 0 E: 0 K: 0 S: 5	H: 0 LOB: 0 BB: 0 P: 9	R: 2 E: 0 K: 2 S: 14	H: 2 LOB: 0 BB: 0 P: 17	R: 0 E: 0 K: 0 S: 10	H: 1 LOB: 1 BB: 0 P: 17	1B: 11 2B: 1 3B: 0 HR: 3	SF: 1 DP: 1 HBP: 0	WP: 1 PB: 0 SB: 0 CS: 0	PA: 62
PITCHER	IP	WLS	BF	H	R	ER	SO	BB	IBB	HBP	BLK	WP	HR	S	P	ERA	WHIP													
37 Tyler Skaggs, L ERA: 4.03	4.1		24	8	3	3	3	3	0	0	0	0	0	0	6	6.23	2.538													
38 Will Harris, R ERA: 2.11	0.2	1	0	0	0	0	0	0	0	0	0	0	0	0	3	6	0.00	0.000												
29 Brad Ziegler, R ERA: 2.35	1.0	H	4	1	0	0	0	0	0	0	0	0	0	11	16	0.00	1.000													
30 David Hernandez, R ERA: 4.69	1.0	H	4	1	1	1	0	0	0	0	0	0	1	9	12	9.00	1.000													
40 J.J. Putz, R ERA: 3.63	1.0	H	3	0	0	0	0	0	0	0	0	0	0	5	10	0.00	0.000													
PITCHER	IP	WLS	BF	H	R	ER	SO	BB	IBB	HBP	BLK	WP	HR	S	P	ERA	WHIP													
21 Heath Bell, R ERA: 4.72	1.0		6	2	1	1	1	0	0	0	0	0	0	16	27	9.00	3.000													
55 Josh Colimenter, R ERA: 2.58	4.0	L	17	3	2	2	0	2	0	0	0	0	2	48	74	4.50	1.250													
49 Tony Sipp, L ERA: 3.95	1.0		3	0	0	0	2	0	0	0	0	0	0	8	9	0.00	0.000													

Los Angeles Dodgers @ Arizona Diamondbacks
Chase Field, Phoenix, AZ
Wed Jul 10 2013, 6:41 PM - 11:54 PM MST
Att. 24,489 - Roof Closed - 80 F


AB 54
R 7
H 15
RBI 7
BB 6
SO 6
LOB 22



Batter	1	2	3	4	5	6	7	8	9	10	11	12	13	14	AB	R	H	RBI	BB	SO	LOB	BOTTOM								
11 AJ Pollock, R OBP: 0.290, SLG: 0.430	K														6	2	3	0	1	2	1									
2 Aaron Hill, R OBP: 0.380, SLG: 0.537															5	2	2	2	0	1	2									
44 Paul Goldschmidt, R OBP: 0.390, SLG: 0.560															6	1	2	2	1	1	0									
7 Cody Ross, R OBP: 0.318, SLG: 0.376															6	0	0	0	0	1	3									
14 Martin Prado, R OBP: 0.305, SLG: 0.368															4	0	2	1	2	0	1									
27 Wil Nieves, R OBP: 0.392, SLG: 0.420															6	0	0	0	0	1	6									
8 Gerardo Parra, L OBP: 0.345, SLG: 0.430															6	0	0	0	0	2	2									
4 Cliff Pennington, S OBP: 0.298, SLG: 0.280															6	0	0	0	0	0	1									
31 Tony Blundin, L															1	0	0	0	0	0	1									
8 Adam Eaton, L															1	0	0	0	0	0	0									
13 Jesus Puig, L															1	0	0	0	0	0	0									
21 Michael Bourn, R															1	0	0	0	0	0	0									
41 J.J. Putz, R															1	0	0	0	0	0	0									
10th inning															1	0	0	0	0	0	0									
46 Jayson Werth, L															1	0	0	0	0	0	0									
26 Mike Trout, L															1	0	0	0	0	0	0									
Inning Stats	R: 1 E: 0 K: 1 S: 13	H: 1 LOB: 2 BB: 2 P: 26	R: 0 E: 0 K: 1 S: 8	H: 0 LOB: 0 BB: 0 P: 11	R: 1 E: 0 K: 1 S: 12	H: 1 LOB: 0 BB: 0 P: 16	R: 0 E: 0 K: 0 S: 11	H: 1 LOB: 1 BB: 0 P: 13	R: 3 E: 0 K: 0 S: 22	H: 4 LOB: 1 BB: 0 P: 34	R: 0 E: 0 K: 0 S: 5	H: 0 LOB: 0 BB: 0 P: 6	R: 0 E: 0 K: 0 S: 11	H: 0 LOB: 0 BB: 0 P: 11	R: 0 E: 0 K: 1 S: 9	H: 0 LOB: 0 BB: 1 P: 12	R: 0 E: 0 K: 0 S: 8	H: 0 LOB: 1 BB: 1 P: 18	R: 0 E: 0 K: 2 S: 14	H: 1 LOB: 1 BB: 0 P: 21	R: 0 E: 0 K: 1 S: 8	H: 1 LOB: 1 BB: 0 P: 11	R: 0 E: 0 K: 2 S: 12	H: 0 LOB: 1 BB: 1 P: 20	R: 0 E: 0 K: 0 S: 10	H: 0 LOB: 1 BB: 1 P: 20	1B: 6 2B: 1 3B: 1 HR: 1	SF: 1 DP: 2 HBP: 0	WP: 1 PB: 0 SB: 0 CS: 0	PA: 55
PITCHER	IP	WLS	BF	H	R	ER	SO	BB	IBB	HBP	BLK	WP	HR	S	P	ERA	WHIP													
99 Hyun Jin Ryu, L ERA: 3.09	5.0		24	7	5	5	3	2	2	0	0	0	0	16	100	9.00	1.800													
56 J.P. Howell, L ERA: 2.35	1.0		3	0	0	0	1	0	0	0	0	0	0	5	6	0.00	0.000													
54 Ronald Belisario, R ERA: 3.09	1.0		3	0	0	0	0	0	0	0	0	0	0	0	11	0.00	0.000													
60 José Domínguez, R ERA: 3.09	1.0		3	0	0	0	0	0	0	0	0	0	0	11	12	0.00	0.000													
75 Paco Rodríguez, L ERA: 2.48	1.0		3	0	0	0	1	0	0	0	0	0	0	9	12	0.00	0.000													
PITCHER	IP	WLS	BF	H	R	ER	SO	BB	IBB	HBP	BLK	WP	HR	S	P	ERA	WHIP													
44 Chris Withrow, R ERA: 4.0	3.0		11	1	0	0	3	2	0	0	0	0	0	34	59	0.00	1.000													
74 Kenley Jansen, R ERA: 2.33	2.0	W	8	1	0	0	3	1	0	0	0	0	0	20	31	0.00	1.000													

Los Angeles Dodgers @ Arizona Diamondbacks
Chase Field, Phoenix, AZ
Wed Jul 10 2013, 6:41 PM - 11:54 PM MST
Att. 24,489 - Roof Closed - 80 F

AB 49
R 5
H 9
RBI 5
BB 5
SO 11
LOB 17




Batter	1	2	3	4	5	6	7	8	9	AB	R	H	RBI	BB	SO	LOB	TOP						
24 Dexter Fowler, S (1.8) OBP: 0.385, SLG: 0.466	F9		L6			G1-3		G1-4-3		4	0	0	0	0	0	1	Colorado Rockies @ Los Angeles Dodgers Dodger Stadium, Los Angeles, CA Thu Jul 11 2013, 7:12 PM - 10:24 PM PDT Att: 52,740 - Cloudy - 76 F						
14 Josh Rutledge, R (1.4) OBP: 0.272, SLG: 0.314	K			F8		K		K		4	0	0	0	0	3	0							
5 Carlos González, L (1.7) OBP: 0.371, SLG: 0.623	L9			1B		1B			HR	4	1	3	1	0	0	0							
2 Troy Tulowitzki, R (1.6) OBP: 0.406, SLG: 0.624		K		K		F8			K	4	0	0	0	0	3	2							
3 Michael Cuddyer, R (1.9) OBP: 0.395, SLG: 0.567		G6-3		K				G6-3		4	0	0	0	0	2	1							
20 Wilin Rosario, R (1.2) OBP: 0.313, SLG: 0.476		K				G6-3			G4-3	4	0	1	0	0	1	0							
17 Todd Helton, L (1.3) OBP: 0.327, SLG: 0.382				K		K				3	0	2	0	0	1	0							
28 Nolan Arenado, R (1.5) OBP: 0.291, SLG: 0.410				F8						3	0	1	0	0	0	3							
59 Wilton Lopez, R (7.1) OBP: 0.272, SLG: 0.314						G5-4-3				0	0	0	0	0	0	0							
88 Josh Outman, L (8.1) OBP: 0.272, SLG: 0.314						1B				0	0	0	0	0	0	0							
13 Drew Pomeranz, R (1.1) OBP: 0.327, SLG: 0.382				K		G5-3		G4-3		1	0	0	0	0	1	1							
15 Jordan Pacheco, R (5, PH) OBP: 0.274, SLG: 0.311										1	0	0	0	0	0	1							
60 Manny Corpas, R (5.1) OBP: 0.327, SLG: 0.382										0	0	0	0	0	0	0							
9 DJ LeMahieu, R (7.5) OBP: 0.320, SLG: 0.357										1	0	0	0	0	0	0							
Inning Stats	R: 0 E: 0 K: 1 S: 7	H: 0 LOB: 0 BB: 0 P: 9	R: 0 E: 0 K: 2 S: 9	H: 0 LOB: 0 BB: 0 P: 12	R: 0 E: 0 K: 1 S: 12	H: 1 LOB: 1 BB: 0 P: 15	R: 0 E: 0 K: 2 S: 11	H: 1 LOB: 1 BB: 0 P: 17	R: 0 E: 0 K: 1 S: 9	H: 1 LOB: 1 BB: 0 P: 12	R: 0 E: 0 K: 1 S: 10	H: 2 LOB: 1 BB: 0 P: 11	R: 0 E: 0 K: 1 S: 7	H: 0 LOB: 0 BB: 0 P: 10	R: 1 E: 0 K: 2 S: 11	H: 1 LOB: 0 BB: 0 P: 16	1B: 6 2B: 0 3B: 0 HR: 1	SF: 0 SAC: 0 DP: 1 HBP: 0	WP: 0 PB: 0 SB: 0 CS: 0	PA: 33			
PITCHER	IP WLS BF H R ER SO BB IBB HBP BLK WP HR S P ERA WHIP	6.1 W 25 6 0 0 8 0 0 0 0 0 0 65 90 0.00 0.947	1.2 H 4 0 0 0 1 0 0 0 0 0 0 8 11 0.00 0.000	1.0 4 1 1 1 2 0 0 0 0 0 0 1 16 9.00 1.000																			

Colorado Rockies @ Los Angeles Dodgers
 Dodger Stadium, Los Angeles, CA
 Thu Jul 11 2013, 7:12 PM - 10:24 PM PDT
 Att: 52,740 - Cloudy - 76 F

livebaseballscorecards.com

AB 33
 R 1
 H 7
 RBI 1
 BB 0
 SO 11
 LOB 9




Batter	1	2	3	4	5	6	7	8	9	AB	R	H	RBI	BB	SO	LOB	BOTTOM					
14 Mark Ellis, R (1.4) OBP: 0.308, SLG: 0.341	G4-6-3		G6-3	1B		G5-3				4	0	3	4	1	0	0	Colorado Rockies @ Los Angeles Dodgers Dodger Stadium, Los Angeles, CA Thu Jul 11 2013, 7:12 PM - 10:24 PM PDT Att: 52,740 - Cloudy - 76 F					
66 Yasiel Puig, R (1.8) OBP: 0.429, SLG: 0.630	G4-6-3		G6-3	1B				SF9		4	0	2	0	0	1	1						
16 Andre Ethier, L (8.8) OBP: 0.350, SLG: 0.388	1-2		G6-3	1B				SF9		0	0	0	1	0	0	0						
23 Adrián González, L (1.3) OBP: 0.353, SLG: 0.491	G6-3		G6-3	L7				K		5	0	2	0	0	1	5						
13 Hanley Ramirez, R (1.6) OBP: 0.458, SLG: 0.726	F7		G6-3	1B		G6-3				2	0	0	0	3	0	1						
33 Scott Van Slyke, R (1.9) OBP: 0.307, SLG: 0.544		K	FC6-4			G5-3		K		5	0	1	0	0	2	4						
5 Juan Uribe, R (1.5) OBP: 0.350, SLG: 0.426		2B				G5-4-3				3	2	2	0	1	0	3						
6 Jerry Hairston, R (1.7) OBP: 0.325, SLG: 0.360		2B				L3				3	2	2	1	1	0	1						
18 Tim Federowicz, R (1.2) OBP: 0.236, SLG: 0.345		K				P6		FC6		3	1	0	0	1	1	2						
35 Chris Capuano, L (1.1) ERA: 8.76		K				G1-3				3	0	0	0	0	2	4						
54 Ronald Belisario, R (7.1) ERA: 4.58										0	0	0	0	0	0	0						
25 Carl Crawford, L (8, PH) OBP: 0.333, SLG: 0.423										1	1	1	0	0	0	0						
31 Brandon League, R (9.1) ERA: 4.63										0	0	0	0	0	0	0						
Inning Stats	R: 0 E: 0 K: 0 S: 14	H: 2 LOB: 1 BB: 0 P: 18	R: 1 E: 0 K: 3 S: 15	H: 2 LOB: 0 BB: 0 P: 23	R: 0 E: 0 K: 0 S: 7	H: 1 LOB: 2 BB: 2 P: 17	R: 2 E: 0 K: 1 S: 17	H: 2 LOB: 2 BB: 3 P: 33	R: 0 E: 0 K: 0 S: 7	H: 1 LOB: 1 BB: 0 P: 13	R: 0 E: 0 K: 0 S: 8	H: 0 LOB: 0 BB: 0 P: 11	R: 0 E: 0 K: 1 S: 10	H: 2 LOB: 2 BB: 1 P: 21	R: 3 E: 1 K: 2 S: 24	H: 3 LOB: 2 BB: 1 P: 35	1B: 11 2B: 2 3B: 0 HR: 0	SF: 1 SAC: 0 DP: 3 HBP: 0	WP: 0 PB: 0 SB: 1 CS: 0	PA: 41		
PITCHER	IP WLS BF H R ER SO BB IBB HBP BLK WP HR S P ERA WHIP	4.0 L 21 2 0 0 1 1 0 0 0 0 0 22 40 0.00 1.286	0.2 4 2 2 2 0 0 0 0 0 0 0 11 15 27.00 3.000	1.0 6 2 1 0 2 0 1 0 0 0 0 16 25 0.00 2.000																		

Colorado Rockies @ Los Angeles Dodgers
 Dodger Stadium, Los Angeles, CA
 Thu Jul 11 2013, 7:12 PM - 10:24 PM PDT
 Att: 52,740 - Cloudy - 76 F

livebaseballscorecards.com

AB 33
 R 6
 H 13
 RBI 6
 BB 7
 SO 7
 LOB 21




Batter	1	2	3	4	5	6	7	8	9	AB	R	H	RBI	BB	SO	LOB	TOP					
24 Dexter Fowler, S OBP: 0.380, SLG: 0.456	G4-3			G3-1		K			K	4	0	0	0	0	2	0	Colorado Rockies @ Los Angeles Dodgers Dodger Stadium, Los Angeles, CA Sat Jul 13 2013, 4:15 PM - 6:32 PM PDT Att: 51,992 - Sunny - 79 F					
9 DJ LeMahieu, R OBP: 0.321, SLG: 0.356	G1-3			G6-3			G6-3		K	4	0	0	0	0	1	0						
5 Carlos González, L OBP: 0.364, SLG: 0.611	G5-3			P5			K		K	3	0	0	0	0	1	0						
3 Michael Cuddyer, R OBP: 0.391, SLG: 0.561		G5-3			K				K	3	0	0	0	0	2	0						
17 Todd Helton, L OBP: 0.330, SLG: 0.381		P5								2	0	1	0	1	0	0						
14 Josh Rutledge, R OBP: 0.272, SLG: 0.314										0	0	0	0	0	0	0						
15 Jordan Pacheco, R OBP: 0.274, SLG: 0.306										0	0	0	0	0	0	0						
28 Nolan Arenado, R OBP: 0.287, SLG: 0.401		G1-3			L5				G5-3	3	0	0	0	0	0	2						
8 Yorvit Torrealba, R OBP: 0.359, SLG: 0.343				G4-3					K	3	0	0	0	0	2	3						
18 Jonathan Herrera, S OBP: 0.316, SLG: 0.368				G3-1					G3-1	3	0	1	0	0	0	2						
32 Tyler Chatwood, R OBP: 0.346, SLG: 0.320				G4-3						2	0	0	0	0	1	1						
19 Charlie Blackmon, L OBP: 0.259, SLG: 0.460									G6-3	1	0	0	0	0	0	0						
Inning Stats	R: 0 E: 0 K: 0 S: 6	H: 0 LOB: 0 BB: 0 P: 8	R: 0 E: 0 K: 0 S: 6	H: 0 LOB: 0 BB: 0 P: 6	R: 0 E: 0 K: 0 S: 7	H: 0 LOB: 0 BB: 0 P: 9	R: 0 E: 0 K: 0 S: 9	H: 0 LOB: 0 BB: 0 P: 11	R: 0 E: 0 K: 2 S: 13	H: 1 LOB: 1 BB: 0 P: 20	R: 0 E: 0 K: 2 S: 8	H: 1 LOB: 0 BB: 0 P: 12	R: 0 E: 0 K: 0 S: 8	H: 0 LOB: 0 BB: 0 P: 12	R: 0 E: 0 K: 1 S: 13	H: 0 LOB: 2 BB: 1 P: 19	R: 0 E: 0 K: 2 S: 10	H: 0 LOB: 0 BB: 0 P: 13	1B: 2 2B: 0 3B: 0 HR: 0	SF: 0 SAC: 0 DP: 0 HBP: 0	WP: 0 PB: 0 SB: 1 CS: 1	PA: 29
PITCHER 21 Zack Greinke, R ERA: 3.49	IP: 9.0 WLS: W BF: 29	H: 2 R: 0 ER: 0 SO: 9	BB: 1 IBB: 0 HBP: 0 BLK: 0	WP: 0 HR: 0 S: 80 P: 110	ERA: 0.00 WHIP: 0.333	PITCHER										IP: 9.0 WLS: W BF: 29	H: 2 R: 0 ER: 0 SO: 9	BB: 1 IBB: 0 HBP: 0 BLK: 0	WP: 0 HR: 0 S: 80 P: 110	ERA: 0.00 WHIP: 0.333		

Batter	1	2	3	4	5	6	7	8	9	AB	R	H	RBI	BB	SO	LOB	BOTTOM			
55 Skip Schumaker, L OBP: 0.324, SLG: 0.303	G4-3		G6-3		K			G4-3		4	1	1	0	0	1	1	Colorado Rockies @ Los Angeles Dodgers Dodger Stadium, Los Angeles, CA Sat Jul 13 2013, 4:15 PM - 6:32 PM PDT Att: 51,992 - Sunny - 79 F			
14 Mark Ellis, R OBP: 0.307, SLG: 0.333	G6-3							E3		2	0	0	0	1	1	0				
7 Nick Punto, S OBP: 0.327, SLG: 0.313	G6-3		G3-6					F8		0	0	0	0	0	0	0				
23 Adrián González, L OBP: 0.349, SLG: 0.482	G4-3		G3-6					F7		4	0	0	0	0	0	4				
13 Hanley Ramirez, R OBP: 0.449, SLG: 0.710	G6-3							G4-3		3	0	1	1	0	0	1				
16 Andre Ethier, L OBP: 0.349, SLG: 0.384	K							G4-3		3	0	0	0	0	2	2				
17 A.J. Ellis, R OBP: 0.355, SLG: 0.392	G4-3		G6-4-3							3	0	1	0	0	0	1				
6 Jerry Hairston, R OBP: 0.323, SLG: 0.350										2	0	0	0	1	0	1				
33 Scott Van Slyke, R OBP: 0.300, SLG: 0.531										0	0	0	0	0	0	0				
5 Juan Uribe, R OBP: 0.344, SLG: 0.415										3	0	0	0	0	0	2				
21 Zack Greinke, R OBP: 0.457, SLG: 0.400										3	0	1	0	0	0	1				
Inning Stats	R: 1 E: 0 K: 1 S: 7	H: 1 LOB: 1 BB: 0 P: 8	R: 0 E: 0 K: 0 S: 7	H: 0 LOB: 1 BB: 1 P: 13	R: 0 E: 0 K: 0 S: 5	H: 0 LOB: 0 BB: 1 P: 11	R: 0 E: 0 K: 1 S: 7	H: 1 LOB: 0 BB: 0 P: 10	R: 0 E: 0 K: 1 S: 15	H: 1 LOB: 1 BB: 0 P: 21	R: 0 E: 0 K: 1 S: 8	H: 0 LOB: 0 BB: 0 P: 12	R: 0 E: 0 K: 0 S: 8	H: 1 LOB: 1 BB: 0 P: 12	R: 0 E: 1 K: 0 S: 7	H: 0 LOB: 1 BB: 0 P: 11	1B: 2 2B: 2 3B: 0 HR: 0	SF: 0 SAC: 0 DP: 2 HBP: 1	WP: 0 PB: 0 SB: 1 CS: 0	PA: 30
PITCHER 32 Tyler Chatwood, R ERA: 2.66	IP: 8.0 WLS: L BF: 30	H: 4 R: 1 ER: 1 SO: 4	BB: 2 IBB: 0 HBP: 1 BLK: 0	WP: 0 HR: 0 S: 64 P: 98	ERA: 1.12 WHIP: 0.750	PITCHER										IP: 8.0 WLS: L BF: 30	H: 4 R: 1 ER: 1 SO: 4	BB: 2 IBB: 0 HBP: 1 BLK: 0	WP: 0 HR: 0 S: 64 P: 98	ERA: 1.12 WHIP: 0.750

Batter	1	2	3	4	5	6	7	8	9	AB	R	H	RBI	BB	SO	LOB	TOP				
25 Carl Crawford, L OBP: 0.326, SLG: 0.413	G3-1		K	L8			G4-3			4	0	0	0	0	1	2					
66 Yasiel Puig, R OBP: 0.412, SLG: 0.600 54 Ronald Belisario, R 74 Kenley Jansen, S	F9		K		F7			K		4	0	0	0	0	2	0					
23 Adrián González, L OBP: 0.349, SLG: 0.480	13 WP 1B		13 HR 1B		G3			F7		4	1	2	0	0	0	0					
13 Hanley Ramirez, R OBP: 0.438, SLG: 0.702	P5		HR		K			K		4	1	1	2	0	2	1					
16 Andre Ethier, L OBP: 0.349, SLG: 0.389	17 G6-4-3 BB		K		L6			HR		3	1	1	1	1	1	0					
17 A.J. Ellis, R OBP: 0.347, SLG: 0.378	G6-4-3		G5-3		G6-3			F8		4	0	0	0	0	0	1					
5 Juan Uribe, R 60 José Domínguez, R 75 Paco Rodríguez, L 55 Skip Schumaker, L	14 1B 1B		47 SH1-4 14 1B 1B		K			K		3	0	2	0	0	1	0					
14 Mark Ellis, R OBP: 0.310, SLG: 0.336	1B		47 SH1-4 1B		G6-3			F8		4	0	2	0	0	0	0					
47 Ricky Nolasco, R 7 Nick Punto, S	K		SH1-4		F8					1	0	0	0	0	1	2					
										1	0	0	0	0	0	0					
Inning Stats	R: 0 E: 0 K: 0 S: 11	H: 1 LOB: 1 BB: 0 P: 17	R: 0 E: 0 K: 1 S: 8	H: 2 LOB: 2 BB: 1 P: 15	R: 2 E: 0 K: 3 S: 15	H: 2 LOB: 0 BB: 0 P: 19	R: 0 E: 0 K: 0 S: 12	H: 2 LOB: 2 BB: 0 P: 16	R: 0 E: 0 K: 1 S: 10	H: 0 LOB: 0 BB: 0 P: 14	R: 0 E: 0 K: 0 S: 7	H: 0 LOB: 0 BB: 0 P: 11	R: 0 E: 0 K: 2 S: 9	H: 0 LOB: 0 BB: 0 P: 14	R: 1 E: 0 K: 1 S: 14	H: 1 LOB: 0 BB: 0 P: 20	1B: 6 2B: 0 3B: 0 HR: 2	SF: 0 SAC: 1 DP: 1 HBP: 0	WP: 1 PB: 0 SB: 0 CS: 0	PA: 35	
PITCHER	IP WLS BF H R ER SO BB IBB HBP BLK WP HR S P ERA WHIP	IP WLS BF H R ER SO BB IBB HBP BLK WP HR S P ERA WHIP	IP WLS BF H R ER SO BB IBB HBP BLK WP HR S P ERA WHIP	IP WLS BF H R ER SO BB IBB HBP BLK WP HR S P ERA WHIP	IP WLS BF H R ER SO BB IBB HBP BLK WP HR S P ERA WHIP	IP WLS BF H R ER SO BB IBB HBP BLK WP HR S P ERA WHIP	IP WLS BF H R ER SO BB IBB HBP BLK WP HR S P ERA WHIP	IP WLS BF H R ER SO BB IBB HBP BLK WP HR S P ERA WHIP	IP WLS BF H R ER SO BB IBB HBP BLK WP HR S P ERA WHIP	IP WLS BF H R ER SO BB IBB HBP BLK WP HR S P ERA WHIP	IP WLS BF H R ER SO BB IBB HBP BLK WP HR S P ERA WHIP	IP WLS BF H R ER SO BB IBB HBP BLK WP HR S P ERA WHIP	IP WLS BF H R ER SO BB IBB HBP BLK WP HR S P ERA WHIP	IP WLS BF H R ER SO BB IBB HBP BLK WP HR S P ERA WHIP	IP WLS BF H R ER SO BB IBB HBP BLK WP HR S P ERA WHIP	IP WLS BF H R ER SO BB IBB HBP BLK WP HR S P ERA WHIP	IP WLS BF H R ER SO BB IBB HBP BLK WP HR S P ERA WHIP	IP WLS BF H R ER SO BB IBB HBP BLK WP HR S P ERA WHIP	IP WLS BF H R ER SO BB IBB HBP BLK WP HR S P ERA WHIP	IP WLS BF H R ER SO BB IBB HBP BLK WP HR S P ERA WHIP	IP WLS BF H R ER SO BB IBB HBP BLK WP HR S P ERA WHIP

Los Angeles Dodgers @ Washington Nationals
 Nationals Park, Washington, DC
 Fri Jul 19 2013, 7:10 PM - 10:08 PM EDT
 Att: 39,146 - Cloudy - 92 F


AB 33
 R 3
 H 8
 RBI 3
 BB 1
 SO 9
 LOB 6



Batter	1	2	3	4	5	6	7	8	9	AB	R	H	RBI	BB	SO	LOB	BOTTOM					
2 Denard Span, L OBP: 0.321, SLG: 0.357	G4-6-3 BB		G4-3		G6-3 1B		G4-3			3	0	1	0	1	0	1						
6 Anthony Rendon, R 36 Tyler Clippard, R 29 Rafael Soriano, R	G4-6-3		P6		G6-3		L9			4	0	0	0	0	0	3						
11 Ryan Zimmerman, R	G4-3		34 1B 20 FC5-2 1B		28 1B 20 1B 1B		G6-3			4	1	2	0	0	0	0						
34 Bryce Harper, L	28 L9 20 WP 2B		20 FC5-2 1B		K		K2-3			4	1	2	0	0	2	1						
28 Jayson Werth, R	L9		20 FC5-2 BB		20 1B 1B		F9			3	0	1	0	1	0	1						
20 Ian Desmond, R	18 G3 2B		FC5-2		18 G6-3 1B					4	0	2	1	0	1	3						
18 Chad Tracy, L	G3		F7		G6-3					4	0	0	0	0	0	6						
40 Wilson Ramos, R	G3		G1-3		G5-3					4	0	0	0	0	1	4						
37 Stephen Strasburg, R 1 Steve Lombardozzi, S	K		G6-3		G4-3 1B					2	0	0	0	0	1	0						
										1	0	1	0	0	0	0						
Inning Stats	R: 0 E: 0 K: 0 S: 6	H: 0 LOB: 0 BB: 1 P: 14	R: 1 E: 0 K: 0 S: 7	H: 2 LOB: 1 BB: 0 P: 14	R: 0 E: 0 K: 1 S: 8	H: 0 LOB: 0 BB: 0 P: 12	R: 0 E: 0 K: 0 S: 12	H: 2 LOB: 3 BB: 1 P: 22	R: 0 E: 0 K: 0 S: 5	H: 1 LOB: 0 BB: 0 P: 9	R: 1 E: 0 K: 1 S: 13	H: 3 LOB: 1 BB: 0 P: 21	R: 0 E: 0 K: 0 S: 8	H: 1 LOB: 1 BB: 0 P: 12	R: 0 E: 0 K: 1 S: 8	H: 0 LOB: 0 BB: 0 P: 11	R: 0 E: 0 K: 2 S: 9	H: 0 LOB: 0 BB: 0 P: 11	1B: 7 2B: 2 3B: 0 HR: 0	SF: 0 SAC: 0 DP: 3 HBP: 0	WP: 1 PB: 0 SB: 0 CS: 0	PA: 35
PITCHER	IP WLS BF H R ER SO BB IBB HBP BLK WP HR S P ERA WHIP	IP WLS BF H R ER SO BB IBB HBP BLK WP HR S P ERA WHIP	IP WLS BF H R ER SO BB IBB HBP BLK WP HR S P ERA WHIP	IP WLS BF H R ER SO BB IBB HBP BLK WP HR S P ERA WHIP	IP WLS BF H R ER SO BB IBB HBP BLK WP HR S P ERA WHIP	IP WLS BF H R ER SO BB IBB HBP BLK WP HR S P ERA WHIP	IP WLS BF H R ER SO BB IBB HBP BLK WP HR S P ERA WHIP	IP WLS BF H R ER SO BB IBB HBP BLK WP HR S P ERA WHIP	IP WLS BF H R ER SO BB IBB HBP BLK WP HR S P ERA WHIP	IP WLS BF H R ER SO BB IBB HBP BLK WP HR S P ERA WHIP	IP WLS BF H R ER SO BB IBB HBP BLK WP HR S P ERA WHIP	IP WLS BF H R ER SO BB IBB HBP BLK WP HR S P ERA WHIP	IP WLS BF H R ER SO BB IBB HBP BLK WP HR S P ERA WHIP	IP WLS BF H R ER SO BB IBB HBP BLK WP HR S P ERA WHIP	IP WLS BF H R ER SO BB IBB HBP BLK WP HR S P ERA WHIP	IP WLS BF H R ER SO BB IBB HBP BLK WP HR S P ERA WHIP	IP WLS BF H R ER SO BB IBB HBP BLK WP HR S P ERA WHIP	IP WLS BF H R ER SO BB IBB HBP BLK WP HR S P ERA WHIP	IP WLS BF H R ER SO BB IBB HBP BLK WP HR S P ERA WHIP	IP WLS BF H R ER SO BB IBB HBP BLK WP HR S P ERA WHIP	IP WLS BF H R ER SO BB IBB HBP BLK WP HR S P ERA WHIP	

Los Angeles Dodgers @ Washington Nationals
 Nationals Park, Washington, DC
 Fri Jul 19 2013, 7:10 PM - 10:08 PM EDT
 Att: 39,146 - Cloudy - 92 F

AB 33
 R 2
 H 9
 RBI 1
 BB 2
 SO 5
 LOB 19



Batter	1	2	3	4	5	6	7	8	9	10	AB	R	H	RBI	BB	SO	LOB	TOP				
14 Mark Ellis, R 54 Ronald Belisario, R 56 J.P. Howell, L 6 Jerry Hairston, R 44 Chris Withrow, R 74 Kenley Jansen, S			SH1-3		K				G3-1		2	0	1	1	1	1	1					
66 Yasiel Puig, R OBP: 0.400, SLG: 0.581	G5-3		K		K			G3	K		5	0	0	0	0	3	5					
23 Adrián González, L OBP: 0.347, SLG: 0.479	G4-3		G4-3		K			G3			5	1	1	0	0	1	2					
13 Hanley Ramirez, R OBP: 0.444, SLG: 0.706	K				1B			L8			5	1	3	1	0	1	1					
5 Juan Uribe, R OBP: 0.341, SLG: 0.408	K		K		K		F8	E5	SH2-3		4	0	0	0	0	2	2					
16 Andre Ethier, L OBP: 0.347, SLG: 0.386	K		K		K				SF7		3	0	0	1	1	3	2					
33 Scott Van Slyke, R OBP: 0.309, SLG: 0.517 25 Carl Crawford, L OBP: 0.328, SLG: 0.414					F8				BB		2	0	0	0	1	1	1					
18 Tim Federowicz, R OBP: 0.245, SLG: 0.348	G5-3				K			G6-3			2	0	1	0	0	0	2					
21 Zack Greinke, R OBP: 0.488, SLG: 0.469 55 Skip Schumaker, L OBP: 0.329, SLG: 0.514 60 José Domínguez, R 75 Paco Rodríguez, L 7 Nick Punto, S			SH1-3						F9		2	0	2	0	0	0	0					
Inning Stats	R: 0 E: 0 K: 1 S: 8	H: 0 LOB: 1 BB: 1 P: 17	R: 0 E: 0 K: 2 S: 10	H: 0 LOB: 1 BB: 0 P: 17	R: 0 E: 0 K: 1 S: 7	H: 1 LOB: 0 BB: 0 P: 11	R: 0 E: 0 K: 3 S: 12	H: 1 LOB: 1 BB: 0 P: 21	R: 0 E: 0 K: 2 S: 12	H: 1 LOB: 1 BB: 0 P: 15	R: 1 E: 0 K: 1 S: 12	H: 2 LOB: 1 BB: 0 P: 14	R: 0 E: 1 K: 1 S: 15	H: 0 LOB: 2 BB: 1 P: 23	R: 0 E: 0 K: 1 S: 18	H: 1 LOB: 1 BB: 0 P: 18	R: 2 E: 0 K: 0 S: 18	H: 4 LOB: 2 BB: 0 P: 27	1B: 7 2B: 4 3B: 0 HR: 0	SF: 1 SAC: 2 DP: 0 HBP: 0	WP: 1 PB: 0 SB: 1 CS: 0	PA: 45
PITCHER	IP 6.0	WLS 24	BF 4	H 0	R 0	ER 0	SO 11	BB 2	IBB 0	HBP 0	BLK 0	WP 0	HR 0	S 61	P 98	ERA 0.00	WHIP 1.000					
47 Gio González, L ERA: 2.89 22 Drew Storen, R ERA: 4.91 36 Tyler Clippard, R ERA: 1.9 29 Rafael Soriano, R ERA: 2.36 35 Craig Stammen, R ERA: 3.96	46 Ian Krol, L ERA: 1.72	IP 0.2	WLS 4	BF 2	H 0	R 0	ER 0	SO 0	BB 0	IBB 0	HBP 0	BLK 0	WP 0	HR 0	S 13	P 19	ERA 0.00	WHIP 3.000				

Los Angeles Dodgers @ Washington Nationals
Nationals Park, Washington, DC
Sat Jul 20 2013, 7:08 PM - 11:14 PM EDT
Att. 41,816 - Partly Cloudy - 92 F

AB 39
R 3
H 11
RBI 3
BB 3
SO 13
LOB 21



Batter	1	2	3	4	5	6	7	8	9	10	AB	R	H	RBI	BB	SO	LOB	BOTTOM				
2 Denard Span, L OBP: 0.320, SLG: 0.355	G4-3		F8		FC4-6			F7			5	0	1	0	0	0	4					
6 Anthony Rendon, R OBP: 0.341, SLG: 0.439	BB		K		G4-3			FC1-6		G5-3	4	0	0	0	1	1	1					
11 Ryan Zimmerman, R OBP: 0.356, SLG: 0.456	1B		1B		K			FC6-4		F7	5	0	3	0	0	1	0					
34 Bryce Harper, L OBP: 0.373, SLG: 0.522	BB		1B		G1-3			K		K	4	0	1	0	1	2	2					
28 Jayson Werth, R OBP: 0.359, SLG: 0.454	P2		L9		F9			FC6-4		K	5	0	0	0	0	1	7					
20 Ian Desmond, R OBP: 0.328, SLG: 0.485	P4		P4		K			K		K	5	0	1	0	0	2	5					
18 Chad Tracy, L OBP: 0.208, SLG: 0.304	SH1-3		SH1-3		FC5-4			G4-3		G3	5	1	3	0	0	0	1					
40 Wilson Ramos, R OBP: 0.333, SLG: 0.477	G6-3		FC5-4		FC2-6			BB		BB	2	0	0	0	2	0	2					
47 Gio González, R 33 Roger Bernierina, L 22 Drew Storen, S 36 Tyler Clippard, R 7 Scott Hairston, R 29 Rafael Soriano, R 35 Craig Stammen, R 46 Ian Krol, L	SH1-3		FC2-6		FC4-6			K		K	1	0	0	0	0	0	1					
Inning Stats	R: 0 E: 0 K: 0 S: 12	H: 1 LOB: 3 BB: 2 P: 24	R: 0 E: 0 K: 0 S: 5	H: 1 LOB: 1 BB: 0 P: 9	R: 0 E: 0 K: 1 S: 13	H: 2 LOB: 2 BB: 0 P: 24	R: 0 E: 0 K: 0 S: 7	H: 1 LOB: 1 BB: 0 P: 14	R: 0 E: 0 K: 1 S: 6	H: 0 LOB: 0 BB: 0 P: 8	R: 1 E: 0 K: 1 S: 9	H: 2 LOB: 2 BB: 1 P: 19	R: 0 E: 0 K: 1 S: 12	H: 0 LOB: 0 BB: 0 P: 17	R: 0 E: 0 K: 1 S: 10	H: 0 LOB: 0 BB: 0 P: 16	R: 0 E: 0 K: 2 S: 8	H: 0 LOB: 0 BB: 0 P: 13	1B: 9 2B: 1 3B: 0 HR: 0	SF: 0 SAC: 1 DP: 0 HBP: 0	WP: 0 PB: 0 SB: 1 CS: 0	PA: 43
PITCHER	IP 6.0	WLS 27	BF 7	H 1	R 1	ER 1	SO 3	BB 0	IBB 0	HBP 0	BLK 0	WP 0	HR 0	S 52	P 98	ERA 1.50	WHIP 1.667					
21 Zack Greinke, R 60 José Domínguez, R 75 Paco Rodríguez, L 54 Ronald Belisario, R 56 J.P. Howell, L	44 Chris Withrow, R 74 Kenley Jansen, R	IP 1.0	WLS 3	BF 3	H 0	R 0	ER 0	SO 0	BB 0	IBB 0	HBP 0	BLK 0	WP 0	HR 0	S 10	P 16	ERA 0.00	WHIP 0.000				
		IP 1.0	WLS 3	BF 3	H 0	R 0	ER 0	SO 2	BB 0	IBB 0	HBP 0	BLK 0	WP 0	HR 0	S 8	P 13	ERA 0.00	WHIP 0.000				

Los Angeles Dodgers @ Washington Nationals
Nationals Park, Washington, DC
Sat Jul 20 2013, 7:08 PM - 11:14 PM EDT
Att. 41,816 - Partly Cloudy - 92 F

AB 38
R 1
H 10
RBI 1
BB 4
SO 8
LOB 25



Batter	1	2	3	4	5	6	7	8	9	AB	R	H	RBI	BB	SO	LOB	TOP				
25 Carl Crawford, L OBP: 0.336, SLG: 0.423	G4-3	13 HR	2B					1B	FC3-2	5	1	3	1	1	0	3	Los Angeles Dodgers @ Washington Nationals Nationals Park, Washington, DC Sun Jul 21 2013, 1:39 PM - 4:37 PM EDT Att: 34,758 - Partly Cloudy - 89 F				
7 Nick Punto, S OBP: 0.320, SLG: 0.302	23 1B	13 HR		K	F8			K		4	1	1	0	1	2	3					
23 Adrián González, L OBP: 0.349, SLG: 0.479										4	1	2	0	0	1	4					
5 Juan Uribe, R OBP: 0.339, SLG: 0.406	1B	K						F7		1	0	0	0	0	0	1					
13 Hanley Ramirez, R OBP: 0.445, SLG: 0.721	L7	HR								4	2	2	3	0	0	2					
6 Jerry Hairston, R OBP: 0.311, SLG: 0.336								K		1	0	0	0	0	1	1					
16 Andre Ethier, L OBP: 0.346, SLG: 0.382	L6	27 BB		G4-3				F7		3	1	0	1	1	1	3					
55 Skip Schumaker, L OBP: 0.327, SLG: 0.313										1	0	0	0	0	0	0					
27 Matt Kemp, R OBP: 0.319, SLG: 0.382								L7		4	1	3	3	1	0	0					
66 Yasiel Puig, R OBP: 0.400, SLG: 0.581								43 BB 25 FC3-2 14 1B		0	0	0	0	0	0	0					
17 A.J. Ellis, R OBP: 0.341, SLG: 0.374				FC5-4				F9		5	1	1	0	0	0	3					
14 Mark Ellis, R OBP: 0.320, SLG: 0.347			L1					G5-3		5	1	3	0	0	0	0					
22 Clayton Kershaw, L OBP: 0.231, SLG: 0.255										4	0	0	1	0	2	2					
43 Brandon League, R OBP: 0.320, SLG: 0.347	G4-3									0	0	0	0	1	0	0					
Inning Stats	R: 0 H: 2 E: 0 K: 0 S: 13	H: 2 LOB: 2 BB: 0 P: 18	R: 7 H: 6 E: 0 K: 1 S: 26	H: 1 LOB: 1 BB: 2 P: 40	R: 0 H: 1 E: 0 K: 1 S: 8	H: 1 LOB: 1 BB: 0 P: 10	R: 2 H: 3 E: 0 K: 1 S: 16	H: 3 LOB: 1 BB: 2 P: 24	R: 0 H: 1 E: 0 K: 0 S: 8	H: 1 LOB: 2 BB: 1 P: 14	R: 0 H: 0 E: 0 K: 1 S: 7	H: 0 LOB: 0 BB: 0 P: 11	R: 0 H: 0 E: 0 K: 2 S: 11	H: 1 LOB: 1 BB: 0 P: 17	R: 0 H: 1 E: 0 K: 0 S: 16	H: 1 LOB: 3 BB: 2 P: 30	1B: 10 2B: 3 3B: 0 HR: 2	SF: 0 SAC: 0 DP: 0 HBP: 0	WP: 0 PB: 0 SB: 1 CS: 0	PA: 46	
PITCHER	IP WLS BF H R ER SO BB IBB HBP BLK WP HR S P ERA WHIP	IP WLS BF H R ER SO BB IBB HBP BLK WP HR S P ERA WHIP	IP WLS BF H R ER SO BB IBB HBP BLK WP HR S P ERA WHIP	IP WLS BF H R ER SO BB IBB HBP BLK WP HR S P ERA WHIP	IP WLS BF H R ER SO BB IBB HBP BLK WP HR S P ERA WHIP	IP WLS BF H R ER SO BB IBB HBP BLK WP HR S P ERA WHIP	IP WLS BF H R ER SO BB IBB HBP BLK WP HR S P ERA WHIP	IP WLS BF H R ER SO BB IBB HBP BLK WP HR S P ERA WHIP	IP WLS BF H R ER SO BB IBB HBP BLK WP HR S P ERA WHIP	IP WLS BF H R ER SO BB IBB HBP BLK WP HR S P ERA WHIP	IP WLS BF H R ER SO BB IBB HBP BLK WP HR S P ERA WHIP	IP WLS BF H R ER SO BB IBB HBP BLK WP HR S P ERA WHIP	IP WLS BF H R ER SO BB IBB HBP BLK WP HR S P ERA WHIP	IP WLS BF H R ER SO BB IBB HBP BLK WP HR S P ERA WHIP	IP WLS BF H R ER SO BB IBB HBP BLK WP HR S P ERA WHIP	IP WLS BF H R ER SO BB IBB HBP BLK WP HR S P ERA WHIP	IP WLS BF H R ER SO BB IBB HBP BLK WP HR S P ERA WHIP	IP WLS BF H R ER SO BB IBB HBP BLK WP HR S P ERA WHIP	IP WLS BF H R ER SO BB IBB HBP BLK WP HR S P ERA WHIP	IP WLS BF H R ER SO BB IBB HBP BLK WP HR S P ERA WHIP	IP WLS BF H R ER SO BB IBB HBP BLK WP HR S P ERA WHIP

AB 41
R 9
H 15
RBI 9
BB 5
SO 7
LOB 22



Batter	1	2	3	4	5	6	7	8	9	AB	R	H	RBI	BB	SO	LOB	BOTTOM					
34 Bryce Harper, L OBP: 0.368, SLG: 0.512	K		G6-3					K		4	0	0	0	0	3	1	Los Angeles Dodgers @ Washington Nationals Nationals Park, Washington, DC Sun Jul 21 2013, 1:39 PM - 4:37 PM EDT Att: 34,758 - Partly Cloudy - 89 F					
6 Anthony Rendon, R OBP: 0.333, SLG: 0.429	K									4	0	0	0	0	1	0						
11 Ryan Zimmerman, R OBP: 0.352, SLG: 0.450	L7									4	0	0	0	0	0	0						
28 Jayson Werth, R OBP: 0.364, SLG: 0.481										3	2	2	2	1	0	0						
25 Adam LaRoche, L OBP: 0.329, SLG: 0.421										3	0	0	0	0	2	0						
18 Chad Tracy, L OBP: 0.216, SLG: 0.312	K									1	0	1	0	0	0	0						
20 Ian Desmond, R OBP: 0.325, SLG: 0.480										4	0	0	0	0	2	3						
7 Scott Hairston, R OBP: 0.226, SLG: 0.405										3	0	0	0	0	1	1						
24 Kurt Suzuki, R OBP: 0.282, SLG: 0.320										3	0	1	0	0	1	1						
27 Jordan Zimmermann, R OBP: 0.167, SLG: 0.175										0	0	0	0	0	0	0						
43 Ross Ohlendorf, R OBP: 0.249, SLG: 0.236										2	0	0	0	0	1	0						
1 Steve Lombardozzi, S OBP: 0.249, SLG: 0.236										1	0	0	0	0	0	1						
58 Fernando Abad, L ERA: 1.74										0	0	0	0	0	0	0						
Inning Stats	R: 0 H: 0 E: 0 K: 2 S: 11	H: 0 LOB: 0 BB: 0 P: 14	R: 1 H: 1 E: 0 K: 2 S: 9	H: 1 LOB: 0 BB: 0 P: 15	R: 0 H: 0 E: 0 K: 1 S: 9	H: 0 LOB: 0 BB: 0 P: 13	R: 0 H: 0 E: 0 K: 0 S: 5	H: 0 LOB: 0 BB: 0 P: 5	R: 0 H: 0 E: 0 K: 1 S: 11	H: 0 LOB: 1 BB: 1 P: 15	R: 0 H: 0 E: 0 K: 1 S: 10	H: 0 LOB: 0 BB: 0 P: 16	R: 1 H: 1 E: 0 K: 2 S: 13	H: 1 LOB: 0 BB: 0 P: 19	R: 0 H: 1 E: 0 K: 1 S: 9	H: 1 LOB: 1 BB: 0 P: 13	R: 0 H: 1 E: 0 K: 1 S: 14	H: 1 LOB: 2 BB: 1 P: 23	1B: 2 2B: 0 3B: 0 HR: 2	SF: 0 SAC: 0 DP: 0 HBP: 0	WP: 2 PB: 0 SB: 0 CS: 0	PA: 33
PITCHER	IP WLS BF H R ER SO BB IBB HBP BLK WP HR S P ERA WHIP	IP WLS BF H R ER SO BB IBB HBP BLK WP HR S P ERA WHIP	IP WLS BF H R ER SO BB IBB HBP BLK WP HR S P ERA WHIP	IP WLS BF H R ER SO BB IBB HBP BLK WP HR S P ERA WHIP	IP WLS BF H R ER SO BB IBB HBP BLK WP HR S P ERA WHIP	IP WLS BF H R ER SO BB IBB HBP BLK WP HR S P ERA WHIP	IP WLS BF H R ER SO BB IBB HBP BLK WP HR S P ERA WHIP	IP WLS BF H R ER SO BB IBB HBP BLK WP HR S P ERA WHIP	IP WLS BF H R ER SO BB IBB HBP BLK WP HR S P ERA WHIP	IP WLS BF H R ER SO BB IBB HBP BLK WP HR S P ERA WHIP	IP WLS BF H R ER SO BB IBB HBP BLK WP HR S P ERA WHIP	IP WLS BF H R ER SO BB IBB HBP BLK WP HR S P ERA WHIP	IP WLS BF H R ER SO BB IBB HBP BLK WP HR S P ERA WHIP	IP WLS BF H R ER SO BB IBB HBP BLK WP HR S P ERA WHIP	IP WLS BF H R ER SO BB IBB HBP BLK WP HR S P ERA WHIP	IP WLS BF H R ER SO BB IBB HBP BLK WP HR S P ERA WHIP	IP WLS BF H R ER SO BB IBB HBP BLK WP HR S P ERA WHIP	IP WLS BF H R ER SO BB IBB HBP BLK WP HR S P ERA WHIP	IP WLS BF H R ER SO BB IBB HBP BLK WP HR S P ERA WHIP	IP WLS BF H R ER SO BB IBB HBP BLK WP HR S P ERA WHIP	IP WLS BF H R ER SO BB IBB HBP BLK WP HR S P ERA WHIP	IP WLS BF H R ER SO BB IBB HBP BLK WP HR S P ERA WHIP


AB 32
R 2
H 4
RBI 2
BB 1
SO 11
LOB 7



Batter	1	2	3	4	5	6	7	8	9	AB	R	H	RBI	BB	SO	LOB	TOP																			
25 Carl Crawford, L (1, 7) OBP: 0.341, SLG: 0.427 6 Jerry Hairston, R (7, 7) OBP: 0.309, SLG: 0.333	G3	E8 23 BB 66 1B	1B		FC1	1B		F8		5	0	3	2	0	0	1	Los Angeles Dodgers @ Toronto Blue Jays Rogers Centre, Toronto, ON Mon Jul 22 2013, 7:09 PM - 10:29 PM EDT Att: 34,515 - Cloudy - 69 F																			
66 Yasiel Puig, R (1, 8) OBP: 0.398, SLG: 0.570	G3-1	1B	K		F8	K		HBP		5	0	1	1	0	2	6																				
23 Adrián González, L (1, 3) OBP: 0.351, SLG: 0.475 18 Tim Federowicz, R (9, 3) OBP: 0.245, SLG: 0.348	K	1B	FC6-4 13 BB		G5-3			F9		3	2	0	0	3	1	3																				
13 Hanley Ramirez, R (1, 6) OBP: 0.447, SLG: 0.717	K				1B			L5		5	2	2	0	1	1	4																				
16 Andre Ethier, L (1, 10) OBP: 0.348, SLG: 0.387	1B	1B	G1-6-3		E3 55 1B 17 1B	K		K		6	3	2	0	0	2	4																				
17 A.J. Ellis, R (1, 2) OBP: 0.348, SLG: 0.394	HR	HR	E3		E3 5 5B 14 SF8	1B		G1-4-3		6	3	4	5	0	0	0																				
55 Skip Schumaker, L (1, 9) OBP: 0.329, SLG: 0.330	L3	CI	G5-3		1B	HR		K		5	2	2	3	0	1	1																				
5 Juan Uribe, R (1, 5) OBP: 0.336, SLG: 0.398	1B	L4			G6-3	G6-3		K		4	1	0	1	0	1	4																				
14 Mark Ellis, R (1, 4) OBP: 0.321, SLG: 0.350	1B	F9			1B	SF8		F8		4	1	2	1	0	0	2																				
Inning Stats	R: 0 E: 0 K: 1 S: 9	H: 0 LOB: 0 P: 15	R: 4 E: 1 K: 1 S: 19	H: 5 LOB: 3 BB: 1 P: 33	R: 1 E: 1 K: 1 S: 21	H: 3 LOB: 0 BB: 0 P: 31	R: 1 E: 1 K: 0 S: 15	H: 1 LOB: 1 BB: 1 P: 25	R: 0 E: 1 K: 0 S: 9	H: 1 LOB: 2 BB: 0 P: 13	R: 4 E: 1 K: 1 S: 18	H: 3 LOB: 1 BB: 1 P: 28	R: 4 E: 0 K: 2 S: 15	H: 3 LOB: 0 BB: 1 P: 25	R: 0 E: 0 K: 0 S: 6	H: 0 LOB: 1 BB: 0 P: 10		R: 0 E: 0 K: 2 S: 11	H: 0 LOB: 0 BB: 0 P: 17	1B: 11 2B: 3 3B: 0 HR: 2	SF: 1 SAC: 0 DP: 1 HBP: 2	WP: 1 PB: 0 SB: 0 CS: 0	PA: 52													
PITCHER	IP	WLS	BF	H	R	ER	SO	BB	IBB	HBP	BLK	WP	HR	S	P	ERA	WHIP	PITCHER	IP	WLS	BF	H	R	ER	SO	BB	IBB	HBP	BLK	WP	HR	S	P	ERA	WHIP	
55 Josh Johnson, R (1, 1) ERA: 5.66	2.0	L	16	7	5	5	2	1	0	1	0	1	1	39	67	22.50	4.000	38 Darren Oliver, L (8, 1) ERA: 2.9	1.0		4	0	0	0	0	0	0	1	0	0	0	6	10	0.00	0.000	
62 Aaron Loup, L (3, 1) ERA: 1.98	2.0		9	2	1	1	1	1	0	0	0	0	0	25	37	4.50	1.500	44 Casey Janssen, R (9, 1) ERA: 2.99	1.0		3	0	0	0	2	0	0	0	0	0	11	17	0.00	0.000		
29 Dustin McGowan, R (5, 1) ERA: 1.98	1.0		8	2	3	2	0	1	0	0	0	0	0	16	26	18.00	3.000																			
27 Brett Cecil, L (6, 1) ERA: 2.27	1.0		5	2	1	0	1	0	0	0	0	0	0	11	15	0.00	2.000																			
50 Steve Delabar, R (7, 1) ERA: 2.66	1.0		7	3	4	4	2	1	0	0	0	0	1	15	25	36.00	4.000																			
Batter	1	2	3	4	5	6	7	8	9	AB	R	H	RBI	BB	SO	LOB	BOTTOM																			
7 José Reyes, S (1, 6) OBP: 0.388, SLG: 0.447 1 Emilio Bonifacio, S (9, PH) OBP: 0.251, SLG: 0.307	G6-3		F7	G6-4-3		P2		1B		4	0	0	0	0	0	2	Los Angeles Dodgers @ Toronto Blue Jays Rogers Centre, Toronto, ON Mon Jul 22 2013, 7:09 PM - 10:29 PM EDT Att: 34,515 - Cloudy - 69 F																			
19 José Bautista, R (1, 9) OBP: 0.345, SLG: 0.493 11 Rajai Davis, R (8, 9) OBP: 0.330, SLG: 0.372	G1-3		G5-3		F9	P4		F9		4	0	0	0	0	0	0																				
10 Edwin Encarnación, R (1, 10) OBP: 0.295, SLG: 0.533 22 Josh Thole, L (9, PH) OBP: 0.250, SLG: 0.167	1B		1B		1B	G5-3		K		4	1	3	0	0	0	0																				
26 Adam Lind, L (1, 3) OBP: 0.367, SLG: 0.500	1B		1B		G4-6-3	G4-3		K		4	1	1	0	1	1	2																				
53 Melky Cabrera, S (1, 7) OBP: 0.325, SLG: 0.363	G4-3		1B		1B	G5-3		G5-3		4	1	2	1	0	0	2																				
16 Mark DeRosa, R (1, 5) OBP: 0.313, SLG: 0.420	1B		1B		L9			2B		4	1	3	1	0	0	1																				
28 Colby Rasmus, L (1, 8) OBP: 0.331, SLG: 0.479	F8		K		1B	1B		1B		4	1	2	1	0	1	3																				
9 J.P. Arencibia, R (1, 2) OBP: 0.253, SLG: 0.419	K		K		K			F8		4	0	1	0	0	2	2																				
13 Brett Lawrie, R (1, 4) OBP: 0.260, SLG: 0.360	FC6-4		FC6-4		FC5-4			K		3	0	0	1	1	1	4																				
Inning Stats	R: 0 E: 0 K: 0 S: 17	H: 2 LOB: 2 P: 25	R: 0 E: 0 K: 1 S: 11	H: 1 LOB: 0 BB: 0 P: 15	R: 2 E: 0 K: 1 S: 17	H: 3 LOB: 2 BB: 1 P: 29	R: 0 E: 0 K: 1 S: 8	H: 0 LOB: 0 BB: 1 P: 15	R: 0 E: 0 K: 0 S: 6	H: 1 LOB: 0 BB: 0 P: 11	R: 2 E: 0 K: 0 S: 9	H: 3 LOB: 1 BB: 0 P: 13	R: 0 E: 0 K: 0 S: 9	H: 0 LOB: 0 BB: 0 P: 17	R: 1 E: 0 K: 1 S: 8	H: 2 LOB: 1 BB: 0 P: 12		R: 0 E: 0 K: 2 S: 14	H: 1 LOB: 0 BB: 0 P: 19	1B: 12 2B: 1 3B: 0 HR: 0	SF: 0 SAC: 0 DP: 2 HBP: 0	WP: 1 PB: 0 SB: 0 CS: 0	PA: 40													
PITCHER	IP	WLS	BF	H	R	ER	SO	BB	IBB	HBP	BLK	WP	HR	S	P	ERA	WHIP	PITCHER	IP	WLS	BF	H	R	ER	SO	BB	IBB	HBP	BLK	WP	HR	S	P	ERA	WHIP	
99 Hyun Jin Ryu, L (1, 1) ERA: 3.25	5.1	W	25	9	4	4	0	2	0	0	0	0	0	64	102	6.75	2.062																			
60 José Domínguez, R (6, 1) ERA: 2.16	0.2		3	1	0	0	0	0	0	0	0	1	0	4	6	0.00	1.500																			
56 J.P. Howell, L (7, 1) ERA: 2.36	2.0		8	2	1	1	1	0	0	0	0	0	0	17	29	4.50	1.000																			
44 Chris Withrow, R (9, 1) ERA: 3.27	1.0		4	1	0	0	2	0	0	0	0	0	0	14	19	0.00	1.000																			

livebaseballscorecards.com

AB 44
R 14
H 16
RBI 13
BB 4
SO 8
LOB 25



livebaseballscorecards.com

AB 38
R 5
H 13
RBI 4
SO 6
LOB 18



Batter	1	2	3	4	5	6	7	8	9	AB R H RBI BB SO LOB	TOP									
17 Shin-Soo Choo, L (1,8) OBP: 0.424, SLG: 0.472	G1-3		G3		G5-3			FC8-6 1B		5 0 2 1 0 0 1	Cincinnati Reds @ Los Angeles Dodgers Dodger Stadium, Los Angeles, CA Thu Jul 25 2013, 7:11 PM - 10:20 PM PDT Att: 53,275 - Clear - 70 F									
26 Xavier Paul, L (1,7) OBP: 0.333, SLG: 0.407	HR		K2-3					K	2 1 1 1 1 1 0											
28 Chris Heisey, R (8,PH) OBP: 0.278, SLG: 0.413								K	2 0 0 0 0 2 3											
19 Joey Votto, L (1,3) OBP: 0.432, SLG: 0.505	G6-4-3 1B		G1-3		G1-6-3			FC8-6 4 S	4 0 1 0 0 0 2											
4 Brandon Phillips, R (1,4) OBP: 0.316, SLG: 0.405	G6-4-3 1-2			L7				IBB	2 1 0 0 0 1 0 1											
32 Jay Bruce, L (1,9) OBP: 0.327, SLG: 0.509		F7		L9				K	4 1 1 2 0 1 2											
21 Todd Frazier, R (1,5) OBP: 0.344, SLG: 0.419			G5-3		G4-3			FC1-4 39 FC1-4 1B	4 1 2 0 0 0 0											
39 Devin Mesoraco, R (1,2) OBP: 0.326, SLG: 0.402		G6-3						FC1-4 3 G1-3 1B	4 1 1 0 0 0 2											
3 Cesar Izturis, S (1,6) OBP: 0.264, SLG: 0.245			G5-3		G4-3			G1-3	4 0 1 1 0 0 2											
55 Mat Latos, R (1,1) OBP: 0.146, SLG: 0.170			K		K			1B	3 0 0 0 0 3 2											
43 Manny Parra, L (8,1) OBP: 0.500, SLG: 0.590									0 0 0 0 0 0 0											
9 Jack Hannahan, L (9,PH) OBP: 0.313, SLG: 0.278									0 0 0 0 1 0 0											
54 Aroldis Chapman, L (9,1) OBP: 0.313, SLG: 0.278									0 0 0 0 0 0 0											
Inning Stats	R: 1 H: 2 E: 0 K: 0 S: 8	H: 2 LOB: 0 BB: 0 P: 16	R: 1 H: 2 E: 0 K: 1 S: 10	H: 2 LOB: 1 BB: 0 P: 17	R: 0 H: 0 E: 0 K: 1 S: 9	H: 0 LOB: 0 BB: 0 P: 14	R: 0 H: 1 E: 0 K: 1 S: 8	H: 1 LOB: 1 BB: 0 P: 13	R: 2 H: 1 E: 0 K: 0 S: 15	H: 1 LOB: 0 BB: 1 P: 27	R: 0 H: 0 E: 0 K: 1 S: 6	H: 0 LOB: 0 BB: 0 P: 6	R: 0 H: 1 E: 0 K: 2 S: 11	H: 2 LOB: 2 BB: 1 P: 21	R: 1 H: 2 E: 0 K: 1 S: 11	H: 2 LOB: 2 BB: 1 P: 21	1B: 6 2B: 1 3B: 0 HR: 2	SF: 0 SAC: 0 DP: 2 HBP: 1	WP: 1 PB: 0 SB: 1 CS: 0	PA: 38
PITCHER	IP WLS BF H R ER SO BB IBB HBP BLK WP HR S P ERA WHIP											IP WLS BF H R ER SO BB IBB HBP BLK WP HR S P ERA WHIP								
21 Zack Greinke, R (1,1) ERA: 3.49	7.0 L 27 6 4 4 4 1 0 1 0 1 2 64 105 5.14 1.000																			
56 J.P. Howell, L (8,1) ERA: 2.29	1.0 5 1 0 0 2 0 1 0 0 0 0 11 21 0.00 1.000																			
49 Carlos Marmol, R (9,1) ERA: 6.53	1.0 6 2 1 1 1 1 0 0 0 0 0 11 21 9.00 3.000																			

Batter	1	2	3	4	5	6	7	8	9	AB R H RBI BB SO LOB	BOTTOM											
25 Carl Crawford, L (1,7) OBP: 0.335, SLG: 0.421	K		F8		L1			G6-3 66 G6-3 23 G3-1 2B	L7	5 1 1 0 0 1 3	Cincinnati Reds @ Los Angeles Dodgers Dodger Stadium, Los Angeles, CA Thu Jul 25 2013, 7:11 PM - 10:20 PM PDT Att: 53,275 - Clear - 70 F											
66 Yasiel Puig, R (1,9) OBP: 0.419, SLG: 0.593	L3			E8 23 G4-3 1B				G6-3		4 1 2 0 0 0 1												
23 Adrián González, L (1,3) OBP: 0.355, SLG: 0.480				G4-3				G3-1		4 0 1 2 0 0 1												
13 Hanley Ramirez, R (1,6) OBP: 0.438, SLG: 0.686	FC6-4 1-2							K		4 0 2 0 0 1 1												
16 Andre Ethier, L (1,8) OBP: 0.351, SLG: 0.406		G4-3		L9				L6		4 0 0 0 0 0 2												
17 A.J. Ellis, R (1,2) OBP: 0.343, SLG: 0.384		G6-3		G5-3				F7		4 0 0 0 0 1 1												
55 Skip Schumaker, L (1,4) OBP: 0.474, SLG: 0.455				G6-3				G5-3		4 0 0 0 0 1 1												
14 Mark Ellis, R (9,PH) OBP: 0.323, SLG: 0.362										3 0 1 0 0 0 0												
6 Jerry Hairston, R (1,5) OBP: 0.317, SLG: 0.354				G3-1						1 0 1 0 0 0 0												
21 Zack Greinke, R (1,1) ERA: 3.39										3 0 1 0 1 1 1												
7 Nick Punto, S (7,PH) OBP: 0.312, SLG: 0.293										3 0 1 0 1 1 1												
56 J.P. Howell, L (8,1) ERA: 2.29										1 0 0 0 0 1 0												
49 Carlos Marmol, R (9,1) ERA: 6.53										1 0 0 0 0 1 2												
5 Juan Uribe, R (9,PH) OBP: 0.341, SLG: 0.397										0 0 0 0 0 0 0												
Inning Stats	R: 0 H: 1 E: 0 K: 1 S: 13	H: 1 LOB: 1 BB: 0 P: 17	R: 0 H: 0 E: 0 K: 0 S: 6	H: 0 LOB: 0 BB: 0 P: 11	R: 0 H: 0 E: 0 K: 1 S: 8	H: 0 LOB: 0 BB: 0 P: 11	R: 1 H: 2 E: 1 K: 0 S: 9	H: 2 LOB: 1 BB: 0 P: 15	R: 0 H: 1 E: 0 K: 0 S: 8	H: 1 LOB: 1 BB: 0 P: 10	R: 0 H: 1 E: 0 K: 1 S: 7	H: 1 LOB: 0 BB: 0 P: 10	R: 0 H: 1 E: 0 K: 1 S: 12	H: 1 LOB: 2 BB: 1 P: 19	R: 1 H: 2 E: 0 K: 0 S: 14	H: 2 LOB: 1 BB: 0 P: 19	R: 0 H: 1 E: 0 K: 2 S: 15	H: 1 LOB: 2 BB: 1 P: 26	1B: 8 2B: 1 3B: 0 HR: 0	SF: 0 SAC: 1 DP: 1 HBP: 0	WP: 1 PB: 0 SB: 1 CS: 0	PA: 37
PITCHER	IP WLS BF H R ER SO BB IBB HBP BLK WP HR S P ERA WHIP											IP WLS BF H R ER SO BB IBB HBP BLK WP HR S P ERA WHIP										
55 Mat Latos, R (1,1) ERA: 3.39	7.2 W 31 8 2 1 4 1 0 0 0 0 0 0 4 6 0.00 0.000																					
43 Manny Parra, L (8,1) ERA: 3.55	0.1 H 1 0 0 0 0 0 0 0 0 0 0 4 6 0.00 0.000																					
54 Aroldis Chapman, L (9,1) ERA: 2.59	1.0 S 5 1 0 0 2 1 0 0 0 0 1 0 15 26 0.00 2.000																					

Batter	1	2	3	4	5	6	7	8	9	AB	R	H	RBI	BB	SO	LOB	TOP					
25 Carl Crawford, L (1,7) OBP: 0.329, SLG: 0.409	G6-3		F8	F8		L9			L8	5	0	1	0	0	0	1						
66 Yasiel Puig, R (1,8) OBP: 0.415, SLG: 0.598	K		23 1B 13 2B BB	F7		23 1B 2B			HR	4	2	2	1	1	1	2						
23 Adrián González, L (1,3) OBP: 0.351, SLG: 0.467	F8		13 2B 1B		G3				F7	5	1	2	1	0	0	0						
13 Hanley Ramirez, R (1,6) OBP: 0.418, SLG: 0.663	K		13 2B 1B		F9				G5-3	5	0	1	2	0	1	0						
5 Juan Uribe, R (1,5) OBP: 0.332, SLG: 0.400	14 2B 1B		K		K					4	0	1	0	0	2	1						
33 Scott Van Slyke, R (1,9) OBP: 0.317, SLG: 0.527	F8		P4							4	1	2	0	0	0	2						
14 Mark Ellis, R (1,4) OBP: 0.255, SLG: 0.364				F8		18 SH5-4 6 1B BB			G4-3	3	1	1	0	1	0	0						
18 Tim Federowicz, R (1,2) OBP: 0.255, SLG: 0.350						47 FC3-6 1B			G4-3	2	0	1	0	1	0	0						
47 Ricky Nolasco, R (6,PH) 6 Jerry Hairston, R (6,PH) 56 J.P. Howell, L (6,1) 44 Chris Withrow, R (6,1) 55 Skip Schumaker, L (8,PH) 75 Paco Rodríguez, L (8,1) 74 Kenley Jansen, S (9,1)	G6-3			FC3-6 25 1B 1-2		66 2B 23 1B 1B			K	2	0	0	0	0	0	4						
Inning Stats	R: 0 E: 0 K: 1 S: 9	H: 0 LOB: 0 BB: 0 P: 14	R: 0 E: 0 K: 1 S: 13	H: 2 LOB: 3 BB: 23	R: 2 E: 0 K: 1 S: 11	H: 2 LOB: 1 BB: 1 P: 21	R: 0 E: 0 K: 0 S: 12	H: 2 LOB: 2 BB: 0 P: 17	R: 0 E: 0 K: 1 S: 7	H: 0 LOB: 0 BB: 0 P: 9	R: 3 E: 0 K: 0 S: 16	H: 4 LOB: 2 BB: 1 P: 27	R: 0 E: 0 K: 0 S: 10	H: 1 LOB: 1 BB: 0 P: 17	R: 0 E: 0 K: 1 S: 7	H: 0 LOB: 0 BB: 0 P: 10	R: 1 E: 0 K: 0 S: 10	H: 1 LOB: 0 BB: 0 P: 16	1B: 7 2B: 4 3B: 0 HR: 1	SF: 0 SAC: 1 DP: 0 HBP: 0	WP: 0 PB: 0 SB: 0 CS: 0	PA: 40
PITCHER	IP WLS BF H R ER SO BB IBB HBP BLK WP HR S P ERA WHIP																					
18 Chris Rusin, L (1,1) ERA: 3.98	5.0 L 25 7 4 4 4 2 1 0 0 0 0 55 94 7.20 1.800																					
28 Michael Bowden, R (6,1) ERA: 3.99	1.0 B 5 3 1 1 0 0 0 0 0 0 0 13 17 9.00 3.000																					
52 Eduardo Sanchez, R (7,1) ERA:	1.0 4 1 0 0 0 0 0 0 0 0 0 10 17 0.00 1.000																					
56 Héctor Rondón, R (8,1) ERA: 6.17	2.0 7 1 1 1 1 0 0 0 0 0 0 1 17 4.50 0.500																					

Los Angeles Dodgers @ Chicago Cubs
Wrigley Field, Chicago, IL
Thu Aug 01 2013, 7:10 PM - 10:12 PM CDT
Att: 34,005 - Partly Cloudy - 70 F

AB 36
R 6
H 12
RBI 6
BB 3
SO 5
LOB 10



Batter	1	2	3	4	5	6	7	8	9	AB	R	H	RBI	BB	SO	LOB	BOTTOM					
9 David DeJesus, L (1,8) OBP: 0.328, SLG: 0.447	K		K		F7				G3	4	0	0	0	0	2	0						
21 Junior Lake, R (1,7) OBP: 0.344, SLG: 0.565	HR		HR		K2-3				G6-3	4	2	2	2	0	1	0						
44 Anthony Rizzo, L (1,3) OBP: 0.339, SLG: 0.458	HR		K						HR	3	2	2	2	1	1	0						
30 Dioner Navarro, S (1,2) OBP: 0.361, SLG: 0.497	G4-3		P4		G6-4-3				L7	4	0	0	0	0	0	1						
19 Nate Schierholtz, L (1,9) OBP: 0.327, SLG: 0.505	F9				F7				K	3	0	0	0	1	1	0						
13 Starlin Castro, R (1,6) OBP: 0.282, SLG: 0.354	K		F8		F8				K	4	0	0	0	0	2	1						
24 Luis Valbuena, L (1,5) OBP: 0.328, SLG: 0.370	K								K	1	0	0	0	1	1	0						
1 Cody Ransom, R (6,PH) (7,5)	K								K	2	0	0	0	0	2	2						
15 Darwin Barney, R (1,4) OBP: 0.261, SLG: 0.324					G4-3				K	4	0	1	0	0	2	1						
18 Chris Rusin, L (1,1) OBP: 0.143, SLG: 0.143	G3				G4-3					2	0	0	0	0	0	1						
28 Michael Bowden, R (6,1) ERA: 2.55										0	0	0	0	0	0	0						
52 Eduardo Sanchez, R (7,1) ERA: 2.84										0	0	0	0	0	0	0						
20 Julio Borbon, L (7,PH) OBP: 0.276, SLG: 0.260										1	0	0	0	0	0	0						
56 Héctor Rondón, R (8,1) ERA: 2.11										0	0	0	0	0	0	0						
Inning Stats	R: 2 E: 0 K: 1 S: 11	H: 2 LOB: 0 BB: 0 P: 19	R: 0 E: 0 K: 2 S: 13	H: 1 LOB: 0 BB: 0 P: 19	R: 1 E: 0 K: 2 S: 13	H: 1 LOB: 0 BB: 0 P: 20	R: 0 E: 0 K: 0 S: 9	H: 0 LOB: 1 BB: 1 P: 16	R: 0 E: 0 K: 1 S: 6	H: 0 LOB: 0 BB: 0 P: 8	R: 0 E: 0 K: 1 S: 11	H: 0 LOB: 2 BB: 2 P: 24	R: 0 E: 0 K: 1 S: 9	H: 0 LOB: 0 BB: 0 P: 12	R: 1 E: 0 K: 1 S: 9	H: 1 LOB: 0 BB: 0 P: 14	R: 0 E: 0 K: 3 S: 10	H: 0 LOB: 0 BB: 0 P: 12	1B: 1 2B: 0 3B: 0 HR: 4	SF: 0 SAC: 0 DP: 1 HBP: 0	WP: 0 PB: 0 SB: 0 CS: 0	PA: 35
PITCHER	IP WLS BF H R ER SO BB IBB HBP BLK WP HR S P ERA WHIP																					
47 Ricky Nolasco, R (1,1) ERA: 3.78	5.0 W 20 4 3 3 6 1 0 0 0 0 0 8 20 0.00 3.000																					
56 J.P. Howell, L (6,1) ERA: 2.55	0.2 H 4 0 0 0 0 2 0 0 0 0 0 0 8 20 0.00 3.000																					
44 Chris Withrow, R (6,1) ERA: 2.84	1.1 H 4 0 0 0 2 0 0 0 0 0 0 12 16 0.00 0.000																					
75 Paco Rodríguez, L (8,1) ERA: 2.39	1.0 H 4 1 1 1 1 0 0 0 0 0 1 9 14 9.00 1.000																					
74 Kenley Jansen, R (9,1) ERA: 2.11	1.0 S 3 0 0 0 3 0 0 0 0 0 0 10 12 0.00 0.000																					

Los Angeles Dodgers @ Chicago Cubs
Wrigley Field, Chicago, IL
Thu Aug 01 2013, 7:10 PM - 10:12 PM CDT
Att: 34,005 - Partly Cloudy - 70 F

AB 32
R 4
H 5
RBI 4
BB 3
SO 12
LOB 6



Batter	1	2	3	4	5	6	7	8	9	AB	R	H	RBI	BB	SO	LOB	TOP						
25 Carl Crawford, L OBP: 0.328, SLG: 0.408										4	0	1	0	0	1	2							
14 Mark Ellis, R OBP: 0.319, SLG: 0.357										4	0	0	0	0	0	2							
23 Adrián González, L OBP: 0.349, SLG: 0.462										3	1	1	0	1	1	0							
66 Yasiel Puig, R OBP: 0.426, SLG: 0.598										4	1	1	0	0	2	1							
16 Andre Ethier, L OBP: 0.353, SLG: 0.395										4	0	1	1	0	1	0							
17 A.J. Ellis, R OBP: 0.338, SLG: 0.367										4	0	0	1	0	0	1							
5 Juan Uribe, R OBP: 0.323, SLG: 0.387										4	0	1	0	0	0	1							
7 Nick Punto, S OBP: 0.320, SLG: 0.307										2	1	1	0	1	0	1							
21 Zack Greinke, R OBP: 0.476, SLG: 0.459										2	0	1	1	0	1	0							
54 Ronald Belisario, R OBP: 0.325, SLG: 0.332										0	0	0	0	0	0	0							
75 Paco Rodríguez, L										0	0	0	0	0	0	0							
55 Skip Schumaker, L										0	0	0	0	0	0	0							
Inning Stats	R: 0 E: 0 K: 1 S: 10	H: 2 LOB: 1 BB: 0 P: 17	R: 0 E: 0 K: 0 S: 10	H: 1 LOB: 1 BB: 0 P: 18	R: 0 E: 0 K: 2 S: 10	H: 0 LOB: 0 BB: 0 P: 16	R: 2 E: 0 K: 0 S: 6	H: 2 LOB: 0 BB: 1 P: 14	R: 0 E: 0 K: 0 S: 11	H: 0 LOB: 0 BB: 1 P: 18	R: 0 E: 0 K: 2 S: 7	H: 0 LOB: 0 BB: 0 P: 11	R: 1 E: 0 K: 0 S: 9	H: 2 LOB: 1 BB: 0 P: 11	R: 0 E: 0 K: 0 S: 9	H: 0 LOB: 0 BB: 0 P: 13	R: 0 E: 0 K: 1 S: 10	H: 0 LOB: 0 BB: 0 P: 15	1B: 5 2B: 2 3B: 0 HR: 0	SF: 0 SAC: 1 DP: 2 HBP: 0	WP: 0 PB: 0 SB: 0 CS: 0	PA: 34	
PITCHER	IP: 7.0 WLS: L BF: 28	H: 7 R: 3 ER: 3 SO: 5	BB: 2 IBB: 0 HBP: 0 BLK: 0	WP: 0 HR: 0 S: 63 P: 105	ERA: 2.66 WHIP: 1.286	IP: 1.1 WLS: 4 BF: 4	H: 0 R: 0 ER: 0 SO: 1	BB: 0 IBB: 0 HBP: 0 BLK: 0	WP: 0 HR: 0 S: 12 P: 18	ERA: 0.00 WHIP: 0.000	IP: 0.2 WLS: 2 BF: 2	H: 0 R: 0 ER: 0 SO: 0	BB: 0 IBB: 0 HBP: 0 BLK: 0	WP: 0 HR: 0 S: 7 P: 10	ERA: 0.00 WHIP: 0.000								

Los Angeles Dodgers @ St. Louis Cardinals
 Busch Stadium, St. Louis, MO
 Mon Aug 05 2013, 6:12 PM - 9:17 PM CDT
 Att: 42,464 - Cloudy - 73 F

AB	31
R	3
H	7
RBI	3
BB	2
SO	6
LOB	8



Batter	1	2	3	4	5	6	7	8	9	AB	R	H	RBI	BB	SO	LOB	BOTTOM					
13 Matt Carpenter, L OBP: 0.379, SLG: 0.467										5	1	2	0	0	1	2						
3 Carlos Beltrán, S OBP: 0.337, SLG: 0.516										3	0	1	1	0	0	0						
21 Allen Craig, R OBP: 0.370, SLG: 0.471										3	0	1	1	0	0	2						
7 Matt Holliday, R OBP: 0.358, SLG: 0.448										4	0	1	0	0	0	3						
23 David Freese, R OBP: 0.354, SLG: 0.398										3	0	1	0	0	0	4						
38 Pete Kozma, R OBP: 0.282, SLG: 0.295										0	0	0	0	0	0	0						
19 Jon Jay, L OBP: 0.338, SLG: 0.353										4	0	1	0	0	2	1						
48 Tony Cruz, R OBP: 0.289, SLG: 0.338										4	0	1	0	0	0	1						
33 Daniel Descalso, L OBP: 0.317, SLG: 0.423										4	0	0	0	0	2	2						
50 Adam Wainwright, R OBP: 0.140, SLG: 0.160										4	0	1	0	0	2	1						
56 Adron Chambers, L (7, PH)										4	0	1	0	0	0	1						
46 Kevin Siegrist, L										0	0	0	0	0	0	0						
43 Seth Maness, R										0	0	0	0	0	0	0						
Matt Adams, L OBP: 0.346, SLG: 0.486										1	0	0	0	0	0	0						
Inning Stats	R: 1 E: 1 K: 0 S: 10	H: 1 LOB: 1 BB: 0 P: 14	R: 0 E: 0 K: 1 S: 8	H: 0 LOB: 0 BB: 0 P: 14	R: 0 E: 0 K: 2 S: 13	H: 2 LOB: 3 BB: 0 P: 22	R: 0 E: 0 K: 0 S: 9	H: 2 LOB: 2 BB: 0 P: 12	R: 0 E: 0 K: 1 S: 8	H: 0 LOB: 0 BB: 0 P: 14	R: 1 E: 0 K: 0 S: 8	H: 1 LOB: 1 BB: 1 P: 15	R: 0 E: 0 K: 0 S: 5	H: 0 LOB: 0 BB: 0 P: 11	R: 0 E: 0 K: 1 S: 7	H: 0 LOB: 0 BB: 0 P: 10	1B: 5 2B: 3 3B: 0 HR: 0	SF: 0 SAC: 2 DP: 1 HBP: 2	WP: 0 PB: 0 SB: 0 CS: 0	PA: 37		
PITCHER	IP: 6.1 WLS: W BF: 29	H: 2 R: 2 ER: 2 SO: 4	BB: 1 IBB: 0 HBP: 0 BLK: 0	WP: 0 HR: 0 S: 64 P: 105	ERA: 2.84 WHIP: 1.421	IP: 0.2 WLS: H BF: 3	H: 0 R: 0 ER: 0 SO: 1	BB: 0 IBB: 0 HBP: 0 BLK: 0	WP: 0 HR: 0 S: 10 P: 16	ERA: 0.00 WHIP: 0.000	IP: 2.0 WLS: S BF: 5	H: 1 R: 0 ER: 0 SO: 0	BB: 0 IBB: 0 HBP: 0 BLK: 0	WP: 0 HR: 0 S: 16 P: 25	ERA: 0.00 WHIP: 0.000							

Los Angeles Dodgers @ St. Louis Cardinals
 Busch Stadium, St. Louis, MO
 Mon Aug 05 2013, 6:12 PM - 9:17 PM CDT
 Att: 42,464 - Cloudy - 73 F

AB	32
R	2
H	8
RBI	2
BB	1
SO	5
LOB	15



Batter	1	2	3	4	5	6	7	8	9	AB	R	H	RBI	BB	SO	LOB	TOP					
1 Sean Rodriguez, R OBP: 0.327, SLG: 0.371										4	0	0	0	0	2	4	Tampa Bay Rays @ Los Angeles Dodgers Dodger Stadium, Los Angeles, CA Sun Aug 11 2013, 5:08 PM - 7:56 PM PDT Att: 52,248 - Clear - 76 F					
9 Wil Myers, R OBP: 0.376, SLG: 0.509										3	0	0	1	0	2	1						
3 Evan Longoria, R OBP: 0.339, SLG: 0.488										4	0	0	0	0	2	2						
18 Ben Zobrist, S OBP: 0.358, SLG: 0.397										4	0	0	0	0	0	0						
11 Yunel Escobar, R OBP: 0.320, SLG: 0.369										4	1	1	0	0	1	0						
19 Ryan Roberts, R OBP: 0.298, SLG: 0.381										2	0	0	0	1	0	1						
27 Cesar Ramos, L										0	0	0	0	0	0	0						
20 Matt Joyce, L										1	0	0	0	0	1	0						
59 Jose Lobaton, S OBP: 0.310, SLG: 0.376										2	1	0	0	1	0	2						
58 Jeremy Hellickson, R OBP: 0.333, SLG: 0.333										0	0	0	0	0	1	0						
54 Alex Torres, L										1	0	0	0	0	0	0						
5 Sam Fulg, L										1	0	1	1	0	0	0						
52 Josh Lueke, R										0	0	0	0	0	0	0						
21 James Loney, L OBP: 0.360, SLG: 0.450										1	0	1	0	0	0	0						
13 Jason Bourgeois, R										3	0	0	0	0	0	3						
Inning Stats	R: 0 K: 2 S: 7	H: 0 BB: 0 P: 9	R: 0 K: 1 S: 8	H: 0 LOB: 1 P: 15	R: 0 K: 1 S: 7	H: 0 LOB: 0 P: 9	R: 0 K: 2 S: 8	H: 0 LOB: 0 P: 12	R: 1 K: 0 S: 11	H: 2 LOB: 1 P: 15	R: 0 K: 1 S: 9	H: 0 LOB: 0 P: 12	R: 0 K: 0 S: 7	H: 0 LOB: 0 P: 10	R: 1 K: 1 S: 13	H: 1 LOB: 2 P: 21	R: 0 K: 1 S: 8	H: 0 LOB: 0 P: 9	1B: 2 2B: 0 3B: 1 HR: 0	SF: 1 SAC: 0 DP: 2 HBP: 0	WP: 0 PB: 0 SB: 0 CS: 0	PA: 33
PITCHER	IP: 8.0 ERA: 1.88	WLS: W BF: 30	H: 3 R: 2 ER: 1 SO: 8	BB: 2 IBB: 0 HBP: 0 BLK: 0	WP: 0 HR: 0 S: 70 P: 103	ERA: 1.12 WHIP: 0.625	PITCHER	IP: 1.0 ERA: 5.71	WLS: W BF: 3	H: 0 R: 0 ER: 0 SO: 1	BB: 0 IBB: 0 HBP: 0 BLK: 0	WP: 0 HR: 0 S: 8 P: 9	ERA: 0.00 WHIP: 0.000									

Batter	1	2	3	4	5	6	7	8	9	AB	R	H	RBI	BB	SO	LOB	BOTTOM			
25 Carl Crawford, L OBP: 0.346, SLG: 0.425										4	2	2	0	1	0	0	Tampa Bay Rays @ Los Angeles Dodgers Dodger Stadium, Los Angeles, CA Sun Aug 11 2013, 5:08 PM - 7:56 PM PDT Att: 52,248 - Clear - 76 F			
14 Mark Ellis, R OBP: 0.325, SLG: 0.378										5	1	3	3	0	1	2				
23 Adrián González, L OBP: 0.343, SLG: 0.460										4	0	1	2	0	0	3				
6 Jerry Hairston, R OBP: 0.314, SLG: 0.331										1	0	0	0	0	1	0				
66 Yasiel Puig, R OBP: 0.442, SLG: 0.598										3	1	1	0	1	2	1				
16 Andre Ethier, L OBP: 0.352, SLG: 0.396										4	1	1	0	0	1	3				
17 A.J. Ellis, R OBP: 0.340, SLG: 0.378										3	1	2	1	0	0	0				
5 Juan Uribe, R OBP: 0.322, SLG: 0.388										3	0	1	0	0	0	1				
9 Dee Strange-Gordon, L OBP: 0.306, SLG: 0.280										4	0	2	0	0	2	2				
22 Clayton Kershaw, L OBP: 0.210, SLG: 0.228										4	2	1	2	0	0	3				
49 Carlos Marmol, R										0	0	0	0	0	0	0				
Inning Stats	R: 0 K: 1 S: 10	H: 1 LOB: 1 P: 13	R: 3 K: 1 S: 20	H: 5 LOB: 2 P: 28	R: 1 K: 0 S: 7	H: 1 LOB: 0 P: 10	R: 2 K: 2 S: 13	H: 2 LOB: 2 P: 26	R: 0 K: 1 S: 8	H: 1 LOB: 0 P: 10	R: 2 K: 1 S: 11	H: 2 LOB: 0 P: 18	R: 0 K: 0 S: 13	H: 2 LOB: 0 P: 17	R: 0 K: 1 S: 10	H: 0 LOB: 0 P: 13	1B: 10 2B: 3 3B: 0 HR: 1	SF: 1 SAC: 1 DP: 1 HBP: 0	WP: 0 PB: 0 SB: 0 CS: 0	PA: 39
PITCHER	IP: 3.0 ERA: 4.93	WLS: L BF: 16	H: 7 R: 2 ER: 2 SO: 2	BB: 1 IBB: 0 HBP: 0 BLK: 0	WP: 0 HR: 0 S: 37 P: 51	ERA: 12.00 WHIP: 2.333	PITCHER	IP: 1.0 ERA: 1.43	WLS: W BF: 7	H: 2 R: 2 ER: 2 SO: 2	BB: 1 IBB: 0 HBP: 0 BLK: 0	WP: 0 HR: 0 S: 19 P: 28	ERA: 9.00 WHIP: 1.500							



Batter	1	2	3	4	5	6	7	8	9	AB	R	H	RBI	BB	SO	LOB	TOP				
22 Eric Young Jr., S OBP: 0.315, SLG: 0.343										5	0	2	0	0	1	2					
12 Juan Lagares, R OBP: 0.298, SLG: 0.408										5	0	0	0	0	2	4					
28 Daniel Murphy, L OBP: 0.307, SLG: 0.397										4	0	0	0	0	0	3					
6 Marlon Byrd, R OBP: 0.330, SLG: 0.501										4	0	2	0	0	0	1					
29 Ike Davis, L OBP: 0.327, SLG: 0.317										3	1	1	0	1	1	1					
4 Wilmer Flores, R OBP: 0.310, SLG: 0.407										4	1	1	0	0	1	3					
44 John Buck, R OBP: 0.288, SLG: 0.371										4	0	2	1	0	0	0					
3 Omar Quintanilla, L OBP: 0.320, SLG: 0.303										3	0	2	1	0	0	0					
2 Justin Turner, R OBP: 0.323, SLG: 0.341										1	0	0	0	0	1	2					
58 Jenny Mejia, R OBP: 0.421, SLG: 0.424										2	0	0	0	0	2	2					
23 Mike Baxter, L OBP: 0.327, SLG: 0.272										0	0	0	0	1	0	0					
52 Carlos Torres, R OBP: 0.200, SLG: 0.200										0	0	0	0	0	0	0					
13 Josh Satin, R OBP: 0.421, SLG: 0.424										1	0	0	0	0	0	0					
Inning Stats	R: 0 H: 1 E: 1 K: 0 S: 13	H: 1 LOB: 1 BB: 0 P: 18	R: 2 H: 4 E: 0 K: 1 S: 12	H: 4 LOB: 1 BB: 0 P: 15	R: 0 H: 1 E: 0 K: 0 S: 9	H: 1 LOB: 2 BB: 1 P: 18	R: 0 H: 0 E: 0 K: 1 S: 7	H: 0 LOB: 0 BB: 0 P: 10	R: 0 H: 0 E: 0 K: 0 S: 8	H: 0 LOB: 0 BB: 0 P: 10	R: 0 H: 2 E: 0 K: 1 S: 15	H: 2 LOB: 3 BB: 1 P: 25	R: 0 H: 2 E: 0 K: 3 S: 14	H: 2 LOB: 2 BB: 0 P: 23	R: 0 H: 0 E: 0 K: 2 S: 8	H: 0 LOB: 0 BB: 0 P: 13	1B: 9 2B: 1 3B: 0 HR: 0	SF: 0 SAC: 0 DP: 2 HBP: 0	WP: 0 PB: 0 SB: 1 CS: 0	PA: 38	
PITCHER	IP WLS BF H R ER SO BB IBB HBP BLK WP HR S P ERA WHIP	IP WLS BF H R ER SO BB IBB HBP BLK WP HR S P ERA WHIP	IP WLS BF H R ER SO BB IBB HBP BLK WP HR S P ERA WHIP	IP WLS BF H R ER SO BB IBB HBP BLK WP HR S P ERA WHIP	IP WLS BF H R ER SO BB IBB HBP BLK WP HR S P ERA WHIP	IP WLS BF H R ER SO BB IBB HBP BLK WP HR S P ERA WHIP	IP WLS BF H R ER SO BB IBB HBP BLK WP HR S P ERA WHIP	IP WLS BF H R ER SO BB IBB HBP BLK WP HR S P ERA WHIP	IP WLS BF H R ER SO BB IBB HBP BLK WP HR S P ERA WHIP	IP WLS BF H R ER SO BB IBB HBP BLK WP HR S P ERA WHIP	IP WLS BF H R ER SO BB IBB HBP BLK WP HR S P ERA WHIP	IP WLS BF H R ER SO BB IBB HBP BLK WP HR S P ERA WHIP	IP WLS BF H R ER SO BB IBB HBP BLK WP HR S P ERA WHIP	IP WLS BF H R ER SO BB IBB HBP BLK WP HR S P ERA WHIP	IP WLS BF H R ER SO BB IBB HBP BLK WP HR S P ERA WHIP	IP WLS BF H R ER SO BB IBB HBP BLK WP HR S P ERA WHIP	IP WLS BF H R ER SO BB IBB HBP BLK WP HR S P ERA WHIP	IP WLS BF H R ER SO BB IBB HBP BLK WP HR S P ERA WHIP	IP WLS BF H R ER SO BB IBB HBP BLK WP HR S P ERA WHIP	IP WLS BF H R ER SO BB IBB HBP BLK WP HR S P ERA WHIP	IP WLS BF H R ER SO BB IBB HBP BLK WP HR S P ERA WHIP

New York Mets @ Los Angeles Dodgers
Dodger Stadium, Los Angeles, CA
 Mon Aug 12 2013, 7:13 PM - 10:00 PM PDT
 Att: 42,915 - Clear - 72 F

AB	36
R	2
H	10
RBI	2
BB	2
SO	8
LOB	18



Batter	1	2	3	4	5	6	7	8	9	AB	R	H	RBI	BB	SO	LOB	BOTTOM				
25 Carl Crawford, L OBP: 0.345, SLG: 0.423										4	1	1	0	0	0	1					
74 Kenley Jansen, S										0	0	0	0	0	0	0					
14 Mark Ellis, R OBP: 0.324, SLG: 0.377										4	1	1	0	0	1	0					
23 Adrián González, L OBP: 0.346, SLG: 0.462										4	1	3	1	0	0	0					
66 Yasiel Puig, R OBP: 0.435, SLG: 0.591										3	0	0	1	0	2	2					
16 Andre Ethier, L OBP: 0.350, SLG: 0.393										3	0	0	0	0	1	1					
75 Paco Rodríguez, L										0	0	0	0	0	0	0					
6 Jerry Hairston, R OBP: 0.314, SLG: 0.331										0	0	0	0	0	0	0					
17 A.J. Ellis, R OBP: 0.336, SLG: 0.374										3	0	0	0	0	0	0					
5 Juan Uribe, R OBP: 0.322, SLG: 0.387										3	0	1	0	0	1	0					
7 Nick Punto, S OBP: 0.336, SLG: 0.335										3	1	1	1	0	1	1					
47 Ricky Nolasco, R OBP: 0.238, SLG: 0.211										2	0	1	0	0	0	1					
54 Ronald Belisario, R										0	0	0	0	0	0	0					
55 Skip Schumaker, L OBP: 0.338, SLG: 0.350										1	0	0	0	0	0	0					
Inning Stats	R: 0 H: 0 E: 0 K: 0 S: 8	H: 0 LOB: 0 BB: 0 P: 10	R: 0 H: 0 E: 0 K: 1 S: 8	H: 0 LOB: 0 BB: 0 P: 10	R: 0 H: 1 E: 0 K: 0 S: 12	H: 1 LOB: 1 BB: 0 P: 19	R: 0 H: 1 E: 0 K: 1 S: 9	H: 1 LOB: 1 BB: 0 P: 16	R: 0 H: 1 E: 0 K: 1 S: 8	H: 1 LOB: 0 BB: 0 P: 9	R: 3 H: 3 E: 1 K: 1 S: 17	H: 3 LOB: 0 BB: 0 P: 21	R: 1 H: 1 E: 0 K: 1 S: 9	H: 1 LOB: 0 BB: 0 P: 13	R: 0 H: 1 E: 0 K: 1 S: 9	H: 1 LOB: 0 BB: 0 P: 14	1B: 7 2B: 0 3B: 0 HR: 1	SF: 1 SAC: 0 DP: 1 HBP: 0	WP: 0 PB: 0 SB: 0 CS: 0	PA: 31	
PITCHER	IP WLS BF H R ER SO BB IBB HBP BLK WP HR S P ERA WHIP	IP WLS BF H R ER SO BB IBB HBP BLK WP HR S P ERA WHIP	IP WLS BF H R ER SO BB IBB HBP BLK WP HR S P ERA WHIP	IP WLS BF H R ER SO BB IBB HBP BLK WP HR S P ERA WHIP	IP WLS BF H R ER SO BB IBB HBP BLK WP HR S P ERA WHIP	IP WLS BF H R ER SO BB IBB HBP BLK WP HR S P ERA WHIP	IP WLS BF H R ER SO BB IBB HBP BLK WP HR S P ERA WHIP	IP WLS BF H R ER SO BB IBB HBP BLK WP HR S P ERA WHIP	IP WLS BF H R ER SO BB IBB HBP BLK WP HR S P ERA WHIP	IP WLS BF H R ER SO BB IBB HBP BLK WP HR S P ERA WHIP	IP WLS BF H R ER SO BB IBB HBP BLK WP HR S P ERA WHIP	IP WLS BF H R ER SO BB IBB HBP BLK WP HR S P ERA WHIP	IP WLS BF H R ER SO BB IBB HBP BLK WP HR S P ERA WHIP	IP WLS BF H R ER SO BB IBB HBP BLK WP HR S P ERA WHIP	IP WLS BF H R ER SO BB IBB HBP BLK WP HR S P ERA WHIP	IP WLS BF H R ER SO BB IBB HBP BLK WP HR S P ERA WHIP	IP WLS BF H R ER SO BB IBB HBP BLK WP HR S P ERA WHIP	IP WLS BF H R ER SO BB IBB HBP BLK WP HR S P ERA WHIP	IP WLS BF H R ER SO BB IBB HBP BLK WP HR S P ERA WHIP	IP WLS BF H R ER SO BB IBB HBP BLK WP HR S P ERA WHIP	IP WLS BF H R ER SO BB IBB HBP BLK WP HR S P ERA WHIP

New York Mets @ Los Angeles Dodgers
Dodger Stadium, Los Angeles, CA
 Mon Aug 12 2013, 7:13 PM - 10:00 PM PDT
 Att: 42,915 - Clear - 72 F

AB	30
R	4
H	8
RBI	3
BB	0
SO	6
LOB	6



Batter	1	2	3	4	5	6	7	8	9	AB	R	H	RBI	BB	SO	LOB	TOP					
22 Eric Young Jr., S OBP: 0.312, SLG: 0.340	F9		K		G1-3			G4-3		4	0	0	0	0	1	1	New York Mets @ Los Angeles Dodgers Dodger Stadium, Los Angeles, CA Tue Aug 13 2013, 7:12 PM - 9:50 PM PDT Att. 46,335 - Clear - 74 F					
12 Juan Lagares, R OBP: 0.297, SLG: 0.418	HR		G6-3			F8		G1-3		4	1	1	1	0	0	1						
28 Daniel Murphy, L OBP: 0.306, SLG: 0.396	1B			L8		P3		K		4	0	1	0	0	1							
6 Marlon Byrd, R OBP: 0.329, SLG: 0.499	G5-4-3				2 F9 13 1B	G6-3			P4	4	0	1	0	0	0	1						
13 Josh Satin, R OBP: 0.424, SLG: 0.422	G5-3				44 FC6-4 1B		P4		44 DI 1B	3	1	1	0	1	0	0						
2 Justin Turner, R OBP: 0.321, SLG: 0.339	G4-3			F9			44 G5-3 1B		L7	4	0	1	0	0	0	3						
44 John Buck, R OBP: 0.290, SLG: 0.371				FC6-4		G5-3			1B	3	0	1	1	1	0	3						
3 Omar Quintanilla, L OBP: 0.316, SLG: 0.299							F9		G4-3	3	0	0	0	0	1	2						
29 Ike Davis, L OBP: 0.328, SLG: 0.316					B1-3					1	0	0	0	0	0	1						
33 Matt Harvey, R OBP: 0.089, SLG: 0.125										2	0	0	0	0	1	0						
71 Gonzalez Gemen, R OBP: 0.333, SLG: 0.280										0	0	0	0	0	0	0						
23 Mike Baxter, L OBP: 0.333, SLG: 0.280										1	0	1	0	0	0	0						
50 Scott Atchison, R OBP: 0.325, SLG: 0.390										0	0	0	0	0	0	0						
Inning Stats	R: 1 E: 0 K: 0 S: 9	H: 2 LOB: 0 BB: 0 P: 11	R: 0 E: 0 K: 1 S: 10	H: 0 LOB: 1 BB: 1 P: 20	R: 0 E: 0 K: 2 S: 10	H: 0 LOB: 0 BB: 0 P: 13	R: 0 E: 0 K: 0 S: 14	H: 2 LOB: 2 BB: 0 P: 20	R: 0 E: 0 K: 0 S: 6	H: 0 LOB: 0 BB: 0 P: 9	R: 0 E: 0 K: 0 S: 9	H: 0 LOB: 0 BB: 0 P: 17	R: 0 E: 0 K: 0 S: 13	H: 1 LOB: 1 BB: 0 P: 17	R: 0 E: 0 K: 1 S: 12	H: 1 LOB: 1 BB: 0 P: 14	R: 1 E: 0 K: 0 S: 10	H: 1 LOB: 1 BB: 1 P: 18	1B: 6 2B: 0 3B: 0 HR: 1	SF: 0 SAC: 0 DP: 1 HBP: 0	WP: 0 PB: 0 SB: 0 CS: 0	PA: 35
PITCHER	IP WLS BF H R ER SO BB IBB HBP BLK WP HR S P ERA WHIP																					
99 Hyun Jin Ryu, L ERA: 2.91	7.0 W 26 5 1 1 3 1 0 0 0 0 1 71 107 1.29 0.857																					
54 Ronald Belisario, R ERA: 3.25	1.0 H 4 1 0 0 1 0 0 0 0 0 0 12 14 0.00 1.000																					
74 Kenley Jansen, R ERA: 2.08	1.0 S 5 1 1 1 0 1 0 0 0 0 0 0 10 18 9.00 2.000																					

Batter	1	2	3	4	5	6	7	8	9	AB	R	H	RBI	BB	SO	LOB	BOTTOM			
25 Carl Crawford, L OBP: 0.344, SLG: 0.419	K			14 1B	F7			K		3	0	0	0	1	2	1	New York Mets @ Los Angeles Dodgers Dodger Stadium, Los Angeles, CA Tue Aug 13 2013, 7:12 PM - 9:50 PM PDT Att. 46,335 - Clear - 74 F			
14 Mark Ellis, R OBP: 0.326, SLG: 0.378	K			66 G4-6-3 1B		55 G3 66 1B		F7		4	1	2	0	0	1	0				
23 Adrián González, L OBP: 0.344, SLG: 0.458	G4-1			F7		L9		L9		4	0	0	0	0	0	3				
66 Yasiel Puig, R OBP: 0.436, SLG: 0.589		55 G1-6-3 1B		G4-6-3		55 G3 17 1B		G6-3		4	1	2	0	0	0	2				
55 Skip Schumaker, L OBP: 0.335, SLG: 0.346	G1-6-3					G3		G3		3	0	0	0	0	0	3				
17 A.J. Ellis, R OBP: 0.338, SLG: 0.375	G6-3			5 1B 7 2B				2H 3H		2	1	1	2	1	0	0				
5 Juan Uribe, R OBP: 0.325, SLG: 0.390								P6		3	1	2	0	0	0	1				
7 Nick Punto, S OBP: 0.336, SLG: 0.339				L4-3				K		3	0	1	2	0	1	1				
99 Hyun Jin Ryu, R OBP: 0.222, SLG: 0.295								G5-3		2	0	0	0	0	1	1				
9 Dee Strange-Gordon, L OBP: 0.302, SLG: 0.275										1	0	0	0	0	0	0				
54 Ronald Belisario, R ERA: 2.93										0	0	0	0	0	0	0				
74 Kenley Jansen, S ERA: 3.45										0	0	0	0	0	0	0				
Inning Stats	R: 0 E: 0 K: 2 S: 11	H: 0 LOB: 0 BB: 0 P: 16	R: 0 E: 0 K: 0 S: 7	H: 1 LOB: 0 BB: 0 P: 13	R: 0 E: 0 K: 0 S: 6	H: 1 LOB: 0 BB: 0 P: 10	R: 0 E: 0 K: 0 S: 9	H: 1 LOB: 1 BB: 1 P: 19	R: 2 E: 0 K: 1 S: 13	H: 2 LOB: 1 BB: 1 P: 18	R: 2 E: 0 K: 0 S: 15	H: 3 LOB: 1 BB: 0 P: 19	R: 0 E: 0 K: 2 S: 10	H: 0 LOB: 0 BB: 0 P: 13	R: 0 E: 0 K: 0 S: 7	H: 0 LOB: 0 BB: 0 P: 10	1B: 7 2B: 2 3B: 0 HR: 0	SF: 0 SAC: 0 DP: 3 HBP: 0	WP: 0 PB: 0 SB: 0 CS: 0	PA: 31
PITCHER	IP WLS BF H R ER SO BB IBB HBP BLK WP HR S P ERA WHIP																			
33 Matt Harvey, R ERA: 2.23	6.0 L 25 8 4 4 4 2 0 0 0 0 0 0 61 95 6.00 1.667																			
71 Gonzalez Gemen, R ERA: 2.93	1.0 3 0 0 0 2 0 0 0 0 0 0 0 10 13 0.00 0.000																			
50 Scott Atchison, R ERA: 3.45	1.0 3 0 0 0 0 0 0 0 0 0 0 0 7 10 0.00 0.000																			

AB 33
R 2
H 7
RBI 2
BB 2
SO 4
LOB 13



AB 29
R 4
H 8
RBI 4
BB 2
SO 5
LOB 12



Batter	1	2	3	4	5	6	7	8	9	10	11	12	AB	R	H	RBI	BB	SO	LOB	TOP					
12 Juan Lagares, R OBP: 0.293, SLG: 0.407	F9		K2-3	G3			G2-3		G1-3		K			6	0	0	0	0	2	1					
28 Daniel Murphy, L OBP: 0.307, SLG: 0.395	1B		6 HR	1B			L8		G6-3		K			6	1	2	0	0	1	0					
13 Josh Saito, R OBP: 0.306, SLG: 0.419	G5-4-3																								
4 Wilmer Flores, R OBP: 0.289, SLG: 0.367																									
58 Jimmy Mejia, R OBP: 0.289, SLG: 0.367																									
32 LaTroy Hawkins, R OBP: 0.289, SLG: 0.367																									
23 Mike Baxter, L OBP: 0.289, SLG: 0.367																									
6 Marlon Byrd, R OBP: 0.332, SLG: 0.509																									
2 Justin Turner, R OBP: 0.329, SLG: 0.341																									
29 Ike Davis, L OBP: 0.323, SLG: 0.317																									
30 Andrew Brown, R OBP: 0.200, SLG: 0.200																									
52 Carlos Torres, R OBP: 0.200, SLG: 0.200																									
55 Pedro Feliciano, L OBP: 0.174, SLG: 0.174																									
44 John Buck, R OBP: 0.289, SLG: 0.367																									
35 Dillon Gee, R OBP: 0.167, SLG: 0.174																									
3 Omar Quintanilla, L OBP: 0.174, SLG: 0.200																									
Inning Stats	R: 0 E: 0 K: 0 S: 8	H: 1 LOB: 0 BB: 10	R: 1 E: 0 K: 1 S: 11	H: 3 LOB: 2 BB: 1 P: 19	R: 3 E: 0 K: 2 S: 14	H: 3 LOB: 0 BB: 0 P: 22	R: 0 E: 0 K: 0 S: 10	H: 2 LOB: 1 BB: 0 P: 16	R: 0 E: 0 K: 0 S: 10	H: 1 LOB: 2 BB: 1 P: 19	R: 0 E: 0 K: 1 S: 14	H: 0 LOB: 1 BB: 1 P: 22	R: 0 E: 0 K: 1 S: 13	H: 1 LOB: 2 BB: 0 P: 18	R: 0 E: 0 K: 1 S: 11	H: 1 LOB: 1 BB: 0 P: 11	R: 0 E: 0 K: 2 S: 9	H: 0 LOB: 0 BB: 0 P: 13	R: 0 E: 0 K: 1 S: 10	H: 1 LOB: 1 BB: 0 P: 17	1B: 9 2B: 3 3B: 1 HR: 1	SF: 0 SAC: 0 DP: 2 HBP: 0	WP: 0 PB: 0 SB: 0 CS: 0	PA: 51	
PITCHER	IP WLS BF H R ER SO BB IBB HBP BLK WP HR S P ERA WHIP	5P 2.0 7 0 0 0 3 1 0 0 0 0 0 24 37 0.00 0.500	5P 2.0 7 1 0 0 3 0 0 0 0 0 0 10 15 0.00 1.500	5P 2.0 7 1 0 0 3 0 0 0 0 0 0 11 15 0.00 1.000	5P 2.0 7 1 0 0 3 0 0 0 0 0 0 16 25 0.00 0.500	5P 2.0 7 1 0 0 3 0 0 0 0 0 0 16 25 0.00 0.500	75 Paco Rodriguez, L ERA: 2.03	5P 2.0 7 1 0 0 3 0 0 0 0 0 0 16 25 0.00 0.500	5P 2.0 7 1 0 0 3 0 0 0 0 0 0 16 25 0.00 0.500	5P 2.0 7 1 0 0 3 0 0 0 0 0 0 16 25 0.00 0.500	5P 2.0 7 1 0 0 3 0 0 0 0 0 0 16 25 0.00 0.500	5P 2.0 7 1 0 0 3 0 0 0 0 0 0 16 25 0.00 0.500	5P 2.0 7 1 0 0 3 0 0 0 0 0 0 16 25 0.00 0.500	5P 2.0 7 1 0 0 3 0 0 0 0 0 0 16 25 0.00 0.500	5P 2.0 7 1 0 0 3 0 0 0 0 0 0 16 25 0.00 0.500	5P 2.0 7 1 0 0 3 0 0 0 0 0 0 16 25 0.00 0.500	5P 2.0 7 1 0 0 3 0 0 0 0 0 0 16 25 0.00 0.500	5P 2.0 7 1 0 0 3 0 0 0 0 0 0 16 25 0.00 0.500	5P 2.0 7 1 0 0 3 0 0 0 0 0 0 16 25 0.00 0.500	5P 2.0 7 1 0 0 3 0 0 0 0 0 0 16 25 0.00 0.500	5P 2.0 7 1 0 0 3 0 0 0 0 0 0 16 25 0.00 0.500	5P 2.0 7 1 0 0 3 0 0 0 0 0 0 16 25 0.00 0.500	5P 2.0 7 1 0 0 3 0 0 0 0 0 0 16 25 0.00 0.500	5P 2.0 7 1 0 0 3 0 0 0 0 0 0 16 25 0.00 0.500	5P 2.0 7 1 0 0 3 0 0 0 0 0 0 16 25 0.00 0.500

New York Mets @ Los Angeles Dodgers
Dodger Stadium, Los Angeles, CA
Wed Aug 14 2013, 7:12 PM - 11:22 PM PDT
Att: 44,091 - Clear - 72 F

AB 48
R 4
H 14
RBI 4
BB 3
SO 12
LOB 16



Batter	1	2	3	4	5	6	7	8	9	10	11	12	AB	R	H	RBI	BB	SO	LOB	BOTTOM								
25 Carl Crawford, L OBP: 0.343, SLG: 0.417	G6-3						G3		F8					6	0	2	0	0	0	1								
66 Yasiel Puig, R OBP: 0.430, SLG: 0.583	G6-3						K		F9		G1-3			6	1	1	0	0	1	2								
23 Adrián González, L OBP: 0.346, SLG: 0.481	F7																											
13 Hanley Ramirez, R OBP: 0.409, SLG: 0.640																												
55 Skip Schumaker, L OBP: 0.337, SLG: 0.346																												
49 Carlos Marmol, R OBP: 0.251, SLG: 0.402																												
75 Paco Rodriguez, L OBP: 0.338, SLG: 0.374																												
14 Mark Ellis, R OBP: 0.328, SLG: 0.377																												
6 Jerry Hairston, R OBP: 0.312, SLG: 0.329																												
18 Tim Federowicz, R OBP: 0.270, SLG: 0.357																												
16 Andre Ethier, R OBP: 0.351, SLG: 0.402																												
17 A.J. Ellis, R OBP: 0.338, SLG: 0.374																												
35 Chris Capuano, L OBP: 0.279, SLG: 0.357																												
44 Chris Withrow, R OBP: 0.279, SLG: 0.357																												
9 Dee Strange-Gordon, L OBP: 0.279, SLG: 0.357																												
43 Brandon League, R OBP: 0.279, SLG: 0.357																												
56 J.P. Howell, L OBP: 0.279, SLG: 0.357																												
5 Juan Uribe, R OBP: 0.279, SLG: 0.357																												
Inning Stats	R: 0 E: 0 K: 0 S: 9	H: 0 LOB: 0 BB: 0 P: 10	R: 0 E: 0 K: 0 S: 9	H: 0 LOB: 0 BB: 0 P: 13	R: 0 E: 0 K: 1 S: 11	H: 0 LOB: 0 BB: 0 P: 17	R: 0 E: 0 K: 1 S: 13	H: 4 LOB: 3 BB: 0 P: 18	R: 0 E: 0 K: 1 S: 10	H: 0 LOB: 1 BB: 1 P: 17	R: 2 E: 0 K: 1 S: 13	H: 3 LOB: 2 BB: 0 P: 20	R: 0 E: 0 K: 0 S: 7	H: 0 LOB: 0 BB: 0 P: 9	R: 0 E: 1 K: 1 S: 7	H: 0 LOB: 0 BB: 0 P: 11	R: 2 E: 0 K: 0 S: 13	H: 3 LOB: 1 BB: 0 P: 18	R: 0 E: 0 K: 0 S: 4	H: 0 LOB: 0 BB: 0 P: 4	R: 0 E: 0 K: 1 S: 7	H: 0 LOB: 1 BB: 0 P: 13	R: 1 E: 0 K: 0 S: 4	H: 2 LOB: 1 BB: 0 P: 6	1B: 8 2B: 3 3B: 0 HR: 1	SF: 0 SAC: 1 DP: 1 HBP: 1	WP: 0 PB: 0 SB: 0 CS: 0	PA: 48
PITCHER	IP WLS BF H R ER SO BB IBB HBP BLK WP HR S P ERA WHIP	6.0 2.0 1.0 2.0 0.1	7 6 3 2 1	2 2 2 1 1	4 3 2 0 0	0 0 0 0 0	0 0 0 0 0	0 1 13 18 20	0 14 20 18 0.00 3.000	0 11 17 0.00 0.500	0 4 5 27.00 6.000	0 0 0 0 0	0 0 0 0 0	0 0 0 0 0	0 0 0 0 0	0 0 0 0 0	0 0 0 0 0	0 0 0 0 0	0 0 0 0 0	0 0 0 0 0	0 0 0 0 0	0 0 0 0 0	0 0 0 0 0	0 0 0 0 0	0 0 0 0 0	0 0 0 0 0	0 0 0 0 0	0 0 0 0 0

New York Mets @ Los Angeles Dodgers
Dodger Stadium, Los Angeles, CA
Wed Aug 14 2013, 7:12 PM - 11:22 PM PDT
Att: 44,091 - Clear - 72 F

AB 44
R 5
H 12
RBI 5
BB 2
SO 6
LOB 14




Batter	1	2	3	4	5	6	7	8	9	AB	R	H	RBI	BB	SO	LOB	TOP										
25 Carl Crawford, L OBP: 0.339, SLG: 0.412	L9		G1-3		G3			G4-3		4	0	0	0	0	0	0											
66 Yasiel Puig, R OBP: 0.424, SLG: 0.573	G4-3			L8		G6-3		G6-3		4	0	0	0	0	0	0											
23 Adrián González, L OBP: 0.345, SLG: 0.459	L4				G4-3			K		4	1	1	0	0	1	0											
13 Hanley Ramirez, R OBP: 0.411, SLG: 0.652		F8		13 HR		K			33 S	4	2	2	2	0	1	0											
33 Scott Van Slyke, R OBP: 0.325, SLG: 0.495	G5-3			K					17 S	4	0	1	1	0	2	0											
5 Juan Uribe, R OBP: 0.326, SLG: 0.393										4	0	2	0	0	2	1											
17 A.J. Ellis, R OBP: 0.337, SLG: 0.370	G5-3			G4-3				G5-3		3	1	0	0	1	0	3											
14 Mark Ellis, R OBP: 0.330, SLG: 0.379			K		F8					3	0	1	1	0	1	0											
21 Zack Greinke, R OBP: 0.438, SLG: 0.405			G4-3		F8					3	0	0	0	0	0	1											
75 Paco Rodríguez, L ERA: 3.19										0	0	0	0	0	0	0											
54 Ronald Belisario, R ERA: 3.9										0	0	0	0	0	0	0											
16 Andre Ethier, L OBP: 0.350, SLG: 0.401										1	0	0	0	0	0	2											
74 Kenley Jansen, S ERA: 2.04										0	0	0	0	0	0	0											
Inning Stats	R: 0 E: 0 K: 0 S: 9	H: 0 LOB: 0 BB: 0 P: 10	R: 0 E: 0 K: 0 S: 10	H: 1 LOB: 1 BB: 0 P: 14	R: 0 E: 0 K: 1 S: 9	H: 0 LOB: 0 BB: 0 P: 13	R: 2 E: 0 K: 1 S: 13	H: 3 LOB: 1 BB: 0 P: 20	R: 0 E: 0 K: 1 S: 6	H: 0 LOB: 0 BB: 0 P: 9	R: 1 E: 0 K: 2 S: 13	H: 1 LOB: 1 BB: 1 P: 20	R: 0 E: 0 K: 1 S: 7	H: 0 LOB: 0 BB: 0 P: 10	R: 1 E: 0 K: 1 S: 12	H: 2 LOB: 2 BB: 0 P: 19	1B: 4 2B: 2 3B: 0 HR: 1	SF: 0 SAC: 0 DP: 0 HBP: 1	WP: 0 PB: 0 SB: 2 CS: 0	PA: 36							
PITCHER	IP	WLS	BF	H	R	ER	SO	BB	IBB	HBP	BLK	WP	HR	S	P	ERA	WHIP										
33 Cliff Lee, L ERA: 3.19	8.0	L	30	5	3	3	6	1	0	0	0	0	1	75	110	3.38	0.750										
30 Justin De Fratus, R ERA: 3.9	0.2		5	2	1	0	1	0	0	1	0	0	0	10	15	0.00	3.000										
56 Cesar Jimenez, L ERA:	0.1		1	0	0	0	0	0	0	0	0	0	0	2	4	0.00	0.000										

Los Angeles Dodgers @ Philadelphia Phillies
Citizens Bank Park, Philadelphia, PA
Fri Aug 16 2013, 7:08 PM - 10:09 PM EDT
Att: 36,964 - Cloudy - 79 F

livebaseballscorecards.com

AB 34
R 4
H 7
RBI 4
BB 1
SO 7
LOB 7




Batter	1	2	3	4	5	6	7	8	9	AB	R	H	RBI	BB	SO	LOB	BOTTOM										
11 Jimmy Rollins, S OBP: 0.306, SLG: 0.342	P5		F8		G1-6-3					3	0	0	0	1	0	2											
10 Michael Young, R OBP: 0.336, SLG: 0.395										4	0	1	0	0	1	1											
30 Justin De Fratus, S ERA: 3.9										0	0	0	0	0	0	0											
56 Cesar Jimenez, L ERA:										0	0	0	0	0	0	0											
26 Chase Utley, L OBP: 0.341, SLG: 0.501	G3									3	0	0	0	1	2	2											
9 Domonic Brown, L OBP: 0.324, SLG: 0.537		L9			F7					3	0	0	0	1	0	1											
18 Darin Ruf, R OBP: 0.379, SLG: 0.522		F7								3	0	1	0	1	1	3											
25 Cody Asche, L OBP: 0.245, SLG: 0.380										4	0	1	0	0	2	3											
15 John Mayberry Jr., R OBP: 0.293, SLG: 0.404										4	0	0	0	0	0	4											
51 Carlos Ruiz, R OBP: 0.299, SLG: 0.313										4	0	0	0	0	0	1											
33 Cliff Lee, L ERA: 3.02										1	0	0	0	1	0	1											
28 Kevin Frandsen, R OBP: 0.331, SLG: 0.356										1	0	0	0	0	0	0											
Inning Stats	R: 0 E: 0 K: 1 S: 7	H: 0 LOB: 0 BB: 0 P: 11	R: 0 E: 0 K: 0 S: 7	H: 1 LOB: 1 BB: 0 P: 13	R: 0 E: 1 K: 0 S: 7	H: 0 LOB: 1 BB: 0 P: 10	R: 0 E: 0 K: 0 S: 10	H: 1 LOB: 2 BB: 1 P: 20	R: 0 E: 0 K: 0 S: 12	H: 0 LOB: 0 BB: 1 P: 19	R: 0 E: 0 K: 1 S: 6	H: 0 LOB: 0 BB: 0 P: 10	R: 0 E: 0 K: 1 S: 9	H: 0 LOB: 1 BB: 1 P: 14	R: 0 E: 0 K: 2 S: 17	H: 1 LOB: 3 BB: 2 P: 31	R: 0 E: 0 K: 1 S: 10	H: 0 LOB: 0 BB: 0 P: 15	1B: 2 2B: 1 3B: 0 HR: 0	SF: 0 SAC: 0 DP: 1 HBP: 0	WP: 0 PB: 0 SB: 0 CS: 0	PA: 35					
PITCHER	IP	WLS	BF	H	R	ER	SO	BB	IBB	HBP	BLK	WP	HR	S	P	ERA	WHIP										
21 Zack Greinke, R ERA: 2.01	7.1	W	29	3	0	0	3	4	0	0	0	0	0	68	113	0.00	0.955										
75 Paco Rodríguez, L ERA: 2.01	0.1	H	2	0	0	0	1	1	0	0	0	0	0	4	10	0.00	3.000										
54 Ronald Belisario, R ERA: 3.23	0.1	H	1	0	0	0	1	0	0	0	0	0	0	3	5	0.00	0.000										
74 Kenley Jansen, R ERA: 2.04	1.0		3	0	0	0	1	0	0	0	0	0	0	10	15	0.00	0.000										

Los Angeles Dodgers @ Philadelphia Phillies
Citizens Bank Park, Philadelphia, PA
Fri Aug 16 2013, 7:08 PM - 10:09 PM EDT
Att: 36,964 - Cloudy - 79 F

livebaseballscorecards.com

AB 30
R 0
H 3
RBI 0
BB 5
SO 6
LOB 18



Batter	1	2	3	4	5	6	7	8	9	AB	R	H	RBI	BB	SO	LOB	TOP					
25 Carl Crawford, L OBP: 0.338, SLG: 0.410										4	1	1	0	0	0	1	Los Angeles Dodgers @ Philadelphia Phillies Citizens Bank Park, Philadelphia, PA Sat Aug 17 2013, 7:10 PM - 9:58 PM EDT Att: 42,082 - Partly Cloudy - 82 F					
66 Yasiel Puig, R OBP: 0.425, SLG: 0.576										4	0	2	0	0	1	2						
23 Adrián González, L OBP: 0.344, SLG: 0.457										4	0	1	1	0	1	1						
13 Hanley Ramirez, R OBP: 0.413, SLG: 0.647										3	0	1	0	0	0	0						
16 Andre Ethier, L OBP: 0.349, SLG: 0.400										4	0	1	0	0	0	4						
17 A.J. Ellis, R OBP: 0.336, SLG: 0.366										3	1	0	0	1	0	3						
55 Skip Schumaker, L 43 Brandon League, R										3	1	0	0	0	1	0						
5 Juan Uribe, R OBP: 0.334, SLG: 0.414										3	2	3	3	1	0	0						
22 Clayton Kershaw, L 14 Mark Ellis, R										3	0	1	1	0	0	2						
										1	0	0	0	0	0	0						
Inning Stats	R: 1 E: 0 K: 0 S: 13	H: 3 LOB: 2 BB: 0 P: 21	R: 0 E: 1 K: 0 S: 5	H: 1 LOB: 1 BB: 0 P: 6	R: 0 E: 0 K: 0 S: 6	H: 1 LOB: 0 BB: 0 P: 9	R: 0 E: 0 K: 0 S: 14	H: 1 LOB: 0 BB: 0 P: 17	R: 1 E: 0 K: 1 S: 17	H: 2 LOB: 1 BB: 0 P: 25	R: 0 E: 0 K: 0 S: 8	H: 0 LOB: 0 BB: 0 P: 14	R: 0 E: 0 K: 0 S: 7	H: 0 LOB: 1 BB: 1 P: 15	R: 0 E: 0 K: 2 S: 12	H: 0 LOB: 0 BB: 0 P: 16	R: 3 E: 0 K: 0 S: 13	H: 2 LOB: 0 BB: 1 P: 25	1B: 6 2B: 4 3B: 0 HR: 1	SF: 0 SAC: 0 DP: 4 HBP: 2	WP: 1 PB: 0 SB: 0 CS: 1	PA: 36
PITCHER	IP WLS BF H R ER SO BB IBB HBP BLK WP HR S P ERA WHIP	6.0 L 23 8 2 2 1 0 0 0 1 0 0 0 63 92 3.00 1.333	1.0 4 0 0 0 0 0 1 0 0 0 0 0 7 15 0.00 1.000	1.0 3 0 0 0 2 0 0 0 0 0 0 0 12 16 0.00 0.000	1.0 6 2 3 3 0 1 0 1 0 1 1 13 25 27.00 3.000	PITCHER																
38 Kyle Kendrick, R ERA: 4.42																						
B.J. Rosenberg, R ERA: 9.0																						
63 Jake Diekmann, L ERA: 3.8																						
57 Luis Garcia, R ERA: 4.6																						
Batter	1	2	3	4	5	6	7	8	9	AB	R	H	RBI	BB	SO	LOB	BOTTOM					
11 Jimmy Rollins, S OBP: 0.304, SLG: 0.339										4	0	0	0	0	2	1	Los Angeles Dodgers @ Philadelphia Phillies Citizens Bank Park, Philadelphia, PA Sat Aug 17 2013, 7:10 PM - 9:58 PM EDT Att: 42,082 - Partly Cloudy - 82 F					
28 Kevin Frandsen, R OBP: 0.324, SLG: 0.346										4	0	0	0	0	1	0						
10 Michael Young, R 4 John McDonald, R										1	0	0	0	0	0	0						
9 Domonic Brown, L OBP: 0.324, SLG: 0.535										3	0	1	0	0	0	0						
18 Darin Ruf, R OBP: 0.370, SLG: 0.509										3	0	0	0	0	2	1						
22 Casper Wells, R OBP: 0.200, SLG: 0.175										3	0	1	0	0	0	1						
15 John Mayberry Jr., R OBP: 0.296, SLG: 0.405										2	0	1	0	1	0	0						
31 Erik Kratz, R OBP: 0.277, SLG: 0.386										3	0	0	0	0	0	3						
38 Kyle Kendrick, R 26 Chase Utley, R B.J. Rosenberg, R 63 Jake Diekmann, R 51 Carlos Ruiz, R 57 Luis Garcia, R										1	0	0	0	0	0	0						
										1	0	0	0	0	1	1						
Inning Stats	R: 0 E: 0 K: 1 S: 11	H: 0 LOB: 0 BB: 0 P: 15	R: 0 E: 0 K: 0 S: 10	H: 0 LOB: 0 BB: 0 P: 14	R: 0 E: 0 K: 0 S: 5	H: 0 LOB: 0 BB: 0 P: 9	R: 0 E: 0 K: 2 S: 8	H: 0 LOB: 0 BB: 0 P: 10	R: 0 E: 0 K: 1 S: 9	H: 1 LOB: 0 BB: 0 P: 10	R: 0 E: 0 K: 2 S: 11	H: 1 LOB: 1 BB: 0 P: 15	R: 0 E: 0 K: 0 S: 5	H: 0 LOB: 0 BB: 0 P: 6	R: 0 E: 0 K: 2 S: 12	H: 1 LOB: 2 BB: 1 P: 21	R: 0 E: 0 K: 0 S: 4	H: 0 LOB: 0 BB: 0 P: 8	1B: 2 2B: 1 3B: 0 HR: 0	SF: 0 SAC: 0 DP: 0 HBP: 0	WP: 1 PB: 0 SB: 0 CS: 0	PA: 30
PITCHER	IP WLS BF H R ER SO BB IBB HBP BLK WP HR S P ERA WHIP	8.0 W 27 3 0 0 0 0 1 0 0 0 0 0 4 8 0.00 0.500	1.0 3 0 0 0 0 0 0 0 0 0 0 0 4 8 0.00 0.000	PITCHER																		
22 Clayton Kershaw, L ERA: 1.8																						
43 Brandon League, R ERA: 5.08																						

Batter	1	2	3	4	5	6	7	8	9	AB	R	H	RBI	BB	SO	LOB	TOP			
25 Carl Crawford, L (1,7) OBP: 0.339, SLG: 0.411			F7 		FC4-6 		G3-1 			4	0	1	1	1	0	2	Los Angeles Dodgers @ Miami Marlins Marlins Park, Miami, FL Mon Aug 19 2013, 7:12 PM - 10:05 PM EDT Att: 27,127 - Roof Closed - 77 F			
66 Yasiel Pujol, R (1,9) OBP: 0.412, SLG: 0.556	P6 		G6-3 		K 		K 		F8 	5	0	0	0	0	2	4				
23 Adrián González, L (1,3) OBP: 0.345, SLG: 0.456			L5 		K 		K 			3	0	1	0	1	1	2				
13 Hanley Ramirez, R (1,6) OBP: 0.398, SLG: 0.623	F8 			K 		F7 		K 		4	0	0	0	0	2	3				
16 Andre Ethier, L (1,8) OBP: 0.350, SLG: 0.405	K 			K 				K 		3	1	0	0	0	3	2				
17 A.J. Ellis, R (1,2) OBP: 0.332, SLG: 0.361		G6-3 		G4-3 		K 		G5-3 		4	0	0	0	0	1	1				
5 Juan Uribe, R (1,5) OBP: 0.339, SLG: 0.421								G6-3 		4	1	3	1	0	0	0				
14 Mark Ellis, R (1,4) OBP: 0.327, SLG: 0.373			K 						L4 	3	0	1	0	1	1	1				
99 Hyun Jin Ryu, R (1,1) OBP: 0.208, SLG: 0.277									L7 	3	0	0	0	0	1	5				
44 Chris Withrow, R (8,1) OBP: 0.335, SLG: 0.340			L8 		FC2 		K 			0	0	0	0	0	0	0				
55 Skip Schumaker, L (9,PH) OBP: 0.335, SLG: 0.340										1	0	0	0	0	0	0				
Inning Stats	R: 0 E: 0 K: 1 S: 14	H: 0 LOB: 2 BB: 2 P: 23	R: 0 E: 0 K: 1 S: 10	H: 1 LOB: 1 BB: 0 P: 12	R: 0 E: 0 K: 0 S: 8	H: 0 LOB: 0 BB: 0 P: 15	R: 0 E: 0 K: 2 S: 9	H: 0 LOB: 0 BB: 0 P: 13	R: 1 E: 1 K: 2 S: 14	H: 2 LOB: 2 BB: 1 P: 20	R: 1 E: 0 K: 2 S: 14	H: 1 LOB: 1 BB: 0 P: 26	R: 0 E: 0 K: 1 S: 8	H: 0 LOB: 0 BB: 0 P: 9	R: 0 E: 0 K: 0 S: 8	H: 1 LOB: 1 BB: 0 P: 12	1B: 4 2B: 2 3B: 0 HR: 0	SF: 0 SAC: 0 DP: 0 HBP: 1	WP: 0 PB: 0 SB: 0 CS: 0	PA: 38
PITCHER	IP WLS BF H R ER SO BB IBB HBP BLK WP HR S P ERA WHIP																			
16 José Fernández, R (1,1) ERA: 2.41	6.0 W 27 4 2 1 8 2 1 1 0 0 0 69 109 1.50 1.000																			
44 AJ Ramos, R (7,1) ERA: 3.46	1.0 H 4 1 0 0 2 0 0 0 0 0 0 10 13 0.00 1.000																			
50 Chad Qualls, R (8,1) ERA: 2.77	1.0 H 3 0 0 0 1 0 0 0 0 0 0 8 9 0.00 0.000																			
31 Steve Cishek, R (9,1) ERA: 2.75	1.0 4 1 0 0 0 0 0 0 0 0 0 8 12 0.00 1.000																			

AB	34
R	2
H	6
RBI	2
BB	3
SO	11
LOB	20



Batter	1	2	3	4	5	6	7	8	9	AB	R	H	RBI	BB	SO	LOB	BOTTOM			
21 Christian Yelich, L (1,7) OBP: 0.342, SLG: 0.380	G4-3 					G6-3 		G5-3 		4	1	1	1	0	0	0	Los Angeles Dodgers @ Miami Marlins Marlins Park, Miami, FL Mon Aug 19 2013, 7:12 PM - 10:05 PM EDT Att: 27,127 - Roof Closed - 77 F			
17 Donovan Solano, R (1,4) OBP: 0.325, SLG: 0.329								K 		3	1	2	1	1	1	0				
27 Giancarlo Stanton, R (1,9) OBP: 0.353, SLG: 0.452	K 		L8 							4	1	2	1	0	1	2				
5 Logan Morrison, L (1,3) OBP: 0.363, SLG: 0.444		L7 								4	1	2	1	0	0	0				
59 Ed Lucas, R (1,5) OBP: 0.306, SLG: 0.301		G4-3 		K 						3	1	1	1	1	1	0				
3 Adelmir Echavarria, R (1,6) OBP: 0.271, SLG: 0.302		G6-3 		F8 		G6-4-3 				4	0	1	1	0	0	3				
23 Jake Marisnick, R (1,8) OBP: 0.239, SLG: 0.241			G6-3 			G5-3 		G4-3 		4	0	0	0	0	0	1				
6 Jeff Mathis, R (1,2) OBP: 0.272, SLG: 0.297			P3 			K 		F7 		3	0	0	0	0	1	0				
16 José Fernández, R (1,1) OBP: 0.146, SLG: 0.175										2	1	1	0	0	1	0				
44 AJ Ramos, R (7,1) ERA: 2.51										0	0	0	0	0	0	0				
20 Justin Ruggiano, R (7,PH) OBP: 0.287, SLG: 0.385										1	0	0	0	0	1	0				
50 Chad Qualls, R (8,1) ERA: 2.37										0	0	0	0	0	0	0				
31 Steve Cishek, R (9,1) ERA: 5.35										0	0	0	0	0	0	0				
Inning Stats	R: 0 E: 0 K: 1 S: 6	H: 0 LOB: 1 BB: 1 P: 15	R: 0 E: 0 K: 0 S: 9	H: 0 LOB: 0 BB: 0 P: 13	R: 2 E: 0 K: 0 S: 10	H: 3 LOB: 1 BB: 0 P: 19	R: 0 E: 0 K: 1 S: 9	H: 0 LOB: 0 BB: 0 P: 12	R: 0 E: 0 K: 2 S: 9	H: 0 LOB: 0 BB: 0 P: 13	R: 1 E: 0 K: 0 S: 12	H: 3 LOB: 2 BB: 1 P: 24	R: 0 E: 0 K: 1 S: 7	H: 0 LOB: 0 BB: 0 P: 9	R: 3 E: 0 K: 1 S: 25	H: 4 LOB: 1 BB: 0 P: 38	1B: 6 2B: 4 3B: 0 HR: 1	SF: 0 SAC: 0 DP: 2 HBP: 0	WP: 1 PB: 0 SB: 1 CS: 1	PA: 34
PITCHER	IP WLS BF H R ER SO BB IBB HBP BLK WP HR S P ERA WHIP																			
99 Hyun Jin Ryu, L (1,1) ERA: 2.95	7.1 L 28 6 3 3 5 1 1 0 0 0 0 66 112 3.68 0.955																			
44 Chris Withrow, R (8,1) ERA: 2.51	0.1 2 1 1 1 1 0 0 0 0 0 1 6 10 27.00 3.000																			
56 J.P. Howell, L (8,1) ERA: 2.37	0.0 3 3 2 2 0 0 0 0 0 1 0 12 15 ∞ ∞																			
49 Carlos Marmol, R (8,1) ERA: 5.35	0.1 1 0 0 0 0 0 0 0 0 0 0 3 6 0.00 0.000																			

AB	32
R	6
H	10
RBI	6
BB	2
SO	6
LOB	6



Batter	1	2	3	4	5	6	7	8	9	AB	R	H	RBI	BB	SO	LOB	TOP					
25 Carl Crawford, L (1,7) OBP: 0.342, SLG: 0.413	CI 23 F8 66 G6-3		K						K	3	0	1	0	1	2	0	Los Angeles Dodgers @ Miami Marlins Marlins Park, Miami, FL Wed Aug 21 2013, 7:15 PM - 9:59 PM EDT Att: 24,996 - Roof Closed - 78 F					
66 Yasiel Pujol, R (1,9) OBP: 0.405, SLG: 0.556	G6-3			E5 13 BB 23 BB	G1-3		FC5-4		F9	5	1	0	0	0	4							
23 Adrián González, L (1,3) OBP: 0.347, SLG: 0.457	F8									3	1	0	0	1	2	4						
13 Hanley Ramirez, R (1,6) OBP: 0.396, SLG: 0.620	K									4	2	2	1	0	1							
16 Andre Ethier, L (1,8) OBP: 0.356, SLG: 0.408	L8									3	0	2	1	1	0							
17 A.J. Ellis, R (1,2) OBP: 0.332, SLG: 0.361	F8									3	0	1	0	0	1							
6 Jerry Hairston, R (1,5) 74 Kenley Jansen, S (9,1)	L8									3	0	0	1	0	3							
14 Mark Ellis, R (1,4) OBP: 0.328, SLG: 0.373										4	0	1	0	0	1							
21 Zack Greinke, R (1,1) OBP: 0.412, SLG: 0.378 5 Juan Uribe, R (9,PH) OBP: 0.339, SLG: 0.419	G6-3									3	0	0	0	0	1							
										1	0	0	0	1	0							
Inning Stats	R: 0 H: 0 K: 1 S: 12	H: 0 LOB: 1 BB: 0 P: 16	R: 0 H: 0 K: 0 S: 6	H: 0 LOB: 0 BB: 0 P: 9	R: 0 H: 0 K: 2 S: 10	H: 0 LOB: 0 BB: 0 P: 13	R: 3 H: 2 K: 0 S: 14	H: 2 LOB: 1 BB: 1 P: 24	R: 0 H: 1 K: 1 S: 10	H: 1 LOB: 1 BB: 0 P: 11	R: 0 H: 2 K: 0 S: 9	H: 2 LOB: 1 BB: 0 P: 13	R: 0 H: 1 K: 1 S: 13	H: 1 LOB: 2 BB: 1 P: 22	R: 1 H: 1 K: 0 S: 8	H: 1 LOB: 1 BB: 1 P: 16	R: 0 H: 0 K: 2 S: 11	H: 0 LOB: 0 BB: 0 P: 17	1B: 5 2B: 2 3B: 0 HR: 0	SF: 1 SAC: 1 DP: 1 HBP: 0	WP: 1 PB: 0 SB: 1 CS: 0	PA: 38
PITCHER	IP WLS BF H R ER SO BB IBB HBP BLK WP HR S P ERA WHIP	IP WLS BF H R ER SO BB IBB HBP BLK WP HR S P ERA WHIP	IP WLS BF H R ER SO BB IBB HBP BLK WP HR S P ERA WHIP	IP WLS BF H R ER SO BB IBB HBP BLK WP HR S P ERA WHIP	IP WLS BF H R ER SO BB IBB HBP BLK WP HR S P ERA WHIP	IP WLS BF H R ER SO BB IBB HBP BLK WP HR S P ERA WHIP	IP WLS BF H R ER SO BB IBB HBP BLK WP HR S P ERA WHIP	IP WLS BF H R ER SO BB IBB HBP BLK WP HR S P ERA WHIP	IP WLS BF H R ER SO BB IBB HBP BLK WP HR S P ERA WHIP	IP WLS BF H R ER SO BB IBB HBP BLK WP HR S P ERA WHIP	IP WLS BF H R ER SO BB IBB HBP BLK WP HR S P ERA WHIP	IP WLS BF H R ER SO BB IBB HBP BLK WP HR S P ERA WHIP	IP WLS BF H R ER SO BB IBB HBP BLK WP HR S P ERA WHIP	IP WLS BF H R ER SO BB IBB HBP BLK WP HR S P ERA WHIP	IP WLS BF H R ER SO BB IBB HBP BLK WP HR S P ERA WHIP	IP WLS BF H R ER SO BB IBB HBP BLK WP HR S P ERA WHIP						
24 Nathan Eovaldi, R (1,1) ERA: 3.82	7.0 L 30 6 3 2 5 2 0 0 0 1 0 74 108 2.57 1.143																					
58 Ryan Webb, R (8,1) ERA: 2.95	1.0 5 1 1 1 0 1 0 0 0 0 0 0 8 16 9.00 2.000																					
49 Arquimedes Caminero, R (9,1) ERA:	1.0 3 0 0 0 2 0 0 0 0 0 0 0 11 17 0.00 0.000																					

AB	32
R	4
H	7
RBI	3
BB	3
SO	7
LOB	16



Batter	1	2	3	4	5	6	7	8	9	AB	R	H	RBI	BB	SO	LOB	BOTTOM					
21 Christian Yelich, L (1,7) OBP: 0.333, SLG: 0.371	G4-3		G4-3							4	0	0	0	0	1	0	Los Angeles Dodgers @ Miami Marlins Marlins Park, Miami, FL Wed Aug 21 2013, 7:15 PM - 9:59 PM EDT Att: 24,996 - Roof Closed - 78 F					
17 Donovan Solano, R (1,4) OBP: 0.213, SLG: 0.316	G1-6-3									4	0	0	0	0	1	0						
27 Giancarlo Stanton, R (1,9) OBP: 0.359, SLG: 0.499	HR									4	1	2	1	0	2	0						
5 Logan Morrison, L (1,3) OBP: 0.359, SLG: 0.436	P5									4	0	0	0	0	1	0						
59 Ed Lucas, R (1,5) OBP: 0.312, SLG: 0.302										3	0	2	0	1	0	0						
3 Adelmir Echavarría, R (1,6) OBP: 0.275, SLG: 0.308										4	0	2	0	0	0	2						
23 Jake Marisnick, R (1,8) OBP: 0.228, SLG: 0.230	L9									3	0	0	0	0	4	0						
46 Koyie Hill, S (1,2) OBP: 0.214, SLG: 0.286	K									3	0	0	0	0	2	3						
24 Nathan Eovaldi, R (1,1) OBP: 0.136, SLG: 0.095 58 Ryan Webb, R (8,1) OBP: 1.000, SLG: 1.000 9 Juan Pierre, L (8,PH) OBP: 0.283, SLG: 0.299 49 Arquimedes Caminero, R (9,1) ERA:										2	0	0	0	0	2	2						
										0	0	0	0	0	0	0						
										1	0	0	0	0	0	0						
										0	0	0	0	0	0	0						
Inning Stats	R: 1 H: 1 K: 0 S: 9	H: 1 LOB: 0 BB: 0 P: 10	R: 0 H: 2 K: 2 S: 14	H: 2 LOB: 0 BB: 0 P: 17	R: 0 H: 1 K: 1 S: 9	H: 1 LOB: 1 BB: 0 P: 17	R: 0 H: 1 K: 0 S: 6	H: 1 LOB: 0 BB: 0 P: 10	R: 0 H: 0 K: 3 S: 11	H: 0 LOB: 0 BB: 0 P: 16	R: 0 H: 0 K: 1 S: 8	H: 0 LOB: 0 BB: 0 P: 10	R: 0 H: 1 K: 0 S: 7	H: 1 LOB: 1 BB: 0 P: 11	R: 0 H: 0 K: 0 S: 6	H: 0 LOB: 0 BB: 0 P: 8	R: 0 H: 0 K: 1 S: 13	H: 0 LOB: 1 BB: 1 P: 24	1B: 4 2B: 1 3B: 0 HR: 1	SF: 0 SAC: 0 DP: 0 HBP: 0	WP: 0 PB: 0 SB: 0 CS: 0	PA: 33
PITCHER	IP WLS BF H R ER SO BB IBB HBP BLK WP HR S P ERA WHIP	IP WLS BF H R ER SO BB IBB HBP BLK WP HR S P ERA WHIP	IP WLS BF H R ER SO BB IBB HBP BLK WP HR S P ERA WHIP	IP WLS BF H R ER SO BB IBB HBP BLK WP HR S P ERA WHIP	IP WLS BF H R ER SO BB IBB HBP BLK WP HR S P ERA WHIP	IP WLS BF H R ER SO BB IBB HBP BLK WP HR S P ERA WHIP	IP WLS BF H R ER SO BB IBB HBP BLK WP HR S P ERA WHIP	IP WLS BF H R ER SO BB IBB HBP BLK WP HR S P ERA WHIP	IP WLS BF H R ER SO BB IBB HBP BLK WP HR S P ERA WHIP	IP WLS BF H R ER SO BB IBB HBP BLK WP HR S P ERA WHIP	IP WLS BF H R ER SO BB IBB HBP BLK WP HR S P ERA WHIP	IP WLS BF H R ER SO BB IBB HBP BLK WP HR S P ERA WHIP	IP WLS BF H R ER SO BB IBB HBP BLK WP HR S P ERA WHIP	IP WLS BF H R ER SO BB IBB HBP BLK WP HR S P ERA WHIP	IP WLS BF H R ER SO BB IBB HBP BLK WP HR S P ERA WHIP	IP WLS BF H R ER SO BB IBB HBP BLK WP HR S P ERA WHIP						
21 Zack Greinke, R (1,1) ERA: 2.91	8.0 W 29 6 1 1 7 1 0 0 0 0 0 13 24 0.00 1.000																					
74 Kenley Jansen, R (9,1) ERA: 1.99	1.0 S 4 0 0 0 1 1 0 0 0 0 0 0 0 0 0 0																					



Batter	1	2	3	4	5	6	7	8	9	AB	R	H	RBI	BB	SO	LOB	TOP								
25 Carl Crawford, L OBP: 0.340, SLG: 0.413	L6		G3			L6		K		5	0	1	2	0	1	0	Los Angeles Dodgers @ Miami Marlins Marlins Park, Miami, FL Thu Aug 22 2013, 12:42 PM - 3:26 PM EDT Att: 25,609 - Roof Closed - 78 F								
7 Nick Punto, S OBP: 0.335, SLG: 0.332	G4-3		G3-1			G4-3		P4		5	0	0	0	0	0	2									
23 Adrián González, L OBP: 0.347, SLG: 0.459			K					F8		5	1	2	0	0	2	0									
66 Yasiel Puig, R OBP: 0.405, SLG: 0.558	P5									3	1	1	1	0	0	1									
16 Andre Ethier, L OBP: 0.356, SLG: 0.409	G4-3									4	1	1	0	1	1	2									
17 A.J. Ellis, R OBP: 0.333, SLG: 0.363	G5-3									4	1	1	1	1	0	2									
55 Skip Schumaker, L OBP: 0.344, SLG: 0.344										2	1	1	1	1	1	1									
5 Juan Uribe, R OBP: 0.341, SLG: 0.416										2	1	0	0	2	1	4									
22 Clayton Kershaw, L OBP: 0.217, SLG: 0.250	G4-3									4	0	1	1	0	2	5									
0 Brian Wilson, R (9, 1)										0	0	0	0	0	0	0									
Inning Stats	R: 0 H: 1 E: 0 K: 0 S: 9	H: 1 BB: 0 P: 11	R: 0 H: 0 E: 0 K: 0 S: 10	H: 0 LOB: 2 BB: 1 P: 18	R: 0 H: 0 E: 0 K: 1 S: 7	H: 0 LOB: 0 BB: 0 P: 13	R: 3 H: 3 E: 0 K: 1 S: 11	H: 3 LOB: 2 BB: 1 P: 20	R: 2 H: 3 E: 0 K: 1 S: 13	H: 3 LOB: 1 BB: 0 P: 16	R: 0 H: 0 E: 0 K: 1 S: 9	H: 0 LOB: 0 BB: 0 P: 14	R: 1 H: 1 E: 0 K: 2 S: 15	H: 1 LOB: 3 BB: 3 P: 31	R: 0 H: 0 E: 0 K: 1 S: 6	H: 0 LOB: 0 BB: 0 P: 9	R: 0 H: 0 E: 0 K: 1 S: 8	H: 0 LOB: 1 BB: 0 P: 14	1B: 3 2B: 5 3B: 0 HR: 0	SF: 1 SAC: 0 DP: 0 HBP: 3	WP: 1 PB: 1 SB: 0 CS: 0	PA: 43			
PITCHER	IP WLS BF H R ER SO BB IBB HBP BLK WP HR S P ERA WHIP	IP WLS BF H R ER SO BB IBB HBP BLK WP HR S P ERA WHIP	IP WLS BF H R ER SO BB IBB HBP BLK WP HR S P ERA WHIP	IP WLS BF H R ER SO BB IBB HBP BLK WP HR S P ERA WHIP	IP WLS BF H R ER SO BB IBB HBP BLK WP HR S P ERA WHIP	IP WLS BF H R ER SO BB IBB HBP BLK WP HR S P ERA WHIP	IP WLS BF H R ER SO BB IBB HBP BLK WP HR S P ERA WHIP	IP WLS BF H R ER SO BB IBB HBP BLK WP HR S P ERA WHIP	IP WLS BF H R ER SO BB IBB HBP BLK WP HR S P ERA WHIP	IP WLS BF H R ER SO BB IBB HBP BLK WP HR S P ERA WHIP	IP WLS BF H R ER SO BB IBB HBP BLK WP HR S P ERA WHIP	IP WLS BF H R ER SO BB IBB HBP BLK WP HR S P ERA WHIP	IP WLS BF H R ER SO BB IBB HBP BLK WP HR S P ERA WHIP	IP WLS BF H R ER SO BB IBB HBP BLK WP HR S P ERA WHIP	IP WLS BF H R ER SO BB IBB HBP BLK WP HR S P ERA WHIP	IP WLS BF H R ER SO BB IBB HBP BLK WP HR S P ERA WHIP	IP WLS BF H R ER SO BB IBB HBP BLK WP HR S P ERA WHIP	IP WLS BF H R ER SO BB IBB HBP BLK WP HR S P ERA WHIP	IP WLS BF H R ER SO BB IBB HBP BLK WP HR S P ERA WHIP	IP WLS BF H R ER SO BB IBB HBP BLK WP HR S P ERA WHIP	IP WLS BF H R ER SO BB IBB HBP BLK WP HR S P ERA WHIP	IP WLS BF H R ER SO BB IBB HBP BLK WP HR S P ERA WHIP	IP WLS BF H R ER SO BB IBB HBP BLK WP HR S P ERA WHIP	IP WLS BF H R ER SO BB IBB HBP BLK WP HR S P ERA WHIP	IP WLS BF H R ER SO BB IBB HBP BLK WP HR S P ERA WHIP

AB 34
R 6
H 8
RBI 6
BB 5
SO 8
LOB 17



Batter	1	2	3	4	5	6	7	8	9	AB	R	H	RBI	BB	SO	LOB	BOTTOM								
21 Christian Yelich, L OBP: 0.331, SLG: 0.361			K			K		K		3	0	0	0	1	3	0	Los Angeles Dodgers @ Miami Marlins Marlins Park, Miami, FL Thu Aug 22 2013, 12:42 PM - 3:26 PM EDT Att: 25,609 - Roof Closed - 78 F								
17 Donovan Solano, R OBP: 0.312, SLG: 0.311	G4-3		G4-3			G6-4-3		G6-3		3	0	0	0	1	0	1									
27 Giancarlo Stanton, R OBP: 0.357, SLG: 0.469										4	0	1	0	0	2	2									
5 Logan Morrison, L OBP: 0.357, SLG: 0.432	G4-3									4	0	1	0	0	1	2									
59 Ed Lucas, R OBP: 0.316, SLG: 0.307										3	0	2	0	0	0	1									
40 Mike Dunn, L (8, 1)										0	0	0	0	0	0	0									
31 Steve Cishek, R (9, 1)										0	0	0	0	0	0	0									
29 Greg Dobbs, L OBP: 0.310, SLG: 0.315										1	0	1	0	0	0	0									
20 Justin Ruggiano, R OBP: 0.289, SLG: 0.363										3	0	1	0	1	1	2									
3 Adeiny Hechavarría, R OBP: 0.274, SLG: 0.304										3	0	0	0	0	0	3									
6 Jeff Mathis, R OBP: 0.272, SLG: 0.297										3	0	0	0	0	1	2									
37 Henderson Alvarez III, R OBP: 0.278, SLG: 0.412										1	0	0	0	0	0	2									
23 Jake Marisnick, R OBP: 0.233, SLG: 0.227										1	0	0	0	0	0	0									
43 Dan Jennings, L (6, 1)										0	0	0	0	0	0	0									
44 AJ Ramos, R (7, 1)										0	0	0	0	0	0	0									
12 Gil Velazquez, R (7, 5)										1	0	0	0	0	0	0									
Inning Stats	R: 0 H: 0 E: 0 K: 1 S: 10	H: 1 LOB: 1 BB: 1 P: 20	R: 0 H: 1 E: 0 K: 0 S: 9	H: 1 LOB: 2 BB: 1 P: 17	R: 0 H: 1 E: 0 K: 2 S: 13	H: 1 LOB: 0 BB: 0 P: 17	R: 0 H: 1 E: 0 K: 0 S: 5	H: 1 LOB: 0 BB: 0 P: 7	R: 0 H: 0 E: 0 K: 2 S: 7	H: 0 LOB: 0 BB: 0 P: 11	R: 0 H: 1 E: 0 K: 0 S: 6	H: 1 LOB: 0 BB: 1 P: 11	R: 0 H: 1 E: 0 K: 0 S: 8	H: 1 LOB: 0 BB: 0 P: 8	R: 0 H: 0 E: 0 K: 1 S: 8	H: 0 LOB: 0 BB: 0 P: 12	R: 0 H: 1 E: 0 K: 2 S: 11	H: 1 LOB: 1 BB: 0 P: 19	1B: 4 2B: 2 3B: 0 HR: 0	SF: 0 SAC: 0 DP: 3 HBP: 0	WP: 1 PB: 0 SB: 0 CS: 0	PA: 33			
PITCHER	IP WLS BF H R ER SO BB IBB HBP BLK WP HR S P ERA WHIP	IP WLS BF H R ER SO BB IBB HBP BLK WP HR S P ERA WHIP	IP WLS BF H R ER SO BB IBB HBP BLK WP HR S P ERA WHIP	IP WLS BF H R ER SO BB IBB HBP BLK WP HR S P ERA WHIP	IP WLS BF H R ER SO BB IBB HBP BLK WP HR S P ERA WHIP	IP WLS BF H R ER SO BB IBB HBP BLK WP HR S P ERA WHIP	IP WLS BF H R ER SO BB IBB HBP BLK WP HR S P ERA WHIP	IP WLS BF H R ER SO BB IBB HBP BLK WP HR S P ERA WHIP	IP WLS BF H R ER SO BB IBB HBP BLK WP HR S P ERA WHIP	IP WLS BF H R ER SO BB IBB HBP BLK WP HR S P ERA WHIP	IP WLS BF H R ER SO BB IBB HBP BLK WP HR S P ERA WHIP	IP WLS BF H R ER SO BB IBB HBP BLK WP HR S P ERA WHIP	IP WLS BF H R ER SO BB IBB HBP BLK WP HR S P ERA WHIP	IP WLS BF H R ER SO BB IBB HBP BLK WP HR S P ERA WHIP	IP WLS BF H R ER SO BB IBB HBP BLK WP HR S P ERA WHIP	IP WLS BF H R ER SO BB IBB HBP BLK WP HR S P ERA WHIP	IP WLS BF H R ER SO BB IBB HBP BLK WP HR S P ERA WHIP	IP WLS BF H R ER SO BB IBB HBP BLK WP HR S P ERA WHIP	IP WLS BF H R ER SO BB IBB HBP BLK WP HR S P ERA WHIP	IP WLS BF H R ER SO BB IBB HBP BLK WP HR S P ERA WHIP	IP WLS BF H R ER SO BB IBB HBP BLK WP HR S P ERA WHIP	IP WLS BF H R ER SO BB IBB HBP BLK WP HR S P ERA WHIP	IP WLS BF H R ER SO BB IBB HBP BLK WP HR S P ERA WHIP	IP WLS BF H R ER SO BB IBB HBP BLK WP HR S P ERA WHIP	IP WLS BF H R ER SO BB IBB HBP BLK WP HR S P ERA WHIP


AB 30
R 0
H 6
RBI 0
BB 3
SO 8
LOB 15



Batter	1	2	3	4	5	6	7	8	9	AB	R	H	RBI	BB	SO	LOB	TOP										
2 Jacoby Ellsbury, L (1,8) OBP: 0.355, SLG: 0.422	G5-3		G3			G4-3			K	4	0	0	0	0	1	0	Boston Red Sox @ Los Angeles Dodgers Dodger Stadium, Los Angeles, CA Fri Aug 23 2013, 7:11 PM - 9:18 PM PDT Att: 50,240 - Clear - 78 F										
18 Shane Victorino, S (1,9) OBP: 0.337, SLG: 0.416	K			K		F9			P6	4	0	0	0	0	2	0											
15 Dustin Pedroia, R (1,4) OBP: 0.372, SLG: 0.497	1B			G3					G6-3	3	0	1	0	0	0	0											
34 David Ortiz, L (1,3) OBP: 0.399, SLG: 0.572	G4-3			F7					L8	3	0	0	0	0	0	1											
39 Jarrod Saltalamacchia, S (1,2) OBP: 0.339, SLG: 0.449		F8				L5			K	3	0	0	0	0	1	0											
29 Daniel Nava, S (1,7) OBP: 0.380, SLG: 0.432	G6-3					7B HBP			L9	2	0	0	0	0	0	0											
7 Stephen Drew, L (1,6) OBP: 0.325, SLG: 0.426		F8				16 G5-4-3 1B			G4-3	3	0	1	0	0	0	0											
16 Will Middlebrooks, R (1,5) OBP: 0.276, SLG: 0.429			K			G5-4-3			L6	3	0	0	0	0	1	2											
41 John Lackey, R (1,1)										2	0	0	0	0	2	0											
37 Mike Carp, L (9,PH) OBP: 0.359, SLG: 0.549									K	1	0	0	0	0	1	0											
Inning Stats	R: 0 E: 0 K: 1 S: 10	H: 1 LOB: 1 BB: 0 P: 15	R: 0 E: 0 K: 0 S: 8	H: 0 LOB: 0 BB: 0 P: 15	R: 0 E: 0 K: 2 S: 7	H: 0 LOB: 0 BB: 0 P: 8	R: 0 E: 0 K: 1 S: 8	H: 0 LOB: 0 BB: 0 P: 13	R: 0 E: 0 K: 1 S: 9	H: 1 LOB: 1 BB: 0 P: 15	R: 0 E: 0 K: 1 S: 9	H: 0 LOB: 0 BB: 0 P: 12	R: 0 E: 0 K: 1 S: 7	H: 0 LOB: 0 BB: 0 P: 11	R: 0 E: 0 K: 0 S: 8	H: 0 LOB: 0 BB: 0 P: 12	R: 0 E: 0 K: 2 S: 12	H: 0 LOB: 0 BB: 0 P: 18	1B: 2 2B: 0 3B: 0 HR: 0	SF: 0 SAC: 0 DP: 1 HBP: 1	WP: 0 PB: 0 SB: 0 CS: 0	PA: 29					
PITCHER	IP	WLS	BF	H	R	ER	SO	BB	IBB	HBP	BLK	WP	HR	S	P	ERA	WHIP										
47 Ricky Nolasco, R (1,1) ERA: 3.42	8.0	W	26	2	0	0	6	0	0	1	0	0	0	66	101	0.00	0.250										
74 Kenley Jansen, R (9,1) ERA: 1.95	1.0	S	3	0	0	0	2	0	0	0	0	0	0	12	18	0.00	0.000										

Batter	1	2	3	4	5	6	7	8	9	AB	R	H	RBI	BB	SO	LOB	BOTTOM										
25 Carl Crawford, L (1,7) OBP: 0.343, SLG: 0.415	L8			13 HR						3	1	2	0	0	0	0	Boston Red Sox @ Los Angeles Dodgers Dodger Stadium, Los Angeles, CA Fri Aug 23 2013, 7:11 PM - 9:18 PM PDT Att: 50,240 - Clear - 78 F										
66 Yasiel Puig, R (1,9) OBP: 0.401, SLG: 0.551	K			P4		F9				3	0	0	0	0	1	2											
23 Adrián González, L (1,3) OBP: 0.345, SLG: 0.456	K			L9		F7				3	0	0	0	0	1	2											
13 Hanley Ramirez, R (1,6) OBP: 0.395, SLG: 0.629		L9		14 HR		F9				3	1	1	2	0	0	0											
16 Andre Ethier, L (1,8) OBP: 0.354, SLG: 0.406		F7		G6-3		K2-3				3	0	0	0	0	1	0											
5 Juan Uribe, R (1,5) OBP: 0.336, SLG: 0.412		G6-3				F9				3	0	0	0	0	0	0											
14 Mark Ellis, R (1,4) OBP: 0.325, SLG: 0.370				F8		F7				3	0	0	0	0	0	0											
18 Tim Federowicz, R (1,2) OBP: 0.284, SLG: 0.352				F9		K				3	0	0	0	0	1	0											
47 Ricky Nolasco, R (1,1) OBP: 0.217, SLG: 0.190										2	0	0	0	0	2	0											
6 Jerry Hairston, R (8,PH) OBP: 0.306, SLG: 0.323										1	0	0	0	0	0	0											
74 Kenley Jansen, S (9,1) ERA: 1.95										0	0	0	0	0	0	0											
Inning Stats	R: 0 E: 0 K: 2 S: 8	H: 0 LOB: 0 BB: 0 P: 11	R: 0 E: 0 K: 0 S: 4	H: 0 LOB: 0 BB: 0 P: 6	R: 0 E: 0 K: 1 S: 7	H: 0 LOB: 0 BB: 0 P: 12	R: 2 E: 0 K: 0 S: 16	H: 2 LOB: 0 BB: 0 P: 21	R: 0 E: 0 K: 1 S: 8	H: 0 LOB: 0 BB: 0 P: 11	R: 0 E: 0 K: 1 S: 10	H: 1 LOB: 1 BB: 0 P: 16	R: 0 E: 0 K: 1 S: 6	H: 0 LOB: 0 BB: 0 P: 8	R: 0 E: 0 K: 0 S: 10	H: 0 LOB: 0 BB: 0 P: 12	R: 0 E: 0 K: 0 S: 10	H: 0 LOB: 0 BB: 0 P: 12	1B: 2 2B: 0 3B: 0 HR: 1	SF: 0 SAC: 0 DP: 0 HBP: 0	WP: 0 PB: 0 SB: 2 CS: 0	PA: 27					
PITCHER	IP	WLS	BF	H	R	ER	SO	BB	IBB	HBP	BLK	WP	HR	S	P	ERA	WHIP										
41 John Lackey, R (1,1) ERA: 3.17	8.0	L	27	3	2	2	6	0	0	0	0	0	1	69	97	2.25	0.375										

AB	28
R	0
H	2
RBI	0
BB	0
SO	8
LOB	3



AB	27
R	2
H	3
RBI	2
BB	0
SO	6
LOB	4



Batter	1	2	3	4	5	6	7	8	9	AB	R	H	RBI	BB	SO	LOB	TOP					
2 Jacoby Ellsbury, L OBP: 0.352, SLG: 0.418	G6-3	L7			F8		K		G3-6	5	0	0	0	0	1	1						
18 Shane Victorino, S OBP: 0.337, SLG: 0.413	HBP		G4-3		K			G6-3		3	1	0	0	0	1	0						
15 Dustin Pedroia, R OBP: 0.372, SLG: 0.410	HBP		F8		L6			2B		4	1	2	0	0	0	0						
12 Mike Napoli, R OBP: 0.338, SLG: 0.438	HBP					K		7 BB		4	1	3	1	0	1	0						
5 Jonny Gomes, R OBP: 0.345, SLG: 0.433	HBP					16 S		1B		3	1	1	3	1	1	3						
7 Stephen Drew, L OBP: 0.327, SLG: 0.428	HBP					K		BB		3	0	1	0	1	2	1						
16 Will Middlebrooks, R OBP: 0.272, SLG: 0.422			G5-3			K		BB		4	0	0	0	0	3	5						
3 David Ross, R OBP: 0.259, SLG: 0.384		G5-3			K		P4		G6-3	4	0	0	0	0	1	1						
31 Jon Lester, L					K					3	0	0	0	0	3	1						
36 Junichi Tazawa, R					K					0	0	0	0	0	0	0						
32 Craig Breslow, L					K					0	0	0	0	0	0	0						
19 Koji Uehara, R					K					0	0	0	0	0	0	0						
72 Xander Bogaerts, R OBP: 0.200, SLG: 0.200									2B	1	0	1	0	0	0	0						
Inning Stats	R: 4 E: 0 K: 2 S: 19	H: 3 LOB: 0 BB: 0 P: 31	R: 0 E: 0 K: 1 S: 6	H: 0 LOB: 0 BB: 0 P: 8	R: 0 E: 0 K: 1 S: 12	H: 1 LOB: 1 BB: 0 P: 18	R: 0 E: 0 K: 2 S: 14	H: 1 LOB: 1 BB: 0 P: 19	R: 0 E: 0 K: 3 S: 12	H: 0 LOB: 0 BB: 1 P: 20	R: 0 E: 0 K: 2 S: 9	H: 0 LOB: 0 BB: 0 P: 13	R: 0 E: 0 K: 1 S: 14	H: 2 LOB: 3 BB: 1 P: 25	R: 0 E: 0 K: 0 S: 8	H: 1 LOB: 0 BB: 0 P: 13	1B: 5 2B: 3 3B: 0 HR: 1	SF: 0 SAC: 0 DP: 1 HBP: 1	WP: 0 PB: 0 SB: 1 CS: 0	PA: 37		
PITCHER	IP WLS BF H R ER SO BB IBB HBP BLK WP HR S P ERA WHIP	IP WLS BF H R ER SO BB IBB HBP BLK WP HR S P ERA WHIP	IP WLS BF H R ER SO BB IBB HBP BLK WP HR S P ERA WHIP	IP WLS BF H R ER SO BB IBB HBP BLK WP HR S P ERA WHIP	IP WLS BF H R ER SO BB IBB HBP BLK WP HR S P ERA WHIP	IP WLS BF H R ER SO BB IBB HBP BLK WP HR S P ERA WHIP	IP WLS BF H R ER SO BB IBB HBP BLK WP HR S P ERA WHIP	IP WLS BF H R ER SO BB IBB HBP BLK WP HR S P ERA WHIP	IP WLS BF H R ER SO BB IBB HBP BLK WP HR S P ERA WHIP	IP WLS BF H R ER SO BB IBB HBP BLK WP HR S P ERA WHIP	IP WLS BF H R ER SO BB IBB HBP BLK WP HR S P ERA WHIP	IP WLS BF H R ER SO BB IBB HBP BLK WP HR S P ERA WHIP	IP WLS BF H R ER SO BB IBB HBP BLK WP HR S P ERA WHIP	IP WLS BF H R ER SO BB IBB HBP BLK WP HR S P ERA WHIP	IP WLS BF H R ER SO BB IBB HBP BLK WP HR S P ERA WHIP	IP WLS BF H R ER SO BB IBB HBP BLK WP HR S P ERA WHIP	IP WLS BF H R ER SO BB IBB HBP BLK WP HR S P ERA WHIP	IP WLS BF H R ER SO BB IBB HBP BLK WP HR S P ERA WHIP	IP WLS BF H R ER SO BB IBB HBP BLK WP HR S P ERA WHIP	IP WLS BF H R ER SO BB IBB HBP BLK WP HR S P ERA WHIP	IP WLS BF H R ER SO BB IBB HBP BLK WP HR S P ERA WHIP	
99 Hyun Jin Ryu, L ERA: 3.08	5.0	L	21	5	4	4	7	0	0	0	1	0	0	0	0	0	0	1	60	89	7.20	1.000
49 Carlos Marmol, R ERA: 5.17	1.1		5	0	0	0	3	1	0	0	0	0	0	0	0	0	0	0	14	22	0.00	0.750
56 J.P. Howell, L ERA: 2.32	0.2		2	0	0	0	2	0	0	0	0	0	0	0	0	0	0	0	7	11	0.00	0.000
0 Brian Wilson, R ERA: 5.2	1.0		6	2	0	0	1	1	0	0	0	0	0	0	0	0	0	0	14	25	0.00	3.000
43 Brandon League, R ERA: 5.2	0.1		2	1	0	0	0	0	0	0	0	0	0	0	0	0	0	0	6	11	0.00	3.000

Boston Red Sox @ Los Angeles Dodgers
Dodger Stadium, Los Angeles, CA
Sat Aug 24 2013, 1:08 PM - 4:22 PM PDT
Att: 48,165 - Sunny - 82 F

AB 34
R 4
H 8
RBI 4
BB 2
SO 13
LOB 12



Batter	1	2	3	4	5	6	7	8	9	AB	R	H	RBI	BB	SO	LOB	BOTTOM					
66 Yasiel Puig, R OBP: 0.406, SLG: 0.553	BB		F9			L9-3		2B		3	1	2	0	1	0	1						
14 Mark Ellis, R OBP: 0.324, SLG: 0.368	K					L9-3		1B		4	0	1	0	0	2	4						
43 Brandon League, R										0	0	0	0	0	0	0						
75 Paco Rodríguez, L										0	0	0	0	0	0	0						
23 Adrián González, L OBP: 0.345, SLG: 0.456	L3					F8				4	0	1	2	0	1	2						
13 Hanley Ramirez, R OBP: 0.397, SLG: 0.624	P5							2B		2	0	0	0	2	1	1						
17 A.J. Ellis, R OBP: 0.332, SLG: 0.359	K							BB		3	0	0	0	1	3	3						
16 Andre Ethier, L OBP: 0.353, SLG: 0.404	G4-3									4	0	1	0	0	0	2						
5 Juan Uribe, R OBP: 0.333, SLG: 0.406			F7		K2-3			1B		4	0	0	0	0	1	2						
6 Jerry Hairston, R OBP: 0.299, SLG: 0.315	E3				F9					4	0	0	0	0	0	0						
99 Hyun Jin Ryu, R ERA: 3.97	7.1	W	27	3	1	1	6	4	0	0	0	0	0	0	0	0						
7 Nick Punto, S ERA: 2.75	0.1		2	1	0	0	1	0	0	0	0	0	0	0	0	0						
49 Carlos Marmol, R	0.0		2	1	1	1	0	1	0	0	0	0	0	0	0	0						
56 J.P. Howell, L	1.1	S	4	0	0	0	1	0	0	0	0	0	0	0	0	0						
0 Brian Wilson, R	0.0		2	1	0	0	0	0	0	0	0	0	0	0	0	0						
25 Carl Crawford, L OBP: 0.344, SLG: 0.415										0	1	0	0	1	0	0						
Inning Stats	R: 0 E: 0 K: 1 S: 9	H: 0 LOB: 0 BB: 1 P: 14	R: 0 E: 0 K: 1 S: 6	H: 0 LOB: 0 BB: 0 P: 8	R: 0 E: 1 K: 0 S: 5	H: 0 LOB: 1 BB: 0 P: 5	R: 0 E: 0 K: 2 S: 12	H: 1 LOB: 2 BB: 1 P: 20	R: 0 E: 0 K: 1 S: 12	H: 0 LOB: 0 BB: 0 P: 18	R: 0 E: 0 K: 0 S: 6	H: 1 LOB: 0 BB: 0 P: 8	R: 0 E: 0 K: 1 S: 9	H: 1 LOB: 1 BB: 1 P: 17	R: 2 E: 0 K: 2 S: 19	H: 2 LOB: 2 BB: 2 P: 35	R: 0 E: 0 K: 0 S: 8	H: 0 LOB: 0 BB: 0 P: 9	1B: 4 2B: 4 3B: 0 HR: 0	SF: 0 SAC: 1 DP: 3 HBP: 0	WP: 0 PB: 0 SB: 0 CS: 0	PA: 35
PITCHER	IP WLS BF H R ER SO BB IBB HBP BLK WP HR S P ERA WHIP	IP WLS BF H R ER SO BB IBB HBP BLK WP HR S P ERA WHIP	IP WLS BF H R ER SO BB IBB HBP BLK WP HR S P ERA WHIP	IP WLS BF H R ER SO BB IBB HBP BLK WP HR S P ERA WHIP	IP WLS BF H R ER SO BB IBB HBP BLK WP HR S P ERA WHIP	IP WLS BF H R ER SO BB IBB HBP BLK WP HR S P ERA WHIP	IP WLS BF H R ER SO BB IBB HBP BLK WP HR S P ERA WHIP	IP WLS BF H R ER SO BB IBB HBP BLK WP HR S P ERA WHIP	IP WLS BF H R ER SO BB IBB HBP BLK WP HR S P ERA WHIP	IP WLS BF H R ER SO BB IBB HBP BLK WP HR S P ERA WHIP	IP WLS BF H R ER SO BB IBB HBP BLK WP HR S P ERA WHIP	IP WLS BF H R ER SO BB IBB HBP BLK WP HR S P ERA WHIP	IP WLS BF H R ER SO BB IBB HBP BLK WP HR S P ERA WHIP	IP WLS BF H R ER SO BB IBB HBP BLK WP HR S P ERA WHIP	IP WLS BF H R ER SO BB IBB HBP BLK WP HR S P ERA WHIP	IP WLS BF H R ER SO BB IBB HBP BLK WP HR S P ERA WHIP	IP WLS BF H R ER SO BB IBB HBP BLK WP HR S P ERA WHIP	IP WLS BF H R ER SO BB IBB HBP BLK WP HR S P ERA WHIP	IP WLS BF H R ER SO BB IBB HBP BLK WP HR S P ERA WHIP	IP WLS BF H R ER SO BB IBB HBP BLK WP HR S P ERA WHIP	IP WLS BF H R ER SO BB IBB HBP BLK WP HR S P ERA WHIP	
31 Jon Lester, L ERA: 3.97	1.1		2	1	0	0	1	0	0	0	0	0	0	0	0	0						
36 Junichi Tazawa, R	0.1		2	1	0	0	1	0	0	0	0	0	0	0	0	0						
32 Craig Breslow, L ERA: 2.17	0.0		2	1	1	1	0	1	0	0	0	0	0	0	0	0						
19 Koji Uehara, R ERA: 1.24	1.1	S	4	0	0	0	1	0	0	0	0	0	0	0	0	0						

Boston Red Sox @ Los Angeles Dodgers
Dodger Stadium, Los Angeles, CA
Sat Aug 24 2013, 1:08 PM - 4:22 PM PDT
Att: 48,165 - Sunny - 82 F

AB 29
R 2
H 5
RBI 2
BB 5
SO 8
LOB 15



Batter	1	2	3	4	5	6	7	8	9	AB	R	H	RBI	BB	SO	LOB	TOP			
13 Starlin Castro, R OBP: 0.276, SLG: 0.333										4	0	1	0	0	1	0	Chicago Cubs @ Los Angeles Dodgers Dodger Stadium, Los Angeles, CA Mon Aug 26 2013, 7:10 PM - 10:22 PM PDT Att: 40,965 - Cloudy - 83 F			
21 Junior Lake, R OBP: 0.345, SLG: 0.459										4	0	1	0	0	3	1				
44 Anthony Rizzo, L OBP: 0.324, SLG: 0.428										4	1	1	0	0	0	2				
19 Nate Schierholtz, L OBP: 0.321, SLG: 0.507										3	1	0	0	0	1	0				
47 Brian Bogusevic, L OBP: 0.325, SLG: 0.465										4	0	1	2	0	2	0				
8 Donnie Murphy, R OBP: 0.361, SLG: 0.662										3	0	1	0	1	1	1				
53 Wellington Castillo, R OBP: 0.342, SLG: 0.354										2	0	0	0	1	0	1				
15 Darwin Barney, R OBP: 0.271, SLG: 0.327										3	0	0	0	0	0	2				
49 Jake Arrieta, R										2	0	0	0	0	2	0				
33 Carlos Villanueva, R OBP: 0.161, SLG: 0.161										0	0	0	0	0	0	0				
30 Dioner Navarro, S OBP: 0.360, SLG: 0.505										1	0	0	0	0	0	2				
28 Michael Bowden, R										0	0	0	0	0	0	0				
Inning Stats	R: 0 E: 0 K: 1 S: 12	H: 1 LOB: 0 BB: 0 P: 15	R: 0 E: 0 K: 0 S: 4	H: 0 LOB: 0 BB: 0 P: 8	R: 0 E: 0 K: 1 S: 7	H: 0 LOB: 0 BB: 0 P: 10	R: 0 E: 0 K: 1 S: 8	H: 0 LOB: 1 BB: 0 P: 9	R: 0 E: 0 K: 2 S: 8	H: 0 LOB: 0 BB: 0 P: 11	R: 0 E: 0 K: 1 S: 7	H: 1 LOB: 0 BB: 0 P: 11	R: 0 E: 0 K: 1 S: 11	H: 0 LOB: 2 BB: 0 P: 22	R: 2 E: 0 K: 2 S: 16	H: 2 LOB: 1 BB: 0 P: 25	1B: 3 2B: 2 3B: 0 HR: 0	SF: 0 SAC: 0 DP: 1 HBP: 1	WP: 0 PA: 33 PB: 0 SB: 0 CS: 1	
PITCHER	IP: 8.2 WLS: W BF: 32 ERA: 2.86	WLS: W BF: 32 ERA: 2.86	IP: 0 WLS: 0 BF: 0 ERA: 0.00	IP: 0 WLS: 0 BF: 0 ERA: 0.00	IP: 0 WLS: 0 BF: 0 ERA: 0.00	IP: 0 WLS: 0 BF: 0 ERA: 0.00	IP: 0 WLS: 0 BF: 0 ERA: 0.00	IP: 0 WLS: 0 BF: 0 ERA: 0.00	IP: 0 WLS: 0 BF: 0 ERA: 0.00	IP: 0 WLS: 0 BF: 0 ERA: 0.00	IP: 0 WLS: 0 BF: 0 ERA: 0.00	IP: 0 WLS: 0 BF: 0 ERA: 0.00	IP: 0 WLS: 0 BF: 0 ERA: 0.00	IP: 0 WLS: 0 BF: 0 ERA: 0.00	IP: 0 WLS: 0 BF: 0 ERA: 0.00	IP: 0 WLS: 0 BF: 0 ERA: 0.00	IP: 0 WLS: 0 BF: 0 ERA: 0.00	IP: 0 WLS: 0 BF: 0 ERA: 0.00	IP: 0 WLS: 0 BF: 0 ERA: 0.00	IP: 0 WLS: 0 BF: 0 ERA: 0.00

AB	30
R	2
H	5
RBI	2
BB	2
SO	10
LOB	9



Batter	1	2	3	4	5	6	7	8	9	AB	R	H	RBI	BB	SO	LOB	BOTTOM			
25 Carl Crawford, L OBP: 0.341, SLG: 0.414										4	0	1	2	0	0	1	Chicago Cubs @ Los Angeles Dodgers Dodger Stadium, Los Angeles, CA Mon Aug 26 2013, 7:10 PM - 10:22 PM PDT Att: 40,965 - Cloudy - 83 F			
66 Yasiel Puig, R OBP: 0.405, SLG: 0.562										5	1	3	1	0	1	2				
23 Adrián González, L OBP: 0.341, SLG: 0.456										5	0	0	0	0	2	3				
13 Hanley Ramirez, R OBP: 0.388, SLG: 0.620										4	1	1	1	0	0	3				
16 Andre Ethier, L OBP: 0.356, SLG: 0.406										2	0	1	0	2	0	0				
17 A.J. Ellis, R OBP: 0.334, SLG: 0.357										3	1	1	0	1	0	2				
14 Mark Ellis, R OBP: 0.324, SLG: 0.365										3	1	0	0	1	2	4				
7 Nick Punto, S OBP: 0.331, SLG: 0.329										3	2	1	1	1	1	3				
21 Zack Greinke, R OBP: 0.426, SLG: 0.383										2	0	1	1	1	0	0				
0 Brian Wilson, R										0	0	0	0	0	0	0				
Inning Stats	R: 0 E: 0 K: 0 S: 11	H: 1 LOB: 1 BB: 0 P: 13	R: 0 E: 0 K: 1 S: 8	H: 0 LOB: 1 BB: 1 P: 12	R: 0 E: 0 K: 1 S: 14	H: 1 LOB: 2 BB: 1 P: 20	R: 2 E: 0 K: 0 S: 21	H: 2 LOB: 2 BB: 2 P: 35	R: 0 E: 0 K: 1 S: 12	H: 1 LOB: 1 BB: 0 P: 18	R: 2 E: 0 K: 1 S: 15	H: 1 LOB: 0 BB: 1 P: 21	R: 1 E: 0 K: 2 S: 13	H: 2 LOB: 2 BB: 1 P: 23	R: 1 E: 0 K: 0 S: 9	H: 1 LOB: 0 BB: 0 P: 12	1B: 3 2B: 4 3B: 0 HR: 2	SF: 1 SAC: 1 DP: 0 HBP: 0	WP: 0 PA: 39 PB: 0 SB: 1 CS: 0	
PITCHER	IP: 5.0 WLS: L BF: 26 ERA: 5.91	IP: 5.0 WLS: L BF: 26 ERA: 5.91	IP: 0 WLS: 0 BF: 0 ERA: 0.00	IP: 0 WLS: 0 BF: 0 ERA: 0.00	IP: 0 WLS: 0 BF: 0 ERA: 0.00	IP: 0 WLS: 0 BF: 0 ERA: 0.00	IP: 0 WLS: 0 BF: 0 ERA: 0.00	IP: 0 WLS: 0 BF: 0 ERA: 0.00	IP: 0 WLS: 0 BF: 0 ERA: 0.00	IP: 0 WLS: 0 BF: 0 ERA: 0.00	IP: 0 WLS: 0 BF: 0 ERA: 0.00	IP: 0 WLS: 0 BF: 0 ERA: 0.00	IP: 0 WLS: 0 BF: 0 ERA: 0.00	IP: 0 WLS: 0 BF: 0 ERA: 0.00	IP: 0 WLS: 0 BF: 0 ERA: 0.00	IP: 0 WLS: 0 BF: 0 ERA: 0.00	IP: 0 WLS: 0 BF: 0 ERA: 0.00	IP: 0 WLS: 0 BF: 0 ERA: 0.00	IP: 0 WLS: 0 BF: 0 ERA: 0.00	IP: 0 WLS: 0 BF: 0 ERA: 0.00

AB	31
R	6
H	9
RBI	6
BB	6
SO	6
LOB	18



Batter	1	2	3	4	5	6	7	8	9	AB	R	H	RBI	BB	SO	LOB	TOP								
13 Chris Denorfia, R OBP: 0.332, SLG: 0.389	L8		25 1B				FC6-4		1-2 1B	5	0	2	1	0	1	3	San Diego Padres @ Los Angeles Dodgers Dodger Stadium, Los Angeles, CA Fri Aug 30 2013, 7:11 PM - 10:17 PM PDT Att: 51,769 - Partly Cloudy - 89 F livebaseballscorecards.com								
25 Will Venable, L OBP: 0.320, SLG: 0.515	K		9 G5-4-3 1B			G3	G4-3		F7	5	0	1	0	0	1	4									
9 Jedd Gyorko, R OBP: 0.292, SLG: 0.432	K		G5-4-3				G6-3		2B	4	0	1	0	0	1	2									
23 Yonder Alonso, L OBP: 0.341, SLG: 0.368	F8		G4-3				1B		F7	3	0	1	0	0	0	0									
27 Rey Fuentes, L OBP: 0.314, SLG: 0.411	11 2B		F9				K		F7	4	1	1	0	0	1	2									
11 Logan Forsythe, R OBP: 0.293, SLG: 0.344	3 WP		E6				K		L5	3	0	1	1	0	1	1									
45 Anthony Bass, R OBP: 0.257, SLG: 0.240	1-H		2B				K			1	0	0	0	0	0	0									
56 Colt Hynes, L OBP: 0.266, SLG: 0.313	2-3		K				G5-3		F9	4	0	1	0	0	1	2									
4 Nick Hundley, R OBP: 0.296, SLG: 0.387	2-2		L8				53 SH1-4 BB		G4-3	3	0	1	0	1	0	1									
3 Ronny Cedeno, R OBP: 0.266, SLG: 0.313	1-1		G3-1				13 FC6-4 1B		13 DI 1B	1	0	0	0	0	0	0									
53 Eric Stults, L OBP: 0.173, SLG: 0.250							1-2 2-H			2	1	2	0	0	0	0									
5 Alexi Amarista, L OBP: 0.306, SLG: 0.386										1	0	0	0	0	0	0									
Inning Stats	R: 0 E: 0 K: 2 S: 11	H: 0 LOB: 0 BB: 0 P: 13	R: 1 E: 0 K: 1 S: 11	H: 2 LOB: 1 BB: 0 P: 17	R: 0 E: 0 K: 0 S: 10	H: 2 LOB: 1 BB: 0 P: 18	R: 0 E: 0 K: 0 S: 9	H: 0 LOB: 1 BB: 0 P: 12	R: 0 E: 0 K: 1 S: 8	H: 1 LOB: 1 BB: 1 P: 14	R: 0 E: 0 K: 2 S: 13	H: 3 LOB: 2 BB: 0 P: 20	R: 0 E: 0 K: 0 S: 12	H: 1 LOB: 1 BB: 0 P: 21	R: 1 E: 0 K: 0 S: 13	H: 2 LOB: 1 BB: 0 P: 19	1B: 9 2B: 2 3B: 0 HR: 0	SF: 0 SAC: 1 DP: 1 HBP: 0	WP: 1 PB: 0 SB: 0 CS: 0	PA: 38					
PITCHER	IP WLS BF H R ER SO BB IBB HBP BLK WP HR S P ERA WHIP	99 Hyun Jin Ryu, L ERA: 3.02	49 Carlos Marmol, R ERA: 4.95	75 Paco Rodríguez, L ERA: 1.88	30 Edinson Volquez, R ERA: 5.97	43 Brandon League, R ERA: 5.55	PITCHER	IP WLS BF H R ER SO BB IBB HBP BLK WP HR S P ERA WHIP	66 Yasiel Puig, R OBP: 0.412, SLG: 0.565	25 Carl Crawford, L OBP: 0.334, SLG: 0.400	13 Hanley Ramirez, R OBP: 0.634	7 Nick Punto, S OBP: 0.327, SLG: 0.325	23 Adrián González, L OBP: 0.339, SLG: 0.465	17 A.J. Ellis, R OBP: 0.332, SLG: 0.361	16 Andre Ethier, L OBP: 0.359, SLG: 0.413	14 Mark Ellis, R OBP: 0.322, SLG: 0.363	5 Juan Uribe, R OBP: 0.326, SLG: 0.395	99 Hyun Jin Ryu, R OBP: 0.216, SLG: 0.392	49 Carlos Marmol, R ERA: 4.95	75 Paco Rodríguez, L ERA: 1.88	6 Jerry Hairston, R OBP: 0.246, SLG: 0.336	30 Edinson Volquez, R ERA: 5.97	43 Brandon League, R ERA: 5.55	PITCHER	IP WLS BF H R ER SO BB IBB HBP BLK WP HR S P ERA WHIP
Batter	1	2	3	4	5	6	7	8	9	AB	R	H	RBI	BB	SO	LOB	BOTTOM								
66 Yasiel Puig, R OBP: 0.412, SLG: 0.565	25 S 1B	2-H 1B					13 2B 1B	P3		5	1	4	1	0	0	0	San Diego Padres @ Los Angeles Dodgers Dodger Stadium, Los Angeles, CA Fri Aug 30 2013, 7:11 PM - 10:17 PM PDT Att: 51,769 - Partly Cloudy - 89 F livebaseballscorecards.com								
25 Carl Crawford, L OBP: 0.334, SLG: 0.400	E6	F7				K	13 2B BB	G1-3		4	1	0	0	1	1	3									
13 Hanley Ramirez, R OBP: 0.634	F7		23 HR 2B				F8	L7		4	2	2	2	0	0	2									
7 Nick Punto, S OBP: 0.327, SLG: 0.325							23 HR 2B			1	0	0	0	0	0	0									
23 Adrián González, L OBP: 0.339, SLG: 0.465	F3		2-H HR				G4-3	HR		4	2	2	4	0	0	2									
17 A.J. Ellis, R OBP: 0.332, SLG: 0.361	F7		L6				G6-3	HR		4	1	1	1	0	0	2									
16 Andre Ethier, L OBP: 0.359, SLG: 0.413	G4-3		K				P5	1B		4	0	1	0	0	1	0									
14 Mark Ellis, R OBP: 0.322, SLG: 0.363	G6-3		5 G5-3 1B				L7	L7		4	1	2	0	0	0	1									
5 Juan Uribe, R OBP: 0.326, SLG: 0.395	G5-3		K				L7	F9		4	0	0	0	0	1	3									
99 Hyun Jin Ryu, R OBP: 0.216, SLG: 0.392	G5-3		F7				G3	L8		3	1	1	1	0	0	1									
49 Carlos Marmol, R ERA: 4.95										0	0	0	0	0	0	0									
75 Paco Rodríguez, L ERA: 1.88										0	0	0	0	0	0	0									
6 Jerry Hairston, R OBP: 0.246, SLG: 0.336										1	0	0	0	0	0	1									
30 Edinson Volquez, R ERA: 5.97										0	0	0	0	0	0	0									
43 Brandon League, R ERA: 5.55										0	0	0	0	0	0	0									
Inning Stats	R: 0 E: 1 K: 0 S: 14	H: 1 LOB: 2 BB: 0 P: 21	R: 2 E: 0 K: 0 S: 18	H: 3 LOB: 1 BB: 0 P: 25	R: 2 E: 0 K: 1 S: 18	H: 2 LOB: 0 BB: 0 P: 25	R: 0 E: 0 K: 2 S: 12	H: 1 LOB: 1 BB: 0 P: 20	R: 0 E: 0 K: 0 S: 6	H: 0 LOB: 0 BB: 0 P: 8	R: 0 E: 0 K: 0 S: 11	H: 1 LOB: 1 BB: 0 P: 15	R: 5 E: 0 K: 0 S: 17	H: 5 LOB: 1 BB: 1 P: 30	R: 0 E: 0 K: 0 S: 9	H: 0 LOB: 0 BB: 0 P: 13	1B: 5 2B: 5 3B: 0 HR: 3	SF: 0 SAC: 0 DP: 0 HBP: 0	WP: 0 PB: 0 SB: 2 CS: 0	PA: 39					
PITCHER	IP WLS BF H R ER SO BB IBB HBP BLK WP HR S P ERA WHIP	53 Eric Stults, L ERA: 3.81	45 Anthony Bass, R ERA: 5.11	56 Colt Hynes, L ERA: 9.88	PITCHER	IP WLS BF H R ER SO BB IBB HBP BLK WP HR S P ERA WHIP																			

Batter	1	2	3	4	5	6	7	8	9	AB	R	H	RBI	BB	SO	LOB	TOP			
13 Chris Denorfia, R (1,9) OBP: 0.331, SLG: 0.386	G5-3		K		F8		IBB			3	0	0	0	1	1	0	San Diego Padres @ Los Angeles Dodgers Dodger Stadium, Los Angeles, CA Sat Aug 31 2013, 6:13 PM - 9:05 PM PDT Att: 53,121 - Partly Cloudy - 85 F			
25 Will Venable, L (1,8) OBP: 0.317, SLG: 0.510	K2-3		G1-3		G4-3		L9			4	0	0	0	0	1	2				
9 Jedd Gyorko, R (1,4) OBP: 0.297, SLG: 0.438	2B		1B		K					4	0	3	0	0	1	0				
15 Jesus Guzman, R (1,3) OBP: 0.309, SLG: 0.404	P4		FC4-6		K					4	0	0	0	0	0	3				
88 Kyle Blanks, R (1,7) OBP: 0.321, SLG: 0.426		G1-6-3 1B		K		K2-3				4	0	2	0	0	2	0				
11 Logan Forsythe, R (1,5) OBP: 0.286, SLG: 0.337	K		L6		G5-3		G6-4-3			4	0	0	0	0	1	3				
3 Ronny Cedeno, R (1,6) OBP: 0.271, SLG: 0.332		G1-6-3 1B		HR		K				4	1	2	1	0	2	0				
44 René Rivera, R (1,2) OBP: 0.191, SLG: 0.227		G1-6-3				G1-3				3	0	1	0	0	0	2				
14 Mark Kotsay, L (9,PH) OBP: 0.255, SLG: 0.238										1	0	0	0	0	1	0				
34 Andrew Cashner, R (1,1) OBP: 0.311, SLG: 0.386		G6-3								3	0	2	0	0	0	2				
50 Nick Vincent, R (8,1)										0	0	0	0	0	0	0				
5 Alexi Amarista, L (9,PH) OBP: 0.305, SLG: 0.385										1	0	0	0	0	1	0				
Inning Stats	R: 0 E: 0 K: 1 S: 12	H: 1 LOB: 1 BB: 0 P: 19	R: 0 E: 0 K: 1 S: 12	H: 2 LOB: 2 BB: 0 P: 13	R: 0 E: 0 K: 1 S: 9	H: 1 LOB: 1 BB: 0 P: 11	R: 1 E: 0 K: 1 S: 10	H: 3 LOB: 2 BB: 0 P: 19	R: 0 E: 0 K: 1 S: 9	H: 0 LOB: 0 BB: 0 P: 14	R: 0 E: 0 K: 1 S: 6	H: 1 LOB: 2 BB: 1 P: 17	R: 0 E: 0 K: 0 S: 6	H: 2 LOB: 1 BB: 0 P: 9	R: 0 E: 0 K: 3 S: 13	H: 0 LOB: 0 BB: 0 P: 18	1B: 6 2B: 3 3B: 0 HR: 1	SF: 0 SAC: 0 DP: 1 HBP: 0	WP: 0 PB: 0 SB: 0 CS: 0	PA: 36
PITCHER	IP WLS BF H R ER SO BB IBB HBP BLK WP HR S P ERA WHIP	IP WLS BF H R ER SO BB IBB HBP BLK WP HR S P ERA WHIP	IP WLS BF H R ER SO BB IBB HBP BLK WP HR S P ERA WHIP	IP WLS BF H R ER SO BB IBB HBP BLK WP HR S P ERA WHIP	IP WLS BF H R ER SO BB IBB HBP BLK WP HR S P ERA WHIP	IP WLS BF H R ER SO BB IBB HBP BLK WP HR S P ERA WHIP	IP WLS BF H R ER SO BB IBB HBP BLK WP HR S P ERA WHIP	IP WLS BF H R ER SO BB IBB HBP BLK WP HR S P ERA WHIP	IP WLS BF H R ER SO BB IBB HBP BLK WP HR S P ERA WHIP	IP WLS BF H R ER SO BB IBB HBP BLK WP HR S P ERA WHIP	IP WLS BF H R ER SO BB IBB HBP BLK WP HR S P ERA WHIP	IP WLS BF H R ER SO BB IBB HBP BLK WP HR S P ERA WHIP	IP WLS BF H R ER SO BB IBB HBP BLK WP HR S P ERA WHIP	IP WLS BF H R ER SO BB IBB HBP BLK WP HR S P ERA WHIP	IP WLS BF H R ER SO BB IBB HBP BLK WP HR S P ERA WHIP	IP WLS BF H R ER SO BB IBB HBP BLK WP HR S P ERA WHIP				

AB	35
R	1
H	10
RBI	1
BB	1
SO	10
LOB	12



Batter	1	2	3	4	5	6	7	8	9	AB	R	H	RBI	BB	SO	LOB	BOTTOM			
25 Carl Crawford, L (1,7) OBP: 0.338, SLG: 0.406	K		G4-3		2B		1B			5	0	3	0	0	1	0	San Diego Padres @ Los Angeles Dodgers Dodger Stadium, Los Angeles, CA Sat Aug 31 2013, 6:13 PM - 9:05 PM PDT Att: 53,121 - Partly Cloudy - 85 F			
74 Kenley Jansen, S (9,1)										0	0	0	0	0	0	0				
66 Yasiel Puig, R (1,9) OBP: 0.408, SLG: 0.557	BB		K		G5-3		K			4	0	0	0	1	3	4				
23 Adrián González, L (1,3) OBP: 0.342, SLG: 0.466	BB									3	0	2	1	1	1	1				
13 Hanley Ramirez, R (1,6) OBP: 0.387, SLG: 0.624	G6-3		G6-3				1B			4	0	0	0	0	0	4				
16 Andre Ethier, L (1,8) OBP: 0.362, SLG: 0.417		1B			F9		IBB			3	0	2	0	1	0	0				
5 Juan Uribe, R (1,5) OBP: 0.326, SLG: 0.397		1B			G6-3		FC5			4	0	2	0	0	0	3				
55 Skip Schumaker, L (1,4) OBP: 0.349, SLG: 0.351		F7			1B		L6			4	1	2	0	0	0	4				
18 Tim Federowicz, R (1,2) OBP: 0.279, SLG: 0.344		K			FC1-6-4		K			3	0	0	0	0	2	5				
35 Chris Capuano, L (1,1) OBP: 0.080, SLG: 0.042		K			G6-3					2	0	0	0	0	1	2				
6 Jerry Hairston, R (7,PH) OBP: 0.294, SLG: 0.309										1	1	1	0	0	0	0				
0 Brian Wilson, R (8,1)										0	0	0	0	0	0	0				
14 Mark Ellis, R (8,PH) OBP: 0.324, SLG: 0.365										1	0	1	1	0	0	0				
Inning Stats	R: 0 E: 0 K: 1 S: 8	H: 0 LOB: 1 BB: 2 P: 18	R: 0 E: 0 K: 2 S: 12	H: 2 LOB: 0 BB: 0 P: 15	R: 0 E: 0 K: 1 S: 9	H: 1 LOB: 1 BB: 0 P: 12	R: 0 E: 0 K: 0 S: 10	H: 1 LOB: 0 BB: 0 P: 13	R: 0 E: 0 K: 1 S: 10	H: 1 LOB: 1 BB: 0 P: 13	R: 0 E: 0 K: 1 S: 13	H: 2 LOB: 2 BB: 0 P: 18	R: 1 E: 1 K: 1 S: 18	H: 3 LOB: 3 BB: 1 P: 30	R: 1 E: 0 K: 1 S: 10	H: 3 LOB: 1 BB: 0 P: 17	1B: 10 2B: 3 3B: 0 HR: 0	SF: 0 SAC: 1 DP: 0 HBP: 0	WP: 0 PB: 0 SB: 0 CS: 2	PA: 38
PITCHER	IP WLS BF H R ER SO BB IBB HBP BLK WP HR S P ERA WHIP	IP WLS BF H R ER SO BB IBB HBP BLK WP HR S P ERA WHIP	IP WLS BF H R ER SO BB IBB HBP BLK WP HR S P ERA WHIP	IP WLS BF H R ER SO BB IBB HBP BLK WP HR S P ERA WHIP	IP WLS BF H R ER SO BB IBB HBP BLK WP HR S P ERA WHIP	IP WLS BF H R ER SO BB IBB HBP BLK WP HR S P ERA WHIP	IP WLS BF H R ER SO BB IBB HBP BLK WP HR S P ERA WHIP	IP WLS BF H R ER SO BB IBB HBP BLK WP HR S P ERA WHIP	IP WLS BF H R ER SO BB IBB HBP BLK WP HR S P ERA WHIP	IP WLS BF H R ER SO BB IBB HBP BLK WP HR S P ERA WHIP	IP WLS BF H R ER SO BB IBB HBP BLK WP HR S P ERA WHIP	IP WLS BF H R ER SO BB IBB HBP BLK WP HR S P ERA WHIP	IP WLS BF H R ER SO BB IBB HBP BLK WP HR S P ERA WHIP	IP WLS BF H R ER SO BB IBB HBP BLK WP HR S P ERA WHIP	IP WLS BF H R ER SO BB IBB HBP BLK WP HR S P ERA WHIP	IP WLS BF H R ER SO BB IBB HBP BLK WP HR S P ERA WHIP				

AB	34
R	2
H	13
RBI	2
BB	3
SO	8
LOB	23



Batter	1	2	3	4	5	6	7	8	9	AB	R	H	RBI	BB	SO	LOB	TOP									
25 Will Venable, L (1,9) OBP: 0.316, SLG: 0.506	L3		5 1B BB		L4			K		3	0	0	0	1	1	1	San Diego Padres @ Los Angeles Dodgers Dodger Stadium, Los Angeles, CA Sun Sep 01 2013, 1:12 PM - 4:08 PM PDT Att: 52,168 - Partly Cloudy - 84 F									
5 Alexi Amarista, L (1,5) OBP: 0.305, SLG: 0.384	G4-3					P5		G1-3		3	0	1	1	0	0	0										
13 Chris Denorfia, R (8,PH) OBP: 0.330, SLG: 0.385										1	0	0	0	0	0	1										
46 Tim Stauffer, R (8,1) OBP: 0.330, SLG: 0.385										0	0	0	0	0	0	0										
9 Jedd Gyorko, R (1,4) OBP: 0.294, SLG: 0.434	P3		K2-3			G5-3				4	0	0	0	0	2	2										
88 Kyle Blanks, R (1,3) OBP: 0.316, SLG: 0.419		K			K			K		4	0	0	0	0	3	0										
14 Mark Kotsay, L (1,7) OBP: 0.255, SLG: 0.239	L7							K		4	0	1	0	0	1	0										
4 Nick Hundley, R (1,2) OBP: 0.294, SLG: 0.383								G5-3		3	0	0	0	0	1	1										
3 Ronny Cedeno, R (1,6) OBP: 0.267, SLG: 0.327								L9		3	0	0	0	0	0	1										
27 Rey Fuentes, L (1,8) OBP: 0.222, SLG: 0.125										2	1	1	0	1	1	0										
38 Tyson Ross, R (1,1) OBP: 0.167, SLG: 0.167										1	0	0	0	0	1	0										
55 Dale Thayer, R (6,1)										0	0	0	0	0	0	0										
56 Colt Hynes, L (7,1)										0	0	0	0	0	0	0										
15 Jesus Guzman, R (8,PH) OBP: 0.308, SLG: 0.402										1	0	0	0	0	0	1										
11 Logan Forsythe, R (8,5) OBP: 0.298, SLG: 0.337										0	0	0	0	0	0	0										
Inning Stats	R: 0 E: 0 K: 0 S: 10	H: 0 LOB: 0 BB: 0 P: 14	R: 0 E: 0 K: 1 S: 7	H: 0 LOB: 0 BB: 0 P: 8	R: 1 E: 0 K: 1 S: 11	H: 1 LOB: 2 BB: 2 P: 22	R: 0 E: 0 K: 2 S: 11	H: 1 LOB: 1 BB: 0 P: 15	R: 0 E: 0 K: 0 S: 6	H: 0 LOB: 0 BB: 0 P: 9	R: 0 E: 0 K: 1 S: 8	H: 0 LOB: 0 BB: 0 P: 13	R: 0 E: 0 K: 1 S: 10	H: 1 LOB: 1 BB: 0 P: 12	R: 0 E: 0 K: 2 S: 10	H: 0 LOB: 0 BB: 0 P: 14	1B: 3 2B: 0 3B: 0 HR: 0	SF: 0 SAC: 1 DP: 0 HBP: 0	WP: 1 PB: 0 SB: 1 CS: 0	PA: 32						
PITCHER	IP WLS BF H R ER SO BB IBB HBP BLK WP HR S P ERA WHIP	IP WLS BF H R ER SO BB IBB HBP BLK WP HR S P ERA WHIP	IP WLS BF H R ER SO BB IBB HBP BLK WP HR S P ERA WHIP	IP WLS BF H R ER SO BB IBB HBP BLK WP HR S P ERA WHIP	IP WLS BF H R ER SO BB IBB HBP BLK WP HR S P ERA WHIP	IP WLS BF H R ER SO BB IBB HBP BLK WP HR S P ERA WHIP	IP WLS BF H R ER SO BB IBB HBP BLK WP HR S P ERA WHIP	IP WLS BF H R ER SO BB IBB HBP BLK WP HR S P ERA WHIP	IP WLS BF H R ER SO BB IBB HBP BLK WP HR S P ERA WHIP	IP WLS BF H R ER SO BB IBB HBP BLK WP HR S P ERA WHIP	IP WLS BF H R ER SO BB IBB HBP BLK WP HR S P ERA WHIP	IP WLS BF H R ER SO BB IBB HBP BLK WP HR S P ERA WHIP	IP WLS BF H R ER SO BB IBB HBP BLK WP HR S P ERA WHIP	IP WLS BF H R ER SO BB IBB HBP BLK WP HR S P ERA WHIP	IP WLS BF H R ER SO BB IBB HBP BLK WP HR S P ERA WHIP	IP WLS BF H R ER SO BB IBB HBP BLK WP HR S P ERA WHIP	IP WLS BF H R ER SO BB IBB HBP BLK WP HR S P ERA WHIP	IP WLS BF H R ER SO BB IBB HBP BLK WP HR S P ERA WHIP	IP WLS BF H R ER SO BB IBB HBP BLK WP HR S P ERA WHIP	IP WLS BF H R ER SO BB IBB HBP BLK WP HR S P ERA WHIP	IP WLS BF H R ER SO BB IBB HBP BLK WP HR S P ERA WHIP	IP WLS BF H R ER SO BB IBB HBP BLK WP HR S P ERA WHIP				
21 Zack Greinke, R (1,1) ERA: 2.78	7.0	W 25	2	1	1	7	2	0	0	0	0	0	0	0	0	0	0	0	0	0	62	95	1.29	0.571		
54 Ronald Belisario, R (8,1) ERA: 3.16	0.1	H 2	1	0	0	0	0	0	0	0	0	0	0	0	0	0	0	0	0	0	1	0	3	4	0.00	3.000
75 Paco Rodriguez, L (8,1) ERA: 1.85	0.2	H 2	0	0	0	0	0	0	0	0	0	0	0	0	0	0	0	0	0	0	0	7	8	0.00	0.000	
74 Kenley Jansen, R (9,1) ERA: 1.86	1.0	S 3	0	0	0	2	0	0	0	0	0	0	0	0	0	0	0	0	0	0	0	10	14	0.00	0.000	

Batter	1	2	3	4	5	6	7	8	9	AB	R	H	RBI	BB	SO	LOB	BOTTOM								
25 Carl Crawford, L (1,7) OBP: 0.342, SLG: 0.410	23 L1-2-3 BB		14 1B 2B					G4-3		3	1	2	0	1	0	1	San Diego Padres @ Los Angeles Dodgers Dodger Stadium, Los Angeles, CA Sun Sep 01 2013, 1:12 PM - 4:08 PM PDT Att: 52,168 - Partly Cloudy - 84 F								
14 Mark Ellis, R (1,4) OBP: 0.326, SLG: 0.367										4	0	2	1	0	2	3									
23 Adrián González, L (1,3) OBP: 0.340, SLG: 0.462	L1-2-3									4	0	0	0	0	2	3									
66 Yasiel Puig, R (1,9) OBP: 0.409, SLG: 0.566	G1-3									4	1	2	1	0	0	2									
16 Andre Ethier, L (1,8) OBP: 0.359, SLG: 0.413										4	0	0	0	0	3	2									
5 Juan Uribe, R (1,5) OBP: 0.326, SLG: 0.393										3	0	0	0	0	3	1									
17 A.J. Ellis, R (1,2) OBP: 0.330, SLG: 0.358										3	0	0	0	0	3	0									
7 Nick Punto, S (1,6) OBP: 0.328, SLG: 0.323										2	0	0	0	1	1	0									
21 Zack Greinke, R (1,1) OBP: 0.429, SLG: 0.388										2	0	1	0	0	0	0									
6 Jerry Hairston, R (7,PH) OBP: 0.232, SLG: 0.307										1	0	0	0	0	0	1									
54 Ronald Belisario, R (8,1)										0	0	0	0	0	0	0									
75 Paco Rodriguez, L (8,1)										0	0	0	0	0	0	0									
74 Kenley Jansen, S (9,1) ERA: 3.55										0	0	0	0	0	0	0									
Inning Stats	R: 0 E: 0 K: 1 S: 13	H: 0 LOB: 1 BB: 1 P: 22	R: 0 E: 0 K: 3 S: 14	H: 0 LOB: 0 BB: 0 P: 18	R: 1 E: 0 K: 1 S: 17	H: 2 LOB: 1 BB: 0 P: 28	R: 0 E: 0 K: 2 S: 9	H: 1 LOB: 0 BB: 0 P: 14	R: 0 E: 0 K: 3 S: 14	H: 2 LOB: 2 BB: 0 P: 23	R: 1 E: 0 K: 1 S: 6	H: 1 LOB: 0 BB: 0 P: 9	R: 0 E: 0 K: 1 S: 9	H: 0 LOB: 1 BB: 1 P: 17	R: 0 E: 0 K: 2 S: 13	H: 1 LOB: 1 BB: 0 P: 19	1B: 5 2B: 1 3B: 0 HR: 1	SF: 0 SAC: 0 DP: 0 HBP: 0	WP: 0 PB: 0 SB: 1 CS: 1	PA: 33					
PITCHER	IP WLS BF H R ER SO BB IBB HBP BLK WP HR S P ERA WHIP	IP WLS BF H R ER SO BB IBB HBP BLK WP HR S P ERA WHIP	IP WLS BF H R ER SO BB IBB HBP BLK WP HR S P ERA WHIP	IP WLS BF H R ER SO BB IBB HBP BLK WP HR S P ERA WHIP	IP WLS BF H R ER SO BB IBB HBP BLK WP HR S P ERA WHIP	IP WLS BF H R ER SO BB IBB HBP BLK WP HR S P ERA WHIP	IP WLS BF H R ER SO BB IBB HBP BLK WP HR S P ERA WHIP	IP WLS BF H R ER SO BB IBB HBP BLK WP HR S P ERA WHIP	IP WLS BF H R ER SO BB IBB HBP BLK WP HR S P ERA WHIP	IP WLS BF H R ER SO BB IBB HBP BLK WP HR S P ERA WHIP	IP WLS BF H R ER SO BB IBB HBP BLK WP HR S P ERA WHIP	IP WLS BF H R ER SO BB IBB HBP BLK WP HR S P ERA WHIP	IP WLS BF H R ER SO BB IBB HBP BLK WP HR S P ERA WHIP	IP WLS BF H R ER SO BB IBB HBP BLK WP HR S P ERA WHIP	IP WLS BF H R ER SO BB IBB HBP BLK WP HR S P ERA WHIP	IP WLS BF H R ER SO BB IBB HBP BLK WP HR S P ERA WHIP	IP WLS BF H R ER SO BB IBB HBP BLK WP HR S P ERA WHIP	IP WLS BF H R ER SO BB IBB HBP BLK WP HR S P ERA WHIP	IP WLS BF H R ER SO BB IBB HBP BLK WP HR S P ERA WHIP	IP WLS BF H R ER SO BB IBB HBP BLK WP HR S P ERA WHIP	IP WLS BF H R ER SO BB IBB HBP BLK WP HR S P ERA WHIP	IP WLS BF H R ER SO BB IBB HBP BLK WP HR S P ERA WHIP			
38 Tyson Ross, R (1,1) ERA: 2.99	5.0	W 20	5	1	1	10	1	0	0	0	0	0	0	0	0	0	0	0	0	0	67	105	1.80	1.200	
55 Dale Thayer, R (6,1) ERA: 2.95	1.2	L 7	1	1	1	2	1	0	0	0	0	0	0	0	0	0	0	0	0	0	1	14	25	5.40	1.200
56 Colt Hynes, L (7,1) ERA: 9.64	0.1		0	0	0	0	0	0	0	0	0	0	0	0	0	0	0	0	0	0	0	1	1	0.00	0.000
46 Tim Stauffer, R (8,1) ERA: 3.55	1.0		0	0	0	2	0	0	0	0	0	0	0	0	0	0	0	0	0	0	0	13	19	0.00	1.000




Batter	1	2	3	4	5	6	7	8	9	AB	R	H	RBI	BB	SO	LOB	TOP					
25 Carl Crawford, L OBP: 0.347, SLG: 0.416										5	1	3	2	0	1	0	Los Angeles Dodgers @ Colorado Rockies Coors Field, Denver, CO Tue Sep 03 2013, 6:42 PM - 9:52 PM MDT Att: 25,807 - Partly Cloudy - 88 F					
7 Nick Punto, S OBP: 0.336, SLG: 0.332										5	1	4	0	0	0	0						
23 Adrián González, L OBP: 0.336, SLG: 0.456										4	0	0	1	0	1	5						
10 Michael Young, R OBP: 0.334, SLG: 0.392										5	1	1	0	0	2	4						
16 Andre Ethier, L OBP: 0.368, SLG: 0.430										2	2	1	0	3	0	0						
14 Mark Ellis, R OBP: 0.325, SLG: 0.363										4	1	0	0	1	0	3						
55 Skip Schumaker, L OBP: 0.285, SLG: 0.358										5	1	1	0	0	0	2						
44 Chris Withrow, R OBP: 0.285, SLG: 0.358										0	0	0	0	0	0	0						
18 Tim Federowicz, R OBP: 0.285, SLG: 0.358										3	0	2	1	0	0	0						
47 Ricky Nolasco, R OBP: 0.285, SLG: 0.358										2	0	0	0	0	0	1						
56 J.P. Howell, L OBP: 0.285, SLG: 0.358										1	0	0	0	0	0	1						
5 Juan Uribe, R OBP: 0.285, SLG: 0.358										0	0	0	0	0	0	0						
75 Paco Rodríguez, L OBP: 0.285, SLG: 0.358										0	0	0	0	0	0	0						
54 Ronald Belisario, R OBP: 0.285, SLG: 0.358										0	0	0	0	0	0	0						
33 Scott Van Slyke, R OBP: 0.285, SLG: 0.358										0	0	0	0	0	0	0						
Inning Stats	R: 0 E: 0 K: 0 S: 4	H: 2 LOB: 1 BB: 0 P: 8	R: 3 E: 0 K: 0 S: 15	H: 4 LOB: 2 BB: 1 P: 27	R: 0 E: 0 K: 0 S: 6	H: 0 LOB: 0 BB: 0 P: 7	R: 0 E: 0 K: 0 S: 7	H: 1 LOB: 0 BB: 0 P: 11	R: 1 E: 0 K: 1 S: 14	H: 2 LOB: 2 BB: 1 P: 24	R: 0 E: 0 K: 1 S: 6	H: 0 LOB: 1 BB: 0 P: 9	R: 0 E: 1 K: 1 S: 11	H: 0 LOB: 1 BB: 0 P: 18	R: 0 E: 0 K: 1 S: 12	H: 1 LOB: 2 BB: 1 P: 20	R: 3 E: 1 K: 2 S: 17	H: 2 LOB: 1 BB: 1 P: 32	1B: 10 2B: 2 3B: 0 HR: 0	SF: 2 SAC: 1 DP: 2 HBP: 0	WP: 1 PB: 0 SB: 0 CS: 0	PA: 43
PITCHER	IP	WLS	BF	H	R	ER	SO	BB	IBB	HBP	BLK	WP	HR	S	P	ERA	WHIP					
45 Jhoulys Chacin, R ERA: 3.16	7.0	L	31	9	4	4	3	2	0	0	1	0	0	63	104	5.14	1.571					
86 Josh Outman, L ERA: 4.17	0.2		3	0	0	0	0	1	0	0	0	0	0	7	13	0.00	1.500					
60 Manny Corpas, R ERA: 4.45	0.1		2	1	0	0	1	0	0	0	0	0	0	5	7	0.00	3.000					
49 Rex Brothers, L ERA: 1.54	0.2		6	2	3	0	2	1	0	0	0	1	0	16	30	0.00	4.500					
62 Rob Scallih, R ERA: 4.07	0.1		1	0	0	0	0	0	0	0	0	0	0	1	2	0.00	0.000					

AB	36
R	7
H	12
RBI	4
BB	4
SO	6
LOB	17



Batter	1	2	3	4	5	6	7	8	9	AB	R	H	RBI	BB	SO	LOB	BOTTOM				
24 Dexter Fowler, S OBP: 0.369, SLG: 0.408										2	0	0	0	2	1	1	Los Angeles Dodgers @ Colorado Rockies Coors Field, Denver, CO Tue Sep 03 2013, 6:42 PM - 9:52 PM MDT Att: 25,807 - Partly Cloudy - 88 F				
9 DJ LeMahieu, R OBP: 0.315, SLG: 0.370										3	1	2	0	0	0	1					
2 Troy Tulowitzki, R OBP: 0.387, SLG: 0.552										4	0	0	1	0	0	2					
3 Michael Cuddyer, R OBP: 0.388, SLG: 0.535										4	0	1	0	0	2	1					
20 Wilin Rosario, R OBP: 0.320, SLG: 0.499										4	1	1	0	0	0	1					
17 Todd Helton, L OBP: 0.318, SLG: 0.402										4	0	0	1	0	0	0					
28 Nolan Arenado, R OBP: 0.303, SLG: 0.417										4	0	1	0	0	1	0					
19 Charlie Blackmon, L OBP: 0.314, SLG: 0.447										3	1	1	0	0	0	0					
60 Manny Corpas, R ERA: 4.45										0	0	0	0	0	0	0					
49 Rex Brothers, L ERA: 1.54										0	0	0	0	0	0	0					
62 Rob Scallih, L ERA: 4.07										0	0	0	0	0	0	0					
6 Corey Dickerson, L OBP: 0.341, SLG: 0.504										1	0	0	0	0	1	1					
45 Jhoulys Chacin, R ERA: 3.16										2	0	1	1	0	1	0					
86 Josh Outman, L ERA: 4.17										0	0	0	0	0	0	0					
5 Carlos González, L OBP: 0.387, SLG: 0.501										0	0	0	0	0	0	0					
14 Josh Rutledge, R OBP: 0.280, SLG: 0.330										1	1	1	1	0	0	0					
23 Charlie Culberson, R OBP: 0.313, SLG: 0.369										0	0	0	0	0	0	0					
Inning Stats	R: 0 E: 0 K: 2 S: 11	H: 1 LOB: 1 BB: 0 P: 13	R: 0 E: 0 K: 1 S: 5	H: 0 LOB: 0 BB: 0 P: 5	R: 0 E: 0 K: 1 S: 14	H: 0 LOB: 1 BB: 1 P: 22	R: 0 E: 0 K: 1 S: 7	H: 0 LOB: 0 BB: 0 P: 11	R: 1 E: 0 K: 0 S: 10	H: 2 LOB: 0 BB: 0 P: 14	R: 0 E: 0 K: 0 S: 5	H: 0 LOB: 0 BB: 0 P: 11	R: 1 E: 0 K: 0 S: 9	H: 1 LOB: 1 BB: 1 P: 17	R: 1 E: 0 K: 1 S: 18	H: 2 LOB: 1 BB: 0 P: 28	1B: 5 2B: 3 3B: 0 HR: 1	SF: 0 SAC: 1 DP: 1 HBP: 0	WP: 1 PB: 0 SB: 1 CS: 1	PA: 35	
PITCHER	IP	WLS	BF	H	R	ER	SO	BB	IBB	HBP	BLK	WP	HR	S	P	ERA	WHIP				
47 Ricky Nolasco, R ERA: 3.26	6.0	W	23	5	2	2	5	1	0	0	0	0	0	61	85	3.00	1.000				
56 J.P. Howell, L ERA: 2.28	1.0	H	3	0	0	0	0	0	0	0	0	0	0	5	11	0.00	0.000				
75 Paco Rodríguez, L ERA: 2.03	0.0		2	1	1	1	0	1	0	0	0	0	1	6	11	∞	∞				
54 Ronald Belisario, R ERA: 3.47	1.2	H	6	2	1	1	0	0	0	0	0	1	0	17	28	5.40	1.200				
44 Chris Withrow, R ERA: 3.33	0.1	S	1	0	0	0	1	0	0	0	0	0	0	4	6	0.00	0.000				

AB	32
R	4
H	8
RBI	4
BB	2
SO	6
LOB	7




Batter	1	2	3	4	5	6	7	8	9	AB	R	H	RBI	BB	SO	LOB	TOP					
25 Carl Crawford, L (1,7) OBP: 0.343, SLG: 0.410	 C CH 88 B FC 88 B SI 90 T FC 88		 D SI 87 X FC 88			 C CH 83 F SI 80 B FC 90 F FC 88 B KC 81 X SI 91			 X SL 83 0-0		4	0	0	0	0	1	2	Los Angeles Dodgers @ Cincinnati Reds Great American Ball Park, Cincinnati, OH Fri Sep 06 2013, 7:11 PM - 10:09 PM EDT Att: 33,778 - Clear - 84 F livebaseballscorecards.com				
66 Yasiel Puig, R (1,9) OBP: 0.406, SLG: 0.558	 B SI 90 B KC 77 C SI 90 F FC 88 X SI 91		 1 SAFE SAFE SAFE C SI 89 B FC 88 B FC 89 X SI 91			 X FC 90 0-0			 S FF 99 S FF 101 S FF 102	4	1	1	0	0	1	1						
23 Adrián González, L (1,3) OBP: 0.333, SLG: 0.452	 D SI 90 B SI 90 C FC 88 F FC 88 1 SAFE B SI 90 X FC 88		 B SI 79 B FC 85 X FC 88			 B SI 90 B SI 90 X FC 88			 F FF 102 B FF 102 S FF 100	4	0	0	0	0	1	2						
13 Hanley Ramirez, R (1,6) OBP: 0.386, SLG: 0.622	 B KC 77 X SI 91		 B SI 87 F FC 79 X CH 85			 C FC 88 0-1 X FC 88			 S FF 101 S FF 102 S FF 101	4	1	2	2	0	1	0						
16 Andre Ethier, L (1,8) OBP: 0.365, SLG: 0.426	 B KC 77 X SI 90		 B SI 90 B FC 88 F FC 88 1 SAFE F SI 91 C FC 90			 B SI 90 X SI 91				3	0	0	0	0	1	1						
5 Juan Uribe, R (1,5) OBP: 0.331, SLG: 0.397		 B SI 87 B KC 77 C SI 90 X SI 89			 1 SAFE SAFE SAFE B SI 90 F FC 89 X KC 81			 B SI 91 C FC 89 S SL 81		3	0	0	0	0	1	1						
14 Mark Ellis, R (1,4) OBP: 0.323, SLG: 0.360		 C SI 90 B FC 88 B FC 88 X FC 89			 C CH 86 B SI 88 T FC 86 X SI 79			 B SI 89 S SL 78 X SI 90		3	0	0	0	0	0	0						
18 Tim Federowicz, R (1,2) OBP: 0.286, SLG: 0.358										2	0	0	0	0	1	0						
55 Skip Schumaker, L (8,PH)										1	0	0	0	0	0	0						
17 A.J. Ellis, R (8,2) OBP: 0.327, SLG: 0.352										0	0	0	0	0	0	0						
35 Chris Capuano, L 41 Peter Moynier, R 9 Dee Strange-Gordon, L 59 Stephen Fife, R 56 J.P. Howell, L 44 Chris Withrow, R 10 Michael Young, R 79 Paco Rodríguez, L 9 Brian Wilson, R			 B SI 87 X SI 90			 S SI 90 S KC 80			 F SI 91 B FC 89 X KC 82	0	0	0	0	0	0	0						
Inning Stats	R: 2 E: 0 K: 1 S: 11	H: 2 LOB: 0 BB: 0 P: 20	R: 0 E: 0 K: 0 S: 6	H: 0 LOB: 0 BB: 0 P: 11	R: 0 E: 0 K: 0 S: 6	H: 1 LOB: 1 BB: 0 P: 12	R: 0 E: 0 K: 1 S: 10	H: 1 LOB: 0 BB: 0 P: 14	R: 0 E: 0 K: 2 S: 9	H: 0 LOB: 0 BB: 0 P: 11	R: 0 E: 0 K: 0 S: 6	H: 0 LOB: 0 BB: 0 P: 10	R: 0 E: 0 K: 1 S: 6	H: 0 LOB: 0 BB: 0 P: 8	R: 0 E: 0 K: 0 S: 9	H: 1 LOB: 0 BB: 0 P: 13	R: 0 E: 0 K: 3 S: 9	H: 0 LOB: 0 BB: 0 P: 13	1B: 4 2B: 0 3B: 0 HR: 1	SF: 0 SAC: 0 DP: 0 HBP: 0	WP: 0 PB: 0 SB: 0 CS: 1	PA: 31
PITCHER	IP WLS BF H R ER SO BB IBB HBP BLK WP HR S P ERA WHIP	IP WLS BF H R ER SO BB IBB HBP BLK WP HR S P ERA WHIP																				
44 Mike Leake, R (1,1) ERA: 3.46	7.2 W 27 5 2 2 5 0 0 0 0 0 0 1 62 98 2.35 0.652																					
43 Manny Parra, L (8,1) ERA: 3.43	0.1 H 1 0 0 0 0 0 0 0 0 0 0 1 1 0.00 0.000																					
54 Aroldis Chapman, L (9,1) ERA: 2.67	1.0 S 3 0 0 0 3 0 0 0 0 0 0 0 9 13 0.00 0.000																					

Batter	1	2	3	4	5	6	7	8	9	AB	R	H	RBI	BB	SO	LOB	BOTTOM			
17 Shin-Soo Choo, L (1,8) OBP: 0.421, SLG: 0.470	 B SI 87 C CH 79 B SL 82 X SI 82		 L CU 79 C CH 85 B CU 80 B CH 86 F SI 87 B FF 91			 1 SAFE SAFE SAFE D KC 79 C SI 87 D KC 80 X SI 87			 B SI 88 B SI 89 X FF 97		3	1	1	0	1	0	0	Los Angeles Dodgers @ Cincinnati Reds Great American Ball Park, Cincinnati, OH Fri Sep 06 2013, 7:11 PM - 10:09 PM EDT Att: 33,778 - Clear - 84 F livebaseballscorecards.com		
4 Brandon Phillips, R (1,4) OBP: 0.315, SLG: 0.419	 S SI 89 B SI 89 F SI 83 S CH 79		 F FF 87 1 SAFE X CH 85			 B SI 88 X KC 80			 1 SAFE F SI 89 S CH 79 D CU 81 B CU 81 B CU 82	4	0	1	0	0	1	3				
6 Billy Hamilton, S (8,PH)										0	0	0	0	0	0	0				
3 Cesar Izturis, S (9,4) OBP: 0.236, SLG: 0.220										0	0	0	0	0	0	0				
19 Joey Volto, L (1,3) OBP: 0.428, SLG: 0.494	 C SL 83 C CH 77 B SI 89 B SI 90		 B CH 82 B FF 89 C CH 84 C CH 77 F FF 90 F FC 79 F FC 80 F FC 80 F FC 80 X CU 80			 B SI 87 X SI 86			 1 SAFE F SI 89 S CH 79 D CU 81 B CU 81 B CU 82	2	2	2	2	2	0	0				
32 Jay Bruce, L (1,9) OBP: 0.330, SLG: 0.487	 C SI 82 1 SAFE B SI 80 B SI 89 D SL 80 C SI 83 X SL 83		 B FF 90 1 SAFE S CH 85 S FF 89 F FC 86 X FC 86 K FF 91			 X KC 78 0-0			 B FF 89 F CU 79 D CU 81 B FF 91 S CU 81 F FC 80 B CU 80	3	0	1	0	1	0	1				
48 Ryan Ludwick, R (1,7) OBP: 0.303, SLG: 0.380										4	0	0	0	0	1	4				
15 Derrick Robinson, S (9,7) OBP: 0.321, SLG: 0.355	 X CH 77 0-0		 1-2F 3-H X CU 76 0-0			 F FF 96 S SL 89			 S SL 88 S SL 89 S SL 90 X SL 80	4	0	0	0	0	0	0				
21 Todd Frazier, R (1,5) OBP: 0.319, SLG: 0.404	 C SI 88 B CH 78 B SI 89 C SI 89		 X CU 76 0-0			 B SI 89 C FF 85 B SI 87 F SI 89 S CU 77			 B SI 89 B SI 90 T SL 88 B SI 88 S SL 90	4	0	1	0	0	3	2				
2 Zack Cozart, R (1,6) OBP: 0.285, SLG: 0.374	 C SI 88 B CH 78 C SL 77 S SL 78		 B FF 89 X CH 84 1-2			 S SL 88 F FF 96 C SL 90				3	0	1	0	0	2	0				
39 Devin Mesoraco, R (1,2) OBP: 0.299, SLG: 0.370			 C FF 92 F FF 92 B CU 80 T FF 86			 F CH 84 B CU 79 F CH 86 X CH 86			 S SL 88 S SL 87	3	0	0	0	0	2	2				
44 Mike Leake, R (1,1) OBP: 0.222, SLG: 0.262										2	0	0	0	1	1	0				
43 Manny Parra, L (8,1) OBP: 0.500, SLG: 0.500										0	0	0	0	0	0	0				
54 Aroldis Chapman, L (9,1) ERA: 3.08										0	0	0	0	0	0	0				
Inning Stats	R: 0 E: 0 K: 1 S: 13	H: 0 LOB: 1 BB: 1 P: 23	R: 0 E: 0 K: 2 S: 8	H: 0 LOB: 0 BB: 0 P: 12	R: 0 E: 0 K: 1 S: 9	H: 0 LOB: 1 BB: 1 P: 15	R: 1 E: 0 K: 0 S: 17	H: 4 LOB: 2 BB: 0 P: 24	R: 2 E: 0 K: 0 S: 6	H: 2 LOB: 0 BB: 1 P: 15	R: 0 E: 0 K: 3 S: 9	H: 0 LOB: 0 BB: 0 P: 11	R: 0 E: 0 K: 2 S: 8	H: 0 LOB: 0 BB: 0 P: 10	R: 0 E: 0 K: 1 S: 14	H: 1 LOB: 2 BB: 2 P: 27	1B: 6 2B: 1 3B: 0 HR: 1	SF: 0 SAC: 0 DP: 3 HBP: 0	WP: 1 PB: 0 SB: 1 CS: 0	PA: 33
PITCHER	IP WLS BF H R ER SO BB IBB HBP BLK WP HR S P ERA WHIP	IP WLS BF H R ER SO BB IBB HBP BLK WP HR S P ERA WHIP																		
35 Chris Capuano, L (1,1) ERA: 4.34	1.2 0 0 0 0 1 0 0 0 0 0 0 4 5 0.00 0.000																			
41 Peter Moynier, R (2,1) ERA: 6.17	0.1 1 0 0 0 1 0 0 0 0 0 0 4 5 0.00 0.000																			
59 Stephen Fife, R (3,1) ERA: 2.72	2.0 11 4 2 2 1 2 0 0 0 0 0 26 43 9.00 3.000																			
56 J.P. Howell, L (5,1) ERA: 2.36	1.0 L 4 2 1 1 0 0 0 0 0 0 1 6 11 9.00 2.000																			
44 Chris Withrow, R (6,1) ERA: 3.08	2.0 6 0 0 0 5 0 0 0 0 0 0 0 17 21 0.00 0.000																			
PITCHER	IP WLS BF H R ER SO BB IBB HBP BLK WP HR S P ERA WHIP	IP WLS BF H R ER SO BB IBB HBP BLK WP HR S P ERA WHIP																		
75 Paco Rodríguez, L (8,1) ERA: 2.01	0.0 3 1 0 0 0 2 0 0 0 0 0 0 7 15 0.00 0.000																			
0 Brian Wilson, R (8,1) ERA:	1.0 2 0 0 0 1 0 0 0 0 0 0 0 7 12 0.00 0.000																			


Batter	1	2	3	4	5	6	7	8	9	AB	R	H	RBI	BB	SO	LOB	TOP										
25 Carl Crawford, L (1, 7) OBP: 0.340, SLG: 0.408										4	0	1	0	0	3	0	Los Angeles Dodgers @ Cincinnati Reds Great American Ball Park, Cincinnati, OH Sun Sep 08 2013, 8:08 PM - 11:05 PM EDT Att: 34,041 - Partly Cloudy - 85 F										
66 Yasiel Puig, R (1, 9) OBP: 0.406, SLG: 0.558										3	0	0	0	0	1	0											
23 Adrián González, L (1, 3) OBP: 0.336, SLG: 0.453										4	1	1	0	0	0	2											
13 Hanley Ramirez, R (1, 6) OBP: 0.384, SLG: 0.627										4	1	2	2	0	1	0											
5 Juan Uribe, R (1, 5) OBP: 0.327, SLG: 0.392										4	0	0	0	0	1	0											
16 Andre Ethier, L (1, 8) OBP: 0.361, SLG: 0.418										4	0	0	0	0	2	1											
17 A.J. Ellis, R (1, 2) OBP: 0.332, SLG: 0.357										3	0	2	0	0	1	0											
14 Mark Ellis, R (1, 4) OBP: 0.320, SLG: 0.356										3	0	0	0	0	1	3											
22 Clayton Kershaw, L (1, 1) OBP: 0.224, SLG: 0.254										3	0	0	0	0	2	2											
44 Chris Withrow, R (8, 1)										0	0	0	0	0	0	0											
54 Ronald Belisario, R (9, 1)										0	0	0	0	0	0	0											
Inning Stats	R: 0 E: 0 K: 1 S: 11	H: 0 LOB: 0 BB: 0 P: 15	R: 0 E: 0 K: 1 S: 11	H: 0 LOB: 0 BB: 0 P: 14	R: 0 E: 0 K: 3 S: 9	H: 0 LOB: 0 BB: 0 P: 11	R: 1 E: 0 K: 2 S: 9	H: 2 LOB: 1 BB: 0 P: 11	R: 0 E: 0 K: 0 S: 5	H: 1 LOB: 1 BB: 0 P: 10	R: 1 E: 0 K: 1 S: 15	H: 2 LOB: 2 BB: 0 P: 21	R: 0 E: 0 K: 1 S: 9	H: 0 LOB: 0 BB: 0 P: 10	R: 0 E: 0 K: 2 S: 9	H: 0 LOB: 0 BB: 0 P: 10	1B: 3 2B: 2 3B: 0 HR: 1	SF: 0 SAC: 0 DP: 1 HBP: 1	WP: 0 PB: 0 SB: 0 CS: 0	PA: 33							
PITCHER	IP	WLS	BF	H	R	ER	SO	BB	IBB	HBP	BLK	WP	HR	S	P	ERA	WHIP										
34 Homer Bailey, R (1, 1) ERA: 3.39	7.0		27	6	2	2	9	0	0	1	0	0	1	70	99	2.57	0.857										
30 Zach Duke, L (8, 1) ERA: 7.5	0.1		1	0	0	0	1	0	0	0	0	0	0	3	4	0.00	0.000										
60 J.J. Hoover, R (8, 1) ERA: 2.85	0.2		2	0	0	0	0	0	0	0	0	0	0	6	9	0.00	0.000										
54 Aroldis Chapman, L (9, 1) ERA: 2.62	1.0	W	3	0	0	0	2	0	0	0	0	0	0	9	10	0.00	0.000										

AB	32
R	2
H	6
RBI	2
BB	0
SO	12
LOB	8



Batter	1	2	3	4	5	6	7	8	9	AB	R	H	RBI	BB	SO	LOB	BOTTOM										
17 Shin-Soo Choo, L (1, 8) OBP: 0.425, SLG: 0.471										1	0	1	0	2	0	0	Los Angeles Dodgers @ Cincinnati Reds Great American Ball Park, Cincinnati, OH Sun Sep 08 2013, 8:08 PM - 11:05 PM EDT Att: 34,041 - Partly Cloudy - 85 F										
28 Chris Heisey, R (1, 7) OBP: 0.282, SLG: 0.426										3	0	0	0	0	1	4											
19 Joey Volto, L (1, 3) OBP: 0.430, SLG: 0.494										4	0	0	0	0	1	4											
4 Brandon Phillips, R (1, 4) OBP: 0.313, SLG: 0.416										4	0	0	0	0	1	3											
32 Jay Bruce, L (1, 9) OBP: 0.330, SLG: 0.496										4	2	2	2	0	2	0											
21 Todd Frazier, R (1, 5) OBP: 0.316, SLG: 0.398										4	0	0	0	0	0	0											
2 Zack Cozart, R (1, 6) OBP: 0.286, SLG: 0.374										4	1	2	0	0	1	0											
29 Ryan Hanigan, R (1, 2) OBP: 0.327, SLG: 0.289										3	0	1	1	0	1	0											
34 Homer Bailey, R (1, 1) OBP: 0.200, SLG: 0.173										1	0	0	0	1	1	0											
50 Neftali Soto, R (7, PH)										1	0	0	0	0	1	1											
30 Zach Duke, L (8, 1) OBP: 1.000, SLG: 1.000										0	0	0	0	0	0	0											
60 J.J. Hoover, R (8, 1)										0	0	0	0	0	0	0											
54 Aroldis Chapman, L (9, 1)										0	0	0	0	0	0	0											
Inning Stats	R: 0 E: 0 K: 1 S: 7	H: 1 LOB: 0 BB: 1 P: 13	R: 1 E: 0 K: 1 S: 7	H: 1 LOB: 0 BB: 0 P: 10	R: 0 E: 0 K: 0 S: 16	H: 1 LOB: 3 BB: 1 P: 24	R: 1 E: 0 K: 1 S: 7	H: 1 LOB: 0 BB: 0 P: 10	R: 0 E: 0 K: 2 S: 10	H: 0 LOB: 1 BB: 1 P: 18	R: 0 E: 0 K: 1 S: 7	H: 0 LOB: 0 BB: 0 P: 12	R: 0 E: 0 K: 1 S: 13	H: 1 LOB: 2 BB: 0 P: 17	R: 0 E: 0 K: 2 S: 8	H: 0 LOB: 0 BB: 0 P: 17	R: 1 E: 0 K: 0 S: 6	H: 2 LOB: 1 BB: 0 P: 8	1B: 3 2B: 1 3B: 0 HR: 2	SF: 0 SAC: 1 DP: 0 HBP: 2	WP: 0 PB: 0 SB: 0 CS: 0	PA: 35					
PITCHER	IP	WLS	BF	H	R	ER	SO	BB	IBB	HBP	BLK	WP	HR	S	P	ERA	WHIP										
22 Clayton Kershaw, L (1, 1) ERA: 1.92	7.0		29	4	2	2	7	3	0	2	1	0	2	104	104	2.57	1.000										
44 Chris Withrow, R (8, 1) ERA: 2.96	1.0		3	0	0	0	2	0	0	0	0	0	0	8	17	0.00	0.000										
54 Ronald Belisario, R (9, 1) ERA: 9.52	0.1	L	3	2	1	1	0	0	0	0	0	0	0	6	8	27.00	6.000										

AB	29
R	3
H	6
RBI	3
BB	3
SO	9
LOB	12



Batter	1	2	3	4	5	6	7	8	9	AB	R	H	RBI	BB	SO	LOB	TOP										
6 Adam Eaton, L (1,8) OBP: 0.333, SLG: 0.386										4	0	0	0	0	0	1	Arizona Diamondbacks @ Los Angeles Dodgers Dodger Stadium, Los Angeles, CA Mon Sep 09 2013, 7:10 PM - 10:10 PM PDT Att: 52,410 - Clear - 68 F										
2 Aaron Hill, R (1,4) OBP: 0.359, SLG: 0.470										4	0	0	0	0	0	1											
44 Paul Goldschmidt, R (1,3) OBP: 0.393, SLG: 0.529										4	0	0	0	0	3	1											
12 Eric Chavez, L (1,5) OBP: 0.342, SLG: 0.498										3	0	1	0	1	1	0											
14 Martín Prado, R (1,7) OBP: 0.333, SLG: 0.418										4	1	1	0	0	0	2											
26 Miguel Montero, L (1,2) OBP: 0.314, SLG: 0.350										4	0	0	0	0	1	4											
8 Gerardo Parra, L (1,9) OBP: 0.326, SLG: 0.400										3	0	1	0	1	0	2											
1 Didi Gregorius, L (1,6) OBP: 0.332, SLG: 0.376									3	0	1	1	0	0	2												
21 Heath Bell, R (7,1)									0	0	0	0	0	0	0												
54 Joe Thatcher, L (8,1)									0	0	0	0	0	0	0												
24 Matt Davidson, R (9,PH) OBP: 0.262, SLG: 0.211									1	0	0	0	0	0	2												
48 Randall Delgado, R (1,1) OBP: 0.222, SLG: 0.192									1	0	0	0	0	0	1												
43 Matt Langwell, R (3,1)									0	0	0	0	0	0	1												
27 Wil Nieves, R (5,PH) OBP: 0.265, SLG: 0.325									0	0	0	0	0	0	0												
56 Eury De La Rosa, L (5,1)									0	0	0	0	0	0	0												
34 Chaz Roe, R (5,1)									0	0	0	0	0	0	0												
49 Tony Sipp, L (7,1)									0	0	0	0	0	0	0												
16 Chris Owings, R (7,6) OBP: 0.460, SLG: 0.306									0	0	0	0	0	1	0												
Inning Stats	R: 0 E: 0 K: 1 S: 5	H: 0 LOB: 0 BB: 0 P: 8	R: 0 E: 0 K: 0 S: 11	H: 1 LOB: 1 BB: 0 P: 13	R: 0 E: 0 K: 1 S: 9	H: 0 LOB: 0 BB: 0 P: 13	R: 0 E: 0 K: 1 S: 9	H: 0 LOB: 0 BB: 0 P: 14	R: 1 E: 1 K: 2 S: 18	H: 1 LOB: 1 BB: 0 P: 26	R: 0 E: 0 K: 1 S: 8	H: 0 LOB: 0 BB: 0 P: 13	R: 0 E: 0 K: 0 S: 10	H: 1 LOB: 2 BB: 1 P: 15	R: 0 E: 0 K: 1 S: 10	H: 0 LOB: 1 BB: 1 P: 17	R: 0 E: 0 K: 0 S: 11	H: 1 LOB: 2 BB: 1 P: 17	1B: 2 2B: 2 3B: 0 HR: 0	SF: 0 SAC: 0 DP: 0 HBP: 0	WP: 1 PB: 0 SB: 0 CS: 0	PA: 35					
PITCHER	IP	WLS	BF	H	R	ER	SO	BB	IBB	HBP	BLK	WP	HR	S	P	ERA	WHIP										
47 Ricky Nolasco, R (1,1) ERA: 3.14	6.2	W	25	3	1	0	6	1	0	0	0	0	0	68	100	0.00	0.600										
56 J.P. Howell, L (7,1) ERA: 2.3	0.1		1	0	0	0	0	0	0	0	0	0	0	2	2	0.00	0.000										
49 Carlos Marmol, R (8,1) ERA: 5.14	1.0		4	0	0	0	1	1	0	0	0	0	1	0	17	0.00	1.000										
74 Kenley Jansen, R (9,1) ERA: 1.94	1.0		5	1	0	0	0	1	0	0	0	0	0	11	17	0.00	2.000										

Batter	1	2	3	4	5	6	7	8	9	AB	R	H	RBI	BB	SO	LOB	BOTTOM				
66 Yasiel Puig, R (1,9) OBP: 0.406, SLG: 0.555										4	0	1	0	1	1	1	Arizona Diamondbacks @ Los Angeles Dodgers Dodger Stadium, Los Angeles, CA Mon Sep 09 2013, 7:10 PM - 10:10 PM PDT Att: 52,410 - Clear - 68 F				
25 Carl Crawford, L (1,7) OBP: 0.337, SLG: 0.404										4	0	0	0	0	1	1					
33 Scott Van Slyke, R (8,PH) OBP: 0.328, SLG: 0.486										1	0	1	0	0	0	0					
13 Hanley Ramirez, R (1,6) OBP: 0.389, SLG: 0.642										3	3	2	1	1	0	1					
49 Carlos Marmol, R (8,1)										0	0	0	0	0	0	0					
74 Kenley Jansen, S (9,1)										0	0	0	0	0	0	0					
23 Adrián González, L (1,3) OBP: 0.337, SLG: 0.461										4	1	2	2	0	2	1					
16 Andre Ethier, L (1,8) OBP: 0.360, SLG: 0.423										4	1	1	1	0	1	2					
5 Juan Uribe, R (1,5) OBP: 0.334, SLG: 0.426										4	3	4	4	0	0	0					
14 Mark Ellis, R (1,4) OBP: 0.319, SLG: 0.354										3	0	0	0	1	1	2					
18 Tim Federowicz, R (1,2) OBP: 0.285, SLG: 0.355										4	0	1	0	0	1	1					
47 Ricky Nolasco, R (1,1) ERA: 4.04	2.2	L	16	7	5	5	2	1	0	0	0	0	0	11	14	16.88	3.000	Arizona Diamondbacks @ Los Angeles Dodgers Dodger Stadium, Los Angeles, CA Mon Sep 09 2013, 7:10 PM - 10:10 PM PDT Att: 52,410 - Clear - 68 F			
43 Matt Langwell, R (3,1) ERA: 4.05	1.1		4	0	0	0	2	0	0	0	0	0	0	11	14	0.00	0.000				
56 Eury De La Rosa, L (5,1) ERA: 4.26	0.2		4	2	2	2	1	0	0	0	0	0	2	8	11	27.00	3.000				
34 Chaz Roe, R (5,1) ERA: 4.15	1.1		4	0	0	0	2	0	0	0	0	0	0	12	13	0.00	0.000				
49 Tony Sipp, L (7,1) ERA: 3.82	0.2		4	1	1	1	1	1	0	0	0	0	0	9	16	13.50	3.000				
Inning Stats	R: 0 E: 1 K: 2 S: 12	H: 1 LOB: 1 BB: 0 P: 18	R: 2 E: 0 K: 0 S: 15	H: 3 LOB: 1 BB: 0 P: 23	R: 3 E: 0 K: 1 S: 20	H: 3 LOB: 1 BB: 1 P: 32	R: 0 E: 0 K: 1 S: 8	H: 0 LOB: 0 BB: 0 P: 11	R: 2 E: 0 K: 1 S: 11	H: 2 LOB: 0 BB: 0 P: 14	R: 0 E: 0 K: 2 S: 9	H: 0 LOB: 0 BB: 0 P: 10	R: 1 E: 0 K: 2 S: 13	H: 2 LOB: 2 BB: 1 P: 22	R: 0 E: 0 K: 1 S: 10	H: 1 LOB: 2 BB: 1 P: 19	1B: 4 2B: 2 3B: 0 HR: 6		SF: 0 SAC: 1 DP: 0 HBP: 0	WP: 1 PB: 0 SB: 0 CS: 0	PA: 38
PITCHER	IP	WLS	BF	H	R	ER	SO	BB	IBB	HBP	BLK	WP	HR	S	P	ERA	WHIP				
21 Heath Bell, R (7,1) ERA: 4.5	1.0		5	1	0	0	0	0	0	0	0	0	0	0	0	0.00	2.000				
54 Joe Thatcher, L (8,1) ERA: 3.35	0.1		1	1	0	0	0	0	0	0	0	0	1	0	3	4	0.00		3.000		



Batter	1	2	3	4	5	6	7	8	9	10	11	AB	R	H	RBI	BB	SO	LOB	TOP								
18 Willie Bloomquist, R OBP: 0.388, SLG: 0.387	(1, 7) B SI 84 2-3 C SI 83 S KC 81 B KC 82 C SI 84		X KC 81 0-0 G6-3		F SI 93 0-1 X KC 80 G1-3		B FF 94 1-1 C FF 94 X FF 94	P4		T FF 95 0-1 X FF 94 G4-3	5	0	0	0	0	1	0										
6 Adam Eaton, L OBP: 0.325, SLG: 0.376	(1, 8) C SI 80 0-2 C CH 84 X KC 81 G1-3		B SI 92 2-0 B SI 93 X SI 94 G6-3		B CH 88 1-2 S SI 92 C CH 84 X KC 83 G2-3		C FF 94 2-1 X FF 94 X SL 88 G6-3		C FF 94 0-1 X CU 77 G6-3		5	0	0	0	0	0	0										
44 Paul Goldschmidt, R OBP: 0.395, SLG: 0.530	(1, 3) B KC 80 1-1 B SI 94 X SI 94 2B		B SI 92 2-0 B KC 82 X SI 92 26 1B		C CH 84 1-1 B KC 81 X KC 82 G6-3		S FC 91 0-2 F FC 90 F FC 90 X SL 80 G6-3		C SL 87 2-3 B FF 96 S CU 77 F SL 88 S FF 96 K	5	1	2	0	0	1	0											
14 Martin Prado, R OBP: 0.333, SLG: 0.417	(1, 4) B SI 84 2-1 B SI 94 F SI 84 X SI 93 G5-3		C SI 93 2-2 1 SAFE B SI 93 F SI 93 X SI 93 L5		C KC 81 0-1 X CH 84 G5-3		B FC 90 3-1 C SL 79 B FC 91 B FC 90 X FC 92 1B		F FC 90 2-3 B FC 90 F FC 90 1 SAFE B FF 91 F FC 91 F SL 90 K	4	0	1	0	0	0	2											
26 Miguel Montero, L OBP: 0.313, SLG: 0.349	(1, 2) C KC 78 1-3 B CH 82 F CH 85 F CH 85 X KC 82 K 24 G5-4-3		B SI 93 3-0 B SI 94 B CH 83 X SI 93 2-H 1B		B SI 93 2-2 B KC 81 B KC 81 X FC 92 X KC 80 F9		B FC 91 1-3 B SI 87 X CU 77 K		C KC 80 1-1 B SI 87 X KC 80 G4-3		4	0	1	1	0	2	1										
24 Matt Davidson, R OBP: 0.239, SLG: 0.190	(1, 5) B SI 93 1-0 X SI 94 G5-4-3		B SI 94 2-3 C SI 93 C SI 91 K		B SI 96 3-3 B CH 84 B SI 95 C SL 87 T FF 96 C CU 79 K		B FC 91 1-3 S FC 91 S FC 92 K				4	0	0	0	0	3	3										
8 Gerardo Parra, L OBP: 0.325, SLG: 0.398	(1, 9) B SI 94 2-0 B CH 83 X CH 84 G3				B CH 84 4-1 B SI 87 S CH 83 G HR BB		C CU 80 1-2 B SL 87 X KC 80 G4-3				3	1	0	0	1	0	0										
1 Didi Gregorius, L OBP: 0.332, SLG: 0.383	(1, 6) C SI 93 0-3 F SI 93 X FF 93 K				X FF 94 0-0 1-H HR		F CU 80 1-1 B SI 96 X SL 86 P2		X SI 87 0-0 F8		4	1	1	2	0	1	0										
35 Trevor Cahill, R 30 David Hernandez, R 11 AJ Pollock, R 38 Will Harris, R 27 Will Nieves, R 55 Josh Collmenter, R	(1, 1) (7, 1) (8, PH) (8, 1) (10, PH) (10, 1)		C SI 92 2-2 F SI 93 X SI 92 L8		B SI 92 1-3 B KC 77 S KC 80 K		C FF 93 0-2 C FF 95 X FF 95 L6		X SL 87 0-1 X CU 77 F9		2	0	0	0	0	1	0										
Inning Stats	R: 0 E: 0 K: 1 S: 10	H: 1 LOB: 1 BB: 0 P: 15	R: 0 E: 0 K: 1 S: 6	H: 0 LOB: 0 BB: 0 P: 10	R: 0 E: 0 K: 1 S: 7	H: 0 LOB: 0 BB: 0 P: 9	R: 1 E: 0 K: 1 S: 9	H: 2 LOB: 1 BB: 0 P: 20	R: 2 E: 0 K: 1 S: 10	H: 1 LOB: 0 BB: 1 P: 16	R: 0 E: 0 K: 0 S: 7	H: 0 LOB: 0 BB: 0 P: 10	R: 0 E: 0 K: 1 S: 8	H: 0 LOB: 0 BB: 0 P: 13	R: 0 E: 0 K: 0 S: 8	H: 0 LOB: 0 BB: 0 P: 10	R: 0 E: 0 K: 2 S: 13	H: 1 LOB: 1 BB: 0 P: 19	R: 0 E: 0 K: 0 S: 5	H: 0 LOB: 0 BB: 0 P: 6	R: 0 E: 0 K: 1 S: 8	H: 0 LOB: 0 BB: 0 P: 10	1B: 3 2B: 1 3B: 0 HR: 1	SF: 0 SAC: 0 DP: 1 HBP: 0	WP: 2 PB: 0 SB: 0 CS: 0	PA: 39	
PITCHER	30 Edinson Vólquez, R ERA: 5.99	(1, 1) IP 6.0 WLS 23 BF 4	H 4 R 3 ER 3 SO 5	BB 1 IBB 0 HBP 0 BLK 0	WP 2 HR 1 S 49 P 80	R 0 H 1 ER 0 SO 1	E 0 LOB 0 K 1 BB: 0 P: 10	44 Chris Withrow, R ERA: 2.83	(10, 1) IP 1.1 WLS 4 BF 0	H 0 R 0 ER 0 SO 1	BB 0 IBB 0 HBP 0 BLK 0	WP 0 HR 0 S 10 P 12	R 0 E 0 K: 0 S: 5	H: 0 LOB: 0 BB: 0 P: 6	R 0 E 0 K: 0 S: 5	H: 0 LOB: 0 BB: 0 P: 6	R 0 E 0 K: 0 S: 5	H: 0 LOB: 0 BB: 0 P: 6	R 0 E 0 K: 0 S: 5	H: 0 LOB: 0 BB: 0 P: 10	2 0 0 0 0 0 0 0 0 0 0 0 0 0 0 0 0 0						

Arizona Diamondbacks @ Los Angeles Dodgers
Dodger Stadium, Los Angeles, CA
Tue Sep 10 2013, 7:12 PM - 10:46 PM PDT
Att: 41,867 - Clear - 68 F

livebaseballscorecards.com

AB 38
R 3
H 5
RBI 3
BB 1
SO 9
LOB 6



Batter	1	2	3	4	5	6	7	8	9	10	11	AB	R	H	RBI	BB	SO	LOB	BOTTOM								
66 Yasiel Puig, R OBP: 0.403, SLG: 0.548	(1, 9) B SI 90 2-3 B SI 90 S CH 82 K		X SI 90 0-0 FC5-4 25 S		X CH 81 0-0 F8		B CU 82 4-2 S FF 96 B SI 96 B CU 82 F FF 96 B FF 97 13 G6-3 13 WP BB		F CU 81 1-3 B CU 81 C FF 92 X CU 82 K2-3		4	0	0	1	1	2	1										
25 Carl Crawford, L OBP: 0.333, SLG: 0.399	(1, 7) B SI 91 1-0 X SI 91 G1-3		B CH 85 2-1 B CH 84 X SI 90 G3		C SI 88 0-1 X KC 80 F7		C FF 96 0-3 S FF 96 S FF 97 K		B FC 87 1-0 X FC 86 P6		5	0	0	0	0	1	2										
13 Hanley Ramirez, R OBP: 0.389, SLG: 0.635	(1, 6) B SI 90 4-2 C CH 81 B CH 81 B CH 79 B CH 82 B SI 94 23 1B		B KC 78 3-1 B SI 89 B CH 83 S CH 84 B SI 92 X SL 88 G6-3		B CH 80 4-2 B SI 87 B SI 92 F SI 91 X FF 96 23 BB		B CU 82 2-2 B SI 88 B CU 82 F FF 96 X FF 96 G6-3		B FC 87 1-0 X FC 86 P4		3	1	0	0	2	0	1										
23 Adrián González, L OBP: 0.341, SLG: 0.483	(1, 3) X SI 90 0-0 G1-3		B KC 78 3-2 B CH 83 S CH 84 B SI 92 X SI 91 1B		B SI 88 4-1 B CU 85 B KC 81 G6-3		B FF 97 3-1 B SI 96 X FF 96 F7		F FC 88 0-1 X FC 88 P6		4	0	3	0	1	0	1										
9 Dee Strange-Gordon, L OBP: 0.307, SLG: 0.282	(10, PH)		X SI 90 0-0 F7		B SI 88 1-1 X CH 84 2B		B FC 87 1-2 F FC 92 X FC 93 G4-3		B FC 87 4-1 B FC 86 B FC 88 B CH 79 T IN 64 5 WP 1B		4	0	1	1	1	0	2										
10 Michael Young, R OBP: 0.336, SLG: 0.384	(11, 3) 1-2 1B		X SI 90 0-0 F7		B SI 88 1-1 X CH 84 2B		C CU 80 2-2 S CU 81 B CU 82 B CU 81 T FC 93 K		S CH 78 3-3 B CH 78 B FC 86 B FC 88 S CH 80 F CH 82 S FC 90 K		4	1	0	0	1	2	4										
16 Andre Ethier, L OBP: 0.360, SLG: 0.424	(1, 8) B SI 92 3-2 C CH 84 B FF 93 F CH 84 B SI 92 X CH 84 F8		X SI 90 0-0 F7		B SI 88 1-1 X CH 84 2B		C FC 93 2-2 C FF 93 X CU 81 G6-3		B FC 87 4-1 B FC 86 B FC 88 B CH 79 T IN 64 5 WP IBB		4	0	1	1	1	0	2										
5 Juan Uribe, R OBP: 0.332, SLG: 0.421	(1, 5) B KC 78 4-2 F SI 90 S SI 89 B SI 88 B KC 78 D SL 88 14 1B		X SL 85 0-0 G6-3		X SI 87 1-1 B SI 91 X SI 90 F8		C FC 93 2-2 C FF 93 B CU 82 B CU 81 X CU 81 K		S CH 78 3-3 B CH 78 B FC 86 B FC 88 S CH 80 F CH 82 S FC 90 K		4	1	0	0	1	2	4										
17 A.J. Ellis, R OBP: 0.327, SLG: 0.352	(1, 2) C SI 91 0-1 X SI 91 L6		C SI 91 3-2 B FC 82 B SI 89 B CH 79 X SI 90 E6		B KC 78 3-2 C SI 80 B SI 87 B SI 92 X SI 90 G5-3		C FC 93 2-2 C FF 93 B CU 82 B CU 81 X CU 81 G6-3		B FC 86 3-2 F FC 87 B FC 87 B FC 88 C CH 79 X CH 80 F8		5	0	0	0	0	0	1										
14 Mark Ellis, R OBP: 0.320, SLG: 0.354	(1, 4) B SI 92 1-0 X SI 98 30 E		C SI 91 2-2 D CH 82 B SI 92 X SI 90 L9		B SI 92 2-0 B SI 91 X SI 91 G5-3		B FF 91 1-2 F FF 92 X FF 92 P4		B FC 87 1-1 B FC 88 X FC 88 33 HR 1B		5	2	2	0	0	0	1										
30 Edinson Vólquez, R ERA: 4.22	(1, 1) IP 6.0 WLS 27 BF 4	H 4 R 3 ER 1 SO 2	BB 4 IBB 0 HBP 0 BLK 0	WP 1 HR 0 S 56 P 103	R 0 H 1 ER 0 SO 1	E 0 LOB: 1 K: 0 BB: 2 P: 22	PITCHER	(10, 1) IP 1.1 WLS 4 BF 0	H 0 R 0 ER 0 SO 1	BB 0 IBB 0 HBP 0 BLK 0	WP 0 HR 0 S 10 P 12	R 0 E 0 K: 0 S: 5	H: 0 LOB: 0 BB: 0 P: 14	R 0 E 0 K: 1 S: 9	H: 0 LOB: 0 BB: 0 P: 11	R 0 E 0 K: 1 S: 11	H: 1 LOB: 3 BB: 1 P: 20	R 2 E 0 K: 0 S: 6	H: 2 LOB: 0 BB: 0 P: 11	1B: 5 2B: 1 3B: 0 HR: 1	SF: 0 SAC: 0 DP: 0 HBP: 0	WP: 3 PB: 0 SB: 2 CS: 0	PA: 45				
PITCHER	35 Trevor Cahill, R ERA: 4.22	(1, 1) IP 6.0 WLS 27 BF 4	H 4 R 3 ER 1 SO 2	BB 4 IBB 0 HBP 0 BLK 0	WP 1 HR 0 S 56 P 103	R 0 H 1 ER 0 SO 1	E 0 LOB: 1 K: 0 BB: 2 P: 22		30 David Hernandez, R ERA: 5.16	(7, 1) IP 1.0 WLS 4 BF 0	H 0 R 0 ER 0 SO 2	BB 0 IBB 0 HBP 0 BLK 0	WP 0 HR 0 S 18 P 25	R 0 E 0 K: 1 S: 9	H: 0 LOB: 0 BB: 0 P: 14	55 Josh Collmenter, R ERA: 2.76	(10, 1) IP 1.1 WLS 8 BF 3	H 2 R 2 ER 2 SO 1	BB 0 IBB 1 HBP 0 BLK 0	WP 1 HR 1 S 17 P 31	R 13.50 WLS 2.250						

Arizona Diamondbacks @ Los Angeles Dodgers
Dodger Stadium, Los Angeles, CA
Tue Sep 10 2013, 7:12 PM - 10:46 PM PDT
Att: 41,867 - Clear - 68 F

livebaseballscorecards.com

AB 39
R 5
H 7
RBI 4
BB 6
SO 6
LOB 15



Batter	1	2	3	4	5	6	7	8	9	AB	R	H	RBI	BB	SO	LOB	TOP				
11 AJ Pollock, R (1,8) OBP: 0.303, SLG: 0.391										4	1	2	0	1	1	2	Arizona Diamondbacks @ Los Angeles Dodgers Dodger Stadium, Los Angeles, CA Wed Sep 11 2013, 7:13 PM - 10:17 PM PDT Att. 40,818 - Clear - 70 F				
18 Willie Bloomquist, R (1,7) OBP: 0.397, SLG: 0.396 29 Brad Ziegler, R (9,1)										5	1	3	0	0	0	1					
44 Paul Goldschmidt, R (1,3) OBP: 0.399, SLG: 0.533										5	0	4	2	0	0	0					
14 Martin Prado, R (1,5) OBP: 0.330, SLG: 0.413										5	0	0	0	0	0	7					
2 Aaron Hill, R (1,4) OBP: 0.361, SLG: 0.471										4	0	2	0	0	0	0					
8 Gerardo Parra, L (1,9) OBP: 0.325, SLG: 0.399										4	1	1	0	0	1	2					
16 Chris Owings, R (1,6)										3	0	1	0	1	0	1					
9 Tuffy Gosewisch, R (1,2) OBP: 0.219, SLG: 0.290										4	1	2	1	0	1	3					
46 Patrick Corbin, L (1,1) OBP: 0.154, SLG: 0.190 34 Chaz Roe, R (7,1) 30 David Hernandez, R (8,1) 6 Adam Eaton, L (9,PH)										3	0	0	0	0	1	4					
										0	0	0	0	0	0	0					
										0	0	0	0	1	0	0					
Inning Stats	R: 2 E: 0 K: 0 S: 14	H: 3 LOB: 0 BB: 0 P: 21	R: 1 E: 1 K: 1 S: 12	H: 2 LOB: 1 BB: 0 P: 17	R: 0 E: 0 K: 0 S: 5	H: 0 LOB: 0 BB: 0 P: 7	R: 0 E: 0 K: 0 S: 8	H: 2 LOB: 2 BB: 0 P: 11	R: 0 E: 0 K: 0 S: 12	H: 1 LOB: 0 BB: 0 P: 13	R: 1 E: 0 K: 1 S: 14	H: 3 LOB: 2 BB: 1 P: 24	R: 0 E: 0 K: 2 S: 9	H: 0 LOB: 1 BB: 1 P: 18	R: 0 E: 0 K: 0 S: 9	H: 2 LOB: 2 BB: 1 P: 15	1B: 12 2B: 3 3B: 0 HR: 0	SF: 0 SAC: 0 DP: 4 HBP: 0	WP: 0 PB: 0 SB: 1 CS: 1	PA: 40	
PITCHER	IP WLS BF H R ER SO BB IBB HBP BLK WP HR S P ERA WHIP	IP WLS BF H R ER SO BB IBB HBP BLK WP HR S P ERA WHIP	IP WLS BF H R ER SO BB IBB HBP BLK WP HR S P ERA WHIP	IP WLS BF H R ER SO BB IBB HBP BLK WP HR S P ERA WHIP	IP WLS BF H R ER SO BB IBB HBP BLK WP HR S P ERA WHIP	IP WLS BF H R ER SO BB IBB HBP BLK WP HR S P ERA WHIP	IP WLS BF H R ER SO BB IBB HBP BLK WP HR S P ERA WHIP	IP WLS BF H R ER SO BB IBB HBP BLK WP HR S P ERA WHIP	IP WLS BF H R ER SO BB IBB HBP BLK WP HR S P ERA WHIP	IP WLS BF H R ER SO BB IBB HBP BLK WP HR S P ERA WHIP	IP WLS BF H R ER SO BB IBB HBP BLK WP HR S P ERA WHIP	IP WLS BF H R ER SO BB IBB HBP BLK WP HR S P ERA WHIP	IP WLS BF H R ER SO BB IBB HBP BLK WP HR S P ERA WHIP	IP WLS BF H R ER SO BB IBB HBP BLK WP HR S P ERA WHIP	IP WLS BF H R ER SO BB IBB HBP BLK WP HR S P ERA WHIP	IP WLS BF H R ER SO BB IBB HBP BLK WP HR S P ERA WHIP	IP WLS BF H R ER SO BB IBB HBP BLK WP HR S P ERA WHIP	IP WLS BF H R ER SO BB IBB HBP BLK WP HR S P ERA WHIP	IP WLS BF H R ER SO BB IBB HBP BLK WP HR S P ERA WHIP	IP WLS BF H R ER SO BB IBB HBP BLK WP HR S P ERA WHIP	IP WLS BF H R ER SO BB IBB HBP BLK WP HR S P ERA WHIP

Batter	1	2	3	4	5	6	7	8	9	AB	R	H	RBI	BB	SO	LOB	BOTTOM				
66 Yasiel Puig, R (1,9) OBP: 0.404, SLG: 0.556										4	1	2	1	0	0	2	Arizona Diamondbacks @ Los Angeles Dodgers Dodger Stadium, Los Angeles, CA Wed Sep 11 2013, 7:13 PM - 10:17 PM PDT Att. 40,818 - Clear - 70 F				
7 Nick Punto, S (1,4) OBP: 0.334, SLG: 0.328 49 Carlos Marmol, R (8,1) 98 Onelki Garcia, L (9,1) 41 Peter Moylan, R (9,1)										4	0	1	0	0	0	1					
13 Hanley Ramirez, R (1,6) OBP: 0.391, SLG: 0.637										4	0	2	0	0	0	0					
23 Adrián González, L (1,3) OBP: 0.341, SLG: 0.461										3	0	0	0	1	2	3					
10 Michael Young, R (1,5) OBP: 0.334, SLG: 0.391										4	0	0	0	0	0	4					
33 Scott Van Slyke, R (1,7) OBP: 0.323, SLG: 0.500										4	0	0	0	0	0	1					
17 A.J. Ellis, R (1,2) OBP: 0.327, SLG: 0.353										4	0	1	0	0	0	0					
55 Skip Schumaker, L (1,8) OBP: 0.343, SLG: 0.339										3	0	1	0	1	0	0					
99 Hyun Jin Ryu, R (1,1) OBP: 0.226, SLG: 0.308 43 Brandon League, R (7,1) 0 Brian Wilson, R (7,1) 14 Mark Ellis, R (7,PH)										2	0	1	0	0	0	3					
										0	0	0	0	0	0	0					
										2	0	0	0	1	0	0					
Inning Stats	R: 0 E: 0 K: 0 S: 9	H: 1 LOB: 0 BB: 0 P: 13	R: 0 E: 0 K: 0 S: 13	H: 1 LOB: 2 BB: 2 P: 25	R: 0 E: 0 K: 1 S: 15	H: 2 LOB: 0 BB: 0 P: 22	R: 0 E: 0 K: 0 S: 10	H: 2 LOB: 2 BB: 0 P: 13	R: 0 E: 0 K: 0 S: 7	H: 0 LOB: 0 BB: 0 P: 11	R: 0 E: 0 K: 1 S: 9	H: 1 LOB: 0 BB: 0 P: 13	R: 0 E: 0 K: 1 S: 8	H: 0 LOB: 0 BB: 0 P: 12	R: 0 E: 0 K: 0 S: 7	H: 0 LOB: 0 BB: 0 P: 11	1B: 5 2B: 2 3B: 0 HR: 1	SF: 0 SAC: 0 DP: 1 HBP: 0	WP: 0 PB: 0 SB: 0 CS: 0	PA: 36	
PITCHER	IP WLS BF H R ER SO BB IBB HBP BLK WP HR S P ERA WHIP	IP WLS BF H R ER SO BB IBB HBP BLK WP HR S P ERA WHIP	IP WLS BF H R ER SO BB IBB HBP BLK WP HR S P ERA WHIP	IP WLS BF H R ER SO BB IBB HBP BLK WP HR S P ERA WHIP	IP WLS BF H R ER SO BB IBB HBP BLK WP HR S P ERA WHIP	IP WLS BF H R ER SO BB IBB HBP BLK WP HR S P ERA WHIP	IP WLS BF H R ER SO BB IBB HBP BLK WP HR S P ERA WHIP	IP WLS BF H R ER SO BB IBB HBP BLK WP HR S P ERA WHIP	IP WLS BF H R ER SO BB IBB HBP BLK WP HR S P ERA WHIP	IP WLS BF H R ER SO BB IBB HBP BLK WP HR S P ERA WHIP	IP WLS BF H R ER SO BB IBB HBP BLK WP HR S P ERA WHIP	IP WLS BF H R ER SO BB IBB HBP BLK WP HR S P ERA WHIP	IP WLS BF H R ER SO BB IBB HBP BLK WP HR S P ERA WHIP	IP WLS BF H R ER SO BB IBB HBP BLK WP HR S P ERA WHIP	IP WLS BF H R ER SO BB IBB HBP BLK WP HR S P ERA WHIP	IP WLS BF H R ER SO BB IBB HBP BLK WP HR S P ERA WHIP	IP WLS BF H R ER SO BB IBB HBP BLK WP HR S P ERA WHIP	IP WLS BF H R ER SO BB IBB HBP BLK WP HR S P ERA WHIP	IP WLS BF H R ER SO BB IBB HBP BLK WP HR S P ERA WHIP	IP WLS BF H R ER SO BB IBB HBP BLK WP HR S P ERA WHIP	IP WLS BF H R ER SO BB IBB HBP BLK WP HR S P ERA WHIP

AB	37
R	4
H	15
RBI	3
BB	3
SO	4
LOB	20



AB	34
R	1
H	8
RBI	1
BB	2
SO	3
LOB	14



Batter	1	2	3	4	5	6	7	8	9	AB	R	H	RBI	BB	SO	LOB	TOP	
16 Angel Pagan, S OBP: 0.335, SLG: 0.398 14 Francisco Peguero, R OBP: 0.335, SLG: 0.222										4	2	1	0	1	1	2	San Francisco Giants @ Los Angeles Dodgers Dodger Stadium, Los Angeles, CA Sat Sep 14 2013, 6:11 PM - 9:36 PM PDT Att: 53,062 - Clear - 80 F	
7 Grégor Blanco, L OBP: 0.335, SLG: 0.344 70 George Kontos, R OBP: 0.267, SLG: 0.347 10 Tony Abreu, S OBP: 0.167, SLG: 0.333 59 Mike Kickham, L OBP: 0.362, SLG: 0.483										4	3	3	1	2	1	2		
28 Buster Posey, R OBP: 0.377, SLG: 0.472 22 Roger Kieschnick, L OBP: 0.304, SLG: 0.235										3	2	1	0	2	0	5		
8 Hunter Pence, R OBP: 0.343, SLG: 0.488 13 Joaquin Arias, R OBP: 0.291, SLG: 0.352										5	2	3	7	0	0	3		
48 Pablo Sandoval, S OBP: 0.336, SLG: 0.414 38 Heath Hembree, R OBP: 0.273, SLG: 0.250										5	0	1	2	0	0	2		
35 Brandon Crawford, L OBP: 0.333, SLG: 0.667										2	0	0	1	1	0	1		
21 Nick Noonan, L OBP: 0.265, SLG: 0.240										5	1	2	0	1	2	4		
55 Tim Lincecum, L OBP: 0.153, SLG: 0.143 12 Johnny Monell, L OBP: 0.333, SLG: 0.333										4	2	2	0	0	0	4		
Inning Stats	R: 3 H: 4 E: 1 K: 0 S: 17	R: 4 H: 3 E: 1 K: 1 S: 16	R: 1 H: 3 E: 0 K: 0 S: 10	R: 0 H: 0 E: 0 K: 1 S: 9	R: 4 H: 3 E: 0 K: 1 S: 17	R: 0 H: 0 E: 0 K: 1 S: 13	R: 2 H: 1 E: 0 K: 0 S: 13	R: 3 H: 4 E: 0 K: 0 S: 15	R: 2 H: 4 E: 1 K: 0 S: 17	1B: 15 2B: 5 3B: 0 HR: 2	SF: 0 SAC: 0 DP: 2 HBP: 0	WP: 1 PB: 0 SB: 0 CS: 0	PA: 56					
PITCHER	IP: 1.1 WLS: L BF: 15 H: 7 R: 7 ER: 5 SO: 0 BB: 3 IBB: 0 HBP: 0 BLK: 0 WP: 0 HR: 0 S: 29 P: 50 ERA: 33.75 WHIP: 7.500	IP: 3.0 WLS: 0 BF: 16 H: 6 R: 5 ER: 5 SO: 2 BB: 1 IBB: 0 HBP: 0 BLK: 0 WP: 1 HR: 1 S: 36 P: 62 ERA: 15.00 WHIP: 2.333	IP: 2.1 WLS: 0 BF: 10 H: 3 R: 2 ER: 2 SO: 0 BB: 0 IBB: 0 HBP: 0 BLK: 0 WP: 0 HR: 0 S: 22 P: 32 ERA: 13.50 WHIP: 2.000	IP: 1.0 WLS: 0 BF: 7 H: 4 R: 2 ER: 2 SO: 0 BB: 0 IBB: 0 HBP: 0 BLK: 0 WP: 0 HR: 0 S: 17 P: 23 ERA: 18.00 WHIP: 4.000	IP: 4.0 WLS: 0 BF: 16 H: 3 R: 2 ER: 2 SO: 1 BB: 0 IBB: 0 HBP: 0 BLK: 0 WP: 1 HR: 1 S: 36 P: 62 ERA: 15.00 WHIP: 2.333	IP: 3.0 WLS: 0 BF: 12 H: 3 R: 2 ER: 2 SO: 0 BB: 0 IBB: 0 HBP: 0 BLK: 0 WP: 0 HR: 0 S: 22 P: 32 ERA: 13.50 WHIP: 2.000	IP: 1.0 WLS: 0 BF: 7 H: 4 R: 2 ER: 2 SO: 0 BB: 0 IBB: 0 HBP: 0 BLK: 0 WP: 0 HR: 0 S: 17 P: 23 ERA: 18.00 WHIP: 4.000	IP: 2.1 WLS: 0 BF: 10 H: 3 R: 2 ER: 2 SO: 0 BB: 0 IBB: 0 HBP: 0 BLK: 0 WP: 0 HR: 0 S: 22 P: 32 ERA: 13.50 WHIP: 2.000	IP: 3.0 WLS: 0 BF: 12 H: 3 R: 2 ER: 2 SO: 0 BB: 0 IBB: 0 HBP: 0 BLK: 0 WP: 0 HR: 0 S: 22 P: 32 ERA: 13.50 WHIP: 2.000	ERA: 33.75 WHIP: 7.500	ERA: 15.00 WHIP: 2.333	ERA: 13.50 WHIP: 2.000	ERA: 18.00 WHIP: 4.000	ERA: 15.00 WHIP: 2.333	ERA: 13.50 WHIP: 2.000	ERA: 18.00 WHIP: 4.000		ERA: 13.50 WHIP: 2.000
66 Yasiel Puig, R OBP: 0.406, SLG: 0.552 98 Onelki Garcia, L OBP: 0.333, SLG: 0.333 31 Drew Butera, R OBP: 0.333, SLG: 0.333 41 Peter Moylan, R OBP: 0.333, SLG: 0.333										1	2	1	0	1	0	0	San Francisco Giants @ Los Angeles Dodgers Dodger Stadium, Los Angeles, CA Sat Sep 14 2013, 6:11 PM - 9:36 PM PDT Att: 53,062 - Clear - 80 F	
25 Carl Crawford, L OBP: 0.330, SLG: 0.395 48 Nick Buss, L OBP: 0.333, SLG: 0.333										1	0	0	0	0	1			
23 Adrián González, L OBP: 0.340, SLG: 0.457 9 Dee Strange-Gordon, L OBP: 0.315, SLG: 0.291										3	0	1	2	0	0	1		
5 Juan Uribe, R OBP: 0.331, SLG: 0.425 6 Jerry Hairston, R OBP: 0.286, SLG: 0.301										3	0	0	0	0	1	2		
14 Mark Ellis, R OBP: 0.320, SLG: 0.352 10 Michael Young, R OBP: 0.335, SLG: 0.391										3	0	0	0	0	0	2		
55 Skip Schumaker, L OBP: 0.347, SLG: 0.341										3	0	2	0	1	1	0		
18 Tim Federowicz, R OBP: 0.277, SLG: 0.345 43 Brandon League, R OBP: 0.335, SLG: 0.391										3	0	0	0	0	2	2		
17 A.J. Ellis, R OBP: 0.325, SLG: 0.349										1	0	0	0	0	1	1		
7 Nick Punto, S OBP: 0.330, SLG: 0.327										4	0	1	0	0	1	1		
47 Ricky Nolasco, R OBP: 0.189, SLG: 0.163 56 J.P. Howell, L OBP: 0.267, SLG: 0.347 59 Stephen Fife, R OBP: 0.188, SLG: 0.183 26 Alex Castellanos, R OBP: 0.250, SLG: 0.583										0	0	0	0	0	0	0		
Inning Stats	R: 1 H: 1 E: 0 K: 0 S: 8	R: 0 H: 1 E: 0 K: 1 S: 14	R: 0 H: 0 E: 0 K: 1 S: 6	R: 0 H: 0 E: 0 K: 2 S: 9	R: 2 H: 3 E: 0 K: 0 S: 13	R: 0 H: 0 E: 0 K: 2 S: 8	R: 0 H: 0 E: 0 K: 2 S: 11	R: 0 H: 1 E: 0 K: 0 S: 7	R: 0 H: 2 E: 0 K: 2 S: 11	1B: 6 2B: 1 3B: 0 HR: 1	SF: 0 SAC: 0 DP: 1 HBP: 1	WP: 0 PB: 0 SB: 0 CS: 0	PA: 37					
PITCHER	IP: 6.0 WLS: W BF: 26 H: 3 R: 0 ER: 0 SO: 3 BB: 2 IBB: 0 HBP: 0 BLK: 0 WP: 0 HR: 0 S: 58 P: 87 ERA: 4.50 WHIP: 1.167	IP: 3.0 WLS: 0 BF: 12 H: 3 R: 2 ER: 2 SO: 0 BB: 0 IBB: 0 HBP: 0 BLK: 0 WP: 0 HR: 0 S: 22 P: 32 ERA: 13.50 WHIP: 2.000	IP: 2.1 WLS: 0 BF: 10 H: 3 R: 2 ER: 2 SO: 0 BB: 0 IBB: 0 HBP: 0 BLK: 0 WP: 0 HR: 0 S: 22 P: 32 ERA: 13.50 WHIP: 2.000	IP: 1.0 WLS: 0 BF: 7 H: 4 R: 2 ER: 2 SO: 0 BB: 0 IBB: 0 HBP: 0 BLK: 0 WP: 0 HR: 0 S: 17 P: 23 ERA: 18.00 WHIP: 4.000	IP: 4.0 WLS: 0 BF: 16 H: 3 R: 2 ER: 2 SO: 1 BB: 0 IBB: 0 HBP: 0 BLK: 0 WP: 1 HR: 1 S: 36 P: 62 ERA: 15.00 WHIP: 2.333	IP: 3.0 WLS: 0 BF: 12 H: 3 R: 2 ER: 2 SO: 0 BB: 0 IBB: 0 HBP: 0 BLK: 0 WP: 0 HR: 0 S: 22 P: 32 ERA: 13.50 WHIP: 2.000	IP: 1.0 WLS: 0 BF: 7 H: 4 R: 2 ER: 2 SO: 0 BB: 0 IBB: 0 HBP: 0 BLK: 0 WP: 0 HR: 0 S: 17 P: 23 ERA: 18.00 WHIP: 4.000	IP: 2.1 WLS: 0 BF: 10 H: 3 R: 2 ER: 2 SO: 0 BB: 0 IBB: 0 HBP: 0 BLK: 0 WP: 0 HR: 0 S: 22 P: 32 ERA: 13.50 WHIP: 2.000	IP: 3.0 WLS: 0 BF: 12 H: 3 R: 2 ER: 2 SO: 0 BB: 0 IBB: 0 HBP: 0 BLK: 0 WP: 0 HR: 0 S: 22 P: 32 ERA: 13.50 WHIP: 2.000	IP: 3.0 WLS: 0 BF: 12 H: 3 R: 2 ER: 2 SO: 0 BB: 0 IBB: 0 HBP: 0 BLK: 0 WP: 0 HR: 0 S: 22 P: 32 ERA: 13.50 WHIP: 2.000	ERA: 4.50 WHIP: 1.167	ERA: 13.50 WHIP: 2.000	ERA: 18.00 WHIP: 4.000	ERA: 13.50 WHIP: 2.000	ERA: 13.50 WHIP: 2.000	ERA: 18.00 WHIP: 4.000	ERA: 13.50 WHIP: 2.000	ERA: 13.50 WHIP: 2.000

Batter	1	2	3	4	5	6	7	8	9	AB	R	H	RBI	BB	SO	LOB	TOP										
7 Grégor Blanco, L OBP: 0.335, SLG: 0.343 (1, 8)										3	0	1	0	0	1	0	San Francisco Giants @ Los Angeles Dodgers Dodger Stadium, Los Angeles, CA Sun Sep 15 2013, 1:12 PM - 4:33 PM PDT Att: 47,302 - Sunny - 87 F										
6 Brett Pill, R OBP: 0.265, SLG: 0.385 (8, PH)										1	1	1	1	0	0	0											
14 Francisco Pequero, R OBP: 0.214, SLG: 0.222 (8, 7)										0	0	0	0	0	0	0											
19 Marco Soutaro, R OBP: 0.297, SLG: 0.369 (1, 4)										2	0	0	0	0	1	1											
21 Nick Noonan, L OBP: 0.262, SLG: 0.237 (3, 4)										1	0	0	0	0	0	0											
13 Joaquin Arias, R OBP: 0.290, SLG: 0.350 (8, PH)										1	0	0	0	0	0	0											
9 Brandon Belt, L OBP: 0.361, SLG: 0.481 (1, 3)										4	1	1	0	0	1	0											
8 Hunter Pence, R OBP: 0.345, SLG: 0.499 (1, 9)										3	2	2	3	1	0	0											
48 Pablo Sandoval, S OBP: 0.333, SLG: 0.411 (1, 5)										4	0	0	0	0	0	1											
29 Héctor Sánchez, S OBP: 0.328, SLG: 0.380 (1, 2)										4	0	1	0	0	0	0											
35 Brandon Crawford, L OBP: 0.315, SLG: 0.376 (1, 6)										3	0	0	0	1	1	1											
2 Juan Carlos Pérez, R OBP: 0.265, SLG: 0.242 (1, 7)										2	0	0	0	0	1	1											
16 Ángel Pagán, S OBP: 0.332, SLG: 0.395 (7, PH)										2	0	0	0	0	0	1											
32 Ryan Vogelsong, R OBP: 0.133, SLG: 0.071 (1, 1)										2	0	0	0	0	2	1											
12 Johnny Monetti, L OBP: 0.250, SLG: 0.250 (7, PH)										1	0	0	0	0	1	1											
63 Jean Machi, R (7, 1)										0	0	0	0	0	0	0											
46 Santiago Casilla, R (8, 1)										0	0	0	0	0	0	0											
54 Sergio Romo, R (9, 1)										0	0	0	0	0	0	0											
Inning Stats	R: 0 E: 0 K: 0 S: 5	H: 0 LOB: 0 BB: 0 P: 9	R: 1 E: 0 K: 1 S: 14	H: 1 LOB: 0 BB: 0 P: 15	R: 0 E: 0 K: 3 S: 13	H: 1 LOB: 1 BB: 0 P: 22	R: 0 E: 0 K: 1 S: 10	H: 0 LOB: 0 BB: 0 P: 18	R: 0 E: 0 K: 1 S: 7	H: 1 LOB: 1 BB: 0 P: 10	R: 2 E: 0 K: 1 S: 9	H: 2 LOB: 0 BB: 0 P: 17	R: 0 E: 0 K: 1 S: 12	H: 0 LOB: 1 BB: 1 P: 24	R: 1 E: 0 K: 0 S: 9	H: 1 LOB: 1 BB: 1 P: 18	R: 0 E: 0 K: 0 S: 5	H: 0 LOB: 0 BB: 0 P: 7	1B: 3 2B: 0 3B: 0 HR: 3	SF: 0 SAC: 0 DP: 0 HBP: 0	WP: 1 PB: 0 SB: 1 CS: 0	PA: 35					
PITCHER	IP	WLS	BF	H	R	ER	SO	BB	IBB	HBP	BLK	WP	HR	S	P	ERA	WHIP										
30 Edinson Volquez, R ERA: 5.94	5.2		22	5	3	3	7	0	0	0	0	1	2	57	88	4.76	0.882										
56 J.P. Howell, L ERA: 2.18	0.2		3	0	0	0	1	0	0	0	0	0	0	4	12	0.00	1.000										
0 Brian Wilson, R ERA: 1.08	0.2		2	0	0	0	1	0	0	0	0	0	0	9	15	0.00	0.000										
75 Paco Rodríguez, L ERA: 2.25	0.2	L	3	1	1	1	0	0	0	0	0	0	1	5	10	13.50	1.500										
54 Ronald Belisario, R ERA: 3.38	1.1		5	0	0	0	0	1	0	0	0	0	0	9	15	0.00	0.750										

AB	33
R	4
H	6
RBI	4
BB	2
SO	8
LOB	7



Batter	1	2	3	4	5	6	7	8	9	AB	R	H	RBI	BB	SO	LOB	BOTTOM										
9 Dee Strange-Gordon, L OBP: 0.330, SLG: 0.301 (1, 6)										4	1	2	0	1	0	0	San Francisco Giants @ Los Angeles Dodgers Dodger Stadium, Los Angeles, CA Sun Sep 15 2013, 1:12 PM - 4:33 PM PDT Att: 47,302 - Sunny - 87 F										
14 Mark Ellis, R OBP: 0.323, SLG: 0.356 (1, 4)										4	1	2	0	0	1	3											
23 Adrián González, L OBP: 0.342, SLG: 0.458 (1, 3)										3	0	1	3	2	0	2											
5 Juan Uribe, R OBP: 0.330, SLG: 0.429 (1, 5)										4	0	1	0	0	1	4											
54 Ronald Belisario, R (8, 1)										1	0	0	0	0	0	0											
66 Yasiel Puig, R OBP: 0.405, SLG: 0.550 (8, PH)										1	0	0	0	0	0	3											
55 Skip Schumaker, L OBP: 0.346, SLG: 0.340 (1, 8)										4	0	1	0	0	2	2											
6 Jerry Hairston, R OBP: 0.282, SLG: 0.295 (1, 7)										4	0	0	0	0	0	2											
17 A.J. Ellis, R OBP: 0.322, SLG: 0.345 (1, 2)										4	0	0	0	0	0	2											
48 Nick Buss, L OBP: 0.286, SLG: 0.286 (1, 9)										4	0	1	0	0	0	1											
30 Edinson Volquez, R ERA: 5.94	6.0		26	7	3	3	2	0	0	1	0	0	0	0	0	0											
56 J.P. Howell, L ERA: 2.66	1.0	W	5	0	0	0	1	1	1	0	0	0	0	7	17	0.00	1.000										
0 Brian Wilson, R ERA: 1.08	1.0	H	3	0	0	0	1	0	0	0	0	0	0	7	9	0.00	0.000										
10 Michael Young, R ERA: 1.83	1.0	S	6	2	0	0	1	0	1	0	0	0	0	12	20	0.00	2.000										
75 Paco Rodríguez, L ERA: 2.25	0.2		3	1	1	1	0	0	0	0	0	0	1	5	10	13.50	1.500										
7 Nick Punto, S OBP: 0.330, SLG: 0.327 (8, 9)										2	1	1	0	0	1	0											
Inning Stats	R: 0 E: 0 K: 0 S: 12	H: 1 LOB: 1 BB: 0 P: 13	R: 0 E: 0 K: 0 S: 8	H: 1 LOB: 1 BB: 0 P: 11	R: 0 E: 0 K: 1 S: 12	H: 1 LOB: 1 BB: 0 P: 19	R: 0 E: 0 K: 1 S: 9	H: 1 LOB: 0 BB: 0 P: 15	R: 3 E: 0 K: 0 S: 17	H: 3 LOB: 1 BB: 0 P: 26	R: 0 E: 0 K: 0 S: 6	H: 0 LOB: 0 BB: 0 P: 7	R: 0 E: 1 K: 1 S: 7	H: 0 LOB: 2 BB: 2 P: 17	R: 0 E: 0 K: 1 S: 7	H: 0 LOB: 0 BB: 0 P: 9	R: 0 E: 0 K: 1 S: 12	H: 2 LOB: 3 BB: 1 P: 20	1B: 6 2B: 2 3B: 1 HR: 0	SF: 0 SAC: 1 DP: 0 HBP: 1	WP: 0 PB: 0 SB: 1 CS: 0	PA: 40					
PITCHER	IP	WLS	BF	H	R	ER	SO	BB	IBB	HBP	BLK	WP	HR	S	P	ERA	WHIP										
32 Ryan Vogelsong, R ERA: 5.73	6.0		26	7	3	3	2	0	0	1	0	0	0	64	91	4.50	1.167										
63 Jean Machi, R ERA: 2.66	1.0	W	5	0	0	0	1	1	1	0	0	0	0	7	17	0.00	1.000										
46 Santiago Casilla, R ERA: 1.83	1.0	H	3	0	0	0	1	0	0	0	0	0	0	7	9	0.00	0.000										
54 Sergio Romo, R ERA: 2.45	1.0	S	6	2	0	0	1	0	1	0	0	0	0	12	20	0.00	2.000										

AB	35
R	3
H	9
RBI	3
BB	3
SO	5
LOB	19



Batter	1	2	3	4	5	6	7	8	9	AB	R	H	RBI	BB	SO	LOB	TOP					
7 Nick Punto, S (1, 6) OBP: 0.332, SLG: 0.333										4	0	2	0	0	1	0	Los Angeles Dodgers @ Arizona Diamondbacks Chase Field, Phoenix, AZ Mon Sep 16 2013, 6:42 PM - 9:11 PM MST Att: 24,933 - Clear - 101 F					
14 Mark Ellis, R (1, 4) OBP: 0.335, SLG: 0.354 9 Dee Strange-Gordon, L (8, PH) OBP: 0.330, SLG: 0.301										2	0	0	0	1	0	1						
23 Adrián González, L (1, 3) OBP: 0.340, SLG: 0.455										4	0	0	0	0	1	5						
66 Yasiel Puig, R (1, 9) OBP: 0.406, SLG: 0.547										2	0	0	1	2	2	1						
17 A.J. Ellis, R (1, 2) OBP: 0.320, SLG: 0.343 10 Michael Young, R (9, PH) OBP: 0.335, SLG: 0.391										3	0	0	0	0	1	5						
55 Skip Schumaker, L (1, 8) OBP: 0.345, SLG: 0.339										4	0	1	0	0	0	3						
5 Juan Uribe, R (1, 5) OBP: 0.326, SLG: 0.424										4	0	0	0	0	2	2						
48 Nick Buss, L (1, 7) OBP: 0.182, SLG: 0.182										4	0	0	0	0	0	2						
99 Hyun Jin Ryu, R (1, 1) OBP: 0.232, SLG: 0.296 27 Matt Kemp, R (9, PH) OBP: 0.317, SLG: 0.380										2	1	0	0	1	1	0						
Inning Stats	R: 0 H: 1 E: 0 K: 1 S: 15	H: 1 LOB: 2 BB: 1 P: 27	R: 0 H: 0 E: 0 K: 1 S: 6	H: 0 LOB: 0 BB: 0 P: 10	R: 0 H: 0 E: 0 K: 1 S: 10	H: 0 LOB: 0 BB: 0 P: 16	R: 0 H: 0 E: 0 K: 0 S: 6	H: 0 LOB: 0 BB: 0 P: 11	R: 0 H: 0 E: 0 K: 0 S: 5	H: 0 LOB: 0 BB: 0 P: 8	R: 1 H: 1 E: 0 K: 1 S: 13	H: 1 LOB: 3 BB: 3 P: 29	R: 0 H: 0 E: 0 K: 2 S: 8	H: 0 LOB: 0 BB: 0 P: 13	R: 0 H: 0 E: 0 K: 2 S: 13	H: 2 LOB: 1 BB: 0 P: 19		R: 0 H: 2 E: 0 K: 1 S: 12	H: 2 LOB: 2 BB: 0 P: 14	1B: 3 2B: 1 3B: 0 HR: 0	SF: 0 SAC: 0 DP: 0 HBP: 1	WP: 0 PB: 0 SB: 0 CS: 0
PITCHER	IP WLS BF H R ER SO BB IBB HBP BLK WP HR S P ERA WHIP																PITCHER	IP WLS BF H R ER SO BB IBB HBP BLK WP HR S P ERA WHIP				
35 Trevor Cahill, R (1, 1) ERA: 4.12	5.1 W 22 2 1 1 4 4 0 0 0 0 0 0 0 0 0 0 16 25 0.00 0.000																					
55 Josh Collmenter, R (8, 1) ERA: 2.59	1.2 H 5 0 0 0 2 0 0 0 0 0 0 0 0 0 0 16 25 0.00 0.000																					
30 David Hernandez, R (8, 1) ERA: 4.88	1.0 H 4 0 0 0 2 0 0 0 1 0 0 0 0 0 0 13 19 0.00 0.000																					
29 Brad Ziegler, R (9, 1) ERA: 2.26	1.0 S 5 2 0 0 1 0 0 0 0 0 0 0 0 0 0 12 14 0.00 2.000																					
Batter	1	2	3	4	5	6	7	8	9	AB	R	H	RBI	BB	SO	LOB	BOTTOM					
11 AJ Pollock, R (1, 8) OBP: 0.304, SLG: 0.391										2	1	0	0	1	1	0	Los Angeles Dodgers @ Arizona Diamondbacks Chase Field, Phoenix, AZ Mon Sep 16 2013, 6:42 PM - 9:11 PM MST Att: 24,933 - Clear - 101 F					
18 Willie Bloomquist, R (1, 7) OBP: 0.387, SLG: 0.379										3	0	0	0	0	0	1						
44 Paul Goldschmidt, R (1, 3) OBP: 0.493, SLG: 0.548										3	1	1	2	0	0	0						
14 Martin Prado, R (1, 5) OBP: 0.327, SLG: 0.409										3	0	0	0	0	0	0						
2 Aaron Hill, R (1, 4) OBP: 0.365, SLG: 0.476										3	0	1	0	0	1	0						
8 Gerardo Parra, L (1, 9) OBP: 0.291, SLG: 0.401										3	0	0	0	0	1	1						
16 Chris Owings, R (1, 6) OBP: 0.370, SLG: 0.281										3	0	0	0	0	1	0						
9 Tuffy Gosewisch, R (1, 2) OBP: 0.206, SLG: 0.273										2	0	0	0	0	0	0						
55 Josh Collmenter, R (8, 1) ERA: 2.59										0	0	0	0	0	0	0						
30 David Hernandez, R (8, 1) ERA: 4.88										0	0	0	0	0	0	0						
24 Matt Davidson, R (8, PH) OBP: 0.187, SLG: 0.091										1	0	0	0	0	0	0						
29 Brad Ziegler, R (9, 1) ERA: 2.26										0	0	0	0	0	0	0						
35 Trevor Cahill, R (1, 1) OBP: 0.089, SLG: 0.156 27 Wil Nieves, R (6, 2) OBP: 0.320, SLG: 0.369										1	0	0	0	0	0	0						
Inning Stats	R: 2 H: 1 E: 0 K: 0 S: 11	H: 1 LOB: 0 BB: 1 P: 17	R: 0 H: 0 E: 0 K: 2 S: 9	H: 0 LOB: 0 BB: 0 P: 16	R: 0 H: 0 E: 0 K: 1 S: 9	H: 0 LOB: 0 BB: 0 P: 12	R: 0 H: 0 E: 0 K: 1 S: 8	H: 0 LOB: 0 BB: 0 P: 14	R: 0 H: 0 E: 0 K: 0 S: 5	H: 0 LOB: 0 BB: 0 P: 11	R: 0 H: 0 E: 0 K: 0 S: 9	H: 0 LOB: 0 BB: 0 P: 11	R: 0 H: 1 E: 0 K: 0 S: 9	H: 1 LOB: 1 BB: 0 P: 11	R: 0 H: 0 E: 0 K: 0 S: 5	H: 0 LOB: 0 BB: 0 P: 10	1B: 1 2B: 0 3B: 0 HR: 1	SF: 0 SAC: 0 DP: 0 HBP: 0	WP: 0 PB: 0 SB: 0 CS: 0	PA: 27		
PITCHER	IP WLS BF H R ER SO BB IBB HBP BLK WP HR S P ERA WHIP																PITCHER	IP WLS BF H R ER SO BB IBB HBP BLK WP HR S P ERA WHIP				
99 Hyun Jin Ryu, L (1, 1) ERA: 3.03	8.0 L 27 2 2 2 4 1 0 0 0 0 0 0 0 0 0 100 2.25 0.375																					

Batter	1	2	3	4	5	6	7	8	9	AB	R	H	RBI	BB	SO	LOB	TOP								
66 Yasiel Puig, R OBP: 0.401, SLG: 0.546	G1-3		FC9-6 BB	F9		G3		G5-4-3		4	0	0	0	1	0	4									
6 Jerry Hairston, R OBP: 0.276, SLG: 0.287	P6		FC9-6	F9		G6-3		G6-3		4	1	0	0	0	0	5									
43 Brandon League, R			13 HR							0	0	0	0	0	0	0									
55 Skip Schumaker, L OBP: 0.341, SLG: 0.536										1	0	0	0	0	0	0									
13 Hanley Ramirez, R OBP: 0.403, SLG: 0.656	1B		HR							5	2	4	4	0	0	0									
74 Kenley Jansen, S										0	0	0	0	0	0	0									
27 Matt Kemp, R OBP: 0.328, SLG: 0.394	K		1B			G6-4-3				4	0	1	0	1	2	2									
14 Mark Ellis, R OBP: 0.321, SLG: 0.349	G4-3		K			P5		SH3-4		4	0	0	0	0	1	1									
5 Juan Uribe, R OBP: 0.326, SLG: 0.434	K		P3							4	1	1	0	0	1	2									
33 Scott Van Slyke, R OBP: 0.343, SLG: 0.492										3	1	1	1	1	0	1									
56 J.P. Howell, L										0	0	0	0	0	0	0									
0 Brian Wilson, R										0	0	0	0	0	0	0									
23 Adrián González, L OBP: 0.342, SLG: 0.462	BB									0	0	0	0	0	0	0									
17 A.J. Ellis, R OBP: 0.320, SLG: 0.353	F8									4	1	3	1	0	0	1									
47 Ricky Nolasco, R OBP: 0.218, SLG: 0.163										0	1	0	0	2	0	0									
10 Michael Young, R OBP: 0.338, SLG: 0.398			6 HR							1	0	1	1	0	0	0									
7 Nick Punto, S OBP: 0.330, SLG: 0.331			BB							0	0	0	0	0	0	0									
Inning Stats	R: 0 H: 1 E: 0 K: 1 S: 14	H: 1 LOB: 1 BB: 0 P: 23	R: 0 H: 0 E: 0 K: 1 S: 9	H: 0 LOB: 1 BB: 1 P: 21	R: 3 H: 2 E: 0 K: 1 S: 13	H: 2 LOB: 2 BB: 2 P: 24	R: 0 H: 1 E: 0 K: 0 S: 12	H: 1 LOB: 0 BB: 1 P: 22	R: 0 H: 1 E: 0 K: 0 S: 8	H: 1 LOB: 0 BB: 0 P: 13	R: 2 H: 3 E: 1 K: 0 S: 13	H: 3 LOB: 1 BB: 2 P: 20	R: 1 H: 1 E: 0 K: 0 S: 13	H: 1 LOB: 1 BB: 1 P: 20	R: 1 H: 2 E: 0 K: 0 S: 5	H: 2 LOB: 0 BB: 0 P: 7	R: 0 H: 0 E: 0 K: 1 S: 5	H: 0 LOB: 0 BB: 0 P: 6	1B: 5 2B: 3 3B: 0 HR: 3	SF: 1 SAC: 1 DP: 2 HBP: 0	WP: 0 PB: 0 SB: 0 CS: 0	PA: 41			
PITCHER	IP WLS BF H R ER SO BB IBB HBP BLK WP HR S P ERA WHIP	IP WLS BF H R ER SO BB IBB HBP BLK WP HR S P ERA WHIP	IP WLS BF H R ER SO BB IBB HBP BLK WP HR S P ERA WHIP	IP WLS BF H R ER SO BB IBB HBP BLK WP HR S P ERA WHIP	IP WLS BF H R ER SO BB IBB HBP BLK WP HR S P ERA WHIP	IP WLS BF H R ER SO BB IBB HBP BLK WP HR S P ERA WHIP	IP WLS BF H R ER SO BB IBB HBP BLK WP HR S P ERA WHIP	IP WLS BF H R ER SO BB IBB HBP BLK WP HR S P ERA WHIP	IP WLS BF H R ER SO BB IBB HBP BLK WP HR S P ERA WHIP	IP WLS BF H R ER SO BB IBB HBP BLK WP HR S P ERA WHIP	IP WLS BF H R ER SO BB IBB HBP BLK WP HR S P ERA WHIP	IP WLS BF H R ER SO BB IBB HBP BLK WP HR S P ERA WHIP	IP WLS BF H R ER SO BB IBB HBP BLK WP HR S P ERA WHIP	IP WLS BF H R ER SO BB IBB HBP BLK WP HR S P ERA WHIP	IP WLS BF H R ER SO BB IBB HBP BLK WP HR S P ERA WHIP	IP WLS BF H R ER SO BB IBB HBP BLK WP HR S P ERA WHIP	IP WLS BF H R ER SO BB IBB HBP BLK WP HR S P ERA WHIP	IP WLS BF H R ER SO BB IBB HBP BLK WP HR S P ERA WHIP	IP WLS BF H R ER SO BB IBB HBP BLK WP HR S P ERA WHIP	IP WLS BF H R ER SO BB IBB HBP BLK WP HR S P ERA WHIP	IP WLS BF H R ER SO BB IBB HBP BLK WP HR S P ERA WHIP	IP WLS BF H R ER SO BB IBB HBP BLK WP HR S P ERA WHIP	IP WLS BF H R ER SO BB IBB HBP BLK WP HR S P ERA WHIP	IP WLS BF H R ER SO BB IBB HBP BLK WP HR S P ERA WHIP	IP WLS BF H R ER SO BB IBB HBP BLK WP HR S P ERA WHIP
6 Adam Eaton, L OBP: 0.328, SLG: 0.379	G4-3		1B			K		K		5	1	1	0	0	2	1									
11 AJ Pollock, R OBP: 0.311, SLG: 0.392	G5-3		1B			K		G5-3		5	1	2	0	0	1	0									
44 Paul Goldschmidt, R OBP: 0.406, SLG: 0.555	1B		2B			L9		K		4	1	1	1	0	1	1									
14 Martin Prado, R OBP: 0.329, SLG: 0.414	1B		3B			F9		K		4	1	2	2	0	1	1									
2 Aaron Hill, R OBP: 0.366, SLG: 0.483	P3		K			G5-3		F7		5	0	0	0	0	1	4									
26 Miguel Montero, L OBP: 0.325, SLG: 0.359	F8		1B			K		G4-1		4	0	1	1	0	1	0									
1 Didi Gregorius, L OBP: 0.327, SLG: 0.375	G4-3		FC3-6 2B			F8		WP		3	1	0	0	1	0	1									
8 Gerardo Parra, L OBP: 0.323, SLG: 0.400	E6		2B			G4-3		G4-3		4	1	2	0	0	0	1									
36 Wade Miley, L ERA: 3.55								G4-3		2	0	1	2	0	1	1									
24 Matt Davidson, R ERA: 5.43										1	0	0	0	0	0	1									
38 Will Harris, R										0	0	0	0	0	0	0									
34 Chaz Roe, R										0	0	0	0	0	0	0									
55 Josh Collmenter, R										0	0	0	0	0	0	0									
30 David Hernandez, R										0	0	0	0	0	0	0									
18 Willie Bloomquist, R										1	0	0	0	0	0	0									
29 Brad Ziegler, R										0	0	0	0	0	0	0									
Inning Stats	R: 0 H: 1 E: 0 K: 0 S: 12	H: 1 LOB: 2 BB: 0 P: 15	R: 0 H: 0 E: 1 K: 1 S: 9	H: 0 LOB: 1 BB: 0 P: 12	R: 6 H: 7 E: 0 K: 1 S: 21	H: 7 LOB: 1 BB: 0 P: 26	R: 0 H: 0 E: 0 K: 2 S: 11	H: 0 LOB: 1 BB: 0 P: 13	R: 0 H: 1 E: 0 K: 1 S: 9	H: 1 LOB: 1 BB: 0 P: 15	R: 0 H: 0 E: 0 K: 0 S: 5	H: 0 LOB: 0 BB: 1 P: 14	R: 0 H: 0 E: 0 K: 1 S: 8	H: 0 LOB: 0 BB: 0 P: 13	R: 0 H: 0 E: 0 K: 2 S: 8	H: 0 LOB: 0 BB: 0 P: 10	1B: 6 2B: 3 3B: 1 HR: 0	SF: 0 SAC: 0 DP: 0 HBP: 2	WP: 2 PB: 0 SB: 0 CS: 0	PA: 41					
PITCHER	IP WLS BF H R ER SO BB IBB HBP BLK WP HR S P ERA WHIP	IP WLS BF H R ER SO BB IBB HBP BLK WP HR S P ERA WHIP	IP WLS BF H R ER SO BB IBB HBP BLK WP HR S P ERA WHIP	IP WLS BF H R ER SO BB IBB HBP BLK WP HR S P ERA WHIP	IP WLS BF H R ER SO BB IBB HBP BLK WP HR S P ERA WHIP	IP WLS BF H R ER SO BB IBB HBP BLK WP HR S P ERA WHIP	IP WLS BF H R ER SO BB IBB HBP BLK WP HR S P ERA WHIP	IP WLS BF H R ER SO BB IBB HBP BLK WP HR S P ERA WHIP	IP WLS BF H R ER SO BB IBB HBP BLK WP HR S P ERA WHIP	IP WLS BF H R ER SO BB IBB HBP BLK WP HR S P ERA WHIP	IP WLS BF H R ER SO BB IBB HBP BLK WP HR S P ERA WHIP	IP WLS BF H R ER SO BB IBB HBP BLK WP HR S P ERA WHIP	IP WLS BF H R ER SO BB IBB HBP BLK WP HR S P ERA WHIP	IP WLS BF H R ER SO BB IBB HBP BLK WP HR S P ERA WHIP	IP WLS BF H R ER SO BB IBB HBP BLK WP HR S P ERA WHIP	IP WLS BF H R ER SO BB IBB HBP BLK WP HR S P ERA WHIP	IP WLS BF H R ER SO BB IBB HBP BLK WP HR S P ERA WHIP	IP WLS BF H R ER SO BB IBB HBP BLK WP HR S P ERA WHIP	IP WLS BF H R ER SO BB IBB HBP BLK WP HR S P ERA WHIP	IP WLS BF H R ER SO BB IBB HBP BLK WP HR S P ERA WHIP	IP WLS BF H R ER SO BB IBB HBP BLK WP HR S P ERA WHIP	IP WLS BF H R ER SO BB IBB HBP BLK WP HR S P ERA WHIP	IP WLS BF H R ER SO BB IBB HBP BLK WP HR S P ERA WHIP	IP WLS BF H R ER SO BB IBB HBP BLK WP HR S P ERA WHIP	IP WLS BF H R ER SO BB IBB HBP BLK WP HR S P ERA WHIP

Los Angeles Dodgers @ Arizona Diamondbacks
Chase Field, Phoenix, AZ
Thu Sep 19 2013, 12:42 PM - 3:50 PM MST
Att: 22,780 - Roof Closed - 74 F

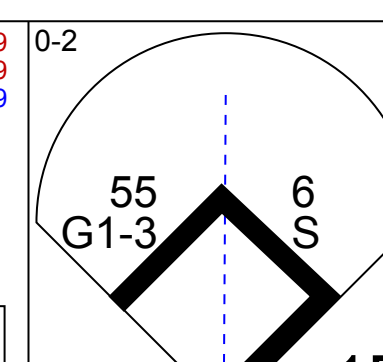
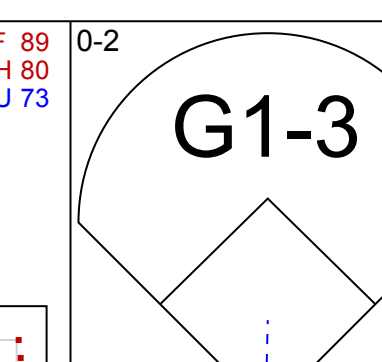
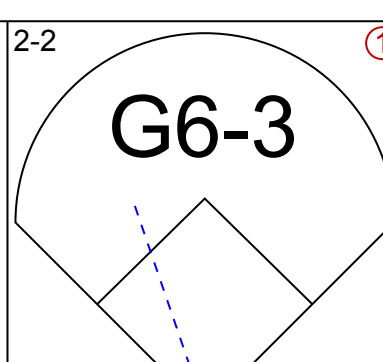
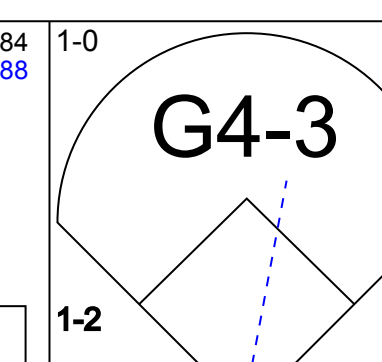
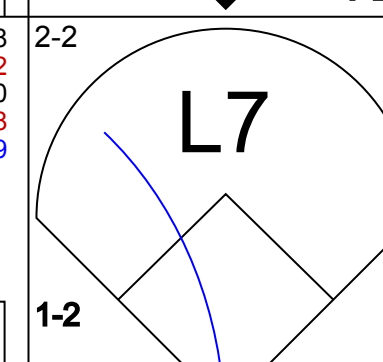
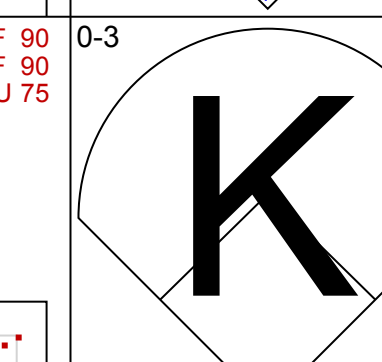
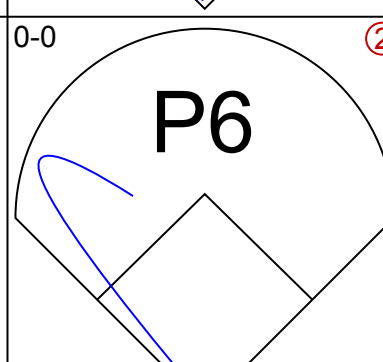
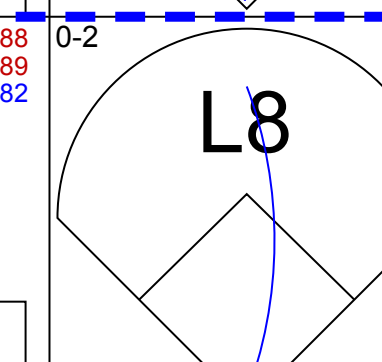
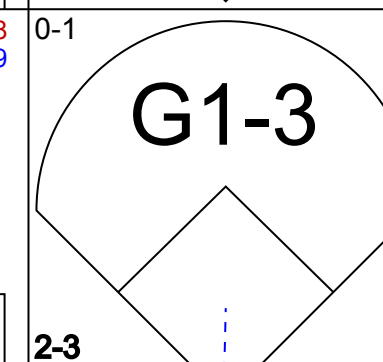
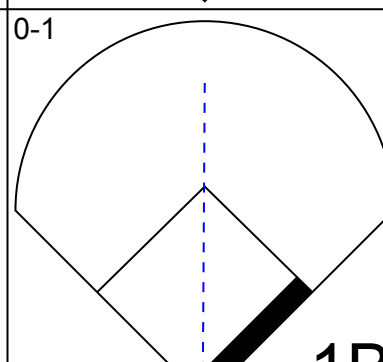
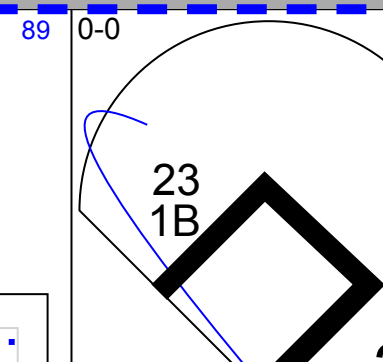
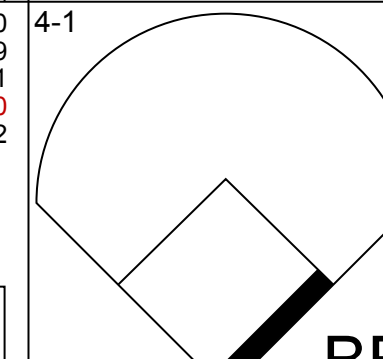
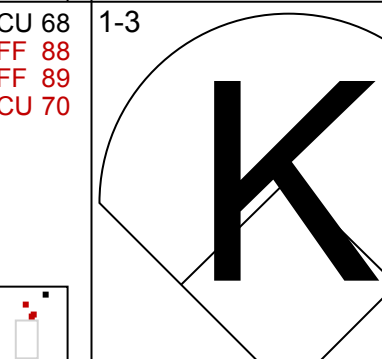
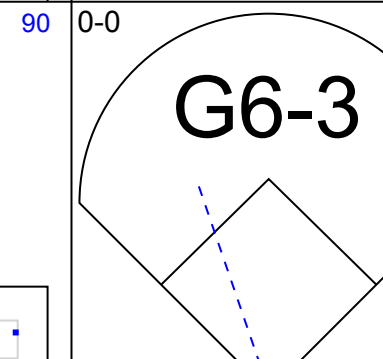
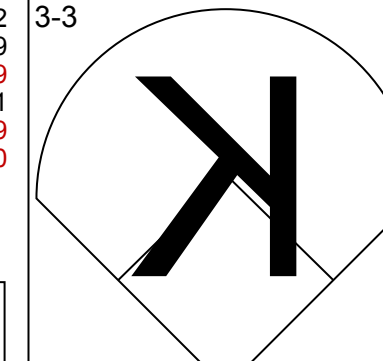
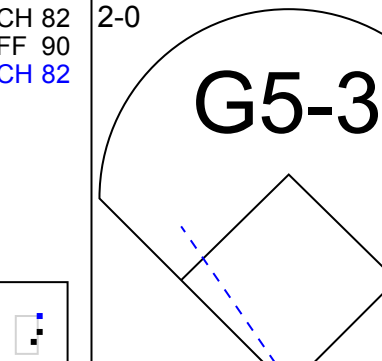
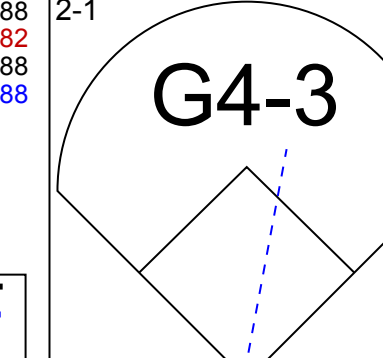
AB 34
R 7
H 11
RBI 7
BB 5
SO 4
LOB 16

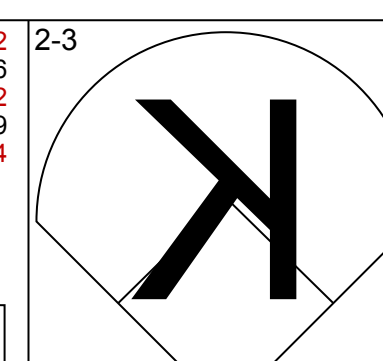
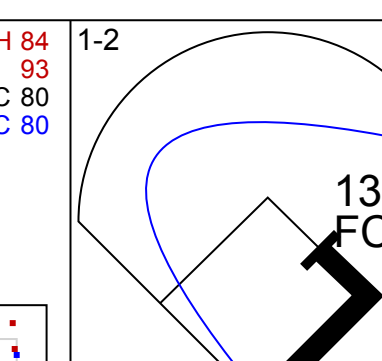
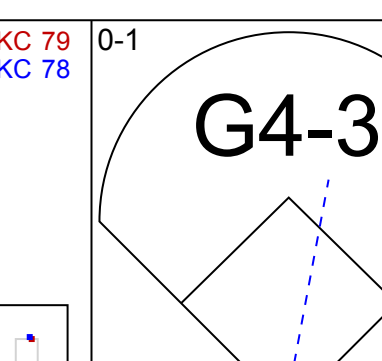
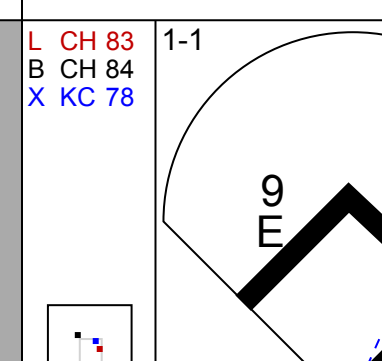
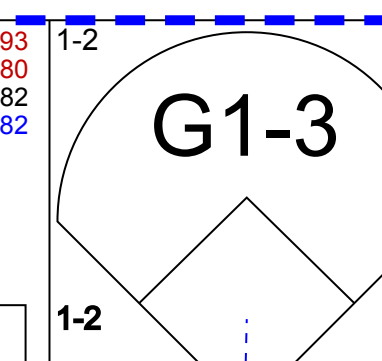
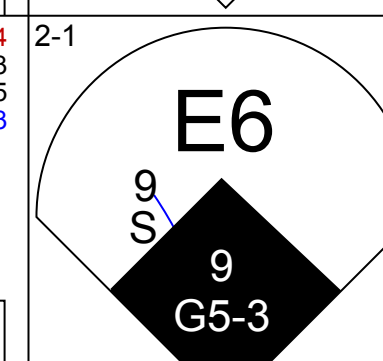
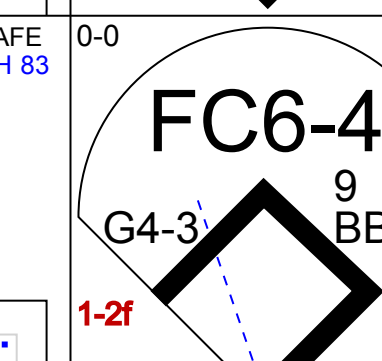
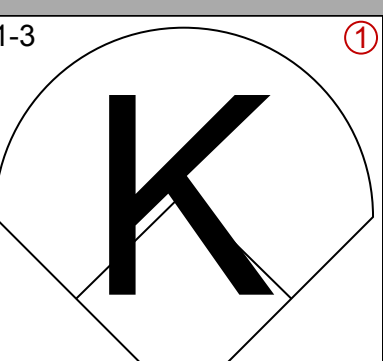
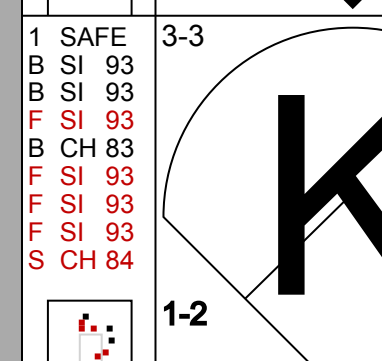
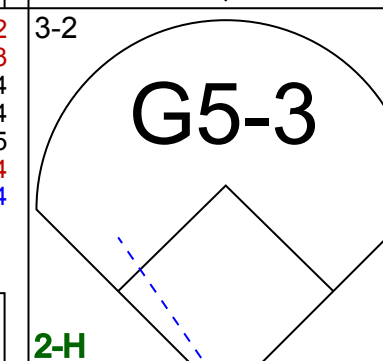
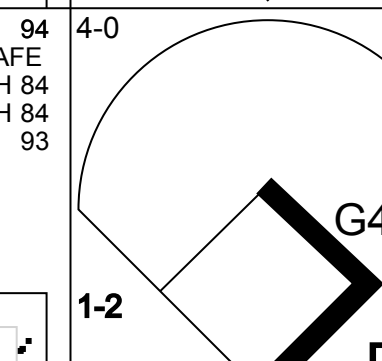
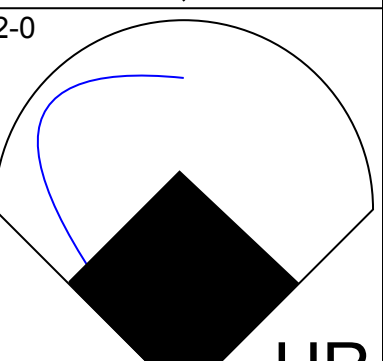
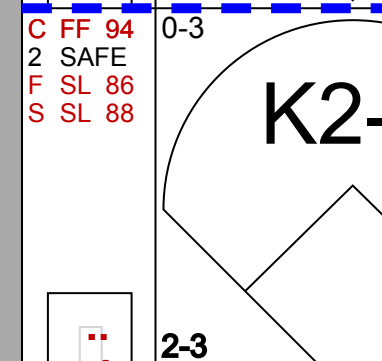
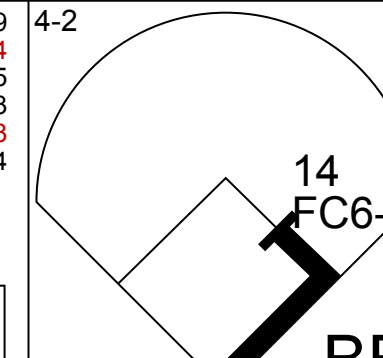
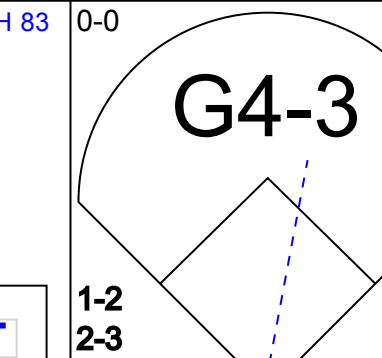
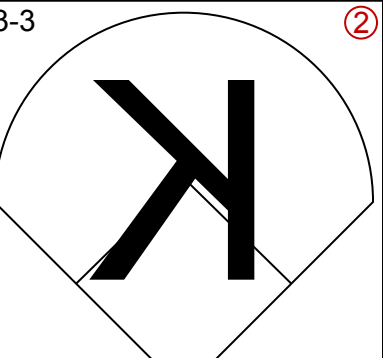
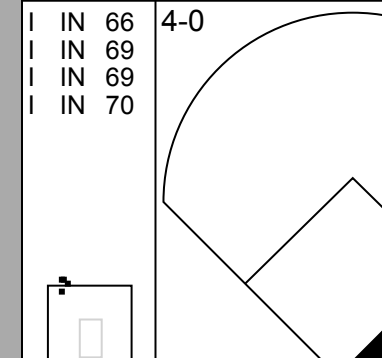
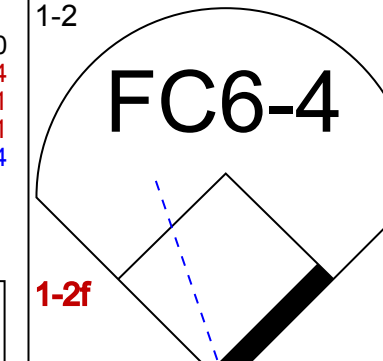
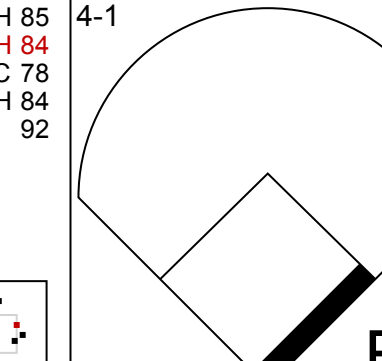
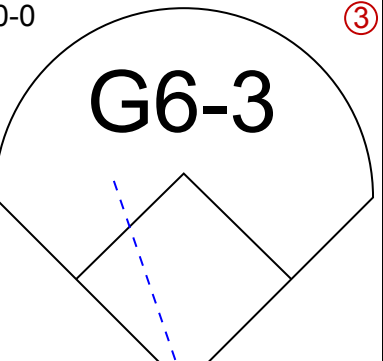
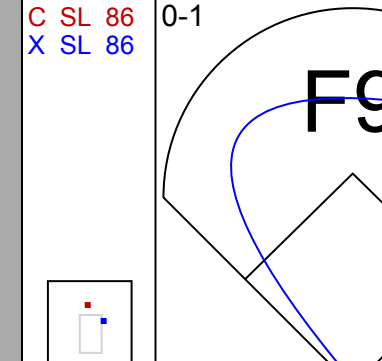
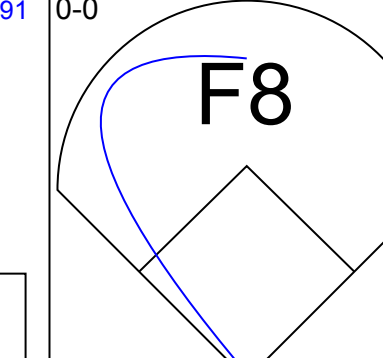
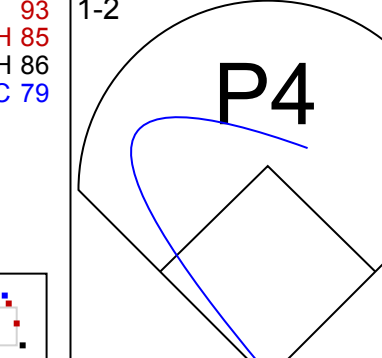


Los Angeles Dodgers @ Arizona Diamondbacks
Chase Field, Phoenix, AZ
Thu Sep 19 2013, 12:42 PM - 3:50 PM MST
Att: 22,780 - Roof Closed - 74 F

AB 38
R 6
H 10
RBI 6
BB 1
SO 9
LOB 11



Batter	1	2	3	4	5	6	7	8	9	AB	R	H	RBI	BB	SO	LOB	TOP					
9 Dee Strange-Gordon, L (1,6) OBP: 0.323, SLG: 0.295										4	0	1	0	0	0	1	Los Angeles Dodgers @ San Diego Padres Petco Park, San Diego, CA Fri Sep 20 2013, 7:12 PM - 10:03 PM PDT Att: 34,986 - Overcast - 64 F					
6 Jerry Hairston, R (1,5) OBP: 0.271, SLG: 0.281										4	0	0	0	0	1	2						
55 Skip Schumaker, L (1,4) OBP: 0.346, SLG: 0.348										4	0	3	0	0	0	1						
33 Scott Van Slyke, R (1,7) OBP: 0.340, SLG: 0.480										3	0	0	0	1	2	3						
18 Tim Federowicz, R (1,2) OBP: 0.278, SLG: 0.368																						
23 Adrián González, L (9,PH) OBP: 0.343, SLG: 0.463																						
7 Nick Punto, S (9,PR) OBP: 0.330, SLG: 0.331																						
48 Nick Buss, L (1,8) OBP: 0.133, SLG: 0.133																						
66 Yasiel Puig, R (9,PH) OBP: 0.400, SLG: 0.545																						
26 Alex Castellanos, R (1,9) OBP: 0.290, SLG: 0.467																						
49 Carlos Marmol, R (7,1)																						
98 Oneiki Garcia, L (8,1)																						
27 Matt Kemp, R (9,PH) OBP: 0.327, SLG: 0.393																						
31 Drew Butera, R (1,3)																						
30 Edinson Volquez, R (1,1) OBP: 0.143, SLG: 0.220																						
10 Michael Young, R (7,4) OBP: 0.339, SLG: 0.399																						
Inning Stats	R: 0 E: 0 K: 1 S: 12	H: 1 LOB: 2 BB: 1 P: 21	R: 0 E: 0 K: 1 S: 9	H: 0 LOB: 0 BB: 0 P: 12	R: 0 E: 0 K: 1 S: 7	H: 0 LOB: 0 BB: 0 P: 7	R: 0 E: 0 K: 1 S: 10	H: 1 LOB: 1 BB: 0 P: 17	R: 0 E: 0 K: 1 S: 10	H: 0 LOB: 0 BB: 0 P: 13	R: 0 E: 0 K: 1 S: 10	H: 1 LOB: 1 BB: 0 P: 13	R: 0 E: 0 K: 1 S: 9	H: 0 LOB: 0 BB: 0 P: 16	R: 0 E: 0 K: 0 S: 8	H: 1 LOB: 1 BB: 0 P: 9	R: 0 E: 0 K: 2 S: 11	H: 2 LOB: 2 BB: 0 P: 14	1B: 4 2B: 2 3B: 0 HR: 0	SF: 0 SAC: 0 DP: 0 HBP: 0	WP: 0 PB: 0 SB: 1 CS: 0	PA: 34
PITCHER	IP	WLS	BF	H	R	ER	SO	BB	IBB	HBP	BLK	WP	HR	S	P	ERA	WHIP					
41 Robbie Erlin, L (1,1) ERA: 4.34	7.2	W	28	4	0	0	7	1	0	0	0	0	0	72	105	0.00	0.652					
57 Luke Gregerson, R (8,1) ERA: 2.92	0.1	H	1	0	0	0	0	0	0	0	0	0	0	3	3	0.00	0.000					
16 Huston Street, R (9,1) ERA: 2.52	1.0	S	5	2	0	0	2	0	0	0	0	0	0	11	14	0.00	2.000					

Batter	1	2	3	4	5	6	7	8	9	AB	R	H	RBI	BB	SO	LOB	BOTTOM				
25 Will Venable, L (1,8) OBP: 0.310, SLG: 0.485										5	0	2	0	0	1	3	Los Angeles Dodgers @ San Diego Padres Petco Park, San Diego, CA Fri Sep 20 2013, 7:12 PM - 10:03 PM PDT Att: 34,986 - Overcast - 64 F				
13 Chris Denorria, R (1,9) OBP: 0.325, SLG: 0.379										4	1	0	0	0	2	2					
9 Jedd Gyorko, R (1,4) OBP: 0.301, SLG: 0.440										3	1	1	2	1	1	1					
Chase Headley, S (1,5) OBP: 0.339, SLG: 0.391										2	0	0	0	2	1	2					
14 Tommy Medica, R (1,3) OBP: 0.341, SLG: 0.444										3	0	0	0	1	0	3					
88 Kyle Blanks, R (1,7) OBP: 0.314, SLG: 0.395																					
16 Huston Street, R (9,1)																					
3 Ronny Cedeno, R (1,6) OBP: 0.295, SLG: 0.343																					
4 Nick Hundley, R (1,2) OBP: 0.293, SLG: 0.386																					
41 Robbie Erlin, R (1,1) OBP: 0.133, SLG: 0.071																					
57 Luke Gregerson, L (8,1) ERA: 4.6																					
14 Mark Kotsay, L (8,PH) OBP: 0.252, SLG: 0.228																					
5 Alexi Amarista, L (8,PR) OBP: 0.294, SLG: 0.358																					
Inning Stats	R: 1 E: 1 K: 1 S: 15	H: 0 LOB: 1 BB: 1 P: 27	R: 0 E: 0 K: 1 S: 11	H: 1 LOB: 1 BB: 0 P: 16	R: 0 E: 0 K: 0 S: 9	H: 1 LOB: 3 BB: 2 P: 19	R: 0 E: 0 K: 0 S: 8	H: 0 LOB: 1 BB: 1 P: 13	R: 1 E: 0 K: 2 S: 8	H: 1 LOB: 0 BB: 0 P: 14	R: 0 E: 0 K: 1 S: 8	H: 1 LOB: 1 BB: 0 P: 11	R: 0 E: 1 K: 2 S: 12	H: 1 LOB: 2 BB: 1 P: 20	R: 0 E: 1 K: 2 S: 16	H: 0 LOB: 3 BB: 2 P: 25	1B: 4 2B: 0 3B: 0 HR: 1	SF: 0 SAC: 0 DP: 0 HBP: 0	WP: 0 PB: 0 SB: 5 CS: 0	PA: 37	
PITCHER	IP	WLS	BF	H	R	ER	SO	BB	IBB	HBP	BLK	WP	HR	S	P	ERA	WHIP				
30 Edinson Volquez, R (1,1) ERA: 5.77	6.1	L	29	5	2	1	6	4	0	0	0	0	0	66	111	1.42	1.421				
49 Carlos Marmol, R (7,1) ERA: 4.6	1.1		7	0	0	0	3	2	1	0	0	0	0	18	30	0.00	1.500				
98 Oneiki Garcia, L (8,1) ERA: 13.5	0.1		1	0	0	0	0	0	0	0	0	0	0	3	4	0.00	0.000				



Batter	1	2	3	4	5	6	7	8	9	AB	R	H	RBI	BB	SO	LOB	TOP								
66 Yasiel Puig, R OBP: 0.397, SLG: 0.544										4	0	0	0	0	2	1	Los Angeles Dodgers @ San Diego Padres Petco Park, San Diego, CA Sun Sep 22 2013, 1:12 PM - 3:56 PM PDT Att: 32,988 - Sunny - 72 F livebaseballscorecards.com								
25 Carl Crawford, L OBP: 0.326, SLG: 0.390										4	0	0	0	0	2	1									
13 Hanley Ramirez, R OBP: 0.402, SLG: 0.653										3	0	1	0	0	1	0									
44 Chris Withrow, R										0	0	0	0	0	0	0									
33 Scott Van Slyke, R (9, PH)										0	0	0	0	0	0	0									
16 Andre Ethier, L OBP: 0.360, SLG: 0.423										1	0	0	0	0	1	0									
74 Kenley Jansen, S										0	0	0	0	0	0	0									
23 Adrián González, L OBP: 0.341, SLG: 0.460										4	1	1	0	0	2	1									
27 Matt Kemp, R OBP: 0.322, SLG: 0.383										3	0	0	0	0	1	1									
10 Michael Young, R OBP: 0.339, SLG: 0.400										3	0	1	0	0	0	0									
55 Skip Schumaker, L OBP: 0.342, SLG: 0.343										3	0	0	0	0	0	1									
18 Tim Federowicz, R OBP: 0.273, SLG: 0.361										3	0	0	0	0	3	0									
21 Zack Greinke, R OBP: 0.422, SLG: 0.393										1	0	1	0	0	0	0									
6 Jerry Hairston, R OBP: 0.269, SLG: 0.280										1	0	0	0	0	0	0									
56 J.P. Howell, L										0	0	0	0	0	0	0									
7 Nick Punto, S OBP: 0.328, SLG: 0.326										1	0	0	0	0	1	0									
Inning Stats	R: 0 E: 0 K: 2 S: 14	H: 1 LOB: 1 BB: 0 P: 21	R: 0 E: 0 K: 0 S: 8	H: 0 LOB: 0 BB: 0 P: 11	R: 0 E: 0 K: 2 S: 15	H: 1 LOB: 1 BB: 0 P: 23	R: 0 E: 0 K: 0 S: 10	H: 0 LOB: 0 BB: 0 P: 16	R: 0 E: 0 K: 1 S: 6	H: 0 LOB: 0 BB: 0 P: 8	R: 0 E: 0 K: 0 S: 7	H: 0 LOB: 0 BB: 0 P: 12	R: 1 E: 1 K: 2 S: 12	H: 2 LOB: 1 BB: 0 P: 19	R: 0 E: 0 K: 3 S: 9	H: 0 LOB: 0 BB: 0 P: 13	R: 0 E: 0 K: 3 S: 9	H: 0 LOB: 0 BB: 0 P: 13	1B: 2 2B: 2 HR: 0	SF: 0 SAC: 0 DP: 0 HBP: 0	WP: 0 PB: 0 SB: 0 CS: 0	PA: 31			
PITCHER	IP	WLS	BF	H	R	ER	SO	BB	IBB	HBP	BLK	WP	HR	S	P	ERA	WHIP								
34 Andrew Cashner, R ERA: 3.09	7.0	L	25	4	1	0	7	0	0	0	0	0	0	72	110	0.00	0.571								
50 Nick Vincent, R ERA: 2.34	1.0		3	0	0	0	3	0	0	0	0	0	0	9	13	0.00	0.000								
56 Colt Hynes, L ERA: 9.0	0.1		1	0	0	0	1	0	0	0	0	0	0	3	5	0.00	0.000								
57 Luke Gregerson, R ERA: 2.79	0.2		2	0	0	0	2	0	0	0	0	0	0	6	8	0.00	0.000								

Batter	1	2	3	4	5	6	7	8	9	AB	R	H	RBI	BB	SO	LOB	BOTTOM								
5 Alexi Amarista, L OBP: 0.291, SLG: 0.355										2	0	0	0	0	1	2	Los Angeles Dodgers @ San Diego Padres Petco Park, San Diego, CA Sun Sep 22 2013, 1:12 PM - 3:56 PM PDT Att: 32,988 - Sunny - 72 F livebaseballscorecards.com								
13 Chris Denorfia, R OBP: 0.325, SLG: 0.377										2	0	0	0	0	1	1									
3 Ronny Cedeno, R OBP: 0.288, SLG: 0.333										4	0	0	0	0	3										
25 Will Venable, L OBP: 0.310, SLG: 0.482										3	0	0	0	1	2	0									
9 Jedd Gyorko, R OBP: 0.300, SLG: 0.435										4	0	1	0	0	1	1									
14 Tommy Medica, R OBP: 0.313, SLG: 0.381										3	0	0	0	1	1	1									
11 Logan Forsythe, R OBP: 0.285, SLG: 0.324										3	0	0	0	0	1	3									
27 Rey Fuentes, L OBP: 0.241, SLG: 0.154										1	0	0	0	1	1	0									
14 Mark Kotsay, L OBP: 0.250, SLG: 0.226										1	0	0	0	0	2										
88 Kyle Blanks, R OBP: 0.311, SLG: 0.390										0	0	0	0	0	0	0									
44 René Rivera, R OBP: 0.239, SLG: 0.286										3	0	1	0	0	0	0									
34 Andrew Cashner, R OBP: 0.259, SLG: 0.321										1	0	0	0	0	0	0									
50 Nick Vincent, R										0	0	0	0	0	0	0									
Chase Headley, S OBP: 0.338, SLG: 0.391										1	0	0	0	0	0	0									
56 Colt Hynes, L										0	0	0	0	0	0	0									
57 Luke Gregerson, L										0	0	0	0	0	0	0									
Inning Stats	R: 0 E: 0 K: 1 S: 7	H: 0 LOB: 0 BB: 0 P: 12	R: 0 E: 0 K: 0 S: 11	H: 1 LOB: 0 BB: 0 P: 16	R: 0 E: 0 K: 0 S: 11	H: 1 LOB: 2 BB: 1 P: 19	R: 0 E: 0 K: 1 S: 7	H: 0 LOB: 0 BB: 0 P: 11	R: 0 E: 0 K: 1 S: 10	H: 0 LOB: 0 BB: 0 P: 14	R: 0 E: 0 K: 0 S: 6	H: 0 LOB: 0 BB: 0 P: 9	R: 0 E: 0 K: 1 S: 9	H: 0 LOB: 2 BB: 2 P: 19	R: 0 E: 1 K: 1 S: 9	H: 0 LOB: 1 BB: 0 P: 15	R: 0 E: 0 K: 3 S: 9	H: 0 LOB: 0 BB: 0 P: 11	1B: 2 2B: 0 HR: 0	SF: 0 SAC: 1 DP: 1 HBP: 0	WP: 0 PB: 0 SB: 1 CS: 0	PA: 32			
PITCHER	IP	WLS	BF	H	R	ER	SO	BB	IBB	HBP	BLK	WP	HR	S	P	ERA	WHIP								
21 Zack Greinke, R ERA: 2.67	5.0		17	2	0	0	3	1	0	0	0	0	0	46	72	0.00	0.600								
56 J.P. Howell, L ERA: 2.09	1.0	W	3	0	0	0	0	0	0	0	0	0	0	6	9	0.00	0.000								
44 Chris Withrow, R ERA: 2.84	2.0	H	9	0	0	0	2	2	0	0	0	0	0	18	34	0.00	1.000								
74 Kenley Jansen, R ERA: 1.93	1.0	S	3	0	0	0	3	0	0	0	0	0	0	9	11	0.00	0.000								

Los Angeles Dodgers @ San Diego Padres
 Petco Park, San Diego, CA
 Sun Sep 22 2013, 1:12 PM - 3:56 PM PDT
 Att: 32,988 - Sunny - 72 F


AB	31
R	1
H	4
RBI	0
BB	0
SO	13
LOB	5



Batter	1	2	3	4	5	6	7	8	9	AB	R	H	RBI	BB	SO	LOB	TOP				
66 Yasiel Puig, R OBP: 0.397, SLG: 0.549	L9		HBP		HR		L7		G6-3	4	1	1	1	0	0	1	Los Angeles Dodgers @ San Francisco Giants AT&T Park, San Francisco, CA Tue Sep 24 2013, 7:16 PM - 9:59 PM PDT Att: 41,625 - Partly Cloudy - 61 F				
25 Carl Crawford, L OBP: 0.329, SLG: 0.395	1B		F8		2B		1B		F7	5	0	3	0	0	0	1					
13 Hanley Ramirez, R OBP: 0.401, SLG: 0.646	1B			BB	L8		P6			3	0	0	0	1	1	3					
23 Adrián González, L OBP: 0.341, SLG: 0.458	G4-3		BB	BB	F7				K	3	0	0	0	1	1	2					
27 Matt Kemp, R OBP: 0.325, SLG: 0.397	G5-3		BB	P3			HR		1B	4	1	2	1	0	0	2					
5 Juan Uribe, R OBP: 0.324, SLG: 0.430	1B		F9		F9		P4		F9	4	0	1	0	0	0	3					
17 A.J. Ellis, R OBP: 0.321, SLG: 0.358	G1-6-3		BB		F9		F9		K	3	0	0	0	1	1	2					
14 Mark Ellis, R OBP: 0.317, SLG: 0.343			K	BB	L8		L8		G6-3	4	0	0	0	0	2	5					
99 Hyun Jin Ryu, R OBP: 0.237, SLG: 0.298			L8							3	0	1	0	0	1	0					
0 Brian Wilson, R OBP: 0.288, SLG: 0.279					K				K	0	0	0	0	0	0	0					
6 Jerry Hairston, R OBP: 0.268, SLG: 0.279										1	0	0	0	0	1	0					
74 Kenley Jansen, S OBP: 0.317, SLG: 0.343										0	0	0	0	0	0	0					
Inning Stats	R: 0 E: 0 K: 1 S: 8	H: 1 LOB: 1 BB: 0 P: 12	R: 0 E: 0 K: 0 S: 9	H: 1 LOB: 0 BB: 0 P: 15	R: 0 E: 0 K: 1 S: 6	H: 0 LOB: 1 BB: 0 P: 10	R: 0 E: 0 K: 1 S: 12	H: 0 LOB: 3 BB: 3 P: 26	R: 1 E: 0 K: 0 S: 7	H: 2 LOB: 1 BB: 0 P: 14	R: 1 E: 0 K: 0 S: 10	H: 1 LOB: 1 BB: 0 P: 10	R: 0 E: 0 K: 2 S: 16	H: 2 LOB: 2 BB: 0 P: 22	R: 0 E: 0 K: 1 S: 8	H: 0 LOB: 0 BB: 0 P: 13	1B: 5 2B: 1 3B: 0 HR: 2	SF: 0 SAC: 0 DP: 1 HBP: 1	WP: 0 PB: 0 SB: 1 CS: 0	PA: 38	
PITCHER	IP WLS BF H R ER SO BB IBB HBP BLK WP HR S P ERA WHIP	IP WLS BF H R ER SO BB IBB HBP BLK WP HR S P ERA WHIP	IP WLS BF H R ER SO BB IBB HBP BLK WP HR S P ERA WHIP	IP WLS BF H R ER SO BB IBB HBP BLK WP HR S P ERA WHIP	IP WLS BF H R ER SO BB IBB HBP BLK WP HR S P ERA WHIP	IP WLS BF H R ER SO BB IBB HBP BLK WP HR S P ERA WHIP	IP WLS BF H R ER SO BB IBB HBP BLK WP HR S P ERA WHIP	IP WLS BF H R ER SO BB IBB HBP BLK WP HR S P ERA WHIP	IP WLS BF H R ER SO BB IBB HBP BLK WP HR S P ERA WHIP	IP WLS BF H R ER SO BB IBB HBP BLK WP HR S P ERA WHIP	IP WLS BF H R ER SO BB IBB HBP BLK WP HR S P ERA WHIP	IP WLS BF H R ER SO BB IBB HBP BLK WP HR S P ERA WHIP	IP WLS BF H R ER SO BB IBB HBP BLK WP HR S P ERA WHIP	IP WLS BF H R ER SO BB IBB HBP BLK WP HR S P ERA WHIP	IP WLS BF H R ER SO BB IBB HBP BLK WP HR S P ERA WHIP	IP WLS BF H R ER SO BB IBB HBP BLK WP HR S P ERA WHIP	IP WLS BF H R ER SO BB IBB HBP BLK WP HR S P ERA WHIP				
18 Matt Cain, R ERA: 4.0	7.0	L	30	7	2	2	4	3	0	0	1	0	0	0	0	0	2	61	100	2.57	1.429
38 Heath Hembree, R ERA: 2.52	1.0		5	1	0	0	2	0	0	0	0	0	0	0	0	0	0	16	22	0.00	1.000
63 Jean Machi, R ERA: 2.52	1.0		3	0	0	0	1	0	0	0	0	0	0	0	0	0	0	8	13	0.00	0.000

Batter	1	2	3	4	5	6	7	8	9	AB	R	H	RBI	BB	SO	LOB	BOTTOM			
16 Ángel Pagán, S OBP: 0.333, SLG: 0.402	1B		1B		L7				F7	4	0	2	0	0	0	1	Los Angeles Dodgers @ San Francisco Giants AT&T Park, San Francisco, CA Tue Sep 24 2013, 7:16 PM - 9:59 PM PDT Att: 41,625 - Partly Cloudy - 61 F			
2 Juan Carlos Pérez, R OBP: 0.298, SLG: 0.299	F8		G4-3		G5-3				K	4	0	0	0	0	1	2				
63 Jean Machi, R OBP: 0.298, SLG: 0.299	F8				P6				G4-3	4	0	0	0	0	0	1				
9 Brandon Belt, L OBP: 0.358, SLG: 0.472	F8		G1-3		L8				G4-3	4	0	1	0	0	1	1				
28 Buster Posey, R OBP: 0.367, SLG: 0.452	G1-3		K		L8				8 WP 1B	4	0	1	0	0	1	1				
14 Francisco Peguero, R OBP: 0.214, SLG: 0.222	G1-3				L9				K	4	0	0	0	0	2	1				
8 Hunter Pence, R OBP: 0.338, SLG: 0.480	K				L9				K	3	0	0	0	1	2	2				
48 Pablo Sandoval, S OBP: 0.338, SLG: 0.408	F9				K				K	3	0	0	0	1	2	2				
10 Tony Abreu, S OBP: 0.282, SLG: 0.397	L3				HR				K	3	1	1	1	0	0	1				
6 Ehire Adrianza, S OBP: 0.231, SLG: 0.538			K		K				K	3	0	0	0	0	2	1				
18 Matt Cain, R OBP: 0.130, SLG: 0.096			K						K	2	0	1	0	0	1	0				
38 Heath Hembree, R OBP: 0.256, SLG: 0.370			K						K	0	0	0	0	0	0	0				
7 Grégor Blanco, L OBP: 0.336, SLG: 0.348					1B					1	0	0	0	0	1	0				
Inning Stats	R: 0 E: 0 K: 0 S: 13	H: 1 LOB: 1 BB: 0 P: 19	R: 0 E: 0 K: 1 S: 10	H: 0 LOB: 0 BB: 0 P: 13	R: 0 E: 0 K: 2 S: 10	H: 1 LOB: 1 BB: 0 P: 14	R: 0 E: 0 K: 1 S: 9	H: 0 LOB: 0 BB: 0 P: 13	R: 1 E: 0 K: 2 S: 14	H: 2 LOB: 1 BB: 0 P: 18	R: 0 E: 0 K: 0 S: 8	H: 0 LOB: 0 BB: 1 P: 10	R: 0 E: 0 K: 2 S: 7	H: 0 LOB: 0 BB: 0 P: 10	R: 0 E: 0 K: 2 S: 16	H: 1 LOB: 2 BB: 0 P: 23	1B: 4 2B: 0 3B: 0 HR: 1	SF: 0 SAC: 0 DP: 0 HBP: 0	WP: 1 PB: 0 SB: 0 CS: 0	PA: 33
PITCHER	IP WLS BF H R ER SO BB IBB HBP BLK WP HR S P ERA WHIP	IP WLS BF H R ER SO BB IBB HBP BLK WP HR S P ERA WHIP	IP WLS BF H R ER SO BB IBB HBP BLK WP HR S P ERA WHIP	IP WLS BF H R ER SO BB IBB HBP BLK WP HR S P ERA WHIP	IP WLS BF H R ER SO BB IBB HBP BLK WP HR S P ERA WHIP	IP WLS BF H R ER SO BB IBB HBP BLK WP HR S P ERA WHIP	IP WLS BF H R ER SO BB IBB HBP BLK WP HR S P ERA WHIP	IP WLS BF H R ER SO BB IBB HBP BLK WP HR S P ERA WHIP	IP WLS BF H R ER SO BB IBB HBP BLK WP HR S P ERA WHIP	IP WLS BF H R ER SO BB IBB HBP BLK WP HR S P ERA WHIP	IP WLS BF H R ER SO BB IBB HBP BLK WP HR S P ERA WHIP	IP WLS BF H R ER SO BB IBB HBP BLK WP HR S P ERA WHIP	IP WLS BF H R ER SO BB IBB HBP BLK WP HR S P ERA WHIP	IP WLS BF H R ER SO BB IBB HBP BLK WP HR S P ERA WHIP	IP WLS BF H R ER SO BB IBB HBP BLK WP HR S P ERA WHIP	IP WLS BF H R ER SO BB IBB HBP BLK WP HR S P ERA WHIP				
99 Hyun Jin Ryu, L ERA: 2.97	7.0	W	26	4	1	1	6	1	0	0	0	0	0	0	0	0	104	1.29	0.714	
0 Brian Wilson, R ERA: 0.73	1.0	H	3	0	0	0	2	0	0	0	0	0	0	0	0	0	7	10	0.00	0.000
74 Kenley Jansen, R ERA: 1.9	1.0	S	4	1	0	0	2	0	0	0	0	0	0	0	0	0	16	23	0.00	1.000

AB 34
R 2
H 8
RBI 2
BB 3
SO 7
LOB 19



AB 32
R 1
H 5
RBI 1
BB 1
SO 10
LOB 10



Batter	1	2	3	4	5	6	7	8	9	AB	R	H	RBI	BB	SO	LOB	TOP										
66 Yasiel Puig, R OBP: 0.395, SLG: 0.546	G5-3			25 1B	G6-3			G1-3		4	1	1	0	0	0	1	Los Angeles Dodgers @ San Francisco Giants AT&T Park, San Francisco, CA Wed Sep 25 2013, 7:17 PM - 10:19 PM PDT Att: 41,377 - Clear - 58 F										
25 Carl Crawford, L OBP: 0.330, SLG: 0.399	F9			27 2B	F7			27 1B		4	2	2	0	0	0	1											
27 Matt Kemp, R OBP: 0.331, SLG: 0.406	F9			6 2B				10 G2-3		4	1	3	2	0	0	0											
10 Michael Young, R OBP: 0.336, SLG: 0.397	G5-3				G1-3			FC5		4	0	0	0	0	0	4											
17 A.J. Ellis, R OBP: 0.318, SLG: 0.355	G5-3				P3			SF9		3	0	0	1	0	0	3											
6 Jerry Hairston, R OBP: 0.285, SLG: 0.275	F8				E6			G4-6-3		3	0	0	0	0	0	2											
9 Dee Strange-Gordon, L (9, PH) OBP: 0.320, SLG: 0.292									P2	1	0	0	0	0	0	0											
55 Skip Schumaker, L OBP: 0.338, SLG: 0.339					G1-3			G4-3		4	0	0	0	0	0	2											
7 Nick Punto, S OBP: 0.328, SLG: 0.327	F9				FC4-6			G3		3	0	1	0	0	1	0											
23 Adrián González, L (9, PH) OBP: 0.342, SLG: 0.461								K		1	0	1	0	0	0	0											
47 Ricky Nolasco, R OBP: 0.274, SLG: 0.190					66 G6-3			K		1	0	0	0	0	0	0											
43 Brandon League, R ERA: 5.75					47 SH1-4			K		1	0	0	0	0	0	0											
33 Scott Van Slyke, R OBP: 0.368, SLG: 0.476								K		1	0	0	0	0	0	0											
56 J.P. Howell, L ERA: 2.47					SH1-4			G5-3		1	0	0	0	0	0	0											
49 Carlos Marmol, R OBP: 0.298, SLG: 0.384										1	0	0	0	0	0	1											
13 Hanley Ramirez, R OBP: 0.329, SLG: 0.584										1	0	0	0	0	0	0											
Inning Stats	R: 0 E: 0 K: 0 S: 5	H: 0 LOB: 0 BB: 0 P: 9	R: 0 E: 0 K: 0 S: 7	H: 0 LOB: 0 BB: 0 P: 13	R: 0 E: 0 K: 1 S: 8	H: 0 LOB: 0 BB: 0 P: 12	R: 2 E: 1 K: 0 S: 19	H: 3 LOB: 2 BB: 0 P: 30	R: 0 E: 0 K: 0 S: 9	H: 1 LOB: 1 BB: 0 P: 13	R: 1 E: 0 K: 0 S: 8	H: 1 LOB: 0 BB: 0 P: 11	R: 0 E: 0 K: 2 S: 10	H: 0 LOB: 0 BB: 0 P: 14	R: 1 E: 0 K: 0 S: 9	H: 2 LOB: 1 BB: 0 P: 13	R: 0 E: 0 K: 0 S: 11	H: 1 LOB: 1 BB: 0 P: 19	1B: 5 2B: 3 3B: 0 HR: 0	SF: 1 SAC: 1 DP: 1 HBP: 0	WP: 0 PB: 0 SB: 0 CS: 0	PA: 36					
PITCHER	IP	WLS	BF	H	R	ER	SO	BB	IBB	HBP	BLK	WP	HR	S	P	ERA	WHIP										
75 Barry Zito, L ERA: 5.75	5.0	W	20	4	2	1	1	0	0	0	0	0	0	48	77	1.80	0.800										
70 George Kontos, R ERA: 4.58	1.0	H	4	1	1	0	0	0	0	0	0	0	0	8	11	0.00	1.000										
63 Jean Machi, R ERA: 2.47	1.0	H	3	0	0	0	2	0	0	0	0	0	0	10	14	0.00	0.000										
46 Santiago Casilla, R ERA: 2.25	1.0	H	5	2	1	1	0	0	0	0	0	0	0	9	13	9.00	2.000										
54 Sergio Romo, R ERA: 2.58	1.0	S	4	1	0	0	0	0	0	0	0	0	0	11	19	0.00	1.000										
Batter	1	2	3	4	5	6	7	8	9	AB	R	H	RBI	BB	SO	LOB	BOTTOM										
16 Ángel Pagán, S OBP: 0.332, SLG: 0.400	F7				F9			K		4	0	1	0	0	1	0	Los Angeles Dodgers @ San Francisco Giants AT&T Park, San Francisco, CA Wed Sep 25 2013, 7:17 PM - 10:19 PM PDT Att: 41,377 - Clear - 58 F										
7 Grégor Blanco, L OBP: 0.333, SLG: 0.345	K				L7			K		4	0	0	0	0	2	1											
9 Brandon Belt, L OBP: 0.357, SLG: 0.470	G1-3				K			K		4	0	1	0	0	2	0											
28 Buster Posey, R OBP: 0.369, SLG: 0.455					48 1B			FC5-4		3	2	2	0	1	0	2											
8 Hunter Pence, R OBP: 0.339, SLG: 0.479					48 1B			10 2B		2	2	0	0	1	1	2											
48 Pablo Sandoval, S OBP: 0.337, SLG: 0.416					10 3B			K		3	2	2	2	0	1	1											
46 Santiago Casilla, R ERA: 2.25					10 3B			K		0	0	0	0	0	0	0											
6 Brett Pill, R OBP: 0.284, SLG: 0.370					10 3B			K		0	0	0	0	0	0	0											
54 Sergio Romo, R ERA: 2.58					10 3B			BB		0	0	0	0	0	0	0											
35 Brandon Crawford, L OBP: 0.314, SLG: 0.367					K			F9		4	0	0	0	0	2	6											
10 Tony Abreu, S OBP: 0.289, SLG: 0.425					K			K		4	0	2	4	0	2	2											
75 Barry Zito, L ERA: 5.75					75 CS			K		1	0	0	0	0	0	1											
22 Roger Kinschick, L OBP: 0.289, SLG: 0.292								G1-3		1	0	0	0	0	0	0											
70 George Kontos, R ERA: 4.58										1	0	0	0	0	0	0											
12 Johnny Monell, L OBP: 0.142, SLG: 0.143										1	0	0	0	0	0	0											
63 Jean Machi, R ERA: 2.47										1	0	0	0	0	0	0											
21 Nick Noles, L OBP: 0.226, SLG: 0.226										1	0	0	0	0	0	0											
Inning Stats	R: 0 E: 0 K: 1 S: 8	H: 0 LOB: 0 BB: 0 P: 10	R: 3 E: 0 K: 1 S: 16	H: 3 LOB: 0 BB: 0 P: 24	R: 0 E: 0 K: 1 S: 5	H: 0 LOB: 0 BB: 0 P: 8	R: 2 E: 0 K: 1 S: 13	H: 2 LOB: 0 BB: 0 P: 21	R: 0 E: 0 K: 1 S: 10	H: 2 LOB: 2 BB: 0 P: 14	R: 1 E: 0 K: 2 S: 13	H: 1 LOB: 1 BB: 1 P: 19	R: 0 E: 0 K: 3 S: 9	H: 0 LOB: 0 BB: 0 P: 16	R: 0 E: 0 K: 2 S: 15	H: 0 LOB: 2 BB: 2 P: 28	1B: 4 2B: 2 3B: 1 HR: 1	SF: 0 SAC: 0 DP: 0 HBP: 1	WP: 0 PB: 0 SB: 0 CS: 1	PA: 35							
PITCHER	IP	WLS	BF	H	R	ER	SO	BB	IBB	HBP	BLK	WP	HR	S	P	ERA	WHIP										
47 Ricky Nolasco, R ERA: 3.72	5.2	L	26	8	6	6	7	1	0	0	0	0	0	64	95	9.53	1.588										
43 Brandon League, R ERA: 5.4	0.1		1	0	0	0	0	0	0	0	0	0	0	1	1	0.00	0.000										
56 J.P. Howell, L ERA: 2.05	1.0		3	0	0	0	3	0	0	0	0	0	0	9	16	0.00	0.000										
49 Carlos Marmol, R ERA: 4.5	1.0		5	0	0	0	2	2	0	0	0	0	0	15	28	0.00	2.000										

Batter	1	2	3	4	5	6	7	8	9	AB	R	H	RBI	BB	SO	LOB	TOP										
19 Charlie Blackmon, L (1,8) OBP: 0.332, SLG: 0.471										4	0	0	0	0	2	1	Colorado Rockies @ Los Angeles Dodgers Dodger Stadium, Los Angeles, CA Fri Sep 27 2013, 7:12 PM - 10:05 PM PDT Att: 52,367 - Clear - 74 F livebaseballscorecards.com										
9 DJ LeMahieu, R (1,4) OBP: 0.311, SLG: 0.361										4	0	1	0	0	1	1											
2 Troy Tulowitzki, R (1,6) OBP: 0.392, SLG: 0.543										3	0	1	0	0	0	1											
60 Manny Corpas, R (6,1)										0	0	0	0	0	0	0											
41 Mitchell Boggs, R (8,1)										0	0	0	0	0	0	0											
18 Jonathan Herrera, S (9,PH) OBP: 0.333, SLG: 0.365										1	0	1	0	0	0	0											
3 Michael Cuddyer, R (1,9) OBP: 0.391, SLG: 0.533										4	0	0	0	0	0	2											
28 Nolan Arenado, R (1,5) OBP: 0.302, SLG: 0.406										3	0	0	0	0	0	0											
17 Todd Helton, L (1,3) OBP: 0.316, SLG: 0.429										3	0	0	0	0	0	0											
4 Ryan Wheeler, L (7,3) OBP: 0.244, SLG: 0.275										0	0	0	0	0	0	0											
23 Charlie Culberson, R (1,7) OBP: 0.323, SLG: 0.434										2	0	1	0	0	1	0											
50 Jeff Manship, R (5,1)										0	0	0	0	0	0	0											
14 Josh Rutledge, R (6,6) OBP: 0.293, SLG: 0.339										1	0	0	0	0	1	0											
15 Jordan Pacheco, R (1,2) OBP: 0.272, SLG: 0.308										3	0	0	0	0	1	0											
43 Collin McHugh, R (1,1) OBP: 0.167, SLG: 0.167										1	0	1	0	0	0	0											
6 Corey Dickerson, L (5,7) OBP: 0.322, SLG: 0.468										2	0	0	0	0	1	0											
Inning Stats	R: 0 E: 0 K: 1 S: 8	H: 1 LOB: 1 BB: 0 P: 11	R: 0 E: 0 K: 1 S: 13	H: 1 LOB: 1 BB: 0 P: 18	R: 0 E: 0 K: 2 S: 9	H: 1 LOB: 1 BB: 0 P: 10	R: 0 E: 0 K: 1 S: 9	H: 0 LOB: 0 BB: 0 P: 14	R: 0 E: 0 K: 2 S: 11	H: 0 LOB: 0 BB: 0 P: 14	R: 0 E: 0 K: 1 S: 10	H: 1 LOB: 1 BB: 0 P: 15	R: 0 E: 0 K: 1 S: 8	H: 0 LOB: 0 BB: 0 P: 15	R: 0 E: 0 K: 2 S: 9	H: 0 LOB: 0 BB: 0 P: 12	R: 0 E: 0 K: 0 S: 7	H: 1 LOB: 1 BB: 0 P: 11	1B: 5 2B: 0 3B: 0 HR: 0	SF: 0 SAC: 0 DP: 0 HBP: 0	WP: 0 PB: 0 SB: 0 CS: 0	PA: 32					
PITCHER	IP	WLS	BF	H	R	ER	SO	BB	IBB	HBP	BLK	WP	HR	S	P	ERA	WHIP										
22 Clayton Kershaw, L (1,1) ERA: 1.83	6.0	W	21	4	0	0	8	0	0	0	0	0	0	60	82	0.00	0.667										
49 Carlos Marmol, R (7,1) ERA: 4.41	1.0		3	0	0	0	1	0	0	0	0	0	0	8	15	0.00	0.000										
35 Chris Capuano, L (8,1) ERA: 4.3	1.0		3	0	0	0	2	0	0	0	0	0	0	9	12	0.00	0.000										
43 Brandon League, R (9,1) ERA: 5.3	1.0		4	1	0	0	0	0	0	0	0	0	0	7	11	0.00	1.000										

Batter	1	2	3	4	5	6	7	8	9	AB	R	H	RBI	BB	SO	LOB	BOTTOM										
66 Yasiel Puig, R (1,9) OBP: 0.393, SLG: 0.538										3	1	0	0	1	0	2	Colorado Rockies @ Los Angeles Dodgers Dodger Stadium, Los Angeles, CA Fri Sep 27 2013, 7:12 PM - 10:05 PM PDT Att: 52,367 - Clear - 74 F livebaseballscorecards.com										
33 Scott Van Slyke, R (6,9) OBP: 0.342, SLG: 0.476										0	0	0	0	1	0	0											
25 Carl Crawford, L (1,7) OBP: 0.330, SLG: 0.409										5	1	2	3	0	1	4											
35 Chris Capuano, L (8,1) OBP: 0.080, SLG: 0.042										0	0	0	0	0	0	0											
43 Brandon League, R (9,1) OBP: 0.080, SLG: 0.042										0	0	0	0	0	0	0											
27 Matt Kemp, R (1,8) OBP: 0.328, SLG: 0.395										4	2	0	0	1	0	3											
23 Adrián González, L (1,3) OBP: 0.344, SLG: 0.468										2	2	1	1	0	0	0											
26 Alex Castellanos, R (8,9) OBP: 0.188, SLG: 0.438										1	0	0	0	0	0	0											
5 Juan Uribe, R (1,5) OBP: 0.329, SLG: 0.437										4	2	3	2	1	0	2											
17 A.J. Ellis, R (1,2) OBP: 0.320, SLG: 0.365										4	2	2	3	0	1	3											
49 Carlos Marmol, R (7,1) ERA: 7.94										0	0	0	0	0	0	0											
48 Nick Buss, L (8,7) OBP: 0.125, SLG: 0.125										1	0	0	0	0	0	1											
14 Mark Ellis, R (1,4) OBP: 0.322, SLG: 0.352										5	0	3	2	0	1	2											
9 Dee Strange-Gordon, L (1,6) OBP: 0.317, SLG: 0.301										4	0	1	0	0	1	3											
22 Clayton Kershaw, L (1,1) OBP: 0.241, SLG: 0.260										3	1	1	0	0	1	2											
31 Drew Butera, R (7,2) OBP: 0.111, SLG: 0.111										1	0	1	0	0	0	0											
Inning Stats	R: 4 E: 1 K: 1 S: 22	H: 5 LOB: 1 BB: 0 P: 34	R: 0 E: 0 K: 1 S: 6	H: 0 LOB: 0 BB: 0 P: 11	R: 1 E: 0 K: 1 S: 13	H: 2 LOB: 1 BB: 0 P: 19	R: 3 E: 0 K: 0 S: 12	H: 2 LOB: 0 BB: 1 P: 24	R: 2 E: 0 K: 0 S: 14	H: 4 LOB: 2 BB: 0 P: 24	R: 1 E: 1 K: 1 S: 18	H: 1 LOB: 2 BB: 2 P: 30	R: 0 E: 0 K: 1 S: 8	H: 1 LOB: 1 BB: 1 P: 19	R: 0 E: 0 K: 0 S: 6	H: 0 LOB: 1 BB: 1 P: 12	1B: 10 2B: 2 3B: 0 HR: 3	SF: 0 SAC: 0 DP: 1 HBP: 0	WP: 0 PB: 0 SB: 1 CS: 0	PA: 43							
PITCHER	IP	WLS	BF	H	R	ER	SO	BB	IBB	HBP	BLK	WP	HR	S	P	ERA	WHIP										
43 Collin McHugh, R (1,1) ERA: 10.04	4.0	L	22	5	3	3	1	2	0	0	0	0	1	31	52	16.20	4.200										
50 Jeff Manship, R (5,1) ERA: 7.94	1.2		12	5	3	3	1	2	0	0	0	0	1	31	52	16.20	4.200										
60 Manny Corpas, R (6,1) ERA: 4.54	1.1		5	1	0	0	1	1	0	0	0	0	0	9	21	0.00	1.500										
41 Mitchell Boggs, R (8,1) ERA: 8.1	1.0		4	0	0	0	0	1	0	0	0	0	0	6	12	0.00	1.000										

Colorado Rockies @ Los Angeles Dodgers
 Dodger Stadium, Los Angeles, CA
 Fri Sep 27 2013, 7:12 PM - 10:05 PM PDT
 Att: 52,367 - Clear - 74 F

AB	31
R	0
H	5
RBI	0
BB	0
SO	11
LOB	5



Colorado Rockies @ Los Angeles Dodgers
 Dodger Stadium, Los Angeles, CA
 Fri Sep 27 2013, 7:12 PM - 10:05 PM PDT
 Att: 52,367 - Clear - 74 F

AB	38
R	11
H	15
RBI	11
BB	5
SO	5
LOB	22




Batter	1	2	3	4	5	6	7	8	9	AB	R	H	RBI	BB	SO	LOB	TOP											
25 Carl Crawford, L OBP: 0.300, SLG: 0.222	G3-1		G6-4-3 1B		K		G1-6-3		K	5	0	1	0	0	2	3	Los Angeles Dodgers @ Atlanta Braves Turner Field, Atlanta, GA Fri Oct 04 2013, 6:09 PM - 9:38 PM EDT Att: 48,966 - Partly Cloudy - 80 F											
14 Mark Ellis, R OBP: 0.444, SLG: 0.286	13 2B		G6-4-3		G5-3		G5-3		13 HR	2	2	0	0	2	0	1												
13 Hanley Ramirez, R OBP: 0.444, SLG: 1.111	G5-3		G5-3		G5-3		66 1B		HR	4	1	3	3	0	0	0												
23 Adrián González, L OBP: 0.333, SLG: 0.667	G5-3				1B		K		K	4	0	1	0	0	2	2												
66 Yasiel Puig, R OBP: 0.444, SLG: 0.375	G3				K		1B		K	4	0	1	0	0	2	2												
5 Juan Uribe, R OBP: 0.286, SLG: 0.286					F8		K		G4-3	4	0	1	0	0	1	3												
55 Skip Schumaker, L OBP: 0.250, SLG: 0.167					G1-3					4	0	1	0	0	1	2												
17 A.J. Ellis, R OBP: 0.571, SLG: 0.833										2	0	1	0	1	1	0												
9 Dee Strange-Gordon, L (9, PR)										0	0	0	0	0	0	0												
21 Zack Greinke, R 10 Michael Young, R 44 Chris Withrow, R 75 Paco Rodríguez, L 54 Ronald Belisario, R 56 J.P. Howell, L 6 Brian Wilson, R 16 Andre Ethier, L 33 Scott Van Dyke, R										3	0	0	0	0	0	1												
Inning Stats	R: 1 E: 0 K: 0 S: 14	H: 1 LOB: 1 BB: 1 P: 22	R: 0 E: 0 K: 0 S: 11	H: 2 LOB: 1 BB: 0 P: 18	R: 0 E: 0 K: 0 S: 6	H: 1 LOB: 0 BB: 0 P: 11	R: 0 E: 0 K: 1 S: 7	H: 0 LOB: 0 BB: 0 P: 9	R: 0 E: 0 K: 2 S: 8	H: 2 LOB: 2 BB: 0 P: 10	R: 0 E: 0 K: 2 S: 16	H: 2 LOB: 1 BB: 0 P: 22	R: 0 E: 0 K: 2 S: 9	H: 1 LOB: 0 BB: 1 P: 12	R: 2 E: 0 K: 2 S: 14	H: 1 LOB: 0 BB: 2 P: 21	R: 0 E: 0 K: 2 S: 11	H: 0 LOB: 1 BB: 2 P: 22	1B: 7 2B: 2 3B: 0 HR: 1	SF: 0 SAC: 1 DP: 3 HBP: 0	WP: 0 PB: 0 SB: 0 CS: 1	PA: 37						
PITCHER	IP	WLS	BF	H	R	ER	SO	BB	IBB	HBP	BLK	WP	HR	S	P	ERA	WHIP											
36 Mike Minor, L ERA: 1.42	(1, 1)	6.1	W	26	8	1	1	5	1	0	0	0	0	0	66	97	1.42	1.421										
20 Luis Ayala, R ERA:	(7, 1)	0.0		1	1	0	0	0	0	0	0	0	0	2	3	∞	∞											
43 Luis Avilán, L ERA:	(7, 1)	0.2	H	1	0	0	0	0	0	0	0	0	0	3	4	0.00	0.000											
48 David Carpenter, R ERA: 10.8	(8, 1)	0.2	H	4	1	2	2	2	1	0	0	0	0	1	12	18	27.00	3.000										
46 Craig Kimbrel, R ERA:	(8, 1)	1.1	S	5	0	0	0	2	2	0	0	0	0	0	13	25	0.00	1.500										

AB	32
R	3
H	10
RBI	3
BB	4
SO	9
LOB	14



Batter	1	2	3	4	5	6	7	8	9	AB	R	H	RBI	BB	SO	LOB	BOTTOM										
22 Jason Heyward, L OBP: 0.250, SLG: 0.250	G4-3		G5-3		K					4	0	1	2	0	1	0	Los Angeles Dodgers @ Atlanta Braves Turner Field, Atlanta, GA Fri Oct 04 2013, 6:09 PM - 9:38 PM EDT Att: 48,966 - Partly Cloudy - 80 F										
8 Justin Upton, R	K		G1-3				L1			3	0	0	0	1	1	0											
5 Freddie Freeman, L OBP: 0.250, SLG: 0.375	F7						G4-3		G4-3	4	1	1	0	0	0	3											
24 Evan Gattis, R OBP: 0.571, SLG: 0.400										3	1	1	0	0	0	1											
11 Gerald Laird, R										1	0	0	0	0	0	0											
16 Brian McCann, L										2	0	0	0	1	0	2											
2 B.J. Upton, R										1	1	0	0	0	1	0											
23 Chris Johnson, R OBP: 0.375, SLG: 0.375										4	1	2	1	0	2	1											
19 Andrelton Simmons, R OBP: 0.500, SLG: 0.600										2	0	1	1	0	0	1											
30 Elliot Johnson, S										3	0	0	0	0	1	4											
36 Mike Minor, R 20 Luis Ayala, R 43 Luis Avilán, L 13 Jose Constanza, L 7 Reed Johnson, R 48 David Carpenter, R 46 Craig Kimbrel, R										2	0	0	0	0	0	0											
Inning Stats	R: 0 E: 0 K: 1 S: 7	H: 0 LOB: 0 BB: 0 P: 10	R: 1 E: 0 K: 1 S: 11	H: 2 LOB: 1 BB: 0 P: 14	R: 0 E: 0 K: 0 S: 7	H: 0 LOB: 0 BB: 0 P: 9	R: 1 E: 0 K: 0 S: 12	H: 2 LOB: 1 BB: 0 P: 23	R: 0 E: 0 K: 1 S: 9	H: 0 LOB: 0 BB: 0 P: 14	R: 0 E: 0 K: 0 S: 9	H: 0 LOB: 0 BB: 0 P: 13	R: 2 E: 0 K: 1 S: 15	H: 2 LOB: 3 BB: 3 P: 30	R: 0 E: 0 K: 2 S: 9	H: 0 LOB: 0 BB: 0 P: 16	1B: 4 2B: 2 3B: 0 HR: 0	SF: 0 SAC: 1 DP: 0 HBP: 0	WP: 0 PB: 0 SB: 0 CS: 0	PA: 33							
PITCHER	IP	WLS	BF	H	R	ER	SO	BB	IBB	HBP	BLK	WP	HR	S	P	ERA	WHIP										
21 Zack Greinke, R ERA: 3.0	(1, 1)	6.0	L	22	4	2	2	3	0	0	0	0	0	55	83	3.00	0.667										
44 Chris Withrow, R ERA: 27.0	(7, 1)	0.2		4	1	2	2	1	1	0	0	0	0	9	13	27.00	3.000										
75 Paco Rodríguez, L ERA:	(7, 1)	0.0		2	1	0	0	0	0	1	0	0	0	2	8	∞	∞										
54 Ronald Belisario, R ERA:	(7, 1)	0.0		1	0	0	0	0	0	1	0	0	0	3	7	∞	∞										
56 J.P. Howell, L ERA:	(7, 1)	0.1		1	0	0	0	0	0	0	0	0	0	1	2	0.00	0.000										

AB	29
R	4
H	6
RBI	4
BB	3
SO	6
LOB	12



Batter	1	2	3	4	5	6	7	8	9	AB	R	H	RBI	BB	SO	LOB	TOP			
22 Jason Heyward, L (1.8) OBP: 0.231, SLG: 0.462	G6-3	F7		F8			K2-3		HR	5	1	1	2	0	1	1	Atlanta Braves @ Los Angeles Dodgers Dodger Stadium, Los Angeles, CA Sun Oct 06 2013, 5:10 PM - 9:10 PM PDT Att: 54,646 - Clear - 87 F livebaseballscorecards.com			
8 Justin Upton, R (1.9) OBP: 0.308, SLG: 0.273	2B		1B	K			G3		BB	4	2	2	0	1	1					
5 Freddie Freeman, L (1.3) OBP: 0.385, SLG: 0.417	F7		1B				1B		K	4	1	2	0	1	2					
24 Evan Gattis, R (1.7) OBP: 0.583, SLG: 0.500	1B		1B	K			K2-3		1B	5	1	3	1	0	2					
16 Brian McCann, L (1.2)	BB		1B				F7		K	4	0	0	1	1	5					
23 Chris Johnson, R (1.5) OBP: 0.333, SLG: 0.333	1B		1B				K			4	0	1	2	0	2					
19 Andrelton Simmons, R (1.6) OBP: 0.400, SLG: 0.375	P4		1B				G4-3			3	0	0	0	1	0	4				
30 Elliot Johnson, S (1.4)	G6-3		BB				G6-4-3		F9	3	0	0	0	1	0	1				
49 Julio Teheran, R (1.1) 58 Alex Wood, R (3.1) 2 B.J. Upton, R (6.9) 20 Luis Ayala, R (6.1) 52 Jordan Walden, R (7.1) 43 Luis Avilan, L (8.1) 62 David Hale, R (8.1) 7 Reed Johnson, R (9.9)	K		SH2-4				K		HR	1	0	0	0	0	0	0		Braves		
									1B	1	1	1	0	0	0	0				
Inning Stats	R: 2 E: 0 K: 0 S: 14	H: 3 LOB: 2 BB: 1 P: 22	R: 0 E: 0 K: 1 S: 6	H: 0 LOB: 0 BB: 0 P: 12	R: 2 E: 0 K: 0 S: 23	H: 3 LOB: 1 BB: 0 P: 34	R: 0 E: 0 K: 1 S: 8	H: 0 LOB: 1 BB: 1 P: 16	R: 0 E: 0 K: 1 S: 10	H: 0 LOB: 1 BB: 1 P: 16	R: 0 E: 0 K: 2 S: 13	H: 1 LOB: 1 BB: 0 P: 17	R: 0 E: 0 K: 1 S: 10	H: 0 LOB: 0 BB: 0 P: 18	R: 2 E: 0 K: 2 S: 21	H: 3 LOB: 2 BB: 1 P: 29	1B: 8 2B: 1 3B: 0 HR: 1	SF: 0 SAC: 1 DP: 2 HBP: 0	WP: 0 PB: 0 SB: 0 CS: 0	PA: 41
PITCHER	IP WLS BF H R ER SO BB IBB HBP BLK WP HR S P ERA WHIP	99 Hyun Jin Ryu, L (1.1) ERA: 12.0 35 Chris Capuano, L (4.1) ERA: 56 J.P. Howell, L (7.1) ERA: 54 Ronald Belisario, R (8.1) ERA: 75 Paco Rodriguez, L (9.1) ERA: 27.0	3.0 0 16 6 4 4 1 0 0 0 0 0 0 43 68 12.00 2.333	3.0 W 11 0 0 0 3 0 0 0 0 0 0 24 46 0.00 1.000	1.1 0 5 1 0 0 2 0 0 0 0 0 17 24 0.00 0.750	0.2 0 2 0 0 0 1 0 0 0 0 0 6 11 0.00 0.000	0.2 0 6 3 2 2 1 1 0 0 0 0 1 18 25 27.00 6.000	PITCHER	IP WLS BF H R ER SO BB IBB HBP BLK WP HR S P ERA WHIP	74 Kenley Jansen, R (9.1) ERA:	0.1 0 1 0 0 0 1 0 0 0 0 0 0 3 4 0.00 0.000									

Batter	1	2	3	4	5	6	7	8	9	AB	R	H	RBI	BB	SO	LOB	BOTTOM	
25 Carl Crawford, L (1.7) OBP: 0.333, SLG: 0.500	1B	HR		E1				FC4-6		5	3	2	3	0	1	1	Atlanta Braves @ Los Angeles Dodgers Dodger Stadium, Los Angeles, CA Sun Oct 06 2013, 5:10 PM - 9:10 PM PDT Att: 54,646 - Clear - 87 F livebaseballscorecards.com	
14 Mark Ellis, R (1.4) OBP: 0.357, SLG: 0.182	K	K		F8			K		BB	4	1	0	0	1	3	2		
13 Hanley Ramirez, R (1.6) OBP: 0.571, SLG: 1.231 75 Paco Rodriguez, L (9.1) 74 Kenley Jansen, S (9.1)	F7		2B				BB		1B	4	3	3	2	1	0	1		
23 Adrián González, L (1.3) OBP: 0.357, SLG: 0.571	K		1B				G4-6-3		1B	5	0	2	2	0	2	3		
66 Yasiel Puig, R (1.9) OBP: 0.500, SLG: 0.462	1B	1B		FC5-4			HR		1B	5	3	3	2	0	0	1		
5 Juan Uribe, R (1.5) OBP: 0.333, SLG: 0.583	1B	1B		K			HR		1B	5	2	2	2	0	2	3		
55 Skip Schumaker, L (1.8) OBP: 0.250, SLG: 0.200	K		1B				G4-3			4	0	1	1	0	2			
17 A.J. Ellis, R (1.2) OBP: 0.636, SLG: 0.750	BB		1B				L4		HBP	2	1	1	0	1	0	0		
99 Hyun Jin Ryu, R (1.1) 10 Michael Young, R (3.9) 35 Chris Capuano, L (4.1) 56 J.P. Howell, L (7.1) 54 Ronald Belisario, R (8.1) 16 Andre Ethier, L (8.9) 7 Nick Punto, S (9.6)	SF9		K				G3		K	0	0	0	1	0	0	0		Dodgers
										0	0	0	0	0	0	0		
Inning Stats	R: 0 E: 0 K: 2 S: 14	H: 1 LOB: 1 BB: 0 P: 16	R: 4 E: 0 K: 2 S: 18	H: 3 LOB: 0 BB: 1 P: 30	R: 2 E: 1 K: 2 S: 19	H: 4 LOB: 2 BB: 0 P: 28	R: 4 E: 1 K: 1 S: 14	H: 3 LOB: 0 BB: 0 P: 18	R: 0 E: 0 K: 1 S: 11	H: 0 LOB: 0 BB: 1 P: 15	R: 0 E: 0 K: 1 S: 5	H: 0 LOB: 0 BB: 0 P: 8	R: 3 E: 0 K: 1 S: 19	H: 3 LOB: 2 BB: 1 P: 33	1B: 10 2B: 1 3B: 1 HR: 2	SF: 1 SAC: 0 DP: 1 HBP: 1	WP: 2 PB: 0 SB: 0 CS: 0	PA: 42
PITCHER	IP WLS BF H R ER SO BB IBB HBP BLK WP HR S P ERA WHIP	49 Julio Teheran, R (1.1) ERA: 20.25 58 Alex Wood, L (3.1) ERA: 20 Luis Ayala, R (6.1) ERA: 52 Jordan Walden, R (7.1) ERA: 13.5 43 Luis Avilan, L (8.1) ERA:	2.2 L 17 3 4 0 3 0 0 0 0 1 1 27 35 0.00 1.286	2.1 0 11 3 4 0 3 0 0 0 0 1 1 27 35 0.00 1.286	1.0 0 3 0 0 0 1 1 0 0 0 0 11 15 0.00 1.000	1.2 0 8 1 3 3 2 1 0 1 0 0 0 17 29 16.20 1.200	0.0 0 2 0 0 0 0 0 0 0 0 0 5 9 ∞ ∞	PITCHER	IP WLS BF H R ER SO BB IBB HBP BLK WP HR S P ERA WHIP	62 David Hale, R (8.1) ERA:	0.1 0 1 0 0 0 0 0 0 0 0 0 0 2 3 0.00 0.000							

Batter	1	2	3	4	5	6	7	8	9	AB	R	H	RBI	BB	SO	LOB	TOP										
22 Jason Heyward, L OBP: 0.167, SLG: 0.333	E3		K		F8		K		K	5	0	0	0	0	3	1	Atlanta Braves @ Los Angeles Dodgers Dodger Stadium, Los Angeles, CA Mon Oct 07 2013, 6:39 PM - 9:57 PM PDT Att: 54,438 - Clear - 71 F										
8 Justin Upton, R OBP: 0.333, SLG: 0.214	B1		L9						K	3	0	0	0	2	1	1											
5 Freddie Freeman, L OBP: 0.353, SLG: 0.375	K				G4-3					4	1	1	0	0	1	4											
24 Evan Gattis, R OBP: 0.438, SLG: 0.357 4 Paul Janish, R	G5-3								K	4	1	0	0	0	1	2											
16 Brian McCann, L									K	4	0	0	0	0	4	2											
23 Chris Johnson, R OBP: 0.438, SLG: 0.438										4	0	3	1	0	0	0											
19 Andrelton Simmons, R OBP: 0.357, SLG: 0.333										4	0	1	1	0	1	2											
30 Elliot Johnson, S OBP: 0.133, SLG: 0.214 48 David Carpenter, R										4	1	1	0	0	0	4											
50 Freddy Garcia, R										2	0	0	0	0	0	0											
13 Jose Constanza, L OBP: 1.000, SLG: 1.000 43 Luis Avila, L 17 Jordan Schafer, L										1	0	1	1	0	0	0											
Inning Stats	R: 0 H: 0 E: 1 K: 1 S: 12	H: 0 LOB: 1 BB: 0 P: 16	R: 0 H: 0 E: 0 K: 2 S: 10	H: 1 LOB: 1 BB: 0 P: 16	R: 0 H: 0 E: 0 K: 1 S: 8	H: 0 LOB: 0 BB: 0 P: 8	R: 2 H: 2 E: 1 K: 1 S: 12	H: 2 LOB: 1 BB: 0 P: 19	R: 0 H: 0 E: 0 K: 0 S: 11	H: 0 LOB: 0 BB: 0 P: 12	R: 1 H: 2 E: 0 K: 1 S: 11	H: 2 LOB: 2 BB: 1 P: 19	R: 0 H: 2 E: 0 K: 2 S: 14	H: 2 LOB: 2 BB: 0 P: 23	R: 0 H: 0 E: 0 K: 3 S: 10	H: 0 LOB: 0 BB: 0 P: 14	1B: 6 2B: 0 3B: 1 HR: 0	SF: 0 SAC: 0 DP: 0 HBP: 0	WP: 1 PB: 0 SB: 0 CS: 0	PA: 38							
PITCHER	IP	WLS	BF	H	R	ER	SO	BB	IBB	HBP	BLK	WP	HR	S	P	ERA	WHIP										
22 Clayton Kershaw, L ERA: 0.05	6.0		24	3	2	0	6	1	0	0	0	1	0	61	91	0.00	0.667										
54 Ronald Belisario, R ERA: 9.0	0.1		3	2	1	1	0	0	0	0	0	0	0	7	10	27.00	6.000										
56 J.P. Howell, L ERA: 9.0	0.2		3	0	0	0	1	1	0	0	0	0	0	4	9	0.00	1.500										
0 Brian Wilson, R ERA: 9.0	1.0	W	5	2	0	0	2	0	0	0	0	0	0	14	23	0.00	2.000										
74 Kenley Jansen, R ERA: 9.0	1.0	S	3	0	0	0	3	0	0	0	0	0	0	10	14	0.00	0.000										

Batter	1	2	3	4	5	6	7	8	9	AB	R	H	RBI	BB	SO	LOB	BOTTOM										
25 Carl Crawford, L OBP: 0.421, SLG: 0.882	HR		HR							3	2	2	2	1	0	0	Atlanta Braves @ Los Angeles Dodgers Dodger Stadium, Los Angeles, CA Mon Oct 07 2013, 6:39 PM - 9:57 PM PDT Att: 54,438 - Clear - 71 F										
14 Mark Ellis, R OBP: 0.385, SLG: 0.400	G4-3		2B							4	0	2	0	0	1	1											
13 Hanley Ramirez, R OBP: 0.556, SLG: 1.063			K							3	0	1	0	1	1	2											
23 Adrián González, L OBP: 0.333, SLG: 0.500	F7		G5-3							4	0	1	0	0	0	4											
66 Yasiel Puig, R OBP: 0.500, SLG: 0.529	F9									4	1	2	0	0	0	2											
5 Juan Uribe, R OBP: 0.375, SLG: 0.813			K							4	1	2	2	0	1	1											
55 Skip Schumaker, L OBP: 0.313, SLG: 0.231			G6-3							3	0	1	0	1	0	0											
17 A.J. Ellis, R OBP: 0.467, SLG: 0.500			K							4	0	0	0	0	2	3											
22 Clayton Kershaw, L 54 Ronald Belisario, R 56 J.P. Howell, L 10 Michael Young, R 0 Brian Wilson, R 16 Andre Ethier, L 74 Kenley Jansen, S			K							2	0	0	0	0	1	0											
Inning Stats	R: 1 H: 2 E: 0 K: 0 S: 13	H: 2 LOB: 1 BB: 0 P: 16	R: 0 H: 0 E: 0 K: 2 S: 9	H: 0 LOB: 0 BB: 0 P: 12	R: 1 H: 2 E: 0 K: 2 S: 15	H: 2 LOB: 1 BB: 0 P: 21	R: 0 H: 2 E: 0 K: 1 S: 9	H: 2 LOB: 1 BB: 0 P: 12	R: 0 H: 0 E: 0 K: 0 S: 12	H: 2 LOB: 2 BB: 1 P: 24	R: 0 H: 1 E: 0 K: 0 S: 9	H: 1 LOB: 2 BB: 1 P: 20	R: 2 H: 2 E: 0 K: 0 S: 10	H: 2 LOB: 0 BB: 0 P: 15	1B: 4 2B: 4 3B: 0 HR: 3	SF: 0 SAC: 0 DP: 1 HBP: 0		WP: 0 PB: 0 SB: 2 CS: 1	PA: 36								
PITCHER	IP	WLS	BF	H	R	ER	SO	BB	IBB	HBP	BLK	WP	HR	S	P	ERA	WHIP										
50 Freddy Garcia, R ERA: 3.0	6.0		26	8	2	2	6	1	1	0	0	0	0	67	101	3.00	1.500										
43 Luis Avila, L ERA: 13.5	1.0	H	5	1	0	0	0	0	0	1	0	0	0	9	20	0.00	1.000										
48 David Carpenter, R ERA: 13.5	1.0	L	5	2	2	2	0	0	0	0	0	0	1	10	15	18.00	2.000										

Batter	1	2	3	4	5	6	7	8	9	AB	R	H	RBI	BB	SO	LOB	TOP										
25 Carl Crawford, L OBP: 0.379, SLG: 0.704										4	0	1	0	0	0	0	Los Angeles Dodgers @ St. Louis Cardinals Busch Stadium, St. Louis, MO Sat Oct 12 2013, 3:08 PM - 5:48 PM CDT Att: 46,872 - Sunny - 75 F										
14 Mark Ellis, R OBP: 0.370, SLG: 0.458										4	0	1	0	0	1	2											
23 Adrián González, L OBP: 0.385, SLG: 0.435										3	0	0	0	1	2	1											
66 Yasiel Puig, R OBP: 0.321, SLG: 0.333										4	0	0	0	0	4	4											
5 Juan Uribe, R OBP: 0.308, SLG: 0.577										4	0	0	0	0	3	3											
55 Skip Schumaker, L OBP: 0.250, SLG: 0.176										3	0	0	0	0	0	0											
16 Andre Ethier, L OBP: 0.273, SLG: 0.111										1	0	0	0	0	1	0											
17 A.J. Ellis, R OBP: 0.391, SLG: 0.450										3	0	1	0	0	0	0											
7 Nick Punto, S OBP: 0.250, SLG: 0.250										3	0	1	0	0	2	1											
22 Clayton Kershaw, L OBP: 0.143, SLG: 0.143										2	0	1	0	0	0	0											
10 Michael Young, R OBP: 0.197, SLG: 0.187										1	0	0	0	0	0	0											
54 Ronald Belisario, R										0	0	0	0	0	0	0											
56 J.P. Howell, L										0	0	0	0	0	0	0											
Inning Stats	R: 0 H: 1 E: 0 K: 2 S: 16	H: 1 LOB: 1 BB: 0 P: 24	R: 0 H: 0 E: 0 K: 0 S: 5	H: 0 LOB: 0 BB: 0 P: 9	R: 0 H: 0 E: 0 K: 1 S: 8	H: 0 LOB: 0 BB: 0 P: 12	R: 0 H: 0 E: 0 K: 1 S: 12	H: 0 LOB: 0 BB: 0 P: 17	R: 0 H: 2 E: 1 K: 2 S: 11	H: 1 LOB: 3 BB: 1 P: 21	R: 0 H: 1 E: 0 K: 0 S: 14	H: 0 LOB: 1 BB: 0 P: 20	R: 0 H: 0 E: 0 K: 3 S: 9	H: 0 LOB: 0 BB: 0 P: 11	R: 0 H: 0 E: 0 K: 3 S: 10	H: 0 LOB: 0 BB: 0 P: 14	1B: 4 2B: 1 3B: 0 HR: 0	SF: 0 SAC: 0 DP: 0 HBP: 0	WP: 2 PB: 0 SB: 1 CS: 0	PA: 33							
PITCHER	IP	WLS	BF	H	R	ER	SO	BB	IBB	HBP	BLK	WP	HR	S	P	ERA	WHIP										
52 Michael Wacha, R ERA: 0.64	6.2	W	26	5	0	0	8	0	1	0	0	0	0	73	112	0.00	0.750										
46 Kevin Siegrist, L ERA:	0.1	H	1	0	0	0	0	0	0	0	0	1	0	5	8	0.00	0.000										
36 Randy Choate, L ERA:	0.1	H	1	0	0	0	0	0	0	0	0	0	0	3	3	0.00	0.000										
44 Carlos Martinez, R ERA: 4.91	0.2	H	2	0	0	0	2	0	0	0	0	0	0	6	8	0.00	0.000										
26 Trevor Rosenthal, R ERA:	1.0	S	3	0	0	0	3	0	0	0	0	0	0	10	14	0.00	0.000										

Batter	1	2	3	4	5	6	7	8	9	AB	R	H	RBI	BB	SO	LOB	BOTTOM										
13 Matt Carpenter, L OBP: 0.233, SLG: 0.192										3	0	1	0	0	0	0	Los Angeles Dodgers @ St. Louis Cardinals Busch Stadium, St. Louis, MO Sat Oct 12 2013, 3:08 PM - 5:48 PM CDT Att: 46,872 - Sunny - 75 F										
3 Carlos Beltrán, S OBP: 0.333, SLG: 0.538										2	0	0	0	1	1	1											
7 Matt Holliday, R OBP: 0.241, SLG: 0.357										3	0	0	0	0	1	2											
4 Yadier Molina, R OBP: 0.393, SLG: 0.458										3	0	0	0	0	0	1											
23 David Freese, R OBP: 0.231, SLG: 0.333										3	1	1	0	0	0	0											
33 Daniel Descalso, L OBP: 0.200, SLG: 0.200										0	0	0	0	0	0	0											
Matt Adams, L OBP: 0.310, SLG: 0.385										3	0	0	0	0	1	1											
19 Jon Jay, L OBP: 0.250, SLG: 0.130										2	0	0	1	0	0	0											
38 Pete Kozma, R OBP: 0.316, SLG: 0.294										2	0	0	0	1	0	0											
52 Michael Wacha, R ERA: 0.64	6.0	L	20	2	1	0	5	1	0	0	0	0	0	44	72	0.00		0.500									
54 Ronald Belisario, R ERA: 3.0	1.0		3	0	0	0	0	0	0	0	0	5	10	0.00	0.000												
56 J.P. Howell, L ERA:	1.0		4	0	0	0	0	1	0	0	0	10	20	0.00	1.000												
Inning Stats	R: 0 H: 1 E: 0 K: 1 S: 7	H: 0 LOB: 1 BB: 0 P: 10	R: 0 H: 0 E: 0 K: 0 S: 6	H: 0 LOB: 0 BB: 0 P: 10	R: 0 H: 0 E: 0 K: 1 S: 6	H: 0 LOB: 0 BB: 0 P: 9	R: 0 H: 0 E: 0 K: 0 S: 4	H: 0 LOB: 0 BB: 1 P: 11	R: 1 H: 1 E: 0 K: 1 S: 10	H: 1 LOB: 0 BB: 0 P: 17	R: 0 H: 0 E: 0 K: 2 S: 11	H: 0 LOB: 0 BB: 0 P: 15	R: 0 H: 0 E: 0 K: 0 S: 5	H: 0 LOB: 0 BB: 0 P: 10	R: 0 H: 0 E: 0 K: 0 S: 10	H: 0 LOB: 1 BB: 1 P: 20	1B: 0 2B: 1 3B: 1 HR: 0	SF: 1 SAC: 0 DP: 1 HBP: 0	WP: 0 PB: 1 SB: 0 CS: 0	PA: 27							
PITCHER	IP	WLS	BF	H	R	ER	SO	BB	IBB	HBP	BLK	WP	HR	S	P	ERA	WHIP										
22 Clayton Kershaw, L ERA: 0.47	6.0	L	20	2	1	0	5	1	0	0	0	0	0	44	72	0.00	0.500										
54 Ronald Belisario, R ERA: 3.0	1.0		3	0	0	0	0	0	0	0	0	5	10	0.00	0.000												
56 J.P. Howell, L ERA:	1.0		4	0	0	0	0	1	0	0	0	10	20	0.00	1.000												

AB	32
R	0
H	5
RBI	0
BB	1
SO	13
LOB	12



AB	24
R	1
H	2
RBI	1
BB	2
SO	5
LOB	6



livebaseballscores.com

livebaseballscores.com

Batter	1	2	3	4	5	6	7	8	9	AB	R	H	RBI	BB	SO	LOB	TOP			
13 Matt Carpenter, L (1,4) OBP: 0.206, SLG: 0.167	F7		G3-1			G4-3		K		4	0	0	0	0	1	1	St. Louis Cardinals @ Los Angeles Dodgers Dodger Stadium, Los Angeles, CA Mon Oct 14 2013, 5:07 PM - 8:01 PM PDT Att: 53,940 - Clear - 79 F livebaseballscorecards.com			
3 Carlos Beltrán, S (1,9) OBP: 0.324, SLG: 0.483	BB			G6-3		F7		P2		3	0	0	0	1	0					
7 Matt Holliday, R (1,7) OBP: 0.212, SLG: 0.313	F9			G3-1		G4-3		G4-3		4	0	0	0	0	1					
4 Yadier Molina, R (1,2) OBP: 0.375, SLG: 0.429	K			F8			33 FC3-6 1B	G6-3		4	0	1	0	0	1	1				
23 David Freese, R (1,5) OBP: 0.250, SLG: 0.346 33 Daniel Descalso, L (5, PR) OBP: 0.182, SLG: 0.182	G5-3				19 F7-4 1B	FC3-6 1-2				2	0	1	0	0	0	0				
Matt Adams, L (1,3) OBP: 0.313, SLG: 0.379	K				38 FC5-4 1B			K		3	0	1	0	0	2	1				
19 Jon Jay, L (1,8) OBP: 0.258, SLG: 0.154	G3				F7-4 2-2					3	0	1	0	0	0	2				
38 Pete Kozma, R (1,6) OBP: 0.286, SLG: 0.263 16 Kolten Wong, L (8, PH) (8,4)	F8				FC5-4 1-2			K		2	0	0	0	0	0	2				
50 Adam Wainwright, R (1,1) 56 Adron Chambers, L (8, PH) 46 Kevin Siegrist, L (8,1) 43 Seth Maness, R (8,1) 36 Randy Choate, L (8,1)	K				FC5-4 1-2					1	0	0	0	0	1	1				
										2	0	0	0	0	1	0				
										1	0	0	0	0	0	1				
										0	0	0	0	0	0	0				
										0	0	0	0	0	0	0				
Inning Stats	R: 0 E: 0 K: 1 S: 10	H: 0 LOB: 1 BB: 1 P: 18	R: 0 E: 0 K: 1 S: 11	H: 0 LOB: 0 BB: 0 P: 17	R: 0 E: 0 K: 1 S: 7	H: 0 LOB: 0 BB: 0 P: 9	R: 0 E: 0 K: 0 S: 8	H: 2 LOB: 2 BB: 0 P: 16	R: 0 E: 0 K: 0 S: 8	H: 0 LOB: 0 BB: 0 P: 11	R: 0 E: 0 K: 1 S: 14	H: 1 LOB: 1 BB: 0 P: 21	R: 0 E: 0 K: 2 S: 10	H: 1 LOB: 0 BB: 0 P: 14	R: 0 E: 0 K: 0 S: 12	H: 0 LOB: 0 BB: 0 P: 16	1B: 4 2B: 1 3B: 0 HR: 0	SF: 0 SAC: 0 DP: 1 HBP: 0	WP: 0 PB: 0 SB: 0 CS: 0	PA: 31
PITCHER	IP WLS BF H R ER SO BB IBB HBP BLK WP HR S P ERA WHIP																			
99 Hyun Jin Ryu, L (1,1) ERA: 3.6	7.0 W 24 3 0 0 4 1 0 0 0 0 0 0 69 108 0.00 0.571																			
0 Brian Wilson, R (8,1) ERA:	1.0 H 4 1 0 0 2 0 0 0 0 0 0 0 10 14 0.00 1.000																			
74 Kenley Jansen, R (9,1) ERA:	1.0 S 3 0 0 0 0 0 0 0 0 0 0 0 12 16 0.00 0.000																			

Batter	1	2	3	4	5	6	7	8	9	AB	R	H	RBI	BB	SO	LOB	BOTTOM			
25 Carl Crawford, L (1,7) OBP: 0.364, SLG: 0.645	G6-3		G4-3			K				4	1	1	0	0	1	1	St. Louis Cardinals @ Los Angeles Dodgers Dodger Stadium, Los Angeles, CA Mon Oct 14 2013, 5:07 PM - 8:01 PM PDT Att: 53,940 - Clear - 79 F livebaseballscorecards.com			
14 Mark Ellis, R (1,4) OBP: 0.387, SLG: 0.500	K				13 F9 23 2B	G6-3				4	1	2	0	0	1	1				
13 Hanley Ramirez, R (1,6) OBP: 0.371, SLG: 0.664 74 Kenley Jansen, S (9,1)	1B				F9 1					4	0	2	1	0	0	1				
23 Adrián González, L (1,3) OBP: 0.367, SLG: 0.444	P4				16 G4-3 66 3B	F7				4	1	1	1	0	0	3				
16 Andre Ethier, L (1,8) OBP: 0.200, SLG: 0.077	G4-3				G4-3					4	0	0	0	0	1	3				
66 Yasiel Puig, R (1,9) OBP: 0.355, SLG: 0.433	K									3	0	2	1	0	1	0				
5 Juan Uribe, R (1,5) OBP: 0.276, SLG: 0.517	G1-3									3	0	0	0	0	1	2				
17 A.J. Ellis, R (1,2) OBP: 0.385, SLG: 0.522	G6-3									3	0	1	0	0	0	0				
99 Hyun Jin Ryu, R (1,1) 0 Brian Wilson, R (8,1)	K									2	0	0	0	0	1	1				
10 Michael Young, R (8, PH) OBP: 0.143, SLG: 0.143 7 Nick Punto, S (9,6) OBP: 0.250, SLG: 0.250	G1-4-3									1	0	0	0	0	0	0				
										0	0	0	0	0	0	0				
										0	0	0	0	0	0	0				
Inning Stats	R: 0 E: 0 K: 1 S: 8	H: 1 LOB: 1 BB: 0 P: 15	R: 0 E: 0 K: 1 S: 8	H: 0 LOB: 0 BB: 0 P: 11	R: 0 E: 0 K: 1 S: 11	H: 0 LOB: 0 BB: 0 P: 18	R: 2 E: 0 K: 1 S: 13	H: 3 LOB: 1 BB: 0 P: 20	R: 0 E: 0 K: 1 S: 6	H: 1 LOB: 1 BB: 0 P: 10	R: 0 E: 0 K: 0 S: 6	H: 0 LOB: 0 BB: 0 P: 7	R: 0 E: 0 K: 0 S: 7	H: 1 LOB: 0 BB: 0 P: 10	R: 1 E: 0 K: 1 S: 12	H: 3 LOB: 2 BB: 0 P: 17	1B: 5 2B: 2 3B: 2 HR: 0	SF: 0 SAC: 0 DP: 1 HBP: 0	WP: 0 PB: 0 SB: 0 CS: 0	PA: 32
PITCHER	IP WLS BF H R ER SO BB IBB HBP BLK WP HR S P ERA WHIP																			
50 Adam Wainwright, R (1,1) ERA: 1.57	7.0 L 26 6 2 2 5 2 0 0 0 0 0 0 59 91 2.57 0.857																			
46 Kevin Siegrist, L (8,1) ERA: 3.86	0.1 2 1 1 1 0 0 0 0 0 0 0 4 5 27.00 3.000																			
43 Seth Maness, R (8,1) ERA:	0.0 2 2 0 0 0 0 0 0 0 0 0 4 6 ∞ ∞																			
36 Randy Choate, L (8,1) ERA:	0.2 2 0 0 0 1 0 0 0 0 0 0 4 6 0.00 0.000																			

Batter	1	2	3	4	5	6	7	8	9	AB	R	H	RBI	BB	SO	LOB	TOP										
13 Matt Carpenter, L (1,4) OBP: 0.231, SLG: 0.206	G3-1		G4-3 7 HR 2B		F7		K		56 S BB	4	1	1	1	1	1	1											
3 Carlos Beltrán, S (1,9) OBP: 0.333, SLG: 0.438	P5		G4-3		7 FC5-4 BB		7 1B BB		F9	3	0	0	0	2	0	2											
7 Matt Holliday, R (1,7) OBP: 0.226, SLG: 0.417 44 Carlos Martínez, R (7,1) 56 Adron Chambers, L (9,PH) 26 Trevor Rosenthal, R (9,1)	P3		HR		FC5-4 1-2		1B		2-3 K	4	1	2	2	0	0	2											
Matt Adams, L (1,3) OBP: 0.270, SLG: 0.324	G3		K		G4-3		K		K	5	0	0	0	0	3	3											
4 Yadier Molina, R (1,2) OBP: 0.389, SLG: 0.400	BB				F8		19 CI BB		G5-3	2	0	0	0	2	0	0											
19 Jon Jay, L (1,8) OBP: 0.265, SLG: 0.172	K				K2-3		23 G5-4-3 CI		38 HBP 1B	3	0	1	0	0	2	1											
23 David Freese, R (1,5) 38 Pete Kozma, R (6,6) OBP: 0.318, SLG: 0.263	K				F8		G5-4-3		HBP	3	0	0	0	0	1	3											
33 Daniel Descalso, L (1,6) OBP: 0.200, SLG: 0.200			31 SH3-4 13 2B 1B		K		K		K	4	1	1	0	0	3	2											
31 Lance Lynn, S (1,1) 43 Seth Maness, R (6,1) 43 Shane Robinson, R (7,PH) OBP: 0.250, SLG: 1.000	SH3-4				3 BLK 3 WP BB		HR		F8	0	0	0	0	1	0	0											
Inning Stats	R: 0 E: 0 K: 0 S: 4	H: 0 LOB: 0 BB: 0 P: 6	R: 0 E: 0 K: 2 S: 14	H: 0 LOB: 1 BB: 2 P: 22	R: 3 E: 0 K: 1 S: 12	H: 3 LOB: 0 BB: 0 P: 18	R: 0 E: 0 K: 1 S: 9	H: 0 LOB: 0 BB: 2 P: 12	R: 0 E: 0 K: 1 S: 14	H: 0 LOB: 2 BB: 2 P: 25	R: 0 E: 1 K: 0 S: 9	H: 0 LOB: 1 BB: 1 P: 19	R: 1 E: 0 K: 3 S: 14	H: 2 LOB: 2 BB: 1 P: 26	R: 0 E: 0 K: 1 S: 7	H: 1 LOB: 2 BB: 0 P: 13	R: 0 E: 0 K: 2 S: 9	H: 0 LOB: 1 BB: 1 P: 18	1B: 3 2B: 1 3B: 0 HR: 2	SF: 0 SAC: 1 DP: 1 HBP: 1	WP: 1 PB: 0 SB: 1 CS: 0	PA: 40					
PITCHER	IP	WLS	BF	H	R	ER	SO	BB	IBB	HBP	BLK	WP	HR	S	P	ERA	WHIP										
47 Ricky Nolasco, R (1,1) ERA: 6.75	4.0	L	16	3	3	3	4	1	0	0	0	0	1	39	58	6.75	1.000										
44 Chris Withrow, R (5,1) ERA: 6.75	2.0		9	0	0	0	1	3	0	0	1	1	0	23	44	0.00	1.500										
56 J.P. Howell, L (7,1) ERA: 1.69	1.0		6	2	1	1	3	1	0	0	0	0	1	14	26	9.00	3.000										
54 Ronald Belisario, R (8,1) ERA: 2.7	0.1		3	1	0	0	0	0	0	1	0	0	0	2	5	0.00	3.000										
49 Carlos Marmol, R (8,1) ERA:	1.2		6	0	0	0	3	1	0	0	0	0	0	14	26	0.00	0.600										

St. Louis Cardinals @ Los Angeles Dodgers
 Dodger Stadium, Los Angeles, CA
 Tue Oct 15 2013, 5:08 PM - 8:25 PM PDT
 Att: 53,992 - Clear - 82 F

livebaseballscores.com

AB 31
 R 4
 H 6
 RBI 4
 BB 6
 SO 11
 LOB 17




Batter	1	2	3	4	5	6	7	8	9	AB	R	H	RBI	BB	SO	LOB	BOTTOM										
25 Carl Crawford, L (1,7) OBP: 0.351, SLG: 0.600	F8		P6		1B		G3			4	0	1	0	0	0	1											
14 Mark Ellis, R (1,4) OBP: 0.343, SLG: 0.438	K		G5-3		P4		G5-3			4	0	0	0	0	1	1											
13 Hanley Ramírez, R (1,6) OBP: 0.516, SLG: 0.760 56 J.P. Howell, L (7,1) 54 Ronald Belisario, R (8,1) 10 Michael Young, R (8,6) OBP: 0.125, SLG: 0.125	K		K		K		G6-3			3	0	0	0	0	3	1											
23 Adrián González, L (1,3) OBP: 0.353, SLG: 0.452	F7		F8		F8		G3			4	1	1	0	0	0	1											
16 Andre Ethier, L (1,8) OBP: 0.316, SLG: 0.188	17 BB 66 BB 1B		5 F9 66 1B BB		L7		66 G4-3 1B			3	1	2	0	1	0	0											
66 Yasiel Puig, R (1,9) OBP: 0.400, SLG: 0.455	17 BB BB		17 1B 1B		5 G6-4-3 1B		G4-3			3	0	2	1	1	0	1											
5 Juan Uribe, R (1,5) OBP: 0.242, SLG: 0.455	L4		F9		G6-4-3		K			4	0	0	0	0	1	5											
17 A.J. Ellis, R (1,2) OBP: 0.414, SLG: 0.520	BB		55 G6-3 1B		P4					2	0	1	1	1	0	0											
47 Ricky Nolasco, R (1,1) 55 Skip Schumaker, L (4,PH) 44 Chris Withrow, R (5,1) 7 Nick Punto, S (7,6) 49 Carlos Marmol, R (8,1) ERA:	BB		G6-3		25 G3 2B					1	0	0	0	0	1	3											
Inning Stats	R: 0 E: 0 K: 2 S: 9	H: 0 LOB: 0 BB: 0 P: 12	R: 0 E: 0 K: 1 S: 13	H: 1 LOB: 3 BB: 2 P: 25	R: 0 E: 0 K: 1 S: 7	H: 0 LOB: 0 BB: 0 P: 10	R: 2 E: 0 K: 0 S: 12	H: 3 LOB: 1 BB: 1 P: 19	R: 0 E: 0 K: 1 S: 9	H: 1 LOB: 0 BB: 0 P: 12	R: 0 E: 0 K: 0 S: 6	H: 1 LOB: 0 BB: 0 P: 8	R: 0 E: 0 K: 0 S: 5	H: 1 LOB: 0 BB: 0 P: 7	R: 0 E: 0 K: 0 S: 7	H: 0 LOB: 0 BB: 0 P: 11	R: 0 E: 0 K: 1 S: 7	H: 1 LOB: 0 BB: 0 P: 13	1B: 6 2B: 2 3B: 0 HR: 0	SF: 0 SAC: 0 DP: 3 HBP: 0	WP: 0 PB: 0 SB: 0 CS: 0	PA: 34					
PITCHER	IP	WLS	BF	H	R	ER	SO	BB	IBB	HBP	BLK	WP	HR	S	P	ERA	WHIP										
31 Lance Lynn, R (1,1) ERA: 5.4	5.1	W	24	6	2	2	5	3	0	0	0	0	0	54	83	3.38	1.688										
43 Seth Maness, R (6,1) ERA:	0.2	H	1	0	0	0	0	0	0	0	0	0	0	2	3	0.00	0.000										
44 Carlos Martínez, R (7,1) ERA: 3.15	2.0	H	6	1	0	0	0	0	0	0	0	0	0	12	18	0.00	0.500										
26 Trevor Rosenthal, R (9,1) ERA:	1.0	S	3	1	0	0	1	0	0	0	0	0	0	7	13	0.00	1.000										

St. Louis Cardinals @ Los Angeles Dodgers
 Dodger Stadium, Los Angeles, CA
 Tue Oct 15 2013, 5:08 PM - 8:25 PM PDT
 Att: 53,992 - Clear - 82 F

livebaseballscores.com

AB 31
 R 2
 H 8
 RBI 2
 BB 3
 SO 6
 LOB 15



Batter	1	2	3	4	5	6	7	8	9	AB	R	H	RBI	BB	SO	LOB	TOP					
13 Matt Carpenter, L (1.4) OBP: 0.256, SLG: 0.237										4	1	2	0	0	0	0	St. Louis Cardinals @ Los Angeles Dodgers Dodger Stadium, Los Angeles, CA Wed Oct 16 2013, 1:08 PM - 4:18 PM PDT Att: 53,183 - Sunny - 82 F					
3 Carlos Beltrán, S (1.9) OBP: 0.349, SLG: 0.486										3	1	1	1	1	1	0						
7 Matt Holliday, R (1.7) OBP: 0.293, SLG: 0.500										4	1	3	1	0	0	0						
Matt Adams, L (1.3) OBP: 0.293, SLG: 0.342										4	1	2	1	0	1	3						
4 Yadier Molina, R (1.2) OBP: 0.350, SLG: 0.353										4	0	0	0	0	2	6						
19 Jon Jay, L (1.8) OBP: 0.263, SLG: 0.182										4	0	1	0	0	1	0						
23 David Freese, R (1.5) OBP: 0.200, SLG: 0.273										4	0	0	0	0	1	2						
38 Pete Kozma, R (1.6) OBP: 0.308, SLG: 0.261										4	0	1	1	0	0	0						
56 Joe Kelly, R (1.1) OBP: 0.167, SLG: 0.167										2	0	0	0	0	1	0						
36 Randy Choate, L (6.1)										0	0	0	0	0	0	0						
44 Edward Mujica, R (6.1)										0	0	0	0	0	0	0						
46 Kevin Siegrist, L (7.1)										0	0	0	0	0	0	0						
33 Daniel Descalso, L (8. PH)										0	0	0	0	0	0	0						
34 John Axford, R (8.1)										0	0	0	0	0	0	0						
56 Adron Chambers, L (9. PH)										1	0	0	0	0	1	2						
Inning Stats	R: 0 E: 0 K: 1 S: 10	H: 2 LOB: 2 BB: 1 P: 20	R: 0 E: 0 K: 1 S: 7	H: 0 LOB: 0 BB: 0 P: 10	R: 2 E: 0 K: 0 S: 17	H: 4 LOB: 1 BB: 0 P: 31	R: 0 E: 0 K: 0 S: 7	H: 0 LOB: 0 BB: 0 P: 9	R: 0 E: 0 K: 1 S: 6	H: 0 LOB: 0 BB: 0 P: 7	R: 0 E: 0 K: 1 S: 9	H: 0 LOB: 0 BB: 0 P: 16	R: 0 E: 0 K: 0 S: 7	H: 0 LOB: 0 BB: 0 P: 11	R: 0 E: 0 K: 1 S: 8	H: 0 LOB: 0 BB: 0 P: 11	R: 2 E: 0 K: 3 S: 19	H: 4 LOB: 2 BB: 0 P: 26	1B: 7 2B: 2 3B: 1 HR: 0	SF: 0 SAC: 0 DP: 2 HBP: 0	WP: 0 PB: 0 SB: 0 CS: 0	PA: 36
PITCHER	IP WLS BF H R ER SO BB IBB HBP BLK WP HR S P ERA WHIP	7.0 W 26 6 2 2 4 1 0 0 0 0 0 63 104 2.57 1.000	1.0 H 3 0 0 0 1 0 0 0 0 0 0 8 11 0.00 0.000	1.0 7 4 2 2 3 0 0 0 0 0 0 19 26 18.00 4.000	PITCHER										IP WLS BF H R ER SO BB IBB HBP BLK WP HR S P ERA WHIP	1.0 H 3 0 0 0 1 0 0 0 0 0 0 8 11 0.00 0.000	1.0 7 4 2 2 3 0 0 0 0 0 0 19 26 18.00 4.000					
21 Zack Greinke, R (1.1) ERA: 2.57	0 Brian Wilson, R (8.1) ERA: 4.15	74 Kenley Jansen, R (9.1) ERA: 4.15	PITCHER										21 Zack Greinke, R (1.1) ERA: 2.57	0 Brian Wilson, R (8.1) ERA: 4.15	74 Kenley Jansen, R (9.1) ERA: 4.15							
Batter	1	2	3	4	5	6	7	8	9	AB	R	H	RBI	BB	SO	LOB	BOTTOM					
25 Carl Crawford, L (1.7) OBP: 0.341, SLG: 0.641										4	1	1	1	0	2	2	St. Louis Cardinals @ Los Angeles Dodgers Dodger Stadium, Los Angeles, CA Wed Oct 16 2013, 1:08 PM - 4:18 PM PDT Att: 53,183 - Sunny - 82 F					
14 Mark Ellis, R (1.4) OBP: 0.333, SLG: 0.417										4	0	1	0	0	0	0						
13 Hanley Ramirez, R (1.6) OBP: 0.471, SLG: 0.679										3	0	0	0	0	1	1						
7 Nick Punto, S (7.6) OBP: 0.333, SLG: 0.500										1	0	0	0	0	1	0						
23 Adrián González, L (1.3) OBP: 0.395, SLG: 0.657										4	3	3	2	0	0	0						
16 Andre Ethier, L (1.8) OBP: 0.261, SLG: 0.150										4	0	0	0	0	1	1						
66 Yasiel Puig, R (1.9) OBP: 0.395, SLG: 0.444										3	1	1	0	0	1	0						
5 Juan Uribe, R (1.5) OBP: 0.250, SLG: 0.444										3	0	1	1	0	0	0						
17 A.J. Ellis, R (1.2) OBP: 0.406, SLG: 0.607										3	1	1	1	0	0	2						
21 Zack Greinke, R (1.1) OBP: 0.143, SLG: 0.143	10 Michael Young, R (7. PH) OBP: 0.111, SLG: 0.111	0 Brian Wilson, R (8.1)	74 Kenley Jansen, S (9.1)	PITCHER										21 Zack Greinke, R (1.1) OBP: 0.143, SLG: 0.143	10 Michael Young, R (7. PH) OBP: 0.111, SLG: 0.111	0 Brian Wilson, R (8.1)		74 Kenley Jansen, S (9.1)				
Inning Stats	R: 0 E: 0 K: 1 S: 10	H: 0 LOB: 0 BB: 0 P: 16	R: 2 E: 0 K: 1 S: 16	H: 4 LOB: 2 BB: 0 P: 28	R: 1 E: 0 K: 0 S: 7	H: 2 LOB: 0 BB: 0 P: 12	R: 0 E: 0 K: 1 S: 8	H: 0 LOB: 0 BB: 0 P: 9	R: 1 E: 0 K: 0 S: 11	H: 1 LOB: 0 BB: 0 P: 17	R: 0 E: 0 K: 0 S: 5	H: 0 LOB: 0 BB: 0 P: 10	R: 1 E: 0 K: 1 S: 12	H: 1 LOB: 0 BB: 0 P: 17	R: 1 E: 0 K: 2 S: 12	H: 1 LOB: 0 BB: 0 P: 15	R: 1 E: 0 K: 3 S: 19	H: 4 LOB: 2 BB: 0 P: 26	1B: 5 2B: 0 3B: 0 HR: 4	SF: 0 SAC: 0 DP: 1 HBP: 0	WP: 0 PB: 0 SB: 0 CS: 0	PA: 32
PITCHER	IP WLS BF H R ER SO BB IBB HBP BLK WP HR S P ERA WHIP	5.0 L 21 7 4 4 3 0 0 0 0 0 0 4 8 0.00 0.000	1.0 4 1 1 1 0 0 0 0 0 0 1 10 14 9.00 1.000	1.0 1 0 0 0 1 0 0 0 0 0 0 3 5 0.00 0.000	1.0 4 1 1 1 2 0 0 0 0 0 1 12 15 9.00 1.000	PITCHER										5.0 L 21 7 4 4 3 0 0 0 0 0 0 4 8 0.00 0.000	1.0 4 1 1 1 0 0 0 0 0 0 1 10 14 9.00 1.000	1.0 1 0 0 0 1 0 0 0 0 0 0 3 5 0.00 0.000	1.0 4 1 1 1 2 0 0 0 0 0 1 12 15 9.00 1.000			
58 Joe Kelly, R (1.1) ERA: 4.41	36 Randy Choate, L (6.1)	44 Edward Mujica, R (6.1)	46 Kevin Siegrist, L (7.1)	34 John Axford, R (8.1)	PITCHER										58 Joe Kelly, R (1.1) ERA: 4.41	36 Randy Choate, L (6.1)	44 Edward Mujica, R (6.1)	46 Kevin Siegrist, L (7.1)	34 John Axford, R (8.1)			

Batter	1	2	3	4	5	6	7	8	9	AB	R	H	RBI	BB	SO	LOB	TOP								
25 Carl Crawford, L OBP: 0.356, SLG: 0.619										3	0	1	0	1	0	1	Los Angeles Dodgers @ St. Louis Cardinals Busch Stadium, St. Louis, MO Fri Oct 18, 2013, 7:39 PM - 10:37 PM CDT Att: 46,899 - Partly Cloudy - 52 F								
14 Mark Ellis, R OBP: 0.302, SLG: 0.375										4	0	0	0	0	1	3									
23 Adrián González, L OBP: 0.366, SLG: 0.605										3	0	0	0	0	0	1									
13 Hanley Ramirez, R OBP: 0.432, SLG: 0.613										3	0	0	0	0	0	1									
16 Andre Ethier, L OBP: 0.231, SLG: 0.130										3	0	0	0	0	2	0									
66 Yasiel Puig, R OBP: 0.366, SLG: 0.410										3	0	0	0	0	2	0									
5 Juan Uribe, R OBP: 0.231, SLG: 0.410										3	0	0	0	0	1	0									
17 A.J. Ellis, R OBP: 0.400, SLG: 0.613										3	0	1	0	0	1	0									
22 Clayton Kershaw, L OBP: 0.315, SLG: 0.025										1	0	0	0	0	0	0									
54 Ronald Belisario, R ERA: 7.36										1	0	0	0	0	0	0									
56 J.P. Howell, L ERA: 1.5										1	0	0	0	0	0	0									
44 Chris Withrow, R ERA: 5.4										1	0	0	0	0	0	0									
49 Carlos Marmol, R ERA: 5.0										1	0	0	0	0	0	0									
10 Michael Young, R ERA: 3.00										1	0	0	0	0	0	0									
Inning Stats	R: 0 E: 0 K: 0 S: 9	H: 1 LOB: 0 BB: 0 P: 14	R: 0 E: 0 K: 2 S: 7	H: 0 LOB: 0 BB: 0 P: 10	R: 0 E: 0 K: 1 S: 13	H: 0 LOB: 0 BB: 0 P: 18	R: 0 E: 0 K: 0 S: 8	H: 0 LOB: 1 BB: 1 P: 17	R: 0 E: 0 K: 0 S: 9	H: 1 LOB: 1 BB: 0 P: 14	R: 0 E: 0 K: 1 S: 8	H: 0 LOB: 0 BB: 0 P: 11	R: 0 E: 0 K: 1 S: 9	H: 0 LOB: 0 BB: 0 P: 11	R: 0 E: 0 K: 2 S: 12	H: 0 LOB: 0 BB: 0 P: 15	R: 0 E: 0 K: 1 S: 7	H: 0 LOB: 0 BB: 0 P: 12	1B: 1 2B: 1 3B: 0 HR: 0	SF: 0 SAC: 0 DP: 1 HBP: 0	WP: 0 PB: 0 SB: 0 CS: 0	PA: 29			
PITCHER	IP	WLS	BF	H	R	ER	SO	BB	IBB	HBP	BLK	WP	HR	S	P	ERA	WHIP								
52 Michael Wacha, R ERA: 0.43	7.0	W	23	2	0	0	5	1	0	0	0	0	0	63	95	0.00	0.429								
44 Carlos Martinez, R ERA: 2.7	1.0		3	0	0	0	2	0	0	0	0	0	0	12	15	0.00	0.000								
26 Trevor Rosenthal, R ERA:	1.0		3	0	0	0	1	0	0	0	0	0	0	7	12	0.00	0.000								

Batter	1	2	3	4	5	6	7	8	9	AB	R	H	RBI	BB	SO	LOB	BOTTOM								
13 Matt Carpenter, L OBP: 0.250, SLG: 0.262										4	1	1	1	0	1	0	Los Angeles Dodgers @ St. Louis Cardinals Busch Stadium, St. Louis, MO Fri Oct 18, 2013, 7:39 PM - 10:37 PM CDT Att: 46,899 - Partly Cloudy - 52 F								
3 Carlos Beltrán, S OBP: 0.383, SLG: 0.538										4	1	3	2	0	0	0									
19 Jon Jay, L OBP: 0.282, SLG: 0.206										1	0	1	0	0	0	0									
7 Matt Holliday, R OBP: 0.261, SLG: 0.444										5	0	0	0	0	2	4									
4 Yadier Molina, R OBP: 0.356, SLG: 0.359										5	2	2	1	0	1	2									
23 David Freese, R OBP: 0.250, SLG: 0.297										4	1	2	0	1	1	1									
Matt Adams, L OBP: 0.333, SLG: 0.390										3	1	2	1	1	0	0									
43 Shane Robinson, R OBP: 0.375, SLG: 0.750										4	1	2	2	0	0	4									
38 Pete Kozma, R OBP: 0.333, SLG: 0.240										2	1	0	0	2	1	1									
52 Michael Wacha, R ERA: 3.13										3	1	0	1	0	1	5									
16 Kolten Wong, L ERA: 7.36										1	0	0	0	0	0	0									
44 Carlos Martinez, R ERA: 2.7										0	0	0	0	0	0	0									
26 Trevor Rosenthal, R ERA: 3.00										0	0	0	0	0	0	0									
Inning Stats	R: 0 E: 0 K: 2 S: 11	H: 1 LOB: 1 BB: 0 P: 18	R: 0 E: 0 K: 1 S: 9	H: 1 LOB: 0 BB: 0 P: 15	R: 4 E: 1 K: 2 S: 30	H: 5 LOB: 3 BB: 2 P: 48	R: 0 E: 0 K: 0 S: 6	H: 0 LOB: 0 BB: 0 P: 10	R: 5 E: 1 K: 0 S: 15	H: 4 LOB: 1 BB: 1 P: 25	R: 0 E: 0 K: 0 S: 10	H: 1 LOB: 1 BB: 1 P: 19	R: 0 E: 0 K: 0 S: 8	H: 0 LOB: 0 BB: 0 P: 15	R: 0 E: 0 K: 2 S: 14	H: 1 LOB: 1 BB: 0 P: 21	1B: 10 2B: 3 3B: 0 HR: 0	SF: 1 SAC: 0 DP: 1 HBP: 0	WP: 3 PB: 0 SB: 0 CS: 0	PA: 41					
PITCHER	IP	WLS	BF	H	R	ER	SO	BB	IBB	HBP	BLK	WP	HR	S	P	ERA	WHIP								
22 Clayton Kershaw, L ERA: 3.13	4.0	L	24	10	7	7	0	1	0	0	0	0	0	5	10	0.00	0.000								
56 J.P. Howell, L ERA: 1.5	0.2		3	1	2	2	0	0	0	0	0	1	0	5	8	27.00	1.500								
44 Chris Withrow, R ERA: 5.4	1.0		4	1	0	0	0	1	0	0	0	0	0	10	19	0.00	2.000								
49 Carlos Marmol, R ERA: 5.0	2.0		7	1	0	0	2	0	0	0	0	0	0	22	36	0.00	0.500								

AB 28
R 0
H 2
RBI 0
BB 1
SO 8
LOB 7



AB 36
R 9
H 13
RBI 8
BB 4
SO 7
LOB 17

