Los Angeles Dodgers - 2015

Batter	1	2	3	4	5	6	7	8	9	AB	R	H	RBI	BB	SO	LOB
1 Adam Eaton, L (1, 8) OBP: 0.667, SLG: 0.667	G3-1		79 1B; 25 2B; 1B	1-2; 1B		G4-3			G1-6-3; 1-2f	3	1	2	0	0	0	0
64 Emilio Bonifácio, S (4, 8)										1	0	0	0	0	0	0
81 Kevan Smith, R (8, 2)										1	0	0	0	0	0	1
53 Melky Cabrera, S (1, 7)	F7		L6	K		K			F9	3	0	0	0	0	1	3
86 Courtney Hawkins, R (4, 7)										2	0	0	0	0	1	0
79 José Abreu, R (1, 3) OBP: 0.667, SLG: 0.667	G5-3		25 2B; 1-3; 1B		26 BB; 10 2B; 1B		K			3	1	2	0	0	0	0
38 Andy Wilkins, L (5, PR)										1	1	0	0	0	1	0
(5, 3)																
25 Adam LaRoche, L (1, 10) OBP: 0.500, SLG: 1.000		G4-3	26 2B; 1-H; 3-H; 2B		K		G4-3			2	1	1	2	0	0	0
84 Dan Black, S (5, PH)										2	0	0	0	0	1	1
(5, 10)																
26 Avisaíl García, R (1, 9) OBP: 1.000, SLG: 2.000		10 1B; 2B	2-H; 2B		BB; 1-2; 10 2B		K			2	1	2	1	1	0	0
20 JB Shuck, L (5, PR)										1	1	0	0	0	1	0
(5, 9)																
10 Alexei Ramírez, R (1, 6) OBP: 0.667, SLG: 1.000		21 S; 2-H; 1B	G5-3		15 G4-3; 1-H; 2-H; 2B				F9	3	0	2	3	0	0	1
18 Tyler Saladino, R (5, PR)										1	0	0	0	0	0	0
(5, 6)																
15 Gordon Beckham, R (1, 5)		F7		K	G4-3; 2-3				F8	3	0	0	0	0	1	3
22 Matt Davidson, R (5, 5)										1	0	0	0	0	0	0
21 Tyler Flowers, R (1, 2)		L7; 1-2		1 1B; BB	K				F7	1	0	0	0	1	0	1
36 Rob Brantly, L (4, 2)										2	0	0	0	0	1	3
75 Trayce Thompson, R (8, 8)										0	0	0	0	0	0	0
5 Yolmer Sánchez, S (1, 4)			K	K		G3			81 G1-6-3; BB	3	0	0	0	0	2	1
7 Micah Johnson, L (6, 4)										0	0	0	0	1	0	0
Inning Stats	R: 0 E: 0 K: 0 S: 3 H: 0 LOB: 0 BB: 0 P: 3	R: 1 E: 0 K: 0 S: 5 H: 2 LOB: 1 BB: 0 P: 6	R: 3 E: 0 K: 1 S: 9 H: 4 LOB: 1 BB: 0 P: 9	R: 0 E: 0 K: 3 S: 10 H: 1 LOB: 2 BB: 1 P: 14	R: 2 E: 0 K: 2 S: 9 H: 2 LOB: 3 BB: 1 P: 13	R: 0 E: 0 K: 2 S: 7 H: 0 LOB: 0 BB: 0 P: 5	R: 0 E: 0 K: 1 S: 5 H: 0 LOB: 0 BB: 0 P: 7	R: 0 E: 0 K: 0 S: 3 H: 0 LOB: 0 BB: 0 P: 3	R: 0 E: 0 K: 0 S: 2 H: 0 LOB: 0 BB: 1 P: 6	1B: 5 2B: 4 3B: 0 HR: 0	SF: 0 SAC: 0 DP: 1 HBP: 0						

TOP

Chicago White Sox @ Los Angeles Dodgers

Camelback Ranch, Glendale, AZ

Wed Mar 04 2015, 5:52 PM - 5:55 PM EST

Att. 5,137 - Sunny - 65 F

livebaseballscorecards.com

AB	35
R	6
H	9
RBI	6
BB	3
SO	9
LOB	14

WP: 0 PB: 0 SB: 1 CS: 0 PA: 38

PITCHER		IP	WLS	BF	H	R	ER	SO	BB	IBB	HBP	BLK	WP	HR	S	P	ERA	WHIP
57 Erik Bedard, L ERA: 4.5	(1, 1)	2.0	L	8	2	1	1	0	0	0	0	0	0	0	8	9	4.50	1.000
12 Juan Nicasio, R ERA: 27.0	(3, 1)	1.0		7	4	3	3	1	0	0	0	0	0	0	9	9	27.00	4.000
77 Carlos Frías, R ERA: 9.0	(4, 1)	2.0		11	3	2	2	5	2	0	0	0	0	0	19	27	9.00	2.500
26 Sergio Santos, R ERA:	(6, 1)	1.0		3	0	0	0	1	0	0	0	0	0	0	5	5	0.00	0.000
36 Adam Liberatore, L ERA:	(7, 1)	1.0		3	0	0	0	2	0	0	0	0	0	0	7	7	0.00	0.000

PITCHER		IP	WLS	BF	H	R	ER	SO	BB	IBB	HBP	BLK	WP	HR	S	P	ERA	WHIP
71 Josh Ravin, R ERA:	(8, 1)	1.0		3	0	0	0	0	0	0	0	0	0	0	3	3	0.00	0.000
Blake Smith, R ERA:	(9, 1)	1.0		3	0	0	0	0	1	0	0	0	0	0	2	6	0.00	1.000

Batter	1	2	3	4	5	6	7	8	9	AB	R	H	RBI	BB	SO	LOB
11 Jimmy Rollins, S (1, 6) OBP: 0.500, SLG: 0.500 14 Enrique Hernández, R (5, 6)	G5-3		3 1B 1-3 1B		K		P3		K	2 3	0 0	1 0	0 0	0 0	0 2	0 4
3 Carl Crawford, L (1, 7) OBP: 0.500, SLG: 0.500 83 Scott Schebler, L (5, 7) OBP: 0.333, SLG: 0.333	P5		1-2 3-H 1B			F9		1B	G4-1	2 3	0 0	1 1	1 0	0 0	0 0	0 2
23 Adrián González, L (1, 3) 79 O'Koyea Dickson, R (5, 3) OBP: 0.500, SLG: 2.000	K		G4-3			HR		F8		2 2	0 1	0 1	0 1	0 0	1 0	2 1
47 Howie Kendrick, R (1, 4) 6 Darwin Barney, R (5, 4)		L9		K		G6-3		F7		2 2	0 0	0 0	0 0	0 0	1 0	0 1
9 Yasmani Grandal, S (1, 2) 65 Austin Barnes, R (5, 2)		G4-3		K		K		K		2 2	0 0	0 0	0 0	0 0	1 2	0 1
16 Andre Ethier, L (1, 8) 80 Darnell Sweeney, S (5, 8) OBP: 1.000, SLG: 1.000	K2-3			K2-3			61 7 BB 1B 68 G6-4-3 BB		7 1B 61 1B	2 1	0 2	0 1	0 0	0 1	2 0	0 0
5 Juan Uribe, R (1, 5) 7 Alex Guerrero, R (6, 5) OBP: 1.000, SLG: 1.000			G4-3		G6-3		68 61 G6-4-3 BB 1-2 1B		68 61 F9 1B 1-2 1B	2 2	0 0	0 2	0 0	0 0	0 0	0 0
31 Joc Pederson, L (1, 10) OBP: 1.000, SLG: 1.500 61 Corey Seager, L (7, PH) OBP: 1.000, SLG: 1.000 (8, 10)			11 1B 3 1B 1B			2B		68 G6-4-3 1-2 2-3 BB	1-2 2-H 1B	2 1	1 0	2 1	0 1	0 1	0 0	0 0
28 Chris Heisey, R (1, 9) 68 Kyle Jensen, R (6, 9)			K			F7		G6-4-3 1-2f 2-3 3-H	F9 2-3	2 2	0 0	0 0	0 0	0 0	1 0	2 4
Inning Stats	R: 0 H: 0 E: 0 LOB: 0 K: 1 BB: 0 S: 5 P: 5	R: 0 H: 0 E: 0 LOB: 0 K: 1 BB: 0 S: 5 P: 5	R: 1 H: 3 E: 0 LOB: 2 K: 1 BB: 0 S: 8 P: 8	R: 0 H: 0 E: 0 LOB: 0 K: 3 BB: 0 S: 9 P: 9	R: 0 H: 1 E: 0 LOB: 1 K: 1 BB: 0 S: 6 P: 6	R: 1 H: 1 E: 0 LOB: 0 K: 1 BB: 0 S: 6 P: 7	R: 1 H: 1 E: 0 LOB: 1 K: 0 BB: 2 S: 3 P: 11	R: 0 H: 1 E: 0 LOB: 1 K: 1 BB: 0 S: 6 P: 6	R: 1 H: 3 E: 0 LOB: 2 K: 1 BB: 0 S: 8 P: 8	1B: 8 2B: 1 3B: 0 HR: 1	SF: 0 SAC: 0 DP: 1 HBP: 0					

PITCHER		IP	WLS	BF	H	R	ER	SO	BB	IBB	HBP	BLK	WP	HR	S	P	ERA	WHIP
62 Jose Quintana, L ERA:	(1, 1)	2.0	W	6	0	0	0	2	0	0	0	0	0	0	10	10	0.00	0.000
46 Brad Penny, R ERA: 4.5	(3, 1)	2.0		9	3	1	1	4	0	0	0	0	0	0	17	17	4.50	1.500
54 Eric Surkamp, L ERA: 4.5	(5, 1)	2.0		8	2	1	1	2	0	0	0	0	0	1	12	13	4.50	1.000
83 Tyler Danish, R ERA: 9.0	(7, 1)	1.0	H	5	1	1	1	0	2	0	0	0	0	0	3	11	9.00	3.000
74 Zach Phillips, L ERA:	(8, 1)	1.0	H	4	1	0	0	1	0	0	0	0	0	0	6	6	0.00	1.000

PITCHER		IP	WLS	BF	H	R	ER	SO	BB	IBB	HBP	BLK	WP	HR	S	P	ERA	WHIP
73 Logan Kensing, R ERA: 9.0	(9, 1)	1.0	S	6	3	1	1	1	0	0	0	0	0	0	8	8	9.00	3.000

BOTTOM

Chicago White Sox @ Los Angeles Dodgers

Camelback Ranch, Glendale, AZ

Wed Mar 04 2015, 5:52 PM - 5:55 PM EST

Att. 5,137 - Sunny - 65 F

livebaseballscorecards.com

AB	36
R	4
H	10
RBI	3
BB	2
SO	10
LOB	17

WP: 0 PB: 0 SB: 0 CS: 0 PA: 38

Los Angeles Dodgers @ Chicago White Sox

Camelback Ranch, Glendale, AZ

Thu Mar 05 2015, 5:41 PM - 5:44 PM EST

Att. 4,855 - Clear - 70 F

livebaseballscorecards.com

TOP

Batter	1	2	3	4	5	6	7	8	9	AB	R	H	RBI	BB	SO	LOB
31 Joc Pederson, L (1, 8) OBP: 0.750, SLG: 1.000	0-0 6 2B 66 G4-3 1B		0-0 ② G3			0-0 ① G4-3		0-0 ① G1-3	B 1-0 1-H 2-H 2B	2	1	1	0	0	0	0
83 Scott Schebler, L (5, 8) OBP: 0.333, SLG: 0.500										3	0	1	2	0	0	0
6 Darwin Barney, R (1, 6) OBP: 0.500, SLG: 0.667	0-0 66 G4-3 1-3 2B		B B B B 4-0 66 FC6-4 BB			B B B B 4-0 79 2B BB		B B B B 4-0 68 HR BB	0-0 ③ G4-3	1	0	1	0	1	0	0
61 Corey Seager, L (5, 6) OBP: 0.800, SLG: 0.500										1	2	0	0	2	0	1
66 Yasiel Puig, R (1, 9)	0-0 ① G4-3 2-3 3-H		0-0 ③ FC6-4 1-2f			0-0 1-H 2B		0-0 ② F8		2	0	0	1	0	0	2
79 O'Koyea Dickson, R (5, 7) OBP: 0.500, SLG: 1.500										2	0	1	1	0	0	1
33 Scott Van Slyke, R (1, 3)	0-0 ② F9			0-0 ① F7		S S S 0-3 ② K		B B S S X 2-2 1-H HR		2	0	0	0	0	0	1
68 Kyle Jensen, R (5, 3) OBP: 0.250, SLG: 1.000										2	1	1	2	0	1	1
10 Justin Turner, R (1, 5)	0-0 ③ P6			0-0 ② L6		0-0 ③ F8		0-0 ③ P5		2	0	0	0	0	0	1
81 Buck Britton, L (5, 5)										2	0	0	0	0	0	1
(9, 9)																
17 A.J. Ellis, R (1, 2)		0-0 ① F7		0-0 ③ L7			B B B B 4-0 7 F8 80 E BB		0-0 ① F8	2	0	0	0	0	0	0
65 Austin Barnes, R (5, 2)										1	0	0	0	1	0	0
70 Chris O'Brien, S (9, 2)										0	0	0	0	0	0	0
14 Enrique Hernández, R (1, 4)		0-0 ② G6-3			0-0 ① G6-3		0-0 E6 82 G4-3 1-2		0-0 E6 83 WP 7 1B 83 2B	2	0	0	0	0	0	0
80 Darnell Sweeney, S (5, 4) OBP: 0.500, SLG: 0.333										2	1	0	0	0	0	1
28 Chris Heisey, R (1, 10)		0-0 ③ F8			B B B B 4-0 55 G4-6-3 BB		0-0 ① F8 2-3		0-0 83 WP 1-2 83 2B 1B	1	0	0	0	1	0	0
7 Alex Guerrero, R (5, PR) OBP: 0.750, SLG: 0.750										2	1	1	0	0	0	2
(5, 10)																
55 Matt Carson, R (1, 7)			S S S 0-3 ① K		0-0 ② ③ G4-6-3 1-2f		0-0 ② ③ G4-3 1-2f		0-0 ② P4	2	0	0	0	0	1	1
82 Travis Witherspoon, R (5, 9)										1	0	0	0	0	0	2
18 Erisbel Arruebarrena, R (9, PH)										1	0	0	0	0	0	2
(9, 5)																
Inning Stats	R: 1 H: 2 E: 0 LOB: 1 K: 0 BB: 0 S: 5 P: 5	R: 0 H: 0 E: 0 LOB: 0 K: 0 BB: 0 S: 3 P: 3	R: 0 H: 0 E: 0 LOB: 1 K: 1 BB: 1 S: 5 P: 9	R: 0 H: 0 E: 0 LOB: 0 K: 0 BB: 0 S: 3 P: 3	R: 0 H: 0 E: 0 LOB: 1 K: 0 BB: 1 S: 2 P: 6	R: 1 H: 1 E: 0 LOB: 1 K: 1 BB: 1 S: 6 P: 10	R: 0 H: 0 E: 1 LOB: 1 K: 0 BB: 1 S: 3 P: 7	R: 2 H: 1 E: 0 LOB: 0 K: 0 BB: 1 S: 6 P: 12	R: 2 H: 2 E: 1 LOB: 1 K: 0 BB: 0 S: 6 P: 7							

AB	33
R	6
H	6
RBI	6
BB	5
SO	2
LOB	16

1B: 2 SF: 0
2B: 3 SAC: 0
3B: 0 DP: 2
HR: 1 HBP: 0

WP: 1 PA: 38
PB: 0
SB: 0
CS: 0

PITCHER		IP	WLS	BF	H	R	ER	SO	BB	IBB	HBP	BLK	WP	HR	S	P	ERA	WHIP
50 John Danks, L ERA: 4.5	(1, 1)	2.0	L	8	2	1	1	0	0	0	0	0	0	0	8	8	4.50	1.000
52 Jake Petricka, R ERA:	(3, 1)	1.0		4	0	0	0	1	1	0	0	0	0	0	5	9	0.00	1.000
41 Javy Guerra, R ERA:	(4, 1)	1.0		3	0	0	0	0	0	0	0	0	0	0	3	3	0.00	0.000
40 Daniel Webb, R ERA: 5.4	(5, 1)	1.2		7	1	1	1	1	2	0	0	0	0	0	7	15	5.40	1.800
43 Dan Jennings, L ERA:	(6, 1)	1.1		5	0	0	0	0	1	0	0	0	0	0	4	8	0.00	0.750

PITCHER		IP	WLS	BF	H	R	ER	SO	BB	IBB	HBP	BLK	WP	HR	S	P	ERA	WHIP
66 Michael Ynoa, R ERA: 18.0	(8, 1)	1.0		5	1	2	2	0	1	0	0	0	0	1	6	12	18.00	2.000
68 Raul Fernandez, R ERA:	(9, 1)	1.0		6	2	2	0	0	0	0	0	0	1	0	6	7	0.00	2.000

BOTTOM

Los Angeles Dodgers @ Chicago White Sox

Camelback Ranch, Glendale, AZ

Thu Mar 05 2015, 5:41 PM - 5:44 PM EST

Att. 4,855 - Clear - 70 F

livebaseballscorecards.com

Batter	1	2	3	4	5	6	7	8	9	AB	R	H	RBI	BB	SO	LOB
7 Micah Johnson, L (1, 4)	SSC 0-3 ① K			SSS 0-3 ① K		X 0-0 ① B1-3		X 0-0 ② L3		3	0	0	0	0	2	0
5 Yolmer Sánchez, S (7, 4)										1	0	0	0	0	0	0
64 Emilio Bonifácio, S (1, 8)	X 0-0 ② G6-3			X 0-0 ② G4-3		X 0-0 ② G3		X 0-0 ③ G1-3		3	0	0	0	0	0	0
27 Leury García, S (7, 8)										1	0	0	0	0	0	0
79 José Abreu, R (1, 3) OBP: 0.600, SLG: 0.600	SSC 0-3 ③ K			X 0-0 10 1B 53 E 1B		X 0-0 84 BB 1B			X 0-0 HR	2	0	1	0	0	1	0
86 Courtney Hawkins, R (4, PR) OBP: 0.500, SLG: 1.250										2	1	2	1	0	0	0
(5, 7)																
53 Melky Cabrera, S (1, 7)		X 0-0 ① G1-3		X 0-0 E6 10 1B 1-2		BBBB 4-0 1-2 BB			X 0-0 ① F7	2	0	0	0	0	0	1
84 Dan Black, S (5, 3)										1	0	0	0	1	0	0
10 Alexei Ramirez, R (1, 6) OBP: 0.600, SLG: 0.800		X 0-0 ② G6-3		X 0-0 1-2 2-3 1B		SSS 0-3 ③ K			X 0-0 1B	2	0	1	0	0	0	0
87 Tim Anderson, R (5, 6) OBP: 0.500, SLG: 0.500										2	0	1	0	0	1	2
12 Conor Gillaspie, L (1, 5)		SSS 0-3 ③ K		X 0-0 ③ G3-1			X 0-0 ① G6-3		SSS 0-3 ② K	3	0	0	0	0	1	3
22 Matt Davidson, R (8, 5)										1	0	0	0	0	1	1
58 Geovany Soto, R (1, 2)		SSS 0-3 ① K			X 0-0 ① G4-3		X 0-0 ② G3		X 0-0 ③ G3	2	0	0	0	0	1	0
44 George Kottaras, L (6, 2)										2	0	0	0	0	0	1
51 Michael Taylor, R (1, 10)		X 0-0 ② G6-3			X 0-0 ② F8		SSS 0-3 ③ K			2	0	0	0	0	0	0
85 Juan Diaz, L (7, PH)										1	0	0	0	0	1	0
(8, 10)																
75 Trayce Thompson, R (1, 9)		X 0-0 ③ F8			SSC 0-3 ③ K			X 0-0 ① F9		3	0	0	0	0	1	0
Inning Stats	R: 0 E: 0 K: 2 S: 7 H: 0 LOB: 0 BB: 0 P: 7	R: 0 E: 0 K: 1 S: 5 H: 0 LOB: 0 BB: 0 P: 5	R: 0 E: 0 K: 1 S: 5 H: 0 LOB: 0 BB: 0 P: 5	R: 0 E: 1 K: 1 S: 8 H: 2 LOB: 3 BB: 0 P: 8	R: 0 E: 0 K: 1 S: 5 H: 0 LOB: 0 BB: 0 P: 5	R: 0 E: 0 K: 1 S: 6 H: 1 LOB: 2 BB: 1 P: 10	R: 0 E: 0 K: 1 S: 5 H: 0 LOB: 0 BB: 0 P: 5	R: 0 E: 0 K: 0 S: 3 H: 0 LOB: 0 BB: 0 P: 3	R: 1 E: 0 K: 1 S: 7 H: 2 LOB: 1 BB: 0 P: 7	1B: 4 2B: 0 3B: 0 HR: 1	SF: 0 SAC: 0 DP: 0 HBP: 0						

	AB	33
	R	1
	H	5
	RBI	1
	BB	1
	SO	9
	LOB	8

WP: 0 PB: 0 SB: 0 CS: 0 PA: 34

PITCHER	IP	WLS	BF	H	R	ER	SO	BB	IBB	HBP	BLK	WP	HR	S	P	ERA	WHIP
22 Clayton Kershaw, L (1, 1) ERA:	2.0	W	6	0	0	0	3	0	0	0	0	0	0	12	12	0.00	0.000
43 Brandon League, R (3, 1) ERA:	1.0	H	3	0	0	0	1	0	0	0	0	0	0	5	5	0.00	0.000
41 Chris Hatcher, R (4, 1) ERA:	1.0	H	6	2	0	0	1	0	0	0	0	0	0	8	8	0.00	2.000
45 Joe Wieland, R (5, 1) ERA:	2.0	H	8	1	0	0	2	1	0	0	0	0	0	11	15	0.00	1.000
64 Danny Coulombe, L (7, 1) ERA:	1.0	H	3	0	0	0	1	0	0	0	0	0	0	5	5	0.00	0.000

PITCHER	IP	WLS	BF	H	R	ER	SO	BB	IBB	HBP	BLK	WP	HR	S	P	ERA	WHIP
76 Ryan Buchter, L (8, 1) ERA:	1.0		3	0	0	0	0	0	0	0	0	0	0	3	3	0.00	0.000
80 Jeremy Kehrt, R (9, 1) ERA: 9.0	1.0		5	2	1	1	1	0	0	0	0	0	1	7	7	9.00	2.000

Los Angeles Dodgers @ Milwaukee Brewers

Maryvale Baseball Park, Phoenix, AZ

Fri Mar 06 2015, 6:01 PM - 6:05 PM EST

Att. 4,706 - Sunny - 74 F

TOP

livebaseballscorecards.com

Batter	1	2	3	4	5	6	7	8	9	AB	R	H	RBI	BB	SO	LOB
14 Enrique Hernández, R (1, 6) 61 Corey Seager, L (5, PH) (5, 6) OBP: 0.625, SLG: 0.250	G5-3	K	G5-3		70 2B BB		K	FC4 1-2f		3	0	0	0	0	1	4
										2	0	0	0	1	1	1
17 A.J. Ellis, R (1, 2) OBP: 0.400, SLG: 1.000 70 Chris O'Brien, S (5, PH) (5, 2) OBP: 0.333, SLG: 0.667	G5-3	2-H 3-H HR		10 WP 66 BB 33 1B BB	1-3 2B		G6-3		G5-3	2	2	1	3	1	0	0
										3	0	1	0	0	0	0
66 Yasiel Puig, R (1, 9) OBP: 0.600, SLG: 0.333 87 Jeremy Hazelbaker, L (5, PH) (5, 9) 72 Joey Curletta, R (8, 9)	BB	1B		33 1B 10 WP 1-2 BB	K		BB 1B		K	1	0	1	0	2	0	0
										2	0	1	0	0	1	2
										1	0	0	0	0	1	0
10 Justin Turner, R (1, 10) Kyle Farmer, R (5, PH) (5, 10)	F9		F8	33 1B 1-2 2-3 BB	K		82 FC5-4 1-2 BB		E4	2	0	0	0	1	0	1
										2	0	0	0	1	1	2
33 Scott Van Slyke, R (1, 7) OBP: 0.200, SLG: 0.200 82 Travis Witherspoon, R (5, 7)		E8 31 1B	K	1-2 2-3 3-H 1B		G6-3	FC5-4 1-2f		G4-3	3	1	1	1	0	1	0
										3	0	0	0	0	0	3
31 Joc Pederson, L (1, 8) OBP: 0.714, SLG: 1.000 83 Scott Schebler, L (5, 8) OBP: 0.500, SLG: 0.875		7 1B 68 1B 2-H 1B	7 HR 2B			81 G6-3 2B		81 F8 91 SF9 2B		3	2	2	1	0	1	3
										2	1	2	0	0	0	0
7 Alex Guerrero, R (1, 5) OBP: 0.714, SLG: 1.143 81 Buck Britton, L (5, 5)		68 E 68 1B 17 HR 1-3 1B	2-H HR	L6		G6-3 2-3		F8 2-3		3	2	2	2	0	0	3
										2	0	0	0	0	0	2
68 Kyle Jensen, R (1, 3) OBP: 0.429, SLG: 0.857 91 Cody Bellinger, L (5, 3)		E2 17 HR 1-3 3-H 1B	6 1B	F7		P5		SF9 3-H		3	1	2	1	0	0	3
										1	0	0	1	0	0	1
6 Darwin Barney, R (1, 4) OBP: 0.429, SLG: 0.500 80 Darnell Sweeney, S (5, 4) OBP: 0.667, SLG: 1.200		L4	1-3 1B		G6-3		HR	61 FC4 1B		3	0	1	0	0	0	2
										2	1	2	1	0	0	0

Inning Stats										
	R: 0 E: 0 K: 0 S: 3	H: 0 LOB: 1 BB: 1 P: 8	R: 5 E: 2 K: 1 S: 10	H: 5 LOB: 1 BB: 0 P: 10	R: 2 E: 0 K: 1 S: 9	H: 4 LOB: 0 BB: 0 P: 9	R: 1 E: 0 K: 1 S: 6	H: 1 LOB: 3 BB: 3 P: 18	R: 0 E: 0 K: 2 S: 8	H: 1 LOB: 2 BB: 1 P: 12
	R: 0 E: 0 K: 0 S: 4	H: 1 LOB: 1 BB: 0 P: 4	R: 1 E: 0 K: 1 S: 7	H: 2 LOB: 2 BB: 1 P: 11	R: 1 E: 0 K: 0 S: 5	H: 2 LOB: 1 BB: 0 P: 5	R: 0 E: 1 K: 1 S: 6	H: 0 LOB: 1 BB: 0 P: 6	1B: 9 2B: 4 3B: 0 HR: 3	SF: 1 SAC: 0 DP: 0 HBP: 0
	WP: 1 PB: 0 SB: 0 CS: 0	PA: 50								

PITCHER	IP	WLS	BF	H	R	ER	SO	BB	IBB	HBP	BLK	WP	HR	S	P	ERA	WHIP
22 Matt Garza, R (1, 1) ERA: 4.5	2.0	L	12	5	5	1	1	1	0	0	0	0	1	13	18	4.50	3.000
75 Tyler Cravy, R (3, 1) ERA: 18.0	1.0		7	4	2	2	1	0	0	0	0	0	1	9	9	18.00	4.000
48 Neal Cotts, L (4, 1) ERA: 27.0	0.1		5	1	1	1	1	3	0	0	0	1	0	4	16	27.00	12.000
47 Rob Wooten, R (4, 1) ERA:	1.2		7	1	0	0	2	1	0	0	0	0	0	10	14	0.00	1.200
30 Tyler Thornburg, R (6, 1) ERA:	1.0		4	1	0	0	0	0	0	0	0	0	0	4	4	0.00	1.000

PITCHER	IP	WLS	BF	H	R	ER	SO	BB	IBB	HBP	BLK	WP	HR	S	P	ERA	WHIP
74 Hobbs Johnson, L (7, 1) ERA: 9.0	1.0		6	2	1	1	1	1	0	0	0	0	1	7	11	9.00	3.000
76 Mike Strong, L (8, 1) ERA: 9.0	1.0		5	2	1	1	0	0	0	0	0	0	0	5	5	9.00	2.000
58 Wei-Chung Wang, L (9, 1) ERA:	1.0		4	0	0	0	1	0	0	0	0	0	0	6	6	0.00	0.000

AB	43
R	10
H	16
RBI	10
BB	6
SO	7
LOB	27

BOTTOM

Batter	1	2	3	4	5	6	7	8	9	AB	R	H	RBI	BB	SO	LOB
2 Scooter Gennett, L (1, 4) OBP: 0.250, SLG: 0.333	G4-3		K 1-2			F8		G5-3		2	0	0	0	0	1	1
5 Héctor Gómez, R (4, 4)										1	0	0	0	0	0	0
65 Yadiel Rivera, R (8, PH) (9, 4)										1	0	0	0	0	0	0
9 Jean Segura, R (1, 6)	BBBB 4-0		G4-3			F9		G4-3		1	0	0	0	1	0	1
62 Luis Sardinas, S (4, 6) OBP: 0.250, SLG: 0.250	27 G6-3 27 BLK BB									2	0	0	0	0	0	0
27 Carlos Gómez, R (1, 8)	G6-3 1-3			P6		P1			G6-3	2	0	0	0	0	0	1
70 Matt Long, L (5, 8) OBP: 0.250, SLG: 0.250										2	0	0	0	0	0	0
16 Aramis Ramirez, R (1, 5)	F7			BBBB 4-0 18 CS BB			67 WP 61 1B 67 G6-3 1B		G3	1	0	0	0	1	0	1
3 Elian Herrera, S (4, PR) OBP: 0.667, SLG: 0.667										2	1	1	0	0	0	0
18 Khris Davis, R (1, 7)		G6-3		1 SAFE 1 SAFE BBBB 4-0 1-2 BB			15 G4-3 67 WP 1-2 1B		L9	1	0	0	0	1	0	0
61 Bryan Petersen, L (6, 7) OBP: 0.667, SLG: 0.667										2	0	1	0	0	0	0
28 Gerardo Parra, L (1, 10)		F8		F7			G6-3 1-2 2-H			2	0	0	0	0	0	1
67 Nevin Ashley, R (7, PH) (8, 10)										1	0	0	1	0	0	1
60 Matt Clark, L (1, 3) OBP: 0.200, SLG: 0.200		K			F9		G4-3 2-3			2	0	0	0	0	1	0
15 Jason Rogers, R (6, 3)										1	0	0	0	0	0	1
64 Shane Peterson, L (1, 9) OBP: 0.250, SLG: 0.250			K		G4-3		F7			2	0	0	0	0	1	0
94 Ben Guez, R (6, 9)										1	0	0	0	0	0	1
12 Martín Maldonado, R (1, 2) OBP: 1.000, SLG: 1.500			BBBB 4-0 2 WP BB		K			G3-1		0	0	0	0	1	0	0
71 Adam Weisenburger, R (5, 2)										2	0	0	0	0	1	0
Parker Berberet, R (9, 2)										0	0	0	0	0	0	0
Inning Stats	R: 0 E: 0 K: 0 S: 3 H: 0 LOB: 1 BB: 1 P: 7	R: 0 E: 0 K: 1 S: 5 H: 0 LOB: 0 BB: 0 P: 5	R: 0 E: 0 K: 2 S: 7 H: 0 LOB: 1 BB: 1 P: 11	R: 0 E: 0 K: 0 S: 2 H: 0 LOB: 1 BB: 2 P: 10	R: 0 E: 0 K: 1 S: 5 H: 0 LOB: 0 BB: 0 P: 5	R: 0 E: 0 K: 0 S: 3 H: 0 LOB: 0 BB: 0 P: 3	R: 1 E: 0 K: 0 S: 5 H: 2 LOB: 1 BB: 0 P: 6	R: 0 E: 0 K: 0 S: 3 H: 0 LOB: 0 BB: 0 P: 3	R: 0 E: 0 K: 0 S: 3 H: 0 LOB: 0 BB: 0 P: 3	1B: 2 2B: 0 3B: 0 HR: 0	SF: 0 SAC: 0 DP: 0 HBP: 0						

PITCHER		IP	WLS	BF	H	R	ER	SO	BB	IBB	HBP	BLK	WP	HR	S	P	ERA	WHIP
51 Zach Lee, R	(1, 1)	2.0	W	7	0	0	0	1	1	0	0	1	0	0	8	12	0.00	0.500
ERA:																		
78 Julio Urías, L	(3, 1)	1.2		7	0	0	0	2	3	0	0	0	1	0	8	20	0.00	1.800
ERA:																		
63 Yimi García, R	(4, 1)	1.1		4	0	0	0	1	0	0	0	0	0	0	6	6	0.00	0.000
ERA:																		
67 Chris Reed, L	(6, 1)	2.0		8	2	1	1	0	0	0	0	0	1	0	8	9	4.50	1.000
ERA: 4.5																		
Mike Thomas, L	(8, 1)	1.0		3	0	0	0	0	0	0	0	0	0	0	3	3	0.00	0.000
ERA:																		

PITCHER		IP	WLS	BF	H	R	ER	SO	BB	IBB	HBP	BLK	WP	HR	S	P	ERA	WHIP
90 Steve Smith, R	(9, 1)	1.0		3	0	0	0	0	0	0	0	0	0	0	3	3	0.00	0.000
ERA:																		

Los Angeles Dodgers @ Milwaukee Brewers

Maryvale Baseball Park, Phoenix, AZ

Fri Mar 06 2015, 6:01 PM - 6:05 PM EST

Att. 4,706 - Sunny - 74 F

livebaseballscorecards.com

AB	28
R	1
H	2
RBI	1
BB	4
SO	4
LOB	8

1B: 2 2B: 0 3B: 0 HR: 0 | SF: 0 SAC: 0 DP: 0 HBP: 0

WP: 2 PB: 0 SB: 0 CS: 1 | PA: 32

Batter	1	2	3	4	5	6	7	8	9	AB	R	H	RBI	BB	SO	LOB
12 Justin Ruggiano, R (1, 8) OBP: 0.333, SLG: 0.333	1B		F7		G5-3			G6-3 2-3		3	0	1	0	0	0	1
99 James Jones, L (5, 8) OBP: 0.333, SLG: 0.333										1	0	0	0	0	0	1
25 Rickie Weeks Jr., R (1, 7) 70 Julio Morban, L (5, 7) (7, 9)	K		G3-1		K			K		3	0	0	0	0	2	1
										1	0	0	0	0	1	1
30 Franklin Gutierrez, R (1, 10) 67 Patrick Kivlehan, R (8, PH) (8, 10) OBP: 0.500, SLG: 1.000	L3			F7		F7		G6-3		3	0	0	0	0	0	0
										1	0	0	0	0	0	1
63 Jesus Montero, R (1, 3) OBP: 0.600, SLG: 0.500		F9		46 FC5-4 BB		K			P4	2	0	0	0	1	1	0
55 Carlos Rivero, R (6, 5)										1	0	0	0	0	0	0
46 D.J. Peterson, R (1, 5) OBP: 0.364, SLG: 0.600 (6, 3)		K		FC5-4 1-2f		F9			1B	4	0	1	0	0	1	1
17 Stefen Romero, R (1, 9) OBP: 0.429, SLG: 0.200		G4-3		K			36 G4-6-3 HBP		F7	2	0	0	0	0	1	1
69 Jordy Lara, R (7, PR) OBP: 0.167, SLG: 0.167 (7, 7)										1	0	0	0	0	0	1
8 Willie Bloomquist, R (1, 4) OBP: 1.000, SLG: 1.000			1 3B 1B		1 S 1 HR 1B		G4-6-3 1-2f		K	2	1	2	0	0	0	0
36 Shawn O'Malley, S (5, PR) (5, 4)										2	1	0	0	0	1	2
1 Chris Taylor, R (1, 6) OBP: 0.400, SLG: 1.400			2 SF9 1-H 3B		1-H HR		G5-3			2	2	2	3	0	0	0
72 Ketel Marte, S (5, 6) OBP: 0.200, SLG: 0.200										1	0	0	0	0	0	1
2 Jesús Sucre, R (1, 2)			SF9 3-H		G5-3			99 G6-3 2B		1	0	0	1	0	0	1
6 John Hicks, R (5, 2) OBP: 0.667, SLG: 1.000										1	0	1	0	0	0	0
75 Steven Baron, R (8, 2)										0	0	0	0	0	0	0
Inning Stats	R: 0 E: 0 K: 1 S: 5 H: 1 LOB: 0 BB: 0 P: 5	R: 0 E: 0 K: 1 S: 5 H: 0 LOB: 0 BB: 0 P: 5	R: 2 E: 0 K: 0 S: 5 H: 2 LOB: 0 BB: 0 P: 5	R: 0 E: 0 K: 1 S: 5 H: 0 LOB: 1 BB: 1 P: 9	R: 2 E: 0 K: 1 S: 9 H: 2 LOB: 1 BB: 0 P: 12	R: 0 E: 0 K: 0 S: 5 H: 0 LOB: 0 BB: 0 P: 5	R: 0 E: 0 K: 0 S: 2 H: 0 LOB: 1 BB: 0 P: 3	R: 0 E: 0 K: 1 S: 6 H: 1 LOB: 1 BB: 0 P: 6	R: 0 E: 0 K: 1 S: 6 H: 1 LOB: 1 BB: 0 P: 6	1B: 4 2B: 1 3B: 1 HR: 1 SF: 1 SAC: 0 DP: 1 HBP: 1						

PITCHER		IP	WLS	BF	H	R	ER	SO	BB	IBB	HBP	BLK	WP	HR	S	P	ERA	WHIP
54 David Huff, L ERA:	(1, 1)	2.0		6	1	0	0	2	0	0	0	0	0	0	10	10	0.00	0.500
27 Dustin McGowan, R ERA: 18.0	(3, 1)	1.0		5	2	2	2	0	0	0	0	0	0	0	5	5	18.00	2.000
58 David Aardsma, R ERA:	(4, 1)	1.0		4	0	0	0	1	1	0	0	0	0	0	5	9	0.00	1.000
56 J.P. Howell, L ERA: 18.0	(5, 1)	1.0		5	2	2	2	1	0	0	0	0	0	1	9	12	18.00	2.000
59 Chris Anderson, R ERA:	(6, 1)	2.0	W	6	0	0	0	1	0	0	1	0	0	0	7	8	0.00	0.000

PITCHER		IP	WLS	BF	H	R	ER	SO	BB	IBB	HBP	BLK	WP	HR	S	P	ERA	WHIP
75 Paco Rodríguez, L ERA:	(8, 1)	1.0	H	4	1	0	0	1	0	0	0	0	0	0	6	6	0.00	1.000
52 Pedro Báez, R ERA:	(9, 1)	1.0	S	4	1	0	0	1	0	0	0	0	0	0	6	6	0.00	1.000

TOP

Seattle Mariners @ Los Angeles Dodgers

Camelback Ranch, Glendale, AZ

Fri Mar 06 2015, 5:38 PM - 5:41 PM EST

Att. 6,956 - Sunny - 74 F

livebaseballscorecards.com

AB	31
R	4
H	7
RBI	4
BB	1
SO	7
LOB	12

WP: 0 PB: 0 SB: 2 CS: 0 PA: 34

Seattle Mariners @ Los Angeles Dodgers

Camelback Ranch, Glendale, AZ

Fri Mar 06 2015, 5:38 PM - 5:41 PM EST

Att. 6,956 - Sunny - 74 F

livebaseballscorecards.com

BOTTOM

Batter	1	2	3	4	5	6	7	8	9	AB	R	H	RBI	BB	SO	LOB
11 Jimmy Rollins, S (1, 6) OBP: 0.500, SLG: 0.500										2	0	1	0	0	0	1
18 Erisbel Arruebarrena, R (5, 6) OBP: 0.500, SLG: 0.500										3	0	2	1	0	1	1
3 Carl Crawford, L (1, 7) OBP: 0.250, SLG: 0.250										2	0	0	0	0	0	1
Malcolm Holland, R (5, 7)										2	0	0	0	0	0	4
23 Adrián González, L (1, 3) OBP: 0.250, SLG: 0.250										2	0	1	0	0	0	0
79 O'Koyea Dickson, R (5, 3) OBP: 0.500, SLG: 1.667										2	1	1	1	0	0	1
9 Yasmani Grandal, S (1, 10) OBP: 0.200, SLG: 0.200										3	0	1	0	0	1	2
90 Julian Leon, R (7, PH)										1	0	0	0	0	1	0
(8, 10)																
47 Howie Kendrick, R (1, 4) OBP: 0.250, SLG: 0.500										2	1	1	0	0	1	0
Brandon Dixon, R (5, 4)										2	1	0	0	0	1	1
16 Andre Ethier, L (1, 9) OBP: 0.250, SLG: 0.250										2	1	1	0	0	0	0
55 Matt Carson, R (5, 9)										1	0	0	0	1	1	0
5 Juan Uribe, R (1, 5) OBP: 0.250, SLG: 0.250										2	0	1	1	0	0	0
91 Paul Hoenecke, L (5, 5)										1	1	0	0	1	0	1
28 Chris Heisey, R (1, 8)										1	0	0	0	0	0	2
82 Jarek Cunningham, R (5, 8)										2	1	0	0	1	1	1
65 Austin Barnes, R (1, 2)										0	0	0	1	0	0	0
73 Shawn Zarraga, S (5, 2) OBP: 0.667, SLG: 0.500										2	1	1	1	1	0	2
Inning Stats	R: 0 E: 0 K: 0 S: 4 H: 2 LOB: 1 BB: 0 P: 4	R: 2 E: 1 K: 0 S: 6 H: 3 LOB: 1 BB: 0 P: 6	R: 0 E: 0 K: 1 S: 5 H: 0 LOB: 0 BB: 0 P: 5	R: 0 E: 0 K: 1 S: 5 H: 0 LOB: 0 BB: 0 P: 5	R: 1 E: 0 K: 1 S: 6 H: 1 LOB: 1 BB: 1 P: 11	R: 3 E: 2 K: 0 S: 7 H: 3 LOB: 2 BB: 1 P: 11	R: 1 E: 0 K: 3 S: 10 H: 1 LOB: 0 BB: 0 P: 10	R: 0 E: 0 K: 1 S: 4 H: 0 LOB: 1 BB: 2 P: 12		1B: 8 2B: 1 3B: 0 HR: 1 SF: 1 SAC: 0 DP: 2 HBP: 0	WP: 1 PB: 0 SB: 0 CS: 0 PA: 37					

	AB	R	H	RBI	BB	SO	LOB
AB	32						
R	7						
H	10						
RBI	5						
BB	4						
SO	7						
LOB	17						

PITCHER		IP	WLS	BF	H	R	ER	SO	BB	IBB	HBP	BLK	WP	HR	S	P	ERA	WHIP
50 Erasmo Ramírez, R ERA: 4.5	(1, 1)	2.0		10	5	2	1	0	0	0	0	0	0	0	10	10	4.50	2.500
66 Tyler Olson, L ERA:	(3, 1)	2.0		6	0	0	0	2	0	0	0	0	0	0	10	10	0.00	0.000
64 Forrest Snow, R ERA: 9.0	(5, 1)	1.0	H	5	1	1	1	1	1	0	0	0	1	0	6	11	9.00	2.000
59 Mike Kickham, L ERA:	(6, 1)	0.2	L	7	3	3	0	0	1	0	0	0	0	0	6	10	0.00	6.000
Richard Vargas, R ERA: 6.75	(6, 1)	1.1		5	1	1	1	3	0	0	0	0	0	1	11	11	6.75	0.750

PITCHER		IP	WLS	BF	H	R	ER	SO	BB	IBB	HBP	BLK	WP	HR	S	P	ERA	WHIP
57 Mark Lowe, R ERA:	(8, 1)	1.0		4	0	0	0	1	2	0	0	0	0	0	4	12	0.00	2.000

Batter	1	2	3	4	5	6	7	8	9	AB	R	H	RBI	BB	SO	LOB
11 Jimmy Rollins, S (1, 6) OBP: 0.286, SLG: 0.286 82 Travis Witherspoon, R (5, 9)	P6		G4-6-3 1-2f		F8		K			3 1	0 0	0 0	0 0	0 0	0 1	2 0
3 Carl Crawford, L (1, 7) OBP: 0.333, SLG: 0.333 7 Alex Guerrero, R (4, 7) OBP: 0.667, SLG: 1.000	23 S 9 1B 1B			K		23 2B 1B		F9		2 2	1 1	1 1	0 0	0 0	1 0	0 0
23 Adrián González, L (1, 3) OBP: 0.286, SLG: 0.429 68 Kyle Jensen, R (6, PR) OBP: 0.375, SLG: 0.750 (6, 3)	K 1-2			G6-3		9 1B 1-H 2B		F8		3 1	0 1	1 0	1 0	0 0	1 0	1 0
9 Yasmani Grandal, S (1, 2) OBP: 0.500, SLG: 0.875 65 Austin Barnes, R (6, 2)	47 PO 2-H 1B			HR		2-H 1B		K		3 1	1 0	3 0	3 0	0 0	0 1	0 0
47 Howie Kendrick, R (1, 4) OBP: 0.167, SLG: 0.333 18 Erisbel Arruebarrena, R (5, 4) OBP: 0.333, SLG: 0.333	SAFE PO 1-2	G6-3		K		F8			F9	2 2	0 0	0 0	0 0	0 0	1 0	0 1
16 Andre Ethier, L (1, 10) OBP: 0.429, SLG: 0.333 79 O'Koyea Dickson, R (6, PR) OBP: 0.429, SLG: 1.429 (6, 10)		F8			5 1B 80 SF8 BB	1B			G6-3	2 1	1 0	1 0	0 0	1 0	0 0	0 0
5 Juan Uribe, R (1, 5) OBP: 0.333, SLG: 0.333 81 Buck Britton, L (5, PR) OBP: 0.167, SLG: 0.167 (5, 5)		F8			1-3 1B	F7			1B	2 2	0 0	1 1	0 0	0 0	0 0	0 2
83 Scott Schebler, L (1, 9) OBP: 0.500, SLG: 0.800 55 Matt Carson, R (5, 8)			11 G4-6-3 1B		K		F9		P3	2 2	0 0	1 0	0 0	0 0	1 0	2 1
80 Darnell Sweeney, S (1, 8) OBP: 0.500, SLG: 1.000 61 Corey Seager, L (5, 6) OBP: 0.556, SLG: 0.200			P5		SF8 3-H		K			1 1	0 0	0 0	1 0	0 0	0 1	1 0
Inning Stats	R: 1 E: 0 K: 1 S: 6	H: 2 LOB: 0 BB: 0 P: 8	R: 0 E: 0 K: 0 S: 3	H: 0 LOB: 0 BB: 0 P: 3	R: 0 E: 0 K: 0 S: 3	H: 1 LOB: 0 BB: 0 P: 3	R: 1 E: 0 K: 2 S: 9	H: 1 LOB: 0 BB: 0 P: 10	R: 1 E: 0 K: 1 S: 6	H: 1 LOB: 1 BB: 1 P: 10	R: 2 E: 0 K: 0 S: 6	H: 4 LOB: 2 BB: 0 P: 6	R: 0 E: 0 K: 2 S: 7	H: 0 LOB: 0 BB: 0 P: 7	R: 0 E: 0 K: 1 S: 5	H: 0 LOB: 0 BB: 0 P: 5	R: 0 E: 0 K: 0 S: 4	H: 1 LOB: 1 BB: 0 P: 4	1B: 8 2B: 1 3B: 0 HR: 1	SF: 1 SAC: 0 DP: 1 HBP: 0	WP: 0 PB: 0 SB: 1 CS: 0	PA: 36

PITCHER	IP	WLS	BF	H	R	ER	SO	BB	IBB	HBP	BLK	WP	HR	S	P	ERA	WHIP
28 Corey Kluber, R (1, 1) ERA: 3.0	3.0		10	3	1	1	1	0	0	0	0	0	0	12	14	3.00	1.000
34 Zach McAllister, R (4, 1) ERA: 9.0	3.0		15	6	4	4	3	1	0	0	0	0	1	21	26	12.00	2.333
74 Charles Brewer, R (7, 1) ERA: 9.0	2.0		6	0	0	0	3	0	0	0	0	0	0	12	12	0.00	0.000
65 Michael Roth, L (9, 1) ERA: 4.5	1.0		4	1	0	0	0	0	0	0	0	0	0	4	4	0.00	1.000

PITCHER	IP	WLS	BF	H	R	ER	SO	BB	IBB	HBP	BLK	WP	HR	S	P	ERA	WHIP

TOP

Los Angeles Dodgers @ Cleveland Indians

Goodyear Ballpark, Goodyear, AZ

Sat Mar 07 2015, 5:55 PM - 5:58 PM EST

Att. 8,537 - Sunny - 79 F

livebaseballscorecards.com

AB	33
R	5
H	10
RBI	5
BB	1
SO	7
LOB	10

Batter	1	2	3	4	5	6	7	8	9	AB	R	H	RBI	BB	SO	LOB
11 José Ramírez, S (1, 6) OBP: 0.222, SLG: 0.222 67 Francisco Lindor, S (6, 6) OBP: 0.375, SLG: 0.286	G4-3		G4-3		F7			K	G3	3 2	0 0	0 0	0 0	0 0	0 1	1 2
22 Jason Kipnis, L (1, 4) 78 Erik González, R (6, 4)	L7		G3-1			BB		G1-6-3 1-2f		2 1	0 0	0 0	0 0	0 1	0 0	0 1
23 Michael Brantley, L (1, 7) OBP: 0.333, SLG: 0.333 77 Destin Hood, R (6, PR) OBP: 0.500, SLG: 0.667 (7, 7)	G6-3			1B		1B			HR 1B	3 1	0 1	2 1	0 1	0 0	0 0	0 0
41 Carlos Santana, S (1, 3) OBP: 0.222, SLG: 0.125 79 Audy Ciriaco, R (7, 3) OBP: 0.333, SLG: 0.667		1B	K			K			HR 2B	3 1	1 1	1 1	0 0	0 0	2 0	3 0
8 Lonnie Chisenhall, L (1, 5) OBP: 0.250, SLG: 0.143 76 Ryan Rohlinger, R (6, 5) OBP: 0.167, SLG: 0.667		P5	K			G1-6-3			HR	2 2	0 1	0 1	0 3	0 0	1 0	2 2
10 Yan Gomes, R (1, 2) OBP: 0.143, SLG: 0.571 12 Brett Hayes, R (6, 2) OBP: 0.600, SLG: 1.250		F9	K				F9		HR	2 2	0 1	0 1	0 1	0 0	1 0	2 0
7 David Murphy, L (1, 9) OBP: 0.429, SLG: 0.429 75 Carlos Moncrief, L (7, 9) OBP: 0.400, SLG: 0.500		1B			F9		K		F7	2 2	0 0	1 0	1 0	0 0	0 1	0 0
61 Jerry Sands, R (1, 10) OBP: 0.714, SLG: 0.600 6 Zach Walters, S (9, PH) OBP: 0.286, SLG: 0.333 1 Michael Martinez, S (9, PR) OBP: 0.250, SLG: 0.250		F8			1B		K		BB	3 0 0	0 0 0	1 0 0	0 0 0	0 1 0	1 0 0	1 0 0
72 Tyler Naquin, L (1, 8) OBP: 0.286, SLG: 0.286 84 Jordan Smith, L (9, 8)			G6-3		F7			1B	FC4-6	3 1	0 0	1 0	0 0	0 0	0 1	1 1
Inning Stats	R: 0 E: 0 K: 0 S: 3 H: 0 LOB: 0 BB: 0 P: 3	R: 1 E: 0 K: 0 S: 5 H: 2 LOB: 1 BB: 0 P: 6	R: 0 E: 0 K: 0 S: 3 H: 0 LOB: 0 BB: 0 P: 3	R: 0 E: 0 K: 3 S: 10 H: 1 LOB: 1 BB: 0 P: 11	R: 0 E: 0 K: 0 S: 4 H: 1 LOB: 1 BB: 0 P: 4	R: 0 E: 0 K: 1 S: 5 H: 1 LOB: 2 BB: 1 P: 9	R: 0 E: 0 K: 2 S: 7 H: 0 LOB: 0 BB: 0 P: 7	R: 0 E: 0 K: 1 S: 5 H: 1 LOB: 0 BB: 0 P: 5	R: 4 E: 0 K: 0 S: 10 H: 4 LOB: 1 BB: 1 P: 18	1B: 7 2B: 1 3B: 0 HR: 2 SF: 0 SAC: 0 DP: 2 HBP: 0						

PITCHER		IP	WLS	BF	H	R	ER	SO	BB	IBB	HBP	BLK	WP	HR	S	P	ERA	WHIP
46 Mike Bolsinger, R ERA: 4.5	(1, 1)	2.0		8	2	1	1	0	0	0	0	0	1	0	8	9	4.50	1.000
30 Chad Gaudin, R ERA:	(3, 1)	2.0		7	1	0	0	3	0	0	0	0	0	0	13	14	0.00	0.500
97 Jeremy Horst, L ERA:	(5, 1)	1.1	H	7	2	0	0	1	1	0	0	0	0	0	8	12	0.00	2.250
91 Chin-hui Tsao, R ERA:	(6, 1)	2.2		7	1	0	0	3	0	0	0	0	0	0	13	13	0.00	0.375
93 Matt Shelton, R ERA:	(9, 1)	0.0		4	4	4	4	0	0	0	0	0	0	2	6	9	∞	∞

PITCHER		IP	WLS	BF	H	R	ER	SO	BB	IBB	HBP	BLK	WP	HR	S	P	ERA	WHIP
98 Dustin Richardson, L ERA:	(9, 1)	0.1		2	0	0	0	0	1	0	0	0	0	0	1	5	0.00	3.000
Blake Smith, R ERA:	(9, 1)	0.2		2	0	0	0	0	0	0	0	0	0	0	3	4	0.00	0.000

BOTTOM

Los Angeles Dodgers @ Cleveland Indians

Goodyear Ballpark, Goodyear, AZ

Sat Mar 07 2015, 5:55 PM - 5:58 PM EST

Att. 8,537 - Sunny - 79 F

livebaseballscorecards.com

AB	35
R	5
H	10
RBI	5
BB	2
SO	7
LOB	16

PA: 37

WP: 1
PB: 0
SB: 1
CS: 0

Batter	1	2	3	4	5	6	7	8	9	AB	R	H	RBI	BB	SO	LOB
3 Elian Herrera, S (1, 5) OBP: 0.250, SLG: 0.250 15 Jason Rogers, R (8, 5)	CSS 0-3 ① K		SSS 0-3 K 28 G4-6-3		CCC 0-3 ③ K			X 0-0 ① G6-3		4 0 0 0 0 3 1 0 0 0 0 0 0 0						
28 Gerardo Parra, L (1, 9) OBP: 0.125, SLG: 0.125 7 Logan Schafer, L (4, 9) OBP: 0.250, SLG: 0.250 (5, 8)	X 0-0 27 2B 1B		X 0-0 ②③ G4-6-3 1-2f			X 0-0 64 FC5-4 1B		X 0-0 ② G5-3		2 1 1 0 0 0 1 2 0 1 0 0 0 0						
27 Carlos Gómez, R (1, 8) OBP: 0.250, SLG: 0.500 64 Shane Peterson, L (5, 9) OBP: 0.375, SLG: 0.500	X 0-0 1-H 2B			X 0-0 ① F9		X 0-0 ① FC5-4 12 1B 1-2f		X 0-0 2B		2 0 1 1 0 0 0 2 0 1 0 0 0 1						
18 Khris Davis, R (1, 7) 61 Bryan Petersen, L (5, 7) OBP: 0.286, SLG: 0.286	SSS 0-3 ② K			SSS 0-3 ② K		X 0-0 ② F7		X 0-0 ③ F7		2 0 0 0 0 2 1 2 0 0 0 0 0 2						
12 Martín Maldonado, R (1, 2) OBP: 0.667, SLG: 0.800 67 Nevin Ashley, R (6, 2)	X 0-0 ③ L4			CCC 0-3 ③ K		X 0-0 1-2 1B			SSS 0-3 ① K	3 0 1 0 0 1 1 1 0 0 0 0 1 0						
14 Luis Jimenez, R (1, 3) OBP: 0.143, SLG: 0.143 60 Matt Clark, L (6, 3) OBP: 0.556, SLG: 1.000		X 0-0 ① L6			X 0-0 5 SH1-3 25 1B 1B	X 0-0 ③ P6			CSX 0-2 HR	3 1 1 0 0 0 2 1 1 1 1 0 0 0						
5 Héctor Gómez, R (1, 4) OBP: 0.286, SLG: 0.714 65 Yadiel Rivera, R (7, 6)		X 0-0 ② F9			X 0-0 ① SH1-3 1-2		SSS 0-3 ① K		SSS 0-3 ② K	2 0 0 0 0 1 0 1 0 0 0 0 1 0						
25 Hunter Morris, L (1, 10) OBP: 0.167, SLG: 0.167		X 0-0 ③ G6-3			X 0-0 2-H 1B		CCC 0-3 ② K		SSS 0-3 ③ K	4 0 1 1 0 2 0						
62 Luis Sardinas, S (1, 6) OBP: 0.125, SLG: 0.125 41 Pete Orr, L (7, PH) (7, 4)			X 0-0 ① G4-3		X 0-0 ② F8		X 0-0 ③ F7			2 0 0 0 0 0 1 1 0 0 0 0 0 0						
Inning Stats	R: 1 H: 2 E: 0 LOB: 1 K: 2 BB: 0 S: 9 P: 9	R: 0 H: 0 E: 0 LOB: 0 K: 0 BB: 0 S: 3 P: 3	R: 0 H: 0 E: 0 LOB: 0 K: 1 BB: 0 S: 5 P: 5	R: 0 H: 0 E: 0 LOB: 0 K: 2 BB: 0 S: 7 P: 7	R: 1 H: 2 E: 0 LOB: 1 K: 1 BB: 0 S: 7 P: 7	R: 0 H: 2 E: 0 LOB: 2 K: 0 BB: 0 S: 5 P: 5	R: 0 H: 0 E: 0 LOB: 0 K: 2 BB: 0 S: 7 P: 7	R: 0 H: 1 E: 0 LOB: 1 K: 0 BB: 0 S: 4 P: 4	R: 1 H: 1 E: 0 LOB: 0 K: 3 BB: 0 S: 12 P: 12	1B: 5 SF: 0 2B: 2 SAC: 1 3B: 0 DP: 1 HR: 1 HBP: 0							WP: 1 PA: 35 PB: 0 SB: 0 CS: 0

PITCHER		IP	WLS	BF	H	R	ER	SO	BB	IBB	HBP	BLK	WP	HR	S	P	ERA	WHIP
38 Brandon McCarthy, R ERA: 4.5	(1, 1)	2.0		8	2	1	1	2	0	0	0	0	0	0	12	12	4.50	1.000
26 Sergio Santos, R ERA:	(3, 1)	1.0		3	0	0	0	1	0	0	0	0	1	0	5	5	0.00	0.000
12 Juan Nicasio, R ERA: 12.0	(4, 1)	2.0		8	2	1	1	3	0	0	0	0	0	0	14	14	4.50	1.000
36 Adam Liberatore, L ERA:	(6, 1)	1.0		5	2	0	0	0	0	0	0	0	0	0	5	5	0.00	2.000
71 Josh Ravin, R ERA:	(7, 1)	1.0		3	0	0	0	2	0	0	0	0	0	0	7	7	0.00	0.000

PITCHER		IP	WLS	BF	H	R	ER	SO	BB	IBB	HBP	BLK	WP	HR	S	P	ERA	WHIP
64 Danny Coulombe, L ERA:	(8, 1)	1.0		4	1	0	0	0	0	0	0	0	0	0	4	4	0.00	1.000
76 Ryan Buchter, L ERA: 4.5	(9, 1)	1.0	W	4	1	1	1	3	0	0	0	0	0	1	12	12	9.00	1.000

TOP

Milwaukee Brewers @ Los Angeles Dodgers

Camelback Ranch, Glendale, AZ

Sun Mar 08 2015, 6:58 PM - 7:01 PM EDT

Att. 10,869 - Sunny - 77 F

livebaseballscorecards.com

AB	34
R	3
H	8
RBI	3
BB	0
SO	11
LOB	10

Batter	1	2	3	4	5	6	7	8	9	AB	R	H	RBI	BB	SO	LOB
14 Enrique Hernández, R (1, 5) 81 Buck Britton, L (6, 5) OBP: 0.286, SLG: 0.286	F8		BB 17 1B 66 E		F8			70 FC4-6 1B		2 1	1 0	0 1	0 0	1 0	0 0	1 0
17 A.J. Ellis, R (1, 2) OBP: 0.375, SLG: 0.714 70 Chris O'Brien, S (6, 2) OBP: 0.250, SLG: 0.500	G5-3		1B 66 E9 1-3		G1 1-2			FC4-6 68 HR 1-2f		3 1	0 1	1 1	0 0	0 0	0 0	1 1
66 Yasiel Puig, R (1, 9) OBP: 0.429, SLG: 0.200 68 Kyle Jensen, R (6, 9) OBP: 0.400, SLG: 1.000	L1		E9 1-H 3-H			K		HR 1-H		2 2	0 1	0 1	0 2	0 0	0 1	1 0
10 Justin Turner, R (1, 4) OBP: 0.286, SLG: 0.167 18 Erisbel Arruebarrena, R (6, 4) OBP: 0.250, SLG: 0.250		1B 33 G5-3		F8		G5-3		P3		2 2	0 0	1 0	0 0	0 0	0 0	0 0
33 Scott Van Slyke, R (1, 3) OBP: 0.286, SLG: 0.429 79 O'Koyea Dickson, R (6, 3) OBP: 0.444, SLG: 1.222		G5-3 1-2		2B 31 G3-1		1B		G1-3		2 2	0 0	1 1	0 0	0 0	0 0	1 0
31 Joc Pederson, L (1, 8) OBP: 0.556, SLG: 0.778 80 Darnell Sweeney, S (6, 8) OBP: 0.500, SLG: 0.875 82 Jarek Cunningham, R (9, PR)		K		G3-1 2-3		K			1B 61 2B 55 SH1-3	2 2 0	0 0 1	0 1 0	0 0 0	0 1 0	1 1 0	2 1 0
28 Chris Heisey, R (1, 7) 55 Matt Carson, R (6, 7)		K		P5			G6-3		SH1-3 1-2	2 1	0 0	0 0	0 0	0 0	1 0	2 0
83 Scott Schebler, L (1, 10) OBP: 0.385, SLG: 0.615 86 Luis Mateo, R (9, PH)			K		G4-3		P6		FC1 61 2B	3 1	0 0	0 0	0 0	1 0	0 0	0 2
6 Darwin Barney, R (1, 6) OBP: 0.444, SLG: 0.429 61 Corey Seager, L (5, PR) OBP: 0.545, SLG: 0.429 (6, 6)			F8		HBP 17 G1		K		2B 1-3 2-H	1 2	0 0	0 1	0 1	0 0	0 1	0 0
Inning Stats	R: 0 E: 0 K: 0 S: 3 H: 0 LOB: 0 BB: 0 P: 3	R: 0 E: 0 K: 2 S: 8 H: 1 LOB: 1 BB: 0 P: 8	R: 1 E: 1 K: 1 S: 6 H: 1 LOB: 1 BB: 1 P: 10	R: 0 E: 0 K: 0 S: 4 H: 1 LOB: 1 BB: 0 P: 4	R: 0 E: 0 K: 0 S: 3 H: 0 LOB: 1 BB: 0 P: 4	R: 0 E: 0 K: 2 S: 8 H: 1 LOB: 1 BB: 0 P: 8	R: 0 E: 0 K: 1 S: 5 H: 0 LOB: 0 BB: 0 P: 5	R: 2 E: 0 K: 0 S: 6 H: 2 LOB: 0 BB: 0 P: 6	R: 1 E: 0 K: 0 S: 4 H: 2 LOB: 3 BB: 0 P: 4	1B: 5 2B: 2 3B: 0 HR: 1	SF: 0 SAC: 1 DP: 0 HBP: 1					

PITCHER		IP	WLS	BF	H	R	ER	SO	BB	IBB	HBP	BLK	WP	HR	S	P	ERA	WHIP
50 Mike Fiers, R ERA:	(1, 1)	2.2		10	1	1	0	3	1	0	0	0	0	0	15	19	0.00	0.750
68 Ariel Peña, R ERA:	(3, 1)	0.1	B	2	1	0	0	0	0	0	0	0	0	0	2	2	0.00	3.000
53 Brandon Kintzler, R ERA:	(4, 1)	1.0		4	1	0	0	0	0	0	0	0	0	0	4	4	0.00	1.000
32 Chris Perez, R ERA: 4.5	(5, 1)	1.0	H	4	0	0	0	0	0	0	1	0	0	0	3	4	0.00	0.000
13 Will Smith, L ERA:	(6, 1)	1.0	H	4	1	0	0	2	0	0	0	0	0	0	8	8	0.00	1.000

PITCHER		IP	WLS	BF	H	R	ER	SO	BB	IBB	HBP	BLK	WP	HR	S	P	ERA	WHIP
54 Michael Blazek, R ERA: 4.5	(7, 1)	2.0	B	8	2	2	2	1	0	0	0	0	0	1	11	11	9.00	1.000
45 Brent Leach, L ERA: 27.0	(9, 1)	0.1	L	4	2	1	1	0	0	0	0	0	0	0	4	4	27.00	6.000

BOTTOM

Milwaukee Brewers @ Los Angeles Dodgers

Camelback Ranch, Glendale, AZ

Sun Mar 08 2015, 6:58 PM - 7:01 PM EDT

Att. 10,869 - Sunny - 77 F

livebaseballscorecards.com

AB	33
R	4
H	8
RBI	3
BB	1
SO	6
LOB	12

WP: 0 PA: 36
PB: 0
SB: 0
CS: 0

Batter	1	2	3	4	5	6	7	8	9	AB	R	H	RBI	BB	SO	LOB
11 Jimmy Rollins, S (1, 6) OBP: 0.400, SLG: 0.700 14 Enrique Hernández, R (6, PR) (6, 6)	F8			66 HR 3B		2B		G5-3		3 1	1 0	2 0	0 0	0 0	0 0	0 0
3 Carl Crawford, L (1, 10) OBP: 0.222, SLG: 0.222 61 Corey Seager, L (8, PH) OBP: 0.583, SLG: 0.625 (8, 10)	G4-3			K		F7		33 1B 2B		3 1	0 1	0 1	0 0	0 0	1 0	2 0
66 Yasiel Puig, R (1, 9) OBP: 0.400, SLG: 0.625 33 Scott Van Slyke, R (6, 9) OBP: 0.375, SLG: 0.500	F8			3-H HR		G5-3		2-H 81 WP 1B		3 1	1 0	1 1	2 1	0 0	0 0	1 0
23 Adrián González, L (1, 3) OBP: 0.300, SLG: 0.333 79 O'Koyea Dickson, R (7, PR) OBP: 0.400, SLG: 1.100 (7, 3)		G3-1		K			47 2B BB	F7		2 1	0 1	0 0	0 0	1 0	1 0	0 1
47 Howie Kendrick, R (1, 4) OBP: 0.222, SLG: 0.444 81 Buck Britton, L (7, PR) OBP: 0.250, SLG: 0.250 (7, 4)		G5-3		G6-3			9 G4-3 1-H 16 1B 2B	G3 1-2		3 1	0 1	1 0	1 0	0 0	0 0	0 1
9 Yasmani Grandal, S (1, 2) OBP: 0.364, SLG: 0.636 65 Austin Barnes, R (7, 2)		F7			K		G4-3 2-3		K	3 1	0 0	0 0	0 0	0 0	1 1	2 0
16 Andre Ethier, L (1, 7) OBP: 0.400, SLG: 0.333 68 Kyle Jensen, R (7, PR) OBP: 0.364, SLG: 0.909 (7, 7)			G4-3		G3-1		3-H 1B		G5-3	3 1	0 0	1 0	1 0	0 0	0 0	0 0
5 Juan Uribe, R (1, 5) OBP: 0.250, SLG: 0.250 6 Darwin Barney, R (6, 5) OBP: 0.364, SLG: 0.333			G5-3		K		P4		F9	2 2	0 0	0 0	0 0	0 0	1 0	0 2
31 Joc Pederson, L (1, 8) OBP: 0.455, SLG: 0.636 28 Chris Heisey, R (6, 8)			G5-3			K	F8			2 1	0 0	0 0	0 0	0 0	1 0	0 2
Inning Stats	R: 0 E: 0 K: 0 S: 3 H: 0 LOB: 0 BB: 0 P: 3	R: 0 E: 0 K: 0 S: 3 H: 0 LOB: 0 BB: 0 P: 3	R: 0 E: 0 K: 0 S: 3 H: 0 LOB: 0 BB: 0 P: 3	R: 2 E: 0 K: 2 S: 11 H: 2 LOB: 0 BB: 0 P: 14	R: 0 E: 0 K: 2 S: 7 H: 0 LOB: 0 BB: 0 P: 7	R: 0 E: 0 K: 1 S: 6 H: 1 LOB: 1 BB: 0 P: 6	R: 2 E: 0 K: 0 S: 5 H: 2 LOB: 2 BB: 1 P: 9	R: 1 E: 0 K: 0 S: 5 H: 2 LOB: 1 BB: 0 P: 6	R: 0 E: 0 K: 1 S: 5 H: 0 LOB: 0 BB: 0 P: 5	1B: 2 2B: 3 3B: 1 HR: 1 SF: 0 SAC: 0 DP: 0 HBP: 0						

TOP

Los Angeles Dodgers @ San Francisco Giants

Scottsdale Stadium, Scottsdale, AZ

Mon Mar 09 2015, 6:59 PM - 7:02 PM EDT

Att. 11,318 - Sunny - 75 F

livebaseballscorecards.com

AB	34
R	5
H	7
RBI	5
BB	1
SO	6
LOB	11

PITCHER		IP	WLS	BF	H	R	ER	SO	BB	IBB	HBP	BLK	WP	HR	S	P	ERA	WHIP
18 Matt Cain, R ERA:	(1, 1)	2.0		6	0	0	0	0	0	0	0	0	0	0	6	6	0.00	0.000
32 Ryan Vogelsong, R ERA: 10.8	(3, 1)	3.0		11	2	2	2	4	0	0	0	0	0	1	21	24	6.00	0.667
53 Chris Heston, R ERA: 4.5	(6, 1)	2.0	H	10	3	2	2	1	1	0	0	0	0	0	11	15	9.00	2.000
46 Santiago Casilla, R ERA: 12.0	(8, 1)	1.0	B	5	2	1	1	0	0	0	0	0	1	0	5	6	9.00	2.000
60 Hunter Strickland, R ERA: 9.0	(9, 1)	1.0		3	0	0	0	1	0	0	0	0	0	0	5	5	0.00	0.000

PITCHER	IP	WLS	BF	H	R	ER	SO	BB	IBB	HBP	BLK	WP	HR	S	P	ERA	WHIP

Batter	1	2	3	4	5	6	7	8	9	AB	R	H	RBI	BB	SO	LOB
16 Ángel Pagán, S (1, 8) OBP: 0.500, SLG: 0.286 6 Guillermo Quiroz, R (6, 2) OBP: 0.222, SLG: 0.556	G6-3		F7-2 3-H		13 1B, 13 WP, 83 1B 1-2 2-3 BB		G6-3		F8	2 2	1 0	0 0	0 0	1 0	0 0	1 2
13 Joaquín Arias, R (1, 10) OBP: 0.222, SLG: 0.333	G3			G5-3	9 WP, 83 1B 1-3 2-H 3-H 1B		F9		G5-3	5	0	1	1	0	0	2
28 Buster Posey, R (1, 2) OBP: 0.333, SLG: 0.400 83 Mac Williamson, R (5, PH) (6, 9) OBP: 0.375, SLG: 0.625	G5-3			K	9 WP 1-2 3-H 1B		K			2 2	0 0	0 1	0 1	0 0	1 1	0 0
9 Brandon Belt, L (1, 3) OBP: 0.412, SLG: 0.400 80 Kelby Tomlinson, R (9, 4)		G4-3		K	G3 1-2 2-3			F7		4 0	0 0	0 0	0 0	0 0	1 0	2 0
37 Adam Duvall, R (1, 5) OBP: 0.316, SLG: 0.412 81 Mitch Delfino, R (7, 5) OBP: 0.600, SLG: 0.429		K			FC5-4 1B BB			F9		2 1	0 0	1 0	0 0	1 0	1 0	0 0
50 Matt Duffy, R (1, 6) OBP: 0.333, SLG: 0.636 82 Christian Arroyo, R (7, 6) OBP: 0.667, SLG: 0.833	1B				FC5-4 21 1B G4-3			F9		3 1	1 0	1 0	0 0	0 0	0 0	4 0
7 Grégor Blanco, L (1, 7) OBP: 0.455, SLG: 0.556 84 Daniel Carbonell, R (5, PR) (6, 8) OBP: 0.273, SLG: 0.556	G6-3				21 1B, 47 1B HBP		21 CS BB		47 BB 1B	1 1	0 1	0 1	0 1	0 0	0 1	1 0
21 Brandon Hicks, R (1, 4) (9, 3) OBP: 0.357, SLG: 0.273			47 G3, 47 WP, 16 F7-2 BB		16 BB, 47 1B, 13 WP 1-3 2-H 1B		K 1-2		K	3	1	1	1	1	2	2
47 Jarrett Parker, L (1, 9) (6, 7) OBP: 0.467, SLG: 0.462			G3 1-3		13 WP, 16 BB, 13 1B 1-2 3-H 1B		G3-1		1-2 BB	3	1	1	1	1	0	1
Inning Stats	R: 0 H: 0 E: 0 LOB: 0 K: 0 BB: 0 S: 3 P: 3	R: 0 H: 1 E: 0 LOB: 1 K: 1 BB: 0 S: 6 P: 6	R: 0 H: 0 E: 0 LOB: 0 K: 0 BB: 1 S: 2 P: 7	R: 0 H: 0 E: 0 LOB: 0 K: 2 BB: 0 S: 7 P: 7	R: 5 H: 5 E: 1 LOB: 3 K: 0 BB: 2 S: 8 P: 19	R: 0 H: 0 E: 0 LOB: 0 K: 1 BB: 1 S: 4 P: 9	R: 0 H: 0 E: 0 LOB: 0 K: 1 BB: 0 S: 5 P: 5	R: 0 H: 0 E: 0 LOB: 0 K: 0 BB: 0 S: 3 P: 3	R: 0 H: 1 E: 0 LOB: 2 K: 1 BB: 1 S: 6 P: 11	1B: 7 SF: 0 2B: 1 SAC: 0 3B: 0 DP: 1 HR: 0 HBP: 1						WP: 3 PA: 38 PB: 0 SB: 0 CS: 1

PITCHER		IP	WLS	BF	H	R	ER	SO	BB	IBB	HBP	BLK	WP	HR	S	P	ERA	WHIP
35 Brett Anderson, L ERA:	(1, 1)	2.0		7	1	0	0	1	0	0	0	0	0	0	9	9	0.00	0.500
57 Erik Bedard, L ERA: 2.25	(3, 1)	2.0		6	0	0	0	2	1	0	0	0	1	0	9	14	0.00	0.500
43 Brandon League, R ERA: 33.75	(5, 1)	0.1	B	6	3	5	5	0	1	0	1	0	0	0	4	9	135.00	12.000
77 Carlos Frías, R ERA: 4.91	(5, 1)	1.2		8	2	0	0	1	2	0	0	0	2	0	8	19	0.00	2.400
41 Chris Hatcher, R ERA:	(7, 1)	1.0		3	0	0	0	1	0	0	0	0	0	0	5	5	0.00	0.000

PITCHER		IP	WLS	BF	H	R	ER	SO	BB	IBB	HBP	BLK	WP	HR	S	P	ERA	WHIP
63 Yimi García, R ERA:	(8, 1)	1.0		3	0	0	0	0	0	0	0	0	0	0	3	3	0.00	0.000
Mike Thomas, L ERA:	(9, 1)	1.0		5	1	0	0	1	1	0	0	0	0	0	6	11	0.00	2.000

BOTTOM

Los Angeles Dodgers @ San Francisco Giants

Scottsdale Stadium, Scottsdale, AZ

Mon Mar 09 2015, 6:59 PM - 7:02 PM EDT

Att. 11,318 - Sunny - 75 F

livebaseballscorecards.com

AB	32
R	5
H	7
RBI	4
BB	5
SO	6
LOB	15

Batter	1	2	3	4	5	6	7	8	9	AB	R	H	RBI	BB	SO	LOB
9 DJ LeMahieu, R (1, 4) OBP: 0.400, SLG: 0.375 91 Joey Wong, L (6, 4) OBP: 0.333, SLG: 0.667 (7, 5)	G4-3		F8		G4-3			K		3 0 0 0 0 0 0 1 0 0 0 0 1 0						
13 Drew Stubbs, R (1, 8) OBP: 0.455, SLG: 0.333 David Dahl, L (7, 8)	K		1B		G6-3			K		3 0 1 0 0 1 0 1 0 0 0 0 1 0						
28 Nolan Arenado, R (1, 5) OBP: 0.308, SLG: 0.667 Pat Valaika, R (7, 4)	G6-3		F8			G5-3			G4-3	3 0 0 0 0 0 1 1 0 0 0 0 0 0						
7 Matt McBride, R (1, 3) OBP: 0.313, SLG: 0.467 Will Swanner, R (6, 3)		16 G4-3 1B		F8		G6-3			K	3 0 1 0 0 0 0 1 0 0 0 0 1 0						
16 Kyle Parker, R (1, 9) OBP: 0.500, SLG: 0.600 84 Jordan Patterson, L (7, 9)		G4-3 1-2f		WP 72 1B 2B		K			F7	3 1 1 0 0 1 1 1 0 0 0 0 0 0						
Jeremy Barfield, R (1, 7) 96 Tim Wheeler, L (7, 7)		BB		2-0 72 1B 2-3 HBP			F9			1 0 0 0 1 0 0 0 0 0 0 0 0 0						
72 Ryan Casteel, R (1, 10) OBP: 0.154, SLG: 0.231		K2-3		4 G6-4-3 1B 1-2 3-H			E5 4 G4-3			3 0 1 1 0 1 1						
4 Nick Hundley, R (1, 2) OBP: 0.200, SLG: 0.600 50 Dustin Garneau, R (7, 2)			1-1 HR	G6-4-3 1-2f			G4-3 1-2f			3 1 1 1 0 0 3 0 0 0 0 0 0 0						
77 Trevor Story, R (1, 6) OBP: 0.333, SLG: 0.500 90 Cesar Galvez, S (7, 6)			P4		F9			K		2 0 0 0 0 0 0 1 0 0 0 0 1 0						
Inning Stats	R: 0 H: 0 E: 0 LOB: 0 K: 1 BB: 0 S: 5 P: 5	R: 0 H: 1 E: 0 LOB: 1 K: 1 BB: 1 S: 5 P: 9	R: 1 H: 2 E: 0 LOB: 1 K: 0 BB: 0 S: 6 P: 7	R: 1 H: 2 E: 0 LOB: 1 K: 0 BB: 0 S: 4 P: 6	R: 0 H: 0 E: 0 LOB: 0 K: 0 BB: 0 S: 3 P: 3	R: 0 H: 0 E: 0 LOB: 0 K: 1 BB: 0 S: 5 P: 5	R: 0 H: 0 E: 1 LOB: 0 K: 0 BB: 0 S: 3 P: 3	R: 0 H: 0 E: 0 LOB: 0 K: 3 BB: 0 S: 9 P: 9	R: 0 H: 0 E: 0 LOB: 0 K: 1 BB: 0 S: 5 P: 5	1B: 3 SF: 0 2B: 1 SAC: 0 3B: 0 DP: 3 HR: 1 HBP: 1						

PITCHER		IP	WLS	BF	H	R	ER	SO	BB	IBB	HBP	BLK	WP	HR	S	P	ERA	WHIP
22 Clayton Kershaw, L ERA: 1.8	(1, 1)	3.0		12	3	1	1	2	1	0	0	0	0	1	16	21	3.00	1.333
27 Dustin McGowan, R ERA: 13.5	(4, 1)	1.0		5	2	1	1	0	0	0	1	0	1	0	4	6	9.00	2.000
45 Joe Wieland, R ERA:	(5, 1)	2.0		6	0	0	0	1	0	0	0	0	0	0	8	8	0.00	0.000
58 David Aardsma, R ERA:	(7, 1)	1.0		3	0	0	0	0	0	0	0	0	0	0	3	3	0.00	0.000
75 Paco Rodríguez, L ERA:	(8, 1)	1.0		3	0	0	0	3	0	0	0	0	0	0	9	9	0.00	0.000

PITCHER		IP	WLS	BF	H	R	ER	SO	BB	IBB	HBP	BLK	WP	HR	S	P	ERA	WHIP
52 Pedro Báez, R ERA:	(9, 1)	1.0		3	0	0	0	1	0	0	0	0	0	0	5	5	0.00	0.000

TOP

Colorado Rockies @ Los Angeles Dodgers

Camelback Ranch, Glendale, AZ

Tue Mar 10 2015, 4:07 PM - 6:52 PM EDT

Att. 5,810 - Sunny - 82 F

livebaseballscorecards.com

AB	30
R	2
H	5
RBI	2
BB	1
SO	7
LOB	6

WP: 1 PA: 32
PB: 0
SB: 0
CS: 0

BOTTOM

Colorado Rockies @ Los Angeles Dodgers

Camelback Ranch, Glendale, AZ

Tue Mar 10 2015, 4:07 PM - 6:52 PM EDT

Att. 5,810 - Sunny - 82 F

livebaseballscorecards.com

Batter	1	2	3	4	5	6	7	8	9	AB	R	H	RBI	BB	SO	LOB
6 Darwin Barney, R (1, 4) OBP: 0.286, SLG: 0.250	x 0-0 ① F8		x 0-0 ③ FC6-4 1-2f		x 0-0 ③ F7		B B B B 4-0 BB		x 0-0 55 CS 1B	3	0	0	0	0	0	2
81 Buck Britton, L (6, 4) OBP: 0.400, SLG: 0.333										1	0	1	0	1	0	0
3 Carl Crawford, L (1, 7) OBP: 0.182, SLG: 0.182	x 0-0 ② G6-3			S S S 0-3 ① K		x 0-0 16 BB 1B	S S S 0-3 ② K		S S C 0-3 ②③ K 1-2	2	0	0	0	0	1	0
55 Matt Carson, R (6, 7) OBP: 0.200, SLG: 0.111										3	0	1	0	0	2	4
10 Justin Turner, R (1, 3) OBP: 0.300, SLG: 0.222	x 0-0 ③ G6-3			x 0-0 23 BB 16 1B 1B		x 0-0 ① P4	S S S 0-3 ③ K			3	1	1	0	0	0	1
79 O'Koyea Dickson, R (7, 3) OBP: 0.364, SLG: 1.000										1	0	0	0	0	1	3
23 Adrián González, L (1, 10) OBP: 0.286, SLG: 0.250		S S S 0-3 ① K		B B B B 4-0 5 L5-4 16 1B 1-2 BB		x 0-0 ② F9		x 0-0 ① F9		3	0	0	0	1	1	1
16 Andre Ethier, L (1, 9) OBP: 0.462, SLG: 0.364		S S S 0-3 ② K		x 0-0 1-2 2-H 1B		B B B B 4-0 7 FC6-4 1-2 BB		B B X 2-0 HR		2	0	1	1	1	1	0
83 Scott Schebler, L (6, PR) OBP: 0.429, SLG: 0.857 (7, 9)										1	1	1	1	0	0	0
5 Juan Uribe, R (1, 5) OBP: 0.200, SLG: 0.200	x 0-0 ③ G3-1		x 0-0 ②③ L5-4 2-3		x 0-0 ③ FC6-4 1-2f			S S S 0-3 ② K		2	0	0	0	0	0	2
7 Alex Guerrero, R (6, 5) OBP: 0.545, SLG: 0.818										2	0	0	0	0	1	2
17 A.J. Ellis, R (1, 2) OBP: 0.400, SLG: 0.778			x 0-0 ① F8		x 0-0 61 F7 2B		x 0-0 3B	x 0-0 E6		2	0	1	0	0	0	0
65 Austin Barnes, R (6, 2) OBP: 0.222, SLG: 0.429										2	0	1	0	0	0	0
61 Corey Seager, L (1, 6) OBP: 0.571, SLG: 0.556			B B B B 4-0 6 FC6-4 BB		x 0-0 ① F7 2-3		H 1-0 80 S HBP	S S S 0-3 ③ K		1	0	0	0	1	0	1
18 Erisbel Arruebarrena, R (6, 6) OBP: 0.300, SLG: 0.222										1	0	0	0	0	1	1
14 Enrique Hernández, R (1, 8)			C C C 0-3 ② K		x 0-0 ② P2		S S S 0-3 ① K 1-2		C C C 0-3 ① K	2	0	0	0	0	1	2
80 Darnell Sweeney, S (6, 8) OBP: 0.417, SLG: 0.700										2	0	0	0	0	2	2
Inning Stats	R: 0 E: 0 K: 0 S: 3 H: 0 LOB: 0 BB: 0 P: 3	R: 0 E: 0 K: 2 S: 7 H: 0 LOB: 0 BB: 0 P: 7	R: 0 E: 0 K: 1 S: 5 H: 0 LOB: 1 BB: 1 P: 9	R: 1 E: 0 K: 1 S: 6 H: 2 LOB: 1 BB: 1 P: 10	R: 0 E: 0 K: 0 S: 4 H: 1 LOB: 1 BB: 0 P: 4	R: 0 E: 0 K: 0 S: 4 H: 1 LOB: 2 BB: 1 P: 8	R: 0 E: 0 K: 3 S: 10 H: 1 LOB: 3 BB: 1 P: 15	R: 1 E: 1 K: 2 S: 9 H: 1 LOB: 1 BB: 0 P: 11	R: 0 E: 0 K: 2 S: 7 H: 1 LOB: 1 BB: 0 P: 7	1B: 4 2B: 3 3B: 1 HR: 1	SF: 0 SAC: 0 DP: 2 HBP: 1						

	AB	33
	R	2
	H	7
	RBI	2
	BB	4
	SO	11
	LOB	21

WP: 0 PB: 0 SB: 1 CS: 1 PA: 38

PITCHER		IP	WLS	BF	H	R	ER	SO	BB	IBB	HBP	BLK	WP	HR	S	P	ERA	WHIP
31 Eddie Butler, R ERA: 3.6	(1, 1)	3.0		10	0	0	0	3	1	0	0	0	0	0	15	19	0.00	0.333
45 Jhoulys Chacín, R ERA: 7.36	(4, 1)	2.0	H	9	3	1	1	1	1	0	0	0	0	0	10	14	4.50	2.000
53 Christian Friedrich, L ERA:	(6, 1)	1.0	H	5	1	0	0	0	1	0	0	0	0	0	4	8	0.00	2.000
62 Jorge Rondon, R ERA:	(7, 1)	1.0	H	6	1	0	0	3	1	0	1	0	0	0	10	15	0.00	2.000
76 Jason Gurka, L ERA: 6.75	(8, 1)	1.0	B	5	1	1	1	2	0	0	0	0	0	1	9	11	9.00	1.000

PITCHER		IP	WLS	BF	H	R	ER	SO	BB	IBB	HBP	BLK	WP	HR	S	P	ERA	WHIP
74 Scott Oberg, R ERA:	(9, 1)	1.0		3	1	0	0	2	0	0	0	0	0	0	7	7	0.00	1.000

Batter	1	2	3	4	5	6	7	8	9	AB	R	H	RBI	BB	SO	LOB
11 Jimmy Rollins, S (1, 6) OBP: 0.385, SLG: 0.615	B S S S 1-3 K		X 0-0 1-2 1B		S S S 0-3 ① K		S S S 0-3 ② K			3	0	1	0	0	2	0
61 Corey Seager, L (5, 6) OBP: 0.533, SLG: 0.500										1	0	0	0	0	1	0
28 Chris Heisey, R (1, 9)	X 0-0 ② F8		X 0-0 ③ G5-3		B B B 4-0 9 FC6-4 BB		S S S 0-3 ③ K2-3			3	0	0	0	1	1	2
68 Kyle Jensen, R (7, 9) OBP: 0.364, SLG: 0.909										0	0	0	0	0	0	0
66 Yasiel Puig, R (1, 8) OBP: 0.385, SLG: 0.545	X 0-0 ③ G3			X 0-0 33 1B 47 WP 10 2B 1B	X 0-0 ② L7			B B B B 4-0 79 G5-3 80 WP BB		3	1	1	0	0	0	1
83 Scott Schebler, L (5, 7) (6, 8) OBP: 0.467, SLG: 0.857										0	0	0	0	1	0	0
9 Yasmani Grandal, S (1, 2) OBP: 0.286, SLG: 0.500		X 0-0 ① G4-3		X 0-0 ① L4	X 0-0 ③ FC6-4 1-2f			X 0-0 ① B2		3	0	0	0	0	0	2
73 Shawn Zarraga, S (5, 2) OBP: 0.500, SLG: 0.333										1	0	0	0	0	0	1
47 Howie Kendrick, R (1, 4) OBP: 0.333, SLG: 0.500		X 0-0 33 G6-4-3 1B		B X 1-0 33 1B 10 2B 1-2 1B		X 0-0 ① F9		B B B B 4-0 1-2 BB		3	1	2	0	0	0	0
80 Darnell Sweeney, S (6, 4) OBP: 0.462, SLG: 0.700										0	0	0	0	1	0	0
33 Scott Van Slyke, R (1, 3) OBP: 0.364, SLG: 0.455		X 0-0 ② ③ G6-4-3 1-2f		X 0-0 10 2B 31 G3 1-2 2-3 1B		X 0-0 ② G6-3		X 0-0 ② ③ G5-3 2-3f		3	1	1	0	0	0	1
79 O'Koyea Dickson, R (6, 3) OBP: 0.333, SLG: 0.917										1	0	0	0	0	0	2
10 Justin Turner, R (1, 10) OBP: 0.357, SLG: 0.385			X 0-0 ① G6-3	X 0-0 31 G3 1-3 2-H 3-H 2B		X 0-0 1B		X 0-0 ① L8		4	0	2	2	0	0	0
31 Joc Pederson, L (1, 7) (5, 8) OBP: 0.357, SLG: 0.500			S S S 0-3 ② K	X 0-0 ② G3 2-3 3-H		X 0-0 ③ F9		S S S 0-3 ② K		3	0	0	1	0	1	2
7 Alex Guerrero, R (6, 7) OBP: 0.500, SLG: 0.750										1	0	0	0	0	1	0
14 Enrique Hernández, R (1, 5) OBP: 0.118, SLG: 0.063			X 0-0 ③ 11 1B 1B	X 0-0 ③ G6-3			X 0-0 ① F8	C C C 0-3 ③ K		3	0	1	0	0	0	1
18 Erisbel Arruebarrena, R (7, 5) OBP: 0.273, SLG: 0.200										1	0	0	0	0	1	0
Inning Stats	R: 0 E: 0 K: 1 S: 5 H: 0 LOB: 0 BB: 0 P: 6	R: 0 E: 0 K: 0 S: 3 H: 1 LOB: 0 BB: 0 P: 3	R: 0 E: 0 K: 1 S: 7 H: 2 LOB: 2 BB: 0 P: 7	R: 3 E: 0 K: 0 S: 7 H: 4 LOB: 1 BB: 0 P: 8	R: 0 E: 0 K: 1 S: 5 H: 0 LOB: 1 BB: 1 P: 9	R: 0 E: 0 K: 0 S: 4 H: 1 LOB: 1 BB: 0 P: 4	R: 0 E: 0 K: 2 S: 7 H: 0 LOB: 0 BB: 0 P: 7	R: 0 E: 0 K: 0 S: 2 H: 0 LOB: 1 BB: 2 P: 10	R: 0 E: 0 K: 2 S: 7 H: 0 LOB: 0 BB: 0 P: 7	1B: 7 2B: 1 3B: 0 HR: 0 SF: 0 SAC: 0 DP: 2 HBP: 0							

TOP

Los Angeles Dodgers @ Chicago Cubs

Sloan Park, Mesa, AZ

Wed Mar 11 2015, 4:07 PM - 6:48 PM EDT

Att. 15,208 - Partly Cloudy - 81 F

livebaseballscorecards.com

AB	33
R	3
H	8
RBI	3
BB	3
SO	7
LOB	12

WP: 2 PB: 0 SB: 0 CS: 0 PA: 36

PITCHER		IP	WLS	BF	H	R	ER	SO	BB	IBB	HBP	BLK	WP	HR	S	P	ERA	WHIP
34 Jon Lester, L ERA:	(1, 1)	3.0		11	3	0	0	2	0	0	0	0	0	0	15	16	0.00	1.000
63 Brian Schlitter, R ERA: 36.0	(4, 1)	1.0	B	7	4	3	3	0	0	0	0	0	1	0	7	8	27.00	4.000
27 Phil Coke, L ERA:	(5, 1)	1.0		4	0	0	0	1	1	0	0	0	0	0	5	9	0.00	1.000
57 Gonzalez Germen, R ERA:	(6, 1)	1.0		4	1	0	0	0	0	0	0	0	0	0	4	4	0.00	1.000
48 Francisley Bueno, L ERA: 3.38	(7, 1)	1.0		3	0	0	0	2	0	0	0	0	0	0	7	7	0.00	0.000
66 Drake Britton, L ERA:	(8, 1)	1.0	W	4	0	0	0	0	2	0	0	0	1	0	2	10	0.00	2.000
59 Zac Rosscup, L ERA:	(9, 1)	1.0	S	3	0	0	0	2	0	0	0	0	0	0	7	7	0.00	0.000

Batter	1	2	3	4	5	6	7	8	9	AB	R	H	RBI	BB	SO	LOB
24 Dexter Fowler, S (1, 8) OBP: 0.273, SLG: 0.200	H 1-0 44 G4-6-3 HBP	B B X 2-0 ③ P5 1-2		S S S 0-3 ② K			X 0-0 ① G4-3			2	0	0	0	0	1	2
41 Matt Szczur, R (6, 7) OBP: 0.462, SLG: 0.909										1	0	0	0	0	0	0
44 Anthony Rizzo, L (1, 3) OBP: 0.091, SLG: 0.091	X 0-0 ① ② G4-6-3 1-2f		X 0-0 47 1B 13 1B 8 SF8 1B	X 0-0 ③ F8			X 0-0 ② G1-3			3	1	1	0	0	0	1
19 Jonathan Herrera, S (6, 6) OBP: 0.273, SLG: 0.273										1	0	0	0	0	0	0
13 Starlin Castro, R (1, 6) OBP: 0.182, SLG: 0.273	X 0-0 ③ F9		X 0-0 6 1B 47 1B 1-2 1B		X 0-0 ① P3		X 0-0 ③ F9			3	0	1	0	0	0	0
78 Albert Almora Jr., R (6, 8) OBP: 0.444, SLG: 0.556										1	0	0	0	0	0	0
47 Miguel Montero, L (1, 2) OBP: 0.273, SLG: 0.545		X 0-0 ① G3-1	X 0-0 6 1B 1-2 2-3 1B		X 0-0 ② G1-3			B B B 4-0 16 1B 40 SF8 BB		3	0	1	0	0	0	0
11 Tommy La Stella, L (7, 4) OBP: 0.250, SLG: 0.100										0	1	0	0	1	0	0
8 Chris Coghlan, L (1, 7) OBP: 0.700, SLG: 0.750		B B B B 4-0 6 BB 20 1B 33 1B BB	X 0-0 ① SF8 3-H		X 0-0 ③ F8			X 0-0 51 S 1-3 1B		1	1	0	1	1	0	0
16 Chris Valaika, R (6, 3) OBP: 0.231, SLG: 0.231										1	0	1	0	0	0	0
20 Mike Olt, R (1, 5) OBP: 0.538, SLG: 1.000		X 0-0 6 BB 33 1B 1-2 1B	S S S 0-3 ② K			X 0-0 7 G3-1 6 G3 1B		X 0-0 ① SF8 3-H		3	1	2	0	0	1	2
40 Adron Chambers, L (7, 9) OBP: 0.182, SLG: 0.300										0	0	0	1	0	0	0
6 Ryan Sweeney, L (1, 9) OBP: 0.500, SLG: 0.571		B B B B 4-0 33 1B 1-2 2-3 BB	X 0-0 1-2 2-3 1B			X 0-0 ① G3 1-2		X 0-0 ② F9		2	0	1	0	1	0	1
61 Christian Villanueva, R (7, 5)										1	0	0	0	0	0	1
7 Arismendy Alcántara, S (1, 4) OBP: 0.214, SLG: 0.167		X 0-0 ② F4	X 0-0 ③ G5-3			X 0-0 ② G3-1 2-3		B B X 2-0 ③ G4-3 1-2		3	0	0	0	0	0	7
51 Raffy Lopez, L (7, 2)										1	0	0	0	0	0	1
33 Mike Baxter, L (1, 10) OBP: 0.182, SLG: 0.125		X 0-0 24 S 1-3 2-H 3-H 1B		X 0-0 ① G6-3		X 0-0 ③ G4-3				3	0	1	2	0	0	1
Inning Stats	R: 0 E: 0 K: 0 S: 2 H: 0 LOB: 0 BB: 0 P: 3	R: 2 E: 0 K: 0 S: 5 H: 2 LOB: 2 BB: 2 P: 15	R: 1 E: 0 K: 1 S: 9 H: 4 LOB: 3 BB: 0 P: 9	R: 0 E: 0 K: 1 S: 5 H: 0 LOB: 0 BB: 0 P: 5	R: 0 E: 0 K: 0 S: 3 H: 0 LOB: 0 BB: 0 P: 3	R: 0 E: 0 K: 0 S: 4 H: 1 LOB: 1 BB: 0 P: 4	R: 0 E: 0 K: 0 S: 3 H: 0 LOB: 0 BB: 0 P: 3	R: 1 E: 0 K: 0 S: 4 H: 1 LOB: 1 BB: 1 P: 10		1B: 8 2B: 0 3B: 0 HR: 0 SF: 2 SAC: 0 DP: 1 HBP: 1						

BOTTOM

Los Angeles Dodgers @ Chicago Cubs

Sloan Park, Mesa, AZ

Wed Mar 11 2015, 4:07 PM - 6:48 PM EDT

Att. 15,208 - Partly Cloudy - 81 F

livebaseballscorecards.com

AB	29
R	4
H	8
RBI	4
BB	3
SO	2
LOB	16

PITCHER		IP	WLS	BF	H	R	ER	SO	BB	IBB	HBP	BLK	WP	HR	S	P	ERA	WHIP
21 Zack Greinke, R ERA: 9.0	(1, 1)	2.0		10	2	2	2	0	2	0	1	0	0	0	7	18	9.00	2.000
78 Julio Urías, L ERA: 4.5	(3, 1)	0.1		4	3	1	1	0	0	0	0	0	0	0	4	4	27.00	9.000
54 David Huff, L ERA:	(3, 1)	1.2		6	1	0	0	2	0	0	0	0	0	0	10	10	0.00	0.600
51 Zach Lee, R ERA:	(5, 1)	2.0		7	1	0	0	0	0	0	0	0	0	0	7	7	0.00	0.500
67 Chris Reed, L ERA: 3.0	(7, 1)	1.0		3	0	0	0	0	0	0	0	0	0	0	3	3	0.00	0.000

PITCHER		IP	WLS	BF	H	R	ER	SO	BB	IBB	HBP	BLK	WP	HR	S	P	ERA	WHIP
59 Chris Anderson, R ERA: 3.0	(8, 1)	1.0	L	5	1	1	1	0	1	0	0	0	0	0	4	10	9.00	2.000

Batter	1	2	3	4	5	6	7	8	9	AB	R	H	RBI	BB	SO	LOB
55 Skip Schumaker, L (1, 4) OBP: 0.375, SLG: 0.385	L6		21 E 17 1B 1B		G5-3		L8			3	0	1	0	0	0	0
73 Kyle Skipworth, L (7, PH) OBP: 0.429, SLG: 0.692 (7, 2)										1	0	0	0	0	0	1
17 Kristopher Negrón, R (1, 6) OBP: 0.294, SLG: 0.200	K		21 E 1B 1-2		1B		G4-6-3 1-2f			3	0	2	0	0	1	0
71 Irving Falu, S (7, PH) OBP: 0.500, SLG: 0.545 (7, 5)										1	0	0	0	0	0	1
21 Todd Frazier, R (1, 5) OBP: 0.176, SLG: 0.313	G6-3		FC6 27 G4-3 1-2 2-3		F8			K		3	0	0	0	0	0	3
7 Eugenio Suárez, R (7, 6) OBP: 0.375, SLG: 0.667										1	0	0	0	0	1	0
27 Brennan Boesch, L (1, 8) OBP: 0.429, SLG: 0.762		G3-1	G4-3 1-2f		G6-3			L7		3	0	0	0	0	0	4
86 Felix Perez, L (7, 9) OBP: 0.214, SLG: 0.167										1	0	0	0	0	0	0
9 Marlon Byrd, R (1, 7) OBP: 0.357, SLG: 0.333		G6-3		P3		75 G6-3 89 SF9 2B		G6-3		3	1	1	0	0	0	0
66 Josh Satin, R (7, 3) OBP: 0.125, SLG: 0.188										1	0	0	0	0	0	0
75 Kyle Waldrop, L (1, 9) OBP: 0.350, SLG: 0.667		BBBB 89 S 89 2B BB		23 1B 3B		G6-3 2-3			K	3	2	1	0	1	1	1
(7, 7)																
89 Chris Dominguez, R (1, 10) OBP: 0.250, SLG: 0.391		CX 1-H 2B	FSS K			SF9 3-H			G5-3	3	0	1	2	0	1	1
23 Donald Lutz, L (1, 3) OBP: 0.333, SLG: 0.588		G3	3-H 1B			G6-3			1B	3	0	1	1	0	0	1
6 Phillip Ervin, R (7, 8) OBP: 0.400, SLG: 0.400										1	0	1	0	0	0	0
16 Tucker Barnhart, L (1, 2) OBP: 0.200, SLG: 0.214			G5-3	F9			71 G4-6-3 1B		F7	3	0	1	0	0	0	1
79 Luis Gonzalez, R (7, PR) OBP: 0.143, SLG: 0.286 (7, 4)										1	0	0	0	0	0	1
Inning Stats	R: 0 E: 0 K: 1 S: 5 H: 0 LOB: 0 BB: 0 P: 5	R: 1 E: 0 K: 0 S: 5 H: 1 LOB: 1 BB: 1 P: 9	R: 0 E: 1 K: 0 S: 5 H: 2 LOB: 2 BB: 0 P: 5	R: 1 E: 0 K: 1 S: 7 H: 2 LOB: 1 BB: 0 P: 7	R: 0 E: 0 K: 0 S: 4 H: 1 LOB: 1 BB: 0 P: 4	R: 1 E: 0 K: 0 S: 4 H: 1 LOB: 0 BB: 0 P: 4	R: 0 E: 0 K: 0 S: 3 H: 1 LOB: 1 BB: 0 P: 3	R: 0 E: 0 K: 1 S: 5 H: 0 LOB: 0 BB: 0 P: 5	R: 0 E: 0 K: 1 S: 6 H: 1 LOB: 1 BB: 0 P: 6	1B: 6 2B: 2 3B: 1 HR: 0	SF: 1 SAC: 0 DP: 2 HBP: 0						

TOP

Cincinnati Reds @ Los Angeles Dodgers

Camelback Ranch, Glendale, AZ

Fri Mar 13 2015, 10:04 PM - 12:36 AM EDT

Att. 13,342 - Partly Cloudy - 82 F

livebaseballscorecards.com

AB	34
R	3
H	9
RBI	3
BB	1
SO	4
LOB	14

PITCHER		IP	WLS	BF	H	R	ER	SO	BB	IBB	HBP	BLK	WP	HR	S	P	ERA	WHIP
38 Brandon McCarthy, R ERA: 3.6	(1, 1)	3.0		13	3	1	1	1	1	0	0	0	0	0	15	19	3.00	1.333
62 Joel Peralta, R ERA: 9.0	(4, 1)	1.0		5	2	1	1	1	0	0	0	0	0	0	7	7	9.00	2.000
41 Chris Hatcher, R ERA:	(5, 1)	1.0		4	1	0	0	0	0	0	0	0	0	0	4	4	0.00	1.000
77 Carlos Frías, R ERA: 5.79	(6, 1)	1.0		4	1	1	1	0	0	0	0	0	0	0	4	4	9.00	1.000
12 Juan Nicasio, R ERA: 9.0	(7, 1)	1.0		3	1	0	0	0	0	0	0	0	0	0	3	3	0.00	1.000

PITCHER		IP	WLS	BF	H	R	ER	SO	BB	IBB	HBP	BLK	WP	HR	S	P	ERA	WHIP
64 Danny Coulombe, L ERA:	(8, 1)	1.0		3	0	0	0	1	0	0	0	0	0	0	5	5	0.00	0.000
63 Yimi García, R ERA:	(9, 1)	1.0		4	1	0	0	1	0	0	0	0	0	0	6	6	0.00	1.000

WP: 0 PB: 0 SB: 1 CS: 0 PA: 36

Batter	1	2	3	4	5	6	7	8	9	AB	R	H	RBI	BB	SO	LOB
14 Enrique Hernández, R (1, 10) OBP: 0.095, SLG: 0.050	G5-3			K		G4-3 3-H			F8 2-3	4	0	0	1	0	1	1
10 Justin Turner, R (1, 6) OBP: 0.353, SLG: 0.438	G5-3			23 1B 2B		K			SF7 3-H	3	1	1	0	0	1	0
61 Corey Seager, L (7, 6) OBP: 0.471, SLG: 0.455										0	0	0	1	0	0	0
23 Adrián González, L (1, 3) OBP: 0.250, SLG: 0.222	G4-3			9 G4-6-3 2-H 1B			F8		K	3	0	1	1	0	0	0
68 Kyle Jensen, R (8, 3) OBP: 0.333, SLG: 0.833										1	0	0	0	0	1	0
9 Yasmani Grandal, S (1, 2) OBP: 0.235, SLG: 0.412		G6-3		G4-6-3 1-2f			L6			3	0	0	0	0	0	1
70 Chris O'Brien, S (8, 2) OBP: 0.250, SLG: 0.500										0	0	0	0	0	0	0
16 Andre Ethier, L (1, 9) OBP: 0.333, SLG: 0.250		G4-3			L8		F9			3	0	0	0	0	0	0
83 Scott Schebler, L (8, 9) OBP: 0.467, SLG: 0.857										0	0	0	0	0	0	0
33 Scott Van Slyke, R (1, 7) OBP: 0.267, SLG: 0.333		P1			G3			G6-3		2	0	0	0	0	0	0
81 Buck Britton, L (7, 7) OBP: 0.364, SLG: 0.300										1	0	0	0	0	0	0
5 Juan Uribe, R (1, 5) OBP: 0.133, SLG: 0.133			G4-3		F7			G4-3		3	0	0	0	0	0	0
7 Alex Guerrero, R (9, 5) OBP: 0.500, SLG: 0.750										0	0	0	0	0	0	0
31 Joc Pederson, L (1, 8) OBP: 0.421, SLG: 0.684			6 G6-3 1B			6 G1-4-3 14 G4-3 1B		P2		2	1	2	0	0	0	0
28 Chris Heisey, R (7, 8)						6 S				1	0	0	0	0	0	0
6 Darwin Barney, R (1, 4) OBP: 0.235, SLG: 0.200			G6-3 1-2f			G1-4-3 1-3			14 F8 61 SF7 2B	2	0	0	0	0	0	2
80 Darnell Sweeney, S (7, 4) OBP: 0.467, SLG: 0.750										1	1	1	0	0	0	0
Inning Stats	R: 0 E: 0 K: 0 S: 3 H: 0 LOB: 0 BB: 0 P: 3	R: 0 E: 0 K: 0 S: 3 H: 0 LOB: 0 BB: 0 P: 3	R: 0 E: 0 K: 0 S: 3 H: 1 LOB: 0 BB: 0 P: 3	R: 1 E: 0 K: 1 S: 6 H: 2 LOB: 0 BB: 0 P: 6	R: 0 E: 0 K: 0 S: 3 H: 0 LOB: 0 BB: 0 P: 3	R: 1 E: 0 K: 1 S: 7 H: 1 LOB: 0 BB: 0 P: 7	R: 0 E: 0 K: 0 S: 3 H: 0 LOB: 0 BB: 0 P: 3	R: 0 E: 0 K: 0 S: 3 H: 0 LOB: 0 BB: 0 P: 3	R: 1 E: 0 K: 1 S: 6 H: 1 LOB: 0 BB: 0 P: 6	1B: 3 2B: 2 3B: 0 HR: 0 SF: 1 SAC: 0 DP: 2 HBP: 0						

PITCHER	IP	WLS	BF	H	R	ER	SO	BB	IBB	HBP	BLK	WP	HR	S	P	ERA	WHIP
31 Jason Marquis, R (1, 1) ERA: 1.0	4.0		13	3	1	1	1	0	0	0	0	0	0	15	15	2.25	0.750
54 Aroldis Chapman, L (5, 1) ERA: 1.8	2.0	H	7	1	1	1	1	0	0	0	0	0	0	10	10	4.50	0.500
50 Jose Mijares, L (7, 1) ERA: 5.4	1.0	H	3	0	0	0	0	0	0	0	0	0	0	3	3	0.00	0.000
48 Keyvius Sampson, R (8, 1) ERA: 1.29	2.0	B	7	1	1	1	1	0	0	0	0	0	0	9	9	4.50	0.500

PITCHER	IP	WLS	BF	H	R	ER	SO	BB	IBB	HBP	BLK	WP	HR	S	P	ERA	WHIP

BOTTOM

Cincinnati Reds @ Los Angeles Dodgers

Camelback Ranch, Glendale, AZ

Fri Mar 13 2015, 10:04 PM - 12:36 AM EDT

Att. 13,342 - Partly Cloudy - 82 F

livebaseballscorecards.com

AB	29
R	3
H	5
RBI	3
BB	0
SO	3
LOB	4

WP: 0 PA: 30
PB: 0
SB: 1
CS: 0

Batter	1	2	3	4	5	6	7	8	9	AB	R	H	RBI	BB	SO	LOB
11 José Ramírez, S (1, 6) OBP: 0.320, SLG: 0.440	0-0 62 FC6-4 22 SH2-3 1B		0-0 22 G4-6-3 1B		0-0 ② G6-3		0-0 1B		0-0 ③ F7	4	0	3	0	0	0	0
79 Audy Ciriaco, R (7, 4) OBP: 0.231, SLG: 0.385										1	0	0	0	0	0	0
22 Jason Kipnis, L (1, 10) OBP: 0.267, SLG: 0.357	0-0 ① SH2-3 1-2		0-0 ②③ G4-6-3 1-2f		0-0 ③ G3		0-0 ③ F7			3	0	0	0	0	0	2
9 Ryan Raburn, R (1, 9) OBP: 0.389, SLG: 0.375	4-0 62 FC6-4 BB			0-3 ① K		4-0 62 WP 62 E BB		0-3 ① K		1	0	0	0	2	1	0
75 Carlos Moncrief, L (6, PR) OBP: 0.261, SLG: 0.273 (6, 9)										1	1	0	0	0	1	0
62 Tyler Holt, R (1, 8) OBP: 0.455, SLG: 0.500	0-0 ② FC6-4 1-2f 2-3			4-0 61 S 78 1B BB		1-0 E8 1-H 1B		0-0 ② F8		3	1	1	1	1	0	2
61 Jerry Sands, R (1, 3) OBP: 0.450, SLG: 0.444	0-3 ③ K			0-1 ② L9 1-2		0-0 ① F9		0-0 54 1B 2B		3	0	0	0	0	1	5
36 Jesús Aguilar, R (6, 3) OBP: 0.474, SLG: 0.529										1	0	1	0	0	0	0
55 Roberto Pérez, R (1, 2) OBP: 0.571, SLG: 0.900		0-0 ① G3		4-0 78 1B BB		0-3 ② K		0-0 2-3 1B		2	0	0	0	1	1	2
54 Adam Moore, R (7, 2) OBP: 0.250, SLG: 0.143										1	0	1	0	0	0	0
78 Erik González, R (1, 4) OBP: 0.190, SLG: 0.105	0-3 ② K2-3		0-0 1-3 2-H 1B		0-0 ③ F9		0-0 ③ F7			3	0	1	1	0	1	2
1 Michael Martinez, S (7, 6) OBP: 0.200, SLG: 0.267										1	0	0	0	0	0	2
77 Destin Hood, R (1, 7) OBP: 0.313, SLG: 0.438	0-0 ③ G5-3		0-0 ③ F8			0-3 ① K		0-0 ① G2-3		3	0	0	0	0	1	2
67 Francisco Lindor, S (9, PH) OBP: 0.333, SLG: 0.550										1	0	0	0	0	0	0
76 Ryan Rohlinger, R (1, 5) OBP: 0.200, SLG: 0.385		0-0 ① G5-3		0-0 ① G6-3		0-0 ② P3		0-0 ② F7		4	0	0	0	0	0	0

Cleveland Indians @ Los Angeles Dodgers

Camelback Ranch, Glendale, AZ

Sat Mar 14 2015, 4:07 PM - 6:44 PM EDT

Att. 13,210 - Sunny - 85 F

TOP

livebaseballscorecards.com

	AB	R	H	RBI	BB	SO	LOB
	32	2	7	2	4	6	17

Inning Stats	1	2	3	4	5	6	7	8	9
	R: 0 E: 0 K: 1 S: 6	R: 0 E: 0 K: 1 S: 5	R: 0 E: 0 K: 0 S: 3	R: 1 E: 0 K: 1 S: 7	R: 0 E: 0 K: 0 S: 3	R: 1 E: 1 K: 1 S: 6	R: 0 E: 0 K: 1 S: 6	R: 0 E: 0 K: 1 S: 7	R: 0 E: 0 K: 0 S: 3
	H: 1 LOB: 2 BB: 1 P: 10	H: 0 LOB: 0 BB: 0 P: 5	H: 1 LOB: 0 BB: 0 P: 3	H: 1 LOB: 2 BB: 2 P: 15	H: 0 LOB: 0 BB: 0 P: 3	H: 1 LOB: 2 BB: 1 P: 11	H: 1 LOB: 1 BB: 0 P: 6	H: 2 LOB: 2 BB: 0 P: 7	H: 0 LOB: 0 BB: 0 P: 3

1B: 6	SF: 0	WP: 1	PA: 37
2B: 1	SAC: 1	PB: 0	
3B: 0	DP: 1	SB: 1	
HR: 0	HBP: 0	CS: 0	

PITCHER		IP	WLS	BF	H	R	ER	SO	BB	IBB	HBP	BLK	WP	HR	S	P	ERA	WHIP
35 Brett Anderson, L ERA:	(1, 1)	3.0	W	11	2	0	0	2	1	0	0	0	0	0	14	18	0.00	1.000
0 Mike Adams, R ERA: 13.5	(4, 1)	0.2	H	5	1	1	1	1	2	0	0	0	0	0	6	14	13.50	4.500
96 B.J. Rosenberg, R ERA:	(4, 1)	0.1	H	1	0	0	0	0	0	0	0	0	0	0	1	1	0.00	0.000
56 J.P. Howell, L ERA: 9.0	(5, 1)	1.0	H	3	0	0	0	0	0	0	0	0	0	0	3	3	0.00	0.000
27 Dustin McGowan, R ERA: 12.0	(6, 1)	1.0	H	5	1	1	1	1	1	0	0	0	1	0	6	11	9.00	2.000

PITCHER		IP	WLS	BF	H	R	ER	SO	BB	IBB	HBP	BLK	WP	HR	S	P	ERA	WHIP
58 David Aardsma, R ERA:	(7, 1)	1.0	H	4	1	0	0	1	0	0	0	0	0	0	6	6	0.00	1.000
75 Paco Rodríguez, L ERA:	(8, 1)	1.0	H	5	2	0	0	1	0	0	0	0	0	0	7	7	0.00	2.000
52 Pedro Báez, R ERA:	(9, 1)	1.0		3	0	0	0	0	0	0	0	0	0	0	3	3	0.00	0.000

Batter	1	2	3	4	5	6	7	8	9	AB	R	H	RBI	BB	SO	LOB
11 Jimmy Rollins, S (1, 6) OBP: 0.368, SLG: 0.579	F9		9 1B 3 G4-3 47 G2-3 1B	1-H 2B			F8	G5-3		3	1	2	1	0	0	0
18 Erisbel Arruebarrena, R (6, 5) OBP: 0.231, SLG: 0.167										2	0	0	0	0	0	0
3 Carl Crawford, L (1, 7) OBP: 0.188, SLG: 0.188	P6		G4-3 1-2	G4-3			P6			3	0	0	0	0	0	2
7 Alex Guerrero, R (6, 7) OBP: 0.462, SLG: 0.692										1	0	0	0	0	0	0
9 Yasmani Grandal, S (1, 10) OBP: 0.238, SLG: 0.381	F9		33 1B 47 G2-3 2-3 1B		K2-3		F8			4	0	1	0	0	1	0
47 Howie Kendrick, R (1, 4) OBP: 0.235, SLG: 0.353		G6-3	G2-3 1-2 3-H		G4-3			G4-3		3	0	0	1	0	0	1
6 Darwin Barney, R (6, 4) OBP: 0.222, SLG: 0.188										1	0	0	0	0	0	0
33 Scott Van Slyke, R (1, 3) OBP: 0.333, SLG: 0.556		HR	2-3 1B		K			65 BB 14 1B 55 HR 1B		3	1	2	1	0	1	0
79 O'Koyea Dickson, R (6, 3) OBP: 0.385, SLG: 0.923										1	1	1	0	0	0	0
10 Justin Turner, R (1, 5) OBP: 0.368, SLG: 0.500		2B	F7			17 WP 1B		65 BB 1-2 55 HR 1B		2	0	1	0	0	0	2
14 Enrique Hernández, R (6, 6) OBP: 0.174, SLG: 0.136										2	1	2	0	0	0	0
17 A.J. Ellis, R (1, 2) OBP: 0.333, SLG: 0.538	P4			G5-3		1-2 G6-3		1-2 2-3 55 HR BB		3	0	0	0	0	0	2
65 Austin Barnes, R (7, 2) OBP: 0.273, SLG: 0.375										0	1	0	0	1	0	0
31 Joc Pederson, L (1, 8) OBP: 0.455, SLG: 0.667	28 FC5-4 BB			28 FC6-4 1B			K	1-H 2-H 3-H HR		2	0	1	0	1	1	1
55 Matt Carson, R (7, 8) OBP: 0.273, SLG: 0.500										1	1	1	4	0	0	0
28 Chris Heisey, R (1, 9)		FC5-4 1-2f		FC6-4 11 2B 1-2f			K	K		3	1	0	0	0	1	4
83 Scott Schebler, L (7, 9) OBP: 0.438, SLG: 0.800										1	0	0	0	0	1	0
Inning Stats	R: 0 E: 0 K: 0 S: 3 H: 0 LOB: 0 BB: 0 P: 3	R: 1 E: 0 K: 0 S: 6 H: 2 LOB: 2 BB: 1 P: 10	R: 1 E: 0 K: 0 S: 6 H: 3 LOB: 2 BB: 0 P: 6	R: 1 E: 0 K: 0 S: 5 H: 2 LOB: 1 BB: 0 P: 5	R: 0 E: 0 K: 2 S: 7 H: 0 LOB: 0 BB: 0 P: 7	R: 0 E: 0 K: 2 S: 8 H: 1 LOB: 1 BB: 0 P: 9	R: 0 E: 0 K: 0 S: 3 H: 0 LOB: 0 BB: 0 P: 3	R: 4 E: 0 K: 1 S: 8 H: 3 LOB: 0 BB: 1 P: 14		1B: 7 2B: 2 3B: 0 HR: 2	SF: 0 SAC: 0 DP: 0 HBP: 0						

PITCHER	IP	WLS	BF	H	R	ER	SO	BB	IBB	HBP	BLK	WP	HR	S	P	ERA	WHIP
52 Bruce Chen, L (1, 1) ERA: 5.0	4.0	L	20	7	3	3	0	1	0	0	0	0	1	20	24	6.75	2.000
43 Josh Tomlin, R (5, 1) ERA: 4.5	2.0		7	1	0	0	4	0	0	0	0	1	0	15	16	0.00	0.500
37 Cody Allen, R (7, 1) ERA:	1.0		3	0	0	0	0	0	0	0	0	0	0	3	3	0.00	0.000
51 Anthony Swarzak, R (8, 1) ERA: 17.36	1.0		7	3	4	4	1	1	0	0	0	0	1	8	14	36.00	4.000

PITCHER	IP	WLS	BF	H	R	ER	SO	BB	IBB	HBP	BLK	WP	HR	S	P	ERA	WHIP

BOTTOM

Cleveland Indians @ Los Angeles Dodgers

Camelback Ranch, Glendale, AZ

Sat Mar 14 2015, 4:07 PM - 6:44 PM EDT

Att. 13,210 - Sunny - 85 F

livebaseballscorecards.com

AB	35
R	7
H	11
RBI	7
BB	2
SO	5
LOB	12

WP: 1 PB: 0 SB: 0 CS: 0 PA: 37

Los Angeles Dodgers @ Seattle Mariners

Peoria Stadium, Peoria, AZ

Sun Mar 15 2015, 4:16 PM - 6:58 PM EDT

Att. 13,055 - Sunny - 83 F

TOP

livebaseballscorecards.com

Batter	1	2	3	4	5	6	7	8	9	AB	R	H	RBI	BB	SO	LOB
11 Jimmy Rollins, S (1, 6) OBP: 0.364, SLG: 0.545	K		66 G5-4-3 1B		G6-3			HR		3	0	1	0	0	1	0
6 Darwin Barney, R (5, 6) OBP: 0.263, SLG: 0.412										1	1	1	2	0	0	0
66 Yasiel Puig, R (1, 9) OBP: 0.263, SLG: 0.353	F7		G5-4-3 1-2f		K			80 F9 2B		3	0	0	0	0	1	1
83 Scott Schebler, L (5, 9) OBP: 0.471, SLG: 0.875										1	0	1	0	0	0	0
23 Adrián González, L (1, 3) OBP: 0.261, SLG: 0.238	47 2B 1B			L9		G3-1		K		3	1	1	0	0	0	0
79 O'Koyea Dickson, R (6, 3) OBP: 0.357, SLG: 0.857										1	0	0	0	0	1	1
47 Howie Kendrick, R (1, 4) OBP: 0.300, SLG: 0.450	1-H 2B			9 1B 3 2B 1B		G6-3		F9 2-3		3	1	2	1	0	0	0
80 Darnell Sweeney, S (6, 4) OBP: 0.438, SLG: 0.692										1	0	0	0	0	0	1
9 Yasmani Grandal, S (1, 2) OBP: 0.250, SLG: 0.375	F8			1 SAFE 3 2B 1-2 1B		G6-3		P2		3	0	1	0	0	0	1
65 Austin Barnes, R (7, 2) OBP: 0.250, SLG: 0.333										1	0	0	0	0	0	1
3 Carl Crawford, L (1, 7) OBP: 0.263, SLG: 0.316		F9		1-3 2-H 2B			5 G1-4-3 1B		F8	3	0	2	1	0	0	0
68 Kyle Jensen, R (7, 7) OBP: 0.308, SLG: 0.769										1	0	0	0	0	0	0
5 Juan Uribe, R (1, 5) OBP: 0.111, SLG: 0.111		K		P2			G1-4-3 1-2f		G3-1	3	0	0	0	0	1	3
81 Buck Britton, L (7, 5) OBP: 0.333, SLG: 0.273										1	0	0	0	0	0	0
16 Andre Ethier, L (1, 8) OBP: 0.286, SLG: 0.211		K		K			L9	7 1B 2B		3	0	0	0	0	2	2
14 Enrique Hernández, R (7, 8) OBP: 0.208, SLG: 0.217										1	1	1	0	0	0	0
7 Alex Guerrero, R (1, 10) OBP: 0.471, SLG: 0.625			G2-3		P3			6 S 6 HR BB	2-H 1B	3	1	1	1	1	0	0
Inning Stats	R: 1 E: 0 K: 1 S: 14 H: 2 LOB: 1 BB: 0 P: 19	R: 0 E: 0 K: 2 S: 12 H: 0 LOB: 0 BB: 0 P: 15	R: 0 E: 0 K: 0 S: 9 H: 1 LOB: 0 BB: 0 P: 15	R: 1 E: 0 K: 1 S: 10 H: 3 LOB: 2 BB: 0 P: 18	R: 0 E: 0 K: 1 S: 11 H: 0 LOB: 0 BB: 0 P: 14	R: 0 E: 0 K: 0 S: 6 H: 0 LOB: 0 BB: 0 P: 9	R: 0 E: 0 K: 0 S: 5 H: 1 LOB: 0 BB: 0 P: 8	R: 2 E: 0 K: 1 S: 14 H: 2 LOB: 1 BB: 1 P: 25	R: 1 E: 0 K: 0 S: 8 H: 2 LOB: 1 BB: 0 P: 9	1B: 6 2B: 4 3B: 0 HR: 1	SF: 0 SAC: 0 DP: 2 HBP: 0						

	AB	35
	R	5
	H	11
	RBI	5
	BB	1
	SO	6
	LOB	10

WP: 0 PB: 0 SB: 1 CS: 0 PA: 36

PITCHER	IP	WLS	BF	H	R	ER	SO	BB	IBB	HBP	BLK	WP	HR	S	P	ERA	WHIP
29 Roenis Elías, L (1, 1) ERA: 4.7	3.2	L	16	6	2	2	3	0	0	0	0	0	0	42	61	4.91	1.636
73 David Rollins, L (4, 1) ERA:	1.1		4	0	0	0	2	0	0	0	0	0	0	14	20	0.00	0.000
40 Danny Farquhar, R (6, 1) ERA: 5.79	1.0		3	0	0	0	0	0	0	0	0	0	0	6	9	0.00	0.000
66 Tyler Olson, L (7, 1) ERA:	1.0		3	1	0	0	0	0	0	0	0	0	0	5	8	0.00	1.000
39 Carson Smith, R (8, 1) ERA: 7.71	0.2		5	2	2	2	1	1	0	0	0	0	1	12	22	27.00	4.500

PITCHER	IP	WLS	BF	H	R	ER	SO	BB	IBB	HBP	BLK	WP	HR	S	P	ERA	WHIP
49 Justin Germano, R (8, 1) ERA: 3.38	0.1		1	0	0	0	0	0	0	0	0	0	0	2	3	0.00	0.000
57 Mark Lowe, R (9, 1) ERA: 7.71	1.0		4	2	1	1	0	0	0	0	0	0	0	8	9	9.00	2.000

Batter	1	2	3	4	5	6	7	8	9	AB	R	H	RBI	BB	SO	LOB
16 Austin Jackson, R (1, 8) OBP: 0.400, SLG: 0.500 99 James Jones, L (6, 8) OBP: 0.276, SLG: 0.308	C F S 0-3 ① K	F C B B F F B F B 4-2 BB			C X 0-1 ① F9			C B F B F B X 3-2 9 FC6-4 1B	C X 0-1 ③ G3	2 0 0 0 1 1 0 2 0 1 0 0 0 2						
12 Justin Ruggiano, R (1, 7) OBP: 0.278, SLG: 0.444 9 Endy Chavez, L (6, 7) OBP: 0.364, SLG: 0.300 67 Patrick Kivlehan, R (9, 7) OBP: 0.294, SLG: 0.529	B X 1-0 25 BB 23 1B 1B	F F 1 B C SAFE 1-3 ③ K			C F B B S 2-3 ② K			C B C X 1-2 ① FC6-4 1-2f		3 0 1 0 0 2 2 1 0 0 0 0 0 1 0 0 0 0 0 0 0						
22 Robinson Canó, L (1, 4) OBP: 0.364, SLG: 0.545 36 Shawn O'Malley, S (6, 4) OBP: 0.200, SLG: 0.077	C B F 1 S SAFE 1-3 ② K		S F F X 0-2 23 WP 25 G6-4-3 2B		S F C 0-3 ③ K			C L S 0-3 ② K2-3		3 1 1 0 0 2 1 1 0 0 0 0 1 1						
23 Nelson Cruz, R (1, 9) OBP: 0.476, SLG: 0.588 17 Stefen Romero, R (6, PR) OBP: 0.409, SLG: 0.474 (7, 9)	B X 1-0 25 BB 1-2 1B		F B B F B B 4-2 25 G6-4-3 2-3 BB			F B X 1-1 25 CS 1B		S C X 0-2 ③ G6-3		2 0 2 0 1 0 0 1 0 0 0 0 0 1						
25 Rickie Weeks Jr., R (1, 10) OBP: 0.375, SLG: 0.643 63 Jesus Montero, R (9, PH) OBP: 0.333, SLG: 0.273	F C B B B B 4-2 1-2 2-3 BB		B X 1-0 ① ② G6-4-3 1-2f 3-H			C B C F B B F X 3-2 ① ② P4 1-2			F C C 0-3 ① K	2 0 0 0 1 0 2 1 0 0 0 0 1 0						
20 Logan Morrison, L (1, 3) OBP: 0.273, SLG: 0.318 55 Carlos Rivero, R (7, 5) OBP: 0.267, SLG: 0.357	X 0-0 ③ F7		C C B X 1-2 ③ G4-3			B X 1-0 ③ G4-3			B C C X 1-2 46 E 2B	3 0 0 0 0 0 4 1 1 1 0 0 0 0						
3 Mike Zunino, R (1, 2) OBP: 0.500, SLG: 0.714 6 John Hicks, R (8, 2) OBP: 0.400, SLG: 0.444		B C S B F F B X 3-2 46 G4-3 2B		B B X 2-0 ① F9			C B C F F F X 1-2 ① F8		F F F X 0-2 ② G2-3	3 0 1 0 0 0 0 1 0 0 0 0 0 1						
46 D.J. Peterson, R (1, 5) OBP: 0.200, SLG: 0.333 (7, 3)		B B X 2-0 ① G4-3 2-3		F B X 1-1 ② P2			B C S F S 1-3 ② K		B B F B X 3-1 E4 83 1B 2-H	4 0 0 0 0 1 1						
72 Ketel Marte, S (1, 6) OBP: 0.318, SLG: 0.381 83 Jack Reinheimer, R (8, 6) OBP: 0.333, SLG: 0.333		D B X 2-0 ② G1-3		F B B X 2-1 ③ G3-1			B X 1-0 ③ G6-3		B C X 1-1 1-2 1B	3 0 0 0 0 0 1 1 0 1 0 0 0 0						
Inning Stats	R: 0 H: 2 E: 0 LOB: 3 K: 2 BB: 1 S: 11 P: 18	R: 0 H: 1 E: 0 LOB: 2 K: 1 BB: 1 S: 16 P: 28	R: 1 H: 1 E: 0 LOB: 0 K: 0 BB: 1 S: 10 P: 16	R: 0 H: 0 E: 0 LOB: 0 K: 0 BB: 0 S: 5 P: 10	R: 0 H: 0 E: 0 LOB: 0 K: 2 BB: 0 S: 8 P: 10	R: 0 H: 1 E: 0 LOB: 1 K: 0 BB: 0 S: 8 P: 13	R: 0 H: 0 E: 0 LOB: 0 K: 1 BB: 0 S: 10 P: 13	R: 0 H: 1 E: 1 LOB: 1 K: 1 BB: 0 S: 13 P: 17	R: 1 H: 2 E: 1 LOB: 2 K: 1 BB: 0 S: 16 P: 21	1B: 5 SF: 0 2B: 3 SAC: 0 3B: 0 DP: 1 HR: 0 HBP: 0						

PITCHER	IP	WLS	BF	H	R	ER	SO	BB	IBB	HBP	BLK	WP	HR	S	P	ERA	WHIP
22 Clayton Kershaw, L (1, 1) ERA: 2.16	3.1	W	16	4	1	1	3	3	0	0	0	1	0	38	65	2.70	2.100
91 Chin-hui Tsao, R (4, 1) ERA:	1.2	H	5	0	0	0	2	0	0	0	0	0	0	12	17	0.00	0.000
26 Sergio Santos, R (6, 1) ERA:	1.0	H	3	1	0	0	0	0	0	0	0	0	0	8	13	0.00	1.000
36 Adam Liberatore, L (7, 1) ERA:	1.0	H	3	0	0	0	1	0	0	0	0	0	0	10	13	0.00	0.000
45 Joe Wieland, R (8, 1) ERA:	2.0	S	10	3	1	0	2	0	0	0	0	0	0	29	38	0.00	1.500

PITCHER	IP	WLS	BF	H	R	ER	SO	BB	IBB	HBP	BLK	WP	HR	S	P	ERA	WHIP

BOTTOM

Los Angeles Dodgers @ Seattle Mariners

Peoria Stadium, Peoria, AZ

Sun Mar 15 2015, 4:16 PM - 6:58 PM EDT

Att. 13,055 - Sunny - 83 F

livebaseballscorecards.com

AB	34
R	2
H	8
RBI	0
BB	3
SO	8
LOB	17

WP: 1 PA: 37
PB: 0
SB: 0
CS: 1

Oakland Athletics @ Los Angeles Dodgers

Camelback Ranch, Glendale, AZ

Mon Mar 16 2015, 4:09 PM - 6:52 PM EDT

Att. 8,421 - Sunny - 86 F

livebaseballscorecards.com

TOP

Batter	1	2	3	4	5	6	7	8	9	AB	R	H	RBI	BB	SO	LOB
3 Craig Gentry, R (1, 8) OBP: 0.321, SLG: 0.304 83 Kent Matthes, R (7, 9) OBP: 0.400, SLG: 0.400	CBBBB 4-1 BB	CCC 0-3 ② K	X 0-0 ① F8	X 0-0 ③ F9	X 0-0 ③ G4-3	3 0 0 0 1 1 1 1 0 0 0 0 0 1
52 Joey Wendle, L (1, 4) OBP: 0.385, SLG: 0.391	X 0-0 ① L4	X 0-0 ③ G6-3	SSS 0-3 ② K2-3	X 0-0 10 BB 1B	4 0 1 0 0 1 1
10 Marcus Semien, R (1, 6) OBP: 0.419, SLG: 0.556 67 Carson Blair, R (8, 2)	X 0-0 ② F8	SSS 0-3 ③ K	X 0-0 21 F8 16 BB 7 FC5-4 1B	BBBB 4-0 21 G4-6-3 1-2 BB	3 1 1 0 1 1 1 0 0 0 0 0 0 0
16 Billy Butler, R (1, 3) OBP: 0.280, SLG: 0.571 77 Matt Olson, L (6, 3) OBP: 0.333, SLG: 0.393	X 0-0 ③ F7	BBBB 4-0 7 FC5-4 20 HBP 19 E 1-2 BB	X 0-0 ① F9	X 0-0 ① F6	2 1 0 0 1 0 1 1 0 0 0 0 0 2
21 Stephen Vogt, L (1, 10) OBP: 0.154, SLG: 0.083	X 0-0 ① F8	X 0-0 ① F8 2-3	CCC 0-3 ② K	X 0-0 ② ③ G4-6-3 1-2f	4 0 0 0 0 1 4
20 Mark Canha, R (1, 7) OBP: 0.243, SLG: 0.412 25 Tyler Ladendorf, R (6, 7) OBP: 0.310, SLG: 0.379 (7, 8)	CCC 0-3 ② K	H 1-0 7 FC5-4 1-2 HBP	SSS 0-3 ③ K	X 0-0 50 F8 86 1B 12 SF7 1B	2 0 0 0 0 2 0 1 1 1 0 0 0 0
7 Jason Pridie, L (1, 9) OBP: 0.233, SLG: 0.393 84 Matt Angle, L (7, 7) OBP: 0.500, SLG: 0.500 86 Wade Kirkland, R (9, PH) OBP: 1.000, SLG: 1.000	X 0-0 ③ G1-3	X 0-0 ② FC5-4 19 E 1-2f 2-3 3-H	CCC 0-3 ① K	X 0-0 1-2 1B	3 1 0 1 0 1 2 0 0 0 0 0 0 0 1 0 1 0 0 0 0
19 Josh Phegley, R (1, 2) OBP: 0.280, SLG: 0.542 50 Max Muncy, L (8, 5) OBP: 0.462, SLG: 0.714	X 0-0 HR	X 0-0 E9 1-H 3-H 2B	BBBB 4-0 12 G3 BB	X 0-0 ① F8 2-3	2 1 2 3 1 0 0 1 0 0 0 0 0 2
12 Andy Parrino, S (1, 5) OBP: 0.281, SLG: 0.308 (8, 6)	X 0-0 ① SSS G4-3	X 0-0 ③ K	X 0-0 ② G3 1-2	X 0-0 ② SF7 3-H	3 0 0 1 0 1 2
Inning Stats	R: 0 E: 0 K: 0 S: 4 H: 0 LOB: 1 BB: 1 P: 8	R: 0 E: 0 K: 1 S: 5 H: 0 LOB: 0 BB: 0 P: 5	R: 1 E: 0 K: 1 S: 6 H: 1 LOB: 0 BB: 0 P: 6	R: 3 E: 1 K: 1 S: 7 H: 2 LOB: 1 BB: 1 P: 12	R: 0 E: 0 K: 2 S: 7 H: 0 LOB: 0 BB: 0 P: 7	R: 0 E: 0 K: 2 S: 7 H: 0 LOB: 0 BB: 0 P: 7	R: 0 E: 0 K: 1 S: 5 H: 0 LOB: 1 BB: 1 P: 9	R: 0 E: 0 K: 0 S: 3 H: 1 LOB: 1 BB: 1 P: 7	R: 1 E: 0 K: 0 S: 5 H: 2 LOB: 1 BB: 0 P: 5	1B: 4 2B: 1 3B: 0 HR: 1 SF: 1 SAC: 0 DP: 1 HBP: 1	WP: 0 PB: 0 SB: 0 CS: 0 PA: 37						

	AB	31
	R	5
	H	6
	RBI	5
	BB	4
	SO	8
	LOB	17

PITCHER		IP	WLS	BF	H	R	ER	SO	BB	IBB	HBP	BLK	WP	HR	S	P	ERA	WHIP
21 Zack Greinke, R ERA: 5.4	(1, 1)	3.0		11	1	1	1	2	1	0	0	0	0	1	15	19	3.00	0.667
41 Chris Hatcher, R ERA: 6.75	(4, 1)	1.0		7	2	3	3	1	1	0	1	0	0	0	7	12	27.00	3.000
62 Joel Peralta, R ERA: 4.5	(5, 1)	1.0		3	0	0	0	2	0	0	0	0	0	0	7	7	0.00	0.000
30 Chad Gaudin, R ERA:	(6, 1)	1.0		3	0	0	0	2	0	0	0	0	0	0	7	7	0.00	0.000
63 Yimi García, R ERA:	(7, 1)	1.0		4	0	0	0	1	1	0	0	0	0	0	5	9	0.00	1.000

PITCHER		IP	WLS	BF	H	R	ER	SO	BB	IBB	HBP	BLK	WP	HR	S	P	ERA	WHIP
54 David Huff, L ERA: 1.59	(8, 1)	2.0	W	9	3	1	1	0	1	0	0	0	0	0	8	12	4.50	2.000

BOTTOM

Oakland Athletics @ Los Angeles Dodgers

Camelback Ranch, Glendale, AZ

Mon Mar 16 2015, 4:09 PM - 6:52 PM EDT

Att. 8,421 - Sunny - 86 F

livebaseballscorecards.com

Batter	1	2	3	4	5	6	7	8	9	AB	R	H	RBI	BB	SO	LOB
10 Justin Turner, R (1, 3) OBP: 0.364, SLG: 0.476 68 Kyle Jensen, R (6, PR) OBP: 0.357, SLG: 0.786 (7, 3)	G5-3		G1-3			6 2B 1B		61 BB; 80 HR; 1-2 1B		3 1	0 2	1 1	0 0	0 0	0 0	0 0
6 Darwin Barney, R (1, 6) OBP: 0.364, SLG: 0.550 61 Corey Seager, L (6, PR) OBP: 0.500, SLG: 0.455 (7, 6)	5 G5-3; 23 BB; 1B			5 G5-4-3; 1B		23 G3-1; 1-H 2B		BBBB; 80 HR; 1-2 2-3 BB		3 0	0 2	3 0	1 0	0 1	0 0	0 0
23 Adrián González, L (1, 10) OBP: 0.269, SLG: 0.217 80 Darnell Sweeney, S (8, PH) OBP: 0.471, SLG: 0.929 (9, 10)	BBBB; 1-2 BB			F8		G3-1; 3-H		BB; 1-H 2-H 3-H HR		2 1	0 1	0 1	1 4	1 0	0 0	2 0
5 Juan Uribe, R (1, 5) OBP: 0.095, SLG: 0.095 7 Alex Guerrero, R (7, 5) OBP: 0.500, SLG: 0.647	G5-3; 2-3f			G5-4-3; 1-2f		F7		79 HBP; 83 HR 1B		3 1	0 1	0 1	0 0	0 0	0 0	5 0
16 Andre Ethier, L (1, 7) OBP: 0.250, SLG: 0.182 79 O'Koyea Dickson, R (8, 7) OBP: 0.400, SLG: 0.857		G4-3			SSS; K		F7; H	83 HR; 1-2 HBP		3 0	0 1	0 0	0 0	0 0	1 0	0 0
33 Scott Van Slyke, R (1, 9) OBP: 0.300, SLG: 0.500 83 Scott Schebler, L (7, 9) OBP: 0.474, SLG: 1.000		P2			F8		G4-3	BB; 1-H 2-H HR		2 2	0 1	0 1	0 3	0 0	0 0	0 0
31 Joc Pederson, L (1, 8) OBP: 0.458, SLG: 0.636 28 Chris Heisey, R (7, 8) OBP: 0.158, SLG: 0.235		G2-3			BBBB; BB		P4	C; HR		1 2	0 1	0 1	0 1	1 0	0 0	0 0
17 A.J. Ellis, R (1, 2) OBP: 0.294, SLG: 0.467 Austin Barnes, R (7, 2) OBP: 0.286, SLG: 0.364			F9		G6-3			61 BB; 66 1B; 80 HR 1B; G5-3		2 2	0 1	0 1	0 0	0 0	0 0	1 0
14 Enrique Hernández, R (1, 4) OBP: 0.192, SLG: 0.200 18 Erisbel Arruebarrena, R (7, 4) OBP: 0.200, SLG: 0.143			G5-3			F8		F9; F9		2 2	0 0	0 0	0 0	0 0	0 0	0 1
Inning Stats	R: 0 E: 0 K: 0 S: 3 H: 1 LOB: 1 BB: 1 P: 7	R: 0 E: 0 K: 0 S: 3 H: 0 LOB: 0 BB: 0 P: 3	R: 0 E: 0 K: 0 S: 3 H: 0 LOB: 0 BB: 0 P: 3	R: 0 E: 0 K: 0 S: 3 H: 1 LOB: 0 BB: 0 P: 3	R: 0 E: 0 K: 1 S: 5 H: 0 LOB: 1 BB: 1 P: 9	R: 2 E: 0 K: 0 S: 5 H: 2 LOB: 2 BB: 0 P: 5	R: 0 E: 0 K: 0 S: 3 H: 0 LOB: 0 BB: 0 P: 3	R: 8 E: 0 K: 0 S: 10 H: 6 LOB: 0 BB: 1 P: 19		1B: 6 2B: 1 3B: 0 HR: 3	SF: 0 SAC: 0 DP: 2 HBP: 1						

	AB	32
	R	10
	H	10
	RBI	10
	BB	3
	SO	1
	LOB	9

WP: 0 PB: 0 SB: 0 CS: 0 PA: 36

PITCHER		IP	WLS	BF	H	R	ER	SO	BB	IBB	HBP	BLK	WP	HR	S	P	ERA	WHIP
31 Kendall Graveman, R ERA: 0.93	(1, 1)	4.2		16	2	0	0	1	2	0	0	0	0	0	16	24	0.00	0.857
61 Dan Otero, R ERA: 5.4	(5, 1)	1.1		6	2	2	2	0	0	0	0	0	0	0	6	6	13.50	1.500
39 Eric O'Flaherty, L ERA: 2.25	(7, 1)	1.0	H	3	0	0	0	0	0	0	0	0	0	0	3	3	0.00	0.000
48 Ryan Cook, R ERA: 18.9	(8, 1)	0.1	L	7	4	6	6	0	1	0	1	0	0	1	5	12	162.00	15.000
53 Ryan Verdugo, L ERA: 3.18	(8, 1)	0.2		4	2	2	2	0	0	0	0	0	0	2	5	7	27.00	3.000

PITCHER	IP	WLS	BF	H	R	ER	SO	BB	IBB	HBP	BLK	WP	HR	S	P	ERA	WHIP

Batter	1	2	3	4	5	6	7	8	9	AB	R	H	RBI	BB	SO	LOB
11 Jimmy Rollins, S (1, 6) OBP: 0.400, SLG: 0.600	C X		C F B S		F X		F X		X	3	0	2	0	0	1	1
7 Alex Guerrero, R (5, PR) OBP: 0.476, SLG: 0.600	0-1 3 CS 1B		1-3 ① K		0-1 66 1B 2B		0-1 ③ G6-3		0-0 1-2 1B	3	1	1	0	0	0	3
(5, 6)					0-1 G6-3											
3 Carl Crawford, L (1, 7)	F B B 1 SAFE B X		X	D X	C B X	C H B X		C H X	C B X	3	1	0	0	0	0	3
OBP: 0.227, SLG: 0.273	3-1 ① ② F8		0-0 ② L7	1-0 E6 66 1B 9 1B	1-1 81 1B 6 SF9 1B		0-2 ① G5-3	1-1 ③ F8								
28 Chris Heisey, R (5, 7)	1-2									3	1	1	0	0	0	2
OBP: 0.182, SLG: 0.250																
66 Yasiel Puig, R (1, 9)	C X		F B 1 SAFE S B S	B X	S F B 1 SAFE X			B F B T X		3	0	1	1	0	1	1
OBP: 0.273, SLG: 0.350	0-1 ③ F9		2-3 ③ K	1-0 9 1B 47 HR 1B	1-2 14 WP 6 SF9 1B			2-2 ② G5-3								
81 Buck Britton, L (5, PR)				1-2 2-H	1-3					2	1	1	0	0	0	0
OBP: 0.357, SLG: 0.308																
(5, 9)																
9 Yasmani Grandal, S (1, 2)		B B B X		C B F F X	B X	C F B 1 SAFE S		X		4	1	1	1	0	1	2
OBP: 0.250, SLG: 0.357		3-0 ① G4-3		1-2 ① L7	1-0 47 HR 1B	1-3 ① K		0-0 ③ G3								
73 Shawn Zarraga, S (6, 2)					1-2 2-H					1	0	0	0	0	0	0
OBP: 0.400, SLG: 0.250																
47 Howie Kendrick, R (1, 4)		B F B B F X		B B B B	C F F X	B X			B B B B	2	2	2	3	1	0	0
OBP: 0.391, SLG: 0.636		3-2 10 2B 1B		4-0 33 1B BB	0-2 1-H 2-H HR	1-0 ② SF9 1-2 3-H			4-0 14 SH1-4 68 E BB							
6 Darwin Barney, R (5, 4)										0	1	0	1	1	0	0
OBP: 0.375, SLG: 0.550																
10 Justin Turner, R (1, 5)		D 1 SAFE X		B F 1 SAFE F S	X	B F C X			X	3	0	2	1	0	1	1
OBP: 0.400, SLG: 0.542		1-0 1-H 2B		1-3 ② K	0-0 33 BB 17 2B 1B	1-2 ③ L8 2-3			0-0 ① SH1-4 1-2							
14 Enrique Hernández, R (5, PR)										1	1	0	0	0	0	1
OBP: 0.185, SLG: 0.192																
(5, 5)																
33 Scott Van Slyke, R (1, 3)		S B F B B B		B 1 SAFE F X	D B B F S B		C X		F X	1	0	1	0	2	0	0
OBP: 0.391, SLG: 0.524		4-2 31 G4-6-3 BB		2-1 1-2 1B	4-2 17 2B 1-2 BB		0-1 ① G5-3		0-1 E7 61 1B 2-H 1B	2	2	1	1	0	0	0
68 Kyle Jensen, R (5, PR)																
OBP: 0.375, SLG: 0.750																
(5, 3)																
31 Joc Pederson, L (1, 8)		X		C 2 D B F X	C B X		S B F C		X	3	0	0	0	0	0	6
OBP: 0.407, SLG: 0.560		0-0 ② ③ G4-6-3 1-2f		2-2 ③ L6	1-1 ② F6		1-3 ② K		0-0 ② P3							
55 Matt Carson, R (5, 8)										2	0	0	0	0	1	1
OBP: 0.231, SLG: 0.417																
17 A.J. Ellis, R (1, 10)			C X		C B B K		B C B B B		F X	3	0	1	2	1	1	0
OBP: 0.333, SLG: 0.500			0-1 E6		1-H 2-H 2B		4-1 BB		0-1 7 1B 2-H 1B							
61 Corey Seager, L (7, PR)										1	0	1	1	0	0	0
OBP: 0.526, SLG: 0.500																
(7, 10)																

Inning Stats	1	2	3	4	5	6	7	8	9	1B: 11	SF: 1	WP: 1	PA: 47
	R: 0 E: 0 K: 0 S: 6	R: 1 E: 0 K: 0 S: 8	R: 0 E: 1 K: 2 S: 9	R: 0 E: 0 K: 1 S: 12	R: 7 E: 1 K: 1 S: 23	R: 1 E: 0 K: 1 S: 12	R: 0 E: 0 K: 1 S: 8	R: 0 E: 0 K: 0 S: 7	R: 2 E: 1 K: 0 S: 9	2B: 3 3B: 0 HR: 1	SAC: 1 DP: 1 HBP: 0	PB: 0 SB: 0 CS: 1	
	H: 1 LOB: 0 BB: 0 P: 9	H: 2 LOB: 1 BB: 1 P: 19	H: 0 LOB: 1 BB: 0 P: 12	H: 1 LOB: 2 BB: 1 P: 22	H: 6 LOB: 2 BB: 1 P: 34	H: 2 LOB: 1 BB: 0 P: 17	H: 0 LOB: 1 BB: 1 P: 13	H: 0 LOB: 0 BB: 0 P: 9	H: 3 LOB: 2 BB: 1 P: 14				

PITCHER		IP	WLS	BF	H	R	ER	SO	BB	IBB	HBP	BLK	WP	HR	S	P	ERA	WHIP
49 Yovani Gallardo, R ERA: 7.94	(1, 1)	4.0		17	4	1	1	3	2	0	0	0	0	0	35	62	2.25	1.500
97 Joe Beimel, L ERA: 30.86	(5, 1)	0.1	B	8	5	7	4	1	1	0	0	0	0	1	15	23	108.00	18.000
65 Ross Wolf, R ERA: 6.35	(5, 1)	0.2		3	1	0	0	0	0	0	0	0	0	0	8	11	0.00	1.500
23 Nick Tepesch, R ERA: 10.38	(6, 1)	4.0		19	5	3	3	2	2	0	0	0	1	0	36	53	6.75	1.750

PITCHER	IP	WLS	BF	H	R	ER	SO	BB	IBB	HBP	BLK	WP	HR	S	P	ERA	WHIP

TOP

Los Angeles Dodgers @ Texas Rangers

Surprise Stadium, Surprise, AZ

Tue Mar 17 2015, 4:07 PM - 7:29 PM EDT

Att. 7,567 - Sunny - 86 F

livebaseballscorecards.com

AB	40
R	11
H	15
RBI	11
BB	5
SO	6
LOB	21

BOTTOM

Los Angeles Dodgers @ Texas Rangers

Surprise Stadium, Surprise, AZ

Tue Mar 17 2015, 4:07 PM - 7:29 PM EDT

Att. 7,567 - Sunny - 86 F

livebaseballscorecards.com

Batter	1	2	3	4	5	6	7	8	9	AB	R	H	RBI	BB	SO	LOB
2 Leonys Martin, L (1, 8) OBP: 0.276, SLG: 0.333 64 Antoan Richardson, S (6, 8) OBP: 0.188, SLG: 0.143	L3		E3 1 1B 29 E 2-H 3-H		1 2B 32 SF7 1-2 2-3 1B	K		G4-3 2-3		3 2	2 0	1 0	1 0	0 0	0 1	0 1
1 Elvis Andrus, R (1, 6) OBP: 0.444, SLG: 0.556 78 Elliot Johnson, S (5, PR) OBP: 0.238, SLG: 0.158 (6, 6)	29 G6-3 1B		32 CS 2-3 1B		32 SF7 1-3 2-H 3-H 2B	F8	P5			3 2	0 0	3 0	2 0	0 0	0 0	0 1
29 Adrian Beltré, R (1, 5) OBP: 0.238, SLG: 0.368 70 Joey Gallo, L (5, PR) OBP: 0.379, SLG: 0.560 (6, 5)	G6-3 1-2f		P4 3-H		4-0 32 SF7 BB	L6			4-1 3 BB 9 E 62 1B BB	2 1	0 1	0 1	0 0	1 0	0 0	2 0
32 Kyle Blanks, R (1, 3) OBP: 0.250, SLG: 0.273 9 Adam Rosales, R (9, 3) OBP: 0.278, SLG: 0.133		K	CS 1-2	16 41 G1-4-3 1B 1B	SF7 1-2 2-3 3-H		E5		FC5 3 BB 62 1B 1-2	3 1	0 1	1 0	1 0	0 0	1 0	0 1
41 Ryan Ludwick, R (1, 10) OBP: 0.182, SLG: 0.333		K		16 G1-4-3 1-2 1B	G5-3		F8		F8	5	0	1	0	0	1	6
16 Ryan Rua, R (1, 7) OBP: 0.267, SLG: 0.448		F9		G1-4-3 1-2f 2-3	F8			43 BLK 3 1B 43 1B 1B	F4	5	1	1	0	0	0	7
61 Robinson Chirinos, R (1, 2) OBP: 0.583, SLG: 0.818 3 Carlos Corporán, S (6, 2) OBP: 0.412, SLG: 0.500 2 Josh Morgan, R (9, PR)			19 20 SH1-3 BB 2 E 1B	G4-3	G3			43 1B 43 BLK 39 G6-3 1-2 1B	62 1B 1-2 2-3 BB	2 2 0	1 1 0	1 1 0	0 0 0	0 1 0	0 0 0	1 0 0
20 Jake Smolinski, R (1, 9) OBP: 0.440, SLG: 0.636 43 Carlos Peguero, L (6, 9) OBP: 0.550, SLG: 0.750 62 Jorge Alfaro, R (9, PH) OBP: 0.385, SLG: 0.615			19 SH1-3 2 E 1-2 BB	2 19 1B BB 1 2B 1B	HR			64 G4-3 39 G6-3 1-3 2-H 1B	39 FC6-4 1-2 2-H 3-H 1B	1 2 1	2 1 0	1 2 1	0 2 2	1 0 0	0 0 0	0 0 0
19 Ed Lucas, R (1, 4) OBP: 0.350, SLG: 0.444 39 Tommy Field, R (6, 4) OBP: 0.227, SLG: 0.263			SH1-3 1-2 2-3	2 1B 1 2B 1-2 BB	K			G6-3 1-2 3-H	FC6-4 1-2f	0 3	1 0	0 0	0 1	1 0	0 1	0 3
Inning Stats	R: 0 H: 1 E: 0 LOB: 0 K: 0 BB: 0 S: 7 P: 8	R: 0 H: 0 E: 0 LOB: 0 K: 2 BB: 0 S: 9 P: 16	R: 3 H: 2 E: 1 LOB: 0 K: 0 BB: 1 S: 14 P: 22	R: 0 H: 2 E: 0 LOB: 1 K: 0 BB: 0 S: 11 P: 17	R: 3 H: 3 E: 0 LOB: 3 K: 0 BB: 2 S: 14 P: 26	R: 1 H: 1 E: 0 LOB: 0 K: 2 BB: 0 S: 10 P: 11	R: 0 H: 0 E: 1 LOB: 1 K: 0 BB: 0 S: 12 P: 18	R: 2 H: 3 E: 0 LOB: 1 K: 0 BB: 0 S: 12 P: 18	R: 2 H: 1 E: 1 LOB: 2 K: 0 BB: 2 S: 17 P: 33	1B: 11 2B: 1 3B: 0 HR: 1	SF: 1 SAC: 1 DP: 2 HBP: 0						

AB	38
R	11
H	13
RBI	9
BB	5
SO	4
LOB	22

WP: 0 PA: 46
PB: 0
SB: 0
CS: 1

PITCHER		IP	WLS	BF	H	R	ER	SO	BB	IBB	HBP	BLK	WP	HR	S	P	ERA	WHIP
99 Hyun Jin Ryu, L ERA: 3.6	(1, 1)	3.0		12	3	3	2	2	1	0	0	0	0	0	30	46	6.00	1.333
12 Juan Nicasio, R ERA: 7.2	(4, 1)	1.0		4	2	0	0	0	0	0	0	0	0	0	11	17	0.00	2.000
56 J.P. Howell, L ERA: 16.88	(5, 1)	0.2		7	3	3	3	0	2	0	0	0	0	0	11	23	40.50	7.500
52 Pedro Báez, R ERA: 2.08	(5, 1)	1.1	H	5	1	1	1	2	0	0	0	0	0	1	13	14	6.75	0.750
75 Paco Rodríguez, L ERA:	(7, 1)	1.0	H	4	0	0	0	0	0	0	0	0	0	0	12	18	0.00	0.000

PITCHER		IP	WLS	BF	H	R	ER	SO	BB	IBB	HBP	BLK	WP	HR	S	P	ERA	WHIP
58 David Aardsma, R ERA: 4.5	(8, 1)	1.0	B	6	3	2	2	0	0	0	0	1	0	0	12	18	18.00	3.000
64 Danny Coulombe, L ERA:	(9, 1)	0.2	H	5	0	2	0	0	2	0	0	0	0	0	12	27	0.00	3.000
88 Ramon Troncoso, R ERA:	(9, 1)	0.1	B	2	1	0	0	0	0	0	0	0	0	0	5	6	0.00	3.000

Chicago Cubs @ Los Angeles Dodgers

Camelback Ranch, Glendale, AZ

Wed Mar 18 2015, 4:07 PM - 6:56 PM EDT

Att. 11,453 - Cloudy - 82 F

TOP

livebaseballscorecards.com

Batter	1	2	3	4	5	6	7	8	9	AB	R	H	RBI	BB	SO	LOB
8 Chris Coghlan, L (1, 7) OBP: 0.435, SLG: 0.533	K	HR		SF8			K1-3	G4-3		3	1	1	3	0	2	0
33 Mike Baxter, L (7, 3) OBP: 0.174, SLG: 0.056										1	0	0	0	0	0	1
7 Arismendy Alcántara, S (1, 5) OBP: 0.296, SLG: 0.333	44 G3-1 3B	F8		K			K		55 F9 87 S 1B	4	2	1	0	0	2	0
96 Jae-Hoon Ha, R (7, 8) OBP: 1.000, SLG: 1.000										1	0	1	0	0	0	0
44 Anthony Rizzo, L (1, 3) OBP: 0.231, SLG: 0.130	G3-1	F8			G6-3		K		K	4	0	0	1	0	1	1
87 Bijan Rademacher, L (7, 7) OBP: 0.250, SLG: 0.250										1	0	0	0	0	1	1
68 Jorge Soler, R (1, 9) OBP: 0.423, SLG: 0.680	E4		F8		11 G3-1 2B		11 1B		F9	4	0	2	1	0	0	0
55 Jonathan Mota, R (7, 4)										1	0	0	0	0	0	1
11 Tommy La Stella, L (1, 4) OBP: 0.370, SLG: 0.333	G4-3		3 1B 1B		G3-1					4	0	2	0	0	0	2
Rubi Silva, L (7, 9)							1B			1	0	0	0	0	1	1
3 David Ross, R (1, 2) OBP: 0.235, SLG: 0.294		75 1B 78 2B 2B	75 G5-4-3 1B		K		K2-3			4	1	2	0	0	2	3
12 Taylor Teagarden, R (8, 2) OBP: 0.333, SLG: 0.143										0	0	0	0	0	0	0
75 Addison Russell, R (1, 6) OBP: 0.429, SLG: 0.526		78 2B 1B	G5-4-3		K			L1		3	1	1	0	0	1	2
19 Jonathan Herrera, S (7, 6) OBP: 0.368, SLG: 0.389										1	0	0	0	0	0	0
78 Albert Almora Jr., R (1, 8) OBP: 0.389, SLG: 0.529		8 HR 2B		49 SH5-4 8 SF8 2B		P3		P4		3	2	2	2	0	0	0
16 Chris Valaika, R (7, 5) OBP: 0.125, SLG: 0.125										1	0	0	0	0	0	0
49 Jake Arrieta, R (1, 1)		B1		SH5-4		G1-3		1B		1	0	0	0	0	0	1
79 Carl Edwards Jr., R (5, 1)										1	0	0	0	0	0	0
46 Pedro Strop, R (7, 1)										0	0	0	0	0	0	0
74 Kyle Schwarber, L (8, PH) OBP: 0.214, SLG: 0.429										1	0	1	0	0	0	0
56 Héctor Rondón, R (8, 1)										0	0	0	0	0	0	0
60 Joe Ortiz, L (9, 1)										0	0	0	0	0	0	0
Inning Stats	R: 1 E: 1 K: 1 S: 7 H: 1 LOB: 1 BB: 0 P: 7	R: 4 E: 0 K: 0 S: 7 H: 4 LOB: 0 BB: 0 P: 7	R: 0 E: 0 K: 0 S: 4 H: 2 LOB: 1 BB: 0 P: 4	R: 1 E: 0 K: 1 S: 6 H: 1 LOB: 0 BB: 0 P: 6	R: 0 E: 0 K: 1 S: 6 H: 1 LOB: 1 BB: 0 P: 6	R: 0 E: 0 K: 1 S: 5 H: 0 LOB: 0 BB: 0 P: 5	R: 1 E: 1 K: 4 S: 14 H: 2 LOB: 2 BB: 0 P: 14	R: 0 E: 0 K: 0 S: 4 H: 1 LOB: 1 BB: 0 P: 4	R: 0 E: 0 K: 2 S: 8 H: 1 LOB: 1 BB: 0 P: 8	1B: 7 2B: 4 3B: 1 HR: 1	SF: 1 SAC: 1 DP: 1 HBP: 0						

AB	39
R	7
H	13
RBI	7
BB	0
SO	10
LOB	13

WP: 1 PB: 0 SB: 1 CS: 0 PA: 41

PITCHER		IP	WLS	BF	H	R	ER	SO	BB	IBB	HBP	BLK	WP	HR	S	P	ERA	WHIP
38 Brandon McCarthy, R ERA: 8.0	(1, 1)	4.0	L	20	8	6	6	2	0	0	0	0	0	1	24	24	13.50	2.000
36 Adam Liberatore, L ERA:	(5, 1)	1.0		4	1	0	0	1	0	0	0	0	0	0	6	6	0.00	1.000
0 Mike Adams, R ERA: 5.4	(6, 1)	1.0		3	0	0	0	1	0	0	0	0	0	0	5	5	0.00	0.000
26 Sergio Santos, R ERA: 1.8	(7, 1)	1.0		6	2	1	1	4	0	0	0	0	1	0	14	14	9.00	2.000
27 Dustin McGowan, R ERA: 9.0	(8, 1)	1.0		4	1	0	0	0	0	0	0	0	0	0	4	4	0.00	1.000

PITCHER		IP	WLS	BF	H	R	ER	SO	BB	IBB	HBP	BLK	WP	HR	S	P	ERA	WHIP
71 Josh Ravin, R ERA:	(9, 1)	1.0		4	1	0	0	2	0	0	0	0	0	0	8	8	0.00	1.000

Batter	1	2	3	4	5	6	7	8	9	AB	R	H	RBI	BB	SO	LOB
11 Jimmy Rolls, S (1, 6) OBP: 0.393, SLG: 0.607	x 0-0 2B	S S S 0-3 K ①		S S S 0-3 K ② 2-3 3-H		x 0-0 F9 ③		S S S 0-3 K ③		3	0	1	0	0	2	2
7 Alex Guerrero, R (6, 6) OBP: 0.435, SLG: 0.545										2	0	0	0	0	1	2
3 Carl Crawford, L (1, 7) OBP: 0.200, SLG: 0.240	C C C 0-3 K ①	x 0-0 G6-4-3 ② ③ 1-2f		S S S 0-3 K ③			x 0-0 G6-3 ①		x 0-0 G3-1 ①	3	0	0	0	0	2	3
83 Scott Schebler, L (5, 7) OBP: 0.429, SLG: 0.900										2	0	0	0	0	0	0
66 Yasiel Puig, R (1, 9) OBP: 0.240, SLG: 0.304	x 0-0 L9 ②		x 0-0 G4-3 ①		x 0-0 G6-3 ①		B B B B 4-0 80 1B BB		x 0-0 G1-3 ②	3	0	0	0	0	0	1
28 Chris Heisey, R (6, 9) OBP: 0.208, SLG: 0.238										1	0	0	0	1	0	0
23 Adrián González, L (1, 3) OBP: 0.276, SLG: 0.231	x 0-0 G4-3 ③		x 0-0 F8 ②		x 0-0 1B		C C C 0-3 K ②		x 0-0 2B	3	0	1	0	0	0	1
68 Kyle Jensen, R (5, PR) (6, 3) OBP: 0.389, SLG: 0.778										2	0	1	0	0	1	1
47 Howie Kendrick, R (1, 4) OBP: 0.423, SLG: 0.640		x 0-0 16 2B 1B	x 0-0 1B		x 0-0 L9 ②		x 0-0 1-2 1B		x 0-0 G5-3 ③	3	1	2	0	0	0	1
80 Darnell Sweeney, S (6, 4) OBP: 0.474, SLG: 0.875										2	0	1	0	0	0	1
16 Andre Ethier, L (1, 10) OBP: 0.250, SLG: 0.231		x 0-0 5 WP 31 HR 1-H 2B	x 0-0 F7 ③		x 0-0 G4-3 ③		C C C 0-3 K ③			4	1	1	1	0	1	4
5 Juan Uribe, R (1, 5) OBP: 0.167, SLG: 0.130	B B B B 4-0 31 HR 2-3 BB			x 0-0 31 2B 11 WP 1B		x 0-0 F8 ①		x 0-0 G1-3 ①		2	2	1	0	1	0	0
6 Darwin Barney, R (7, 5) OBP: 0.360, SLG: 0.524										1	0	0	0	0	0	0
31 Joc Pederson, L (1, 8) OBP: 0.467, SLG: 0.750	x 0-0 1-H 3-H HR			x 0-0 11 WP 1-3 2B		x 0-0 1B		x 0-0 2B		3	1	3	3	0	0	0
14 Enrique Hernández, R (7, 8) OBP: 0.214, SLG: 0.259										1	0	1	0	0	0	0
17 A.J. Ellis, R (1, 2) OBP: 0.333, SLG: 0.450	B B B B 4-0 3 G6-4-3 BB			C C C 0-3 K ①		x 0-0 F9 ②		S S S 0-3 K ②		2	0	0	0	1	1	3
70 Chris O'Brien, S (8, 2) OBP: 0.200, SLG: 0.400										1	0	0	0	0	1	1
Inning Stats	R: 0 H: 1 E: 0 LOB: 1 K: 1 BB: 0 S: 6 P: 6	R: 4 H: 3 E: 0 LOB: 0 K: 1 BB: 2 S: 7 P: 15	R: 0 H: 1 E: 0 LOB: 1 K: 0 BB: 0 S: 4 P: 4	R: 1 H: 2 E: 0 LOB: 1 K: 3 BB: 0 S: 11 P: 11	R: 0 H: 1 E: 0 LOB: 1 K: 0 BB: 0 S: 4 P: 4	R: 0 H: 1 E: 0 LOB: 1 K: 0 BB: 0 S: 4 P: 4	R: 0 H: 1 E: 0 LOB: 2 K: 2 BB: 1 S: 8 P: 12	R: 0 H: 1 E: 0 LOB: 1 K: 2 BB: 0 S: 8 P: 8	R: 0 H: 1 E: 0 LOB: 1 K: 0 BB: 0 S: 4 P: 4	1B: 6 2B: 5 3B: 0 HR: 1		SF: 0 SAC: 0 DP: 1 HBP: 0		WP: 2 PB: 0 SB: 0 CS: 0		PA: 41	

PITCHER	IP	WLS	BF	H	R	ER	SO	BB	IBB	HBP	BLK	WP	HR	S	P	ERA	WHIP
49 Jake Arrieta, R (1, 1) ERA: 5.4	4.0	W	20	7	5	5	5	2	0	0	0	2	1	28	36	11.25	2.250
79 Carl Edwards Jr., R (5, 1) ERA:	2.0	H	8	2	0	0	0	0	0	0	0	0	0	8	8	0.00	1.000
46 Pedro Strop, R (7, 1) ERA: 2.25	1.0	H	5	1	0	0	2	1	0	0	0	0	0	8	12	0.00	2.000
56 Héctor Rondón, R (8, 1) ERA:	1.0	H	4	1	0	0	2	0	0	0	0	0	0	8	8	0.00	1.000
60 Joe Ortiz, L (9, 1) ERA: 1.42	1.0	S	4	1	0	0	0	0	0	0	0	0	0	4	4	0.00	1.000

PITCHER	IP	WLS	BF	H	R	ER	SO	BB	IBB	HBP	BLK	WP	HR	S	P	ERA	WHIP

BOTTOM

Chicago Cubs @ Los Angeles Dodgers

Camelback Ranch, Glendale, AZ

Wed Mar 18 2015, 4:07 PM - 6:56 PM EDT

Att. 11,453 - Cloudy - 82 F

livebaseballscorecards.com

AB	38
R	5
H	12
RBI	4
BB	3
SO	9
LOB	20

Batter	1	2	3	4	5	6	7	8	9	AB	R	H	RBI	BB	SO	LOB
11 Jimmy Rollins, S (1, 6) OBP: 0.355, SLG: 0.548	F8		L3 1-1		K			G5-3		3	0	0	0	0	1	1
86 Dillon Moyer, R (6, 6) OBP: 0.500, SLG: 0.500										1	0	0	0	0	0	0
16 Andre Ethier, L (1, 9) OBP: 0.333, SLG: 0.355	F9			47 1B 33 G5-3 1B		1B		K		3	1	2	0	0	0	0
72 Joey Curletta, R (6, PR)										1	0	0	0	0	1	0
47 Howie Kendrick, R (1, 4) OBP: 0.414, SLG: 0.607	G5-3			28 S 33 G5-3 28 FC5-4 1-3 1B		F8			K	3	1	1	0	0	0	1
Brandon Dixon, R (6, 4)										1	0	0	0	0	1	0
33 Scott Van Slyke, R (1, 3) OBP: 0.393, SLG: 0.458		BB 28 WP 5 G1-3		G5-3 1-2 3-H		P5			K	2	0	0	1	1	0	2
91 Cody Bellinger, L (6, 3)										1	0	0	0	0	1	0
5 Juan Uribe, R (1, 5) OBP: 0.185, SLG: 0.120		G1-3 1-2		BB 28 FC5-4		K			K	2	0	0	0	1	1	2
56 J.P. Howell, L (6, 1)										0	0	0	0	0	0	0
60 Ali Solis, R (7, 2)										1	0	0	0	0	1	0
28 Chris Heisey, R (1, 8) OBP: 0.172, SLG: 0.200		G3-1 2-3		FC5-4 WP 1-2f 2-H			P3			3	0	0	1	0	0	2
Scott Schebler, L (1, 7) OBP: 0.375, SLG: 0.783		G4-3		K 1-2			F8			3	0	0	0	0	1	2
17 A.J. Ellis, R (1, 2) OBP: 0.296, SLG: 0.391			K		F7		K			3	0	0	0	0	2	0
36 Adam Liberatore, L (7, 1)										0	0	0	0	0	0	0
58 David Aardsma, R (8, 1)										0	0	0	0	0	0	0
Blake Smith, L (9, 1)										0	0	0	0	0	0	0
22 Clayton Kershaw, L (1, 1) OBP: 0.500, SLG: 0.500			11 L3 1B		G4-3			G6-3		2	0	1	0	0	0	0
Daniel Mayora, R (6, 5)										1	0	0	0	0	0	0
Inning Stats	R: 0 E: 0 K: 0 S: 3 H: 0 LOB: 0 BB: 0 P: 3	R: 0 E: 0 K: 0 S: 3 H: 0 LOB: 1 BB: 1 P: 8	R: 0 E: 0 K: 1 S: 5 H: 1 LOB: 0 BB: 0 P: 5	R: 2 E: 0 K: 1 S: 8 H: 2 LOB: 1 BB: 1 P: 13	R: 0 E: 0 K: 1 S: 5 H: 0 LOB: 0 BB: 0 P: 5	R: 0 E: 0 K: 1 S: 6 H: 1 LOB: 1 BB: 0 P: 6	R: 0 E: 0 K: 1 S: 5 H: 0 LOB: 0 BB: 0 P: 5	R: 0 E: 0 K: 1 S: 5 H: 0 LOB: 0 BB: 0 P: 5	R: 0 E: 0 K: 3 S: 9 H: 0 LOB: 0 BB: 0 P: 9	1B: 4 2B: 1 3B: 0 HR: 0 SF: 0 SAC: 0 DP: 1 HBP: 0						

PITCHER		IP	WLS	BF	H	R	ER	SO	BB	IBB	HBP	BLK	WP	HR	S	P	ERA	WHIP
54 Sonny Gray, R ERA: 4.63	(1, 1)	5.1		21	4	2	2	3	2	0	0	0	2	0	26	36	3.38	1.125
76 Brock Huntzinger, R ERA: 1.59	(6, 1)	0.2		2	0	0	0	1	0	0	0	0	0	0	4	4	0.00	0.000
75 Barry Zito, L ERA: 3.09	(7, 1)	3.0	W	9	0	0	0	5	0	0	0	0	0	0	19	19	0.00	0.000

PITCHER		IP	WLS	BF	H	R	ER	SO	BB	IBB	HBP	BLK	WP	HR	S	P	ERA	WHIP

TOP

Los Angeles Dodgers @ Oakland Athletics

Hohokam Stadium, Mesa, AZ

Fri Mar 20 2015, 4:06 PM - 6:36 PM EDT

Att. 10,324 - Partly Cloudy - 80 F

livebaseballscorecards.com

AB	30
R	2
H	4
RBI	2
BB	2
SO	9
LOB	10

WP: 2 PA: 32
PB: 0
SB: 1
CS: 0

BOTTOM

Los Angeles Dodgers @ Oakland Athletics

Hohokam Stadium, Mesa, AZ

Fri Mar 20 2015, 4:06 PM - 6:36 PM EDT

Att. 10,324 - Partly Cloudy - 80 F

livebaseballscorecards.com

Batter	1	2	3	4	5	6	7	8	9	AB	R	H	RBI	BB	SO	LOB
4 Coco Crisp, S (1, 7) OBP: 0.273, SLG: 0.222	P6		L4			3 FC5-4 1B		K		3	0	1	0	0	0	2
84 Matt Angle, L (7, 9) OBP: 0.400, SLG: 0.250										1	0	0	0	0	1	0
3 Craig Gentry, R (1, 8) OBP: 0.333, SLG: 0.357	K		1-3 3-H 1B			FC5-4 18 S 1-2f			86 2B 96 G3-6-3 BB	3	0	1	1	0	1	1
83 Kent Matthes, R (7, 7) OBP: 0.500, SLG: 0.400										0	1	0	0	1	0	0
18 Ben Zobrist, S (1, 4) OBP: 0.370, SLG: 0.720	G5-3		G6-3			F8 1-2			96 G3-6-3 5 1B 1-3 2B	3	0	0	0	0	0	3
86 Branden Cogswell, L (7, 4) OBP: 0.500, SLG: 1.000										1	1	1	0	0	0	0
16 Billy Butler, R (1, 10) OBP: 0.281, SLG: 0.481		G4-3		P6		G6-3			96 G3-6-3 IBB	3	0	0	0	1	0	1
80 Trent Gilbert, L (9, PR)										0	0	0	0	0	0	0
10 Marcus Semien, R (1, 6) OBP: 0.351, SLG: 0.455		K		G6-3			K		G3-6-3 1-2f 2-3 3-H	3	0	0	0	0	2	0
91 Chad Pinder, R (8, 6)										0	0	0	0	0	0	0
96 Anthony Aliotti, L (9, PH)										1	0	0	0	0	0	2
21 Stephen Vogt, L (1, 2) OBP: 0.158, SLG: 0.059		K		F9			F9		1B 3-H	3	0	0	0	0	1	0
5 Luke Carlin, S (8, 2) OBP: 0.429, SLG: 0.389										1	0	1	1	0	0	0
25 Tyler Ladendorf, R (1, 9) OBP: 0.306, SLG: 0.444			F9	P4			K			3	0	0	0	0	1	0
(7, 8)																
77 Matt Olson, L (1, 3) OBP: 0.317, SLG: 0.389			12 E 12 1B 3 1B 1B	K2-3				K		3	1	1	0	0	2	0
12 Andy Parrino, S (1, 5) OBP: 0.300, SLG: 0.303			E5 3 1B 1-3	G6-3				K		3	0	1	0	0	1	0

	AB	31
	R	3
	H	6
	RBI	2
	BB	2
	SO	9
	LOB	9

Inning Stats	1	2	3	4	5	6	7	8	9	1B: 5	SF: 0	WP: 0	PA: 33
	R: 0 H: 0	R: 0 H: 0	R: 1 H: 3	R: 0 H: 0	R: 0 H: 0	R: 0 H: 1	R: 0 H: 0	R: 0 H: 0	R: 2 H: 2	2B: 1	SAC: 0	PB: 0	
	E: 0 LOB: 0	E: 0 LOB: 0	E: 1 LOB: 2	E: 0 LOB: 0	E: 0 LOB: 0	E: 0 LOB: 1	E: 0 LOB: 0	E: 0 LOB: 0	E: 0 LOB: 1	3B: 0	DP: 1	SB: 1	
	K: 1 BB: 0	K: 2 BB: 0	K: 0 BB: 0	K: 0 BB: 0	K: 1 BB: 0	K: 2 BB: 0	K: 2 BB: 0	K: 3 BB: 0	K: 0 BB: 2	HR: 0	HBP: 0	CS: 0	
	S: 5 P: 5	S: 7 P: 7	S: 6 P: 6	S: 3 P: 3	S: 5 P: 5	S: 4 P: 5	S: 7 P: 7	S: 9 P: 9	S: 3 P: 11				

PITCHER		IP	WLS	BF	H	R	ER	SO	BB	IBB	HBP	BLK	WP	HR	S	P	ERA	WHIP
22 Clayton Kershaw, L ERA: 2.03	(1, 1)	5.0		18	3	1	1	4	0	0	0	0	0	0	26	26	1.80	0.600
56 J.P. Howell, L ERA: 12.27	(6, 1)	1.0	H	4	1	0	0	0	0	0	0	0	0	0	4	5	0.00	1.000
36 Adam Liberatore, L ERA:	(7, 1)	1.0	H	3	0	0	0	2	0	0	0	0	0	0	7	7	0.00	0.000
58 David Aardsma, R ERA: 3.6	(8, 1)	1.0	H	3	0	0	0	3	0	0	0	0	0	0	9	9	0.00	0.000
Blake Smith, R ERA: 7.71	(9, 1)	0.2	L	5	2	2	2	0	1	1	0	0	0	0	3	11	27.00	4.500

PITCHER		IP	WLS	BF	H	R	ER	SO	BB	IBB	HBP	BLK	WP	HR	S	P	ERA	WHIP

Batter	1	2	3	4	5	6	7	8	9	AB	R	H	RBI	BB	SO	LOB
31 Joc Pederson, L (1, 8) OBP: 0.500, SLG: 0.853	6 2B 66 HR 1B		0-0 ② 1B			C C C 0-3 ① K		S S S 0-3 ① K		4	2	3	2	0	1	0
80 Darnell Sweeney, S (7, 8) OBP: 0.450, SLG: 0.824	0-0 1-H HR									1	0	0	0	0	1	2
6 Darwin Barney, R (1, 6) OBP: 0.345, SLG: 0.520	0-0 1-3 66 HR 2B		X 0-0 ③ G6-3			X 0-0 ② L8		X 0-0 ② FC6-4 1-2f 3-H		4	1	1	0	0	0	0
7 Alex Guerrero, R (6, 6) OBP: 0.407, SLG: 0.615	0-0 E4 66 1B									1	0	0	1	0	0	1
66 Yasiel Puig, R (1, 9) OBP: 0.286, SLG: 0.462	0-0 2-H 3-H HR			X 0-0 ① G5-3		X 0-0 ③ G3-1		S S S 0-3 ③ K		3	1	2	3	0	0	0
87 Jeremy Hazelbaker, L (5, 9) OBP: 0.250, SLG: 0.250	0-0 1-3 1B									2	0	0	0	0	1	1
23 Adrián González, L (1, 3) OBP: 0.235, SLG: 0.194	0-0 ① G4-3			X 0-0 ② G4-3			X 0-0 1B 1B		H 1-0 HBP	3	0	0	0	0	1	2
68 Kyle Jensen, R (4, 3) OBP: 0.455, SLG: 0.750	S S S 0-3 ③ K									1	0	1	0	0	0	0
9 Yasmani Grandal, S (1, 10) OBP: 0.229, SLG: 0.294	B B B B 4-0 10 1B 55 HR BB	X 0-0 ① L7		X 0-0 ③ P5			S S S 0-3 ① K		C C C 0-3 ① K	3	1	0	0	1	1	1
Tyler Ogle, R (9, PH) (9, 10)										1	0	0	0	0	1	1
10 Justin Turner, R (1, 5) OBP: 0.467, SLG: 0.690	X 0-0 1-3 55 HR 1B	X 0-0 ② G5-3			X 0-0 HR		X 0-0 55 G5-4-3 1-2 1B		X 0-0 ② F9	3	2	2	1	0	0	0
Buck Britton, L (5, 5) OBP: 0.375, SLG: 0.333										2	0	1	0	0	0	1
55 Matt Carson, R (1, 7) OBP: 0.250, SLG: 0.579	X 0-0 1-H 3-H HR	C C C 0-3 ③ K			X 0-0 ① F9		X 0-0 ② ③ G5-4-3 1-2f		S S S 0-3 ③ K	4	1	1	3	0	1	2
82 Travis Witherspoon, R (7, 7)										1	0	0	0	0	1	1
14 Enrique Hernández, R (1, 4) OBP: 0.242, SLG: 0.375	X 0-0 ② L3		X 0-0 HR		X 0-0 ② G6-3			X 0-0 1B 7 FC6-4 1B		3	1	1	1	0	0	0
Nate Samson, R (7, 4) OBP: 1.000, SLG: 1.000										1	1	1	0	0	0	0
70 Chris O'Brien, S (1, 2) OBP: 0.125, SLG: 0.250	X 0-0 E6 31 HR		X 0-0 ① G4-3		X 0-0 ③ F7			X 0-0 7 FC6-4 1-3 1B		3	1	0	0	0	0	0
Shawn Zarraga, S (6, 2) OBP: 0.500, SLG: 0.400										1	0	1	0	0	0	0
Inning Stats	R: 8 E: 2 K: 1 S: 15 H: 7 LOB: 2 BB: 1 P: 19	R: 0 E: 0 K: 1 S: 5 H: 0 LOB: 0 BB: 0 P: 5	R: 1 E: 0 K: 0 S: 4 H: 2 LOB: 0 BB: 0 P: 4	R: 0 E: 0 K: 0 S: 3 H: 0 LOB: 0 BB: 0 P: 3	R: 1 E: 0 K: 0 S: 4 H: 1 LOB: 0 BB: 0 P: 4	R: 0 E: 0 K: 1 S: 5 H: 0 LOB: 0 BB: 0 P: 5	R: 0 E: 0 K: 1 S: 6 H: 2 LOB: 1 BB: 0 P: 6	R: 1 E: 0 K: 2 S: 9 H: 2 LOB: 1 BB: 0 P: 9	R: 0 E: 0 K: 2 S: 7 H: 0 LOB: 1 BB: 0 P: 8	1B: 8 2B: 1 3B: 0 HR: 5		SF: 0 SAC: 0 DP: 1 HBP: 1				

TOP

Los Angeles Dodgers @ Texas Rangers

Alamodome, San Antonio, TX

Fri Mar 20 2015, 8:09 PM - 11:08 PM EDT

Att. 20,591 - Dome - 72 F

livebaseballscorecards.com

AB	41
R	11
H	14
RBI	11
BB	1
SO	8
LOB	12

WP: 0 PB: 0 SB: 0 CS: 0 PA: 43

PITCHER		IP	WLS	BF	H	R	ER	SO	BB	IBB	HBP	BLK	WP	HR	S	P	ERA	WHIP
63 Anthony Bass, R ERA: 9.0	(1, 1)	0.2	L	11	6	8	6	0	1	0	0	0	0	3	11	15	81.00	10.500
55 Roman Mendez, R ERA: 1.8	(1, 1)	1.2		7	2	1	1	2	0	0	0	0	0	1	11	11	5.40	1.200
74 Keone Kela, R ERA:	(3, 1)	1.2		5	1	0	0	0	0	0	0	0	0	0	5	5	0.00	0.600
65 Ross Wolf, R ERA: 5.19	(5, 1)	3.0		11	3	1	1	2	0	0	0	0	0	1	15	15	3.00	1.000
35 Phil Klein, R ERA: 1.93	(8, 1)	2.0		9	2	1	1	4	0	0	1	0	0	0	16	17	4.50	1.000

PITCHER	IP	WLS	BF	H	R	ER	SO	BB	IBB	HBP	BLK	WP	HR	S	P	ERA	WHIP

BOTTOM

Los Angeles Dodgers @ Texas Rangers

Alamodome, San Antonio, TX

Fri Mar 20 2015, 8:09 PM - 11:08 PM EDT

Att. 20,591 - Dome - 72 F

livebaseballscorecards.com

Batter	1	2	3	4	5	6	7	8	9	AB	R	H	RBI	BB	SO	LOB
2 Leonys Martin, L (1, 8) OBP: 0.313, SLG: 0.367 7 Delino DeShields, R (6, 8) OBP: 0.200, SLG: 0.316	43 1B, 1 1B, 41 SF8 — 1B	K ②		1 S — 1B		G4-3 ① 2-3		G4-3 ③		3 2	1 0	2 0	0 0	0 0	1 0	0 1
1 Elvis Andrus, R (1, 6) OBP: 0.524, SLG: 0.700 19 Ed Lucas, R (6, 6) OBP: 0.364, SLG: 0.421	41 SF8, 43 1B, 3 BB — 1-2 — 1B	3B		4-1 — 1-2 — BB		4-0 — 3-H — BB			G1-3 ①	2 1	1 0	2 0	0 0	1 1	0 0	0 0
43 Carlos Peguero, L (1, 9) OBP: 0.522, SLG: 0.684 Royce Bolinger, R (6, 9)	3 BB, 12 BB — 1-2, 2-3 — 1B	K ③		K ②		L7 ②			K ②	3 2	0 0	1 0	0 0	0 0	2 1	3 1
70 Joey Gallo, L (1, 5) OBP: 0.344, SLG: 0.500 86 Guilder Rodriguez, S (6, 5) OBP: 0.200, SLG: 0.200	K ①		K ①	K ③		F8 ③			20 2B — 1B	3 2	0 1	0 1	0 0	0 0	3 0	5 1
41 Ryan Ludwick, R (1, 7) OBP: 0.160, SLG: 0.304 20 Jake Smolinski, R (6, 7) OBP: 0.444, SLG: 0.667	SF8 ② 2-3 3-H	K ②			G6-3 ①		K ①		1-H 2B	2 2	0 0	0 1	1 1	0 0	1 1	0 0
12 Rougned Odor, L (1, 4) OBP: 0.435, SLG: 0.636 36 Luis Marté, R (5, PR) (6, 4)	3 BB — 1-2 — BB	3 HR — 1B			1B		G6-3 ②		G6-3 ③	2 2	1 0	2 0	0 0	1 0	0 0	0 1
3 Carlos Corporán, S (1, 2) OBP: 0.450, SLG: 0.688 22 Brett Nicholas, L (7, 2)	1-2, 2-3, 3-H — BB	1-H — HR			L4 ②		P4 ③			2 1	1 0	1 0	3 0	1 0	0 0	1 0
71 Jared Hoying, L (1, 10) OBP: 0.308, SLG: 0.417	L9 ③	L1-3 ③			K ③			G3 ①		4	0	0	0	0	1	4
9 Adam Rosales, R (1, 3) OBP: 0.286, SLG: 0.222 1 Trever Adams, R (7, 3) OBP: 0.500, SLG: 0.500		G5-3 ①		K ①		7 G4-3, 19 WP — 2B		K ②		3 1	1 0	1 0	0 0	0 0	1 1	0 0
Inning Stats	R: 2 E: 0 K: 1 S: 8 H: 3 LOB: 3 BB: 2 P: 16	R: 0 E: 0 K: 2 S: 8 H: 1 LOB: 1 BB: 0 P: 8	R: 2 E: 0 K: 2 S: 9 H: 2 LOB: 0 BB: 0 P: 9	R: 0 E: 0 K: 3 S: 11 H: 1 LOB: 2 BB: 1 P: 15	R: 0 E: 0 K: 1 S: 6 H: 1 LOB: 1 BB: 0 P: 6	R: 1 E: 0 K: 0 S: 4 H: 1 LOB: 1 BB: 1 P: 8	R: 0 E: 0 K: 1 S: 5 H: 0 LOB: 0 BB: 0 P: 5	R: 0 E: 0 K: 1 S: 5 H: 0 LOB: 0 BB: 0 P: 5	R: 1 E: 0 K: 1 S: 7 H: 2 LOB: 1 BB: 0 P: 7	1B: 7 2B: 2 3B: 1 HR: 1 SF: 1 SAC: 0 DP: 0 HBP: 0						

	AB	37
	R	6
	H	11
	RBI	5
	BB	4
	SO	12
	LOB	17

WP: 1 PB: 0 SB: 1 CS: 0 — PA: 42

PITCHER		IP	WLS	BF	H	R	ER	SO	BB	IBB	HBP	BLK	WP	HR	S	P	ERA	WHIP
57 Erik Bedard, L ERA: 5.4	(1, 1)	1.0	W	8	3	2	2	1	2	0	0	0	0	0	8	16	18.00	5.000
80 Jeremy Kehrt, R ERA: 9.0	(2, 1)	2.0		9	3	2	2	4	0	0	0	0	0	1	17	17	9.00	1.500
Joe Wieland, R ERA: 1.0	(4, 1)	3.0	H	14	3	1	1	4	2	0	0	0	1	0	21	29	3.00	1.667
75 Paco Rodríguez, L ERA:	(7, 1)	1.0		3	0	0	0	1	0	0	0	0	0	0	5	5	0.00	0.000
64 Danny Coulombe, L ERA:	(8, 1)	1.0		3	0	0	0	1	0	0	0	0	0	0	5	5	0.00	0.000

PITCHER		IP	WLS	BF	H	R	ER	SO	BB	IBB	HBP	BLK	WP	HR	S	P	ERA	WHIP
52 Pedro Báez, R ERA: 3.38	(9, 1)	1.0		5	2	1	1	1	0	0	0	0	0	0	7	7	9.00	2.000

Batter	1	2	3	4	5	6	7	8	9	AB	R	H	RBI	BB	SO	LOB
11 Jimmy Rollins, S (1, 6) OBP: 0.314, SLG: 0.486	C C S 0-3 ① K	F SL 81 D FS 84 B F S SL 77 2-3 ③ K		X 0-0 ① ② G3-6-1 1-2f 2-3		C B X 1-1 ③ L7			C F X 0-2 1B 2B	4	0	0	0	0	2	4
Daniel Mayora, R (6, 6) OBP: 0.500, SLG: 1.000										1	0	1	0	0	0	0
3 Carl Crawford, L (1, 7) OBP: 0.233, SLG: 0.241	F F X 0-2 ② G3		B B C B B 4-1 47 E 47 2B BB	B F B F B S 3-3 ③ K			C T F B X 1-2 ① G6-3		X 0-0 ② P6	2	1	0	0	1	1	1
69 Robbie Garvey, L (6, 7)										2	0	0	0	0	0	1
47 Howie Kendrick, R (1, 4) OBP: 0.438, SLG: 0.645	B X 1-0 16 HR 1B		C D F X 1-2 16 G3-1 1-H 33 SF8 2B		C X 0-1 ① F8		C B X 1-1 ② F7		B C X 1-1 2-3 1B	3	2	2	1	0	0	0
Adam Law, R (6, 4) OBP: 0.500, SLG: 0.500										2	0	1	0	0	0	0
16 Andre Ethier, L (1, 10) OBP: 0.378, SLG: 0.455	X 0-0 1-H HR		D F B X 2-1 ① G3-1 2-3		B T C B B B 4-2 5 1B BB		F H 1-1 HBP		1 SAFE C C B F F X 1-2 ③ G5-3	2	1	1	2	1	0	1
Lars Anderson, L (7, PR)																
(7, 10)										1	0	0	0	0	0	2
33 Scott Van Slyke, R (1, 8) OBP: 0.355, SLG: 0.423	C B F B SL 79 F B SL 79 X 3-2 ③ L7		C B D X 2-1 ② SF8 3-H		X 0-0 ② F7		1 SAFE C T B F B B B X 3-2 ③ G3			2	0	0	1	0	0	1
84 Devan Ahart, L (6, 8)										1	0	0	0	0	0	1
5 Juan Uribe, R (1, 5) OBP: 0.267, SLG: 0.250		C X 0-1 1B 1B	B C B X 2-1 2B		F B F 1 SAFE F B F X 2-2 1-2 1B			X 0-0 88 G4-6-3 1B		3	0	3	0	0	0	0
91 Paul Hoenecke, L (6, 5) OBP: 0.667, SLG: 0.500										1	0	1	0	0	0	0
28 Chris Heisey, R (1, 9) OBP: 0.161, SLG: 0.185		S X 0-1 ① L7	B C X 1-1 ③ G1-3		S S B X 1-2 ③ F9			B B X 2-0 ① ② G4-6-3 1-2f		2	0	0	0	0	0	2
88 Jon Garcia, R (3, 9)										2	0	0	0	0	0	3
17 A.J. Ellis, R (1, 2) OBP: 0.300, SLG: 0.385		C FF 88 S FS 86 D F X FS 87 1-2 ② P3		C F B X 1-2 11 G3-6-1 WP 1B		B C B X 2-1 ① P4		X 0-0 ③ L9		3	0	1	0	0	0	1
Kyle Farmer, R (7, 2)										1	0	0	0	0	0	0
O'Koyea Dickson, R (1, 3) OBP: 0.421, SLG: 0.765		C X 0-1 1-2 1B		B B B B 4-0 11 G3-6-1 1-2 BB		X 0-0 ② F8			X 0-0 ① L5	3	0	1	0	1	0	0
Inning Stats	R: 2 E: 0 K: 1 S: 12 H: 2 LOB: 0 BB: 0 P: 16	R: 0 E: 0 K: 1 S: 13 H: 2 LOB: 2 BB: 0 P: 16	R: 2 E: 0 K: 0 S: 12 H: 2 LOB: 1 BB: 1 P: 24	R: 0 E: 0 K: 1 S: 7 H: 1 LOB: 1 BB: 1 P: 15	R: 0 E: 0 K: 0 S: 13 H: 1 LOB: 2 BB: 1 P: 20	R: 0 E: 0 K: 0 S: 5 H: 0 LOB: 0 BB: 0 P: 8	R: 0 E: 0 K: 0 S: 11 H: 0 LOB: 1 BB: 0 P: 17	R: 0 E: 0 K: 0 S: 3 H: 1 LOB: 0 BB: 0 P: 5	R: 0 E: 0 K: 0 S: 12 H: 2 LOB: 2 BB: 0 P: 14	1B: 7 2B: 3 3B: 0 HR: 1	SF: 1 SAC: 0 DP: 2 HBP: 1						

Los Angeles Dodgers @ Colorado Rockies

Salt River Fields at Talking Stick, Scottsdale, AZ

Sat Mar 21 2015, 4:11 PM - 6:55 PM EDT

Att. 13,126 - Sunny - 79 F

TOP

livebaseballscorecards.com

AB	35
R	4
H	11
RBI	4
BB	3
SO	3
LOB	17

PITCHER		IP	WLS	BF	H	R	ER	SO	BB	IBB	HBP	BLK	WP	HR	S	P	ERA	WHIP
45 Jhoulys Chacín, R ERA: 6.52	(1, 1)	3.0		18	7	4	4	2	2	0	0	0	1	1	40	64	12.00	3.000
35 Chad Bettis, R ERA:	(4, 1)	3.0		10	1	0	0	1	1	0	0	0	0	0	22	35	0.00	0.667
52 Chris Rusin, L ERA: 6.43	(7, 1)	2.0	W	7	1	0	0	0	0	0	1	0	0	0	14	22	0.00	0.500
53 Christian Friedrich, L ERA:	(9, 1)	1.0	S	5	2	0	0	0	0	0	0	0	0	0	12	14	0.00	2.000

PITCHER	IP	WLS	BF	H	R	ER	SO	BB	IBB	HBP	BLK	WP	HR	S	P	ERA	WHIP

Batter	1	2	3	4	5	6	7	8	9	AB	R	H	RBI	BB	SO	LOB
13 Drew Stubbs, R (1, 8) OBP: 0.387, SLG: 0.519	C C FF 91 C 0-3 K ①		B 1 SAFE L S C 1-3 K ①	C S B S 1-3 K ③			C B F S 2-3 K ②			3	0	0	0	0	3	2
David Dahl, L (7, 8) OBP: 0.143, SLG: 0.143										1	0	0	0	0	1	1
5 Carlos González, L (1, 9) OBP: 0.476, SLG: 0.579	B FF 91 C B FF 91 F B F X FF 92 3-2 G4-3 ②		D 1 SAFE 1 SAFE F B X 2-1 28 G5-3 1-3 1B		F B B S B X 3-2 28 WP 1B		X 0-0 93 2B 2-H 1B			3	0	2	0	0	0	0
93 Raimel Tapia, L (6, 9) OBP: 0.250, SLG: 0.250										1	1	1	1	0	0	0
28 Nolan Arenado, R (1, 5) OBP: 0.353, SLG: 0.688	B FF 92 C FF 90 B SI 91 B CU 81 F X 3-2 F7 ③		X 0-0 G5-3 ② 1-2		B B F F S 2-3 K ① ② 1-2		X 0-0 2B 1-H			3	0	0	0	0	1	3
93 Jayson Langfels, R (6, 5) OBP: 0.500, SLG: 1.000										1	0	1	1	0	0	0
7 Matt McBride, R (1, 3) OBP: 0.306, SLG: 0.485		B FF 90 C X CU 78 1-1 P4 ①	B F B X 2-1 G6-3 ③		S C B B B X 3-2 G5-3 ③		C F C 0-3 K ③			4	0	0	0	0	1	3
96 Josh Vitters, R (8, 3)										0	0	0	0	0	0	0
8 Michael McKenry, R (1, 2) OBP: 0.286, SLG: 0.240		B CU 78 B FF 91 X FF 92 2-0 F9 ②	C C F B H 2-2 16 1B 4 1B HBP	C S B S 1-3 K ①			F B S T 1-2 K ①			2	1	0	0	0	1	0
30 Audry Pérez, R (7, 2) OBP: 0.154, SLG: 0.091										1	0	0	0	0	1	0
16 Kyle Parker, R (1, 7) OBP: 0.472, SLG: 0.548	C FF 92 B B F FF 91 B CU 79 C 3-3 K ③		1 SAFE X 0-0 4 1B 1-3 1B	S B X 1-1 4 G3-6-3 1B			X 0-0 4 G5-3 4 S 1B			3	1	2	0	0	1	0
94 Dillon Thomas, L (8, 7) OBP: 0.500, SLG: 0.500										1	0	1	0	0	0	0
4 Nick Hundley, R (1, 10) OBP: 0.214, SLG: 0.429			B F X 1-1 77 3B 2B	T F B D B X 3-2 G3 2-H 3-H 1B	D B X 2-0 G3-6-3 ② ③ 1-2f		C B X 1-1 G5-3 ② 1-3			4	1	2	2	0	0	2
77 Trevor Story, R (1, 4) OBP: 0.345, SLG: 0.571			C B X 1-1 1B 2-H 3B	S B X 1-1 F8 ①			C B B C X 2-2 SH5-3 93 1B 1B	C X 0-1 L8 ③		3	2	2	1	0	0	1
90 Cesar Galvez, S (8, 4)										1	0	0	0	0	0	1
Emerson Jimenez, L (1, 6) OBP: 0.400, SLG: 0.400			X 0-0 5 1B 5 BLK 3-H 1B	F 1 SAFE S S X 0-2 G3 1-2			1 SAFE X 0-0 SH5-3 ① 1-2			2	0	1	1	0	0	1
Pat Valaika, R (9, 6)										0	0	0	0	0	0	0
Inning Stats	R: 0 E: 0 K: 1 S: 10 H: 0 LOB: 0 BB: 0 P: 16	R: 0 E: 0 K: 1 S: 6 H: 0 LOB: 0 BB: 0 P: 12	R: 2 E: 0 K: 1 S: 13 H: 4 LOB: 2 BB: 0 P: 20	R: 2 E: 0 K: 1 S: 15 H: 2 LOB: 1 BB: 0 P: 22	R: 0 E: 0 K: 1 S: 9 H: 1 LOB: 0 BB: 0 P: 17	R: 0 E: 0 K: 1 S: 6 H: 1 LOB: 0 BB: 0 P: 10	R: 2 E: 0 K: 2 S: 12 H: 3 LOB: 1 BB: 0 P: 16	R: 0 E: 0 K: 1 S: 8 H: 1 LOB: 1 BB: 0 P: 10		1B: 9 2B: 2 3B: 1 HR: 0 SF: 0 SAC: 1 DP: 1 HBP: 1		WP: 1 PB: 0 SB: 1 CS: 0 PA: 35		

PITCHER	IP	WLS	BF	H	R	ER	SO	BB	IBB	HBP	BLK	WP	HR	S	P	ERA	WHIP
30 Chad Gaudin, R (1, 1) ERA: 3.0	2.0		8	2	2	2	2	0	0	0	0	0	0	20	34	9.00	1.000
26 Sergio Santos, R (3, 1) ERA: 1.5	1.0	H	5	2	0	0	1	0	0	0	1	0	0	9	14	0.00	2.000
0 Mike Adams, R (4, 1) ERA: 10.13	1.0	B	6	2	2	2	1	0	0	1	0	0	0	15	22	18.00	2.000
27 Dustin McGowan, R (5, 1) ERA: 6.0	2.0		6	2	0	0	2	0	0	0	0	1	0	15	27	0.00	1.000
96 Barry Enright, R (7, 1) ERA: 18.0	1.0	L	6	3	2	2	2	0	0	0	0	0	0	12	16	18.00	3.000

PITCHER	IP	WLS	BF	H	R	ER	SO	BB	IBB	HBP	BLK	WP	HR	S	P	ERA	WHIP
Daniel Tillman, R (8, 1) ERA:	1.0		4	1	0	0	1	0	0	0	0	0	0	8	10	0.00	1.000

BOTTOM

Los Angeles Dodgers @ Colorado Rockies

Salt River Fields at Talking Stick, Scottsdale, AZ

Sat Mar 21 2015, 4:11 PM - 6:55 PM EDT
Att. 13,126 - Sunny - 79 F

livebaseballscorecards.com

AB	33
R	6
H	12
RBI	6
BB	0
SO	9
LOB	14

Los Angeles Dodgers @ Texas Rangers

Alamodome, San Antonio, TX

Sat Mar 21 2015, 2:08 PM - 5:10 PM EDT

Att. 25,434 - Dome - 72 F

TOP

livebaseballscorecards.com

Batter	1	2	3	4	5	6	7	8	9	AB	R	H	RBI	BB	SO	LOB
14 Enrique Hernández, R (1, 6) OBP: 0.243, SLG: 0.444	HR		E6 10 HR	F7		G6-4-3 1-2f 2-3 3-H		1-3 HR 2B	1-2 2-3 BB	4	2	1	1	0	0	2
Nate Samson, R (7, 6) OBP: 1.000, SLG: 1.500										1	1	1	0	1	0	0
10 Justin Turner, R (1, 5) OBP: 0.485, SLG: 0.781	23 G1-6-3 66 BB 1B		1-H HR	G5-3		G3-1		2-H 3-H HR	L5	3	1	2	2	0	0	0
Buck Britton, L (4, 5) OBP: 0.368, SLG: 0.500										3	1	1	3	0	0	5
66 Yasiel Puig, R (1, 9) OBP: 0.290, SLG: 0.429	23 G1-6-3 1-2 BB		G1-3		G5-3		55 WP 1B	F8		2	0	0	0	1	0	0
87 Jeremy Hazelbaker, L (5, 9) OBP: 0.333, SLG: 0.333										2	0	1	0	0	0	0
23 Adrián González, L (1, 3) OBP: 0.270, SLG: 0.412	G1-6-3 1-2f 2-3		HR		HR		1-2 K	K		3	2	2	2	0	0	2
55 Matt Carson, R (5, 7) OBP: 0.227, SLG: 0.524										2	0	0	0	0	2	1
9 Yasmani Grandal, S (1, 2) OBP: 0.231, SLG: 0.289	K		31 BB 1B		K		K		80 FC3-6 68 1B 1B	4	0	1	0	0	3	2
Ryan Buchter, L (7, 1)										0	0	0	0	0	0	0
88 Ramon Troncoso, R (8, 1)										0	0	0	0	0	0	0
Shawn Zarraga, S (9, PH) OBP: 0.571, SLG: 0.500										1	1	1	0	0	0	0
71 Josh Ravin, R (9, 1)										0	0	0	0	0	0	0
7 Alex Guerrero, R (1, 7) OBP: 0.367, SLG: 0.552		F9	P4		K		K		80 FC3-6 1-2 1B	3	0	0	0	0	1	1
12 Juan Nicasio, R (5, 1)										0	0	0	0	0	0	0
Tyler Ogle, R (7, PH) OBP: 0.333, SLG: 0.333										2	0	1	0	0	1	1
(7, 2)																
31 Joc Pederson, L (1, 8) OBP: 0.513, SLG: 0.833		F8	6 FC4-6 1-2 BB			6 1B 6 S 14 G6-4-3 1B		80 WP 80 1B 1B	F8	2	1	1	0	1	0	0
82 Travis Witherspoon, R (7, 8) OBP: 0.125, SLG: 0.125										2	1	1	0	0	0	2
6 Darwin Barney, R (1, 4) OBP: 0.375, SLG: 0.536	1B		FC4-6 1-2f			14 G6-4-3 68 BB 1-3 1B		2B HR 1-H 1B	FC3-6 BB 68 1B 1-2f 2-3	3	0	2	0	0	0	2
80 Darnell Sweeney, S (6, PR) OBP: 0.455, SLG: 0.789										2	1	1	1	0	0	2
(6, 4)																
21 Zack Greinke, R (1, 1)	K			G6-3		14 G6-4-3 1-2 BB		K	BB 1-2 3-H 1B	2	0	0	0	0	1	1
68 Kyle Jensen, R (5, 3) OBP: 0.480, SLG: 0.727										2	0	1	1	1	1	1

	AB	R	H	RBI	BB	SO	LOB
	43	11	17	10	4	9	22

Inning Stats	1	2	3	4	5	6	7	8	9
	R: 1 E: 0 K: 1 S: 8	R: 0 E: 0 K: 1 S: 6	R: 3 E: 1 K: 0 S: 8	R: 0 E: 0 K: 0 S: 3	R: 1 E: 0 K: 2 S: 8	R: 1 E: 0 K: 0 S: 4	R: 0 E: 0 K: 3 S: 10	R: 4 E: 0 K: 2 S: 12	R: 1 E: 0 K: 0 S: 6
	H: 2 LOB: 1 BB: 1 P: 12	H: 1 LOB: 1 BB: 0 P: 6	H: 3 LOB: 2 BB: 1 P: 12	H: 0 LOB: 0 BB: 0 P: 3	H: 1 LOB: 0 BB: 0 P: 8	H: 2 LOB: 2 BB: 1 P: 9	H: 1 LOB: 1 BB: 0 P: 10	H: 4 LOB: 0 BB: 0 P: 14	H: 3 LOB: 3 BB: 1 P: 10

| | | | | | | | | | | | | | | | |

BOTTOM

Los Angeles Dodgers @ Texas Rangers

Alamodome, San Antonio, TX

Sat Mar 21 2015, 2:08 PM - 5:10 PM EDT

Att. 25,434 - Dome - 72 F

livebaseballscorecards.com

Batter	1	2	3	4	5	6	7	8	9	AB	R	H	RBI	BB	SO	LOB
2 Leonys Martin, L (1, 8) OBP: 0.324, SLG: 0.355 7 Delino DeShields, R (6, PH) OBP: 0.182, SLG: 0.286 (7, 8)	S S S 0-3 K ①		B B B B 4-0 1 CS BB			X 0-0 G6-3 ③		X 0-0 F7 ③		1 0 0 0 1 1 0 2 0 0 0 0 0 0						
1 Elvis Andrus, R (1, 6) OBP: 0.478, SLG: 0.636 19 Ed Lucas, R (5, 6) OBP: 0.333, SLG: 0.381	S S S 0-3 K ②		B 1-0 CS ③ 1-2	X 0-0 L8 ①			S S S 0-3 K ①		S S S 0-3 K ①	2 0 0 0 0 1 0 2 0 0 0 0 2 0						
41 Ryan Ludwick, R (1, 10) OBP: 0.148, SLG: 0.280 43 Carlos Peguero, L (7, PH) OBP: 0.480, SLG: 0.619 (8, 10)	S S S 0-3 K ③			S S S 0-3 K ②			X 0-0 G4-3 ②		C C C 0-3 K ②	2 0 0 0 0 2 0 2 0 0 0 0 1 0						
70 Joey Gallo, L (1, 5) OBP: 0.324, SLG: 0.467 86 Guilder Rodriguez, S (7, 5) OBP: 0.286, SLG: 0.286		X 0-0 G1-3 ①		S S S 0-3 K ③			S S S 0-3 K ③		X 0-0 1B 1B	2 0 0 0 0 1 0 2 0 1 0 0 1 0						
71 Jared Hoying, L (1, 9) OBP: 0.321, SLG: 0.423 Lewis Brinson, R (7, 9) OBP: 1.000, SLG: 1.000		X 0-0 20 CS 1B			S S S 0-3 K ①			X 0-0 1 1B 25 G1-3 17 HR 1B	X 0-0 1-3 1B	2 0 1 0 0 1 0 2 1 2 0 0 0 0						
20 Jake Smolinski, R (1, 7) OBP: 0.448, SLG: 0.654 85 Ryan Strausborger, R (7, 7)		B X 1-0 1-2 1B			S S S 0-3 K ②			X 0-0 F8 ①	S S S 0-3 K ③	2 0 1 0 0 1 0 2 0 0 0 0 1 3						
12 Rougned Odor, L (1, 4) OBP: 0.400, SLG: 0.583 25 Seth Spivey, L (6, 4)		S S S 0-3 K2-3 ③			S S C 0-3 K ③			X 0-0 G1-3 ② 1-2		2 0 0 0 0 2 1 1 0 0 0 0 0 1						
9 Adam Rosales, R (1, 3) OBP: 0.304, SLG: 0.250 1 Trever Adams, R (7, 3) OBP: 0.600, SLG: 0.600			X 0-0 38 G6-4-3 1B			X 0-0 P4 ①		X 0-0 17 HR 2-3 1B		2 0 1 0 0 0 0 1 1 1 0 0 0 0						
38 Chris Gimenez, R (1, 2) OBP: 0.118, SLG: 0.118 17 David Lyon, S (7, 2) OBP: 1.000, SLG: 4.000			X 0-0 ① ② G6-4-3 1-2f			S S S 0-3 K ②		X 0-0 1-H 3-H HR		2 0 0 0 0 1 1 1 1 1 3 0 0 0						
Inning Stats	R: 0 H: 0 E: 0 LOB: 0 K: 3 BB: 0 S: 9 P: 9	R: 0 H: 2 E: 0 LOB: 1 K: 1 BB: 0 S: 6 P: 7	R: 0 H: 1 E: 0 LOB: 0 K: 0 BB: 1 S: 2 P: 7	R: 0 H: 0 E: 0 LOB: 0 K: 2 BB: 0 S: 7 P: 7	R: 0 H: 0 E: 0 LOB: 0 K: 3 BB: 0 S: 9 P: 9	R: 0 H: 0 E: 0 LOB: 0 K: 1 BB: 0 S: 5 P: 5	R: 0 H: 0 E: 0 LOB: 0 K: 2 BB: 0 S: 7 P: 7	R: 3 H: 3 E: 0 LOB: 0 K: 0 BB: 0 S: 6 P: 6	R: 0 H: 2 E: 0 LOB: 2 K: 3 BB: 0 S: 11 P: 11	1B: 7 SF: 0 2B: 0 SAC: 0 3B: 0 DP: 1 HR: 1 HBP: 0							

	AB	32
	R	3
	H	8
	RBI	3
	BB	1
	SO	15
	LOB	6

PITCHER		IP	WLS	BF	H	R	ER	SO	BB	IBB	HBP	BLK	WP	HR	S	P	ERA	WHIP
21 Zack Greinke, R ERA: 3.0	(1, 1)	4.0	W	13	3	0	0	6	1	0	0	0	0	0	24	30	0.00	1.000
12 Juan Nicasio, R ERA: 5.14	(5, 1)	2.0		6	0	0	0	4	0	0	0	0	0	0	14	14	0.00	0.000
Ryan Buchter, L ERA: 2.25	(7, 1)	1.0		3	0	0	0	2	0	0	0	0	0	0	7	7	0.00	0.000
88 Ramon Troncoso, R ERA: 20.25	(8, 1)	1.0		6	3	3	3	0	0	0	0	0	0	1	6	6	27.00	3.000
71 Josh Ravin, R ERA:	(9, 1)	1.0		5	2	0	0	3	0	0	0	0	0	0	11	11	0.00	2.000

PITCHER	IP	WLS	BF	H	R	ER	SO	BB	IBB	HBP	BLK	WP	HR	S	P	ERA	WHIP

Cleveland Indians @ Los Angeles Dodgers

Camelback Ranch, Glendale, AZ

Sun Mar 22 2015, 4:08 PM - 6:37 PM EDT

Att. 12,349 - Sunny - 83 F

TOP

livebaseballscorecards.com

Batter	1	2	3	4	5	6	7	8	9	AB	R	H	RBI	BB	SO	LOB
24 Michael Bourn, L (1, 8) OBP: 0.441, SLG: 0.484	F8		F7			K	K			3	0	0	0	0	1	1
28 Bradley Zimmer, L (6, 8) OBP: 0.833, SLG: 1.333										1	0	0	0	0	1	3
4 Mike Aviles, R (1, 4) OBP: 0.385, SLG: 0.375	G4-3			23 F9 / 23 S / 41 SF8 / 1B		G5-3		P5		3	1	1	0	0	0	0
1 Michael Martinez, S (6, 4) OBP: 0.360, SLG: 0.600										1	0	0	0	0	0	0
23 Michael Brantley, L (1, 7) OBP: 0.333, SLG: 0.320	G4-3			F9 / 1-3			41 S / 10 2B / 1B	K		3	0	1	0	0	0	1
77 Destin Hood, R (7, PR) OBP: 0.240, SLG: 0.292										1	1	0	0	0	1	0
(7, 7)																
41 Carlos Santana, S (1, 3) OBP: 0.310, SLG: 0.432		G6-3		SF8 / 3-H			10 2B / 9 G6-3 / 1-2 / BB	29 2B		1	0	0	1	1	0	0
36 Jesús Aguilar, R (7, PR) OBP: 0.433, SLG: 0.643										1	1	1	0	0	0	0
(7, 3)																
10 Yan Gomes, R (1, 2) OBP: 0.355, SLG: 0.593		L3		K			9 G6-3 / 8 2B / 1-3 / 2-H / 2B	1-3 / 2B		3	0	1	1	0	1	0
29 Taylor Murphy, L (7, PR) OBP: 0.500, SLG: 1.000										1	1	1	0	0	0	0
(7, 5)																
9 Ryan Raburn, R (1, 10) OBP: 0.276, SLG: 0.231		F7			K		G6-3 / 2-3 / 3-H	K		3	0	0	1	0	1	2
79 Audy Ciriaco, R (8, PH) OBP: 0.222, SLG: 0.500										1	0	0	0	0	1	2
(8, 10)																
8 Lonnie Chisenhall, L (1, 5) OBP: 0.375, SLG: 0.464			G4-3		G6-3		67 1B / 3-H / 2B		K	3	0	1	1	0	0	0
12 Ronny Rodríguez, R (7, PR)										0	0	0	0	0	0	0
12 Brett Hayes, R (7, 2) OBP: 0.389, SLG: 0.688										1	0	0	0	0	1	0
62 Tyler Holt, R (1, 9) OBP: 0.361, SLG: 0.375			67 FC4-6 / 1B		K		K		P3	4	0	1	0	0	2	2
27 Bryson Myles, R (9, 9)										0	0	0	0	0	0	0
67 Francisco Lindor, S (1, 6) OBP: 0.308, SLG: 0.595			FC4-6 / 1-2f			G1-3	2-3 / 1B		G6-3	4	0	1	0	0	0	1

Inning Stats	1	2	3	4	5	6	7	8	9
R:	0	0	0	1	0	0	3	0	0
E:	0	0	0	0	0	0	0	0	0
K:	0	0	0	1	2	1	2	2	1
S:	3	3	4	7	7	5	11	9	5
H:	0	0	1	1	0	0	4	2	0
LOB:	0	0	1	0	0	0	3	2	0
BB:	0	0	0	0	0	0	1	0	0
P:	3	3	4	7	7	5	15	9	5

| | | | | | | | | | | | | | | | |

Batter	1	2	3	4	5	6	7	8	9	AB	R	H	RBI	BB	SO	LOB
14 Enrique Hernández, R (1, 4) OBP: 0.256, SLG: 0.526 Adam Law, R (5, 4) OBP: 0.250, SLG: 0.250	S S B B B X 3-2 HR		X 0-0 ② G5-3			S S S 0-3 ① K			S S S 0-3 ① K	2	1	1	1	0	0	0
										2	0	0	0	0	2	0
3 Carl Crawford, L (1, 7) OBP: 0.212, SLG: 0.219 72 Joey Curletta, R (7, 7) OBP: 0.200, SLG: 0.200 (8, 9)	X 0-0 ① G4-3		S S S 0-3 ③ K			C C C 0-3 ② K			X 0-0 89 1B 1B	3	0	0	0	0	2	0
										1	0	1	0	0	0	0
66 Yasiel Puig, R (1, 10) OBP: 0.294, SLG: 0.516 89 Spencer Navin, R (9, PH) OBP: 1.000, SLG: 1.000	X 0-0 ② G5-3			X 0-0 HR		X 0-0 ③ G6-3			X 0-0 G4-6-3 1-2 1B	3	1	1	1	0	0	0
										1	0	1	0	0	0	0
33 Scott Van Slyke, R (1, 3) OBP: 0.324, SLG: 0.379 Daniel Mayora, R (8, 3) OBP: 0.333, SLG: 0.667	X 0-0 ③ F7			X 0-0 ① F7			X 0-0 ① G5-3		X 0-0 ② ③ G4-6-3 1-2f	3	0	0	0	0	0	0
										1	0	0	0	0	0	2
31 Joc Pederson, L (1, 8) OBP: 0.476, SLG: 0.769 82 Travis Witherspoon, R (8, 8) OBP: 0.125, SLG: 0.125		S S S 0-3 ① K		X 0-0 ② G5-3			C C C 0-3 ② K			3	0	0	0	0	2	0
										0	0	0	0	0	0	0
7 Alex Guerrero, R (1, 5) OBP: 0.364, SLG: 0.531 82 Jarek Cunningham, R (8, 5)		X 0-0 S 1B		X 0-0 ③ G5-3			X 0-0 ③ P4			3	0	1	0	0	0	0
										0	0	0	0	0	0	0
Corey Seager, L (1, 6) OBP: 0.500, SLG: 0.429 86 Luis Mateo, R (9, 6)		S B B B B 4-1 G4-6-3 1-2 BB			C C C 0-3 ① K			C C C 0-3 ① K		2	0	0	0	1	2	0
										0	0	0	0	0	0	0
Scott Schebler, L (1, 9) OBP: 0.333, SLG: 0.692 (8, 7) 87 Jeremy Hazelbaker, L (9, 7) OBP: 0.333, SLG: 0.333		X 0-0 ② ③ G4-6-3 1-2f			X 0-0 ② G6-3			S S S 0-3 ② K		3	0	0	0	0	1	2
										0	0	0	0	0	0	0
70 Chris O'Brien, S (1, 2) OBP: 0.100, SLG: 0.200 Shawn Zarraga, S (6, 2) OBP: 0.500, SLG: 0.429			X 0-0 ① G3		S S S 0-3 ③ K			X 0-0 ③ G4-3		2	0	0	0	0	1	0
										1	0	0	0	0	0	0
Inning Stats	R: 1 E: 0 K: 0 S: 6 H: 1 LOB: 0 BB: 0 P: 9	R: 0 E: 0 K: 1 S: 6 H: 1 LOB: 1 BB: 1 P: 10	R: 0 E: 0 K: 1 S: 5 H: 0 LOB: 0 BB: 0 P: 5	R: 1 E: 0 K: 0 S: 4 H: 1 LOB: 0 BB: 0 P: 4	R: 0 E: 0 K: 2 S: 7 H: 0 LOB: 0 BB: 0 P: 7	R: 0 E: 0 K: 2 S: 7 H: 0 LOB: 0 BB: 0 P: 7	R: 0 E: 0 K: 1 S: 5 H: 0 LOB: 0 BB: 0 P: 5	R: 0 E: 0 K: 2 S: 7 H: 0 LOB: 0 BB: 0 P: 7	R: 0 E: 0 K: 1 S: 6 H: 2 LOB: 1 BB: 0 P: 6	1B: 3 2B: 0 3B: 0 HR: 2	SF: 0 SAC: 0 DP: 2 HBP: 0						

PITCHER	IP	WLS	BF	H	R	ER	SO	BB	IBB	HBP	BLK	WP	HR	S	P	ERA	WHIP
28 Corey Kluber, R (1, 1) ERA: 4.26	5.2		20	3	2	2	6	1	0	0	0	0	2	34	41	3.18	0.706
49 Austin Adams, R (6, 1) ERA: 6.35	0.2	W	2	0	0	0	0	0	0	0	0	0	0	2	2	0.00	0.000
50 Nick Hagadone, L (7, 1) ERA:	0.2	H	2	0	0	0	1	0	0	0	0	0	0	4	4	0.00	0.000
51 Anthony Swarzak, R (8, 1) ERA: 12.15	1.0	H	3	0	0	0	2	0	0	0	0	0	0	7	7	0.00	0.000
53 Jeff Manship, R (9, 1) ERA: 1.29	1.0	S	4	2	0	0	1	0	0	0	0	0	0	6	6	0.00	2.000

PITCHER	IP	WLS	BF	H	R	ER	SO	BB	IBB	HBP	BLK	WP	HR	S	P	ERA	WHIP

BOTTOM

Cleveland Indians @ Los Angeles Dodgers

Camelback Ranch, Glendale, AZ

Sun Mar 22 2015, 4:08 PM - 6:37 PM EDT

Att. 12,349 - Sunny - 83 F

livebaseballscorecards.com

AB	30
R	2
H	5
RBI	2
BB	1
SO	10
LOB	4

WP: 0 PB: 0 SB: 1 CS: 0 PA: 31

Batter	1	2	3	4	5	6	7	8	9	AB	R	H	RBI	BB	SO	LOB
5 Ender Inciarte, L (1, 7) (7, 7) (8, 4) OBP: 0.467, SLG: 0.475	CSC 0-3 ① K		x 0-0 ① L6		x 0-0 ② G1-3		CSS 0-3 ② K			4	0	0	0	0	2	1
1 Mike Freeman, L OBP: 0.500, SLG: 0.500										0	0	0	0	0	0	0
2 Aaron Hill, R (1, 4) (6, 4) (8, 6) OBP: 0.237, SLG: 0.200	x 0-0 11 2B 1B		BBBB 4-0 1-2 BB		x 0-0 ③ G6-3		x 0-0 ③ F7			2	1	1	0	1	0	0
74 Walter Ibarra, S OBP: 0.350, SLG: 0.368										1	0	0	0	0	0	0
11 AJ Pollock, R (1, 8) (8, 9) OBP: 0.409, SLG: 0.488	x 0-0 1-H 2B		x 0-0 ② F9 2-3			x 0-0 ① F8		SCS 0-3 ① K		4	0	1	1	0	1	2
31 Stewart Ijames, L										0	0	0	0	0	0	0
15 Mark Trumbo, R (1, 9) (6, PR) (6, 9) (8, 8) OBP: 0.429, SLG: 0.697	H 1-0 6 G6-3 HBP		x 0-0 ③ P4			BBBB 4-0 6 BB 24 HR BB		x 0-0 ② G3		1	0	0	0	1	0	2
77 Nick Buss, L OBP: 0.226, SLG: 0.267										1	1	0	0	0	0	0
6 David Peralta, L (1, 10) OBP: 0.478, SLG: 0.459	x 0-0 ② ③ G6-3 1-2f			BBBB 4-0 19 L6-4 24 1B BB		BBBB 4-0 24 HR 1-2 BB		x 0-0 ③ F9		2	1	0	0	2	0	2
24 Yasmany Tomás, R (1, 5) OBP: 0.298, SLG: 0.489		x 0-0 19 CS 1B	x 0-0 1-2 1B			CX 0-1 1-H 2-H HR			x 0-0 ① F8	3	1	3	3	0	0	0
31 Jordan Pacheco, R (7, 2) OBP: 0.429, SLG: 0.438										1	0	0	0	0	0	0
19 Jake Lamb, L (1, 3) (7, 5) OBP: 0.340, SLG: 0.535		CSS 0-3 ① ② K 1-2	x 0-0 ① ② L6-4 2-2			x 0-0 ② F9			CSS 0-3 ② K	4	0	0	0	0	2	4
16 Chris Owings, R (1, 6) OBP: 0.238, SLG: 0.200	x 0-0 ③ L5		x 0-0 ③ G6-3			SCS 0-3 ③ K			CSS 0-3 ③ K	3	0	0	0	0	1	2
11 Tom Belza, L (8, 7) OBP: 0.500, SLG: 0.500										1	0	0	0	0	1	0
18 Gerald Laird, R (1, 2) OBP: 0.227, SLG: 0.381			x 0-0 11 F9 2 BB 1B		x 0-0 ① F9		x 0-0 ① G5-3			3	0	1	0	0	0	0
34 Rudy Flores, L (7, 3)										0	0	0	0	0	0	0
Inning Stats	R: 1 H: 2 E: 0 LOB: 1 K: 1 BB: 0 S: 6 P: 7	R: 0 H: 1 E: 0 LOB: 0 K: 1 BB: 0 S: 5 P: 5	R: 0 H: 1 E: 0 LOB: 2 K: 0 BB: 1 S: 4 P: 8	R: 0 H: 1 E: 0 LOB: 1 K: 0 BB: 1 S: 3 P: 7	R: 0 H: 0 E: 0 LOB: 0 K: 0 BB: 0 S: 3 P: 3	R: 3 H: 1 E: 0 LOB: 1 K: 1 BB: 2 S: 7 P: 15	R: 0 H: 0 E: 0 LOB: 0 K: 1 BB: 0 S: 5 P: 5	R: 0 H: 0 E: 0 LOB: 0 K: 1 BB: 0 S: 5 P: 5	R: 0 H: 0 E: 0 LOB: 0 K: 2 BB: 0 S: 7 P: 7	1B: 4 SF: 0 2B: 3 SAC: 0 3B: 0 DP: 3 HR: 1 HBP: 1						

TOP

Arizona Diamondbacks @ Los Angeles Dodgers
Camelback Ranch, Glendale, AZ
Mon Mar 23 2015, 4:11 PM - 7:04 PM EDT
Att. 8,525 - Sunny - 84 F

livebaseballscorecards.com

AB	30
R	4
H	6
RBI	4
BB	4
SO	7
LOB	13

WP: 0 PA: 35
PB: 0
SB: 0
CS: 1

PITCHER		IP	WLS	BF	H	R	ER	SO	BB	IBB	HBP	BLK	WP	HR	S	P	ERA	WHIP
Chris Anderson, R ERA: 3.0	(1, 1)	3.0		13	4	1	1	2	1	0	1	0	0	0	15	20	3.00	1.667
36 Adam Liberatore, L ERA:	(4, 1)	1.0	H	4	1	0	0	0	1	0	0	0	0	0	3	7	0.00	2.000
91 Chin-hui Tsao, R ERA: 5.4	(5, 1)	2.0	B	9	1	3	3	1	2	0	0	0	0	1	10	18	13.50	1.500
52 Pedro Báez, R ERA: 2.7	(7, 1)	1.1		4	0	0	0	2	0	0	0	0	0	0	8	8	0.00	0.000
64 Danny Coulombe, L ERA:	(8, 1)	1.0	W	3	0	0	0	0	0	0	0	0	0	0	3	3	0.00	0.000

PITCHER		IP	WLS	BF	H	R	ER	SO	BB	IBB	HBP	BLK	WP	HR	S	P	ERA	WHIP
Ryan Buchter, L ERA: 1.93	(9, 1)	0.2		2	0	0	0	2	0	0	0	0	0	0	6	6	0.00	0.000

Batter	1	2	3	4	5	6	7	8	9	AB	R	H	RBI	BB	SO	LOB
11 Jimmy Rollins, S (1, 6) OBP: 0.316, SLG: 0.526	F8		10 SF9 3B	FC5-4 1-2f			G4-6-3 1B			3	1	1	1	0	0	2
6 Darwin Barney, R (5, 6) OBP: 0.394, SLG: 0.552			1-H							1	0	1	0	0	0	0
10 Justin Turner, R (1, 3) OBP: 0.500, SLG: 0.781	47 S HBP		SF9 3-H		HBP		G4-6-3 1-2f			0	0	0	1	0	0	0
Lars Anderson, L (5, PR) OBP: 0.200, SLG: 0.200 (6, 3)										1	0	0	0	0	0	1
23 Adrián González, L (1, 10) OBP: 0.256, SLG: 0.389	P2		P6		K			G5-3		2	0	0	0	0	0	1
31 Joc Pederson, L (5, PH) OBP: 0.455, SLG: 0.732 (6, 10)										2	0	0	0	0	1	1
47 Howie Kendrick, R (1, 4) OBP: 0.429, SLG: 0.618	K 1-2			16 G3-1 5 1B 1B	K			2B HBP		3	1	1	0	0	2	2
86 Dillon Moyer, R (6, 4) OBP: 0.667, SLG: 0.500										0	1	0	0	0	0	0
16 Andre Ethier, L (1, 7) OBP: 0.375, SLG: 0.444		17 CS 1B		G3-1 1-2	G4-3			91 1B 2B		3	0	1	0	0	0	2
Nate Samson, R (6, 7) OBP: 1.000, SLG: 1.667								1-H		1	1	1	1	0	0	0
5 Juan Uribe, R (1, 5) OBP: 0.273, SLG: 0.258	P3		17 BB 14 1B 1B		F9			88 2B 1B		3	1	1	1	0	0	1
91 Paul Hoenecke, L (7, 5) OBP: 0.750, SLG: 0.667			2-H					2-H		1	0	1	1	0	0	0
28 Chris Heisey, R (1, 9) OBP: 0.147, SLG: 0.167	F8		K		G4-3			BLK 1B 2B		3	0	0	0	0	1	2
88 Jon Garcia, R (7, 9) OBP: 0.333, SLG: 0.667								1-H		1	1	1	0	0	0	0
17 A.J. Ellis, R (1, 2) OBP: 0.303, SLG: 0.357	CS 1-2	P4		14 E 14 1B BB 1-2	L8			WP 1B		2	0	0	0	1	0	0
Kyle Farmer, R (7, 2) OBP: 0.333, SLG: 0.200								2-H		1	0	1	1	0	0	0
14 Enrique Hernández, R (1, 8) OBP: 0.293, SLG: 0.550		11 3B 1B		E8 11 FC5-4 1-3 2-H 1B			G4-3	P4 1-2		2	1	2	1	0	0	0
Peter Lavin, L (7, 8)										2	0	0	0	0	0	1
Inning Stats	R: 0 E: 0 K: 1 S: 5 H: 0 LOB: 1 BB: 0 P: 7	R: 0 E: 0 K: 0 S: 3 H: 1 LOB: 0 BB: 0 P: 4	R: 2 E: 0 K: 0 S: 5 H: 2 LOB: 0 BB: 0 P: 5	R: 2 E: 1 K: 1 S: 8 H: 3 LOB: 2 BB: 1 P: 12	R: 0 E: 0 K: 2 S: 7 H: 0 LOB: 1 BB: 0 P: 8	R: 0 E: 0 K: 0 S: 3 H: 0 LOB: 0 BB: 0 P: 3	R: 0 E: 0 K: 0 S: 3 H: 1 LOB: 0 BB: 0 P: 3	R: 3 E: 0 K: 0 S: 6 H: 4 LOB: 1 BB: 0 P: 8		1B: 8 2B: 2 3B: 1 HR: 0 SF: 1 SAC: 0 DP: 1 HBP: 3						

BOTTOM

Arizona Diamondbacks @ Los Angeles Dodgers

Camelback Ranch, Glendale, AZ

Mon Mar 23 2015, 4:11 PM - 7:04 PM EDT

Att. 8,525 - Sunny - 84 F

livebaseballscorecards.com

AB	31
R	7
H	11
RBI	7
BB	1
SO	4
LOB	13

WP: 1 PB: 0 SB: 1 CS: 1 PA: 37

PITCHER	IP	WLS	BF	H	R	ER	SO	BB	IBB	HBP	BLK	WP	HR	S	P	ERA	WHIP
41 Daniel Hudson, R (1, 1) ERA: 6.43	3.0		12	3	2	2	1	0	0	1	0	0	0	13	16	6.00	1.000
27 Allen Webster, R (4, 1) ERA: 7.71	1.0		8	3	2	2	1	1	0	1	0	0	0	8	13	18.00	4.000
40 Andrew Chafin, L (5, 1) ERA: 6.75	2.0		6	0	0	0	2	0	0	0	0	0	0	10	10	0.00	0.000
14 Jimmie Sherfy, R (7, 1) ERA:	1.0		3	1	0	0	0	0	0	0	0	0	0	3	3	0.00	1.000
45 Derek Eitel, R (8, 1) ERA: 27.0	0.1	L	2	0	1	1	0	0	0	1	0	0	0	1	2	27.00	0.000

PITCHER	IP	WLS	BF	H	R	ER	SO	BB	IBB	HBP	BLK	WP	HR	S	P	ERA	WHIP
11 Patrick Schuster, L (8, 1) ERA: 27.0	0.2		5	4	2	2	0	0	0	0	1	1	0	5	6	27.00	6.000

Batter	1	2	3	4	5	6	7	8	9	AB	R	H	RBI	BB	SO	LOB
4 Wil Myers, R (1, 9) OBP: 0.340, SLG: 0.523 16 Abraham Almonte, S (7, 8) OBP: 0.351, SLG: 0.375	B X 1-0 ① 1B		C C C 0-3 ② K		X 0-0 24 CS 1B		X 0-0 ① F8		B B B B 4-0 2 DI BB	4 0	0 0	2 0	0 0	0 1	1 0	2 0
24 Cameron Maybin, R (1, 8) OBP: 0.366, SLG: 0.447 2 Jake Goebbert, L (7, 9) OBP: 0.250, SLG: 0.438	X 0-0 ② F8		X 0-0 25 S 2-H 3-H 1B		B C C C 1-3 ①② K 1-2		C C C 0-3 ② K		B S S S 1-3 ③ K 1-2	4 1	0 0	1 0	2 0	0 0	2 1	1 1
25 Will Venable, L (1, 7) OBP: 0.310, SLG: 0.351 94 Jake Lemmerman, R (7, 6)	X 0-0 ③ F7		B X 1-0 ③ G3-1 1-2		X 0-0 2B		B B B B 4-0 BB			3 0	0 0	1 0	0 0	1 0	0 0	1 0
18 Carlos Quentin, R (1, 3) OBP: 0.314, SLG: 0.455 50 Nick Vincent, R (7, 1) 60 Frank Garces, L (8, 1)		X 0-0 ① F7		X 0-0 ① G6-3	X 0-0 ③ G6-3		X 0-0 ③ F8			4 0 0	0 0 0	0 0 0	0 0 0	0 0 0	0 0 0	2 0 0
26 Yangervis Solarte, S (1, 5) OBP: 0.326, SLG: 0.341 15 Cory Spangenberg, L (6, 4) OBP: 0.389, SLG: 0.452 (7, 7)		S S S 0-3 ② K		X 0-0 E1 3 HR		X 0-0 ① F7		S S S 0-3 ① K		3 1	1 0	0 0	0 0	0 0	1 1	0 0
3 Derek Norris, R (1, 2) OBP: 0.194, SLG: 0.235 84 Brett Wallace, L (6, 5) OBP: 0.435, SLG: 0.429		X 0-0 ③ P4		B X 1-0 1-H HR		X 0-0 5 G3-1 1B		S S S 0-3 ② K		3 1	1 0	2 0	2 0	0 0	0 1	0 0
5 Alexi Amarista, L (1, 6) OBP: 0.353, SLG: 0.382 78 Rocky Gale, R (6, 2) OBP: 0.429, SLG: 0.333			X 0-0 58 SH1-3 66 1B 24 1B 1B	X 0-0 ② F7		X 0-0 ② G3-1 1-2		X 0-0 ③ G5-3		3 1	1 0	1 0	0 0	0 0	0 0	1 0
66 Ramiro Pena, S (1, 4) OBP: 0.357, SLG: 0.346 89 Mike McCoy, R (6, 6) (7, 4)			X 0-0 58 SH1-3 1-2 24 1B 1B	X 0-0 ③ G6-3		B B B B 4-0 BB			X 0-0 ① P6	2 1	1 0	1 0	0 0	1 0	0 0	0 0
58 Jason Lane, R (1, 1) OBP: 0.500, SLG: 2.000 46 Jose Valverde, R (5, 1) 7 Tommy Medica, R (6, PH) OBP: 0.545, SLG: 0.967 37 Brandon Maurer, R (6, 1) 79 Cody Decker, R (7, 3) OBP: 0.313, SLG: 0.667			X 0-0 ① SH1-3 1-2 2-3		B X 1-0 HR	X 0-0 ③ F9			X 0-0 ② G3	1 0 1 0 1	1 0 0 0 0	1 0 0 0 0	1 0 0 0 0	0 0 0 0 0	0 0 2 0 0	0 0 0 0 0
Inning Stats	R: 0 E: 0 K: 0 S: 3 H: 1 LOB: 0 BB: 0 P: 4	R: 0 E: 0 K: 1 S: 5 H: 0 LOB: 0 BB: 0 P: 5	R: 2 E: 0 K: 1 S: 8 H: 3 LOB: 1 BB: 0 P: 9	R: 2 E: 1 K: 0 S: 5 H: 1 LOB: 0 BB: 0 P: 6	R: 1 E: 0 K: 1 S: 7 H: 3 LOB: 1 BB: 0 P: 9	R: 0 E: 0 K: 0 S: 4 H: 1 LOB: 2 BB: 1 P: 8	R: 0 E: 0 K: 1 S: 5 H: 0 LOB: 1 BB: 1 P: 9	R: 0 E: 0 K: 2 S: 7 H: 0 LOB: 0 BB: 0 P: 7	R: 0 E: 0 K: 1 S: 5 H: 0 LOB: 1 BB: 1 P: 10	1B: 6 2B: 1 3B: 0 HR: 2 SF: 0 SAC: 1 DP: 0 HBP: 0						WP: 0 PB: 0 SB: 1 CS: 1 PA: 38	

PITCHER		IP	WLS	BF	H	R	ER	SO	BB	IBB	HBP	BLK	WP	HR	S	P	ERA	WHIP
12 Juan Nicasio, R ERA: 5.4	(1, 1)	3.0	W	12	4	2	2	2	0	0	0	0	0	0	16	18	6.00	1.333
26 Sergio Santos, R ERA: 2.57	(4, 1)	1.0	H	5	1	2	1	0	0	0	0	0	0	1	5	6	9.00	1.000
27 Dustin McGowan, R ERA: 6.43	(5, 1)	1.0	H	5	3	1	1	1	0	0	0	0	0	1	7	9	9.00	3.000
56 J.P. Howell, L ERA: 7.94	(6, 1)	1.0	H	5	1	0	0	0	1	0	0	0	0	0	4	8	0.00	2.000
58 David Aardsma, R ERA: 2.57	(7, 1)	1.0		4	0	0	0	1	1	0	0	0	0	0	5	9	0.00	1.000
75 Paco Rodríguez, L ERA:	(8, 1)	1.0		3	0	0	0	2	0	0	0	0	0	0	7	7	0.00	0.000
63 Yimi García, R ERA:	(9, 1)	1.0		4	0	0	0	1	1	0	0	0	0	0	5	10	0.00	1.000

TOP

San Diego Padres @ Los Angeles Dodgers

Camelback Ranch, Glendale, AZ

Wed Mar 25 2015, 4:11 PM - 6:50 PM EDT

Att. 8,363 - Sunny - 83 F

livebaseballscorecards.com

AB	34
R	5
H	9
RBI	5
BB	3
SO	7
LOB	10

Batter	1	2	3	4	5	6	7	8	9	AB	R	H	RBI	BB	SO	LOB
11 Jimmy Rolls, S (1, 6) OBP: 0.317, SLG: 0.512 6 Darwin Barney, R (5, PH) (6, 6) OBP: 0.400, SLG: 0.533	66 HR 1B	G6-3		F7	K		BB			3 1	1 0	1 0	0 0	0 1	0 1	1 2
10 Justin Turner, R (1, 10) OBP: 0.513, SLG: 0.857 14 Enrique Hernández, R (6, PH) (7, 10) OBP: 0.279, SLG: 0.524	P4		66 1B 23 SF7 1B	HR		G3-1	F8			3 2	2 0	2 0	1 0	0 0	0 0	1 3
66 Yasiel Puig, R (1, 9) OBP: 0.324, SLG: 0.618 33 Scott Van Slyke, R (6, 9) (7, 3) OBP: 0.333, SLG: 0.484	1-H HR		1-3 47 2B 1B	K		HR	F8			3 2	2 1	2 1	2 1	0 0	1 0	0 0
23 Adrián González, L (1, 3) OBP: 0.256, SLG: 0.385 60 Ali Solis, R (7, 2)	47 FC5-4 1B	SF7 3-H	G6-3			L3		F8		3 1	0 0	1 0	1 0	0 0	0 0	0 0
47 Howie Kendrick, R (1, 4) OBP: 0.421, SLG: 0.622 86 Luis Mateo, R (6, 4)	FC5-4 1-2f	16 1-H 2B			G1-3	P3		BB		3 1	1 0	1 0	1 0	0 1	0 0	1 0
9 Yasmani Grandal, S (1, 2) OBP: 0.214, SLG: 0.268 87 Jeremy Hazelbaker, L (7, 9) OBP: 0.286, SLG: 0.286 72 Joey Curletta, R (8, PH) (9, 9) OBP: 0.167, SLG: 0.167	G6-3		K2-3		F7		K	G4-3		3 1 1	0 0 0	0 0 0	0 0 0	0 0 0	1 1 0	2 0 1
16 Andre Ethier, L (1, 7) OBP: 0.395, SLG: 0.513 7 Alex Guerrero, R (5, PR) (6, 7) OBP: 0.382, SLG: 0.545		G4-3	2-H 2B		5 1B 2B		28 G5-3 1B 1B			3 1	0 1	2 1	1 0	0 0	0 0	0 0
5 Juan Uribe, R (1, 5) OBP: 0.278, SLG: 0.265 Daniel Mayora, R (5, PR) (6, 5) OBP: 0.500, SLG: 0.750		K	F9		2-H 31 E 1B		1-2 28 G5-3 1B			3 1	0 0	1 1	1 0	0 0	1 0	1 0
31 Joc Pederson, L (1, 8) OBP: 0.447, SLG: 0.773 28 Chris Heisey, R (6, 8) OBP: 0.143, SLG: 0.161		E5		HR	E3 1-2		G5-3 1-2 2-3			3 1	1 0	1 0	1 0	0 0	0 0	2 2
Inning Stats	R: 2 E: 0 K: 0 S: 6 H: 3 LOB: 1 BB: 0 P: 6	R: 0 E: 1 K: 1 S: 6 H: 0 LOB: 1 BB: 0 P: 6	R: 3 E: 0 K: 1 S: 9 H: 4 LOB: 1 BB: 0 P: 9	R: 2 E: 0 K: 1 S: 8 H: 2 LOB: 0 BB: 0 P: 9	R: 1 E: 1 K: 1 S: 8 H: 2 LOB: 2 BB: 0 P: 8	R: 1 E: 0 K: 0 S: 6 H: 1 LOB: 0 BB: 0 P: 8	R: 0 E: 0 K: 1 S: 7 H: 2 LOB: 3 BB: 1 P: 11	R: 0 E: 0 K: 0 S: 3 H: 0 LOB: 1 BB: 1 P: 7		1B: 7 2B: 3 3B: 0 HR: 4 SF: 1 SAC: 0 DP: 0 HBP: 0				WP: 0 PB: 0 SB: 0 CS: 0 PA: 42	

PITCHER		IP	WLS	BF	H	R	ER	SO	BB	IBB	HBP	BLK	WP	HR	S	P	ERA	WHIP
58 Jason Lane, L ERA: 8.49	(1, 1)	4.0	L	22	9	7	7	3	0	0	0	0	0	3	29	30	15.75	2.250
46 Jose Valverde, R ERA: 5.4	(5, 1)	1.0		6	2	1	1	1	0	0	0	0	0	0	8	8	9.00	2.000
37 Brandon Maurer, R ERA: 2.25	(6, 1)	1.0		4	1	1	1	0	0	0	0	0	0	1	6	8	9.00	1.000
50 Nick Vincent, R ERA:	(7, 1)	1.0		6	2	0	0	1	1	0	0	0	0	0	7	11	0.00	3.000
60 Frank Garces, L ERA: 2.35	(8, 1)	1.0		4	0	0	0	0	1	0	0	0	0	0	3	7	0.00	1.000

PITCHER	IP	WLS	BF	H	R	ER	SO	BB	IBB	HBP	BLK	WP	HR	S	P	ERA	WHIP

BOTTOM

San Diego Padres @ Los Angeles Dodgers

Camelback Ranch, Glendale, AZ

Wed Mar 25 2015, 4:11 PM - 6:50 PM EDT

Att. 8,363 - Sunny - 83 F

livebaseballscorecards.com

AB	39
R	9
H	14
RBI	9
BB	2
SO	5
LOB	16

Los Angeles Dodgers @ Chicago White Sox

Camelback Ranch, Glendale, AZ

Thu Mar 26 2015, 4:08 PM - 7:27 PM EDT

Att. 7,650 - Sunny - 86 F

TOP

livebaseballscorecards.com

Batter	1	2	3	4	5	6	7	8	9	AB	R	H	RBI	BB	SO	LOB
11 Jimmy Rollins, S (1, 6) OBP: 0.333, SLG: 0.600	C C C 0-3 K	X 0-0 G6-3 2-3 3-H		X 0-0 23 1B 2-H 2B		B B B F X 3-1 1-H HR		X 0-0 F8		4	2	2	4	0	1	1
6 Darwin Barney, R (7, 6) OBP: 0.389, SLG: 0.516										1	0	0	0	0	0	0
66 Yasiel Puig, R (1, 9) OBP: 0.317, SLG: 0.658	X 0-0 F9	B B S F X 2-2 3-H HR		S S S 0-3 K		X 0-0 G4-3		X 0-0 F8		4	1	1	2	0	1	1
28 Chris Heisey, R (7, 9) OBP: 0.139, SLG: 0.156										1	0	0	0	0	0	0
23 Adrián González, L (1, 3) OBP: 0.277, SLG: 0.395	X 0-0 9 1B 1B	X 0-0 G3		X 0-0 2-H 1B		S S S 0-3 K		S S S 0-3 K		4	0	2	1	0	1	0
33 Scott Van Slyke, R (7, 3) OBP: 0.324, SLG: 0.469										1	0	0	0	0	1	0
9 Yasmani Grandal, S (1, 2) OBP: 0.239, SLG: 0.273	X 0-0 1-2 1B		X 0-0 G6-3	X 0-0 F7		B B B 4-0 47 HBP BB			C X 0-1 HR	3	0	1	0	1	0	1
52 Pedro Báez, R (8, 1)										0	0	0	0	0	0	0
Ryan Buchter, L (8, 1)										0	0	0	0	0	0	0
14 Enrique Hernández, R (9, PH) OBP: 0.295, SLG: 0.605										1	1	1	1	0	0	0
41 Chris Hatcher, R (9, 1)										0	0	0	0	0	0	0
47 Howie Kendrick, R (1, 4) OBP: 0.452, SLG: 0.615	X 0-0 G4-3		B B B B 4-0 3 CS BB		X 0-0 5 S 1B	H 1-0 1-2 HBP			S S S 0-3 K	2	0	1	0	1	0	2
Nate Samson, R (7, 4) OBP: 0.800, SLG: 1.250										1	0	0	0	0	1	0
3 Carl Crawford, L (1, 7) OBP: 0.243, SLG: 0.257		B B B B 4-0 5 16 1B BB	C X 0-1 1-2 2B	S S S 0-3 K		C C C 0-3 K			X 0-0 WP 2B	3	1	1	0	1	2	3
Jacob Scavuzzo, R (7, 7) OBP: 1.000, SLG: 2.000										1	0	1	0	0	0	0
5 Juan Uribe, R (1, 5) OBP: 0.275, SLG: 0.263		X 0-0 16 1B 11 G6-3 1-2 1B	X 0-0 F9		S S S 0-3 K 1-2		X 0-0 G6-3		X 0-0 P5	4	1	1	0	0	1	2
Buck Britton, L (7, 5) OBP: 0.350, SLG: 0.474										1	0	0	0	0	0	1
16 Andre Ethier, L (1, 8) OBP: 0.404, SLG: 0.500		X 0-0 11 G6-3 22 SH1-4 66 HR 1-3 2-H 1B		B B B 4-0 22 SH1-4 11 2B BB	X 0-0 F8		X 0-0 G3-1		B X 1-0 G3-1 2-3	3	2	1	1	1	0	1
Peter Lavin, L (7, 8)										1	0	0	0	0	0	1
22 Clayton Kershaw, L (1, 1) OBP: 0.667, SLG: 0.667		X 0-0 SH1-4 1-2		X 0-0 SH1-4 1-2		X 0-0 11 HR 1B	S S S 0-3 K			1	1	1	0	0	0	0
31 Joc Pederson, L (7, PH) OBP: 0.438, SLG: 0.756										1	0	0	0	0	1	0
62 Joel Peralta, R (7, 1)										0	0	0	0	0	0	0
60 Ali Solis, R (8, 2)										0	0	0	0	0	0	0

Inning Stats	1	2	3	4	5	6	7	8	9
	R: 0 E: 0 K: 1 S: 7	R: 4 E: 0 K: 0 S: 8	R: 0 E: 0 K: 0 S: 4	R: 2 E: 0 K: 1 S: 7	R: 0 E: 0 K: 2 S: 8	R: 2 E: 0 K: 2 S: 10	R: 0 E: 0 K: 1 S: 5	R: 0 E: 0 K: 1 S: 5	R: 1 E: 0 K: 1 S: 8
	H: 2 LOB: 2 BB: 0 P: 7	H: 3 LOB: 0 BB: 1 P: 14	H: 1 LOB: 1 BB: 1 P: 8	H: 2 LOB: 1 BB: 1 P: 11	H: 1 LOB: 1 BB: 0 P: 8	H: 2 LOB: 2 BB: 1 P: 18	H: 0 LOB: 0 BB: 0 P: 5	H: 0 LOB: 0 BB: 0 P: 5	H: 2 LOB: 1 BB: 0 P: 9

| | | | | | | | | | |

Batter	1	2	3	4	5	6	7	8	9	AB	R	H	RBI	BB	SO	LOB
7 Micah Johnson, L (1, 4) OBP: 0.413, SLG: 0.500	K		K		G4-3		E3 10 1B 1-2	K 2-3 3-H		5	0	0	0	0	3	4
10 Alexei Ramirez, R (1, 6) OBP: 0.370, SLG: 0.488	BB 79 1B 25 2B		F7			G3-1	1-2 2-H 1B		F7	3	1	1	1	1	0	0
89 Cleuluis Rondon, S (7, PR) (8, 6)										1	0	0	0	0	0	0
79 José Abreu, R (1, 3) OBP: 0.500, SLG: 0.651	1B 25 2B 1-2		1B			1B	F9		K2-3	3	0	3	0	0	0	0
91 Danny Hayes, L (6, PR) (7, 3)										2	0	0	0	0	1	2
25 Adam LaRoche, L (1, 10) OBP: 0.243, SLG: 0.429	2B 1-3 2-H		G4-3			F8		BB 88 FC4-6	1B	2	0	1	1	0	0	1
58 Geovany Soto, R (6, PH) OBP: 0.438, SLG: 0.480										1	0	0	0	1	0	1
(7, 10)																
90 Drew Garcia, S (8, PR) OBP: 1.000, SLG: 1.000										1	0	1	0	0	0	0
(9, 10)																
26 Avisaíl García, R (1, 9) OBP: 0.396, SLG: 0.455	K			K		K		FC4-6 15 2B 1-2f	F9	3	0	0	0	0	3	3
88 Engel Beltre, L (7, 9) OBP: 0.250, SLG: 0.167										2	1	0	0	0	0	2
12 Conor Gillaspie, L (1, 5) OBP: 0.250, SLG: 0.282	K			G4-3			F9	91 1B 1-H		3	0	0	0	0	1	2
15 Gordon Beckham, R (8, 5) OBP: 0.255, SLG: 0.349								2B		1	1	1	1	0	0	0
21 Tyler Flowers, R (1, 2) OBP: 0.243, SLG: 0.303		P6		F8			20 1B 2B	95 E 7 WP 95 1B 2-H 1B		3	0	1	0	0	0	0
91 Christian Marrero, L (7, PR) OBP: 0.500, SLG: 0.500										1	2	1	1	0	0	0
(8, 7)																
20 JB Shuck, L (1, 7) OBP: 0.422, SLG: 0.439		K			G3-1		7 E 10 1B 2-H 1B	K		3	1	1	1	0	1	0
44 George Kottaras, L (8, 2) OBP: 0.238, SLG: 0.368										1	0	0	0	0	1	1
64 Emilio Bonifácio, S (1, 8) OBP: 0.217, SLG: 0.225		G6-3					P6	E3 7 WP 1-3 1B		3	0	0	0	0	1	2
95 Jacob May, S (8, 8) OBP: 0.500, SLG: 0.500										1	0	1	0	0	0	0
Inning Stats	R: 1 H: 2 E: 0 LOB: 2 K: 3 BB: 1 S: 11 P: 15	R: 0 H: 0 E: 0 LOB: 0 K: 1 BB: 0 S: 5 P: 5	R: 0 H: 1 E: 0 LOB: 1 K: 1 BB: 0 S: 6 P: 6	R: 0 H: 0 E: 0 LOB: 0 K: 1 BB: 0 S: 5 P: 5	R: 0 H: 0 E: 0 LOB: 0 K: 1 BB: 0 S: 5 P: 5	R: 0 H: 1 E: 0 LOB: 1 K: 1 BB: 0 S: 6 P: 6	R: 2 H: 3 E: 1 LOB: 2 K: 0 BB: 0 S: 7 P: 7	R: 3 H: 3 E: 1 LOB: 2 K: 2 BB: 1 S: 10 P: 15	R: 0 H: 1 E: 0 LOB: 1 K: 1 BB: 0 S: 6 P: 6	1B: 8 SF: 0 2B: 3 SAC: 0 3B: 0 DP: 0 HR: 0 HBP: 0							

PITCHER	IP	WLS	BF	H	R	ER	SO	BB	IBB	HBP	BLK	WP	HR	S	P	ERA	WHIP
22 Clayton Kershaw, L (1, 1) ERA: 1.86	6.0	W	23	4	1	1	8	1	0	0	0	0	0	38	42	1.50	0.833
62 Joel Peralta, R (7, 1) ERA: 5.4	1.0		7	3	2	1	0	0	0	0	0	0	0	7	7	9.00	3.000
52 Pedro Báez, R (8, 1) ERA: 4.91	0.2		6	3	3	2	1	1	0	0	0	0	0	7	11	27.00	6.000
Ryan Buchter, L (8, 1) ERA: 1.8	0.1	H	1	0	0	0	1	0	0	0	0	1	0	3	4	0.00	0.000
41 Chris Hatcher, R (9, 1) ERA: 8.53	1.0	S	4	1	0	0	1	0	0	0	0	0	0	6	6	0.00	1.000

PITCHER	IP	WLS	BF	H	R	ER	SO	BB	IBB	HBP	BLK	WP	HR	S	P	ERA	WHIP

BOTTOM

Los Angeles Dodgers @ Chicago White Sox

Camelback Ranch, Glendale, AZ

Thu Mar 26 2015, 4:08 PM - 7:27 PM EDT

Att. 7,650 - Sunny - 86 F

livebaseballscorecards.com

AB	39
R	6
H	11
RBI	5
BB	2
SO	11
LOB	18

Batter	1	2	3	4	5	6	7	8	9	AB	R	H	RBI	BB	SO	LOB
23 Norichika Aoki, L (1, 9) OBP: 0.317, SLG: 0.345	G1-3		12 G3-6-1 1B	K			FC5-4 1-2f		50 3B 1B 1-2 3-H	3	0	1	0	0	1	2
43 Justin Maxwell, R (6, 9) OBP: 0.340, SLG: 0.449										2	1	1	1	0	0	1
12 Joe Panik, L (1, 4) OBP: 0.214, SLG: 0.327	F7		G3-6-1 1-2f		L7		P6		3B 1-H 2-H	2	0	0	0	0	0	1
50 Matt Duffy, R (5, PH) OBP: 0.415, SLG: 0.718										3	0	1	2	0	0	1
(5, 4)																
9 Brandon Belt, L (1, 3) OBP: 0.435, SLG: 0.615	K		K		G6-3		K		K	4	0	0	0	0	3	1
49 Javier López, L (7, 1)										0	0	0	0	0	0	0
70 George Kontos, R (8, 1)										0	0	0	0	0	0	0
21 Brandon Hicks, R (9, PH) OBP: 0.310, SLG: 0.333										1	0	0	0	0	1	1
63 Jean Machi, R (9, 1)										0	0	0	0	0	0	0
14 Casey McGehee, R (1, 5) OBP: 0.333, SLG: 0.413		F8		F8	G5-3			F8	F8	3	0	0	0	0	0	0
13 Joaquin Arias, R (5, 5) OBP: 0.235, SLG: 0.375										2	0	0	0	0	0	1
45 Travis Ishikawa, L (1, 7) OBP: 0.340, SLG: 0.333		K		7 3B 1B		K		K		3	1	1	0	0	2	0
2 Juan Carlos Perez, R (6, 8) OBP: 0.326, SLG: 0.381										1	0	0	0	0	1	0
34 Andrew Susac, R (1, 2) OBP: 0.333, SLG: 0.556		7 1B 1 E BB		F9		HR		K		3	2	1	1	1	1	1
7 Grégor Blanco, L (1, 8) OBP: 0.375, SLG: 0.465		1 E 1B 1-3		53 2B 3B 1-H		K			1 1B BB	3	2	2	1	0	1	0
Daniel Carbonell, R (6, 7) OBP: 0.421, SLG: 0.733										0	1	0	0	1	0	0
1 Ehire Adrianza, S (1, 6) OBP: 0.370, SLG: 0.297		E7 1-H 3-H		53 2B BB		F7			37 FC5-4 1B 1-3	3	0	1	0	1	0	0
53 Chris Heston, R (1, 1) OBP: 0.500, SLG: 1.000		G6-3		1-3 3-H 2B			43 FC5-4 1B		FC5-4 43 1B 50 3B 1-2f	2	0	1	1	0	0	1
37 Adam Duvall, R (7, PH) OBP: 0.224, SLG: 0.283										2	1	1	0	0	0	2
(7, 3)																

TOP

San Francisco Giants @ Los Angeles Dodgers
Camelback Ranch, Glendale, AZ
Fri Mar 27 2015, 10:06 PM - 12:53 AM EDT
Att. 13,127 - Clear - 87 F

livebaseballscorecards.com

AB	37
R	8
H	10
RBI	6
BB	3
SO	10
LOB	12

Inning Stats	1	2	3	4	5	6	7	8	9
	R: 0 E: 0 K: 1 S: 5	H: 0 LOB: 0 BB: 0 P: 5	R: 2 E: 1 K: 1 S: 7	H: 1 LOB: 1 BB: 1 P: 11	R: 0 E: 0 K: 1 S: 5	H: 1 LOB: 0 BB: 0 P: 5	R: 2 E: 0 K: 1 S: 8	H: 3 LOB: 2 BB: 1 P: 12	R: 0 E: 0 K: 0 S: 3	H: 0 LOB: 0 BB: 0 P: 3	R: 1 E: 0 K: 2 S: 10	H: 1 LOB: 0 BB: 0 P: 13	R: 0 E: 0 K: 1 S: 6	H: 1 LOB: 1 BB: 0 P: 6	R: 0 E: 0 K: 2 S: 7	H: 0 LOB: 0 BB: 0 P: 7	R: 3 E: 0 K: 1 S: 8	H: 3 LOB: 1 BB: 1 P: 12

1B: 6	2B: 1	3B: 2	HR: 1	SF: 0	SAC: 0	DP: 1	HBP: 0	WP: 0	PB: 0	SB: 0	CS: 0	PA: 40
---	---	---	---	---	---	---	---	---	---	---	---	---

PITCHER		IP	WLS	BF	H	R	ER	SO	BB	IBB	HBP	BLK	WP	HR	S	P	ERA	WHIP
21 Zack Greinke, R ERA: 3.55	(1, 1)	3.2	L	18	5	4	2	3	2	0	0	0	0	0	22	30	4.91	1.909
75 Paco Rodríguez, L ERA:	(4, 1)	1.1		4	0	0	0	1	0	0	0	0	0	0	6	6	0.00	0.000
63 Yimi García, R ERA: 0.96	(6, 1)	1.0		4	1	1	1	2	0	0	0	0	0	1	10	13	9.00	1.000
0 Mike Adams, R ERA: 7.36	(7, 1)	1.0		4	1	0	0	1	0	0	0	0	0	0	6	6	0.00	1.000
58 David Aardsma, R ERA: 2.25	(8, 1)	1.0		3	0	0	0	2	0	0	0	0	0	0	7	7	0.00	0.000

PITCHER		IP	WLS	BF	H	R	ER	SO	BB	IBB	HBP	BLK	WP	HR	S	P	ERA	WHIP
91 Chin-hui Tsao, R ERA: 7.71	(9, 1)	1.0		7	3	3	3	1	1	0	0	0	0	0	8	12	27.00	4.000

BOTTOM

San Francisco Giants @ Los Angeles Dodgers
Camelback Ranch, Glendale, AZ
Fri Mar 27 2015, 10:06 PM - 12:53 AM EDT
Att. 13,127 - Clear - 87 F

livebaseballscorecards.com

Batter	1	2	3	4	5	6	7	8	9	AB	R	H	RBI	BB	SO	LOB
11 Jimmy Rollins, S (1, 6) OBP: 0.313, SLG: 0.563	E5		G3		F8			P3		3	1	0	0	0	0	1
63 Yimi García, R (6, 1)										0	0	0	0	0	0	0
0 Mike Adams, R (7, 1)										0	0	0	0	0	0	0
Kyle Farmer, R (8, 2) OBP: 0.286, SLG: 0.167										1	0	0	0	0	0	0
66 Yasiel Puig, R (1, 9) OBP: 0.326, SLG: 0.650			G4-3			G6-3			G6-3	2	1	1	0	0	0	0
10 Justin Turner, R (6, 3) OBP: 0.512, SLG: 0.838	1B									2	0	1	0	0	0	0
69 Robbie Garvey, L (9, PR)										0	1	0	0	0	0	0
23 Adrián González, L (1, 3) OBP: 0.286, SLG: 0.422	2B		F8			G5-3			G6-3	2	1	1	2	0	0	0
6 Darwin Barney, R (6, 6) OBP: 0.368, SLG: 0.485										2	0	0	0	0	0	1
47 Howie Kendrick, R (1, 4) OBP: 0.455, SLG: 0.600	G1-3			HBP		F9			G6-3	1	0	0	0	0	0	1
14 Enrique Hernández, R (5, 4) OBP: 0.283, SLG: 0.578										2	0	0	1	0	0	1
3 Carl Crawford, L (1, 7) OBP: 0.256, SLG: 0.270				G4-3			G5-3		K	2	0	1	1	0	0	1
28 Chris Heisey, R (7, 7) OBP: 0.132, SLG: 0.147	G6-4-3									2	0	0	0	0	1	1
(8, 8)																
5 Juan Uribe, R (1, 5) OBP: 0.262, SLG: 0.250	G6-4-3			G5-3			F9			2	0	0	0	0	0	2
7 Alex Guerrero, R (6, 5) OBP: 0.371, SLG: 0.529										1	0	0	0	0	0	0
31 Joc Pederson, L (1, 8) OBP: 0.412, SLG: 0.708		G3		F9			G6-3			3	0	0	0	0	0	1
58 David Aardsma, R (8, 1)										0	0	0	0	0	0	0
91 Chin-hui Tsao, R (9, 1)										0	0	0	0	0	0	0
17 A.J. Ellis, R (1, 2) OBP: 0.286, SLG: 0.333		G6-3			L6			K		2	0	0	0	0	0	0
Matt Carson, R (8, 7) OBP: 0.217, SLG: 0.500										1	0	0	0	0	1	0
21 Zack Greinke, R (1, 1)		P3			2B			G6-3		1	0	0	0	0	0	0
75 Paco Rodríguez, L (4, 1)										0	0	0	0	0	0	0
33 Scott Van Slyke, R (5, PH) OBP: 0.333, SLG: 0.500										2	0	1	0	0	0	0
(6, 9)																
Inning Stats	R: 3 H: 3 E: 1 LOB: 0 K: 0 BB: 0 S: 6 P: 6		R: 0 H: 0 E: 0 LOB: 0 K: 0 BB: 0 S: 3 P: 3	R: 0 H: 0 E: 0 LOB: 0 K: 0 BB: 0 S: 3 P: 3	R: 0 H: 0 E: 0 LOB: 1 K: 0 BB: 0 S: 3 P: 4	R: 0 H: 1 E: 0 LOB: 0 K: 0 BB: 0 S: 3 P: 3	R: 0 H: 0 E: 0 LOB: 0 K: 0 BB: 0 S: 3 P: 3	R: 0 H: 0 E: 0 LOB: 0 K: 0 BB: 0 S: 3 P: 3	R: 0 H: 0 E: 0 LOB: 0 K: 1 BB: 0 S: 5 P: 5	R: 1 H: 1 E: 0 LOB: 1 K: 1 BB: 0 S: 7 P: 7	1B: 3 SF: 0 2B: 2 SAC: 0 3B: 0 DP: 1 HR: 0 HBP: 1						

	AB	31
	R	4
	H	5
	RBI	4
	BB	0
	SO	2
	LOB	9

WP: 0 PA: 32
PB: 0
SB: 0
CS: 1

PITCHER		IP	WLS	BF	H	R	ER	SO	BB	IBB	HBP	BLK	WP	HR	S	P	ERA	WHIP
53 Chris Heston, R ERA: 2.4	(1, 1)	6.0	W	22	4	3	2	0	0	0	1	0	0	0	21	22	3.00	0.667
49 Javier López, L ERA: 4.76	(7, 1)	1.0	H	3	0	0	0	0	0	0	0	0	0	0	3	3	0.00	0.000
70 George Kontos, R ERA: 3.0	(8, 1)	1.0	H	3	0	0	0	1	0	0	0	0	0	0	5	5	0.00	0.000
63 Jean Machi, R ERA: 4.09	(9, 1)	1.0		4	1	1	1	1	0	0	0	0	0	0	7	7	9.00	1.000

PITCHER	IP	WLS	BF	H	R	ER	SO	BB	IBB	HBP	BLK	WP	HR	S	P	ERA	WHIP

Batter	1	2	3	4	5	6	7	8	9	AB	R	H	RBI	BB	SO	LOB
10 Justin Turner, R (1, 6) OBP: 0.500, SLG: 0.825 Tyler Wampler, R (6, PR) (6, 6)	F8		G3			2B		P2	G6-3	3 2	0 0	1 0	0 0	0 0	0 0	0 2
7 Alex Guerrero, R (1, 5) OBP: 0.385, SLG: 0.605 91 Paul Hoenecke, L (8, PR) OBP: 0.750, SLG: 0.667 (8, 5)	F8		B S X 1-1 HR			G5-3		89 2B 1B		4 0	1 1	2 0	1 0	0 0	0 0	1 0
16 Andre Ethier, L (1, 10) OBP: 0.373, SLG: 0.457	G3-1		G6-3			P6		L7		4	0	0	0	0	0	2
9 Yasmani Grandal, S (1, 2) OBP: 0.224, SLG: 0.255 89 Ralph Henriquez, S (7, 2) OBP: 1.000, SLG: 2.000		G4-3		F9		G3		1-H 2B		3 1	0 0	0 1	0 1	0 0	0 0	1 0
33 Scott Van Slyke, R (1, 3) OBP: 0.381, SLG: 0.528 Lars Anderson, L (7, PR) OBP: 0.167, SLG: 0.167 (7, 3)	B B B B 4-0 31 HR BB			X 0-0 31 FC4-6 1B			X 0-0 28 2B 1B			2 1	1 1	2 0	0 0	1 0	0 0	0 2
31 Joc Pederson, L (1, 8) OBP: 0.407, SLG: 0.745 Michael Medina, R (7, 8)	B X 1-0 1-H HR			X 0-0 FC4-6 28 CS 1-2f			X 0-0 F9		S S S 0-3 K2-3	3 1	1 0	1 0	2 0	0 0	0 1	2 0
28 Chris Heisey, R (1, 9) OBP: 0.146, SLG: 0.189 87 Jeremy Hazelbaker, L (7, PR) OBP: 0.375, SLG: 0.286 (7, 9)		P6	P 1-0 CS 1-2		F9		14 F9 1-H 2B		B B B B 4-0 F9 88 1B BB	3 0	0 0	1 0	1 0	0 0	0 1	0 0
14 Enrique Hernández, R (1, 7) OBP: 0.265, SLG: 0.542 88 Jon Garcia, R (7, 7) OBP: 0.500, SLG: 0.750		S S S 0-3 K		S S S 0-3 K			F9 2-3		1-2 1B	3 1	0 0	0 1	0 0	0 0	2 0	2 0
6 Darwin Barney, R (1, 4) OBP: 0.341, SLG: 0.444 Adam Law, R (7, 4) OBP: 0.200, SLG: 0.200			F9		G4-3		G6-3		F9 2-3	3 1	0 0	0 0	0 0	0 0	0 0	3 2
Inning Stats	R: 0 E: 0 K: 0 S: 3 H: 0 LOB: 0 BB: 0 P: 3	R: 2 E: 0 K: 1 S: 6 H: 1 LOB: 0 BB: 1 P: 11	R: 1 E: 0 K: 0 S: 5 H: 1 LOB: 0 BB: 0 P: 6	R: 0 E: 0 K: 0 S: 4 H: 1 LOB: 0 BB: 0 P: 4	R: 0 E: 0 K: 1 S: 5 H: 0 LOB: 0 BB: 0 P: 5	R: 0 E: 0 K: 0 S: 4 H: 1 LOB: 1 BB: 0 P: 4	R: 1 E: 0 K: 0 S: 5 H: 2 LOB: 3 BB: 0 P: 5	R: 1 E: 0 K: 0 S: 5 H: 2 LOB: 2 BB: 0 P: 5	R: 0 E: 0 K: 1 S: 6 H: 1 LOB: 2 BB: 1 P: 10	1B: 4 2B: 3 3B: 0 HR: 2 SF: 0 SAC: 0 DP: 0 HBP: 0						

PITCHER		IP	WLS	BF	H	R	ER	SO	BB	IBB	HBP	BLK	WP	HR	S	P	ERA	WHIP
52 Matt Shoemaker, R ERA: 5.21	(1, 1)	6.0	L	23	5	4	4	2	1	0	0	0	0	2	28	34	6.00	1.000
48 Jose Alvarez, L ERA: 2.84	(7, 1)	1.0		4	1	0	0	0	0	0	0	0	0	0	4	4	0.00	1.000
16 Huston Street, R ERA: 3.18	(8, 1)	1.0		5	2	1	1	0	0	0	0	0	0	0	5	5	9.00	2.000
47 Ryan Mattheus, R ERA: 3.24	(9, 1)	1.0		5	1	0	0	1	1	0	0	0	0	0	6	10	0.00	2.000

PITCHER	IP	WLS	BF	H	R	ER	SO	BB	IBB	HBP	BLK	WP	HR	S	P	ERA	WHIP

TOP

Los Angeles Dodgers @ Los Angeles Angels

Tempe Diablo Stadium, Tempe, AZ

Sat Mar 28 2015, 4:10 PM - 7:01 PM EDT

Att. 9,637 - Sunny - 90 F

livebaseballscorecards.com

AB	35
R	5
H	9
RBI	5
BB	2
SO	3
LOB	17

WP: 0 PA: 38
PB: 0
SB: 0
CS: 1

BOTTOM

Los Angeles Dodgers @ Los Angeles Angels

Tempe Diablo Stadium, Tempe, AZ

Sat Mar 28 2015, 4:10 PM - 7:01 PM EDT

Att. 9,637 - Sunny - 90 F

livebaseballscorecards.com

Batter	1	2	3	4	5	6	7	8	9	AB	R	H	RBI	BB	SO	LOB
56 Kole Calhoun, L (1, 9) OBP: 0.333, SLG: 0.295	F7		F8	F8			39 CS 1B		K 2-3	3	0	0	0	0	0	2
19 Efren Navarro, L (7, 3) OBP: 0.511, SLG: 0.537										2	0	1	0	0	1	1
27 Mike Trout, R (1, 8) OBP: 0.527, SLG: 0.851	G6-3		L8		HR		K		SF9 3-H	3	1	1	1	0	0	0
13 Josh Rutledge, R (7, 6) OBP: 0.229, SLG: 0.205										1	0	0	1	0	1	1
5 Albert Pujols, R (1, 3) OBP: 0.358, SLG: 0.596	BB 24 FC5-4		1B 24 2B		G6-3		K 1-2		K	2	0	1	0	1	0	0
39 Marc Krauss, L (7, 7) OBP: 0.500, SLG: 0.667										2	0	0	0	0	2	1
24 C.J. Cron, R (1, 10) OBP: 0.424, SLG: 0.741	FC5-4 1-2f		2B 1-3		K			3B 44 1B		3	0	1	0	0	1	1
12 Johnny Giavotella, R (8, PH) (9, 10) OBP: 0.415, SLG: 0.658										1	1	1	0	0	0	0
2 Erick Aybar, S (1, 6) OBP: 0.327, SLG: 0.500		HR	F7		F9			1B 7 G5-4-3 3-H		3	1	1	1	0	0	2
44 Daniel Robertson, R (7, 9) OBP: 0.293, SLG: 0.316										1	0	1	1	0	0	0
20 Matt Joyce, L (1, 7) OBP: 0.429, SLG: 0.613	2B 75 F9		1B 75 SH5-4 17 1B				F7	G5-4-3 1-2f		2	0	2	0	0	0	0
7 Collin Cowgill, R (6, PH) (7, 8) OBP: 0.380, SLG: 0.511										2	0	0	0	0	0	1
17 Chris Iannetta, R (1, 2) OBP: 0.324, SLG: 0.531	P3		1B 75 SH5-4 1-2				BB 10 FC6-4	BB		2	0	1	0	1	0	1
99 Carlos Pérez, R (8, PH) (9, 2) OBP: 0.308, SLG: 0.375										0	0	0	0	1	0	0
75 Kyle Kubitza, L (1, 5) OBP: 0.342, SLG: 0.444	F9 2-3		SH5-4 1-2 2-3				FC6-4 8 WP 1-2f	K		1	0	0	0	0	0	1
10 Grant Green, R (6, PH) (7, 5) OBP: 0.262, SLG: 0.286										2	0	0	0	0	1	2
8 Taylor Featherston, R (1, 4) OBP: 0.283, SLG: 0.326	G6-3		K		G6-3 1-2				2B 19 WP 13 SF9	4	1	1	0	0	1	4

Inning Stats	1	2	3	4	5	6	7	8	9
	R: 0 E: 0 K: 0 S: 3	H: 0 LOB: 1 BB: 1 P: 7	R: 1 E: 0 K: 0 S: 7	H: 2 LOB: 1 BB: 0 P: 10	R: 0 E: 0 K: 0 S: 5	H: 2 LOB: 2 BB: 0 P: 5	R: 0 E: 0 K: 1 S: 7	H: 2 LOB: 2 BB: 0 P: 7	R: 1 E: 0 K: 1 S: 6	H: 1 LOB: 0 BB: 0 P: 7
	R: 0 E: 0 K: 0 S: 3	H: 0 LOB: 1 BB: 1 P: 8	R: 0 E: 0 K: 2 S: 7	H: 1 LOB: 0 BB: 0 P: 7	R: 1 E: 0 K: 1 S: 6	H: 2 LOB: 1 BB: 1 P: 10	R: 1 E: 0 K: 2 S: 8	H: 1 LOB: 0 BB: 0 P: 9		

AB	34
R	4
H	11
RBI	4
BB	3
SO	7
LOB	17

1B: 5	SF: 1	WP: 2	PA: 39
2B: 3	SAC: 1	PB: 0	
3B: 1	DP: 1	SB: 0	
HR: 2	HBP: 0	CS: 1	

PITCHER		IP	WLS	BF	H	R	ER	SO	BB	IBB	HBP	BLK	WP	HR	S	P	ERA	WHIP
54 David Huff, L ERA: 1.5	(1, 1)	3.1	W	17	6	1	1	0	1	0	0	0	0	1	18	25	2.70	2.100
52 Pedro Báez, R ERA: 4.5	(4, 1)	0.2	H	2	0	0	0	1	0	0	0	0	0	0	4	4	0.00	0.000
27 Dustin McGowan, R ERA: 6.75	(5, 1)	1.0	H	4	1	1	1	1	0	0	0	0	0	1	6	7	9.00	1.000
36 Adam Liberatore, L ERA:	(6, 1)	1.0	H	4	0	0	0	0	1	0	0	0	1	0	3	8	0.00	1.000
71 Josh Ravin, R ERA:	(7, 1)	1.0	H	3	1	0	0	2	0	0	0	0	0	0	7	7	0.00	1.000
96 B.J. Rosenberg, R ERA: 6.75	(8, 1)	1.0	H	5	2	1	1	1	1	0	0	0	0	0	6	10	9.00	3.000
Ryan Buchter, L ERA: 3.0	(9, 1)	1.0	S	4	1	1	1	2	0	0	0	0	1	0	8	9	9.00	1.000

Batter	1	2	3	4	5	6	7	8	9	AB	R	H	RBI	BB	SO	LOB
31 Joc Pederson, L (1, 8) OBP: 0.421, SLG: 0.796	0-0 10 CS 1B		0-0 HR		0-0 P6		0-3 K	0-3 K		3	1	2	1	0	0	0
82 Travis Witherspoon, R (6, 8) OBP: 0.100, SLG: 0.100										2	0	0	0	0	2	3
10 Justin Turner, R (1, 3) OBP: 0.489, SLG: 0.814	0-1 1-2 66 2B		0-0 L3		0-0 G3-1		0-0 72 G5-4-3 1-3 2-H 1B		0-3 K	3	1	1	0	0	0	0
Lars Anderson, L (5, 3) OBP: 0.250, SLG: 0.250										2	0	1	1	0	1	0
66 Yasiel Puig, R (1, 9) OBP: 0.348, SLG: 0.674	0-0 2-H 2B		0-0 9 2B 1B		0-0 F7		0-0 G5-4-3 1-2f		0-3 K	3	1	2	1	0	0	0
72 Joey Curletta, R (5, 9) OBP: 0.125, SLG: 0.125										2	0	0	0	0	1	2
9 Yasmani Grandal, S (1, 2) OBP: 0.245, SLG: 0.314	0-0 F7		0-0 1-H 2B			0-0 16 1B 2B		0-0 G4-3	0-0 E 2B	4	1	2	1	0	0	1
89 Spencer Navin, R (8, 2) OBP: 1.000, SLG: 1.500										1	1	1	0	0	0	0
16 Andre Ethier, L (1, 7) OBP: 0.389, SLG: 0.458	0-3 K		4-0 BB			0-0 7 G6-4-3 2-H 1B		0-0 86 BB 14 HR 1B	0-0 E6 2-H 1B	2	0	1	1	1	1	1
Jacob Scavuzzo, R (6, PR) OBP: 1.000, SLG: 1.333 (6, 7)										2	1	2	0	0	0	0
7 Alex Guerrero, R (1, 5) OBP: 0.357, SLG: 0.561		0-0 F8	0-0 G1-3			0-0 G6-4-3 1-2f		4-0 1-2 14 HR BB	0-0 G4-3	3	0	0	0	0	0	3
86 Luis Mateo, R (6, 5)										1	1	0	0	1	0	1
14 Enrique Hernández, R (1, 6) OBP: 0.264, SLG: 0.577		0-0 G5-3		0-0 P2		0-3		1-0 1-H 2-H HR		4	1	1	3	0	1	1
(5, 4) Jacob Rhame, R (8, 1)										0	0	0	0	0	0	0
6 Darwin Barney, R (1, 4) OBP: 0.356, SLG: 0.475		0-0 G1-4-3		0-0 F7			0-0 81 BB 1B 1B	0-0 FC6-5 2B		4	1	2	0	0	0	0
(5, 6)																
77 Carlos Frías, R (1, 1)			0-3 K	0-3 K			4-0 1B 1-2 BB	0-0 FC6-5 2-3		2	0	0	0	0	2	0
12 Juan Nicasio, R (4, 1)										0	0	0	0	0	0	0
26 Sergio Santos, R (5, 1)										0	0	0	0	0	0	0
97 Jeremy Horst, L (6, 1)										0	0	0	0	0	0	0
81 Brian Burgamy, S (7, PH)										0	0	0	0	1	0	0
84 Ben Rowen, R (7, 1)										0	0	0	0	0	0	0
Adam Law, R (8, PH) OBP: 0.167, SLG: 0.167										1	0	0	0	0	0	1
(8, 4)																
Inning Stats	R: 1 E: 0 K: 1 S: 8 H: 3 LOB: 1 BB: 0 P: 8	R: 0 E: 0 K: 0 S: 3 H: 0 LOB: 0 BB: 0 P: 3	R: 2 E: 0 K: 1 S: 8 H: 3 LOB: 2 BB: 1 P: 12	R: 0 E: 0 K: 1 S: 5 H: 0 LOB: 0 BB: 0 P: 5	R: 0 E: 0 K: 0 S: 3 H: 0 LOB: 0 BB: 0 P: 3	R: 1 E: 0 K: 1 S: 6 H: 2 LOB: 1 BB: 0 P: 6	R: 1 E: 0 K: 1 S: 6 H: 2 LOB: 1 BB: 1 P: 10	R: 3 E: 0 K: 1 S: 8 H: 3 LOB: 1 BB: 1 P: 13	R: 1 E: 1 K: 2 S: 9 H: 2 LOB: 1 BB: 0 P: 9	1B: 7 2B: 6 3B: 0 HR: 2 SF: 0 SAC: 0 DP: 2 HBP: 0						

PITCHER		IP	WLS	BF	H	R	ER	SO	BB	IBB	HBP	BLK	WP	HR	S	P	ERA	WHIP
18 Matt Cain, R ERA: 8.22	(1, 1)	4.0		18	6	3	3	3	1	0	0	0	0	1	24	28	6.75	1.750
32 Ryan Vogelsong, R ERA: 7.45	(5, 1)	2.1	W	10	3	2	2	2	1	0	0	0	0	0	13	17	7.71	1.714
49 Javier López, L ERA: 4.26	(7, 1)	0.2	H	2	1	0	0	0	0	0	0	0	0	0	2	2	0.00	1.500
70 George Kontos, R ERA: 5.4	(8, 1)	1.0		7	3	3	3	1	1	0	0	0	0	1	8	13	27.00	4.000
63 Jean Machi, R ERA: 3.75	(9, 1)	1.0	S	5	2	1	0	2	0	0	0	0	0	0	9	9	0.00	2.000

PITCHER | IP | WLS | BF | H | R | ER | SO | BB | IBB | HBP | BLK | WP | HR | S | P | ERA | WHIP

TOP

Los Angeles Dodgers @ San Francisco Giants

Scottsdale Stadium, Scottsdale, AZ

Sun Mar 29 2015, 4:08 PM - 7:24 PM EDT

Att. 10,985 - Sunny - 87 F

livebaseballscorecards.com

AB	39
R	9
H	15
RBI	8
BB	3
SO	8
LOB	13

WP: 0 PB: 0 SB: 0 CS: 1 PA: 42

BOTTOM

Batter	1	2	3	4	5	6	7	8	9	AB	R	H	RBI	BB	SO	LOB
23 Norichika Aoki, L (1, 9) OBP: 0.328, SLG: 0.345 29 Héctor Sánchez, S (7, 2) OBP: 0.295, SLG: 0.357	F9	16 FC4-6 12 BB 1-2 1B		L6-4-3 1-1		12 1B 16 1B BB	1 1B 2-3 1B	1 G4-6-3 1-2 1B		3 2	1 0	1 2	0 0	1 0	0 0	2 0
12 Joe Panik, L (1, 4) OBP: 0.267, SLG: 0.400 1 Ehire Adrianza, S (7, 6) OBP: 0.373, SLG: 0.310	16 1B 28 1B 2B	16 FC4-6 1-2 2-3 BB			28 F9 32 1B 2B	28 2B 16 1B 1-3 1B	1-2 3-H 1B	G4-6-3 1-2f		3 2	3 0	3 1	0 1	1 0	0 0	0 2
16 Ángel Pagán, S (1, 8) OBP: 0.290, SLG: 0.185 Gary Brown, R (6, PR) OBP: 0.250, SLG: 0.256 (7, 8)	28 1B 9 1B 2-3 1B	FC4-6 28 CS 1-2f 2-3 3-H			K	28 2B 35 FC3-2 1-2 3-H 1B	K			4 1	1 0	2 0	2 0	0 0	1 1	3 2
28 Buster Posey, R (1, 2) OBP: 0.395, SLG: 0.417 Juan Carlos Perez, R (6, PR) OBP: 0.300, SLG: 0.348 (7, 9)	9 1B 1-3 3-H 1B	CS 1-2	G5-3		F9 2-3	35 FC3-2 1-3 2-H 2B	F8			4 1	0 0	2 0	2 0	0 0	0 0	1 2
9 Brandon Belt, L (1, 3) OBP: 0.470, SLG: 0.630 Adam Duvall, R (7, 3) OBP: 0.216, SLG: 0.271	1-2 3-H 1B		45 CS 1B		35 BB 32 1B 50 1B BB	35 FC3-2 BB	F8			2 1	1 0	2 0	1 0	2 0	0 0	0 2
45 Travis Ishikawa, L (1, 7) OBP: 0.321, SLG: 0.298 32 Ryan Vogelsong, R (5, 1) OBP: 0.600, SLG: 0.500 49 Javier López, L (7, 1) 70 George Kontos, R (8, 1) Andrew Susac, R (8, PH) OBP: 0.308, SLG: 0.478 63 Jean Machi, R (9, 1)	K	K 1-2			35 BB 50 1B 1-2 3-H 1B	K		K		2 2 0 0 1 0	0 1 0 0 0 0	0 1 0 0 0 0	0 0 0 0 1 0	2 1 0 0 0 0	3 3 0 0 0 0	3 0 0 0 0 0
35 Brandon Crawford, L (1, 6) OBP: 0.294, SLG: 0.340 21 Brandon Hicks, R (7, 4) OBP: 0.333, SLG: 0.360	G4-3			50 1B 1B	50 1B 1-2 2-3 BB	FC3-2 1-2 2-3 3-Hf		50 2B 1B		3 1	0 1	1 1	0 1	1 0	0 0	5 0
50 Matt Duffy, R (1, 5) OBP: 0.420, SLG: 0.681		12 BB 23 1B 16 FC4-6 BB		23 L6-4-3 1-2 1B	1-3 2-H 3-H 1B	F7		43 1B 1-H 2B		4	2	3	3	1	0	3
18 Matt Cain, R (1, 1) 43 Justin Maxwell, R (4, PH) OBP: 0.361, SLG: 0.526 (5, 7)	K			F8	F8		29 1B 1 1B 2B	29 1B 2-H 1B		1 4	0 1	0 2	0 1	0 0	1 0	1 4
Inning Stats	R: 2 E: 0 K: 1 S: 9 H: 4 LOB: 2 BB: 0 P: 9	R: 1 E: 0 K: 1 S: 6 H: 1 LOB: 1 BB: 2 P: 14	R: 0 E: 0 K: 1 S: 5 H: 1 LOB: 1 BB: 0 P: 5	R: 0 E: 0 K: 0 S: 4 H: 2 LOB: 1 BB: 0 P: 4	R: 3 E: 0 K: 1 S: 8 H: 3 LOB: 2 BB: 2 P: 16	R: 2 E: 0 K: 1 S: 8 H: 3 LOB: 3 BB: 2 P: 16	R: 1 E: 0 K: 1 S: 8 H: 3 LOB: 2 BB: 0 P: 8	R: 2 E: 0 K: 1 S: 8 H: 4 LOB: 1 BB: 0 P: 8		1B: 16 2B: 7 3B: 0 HR: 0	SF: 0 SAC: 0 DP: 3 HBP: 0					

PITCHER		IP	WLS	BF	H	R	ER	SO	BB	IBB	HBP	BLK	WP	HR	S	P	ERA	WHIP
77 Carlos Frías, R ERA: 6.75	(1, 1)	3.1		18	8	3	3	3	2	0	0	0	0	0	23	31	8.10	3.000
12 Juan Nicasio, R ERA: 7.15	(4, 1)	1.1	L	8	3	3	3	1	2	0	0	0	0	0	8	16	20.25	3.750
26 Sergio Santos, R ERA: 4.7	(5, 1)	0.2		7	3	2	2	1	2	0	0	0	0	0	7	15	27.00	7.500
97 Jeremy Horst, L ERA:	(6, 1)	0.2		2	0	0	0	0	0	0	0	0	0	0	2	2	0.00	0.000
84 Ben Rowen, R ERA: 9.0	(7, 1)	1.0		6	3	1	1	1	0	0	0	0	0	0	8	8	9.00	3.000

PITCHER		IP	WLS	BF	H	R	ER	SO	BB	IBB	HBP	BLK	WP	HR	S	P	ERA	WHIP
Jacob Rhame, R ERA: 18.0	(8, 1)	1.0		6	4	2	2	1	0	0	0	0	0	0	8	8	18.00	4.000

Los Angeles Dodgers @ San Francisco Giants
Scottsdale Stadium, Scottsdale, AZ
Sun Mar 29 2015, 4:08 PM - 7:24 PM EDT
Att. 10,985 - Sunny - 87 F

livebaseballscorecards.com

AB	41
R	11
H	21
RBI	11
BB	6
SO	7
LOB	33

WP: 0 PB: 0 SB: 0 CS: 2 PA: 48

Texas Rangers @ Los Angeles Dodgers

Camelback Ranch, Glendale, AZ

Sun Mar 29 2015, 4:16 PM - 7:20 PM EDT

Att. 10,277 - Partly Cloudy - 91 F

TOP

livebaseballscorecards.com

Batter	1	2	3	4	5	6	7	8	9	AB	R	H	RBI	BB	SO	LOB
2 Leonys Martin, L (1, 8) OBP: 0.333, SLG: 0.413	0-0 84 G3 2B		4-0 17 S 17 1B BB		0-3 ① K		0-0 ① G6-3 2-3		0-0 1B	2	1	1	0	1	1	0
20 Jake Smolinski, R (5, 8) OBP: 0.413, SLG: 0.561										2	0	1	0	0	0	1
17 Shin-Soo Choo, L (1, 9) OBP: 0.235, SLG: 0.250	4-0 84 G3 BB		1-0 29 WP 29 2B 1-H 1B		0-0 ② G3-1		0-0 ② G3 3-H		0-3 ② K	2	1	1	1	1	0	0
43 Carlos Peguero, L (5, 9) OBP: 0.409, SLG: 0.447										2	0	0	1	0	1	1
29 Adrian Beltré, R (1, 5) OBP: 0.262, SLG: 0.324	0-0 ① P4		1-0 84 G4-3 16 1B 1-H 2B		0-0 2B		0-0 ③ P6		0-0 ③ G1-3	3	1	2	1	0	0	2
19 Ed Lucas, R (5, PR) OBP: 0.308, SLG: 0.343 (5, 5)										2	0	0	0	0	0	1
84 Prince Fielder, L (1, 3) OBP: 0.316, SLG: 0.405	0-0 ② G3 1-2 2-3		0-0 ② G4-3 2-3		0-0 ③ F9			0-0 ① G1-3		3	0	0	0	0	0	4
9 Adam Rosales, R (5, 3) OBP: 0.357, SLG: 0.432										1	0	0	0	0	0	0
16 Ryan Rua, R (1, 7) OBP: 0.351, SLG: 0.509	0-0 ③ G5-3		0-0 1B 3-H			0-3 ① K		0-0 ② G5-3		4	0	1	1	0	1	2
77 Alex Burg, R (8, 7)										0	0	0	0	0	0	0
18 Mitch Moreland, L (1, 10) OBP: 0.333, SLG: 0.579		0-0 ① F8	0-0 ③ G4-3			0-3 ② K		2-2 HR		4	1	1	1	0	1	1
1 Elvis Andrus, R (1, 6) OBP: 0.410, SLG: 0.639		0-0 ② G6-3		0-0 ① F8		0-0 3B		0-0 E1 1B		3	0	1	0	0	0	0
78 Elliot Johnson, S (6, 4) OBP: 0.350, SLG: 0.290										1	0	1	0	0	0	0
3 Carlos Corporán, S (1, 2) OBP: 0.400, SLG: 0.520		0-0 ③ F7		0-0 39 L4-3 1B		0-0 ③ G4-3		0-3 ③ K		4	0	1	0	0	1	2
12 Rougned Odor, L (1, 4) OBP: 0.417, SLG: 0.588			0-3 ① K	0-0 ②③ L4-3 1-2			0-0 20 G6-3 43 G3 2B		0-0 ① F8	1	0	0	0	0	1	0
39 Tommy Field, R (4, PH) OBP: 0.311, SLG: 0.512 (4, 4) (6, 6)										3	1	1	0	0	0	1

	AB	37
	R	5
	H	11
	RBI	5
	BB	2
	SO	6
	LOB	15

Inning Stats																								
	R: 0	H: 1	R: 0	H: 0	R: 3	H: 3	R: 0	H: 1	R: 0	H: 1	R: 0	H: 1	R: 1	H: 1	R: 1	H: 2	R: 0	H: 1	1B: 5	SF: 0	WP: 1	PA: 39		
	E: 0	LOB: 2	E: 0	LOB: 0	E: 0	LOB: 1	E: 0	LOB: 0	E: 0	LOB: 1	E: 0	LOB: 1	E: 0	LOB: 0	E: 1	LOB: 1	E: 0	LOB: 1	2B: 5	SAC: 0	PB: 0			
	K: 0	BB: 1	K: 0	BB: 0	K: 1	BB: 1	K: 0	BB: 0	K: 1	BB: 0	K: 2	BB: 0	K: 0	BB: 0	K: 1	BB: 0	K: 1	BB: 0	3B: 1	DP: 1	SB: 1			
	S: 4	P: 8	S: 3	P: 3	S: 8	P: 14	S: 3	P: 3	S: 6	P: 6	S: 8	P: 8	S: 4	P: 4	S: 9	P: 11	S: 6	P: 6	HR: 1	HBP: 0	CS: 0			

PITCHER		IP	WLS	BF	H	R	ER	SO	BB	IBB	HBP	BLK	WP	HR	S	P	ERA	WHIP
38 Brandon McCarthy, R ERA: 6.75	(1, 1)	5.2	W	25	7	3	3	4	2	0	0	0	1	0	31	41	4.76	1.588
62 Joel Peralta, R ERA: 5.68	(6, 1)	1.1		5	1	1	1	0	0	0	0	0	0	0	5	5	6.75	0.750
56 J.P. Howell, L ERA: 8.1	(8, 1)	1.0		5	2	1	1	1	0	0	0	0	0	1	9	11	9.00	2.000
41 Chris Hatcher, R ERA: 7.36	(9, 1)	1.0		4	1	0	0	1	0	0	0	0	0	0	6	6	0.00	1.000

PITCHER		IP	WLS	BF	H	R	ER	SO	BB	IBB	HBP	BLK	WP	HR	S	P	ERA	WHIP

Batter	1	2	3	4	5	6	7	8	9	AB	R	H	RBI	BB	SO	LOB
11 Jimmy Rolls, S (1, 6) OBP: 0.333, SLG: 0.588 86 Dillon Moyer, R (6, PH) OBP: 0.400, SLG: 0.250 (7, 6)	S S S 0-3 K ①		x 0-0 28 1B 1-3 2B	x 0-0 1B		C C C 0-3 K ②	S S S 0-3 K ③			3 1 2 0 0 1 0 2 0 0 0 0 2 3						
28 Chris Heisey, R (1, 8) OBP: 0.156, SLG: 0.195 Peter Lavin, L (7, 8)	x 0-0 F7 ②		x 0-0 23 2B 2-H 3-H 1B	S S S 0-3 K ③		S S S 0-3 K ③		x 0-0 F7 ①		4 1 1 2 0 2 2 1 0 0 0 0 0 0						
23 Adrián González, L (1, 3) OBP: 0.288, SLG: 0.438 91 Cody Bellinger, L (7, 3) OBP: 0.200, SLG: 0.750	S S S 0-3 K ③		x 0-0 47 1B 1-H 2B		x 0-0 G3-1 ①		x 0-0 1B 3B	x 0-0 P5 ②		3 1 1 1 0 1 0 2 1 1 0 0 0 0						
47 Howie Kendrick, R (1, 4) OBP: 0.468, SLG: 0.605 Daniel Mayora, R (7, 4) OBP: 0.333, SLG: 0.500		x 0-0 G1-4-3 ①	x 0-0 33 S 33 2B 2-H 1B		x 0-0 3 F8 33 1B 1B		x 0-0 G4-3 ①	x 0-0 P3 ③		3 1 2 1 0 0 0 2 0 0 0 0 0 1						
33 Scott Van Slyke, R (1, 9) OBP: 0.400, SLG: 0.564 Matt Carson, R (7, 9) OBP: 0.250, SLG: 0.522		x 0-0 P4 ②	B x 1-0 1-H 2B ③		x 0-0 1-2 1B		x 0-0 2B 3-H 1B			3 0 2 1 0 0 0 1 1 1 1 0 0 0						
3 Carl Crawford, L (1, 7) OBP: 0.262, SLG: 0.275 62 Joel Peralta, R (6, 1) 95 Webster Rivas, R (7, PH) 56 J.P. Howell, L (8, 1) 41 Chris Hatcher, R (9, 1)		x 0-0 G3 ③		x 0-0 S HR 1B	x 0-0 F8 ② 2-3		S S S 0-3 K ②			3 1 1 0 0 0 2 0 0 0 0 0 0 0 1 0 0 0 0 1 1 0 0 0 0 0 0 0 0 0 0 0 0 0 0						
Buck Britton, L (1, 5) OBP: 0.417, SLG: 0.696			x 0-0 11 2B 28 1B 1B	B B B C C X 3-2 1-H HR	C C C 0-3 K ③		x 0-0 84 1B 1-H 2B			4 3 3 3 0 1 2						
17 A.J. Ellis, R (1, 2) OBP: 0.308, SLG: 0.313 70 Chris O'Brien, S (8, 2) OBP: 0.100, SLG: 0.200			x 0-0 F8 ①	x 0-0 F9 ①		B B B B 4-0 84 FC6-4 BB	B B B B 4-0 84 1B BB			2 0 0 0 2 0 1 0 0 0 0 0 0 0						
38 Brandon McCarthy, R (1, 1) 84 Devan Ahart, L (6, 7) OBP: 0.333, SLG: 0.333			L L L 0-3 K ②	x 0-0 G4-3 ②		x 0-0 FC6-4 ① 1-2f	x 0-0 1-3 2-H 1B			2 0 0 0 0 1 1 2 0 1 1 0 0 1						
Inning Stats	R: 0 E: 0 K: 2 S: 7 H: 0 LOB: 0 BB: 0 P: 7	R: 0 E: 0 K: 0 S: 3 H: 0 LOB: 0 BB: 0 P: 3	R: 5 E: 0 K: 1 S: 10 H: 6 LOB: 1 BB: 0 P: 11	R: 2 E: 0 K: 1 S: 10 H: 3 LOB: 1 BB: 0 P: 13	R: 0 E: 0 K: 1 S: 7 H: 2 LOB: 2 BB: 0 P: 7	R: 0 E: 0 K: 2 S: 7 H: 0 LOB: 1 BB: 1 P: 11	R: 3 E: 0 K: 2 S: 11 H: 4 LOB: 2 BB: 1 P: 15	R: 0 E: 0 K: 0 S: 3 H: 0 LOB: 0 BB: 0 P: 3		1B: 9 2B: 4 3B: 1 HR: 1	SF: 0 SAC: 0 DP: 0 HBP: 0				WP: 0 PB: 0 SB: 2 CS: 0	PA: 40	

PITCHER	IP	WLS	BF	H	R	ER	SO	BB	IBB	HBP	BLK	WP	HR	S	P	ERA	WHIP
23 Nick Tepesch, R (1, 1) ERA: 10.38	3.2	L	19	9	7	7	3	0	0	0	0	0	1	27	31	17.18	2.455
55 Roman Mendez, R (4, 1) ERA: 1.13	1.0		5	2	0	0	1	0	0	0	0	0	0	7	7	0.00	2.000
33 Cody Ege, L (5, 1) ERA:	0.1		1	0	0	0	1	0	0	0	0	0	0	3	3	0.00	0.000
74 Keone Kela, R (6, 1) ERA:	1.0		4	0	0	0	2	1	0	0	0	0	0	7	11	0.00	1.000
35 Phil Klein, R (7, 1) ERA: 9.0	1.0		8	4	3	3	2	1	0	0	0	0	0	11	15	27.00	5.000

PITCHER	IP	WLS	BF	H	R	ER	SO	BB	IBB	HBP	BLK	WP	HR	S	P	ERA	WHIP
16 Kohsuke Tomita, R (8, 1) ERA:	1.0		3	0	0	0	0	0	0	0	0	0	0	3	3	0.00	0.000

BOTTOM

Texas Rangers @ Los Angeles Dodgers

Camelback Ranch, Glendale, AZ

Sun Mar 29 2015, 4:16 PM - 7:20 PM EDT

Att. 10,277 - Partly Cloudy - 91 F

livebaseballscorecards.com

AB	38
R	10
H	15
RBI	10
BB	2
SO	9
LOB	14

Batter	1	2	3	4	5	6	7	8	9	AB	R	H	RBI	BB	SO	LOB
11 Jimmy Rollins, S (1, 6) OBP: 0.333, SLG: 0.593 85 Delvis Morales, S (6, 6) OBP: 0.500, SLG: 0.500	C CH 91 B FF 93 C CH 83 B FF 92 X FF 93 2-2 66 G4-3 23 G6-3 2B	C SL 80 B FF 94 X FF 92 1-1 ③ F8			C SL 82 C FF 91 B SL 82 S FF 90 1-3 ① K		X SI 92 0-0 ① L9		X FF 96 0-0 14 1B 1B	3 1 1 0 0 1 1 2 0 1 0 0 0 1						
66 Yasiel Puig, R (1, 9) OBP: 0.327, SLG: 0.630 28 Chris Heisey, R (6, 7) OBP: 0.170, SLG: 0.190	C FF 95 S SL 84 X SL 83 0-2 ① G4-3 2-3	F SL 79 B FF 93 X SL 82 1-1 ① L4			X 0-0 ② G3		B SI 92 B T B B 4-1 L9 14 1B 1-2 BB		1 SAFE 1 SAFE C FF 95 F FF 94 B FF 96 1 SAFE C SL 82 1-3 ② K	3 0 0 0 0 0 1 1 0 0 0 1 1 1						
23 Adrián González, L (1, 3) OBP: 0.291, SLG: 0.431 14 Enrique Hernández, R (6, 8) OBP: 0.291, SLG: 0.593	C FF 95 B FF 94 X CH 84 1-1 ② G6-3 3-H	S FF 92 S SL 83 S 1-3 ② K			B FF 94 B C F F X 3-2 47 BB 1B		C SL 84 C SL 93 B SL 91 F SL 92 B X 2-2 1-2 2-H 1B		C FF 96 1 SAFE X 0-1 1-2 1B	3 0 1 1 0 1 0 2 0 2 1 0 0 0						
47 Howie Kendrick, R (1, 4) OBP: 0.480, SLG: 0.591 Brandon Dixon, R (6, 4)	B FF 94 S FF 94 B SL 83 B FF 93 B 4-1 3 3B BB	B SI 89 X 1-0 ③ F7			B FF 93 B FF 92 B FF 94 B FF 94 4-0 1-2 BB		B SL 88 X SL 86 1-0 ② L9 2-3		C SL 80 F FF 95 B SL 83 F FF 96 B FF 96 S SL 82 2-3 ③ K	1 1 0 0 2 0 0 2 0 0 0 0 1 4						
3 Carl Crawford, L (1, 7) OBP: 0.267, SLG: 0.326 86 Deivy Castillo, L (6, 9)	C FF 94 1 SAFE B FF 93 B FF 94 1 SAFE T CH 84 F X 2-2 1-H 3B			C CH 91 B FF 93 B CH 92 S CH 91 F FF 93 B CH 84 F CH 92 X FF 93 3-2 ① G4-3	B FF 92 B SI 92 F SL 80 S SI 93 F B X 3-2 ③ G4-3		S SL 86 C FF 97 X SL 87 0-2 ③ G1-3			3 0 1 1 0 0 2 1 0 0 0 0 0 2						
5 Juan Uribe, R (1, 5) OBP: 0.267, SLG: 0.256 82 Jarek Cunningham, R (6, 5)	B SL 84 B FF 94 F FF 95 X FF 95 2-1 ③ P4			B SL 77 B T B X 3-1 31 G1-3 17 2B 1B	X SI 89 0-0 ① G1-3			F SL 86 B SL 85 X CU 77 1-1 ① P3		3 1 1 0 0 0 1 1 0 0 0 0 0 0						
31 Joc Pederson, L (1, 8) OBP: 0.400, SLG: 0.754 91 Cody Bellinger, L (6, 3) OBP: 0.167, SLG: 0.600		F FF 92 F SL 83 B SL 83 S SL 80 1-3 ① K2-3		C FF 92 F CH 93 F F B X 1-2 ② G1-3 1-2	C B B C X 2-2 ② P5			C CH 89 C SL 84 X 0-2 ② G4-3		3 0 0 0 0 1 1 1 0 0 0 0 0 0						
17 A.J. Ellis, R (1, 2) OBP: 0.333, SLG: 0.353 95 Webster Rivas, R (8, PH) (8, 2)		B FF 93 B FF 92 B CH 91 C FF 92 B FF 92 4-1 35 SH5-4 BB		B B SL 82 C FF 92 X 2-1 2-H 2B	B SL 82 B FF 93 F SL 84 B FF 92 F SL 83 F S 3-3 ③ K			B FC 92 B C S C 2-3 ③ K		2 0 1 1 1 1 0 1 0 0 0 0 1 0						
35 Brett Anderson, L (1, 1) 6 Darwin Barney, R (7, PH) OBP: 0.370, SLG: 0.488 0 Mike Adams, R (7, 1) 36 Adam Liberatore, L (8, 1) 52 Pedro Báez, R (8, 1) 7 Alex Guerrero, R (9, PH) OBP: 0.349, SLG: 0.548 75 Paco Rodríguez, L (9, 1)		F FF 91 B FF 93 X FF 92 1-1 ② SH5-4 1-2		F SL 81 S SL 82 B B C 2-3 ③ K			B SI 88 B SL 82 C S B F X 3-2 28 BB 14 1B 1B		C FF 95 B SL 81 B SL 80 F C 2-3 ① K	1 0 0 0 0 1 1 1 1 1 0 0 0 0 0 0 0 0 0 0 0 0 0 0 0 0 0 0 0 0 0 0 0 0 0 1 0 0 0 0 1 0 0 0 0 0 0 0 0						
Inning Stats	R: 2 E: 0 K: 0 S: 15 H: 2 LOB: 1 BB: 1 P: 26	R: 0 E: 0 K: 1 S: 8 H: 0 LOB: 1 BB: 1 P: 15	R: 0 E: 0 K: 1 S: 6 H: 0 LOB: 0 BB: 0 P: 9	R: 1 E: 0 K: 1 S: 17 H: 2 LOB: 1 BB: 0 P: 28	R: 0 E: 0 K: 1 S: 12 H: 1 LOB: 2 BB: 1 P: 23	R: 0 E: 0 K: 1 S: 8 H: 0 LOB: 0 BB: 0 P: 13	R: 1 E: 0 K: 0 S: 14 H: 2 LOB: 2 BB: 1 P: 24	R: 0 E: 0 K: 1 S: 8 H: 0 LOB: 0 BB: 0 P: 11	R: 0 E: 0 K: 3 S: 13 H: 2 LOB: 2 BB: 0 P: 18	1B: 6 2B: 2 3B: 1 HR: 0 SF: 0 SAC: 1 DP: 0 HBP: 0						

PITCHER		IP	WLS	BF	H	R	ER	SO	BB	IBB	HBP	BLK	WP	HR	S	P	ERA	WHIP
32 Yoan López, R ERA: 7.9	(1, 1)	4.0	L	18	4	3	3	3	2	0	0	0	0	0	46	78	6.75	1.500
40 Andrew Chafin, L ERA: 5.56	(5, 1)	2.1		11	2	1	1	2	2	0	0	0	0	0	26	49	3.86	1.714
63 Enrique Burgos, R ERA: 1.69	(7, 1)	0.2		3	1	0	0	0	0	0	0	0	0	0	8	11	0.00	1.500
15 Silvino Bracho, R ERA:	(8, 1)	1.0		3	0	0	0	1	0	0	0	0	0	0	8	11	0.00	0.000
14 Jimmie Sherfy, R ERA:	(9, 1)	1.0		5	2	0	0	3	0	0	0	0	0	0	13	18	0.00	2.000

PITCHER	IP	WLS	BF	H	R	ER	SO	BB	IBB	HBP	BLK	WP	HR	S	P	ERA	WHIP

TOP

Los Angeles Dodgers @ Arizona Diamondbacks

Salt River Fields at Talking Stick, Scottsdale, AZ

Mon Mar 30 2015, 4:11 PM - 6:57 PM EDT

Att. 9,387 - Sunny - 92 F

livebaseballscorecards.com

AB	35
R	4
H	9
RBI	4
BB	4
SO	9
LOB	15

WP: 0 PA: 40
PB: 0
SB: 0
CS: 0

BOTTOM

Los Angeles Dodgers @ Arizona Diamondbacks
Salt River Fields at Talking Stick, Scottsdale, AZ
Mon Mar 30 2015, 4:11 PM - 6:57 PM EDT
Att. 9,387 - Sunny - 92 F

livebaseballscorecards.com

Batter	1	2	3	4	5	6	7	8	9	AB	R	H	RBI	BB	SO	LOB
5 Ender Inciarte, L (1, 8) OBP: 0.397, SLG: 0.414 11 Tom Belza, L (7, 9) OBP: 0.250, SLG: 0.250	B FF 90 B FF 90 B FF 92 C FF 90 X FF 91 3-1 G3 ①		B SL 82 C SL 82 C SL 82 B SL 83 X FF 92 2-2 24 CS 4 BB 1B			X CH 84 0-0 4 G5-4-3 1B		B FF 92 S FF 91 X FF 93 1-1 G3 ②		3 1	0 0	2 0	0 0	0 0	0 0	0 0
4 Cliff Pennington, S (1, 6) OBP: 0.219, SLG: 0.080 Danny Worth, R (7, 6) OBP: 0.308, SLG: 0.333	C FF 89 B SL 77 B SL 83 F FF 91 X FF 92 2-2 G5-3 ②		C FF 91 B FF 89 1 SAFE B SL 76 B FF 92 C FF 90 F SL 82 F FF 91 B SL 83 4-2 1-2 BB			B KC 74 C X 1-1 G5-4-3 ②③ 1-2f		C FF 92 B FF 96 B SL 86 F SI 96 C FF 98 2-3 K ③		2 1	0 0	0 0	0 0	1 0	0 1	1 0
24 Yasmany Tomás, R (1, 5) OBP: 0.333, SLG: 0.448 Jamie Romak, R (7, PR) OBP: 0.346, SLG: 0.500 (8, 5)	B KC 76 F SL 77 X FF 92 1-1 2 FC6-4 1B		B FF 90 B SL 84 2-0 CS ③ 2-3	F FF 93 S FF 93 S FF 93 0-3 K ①			H FF 97 1-0 19 1B 2 1B 1B HBP		S SI 88 B SL 86 B SI 89 S SL 84 B SI 88 T CU 80 3-2 K ①	2 1	0 1	1 0	0 0	0 0	1 1	0 0
2 Aaron Hill, R (1, 4) OBP: 0.231, SLG: 0.204 34 Rudy Flores, L (7, PR) OBP: 0.400, SLG: 0.250 (8, 3)	B SI 90 D SI 90 X FF 90 2-0 FC6-4 ③ 1-2f			B X KC 75 1-0 G6-3 ②			C FF 97 B FF 97 1 SAFE F FF 97 X 1-2 19 1B 1-2 1B 1B		F SL 86 S SL 86 S CU 80 0-3 K2-3 ②	3 1	0 1	1 0	0 0	0 0	0 1	1 0
6 David Peralta, L (1, 7) OBP: 0.441, SLG: 0.449 40 Andrew Chafin, R (5, 1) 63 Enrique Burgos, R (7, 1) 19 Jake Lamb, L (7, PH) OBP: 0.413, SLG: 0.600 24 Ronnie Freeman, R (8, 4)		C FF 90 S SL 82 B FF 90 B SI 91 X SL 83 2-2 G3-1 ①		B FF 91 C F X 1-2 G4-3 ③			F FF 89 C X 0-2 1B 1-2 2-3 1B		C B S X 1-2 F7 ③	2 0 0 1 1	0 0 0 0 0	0 0 0 1 0	0 0 0 0 0	0 0 0 0 0	0 0 0 0 0	0 0 0 0 0
Nick Evans, R (1, 9) OBP: 0.469, SLG: 0.552 (5, 7)		B FF 90 B X 2-0 9 G6-4-3 1B	B FF 93 X FF 93 1-0 G6-3 ①				S CH 88 B FF 89 S CH 80 X 1-2 31 G5-4-3 1-3 2-H 3-H 1B			3	0	2	2	0	0	0
9 Tuffy Gosewisch, R (1, 2) OBP: 0.333, SLG: 0.342 Mark Thomas, R (6, 2) OBP: 0.250, SLG: 0.143		X FF 92 0-0 G6-4-3 ②③ 1-2f	C CH 80 C SL 82 F B H 2-2 31 G4-6-3 HBP				C FF 90 C FF 90 B 1 SAFE S 1-3 K ①			1 1	0 0	0 0	0 0	0 0	0 1	1 2
31 Jordan Pacheco, R (1, 3) OBP: 0.417, SLG: 0.357 15 Silvino Bracho, R (8, 1) 14 Jimmie Sherfy, R (9, 1)			C SL 84 B KC 76 X SI 89 1-1 G4-3 ①				B FF 89 X SL 87 1-0 G5-4-3 ②③ 1-2f			3 0 0	0 0 0	0 0 0	0 0 0	0 0 0	0 0 0	3 0 0
32 Yoan López, R (1, 1) 6 Evan Marzilli, L (5, 9) (7, 8)			B FF 90 C SL 77 S FF 92 S 1-3 K ②			B FF 92 X FF 94 1-0 G4-3 ①		F FF 93 B FF 94 X FF 93 1-1 G6-3 ①		1 2	0 0	0 0	0 0	0 0	1 0	0 0

	AB	R	H	RBI	BB	SO	LOB
	29	2	7	2	1	6	8

Inning Stats	1	2	3	4	5	6	7	8	9
	R: 0 E: 0 K: 0 S: 8 H: 1 LOB: 1 BB: 0 P: 16	R: 0 E: 0 K: 0 S: 5 H: 1 LOB: 0 BB: 0 P: 9	R: 0 E: 0 K: 1 S: 12 H: 1 LOB: 1 BB: 1 P: 22	R: 0 E: 0 K: 1 S: 7 H: 0 LOB: 0 BB: 0 P: 9	R: 0 E: 0 K: 0 S: 6 H: 0 LOB: 0 BB: 0 P: 12	R: 0 E: 0 K: 0 S: 4 H: 1 LOB: 0 BB: 0 P: 6	R: 2 E: 0 K: 1 S: 13 H: 3 LOB: 2 BB: 0 P: 18	R: 0 E: 0 K: 1 S: 7 H: 0 LOB: 0 BB: 0 P: 11	R: 0 E: 0 K: 2 S: 9 H: 0 LOB: 0 BB: 0 P: 13

	1B	SF	WP	PA
	7	0	0	33
	2B	SAC	PB	
	0	0	0	
	3B	DP	SB	
	0	4	0	
	HR	HBP	CS	
	0	2	1	

PITCHER	IP	WLS	BF	H	R	ER	SO	BB	IBB	HBP	BLK	WP	HR	S	P	ERA	WHIP
35 Brett Anderson, L (1, 1) ERA: 2.13	6.0	W	20	4	0	0	2	1	0	1	0	0	0	42	74	0.00	0.833
0 Mike Adams, R (7, 1) ERA: 9.64	1.0		6	3	2	2	1	0	0	1	0	0	0	13	18	18.00	3.000
36 Adam Liberatore, L (8, 1) ERA:	0.2	H	2	0	0	0	0	0	0	0	0	0	0	4	6	0.00	0.000
52 Pedro Báez, R (8, 1) ERA: 4.32	0.1	H	1	0	0	0	1	0	0	0	0	0	0	3	5	0.00	0.000
75 Paco Rodríguez, L (9, 1) ERA:	1.0	S	3	0	0	0	2	0	0	0	0	0	0	9	13	0.00	0.000

PITCHER	IP	WLS	BF	H	R	ER	SO	BB	IBB	HBP	BLK	WP	HR	S	P	ERA	WHIP

Chicago White Sox @ Los Angeles Dodgers

Camelback Ranch, Glendale, AZ

Tue Mar 31 2015, 4:08 PM - 6:51 PM EDT

Att. 6,141 - Sunny - 90 F

TOP

livebaseballscorecards.com

Batter	1	2	3	4	5	6	7	8	9	AB	R	H	RBI	BB	SO	LOB
20 JB Shuck, L (1, 8) OBP: 0.417, SLG: 0.473	0-0 53 CS 1B		0-0 53 SF7 79 2B 1-3 2B		0-0 ① G3-1		S S C 0-3 ① K		0-0 ③ F7	5	1	2	0	0	1	0
53 Melky Cabrera, S (1, 7) OBP: 0.339, SLG: 0.365	B X 1-0 ① ② F8 1-2		0-0 ① SF7 2-3 3-H		0-0 ② F7		0-0 ② G3-1			3	0	0	1	0	0	1
79 José Abreu, R (1, 3) OBP: 0.527, SLG: 0.692 92 Nick Basto, R (7, 3)	0-0 1B		0-0 3-H 2B		0-0 2B		0-0 1B			4 0	0 0	4 0	1 0	0 0	0 0	0 0
92 Keon Barnum, L (1, 10) OBP: 0.143, SLG: 0.571	0-0 ③ F7		0-0 ② L6		0-0 ③ G3-1		0-0 ③ G1-3			4	0	0	0	0	0	4
10 Alexei Ramirez, R (1, 6) OBP: 0.311, SLG: 0.397 Tim Anderson, R (8, 6) OBP: 0.167, SLG: 0.167		0-0 1B	0-0 ③ F8			0-0 ① G3-1		S S C 0-3 ① K		4 0	0 0	1 0	0 0	0 0	1 0	1 0
26 Avisaíl García, R (1, 9) OBP: 0.354, SLG: 0.400 88 Engel Beltre, L (8, 9) OBP: 0.217, SLG: 0.143		0-0 ① F9		0-0 12 FC6-4 1B		0-0 ② F9		S S S 0-3 ② K		4 0	0 0	1 0	0 0	0 0	1 0	1 0
12 Conor Gillaspie, L (1, 5) OBP: 0.273, SLG: 0.283 7 Micah Johnson, L (6, PR) OBP: 0.368, SLG: 0.453 (6, 4)		0-0 ② F8		0-0 ① FC6-4 5 1B 1-2f		B B B B 4-0 58 BB BB		S S S 0-3 ③ K		2 1	0 0	0 0	0 0	1 0	0 1	2 0
58 Geovany Soto, R (1, 2) OBP: 0.425, SLG: 0.452	S S S 0-3 ③ K2-3		0-0 ② F8			B B B B 4-0 5 FC6-4 1-2 BB			X 0-0 ① G4-3	3	0	0	0	1	1	2
5 Yolmer Sánchez, S (1, 4) OBP: 0.436, SLG: 0.371 (6, 5)			0-0 20 2B 53 SF7 1B	0-0 ③ 1-3 1B		0-0 ③ FC6-4 1-2f			S S S 0-3 ② K2-3	4	1	2	0	0	1	2
Inning Stats	R: 0 E: 0 K: 0 S: 4 H: 2 LOB: 1 BB: 0 P: 5	R: 0 E: 0 K: 1 S: 6 H: 1 LOB: 1 BB: 0 P: 6	R: 2 E: 0 K: 0 S: 6 H: 3 LOB: 1 BB: 0 P: 6	R: 0 E: 0 K: 0 S: 4 H: 2 LOB: 2 BB: 0 P: 4	R: 0 E: 0 K: 0 S: 4 H: 1 LOB: 1 BB: 0 P: 4	R: 0 E: 0 K: 0 S: 3 H: 0 LOB: 2 BB: 2 P: 11	R: 0 E: 0 K: 1 S: 6 H: 1 LOB: 1 BB: 0 P: 6	R: 0 E: 0 K: 3 S: 9 H: 0 LOB: 0 BB: 0 P: 9	R: 0 E: 0 K: 1 S: 5 H: 0 LOB: 0 BB: 0 P: 5	1B: 7 2B: 3 3B: 0 HR: 0 SF: 1 SAC: 0 DP: 0 HBP: 0						

	AB	34
	R	2
	H	10
	RBI	2
	BB	2
	SO	6
	LOB	13

WP: 0 PB: 0 SB: 0 CS: 1 PA: 37

PITCHER		IP	WLS	BF	H	R	ER	SO	BB	IBB	HBP	BLK	WP	HR	S	P	ERA	WHIP
45 Joe Wieland, R ERA: 1.93	(1, 1)	5.0	L	22	9	2	2	1	0	0	0	0	0	0	24	25	3.60	1.800
58 David Aardsma, R ERA: 2.0	(6, 1)	1.0		5	0	0	0	0	2	0	0	0	0	0	3	11	0.00	2.000
12 Juan Nicasio, R ERA: 6.57	(7, 1)	1.0		4	1	0	0	1	0	0	0	0	0	0	6	6	0.00	1.000
63 Yimi García, R ERA: 0.87	(8, 1)	1.0		3	0	0	0	3	0	0	0	0	0	0	9	9	0.00	0.000
26 Sergio Santos, R ERA: 4.15	(9, 1)	1.0		3	0	0	0	1	0	0	0	0	0	0	5	5	0.00	0.000

PITCHER	IP	WLS	BF	H	R	ER	SO	BB	IBB	HBP	BLK	WP	HR	S	P	ERA	WHIP

Batter	1	2	3	4	5	6	7	8	9	AB	R	H	RBI	BB	SO	LOB
11 Jimmy Rollins, S (1, 6) OBP: 0.333, SLG: 0.579 6 Darwin Barney, R (6, 6) OBP: 0.362, SLG: 0.476	G6-3		23 CS 66 G3 1B		F8 1-2			K		3 0 1 0 0 0 1 1 0 0 0 0 1 0						
66 Yasiel Puig, R (1, 9) OBP: 0.327, SLG: 0.612 72 Joey Curletta, R (6, 9) OBP: 0.111, SLG: 0.111	23 G4-3 23 S 1B		G3 1-2		G1-3			F7		3 0 1 0 0 0 1 1 0 0 0 0 0 0						
23 Adrián González, L (1, 3) OBP: 0.276, SLG: 0.407 33 Scott Van Slyke, R (7, 3) OBP: 0.391, SLG: 0.550	G4-3 1-3		P5 2-3			F7		F9		3 0 0 0 0 0 2 1 0 0 0 0 0 0						
47 Howie Kendrick, R (1, 4) OBP: 0.453, SLG: 0.553 Nate Samson, R (7, 4) OBP: 0.833, SLG: 1.200	G5-3			G5-3		G1-3			SH1-3 60 HBP 1B	3 0 0 0 0 0 1 1 0 1 0 0 0 0						
9 Yasmani Grandal, S (1, 2) OBP: 0.268, SLG: 0.340 60 Ali Solis, R (7, 2)		K		BB		2B			SH1-3 1-2 HBP	2 0 1 0 1 1 0 0 0 0 0 0 0 0						
3 Carl Crawford, L (1, 7) OBP: 0.271, SLG: 0.311 Peter Lavin, L (7, 7)		5 FC9-6 BB		K		G3-1			SH1-3 1-2 2-3	2 0 0 0 1 1 2 0 0 0 0 0 0 0						
5 Juan Uribe, R (1, 5) OBP: 0.255, SLG: 0.244 7 Alex Guerrero, R (7, 5) OBP: 0.356, SLG: 0.545		FC9-6 16 HBP 1-2f		P6			28 CS 1B		K	2 0 0 0 0 0 2 2 0 1 0 0 1 2						
16 Andre Ethier, L (1, 8) OBP: 0.400, SLG: 0.458 28 Chris Heisey, R (2, PR) OBP: 0.180, SLG: 0.267 (3, 8)		1-2 HBP			HR		G6-3 1-2		F8	0 0 0 0 0 0 0 3 1 1 1 0 0 3						
45 Joe Wieland, R (1, 1) 10 Justin Turner, R (5, PH) OBP: 0.500, SLG: 0.818 58 David Aardsma, R (6, 1) 12 Juan Nicasio, R (7, 1) 14 Enrique Hernández, R (7, PH) OBP: 0.286, SLG: 0.882 63 Yimi García, R (8, 1) 26 Sergio Santos, R (9, 1)		F8			11 CS 1B		G6-3			1 0 0 0 0 0 2 1 0 1 0 0 0 0 0 0 0 0 0 0 0 0 0 0 0 0 0 0 1 0 0 0 0 0 0 0 0 0 0 0 0 0 0 0 0 0 0 0 0						
Inning Stats	R: 0 H: 1 E: 0 LOB: 1 K: 0 BB: 0 S: 4 P: 5	R: 0 H: 0 E: 0 LOB: 2 K: 1 BB: 1 S: 5 P: 10	R: 0 H: 1 E: 0 LOB: 0 K: 0 BB: 0 S: 3 P: 4	R: 0 H: 0 E: 0 LOB: 1 K: 1 BB: 1 S: 5 P: 9	R: 1 H: 2 E: 0 LOB: 0 K: 0 BB: 0 S: 5 P: 7	R: 0 H: 1 E: 0 LOB: 1 K: 0 BB: 0 S: 4 P: 4	R: 0 H: 1 E: 0 LOB: 0 K: 0 BB: 0 S: 3 P: 4	R: 0 H: 0 E: 0 LOB: 0 K: 1 BB: 0 S: 5 P: 5	R: 0 H: 1 E: 0 LOB: 2 K: 1 BB: 0 S: 6 P: 7	1B: 5 SF: 0 2B: 1 SAC: 1 3B: 0 DP: 0 HR: 1 HBP: 2						

PITCHER		IP	WLS	BF	H	R	ER	SO	BB	IBB	HBP	BLK	WP	HR	S	P	ERA	WHIP
80 Carlos Rodón, L ERA: 3.06	(1, 1)	5.1	W	21	4	1	1	2	2	0	1	0	0	1	23	36	1.69	1.125
51 Kyle Drabek, R ERA: 2.16	(6, 1)	1.1	H	5	2	0	0	0	0	0	0	0	0	0	5	6	0.00	1.500
33 Zach Duke, L ERA: 6.75	(7, 1)	0.1	H	1	0	0	0	0	0	0	0	0	0	0	1	1	0.00	0.000
63 Jairo Asencio, R ERA: 2.53	(8, 1)	2.0	S	8	1	0	0	2	0	0	1	0	0	0	11	12	0.00	0.500

PITCHER	IP	WLS	BF	H	R	ER	SO	BB	IBB	HBP	BLK	WP	HR	S	P	ERA	WHIP

BOTTOM

Chicago White Sox @ Los Angeles Dodgers

Camelback Ranch, Glendale, AZ

Tue Mar 31 2015, 4:08 PM - 6:51 PM EDT

Att. 6,141 - Sunny - 90 F

livebaseballscorecards.com

AB	30
R	1
H	7
RBI	1
BB	2
SO	4
LOB	16

1B: 5	SF: 0	WP: 0	PA: 35
2B: 1	SAC: 1	PB: 0	
3B: 0	DP: 0	SB: 1	
HR: 1	HBP: 2	CS: 3	

Batter	1	2	3	4	5	6	7	8	9	AB	R	H	RBI	BB	SO	LOB
6 Darwin Barney, R (1, 4) OBP: 0.388, SLG: 0.568	B F F X 1-2 17 FC5-2 3B		C X 0-1 17 WP 17 2B 2B		C B X 1-1 70 S 70 1B 1B		B X 1-0 HR		C B C X 1-2 WP 70 BB 1B	2	1	2	0	0	0	0
82 Travis Witherspoon, R (4, 7) OBP: 0.250, SLG: 0.500										2	2	2	1	0	0	0
86 Dillon Moyer, R (7, 4) OBP: 0.500, SLG: 0.400										1	0	1	0	0	0	0
17 A.J. Ellis, R (1, 2) OBP: 0.341, SLG: 0.389	C B B X 2-1 ① FC5-2 28 FC5 7 G6-3 3-H		B C X 1-1 7 G6-3 2-H 2B		1 SAFE 1 SAFE S B S X 1-2 FC5-4 91 1B 1-H 1B		C F B F B B X 3-2 ① F8		B C 1 SAFE S F F B B B 4-2 WP 1-2 BB	2	0	1	1	0	0	1
70 Chris O'Brien, S (4, 2) OBP: 0.231, SLG: 0.250										2	0	1	1	1	0	0
7 Alex Guerrero, R (1, 5) OBP: 0.340, SLG: 0.522	S S X 0-2 ② G6-3 1-2		D X 1-0 ② G6-3 2-3		C F D B B F X 3-2 FC5-4 1-2 1B		B B X 2-0 ② L9		B B S F T 2-2 ① K 1-2 2-3	2	0	0	0	0	0	2
91 Paul Hoenecke, L (4, 5) OBP: 0.667, SLG: 0.600										2	0	1	0	0	0	0
Brandon Trinkwon, L (8, 5)										1	0	0	0	0	1	2
33 Scott Van Slyke, R (1, 3) OBP: 0.396, SLG: 0.537	C B B C B B 4-2 BB		B C F X 1-2 ③ G4-3		B F S B X 2-2 ① FC5-4 1-2f 2-3		B B X 2-0 2B		B F B F S 2-3 ② K	1	0	0	0	1	0	1
Lars Anderson, L (4, 3) OBP: 0.222, SLG: 0.222										1	0	0	0	0	0	2
91 Cody Bellinger, L (7, PH) OBP: 0.250, SLG: 0.714										2	0	1	0	0	1	2
(7, 3)																
28 Chris Heisey, R (1, 9) OBP: 0.173, SLG: 0.255	B B B B C X 3-1 ③ FC5 2-3f			C F X 0-2 E9 1B 80 G3	C B S 1 SAFE B F S 2-3 ② K		B X 1-0 ③ G4-3		B X 1-0 ③ L6	2	1	0	0	0	0	2
82 Billy Bereszniewicz, L (4, 9)										3	0	0	0	0	1	5
14 Enrique Hernández, R (1, 8) OBP: 0.276, SLG: 0.561		C C S 0-3 ① K		C B F D C 2-3 ① K	B B F S X 2-2 ③ F8			B C F F B S 2-3 ① K		2	0	0	0	0	2	1
Matt Carson, R (4, 8) OBP: 0.231, SLG: 0.480										2	0	0	0	0	1	2
Corey Seager, L (1, 6) OBP: 0.500, SLG: 0.500		C F B X 1-2 ② G4-3		B S B X 2-1 80 G3 2-3 1B		X 0-0 ① G3		S X 0-1 80 F3-1 2B		4	0	2	0	0	0	0
80 Darnell Sweeney, S (1, 7) OBP: 0.385, SLG: 0.652		X 0-0 ③ G4-3		C 1 SAFE B X 1-1 ② G3 1-2 3-H		C B F F S 1-3 ② K2-3		C B 2 SAFE C B X 2-2 ② F3-1 2-3		4	0	0	1	0	1	2
(4, 4)																
(7, 7)																
Kyle Jensen, R (1, 10) OBP: 0.414, SLG: 0.615			B F F S 1-3 ① K	X 0-0 ③ L7		C B X 1-1 ③ F8		C S S 0-3 ③ K		4	0	0	0	0	2	2

Inning Stats																								
	R: 0	H: 1	R: 0	H: 0	R: 1	H: 2	R: 1	H: 1	R: 1	H: 3	R: 0	H: 0	R: 1	H: 2	R: 0	H: 1	R: 0	H: 1	1B: 5	SF: 0	WP: 2	PA: 41
	E: 0	LOB: 2	E: 0	LOB: 0	E: 0	LOB: 1	E: 1	LOB: 1	E: 0	LOB: 2	E: 0	LOB: 0	E: 0	LOB: 1	E: 0	LOB: 1	E: 0	LOB: 2	2B: 4	SAC: 0	PB: 0	
	K: 0	BB: 1	K: 1	BB: 0	K: 1	BB: 0	K: 1	BB: 0	K: 1	BB: 0	K: 1	BB: 0	K: 0	BB: 0	K: 2	BB: 1	K: 2	BB: 1	3B: 1	DP: 0	SB: 1	
	S: 12	P: 22	S: 7	P: 8	S: 11	P: 15	S: 11	P: 16	S: 19	P: 30	S: 7	P: 9	S: 8	P: 17	S: 13	P: 17	S: 14	P: 24	HR: 1	HBP: 0	CS: 0	

PITCHER		IP	WLS	BF	H	R	ER	SO	BB	IBB	HBP	BLK	WP	HR	S	P	ERA	WHIP
30 Yordano Ventura, R ERA: 4.5	(1, 1)	4.0		18	4	2	1	3	1	0	0	0	1	0	41	61	2.25	1.250
17 Wade Davis, R ERA: 3.0	(5, 1)	1.0		6	3	1	1	1	0	0	0	0	0	0	19	30	9.00	3.000
44 Luke Hochevar, R ERA: 1.8	(6, 1)	1.0		3	0	0	0	1	0	0	0	0	0	0	7	9	0.00	0.000
32 Chris Young, R ERA: 3.38	(7, 1)	1.0		5	2	1	1	0	0	0	0	0	0	1	8	17	9.00	2.000
33 Brian Flynn, L ERA: 2.57	(8, 1)	1.0		4	1	0	0	2	0	0	0	0	0	0	13	17	0.00	1.000

PITCHER		IP	WLS	BF	H	R	ER	SO	BB	IBB	HBP	BLK	WP	HR	S	P	ERA	WHIP
67 Franklin Morales, L ERA: 6.55	(9, 1)	1.0		5	1	0	0	2	1	0	0	0	1	0	14	24	0.00	2.000

TOP

Los Angeles Dodgers @ Kansas City Royals

Surprise Stadium, Surprise, AZ

Wed Apr 01 2015, 3:07 PM - 5:44 PM EDT

Att. 7,205 - Sunny - 81 F

livebaseballscorecards.com

AB	39
R	4
H	11
RBI	4
BB	2
SO	9
LOB	24

BOTTOM

Los Angeles Dodgers @ Kansas City Royals

Surprise Stadium, Surprise, AZ

Wed Apr 01 2015, 3:07 PM - 5:44 PM EDT

Att. 7,205 - Sunny - 81 F

livebaseballscorecards.com

Batter	1	2	3	4	5	6	7	8	9	AB	R	H	RBI	BB	SO	LOB
1 Jarrod Dyson, L (1, 8) OBP: 0.304, SLG: 0.333 Bubba Starling, R (5, 8) OBP: 0.333, SLG: 0.313	BBCFBB 4-2 15 P3-1 BB		BSCBC 2-3 ② K			1 SAFE FC1 SAFE BDS 2-3 ① K		BBX 2-0 ② FC5-4 43 WP 1-2f		1 0 0 0 1 1 0 2 0 0 0 0 1 2						
15 Alex Rios, R (1, 9) OBP: 0.360, SLG: 0.574 43 Moisés Sierra, R (5, 9) OBP: 0.341, SLG: 0.361	C 1 SAFE BX 1-2 ①② P3-1 1-1f		BBSSX 2-2 ③ G5-3			BDFCS 2-3 ② K		C 1 SAFE 1 SAFE FBBDS 3-3 ③ K 1-2		2 0 0 0 0 0 1 2 0 0 0 0 2 2						
14 Omar Infante, R (1, 4) OBP: 0.341, SLG: 0.436 87 Angel Franco, S (5, 4)	CX 0-1 ③ G1-3			X 0-0 ① P4		SBBBSS 3-3 ③ K			CX 0-1 ① G6-3	2 0 0 0 0 0 0 2 0 0 0 0 1 1						
25 Kendrys Morales, S (1, 10) OBP: 0.333, SLG: 0.507 Matt Fields, R (7, PH) OBP: 0.273, SLG: 0.550 (8, 10) 89 Dominique Taylor, R (9, PR)		TX 0-1 ① G6-3		CCBBX 2-2 ② P2			CSBC 1-3 ① K		SBFBFBB 4-2 HR BB	2 0 0 0 0 0 0 1 0 0 0 1 1 0 0 1 0 0 0 0 0						
16 Paulo Orlando, R (1, 7) OBP: 0.375, SLG: 0.511 Brett Eibner, R (6, 7) OBP: 0.552, SLG: 1.286		BSX 1-1 65 E 9 E 1B		LSBBBS 2-3 ③ K			X 0-0 HR		BS 1 SAFE X 1-1 1-H HR	2 1 1 0 0 1 0 2 2 2 3 0 0 0						
24 Christian Colón, R (1, 5) OBP: 0.407, SLG: 0.356 Hunter Dozier, R (6, 5) OBP: 0.308, SLG: 0.250		BBCBX 3-1 ② L8			CFX 0-2 ① F9		X 0-0 85 G4-6-3 1B		BX 1-0 85 1B 1B	2 0 0 0 0 0 1 2 0 2 0 0 0 0						
65 Whit Merrifield, R (1, 3) OBP: 0.407, SLG: 0.480 85 Frank Schwindel, R (6, 3) OBP: 0.500, SLG: 0.500	CBSBDFB 4-2 9 E 1-3 BB				X 0-0 ② F8		CFB 1 SAFE 1 SAFE X 1-2 ②③ G4-6-3 1-2f		1 SAFE X 0-0 78 G6-4-3 1-2 1B	1 0 0 0 1 0 0 2 0 1 0 0 0 1						
9 Ryan Jackson, R (1, 6) OBP: 0.432, SLG: 0.324 78 Gabriel Noriega, R (6, 6) OBP: 0.297, SLG: 0.235	C 1 CCS SAFE 0-3 ③ K 1-2 3-H				CX 0-1 ③ F7			X 0-0 ① B2-3	X 0-0 ②③ G6-4-3 1-2f	2 0 0 0 0 1 1 2 0 0 0 0 0 2						
19 Erik Kratz, R (1, 2) OBP: 0.238, SLG: 0.425 76 J.C. Boscan, R (7, 2) OBP: 0.375, SLG: 0.333			CBX 1-1 ① L5			CBSX 1-2 1B		BFBBBX 3-1 FC5-4 1B		2 0 1 0 0 0 0 1 0 1 0 0 0 0						
Inning Stats	R: 0 E: 0 K: 0 S: 7 H: 0 LOB: 0 BB: 1 P: 12	R: 1 E: 1 K: 1 S: 12 H: 1 LOB: 1 BB: 1 P: 20	R: 0 E: 0 K: 1 S: 8 H: 0 LOB: 0 BB: 0 P: 13	R: 0 E: 0 K: 1 S: 7 H: 0 LOB: 0 BB: 0 P: 11	R: 0 E: 0 K: 0 S: 6 H: 0 LOB: 0 BB: 0 P: 6	R: 0 E: 0 K: 3 S: 12 H: 1 LOB: 1 BB: 0 P: 20	R: 1 E: 0 K: 1 S: 8 H: 2 LOB: 0 BB: 0 P: 10	R: 0 E: 0 K: 1 S: 7 H: 1 LOB: 1 BB: 0 P: 15	R: 2 E: 0 K: 0 S: 10 H: 3 LOB: 2 BB: 1 P: 16	1B: 6 2B: 1 3B: 0 HR: 2 SF: 0 SAC: 0 DP: 3 HBP: 0							

	AB	32
	R	4
	H	8
	RBI	3
	BB	3
	SO	8
	LOB	11

PITCHER		IP	WLS	BF	H	R	ER	SO	BB	IBB	HBP	BLK	WP	HR	S	P	ERA	WHIP
22 Clayton Kershaw, L ERA: 1.61	(1, 1)	3.0		11	1	1	0	2	2	0	0	0	0	0	27	45	0.00	1.000
Zach Lee, R ERA: 2.89	(4, 1)	5.1	B	21	5	3	3	6	1	0	0	0	1	2	47	74	5.06	1.125
84 Ben Rowen, R ERA: 5.4	(9, 1)	0.2		3	2	0	0	0	0	0	0	0	0	0	3	4	0.00	3.000

PITCHER	IP	WLS	BF	H	R	ER	SO	BB	IBB	HBP	BLK	WP	HR	S	P	ERA	WHIP

Los Angeles Dodgers @ Los Angeles Angels

Angel Stadium of Anaheim, Anaheim, CA

Thu Apr 02 2015, 7:08 PM - 9:42 PM PDT

Att. 38,007 - Clear - 69 F

livebaseballscorecards.com

TOP

Batter	1	2	3	4	5	6	7	8	9	AB	R	H	RBI	BB	SO	LOB
11 Jimmy Rollins, S (1, 6) OBP: 0.333, SLG: 0.567	C FF 88 X SI 89 0-1 G1-3		B SI 88 B KC 73 B SI 88 C FF 88 X SI 89 3-1 3 G6-3 3 S 1B		C KC 69 B SL 77 X CH 85 1-1 F9			C FF 88 X FF 87 0-1 16 F8 28 G6-3 2B		3	0	1	0	0	0	0
6 Darwin Barney, R (6, 6) OBP: 0.400, SLG: 0.600										1	1	1	0	0	0	0
3 Carl Crawford, L (1, 7) OBP: 0.255, SLG: 0.292	C SI 88 F KC 74 X FF 89 0-2 F7		1 SAFE B SI 87 1 SAFE B FF 86 B SI 88 C CH 87 X SI 88 3-1 G6-3 1-3		B KC 72 X KC 72 1-0 F7			X FF 88 0-0 F8 2-3		3	0	0	0	0	0	1
16 Andre Ethier, L (6, 7) OBP: 0.393, SLG: 0.449										1	0	0	0	0	0	1
66 Yasiel Puig, R (1, 9) OBP: 0.315, SLG: 0.588	F FF 90 F SL 81 S CH 84 0-3 K		X KC 73 0-0 F9			C CH 82 B SL 74 X SL 76 1-1 F7		C FF 93 X FC 88 0-1 G6-3 3-H		2	0	0	0	0	1	1
28 Chris Heisey, R (5, 9) OBP: 0.167, SLG: 0.245										2	0	0	1	0	0	0
(7, 8)																
23 Adrián González, L (1, 3) OBP: 0.274, SLG: 0.397		C CH 86 X KC 72 0-1 F7		S CH 83 B CH 85 X KC 72 1-1 47 1B 31 2B 1B		C CH 76 X CH 77 0-1 G3		C FF 95 B FF 94 B FF 94 B SI 94 X SI 94 3-1 L6		4	1	1	0	0	0	0
O'Koyea Dickson, R (8, 3) OBP: 0.421, SLG: 0.765										0	0	0	0	0	0	0
47 Howie Kendrick, R (1, 4) OBP: 0.446, SLG: 0.540		B FF 87 F FF 87 X SL 79 1-1 L4		C CH 85 B CH 79 X CH 85 1-1 31 2B 1-2 1B		C KC 69 C FF 86 B CH 85 X SL 78 1-2 G6-3			C SL 79 S CH 74 B CH 74 S CH 74 1-3 K	3	0	1	0	0	0	0
14 Enrique Hernández, R (6, 4) OBP: 0.271, SLG: 0.552										1	0	0	0	0	1	0
9 Yasmani Grandal, S (1, 10) OBP: 0.271, SLG: 0.327		C CH 87 C FF 86 F CH 82 B SI 88 B SI 89 B KC 74 B CH 82 4-2 5 1B BB		B CH 85 B CH 86 X CH 86 2-0 F7			C CH 85 B KC 71 S SL 78 B SI 87 S CH 80 2-3 K		B FF 94 F CH 74 S FF 94 B FF 93 S CH 75 2-3 K	2	0	0	0	1	1	2
33 Scott Van Slyke, R (9, PH) OBP: 0.388, SLG: 0.524										1	0	0	0	0	1	0
5 Juan Uribe, R (1, 5) OBP: 0.280, SLG: 0.255		C FF 87 B FF 88 X SL 80 1-1 1-2 1B		B FF 87 F CH 80 S CH 81 S CH 83 1-3 K			B KC 71 C FF 87 B FF 87 B SL 78 B CH 77 4-1 BB		B CH 74 S SL 81 S CH 75 S CH 73 1-3 K	2	0	1	0	1	1	2
7 Alex Guerrero, R (7, PR) OBP: 0.333, SLG: 0.511										1	0	0	0	0	1	0
(7, 5)																
31 Joc Pederson, L (1, 8) OBP: 0.397, SLG: 0.750		X KC 72 0-0 F9		B SI 87 B FF 88 B CH 80 2 SAFE C SI 88 X SL 82 3-1 1-H 2-H 2B			C FF 90 B SL 82 F FF 90 S CU 70 1-3 K			3	0	1	1	0	1	3
Scott Schebler, L (7, 9) OBP: 0.333, SLG: 0.692										0	0	0	0	0	0	0
17 A.J. Ellis, R (1, 2) OBP: 0.319, SLG: 0.359			C CH 85 C KC 69 B FF 88 X CH 81 1-2 G5-3		X CH 84 0-0 F8		B FF 90 B FF 90 X FF 90 2-0 G4-3			3	0	0	0	0	0	1
Shawn Zarraga, S (7, 2) OBP: 0.500, SLG: 0.429										0	0	0	0	0	0	0
70 Chris O'Brien, S (8, 2) OBP: 0.231, SLG: 0.250										0	0	0	0	0	0	0
Inning Stats	R: 0 E: 0 K: 1 S: 8 H: 0 LOB: 0 BB: 0 P: 8	R: 0 E: 0 K: 0 S: 10 H: 1 LOB: 2 BB: 1 P: 16	R: 0 E: 0 K: 0 S: 8 H: 1 LOB: 1 BB: 0 P: 15	R: 1 E: 0 K: 1 S: 10 H: 3 LOB: 2 BB: 0 P: 18	R: 0 E: 0 K: 0 S: 4 H: 0 LOB: 0 BB: 0 P: 6	R: 0 E: 0 K: 0 S: 7 H: 0 LOB: 0 BB: 0 P: 9	R: 0 E: 0 K: 2 S: 8 H: 0 LOB: 1 BB: 1 P: 17	R: 1 E: 0 K: 0 S: 7 H: 1 LOB: 0 BB: 0 P: 10	R: 0 E: 0 K: 3 S: 9 H: 0 LOB: 0 BB: 0 P: 13	1B: 4 2B: 2 3B: 0 HR: 0	SF: 0 SAC: 0 DP: 0 HBP: 0						

	AB	32
	R	2
	H	6
	RBI	2
	BB	2
	SO	7
	LOB	11

WP: 0 PB: 0 SB: 1 CS: 0 PA: 34

PITCHER		IP	WLS	BF	H	R	ER	SO	BB	IBB	HBP	BLK	WP	HR	S	P	ERA	WHIP
52 Matt Shoemaker, R ERA: 4.26	(1, 1)	6.1	W	25	5	1	1	3	2	0	0	0	0	0	51	82	1.42	1.105
37 Cesár Ramos, L ERA: 3.0	(7, 1)	1.0	H	4	1	1	1	1	0	0	0	0	0	0	7	10	9.00	1.000
47 Ryan Mattheus, R ERA: 3.6	(8, 1)	0.2	H	2	0	0	0	0	0	0	0	0	0	0	4	7	0.00	0.000
64 Mike Morin, R ERA: 1.0	(9, 1)	1.0	S	3	0	0	0	3	0	0	0	0	0	0	9	13	0.00	0.000

PITCHER	IP	WLS	BF	H	R	ER	SO	BB	IBB	HBP	BLK	WP	HR	S	P	ERA	WHIP

Batter	1	2	3	4	5	6	7	8	9	AB	R	H	RBI	BB	SO	LOB
56 Kole Calhoun, L (1, 9) OBP: 0.300, SLG: 0.321 75 Kyle Kubitza, L (8, 5) OBP: 0.357, SLG: 0.462	C FF 93 C SL 86 X SL 86 0-2 G5-3		B SL 81 S SL 82 S SL 83 C FF 95 1-3 K	X FF 95 0-0 F8			C FF 96 C FF 95 B FF 96 B FC 89 B SL 88 X FF 95 3-2 F8			4 0	0 0	0 0	0 0	0 0	1 0	2 0
27 Mike Trout, R (1, 8) OBP: 0.531, SLG: 0.907 44 Daniel Robertson, R (8, 9) OBP: 0.327, SLG: 0.302	F FF 95 B FF 93 X FF 93 1-1 HR		C SL 83 F CH 87 B FF 94 B FF 94 B FF 94 B CH 88 4-2 20 S BB		C SL 83 X SI 94 0-1 5 SF8 3B		F FF 96 T SL 87 B FF 95 F FS 89 F FF 95 C FF 96 1-3 K			3 0	2 0	2 0	1 0	1 0	1 0	0 0
5 Albert Pujols, R (1, 3) OBP: 0.322, SLG: 0.538 7 Collin Cowgill, R (8, 8) OBP: 0.377, SLG: 0.526	B SL 87 X FF 94 1-0 G5-3		1 SAFE D FF 95 C FF 94 X FF 95 1-1 F8		B FF 90 B FF 90 X FF 89 2-0 SF8 3-H			C SI 89 B SL 86 X CH 84 1-1 8 FC6-4 1B		2 1	0 0	0 1	1 0	0 0	0 0	1 0
20 Matt Joyce, L (1, 7) OBP: 0.383, SLG: 0.581 8 Taylor Featherston, R (8, 6) OBP: 0.255, SLG: 0.275	S CH 86 X FF 94 0-1 6 S 1B		1 SAFE 1 SAFE B FF 95 F FF 94 S SL 84 S SL 85 1-3 K 1-2		C CU 76 B FS 81 B CU 77 C FF 89 F FS 79 F FF 90 X FF 89 2-2 G3-1			B SI 90 1 SAFE L SL 87 X SI 89 1-1 FC6-4 3 G4-3 1-2f		3 1	0 0	1 0	0 0	0 0	1 0	1 1
6 David Freese, R (1, 5) OBP: 0.346, SLG: 0.531 3 Drew Butera, R (8, 2) OBP: 0.200, SLG: 0.345	C FF 94 F SL 87 1 SAFE B SL 87 S SL 86 1-3 K 1-2			B FF 97 F FF 97 X SL 83 1-1 24 1B 2B	F CU 75 B FS 81 B FF 89 X FF 89 2-1 F8			B SI 89 X SI 89 1-0 G4-3 1-2		3 1	1 0	1 0	0 0	0 0	1 0	1 1
2 Erick Aybar, S (1, 6) OBP: 0.321, SLG: 0.473 19 Efren Navarro, L (8, 3) OBP: 0.411, SLG: 0.423		X FF 96 0-0 F8		X FF 96 0-0 L4		B CH 79 X SI 87 1-0 G5-3		C CU 79 S FF 87 X SI 89 0-2 G4-3		3 1	0 0	0 0	0 0	0 0	0 0	1 1
24 C.J. Cron, R (1, 10) OBP: 0.446, SLG: 0.779		C FF 95 S SL 85 F FF 96 B FF 96 X SL 86 1-2 2B		B SI 97 C SI 95 X SI 96 1-1 12 F8 17 BB 2-H 1B		C SI 86 X KC 79 0-1 G5-3				3 0	0 0	2 0	1 0	0 0	0 0	0 0
17 Chris Iannetta, R (1, 2) OBP: 0.311, SLG: 0.462 10 Grant Green, R (8, 7) OBP: 0.250, SLG: 0.271		X FF 96 0-0 P3		S SL 87 B FF 96 D SL 82 1 SAFE B SI 96 B SI 96 4-1 1-2 BB		C KC 79 B CH 80 S CH 79 C SI 86 1-3 K				2 0	0 0	0 0	0 0	1 0	1 0	1 0
12 Johnny Giavotella, R (1, 4) OBP: 0.368, SLG: 0.538 13 Josh Rutledge, R (8, 4) OBP: 0.246, SLG: 0.212		B FF 97 B FF 96 X FF 96 2-0 F7		C FF 95 X FF 95 0-1 F8 2-3			C SL 87 B FF 95 B FF 96 X FF 96 2-1 F9			3 0	0 0	0 0	0 0	0 0	0 0	3 0
Inning Stats	R: 1 E: 0 K: 1 S: 11 H: 2 LOB: 1 BB: 0 P: 14	R: 0 E: 0 K: 0 S: 7 H: 1 LOB: 1 BB: 0 P: 10	R: 0 E: 0 K: 2 S: 10 H: 0 LOB: 1 BB: 1 P: 17	R: 1 E: 0 K: 0 S: 9 H: 2 LOB: 2 BB: 1 P: 15	R: 1 E: 0 K: 0 S: 10 H: 1 LOB: 0 BB: 0 P: 16	R: 0 E: 0 K: 1 S: 6 H: 0 LOB: 0 BB: 0 P: 8	R: 0 E: 0 K: 1 S: 10 H: 0 LOB: 0 BB: 0 P: 16	R: 0 E: 0 K: 0 S: 8 H: 1 LOB: 1 BB: 0 P: 11								

BOTTOM

Los Angeles Dodgers @ Los Angeles Angels

Angel Stadium of Anaheim, Anaheim, CA

Thu Apr 02 2015, 7:08 PM - 9:42 PM PDT

Att. 38,007 - Clear - 69 F

livebaseballscorecards.com

AB	30
R	3
H	7
RBI	3
BB	2
SO	5
LOB	13

1B: 3 SF: 1
2B: 2 SAC: 0
3B: 1 DP: 0
HR: 1 HBP: 0

WP: 0 PA: 33
PB: 0
SB: 2
CS: 0

PITCHER		IP	WLS	BF	H	R	ER	SO	BB	IBB	HBP	BLK	WP	HR	S	P	ERA	WHIP
26 Sergio Santos, R ERA: 4.66	(1, 1)	1.0		5	2	1	1	1	0	0	0	0	0	1	11	14	9.00	2.000
52 Pedro Báez, R ERA: 3.86	(2, 1)	1.0		4	1	0	0	0	0	0	0	0	0	0	7	10	0.00	1.000
36 Adam Liberatore, L ERA:	(3, 1)	1.0		4	0	0	0	2	1	0	0	0	0	0	10	17	0.00	1.000
Josh Ravin, R ERA: 2.7	(4, 1)	1.0	L	7	3	2	2	0	1	0	0	0	0	0	11	17	18.00	4.000
62 Joel Peralta, R ERA: 4.91	(5, 1)	1.0		3	0	0	0	0	0	0	0	0	0	0	8	14	0.00	0.000

PITCHER		IP	WLS	BF	H	R	ER	SO	BB	IBB	HBP	BLK	WP	HR	S	P	ERA	WHIP
56 J.P. Howell, L ERA: 7.04	(6, 1)	1.0		3	0	0	0	1	0	0	0	0	0	0	6	8	0.00	0.000
41 Chris Hatcher, R ERA: 6.48	(7, 1)	1.0		3	0	0	0	1	0	0	0	0	0	0	10	16	0.00	0.000
75 Paco Rodríguez, L ERA:	(8, 1)	1.0		4	1	0	0	0	0	0	0	0	0	0	8	11	0.00	1.000

Los Angeles Dodgers @ Los Angeles Angels

Angel Stadium of Anaheim, Anaheim, CA

Fri Apr 03 2015, 7:08 PM - 9:47 PM PDT

Att. 41,027 - Partly Cloudy - 81 F

livebaseballscorecards.com

TOP

Batter	1	2	3	4	5	6	7	8	9	AB	R	H	RBI	BB	SO	LOB
11 Jimmy Rolls, S (1, 6) OBP: 0.333, SLG: 0.548	B SI 91 F SI 91 F SI 91 H SL 80 2-2 33 BB 47 BB HBP	F SI 92 S SI 92 1 SAFE 0-2 PO 1-2	B SI 90 B SI 90 C SI 90 X SI 90 2-1 F7		B SI 90 B SI 91 F SI 90 X SI 90 2-1 L7			C SI 88 F SL 80 F SI 89 S SL 81 0-3 K		2	0	0	0	0	0	0
14 Enrique Hernández, R (5, 6) OBP: 0.267, SLG: 0.542										1	0	0	0	0	1	0
66 Yasiel Puig, R (1, 9) OBP: 0.298, SLG: 0.556	C CH 83 X SI 92 0-1 L4		X SI 92 0-0 L8			T SI 90 F SI 91 B SI 93 X SI 93 1-2 F8		F SI 89 B SL 81 F FF 89 B FF 90 B SL 81 C FF 90 3-3 K		3	0	0	0	0	0	1
Scott Schebler, L (6, 7) OBP: 0.321, SLG: 0.667										1	0	0	0	0	1	0
23 Adrián González, L (1, 3) OBP: 0.258, SLG: 0.371	1 SAFE C SI 92 S SI 93 D SL 80 X SI 93 1-2 L7		B SI 90 F SI 91 F SI 92 B SL 81 F SI 93 B SI 91 X SI 91 3-2 G4-3			X FF 91 0-0 L4			C SI 89 F CH 82 S SI 90 0-3 K	4	0	0	0	0	1	1
47 Howie Kendrick, R (1, 4) OBP: 0.441, SLG: 0.519	B CH 82 F SI 91 B SI 92 B CH 82 S SI 91 F SI 94 B SI 94 4-2 33 BB 1-2 BB			T SL 77 B SI 92 S SI 90 F SI 92 X CH 83 1-2 G6-3		B FF 91 B SI 90 B SI 91 C FF 90 X SI 91 3-1 G1-3			C SI 90 F SL 83 S SL 82 0-3 K	2	0	0	0	1	0	0
6 Darwin Barney, R (6, 4) OBP: 0.392, SLG: 0.587										1	0	0	0	0	1	0
33 Scott Van Slyke, R (1, 7) OBP: 0.415, SLG: 0.533	D SL 77 B SI 91 B SI 90 B SI 91 4-0 1-2 2-3 BB			B SI 93 S CH 82 C SI 91 F SI 92 S CH 83 1-3 K			C FF 89 B FF 90 S FF 90 X FF 89 1-2 9 FC4-6 1B		X SL 81 0-0 DI 1B	3	0	2	0	1	1	0
(6, 9)																
9 Yasmani Grandal, S (1, 2) OBP: 0.274, SLG: 0.316	B SI 92 T SI 90 F SI 90 D CH 82 B SI 93 F SI 92 F SI 91 X SI 91 3-2 F8			B SI 92 C SI 91 B SI 91 B SI 91 B SI 88 4-1 BB			C FF 88 X CH 83 0-1 FC4-6 1-2f		B SI 88 B SI 88 X SI 88 2-0 F8 1-2	2	0	0	0	1	0	4
Shawn Zarraga, S (8, 2) OBP: 0.444, SLG: 0.375										1	0	0	0	0	0	1
5 Juan Uribe, R (1, 5) OBP: 0.269, SLG: 0.245		C SI 90 B SI 91 F SI 91 F SI 93 S CH 83 1-3 K		X SI 90 0-0 F9			C FF 89 B CH 82 S KC 82 F FF 90 X FF 87 1-2 F8			2	0	0	0	0	1	1
7 Alex Guerrero, R (6, 5) OBP: 0.327, SLG: 0.500										1	0	0	0	0	0	1
10 Justin Turner, R (1, 10) OBP: 0.471, SLG: 0.766		C SI 91 F SI 92 F SI 93 B CH 85 F CH 83 F SI 92 S SL 79 1-3 K			F SI 90 X SI 91 0-1 G4-3		C FF 89 B CH 83 B KC 83 F CH 83 B FF 90 X CH 84 3-2 L8			3	0	0	0	0	1	1
31 Joc Pederson, L (1, 8) OBP: 0.379, SLG: 0.714		B SI 93 S SI 92 S SI 92 F SI 92 X SL 80 1-2 E4 11 PO			X SL 79 0-0 G3-1			B FF 89 X FF 89 1-0 L4		3	0	0	0	0	0	0
84 Devan Ahart, L (8, 8) OBP: 0.333, SLG: 0.333										0	0	0	0	0	0	0

	AB	29
	R	0
	H	2
	RBI	0
	BB	3
	SO	7
	LOB	10

Inning Stats																																
	R: 0 E: 0 K: 0 S: 15		H: 0 LOB: 3 BB: 2 P: 29		R: 0 E: 1 K: 2 S: 16		H: 0 LOB: 0 BB: 0 P: 19		R: 0 E: 0 K: 0 S: 8		H: 0 LOB: 0 BB: 0 P: 13		R: 0 E: 0 K: 1 S: 10		H: 0 LOB: 1 BB: 1 P: 16		R: 0 E: 0 K: 0 S: 5		H: 0 LOB: 0 BB: 0 P: 7		R: 0 E: 0 K: 0 S: 6		H: 0 LOB: 0 BB: 0 P: 10		R: 0 E: 0 K: 0 S: 12		H: 1 LOB: 1 BB: 0 P: 17		R: 0 E: 0 K: 2 S: 8		H: 0 LOB: 0 BB: 0 P: 12		R: 0 E: 0 K: 2 S: 8		H: 1 LOB: 1 BB: 0 P: 10		1B: 2 2B: 0 3B: 0 HR: 0		SF: 0 SAC: 0 DP: 0 HBP: 1		WP: 0 PB: 0 SB: 0 CS: 0		PA: 34

PITCHER		IP	WLS	BF	H	R	ER	SO	BB	IBB	HBP	BLK	WP	HR	S	P	ERA	WHIP
28 Andrew Heaney, L ERA: 7.03	(1, 1)	5.1	W	20	0	0	0	3	3	0	1	0	0	0	57	88	0.00	0.562
48 Jose Alvarez, L ERA: 2.0	(6, 1)	0.2		2	0	0	0	0	0	0	0	0	0	0	3	6	0.00	0.000
59 Fernando Salas, R ERA: 4.5	(7, 1)	1.0		4	1	0	0	0	0	0	0	0	0	0	12	17	0.00	1.000
38 Joe Smith, R ERA: 8.59	(8, 1)	1.0		3	0	0	0	2	0	0	0	0	0	0	8	12	0.00	0.000
16 Huston Street, R ERA: 7.04	(9, 1)	1.0		4	1	0	0	2	0	0	0	0	0	0	8	10	0.00	1.000

PITCHER	IP	WLS	BF	H	R	ER	SO	BB	IBB	HBP	BLK	WP	HR	S	P	ERA	WHIP

BOTTOM

Los Angeles Dodgers @ Los Angeles Angels

Angel Stadium of Anaheim, Anaheim, CA

Fri Apr 03 2015, 7:08 PM - 9:47 PM PDT

Att. 41,027 - Partly Cloudy - 81 F

livebaseballscorecards.com

Batter	1	2	3	4	5	6	7	8	9	AB	R	H	RBI	BB	SO	LOB
56 Kole Calhoun, L (1, 9) OBP: 0.302, SLG: 0.322	B FF 91 X SI 92 1-0 G4-3 ①		B CU 81 C CU 82 B SI 94 C FC 91 B FC 92 X FF 94 3-2 P4 ①		1 SAFE C SI 85 X KC 79 0-1 27 BB 5 HR 1-2 1B		F FF 94 B FF 93 F FF 92 X CH 86 1-2 F9 ②			3	1	1	0	0	0	0
99 Carlos Pérez, R (7, 2) OBP: 0.235, SLG: 0.281										1	0	0	0	0	0	0
27 Mike Trout, R (1, 8) OBP: 0.522, SLG: 0.875	B FF 93 B FF 95 X SI 93 2-0 G5-3 ②		B CU 83 C CU 82 X FF 94 1-1 G6-3 ②		B FF 98 C FF 97 B SI 96 D SI 97 F FF 99 B SI 95 4-2 5 HR 1-2 2-3 BB		B FF 94 S SI 95 B FF 95 B SI 94 S FF 95 C FF 95 3-3 K ③			2	1	0	0	1	0	0
75 Kyle Kubitza, L (7, 5) OBP: 0.349, SLG: 0.450										1	0	0	0	0	1	0
5 Albert Pujols, R (1, 3) OBP: 0.323, SLG: 0.582	B FF 93 F SI 93 S SI 94 B FC 93 B SI 95 F FC 92 S FC 93 3-3 K ③		C CU 81 F FF 95 F SI 94 B CU 83 F SI 95 B FF 96 B SI 94 X FF 96 3-2 L8 ③		B SI 97 X FF 98 1-0 1-H 2-H 3-H HR			X FF 92 0-0 F9 ①		3	1	1	4	0	1	0
10 Grant Green, R (7, 7) OBP: 0.245, SLG: 0.265										1	0	0	0	0	0	0
20 Matt Joyce, L (1, 7) OBP: 0.380, SLG: 0.556		C FF 93 H FC 90 1-1 6 HR HBP		F SL 85 S CU 78 F CU 77 C SI 89 0-3 K ①	B SL 85 X FF 97 1-0 F9 ②			B FF 94 C FF 94 F FF 94 X FF 94 1-2 G3-1 ②		2	1	0	0	0	1	0
13 Josh Rutledge, R (7, 4) OBP: 0.241, SLG: 0.208										1	0	0	0	0	0	0
6 David Freese, R (1, 5) OBP: 0.364, SLG: 0.596		C FF 94 X FF 93 0-1 1-H HR		C FF 95 B SL 87 B SL 88 C FF 96 B SL 86 F SL 84 X FF 95 3-2 1B	C SL 87 F FF 97 B FF 97 B SL 86 F FF 97 S SI 96 2-3 K ③			X FF 94 0-0 F9 ③		3	1	2	2	0	1	0
22 Roberto Baldoquin, R (7, 6) OBP: 0.333, SLG: 1.333										1	0	0	0	0	0	0
2 Erick Aybar, S (1, 6) OBP: 0.305, SLG: 0.448		C FF 94 S CU 82 X FF 95 0-2 F7 ①		X FF 94 0-0 F9 ②		X CU 77 0-0 F9 ①				3	0	0	0	0	0	1
44 Daniel Robertson, R (7, 9) OBP: 0.327, SLG: 0.302										0	0	0	0	0	0	0
24 C.J. Cron, R (1, 10) OBP: 0.447, SLG: 0.771		C FF 95 X FC 92 0-1 1B		C FF 94 B FF 96 S SL 86 X SL 85 1-2 L4 ③		C CU 78 X FS 80 0-1 F8 ②				2	0	1	0	0	0	1
39 Marc Krauss, L (6, PH) OBP: 0.474, SLG: 0.586										1	0	0	0	0	0	0
(7, 10)																
3 Drew Butera, R (1, 2) OBP: 0.188, SLG: 0.323		X FF 94 0-0 L8 ②			X FF 94 0-0 F7 ①		B FF 90 C CU 77 S FS 81 B FF 90 X FF 90 2-2 G6-3 ③			2	0	0	0	0	0	1
7 Collin Cowgill, R (6, PH) OBP: 0.371, SLG: 0.517										1	0	0	0	0	0	0
(7, 8)																
12 Johnny Giavotella, R (1, 4) OBP: 0.373, SLG: 0.537		B CU 81 X FF 94 1-0 B5-3 ③			C FF 94 C FF 89 B SL 87 X SL 85 1-2 27 BB 56 1B 5 HR 1B		B FF 92 F FF 92 F SL 82 S SL 82 1-3 K ①			2	1	1	0	0	0	1
19 Efren Navarro, L (7, 3) OBP: 0.404, SLG: 0.415										1	0	0	0	0	1	0
Inning Stats	R: 0 E: 0 K: 1 S: 6 H: 0 LOB: 0 BB: 0 P: 12	R: 2 E: 0 K: 0 S: 10 H: 2 LOB: 1 BB: 0 P: 12	R: 0 E: 0 K: 0 S: 10 H: 0 LOB: 0 BB: 0 P: 17	R: 0 E: 0 K: 1 S: 12 H: 1 LOB: 1 BB: 0 P: 16	R: 4 E: 0 K: 1 S: 14 H: 3 LOB: 0 BB: 1 P: 23	R: 0 E: 0 K: 0 S: 6 H: 0 LOB: 0 BB: 0 P: 8	R: 0 E: 0 K: 2 S: 9 H: 0 LOB: 0 BB: 0 P: 14	R: 0 E: 0 K: 0 S: 5 H: 0 LOB: 0 BB: 0 P: 6		1B: 4 2B: 0 3B: 0 HR: 2 SF: 0 SAC: 0 DP: 0 HBP: 1						

AB	30
R	6
H	6
RBI	6
BB	1
SO	5
LOB	4

WP: 0 PB: 0 SB: 0 CS: 0 PA: 32

PITCHER		IP	WLS	BF	H	R	ER	SO	BB	IBB	HBP	BLK	WP	HR	S	P	ERA	WHIP
38 Brandon McCarthy, R ERA: 6.62	(1, 1)	3.0	L	12	2	2	2	1	0	0	1	0	0	1	26	41	6.00	0.667
75 Paco Rodríguez, L ERA:	(4, 1)	0.1		1	0	0	0	1	0	0	0	0	0	0	4	4	0.00	0.000
12 Juan Nicasio, R ERA: 6.75	(4, 1)	1.0		5	2	1	1	0	0	0	0	0	0	0	12	17	9.00	2.000
56 J.P. Howell, L ERA: 8.22	(5, 1)	0.0		1	1	0	0	0	0	0	0	0	0	0	2	2	∞	∞
52 Pedro Báez, R ERA: 5.4	(5, 1)	0.2		4	1	3	3	1	1	0	0	0	0	1	8	16	40.50	3.000

PITCHER		IP	WLS	BF	H	R	ER	SO	BB	IBB	HBP	BLK	WP	HR	S	P	ERA	WHIP
62 Joel Peralta, R ERA: 4.32	(6, 1)	1.0		3	0	0	0	0	0	0	0	0	0	0	6	8	0.00	0.000
36 Adam Liberatore, L ERA:	(7, 1)	0.2		2	0	0	0	1	0	0	0	0	0	0	6	8	0.00	0.000
41 Chris Hatcher, R ERA: 6.23	(7, 1)	0.1		1	0	0	0	1	0	0	0	0	0	0	3	6	0.00	0.000
63 Yimi García, R ERA: 0.79	(8, 1)	1.0		3	0	0	0	0	0	0	0	0	0	0	5	6	0.00	0.000

Batter	1	2	3	4	5	6	7	8	9	AB	R	H	RBI	BB	SO	LOB
56 Kole Calhoun, L (1, 9) OBP: 0.333, SLG: 0.344	B FF 90 B FF 91 X FF 89 2-0 5 L6-4 27 1B 1B	B SL 82 1 SAFE C SL 80 C SI 89 1-2 CS 1-2	F SI 90 B SL 81 X SL 81 1-1 5 6 1B 1B	B CH 85 B CH 88 B FF 93 B FF 92 4-0 27 WP 3-H BB		B CH 93 B SI 94 S FF 94 B CH 93 B FF 94 4-1 1-2 2-3 BB	C FF 92 F FC 89 F FF 92 B FF 92 X FF 90 1-2 G6-3			2	1	2	0	1	0	0
19 Efren Navarro, L (5, 7) OBP: 0.407, SLG: 0.407 (7, 9)										1	0	0	0	1	0	1
27 Mike Trout, R (1, 8) OBP: 0.514, SLG: 0.847	B FF 90 X FF 90 1-0 6 1B 24 1B 1-2 1B		X FF 90 0-0 L7	B SL 86 C SL 84 T SL 85 X SL 85 1-2 G3-1 1-2		X FF 92 0-0 P3		B FF 91 C FF 91 B SL 88 F SL 88 B FF 92 F FF 92 F FF 91 X FF 91 3-2 F8		3	1	1	0	0	0	2
8 Taylor Featherston, R (5, 5) OBP: 0.246, SLG: 0.264										2	0	0	0	0	0	3
5 Albert Pujols, R (1, 10) OBP: 0.338, SLG: 0.603	B KC 76 X FF 90 1-0 L6-4 2-2		B KC 74 B FF 89 C CH 82 S SL 81 1 SAFE F SL 80 X CH 81 2-2 24 FC5-4 6 1B 1-2 1B		C FF 92 B SL 84 X SL 83 1-1 2B	C FF 92 B FF 93 B FF 91 C FF 93 F FF 93 F FF 93 C FF 91 2-3 K		B FC 90 B FF 91 B FF 90 C FF 91 B FF 91 4-1 44 G4-3 BB		3	0	2	0	0	0	2
20 Matt Joyce, L (6, PH) OBP: 0.385, SLG: 0.543 (6, 10)										1	0	0	0	1	1	3
6 David Freese, R (1, 5) OBP: 0.379, SLG: 0.600	B FF 91 F FF 90 B SL 82 X FF 89 2-1 24 1B 1-3 1B		X FF 90 0-0 24 FC5-4 1-2 2-H 1B		B FF 92 C FF 92 B SL 80 S FF 92 F FF 93 B SL 81 F SL 82 C FF 93 3-3 K		B CU 78 F FF 92 B CU 77 F CH 82 X FF 93 2-2 G3	F FF 91 C FF 92 1 SAFE B FF 90 B FF 92 X FF 91 2-2 G4-3 1-2f		3	0	2	1	0	1	1
44 Daniel Robertson, R (5, 8) OBP: 0.314, SLG: 0.289										2	0	0	0	0	0	1
24 C.J. Cron, R (1, 3) OBP: 0.432, SLG: 0.733	B SL 80 F FF 90 C CH 82 F SL 82 X SL 81 2-2 1-2 3-H 1B		F SI 89 F FF 90 X SL 81 0-2 FC5-4 1-2f 2-3		F FF 92 B FF 92 S SL 82 F FF 94 X FF 92 1-2 P3		C FF 91 X SL 79 0-1 E6 22 1B		S FF 94 B FF 94 B SL 85 X FF 94 2-1 F8	5	1	1	1	0	0	3
3 Drew Butera, R (9, 3) OBP: 0.188, SLG: 0.323										0	0	0	0	0	0	0
2 Erick Aybar, S (1, 6) OBP: 0.290, SLG: 0.426	C FF 90 F SL 82 X SL 81 0-2 F7		F KC 74 D SL 81 F SL 79 D SL 82 X FF 91 2-2 G4-3		B FF 92 X FF 92 1-0 F7		C FF 92 C FF 92 B FF 93 B FF 89 X FF 92 2-2 7 S 2B 2-H 1B		X SL 85 0-0 F8 2B	3	0	0	0	0	0	5
22 Roberto Baldoquin, R (5, 6) OBP: 0.600, SLG: 1.400										2	1	2	1	0	0	0
17 Chris Iannetta, R (1, 2) OBP: 0.292, SLG: 0.429		C KC 75 B SL 81 X FF 90 1-1 L8		F FF 92 F SL 85 S SL 86 0-3 K		F SI 96 B FF 96 B SL 84 F SI 96 B FF 97 S SI 98 3-3 K	B FF 93 F CH 81 X FF 92 1-1 L6 1-2		B FF 92 X FF 93 1-0 F8 2-3	3	0	0	0	2	0	
Carlos Pérez, R (6, 2) OBP: 0.222, SLG: 0.265										2	0	0	0	0	0	2
7 Collin Cowgill, R (1, 7) OBP: 0.394, SLG: 0.557		B SI 90 B FF 91 F CH 84 X KC 76 2-1 G5-3		X FF 92 0-0 12 F9 56 WP 2B		B SL 85 B SL 85 F SI 95 B SI 95 B SI 95 4-1 19 BB 12 S BB	B SL 79 B FF 92 X FF 92 2-0 12 1B 2-H 2B		S FF 93 B SI 92 S FF 93 B SI 93 S SI 93 2-3 K	3	2	2	1	1	0	0
(5, 9)																
39 Marc Krauss, L (7, 7) OBP: 0.462, SLG: 0.567										1	0	0	0	0	1	1
12 Johnny Giavotella, R (1, 4) OBP: 0.397, SLG: 0.536		C FF 90 B KC 76 B SL 80 B SL 81 B FF 90 4-1 56 CS BB		B FF 92 X FF 92 1-0 F9 2-3		1 SAFE B SI 95 D SI 95 B SI 96 C SI 96 1 SAFE C CH 92 B SI 96 4-2 19 BB 1-2 BB	B FF 92 X CH 82 1-0 2-H 1B			2	0	1	1	2	0	1

Inning Stats	1	2	3	4	5	6	7	8	9
	R: 1 E: 0 K: 0 S: 11	R: 0 E: 0 K: 0 S: 7	R: 1 E: 0 K: 0 S: 14	R: 1 E: 0 K: 1 S: 8	R: 0 E: 0 K: 1 S: 12	R: 0 E: 0 K: 2 S: 13	R: 3 E: 1 K: 0 S: 16	R: 0 E: 0 K: 0 S: 9	R: 0 E: 0 K: 1 S: 7
	H: 4 LOB: 2 BB: 0 P: 19	H: 0 LOB: 0 BB: 1 P: 15	H: 3 LOB: 2 BB: 0 P: 19	H: 1 LOB: 1 BB: 1 P: 14	H: 1 LOB: 1 BB: 0 P: 18	H: 0 LOB: 3 BB: 3 P: 30	H: 3 LOB: 1 BB: 0 P: 25	H: 0 LOB: 0 BB: 1 P: 18	H: 1 LOB: 1 BB: 0 P: 12

PITCHER		IP	WLS	BF	H	R	ER	SO	BB	IBB	HBP	BLK	WP	HR	S	P	ERA	WHIP
35 Brett Anderson, L ERA: 2.87	(1, 1)	3.0		15	7	2	2	0	1	0	0	0	0	0	32	53	6.00	2.667
26 Sergio Santos, R ERA: 5.06	(4, 1)	1.0		5	1	1	1	1	1	0	0	0	2	0	8	14	9.00	2.000
58 David Aardsma, R ERA: 1.8	(5, 1)	1.0	H	4	1	0	0	1	0	0	0	0	0	0	12	18	0.00	1.000
Josh Ravin, R ERA: 2.57	(6, 1)	0.1	H	4	0	0	0	1	3	0	0	0	0	0	7	22	0.00	9.000
54 David Huff, L ERA: 1.32	(6, 1)	1.2	B	9	3	3	0	1	0	0	0	0	0	0	22	33	0.00	1.800
Ryan Buchter, L ERA: 2.57	(8, 1)	1.0		3	0	0	0	0	1	0	0	0	0	0	9	18	0.00	1.000
91 Chin-hui Tsao, R ERA: 6.97	(9, 1)	1.0		4	1	0	0	1	0	0	0	0	0	0	7	12	0.00	1.000

TOP

Los Angeles Angels @ Los Angeles Dodgers

Dodger Stadium, Los Angeles, CA

Sat Apr 04 2015, 6:11 PM - 9:34 PM PDT

Att. 44,988 - Clear - 75 F

livebaseballscorecards.com

AB	38
R	6
H	13
RBI	5
BB	6
SO	5
LOB	25

1B: 9	SF: 0	WP: 2	PA: 45
2B: 5	SAC: 0	PB: 0	
3B: 0	DP: 2	SB: 2	
HR: 0	HBP: 0	CS: 1	

Batter	1	2	3	4	5	6	7	8	9	AB	R	H	RBI	BB	SO	LOB
11 Jimmy Rollins, S (1, 6) OBP: 0.333, SLG: 0.531	B SI 88 F SI 88 B SI 90 F SI 90 X SI 92 2-2 ① L4		C CH 83 X FC 86 0-1 ③ G5-3		B SI 88 B SI 89 F SI 88 F SI 88 B CH 83 B SI 90 4-2 16 1B 1-2 BB		X FF 92 0-0 ② F8		B FC 87 C SI 93 X SI 93 1-1 WP 1B	2	0	0	0	1	0	0
6 Darwin Barney, R (7, 6) OBP: 0.396, SLG: 0.583										2	0	1	0	0	0	0
66 Yasiel Puig, R (1, 9) OBP: 0.300, SLG: 0.544	B SI 90 F SI 90 S CH 84 B SI 93 S CH 85 2-3 ② K			F SI 89 B FC 85 B SI 90 C CH 84 X FC 86 2-2 47 1B 33 1B 1B	X CH 83 0-0 ① F9		B FF 92 B SL 81 B FF 92 B FF 92 4-0 16 1B BB		M SI 91 X SI 92 0-1 ① B3	3	1	1	0	0	1	2
28 Chris Heisey, R (7, 9) OBP: 0.179, SLG: 0.240										1	0	0	0	1	0	1
23 Adrián González, L (1, 10) OBP: 0.254, SLG: 0.365	F SI 90 C CH 84 X SI 92 0-2 ③ L7			S SI 89 F SI 89 S SL 78 0-3 ① K	B FF 89 X FF 90 1-0 1-2 2-H 1B		B CH 71 C CH 73 F FF 91 1 SAFE X FF 93 1-2 1-2 1B		B SI 91 C FF 92 S SL 85 1-2 ② G2	1	0	0	0	0	0	0
16 Andre Ethier, L (4, PH) OBP: 0.407, SLG: 0.462										3	0	2	1	0	1	1
(5, 10)																
7 Alex Guerrero, R (9, PH) OBP: 0.320, SLG: 0.490										1	0	0	0	0	0	1
47 Howie Kendrick, R (1, 4) OBP: 0.435, SLG: 0.509		C SI 88 X FC 85 0-1 ① G5-3		F SI 90 F SI 89 1 SAFE X FC 86 0-2 33 1B 3 1B 1-2 1B	C SL 77 F FF 91 C SL 78 0-3 ② K		C CH 73 S CH 72 X CH 71 0-2 ③ G4-3		B SI 92 1 SAFE F FF 93 B SI 93 B SL 82 T SI 92 B FS 84 4-2 FC6-4 1-2 BB	3	1	1	0	0	1	2
Buck Britton, L (7, 4) OBP: 0.423, SLG: 0.667										1	0	0	0	1	0	2
(9, 5)																
33 Scott Van Slyke, R (1, 3) OBP: 0.429, SLG: 0.604		B SI 88 S SI 90 X SI 90 1-1 HR		X CH 84 0-0 3 1B 1-3 2-H 1B	C SL 78 B SL 79 S FF 90 F FF 91 X FF 90 1-2 ③ G4-3			C FF 92 S FC 86 F FS 83 S FS 83 0-3 ① K2-3	B FF 95 C FF 95 X CU 79 1-1 1-2f FC6-4	3	2	2	2	0	0	2
O'Koyea Dickson, R (6, 3) OBP: 0.381, SLG: 0.684										2	0	0	0	0	1	2
9 Yasmani Grandal, S (1, 2) OBP: 0.266, SLG: 0.305		C SI 89 B SI 90 C CH 84 C SI 91 1-3 ② K		C SI 90 B FC 86 B SI 90 F FC 86 S SI 90 2-3 ② K		C FF 88 B CU 69 C FF 89 B CU 70 X FF 89 2-2 ① F9		B FF 93 B SI 93 B FF 90 C SI 92 X SI 92 3-1 ② G6-3		2	0	0	0	0	2	2
17 A.J. Ellis, R (6, 2) OBP: 0.306, SLG: 0.341										2	0	0	0	0	0	0
3 Carl Crawford, L (1, 7) OBP: 0.259, SLG: 0.294		C CH 83 B CU 74 B SI 90 B SI 91 F SI 90 F CH 84 F SI 92 X FC 83 3-2 ③ F8		F SI 91 X FC 86 0-1 2-H 3-H 1B		B SL 82 X FF 88 1-0 ② F8		B FF 92 X FF 93 1-0 2B		3	0	1	2	0	0	0
Scott Schebler, L (7, 7) OBP: 0.345, SLG: 0.714										1	0	1	0	0	0	0
5 Juan Uribe, R (1, 5) OBP: 0.259, SLG: 0.235			B SI 88 T SI 88 F SI 90 C SI 90 1-3 ① K	1 SAFE B SI 90 F SI 90 1 SAFE B CH 82 X SI 90 2-1 ③ F8		F FF 90 S CU 70 B FF 88 C FF 88 1-3 ③ K		B SL 86 C SI 93 X SL 86 1-1 ③ G6-3		2	0	0	0	0	1	1
10 Justin Turner, R (6, 5) OBP: 0.453, SLG: 0.735										2	0	0	0	0	1	1
86 Dillon Moyer, R (9, 4) OBP: 0.500, SLG: 0.400										0	0	0	0	0	0	0
31 Joc Pederson, L (1, 8) OBP: 0.377, SLG: 0.692			C SI 89 B SL 79 X FC 83 1-1 ② F7		C SI 86 B SL 78 B FC 82 F CH 82 1 SAFE B SL 76 B SL 78 4-2 16 S 11 BB 16 1B BB		B FF 92 S CH 73 S CH 72 C FF 92 1-3 ① K		C FF 92 X SI 92 0-1 HR	2	1	0	0	1	1	0
14 Enrique Hernández, R (8, 8) OBP: 0.279, SLG: 0.600										1	1	1	1	0	0	0
Inning Stats	R: 0 E: 0 K: 1 S: 9 H: 0 LOB: 0 BB: 0 P: 13	R: 1 E: 0 K: 1 S: 12 H: 1 LOB: 0 BB: 0 P: 17	R: 0 E: 0 K: 1 S: 7 H: 0 LOB: 0 BB: 0 P: 9	R: 3 E: 0 K: 2 S: 17 H: 4 LOB: 1 BB: 0 P: 23	R: 1 E: 0 K: 1 S: 13 H: 1 LOB: 2 BB: 2 P: 23	R: 0 E: 0 K: 1 S: 7 H: 0 LOB: 0 BB: 0 P: 11	R: 0 E: 0 K: 1 S: 10 H: 1 LOB: 2 BB: 1 P: 16	R: 0 E: 0 K: 0 S: 9 H: 1 LOB: 1 BB: 0 P: 14	R: 1 E: 0 K: 0 S: 12 H: 2 LOB: 2 BB: 1 P: 19	1B: 7 2B: 1 3B: 0 HR: 2 SF: 0 SAC: 0 DP: 0 HBP: 0						PA: 41

BOTTOM

Los Angeles Angels @ Los Angeles Dodgers

Dodger Stadium, Los Angeles, CA

Sat Apr 04 2015, 6:11 PM - 9:34 PM PDT

Att. 44,988 - Clear - 75 F

livebaseballscorecards.com

AB	37
R	6
H	10
RBI	6
BB	4
SO	9
LOB	17

PITCHER		IP	WLS	BF	H	R	ER	SO	BB	IBB	HBP	BLK	WP	HR	S	P	ERA	WHIP
53 Héctor Santiago, L ERA: 6.06	(1, 1)	4.1		20	5	5	5	5	2	0	0	0	0	1	50	75	10.38	1.615
73 Scott Snodgress, L ERA: 2.84	(5, 1)	0.0		1	1	0	0	0	0	0	0	0	0	0	1	2	∞	∞
63 Vinnie Pestano, R ERA: 1.17	(5, 1)	0.2		2	0	0	0	1	0	0	0	0	0	0	7	8	0.00	0.000
37 Cesár Ramos, L ERA: 2.7	(6, 1)	1.0		3	0	0	0	1	0	0	0	0	0	0	7	11	0.00	0.000
64 Mike Morin, R ERA: 0.9	(7, 1)	1.0	H	5	1	0	0	1	1	0	0	0	0	0	10	16	0.00	2.000

PITCHER		IP	WLS	BF	H	R	ER	SO	BB	IBB	HBP	BLK	WP	HR	S	P	ERA	WHIP
47 Ryan Mattheus, R ERA: 3.86	(8, 1)	1.2	B	9	3	1	1	1	1	0	0	0	1	1	19	30	5.40	2.400
Trevor Gott, R ERA: 1.59	(9, 1)	0.1		1	0	0	0	0	0	0	0	0	0	0	2	3	0.00	0.000

San Diego Padres @ Los Angeles Dodgers

Dodger Stadium, Los Angeles, CA

Mon Apr 06 2015, 1:13 PM - 4:17 PM PDT

Att. 53,518 - Partly Cloudy - 65 F

livebaseballscorecards.com

TOP

Batter	1	2	3	4	5	6	7	8	9	AB	R	H	RBI	BB	SO	LOB
4 Wil Myers, R (1, 8)	F FF 93 C FF 94 H FF 94 1-2 27 S 27 1B HBP		F FF 93 X CU 73 0-1 ② F8		C FF 94 F FF 94 B FF 94 S SL 87 1-3 ② K		F FF 94 B SL 84 B FF 93 S FF 93 C FF 93 2-3 ② K			3	1	0	0	0	2	1
3 Derek Norris, R (1, 2) OBP: 0.500, SLG: 0.750	B FF 93 C FF 93 C CU 73 B FF 94 S CU 74 2-3 ① K		C FF 94 X SL 86 0-1 2B		C FF 94 B FF 93 S CU 75 X CU 75 1-2 27 2B 2-3 1B		C SL 83 C FF 93 X SL 82 0-2 ③ F7			4	1	2	0	0	1	1
27 Matt Kemp, R (1, 9) OBP: 0.500, SLG: 0.750	B FF 93 S SL 84 B FF 94 B FF 94 X FF 93 3-1 11 FC5-4 1-H 1B		D SL 86 X FF 93 1-0 ③ G5-3		X FF 94 0-0 1-H 3-H 2B			C FF 89 C FS 78 B FS 82 F FS 82 X FF 90 1-2 ① P4		4	0	2	3	0	0	1
10 Justin Upton, R (1, 7) OBP: 0.250, SLG: 0.250	C FF 94 1 SAFE S SL 88 C SL 88 0-3 ② K			F FF 92 F FF 93 B FF 93 F SL 87 B CU 76 F SL 88 F FF 94 S CU 75 2-3 ① K2-3	B FF 94 B SL 86 B SL 85 X FF 94 3-0 ③ G6-3			B CU 76 C CU 76 B FF 90 X FF 89 2-1 11 G5-4-3 1B		4	0	1	0	0	2	2
11 Will Middlebrooks, R (1, 5)	S FF 93 1 SAFE B FF 93 X SL 86 1-1 ③ FC5-4 1-2f			B SL 85 C SL 84 S CU 73 B FF 94 B SL 88 F FF 94 F SL 88 X FF 95 3-2 ② L7		C FF 92 S CU 72 X CU 73 0-2 ① F8		C FF 89 X FS 78 0-1 ②③ G5-4-3 1-2f		4	0	0	0	0	0	2
9 Jedd Gyorko, R (1, 4) OBP: 0.750, SLG: 1.000		X FF 92 0-0 ① G5-3		F FF 94 S FF 94 B CU 74 F CU 74 X FF 94 1-2 2B		B FF 92 B SL 85 S FF 91 B SL 84 F FF 93 D SL 88 4-2 23 BB BB			C FF 96 H SI 95 1-1 23 G6-4-3 HBP	2	0	1	0	1	0	0
23 Yonder Alonso, L (1, 3)		X FF 92 0-0 ② L9		F FF 94 C FF 95 S FF 95 0-3 ③ K		F FF 93 1 SAFE B CU 73 S SL 86 D SL 87 F FF 94 D CU 74 B FF 94 4-2 ② 1-2 BB			C SI 95 X SI 96 0-1 ①② G6-4-3 1-2f	3	0	0	0	1	1	2
12 Clint Barmes, R (1, 6) OBP: 0.333, SLG: 0.667 5 Alexi Amarista, L (9, PH)		C FF 93 B CU 72 B FF 93 S SL 88 S SL 88 2-3 ③ K			C SL 88 C CU 73 X SL 87 0-2 3 1B 27 2B 2B	B FF 92 F FF 93 1 SAFE S FF 92 S CU 74 1-3 ③ K			B SI 94 C FF 95 C SI 95 B FF 95 T SI 94 2-2 ③ K	3	1	1	0	0	2	1
										1	0	0	0	0	1	0
33 James Shields, R (1, 1)			C FF 91 S FF 90 C CU 73 0-3 ① K		C FF 92 L FF 90 B CU 74 S FF 94 1-3 ① K		C FF 93 B FF 94 F FF 93 F FF 93 F FF 93 F CH 86 C FF 93 1-3 ① K			2	0	0	0	0	2	1
15 Cory Spangenberg, L (7, PH)										1	0	0	0	0	1	0
50 Nick Vincent, R (7, 1)										0	0	0	0	0	0	0
60 Frank Garces, L (7, 1)										0	0	0	0	0	0	0
56 Shawn Kelley, R (7, 1)										0	0	0	0	0	0	0

	AB	31
	R	3
	H	7
	RBI	3
	BB	2
	SO	12
	LOB	11

Inning Stats	1	2	3	4	5	6	7	8	9
	R: 1 E: 0 K: 2 S: 12 H: 1 LOB: 1 BB: 0 P: 19	R: 0 E: 0 K: 1 S: 5 H: 0 LOB: 0 BB: 0 P: 7	R: 0 E: 0 K: 1 S: 8 H: 1 LOB: 1 BB: 0 P: 9	R: 0 E: 0 K: 2 S: 18 H: 1 LOB: 1 BB: 0 P: 24	R: 2 E: 0 K: 2 S: 14 H: 3 LOB: 1 BB: 0 P: 20	R: 0 E: 0 K: 1 S: 11 H: 0 LOB: 1 BB: 2 P: 20	R: 0 E: 0 K: 2 S: 12 H: 0 LOB: 0 BB: 0 P: 15	R: 0 E: 0 K: 0 S: 8 H: 1 LOB: 0 BB: 0 P: 11	R: 0 E: 0 K: 1 S: 6 H: 0 LOB: 0 BB: 0 P: 9

| | | | | | | | | | |

San Diego Padres @ Los Angeles Dodgers

Dodger Stadium, Los Angeles, CA

Mon Apr 06 2015, 1:13 PM - 4:17 PM PDT

Att. 53,518 - Partly Cloudy - 65 F

livebaseballscorecards.com

Batter	1	2	3	4	5	6	7	8	9	AB	R	H	RBI	BB	SO	LOB
11 Jimmy Rollins, S (1, 6) OBP: 0.600, SLG: 1.250	C FF 91 X KC 79 0-1 1B		B CH 87 L SI 94 B SI 92 B SI 92 C FF 92 F SI 92 B FC 90 4-2 66 S BB		B FF 91 C FF 91 B KC 78 F SI 91 S FC 86 2-3 ① K		C FF 88 B FF 89 B FF 90 X SL 84 2-1 ① F8	F SL 85 S FF 93 D SL 86 B SL 86 D SL 86 F SL 84 F SL 83 X FF 92 3-2 1-H 2-H HR		4	1	2	3	1	1	0
66 Yasiel Puig, R (1, 9)	C FC 88 S SI 92 F FF 93 B SI 93 S CH 85 1-3 ① K		B SI 92 F FC 86 1 SAFE B SI 91 X FC 88 2-1 ③ G6-3 1-2		B FF 91 C FC 83 H SI 91 2-1 47 FC3-6 23 1B HBP		C FF 90 S SL 85 S FF 90 0-3 ② K	S FF 93 S FF 93 B SL 85 B SL 85 F FF 92 B FF 92 F FF 92 B SL 84 4-2 23 CS BB		3	0	0	0	1	2	2
23 Adrián González, L (1, 3) OBP: 0.600, SLG: 1.400	X SI 93 0-0 ② L5			C FF 91 B CH 85 X CH 86 1-1 HR	B SI 92 C SI 92 F FC 87 F FF 91 X KC 77 1-2 47 FC3-6 1B		F FF 89 B SI 90 B SL 86 B FF 89 S SL 85 F SL 85 X FF 89 3-2 47 2B 2B	F FF 93 B FF 93 F SL 84 S CH 85 1-3 ②③ K 1-2		5	2	3	1	0	1	2
47 Howie Kendrick, R (1, 4) OBP: 0.500, SLG: 1.250	1 SAFE 1 SAFE C FF 93 F FC 88 X CH 86 0-2 ③ G5-3			F FC 87 X KC 78 0-1 3 2B 3B	X SI 92 0-0 ② FC3-6 1-2f 2-3		C SL 86 X SL 87 0-1 2-H 2B			4	1	2	1	0	0	3
3 Carl Crawford, L (1, 7) OBP: 0.333, SLG: 0.667 33 Scott Van Slyke, R (7, PH) (8, 7)		F SI 93 X FC 89 0-1 ① P6	C FF 94 3 SAFE S FF 93 B FF 94 X FF 94 1-2 5 G4-3 3-H 2B	F FC 87 B CH 85 F CH 85 1 SAFE B FC 87 S CH 85 2-3 K		B FF 92 B FF 90 I IN 61 I IN 58 4-0 IBB			3 0 0	0 0 0	1 0 0	1 0 0	0 1 0	1 0 0	2 0 0
5 Juan Uribe, R (1, 5)		X FF 93 0-0 ② G6-3	C FC 87 S FF 93 X FF 93 0-2 ① G4-3 2-3		X FC 86 0-0 ① P3	X SL 82 0-0 ③ G4-3			4	0	0	0	0	0	3
31 Joc Pederson, L (1, 8) OBP: 0.500, SLG: 0.667		B SI 93 S KC 80 B KC 82 B SI 93 S FF 93 T CH 86 3-2 ③ K	F KC 80 B CH 86 X FC 89 1-1 ② P6		C SI 92 S KC 80 B KC 78 B CH 83 X CH 82 2-2 17 S 2B			C SL 82 B FF 92 B SL 83 B FF 92 B FF 92 4-1 16 E 11 HR BB		3	1	1	0	1	1	1
17 A.J. Ellis, R (1, 2)			C SI 92 B FC 88 B SI 93 F FF 93 S FF 93 2-3 ① K	I IN 80 I IN 81 I IN 81 I IN 81 4-0 IBB	S FF 93 C FF 93 B FF 92 B FF 92 S FF 94 2-3 ② K 2-3			X FF 91 0-0 ① B3		3	0	0	0	1	2	2
22 Clayton Kershaw, L (1, 1) 10 Justin Turner, R (6, PH) 63 Yimi García, R (7, 1) 62 Joel Peralta, R (8, 1) 16 Andre Ethier, L (8, PH) 41 Chris Hatcher, R (9, 1)			C FF 92 C FF 93 X FC 89 0-2 ② G1-3	C SI 93 F KC 78 B FF 92 S FF 92 1-3 ③ K		S FF 92 F FC 84 S CH 85 0-3 ③ K		B FF 92 C FF 93 D SL 84 1 SAFE B FF 92 F FF 92 X SL 84 3-2 E1 11 HR 1-2		2 1 0 0 1 0	0 0 0 0 1 0	0 0 0 0 0 0	0 0 0 0 0 0	1 0 0 0 1 0	2 1 0 0 1 0	0 1 0 0 1 0
Inning Stats	R: 0 E: 0 K: 1 S: 10 H: 1 LOB: 1 BB: 0 P: 11	R: 0 E: 0 K: 1 S: 6 H: 0 LOB: 0 BB: 0 P: 9	R: 0 E: 0 K: 1 S: 11 H: 0 LOB: 1 BB: 1 P: 19	R: 2 E: 0 K: 1 S: 15 H: 3 LOB: 2 BB: 1 P: 23	R: 0 E: 0 K: 2 S: 12 H: 1 LOB: 2 BB: 0 P: 19	R: 0 E: 0 K: 2 S: 10 H: 1 LOB: 1 BB: 0 P: 14	R: 1 E: 0 K: 1 S: 12 H: 2 LOB: 2 BB: 1 P: 21	R: 3 E: 1 K: 1 S: 17 H: 1 LOB: 0 BB: 2 P: 32		1B: 2 2B: 4 3B: 1 HR: 2	SF: 0 SAC: 0 DP: 0 HBP: 1	WP: 0 PB: 0 SB: 2 CS: 1	PA: 39			

BOTTOM	
AB	33
R	6
H	9
RBI	6
BB	5
SO	10
LOB	19

PITCHER		IP	WLS	BF	H	R	ER	SO	BB	IBB	HBP	BLK	WP	HR	S	P	ERA	WHIP
33 James Shields, R ERA: 3.0	(1, 1)	6.0		27	6	2	2	8	1	1	1	0	0	1	64	95	3.00	1.167
50 Nick Vincent, R ERA: 13.5	(7, 1)	0.2	B	4	2	1	1	1	0	0	0	0	0	0	11	16	13.50	3.000
60 Frank Garces, L ERA:	(7, 1)	0.0		1	0	0	0	0	0	1	0	0	0	0	0	4	∞	∞
56 Shawn Kelley, R ERA: 13.5	(7, 1)	1.1	L	7	1	3	2	1	2	0	0	0	0	1	18	33	13.50	2.250

PITCHER	IP	WLS	BF	H	R	ER	SO	BB	IBB	HBP	BLK	WP	HR	S	P	ERA	WHIP

San Diego Padres @ Los Angeles Dodgers

Dodger Stadium, Los Angeles, CA

Tue Apr 07 2015, 7:42 PM - 11:11 PM PDT

Att. 40,356 - Rain - 57 F

TOP

livebaseballscorecards.com

Batter	1	2	3	4	5	6	7	8	9	AB	R	H	RBI	BB	SO	LOB
4 Wil Myers, R (1, 8) OBP: 0.222, SLG: 0.125	F9		K			G5-3	P2		3 S 3 2B 1B	5	1	1	1	0	1	2
3 Derek Norris, R (1, 2) OBP: 0.444, SLG: 0.667	K		G6-3			F8		11 F9 27 G1-3 23 1B 1B	10 F9 11 1B 2B	5	2	2	2	0	1	0
27 Matt Kemp, R (1, 9) OBP: 0.444, SLG: 0.500	10 3B 1B		G5-3			10 S BB		G1-3	K	4	1	1	0	1	1	2
10 Justin Upton, R (1, 7) OBP: 0.333, SLG: 0.500	3B			F7		P5		9 WP 23 1B IBB	F9	4	0	1	1	1	0	2
11 Will Middlebrooks, R (1, 5) OBP: 0.111, SLG: 0.111	K2-3			F7			K	F9	23 1B 1B	5	0	1	1	0	2	3
23 Yonder Alonso, L (1, 3) OBP: 0.444, SLG: 0.375		G4-3		K			12 1B 26 E 1B	9 WP 1B	9 FC6-4 1B	5	1	3	1	0	1	0
9 Jedd Gyorko, R (1, 4) OBP: 0.333, SLG: 0.286		G5-3			G1-3		K	P4	FC6-4	5	0	0	0	0	1	5
5 Alexi Amarista, L (1, 6) 12 Clint Barmes, R (7, PH) OBP: 0.600, SLG: 0.800 (7, 6)		E6			L8		26 E 1B		15 SH 4 1B 1B	2 2	0 1	0 2	0 0	0 0	0 0	0 0
38 Tyson Ross, R (1, 1) 26 Yangervis Solarte, S (7, PH) 44 Dale Thayer, R (7, 1) 53 Joaquín Benoit, R (8, 1) 15 Cory Spangenberg, L (9, PH) 46 Craig Kimbrel, R (9, 1)		L4			L9		E6		SH 4 1B 3 2B	2 1 0 0 0 0	0 0 0 0 1 0	0 0 0 0 0 0	0 0 0 0 0 0	0 0 0 0 0 0	0 0 0 0 0 0	1 1 0 0 0 0

	AB	40
	R	7
	H	11
	RBI	6
	BB	2
	SO	7
	LOB	16

Inning Stats																												
	R: 1	H: 2		R: 0	H: 0		R: 0	H: 0		R: 0	H: 0		R: 0	H: 0		R: 0	H: 0		R: 1	H: 2		R: 1	H: 2		R: 4	H: 5		1B: 9	SF: 0	WP: 1	PA: 43
	E: 0	LOB: 1		E: 1	LOB: 1		E: 0	LOB: 0		E: 0	LOB: 0		E: 0	LOB: 1		E: 1	LOB: 2		E: 0	LOB: 2		E: 1	LOB: 2		2B: 1	SAC: 1	PB: 0	
	K: 2	BB: 0		K: 0	BB: 0		K: 1	BB: 0		K: 1	BB: 0		K: 0	BB: 0		K: 2	BB: 0		K: 0	BB: 1		K: 1	BB: 0		3B: 1	DP: 0	SB: 2	
	S: 19	P: 26		S: 9	P: 14		S: 9	P: 12		S: 7	P: 12		S: 9	P: 15		S: 8	P: 15		S: 17	P: 25		S: 17	P: 29		S: 20	P: 27		HR: 0	HBP: 0	CS: 0	

PITCHER		IP	WLS	BF	H	R	ER	SO	BB	IBB	HBP	BLK	WP	HR	S	P	ERA	WHIP
21 Zack Greinke, R ERA: 1.5	(1, 1)	6.0		22	2	1	1	4	1	0	0	0	0	0	61	94	1.50	0.500
52 Pedro Báez, R ERA:	(7, 1)	0.2	H	3	1	1	0	2	0	0	0	0	0	0	11	15	0.00	1.500
75 Paco Rodríguez, L ERA:	(7, 1)	0.0		1	1	0	0	0	0	0	0	0	0	0	1	2	∞	∞
63 Yimi García, R ERA: 4.5	(7, 1)	1.0	B	6	1	1	1	0	0	1	0	0	0	0	17	28	9.00	1.000
56 J.P. Howell, L ERA:	(8, 1)	0.1		2	1	0	0	0	0	0	0	0	1	0	5	9	0.00	3.000

PITCHER		IP	WLS	BF	H	R	ER	SO	BB	IBB	HBP	BLK	WP	HR	S	P	ERA	WHIP
41 Chris Hatcher, R ERA: 18.0	(9, 1)	0.0	L	4	3	4	2	0	0	0	0	0	0	0	8	11	∞	∞
12 Juan Nicasio, R ERA:	(9, 1)	1.0		5	2	0	0	1	0	0	0	0	0	0	12	16	0.00	2.000

Batter	1	2	3	4	5	6	7	8	9	AB	R	H	RBI	BB	SO	LOB
11 Jimmy Rollins, S (1, 6) OBP: 0.444, SLG: 0.875	C SI 92 C SI 94 S SL 88 0-3 ① K		C SI 94 C FF 96 B SL 90 F SL 88 F FF 96 X SI 95 1-2 ② 2B		B SL 87 B SI 90 X SI 94 2-0 ③ G4-3		C FF 93 C FF 92 X SI 92 0-2 ③ G4-3			4	0	1	0	0	1	0
66 Yasiel Puig, R (1, 9) OBP: 0.333, SLG: 0.286	B FF 97 B SI 95 X SL 88 2-0 ② G6-3		C SI 95 S FF 96 B FF 94 B SL 90 S FF 95 2-3 ③ K			B SI 90 X SL 88 1-0 23 2B 2B		F SI 94 B SI 94 F CH 83 B CH 83 S SL 86 2-3 ① K		4	1	1	0	0	2	0
23 Adrián González, L (1, 3) OBP: 0.667, SLG: 1.556	C SI 95 B SI 97 S SL 89 C SI 96 1-3 ③ K			B SI 95 X SI 94 1-0 47 FC4-6 1B		C SI 93 F FF 95 B FF 94 B SL 87 B FF 94 X FF 94 3-2 47 1B 2-H 2B		X FF 93 0-0 HR		4	2	3	2	0	1	0
47 Howie Kendrick, R (1, 4) OBP: 0.375, SLG: 0.750		C SI 94 X SL 90 0-1 ① L9		D SI 95 B SI 94 S SL 87 C SI 95 D SL 90 X SI 94 3-2 ① FC4-6 5 FC5 9 S 1-2f		X SL 87 0-0 3 CS 9 G4-3 2-H 1B		B FF 93 B SL 85 C SL 84 S CH 83 X SI 93 2-2 ② L4		4	0	1	1	0	0	1
9 Yasmani Grandal, S (1, 2)		X SI 96 0-0 ② G6-3		1 SAFE B SI 95 B SI 94 B SI 95 B SI 94 4-0 5 FC5 1-2 BB		1 SAFE **B SI 94** 1 SAFE B SL 87 1 SAFE X SI 93 2-0 ① G4-3 1-2		B CH 83 B SI 93 B CH 83 B SI 92 4-0 3 FC4-6 BB		2	0	0	0	2	0	1
3 Carl Crawford, L (1, 7) OBP: 0.429, SLG: 0.667 41 Chris Hatcher, R (9, 1) 12 Juan Nicasio, R (9, 1)		X SI 94 0-0 2B		D SL 88 X SI 95 1-0 ② L7		C SI 93 C FF 95 B FF 94 B SL 89 B SI 93 F SI 94 F FF 94 B SL 87 4-2 ② BB 2-3		S CH 83 F CH 82 D CH 83 X CH 83 1-2 ③ FC4-6 1-2f		3 0 0	0 0 0	1 0 0	0 0 0	1 0 0	0 0 0	3 0 0
5 Juan Uribe, R (1, 5) 56 J.P. Howell, L (8, 1) 16 Andre Ethier, L (9, 7)		D SL 87 F FF 95 D SI 95 S SL 87 F SL 88 B FF 95 B SL 88 4-2 BB		B SI 94 F SI 93 F FF 96 B SI 96 X SL 90 2-2 ③ FC5 1-2 2-3f		F SI 93 B FF 92 X SI 93 1-1 ③ F8			S FF 97 F FF 97 F KC 86 B FF 97 S KC 86 1-3 ① K	2 0 1	0 0 0	0 0 0	0 0 0	1 0 0	0 0 0	3 0 0
31 Joc Pederson, L (1, 8) OBP: 0.250, SLG: 0.286		C SI 95 S SL 89 X SL 89 0-2 ③ F8			B FF 94 B SI 94 S SL 88 B FF 94 X SI 94 3-1 ① G3		C FF 92 B FF 92 S FF 92 B FF 93 S FF 92 2-3 ① K		C KC 83 B KC 85 B FF 98 S FF 97 S KC 86 2-3 ② K	4	0	0	0	0	2	2
21 Zack Greinke, R (1, 1) 52 Pedro Báez, R (7, 1) 75 Paco Rodríguez, L (7, 1) 63 Yimi García, R (7, 1) 10 Justin Turner, R (7, 5)			X SI 94 0-0 ① G5-3		S FF 95 S SL 88 B FF 95 S SL 88 1-3 ② K		X FF 93 0-0 ② F9		B FF 97 B FF 97 B FF 96 C FF 96 C FF 96 S FF 96 3-3 ③ K	2 0 0 0 2	0 0 0 0 0	0 0 0 0 0	0 0 0 0 0	0 0 0 0 0	1 0 0 0 1	0 0 0 0 0
Inning Stats	R: 0 E: 0 K: 2 S: 7 H: 0 LOB: 0 BB: 0 P: 10	R: 0 E: 0 K: 0 S: 10 H: 1 LOB: 2 BB: 1 P: 14	R: 0 E: 0 K: 1 S: 9 H: 1 LOB: 0 BB: 0 P: 12	R: 0 E: 0 K: 0 S: 8 H: 1 LOB: 2 BB: 1 P: 19	R: 0 E: 0 K: 1 S: 6 H: 0 LOB: 0 BB: 0 P: 12	R: 2 E: 0 K: 0 S: 12 H: 3 LOB: 1 BB: 1 P: 23	R: 0 E: 0 K: 1 S: 7 H: 0 LOB: 0 BB: 0 P: 9	R: 1 E: 0 K: 1 S: 10 H: 1 LOB: 1 BB: 1 P: 19	R: 0 E: 0 K: 3 S: 10 H: 0 LOB: 0 BB: 0 P: 16	1B: 2 2B: 4 3B: 0 HR: 1	SF: 0 SAC: 0 DP: 0 HBP: 0			WP: 0 PB: 0 SB: 1 CS: 1	PA: 36		

PITCHER		IP	WLS	BF	H	R	ER	SO	BB	IBB	HBP	BLK	WP	HR	S	P	ERA	WHIP
38 Tyson Ross, R ERA: 3.0	(1, 1)	6.0		25	6	2	2	4	3	0	0	0	0	0	52	90	3.00	1.500
44 Dale Thayer, R ERA:	(7, 1)	1.0		3	0	0	0	1	0	0	0	0	0	0	7	9	0.00	0.000
53 Joaquín Benoit, R ERA: 9.0	(8, 1)	1.0	W	5	1	1	1	1	1	0	0	0	0	1	10	19	9.00	2.000
46 Craig Kimbrel, R ERA:	(9, 1)	1.0		3	0	0	0	3	0	0	0	0	0	0	10	16	0.00	0.000

PITCHER	IP	WLS	BF	H	R	ER	SO	BB	IBB	HBP	BLK	WP	HR	S	P	ERA	WHIP

BOTTOM

San Diego Padres @ Los Angeles Dodgers

Dodger Stadium, Los Angeles, CA

Tue Apr 07 2015, 7:42 PM - 11:11 PM PDT

Att. 40,356 - Rain - 57 F

livebaseballscorecards.com

AB	32
R	3
H	7
RBI	3
BB	4
SO	9
LOB	10

San Diego Padres @ Los Angeles Dodgers

Dodger Stadium, Los Angeles, CA

Wed Apr 08 2015, 7:10 PM - 10:26 PM PDT

Att. 52,204 - Clear - 65 F

livebaseballscorecards.com

Batter	1	2	3	4	5	6	7	8	9	AB	R	H	RBI	BB	SO	LOB
4 Wil Myers, R (1, 8) OBP: 0.214, SLG: 0.154	B FF 92 B SI 93 X FF 93 2-0 ① P6		F FF 94 F FF 94 B CU 83 S CU 82 1-3 ② K		X FF 92 0-0 ② G4-3	X FF 97 0-0 ③ G4-3			C CU 77 X FF 90 0-1 27 DI 1B	5	0	1	0	0	1	1
3 Derek Norris, R (1, 2) OBP: 0.429, SLG: 0.538	C SI 93 B SI 94 C SI 94 F FF 95 B FF 93 C SI 95 2-3 ② K		C CU 81 B FF 95 B CU 83 B FF 95 B SI 95 4-1 BB		C CU 80 C FC 92 X CU 82 0-2 27 1B 1B		C SL 86 X FF 95 0-1 ① G6-3		B FF 89 C CU 75 X FS 80 1-1 ② F8	4	0	1	0	1	1	1
27 Matt Kemp, R (1, 9) OBP: 0.429, SLG: 0.462	S SI 93 B SI 96 F SI 94 B FF 93 X SI 95 2-2 10 HR 1B		B SI 95 C FF 95 B FF 92 S FF 96 X FC 92 2-2 ③ G6-3		B FF 92 F FF 93 B FC 90 S FF 94 F FF 94 B FF 95 X FF 93 3-2 1-2 1B		C FF 95 B SL 86 S SL 86 X SI 96 1-2 ② G4-3		C FF 89 F FS 80 S FS 83 0-3 ③ K 1-2	5	1	2	0	0	1	2
10 Justin Upton, R (1, 7) OBP: 0.308, SLG: 0.667	C FF 94 1 SAFE B SI 94 X SI 94 1-1 1-H HR			S SI 91 B FC 90 F SI 93 B CU 81 S CU 81 2-3 ① K	F FF 94 B SI 94 F FC 92 S FF 94 1-3 ③ K		X FF 96 0-0 ③ P2			4	1	1	2	0	2	2
11 Will Middlebrooks, R (1, 5) OBP: 0.154, SLG: 0.385	S FF 94 C CU 83 S CU 81 0-3 ③ K			B SI 94 C FF 93 F FC 91 F FF 95 B CU 82 S FC 91 2-3 ② K		C SI 90 C CU 80 X FC 90 0-2 HR		C SI 88 B SI 87 B SI 88 X SI 87 2-1 ① L4		4	1	1	1	0	2	0
23 Yonder Alonso, L (1, 3) OBP: 0.538, SLG: 0.583		F SI 92 C FC 91 F FC 91 F CU 82 S FF 95 0-3 ① K		B CU 80 B CU 81 B FC 91 C FF 92 X FF 94 3-1 26 2B 1B		X SI 91 0-0 26 2B 2B		B SI 87 C SI 87 F SI 87 B KC 81 F KC 81 X SI 87 2-2 1B		4	1	3	0	0	1	0
26 Yangervis Solarte, S (1, 4) OBP: 0.400, SLG: 0.800		C SI 92 B CU 82 X FF 94 1-1 ② G4-3		S FC 92 X SI 93 0-1 1-3 2B		C CU 79 X FC 89 0-1 2-H 2B		C SI 87 F SI 87 B SI 87 D KC 80 S KC 80 2-3 ② K		4	0	2	1	0	1	1
5 Alexi Amarista, L (1, 6) 12 Clint Barmes, R (6, PH) OBP: 0.429, SLG: 0.571 (6, 6)		C CU 80 B FF 94 F SI 94 B FF 93 S FF 92 2-3 ③ K		B FF 94 X FC 92 1-0 ③ G4-3		C SI 88 D SL 82 F CU 77 S CU 78 1-3 ① K		X SI 87 0-0 ③ G4-3		2 2	0 0	0 0	0 0	0 0	1 1	2 2
34 Andrew Cashner, R (1, 1) 9 Jedd Gyorko, R (6, PH) OBP: 0.300, SLG: 0.250 50 Nick Vincent, R (6, 1) 60 Frank Garces, L (6, 1) 56 Shawn Kelley, R (8, 1) 25 Will Venable, L (9, PH)			C FF 92 C SI 93 B FF 95 F FC 92 B SI 95 B FF 95 C FF 95 3-3 ① K		C SI 91 X FC 90 0-1 ① G6-3	F FF 96 C SL 85 S SL 88 0-3 ② K			C CU 77 S FS 82 B FF 92 F FS 82 B FS 82 X FF 91 2-2 ① G4-3	2 1 0 0 0 1	0 0 0 0 0 0	0 0 0 0 0 0	0 0 0 0 0 0	0 1 0 0 0 0	1 1 0 0 0 0	0 1 0 0 0 0
Inning Stats	R: 2 E: 0 K: 2 S: 13 H: 2 LOB: 0 BB: 0 P: 20	R: 0 E: 0 K: 2 S: 10 H: 0 LOB: 0 BB: 0 P: 13	R: 0 E: 0 K: 2 S: 11 H: 0 LOB: 1 BB: 1 P: 21	R: 0 E: 0 K: 2 S: 12 H: 2 LOB: 2 BB: 0 P: 20	R: 0 E: 0 K: 1 S: 13 H: 2 LOB: 2 BB: 0 P: 17	R: 2 E: 0 K: 2 S: 13 H: 3 LOB: 1 BB: 0 P: 14	R: 0 E: 0 K: 0 S: 6 H: 0 LOB: 0 BB: 0 P: 7	R: 0 E: 0 K: 1 S: 10 H: 1 LOB: 1 BB: 0 P: 16	R: 0 E: 0 K: 1 S: 11 H: 1 LOB: 1 BB: 0 P: 14	1B: 6 2B: 3 3B: 0 HR: 2	SF: 0 SAC: 0 DP: 0 HBP: 0					

PITCHER		IP	WLS	BF	H	R	ER	SO	BB	IBB	HBP	BLK	WP	HR	S	P	ERA	WHIP
38 Brandon McCarthy, R ERA: 7.2	(1, 1)	5.0	W	25	9	4	4	9	1	0	0	0	0	2	65	97	7.20	2.000
75 Paco Rodríguez, L ERA:	(6, 1)	0.1	H	1	0	0	0	1	0	0	0	0	0	0	3	4	0.00	0.000
52 Pedro Báez, R ERA:	(6, 1)	1.2	H	5	0	0	0	1	0	0	0	0	0	0	10	11	0.00	0.000
56 J.P. Howell, L ERA:	(8, 1)	1.0	H	4	1	0	0	1	0	0	0	0	0	0	10	16	0.00	1.000
62 Joel Peralta, R ERA:	(9, 1)	1.0	S	4	1	0	0	1	0	0	0	0	0	0	11	14	0.00	1.000

PITCHER	IP	WLS	BF	H	R	ER	SO	BB	IBB	HBP	BLK	WP	HR	S	P	ERA	WHIP

TOP

AB	38
R	4
H	11
RBI	4
BB	1
SO	13
LOB	12

WP: 0 PA: 39
PB: 0
SB: 0
CS: 0

Batter	1	2	3	4	5	6	7	8	9	AB	R	H	RBI	BB	SO	LOB
11 Jimmy Rollins, S (1, 6) OBP: 0.357, SLG: 0.769	B SI 95 X FF 95 1-0 ① F8	S SI 88 B SI 98 D SL 88 X CH 88 2-1 E3 66 FC5 1-2 2-3 3-H		C SL 84 B SL 85 B FF 94 X CH 85 2-1 ② G3		C FF 89 B SL 85 S SI 89 T SL 85 1-2 ① K		B SL 80 F FF 91 X FF 92 1-1 3B		5	0	1	1	0	1	4
66 Yasiel Puig, R (1, 9) OBP: 0.214, SLG: 0.167	X FF 96 0-0 ② G4-3	X SI 96 0-0 ② ③ FC5 1-2 2-3f 3-H		C FF 94 B SL 85 B SI 94 B SI 94 F FF 95 F SI 95 F FF 96 X FF 96 3-2 ③ L8		B SI 90 X SL 87 1-0 ② FC3-2-5 23 1B 1-3 3-H		S SL 83 B SL 84 C FF 93 B SL 85 F SL 83 D SL 85 X FF 93 3-2 ③ L8		5	0	0	1	0	0	5
23 Adrián González, L (1, 3) OBP: 0.769, SLG: 2.077	C FF 97 S FF 98 F SI 98 B FF 98 X SI 97 1-2 HR		B SI 94 X SI 94 1-0 HR		B FF 93 X SI 93 1-0 HR	B FF 92 B FF 90 C CU 77 B CU 79 X CU 77 3-1 1-3 3-H 1B				4	3	4	4	0	0	0
47 Howie Kendrick, R (1, 4) OBP: 0.417, SLG: 0.667	S FF 97 F SI 97 F FF 98 S SL 88 0-3 ③ K		B FF 96 C SL 86 B SI 96 B SI 96 F FF 96 F SI 96 X CH 86 3-2 9 CS 1B		S SL 85 X FF 96 0-1 3 WP 1B	B CH 81 X FF 92 1-0 ③ G4-3				4	0	2	0	0	1	2
9 Yasmani Grandal, S (1, 2)		X SI 95 0-0 ① L7	1 SAFE C SI 95 B FF 97 B CH 88 B SI 97 B SI 97 4-1 ① 3 1B 1-2 BB		1 SAFE C SI 94 D SL 85 B SI 94 F FF 94 1 SAFE C SL 85 2-3 ① K		F FF 92 B CU 79 X FF 92 1-1 ① L8			3	0	0	0	1	1	1
3 Carl Crawford, L (1, 7) OBP: 0.455, SLG: 0.600		C SI 96 X FF 97 0-1 5 1B 38 BB 1B	B FF 96 F CH 87 S SI 96 F SL 86 X CH 84 1-2 1B		C CH 85 1 SAFE B SI 94 B CH 84 F FF 94 F FF 96 1 SAFE 1 SAFE B SL 87 3-3 ② S FF 95 K 1-2		B CU 80 B FF 92 B CU 79 C FF 93 C FF 93 F FF 94 F FF 94 S FF 93 3-3 ② K			4	1	2	0	0	2	1
5 Juan Uribe, R (1, 5) OBP: 0.200, SLG: 0.111 52 Pedro Báez, R (6, 1) 33 Scott Van Slyke, R (7, PH) 56 J.P. Howell, L (8, 1) 62 Joel Peralta, R (9, 1)		1 SAFE X SI 97 0-0 38 BB 31 BB 11 E 1-3 1B	S SI 96 X FF 96 0-1 ② F4		F SL 83 S SI 95 D SL 86 F FF 96 S SL 87 1-3 ③ K		X FF 93 0-0 ③ G5-3			3 0 1 0 0	1 0 0 0 0	1 0 0 0 0	0 0 0 0 0	0 0 0 0 0	1 0 0 0 0	3 0 0 0 0
31 Joc Pederson, L (1, 8) OBP: 0.333, SLG: 0.400		B SI 97 B SI 97 B SI 97 C FF 98 B SI 98 4-1 11 E 38 BB 66 FC5 1-2 BB	B CH 86 T SI 97 B CH 86 F FF 96 S SL 87 2-3 ③ K			B FF 88 X SL 86 1-0 10 1B 66 FC3-2-5 2B		F FF 90 B FF 91 B SL 80 C FF 91 S FF 92 2-3 ① K		3	1	1	0	1	2	2
38 Brandon McCarthy, R (1, 1) 75 Paco Rodríguez, L (6, 1) 10 Justin Turner, R (6, 5) OBP: 0.200, SLG: 0.200		C FF 97 D SI 97 F SI 99 B SI 99 B FF 100 F FF 99 B FF 98 4-2 66 FC5 11 E 1-2 2-3 3-H BB		B SI 93 B FF 94 C FF 93 C SI 93 C FF 96 2-3 ① K		C SL 85 S FF 89 F SI 90 B SL 85 F FF 89 F SL 85 F FF 89 X SL 86 1-2 66 FC3-2-5 23 1B 2-3 1B		B SL 83 F FF 91 B FF 92 X FF 90 2-1 ② F7		1 0 2	0 0 1	0 0 1	1 0 0	1 0 0	1 0 0	0 0 0
Inning Stats	R: 1 E: 0 K: 1 S: 10 H: 1 LOB: 0 BB: 0 P: 12	R: 3 E: 1 K: 0 S: 11 H: 2 LOB: 3 BB: 2 P: 21	R: 1 E: 0 K: 1 S: 15 H: 3 LOB: 2 BB: 1 P: 26	R: 0 E: 0 K: 1 S: 10 H: 0 LOB: 0 BB: 0 P: 17	R: 1 E: 0 K: 3 S: 14 H: 2 LOB: 1 BB: 0 P: 21	R: 1 E: 0 K: 1 S: 15 H: 3 LOB: 2 BB: 0 P: 23	R: 0 E: 0 K: 1 S: 8 H: 0 LOB: 0 BB: 0 P: 12	R: 0 E: 0 K: 1 S: 11 H: 1 LOB: 1 BB: 0 P: 19		1B: 7 2B: 1 3B: 1 HR: 3 SF: 0 SAC: 0 DP: 0 HBP: 0			WP: 1 PB: 0 SB: 0 CS: 1 PA: 38		

BOTTOM

San Diego Padres @ Los Angeles Dodgers

Dodger Stadium, Los Angeles, CA

Wed Apr 08 2015, 7:10 PM - 10:26 PM PDT

Att. 52,204 - Clear - 65 F

livebaseballscorecards.com

AB	35
R	7
H	12
RBI	7
BB	3
SO	9
LOB	18

PITCHER		IP	WLS	BF	H	R	ER	SO	BB	IBB	HBP	BLK	WP	HR	S	P	ERA	WHIP
34 Andrew Cashner, R ERA: 9.0	(1, 1)	5.0	L	25	8	6	5	6	3	0	0	0	1	3	60	97	9.00	2.200
50 Nick Vincent, R ERA: 13.5	(6, 1)	0.2		4	2	1	1	1	0	0	0	0	0	0	12	16	13.50	3.000
60 Frank Garces, L ERA:	(6, 1)	1.1		5	1	0	0	1	0	0	0	0	0	0	11	19	0.00	0.750
56 Shawn Kelley, R ERA: 7.71	(8, 1)	1.0		4	1	0	0	1	0	0	0	0	0	0	11	19	0.00	1.000

PITCHER	IP	WLS	BF	H	R	ER	SO	BB	IBB	HBP	BLK	WP	HR	S	P	ERA	WHIP

Batter	1	2	3	4	5	6	7	8	9	10	AB	R	H	RBI	BB	SO	LOB
11 Jimmy Rollins, S (1, 6) OBP: 0.316, SLG: 0.667	B SI 91 B FF 92 F FF 91 F CH 82 X FF 92 2-2 F7 ①		B CU 77 C FF 92 B FF 92 F CU 78 S CH 82 2-3 K ②		C CU 76 B CH 81 F CH 81 B FF 91 F SI 93 X FF 92 2-2 2-H 3-H 2B		B SI 92 X SI 92 1-0 B1-3 ③			C FF 92 B FF 93 B SI 91 S FF 92 X SL 80 2-2 F7 ①	5	0	1	2	0	1	0
66 Yasiel Puig, R (1, 9) OBP: 0.211, SLG: 0.176	F FF 92 F FF 92 B FF 92 S CU 78 1-3 K ②		C FF 92 F SI 92 X CU 77 0-2 F8 ③		C CH 82 2 SAFE B FF 92 S FF 92 S CH 81 1-3 K ②			F SI 91 F SI 92 B SL 82 B SL 83 F SL 82 X SL 82 2-2 G4-3 ①		B FF 92 X FF 93 1-0 23 G3-6-3 1B	5	0	1	0	0	2	1
23 Adrián González, L (1, 3) OBP: 0.722, SLG: 1.750	B FF 92 C SI 92 B SI 93 X SI 93 2-1 47 BB 1B			B FF 91 C CU 76 B CH 82 B CH 82 B FF 92 4-1 47 G6-4-3 BB	I IN 65 I IN 70 I IN 70 I IN 74 4-0 IBB			F SI 92 B FF 92 B SI 94 B SI 92 X SI 92 3-1 G5-3 ②		C SI 92 X FF 92 0-1 G3-6-3 ② ③ 1-2f	3	0	1	0	2	0	1
47 Howie Kendrick, R (1, 4) OBP: 0.375, SLG: 0.533	B FF 92 F CH 82 F CH 82 F FF 91 B FF 92 B FF 92 B FF 93 4-2 1-2 BB			C CU 76 B FF 92 B FF 91 B CH 82 S FF 92 F FF 92 X SI 91 3-2 G6-4-3 ① ② 1-2f	S CH 81 C FF 91 B CH 81 F CH 80 F FF 91 B CU 76 F FF 90 B FF 91 X CH 82 3-2 L9 ③			X SI 93 0-0 G3 ③			3	0	0	0	1	0	3
9 Yasmani Grandal, S (1, 2) OBP: 0.333, SLG: 0.444	C CU 77 B FF 93 B FF 93 C CH 83 S FF 93 2-3 K ③			B FF 92 C FF 92 B FF 91 F SI 91 B CU 78 X FF 92 2-2 HR		F SI 93 X SI 93 0-1 G4-3 ①			B FF 93 F FF 92 C FF 92 S SL 84 1-3 K2-3 ①		4	1	1	1	0	2	2
3 Carl Crawford, L (1, 7) OBP: 0.400, SLG: 0.500		C FF 90 B FF 91 B FF 92 T CH 81 T FF 93 2-2 K ①		B CH 82 X SI 92 1-0 G4-3 ③		F FF 93 S SI 92 B FF 93 X FF 93 1-2 G4-3 ②			F FF 92 B FF 93 B SL 85 F FF 92 X FF 92 2-2 31 F9 5 1B 1B		4	0	1	0	0	1	0
5 Juan Uribe, R (1, 5) OBP: 0.286, SLG: 0.231		C FF 92 F FF 91 B CU 78 F FF 93 X FF 92 1-2 G6-3 ②			B FF 90 S CH 80 B CH 81 B CH 80 X FF 92 3-1 31 1B 11 2B 1B	C SI 93 C SI 94 S SL 83 0-3 K ③			1 SAFE B FF 92 F FF 92 1 SAFE X FF 93 1-1 1-2 1B		4	1	2	0	0	1	0
31 Joc Pederson, L (1, 8) OBP: 0.313, SLG: 0.357		B SI 91 X CU 77 1-0 G4-3 ③			B CU 76 B SI 91 X CH 80 2-0 35 SH2-4 1-3 11 2B 1B		C SI 92 F SL 82 B SL 82 F SL 82 X SL 82 1-2 G6-3 ①		D SL 84 X SL 83 1-0 F9 ② 2-3		4	1	1	0	0	0	2
35 Brett Anderson, L (1, 1) 33 Scott Van Slyke, R (7, PH) 63 Yimi García, R (7, 1) 16 Andre Ethier, L (9, PH) 62 Joel Peralta, R (9, 1) 56 J.P. Howell, L (10, 1)			C FF 90 B SI 90 F FF 91 C CU 76 1-3 K ①		X FF 89 0-0 SH2-4 ① 1-2		B SI 92 C SI 92 F SI 93 B SL 83 X SL 81 2-2 G5-3 ②		B FF 93 D SL 85 C FF 91 B FF 92 X SL 84 3-1 G3 ③		1 1 0 1 0 0	0 0 0 0 0 0	0 0 0 0 0 0	0 0 0 0 0 0	1 0 0 0 0 0	0 0 0 2 0 0	0 0 0 0 0 0
Inning Stats	R: 0 H: 1 E: 0 LOB: 2 K: 2 BB: 1 S: 14 P: 25	R: 0 H: 0 E: 0 LOB: 0 K: 1 BB: 0 S: 8 P: 12	R: 0 H: 0 E: 0 LOB: 0 K: 2 BB: 0 S: 9 P: 12	R: 1 H: 1 E: 0 LOB: 0 K: 0 BB: 1 S: 9 P: 19	R: 2 H: 3 E: 0 LOB: 2 K: 1 BB: 1 S: 17 P: 32	R: 0 H: 0 E: 0 LOB: 0 K: 1 BB: 0 S: 8 P: 9	R: 0 H: 0 E: 0 LOB: 0 K: 0 BB: 0 S: 8 P: 12	R: 0 H: 0 E: 0 LOB: 0 K: 0 BB: 0 S: 7 P: 12	R: 0 H: 2 E: 0 LOB: 2 K: 1 BB: 0 S: 11 P: 19	R: 0 H: 1 E: 0 LOB: 0 K: 0 BB: 0 S: 6 P: 9	1B: 6 2B: 1 3B: 0 HR: 1	SF: 0 SAC: 1 DP: 2 HBP: 0					

PITCHER	IP	WLS	BF	H	R	ER	SO	BB	IBB	HBP	BLK	WP	HR	S	P	ERA	WHIP
57 Chase Anderson, R (1, 1) ERA: 5.4	5.0		22	5	3	3	6	2	1	0	0	0	1	57	100	5.40	1.400
40 Andrew Chafin, L (6, 1) ERA:	3.0		9	0	0	0	1	0	0	0	0	0	0	23	33	0.00	0.000
43 Addison Reed, R (9, 1) ERA:	1.0		5	2	0	0	1	0	0	0	0	0	0	11	19	0.00	2.000
59 Oliver Pérez, L (10, 1) ERA:	1.0	W	3	1	0	0	0	0	0	0	0	0	0	6	9	0.00	1.000

PITCHER	IP	WLS	BF	H	R	ER	SO	BB	IBB	HBP	BLK	WP	HR	S	P	ERA	WHIP

TOP

Los Angeles Dodgers @ Arizona Diamondbacks

Chase Field, Phoenix, AZ

Fri Apr 10 2015, 6:41 PM - 9:36 PM MST

Att. 27,404 - Clear - 82 F

livebaseballscorecards.com

AB	35
R	3
H	8
RBI	3
BB	3
SO	8
LOB	11

1B: 6	SF: 0	WP: 0	PA: 39
2B: 1	SAC: 1	PB: 0	
3B: 0	DP: 2	SB: 0	
HR: 1	HBP: 0	CS: 0	

Batter	1	2	3	4	5	6	7	8	9	10	AB	R	H	RBI	BB	SO	LOB
11 AJ Pollock, R (1, 8) OBP: 0.267, SLG: 0.154	B SI 90 B SI 90 B FF 91 C FF 90 C SI 91 F SI 92 X FF 92 3-2 ① F9		C KC 75 S SL 82 X SL 82 0-2 5 1B 44 HR 1B		S SI 89 B KC 76 X SL 81 1-1 ② P4			C FF 93 C FF 93 S FF 94 0-3 ① K		S SI 85 B SI 85 1 SAFE B KC 78 D KC 79 D KC 78 4-1 5 1B 1-3 BB	4	1	1	0	1	1	0
5 Ender Inciarte, L (1, 7) OBP: 0.400, SLG: 0.357	B FF 93 B FF 92 C FF 91 M SI 91 F SL 82 X SL 82 2-2 ② G1-3		D FF 89 1 SAFE C FF 90 X SL 81 1-1 44 HR 1-2 1B		B SI 90 C SI 90 X SI 91 1-1 ③ G1-6-3			X FF 93 0-0 ② F8		X SI 86 0-0 1-2 3-H 1B	5	1	2	1	0	0	0
44 Paul Goldschmidt, R (1, 3) OBP: 0.588, SLG: 0.769	B SI 91 C SI 91 X CH 83 1-1 15 FC6-4 1B		X SI 90 0-0 1-H 2-H HR			B SL 79 C KC 75 X SL 80 1-1 ① F9		B FF 94 C SL 84 F SL 83 B FF 93 F FF 93 F FF 93 B SL 82 X SL 82 3-2 1B			4	1	3	3	0	0	0
15 Mark Trumbo, R (1, 9) OBP: 0.188, SLG: 0.438	B SI 89 C SI 90 X SI 91 1-1 ③ FC6-4 1-2f		S SI 90 F KC 76 B F SL 82 C CH 83 1-3 ② K			C KC 76 F KC 76 B FF 90 F CH 83 X SL 81 1-2 E5 2 G1-3 1B		C SL 82 1 SAFE F FF 93 S FF 93 0-3 ③ K			4	0	1	0	0	2	2
2 Aaron Hill, R (1, 5) OBP: 0.308, SLG: 0.385		B SI 90 X SI 90 1-0 ① F9	X KC 76 0-0 ③ G6-3			B KC 74 F SI 88 F KC 77 F SI 89 F SL 80 X SI 89 1-2 ② G1-3 2-3			B CU 76 S FF 89 B FF 89 F FF 89 B FS 80 X FF 90 3-2 ① P4		4	0	0	0	0	0	1
16 Chris Owings, R (1, 4)		B SI 89 C KC 76 X FF 91 1-1 ② F9	C KC 74 C SL 80 X SL 81 0-2 ① G5-3			B SI 89 F KC 76 B KC 75 F SL 81 S SL 82 2-3 ③ K2-3			C CU 76 B FF 90 S FS 79 F FF 90 S FS 80 1-3 ② K		4	0	0	0	0	2	1
9 Tuffy Gosewisch, R (1, 2) OBP: 0.250, SLG: 0.182	B SI 90 B KC 77 F SI 91 B SI 91 B SI 90 4-1 BB	B SI 90 B KC 75 C SL 80 F SL 81 X FF 91 2-2 ② L6					F FF 93 X SL 83 0-1 ① F7		B CU 76 B CU 74 F FF 89 F FF 90 S FS 80 2-3 ③ K		3	0	0	0	1	1	0
13 Nick Ahmed, R (1, 6) OBP: 0.273, SLG: 0.111	B SI 90 C FF 90 C SL 82 X SL 80 1-2 ③ G4-3	B SI 89 F FF 90 B SI 90 C SL 81 B SL 82 X SL 81 3-2 ③ F9					C SL 81 C FF 94 S FF 93 0-3 ② K			B SI 84 B SI 85 F SI 85 X SI 85 2-1 ① G6-3	4	0	0	0	0	1	1
57 Chase Anderson, R (1, 1) 31 Jordan Pacheco, R (5, PH) OBP: 0.200, SLG: 0.200 40 Andrew Chafin, R (6, 1) 43 Addison Reed, L (9, 1) 59 Oliver Pérez, L (10, 1) 4 Cliff Pennington, S (10, PH) OBP: 0.500, SLG: 0.500			C SI 89 F FF 91 S SL 81 0-3 ① K		C SI 88 C KC 75 F SL 80 F FF 91 S SL 81 0-3 ① K		S FF 93 C FF 94 T FF 94 0-2 ③ K			C SI 86 B KC 79 B SI 85 B CH 78 B SI 86 4-1 11 S 11 WP 5 1B BB	1 1 1 0 0 0	0 0 0 0 0 1	0 0 0 0 0 0	0 0 1 0 0 0	0 0 0 0 0 1	1 1 0 0 0 0	0 0 0 0 0 0
Inning Stats	R: 0 E: 0 K: 0 S: 12 H: 1 LOB: 1 BB: 0 P: 19	R: 0 E: 0 K: 0 S: 7 H: 0 LOB: 1 BB: 1 P: 14	R: 3 E: 0 K: 2 S: 14 H: 3 LOB: 0 BB: 0 P: 16	R: 0 E: 0 K: 0 S: 10 H: 0 LOB: 0 BB: 0 P: 15	R: 0 E: 0 K: 1 S: 9 H: 0 LOB: 0 BB: 0 P: 11	R: 0 E: 1 K: 1 S: 14 H: 1 LOB: 1 BB: 0 P: 19	R: 0 E: 0 K: 2 S: 8 H: 0 LOB: 0 BB: 0 P: 8	R: 0 E: 0 K: 2 S: 12 H: 1 LOB: 1 BB: 0 P: 15	R: 0 E: 0 K: 2 S: 10 H: 0 LOB: 0 BB: 0 P: 16	R: 1 E: 0 K: 0 S: 5 H: 1 LOB: 2 BB: 2 P: 15	1B: 6 2B: 0 3B: 0 HR: 1	SF: 0 SAC: 0 DP: 0 HBP: 0	WP: 1 PB: 0 SB: 1 CS: 0	PA: 38			

PITCHER		IP	WLS	BF	H	R	ER	SO	BB	IBB	HBP	BLK	WP	HR	S	P	ERA	WHIP
35 Brett Anderson, L ERA: 4.5	(1, 1)	6.0		24	5	3	3	4	1	0	0	0	0	1	66	94	4.50	1.000
63 Yimi García, R ERA: 2.25	(7, 1)	2.0		7	1	0	0	4	0	0	0	0	0	0	20	23	0.00	0.500
62 Joel Peralta, R ERA:	(9, 1)	1.0		3	0	0	0	2	0	0	0	0	0	0	10	16	0.00	0.000
56 J.P. Howell, L ERA: 5.4	(10, 1)	0.1	L	4	1	1	1	0	2	0	0	0	1	0	5	15	27.00	9.000

PITCHER	IP	WLS	BF	H	R	ER	SO	BB	IBB	HBP	BLK	WP	HR	S	P	ERA	WHIP

BOTTOM

Los Angeles Dodgers @ Arizona Diamondbacks

Chase Field, Phoenix, AZ

Fri Apr 10 2015, 6:41 PM - 9:36 PM MST

Att. 27,404 - Clear - 82 F

livebaseballscorecards.com

AB	35
R	4
H	7
RBI	4
BB	3
SO	10
LOB	5

Batter	1	2	3	4	5	6	7	8	9	AB	R	H	RBI	BB	SO	LOB
11 Jimmy Rollins, S (1, 6) OBP: 0.261, SLG: 0.545	C FF 92 C KC 80 B FF 93 B KC 82 B FF 93 F FF 92 X FF 93 3-2 ① G3-1		C FF 91 X FF 91 0-1 ③ F8			C KC 80 C FF 90 B FF 92 X KC 79 1-2 ① G6-3		B SI 83 X SI 82 1-0 ③ G3		4	0	0	0	0	0	1
3 Carl Crawford, L (1, 7) OBP: 0.316, SLG: 0.389	C FF 92 B FF 93 B FF 92 C FF 93 B FF 92 X FF 92 3-2 ② G4-3			X FF 91 0-0 ① L8		F CH 84 B FF 92 X FF 91 1-1 ② G4-3			F FF 94 S CH 82 B CH 85 B CH 83 F FF 94 S FF 95 2-3 ① K	4	0	0	0	0	1	0
23 Adrián González, L (1, 3) OBP: 0.727, SLG: 1.611	B FF 92 B FF 93 F FF 94 C FF 94 B FF 94 S FF 92 3-3 ③ K			C KC 79 B KC 80 B FF 92 B FF 92 B FF 92 4-1 47 2B BB		B FF 91 B CH 85 F FF 92 B KC 79 B FF 92 4-1 BB			X FF 89 0-0 1B	2	0	1	0	2	1	0
47 Howie Kendrick, R (1, 4) OBP: 0.350, SLG: 0.526		B FF 91 C FF 92 F FF 92 B FF 93 F FF 92 B KC 82 F FF 93 F FF 94 X FF 93 3-2 ① G1-3		B FF 91 C KC 79 F FF 92 B FF 92 F FF 92 X FF 93 2-2 1-3 2B		C FF 92 C FF 92 F FF 92 D KC 81 B FF 92 X FF 92 2-2 ③ F9			B FF 93 F FF 94 C SL 81 S CH 82 1-3 ② K	4	0	1	0	0	1	2
16 Andre Ethier, L (1, 9)		F FF 93 B FF 93 B KC 80 C KC 80 F FF 93 B FF 94 B FF 94 4-2 10 G5-4-3 BB		S KC 79 D FF 92 F KC 82 B FF 93 B KC 82 S KC 81 3-3 ② K2-3			B SI 82 B SI 83 B SI 83 C SI 82 F SI 82 F SI 84 X SI 83 3-2 ① G6-3		X FF 93 0-0 ③ L9	3	0	0	0	1	1	3
10 Justin Turner, R (1, 5) OBP: 0.167, SLG: 0.167 5 Juan Uribe, R (3, 5) OBP: 0.286, SLG: 0.231 7 Alex Guerrero, R (4, PH) (4, 5) 12 Juan Nicasio, R (7, 1)		B FF 93 X FF 93 1-0 ② ③ G5-4-3 1-2f		D KC 80 T KC 81 T FF 92 D KC 82 D KC 82 F FF 93 X KC 80 3-2 ③ G5-3			F SI 82 F CH 76 B CU 72 B CU 73 X SI 84 2-2 ② G4-3			1 0 2 0	0 0 0 0	0 0 0 0	0 0 0 0	0 0 0 0	0 0 0 0	1 0 2 0
31 Joc Pederson, L (1, 8) OBP: 0.263, SLG: 0.294			S FF 92 S FF 92 B FF 93 S FF 92 1-3 ① K		C KC 78 S FF 90 C FF 92 0-3 ① K		B SI 83 F CH 76 F CH 76 B SI 85 S CU 73 2-3 ③ K			3	0	0	0	0	3	0
17 A.J. Ellis, R (1, 2)			C FF 93 B FF 93 S FF 92 X KC 82 1-2 ② G6-3		C FF 92 C KC 78 B FF 92 F FF 92 S FF 93 1-3 ② K			C SI 82 B CH 76 B SI 84 F SI 83 X SI 84 2-2 ① G6-3		3	0	0	0	0	1	0
22 Clayton Kershaw, L (1, 1) 6 Darwin Barney, R (7, 5)			B FF 92 S FF 92 C FF 93 B FF 92 B FF 93 F FF 93 F FF 92 B FF 93 4-2 BB		C FF 92 B FF 92 B FF 92 S FF 92 F FF 94 S KC 82 2-3 ③ K			B SI 83 F SI 83 X SI 83 1-1 ② G5-3		1 1	0 0	0 0	0 0	1 0	1 0	0 0
Inning Stats	R: 0 E: 0 K: 1 S: 10 H: 0 LOB: 0 BB: 0 P: 19	R: 0 E: 0 K: 0 S: 10 H: 0 LOB: 0 BB: 1 P: 18	R: 0 E: 0 K: 1 S: 12 H: 0 LOB: 1 BB: 1 P: 18	R: 0 E: 0 K: 1 S: 13 H: 1 LOB: 2 BB: 1 P: 25	R: 0 E: 0 K: 3 S: 11 H: 0 LOB: 0 BB: 0 P: 14	R: 0 E: 0 K: 0 S: 10 H: 0 LOB: 1 BB: 1 P: 18	R: 0 E: 0 K: 1 S: 10 H: 0 LOB: 0 BB: 0 P: 17	R: 0 E: 0 K: 0 S: 6 H: 0 LOB: 0 BB: 0 P: 10	R: 0 E: 0 K: 2 S: 9 H: 1 LOB: 1 BB: 0 P: 12	1B: 1 2B: 1 3B: 0 HR: 0 SF: 0 SAC: 0 DP: 1 HBP: 0						

PITCHER		IP	WLS	BF	H	R	ER	SO	BB	IBB	HBP	BLK	WP	HR	S	P	ERA	WHIP
25 Archie Bradley, R	(1, 1)	6.0	W	22	1	0	0	6	4	0	0	0	0	0	66	112	0.00	0.833
ERA:																		
29 Brad Ziegler, R	(7, 1)	2.0		6	0	0	0	1	0	0	0	0	0	0	16	27	0.00	0.000
ERA:																		
48 Randall Delgado, R	(9, 1)	1.0		4	1	0	0	2	0	0	0	0	0	0	9	12	0.00	1.000
ERA:																		

PITCHER	IP	WLS	BF	H	R	ER	SO	BB	IBB	HBP	BLK	WP	HR	S	P	ERA	WHIP

TOP

Los Angeles Dodgers @ Arizona Diamondbacks

Chase Field, Phoenix, AZ

Sat Apr 11 2015, 5:12 PM - 7:46 PM MST

Att. 37,636 - Sunny - 83 F

livebaseballscorecards.com

AB	28
R	0
H	2
RBI	0
BB	4
SO	9
LOB	9

Batter	1	2	3	4	5	6	7	8	9	AB	R	H	RBI	BB	SO	LOB
11 AJ Pollock, R (1, 8) OBP: 0.421, SLG: 0.313	B FF 93 C FF 94 B CU 72 B FF 94 F FF 94 X FF 94 3-2 5 1B 15 1B 1B	D SL 89 1 SAFE 1-0 ③ CS 1-2	C FF 93 B FF 92 X SL 88 1-1 44 CS 5 1B 44 G5-3 1B	X FF 94 0-0 5 G4-3 1-2 2-3 3-H 1B			B FF 91 S SL 85 B CU 72 B SL 85 F FF 93 F SL 87 D SL 87 4-2 5 FC6 BB			3	2	3	1	1	0	0
5 Ender Inciarte, L (1, 7) OBP: 0.421, SLG: 0.389	X FF 95 0-0 15 1B 1-2 1B	C FF 93 1 SAFE X SL 89 0-1 15 1B 44 CS 1-2 1B	D SL 89 C FF 95 S FF 94 X FF 95 1-2 ② G4-3 1-2 2-3 3-H				B FF 94 X FF 93 1-0 ① FC6 44 HR 1-2f			4	1	2	1	0	0	3
44 Paul Goldschmidt, R (1, 3) OBP: 0.524, SLG: 0.824	X FF 93 0-0 ① L9		S FF 94 B FF 94 X SL 89 1-1 ① G5-3 1-2 2-H	C FF 95 B CU 76 C FF 95 B FF 95 C SL 88 2-3 ③ K			X SL 85 0-0 1-H HR			4	1	1	3	0	1	5
15 Mark Trumbo, R (1, 9) OBP: 0.250, SLG: 0.450	X FF 93 0-0 1-2 2-H 1B		C FF 94 B FF 94 X CU 74 1-1 2 G4-3 2-3 1B		C FF 93 B CH 88 C SL 87 B FF 93 X SL 87 2-2 ① L9		B FF 96 C FF 96 B FF 97 F FF 97 C FF 97 2-3 ② K			4	0	2	1	0	1	0
2 Aaron Hill, R (1, 5) OBP: 0.235, SLG: 0.294	D FF 94 S SL 88 S SL 89 S CU 75 1-3 ② K		X FF 94 0-0 ②③ G4-3 1-2f		C FF 93 X CU 74 0-1 ② G6-3		X SL 88 0-0 ③ G3-1			4	0	0	0	0	1	4
16 Chris Owings, R (1, 4)	C SL 88 F FF 94 F CU 74 S SL 89 0-3 ③ K			B FF 92 S SL 86 C SL 86 B FF 93 B CU 73 F SL 86 B FF 94 4-2 9 1B 11 1B BB	B CH 88 B FF 93 C FF 93 F SL 86 X SL 87 2-2 ③ G6-3			B FF 95 X SL 86 1-0 ① F8		3	1	0	0	1	1	2
9 Tuffy Gosewisch, R (1, 2) OBP: 0.250, SLG: 0.200		B FF 92 C SL 88 S FF 93 C FF 93 1-3 ① K	C SL 86 1 SAFE B FF 94 X FF 94 1-1 11 1B 13 BB 5 G4-3 1-3 1B			B FF 92 B CH 85 F FF 92 C SL 87 C CU 74 2-3 ① K		B FF 96 C SL 86 B FF 96 S FF 96 X FF 96 2-2 ② G4-3		4	1	1	0	0	2	0
13 Nick Ahmed, R (1, 6) OBP: 0.267, SLG: 0.083		C FF 93 F FF 93 B FF 93 X CU 74 1-2 ② F8	B FF 94 F FF 94 D FF 93 S FF 93 1 SAFE B SL 88 B FF 93 4-2 5 G4-3 11 1B 1-2 BB			F FF 93 B FF 93 X CH 87 1-1 ② G6-3		B SL 88 B SL 87 F FF 96 F FF 96 F SL 85 S FF 96 2-3 ③ K		3	0	0	0	1	1	0
25 Archie Bradley, R (1, 1) OBP: 0.333, SLG: 0.333 29 Brad Ziegler, R (7, 1) 48 Randall Delgado, R (9, 1)		X FF 92 0-0 11 CS 1B	X FF 94 0-0 ① P3				B FF 93 F FF 93 X FF 93 1-1 ③ P3			3 0 0	0 0 0	1 0 0	0 0 0	0 0 0	0 0 0	3 0 0
Inning Stats	R: 1 E: 0 K: 2 S: 13 H: 3 LOB: 2 BB: 0 P: 17	R: 0 E: 0 K: 1 S: 7 H: 1 LOB: 0 BB: 0 P: 10	R: 1 E: 0 K: 0 S: 9 H: 3 LOB: 1 BB: 0 P: 12	R: 2 E: 0 K: 1 S: 15 H: 2 LOB: 2 BB: 2 P: 27	R: 0 E: 0 K: 0 S: 8 H: 0 LOB: 0 BB: 0 P: 12	R: 0 E: 0 K: 1 S: 7 H: 0 LOB: 0 BB: 0 P: 11	R: 2 E: 0 K: 1 S: 9 H: 1 LOB: 0 BB: 1 P: 16	R: 0 E: 0 K: 1 S: 8 H: 0 LOB: 0 BB: 0 P: 13		1B: 9 2B: 0 3B: 0 HR: 1 SF: 0 SAC: 0 DP: 1 HBP: 0				WP: 0 PB: 0 SB: 0 CS: 3 PA: 36		

PITCHER		IP	WLS	BF	H	R	ER	SO	BB	IBB	HBP	BLK	WP	HR	S	P	ERA	WHIP
22 Clayton Kershaw, L ERA: 5.84	(1, 1)	6.1	L	30	10	6	5	5	3	0	0	0	0	1	64	99	7.11	2.053
12 Juan Nicasio, R ERA:	(7, 1)	1.2		5	0	0	0	2	0	0	0	0	0	0	12	19	0.00	0.000

PITCHER	IP	WLS	BF	H	R	ER	SO	BB	IBB	HBP	BLK	WP	HR	S	P	ERA	WHIP

BOTTOM

Los Angeles Dodgers @ Arizona Diamondbacks

Chase Field, Phoenix, AZ

Sat Apr 11 2015, 5:12 PM - 7:46 PM MST

Att. 37,636 - Sunny - 83 F

livebaseballscorecards.com

AB	32
R	6
H	10
RBI	6
BB	3
SO	7
LOB	17

Batter	1	2	3	4	5	6	7	8	9	AB	R	H	RBI	BB	SO	LOB
11 Jimmy Rollins, S (1, 6) OBP: 0.310, SLG: 0.538	B FC 84 X FC 85 1-0 47 CS 1B		B CH 78 X CH 79 1-0 ② SF8 3-H	B FC 86 B FC 86 S CH 80 B CH 78 X FC 88 3-1 ③ G4-3		X SI 92 0-0 66 S 1B		C CU 75 S CH 79 X CH 78 0-2 ① G3	B SL 79 B SL 78 B FF 92 B FF 91 4-0 1-2 BB	4	0	2	1	1	0	3
66 Yasiel Puig, R (1, 9) OBP: 0.240, SLG: 0.318	1 SAFE F FC 84 F FC 84 1 SAFE B CH 76 B CH 77 X FC 85 2-2 ① F9		B FC 85 B FC 85 B CH 78 B FC 85 4-0 BB		F FC 85 B FC 84 C FC 87 B CH 79 F CH 78 B FC 87 X FC 87 3-2 HR	1 SAFE B CU 75 B SI 91 F SI 92 F SI 91 X SI 92 2-2 ③ G5-3 1-2		C CH 78 B SI 92 C SI 92 X CU 80 1-2 E6	C SI 93 F FF 92 S FF 93 0-3 ③ K	5	1	1	1	1	1	4
23 Adrián González, L (1, 3) OBP: 0.667, SLG: 1.391 75 Paco Rodríguez, L (9, 1) 41 Chris Hatcher, R (9, 1) 62 Joel Peralta, R (9, 1)	C CU 72 X FC 84 0-1 ② P6		1 SAFE X FC 84 0-0 ③ G4-3		S CH 79 B FF 85 B FC 85 S CH 78 X FC 85 2-2 47 G4-3 2B		B CU 74 X SI 91 1-0 9 G1-6-3 47 1B 7 2B 1B	1 SAFE B CH 77 F CH 77 1 SAFE F SI 91 X SI 92 1-2 ② F8		5 0 0 0	1 0 0 0	2 0 0 0	0 0 0 0	0 0 0 0	3 0 0 0
47 Howie Kendrick, R (1, 4) OBP: 0.320, SLG: 0.458	1 SAFE B FC 84 B FC 84 C CH 78 1 SAFE 2-1 ③ CS 1-2	X CU 71 0-0 ① F8		X FC 85 0-0 ① L4	C FC 85 C FC 86 X CH 79 0-2 ① G4-3 2-3		S SI 90 X SI 91 0-1 9 G1-6-3 1-2 1B	C CU 78 X SI 92 0-1 ③ L9		5	0	1	0	0	0	2
9 Yasmani Grandal, S (1, 2) OBP: 0.353, SLG: 0.429		B FC 84 C FC 84 B CU 74 C CH 77 X FC 85 2-2 ② G3-1		B FC 84 C FC 86 B CH 77 B CH 78 C CH 79 X FC 87 3-2 16 1B 7 1B 1B	F CH 78 X FC 86 0-1 ② P6		F CU 76 B SI 91 B CH 79 T CH 79 X CH 80 2-2 ①② G1-6-3 1-2f 2-3		C FF 92 B FF 91 B SI 92 F FF 92 B FF 93 X SI 92 3-2 7 HR 1B	5	2	2	0	0	0	3
16 Andre Ethier, L (1, 7) OBP: 0.333, SLG: 0.400		X FC 84 0-0 3B		X CU 74 0-0 31 1B 7 1B 1-3 1B	C CH 78 X CH 80 0-1 ③ G1-3		B CH 80 B CH 79 I IN 50 I IN 49 4-0 7 2B IBB		C FF 92 B SL 78 C SI 90 1 SAFE S SL 82 1-3 ① K	4	0	2	0	1	1	2
7 Alex Guerrero, R (1, 5) OBP: 0.429, SLG: 1.000		B CU 73 F CH 78 X FC 87 1-1 ③ G5-3		B CH 78 F FC 86 1 SAFE X FC 86 1-1 31 1B 1-2 3-H 1B		F SI 93 B CU 79 F CH 79 X SI 93 1-2 ① G1-3	C CU 76 X CU 77 0-1 1-3 3-H 2B		C SL 78 S FF 92 X SL 79 0-2 1-H HR	5	1	3	4	0	0	1
31 Joc Pederson, L (1, 8) OBP: 0.375, SLG: 0.571			F FC 84 B FC 83 F CH 76 F CH 77 X FC 85 1-2 21 SH2-4 11 SF8 2B	X CH 78 0-0 1-2 2-3 1B		C SI 94 F SI 92 B CH 79 B CH 79 B SI 92 X SI 93 3-2 HR	I IN 48 I IN 48 I IN 50 I IN 50 I IN 50 4-0 IBB		S FF 92 S SI 91 C FF 92 0-3 ② K	4	2	3	1	1	1	0
21 Zack Greinke, R (1, 1) 52 Pedro Báez, R (8, 1) 33 Scott Van Slyke, R (9, PH) (9, 3)			X FC 84 0-0 ① SH2-4 2-3	S CH 78 F FC 86 C FC 86 0-3 ② K		B SI 91 C SI 91 B CH 78 C SI 91 X SI 93 2-2 ② G4-3	C SI 90 B CU 74 C CU 75 F CU 78 X SI 91 1-2 ③ G6-3		C FF 90 B SI 92 C FF 91 H SL 81 2-2 11 BB HBP	3 0 0	0 0 0	0 0 0	0 0 0	1 0 0	0 0 0	6 0 0
Inning Stats	R: 0 E: 0 K: 0 S: 7 H: 1 LOB: 0 BB: 0 P: 12	R: 0 E: 0 K: 0 S: 7 H: 1 LOB: 1 BB: 0 P: 10	R: 1 E: 0 K: 0 S: 7 H: 1 LOB: 1 BB: 1 P: 13	R: 1 E: 0 K: 1 S: 13 H: 4 LOB: 3 BB: 0 P: 20	R: 1 E: 0 K: 0 S: 14 H: 2 LOB: 1 BB: 0 P: 19	R: 1 E: 0 K: 0 S: 13 H: 2 LOB: 1 BB: 0 P: 21	R: 1 E: 0 K: 0 S: 12 H: 3 LOB: 3 BB: 2 P: 24	R: 0 E: 1 K: 0 S: 11 H: 0 LOB: 1 BB: 0 P: 13	R: 2 E: 0 K: 3 S: 17 H: 2 LOB: 2 BB: 1 P: 27	1B: 9 2B: 3 3B: 1 HR: 3 SF: 1 SAC: 1 DP: 1 HBP: 1	WP: 0 PB: 0 SB: 1 CS: 1 PA: 48					

TOP

Los Angeles Dodgers @ Arizona Diamondbacks

Chase Field, Phoenix, AZ

Sun Apr 12 2015, 1:10 PM - 4:37 PM MST

Att. 29,678 - Partly Cloudy - 77 F

livebaseballscorecards.com

AB	40
R	7
H	16
RBI	7
BB	4
SO	4
LOB	24

PITCHER		IP	WLS	BF	H	R	ER	SO	BB	IBB	HBP	BLK	WP	HR	S	P	ERA	WHIP
55 Josh Collmenter, R ERA: 6.52	(1, 1)	5.0	L	24	9	3	3	1	1	0	0	0	0	1	48	74	5.40	2.000
65 A.J. Schugel, R ERA: 6.0	(6, 1)	3.0		16	5	2	2	0	0	2	0	0	0	1	36	58	6.00	1.667
59 Oliver Pérez, L ERA: 5.4	(9, 1)	1.0		7	2	2	2	3	1	0	1	0	0	1	17	27	18.00	3.000

PITCHER	IP	WLS	BF	H	R	ER	SO	BB	IBB	HBP	BLK	WP	HR	S	P	ERA	WHIP

Batter	1	2	3	4	5	6	7	8	9	AB	R	H	RBI	BB	SO	LOB
11 AJ Pollock, R (1, 8) OBP: 0.375, SLG: 0.333	C FF 90 F CH 87 B FF 91 F SL 86 X SL 85 1-2 G5-3 ①		C FF 90 D CH 87 X SL 87 1-1 F9 ② 2-3		S SL 87 B SL 86 B SI 91 S CH 88 T SL 87 2-2 K ③			X SL 86 0-0 G5-3 ②	D SL 87 F FF 95 D SL 87 B FF 95 C SI 95 F FF 95 X FF 96 3-2 1-H 2-H 3-H 2B	5	0	1	3	0	1	3
5 Ender Inciarte, L (1, 9) OBP: 0.375, SLG: 0.391	B CH 88 C FF 91 B CH 87 C SI 91 F CH 88 X CH 88 2-2 G3-1 ②		B CH 87 B CH 88 C FF 91 C FF 92 X CH 88 2-2 L6 ③			F FF 90 F CU 73 F CH 87 B SI 91 B SL 83 B CU 78 C FF 90 3-3 K ①		C CH 86 X SI 95 0-1 2B	C CU 78 S FS 81 F FS 82 F FS 82 B FS 82 F FF 91 F FF 90 F FS 81 D FS 81 2-2 X FF 91 L8 ③	5	0	1	0	0	1	2
44 Paul Goldschmidt, R (1, 3) OBP: 0.440, SLG: 0.667	B FF 92 C CH 87 B CH 88 B FF 92 X CH 89 3-1 G5-3 ③			C FF 90 C SL 84 C SL 84 0-3 K ①		X CU 77 0-0 L6 ②		S FF 97 S FF 96 S FF 98 0-3 K ③		4	0	0	0	0	2	1
6 David Peralta, L (1, 7) OBP: 0.308, SLG: 0.455		C CU 74 F CH 86 B FF 91 C FF 92 1-3 K ①		B FF 91 X CH 87 1-0 G4-3 ②		X FF 91 0-0 L8 ③			C SL 86 B SL 86 S CU 78 F CU 80 B SI 88 B CU 78 F SL 85 C CU 78 3-3 K ①	4	0	0	0	0	2	0
19 Jake Lamb, L (1, 5) OBP: 0.462, SLG: 0.727		C FF 90 F SI 92 B CH 87 S CH 88 1-3 K ②		X FF 91 0-0 E6 9 CS			C CU 74 S CH 86 B FF 90 B CH 86 B FF 91 F FF 90 X CH 87 3-2 9 G3-6-3 1B		C SL 84 X CU 78 0-1 16 2B 31 1B 1B	4	1	2	0	0	1	0
9 Tuffy Gosewisch, R (1, 2) OBP: 0.263, SLG: 0.222 59 Oliver Pérez, L (9, 1) 16 Chris Owings, R (9, PH) OBP: 0.125, SLG: 0.133	B FF 92 F FF 91 B SL 87 X SL 85 2-1 1B		B FF 91 B CH 87 2-0 CS ③ 1-2	F FF 89 B SI 89 C SL 84 F CH 87 X SL 85 1-2 E6 13 1B		C SI 91 B CH 88 B CH 88 S FF 91 X SI 89 2-2 G3-6-3 ①② 1-2f		X SL 89 0-0 31 1B 11 2B 1-3 2B	3	0	1	0	0	0	1
4 Cliff Pennington, S (1, 4) OBP: 0.500, SLG: 0.429	F FF 90 C FF 90 F FF 91 D CH 87 C FF 93 1-3 K ③			C SI 91 X CH 87 0-1 L7 ①		B FF 89 C CU 74 B CU 68 B FF 89 F FF 89 F CH 87 X CH 88 3-2 13 FC5-4 1B		S SI 96 B SI 97 C SI 97 F SI 96 B SI 96 F FF 96 F SL 87 B SI 96 D FS 88 4-2 31 1B 11 2B BB	0	0	0	0	0	0	0
13 Nick Ahmed, R (1, 6) OBP: 0.316, SLG: 0.188			B FF 89 X FF 90 1-0 11 F9 55 SH1-4 1B		S CH 87 X CH 88 0-1 1-2 1B		F FF 89 B SL 86 X SL 85 1-1 FC5-4 ③ 1-2f		B FF 96 C FF 96 C FF 96 F FF 96 S FF 96 1-3 K ②	4	0	2	0	0	1	4
55 Josh Collmenter, R (1, 1) 2 Aaron Hill, R (5, PH) OBP: 0.222, SLG: 0.278 65 A.J. Schugel, R (6, 1) 31 Jordan Pacheco, R (8, PH) OBP: 0.286, SLG: 0.286 (9, 2)			X CH 80 0-0 SH1-4 ① 1-2		C FF 91 S CH 88 B SL 88 D SL 87 S CH 88 2-3 K ②			C SI 96 S SI 94 B FF 95 F SL 87 C FF 96 1-3 K ①	C FF 96 C FF 96 F FF 96 X FF 95 0-2 11 2B 1-2 2-3 3-H 1B	0 1 0 2	0 0 0 1	0 0 0 1	0 0 0 0	0 1 0 1	0 2 0 0	0 0 0 0
Inning Stats	R: 0 E: 0 K: 0 S: 10 H: 0 LOB: 0 BB: 0 P: 16	R: 0 E: 0 K: 3 S: 12 H: 1 LOB: 1 BB: 0 P: 17	R: 0 E: 0 K: 0 S: 7 H: 1 LOB: 1 BB: 0 P: 11	R: 0 E: 1 K: 1 S: 5 H: 0 LOB: 0 BB: 0 P: 8	R: 0 E: 1 K: 2 S: 14 H: 1 LOB: 2 BB: 0 P: 19	R: 0 E: 0 K: 1 S: 6 H: 0 LOB: 0 BB: 0 P: 9	R: 0 E: 0 K: 0 S: 13 H: 2 LOB: 1 BB: 0 P: 22	R: 0 E: 0 K: 2 S: 10 H: 1 LOB: 1 BB: 0 P: 11	R: 4 E: 0 K: 2 S: 33 H: 4 LOB: 1 BB: 1 P: 46	1B: 7 2B: 3 3B: 0 HR: 0 SF: 0 SAC: 1 DP: 1 HBP: 0						

PITCHER	IP	WLS	BF	H	R	ER	SO	BB	IBB	HBP	BLK	WP	HR	S	P	ERA	WHIP
21 Zack Greinke, R (1, 1) ERA: 0.69	7.0	W	26	5	0	0	7	0	0	0	0	0	0	67	102	0.00	0.714
52 Pedro Báez, R (8, 1) ERA:	1.0		4	1	0	0	2	0	0	0	0	0	0	10	11	0.00	1.000
75 Paco Rodríguez, L (9, 1) ERA: 13.5	0.1		2	1	1	1	1	0	0	0	0	0	0	7	10	27.00	3.000
41 Chris Hatcher, R (9, 1) ERA: 33.75	0.1		5	3	3	3	1	1	0	0	0	0	0	18	26	81.00	12.000
62 Joel Peralta, R (9, 1) ERA:	0.1	S	1	0	0	0	0	0	0	0	0	0	0	8	10	0.00	0.000

PITCHER	IP	WLS	BF	H	R	ER	SO	BB	IBB	HBP	BLK	WP	HR	S	P	ERA	WHIP

BOTTOM

Los Angeles Dodgers @ Arizona Diamondbacks
Chase Field, Phoenix, AZ
Sun Apr 12 2015, 1:10 PM - 4:37 PM MST
Att. 29,678 - Partly Cloudy - 77 F

livebaseballscorecards.com

AB	36
R	4
H	10
RBI	4
BB	1
SO	11
LOB	15

Batter	1	2	3	4	5	6	7	8	9	10	AB	R	H	RBI	BB	SO	LOB
13 Dustin Ackley, L (1, 8) (8, 7) OBP: 0.421, SLG: 0.941	B FF 93 C SI 91 X CU 81 1-1 G4-3 ①		B SI 92 F CU 82 F FC 92 B FF 95 S FF 95 2-3 K ②		F FF 94 B FF 93 X CU 82 1-1 HR			B FF 97 B CH 84 B FF 97 C FF 96 S FF 98 B FF 97 4-2 BB			3	1	1	1	1	1	0
7 Seth Smith, L (1, 7) OBP: 0.385, SLG: 0.692 52 Dominic Leone, R (8, 1) 16 Austin Jackson, R (10, 8) OBP: 0.286, SLG: 0.269	F FF 94 X FF 94 0-1 L7 ②		B CU 81 C CU 82 X CU 81 1-1 G6-3 ③		C FF 94 S FF 94 F FF 94 B FF 94 X FF 94 1-2 F9 ③			C FF 97 X FF 96 0-1 F8 ②			4 0 0	0 0 0	0 0 0	0 0 0	0 0 0	0 0 0	1 0 0
22 Robinson Canó, L (1, 4) OBP: 0.138, SLG: 0.207	C SI 91 F FF 94 X FF 94 0-2 23 HR 1B			X FF 92 0-0 F7 ①		B CU 80 C FC 91 X SI 91 1-1 L8 ①		† SAFE C SL 84 B SI 88 F FF 88 B FF 87 S CU 80 2-3 K ③			4	1	1	0	0	1	1
23 Nelson Cruz, R (1, 9) OBP: 0.276, SLG: 0.679	B FF 94 C CU 82 S CU 82 X SI 94 1-2 1-H HR			B SI 92 X SI 93 1-0 HR		B FC 91 C CU 81 F FC 92 S CU 82 1-3 K ②			C CU 75 X FF 89 0-1 P5 ①		4	2	2	3	0	1	0
15 Kyle Seager, L (1, 5) OBP: 0.214, SLG: 0.407	C FF 94 B SI 91 B FF 93 C CU 80 S FF 95 2-3 K ③			B CU 80 X FC 92 1-0 HR		T FF 93 C FF 94 B FF 94 S FF 94 1-3 K ③			B CU 76 B CU 75 C FF 89 X FF 89 2-1 L9 ②		4	1	1	1	0	2	0
20 Logan Morrison, L (1, 3) OBP: 0.148, SLG: 0.148		C CU 79 F SI 93 F FF 94 B CU 81 X SI 94 1-2 1B ①		B SI 93 B CU 83 C CU 82 F CU 82 C SI 94 2-3 K ②			B SI 92 S CU 81 S CU 80 B FF 93 B FF 94 X CU 83 3-2 G1-3 ①		F FS 80 S FS 81 F FF 89 F FS 81 C FF 90 0-3 K ③		4	0	1	0	0	2	0
3 Mike Zunino, R (1, 2) OBP: 0.217, SLG: 0.143		B FF 94 B FF 94 B FF 95 X FF 94 3-0 F8 ②		B CU 82 C CU 82 F FF 93 S FF 94 1-3 K ③			C CU 80 T FF 93 C FF 94 0-3 K ②			S SL 80 B FF 93 B SL 81 T FF 92 S FF 94 2-3 K ①	4	0	0	0	0	3	0
5 Brad Miller, L (1, 6) OBP: 0.250, SLG: 0.409		C FF 94 S FC 93 F CU 83 S FF 95 0-3 K ③			F CU 80 F CU 80 B FF 93 B FF 94 B CU 82 X FF 94 3-2 G6-3 ①		F FF 93 S FF 93 F FF 94 F FF 94 B FF 94 X FF 94 1-2 G6-3 ③			B SL 82 B FF 93 B FF 93 C FF 92 F FF 92 X FF 93 3-2 G6-3 ②	4	0	0	0	0	1	0
65 James Paxton, L (1, 1) 39 Carson Smith, R (7, 1) 41 Charlie Furbush, L (7, 1) 25 Rickie Weeks Jr., R (8, PH) OBP: 0.188, SLG: 0.333 12 Justin Ruggiano, R (8, 8) 66 Tyler Olson, R (10, 1)			C FF 92 S FF 93 S FF 94 0-3 K ①		C FF 92 S FF 93 S FF 94 0-3 K ②			F FF 96 T SL 86 F FF 95 B FF 96 C SL 88 1-3 K ①		C SL 83 F SL 84 B FF 94 S FF 92 1-3 K ③	2 0 0 1 1 0	0 0 0 0 0 0	0 0 0 0 0 0	0 0 0 0 0 0	2 0 0 1 0 0	0 0 0 0 0 0	0 0 0 0 0 0
Inning Stats	R: 2 E: 0 K: 1 S: 13 H: 2 LOB: 0 BB: 0 P: 17	R: 0 E: 0 K: 1 S: 9 H: 1 LOB: 0 BB: 0 P: 13	R: 0 E: 0 K: 2 S: 8 H: 0 LOB: 0 BB: 0 P: 11	R: 2 E: 0 K: 2 S: 9 H: 2 LOB: 0 BB: 0 P: 14	R: 1 E: 0 K: 1 S: 12 H: 1 LOB: 0 BB: 0 P: 17	R: 0 E: 0 K: 2 S: 8 H: 0 LOB: 0 BB: 0 P: 11	R: 0 E: 0 K: 1 S: 11 H: 0 LOB: 0 BB: 0 P: 15	R: 0 E: 0 K: 2 S: 11 H: 0 LOB: 1 BB: 1 P: 18	R: 0 E: 0 K: 1 S: 9 H: 0 LOB: 0 BB: 0 P: 11	R: 0 E: 0 K: 2 S: 9 H: 0 LOB: 0 BB: 0 P: 15	1B: 2 2B: 0 3B: 0 HR: 4	SF: 0 SAC: 0 DP: 0 HBP: 0						

PITCHER		IP	WLS	BF	H	R	ER	SO	BB	IBB	HBP	BLK	WP	HR	S	P	ERA	WHIP
38 Brandon McCarthy, R ERA: 6.75	(1, 1)	7.0		26	6	5	5	10	0	0	0	0	0	4	70	98	6.43	0.857
52 Pedro Báez, R ERA:	(8, 1)	0.2		3	0	0	0	1	1	0	0	0	0	0	8	13	0.00	1.500
75 Paco Rodríguez, L ERA: 9.0	(8, 1)	0.1		1	0	0	0	1	0	0	0	0	0	0	3	5	0.00	0.000
62 Joel Peralta, R ERA:	(9, 1)	1.0		3	0	0	0	1	0	0	0	0	0	0	9	11	0.00	0.000
63 Yimi García, R ERA: 1.8	(10, 1)	1.0	W	3	0	0	0	2	0	0	0	0	0	0	9	15	0.00	0.000

PITCHER	IP	WLS	BF	H	R	ER	SO	BB	IBB	HBP	BLK	WP	HR	S	P	ERA	WHIP

TOP

Seattle Mariners @ Los Angeles Dodgers

Dodger Stadium, Los Angeles, CA

Mon Apr 13 2015, 7:10 PM - 10:13 PM PDT

Att. 42,202 - Clear - 67 F

livebaseballscorecards.com

AB	35
R	5
H	6
RBI	5
BB	1
SO	15
LOB	2

WP: 0		PA:	36
PB: 0			
SB: 0			
CS: 0			

Seattle Mariners @ Los Angeles Dodgers

Dodger Stadium, Los Angeles, CA

Mon Apr 13 2015, 7:10 PM - 10:13 PM PDT

Att. 42,202 - Clear - 67 F

livebaseballscorecards.com

BOTTOM

Batter	1	2	3	4	5	6	7	8	9	10	AB	R	H	RBI	BB	SO	LOB
6 Darwin Barney, R (1, 6) 10 Justin Turner, R (7, PH) OBP: 0.143, SLG: 0.143 52 Pedro Báez, R (8, 1) 75 Paco Rodríguez, L (8, 1) 62 Joel Peralta, R (9, 1) 16 Andre Ethier, L (10, 8) OBP: 0.385, SLG: 0.545	C FF 91 B FF 93 X FF 92 1-1 G5-3 ①		B FF 94 C FF 94 X CH 86 1-1 G6-3 ③		C FF 94 B CH 86 B FF 93 B FF 93 C FF 93 X FF 94 3-2 P6 ②		B SI 93 C SI 91 F SL 83 B SL 86 X SL 86 2-2 F8 ②			X SI 92 0-0 47 BB 7 1B 2B	3 1 0 0 0 1	0 0 0 0 0 1	0 0 0 0 0 1	0 0 0 0 0 1	0 0 0 0 0 1	0 0 0 0 0 1	0 0 0 0 0 0
66 Yasiel Puig, R (1, 9) OBP: 0.300, SLG: 0.481	B FF 93 X FF 94 1-0 G6-3 ②			B CH 84 F FF 92 F CH 84 B KC 81 X FF 94 2-2 23 FC3-6 1B	X CH 86 0-0 HR		B SI 93 S SI 92 B SI 93 F SL 84 B SI 94 X SL 85 3-2 1B			F SL 81 S FC 90 D SL 81 X FC 90 1-2 G1-3 ①	5	1	3	1	0	0	1
23 Adrián González, L (1, 3) OBP: 0.625, SLG: 1.259	B FF 94 C FF 93 X FC 90 1-1 L8 ③			X FF 93 0-0 FC3-6 47 2B 7 SF9 1-2f ①	C FF 94 X FF 94 0-1 47 1B 2B		1 SAFE 1 SAFE B SL 79 X SI 92 1-0 G3 ③			I IN 58 I IN 62 I IN 59 I IN 57 4-0 7 1B 47 BB IBB	4	2	1	0	1	0	2
47 Howie Kendrick, R (1, 4) OBP: 0.367, SLG: 0.500		B FF 92 X FF 92 1-0 G5-3 ①		D CH 85 X FF 92 1-0 7 SF9 31 1B 1-3 2B	C KC 80 S CH 86 F CH 86 D KC 82 X FF 94 1-2 2-H 1B			F FF 94 X SL 82 0-1 L8 ①		B FF 90 F FF 90 B FF 92 B FF 91 S FF 92 B FF 94 4-2 7 1B 1-2 2-3 BB	4	1	2	1	1	0	0
33 Scott Van Slyke, R (1, 7) 3 Carl Crawford, L (8, PH) OBP: 0.286, SLG: 0.350 (9, 7)		B FF 94 B FF 93 B FF 94 B FF 92 4-0 BB		C FF 92 F CH 86 D KC 82 B FF 95 B FF 95 F CH 86 D KC 83 4-2 7 SF9 31 1B BB	B CH 85 C FF 94 F CH 86 X FF 94 1-2 G6-3 ③			S SL 81 S SL 81 S FF 92 B SL 81 B SL 80 X SL 80 2-2 G3-1 ②		S CU 75 B CU 76 C CU 76 F CU 76 S CU 76 1-3 K ②	1 2	1 0	0 0	0 0	2 0	0 1	1 3
7 Alex Guerrero, R (1, 5) OBP: 0.333, SLG: 0.727	F FF 94 S CH 84 S CH 85 0-3 K ②			X CH 86 0-0 SF9 1-2 2-3 3-H ②	X KC 79 0-0 G5-3 ①			C SL 80 X FF 90 0-1 G6-3 ③		C CU 73 S FF 89 B CU 75 F CU 76 B FF 89 X CH 83 2-2 1-2 2-3 3-H 1B	4	0	1	2	0	1	1
31 Joc Pederson, L (1, 8) OBP: 0.357, SLG: 0.520 63 Yimi García, R (10, 1)	F FC 88 B KC 81 B FF 93 X FC 90 2-1 G3 ③			D KC 82 F FF 94 B FF 95 X FF 92 2-1 2-H 3-H 1B	C FF 93 B FF 94 C FF 94 F KC 81 B KC 81 B FF 94 C FF 95 3-3 K ②				B SL 82 X FC 89 1-0 G3 ①		4 0	0 0	1 0	2 0	0 0	1 0	1 0
17 A.J. Ellis, R (1, 2)			C FF 92 S CH 84 B FF 94 F KC 82 B CH 87 X FF 94 2-2 L9 ①	F FF 94 D CH 86 X CH 86 1-1 F9 ③	C FF 94 C FF 96 B FF 96 C CH 85 1-3 K ③				B FF 93 B FF 92 T FF 93 X FC 88 2-1 G4-3 ②		4	0	0	0	0	1	1
38 Brandon McCarthy, R (1, 1) 11 Jimmy Rollins, S (7, PH) OBP: 0.290, SLG: 0.500 (8, 6)			C FF 93 S FF 94 S KC 82 0-3 K ②		C FF 92 S FF 92 S FF 94 0-3 K ①		B FF 92 F FF 92 B CH 85 F FF 92 B KC 80 S CH 86 3-3 K ①		B SL 83 F SI 94 B SI 94 B SL 82 X SI 94 3-1 F7 ③		2 2	0 0	0 0	0 0	0 0	2 1	0 0
Inning Stats	R: 0 E: 0 K: 0 S: 5 H: 0 LOB: 0 BB: 0 P: 8	R: 0 E: 0 K: 1 S: 6 H: 0 LOB: 1 BB: 1 P: 13	R: 0 E: 0 K: 1 S: 9 H: 0 LOB: 0 BB: 0 P: 12	R: 3 E: 0 K: 0 S: 13 H: 3 LOB: 1 BB: 1 P: 23	R: 2 E: 0 K: 1 S: 16 H: 3 LOB: 1 BB: 0 P: 21	R: 0 E: 0 K: 2 S: 8 H: 0 LOB: 0 BB: 0 P: 12	R: 0 E: 0 K: 1 S: 10 H: 1 LOB: 1 BB: 0 P: 19	R: 0 E: 0 K: 0 S: 8 H: 0 LOB: 0 BB: 0 P: 10	R: 0 E: 0 K: 0 S: 5 H: 0 LOB: 0 BB: 0 P: 11	R: 1 E: 0 K: 1 S: 14 H: 2 LOB: 3 BB: 2 P: 26	1B: 5 2B: 3 3B: 0 HR: 1	SF: 1 SAC: 0 DP: 0 HBP: 0	WP: 0 PB: 0 SB: 0 CS: 0	PA: 42						

PITCHER	IP	WLS	BF	H	R	ER	SO	BB	IBB	HBP	BLK	WP	HR	S	P	ERA	WHIP
65 James Paxton, L (1, 1) ERA: 5.11	6.1		27	6	5	5	6	2	0	0	0	0	1	60	95	7.11	1.263
39 Carson Smith, R (7, 1) ERA:	0.1		2	1	0	0	0	0	0	0	0	0	0	6	11	0.00	3.000
41 Charlie Furbush, L (7, 1) ERA:	0.1		1	0	0	0	0	0	0	0	0	0	0	1	2	0.00	0.000
52 Dominic Leone, R (8, 1) ERA: 3.86	2.1	L	10	1	1	1	0	1	1	0	0	0	0	19	36	3.86	0.857
66 Tyler Olson, L (10, 1) ERA:	0.1		2	1	0	0	1	0	0	0	0	0	0	8	11	0.00	3.000

PITCHER	IP	WLS	BF	H	R	ER	SO	BB	IBB	HBP	BLK	WP	HR	S	P	ERA	WHIP

AB	37
R	6
H	9
RBI	6
BB	4
SO	7
LOB	10

Seattle Mariners @ Los Angeles Dodgers

Dodger Stadium, Los Angeles, CA

Tue Apr 14 2015, 7:10 PM - 10:50 PM PDT

Att. 43,115 - Clear - 67 F

TOP

livebaseballscorecards.com

Batter	1	2	3	4	5	6	7	8	9	AB	R	H	RBI	BB	SO	LOB
25 Rickie Weeks Jr., R (1, 7) OBP: 0.250, SLG: 0.368 13 Dustin Ackley, L (8, PH) OBP: 0.400, SLG: 0.889 (8, 7)	C FF 91 X FF 92 0-1 16 FC4-6 1B	S FF 93 B FF 93 X CH 84 1-1 ③ G5-3		C FF 92 X CH 82 0-1 22 PB 16 1B 2-H 1B		C FF 94 B SL 86 S FF 91 S FF 95 1-3 ① K		B SI 94 B SI 94 B FF 95 C FF 95 F FF 95 F FF 96 F FF 96 F FF 95 F FF 95 3-2 X FS 89 ① G3		4 0 2 1 0 1 1 1 0 0 0 0 0 0						
16 Austin Jackson, R (1, 8) OBP: 0.273, SLG: 0.258	C FF 92 S CH 83 F FF 92 1 SAFE X CH 84 0-2 ① FC4-6 22 HR 1-2f	B CH 82 X FF 92 1-0 ① G6-3	C FF 90 C FF 91 1 SAFE X FF 92 0-2 22 PB 1-2 1B		B SL 87 C FF 95 F SL 86 B FF 96 F FF 95 F SL 86 F FF 93 F SL 85 X FF 94 2-2 ② G6-3		F FF 95 B SI 95 B FF 95 S SL 89 2-3 ② K		5 1 1 0 0 1 1						
22 Robinson Canó, L (1, 4) OBP: 0.176, SLG: 0.353	B FF 93 F FF 92 F FF 90 1 SAFE X SL 79 1-2 1-H HR	C FF 91 B FF 89 B FF 92 X CH 84 2-1 ② G4-3	C FF 91 1 SAFE B CH 82 D CH 81 F FF 92 X FF 91 2-2 ③ F8 1-2 2-3		C FF 94 S CH 86 B FF 94 B SL 84 B FF 93 X FF 94 3-2 2B		B FF 95 S SI 95 X FS 89 1-1 ③ G3-1		5 1 2 2 0 0 2						
23 Nelson Cruz, R (1, 9) OBP: 0.324, SLG: 0.742	B FF 92 C CH 83 B CH 83 C FF 92 B FF 92 X CH 83 3-2 HR	B SL 81 B FF 92 B FF 92 B FF 92 4-0 15 1B BB	B SL 86 B SL 87 B FF 95 B FF 94 4-0 5 BB 15 BB 8 G6-3 BB	C FF 94 B SL 86 F SL 85 B FF 93 S FF 95 2-3 ③ K			C SL 82 B FF 94 X FF 93 1-1 ① F8		3 2 1 1 2 1 1						
15 Kyle Seager, L (1, 5) OBP: 0.273, SLG: 0.419	X FF 91 0-0 ② B1-3	X FF 92 0-0 3 FC5-4 1-2 1B	C FF 94 B FF 94 B FF 94 B FF 93 B FF 93 4-1 8 G6-3 5 BB 1-2 BB		B SI 87 C SI 87 B KC 82 B SI 87 F SI 86 X SI 88 3-2 8 1B 1B		B SL 82 C FF 92 F FF 93 F FF 95 S FF 95 1-3 ② K		4 0 2 0 1 1 0						
3 Mike Zunino, R (1, 2) OBP: 0.179, SLG: 0.115	B CH 82 T CH 82 C FF 92 F FF 92 B FF 92 F CH 84 S FF 92 2-3 ③ K	C FF 92 F FF 92 F FF 92 X CH 83 0-2 ③ FC5-4 1-2f	S SL 87 B SL 88 T FF 96 S FF 95 1-3 ① K		B SI 86 S SI 87 1 SAFE 1 SAFE S KC 81 F KC 81 1 SAFE D KC 80 F CH 80 2-3 ① S KC 81 K		C SL 82 S FF 94 F FF 95 B FF 94 S FF 94 1-3 ③ K		5 0 0 0 0 4 5						
5 Brad Miller, L (1, 6) OBP: 0.250, SLG: 0.360		X FF 90 0-0 ① G4-3	C FF 91 F FF 91 B FC 88 X FC 89 1-2 ① G1-3	B FF 94 B FF 94 B FF 93 B FF 93 4-0 8 G6-3 1-2 2-3 BB		B CH 82 C SI 88 1 SAFE B KC 81 S KC 81 T KC 82 2-2 ② K				3 0 0 0 1 1 1						
8 Willie Bloomquist, R (1, 3) OBP: 0.429, SLG: 0.333		B FF 91 B FF 91 S CH 82 X CH 82 2-1 1B	C FF 90 H FF 92 1-1 18 SH1-4 25 1B HBP	X SL 88 0-0 ② G6-3 1-2 2-3 3-H			D SI 87 X SI 87 1-0 1-2 1B		3 1 2 1 0 0 2						
18 Hisashi Iwakuma, R (1, 1) 39 Carson Smith, R (6, 1) 12 Justin Ruggiano, R (7, PH) 7 Seth Smith, L (7, PH) OBP: 0.357, SLG: 0.643 41 Charlie Furbush, L (7, 1) 31 Yoervis Medina, R (7, 1) 56 Fernando Rodney, R (9, 1)	L FF 91 L CH 82 1 SAFE B FF 91 L FF 93 1-3 ② K	X FF 91 0-0 ② SH1-4 1-2	C FF 94 C FF 94 C FF 94 0-3 ③ K			B SI 96 C FF 96 S FS 89 F FF 96 S FS 90 1-3 ③ K			2 0 0 0 0 2 3 0 0 0 0 0 0 0 0 0 0 0 0 0 0 1 0 0 0 0 1 2 0 0 0 0 0 0 0 0 0 0 0 0 0 0 0 0 0 0 0 0 0						

Inning Stats	1	2	3	4	5	6	7	8	9
	R: 3 H: 3 E: 0 LOB: 0 K: 1 BB: 0 S: 18 P: 24	R: 0 H: 1 E: 0 LOB: 1 K: 1 BB: 0 S: 8 P: 12	R: 0 H: 1 E: 0 LOB: 2 K: 0 BB: 1 S: 8 P: 15	R: 1 H: 2 E: 0 LOB: 2 K: 0 BB: 0 S: 13 P: 17	R: 1 H: 0 E: 0 LOB: 2 K: 2 BB: 3 S: 9 P: 22	R: 0 H: 1 E: 0 LOB: 1 K: 2 BB: 0 S: 16 P: 24	R: 0 H: 2 E: 0 LOB: 2 K: 3 BB: 0 S: 16 P: 25	R: 0 H: 0 E: 0 LOB: 0 K: 1 BB: 0 S: 12 P: 18	R: 0 H: 0 E: 0 LOB: 0 K: 2 BB: 0 S: 10 P: 13

AB	36	
R	5	
H	10	
RBI	5	
BB	4	
SO	12	
LOB	18	

1B: 7	SF: 0	WP: 0
2B: 1	SAC: 1	PB: 1
3B: 0	DP: 0	SB: 0
HR: 2	HBP: 1	CS: 0

PA: 42

PITCHER		IP	WLS	BF	H	R	ER	SO	BB	IBB	HBP	BLK	WP	HR	S	P	ERA	WHIP
54 David Huff, L ERA: 9.0	(1, 1)	4.0		21	7	4	4	2	1	0	1	0	0	2	47	68	9.00	2.000
12 Juan Nicasio, R ERA: 1.93	(5, 1)	2.0		10	1	1	1	4	3	0	0	0	0	0	25	46	4.50	2.000
56 J.P. Howell, L ERA: 3.86	(7, 1)	0.2		4	2	0	0	2	0	0	0	0	0	0	12	20	0.00	3.000
41 Chris Hatcher, R ERA: 16.88	(7, 1)	1.1		4	0	0	0	2	0	0	0	0	0	0	16	23	0.00	0.000
63 Yimi García, R ERA: 1.5	(9, 1)	1.0	W	3	0	0	0	2	0	0	0	0	0	0	10	13	0.00	0.000

PITCHER		IP	WLS	BF	H	R	ER	SO	BB	IBB	HBP	BLK	WP	HR	S	P	ERA	WHIP

Batter	1	2	3	4	5	6	7	8	9	AB	R	H	RBI	BB	SO	LOB
11 Jimmy Rolls, S (1, 6) OBP: 0.306, SLG: 0.515	C SI 86 X SL 80 0-1 ① G4-3		C SI 88 F CU 71 B FF 88 X FS 84 1-2 23 2B 2B	C SL 81 X FS 82 0-1 ③ G4-3		C SL 83 S SI 92 F SL 85 B SI 92 X SI 88 1-2 ③ G3			M SI 94 S CH 83 X SI 95 0-2 23 BB 3 FC5-2-5 47 1B 1-3 1B	5	2	2	0	0	0	1
3 Carl Crawford, L (1, 7) OBP: 0.308, SLG: 0.360	B SI 86 C SI 88 B SL 81 F SI 88 X FS 85 2-2 9 BB 47 1B 1B		B SL 81 C SL 81 B SI 90 F SI 90 B SI 90 S FS 84 3-3 ① K		C SL 78 B FS 84 X FS 82 1-1 ① G3		C SL 80 F SL 81 F FF 92 X SL 80 0-2 23 1B 1B		C CH 83 B SI 95 B SI 95 S CH 85 X SI 96 2-2 ① FC5-2-5 23 BB 47 1B 1-2 3-H	5	1	2	0	0	1	3
23 Adrián González, L (1, 3) OBP: 0.622, SLG: 1.194	C SL 80 B FF 87 X FF 88 1-1 ② P4		C SL 82 X FF 90 0-1 2-H 2B		C SI 87 F SL 81 F FC 88 B FS 84 B SL 81 X FC 88 2-2 ② G4-1		C SI 91 X FF 92 0-1 9 G4-6-3 1-2 1B		F CH 84 B SI 96 B SI 96 B SI 96 B SI 96 4-1 47 1B 1-2 2-3 BB	4	0	2	1	1	0	1
47 Howie Kendrick, R (1, 4) OBP: 0.400, SLG: 0.500	D SL 82 X SI 89 1-0 9 BB 1-2 1B		C SL 82 D SI 85 B SL 82 F SI 90 F FF 92 F FS 84 D SI 85 F FS 85 S SL 79 3-3 ② K		B SI 87 B SI 88 B FF 90 B SI 89 4-0 BB		F FF 92 B FF 92 T FF 92 S CU 84 1-3 ① K		X SI 96 0-0 1-2 2-H 3-H 1B	4	0	2	2	1	2	3
9 Yasmani Grandal, S (1, 2) OBP: 0.333, SLG: 0.353	D FS 84 C FF 91 D FS 82 C SI 91 B FF 91 F SI 86 B SI 85 4-2 1-2 2-3 BB		B SL 83 C SI 90 D FS 84 F SI 91 S FF 91 2-3 ③ K		F SI 89 C SL 83 X FF 88 0-2 ③ F9		C FF 93 B FF 93 X FF 92 1-1 ②③ G4-6-3 1-2f			3	0	0	0	1	1	4
16 Andre Ethier, L (1, 9) OBP: 0.353, SLG: 0.667	S SI 86 F SI 86 B FF 91 S SI 86 1-3 ③ K			F SI 87 B CU 72 X FS 83 1-1 ① P6		B SI 86 X SL 80 1-0 HR		C FF 93 C FF 93 B CU 85 B CU 84 X FF 92 2-2 ① G3		4	1	1	1	0	1	3
5 Juan Uribe, R (1, 5) OBP: 0.222, SLG: 0.176 63 Yimi García, R (9, 1)		C SI 87 X SI 88 0-1 ① F8		B SI 87 C SL 82 B SI 89 X SI 88 2-1 ② G6-3		F SI 94 F SL 84 X SI 92 0-2 ① F7		B FF 93 X FF 93 1-0 ② G5-3		4 0	0 0	0 0	0 0	0 0	0 0	0 0
31 Joc Pederson, L (1, 8) OBP: 0.375, SLG: 0.500		S SL 81 B SI 88 B SL 81 F FF 89 F SI 85 F FF 89 F FS 85 C FF 91 2-3 ② K		B SI 89 B FS 85 B FF 88 C SI 88 S SI 88 F FS 85 B FS 84 4-2 7 HR BB		F SI 93 X SI 88 0-1 ② G3		B FF 93 X FF 93 1-0 10 CS 1B		3	1	1	0	1	1	0
54 David Huff, S (1, 1) 7 Alex Guerrero, R (4, PH) OBP: 0.385, SLG: 1.000 12 Juan Nicasio, R (5, 1) 56 J.P. Howell, L (7, 1) 41 Chris Hatcher, R (7, 1) 10 Justin Turner, R (8, PH) OBP: 0.250, SLG: 0.250 (9, 5)		X FF 90 0-0 ③ G5-3		X SL 80 0-0 1-H HR		B SI 89 S SI 89 B SI 91 X SI 89 2-1 E1		C FF 92 B FF 93 1 SAFE 1 SAFE C FF 92 1-2 ③ CS 1-2	B SI 93 F SI 94 B CH 82 X SI 94 2-1 11 1B 3 FC5-2-8 1B	1 1 1 0 0 0 1	0 1 0 0 0 0 0	0 1 0 0 0 0 1	0 2 0 0 0 0 0	0 0 0 0 0 0 0	0 0 0 0 0 0 0	0 0 0 0 0 0 0
Inning Stats	R: 0 E: 0 K: 1 S: 14 H: 2 LOB: 3 BB: 1 P: 23	R: 0 E: 0 K: 1 S: 9 H: 0 LOB: 0 BB: 0 P: 11	R: 1 E: 0 K: 3 S: 17 H: 2 LOB: 1 BB: 0 P: 26	R: 2 E: 0 K: 0 S: 10 H: 1 LOB: 0 BB: 1 P: 17	R: 0 E: 0 K: 0 S: 9 H: 0 LOB: 1 BB: 1 P: 16	R: 1 E: 1 K: 0 S: 12 H: 1 LOB: 1 BB: 0 P: 16	R: 0 E: 0 K: 1 S: 11 H: 2 LOB: 1 BB: 0 P: 13	R: 0 E: 0 K: 0 S: 7 H: 1 LOB: 0 BB: 0 P: 12	R: 2 E: 0 K: 0 S: 10 H: 3 LOB: 2 BB: 1 P: 18	1B: 8 2B: 2 3B: 0 HR: 2	SF: 0 SAC: 0 DP: 1 HBP: 0					

PITCHER	IP	WLS	BF	H	R	ER	SO	BB	IBB	HBP	BLK	WP	HR	S	P	ERA	WHIP
18 Hisashi Iwakuma, R (1, 1) ERA: 6.55	5.0		24	6	4	4	5	3	0	0	0	0	2	60	95	7.20	1.800
39 Carson Smith, R (6, 1) ERA:	1.0	H	4	0	0	0	0	0	0	0	0	0	0	11	14	0.00	0.000
41 Charlie Furbush, L (7, 1) ERA:	0.0		2	2	0	0	0	0	0	0	0	0	0	6	6	∞	∞
31 Yoervis Medina, R (7, 1) ERA: 1.59	2.0	H	5	1	0	0	1	0	0	0	0	0	0	12	19	0.00	0.500
56 Fernando Rodney, R (9, 1) ERA: 16.2	0.1	L	5	3	2	2	0	1	0	0	0	0	0	10	18	54.00	12.000

PITCHER	IP	WLS	BF	H	R	ER	SO	BB	IBB	HBP	BLK	WP	HR	S	P	ERA	WHIP

BOTTOM

Seattle Mariners @ Los Angeles Dodgers

Dodger Stadium, Los Angeles, CA

Tue Apr 14 2015, 7:10 PM - 10:50 PM PDT

Att. 43,115 - Clear - 67 F

livebaseballscorecards.com

AB	36
R	6
H	12
RBI	6
BB	4
SO	6
LOB	15

Seattle Mariners @ Los Angeles Dodgers

Dodger Stadium, Los Angeles, CA

Wed Apr 15 2015, 7:16 PM - 9:57 PM PDT

Att. 51,287 - Clear - 72 F

livebaseballscorecards.com

Batter	1	2	3	4	5	6	7	8	9	AB	R	H	RBI	BB	SO	LOB
25 Rickie Weeks Jr., R (1, 7) OBP: 0.208, SLG: 0.304	X FF 90 0-0 ① G3		C KC 77 B SL 83 X SL 83 1-1 ③ G5-3		C SL 80 D SL 80 F FF 91 S SL 83 1-3 ③ K		S FF 95 S FF 95 F FF 95 F FF 96 B FS 89 S FS 88 1-3 ③ K			4	0	0	0	0	2	1
16 Austin Jackson, R (1, 8) OBP: 0.270, SLG: 0.257	B SI 90 X SI 90 1-0 ② G4-3			C KC 75 S SL 81 B FF 90 B SL 82 F SL 83 F FF 93 X SL 82 2-2 ① L6		C KC 75 B CH 84 B KC 78 F SL 82 X SL 82 2-2 22 1B 15 G3 1B		C FF 98 B FF 96 B SL 88 X FF 98 2-1 ① G6-3		4	1	1	0	0	0	0
22 Robinson Canó, L (1, 4) OBP: 0.211, SLG: 0.368	C FF 91 B SI 92 F FF 92 B SI 93 X SI 92 2-2 ③ G4-3			S FF 92 X KC 77 0-1 ② L7		C FF 89 B FF 90 1 SAFE B CH 82 1 SAFE X SI 89 2-1 15 G3 23 BB 20 CS 1-3 1B		S CH 87 X SI 96 0-1 23 1B 1B		4	0	2	0	0	0	0
23 Nelson Cruz, R (1, 9) OBP: 0.368, SLG: 0.824		C KC 75 F SL 80 F SL 81 X FF 92 0-2 ① G5-3		B SI 92 C CH 84 X SL 82 1-1 HR		B CH 82 B CH 84 S SI 89 B CH 83 B SI 89 4-1 15 G3 1-2 BB		B FF 97 F FF 98 D SL 89 F FF 96 X FF 99 2-2 1-2 1B		3	1	2	1	1	0	0
15 Kyle Seager, L (1, 5) OBP: 0.270, SLG: 0.400		B FF 92 B FF 91 C FF 90 X FF 92 2-1 ② F7		X KC 76 0-0 1B		B SL 84 F SL 85 F SL 86 X CU 79 1-2 ① G3 1-2 2-3 3-H		B FF 97 S CH 87 B FF 98 F FF 98 X CH 88 2-2 ② F8		4	0	1	1	0	0	4
20 Logan Morrison, L (1, 3) OBP: 0.194, SLG: 0.167		C KC 77 X SI 91 0-1 1B		C SL 82 C SL 83 S SI 92 0-3 ③ K		B SL 86 C CU 78 B CU 78 D SI 89 B SL 84 4-1 ② 3 FC5-4 3-H BB		B CH 85 C FF 97 B FF 99 X FF 98 2-1 ③ G5-3		3	0	1	0	1	1	3
3 Mike Zunino, R (1, 2) OBP: 0.188, SLG: 0.167		X SI 90 0-0 ③ L8			C SL 79 C SL 80 B FF 90 B FF 91 X SL 82 2-2 12 1B 2B	D SL 85 S SI 87 C CH 84 X CU 77 1-2 ③ FC5-4 1-2f			B SI 98 C FF 96 S FF 97 B SL 88 S FF 98 2-3 ① K	4	0	1	0	0	1	3
5 Brad Miller, L (1, 6) OBP: 0.219, SLG: 0.310			C KC 74 B SL 81 B SI 90 F SL 80 X SL 82 2-2 ① G3		C SI 90 X SL 81 0-1 ① L7		C SI 87 B SL 86 B CU 78 X SI 87 2-1 ① P5		F SI 87 F KC 80 B KC 81 B KC 81 F KC 82 S KC 81 2-3 ② K	4	0	0	0	0	1	1
44 Taijuan Walker, R (1, 1) 12 Justin Ruggiano, R (5, PH) OBP: 0.364, SLG: 0.125 66 Tyler Olson, R (5, 1) 8 Willie Bloomquist, R (7, PH) OBP: 0.375, SLG: 0.286 40 Danny Farquhar, R (7, 1) 13 Dustin Ackley, L (9, PH) OBP: 0.381, SLG: 0.842			B FF 90 C SI 91 S KC 78 S SL 82 1-3 ② K		X FF 91 0-0 ② 2-H 1B		F FF 96 S FS 88 B FS 90 C FF 96 1-3 ② K		X SI 87 0-0 ③ G4-3	1 1 0 1 0 1	0 0 0 0 0 0	0 1 0 0 0 0	0 0 0 0 0 0	0 0 0 0 0 0	1 0 0 1 0 0	0 0 0 0 0 0
Inning Stats	R: 0 E: 0 K: 0 S: 5 H: 0 LOB: 0 BB: 0 P: 8	R: 0 E: 0 K: 0 S: 9 H: 1 LOB: 1 BB: 0 P: 11	R: 0 E: 0 K: 1 S: 8 H: 0 LOB: 0 BB: 0 P: 12	R: 1 E: 0 K: 1 S: 13 H: 2 LOB: 1 BB: 0 P: 16	R: 0 E: 0 K: 1 S: 9 H: 2 LOB: 1 BB: 0 P: 12	R: 1 E: 0 K: 0 S: 13 H: 2 LOB: 2 BB: 2 P: 27	R: 0 E: 0 K: 2 S: 10 H: 0 LOB: 0 BB: 0 P: 14	R: 0 E: 0 K: 0 S: 12 H: 2 LOB: 2 BB: 0 P: 20	R: 0 E: 0 K: 2 S: 8 H: 0 LOB: 0 BB: 0 P: 12	1B: 7 2B: 1 3B: 0 HR: 1 SF: 0 SAC: 0 DP: 0 HBP: 0						

TOP	
AB	34
R	2
H	9
RBI	2
BB	2
SO	7
LOB	12

WP: 0 PA: 36
PB: 0
SB: 0
CS: 1

PITCHER		IP	WLS	BF	H	R	ER	SO	BB	IBB	HBP	BLK	WP	HR	S	P	ERA	WHIP
35 Brett Anderson, L ERA: 4.09	(1, 1)	5.0	W	22	7	2	2	3	1	0	0	0	0	1	50	73	3.60	1.600
75 Paco Rodríguez, L ERA: 3.86	(6, 1)	1.1	H	4	0	0	0	0	1	0	0	0	0	0	9	17	0.00	0.750
41 Chris Hatcher, R ERA: 13.5	(7, 1)	0.2	H	2	0	0	0	2	0	0	0	0	0	0	8	10	0.00	0.000
52 Pedro Báez, R ERA:	(8, 1)	1.1	H	6	2	0	0	1	0	0	0	0	0	0	15	25	0.00	1.500
56 J.P. Howell, L ERA: 3.0	(9, 1)	0.2		2	0	0	0	1	0	0	0	0	0	0	5	7	0.00	0.000

PITCHER	IP	WLS	BF	H	R	ER	SO	BB	IBB	HBP	BLK	WP	HR	S	P	ERA	WHIP

BOTTOM

Seattle Mariners @ Los Angeles Dodgers

Dodger Stadium, Los Angeles, CA

Wed Apr 15 2015, 7:16 PM - 9:57 PM PDT

Att. 51,287 - Clear - 72 F

livebaseballscorecards.com

Batter	1	2	3	4	5	6	7	8	9	AB	R	H	RBI	BB	SO	LOB
11 Jimmy Rollins, S (1, 6) OBP: 0.293, SLG: 0.459	C FF 96 B FS 92 F FF 96 S SI 96 1-3 K ①	1 SAFE D CU 74 B FF 94 F FF 94 S FC 89 1 SAFE B FF 94 F FF 94 F FC 89 4-2 B CU 74 9 BB 23 1B 1-2 BB ②	B FS 87 S FF 94 X FF 94 1-1 P6 ③			B FF 87 C FF 88 X FF 88 1-1 G6-3 ①		B FC 90 X FC 89 1-0 P2 ①		4	1	0	0	1	1	2
9 Yasmani Grandal, S (1, 2) OBP: 0.346, SLG: 0.333	S FF 96 B FS 92 X FS 91 1-1 47 BB 16 1B 1B	C FC 90 B FF 95 B FF 95 C FF 93 B FF 91 F FS 89 B FC 89 4-2 23 1B 1-2 BB		F FF 92 B CU 73 X FF 94 1-1 L7 ①		X FF 88 0-0 G5-3 ②		X FC 88 0-0 L6 ②		4	1	1	0	1	0	0
23 Adrián González, L (1, 3) OBP: 0.595, SLG: 1.111	B FF 94 F FF 95 X FC 89 1-1 F8 ②	X FS 89 0-0 1-3 2-H 1B		B FF 93 X FF 94 1-0 P2 ②		C CU 76 X SI 89 0-1 2B		B FC 89 C FF 91 S CH 84 F FF 94 X CH 85 1-2 G3-1 ③		5	0	2	1	0	0	1
47 Howie Kendrick, R (1, 4) OBP: 0.410, SLG: 0.471	B FF 95 B FC 89 B FF 95 C FF 95 F FF 95 F FC 90 D FS 89 4-2 16 1B 33 2B 1-2 BB	X FF 96 0-0 G4-3 ③		B FC 90 B FF 94 C SI 93 S FC 89 X FF 95 2-2 G1-3 ③		I IN 78 I IN 78 I IN 81 I IN 78 4-0 IBB				2	1	0	0	2	0	2
16 Andre Ethier, L (1, 9) OBP: 0.429, SLG: 0.667	B FS 89 S FS 88 B FF 95 X FS 88 2-1 33 2B 1-3 2-H 1B		F FF 94 H SI 95 1-1 5 1B 31 1B HBP		B FF 88 B CU 75 B FF 88 C FF 88 X FF 88 3-1 5 G3-6-1 33 1B 1B	C CU 74 B FF 88 F CU 74 S FF 89 1-3 K ③				3	2	2	1	0	1	2
33 Scott Van Slyke, R (1, 7) OBP: 0.545, SLG: 0.429	X FF 92 0-0 2-H 3-H 2B		B FF 94 C FC 91 S FF 95 X FF 96 1-2 F9 ①		X FF 88 0-0 5 G3-6-1 1-2 1B		B FC 88 F FF 92 F CH 82 B FF 95 B CU 74 X FF 94 3-2 F9 ①			4	0	2	2	0	0	1
5 Juan Uribe, R (1, 5) OBP: 0.227, SLG: 0.190	B FF 96 X FF 96 1-0 L8 ③		F CU 73 X FS 89 0-1 31 E 31 1B 1-2 1B		C CU 75 X FF 88 0-1 G3-6-1 ① ② 1-2f 2-3		S FC 88 B FC 88 S CH 82 S CU 74 1-3 K ②			4	0	1	0	0	1	3
31 Joc Pederson, L (1, 8) OBP: 0.444, SLG: 0.517		B FF 93 B FF 93 C FF 94 B FS 88 F FF 94 B FS 89 4-2 11 CS BB	X CU 72 0-0 E9 1-3 2-H 1B		I IN 80 I IN 80 I IN 80 I IN 80 4-0 IBB		B FC 89 B CH 84 F FC 88 B FC 88 B FC 88 4-1 BB			1	0	1	1	3	0	0
35 Brett Anderson, L (1, 1) 75 Paco Rodríguez, L (6, 1) 41 Chris Hatcher, R (7, 1) 3 Carl Crawford, L (7, PH) OBP: 0.296, SLG: 0.346 52 Pedro Báez, R (8, 1) 56 J.P. Howell, L (9, 1)		C FF 92 B FF 92 S FF 92 T FF 94 1-2 K ①	M FF 91 L FF 92 S FF 94 0-3 K ②		S CU 74 C CU 75 B CU 76 C FF 89 1-3 K ③		C CU 72 F CH 82 D CU 74 S FF 93 1-3 K ③			3 0 0 0 1 0 0	0 0 0 0 0 0 0	0 0 0 0 0 0 0	0 0 0 0 0 0 0	0 0 0 0 0 0 0	3 0 0 0 1 0 0	5 0 0 0 1 0 0
Inning Stats	R: 3 E: 0 K: 1 S: 14 H: 3 LOB: 1 BB: 1 P: 24	R: 1 E: 0 K: 1 S: 14 H: 1 LOB: 2 BB: 3 P: 27	R: 1 E: 1 K: 1 S: 12 H: 2 LOB: 2 BB: 0 P: 15	R: 0 E: 0 K: 0 S: 6 H: 0 LOB: 0 BB: 0 P: 10	R: 0 E: 0 K: 1 S: 8 H: 2 LOB: 2 BB: 1 P: 16	R: 0 E: 0 K: 1 S: 8 H: 1 LOB: 2 BB: 1 P: 14	R: 0 E: 0 K: 2 S: 10 H: 0 LOB: 1 BB: 1 P: 19	R: 0 E: 0 K: 0 S: 6 H: 0 LOB: 0 BB: 0 P: 8		1B: 7 2B: 2 3B: 0 HR: 0 SF: 0 SAC: 0 DP: 1 HBP: 1					

	AB	31
	R	5
	H	9
	RBI	5
	BB	7
	SO	7
	LOB	17

PITCHER		IP	WLS	BF	H	R	ER	SO	BB	IBB	HBP	BLK	WP	HR	S	P	ERA	WHIP
44 Taijuan Walker, R ERA: 17.18	(1, 1)	4.0	L	22	6	5	5	3	4	0	1	0	0	0	46	76	11.25	2.500
66 Tyler Olson, L ERA:	(5, 1)	2.0		10	3	0	0	2	0	2	0	0	0	0	16	30	0.00	1.500
40 Danny Farquhar, R ERA: 2.84	(7, 1)	2.0		7	0	0	0	2	1	0	0	0	0	0	16	27	0.00	0.500

PITCHER	IP	WLS	BF	H	R	ER	SO	BB	IBB	HBP	BLK	WP	HR	S	P	ERA	WHIP

Batter	1	2	3	4	5	6	7	8	9	AB	R	H	RBI	BB	SO	LOB
19 Charlie Blackmon, L (1, 9) OBP: 0.356, SLG: 0.421	C FF 94 F SL 89 B FF 95 F SL 89 C FF 94 1-3 ① K		C SL 87 X SL 89 0-1 ③ L7		1 SAFE L FF 94 B CU 74 B CU 74 B FF 94 S FF 94 F FF 94 F SL 88 F FF 94 3-2 X FF 95 1-H HR		C SI 88 B SL 84 B CU 78 B SL 84 C CU 76 F SI 88 X CU 77 3-2 ③ G3			4	1	1	2	0	1	0
2 Troy Tulowitzki, R (1, 6) OBP: 0.375, SLG: 0.615	F FF 94 B FF 94 X SL 90 1-1 1B			F FF 92 C CU 72 B SL 89 X FF 93 1-2 HR	F FF 94 S SL 90 B FF 95 S CU 75 1-3 ③ K			C SI 81 X FF 92 0-1 ① P3		4	1	2	1	0	1	0
28 Nolan Arenado, R (1, 5) OBP: 0.381, SLG: 0.684	F FF 94 B SL 90 B FF 94 B FF 94 X FF 94 3-1 ② L8			X SL 88 0-0 ① F9		F SL 87 F CU 74 X FF 94 0-2 ① G4-3		C SL 82 B SL 82 X FF 93 1-1 1B		4	0	1	0	0	0	1
20 Wilin Rosario, R (1, 3) OBP: 0.364, SLG: 0.818	1 SAFE X FF 94 0-0 ③ G5-3			F FF 94 B SL 91 B FF 94 X FF 94 2-1 4 WP 6 1B		C FF 93 B CU 74 S SL 87 X CU 74 1-2 6 PB 2B		C FF 91 C SL 83 S FF 94 0-3 ② K		4	0	2	0	0	1	2
4 Nick Hundley, R (1, 2) OBP: 0.333, SLG: 0.355		F FF 93 B FF 93 B FF 93 C SL 88 B FF 94 F FF 94 S SL 87 3-3 ① K		C FF 94 S CU 75 B FF 94 D SL 89 B CU 75 C FF 95 3-3 ② K 1-2		B FF 94 F FF 94 D CU 75 B FF 94 B FF 94 4-1 BB		C SL 84 C FF 93 B FF 94 S FF 94 1-3 ③ K		3	0	0	0	1	3	2
6 Corey Dickerson, L (1, 7) OBP: 0.381, SLG: 0.625		S FF 94 B SL 89 B FF 94 F SL 87 S FF 94 2-3 ② K		B FF 94 B FF 94 C FF 95 B FF 94 X SL 90 3-1 ③ 2-H 1B		B SL 85 S FF 94 S FF 94 F FF 94 S CU 75 1-3 ② 2-3 K			B FF 93 B FF 92 B FF 92 C FF 93 F FF 94 F FF 94 X SI 95 3-2 ① G4-3	4	0	1	0	0	2	2
13 Drew Stubbs, R (1, 8)		S SL 88 C SL 88 F FF 95 C FF 94 0-3 ③ K			X FF 92 0-0 E3 19 S 19 HR	C FF 95 1 SAFE S SL 89 B SL 87 D CU 75 F FF 94 C SL 86 2-3 ③ K			X FF 94 0-0 ② F9	4	1	0	0	0	2	2
38 Kyle Kendrick, R (1, 1) OBP: 0.429, SLG: 0.571 45 Scott Oberg, R (5, 1) 43 Rafael Ynoa, S (7, PH) 53 Christian Friedrich, R (7, 1) 32 LaTroy Hawkins, R (8, 1) 8 Michael McKenry, R (9, PH) OBP: 0.222, SLG: 0.222			B FF 92 C FF 91 S FF 93 C FF 93 1-3 ① K		F FF 93 L FF 93 1 SAFE S CU 73 0-3 ① K		C CU 77 S CU 77 F CU 79 F SI 90 B CU 78 B CH 84 F SL 86 F SI 88 C CU 78 2-3 ① K		C FF 94 B FF 95 S FF 94 F FF 96 B FF 95 C SL 82 2-3 ③ K	2 0 1 0 0 1	0 0 0 0 0 0	0 0 0 0 0 0	0 0 0 0 0 0	2 0 1 0 0 1	1 0 0 0 0 0
9 DJ LeMahieu, R (1, 4) OBP: 0.487, SLG: 0.526			C FF 94 F FF 94 B SL 88 C FF 94 1-3 ② K		B FF 94 F SL 86 F CU 74 S FF 95 1-3 ② K		B SL 86 X SL 85 1-0 ② L9			3	0	0	0	0	2	1
Inning Stats	R: 0 E: 0 K: 1 S: 9 H: 1 LOB: 1 BB: 0 P: 14	R: 0 E: 0 K: 3 S: 11 H: 0 LOB: 0 BB: 0 P: 16	R: 0 E: 0 K: 2 S: 8 H: 0 LOB: 0 BB: 0 P: 10	R: 1 E: 0 K: 1 S: 11 H: 3 LOB: 2 BB: 0 P: 20	R: 2 E: 1 K: 3 S: 16 H: 1 LOB: 0 BB: 0 P: 21	R: 0 E: 0 K: 2 S: 15 H: 1 LOB: 2 BB: 1 P: 23	R: 0 E: 0 K: 1 S: 12 H: 0 LOB: 0 BB: 0 P: 18	R: 0 E: 0 K: 2 S: 10 H: 1 LOB: 1 BB: 0 P: 12	R: 0 E: 0 K: 1 S: 9 H: 0 LOB: 0 BB: 0 P: 14	1B: 4 2B: 1 3B: 0 HR: 2 SF: 0 SAC: 0 DP: 0 HBP: 0						

PITCHER		IP	WLS	BF	H	R	ER	SO	BB	IBB	HBP	BLK	WP	HR	S	P	ERA	WHIP
22 Clayton Kershaw, L ERA: 4.42	(1, 1)	6.0	W	25	6	3	1	12	1	0	0	0	1	2	70	104	1.50	1.167
75 Paco Rodríguez, L ERA: 2.7	(7, 1)	1.0	H	3	0	0	0	1	0	0	0	0	0	0	12	18	0.00	0.000
63 Yimi García, R ERA: 1.29	(8, 1)	1.0		4	1	0	0	2	0	0	0	0	0	0	10	12	0.00	1.000
36 Adam Liberatore, L ERA:	(9, 1)	1.0		3	0	0	0	1	0	0	0	0	0	0	9	14	0.00	0.000

PITCHER	IP	WLS	BF	H	R	ER	SO	BB	IBB	HBP	BLK	WP	HR	S	P	ERA	WHIP

TOP

Colorado Rockies @ Los Angeles Dodgers

Dodger Stadium, Los Angeles, CA

Fri Apr 17 2015, 7:12 PM - 10:29 PM PDT

Att. 48,950 - Clear - 73 F

livebaseballscorecards.com

AB	34
R	3
H	7
RBI	3
BB	1
SO	16
LOB	11

WP: 1	PA: 35
PB: 1	
SB: 1	
CS: 0	

Batter	1	2	3	4	5	6	7	8	9	AB	R	H	RBI	BB	SO	LOB
11 Jimmy Rollins, S (1, 6) OBP: 0.283, SLG: 0.415	C SI 87 B CH 80 B FC 84 B FC 84 B SI 87 4-1 23 S 23 2B BB	B CH 80 S CH 81 B SI 87 B FC 85 F SI 89 X SL 77 3-2 ③ G4-3			C SL 74 F CH 80 B SL 76 C SI 89 1-3 ① K	C FF 93 B CU 76 S CH 87 S CU 78 1-3 ② K2-3		C FF 90 F SI 91 S FF 92 0-3 ② K		4	1	0	0	1	3	2
3 Carl Crawford, L (1, 7) OBP: 0.281, SLG: 0.323	C SI 88 1 SAFE X FC 84 0-1 ① P6		F SL 75 B SI 87 S FC 84 X SI 89 1-2 ① P6		F FC 85 F SI 90 B FC 85 B SL 74 X CH 82 2-2 23 2B 1B	B CH 88 C FF 94 X CH 87 1-1 ③ P6		F FF 91 C FF 92 X FF 92 0-2 ③ G1-3		5	1	1	0	0	0	2
23 Adrián González, L (1, 3) OBP: 0.609, SLG: 1.125	F FC 85 B FC 86 F CH 80 F SI 88 1 SAFE F FC 86 B FC 86 X CH 80 2-2 47 HR 1-H 2B		C CH 80 X SI 87 0-1 ② G6-3		1 SAFE 1 SAFE P PO 84 B SI 87 X FC 85 2-0 47 2B 1-H 2B		B FF 88 F SI 89 F SL 84 B CU 76 B CU 78 X SI 90 3-2 9 1B 16 SF7 1B			4	3	3	2	0	0	0
47 Howie Kendrick, R (1, 4) OBP: 0.419, SLG: 0.579	X SI 88 0-0 2-H HR		B SI 88 F SI 87 B SI 89 F CH 80 B SL 75 F SI 90 F FC 83 F SI 89 S CH 82 3-3 ③ K		B CH 81 C SI 88 X SI 90 1-1 5 1B 2-H 2B		B FF 89 X SL 84 1-0 ① L6			4	1	2	3	0	1	1
9 Yasmani Grandal, S (1, 2) OBP: 0.367, SLG: 0.333	B SL 74 B FC 84 B SI 87 C SI 87 X FC 84 3-1 ② G3-1			B FC 84 B SI 87 B CH 79 B SI 87 4-0 5 16 G4-6-3 1B 22 WP BB	C FC 86 F FC 86 B SI 90 B FC 86 C SI 90 2-3 ② K		B FF 89 X FF 89 1-0 1-3 1B			3	1	1	0	1	1	1
16 Andre Ethier, L (1, 9) OBP: 0.440, SLG: 0.650	B SI 88 S CH 80 B FC 85 B SI 88 F FC 84 F CH 81 C SI 89 3-3 ③ K			F FC 84 B SI 87 B FC 86 F FC 85 X SI 90 2-2 5 G4-6-3 1-2 1B	F CH 81 F FC 86 B SI 89 B SI 90 B FC 87 B CH 82 4-2 5 1B BB		B SL 83 X SL 84 1-0 ② SF7 3-H			2	0	1	1	1	1	0
5 Juan Uribe, R (1, 5) OBP: 0.231, SLG: 0.200		B SI 87 X SI 87 1-0 ① P4		D SI 89 F SI 89 X SI 90 1-1 ①② G4-6-3 1-2f 2-3	X SI 94 0-0 1-2 2-3 1B		F SL 85 F FF 89 B FF 88 F CU 77 X FF 91 1-2 ③ F9			4	0	1	0	0	0	3
31 Joc Pederson, L (1, 8) OBP: 0.450, SLG: 0.484		B FC 86 B CH 78 C FC 84 F CH 79 S SI 88 2-3 ② K		B FC 86 B FC 86 I IN 74 I IN 74 4-0 22 WP IBB	D CH 88 S SI 94 B SI 95 S SL 81 B SI 94 X SI 94 3-2 ③ F9			B CH 80 B SI 92 C FF 91 B CH 82 S FF 91 F FF 92 F FF 91 B FF 91 4-2 BB		2	0	0	0	2	1	3
22 Clayton Kershaw, L (1, 1) OBP: 0.333, SLG: 0.400 7 Alex Guerrero, R (6, PH) OBP: 0.357, SLG: 0.923 75 Paco Rodriguez, L (7, 1) 63 Yimi Garcia, R (8, 1) 10 Justin Turner, R (8, PH) OBP: 0.222, SLG: 0.222 36 Adam Liberatore, L (9, 1)		B CH 84 X FC 84 1-0 2B		B CH 81 F SI 88 F FC 85 S CH 81 2-3 ③ K 1-2 3-H		X SL 82 0-0 ① F7		C FF 91 C SL 86 F FF 93 S SL 86 0-3 ① K		2 1 0 0 1 0	0 0 0 0 0 0	1 0 0 0 0 0	1 0 0 0 1 0	0 0 0 0 1 0	1 0 0 0 1 0	1 0 0 0 1 0
Inning Stats	R: 3 E: 0 K: 1 S: 15 H: 2 LOB: 0 BB: 1 P: 27	R: 0 E: 0 K: 1 S: 8 H: 1 LOB: 1 BB: 0 P: 15	R: 0 E: 0 K: 1 S: 11 H: 0 LOB: 0 BB: 0 P: 15	R: 1 E: 0 K: 1 S: 8 H: 1 LOB: 1 BB: 2 P: 21	R: 2 E: 0 K: 2 S: 19 H: 4 LOB: 3 BB: 1 P: 33	R: 0 E: 0 K: 1 S: 6 H: 0 LOB: 0 BB: 0 P: 8	R: 1 E: 0 K: 0 S: 10 H: 2 LOB: 1 BB: 0 P: 17	R: 0 E: 0 K: 2 S: 14 H: 0 LOB: 1 BB: 1 P: 18		1B: 5 2B: 4 3B: 0 HR: 1	SF: 1 SAC: 0 DP: 1 HBP: 0		WP: 1 PB: 0 SB: 1 CS: 0	PA: 38		

PITCHER		IP	WLS	BF	H	R	ER	SO	BB	IBB	HBP	BLK	WP	HR	S	P	ERA	WHIP
38 Kyle Kendrick, R ERA: 7.56	(1, 1)	4.2	L	24	7	6	6	6	3	1	0	0	1	1	57	104	11.57	2.143
45 Scott Oberg, R ERA:	(5, 1)	1.1		5	1	0	0	1	0	0	0	0	0	0	10	15	0.00	0.750
53 Christian Friedrich, L ERA: 1.42	(7, 1)	1.0		5	2	1	1	0	0	0	0	0	0	0	10	17	9.00	2.000
32 LaTroy Hawkins, R ERA: 9.64	(8, 1)	1.0		4	0	0	0	2	1	0	0	0	0	0	14	18	0.00	1.000

PITCHER	IP	WLS	BF	H	R	ER	SO	BB	IBB	HBP	BLK	WP	HR	S	P	ERA	WHIP

BOTTOM

Colorado Rockies @ Los Angeles Dodgers

Dodger Stadium, Los Angeles, CA

Fri Apr 17 2015, 7:12 PM - 10:29 PM PDT

Att. 48,950 - Clear - 73 F

livebaseballscorecards.com

AB	32
R	7
H	10
RBI	6
BB	5
SO	9
LOB	14

Batter	1	2	3	4	5	6	7	8	9	AB	R	H	RBI	BB	SO	LOB
19 Charlie Blackmon, L (1, 8) OBP: 0.347, SLG: 0.429	C SI 90 B FF 90 X FF 91 1-1 2 E 2B		B CU 73 C CH 84 B CH 86 C FF 89 X FF 90 2-2 ② G4-3		C FF 90 X CU 73 0-1 ③ G4-3			C SI 88 B KC 81 X KC 81 1-1 ① G3-1		4	1	1	0	0	0	0
5 Carlos González, L (1, 9) OBP: 0.244, SLG: 0.381	F FF 91 B FF 90 X CH 86 1-1 ① G6-3		C FF 90 S SI 90 B FF 90 B CH 87 B CH 87 B FF 90 4-2 2 WP BB			B CH 86 C FF 89 F FF 90 S CH 87 1-3 ① K		B SI 86 B CH 80 F SI 87 B SI 87 S SI 88 X KC 81 3-2 ② L8		3	0	0	0	1	1	1
2 Troy Tulowitzki, R (1, 6) OBP: 0.364, SLG: 0.581	D SL 88 X SL 88 1-0 E7 28 G5-3 2-H 1B		1 SAFE C FF 90 B CH 87 B CH 88 X CH 88 2-1 ③ G5-3 1-3			C CU 74 F FF 90 B CU 70 F SI 90 B CH 87 X FF 90 2-2 ② F9		B SI 87 B CH 81 B SI 87 C SI 87 C SI 87 C KC 81 3-3 ③ K		4	0	1	1	0	1	1
33 Justin Morneau, L (1, 3) OBP: 0.250, SLG: 0.359	F FF 91 H FF 90 1-1 HBP			C CU 74 F CH 86 B FF 90 B FF 91 X CH 87 2-2 28 FC1-4 1B		B CU 74 X SI 90 1-0 ③ G5-3			C CU 76 B FF 89 X FS 79 1-1 ① F8	3	0	1	0	0	0	0
28 Nolan Arenado, R (1, 5) OBP: 0.391, SLG: 0.683	D SL 88 C FF 93 X CH 88 1-1 ② ③ G5-3 2-3f			F CH 88 B SL 87 X CH 88 1-1 ① FC1-4 1-2f			C FF 89 B FF 89 B SI 89 B CH 87 X CH 87 3-1 6 F7 9 HR 2B		B FF 89 B FF 89 B FF 88 B FF 87 4-0 BB	3	1	1	0	1	0	3
6 Corey Dickerson, L (1, 7) OBP: 0.348, SLG: 0.568		B CH 89 C CH 86 B CH 87 X CH 87 2-1 ① G1-3		X CH 87 0-0 ② L8			F CH 87 B SI 91 B CH 86 X CH 87 2-1 ① F7 2-3		C CU 75 F FS 79 X FS 80 0-2 ② L9	4	0	0	0	0	0	3
4 Nick Hundley, R (1, 2) OBP: 0.297, SLG: 0.314		C FF 90 B CH 86 F FF 90 B FF 90 X SI 91 2-2 ② P3		S FF 90 F FF 90 B SL 87 B FF 91 F FF 91 F CH 88 X FF 90 2-2 ③ F9			B FF 90 S FF 90 F FF 91 B CU 68 F FF 92 S FF 92 2-3 ② K		X CU 75 0-0 ③ P5	4	0	0	0	0	1	3
9 DJ LeMahieu, R (1, 4) OBP: 0.476, SLG: 0.585		F FF 90 B SI 90 B FF 90 C FF 90 F FF 91 F FF 92 C FF 91 2-3 ③ K			B FF 89 X SL 85 1-0 ① F8		D SL 86 F FF 90 B FF 91 B SL 88 F FF 90 X FF 90 3-2 HR 3-H			3	1	1	2	0	1	0
24 Jordan Lyles, R (1, 1) 8 Michael McKenry, R (7, PH) OBP: 0.200, SLG: 0.200 51 Brooks Brown, L (7, 1) 63 Rafael Betancourt, R (8, 1)			C CH 88 X SL 85 0-1 ① G5-3		C FF 90 B SL 85 C SL 86 X FF 90 1-2 ② G3-1		F FF 95 B FF 97 S FS 89 F FF 96 S FS 88 1-3 ③ K			2 1 0 0	0 0 0 0	0 0 0 0	0 0 0 0	0 0 0 0	0 1 0 0	0 0 0 0

Inning Stats	1	2	3	4	5	6	7	8	9
	R: 1 E: 1 K: 0 S: 8	H: 2 LOB: 1 BB: 0 P: 13	R: 0 E: 0 K: 1 S: 10	H: 0 LOB: 0 BB: 0 P: 16	R: 0 E: 0 K: 0 S: 9	H: 0 LOB: 1 BB: 1 P: 17	R: 0 E: 0 K: 0 S: 11	H: 1 LOB: 1 BB: 0 P: 16	R: 0 E: 0 K: 0 S: 6	H: 0 LOB: 0 BB: 0 P: 8	R: 0 E: 0 K: 1 S: 8	H: 0 LOB: 0 BB: 0 P: 12	R: 2 E: 0 K: 2 S: 15	H: 2 LOB: 0 BB: 0 P: 26	R: 0 E: 0 K: 1 S: 8	H: 0 LOB: 0 BB: 0 P: 15	R: 0 E: 0 K: 0 S: 6	H: 0 LOB: 1 BB: 1 P: 11

	1B: 2 2B: 2 3B: 0 HR: 1	SF: 0 SAC: 0 DP: 1 HBP: 1	WP: 2 PB: 0 SB: 0 CS: 0	PA: 34

PITCHER		IP	WLS	BF	H	R	ER	SO	BB	IBB	HBP	BLK	WP	HR	S	P	ERA	WHIP
21 Zack Greinke, R ERA: 1.83	(1, 1)	6.2	W	26	5	3	3	3	1	0	1	0	1	1	63	103	4.05	0.900
41 Chris Hatcher, R ERA: 12.27	(7, 1)	0.1	H	1	0	0	0	1	0	0	0	0	0	0	4	5	0.00	0.000
56 J.P. Howell, L ERA: 2.25	(8, 1)	1.0	H	3	0	0	0	1	0	0	0	0	0	0	8	15	0.00	0.000
62 Joel Peralta, R ERA:	(9, 1)	1.0	S	4	0	0	0	0	1	0	0	0	0	0	6	11	0.00	1.000

PITCHER		IP	WLS	BF	H	R	ER	SO	BB	IBB	HBP	BLK	WP	HR	S	P	ERA	WHIP

TOP

Colorado Rockies @ Los Angeles Dodgers

Dodger Stadium, Los Angeles, CA

Sat Apr 18 2015, 6:12 PM - 9:06 PM PDT

Att. 45,912 - Clear - 72 F

livebaseballscorecards.com

AB	31
R	3
H	5
RBI	3
BB	2
SO	5
LOB	11

Batter	1	2	3	4	5	6	7	8	9	AB	R	H	RBI	BB	SO	LOB
11 Jimmy Rollins, S (1, 6) OBP: 0.314, SLG: 0.432	B FF 90 X SI 90 1-0 ① F8		B SI 92 B CH 84 C SI 92 B SI 92 B SI 91 4-1 23 FC6-4 66 1B 1-2 BB		B CH 82 C CH 84 B SI 92 B SI 91 B SL 87 4-1 66 WP 23 1B BB		B SI 93 B SI 94 C SI 93 B CH 85 X SI 93 3-1 66 2B 2B	C CH 84 B FF 90 C SL 76 B FF 90 F FF 91 B FC 90 F FF 89 S CH 83 3-3 ③ K		3	2	1	0	2	1	1
66 Yasiel Puig, R (1, 9) OBP: 0.353, SLG: 0.533	F FF 92 B SI 89 F SI 90 B CU 83 B CH 84 X SI 89 3-2 ② L5		B SI 90 S FF 94 B SI 90 X SI 89 2-1 23 FC6-4 1-2 2-3 1B		B SL 86 C FF 93 B CH 83 D CH 83 B SI 94 4-1 23 1B 1-2 2-3 BB		X SI 92 0-0 23 G4-3 47 2B 2-H 2B			3	1	2	1	1	0	0
23 Adrián González, L (1, 3) OBP: 0.580, SLG: 1.045	C SI 91 X SL 89 0-1 ③ P4		F CH 85 X SI 94 0-1 ② FC6-4 1-2f 2-3 3-H		X SI 93 0-0 1-2 2-H 3-H 1B		X CH 85 0-0 ① G4-3 2-3			4	0	1	3	0	0	3
47 Howie Kendrick, R (1, 4) OBP: 0.426, SLG: 0.619		C SI 90 B CH 82 F SI 89 X CH 83 1-2 9 1B 2B	C SL 88 X SI 91 0-1 ③ G3		X SL 87 0-0 ② L8		X CH 85 0-0 3-H 2B			4	1	2	1	0	0	4
9 Yasmani Grandal, S (1, 2) OBP: 0.353, SLG: 0.321		B SI 92 B SI 92 X CH 83 2-0 5 G4-6-3 2-H 1B		C CU 77 B SL 86 T FF 91 S FF 90 1-3 ① K	S SI 91 B SI 91 S FF 91 F FF 91 B CU 80 X FF 91 2-2 ③ P2		C SI 92 C SI 94 S CH 87 0-3 ② K2-3			4	0	1	1	0	2	3
16 Andre Ethier, L (1, 7) OBP: 0.379, SLG: 0.542		B SI 92 S SI 91 B FF 92 F FF 92 S FF 92 2-3 ① K	B CU 76 X SI 91 1-0 ② P5			F CH 82 F FF 90 X CU 80 0-2 ① L7	B CH 85 X SI 94 1-0 ③ G1-3			4	0	0	0	0	1	2
5 Juan Uribe, R (1, 5) OBP: 0.267, SLG: 0.214		B SI 89 1 SAFE X FF 94 1-0 ② ③ G4-6-3 1-2f	F FF 92 F FF 93 B SL 88 B CU 81 S SL 89 2-3 ③ K			S CU 82 B CH 84 B SI 88 B FF 92 B FF 92 4-1 BB		F FF 91 B CH 84 S FF 91 F FF 91 B SL 77 X FF 91 2-2 10 S 1B		3	0	1	0	1	1	1
31 Joc Pederson, L (1, 8) OBP: 0.432, SLG: 0.441			C CU 76 F FF 92 B CU 83 F CU 81 B FF 92 S CH 85 2-3 ① K		B CH 79 S CH 82 F SI 93 B CH 84 B FF 92 B FF 92 4-2 66 WP 21 SH1-4 23 1B BB	T SL 87 F FF 90 S FF 92 0-3 ② K		B CH 83 F CH 84 F FF 90 S FF 91 1-3 ① K		3	1	0	0	1	3	2
21 Zack Greinke, R (1, 1) OBP: 0.143, SLG: 0.143 41 Chris Hatcher, R (7, 1) 56 J.P. Howell, L (8, 1) 10 Justin Turner, R (8, PH) OBP: 0.200, SLG: 0.200 62 Joel Peralta, R (9, 1)			X FF 93 0-0 66 1B 11 BB 23 FC6-4 1B		1 SAFE L FF 89 X FF 91 0-1 ① SH1-4 1-2	C FF 91 B CU 80 X CU 78 1-1 ③ G1-3		1 SAFE B SL 78 S FF 90 F FF 91 F FF 92 X CH 84 1-2 ② L8 1-2		2 0 0 1 0	1 0 0 0 0	1 0 0 0 0	0 0 0 0 0	0 0 0 0 0	0 0 0 1 0	1 0 0 1 0
Inning Stats	R: 0 E: 0 K: 0 S: 6 H: 0 LOB: 0 BB: 0 P: 10	R: 1 E: 0 K: 1 S: 8 H: 2 LOB: 0 BB: 0 P: 14	R: 1 E: 0 K: 1 S: 12 H: 2 LOB: 2 BB: 1 P: 20	R: 0 E: 0 K: 2 S: 7 H: 0 LOB: 0 BB: 0 P: 11	R: 2 E: 0 K: 0 S: 12 H: 1 LOB: 2 BB: 3 P: 26	R: 0 E: 0 K: 1 S: 9 H: 0 LOB: 1 BB: 1 P: 14	R: 2 E: 0 K: 1 S: 9 H: 3 LOB: 1 BB: 0 P: 13	R: 0 E: 0 K: 2 S: 16 H: 1 LOB: 1 BB: 0 P: 23		1B: 5 2B: 4 3B: 0 HR: 0 SF: 0 SAC: 1 DP: 1 HBP: 0		WP: 1 PB: 0 SB: 1 CS: 0 PA: 37		

PITCHER		IP	WLS	BF	H	R	ER	SO	BB	IBB	HBP	BLK	WP	HR	S	P	ERA	WHIP
24 Jordan Lyles, R ERA: 3.5	(1, 1)	6.0	L	27	5	4	4	5	5	0	0	0	1	0	54	95	6.00	1.667
51 Brooks Brown, R ERA: 3.18	(7, 1)	1.0		6	3	2	2	1	0	0	0	0	0	0	9	13	18.00	3.000
63 Rafael Betancourt, R ERA: 1.5	(8, 1)	1.0		4	1	0	0	2	0	0	0	0	0	0	16	23	0.00	1.000

PITCHER	IP	WLS	BF	H	R	ER	SO	BB	IBB	HBP	BLK	WP	HR	S	P	ERA	WHIP

BOTTOM

Colorado Rockies @ Los Angeles Dodgers

Dodger Stadium, Los Angeles, CA

Sat Apr 18 2015, 6:12 PM - 9:06 PM PDT

Att. 45,912 - Clear - 72 F

livebaseballscorecards.com

AB	31
R	6
H	9
RBI	6
BB	5
SO	8
LOB	18

Batter	1	2	3	4	5	6	7	8	9	AB	R	H	RBI	BB	SO	LOB
19 Charlie Blackmon, L (1, 8) OBP: 0.377, SLG: 0.444 (8, 9)	B SI 92 C FF 94 S CU 83 B CU 83 B FF 95 F FF 95 S FF 96 3-3 ① K		B FC 92 B CU 83 F FF 95 B CU 82 B FF 94 4-1 5 CS BB			X FF 93 0-0 2 G1-6-3 1-3 1B			X FF 95 0-0 13 DI 1B	3	0	2	0	1	1	0
5 Carlos González, L (1, 9) OBP: 0.250, SLG: 0.378 13 Drew Stubbs, R (8, 8)	F FF 95 S FC 93 F FF 95 B FF 95 F CU 83 B FF 95 F FF 95 X FC 93 2-2 1B		S FF 94 B FC 92 F FC 92 B FF 95 B FF 95 F CU 82 S FF 95 3-3 ②③ K 1-2			S FF 94 F FF 94 X FF 94 0-2 ① P6			C SI 95 B SI 96 F SI 95 S SI 95 1-3 ① K 1-2	3 1	0 0	1 0	0 0	0 0	1 1	3 1
2 Troy Tulowitzki, R (1, 6) OBP: 0.340, SLG: 0.543 20 Wilin Rosario, R (8, 3) OBP: 0.333, SLG: 0.750	C SI 94 1 SAFE F SI 94 X CU 82 0-2 ② F7			X FC 90 0-0 ① F9		B CU 82 S FF 94 B CU 82 F FF 94 F FF 96 F FF 94 X SI 94 2-2 ②③ G1-6-3 1-2f			F FF 96 S SL 86 X FF 95 0-2 ② F9	3 1	0 0	0 0	0 0	0 0	0 0	3 1
33 Justin Morneau, L (1, 3) OBP: 0.233, SLG: 0.333 9 DJ LeMahieu, R (8, 4) OBP: 0.488, SLG: 0.585	C CU 81 S FF 95 S FF 95 0-3 ③ K			B SI 92 X FC 91 1-0 ② G4-3			F FF 93 F FF 94 B FF 94 C FF 93 1-3 ① K		C SL 86 B FF 94 B FF 94 B FF 96 B FF 94 4-1 BB	3 0	0 0	0 0	0 0	0 1	2 0	1 0
28 Nolan Arenado, R (1, 5) OBP: 0.380, SLG: 0.644		C FC 91 B CU 83 C CU 82 F FF 95 F FF 94 X SI 94 1-2 1B		C FF 93 S FC 91 X FF 94 0-2 ③ G5-3			S CH 88 B FF 94 F FF 93 F SL 83 X FF 95 1-2 ② G1-3		F FF 95 B SL 86 F FF 95 F SL 84 F FF 93 F FF 95 F FF 93 X SL 86 1-2 ③ L6	4	0	1	0	0	0	2
6 Corey Dickerson, L (1, 7) OBP: 0.327, SLG: 0.532		X FC 92 0-0 ① P4			C CU 80 B CU 81 B FF 93 B FC 91 C FF 94 S FF 94 3-3 ① K		C SL 80 S SL 83 B FF 94 C FF 95 1-3 ③ K			3	0	0	0	0	2	1
8 Michael McKenry, R (1, 2) OBP: 0.154, SLG: 0.154		C FF 94 1 SAFE B CU 82 B CU 83 S FF 94 F FF 95 F CU 83 F FF 95 C FF 94 2-3 ② K			B CU 82 C CU 80 F FF 92 X FF 94 1-2 ② G4-3			B FF 92 B FF 93 C FF 92 F FF 93 X CH 87 2-2 ① G6-3		3	0	0	0	0	1	1
3 Daniel Descalso, L (1, 4) OBP: 0.083, SLG: 0.083 (8, 6)		F FF 94 F FC 91 B FF 95 X CU 82 1-2 ③ F7			B FF 93 C CU 81 F CU 80 F FF 94 F FF 94 S FF 95 1-3 ③ K			F FF 92 X FF 94 0-1 ② F9		3	0	0	0	0	1	1
31 Eddie Butler, R (1, 1) 43 Rafael Ynoa, S (6, PH) 45 Scott Oberg, R (6, 1) 36 Christian Bergman, R (6, 1)			C FF 93 X FF 93 0-1 ① B3-1			B CU 79 B FF 93 B FF 93 C FF 93 B FF 92 4-1 19 1B BB		B FF 93 B FF 92 F FF 92 X FF 93 2-1 ③ G3-1		1 0 0 1	0 0 0 0	0 0 0 0	0 0 0 0	0 1 0 0	0 0 0 0	0 0 0 0
Inning Stats	R: 0 H: 1 E: 0 LOB: 1 K: 2 BB: 0 S: 16 P: 21	R: 0 H: 1 E: 0 LOB: 1 K: 1 BB: 0 S: 15 P: 19	R: 0 H: 0 E: 0 LOB: 0 K: 1 BB: 1 S: 7 P: 14	R: 0 H: 0 E: 0 LOB: 0 K: 0 BB: 0 S: 5 P: 6	R: 0 H: 0 E: 0 LOB: 0 K: 2 BB: 0 S: 11 P: 16	R: 0 H: 1 E: 0 LOB: 1 K: 0 BB: 1 S: 10 P: 16	R: 0 H: 0 E: 0 LOB: 0 K: 2 BB: 0 S: 10 P: 13	R: 0 H: 0 E: 0 LOB: 0 K: 0 BB: 0 S: 7 P: 11	R: 0 H: 1 E: 0 LOB: 2 K: 1 BB: 1 S: 15 P: 21	1B: 4 SF: 0 2B: 0 SAC: 0 3B: 0 DP: 1 HR: 0 HBP: 0						

TOP

Colorado Rockies @ Los Angeles Dodgers

Dodger Stadium, Los Angeles, CA

Sun Apr 19 2015, 1:11 PM - 4:04 PM PDT

Att. 44,666 - Sunny - 76 F

livebaseballscorecards.com

AB	29
R	0
H	4
RBI	0
BB	3
SO	9
LOB	14

PITCHER		IP	WLS	BF	H	R	ER	SO	BB	IBB	HBP	BLK	WP	HR	S	P	ERA	WHIP
38 Brandon McCarthy, R ERA: 4.5	(1, 1)	6.0	W	21	3	0	0	6	2	0	0	0	0	0	64	92	0.00	0.833
36 Adam Liberatore, L ERA:	(7, 1)	2.0		6	0	0	0	2	0	0	0	0	0	0	17	24	0.00	0.000
12 Juan Nicasio, R ERA: 1.59	(9, 1)	1.0		5	1	0	0	1	1	0	0	0	0	0	15	21	0.00	2.000

PITCHER		IP	WLS	BF	H	R	ER	SO	BB	IBB	HBP	BLK	WP	HR	S	P	ERA	WHIP

WP: 0 PA: 32
PB: 0
SB: 0
CS: 1

Batter	1	2	3	4	5	6	7	8	9	AB	R	H	RBI	BB	SO	LOB
11 Jimmy Rollins, S (1, 6) OBP: 0.321, SLG: 0.417	B SI 92 B SI 92 C FF 92 F SI 93 S SL 84 2-3 ① **K**		X SI 92 0-0 ② **G4-3**		B CH 88 B FF 94 B CH 87 C FF 93 B CH 89 4-1 10 1B **BB**	C SL 84 F SL 85 F FF 90 F CH 82 X CH 83 0-2 ② **G3**		B SL 86 X CH 82 1-0 10 2B **1B**		4	0	1	0	1	1	1
10 Justin Turner, R (1, 5) OBP: 0.400, SLG: 0.600	B FF 94 B SI 95 X FF 94 2-0 ② **G5-3**		B FF 93 B FF 93 X FF 94 2-0 **2B**		X CH 88 0-0 **1-2** **2-3** **1B**	B SL 86 F SL 86 X CH 81 1-1 3-H **2B**		B FF 87 X FF 88 1-0 **1-3** **2B**		5	0	4	1	0	0	0
23 Adrián González, L (1, 3) OBP: 0.527, SLG: 0.939	C SI 94 B FF 94 C SI 93 B SL 90 X SI 91 2-2 ③ **G4-3**		C CH 88 D CH 87 S FF 94 B FF 95 X FF 95 2-2 ③ **G3**		F FF 96 F FF 97 F FF 97 F SL 89 X FF 96 0-2 ③ **P2**	X CH 83 0-0 ③ **F7**		B SL 87 F CH 83 X CH 83 1-1 ③ **F8**		5	0	0	0	0	0	7
47 Howie Kendrick, R (1, 4) OBP: 0.431, SLG: 0.674		C FF 92 F FF 93 B FF 93 B SL 90 X SI 94 2-2 33 2B **1B**		B FF 91 B FF 92 C CH 88 B CH 88 F FF 91 X SL 86 3-2 ① **G3-1**		B SI 95 F SL 81 B SL 82 F SI 94 F SI 94 X SL 82 2-2 **HR**	C FF 89 X SL 84 0-1 ① **L8**			4	2	2	1	0	0	0
16 Andre Ethier, L (1, 9) OBP: 0.364, SLG: 0.481		B FF 94 1 SAFE X CH 88 1-0 ① **F7**		B SI 93 C FF 93 C FF 94 B FF 94 B FF 94 F SI 90 X FF 95 3-2 ② **P5**		B SI 94 B CH 88 F CH 88 C SI 96 F SI 94 B SI 96 B CH 87 4-2 33 HR **BB**	C FF 90 B FF 90 X SL 85 1-1 ② **F9**			3	1	0	0	1	0	1
33 Scott Van Slyke, R (1, 7) OBP: 0.600, SLG: 1.000		C SL 87 X SI 94 0-1 1-H 31 2B **2B**		C FF 94 B SL 88 S SL 87 B SL 84 B SI 96 C SL 88 3-3 ③ **K**		F FF 94 B FF 94 F SL 81 X CU 77 1-2 1-H **HR**	B FF 91 F SL 85 B FF 88 S CH 82 B FF 89 X CH 82 3-2 **2B**			4	2	3	3	0	1	0
31 Joc Pederson, L (1, 8) OBP: 0.438, SLG: 0.553		B FF 93 C CH 87 C FF 92 X CU 82 1-2 17 CS 2-H **2B**		S CU 81 B CU 82 S FF 94 L FF 91 1-3 ① **K**		C CU 78 S FF 94 X FF 94 0-2 **HR**	B CH 83 B SL 86 C CH 83 S CH 82 D CH 83 S FF 91 3-3 ③ **K**			4	1	2	2	0	2	1
17 A.J. Ellis, R (1, 2) OBP: 0.200, SLG: 0.214		B FF 94 B SI 93 C SI 93 S SI 93 X SI 94 2-2 ② ③ **L8** 2-3		F SI 90 B CH 89 B SI 93 B CH 88 C FF 94 X FF 94 3-2 10 1B 38 SH1-4 **1B**		B SI 96 X SI 94 1-0 7 F8 10 2B **2B**		C FF 89 B FF 87 F SL 85 B SL 84 X SI 89 2-2 ① **F8**		4	1	2	0	0	0	1
38 Brandon McCarthy, R (1, 1) 7 Alex Guerrero, R (6, PH) OBP: 0.333, SLG: 0.857 36 Adam Liberatore, L (7, 1) 12 Juan Nicasio, R (9, 1)			S FF 91 F FF 92 C SL 83 0-3 ① **K**		B FF 93 X SI 91 1-0 ② **SH1-4** 1-2	S SL 81 F SL 81 B CU 77 X CU 77 1-2 ① **F8** 2-3		C FF 88 C FF 89 C CU 77 0-3 ② **K**		1 1 1 0	0 0 0 0	0 0 0 0	0 0 0 0	0 0 1 0	1 0 0 0	0 1 0 0
Inning Stats	R: 0 E: 0 K: 1 S: 7 H: 0 LOB: 0 BB: 0 P: 13	R: 2 E: 0 K: 0 S: 12 H: 3 LOB: 0 BB: 0 P: 18	R: 0 E: 0 K: 1 S: 8 H: 1 LOB: 1 BB: 0 P: 12	R: 0 E: 0 K: 1 S: 10 H: 0 LOB: 0 BB: 0 P: 19	R: 0 E: 0 K: 1 S: 14 H: 2 LOB: 3 BB: 1 P: 23	R: 5 E: 0 K: 0 S: 25 H: 5 LOB: 1 BB: 1 P: 35	R: 0 E: 0 K: 1 S: 10 H: 1 LOB: 1 BB: 0 P: 17	R: 0 E: 0 K: 1 S: 10 H: 2 LOB: 2 BB: 0 P: 15		1B: 4 2B: 7 3B: 0 HR: 3 SF: 0 SAC: 1 DP: 0 HBP: 0						

PITCHER		IP	WLS	BF	H	R	ER	SO	BB	IBB	HBP	BLK	WP	HR	S	P	ERA	WHIP
31 Eddie Butler, R ERA: 2.25	(1, 1)	5.0	L	21	6	2	2	4	1	0	0	0	0	0	51	85	3.60	1.400
45 Scott Oberg, R ERA: 10.13	(6, 1)	0.1		6	4	5	3	0	1	0	0	0	0	3	17	26	81.00	15.000
36 Christian Bergman, R ERA:	(6, 1)	2.2		12	4	0	0	2	0	0	0	0	0	0	28	41	0.00	1.500

PITCHER	IP	WLS	BF	H	R	ER	SO	BB	IBB	HBP	BLK	WP	HR	S	P	ERA	WHIP

BOTTOM

Colorado Rockies @ Los Angeles Dodgers

Dodger Stadium, Los Angeles, CA

Sun Apr 19 2015, 1:11 PM - 4:04 PM PDT

Att. 44,666 - Sunny - 76 F

livebaseballscorecards.com

AB	36
R	7
H	14
RBI	7
BB	2
SO	6
LOB	12

WP: 0 PA: 39
PB: 0
SB: 0
CS: 1

Batter	1	2	3	4	5	6	7	8	9	AB	R	H	RBI	BB	SO	LOB
11 Jimmy Rollins, S (1, 6) OBP: 0.317, SLG: 0.392	B FF 87 B SI 87 C SI 86 C SI 86 X CH 81 2-2 ① F9		D SI 86 X CH 80 1-0 ② F9 2-3		C FF 86 F SI 86 D CU 74 B SL 79 B CH 81 S CH 80 3-3 ③ K			B SI 87 B FF 87 B FF 87 C FF 88 B FF 86 4-1 66 F9 BB 1-2		3	0	0	0	1	1	3
66 Yasiel Puig, R (1, 9) OBP: 0.368, SLG: 0.529	C SL 78 B SI 87 C FF 88 F CH 81 B FF 88 X CH 82 2-2 23 L3 1B		S SL 80 F FF 88 X SL 77 0-2 ③ P6			B FF 87 X SL 78 1-0 47 G6-4-3 1B		X SL 80 0-0 ② F9 1-2 2-3		4	0	2	0	0	0	4
23 Adrián González, L (1, 3) OBP: 0.508, SLG: 0.885	B SI 86 C FF 87 B FF 88 X CH 81 2-1 ②③ L3 1-1			B CH 80 B CH 78 B SL 77 C SI 86 B SI 86 4-1 47 G5-4-3 BB		1 SAFE B CH 80 F SI 86 B CU 75 B SI 86 F CH 80 T CH 80 3-2 ① K		C SI 86 B SI 85 X SI 84 1-1 ③ G4-1		3	0	0	0	1	1	4
47 Howie Kendrick, R (1, 4) OBP: 0.436, SLG: 0.653		B FF 87 B FF 86 B SL 78 B FF 85 4-0 9 G3-6-3-4 BB		B CH 80 B FF 86 X SI 86 2-0 ①② G5-4-3 1-2f		X SL 79 0-0 ②③ G6-4-3 1-2f			B FF 92 B FF 92 C FF 93 B FF 92 X FF 91 3-1 16 G5-3 33 1B 10 WP 1B	3	1	1	0	1	0	2
9 Yasmani Grandal, S (1, 2) OBP: 0.316, SLG: 0.281		X CH 82 0-0 ①② G3-6-3-4 1-2f		C CU 72 B FF 87 F CH 80 B CH 81 S SL 78 2-3 ③ K			X SI 90 0-0 ① G6-3		C FF 92 C FF 92 C FF 93 0-3 ① K	4	0	0	0	0	2	2
3 Carl Crawford, L (1, 7) OBP: 0.265, SLG: 0.303 33 Scott Van Slyke, R (7, PH) OBP: 0.588, SLG: 0.923 (7, 7)		F CH 81 B SL 79 X FF 87 1-1 ③ G4-3			B CH 79 F SI 84 B SI 86 F CH 78 X CU 74 2-2 ① F7		B SI 90 F SI 90 F SI 90 B CH 85 X SI 91 2-2 ② F9		C FF 92 F FF 92 B FF 92 X CH 87 2-2 10 WP 16 G5-3 1B 1-2	2 2	0 0	0 1	0 0	0 0	0 0	0 0
5 Juan Uribe, R (1, 5) OBP: 0.273, SLG: 0.258 52 Pedro Báez, R (7, 1) 75 Paco Rodríguez, L (8, 1) 16 Andre Ethier, L (9, PH) OBP: 0.353, SLG: 0.464			B FF 86 C SL 77 B FF 87 F FF 86 C CH 80 2-3 ① K		S CH 80 B SL 78 X SL 77 1-1 7 2B 2B		B CU 75 X SI 91 1-0 ③ G4-3		C FF 93 D FF 93 X FF 92 1-1 ② G5-3 1-2 2-3	3 0 0 1	1 0 0 0	1 0 0 0	0 0 0 0	1 0 0 0	0 0 0 2	0 0 0 2
31 Joc Pederson, L (1, 8) OBP: 0.462, SLG: 0.550			B CH 81 S CH 81 C CU 75 X FF 88 1-2 11 F9 35 BB 1B		C CH 81 S SL 79 D SL 79 S CH 81 1-3 ② K			C SI 89 B SI 89 F SI 89 B CU 74 B SI 90 F SI 90 B SI 90 4-2 10 FC5-4 BB	B FF 92 B CH 84 B CH 84 B FF 91 4-0 10 WP BB	2	0	1	0	2	1	1
35 Brett Anderson, L (1, 1) 7 Alex Guerrero, R (5, PH) OBP: 0.375, SLG: 0.933 12 Juan Nicasio, R (5, 1) 36 Adam Liberatore, L (6, 1) 10 Justin Turner, R (7, 5) OBP: 0.353, SLG: 0.529			B FF 87 S CH 80 D CH 81 1 SAFE D CH 81 B FF 86 4-1 1-2 BB		B SL 78 C SL 78 X CH 80 1-1 2-H 2B			B FF 88 B FF 88 X FF 88 2-0 ① FC5-4 1-2f	B SI 92 X SI 94 1-0 ③ G4-3 1-2 2-3 3-H	0 1 0 0 2	0 0 0 0 0	0 1 0 0 0	0 1 0 0 0	1 0 0 0 0	0 0 0 0 3	0 0 0 0 3
Inning Stats	R: 0 E: 0 K: 0 S: 9 H: 1 LOB: 0 BB: 0 P: 15	R: 0 E: 0 K: 0 S: 3 H: 0 LOB: 0 BB: 1 P: 8	R: 0 E: 0 K: 1 S: 11 H: 1 LOB: 2 BB: 1 P: 19	R: 0 E: 0 K: 1 S: 5 H: 0 LOB: 0 BB: 1 P: 13	R: 1 E: 0 K: 2 S: 13 H: 2 LOB: 1 BB: 0 P: 21	R: 0 E: 0 K: 1 S: 5 H: 1 LOB: 0 BB: 0 P: 9	R: 0 E: 0 K: 0 S: 5 H: 0 LOB: 0 BB: 0 P: 8	R: 0 E: 0 K: 0 S: 8 H: 0 LOB: 2 BB: 2 P: 19	R: 1 E: 0 K: 1 S: 11 H: 2 LOB: 2 BB: 1 P: 22	1B: 5 2B: 3 3B: 0 HR: 0 SF: 0 SAC: 0 DP: 4 HBP: 0						

TOP

Los Angeles Dodgers @ San Francisco Giants
AT&T Park, San Francisco, CA
Tue Apr 21 2015, 7:17 PM - 10:25 PM PDT
Att. 41,386 - Overcast - 55 F

livebaseballscorecards.com

AB	30
R	2
H	7
RBI	1
BB	6
SO	6
LOB	21

WP: 1 PB: 0 SB: 0 CS: 0 PA: 36

PITCHER		IP	WLS	BF	H	R	ER	SO	BB	IBB	HBP	BLK	WP	HR	S	P	ERA	WHIP
55 Tim Lincecum, R ERA: 2.0	(1, 1)	6.0	W	22	5	1	1	5	3	0	0	0	0	0	46	85	1.50	1.333
41 Jeremy Affeldt, L ERA: 1.8	(7, 1)	1.0	H	4	0	0	0	0	1	0	0	0	0	0	8	15	0.00	1.000
54 Sergio Romo, R ERA: 3.38	(8, 1)	0.2	H	3	0	0	0	0	1	0	0	0	0	0	3	9	0.00	1.500
49 Javier López, L ERA: 3.38	(8, 1)	0.1	H	1	0	0	0	0	0	0	0	0	0	0	2	3	0.00	0.000
63 Jean Machi, R ERA: 3.38	(9, 1)	0.2		5	2	1	1	1	1	0	0	0	0	0	10	20	13.50	4.500

PITCHER		IP	WLS	BF	H	R	ER	SO	BB	IBB	HBP	BLK	WP	HR	S	P	ERA	WHIP
46 Santiago Casilla, R ERA: 3.0	(9, 1)	0.1	S	1	0	0	0	0	0	0	0	0	1	0	1	2	0.00	0.000

Batter	1	2	3	4	5	6	7	8	9	AB	R	H	RBI	BB	SO	LOB
23 Norichika Aoki, L (1, 7) OBP: 0.408, SLG: 0.438	C SI 89 C FF 90 X FF 90 0-2 16 S 1B		C SI 88 X SI 89 0-1 ① G3 B SI 91 C SL 82 X SI 91 1-1 E3 12 BLK 2-H 3-H 1B				C FF 93 B FF 94 C SL 81 B SL 83 C FF 95 2-3 ① B CU 77 B CU 76 B CH 86 C SL 83 C CU 76 X CU 78 3-2 ③ G4-3			5	0	2	1	0	1	0
12 Joe Panik, L (1, 4) OBP: 0.323, SLG: 0.368	X FF 89 0-0 ① P4		C SI 89 X SL 82 0-1 16 1B 28 1B 1B 1 SAFE C SI 87 D SI 89 F SL 81 X SI 90 1-2 ③ G4-3 1-2				F FF 94 B FF 96 S SL 81 F FF 95 B SI 94 B SL 82 X FF 94 3-2 ② F7			4	1	1	0	0	0	2
16 Ángel Pagán, S (1, 8) OBP: 0.381, SLG: 0.439	1 SAFE C SI 89 X SL 81 0-1 ② G6-3 1-2		C SI 89 1 SAFE 1 SAFE B SL 82 B SL 82 X FF 90 2-1 14 G5-3 28 1B 1-2 1B		B FF 93 C FF 93 C FF 93 B FF 94 S FF 94 2-3 ① K		B FF 95 B FF 93 C FF 93 S FF 94 X FF 95 2-2 28 1B 1B			4	0	2	0	0	1	1
28 Buster Posey, R (1, 3) OBP: 0.333, SLG: 0.365	F SI 89 C SL 81 F SL 81 D SL 81 B SL 82 X CH 83 2-2 ③ L4		B FF 89 D CH 83 F CH 83 C SL 81 X SL 82 2-2 1-2 2-H 1B		F FF 94 B SL 82 F FF 93 F FF 94 B SL 85 F SL 85 X SL 84 2-2 ② L6		F FF 94 1 SAFE X FF 94 0-1 1-3 1B			4	0	2	1	0	0	1
14 Casey McGehee, R (1, 5) OBP: 0.237, SLG: 0.286		C SI 89 C SL 82 B FF 90 X SL 81 1-2 ① L9 D SI 90 X CH 83 1-0 ②③ G5-3 2-3f			B SL 84 F FF 94 X SL 83 1-1 ③ G6-3		B FF 97 B FF 94 F FF 97 F FF 96 F FF 97 S SL 86 2-3 ③ K			4	0	0	0	0	1	4
34 Andrew Susac, R (1, 2) OBP: 0.500, SLG: 0.429		C KC 76 B SI 90 C CH 83 B SL 83 X FF 92 2-2 ② F9		B SI 88 B CH 84 C KC 76 F SI 90 X SL 82 2-2 43 FC5-4 1B		B FF 92 X FF 91 1-0 43 BB 1B		F SL 83 F FF 95 B FF 95 B FF 97 B SL 86 B FF 96 4-2 43 BLK 43 HR BB		3	1	2	0	1	0	0
43 Justin Maxwell, R (1, 9) OBP: 0.423, SLG: 0.591		C KC 77 C SL 81 B FF 91 B SL 83 B SL 82 X KC 78 3-2 35 1B 3B		S SI 88 B SI 88 X CH 83 1-1 ① FC5-4 35 2B 23 1B 1-2f		B FF 92 B SL 85 B FF 91 B FF 91 4-0 50 G6-4-3 1-2 BB		B SL 87 B FF 97 B FF 96 C FF 96 X FF 97 3-1 1-H HR		3	3	2	2	1	0	1
35 Brandon Crawford, L (1, 6) OBP: 0.309, SLG: 0.429		B FF 91 X KC 77 1-0 3-H 1B		B KC 75 S KC 76 S SI 89 F SI 90 B SL 82 X FF 90 2-2 23 E 1-3 2B		F FF 92 S FF 91 C FF 92 0-3 ① K		B SI 95 C FF 96 S CH 85 B FF 95 B CH 84 S SI 96 3-3 ① K		4	1	2	1	0	2	2
55 Tim Lincecum, L (1, 1) 7 Grégor Blanco, L (6, PH) 50 Matt Duffy, R (6, PH) 41 Jeremy Affeldt, L (7, 1) 54 Sergio Romo, R (8, 1) 49 Javier López, L (8, 1) 29 Héctor Sánchez, S (8, PH) 63 Jean Machi, R (8, 1) 46 Santiago Casilla, R (9, 1)		X FF 90 0-0 ③ G5-3		B FF 91 B FF 90 F SI 90 F FF 90 B SL 82 C SL 81 3-3 ② K		B FF 94 C FF 93 B FF 94 B FF 94 X FF 93 3-1 ②③ G6-4-3 1-2f		S CU 79 B SI 87 B CH 87 F CU 84 B CU 78 X SL 84 3-2 ② G5-3		2 0 0 0 0 1 3 0 0 0 0 0 0 0 1 0 0 0 0 0 2 0 0 0 0 0 0 0 0 0 0 0 0 0 0 0 0 0 0 0 0 0 1 0 0 0 0 0 0 0 0 0 0 0 0 0						
Inning Stats	R: 0 E: 0 K: 0 S: 10 H: 1 LOB: 1 BB: 0 P: 12	R: 1 E: 0 K: 0 S: 11 H: 2 LOB: 1 BB: 0 P: 18	R: 1 E: 0 K: 0 S: 10 H: 3 LOB: 1 BB: 0 P: 15	R: 2 E: 1 K: 1 S: 17 H: 3 LOB: 1 BB: 0 P: 27	R: 0 E: 0 K: 1 S: 10 H: 0 LOB: 0 BB: 0 P: 15	R: 0 E: 0 K: 1 S: 6 H: 1 LOB: 1 BB: 1 P: 14	R: 0 E: 0 K: 2 S: 16 H: 2 LOB: 2 BB: 0 P: 25	R: 2 E: 0 K: 1 S: 13 H: 1 LOB: 0 BB: 1 P: 29		1B: 10 2B: 1 3B: 1 HR: 1 SF: 0 SAC: 0 DP: 2 HBP: 0						

PITCHER	IP	WLS	BF	H	R	ER	SO	BB	IBB	HBP	BLK	WP	HR	S	P	ERA	WHIP
35 Brett Anderson, L (1, 1) ERA: 5.4	4.0	L	20	9	4	4	1	0	0	0	1	0	0	48	72	9.00	2.250
12 Juan Nicasio, R (5, 1) ERA: 1.29	1.1		6	1	0	0	2	1	0	0	0	0	0	14	24	0.00	1.500
36 Adam Liberatore, L (6, 1) ERA:	1.1		4	1	0	0	1	0	0	0	0	0	0	12	22	0.00	0.750
52 Pedro Báez, R (7, 1) ERA: 3.0	0.2		5	2	2	2	2	1	0	0	1	0	1	13	25	27.00	4.500
75 Paco Rodríguez, L (8, 1) ERA: 2.25	0.2		2	0	0	0	0	0	0	0	0	0	0	6	12	0.00	0.000

PITCHER	IP	WLS	BF	H	R	ER	SO	BB	IBB	HBP	BLK	WP	HR	S	P	ERA	WHIP

BOTTOM

Los Angeles Dodgers @ San Francisco Giants
AT&T Park, San Francisco, CA
Tue Apr 21 2015, 7:17 PM - 10:25 PM PDT
Att. 41,386 - Overcast - 55 F

livebaseballscorecards.com

AB	35
R	6
H	13
RBI	5
BB	2
SO	6
LOB	16

WP: 0	PB: 0	SB: 1	CS: 0
PA: 37			

TOP

Los Angeles Dodgers @ San Francisco Giants
AT&T Park, San Francisco, CA
Wed Apr 22 2015, 7:17 PM - 10:31 PM PDT
Att. 42,259 - Partly Cloudy - 59 F

livebaseballscorecards.com

Batter	1	2	3	4	5	6	7	8	9	AB	R	H	RBI	BB	SO	LOB
11 Jimmy Rollins, S (1, 6) OBP: 0.308, SLG: 0.364	B FF 91 F FF 92 B FF 90 C FF 92 B CU 78 F FF 92 S FC 86 3-3 ① K		F FC 86 C FC 86 S CU 77 0-3 ② K		C FF 93 B FF 93 B FF 92 F FF 93 X FF 94 2-2 ③ G4-3		C SI 91 B SI 92 F SI 92 F SL 84 C FF 91 1-3 ② K		B SI 93 B SI 93 B SI 94 B FF 93 4-0 1-2 BB	4	0	0	0	1	3	1
10 Justin Turner, R (1, 3) OBP: 0.333, SLG: 0.476 23 Adrián González, L (9, PH) OBP: 0.500, SLG: 0.868 (9, 3)	B FF 92 B FC 86 C FC 88 S FF 92 F FF 93 X FF 93 2-2 ② P3		X FF 92 0-0 1B			B CU 77 B FC 88 F FC 88 X FF 94 2-1 ① F9	C FC 88 F FF 92 B FF 91 X SL 85 1-2 E6		X SI 92 0-0 ③ G6-3	4 1	0 0	1 0	0 0	0 0	0 0	0 2
66 Yasiel Puig, R (1, 9) OBP: 0.381, SLG: 0.514	B FF 93 B FF 93 C FF 93 X FF 94 2-1 1B		C CU 75 B FF 93 F FF 94 1 SAFE F CU 77 X FF 94 1-2 ③ L3			B FC 88 B FF 94 B FF 93 C FF 93 F FC 88 B FF 94 4-2 33 1B BB	X FF 91 0-0 ③ F9			3	0	1	0	1	0	2
47 Howie Kendrick, R (1, 4) OBP: 0.407, SLG: 0.604	C FF 91 F FC 87 S FF 92 0-3 ③ K			X FC 87 0-0 ① L9		B FC 86 C CU 76 X FF 91 1-1 ② L7		C SL 78 B SL 76 F FF 87 S SL 76 1-3 ① K		4	0	0	0	0	2	2
33 Scott Van Slyke, R (1, 7) OBP: 0.524, SLG: 0.765 41 Chris Hatcher, R (8, 1) 9 Yasmani Grandal, S (9, 2) OBP: 0.316, SLG: 0.281		C FF 92 B CU 76 C FC 87 X FF 93 1-2 ① G6-3		X FF 94 0-0 ② P3		C CU 76 F FC 86 D CU 78 1 SAFE D CU 77 B FC 88 X FC 86 3-2 28 FC5-4 1-2 1B		C SL 76 S SL 75 S SL 77 0-3 ② K		4 0 0	0 0 0	1 0 0	0 0 0	0 0 0	1 0 0	0 0 0
28 Chris Heisey, R (1, 8) 31 Joc Pederson, L (8, PH) OBP: 0.453, SLG: 0.537 (8, 8)		C FF 94 B CU 78 B FC 87 B FF 94 F FF 93 B FF 93 4-2 BB		C FF 92 B CU 77 C CU 77 B FF 94 B FC 87 S FC 86 3-3 ③ K		C FC 86 F FF 93 B FF 93 X CU 77 1-2 ③ FC5-4 1-2f		B CH 82 B CH 82 C SL 78 S FF 87 B SL 76 X FF 87 3-2 ③ F9		2 1	0 0	0 0	0 0	1 0	1 0	2 0
5 Juan Uribe, R (1, 5) OBP: 0.270, SLG: 0.257		1 SAFE B FC 85 F FF 92 C FC 86 F FF 91 1 SAFE X FF 92 1-2 ② P6			F FF 93 S FC 86 B FF 93 B FF 93 X FF 93 2-2 17 G5-3 1B		S FC 87 X FC 87 0-1 ① L4		X SI 93 0-0 ① G1-3	4	0	1	0	0	0	1
17 A.J. Ellis, R (1, 2) OBP: 0.211, SLG: 0.222 56 J.P. Howell, L (9, 1)		B FF 90 F FF 91 X FF 91 1-1 ③ F9			C FC 86 X FC 86 0-1 ① G5-3 1-2		C FC 87 S CU 77 X FF 92 0-2 7 HR 1B		C SI 93 C SI 93 C FF 93 0-3 ② K	4 0	1 0	1 0	0 0	0 0	1 0	2 0
22 Clayton Kershaw, L (1, 1) OBP: 0.250, SLG: 0.286 7 Alex Guerrero, R (7, PH) OBP: 0.412, SLG: 1.125 63 Yimi García, R (7, 1) 75 Paco Rodríguez, L (7, 1) 16 Andre Ethier, L (8, 7) OBP: 0.371, SLG: 0.483			C FF 92 C CU 77 F FF 93 B FC 87 B FF 92 F FF 93 S CU 77 2-3 ① K2-3		S FF 94 C FF 94 B CU 77 S CU 77 1-3 ② K2-3		F FF 93 B CU 77 X FF 92 1-1 1-H HR		C KC 80 S SI 94 B SI 94 B KC 82 X SI 93 2-2 11 BB 1B	2 1 0 0 1	0 1 0 0 0	0 1 0 0 1	0 2 0 0 0	0 0 0 0 0	2 0 0 0 0	1 0 0 0 0
Inning Stats	R: 0 E: 0 K: 2 S: 13 H: 1 LOB: 1 BB: 0 P: 20	R: 0 E: 0 K: 0 S: 11 H: 0 LOB: 1 BB: 1 P: 18	R: 0 E: 0 K: 2 S: 13 H: 1 LOB: 1 BB: 0 P: 16	R: 0 E: 0 K: 1 S: 5 H: 0 LOB: 0 BB: 0 P: 8	R: 0 E: 0 K: 1 S: 11 H: 1 LOB: 1 BB: 0 P: 16	R: 0 E: 0 K: 0 S: 12 H: 1 LOB: 2 BB: 1 P: 23	R: 2 E: 1 K: 1 S: 15 H: 2 LOB: 1 BB: 0 P: 18	R: 0 E: 0 K: 2 S: 9 H: 0 LOB: 0 BB: 0 P: 13	R: 0 E: 0 K: 1 S: 8 H: 1 LOB: 2 BB: 1 P: 14	1B: 6 2B: 0 3B: 0 HR: 1 SF: 0 SAC: 0 DP: 0 HBP: 0						

	AB	35
	R	2
	H	7
	RBI	2
	BB	3
	SO	10
	LOB	13

PITCHER		IP	WLS	BF	H	R	ER	SO	BB	IBB	HBP	BLK	WP	HR	S	P	ERA	WHIP
40 Madison Bumgarner, L ERA: 4.63	(1, 1)	6.1		27	6	2	2	6	2	0	0	0	0	1	72	109	2.84	1.263
70 George Kontos, R ERA: 0.79	(7, 1)	0.2		3	0	0	0	1	0	0	0	0	0	0	8	10	0.00	0.000
54 Sergio Romo, R ERA: 2.84	(8, 1)	1.0		3	0	0	0	2	0	0	0	0	0	0	9	13	0.00	0.000
46 Santiago Casilla, R ERA: 2.57	(9, 1)	1.0	W	5	1	0	0	1	1	0	0	0	0	0	8	14	0.00	2.000

PITCHER		IP	WLS	BF	H	R	ER	SO	BB	IBB	HBP	BLK	WP	HR	S	P	ERA	WHIP

WP: 0 PA: 38
PB: 0
SB: 0
CS: 0

BOTTOM

Los Angeles Dodgers @ San Francisco Giants
AT&T Park, San Francisco, CA
Wed Apr 22 2015, 7:17 PM - 10:31 PM PDT
Att. 42,259 - Partly Cloudy - 59 F

livebaseballscorecards.com

Batter	1	2	3	4	5	6	7	8	9	AB	R	H	RBI	BB	SO	LOB
23 Norichika Aoki, L (1, 7) OBP: 0.400, SLG: 0.426	G1-3		G6-3			1B		F9		4	0	1	1	0	0	1
50 Matt Duffy, R (1, 4) (8, 5) OBP: 0.317, SLG: 0.405	G6-3		1B			K		L7		4	0	1	1	0	1	1
16 Ángel Pagán, S (1, 8) OBP: 0.358, SLG: 0.410	F9		K			K			P6	4	0	0	0	0	2	1
28 Buster Posey, R (1, 2) OBP: 0.328, SLG: 0.357		L9		K			F7		9 1B, 43 HBP, 12 SF8, 1B	4	0	1	0	0	1	0
7 Grégor Blanco, L (9, PR) OBP: 0.326, SLG: 0.375										0	1	0	0	0	0	0
43 Justin Maxwell, R (1, 9) OBP: 0.400, SLG: 0.520		L9		F9			L6		9 1B, 1-2 HBP	3	0	0	0	0	0	0
9 Brandon Belt, L (1, 3) OBP: 0.250, SLG: 0.167		K		K			12 BB		1-2 2-3 1B	3	0	1	0	1	2	0
13 Joaquin Arias, R (1, 5) OBP: 0.188, SLG: 0.375			40 SH1-3, 35 BB, 23 G6-3, 1B		K		BB	SF8	3-H	2	1	1	0	0	1	0
12 Joe Panik, L (7, PH) (8, 4) OBP: 0.328, SLG: 0.368										0	0	0	1	1	0	0
35 Brandon Crawford, L (1, 6) OBP: 0.310, SLG: 0.412			23 G6-3, 40 SH1-3, 50 1B, 1-2 BB		K		K			2	1	0	0	1	2	2
40 Madison Bumgarner, R (1, 1)								K		1	0	0	0	0	1	0
70 George Kontos, R (7, 1)										0	0	0	0	0	0	0
54 Sergio Romo, R (8, 1)										0	0	0	0	0	0	0
34 Andrew Susac, R (8, PH) OBP: 0.444, SLG: 0.375										1	0	0	0	0	1	0
46 Santiago Casilla, R (9, 1)			SH1-3 1-2 2-3		K					0	0	0	0	0	0	0

Inning Stats	1	2	3	4	5	6	7	8	9	1B: 5	SF: 1	WP: 0	PA: 34
R:	0	0	2	0	0	0	0	0	1	2B: 1	SAC: 1	PB: 0	
E:	0	0	0	0	0	1	0	0	0	3B: 0	DP: 1	SB: 0	
K:	0	1	1	2	0	0	1	1	0	HR: 0	HBP: 1	CS: 1	
S:	12	6	15	9	0	12	11	8	5				
H:	0	0	1	0	0	1	0	0	2				
LOB:	0	0	1	0	0	0	2	0	2				
BB:	0	0	1	0	0	0	2	0	0				
P:	17	7	25	14	0	16	23	15	7				

PITCHER		IP	WLS	BF	H	R	ER	SO	BB	IBB	HBP	BLK	WP	HR	S	P	ERA	WHIP
22 Clayton Kershaw, L ERA: 4.07	(1, 1)	6.0		21	3	2	2	9	1	0	0	0	0	0	64	93	3.00	0.667
63 Yimi García, R ERA: 1.17	(7, 1)	0.2		4	0	0	0	0	2	0	0	0	0	0	4	14	0.00	3.000
75 Paco Rodríguez, L ERA: 2.08	(7, 1)	0.1		1	0	0	0	1	0	0	0	0	0	0	7	9	0.00	0.000
41 Chris Hatcher, R ERA: 10.8	(8, 1)	1.1	L	6	1	1	1	1	0	0	1	0	0	0	10	18	6.75	0.750
56 J.P. Howell, L ERA: 2.08	(9, 1)	0.1		2	1	0	0	0	0	0	0	0	0	0	3	4	0.00	3.000

PITCHER	IP	WLS	BF	H	R	ER	SO	BB	IBB	HBP	BLK	WP	HR	S	P	ERA	WHIP

AB	28
R	3
H	5
RBI	3
BB	3
SO	11
LOB	5

Batter	1	2	3	4	5	6	7	8	9	10	AB	R	H	RBI	BB	SO	LOB
10 Justin Turner, R (1, 6) OBP: 0.320, SLG: 0.417	H SI 89 1-0 HBP		C CU 73 X SL 87 0-1 ① L8		C CU 74 S FF 89 C FF 90 0-3 ② K			X FC 88 0-0 ① F9		H FF 93 1-0 66 BB HBP	3	0	0	0	0	1	0
(7, 5)											0	0	0	0	0	0	0
62 Joel Peralta, R (8, 1)											0	0	0	0	0	0	0
52 Pedro Báez, R (9, 1)											0	0	0	0	0	0	0
16 Andre Ethier, L (10, PH) OBP: 0.389, SLG: 0.483											0	0	0	0	0	0	0
12 Juan Nicasio, R (10, 1)																	
66 Yasiel Puig, R (1, 9) OBP: 0.383, SLG: 0.488	S FF 90 B SL 88 B SI 90 B SI 90 F FF 91 F FF 91 X FF 91 3-2 ① L9		C FF 90 X CU 77 0-1 ② G4-3		F SL 87 C FF 90 X SI 89 0-2 ③ G6-3			X SI 92 0-0 23 G4-6-3 1B		B SI 91 B SI 92 C SL 88 B SI 93 C SI 93 B KC 80 4-2 1-2 BB	4	0	1	0	1	0	1
23 Adrián González, L (1, 3) OBP: 0.477, SLG: 0.862	L SI 90 F SI 90 C FF 91 0-3 ② K		B SI 90 B SI 91 X FF 90 2-0 HR			S FF 88 F CU 74 B SL 85 B SL 86 X CU 75 2-2 ① P5		F SI 84 X SI 85 0-1 ② ③ G4-6-3 1-2f		C KC 79 B SI 93 B FF 93 F SI 92 F KC 81 F FF 94 S SL 88 2-3 ③ K	5	1	1	1	0	2	5
47 Howie Kendrick, R (1, 4) OBP: 0.397, SLG: 0.571	C CU 76 1 SAFE B FF 91 F FF 90 B CH 82 S FF 91 2-3 ③ K		B FF 91 S CU 76 B CU 77 B FF 88 B FF 91 4-1 BB			X CU 74 0-0 ② G5-3			F CU 80 F FF 92 B CH 87 B CH 87 X FF 93 2-2 ① G1-3		3	0	0	0	1	1	1
9 Yasmani Grandal, S (1, 2) OBP: 0.286, SLG: 0.250		X FF 90 0-0 ① G4-3	C CH 84 C FF 90 1 SAFE F FF 90 F SL 86 B FF 89 1 SAFE B FF 89 X FF 90 2-2 ③ G6-3			F FF 89 C CU 74 F FF 89 B FF 88 T CU 76 1-2 ③ K			X FF 92 0-0 ② G4-3		4	0	0	0	0	1	1
3 Carl Crawford, L (1, 7) OBP: 0.237, SLG: 0.270		B SI 90 B CH 80 B SI 90 C FF 89 X FF 91 3-1 ② F7		X CU 73 0-0 ① G4-3			C SI 89 B CU 74 X CU 74 1-1 ① G6-3		B FF 92 B CH 85 B FF 92 C FF 93 X FF 93 3-1 ③ F7		4	0	0	0	0	0	0
7 Alex Guerrero, R (1, 5) OBP: 0.450, SLG: 1.211		C FF 90 F SL 88 B FF 91 B FF 92 X CH 82 2-2 HR		B SL 87 F CU 74 F CU 74 B SL 86 X SI 90 2-2 ② G3-1			X CH 87 0-0 1B			C KC 78 B SI 91 B SI 92 F SI 93 B FF 92 X SI 93 3-2 11 G3 31 SH3-4 1B	3	1	2	1	0	0	0
63 Yimi García, R (7, 1)											0	0	0	0	0	0	0
56 J.P. Howell, L (8, 1)											0	0	0	0	0	0	0
5 Juan Uribe, R (8, 5) OBP: 0.289, SLG: 0.278											1	0	1	0	0	0	0
31 Joc Pederson, L (1, 8) OBP: 0.446, SLG: 0.523		B CH 84 B CU 77 C CH 83 X SI 91 2-1 46 FC6-4 1B		B SI 89 C CH 81 B FF 90 C SL 87 F FF 90 X CU 76 2-2 ③ P4			1 SAFE F SI 89 B SI 91 C SI 90 B SI 91 S CU 74 2-3 ② K			B CH 89 C KC 78 X SI 92 1-1 ① SH3-4 1-2	3	0	1	0	0	1	1
46 Mike Bolsinger, R (1, 1)		C FF 90 B FF 90 X FF 90 1-1 ③ FC6-4 1-2f			C FF 89 C CU 74 S CU 74 0-3 ① K		F SI 91 B SI 90 B SI 90 X SI 91 2-1 ③ L7			S FF 93 X SI 90 0-1 ② G3 2-3	2	0	0	0	0	1	1
41 Chris Hatcher, R (6, 1)											0	0	0	0	0	0	0
11 Jimmy Rollins, S (7, PH) OBP: 0.299, SLG: 0.351											2	0	0	0	0	0	2
(7, 6)																	

Inning Stats										
	R: 0 E: 0 K: 2 S: 10	H: 0 LOB: 1 BB: 0 P: 16	R: 1 E: 0 K: 0 S: 10	H: 2 LOB: 1 BB: 0 P: 18	R: 1 E: 0 K: 0 S: 11	H: 1 LOB: 1 BB: 1 P: 19	R: 0 E: 0 K: 0 S: 8	H: 0 LOB: 0 BB: 0 P: 12	R: 0 E: 0 K: 2 S: 9	H: 0 LOB: 0 BB: 0 P: 9
	R: 0 E: 0 K: 1 S: 8	H: 0 LOB: 0 BB: 0 P: 11	R: 0 E: 0 K: 1 S: 8	H: 1 LOB: 1 BB: 0 P: 13	R: 0 E: 0 K: 0 S: 4	H: 1 LOB: 0 BB: 0 P: 4	R: 0 E: 0 K: 0 S: 6	H: 0 LOB: 0 BB: 0 P: 11	R: 0 E: 0 K: 1 S: 14	H: 1 LOB: 3 BB: 1 P: 25

| Inning Stats | | | | | | | | | | | | | | | | |

Batter	1	2	3	4	5	6	7	8	9	10	AB	R	H	RBI	BB	SO	LOB
23 Norichika Aoki, L (1, 7) OBP: 0.375, SLG: 0.397	C FC 86 X FC 86 0-1 G4-3 ①		C FC 86 C FC 86 F CU 79 B CU 82 B FC 87 F CU 81 S SL 82 2-3 K ③			X FC 85 0-0 G6-3 ①		C SI 86 B SI 84 X KC 79 1-1 G6-3 ①	X FF 97 0-0 P6 ②		5	0	0	0	0	1	2
12 Joe Panik, L (1, 4) OBP: 0.348, SLG: 0.377	C FC 87 B FC 86 F CU 80 X SL 80 1-2 1B			C FC 86 C CU 79 B FF 86 S CU 81 1-3 K ①		B CU 77 B CU 77 B FC 86 B FC 86 4-0 16 1B 9 1B BB		B KC 80 X SI 86 1-0 16 FC5-4 1B	B FF 98 X FF 97 1-0 F7 ③		4	1	2	0	1	1	2
16 Ángel Pagán, S (1, 8) OBP: 0.361, SLG: 0.409	B FC 87 X FC 86 1-0 F7 ②			B CU 79 C CU 78 C FC 89 B SL 81 B SL 80 X FC 88 3-2 G3-1 ②		C FC 88 X FC 86 0-1 9 1B 1-2 1B		B SI 87 B SI 87 C SI 87 X KC 79 2-1 FC5-4 ② 9 BB 28 BB 1-2f		C FF 94 C FF 94 B FF 94 B FF 94 B FF 94 X FF 93 3-2 9 S 43 1B 1B	5	1	2	0	0	0	2
28 Buster Posey, R (1, 2) OBP: 0.333, SLG: 0.350	B FC 87 X FC 86 1-0 F8 ③			C CU 79 B SL 80 X FC 86 1-1 1B		B FC 88 F CU 79 F CU 79 C FC 86 1-3 K ②		I SAFE D FS 74 B CU 70 B FS 84 B FS 84 4-0 9 BB 1-2 BB		F SI 92 B FF 94 X FF 94 1-1 F8 ①	4	0	1	0	1	1	4
9 Brandon Belt, L (1, 3) OBP: 0.289, SLG: 0.179		B FC 86 C FC 86 X CU 78 1-1 G3-1 ①		B FC 86 B FC 87 C CU 79 C FF 86 X CU 81 2-2 F7 ③		X FC 86 0-0 1-2 2-H 1B		F CU 72 D FS 76 B FS 75 F FS 84 B FS 75 B FS 75 4-2 1-2 2-3 BB		B FF 92 S FF 92 F FF 93 P PO 81 B FF 93 I IN 69 4-2 43 1B 1-2 IBB	3	0	1	1	2	0	1
43 Justin Maxwell, R (1, 9) OBP: 0.400, SLG: 0.500		F FC 87 B FC 86 X CU 79 1-1 14 G6-4-3 1B			B CU 77 B CU 79 B FC 86 C FC 86 C CU 76 X SL 79 3-2 P6 ①	D FS 88 S FS 86 S FS 87 D FS 87 S FS 87 2-3 K ③		B CU 71 B FS 83 X FS 83 2-0 L4 ③		B FF 91 X FF 91 1-0 1-2 2-H 1B	5	0	2	1	0	1	5
14 Casey McGehee, R (1, 5) OBP: 0.238, SLG: 0.282 50 Matt Duffy, R (9, PR) OBP: 0.317, SLG: 0.405 (10, 5)		B CU 77 S CU 79 X FC 87 1-1 G6-4-3 ② ③ 1-2f			C CU 78 C FC 86 B FC 86 S SL 80 1-3 K ②		F FF 90 S FF 94 B FF 95 B SL 81 C SL 81 2-3 K ①		C FF 95 B FF 96 B SL 85 B FF 96 X FF 96 3-1 35 3B 1B		4 0	0 1	1 0	0 0	0 0	2 0	1 0
35 Brandon Crawford, L (1, 6) OBP: 0.323, SLG: 0.444			B FC 85 C CU 77 X CU 79 1-1 E6 32 CS		B FC 86 C CU 79 B FC 87 B CU 79 B CU 78 4-1 BB		S FC 92 B FF 93 B FF 91 B FF 92 X FF 90 3-1 G3-1 ②		X FF 95 0-0 1-H 3B		3	0	1	1	1	0	0
32 Ryan Vogelsong, R (1, 1) OBP: 0.200, SLG: 0.200 41 Jeremy Affeldt, L (7, 1) 29 Héctor Sánchez, S (7, PH) OBP: 0.120, SLG: 0.160 70 George Kontos, R (8, 1) 49 Javier López, L (8, 1) 63 Jean Machi, R (9, 1) 7 Grégor Blanco, L (9, PH) OBP: 0.319, SLG: 0.366 46 Santiago Casilla, R (10, 1)			B FC 85 B FC 85 L S FC 86 C CU 78 2-3 K ① ② 1-2		B FC 87 X FC 86 1-0 G4-3 ③		F FF 93 B FF 94 C FF 92 T FF 92 1-2 K ③		B CH 84 D CH 85 S FF 97 F FF 96 T FF 97 2-2 K ①		2 0 1 0 0 0 1 0 1 0	0 0 0 0 0 0 0 0 0 0	0 0 0 0 0 0 0 0 0 0	0 0 1 0 0 0 0 0 1 0	0 0 0 0 0 0 0 0 0 0	1 0 0 0 0 0 0 0 1 0	2 0 0 0 0 0 0 0 2 0
Inning Stats	R: 0 E: 0 K: 0 S: 7 H: 1 LOB: 1 BB: 0 P: 10	R: 0 E: 0 K: 0 S: 6 H: 1 LOB: 0 BB: 0 P: 9	R: 0 E: 1 K: 2 S: 10 H: 0 LOB: 0 BB: 0 P: 15	R: 0 E: 0 K: 1 S: 11 H: 1 LOB: 1 BB: 0 P: 18	R: 0 E: 0 K: 1 S: 8 H: 0 LOB: 1 BB: 1 P: 17	R: 1 E: 0 K: 2 S: 10 H: 2 LOB: 2 BB: 1 P: 17	R: 0 E: 0 K: 2 S: 8 H: 0 LOB: 0 BB: 0 P: 14	R: 0 E: 0 K: 0 S: 8 H: 1 LOB: 3 BB: 2 P: 22	R: 1 E: 0 K: 1 S: 8 H: 2 LOB: 2 BB: 0 P: 14	R: 1 E: 0 K: 0 S: 9 H: 2 LOB: 2 BB: 1 P: 17	1B: 9 2B: 0 3B: 1 HR: 0	SF: 0 SAC: 0 DP: 1 HBP: 0	WP: 0 PB: 0 SB: 1 CS: 1	PA: 42			

PITCHER		IP	WLS	BF	H	R	ER	SO	BB	IBB	HBP	BLK	WP	HR	S	P	ERA	WHIP
46 Mike Bolsinger, R ERA: 1.59	(1, 1)	5.2		23	5	1	1	5	2	0	0	0	0	0	49	81	1.59	1.235
41 Chris Hatcher, R ERA: 10.13	(6, 1)	0.1	H	1	0	0	0	1	0	0	0	0	0	0	3	5	0.00	0.000
63 Yimi García, R ERA: 1.04	(7, 1)	1.0	H	3	0	0	0	2	0	0	0	0	0	0	8	14	0.00	0.000
56 J.P. Howell, L ERA: 1.8	(8, 1)	0.2	H	3	1	0	0	0	0	0	0	0	0	0	5	9	0.00	1.500
62 Joel Peralta, R ERA:	(8, 1)	0.1	H	3	0	0	0	0	2	0	0	0	0	0	3	13	0.00	6.000

PITCHER		IP	WLS	BF	H	R	ER	SO	BB	IBB	HBP	BLK	WP	HR	S	P	ERA	WHIP
52 Pedro Báez, R ERA: 3.86	(9, 1)	1.0	B	5	2	1	1	1	0	1	0	0	0	0	8	14	9.00	2.000
12 Juan Nicasio, R ERA: 2.45	(10, 1)	0.1	L	4	2	1	1	0	0	0	0	0	0	0	9	17	27.00	6.000

BOTTOM

Los Angeles Dodgers @ San Francisco Giants

AT&T Park, San Francisco, CA

Thu Apr 23 2015, 12:45 PM - 4:10 PM PDT

Att. 41,240 - Sunny - 60 F

livebaseballscorecards.com

AB	37
R	3
H	10
RBI	3
BB	5
SO	9
LOB	21

Batter	1	2	3	4	5	6	7	8	9	AB	R	H	RBI	BB	SO	LOB
11 Jimmy Rollins, S (1, 6) OBP: 0.282, SLG: 0.328	B FF 94 X FF 94 1-0 ① F9		X FF 92 0-0 ① B1		C CH 86 B FF 96 B SL 86 B CH 86 X FF 95 3-1 ③ P6			B FF 90 B CH 80 F FF 91 X FF 91 2-1 ① F7		4	0	0	0	0	0	0
66 Yasiel Puig, R (1, 9) OBP: 0.380, SLG: 0.465 16 Andre Ethier, L (6, 9) OBP: 0.405, SLG: 0.500	F FF 95 H FF 96 1-1 23 G6-3 HBP		C FF 94 F SL 84 B FF 96 X SL 85 1-2 ② F8			B FF 93 C FF 92 F SL 84 X SL 85 1-2 ① G5-3		C CU 77 B FF 93 B CU 77 B FF 92 S FF 91 X FF 92 3-2 1B		2 1	0 0	0 1	0 0	0 0	0 0	0 0
23 Adrián González, L (1, 3) OBP: 0.464, SLG: 0.823	X SL 82 0-0 ② ③ G6-3 1-2f		F CH 85 S FF 96 S SL 86 0-3 ③ K2-3			X SL 82 0-0 47 1B 1B		F FF 92 S FF 93 X CU 78 0-2 ② P6		4	0	1	0	0	1	2
47 Howie Kendrick, R (1, 4) OBP: 0.388, SLG: 0.550		B FF 93 B FF 94 B FF 93 C FF 95 X FF 94 3-1 ① G4-3		C SL 80 B SL 83 C FF 93 B SL 84 S SL 85 2-3 ① K		B FF 93 B FF 94 B SL 86 C FF 95 X FF 94 3-1 9 G4-6-3 1B 1-2		S FF 91 F FF 91 D CU 77 B FF 91 F FF 91 F FF 90 D CU 77 F FF 90 F FF 91 3-2 ③ X FF 90 G6-3		4	0	1	0	0	1	1
9 Yasmani Grandal, S (1, 2) OBP: 0.326, SLG: 0.308		C SL 83 C SL 85 B SL 84 X FF 97 1-2 5 1B 2B		C FF 94 F SL 83 B SL 85 X SL 85 1-2 1B		D SL 82 B SI 95 C FF 96 B SL 83 F FF 96 X SL 84 3-2 ② ③ G4-6-3 1-2f			B FF 89 C FF 90 B CU 77 F FF 90 B CU 78 F FF 90 F FF 90 F FF 90 B FF 91 4-2 3 E 31 SF8 BB	3	2	2	0	1	0	2
3 Carl Crawford, L (1, 7) OBP: 0.262, SLG: 0.366		C FF 94 B FF 96 B SL 86 B CH 86 S FF 95 C FF 96 3-3 ② K		F CH 85 F FF 95 B SL 85 T CH 85 1-2 ② K			B CH 82 X CH 83 1-0 HR		C FF 92 X FF 90 0-1 E7 31 SF8 1-3 1B	4	1	2	1	0	2	2
5 Juan Uribe, R (1, 5) OBP: 0.286, SLG: 0.275		S SL 85 X FF 95 0-1 31 BB 2-H 1B		B FF 95 S SL 84 C FF 96 X SL 85 1-2 ③ G6-3			C FF 93 X SL 84 0-1 ① F9		F FF 92 F CU 76 B FF 89 X CU 78 1-2 ① G6-3	4	0	1	1	0	0	3
31 Joc Pederson, L (1, 8) OBP: 0.433, SLG: 0.500		D CH 85 B FF 96 B CH 86 C FF 95 B CH 86 4-1 1-2 BB			C FF 93 S SL 84 S FF 95 0-3 ① K		S SL 83 B SL 84 X FF 95 1-1 ② F9		D CU 77 X FF 90 1-0 ② SF8 2-3 3-H	2	0	0	1	1	1	0
21 Zack Greinke, R (1, 1) OBP: 0.100, SLG: 0.100 52 Pedro Báez, R (8, 1) 75 Paco Rodríguez, L (8, 1) 10 Justin Turner, R (9, PH) OBP: 0.308, SLG: 0.400 63 Yimi García, R (9, 1)		B SL 87 C FF 97 B SL 87 C FF 96 C FF 98 2-3 ③ K		S SL 80 B FF 95 S SL 81 X FF 96 1-2 ② G1-3			S FF 95 B FF 95 S SL 86 X FF 95 1-2 ③ G5-3		B FF 90 B CU 78 F FF 92 F FF 90 F FF 89 F FF 90 D CU 78 X FF 90 3-2 ③ G5-3	3 0 0 1 0	0 0 0 0 0	0 0 0 0 0	0 0 0 0 0	1 0 0 0 0	2 0 0 1 0

Inning Stats	1	2	3	4	5	6	7	8	9
	R: 0 E: 0 K: 0 S: 3	R: 1 E: 0 K: 2 S: 14	R: 0 E: 0 K: 1 S: 7	R: 0 E: 0 K: 2 S: 12	R: 0 E: 0 K: 1 S: 8	R: 0 E: 0 K: 0 S: 9	R: 1 E: 0 K: 0 S: 8	R: 0 E: 0 K: 0 S: 15	R: 1 E: 1 K: 0 S: 16
	H: 0 LOB: 0 BB: 0 P: 5	H: 2 LOB: 2 BB: 1 P: 27	H: 0 LOB: 0 BB: 0 P: 8	H: 1 LOB: 1 BB: 0 P: 17	H: 0 LOB: 0 BB: 0 P: 12	H: 2 LOB: 1 BB: 0 P: 16	H: 1 LOB: 0 BB: 0 P: 11	H: 1 LOB: 1 BB: 0 P: 23	H: 1 LOB: 1 BB: 1 P: 25

1B: 6 SF: 1
2B: 1 SAC: 0
3B: 0 DP: 2
HR: 1 HBP: 1

WP: 0 PA: 36
PB: 0
SB: 0
CS: 0

PITCHER	IP	WLS	BF	H	R	ER	SO	BB	IBB	HBP	BLK	WP	HR	S	P	ERA	WHIP
34 Andrew Cashner, R (1, 1) ERA: 2.63	7.0	L	27	6	2	2	6	1	0	1	0	0	1	61	96	2.57	1.000
60 Frank Garces, L (8, 1) ERA: 1.59	0.2		3	1	0	0	0	0	0	0	0	0	0	8	13	0.00	1.500
59 Kevin Quackenbush, R (8, 1) ERA: 6.75	1.1		6	1	1	1	0	1	0	0	0	0	0	23	35	6.75	1.500

PITCHER	IP	WLS	BF	H	R	ER	SO	BB	IBB	HBP	BLK	WP	HR	S	P	ERA	WHIP

TOP

Los Angeles Dodgers @ San Diego Padres

Petco Park, San Diego, CA

Fri Apr 24 2015, 7:12 PM - 10:16 PM PDT

Att. 43,055 - Cloudy - 62 F

livebaseballscorecards.com

AB	32
R	3
H	8
RBI	3
BB	2
SO	6
LOB	13

Batter	1	2	3	4	5	6	7	8	9	AB	R	H	RBI	BB	SO	LOB
4 Wil Myers, R (1, 8) OBP: 0.304, SLG: 0.434	S SL 85 C FF 92 B SL 87 F SL 88 X FF 91 1-2 ① G5-3	S SL 88 B CH 88 F FF 93 F CH 89 X SL 88 1-2 ③ L4			L B SI 90 C FF 90 B SL 85 X CH 88 2-2 ① F8			S SL 86 C FF 97 F FF 95 B SL 87 X FF 97 1-2 ① G6-3		4	0	0	0	0	0	3
15 Cory Spangenberg, L (1, 4) OBP: 0.250, SLG: 0.400	C FF 92 B CH 87 X CU 76 1-1 ② G1-3		F FF 89 B FF 89 S CU 75 B FF 90 B SL 87 C FF 90 3-3 ① K		X CH 87 0-0 ② G1-3			C CH 84 X CH 85 0-1 ② L9		4	0	0	0	0	1	0
27 Matt Kemp, R (1, 9) OBP: 0.372, SLG: 0.507	F FF 90 X FF 92 0-1 1B		B SI 91 S CH 88 S SL 88 B FF 90 C FF 91 2-3 ② K		F FF 91 S SL 85 B FF 91 B CH 87 X SI 91 2-2 ③ G6-3			C FF 96 B SL 88 S SI 95 B FF 94 X SL 86 2-2 10 1B 2B		4	0	2	0	0	1	0
10 Justin Upton, R (1, 7) OBP: 0.324, SLG: 0.508	F FF 92 1 SAFE 1 SAFE B FF 92 X SL 87 1-1 ③ F8		X FF 90 0-0 ③ G1-3			B SL 86 B FF 90 F FF 91 B SL 87 S SL 87 X FF 90 3-2 ① G6-3		X FF 96 0-0 2-3 1B		4	0	1	0	0	0	1
23 Yonder Alonso, L (1, 3) OBP: 0.471, SLG: 0.466		B FF 90 B CU 72 S CH 86 B FF 90 B CH 85 4-1 11 1B 3 1B BB		B CU 72 S CH 86 C FF 90 F CU 74 T CH 87 1-2 ① K		C CU 76 F CH 87 B CH 88 C SL 87 1-3 ② K		X SL 86 0-0 ③ G6-3		3	0	0	0	1	2	2
3 Derek Norris, R (1, 2) OBP: 0.348, SLG: 0.453		C FF 92 X SI 91 0-1 11 1B 1-2 1B		X FF 90 0-0 5 BB 1B		C CU 74 S FF 90 C FF 90 0-3 ③ K			S FF 92 S FF 94 C FF 95 0-3 ① K	4	0	2	0	0	2	0
11 Will Middlebrooks, R (1, 5) OBP: 0.286, SLG: 0.463		B SI 92 D CU 76 C SL 86 X SL 86 2-1 1-2 2-3 1B		1 SAFE S FF 91 B SL 86 X SI 91 1-1 ② P3			F C FF 89 X SL 83 0-2 ① G6-3		B SL 82 C FF 93 B SL 82 C FF 93 S FF 93 2-3 ② K	4	0	1	0	0	1	1
5 Alexi Amarista, L (1, 6) OBP: 0.362, SLG: 0.263	C FF 92 F CH 88 F CH 87 F FF 92 S CH 88 0-3 ① K			B FF 91 C FF 91 D CH 88 B FF 90 F FF 91 F FF 90 B FF 89 4-2 1-2 BB			F FF 89 B FF 90 B CH 87 C FF 89 F FF 90 B CH 86 B CH 87 4-2 26 G3-6-1 BB		B FF 93 C FF 93 C FF 94 B FF 93 X SI 93 2-2 ③ P5	2	0	0	0	2	1	3
34 Andrew Cashner, R (1, 1) OBP: 0.125, SLG: 0.125 26 Yangervis Solarte, S (7, PH) OBP: 0.357, SLG: 0.538 60 Frank Garces, L (8, 1) 59 Kevin Quackenbush, R (8, 1)	D SL 88 S FF 93 D SL 89 C FF 92 S SI 92 2-3 ② K		B SL 82 B FF 89 X FF 90 2-0 ③ L4				B FF 90 X CH 87 1-0 ② ③ G3-6-1 1-2f			2 1 0 0	0 0 0 0	0 0 0 0	0 0 0 0	0 0 0 0	1 0 0 0	5 1 0 0
Inning Stats	R: 0 H: 1 E: 0 LOB: 1 K: 0 BB: 0 S: 10 P: 13	R: 0 H: 2 E: 0 LOB: 3 K: 2 BB: 1 S: 17 P: 26	R: 0 H: 0 E: 0 LOB: 0 K: 2 BB: 0 S: 7 P: 12	R: 0 H: 1 E: 0 LOB: 2 K: 1 BB: 1 S: 11 P: 19	R: 0 H: 0 E: 0 LOB: 0 K: 0 BB: 0 S: 7 P: 11	R: 0 H: 0 E: 0 LOB: 0 K: 2 BB: 0 S: 9 P: 13	R: 0 H: 0 E: 0 LOB: 0 K: 0 BB: 1 S: 7 P: 12	R: 0 H: 2 E: 0 LOB: 2 K: 0 BB: 0 S: 11 P: 14	R: 0 H: 0 E: 0 LOB: 0 K: 2 BB: 0 S: 9 P: 13	1B: 5 2B: 1 3B: 0 HR: 0	SF: 0 SAC: 0 DP: 1 HBP: 0			WP: 0 PB: 0 SB: 0 CS: 0	PA: 35		

PITCHER	IP	WLS	BF	H	R	ER	SO	BB	IBB	HBP	BLK	WP	HR	S	P	ERA	WHIP
21 Zack Greinke, R (1, 1) ERA: 1.35	7.0	W	27	4	0	0	7	3	0	0	0	0	0	68	106	0.00	1.000
52 Pedro Báez, R (8, 1) ERA: 3.52	0.2	H	4	2	0	0	0	0	0	0	0	0	0	10	13	0.00	3.000
75 Paco Rodríguez, L (8, 1) ERA: 1.93	0.1	H	1	0	0	0	0	0	0	0	0	0	0	1	1	0.00	0.000
63 Yimi García, R (9, 1) ERA: 0.93	1.0	S	3	0	0	0	2	0	0	0	0	0	0	9	13	0.00	0.000

PITCHER	IP	WLS	BF	H	R	ER	SO	BB	IBB	HBP	BLK	WP	HR	S	P	ERA	WHIP

BOTTOM

Los Angeles Dodgers @ San Diego Padres

Petco Park, San Diego, CA

Fri Apr 24 2015, 7:12 PM - 10:16 PM PDT

Att. 43,055 - Cloudy - 62 F

livebaseballscorecards.com

AB	32
R	0
H	6
RBI	0
BB	3
SO	9
LOB	16

Los Angeles Dodgers @ San Diego Padres

Petco Park, San Diego, CA

Sat Apr 25 2015, 5:41 PM - 9:17 PM PDT

Att. 44,454 - Overcast - 65 F

TOP

livebaseballscorecards.com

Batter	1	2	3	4	5	6	7	8	9	AB	R	H	RBI	BB	SO	LOB
11 Jimmy Rollins, S (1, 6) OBP: 0.276, SLG: 0.318	B FF 90 B FF 91 S FF 92 X FF 92 2-1 16 HR 1B	C FF 89 B CH 83 X FF 91 1-1 ② F9		B FF 91 C FF 90 F KC 77 S FF 91 1-3 ③ K		X SL 86 0-0 ① G3		F FF 91 B SL 83 F FF 91 B FF 91 X FF 91 2-2 ② L4		5	1	1	0	0	1	3
16 Andre Ethier, L (1, 9) OBP: 0.452, SLG: 0.647	B FF 92 B FF 92 1 SAFE F FF 92 1 SAFE 1 SAFE B FF 91 F FF 92 X FF 93 3-2 1-H HR	B CH 83 S FF 90 B FF 90 B FF 90 D CH 84 4-1 23 HR BB			C KC 75 B CH 83 B FF 90 F CH 83 F FF 92 X KC 77 2-2 23 FC3-5 2B	B SI 86 F FF 88 X SI 87 1-1 ② G3		B FF 91 X FF 90 1-0 1-3 3-H 1B		4	2	3	3	1	0	0
23 Adrián González, L (1, 3) OBP: 0.459, SLG: 0.851	C KC 79 X CH 84 0-1 9 1B 3 2B 2B	F KC 78 B FF 92 B KC 78 F FF 91 X SL 85 2-2 1-H 2-H HR			B FF 89 C FF 90 X KC 76 1-1 ① FC3-5 47 HR 2-3	B FF 87 B FF 87 F CH 73 B SL 85 F FF 89 X FC 90 3-2 ③ L7		D SL 86 F FF 92 B SL 85 X SI 93 2-1 ③ G6-3		5	3	2	3	0	0	3
47 Howie Kendrick, R (1, 4) OBP: 0.375, SLG: 0.569	C SL 85 D FF 92 F FF 91 C KC 78 1-3 ① K	B FF 90 B FF 91 C FF 92 B FF 90 X FF 90 3-1 ③ L9			B SL 84 C FF 90 S SL 85 D KC 78 F FF 92 X CH 84 2-2 1-H HR	B FF 92 F FF 91 C SL 82 F SL 81 F FF 92 B FF 92 X FF 91 2-2 ① G6-3			C CH 91 S SL 84 B FF 94 B FF 94 B FF 93 F FF 92 F SL 86 S SL 88 3-3 ① K	5	1	1	2	0	2	1
9 Yasmani Grandal, S (1, 2) OBP: 0.353, SLG: 0.349	C FF 91 B KC 78 B FF 92 F FF 92 F KC 79 X FF 93 2-2 3 2B 2-3 1B		X 0-0 ① G3-1		B FF 89 C FF 90 S SL 80 F CH 83 B SL 80 B FF 89 B FF 90 4-2 5 HR BB	B FF 90 B FF 91 C CH 83 X FF 92 2-1 ② G3			B SI 92 C SL 86 B CH 86 X SI 93 2-1 5 G5-3 2B	4	1	2	0	1	0	0
3 Carl Crawford, L (1, 7) 12 Juan Nicasio, R (7, 1) 7 Alex Guerrero, R (9, PH) OBP: 0.476, SLG: 1.211 41 Chris Hatcher, R (9, 1)	B FF 91 S FF 92 S FF 91 F FF 92 X KC 80 1-2 ② 1-H 3-H 2B		B FF 88 X FF 90 1-0 ② G3-1		B FF 90 C SL 80 X SL 80 1-1 ② L9	B FF 92 B FF 90 C FF 90 B FF 90 F FF 91 X FF 91 3-2 ③ G3			B SL 85 B FF 94 B FF 93 C FF 92 B FF 93 4-1 5 G5-3 BB	4 0 0 0	0 0 0 0	1 0 0 0	1 0 0 0	0 0 1 0	0 0 0 0	1 0 0 0
5 Juan Uribe, R (1, 5) OBP: 0.277, SLG: 0.333	D KC 77 T FF 91 B FF 92 B SL 85 X FF 91 3-1 ③ L9		C FF 90 B KC 78 S CH 82 B CH 84 B FF 93 F FF 92 X FF 92 3-2 ③ G4-3		B FF 90 S SL 79 X FF 89 1-1 1-H HR			B SL 83 B FF 91 C FF 91 B FF 91 X FF 91 3-1 ① F8	D SL 89 F FF 94 X SL 89 1-1 ② G5-3 1-2 2-3	5	1	1	2	0	0	3
31 Joc Pederson, L (1, 8) OBP: 0.462, SLG: 0.500		C FF 90 S KC 76 H KC 78 1-2 38 SH3-4 23 HR HBP		B FF 90 C FF 89 X KC 76 1-1 ① G3	C SL 81 X SL 79 0-1 1B			B FF 90 B FF 91 C FF 91 F FF 90 F SL 82 F FF 91 B SL 81 B CH 86 4-2 33 1B 16 1B BB	B SL 86 B FF 94 B SI 94 C SI 92 B SL 87 4-1 BB	2	2	1	0	2	0	0
38 Brandon McCarthy, R (1, 1) 26 Sergio Santos, R (6, 1) 33 Scott Van Slyke, R (7, 7) OBP: 0.522, SLG: 0.737		B FF 90 L FF 90 X FF 90 1-1 ① SH3-4 1-2		B FF 90 B FF 90 B FF 91 C FF 90 S FF 92 X FF 92 3-2 ② G3	C FF 90 T FF 89 F FF 91 S SL 80 0-3 ③ K			B FF 90 F FF 90 F FF 89 X FF 90 1-2 16 1B 1-3 1B	F FF 94 C FF 93 X SL 87 0-2 ③ F8	2 0 2	0 0 0	0 0 1	0 0 0	0 0 0	1 0 3	1 0 0
Inning Stats	R: 3 E: 0 K: 1 S: 20 H: 5 LOB: 1 BB: 0 P: 32	R: 3 E: 0 K: 0 S: 12 H: 1 LOB: 0 BB: 1 P: 24	R: 0 E: 0 K: 0 S: 6 H: 0 LOB: 0 BB: 0 P: 10	R: 0 E: 0 K: 1 S: 8 H: 0 LOB: 0 BB: 0 P: 13	R: 4 E: 0 K: 1 S: 23 H: 4 LOB: 1 BB: 1 P: 34	R: 0 E: 0 K: 0 S: 6 H: 0 LOB: 0 BB: 0 P: 10	R: 0 E: 0 K: 0 S: 10 H: 0 LOB: 0 BB: 0 P: 17	R: 1 E: 0 K: 0 S: 15 H: 2 LOB: 2 BB: 1 P: 28	R: 0 E: 0 K: 1 S: 14 H: 1 LOB: 3 BB: 2 P: 28	1B: 5 2B: 4 3B: 0 HR: 4 SF: 0 SAC: 1 DP: 0 HBP: 1						

	AB	38
	R	11
	H	13
	RBI	11
	BB	5
	SO	4
	LOB	15

WP: 0 PA: 45
PB: 0
SB: 0
CS: 0

PITCHER		IP	WLS	BF	H	R	ER	SO	BB	IBB	HBP	BLK	WP	HR	S	P	ERA	WHIP
22 Ian Kennedy, R ERA: 10.8	(1, 1)	4.1	L	22	8	8	8	2	1	0	1	0	0	3	56	94	16.61	2.077
62 Chris Rearick, L ERA: 12.0	(5, 1)	0.2		5	2	2	2	1	1	0	0	0	0	1	13	19	27.00	4.500
40 Odrisamer Despaigne, R ERA: 1.37	(6, 1)	1.0		3	0	0	0	0	0	0	0	0	0	0	6	10	0.00	0.000
44 Dale Thayer, R ERA: 1.93	(7, 1)	1.2		8	2	1	1	0	1	0	0	0	0	0	23	41	5.40	1.800
37 Brandon Maurer, R ERA: 3.24	(8, 1)	1.1		7	1	0	0	1	2	0	0	0	0	0	16	32	0.00	2.250

PITCHER	IP	WLS	BF	H	R	ER	SO	BB	IBB	HBP	BLK	WP	HR	S	P	ERA	WHIP

Batter	1	2	3	4	5	6	7	8	9	AB	R	H	RBI	BB	SO	LOB
4 Wil Myers, R (1, 8) (8, 9) OBP: 0.298, SLG: 0.457	B FF 91 C FC 92 X CU 81 1-1 HR	C FC 91 B FF 94 B FC 91 C FF 95 C FF 95 2-3 K			X SI 91 0-0 G5-3		C FF 96 B SL 87 F FF 94 B FF 95 X SL 84 2-2 P4		B FF 95 C FF 95 S FS 88 B FS 88 S FS 87 2-3 K2-3 1-3	5	1	1	1	0	2	2
26 Yangervis Solarte, S (1, 4) OBP: 0.340, SLG: 0.500	C FF 92 B FC 90 B FC 89 C FF 93 X FC 92 2-2 L6		C FC 92 B SI 90 X CU 81 1-1 G3			F FC 87 B SI 89 F CU 79 F FC 91 F FC 91 X CU 80 1-2 27 1B 10 HR 1B	B CH 87 B FF 96 B FF 94 C FF 92 C FF 93 F FF 94 X FF 93 3-2 P2		B FF 96 F FF 95 F FF 94 B FS 88 F FS 87 B FF 95 S FF 94 3-3 K 3-H	5	1	1	0	0	1	0
27 Matt Kemp, R (1, 9) OBP: 0.378, SLG: 0.506 12 Clint Barmes, R (8, 6) OBP: 0.385, SLG: 0.542	C FF 93 X FC 91 0-1 10 S 10 HR 1B		X SI 92 0-0 L7			B FC 90 1 SAFE 1 SAFE F FC 90 B SI 88 X FC 89 2-1 10 HR 1-3 1B	C FF 95 B SL 87 B SL 86 F FF 93 B FF 92 C FF 93 3-3			4 0	2 0	2 0	0 0	0 0	1 0	0 0
10 Justin Upton, R (1, 7) OBP: 0.347, SLG: 0.606	T FF 93 1 SAFE B FC 92 X FF 94 1-1 1-H HR		B FF 92 X FF 93 1-0 F9			C FF 91 F SI 91 X FC 91 0-2 1-H 3-H HR		B FF 92 C FF 92 B FF 92 C SL 85 B SL 86 B FF 95 4-2 23 FC4-6 BB		3	2	2	5	1	0	0
23 Yonder Alonso, L (1, 3) OBP: 0.459, SLG: 0.484	B FC 90 C FF 95 F FC 92 B FC 93 F FF 94 B FF 95 C FC 92 3-3 K			C CU 80 X CU 79 0-1 F8		S CH 84 B CH 84 B FF 92 B FF 94 X FF 93 3-1 3 G6-3 3B		F FF 92 F CH 88 F FF 92 F SL 85 X CH 88 0-2 FC4-6 3 S 1-2f		4	1	1	0	0	1	1
3 Derek Norris, R (1, 2) OBP: 0.329, SLG: 0.426	F FF 94 X FC 92 0-1 G4-3			C CU 79 F FC 90 B FF 92 F FF 92 X FF 93 1-2 F9		F FF 93 X SL 86 0-1 G6-3 3-H		B FF 93 S FF 92 S SL 85 B FF 95 S SL 86 2-3 K 1-2		4	0	0	1	0	1	1
11 Will Middlebrooks, R (1, 5) OBP: 0.284, SLG: 0.443		C FF 92 B FF 93 B FC 91 F FF 92 B FC 92 F FF 94 B FF 95 4-2 5 G1-3 BB		B FC 91 X FC 92 1-0 F9		F FF 93 B SL 84 S SL 84 C FF 91 1-3 K		C FF 94 D SL 86 F FF 93 X SL 84 1-2 L6		3	0	0	0	1	1	1
5 Alexi Amarista, L (1, 6) (8, 8) OBP: 0.373, SLG: 0.293		B FF 94 C FF 94 X FC 92 1-1 G1-3 1-2			B CU 78 C FC 89 C CU 77 F FC 90 X FC 89 1-2 L8	C FF 90 F CH 83 X SL 84 0-2 2B			S FF 95 B FF 94 S FS 88 B FF 96 B FS 87 F FF 95 F FF 96 B FS 87 4-2 4 K2-3 4 WP 26 WP BB	3	1	1	0	1	0	1
22 Ian Kennedy, R (1, 1) 62 Chris Rearick, L (5, 1) 25 Will Venable, L (5, PH) OBP: 0.190, SLG: 0.476 40 Odrisamer Despaigne, R (6, 1) OBP: 0.111, SLG: 0.111 15 Cory Spangenberg, L (6, PH) OBP: 0.238, SLG: 0.381 44 Dale Thayer, R (7, 1) 37 Brandon Maurer, R (8, 1) 9 Jedd Gyorko, R (9, PH) OBP: 0.246, SLG: 0.205		F FF 93 B FF 95 B CU 82 F FF 93 T FC 92 2-2 K			C SI 88 F FC 89 B FC 91 S FC 90 1-3 K	F CH 82 B FF 92 F FF 90 D CH 86 F SL 85 B CH 84 X FF 91 3-2 G4-3			B FF 95 C FF 94 S FF 95 B FS 88 C FF 95 2-3 K	1 0 1 0 1 0 0	0 0 0 0 0 0 1	0 0 0 0 0 0 0	0 0 1 0 1 0 0	0 0 0 0 0 0 0	1 0 0 0 0 0 0	1 0 0 0 0 0 0
Inning Stats	R: 3 E: 0 K: 1 S: 15 H: 3 LOB: 0 BB: 0 P: 22	R: 0 E: 0 K: 2 S: 11 H: 0 LOB: 1 BB: 1 P: 20	R: 0 E: 0 K: 0 S: 4 H: 0 LOB: 0 BB: 0 P: 6	R: 0 E: 0 K: 0 S: 7 H: 0 LOB: 0 BB: 0 P: 9	R: 0 E: 0 K: 1 S: 8 H: 0 LOB: 0 BB: 0 P: 10	R: 4 E: 0 K: 1 S: 24 H: 5 LOB: 1 BB: 0 P: 34	R: 0 E: 0 K: 1 S: 10 H: 0 LOB: 0 BB: 0 P: 18	R: 0 E: 0 K: 1 S: 13 H: 0 LOB: 1 BB: 1 P: 20	R: 1 E: 0 K: 3 S: 14 H: 0 LOB: 0 BB: 1 P: 25	1B: 3 2B: 1 3B: 1 HR: 3 SF: 0 SAC: 0 DP: 0 HBP: 0						WP: 2 PB: 0 SB: 2 CS: 0 PA: 38	

PITCHER		IP	WLS	BF	H	R	ER	SO	BB	IBB	HBP	BLK	WP	HR	S	P	ERA	WHIP
38 Brandon McCarthy, R ERA: 5.87	(1, 1)	5.0	W	22	6	6	6	4	1	0	0	0	0	3	55	80	10.80	1.400
26 Sergio Santos, R ERA: 9.0	(6, 1)	1.0		5	2	1	1	1	0	0	0	0	0	0	14	21	9.00	2.000
12 Juan Nicasio, R ERA: 1.93	(7, 1)	2.0	H	7	0	0	0	2	1	0	0	0	0	0	23	38	0.00	0.500
41 Chris Hatcher, R ERA: 9.95	(9, 1)	1.0		4	0	1	1	3	1	0	0	0	2	0	14	25	9.00	1.000

PITCHER	IP	WLS	BF	H	R	ER	SO	BB	IBB	HBP	BLK	WP	HR	S	P	ERA	WHIP

BOTTOM

Los Angeles Dodgers @ San Diego Padres

Petco Park, San Diego, CA

Sat Apr 25 2015, 5:41 PM - 9:17 PM PDT

Att. 44,454 - Overcast - 65 F

livebaseballscorecards.com

AB	35
R	8
H	8
RBI	7
BB	3
SO	10
LOB	9

Batter	1	2	3	4	5	6	7	8	9	AB	R	H	RBI	BB	SO	LOB
11 Jimmy Rollins, S (1, 6) OBP: 0.275, SLG: 0.314	B FF 91 B FF 92 C FF 93 F FF 94 B SL 88 X FF 95 3-2 23 CS 1B		B SL 86 S FS 85 D SL 86 F FF 93 F SL 87 X FS 87 2-2 ③ G3-1		S FS 84 C FF 93 C FS 86 0-3 ③ K			C CH 84 F CH 84 B FF 94 F SL 88 F CH 83 F CH 84 F FF 94 X CH 84 1-2 ③ G1-3		4	0	1	0	0	1	1
16 Andre Ethier, L (1, 9) OBP: 0.435, SLG: 0.605	X FF 92 0-0 ① F7			C SL 89 F FF 95 F SL 86 S SL 85 0-3 ① K		B KC 78 B FF 92 C FF 92 X KC 79 2-1 23 G4-6-3 1B			F FF 98 F FF 98 B KC 86 S KC 85 1-3 ① K	4	0	1	0	0	2	1
23 Adrián González, L (1, 3) OBP: 0.436, SLG: 0.803	B FF 94 B FF 94 S FF 95 S FF 94 B FF 94 S FF 95 3-3 ②③ K 1-2			B KC 78 B FF 94 C FF 95 X FS 86 2-1 ② G3		B FF 92 S FF 94 B FF 94 F FF 94 X FF 93 2-2 ①② G4-6-3 1-2f			F FF 96 S KC 85 S KC 85 0-3 ② K2-3	4	0	0	0	0	2	2
9 Yasmani Grandal, S (1, 2) OBP: 0.345, SLG: 0.326		X FF 92 0-0 ① G1		B KC 80 B SL 89 B FF 95 B FF 95 4-0 10 1B BB		B SL 90 B KC 79 C FF 94 C KC 80 X FF 94 2-2 ③ P5			F FF 97 B FF 96 C KC 86 F FF 98 B KC 86 X FF 96 2-2 ③ P2	3	0	0	0	1	0	0
10 Justin Turner, R (1, 4) OBP: 0.310, SLG: 0.393		C FF 93 B SL 84 B FF 92 C FF 93 X SL 86 2-2 ② L8		F FF 94 X FS 86 0-1 1-2 1B			B FF 92 X SL 86 1-0 ① L7			3	0	1	0	0	0	0
3 Carl Crawford, L (1, 7) OBP: 0.245, SLG: 0.354		B KC 80 X FF 95 1-0 ③ F8		C KC 80 F SL 90 B FF 97 X SL 86 1-2 ③ F8			C FF 93 B FF 94 X FF 94 1-1 ② P6			3	0	0	0	0	0	2
7 Alex Guerrero, R (1, 5) OBP: 0.500, SLG: 1.273			B FF 92 C SL 87 S FF 94 X FF 93 1-2 30 SH1-4 1B		B FF 92 F FF 93 X SL 82 1-1 HR		B FF 92 F FF 92 B FF 92 F FF 93 B FF 95 X FF 95 3-2 ③ G6-3			3	1	2	1	0	0	0
31 Joc Pederson, L (1, 8) OBP: 0.441, SLG: 0.471			B FF 93 C FF 94 S KC 80 F FF 95 X SL 85 1-2 ① L7		C FF 92 S KC 78 F FF 95 B SL 87 B FF 94 B KC 80 C FF 92 3-3 ① K			F FF 94 S FF 94 B FF 94 B FF 94 X FF 95 2-2 ① L8		3	0	0	0	0	1	1
30 Scott Baker, R (1, 1) 47 Howie Kendrick, R (8, PH) OBP: 0.370, SLG: 0.561 77 Carlos Frías, R (8, 1)			M FF 93 L FF 93 X FF 92 0-2 ② SH1-4 1-2		F SL 90 C FF 93 B SL 85 F SL 84 B KC 79 F FF 94 X FF 94 2-2 ② G6-3			B FF 93 B SL 88 C SL 87 X CH 82 2-1 ② G6-3		1 1 0	0 0 0	0 0 0	0 0 0	0 0 0	0 0 0	0 0 0
Inning Stats	R: 0 E: 0 K: 1 S: 7 H: 1 LOB: 1 BB: 0 P: 13	R: 0 E: 0 K: 0 S: 5 H: 0 LOB: 0 BB: 0 P: 8	R: 0 E: 0 K: 0 S: 14 H: 1 LOB: 1 BB: 0 P: 18	R: 0 E: 0 K: 1 S: 11 H: 1 LOB: 2 BB: 1 P: 18	R: 1 E: 0 K: 2 S: 14 H: 1 LOB: 0 BB: 0 P: 20	R: 0 E: 0 K: 0 S: 8 H: 1 LOB: 0 BB: 0 P: 14	R: 0 E: 0 K: 0 S: 6 H: 0 LOB: 0 BB: 0 P: 11	R: 0 E: 0 K: 0 S: 12 H: 0 LOB: 0 BB: 0 P: 17	R: 0 E: 0 K: 2 S: 10 H: 0 LOB: 0 BB: 0 P: 13	1B: 4 2B: 1 3B: 0 HR: 1 SF: 0 SAC: 1 DP: 2 HBP: 0						

PITCHER	IP	WLS	BF	H	R	ER	SO	BB	IBB	HBP	BLK	WP	HR	S	P	ERA	WHIP
21 Brandon Morrow, R (1, 1) ERA: 2.67	7.0	W	25	5	1	1	4	1	0	0	0	0	1	65	102	1.29	0.857
53 Joaquín Benoit, R (8, 1) ERA: 1.64	1.0	H	3	0	0	0	0	0	0	0	0	0	0	12	17	0.00	0.000
46 Craig Kimbrel, R (9, 1) ERA: 2.16	1.0	S	3	0	0	0	2	0	0	0	0	0	0	10	13	0.00	0.000

PITCHER	IP	WLS	BF	H	R	ER	SO	BB	IBB	HBP	BLK	WP	HR	S	P	ERA	WHIP

TOP

Los Angeles Dodgers @ San Diego Padres

Petco Park, San Diego, CA

Sun Apr 26 2015, 1:13 PM - 3:41 PM PDT

Att. 43,256 - Partly Cloudy - 66 F

livebaseballscorecards.com

AB	29
R	1
H	5
RBI	1
BB	1
SO	6
LOB	7

WP: 0 PB: 0 SB: 0 CS: 1 PA: 31

Batter	1	2	3	4	5	6	7	8	9	AB	R	H	RBI	BB	SO	LOB
4 Wil Myers, R (1, 8) OBP: 0.295, SLG: 0.447	C SI 89 F SI 90 X SL 80 0-2 ① F8		C SL 80 X SI 90 0-1 ② F9		C SL 80 C FF 90 S SL 80 0-3 ③ K			B FF 98 B FF 98 F FF 98 X SI 98 2-1 27 WP 1B		4	0	1	0	0	1	0
26 Yangervis Solarte, S (1, 5) OBP: 0.340, SLG: 0.478 53 Joaquín Benoit, R (8, 1) 25 Will Venable, L (8, PH) OBP: 0.182, SLG: 0.455 46 Craig Kimbrel, R (9, 1)	B SI 88 F SI 89 F SI 90 B FF 91 F SI 90 F FF 84 F SI 91 F SL 82 B SL 82 4-2 B FF 90 27 2B BB		B SI 89 C SI 89 X CH 85 1-1 ③ P5			B SI 88 X SI 88 1-0 ① F8		F FF 98 1 SAFE B SI 96 F FF 96 S CH 90 1-3 ② K		2 0 1 0	0 0 0 0	0 0 0 0	0 0 0 0	1 0 0 0	0 0 1 0	0 0 1 0
27 Matt Kemp, R (1, 9) OBP: 0.384, SLG: 0.513	X SI 90 0-0 ② 10 WP 1-H 2B			B SL 78 C SL 80 B SI 90 F SI 89 F SL 81 B SL 81 B SI 89 4-2 23 G3-1 3 2B 23 S BB		X SI 89 0-0 ② F9		B FC 93 F FF 98 S FC 93 S FC 93 1-3 ③ K 1-2		3	1	1	0	1	1	1
10 Justin Upton, R (1, 7) OBP: 0.333, SLG: 0.580	B SL 80 B SI 90 C SI 89 F SI 90 F SL 80 F FF 92 S SI 90 2-3 ③ K 2-3			F FF 89 B SI 89 S SL 81 S SL 81 1-3 ① K		C SL 79 S SL 81 B SI 89 S SL 80 1-3 ③ K				3	0	0	0	0	3	2
23 Yonder Alonso, L (1, 3) OBP: 0.442, SLG: 0.462		F SI 88 X CH 83 0-1 ① G1-3		C SI 89 X CH 83 0-1 ② G3-1 1-3			C SL 78 X CH 84 0-1 ① G4-3			3	0	0	0	0	0	1
3 Derek Norris, R (1, 2) OBP: 0.342, SLG: 0.493		B FF 90 C SI 89 C FF 90 F SI 91 B SL 82 X SL 82 2-2 ② F7		F SI 89 X SL 80 0-1 2B 3-H			C SI 88 F SI 89 B SI 90 X SL 81 1-2 HR			3	1	2	2	0	0	0
9 Jedd Gyorko, R (1, 4) OBP: 0.231, SLG: 0.191		X SI 89 0-0 ③ G5-3		B SL 79 C SL 79 X SL 80 1-1 ③ G5-3			B SI 88 B SL 80 F SI 88 X SI 88 2-1 ② G4-3			3	0	0	0	0	0	1
5 Alexi Amarista, L (1, 6) OBP: 0.370, SLG: 0.364			B SI 87 C SI 89 B SI 90 S SI 89 F SI 90 F SI 90 B SI 91 F SI 90 F SI 88 3-2 X SI 88 HR		C SI 89 B CH 83 T SI 88 F SI 89 B SL 82 F SI 90 X SL 82 2-2 ① P4		B CH 83 B SI 88 X SI 88 2-0 ③ F7			3	1	1	1	0	0	0
21 Brandon Morrow, R (1, 1) 11 Will Middlebrooks, R (8, 5) OBP: 0.280, SLG: 0.437			B SI 90 S FF 89 S SI 89 C SI 89 1-3 ① K		C SI 88 S SL 80 F FF 89 B SI 89 C SI 89 1-3 ② K			B SI 96 F FF 97 C FF 97 X FF 98 1-2 ① G1-3		2 1	0 0	0 0	0 0	0 0	2 0	0 0
Inning Stats	R: 0 E: 0 K: 1 S: 15 H: 1 LOB: 1 BB: 1 P: 21	R: 0 E: 0 K: 0 S: 7 H: 0 LOB: 0 BB: 0 P: 9	R: 1 E: 0 K: 1 S: 14 H: 1 LOB: 0 BB: 0 P: 19	R: 1 E: 0 K: 1 S: 12 H: 1 LOB: 1 BB: 1 P: 18	R: 0 E: 0 K: 2 S: 12 H: 0 LOB: 0 BB: 0 P: 15	R: 0 E: 0 K: 1 S: 5 H: 0 LOB: 0 BB: 0 P: 7	R: 1 E: 0 K: 0 S: 8 H: 1 LOB: 0 BB: 0 P: 13	R: 0 E: 0 K: 2 S: 11 H: 1 LOB: 1 BB: 0 P: 16		1B: 1 2B: 2 3B: 0 HR: 2	SF: 0 SAC: 0 DP: 0 HBP: 0					

PITCHER		IP	WLS	BF	H	R	ER	SO	BB	IBB	HBP	BLK	WP	HR	S	P	ERA	WHIP
30 Scott Baker, R ERA: 3.86	(1, 1)	7.0	L	26	4	3	3	6	2	0	0	0	1	2	73	102	3.86	0.857
77 Carlos Frías, R ERA:	(8, 1)	1.0		4	1	0	0	2	0	0	0	0	1	0	11	16	0.00	1.000

PITCHER	IP	WLS	BF	H	R	ER	SO	BB	IBB	HBP	BLK	WP	HR	S	P	ERA	WHIP

BOTTOM

Angeles Dodgers @ San Diego Padres

Petco Park, San Diego, CA

Sun Apr 26 2015, 1:13 PM - 3:41 PM PDT

Att. 43,256 - Partly Cloudy - 66 F

livebaseballscorecards.com

AB	28
R	3
H	5
RBI	3
BB	2
SO	8
LOB	6

Batter	1	2	3	4	5	6	7	8	9	AB	R	H	RBI	BB	SO	LOB
23 Norichika Aoki, L (1, 7) OBP: 0.391, SLG: 0.383	C FF 91 B SI 91 C SI 90 B SI 92 F SI 91 X SL 81 2-2 16 F8-6-3 1B		1 SAFE 1 SAFE B SL 80 D SI 88 B KC 75 C FF 88 C FF 89 X FF 91 3-2 ② FC5-4 12 S 1-2f		B KC 75 B FF 90 C FF 89 B FF 91 F FF 90 X FF 90 3-2 12 2B 16 1B 1-2 2-H 1B		F FF 93 C FF 93 B FF 93 X FF 95 1-2 ② G1-3		C FF 96 X FF 96 0-1 ③ G4-3 1-2	5	1	2	1	0	0	2
12 Joe Panik, L (1, 4) OBP: 0.346, SLG: 0.400	B FF 90 X FF 90 1-0 ① F8		B KC 77 B FF 91 C SI 90 D KC 76 F FF 91 X SL 83 3-2 ③ G5-3 1-2		C KC 75 X SI 89 0-1 16 1B 1-3 2-H 2B		C FF 94 X SL 82 0-1 ③ G4-3			4	0	1	1	0	0	2
16 Ángel Pagán, S (1, 8) OBP: 0.384, SLG: 0.438	1 SAFE B FF 90 X FF 89 1-0 ② ③ F8-6-3 1-1			B SI 88 X SI 89 1-0 ① G6-3	D SI 96 X FF 95 1-0 28 BB 2-3 3-H 1B			B SI 93 T FF 93 F FF 93 F FF 95 B FF 95 B SL 83 C FF 94 3-3 ① K		4	0	1	1	0	1	1
28 Buster Posey, R (1, 3) OBP: 0.329, SLG: 0.347		X FF 88 0-0 ① L9		F CH 82 C SL 80 X CH 84 0-2 ② L8	F FF 96 B FF 96 B FC 91 F FC 92 D FF 98 F FC 93 D SI 98 4-2 1-2 BB			C FF 93 B FF 94 B SL 83 X FF 92 2-1 1B		3	0	1	0	1	0	0
43 Justin Maxwell, R (1, 9) OBP: 0.388, SLG: 0.605		B KC 78 B FF 89 S CH 82 C FF 90 X FF 90 2-2 2B		X CH 81 0-0 ③ L8	C FF 97 X FF 97 0-1 ③ G1-3			S SL 82 S FF 93 D SL 82 S SL 81 1-3 ② K		4	0	1	0	0	1	4
34 Andrew Susac, R (1, 2) OBP: 0.368, SLG: 0.529		F FF 89 F CH 82 F FF 91 B SL 80 D SL 81 T FF 92 2-2 ② K			X SI 88 0-0 ① G4-3	B FF 96 B SI 95 F SI 96 X SI 98 2-1 ① P2		F FF 93 B FF 94 B SL 82 F FF 93 X SL 82 2-2 ③ F9		4	0	0	0	0	1	2
14 Casey McGehee, R (1, 5) OBP: 0.218, SLG: 0.269		C FF 91 B FF 91 C CH 82 S SL 82 1-3 ③ K			C KC 74 B FF 88 X SL 81 1-1 ② G5-3	F FC 92 F FC 90 X FF 98 0-2 ② F9			B FF 96 C FF 95 C FF 96 S FF 97 1-3 ① K	4	0	0	0	0	2	1
35 Brandon Crawford, L (1, 6) OBP: 0.320, SLG: 0.391			C KC 72 C SL 79 B SL 81 F KC 76 B FF 90 B SL 81 B SL 81 4-2 23 FC5-4 BB		B FF 91 F SI 89 B SI 90 B KC 75 C FF 90 B FF 91 4-2 29 1B 23 1B BB	S SI 96 B FC 93 B SI 97 C SI 95 B FF 98 X SI 97 3-2 ③ G3-1			X FF 96 0-0 ② F8	2	1	0	0	2	0	0
55 Tim Lincecum, L (1, 1) 29 Héctor Sánchez, S (5, PH) OBP: 0.154, SLG: 0.192 70 George Kontos, R (5, 1) 7 Grégor Blanco, L (7, PH) OBP: 0.321, SLG: 0.383 50 Matt Duffy, R (7, PH) OBP: 0.298, SLG: 0.357 52 Yusmeiro Petit, R (7, 1) 49 Javier López, L (8, 1) 9 Brandon Belt, L (9, PH) OBP: 0.353, SLG: 0.256			C FF 89 C KC 76 1 SAFE L SL 81 0-3 ① K		F CH 83 X SL 82 0-1 23 1B 12 2B 1-2 1B		C FF 93 C FF 94 B CH 88 B FF 93 B FF 94 C FF 93 3-3 ① K		B FF 96 B FF 96 S FF 97 B FF 96 S FF 94 B FF 96 4-2 23 DI BB	1 1 0 0 1 0 0 0	0 1 0 0 0 0 0 0	0 1 0 0 0 0 0 0	0 0 0 0 0 0 0 0	0 0 0 0 1 0 0 0	1 0 0 0 0 0 0 1	1 0 0 0 0 0 0 0
Inning Stats	R: 0 E: 0 K: 0 S: 6 H: 1 LOB: 0 BB: 0 P: 10	R: 0 E: 0 K: 2 S: 11 H: 1 LOB: 1 BB: 0 P: 16	R: 0 E: 0 K: 1 S: 12 H: 0 LOB: 1 BB: 1 P: 22	R: 0 E: 0 K: 0 S: 5 H: 0 LOB: 0 BB: 0 P: 6	R: 3 E: 0 K: 0 S: 18 H: 4 LOB: 3 BB: 2 P: 31	R: 0 E: 0 K: 0 S: 8 H: 0 LOB: 0 BB: 0 P: 13	R: 0 E: 0 K: 1 S: 8 H: 0 LOB: 0 BB: 0 P: 12	R: 0 E: 0 K: 2 S: 12 H: 1 LOB: 1 BB: 0 P: 20	R: 0 E: 0 K: 1 S: 8 H: 0 LOB: 1 BB: 1 P: 13	1B: 5 2B: 3 3B: 0 HR: 0 SF: 0 SAC: 0 DP: 1 HBP: 0						

TOP

San Francisco Giants @ Los Angeles Dodgers
Dodger Stadium, Los Angeles, CA
Mon Apr 27 2015, 7:12 PM - 10:08 PM PDT
Att. 46,704 - Clear - 75 F

livebaseballscorecards.com

AB	33
R	3
H	7
RBI	3
BB	4
SO	7
LOB	13

WP: 0 PA: 37
PB: 0
SB: 1
CS: 0

PITCHER		IP	WLS	BF	H	R	ER	SO	BB	IBB	HBP	BLK	WP	HR	S	P	ERA	WHIP
35 Brett Anderson, L ERA: 5.49	(1, 1)	4.2		20	5	3	3	3	2	0	0	0	0	0	46	74	5.79	1.500
77 Carlos Frías, R ERA:	(5, 1)	1.1	W	6	1	0	0	0	1	0	0	0	0	0	14	24	0.00	1.500
36 Adam Liberatore, L ERA:	(7, 1)	1.0	H	3	0	0	0	1	0	0	0	0	0	0	8	12	0.00	0.000
63 Yimi García, R ERA: 0.84	(8, 1)	1.0	H	4	1	0	0	2	0	0	0	0	0	0	12	20	0.00	1.000
41 Chris Hatcher, R ERA: 8.59	(9, 1)	1.0		4	0	0	0	1	1	0	0	0	0	0	8	13	0.00	1.000

PITCHER		IP	WLS	BF	H	R	ER	SO	BB	IBB	HBP	BLK	WP	HR	S	P	ERA	WHIP

BOTTOM

San Francisco Giants @ Los Angeles Dodgers
Dodger Stadium, Los Angeles, CA
Mon Apr 27 2015, 7:12 PM - 10:08 PM PDT
Att. 46,704 - Clear - 75 F

livebaseballscorecards.com

Batter	1	2	3	4	5	6	7	8	9	AB	R	H	RBI	BB	SO	LOB
11 Jimmy Rollins, S (1, 6) OBP: 0.282, SLG: 0.301	B SI 88 B SI 87 C SI 88 B SL 79 S CH 82 D CH 82 4-2 16 L3 BB	F CU 75 D CH 81 X CU 74 1-1 ③ L9	B CH 82 S CH 82 B SI 86 B SI 88 F SI 86 X SI 86 3-2 ③ G4-3			B SI 90 B SI 90 S SI 90 X SI 90 2-1 ② G4-3		B FF 89 F FF 88 B CH 83 T FF 88 B CU 78 B FF 87 4-2 16 FC4-6 BB		3	0	0	0	2	0	4
16 Andre Ethier, L (1, 9) OBP: 0.412, SLG: 0.548	1 SAFE D SI 88 1 SAFE X SL 80 1-0 ①② L3 1-1		B CU 72 B SI 87 B CH 81 C SI 87 C SI 87 D CH 82 4-2 23 1B 47 1B BB	B SI 87 S SL 78 S SI 88 S SL 80 1-3 K2-3 ①		C FC 88 C FF 90 F FC 88 B FC 87 X FF 91 1-2 ③ F7		F SI 86 X SI 85 0-1 ② FC4-6 1-2f		4	1	0	0	1	1	2
23 Adrián González, L (1, 3) OBP: 0.434, SLG: 0.776	F CU 75 B CU 74 S SI 88 X CH 84 1-2 47 1B 1B		B SI 90 C CU 75 F CH 82 B SI 89 X CH 81 2-2 47 1B 9 E 1-3 1B	B CH 83 C SI 88 S SL 80 X CH 83 1-2 ② G4-3			X FF 88 0-0 ① F8	B SL 78 F SI 85 F SI 86 D CU 72 F SI 86 B SI 85 F SI 84 X SI 85 3-2 ③ G1-3		5	1	2	0	0	0	1
47 Howie Kendrick, R (1, 4) OBP: 0.377, SLG: 0.557	X SL 80 0-0 1-2 1B		X SI 89 0-0 33 1B 9 S 5 1B 1-3 3-H 1B	C FF 90 F FF 90 X SL 80 0-2 ③ F9			C FF 88 C SL 85 X CU 77 0-2 ② G6-3			4	1	2	1	0	0	0
9 Yasmani Grandal, S (1, 2) OBP: 0.322, SLG: 0.300	C CH 81 B CU 73 C SI 89 X CH 83 1-2 ③ G4-3		C CU 75 C FF 88 1 SAFE D CH 83 S CH 82 1-3 ① K 1-2 3-H		C SI 92 C FC 89 B FF 93 X FC 87 1-2 ① G4-3		C SL 84 B FF 88 X FF 89 1-1 ③ G5-3			4	0	0	0	0	1	3
3 Carl Crawford, L (1, 7) OBP: 0.260, SLG: 0.408 33 Scott Van Slyke, R (3, PH) OBP: 0.500, SLG: 0.682 (4, 7)		C CU 73 F CH 81 B SI 89 F CH 82 F CH 82 F FF 89 X CH 82 1-2 3B	X CU 74 0-0 5 1B 31 2B 2-3 1B		T FF 93 B SI 93 X FC 89 1-1 ② G1-3			X SL 83 0-0 ① F7		1 3	0 1	1 1	0 0	0 0	0 0	0 0
5 Juan Uribe, R (1, 5) OBP: 0.314, SLG: 0.354		F CH 81 B SL 79 B SI 88 B FF 89 T CH 82 D SL 79 4-2 35 SH2-4 BB	X FF 88 0-0 31 2B 1-2 3-H 1B		B SI 92 B FC 89 S FF 92 F FC 88 F SL 86 X FF 92 2-2 ③ G5-3			X FF 87 0-0 31 BB 10 HR 1B		3	1	2	1	1	0	0
31 Joc Pederson, L (1, 8) OBP: 0.458, SLG: 0.556		X CH 81 0-0 ① P5	S CU 73 D CH 82 X CH 81 1-1 1-3 2-H 2B			C FC 89 B SI 92 F FC 89 X SL 83 1-2 HR		C FF 88 D CH 81 B FF 88 B FF 89 S FF 89 B FF 89 4-2 10 HR 1-2 BB		3	2	2	2	1	0	2
35 Brett Anderson, L (1, 1) 77 Carlos Frías, R (5, 1) 36 Adam Liberatore, L (7, 1) 63 Yimi García, R (8, 1) 10 Justin Turner, R (8, PH) OBP: 0.333, SLG: 0.517 41 Chris Hatcher, R (9, 1)		L CH 82 X CU 75 0-1 ② SH2-4 1-2	B CU 74 X SI 88 1-0 ② G4-3			C FC 88 X FF 91 0-1 ① B1-3		X SL 85 0-0 1-H 2-H HR		1 1 0 0 1 0	0 0 0 0 1 0	0 0 0 0 1 0	0 0 0 0 3 0	0 0 0 0 0 0	0 0 0 0 0 0	2 0 0 0 0 0
Inning Stats	R: 0 E: 0 K: 0 S: 10 H: 2 LOB: 2 BB: 1 P: 17	R: 0 E: 0 K: 0 S: 13 H: 1 LOB: 2 BB: 1 P: 19	R: 4 E: 1 K: 1 S: 17 H: 5 LOB: 2 BB: 1 P: 29	R: 0 E: 0 K: 1 S: 9 H: 0 LOB: 0 BB: 0 P: 11	R: 0 E: 0 K: 0 S: 9 H: 0 LOB: 0 BB: 0 P: 13	R: 1 E: 0 K: 0 S: 11 H: 1 LOB: 0 BB: 0 P: 15	R: 0 E: 0 K: 0 S: 6 H: 0 LOB: 0 BB: 0 P: 7	R: 3 E: 0 K: 0 S: 14 H: 2 LOB: 1 BB: 2 P: 25		1B: 7 2B: 2 3B: 1 HR: 2 SF: 0 SAC: 1 DP: 1 HBP: 0						

	AB	33
	R	8
	H	11
	RBI	7
	BB	5
	SO	2
	LOB	14

WP: 0 PB: 0 SB: 1 CS: 0 PA: 39

PITCHER		IP	WLS	BF	H	R	ER	SO	BB	IBB	HBP	BLK	WP	HR	S	P	ERA	WHIP
55 Tim Lincecum, R ERA: 3.27	(1, 1)	4.0	L	22	8	4	4	2	3	0	0	0	0	0	49	76	9.00	2.750
70 George Kontos, R ERA: 1.32	(5, 1)	2.0		7	1	1	1	0	0	0	0	0	0	1	20	28	4.50	0.500
52 Yusmeiro Petit, R ERA: 5.73	(7, 1)	1.1		8	2	3	3	0	2	0	0	0	0	1	13	22	20.25	3.000
49 Javier López, L ERA: 1.93	(8, 1)	0.2		2	0	0	0	0	0	0	0	0	0	0	7	10	0.00	0.000

PITCHER	IP	WLS	BF	H	R	ER	SO	BB	IBB	HBP	BLK	WP	HR	S	P	ERA	WHIP

Batter	1	2	3	4	5	6	7	8	9	AB	R	H	RBI	BB	SO	LOB
23 Norichika Aoki, L (1, 7) OBP: 0.392, SLG: 0.376	C FF 93 S SL 87 X SL 90 0-2 ① G1-3		B FF 90 B SL 85 C FF 92 S SL 86 B SL 88 F FF 94 F SL 88 F FF 94 F FF 95 3-2 ① G4-3 X SL 88		F FF 93 B FF 93 F SL 87 F FF 94 X SL 87 1-2 ② G4-3 2-3			X SI 87 0-0 50 FC4-6 1B	C SL 86 B CU 79 B SI 87 B CU 83 B CU 79 4-1 BB 1-2 2-3	4	0	1	0	1	0	1
50 Matt Duffy, R (1, 4) OBP: 0.294, SLG: 0.348 12 Joe Panik, L (9, PH) OBP: 0.342, SLG: 0.394 (9, 4)	B FF 94 X FF 94 1-0 ② F7		B SL 88 B SL 86 X FF 94 2-0 16 G6-4-3 1B		C FF 94 S CU 75 F FF 94 B SL 85 S CU 75 1-3 ③ K2-3			D SI 87 1 SAFE B SI 87 X SI 87 2-0 ① FC4-6 16 1B 1-2f	S FF 92 F FF 93 X SL 87 0-2 ③ G3-1	4 1	0 0	1 0	0 0	0 0	1 0	2 3
16 Ángel Pagán, S (1, 8) OBP: 0.389, SLG: 0.452	B FF 94 F SL 87 X CU 73 1-1 28 1B 2B		D FF 95 X FF 95 1-0 ② ③ G6-4-3 1-2f			C SL 84 C CU 72 S CU 73 0-3 ① K		1 SAFE 1 SAFE D SI 87 C KC 80 X SI 87 1-1 1B 1-2		4	1	2	0	0	1	1
28 Buster Posey, R (1, 2) OBP: 0.337, SLG: 0.395	X FF 94 0-0 1B 2-H			X FF 92 0-0 HR		B SL 86 F SL 86 C CU 74 B FF 94 X CU 73 2-2 ② G4-3		S FF 96 B SI 97 X FF 98 1-1 ② P3		4	1	2	2	0	0	2
43 Justin Maxwell, R (1, 9) OBP: 0.358, SLG: 0.553	X FF 94 0-0 ③ P6			B FF 93 B SL 85 S SL 88 S FF 93 S CU 74 2-3 ① K		X FF 94 0-0 ③ G6-3		F FF 98 F FF 97 F SI 96 X SL 89 0-2 ③ F8		4	0	0	0	0	1	3
9 Brandon Belt, L (1, 3) OBP: 0.327, SLG: 0.234		S FF 94 B FF 94 C FF 93 B FF 94 F FF 94 B CU 75 F FF 95 C SL 87 3-3 ① K		C FF 93 B CU 73 F FF 94 B SL 88 S SL 87 2-3 ② K			S SL 86 B FF 91 B SL 86 C SL 85 C FF 93 2-3 ① K		C SI 89 B SL 86 X SL 85 1-1 ① F7	4	0	0	0	0	3	0
14 Casey McGehee, R (1, 5) OBP: 0.220, SLG: 0.255		X FF 94 0-0 ② G1-5-3		B FF 93 X FF 93 1-0 ③ G6-3			X FF 93 0-0 ② G5-3		B SI 89 S FF 84 B CH 84 B CH 85 B SI 88 4-1 23 BB 35 1B BB	3	0	0	0	1	0	0
13 Joaquin Arias, R (1, 6) OBP: 0.316, SLG: 0.474 35 Brandon Crawford, L (7, 6) OBP: 0.329, SLG: 0.400		B FF 94 S FF 94 F FF 94 X SL 87 1-2 1B			C FF 92 C CU 73 X FF 94 0-2 23 G4-3 40 S 1B		B FF 93 X CH 87 1-0 1B		C CU 78 D CU 79 C SL 84 F CU 77 X SI 88 1-2 23 BB 1B 1-2	3 1	0 0	3 1	0 0	0 0	0 0	0 0
40 Madison Bumgarner, R (1, 1) 29 Héctor Sánchez, S (9, PH) OBP: 0.148, SLG: 0.185 46 Santiago Casilla, R (9, 1)		C FF 94 F CU 74 1 SAFE S CU 73 0-3 ③ K			B FF 92 1 SAFE S FF 93 L FF 93 1 SAFE D CU 74 S FF 93 2-3 ① K 1-2		C FF 94 1 SAFE F FF 93 1 SAFE X CU 73 0-2 ③ G5-3		B FF 88 X SI 89 1-0 ② F8	3 1 0	0 0 0	0 0 0	0 0 0	0 0 0	2 0 0	3 2 0
Inning Stats	R: 1 E: 0 K: 0 S: 8 H: 2 LOB: 1 BB: 0 P: 10	R: 0 E: 0 K: 2 S: 12 H: 1 LOB: 1 BB: 0 P: 16	R: 0 E: 0 K: 0 S: 9 H: 1 LOB: 0 BB: 0 P: 15	R: 1 E: 0 K: 2 S: 8 H: 1 LOB: 0 BB: 0 P: 13	R: 0 E: 0 K: 2 S: 14 H: 1 LOB: 1 BB: 0 P: 18	R: 0 E: 0 K: 1 S: 7 H: 0 LOB: 0 BB: 0 P: 9	R: 0 E: 0 K: 1 S: 8 H: 1 LOB: 1 BB: 0 P: 11	R: 0 E: 0 K: 0 S: 10 H: 2 LOB: 2 BB: 0 P: 14	R: 0 E: 0 K: 0 S: 12 H: 1 LOB: 3 BB: 2 P: 23	1B: 8 2B: 1 3B: 0 HR: 1 SF: 0 SAC: 0 DP: 1 HBP: 0						

TOP

San Francisco Giants @ Los Angeles Dodgers
Dodger Stadium, Los Angeles, CA
Tue Apr 28 2015, 7:10 PM - 10:00 PM PDT
Att. 50,161 - Clear - 86 F

livebaseballscorecards.com

AB	36
R	2
H	10
RBI	2
BB	2
SO	8
LOB	17

PITCHER		IP	WLS	BF	H	R	ER	SO	BB	IBB	HBP	BLK	WP	HR	S	P	ERA	WHIP
22 Clayton Kershaw, L ERA: 3.73	(1, 1)	7.0	L	27	7	2	2	8	0	0	0	0	0	1	66	92	2.57	1.000
56 J.P. Howell, L ERA: 1.69	(8, 1)	0.1		3	2	0	0	0	0	0	0	0	0	0	4	7	0.00	6.000
52 Pedro Báez, R ERA: 3.24	(8, 1)	0.2		2	0	0	0	0	0	0	0	0	0	0	6	7	0.00	0.000
75 Paco Rodríguez, L ERA: 1.69	(9, 1)	0.2		5	1	0	0	0	2	0	0	0	0	0	9	20	0.00	4.500
26 Sergio Santos, R ERA: 6.75	(9, 1)	0.1		1	0	0	0	0	0	0	0	0	0	0	3	3	0.00	0.000

PITCHER	IP	WLS	BF	H	R	ER	SO	BB	IBB	HBP	BLK	WP	HR	S	P	ERA	WHIP

Batter	1	2	3	4	5	6	7	8	9	AB	R	H	RBI	BB	SO	LOB
11 Jimmy Rollins, S (1, 6) OBP: 0.281, SLG: 0.299	X FF 92 0-0 ① P3			C FF 92 B CU 76 S FC 87 F FC 87 B FF 93 B FF 93 X FC 88 3-2 ① 14 2B 47 FC6-5-4 1B	C FF 93 X FF 92 0-1 ③ G6-3			B FF 92 S FC 87 B FF 92 C FF 93 X FF 93 2-2 ① P4		4	1	1	0	0	0	2
14 Enrique Hernández, R (1, 8) OBP: 0.500, SLG: 0.750	C FF 92 S FC 87 B FF 92 S FF 93 1-3 ② K			B FC 85 1 SAFE F FC 86 X FF 93 1-1 ① 47 FC6-5-4 1-3 2B		B FC 86 X FF 93 1-0 ③ 1B		C FC 87 C CU 78 B FF 92 S CU 78 1-3 ② K		4	0	2	0	0	2	0
10 Justin Turner, R (1, 3) OBP: 0.294, SLG: 0.455	C FC 88 B CU 69 X FF 93 1-1 ③ G6-3			F FC 88 F FF 93 S FC 88 0-3 ① K		C FC 84 F CH 86 X FF 92 0-2 ① F8		B CH 86 S FC 86 C FF 94 B CU 68 F FF 94 C FF 94 2-3 ③ K		4	0	0	0	0	2	3
47 Howie Kendrick, R (1, 4) OBP: 0.358, SLG: 0.527		F FF 93 S FC 87 B CU 78 F CU 76 X FF 94 1-2 ① G6-3		B FF 93 X FC 88 1-0 ② FC6-5-4 2-3 3-H		B FC 87 B FC 85 B FF 93 F FF 92 1 SAFE F FF 93 S FC 86 3-3 ② K			B KC 80 F FF 94 B KC 81 X SI 93 2-1 ① G1-3	4	0	0	1	0	1	2
33 Scott Van Slyke, R (1, 9) OBP: 0.467, SLG: 0.615		B FF 93 B FF 93 X FC 87 2-0 7 G5-4-3 1B		1 SAFE X FF 92 0-0 ③ F8		D FC 86 X CH 85 1-0 ③ L5			C FF 94 X KC 80 0-1 ② G6-3	4	0	1	0	0	0	2
7 Alex Guerrero, R (1, 7) OBP: 0.444, SLG: 1.120 23 Adrián González, L (9, PH) OBP: 0.429, SLG: 0.766		X FC 87 0-0 ② ③ G5-4-3 1-2f			F FF 92 B FC 87 F CU 78 B FC 85 T FC 86 2-2 ① K		B FC 87 F FC 88 C FC 86 B FC 86 B FC 87 X FC 88 3-2 ① F9		C SI 94 S CH 89 B SI 94 S SI 93 1-3 ③ K	3 1	0 0	0 0	0 0	0 0	1 1	1 0
5 Juan Uribe, R (1, 5) OBP: 0.315, SLG: 0.353			B FF 93 C FF 93 X CU 78 1-1 ① F8		C CU 78 X CH 87 0-1 ② G6-3		B CU 77 F FC 87 F FF 93 B FF 92 X FC 86 2-2 17 FC5-4 1B			3	0	1	0	0	0	0
17 A.J. Ellis, R (1, 2) OBP: 0.227, SLG: 0.200 31 Joc Pederson, L (7, PR) OBP: 0.458, SLG: 0.556 56 J.P. Howell, L (8, 1) 52 Pedro Báez, R (8, 1) 75 Paco Rodríguez, L (9, 1) 26 Sergio Santos, R (9, 1)			B FF 93 B FF 93 C FF 94 F FF 93 C FC 88 2-3 ② K		S FF 94 C CU 79 B FC 87 B FF 93 B CU 78 B FF 93 4-2 22 E BB		C FC 86 F FF 92 B FC 86 X CU 76 1-2 ② FC5-4 1-2f			2 0 0 0 0 0 0	0 0 0 0 0 0 0	0 0 0 0 0 0 0	0 0 0 0 0 0 0	1 0 0 0 0 0 0	1 0 0 0 0 0 0	1 0 0 0 0 0 0
22 Clayton Kershaw, L (1, 1) OBP: 0.200, SLG: 0.222 9 Yasmani Grandal, S (7, PH) OBP: 0.317, SLG: 0.294 (8, 2)			C FF 93 S FC 87 F FF 94 C CU 78 0-3 ③ K		X FF 94 0-0 E6 1-2		1 SAFE B FF 93 C FC 86 B FC 86 C FC 86 S FF 94 2-3 ③ K			2 1	0 0	0 0	0 0	0 0	1 1	1 1
Inning Stats	R: 0 E: 0 K: 1 S: 6 H: 0 LOB: 0 BB: 0 P: 8	R: 0 E: 0 K: 0 S: 6 H: 1 LOB: 0 BB: 0 P: 9	R: 0 E: 0 K: 2 S: 9 H: 0 LOB: 0 BB: 0 P: 12	R: 1 E: 0 K: 1 S: 11 H: 2 LOB: 1 BB: 0 P: 16	R: 0 E: 1 K: 1 S: 10 H: 0 LOB: 2 BB: 1 P: 16	R: 0 E: 0 K: 1 S: 9 H: 1 LOB: 1 BB: 0 P: 14	R: 0 E: 0 K: 1 S: 12 H: 1 LOB: 1 BB: 0 P: 20	R: 0 E: 0 K: 2 S: 10 H: 0 LOB: 0 BB: 0 P: 15	R: 0 E: 0 K: 1 S: 7 H: 0 LOB: 0 BB: 0 P: 10	1B: 4 2B: 1 3B: 0 HR: 0	SF: 0 SAC: 0 DP: 1 HBP: 0					

PITCHER		IP	WLS	BF	H	R	ER	SO	BB	IBB	HBP	BLK	WP	HR	S	P	ERA	WHIP
40 Madison Bumgarner, L ERA: 3.73	(1, 1)	8.0	W	30	5	1	1	9	1	0	0	0	0	0	73	110	1.12	0.750
46 Santiago Casilla, R ERA: 2.79	(9, 1)	1.0	S	3	0	0	0	1	0	0	0	0	0	0	7	10	0.00	0.000

PITCHER	IP	WLS	BF	H	R	ER	SO	BB	IBB	HBP	BLK	WP	HR	S	P	ERA	WHIP

BOTTOM

San Francisco Giants @ Los Angeles Dodgers

Dodger Stadium, Los Angeles, CA

Tue Apr 28 2015, 7:10 PM - 10:00 PM PDT

Att. 50,161 - Clear - 86 F

livebaseballscorecards.com

AB	32
R	1
H	5
RBI	1
BB	1
SO	10
LOB	13

Batter	1	2	3	4	5	6	7	8	9	AB	R	H	RBI	BB	SO	LOB
23 Norichika Aoki, L (1, 7) OBP: 0.392, SLG: 0.371	C CH 87 B FF 91 B CH 86 C FF 90 X FF 91 2-2 28 1B 9 1B 1B	B SI 90 D CH 88 C FF 92 D CU 76 B CH 87 4-1 BB	C CU 76 B CU 69 F FF 91 B SI 89 B CU 75 X FF 90 3-2 ② F9	F FF 92 C FF 93 X SL 79 0-2 ① L5			F FF 94 B CH 88 B FF 94 F FF 93 F FF 94 B FF 94 X FF 93 3-2 ③ G1-3	4	1	1	0	1	0	0
12 Joe Panik, L (1, 4) OBP: 0.325, SLG: 0.373	C FF 91 F CH 86 B CH 86 B FF 91 1 SAFE S CH 87 2-3 ① K	T FF 91 X CH 88 0-1 ③ L9	C FF 89 B CU 69 B FF 90 T CH 86 X CU 78 2-2 ③ G3-1	B FF 94 F FF 93 S FF 94 X FF 94 1-2 ② L7						4	0	0	0	0	1	3
16 Ángel Pagán, S (1, 8) OBP: 0.372, SLG: 0.432	1 SAFE B FF 90 C CH 86 C CH 87 S FF 92 1-3 ② K	B FF 90 X FF 90 1-0 ① P6	B CU 75 C CU 70 X CH 86 1-1 ① G6-3	F FF 94 B CH 88 S FF 93 B FF 94 C FF 95 2-3 ③ K						4	0	0	0	0	2	1
28 Buster Posey, R (1, 2) OBP: 0.333, SLG: 0.388	X SL 88 0-0 9 1B 1-3 1B	C SL 85 F FF 90 C SI 91 0-3 ② K	C SL 85 B CH 87 F CH 87 X SL 86 1-2 ② G1-3					B SI 97 C FF 97 F SL 88 B SL 89 B FS 89 X FF 96 3-2 ① P2		4	0	1	0	0	1	0
9 Brandon Belt, L (1, 3) OBP: 0.339, SLG: 0.275	B FF 91 B SI 91 C CH 87 X CH 88 2-1 1-2 3-H 1B	B FF 90 B CU 75 X FF 91 2-0 2B	F SI 90 B CU 74 B FF 91 S CH 88 C FF 93 2-3 ③ K					B SI 96 B FF 96 F FF 97 F FF 95 F FF 97 S FF 96 2-3 ② K		4	0	2	1	0	2	0
43 Justin Maxwell, R (1, 9) OBP: 0.333, SLG: 0.510	D SL 87 S SL 88 F FF 91 B SL 87 F CH 88 D SL 88 S SL 88 3-3 ③ K	B FF 91 D CH 87 F FF 91 D SL 87 S SL 87 X SL 87 3-2 ③ F8		B FF 90 X SL 85 1-0 ① L8			C FF 97 B FF 97 S SL 87 X FF 97 1-2 E3			4	0	0	0	0	1	3
14 Casey McGehee, R (1, 5) OBP: 0.222, SLG: 0.271		B CH 88 C FF 89 B CU 76 F FF 90 F SI 91 X SL 85 2-2 ① L4		B SL 86 F FF 89 F SL 84 B SI 90 X SI 90 2-2 35 HR 2B		C SL 84 C FF 90 B SL 86 F SL 86 S FF 91 1-3 ② K		F SL 85 S FS 87 S FS 88 0-3 ③ K		4	1	1	0	0	2	1
35 Brandon Crawford, L (1, 6) OBP: 0.350, SLG: 0.471		X CU 76 0-0 2B		B CH 86 F FF 90 T CH 87 F CH 88 X SI 92 1-2 2-H HR		B FF 90 B FF 90 B FF 91 B FF 89 4-0 BB			C FF 93 F CH 86 B FF 95 F FF 94 S FF 94 1-3 ① K	3	1	2	2	1	1	0
32 Ryan Vogelsong, R (1, 1) OBP: 0.167, SLG: 0.167 13 Joaquin Arias, R (4, PH) OBP: 0.300, SLG: 0.450 70 George Kontos, R (4, 1) 34 Andrew Susac, R (6, PH) OBP: 0.350, SLG: 0.500 49 Javier López, L (6, 1) 63 Jean Machi, R (7, 1) 52 Yusmeiro Petit, R (8, 1) 7 Grégor Blanco, L (9, PH) OBP: 0.315, SLG: 0.375		B FF 92 S FF 91 C SL 86 X SL 85 1-2 ② G6-3		B FF 92 S SL 87 F FF 91 F SL 87 B SL 83 B SL 84 X FF 89 3-2 ① F8		X SL 86 0-0 ③ F8			X SI 93 0-0 ② G4-3	1 1 0 1 0 0 0 1	0 0 0 0 0 0 0 0	0 0 0 0 0 0 0 0	0 0 0 0 0 0 0 0	0 0 0 0 0 0 0 0	0 0 0 0 0 0 0 0	1 0 0 1 0 0 0 0
Inning Stats	R: 1 E: 0 K: 3 S: 16 H: 3 LOB: 2 BB: 0 P: 26	R: 0 E: 0 K: 0 S: 11 H: 1 LOB: 2 BB: 1 P: 18	R: 0 E: 0 K: 1 S: 8 H: 1 LOB: 1 BB: 0 P: 14	R: 2 E: 0 K: 0 S: 17 H: 2 LOB: 0 BB: 0 P: 28	R: 0 E: 0 K: 1 S: 8 H: 0 LOB: 0 BB: 0 P: 12	R: 0 E: 0 K: 1 S: 6 H: 0 LOB: 1 BB: 1 P: 12	R: 0 E: 0 K: 1 S: 9 H: 0 LOB: 0 BB: 0 P: 12	R: 0 E: 1 K: 2 S: 13 H: 0 LOB: 1 BB: 0 P: 19	R: 0 E: 0 K: 1 S: 9 H: 0 LOB: 0 BB: 0 P: 13	1B: 3 2B: 3 3B: 0 HR: 1	SF: 0 SAC: 0 DP: 0 HBP: 0		WP: 0 PB: 0 SB: 0 CS: 0	PA: 37		

PITCHER	IP	WLS	BF	H	R	ER	SO	BB	IBB	HBP	BLK	WP	HR	S	P	ERA	WHIP
21 Zack Greinke, R (1, 1) ERA: 1.93	6.0	W	27	7	3	3	6	2	0	0	0	0	1	66	110	4.50	1.500
36 Adam Liberatore, L (7, 1) ERA:	1.0		3	0	0	0	1	0	0	0	0	0	0	9	12	0.00	0.000
41 Chris Hatcher, R (8, 1) ERA: 7.56	1.0		4	0	0	0	2	0	0	0	0	0	0	13	19	0.00	0.000
63 Yimi García, R (9, 1) ERA: 0.77	1.0		3	0	0	0	1	0	0	0	0	0	0	9	13	0.00	0.000

PITCHER	IP	WLS	BF	H	R	ER	SO	BB	IBB	HBP	BLK	WP	HR	S	P	ERA	WHIP

TOP

San Francisco Giants @ Los Angeles Dodgers
Dodger Stadium, Los Angeles, CA
Wed Apr 29 2015, 7:12 PM - 10:04 PM PDT
Att. 53,285 - Partly Cloudy - 83 F

livebaseballscorecards.com

AB	35
R	3
H	7
RBI	3
BB	2
SO	10
LOB	10

Batter	1	2	3	4	5	6	7	8	9	AB	R	H	RBI	BB	SO	LOB
31 Joc Pederson, L (1, 8) OBP: 0.461, SLG: 0.596	B SI 89 X CU 74 1-0 HR	B FF 91 B FF 91 C SL 87 B FF 90 C SL 88 C SI 92 3-3 ③ K		B SI 90 B SI 91 C FF 88 B FC 88 D FC 88 4-1 11 G3-6-1 BB			C CH 86 B CH 86 B FF 93 X CH 85 2-1 ② L8			3	1	1	1	1	1	0
11 Jimmy Rollins, S (1, 6) OBP: 0.280, SLG: 0.333	X SI 89 0-0 ① G3-1		B SI 90 X SI 90 1-0 HR	B SI 90 B FC 88 B SI 90 C FF 90 X FC 86 3-1 ②③ G3-6-1 1-2f			B CH 87 X FF 93 1-0 ③ F8			4	1	1	1	0	0	2
47 Howie Kendrick, R (1, 4) OBP: 0.353, SLG: 0.526	B SI 90 C SI 87 F SI 89 X CU 77 1-2 ② G6-3		B SL 87 F CU 76 X CU 76 1-1 23 L9 33 SF9 2B		X FF 90 0-0 ① F9			C FF 88 C FF 90 S CU 78 0-3 ① K2-3		4	1	1	0	0	1	0
23 Adrián González, L (1, 3) OBP: 0.432, SLG: 0.790	F SI 91 B FF 89 B CH 82 X CU 76 2-1 HR		X CH 84 0-0 ① L9 2-3		B CU 81 B SI 90 C SI 90 X FC 86 2-1 33 G6-4-3 1B			X CH 83 0-0 ② F9		4	1	2	1	0	0	1
33 Scott Van Slyke, R (1, 7) OBP: 0.471, SLG: 0.643	B SL 88 B FF 92 B FF 90 B FF 91 4-0 16 HR BB		C FF 90 X SI 90 0-1 ② SF9 3-H		D SI 90 S SL 83 F FC 87 F SI 90 X FC 86 1-2 ②③ G6-4-3 1-2f			S FF 89 F FF 90 B FF 90 X FF 89 1-2 2B		2	1	1	1	1	0	1
16 Andre Ethier, L (1, 9) OBP: 0.400, SLG: 0.587	X SI 90 0-0 1-H HR		C CH 84 C SL 88 B SL 88 F FF 90 F SL 87 F CU 77 B CH 82 B FF 90 X FF 90 3-2 ③ P6			B SI 84 F SL 77 X SI 86 1-1 ① G5-3		D FF 90 B CH 83 X FF 89 2-0 ③ F8		4	1	1	2	0	0	1
9 Yasmani Grandal, S (1, 2) OBP: 0.317, SLG: 0.283	C CH 83 B SI 91 C SI 91 B CU 79 F FF 90 F FF 90 C SL 87 2-3 ③ K			C FF 92 B SI 91 B SI 91 F FC 88 F CH 84 B FF 91 B FC 87 4-2 5 2B 21 SF9 BB		F SI 86 B CH 78 B SI 85 B SI 84 X SI 84 3-1 ② G1-3				2	1	0	0	1	1	0
5 Juan Uribe, R (1, 5) OBP: 0.316, SLG: 0.370		B CU 77 F SI 90 F SI 90 B SL 88 X SI 91 2-2 ① G6-3		B SI 90 F FF 91 S FC 88 X FC 87 1-2 1-3 2B		B CU 72 B SI 84 X SI 84 2-0 ③ F9				3	0	1	0	0	0	0
21 Zack Greinke, R (1, 1) OBP: 0.083, SLG: 0.091 36 Adam Liberatore, L (7, 1) 7 Alex Guerrero, R (7, PH) OBP: 0.429, SLG: 1.077 41 Chris Hatcher, R (8, 1) 63 Yimi García, R (9, 1)		S FF 92 B FF 92 S CU 72 X FF 89 1-2 ② G5-3		F FC 86 X SL 84 0-1 ① SF9 3-H			C CU 80 C CH 85 S CH 88 0-3 ① K			1 0 1 0 0	0 0 0 0 0	0 0 0 0 0	1 0 0 0 0	0 0 1 0 0	0 0 0 0 0	0 0 0 0 0
Inning Stats	R: 4 H: 3 E: 0 LOB: 0 K: 1 BB: 1 S: 13 P: 23	R: 0 H: 0 E: 0 LOB: 0 K: 1 BB: 0 S: 9 P: 15	R: 2 H: 2 E: 0 LOB: 0 K: 0 BB: 0 S: 12 P: 17	R: 1 H: 1 E: 0 LOB: 1 K: 0 BB: 2 S: 11 P: 23	R: 0 H: 1 E: 0 LOB: 0 K: 0 BB: 0 S: 7 P: 10	R: 0 H: 0 E: 0 LOB: 0 K: 0 BB: 0 S: 5 P: 11	R: 0 H: 0 E: 0 LOB: 0 K: 1 BB: 0 S: 6 P: 9	R: 0 H: 1 E: 0 LOB: 1 K: 1 BB: 0 S: 8 P: 11		1B: 1 SF: 2 2B: 3 SAC: 0 3B: 0 DP: 2 HR: 4 HBP: 0				WP: 0 PA: 33 PB: 0 SB: 0 CS: 0		

PITCHER	IP	WLS	BF	H	R	ER	SO	BB	IBB	HBP	BLK	WP	HR	S	P	ERA	WHIP
32 Ryan Vogelsong, R (1, 1) ERA: 9.31	3.0	L	15	5	6	6	2	1	0	0	0	0	4	34	55	18.00	2.000
70 George Kontos, R (4, 1) ERA: 1.72	2.0		8	2	1	1	0	2	0	0	0	0	0	18	33	4.50	2.000
49 Javier López, L (6, 1) ERA: 1.59	1.0		3	0	0	0	0	0	0	0	0	0	0	5	11	0.00	0.000
63 Jean Machi, R (7, 1) ERA: 2.31	1.0		3	0	0	0	1	0	0	0	0	0	0	6	9	0.00	0.000
52 Yusmeiro Petit, R (8, 1) ERA: 5.25	1.0		4	1	0	0	1	0	0	0	0	0	0	8	11	0.00	1.000

PITCHER	IP	WLS	BF	H	R	ER	SO	BB	IBB	HBP	BLK	WP	HR	S	P	ERA	WHIP

BOTTOM

San Francisco Giants @ Los Angeles Dodgers

Dodger Stadium, Los Angeles, CA

Wed Apr 29 2015, 7:12 PM - 10:04 PM PDT

Att. 53,285 - Partly Cloudy - 83 F

livebaseballscorecards.com

AB	28
R	7
H	8
RBI	7
BB	3
SO	4
LOB	5

Batter	1	2	3	4	5	6	7	8	9	AB	R	H	RBI	BB	SO	LOB
11 AJ Pollock, R (1, 8) OBP: 0.368, SLG: 0.392	B FF 96 F FF 95 S SI 96 X FC 89 1-2 ① L8		F FC 93 S FC 91 S FC 92 0-3 ③ K			B FC 91 X FF 93 1-0 15 E 1-2 1B		C CH 85 X CH 84 0-1 ② G5-3		4	0	1	0	0	1	0
16 Chris Owings, R (1, 4) OBP: 0.235, SLG: 0.304	C FF 96 X SI 96 0-1 ② G6-3			X SI 94 0-0 ① G5-3		D FC 92 C FF 96 D FC 92 F SI 96 B FF 96 S FC 92 3-3 ① K		X FF 94 0-0 ③ P6		4	0	0	0	0	1	2
44 Paul Goldschmidt, R (1, 3) OBP: 0.448, SLG: 0.593	B SI 97 F FF 97 B SI 98 X SI 97 2-1 ③ G6-3			C SI 96 X SI 96 0-1 1B		F SI 96 S SI 96 X SI 96 0-2 ② F7			B SI 87 B CH 82 B SI 89 C SI 87 C SI 88 X SI 88 3-2 2B	4	0	2	0	0	0	2
15 Mark Trumbo, R (1, 9) OBP: 0.321, SLG: 0.513		C FF 96 S FC 90 S FC 91 0-3 ① K		B FF 95 C FF 94 B FC 91 X SI 95 2-1 ② F7		X SL 88 0-0 E6 1-2 2-3			B SI 89 X SI 88 1-0 ① L4	4	0	0	0	0	1	4
6 David Peralta, L (1, 7) OBP: 0.321, SLG: 0.511		B SI 95 F SI 94 C CH 89 B SI 96 F SI 97 F CH 90 B CH 90 B SI 95 4-2 24 1B BB		F SI 94 X SI 94 0-1 ③ L7		B FF 95 B FF 94 C SI 97 F FF 95 S FF 97 2-3 ③ K			S KC 82 B KC 82 D KC 82 C KC 81 X KC 81 2-2 ② F8	3	0	0	0	1	1	5
24 Yasmany Tomás, R (1, 5) OBP: 0.406, SLG: 0.357		B FF 96 X FF 94 1-0 9 G5-4-3 1-2 1B			C SI 96 F SI 96 B CH 90 B FC 91 X FC 91 2-2 ① G6-3		F SI 96 F SI 95 X SI 95 0-2 ① F7		F SI 88 X KC 81 0-1 ③ F8	4	0	1	0	0	0	1
9 Tuffy Gosewisch, R (1, 2) OBP: 0.217, SLG: 0.169		C FF 97 F FF 96 F FC 92 B FC 93 X SI 96 1-2 ②③ G5-4-3 1-2f			F SI 97 B SI 96 X FC 91 1-1 ② G6-3		C SL 88 B SI 97 C FF 97 F SI 97 X SL 88 1-2 ② L8			3	0	0	0	0	0	2
13 Nick Ahmed, R (1, 6) OBP: 0.224, SLG: 0.150			B FF 95 C SI 94 B FF 95 C SI 94 B FF 97 F FF 96 X FF 97 3-2 ① L4		X FF 97 0-0 ③ L9		C FF 98 C SI 97 S FF 99 0-3 ③ K			3	0	0	0	0	1	0
12 Rubby De La Rosa, R (1, 1) 26 Danny Dorn, L (6, PH) OBP: 0.500, SLG: 0.250 41 Daniel Hudson, R (6, 1) 5 Ender Inciarte, L (8, PH) OBP: 0.353, SLG: 0.400 36 Enrique Burgos, R (8, 1)			C FF 97 C SI 97 B FF 97 X FF 97 1-2 ② G6-3			F SI 94 X SI 96 0-1 15 E 11 1B 1B		C FF 94 B FF 94 C FF 94 B CH 86 X FF 94 2-2 ① G4-3		1 1 0 1 0	0 0 0 0 0	0 1 0 0 0	0 0 0 0 0	0 0 0 0 0	0 0 0 0 0	0 0 0 0 0
Inning Stats	R: 0 H: 0 E: 0 LOB: 0 K: 0 BB: 0 S: 7 P: 10	R: 0 H: 1 E: 0 LOB: 1 K: 1 BB: 1 S: 12 P: 18	R: 0 H: 0 E: 0 LOB: 0 K: 1 BB: 0 S: 10 P: 14	R: 0 H: 1 E: 0 LOB: 1 K: 0 BB: 0 S: 7 P: 9	R: 0 H: 0 E: 0 LOB: 0 K: 0 BB: 0 S: 6 P: 9	R: 0 H: 2 E: 1 LOB: 3 K: 2 BB: 0 S: 13 P: 19	R: 0 H: 0 E: 0 LOB: 0 K: 1 BB: 0 S: 10 P: 11	R: 0 H: 0 E: 0 LOB: 0 K: 0 BB: 0 S: 6 P: 8	R: 0 H: 1 E: 0 LOB: 1 K: 0 BB: 0 S: 9 P: 15	1B: 4 2B: 1 3B: 0 HR: 0	SF: 0 SAC: 0 DP: 1 HBP: 0			WP: 0 PB: 0 SB: 0 CS: 0	PA: 33		

PITCHER		IP	WLS	BF	H	R	ER	SO	BB	IBB	HBP	BLK	WP	HR	S	P	ERA	WHIP
77 Carlos Frías, R ERA:	(1, 1)	5.1	W	20	4	0	0	3	1	0	0	0	0	0	48	70	0.00	0.938
52 Pedro Báez, R ERA: 2.7	(6, 1)	1.2		6	0	0	0	2	0	0	0	0	0	0	17	20	0.00	0.000
26 Sergio Santos, R ERA: 3.86	(8, 1)	1.0		3	0	0	0	0	0	0	0	0	0	0	6	8	0.00	0.000
56 J.P. Howell, L ERA: 1.42	(9, 1)	1.0		4	1	0	0	0	0	0	0	0	0	0	9	15	0.00	1.000

PITCHER	IP	WLS	BF	H	R	ER	SO	BB	IBB	HBP	BLK	WP	HR	S	P	ERA	WHIP

TOP

Arizona Diamondbacks @ Los Angeles Dodgers

Dodger Stadium, Los Angeles, CA

Fri May 01 2015, 7:12 PM - 9:58 PM PDT

Att. 50,164 - Clear - 73 F

livebaseballscorecards.com

AB	32
R	0
H	5
RBI	0
BB	1
SO	5
LOB	16

Batter	1	2	3	4	5	6	7	8	9	AB	R	H	RBI	BB	SO	LOB
31 Joc Pederson, L (1, 8) OBP: 0.463, SLG: 0.633	B FF 92 B FF 91 C SI 91 X CH 82 2-1 F7 ①	X CH 84 0-0 1-H 2-H 3-H HR			C FF 91 B SI 92 B FF 92 B FF 92 S FF 92 S CH 88 3-3 K ①		B SI 97 B FF 95 S SI 96 B SI 95 S CH 86 B SI 96 4-2 BB			3	1	1	4	1	1	0
11 Jimmy Rollins, S (1, 6) OBP: 0.278, SLG: 0.321	L FF 91 T FF 94 B FF 92 B CH 86 B CH 84 B CH 86 4-2 BB	C FF 93 C FF 95 X FF 94 0-2 F8 ②			X FF 91 0-0 F7 ②		C SI 95 F SI 95 B CH 86 D CH 84 C FF 96 2-3 K ③			3	0	0	0	1	1	1
47 Howie Kendrick, R (1, 4) OBP: 0.348, SLG: 0.506	1 SAFE 1 SAFE B SI 93 F SL 82 B FF 93 1 SAFE F FF 92 F SI 93 F SI 95 2-3 K ②	X FF 92 0-0 L9 ③			C SL 82 B SI 92 X SI 91 1-1 G4-3 ③			B FF 96 B FF 95 B SL 87 C FF 95 B FF 96 4-1 16 BB 23 1B 33 1B BB		3	1	0	0	1	1	1
23 Adrián González, L (1, 3) OBP: 0.424, SLG: 0.765	C CH 81 B FF 92 B FF 91 X FF 92 2-1 P6 ③		B FF 90 F CH 89 F SI 94 B SI 94 T CH 86 2-2 K ①			B SI 95 B SI 95 F SI 96 B SI 94 F SI 96 F CH 85 F CH 84 S CH 83 3-3 K ①		B SL 90 B FF 96 C FF 96 X FF 96 2-1 16 BB 33 1B 1-2 1B		4	1	1	0	0	2	1
10 Justin Turner, R (1, 5) OBP: 0.289, SLG: 0.514		C FF 90 B SI 90 X CH 83 1-1 HR	C FF 93 S FF 94 S FF 94 0-3 K ②			X FF 96 0-0 P3 ②		D FF 96 C SL 87 F FF 96 B FF 96 F SL 88 T FF 96 2-2 K ①		4	1	1	1	0	2	2
16 Andre Ethier, L (1, 9) OBP: 0.424, SLG: 0.653		C FF 92 B FF 94 X FF 93 1-1 7 BB 9 BB 31 HR 1B	F FF 93 S FF 94 B FF 93 F CH 87 F FF 95 X CH 86 1-2 F8 ③			C SI 94 B SI 95 X FF 95 1-1 HR		B FF 97 C FF 96 B FF 96 C SL 88 B FF 97 D FF 97 4-2 33 1B 1-2 2-3 BB		3	2	2	1	1	0	0
9 Yasmani Grandal, S (1, 2) OBP: 0.313, SLG: 0.268		B SI 91 B FF 92 C FF 92 C FF 92 F CH 86 F FF 94 B CH 82 F CH 86 B FF 93 4-2 7 BB 31 HR 1-2 BB		C FF 92 B FF 93 B FF 92 S CH 84 X CH 86 2-2 G3 ①		B SI 96 B CH 84 B CH 85 C SI 94 S SI 96 X CH 85 3-2 G5-3 ③		C FF 97 S SL 89 F SL 89 F FF 98 S SL 88 0-3 K ②		3	1	0	0	1	1	3
7 Alex Guerrero, R (1, 7) OBP: 0.419, SLG: 1.000 26 Sergio Santos, R (8, 1) 33 Scott Van Slyke, R (8, PH) OBP: 0.486, SLG: 0.655 56 J.P. Howell, L (9, 1)		D SI 94 F SI 92 B CH 83 B FF 94 B CH 82 4-1 31 HR 1-2 2-3 BB		X SI 92 0-0 G6-3 ②			B SI 94 F SI 95 S SI 95 B FF 96 F CH 85 C SI 96 2-3 K ①	B FF 97 X FF 97 1-0 1-2 2-H 3-H 1B		2 0 1 0	1 0 0 0	0 0 1 0	0 0 2 0	1 0 0 0	1 0 0 0	0 0 0 0
77 Carlos Frías, R (1, 1) 52 Pedro Báez, R (6, 1) 14 Enrique Hernández, R (7, PH) OBP: 0.333, SLG: 0.500 (8, 7)		C FF 92 S SI 93 S SL 81 0-3 K ①		S FF 94 B SI 94 C FF 93 C SL 82 1-3 K ③			S FF 95 F FF 96 B SL 82 B SL 81 S CH 85 2-3 K ②	B SL 87 C SL 86 X SL 88 1-1 P5 ③		2 0 2	0 0 0	0 0 0	0 0 0	0 0 0	2 0 1	3 0 2
Inning Stats	R: 0 E: 0 K: 1 S: 14 H: 0 LOB: 1 BB: 1 P: 24	R: 5 E: 0 K: 1 S: 18 H: 3 LOB: 0 BB: 2 P: 28	R: 0 E: 0 K: 2 S: 11 H: 0 LOB: 0 BB: 0 P: 14	R: 0 E: 0 K: 1 S: 7 H: 0 LOB: 0 BB: 0 P: 10	R: 0 E: 0 K: 1 S: 6 H: 0 LOB: 0 BB: 0 P: 10	R: 1 E: 0 K: 1 S: 11 H: 1 LOB: 0 BB: 0 P: 18	R: 0 E: 0 K: 3 S: 12 H: 0 LOB: 1 BB: 1 P: 22	R: 2 E: 0 K: 2 S: 17 H: 2 LOB: 2 BB: 2 P: 31		1B: 3 2B: 0 3B: 0 HR: 3 SF: 0 SAC: 0 DP: 0 HBP: 0				WP: 0 PB: 0 SB: 0 CS: 0 PA: 36		

PITCHER		IP	WLS	BF	H	R	ER	SO	BB	IBB	HBP	BLK	WP	HR	S	P	ERA	WHIP
12 Rubby De La Rosa, R ERA: 5.4	(1, 1)	5.0	L	21	3	5	5	6	3	0	0	0	0	2	56	86	9.00	1.200
41 Daniel Hudson, R ERA: 6.75	(6, 1)	2.0		8	1	1	1	4	1	0	0	0	0	1	23	40	4.50	1.000
36 Enrique Burgos, R ERA: 9.0	(8, 1)	1.0		7	2	2	2	2	2	0	0	0	0	0	17	31	18.00	4.000

PITCHER	IP	WLS	BF	H	R	ER	SO	BB	IBB	HBP	BLK	WP	HR	S	P	ERA	WHIP

BOTTOM

Arizona Diamondbacks @ Los Angeles Dodgers

Dodger Stadium, Los Angeles, CA

Fri May 01 2015, 7:12 PM - 9:58 PM PDT

Att. 50,164 - Clear - 73 F

livebaseballscorecards.com

AB	30
R	8
H	6
RBI	8
BB	6
SO	12
LOB	13

Arizona Diamondbacks @ Los Angeles Dodgers

Dodger Stadium, Los Angeles, CA

Sat May 02 2015, 6:11 PM - 9:25 PM PDT

Att. 43,617 - Clear - 73 F

TOP

livebaseballscorecards.com

Batter	1	2	3	4	5	6	7	8	9	AB	R	H	RBI	BB	SO	LOB
5 Ender Inciarte, L (1, 7) OBP: 0.360, SLG: 0.417	B SI 88 X SI 89 1-0 44 HR 2B	B SL 81 X SI 90 1-0 3-H 1B		C SI 88 B SI 89 B SL 80 C SL 80 S SL 80 2-3 ③ K			X SL 84 0-0 ③ F8			4	1	2	1	0	1	1
11 AJ Pollock, R (1, 8) OBP: 0.352, SLG: 0.373	B SI 89 C SI 89 B CH 82 S SL 80 B SI 90 F SI 89 X SL 82 3-2 ① G5-3	1 SAFE C CH 83 B SI 90 F SL 81 X SL 81 1-2 ③ G5-3			B FF 95 F FF 95 F FF 96 B FF 96 X SL 86 2-2 ① G6-3			S FF 93 B FF 94 F FF 95 F FF 94 F SL 83 S SL 82 1-3 ① K		4	0	0	0	0	1	2
44 Paul Goldschmidt, R (1, 3) OBP: 0.440, SLG: 0.612	X SI 90 0-0 2-H HR		F SL 80 B CH 82 F SI 89 B SL 81 F SL 80 F SI 90 S SI 91 2-3 ① K		F FF 95 C FF 95 S SL 88 0-3 ② K			C SL 82 B FF 94 C SL 82 B SL 83 F SL 82 X FF 94 2-2 ② F9		4	1	1	2	0	2	0
15 Mark Trumbo, R (1, 9) OBP: 0.317, SLG: 0.494	C SI 90 S SL 81 B SL 82 F SI 91 B SL 81 F SI 90 F SI 91 X SI 90 2-2 ② P6		C SL 81 C SL 80 X SI 91 0-2 ② G6-3		C FF 95 S FF 94 B SL 88 B FF 96 X SL 87 2-2 ③ L8			B SL 82 S SL 81 F FF 93 B FF 95 F SL 82 B SL 82 B FF 93 4-2 BB		3	0	0	0	1	0	0
24 Yasmany Tomás, R (1, 5) OBP: 0.389, SLG: 0.375	X SI 90 0-0 2B		C SL 90 F SL 82 F SI 89 X SL 82 0-2 ③ G5-3			C FF 94 X CH 88 0-1 ① L8		B FF 93 1 SAFE C SL 80 1 SAFE X SL 79 1-1 ③ L8		4	0	1	0	0	0	1
2 Aaron Hill, R (1, 4) OBP: 0.228, SLG: 0.278	B SI 90 C SL 80 X SL 80 1-1 ③ G4-3			B SI 88 C SI 88 X SL 79 1-1 HR		B FF 94 B SL 86 X FF 94 2-0 ② P2			B FF 97 B FF 97 F FF 97 X FF 96 2-1 ① F9	4	1	1	1	0	0	1
31 Jordan Pacheco, R (1, 2) OBP: 0.370, SLG: 0.391		B SI 88 B FF 89 C SI 89 B SI 88 B SI 89 4-1 4 1B 5 1B BB		B SI 89 B SI 89 X SI 88 2-0 ① F9		C SL 86 X FF 95 0-1 ③ L4			C FF 97 C FF 97 X FF 96 0-2 6 1B 1B	3	1	1	0	1	0	0
4 Cliff Pennington, S (1, 6) OBP: 0.400, SLG: 0.263		B SI 89 1 SAFE C SI 88 B CH 82 F SI 89 B SL 81 F SL 81 F SI 90 1 SAFE 3-2 F SL 81 X SI 90 ① 1-3 1B		C SI 90 B SL 81 B SI 90 B SI 89 X SI 89 3-1 ② F8			B FF 92 F FF 93 B CH 85 X FF 93 2-1 ① P5		X FF 96 0-0 ② L8	4	0	1	0	0	0	1
58 Jeremy Hellickson, R (1, 1) OBP: 0.111, SLG: 0.111 40 Andrew Chafin, R (6, 1) 26 Danny Dorn, L (7, PH) OBP: 0.429, SLG: 0.200 50 Evan Marshall, R (7, 1) 59 Oliver Pérez, L (7, 1) 29 Brad Ziegler, R (8, 1) 6 David Peralta, L (9, PH) OBP: 0.333, SLG: 0.521		B SI 89 B SL 81 C SI 89 C SI 89 F SL 81 F SI 90 F SI 90 X SL 80 2-2 ② G5-3		F SI 89 B SI 88 X SI 88 1-1 1B			C FF 95 C FF 96 B FF 95 C FF 95 1-3 ② K		X SI 96 0-0 ③ 1-2 1B	2 0 0 1 0 0 0 1	0 0 0 0 0 0 0 0	1 0 0 0 0 0 0 0	0 0 0 0 0 0 0 1	0 0 1 0 0 0 0 0	0 0 0 0 0 0 0 0	1 0 0 0 0 0 0 0

Inning Stats	1	2	3	4	5	6	7	8	9
	R: 2 E: 0 K: 0 S: 15	R: 1 E: 0 K: 0 S: 17	R: 0 E: 0 K: 1 S: 12	R: 1 E: 0 K: 1 S: 10	R: 0 E: 0 K: 1 S: 9	R: 0 E: 0 K: 0 S: 5	R: 0 E: 0 K: 1 S: 6	R: 0 E: 0 K: 1 S: 14	R: 0 E: 0 K: 0 S: 7
	H: 3 LOB: 1 BB: 0 P: 22	H: 2 LOB: 1 BB: 1 P: 28	H: 0 LOB: 0 BB: 0 P: 14	H: 2 LOB: 1 BB: 0 P: 19	H: 0 LOB: 0 BB: 0 P: 13	H: 0 LOB: 0 BB: 0 P: 7	H: 0 LOB: 0 BB: 0 P: 9	H: 0 LOB: 1 BB: 1 P: 22	H: 2 LOB: 1 BB: 0 P: 9

1B: 5 SF: 0
2B: 2 SAC: 0
3B: 0 DP: 0
HR: 2 HBP: 0

WP: 0 PA: 36
PB: 0
SB: 0
CS: 0

AB	34
R	4
H	9
RBI	4
BB	2
SO	5
LOB	7

PITCHER		IP	WLS	BF	H	R	ER	SO	BB	IBB	HBP	BLK	WP	HR	S	P	ERA	WHIP
30 Scott Baker, R ERA: 5.73	(1, 1)	4.0		19	7	4	4	2	1	0	0	0	0	2	54	83	9.00	2.000
12 Juan Nicasio, R ERA: 1.46	(5, 1)	3.0	W	9	0	0	0	2	0	0	0	0	0	0	20	29	0.00	0.000
63 Yimi García, R ERA: 0.71	(8, 1)	1.0	H	4	0	0	0	1	1	0	0	0	0	0	14	22	0.00	1.000
41 Chris Hatcher, R ERA: 6.75	(9, 1)	1.0	S	4	2	0	0	0	0	0	0	0	0	0	7	9	0.00	2.000

PITCHER		IP	WLS	BF	H	R	ER	SO	BB	IBB	HBP	BLK	WP	HR	S	P	ERA	WHIP

Batter	1	2	3	4	5	6	7	8	9	AB	R	H	RBI	BB	SO	LOB
31 Joc Pederson, L (1, 8) OBP: 0.447, SLG: 0.646	B FF 89 C FF 90 S FF 90 B FF 90 B FF 91 T FF 92 3-2 ① **K**	B FF 91 S FF 90 C FF 90 S CU 80 1-3 ③ **K**		B SI 88 B CH 81 C FF 90 F CH 82 F FF 89 D CU 78 F FF 90 C FF 90 3-3 ③ **K**			X SI 95 0-0 **HR**	B SI 85 C SI 85 D CH 78 X CH 79 2-1 ③ **G6-3**		5	1	1	1	0	3	4
10 Justin Turner, R (1, 5) OBP: 0.333, SLG: 0.625	C FF 91 B SI 90 X SI 91 1-1 **HR**		B FF 89 B SI 89 S CH 80 B CH 81 B FF 90 4-1 23 G5-3 33 1B **BB**		C FF 89 X SI 88 0-1 ① **G6-3**		S SI 95 B SL 85 F FF 95 B SL 86 X SI 96 2-2 47 1B **2B**			3	3	2	1	1	0	0
47 Howie Kendrick, R (1, 4) OBP: 0.355, SLG: 0.506	B SI 90 B CH 80 X FF 90 2-0 23 2B **1B**		1 SAFE B CH 79 B SI 90 X SI 90 2-0 ① **L6**		B CU 75 B SI 89 B SI 89 C SI 89 X SI 90 3-1 ② **G5-3**		S SI 95 S SI 94 F SI 95 D CH 87 D SL 87 X SI 96 2-2 **2-H** **1B**			4	1	2	1	0	0	1
23 Adrián González, L (1, 3) OBP: 0.417, SLG: 0.753	B FF 89 C FF 90 F FF 91 1 SAFE B FF 90 X FF 89 2-2 **1-H** **2B**		B FF 89 C FF 90 B FF 90 T FF 90 D CH 80 1 SAFE X FF 90 3-2 ② **G5-3** **1-2**		X FF 90 0-0 ③ **F9**		C SI 92 S SL 80 B FF 93 S SL 80 1-3 ③ **K**			4	0	1	1	0	1	2
33 Scott Van Slyke, R (1, 7) OBP: 0.462, SLG: 0.606	F CU 76 F CH 79 D CH 81 S SI 90 1-3 ② **K**		C SI 91 B CH 82 S FF 91 X CU 80 1-2 **2-H** **1B**			B SI 88 S CH 81 B SI 89 X SI 90 2-1 ① **F8**		X SI 85 0-0 ① **G6-3**		4	0	1	1	0	1	1
16 Andre Ethier, L (1, 9) OBP: 0.413, SLG: 0.615	C SI 90 B FF 90 X CH 82 1-1 ③ **F8**		1 SAFE B CH 81 B FF 90 X CH 81 2-0 ③ **G1-3**			S SL 82 F FF 93 B SL 82 F SL 82 F SL 82 F SL 82 T SL 81 1-2 ② **K**		B SI 84 C SI 83 B CH 77 B SI 84 B SI 84 4-1 9 CS **BB**		3	0	0	0	1	1	2
9 Yasmani Grandal, S (1, 2) OBP: 0.338, SLG: 0.317		C SI 89 F FF 90 B SI 91 F CU 79 B FF 91 F CH 81 F SI 90 X CU 78 2-2 **2B**		C CH 79 B FF 90 X CH 80 1-1 30 FC3-6 **1B**		C FF 92 F SI 93 B SI 94 S SL 82 1-3 ③ **K**		S SI 84 X SI 84 0-1 ② 7 1B 11 1B **1B** **1-2**		4	1	3	0	0	1	0
14 Enrique Hernández, R (1, 6) OBP: 0.222, SLG: 0.333 63 Yimi García, R (8, 1) 7 Alex Guerrero, R (8, PH) OBP: 0.438, SLG: 1.000 41 Chris Hatcher, R (9, 1)		D CU 77 F SI 90 X SI 90 1-1 ① **L7**		B FF 90 S CH 81 F SI 90 S CH 80 1-3 ① **K**			C SL 83 X SL 83 0-1 ① **F9**	C SI 84 X SI 85 0-1 11 1B **1B** **1-2**		3 0 1 0	0 0 0 0	0 0 1 0	0 0 0 0	0 0 0 0	1 0 0 0	2 0 0 0
30 Scott Baker, R (1, 1) 12 Juan Nicasio, R (5, 1) 11 Jimmy Rollins, S (7, PH) OBP: 0.283, SLG: 0.326 (8, 6)		C CU 74 B FF 90 S FF 91 S CU 79 1-3 ② **K**		B SI 89 L FF 87 X SL 88 1-1 ② **FC3-6** **1-2f**			C SI 94 B SI 95 B CH 86 X SI 95 2-1 ② **G5-3**	X CH 76 0-0 **1-3** **2-H** **1B**		2 0 2	0 0 0	0 0 1	0 0 1	0 0 0	1 0 0	2 0 0
Inning Stats	R: 2 E: 0 K: 2 S: 14 H: 3 LOB: 1 BB: 0 P: 24	R: 0 E: 0 K: 2 S: 14 H: 1 LOB: 1 BB: 0 P: 19	R: 1 E: 0 K: 0 S: 9 H: 1 LOB: 1 BB: 1 P: 21	R: 0 E: 0 K: 2 S: 12 H: 1 LOB: 1 BB: 0 P: 18	R: 0 E: 0 K: 0 S: 5 H: 0 LOB: 0 BB: 0 P: 8	R: 0 E: 0 K: 2 S: 11 H: 0 LOB: 0 BB: 0 P: 15	R: 2 E: 0 K: 1 S: 15 H: 3 LOB: 1 BB: 0 P: 22	R: 1 E: 0 K: 0 S: 9 H: 3 LOB: 2 BB: 1 P: 15		1B: 7 2B: 3 3B: 0 HR: 2 SF: 0 SAC: 0 DP: 0 HBP: 0				WP: 0 PB: 0 SB: 0 CS: 1 PA: 37		

PITCHER		IP	WLS	BF	H	R	ER	SO	BB	IBB	HBP	BLK	WP	HR	S	P	ERA	WHIP
58 Jeremy Hellickson, R ERA: 5.2	(1, 1)	5.1		23	6	3	3	6	1	0	0	0	0	1	56	94	5.06	1.312
40 Andrew Chafin, L ERA: 4.85	(6, 1)	0.2	H	2	0	0	0	2	0	0	0	0	0	0	9	11	0.00	0.000
50 Evan Marshall, R ERA: 7.45	(7, 1)	0.2	L	5	3	2	2	0	0	0	0	0	0	1	12	18	27.00	4.500
59 Oliver Pérez, L ERA: 5.4	(7, 1)	0.1		1	0	0	0	1	0	0	0	0	0	0	3	4	0.00	0.000
29 Brad Ziegler, R ERA: 0.84	(8, 1)	1.0		6	3	1	1	0	1	0	0	0	0	0	9	15	9.00	4.000

PITCHER	IP	WLS	BF	H	R	ER	SO	BB	IBB	HBP	BLK	WP	HR	S	P	ERA	WHIP

BOTTOM

Arizona Diamondbacks @ Los Angeles Dodgers

Dodger Stadium, Los Angeles, CA

Sat May 02 2015, 6:11 PM - 9:25 PM PDT

Att. 43,617 - Clear - 73 F

livebaseballscorecards.com

AB	35
R	6
H	12
RBI	6
BB	2
SO	9
LOB	14

Batter	1	2	3	4	5	6	7	8	9	10	11	12	13	AB	R	H	RBI	BB	SO	LOB
5 Ender Inciarte, L (1, 7) OBP: 0.351, SLG: 0.404 (12, 9)	B FF 90 C FF 91 B FF 90 F SL 82 B FF 92 X FF 92 3-2 G6-3			C SL 80 B SL 82 M SI 89 X FF 90 1-2 11 G6-4-3 1B		C FF 90 B FF 89 F SL 82 F FF 90 X SL 82 1-2 G3 1-2			B SL 83 X FF 92 1-0 F7		B FF 86 F SL 85 B SI 89 C SL 85 S CU 78 2-3 K			5	0	1	0	0	1	1
11 AJ Pollock, R (1, 8) OBP: 0.333, SLG: 0.352	B KC 77 C CH 85 B FF 92 F CH 85 X FF 93 2-2 F9			C CH 82 X KC 76 0-1 G6-4-3 1-2f		B SI 90 C CH 84 B FF 92 B SI 90 C SI 90 F SI 92 S SL 83 3-3 K2-3			C SL 81 B FF 95 X SL 84 1-1 P2			S FF 95 C FF 96 B SL 88 B FF 86 B SL 86 F SL 84 C FF 96 3-3 K		5	0	0	0	0	2	2
44 Paul Goldschmidt, R (1, 3) OBP: 0.448, SLG: 0.622	B KC 78 X KC 76 1-0 G5-3			B FF 91 B SL 83 C SI 91 C FF 91 B FF 92 F FF 92 F SL 84 F FF 92 F SL 84 3-2 X SL 83 1B			F FF 96 F FF 98 B FF 97 B SL 87 S FF 97 2-3 K			C SL 86 X SL 86 0-1 2B		C FF 96 X SL 88 0-1 15 G6-3 1B		5	0	3	0	0	1	0
15 Mark Trumbo, R (1, 9) OBP: 0.310, SLG: 0.476 50 Evan Marshall, R (12, 1)		S FF 88 B FF 91 X CH 82 1-1 24 G6-4-3 1B		B KC 77 D SI 90 X SI 90 2-0 G5-3			B SL 85 F FF 97 B SI 97 F SI 96 T SL 87 2-2 K			S FF 94 B FF 96 S SL 84 B SL 86 F SL 84 S SL 85 2-3 K		C FF 93 1 SAFE C FF 94 X FF 94 0-2 G6-3 1-2f		5 0	0 0	1 0	0 0	0 0	2 0	3 0
24 Yasmany Tomás, R (1, 5) OBP: 0.350, SLG: 0.333 6 David Peralta, L (12, 7) OBP: 0.328, SLG: 0.510		T SI 90 X KC 76 0-1 G6-4-3 1-2f			C CH 81 F SL 82 B SL 83 X SL 83 1-2 L8		C FF 97 S FF 97 F FF 97 B FF 98 S SI 97 1-3 K			F FF 94 F FF 93 S SL 86 0-3 K			X SI 86 0-0 G3-1	4 1	0 0	0 0	0 0	0 0	2 0	2 0
16 Chris Owings, R (1, 4) OBP: 0.233, SLG: 0.289		B FF 91 B CH 84 F CH 84 X FF 90 2-1 F9			S KC 77 F FF 91 F SL 83 B FF 90 F SL 83 B FF 92 B FF 93 C SL 83 3-3 K			C FF 92 B CH 86 X CH 86 1-1 G6-3		I IN 81 I IN 83 I IN 83 I IN 80 4-0 IBB			B SI 88 X SI 87 1-0 G6-3	4	0	0	0	1	1	0
9 Tuffy Gosewisch, R (1, 2) OBP: 0.222, SLG: 0.176 26 Danny Dorn, L (10, PH) OBP: 0.429, SLG: 0.200 31 Jordan Pacheco, R (10, PH) OBP: 0.379, SLG: 0.400 (10, 2)			B KC 75 F CH 82 F SI 90 X FF 91 1-2 G4-3		B CH 84 X CH 85 1-0 13 CS 1B		F FF 94 C FF 95 B FF 95 B SL 84 X FF 94 2-2 G5-3			C FF 88 X SI 88 0-1 G4-3			C SI 87 B CH 81 B SI 87 X SI 88 2-1 2 1B 4 2-1 1B	3 0 2	0 0 0	1 0 1	0 0 0	0 0 0	0 0 2	0 0 0
13 Nick Ahmed, R (1, 6) OBP: 0.229, SLG: 0.159 40 Andrew Chafin, R (8, 1) 36 Enrique Burgos, R (10, 1) 2 Aaron Hill, R (10, 5) OBP: 0.237, SLG: 0.286		B SI 90 X SI 91 1-0 G4-3			1 SAFE B SI 89 B FF 89 C SI 89 2-1 CS 1-2	C KC 74 F KC 74 X SL 80 0-2 5 G3 1B	C FF 94 B CH 87 C FF 95 F FF 95 B CH 88 S FF 94 2-3 K				C FF 87 X SL 83 0-1 G4-3		B SI 87 1 SAFE C KC 81 D SI 87 1 SAFE X KC 80 2-1 1-3 1B	3 0 0 2	0 0 0 0	1 0 0 1	0 0 0 0	0 0 0 0	1 0 0 0	0 0 0 0
57 Chase Anderson, R (1, 1) 59 Oliver Pérez, L (7, 1) 48 Randall Delgado, R (7, 1) 4 Cliff Pennington, S (8, 6) OBP: 0.370, SLG: 0.238		C SI 90 B KC 78 S SI 92 S SL 83 1-3 K				M FF 88 M SI 89 M SI 89 0-3 K		B FF 93 F FF 93 F FF 94 B FF 94 T FF 95 2-2 K			L SI 89 X SL 84 0-1 P3		B SI 88 F SI 88 B KC 81 2-1 3-H 2-1	2 0 0 2	0 0 0 0	0 0 0 0	0 0 0 0	0 0 0 1	2 0 0 0	1 0 0 0
Inning Stats	R: 0 E: 0 K: 0 S: 7 H: 0 LOB: 0 BB: 0 P: 13	R: 0 E: 0 K: 0 S: 6 H: 1 LOB: 0 BB: 0 P: 9	R: 0 E: 0 K: 1 S: 7 H: 0 LOB: 0 BB: 0 P: 10	R: 0 E: 0 K: 0 S: 13 H: 2 LOB: 1 BB: 0 P: 19	R: 0 E: 0 K: 1 S: 10 H: 1 LOB: 0 BB: 0 P: 17	R: 0 E: 0 K: 2 S: 14 H: 1 LOB: 1 BB: 0 P: 18	R: 0 E: 0 K: 3 S: 10 H: 0 LOB: 0 BB: 0 P: 15	R: 0 E: 0 K: 1 S: 9 H: 0 LOB: 0 BB: 0 P: 14	R: 0 E: 0 K: 1 S: 6 H: 0 LOB: 0 BB: 0 P: 10	R: 0 E: 0 K: 2 S: 11 H: 1 LOB: 2 BB: 1 P: 17	R: 0 E: 0 K: 1 S: 7 H: 0 LOB: 0 BB: 0 P: 9	R: 0 E: 0 K: 1 S: 9 H: 1 LOB: 0 BB: 0 P: 12	R: 0 E: 0 K: 0 S: 7 H: 2 LOB: 2 BB: 0 P: 14	1B: 8 2B: 1 3B: 0 HR: 0 SF: 0 SAC: 0 DP: 3 HBP: 0		WP: 0 PB: 0 SB: 0 CS: 1		PA: 45		

PITCHER		IP	WLS	BF	H	R	ER	SO	BB	IBB	HBP	BLK	WP	HR	S	P	ERA	WHIP
35 Brett Anderson, L ERA: 4.21	(1, 1)	6.0		20	5	0	0	4	0	0	0	0	0	0	57	86	0.00	0.833
52 Pedro Báez, R ERA: 2.45	(7, 1)	1.0		3	0	0	0	3	0	0	0	0	0	0	10	15	0.00	0.000
36 Adam Liberatore, L ERA:	(8, 1)	1.0		3	0	0	0	1	0	0	0	0	0	0	9	14	0.00	0.000
63 Yimi García, R ERA: 0.66	(9, 1)	1.0		3	0	0	0	1	0	0	0	0	0	0	6	10	0.00	0.000
26 Sergio Santos, R ERA: 3.0	(10, 1)	0.2		4	1	0	0	2	0	1	0	0	0	0	9	15	0.00	1.500

PITCHER		IP	WLS	BF	H	R	ER	SO	BB	IBB	HBP	BLK	WP	HR	S	P	ERA	WHIP
75 Paco Rodríguez, L ERA: 1.35	(10, 1)	1.1		4	0	0	0	1	0	0	0	0	0	0	9	11	0.00	0.000
12 Juan Nicasio, R ERA: 1.35	(12, 1)	1.0		3	1	0	0	1	0	0	0	0	0	0	9	12	0.00	1.000
56 J.P. Howell, L ERA: 1.23	(13, 1)	1.0	W	5	2	0	0	0	0	0	0	0	0	0	7	14	0.00	2.000

TOP

Arizona Diamondbacks @ Los Angeles Dodgers
Dodger Stadium, Los Angeles, CA
Sun May 03 2015, 1:11 PM - 5:12 PM PDT
Att. 48,136 - Sunny - 72 F

livebaseballscorecards.com

AB	43
R	0
H	9
RBI	0
BB	1
SO	13
LOB	11

Batter	1	2	3	4	5	6	7	8	9	10	11	12	13	AB	R	H	RBI	BB	SO	LOB
31 Joc Pederson, L (1, 8) OBP: 0.422, SLG: 0.600	B FF 91 C SI 91 C FF 91 B SI 92 S CH 82 2-3 ① **K**		S SI 91 S SI 93 F FF 92 B CH 80 S CH 80 1-3 ③ **K**			S FF 89 B FF 89 F FF 90 B CU 75 C CH 79 2-3 ① **K**		X SL 82 0-0 ③ **G5-3**		S FF 98 B FF 97 B SL 89 X FF 97 2-1 ③ **G4-3**				5	0	0	0	0	3	2
11 Jimmy Rollins, S (1, 6) OBP: 0.269, SLG: 0.308	C SI 92 B SI 92 S SI 93 S SI 92 1-3 ② **K**			X SI 89 0-0 ① **B1-3**		C SI 90 B SI 90 S CU 77 S CH 80 1-3 ② **K**			C SI 93 C FF 92 B FF 94 F FF 92 S SL 82 1-3 ① **K**		B FF 95 C FF 96 F FF 96 B FF 97 F SL 89 B FF 97 X FF 96 3-2 ① **G3**			5	0	0	0	0	3	0
47 Howie Kendrick, R (1, 4) OBP: 0.357, SLG: 0.506 12 Juan Nicasio, R (12, 1) 56 J.P. Howell, L (13, 1)	B FF 92 F FF 92 F SI 92 H SI 92 2-2 ② **HBP**			C FF 91 B SI 91 B CH 81 F SI 90 F SI 92 X CU 77 2-2 ② **G6-3**		X SI 91 0-0 ③ **L9**			C SI 92 B FF 91 B FF 93 F SI 94 B FF 92 X SI 93 3-2 ② **2B**		C SL 87 C SL 88 S FF 98 0-3 ② **K**			4 0 0	0 0 0	1 0 0	0 0 0	1 0 0	0 0 0
23 Adrián González, L (1, 3) OBP: 0.406, SLG: 0.723	1 SAFE B SI 92 1 SAFE B SI 90 S CH 82 B SI 92 T SI 92 F FF 93 X CH 82 3-2 ③ **G3**			C CU 76 B FF 92 X CH 82 1-1 7 WP **1B**			X FF 92 0-0 ① **B2-3**		B FF 93 C FF 91 C FF 93 B FF 94 F FF 93 X SL 84 2-2 **E5**		C FF 98 F FF 98 S SL 88 0-3 ③ **K**			5	0	1	0	0	1	1
7 Alex Guerrero, R (1, 7) OBP: 0.389, SLG: 0.879 26 Sergio Santos, R (10, 1) 75 Paco Rodríguez, L (10, 1) 14 Enrique Hernández, R (12, 4) OBP: 0.200, SLG: 0.300		B FF 90 X SI 90 1-0 ① **G5-3**		F SI 91 F SI 92 D CU 77 C CH 84 1-3 ③ **K** 1-2			S FF 93 B FF 94 S FF 94 F FF 94 F FF 94 B FF 95 S FF 96 2-3 ② **K**		X FF 92 0-0 ③ **G4-3**			B CH 86 F SL 86 B FF 95 X SL 85 2-1 ① **P3**		4 0 0 1	0 0 0 0	0 0 0 0	0 0 0 0	2 0 0 0	2 0 0 0
16 Andre Ethier, L (1, 9) OBP: 0.426, SLG: 0.625		B FF 90 B SI 90 B FF 91 F SI 91 B CH 80 4-1 5 G5-4-3 **BB**			C CU 74 C FF 90 B SI 91 F FF 92 F CU 76 F CH 81 B CH 81 X CH 81 2-2 ① **P6**		B SL 82 C SL 80 X SL 81 1-1 **1B**			B FF 90 C FF 91 B FF 91 S SL 82 X SL 82 2-2 **2B**		C SI 95 B CH 87 S SI 96 X SL 86 1-2 ② **G3**			4	0	2	0	1	0	0
5 Juan Uribe, R (1, 5) OBP: 0.306, SLG: 0.356		B SI 90 F FF 92 1 SAFE F SI 91 F FF 92 X SI 92 1-2 ② ③ **G5-4-3** 1-2f			B FF 93 C SI 92 B SI 93 X FF 91 2-1 **1B**		C SL 80 C SI 91 B FF 96 D SI 93 B SI 94 S SL 83 3-3 ③ **K**			L SL 88 B SL 87 B SL 87 L FF 96 S SL 88 2-3 ① **K**		C SI 96 B FF 96 B SI 96 X SI 96 2-1 ③ **G4-3**			5	0	1	0	0	2	3
17 A.J. Ellis, R (1, 2) OBP: 0.200, SLG: 0.174 9 Yasmani Grandal, S (10, PH) OBP: 0.356, SLG: 0.377 (11, 2)			C FF 90 F SI 90 F FF 92 F SI 92 B CU 77 F SI 92 B FF 92 F SI 92 X CH 82 2-2 ① **G6-3**		C CU 75 B FF 91 B SI 92 D CH 82 C CH 81 F SI 92 X FF 92 3-2 ② **L9**			F FF 92 S SL 82 F SI 93 X SL 83 0-2 ① **G4-3**		B FF 97 F FF 97 B FF 97 B SL 88 B FF 97 4-1 **BB**		B SI 94 C CH 87 X SI 95 1-1 **HR**		3 1	0 1	0 1	0 1	0 1	0 0	1 0
35 Brett Anderson, L (1, 1) 52 Pedro Báez, R (7, 1) 36 Adam Liberatore, L (8, 1) 10 Justin Turner, R (8, PH) OBP: 0.326, SLG: 0.610 63 Yimi GarcÍa, R (9, 1) 33 Scott Van Slyke, R (10, 7) OBP: 0.450, SLG: 0.588			F SI 91 C SI 92 B CH 81 S SI 92 1-3 ② **K**		B SI 91 X SI 90 1-0 ③ **P5**			F SI 90 B FF 94 F SI 92 B SL 80 S CH 86 2-3 ② **K**		B SL 88 F SL 89 F FF 97 S SL 88 1-3 ② **K**			2 0 0 1 0 1	0 0 0 0 0 0	0 0 0 0 0 0	0 0 0 0 0 0	1 0 0 1 0 0	1 0 0 0 0 2
Inning Stats	R: 0 E: 0 K: 2 S: 12 H: 0 LOB: 1 BB: 0 P: 20	R: 0 E: 0 K: 0 S: 6 H: 0 LOB: 0 BB: 1 P: 12	R: 0 E: 0 K: 2 S: 14 H: 0 LOB: 0 BB: 0 P: 18	R: 0 E: 0 K: 1 S: 10 H: 1 LOB: 1 BB: 0 P: 14	R: 0 E: 0 K: 0 S: 13 H: 1 LOB: 1 BB: 0 P: 21	R: 0 E: 0 K: 2 S: 7 H: 0 LOB: 0 BB: 0 P: 10	R: 0 E: 0 K: 2 S: 11 H: 1 LOB: 1 BB: 0 P: 17	R: 0 E: 0 K: 1 S: 8 H: 0 LOB: 0 BB: 0 P: 10	R: 0 E: 1 K: 1 S: 12 H: 1 LOB: 1 BB: 0 P: 18	R: 0 E: 0 K: 2 S: 12 H: 1 LOB: 2 BB: 1 P: 23	R: 0 E: 0 K: 2 S: 10 H: 0 LOB: 0 BB: 0 P: 13	R: 0 E: 0 K: 0 S: 7 H: 0 LOB: 0 BB: 0 P: 12	R: 1 E: 0 K: 0 S: 2 H: 1 LOB: 0 BB: 0 P: 3	1B: 3 2B: 2 3B: 0 HR: 1 SF: 0 SAC: 0 DP: 1 HBP: 1	WP: 1 PB: 0 SB: 0 CS: 0 PA: 44						

PITCHER	IP	WLS	BF	H	R	ER	SO	BB	IBB	HBP	BLK	WP	HR	S	P	ERA	WHIP
57 Chase Anderson, R (1, 1) ERA: 3.38	6.0		21	2	0	0	7	1	0	1	0	1	0	62	95	0.00	0.500
59 Oliver Pérez, L (7, 1) ERA: 4.91	0.2		3	1	0	0	1	0	0	0	0	0	0	8	11	0.00	1.500
48 Randall Delgado, R (7, 1) ERA: 1.54	1.0		3	0	0	0	2	0	0	0	0	0	0	10	15	0.00	0.000
40 Andrew Chafin, L (8, 1) ERA: 4.4	1.1		6	2	0	0	1	0	0	0	0	0	0	16	24	0.00	1.500
36 Enrique Burgos, R (10, 1) ERA: 4.5	2.0		7	0	0	0	4	1	0	0	0	0	0	19	31	0.00	0.500

PITCHER	IP	WLS	BF	H	R	ER	SO	BB	IBB	HBP	BLK	WP	HR	S	P	ERA	WHIP
50 Evan Marshall, R (12, 1) ERA: 7.59	1.0	L	4	1	1	1	0	0	0	0	0	0	1	9	15	9.00	1.000

BOTTOM

Arizona Diamondbacks @ Los Angeles Dodgers

Dodger Stadium, Los Angeles, CA

Sun May 03 2015, 1:11 PM - 5:12 PM PDT

Att. 48,136 - Sunny - 72 F

livebaseballscorecards.com

AB	41
R	1
H	6
RBI	1
BB	2
SO	15
LOB	12

Batter	1	2	3	4	5	6	7	8	9	AB	R	H	RBI	BB	SO	LOB
31 Joc Pederson, L (1, 8) OBP: 0.421, SLG: 0.622	C SI 90 B SI 90 X CH 80 1-1 HR		C CU 74 B SI 90 B SL 82 F SL 82 F SI 90 X SL 83 2-2 ① G6-3		C SI 90 B SI 90 C SL 83 F SI 90 B SL 84 B SI 90 F CH 80 B SL 84 4-2 23 BB BB	C FF 90 B SL 87 F SL 88 B SL 88 B FF 90 S SL 87 3-3 ③ K			S CU 74 B CU 75 F CH 84 S CH 84 1-3 ① K	4	1	1	1	1	2	2
11 Jimmy Rollins, S (1, 6) OBP: 0.257, SLG: 0.292	S SI 91 F SI 90 B SL 84 S SI 91 1-3 ① K		X SI 90 0-0 ② G1-3		B SI 89 1 SAFE F SI 89 B SL 84 1 SAFE X SI 89 2-1 ① F8		B CU 75 B FF 93 X SI 91 2-0 ① F8		C SI 90 F SI 90 F CH 84 X CH 85 0-2 ② G4-3	5	0	0	0	0	1	1
47 Howie Kendrick, R (1, 4) OBP: 0.340, SLG: 0.479	C SL 84 C SI 91 F SL 83 F SI 90 F SI 91 B SI 91 S SL 84 1-3 ② K		B SI 90 S SI 90 C SI 90 X SL 82 1-2 ③ L9		X SL 82 0-0 ② F8		C SL 82 C SL 82 B FF 95 S SL 83 1-3 ② K		B SI 90 B FF 90 B SI 89 C SI 88 F SI 89 S CH 81 3-3 ③ K	5	0	0	0	0	3	1
23 Adrián González, L (1, 3) OBP: 0.429, SLG: 0.723	B SI 91 C SL 84 F SI 91 B SI 92 F SL 84 B SL 86 F SL 85 B CH 81 4-2 BB			C SL 83 B SI 90 H SL 85 2-1 16 1B 9 1B HBP	B SI 89 B SI 88 B SI 88 B SI 88 4-0 1-2 BB		B SI 92 S CU 78 B SL 82 F CU 78 B SL 82 F SL 83 B CU 78 4-2 33 FC5-4 BB			0	1	0	0	3	0	0
33 Scott Van Slyke, R (1, 7) OBP: 0.409, SLG: 0.526	C SL 83 B SI 90 C SI 90 B SL 83 B SL 82 X SL 83 3-2 ③ L7			B SI 89 C SI 89 F SL 83 S SI 88 1-3 ① K	B SI 90 F SI 89 S SL 84 X SI 90 1-2 ③ F8		X SL 82 0-0 ③ FC5-4 1-2f			4	0	0	0	0	1	5
16 Andre Ethier, L (1, 9) OBP: 0.417, SLG: 0.600		C CU 76 F SI 89 F SL 83 C SI 90 0-3 ① K		C CU 76 B CH 79 F SI 89 B SL 84 X SL 82 2-2 9 1B 5 SF8 1-2 1B		F FF 89 S SL 88 F SL 88 B FF 90 B SL 79 X SL 85 2-2 ① G5-3		F CU 75 B CU 76 F SI 90 B SL 82 B SL 82 F CU 78 C CU 78 3-3 ① K		4	1	1	0	0	2	0
9 Yasmani Grandal, S (1, 2) OBP: 0.377, SLG: 0.415		B SI 90 X SI 90 1-0 2B		B CU 75 C SL 84 B SI 90 C SL 83 X SL 84 2-2 1-3 2-H 1B		B SL 88 B SI 90 X SL 86 2-0 5 1B 1B		B CU 78 B CU 78 C SI 92 X SI 92 2-1 ② G1-3		4	0	3	1	0	0	0
5 Juan Uribe, R (1, 5) OBP: 0.318, SLG: 0.361		B SL 84 D SL 84 C SI 90 F SL 84 B SL 84 X SL 84 3-2 ② P5		C SI 89 S SI 89 F SL 82 B SI 89 X SI 89 1-2 ② SF8 3-H		F SI 91 X SL 87 0-1 1-2 1B		B SL 85 B FF 95 B SL 83 C FF 94 B FF 95 4-1 BB		2	0	1	1	1	0	1
22 Clayton Kershaw, L (1, 1) OBP: 0.143, SLG: 0.154 41 Chris Hatcher, R (8, 1)		S CU 75 B SI 90 B SI 90 S SI 90 X SI 90 2-2 ③ G5-3		B SI 89 F SI 89 F SI 89 B CU 75 X SL 82 2-2 ③ G1-3		B SL 87 L SL 85 M SL 86 B SL 88 F FF 89 L FF 89 2-3 ② K		C SI 92 B SI 91 B SI 92 S FF 93 S FF 94 2-3 ③ K		4 0	0 0	0 0	0 0	0 0	2 0	5 0
Inning Stats	R: 1 E: 0 K: 2 S: 18 H: 1 LOB: 1 BB: 1 P: 28	R: 0 E: 0 K: 1 S: 11 H: 1 LOB: 1 BB: 0 P: 17	R: 0 E: 0 K: 0 S: 8 H: 0 LOB: 0 BB: 0 P: 11	R: 2 E: 0 K: 1 S: 17 H: 2 LOB: 1 BB: 0 P: 27	R: 0 E: 0 K: 0 S: 10 H: 0 LOB: 2 BB: 2 P: 21	R: 0 E: 0 K: 2 S: 14 H: 2 LOB: 2 BB: 0 P: 23	R: 0 E: 0 K: 1 S: 8 H: 0 LOB: 1 BB: 1 P: 15	R: 0 E: 0 K: 2 S: 10 H: 0 LOB: 1 BB: 1 P: 21	R: 0 E: 0 K: 2 S: 10 H: 0 LOB: 0 BB: 0 P: 14	1B: 4 2B: 1 3B: 0 HR: 1 SF: 1 SAC: 0 DP: 0 HBP: 1						

PITCHER	IP	WLS	BF	H	R	ER	SO	BB	IBB	HBP	BLK	WP	HR	S	P	ERA	WHIP
26 Kyle Lohse, R (1, 1) ERA: 7.01	5.0		23	4	3	3	4	3	0	1	0	0	1	64	104	5.40	1.400
48 Neal Cotts, L (6, 1) ERA: 3.72	1.0		5	2	0	0	2	0	0	0	0	0	0	14	23	0.00	2.000
54 Michael Blazek, R (7, 1) ERA: 0.69	2.0	W	8	0	0	0	3	2	0	0	0	0	0	18	36	0.00	1.000
57 Francisco Rodríguez, R (9, 1) ERA: 1.8	1.0	S	3	0	0	0	2	0	0	0	0	0	0	10	14	0.00	0.000

PITCHER	IP	WLS	BF	H	R	ER	SO	BB	IBB	HBP	BLK	WP	HR	S	P	ERA	WHIP

TOP

Los Angeles Dodgers @ Milwaukee Brewers

Miller Park, Milwaukee, WI

Mon May 04 2015, 6:21 PM - 9:33 PM CDT
Att. 23,374 - Roof Closed - 71 F

livebaseballscorecards.com

AB	32
R	3
H	6
RBI	3
BB	5
SO	11
LOB	15

Batter	1	2	3	4	5	6	7	8	9	AB	R	H	RBI	BB	SO	LOB
27 Carlos Gómez, R (1, 8) OBP: 0.277, SLG: 0.435	B FF 93 C FF 94 S SL 86 S SL 88 1-3 K2-3 ①		F FF 94 1 SAFE D CU 74 X SL 87 1-1 G5-3 ③ 1-2			X SL 85 0-0 FC5-2 ① 8 E 3-H		L FS 88 X FS 87 0-1 15 G6-3 8 1B 2-H 2B		4	1	1	1	0	1	2
15 Jason Rogers, R (1, 3) OBP: 0.333, SLG: 0.429 57 Francisco Rodríguez, R (9, 1)	C FF 94 S SL 87 B FF 95 S CU 76 1-3 K ②			X FF 94 0-0 G6-3 ①		1 SAFE B FF 93 F FF 94 1 SAFE 1 SAFE S SL 88 C FF 94 1-3 K ②		C FF 96 X FF 96 0-1 G6-3 ② 2-3		4 0	0 0	0 0	0 0	0 0	2 0	2 0
8 Ryan Braun, R (1, 9) OBP: 0.272, SLG: 0.402	S FF 95 F CU 75 B FF 94 B FF 95 S SL 88 2-3 K ③			C FF 94 B FF 94 B SL 88 S SL 86 X CU 74 2-2 G6-3 ②		F FF 94 1 SAFE B FF 93 D CU 75 F FF 94 B SL 85 S CU 75 3-3 K2-3 ③ 1-2		C FF 96 T FF 96 B FF 97 B FF 96 X FF 96 2-2 1B 3-H		4	0	1	1	0	2	1
16 Aramis Ramirez, R (1, 5) OBP: 0.250, SLG: 0.390		F SL 86 B CU 72 F FF 94 S CU 74 1-3 K ①		C FF 94 X SL 88 0-1 G5-3 ③			B SL 85 B SL 88 X FF 93 2-0 G6-3 ①	B FS 87 F FF 94 B FS 88 S FF 96 1 SAFE X FF 96 2-2 F8 ③		4	0	0	0	0	1	1
18 Khris Davis, R (1, 7) OBP: 0.289, SLG: 0.314 7 Logan Schafer, L (9, 7) OBP: 0.270, SLG: 0.273		S FF 94 B FF 94 X FF 95 1-1 G6-3 ②			B FF 92 X SL 86 1-0 F7 ①		S FF 93 B CU 73 B CU 72 X SL 88 2-1 F7 ②			3 0	0 0	0 0	0 0	0 0	0 0	0 0
12 Martín Maldonado, R (1, 2) OBP: 0.231, SLG: 0.229		B FF 94 B SL 88 X FF 94 2-0 G6-3 ③			B FF 93 C FF 92 C CU 74 B FF 94 B CU 74 S FF 94 3-3 K ②		B FF 93 X FF 93 1-0 G5-3 ③			3	0	0	0	0	1	0
3 Elian Herrera, S (1, 4) OBP: 0.231, SLG: 0.324			X FF 93 0-0 G1-3 ①		C FF 94 B FF 94 F SL 86 F SL 87 B FF 94 S CU 74 2-3 K ③			B FF 93 B FF 93 B FF 91 C FF 93 X FF 93 3-1 G4-3 ①		3	0	0	0	0	1	0
5 Héctor Gómez, R (1, 6) OBP: 0.286, SLG: 0.450			C FF 92 X FF 94 0-1 G6-3 ②			C FF 93 X FF 93 0-1 28 3B 3B		X FF 94 0-0 HR		3	2	2	1	0	0	0
26 Kyle Lohse, R (1, 1) OBP: 0.200, SLG: 0.200 48 Neal Cotts, L (6, 1) 28 Gerardo Parra, L (6, PH) OBP: 0.286, SLG: 0.468 54 Michael Blazek, R (7, 1) 24 Adam Lind, L (8, PH) OBP: 0.398, SLG: 0.570 (9, 3)			C FF 93 X FF 93 0-1 27 BLK 1B			X FF 94 0-0 27 FC5-2 3-H 3B		S FF 94 B FF 94 B SL 86 F FF 94 B SL 89 F FF 93 F FF 94 F FF 94 X SL 89 3-2 27 2B 2B		1 0 1 0 1	0 0 0 0 1	1 0 1 0 1	0 0 1 0 0	0 0 0 0 0	0 0 0 0 0	0 0 0 0 0
Inning Stats	R: 0 E: 0 K: 3 S: 9 H: 0 LOB: 0 BB: 0 P: 13	R: 0 E: 0 K: 1 S: 6 H: 0 LOB: 0 BB: 0 P: 10	R: 0 E: 0 K: 0 S: 7 H: 1 LOB: 1 BB: 0 P: 8	R: 0 E: 0 K: 0 S: 6 H: 0 LOB: 0 BB: 0 P: 8	R: 0 E: 0 K: 2 S: 8 H: 0 LOB: 0 BB: 0 P: 14	R: 1 E: 1 K: 2 S: 10 H: 2 LOB: 1 BB: 0 P: 14	R: 0 E: 0 K: 0 S: 4 H: 0 LOB: 0 BB: 0 P: 9	R: 3 E: 0 K: 0 S: 19 H: 4 LOB: 1 BB: 0 P: 29		1B: 2 2B: 2 3B: 2 HR: 1 SF: 0 SAC: 0 DP: 0 HBP: 0						

PITCHER		IP	WLS	BF	H	R	ER	SO	BB	IBB	HBP	BLK	WP	HR	S	P	ERA	WHIP
22 Clayton Kershaw, L ERA: 3.72	(1, 1)	7.1		27	5	3	3	8	0	0	0	1	0	1	59	91	3.68	0.682
41 Chris Hatcher, R ERA: 7.2	(8, 1)	0.2	L	4	2	1	1	0	0	0	0	0	0	0	10	14	13.50	3.000

PITCHER	IP	WLS	BF	H	R	ER	SO	BB	IBB	HBP	BLK	WP	HR	S	P	ERA	WHIP

BOTTOM

Los Angeles Dodgers @ Milwaukee Brewers

Miller Park, Milwaukee, WI

Mon May 04 2015, 6:21 PM - 9:33 PM CDT

Att. 23,374 - Roof Closed - 71 F

livebaseballscorecards.com

AB	31
R	4
H	7
RBI	4
BB	0
SO	8
LOB	6

WP: 0	PA: 31		
PB: 0			
SB: 0			
CS: 0			

Batter	1	2	3	4	5	6	7	8	9	AB	R	H	RBI	BB	SO	LOB
31 Joc Pederson, L (1, 8) OBP: 0.420, SLG: 0.597	B SI 90 B SI 91 C SI 92 F FF 93 S FF 93 2-3 K ①		C CU 74 B SI 91 S SL 86 F SI 92 B SI 92 F SI 94 F SL 87 B CU 76 B SL 87 4-2 BB		B CU 77 B SI 94 B FF 93 C SI 93 S SL 87 X FF 95 3-2 L9 ③		B SL 86 T SL 86 S SL 85 F SL 87 F SI 88 2 SAFE S SL 86 2-3 K ②		C CU 77 S SI 91 B SI 92 B SL 82 B SI 93 F SI 93 F SI 93 B SI 94 4-2 11 FC3-6 BB	3	0	0	0	2	2	2
11 Jimmy Rollins, S (1, 6) OBP: 0.254, SLG: 0.317	X SI 92 0-0 B1-3 ②	B SI 92 X SI 92 1-0 L7 ②				C SI 92 X SI 92 0-1 F7 ①	F FF 89 C FF 89 B FF 90 X SL 88 1-2 2-H HR		B SI 91 B CU 75 X SI 92 2-0 FC3-6 47 1B 10 1B 1-2f ①	5	2	1	2	0	0	2
47 Howie Kendrick, R (1, 4) OBP: 0.352, SLG: 0.480	C FF 92 B FF 93 F SL 85 X SI 93 1-2 L9 ③		X SL 87 0-0 G6-3 ③			L FF 93 F FF 94 X SI 94 0-2 23 BB 10 HR 1B	C FF 89 B FF 90 B SI 90 B FF 89 B FF 90 4-1 23 HR BB		C SL 81 S SL 81 D SL 82 B FF 94 F SL 82 F SL 82 F FF 93 F FF 94 B SI 92 3-2 X SL 82 10 1B 1-2 1B	4	2	2	0	1	0	1
23 Adrián González, L (1, 3) OBP: 0.436, SLG: 0.742		F CU 73 F FF 92 B SI 92 B SL 86 B SL 86 B SL 86 4-2 16 FC6-4 10 1B BB	S SI 92 B SI 94 F FF 93 F SI 95 B SL 87 S CU 76 2-3 K2-3 ①		D SI 93 B FF 93 F FF 94 S FF 94 B SI 94 B SL 86 4-2 10 HR 1-2 BB	C SL 87 F FF 89 B FF 90 F SL 87 F SL 83 F SL 88 X FF 89 1-2 1-H HR		B SI 91 B SI 91 B SI 92 C FF 92 X FF 92 3-1 F5 ②	3	2	1	2	2	1	2
10 Justin Turner, R (1, 5) OBP: 0.375, SLG: 0.689		F FF 92 C SL 84 F FF 93 B SI 92 X SI 92 1-2 16 FC6-4 1-2 1B	B SL 86 B SL 86 X FF 94 2-0 F7 ②		D SL 86 F SI 94 B SI 93 B SL 86 X FF 94 3-1 1-H 2-H HR	B SL 88 B SL 86 B SL 89 C FF 88 B SL 88 4-1 BB		C SL 80 X SL 81 0-1 1-3 2-H 1B	4	1	3	4	1	0	0
16 Andre Ethier, L (1, 9) OBP: 0.390, SLG: 0.554		F CU 75 B SI 93 B SI 92 X SI 93 2-1 FC6-4 1-2f 2-3 ①	B SI 93 C SI 92 X CU 75 1-1 G1-3 ③		F SI 94 B CU 75 B CU 76 S SI 92 S SI 92 2-3 K ②	F SL 86 F SL 88 B FF 89 X SL 89 1-2 G6-3 ③		C FF 92 C FF 93 X FF 93 0-2 L8 ③	5	0	0	0	0	1	5
9 Yasmani Grandal, S (1, 2) OBP: 0.370, SLG: 0.420		B FF 93 B FF 92 F SI 92 F FF 93 S SL 88 2-3 K ②	C CU 74 S FF 93 F SL 85 X SI 93 0-2 7 G6-3 2B	B SI 94 B CU 74 X SI 92 2-0 G4-3 ③			C SI 94 F SI 95 B FF 96 C KC 79 1-3 K ①			4	0	1	0	0	2	2
7 Alex Guerrero, R (1, 7) OBP: 0.359, SLG: 0.806 33 Scott Van Slyke, R (7, 7) OBP: 0.400, SLG: 0.513		F FF 93 B SI 93 S SL 88 B SL 86 S SI 93 2-3 K ③	S SL 86 C SI 93 F SL 85 X SL 86 0-2 G6-3 ① 2-3				B SL 82 X SI 88 1-0 L8 ①	C FF 95 F SI 96 B SI 96 F FF 96 B KC 81 S FF 97 2-3 K ②		3 1	0 0	0 0	0 0	0 0	1 1	3 0
21 Zack Greinke, R (1, 1) OBP: 0.125, SLG: 0.200 52 Pedro Báez, R (8, 1) 64 Danny Coulombe, L (9, 1)			X FF 92 0-0 G1-3 ①		X SL 85 0-0 G6-3 ②		B SL 83 X SI 89 1-0 11 HR 2B	F FF 96 B SI 96 F SI 95 F KC 79 F FF 95 B FF 96 F SI 96 F SI 95 S FF 95 2-3 K ③		4 0 0	1 0 0	1 0 0	0 0 0	0 0 0	1 0 0	1 0 0
Inning Stats	R: 0 E: 0 K: 1 S: 7 H: 0 LOB: 0 BB: 0 P: 10	R: 0 E: 0 K: 2 S: 14 H: 1 LOB: 2 BB: 1 P: 25	R: 0 E: 0 K: 0 S: 8 H: 0 LOB: 1 BB: 1 P: 13	R: 0 E: 0 K: 1 S: 7 H: 0 LOB: 0 BB: 0 P: 12	R: 0 E: 0 K: 0 S: 12 H: 1 LOB: 1 BB: 0 P: 15	R: 3 E: 0 K: 1 S: 13 H: 2 LOB: 0 BB: 1 P: 24	R: 4 E: 0 K: 1 S: 20 H: 3 LOB: 1 BB: 2 P: 35	R: 0 E: 0 K: 3 S: 14 H: 0 LOB: 0 BB: 0 P: 19	R: 1 E: 0 K: 0 S: 19 H: 2 LOB: 2 BB: 1 P: 31	1B: 4 2B: 2 3B: 0 HR: 3 SF: 0 SAC: 0 DP: 0 HBP: 0						

PITCHER	IP	WLS	BF	H	R	ER	SO	BB	IBB	HBP	BLK	WP	HR	S	P	ERA	WHIP
22 Matt Garza, R (1, 1) ERA: 4.58	6.0	L	25	4	3	3	5	3	0	0	0	0	1	61	99	4.50	1.167
47 Rob Wooten, R (7, 1) ERA: 6.23	0.1		2	1	1	1	0	0	0	0	0	0	0	2	4	27.00	3.000
48 Neal Cotts, L (7, 1) ERA: 6.1	0.2		6	2	3	3	1	2	0	0	0	0	2	18	31	40.50	6.000
21 Jeremy Jeffress, R (8, 1) ERA: 2.63	1.0		3	0	0	0	3	0	0	0	0	0	0	14	19	0.00	0.000
54 Michael Blazek, R (9, 1) ERA: 1.32	0.2		5	2	1	1	0	1	0	0	0	0	0	16	28	13.50	4.500

PITCHER	IP	WLS	BF	H	R	ER	SO	BB	IBB	HBP	BLK	WP	HR	S	P	ERA	WHIP
13 Will Smith, L (9, 1) ERA: 2.0	0.1		1	0	0	0	0	0	0	0	0	0	0	3	3	0.00	0.000

TOP

Los Angeles Dodgers @ Milwaukee Brewers

Miller Park, Milwaukee, WI

Tue May 05 2015, 7:13 PM - 10:23 PM CDT

Att. 23,356 - Roof Closed - 68 F

livebaseballscorecards.com

AB	36
R	8
H	9
RBI	8
BB	6
SO	9
LOB	18

PA: 42

WP: 0
PB: 0
SB: 0
CS: 0

BOTTOM

Los Angeles Dodgers @ Milwaukee Brewers

Miller Park, Milwaukee, WI

Tue May 05 2015, 7:13 PM - 10:23 PM CDT

Att. 23,356 - Roof Closed - 68 F

livebaseballscorecards.com

Batter	1	2	3	4	5	6	7	8	9	AB	R	H	RBI	BB	SO	LOB
27 Carlos Gómez, R (1, 8) OBP: 0.255, SLG: 0.400	B FF 90 F FF 91 B SL 87 X SL 86 2-1 P4 ①		S SL 86 B SL 84 B FF 92 F SL 86 S SL 89 2-3 K ②			X SL 86 0-0 L9 ①		F FF 97 B FF 97 C FF 97 S FF 97 1-3 K ③		4	0	0	0	0	2	1
28 Gerardo Parra, L (1, 7) OBP: 0.269, SLG: 0.439	C FF 91 B CU 73 F FF 90 B SL 86 B CH 86 C FF 91 3-3 K ②		C CU 73 F FF 91 B CH 88 X SL 85 1-2 G6-3 ③			B CH 85 C FF 89 T CU 70 B FF 90 X SL 87 2-2 L8 ②			X FF 90 0-0 F8 ①	4	0	0	0	0	1	0
8 Ryan Braun, R (1, 9) OBP: 0.271, SLG: 0.389	C FF 91 B SI 91 C FF 92 B CH 87 X SL 88 2-2 G1-3 ③			S FF 89 X CU 71 0-1 F8 ①		X SL 86 0-0 L8 ③			B FF 91 B CH 83 B FF 90 B FF 87 4-0 24 G4-3 24 DI 16 2B BB	3	1	0	0	1	0	0
24 Adam Lind, L (1, 3) OBP: 0.392, SLG: 0.551		C FF 89 B CH 86 X FF 91 1-1 P5 ①		B CU 72 C CH 87 B CH 87 F FF 91 X SI 92 2-2 P5 ②			C FF 89 B CH 85 B CH 87 B FF 90 B CH 86 4-1 16 G5-4-3 BB		C FF 89 S KC 81 D KC 82 X KC 82 1-2 G4-3 ② 1-3	3	0	0	0	1	0	1
16 Aramis Ramirez, R (1, 5) OBP: 0.262, SLG: 0.407		X SL 86 0-0 9 E 1B		S FF 90 B FF 90 B SI 90 F SI 91 C SL 88 2-3 K ③			C FF 91 D SL 87 X SL 87 1-1 G5-4-3 ① ② 1-2f		X FF 90 0-0 2B 3-H	4	1	2	1	0	1	1
2 Scooter Gennett, L (1, 4) OBP: 0.306, SLG: 0.219 15 Jason Rogers, R (9, PH) OBP: 0.318, SLG: 0.409		B FF 90 S CH 87 B CH 87 1 SAFE B FF 91 F CH 86 C FF 92 3-3 K ②			C CU 69 X CH 86 0-1 1B		B FF 89 F FF 88 X FF 88 1-1 G5-3 ③		C FF 91 X SL 87 0-1 G5-3 ③	3 1	0 0	1 0	0 0	0 0	1 0	1 1
9 Jean Segura, R (1, 6) OBP: 0.314, SLG: 0.370		C FF 91 B SL 87 T FF 92 F SL 86 F FF 91 D SL 86 D SL 87 X FF 91 3-2 E8 1-H			B FF 91 C SI 90 1 SAFE L CH 87 1 SAFE S SL 87 1-3 K ①			F FF 89 B SL 85 X CH 86 1-1 G6-3 ①		3	0	0	0	0	1	1
12 Martín Maldonado, R (1, 2) OBP: 0.218, SLG: 0.216		X FF 90 0-0 L7 ③			B FF 91 X SL 87 1-0 P4 ②			C FF 89 C FF 90 B FF 90 S CH 86 1-3 K ②		3	0	0	0	0	1	2
22 Matt Garza, R (1, 1) 47 Rob Wooten, R (7, 1) 48 Neal Cotts, L (7, 1) 21 Jeremy Jeffress, R (8, 1) 3 Elian Herrera, S (8, PH) OBP: 0.250, SLG: 0.324 54 Michael Blazek, R (9, 1) 13 Will Smith, R (9, 1)			C FF 88 S FF 90 X SL 83 0-2 P4 ①		S FF 90 S FF 90 B FF 91 F SL 87 B FF 91 S FF 92 2-3 K ③			B CU 73 F FF 89 B FF 89 F FF 90 B SL 87 B FF 88 4-2 BB		2 0 0 0 0 0 0	0 0 0 0 0 0 0	0 0 0 0 0 0 0	0 0 0 0 1 0 0	1 0 0 0 0 0 0	1 0 0 0 0 0 0

Inning Stats	1	2	3	4	5	6	7	8	9
	R: 0 E: 0 K: 1 S: 8	R: 1 E: 1 K: 1 S: 12	R: 0 E: 0 K: 1 S: 9	R: 0 E: 0 K: 1 S: 8	R: 0 E: 0 K: 2 S: 10	R: 0 E: 0 K: 0 S: 5	R: 0 E: 0 K: 0 S: 5	R: 0 E: 0 K: 2 S: 10	R: 1 E: 0 K: 0 S: 7
	H: 0 LOB: 0 BB: 0 P: 15	H: 1 LOB: 1 BB: 0 P: 19	H: 0 LOB: 0 BB: 0 P: 12	H: 0 LOB: 0 BB: 0 P: 12	H: 1 LOB: 1 BB: 0 P: 14	H: 0 LOB: 0 BB: 0 P: 7	H: 0 LOB: 0 BB: 1 P: 11	H: 0 LOB: 1 BB: 1 P: 17	H: 1 LOB: 1 BB: 1 P: 12

1B: 2	SF: 0
2B: 1	SAC: 0
3B: 0	DP: 1
HR: 0	HBP: 0

WP: 0	PA: 33
PB: 0	
SB: 0	
CS: 0	

AB	30
R	2
H	3
RBI	1
BB	3
SO	8
LOB	9

PITCHER	IP	WLS	BF	H	R	ER	SO	BB	IBB	HBP	BLK	WP	HR	S	P	ERA	WHIP
21 Zack Greinke, R (1, 1) ERA: 1.56	7.2	W	27	2	1	0	7	2	0	0	0	0	0	64	103	0.00	0.522
52 Pedro Báez, R (8, 1) ERA: 2.38	0.1		1	0	0	0	1	0	0	0	0	0	0	3	4	0.00	0.000
64 Danny Coulombe, L (9, 1) ERA: 9.0	1.0		5	1	1	1	0	1	0	0	0	0	0	7	12	9.00	2.000

PITCHER	IP	WLS	BF	H	R	ER	SO	BB	IBB	HBP	BLK	WP	HR	S	P	ERA	WHIP

Batter	1	2	3	4	5	6	7	8	9	AB	R	H	RBI	BB	SO	LOB
31 Joc Pederson, L (1, 8) OBP: 0.423, SLG: 0.667	B FF 95 S SI 95 T SI 96 S SI 96 1-3 ① K		X SL 82 0-0 ② P3		C SI 96 B SI 96 X SL 82 1-1 HR			B SI 95 X SI 95 1-0 HR		4	2	2	2	0	1	1
11 Jimmy Rollins, S (1, 6) OBP: 0.246, SLG: 0.305	B SI 96 X SI 96 1-0 ② G4-3		C SI 96 F SL 83 B SI 97 X SI 97 1-2 ③ G3-1		X SI 95 0-0 ③ G3			B SI 95 X SI 96 1-0 ② F7		4	0	0	0	0	0	1
47 Howie Kendrick, R (1, 4) OBP: 0.339, SLG: 0.461	B FF 96 T FF 96 B SL 84 F FF 96 F SL 86 S SL 85 2-3 ③ K			B SL 78 C SL 81 X SI 96 1-1 ① G1-6-3		C FF 93 C FF 93 F SL 85 X SL 85 0-2 ① G3-1		F SL 83 B SI 96 F FF 96 S SL 84 1-3 ③ K		4	0	0	0	0	2	0
23 Adrián González, L (1, 3) OBP: 0.447, SLG: 0.752		C SI 95 F SI 96 B FF 96 F SL 88 X SI 97 1-2 10 1B 1B		B SI 96 C CH 84 B FF 95 S FF 96 X FF 96 2-2 10 FC4-6 1B		C FF 95 X FF 96 0-1 ② L7			B FF 89 C FF 89 F FF 89 B CH 85 X CH 80 2-2 2B	4	0	3	0	0	0	0
10 Justin Turner, R (1, 5) OBP: 0.365, SLG: 0.653		F FF 95 B SI 95 B SL 85 X SI 96 2-1 33 G6-4-3 1B 1-2		B FF 95 C FF 96 X SI 95 1-1 ② FC4-6 16 1B 16 E 1-2f		B SI 97 B FF 95 X FF 94 2-0 ③ G6-3			B SI 89 C SI 90 C SI 90 S CH 84 1-3 ① K	4	1	1	0	0	1	2
16 Andre Ethier, L (1, 9) OBP: 0.383, SLG: 0.536		B FF 97 F SI 96 F SI 97 F SL 88 C SI 96 1-3 ① K		X SL 82 0-0 E6 1-H			C SI 93 B SI 94 X SI 95 1-1 ① L9		F SI 90 F SI 90 X CH 86 0-2 ② F7	4	0	1	0	0	1	3
33 Scott Van Slyke, R (1, 7) OBP: 0.367, SLG: 0.465		F FF 96 X SI 95 0-1 ② ③ G6-4-3 1-2f		C SL 84 B FF 94 F FF 96 C SI 97 1-3 ③ K			C SL 82 S SL 84 B SL 86 B SI 95 X SI 96 2-2 ② G4-3		B FF 90 F CH 81 S CH 82 S CH 82 1-3 ③ K	4	0	0	0	0	2	4
17 A.J. Ellis, R (1, 2) OBP: 0.214, SLG: 0.192			C FF 94 F FF 96 X FF 96 0-2 45 SH3 1B	B FF 92 C FF 94 B SL 82 B SI 94 X FF 93 3-1 ① G5-3			X FF 94 0-0 ③ F9			3	0	1	0	0	0	0
45 Joe Wieland, R (1, 1) 26 Sergio Santos, R (5, 1) 75 Paco Rodríguez, L (6, 1) 12 Juan Nicasio, R (7, 1) 5 Juan Uribe, R (8, PH) OBP: 0.313, SLG: 0.355 56 J.P. Howell, L (8, 1)			C FF 94 B FF 92 B FF 94 X FF 94 2-1 ① SH3 1-2	B SI 95 F FF 94 S SI 94 B SL 85 C SI 95 2-3 ② K				C SL 81 B SL 85 F FF 96 B SL 84 X SI 95 2-2 ① G1-3		1 0 0 0 1 0	0 0 0 0 0 0	0 0 0 0 0 0	0 0 0 0 0 0	1 0 0 0 0 0	0 0 0 0 0 0
Inning Stats	R: 0 E: 0 K: 2 S: 8 H: 0 LOB: 0 BB: 0 P: 12	R: 0 E: 0 K: 1 S: 12 H: 2 LOB: 1 BB: 0 P: 16	R: 0 E: 0 K: 0 S: 9 H: 1 LOB: 1 BB: 0 P: 12	R: 1 E: 1 K: 1 S: 11 H: 2 LOB: 1 BB: 0 P: 16	R: 1 E: 0 K: 1 S: 8 H: 1 LOB: 0 BB: 0 P: 14	R: 0 E: 0 K: 0 S: 7 H: 0 LOB: 0 BB: 0 P: 9	R: 0 E: 0 K: 0 S: 6 H: 0 LOB: 0 BB: 0 P: 9	R: 1 E: 0 K: 1 S: 8 H: 1 LOB: 0 BB: 0 P: 13	R: 0 E: 0 K: 2 S: 12 H: 1 LOB: 1 BB: 0 P: 16	1B: 5 2B: 1 3B: 0 HR: 2	SF: 0 SAC: 1 DP: 1 HBP: 0					

PITCHER		IP	WLS	BF	H	R	ER	SO	BB	IBB	HBP	BLK	WP	HR	S	P	ERA	WHIP
38 Wily Peralta, R ERA: 3.92	(1, 1)	8.0	W	30	7	3	2	6	0	0	0	0	0	2	69	101	2.25	0.875
57 Francisco Rodríguez, R ERA: 1.64	(9, 1)	1.0	S	4	1	0	0	2	0	0	0	0	0	0	12	16	0.00	1.000

PITCHER	IP	WLS	BF	H	R	ER	SO	BB	IBB	HBP	BLK	WP	HR	S	P	ERA	WHIP

TOP

Los Angeles Dodgers @ Milwaukee Brewers

Miller Park, Milwaukee, WI

Wed May 06 2015, 7:11 PM - 9:58 PM CDT

Att. 22,708 - Roof Closed - 68 F

livebaseballscorecards.com

AB	33
R	3
H	8
RBI	2
BB	0
SO	8
LOB	11

Batter	1	2	3	4	5	6	7	8	9	AB	R	H	RBI	BB	SO	LOB
27 Carlos Gómez, R (1, 8) OBP: 0.250, SLG: 0.382	S FF 90 C FF 90 X FF 92 2 HR 1B	X CH 83 0-0 ① G5-3		F FF 89 B FF 90 B CU 78 F FF 90 X FF 91 2-2 ③ F9		F SL 84 S SL 85 S SL 86 0-3 ② K		B SI 86 X KC 78 1-0 ② G5-3		5	1	1	0	0	1	1
2 Scooter Gennett, L (1, 4) OBP: 0.293, SLG: 0.297	B FF 90 1 SAFE F FF 90 B FF 90 B FF 90 X FF 91 3-1 1-H HR	B FF 88 X CH 84 1-0 ② F9			F FF 89 B FF 91 B CH 85 X CH 86 2-1 ① L3	C FF 92 B FF 92 F CH 86 S SL 85 1-3 K 8 1B		B SI 87 C SI 87 C KC 79 B KC 79 F KC 81 S KC 79 2-3 ③ K2-3		5	1	1	2	0	2	0
8 Ryan Braun, R (1, 9) OBP: 0.280, SLG: 0.387	C CU 76 B FF 92 B FF 92 B CU 77 B FF 92 4-1 24 HR BB	C FF 91 B CH 85 B FF 91 X FF 90 2-1 ③ G1-3			S CU 75 B CU 77 C FF 91 B FF 92 X CH 83 2-2 ② G5-3	X FF 94 0-0 1-3 1B				3	1	1	0	1	0	0
24 Adam Lind, L (1, 3) OBP: 0.396, SLG: 0.591	C FF 90 F CU 77 F CU 77 F FF 93 B FF 93 X CU 77 1-2 1-H HR		B FF 89 X CH 84 1-0 ① G3		B CU 75 C CU 76 B FF 92 X FF 92 2-1 18 BB 9 BB 2B	B FF 88 B SL 85 F SL 85 B SL 85 C CU 78 X SI 89 3-2 ③ F7				4	2	2	2	0	0	2
16 Aramis Ramirez, R (1, 5) OBP: 0.273, SLG: 0.398 5 Héctor Gómez, R (7, PR) OBP: 0.286, SLG: 0.450 (8, 5)	B FF 92 C FF 93 F CU 76 F FF 93 X CU 79 1-2 ① L7		C CU 74 X CU 75 0-1 ② G6-3		I IN 75 I IN 75 I IN 76 I IN 76 4-0 9 BB 18 BB IBB		S FF 95 B FF 93 B FF 94 B FF 95 B FF 93 4-1 18 WP BB			2	0	0	0	2	0	0
										0	0	0	0	0	0	0
18 Khris Davis, R (1, 7) OBP: 0.297, SLG: 0.307	B CU 75 B CU 77 B FF 91 B FF 93 4-0 9 FC6-4 BB		S FF 90 C FF 91 S FF 93 0-3 ③ K		B SL 84 B FF 93 B SL 84 B FF 93 4-0 9 BB 1-2 2-3 BB		1 SAFE B FF 92 B FF 93 C FF 93 S SL 86 B SL 84 F FF 92 S FF 94 3-3 ① K 1-2			2	0	0	0	2	2	1
9 Jean Segura, R (1, 6) OBP: 0.321, SLG: 0.369	X FF 90 0-0 ② FC6-4 12 S 12 1B 1-2f			X CU 74 0-0 38 BB 1B	C FF 92 C FF 93 B SL 86 D SL 85 F FF 93 B FF 92 D SL 86 4-2 1-2 2-3 3-H BB		F SL 86 B FF 94 B FF 92 C FF 94 T FF 95 2-2 ② K			3	1	1	1	1	1	3
12 Martín Maldonado, R (1, 2) OBP: 0.220, SLG: 0.218	C FF 90 C FF 90 X FF 93 0-2 1-H 1B			B FF 88 1 SAFE X CH 83 1-0 ① P1	X FF 94 0-0 ③ G5-3		C FF 95 F FF 95 B FF 95 B FF 95 B FF 95 S SL 86 3-3 ③ K			4	0	1	1	0	1	6
38 Wily Peralta, R (1, 1) 3 Elian Herrera, S (8, PH) OBP: 0.244, SLG: 0.316 57 Francisco Rodríguez, R (9, 1)	F FF 91 B CU 76 S FF 91 D CU 78 B CU 75 S FF 91 3-3 ③ K			1 SAFE L FF 88 B FF 89 L FF 88 D CU 77 B FF 93 F FF 90 B FF 92 4-2 ② 1-2 BB		B FF 91 X FF 91 1-0 ① F8		X SI 87 0-0 ① P6		2	0	0	0	1	1	1
										1	0	0	0	0	0	0
										0	0	0	0	0	0	0
Inning Stats	R: 5 E: 0 K: 1 S: 22 H: 4 LOB: 1 BB: 2 P: 38	R: 0 E: 0 K: 0 S: 4 H: 0 LOB: 0 BB: 0 P: 7	R: 0 E: 0 K: 1 S: 6 H: 0 LOB: 0 BB: 0 P: 7	R: 0 E: 0 K: 0 S: 8 H: 1 LOB: 1 BB: 1 P: 15	R: 1 E: 0 K: 0 S: 11 H: 1 LOB: 3 BB: 3 P: 29	R: 0 E: 0 K: 2 S: 11 H: 1 LOB: 2 BB: 0 P: 16	R: 0 E: 0 K: 3 S: 11 H: 0 LOB: 2 BB: 1 P: 23	R: 0 E: 0 K: 1 S: 6 H: 0 LOB: 0 BB: 0 P: 9		1B: 4 2B: 1 3B: 0 HR: 2 SF: 0 SAC: 0 DP: 0 HBP: 0				WP: 2 PB: 0 SB: 1 CS: 0 PA: 38		

PITCHER		IP	WLS	BF	H	R	ER	SO	BB	IBB	HBP	BLK	WP	HR	S	P	ERA	WHIP
45 Joe Wieland, R ERA: 11.57	(1, 1)	4.2	L	23	6	6	6	2	3	1	0	0	0	2	47	84	11.57	1.929
26 Sergio Santos, R ERA: 2.25	(5, 1)	1.0		7	1	0	0	2	2	0	0	0	1	0	12	22	0.00	3.000
75 Paco Rodríguez, L ERA: 1.29	(6, 1)	0.1		1	0	0	0	0	0	0	0	0	0	0	3	6	0.00	0.000
12 Juan Nicasio, R ERA: 1.26	(7, 1)	1.0		4	0	0	0	3	1	0	0	0	1	0	11	23	0.00	1.000
56 J.P. Howell, L ERA: 1.08	(8, 1)	1.0		3	0	0	0	1	0	0	0	0	0	0	6	9	0.00	0.000

PITCHER	IP	WLS	BF	H	R	ER	SO	BB	IBB	HBP	BLK	WP	HR	S	P	ERA	WHIP

BOTTOM

Los Angeles Dodgers @ Milwaukee Brewers

Miller Park, Milwaukee, WI

Wed May 06 2015, 7:11 PM - 9:58 PM CDT

Att. 22,708 - Roof Closed - 68 F

livebaseballscorecards.com

AB	31
R	6
H	7
RBI	6
BB	7
SO	8
LOB	14

Batter	1	2	3	4	5	6	7	8	9	AB	R	H	RBI	BB	SO	LOB
31 Joc Pederson, L (1, 8) OBP: 0.427, SLG: 0.647	C FF 90 F FF 91 B FF 91 B FF 91 S CH 84 2-3 K		B CU 71 B CU 72 B FF 90 B FF 90 4-0 47 1B 9 BB 23 E BB	C CH 83 S CH 84 S CU 73 0-3 K		D KC 79 B SI 95 B SI 95 I IN 83 4-0 9 1B IBB		C SL 82 B FS 84 S CU 73 S CU 73 1-3 K	F SI 93 X SI 94 0-1 1-2 2-H 9 HR 1B	4	2	1	1	2	3	2
9 Yasmani Grandal, S (1, 2) OBP: 0.414, SLG: 0.534	B FF 89 B CH 84 F FF 89 B FC 87 X FF 88 3-1 47 FC5-4 1B		B FF 90 1 SAFE B CH 83 D FC 86 B FF 90 4-0 47 1B 1-2 23 E BB		B CU 72 B FF 90 B FF 89 B FF 88 4-0 23 G5-6-3 BB	C FF 96 B SI 95 D KC 80 X FF 96 2-1 47 G4-6-3 1-2 2-H 3-H 1B		C SL 82 B CU 74 C SL 82 X FS 84 1-2 1-H 2-H HR	B SI 93 B SL 88 C SI 94 F SI 92 D SL 89 X FF 94 3-2 1-H 2-H HR	4	3	4	8	2	0	0
47 Howie Kendrick, R (1, 4) OBP: 0.347, SLG: 0.458	F FF 90 B FC 80 F CH 84 B FF 91 X FC 82 2-2 FC5-4 1-2f		X FC 87 0-0 23 E 1-2 2-3 1B		C FC 80 X FC 80 0-1 L9	C FF 96 B KC 80 X SI 95 1-1 G4-6-3 1-2f		B FF 89 S SL 84 B CU 72 F SI 88 B SL 83 B CU 72 4-2 BB	X SL 87 0-0 1B	5	0	2	0	1	0	4
23 Adrián González, L (1, 3) OBP: 0.433, SLG: 0.720	F FF 90 F FF 91 1 SAFE 1 SAFE F FF 91 B CH 83 S CH 84 1-3 K		S CU 72 X FF 91 0-1 E8 1-3 2-H 3-H 1B		B CH 82 D FF 87 X FF 90 2-0 G5-6-3 1-2f		B FF 89 X FF 88 1-0 G3	B SI 88 B SL 81 X SI 89 2-0 F8	B CU 77 S FF 93 S SL 87 S FF 94 1-3 K	6	0	1	2	0	2	4
7 Alex Guerrero, R (1, 7) OBP: 0.395, SLG: 0.868 36 Adam Liberatore, L (7, 1) 26 Sergio Santos, R (8, 1)		B FF 88 X FF 89 1-0 HR	X FC 84 0-0 F9			C FC 79 B FC 85 F CH 83 B FF 90 B CU 72 D CH 82 4-2 16 3B BB	H FF 88 1-0 16 FC4-6 HBP	C SI 88 B SI 88 B SI 88 C FS 87 C FS 87 2-3		2 1 0	2 0 0	1 0 0	1 0 0	1 0 0	0 1 0	2 1 0
16 Andre Ethier, L (1, 9) OBP: 0.395, SLG: 0.556		B FC 85 F CH 83 B FF 89 B FC 87 X FF 90 3-1 L4	I IN 77 I IN 77 I IN 74 I IN 74 4-0 IBB			1 SAFE B FF 90 X CH 84 1-0 5 1B 1-H 3B	S SL 81 B FF 89 S SL 85 B FF 89 X SL 81 2-2 FC4-6 1-2f		C SI 89 B SL 84 C SL 83 B SI 89 B CU 73 F SL 82 B SI 89 4-2 28 BB 31 1B BB	3	2	1	1	2	0	1
5 Juan Uribe, R (1, 5) OBP: 0.306, SLG: 0.343	C CU 72 B FC 81 B FF 90 F CH 83 S FF 92 2-3 K	C CU 71 D SL 77 S CH 82 B FF 90 F CH 83 S FF 91 2-3 K				B SI 94 F FF 95 X SI 95 1-1 14 2B 9 1B 3-H 1B	B FF 89 B SL 86 B FF 90 X FF 89 3-0 F7		S SL 82 S CU 74 B CU 72 X SL 81 1-2 P4	5	1	1	1	0	2	5
14 Enrique Hernández, R (1, 6) OBP: 0.267, SLG: 0.400	C FF 92 B FC 80 B FF 90 B CH 83 X FF 91 3-1 P3			C FF 89 S CU 73 S FF 89 0-3 K		B FF 96 B KC 79 S FF 96 S SI 96 X FF 96 2-2 9 1B 1-3 2B		S SL 84 S CU 72 B SL 83 F SI 89 X FS 87 1-2 28 BB 9 HR 1B	B SL 82 F SI 88 B CU 71 F SL 80 F SL 80 X SL 87 2-2 L7	5	2	2	0	0	1	1
77 Carlos Frías, R (1, 1) 10 Justin Turner, R (6, PH) OBP: 0.358, SLG: 0.640 52 Pedro Báez, R (6, 1) 28 Chris Heisey, R (7, 7)			S FF 88 B FF 90 C FC 80 S FF 91 1-3 K	L FF 89 L FC 80 S CU 73 0-3 K		B KC 78 F SI 96 S SI 95 X SI 95 1-2 G5-3		C SI 89 1 SAFE 1 SAFE B SL 83 S SL 82 F CU 71 B FS 88 B SL 82 1 SAFE 4-2 B SL 82 9 HR 1-2 BB	B SI 88 B SL 84 F FS 87 C SL 81 F SL 81 F CU 73 B FS 87 B SL 83 4-2 31 1B 9 HR 1-2 BB	2 1 0 0	0 0 0 2	0 0 0 0	0 0 0 2	2 0 0 0	2 0 0 0	0 2 0 0
Inning Stats	R: 0 E: 0 K: 2 S: 12 H: 1 LOB: 1 BB: 0 P: 20	R: 1 E: 0 K: 1 S: 8 H: 1 LOB: 0 BB: 0 P: 17	R: 2 E: 1 K: 2 S: 11 H: 2 LOB: 3 BB: 3 P: 26	R: 0 E: 0 K: 3 S: 9 H: 0 LOB: 0 BB: 0 P: 9	R: 0 E: 0 K: 0 S: 3 H: 0 LOB: 0 BB: 1 P: 9	R: 4 E: 0 K: 0 S: 15 H: 4 LOB: 1 BB: 2 P: 31	R: 0 E: 0 K: 0 S: 5 H: 0 LOB: 1 BB: 0 P: 12	R: 3 E: 0 K: 2 S: 19 H: 2 LOB: 1 BB: 2 P: 34	R: 4 E: 0 K: 1 S: 23 H: 3 LOB: 1 BB: 2 P: 38	1B: 8 2B: 1 3B: 1 HR: 3	SF: 0 SAC: 0 DP: 2 HBP: 1			WP: 0 PB: 0 SB: 0 CS: 0	PA: 49		

PITCHER		IP	WLS	BF	H	R	ER	SO	BB	IBB	HBP	BLK	WP	HR	S	P	ERA	WHIP
50 Mike Fiers, R ERA: 5.46	(1, 1)	5.0	L	24	5	5	5	8	4	1	0	0	0	1	46	89	9.00	1.800
21 Jeremy Jeffress, R ERA: 3.68	(6, 1)	1.0		6	3	2	2	0	0	1	0	0	0	0	12	23	18.00	3.000
48 Neal Cotts, L ERA: 5.56	(7, 1)	1.0		4	0	0	0	0	0	0	1	0	0	0	5	12	0.00	0.000
47 Rob Wooten, R ERA: 12.0	(8, 1)	1.2		11	2	5	5	2	4	0	0	0	0	1	33	59	27.00	3.600
51 Jonathan Broxton, R ERA: 6.55	(9, 1)	0.1		4	3	2	2	1	0	0	0	0	0	1	9	13	54.00	9.000

PITCHER	IP	WLS	BF	H	R	ER	SO	BB	IBB	HBP	BLK	WP	HR	S	P	ERA	WHIP

TOP

Los Angeles Dodgers @ Milwaukee Brewers

Miller Park, Milwaukee, WI

Thu May 07 2015, 12:42 PM - 3:57 PM CDT

Att. 28,505 - Partly Cloudy - 78 F

livebaseballscorecards.com

AB	38
R	14
H	13
RBI	14
BB	10
SO	11
LOB	22

BOTTOM

Angeles Dodgers @ Milwaukee Brewers

Miller Park, Milwaukee, WI

Thu May 07 2015, 12:42 PM - 3:57 PM CDT

Att. 28,505 - Partly Cloudy - 78 F

livebaseballscorecards.com

Batter	1	2	3	4	5	6	7	8	9	AB	R	H	RBI	BB	SO	LOB
9 Jean Segura, R (1, 6) OBP: 0.307, SLG: 0.352	B FF 94 C FF 94 B FF 93 C FF 95 F FC 90 X SI 96 2-2 ① G3		C FF 97 T FC 90 B FC 90 F FC 90 F CH 88 B FC 91 B SI 97 S FC 91 3-3 ② K	S FF 97 C FF 96 B FF 96 T FC 92 1-2 ③ K			C SL 88 B FF 97 C SI 97 F FF 96 S FF 97 1-3 ② K		B FF 92 X FF 93 1-0 ② G3-1 1-2	5	0	0	0	0	3	3
2 Scooter Gennett, L (1, 4) OBP: 0.295, SLG: 0.300 15 Jason Rogers, R (7, PH) OBP: 0.304, SLG: 0.391 47 Rob Wooten, R (8, 1) 51 Jonathan Broxton, R (9, 1) 5 Héctor Gómez, R (9, PH) OBP: 0.279, SLG: 0.439	C SI 96 X SI 95 0-1 ② F7		F SI 96 X CH 87 0-1 8 FC6-4 1B		F CU 77 X SI 95 0-1 ① F7		B FF 93 X FF 92 1-0 ③ F8		C FF 94 S CH 84 S SL 86 0-3 ③ K	3 1 0 0 1	0 0 0 0 0	1 0 0 0 0	0 0 0 0 0	0 0 0 0 0	0 0 0 0 1	0 0 0 0 1
8 Ryan Braun, R (1, 9) OBP: 0.288, SLG: 0.385	B SI 96 B FF 96 T SI 94 F FF 96 B FC 89 B FF 95 4-2 24 S 24 1B BB		F FF 96 X SI 96 1-1 ③ FC6-4 1-2f		C SI 95 B FC 89 X FC 89 1-1 ② G4-3			X FF 93 0-0 16 L8 24 BB 28 SF9 1B		3	2	1	0	1	0	1
24 Adam Lind, L (1, 3) OBP: 0.409, SLG: 0.625	B FF 92 C FF 95 F SI 96 B FF 96 B SI 97 X FF 97 3-2 1-H 1B			B SI 94 C FF 92 B CH 88 C FC 88 F FC 90 X FC 88 2-2 HR	C SI 96 B FC 91 B FC 91 S SI 96 B FF 96 X FC 92 3-2 ③ G1-3			B FF 93 B FF 92 B FF 93 B FF 92 4-0 1-2 BB		3	1	2	2	1	0	0
16 Aramis Ramirez, R (1, 5) OBP: 0.272, SLG: 0.402	C FF 97 F SI 96 S FC 90 0-3 ③ K			X FF 96 0-0 28 1B 2B		B FF 96 B SI 96 B SI 96 C FF 96 S FF 96 F FF 98 F FF 97 S FF 97 3-3 ① K		C FF 92 X SL 87 0-1 ① L8 2-3		4	1	1	0	0	2	3
28 Gerardo Parra, L (1, 8) OBP: 0.268, SLG: 0.435		B SI 95 F SI 95 X CH 87 1-1 ① G6-3		X CU 80 0-0 50 FC5-6 18 1B 2-H 1B	B SI 96 X CH 86 1-0 ② G4-3			X CH 85 0-0 ② SF9 3-H		3	0	1	2	0	0	0
18 Khris Davis, R (1, 7) OBP: 0.305, SLG: 0.308		C FF 96 B FF 97 S SI 96 B FC 90 S FC 91 2-3 ② K		X SI 95 0-0 50 FC5-6 1-2 1B	B SL 85 B FF 96 S FF 96 B SI 96 B FF 97 4-1 BB			F FF 92 B CH 86 X SL 85 1-1 ③ F9		3	0	1	0	1	1	1
25 Juan Centeno, L (1, 2)		C SI 96 S CH 88 B SI 97 S FC 91 1-3 ③ K		B FF 96 C FF 94 F FF 95 F FC 91 B SI 97 B CH 90 S FC 92 3-3 ① K	S CH 86 X FF 96 0-1 ③ G4-3				B FF 92 X FF 93 1-0 ① L7	4	0	0	0	0	2	3
50 Mike Fiers, R (1, 1) 21 Jeremy Jeffress, R (6, 1) 48 Neal Cotts, L (7, 1) 3 Elian Herrera, S (7, PH) OBP: 0.256, SLG: 0.325 (8, 4)			C FF 94 B FF 95 X FF 94 1-1 ① G4-3	C FF 96 X FF 95 0-1 ② FC5-6 1-2f 2-3			B FF 96 X FF 93 1-0 ① F8		X FF 93 0-0 9 G3-1 1B	2 0 0 2	0 0 0 0	0 0 0 1	0 0 0 0	0 0 0 0	0 0 0 0	2 0 0 0
Inning Stats	R: 1 H: 1 E: 0 LOB: 1 K: 1 BB: 1 S: 14 P: 23	R: 0 H: 0 E: 0 LOB: 0 K: 2 BB: 0 S: 8 P: 12	R: 0 H: 1 E: 0 LOB: 1 K: 1 BB: 0 S: 11 P: 16	R: 2 H: 4 E: 0 LOB: 2 K: 2 BB: 0 S: 16 P: 22	R: 0 H: 0 E: 0 LOB: 0 K: 0 BB: 0 S: 7 P: 11	R: 0 H: 0 E: 0 LOB: 1 K: 1 BB: 1 S: 9 P: 17	R: 0 H: 0 E: 0 LOB: 0 K: 1 BB: 0 S: 6 P: 9	R: 1 H: 1 E: 0 LOB: 1 K: 0 BB: 1 S: 6 P: 11	R: 0 H: 1 E: 0 LOB: 1 K: 1 BB: 0 S: 6 P: 8	1B: 6 SF: 1 2B: 1 SAC: 0 3B: 0 DP: 0 HR: 1 HBP: 0						

	AB	R	H	RBI	BB	SO	LOB
	34	4	8	4	3	9	14

WP: 0 PB: 0 SB: 1 CS: 0 PA: 38

PITCHER		IP	WLS	BF	H	R	ER	SO	BB	IBB	HBP	BLK	WP	HR	S	P	ERA	WHIP
77 Carlos Frías, R ERA: 2.13	(1, 1)	5.0	W	22	6	3	3	6	1	0	0	0	0	1	56	84	5.40	1.400
52 Pedro Báez, R ERA: 2.08	(6, 1)	1.2		6	0	0	0	2	1	0	0	0	0	0	14	24	0.00	0.600
36 Adam Liberatore, L ERA:	(7, 1)	0.1		1	0	0	0	0	0	0	0	0	0	0	1	2	0.00	0.000
26 Sergio Santos, R ERA: 3.0	(8, 1)	2.0		9	2	1	1	1	1	0	0	0	0	0	12	19	4.50	1.500

PITCHER	IP	WLS	BF	H	R	ER	SO	BB	IBB	HBP	BLK	WP	HR	S	P	ERA	WHIP

Batter	1	2	3	4	5	6	7	8	9	AB	R	H	RBI	BB	SO	LOB
31 Joc Pederson, L (1, 8) OBP: 0.425, SLG: 0.632	B SI 95 B FF 93 B FF 94 C SI 95 B SI 95 4-1 10 S 23 2B BB		B SI 93 B CH 87 C FF 93 S FF 92 F FF 94 C SL 87 2-3 ① K		X SI 90 0-0 ③ L3					2	1	0	0	1	1	1
11 Jimmy Rollins, S (1, 6) OBP: 0.248, SLG: 0.306	1 SAFE B SI 94 C SI 94 F CH 87 D CH 86 1 SAFE F SI 95 S SI 94 2-3 ① K		B CH 88 X SI 94 1-0 23 CS 1B			B CH 89 B SI 93 B SI 93 C FF 93 C CH 88 T CH 87 3-2 ① K				3	0	1	0	0	2	1
10 Justin Turner, R (1, 4) OBP: 0.375, SLG: 0.627	B FF 95 B SI 94 B SI 94 B FF 95 4-0 23 2B 9 SF7 1-2 BB		X SL 88 0-0 ② F8			C FF 94 H SI 95 1-1 9 1B 23 1B HBP				1	1	0	0	1	0	1
23 Adrián González, L (1, 3) OBP: 0.439, SLG: 0.727	D CH 88 C FF 95 B SI 94 X SI 95 2-1 7 1B 16 2-1 1-3 2-H 2B		B SI 92 F FF 94 B SL 88 2-1 ③ CS 1-2	C SL 87 F SL 88 B FF 95 F FF 94 B FF 95 X SL 88 2-2 ① L4		B CH 88 X FF 95 1-0 9 1B 1-2 1B				3	0	2	1	0	0	0
9 Yasmani Grandal, S (1, 2) OBP: 0.411, SLG: 0.533	B FF 95 B FF 95 B SL 88 C SI 94 X FF 94 3-1 ② SF7 3-H			S CU 82 B FF 95 F FF 96 X FF 95 1-2 ② G4-3		C FF 93 F FF 94 X CU 83 0-2 1-2 2-3 1B				2	0	1	1	0	0	0
7 Alex Guerrero, R (1, 7) OBP: 0.400, SLG: 0.850	F FF 94 X SI 93 0-1 2-3 1B			F FF 95 X SI 93 0-1 ③ G6-3		B FF 95 F FF 95 1-1				3	0	1	0	0	0	3
16 Andre Ethier, L (1, 9) OBP: 0.398, SLG: 0.548	C FF 93 B CH 85 1-1 ③ 2-1 3-H	B SI 91 B FF 92 B FF 93 C SI 93 B SI 93 4-1 5 G5-4-3 BB			B CH 87 X CH 84 1-0 ① G5-3					1	0	0	0	1	0	0
5 Juan Uribe, R (1, 5) OBP: 0.297, SLG: 0.333		C FF 94 B SI 93 X SI 92 1-1 ①② G5-4-3 1-2f			S SL 88 B SI 94 X FF 94 1-1 ② G1-3					2	0	0	0	0	0	1
35 Brett Anderson, L (1, 1)		B FF 94 C FF 93 B SI 93 X FF 93 2-1 ③ F8			B FF 95 B SI 95 B SI 95 C FF 94 B FF 96 4-1 BB					1	0	0	0	1	0	0
Inning Stats	R: 2 E: 0 K: 1 S: 12 H: 2 LOB: 2 BB: 2 P: 28	R: 0 E: 0 K: 0 S: 5 H: 0 LOB: 0 BB: 1 P: 12	R: 0 E: 0 K: 1 S: 7 H: 1 LOB: 0 BB: 0 P: 12	R: 0 E: 0 K: 0 S: 9 H: 0 LOB: 0 BB: 0 P: 12	R: 0 E: 0 K: 0 S: 5 H: 0 LOB: 1 BB: 1 P: 11	R: 0 E: 0 K: 1 S: 9 H: 2 LOB: 3 BB: 0 P: 15				1B: 4 2B: 1 3B: 0 HR: 0 SF: 1 SAC: 0 DP: 1 HBP: 1						

TOP

Los Angeles Dodgers @ Colorado Rockies

Coors Field, Denver, CO

Fri May 08 2015, 7:46 PM - 9:22 PM MDT

Att. 32,974 - Drizzle - 51 F

livebaseballscorecards.com

AB	18
R	2
H	5
RBI	2
BB	4
SO	3
LOB	7

WP: 0 PA: 25
PB: 0
SB: 1
CS: 1

PITCHER	IP	WLS	BF	H	R	ER	SO	BB	IBB	HBP	BLK	WP	HR	S	P	ERA	WHIP
31 Eddie Butler, R (1, 1) ERA: 3.73	5.1	L	25	5	2	2	3	4	0	1	0	0	0	47	90	3.38	1.688

PITCHER	IP	WLS	BF	H	R	ER	SO	BB	IBB	HBP	BLK	WP	HR	S	P	ERA	WHIP

Batter	1	2	3	4	5	6	7	8	9	AB	R	H	RBI	BB	SO	LOB
19 Charlie Blackmon, L (1, 8) OBP: 0.371, SLG: 0.552	B FF 90 B FF 91 X FF 91 2-0 ① G4-3		B KC 76 L SI 90 B FF 90 B SL 84 H FF 90 4-1 6 G4-6-3 HBP		C CH 83 F SL 81 B FF 91 B SL 82 B SL 82 B FF 92 4-2 6 S 6 1B BB					1	0	0	0	1	0	0
6 Corey Dickerson, L (1, 7) OBP: 0.343, SLG: 0.542	C FF 91 X KC 77 0-1 2 1B 1B		F FF 91 C SL 81 1 SAFE X SL 84 0-2 ②③ G4-6-3 1-2f		C FF 89 B SL 78 X SL 80 1-1 ③ 1-H 1B					3	0	2	0	0	0	1
2 Troy Tulowitzki, R (1, 6) OBP: 0.323, SLG: 0.510	C SI 90 B CH 85 F CH 84 B FF 91 X FF 92 2-2 33 G4-6-3 1-2 1B			B SL 81 B CH 85 C CH 85 X SL 82 2-1 28 E 2B						2	1	2	0	0	0	0
33 Justin Morneau, L (1, 3) OBP: 0.313, SLG: 0.446	S FF 90 X FF 92 0-1 ②③ G4-6-3 1-2f			C FF 90 B FF 91 B FF 91 F FF 91 X SL 82 2-2 ① G1-3						2	0	0	0	0	0	3
28 Nolan Arenado, R (1, 5) OBP: 0.330, SLG: 0.577		C SL 80 X SL 81 0-1 ① G5-3		X SL 81 0-0 E7 5 G3-1 2-H 1B						2	0	1	0	0	0	0
5 Carlos González, L (1, 9) OBP: 0.260, SLG: 0.319		S SI 90 B SI 92 X SL 83 1-1 ② F8		X FF 90 0-0 ② G3-1 2-3						2	0	0	0	0	0	1
4 Nick Hundley, R (1, 2) OBP: 0.392, SLG: 0.528		C SI 92 X FF 92 0-1 1B		X CH 85 0-0 ③ F8						2	0	1	0	0	0	1
9 DJ LeMahieu, R (1, 4) OBP: 0.400, SLG: 0.461		C SI 91 C FF 92 B SI 92 X SL 84 1-2 ③ F8			C SI 89 B SI 90 F SL 80 B SL 80 X SI 90 2-2 ① G4-3					2	0	0	0	0	0	1
31 Eddie Butler, R (1, 1)			C SI 90 B FF 91 F FF 91 T SL 82 1-2 ① K		X SI 88 0-0 ② G4-3					2	0	0	0	0	1	0
Inning Stats	R: 0 E: 0 K: 0 S: 8 H: 2 LOB: 1 BB: 0 P: 12	R: 0 E: 0 K: 0 S: 9 H: 1 LOB: 1 BB: 0 P: 11	R: 0 E: 0 K: 1 S: 7 H: 0 LOB: 0 BB: 0 P: 12	R: 1 E: 1 K: 0 S: 8 H: 2 LOB: 1 BB: 0 P: 12	R: 0 E: 0 K: 0 S: 8 H: 1 LOB: 2 BB: 1 P: 15					1B: 5 2B: 1 3B: 0 HR: 0 SF: 0 SAC: 0 DP: 2 HBP: 1					WP: 0 PB: 0 SB: 1 CS: 0	PA: 20

PITCHER	IP	WLS	BF	H	R	ER	SO	BB	IBB	HBP	BLK	WP	HR	S	P	ERA	WHIP
35 Brett Anderson, L (1, 1) ERA: 3.52	5.0	W	20	6	1	0	1	1	0	1	0	0	0	40	62	0.00	1.400

PITCHER	IP	WLS	BF	H	R	ER	SO	BB	IBB	HBP	BLK	WP	HR	S	P	ERA	WHIP

BOTTOM

Los Angeles Dodgers @ Colorado Rockies

Coors Field, Denver, CO

Fri May 08 2015, 7:46 PM - 9:22 PM MDT

Att. 32,974 - Drizzle - 51 F

livebaseballscorecards.com

AB	18
R	1
H	6
RBI	0
BB	1
SO	1
LOB	7

Los Angeles Dodgers @ Colorado Rockies

Coors Field, Denver, CO

Sun May 10 2015, 2:12 PM - 5:47 PM MDT

Att. 30,710 - Cloudy - 41 F

livebaseballscorecards.com

Batter	1	2	3	4	5	6	7	8	9	AB	R	H	RBI	BB	SO	LOB
31 Joc Pederson, L (1, 8) OBP: 0.432, SLG: 0.618	F FF 92 F FF 93 B FC 88 S FC 84 1-3 **K** ①		F FS 84 X FC 88 0-1 **G4-3** ②		B FF 92 B FC 87 B FF 92 B FF 92 4-0 47 BB, 11 BB, 23 2B **BB**	B SI 91 B SI 91 F CH 82 C FF 92 B FF 92 F FF 92 B CH 83 4-2 47 FC5, 11 BB **BB**		B SL 80 B FF 90 C SL 80 C SL 80 B FF 92 F SL 80 F SL 81 F SL 80 B FF 92 4-2 11 1B, 47 1B **BB**		2	2	0	0	3	1	0
11 Jimmy Rollins, S (1, 6) OBP: 0.262, SLG: 0.306	B FF 93 B FF 93 B FF 93 C FF 92 C FF 94 F FS 86 F FS 85 X FF 94 3-2 **G6-3** ②		C FC 90 B FF 93 X FF 94 1-1 **B3-1** ③		B FF 93 C FF 94 D FS 84 F FF 93 1 SAFE F FC 89 B FS 84 F FS 85 B FF 94 4-2 47 BB, 23 2B, **1-2** **BB**	1 SAFE B FF 91 1 SAFE B FF 91 C CH 81 B CH 81 S FF 89 B FF 89 4-2 47 FC5, **1-2** **BB**		S SL 80 B SL 81 B FF 91 S SL 82 B SL 81 1 SAFE X SL 81 3-2 47 1B, 23 SF6, **1-3** **1B**		3	2	1	0	2	0	0
47 Howie Kendrick, R (1, 4) OBP: 0.358, SLG: 0.459	X FF 94 0-0 **1B**			B FC 88 S FC 87 S FS 83 S FC 89 1-3 **K** ①	B FC 89 B FF 93 B FC 88 B FF 94 4-0 23 2B, **1-2** **2-3** **BB**	S CH 81 F FF 92 D CH 83 B FF 91 F FF 91 F CH 83 B SL 87 X CH 82 3-2 **FC5** ③ **1-2** **2-3f**		B SI 91 C FF 90 S SI 92 X SL 81 1-2 23 E, **1-3** **3-H** **1B**		4	1	2	1	1	1	2
23 Adrián González, L (1, 3) OBP: 0.438, SLG: 0.737	C FF 94 S FC 88 S FF 94 0-3 **K** ③			X FF 94 0-0 14 BB, 17 BB, **2B**	C FC 88 X FF 94 0-1 14 L4-6, **1-H** **2-H** **3-H** **2B**		C CU 76 S SL 87 S SL 86 0-3 **K** ①	C FF 90 X SL 82 0-1 **SF6** ② **1-2** **3-H**		4	1	2	4	0	2	1
7 Alex Guerrero, R (1, 5) OBP: 0.380, SLG: 0.800 36 Adam Liberatore, L (8, 1) 63 Yimi García, R (9, 1)		B FS 84 X FS 83 1-0 28 1B, 14 FC5-4, **2B**		C FF 94 B FF 94 T FF 89 S FF 93 1-3 **K** ②	B FF 90 C FF 89 F FF 90 F FF 91 B FF 91 B FF 89 F CH 82 F FF 91 C CH 82 3-3 **K** ①		F FF 94 B CU 77 B FF 94 F FF 94 F SI 95 S SL 82 2-3 **K** ②	B FF 92 X SL 82 1-0 **F8** ③		5 0 0	1 0 0	1 0 0	0 0 0	0 0 0	3 0 0	3 0 0
28 Chris Heisey, R (1, 7) OBP: 0.600, SLG: 0.200		B FC 89 X FC 89 1-0 14 FC5-4, **2-3** **1B**		F FS 85 B FF 95 D FS 85 B FF 91 B FS 84 4-1 17 BB, 14 BB, **BB**	B CH 83 C CH 82 B CH 82 B FF 92 B FF 92 4-1 **BB**		C SL 81 B CU 77 S FF 95 B CU 78 B FF 95 C SL 82 3-3 **K** ③		X FF 88 0-0 **P4** ①	3	0	1	0	2	1	0
14 Enrique Hernández, R (1, 9) OBP: 0.300, SLG: 0.368		C FC 89 X FC 88 0-1 **FC5-4** 17 G4-6-3 ① **1-2f** **3-H**		B FC 91 B FC 91 B FF 95 C FF 95 B FF 90 4-1 17 BB, **1-2** **2-3** **BB**	C FF 91 F FF 92 X FF 92 0-2 **L4-6** ② ③ **2-3**			B SL 82 X FF 94 1-0 10 PB, 10 HR, 17 SH2-3, **1B**	B FF 88 C FF 88 B CU 77 B FF 89 F FF 88 S FF 88 3-3 **K** ②	4	1	1	1	1	1	3
17 A.J. Ellis, R (1, 2) OBP: 0.219, SLG: 0.172		C FF 94 F FF 93 B FF 94 1 SAFE X FC 89 1-2 **G4-6-3** ② ③ **1-2f**		B FC 90 F FF 93 B FF 93 B FF 94 B FF 94 4-1 **1-2** **2-3** **3-H** **BB**		C FF 89 C FF 87 F CU 77 X FF 88 0-2 **L9** ①		X FF 93 0-0 **SH2-3** ① **1-2**	C FF 88 C FF 89 X CU 77 0-2 **F8** ③	3	0	0	1	1	0	1
22 Clayton Kershaw, L (1, 1) OBP: 0.118, SLG: 0.125 52 Pedro Báez, R (6, 1) 10 Justin Turner, R (8, PH) OBP: 0.386, SLG: 0.692 (8, 5)			B FF 92 C FF 92 B FS 85 C FF 94 B FF 93 X FF 94 3-2 **G5-3** ①	X FF 95 0-0 **G1-3** ③		B CH 80 B FF 90 C FF 88 F FF 90 X CH 82 2-2 **G1-3** ②		S FF 94 X CU 78 0-1 **HR** **2-H**		3 0 1	0 0 1	0 0 1	0 0 2	0 0 0	0 0 0	3 0 0
Inning Stats	R: 0 E: 0 K: 2 S: 12 H: 1 LOB: 1 BB: 0 P: 16	R: 1 E: 0 K: 0 S: 7 H: 2 LOB: 0 BB: 0 P: 10	R: 0 E: 0 K: 0 S: 7 H: 0 LOB: 0 BB: 0 P: 11	R: 1 E: 0 K: 2 S: 11 H: 1 LOB: 3 BB: 3 P: 25	R: 3 E: 0 K: 1 S: 16 H: 1 LOB: 1 BB: 4 P: 35	R: 0 E: 0 K: 0 S: 18 H: 0 LOB: 2 BB: 2 P: 31	R: 0 E: 0 K: 3 S: 10 H: 0 LOB: 0 BB: 0 P: 15	R: 4 E: 1 K: 0 S: 18 H: 4 LOB: 1 BB: 1 P: 28	R: 0 E: 0 K: 1 S: 7 H: 0 LOB: 0 BB: 0 P: 10	1B: 5 2B: 4 3B: 0 HR: 1 SF: 1 SAC: 1 DP: 2 HBP: 0						

TOP	
AB	32
R	9
H	9
RBI	9
BB	10
SO	9
LOB	13

WP: 0 PB: 1 SB: 0 CS: 0 PA: 44

PITCHER		IP	WLS	BF	H	R	ER	SO	BB	IBB	HBP	BLK	WP	HR	S	P	ERA	WHIP
29 Jorge De La Rosa, L ERA: 9.56	(1, 1)	4.0		22	5	5	5	4	6	0	0	0	0	0	43	80	11.25	2.750
36 Christian Bergman, R ERA: 3.26	(5, 1)	2.0		8	0	0	0	1	3	0	0	0	0	0	28	48	0.00	1.500
53 Christian Friedrich, L ERA: 4.3	(7, 1)	0.1		1	0	0	0	1	0	0	0	0	0	0	3	3	0.00	0.000
45 Scott Oberg, R ERA: 7.27	(7, 1)	1.0	L	5	2	2	2	2	0	0	0	0	0	1	11	17	18.00	2.000
48 Boone Logan, L ERA: 5.91	(8, 1)	0.2		5	2	2	2	0	1	0	0	0	0	0	14	23	27.00	4.500

PITCHER		IP	WLS	BF	H	R	ER	SO	BB	IBB	HBP	BLK	WP	HR	S	P	ERA	WHIP
67 Ken Roberts, L ERA: 6.0	(9, 1)	1.0		3	0	0	0	1	0	0	0	0	0	0	7	10	0.00	0.000

Batter	1	2	3	4	5	6	7	8	9	AB	R	H	RBI	BB	SO	LOB
19 Charlie Blackmon, L (1, 9) (7, 7) OBP: 0.355, SLG: 0.527	B FF 94 F FF 93 B SL 87 B SL 88 S FF 94 S FF 94 3-3 K ①		B SL 88 X FF 94 1-0 P6 ③	C FF 95 B CU 74 X SL 88 1-1 G4-3 ③		B FF 94 S SL 88 C FF 94 X CU 75 1-2 L9 ②			C SL 78 X FF 92 0-1 G4-3 ①	5	0	0	0	0	1	4
9 DJ LeMahieu, R (1, 4) OBP: 0.400, SLG: 0.446	B FF 95 C SL 85 X SL 88 1-1 L8 ②			B FF 93 S SL 84 B FF 94 B FF 95 C FF 95 B SL 86 4-2 28 F8 2 1B 20 1B BB	C FF 92 C CU 72 B SL 87 X CU 73 1-2 G6-3 ①	F SL 83 B FF 93 B FF 94 B FF 94 C FF 94 B FF 95 4-2 1-2 2-3 BB			B FF 94 C FF 92 B FF 94 S FF 93 S FF 94 2-3 K ②	3	1	0	0	2	1	0
2 Troy Tulowitzki, R (1, 6) OBP: 0.317, SLG: 0.495	C FF 93 B CU 79 B CU 77 C SL 84 S CU 72 2-3 K ③			T SL 87 D CU 74 X FF 95 1-1 4 20 1B 1-2 1B 1B	C FF 93 C FF 92 B SL 88 X CU 75 1-2 L6 ②	C FF 96 S FF 97 B FF 97 T FF 98 1-2 K ③			F FF 94 F FF 95 B SL 82 S FF 95 1-3 K ③	5	1	1	0	0	3	3
28 Nolan Arenado, R (1, 5) OBP: 0.327, SLG: 0.574		B SL 84 X FF 94 1-0 G4-3 ①		B FF 95 X SL 88 1-0 F8 ① 2-3	B CU 74 B FF 93 S SL 86 C SL 84 X CU 74 2-2 2B		B FF 95 F FF 97 B SI 97 B FF 97 X SI 97 3-1 G5-3 ①			4	0	1	0	0	0	2
20 Wilin Rosario, R (1, 3) OBP: 0.444, SLG: 0.765		X FF 93 0-0 G6-3 ②		B SL 86 B SL 86 X FF 95 2-0 4 1B 43 G3 1-2 3-H 1B	B FF 94 D SL 87 I IN 51 I IN 48 4-0 IBB		C SL 88 S SL 88 B SL 88 X FF 98 1-2 4 FC6-4 1B			3	1	2	1	1	0	0
4 Nick Hundley, R (1, 2) OBP: 0.386, SLG: 0.513		C FF 93 B FF 94 C CU 74 B FF 94 S SL 88 2-3 K ③		X FF 94 0-0 43 G3 13 1B 29 1B 1-3 2-H 1B	B SL 85 D SL 85 C FF 94 X FF 95 2-1 G3-1 ③		S FF 98 1 SAFE B SI 97 B FF 97 X FF 97 2-1 FC6-4 13 CS 1-2f ②			4	1	1	1	0	1	3
13 Drew Stubbs, R (1, 8) OBP: 0.171, SLG: 0.281			C FF 94 B SL 90 S SL 87 C CU 74 1-3 K ①	B FF 94 B SL 87 S FF 95 1 SAFE F FF 94 B FF 95 F FF 95 F SL 86 X FF 94 3-2 43 G3 29 1B 1-2 1B		B FF 93 T FF 93 S CU 71 C FF 92 1-3 K ① C FF 98 C FF 97 0-2 CS ③ 1-2		C FF 92 C FF 93 B FF 95 S FF 94 1-3 K ①		4	1	1	0	0	3	0
43 Rafael Ynoa, S (1, 7) OBP: 0.267, SLG: 0.310 5 Carlos González, L (7, 9) OBP: 0.257, SLG: 0.315			B FF 95 C SL 87 X FF 95 1-1 29 SH5-4 1B	X FF 95 0-0 G3 ② 1-2 2-3 3-H		B FF 92 C SL 84 C CU 72 B FF 93 X SL 86 2-2 9 BB 8 BB 1B		B SL 79 B FF 94 X FF 94 2-0 G6-3 ②		3 1	0 0	2 0	1 0	0 0	0 0	2 0
29 Jorge De La Rosa, L (1, 1) OBP: 0.400, SLG: 0.400 36 Christian Bergman, R (5, 1) 8 Michael McKenry, R (6, PH) OBP: 0.344, SLG: 0.357 53 Christian Friedrich, R (7, 1) 45 Scott Oberg, R (7, 1) 48 Boone Logan, R (8, 1) 3 Daniel Descalso, L (8, PH) OBP: 0.189, SLG: 0.091 67 Ken Roberts, L (9, 1)			C FF 94 X FF 94 0-1 SH5-4 ② 1-2	S FF 94 S FF 94 F FF 94 D CU 74 B FF 95 X FF 95 2-2 2-H 3-H 1B		B FF 94 B FF 93 1 SAFE B FF 94 B FF 94 4-0 9 BB 1-2 BB		C FF 95 B FF 94 B FF 94 S FF 93 X FF 94 2-2 G5-3 ③		1 0 0 0 0 0 0 1 0	0 0 0 0 0 0 0 0 0	1 0 0 0 0 0 0 0 0	2 0 0 0 1 0 0 0 0	0 0 0 0 0 0 0 0 0	0 0 0 0 0 0 0 0 0	0 0 0 0 0 0 0 0 0
Inning Stats	R: 0 E: 0 K: 2 S: 8 H: 0 LOB: 0 BB: 0 P: 14	R: 0 E: 0 K: 1 S: 5 H: 0 LOB: 0 BB: 0 P: 8	R: 0 E: 0 K: 1 S: 8 H: 1 LOB: 1 BB: 0 P: 11	R: 5 E: 0 K: 0 S: 19 H: 5 LOB: 1 BB: 1 P: 33	R: 0 E: 0 K: 0 S: 11 H: 1 LOB: 2 BB: 1 P: 21	R: 0 E: 0 K: 2 S: 14 H: 1 LOB: 3 BB: 2 P: 27	R: 0 E: 0 K: 0 S: 9 H: 1 LOB: 0 BB: 0 P: 15	R: 0 E: 0 K: 1 S: 7 H: 0 LOB: 0 BB: 0 P: 12	R: 0 E: 0 K: 2 S: 8 H: 0 LOB: 0 BB: 0 P: 11	1B: 8 2B: 1 3B: 0 HR: 0	SF: 0 SAC: 1 DP: 0 HBP: 0					

PITCHER		IP	WLS	BF	H	R	ER	SO	BB	IBB	HBP	BLK	WP	HR	S	P	ERA	WHIP
22 Clayton Kershaw, L ERA: 4.26	(1, 1)	5.2		29	8	5	5	5	3	1	0	0	0	0	62	110	7.94	1.941
52 Pedro Báez, R ERA: 1.88	(6, 1)	1.1	W	4	1	0	0	1	0	0	0	0	0	0	12	19	0.00	0.750
36 Adam Liberatore, L ERA:	(8, 1)	1.1		4	0	0	0	1	0	0	0	0	0	0	9	14	0.00	0.000
63 Yimi García, R ERA: 0.63	(9, 1)	0.2		2	0	0	0	2	0	0	0	0	0	0	6	9	0.00	0.000

PITCHER	IP	WLS	BF	H	R	ER	SO	BB	IBB	HBP	BLK	WP	HR	S	P	ERA	WHIP

BOTTOM

Los Angeles Dodgers @ Colorado Rockies

Coors Field, Denver, CO

Sun May 10 2015, 2:12 PM - 5:47 PM MDT

Att. 30,710 - Cloudy - 41 F

livebaseballscorecards.com

AB	34
R	5
H	9
RBI	5
BB	4
SO	9
LOB	14

Batter	1	2	3	4	5	6	7	8	9	AB	R	H	RBI	BB	SO	LOB
9 Dee Strange-Gordon, L (1, 4) OBP: 0.453, SLG: 0.520	X FF 90 0-0 ① G1-3		C FF 92 F FF 92 F CU 65 B CH 88 B CH 89 B FF 93 B SL 87 4-2 14 CS BB			X CU 74 0-0 ② G3		F FF 94 F FF 95 T FF 95 0-2 ② K	B SI 88 B SI 87 C SI 87 F SI 87 X KC 81 2-2 ③ L7	4	0	0	0	1	1	3
14 Martín Prado, R (1, 5) OBP: 0.333, SLG: 0.389	C FF 90 B SL 86 B SI 92 F FF 92 B FF 92 X SL 88 3-2 ② G6-3		B FF 91 C SL 88 1 SAFE B SL 87 2-1 ③ CS 1-2	X FF 92 0-0 13 G6-4-3 1B		C FF 89 B CH 87 S SL 88 C FF 91 1-3 ③ K		B FF 98 C FF 98 C SL 88 B SL 89 X FF 98 2-2 ③ F9		4	0	1	0	0	1	0
27 Giancarlo Stanton, R (1, 9) OBP: 0.321, SLG: 0.479	C FF 93 B SI 92 B SL 88 S SL 88 S SL 89 2-3 ③ K			S CH 87 S CH 87 S CH 87 0-3 ① K			B SI 90 C SL 86 X CH 88 1-1 ① G5-3		F SL 80 B SL 81 F SL 82 T FF 95 1-2 ① K	4	0	0	0	0	3	1
13 Marcell Ozuna, R (1, 8) OBP: 0.362, SLG: 0.439		C FF 91 B SL 86 X SI 91 1-1 ① F9		F FF 88 B SI 90 B FF 92 1 SAFE X SL 87 2-1 ②③ G6-4-3 1-2f			X FF 91 0-0 HR		B SL 82 C SL 82 B FF 94 B FF 94 B FF 93 4-1 21 HR BB	3	2	1	1	1	0	1
21 Christian Yelich, L (1, 7) OBP: 0.273, SLG: 0.267		C FF 91 C CU 74 S CH 88 0-3 ② K			B FF 90 B CH 85 C FF 90 X CH 87 2-1 ① G4-3		B CU 74 B FF 91 F FF 91 S CH 88 B SI 91 X CH 87 3-2 20 WP 38 1B 3 L7-2 1B		X FF 93 0-0 1-H HR	4	1	2	2	0	1	0
38 Michael Morse, R (1, 3) OBP: 0.296, SLG: 0.321		S SI 90 X SL 87 0-1 1B			C FF 91 X CH 88 0-1 ② G1-3		S SL 88 F SL 88 B FF 93 X CH 88 1-2 20 WP 1-2 1B		C FF 95 C SL 82 B FF 94 B SL 84 X SL 82 2-2 51 BB 20 1B 1B	4	0	3	0	0	0	0
20 J.T. Realmuto, R (1, 2) OBP: 0.262, SLG: 0.333		B FF 92 C FF 92 F SL 86 D SL 88 F FF 93 X SL 88 2-2 ③ L7			F FF 90 X FF 91 0-1 1B		B SL 88 F SL 88 F SL 86 F FF 93 B FF 93 B SL 89 B SL 86 4-2 1-2 2-3 BB		C FF 93 B FF 92 T SL 81 X FF 94 1-2 51 BB 1-2 1B	3	0	2	0	1	0	1
3 Adeiny Hechavarría, R (1, 6) OBP: 0.323, SLG: 0.419			S FF 90 B FF 91 X SI 91 1-1 ① G6-3		X FF 91 0-0 ③ L9		X CU 73 0-0 ②③ L7-2 3-H		F SL 82 F FF 94 X SL 82 0-2 ② L7	4	0	0	0	0	0	6
34 Tom Koehler, R (1, 1) OBP: 0.077, SLG: 0.077 46 Nick Masset, R (7, 1) 10 Jeff Baker, R (8, PH) OBP: 0.389, SLG: 0.400 36 Sam Dyson, R (8, 1) 51 Ichiro Suzuki, L (9, PH) OBP: 0.327, SLG: 0.326 31 Steve Cishek, R (9, 1)			C FF 90 S SL 85 B FF 92 S FF 93 1-3 ② K			B FF 90 C FF 90 S FF 91 X SL 85 1-2 ① G6-3		B FF 92 C FF 93 B CH 87 S FF 93 B SL 80 F FF 94 F FF 93 F FF 95 F FF 95 3-3 S CH 87 ① K	B SL 82 B SL 80 F FF 93 B FF 94 B SL 80 4-1 1-2 2-3 BB	2 0 0 1 0 0 0	0 0 0 0 0 0 0	0 0 0 0 0 0 0	0 0 0 0 1 0 0	1 0 0 0 0 0 0	0 0 1 0 0 0 0	0 0 0 0 0 0 0
Inning Stats	R: 0 E: 0 K: 1 S: 7 H: 0 LOB: 0 BB: 0 P: 12	R: 0 E: 0 K: 1 S: 11 H: 1 LOB: 1 BB: 0 P: 14	R: 0 E: 0 K: 1 S: 9 H: 0 LOB: 0 BB: 1 P: 17	R: 0 E: 0 K: 1 S: 6 H: 1 LOB: 0 BB: 0 P: 8	R: 0 E: 0 K: 0 S: 7 H: 1 LOB: 1 BB: 0 P: 9	R: 0 E: 0 K: 1 S: 7 H: 0 LOB: 0 BB: 0 P: 9	R: 1 E: 0 K: 0 S: 13 H: 3 LOB: 2 BB: 1 P: 22	R: 0 E: 0 K: 2 S: 13 H: 0 LOB: 0 BB: 0 P: 18	R: 2 E: 0 K: 1 S: 18 H: 3 LOB: 3 BB: 2 P: 32	1B: 7 2B: 1 3B: 0 HR: 2 SF: 0 SAC: 0 DP: 2 HBP: 0						

PITCHER		IP	WLS	BF	H	R	ER	SO	BB	IBB	HBP	BLK	WP	HR	S	P	ERA	WHIP
21 Zack Greinke, R ERA: 1.52	(1, 1)	7.0		26	6	1	1	5	2	0	0	0	1	1	60	91	1.29	1.143
36 Adam Liberatore, L ERA:	(8, 1)	0.2	H	2	0	0	0	2	0	0	0	0	0	0	10	13	0.00	0.000
41 Chris Hatcher, R ERA: 6.97	(8, 1)	0.1	H	1	0	0	0	0	0	0	0	0	0	0	3	5	0.00	0.000
63 Yimi García, R ERA: 1.8	(9, 1)	0.2	B	7	3	2	2	1	2	0	0	0	0	1	15	27	27.00	7.500
56 J.P. Howell, L ERA: 1.04	(9, 1)	0.1	W	1	0	0	0	0	0	0	0	0	0	0	3	5	0.00	0.000

PITCHER	IP	WLS	BF	H	R	ER	SO	BB	IBB	HBP	BLK	WP	HR	S	P	ERA	WHIP

TOP

Miami Marlins @ Los Angeles Dodgers

Dodger Stadium, Los Angeles, CA

Mon May 11 2015, 7:11 PM - 10:13 PM PDT

Att. 44,941 - Partly Cloudy - 72 F

livebaseballscorecards.com

AB	33
R	3
H	9
RBI	3
BB	4
SO	8
LOB	12

MIAMI

WP: 1	PA: 38		
PB: 0			
SB: 0			
CS: 1			

BOTTOM

Batter	1	2	3	4	5	6	7	8	9	AB	R	H	RBI	BB	SO	LOB
31 Joc Pederson, L (1, 8) OBP: 0.434, SLG: 0.609	C FF 93 B KC 80 S FF 94 B SI 94 F FF 93 C CH 87 2-3 K ①		X KC 80 0-0 G6-3 ③		B SI 92 F KC 80 S KC 80 B FF 94 F FF 93 B SL 88 F KC 80 F SL 85 B CH 85 4-2 11 L9-3 BB		X FF 93 0-0 11 CS 1B 2-H			3	0	1	1	1	1	1
11 Jimmy Rollins, S (1, 6) OBP: 0.254, SLG: 0.296	X SI 94 0-0 G3-1 ②			C SI 92 C FF 92 S SI 92 0-3 K ①	B SI 92 B FF 91 1 SAFE X FF 92 2-0 L9-3 ②③ 1-1		C SI 93 0-1 CS ③ 1-2	C SI 96 F CH 89 B CU 82 S CU 82 1-3 K ①		4	0	0	0	0	2	2
47 Howie Kendrick, R (1, 4) OBP: 0.354, SLG: 0.461	B SI 94 X SI 93 1-0 G5-3 ③			S SL 84 B FF 92 B FF 93 X SI 92 2-1 23 1B 10 FC6-4 2B		F SI 92 B KC 78 F KC 80 F SL 87 B FF 92 F SL 87 B KC 82 F SL 87 X SI 92 3-2 G6-3 ①		B SI 97 C SI 97 C CU 80 X CU 83 1-2 G5-3 ②		4	1	1	0	0	0	0
23 Adrián González, L (1, 3) OBP: 0.432, SLG: 0.720		B SI 92 F SI 92 B KC 79 F SI 92 B KC 82 F SI 93 F CH 86 X FF 94 3-2 L6 ①		B KC 77 C SI 93 F SI 93 X KC 81 1-2 10 FC6-4 2-3 1B		S CH 85 B SI 92 B SI 93 F CH 84 X SL 87 2-2 F7 ②		B CH 88 S CH 87 B CH 89 F SI 95 B SI 98 F CH 88 X CH 89 3-2 G4-3 ③		4	0	1	0	0	0	0
10 Justin Turner, R (1, 5) OBP: 0.377, SLG: 0.655		C SI 94 B KC 82 C KC 81 B SL 88 F FF 94 B SI 94 S SL 85 3-3 K ②		D SI 94 X SL 86 1-0 FC6-4 ② 9 BB 1-2f 3-H		B KC 78 B SL 83 B SI 91 B FF 90 4-0 BB			F SI 92 S SL 80 X SL 81 1-2 L9 ①	3	0	0	1	1	1	1
9 Yasmani Grandal, S (1, 2) OBP: 0.415, SLG: 0.519 14 Enrique Hernández, R (9, PR) OBP: 0.300, SLG: 0.368		F SI 94 B SI 94 C KC 80 S SL 84 1-3 K2-3 ③		B KC 80 C SI 92 B SI 93 B CH 85 B SI 92 4-1 1-2 BB		B KC 78 F SI 91 X CH 83 1-1 G4-3 ③			C SL 80 B SL 80 B SL 80 B SI 90 B SI 90 4-1 16 1B 33 HR BB	2 0	0 1	0 0	0 0	2 0	1 0	1 0
16 Andre Ethier, L (1, 9) OBP: 0.391, SLG: 0.532			B FF 91 T FF 92 F FF 92 B FF 94 F FF 93 B KC 80 X FF 94 3-2 P6 ①	B SI 93 S CH 83 F KC 78 B SI 92 F SI 92 F CH 85 C KC 82 2-3 K ③			X SI 92 0-0 L7 ①		B SI 92 C SL 80 C SL 80 F SI 92 X SL 80 1-2 33 HR 1B 1-2	4	1	1	0	0	1	2
33 Scott Van Slyke, R (1, 7) OBP: 0.396, SLG: 0.574			F FF 95 S SL 87 X FF 95 0-2 G6-3 ②		B SL 84 X SI 92 1-0 21 SH1-4 2B		C SI 92 B FC 89 S FC 90 B FF 93 B CU 78 F SI 92 F FF 92 F FF 91 X SI 92 3-2 E7 31 1B 1B		B SL 79 X SL 80 1-0 1-H 2-H HR	4	2	3	3	0	0	0
21 Zack Greinke, R (1, 1) OBP: 0.176, SLG: 0.200 7 Alex Guerrero, R (7, PH) OBP: 0.373, SLG: 0.783 36 Adam Liberatore, L (8, 1) 41 Chris Hatcher, R (8, 1) 63 Yimi García, R (9, 1) 56 J.P. Howell, L (9, 1)			C FF 95 B KC 79 B FF 94 C FF 94 F FF 94 F SL 86 B SL 88 B FF 93 4-2 BB	X FF 90 0-0 SH1-4 ① 2-3		B FF 92 B FF 92 B SI 93 X SI 93 3-0 P6 ②			0 0 0 0 1 0 0 1 0 0 0 0 0 1 0 0 0 0 0 0 0 0 0 0 0 0 0 0 0 0 0 0 0 0 0 0 0 0 0 0 0 0						
Inning Stats	R: 0 E: 0 K: 1 S: 6 H: 0 LOB: 0 BB: 0 P: 9	R: 0 E: 0 K: 2 S: 12 H: 0 LOB: 0 BB: 0 P: 19	R: 0 E: 0 K: 0 S: 12 H: 0 LOB: 1 BB: 1 P: 19	R: 1 E: 0 K: 2 S: 15 H: 2 LOB: 2 BB: 1 P: 25	R: 0 E: 0 K: 0 S: 8 H: 1 LOB: 1 BB: 1 P: 15	R: 0 E: 0 K: 0 S: 11 H: 0 LOB: 1 BB: 1 P: 21	R: 1 E: 1 K: 0 S: 10 H: 2 LOB: 0 BB: 0 P: 16	R: 0 E: 0 K: 1 S: 10 H: 0 LOB: 0 BB: 0 P: 15	R: 3 E: 0 K: 0 S: 9 H: 2 LOB: 1 BB: 1 P: 16	1B: 4 2B: 3 3B: 0 HR: 1 SF: 0 SAC: 1 DP: 1 HBP: 0	WP: 0 PB: 0 SB: 0 CS: 1 PA: 36					

PITCHER		IP	WLS	BF	H	R	ER	SO	BB	IBB	HBP	BLK	WP	HR	S	P	ERA	WHIP
34 Tom Koehler, R ERA: 4.62	(1, 1)	6.0		24	3	1	1	5	4	0	0	0	0	0	64	108	1.50	1.167
46 Nick Masset, R ERA: 2.7	(7, 1)	1.0		4	2	1	0	0	0	0	0	0	0	0	10	16	0.00	2.000
36 Sam Dyson, R ERA: 2.65	(8, 1)	1.0		3	0	0	0	1	0	0	0	0	0	0	10	15	0.00	0.000
31 Steve Cishek, R ERA: 10.32	(9, 1)	0.1	L	4	2	3	3	0	1	0	0	0	0	1	9	16	81.00	9.000

PITCHER	IP	WLS	BF	H	R	ER	SO	BB	IBB	HBP	BLK	WP	HR	S	P	ERA	WHIP

Miami Marlins @ Los Angeles Dodgers

Dodger Stadium, Los Angeles, CA

Mon May 11 2015, 7:11 PM - 10:13 PM PDT

Att. 44,941 - Partly Cloudy - 72 F

livebaseballscorecards.com

AB	29
R	5
H	7
RBI	5
BB	5
SO	6
LOB	8

Batter	1	2	3	4	5	6	7	8	9	AB	R	H	RBI	BB	SO	LOB
9 Dee Strange-Gordon, L (1, 4) OBP: 0.440, SLG: 0.504	C FC 87 X FC 86 0-1 B5-3		F FC 88 B FC 86 F CU 80 F CU 80 B CH 82 F CU 80 X SL 80 2-2 G3 2-3			C FC 84 F CH 80 B FC 86 B SL 80 F CU 80 X FF 86 2-2 G4-3		X FF 95 0-0 G4-3		4	0	0	0	0	0	1
14 Martín Prado, R (1, 5) OBP: 0.331, SLG: 0.385	C FC 88 S CU 78 B FC 85 C CU 80 1-3 K		C CU 80 X FC 85 0-1 F7			B CU 77 C CU 78 B FC 84 B CU 77 X FC 85 3-1 13 FC5-4 27 1B 1B		C FF 96 B SL 87 F FF 94 F FF 96 S SL 85 1-3 K		4	0	1	0	0	2	1
27 Giancarlo Stanton, R (1, 9) OBP: 0.336, SLG: 0.512 10 Jeff Baker, R (7, 7) OBP: 0.421, SLG: 0.400	S FC 87 X FC 85 0-1 HR			B SL 79 B CU 78 F CU 77 B CU 79 F SL 79 B CU 80 4-2 21 FC3-6 BB		B FC 86 X CU 79 1-0 13 FC5-4 1-2 1B		F FF 96 B FF 97 F SL 87 B FF 95 F SL 83 B FF 95 B FF 93 4-2 BB		2 0	1 0	2 0	1 0	1 1	0 0	0 0
13 Marcell Ozuna, R (1, 8) OBP: 0.351, SLG: 0.424	B FF 88 C CU 79 B CU 80 X FF 88 2-1 F9			B FC 86 F CU 78 B SL 80 S CU 81 X SL 80 2-2 L8		C SL 79 B CU 78 S SL 80 B FC 83 B SL 79 X CU 78 3-2 FC5-4 1-2f 2-3		B FF 94 C FF 94 S SL 85 F FF 95 X SL 86 1-2 G3		4	0	0	0	0	0	4
21 Christian Yelich, L (1, 7) OBP: 0.275, SLG: 0.258 57 Bryan Morris, L (8, 1) 8 Jhonatan Solano, R (9, PH) OBP: 0.250, SLG: 0.286		B CU 77 C CU 77 B FC 85 B CU 77 F FC 86 B FC 88 4-2 38 CS BB		1 SAFE S CU 80 B FF 88 X FC 88 1-1 FC3-6 1-2f		B SL 86 S SL 85 F CU 77 T CU 78 1-2 K			C SI 86 X KC 80 0-1 G1-3	2 0 1	0 0 0	0 0 0	0 0 0	1 0 0	1 0 0	3 0 0
38 Michael Morse, R (1, 3) OBP: 0.286, SLG: 0.309		B FC 85 B FC 86 C CU 78 F CU 79 1 SAFE B CU 80 F CU 79 S SL 79 3-3 K 1-2		B FC 87 S CU 81 1 SAFE X FF 86 1-1 G6-3			F FF 93 B CH 83 C SL 85 B SL 85 X SL 85 2-2 G5-3		S SI 87 B SI 87 B KC 80 X SI 88 2-1 G5-3	4	0	0	0	0	1	2
20 J.T. Realmuto, R (1, 2) OBP: 0.261, SLG: 0.329		C CU 78 X SL 80 0-1 G5-3			X FC 85 0-0 3 G1-4-3 1B		F FF 94 B FF 93 S SL 86 F FF 94 X SL 85 1-2 L8		X SI 88 0-0 F9	4	0	1	0	0	0	0
3 Adeiny Hechavarría, R (1, 6) OBP: 0.331, SLG: 0.421 17 Donovan Solano, R (7, 6) OBP: 0.261, SLG: 0.333			C FC 86 C FF 87 X FC 86 0-2 9 G3 15 SH3-4 1B		S CU 78 X CU 79 0-1 G1-4-3 1-2f		B FF 93 F FF 92 B FF 92 B FF 93 B FF 93 4-1 BB			2 0	0 0	1 0	0 0	1 0	0 0	1 0
15 Dan Haren, R (1, 1) OBP: 0.143, SLG: 0.214 52 Brad Hand, L (5, 1) 46 Nick Masset, R (6, 1) 51 Ichiro Suzuki, L (6, 7) OBP: 0.323, SLG: 0.322 (7, 9)			X FC 84 0-0 SH3-4 1-2		C CU 75 B FC 86 B FC 87 F FC 87 B CU 78 F FF 86 F FC 87 S FC 86 3-3 K		B FF 92 X FF 92 1-0 G4-3			1 0 0 1	0 0 0 0	0 0 0 0	0 0 0 0	1 0 0 0	0 0 0 1	0 0 0 1
Inning Stats	R: 1 E: 0 K: 1 S: 9 H: 1 LOB: 0 BB: 0 P: 12	R: 0 E: 0 K: 1 S: 8 H: 0 LOB: 0 BB: 1 P: 15	R: 0 E: 0 K: 0 S: 11 H: 1 LOB: 1 BB: 0 P: 13	R: 0 E: 0 K: 0 S: 9 H: 0 LOB: 1 BB: 1 P: 17	R: 0 E: 0 K: 1 S: 8 H: 1 LOB: 0 BB: 0 P: 11	R: 0 E: 0 K: 1 S: 13 H: 2 LOB: 2 BB: 0 P: 23	R: 0 E: 0 K: 0 S: 9 H: 0 LOB: 1 BB: 1 P: 17	R: 0 E: 0 K: 1 S: 12 H: 0 LOB: 1 BB: 1 P: 18	R: 0 E: 0 K: 0 S: 5 H: 0 LOB: 0 BB: 0 P: 7	1B: 4 2B: 0 3B: 0 HR: 1	SF: 0 SAC: 1 DP: 1 HBP: 0					

Miami Marlins @ Los Angeles Dodgers

Dodger Stadium, Los Angeles, CA

Tue May 12 2015, 7:11 PM - 10:13 PM PDT

Att. 49,628 - Clear - 65 F

TOP

livebaseballscorecards.com

AB	29
R	1
H	5
RBI	1
BB	4
SO	5
LOB	13

MIAMI

PITCHER		IP	WLS	BF	H	R	ER	SO	BB	IBB	HBP	BLK	WP	HR	S	P	ERA	WHIP
46 Mike Bolsinger, R ERA: 1.59	(1, 1)	5.2	W	22	5	1	1	3	2	0	0	0	0	1	55	87	1.59	1.235
75 Paco Rodríguez, L ERA: 1.23	(6, 1)	0.1		1	0	0	0	1	0	0	0	0	0	0	3	4	0.00	0.000
26 Sergio Santos, R ERA: 2.57	(7, 1)	1.0		4	0	0	0	0	1	0	0	0	0	0	9	17	0.00	1.000
12 Juan Nicasio, R ERA: 1.17	(8, 1)	1.0		4	0	0	0	1	1	0	0	0	0	0	12	18	0.00	1.000
56 J.P. Howell, L ERA: 0.93	(9, 1)	1.0		3	0	0	0	0	0	0	0	0	0	0	5	7	0.00	0.000

PITCHER	IP	WLS	BF	H	R	ER	SO	BB	IBB	HBP	BLK	WP	HR	S	P	ERA	WHIP

Batter	1	2	3	4	5	6	7	8	9	AB	R	H	RBI	BB	SO	LOB
31 Joc Pederson, L (1, 8) OBP: 0.422, SLG: 0.582	X FF 86 0-0 23 FC4-6 47 1B 1B	F KC 78 B FC 84 B FF 86 F FC 84 S FF 88 2-3 ② K		S FC 83 C KC 76 S FF 87 0-3 ③ K	C FF 94 B CU 79 F CU 80 F FF 93 T FF 95 1-2 ③ K	F FS 87 F CU 78 D CU 80 X SI 92 1-2 ③ G3		B CU 85 S FF 96 S FC 91 D FC 91 X FC 91 2-2 ② G3 1-2 2-3		6	0	1	0	0	3	8
11 Jimmy Rollins, S (1, 6) OBP: 0.257, SLG: 0.298	C SI 86 X FF 85 0-1 ① P5	C FC 85 B FF 88 C FF 88 B FC 85 X FC 85 2-2 ③ L8			B SI 86 X KC 76 1-0 47 G4-3 47 WP 7 2B 1B	F FF 92 F FF 93 X CU 81 0-2 47 1B 23 2B 1B	X SI 90 0-0 ① G4-3	B SI 97 D SI 96 F FC 90 X FC 90 2-1 ③ P5		6	2	2	0	0	0	6
47 Howie Kendrick, R (1, 4) OBP: 0.371, SLG: 0.500	B SI 86 1 SAFE X FF 86 1-0 23 FC4-6 1-2 1B		X FF 84 0-0 HR		B KC 79 B FF 85 X FC 84 2-0 ① G4-3 1-3	B FF 92 C SI 93 X CH 86 1-1 23 2B 7 1B 1-2 1B	B FC 90 X SI 90 1-0 7 1B 1B			5	2	4	1	0	0	1
23 Adrián González, L (1, 3) OBP: 0.434, SLG: 0.719 26 Sergio Santos, R (7, 1) 5 Juan Uribe, R (7, PH) OBP: 0.293, SLG: 0.329 12 Juan Nicasio, R (8, 1) 56 J.P. Howell, L (9, 1)	F KC 75 S FC 83 B FC 83 X FF 86 1-2 ② FC4-6 1-2f 2-3		F KC 75 B FF 86 S FF 86 F FC 84 F FC 85 B FC 84 F FC 84 F FF 87 C FC 84 2-3 ① K		H FC 84 1-0 7 2B 9 1B HBP	B FF 94 X FF 93 1-0 7 1B 16 1B 1-3 2-H 2B	X SI 91 0-0 ② F8			3	2	1	1	0	1	2
										0	0	0	0	0	0	0
										1	0	0	0	0	0	1
										0	0	0	0	0	0	0
										0	0	0	0	0	0	0
7 Alex Guerrero, R (1, 5) OBP: 0.393, SLG: 0.784	B FC 84 B FC 84 S FC 85 B FF 87 C FF 87 F FC 85 X FC 85 3-2 ③ F7		B FC 84 B FC 84 B SI 87 F SI 86 X FF 87 3-1 ② P3		X FC 84 0-0 9 1B 1-3 3-H 2B	S CU 81 F FF 95 B CU 81 X FF 89 1-2 9 BB 16 1B 2-3 3-H 1B	S FF 90 X SI 91 0-1 1-2 1B			5	2	3	2	0	0	2
9 Yasmani Grandal, S (1, 2) OBP: 0.424, SLG: 0.519		C KC 73 X FC 81 0-1 33 1B 16 1B 1B	B FC 85 F FC 84 F FC 84 B FF 88 X FF 87 2-2 ③ F8		X FF 86 0-0 16 1B 33 2B 2-H 3-H 1B	B FF 94 B FF 95 C FF 93 B FF 94 C FF 93 F FF 94 B CH 87 4-2 16 1B 33 SF8 1-2 BB	C FS 87 B SI 90 F FS 86 S CU 80 1-3 ③ K			4	2	2	2	1	1	2
16 Andre Ethier, L (1, 9) OBP: 0.423, SLG: 0.598		F FC 82 B FF 86 F FF 86 F FC 83 D FS 81 B FF 86 F FC 84 X FC 84 3-2 33 1B 1-2 1B		B KC 74 F KC 75 X FF 86 1-1 HR	1 SAFE 1 SAFE X FC 81 0-0 33 2B 1-2 1B	X CU 81 0-0 1-3 2-H 3-H 1B		X SI 96 0-0 31 G3 33 1B 1B		5	1	5	3	0	0	0
33 Scott Van Slyke, R (1, 7) OBP: 0.414, SLG: 0.608 (7, 3)		X FF 85 0-0 1-2 2-3 1B		B FC 82 F FF 86 X FC 84 1-1 ① F7	C FF 92 B FF 92 X CH 85 1-1 1-3 2-H 2B	B SI 90 X FC 88 1-0 ① SF8 3-H		S FC 91 B FC 91 B CU 85 X SI 96 2-1 31 G3 1-2 1B		4	0	3	2	0	0	0
46 Mike Bolsinger, R (1, 1) 75 Paco Rodríguez, L (6, 1) 14 Enrique Hernández, R (6, PH) OBP: 0.273, SLG: 0.333 (7, 7)	F FF 86 X FC 84 0-1 ① L8			C FF 86 C FF 86 S FC 83 0-3 ② K	B FF 92 B FF 92 F FF 93 F FF 92 B FF 93 X FF 94 3-2 ② G1-3	F SI 91 B CU 78 D FC 90 C FF 91 C CU 78 2-3 ② K		B FC 91 D FF 95 B SI 95 C SI 95 F FF 95 S SI 95 3-3 ① K		3	0	0	0	0	1	5
										0	0	0	0	0	0	0
										2	0	0	0	0	2	3
Inning Stats	R: 0 E: 0 K: 0 S: 11 H: 2 LOB: 2 BB: 0 P: 16	R: 0 E: 0 K: 1 S: 16 H: 3 LOB: 3 BB: 0 P: 23	R: 1 E: 0 K: 1 S: 13 H: 1 LOB: 0 BB: 0 P: 20	R: 1 E: 0 K: 2 S: 10 H: 1 LOB: 0 BB: 0 P: 12	R: 4 E: 0 K: 1 S: 14 H: 5 LOB: 2 BB: 0 P: 23	R: 5 E: 0 K: 1 S: 20 H: 5 LOB: 1 BB: 1 P: 31	R: 0 E: 0 K: 1 S: 8 H: 2 LOB: 2 BB: 0 P: 10	R: 0 E: 0 K: 1 S: 11 H: 2 LOB: 2 BB: 0 P: 20		1B: 16 2B: 3 3B: 0 HR: 2 SF: 1 SAC: 0 DP: 0 HBP: 1					WP: 1 PB: 0 SB: 0 CS: 0 PA: 47	

PITCHER		IP	WLS	BF	H	R	ER	SO	BB	IBB	HBP	BLK	WP	HR	S	P	ERA	WHIP
15 Dan Haren, R ERA: 3.7	(1, 1)	4.1	L	25	11	6	6	4	0	0	1	0	1	2	55	80	12.46	2.538
52 Brad Hand, L ERA: 6.48	(5, 1)	0.2		9	6	5	5	1	1	0	0	0	0	0	22	34	67.50	10.500
46 Nick Masset, R ERA: 2.08	(6, 1)	2.0		8	2	0	0	2	0	0	0	0	0	0	15	21	0.00	1.000
57 Bryan Morris, R ERA: 4.32	(8, 1)	1.0		5	2	0	0	1	0	0	0	0	0	0	11	20	0.00	2.000

PITCHER	IP	WLS	BF	H	R	ER	SO	BB	IBB	HBP	BLK	WP	HR	S	P	ERA	WHIP

BOTTOM

Miami Marlins @ Los Angeles Dodgers

Dodger Stadium, Los Angeles, CA

Tue May 12 2015, 7:11 PM - 10:13 PM PDT

Att. 49,628 - Clear - 65 F

livebaseballscorecards.com

AB	44
R	11
H	21
RBI	11
BB	1
SO	8
LOB	30

Miami Marlins @ Los Angeles Dodgers

Dodger Stadium, Los Angeles, CA

Wed May 13 2015, 4:51 PM - 8:14 PM PDT

Att. 38,316 - Partly Cloudy - 66 F

TOP

livebaseballscorecards.com

Batter	1	2	3	4	5	6	7	8	9	AB	R	H	RBI	BB	SO	LOB
9 Dee Strange-Gordon, L (1, 4) OBP: 0.452, SLG: 0.529	B SI 95 X SI 94 1-0 13 G3-1 14 PB 1B		B SI 96 C FC 89 B FC 92 X FF 94 2-1 14 G3 27 G6-3 2B	F SI 97 B SI 96 C FC 92 X CH 90 1-2 ③ G3-1			C FF 94 B SL 82 F FF 93 D SL 83 X FF 93 2-2 14 1B 27 1B 1-2 2-3 1B	B FF 98 B CH 85 S FF 99 C FF 98 F CH 88 F FF 98 F CH 86 B CH 86 X FF 94 3-2 2B		5	2	4	0	0	0	2
14 Martín Prado, R (1, 5) OBP: 0.333, SLG: 0.381	B FF 93 B FF 94 B SI 94 B SI 95 4-0 13 G3-1 1-2 BB		C SI 96 X SI 96 0-1 ① G3 2-3		F FF 95 X SI 96 0-1 ① G6-3		D SI 97 B SL 89 B FF 97 C FF 98 F FF 97 X FF 98 3-2 13 FC5-4 27 1B 21 FC1-2 1-2 2-3 3-H 1B	B FF 92 C FF 92 C SL 83 X SL 83 1-2 ③ L7		4	0	1	1	1	0	2
27 Giancarlo Stanton, R (1, 9) OBP: 0.331, SLG: 0.500	C SI 97 X SI 97 0-1 ① L4		C SI 93 B FC 91 D FC 93 F FC 94 F FF 98 B FF 97 F FC 94 X FC 93 3-2 ② G6-3 3-H		S FC 86 S FC 88 B FC 90 S CU 81 1-3 ② K2-3		B FC 90 F SL 87 X FS 87 1-1 13 FC5-4 1-2 2-H 3-H 1B		B SL 84 B SL 84 C FF 93 X FF 92 2-1 ① G1-3	5	0	1	3	0	1	2
13 Marcell Ozuna, R (1, 8) OBP: 0.345, SLG: 0.415	B FF 97 C FF 98 D FC 93 B SI 97 F FC 93 X FC 92 3-2 ② G3-1 1-2 2-3		F FC 92 S CH 90 B FC 92 F CH 91 S FC 90 1-3 ③ K		C SI 96 B CH 88 B FC 89 C FC 91 S FC 90 2-3 ③ K		S FF 97 D FS 90 X SI 97 1-1 ① FC5-4 38 BB 21 FC1-2 1-2f 2-3		F CH 83 B CH 82 B SL 86 X FF 93 2-1 21 G6-3 1B	5	0	1	0	0	2	4
21 Christian Yelich, L (1, 7) OBP: 0.270, SLG: 0.242	C FF 98 H FF 98 1-1 HBP			C CU 78 C FC 90 B FC 90 B FC 91 F SI 96 F FC 91 X SI 96 2-2 ① F7		C CU 78 S CH 86 B FC 90 B FC 90 B FC 89 S CH 88 3-3 ① K	C FF 96 B FF 96 B SI 96 X FF 97 2-1 ② FC1-2 38 BB 1-2 3-H		1 SAFE X CH 86 0-0 ②③ G6-3 1-2f	4	0	0	0	0	1	3
38 Michael Morse, R (1, 3) OBP: 0.285, SLG: 0.301	F FF 97 C FF 93 X FC 94 0-2 ③ G1-3			C SI 96 X FC 90 0-1 ② G6-3		X FF 96 0-0 ② F9	B FF 96 B FF 96 D FS 89 B SI 95 B SI 95 4-1 1-2 2-3 BB			3	0	0	0	1	0	3
20 J.T. Realmuto, R (1, 2) OBP: 0.261, SLG: 0.326		C FF 96 S SI 96 X FC 89 0-2 ① G6-3	B SI 96 F FC 90 B CH 88 X SI 95 2-1 3 1B 23 1B 1B			C SI 97 X FC 90 0-1 ③ F9	B FF 97 F FF 97 C FF 98 S SI 97 1-3 ③ K			4	1	1	0	0	1	3
3 Adeiny Hechavarría, R (1, 6) OBP: 0.336, SLG: 0.423		C SI 96 F SI 97 S FC 92 0-3 ② K	B FC 91 B FF 96 X FC 91 2-0 23 1B 1-3 1B				B SI 95 F FF 93 X FC 88 1-1 9 1B 51 1B 14 1B 1B	C SL 85 B FF 96 F SI 96 B SL 88 C SI 98 2-3 ① K		4	1	2	0	0	2	0
23 Jarred Cosart, R (1, 1) OBP: 0.083, SLG: 0.083 36 Sam Dyson, R (6, 1) 51 Ichiro Suzuki, L (7, PH) OBP: 0.330, SLG: 0.330 57 Bryan Morris, L (7, 1) 48 Justin Bour, L (8, PH) OBP: 0.542, SLG: 0.667 40 Mike Dunn, L (8, 1) 44 AJ Ramos, R (9, 1)		B FF 96 C SI 96 S SI 97 B SI 97 X FF 97 2-2 ③ G3-1	S FC 90 S FC 90 B FC 91 F FC 91 X FF 96 1-2 3-H 1B				B FF 93 C FF 93 B FF 95 X FF 92 2-1 14 1B 9 1B 27 1B 1-2 1B	F FF 97 B FF 98 B FF 98 F CH 88 F FF 98 S FF 99 2-3 ② K		2 0 0 1 0 1 0 0	0 0 0 1 0 0 0 0	1 0 0 1 0 0 0 0	1 0 0 0 0 0 0 0	0 0 0 0 1 0 0 0	0 0 0 0 0 0 0 0	0 0 0 0 0 0 0 0
Inning Stats	R: 0 E: 0 K: 0 S: 10 H: 1 LOB: 3 BB: 1 P: 19	R: 0 E: 0 K: 1 S: 9 H: 0 LOB: 0 BB: 0 P: 11	R: 1 E: 0 K: 1 S: 13 H: 1 LOB: 0 BB: 0 P: 19	R: 1 E: 0 K: 0 S: 17 H: 3 LOB: 2 BB: 0 P: 25	R: 0 E: 0 K: 2 S: 8 H: 0 LOB: 0 BB: 0 P: 11	R: 0 E: 0 K: 1 S: 6 H: 0 LOB: 0 BB: 0 P: 9	R: 3 E: 0 K: 1 S: 20 H: 5 LOB: 3 BB: 1 P: 37	R: 0 E: 0 K: 2 S: 16 H: 1 LOB: 1 BB: 0 P: 24	R: 0 E: 0 K: 0 S: 5 H: 1 LOB: 0 BB: 0 P: 9	1B: 10 2B: 2 3B: 0 HR: 0 SF: 0 SAC: 0 DP: 1 HBP: 1						

	AB	38
	R	5
	H	12
	RBI	5
	BB	2
	SO	8
	LOB	19

WP: 0 PB: 1 SB: 0 CS: 0 PA: 41

PITCHER		IP	WLS	BF	H	R	ER	SO	BB	IBB	HBP	BLK	WP	HR	S	P	ERA	WHIP
77 Carlos Frías, R ERA: 2.89	(1, 1)	6.0		26	6	3	3	5	1	0	1	0	0	0	65	97	4.50	1.167
36 Adam Liberatore, L ERA: 1.86	(7, 1)	0.0	L	2	2	0	0	0	0	0	0	0	0	0	5	9	∞	∞
41 Chris Hatcher, R ERA: 6.55	(7, 1)	0.2	B	5	2	2	2	0	1	0	0	0	0	0	10	21	27.00	4.500
52 Pedro Báez, R ERA: 1.76	(7, 1)	1.0		4	1	0	0	3	0	0	0	0	0	0	16	24	0.00	1.000
26 Sergio Santos, R ERA: 2.16	(8, 1)	1.1		4	1	0	0	0	0	0	0	0	0	0	8	13	0.00	0.750

PITCHER		IP	WLS	BF	H	R	ER	SO	BB	IBB	HBP	BLK	WP	HR	S	P	ERA	WHIP

BOTTOM

Batter	1	2	3	4	5	6	7	8	9	AB	R	H	RBI	BB	SO	LOB
31 Joc Pederson, L (1, 8) OBP: 0.417, SLG: 0.598	B SI 96 B SI 94 F SI 96 X FF 95 2-1 ① **F7**		X SI 95 0-0 ② **L8**		F CH 83 B FF 95 X CH 83 1-1 **HR**			B SL 86 F FF 95 B FF 96 X SL 87 2-1 ① **G4-3**		4	1	1	1	0	0	0
10 Justin Turner, R (1, 5) OBP: 0.354, SLG: 0.610	C SI 96 S SI 96 F SI 96 X SI 96 0-2 ② **F9**		B FF 95 X SI 95 1-0 ③ **F9**		X FF 95 0-0 ② **P4**			X SL 88 0-0 ② **L5**		4	0	0	0	0	0	0
47 Howie Kendrick, R (1, 4) OBP: 0.368, SLG: 0.500	S FF 96 B FF 95 F SI 96 F FF 95 B KC 82 B SI 94 S KC 80 3-3 ③ **K2-3**			B SI 96 C SI 95 X FF 95 1-1 ① **L9**	C SI 93 B FF 95 B SI 94 C FF 94 X KC 81 2-2 ③ **L8**			B FF 95 F SL 87 X FF 96 1-1 **2B**		4	0	1	0	0	1	0
23 Adrián González, L (1, 3) OBP: 0.421, SLG: 0.696		C SI 94 B FF 94 S SI 94 X FF 95 1-2 ① **G1-3**		F SI 94 F FF 94 B CH 86 S KC 81 1-3 ② **K**		B FF 92 X CH 84 1-0 ① **F7**		B FF 96 B SL 88 X SL 88 2-0 ③ **G3-1**		4	0	0	0	0	1	1
7 Alex Guerrero, R (1, 7) OBP: 0.407, SLG: 0.815 52 Pedro Báez, R (7, 1) 26 Sergio Santos, R (8, 1) 11 Jimmy Rollins, S (9, PH) OBP: 0.255, SLG: 0.295		B KC 80 S KC 79 X FF 95 1-1 ② **L5**		B SI 96 C FF 95 S KC 83 F SI 95 X SI 96 1-2 **9 WP 3B**		X SI 93 0-0 **9 G6-4-3 1B**			C FF 93 F SL 83 B CH 88 B CH 85 C FF 93 2-3 ① **K**	3 0 0 1	1 0 0 0	2 0 0 0	0 0 0 0	0 0 0 1	0 0 0 0	0 0 0 0
9 Yasmani Grandal, S (1, 2) OBP: 0.417, SLG: 0.500		B SI 94 B KC 80 B SI 96 C FF 94 S SI 94 F SI 95 B FF 95 4-2 **16 BB 14 1B BB**		B KC 80 S KC 81 B CH 86 F FF 95 B FF 95 C KC 80 3-3 ③ **K** **3-H**		F SI 96 C CH 88 X CH 90 0-2 ② ③ **G6-4-3** **1-2f**			S CH 87 C FF 94 B FF 95 S CH 86 1-3 ② **K**	3	0	0	0	1	2	1
16 Andre Ethier, L (1, 9) OBP: 0.426, SLG: 0.583		B KC 80 B FF 94 B FF 94 C FF 94 B SI 95 4-1 **14 1B** **1-2 BB**			B FF 94 B FF 95 F FF 94 B FF 94 F FF 95 B SI 94 4-2 **14 HR BB**		B FC 90 F FC 91 B SI 96 X FC 91 2-1 ① **F7**		B FF 93 X FF 93 1-0 ③ **F9**	2	1	0	0	2	0	0
14 Enrique Hernández, R (1, 6) OBP: 0.320, SLG: 0.500	B SI 96 C SI 96 B SI 96 S SI 96 X KC 82 2-2 ③ **1-2 2-H 1B**				F SI 95 B SI 96 1 SAFE F SI 95 X SI 96 1-2 **1-H HR**		S FC 90 X CU 86 0-1 ② **G6-3**			3	1	2	2	0	0	0
77 Carlos Frías, R (1, 1) 36 Adam Liberatore, L (7, 1) 33 Scott Van Slyke, R (7, 7) OBP: 0.407, SLG: 0.596 41 Chris Hatcher, R (7, 1)			B SI 93 B SI 93 C SI 93 L FF 94 F SI 94 B SI 94 C SI 94 3-3 ① **K**		F SI 94 X SI 92 0-1 ① **B2-3**		C FF 96 B FC 91 X FF 95 1-1 ③ **F8**			2 0 1 0	0 0 0 0	0 0 0 0	0 0 0 0	1 0 0 0	0 0 0 0	0 0 0 0
Inning Stats	R: 0 E: 0 K: 1 S: 10 H: 0 LOB: 0 BB: 0 P: 15	R: 0 E: 0 K: 0 S: 12 H: 1 LOB: 2 BB: 2 P: 24	R: 0 E: 0 K: 1 S: 6 H: 0 LOB: 0 BB: 0 P: 10	R: 1 E: 0 K: 2 S: 12 H: 1 LOB: 0 BB: 0 P: 18	R: 3 E: 0 K: 0 S: 13 H: 2 LOB: 0 BB: 1 P: 21	R: 0 E: 0 K: 0 S: 5 H: 1 LOB: 0 BB: 0 P: 6	R: 0 E: 0 K: 0 S: 6 H: 0 LOB: 0 BB: 0 P: 9	R: 0 E: 0 K: 0 S: 6 H: 1 LOB: 1 BB: 0 P: 11	R: 0 E: 0 K: 2 S: 7 H: 0 LOB: 0 BB: 0 P: 11	1B: 2 2B: 1 3B: 1 HR: 2 SF: 0 SAC: 0 DP: 1 HBP: 0						

PITCHER	IP	WLS	BF	H	R	ER	SO	BB	IBB	HBP	BLK	WP	HR	S	P	ERA	WHIP
23 Jarred Cosart, R (1, 1) ERA: 4.08	5.1		23	5	4	4	4	3	0	0	0	1	2	55	91	6.75	1.500
36 Sam Dyson, R (6, 1) ERA: 2.55	0.2	W	1	0	0	0	0	0	0	0	0	0	0	3	3	0.00	0.000
57 Bryan Morris, R (7, 1) ERA: 4.08	1.0	H	3	0	0	0	0	0	0	0	0	0	0	6	9	0.00	0.000
40 Mike Dunn, L (8, 1) ERA: 3.95	1.0	H	4	1	0	0	0	0	0	0	0	0	0	6	11	0.00	1.000
44 AJ Ramos, R (9, 1) ERA: 1.0	1.0	S	3	0	0	0	2	0	0	0	0	0	0	7	11	0.00	0.000

PITCHER	IP	WLS	BF	H	R	ER	SO	BB	IBB	HBP	BLK	WP	HR	S	P	ERA	WHIP

Miami Marlins @ Los Angeles Dodgers

Dodger Stadium, Los Angeles, CA

Wed May 13 2015, 4:51 PM - 8:14 PM PDT

Att. 38,316 - Partly Cloudy - 66 F

AB	31
R	4
H	6
RBI	3
BB	3
SO	6
LOB	2

1B: 2	SF: 0	WP: 1	PA: 34
2B: 1	SAC: 0	PB: 0	
3B: 1	DP: 1	SB: 0	
HR: 2	HBP: 0	CS: 0	

livebaseballscorecards.com

Batter	1	2	3	4	5	6	7	8	9	AB	R	H	RBI	BB	SO	LOB
19 Charlie Blackmon, L (1, 8) (6, 7) OBP: 0.338, SLG: 0.496	C FF 91 B SL 82 F SI 89 B SL 84 X SL 83 2-2 2 WP 5 G4-3 1B	M KC 76 B SL 82 C SI 91 X FF 93 1-2 G5-3 ②	C FF 91 F SL 82 1 SAFE S SI 92 0-3 K ③	X FF 95 0-0 G3-1 ②	S FF 92 F FF 94 C FF 94 0-3 K ②	5	0	1	0	0	2	3
5 Carlos González, L (1, 9) OBP: 0.261, SLG: 0.327	B SI 89 1 SAFE B SI 90 C SL 80 1 SAFE X SL 81 2-1 G4-3 ① 1-2	B SI 92 S SL 82 B SI 92 S FF 92 S SL 85 2-3 K ③	F KC 78 B FF 88 B FF 89 B SI 89 C SL 80 B SL 82 4-2 28 1B 2 G6-3 20 E BB 4-2 BB	B FF 95 C FF 95 B SL 85 B FF 95 S FF 94 B FF 95	B FF 95 B FF 94 2 SAFE S FF 92 X FF 94 2-1 1-H 2-H HR	3	2	1	3	2	1	1
2 Troy Tulowitzki, R (1, 6) OBP: 0.297, SLG: 0.456	B KC 75 B SI 91 C CH 84 D CH 85 F FF 92 S SL 84 3-3 K ② 2-3	F CH 82 S SL 81 B FF 89 F FF 92 B SL 82 S SL 83 2-3 K ①	C KC 76 S SL 82 F SL 81 D SL 83 F SL 82 B SI 90 B SL 81 X SL 81 3-2 G6-3 ① 1-2	B FF 95 B SL 86 C FF 94 F FF 95 S FF 94 2-3 K ③	C FF 94 S SL 81 X FF 94 0-2 F8 ③	5	0	0	0	0	3	3
28 Nolan Arenado, R (1, 5) OBP: 0.325, SLG: 0.549	X SI 86 0-0 G3 ③	B SL 81 X SI 92 1-0 L4 ②	B CH 80 S CH 79 F SL 79 X CH 82 1-2 6 1B 20 E 2-3 1B	C FF 96 B FS 89 X FF 96 1-1 F7 ①	4	0	1	0	0	0	1
20 Wilin Rosario, R (1, 3) OBP: 0.355, SLG: 0.633	X SI 89 0-0 HR	B CH 83 B KC 78 B KC 76 C CH 84 X KC 77 3-1 1B	B SL 86 X SL 86 1-0 E6 6 1B 1-2 3-H	C SI 95 X FS 89 0-1 G6-3 ②	4	1	2	2	0	0	1
6 Corey Dickerson, L (1, 7) OBP: 0.354, SLG: 0.542 67 Ken Roberts, L (6, 1) 3 Daniel Descalso, L (8, PH) OBP: 0.179, SLG: 0.086 63 Rafael Betancourt, R (8, 1) 66 John Axford, R (9, 1)	B SL 81 S SI 89 B SL 82 S SL 82 X FF 92 2-2 G4-3 ①	C SL 80 C SL 81 B SL 83 X SL 83 1-2 L7 ③	C FF 94 S FF 94 B FF 96 X SL 86 1-2 1-2 2-3 1B	C SI 96 X SI 95 0-1 L7 ③	3 0 1 0 0	0 0 0 0 0	1 0 0 0 0	0 0 0 0 0	0 0 0 0 0	0 0 0 0 0	1 0 0 0 0
4 Nick Hundley, R (1, 2) OBP: 0.362, SLG: 0.471	C KC 76 F CH 86 S SL 83 0-3 K ②	C FF 91 C FF 90 T SL 82 0-2 K ①	F FF 95 B FF 96 T FF 96 F FF 96 F FF 97 S FF 96 1-3 K ②	X FF 94 0-0 13 1B 5 HR 1B	4	1	1	0	0	3	3
9 DJ LeMahieu, R (1, 4) OBP: 0.378, SLG: 0.412	B SI 92 F SI 91 F SL 83 B SL 85 X FF 93 2-2 G4-3 ③	X SI 91 0-0 1B	C FF 97 F FF 97 C FF 97 0-3 K ③	F FF 93 S FF 95 B FF 93 F FF 93 S FF 95 1-3 K ①	4	0	1	0	0	2	4
35 Chad Bettis, R (1, 1) 13 Drew Stubbs, R (6, 8) OBP: 0.200, SLG: 0.297	B FF 90 C SI 90 S SI 92 S SI 92 1-3 K ①	M SI 90 M KC 77 C SL 81 0-3 K ②	B FF 94 S FF 94 S FF 94 F FF 95 B FF 95 B FF 95 S FF 95 3-3 K ①	X FF 93 0-0 5 HR 1B 1-2	2 2	0 1	0 1	0 0	0 1	2 0	1 0
Inning Stats	R: 0 E: 0 K: 1 S: 9 H: 1 LOB: 1 BB: 0 P: 16	R: 1 E: 0 K: 1 S: 10 H: 1 LOB: 0 BB: 0 P: 14	R: 0 E: 0 K: 2 S: 9 H: 0 LOB: 0 BB: 0 P: 13	R: 0 E: 0 K: 1 S: 10 H: 1 LOB: 1 BB: 0 P: 17	R: 0 E: 0 K: 3 S: 10 H: 1 LOB: 1 BB: 0 P: 10	R: 1 E: 1 K: 2 S: 22 H: 2 LOB: 3 BB: 1 P: 33	R: 0 E: 0 K: 2 S: 10 H: 0 LOB: 1 BB: 1 P: 19	R: 0 E: 0 K: 0 S: 6 H: 0 LOB: 0 BB: 0 P: 7	R: 3 E: 0 K: 2 S: 14 H: 3 LOB: 0 BB: 0 P: 17	1B: 7 2B: 0 3B: 0 HR: 2 SF: 0 SAC: 0 DP: 0 HBP: 0						

PITCHER		IP	WLS	BF	H	R	ER	SO	BB	IBB	HBP	BLK	WP	HR	S	P	ERA	WHIP
35 Brett Anderson, L ERA: 3.5	(1, 1)	5.1		22	5	2	2	8	1	0	0	0	1	1	58	88	3.38	1.125
12 Juan Nicasio, R ERA: 1.06	(6, 1)	1.2	H	8	1	0	0	4	1	0	0	0	0	0	22	34	0.00	1.200
41 Chris Hatcher, R ERA: 6.0	(8, 1)	1.0	H	3	0	0	0	0	0	0	0	0	0	0	6	7	0.00	0.000
63 Yimi García, R ERA: 3.38	(9, 1)	1.0	L	6	3	3	3	2	0	0	0	0	0	1	14	17	27.00	3.000

PITCHER	IP	WLS	BF	H	R	ER	SO	BB	IBB	HBP	BLK	WP	HR	S	P	ERA	WHIP

TOP

Colorado Rockies @ Los Angeles Dodgers

Dodger Stadium, Los Angeles, CA

Thu May 14 2015, 7:11 PM - 11:45 PM PDT

Att. 42,650 - Overcast - 59 F

livebaseballscorecards.com

AB	37
R	5
H	9
RBI	5
BB	2
SO	14
LOB	18

1B: 7	SF: 0	WP: 1	PA: 39
2B: 0	SAC: 0	PB: 0	
3B: 0	DP: 0	SB: 0	
HR: 2	HBP: 0	CS: 0	

Batter	1	2	3	4	5	6	7	8	9	AB	R	H	RBI	BB	SO	LOB
31 Joc Pederson, L (1, 8) OBP: 0.401, SLG: 0.570	B FF 89 X SI 90 1-0 F7 ①	B CH 85 C FF 92 S FF 93 D CH 85 F FF 94 F FF 92 F CH 86 F SI 94 D FF 95 3-2 X CH 87 G3 ② 2-3		F CH 85 B SI 92 B SI 88 X SI 90 2-1 FC5-6 ③ 1-2f		C FF 88 S FF 88 B FF 88 X CU 77 1-2 F8 ①		S CH 85 X FF 91 0-1 F7 ③		5	0	0	0	0	0	3
11 Jimmy Rollins, S (1, 6) OBP: 0.261, SLG: 0.302	B FF 91 X SI 90 1-0 47 1B / 23 2B 2B	B SI 92 C CH 85 D CH 87 F CH 86 B FF 95 F CH 87 B CH 88 4-2 BB			B CU 75 F CH 83 X CH 82 1-1 G6-3 ①	1 SAFE 1 SAFE B FF 88 X FF 88 1-0 F8 ② 1-2			B FF 92 X FF 93 1-0 F9 ①	4	1	1	0	1	0	1
47 Howie Kendrick, R (1, 4) OBP: 0.362, SLG: 0.488	F SL 86 X FF 90 0-1 23 2B 1B 2-3	F FF 92 X SI 92 0-1 G6-3 ③			B SI 92 T SI 88 S SL 85 F SL 86 X SI 90 1-2 G1-3 ②	B CU 78 S CU 78 B FF 89 F CU 77 S CU 78 2-3 K ③			C SL 87 B SL 89 S SL 88 B SL 86 X SL 87 2-2 G4-3 ②	5	1	1	0	0	1	3
23 Adrián González, L (1, 3) OBP: 0.434, SLG: 0.711 14 Enrique Hernández, R (9, PR) OBP: 0.320, SLG: 0.500	B SI 89 1 SAFE F SI 88 B SI 91 F SI 91 B FF 92 X FF 91 3-2 2B 1-H 3-H	C CU 76 B FF 92 F SI 92 F CH 86 F CH 86 S FF 91 1-3 K ①		F CH 84 B SI 92 B SI 90 T CH 85 B FF 91 D SI 90 4-2 33 1B / 9 1B BB		X CU 75 0-0 9 CS 2B		B FF 94 B FF 93 B FF 94 B FF 95 4-0 BB	3 0	1 0	2 0	2 0	2 0	1 0	0 0
33 Scott Van Slyke, R (1, 7) OBP: 0.391, SLG: 0.561	S FF 91 F FF 92 D CH 85 B SI 91 S SL 87 2-3 K ②	B FF 93 S SI 90 B FF 88 X SL 85 2-1 G5-3 ②			X FF 92 0-0 16 BB / 9 1B 1B 1-2		B FF 89 F FF 88 S FF 89 X CU 77 1-2 G5-3 ①		B FF 93 B SL 92 F FF 94 C FF 94 F FF 95 S SL 87 2-3 K ③	5	0	1	0	0	2	3
9 Yasmani Grandal, S (1, 2) OBP: 0.421, SLG: 0.500	B SI 92 C FF 91 C FF 92 X CH 86 1-2 G3 ③		C SI 92 C FF 92 B FF 90 C FF 93 1-3 K ③		C CH 84 F FF 92 B FF 92 X CH 84 1-2 16 BB 1-2 2-H 1B		B FC 89 C CH 82 B CU 77 B FF 88 S CH 83 X CU 76 3-2 ② 2-3 1B			4	0	2	1	0	1	1
16 Andre Ethier, L (1, 9) OBP: 0.429, SLG: 0.586		F CH 85 X FF 93 0-1 35 2B 2B		X SI 91 0-0 L8 ①	S CH 84 S CH 84 B CH 85 B CH 84 B FF 91 D CH 85 4-2 1-2 2-3 BB		F FF 89 F FF 87 X CH 81 0-2 L8 ③			3	1	1	0	1	0	1
5 Juan Uribe, R (1, 5) OBP: 0.282, SLG: 0.315 12 Juan Nicasio, R (6, 1) 41 Chris Hatcher, R (8, 1) 7 Alex Guerrero, R (8, PH) OBP: 0.400, SLG: 0.800 63 Yimi García, R (9, 1)		B SI 90 F SL 86 B SI 92 B SI 90 F FF 92 F CH 85 X SI 92 3-2 G1-3 ①		C CH 85 B SI 91 X SL 86 1-1 G6-3 ②	B FF 92 D CH 85 X FF 91 2-0 F8 ③			X FF 91 0-0 G6-3 ①	3 0 0 1 0	0 0 0 0 0	0 0 0 0 0	0 0 0 0 0	0 0 0 0 0	0 0 0 0 0	4 0 0 0 0
35 Brett Anderson, L (1, 1) OBP: 0.333, SLG: 0.222 10 Justin Turner, R (6, 5) OBP: 0.358, SLG: 0.600		B SI 92 X SI 89 1-0 31 G3 2B 2-H		B SI 93 F CH 83 B CH 86 B FF 90 B FF 89 4-1 31 FC5-6 BB		B CH 82 B FF 89 B FF 88 B FF 89 4-0 11 S BB		B FF 91 F FF 90 B FF 90 X FF 90 2-1 F9 ②	1 1	0 0	1 0	1 0	1 1	0 0	0 0
Inning Stats	R: 2 E: 0 K: 1 S: 13 H: 3 LOB: 1 BB: 0 P: 21	R: 1 E: 0 K: 0 S: 19 H: 2 LOB: 2 BB: 1 P: 30	R: 0 E: 0 K: 2 S: 10 H: 0 LOB: 0 BB: 0 P: 14	R: 0 E: 0 K: 0 S: 6 H: 0 LOB: 1 BB: 1 P: 13	R: 1 E: 0 K: 0 S: 15 H: 2 LOB: 3 BB: 2 P: 28	R: 0 E: 0 K: 1 S: 8 H: 0 LOB: 1 BB: 1 P: 16	R: 0 E: 0 K: 0 S: 10 H: 2 LOB: 1 BB: 0 P: 14	R: 0 E: 0 K: 0 S: 5 H: 0 LOB: 0 BB: 0 P: 7	R: 0 E: 0 K: 1 S: 8 H: 0 LOB: 1 BB: 1 P: 17	1B: 4 2B: 5 3B: 0 HR: 0	SF: 0 SAC: 0 DP: 0 HBP: 0	WP: 0 PB: 0 SB: 1 CS: 1	PA: 41			

PITCHER		IP	WLS	BF	H	R	ER	SO	BB	IBB	HBP	BLK	WP	HR	S	P	ERA	WHIP
35 Chad Bettis, R ERA: 7.2	(1, 1)	5.0		26	7	4	4	3	4	0	0	0	0	0	63	106	7.20	2.200
67 Ken Roberts, L ERA: 3.38	(6, 1)	2.0		8	2	0	0	1	1	0	0	0	0	0	18	30	0.00	1.500
63 Rafael Betancourt, R ERA: 4.05	(8, 1)	1.0	W	3	0	0	0	0	0	0	0	0	0	0	5	7	0.00	0.000
66 John Axford, R ERA: 1.29	(9, 1)	1.0	S	4	0	0	0	1	1	0	0	0	0	0	8	17	0.00	1.000

PITCHER	IP	WLS	BF	H	R	ER	SO	BB	IBB	HBP	BLK	WP	HR	S	P	ERA	WHIP

BOTTOM

Colorado Rockies @ Los Angeles Dodgers

Dodger Stadium, Los Angeles, CA

Thu May 14 2015, 7:11 PM - 11:45 PM PDT

Att. 42,650 - Overcast - 59 F

livebaseballscorecards.com

AB	35
R	4
H	9
RBI	4
BB	6
SO	5
LOB	16

Colorado Rockies @ Los Angeles Dodgers

Dodger Stadium, Los Angeles, CA

Fri May 15 2015, 7:11 PM - 10:44 PM PDT

Att. 46,662 - Partly Cloudy - 65 F

livebaseballscorecards.com

Batter	1	2	3	4	5	6	7	8	9	AB	R	H	RBI	BB	SO	LOB
19 Charlie Blackmon, L (1, 7) OBP: 0.348, SLG: 0.500	B FF 94 C FF 94 X SL 89 1-1 28 1B 2 WP 1B		C FF 93 F FF 91 B SL 88 B SL 90 S FF 94 2-3 ① K		C FF 94 D CU 75 F SL 86 D FF 93 1 SAFE B CU 74 C FF 94 3-3 ③ K 1-2		C SL 85 X SL 85 0-1 3 2B 1-2 2-3 1B		C FF 92 X FF 93 0-1 20 S 3 1B 1B	5	1	3	0	0	2	1
2 Troy Tulowitzki, R (1, 6) 3 Daniel Descalso, L (3, 6) OBP: 0.292, SLG: 0.448 OBP: 0.214, SLG: 0.158	B FF 94 1 SAFE B SL 89 B FF 94 C FF 94 F FF 94 F SL 88 S SL 87 3-3 ① K 1-2		C CU 72 X FF 94 0-1 ② G1-3			F FF 92 X FF 94 0-1 ① G6-3	B SL 85 C CU 76 S CU 79 D CU 79 X CU 79 2-2 1-H 2-H 3-H 2B		B FF 94 C FF 94 X FF 95 1-1 20 S 1-2 1B	2 3	0 0	0 2	0 3	0 0	1 0	1 0
28 Nolan Arenado, R (1, 5) OBP: 0.328, SLG: 0.538	X FF 95 0-0 2-3 1B		F FF 93 B SL 87 B SL 89 S SL 88 S CU 75 2-3 ③ K			B FF 94 F SL 87 C FF 93 X CU 74 1-2 ② F9	B SL 82 B SL 82 C FF 93 B FF 92 B SL 82 4-1 BB		C FF 94 F FF 95 B FF 94 S SL 86 1-3 ② K	4	0	1	0	1	2	2
20 Wilin Rosario, R (1, 3) OBP: 0.306, SLG: 0.543	D SL 87 S SL 86 C CU 73 C FF 95 1-3 ② K			S SL 86 B CU 72 C FF 94 B SL 88 B CU 74 S SL 85 3-3 ① K		B SL 88 F SL 86 F FF 93 B FF 94 B CU 73 F FF 93 X SL 88 3-2 ③ G5-3	C FF 93 C SL 83 F FF 94 D SL 82 S FF 94 1-3 ③ K		C FF 95 B FF 94 S SL 87 B SL 85 F SL 86 S FF 95 2-3 ③ K 1-2 2-3	5	0	0	0	0	4	6
5 Carlos González, L (1, 9) OBP: 0.261, SLG: 0.324	B FF 95 B FF 94 F FF 94 1 SAFE F FF 94 F SL 89 X FF 93 2-2 ③ L7			X SL 86 0-0 ② G3			S FF 92 X SL 88 0-1 4 G1-3 9 1B 1B	C FC 92 S FC 92 F FC 94 S FC 94 0-3 K 4 S		4	1	1	0	0	1	2
4 Nick Hundley, R (1, 2) OBP: 0.347, SLG: 0.451		X FF 92 0-0 ① L6		B FF 94 C FF 93 C CU 73 S CU 74 1-3 ③ K			S FF 93 C CU 72 B FF 94 F SL 86 B CU 73 F FF 93 F SL 86 X CU 73 2-2 ① G1-3 1-2	S FC 91 B FC 92 1 SAFE S FC 91 S FC 93 1-3 ① K 1-2		4	0	0	0	0	2	2
13 Drew Stubbs, R (1, 8) OBP: 0.205, SLG: 0.275		B FF 92 F FF 93 B SL 86 B FF 93 B FF 93 4-1 9 FC5-4 BB			F FF 92 B CU 70 F SL 88 B FF 93 S SL 87 2-3 ① K		T FF 93 B SL 83 B SL 86 F FF 93 C FF 94 2-3 ② K	C FC 92 S FC 94 S FC 94 0-3 ② K		3	0	0	0	1	3	2
9 DJ LeMahieu, R (1, 4) OBP: 0.383, SLG: 0.410		F FF 94 B CU 73 1 SAFE X CU 72 1-1 ② FC5-4 1-2f			B FF 93 B FF 93 F FF 94 B SL 88 C FF 93 F SL 89 B FF 94 4-2 19 S BB		X FF 93 0-0 19 1B 8 BB 3 2B 2-H 1B	C FF 94 S FC 93 S FC 94 0-3 ③ K		3	1	1	1	1	1	2
31 Eddie Butler, R (1, 1) 58 Yohan Flande, L (3, 1) 8 Michael McKenry, R (7, PH) OBP: 0.364, SLG: 0.357 53 Christian Friedrich, R (7, 1) 48 Boone Logan, R (8, 1) 6 Corey Dickerson, L (9, PH) OBP: 0.351, SLG: 0.537		C FF 92 S FF 92 C CU 71 0-3 ③ K			X FF 92 0-0 ② B5		B FF 93 B FF 94 1 SAFE C FF 94 F FF 93 D CU 74 B FF 94 4-2 19 1B 3 2B 1-2 BB		C FF 92 S FF 93 S FF 94 0-3 ① K	1 1 0 0 0 1	0 0 1 0 0 0	0 0 0 0 0 0	0 0 1 0 0 1	1 0 0 0 0 0	1 0 0 0 0 0	1 1 0 0 0 0
Inning Stats	R: 0 E: 0 K: 2 S: 14 H: 2 LOB: 2 BB: 0 P: 21	R: 0 E: 0 K: 1 S: 7 H: 0 LOB: 1 BB: 1 P: 12	R: 0 E: 0 K: 2 S: 8 H: 0 LOB: 0 BB: 0 P: 12	R: 0 E: 0 K: 2 S: 7 H: 0 LOB: 0 BB: 0 P: 11	R: 0 E: 0 K: 2 S: 10 H: 0 LOB: 1 BB: 1 P: 19	R: 0 E: 0 K: 0 S: 9 H: 0 LOB: 0 BB: 0 P: 13	R: 4 E: 0 K: 2 S: 24 H: 4 LOB: 2 BB: 2 P: 39	R: 0 E: 0 K: 4 S: 13 H: 0 LOB: 1 BB: 0 P: 14	R: 0 E: 0 K: 3 S: 14 H: 2 LOB: 2 BB: 0 P: 18	1B: 7 2B: 1 3B: 0 HR: 0 SF: 0 SAC: 0 DP: 0 HBP: 0				WP: 1 PB: 1 SB: 4 CS: 0		PA: 40

TOP

AB	36
R	4
H	8
RBI	4
BB	4
SO	18
LOB	20

PITCHER		IP	WLS	BF	H	R	ER	SO	BB	IBB	HBP	BLK	WP	HR	S	P	ERA	WHIP
22 Clayton Kershaw, L ERA: 4.24	(1, 1)	6.2	W	27	4	3	3	10	3	0	0	0	1	0	69	110	4.05	1.050
75 Paco Rodríguez, L ERA: 2.45	(7, 1)	0.0		2	2	1	1	0	0	0	0	0	0	0	5	7	∞	∞
63 Yimi García, R ERA: 3.31	(7, 1)	0.1	H	2	0	0	0	1	1	0	0	0	0	0	5	10	0.00	3.000
74 Kenley Jansen, R ERA:	(8, 1)	1.0	H	4	0	0	0	4	0	0	0	0	0	0	13	14	0.00	0.000
36 Adam Liberatore, L ERA: 1.8	(9, 1)	0.1	H	3	2	0	0	1	0	0	0	0	0	0	7	8	0.00	6.000

PITCHER		IP	WLS	BF	H	R	ER	SO	BB	IBB	HBP	BLK	WP	HR	S	P	ERA	WHIP
12 Juan Nicasio, R ERA: 1.02	(9, 1)	0.2	S	2	0	0	0	2	0	0	0	0	0	0	7	10	0.00	0.000

BOTTOM

Batter	1	2	3	4	5	6	7	8	9	AB	R	H	RBI	BB	SO	LOB
31 Joc Pederson, L (1, 8) OBP: 0.401, SLG: 0.559	F FF 93 B FF 93 S SI 91 B SI 94 B SI 93 C FF 93 3-3 K ①	S SI 94 B FF 93 F SI 92 H SL 86 2-2 11 G4-6-3 HBP 1-2	C SL 83 X SL 84 0-1 L9 ③		B SI 90 C SI 90 B CH 85 X SL 84 2-1 11 1B 1B 1-3			S FF 92 X SL 81 0-1 G3 ①		4	0	1	0	0	1	2
11 Jimmy Rollins, S (1, 6) OBP: 0.279, SLG: 0.351	C FF 92 F SI 93 B FF 93 B FF 94 F FF 94 B CH 88 X FF 92 3-2 HR	B SI 93 X SI 93 1-0 G4-6-3 ②③ 1-2f	B SI 90 X CH 85 1-0 47 1B 23 G6-4-3 2B	B FF 90 F FF 89 X SI 88 1-1 1-2 3-H 1B				X FF 90 0-0 1B		5	2	4	2	0	0	2
47 Howie Kendrick, R (1, 4) OBP: 0.370, SLG: 0.493	C FF 93 C FF 93 X FF 94 0-2 10 1B 23 BB 1B	C SL 86 X SI 91 0-1 23 E 10 2B 1B	C SL 84 F SI 89 X CH 85 0-2 23 G6-4-3 2-3 1B	X SL 84 0-0 G5-3 ③				C SL 80 F SL 82 S SI 92 0-3 K ②		5	1	3	0	0	1	3
23 Adrián González, L (1, 3) OBP: 0.427, SLG: 0.689	B FF 93 B CH 86 1 SAFE B FF 92 C FF 92 B CH 85 4-1 9 BB 10 1B 1-2 BB	F SI 92 B FF 92 D CH 87 X CH 87 2-1 E3 10 2B 1-3	F SI 90 X SL 84 0-1 G6-4-3 ①② 1-2f 3-H			B SL 82 B SI 90 F SL 84 X SL 85 2-1 G3-1 ①		C FF 92 B FF 92 T FF 92 F SL 82 S SL 82 1-3 K ③		4	1	0	0	1	1	3
10 Justin Turner, R (1, 5) OBP: 0.380, SLG: 0.619	S FF 94 B FF 94 S FF 94 2 SAFE F FF 95 F FF 94 B FF 94 F FF 95 X SL 88 2-2 9 BB ② 1-2 2-3 1B	B FF 94 B SI 92 F FF 94 F FF 93 X FF 92 2-2 9 G4-1 16 1B 2B 2-H 3-H	B SL 85 B SI 91 C SI 91 C SL 84 B SL 86 D SL 86 4-2 BB			B SI 90 X SL 84 1-0 G6-3 ②				3	1	2	2	1	0	0
9 Yasmani Grandal, S (1, 2) OBP: 0.414, SLG: 0.484	F FF 93 C FF 94 F SI 93 D SL 86 B FF 94 B FF 93 B FF 94 4-2 1-2 2-3 BB	L FF 93 S FF 92 B FF 92 B FF 93 B CH 86 X CH 86 3-2 G4-1 ① 2-3	F SI 90 X SI 89 0-1 G4-3 ③			C SL 84 F SI 90 F SL 86 C CH 85 0-3 K ③				3	0	0	0	1	1	2
16 Andre Ethier, L (1, 9) OBP: 0.431, SLG: 0.582	B CH 87 S CH 87 X CH 87 1-1 L6 ③		B FF 94 B FF 94 X CH 87 2-0 22 SH1-4 33 BB 1B 3-H		B SL 82 F CH 85 B SL 85 B CH 84 C SI 90 X SL 85 3-2 22 FC1-6 1B		F SL 86 C CU 77 B SL 87 B SL 85 F FF 91 B CU 77 F FF 92 X SL 86 3-2 G4-3 ①			4	0	2	1	0	0	3
33 Scott Van Slyke, R (1, 7) OBP: 0.382, SLG: 0.533		B FF 91 X SL 86 1-0 G5-3 ①	B FF 93 B CH 86 F CH 87 D CH 87 D SI 92 4-1 22 SH1-4 1-2 BB		X SI 89 0-0 F9 ①		F SI 90 B CU 79 F CU 77 B FF 91 S FF 92 2-3 K ②			3	0	0	0	1	1	1
22 Clayton Kershaw, L (1, 1) OBP: 0.158, SLG: 0.116 75 Paco Rodríguez, L (7, 1) 63 Yimi García, R (7, 1) 7 Alex Guerrero, R (7, PH) OBP: 0.393, SLG: 0.786 74 Kenley Jansen, S (8, 1) 36 Adam Liberatore, L (9, 1) 12 Juan Nicasio, R (9, 1)		C FF 92 B CH 86 B CH 85 F FF 92 B FF 92 F FF 91 F FF 94 D FF 94 4-2 31 HBP BB	C FF 91 L CH 88 X FF 91 0-2 SH1-4 ② 1-2 2-3	C SI 89 X SL 82 0-1 FC1-6 31 1B 11 1B ② 1-2f			C CU 77 F FF 92 B SL 87 F FF 92 S CU 80 1-3 K ③		1 0 0 1 0 0 0	1 0 0 0 0 0 0	0 0 0 0 0 0 0	0 0 0 0 0 0 0	1 0 0 0 0 0 0	0 0 0 1 0 0 0	1 0 0 0 0 0 0
Inning Stats	R: 1 E: 0 K: 1 S: 22 H: 3 LOB: 3 BB: 2 P: 39	R: 0 E: 0 K: 0 S: 8 H: 0 LOB: 1 BB: 1 P: 16	R: 3 E: 1 K: 0 S: 17 H: 3 LOB: 2 BB: 1 P: 30	R: 1 E: 0 K: 0 S: 10 H: 2 LOB: 1 BB: 1 P: 15	R: 1 E: 0 K: 0 S: 11 H: 3 LOB: 2 BB: 0 P: 17	R: 0 E: 0 K: 1 S: 7 H: 0 LOB: 0 BB: 0 P: 10	R: 0 E: 0 K: 2 S: 12 H: 0 LOB: 0 BB: 0 P: 18	R: 0 E: 0 K: 2 S: 10 H: 1 LOB: 1 BB: 0 P: 11		1B: 9 2B: 2 3B: 0 HR: 1 SF: 0 SAC: 1 DP: 2 HBP: 1				WP: 0 PB: 0 SB: 0 CS: 0 PA: 40		

PITCHER		IP	WLS	BF	H	R	ER	SO	BB	IBB	HBP	BLK	WP	HR	S	P	ERA	WHIP
31 Eddie Butler, R ERA: 4.24	(1, 1)	2.2	L	18	6	4	3	1	4	0	1	0	0	1	45	83	10.12	3.750
58 Yohan Flande, L ERA: 5.4	(3, 1)	3.1		15	5	2	2	1	1	0	0	0	0	0	30	44	5.40	1.800
53 Christian Friedrich, L ERA: 4.24	(7, 1)	1.0		3	0	0	0	2	0	0	0	0	0	0	12	18	0.00	0.000
48 Boone Logan, L ERA: 4.97	(8, 1)	1.0		4	1	0	0	2	0	0	0	0	0	0	10	11	0.00	1.000

PITCHER	IP	WLS	BF	H	R	ER	SO	BB	IBB	HBP	BLK	WP	HR	S	P	ERA	WHIP

Colorado Rockies @ Los Angeles Dodgers

Dodger Stadium, Los Angeles, CA

Fri May 15 2015, 7:11 PM - 10:44 PM PDT

Att. 46,662 - Partly Cloudy - 65 F

livebaseballscorecards.com

AB	33
R	6
H	12
RBI	5
BB	5
SO	6
LOB	17

Batter	1	2	3	4	5	6	7	8	9	AB	R	H	RBI	BB	SO	LOB
19 Charlie Blackmon, L (1, 8) (4, 7) OBP: 0.343, SLG: 0.484	C FF 90 C FF 90 F FF 91 B FF 92 B FF 91 S SL 89 2-3 K		X CU 75 0-0 G6-3		C FF 90 H FF 91 1-1 HBP		C FF 93 B SL 85 B CH 84 C FF 92 S SL 85 2-3 K		B CU 77 X SI 88 1-0 G4-3 2-3	4	0	0	0	0	2	1
9 DJ LeMahieu, R (1, 4) OBP: 0.375, SLG: 0.400	S FF 92 B FF 92 C FF 91 S SL 88 1-3 K		B FF 90 B SL 87 F SI 90 C SI 92 B FF 92 X SL 88 3-2 G4-3		1 SAFE B FF 90 1 SAFE F FF 91 1 SAFE B SL 88 C FF 91 2-3 K			B FF 91 S FF 91 C FF 93 S SL 84 1-3 K 5 WP 5 E	B SI 88 S SL 84 X SL 85 1-1 3-H 1B	5	1	1	1	0	3	1
5 Carlos González, L (1, 9) OBP: 0.266, SLG: 0.354	B FF 91 B CH 87 X FF 92 2-0 HR		X CH 89 0-0 G3-1			B FF 90 B FF 90 S CH 88 B CH 88 C CH 88 X FF 92 3-2 F7		C FF 92 B SL 85 B FF 93 X FF 92 2-1 E7 28 HR 1-H 1B	C SL 86 F SI 88 C CU 76 0-3 K	5	2	2	1	0	1	1
28 Nolan Arenado, R (1, 5) OBP: 0.326, SLG: 0.554	F FF 91 F SI 91 B CH 89 B CH 89 S SL 90 2-3 K			F FF 90 B FF 90 S SL 86 B SL 86 X FF 92 2-2 F7		B CU 74 F FF 90 B FF 91 S SI 90 F SL 88 X CU 70 2-2 F8		F FF 93 X SL 84 0-1 2-H HR		4	1	1	2	0	1	0
6 Corey Dickerson, L (1, 7) OBP: 0.348, SLG: 0.532 13 Drew Stubbs, R (4, PH) (4, 8) OBP: 0.191, SLG: 0.256		C FF 90 S FF 91 B CU 66 B CH 88 B FF 92 F FF 92 F F CU 75 F CH 88 3-2 X CH 88 L6		B FF 90 S FF 91 X SL 87 1-1 G4-3		B FF 90 B SL 87 C SL 87 B FF 89 S FF 90 F FF 90 F SL 88 F FF 90 X SL 85 3-2 P3		S FF 91 B FF 93 C FF 92 T FF 93 1-2 K		1 3	0 0	0 0	0 0	0 0	0 1	0 0
20 Wilin Rosario, R (1, 3) OBP: 0.325, SLG: 0.538		X SL 88 0-0 3 1B 1B		B SL 86 B FF 90 S SL 88 X FF 91 2-1 1B			X SL 84 0-0 G5-3	B SL 84 S SL 85 S SL 84 F SL 85 B FF 92 S SL 85 2-3 K2-3		4	0	2	0	0	1	0
8 Michael McKenry, R (1, 2) OBP: 0.351, SLG: 0.323		B FF 92 S CH 88 F FF 91 X SI 92 1-2 F8		B FF 92 B FF 90 X FF 90 2-0 L8			B SL 84 B SL 83 B FF 91 B FF 92 4-0 3 HR BB	C FF 93 S CH 85 B SL 86 S SL 85 1-3 K2-3		3	1	0	0	1	1	2
3 Daniel Descalso, L (1, 6) OBP: 0.239, SLG: 0.262		C FF 91 B CU 73 C FF 91 1 SAFE B SI 91 X SL 88 2-2 1-2 1B			C FF 90 B CH 86 B CH 86 B CH 86 X FF 91 3-1 P6		C FF 94 X CH 83 0-1 1-H HR		C SL 85 X FF 87 0-1 G3	4	1	2	2	0	0	0
29 Jorge De La Rosa, L (1, 1) OBP: 0.250, SLG: 0.250 63 Rafael Betancourt, R (8, 1) 43 Rafael Ynoa, S (9, PH) OBP: 0.290, SLG: 0.367 45 Scott Oberg, R (9, 1)		F FF 91 C SI 92 S CH 88 0-3 K			B FF 92 F CH 86 X CH 87 1-1 G6-3		B FF 93 B FF 92 C FF 93 F FF 93 X SL 85 2-2 G2-3		X SI 88 0-0 19 G4-3 9 1B 2B	3 0 1 0	0 0 1 0	0 0 1 0	0 0 0 0	1 0 0 0	2 0 0 0	2 0 0 0
Inning Stats	R: 1 E: 0 K: 3 S: 11 H: 1 LOB: 0 BB: 0 P: 18	R: 0 E: 0 K: 1 S: 17 H: 2 LOB: 2 BB: 0 P: 23	R: 0 E: 0 K: 0 S: 5 H: 0 LOB: 0 BB: 0 P: 8	R: 0 E: 0 K: 0 S: 8 H: 1 LOB: 1 BB: 0 P: 15	R: 0 E: 0 K: 1 S: 8 H: 0 LOB: 1 BB: 0 P: 15	R: 0 E: 0 K: 0 S: 13 H: 0 LOB: 0 BB: 0 P: 21	R: 2 E: 0 K: 1 S: 9 H: 1 LOB: 0 BB: 1 P: 17	R: 3 E: 1 K: 4 S: 17 H: 2 LOB: 0 BB: 0 P: 24	R: 1 E: 0 K: 1 S: 9 H: 2 LOB: 1 BB: 0 P: 11	1B: 5 2B: 1 3B: 0 HR: 3 SF: 0 SAC: 0 DP: 0 HBP: 1						

PITCHER	IP	WLS	BF	H	R	ER	SO	BB	IBB	HBP	BLK	WP	HR	S	P	ERA	WHIP
21 Zack Greinke, R (1, 1) ERA: 1.52	6.0	L	23	4	1	1	5	0	0	1	0	0	1	62	100	1.50	0.667
26 Sergio Santos, R (7, 1) ERA: 6.1	2.0		11	3	5	5	5	1	0	0	0	2	2	26	41	22.50	2.000
75 Paco Rodríguez, L (9, 1) ERA: 3.24	1.0		5	2	1	1	1	0	0	0	0	0	0	9	11	9.00	2.000

PITCHER	IP	WLS	BF	H	R	ER	SO	BB	IBB	HBP	BLK	WP	HR	S	P	ERA	WHIP

TOP

Colorado Rockies @ Los Angeles Dodgers

Dodger Stadium, Los Angeles, CA

Sat May 16 2015, 6:12 PM - 9:05 PM PDT

Att. 48,378 - Partly Cloudy - 66 F

livebaseballscorecards.com

AB	37
R	7
H	9
RBI	6
BB	1
SO	11
LOB	7

WP: 2 PA: 39
PB: 0
SB: 0
CS: 0

BOTTOM

Batter	1	2	3	4	5	6	7	8	9	AB	R	H	RBI	BB	SO	LOB
14 Enrique Hernández, R (1, 8) OBP: 0.345, SLG: 0.519	B FF 91 C FF 91 S FF 92 X FS 84 1-2 47 G6-4-3 2B		C FF 93 F FC 88 B FF 94 F FF 93 B FC 88 X FS 85 2-2 ③ G5-3			B FS 84 B FF 93 C FS 83 B FF 93 X FS 83 3-1 ③ G6-3			H FF 93 1-0 11 2B 10 HBP HBP	3	1	1	0	0	0	0
11 Jimmy Rollins, S (1, 6) OBP: 0.278, SLG: 0.356	B FF 92 L FS 84 L FS 84 F FC 89 F FC 90 F FF 94 B FC 89 X FC 88 2-2 E6 47 G6-4-3			C CU 72 B FF 93 S FC 87 F FC 88 X FF 93 1-2 ① L8			C FF 91 B FS 82 F FC 86 B FS 84 B FS 83 F FS 83 F FS 83 X FS 84 3-2 ① G5-3		C FF 93 C FF 94 X FF 92 0-2 10 HBP 1-3 2B	4	0	1	0	0	0	1
47 Howie Kendrick, R (1, 4) OBP: 0.373, SLG: 0.489	C FC 89 X FS 85 0-1 ①② G6-4-3 1-2f 2-3			X FS 83 0-0 ② G5-3			C FC 88 B FC 88 B FS 83 X FS 83 2-1 10 G6-4-3 1B		B SL 83 B FF 94 B SI 94 B FF 94 4-0 10 HBP BB	3	0	1	0	1	0	2
10 Justin Turner, R (1, 3) OBP: 0.373, SLG: 0.591	X FS 84 0-0 ③ G5-3			B FF 92 C CU 72 B FS 84 X FS 83 2-1 ③ G6-3			F CU 73 B FC 87 F FS 83 D FC 88 D FC 88 X FS 84 3-2 ②③ G6-4-3 1-2f		H FF 93 1-0 1-2 2-3 3-H HBP	3	0	0	1	0	0	2
7 Alex Guerrero, R (1, 7) OBP: 0.369, SLG: 0.733		C FF 92 F FF 93 B FC 88 F FF 93 B FC 88 S FS 85 2-3 ① K			X FS 83 0-0 ① F8			C FF 89 B FF 89 X FC 85 1-1 E5 33 G1-3	F SL 82 S SL 84 S SL 83 0-3 ② K	4	0	0	0	0	2	3
33 Scott Van Slyke, R (1, 9) OBP: 0.361, SLG: 0.500		C CU 73 B FS 85 B FC 89 S FS 84 C FF 94 2-3 ② K			B FF 92 B FC 88 C FS 82 X FS 82 2-1 ② G6-3			X FS 80 0-0 ① G1-3 1-2	C SL 83 S CU 78 S SL 81 0-3 ③ K	4	0	0	0	0	2	4
5 Juan Uribe, R (1, 5) OBP: 0.272, SLG: 0.303		F FC 88 B FC 88 B FS 85 F FC 89 X FF 94 2-2 ③ F9			X FC 88 0-0 ③ L8			X CH 83 0-0 ② G5-3		3	0	0	0	0	0	1
17 A.J. Ellis, R (1, 2) OBP: 0.200, SLG: 0.156			B FF 92 C FF 92 F FF 93 X FF 93 1-2 ① G5-3			C FF 91 X FS 82 0-1 ① G5-3		S FF 91 B FF 91 B FF 91 B FF 91 C FF 90 F FF 89 S FF 90 3-3 ③ K		3	0	0	0	0	1	1
21 Zack Greinke, R (1, 1) OBP: 0.167, SLG: 0.188 31 Joc Pederson, L (6, PH) OBP: 0.399, SLG: 0.554 26 Sergio Santos, R (7, 1) 75 Paco Rodríguez, L (9, 1) 16 Andre Ethier, L (9, PH) OBP: 0.427, SLG: 0.576			S FS 83 B FF 94 X FS 83 1-1 ② F8			S FC 86 B FC 85 F FS 83 B FF 93 B FS 84 S FS 85 3-3 ② K			C CH 87 S FF 93 S SI 94 0-3 ① K	1 1 0 0 1	0 0 0 0 0	0 0 0 0 0	0 0 0 0 0	0 1 0 0 1	0 0 0 0 0	0 0 0 0 0
Inning Stats	R: 0 E: 1 K: 0 S: 12 H: 1 LOB: 1 BB: 0 P: 15	R: 0 E: 0 K: 2 S: 10 H: 0 LOB: 0 BB: 0 P: 16	R: 0 E: 0 K: 0 S: 9 H: 0 LOB: 0 BB: 0 P: 13	R: 0 E: 0 K: 0 S: 7 H: 0 LOB: 0 BB: 0 P: 10	R: 0 E: 0 K: 0 S: 4 H: 0 LOB: 0 BB: 0 P: 6	R: 0 E: 0 K: 1 S: 7 H: 0 LOB: 0 BB: 0 P: 13	R: 0 E: 0 K: 0 S: 10 H: 1 LOB: 0 BB: 0 P: 18	R: 0 E: 1 K: 1 S: 8 H: 0 LOB: 1 BB: 0 P: 12	R: 1 E: 0 K: 3 S: 12 H: 1 LOB: 3 BB: 1 P: 18	1B: 1 2B: 2 3B: 0 HR: 0	SF: 0 SAC: 0 DP: 2 HBP: 2	WP: 0 PB: 0 SB: 0 CS: 0	PA: 33			

PITCHER		IP	WLS	BF	H	R	ER	SO	BB	IBB	HBP	BLK	WP	HR	S	P	ERA	WHIP
29 Jorge De La Rosa, L ERA: 6.56	(1, 1)	7.1	W	24	2	0	0	3	0	0	0	0	0	0	62	95	0.00	0.273
63 Rafael Betancourt, R ERA: 3.86	(8, 1)	0.2		2	0	0	0	1	0	0	0	0	0	0	5	8	0.00	0.000
45 Scott Oberg, R ERA: 6.97	(9, 1)	1.0		7	1	1	1	3	1	0	2	0	0	0	12	18	9.00	2.000

PITCHER	IP	WLS	BF	H	R	ER	SO	BB	IBB	HBP	BLK	WP	HR	S	P	ERA	WHIP

Colorado Rockies @ Los Angeles Dodgers

Dodger Stadium, Los Angeles, CA

Sat May 16 2015, 6:12 PM - 9:05 PM PDT

Att. 48,378 - Partly Cloudy - 66 F

livebaseballscorecards.com

AB	30
R	1
H	3
RBI	1
BB	1
SO	7
LOB	14

Batter	1	2	3	4	5	6	7	8	9	AB	R	H	RBI	BB	SO	LOB
19 Charlie Blackmon, L (1, 7) OBP: 0.336, SLG: 0.473 9 DJ LeMahieu, R (5, 4) OBP: 0.372, SLG: 0.396	L FC 86 S FC 86 B CU 78 F FC 86 S SL 80 1-3 ① K		C SL 79 B CH 82 C SL 80 S CU 81 1-3 ③ K		C FC 87 B SL 82 C FC 87 S CU 82 1-3 ③ K			S FF 96 S FF 96 F SI 96 B FF 97 F FF 96 F FF 96 B SL 86 C FF 96 2-3 ② K		3 1	0 0	0 0	0 0	0 0	3 1	2 0
43 Rafael Ynoa, S (1, 4) OBP: 0.286, SLG: 0.333 (5, 7)	C FC 86 B CU 77 X FC 86 1-1 ② L5			B CU 75 C CU 77 B SL 78 X FC 86 2-1 ① G6-3		B FC 86 B CU 78 C FF 88 C FC 86 B CU 80 F FC 89 B FC 89 4-2 BB		F SI 95 B FS 90 B FF 96 C SI 96 C FF 96 2-3 ③ K		3	0	0	0	1	1	0
5 Carlos González, L (1, 9) OBP: 0.258, SLG: 0.342	B FC 85 C FC 87 B SL 80 X FC 87 2-1 ③ G4-3			C SL 79 B CH 80 X CU 79 1-1 ② G4-3		C CU 78 X CU 80 0-1 ① L7			B FC 91 F FC 89 S FF 93 F FC 94 F FC 94 F SL 80 B FC 94 X FF 94 2-2 ① P5	4	0	0	0	0	0	1
28 Nolan Arenado, R (1, 5) OBP: 0.323, SLG: 0.540		B SL 78 B FC 86 F FC 85 C CU 78 X FC 87 2-2 ① G5-3		B FC 87 S FC 85 H SL 79 2-1 HBP		C FF 87 B SL 82 F SL 81 B FC 86 S CU 82 2-3 ② K			X FC 92 0-0 ② P4	3	0	0	0	0	1	1
20 Wilin Rosario, R (1, 3) OBP: 0.295, SLG: 0.488		X CU 77 0-0 ② F9		X SL 79 0-0 ③ P6		B FF 88 C SL 81 X CU 82 1-1 ③ G5-3			C FC 95 S SL 83 S FC 96 0-3 ③ K	4	0	0	0	0	1	2
4 Nick Hundley, R (1, 2) OBP: 0.356, SLG: 0.452		C FC 87 B FC 85 B FC 88 B SL 80 B FC 86 4-1 BB			B FC 84 C FC 84 C FC 84 X CU 80 1-2 3 1B		C FF 93 C FF 95 S FF 94 0-3 ① K			2	0	1	0	1	1	0
13 Drew Stubbs, R (1, 8) OBP: 0.180, SLG: 0.239		S FF 87 B FC 87 C CU 78 C FC 86 1-3 ③ K			B CU 79 B FC 84 C FC 86 B FC 86 X FF 86 3-1 ① F9		X SL 83 0-0 ② B1			3	0	0	0	0	1	2
3 Daniel Descalso, L (1, 6) OBP: 0.265, SLG: 0.289			B FC 85 B FC 84 F FC 84 S FC 86 B FC 86 X FC 86 3-2 38 CS 1B		B CU 80 1 SAFE X FC 86 1-0 1-3 1B		S FF 93 B FF 94 F FF 94 F FF 95 S FF 94 1-3 ③ K			3	0	2	0	0	1	0
38 Kyle Kendrick, R (1, 1) OBP: 0.333, SLG: 0.429 6 Corey Dickerson, L (8, PH) OBP: 0.345, SLG: 0.527 48 Boone Logan, R (8, 1)			S FC 84 X CU 76 0-1 ① ② G2-3 1-2		C FC 86 C FC 87 L FF 89 0-3 ② K			B SI 96 S SI 96 S FF 96 F FF 96 F FS 90 X FF 96 1-2 ① P5		2 1 0	0 0 0	0 0 0	0 0 0	0 0 0	1 0 0	3 0 0
Inning Stats	R: 0 H: 0 E: 0 LOB: 0 K: 1 BB: 0 S: 8 P: 12	R: 0 H: 0 E: 0 LOB: 1 K: 1 BB: 1 S: 8 P: 15	R: 0 H: 1 E: 0 LOB: 0 K: 1 BB: 0 S: 8 P: 12	R: 0 H: 0 E: 0 LOB: 1 K: 0 BB: 0 S: 6 P: 11	R: 0 H: 2 E: 0 LOB: 2 K: 2 BB: 0 S: 12 P: 18	R: 0 H: 0 E: 0 LOB: 1 K: 1 BB: 1 S: 10 P: 17	R: 0 H: 0 E: 0 LOB: 0 K: 2 BB: 0 S: 8 P: 9	R: 0 H: 0 E: 0 LOB: 0 K: 2 BB: 0 S: 14 P: 19	R: 0 H: 0 E: 0 LOB: 0 K: 1 BB: 0 S: 10 P: 12	1B: 3 SF: 0 2B: 0 SAC: 0 3B: 0 DP: 0 HR: 0 HBP: 1						

PITCHER		IP	WLS	BF	H	R	ER	SO	BB	IBB	HBP	BLK	WP	HR	S	P	ERA	WHIP
46 Mike Bolsinger, R ERA: 1.04	(1, 1)	6.0	W	23	3	0	0	6	2	0	1	0	0	0	52	85	0.00	0.833
63 Yimi García, R ERA: 3.12	(7, 1)	1.0	H	3	0	0	0	2	0	0	0	0	0	0	8	9	0.00	0.000
41 Chris Hatcher, R ERA: 5.54	(8, 1)	1.0	H	3	0	0	0	2	0	0	0	0	0	0	14	19	0.00	0.000
74 Kenley Jansen, R ERA:	(9, 1)	1.0	S	3	0	0	0	1	0	0	0	0	0	0	10	12	0.00	0.000

PITCHER	IP	WLS	BF	H	R	ER	SO	BB	IBB	HBP	BLK	WP	HR	S	P	ERA	WHIP

TOP

Colorado Rockies @ Los Angeles Dodgers

Dodger Stadium, Los Angeles, CA

Sun May 17 2015, 1:11 PM - 3:50 PM PDT

Att. 44,990 - Cloudy - 66 F

livebaseballscorecards.com

AB	29
R	0
H	3
RBI	0
BB	2
SO	11
LOB	11

1B: 3 SF: 0
2B: 0 SAC: 0
3B: 0 DP: 0
HR: 0 HBP: 1

WP: 0 PA: 32
PB: 0
SB: 0
CS: 1

Batter	1	2	3	4	5	6	7	8	9	AB	R	H	RBI	BB	SO	LOB
31 Joc Pederson, L (1, 8) OBP: 0.388, SLG: 0.534	B SI 88 B SI 89 X SI 88 2-0 ① L8		B SI 88 X CH 79 1-0 ③ G3		C FC 87 X CH 81 0-1 ③ G3		B SI 90 C FC 88 X CH 83 1-1 ③ G4-1			4	0	0	0	0	0	0
11 Jimmy Rollins, S (1, 6) OBP: 0.277, SLG: 0.348	C SI 89 B CH 81 X CH 81 1-1 ② G1-3			B SI 88 C FC 86 X CH 82 1-1 ① P6		C FC 87 B SI 89 B SI 90 B CH 83 B FC 87 4-1 9 BB 10 BB BB		C SL 80 B SI 90 S FF 91 F SI 92 X SL 82 1-2 ① P4		3	0	0	0	1	0	0
47 Howie Kendrick, R (1, 4) OBP: 0.370, SLG: 0.479	B SI 90 B SI 89 B FC 86 C SI 88 F SI 90 B SI 88 4-2 BB			C FC 86 F SI 88 X SL 77 0-2 ② G6-3		1 SAFE X SI 89 0-0 ① F9		B FF 92 B SL 81 B FF 92 C FF 92 F SI 91 F SL 81 F FF 92 S FF 92 3-3 ② K		3	0	0	0	1	1	1
23 Adrián González, L (1, 3) OBP: 0.429, SLG: 0.681	C FC 87 S CH 82 B SI 89 1 SAFE F FC 87 F SI 90 F CH 83 B B SI 89 3-2 ③ F8 F CH 82 X CH 82			B SL 75 X SI 87 1-0 10 BB 9 1B 1B		S SI 90 1 SAFE X FC 89 0-1 ② P2		C FF 92 B SI 93 B SI 92 B FF 92 B SL 82 4-1 10 FC4-6 BB		3	1	1	0	1	0	2
10 Justin Turner, R (1, 5) OBP: 0.392, SLG: 0.588		C SI 89 C SL 77 B SL 77 X SI 88 1-2 16 CS 1B		B SI 89 B SI 89 B SI 88 C SI 88 B SI 89 4-1 9 1B 1-2 BB		B SI 91 D CH 83 1 SAFE B FC 87 B SI 90 4-0 9 BB 1-2 BB		X FF 92 0-0 ③ FC4-6 1-2f		2	0	1	0	2	0	1
9 Yasmani Grandal, S (1, 2) OBP: 0.421, SLG: 0.484		C FC 86 S SI 89 B SI 89 B FC 88 F SI 90 F CH 82 1 SAFE X SI 89 2-2 ① F8		B SI 90 F FC 88 B FC 88 T CH 83 B SI 90 X CH 84 3-2 1-3 2-H 1B		B SI 89 B SI 88 B FC 88 F FC 86 S FC 88 B SI 90 4-2 1-2 2-3 BB				2	0	1	1	1	0	1
16 Andre Ethier, L (1, 9) OBP: 0.416, SLG: 0.558		B SI 87 S CH 81 S CH 81 B SI 88 X CH 81 2-2 ②③ G4-3 1-2		B CH 82 X CH 81 1-0 ③ F7		F SI 89 X CH 83 0-1 ③ L8				3	0	0	0	0	0	6
7 Alex Guerrero, R (1, 7) OBP: 0.353, SLG: 0.698			X SI 89 0-0 ① F8		X SI 89 0-0 ① G6-3		C SI 90 C SI 90 X SI 90 0-2 ① P6			3	0	0	0	0	0	0
41 Chris Hatcher, R (8, 1)										0	0	0	0	0	0	0
74 Kenley Jansen, S (9, 1)										0	0	0	0	0	0	0
46 Mike Bolsinger, R (1, 1)			X SI 88 0-0 ② G6-3		C SI 88 B SI 89 X SI 89 1-1 ② G4-3		F SI 90 F SI 90 S SI 91 0-3 ② K			2	0	0	0	0	0	0
63 Yimi García, R (7, 1)										0	0	0	0	0	0	0
33 Scott Van Slyke, R (7, PH) OBP: 0.356, SLG: 0.492										1	0	0	0	0	1	0
(8, 7)																
Inning Stats	R: 0 E: 0 K: 0 S: 12 H: 0 LOB: 1 BB: 1 P: 22	R: 0 E: 0 K: 0 S: 11 H: 1 LOB: 0 BB: 0 P: 16	R: 0 E: 0 K: 0 S: 3 H: 0 LOB: 0 BB: 0 P: 4	R: 1 E: 0 K: 0 S: 11 H: 2 LOB: 2 BB: 1 P: 21	R: 0 E: 0 K: 0 S: 5 H: 0 LOB: 0 BB: 0 P: 6	R: 0 E: 0 K: 0 S: 8 H: 0 LOB: 3 BB: 3 P: 20	R: 0 E: 0 K: 1 S: 8 H: 0 LOB: 0 BB: 0 P: 9	R: 0 E: 0 K: 1 S: 11 H: 0 LOB: 1 BB: 1 P: 19		1B: 3 2B: 0 3B: 0 HR: 0 SF: 0 SAC: 0 DP: 0 HBP: 0				WP: 0 PB: 0 SB: 0 CS: 1 PA: 32		

PITCHER		IP	WLS	BF	H	R	ER	SO	BB	IBB	HBP	BLK	WP	HR	S	P	ERA	WHIP
38 Kyle Kendrick, R ERA: 6.7	(1, 1)	7.0	L	28	3	1	1	1	5	0	0	0	0	0	58	98	1.29	1.143
48 Boone Logan, L ERA: 4.61	(8, 1)	1.0		4	0	0	0	1	1	0	0	0	0	0	11	19	0.00	1.000

PITCHER	IP	WLS	BF	H	R	ER	SO	BB	IBB	HBP	BLK	WP	HR	S	P	ERA	WHIP

BOTTOM

Colorado Rockies @ Los Angeles Dodgers

Dodger Stadium, Los Angeles, CA

Sun May 17 2015, 1:11 PM - 3:50 PM PDT

Att. 44,990 - Cloudy - 66 F

livebaseballscorecards.com

AB	26
R	1
H	3
RBI	1
BB	6
SO	2
LOB	11

TOP

Los Angeles Dodgers @ San Francisco Giants

AT&T Park, San Francisco, CA

Tue May 19 2015, 7:17 PM - 10:14 PM PDT

Att. 41,392 - Cloudy - 57 F

livebaseballscorecards.com

Batter	1	2	3	4	5	6	7	8	9	AB	R	H	RBI	BB	SO	LOB
31 Joc Pederson, L (1, 8) OBP: 0.395, SLG: 0.538	B SI 88 C SI 88 F CU 74 B SI 89 X SI 90 2-2 23 PB 2B	F FS 81 B SI 88 X CU 76 1-1 ③ G4-3			C SI 87 B FF 88 B FF 88 X CU 76 2-1 ② G4-3		S SI 86 B SI 85 S SL 79 B SL 78 B SI 85 B SI 86 4-2 11 BB BB		B SI 94 C SI 93 B KC 80 B SI 94 B SI 95 4-1 1-2 BB	3	0	1	0	2	0	2
11 Jimmy Rollins, S (1, 6) OBP: 0.281, SLG: 0.345	X FS 82 0-0 ① F7		C SI 87 X SI 88 0-1 ① L7		C FS 80 B SI 88 S CU 76 B SI 89 X SI 88 2-2 1B		B SI 84 B SI 85 B SI 84 D SI 84 4-0 1-2 2-3 BB		B FF 95 S KC 80 C SI 93 X SL 88 1-2 ③ G3	4	0	1	0	1	0	3
47 Howie Kendrick, R (1, 4) OBP: 0.361, SLG: 0.465	D SI 89 F SI 90 X FS 80 1-1 ② G6-3		C FC 81 B FF 88 F FS 80 B SI 87 B SI 89 X FC 83 3-2 ② F9		1 SAFE 1 SAFE C SI 87 X SI 87 0-1 ③ L9		B SL 80 X SL 80 1-0 ③ G1-3			4	0	0	0	0	0	5
23 Adrián González, L (1, 3) OBP: 0.430, SLG: 0.674 14 Enrique Hernández, R (8, PR) OBP: 0.345, SLG: 0.519 (8, 7)	B CU 78 B SI 89 B SI 90 B SI 85 4-0 2-3 BB		C FC 83 B FS 80 X FC 83 1-1 ③ G4-3			C SI 87 B FS 80 X CU 75 1-1 ① F9		B SI 88 B SI 88 C SI 88 X SI 88 2-1 33 FC5-4 1B		3	0	1	0	1	0	0
										0	0	0	0	0	0	0
33 Scott Van Slyke, R (1, 7) OBP: 0.338, SLG: 0.464 (8, 3)	C SI 89 F SI 89 F FC 83 C SI 89 0-3 ③ K			C CU 74 B FS 81 X SI 87 1-1 ① L9		X SI 87 0-0 ② G6-3		S FF 88 1 SAFE S SL 78 1 SAFE B SL 79 X SL 77 1-2 ① FC5-4 16 CS 1-2f		4	0	0	0	0	1	3
9 Yasmani Grandal, S (1, 2) OBP: 0.407, SLG: 0.464		F SI 88 F SI 89 X FS 80 0-2 ① G5-3		C CU 75 X SI 89 0-1 ② G6-3		B SI 89 B SI 88 X SI 87 2-0 ③ G6-3		C SI 87 X SI 88 0-1 ② L6		4	0	0	0	0	0	1
16 Andre Ethier, L (1, 9) OBP: 0.410, SLG: 0.545		X SI 88 0-0 ② F8		C SI 87 F FC 83 B FS 81 X FC 82 1-2 1B			B FS 79 B SI 87 C SI 86 B FF 86 C SI 87 F SI 88 X SI 88 3-2 ① G4-3	C SL 79 F FF 88 1 SAFE 0-2 ③ CS 1-2	B KC 78 X FF 94 1-0 ① P6	4	0	1	0	0	0	0
7 Alex Guerrero, R (1, 5) OBP: 0.361, SLG: 0.687		B FF 88 F FC 82 S FC 82 F SI 88 F FS 80 F FC 82 X SI 88 1-2 77 WP 1B		S FC 82 S FC 82 F FC 81 B FF 88 B SI 89 B FC 84 F FF 88 X SI 89 3-2 ③ G6-3			C SI 87 C SI 88 F FC 83 F FC 82 B FS 80 B SI 88 X FS 82 2-2 10 FC5-4 1B		B FF 94 S SI 94 F SL 88 S SI 93 1-3 ② K	4	0	2	0	0	1	1
77 Carlos Frías, R (1, 1) 10 Justin Turner, R (7, PH) OBP: 0.388, SLG: 0.580 36 Adam Liberatore, L (7, 1) 41 Chris Hatcher, R (8, 1) 5 Juan Uribe, R (9, PH) OBP: 0.280, SLG: 0.312		S SI 88 M FC 83 B FC 83 B SI 88 B SI 87 B SI 88 4-2 1-2 BB			S SI 88 M SI 88 S SI 88 0-3 ① K		B FF 93 B SI 93 X FF 94 2-0 ② FC5-4 11 BB 1-2f		B KC 80 C SI 94 B SL 88 X SI 94 2-1 31 BB 1B	1	0	0	0	1	1	0
										1	0	0	0	0	0	1
										0	0	0	0	0	0	0
										0	0	0	0	0	0	0
										1	0	1	0	0	0	0

Inning Stats	1	2	3	4	5	6	7	8	9
	R: 0 E: 0 K: 1 S: 10	H: 1 LOB: 2 BB: 1 P: 17	R: 0 E: 0 K: 0 S: 14	H: 1 LOB: 2 BB: 1 P: 20	R: 0 E: 0 K: 0 S: 7	H: 0 LOB: 0 BB: 0 P: 11	R: 0 E: 0 K: 0 S: 12	H: 1 LOB: 1 BB: 0 P: 17	R: 0 E: 0 K: 1 S: 10	H: 1 LOB: 1 BB: 0 P: 14	R: 0 E: 0 K: 0 S: 4	H: 0 LOB: 0 BB: 0 P: 7	R: 0 E: 1 K: 0 S: 13	H: 1 LOB: 3 BB: 2 P: 29	R: 0 E: 0 K: 0 S: 9	H: 1 LOB: 1 BB: 0 P: 12	R: 0 E: 0 K: 1 S: 10	H: 1 LOB: 2 BB: 1 P: 19

	AB	33
	R	0
	H	7
	RBI	0
	BB	5
	SO	3
	LOB	16

	1B: 6	SF: 0	WP: 1	PA: 39
	2B: 1	SAC: 0	PB: 1	
	3B: 0	DP: 0	SB: 0	
	HR: 0	HBP: 0	CS: 1	

PITCHER		IP	WLS	BF	H	R	ER	SO	BB	IBB	HBP	BLK	WP	HR	S	P	ERA	WHIP
17 Tim Hudson, R ERA: 4.01	(1, 1)	6.1	W	26	5	0	0	2	2	0	0	0	1	0	66	100	0.00	1.105
63 Jean Machi, R ERA: 4.19	(7, 1)	0.1	H	1	0	0	0	0	0	0	0	0	0	0	1	3	0.00	0.000
49 Javier López, L ERA: 1.8	(7, 1)	0.0		2	0	0	0	0	2	0	0	0	0	0	2	10	∞	∞
54 Sergio Romo, R ERA: 3.55	(7, 1)	1.1	H	4	1	0	0	0	0	0	0	0	0	0	10	14	0.00	0.750
46 Santiago Casilla, R ERA: 1.65	(9, 1)	1.0	S	5	1	0	0	1	1	0	0	0	0	0	10	19	0.00	2.000

PITCHER		IP	WLS	BF	H	R	ER	SO	BB	IBB	HBP	BLK	WP	HR	S	P	ERA	WHIP

BOTTOM

Los Angeles Dodgers @ San Francisco Giants
AT&T Park, San Francisco, CA
Tue May 19 2015, 7:17 PM - 10:14 PM PDT
Att. 41,392 - Cloudy - 57 F

livebaseballscorecards.com

Batter	1	2	3	4	5	6	7	8	9	AB	R	H	RBI	BB	SO	LOB
23 Norichika Aoki, L (1, 7) OBP: 0.365, SLG: 0.375	F7		G4-3	1B			G3			4	0	1	0	0	0	0
12 Joe Panik, L (1, 4) OBP: 0.364, SLG: 0.417	2B		1B	P4			BB			3	1	2	0	1	0	2
16 Ángel Pagán, S (1, 8) OBP: 0.351, SLG: 0.411	1B		1B		G3-1		P3			4	0	2	0	0	0	1
28 Buster Posey, R (1, 2) OBP: 0.369, SLG: 0.439	K		1B		BB			G4-3		3	0	1	1	1	1	2
9 Brandon Belt, L (1, 3) OBP: 0.388, SLG: 0.496	G4-3		BB		G6-3			E7		3	1	0	0	1	0	3
8 Hunter Pence, R (1, 9) OBP: 0.385, SLG: 0.667		K2-3	K			G1-3-1		G4-3		4	0	0	0	0	2	4
35 Brandon Crawford, L (1, 6) OBP: 0.377, SLG: 0.504		G4-3	G4-3			L7		FC5-4		4	0	1	0	0	0	0
14 Casey McGehee, R (1, 5) OBP: 0.248, SLG: 0.284 46 Santiago Casilla, R (9, 1)		G2-3	G3-1			G6-3		FC5-4		3 0	0 0	0 0	0 0	0 0	0 0	0 0
17 Tim Hudson, R (1, 1) OBP: 0.214, SLG: 0.154 63 Jean Machi, R (7, 1) 49 Javier López, L (7, 1) 54 Sergio Romo, R (7, 1) 13 Joaquin Arias, R (7, 5) OBP: 0.214, SLG: 0.321 5 Matt Duffy, R (8, PH) OBP: 0.337, SLG: 0.388			G6-3	1B			G5-3			2 0 0 0 0 1 1	0 0 0 0 0 0 0	1 0 0 0 0 0 0	0 0 0 0 0 0 0	0 0 0 0 0 0 0	0 0 0 0 0 0 0	0 0 0 0 0 0 1

Inning Stats	1	2	3	4	5	6	7	8	9
	R: 0 E: 0 K: 1 S: 12 H: 2 LOB: 2 BB: 0 P: 19	R: 0 E: 0 K: 1 S: 8 H: 0 LOB: 0 BB: 0 P: 12	R: 1 E: 0 K: 1 S: 14 H: 3 LOB: 3 BB: 1 P: 22	R: 0 E: 0 K: 0 S: 8 H: 2 LOB: 2 BB: 0 P: 12	R: 0 E: 0 K: 0 S: 5 H: 0 LOB: 0 BB: 1 P: 15	R: 0 E: 0 K: 0 S: 7 H: 0 LOB: 0 BB: 0 P: 8	R: 0 E: 0 K: 0 S: 8 H: 0 LOB: 1 BB: 1 P: 14	R: 1 E: 1 K: 0 S: 19 H: 1 LOB: 1 BB: 0 P: 25	

	AB	32
	R	2
	H	8
	RBI	1
	BB	3
	SO	3
	LOB	13

	1B: 7	SF: 0	WP: 1	PA: 35
	2B: 1	SAC: 0	PB: 0	
	3B: 0	DP: 1	SB: 1	
	HR: 0	HBP: 0	CS: 0	

PITCHER		IP	WLS	BF	H	R	ER	SO	BB	IBB	HBP	BLK	WP	HR	S	P	ERA	WHIP
77 Carlos Frías, R ERA: 2.55	(1, 1)	6.0	L	26	7	1	1	3	2	0	0	0	0	0	54	88	1.50	1.500
36 Adam Liberatore, L ERA: 1.64	(7, 1)	1.0		4	0	0	0	0	1	0	0	0	0	0	8	14	0.00	1.000
41 Chris Hatcher, R ERA: 5.14	(8, 1)	1.0		5	1	1	0	0	0	0	0	0	1	0	19	25	0.00	1.000

PITCHER	IP	WLS	BF	H	R	ER	SO	BB	IBB	HBP	BLK	WP	HR	S	P	ERA	WHIP

Batter	1	2	3	4	5	6	7	8	9	AB	R	H	RBI	BB	SO	LOB
31 Joc Pederson, L (1, 8) OBP: 0.391, SLG: 0.528	B SI 88 B SI 87 C SI 86 T CH 82 X CH 84 2-2 ① G4-3		B SI 89 C SI 89 F CU 75 X FF 88 1-2 1B		S SI 88 B SI 88 X CH 81 1-1 ③ G3			S FF 92 F FF 91 B SI 92 B CH 86 B CH 85 F SI 92 F FF 92 X FF 92 3-2 ① P3		4	0	1	0	0	0	3
11 Jimmy Rollins, S (1, 6) OBP: 0.274, SLG: 0.336	B CU 74 C SI 87 X CH 82 1-1 ② L3		1 SAFE B SI 87 B SI 87 X SI 85 2-0 ③ L4			C CU 72 X CH 82 0-1 ① G3-1		F FF 92 F FF 92 X FF 92 0-2 ② F7		4	0	0	0	0	0	2
47 Howie Kendrick, R (1, 4) OBP: 0.364, SLG: 0.473	S FF 88 X CH 82 0-1 1B			C SL 76 B SI 88 C FF 90 X SL 80 1-2 ① F8		B FF 89 S FF 89 S CH 82 X FF 89 1-2 ② G4-3		X SI 92 0-0 1-3 2B		4	0	2	0	0	0	0
23 Adrián González, L (1, 3) OBP: 0.420, SLG: 0.655	C SI 87 S SI 88 F SI 89 S SL 80 0-3 ③ K			S CH 83 F SI 89 B SI 90 B SL 80 B CH 84 F CH 83 F CH 82 F CU 75 F SI 90 3-2 ② P5 X SI 89		F CH 80 F CH 82 B FF 89 B FF 90 F CH 84 F SL 79 S FF 89 2-3 ③ K		C SI 84 F SL 76 F SL 77 D SI 85 X SI 85 1-2 ③ G6-3		4	0	0	0	0	2	3
7 Alex Guerrero, R (1, 7) OBP: 0.342, SLG: 0.648		C SI 87 F SI 88 S SI 89 0-3 ① K		C SL 81 B SL 80 X FF 88 1-1 ③ F9			S CU 74 X FF 87 0-1 ① G1-3		S SI 88 F CU 73 F CH 84 C SI 88 0-3 ① K	4	0	0	0	0	2	0
9 Yasmani Grandal, S (1, 2) OBP: 0.402, SLG: 0.465		C CU 74 B SI 89 S SI 88 X CH 80 1-2 ② G3-1			B CU 72 X SI 88 1-0 16 WP 2B		B CH 80 X CH 80 1-0 ② F8		F CH 86 B CU 73 C CU 73 F SI 90 F CU 74 X SI 89 1-2 ② G4-3	4	0	1	0	0	0	0
16 Andre Ethier, L (1, 9) OBP: 0.408, SLG: 0.535 33 Scott Van Slyke, R (9, PH) OBP: 0.346, SLG: 0.471		B CU 74 F SI 88 B FF 89 B SI 87 X SI 86 3-1 ③ P5			B SI 86 D CH 83 X CH 81 2-0 ① G6-3 2-3		B CU 73 C CU 74 B CH 80 B CH 81 F SI 87 B FF 89 4-2 BB		B CU 74 X SI 89 1-0 1B	2 1	0 0	0 1	0 0	1 0	0 0	1 0
5 Juan Uribe, R (1, 5) OBP: 0.271, SLG: 0.300 63 Yimi García, R (7, 1) 26 Sergio Santos, R (8, 1) 14 Enrique Hernández, R (9, PH) OBP: 0.333, SLG: 0.500			C SI 86 C FF 88 X SI 86 0-2 ① F7		B SL 78 F CU 77 B SI 90 T FF 90 F FF 90 F SL 80 X FF 89 2-2 ② P3		F SL 78 B FF 89 B FF 88 1 SAFE S SL 78 X FF 88 2-2 ③ F8		C SI 90 B SI 90 X SI 89 1-1 ③ L6	3 0 0 1	0 0 0 0	0 0 0 0	0 0 0 0	0 0 0 0	0 0 0 0	2 0 0 1
35 Brett Anderson, L (1, 1) OBP: 0.357, SLG: 0.200 10 Justin Turner, R (7, 5) OBP: 0.395, SLG: 0.586			B SI 85 C SI 87 S CU 74 B CU 74 C FF 89 2-3 ② K		B CU 72 D CU 73 B FF 89 C FF 86 D FF 87 4-1 BB			B FF 91 X FF 90 1-0 47 2B 1B		1 1	0 0	0 1	0 0	1 0	1 0	0 0
Inning Stats	R: 0 E: 0 K: 1 S: 11 H: 1 LOB: 1 BB: 0 P: 14	R: 0 E: 0 K: 1 S: 8 H: 0 LOB: 0 BB: 0 P: 12	R: 0 E: 0 K: 1 S: 10 H: 1 LOB: 1 BB: 0 P: 15	R: 0 E: 0 K: 0 S: 12 H: 0 LOB: 0 BB: 0 P: 17	R: 0 E: 0 K: 0 S: 10 H: 1 LOB: 2 BB: 1 P: 20	R: 0 E: 0 K: 1 S: 10 H: 0 LOB: 0 BB: 0 P: 13	R: 0 E: 0 K: 0 S: 8 H: 0 LOB: 1 BB: 1 P: 15	R: 0 E: 0 K: 0 S: 14 H: 2 LOB: 2 BB: 0 P: 19	R: 0 E: 0 K: 1 S: 12 H: 1 LOB: 1 BB: 0 P: 15	1B: 4 2B: 2 3B: 0 HR: 0 SF: 0 SAC: 0 DP: 0 HBP: 0						

PITCHER		IP	WLS	BF	H	R	ER	SO	BB	IBB	HBP	BLK	WP	HR	S	P	ERA	WHIP
55 Tim Lincecum, R ERA: 2.08	(1, 1)	7.0	W	26	3	0	0	4	2	0	0	0	1	0	69	106	0.00	0.714
63 Jean Machi, R ERA: 4.05	(8, 1)	0.2		4	2	0	0	0	0	0	0	0	0	0	10	14	0.00	3.000
49 Javier López, L ERA: 1.74	(8, 1)	0.1	H	1	0	0	0	0	0	0	0	0	0	0	4	5	0.00	0.000
41 Jeremy Affeldt, L ERA: 3.0	(9, 1)	1.0		4	1	0	0	1	0	0	0	0	0	0	12	15	0.00	1.000

PITCHER	IP	WLS	BF	H	R	ER	SO	BB	IBB	HBP	BLK	WP	HR	S	P	ERA	WHIP

TOP

Los Angeles Dodgers @ San Francisco Giants
AT&T Park, San Francisco, CA
Wed May 20 2015, 7:16 PM - 9:50 PM PDT
Att. 41,920 - Cloudy - 58 F

livebaseballscorecards.com

AB	33
R	0
H	6
RBI	0
BB	2
SO	5
LOB	12

Batter	1	2	3	4	5	6	7	8	9	AB	R	H	RBI	BB	SO	LOB
16 Ángel Pagán, S (1, 8) OBP: 0.342, SLG: 0.400	B FF 90 C SI 91 C CH 84 F SL 84 B SL 83 B CH 86 X SI 92 3-2 ① G5-3		B KC 74 C KC 75 B SL 82 C SI 91 S SL 83 2-3 ① K		X CH 84 0-0 ② G6-3		B CH 83 C SI 90 B SL 80 F SL 80 F SL 81 B SL 82 X SL 81 3-2 ① G5-3 1-2			4	0	0	0	0	1	1
12 Joe Panik, L (1, 4) OBP: 0.361, SLG: 0.412	B FF 92 B FF 90 B FF 92 C FF 91 C FF 92 X SI 93 3-2 ② G6-3		B FF 91 X FF 91 1-0 ② F9		B KC 76 B SL 82 C FF 91 B FF 92 X FF 91 3-1 ③ F7		C KC 76 B SL 82 X SL 82 1-1 28 HR 2-H 1B			4	1	1	1	0	0	0
28 Buster Posey, R (1, 3) OBP: 0.379, SLG: 0.476	B KC 77 X SI 91 1-0 1B		B CH 84 C CH 84 X FF 91 1-1 ③ G6-3			B CH 83 T KC 77 X FF 92 1-1 8 G4-3 35 1B 2B	1 SAFE F SL 83 X FF 92 0-1 1-H HR			4	2	3	2	0	0	0
8 Hunter Pence, R (1, 9) OBP: 0.294, SLG: 0.500	F FF 92 T FF 92 X SL 83 0-2 ③ G6-3			S SI 89 F SI 90 S SL 82 0-3 ① K		B FF 89 X SI 91 1-0 ① G4-3 2-3	C SL 81 B SL 85 S FF 92 X FF 90 1-2 ② P4			4	0	0	0	0	1	2
43 Justin Maxwell, R (1, 7) OBP: 0.296, SLG: 0.381		B CH 82 F SI 90 B SI 90 C SI 90 S SL 82 2-3 ① K		B CH 84 F SI 90 X CH 83 1-1 ② G4-3		C FF 91 D SL 83 X SL 82 1-1 ② G6-3	C FF 91 X SL 87 0-1 ③ G6-3			4	0	0	0	0	1	1
34 Andrew Susac, R (1, 2) OBP: 0.317, SLG: 0.314		B KC 75 S KC 77 F CH 84 S FF 92 1-3 ② K		C KC 76 C SI 92 B FF 92 B SL 84 F CH 85 B SL 84 B FF 92 4-2 35 1B BB		B CH 84 B KC 77 D CH 83 C SI 90 B SI 92 4-1 5 FC5 35 1B BB		C FF 92 S FF 92 B SL 84 B SL 85 B CH 82 C FF 92 3-3 ① K		2	0	0	0	2	2	0
35 Brandon Crawford, L (1, 6) OBP: 0.387, SLG: 0.511		F SL 81 B FF 92 B SL 84 X FF 93 2-1 5 1B 5 BLK 1B		B FF 91 F SL 82 X SL 82 1-1 1-2 1B		X SI 90 0-0 5 FC5 1-2 3-H 1B		F FF 92 X FF 90 0-1 ② L7		4	0	3	1	0	0	0
5 Matt Duffy, R (1, 5) OBP: 0.333, SLG: 0.381		F SI 91 B SI 91 B SI 91 1 SAFE C CH 84 X SL 82 2-2 1-3 1B		F SI 90 F FF 92 S SL 84 0-3 ③ K2-3		C SI 89 F CH 84 B SL 83 X SL 83 1-2 ③ FC5 1-2 2-3f		C SL 84 C CH 84 C FF 94 0-3 ③ K		4	0	1	0	0	2	4
55 Tim Lincecum, L (1, 1) OBP: 0.286, SLG: 0.167 14 Casey McGehee, R (7, PH) OBP: 0.255, SLG: 0.284 63 Jean Machi, R (8, 1) 49 Javier López, L (8, 1) 41 Jeremy Affeldt, L (9, 1)		F FF 92 C SL 82 C SL 84 0-3 ③ K			B FF 88 B FF 89 C FF 89 F FF 91 S SL 82 2-3 ① K		B KC 74 B SI 90 C SI 90 B CH 84 B FF 90 4-1 12 WP 16 G5-3 12 1B BB			2 0 0 0 0	0 1 0 0 0	0 0 0 0 0	0 1 0 0 0	0 0 0 0 0	2 0 0 0 0	2 0 0 0 0
Inning Stats	R: 0 E: 0 K: 0 S: 11 H: 1 LOB: 1 BB: 0 P: 18	R: 0 E: 0 K: 3 S: 14 H: 2 LOB: 2 BB: 0 P: 21	R: 0 E: 0 K: 1 S: 6 H: 0 LOB: 0 BB: 0 P: 10	R: 0 E: 0 K: 2 S: 13 H: 1 LOB: 2 BB: 1 P: 19	R: 0 E: 0 K: 1 S: 6 H: 0 LOB: 0 BB: 0 P: 11	R: 1 E: 0 K: 0 S: 10 H: 2 LOB: 2 BB: 1 P: 18	R: 3 E: 0 K: 0 S: 14 H: 2 LOB: 0 BB: 1 P: 23	R: 0 E: 0 K: 2 S: 8 H: 0 LOB: 0 BB: 0 P: 11		1B: 6 2B: 1 3B: 0 HR: 1	SF: 0 SAC: 0 DP: 0 HBP: 0		WP: 1 PB: 0 SB: 0 CS: 0	PA: 35		

PITCHER		IP	WLS	BF	H	R	ER	SO	BB	IBB	HBP	BLK	WP	HR	S	P	ERA	WHIP
35 Brett Anderson, L ERA: 3.61	(1, 1)	6.1	L	29	7	3	3	7	3	0	0	1	1	0	67	112	4.26	1.579
63 Yimi García, R ERA: 3.5	(7, 1)	0.2		3	1	1	1	0	0	0	0	0	0	1	7	8	13.50	1.500
26 Sergio Santos, R ERA: 5.56	(8, 1)	1.0		3	0	0	0	2	0	0	0	0	0	0	8	11	0.00	0.000

PITCHER	IP	WLS	BF	H	R	ER	SO	BB	IBB	HBP	BLK	WP	HR	S	P	ERA	WHIP

BOTTOM

Los Angeles Dodgers @ San Francisco Giants
AT&T Park, San Francisco, CA
Wed May 20 2015, 7:16 PM - 9:50 PM PDT
Att. 41,920 - Cloudy - 58 F

livebaseballscorecards.com

AB	32
R	4
H	8
RBI	4
BB	3
SO	9
LOB	10

Batter	1	2	3	4	5	6	7	8	9	AB	R	H	RBI	BB	SO	LOB
31 Joc Pederson, L (1, 8) OBP: 0.385, SLG: 0.523	C FF 92 S FF 93 F FF 93 S FF 94 0-3 ① **K**		C FF 92 C FC 86 X CU 79 0-2 14 G4-3 2B		S FF 92 B FC 86 B FC 86 F FC 87 S FF 92 2-3 ① **K**		S FF 93 X FF 94 0-1 ① **P3**		B SI 93 X SI 93 1-0 ②③ **G4-6-3** 1-2f	5	0	1	0	0	2	1
14 Enrique Hernández, R (1, 6) OBP: 0.324, SLG: 0.500 (8, 9)	C FC 89 B CU 80 B SL 88 X FC 88 2-1 **2B**		X FC 86 0-0 ① **G4-3** 2-3		C CU 77 C CU 75 B CU 78 B FC 88 B FC 88 F FC 86 X FC 87 3-2 ② **G6-3**		B SL 83 F FC 88 F SL 84 F SI 92 F SL 85 B SI 92 X FC 88 2-2 ② **G6-3**			4	0	1	0	0	0	1
47 Howie Kendrick, R (1, 4) OBP: 0.367, SLG: 0.474	F FF 92 D CU 78 F CU 77 S FF 92 1-3 ② **K**		D FC 86 D CU 78 S FC 87 X FF 91 2-1 ② **G6-3**		B CH 88 B CH 86 S FF 93 X FC 87 2-1 23 1B 1B		C FF 90 B FF 91 F SI 91 B SI 90 B SL 84 F FC 87 F FC 88 F FC 87 X SI 91 3-2 23 FC6 1B			4	0	2	0	0	1	2
23 Adrián González, L (1, 3) OBP: 0.422, SLG: 0.648	B FF 93 F FF 93 F CU 79 B FF 94 D FC 88 B FF 94 4-2 10 FC6-4 BB		F FF 93 B FC 88 X FF 93 1-1 ③ **F7**		X FF 92 0-0 1-3 1B		F SI 84 S SL 77 B SI 84 X SI 84 1-2 ③ **FC6** 1-2f			3	0	1	0	1	0	2
10 Justin Turner, R (1, 5) OBP: 0.376, SLG: 0.554	D CH 85 D FC 88 F FF 93 S FF 92 X CU 78 2-2 ③ **FC6-4** 1-2f			B CU 74 S FC 87 X FC 87 1-1 ① **L8**	C FF 93 B CU 78 F FF 94 B FF 93 B FF 94 F FF 93 S FC 88 3-3 ③ **K**			S SL 79 B SL 78 F FF 88 C SL 79 1-3 ① **K**		4	0	0	0	0	2	4
33 Scott Van Slyke, R (1, 9) OBP: 0.358, SLG: 0.472 11 Jimmy Rollins, S (8, PH) OBP: 0.279, SLG: 0.340 (8, 6)		B FF 91 B CH 86 F FC 87 B FF 92 B FF 93 4-1 22 FC6 BB		C CH 87 B CH 87 S FC 88 F FF 94 B FF 93 X CU 78 2-2 17 E 1B		X CU 77 0-0 ① **G6-3**		C CH 82 X SI 88 0-1 7 G4-6-3 1B		2 1	0 0	1 1	0 0	1 0	0 0	0 0
7 Alex Guerrero, R (1, 7) OBP: 0.338, SLG: 0.627		C FC 86 S FF 92 B FF 92 S FC 86 1-3 ① **K**		B FC 87 F FC 87 B FF 93 F FF 92 X FF 91 2-2 ② **F8**		X FC 86 0-0 17 1B 1B		C SL 79 S SL 78 D SL 79 1 SAFE F SL 77 X FF 88 1-2 ②③ **G4-6-3** 1-2f		4	0	1	0	0	1	3
17 A.J. Ellis, R (1, 2) OBP: 0.231, SLG: 0.171		C FC 85 B FF 92 X FF 93 1-1 ② **L8**		X FC 86 0-0 1-2 **FC6**		D FC 87 F FC 86 B FF 92 X FF 92 2-1 ② 1-3 1B			C SI 93 B KC 78 C SI 92 B SL 89 B SL 88 B SI 93 4-2 31 G4-6-3 BB	3	0	1	0	1	0	2
22 Clayton Kershaw, L (1, 1) OBP: 0.136, SLG: 0.100 41 Chris Hatcher, R (8, 1) 75 Paco Rodríguez, L (8, 1) 16 Andre Ethier, L (9, PH) OBP: 0.405, SLG: 0.529		C FF 92 B FF 92 F FF 93 B FF 93 X CU 78 2-2 ③ **FC6** 1-2f		F FF 93 B FC 88 B CU 77 X FF 92 2-1 ③ **F8**		C FF 93 B FF 93 C FF 93 F FF 93 S FF 94 1-3 ③ **K**			C SI 92 F KC 79 B SL 90 S SI 92 1-3 ① **K**	3 0 0 1	0 0 0 0	0 0 0 0	0 0 0 0	1 0 0 1	4 0 0 1	
Inning Stats	R: 0 E: 0 K: 2 S: 14 H: 1 LOB: 2 BB: 1 P: 23	R: 0 E: 0 K: 1 S: 9 H: 0 LOB: 1 BB: 1 P: 17	R: 0 E: 0 K: 0 S: 8 H: 1 LOB: 1 BB: 0 P: 11	R: 0 E: 1 K: 0 S: 12 H: 1 LOB: 2 BB: 0 P: 19	R: 0 E: 0 K: 2 S: 14 H: 2 LOB: 2 BB: 0 P: 24	R: 0 E: 0 K: 1 S: 8 H: 2 LOB: 1 BB: 0 P: 11	R: 0 E: 0 K: 0 S: 16 H: 1 LOB: 1 BB: 0 P: 22	R: 0 E: 0 K: 1 S: 9 H: 1 LOB: 0 BB: 0 P: 11	R: 0 E: 0 K: 1 S: 6 H: 0 LOB: 0 BB: 1 P: 12	1B: 7 2B: 2 3B: 0 HR: 0 SF: 0 SAC: 0 DP: 2 HBP: 0					WP: 0 PB: 0 SB: 0 CS: 0	PA: 37	

TOP

Los Angeles Dodgers @ San Francisco Giants

AT&T Park, San Francisco, CA

Thu May 21 2015, 12:46 PM - 3:40 PM PDT

Att. 41,840 - Cloudy - 62 F

livebaseballscorecards.com

AB	34
R	0
H	9
RBI	0
BB	3
SO	8
LOB	20

PITCHER		IP	WLS	BF	H	R	ER	SO	BB	IBB	HBP	BLK	WP	HR	S	P	ERA	WHIP
40 Madison Bumgarner, L ERA: 2.84	(1, 1)	6.1	W	28	7	0	0	6	2	0	0	0	0	0	67	107	0.00	1.421
70 George Kontos, R ERA: 1.23	(7, 1)	0.1	H	2	1	0	0	0	0	0	0	0	0	0	11	16	0.00	3.000
49 Javier López, L ERA: 1.69	(7, 1)	0.1	H	1	0	0	0	0	0	0	0	0	0	0	3	4	0.00	0.000
54 Sergio Romo, R ERA: 3.29	(8, 1)	1.0	H	3	1	0	0	1	0	0	0	0	0	0	9	11	0.00	1.000
46 Santiago Casilla, R ERA: 1.56	(9, 1)	1.0		3	0	0	0	1	1	0	0	0	0	0	6	12	0.00	1.000

PITCHER	IP	WLS	BF	H	R	ER	SO	BB	IBB	HBP	BLK	WP	HR	S	P	ERA	WHIP

BOTTOM

Batter	1	2	3	4	5	6	7	8	9	AB	R	H	RBI	BB	SO	LOB
23 Norichika Aoki, L (1, 7) OBP: 0.374, SLG: 0.381	F FF 91 B FF 91 S FF 92 F SL 88 X FF 92 1-2 5 FC3-6 1B		F FF 92 X SL 85 0-1 5 FC6-4 1B		B SL 87 B SL 87 B FF 92 B FF 91 4-0 BB		F FF 92 1 SAFE D FF 92 X SL 88 1-1 ③ G4-3			3	0	2	0	1	0	1
5 Matt Duffy, R (1, 4) OBP: 0.319, SLG: 0.364	C FF 92 C FF 92 X FF 92 0-2 ① FC3-6 16 G5-4-3 1-2f		X SL 92 0-0 ③ FC6-4 1-2f		D FF 92 1 SAFE B SL 85 X FF 92 2-0 ② L9			X FF 90 0-0 ① G4-3		4	0	0	0	0	0	3
16 Ángel Pagán, S (1, 8) OBP: 0.346, SLG: 0.409	C FF 93 X FF 93 0-1 ②③ G5-4-3 1-2f			B SL 88 C FF 92 B CU 71 C FF 93 X CU 72 2-2 8 1B 2B	C FF 92 1 SAFE 1 SAFE F FF 92 1 SAFE S FF 92 0-3 ③ K			X FF 91 0-0 28 1B 8 1B 1B		4	2	2	0	0	1	2
28 Buster Posey, R (1, 2) OBP: 0.376, SLG: 0.469		B SL 87 S SL 86 B CU 71 F SL 88 X SL 86 2-2 ① G6-3		B SL 87 C FF 92 B SL 87 F FF 93 F SL 87 S SL 88 2-3 ① K		C CU 71 B CU 71 B FF 91 S SL 87 F SL 86 X FF 93 2-2 ① P3		1 SAFE B SL 88 C FF 91 B FF 92 B FF 92 F SL 85 X SL 86 3-2 8 1B 35 1B 1-3 1B		4	1	1	0	0	1	1
8 Hunter Pence, R (1, 9) OBP: 0.333, SLG: 0.500		B FF 92 S SL 87 S SL 86 C FF 93 1-3 ② K		B SL 88 F FF 92 X FF 92 1-1 13 G5-3 2-H 1B		C SL 87 B CU 73 B SL 86 C SL 85 C FF 92 2-3 ② K		X FF 95 0-0 35 1B 1-2 3-H 1B		4	0	2	2	0	2	0
13 Joaquin Arias, R (1, 6) OBP: 0.194, SLG: 0.290 35 Brandon Crawford, L (8, 6) OBP: 0.391, SLG: 0.515		C FF 92 F FF 92 X FF 92 0-2 ③ G1-3		X FF 92 0-0 ② G5-3 1-2		B FF 91 X FF 92 1-0 ③ L5		B SL 84 S SI 87 C SI 88 X CU 78 1-2 ② 1-3 2-H 1B		3 1	0 0	0 1	0 1	0 0	0 0	1 0
9 Brandon Belt, L (1, 3) OBP: 0.383, SLG: 0.483			X FF 91 0-0 ① F8	B SL 88 F FF 93 H FF 92 2-1 HBP			S SL 85 F SL 87 B CU 73 S CU 72 1-3 ① K	B CU 79 B CU 76 F CU 75 B CH 86 S SL 84 X CH 85 3-2 ③ G1		3	0	0	0	0	1	1
14 Casey McGehee, R (1, 5) OBP: 0.248, SLG: 0.276			C FF 91 X CU 72 0-1 ② G5-3	F SL 86 S SL 87 B FF 92 F CU 73 S SL 88 1-3 ③ K			X FF 92 0-0 ② G6-3			3	0	0	0	0	1	2
40 Madison Bumgarner, R (1, 1) OBP: 0.105, SLG: 0.263 70 George Kontos, R (7, 1) 49 Javier López, L (7, 1) 43 Justin Maxwell, R (7, PH) OBP: 0.302, SLG: 0.381 54 Sergio Romo, R (8, 1) 46 Santiago Casilla, R (9, 1)			X FF 91 0-0 HR		S SL 84 C CU 70 C FF 92 0-3 ① K		S SL 86 B CU 73 B CU 72 B SL 83 B FF 92 4-1 BB			2 0 0 0 0 0 0	1 0 0 0 0 0 0	1 0 0 0 0 0 0	1 0 0 0 1 0 0	0 0 0 0 0 0 0	1 0 0 0 0 0 0	0 0 0 0 0 0 0
Inning Stats	R: 0 E: 0 K: 0 S: 9 H: 1 LOB: 0 BB: 0 P: 10	R: 0 E: 0 K: 1 S: 9 H: 0 LOB: 0 BB: 0 P: 12	R: 1 E: 0 K: 0 S: 7 H: 2 LOB: 1 BB: 0 P: 7	R: 1 E: 0 K: 2 S: 15 H: 2 LOB: 2 BB: 0 P: 23	R: 0 E: 0 K: 2 S: 7 H: 0 LOB: 1 BB: 1 P: 13	R: 0 E: 0 K: 1 S: 8 H: 0 LOB: 0 BB: 0 P: 13	R: 0 E: 0 K: 1 S: 7 H: 0 LOB: 1 BB: 1 P: 13	R: 2 E: 0 K: 0 S: 12 H: 4 LOB: 1 BB: 0 P: 19		1B: 7 2B: 1 3B: 0 HR: 1 SF: 0 SAC: 0 DP: 1 HBP: 1				WP: 0 PB: 0 SB: 0 CS: 0 PA: 34		

PITCHER		IP	WLS	BF	H	R	ER	SO	BB	IBB	HBP	BLK	WP	HR	S	P	ERA	WHIP
22 Clayton Kershaw, L ERA: 4.32	(1, 1)	7.1	L	31	7	4	4	7	2	0	1	0	0	1	67	99	4.91	1.227
41 Chris Hatcher, R ERA: 5.14	(8, 1)	0.0		1	1	0	0	0	0	0	0	0	0	0	1	1	∞	∞
75 Paco Rodríguez, L ERA: 3.0	(8, 1)	0.2		2	1	0	0	0	0	0	0	0	0	0	6	10	0.00	1.500

PITCHER	IP	WLS	BF	H	R	ER	SO	BB	IBB	HBP	BLK	WP	HR	S	P	ERA	WHIP

Los Angeles Dodgers @ San Francisco Giants

AT&T Park, San Francisco, CA

Thu May 21 2015, 12:46 PM - 3:40 PM PDT

Att. 41,840 - Cloudy - 62 F

livebaseballscorecards.com

AB	31
R	4
H	9
RBI	4
BB	2
SO	7
LOB	11

Batter	1	2	3	4	5	6	7	8	9	AB	R	H	RBI	BB	SO	LOB
26 Yangervis Solarte, S (1, 3) OBP: 0.326, SLG: 0.384	X FF 90 0-0 ① F7		C FF 89 X FF 91 0-1 ③ P6			C FF 91 B CH 87 F CH 88 X SL 86 1-2 15 G4-3 2B		B CH 87 B FF 91 S CH 87 C FF 91 F FF 92 F SL 87 F CH 88 B SI 91 F CH 87 3-3 ② S FF 90 K		4	0	1	0	0	1	0
15 Cory Spangenberg, L (1, 4) OBP: 0.289, SLG: 0.358	C FF 90 C FF 90 X CH 86 0-2 ② G5-3			X FF 90 0-0 ① B3		C FF 92 F SI 92 B FF 92 X SL 89 1-2 ② G4-3 2-3		C CU 73 B FF 90 B CU 67 S CH 87 X FF 90 2-2 27 BB 1B		4	0	1	0	0	0	1
27 Matt Kemp, R (1, 9) OBP: 0.289, SLG: 0.349	B FF 91 F FF 91 B SL 87 X SL 87 2-1 ③ G3-1			F FF 92 B CH 88 F FF 92 X CH 88 1-2 ② G6-3		F FF 92 X FF 94 0-1 ③ G1-3		D SL 86 1 SAFE D SL 88 B FF 92 S FF 91 B FF 92 4-1 1-2 BB		3	0	0	0	1	0	1
10 Justin Upton, R (1, 7) OBP: 0.345, SLG: 0.548		X SL 85 0-0 ① F9		X FF 93 0-0 1B			X SL 87 0-0 ① L5	X FF 96 0-0 ③ L9		4	0	1	0	0	0	2
3 Derek Norris, R (1, 2) OBP: 0.318, SLG: 0.463		C FF 89 B FF 91 B CH 88 F FF 92 C FF 92 2-3 ② K		1 SAFE B FF 91 1 SAFE X FF 92 1-0 ③ F9			F FF 90 B CU 73 F SL 88 B CH 89 B FF 92 X FF 92 3-2 25 1B 2B		C FC 92 X FC 93 0-1 ① G6-3	4	1	1	0	0	1	1
25 Will Venable, L (1, 8) OBP: 0.329, SLG: 0.453		X FF 91 0-0 1B			C CU 75 B FF 90 X FF 91 1-1 ① G3		X FF 92 0-0 2-H 1B		C FC 91 B SL 83 F FF 92 B FC 95 S SL 82 2-3 ② K	4	0	2	1	0	1	0
11 Will Middlebrooks, R (1, 5) OBP: 0.256, SLG: 0.360		F SL 88 B FF 91 B FF 93 X SL 88 2-1 ③ F8			B CU 77 C FF 91 X CH 88 1-1 ② P3		C SL 86 B SI 90 B FF 92 F FF 92 X SL 87 2-2 ② G5-3		S FC 93 T FC 94 B FC 94 F FC 92 C FC 93 1-3 ③ K	4	0	0	0	0	1	2
12 Clint Barmes, R (1, 6) OBP: 0.286, SLG: 0.327			C FF 88 B FF 91 F SL 88 S FF 92 1-3 ① K		B FF 92 F FF 92 F CU 76 B FF 92 B FF 93 F FF 91 S CH 89 3-3 ③ K		S CU 71 B FF 92 F SI 92 D SL 86 B SI 92 F FF 92 X FF 92 3-2 ③ G6-3			3	0	0	0	0	2	1
34 Andrew Cashner, R (1, 1) OBP: 0.158, SLG: 0.158			X FF 91 0-0 ② F8			X FF 91 0-0 ① P4		B CU 74 B CH 86 C CH 86 F FF 90 F CH 88 B FF 91 S CH 87 3-3 ① K		2	0	0	0	0	0	0
37 Brandon Maurer, R (7, 1)										0	0	0	0	0	0	0
16 Abraham Almonte, S (8, PH) OBP: 0.267, SLG: 0.185										1	0	0	0	0	1	0
53 Joaquín Benoit, R (8, 1)										0	0	0	0	0	0	0
Inning Stats	R: 0 E: 0 K: 0 S: 6 H: 0 LOB: 0 BB: 0 P: 8	R: 0 E: 0 K: 1 S: 7 H: 1 LOB: 1 BB: 0 P: 11	R: 0 E: 0 K: 1 S: 6 H: 0 LOB: 0 BB: 0 P: 7	R: 0 E: 0 K: 0 S: 6 H: 1 LOB: 1 BB: 0 P: 8	R: 0 E: 0 K: 1 S: 8 H: 0 LOB: 0 BB: 0 P: 13	R: 0 E: 0 K: 0 S: 9 H: 1 LOB: 1 BB: 0 P: 11	R: 1 E: 0 K: 0 S: 12 H: 2 LOB: 1 BB: 0 P: 20	R: 0 E: 0 K: 2 S: 16 H: 1 LOB: 2 BB: 1 P: 28	R: 0 E: 0 K: 2 S: 9 H: 0 LOB: 0 BB: 0 P: 12	1B: 4 2B: 2 3B: 0 HR: 0 SF: 0 SAC: 0 DP: 0 HBP: 0						WP: 0 PB: 0 SB: 0 CS: 0 PA: 34

PITCHER		IP	WLS	BF	H	R	ER	SO	BB	IBB	HBP	BLK	WP	HR	S	P	ERA	WHIP
21 Zack Greinke, R ERA: 1.48	(1, 1)	7.2		30	6	1	1	5	1	0	0	0	0	0	69	105	1.17	0.913
41 Chris Hatcher, R ERA: 5.02	(8, 1)	0.1	W	1	0	0	0	0	0	0	0	0	0	0	1	1	0.00	0.000
74 Kenley Jansen, R ERA:	(9, 1)	1.0	S	3	0	0	0	2	0	0	0	0	0	0	9	12	0.00	0.000

PITCHER	IP	WLS	BF	H	R	ER	SO	BB	IBB	HBP	BLK	WP	HR	S	P	ERA	WHIP

TOP

San Diego Padres @ Los Angeles Dodgers

Dodger Stadium, Los Angeles, CA

Fri May 22 2015, 7:10 PM - 9:49 PM PDT

Att. 48,514 - Partly Cloudy - 64 F

livebaseballscorecards.com

AB	33
R	1
H	6
RBI	1
BB	1
SO	7
LOB	8

Batter	1	2	3	4	5	6	7	8	9	AB	R	H	RBI	BB	SO	LOB
31 Joc Pederson, L (1, 8) OBP: 0.388, SLG: 0.545	C SI 94 X SI 96 0-1 L5		B SL 96 S CH 88 B SI 89 X SI 96 2-1 1B		D SL 86 C CH 86 X SI 96 1-1 F8			S CH 84 F CH 84 X SI 95 0-2 HR		4	1	2	1	0	0	1
11 Jimmy Rollins, S (1, 6) OBP: 0.272, SLG: 0.331	C SI 96 F SI 95 F FF 97 B SL 87 F SI 97 B SI 96 B SL 87 S FF 97 3-3 K		S CH 85 B SI 96 F CH 86 1 SAFE F SI 97 X SL 86 1-2 F9			B SL 82 C SI 92 X CH 85 1-1 G4-3		F SI 94 B CH 84 B CH 84 B CH 85 X FF 94 3-1 P6		4	0	0	0	0	1	1
47 Howie Kendrick, R (1, 4) OBP: 0.359, SLG: 0.462	C FF 96 B SI 96 S SL 87 F SL 86 X SI 96 1-2 G1-3			X SL 85 0-0 L9		B SI 94 B SI 94 C FF 93 B SI 94 C FF 95 F FF 96 F FF 96 F SI 96 F FF 97 3-3 K		B FF 94 F FF 94 S CH 84 F CH 86 F FF 94 S CH 84 1-3 K		4	0	0	0	0	2	0
23 Adrián González, L (1, 3) OBP: 0.426, SLG: 0.646		C SI 94 S CH 86 B SL 86 B FF 98 B CH 88 B FF 96 4-2 10 9 G5-4-3 1B BB		C FF 95 X SL 84 0-1 F7		B SI 96 F SI 95 F SL 84 B SL 86 X FF 97 2-2 1B				2	0	1	0	1	0	0
9 Yasmani Grandal, S (1, 2) OBP: 0.403, SLG: 0.466 17 A.J. Ellis, R (5, 2) OBP: 0.225, SLG: 0.167		F SI 96 T FF 97 X FF 98 0-2 10 G5-4-3 1-2 1B		B SI 96 S SL 84 B SL 85 F FF 96 X SL 85 2-2 F8		C FF 96 B SI 95 B SL 86 X FF 96 2-1 F8				2 1	0 0	1 0	0 0	0 0	0 0	0 1
10 Justin Turner, R (1, 5) OBP: 0.375, SLG: 0.545		B SI 98 D FF 97 X SI 98 2-0 G5-4-3 1-2f 2-3	B SI 94 B FF 95 F SI 95 F SI 94 B FF 96 F SI 95 X SI 97 3-2 E8 16 2B 1B				C SL 86 B FF 96 F SL 84 X SL 87 1-2 G5-3			3	1	1	0	0	0	2
16 Andre Ethier, L (1, 9) OBP: 0.403, SLG: 0.533		B SI 98 F SI 88 X FF 97 1-1 L9	C CH 87 C SI 95 B FF 96 F FF 98 B SL 86 F CH 88 B FF 97 X CH 87 3-2 2-H 2B			C FF 95 B SL 85 X CH 88 1-1 L3				3	0	1	1	0	0	1
33 Scott Van Slyke, R (1, 7) OBP: 0.345, SLG: 0.453			C FF 95 B SL 86 X SI 95 1-1 G6-3		B SI 96 F SL 86 F SI 95 B FF 98 F SI 97 F SI 97 B CH 87 F FF 97 F SI 95 3-3 S SL 88 K		X FF 96 0-0 P6			3	0	0	0	0	1	1
21 Zack Greinke, R (1, 1) OBP: 0.150, SLG: 0.167 41 Chris Hatcher, R (8, 1) 7 Alex Guerrero, R (8, PH) OBP: 0.333, SLG: 0.618 74 Kenley Jansen, S (9, 1)			F FF 96 C SI 96 X CH 88 0-2 G5-3		B SI 95 B FF 96 F SI 96 X SI 96 2-1 G6-3			F CH 84 X SL 86 0-1 F9		2 0 1 0	0 0 0 0	0 0 0 0	0 0 0 0	0 0 0 0	0 0 0 0	1 0 0 0
Inning Stats	R: 0 E: 0 K: 1 S: 11 H: 0 LOB: 0 BB: 0 P: 15	R: 0 E: 0 K: 0 S: 8 H: 1 LOB: 1 BB: 1 P: 15	R: 0 E: 0 K: 0 S: 11 H: 1 LOB: 1 BB: 0 P: 15	R: 0 E: 0 K: 0 S: 6 H: 0 LOB: 0 BB: 0 P: 8	R: 1 E: 1 K: 1 S: 20 H: 2 LOB: 1 BB: 0 P: 32	R: 0 E: 0 K: 1 S: 16 H: 1 LOB: 1 BB: 0 P: 24	R: 0 E: 0 K: 0 S: 6 H: 0 LOB: 0 BB: 0 P: 8	R: 1 E: 0 K: 1 S: 12 H: 1 LOB: 0 BB: 0 P: 16		1B: 4 2B: 1 3B: 0 HR: 1 SF: 0 SAC: 0 DP: 1 HBP: 0						

PITCHER		IP	WLS	BF	H	R	ER	SO	BB	IBB	HBP	BLK	WP	HR	S	P	ERA	WHIP
34 Andrew Cashner, R ERA: 2.89	(1, 1)	6.0		23	5	1	0	3	1	0	0	0	0	0	72	109	0.00	1.000
37 Brandon Maurer, R ERA: 2.14	(7, 1)	1.0		3	0	0	0	0	0	0	0	0	0	0	6	8	0.00	0.000
53 Joaquín Benoit, R ERA: 3.0	(8, 1)	1.0	L	4	1	1	1	1	0	0	0	0	0	1	12	16	9.00	1.000

PITCHER	IP	WLS	BF	H	R	ER	SO	BB	IBB	HBP	BLK	WP	HR	S	P	ERA	WHIP

BOTTOM

San Diego Padres @ Los Angeles Dodgers

Dodger Stadium, Los Angeles, CA

Fri May 22 2015, 7:10 PM - 9:49 PM PDT

Att. 48,514 - Partly Cloudy - 64 F

livebaseballscorecards.com

AB	29
R	2
H	6
RBI	2
BB	1
SO	4
LOB	8

San Diego Padres @ Los Angeles Dodgers

Dodger Stadium, Los Angeles, CA

Sat May 23 2015, 7:10 PM - 9:20 PM PDT

Att. 53,479 - Partly Cloudy - 64 F

TOP

livebaseballscorecards.com

Batter	1	2	3	4	5	6	7	8	9	AB	R	H	RBI	BB	SO	LOB
26 Yangervis Solarte, S (1, 3) OBP: 0.326, SLG: 0.383	B FC 86 C FC 85 B CH 83 X FC 86 2-1 15 G4-6-3 1B			B CU 75 X FC 86 1-0 ① G3-1			B CU 78 C FC 85 C FC 88 X SL 80 1-2 ① L7			3	0	1	0	0	0	0
15 Cory Spangenberg, L (1, 5) OBP: 0.280, SLG: 0.345	F FC 87 B CU 78 1 SAFE C CU 79 X CU 81 1-2 ① ② G4-6-3 1-2f			B CU 76 F FC 86 F FC 88 X SL 82 1-2 ② F7			B CU 78 S CU 78 F FC 86 B CU 80 S CU 80 2-3 ② K			3	0	0	0	0	1	1
27 Matt Kemp, R (1, 9) OBP: 0.284, SLG: 0.343	B CU 80 C CU 79 B FC 89 X FC 87 2-1 ③ G6-3			F FC 87 B FC 85 B FC 86 C CU 80 S CU 81 2-3 ③ K			B FC 87 C FC 88 X SL 80 1-1 ③ G6-3			3	0	0	0	0	1	0
10 Justin Upton, R (1, 7) OBP: 0.339, SLG: 0.538 60 Frank Garces, L (8, 1)		B CU 77 X FC 86 1-0 ① F8			S SL 80 C SL 80 B SL 80 B FC 84 X SL 80 2-2 ① L4			C FC 88 F FC 89 B FC 88 C SL 80 1-3 ① K		3 0	0 0	0 0	0 0	0 0	1 0	0 0
25 Will Venable, L (1, 8) OBP: 0.315, SLG: 0.433		B CU 78 C CU 78 X FF 86 1-1 ② G4-3			C CU 79 C CU 80 S SL 80 0-3 ② K			B CU 80 X FC 88 1-0 ② B1-3		3	0	0	0	0	1	0
9 Jedd Gyorko, R (1, 4) OBP: 0.269, SLG: 0.323		B FC 86 B CU 77 C CU 78 C FC 87 S SL 80 2-3 ③ K			S SL 80 C CU 80 X SL 80 0-2 ③ L9			B SL 80 F FC 88 C SL 80 B SL 80 T CU 80 2-2 ③ K		3	0	0	0	0	2	0
11 Will Middlebrooks, R (1, 6) OBP: 0.250, SLG: 0.352			B FC 85 B FC 86 X FC 86 2-0 ① G6-3			C FF 86 X SL 80 0-1 ① F8			C FC 91 F SL 81 B SL 83 S FC 93 1-3 ① K	3	0	0	0	0	1	0
18 Austin Hedges, R (1, 2) OBP: 0.125, SLG: 0.133 3 Derek Norris, R (9, PH) OBP: 0.316, SLG: 0.460			B CU 76 C CU 78 S SL 79 B FC 86 F SL 79 X SL 81 2-2 ② G6-3			B CU 80 B SL 79 F FC 87 S FF 88 C CU 81 2-3 ② K			X FC 94 0-0 ② P3	2 1	0 0	0 0	0 0	0 0	1 0	0 0
22 Ian Kennedy, R (1, 1) OBP: 0.091, SLG: 0.091 59 Kevin Quackenbush, R (7, 1) 16 Abraham Almonte, S (8, 7) OBP: 0.258, SLG: 0.179			C FF 85 B FF 86 C CU 77 B FF 86 S SL 80 2-3 ③ K			B SL 78 C FC 85 F FC 87 X CU 78 1-2 ③ G1-3			B FC 92 X FC 91 1-0 ③ B5-3	2 0 1	0 0 0	0 0 0	0 0 0	0 0 0	1 0 0	0 0 0
Inning Stats	R: 0 E: 0 K: 0 S: 7 H: 1 LOB: 0 BB: 0 P: 12	R: 0 E: 0 K: 1 S: 6 H: 0 LOB: 0 BB: 0 P: 10	R: 0 E: 0 K: 1 S: 8 H: 0 LOB: 0 BB: 0 P: 14	R: 0 E: 0 K: 1 S: 7 H: 0 LOB: 0 BB: 0 P: 11	R: 0 E: 0 K: 1 S: 9 H: 0 LOB: 0 BB: 0 P: 11	R: 0 E: 0 K: 1 S: 8 H: 0 LOB: 0 BB: 0 P: 11	R: 0 E: 0 K: 1 S: 8 H: 0 LOB: 0 BB: 0 P: 12	R: 0 E: 0 K: 2 S: 7 H: 0 LOB: 0 BB: 0 P: 11	R: 0 E: 0 K: 1 S: 5 H: 0 LOB: 0 BB: 0 P: 7	1B: 1 2B: 0 3B: 0 HR: 0 SF: 0 SAC: 0 DP: 1 HBP: 0						

	AB	27
	R	0
	H	1
	RBI	0
	BB	0
	SO	9
	LOB	1

WP: 0 PB: 0 SB: 0 CS: 0 PA: 27

PITCHER	IP	WLS	BF	H	R	ER	SO	BB	IBB	HBP	BLK	WP	HR	S	P	ERA	WHIP
46 Mike Bolsinger, R (1, 1) ERA: 0.71	8.0	W	24	1	0	0	8	0	0	0	0	0	0	60	92	0.00	0.125
74 Kenley Jansen, R (9, 1) ERA:	1.0	S	3	0	0	0	1	0	0	0	0	0	0	5	7	0.00	0.000

PITCHER	IP	WLS	BF	H	R	ER	SO	BB	IBB	HBP	BLK	WP	HR	S	P	ERA	WHIP

Batter	1	2	3	4	5	6	7	8	9	AB	R	H	RBI	BB	SO	LOB
31 Joc Pederson, L (1, 8) OBP: 0.385, SLG: 0.559	C FF 91 S FF 92 F FF 91 F KC 79 B FF 92 X SI 92 1-2 HR	C KC 78 D KC 79 S FF 92 S KC 80 1-3 K ③			S CH 83 S KC 78 S FF 92 0-3 K ③			B CU 75 C FF 91 F FF 92 S CU 80 1-3 K ①		4	1	1	1	0	3	2
11 Jimmy Rollins, S (1, 6) OBP: 0.272, SLG: 0.329	F FF 91 B FF 91 F SL 85 X KC 78 1-2 10 S 47 S 1B		C FF 90 X FF 90 0-1 F7 ①			B KC 75 B FF 89 F FF 91 C FF 91 B SL 85 F FF 92 X FF 92 3-2 F7 ①		B CH 80 B FF 89 S FF 92 B FF 92 X FF 89 3-1 P4 ②		4	0	1	0	0	0	0
47 Howie Kendrick, R (1, 4) OBP: 0.351, SLG: 0.450	D SL 85 F FF 91 B FF 90 C SL 84 1 SAFE C FF 91 2-3 K ① 1-2		B FF 90 C SL 83 B FF 91 X SI 91 2-1 G4-3 ②			X SL 84 0-0 G4-3 ②		B CU 78 B FF 92 C FF 90 X CU 73 2-1 F9 ③		4	0	0	0	0	1	1
23 Adrián González, L (1, 3) OBP: 0.424, SLG: 0.640	C FF 92 F KC 78 S FF 91 0-3 K ②		B FF 91 F KC 78 S SL 85 F SI 92 X SL 86 1-2 F9 ③			S CH 84 B FF 91 F KC 78 F FF 92 F SI 91 X FF 91 1-2 10 2B 1B				3	1	1	0	0	1	1
10 Justin Turner, R (1, 5) OBP: 0.374, SLG: 0.550	C FF 92 F FF 92 B SL 85 B CH 83 X FF 93 2-2 L9 ③ 2-3			B FF 90 B FF 90 F FF 91 X SL 84 2-1 G6-3 ①		X FF 91 0-0 1-H 2B				3	0	1	1	0	0	1
16 Andre Ethier, L (1, 9) OBP: 0.402, SLG: 0.528		B FF 89 S SI 90 F FF 91 F FF 92 B KC 79 B KC 80 X FF 92 3-2 17 G5-3 33 1B 1B		B FF 90 B KC 78 C FF 90 X FF 90 2-1 F9 ②		C KC 77 S KC 78 B SI 92 B FF 91 F KC 77 F SL 85 F SL 85 D CH 82 S KC 78 3-3 K ③				3	0	1	0	0	1	1
33 Scott Van Slyke, R (1, 7) OBP: 0.345, SLG: 0.449		C FF 91 C SI 91 F SI 91 D CH 83 F CH 83 X SL 86 1-2 17 G5-3 1B 1-2		B FF 91 T FF 91 B FF 91 C FF 90 B KC 80 X FF 91 3-2 G5-3 ③				C FF 89 B FF 90 S FF 90 B FF 90 S FF 91 2-3 K ①		3	0	1	0	0	1	0
17 A.J. Ellis, R (1, 2) OBP: 0.209, SLG: 0.154		C FF 91 S SL 86 X SL 86 0-2 G5-3 ① 1-2 2-3			C FF 89 C FF 89 F SL 85 B KC 78 B SL 84 B FF 92 X SI 92 3-2 P4 ①			F FF 90 B FF 91 X FF 90 1-1 P3 ②		3	0	0	0	0	0	2
46 Mike Bolsinger, R (1, 1) 74 Kenley Jansen, S (9, 1)		B FF 92 C FF 91 S KC 78 S KC 79 1-3 K ②			C FF 90 F FF 90 B SL 86 X FF 91 1-2 L3 ②			C FF 91 S FF 91 C FF 91 0-3 K ③		3 0	0 0	0 0	0 0	0 0	2 0	2 0
Inning Stats	R: 1 E: 0 K: 2 S: 17 H: 2 LOB: 1 BB: 0 P: 23	R: 0 E: 0 K: 2 S: 18 H: 2 LOB: 2 BB: 0 P: 24	R: 0 E: 0 K: 0 S: 8 H: 0 LOB: 0 BB: 0 P: 11	R: 0 E: 0 K: 0 S: 7 H: 0 LOB: 0 BB: 0 P: 14	R: 0 E: 0 K: 1 S: 10 H: 0 LOB: 0 BB: 0 P: 14	R: 1 E: 0 K: 1 S: 17 H: 2 LOB: 1 BB: 0 P: 24	R: 0 E: 0 K: 2 S: 8 H: 0 LOB: 0 BB: 0 P: 11	R: 0 E: 0 K: 1 S: 7 H: 0 LOB: 0 BB: 0 P: 13		1B: 4 2B: 1 3B: 0 HR: 1 SF: 0 SAC: 0 DP: 0 HBP: 0				WP: 0 PB: 0 SB: 2 CS: 0 PA: 30		

PITCHER		IP	WLS	BF	H	R	ER	SO	BB	IBB	HBP	BLK	WP	HR	S	P	ERA	WHIP
22 Ian Kennedy, R ERA: 6.11	(1, 1)	6.0	L	24	6	2	2	6	0	0	0	0	0	1	77	110	3.00	1.000
59 Kevin Quackenbush, R ERA: 1.88	(7, 1)	1.0		3	0	0	0	2	0	0	0	0	0	0	8	11	0.00	0.000
60 Frank Garces, L ERA: 4.97	(8, 1)	1.0		3	0	0	0	1	0	0	0	0	0	0	7	13	0.00	0.000

PITCHER	IP	WLS	BF	H	R	ER	SO	BB	IBB	HBP	BLK	WP	HR	S	P	ERA	WHIP

BOTTOM

San Diego Padres @ Los Angeles Dodgers

Dodger Stadium, Los Angeles, CA

Sat May 23 2015, 7:10 PM - 9:20 PM PDT

Att. 53,479 - Partly Cloudy - 64 F

livebaseballscorecards.com

AB	30
R	2
H	6
RBI	2
BB	0
SO	9
LOB	10

Batter	1	2	3	4	5	6	7	8	9	AB	R	H	RBI	BB	SO	LOB
26 Yangervis Solarte, S (1, 3) OBP: 0.326, SLG: 0.388	C SI 94 X SI 95 0-1 27 BB 10 HR 2B	F SI 93 X CH 87 0-1 ① L8	B CU 78 B CH 87 C SI 94 X SI 93 2-1 ③ G3-1		X FF 86 0-0 ③ FC6-4 1-2f		B SI 88 S CH 80 S SI 87 F CH 80 D KC 80 X KC 82 2-2 ③ F9		X FF 95 0-0 25 1B 1-2 1B	6	1	2	0	0	0	3
25 Will Venable, L (1, 8) (7, 9) OBP: 0.354, SLG: 0.472	B SI 95 B FC 90 S CH 88 B SI 95 C CH 88 D CU 84 4-2 27 BB 10 HR BB	B SI 95 B SI 93 X SI 92 2-0 27 1B 10 2B 1-2 1B		C CU 78 X SI 94 0-1 ① L9		C FF 92 B FF 94 F SL 80 F FF 92 F FF 93 X SI 93 1-2 3 1B 1B		C FF 95 S FF 95 X FF 96 0-2 16 1B 2B	B FF 95 D FF 94 F FF 94 S SL 85 X SL 85 2-2 1-2 2-3 1B	5	3	4	0	1	0	0
27 Matt Kemp, R (1, 9) OBP: 0.294, SLG: 0.349 16 Abraham Almonte, S (7, 7) OBP: 0.273, SLG: 0.200	B FF 96 B FC 90 B SI 96 C SI 94 B SI 95 4-1 10 HR 1-2 2-3 BB	B CU 80 X SI 95 1-0 10 2B 3 1B 1-2 2-3 1B		B FF 95 X FC 90 1-0 10 G5-3 1B	C FF 91 X SL 80 0-1 ① F8			F FF 96 C FF 96 B FF 96 F FF 95 F FF 95 X SL 86 1-2 3 PB 15 1B 2-H 1B	S SL 86 D SL 84 F FF 94 B S SL 86 2-3 K	3 2	2 0	2 1	0 1	1 0	0 1	1 3
10 Justin Upton, R (1, 7) OBP: 0.343, SLG: 0.562 12 Clint Barmes, R (7, 6) OBP: 0.281, SLG: 0.321	B FC 92 B SI 96 F FC 91 F SI 96 X FC 92 2-2 1-H 2-H 3-H HR	B SI 96 B SI 96 F SI 96 X SI 95 2-1 3 1B 1-3 2-H 3-H 2B		X SI 94 0-0 ② G5-3 1-2	C SL 80 S FF 92 S FF 92 0-3 ② K			F SL 85 X SL 85 0-1 ① F7		4 1	2 0	2 0	6 0	0 0	1 0	2 1
3 Derek Norris, R (1, 2) OBP: 0.319, SLG: 0.458	C FF 95 C FF 96 F SI 96 X FC 90 0-2 ① L9	X SI 96 0-0 15 G4-6-3 2-H 3-H 1B		X SI 95 0-0 ③ G6-3	C FF 91 F FF 91 X FF 94 0-2 1-2 1B			C FF 95 B FF 95 S FF 96 F FF 95 F FF 93 F SL 86 B FF 96 T FF 96 2-2 ② 1-2 K		5	0	2	2	0	1	2
15 Cory Spangenberg, L (1, 4) OBP: 0.296, SLG: 0.371	X SI 95 0-0 ② 11 G6-3 2B	X CH 86 0-0 ② ③ G4-6-3 1-2f			B CU 75 X SI 93 1-0 11 1B 5 SF9 1B	C SL 80 B FF 92 F SL 80 B SI 92 S FF 94 2-3 ③ K		F SL 84 B FF 95 B SL 84 S FF 96 X SL 86 2-2 ③ 2-H 1B		5	1	3	0	0	1	3
11 Will Middlebrooks, R (1, 5) OBP: 0.255, SLG: 0.376	C FF 96 S FC 90 X SI 96 0-2 ② G6-3 2-3		C FF 94 X CH 87 0-1 HR		C SI 94 C FC 88 X SI 95 0-2 26 FC6-4 1-3 1B		B SI 87 X SI 86 1-0 ① G1-6-3		S FF 91 B FF 94 S SL 85 F SL 85 S SL 84 1-3 ① K	5	1	2	1	0	1	1
5 Alexi Amarista, L (1, 6) (7, 8) OBP: 0.281, SLG: 0.264	C SI 95 F FC 91 X FC 91 0-2 ③ G4-3		B SI 93 F SI 92 X SI 94 1-1 ① L7		B CU 82 B CU 82 S CU 83 X CU 75 2-1 ① SF9 3-H		C SI 87 X KC 80 0-1 1B		C FF 94 X SL 86 0-1 ② G3	4	0	1	1	0	0	1
33 James Shields, R (1, 1) OBP: 0.167, SLG: 0.208 44 Dale Thayer, R (8, 1) 9 Jedd Gyorko, R (9, PH) OBP: 0.275, SLG: 0.323 56 Shawn Kelley, R (9, 1)		C FF 94 B FF 94 S FC 89 B FC 89 X SI 95 2-2 27 1B 25 1B 10 2B 1B	C SI 94 X SI 93 0-1 ② G5-3		B CH 84 B CH 86 B FF 85 C SL 83 X SL 84 3-1 ② F7		C SI 88 X SI 88 0-1 ② F9		S SL 83 B SL 87 B FF 92 B FF 94 F FF 92 B FF 94 4-2 25 1B 26 1B BB	4 0 0 0	1 0 0 0	1 0 0 0	0 0 1 0	0 0 0 0	0 0 0 0	2 0 0 0
Inning Stats	R: 4 H: 3 E: 0 LOB: 1 K: 0 BB: 2 S: 19 P: 29	R: 4 H: 5 E: 0 LOB: 0 K: 0 BB: 0 S: 11 P: 18	R: 1 H: 1 E: 0 LOB: 0 K: 0 BB: 0 S: 8 P: 11	R: 0 H: 1 E: 0 LOB: 1 K: 0 BB: 0 S: 5 P: 6	R: 1 H: 2 E: 0 LOB: 1 K: 0 BB: 0 S: 9 P: 15	R: 0 H: 2 E: 0 LOB: 2 K: 2 BB: 0 S: 16 P: 19	R: 0 H: 1 E: 0 LOB: 1 K: 0 BB: 0 S: 9 P: 12	R: 1 H: 3 E: 0 LOB: 2 K: 1 BB: 0 S: 19 P: 24	R: 0 H: 2 E: 0 LOB: 3 K: 2 BB: 1 S: 15 P: 24	1B: 14 2B: 4 3B: 0 HR: 2	SF: 1 SAC: 0 DP: 1 HBP: 0						

TOP

San Diego Padres @ Los Angeles Dodgers

Dodger Stadium, Los Angeles, CA

Sun May 24 2015, 1:10 PM - 3:56 PM PDT

Att. 50,182 - Cloudy - 69 F

livebaseballscorecards.com

AB	44
R	11
H	20
RBI	11
BB	3
SO	5
LOB	19

PITCHER		IP	WLS	BF	H	R	ER	SO	BB	IBB	HBP	BLK	WP	HR	S	P	ERA	WHIP
77 Carlos Frías, R ERA: 5.34	(1, 1)	4.0	L	25	12	10	10	0	2	0	0	0	0	2	47	69	22.50	3.500
75 Paco Rodríguez, L ERA: 2.7	(5, 1)	1.0		3	0	0	0	0	0	0	0	0	0	0	5	10	0.00	0.000
63 Yimi García, R ERA: 3.32	(6, 1)	1.0		5	2	0	0	2	0	0	0	0	0	0	16	19	0.00	2.000
56 J.P. Howell, L ERA: 0.84	(7, 1)	1.0		4	1	0	0	0	0	0	0	0	0	0	9	12	0.00	1.000
12 Juan Nicasio, R ERA: 1.45	(8, 1)	1.0		5	3	1	1	1	0	0	0	0	0	0	19	24	9.00	3.000

PITCHER		IP	WLS	BF	H	R	ER	SO	BB	IBB	HBP	BLK	WP	HR	S	P	ERA	WHIP
26 Sergio Santos, R ERA: 5.11	(9, 1)	1.0		6	2	0	0	2	1	0	0	0	0	0	15	24	0.00	3.000

WP: 0	PA: 48		
PB: 1			
SB: 0			
CS: 0			

San Diego Padres @ Los Angeles Dodgers

Dodger Stadium, Los Angeles, CA

Sun May 24 2015, 1:10 PM - 3:56 PM PDT

Att. 50,182 - Cloudy - 69 F

livebaseballscorecards.com

BOTTOM

Batter	1	2	3	4	5	6	7	8	9	AB	R	H	RBI	BB	SO	LOB
31 Joc Pederson, L (1, 8) OBP: 0.382, SLG: 0.547	C SI 92 F KC 79 B CH 86 S CH 85 1-3 ① K			B KC 79 S CH 85 B FC 87 F CH 86 B CH 86 B FC 88 4-2 47 FC5-4 BB		B KC 78 S KC 77 B KC 80 S CH 87 S KC 80 2-3 ③ K		B FF 91 S CH 84 B CH 85 F FF 91 S CH 84 2-3 ② K		3	0	0	0	1	3	1
11 Jimmy Rollins, S (1, 6) OBP: 0.277, SLG: 0.333	C SI 92 B FC 88 X CH 85 1-1 47 G5-4-3 1B			X CH 86 0-0 ① L4			B SI 89 X SI 90 1-0 5 1B 47 1B 16 G4-6-3 1B	B FF 91 B FF 91 C FF 90 C CH 84 S SI 92 2-3 ③ K		4	1	2	0	0	1	2
47 Howie Kendrick, R (1, 4) OBP: 0.348, SLG: 0.445	C SI 92 X CH 84 0-1 ② ③ G5-4-3 1-2f			C FC 86 F SI 92 X KC 81 0-2 ② FC5-4 1-2f			C FC 84 S KC 78 X KC 78 0-2 16 G4-6-3 5 1B 7 HR 1-2 1B		F FF 90 B FF 92 C FF 92 X SL 83 1-2 ① G6-3	4	1	1	0	0	0	2
23 Adrián González, L (1, 3) OBP: 0.420, SLG: 0.632 63 Yimi García, R (6, 1) 56 J.P. Howell, L (7, 1) 5 Juan Uribe, R (7, PH) OBP: 0.279, SLG: 0.309 12 Juan Nicasio, R (8, 1) 26 Sergio Santos, R (9, 1) 17 A.J. Ellis, R (9, PH) OBP: 0.205, SLG: 0.150		C SI 92 X CH 85 0-1 ① F7		X SI 92 0-0 ③ G5-3			C SI 92 X KC 83 0-1 16 G4-6-3 1-2 2-3 1B		F FF 91 B FF 93 B FF 93 X FF 93 2-1 ② F8	2 0 0 1 0 0 1	0 0 0 0 0 0 0	0 0 0 1 0 0 0	0 0 0 0 0 0 0	0 0 0 0 0 0 0	0 0 0 0 0 0 0	1 0 0 0 0 0 0
16 Andre Ethier, L (1, 9) OBP: 0.397, SLG: 0.518		B SI 92 F SI 92 S KC 81 S KC 81 1-3 ② K			C SI 90 S KC 79 S KC 79 0-3 ① K		F KC 80 F KC 79 X KC 79 0-2 ① ② G4-6-3 1-2f 2-3 3-H		B FF 93 B FF 94 X FF 93 2-0 1B	4	0	1	0	0	2	2
7 Alex Guerrero, R (1, 5) OBP: 0.329, SLG: 0.638		X SI 94 0-0 ③ F9			F FF 91 B KC 79 F KC 78 F CH 86 B SI 94 F FF 93 S KC 81 2-3 ② K		F SI 92 X SI 90 0-1 3-H HR		F FF 93 F FF 93 B FF 94 B FF 95 D SL 84 T SL 84 3-2 ③ K	4	1	1	2	0	2	1
14 Enrique Hernández, R (1, 7) OBP: 0.297, SLG: 0.457		C SI 92 X KC 78 0-1 ① G5-3			F FF 92 B CH 85 C SI 92 B KC 80 B KC 80 X SI 93 3-2 ③ G5-3		S KC 80 B FC 84 B KC 79 B KC 80 C FC 84 S KC 78 3-3 ③ K			3	0	0	0	0	1	0
65 Austin Barnes, R (1, 2) OBP: 0.333, SLG: 0.333		C FF 93 B KC 79 S FF 93 F KC 79 C SI 93 1-3 ② K				X SI 90 0-0 ① F9		C SI 91 F SL 83 B FF 92 F FF 92 B SL 82 X FF 92 2-2 1B		3	0	1	0	0	1	0
77 Carlos Frías, R (1, 1) 75 Paco Rodríguez, L (5, 1) 33 Scott Van Slyke, R (5, 3) OBP: 0.337, SLG: 0.438		B FF 92 X SI 92 1-0 ③ G4-3				B SI 90 B FF 89 X FC 85 2-0 ② F7		S FF 93 X FF 92 0-1 ① F9		1 0 2	0 0 0	0 0 0	0 0 0	0 0 0	0 0 0	0 0 1
Inning Stats	R: 0 E: 0 K: 1 S: 7 H: 1 LOB: 0 BB: 0 P: 9	R: 0 E: 0 K: 1 S: 6 H: 0 LOB: 0 BB: 0 P: 7	R: 0 E: 0 K: 1 S: 7 H: 0 LOB: 0 BB: 0 P: 9	R: 0 E: 0 K: 0 S: 7 H: 0 LOB: 1 BB: 1 P: 11	R: 0 E: 0 K: 2 S: 11 H: 0 LOB: 0 BB: 0 P: 16	R: 0 E: 0 K: 1 S: 5 H: 0 LOB: 0 BB: 0 P: 9	R: 3 E: 0 K: 1 S: 14 H: 4 LOB: 0 BB: 0 P: 18	R: 0 E: 0 K: 2 S: 12 H: 1 LOB: 1 BB: 0 P: 18	R: 0 E: 0 K: 1 S: 9 H: 1 LOB: 1 BB: 0 P: 17	1B: 6 2B: 0 3B: 0 HR: 1 SF: 0 SAC: 0 DP: 2 HBP: 0						

	AB	32
	R	3
	H	7
	RBI	2
	BB	1
	SO	10
	LOB	10

PITCHER		IP	WLS	BF	H	R	ER	SO	BB	IBB	HBP	BLK	WP	HR	S	P	ERA	WHIP
33 James Shields, R ERA: 3.75	(1, 1)	7.0	W	25	5	3	3	7	1	0	0	0	0	1	57	79	3.86	0.857
44 Dale Thayer, R ERA: 3.1	(8, 1)	1.0		4	1	0	0	2	0	0	0	0	0	0	12	18	0.00	1.000
56 Shawn Kelley, R ERA: 6.94	(9, 1)	1.0		4	1	0	0	1	0	0	0	0	0	0	9	17	0.00	1.000

PITCHER	IP	WLS	BF	H	R	ER	SO	BB	IBB	HBP	BLK	WP	HR	S	P	ERA	WHIP

Batter	1	2	3	4	5	6	7	8	9	AB	R	H	RBI	BB	SO	LOB
8 Jace Peterson, L (1, 4) OBP: 0.338, SLG: 0.316	C FF 91 X SL 82 0-1 G4-3		B FF 89 F FF 89 B FF 90 B SL 80 X SI 89 3-1 G4-3		C KC 77 B SI 89 F SI 89 X SL 82 1-2 25 CS 1B		B FF 91 B FF 90 C SI 90 S SI 90 B SI 92 X FF 91 3-2 P6			4	0	1	0	0	0	0
25 Cameron Maybin, R (1, 8) OBP: 0.352, SLG: 0.407	C SI 91 C KC 77 F FF 93 X SL 84 0-2 G6-3		C KC 76 X FF 91 0-1 G6-3		1 SAFE B KC 75 B KC 76 B FF 91 B FF 89 4-0 5 WP 5 1B 1-2 BB			C FF 92 C SL 84 B CH 85 F FF 94 B SL 84 B SL 85 X FF 95 3-2 F9		3	1	0	0	1	0	0
5 Freddie Freeman, L (1, 3) OBP: 0.372, SLG: 0.485	C SL 81 B FF 93 F FF 93 X FF 92 1-2 1B		B FF 92 B SL 82 S SL 81 F SL 82 S SL 83 2-3 K		B FF 90 B FF 90 S SL 80 X SL 82 2-1 22 G6-4-3 1-H 1B			B FF 96 X FF 94 1-0 G4-3		4	0	2	1	0	1	0
22 Nick Markakis, L (1, 9) OBP: 0.390, SLG: 0.350	F FF 92 B SI 91 F FF 92 B SL 84 X FF 92 2-2 G1-3			B FF 89 C FF 91 X SI 90 1-1 G4-3	B FF 89 X FF 90 1-0 G6-4-3 1-2f			C FF 95 X FF 94 0-1 L7		4	0	0	0	0	0	2
7 Jonny Gomes, R (1, 7) OBP: 0.295, SLG: 0.377		C FF 89 X 0-1 G6-3		B FF 90 B FF 91 S CH 84 C SL 81 B SL 82 X SL 83 3-2 19 G1-3 13 1B 1B		C KC 74 X FF 89 0-1 G3			X SL 86 0-0 19 1B 27 G5-3 2B	4	2	2	0	0	0	0
19 Andrelton Simmons, R (1, 6) OBP: 0.306, SLG: 0.391		B KC 76 X KC 77 1-0 F8		B SI 90 B SI 89 B SI 90 C SI 90 X CH 84 3-1 G1-3 1-2		X CH 81 0-0 L8			B FF 96 C FF 97 B FF 97 S SL 86 X SL 89 2-2 27 G5-3 13 DI 2-3 1B	4	0	1	0	0	0	1
13 Pedro Ciriaco, R (1, 5) OBP: 0.250, SLG: 0.409		C FF 90 X FF 91 0-1 27 1B 1B		D KC 77 X FF 91 1-0 2-H 1B		C SI 88 B SL 82 F SL 80 F SL 82 F SL 80 B FF 91 X FF 92 2-2 L4			D FC 92 C FC 91 F FC 92 F FC 93 S FC 94 1-3 K 1-2	4	0	2	1	0	1	2
27 Christian Bethancourt, R (1, 2) OBP: 0.222, SLG: 0.275		C SI 90 1 SAFE X CH 83 0-1 1-2 1B		I IN 72 I IN 74 I IN 74 I IN 75 4-0 IBB			B KC 75 F KC 75 B FF 90 X SL 80 2-1 G3		B FC 93 F FF 92 S FC 94 F FC 94 X SL 80 1-2 G5-3 2-3 3-H	3	0	1	1	1	0	1
61 Williams Pérez, R (1, 1) 4 Eric Young Jr., S (7, PH) OBP: 0.235, SLG: 0.280 43 Luis Avilán, L (7, 1) 51 Nick Masset, R (7, 1) 34 Trevor Cahill, R (8, 1) OBP: 0.200, SLG: 0.200 26 Todd Cunningham, S (9, PH) OBP: 0.379, SLG: 0.464		B FF 90 C FF 91 S KC 77 S SL 82 1-3 K		B SI 90 B SI 89 C SI 90 F SI 90 S SL 81 2-3 K			B KC 74 X SI 89 1-0 G5-3		C FC 92 X FC 92 0-1 G6-3	2 1 0 0 0 1	0 0 0 0 0 0	0 0 0 0 0 1	0 0 0 0 0 1	0 0 0 0 0 0	2 0 0 0 0 0	4 0 0 0 0 1
Inning Stats	R: 0 E: 0 K: 0 S: 12 H: 1 LOB: 1 BB: 0 P: 15	R: 0 E: 0 K: 1 S: 10 H: 2 LOB: 2 BB: 0 P: 12	R: 0 E: 0 K: 1 S: 7 H: 0 LOB: 0 BB: 0 P: 12	R: 1 E: 0 K: 1 S: 11 H: 2 LOB: 2 BB: 1 P: 25	R: 1 E: 0 K: 0 S: 6 H: 2 LOB: 0 BB: 1 P: 14	R: 0 E: 0 K: 0 S: 8 H: 0 LOB: 0 BB: 0 P: 10	R: 0 E: 0 K: 0 S: 6 H: 0 LOB: 0 BB: 0 P: 12	R: 0 E: 0 K: 0 S: 7 H: 0 LOB: 0 BB: 0 P: 11	R: 1 E: 0 K: 1 S: 14 H: 2 LOB: 1 BB: 0 P: 18	1B: 8 2B: 1 3B: 0 HR: 0 SF: 0 SAC: 0 DP: 1 HBP: 0						

PITCHER	IP	WLS	BF	H	R	ER	SO	BB	IBB	HBP	BLK	WP	HR	S	P	ERA	WHIP
35 Brett Anderson, L (1, 1) ERA: 3.47	7.0		28	7	2	2	3	1	1	0	0	1	0	60	100	2.57	1.143
36 Adam Liberatore, L (8, 1) ERA: 1.5	1.0	W	3	0	0	0	0	0	0	0	0	0	0	7	11	0.00	0.000
41 Chris Hatcher, R (9, 1) ERA: 5.65	0.0		2	2	1	1	0	0	0	0	0	0	0	4	6	∞	∞
74 Kenley Jansen, R (9, 1) ERA:	1.0	S	3	0	0	0	1	0	0	0	0	0	0	10	12	0.00	0.000

PITCHER	IP	WLS	BF	H	R	ER	SO	BB	IBB	HBP	BLK	WP	HR	S	P	ERA	WHIP

TOP

Atlanta Braves @ Los Angeles Dodgers

Dodger Stadium, Los Angeles, CA

Mon May 25 2015, 5:11 PM - 8:00 PM PDT

Att. 44,680 - Partly Cloudy - 68 F

livebaseballscorecards.com

AB	34
R	3
H	9
RBI	3
BB	2
SO	4
LOB	11

PA:	36
WP:	1
PB:	0
SB:	0
CS:	1

Batter	1	2	3	4	5	6	7	8	9	AB	R	H	RBI	BB	SO	LOB
31 Joc Pederson, L (1, 8) OBP: 0.388, SLG: 0.556	C SI 91 B SI 91 F SI 92 B SI 91 B SI 93 X SI 93 3-2 11 FC2-5 2B	C CU 78 B SI 92 X CH 80 1-1 1B		B SI 91 B SI 91 C CU 75 T SI 90 B CU 78 S CU 76 3-3 ③ K			B SI 95 X SI 95 1-0 47 BB 11 FC1-5 23 G1 1-2 1B	S FC 87 B FF 91 X FS 86 1-1 ② G4-3		5	1	3	0	0	1	0
11 Jimmy Rollins, S (1, 6) OBP: 0.275, SLG: 0.348	X SI 91 0-0 ① FC2-5 23 1B 16 BB 2-3	B SI 91 B SI 91 B SI 91 C SI 90 X SI 90 3-1 ③ G4-3			C SI 89 B CU 74 B SI 89 B SI 89 X SI 88 3-1 ① L7		X SI 91 0-0 ① FC1-5 23 G1 47 BB 1-2 2-3f	B SI 92 B SI 91 X SI 90 2-0 HR		5	2	1	1	0	0	4
47 Howie Kendrick, R (1, 4) OBP: 0.355, SLG: 0.443	B SI 92 B SI 92 1 SAFE C SI 91 1 SAFE F SI 91 C SI 93 2-3 ② K		B CU 75 F SI 88 B SI 91 C CH 76 X SI 91 2-2 16 1B 10 1B 1B		C SI 76 X SI 90 0-1 ② G4-3		F FF 95 B SI 95 B SI 95 F CH 81 F FF 96 B SI 94 B SI 95 4-2 23 G1 1-2 2-3 BB	C KC 81 B SL 90 B SI 93 S SI 92 B SL 90 B SI 94 4-2 BB		3	0	1	0	2	1	1
23 Adrián González, L (1, 3) OBP: 0.419, SLG: 0.624	1 SAFE B SI 92 B CH 80 B CH 81 C SI 92 X SI 91 3-1 16 BB 10 HBP 1-3 1B		F SI 90 C SI 90 B SI 91 X SI 90 1-2 ① P4		C CU 77 B SI 91 B SI 91 B SI 91 C SI 92 X CU 78 3-2 1B		X SI 96 0-0 ② G1 1-2 2-3 3-H	F SI 92 F SL 90 F FF 94 F KC 83 F CH 84 S SI 95 0-3 ③ K		5	0	2	1	0	1	4
10 Justin Turner, R (1, 5) OBP: 0.379, SLG: 0.542	C CU 79 B SI 91 H SI 90 2-1 16 BB 1-2 HBP		1 SAFE B SI 91 1 SAFE X CU 78 1-0 16 1B 1-2 1B		B SI 91 F SI 91 S SI 92 C SI 92 1-3 ③ K		B SI 92 X SI 92 1-0 ③ G6-3			3	0	1	0	0	1	3
16 Andre Ethier, L (1, 9) OBP: 0.407, SLG: 0.548	B CU 78 B CH 77 B SI 92 C SI 91 C SI 90 B CH 78 4-2 1-2 2-3 3-H BB		F SI 91 B SI 92 2 SAFE X CU 78 1-1 33 G6-3 1-2 2-3 1B			B SI 89 X SI 90 1-0 ① G6-3		B SI 91 X SI 92 1-0 HR		3	1	2	2	1	0	0
33 Scott Van Slyke, R (1, 7) OBP: 0.323, SLG: 0.417	B SI 90 C CU 78 B CU 79 B SI 91 X SI 92 3-1 ③ P4		B SI 91 B SI 92 B SI 91 X SI 91 3-0 ② ③ G6-3 1-2f			B SI 92 C SI 91 F CU 76 S SI 91 1-3 ② K		B FF 92 B SI 92 F SI 91 S SI 92 F CU 80 F SI 92 S SI 93 2-3 ① K		4	0	0	0	0	2	6
17 A.J. Ellis, R (1, 2) OBP: 0.208, SLG: 0.140		C SI 89 C CU 76 X SI 91 0-2 ① G3		C CU 75 C CU 78 B CU 77 B SI 92 S CH 79 2-3 ① K		C SI 92 B CU 78 X CU 76 1-1 ③ F7		B FF 92 F FF 92 B CU 78 F SI 93 B CU 79 B FF 92 4-2 7 HR BB		3	1	0	0	1	1	0
35 Brett Anderson, L (1, 1) OBP: 0.313, SLG: 0.167 5 Juan Uribe, R (7, PH) OBP: 0.287, SLG: 0.309 36 Adam Liberatore, L (8, 1) 7 Alex Guerrero, R (8, PH) OBP: 0.337, SLG: 0.879 41 Chris Hatcher, R (9, 1) 74 Kenley Jansen, S (9, 1)		C SI 91 B SI 89 F SI 90 C CU 76 1-3 ② K		C SI 89 B SI 90 F SI 91 B SI 91 C CU 75 2-3 ② K			C FF 94 F FF 95 F FF 95 B CU 79 B FF 95 B CH 81 B FF 94 4-2 11 FC1-5 31 1B BB	B FF 92 F SI 92 B SI 91 B FF 91 X SI 92 3-1 1-H HR		2 0 0 1 0	0 0 0 1 0	0 0 0 2 0	0 1 0 0 0	2 0 0 0 0	0 0 0 0 0
Inning Stats	R: 1 E: 0 K: 1 S: 14 H: 2 LOB: 3 BB: 1 P: 31	R: 0 E: 0 K: 1 S: 10 H: 1 LOB: 1 BB: 0 P: 15	R: 0 E: 0 K: 0 S: 10 H: 3 LOB: 2 BB: 0 P: 18	R: 0 E: 0 K: 3 S: 9 H: 0 LOB: 0 BB: 0 P: 16	R: 0 E: 0 K: 1 S: 10 H: 1 LOB: 1 BB: 0 P: 17	R: 0 E: 0 K: 1 S: 6 H: 0 LOB: 0 BB: 0 P: 9	R: 1 E: 0 K: 0 S: 10 H: 1 LOB: 2 BB: 2 P: 20	R: 4 E: 0 K: 2 S: 21 H: 3 LOB: 1 BB: 2 P: 38		1B: 7 2B: 1 3B: 0 HR: 3	SF: 0 SAC: 0 DP: 1 HBP: 1		WP: 0 PB: 0 SB: 0 CS: 0	PA: 40		

PITCHER		IP	WLS	BF	H	R	ER	SO	BB	IBB	HBP	BLK	WP	HR	S	P	ERA	WHIP
61 Williams Pérez, R ERA: 4.05	(1, 1)	6.0		26	7	1	1	7	1	0	1	0	0	0	59	106	1.50	1.333
43 Luis Avilán, L ERA: 2.84	(7, 1)	0.2	B	5	1	1	1	0	2	0	0	0	0	0	9	18	13.50	4.500
51 Nick Masset, R ERA: 4.15	(7, 1)	1.0	L	7	3	4	4	1	1	0	0	0	0	3	14	28	36.00	4.000
34 Trevor Cahill, R ERA: 7.66	(8, 1)	0.1		2	0	0	0	1	1	0	0	0	0	0	8	12	0.00	3.000

PITCHER	IP	WLS	BF	H	R	ER	SO	BB	IBB	HBP	BLK	WP	HR	S	P	ERA	WHIP

BOTTOM

Atlanta Braves @ Los Angeles Dodgers

Dodger Stadium, Los Angeles, CA

Mon May 25 2015, 5:11 PM - 8:00 PM PDT

Att. 44,680 - Partly Cloudy - 68 F

livebaseballscorecards.com

AB	34
R	6
H	11
RBI	6
BB	5
SO	9
LOB	18

Atlanta Braves @ Los Angeles Dodgers

Dodger Stadium, Los Angeles, CA

Tue May 26 2015, 7:11 PM - 9:48 PM PDT

Att. 40,667 - Partly Cloudy - 65 F

livebaseballscorecards.com

Batter	1	2	3	4	5	6	7	8	9	AB	R	H	RBI	BB	SO	LOB
8 Jace Peterson, L (1, 4) OBP: 0.329, SLG: 0.307	C FF 93 S FF 93 B FF 94 S FF 95 1-3 ① **K**			S FF 93 X FF 93 0-1 ① **B1-3**		S FF 93 B CU 73 F FF 93 F CU 73 S FF 94 1-3 ② **K**		X SI 87 0-0 **E4** 25 BB		4	0	0	0	0	2	0
25 Cameron Maybin, R (1, 8) OBP: 0.357, SLG: 0.405	B FF 94 C SL 89 B SL 89 X FF 93 2-1 ② **P5**			B FF 92 F FF 93 X CU 73 1-1 ② **L5**		S SL 88 F FF 92 F SL 88 X FF 93 0-2 **1B**		B SI 87 F KC 81 C SI 87 B KC 81 D KC 80 B SI 87 4-2 **1-2 BB**		3	0	1	0	1	0	0
5 Freddie Freeman, L (1, 3) OBP: 0.365, SLG: 0.474	F SL 91 B SL 90 F FF 93 S CU 75 1-3 ③ **K**			S CU 73 B SL 89 B SL 89 B SL 85 S FF 93 F FF 94 S FF 94 3-3 ③ **K**		F FF 94 B FF 93 S CU 74 D SL 90 S CU 74 2-3 ③ **K**		C KC 81 C SI 87 S KC 82 0-3 ③ **K**		4	0	0	0	0	4	3
22 Nick Markakis, L (1, 9) OBP: 0.398, SLG: 0.365		F FF 93 B FF 92 B CU 74 F FF 94 X SL 89 2-2 ① **F7**			B FF 94 C FF 93 B FF 94 X FF 93 2-1 13 G4-3 19 1B **1B**		F FF 92 F SL 92 B SL 89 X SL 88 1-2 7 WP **2B**		C FF 93 B FF 92 F SL 85 B SL 87 X FF 92 2-2 19 WP **1B**	4	0	3	0	0	0	0
7 Jonny Gomes, R (1, 7) OBP: 0.283, SLG: 0.358		B CU 74 B SL 88 C FF 93 C FF 93 S CU 74 2-3 ② **K**			B FF 94 D SL 88 C FF 94 X FF 93 2-1 ① **F7**		C FF 94 S CU 73 B FF 94 B SL 90 S CU 74 2-3 ① **K** **2-3**		S FF 92 B FF 93 B FF 93 B FF 93 C FF 94 X FF 93 3-2 ① **L7**	4	0	0	0	0	2	3
19 Andrelton Simmons, R (1, 6) OBP: 0.305, SLG: 0.387		B SL 90 X FF 93 1-0 ③ **G6-3**			C SL 87 F SL 88 D SL 88 X SL 87 1-2 13 G4-3 **1-2** **1B**		C FF 93 B FF 93 C FF 93 B FF 94 S CU 74 2-3 ② **K**		B FF 90 B FF 93 C FF 92 X FF 92 2-1 ② **L8** **1-2**	4	0	1	0	0	1	2
13 Pedro Ciriaco, R (1, 5) OBP: 0.214, SLG: 0.346			B FF 91 S SL 87 X SL 86 1-1 ① **B1-3**		B FF 93 B FF 93 C FF 93 X FF 94 2-1 ② **G4-3** **1-2** **2-3**		F FF 94 X FF 94 0-1 ③ **G5-3**		B FF 93 X FF 92 1-0 ③ **F8**	4	0	0	0	0	0	4
27 Christian Bethancourt, R (1, 2) OBP: 0.213, SLG: 0.264			B FF 93 S FF 94 C CU 73 F FF 94 B CU 72 X FF 93 2-2 ② **G1-3**		F FF 94 B CU 73 S CU 72 S FF 94 1-3 ③ **K**			F SI 87 B SI 86 B CH 80 X SI 87 2-1 ① **F9**		3	0	0	0	0	1	2
49 Julio Teheran, R (1, 1) OBP: 0.133, SLG: 0.133 Eric Stults, L (5, 1) OBP: 0.077, SLG: 0.077			C FF 93 X FF 93 0-1 ③ **F8**			C FF 92 C FF 92 F CU 72 S FF 92 0-3 ① **K**		C SI 86 B KC 80 X SI 88 1-1 ② **G3-1**		1 2	0 0	0 0	0 0	0 0	0 1	0 0
Inning Stats	R: 0 E: 0 K: 2 S: 8 H: 0 LOB: 0 BB: 0 P: 12	R: 0 E: 0 K: 1 S: 7 H: 0 LOB: 0 BB: 0 P: 12	R: 0 E: 0 K: 0 S: 8 H: 0 LOB: 0 BB: 0 P: 11	R: 0 E: 0 K: 1 S: 8 H: 0 LOB: 0 BB: 0 P: 12	R: 0 E: 0 K: 1 S: 12 H: 2 LOB: 2 BB: 0 P: 20	R: 0 E: 0 K: 3 S: 15 H: 1 LOB: 1 BB: 0 P: 18	R: 0 E: 0 K: 2 S: 11 H: 1 LOB: 1 BB: 0 P: 16	R: 0 E: 1 K: 1 S: 10 H: 0 LOB: 2 BB: 1 P: 17	R: 0 E: 0 K: 0 S: 9 H: 1 LOB: 1 BB: 0 P: 17	1B: 4 2B: 1 3B: 0 HR: 0 SF: 0 SAC: 0 DP: 0 HBP: 0						

TOP	
AB	33
R	0
H	5
RBI	0
BB	1
SO	11
LOB	14

WP: 2 PB: 0 SB: 0 CS: 0 PA: 34

PITCHER		IP	WLS	BF	H	R	ER	SO	BB	IBB	HBP	BLK	WP	HR	S	P	ERA	WHIP
22 Clayton Kershaw, L ERA: 3.86	(1, 1)	7.0	W	25	4	0	0	10	0	0	0	0	1	0	69	101	0.00	0.571
56 J.P. Howell, L ERA: 0.77	(8, 1)	1.0		5	0	0	0	1	1	0	0	0	0	0	10	17	0.00	1.000
26 Sergio Santos, R ERA: 4.73	(9, 1)	1.0		4	1	0	0	0	0	0	0	0	1	0	9	17	0.00	1.000

PITCHER	IP	WLS	BF	H	R	ER	SO	BB	IBB	HBP	BLK	WP	HR	S	P	ERA	WHIP

BOTTOM

Atlanta Braves @ Los Angeles Dodgers

Dodger Stadium, Los Angeles, CA

Tue May 26 2015, 7:11 PM - 9:48 PM PDT

Att. 40,667 - Partly Cloudy - 65 F

livebaseballscorecards.com

Batter	1	2	3	4	5	6	7	8	9	AB	R	H	RBI	BB	SO	LOB
31 Joc Pederson, L (1, 8) OBP: 0.390, SLG: 0.554	G6-3			11 FC6 1B G4-3			11 G6-4-3 1B			4	0	2	0	0	0	1
11 Jimmy Rollins, S (1, 6) OBP: 0.274, SLG: 0.345	47 CS 1B			FC6 47 2B	F9		G6-4-3			4	1	1	0	0	0	2
47 Howie Kendrick, R (1, 4) OBP: 0.358, SLG: 0.450	K			10 1B 2B	23 HR 1B		G4-3			4	2	2	1	0	1	1
23 Adrián González, L (1, 3) OBP: 0.421, SLG: 0.638		G1-3		10 1B 16 2B IBB	HR			G4-3		3	2	1	2	1	0	0
10 Justin Turner, R (1, 5) OBP: 0.374, SLG: 0.529		F8		16 2B 1B	G5-3			L8		4	1	1	1	0	0	0
16 Andre Ethier, L (1, 9) OBP: 0.403, SLG: 0.546		G4-3		17 2B 2B	L7			L9		4	1	1	2	0	0	0
7 Alex Guerrero, R (1, 7) OBP: 0.348, SLG: 0.687			17 BB 2B 17 2B BB			K				2	0	1	0	1	1	0
17 A.J. Ellis, R (1, 2) OBP: 0.235, SLG: 0.178			22 B2-6-4 BB	22 1B 2B		P4				2	1	1	1	1	0	0
22 Clayton Kershaw, L (1, 1) OBP: 0.160, SLG: 0.130 56 J.P. Howell, L (8, 1) 26 Sergio Santos, R (9, 1)			B2-6-4	1B		G6-3				3 0 0	0 0 0	1 0 0	1 0 0	0 0 0	0 0 0	1 0 0
Inning Stats	R: 0 E: 0 K: 1 S: 6 H: 1 LOB: 1 BB: 0 P: 11	R: 0 E: 0 K: 0 S: 9 H: 0 LOB: 0 BB: 0 P: 17	R: 0 E: 0 K: 0 S: 8 H: 1 LOB: 0 BB: 1 P: 12	R: 6 E: 0 K: 0 S: 20 H: 6 LOB: 1 BB: 2 P: 33	R: 2 E: 0 K: 0 S: 16 H: 2 LOB: 0 BB: 0 P: 18	R: 0 E: 0 K: 1 S: 8 H: 0 LOB: 0 BB: 0 P: 14	R: 0 E: 0 K: 0 S: 4 H: 1 LOB: 0 BB: 0 P: 6	R: 0 E: 0 K: 0 S: 6 H: 0 LOB: 0 BB: 0 P: 8		1B: 6 2B: 5 3B: 0 HR: 1	SF: 0 SAC: 0 DP: 3 HBP: 0			WP: 0 PB: 0 SB: 0 CS: 1	PA: 33		

PITCHER	IP	WLS	BF	H	R	ER	SO	BB	IBB	HBP	BLK	WP	HR	S	P	ERA	WHIP
49 Julio Teheran, R (1, 1) ERA: 4.91	4.1	L	22	10	8	8	1	2	1	0	0	0	1	53	85	16.61	2.769
Eric Stults, L (5, 1) ERA: 5.85	3.2		11	1	0	0	1	0	0	0	0	0	0	24	34	0.00	0.273

PITCHER	IP	WLS	BF	H	R	ER	SO	BB	IBB	HBP	BLK	WP	HR	S	P	ERA	WHIP

AB	30
R	8
H	11
RBI	8
BB	3
SO	2
LOB	5

Atlanta Braves @ Los Angeles Dodgers

Dodger Stadium, Los Angeles, CA

Wed May 27 2015, 7:11 PM - 10:07 PM PDT

Att. 37,837 - Clear - 67 F

TOP

livebaseballscorecards.com

Batter	1	2	3	4	5	6	7	8	9	AB	R	H	RBI	BB	SO	LOB
8 Jace Peterson, L (1, 4) OBP: 0.327, SLG: 0.301	B FF 90 B CH 86 B CH 86 C FF 89 F FF 90 B SI 90 4-2 22 BB 25 1B BB		S FF 89 C CU 72 B CU 72 B SL 86 F FF 90 X CH 88 2-2 ① G6-3		X CH 87 0-0 ③ G4-3			B FF 92 2 SAFE B FF 94 B FF 94 C FF 94 M FF 94 X FF 94 3-2 ① FC4-6 5 WP 5 S 22 2B 1-2f 2-3		3	1	0	0	1	0	2
25 Cameron Maybin, R (1, 8) OBP: 0.361, SLG: 0.435	C FF 91 B SI 90 X SL 88 1-1 22 BB 1-2 1B		B FF 91 F FF 90 B SL 86 S CH 88 F CH 89 B FF 91 X FF 90 3-2 HR			C CH 87 B CU 66 C FF 90 T SL 84 1-2 ① K		1 SAFE C FF 95 1 SAFE F SI 94 B SI 94 F SL 83 B CH 87 X CH 88 2-2 ② F8		4	1	2	1	0	1	2
5 Freddie Freeman, L (1, 3) OBP: 0.362, SLG: 0.466	C SI 92 B CH 88 F FF 91 F CH 88 C FF 92 1-3 ① K		X CH 88 0-0 ② G6-3			F FF 91 B FF 90 S FF 91 B CH 88 S SL 88 2-3 ② K		S FF 95 B FF 95 B FF 96 D FF 96 B FF 96 4-1 22 2B 1-3 3-H BB		3	0	0	0	1	2	2
22 Nick Markakis, L (1, 9) OBP: 0.400, SLG: 0.371	B FF 91 C FF 92 B CH 88 B CH 88 C FF 92 B SL 89 4-2 1-2 2-3 BB		B FF 90 C CU 76 F FF 91 B FF 89 C SL 86 2-3 ③ K			B CH 87 C FF 91 B SL 87 B CU 73 C CH 86 F FF 91 X FF 89 3-2 ③ F7		F FF 94 1 SAFE X FF 94 0-1 1-3 3-H 2B		3	0	1	1	1	1	0
2 Juan Uribe, R (1, 5) OBP: 0.286, SLG: 0.298	B SL 88 F FF 93 C SI 92 B SL 88 F SI 93 F SL 90 S FF 93 2-3 ② K		F FF 90 C CU 71 B SL 86 X SL 88 1-2 ① G5-3				B FF 93 S SL 81 F FF 93 S FF 93 1-3 ① K	I IN 78 I IN 76 I IN 78 I IN 77 4-0 IBB		3	0	0	0	1	2	3
15 A.J. Pierzynski, L (1, 2) OBP: 0.309, SLG: 0.420	B FF 92 C FF 92 B FF 92 S CH 90 C FF 92 2-3 ③ K		B CH 87 S CH 88 B FF 90 F FF 91 S CH 88 2-3 ② K				F FF 92 S CH 84 S FF 94 0-3 ② K	X FF 92 0-0 ③ G4-3		4	0	0	0	0	3	6
7 Jonny Gomes, R (1, 7) OBP: 0.271, SLG: 0.341		C SL 85 X FF 90 0-1 ① P4	C CU 73 F FF 92 B FF 92 S CH 89 1-3 ③ K				B SL 82 X FF 93 1-0 ③ P3		B FF 96 B FF 96 S FF 95 T FF 95 F FF 96 S FF 96 2-3 ① K	4	0	0	0	0	2	0
19 Andrelton Simmons, R (1, 6) OBP: 0.309, SLG: 0.390		C SL 86 F SI 90 B FF 91 X FF 92 1-2 40 B2-6-4 1B			B SI 89 X CH 86 1-0 ① G5-3			X SI 95 0-0 8 FC4-6 26 BB 5 WP 1B	B SL 88 B SL 86 B FF 95 C FF 93 F FF 95 X SL 86 3-2 ② F8	4	1	2	0	0	0	0
40 Alex Wood, R (1, 1) OBP: 0.214, SLG: 0.214 26 Todd Cunningham, R (8, PH) OBP: 0.400, SLG: 0.464 53 Jim Johnson, R (8, 1) 23 Chris Johnson, R (9, PH) OBP: 0.340, SLG: 0.364 39 Jason Grilli, R (9, 1)		B CU 65 X CU 66 1-0 ② ③ B2-6-4 1-2f			C FF 89 B FF 90 S FF 90 B FF 91 F FF 90 S FF 91 2-3 ② K			1 SAFE 1 SAFE B SI 96 B SI 96 B SI 96 B FF 97 4-0 8 FC4-6 1-2 BB	F FF 96 X FF 97 0-1 ③ G2-3	2 0 0 1 0	0 0 0 0 0	0 0 0 0 0	0 1 0 0 0	1 0 0 0 0	1 0 0 0 0	0 0 0 0 0
Inning Stats	R: 0 E: 0 K: 3 S: 18 H: 1 LOB: 3 BB: 2 P: 32	R: 0 E: 0 K: 0 S: 6 H: 1 LOB: 0 BB: 0 P: 8	R: 1 E: 0 K: 1 S: 12 H: 1 LOB: 0 BB: 0 P: 19	R: 0 E: 0 K: 2 S: 9 H: 0 LOB: 0 BB: 0 P: 13	R: 0 E: 0 K: 1 S: 6 H: 0 LOB: 0 BB: 0 P: 9	R: 0 E: 0 K: 2 S: 10 H: 0 LOB: 0 BB: 0 P: 16	R: 0 E: 0 K: 2 S: 7 H: 0 LOB: 0 BB: 0 P: 9	R: 2 E: 0 K: 0 S: 12 H: 2 LOB: 3 BB: 3 P: 29	R: 0 E: 0 K: 1 S: 9 H: 0 LOB: 0 BB: 0 P: 14	1B: 3 2B: 1 3B: 0 HR: 1 SF: 0 SAC: 0 DP: 1 HBP: 0						

	AB	31
	R	3
	H	5
	RBI	2
	BB	5
	SO	12
	LOB	16

WP: 1 PA: 36
PB: 0
SB: 1
CS: 0

PITCHER		IP	WLS	BF	H	R	ER	SO	BB	IBB	HBP	BLK	WP	HR	S	P	ERA	WHIP
21 Zack Greinke, R ERA: 1.48	(1, 1)	6.0		22	3	1	1	9	2	0	0	0	0	1	61	97	1.50	0.833
63 Yimi García, R ERA: 3.15	(7, 1)	1.0		3	0	0	0	2	0	0	0	0	0	0	7	9	0.00	0.000
41 Chris Hatcher, R ERA: 6.91	(8, 1)	0.0	L	2	1	2	2	0	1	0	0	0	0	0	1	5	∞	∞
36 Adam Liberatore, L ERA: 1.38	(8, 1)	1.0		6	1	0	0	0	1	1	0	0	1	0	11	24	0.00	2.000
12 Juan Nicasio, R ERA: 1.37	(9, 1)	1.0		3	0	0	0	1	0	0	0	0	0	0	9	14	0.00	0.000

PITCHER		IP	WLS	BF	H	R	ER	SO	BB	IBB	HBP	BLK	WP	HR	S	P	ERA	WHIP

BOTTOM

Atlanta Braves @ Los Angeles Dodgers

Dodger Stadium, Los Angeles, CA

Wed May 27 2015, 7:11 PM - 10:07 PM PDT

Att. 37,837 - Clear - 67 F

livebaseballscorecards.com

Batter	1	2	3	4	5	6	7	8	9	AB	R	H	RBI	BB	SO	LOB
31 Joc Pederson, L (1, 8) OBP: 0.392, SLG: 0.553	B SI 89 C SI 89 X SI 89 1-1 1B		B SI 90 C KC 81 C SI 89 S KC 80 1-3 ③ K		B KC 79 B SI 90 C SI 90 X KC 80 2-1 11 FC5-4 1-3 1B		X SI 89 0-0 ③ L9			4	0	2	0	0	1	1
11 Jimmy Rollins, S (1, 6) OBP: 0.274, SLG: 0.343	X SI 89 0-0 ① F8			C SI 89 B SI 89 X CH 83 1-1 23 G3 10 1B 1B	B CH 83 X CH 83 1-0 ③ FC5-4 1-2f			B SI 94 C SI 92 B SI 94 S SI 95 F SI 94 F CH 89 S FF 94 2-3 ① K		4	1	1	0	0	1	3
47 Howie Kendrick, R (1, 4) OBP: 0.351, SLG: 0.440	C SI 89 S SI 90 B SI 90 D KC 81 C SI 90 2-3 ② K			B CH 83 F SI 90 C SI 89 F SI 90 D KC 80 S CH 83 2-3 ① K		C SI 88 X CH 82 0-1 ① G4-3		F SI 95 T SI 95 F SI 94 X CU 81 0-2 ② F8		4	0	0	0	0	2	2
23 Adrián González, L (1, 3) OBP: 0.417, SLG: 0.628	S SI 89 F SI 90 F SI 90 B SI 91 S KC 81 1-3 ③ K			F SI 90 X CH 83 0-1 ② G3 1-2		B KC 81 B KC 81 X SI 89 2-0 10 BB 1B		S FF 95 F SI 94 S CU 81 0-3 ③ K		4	0	1	0	0	2	2
10 Justin Turner, R (1, 5) OBP: 0.379, SLG: 0.522		C SI 89 F SI 90 B SI 89 B KC 81 B KC 81 X SI 89 3-2 ① G4-3		X CH 82 0-0 7 FC6-4 2-H 1B		B SI 90 B CH 83 S CH 83 C SI 90 B SI 91 B KC 81 4-2 7 G4-6-3 1-2 BB			C FF 93 F FF 94 B FF 94 F FF 94 F SL 83 X FF 94 1-2 ① P4	3	0	1	1	1	0	0
7 Alex Guerrero, R (1, 7) OBP: 0.344, SLG: 0.701		X SI 89 0-0 ② F8		X KC 81 0-0 ③ FC6-4 1-2f		F CH 84 B SI 90 X SI 89 1-1 ②③ G4-6-3 1-2f			X FF 94 0-0 HR	4	1	1	1	0	0	3
28 Chris Heisey, R (1, 9) OBP: 0.462, SLG: 0.125 16 Andre Ethier, L (9, PH) OBP: 0.407, SLG: 0.550		C SI 89 B SI 89 F SI 89 F KC 81 F SI 91 B KC 81 B SI 90 F SI 90 S SI 90 3-3 ③ K			B SI 89 F SI 89 X CH 83 1-1 ① F7		C SI 88 X SI 88 0-1 ① P6		C SL 84 B SL 83 F FF 94 B SL 84 X SL 83 2-2 17 FC5-4 1B	3 1	0 0	0 1	0 0	0 0	1 0	0 0
17 A.J. Ellis, R (1, 2) OBP: 0.255, SLG: 0.188 65 Austin Barnes, R (9, PR) OBP: 0.333, SLG: 0.333			B SI 87 C SI 88 X SI 89 1-1 ① G4-3		X SI 89 0-0 ② 1B		B SI 88 B SI 88 B SI 89 B SI 89 4-0 BB		B SL 83 B FF 94 F FF 93 B SL 83 X FF 93 3-1 ② FC5-4 1-2f	3 0	0 0	1 0	0 0	1 0	0 0	1 0
21 Zack Greinke, R (1, 1) OBP: 0.182, SLG: 0.200 63 Yimi García, R (7, 1) 14 Enrique Hernández, R (7, PH) OBP: 0.289, SLG: 0.444 41 Chris Hatcher, R (8, 1) 36 Adam Liberatore, L (8, 1) 12 Juan Nicasio, R (9, 1) 5 Alberto Callaspo, S (9, PH) OBP: 0.290, SLG: 0.250			B SI 89 C SI 88 C SI 89 B SI 89 X SI 88 2-2 ② G4-3		C SI 89 C KC 80 X KC 79 0-2 31 1B 31 S 1B		C CH 82 C SI 89 S SI 89 0-3 ② K		F FF 93 S FF 94 B FF 93 F FF 95 B FF 93 B SL 84 X FF 93 3-2 ③ F8	2 0 1 0 0 1	0 0 0 0 0 0	1 0 0 0 0 0	0 0 0 0 0 0	0 0 0 0 0 0	0 0 0 0 0 0	0 0 0 0 0 1
Inning Stats	R: 0 E: 0 K: 2 S: 10 H: 1 LOB: 1 BB: 0 P: 14	R: 0 E: 0 K: 1 S: 10 H: 0 LOB: 0 BB: 0 P: 16	R: 0 E: 0 K: 1 S: 8 H: 0 LOB: 0 BB: 0 P: 12	R: 1 E: 0 K: 1 S: 10 H: 2 LOB: 1 BB: 0 P: 13	R: 0 E: 0 K: 0 S: 9 H: 3 LOB: 2 BB: 0 P: 13	R: 0 E: 0 K: 0 S: 7 H: 1 LOB: 1 BB: 1 P: 14	R: 0 E: 0 K: 1 S: 6 H: 0 LOB: 1 BB: 1 P: 10	R: 0 E: 0 K: 2 S: 12 H: 0 LOB: 0 BB: 0 P: 14	R: 1 E: 0 K: 0 S: 15 H: 2 LOB: 1 BB: 0 P: 24	1B: 8 2B: 0 3B: 0 HR: 1	SF: 0 SAC: 0 DP: 1 HBP: 0				WP: 0 PB: 0 SB: 1 CS: 0	PA: 36	

	AB	34
	R	2
	H	9
	RBI	2
	BB	2
	SO	8
	LOB	14

PITCHER		IP	WLS	BF	H	R	ER	SO	BB	IBB	HBP	BLK	WP	HR	S	P	ERA	WHIP
40 Alex Wood, L ERA: 3.5	(1, 1)	7.0	W	28	7	1	1	6	2	0	0	0	0	0	60	92	1.29	1.286
53 Jim Johnson, R ERA: 2.42	(8, 1)	1.0	H	3	0	0	0	2	0	0	0	0	0	0	12	14	0.00	0.000
39 Jason Grilli, R ERA: 4.41	(9, 1)	1.0	S	5	2	1	1	0	0	0	0	0	0	1	15	24	9.00	2.000

PITCHER	IP	WLS	BF	H	R	ER	SO	BB	IBB	HBP	BLK	WP	HR	S	P	ERA	WHIP

Batter	1	2	3	4	5	6	7	8	9	AB	R	H	RBI	BB	SO	LOB
31 Joc Pederson, L (1, 8) OBP: 0.389, SLG: 0.542	C FF 91 S FF 92 B FF 93 F FF 93 F FF 93 S FC 85 1-3 ① K		B CU 77 C CU 76 C FC 82 B FF 93 B SI 92 B FC 83 4-2 11 G4-3 BB			S SI 89 C FF 90 B FF 92 T FF 92 1-2 ① K		C FF 95 B FF 95 F FF 95 B FF 96 B FF 94 X FF 95 3-2 ② P2		3	0	0	0	1	2	0
11 Jimmy Rollins, S (1, 6) OBP: 0.278, SLG: 0.352	X SI 92 0-0 ② G3-1		B FF 92 1 SAFE F FF 92 X FF 92 1-1 ② G4-3 1-2			C FF 91 B CU 76 B CU 76 C FF 91 X SI 91 2-2 47 G6-4-3 1B		B FF 95 B FF 94 B FF 94 C FF 92 X FF 92 3-1 2B		4	0	2	0	0	0	1
47 Howie Kendrick, R (1, 4) OBP: 0.349, SLG: 0.436	C FF 92 C SI 93 B FC 83 B FC 82 B FC 86 X SI 93 3-2 1B		S SI 93 B SI 93 C FF 93 B FF 93 B FF 93 X FC 83 3-2 ③ G6-3			B SI 91 F SI 90 1 SAFE C FF 92 X FC 83 1-2 ②③ G6-4-3 1-2f		C FF 93 B CH 86 B CH 85 C FF 94 F FF 93 S FF 94 2-3 ③ K		4	0	1	0	0	1	3
23 Adrián González, L (1, 3) OBP: 0.414, SLG: 0.619	X FF 92 0-0 ③ L5			B FF 91 F FF 91 F FF 91 C FF 92 1-3 ① K			X FF 89 0-0 10 1B 1B		C FF 95 F CH 86 F FF 97 B FF 96 F CH 88 B CU 80 X CH 88 2-2 ① F8	4	0	1	0	0	1	1
10 Justin Turner, R (1, 5) OBP: 0.383, SLG: 0.521		C FF 91 B FF 92 F FF 92 X FF 93 1-2 1B		F SI 90 T FF 91 F FC 83 F FC 83 X FC 82 0-2 ② G5-3			X FC 82 0-0 1-2 1B		F FF 98 F CH 88 X SL 88 0-2 ② P3	4	0	2	0	0	0	0
16 Andre Ethier, L (1, 9) OBP: 0.396, SLG: 0.532		X FF 92 0-0 ① F8		B FF 91 C CU 77 X FF 91 1-1 ③ F7			B CU 76 C FF 90 F FF 91 B SI 92 C FF 90 2-3 ① K		F FF 97 X FF 98 0-1 ③ L7	4	0	0	0	0	1	3
7 Alex Guerrero, R (1, 7) OBP: 0.333, SLG: 0.678 12 Juan Nicasio, R (7, 1) 75 Paco Rodríguez, L (8, 1)		B SI 91 C FC 83 1 SAFE S FC 84 F FF 90 S SI 92 1-3 ② K			X CU 80 0-0 ① G5-3		B FC 81 X CU 80 1-0 ② P5			3 0 0	0 0 0	0 0 0	0 0 0	0 0 0	1 0 0	3 0 0
17 A.J. Ellis, R (1, 2) OBP: 0.241, SLG: 0.176 65 Austin Barnes, R (7, 2) OBP: 0.333, SLG: 0.333		B FF 91 C SI 91 F FF 92 B CU 79 C FC 83 2-3 ③ K			C FF 88 B CU 81 B FC 82 C SI 89 F FF 91 C FF 92 2-3 ② K		C FC 82 F FF 90 S FC 82 0-3 ③ K			3 0	0 0	0 0	0 0	0 0	3 0	3 0
46 Mike Bolsinger, R (1, 1) 56 J.P. Howell, L (7, 1) 28 Chris Heisey, R (7, 7) OBP: 0.429, SLG: 0.111			B FF 90 S FF 89 S FF 91 B FF 93 B FF 93 F FF 91 S FF 92 3-3 ① K		X FF 90 0-0 ③ F9			B FF 94 C FF 93 F FF 92 C CH 86 1-3 ① K		2 0 1	0 0 0	0 0 0	0 0 0	1 0 1	0 0 0	0 0 0
Inning Stats	R: 0 E: 0 K: 1 S: 10 H: 1 LOB: 1 BB: 0 P: 14	R: 0 E: 0 K: 2 S: 11 H: 1 LOB: 1 BB: 0 P: 15	R: 0 E: 0 K: 1 S: 11 H: 0 LOB: 1 BB: 1 P: 22	R: 0 E: 0 K: 1 S: 10 H: 0 LOB: 0 BB: 0 P: 12	R: 0 E: 0 K: 1 S: 6 H: 0 LOB: 0 BB: 0 P: 8	R: 0 E: 0 K: 1 S: 9 H: 1 LOB: 0 BB: 0 P: 13	R: 0 E: 0 K: 2 S: 9 H: 2 LOB: 2 BB: 0 P: 12	R: 0 E: 0 K: 2 S: 12 H: 1 LOB: 1 BB: 0 P: 21	R: 0 E: 0 K: 0 S: 10 H: 0 LOB: 0 BB: 0 P: 12	1B: 5 2B: 1 3B: 0 HR: 0 SF: 0 SAC: 0 DP: 1 HBP: 0						

PITCHER		IP	WLS	BF	H	R	ER	SO	BB	IBB	HBP	BLK	WP	HR	S	P	ERA	WHIP
41 John Lackey, R ERA: 2.83	(1, 1)	7.0	W	26	5	0	0	9	1	0	0	0	0	0	66	96	0.00	0.857
46 Kevin Siegrist, L ERA: 1.74	(8, 1)	1.0	H	4	1	0	0	2	0	0	0	0	0	0	12	21	0.00	1.000
44 Trevor Rosenthal, R ERA: 0.77	(9, 1)	1.0	S	3	0	0	0	0	0	0	0	0	0	0	10	12	0.00	0.000

PITCHER	IP	WLS	BF	H	R	ER	SO	BB	IBB	HBP	BLK	WP	HR	S	P	ERA	WHIP

TOP

Los Angeles Dodgers @ St. Louis Cardinals

Busch Stadium, St. Louis, MO

Fri May 29 2015, 7:17 PM - 10:13 PM CDT

Att. 44,223 - Cloudy - 76 F

livebaseballscorecards.com

AB	32
R	0
H	6
RBI	0
BB	1
SO	11
LOB	14

WP: 0	PA: 33
PB: 0	
SB: 0	
CS: 0	

BOTTOM

Los Angeles Dodgers @ St. Louis Cardinals

Busch Stadium, St. Louis, MO

Fri May 29 2015, 7:17 PM - 10:13 PM CDT

Att. 44,223 - Cloudy - 76 F

livebaseballscorecards.com

Batter	1	2	3	4	5	6	7	8	9	AB	R	H	RBI	BB	SO	LOB
16 Kolten Wong, L (1, 4) OBP: 0.374, SLG: 0.486	B FC 86 X FC 86 1-0 13 1B 15 G4-6-3 2B		C CU 78 X CU 77 0-1 ① G1-3		F FF 85 X SL 79 0-1 ① F8		B SI 87 C SI 87 1 SAFE X SI 87 1-1 ① FC6-4 13 S 27 2B 1-2f	B SL 85 1 SAFE X SL 84 1-0 1-2 1B		5	2	2	0	0	0	1
13 Matt Carpenter, L (1, 5) OBP: 0.394, SLG: 0.564	B FC 88 B CU 78 X FC 86 2-0 15 G4-6-3 27 BB 2-3 1B		C FF 87 B SL 78 C SL 79 B FC 87 X SL 80 2-2 ② L4		C CU 78 B FC 86 B FC 85 B SL 80 B SL 79 4-1 27 S BB		1 SAFE 1 SAFE B SI 87 D KC 81 1 SAFE B SI 87 C SI 87 B SI 88 4-1 27 2B 1-2 BB	B CU 76 C CU 74 X FF 85 1-1 ③ L9		3	0	1	0	2	0	2
27 Jhonny Peralta, R (1, 6) OBP: 0.373, SLG: 0.511	B FC 86 F FC 87 B CU 78 F SL 77 B SL 80 F SL 78 B FC 88 4-2 15 G4-6-3 1-2 BB		F CU 78 S SL 79 B FF 87 X FC 89 1-2 15 2B 2B		C FF 86 B FC 86 C CU 80 F FC 85 B SL 80 C CU 81 2-3 ② K 1-2		B SL 86 B SL 83 X FF 93 2-0 1-3 2-H 2B			3	1	2	1	1	1	1
15 Randal Grichuk, R (1, 7) OBP: 0.345, SLG: 0.618	C CU 78 B FC 87 F SL 80 B FC 87 X CU 79 2-2 ①② G4-6-3 1-2f 2-3 3-H		B CU 80 X SL 80 1-0 2-H 2B		X FC 87 0-0 ③ F9		I IN 70 I IN 70 I IN 66 I IN 61 4-0 IBB			3	0	1	1	1	0	3
12 Mark Reynolds, R (1, 3) OBP: 0.319, SLG: 0.398	C CU 79 S FC 88 X FC 89 0-2 ③ G6-3		B FC 87 C FC 87 B FC 87 X FC 87 2-1 ③ F9			X CU 78 0-0 8 CS 4 G5-3 1B	C FF 93 C FF 93 F FF 95 S SL 88 0-3 ② K			4	0	1	0	0	1	5
4 Yadier Molina, R (1, 2) OBP: 0.331, SLG: 0.340		B SL 79 B FF 87 C SL 77 B CU 77 X FC 86 3-1 22 FC4-6 1B		B CU 77 B FF 86 F FF 86 X FC 84 2-1 ① G6-3		B CU 80 C FC 85 1 SAFE B FF 84 X CU 78 2-1 ① G5-3 1-2	F FF 95 X SL 86 0-1 ③ F9			4	0	1	0	0	0	4
22 Jason Heyward, L (1, 9) OBP: 0.294, SLG: 0.392		X FC 87 0-0 ① FC4-6 1-2f	B FC 85 X CU 77 1-0 8 G4-3 2B			C FC 87 B FF 88 F FF 86 B FF 87 B SL 81 B FF 88 4-2 BB		X FF 91 0-0 ① G3-1		3	0	1	0	1	0	1
8 Peter Bourjos, R (1, 8) OBP: 0.326, SLG: 0.400		S FC 86 1 SAFE B FC 86 C FC 87 F SL 80 F CU 79 B SL 80 B FC 87 F FC 87 3-3 ② S SL 79 K	F FF 86 F FC 84 X SL 79 0-2 ② G4-3 2-3			B CU 79 C FC 86 F FC 84 B SL 79 S CU 78 2-3 ②③ K 2-3		B FF 94 B FF 93 X FF 92 2-0 ② G6-3		4	0	0	0	0	2	4
41 John Lackey, R (1, 1) OBP: 0.125, SLG: 0.133 23 Ed Easley, R (7, PH) 46 Kevin Siegrist, L (8, 1) 19 Jon Jay, L (8, PH) OBP: 0.336, SLG: 0.275 44 Trevor Rosenthal, R (9, 1)		S FC 85 B FC 86 X SL 78 1-1 ③ F7	B SL 77 B FF 85 X FC 84 2-0 ③ F9				B SI 86 B SI 86 C SI 86 F SI 86 B SI 86 X CH 79 3-2 E5 16 FC6-4	C FF 85 F CU 76 F SL 84 F FF 85 F CU 76 F SL 85 F CU 76 F SL 85 B CH 85 2-2 F CU 75 B SL 83 F FF 86 X FF 85 16 1B 1B		2 1 0 1 0	0 0 0 0 0	0 0 0 1 0	0 0 0 0 0	0 0 0 0 0	0 0 0 0 0	2 0 0 0 0
Inning Stats	R: 1 H: 2 E: 0 LOB: 1 K: 0 BB: 1 S: 11 P: 20	R: 0 H: 1 E: 0 LOB: 1 K: 1 BB: 0 S: 11 P: 18	R: 1 H: 2 E: 0 LOB: 1 K: 0 BB: 0 S: 11 P: 17	R: 0 H: 1 E: 0 LOB: 1 K: 0 BB: 0 S: 7 P: 12	R: 0 H: 0 E: 0 LOB: 1 K: 1 BB: 1 S: 8 P: 14	R: 0 H: 1 E: 0 LOB: 1 K: 1 BB: 1 S: 8 P: 16	R: 1 H: 1 E: 1 LOB: 3 K: 1 BB: 2 S: 13 P: 27	R: 0 H: 2 E: 0 LOB: 2 K: 0 BB: 0 S: 16 P: 22		1B: 5 SF: 0 2B: 5 SAC: 0 3B: 0 DP: 1 HR: 0 HBP: 0				WP: 0 PA: 38 PB: 0 SB: 2 CS: 1		

	AB	R	H	RBI	BB	SO	LOB
AB	33						
R	3						
H	10						
RBI	2						
BB	5						
SO	4						
LOB	23						

PITCHER		IP	WLS	BF	H	R	ER	SO	BB	IBB	HBP	BLK	WP	HR	S	P	ERA	WHIP
46 Mike Bolsinger, R ERA: 1.15	(1, 1)	6.0	L	26	7	2	2	3	3	0	0	0	0	0	56	97	3.00	1.667
56 J.P. Howell, L ERA: 0.75	(7, 1)	0.1		3	0	1	0	0	1	0	0	0	0	0	6	14	0.00	3.000
12 Juan Nicasio, R ERA: 1.29	(7, 1)	1.1		6	1	0	0	1	0	1	0	0	0	0	9	17	0.00	0.750
75 Paco Rodríguez, L ERA: 2.61	(8, 1)	0.1		3	2	0	0	0	0	0	0	0	0	0	14	18	0.00	6.000

PITCHER	IP	WLS	BF	H	R	ER	SO	BB	IBB	HBP	BLK	WP	HR	S	P	ERA	WHIP

Los Angeles Dodgers @ St. Louis Cardinals

Busch Stadium, St. Louis, MO

Sat May 30 2015, 8:35 PM - 11:28 PM CDT

Att. 44,754 - Overcast - 70 F

livebaseballscorecards.com

TOP

Batter	1	2	3	4	5	6	7	8	9	AB	R	H	RBI	BB	SO	LOB
31 Joc Pederson, L (1, 8) OBP: 0.385, SLG: 0.531	S FF 94 F FF 95 C FF 96 0-3 ① K		B CU 74 B FC 88 X FF 93 2-0 ③ F7			X FF 90 0-0 ① G3	X FF 95 0-0 1-2 1B		C CU 69 X SL 81 0-1 ② F8	5	0	1	0	0	1	0
10 Justin Turner, R (1, 5) OBP: 0.393, SLG: 0.531	T FF 95 C CU 75 F FC 90 B FF 96 F FF 96 B FC 88 B CU 76 B FF 96 4-2 BB			C CU 75 F FC 88 F FF 95 B CU 77 F CH 86 B FF 94 S FF 94 2-3 ① K		B FC 86 C FF 93 B FF 92 F FC 86 X FF 93 2-2 23 WP 47 1B 2B	X FF 95 0-0 ② F9 2-3		C FF 88 B CH 77 B SL 81 F SL 80 F FF 88 X SL 82 2-2 1B	4	1	2	0	1	1	2
23 Adrián González, L (1, 3) OBP: 0.408, SLG: 0.605	B FF 95 S FF 95 F FF 95 S CH 88 1-3 ② K			C FF 94 F CU 75 F FF 93 B FF 95 F FF 95 F CH 88 S CH 87 2-3 ② K		B FF 93 F FF 93 F CH 85 B CH 88 B CU 75 F CH 88 F CH 86 F FF 94 F CH 88 4-2 F CU 77 F FF 96 H FF 95 47 1B 9 HR 2-3 HBP	X FF 94 0-0 ③ F7		D FF 87 X FF 86 1-0 ③ L7	4	1	0	0	0	2	4
47 Howie Kendrick, R (1, 4) OBP: 0.357, SLG: 0.440	B FF 94 B FC 89 S FC 89 S FF 93 S FF 94 2-3 ③ K			B FC 88 S FF 93 B FF 94 B FF 93 B FF 93 4-1 BB		S FC 86 X FC 88 0-1 9 HR 1-2 3-H 1B		C CU 79 X CU 78 0-1 16 1B 5 1B		3	2	2	1	1	1	1
16 Andre Ethier, L (1, 9) OBP: 0.392, SLG: 0.523		F FF 93 B FF 94 X FF 93 1-1 ① F9		B FF 93 X FF 92 1-0 ③ G3		B FF 93 C FF 92 X FF 94 1-1 ② F8		1 SAFE F FF 94 C FC 86 X CU 79 0-2 5 1B 1-2 1B		4	0	1	0	0	0	3
9 Yasmani Grandal, S (1, 2) OBP: 0.406, SLG: 0.491		T FF 93 B CH 86 F CH 87 B FF 95 B CU 76 F FF 94 F FF 95 X FF 94 3-2 ② G4-3			C CU 72 B CU 76 F FF 92 B CH 88 B CH 86 B CH 85 4-2 BB	F CU 73 B FF 93 B FF 93 B FF 92 X FF 92 3-1 1-H 2-H HR		C FF 94 B CH 84 B FC 87 F FF 94 F FC 86 D CU 80 S FC 87 3-3 ① K		3	1	1	3	1	1	2
33 Scott Van Slyke, R (1, 7) OBP: 0.313, SLG: 0.402 5 Alberto Callaspo, S (8, PH) OBP: 0.296, SLG: 0.257 63 Yimi García, R (8, 1) 36 Adam Liberatore, L (9, 1)		B FF 94 S FC 88 X FC 87 1-1 ③ G6-3			B FF 91 C FF 92 B FF 92 S FF 92 X FC 87 2-2 ① F8	C FF 88 S SL 80 F FF 89 F FF 89 S FF 90 0-3 ③ K		C FF 94 B FC 87 C FF 94 B FC 87 B FC 88 X FF 94 3-2 11 G6-4-3 1-3 2-H 1B		3	0	0	0	0	1	1
										1	0	1	1	0	0	0
										0	0	0	0	0	0	0
										0	0	0	0	0	0	0
11 Jimmy Rollins, S (1, 6) OBP: 0.273, SLG: 0.344			F FF 92 X CH 84 0-1 ① G3		C FF 91 S FF 93 F FF 94 B FF 93 S FF 92 1-3 ② K		B FF 93 F FF 94 F FF 95 B CH 84 S FC 88 2-3 ① K	C CU 72 F FF 88 B SL 86 F CU 76 F CU 76 X FF 89 1-2 ② ③ G6-4-3 1-2f		4	0	0	0	0	2	3
77 Carlos Frías, R (1, 1) OBP: 0.154, SLG: 0.083 14 Enrique Hernández, R (8, 7) OBP: 0.282, SLG: 0.432			C FF 92 F FF 92 B FC 85 B FF 94 B FF 93 C FF 92 3-3 ② K		C FF 92 X FF 92 0-1 ③ G3		X FF 94 0-0 10 F9 31 1B 1B		B CH 84 F FF 86 C SL 80 B SL 81 S SL 82 2-3 ① K	3	0	1	0	0	1	1
										1	0	0	0	0	1	0
Inning Stats	R: 0 E: 0 K: 3 S: 13 H: 0 LOB: 1 BB: 1 P: 20	R: 0 E: 0 K: 0 S: 9 H: 0 LOB: 0 BB: 0 P: 14	R: 0 E: 0 K: 1 S: 6 H: 0 LOB: 0 BB: 0 P: 11	R: 0 E: 0 K: 2 S: 12 H: 0 LOB: 1 BB: 1 P: 21	R: 0 E: 0 K: 1 S: 11 H: 0 LOB: 1 BB: 1 P: 18	R: 4 E: 0 K: 1 S: 23 H: 3 LOB: 0 BB: 0 P: 33	R: 0 E: 0 K: 1 S: 7 H: 2 LOB: 2 BB: 0 P: 9	R: 1 E: 0 K: 1 S: 17 H: 3 LOB: 1 BB: 0 P: 24	R: 0 E: 0 K: 1 S: 10 H: 1 LOB: 1 BB: 0 P: 15	1B: 7 2B: 1 3B: 0 HR: 1 SF: 0 SAC: 0 DP: 1 HBP: 1						

	AB	35
	R	5
	H	9
	RBI	5
	BB	3
	SO	11
	LOB	17

WP: 1 PA: 39
PB: 0
SB: 0
CS: 0

PITCHER		IP	WLS	BF	H	R	ER	SO	BB	IBB	HBP	BLK	WP	HR	S	P	ERA	WHIP
52 Michael Wacha, R ERA: 2.27	(1, 1)	5.2	L	24	3	4	4	7	3	0	1	0	1	1	69	112	6.35	1.059
43 Seth Maness, R ERA: 3.98	(6, 1)	0.1		1	0	0	0	1	0	0	0	0	0	0	5	5	0.00	0.000
40 Mitch Harris, R ERA: 4.5	(7, 1)	1.1		9	5	1	1	2	0	0	0	0	0	0	19	27	6.75	3.750
37 Matt Belisle, R ERA: 2.49	(8, 1)	0.2		1	0	0	0	0	0	0	0	0	0	0	5	6	0.00	0.000
33 Carlos Villanueva, R ERA: 0.43	(9, 1)	1.0		4	1	0	0	1	0	0	0	0	0	0	10	15	0.00	1.000

PITCHER	IP	WLS	BF	H	R	ER	SO	BB	IBB	HBP	BLK	WP	HR	S	P	ERA	WHIP

Los Angeles Dodgers @ St. Louis Cardinals

Busch Stadium, St. Louis, MO

Sat May 30 2015, 8:35 PM - 11:28 PM CDT

Att. 44,754 - Overcast - 70 F

livebaseballscorecards.com

BOTTOM

Batter	1	2	3	4	5	6	7	8	9	AB	R	H	RBI	BB	SO	LOB
16 Kolten Wong, L (1, 4) OBP: 0.366, SLG: 0.475	B FF 92 X SI 92 1-0 E4 7 G3 13 1B 27 G5-3		B FF 93 X FF 92 1-0 ② F7			B CU 74 B CU 75 C SI 92 B SI 92 X FC 86 3-1 ① F9		C FF 91 B CH 85 X FF 91 1-1 ③ F7		4	1	0	0	0	0	0
13 Matt Carpenter, L (1, 5) OBP: 0.396, SLG: 0.563	C SI 92 C FC 89 B FF 95 X SI 95 1-2 27 G5-3 7 G3 1B		B SI 93 C FC 88 X FC 89 1-1 ③ L8			C CU 75 B FC 89 B SI 93 B FC 88 F CH 88 X FC 88 3-2 22 1B 1B			C FF 92 B FF 94 S FF 93 B SL 86 F SL 85 B FF 94 F FF 93 T FF 94 3-2 ① K	4	0	2	0	0	1	0
7 Matt Holliday, R (1, 7) OBP: 0.434, SLG: 0.442 22 Jason Heyward, L (5, 9) OBP: 0.302, SLG: 0.399	X FC 89 0-0 ① G3 1-2 2-3			B FF 92 B FC 88 C SI 93 B FC 88 C FC 88 B FF 94 4-2 27 G5-4-3 BB		C SI 94 B FF 93 X FF 92 1-1 27 G6-4-3 1-2 1B			C FF 93 B FF 93 F FF 93 B FF 95 B SL 82 X FF 93 3-2 27 DI 1B	1 2	0 0	0 2	0 0	1 0	0 0	2 0
27 Jhonny Peralta, R (1, 6) OBP: 0.366, SLG: 0.500	B FF 96 S SI 94 B FC 90 F SI 94 X SI 96 2-2 ② G5-3 2-3 3-H			X FF 93 0-0 ①② G5-4-3 1-2f		X SI 92 0-0 ②③ G6-4-3 1-2f			C FF 94 B FF 94 F FF 94 S FF 94 1-3 ② K 1-2	4	0	0	1	0	1	5
15 Randal Grichuk, R (1, 9) OBP: 0.323, SLG: 0.576 (5, 7)	B FF 96 C FF 95 B SI 95 X SI 94 2-1 ③ G6-3			B CU 78 C SI 94 S SI 93 S FC 88 1-3 ③ K			B CU 77 S SI 92 X SI 91 1-1 ① G5-3		F FF 93 S FF 94 B FF 94 F FF 94 B FF 94 C FF 94 2-3 ③ K	4	0	0	0	0	2	2
4 Yadier Molina, R (1, 2) OBP: 0.331, SLG: 0.339		B FF 93 B SI 94 X SI 91 2-0 ① P5			C CU 77 S FC 86 F FF 94 B FC 88 X FF 94 1-2 ① F9		B FF 92 C FF 92 X SI 91 1-1 19 G6-3 1B			3	0	1	0	0	0	0
19 Jon Jay, L (1, 8) OBP: 0.336, SLG: 0.276		C FF 94 B FF 94 X SI 93 1-1 ② E7 1B			B FF 93 B FF 93 C SI 92 C FC 89 S FC 89 2-3 ② K		B FF 92 X FF 91 1-0 ②③ G6-3 1-2f			3	0	1	0	0	1	1
12 Mark Reynolds, R (1, 3) OBP: 0.319, SLG: 0.390		C FF 94 S FC 87 F FC 88 X FC 87 0-2 ③ G5-3			S FC 88 B FC 87 S FC 87 F FF 94 B FC 88 B FF 93 F FC 88 D FC 88 4-2 BB			B FF 93 C FF 92 S FF 93 B SL 84 F FF 92 F FF 92 S FF 92 2-3 ① K		2	0	0	0	1	1	0
52 Michael Wacha, R (1, 1) OBP: 0.222, SLG: 0.235 43 Seth Maness, R (6, 1) 40 Mitch Harris, R (7, 1) 37 Matt Belisle, R (8, 1) 48 Tony Cruz, R (8, PH) OBP: 0.242, SLG: 0.258 33 Carlos Villanueva, R (9, 1)			B FF 93 B FC 88 C SI 91 B SI 91 F FF 91 C FF 93 3-3 ① K		S FC 88 X FC 87 0-1 ③ G3			B FF 91 C FF 91 B FF 91 S FF 91 S FF 90 2-3 ② K		2 0 0 0 1 0	0 0 0 0 0 0	0 0 0 0 0 0	0 0 0 0 0 0	1 0 0 0 0 0	1 0 0 0 1 0	0 0 0 0 0 0

AB	**30**
R	**1**
H	**6**
RBI	**1**
BB	**2**
SO	**8**
LOB	**11**

Inning Stats	1	2	3	4	5	6	7	8	9
	R: 1 E: 1 K: 0 S: 10 H: 1 LOB: 1 BB: 0 P: 16	R: 0 E: 1 K: 0 S: 7 H: 1 LOB: 0 BB: 0 P: 10	R: 0 E: 0 K: 1 S: 6 H: 0 LOB: 0 BB: 0 P: 11	R: 0 E: 0 K: 1 S: 6 H: 0 LOB: 0 BB: 1 P: 11	R: 0 E: 0 K: 1 S: 13 H: 0 LOB: 1 BB: 1 P: 20	R: 0 E: 0 K: 0 S: 8 H: 2 LOB: 1 BB: 0 P: 15	R: 0 E: 0 K: 0 S: 5 H: 1 LOB: 0 BB: 0 P: 8	R: 0 E: 0 K: 2 S: 10 H: 0 LOB: 0 BB: 0 P: 15	R: 0 E: 0 K: 3 S: 15 H: 1 LOB: 1 BB: 0 P: 24

1B: 6	SF: 0	WP: 0	PA: 32
2B: 0	SAC: 0	PB: 0	
3B: 0	DP: 3	SB: 0	
HR: 0	HBP: 0	CS: 0	

PITCHER	IP	WLS	BF	H	R	ER	SO	BB	IBB	HBP	BLK	WP	HR	S	P	ERA	WHIP
77 Carlos Frías, R (1, 1) ERA: 4.29	7.0	W	25	5	1	0	3	2	0	0	0	0	0	55	91	0.00	1.000
63 Yimi García, R (8, 1) ERA: 3.0	1.0		3	0	0	0	2	0	0	0	0	0	0	10	15	0.00	0.000
36 Adam Liberatore, L (9, 1) ERA: 1.29	1.0		4	1	0	0	3	0	0	0	0	0	0	15	24	0.00	1.000

PITCHER	IP	WLS	BF	H	R	ER	SO	BB	IBB	HBP	BLK	WP	HR	S	P	ERA	WHIP

Los Angeles Dodgers @ St. Louis Cardinals

Busch Stadium, St. Louis, MO

Sun May 31 2015, 1:17 PM - 3:49 PM CDT

Att. 45,285 - Overcast - 59 F

TOP

livebaseballscorecards.com

Batter	1	2	3	4	5	6	7	8	9	AB	R	H	RBI	BB	SO	LOB
31 Joc Pederson, L (1, 8) OBP: 0.387, SLG: 0.546	F FF 92 B SI 93 S CH 86 S CH 86 1-3 ① K		B CH 85 F SI 94 F SI 96 X CH 80 1-2 ② F9			S CH 85 B FF 95 B FF 95 B SI 91 B SI 91 4-1 5 BB BB		X FF 93 0-0 HR		3	1	1	1	1	1	1
5 Alberto Callaspo, S (1, 5) OBP: 0.295, SLG: 0.250 63 Yimi García, R (8, 1)	C FF 94 F SI 94 B CU 83 S CH 88 1-3 ② K		B CU 84 D SI 94 C SI 94 C SI 94 F FF 96 X SI 95 2-2 ③ G6-3			**B SI 92** **B SI 92** **C FF 92** **B SI 91** **C SI 92** **F SI 93** 1 SAFE 1 SAFE F SI 92 4-2 B CH 84 **1-2** BB		F FF 93 B FF 94 F FF 94 B CH 86 C CH 86 2-3 ③ K		3 0	0 0	0 0	0 0	1 0	2 0	1 0
23 Adrián González, L (1, 3) OBP: 0.400, SLG: 0.591	F FF 95 B SI 95 B SI 96 X SI 95 2-1 ③ L7			B CH 85 F SI 91 S CH 86 F CU 83 F CU 84 F FF 97 B CH 87 X CH 86 2-2 ① G4-3		B SI 94 B SI 92 C FF 94 T FF 94 S CH 85 2-3 ② K			B FF 96 B FF 96 X FF 97 2-0 ① F7	4	0	0	0	0	1	2
47 Howie Kendrick, R (1, 4) OBP: 0.350, SLG: 0.430		X SI 92 0-0 ① G4-3		C CU 86 F SI 93 B CH 87 F CU 86 B FF 96 F FF 97 X SI 96 2-2 ② G4-3		F SI 94 S FF 96 S CU 84 0-3 ③ K			C FF 96 F SL 87 F FF 97 F FF 97 X CH 87 0-2 ② G4-3	4	0	0	0	0	1	2
16 Andre Ethier, L (1, 9) OBP: 0.395, SLG: 0.519		C SI 94 B SI 93 F SI 93 B CH 87 F CH 87 B CU 84 X SI 93 3-2 1B		C FF 95 B SI 94 F FF 94 X CU 84 1-2 ③ G6-3			B CH 84 X CH 84 1-0 ① G6-3		B CU 79 B FF 97 B FF 96 C FF 98 F FF 98 B FF 97 4-2 9 BB BB	3	0	1	0	1	0	0
9 Yasmani Grandal, S (1, 2) OBP: 0.402, SLG: 0.477 65 Austin Barnes, R (9, PR) OBP: 0.333, SLG: 0.333		B SI 94 B SI 95 F SI 94 S SI 95 1 SAFE B CH 87 X CH 86 3-2 ② F7			T SI 90 B FF 93 B FF 94 X CH 86 2-1 ① G4-3		C SI 93 X CU 83 0-1 ② L7		C CU 80 B CH 88 B CH 89 C CH 88 F FF 98 F FF 97 B FF 97 B CH 88 4-2 **1-2** BB	3 0	0 0	0 0	0 0	1 0	0 0	1 0
7 Alex Guerrero, R (1, 7) OBP: 0.323, SLG: 0.656 41 Chris Hatcher, R (7, 1) 10 Justin Turner, R (8, 5) OBP: 0.389, SLG: 0.525		1 SAFE C CU 85 S CU 86 F CU 85 S SI 95 0-3 ③ K			S CU 84 C SI 93 S SI 94 0-3 ② K		S CH 84 F CU 84 C CU 84 0-3 ③ K		S FF 98 B FF 98 C FF 98 C FF 99 1-3 ③ K	3 0 1	0 0 0	0 0 0	0 0 0	0 0 0	3 0 1	1 0 2
11 Jimmy Rollins, S (1, 6) OBP: 0.269, SLG: 0.339			X CH 84 0-0 ① B1-3		C SI 93 F SI 93 B CH 87 X CH 85 1-2 ③ G3-1			C CH 82 F CH 84 F CH 85 C FF 93 0-3 ① K		3	0	0	0	0	1	0
35 Brett Anderson, L (1, 1) OBP: 0.333, SLG: 0.154 14 Enrique Hernández, R (7, 7) OBP: 0.275, SLG: 0.421			B FF 91 C FF 91 B SI 93 C FF 92 B SI 94 B FF 92 4-2 BB			C FF 92 S CH 84 S CH 84 0-3 ① K		C FF 92 S FF 92 S FF 93 0-3 ② K		1 1	0 0	0 0	0 0	1 0	1 1	0 0
Inning Stats	R: 0 E: 0 K: 2 S: 8 H: 0 LOB: 0 BB: 0 P: 12	R: 0 E: 0 K: 1 S: 12 H: 1 LOB: 1 BB: 0 P: 18	R: 0 E: 0 K: 0 S: 10 H: 0 LOB: 1 BB: 1 P: 17	R: 0 E: 0 K: 0 S: 14 H: 0 LOB: 0 BB: 0 P: 19	R: 0 E: 0 K: 1 S: 8 H: 0 LOB: 0 BB: 0 P: 11	R: 0 E: 0 K: 3 S: 14 H: 0 LOB: 2 BB: 2 P: 24	R: 0 E: 0 K: 1 S: 6 H: 0 LOB: 0 BB: 0 P: 7	R: 1 E: 0 K: 3 S: 11 H: 1 LOB: 0 BB: 0 P: 13	R: 0 E: 0 K: 1 S: 15 H: 0 LOB: 2 BB: 2 P: 26	1B: 1 2B: 0 3B: 0 HR: 1	SF: 0 SAC: 0 DP: 0 HBP: 0				WP: 0 PB: 0 SB: 0 CS: 0	PA: 34	

	AB	29
	R	1
	H	2
	RBI	1
	BB	5
	SO	12
	LOB	10

PITCHER		IP	WLS	BF	H	R	ER	SO	BB	IBB	HBP	BLK	WP	HR	S	P	ERA	WHIP
18 Carlos Martinez, R ERA: 3.13	(1, 1)	7.0	W	25	1	0	0	8	3	0	0	0	0	0	72	108	0.00	0.571
46 Kevin Siegrist, L ERA: 2.08	(8, 1)	1.0	H	4	1	1	1	3	0	0	0	0	0	1	11	13	9.00	1.000
44 Trevor Rosenthal, R ERA: 0.74	(9, 1)	1.0	S	5	0	0	0	1	2	0	0	0	0	0	15	26	0.00	2.000

PITCHER	IP	WLS	BF	H	R	ER	SO	BB	IBB	HBP	BLK	WP	HR	S	P	ERA	WHIP

Los Angeles Dodgers @ St. Louis Cardinals

Busch Stadium, St. Louis, MO

Sun May 31 2015, 1:17 PM - 3:49 PM CDT

Att. 45,285 - Overcast - 59 F

livebaseballscorecards.com

BOTTOM

Batter	1	2	3	4	5	6	7	8	9	AB	R	H	RBI	BB	SO	LOB
8 Peter Bourjos, R (1, 8) OBP: 0.323, SLG: 0.393	B SI 88 X SI 89 1-0 ① G1-3	X KC 76 0-0 ③ FC6-4 1-2f			B FF 90 B SI 90 B KC 77 C FF 90 M KC 77 X SL 82 3-2 13 CS 1B			X FF 95 0-0 ① B3		4	0	1	0	0	0	3
13 Matt Carpenter, L (1, 5) OBP: 0.398, SLG: 0.559	C FF 90 F SL 81 B FF 91 X SI 91 1-2 27 HR 1B		C KC 75 B SL 81 X SL 80 1-1 ① F8		C FF 90 B SL 82 C SL 82 1 SAFE 1 SAFE F SL 83 B FF 92 B FF 92 F FF 92 3-3 ②③ S SL 82 K 1-2			B FF 95 B FF 94 B FF 95 C FF 95 B FF 95 4-1 27 1B 4 1B 1-2 BB		3	1	1	0	1	1	1
27 Jhonny Peralta, R (1, 6) OBP: 0.373, SLG: 0.519	X FF 90 0-0 1-H HR		S CH 80 F SL 81 B SL 80 B SL 82 B SL 83 B CH 84 4-2 15 1B BB			C KC 75 B SL 79 F FF 89 B CH 82 F SL 81 B KC 75 C SL 82 3-3 ① K		B SL 83 F FF 91 F FF 92 B SL 84 X FF 93 2-2 4 1B 1-2 2-H 1B		3	1	2	3	1	1	0
15 Randal Grichuk, R (1, 7) OBP: 0.318, SLG: 0.556	C FF 90 X CH 82 0-1 ② L8		C KC 76 C SL 81 F SL 82 B KC 76 D SL 82 F SL 82 B SI 91 F SL 82 1 SAFE 3-2 X FF 81 4 L9-3 1-2 1B			C KC 75 B KC 76 S FF 90 X SL 81 1-2 ② G5-3		D FF 94 C FF 93 F FF 93 S FF 93 1-3 ② K		4	0	1	0	0	1	2
4 Yadier Molina, R (1, 2) OBP: 0.330, SLG: 0.337	F FF 89 B FF 90 C FF 91 X SL 82 1-2 ③ G6-3		B FF 90 C SI 90 C KC 77 X SI 91 1-2 ②③ L9-3 1-1			F KC 76 X SL 80 0-1 ③ G5-3		S FF 92 F FF 94 X FF 94 0-2 ③ 1-2 2-H 1B		4	0	1	0	0	0	2
12 Mark Reynolds, R (1, 3) OBP: 0.319, SLG: 0.389		X FF 88 0-0 22 FC3-6 1B		C KC 74 S SL 81 B SL 81 B FF 90 F SL 81 X SL 82 2-2 ① G5-3			X SI 95 0-0 ① F9			3	0	1	0	0	0	0
22 Jason Heyward, L (1, 9) OBP: 0.303, SLG: 0.398		B FF 88 C SL 79 X FF 89 1-1 ① FC3-6 38 CS 1-2f		B SL 80 C SL 80 F FF 89 B SL 82 B FF 91 F SL 82 C SL 81 3-3 ② K			C FF 93 X FC 93 0-1 16 G4-6-3 1B			3	0	1	0	0	1	1
38 Pete Kozma, R (1, 4) OBP: 0.174, SLG: 0.116 16 Kolten Wong, L (7, PH) OBP: 0.365, SLG: 0.473 (8, 4)		B FF 88 B FF 89 B FF 87 C FF 89 1 SAFE B FF 88 4-1 ② 18 BB 1-2 BB		C KC 76 F SI 90 B SL 82 B SL 82 B SI 91 C SL 83 3-3 ③ K			C FF 94 F FS 89 1 SAFE F FF 96 B FF 94 X FS 86 1-2 ②③ G4-6-3 1-2f			1 1	0 0	0 0	0 0	1 0	1 0	0 1
18 Carlos Martinez, R (1, 1) OBP: 0.143, SLG: 0.100 46 Kevin Siegrist, L (8, 1) 19 Jon Jay, L (8, PH) OBP: 0.342, SLG: 0.276 44 Trevor Rosenthal, R (9, 1)		B FF 90 B FF 90 F FF 89 B KC 77 B FF 90 4-1 8 FC6-4 1-2 BB			C KC 75 F SL 80 F SL 80 B FF 90 B SL 82 C SL 82 2-3 ① K			F FF 95 F FF 94 F SL 88 B SL 88 B FF 94 B FF 95 B FF 95 4-2 13 BB 27 1B BB		1 0 0 0	0 0 1 0	0 0 0 0	0 0 0 0	1 0 1 0	1 0 0 0	0 0 0 0
Inning Stats	R: 2 E: 0 K: 0 S: 10 H: 2 LOB: 0 BB: 0 P: 13	R: 0 E: 0 K: 0 S: 6 H: 1 LOB: 2 BB: 2 P: 15	R: 0 E: 0 K: 0 S: 13 H: 1 LOB: 1 BB: 1 P: 22	R: 0 E: 0 K: 2 S: 11 H: 0 LOB: 0 BB: 0 P: 19	R: 0 E: 0 K: 2 S: 12 H: 1 LOB: 0 BB: 0 P: 20	R: 0 E: 0 K: 1 S: 9 H: 0 LOB: 0 BB: 0 P: 13	R: 0 E: 0 K: 0 S: 7 H: 1 LOB: 0 BB: 0 P: 8	R: 1 E: 0 K: 1 S: 14 H: 2 LOB: 2 BB: 2 P: 25		1B: 7 2B: 1 3B: 0 HR: 1	SF: 0 SAC: 0 DP: 2 HBP: 0			WP: 0 PB: 0 SB: 0 CS: 2	PA: 32	

	AB	27
	R	3
	H	8
	RBI	3
	BB	5
	SO	6
	LOB	10

PITCHER		IP	WLS	BF	H	R	ER	SO	BB	IBB	HBP	BLK	WP	HR	S	P	ERA	WHIP
35 Brett Anderson, L ERA: 3.42	(1, 1)	6.0	L	23	5	2	2	5	3	0	0	0	0	1	61	102	3.00	1.333
41 Chris Hatcher, R ERA: 6.89	(7, 1)	1.1		6	1	1	1	0	2	0	0	0	0	0	12	21	6.75	2.250
63 Yimi García, R ERA: 2.91	(8, 1)	0.2		3	2	0	0	1	0	0	0	0	0	0	9	12	0.00	3.000

PITCHER	IP	WLS	BF	H	R	ER	SO	BB	IBB	HBP	BLK	WP	HR	S	P	ERA	WHIP

Batter	1	2	3	4	5	6	7	8	9	AB	R	H	RBI	BB	SO	LOB
31 Joc Pederson, L (1, 8) OBP: 0.380, SLG: 0.550	F SI 89 F CH 82 B SL 80 X CH 82 1-2 F8 ①	B FC 86 S FC 87 D CH 83 F FC 87 B FC 86 S CH 82 3-3 K ③			X SI 90 0-0 G6-3 ①	B FF 93 B SL 87 S SL 86 F SL 87 X FF 93 2-2 1-H 2-H HR	C CH 90 X CH 91 0-1 G4-3 ③		C FF 91 C SL 86 S FF 91 0-3 K ①	6	1	1	3	0	2	4
10 Justin Turner, R (1, 5) OBP: 0.387, SLG: 0.510 (8, 3)	B SI 90 F SI 90 X SI 89 1-1 G5-3 ②		C SL 79 X SI 88 0-1 L7 ①		B SI 89 C FC 88 B SI 90 C FC 88 X FC 89 2-2 F8 ②	B SL 89 S FF 93 S FF 92 B FF 93 B SL 89 B FF 92 4-2 23 1B 47 1B BB		X FF 91 0-0 23 2B 47 HR 1B	C SI 91 B FF 90 F FF 89 S CH 84 1-3 K ②	5	2	1	0	1	1	3
23 Adrián González, L (1, 3) OBP: 0.415, SLG: 0.611 54 David Huff, S (8, 1) 9 Yasmani Grandal, S (9, PH) OBP: 0.406, SLG: 0.477 56 J.P. Howell, L (9, 1)	B SL 80 X FC 86 1-0 2B		B SI 88 B FC 87 C FC 87 X FC 86 2-1 47 L4-3 1B		I IN 68 I IN 69 I IN 73 I IN 77 4-0 IBB	C SL 86 B SL 86 X FF 91 1-1 14 BB 47 1B 1-2 1B		C FF 91 F SL 87 X FF 92 0-2 1-3 47 HR 2B	S FF 91 S FF 91 B FF 92 B FF 92 B FF 92 4-2 1-2 2-3 BB	4 0 0 0	1 0 0 0	4 0 0 0	0 0 1 0	1 0 0 0	0 0 0 0	0 0 0 0
47 Howie Kendrick, R (1, 4) OBP: 0.349, SLG: 0.443	F FC 85 X FC 86 0-1 F9 ③		B SI 89 F FC 87 C SI 89 X SI 89 1-2 L4-3 ②③ 1-2		C FC 87 X FC 87 0-1 L9 ③	S SL 87 F CU 76 X SL 83 0-2 14 BB 1-2 2-H 1B		X CH 82 0-0 2-H 3-H HR	C SL 87 B FF 91 F FF 91 F SL 86 X SL 88 1-2 G4-3 ③	6	1	2	4	0	0	7
16 Andre Ethier, L (1, 9) OBP: 0.395, SLG: 0.551		B CH 81 X SI 88 1-0 HR		C FC 87 B SI 89 X CH 82 1-1 G1-3 ①		B CH 81 1-0 X CH 81 14 1B 3B X SL 86 0-0 ② F7		B CH 82 C SL 88 C FF 91 X FF 92 1-2 G5-3 ①		5	2	2	1	0	0	2
14 Enrique Hernández, R (1, 7) OBP: 0.289, SLG: 0.405		C SI 89 B SI 88 X CH 80 1-1 G1-3 ①		B FC 86 F CH 81 F FC 86 B SI 90 X CH 82 2-2 F9 ②		C FC 85 2-2 C FC 87 D FC 88 SI 91 X FC 86 17 E5 11 1B 3-H 1B B FF 96 4-1 R CH 90 B FF 97 B SI 91 R CH 90 1-2 2-3 BB		B SL 87 B CH 84 B FF 92 C FF 91 F FF 92 X CH 84 3-2 G1-3 ②		4	0	1	1	1	0	0
11 Jimmy Rollins, S (1, 6) OBP: 0.277, SLG: 0.358		X SI 89 0-0 HR		B FC 88 B CH 82 B FC 88 B SI 89 4-0 BB		C CH 83 0-1 X FC 88 17 E 22 1B 1-2 1B C CH 90 1-1 ③ B CH 88 X SI 88 L4		C FF 91 S SL 88 B SL 86 B CH 84 S FF 90 2-3 K ③		4	2	2	1	1	1	3
17 A.J. Ellis, R (1, 2) OBP: 0.238, SLG: 0.179		B FC 86 B FC 86 C SI 89 F SI 88 X SL 78 2-2 F9 ②		X SI 89 0-0 G3 ③		B SI 91 C SI 90 F SI 90 B SI 89 B SI 91 2 SAFE F SI 90 X SI 90 3-2 E5 ① 22 1B 31 HR 1-2 2-3	C SI 97 B FF 97 B SL 87 B FF 94 C FF 97 S FF 97 3-3 K ①		C FF 89 X SL 86 0-1 9 BB 5 1B 1B	5	1	1	0	0	1	3
22 Clayton Kershaw, L (1, 1) OBP: 0.241, SLG: 0.259 5 Alberto Callaspo, S (8, 5) OBP: 0.300, SLG: 0.257		C FC 86 F CH 80 F SL 77 B SL 79 F FC 86 F SI 88 X SL 79 1-2 1B			C SI 88 F FC 87 B SI 89 B FC 87 B CH 82 X FC 87 3-2 2B	X SI 89 0-0 31 HR 1-2 2-H 1B	C FF 97 S CH 89 S CH 89 0-3 K ②		B CH 82 B CH 82 C FF 90 X FF 89 2-1 9 BB 1-2 1B	4 1	1 0	3 1	1 0	0 0	1 0	0 0
Inning Stats	R: 0 E: 0 K: 0 S: 8 H: 1 LOB: 1 BB: 0 P: 11	R: 2 E: 0 K: 1 S: 16 H: 3 LOB: 1 BB: 0 P: 24	R: 0 E: 0 K: 0 S: 7 H: 1 LOB: 0 BB: 0 P: 10	R: 0 E: 0 K: 0 S: 6 H: 0 LOB: 1 BB: 1 P: 13	R: 0 E: 0 K: 0 S: 9 H: 1 LOB: 2 BB: 1 P: 18	R: 6 E: 1 K: 0 S: 26 H: 7 LOB: 3 BB: 2 P: 44	R: 0 E: 0 K: 2 S: 8 H: 0 LOB: 0 BB: 0 P: 11	R: 3 E: 0 K: 1 S: 14 H: 3 LOB: 0 BB: 0 P: 20	R: 0 E: 0 K: 2 S: 16 H: 2 LOB: 3 BB: 1 P: 24	1B: 10 2B: 4 3B: 1 HR: 4 SF: 0 SAC: 0 DP: 1 HBP: 0						

PITCHER		IP	WLS	BF	H	R	ER	SO	BB	IBB	HBP	BLK	WP	HR	S	P	ERA	WHIP
38 Kyle Kendrick, R ERA: 6.55	(1, 1)	5.1	L	27	10	6	6	1	1	1	0	0	0	2	58	94	10.12	2.062
53 Christian Friedrich, L ERA: 3.91	(6, 1)	0.1		5	3	2	1	0	1	0	0	0	0	1	11	18	27.00	12.000
54 Tommy Kahnle, R ERA:	(6, 1)	1.1		5	0	0	0	2	1	0	0	0	0	0	11	19	0.00	0.750
36 Christian Bergman, R ERA: 4.6	(8, 1)	2.0		12	5	3	3	3	1	0	0	0	0	1	30	44	13.50	3.000

PITCHER	IP	WLS	BF	H	R	ER	SO	BB	IBB	HBP	BLK	WP	HR	S	P	ERA	WHIP

TOP

Los Angeles Dodgers @ Colorado Rockies

Coors Field, Denver, CO

Mon Jun 01 2015, 6:42 PM - 9:49 PM MDT

Att. 25,564 - Partly Cloudy - 76 F

livebaseballscorecards.com

AB	44
R	11
H	18
RBI	11
BB	5
SO	6
LOB	22

Batter	1	2	3	4	5	6	7	8	9	AB	R	H	RBI	BB	SO	LOB
19 Charlie Blackmon, L (1, 8) OBP: 0.340, SLG: 0.425	B FF 93 B FF 94 X FF 94 2-0 F8		C FF 95 C CU 74 B SL 91 B FF 95 X FF 96 2-2 G5-3		C FF 95 F FF 94 F CU 75 B FF 95 S SL 88 1-3 K			B FF 91 B FF 93 X FF 92 2-0 9 1B 2 FC4-6 1B		4	1	1	0	0	1	0
9 DJ LeMahieu, R (1, 4) OBP: 0.388, SLG: 0.439	B FF 93 S SL 88 C CU 73 F FF 95 F FF 95 F SL 89 B FF 95 B CU 75 B FF 95 4-2 BB		S SL 89 F SL 89 B CU 75 B CU 74 B FF 95 S SL 88 3-3 K			C FF 93 F CU 73 S SL 89 0-3 K		C FF 92 X FF 93 0-1 2 FC4-6 1-3 1B		3	0	1	0	1	2	0
2 Troy Tulowitzki, R (1, 6) OBP: 0.306, SLG: 0.458 10 Ben Paulsen, L (9, 7) OBP: 0.409, SLG: 0.650	B FF 94 X SL 87 1-0 P3			F SL 89 B FF 94 X FF 93 1-1 28 HR 1B		B CU 73 B FF 95 B SL 87 C FF 94 X FF 95 3-1 1B		C CH 82 B FF 93 X FF 93 1-1 FC4-6 28 1B 20 1B 1-2f 3-H		4 0	2 0	2 0	1 0	0 0	0 0	2 0
28 Nolan Arenado, R (1, 5) OBP: 0.330, SLG: 0.578	B FF 94 C FF 95 S CU 73 1 SAFE X FF 95 1-2 G5-3			B SL 86 1 SAFE B SL 88 D SL 88 F FF 94 X FF 95 3-1 1-H HR		B FF 95 F SL 85 D CU 75 F FF 94 D CU 75 S SL 86 3-3 K		C FF 93 X FF 90 0-1 20 1B 1-3 1B		4	1	2	2	0	1	2
20 Wilin Rosario, R (1, 3) OBP: 0.289, SLG: 0.439		C CU 71 C FF 94 S CU 74 0-3 K2-3		S SL 87 B CU 75 B FF 95 B SL 89 S FF 95 X SL 87 3-2 F8		1 SAFE S SL 88 X FF 95 0-1 G4-3		S CH 83 X CH 85 0-1 1-3 3-H 1B		4	0	1	1	0	1	1
4 Nick Hundley, R (1, 2) OBP: 0.331, SLG: 0.463		X FF 94 0-0 G3		X SL 86 0-0 L8			B FF 93 F SL 86 X SL 86 1-1 G4-3	C FF 93 S FF 92 B FF 92 S FF 92 1-3 K		4	0	0	0	0	1	1
1 Brandon Barnes, R (1, 9) OBP: 0.351, SLG: 0.472		X FF 94 0-0 1B		L SL 90 X FF 95 0-1 P1			B FF 94 X CH 90 1-0 43 G1-3 1B		C SI 88 S SI 87 B SI 87 S KC 79 1-3 K2-3	4	0	2	0	0	1	0
43 Rafael Ynoa, S (1, 7) OBP: 0.290, SLG: 0.333 (9, 6)		B FF 94 F FF 95 X FF 94 1-1 G5-3			C FF 93 B CU 74 F FF 93 S CU 73 1-3 K		B FF 94 D SL 87 X FF 94 2-0 G1-3 1-2		B FF 88 C SI 88 B CH 82 X SI 88 2-1 F7	4	0	0	0	0	1	2
38 Kyle Kendrick, R (1, 1) OBP: 0.217, SLG: 0.273 53 Christian Friedrich, R (6, 1) 54 Tommy Kahnle, R (6, 1) 8 Michael McKenry, R (7, PH) OBP: 0.368, SLG: 0.438 36 Christian Bergman, R (8, 1) 3 Daniel Descalso, L (9, PH) OBP: 0.278, SLG: 0.328			S FF 93 X FF 93 0-1 L8		X FF 94 0-0 G6-3		C SL 88 C CU 74 C CU 74 0-3 K		B SI 88 B SI 88 C SI 88 F SI 89 F SI 88 S KC 83 2-3 K	2 0 0 1 0 1	0 0 0 0 0 0	0 0 0 0 0 0	0 0 0 0 0 0	0 0 0 1 0 0	0 0 0 1 0 1	0 0 0 1 0 0
Inning Stats	R: 0 E: 0 K: 0 S: 10 H: 0 LOB: 1 BB: 1 P: 18	R: 0 E: 0 K: 1 S: 7 H: 1 LOB: 1 BB: 0 P: 8	R: 0 E: 0 K: 1 S: 8 H: 0 LOB: 0 BB: 0 P: 13	R: 2 E: 0 K: 0 S: 10 H: 2 LOB: 0 BB: 0 P: 17	R: 0 E: 0 K: 2 S: 8 H: 0 LOB: 0 BB: 0 P: 10	R: 0 E: 0 K: 2 S: 10 H: 1 LOB: 1 BB: 0 P: 16	R: 0 E: 0 K: 1 S: 7 H: 1 LOB: 1 BB: 0 P: 11	R: 2 E: 0 K: 1 S: 12 H: 4 LOB: 1 BB: 0 P: 16	R: 0 E: 0 K: 2 S: 9 H: 0 LOB: 0 BB: 0 P: 14	1B: 8 2B: 0 3B: 0 HR: 1	SF: 0 SAC: 0 DP: 0 HBP: 0		WP: 0 PB: 0 SB: 0 CS: 0	PA: 36		

PITCHER	IP	WLS	BF	H	R	ER	SO	BB	IBB	HBP	BLK	WP	HR	S	P	ERA	WHIP
22 Clayton Kershaw, L (1, 1) ERA: 3.73	7.0	W	27	5	2	2	7	1	0	0	0	0	1	60	93	2.57	0.857
54 David Huff, L (8, 1) ERA: 10.8	1.0		6	4	2	2	1	0	0	0	0	0	0	12	16	18.00	4.000
56 J.P. Howell, L (9, 1) ERA: 0.69	1.0		3	0	0	0	2	0	0	0	0	0	0	9	14	0.00	0.000

PITCHER	IP	WLS	BF	H	R	ER	SO	BB	IBB	HBP	BLK	WP	HR	S	P	ERA	WHIP

BOTTOM

Los Angeles Dodgers @ Colorado Rockies

Coors Field, Denver, CO

Mon Jun 01 2015, 6:42 PM - 9:49 PM MDT

Att. 25,564 - Partly Cloudy - 76 F

livebaseballscorecards.com

AB	35
R	4
H	9
RBI	4
BB	1
SO	10
LOB	9

Batter	1	2	3	4	5	6	7	8	9	AB	R	H	RBI	BB	SO	LOB
31 Joc Pederson, L (1, 8) OBP: 0.383, SLG: 0.564	C FF 91 S FC 87 L FC 88 0-3 ① K		X FC 87 0-0 1-H HR		D FS 82 B FS 84 F FS 82 B FS 83 B FS 83 4-1 23 BB 28 1B 1-2 BB		B SL 85 B FF 94 S SL 83 C SL 84 B SL 84 S SL 84 3-3 ③ K			3	1	1	2	1	2	0
28 Chris Heisey, R (1, 9) OBP: 0.389, SLG: 0.154	C FF 93 F FF 93 S FS 84 0-3 ② K		B FS 82 S FS 81 S FS 82 C FF 93 1-3 ② K		S FS 82 S FS 83 B FF 92 B FF 93 X FS 84 2-2 23 BB 1-2 2-3 1B			X SL 82 0-0 ① B1-3		4	0	1	0	0	2	0
23 Adrián González, L (1, 3) OBP: 0.411, SLG: 0.601	S FC 88 B FC 88 X FF 93 1-1 ③ G1-3		C FF 93 S FS 83 F FF 93 B FS 84 S FS 84 1-3 ③ K		F FC 89 C FS 84 F FF 94 D FF 95 B FF 94 D FS 85 D FC 86 4-2 1-2 2-3 3-H BB			C FF 94 X SL 84 0-1 ② F7		3	0	0	1	1	1	0
47 Howie Kendrick, R (1, 4) OBP: 0.343, SLG: 0.434		B FS 80 B FF 91 S FS 80 X FS 82 2-1 ① G6-3		C FC 88 X FC 88 0-1 ① G4-3	S FS 83 D FS 85 F FC 90 F FC 89 B FS 83 S FS 84 2-3 ③ K			C FF 93 C FF 92 X FF 92 0-2 ③ G3-1		4	0	0	0	0	1	3
10 Justin Turner, R (1, 5) OBP: 0.382, SLG: 0.500		C FF 92 B FC 88 X FS 83 1-1 ② F8		X FS 82 0-0 ② F9		C FF 90 B FC 86 C FC 86 F FF 91 F FC 88 X FS 81 1-2 ① G6-3			F FF 95 B SL 89 X FF 96 1-1 16 FC6-4 1B	4	0	1	0	0	0	0
7 Alex Guerrero, R (1, 7) OBP: 0.320, SLG: 0.649		B FF 93 F FF 92 X FF 93 1-1 14 1B 2B		S FS 81 X FF 92 0-1 ③ F9		S FS 80 S FC 85 F FC 86 X FF 92 0-2 ② G5-3			D SL 91 B SL 87 B FF 96 C FF 95 S FF 97 F FF 97 F FF 96 X FF 96 3-2 ① L8	4	0	1	0	0	0	1
14 Enrique Hernández, R (1, 6) OBP: 0.292, SLG: 0.400 16 Andre Ethier, L (9, PH) OBP: 0.392, SLG: 0.547		X FS 83 0-0 ③ 2-H 1B			C FF 92 C FF 91 B FF 93 B FC 87 X FC 87 2-2 ① G6-3	B FC 85 X FC 87 1-0 ③ G5-3			B FF 94 B FF 95 F FF 95 C FF 96 F FF 97 X FF 97 2-2 ② FC6-4 1-2f	3 1	0 0	1 0	0 0	0 0	0 0	0 1
65 Austin Barnes, R (1, 2) OBP: 0.333, SLG: 0.200 9 Yasmani Grandal, S (9, PH) OBP: 0.403, SLG: 0.473			C FF 90 B CU 69 B FS 82 B FF 92 D FS 82 4-1 31 HR BB		C FF 91 B FS 86 S FS 82 B FS 84 F FS 82 F FC 88 X FS 82 2-2 ② L5		B FF 94 C FF 93 S SL 83 F SL 83 B SI 95 X SL 84 2-2 ① F7		C FF 96 C FF 97 B FF 97 F FF 97 C CU 82 1-3 ③ K	2 1	1 0	0 0	0 0	1 0	0 1	0 1
12 Juan Nicasio, R (1, 1) 11 Jimmy Rollins, S (3, PH) OBP: 0.275, SLG: 0.356 58 Ian Thomas, R (3, 1) 56 J.P. Howell, L (6, 1) 5 Alberto Callaspo, S (7, PH) OBP: 0.298, SLG: 0.254 41 Chris Hatcher, R (7, 1) 54 David Huff, S (8, 1)			B FF 92 C FF 92 S FC 87 S FC 88 1-3 ① K		B FF 93 B FF 91 C FF 91 B FF 91 C FF 90 F FF 93 B FF 94 4-2 28 1B 31 WP 23 BB BB		B FF 94 C SL 82 C SL 83 B FF 92 S SL 82 2-3 ② K			0 1 0 0 1 0 0 0	0 0 1 0 0 0 0 0	0 0 0 0 0 0 0 0	0 0 1 0 0 0 0 0	0 0 0 0 0 1 0 0	0 1 0 0 0 0 0 0	0 1 0 0 0 0 0 0
Inning Stats	R: 0 E: 0 K: 2 S: 8 H: 0 LOB: 0 BB: 0 P: 9	R: 0 E: 0 K: 0 S: 7 H: 2 LOB: 2 BB: 0 P: 11	R: 2 E: 0 K: 3 S: 12 H: 1 LOB: 0 BB: 1 P: 19	R: 0 E: 0 K: 0 S: 5 H: 0 LOB: 0 BB: 0 P: 5	R: 1 E: 0 K: 1 S: 22 H: 1 LOB: 3 BB: 3 P: 42	R: 0 E: 0 K: 0 S: 10 H: 0 LOB: 0 BB: 0 P: 12	R: 0 E: 0 K: 2 S: 10 H: 0 LOB: 0 BB: 0 P: 17	R: 0 E: 0 K: 0 S: 6 H: 0 LOB: 0 BB: 0 P: 6	R: 0 E: 0 K: 1 S: 15 H: 1 LOB: 1 BB: 0 P: 22	1B: 3 2B: 1 3B: 0 HR: 1 SF: 0 SAC: 0 DP: 0 HBP: 0						

PITCHER		IP	WLS	BF	H	R	ER	SO	BB	IBB	HBP	BLK	WP	HR	S	P	ERA	WHIP
29 Jorge De La Rosa, L ERA: 6.15	(1, 1)	6.0	W	25	4	3	3	6	4	0	0	0	1	1	64	98	4.50	1.333
48 Boone Logan, L ERA: 4.5	(7, 1)	1.2	H	5	0	0	0	2	0	0	0	0	0	0	13	20	0.00	0.000
63 Rafael Betancourt, R ERA: 3.44	(8, 1)	0.1	H	1	0	0	0	0	0	0	0	0	0	0	3	3	0.00	0.000
66 John Axford, R ERA: 0.6	(9, 1)	1.0	S	4	1	0	0	1	0	0	0	0	0	0	15	22	0.00	1.000

PITCHER	IP	WLS	BF	H	R	ER	SO	BB	IBB	HBP	BLK	WP	HR	S	P	ERA	WHIP

TOP

Los Angeles Dodgers @ Colorado Rockies

Coors Field, Denver, CO

Tue Jun 02 2015, 1:13 PM - 4:13 PM MDT

Att. 28,148 - Sunny - 83 F

livebaseballscorecards.com

AB	31
R	3
H	5
RBI	3
BB	4
SO	9
LOB	7

1	0	0	0	0	0	0	0	0	0	0	0	0	0	0	0	0	0	0
0	0	0	0	0	0	0	0	0	0	0	0	0	0	0	0	0	0	0
0	0	0	0	0	0	0	0	0	0	0	0	0	0	0	0	0	0	0
0	0	0	0	0	0	0	0	0	0	0	0	0	0	0	0	0	0	0
0	0	0	0	0	0	0	0	0	0	0	0	0	0	0	0	0	0	0
0	0	0	0	0	0	0	0	0	0	0	0	0	0	0	0	0	0	0
0	0	0	0	0	0	0	0	0	0	0	0	0	0	0	0	0	0	0
0	0	0	0	0	0	0	0	0	0	0	0	0	0	0	0	0	0	0
0	0	0	0	0	0	0	0	0	0	0	0	0	0	0	0	0	0	0

Batter	1	2	3	4	5	6	7	8	9	AB	R	H	RBI	BB	SO	LOB
19 Charlie Blackmon, L (1, 8) OBP: 0.332, SLG: 0.414	F FF 97 B FF 98 B FF 96 X FF 96 2-1 G4-3 ①		B FF 90 C FF 91 B FF 89 B FF 90 X FF 89 3-1 G4-3 ①	C FF 91 X FF 92 0-1 L8 ③		B SI 88 X SI 88 1-0 F7 ②		C FF 92 B FC 90 F FF 90 F FF 93 X FC 90 1-2 G4-3 ②		5	0	0	0	0	0	2
9 DJ LeMahieu, R (1, 4) OBP: 0.388, SLG: 0.438	B FF 98 C FF 98 C FF 98 S FF 99 1-3 K ②		C CH 80 X CU 75 0-1 L8 ②		X FF 89 0-0 28 S / 28 1B 1B	B SI 88 D CH 82 C CH 82 1 SAFE C KC 81 X KC 80 2-2 1-2 1B		F CH 82 F FF 93 F FC 89 S FF 92 0-3 K ③		5	1	2	0	0	2	0
5 Carlos González, L (1, 9) OBP: 0.295, SLG: 0.325	S FF 98 B FF 97 S FF 97 B FF 98 F FF 98 X SL 86 2-2 F9 ③		B FF 91 B FF 91 B FF 90 C FF 90 F FF 91 B FF 91 4-2 BB		F FF 88 X FC 84 0-1 L8 ①	B SI 89 B SI 88 C SI 89 B SI 89 X SI 89 3-1 L9 ③				3	0	0	0	1	0	3
28 Nolan Arenado, R (1, 5) OBP: 0.333, SLG: 0.582		B FF 96 F FF 94 F FF 98 B SL 85 F FF 95 F FF 98 X FF 97 2-2 10 G3-1 / 3 1B 2B	B FF 90 X CH 78 1-0 P4 ③		1 SAFE 1 SAFE B CH 77 C FF 89 F FC 86 B FF 91 X CH 79 2-2 10 G4-3 / 8 2B 1-H 1B		B FF 95 F FF 96 B SL 89 F FF 97 B FF 97 X FF 96 3-2 G6-3 ①			4	2	2	1	0	0	1
10 Ben Paulsen, L (1, 3) OBP: 0.417, SLG: 0.727		C FF 96 B FF 95 F FF 94 X FF 96 1-2 G3-1 ① 2-3		C FF 89 X CU 75 0-1 8 HR 2B	C FF 89 X FC 86 0-1 G4-3 ② 2-3		B FF 97 F FF 97 X FS 89 1-1 HR			4	2	2	1	0	0	2
8 Michael McKenry, R (1, 2) OBP: 0.377, SLG: 0.519		B FF 97 C SL 86 B SL 85 B FF 98 S SL 86 X SL 86 3-2 G5-3 ②		C FF 90 B FF 91 B CU 75 S FF 91 F FF 92 X CU 74 2-2 2-H HR	C FF 90 X FF 90 0-1 3-H 2B		X FF 96 0-0 L8 ②			4	1	2	3	0	0	1
3 Daniel Descalso, L (1, 6) OBP: 0.289, SLG: 0.338		F FF 96 F FF 96 X FF 97 0-2 1 1B 3-H 1B		B FF 90 F FF 91 C FF 91 F FF 91 B FC 88 S CH 82 2-3 K ①	S FF 89 F FC 87 B FF 90 X FC 87 1-2 G6-3 ③		C FF 96 B FS 90 B FF 96 X FF 96 2-1 1B			4	0	2	1	0	1	1
1 Brandon Barnes, R (1, 7) OBP: 0.366, SLG: 0.462		1 SAFE C FF 98 B SL 86 S SL 85 B FF 98 F SL 86 X SL 85 2-2 1-2 1B		S FF 91 B FF 91 C CH 81 B FF 92 B FF 91 B FF 91 4-2 29 G4-3 / 29 E BB		F SI 87 B CH 81 X KC 80 1-1 G5-3 ①	B FF 96 X SL 86 1-0 F9 ③			3	0	1	0	1	0	1
29 Jorge De La Rosa, L (1, 1) OBP: 0.167, SLG: 0.167 20 Wilin Rosario, R (6, PH) OBP: 0.298, SLG: 0.446 48 Boone Logan, R (7, 1) 63 Rafael Betancourt, R (8, 1) 43 Rafael Ynoa, S (8, PH) OBP: 0.286, SLG: 0.328 66 John Axford, R (9, 1)		X FF 96 0-0 G6-3 ③		L FF 90 F FF 88 1 SAFE X FF 88 0-2 G4-3 ② 1-3		X SI 87 0-0 9 1B 1B		X FF 91 0-0 P4 ①		2 1 0 0 1 0	0 0 0 0 0 0	0 1 0 0 0 0	0 0 0 0 0 0	0 0 0 0 0 0	0 0 0 0 0 0	3 0 0 0 0 0
Inning Stats	R: 0 E: 0 K: 1 S: 9 H: 0 LOB: 0 BB: 0 P: 14	R: 1 E: 0 K: 0 S: 19 H: 3 LOB: 2 BB: 0 P: 27	R: 0 E: 0 K: 0 S: 7 H: 0 LOB: 1 BB: 1 P: 15	R: 2 E: 1 K: 1 S: 17 H: 2 LOB: 1 BB: 1 P: 25	R: 2 E: 0 K: 0 S: 13 H: 3 LOB: 1 BB: 0 P: 16	R: 0 E: 0 K: 0 S: 9 H: 2 LOB: 2 BB: 0 P: 16	R: 1 E: 0 K: 0 S: 9 H: 2 LOB: 1 BB: 0 P: 16	R: 0 E: 0 K: 1 S: 9 H: 0 LOB: 0 BB: 0 P: 10		1B: 7 2B: 3 3B: 0 HR: 2	SF: 0 SAC: 0 DP: 0 HBP: 0	WP: 0 PB: 0 SB: 1 CS: 0	PA: 38			

PITCHER		IP	WLS	BF	H	R	ER	SO	BB	IBB	HBP	BLK	WP	HR	S	P	ERA	WHIP
12 Juan Nicasio, R ERA: 1.57	(1, 1)	2.0		9	3	1	1	1	0	0	0	0	0	0	28	41	4.50	1.500
58 Ian Thomas, L ERA: 6.48	(3, 1)	3.0	L	16	5	4	4	1	2	0	0	0	0	1	37	56	12.00	2.333
56 J.P. Howell, L ERA: 0.64	(6, 1)	1.0		5	2	0	0	0	0	0	0	0	0	0	9	16	0.00	2.000
41 Chris Hatcher, R ERA: 7.02	(7, 1)	1.0		5	2	1	1	0	0	0	0	0	0	1	9	16	9.00	2.000
54 David Huff, L ERA: 9.0	(8, 1)	1.0		3	0	0	0	1	0	0	0	0	0	0	9	10	0.00	0.000

PITCHER	IP	WLS	BF	H	R	ER	SO	BB	IBB	HBP	BLK	WP	HR	S	P	ERA	WHIP

BOTTOM

Los Angeles Dodgers @ Colorado Rockies

Coors Field, Denver, CO

Tue Jun 02 2015, 1:13 PM - 4:13 PM MDT

Att. 28,148 - Sunny - 83 F

livebaseballscorecards.com

AB	36
R	6
H	12
RBI	6
BB	2
SO	3
LOB	14

Batter	1	2	3	4	5	6	7	8	9	AB	R	H	RBI	BB	SO	LOB
31 Joc Pederson, L (1, 8) OBP: 0.383, SLG: 0.588	B SI 91 B SI 92 C SI 91 X SI 92 2-1 G4-3		X FF 91 0-0 HR		S CH 76 B CH 81 X CH 78 1-1 F9		D CH 87 S CH 87 B CH 87 S CH 87 F CH 86 X CH 86 2-2 2-H 3B		X FF 91 0-0 F7	5	1	2	2	0	0	3
14 Enrique Hernández, R (1, 4) OBP: 0.308, SLG: 0.469 63 Yimi García, R (7, 1) 36 Adam Liberatore, L (7, 1) 7 Alex Guerrero, R (8, 7) OBP: 0.327, SLG: 0.684	X FF 92 0-0 HR		B CU 82 F FF 90 X CU 80 1-1 23 HR 1B		B FF 92 C CU 80 B FF 91 B FF 89 X FF 90 3-1 F8		S SI 94 X SI 94 0-1 F8		F FF 92 B FF 91 F FF 91 X FF 91 1-2 1-H 2-H 3-H HR	4 0 0 1	2 0 0 1	2 0 0 1	1 0 0 4	0 0 0 0	0 0 0 0	1 0 0 0
23 Adrián González, L (1, 3) OBP: 0.411, SLG: 0.610	B SI 93 C CH 81 F CU 82 B CU 83 X CH 80 2-2 F7		D FF 92 B FF 92 S FF 92 F CH 80 B FF 92 X CH 79 3-2 1-H HR		C CU 79 S FF 92 B CU 80 S CH 80 1-3 K			C FF 94 C FF 93 T FF 95 0-2 K	C CH 89 B FF 98 F FF 98 B FF 98 F FF 98 F FF 100 B CH 90 B CH 90 4-2 47 BB 9 1B BB	4	1	1	2	1	2	0
9 Yasmani Grandal, S (1, 2) OBP: 0.403, SLG: 0.470	B SI 92 B FF 91 F FF 92 F FC 90 S CU 82 2-3 K		B SI 92 X SI 92 1-0 G3-1			X FF 90 0-0 16 G1-6-3 1B		B CU 78 X SI 97 1-0 G4-3	S FF 98 C FF 98 X FF 97 0-2 47 BB 1-2 1B	5	0	2	0	0	1	0
16 Andre Ethier, L (1, 9) OBP: 0.383, SLG: 0.532 71 Josh Ravin, R (8, 1) 47 Howie Kendrick, R (9, PH) OBP: 0.346, SLG: 0.434 74 Kenley Jansen, S (9, 1)		C CH 78 B FF 90 X FF 90 1-1 L8	S CH 80 X FF 91 0-1 G3			C FF 90 B FF 91 B CH 79 X CH 79 2-1 G1-6-3 1-2f		B CU 80 B CH 89 C FF 97 X FF 97 2-1 G6-3	C SL 89 B SL 85 B SL 87 F FF 98 B FF 96 B SL 85 4-2 1-2 2-3 BB	4 0 0 0	0 0 0 0	0 0 0 0	0 0 1 0	0 0 0 0	0 0 0 0	1 0 0 0
5 Alberto Callaspo, S (1, 5) OBP: 0.301, SLG: 0.261		C FF 91 F CH 81 B CH 80 X FF 92 1-2 G4-3		B CH 79 C CH 79 S FF 91 F CU 79 F FF 91 B CU 81 X CH 79 2-2 1B		C FF 91 X FF 91 0-1 G4-3			28 1B 7 HR 1B 3-2 L8	5	1	2	0	0	0	3
11 Jimmy Rollins, S (1, 6) OBP: 0.284, SLG: 0.361		X SI 90 0-0 1B	T FF 91 S FF 91 B FF 92 S CH 80 1-3 K			B CH 85 B SI 93 B SI 92 B SI 93 4-0 31 S 31 3B 28 G5-3 BB		C FF 91 B CH 84 X CH 83 1-1 28 1B 7 HR 1-2 1B	3	2	2	0	1	1	1
28 Chris Heisey, R (1, 7) OBP: 0.364, SLG: 0.176 (8, 9)		S CU 80 X CU 80 0-1 P4	C FF 91 F FF 90 C FF 90 0-3 K			1 SAFE C SI 93 1 SAFE B SI 93 S SI 93 1 SAFE F SI 94 F SI 95 X SI 95 1-2 1-2 G5-3		X FF 91 0-0 7 HR 1-2 2-3 1B	4	1	1	0	0	1	3
21 Zack Greinke, R (1, 1) OBP: 0.167, SLG: 0.182 10 Justin Turner, R (7, PH) OBP: 0.376, SLG: 0.491 (7, 4)			S CU 80 F FF 90 B CU 80 F CU 80 F CU 81 X FF 90 1-2 L8	C SI 90 F CH 78 B CU 82 S SI 91 1-3 K			S SI 94 F SI 92 F CH 87 D CH 87 X SI 94 1-2 G5-3		F FF 89 B FF 92 C SL 77 S FF 90 1-3 K	2 2	0 0	0 0	0 0	0 0	1 1	1 4

| Inning Stats | | |

Batter	1	2	3	4	5	6	7	8	9	AB	R	H	RBI	BB	SO	LOB
19 Charlie Blackmon, L (1, 8) OBP: 0.329, SLG: 0.411	C FF 91 X FF 92 0-1 ① G4-3		B FF 94 X FF 94 1-0 ② SF8 2-3 3-H		B FF 92 X CH 88 1-0 9 G1-6-3 1B		C FF 96 X FF 98 0-1 ① F8	B SL 82 X FF 93 1-0 ② L7		4	0	1	1	0	0	2
9 DJ LeMahieu, R (1, 4) OBP: 0.388, SLG: 0.437	F FF 92 X FF 94 0-1 ② G4-3		X SL 90 0-0 3-H 1B		1 SAFE C FF 92 F FF 92 X SL 90 0-2 ①② G1-6-3 1-2f		B FF 96 C FF 97 B SL 89 C FF 96 F FF 96 F FF 96 F FF 96 F FF 97 B SL 87 3-2 X SL 85 2 HR 1B	C SI 98 B SI 98 B SI 98 F SI 100 C SI 99 2-3 ③ K		5	1	2	1	0	1	3
2 Troy Tulowitzki, R (1, 6) OBP: 0.303, SLG: 0.468	C FF 93 B FF 92 B CU 76 X SI 92 2-1 ③ G5-3		B FF 94 B FF 94 X FF 89 2-0 ③ F7		C FF 94 B CU 71 X FF 92 1-1 ③ P4		B SL 87 B FF 95 S FF 96 1 SAFE F FF 96 F FF 96 X FF 96 2-2 1-H HR		C FC 95 F FC 95 F FC 96 B SL 83 F SL 82 C FC 95 1-3 ① K	5	1	1	2	0	1	1
5 Carlos González, L (1, 9) OBP: 0.303, SLG: 0.339		X FF 92 0-0 28 G4-3 1B	B SI 92 B FF 92 F CH 88 F FF 93 F CH 89 B FF 94 X SI 89 3-2 10 BB 28 1B 4 FC4-6 1B		S CU 75 B CH 89 X CH 88 1-1 ① G1-3		S FF 92 B FF 94 X FF 93 1-1 ② F7		X FC 96 0-0 28 G6-3 2B	5	1	3	0	0	0	0
28 Nolan Arenado, R (1, 5) OBP: 0.330, SLG: 0.571		F SI 93 B CH 89 S SL 89 1 SAFE F SL 90 B SI 93 1 SAFE F FF 95 B SI 90 3-2 ①② 1 SAFE X FF 94 G4-3 1-2f	X CU 74 0-0 4 FC4-6 10 BB 1-2 1B		F FF 94 B SI 93 B FF 93 X SI 93 2-1 ② G6-3		F FF 95 X SL 86 0-1 ③ F9		B FC 95 F FC 95 C FC 96 X FC 96 1-2 ② G6-3 2-3	5	0	1	0	0	0	2
10 Ben Paulsen, L (1, 3) OBP: 0.415, SLG: 0.688		B FF 93 B SI 93 F FF 93 S CH 90 C FF 95 2-3 ③ K	B FF 93 B SI 89 B FF 94 C SI 94 B SI 93 4-1 4 FC4-6 1-2 2-3 BB		X FF 93 0-0 4 2B 1B			C FF 91 B FF 92 B SL 83 S FF 92 B SL 83 F FF 93 F FF 93 X SL 84 3-2 ① F8	S FC 93 C FC 95 B FC 96 B FC 94 T FC 96 2-2 ③ K	4	1	1	0	1	2	1
4 Nick Hundley, R (1, 2) OBP: 0.342, SLG: 0.486			X SI 91 0-0 61 SH3-4 1 1B 19 SF8 1B	X SI 93 0-0 ① FC4-6 61 FC4-6 1-2f 2-3 3-H	B SI 92 F SI 93 B SI 91 B FF 93 X FF 93 3-1 1 1B 1-H 2B			C FF 94 B FF 93 X FF 93 1-1 1 1B 2B		4	3	3	2	0	0	2
1 Brandon Barnes, R (1, 7) OBP: 0.400, SLG: 0.488			B FF 92 B FF 93 X SI 92 2-0 19 SF8 61 SH3-4 9 1B 1-2 1B	S SL 90 T FF 93 D SL 89 T FF 95 1-2 ② K	C FF 94 X SI 94 0-1 3 FC6-4 3-H 1B			X FF 94 0-0 2-H 1B		4	1	3	2	0	1	2
61 David Hale, R (1, 1) 3 Daniel Descalso, L (6, PH) OBP: 0.286, SLG: 0.333 51 Brooks Brown, L (7, 1) 48 Boone Logan, R (8, 1) 45 Scott Oberg, R (8, 1) 20 Wilin Rosario, R (8, PH) OBP: 0.306, SLG: 0.446 63 Rafael Betancourt, R (9, 1) 54 Tommy Kahnle, R (9, 1)			B EP 62 B CH 65 C CH 79 2 SAFE M CH 81 X FF 92 2-2 ① SH3-4 1-2 2-3	X FF 93 0-0 ③ FC4-6 1-2f	X SI 92 0-0 ③ FC6-4 1-2f		I IN 74 I IN 75 I IN 74 I IN 75 4-0 IBB		1 0 0 0 0 0 2 1 0 0 0 0 0 1 0 0 0 0 0 0 0 0 0 0 0 0 0 0 0 0 0 0 0 0 0 0 0 0 0 1 0 0 0 0 0 0 0 0 0 0 0 0 0 0 0 0						
Inning Stats	R: 0 E: 0 K: 0 S: 6 H: 0 LOB: 0 BB: 0 P: 8	R: 0 E: 0 K: 1 S: 10 H: 1 LOB: 0 BB: 0 P: 15	R: 2 E: 0 K: 0 S: 8 H: 3 LOB: 1 BB: 0 P: 15	R: 1 E: 0 K: 1 S: 11 H: 2 LOB: 2 BB: 1 P: 19	R: 0 E: 0 K: 0 S: 6 H: 1 LOB: 0 BB: 0 P: 8	R: 2 E: 0 K: 0 S: 10 H: 3 LOB: 1 BB: 0 P: 16	R: 2 E: 0 K: 0 S: 17 H: 2 LOB: 0 BB: 0 P: 23	R: 1 E: 0 K: 1 S: 12 H: 2 LOB: 2 BB: 1 P: 23	R: 0 E: 0 K: 2 S: 12 H: 1 LOB: 1 BB: 0 P: 16	1B: 11 2B: 3 3B: 0 HR: 1 SF: 1 SAC: 1 DP: 2 HBP: 0						

PITCHER		IP	WLS	BF	H	R	ER	SO	BB	IBB	HBP	BLK	WP	HR	S	P	ERA	WHIP
21 Zack Greinke, R ERA: 1.97	(1, 1)	6.0		27	10	5	5	2	1	0	0	0	0	0	51	81	7.50	1.833
63 Yimi García, R ERA: 3.68	(7, 1)	0.1		3	2	2	2	0	0	0	0	0	0	1	13	18	54.00	6.000
36 Adam Liberatore, L ERA: 1.76	(7, 1)	1.1		7	2	1	1	0	0	1	0	0	0	0	13	23	6.75	1.500
71 Josh Ravin, R ERA:	(8, 1)	0.1	W	1	0	0	0	1	0	0	0	0	0	0	3	5	0.00	0.000
74 Kenley Jansen, R ERA:	(9, 1)	1.0	S	4	1	0	0	2	0	0	0	0	0	0	12	16	0.00	1.000

PITCHER	IP	WLS	BF	H	R	ER	SO	BB	IBB	HBP	BLK	WP	HR	S	P	ERA	WHIP

BOTTOM

Los Angeles Dodgers @ Colorado Rockies

Coors Field, Denver, CO

Tue Jun 02 2015, 6:42 PM - 10:05 PM MDT

Att. 24,972 - Clear - 82 F

livebaseballscorecards.com

AB	38
R	8
H	15
RBI	8
BB	2
SO	5
LOB	16

COLORADO ROCKIES

WP: 0 PA: 42
PB: 0
SB: 0
CS: 0

Los Angeles Dodgers @ Colorado Rockies

Coors Field, Denver, CO

Wed Jun 03 2015, 8:21 PM - 12:21 AM MDT

Att. 24,575 - Cloudy - 64 F

TOP

livebaseballscorecards.com

Batter	1	2	3	4	5	6	7	8	9	AB	R	H	RBI	BB	SO	LOB
31 Joc Pederson, L (1, 8) OBP: 0.393, SLG: 0.606	B FF 92 F CH 83 F FF 92 B CU 72 S CH 83 2-3 ① K	F CH 85 B CU 75 H FF 92 2-1 HBP	B CU 73 C CU 72 B CH 85 B CU 74 B CH 82 4-1 10 2B BB	S CU 78 X SL 86 0-1 10 1B 23 1B 1B	C SL 80 B SI 96 B CH 91 X CH 90 2-1 HR		3	3	2	1	1	1	0
10 Justin Turner, R (1, 5) OBP: 0.377, SLG: 0.496	B FF 95 F CU 74 X SI 92 1-1 ② L5	F SI 93 C FF 94 D CU 75 B FF 91 S CH 83 2-3 ② K	**1 SAFE** **1 SAFE** **C FF 91** 1 SAFE F FF 93 B CH 81 1 SAFE F FF 94 F FF 93 3-2 D CU 68 F SI 92 B FF 90 X CU 73 **1-H** 2B	C FF 91 X CU 78 0-1 47 BB 23 1B 16 1B **1-2** 1B	C SI 97 B FF 96 B FF 97 B SI 95 C SL 84 X SI 97 3-2 ③ G3-1		5	1	2	1	0	1	1
23 Adrián González, L (1, 3) OBP: 0.411, SLG: 0.609	F FF 93 F SI 93 B CH 82 F CH 86 S FF 94 1-3 ③ K	1 SAFE B CU 72 X CU 74 1-0 ③ F8	F CH 86 X CU 73 0-1 ② L8	B SL 86 B FF 91 F SL 87 F FF 91 X CU 79 2-2 47 BB 16 1B **1-2** **2-H** 1B	X SL 88 0-0 16 G3-1 2B		5	1	2	1	0	1	2
47 Howie Kendrick, R (1, 4) OBP: 0.347, SLG: 0.430	C SL 85 B FF 92 F SI 90 X CU 74 1-2 9 1B 9 E 1B	B SI 88 C CH 82 B CU 74 B FF 93 X CH 83 2-2 ① G1-3	C SI 91 B FF 87 F SI 92 X SL 88 1-2 ③ G3	B SI 94 B SI 94 B SI 93 B SI 94 4-0 16 1B **1-2** **2-3** BB	C SL 89 B FF 95 C CU 78 D SL 90 F FF 96 F FF 95 B FF 96 S SL 90 3-3 ① K		4	1	1	0	1	1	2
16 Andre Ethier, L (1, 9) OBP: 0.383, SLG: 0.524	B FF 90 X SI 90 1-0 ① F7	B CH 83 C CH 82 B CU 74 B FF 92 B CH 82 4-1 9 1B BB	S CH 82 X FF 92 0-1 ① F9	D CH 87 S CH 86 S CH 87 B CH 88 X SI 95 2-2 9 BB **1-3** **2-H** **3-H** 1B	B FF 96 F CU 79 B CU 78 X CU 79 2-1 ② G3-1 **2-3**		4	0	1	2	1	0	2
9 Yasmani Grandal, S (1, 2) OBP: 0.410, SLG: 0.471	1 SAFE L CU 73 X FF 91 0-1 E9 **1-H** 1B	X SI 91 0-0 **1-2** 1B	B FF 92 B CU 74 B CU 73 X FF 90 3-0 ② G3-1	C CH 86 B SI 94 B SI 94 B SI 94 B SI 94 4-1 7 G6-4-3 **1-2** BB	B FF 96 D CU 80 X FF 95 2-0 ③ F8		4	0	2	0	1	0	1
7 Alex Guerrero, R (1, 7) OBP: 0.333, SLG: 0.683 28 Chris Heisey, R (9, 7) OBP: 0.364, SLG: 0.176	B FF 90 S CU 76 D CU 76 B SI 90 B SL 84 4-1 11 G3-6 BB	S CU 71 D CU 70 B FF 92 C FF 93 S CH 83 2-3 ② K	B CH 85 C CH 85 X CU 74 1-1 2B	B SI 95 F SL 82 D FF 95 X SI 95 2-1 ② ③ G6-4-3 **1-2f**			3 0 1 0 1 1 5 0 0 0 0 0 0 0						
11 Jimmy Rollins, S (1, 6) OBP: 0.280, SLG: 0.356 71 Josh Ravin, R (6, 1) 5 Alberto Callaspo, S (8, PH) OBP: 0.299, SLG: 0.258 36 Adam Liberatore, L (8, 1) 63 Yimi García, R (9, 1) 56 J.P. Howell, L (9, 1) 41 Chris Hatcher, R (9, 1)	F FF 90 B CU 75 B SI 91 X FF 90 2-1 ② ③ G3-6 **1-2f**	B CU 74 C CH 84 S CU 73 B FF 93 X CU 70 2-2 ③ G4-3	C FF 91 B FF 92 C CU 76 F FF 93 B CH 86 F CU 75 X FF 94 2-2 ③ G4-3	B CH 87 C FF 96 C CU 78 B FF 94 X FF 96 2-2 ① G5-3		3 0 0 0 0 0 5 0 0 0 0 0 0 0 1 0 0 0 0 0 0 0 0 0 0 0 0 0 0 0 0 0 0 0 0 0 0 0 0 0 0 0 0 0 0 0 0 0 0						
46 Mike Bolsinger, R (1, 1) 14 Enrique Hernández, R (6, 6) OBP: 0.296, SLG: 0.451	C FF 93 S CU 74 S CU 74 0-3 ① K	B CU 79 X FF 91 1-0 ① G4-3	B FF 92 F FF 91 C CU 78 B SL 88 T SL 87 2-2 ① K	B SL 81 S SL 84 F SI 95 F SL 81 X SL 82 1-2 ② L7			2 0 0 0 0 1 0 2 0 0 0 0 1 0						
Inning Stats	R: 0 H: 0 E: 0 LOB: 0 K: 2 BB: 0 S: 9 P: 13	R: 1 H: 2 E: 1 LOB: 1 K: 0 BB: 1 S: 9 P: 17	R: 0 H: 0 E: 0 LOB: 1 K: 2 BB: 0 S: 8 P: 13	R: 0 H: 1 E: 0 LOB: 2 K: 1 BB: 1 S: 11 P: 21	R: 1 H: 1 E: 0 LOB: 1 K: 0 BB: 1 S: 13 P: 22	R: 0 H: 1 E: 0 LOB: 1 K: 0 BB: 0 S: 10 P: 16	R: 3 H: 4 E: 0 LOB: 2 K: 1 BB: 2 S: 16 P: 32	R: 1 H: 1 E: 0 LOB: 0 K: 0 BB: 0 S: 12 P: 20	R: 0 H: 1 E: 0 LOB: 1 K: 1 BB: 0 S: 9 P: 16	1B: 7 2B: 3 3B: 0 HR: 1	SF: 0 SAC: 0 DP: 2 HBP: 1					

	AB	36
	R	6
	H	11
	RBI	5
	BB	5
	SO	7
	LOB	18

WP: 0 PA: 42
PB: 0
SB: 0
CS: 0

PITCHER		IP	WLS	BF	H	R	ER	SO	BB	IBB	HBP	BLK	WP	HR	S	P	ERA	WHIP
35 Chad Bettis, R ERA: 2.7	(1, 1)	6.0		26	5	2	1	5	3	0	1	0	0	0	60	102	1.50	1.333
53 Christian Friedrich, L ERA: 5.01	(7, 1)	0.1	H	4	3	3	3	1	0	0	0	0	0	0	10	14	81.00	9.000
51 Brooks Brown, R ERA: 4.34	(7, 1)	0.0	B	3	1	0	0	0	2	0	0	0	0	0	4	14	∞	∞
45 Scott Oberg, R ERA: 4.12	(7, 1)	1.2		5	1	1	1	0	0	0	0	0	0	1	14	24	5.40	0.600
66 John Axford, R ERA: 0.56	(9, 1)	1.0	W	4	1	0	0	1	0	0	0	0	0	0	9	16	0.00	1.000

PITCHER	IP	WLS	BF	H	R	ER	SO	BB	IBB	HBP	BLK	WP	HR	S	P	ERA	WHIP

BOTTOM

Los Angeles Dodgers @ Colorado Rockies

Coors Field, Denver, CO

Wed Jun 03 2015, 8:21 PM - 12:21 AM MDT

Att. 24,575 - Cloudy - 64 F

livebaseballscorecards.com

Batter	1	2	3	4	5	6	7	8	9	AB	R	H	RBI	BB	SO	LOB
19 Charlie Blackmon, L (1, 8) OBP: 0.339, SLG: 0.431	B FC 87 B FC 86 B FC 87 C FC 86 F SL 80 F SL 80 X SL 79 3-2 2 BLK 2 1B 2B		C CU 78 B SL 79 X FC 86 1-1 ① G4-3		B CU 80 B FC 87 F CU 79 B CU 79 X CU 79 3-1 9 1B 2 HR 1B	1 SAFE B SI 97 F SI 97 B SI 97 F SI 98 B SI 98 X SI 98 3-2 9 S 1-3 1B			C FF 92 B SL 83 B SL 85 X FF 92 2-1 2 BB 5 PB 1-3 2B	5	3	4	0	0	0	0
9 DJ LeMahieu, R (1, 4) OBP: 0.394, SLG: 0.435	B FC 87 F FC 89 C CU 79 B FC 87 X SL 81 2-2 ① F9		B FC 86 B FF 86 B CU 79 C CU 78 B CU 79 4-1 5 FC3-6 2 BB BB		C FC 88 B FC 88 X CU 81 1-1 2 HR 1-3 1B	C SI 96 B SI 95 C SI 97 B SL 86 B SI 98 F SI 98 F FF 96 X SI 97 3-2 ③ G4-3 1-2			B FF 94 B FF 93 S SL 85 B SL 84 F FF 94 B SL 86 4-2 5 PB 2 BB 28 SF7 BB	3	2	1	0	2	0	3
2 Troy Tulowitzki, R (1, 6) OBP: 0.317, SLG: 0.489	C CU 81 F SL 82 F FC 87 X SL 82 0-2 5 1B 2-H 1B		B FF 88 D CU 81 B CU 79 B FF 89 4-0 5 FC3-6 1-2 BB		B FC 87 X FC 86 1-0 1-H 3-H HR		B SI 96 C SI 96 C SL 85 X SI 97 1-2 ① G4-3		B FF 95 B SL 85 S FF 95 B FF 96 S FF 96 B FF 94 4-2 5 PB 1-2 2-3 3-H BB	3	1	2	5	2	0	0
5 Carlos González, L (1, 9) OBP: 0.306, SLG: 0.337	C FF 90 X SL 81 0-1 10 FC6 1-2 1B		B FC 89 C CU 79 C CU 80 X FC 89 1-2 ② FC3-6 28 S 1-2f 2-3		B FC 88 F FF 88 S CU 79 B FC 88 F CU 80 S CU 80 2-3 ① K		X SI 96 0-0 ② P6		B SI 89 I IN 71 I IN 73 I IN 75 4-0 1-2 2-3 3-H IBB	4	0	1	0	1	1	2
28 Nolan Arenado, R (1, 5) OBP: 0.322, SLG: 0.560	C CU 82 S SL 82 D CU 83 X FC 88 1-2 ② F7		B SL 82 B SL 82 F CU 83 C CU 82 F CU 81 D CU 83 S CU 83 3-3 ③ K 1-2		F CU 80 B FC 87 S SL 81 X CU 81 1-2 ② G6-3		C SL 84 X SI 96 0-1 ③ L8		C FF 97 C FF 96 F FF 97 X FF 97 0-2 ① SF7 3-H	4	0	0	1	0	1	4
10 Ben Paulsen, L (1, 3) OBP: 0.393, SLG: 0.647 20 Wilin Rosario, R (8, PH) OBP: 0.302, SLG: 0.440 (9, 3)	X FC 89 0-0 ③ FC6 1-2f			C CU 78 X FC 88 0-1 ① G3-1	C CU 79 X SL 81 0-1 ③ P6			F CH 85 S SL 83 S CH 87 0-3 ① K		3 1	0 0	0 0	0 0	0 1	0 0	2 0
4 Nick Hundley, R (1, 2) OBP: 0.333, SLG: 0.472		B CU 78 C CU 78 S SL 79 S SL 80 1-3 ① K		X CU 78 0-0 ② G6-3		F SI 99 C SI 99 B SI 99 B SI 98 X SI 97 2-2 ① G5-3		B FF 93 B FF 93 C FF 93 T CH 86 S SL 84 2-3 ② K	4	0	0	0	0	2	0
1 Brandon Barnes, R (1, 7) OBP: 0.388, SLG: 0.457		X SL 79 0-0 ② F7		B CU 79 C FF 88 B CU 81 B FF 88 B CU 80 4-1 BB		F SI 98 S SL 86 F SI 98 F SL 86 B SI 98 C SI 98 1-3 ② K		B CH 86 B FF 94 S FF 94 X FF 93 2-1 ③ F9	3	0	0	0	1	1	0
35 Chad Bettis, R (1, 1) 3 Daniel Descalso, L (6, PH) OBP: 0.295, SLG: 0.342 53 Christian Friedrich, R (7, 1) 51 Brooks Brown, L (7, 1) 45 Scott Oberg, R (7, 1) 66 John Axford, R (9, 1) 8 Michael McKenry, R (9, PH) OBP: 0.387, SLG: 0.528		B FC 87 X FC 87 1-0 ③ G4-3		C FC 89 D CU 81 B FC 89 B FC 89 C FC 89 X FC 89 3-2 ③ G3-1		B SL 86 X SI 97 1-0 19 1B 1B			C FF 90 B CH 85 B FF 91 B FF 93 X FF 92 3-1 19 2B 2 BB 1B	2 1 0 0 0 0 1	0 0 0 0 0 0 1	0 1 0 0 0 0 1	0 0 0 0 0 0 1	0 0 0 0 0 0 0	0 0 0 0 0 0 0	1 0 0 0 0 0 1
Inning Stats	R: 1 E: 0 K: 0 S: 17 H: 3 LOB: 2 BB: 0 P: 23	R: 0 E: 0 K: 1 S: 5 H: 0 LOB: 0 BB: 0 P: 7	R: 0 E: 0 K: 1 S: 10 H: 0 LOB: 2 BB: 2 P: 23	R: 0 E: 0 K: 0 S: 7 H: 0 LOB: 1 BB: 1 P: 14	R: 3 E: 0 K: 1 S: 14 H: 3 LOB: 0 BB: 0 P: 22	R: 0 E: 0 K: 1 S: 17 H: 2 LOB: 2 BB: 0 P: 27	R: 0 E: 0 K: 0 S: 6 H: 0 LOB: 0 BB: 0 P: 7	R: 0 E: 0 K: 2 S: 8 H: 0 LOB: 0 BB: 0 P: 12	R: 3 E: 0 K: 0 S: 12 H: 2 LOB: 2 BB: 3 P: 29	1B: 7 2B: 2 3B: 0 HR: 1	SF: 1 SAC: 0 DP: 0 HBP: 0		WP: 0 PB: 1 SB: 2 CS: 0	PA: 41			

	AB	34
	R	7
	H	10
	RBI	6
	BB	6
	SO	6
	LOB	12

PITCHER		IP	WLS	BF	H	R	ER	SO	BB	IBB	HBP	BLK	WP	HR	S	P	ERA	WHIP
46 Mike Bolsinger, R ERA: 1.98	(1, 1)	5.0		24	6	4	4	3	3	0	0	1	0	1	53	89	7.20	1.800
71 Josh Ravin, R ERA:	(6, 1)	2.0		8	2	0	0	1	0	0	0	0	0	0	23	34	0.00	1.000
36 Adam Liberatore, L ERA: 2.76	(8, 1)	1.0	H	5	2	2	2	2	0	0	0	0	0	0	12	21	18.00	2.000
63 Yimi García, R ERA: 4.09	(9, 1)	0.0	L	2	0	0	0	0	2	0	0	0	0	0	4	12	∞	∞
56 J.P. Howell, L ERA: 0.64	(9, 1)	0.0	B	1	0	0	0	0	0	1	0	0	0	0	0	4	∞	∞

PITCHER		IP	WLS	BF	H	R	ER	SO	BB	IBB	HBP	BLK	WP	HR	S	P	ERA	WHIP
41 Chris Hatcher, R ERA: 6.88	(9, 1)	0.1		1	0	1	1	0	0	0	0	0	0	0	4	4	27.00	0.000

St. Louis Cardinals @ Los Angeles Dodgers

Dodger Stadium, Los Angeles, CA

Thu Jun 04 2015, 7:12 PM - 10:07 PM PDT

Att. 45,058 - Partly Cloudy - 66 F

livebaseballscorecards.com

TOP

Batter	1	2	3	4	5	6	7	8	9	AB	R	H	RBI	BB	SO	LOB
16 Kolten Wong, L (1, 4) OBP: 0.364, SLG: 0.470	C SI 94 X SI 96 0-1 13 BB 1B		C SI 94 C FC 88 S FC 89 0-3 ② K		S CH 87 B CH 87 B FC 88 B FC 88 F SI 94 F FC 89 F CH 87 B SI 94 4-2 13 2B 7 SF9 BB	F FC 90 X FC 89 0-1 ③ G4-3		D KC 80 X FF 89 1-0 7 G3 2-H 3-H 2B		4	1	2	2	1	1	1
13 Matt Carpenter, L (1, 5) OBP: 0.401, SLG: 0.545	B SI 94 1 SAFE B SI 95 B SI 94 C SI 92 B SI 94 4-1 ① 7 FC4-6 1-2 BB		C SI 95 B FC 88 F FC 90 X CU 83 1-2 E5 7 1B 27 1B		B FC 89 B SI 94 X SI 93 2-0 7 SF9 22 1B 1-3 2B		B SI 91 C SI 92 B FC 86 X SI 92 2-1 ① G3-1	B FF 90 B FF 90 B KC 74 B SL 88 4-0 7 G3 BB		3	2	1	0	2	0	0
7 Matt Holliday, R (1, 7) OBP: 0.429, SLG: 0.431 46 Kevin Siegrist, L (8, 1) 33 Carlos Villanueva, R (9, 1)	B SI 96 X FC 90 1-0 ② FC4-6 27 1B 1-2f		X FC 89 0-0 27 1B 12 1B 1-2 1B		F SI 96 B FF 95 X FC 88 1-1 ① SF9 2-3 3-H		X FF 93 0-0 12 FC6-4 27 1B 1B	F FF 90 B FF 88 X FF 90 1-1 ② G3 1-2 2-3		4 0 0	1 0 0	2 0 0	1 0 0	0 0 0	0 0 0	3 0 0
27 Jhonny Peralta, R (1, 6) OBP: 0.382, SLG: 0.512	S FF 96 C FF 95 F FC 91 X FF 96 0-2 1-2 1B		C SI 96 B FC 90 X SI 94 1-1 12 1B 1-2 2-H 1B		I IN 83 I IN 82 I IN 82 I IN 78 4-0 12 G1-3 22 1B IBB		F SI 93 X SI 94 0-1 12 FC6-4 1-2 1B	X FF 89 0-0 ③ G5-3		4	1	3	1	1	0	2
12 Mark Reynolds, R (1, 3) OBP: 0.319, SLG: 0.379	F FC 90 B FC 90 F FC 90 S FC 90 1-3 ③ K		B FC 89 S FF 96 F FC 90 X FC 91 1-2 1-3 2-H 1B		S SI 95 F SI 96 X FC 89 0-2 ② G1-3 1-2		S SI 95 F SI 95 B SI 95 X FC 89 1-2 ② FC6-4 22 WP 1-2f 2-3		C KC 76 S CH 81 F KC 80 B FF 89 S KC 80 1-3 ① K	5	0	1	1	0	2	6
22 Jason Heyward, L (1, 9) OBP: 0.298, SLG: 0.388		B FF 95 X FF 95 1-0 ① G3-1	C SI 96 F FF 96 B FF 96 X FC 92 1-2 ③ G2-3		B SI 95 B FF 95 S FC 92 F FC 92 B FC 89 F FC 89 X SI 90 3-2 ③ 2-H 3-H 1B		S FF 90 B FF 88 F FF 91 B KC 83 B FF 91 C FF 91 3-3 ③ K 1-2		B KC 77 C FF 90 X KC 78 1-1 ② G6-3	5	0	1	2	0	1	4
4 Yadier Molina, R (1, 2) OBP: 0.325, SLG: 0.330 48 Tony Cruz, R (9, PH) OBP: 0.235, SLG: 0.250 (9, 2)		C FF 96 B CU 80 B SI 95 F FC 90 S FF 96 2-3 ② K		B CU 77 X FC 87 1-0 ① G4-3		C CU 76 F FF 93 X SI 94 0-2 ① G4-3		F FF 90 B CH 84 C FF 91 B KC 82 F KC 80 B FF 91 B FF 90 4-2 15 2B 16 2B BB	B SL 88 F KC 74 F SL 84 C SL 88 1-3 ③ K	3 1	1 0	0 0	0 0	1 0	1 1	0 0
19 Jon Jay, L (1, 8) OBP: 0.318, SLG: 0.256		B FF 95 X FC 88 1-0 ③ G4-3		S FC 87 B FC 87 B FF 94 F FC 89 B FC 89 X FC 89 3-2 ② G3-1		B FF 93 F FF 93 F FC 90 B FC 86 X FC 86 2-2 52 SH3-4 1B		B FF 90 F FF 89 C FF 90 F FF 91 C KC 81 1-3 ① K		4	0	1	0	0	1	1
52 Michael Wacha, R (1, 1) OBP: 0.200, SLG: 0.211 15 Randal Grichuk, R (8, PH) OBP: 0.320, SLG: 0.556 (8, 7)			C FF 94 X FC 88 0-1 ① L8	C SI 94 X FC 88 0-1 ③ G5-3		X FC 89 0-0 ② SH3-4 1-2		C KC 75 X SL 87 0-1 16 2B 1-3 2B		2 1	0 1	0 1	0 0	0 0	0 0	0 0
Inning Stats	R: 0 E: 0 K: 1 S: 11 H: 2 LOB: 2 BB: 1 P: 17	R: 0 E: 0 K: 1 S: 5 H: 0 LOB: 0 BB: 0 P: 9	R: 2 E: 1 K: 1 S: 17 H: 3 LOB: 2 BB: 0 P: 21	R: 0 E: 0 K: 0 S: 6 H: 0 LOB: 0 BB: 0 P: 10	R: 3 E: 0 K: 0 S: 14 H: 2 LOB: 1 BB: 2 P: 28	R: 0 E: 0 K: 0 S: 9 H: 1 LOB: 1 BB: 0 P: 11	R: 0 E: 0 K: 1 S: 11 H: 2 LOB: 2 BB: 0 P: 17	R: 2 E: 0 K: 1 S: 13 H: 2 LOB: 2 BB: 2 P: 24	R: 0 E: 0 K: 2 S: 9 H: 0 LOB: 0 BB: 0 P: 12	1B: 9 2B: 3 3B: 0 HR: 0 SF: 1 SAC: 1 DP: 0 HBP: 0						

	AB	36
	R	7
	H	12
	RBI	7
	BB	5
	SO	7
	LOB	17

WP: 1 PB: 0 SB: 0 CS: 0 PA: 43

PITCHER		IP	WLS	BF	H	R	ER	SO	BB	IBB	HBP	BLK	WP	HR	S	P	ERA	WHIP
77 Carlos Frías, R ERA: 4.25	(1, 1)	6.2	L	32	10	5	3	3	2	1	0	0	0	0	70	107	4.05	1.800
64 Danny Coulombe, L ERA: 8.1	(7, 1)	2.1		11	2	2	2	4	2	0	0	0	1	0	25	42	7.71	1.714

PITCHER		IP	WLS	BF	H	R	ER	SO	BB	IBB	HBP	BLK	WP	HR	S	P	ERA	WHIP

Batter	1	2	3	4	5	6	7	8	9	AB	R	H	RBI	BB	SO	LOB
31 Joc Pederson, L (1, 8) OBP: 0.390, SLG: 0.603	C FF 94 B FF 95 C FF 94 B FF 96 X CU 76 2-2 ① L9	C CU 77 B CH 88 X CH 88 1-1 2B	F FF 95 B FF 96 B FF 96 F FF 95 C FC 89 2-3 ③ K	F CU 75 S CU 77 B CU 77 B FC 88 X FF 96 2-2 ③ G4-3				4	0	1	0	0	1	2
9 Yasmani Grandal, S (1, 2) OBP: 0.399, SLG: 0.455	B FF 93 C FF 94 F CH 87 C FF 96 1-3 ② K	C FC 88 B CH 90 B CH 88 X CU 78 2-1 ③ F8	C CU 76 X FC 88 0-1 ① F7	C FF 93 F CH 84 B FF 94 S CH 85 1-3 ① K				4	0	0	0	0	2	1
23 Adrián González, L (1, 3) OBP: 0.413, SLG: 0.612	X FF 96 0-0 ③ G5-3	C FF 94 F CH 88 F CU 79 F FF 96 S FC 88 0-3 ① K	B FF 94 S FF 95 S FF 95 X FF 95 1-2 16 10 1B 1B 7 SF8 1B	B FF 94 F FF 94 B FF 95 B FF 94 X FF 95 3-1 2B				4	1	2	0	0	1	0
10 Justin Turner, R (1, 5) (7, 4) OBP: 0.381, SLG: 0.496	C FF 94 F FC 87 X FF 96 0-2 1B	S FF 96 B FF 97 B FF 96 S FF 96 X FF 97 2-2 ② L8	B FC 88 S FC 88 X FC 88 1-1 7 SF8 16 1B 1-2 1B	S CH 85 S FF 95 F FF 96 C FF 96 0-3 ② K				4	0	2	0	0	1	1
16 Andre Ethier, L (1, 9) OBP: 0.380, SLG: 0.517	C FF 94 S FF 95 B FF 95 X CH 87 1-2 ① F8	F FF 95 B FF 95 X FF 96 1-1 ③ F8	C FF 94 C FF 95 B FF 94 F FF 95 X FF 95 1-2 1-2 2-3 1B	B CU 83 B FF 95 C FF 95 C FF 95 B FF 96 X FF 95 3-2 ③ G4-3				4	0	1	0	0	0	2
7 Alex Guerrero, R (1, 7) OBP: 0.321, SLG: 0.663	F FF 94 F FF 95 B FF 95 S FC 89 1-3 ② K	F FC 90 B CU 76 C FC 87 B FC 90 X FC 89 2-2 ① G5-3	B FF 96 C FF 94 S FF 95 B FC 90 B FF 96 X FC 91 3-2 ② SF8 2-3 3-H	B FF 88 F FF 88 B FF 88 X SL 79 2-1 ① G5-3				3	0	0	1	0	1	1
11 Jimmy Rollins, S (1, 6) OBP: 0.281, SLG: 0.355 64 Danny Coulombe, L (7, 1) 28 Chris Heisey, R (9, PH) OBP: 0.348, SLG: 0.167	C CU 76 1 SAFE B FF 94 B FF 94 S FF 93 X CH 87 2-2 ③ F7	B FF 94 B FF 93 X FF 93 2-0 14 1B 1B	C FF 95 X CH 87 0-1 ③ G4-3	C SL 81 B SI 89 S SI 88 X FF 89 1-2 ② P3				3 0 1	0 0 0	1 0 0	0 0 0	0 0 0	0 0 0	3 0 0
14 Enrique Hernández, R (1, 4) (7, 6) OBP: 0.310, SLG: 0.455	C FF 93 F FF 93 X FC 90 0-2 ① G2-3	S FC 88 B FC 87 C FC 88 X FF 94 1-2 77 SH1-4 1-3 1B	F FF 92 B FF 92 X FC 88 1-1 ① L9	C SL 82 C EP 66 X FF 89 0-2 1B				4	0	2	0	0	0	0
77 Carlos Frías, R (1, 1) OBP: 0.143, SLG: 0.077 5 Alberto Callaspo, S (7, 5) OBP: 0.295, SLG: 0.254	C FF 93 S FF 93 S FC 90 0-3 ② K	X FF 94 0-0 ② SH1-4 1-2	B FF 93 F FF 92 S FF 94 B CH 87 F FF 94 X FC 88 2-2 ② F8	C FF 86 B CU 72 B SL 80 X CH 80 2-1 ③ G4-3				1 2	0 0	0 0	0 0	0 0	1 0	0 1
Inning Stats	R: 0 E: 0 K: 1 S: 7 H: 0 LOB: 0 BB: 0 P: 10	R: 0 E: 0 K: 1 S: 12 H: 1 LOB: 1 BB: 0 P: 16	R: 0 E: 0 K: 1 S: 10 H: 1 LOB: 1 BB: 0 P: 13	R: 0 E: 0 K: 1 S: 10 H: 0 LOB: 0 BB: 0 P: 13	R: 0 E: 0 K: 1 S: 11 H: 2 LOB: 2 BB: 0 P: 18	R: 1 E: 0 K: 0 S: 17 H: 3 LOB: 2 BB: 0 P: 23	R: 0 E: 0 K: 0 S: 9 H: 0 LOB: 0 BB: 0 P: 14	R: 0 E: 0 K: 2 S: 12 H: 1 LOB: 1 BB: 0 P: 19	R: 0 E: 0 K: 0 S: 10 H: 1 LOB: 1 BB: 0 P: 15	1B: 7 2B: 2 3B: 0 HR: 0 SF: 1 SAC: 1 DP: 0 HBP: 0						

PITCHER		IP	WLS	BF	H	R	ER	SO	BB	IBB	HBP	BLK	WP	HR	S	P	ERA	WHIP
52 Michael Wacha, R ERA: 2.18	(1, 1)	7.0	W	28	7	1	1	5	0	0	0	0	0	0	76	107	1.29	1.000
46 Kevin Siegrist, L ERA: 1.96	(8, 1)	1.0		4	1	0	0	2	0	0	0	0	0	0	12	19	0.00	1.000
33 Carlos Villanueva, R ERA: 0.41	(9, 1)	1.0		4	1	0	0	0	0	0	0	0	0	0	10	15	0.00	1.000

PITCHER	IP	WLS	BF	H	R	ER	SO	BB	IBB	HBP	BLK	WP	HR	S	P	ERA	WHIP

BOTTOM

St. Louis Cardinals @ Los Angeles Dodgers

Dodger Stadium, Los Angeles, CA

Thu Jun 04 2015, 7:12 PM - 10:07 PM PDT

Att. 45,058 - Partly Cloudy - 66 F

livebaseballscorecards.com

AB	34
R	1
H	9
RBI	1
BB	0
SO	7
LOB	11



Batter	1	2	3	4	5	6	7	8	9	AB	R	H	RBI	BB	SO	LOB
16 Kolten Wong, L (1, 4) OBP: 0.366, SLG: 0.471	B SI 91 F FF 91 B FF 92 X SL 82 2-1 ① G6-3		B SI 89 C SL 80 X SI 90 1-1 ① 13 G3-6 1B			B SI 89 C SI 90 F SL 82 S SL 83 1-3 ① K		F SL 82 X SL 81 0-1 2-3 3-H 1B		4	0	2	1	0	1	0
13 Matt Carpenter, L (1, 5) OBP: 0.394, SLG: 0.536	C FF 91 X SI 90 0-1 ② G3-1		B SI 91 X SL 80 1-0 ②③ G3-6 1-2f			C KC 75 X SL 82 0-1 ② F7		1 SAFE 1 SAFE X SL 80 0-0 ② SF9 3-H		3	0	0	1	0	0	1
7 Matt Holliday, R (1, 7) OBP: 0.426, SLG: 0.424	B KC 75 B SI 91 B SI 91 C FF 91 B SL 82 4-1 BB			C CH 80 X FF 90 0-1 ① G6-3		F KC 77 F SL 83 X SL 82 0-2 ③ G5-3		1 SAFE F FF 95 1 SAFE C FF 93 X SL 87 0-2 ③ F9		3	0	0	0	1	0	1
27 Jhonny Peralta, R (1, 6) OBP: 0.380, SLG: 0.507	B SI 91 C CH 83 B SI 90 X CH 84 2-1 ③ G4-3			B SI 89 X CH 82 1-0 ② F9			C CH 81 B SL 81 F CH 82 B SI 91 X SL 84 2-2 ① L4		B FF 94 X FF 92 1-0 1B	4	0	1	0	0	0	1
15 Randal Grichuk, R (1, 8) OBP: 0.304, SLG: 0.526		X KC 74 0-0 ① F7		B SI 90 F SI 90 S SL 81 S SL 82 1-3 ③ K	F KC 75 B SI 91 X SL 81 1-1 ① G5-3		B SI 89 S KC 76 F SL 82 S SL 82 1-3 ② K		X FF 93 0-0 ① F9	4	0	0	0	0	2	1
12 Mark Reynolds, R (1, 3) OBP: 0.317, SLG: 0.370		C KC 75 B SL 81 F SL 81 B SI 91 B SL 83 F SL 83 B SI 92 4-2 BB			B SI 90 X CH 83 1-0 ② 22 FC6-4 1B		X SL 81 0-0 ③ G6-3		S SL 86 D SL 86 F FF 93 X SL 87 1-2 ② P4	3	0	0	0	1	0	1
4 Yadier Molina, R (1, 2) OBP: 0.330, SLG: 0.332 38 Pete Kozma, R (8, PR) OBP: 0.174, SLG: 0.116 36 Randy Choate, L (8, 1) 46 Kevin Siegrist, L (8, 1) 19 Jon Jay, L (9, PH) OBP: 0.316, SLG: 0.254 44 Trevor Rosenthal, R (9, 1)		B CH 82 X KC 76 1-0 ② L7			B KC 76 F SI 90 X SL 82 1-1 ② FC6-4 1-2f		B SL 79 B SI 90 B CH 82 B FF 88 4-0 48 SH2-4 22 1B 16 1B BB	S FF 93 B FF 93 X FF 94 1-1 ③ G6-3		2 0 0 0 1 0	0 1 0 0 0 0	1 0 0 0 0 0	0 0 0 0 0 0	1 0 0 0 1 0	1 0 0 0 1 0
22 Jason Heyward, L (1, 9) OBP: 0.299, SLG: 0.387		B KC 75 C SI 89 F SI 90 1 SAFE S SI 91 1-3 ③ K			B KC 76 F SI 90 X SL 82 1-1 ② FC6-4 1-2f		B SI 89 C SL 80 X SL 82 1-1 16 1B 48 SH2-4 13 SF9 1-2 1B			3	1	1	0	0	1	2
18 Carlos Martinez, R (1, 1) OBP: 0.130, SLG: 0.091 48 Tony Cruz, R (8, PH) OBP: 0.235, SLG: 0.250 (8, 2)			C KC 74 B SL 79 X SI 90 1-1 ① G2-3		C SL 81 S SL 82 F SL 82 D SL 82 S SL 83 1-3 ③ K			X KC 76 0-0 ① SH2-4 1-2 2-3		2 0	0 0	0 0	0 0	0 0	1 0	1 0
Inning Stats	R: 0 E: 0 K: 0 S: 7 H: 0 LOB: 1 BB: 1 P: 15	R: 0 E: 0 K: 1 S: 8 H: 0 LOB: 1 BB: 1 P: 14	R: 0 E: 0 K: 0 S: 5 H: 1 LOB: 0 BB: 0 P: 8	R: 0 E: 0 K: 1 S: 6 H: 0 LOB: 0 BB: 0 P: 8	R: 0 E: 0 K: 1 S: 9 H: 1 LOB: 1 BB: 0 P: 13	R: 0 E: 0 K: 1 S: 8 H: 0 LOB: 0 BB: 0 P: 9	R: 0 E: 0 K: 1 S: 7 H: 0 LOB: 0 BB: 0 P: 10	R: 2 E: 0 K: 0 S: 9 H: 2 LOB: 1 BB: 1 P: 14	R: 0 E: 0 K: 0 S: 7 H: 1 LOB: 1 BB: 0 P: 10	1B: 5 2B: 0 3B: 0 HR: 0	SF: 1 SAC: 1 DP: 1 HBP: 0					

PITCHER		IP	WLS	BF	H	R	ER	SO	BB	IBB	HBP	BLK	WP	HR	S	P	ERA	WHIP
35 Brett Anderson, L ERA: 3.29	(1, 1)	7.2	L	29	4	2	2	5	3	0	0	0	0	0	56	88	2.35	0.913
12 Juan Nicasio, R ERA: 1.48	(8, 1)	1.1		5	1	0	0	0	0	0	0	0	0	0	10	13	0.00	0.750

PITCHER	IP	WLS	BF	H	R	ER	SO	BB	IBB	HBP	BLK	WP	HR	S	P	ERA	WHIP

TOP

St. Louis Cardinals @ Los Angeles Dodgers

Dodger Stadium, Los Angeles, CA

Fri Jun 05 2015, 7:11 PM - 9:33 PM PDT

Att. 44,649 - Clear - 66 F

livebaseballscorecards.com

AB	29
R	2
H	5
RBI	2
BB	3
SO	5
LOB	10

WP: 0 PA: 34
PB: 0
SB: 0
CS: 0

Louis Cardinals @ Los Angeles Dodgers

Dodger Stadium, Los Angeles, CA

Fri Jun 05 2015, 7:11 PM - 9:33 PM PDT

Att. 44,649 - Clear - 66 F

livebaseballscorecards.com

BOTTOM

Batter	1	2	3	4	5	6	7	8	9	AB	R	H	RBI	BB	SO	LOB
31 Joc Pederson, L (1, 8) OBP: 0.388, SLG: 0.594	C CH 87 F CH 89 B CU 86 C CU 86 1-3 ① K	B SI 97 D FF 97 B SI 95 C FF 95 B FF 96 4-1 11 G3-6-1 1-2 2-3 3-H BB			C FF 97 X SI 95 0-1 ② G6-3			C SL 73 F SL 73 B SL 74 C SI 84 1-3 ① K		3	0	0	1	1	2	0
11 Jimmy Rollins, S (1, 6) OBP: 0.276, SLG: 0.348	X SI 96 0-0 ② G6-3	D CH 88 X SI 95 1-0 ② ③ G3-6-1 1-2f			C CH 87 B CH 87 X CH 86 1-1 ③ G1-3			B CH 83 F FF 93 C FF 93 F FF 94 F CH 83 F FF 93 X FF 92 1-2 ② G6-3		4	0	0	0	0	0	3
23 Adrián González, L (1, 3) OBP: 0.419, SLG: 0.611 28 Chris Heisey, R (8, PR) OBP: 0.348, SLG: 0.167 (9, 7)	C FF 96 B SI 95 B SI 96 B SI 95 F SI 94 B SI 94 4-2 9 1B BB		B CH 86 B FF 94 B SI 93 C FF 94 F FF 95 X CH 88 3-2 ① G3			F FF 96 B SI 94 F FF 95 B FF 96 B CU 86 B CU 86 4-2 BB		B CU 80 B CU 80 C FF 94 X FF 93 2-1 1B		2 0	0 0	1 0	0 0	2 0	0 0	0 0
9 Yasmani Grandal, S (1, 2) OBP: 0.395, SLG: 0.449	X FF 96 0-0 1-2 1B		S CH 87 B CH 87 C CU 87 C CU 85 1-3 ② K			1 SAFE M SI 94 F SI 95 C CU 85 0-3 ① K		1 SAFE B FF 93 C CH 84 B CH 84 X FF 93 2-1 ③ F9		4	0	1	0	0	2	2
16 Andre Ethier, L (1, 9) OBP: 0.371, SLG: 0.503	S FF 96 X CH 89 0-1 ③ L9		C FF 97 B FF 97 C FF 95 S CU 88 1-3 ③ K			F SI 95 F FF 95 B FF 96 S CU 86 1-3 ② K			F FF 97 C FF 97 S FF 99 0-3 ① K	4	0	0	0	0	3	3
5 Alberto Callaspo, S (1, 5) OBP: 0.296, SLG: 0.250 7 Alex Guerrero, R (9, PH) OBP: 0.319, SLG: 0.657		B FF 94 B FF 95 B FF 93 C FF 92 B FF 94 4-1 14 1B 55 1B 31 BB BB		B FF 94 X FF 93 1-0 ① F7		F FF 96 B FF 96 F FF 96 C CU 86 1-3 ③ K			B SL 88 B FF 99 C FF 98 F FF 99 C FF 99 2-3 ② K	2 1	1 0	0 0	0 0	1 0	1 1	1 0
55 Scott Schebler, L (1, 7) OBP: 0.333, SLG: 0.333 10 Justin Turner, R (9, 3) OBP: 0.378, SLG: 0.492	X SI 94 0-0 31 BB 14 1B 1-2 1B			T CH 85 S CH 88 B FF 96 S CU 86 1-3 ② K			B CH 87 B FF 94 B FF 93 C FF 93 X FF 94 3-1 ① L8	C CU 82 B FF 98 F FF 98 F FF 99 X FF 99 1-2 ③ L9		3 1	0 0	1 0	0 0	0 0	1 0	0 0
14 Enrique Hernández, R (1, 4) OBP: 0.311, SLG: 0.448	B SI 95 X SI 96 1-0 31 BB 1-2 2-3 1B			B CU 85 C CU 86 F CH 88 B CU 84 B CU 87 S FF 96 3-3 ③ K2-3			C CU 85 F CH 87 B CU 85 X CU 85 1-2 ② P3			3	0	1	0	0	1	0
35 Brett Anderson, L (1, 1) OBP: 0.286, SLG: 0.125 12 Juan Nicasio, R (8, 1)	F SI 95 C FF 96 B SI 96 T SI 96 1-2 ① K				F FF 92 B CH 86 S CH 86 B FF 95 S FF 94 2-3 ① K		B SI 94 F SI 92 B FF 94 C SI 92 C CU 85 2-3 ③ K			3 0	0 0	0 0	0 0	0 0	3 0	3 0

Inning Stats	1	2	3	4	5	6	7	8	9
	R: 0 E: 0 K: 1 S: 9 H: 1 LOB: 2 BB: 1 P: 14	R: 1 E: 0 K: 1 S: 8 H: 2 LOB: 2 BB: 2 P: 19	R: 0 E: 0 K: 2 S: 9 H: 0 LOB: 0 BB: 0 P: 14	R: 0 E: 0 K: 2 S: 7 H: 0 LOB: 0 BB: 0 P: 12	R: 0 E: 0 K: 1 S: 7 H: 0 LOB: 0 BB: 0 P: 10	R: 0 E: 0 K: 3 S: 11 H: 0 LOB: 1 BB: 1 P: 17	R: 0 E: 0 K: 1 S: 8 H: 0 LOB: 0 BB: 0 P: 14	R: 0 E: 0 K: 1 S: 13 H: 1 LOB: 1 BB: 0 P: 19	R: 0 E: 0 K: 2 S: 10 H: 0 LOB: 0 BB: 0 P: 13

| | | | |

Batter	1	2	3	4	5	6	7	8	9	AB	R	H	RBI	BB	SO	LOB
8 Peter Bourjos, R (1, 8) OBP: 0.320, SLG: 0.380	B FF 93 S FF 93 C CU 74 B FF 93 X CU 72 2-2 ① P3		S SL 87 T SL 90 C FF 93 0-3 ③ K			S FF 92 S CU 72 S CU 72 0-3 ① K			C FC 90 X FC 92 0-1 ① P6	3	0	0	0	0	2	0
19 Jon Jay, L (9, PH) OBP: 0.313, SLG: 0.252										1	0	0	0	0	0	0
13 Matt Carpenter, L (1, 5) OBP: 0.395, SLG: 0.533	C FF 94 S SL 92 F SL 91 F CU 74 F FF 94 F CU 74 B SL 89 H FF 93 2-2 7 G4-6-3 HBP			C FF 93 F CU 72 B CU 73 S FF 93 1-3 ① K		B FF 92 B FF 93 F FF 94 F SL 87 X CU 73 2-2 ② G3-1			B FC 93 X FC 92 1-0 ② P2	1	0	0	0	0	1	0
16 Kolten Wong, L (4, 4) OBP: 0.363, SLG: 0.466										2	0	0	0	0	0	0
7 Matt Holliday, R (1, 7) OBP: 0.423, SLG: 0.416	T FF 94 X FF 94 0-1 ②③ G4-6-3 1-2f			B SL 88 B FF 93 F SL 88 B FF 93 B FF 94 4-1 15 FC6-4 BB		S CU 73 C SL 87 F FF 94 X FF 93 0-2 ③ G1-3			B FC 94 F FC 93 F FC 92 F FC 94 F SL 83 F FC 95 C FF 95 1-3 ③ K	3	0	0	0	1	1	1
27 Jhonny Peralta, R (1, 6) OBP: 0.375, SLG: 0.500		C FF 92 C CU 72 B SL 89 B CU 74 S FF 93 2-3 ① K		F SL 86 S CU 74 D CU 74 S FF 95 1-3 ② K			C CU 72 X FF 93 0-1 ① G6-3			3	0	0	0	0	2	1
15 Randal Grichuk, R (1, 9) OBP: 0.305, SLG: 0.519		F FF 93 S SL 88 B SL 87 X FF 93 2-1 1B		B FF 94 S SL 88 1 SAFE D CU 74 S SL 86 F FF 94 X FF 94 2-2 ③ FC6-4 1-2f			F SL 87 C CU 74 S SL 88 0-3 ② K			3	0	1	0	0	1	1
12 Mark Reynolds, R (1, 3) OBP: 0.310, SLG: 0.362		F FF 93 1 SAFE C CU 73 B SL 89 C FF 93 1-3 ② K			X SL 86 0-0 ① G5-3		C SL 88 F SL 86 B CU 72 F CU 73 B FF 94 C FF 93 2-3 ③ K			3	0	0	0	0	2	1
4 Yadier Molina, R (1, 2) OBP: 0.330, SLG: 0.328		C FF 93 F FF 94 1 SAFE 1 SAFE C FF 93 0-3 ③ K			C SL 89 B CU 73 B CU 72 B FF 92 B FF 93 4-1 BB			C CU 71 B SL 91 X CU 72 1-1 ① F8		2	0	0	0	1	1	1
38 Pete Kozma, R (1, 4) OBP: 0.163, SLG: 0.109 (4, 5)			B FF 92 F FF 93 S FF 92 C CU 73 1-3 ① K		C FF 94 1 SAFE D SL 87 S FF 94 B FF 94 F CU 72 X SL 88 2-2 ② F8			B SL 85 X FF 92 1-0 ② L9		3	0	0	0	0	1	1
54 Jaime García, L (1, 1)			C FF 93 S FF 92 X FF 93 0-2 ② G6-3		X FF 94 0-0 ③ G4-3			B FF 93 S FF 91 F FF 92 F CU 72 C FF 92 1-3 ③ K		2	0	0	0	0	0	1
48 Tony Cruz, R (8, PH) OBP: 0.229, SLG: 0.242										1	0	0	0	0	1	0
43 Seth Maness, R (8, 1)										0	0	0	0	0	0	0
36 Randy Choate, L (8, 1)										0	0	0	0	0	0	0
Inning Stats	R: 0 H: 0 E: 0 LOB: 0 K: 0 BB: 0 S: 11 P: 15	R: 0 H: 1 E: 0 LOB: 1 K: 3 BB: 0 S: 11 P: 16	R: 0 H: 0 E: 0 LOB: 0 K: 2 BB: 0 S: 9 P: 10	R: 0 H: 0 E: 0 LOB: 1 K: 2 BB: 1 S: 11 P: 19	R: 0 H: 0 E: 0 LOB: 1 K: 0 BB: 1 S: 7 P: 13	R: 0 H: 0 E: 0 LOB: 0 K: 1 BB: 0 S: 10 P: 12	R: 0 H: 0 E: 0 LOB: 0 K: 2 BB: 0 S: 9 P: 11	R: 0 H: 0 E: 0 LOB: 0 K: 1 BB: 0 S: 7 P: 10	R: 0 H: 0 E: 0 LOB: 0 K: 1 BB: 0 S: 9 P: 11	1B: 1 SF: 0 2B: 0 SAC: 0 3B: 0 DP: 1 HR: 0 HBP: 1					WP: 0 PA: 30 PB: 0 SB: 0 CS: 0	

PITCHER		IP	WLS	BF	H	R	ER	SO	BB	IBB	HBP	BLK	WP	HR	S	P	ERA	WHIP
22 Clayton Kershaw, L ERA: 3.36	(1, 1)	8.0	W	27	1	0	0	11	2	0	1	0	0	0	75	106	0.00	0.375
74 Kenley Jansen, R ERA:	(9, 1)	1.0	S	3	0	0	0	1	0	0	0	0	0	0	9	11	0.00	0.000

PITCHER	IP	WLS	BF	H	R	ER	SO	BB	IBB	HBP	BLK	WP	HR	S	P	ERA	WHIP

TOP

St. Louis Cardinals @ Los Angeles Dodgers

Dodger Stadium, Los Angeles, CA

Sat Jun 06 2015, 7:11 PM - 9:32 PM PDT

Att. 47,655 - Partly Cloudy - 67 F

livebaseballscorecards.com

AB	27
R	0
H	1
RBI	0
BB	2
SO	12
LOB	7

Batter	1	2	3	4	5	6	7	8	9	AB	R	H	RBI	BB	SO	LOB
31 Joc Pederson, L (1, 8) OBP: 0.385, SLG: 0.586	B SI 90 B SL 84 S FF 90 C SI 90 X SL 84 2-2 28 G6-4-3 1B		F SL 86 C SI 92 F SL 85 B SL 86 S CU 75 1-3 ③ K			C FF 91 S CU 76 B SI 91 F SI 91 C SI 91 1-3 ③ K		B SL 73 B SL 73 X SI 83 2-0 ③ G3-1		4	0	1	0	0	2	1
28 Chris Heisey, R (1, 7) OBP: 0.346, SLG: 0.238	B SI 91 X SI 91 1-0 ①② G6-4-3 1-2f			C CU 70 X CH 82 0-1 ① F8			B SI 89 F CH 82 F SL 84 F SL 84 X SL 85 1-2 66 2B 2B			3	1	1	0	0	0	1
66 Yasiel Puig, R (1, 9) OBP: 0.377, SLG: 0.478	C SI 91 S CU 71 S SL 87 0-3 ③ K			C SI 91 F SI 91 B SI 91 C SL 84 1-3 ② K			D SL 85 S SL 83 X FF 91 1-1 10 1B 2-H 2B			3	1	1	1	0	2	0
10 Justin Turner, R (1, 3) (9, 5) OBP: 0.377, SLG: 0.488		B FF 89 B FF 89 F SI 90 F FF 91 X SL 85 2-2 ① L7		C CU 73 F SI 90 B SL 85 F CH 83 B CH 84 X SL 84 2-2 ③ G6-3			X FF 89 0-0 14 G6-4-3 2-H 1B			3	0	1	1	0	0	0
14 Enrique Hernández, R (1, 4) OBP: 0.328, SLG: 0.459		B FF 91 B FF 91 X FF 91 2-0 5 FC6-4 1B			B FF 91 X CH 82 1-0 11 G6-4-3 1B		C CH 80 S SL 83 B SL 85 X SL 83 1-2 ①② G6-4-3 1-2f			3	0	2	0	0	0	1
11 Jimmy Rollins, S (1, 6) OBP: 0.272, SLG: 0.343		C SI 90 F SI 91 S SL 84 0-3 ② K			1 SAFE 1 SAFE C FF 90 B SI 90 1 SAFE F SL 84 X SL 84 1-2 ①② G6-4-3 1-2f		B CU 72 F FC 89 B SL 83 B SI 90 C FF 89 X SI 89 3-2 ③ G5-3			3	0	0	0	0	1	2
5 Alberto Callaspo, S (1, 5) OBP: 0.297, SLG: 0.252 74 Kenley Jansen, S (9, 1)		1 SAFE B SI 90 F CH 83 X SL 85 1-2 ③ FC6-4 1-2f			C FF 91 C CU 74 B SL 84 X SI 90 1-2 ③ F7			C SI 89 X CH 84 0-1 17 SH1-3 1B		3 0	0 0	1 0	0 0	0 0	0 0	1 0
17 A.J. Ellis, R (1, 2) OBP: 0.231, SLG: 0.172			B SI 91 B SI 90 X FF 90 2-0 ① G6-3			B FF 90 C FF 90 F CH 83 X SL 84 1-2 ① G5-3		X SI 89 0-0 ① SH1-3 1-2		2	0	0	0	0	0	0
22 Clayton Kershaw, L (1, 1) OBP: 0.226, SLG: 0.241 23 Adrián González, L (8, PH) OBP: 0.417, SLG: 0.608 (9, 3)			C SL 86 C CU 72 B SL 86 F SL 86 C SI 91 1-3 ② K			F FC 91 F SI 91 B SI 92 X SI 91 1-2 ② G5-3		X CH 83 0-0 ② F7		2 1	0 0	0 0	0 0	0 0	1 0	0 1
Inning Stats	R: 0 E: 0 K: 1 S: 7 H: 1 LOB: 0 BB: 0 P: 10	R: 0 E: 0 K: 1 S: 10 H: 1 LOB: 1 BB: 0 P: 15	R: 0 E: 0 K: 2 S: 9 H: 0 LOB: 0 BB: 0 P: 13	R: 0 E: 0 K: 1 S: 9 H: 0 LOB: 0 BB: 0 P: 12	R: 0 E: 0 K: 0 S: 7 H: 1 LOB: 0 BB: 0 P: 10	R: 0 E: 0 K: 1 S: 10 H: 0 LOB: 0 BB: 0 P: 13	R: 2 E: 0 K: 0 S: 13 H: 3 LOB: 0 BB: 0 P: 19	R: 0 E: 0 K: 0 S: 5 H: 1 LOB: 1 BB: 0 P: 7		1B: 5 2B: 2 3B: 0 HR: 0	SF: 0 SAC: 1 DP: 3 HBP: 0			WP: 0 PB: 0 SB: 0 CS: 0	PA: 28	

PITCHER		IP	WLS	BF	H	R	ER	SO	BB	IBB	HBP	BLK	WP	HR	S	P	ERA	WHIP
54 Jaime García, L ERA: 2.67	(1, 1)	7.0	L	24	6	2	2	6	0	0	0	0	0	0	65	92	2.57	0.857
43 Seth Maness, R ERA: 3.68	(8, 1)	0.2		3	1	0	0	0	0	0	0	0	0	0	4	4	0.00	1.500
36 Randy Choate, L ERA: 3.38	(8, 1)	0.1		1	0	0	0	0	0	0	0	0	0	0	1	3	0.00	0.000

PITCHER	IP	WLS	BF	H	R	ER	SO	BB	IBB	HBP	BLK	WP	HR	S	P	ERA	WHIP

BOTTOM

St. Louis Cardinals @ Los Angeles Dodgers

Dodger Stadium, Los Angeles, CA

Sat Jun 06 2015, 7:11 PM - 9:32 PM PDT

Att. 47,655 - Partly Cloudy - 67 F

livebaseballscorecards.com

AB	27
R	2
H	7
RBI	2
BB	0
SO	6
LOB	7

St. Louis Cardinals @ Los Angeles Dodgers

Dodger Stadium, Los Angeles, CA

Sun Jun 07 2015, 5:09 PM - 8:33 PM PDT

Att. 41,500 - Sunny - 73 F

livebaseballscorecards.com

TOP

Batter	1	2	3	4	5	6	7	8	9	AB	R	H	RBI	BB	SO	LOB
16 Kolten Wong, L (1, 4) OBP: 0.359, SLG: 0.464	F FF 91 X CH 87 0-1 G1-3		B SI 92 F SI 92 X CU 74 1-1 2B		C FF 91 X CH 87 0-1 G4-3 2-3		C FF 92 B FF 93 S FF 93 B FF 93 F SL 84 F FF 94 S SL 83 2-3 K		F SI 86 B SI 87 B SI 86 X KC 81 2-1 F9	5	0	1	0	0	1	2
13 Matt Carpenter, L (1, 5) OBP: 0.397, SLG: 0.528	C FF 92 C CU 74 C SL 88 0-3 K		B CU 74 B CH 88 B CU 74 B FF 91 4-0 BB		B CH 88 C FF 92 S CH 89 T CH 90 1-2 K			B FF 92 F FF 92 B FF 93 B FF 94 B FF 94 4-1 7 3B BB		2	1	0	0	2	2	1
7 Matt Holliday, R (1, 7) OBP: 0.419, SLG: 0.424 8 Peter Bourjos, R (8, PR) OBP: 0.320, SLG: 0.380 (8, 8)	B FF 93 F SL 88 S SL 87 B FF 92 B SL 86 X SL 89 3-2 G5-3		S SL 88 S SL 88 B FF 92 F SL 88 D SL 90 B FF 93 S FF 94 3-3 K		S SL 87 B FF 90 B CH 88 X SI 92 2-1 L9			B SI 94 C FF 94 1 SAFE C SI 95 1 SAFE F FF 94 X FF 96 1-2 1-H 27 1B 3B		4 0	0 1	1 0	1 0	0 0	1 0	2 0
27 Jhonny Peralta, R (1, 6) OBP: 0.381, SLG: 0.524		F FF 91 B CH 87 S FF 92 S SL 86 1-3 K		S CH 88 B SI 91 C FF 92 B SL 89 B CH 89 X SL 88 3-2 2B		B CU 74 X FF 91 1-0 HR		C FF 93 C FF 94 F FF 94 F FF 94 X FF 94 0-2 12 2B 3-H 1B		4	2	3	2	0	1	0
22 Jason Heyward, L (1, 9) OBP: 0.293, SLG: 0.379		C FF 92 B FF 92 S CH 87 B CH 89 X FF 92 2-2 G5-3		F FF 92 B CH 88 C SI 92 S CH 88 1-3 K		B FF 90 X CH 88 1-0 F7		B FF 92 B FF 93 X FF 92 2-0 F7		4	0	0	0	0	1	3
12 Mark Reynolds, R (1, 3) OBP: 0.315, SLG: 0.373		B CU 74 T FF 92 S FF 93 B SL 88 F FF 94 F SL 90 B FF 94 X SL 90 3-2 1B		B CU 75 F FF 92 F SL 88 F FF 93 B SL 88 D SL 89 S FF 93 3-3 K		X SL 87 0-0 G5-3		C SL 86 B SL 85 B FF 93 1 SAFE X SL 86 2-1 19 L1-6 1-H 2B		4	0	2	1	0	1	1
19 Jon Jay, L (1, 8) OBP: 0.304, SLG: 0.244 (8, 7)		C FF 92 C SI 92 S CH 89 0-3 K		F FF 91 B SI 92 X FF 92 1-1 P4			B CH 86 B CH 88 X SI 91 2-0 F8	X FF 93 0-0 L1-6 2-2		4	0	0	0	0	1	4
48 Tony Cruz, R (1, 2) OBP: 0.256, SLG: 0.270 44 Trevor Rosenthal, R (9, 1)			S FF 90 B FF 91 X SL 87 1-1 G1-3		C FF 90 F FF 90 X SL 87 0-2 16 G4-3 31 SH2-4 1B		X SL 87 0-0 1B		X FF 93 0-0 F7	4 0	0 0	2 0	0 0	0 0	0 0	0 0
31 Lance Lynn, S (1, 1) OBP: 0.182, SLG: 0.227 40 Mitch Harris, R (6, 1) 15 Randal Grichuk, R (7, PH) OBP: 0.301, SLG: 0.513 46 Kevin Siegrist, L (7, 1) 36 Randy Choate, L (8, 1) 37 Matt Belisle, R (8, 1) 4 Yadier Molina, R (9, PH) OBP: 0.328, SLG: 0.326 (9, 2)			C FF 91 B FF 92 X FF 92 1-1 P6		C EP 64 X EP 63 0-1 SH2-4 1-2		C FF 91 F FF 91 B SL 88 S FF 91 1-3 K		S FF 94 X FF 94 0-1 G5-3	1 0 0 1 0 0 0 1	0 0 0 0 0 0 0 0	0 0 0 0 0 0 0 0	0 0 0 0 0 0 0 0	0 0 0 1 0 0 0 0	0 0 1 0 0 0 0 0	0 0 1 0 0 0 0 0
Inning Stats	R: 0 E: 0 K: 1 S: 8 H: 0 LOB: 0 BB: 0 P: 11	R: 0 E: 0 K: 2 S: 14 H: 1 LOB: 1 BB: 0 P: 20	R: 0 E: 0 K: 1 S: 10 H: 1 LOB: 2 BB: 1 P: 20	R: 0 E: 0 K: 2 S: 12 H: 1 LOB: 1 BB: 0 P: 20	R: 0 E: 0 K: 1 S: 10 H: 1 LOB: 1 BB: 0 P: 11	R: 1 E: 0 K: 0 S: 5 H: 1 LOB: 0 BB: 0 P: 9	R: 0 E: 0 K: 2 S: 10 H: 1 LOB: 1 BB: 0 P: 15	R: 3 E: 0 K: 0 S: 14 H: 3 LOB: 1 BB: 1 P: 23	R: 0 E: 0 K: 0 S: 5 H: 0 LOB: 0 BB: 0 P: 7	1B: 4 2B: 4 3B: 1 HR: 1	SF: 0 SAC: 1 DP: 1 HBP: 0					

	AB	34
	R	4
	H	9
	RBI	4
	BB	2
	SO	9
	LOB	14

	WP: 0	PA: 37
	PB: 0	
	SB: 0	
	CS: 0	

PITCHER		IP	WLS	BF	H	R	ER	SO	BB	IBB	HBP	BLK	WP	HR	S	P	ERA	WHIP
21 Zack Greinke, R ERA: 1.92	(1, 1)	6.2		27	6	1	1	8	1	0	0	0	0	1	64	99	1.35	1.050
36 Adam Liberatore, L ERA: 3.24	(7, 1)	0.1	H	2	0	1	1	1	1	0	0	0	0	0	6	12	27.00	3.000
12 Juan Nicasio, R ERA: 2.19	(8, 1)	0.1	L	4	3	2	2	0	0	0	0	0	0	0	12	17	54.00	9.000
63 Yimi García, R ERA: 3.86	(8, 1)	1.1		3	0	0	0	0	0	0	0	0	0	0	4	4	0.00	0.000
56 J.P. Howell, L ERA: 0.63	(9, 1)	0.1		1	0	0	0	0	0	0	0	0	0	0	2	4	0.00	0.000

PITCHER		IP	WLS	BF	H	R	ER	SO	BB	IBB	HBP	BLK	WP	HR	S	P	ERA	WHIP

St. Louis Cardinals @ Los Angeles Dodgers

Dodger Stadium, Los Angeles, CA

Sun Jun 07 2015, 5:09 PM - 8:33 PM PDT

Att. 41,500 - Sunny - 73 F

livebaseballscorecards.com

BOTTOM

Batter	1	2	3	4	5	6	7	8	9	AB	R	H	RBI	BB	SO	LOB
31 Joc Pederson, L (1, 8) OBP: 0.383, SLG: 0.577	C SI 92 B SI 88 T FF 92 B SI 92 C FF 93 2-3 K ①		B SI 90 S SI 88 B SI 90 F SI 90 B FF 95 X FF 94 3-2 F7 ①		S SI 90 B SI 88 B SI 88 D SI 89 F FF 92 B FF 94 4-2 1-2 BB		C FF 95 B CU 82 B CU 82 B FF 96 C FF 95 C FF 96 3-3 K ②			3	0	0	0	1	2	1
66 Yasiel Puig, R (1, 9) OBP: 0.386, SLG: 0.480	F SI 94 F SI 92 X FF 95 0-2 10 2B 1B		B SI 93 B SL 89 B FF 92 C FF 94 X SI 92 3-1 10 1B 1-2 1B		F SI 92 B FF 92 X FF 93 1-1 F8 ①		B CH 86 F CH 86 C FF 96 S FF 95 1-3 K ③			4	1	2	0	0	1	2
23 Adrián González, L (1, 3) OBP: 0.409, SLG: 0.596	B SI 90 F FF 93 T FF 92 B SL 89 F SI 91 F SI 93 S FF 94 2-3 K ②		B SI 94 F SI 93 B SI 92 X SI 91 3-1 L7 ②		X FF 93 0-0 F7 ②			B SL 74 C SI 83 C SI 83 F SL 75 B SL 75 X SI 84 2-2 G6-3 ①		4	0	0	0	0	1	5
10 Justin Turner, R (1, 5) OBP: 0.380, SLG: 0.496	C SI 93 S FF 94 B FF 95 F FF 95 1 SAFE F SI 94 B SI 93 X SI 93 2-2 1-H 2B		B FF 95 F FF 94 X SI 94 1-1 1-2 2-H 1B		B FF 93 X FF 91 1-0 F9 ③			X SL 83 0-0 G5-3 ②		4	0	2	2	0	0	2
16 Andre Ethier, L (1, 7) OBP: 0.369, SLG: 0.494	F FF 92 F FF 94 B SI 92 F FF 93 C FF 93 1-3 K ③		C FF 93 S SI 92 F SI 94 F FF 95 F SI 93 S FF 94 0-3 K ③			B FF 94 S FC 89 B FC 89 F FF 94 F FF 96 B FC 89 D FF 96 4-2 14 S 11 1B BB		S SL 86 F SL 86 B SI 92 B CH 86 B FF 91 S SL 87 3-3 K ③		3	0	0	0	1	3	3
9 Yasmani Grandal, S (1, 2) OBP: 0.385, SLG: 0.435		C FF 89 B SI 88 B CH 83 F SI 91 B FF 93 F SI 93 F FF 94 X FF 94 3-2 F9 ①		B CH 77 C CH 85 B CH 86 X SI 88 2-1 G4-3 ①		X FF 96 0-0 F8 ①			B CU 79 S FF 97 S FF 97 F CH 88 F FF 98 X SL 87 1-2 P2 ①	4	0	0	0	0	0	1
14 Enrique Hernández, R (1, 4) OBP: 0.313, SLG: 0.438 36 Adam Liberatore, L (7, 1) 12 Juan Nicasio, R (8, 1) 63 Yimi García, R (8, 1) 56 J.P. Howell, L (9, 1) 7 Alex Guerrero, R (9, PH) OBP: 0.316, SLG: 0.651		B FF 92 X SI 92 1-0 G4-3 ②		B FF 89 F FF 89 B SI 88 C FF 90 B FF 92 F FF 91 S FF 92 3-3 K ②		C FF 95 D FC 89 S FC 90 D FC 89 F SI 96 D FC 88 X FC 89 3-2 G5-3 ② 1-2			C CU 81 C SL 87 B FF 99 B FF 99 S FF 98 2-3 K ②	3 0 0 0 0 1	0 0 0 0 0 0	0 0 0 0 0 0	0 0 0 0 0 0	0 0 0 0 0 0	1 0 0 0 0 1	1 0 0 0 0 0
11 Jimmy Rollins, S (1, 6) OBP: 0.272, SLG: 0.341		B SI 92 X SI 91 1-0 F8 ③		B SI 88 F FF 91 B SI 91 B SI 89 X FF 89 3-1 F8 ③		B FF 96 B FF 94 F FF 96 B SI 95 X FF 95 3-1 2-H 1B ③			C FF 99 C FF 98 F FF 98 B CH 88 B CH 88 F FF 99 F FF 100 B FF 98 X FF 99 3-2 F8 ③	4	0	1	0	0	0	0
21 Zack Greinke, R (1, 1) OBP: 0.231, SLG: 0.250 47 Howie Kendrick, R (7, 4) OBP: 0.345, SLG: 0.428			F FF 91 B SI 89 F SI 90 X SL 87 1-2 66 1B 10 1B 1B		B SI 88 X SI 88 1-0 31 BB 1B		B FF 93 S FF 93 B FF 94 F FF 94 F FF 94 B FF 94 T FF 95 3-2 K ①			2 1	1 0	2 0	0 0	0 1	0 0	0 0

Inning Stats	1	2	3	4	5	6	7	8	9
	R: 1 E: 0 K: 3 S: 20 H: 2 LOB: 1 BB: 0 P: 27	R: 0 E: 0 K: 0 S: 7 H: 0 LOB: 0 BB: 0 P: 12	R: 1 E: 0 K: 1 S: 18 H: 3 LOB: 2 BB: 0 P: 29	R: 0 E: 0 K: 1 S: 8 H: 0 LOB: 0 BB: 0 P: 16	R: 0 E: 0 K: 0 S: 7 H: 1 LOB: 2 BB: 1 P: 14	R: 0 E: 0 K: 0 S: 10 H: 1 LOB: 2 BB: 1 P: 20	R: 0 E: 0 K: 3 S: 10 H: 0 LOB: 0 BB: 0 P: 17	R: 0 E: 0 K: 1 S: 8 H: 0 LOB: 0 BB: 0 P: 13	R: 0 E: 0 K: 1 S: 14 H: 0 LOB: 0 BB: 0 P: 20

AB	**33**	1B: 6	SF: 0	WP: 0	PA: 35
R	**2**	2B: 1	SAC: 0	PB: 0	
H	**7**	3B: 0	DP: 0	SB: 1	
RBI	**2**	HR: 0	HBP: 0	CS: 0	
BB	**2**				
SO	**10**				
LOB	**15**				

PITCHER		IP	WLS	BF	H	R	ER	SO	BB	IBB	HBP	BLK	WP	HR	S	P	ERA	WHIP
31 Lance Lynn, R ERA: 3.07	(1, 1)	5.0		22	6	2	2	5	1	0	0	0	0	0	60	98	3.60	1.400
40 Mitch Harris, R ERA: 4.11	(6, 1)	1.0		4	1	0	0	0	1	0	0	0	0	0	10	20	0.00	2.000
46 Kevin Siegrist, L ERA: 1.82	(7, 1)	1.0	W	3	0	0	0	3	0	0	0	0	0	0	10	17	0.00	0.000
36 Randy Choate, L ERA: 3.27	(8, 1)	0.1	H	1	0	0	0	0	0	0	0	0	0	0	4	6	0.00	0.000
37 Matt Belisle, R ERA: 2.25	(8, 1)	0.2	H	2	0	0	0	1	0	0	0	0	0	0	4	7	0.00	0.000

PITCHER		IP	WLS	BF	H	R	ER	SO	BB	IBB	HBP	BLK	WP	HR	S	P	ERA	WHIP
44 Trevor Rosenthal, R ERA: 0.64	(9, 1)	1.0	S	3	0	0	0	1	0	0	0	0	0	0	14	20	0.00	0.000

Arizona Diamondbacks @ Los Angeles Dodgers

Dodger Stadium, Los Angeles, CA

Mon Jun 08 2015, 7:10 PM - 9:51 PM PDT

Att. 42,167 - Clear - 77 F

TOP

livebaseballscorecards.com

Batter	1	2	3	4	5	6	7	8	9	AB	R	H	RBI	BB	SO	LOB
5 Ender Inciarte, L (1, 7) (6, 9) OBP: 0.318, SLG: 0.381	B5-3			44 BB 1B		11 2B 1B		G1-3		4	1	2	0	0	0	0
11 AJ Pollock, R (1, 8) OBP: 0.369, SLG: 0.495	F8			K		1-H 2-H 2B			L8	4	0	1	2	0	1	1
44 Paul Goldschmidt, R (1, 3) OBP: 0.466, SLG: 0.650	G5-3			24 G6-4-3 BB		K			8 G4-3 8 DI 19 1B 1B	2	0	0	0	1	1	1
4 Cliff Pennington, S (8, 5) OBP: 0.280, SLG: 0.203										1	1	1	0	0	0	0
24 Yasmany Tomás, R (1, 9) OBP: 0.366, SLG: 0.414		G1-4-3		G6-4-3 1-2f		G5-3			G4-3 1-3	3	0	0	0	0	0	3
56 JC Ramírez, R (6, 1)										0	0	0	0	0	0	0
8 Jarrod Saltalamacchia, Sr (9, PH) OBP: 0.226, SLG: 0.296										1	0	0	0	0	0	1
19 Jake Lamb, L (1, 5) (8, 3) OBP: 0.432, SLG: 0.553		K2-3			G3		G3-1		16 DI 1B 3-H	4	0	1	1	0	1	0
16 Chris Owings, R (1, 4) OBP: 0.262, SLG: 0.332		K			K		F8		K 1-2	4	0	0	0	0	3	1
7 Welington Castillo, R (1, 2) OBP: 0.212, SLG: 0.299			G6-3		K		L7			3	0	0	0	0	1	0
13 Nick Ahmed, R (1, 6) OBP: 0.284, SLG: 0.307		L9				5 1B 11 2B BB		K		2	1	0	0	1	1	0
12 Rubby De La Rosa, R (1, 1) OBP: 0.040, SLG: 0.040			K		K			G3-1		1	0	0	0	0	1	0
2 Aaron Hill, R (6, PH) OBP: 0.285, SLG: 0.346										1	0	0	0	0	1	1
6 David Peralta, L (6, 7) OBP: 0.323, SLG: 0.463										1	0	0	0	0	0	0
Inning Stats	R: 0 E: 0 K: 0 S: 5 H: 0 LOB: 0 BB: 0 P: 8	R: 0 E: 0 K: 2 S: 7 H: 0 LOB: 0 BB: 0 P: 10	R: 0 E: 0 K: 1 S: 7 H: 0 LOB: 0 BB: 0 P: 10	R: 0 E: 0 K: 1 S: 12 H: 1 LOB: 1 BB: 1 P: 19	R: 0 E: 0 K: 2 S: 9 H: 0 LOB: 0 BB: 0 P: 14	R: 2 E: 0 K: 2 S: 14 H: 2 LOB: 1 BB: 1 P: 23	R: 0 E: 0 K: 0 S: 7 H: 0 LOB: 0 BB: 0 P: 10	R: 0 E: 0 K: 1 S: 10 H: 0 LOB: 0 BB: 0 P: 15	R: 1 E: 0 K: 1 S: 14 H: 2 LOB: 1 BB: 0 P: 20	1B: 4 2B: 1 3B: 0 HR: 0	SF: 0 SAC: 0 DP: 1 HBP: 0						

	AB	31
	R	3
	H	5
	RBI	3
	BB	2
	SO	10
	LOB	8

WP: 0 PB: 0 SB: 0 CS: 0 PA: 33

PITCHER	IP	WLS	BF	H	R	ER	SO	BB	IBB	HBP	BLK	WP	HR	S	P	ERA	WHIP
46 Mike Bolsinger, R (1, 1) ERA: 2.08	7.0	W	25	3	2	2	8	2	0	0	0	0	0	61	94	2.57	0.714
56 J.P. Howell, L (8, 1) ERA: 0.59	1.0		3	0	0	0	1	0	0	0	0	0	0	10	15	0.00	0.000
71 Josh Ravin, R (9, 1) ERA: 2.7	1.0		5	2	1	1	1	0	0	0	0	0	0	14	20	9.00	2.000

PITCHER	IP	WLS	BF	H	R	ER	SO	BB	IBB	HBP	BLK	WP	HR	S	P	ERA	WHIP

BOTTOM

Arizona Diamondbacks @ Los Angeles Dodgers

Dodger Stadium, Los Angeles, CA

Mon Jun 08 2015, 7:10 PM - 9:51 PM PDT

Att. 42,167 - Clear - 77 F

livebaseballscorecards.com

Batter	1	2	3	4	5	6	7	8	9	AB	R	H	RBI	BB	SO	LOB
31 Joc Pederson, L (1, 8) OBP: 0.377, SLG: 0.566	B SI 94 S FF 96 X FF 97 1-1 ① F9		B CU 76 C CH 86 B FF 97 S CH 86 B SI 90 X CU 80 3-2 ① G3	B SI 98 C CH 87 B CU 79 B FF 94 F SI 92 C SI 96 3-3 ② K		F SI 95 B CH 86 B CH 85 B FF 95 X SI 93 3-1 ② G5-3				4	0	0	0	0	1	0
10 Justin Turner, R (1, 5) OBP: 0.382, SLG: 0.496 5 Alberto Callaspo, S (4, 5) OBP: 0.293, SLG: 0.248	B FF 97 B SI 96 F FF 95 X FF 95 2-1 23 1B; 47 1B; 1B		C SL 83 C SI 95 F FF 96 F SI 96 B CH 88 X SI 96 1-2 ② F8	C SI 91 B CU 79 B FF 94 C SI 90 X SI 95 2-2 ③ G4-3		B FF 96 C FF 96 B FF 94 B FF 94 X FF 95 3-1 ③ F7				2 2	1 0	1 0	0 0	0 0	0 0	0 0
23 Adrián González, L (1, 3) OBP: 0.407, SLG: 0.589	C SI 93 B CH 87 B CH 86 1 SAFE X SI 94 2-1 47 1B; 1-3; 1B		S FF 96 X SL 82 0-1 ③ G4-3		X CH 89 0-0 ① G4-3		B SI 94 S CH 86 B SI 94 B SI 95 F SI 95 X FF 95 3-2 ① G5-3			4	0	1	0	0	0	0
47 Howie Kendrick, R (1, 4) OBP: 0.353, SLG: 0.434	B SL 85 X SL 85 1-0 1-2; 3-H; 1B			B CH 88 X SI 91 1-0 9 BB; 7 1B; 1B	C FF 93 C CH 82 X SL 82 0-2 9 2B; 16 HR; 1B		F SL 85 B SL 86 B SL 85 B FF 93 X SI 93 3-1 ② G6-3			4	2	3	1	0	0	0
9 Yasmani Grandal, S (1, 2) OBP: 0.388, SLG: 0.440	B SI 96 X SI 95 1-0 ② F8			1 SAFE 1 SAFE B SI 92 S CH 85 1 SAFE B SI 93 B CH 86 B SI 94 4-1 7 E; 7 1B; 16 1B; 1-2; BB	S SI 94 B CH 87 X FF 94 1-1 16 HR; 1-3; 2B		B SL 86 B CH 87 B SI 95 F FF 94 C SI 93 F SI 94 X FF 94 3-2 ③ F7			3	2	1	0	1	0	2
7 Alex Guerrero, R (1, 7) OBP: 0.314, SLG: 0.636 71 Josh Ravin, R (9, 1)	C SL 84 B CH 88 S SL 85 F FF 98 C SL 85 1-3 ③ K			C SL 82 S SL 83 X SL 85 0-2 E7; 16 1B; 11 HR; 1-3; 2-H; 1B	F SI 95 B FF 95 F SI 95 C SL 85 1-3 ② K			B SL 85 F SL 83 X FF 93 1-1 ① F8		4 0	1 0	1 0	1 0	0 0	2 0	4 0
16 Andre Ethier, L (1, 9) OBP: 0.372, SLG: 0.513		B FF 91 B FF 93 X SI 92 2-0 ① G3-1		F CU 76 B SI 96 F FF 95 B SI 97 X SL 83 2-2 11 HR; 2-3; 3-H; 1B	X CH 88 0-0 2-H; 3-H; HR			X FF 93 0-0 ② G4-3		4	2	2	4	0	0	0
11 Jimmy Rollins, S (1, 6) OBP: 0.272, SLG: 0.354		B SI 93 C CH 85 X CU 78 1-1 ② F8		S CH 88 B CH 89 D SI 95 1 SAFE X SI 96 2-1 1-H; 3-H; HR	B CU 78 S CH 84 B CU 77 B CH 85 S CH 86 X CH 87 3-2 ③ G3			B SI 93 B SI 93 X FF 94 2-0 ③ G3-1		4	1	1	3	0	0	0
46 Mike Bolsinger, R (1, 1) 56 J.P. Howell, L (8, 1) 28 Chris Heisey, R (9, 7) OBP: 0.346, SLG: 0.238		B FF 93 X FF 94 1-0 ③ G1-3		C FF 96 B FF 98 B SL 81 B CU 80 C FF 92 C SI 93 3-3 ① K		B SI 94 F FF 93 C FF 95 C SL 88 1-3 ① K				3 0 0	0 0 0	0 0 0	0 0 0	0 0 0	2 0 0	0 0 0
Inning Stats	R: 1 E: 0 K: 1 S: 12 H: 3 LOB: 2 BB: 0 P: 20	R: 0 E: 0 K: 0 S: 4 H: 0 LOB: 0 BB: 0 P: 8	R: 0 E: 0 K: 0 S: 10 H: 0 LOB: 0 BB: 0 P: 14	R: 5 E: 1 K: 2 S: 19 H: 4 LOB: 0 BB: 1 P: 36	R: 3 E: 0 K: 1 S: 13 H: 3 LOB: 0 BB: 0 P: 18	R: 0 E: 0 K: 1 S: 7 H: 0 LOB: 0 BB: 0 P: 14	R: 0 E: 0 K: 0 S: 9 H: 0 LOB: 0 BB: 0 P: 18	R: 0 E: 0 K: 0 S: 4 H: 0 LOB: 0 BB: 0 P: 7		1B: 7 2B: 1 3B: 0 HR: 2	SF: 0 SAC: 0 DP: 0 HBP: 0			WP: 0 PB: 0 SB: 0 CS: 0	PA: 35	

	AB	34
	R	9
	H	10
	RBI	9
	BB	1
	SO	5
	LOB	6

PITCHER		IP	WLS	BF	H	R	ER	SO	BB	IBB	HBP	BLK	WP	HR	S	P	ERA	WHIP
12 Rubby De La Rosa, R ERA: 5.84	(1, 1)	5.0	L	26	10	9	9	4	1	0	0	0	0	2	58	96	16.20	2.200
56 JC Ramírez, R ERA: 4.11	(6, 1)	3.0		9	0	0	0	1	0	0	0	0	0	0	20	39	0.00	0.000

PITCHER	IP	WLS	BF	H	R	ER	SO	BB	IBB	HBP	BLK	WP	HR	S	P	ERA	WHIP

Batter	1	2	3	4	5	6	7	8	9	AB	R	H	RBI	BB	SO	LOB
5 Ender Inciarte, L (1, 8) OBP: 0.321, SLG: 0.383	C SI 94 F SI 94 B SI 95 X FC 89 1-2 44 CS 1B		X SI 94 0-0 ① G6-3		C CH 86 B SI 97 B CH 86 X SI 96 2-1 1B		C FF 92 S FF 95 S FF 96 0-3 ③ K			4	0	2	0	0	1	2
19 Jake Lamb, L (1, 5) OBP: 0.417, SLG: 0.548	C SI 94 X FF 95 0-1 ① F7		C FF 95 C SI 96 B CU 83 X CU 83 1-2 44 G6-3 2B		X FF 96 0-0 ③ G3			B FF 94 C FF 94 B FF 93 X FF 93 2-1 ① P5		4	0	1	0	0	0	2
44 Paul Goldschmidt, R (1, 3) OBP: 0.463, SLG: 0.643	B FF 95 C FF 94 1 SAFE 1 SAFE B SI 94 S FC 89 D FC 89 F FC 90 F FF 96 3-2 ② X FC 89 24 WP 1B 1-2		B FF 98 S FC 90 X FC 91 1-1 ② G6-3 2-3			S FC 88 F SI 95 B FF 95 X FF 95 1-2 ① G3-1		C FF 94 X FF 96 0-1 ② L9		4	0	1	0	0	0	1
24 Yasmany Tomás, R (1, 9) OBP: 0.363, SLG: 0.409	F FF 95 S FC 89 F FC 90 B CU 83 B FC 88 S SI 97 2-3 ③ K 1-2		B FC 88 S FF 96 B FC 89 F SI 96 X FC 90 2-2 ③ G6-3			X SI 95 0-0 ② L9		X SL 84 0-0 6 FC6 1B		4	0	1	0	0	1	2
6 David Peralta, L (1, 7) OBP: 0.321, SLG: 0.457		X SI 93 0-0 8 CS 1B		B FC 87 F SI 95 X SI 95 1-1 ① G3		X CH 88 0-0 ③ G3		C FF 92 X CH 85 0-1 ③ FC6 1-2f		4	0	1	0	0	0	1
8 Jarrod Saltalamacchia, S (1, 2) OBP: 0.227, SLG: 0.293		B SI 92 F SI 94 B FC 89 B SI 95 C FF 94 X FF 95 3-2 ① 38 SH5-4 13 1B 4 WP 1-2 1B		C CU 78 F CH 88 B SI 95 B SI 95 B FC 88 S CH 87 3-3 ② K			B FC 85 B CH 84 X SI 93 2-0 ① G3-1		B FC 91 S FC 92 S FF 94 S FC 94 1-3 ① K	4	1	1	0	0	2	0
13 Nick Ahmed, R (1, 6) OBP: 0.289, SLG: 0.312		B FF 95 X SI 92 1-0 4 WP 38 SH5-4 1-2 1B		X SI 96 0-0 ③ L9			X SI 94 0-0 38 SH1-4 1B		B SL 81 S FC 92 S FC 92 T FC 94 1-2 ② K	4	0	2	0	0	1	0
38 Robbie Ray, L (1, 1) 43 Addison Reed, L (7, 1) 40 Andrew Chafin, R (8, 1) 11 AJ Pollock, R (9, PH) OBP: 0.367, SLG: 0.493		B SI 93 X SI 94 1-0 ② SH5-4 1-2 2-3			C SI 93 S SI 94 S FF 95 0-3 ① K		X FF 94 0-0 ② SH1-4 1-2		F FC 93 B FC 94 X FC 93 1-1 ③ P3	1 0 0 1	0 0 0 0	0 0 0 0	0 0 0 0	1 0 0 0	0 0 0 0	0 0 0 0
4 Cliff Pennington, S (1, 4) OBP: 0.282, SLG: 0.197		C SI 97 C SI 96 B FF 96 B FC 89 B SI 96 X SI 96 3-2 ③ G5-3 2-3 3-H			S CH 84 B CH 85 X SI 95 1-1 ② P5		F FF 95 B CH 87 B SI 96 B SI 96 C CH 88 B FC 88 4-2 BB			2	0	0	0	1	0	1
Inning Stats	R: 0 E: 0 K: 1 S: 14 H: 2 LOB: 1 BB: 0 P: 20	R: 1 E: 0 K: 0 S: 9 H: 3 LOB: 1 BB: 0 P: 17	R: 0 E: 0 K: 0 S: 9 H: 1 LOB: 1 BB: 0 P: 13	R: 0 E: 0 K: 1 S: 6 H: 0 LOB: 0 BB: 0 P: 10	R: 0 E: 0 K: 1 S: 8 H: 1 LOB: 1 BB: 0 P: 11	R: 0 E: 0 K: 0 S: 5 H: 0 LOB: 0 BB: 0 P: 6	R: 0 E: 0 K: 1 S: 8 H: 1 LOB: 2 BB: 1 P: 14	R: 0 E: 0 K: 0 S: 7 H: 1 LOB: 1 BB: 0 P: 9	R: 0 E: 0 K: 2 S: 8 H: 0 LOB: 0 BB: 0 P: 11	1B: 8 2B: 1 3B: 0 HR: 0 SF: 0 SAC: 2 DP: 0 HBP: 0						

PITCHER		IP	WLS	BF	H	R	ER	SO	BB	IBB	HBP	BLK	WP	HR	S	P	ERA	WHIP
77 Carlos Frías, R ERA: 3.86	(1, 1)	6.2		27	8	1	1	3	1	0	0	0	2	0	56	88	1.35	1.350
36 Adam Liberatore, L ERA: 3.18	(7, 1)	0.1	W	1	0	0	0	1	0	0	0	0	0	0	3	3	0.00	0.000
63 Yimi García, R ERA: 3.7	(8, 1)	1.0	H	4	1	0	0	0	0	0	0	0	0	0	7	9	0.00	1.000
74 Kenley Jansen, R ERA:	(9, 1)	1.0	S	3	0	0	0	2	0	0	0	0	0	0	8	11	0.00	0.000

PITCHER	IP	WLS	BF	H	R	ER	SO	BB	IBB	HBP	BLK	WP	HR	S	P	ERA	WHIP

TOP

Arizona Diamondbacks @ Los Angeles Dodgers
Dodger Stadium, Los Angeles, CA
Tue Jun 09 2015, 7:11 PM - 9:42 PM PDT
Att. 37,738 - Drizzle - 82 F

livebaseballscorecards.com

AB	32
R	1
H	9
RBI	0
BB	1
SO	6
LOB	9

WP: 2	PA: 35		
PB: 0			
SB: 0			
CS: 2			

Arizona Diamondbacks @ Los Angeles Dodgers

Dodger Stadium, Los Angeles, CA

Tue Jun 09 2015, 7:11 PM - 9:42 PM PDT

Att. 37,738 - Drizzle - 82 F

livebaseballscorecards.com

BOTTOM

Batter	1	2	3	4	5	6	7	8	9	AB	R	H	RBI	BB	SO	LOB
28 Chris Heisey, R (1, 8) OBP: 0.367, SLG: 0.217	C FF 92 B SL 85 B CH 84 F FF 93 F FF 94 B SL 82 B FF 93 4-2 23 F8 66 1B BB		C FF 92 B FF 93 F CH 85 X SI 93 1-2 ① P3		F FF 89 F FF 93 B FF 92 S SL 82 1-3 ② K		B CH 83 B FF 94 B FF 92 B FF 94 4-0 66 2B 47 1B BB			2	1	0	0	2	1	2
66 Yasiel Puig, R (1, 9) OBP: 0.393, SLG: 0.500	B SI 92 C FF 92 X FF 92 1-1 47 G6-4-3 1-2 1B		S CH 84 X FF 94 0-1 ② G5-3 1-2 2-3		F FF 92 B CH 84 X SL 84 1-1 ③ G6-3		1 SAFE T SL 87 1 SAFE X SI 94 0-1 47 1B 1-3 2B			4	1	2	0	0	0	2
23 Adrián González, L (1, 3) OBP: 0.404, SLG: 0.581	B FF 92 B FF 92 X FF 93 2-0 ① F8 2-3		C FF 95 B FF 94 F FF 95 D SL 86 X FF 94 2-2 ③ G3			C SL 79 S SL 82 B SL 83 X FF 93 1-2 ① F7	I IN 78 I IN 81 I IN 80 I IN 80 4-0 47 E 47 1B IBB			3	0	0	0	1	0	4
47 Howie Kendrick, R (1, 4) OBP: 0.355, SLG: 0.450	X CH 85 0-0 ② ③ G6-4-3 1-2f			B FF 90 B FF 92 S FF 92 B SL 83 F FF 93 T FF 95 3-2 ① K		B FF 92 F CH 85 F FF 93 X FF 94 1-2 HR	F FF 95 X SL 89 0-1 E8 1-3 2-H 3-H 1B			4	1	2	3	0	1	2
7 Alex Guerrero, R (1, 7) OBP: 0.311, SLG: 0.623 63 Yimi García, R (8, 1) 74 Kenley Jansen, S (9, 1)		B FF 89 F CH 82 B CH 84 C FF 92 F FF 94 B CH 83 F FF 94 S FF 95 3-3 ① K		X SL 79 0-0 14 BB 1B		B CH 83 B CH 84 S FF 94 X FF 93 2-1 ② F8	1 SAFE F FF 94 C FF 94 F FF 94 B SI 93 F FF 94 D SL 88 X SL 88 2-2 ③ L7			4 0 0	0 0 0	1 0 0	0 0 0	0 0 0	1 0 0	2 0 0
9 Yasmani Grandal, S (1, 2) OBP: 0.384, SLG: 0.435		F SI 90 F SL 81 B FF 92 C FF 95 1-3 ② K		F CH 84 1 SAFE B CH 86 B FF 94 F SL 83 X FF 94 2-2 ② L9		X FF 92 0-0 1B		X SI 92 0-0 ① F9		4	0	1	0	0	1	1
14 Enrique Hernández, R (1, 6) OBP: 0.310, SLG: 0.418		X FF 93 0-0 ③ G4-3		S SL 82 B FF 88 B FF 92 B CH 84 B FF 92 4-1 1-2 BB		C SL 83 B CH 87 F SI 93 X FF 94 1-2 F8		C SI 91 B SI 92 F SI 92 B SL 82 X SI 92 2-2 ② L8		3	0	0	0	1	0	1
5 Alberto Callaspo, S (1, 5) OBP: 0.298, SLG: 0.250			B FF 90 B FF 92 B FF 91 B FF 92 4-0 66 G5-3 77 HBP BB	C FF 92 C CH 85 X SL 82 0-2 ③ L7			C FF 89 B FF 92 X CH 82 1-1 ① L9	B SI 92 X SI 92 1-0 1B		3	0	1	0	1	0	2
77 Carlos Frías, R (1, 1) OBP: 0.188, SLG: 0.071 36 Adam Liberatore, L (7, 1) 11 Jimmy Rollins, S (7, PH) OBP: 0.270, SLG: 0.352 16 Andre Ethier, L (8, 7) OBP: 0.370, SLG: 0.509			H CH 87 1-0 66 G5-3 1-2 HBP		L FF 89 X FF 90 0-1 ① B2-3		C FF 93 C CH 86 B FF 88 F FF 94 F SL 84 X CH 84 1-2 ② L8	X FF 90 0-0 ③ L8		1 0 1 1	0 0 0 0	0 0 0 0	0 0 0 0	0 0 0 0	0 0 0 1	0 0 0 0
Inning Stats	R: 0 E: 0 K: 0 S: 7 H: 1 LOB: 1 BB: 1 P: 14	R: 0 E: 0 K: 2 S: 9 H: 0 LOB: 0 BB: 0 P: 13	R: 0 E: 0 K: 0 S: 8 H: 0 LOB: 2 BB: 1 P: 16	R: 0 E: 0 K: 1 S: 11 H: 1 LOB: 2 BB: 1 P: 20	R: 0 E: 0 K: 1 S: 7 H: 0 LOB: 0 BB: 0 P: 9	R: 1 E: 0 K: 0 S: 12 H: 2 LOB: 1 BB: 0 P: 17	R: 2 E: 1 K: 0 S: 16 H: 2 LOB: 2 BB: 2 P: 28	R: 0 E: 0 K: 0 S: 6 H: 1 LOB: 1 BB: 0 P: 9		1B: 5 2B: 1 3B: 0 HR: 1 SF: 0 SAC: 0 DP: 1 HBP: 1						

	AB	30
	R	3
	H	7
	RBI	3
	BB	5
	SO	4
	LOB	17

WP: 0 PB: 0 SB: 0 CS: 0 PA: 36

PITCHER		IP	WLS	BF	H	R	ER	SO	BB	IBB	HBP	BLK	WP	HR	S	P	ERA	WHIP
38 Robbie Ray, L ERA: 1.53	(1, 1)	6.2	L	28	4	2	2	4	4	0	1	0	0	1	61	102	2.70	1.200
43 Addison Reed, R ERA: 4.84	(7, 1)	0.1		4	2	1	1	0	0	1	0	0	0	0	9	15	27.00	6.000
40 Andrew Chafin, L ERA: 3.3	(8, 1)	1.0		4	1	0	0	0	0	0	0	0	0	0	6	9	0.00	1.000

PITCHER	IP	WLS	BF	H	R	ER	SO	BB	IBB	HBP	BLK	WP	HR	S	P	ERA	WHIP

Batter	1	2	3	4	5	6	7	8	9	AB	R	H	RBI	BB	SO	LOB
5 Ender Inciarte, L (1, 7) OBP: 0.319, SLG: 0.379	X FF 91 0-0 44 1B 24 1B 1B	C FF 92 B SL 84 L SI 90 B SL 84 X SI 93 2-2 ③ G3			C FF 88 X SI 89 0-1 ① G3	L FF 93 S SL 82 X FF 96 0-2 ② F7 1-2		C SI 87 B KC 80 F KC 81 B SI 89 F KC 82 F SI 88 X SI 87 2-2 ③ F7		5	1	1	0	0	0	3
11 AJ Pollock, R (1, 8) OBP: 0.372, SLG: 0.509	C KC 77 1 SAFE C SL 82 S SL 82 0-3 ① K		B CH 82 B FF 92 B CH 84 C FF 91 F SI 91 X SL 85 3-2 24 L8 44 1B 1B		B KC 75 X CH 82 1-0 44 HR 1B	B FF 93 F FF 92 F SL 83 S FF 95 1-3 ③ K			B FF 92 X FC 90 1-0 HR	5	2	3	1	0	2	3
44 Paul Goldschmidt, R (1, 3) OBP: 0.469, SLG: 0.665	B SI 92 1 SAFE C SI 91 F SL 83 X FF 92 1-2 24 1B 1-2 1B		B SI 92 C SI 91 1 SAFE B SL 84 B FF 92 S SI 92 X SI 92 3-2 2 G6-3 1-2 1B		D KC 77 1 SAFE D KC 77 C SL 82 1 SAFE X SL 82 2-1 1-H HR		X FF 93 0-0 24 L9 16 SF8 2B		C FC 92 X FC 92 0-1 ① P3	5	2	4	2	0	0	0
24 Yasmany Tomás, R (1, 9) OBP: 0.364, SLG: 0.429	B FF 91 C KC 78 X KC 78 1-1 1-3 2-H 1B		B SI 92 X CH 84 1-0 ① L8 2-3		F FF 91 S SL 82 F SL 83 B SL 83 X SL 83 1-2 HR		X FF 93 0-0 ① L9 2-3		B FC 92 S SL 82 C FC 92 B FC 94 B SL 82 F FC 93 F FC 92 X SL 80 3-2 ② F7	5	1	2	2	0	0	3
2 Aaron Hill, R (1, 5) OBP: 0.282, SLG: 0.336	B SI 91 C SI 92 B CH 85 C SL 82 F SL 83 F SL 84 D FF 93 S SL 84 3-3 ② K		X SI 91 0-0 ②③ G6-3 1-2f		B SI 91 B SI 89 X SI 90 2-0 ② G6-3		B SL 84 C FF 94 H FF 94 2-1 7 FC6-4 HBP		B SL 83 F FC 92 C FC 93 C FC 95 1-3 ③ K	4	0	0	0	0	2	4
16 Chris Owings, R (1, 4) OBP: 0.257, SLG: 0.327	B KC 78 B KC 77 C SL 82 X SL 82 2-1 ③ F9			C SL 79 S FF 91 B FF 92 B SL 83 B SL 83 F SL 83 S SL 84 3-3 ① K	B KC 77 X SI 91 1-0 ③ G4-3		C FF 92 S FF 93 X FF 94 0-2 ② SF8 3-H			3	0	0	1	0	1	2
7 Welington Castillo, R (1, 2) OBP: 0.213, SLG: 0.288		B SI 90 B FF 90 B CH 83 C FF 90 X CH 85 3-1 ① G5-3		B SI 91 B SI 91 B KC 78 C FF 90 B FF 91 4-1 BB		C FF 95 F FF 94 X FF 96 0-2 ① G3-1	S FF 92 1 SAFE X FF 92 0-1 ③ FC6-4 1-2f			3	0	0	0	1	0	1
13 Nick Ahmed, R (1, 6) OBP: 0.288, SLG: 0.311		C FF 92 B FF 92 F SI 92 X FF 93 1-2 E4 58 SH2-4		B KC 77 C KC 77 B SI 91 X SI 91 2-1 ② P4		X FF 96 0-0 6 PB 6 S 1B		X SI 87 0-0 ① G5-3		4	0	1	0	0	0	1
58 Jeremy Hellickson, R (1, 1) OBP: 0.238, SLG: 0.250 59 Oliver Pérez, L (4, 1) 6 David Peralta, L (6, PH) OBP: 0.325, SLG: 0.457 40 Andrew Chafin, R (6, 1) 48 Randall Delgado, R (7, 1) 4 Cliff Pennington, S (8, PH) OBP: 0.278, SLG: 0.194 41 Daniel Hudson, R (8, 1)		X SI 91 0-0 ② SH2-4 1-2		C SI 91 F SL 83 F SL 84 X SL 83 0-2 ③ L5		C FF 94 B FF 91 S FF 94 B FF 95 B FF 94 F FF 95 F FF 94 F FF 95 F FF 95 4-2 F FF 95 D SL 84 5 E 1-3 BB		B SI 86 X SI 86 1-0 ② B2-3	1 0 0 0 0 0 1 0 0 0 0 0 0 0 0 0 0 0 1 0 0 0 0 0 0 0 0 0 0 0 0 0 0 0 0 1 0 0 0 0 0 0 0 0 0 0 0 0 0						
Inning Stats	R: 1 H: 3 E: 0 LOB: 2 K: 2 BB: 0 S: 16 P: 23	R: 0 H: 0 E: 1 LOB: 1 K: 0 BB: 0 S: 9 P: 15	R: 0 H: 2 E: 0 LOB: 1 K: 0 BB: 0 S: 8 P: 15	R: 0 H: 0 E: 0 LOB: 1 K: 1 BB: 1 S: 11 P: 20	R: 3 H: 3 E: 0 LOB: 0 K: 0 BB: 0 S: 11 P: 18	R: 0 H: 1 E: 1 LOB: 2 K: 1 BB: 1 S: 17 P: 22	R: 1 H: 1 E: 0 LOB: 1 K: 0 BB: 0 S: 8 P: 10	R: 0 H: 0 E: 0 LOB: 0 K: 0 BB: 0 S: 7 P: 10	R: 1 H: 1 E: 0 LOB: 0 K: 1 BB: 0 S: 11 P: 16	1B: 7 SF: 1 2B: 1 SAC: 1 3B: 0 DP: 1 HR: 3 HBP: 1						

PITCHER		IP	WLS	BF	H	R	ER	SO	BB	IBB	HBP	BLK	WP	HR	S	P	ERA	WHIP
35 Brett Anderson, L ERA: 3.57	(1, 1)	5.0		24	8	4	4	3	1	0	0	0	0	2	55	91	7.20	1.800
12 Juan Nicasio, R ERA: 2.16	(6, 1)	0.1	H	3	1	0	0	0	1	0	0	0	0	0	11	15	0.00	6.000
36 Adam Liberatore, L ERA: 3.12	(6, 1)	0.1	H	1	0	0	0	0	0	0	0	0	0	0	3	3	0.00	0.000
63 Yimi García, R ERA: 3.86	(6, 1)	1.1	H	6	1	1	1	1	0	0	1	0	0	0	11	14	6.75	0.750
56 J.P. Howell, L ERA: 0.55	(8, 1)	1.0	H	3	0	0	0	0	0	0	0	0	0	0	7	10	0.00	0.000
74 Kenley Jansen, R ERA: 1.0	(9, 1)	1.0	W	4	1	1	1	1	0	0	0	0	0	1	11	16	9.00	1.000

TOP

Arizona Diamondbacks @ Los Angeles Dodgers
Dodger Stadium, Los Angeles, CA
Wed Jun 10 2015, 7:10 PM - 10:45 PM PDT
Att. 47,174 - Clear - 70 F

livebaseballscorecards.com

AB	36
R	6
H	11
RBI	6
BB	2
SO	5
LOB	18

WP: 0 PA: 41
PB: 1
SB: 1
CS: 0

Batter	1	2	3	4	5	6	7	8	9	AB	R	H	RBI	BB	SO	LOB
31 Joc Pederson, L (1, 8) OBP: 0.377, SLG: 0.557	C SI 90 F CU 76 B CU 77 C SI 90 1-3 ① K	B CH 79 B SI 90 S CH 81 D CH 81 B CU 75 4-1 66 HR BB		C CU 76 B SI 90 B CH 79 B SI 90 C FF 90 B SI 91 4-2 66 2B BB		B SL 81 B SI 91 C FF 91 C FF 91 S SL 82 2-3 ③ K			X CH 84 0-0 ① G4-3	3	1	0	0	2	2	0
66 Yasiel Puig, R (1, 9) OBP: 0.439, SLG: 0.603	B FF 91 B SI 90 C CH 81 B SI 92 F SI 91 X SI 92 3-2 47 E 1B	X SI 91 0-0 1-H 2-H HR		X SI 90 0-0 1-3 2B			S FF 95 B SL 83 C SL 82 B CH 86 X SL 82 2-2 9 BB 1B		B SL 89 B SI 96 B CH 84 C FF 96 B FF 96 4-1 23 BB 47 1B BB	4	2	4	3	1	0	0
23 Adrián González, L (1, 3) OBP: 0.400, SLG: 0.570	B FF 89 C CU 74 1 SAFE X CH 79 1-1 ② F7	F SI 90 T FF 90 X CH 79 0-2 ③ L8		C SL 78 X SL 77 0-1 ③ G4-3			1 SAFE S CH 85 B FF 94 F FF 94 B FF 93 1 SAFE S CH 87 2-3 ① K		B SI 96 B CH 84 C SI 96 B CH 84 B SI 96 4-1 47 1B 1-2 BB	4	0	0	0	1	1	4
47 Howie Kendrick, R (1, 4) OBP: 0.352, SLG: 0.444	S CH 80 X SI 90 0-1 E5 1-2	C CU 73 B CU 77 S CH 80 B CH 78 B FF 91 F SI 90 X CH 79 3-2 ① G6-3			B SL 78 B FF 91 F FF 92 B SI 92 F FF 93 F FF 93 X FF 94 3-2 ① G6-3		1 SAFE F FF 92 B FF 91 1 SAFE X FF 94 1-1 ② L8		C CH 86 X SI 96 0-1 1-2 2-H 1B	5	0	1	1	0	0	2
9 Yasmani Grandal, S (1, 2) OBP: 0.387, SLG: 0.454	C CU 74 X SI 90 0-1 ③ P1		B CH 78 X SI 91 1-0 HR		C SL 77 F FF 90 S SL 79 0-3 ② K		D CH 86 B CH 84 B CH 84 B FF 94 4-0 1-2 BB			3	1	1	1	1	1	2
16 Andre Ethier, L (1, 7) OBP: 0.369, SLG: 0.506 63 Yimi García, R (6, 1) 7 Alex Guerrero, R (7, PH) OBP: 0.309, SLG: 0.617 56 J.P. Howell, L (8, 1) 28 Chris Heisey, R (9, 7) OBP: 0.367, SLG: 0.217		C FF 90 B SI 91 B CH 80 X CH 79 2-1 5 1B 35 SH5-4 1B	B CU 75 F CU 74 C SI 90 B SI 91 F CU 78 F SI 91 F CH 79 S SI 90 2-3 ② K		F FF 93 B FF 94 S SL 81 B SI 92 F FF 93 X SL 80 2-2 ③ G1-3		C SL 80 S SL 79 F SL 79 B FF 92 D SL 81 F FF 94 F FF 94 S SL 82 2-3 ③ K			3 0 1 0 0	1 0 0 0 0	1 0 0 0 0	0 0 0 0 0	0 0 1 0 0	1 0 0 0 0	0 0 2 0 0
5 Alberto Callaspo, S (1, 5) OBP: 0.303, SLG: 0.265		B SI 91 1 SAFE X FF 91 1-0 35 SH5-4 1-3 66 HR 1B	X SI 90 0-0 ③ F8			C SI 92 B FF 91 C FF 91 X FF 92 1-2 11 SH1 14 SF9 2B		B SI 95 F SI 95 B CH 84 X CH 83 2-1 ① P6		4	2	2	0	0	0	0
11 Jimmy Rollins, S (1, 6) OBP: 0.267, SLG: 0.347		S CH 79 D CH 79 S FF 90 T FF 91 1-2 ① K		B CU 74 B SI 89 C SI 89 B CH 80 F SI 90 F FF 90 F SI 91 X SI 90 3-2 ① P6		X CH 82 0-0 ① SH1 2-3		X SI 96 0-0 ② F7	3	0	0	0	0	1	2
35 Brett Anderson, L (1, 1) OBP: 0.273, SLG: 0.118 12 Juan Nicasio, R (6, 1) 36 Adam Liberatore, L (6, 1) 14 Enrique Hernández, R (6, 7) OBP: 0.301, SLG: 0.412 74 Kenley Jansen, S (9, 1)		B CH 78 B FF 89 X FF 88 2-0 ② SH5-4 1-2 3-H		C SI 89 C CU 78 B CU 76 S SI 90 1-3 ② K		B FF 91 F FF 91 X SI 93 1-1 ② SF9 3-H		B SI 96 F CH 85 S SL 88 B SL 87 X SI 96 2-2 ③ F8	1 0 0 1 0	0 0 0 0 0	0 0 0 1 0	1 0 0 0 0	0 0 0 0 0	1 0 0 0 0	0 0 0 0 0
Inning Stats	R: 0 E: 1 K: 1 S: 12 H: 1 LOB: 2 BB: 0 P: 17	R: 4 E: 0 K: 1 S: 12 H: 3 LOB: 0 BB: 1 P: 22	R: 1 E: 0 K: 1 S: 12 H: 1 LOB: 0 BB: 0 P: 18	R: 0 E: 0 K: 1 S: 13 H: 1 LOB: 2 BB: 1 P: 21	R: 0 E: 0 K: 1 S: 12 H: 0 LOB: 0 BB: 0 P: 17	R: 1 E: 0 K: 1 S: 9 H: 1 LOB: 0 BB: 0 P: 13	R: 0 E: 0 K: 2 S: 14 H: 1 LOB: 2 BB: 1 P: 25	R: 0 E: 0 K: 0 S: 6 H: 0 LOB: 0 BB: 0 P: 10	R: 1 E: 0 K: 0 S: 5 H: 1 LOB: 2 BB: 2 P: 13	1B: 5 2B: 2 3B: 0 HR: 2	SF: 1 SAC: 2 DP: 0 HBP: 0	WP: 0 PB: 0 SB: 0 CS: 0	PA: 40			

PITCHER		IP	WLS	BF	H	R	ER	SO	BB	IBB	HBP	BLK	WP	HR	S	P	ERA	WHIP
58 Jeremy Hellickson, R ERA: 5.29	(1, 1)	3.2		20	6	5	5	4	2	0	0	0	0	2	47	76	12.27	2.182
59 Oliver Pérez, L ERA: 5.0	(4, 1)	1.1		4	0	0	0	1	0	0	0	0	0	0	14	19	0.00	0.000
40 Andrew Chafin, L ERA: 3.48	(6, 1)	1.0		4	1	1	1	1	0	0	0	0	0	0	9	13	9.00	1.000
48 Randall Delgado, R ERA: 3.03	(7, 1)	1.0		5	1	0	0	2	1	0	0	0	0	0	14	25	0.00	2.000
41 Daniel Hudson, R ERA: 3.67	(8, 1)	1.1	L	7	1	1	1	0	2	0	0	0	0	0	11	23	6.75	2.250

PITCHER	IP	WLS	BF	H	R	ER	SO	BB	IBB	HBP	BLK	WP	HR	S	P	ERA	WHIP

BOTTOM

Arizona Diamondbacks @ Los Angeles Dodgers

Dodger Stadium, Los Angeles, CA

Wed Jun 10 2015, 7:10 PM - 10:45 PM PDT

Att. 47,174 - Clear - 70 F

livebaseballscorecards.com

AB	32
R	7
H	9
RBI	7
BB	5
SO	8
LOB	12

Batter	1	2	3	4	5	6	7	8	9	AB	R	H	RBI	BB	SO	LOB
31 Joc Pederson, L (1, 8) OBP: 0.382, SLG: 0.552	B SI 89 B EP 66 C FF 91 B EP 67 F FF 90 F FC 91 B CH 76 4-2 23 CS BB		C CU 76 F EP 66 B FC 92 F EP 69 B SI 92 H CU 78 3-2 66 1B 23 1B HBP		X FF 89 0-0 ① G1-3		S CU 74 B CU 77 2 SAFE D CU 75 B FF 92 D FF 91 4-1 66 BB BB		C FF 90 X SL 83 0-1 ① F8	2	1	0	0	2	0	0
66 Yasiel Puig, R (1, 9) OBP: 0.451, SLG: 0.597	B FF 92 S SI 92 F FF 92 C FF 92 1-3 ① K		1 SAFE F FF 93 C FF 94 B FC 93 1 SAFE B SI 93 X FC 94 2-2 23 1B 1-2 1B		X SI 92 0-0 47 FC4 1B		B FF 89 B FF 88 B CH 81 B FF 88 4-0 23 G4-6-3 1-2 2-3 BB		F FF 90 C FF 91 X SL 82 0-2 ② P6	4	0	2	0	1	1	1
23 Adrián González, L (1, 3) OBP: 0.398, SLG: 0.564 5 Alberto Callaspo, S (7, 5) OBP: 0.301, SLG: 0.263	C FF 90 S SL 87 F CU 78 B FC 92 F SL 87 1 SAFE 1 SAFE B CU 77 F SI 92 3-2 ② F EP 70 B FC 93 X SL 87 G6-3 1-2		B CU 78 B SI 91 X FC 92 2-0 1-2 2-H 1B		D CH 78 F FC 90 1 SAFE B SL 87 1 SAFE B SI 89 C FF 91 X FF 91 3-2 ② F7		C CU 77 S CU 77 X CU 79 0-2 ②③ G4-6-3 1-2f		B SL 83 C FF 91 B SL 83 F FF 90 F SL 83 F SL 82 S SL 83 2-3 ③ K	4 1	0 0	1 0	1 0	0 0	0 1	5 0
47 Howie Kendrick, R (1, 4) OBP: 0.350, SLG: 0.445		C SI 89 C SI 91 X EP 66 0-2 ① G5-3	X SI 92 0-0 ③ G6-3		B SI 92 B SI 91 X SI 92 2-0 ③ FC4 1-2f			C FF 93 B FF 94 C SL 83 F FF 93 X FF 93 1-2 E9 10 1B 2B		4	1	1	0	0	0	3
10 Justin Turner, R (1, 5) OBP: 0.385, SLG: 0.496 (7, 3)		B FF 92 X SI 90 1-0 ② G6-3	B SI 90 F SI 90 B SL 88 X SI 89 2-1 16 G6-3 17 1B 1B		F SI 90 F EP 65 B SL 88 B SI 87 F SI 92 S SL 88 2-3 ① K			B SL 83 X FF 93 1-0 11 F9 16 1B 3-H 1B	4	1	2	1	0	1	0
16 Andre Ethier, L (1, 7) OBP: 0.372, SLG: 0.506		B FF 90 B FF 91 X FF 91 2-0 1B	B FC 90 X CH 76 1-0 ① G6-3 1-2		C EP 67 X FF 90 0-1 ② F8			C FF 93 F FF 92 F FF 93 B FF 92 X CH 84 1-2 17 BB 7 1B 1-2 1B	4	1	2	0	0	0	1
11 Jimmy Rollins, S (1, 6) OBP: 0.263, SLG: 0.341		B EP 71 B FF 90 B FF 90 C FF 91 C FF 91 S FF 92 3-3 ③ K	C EP 69 B FF 90 F EP 71 S FC 91 1-3 ② K		B EP 67 B CH 75 F FC 90 C EP 67 X SI 92 2-2 ③ G6-3			B FF 88 2 SAFE B FF 90 X FF 90 2-0 ①② F9 2-3	4	0	0	0	0	2	4
17 A.J. Ellis, R (1, 2) OBP: 0.261, SLG: 0.197			F FC 91 B SI 92 C SI 91 B CU 77 F FC 92 X SI 92 2-2 ① G6-3	B FC 92 C SI 91 B SI 93 C SI 93 X SI 93 2-2 2-H 1B			C FF 90 B CU 76 B SI 90 F SI 90 X FF 91 2-2 66 BB 22 SH2-4 1B	B SL 81 D SL 80 F FF 91 B FF 92 C FF 91 B SL 83 4-2 7 1B 1-2 BB	3	0	2	1	1	0	0
22 Clayton Kershaw, L (1, 1) OBP: 0.212, SLG: 0.226 63 Yimi García, R (7, 1) 7 Alex Guerrero, R (8, PH) OBP: 0.315, SLG: 0.621 41 Chris Hatcher, R (8, 1) 36 Adam Liberatore, L (8, 1) 74 Kenley Jansen, S (9, 1)			C FF 91 F FF 91 C FF 92 0-3 ② K	X FF 91 0-0 ③ G6-3			B FF 89 X FF 89 1-0 ① SH2-4 1-2	C FF 92 C FF 93 D SL 86 X SL 84 1-2 ③ 1-3 2-H 1B	2 0 1 0 0 0	0 0 0 0 0 0	0 0 1 0 0 0	0 0 1 0 0 0	0 0 0 0 0 0	1 0 0 0 0 0	1 0 0 0 0 0

Inning Stats	1	2	3	4	5	6	7	8	9
	R: 0 E: 0 K: 1 S: 13 H: 0 LOB: 0 BB: 1 P: 21	R: 0 E: 0 K: 1 S: 8 H: 1 LOB: 1 BB: 0 P: 14	R: 1 E: 0 K: 1 S: 15 H: 2 LOB: 2 BB: 0 P: 24	R: 1 E: 0 K: 1 S: 10 H: 2 LOB: 1 BB: 0 P: 16	R: 0 E: 0 K: 0 S: 6 H: 1 LOB: 1 BB: 0 P: 11	R: 0 E: 0 K: 1 S: 9 H: 0 LOB: 0 BB: 0 P: 13	R: 0 E: 0 K: 0 S: 8 H: 1 LOB: 2 BB: 2 P: 19	R: 2 E: 1 K: 0 S: 15 H: 4 LOB: 2 BB: 1 P: 25	R: 0 E: 0 K: 1 S: 10 H: 0 LOB: 0 BB: 0 P: 12

PITCHER		IP	WLS	BF	H	R	ER	SO	BB	IBB	HBP	BLK	WP	HR	S	P	ERA	WHIP
40 Odrisamer Despaigne, R ERA: 4.52	(1, 1)	6.1		27	7	2	2	5	1	0	1	0	0	0	65	106	2.84	1.263
60 Frank Garces, L ERA: 3.32	(7, 1)	0.2		3	0	0	0	0	2	0	0	0	0	0	4	12	0.00	3.000
44 Dale Thayer, R ERA: 3.08	(8, 1)	0.0	L	3	3	2	2	0	0	0	0	0	0	0	9	12	∞	∞
56 Shawn Kelley, R ERA: 4.43	(8, 1)	2.0		6	1	0	0	1	1	0	0	0	0	0	16	25	0.00	1.000

PITCHER	IP	WLS	BF	H	R	ER	SO	BB	IBB	HBP	BLK	WP	HR	S	P	ERA	WHIP

TOP

Los Angeles Dodgers @ San Diego Padres

Petco Park, San Diego, CA

Fri Jun 12 2015, 7:13 PM - 10:39 PM PDT

Att. 39,037 - Cloudy - 65 F

livebaseballscorecards.com

AB	33
R	4
H	11
RBI	4
BB	4
SO	6
LOB	15

1B: 10	SF: 0	WP: 0	PA: 39
2B: 1	SAC: 1	PB: 0	
3B: 0	DP: 1	SB: 0	
HR: 0	HBP: 1	CS: 1	

BOTTOM

Los Angeles Dodgers @ San Diego Padres

Petco Park, San Diego, CA

Fri Jun 12 2015, 7:13 PM - 10:39 PM PDT

Att. 39,037 - Cloudy - 65 F

livebaseballscorecards.com

Batter	1	2	3	4	5	6	7	8	9	AB	R	H	RBI	BB	SO	LOB
4 Wil Myers, R (1, 3) (9, 8) OBP: 0.329, SLG: 0.465	B FF 94 X SL 88 1-0 ① G5-3		S SL 86 C CU 71 B FF 95 F SL 86 S FF 94 1-3 ① K		C FF 94 B CU 73 S FF 95 F FF 94 B FF 94 S SL 87 2-3 ② K		X FF 93 0-0 E3 3 HR		C FC 92 F FC 92 B FC 95 X FC 93 1-2 1B	5	1	1	0	0	2	0
3 Derek Norris, R (1, 2) OBP: 0.319, SLG: 0.455	C FF 94 B FF 94 B CU 74 F FF 93 B CU 73 F FF 95 S FF 94 3-3 ② K		B FF 94 X FF 94 1-0 ② G4-3		C SL 87 B CU 74 B FF 94 X FF 95 2-1 ③ P4		X FF 94 0-0 2-H HR		1 SAFE C FC 92 1 SAFE F FC 93 S FC 95 0-3 ③ K	5	1	1	2	0	2	1
10 Justin Upton, R (1, 7) OBP: 0.373, SLG: 0.491	B FF 95 X FF 94 1-0 27 BB 1B		B SL 88 F SL 89 B CU 74 B SL 88 B FF 95 4-1 27 S BB			C FF 94 C CU 73 B CU 74 B CU 74 S SL 88 2-3 ① K	S SL 86 B SL 87 C SL 87 B FF 95 S SL 86 2-3 ③ K			3	0	1	0	1	2	0
27 Matt Kemp, R (1, 9) OBP: 0.285, SLG: 0.340	B FF 94 S SL 88 D SL 90 1 SAFE B FF 94 B FF 94 4-1 1-2 BB		S SL 87 C CU 73 B FF 95 F CU 74 B SL 90 F FF 96 S CU 74 2-3 ③ K 1-2			C SL 87 S SL 86 F CU 74 C FF 95 0-3 ② K		B SL 89 S SL 88 F FF 96 B FF 97 F FC 91 S FF 96 2-3 ① K		3	0	0	0	1	3	1
26 Yangervis Solarte, S (1, 4) OBP: 0.305, SLG: 0.355	S SL 89 C FF 95 B FF 95 D CU 74 X FF 95 2-2 ③ P4			B FF 93 B FF 93 B FF 92 B FF 92 4-0 BB		C FF 94 B CU 73 X FF 94 1-1 2B		B FS 88 F FS 86 B FS 86 F FF 96 B FF 96 F FF 96 X FF 96 3-2 ② F7		3	0	1	0	1	0	2
11 Will Middlebrooks, R (1, 5) OBP: 0.261, SLG: 0.391		B FF 92 F SL 88 B SL 88 X SL 88 2-1 ① G6-3		C FF 94 S CU 73 B FF 95 B CU 71 T CU 74 2-2 ① K		S SL 87 S SL 88 B FF 95 B FF 94 X CU 73 2-2 ③ G5-3		C FF 95 S FF 96 B FF 95 F FF 96 F SL 86 B FF 95 X SL 87 3-2 1B		4	0	1	0	0	1	2
2 B.J. Upton, R (1, 8) 23 Yonder Alonso, L (8, PH) (9, 3) OBP: 0.434, SLG: 0.455		B FF 94 F FF 94 F FF 94 F CU 73 B FF 95 S CU 74 2-3 ② K	C FF 94 1 SAFE 1 SAFE B FF 95 S FF 94 F CU 73 X FF 95 1-2 ② P4			S SL 86 F SL 85 B FF 94 F CU 73 F SL 88 B FF 93 F CU 72 S FF 94 2-3 ① K		B FF 94 F FF 94 D SL 84 X FF 94 2-1 ③ F8		3 1	0 0	0 0	0 0	0 0	2 0	1 1
12 Clint Barmes, R (1, 6) OBP: 0.326, SLG: 0.420		C FF 94 X FF 94 0-1 1B	S SL 86 1 SAFE S CU 73 C FF 95 0-3 ③ K				F FF 94 B SL 84 X SL 86 1-1 HR		B FC 92 C FC 90 S FC 92 F FC 93 B FC 93 F FC 92 S FC 91 2-3 ① K	4	1	2	1	0	2	1
40 Odrisamer Despaigne, R (1, 1) OBP: 0.105, SLG: 0.158 60 Frank Garces, L (7, 1) 15 Cory Spangenberg, L (7, PH) OBP: 0.310, SLG: 0.376 44 Dale Thayer, R (8, 1) 56 Shawn Kelley, R (8, 1) 25 Will Venable, L (9, PH) OBP: 0.316, SLG: 0.421		C FF 94 D FF 95 1 SAFE F FF 94 S CU 74 1-3 ③ K			C FF 91 X FF 91 0-1 ① B1-3		C FF 95 B FF 95 F FF 94 X SL 88 1-2 ② G3-1		B FC 93 B FC 91 F FC 89 F FC 90 S FC 91 2-3 ② K	2 0 1 0 0 1	0 0 0 0 0 0	0 0 0 0 0 0	0 0 0 0 0 0	0 0 0 0 0 0	1 0 0 0 0 1	1 0 0 0 0 0
Inning Stats	R: 0 E: 0 K: 1 S: 10 H: 1 LOB: 2 BB: 1 P: 21	R: 0 E: 0 K: 2 S: 11 H: 1 LOB: 1 BB: 0 P: 16	R: 0 E: 0 K: 2 S: 11 H: 0 LOB: 1 BB: 1 P: 19	R: 0 E: 0 K: 2 S: 10 H: 0 LOB: 1 BB: 1 P: 17	R: 0 E: 0 K: 1 S: 8 H: 0 LOB: 0 BB: 0 P: 12	R: 0 E: 0 K: 2 S: 12 H: 1 LOB: 1 BB: 0 P: 17	R: 3 E: 1 K: 2 S: 16 H: 2 LOB: 0 BB: 0 P: 22	R: 0 E: 0 K: 1 S: 15 H: 1 LOB: 1 BB: 0 P: 25	R: 0 E: 0 K: 3 S: 14 H: 1 LOB: 1 BB: 0 P: 19	1B: 4 2B: 1 3B: 0 HR: 2	SF: 0 SAC: 0 DP: 0 HBP: 0	WP: 0 PB: 0 SB: 1 CS: 0	PA: 38				

	AB	35
	R	3
	H	7
	RBI	3
	BB	3
	SO	16
	LOB	10

PITCHER		IP	WLS	BF	H	R	ER	SO	BB	IBB	HBP	BLK	WP	HR	S	P	ERA	WHIP
22 Clayton Kershaw, L ERA: 3.21	(1, 1)	6.2		27	4	1	1	11	3	0	0	0	0	1	73	117	1.35	1.050
63 Yimi García, R ERA: 3.81	(7, 1)	0.1	W	3	1	2	0	1	0	0	0	0	0	1	5	7	0.00	3.000
41 Chris Hatcher, R ERA: 6.62	(8, 1)	0.2	H	3	1	0	0	1	0	0	0	0	0	0	13	21	0.00	1.500
36 Adam Liberatore, L ERA: 3.06	(8, 1)	0.1	H	1	0	0	0	0	0	0	0	0	0	0	2	4	0.00	0.000
74 Kenley Jansen, R ERA: 0.9	(9, 1)	1.0	S	4	1	0	0	3	0	0	0	0	0	0	14	19	0.00	1.000

PITCHER	IP	WLS	BF	H	R	ER	SO	BB	IBB	HBP	BLK	WP	HR	S	P	ERA	WHIP

Batter	1	2	3	4	5	6	7	8	9	AB	R	H	RBI	BB	SO	LOB
31 Joc Pederson, L (1, 8) OBP: 0.383, SLG: 0.549	F FF 91 B FF 91 B FF 92 C FF 91 H FF 93 3-2 23 G3-6 HBP		S KC 78 X KC 79 0-1 1B			X FF 90 0-0 F7		B SL 90 S CH 85 B SL 90 F FF 96 B FF 97 S CH 86 3-3 K		3	0	1	0	0	1	0
66 Yasiel Puig, R (1, 9) OBP: 0.453, SLG: 0.591	B FF 91 X FF 90 1-0 F9		1 SAFE F FF 92 X FF 92 0-1 F9			X FF 90 0-0 1B			S FF 98 B FF 99 B FF 98 S FF 97 F FF 99 F FF 98 F KC 88 X FF 97 2-2 23 G1-6-3 1B	4	0	2	0	0	0	2
23 Adrián González, L (1, 3) OBP: 0.391, SLG: 0.554	B FF 91 F FF 92 1 SAFE X SL 85 1-1 G3-6 1-2f			B CH 82 B FF 90 C FF 91 F CH 83 X SL 84 2-2 L7		X FF 90 0-0 F7			1 SAFE 1 SAFE C FF 98 1 SAFE B FF 98 X KC 87 1-1 G1-6-3 1-2f	4	0	0	0	0	0	3
47 Howie Kendrick, R (1, 4) OBP: 0.344, SLG: 0.437		C FF 90 B FF 90 S FF 91 X SL 86 1-2 G4-3		B SL 86 B FF 93 B FF 92 X FF 91 3-0 F8		C FF 91 F FF 91 D SL 86 B KC 79 S CH 84 2-3 K			C FF 98 B KC 88 B FF 99 C FF 98 S KC 89 2-3 K	4	0	0	0	0	2	1
10 Justin Turner, R (1, 5) OBP: 0.391, SLG: 0.496		C FF 93 C FF 93 X FF 93 0-2 16 G6-3 1B		C FF 92 B CH 84 B FF 92 C FF 92 B CH 85 B FF 92 4-2 BB			B FF 90 F CH 82 B FF 90 B FF 90 F FF 92 F SL 85 S CH 85 3-3 K			2	0	1	0	1	1	0
16 Andre Ethier, L (1, 7) OBP: 0.366, SLG: 0.497		F FF 91 F FF 92 B KC 78 D KC 79 B FF 94 F FF 94 F CH 86 X FF 93 3-2 G6-3 1-2		S CH 83 F FF 92 B KC 80 X CH 85 1-2 G4-3			C KC 78 S FF 92 X KC 78 0-2 G4-3			3	0	0	0	0	0	2
9 Yasmani Grandal, S (1, 2) OBP: 0.386, SLG: 0.472			B KC 76 B KC 75 F FF 92 B KC 77 X FF 91 3-1 HR		B KC 77 X FF 91 1-0 F7		C FF 91 B FF 91 B KC 78 C KC 78 B KC 79 F FF 93 C KC 79 3-3 K			3	1	1	1	0	1	0
11 Jimmy Rollins, S (1, 6) OBP: 0.259, SLG: 0.336			B FF 92 B FF 92 S FF 91 F FF 92 F FF 92 X CH 84 2-2 G3		C CH 83 C FF 92 S KC 80 0-3 K			C SL 87 B CH 84 B SL 88 F FF 95 X SL 92 2-2 G5-3		3	0	0	0	0	1	0
21 Zack Greinke, R (1, 1) OBP: 0.207, SLG: 0.222			B FF 91 X FF 92 1-0 F7		F FF 92 S CH 83 F CH 84 B KC 78 X SL 85 1-2 G5-3			X FF 96 0-0 L7		3	0	0	0	0	0	0
Inning Stats	R: 0 E: 0 K: 0 S: 5 H: 0 LOB: 0 BB: 0 P: 10	R: 0 E: 0 K: 0 S: 11 H: 1 LOB: 1 BB: 0 P: 15	R: 1 E: 0 K: 0 S: 11 H: 2 LOB: 1 BB: 0 P: 17	R: 0 E: 0 K: 0 S: 9 H: 0 LOB: 1 BB: 1 P: 19	R: 0 E: 0 K: 1 S: 8 H: 0 LOB: 0 BB: 0 P: 10	R: 0 E: 0 K: 1 S: 6 H: 1 LOB: 1 BB: 0 P: 8	R: 0 E: 0 K: 2 S: 11 H: 0 LOB: 0 BB: 0 P: 17	R: 0 E: 0 K: 1 S: 7 H: 0 LOB: 0 BB: 0 P: 12	R: 0 E: 0 K: 1 S: 11 H: 1 LOB: 0 BB: 0 P: 16	1B: 4 2B: 0 3B: 0 HR: 1	SF: 0 SAC: 0 DP: 2 HBP: 1			WP: 0 PB: 0 SB: 0 CS: 0	PA: 31		

TOP

Los Angeles Dodgers @ San Diego Padres

Petco Park, San Diego, CA

Sat Jun 13 2015, 7:12 PM - 9:40 PM PDT

Att. 43,525 - Cloudy - 66 F

livebaseballscorecards.com

AB	29
R	1
H	5
RBI	1
BB	1
SO	6
LOB	8

PITCHER		IP	WLS	BF	H	R	ER	SO	BB	IBB	HBP	BLK	WP	HR	S	P	ERA	WHIP
22 Ian Kennedy, R ERA: 5.84	(1, 1)	7.0		25	4	1	1	4	1	0	1	0	0	1	61	96	1.29	0.714
37 Brandon Maurer, R ERA: 1.69	(8, 1)	1.0	W	3	0	0	0	1	0	0	0	0	0	0	7	12	0.00	0.000
46 Craig Kimbrel, R ERA: 3.75	(9, 1)	1.0	S	3	1	0	0	1	0	0	0	0	0	0	11	16	0.00	1.000

PITCHER		IP	WLS	BF	H	R	ER	SO	BB	IBB	HBP	BLK	WP	HR	S	P	ERA	WHIP

Batter	1	2	3	4	5	6	7	8	9	AB	R	H	RBI	BB	SO	LOB
4 Wil Myers, R (1, 3) OBP: 0.327, SLG: 0.459	C FF 91 F FF 92 B SL 87 X FF 92 1-2 ① F8		X FF 93 0-0 1B		S SL 88 S SL 87 B SL 87 S SL 88 1-3 ③ K			X SL 80 0-0 ① B1-3		4	0	1	0	0	1	1
46 Craig Kimbrel, R (9, 1)										0	0	0	0	0	0	0
25 Will Venable, L (1, 8) OBP: 0.321, SLG: 0.431	C FF 91 X FF 92 0-1 10 G4-3 27 E 2B		B FF 92 B CU 73 C FF 92 S CH 88 C FF 93 2-3 ② K			B CH 86 F CH 88 X CU 73 1-1 10 FC6-4 1B		C FF 91 C CU 73 B CH 88 B FF 92 X CH 90 2-2 ② G1-3		4	1	2	0	0	1	1
10 Justin Upton, R (1, 7) OBP: 0.371, SLG: 0.500	S SL 88 B SL 88 C SL 85 B SL 89 F CU 72 X FF 94 2-2 ② G4-3 2-3		1 SAFE C SL 86 C CU 71 B FF 93 S SL 88 1-3 ③ K			1 SAFE C FF 92 X CH 89 0-1 ① FC6-4 27 G6-4-3 1-2f		B FF 93 C CU 75 B SL 86 B FF 92 S SL 88 X SL 87 3-2 HR		4	1	1	1	0	1	3
27 Matt Kemp, R (1, 9) OBP: 0.284, SLG: 0.339	B FF 92 F FF 92 S SL 88 F SL 88 X FF 93 1-2 E1 1B 3-H			B FF 91 B CU 75 X FF 92 2-0 ① G4-3		C CH 89 X FF 92 0-1 ② ③ G6-4-3 1-2f		X FF 90 0-0 ③ G1-3		4	0	1	1	0	0	1
23 Yonder Alonso, L (1, 5) OBP: 0.425, SLG: 0.444 (9, 3)	X CU 72 0-0 ③ G3-1			C CH 88 B FF 92 S CU 73 S CH 89 1-3 ② K			C FF 91 S CH 87 C FF 92 0-3 ① K			3	0	0	0	0	2	1
3 Derek Norris, R (1, 2) OBP: 0.320, SLG: 0.453		C FF 91 X CU 73 0-1 ① G6-3		C CU 74 S FF 91 X FF 92 0-2 ③ P3			X FF 91 0-0 5 FC4-6 15 BB 1B			3	0	1	0	0	0	0
15 Cory Spangenberg, L (1, 4) OBP: 0.316, SLG: 0.378		C FF 88 S CH 88 X CH 87 0-2 ② G1-3			B CU 72 X CH 87 1-0 5 1B 1B		B FF 92 1 SAFE B CH 87 B CH 88 B FF 90 4-0 5 FC4-6 1-2 BB			2	0	1	0	1	0	0
5 Alexi Amarista, L (1, 6) OBP: 0.283, SLG: 0.282		C FF 92 B FF 92 F CH 88 F FF 93 B CH 89 X SI 93 2-2 ③ F7			1 SAFE C FF 92 X CH 88 0-1 ① 22 S 1-2 1B		B CH 89 X FF 93 1-0 ② FC4-6 1-2f 2-3			3	0	1	0	0	0	2
22 Ian Kennedy, R (1, 1) OBP: 0.063, SLG: 0.063 26 Yangervis Solarte, S (7, PH) OBP: 0.303, SLG: 0.353 37 Brandon Maurer, R (8, 1) 11 Will Middlebrooks, R (9, 5) OBP: 0.261, SLG: 0.391			B FF 92 S FF 92 C FF 92 C CU 72 1-3 ① K		B CU 68 B FF 90 S FF 93 S FF 94 S FF 94 2-3 ② K 1-2		F FF 91 B FF 92 1 SAFE B CH 88 X FF 92 2-1 ③ F7			2	0	0	0	0	2	1
										1	0	0	0	0	0	2
										0	0	0	0	0	0	0
										0	0	0	0	0	0	0
Inning Stats	R: 1 E: 1 K: 0 S: 14 H: 2 LOB: 1 BB: 0 P: 18	R: 0 E: 0 K: 0 S: 9 H: 0 LOB: 0 BB: 0 P: 11	R: 0 E: 0 K: 3 S: 10 H: 1 LOB: 1 BB: 0 P: 14	R: 0 E: 0 K: 1 S: 7 H: 0 LOB: 0 BB: 0 P: 10	R: 0 E: 0 K: 2 S: 9 H: 2 LOB: 1 BB: 0 P: 13	R: 0 E: 0 K: 0 S: 6 H: 1 LOB: 0 BB: 0 P: 7	R: 0 E: 0 K: 1 S: 7 H: 1 LOB: 2 BB: 1 P: 14	R: 1 E: 0 K: 0 S: 8 H: 1 LOB: 0 BB: 0 P: 13		1B: 6 2B: 1 3B: 0 HR: 1	SF: 0 SAC: 0 DP: 1 HBP: 0			WP: 0 PB: 0 SB: 1 CS: 0	PA: 31	

PITCHER	IP	WLS	BF	H	R	ER	SO	BB	IBB	HBP	BLK	WP	HR	S	P	ERA	WHIP
21 Zack Greinke, R (1, 1) ERA: 1.95	8.0	L	31	8	2	2	7	1	0	0	0	0	1	70	100	2.25	1.125

PITCHER	IP	WLS	BF	H	R	ER	SO	BB	IBB	HBP	BLK	WP	HR	S	P	ERA	WHIP

BOTTOM

Los Angeles Dodgers @ San Diego Padres

Petco Park, San Diego, CA

Sat Jun 13 2015, 7:12 PM - 9:40 PM PDT

Att. 43,525 - Cloudy - 66 F

livebaseballscorecards.com

AB	30
R	2
H	8
RBI	2
BB	1
SO	7
LOB	12

Batter	1	2	3	4	5	6	7	8	9	10	11	12	AB	R	H	RBI	BB	SO	LOB
31 Joc Pederson, L (1, 8) OBP: 0.386, SLG: 0.543	B FF 90 F CH 82 B FC 88 F CH 85 B FC 88 B FF 92 4-2 66 FC6-4 BB		X KC 79 0-0 ② 66 FC6-4 2-H 1B		C CH 83 C FC 86 X KC 80 0-2 ③ G4-3			B CH 84 B CH 84 S SL 89 F FF 97 B CH 84 F SL 89 F SL 84 X SL 89 3-2 ② G3		B FF 92 C FF 92 C FF 93 S SL 86 1-3 ② K		B FF 94 F FF 93 B FF 92 B CH 84 Z SAFE B FF 92 4-1 23 1B 1-2 2-3 BB	4	0	1	0	2	1	1
66 Yasiel Puig, R (1, 9) OBP: 0.450, SLG: 0.571 71 Josh Ravin, R (10, 1) 7 Alex Guerrero, R (12, PH) OBP: 0.312, SLG: 0.615 74 Kenley Jansen, S (12, 1)	F FF 91 X KC 79 0-1 ① FC6-4 23 G3-6-3 1-2f		1 SAFE F FC 85 B SI 90 1 SAFE X KC 79 1-1 ③ FC6-4 1-2f			B FC 85 C CH 81 B SI 89 S FC 84 C FC 86 2-3 ① K		B FF 96 F SL 88 S CH 83 F FF 94 B FF 96 B CH 85 B FF 96 4-2 23 2B BB		C FF 94 X FF 94 0-1 1B	C FF 92 B FF 93 F FF 93 F FF 94 X FF 93 1-2 ② L9	4 0 1	1 0 0	1 0 0	0 0 0	1 0 0	1 0 0	2 0 3
23 Adrián González, L (1, 3) OBP: 0.394, SLG: 0.555	B SI 90 X SI 91 1-0 ② ③ G3-6-3 1-2f			B FF 90 B CH 83 F CH 84 B FF 90 B SI 88 4-1 47 G1-6-3 BB		B FF 91 F SI 89 S KC 79 S FC 86 1-3 ② K		D CH 84 C FF 93 X CH 84 1-1 1-H 2B		X FF 91 0-0 ③ F7		B FF 93 X FF 92 1-0 1-3 2-H 3-H 1B	5	0	2	3	1	1	2
47 Howie Kendrick, R (1, 4) OBP: 0.340, SLG: 0.430		B FF 90 B FF 91 F FC 87 S KC 79 1-3 ① K		D FC 85 X FC 85 1-0 ① ② G1-6-3 1-2f		S FF 90 B KC 79 S KC 80 X FF 92 1-2 ③ G6-3		C SL 89 F SL 90 B SI 95 S FF 96 1-3 ③ K			B FF 91 B SL 87 B FF 90 C FF 88 X CH 80 2-1 9 G5-4-3 1B	F SL 87 B FF 90 F SL 87 S FF 90 2-3 ③ K	6	0	1	0	0	3	4
9 Yasmani Grandal, S (1, 2) OBP: 0.381, SLG: 0.459		S SI 90 B FC 87 B KC 80 B SI 91 X FF 91 3-1 ② F8		B KC 79 B FC 88 B CH 84 C FF 90 B CH 84 4-1 BB			B KC 77 B KC 79 C FF 90 B FF 90 X FC 86 3-1 ① F7		B KC 85 C FF 97 S KC 86 S KC 87 1-3 ① K		X FF 92 0-0 ① ② G5-4-3 1-2f		4	0	0	0	1	1	1
16 Andre Ethier, L (1, 7) OBP: 0.372, SLG: 0.526		B FF 91 F CH 85 X KC 79 1-1 3B		S SI 91 B SI 90 X CH 83 1-1 ③ F7			X CH 83 0-0 HR	C FF 97 F FF 98 B KC 87 B KC 86 F FF 97 B FF 98 F FF 97 B FF 98 4-2 5 FC4-6 BB			S CU 78 S CU 80 X CU 79 0-2 ③ G4-3		4	1	2	1	1	0	1
11 Jimmy Rollins, S (1, 6) OBP: 0.260, SLG: 0.336 41 Chris Hatcher, R (7, 1) 36 Adam Liberatore, L (8, 1) 10 Justin Turner, R (9, PH) OBP: 0.388, SLG: 0.493 12 Juan Nicasio, R (9, 1) 28 Chris Heisey, R (10, 9) OBP: 0.355, SLG: 0.208		C FF 92 B KC 79 F CH 84 S FC 87 1-3 ③ K			S CH 83 X FF 90 0-1 46 SH1-4 1B		C FF 90 F KC 78 C FC 84 0-3 ② K	S FF 97 1 SAFE B FF 98 B FF 98 C KC 86 S FF 98 2-3 ② K			B FF 94 F SL 81 F FF 93 B FF 93 S FF 92 2-3 ① K	3 0 0 0 1 0 1	0 0 0 0 0 0 0	1 0 0 0 0 0 0	0 0 0 0 0 0 0	0 0 0 0 1 0 0	2 0 0 0 1 0 0	1 0 0 0 1 0 0
5 Alberto Callaspo, S (1, 5) OBP: 0.304, SLG: 0.282			C FF 90 X FC 86 0-1 31 1B 2B		C SI 90 1 SAFE 1 SAFE X CH 85 0-1 ① L7		B SI 90 B CH 83 F SI 89 B CH 84 C SI 89 S FC 86 3-3 ③ K	1 SAFE B FF 97 C FF 96 B FF 98 X FF 98 2-1 ③ FC4-6 1-2f			C FF 93 B CH 85 X FF 93 1-1 31 BB 23 1B 2B	5	1	2	0	0	1	2
46 Mike Bolsinger, R (1, 1) 56 J.P. Howell, L (5, 1) 14 Enrique Hernández, R (7, 6) OBP: 0.303, SLG: 0.400			X FF 90 0-0 ① B1		B FF 89 L FF 89 X FF 89 1-1 ② SH1-4 1-2			B SL 87 T SL 87 F FF 96 X CH 85 1-2 ① F7		S SL 82 F SL 82 X SL 83 0-2 ① G5-3		B SL 84 B FF 93 D FF 94 C FF 92 B SL 83 4-1 31 BB 23 1B BB	1 0 2	0 0 1	0 0 0	0 0 1	0 0 0	0 0 0	1 0 0
Inning Stats	R: 0 E: 0 K: 0 S: 5 H: 0 LOB: 0 BB: 1 P: 10	R: 0 E: 0 K: 2 S: 10 H: 1 LOB: 1 BB: 0 P: 16	R: 0 E: 0 K: 0 S: 6 H: 2 LOB: 1 BB: 0 P: 7	R: 0 E: 0 K: 0 S: 5 H: 0 LOB: 1 BB: 2 P: 15	R: 0 E: 0 K: 0 S: 9 H: 1 LOB: 1 BB: 0 P: 10	R: 0 E: 0 K: 2 S: 9 H: 0 LOB: 0 BB: 0 P: 13	R: 1 E: 0 K: 2 S: 9 H: 1 LOB: 0 BB: 0 P: 15	R: 1 E: 0 K: 1 S: 16 H: 1 LOB: 1 BB: 1 P: 26	R: 0 E: 0 K: 2 S: 12 H: 0 LOB: 1 BB: 1 P: 21	R: 0 E: 0 K: 1 S: 9 H: 1 LOB: 1 BB: 1 P: 10	R: 0 E: 0 K: 0 S: 6 H: 1 LOB: 0 BB: 0 P: 8	R: 2 E: 0 K: 2 S: 16 H: 2 LOB: 2 BB: 2 P: 31	1B: 5 2B: 3 3B: 1 HR: 1	SF: 0 SAC: 1 DP: 3 HBP: 0	WP: 0 PB: 0 SB: 0 CS: 0	PA: 49				

PITCHER		IP	WLS	BF	H	R	ER	SO	BB	IBB	HBP	BLK	WP	HR	S	P	ERA	WHIP
33 James Shields, R ERA: 3.59	(1, 1)	7.0		26	5	1	1	6	3	0	0	0	0	1	53	86	1.29	1.143
53 Joaquín Benoit, R ERA: 2.57	(8, 1)	1.0	B	5	1	1	1	1	1	0	0	0	0	0	16	26	9.00	2.000
46 Craig Kimbrel, R ERA: 3.6	(9, 1)	1.0		4	0	0	0	2	1	0	0	0	0	0	12	21	0.00	1.000
56 Shawn Kelley, R ERA: 4.29	(10, 1)	0.2		3	1	0	0	1	0	0	0	0	0	0	8	9	0.00	1.500
60 Frank Garces, L ERA: 3.1	(10, 1)	1.1		4	1	0	0	0	0	0	0	0	0	0	7	9	0.00	0.750

PITCHER		IP	WLS	BF	H	R	ER	SO	BB	IBB	HBP	BLK	WP	HR	S	P	ERA	WHIP
44 Dale Thayer, R ERA: 3.67	(12, 1)	0.2	L	6	2	2	2	1	2	0	0	0	0	0	13	26	27.00	6.000
50 Nick Vincent, R ERA: 5.87	(12, 1)	0.1		1	0	0	0	1	0	0	0	0	0	0	3	5	0.00	0.000

TOP

Los Angeles Dodgers @ San Diego Padres

Petco Park, San Diego, CA

Sun Jun 14 2015, 1:13 PM - 5:28 PM PDT

Att. 40,056 - Overcast - 68 F

livebaseballscorecards.com

AB	41
R	4
H	10
RBI	4
BB	7
SO	12
LOB	19

Batter	1	2	3	4	5	6	7	8	9	10	11	12	AB	R	H	RBI	BB	SO	LOB
25 Will Venable, L (1, 8) OBP: 0.327, SLG: 0.430	C FC 86 B FC 87 X CU 78 1-1 G4-3 ①		C FC 87 B CU 78 F FC 84 S CU 80 1-3 K ①		S CU 80 S CU 82 X SL 80 0-2 26 S 10 1B 1-3 1B		C SI 88 X SI 86 0-1 26 1B 1B		B FF 95 B FF 95 B FF 96 B FF 92 4-0 BB		B FF 98 X FF 98 1-0 G4-3 ③		5	1	2	0	1	1	0
26 Yangervis Solarte, S (1, 5) OBP: 0.309, SLG: 0.351	B CU 79 B FC 86 B CU 78 B FC 88 4-0 BB		B FC 86 C CU 79 F CU 81 S CU 80 1-3 K ②		C FC 89 B FC 89 F CU 82 B CU 81 B CU 81 B CU 79 4-2 27 BB 10 1B 1-2 BB		C SI 86 F SI 88 B SI 85 1 SAFE X KC 79 1-2 1-3 1B		B FF 94 X FF 92 1-0 F7 ②			C FC 88 F FC 91 T FC 93 0-2 K ①	4	0	1	0	2	2	2
10 Justin Upton, R (1, 7) OBP: 0.366, SLG: 0.491	B CU 80 C FC 88 D CU 79 B FC 88 C FC 88 F CU 79 C SL 80 3-3 K ②		B FC 89 C CU 80 B FC 88 X CU 82 2-1 F8 ③		C CU 79 X CU 81 0-1 27 BB 1-2 2-H 3-H 1B		C FC 91 S FF 96 C FF 96 0-3 K ②		B FF 96 B FF 96 B FF 95 X FF 95 3-0 F8 ③			F FC 91 F FC 92 S FC 94 0-3 K ②	6	0	1	2	0	3	5
27 Matt Kemp, R (1, 9) OBP: 0.289, SLG: 0.340	F FC 88 B FC 88 C CU 79 X SL 80 1-2 L8 ③			F FC 86 B SL 80 B CU 78 F FC 88 F CU 80 C SL 78 2-3 K ①	B FC 88 C CU 81 B FC 88 D CU 82 B SL 81 4-1 1-2 2-3 BB		B FF 97 C FF 96 X FF 96 1-1 F9 ③			C FF 98 B SI 98 B SL 85 F SI 98 X SL 84 2-2 23 G3-6-3 1B		C FC 92 X FC 92 0-1 1B	5	0	2	0	1	1	3
23 Yonder Alonso, L (1, 3) OBP: 0.414, SLG: 0.431		B CU 75 X FC 86 1-0 3 CS 1B		B CU 79 C CU 79 B FC 84 F CU 79 B SL 79 S CU 79 3-3 K ②	B SI 86 X SI 86 1-0 G3 ③			C FF 94 B FF 96 X FF 96 1-1 L8 ①		1 SAFE X FF 98 0-0 G3-6-3 ① 1-2		X FC 92 0-0 P5 ③	6	0	1	0	0	1	5
3 Derek Norris, R (1, 2) OBP: 0.313, SLG: 0.443		C FC 88 F CU 78 B FC 88 S SL 80 1-3 K ① ② 1-2		B FC 89 F FC 88 S FC 88 C FC 90 1-3 K ③		S SI 87 F SI 86 B SI 86 B KC 80 B KC 79 X SI 87 3-2 F8 ①		C FF 95 B FF 97 B FF 96 B FF 96 C FF 96 F FF 96 S FF 96 3-3 K ②		F FF 95 S FF 97 B FF 98 S FF 97 1-3 K ②		5	0	0	0	0	4	2
15 Cory Spangenberg, L (1, 4) OBP: 0.313, SLG: 0.372	C FC 88 X FC 88 0-1 5 1B 1B				C CU 77 B CU 78 C FC 89 B FC 87 X CU 80 2-2 G6-3 ①	X SI 87 0-0 G1-3 ②		C FF 96 T FF 96 C FF 97 0-3 K ③		F FF 98 C FF 98 B SI 98 B FF 99 S FF 98 2-3 K ③			5	0	1	0	0	2	1
5 Alexi Amarista, L (1, 6) OBP: 0.287, SLG: 0.286	C CU 79 1 SAFE X CU 80 0-1 1-2 1B				C CU 79 B FC 89 C CU 81 B SL 80 B CU 81 X FC 90 3-2 L8 ②	B SI 88 X SI 87 1-0 G1-3 ③			C FF 93 B FF 94 S FF 94 X FF 95 1-2 12 SH1-4 1B		C FF 97 B FF 96 X FF 97 1-1 F8 ①		5	0	2	0	0	0	0
33 James Shields, R (1, 1) 2 B.J. Upton, R (7, PH) 53 Joaquin Benoit, R (8, 1) 46 Craig Kimbrel, R (9, 1) 12 Clint Barmes, R (6, PH) 56 Shawn Kelley, R (HB, 1) 60 Frank Garces, L (HB, 1) 11 Will Middlebrooks, R (1-1, PH) 44 Dale Thayer, R (1-B, 1) 50 Nick Vincent, R (1-B, 1)	C FC 88 X CU 79 0-1 G5-3 ③				B FC 89 F FC 87 C CU 75 X CU 80 1-2 25 1B 10 1B 1B		B SI 86 B CH 80 S SI 87 B SI 87 X SI 87 3-1 G5-3 ①		B FF 92 1 SAFE X FF 92 1-0 SH1-4 ① 1-2		B FF 96 B FF 98 F FF 97 C SI 97 B FF 95 S FF 98 3-3 K ②		2 1 1 0 0 0 2 1 0 0 0 0 0 0 0 0 0 0 0 0 0 0 0 0 0 0 0 0 0 0 0 0 0 0 0 0 0 0 0 0 0 0 0 0 0 0 0 0 0 1 0 0 0 1 0 0 0 0 0 0 0 0 0 0 0 0 0 0 0 0			
Inning Stats	R: 0 H: 0 E: 0 LOB: 1 K: 1 BB: 1 S: 9 P: 18	R: 0 H: 3 E: 0 LOB: 2 K: 1 BB: 0 S: 10 P: 12	R: 0 H: 0 E: 0 LOB: 0 K: 2 BB: 0 S: 8 P: 12	R: 0 H: 0 E: 0 LOB: 0 K: 3 BB: 0 S: 10 P: 16	R: 2 H: 3 E: 0 LOB: 3 K: 0 BB: 2 S: 18 P: 33	R: 0 H: 0 E: 0 LOB: 0 K: 0 BB: 0 S: 5 P: 9	R: 0 H: 2 E: 0 LOB: 2 K: 1 BB: 0 S: 12 P: 17	R: 0 H: 0 E: 0 LOB: 0 K: 2 BB: 0 S: 9 P: 13	R: 0 H: 1 E: 0 LOB: 2 K: 0 BB: 1 S: 6 P: 16	R: 0 H: 1 E: 0 LOB: 1 K: 2 BB: 0 S: 10 P: 15	R: 0 H: 0 E: 0 LOB: 0 K: 1 BB: 0 S: 6 P: 11	R: 0 H: 1 E: 0 LOB: 1 K: 2 BB: 0 S: 9 P: 9	1B: 11 2B: 0 3B: 0 HR: 0	SF: 0 SAC: 1 DP: 0 HBP: 0	WP: 0 PB: 0 SB: 1 CS: 1	PA: 50			

PITCHER		IP	WLS	BF	H	R	ER	SO	BB	IBB	HBP	BLK	WP	HR	S	P	ERA	WHIP
46 Mike Bolsinger, R ERA: 2.25	(1, 1)	4.2		22	6	2	2	7	3	0	0	0	0	0	54	89	3.86	1.929
56 J.P. Howell, L ERA: 0.5	(5, 1)	1.2		7	2	0	0	0	0	0	0	0	0	0	13	22	0.00	1.200
41 Chris Hatcher, R ERA: 6.38	(7, 1)	0.2		2	0	0	0	1	0	0	0	0	0	0	5	6	0.00	0.000
36 Adam Liberatore, L ERA: 2.89	(8, 1)	1.0		3	0	0	0	2	0	0	0	0	0	0	9	13	0.00	0.000
12 Juan Nicasio, R ERA: 2.08	(9, 1)	1.0		5	1	0	0	0	1	0	0	0	0	0	6	16	0.00	2.000

PITCHER		IP	WLS	BF	H	R	ER	SO	BB	IBB	HBP	BLK	WP	HR	S	P	ERA	WHIP
71 Josh Ravin, R ERA: 1.69	(10, 1)	2.0	W	7	1	0	0	3	0	0	0	0	0	0	16	26	0.00	0.500
74 Kenley Jansen, R ERA: 0.82	(12, 1)	1.0	S	4	1	0	0	2	0	0	0	0	0	0	9	9	0.00	1.000

Los Angeles Dodgers @ San Diego Padres

Petco Park, San Diego, CA

Sun Jun 14 2015, 1:13 PM - 5:28 PM PDT

Att. 40,056 - Overcast - 68 F

BOTTOM

livebaseballscorecards.com

AB	45
R	2
H	11
RBI	2
BB	4
SO	15
LOB	20

Batter	1	2	3	4	5	6	7	8	9	AB	R	H	RBI	BB	SO	LOB
31 Joc Pederson, L (1, 8) OBP: 0.388, SLG: 0.540	B FF 89 X SL 86 1-0 G6-3		C CU 79 B FF 92 F SL 87 X SL 89 1-2 P6			S SL 86 B SL 87 F CU 79 B SL 87 1 SAFE B CU 78 B SL 86 4-2 23 G4-6-3 1-2 BB		F FF 93 B FF 94 X FF 94 1-1 1-2 1B		3	0	1	0	1	0	0
66 Yasiel Puig, R (1, 9) OBP: 0.429, SLG: 0.541	F FF 90 B SI 90 S SL 88 B SL 87 F SI 90 F FF 91 F SL 88 B CH 86 S SL 87 3-3 K ②			S SI 90 B SI 90 B SI 90 S SL 89 C FF 92 2-3 K ①		B SI 90 X SL 87 1-0 F9 ①		B FF 95 F FF 95 S FF 95 B CU 83 S FF 94 2-3 K ②		4	0	0	0	0	3	4
23 Adrián González, L (1, 10) OBP: 0.388, SLG: 0.545	F SL 88 F SI 92 B CU 78 X SL 87 1-2 G4-3 ③			B CU 80 B CH 86 B SL 86 C FF 91 F FF 92 S FF 91 3-3 K ②		S SL 86 F SL 86 F CU 80 B SL 86 F SI 92 F SL 86 X SL 86 1-2 ②③ G4-6-3 1-2f		F FF 93 F CU 80 F CU 81 F FF 94 X CU 84 0-2 P5 ③		4	0	0	0	0	1	4
47 Howie Kendrick, R (1, 4) OBP: 0.343, SLG: 0.431		B FF 89 F SI 89 X FF 89 1-1 G4-3 ①		B SL 88 B FF 91 F SI 90 X SI 91 2-1 G4-3 ③			C FF 88 B SL 86 X SI 89 1-1 16 G6-4-3 1B		B FF 93 C FF 93 C SL 84 F FF 93 X SL 83 1-2 9 DI 1B	4	0	2	0	0	0	0
10 Justin Turner, R (1, 3) OBP: 0.391, SLG: 0.500		B FF 90 F FF 91 X SL 88 1-1 16 G4-3 2B			X SI 89 0-0 16 G6-3 1B		B SI 90 X SI 91 1-0 F9 ①		F FF 94 B FF 93 X FF 92 1-1 F7 ①	4	0	2	0	0	0	2
16 Andre Ethier, L (1, 7) OBP: 0.365, SLG: 0.514		C SL 87 B FF 89 S SL 87 X SL 88 1-2 G4-3 ② 2-3			B SI 90 C SI 89 C SI 90 X SL 87 1-2 ①② G6-3 1-2f		D SL 87 B SI 90 F FF 90 X SI 91 2-1 ②③ G6-4-3 1-2f		C FF 94 F FF 94 B FF 94 B FF 94 S CH 82 2-3 K ②	4	0	0	0	0	1	4
9 Yasmani Grandal, S (1, 2) OBP: 0.383, SLG: 0.477		C SL 88 D CU 79 D CU 80 X CH 85 2-1 G2-3 ③			B CH 86 F SI 92 F SL 87 B SL 88 B FF 92 F SL 89 B FF 90 4-2 BB			X FF 94 0-0 HR	C FF 94 D CH 80 B FF 93 X FF 93 2-1 G4-3 ③ 1-2	3	1	1	1	1	0	2
11 Jimmy Rollins, S (1, 6) OBP: 0.261, SLG: 0.336			X FF 88 0-0 5 CS 1B		B SI 91 F SI 90 X SL 87 1-1 G4-3 ③			C FF 95 S FF 96 B FF 95 X CU 81 1-2 F7 ①		3	0	1	0	0	0	1
5 Alberto Callaspo, S (1, 5) OBP: 0.311, SLG: 0.280			B SI 88 B SL 88 1 SAFE B SL 88 C FF 88 1 SAFE F FF 89 F FF 90 C SL 87 3-3 K ①② 1-2			S SL 89 C SL 86 B SL 86 B CU 78 B SI 90 B SI 90 4-2 31 BB BB		C FF 95 B FF 95 C CU 82 B FF 95 B CU 82 B FF 94 4-2 31 1B BB		1	0	0	0	2	1	1
Inning Stats	R: 0 E: 0 K: 1 S: 10 H: 0 LOB: 0 BB: 0 P: 15	R: 0 E: 0 K: 0 S: 9 H: 1 LOB: 1 BB: 0 P: 14	R: 0 E: 0 K: 1 S: 8 H: 1 LOB: 0 BB: 0 P: 12	R: 0 E: 0 K: 2 S: 8 H: 0 LOB: 0 BB: 0 P: 15	R: 0 E: 0 K: 0 S: 9 H: 1 LOB: 1 BB: 1 P: 15	R: 0 E: 0 K: 0 S: 11 H: 0 LOB: 1 BB: 2 P: 21	R: 0 E: 0 K: 0 S: 5 H: 1 LOB: 0 BB: 0 P: 9	R: 1 E: 0 K: 1 S: 16 H: 2 LOB: 2 BB: 1 P: 24	R: 0 E: 0 K: 1 S: 11 H: 1 LOB: 1 BB: 0 P: 17	1B: 5 2B: 2 3B: 0 HR: 1 SF: 0 SAC: 0 DP: 4 HBP: 0						

PITCHER		IP	WLS	BF	H	R	ER	SO	BB	IBB	HBP	BLK	WP	HR	S	P	ERA	WHIP
49 Yovani Gallardo, R ERA: 3.16	(1, 1)	7.0	W	24	4	0	0	4	3	0	0	0	0	0	60	101	0.00	1.000
52 Tanner Scheppers, R ERA: 5.89	(8, 1)	1.0		6	2	1	1	1	1	0	0	0	0	1	16	24	9.00	3.000
37 Shawn Tolleson, R ERA: 2.67	(9, 1)	1.0	S	4	1	0	0	1	0	0	0	0	0	0	11	17	0.00	1.000

PITCHER	IP	WLS	BF	H	R	ER	SO	BB	IBB	HBP	BLK	WP	HR	S	P	ERA	WHIP

TOP

Los Angeles Dodgers @ Texas Rangers

Globe Life Park in Arlington, Arlington, TX

Mon Jun 15 2015, 8:10 PM - 10:53 PM EDT

Att. 32,248 - Clear - 86 F

livebaseballscorecards.com

AB	30
R	1
H	7
RBI	1
BB	4
SO	6
LOB	18

Batter	1	2	3	4	5	6	7	8	9	AB	R	H	RBI	BB	SO	LOB
17 Shin-Soo Choo, L (1, 9) OBP: 0.335, SLG: 0.413	F FF 92 S CH 84 B FF 94 X CH 86 1-2 84 G4-5-3 1B		B FF 94 S FF 91 B FF 92 X CH 87 2-1 ② G4-3 1-3			B FF 92 B FC 92 B SI 90 B FC 89 4-0 13 BB 84 1B BB	B FF 93 B FF 92 X FF 92 2-0 ② F9			3	1	1	0	1	0	1
13 Joey Gallo, L (1, 7) (9, 5) OBP: 0.380, SLG: 0.581	X FF 93 0-0 ① L4		C FF 94 B FF 93 B FF 92 D CH 88 X CH 87 3-1 ③ G3			B FF 93 S FF 92 B CH 85 D FC 89 B FF 93 4-1 84 1B 18 1B 1-2 BB	B FF 94 S SL 81 B SL 82 S FF 93 B FF 93 S FF 92 3-3 ③ K			3	1	0	0	1	1	2
84 Prince Fielder, L (1, 10) OBP: 0.403, SLG: 0.514	B FF 94 1 SAFE X FF 94 1-0 ②③ G4-5-3 1-2f			F FF 92 X FF 93 0-1 ① P6		X FF 94 0-0 1 SH1-3 18 1B 12 1B 1-2 2-H 1B		B SL 81 F FF 94 B SL 80 X SL 82 2-1 ① F8		4	1	1	1	0	0	1
18 Mitch Moreland, L (1, 3) OBP: 0.361, SLG: 0.534		B FF 93 B SI 92 F CH 84 C CH 85 S FC 89 2-3 ① K		S CH 84 F CH 86 B FF 93 B FC 89 B CH 87 S FC 90 3-3 ② K		X CH 86 0-0 1 SH1-3 12 1B 1-2 2-H 1B		B SL 80 X FF 93 1-0 ② P4		4	1	1	1	0	2	0
1 Elvis Andrus, R (1, 6) OBP: 0.297, SLG: 0.320		C FF 94 B FF 92 B FF 93 C FF 94 B FC 89 F FC 88 T FF 93 3-2 ② K		B FF 94 C FF 93 C CH 87 F FC 89 B CU 81 S FC 88 2-3 ③ K		X FF 94 0-0 ① SH1-3 1-2 2-3		X FF 90 0-0 ③ F7		3	0	0	0	0	2	0
12 Rougned Odor, L (1, 4) OBP: 0.274, SLG: 0.258 20 Jake Smolinski, R (9, 7) OBP: 0.278, SLG: 0.207		C CU 79 X CH 85 0-1 1B		C SI 91 X CH 84 0-1 2 FC4-6 1B		T FF 92 B SL 82 D FF 93 S FF 93 X FF 93 2-2 2 G4-3 2-H 3-H 1B				3 0	0 0	3 0	2 0	0 0	0 0	0 0
2 Leonys Martin, L (1, 8) OBP: 0.296, SLG: 0.362		1 SAFE F FF 93 X CH 86 0-1 ③ G4-3				X FF 94 0-0 ① FC4-6 61 S 1-2f	B FF 93 S FF 93 B SL 84 X FF 93 2-1 ② G4-3 2-3			3	0	0	0	0	0	3
61 Robinson Chirinos, R (1, 2) OBP: 0.301, SLG: 0.405			B CU 78 C SI 91 B FF 93 B SI 92 X FF 91 3-1 ① F8			1 SAFE B FF 92 B FF 93 C SI 91 S FC 87 F FC 90 X FC 90 2-2 ② L4 1-2	X FF 94 0-0 ③ G5-3			3	0	0	0	0	0	2
68 Hanser Alberto, R (1, 5) (9, 4) OBP: 0.309, SLG: 0.358			B CU 78 B CU 78 B FC 88 C FC 90 B FC 88 4-1 17 G4-3 17 PB BB			X FF 94 0-0 ③ L9	C FF 93 B SL 84 F FF 93 B FF 94 X FF 93 2-2 ① G6-3			2	0	0	0	1	0	1
Inning Stats	R: 0 E: 0 K: 0 S: 5 H: 1 LOB: 0 BB: 0 P: 7	R: 0 E: 0 K: 2 S: 11 H: 1 LOB: 1 BB: 0 P: 16	R: 0 E: 0 K: 0 S: 7 H: 0 LOB: 1 BB: 1 P: 19	R: 0 E: 0 K: 2 S: 9 H: 0 LOB: 0 BB: 0 P: 14	R: 0 E: 0 K: 0 S: 8 H: 1 LOB: 1 BB: 0 P: 10	R: 4 E: 0 K: 0 S: 10 H: 3 LOB: 1 BB: 2 P: 22	R: 0 E: 0 K: 1 S: 7 H: 0 LOB: 0 BB: 0 P: 14	R: 0 E: 0 K: 0 S: 4 H: 0 LOB: 0 BB: 0 P: 7		1B: 6 2B: 0 3B: 0 HR: 0 SF: 0 SAC: 1 DP: 1 HBP: 0		WP: 0 PB: 1 SB: 1 CS: 0 PA: 32		

PITCHER		IP	WLS	BF	H	R	ER	SO	BB	IBB	HBP	BLK	WP	HR	S	P	ERA	WHIP
77 Carlos Frías, R ERA: 4.14	(1, 1)	5.1	L	23	5	4	4	4	3	0	0	0	0	0	44	78	6.75	1.500
36 Adam Liberatore, L ERA: 2.79	(6, 1)	0.2		3	1	0	0	0	0	0	0	0	0	0	6	10	0.00	1.500
63 Yimi García, R ERA: 3.54	(7, 1)	2.0		6	0	0	0	1	0	0	0	0	0	0	11	21	0.00	0.000

PITCHER	IP	WLS	BF	H	R	ER	SO	BB	IBB	HBP	BLK	WP	HR	S	P	ERA	WHIP

BOTTOM

Los Angeles Dodgers @ Texas Rangers

Globe Life Park in Arlington, Arlington, TX

Mon Jun 15 2015, 8:10 PM - 10:53 PM EDT

Att. 32,248 - Clear - 86 F

livebaseballscorecards.com

AB	28
R	4
H	6
RBI	4
BB	3
SO	5
LOB	10

Batter	1	2	3	4	5	6	7	8	9	AB	R	H	RBI	BB	SO	LOB
31 Joc Pederson, L (1, 8) OBP: 0.390, SLG: 0.539	X FF 91 0-0 ① F8		C FF 90 B CH 86 B SI 90 S CH 86 X FF 92 2-2 1B		F FF 91 F FF 92 F FF 93 S SL 86 1-3 ③ K			F SL 85 X CH 86 0-1 66 FC6-4 1B		4	0	2	0	0	1	2
66 Yasiel Puig, R (1, 9) OBP: 0.409, SLG: 0.513	B FF 90 B SI 90 C SI 90 X SL 86 2-1 ② G6-3		C FF 90 F CH 84 X SI 90 0-2 ③ G6-3			X CH 85 0-0 ① F9		B SI 90 X SI 90 1-0 ③ FC6-4 1-2f		4	0	0	0	0	0	2
23 Adrián González, L (1, 3) OBP: 0.386, SLG: 0.540	B FF 91 X FF 91 1-0 1B			B FF 89 B SI 88 F SI 89 B FF 89 F SI 90 X SI 90 3-2 ① G5-3		B FF 91 F FF 92 X FF 90 1-1 ② G4-3			B SI 88 B FF 89 C FF 90 X FF 91 2-1 ① F9	4	0	1	0	0	0	0
47 Howie Kendrick, R (1, 4) OBP: 0.341, SLG: 0.426	X FF 90 0-0 ③ G4-3			C SL 85 X FF 89 0-1 ② G6-3		C FF 91 B SL 87 F FF 91 S FF 91 1-3 ③ K			C FF 91 B SI 90 B SI 89 B FF 90 F FF 89 F FF 90 B FC 90 4-2 10 HR BB	3	1	0	0	1	1	1
10 Justin Turner, R (1, 5) OBP: 0.388, SLG: 0.514		C CH 88 B FF 89 X CH 85 1-1 ① G5-3		B FF 91 X FF 90 1-0 ③ P4			B FF 90 C FF 90 F FF 89 X SI 90 1-2 ① G5-3		X FF 89 0-0 1-H HR	4	1	1	2	0	0	0
16 Andre Ethier, L (1, 7) OBP: 0.357, SLG: 0.503		C FF 91 B SL 87 X FF 91 1-1 ② P6			B CH 83 X FF 91 1-0 ① P4		B FF 91 F FF 90 X FF 91 1-1 ② P6		X FF 93 0-0 ② F7	4	0	0	0	0	0	0
9 Yasmani Grandal, S (1, 2) OBP: 0.386, SLG: 0.477 28 Chris Heisey, R (9, PR) OBP: 0.355, SLG: 0.208 17 A.J. Ellis, R (9, 2) OBP: 0.261, SLG: 0.197		X SI 90 0-0 ③ G1-3			B FF 90 B SI 90 C FF 91 S FF 91 B SL 86 F SI 90 X FF 90 3-2 11 BB 1B		C CH 86 X SI 90 0-1 ③ G1-3		B CH 81 C CH 81 B FF 93 C CH 80 B FF 93 F CH 81 X CH 82 3-2 7 1B 1B	4 0 0	0 0 0	2 0 0	0 0 0	0 0 0	0 0 0	0 0 0
7 Alex Guerrero, R (1, 10) OBP: 0.310, SLG: 0.603			B FF 90 B SI 89 X SI 90 2-0 ① G4-3		X FF 91 0-0 ② L7			F SI 90 B SI 91 X SL 86 1-1 ① F7	X FF 92 0-0 1-2 1B	4	0	1	0	0	0	1
11 Jimmy Rollins, S (1, 6) OBP: 0.261, SLG: 0.332			C FF 90 F FF 91 B FF 91 X SL 86 1-2 ② L6		B SI 90 C FF 90 B SL 85 F CH 85 B FF 91 F FF 91 F FF 92 B FF 90 4-2 1-2 BB			B CH 85 B FF 91 F FF 90 B SI 89 C FF 90 X FF 92 3-2 ② G4-3	C CH 80 D SI 92 B FF 94 2 SAFE B CH 81 F FF 94 X FF 94 3-2 ③ F7	3	0	0	0	1	0	2
Inning Stats	R: 0 E: 0 K: 0 S: 5 H: 1 LOB: 1 BB: 0 P: 8	R: 0 E: 0 K: 0 S: 5 H: 0 LOB: 0 BB: 0 P: 7	R: 0 E: 0 K: 0 S: 10 H: 1 LOB: 1 BB: 0 P: 15	R: 0 E: 0 K: 0 S: 6 H: 0 LOB: 0 BB: 0 P: 10	R: 0 E: 0 K: 1 S: 14 H: 1 LOB: 2 BB: 1 P: 23	R: 0 E: 0 K: 1 S: 6 H: 0 LOB: 0 BB: 0 P: 8	R: 0 E: 0 K: 0 S: 7 H: 0 LOB: 0 BB: 0 P: 9	R: 0 E: 0 K: 0 S: 8 H: 1 LOB: 1 BB: 0 P: 13	R: 2 E: 0 K: 0 S: 15 H: 3 LOB: 2 BB: 1 P: 27	1B: 6 2B: 0 3B: 0 HR: 1	SF: 0 SAC: 0 DP: 0 HBP: 0					

PITCHER		IP	WLS	BF	H	R	ER	SO	BB	IBB	HBP	BLK	WP	HR	S	P	ERA	WHIP
21 Chi Chi González, R ERA: 0.9	(1, 1)	8.1		32	5	2	2	2	2	0	0	0	0	1	67	105	2.16	0.840
37 Shawn Tolleson, R ERA: 2.61	(9, 1)	0.2	W	4	2	0	0	0	0	0	0	0	0	0	9	15	0.00	3.000

PITCHER	IP	WLS	BF	H	R	ER	SO	BB	IBB	HBP	BLK	WP	HR	S	P	ERA	WHIP

TOP

Los Angeles Dodgers @ Texas Rangers

Globe Life Park in Arlington, Arlington, TX

Tue Jun 16 2015, 8:09 PM - 10:33 PM EDT

Att. 31,897 - Cloudy - 81 F

livebaseballscorecards.com

AB	34
R	2
H	7
RBI	2
BB	2
SO	2
LOB	8



BOTTOM

Los Angeles Dodgers @ Texas Rangers

Globe Life Park in Arlington, Arlington, TX

Tue Jun 16 2015, 8:09 PM - 10:33 PM EDT

Att. 31,897 - Cloudy - 81 F

livebaseballscorecards.com

Batter	1	2	3	4	5	6	7	8	9	AB	R	H	RBI	BB	SO	LOB
17 Shin-Soo Choo, L (1, 9) OBP: 0.330, SLG: 0.406	G3	F8			F7		G3-1			4	0	0	0	0	0	1
1 Elvis Andrus, R (1, 6) OBP: 0.300, SLG: 0.322	G5-3		G6-5-3 1B		1B		G1-3			4	0	2	0	0	0	0
84 Prince Fielder, L (1, 10) OBP: 0.404, SLG: 0.512	BB		G6-5-3		1B			G3		3	1	1	1	1	0	1
Kyle Blanks, R (1, 7) OBP: 0.352, SLG: 0.522 20 Jake Smolinski, R (8, PR) (9, 7) OBP: 0.278, SLG: 0.207	1B		G6-3		G5-3			2B		4 0	0 0	2 0	0 0	0 0	0 0	2 0
18 Mitch Moreland, L (1, 3) OBP: 0.364, SLG: 0.530	1B			BB		F7		G1-3		3	0	1	0	1	0	1
13 Joey Gallo, L (1, 5) OBP: 0.370, SLG: 0.543	BB			FC4-5 61 G5-4-3		K		F8		3	0	0	1	1	1	2
61 Robinson Chirinos, R (1, 2) OBP: 0.306, SLG: 0.430	L9			G5-4-3		1B			HR	4	1	2	1	0	0	4
2 Leonys Martin, L (1, 8) OBP: 0.292, SLG: 0.356		G3			K	K				3	0	0	0	0	2	1
68 Hanser Alberto, R (1, 4) OBP: 0.310, SLG: 0.357		G6-3			1B		K			3	1	1	0	0	1	0
Inning Stats	R: 1 E: 0 K: 0 S: 11 H: 2 LOB: 3 BB: 2 P: 25	R: 0 E: 0 K: 0 S: 8 H: 0 LOB: 0 BB: 0 P: 11	R: 0 E: 0 K: 0 S: 7 H: 1 LOB: 0 BB: 0 P: 10	R: 0 E: 0 K: 0 S: 8 H: 0 LOB: 0 BB: 1 P: 14	R: 1 E: 0 K: 1 S: 13 H: 3 LOB: 2 BB: 0 P: 16	R: 0 E: 0 K: 2 S: 12 H: 1 LOB: 1 BB: 0 P: 15	R: 0 E: 0 K: 1 S: 6 H: 0 LOB: 0 BB: 0 P: 10	R: 0 E: 0 K: 0 S: 9 H: 1 LOB: 1 BB: 0 P: 13	R: 1 E: 0 K: 0 S: 2 H: 1 LOB: 0 BB: 0 P: 3	1B: 7 2B: 1 3B: 0 HR: 1	SF: 0 SAC: 0 DP: 2 HBP: 0						

	AB	31
	R	3
	H	9
	RBI	3
	BB	3
	SO	4
	LOB	12

WP: 0 PB: 0 SB: 0 CS: 0 PA: 34

PITCHER	IP	WLS	BF	H	R	ER	SO	BB	IBB	HBP	BLK	WP	HR	S	P	ERA	WHIP
35 Brett Anderson, L (1, 1) ERA: 3.43	8.0		33	8	2	2	4	3	0	0	0	0	0	74	114	2.25	1.375
71 Josh Ravin, R (9, 1) ERA: 3.38	0.0	L	1	1	1	1	0	0	0	0	0	0	1	2	3	∞	∞

PITCHER	IP	WLS	BF	H	R	ER	SO	BB	IBB	HBP	BLK	WP	HR	S	P	ERA	WHIP

Texas Rangers @ Los Angeles Dodgers

Dodger Stadium, Los Angeles, CA

Wed Jun 17 2015, 7:12 PM - 10:28 PM PDT

Att. 42,906 - Clear - 72 F

TOP

livebaseballscorecards.com

Batter	1	2	3	4	5	6	7	8	9	AB	R	H	RBI	BB	SO	LOB
17 Shin-Soo Choo, L (1, 9) OBP: 0.328, SLG: 0.403	F FF 94 B CU 72 B FF 92 F FF 94 X SL 90 2-2 ① G3		B SL 88 B FF 95 B FF 95 C FF 93 S FF 94 C FF 95 3-3 ① K		B FF 94 F SL 86 B CU 73 S SL 86 B FF 94 S SL 85 3-3 ② K2-3			C SL 83 X FF 94 0-1 1 G5-3 1B		4	0	1	0	0	2	1
1 Elvis Andrus, R (1, 6) OBP: 0.296, SLG: 0.317	B FF 93 B SL 88 C FF 93 C SL 88 F FF 95 F FF 95 X CU 73 2-2 ② P5		C FF 94 1 SAFE S CU 73 C FF 95 0-3 ② K		B CH 87 S FF 94 B CU 73 C FF 93 F CU 73 X FF 93 2-2 ③ F9			B FF 92 1 SAFE X FF 92 1-0 ② G5-3 1-2		4	0	0	0	0	1	2
13 Joey Gallo, L (1, 7) OBP: 0.362, SLG: 0.580	B FF 95 B SL 90 S FF 94 S FF 94 F FF 95 B CU 73 S FF 95 3-3 ③ K		B FF 94 S SL 87 X SL 88 1-1 1-H HR			B FF 92 S FF 92 B CU 72 S FF 94 S FF 93 2-3 ① K		F FF 94 C FF 95 B FF 96 F FF 97 B SL 85 B FF 95 C FF 96 3-3 ③ K		4	1	1	2	0	3	1
84 Prince Fielder, L (1, 3) OBP: 0.406, SLG: 0.527 68 Hanser Alberto, R (9, 5) OBP: 0.310, SLG: 0.357		C FF 93 B SL 92 F FF 93 X FF 92 1-2 9 1B 12 FC8-4 2B	X FF 94 0-0 ③ F8			X CU 72 0-0 ② G3			B SI 99 B SI 99 B SI 99 X SI 99 3-0 HR	4 0	2 0	2 0	1 0	0 0	0 0	0 0
9 Adam Rosales, R (1, 5) (9, 3) OBP: 0.319, SLG: 0.366		S FF 93 X FF 93 0-1 12 FC8-4 2-3 1B		F FF 91 S SL 85 S CU 73 0-3 K 12 BLK 12 1B		B SL 85 C SL 86 B CU 71 B SL 84 B FF 93 4-1 12 CS BB			B SI 98 X SI 98 1-0 2 S 1B	3	1	2	0	1	1	0
12 Rougned Odor, L (1, 4) OBP: 0.282, SLG: 0.260		F FF 93 D CU 74 B SL 89 D SL 88 X FF 94 3-1 ① FC8-4 2 S 1-2f 3-H		B FF 93 B SL 88 F FF 94 1 SAFE F FF 94 1 SAFE 1 SAFE F CU 74 F CU 74 2-2 F FF 94 X SL 87 3 CS 1-H 1B		B FF 93 1 SAFE F FF 93 B FF 93 C FF 94 1 SAFE 2-2 ③ CS 1-2	C SI 88 B SI 88 H SI 87 2-1 3 G6-4-3 HBP		C SI 98 1 SAFE X SI 98 0-1 ① L8	3	0	1	2	0	0	2
3 Carlos Corporán, S (1, 2) OBP: 0.240, SLG: 0.270		B SL 88 1 SAFE B SL 88 C FF 95 F FF 94 1 SAFE C CU 74 2-3 ② K		B FF 94 C FF 94 S FF 94 B FF 95 F CU 74 S SL 88 2-3 ① ② K 1-2			C SI 87 L SI 86 1 SAFE F SI 88 X SI 87 0-2 ① ② G6-4-3 1-2f		F SI 98 F FF 97 1 SAFE D SL 82 S SL 85 1-3 ② K	4	0	0	0	0	3	4
2 Leonys Martin, L (1, 8) OBP: 0.286, SLG: 0.350		F FF 94 S CU 74 S CU 74 0-3 ③ K 1-2		C SL 88 F SL 87 B FF 94 S CU 74 1-3 ③ K			S SI 88 B KC 81 S KC 81 S KC 80 1-3 ③ K		B SI 98 B SI 97 F SI 98 X SI 98 2-1 ③ G4-3 1-2	4	0	0	0	0	3	2
51 Wandy Rodriguez, S (1, 1) OBP: 0.500, SLG: 0.500 36 Jon Edwards, R (6, 1) 71 Sam Freeman, R (6, 1) 20 Jake Smolinski, R (8, PH) OBP: 0.274, SLG: 0.203 52 Tanner Scheppers, R (8, 1) 50 Keone Kela, R (9, 1)			B FF 91 C FF 93 X FF 93 1-1 13 HR 1B		C FF 91 C FF 93 B CU 71 B FF 94 X FF 93 2-2 ① G5-3			B SL 82 C FF 92 F FF 94 B FF 95 B SL 82 S FF 92 3-3 ① K		2 0 0 1 0 0	1 0 0 0 0 0	1 0 0 0 0 0	0 0 0 0 0 0	0 0 0 1 0 0	0 0 0 0 1 0	0 0 0 0 0 0
Inning Stats	R: 0 E: 0 K: 1 S: 12 H: 0 LOB: 0 BB: 0 P: 19	R: 1 E: 0 K: 2 S: 13 H: 2 LOB: 1 BB: 0 P: 19	R: 2 E: 0 K: 2 S: 11 H: 2 LOB: 0 BB: 0 P: 16	R: 1 E: 0 K: 3 S: 16 H: 1 LOB: 0 BB: 0 P: 21	R: 0 E: 0 K: 1 S: 10 H: 0 LOB: 0 BB: 0 P: 17	R: 0 E: 0 K: 1 S: 7 H: 0 LOB: 0 BB: 1 P: 15	R: 0 E: 0 K: 1 S: 8 H: 0 LOB: 0 BB: 0 P: 11	R: 0 E: 0 K: 2 S: 10 H: 1 LOB: 1 BB: 0 P: 17	R: 1 E: 0 K: 1 S: 9 H: 2 LOB: 1 BB: 0 P: 16	1B: 5 2B: 1 3B: 0 HR: 2	SF: 0 SAC: 0 DP: 1 HBP: 1	WP: 0 PB: 1 SB: 2 CS: 2	PA: 36			

	AB	33
	R	5
	H	8
	RBI	5
	BB	1
	SO	14
	LOB	12

PITCHER		IP	WLS	BF	H	R	ER	SO	BB	IBB	HBP	BLK	WP	HR	S	P	ERA	WHIP
22 Clayton Kershaw, L ERA: 3.29	(1, 1)	6.0	L	23	5	4	3	10	1	0	0	1	0	1	69	107	4.50	1.000
56 J.P. Howell, L ERA: 0.47	(7, 1)	1.0		3	0	0	0	1	0	0	1	0	0	0	8	11	0.00	0.000
63 Yimi García, R ERA: 3.45	(8, 1)	0.2		3	1	0	0	1	0	0	0	0	0	0	6	10	0.00	1.500
36 Adam Liberatore, L ERA: 2.75	(8, 1)	0.1		1	0	0	0	1	0	0	0	0	0	0	4	7	0.00	0.000
71 Josh Ravin, R ERA: 4.26	(9, 1)	1.0		5	2	1	1	1	0	0	0	0	0	1	9	16	9.00	2.000

PITCHER	IP	WLS	BF	H	R	ER	SO	BB	IBB	HBP	BLK	WP	HR	S	P	ERA	WHIP

Batter	1	2	3	4	5	6	7	8	9	AB	R	H	RBI	BB	SO	LOB
66 Yasiel Puig, R (1, 9) OBP: 0.409, SLG: 0.512	X FF 87 0-0 47 FC1-4 2B	B CH 84 X CU 76 1-0 ③ F8		B FF 90 S CH 84 B FF 90 S CU 77 F CU 76 D CU 77 S CH 85 3-3 ③ K		C SL 86 B FF 94 D SL 88 B FF 94 B SL 88 4-1 1-2 BB			C FF 97 F CU 86 F CU 84 B FF 97 F CU 85 F FF 97 F CH 90 B FF 97 X FF 96 2-2 ① P3	4	0	1	0	1	1	4
28 Chris Heisey, R (1, 8) OBP: 0.353, SLG: 0.192 31 Joc Pederson, L (6, PH) OBP: 0.390, SLG: 0.537 (7, 8)	C FF 88 F CH 83 D CU 74 B FF 89 B CU 74 F FF 89 B CH 84 4-2 47 FC1-4 BB		C SI 88 B CH 82 B CH 82 B SI 88 C FF 90 X SI 90 3-2 ① F8		C SI 86 X CH 80 0-1 ① F8	B FF 94 C FF 95 C FF 96 S FF 96 1-3 ② K			B SI 97 S CH 91 B FF 97 B FF 96 B SI 97 4-1 47 DI BB	2	0	0	0	1	0	0
										1	0	0	0	1	1	2
23 Adrián González, L (1, 3) OBP: 0.379, SLG: 0.529	C SI 86 S CU 74 B CU 75 B SI 90 D CU 78 X FF 88 3-2 ① F7		C FF 90 B SI 89 B SI 90 X SI 90 3-1 ② F7		B SI 86 F SI 90 B CU 76 X FF 88 2-1 ② G4-3	C SL 83 B FF 95 F FF 96 X FS 85 1-2 ③ G3			S FF 97 F FF 96 X SI 96 0-2 ② F7	5	0	0	0	0	0	5
47 Howie Kendrick, R (1, 4) OBP: 0.338, SLG: 0.421	B SI 87 B SI 87 C SI 87 X CH 83 2-1 ② FC1-4 1-2f 2-3		C SI 88 B CU 72 X CU 73 1-1 1B		C FF 89 S CH 83 X FF 89 0-2 ③ G4-3		S FS 84 C SI 94 F FS 85 B FF 95 F FS 85 B SI 95 F FS 85 B FF 94 X FS 84 3-2 ① L9		B CU 83 S FF 97 F FF 97 S CU 84 1-3 ③ K2-3 1-2	5	0	1	0	0	1	3
10 Justin Turner, R (1, 5) OBP: 0.384, SLG: 0.507	C SI 89 X CU 73 0-1 ③ F9		X SI 89 0-0 ③ L9			C CH 82 T FF 88 X SI 89 0-2 33 HR 1B	C FF 95 C FF 95 F FF 95 B FS 86 B SI 95 X FS 84 2-2 ② G5-3			4	1	1	0	0	0	3
33 Scott Van Slyke, R (1, 7) OBP: 0.320, SLG: 0.451		C FF 87 B FF 89 F CH 83 X CU 73 1-2 22 SH2-4 2B		X FF 87 0-0 ① F7		B SI 87 X CH 82 1-0 1-H HR	C FF 96 C SI 95 S FF 96 0-3 ③ K			4	1	2	2	0	1	0
14 Enrique Hernández, R (1, 6) OBP: 0.300, SLG: 0.405		C SI 89 X SI 89 0-1 ① G5-3		C FF 88 X FF 86 0-1 ② G6-3		C FF 88 C SI 88 B CU 74 X SI 89 1-2 7 1B 2B		B CU 83 F FF 96 F FF 97 S SL 86 1-3 ① K		4	1	1	0	0	1	1
17 A.J. Ellis, R (1, 2) OBP: 0.278, SLG: 0.222 9 Yasmani Grandal, S (8, PH) OBP: 0.389, SLG: 0.477 (9, 2)		C SI 90 C FF 90 D CU 74 B FF 89 F CU 76 B FF 90 D CU 78 4-2 22 SH2-4 BB		B SI 89 C SI 88 X SI 88 1-1 22 1B 2B		B CU 73 X CU 74 1-0 ① L1		B FF 98 B FF 96 B CH 91 B FF 95 4-0 16 G4-6-3 BB		2	0	1	0	1	0	1
										0	0	0	0	1	0	0
22 Clayton Kershaw, L (1, 1) OBP: 0.235, SLG: 0.250 7 Alex Guerrero, R (6, PH) OBP: 0.315, SLG: 0.607 56 J.P. Howell, L (7, 1) 63 Yimi García, R (8, 1) 36 Adam Liberatore, L (8, 1) 16 Andre Ethier, L (8, PH) OBP: 0.356, SLG: 0.500 71 Josh Ravin, R (9, 1)		C FF 90 X CU 75 0-1 ② SH2-4 1-2 2-3		C SI 90 B SI 89 S CU 74 B FF 91 X CU 79 2-2 2-3 1B		S SI 88 X CU 74 0-1 66 BB 2-H 1B		B FF 95 X FF 96 1-0 ② ③ G4-6-3 1-2f		1	0	1	0	0	0	0
										1	0	1	1	0	0	0
										0	0	0	0	0	0	0
										0	0	0	0	0	0	0
										0	0	0	0	0	0	0
										1	0	0	0	0	0	1
										0	0	0	0	0	0	0
Inning Stats	R: 0 E: 0 K: 0 S: 11 H: 1 LOB: 2 BB: 1 P: 20	R: 0 E: 0 K: 0 S: 11 H: 1 LOB: 2 BB: 1 P: 17	R: 0 E: 0 K: 0 S: 8 H: 1 LOB: 1 BB: 0 P: 15	R: 0 E: 0 K: 1 S: 12 H: 2 LOB: 2 BB: 0 P: 18	R: 0 E: 0 K: 0 S: 7 H: 0 LOB: 0 BB: 0 P: 9	R: 3 E: 0 K: 1 S: 17 H: 4 LOB: 2 BB: 1 P: 26	R: 0 E: 0 K: 1 S: 13 H: 0 LOB: 0 BB: 0 P: 18	R: 0 E: 0 K: 1 S: 4 H: 0 LOB: 0 BB: 1 P: 10	R: 0 E: 0 K: 1 S: 14 H: 0 LOB: 1 BB: 1 P: 21	1B: 4 2B: 4 3B: 0 HR: 1 SF: 0 SAC: 1 DP: 1 HBP: 0						

PITCHER		IP	WLS	BF	H	R	ER	SO	BB	IBB	HBP	BLK	WP	HR	S	P	ERA	WHIP
51 Wandy Rodriguez, L ERA: 3.2	(1, 1)	5.1	W	27	9	3	3	1	2	0	0	0	0	1	59	92	5.06	2.062
36 Jon Edwards, R ERA: 6.35	(6, 1)	0.0		1	0	0	0	0	1	0	0	0	0	0	1	5	∞	∞
71 Sam Freeman, L ERA: 6.1	(6, 1)	1.2	H	5	0	0	0	2	0	0	0	0	0	0	19	26	0.00	0.000
52 Tanner Scheppers, R ERA: 5.59	(8, 1)	1.0	H	3	0	0	0	1	1	0	0	0	0	0	4	10	0.00	1.000
50 Keone Kela, R ERA: 2.22	(9, 1)	1.0	S	4	0	0	0	1	1	0	0	0	0	0	14	21	0.00	1.000

PITCHER	IP	WLS	BF	H	R	ER	SO	BB	IBB	HBP	BLK	WP	HR	S	P	ERA	WHIP

BOTTOM

Texas Rangers @ Los Angeles Dodgers

Dodger Stadium, Los Angeles, CA

Wed Jun 17 2015, 7:12 PM - 10:28 PM PDT

Att. 42,906 - Clear - 72 F

livebaseballscorecards.com

AB	34
R	3
H	9
RBI	3
BB	5
SO	5
LOB	20

WP: 0 PA: 40
PB: 0
SB: 0
CS: 0

Batter	1	2	3	4	5	6	7	8	9	AB	R	H	RBI	BB	SO	LOB
17 Shin-Soo Choo, L (1, 9) OBP: 0.327, SLG: 0.401	C FF 93 X CH 89 0-1 ① G3-1			B CU 74 B FF 92 X CH 88 2-0 18 FC4-6 12 1B 1B		C CU 75 B SL 86 C FF 92 X SL 89 1-2 ① G1-3		C SI 88 B SI 88 S KC 82 B KC 82 S SI 87 2-3 ③ K		4	0	1	0	0	1	0
12 Rougned Odor, L (1, 4) OBP: 0.281, SLG: 0.260	B FF 93 C CH 89 B FF 93 X CH 88 2-1 ② G1-3			F CH 89 X SI 90 0-1 18 FC4-6 1B 1-2		C CU 74 F FF 92 B SL 87 X CU 73 1-2 ② G4-3			C FC 91 B FC 92 C FC 90 F FC 93 B SL 82 X FC 91 2-2 ① G4-3	4	0	1	0	0	0	0
13 Joey Gallo, L (1, 7) OBP: 0.339, SLG: 0.537	B SI 93 X CH 90 1-0 ③ G3-1			B CH 90 D CH 91 F SI 90 C SI 90 S SI 91 2-3 ① K		B FF 93 B FF 93 B CH 91 C FF 94 X CH 90 3-1 ③ G6-3			C FC 93 B FC 94 S FC 92 S FC 93 1-3 ② K	4	0	0	0	0	2	2
18 Mitch Moreland, L (1, 3) OBP: 0.356, SLG: 0.518		B FF 92 C CU 75 S CH 89 S SL 88 1-3 ① K		B CH 90 X CH 90 1-0 ② FC4-6 1-2f 2-3			C CU 75 F FF 92 B SL 87 S SL 87 1-3 ① K		B FC 94 S SL 81 C FC 92 F FC 94 B FC 94 S FC 92 2-3 ③ K	4	0	0	0	0	3	2
1 Elvis Andrus, R (1, 6) OBP: 0.296, SLG: 0.317		F FF 94 B SL 88 F FF 92 B SI 93 S CH 89 2-3 ② K		X FF 93 0-0 ③ L9			C FF 92 F CU 74 F SL 87 B SI 93 B SL 88 F FF 92 B CH 90 X SL 87 3-2 61 1B 1B			3	0	1	0	0	1	2
2 Leonys Martin, L (1, 8) OBP: 0.283, SLG: 0.344		B FF 94 B FF 94 F CH 90 X CH 90 2-1 ③ G4-3			B FF 91 C FF 90 S CU 74 B CH 88 S FF 92 2-3 ① K		1 SAFE X SI 92 0-0 ② P6			3	0	0	0	0	1	1
61 Robinson Chirinos, R (1, 2) OBP: 0.313, SLG: 0.431			C FF 92 B FF 92 X SL 88 1-1 ① P3		B FF 88 C SL 88 H SI 92 2-1 HBP		C FF 92 F FF 92 X SL 88 0-2 ③ 1-3 1B			2	0	1	0	0	0	0
68 Hanser Alberto, R (1, 5) OBP: 0.295, SLG: 0.339			S FF 92 S CU 74 B FF 93 B CU 66 T CH 91 2-2 ② K		X FF 92 0-0 ② L9			C SI 86 B CH 81 F CH 82 F KC 80 F SI 87 F KC 81 C SI 87 1-3 ① K		3	0	0	0	0	2	1
46 Anthony Ranaudo, R (1, 1) 47 Ross Detwiler, R (7, 1) 20 Jake Smolinski, R (8, PH) OBP: 0.270, SLG: 0.200 52 Tanner Scheppers, R (8, 1) 50 Keone Kela, R (9, 1)			B FF 92 C FF 92 B SL 88 S FF 92 S FF 93 2-3 ③ K		C FF 92 S FF 92 B FF 93 S FF 94 1-3 ③ K			C KC 80 B SI 87 S CH 81 B CH 82 F KC 81 S KC 81 2-3 ② K		2 0 1 0 0	0 0 0 0 0	0 0 0 0 0	0 0 0 0 0	2 0 1 0 0	1 0 0 0 0
Inning Stats	R: 0 E: 0 K: 0 S: 5 H: 0 LOB: 0 BB: 0 P: 8	R: 0 E: 0 K: 2 S: 8 H: 0 LOB: 0 BB: 0 P: 13	R: 0 E: 0 K: 2 S: 8 H: 0 LOB: 0 BB: 0 P: 13	R: 0 E: 0 K: 1 S: 8 H: 2 LOB: 2 BB: 0 P: 13	R: 0 E: 0 K: 2 S: 8 H: 0 LOB: 1 BB: 0 P: 13	R: 0 E: 0 K: 0 S: 8 H: 0 LOB: 0 BB: 0 P: 13	R: 0 E: 0 K: 1 S: 12 H: 2 LOB: 2 BB: 0 P: 16	R: 0 E: 0 K: 3 S: 13 H: 0 LOB: 0 BB: 0 P: 18	R: 0 E: 0 K: 2 S: 11 H: 0 LOB: 0 BB: 0 P: 16	1B: 4 2B: 0 3B: 0 HR: 0	SF: 0 SAC: 0 DP: 0 HBP: 1			WP: 0 PB: 0 SB: 0 CS: 0	PA: 31		

TOP

Texas Rangers @ Los Angeles Dodgers

Dodger Stadium, Los Angeles, CA

Thu Jun 18 2015, 7:11 PM - 10:05 PM PDT

Att. 46,977 - Clear - 74 F

livebaseballscorecards.com

AB	30
R	0
H	4
RBI	0
BB	0
SO	13
LOB	9

PITCHER		IP	WLS	BF	H	R	ER	SO	BB	IBB	HBP	BLK	WP	HR	S	P	ERA	WHIP
21 Zack Greinke, R ERA: 1.81	(1, 1)	7.0		25	4	0	0	8	0	0	1	0	0	0	57	89	0.00	0.571
56 J.P. Howell, L ERA: 0.45	(8, 1)	1.0		3	0	0	0	3	0	0	0	0	0	0	13	18	0.00	0.000
74 Kenley Jansen, R ERA: 0.75	(9, 1)	1.0	W	3	0	0	0	2	0	0	0	0	0	0	11	16	0.00	0.000

PITCHER		IP	WLS	BF	H	R	ER	SO	BB	IBB	HBP	BLK	WP	HR	S	P	ERA	WHIP

BOTTOM

Texas Rangers @ Los Angeles Dodgers

Dodger Stadium, Los Angeles, CA

Thu Jun 18 2015, 7:11 PM - 10:05 PM PDT

Att. 46,977 - Clear - 74 F

livebaseballscorecards.com

Batter	1	2	3	4	5	6	7	8	9	AB	R	H	RBI	BB	SO	LOB
31 Joc Pederson, L (1, 8) OBP: 0.388, SLG: 0.529	B FF 90 F FF 91 B SL 85 B FF 91 F FF 92 F FF 92 F FF 91 T FF 92 3-2 ① K		C CU 77 F CH 85 X FF 94 0-2 ② F9		B FF 92 F CH 82 B SL 81 B SL 80 B SL 82 4-1 BB		B SI 95 B SI 93 S SI 95 X SI 95 2-1 ③ L9			3	0	0	0	1	1	2
66 Yasiel Puig, R (1, 9) OBP: 0.402, SLG: 0.523	C CU 78 F CH 86 X FF 93 0-2 3B		B CH 83 S CH 83 S FF 91 B FF 91 F FF 92 B CU 79 X FF 91 3-2 ③ L8		B CH 82 B CH 80 B FF 90 C FF 90 F FF 90 X FF 89 3-2 ③ L8			S CU 85 B CU 84 C FF 96 C FF 97 1-3 ① K		4	0	1	0	0	1	2
23 Adrián González, L (1, 3) OBP: 0.373, SLG: 0.520	X FF 92 0-0 ② G3			B FF 90 C FF 89 B SL 82 F SL 84 X SL 81 2-2 ① L9		C CU 76 B SL 82 S SL 82 B FF 92 X SL 81 2-2 ① F8		S FF 98 B FF 97 S CU 84 X FF 98 1-2 ② G3-1		4	0	0	0	0	0	1
47 Howie Kendrick, R (1, 4) OBP: 0.337, SLG: 0.418	C FF 92 X FF 92 0-1 ③ L9			C CU 78 F SL 84 X SL 84 0-2 1B		C SL 82 B FF 92 S FF 92 X FF 92 1-2 ② L8		C FF 96 C CU 84 B FF 97 S CU 85 1-3 ③ K		4	0	1	0	0	1	1
9 Yasmani Grandal, S (1, 2) OBP: 0.386, SLG: 0.468 14 Enrique Hernández, R (9, PR) OBP: 0.300, SLG: 0.405		B FF 90 C FF 91 C CH 85 B FF 93 C CU 78 2-3 ① K		B FF 91 1 SAFE F FF 91 F FF 91 C CU 79 1-3 ② K		S CH 85 X SL 84 0-1 ③ L7			B CH 90 C CH 91 B FF 98 F FF 97 B CU 83 B CU 85 4-2 5 G3-6-3 16 BB 11 BLK BB	3 0	0 1	0 0	0 0	1 0	2 0	1 0
16 Andre Ethier, L (1, 7) OBP: 0.358, SLG: 0.497	B FF 93 X FF 91 1-0 ② P4			B FF 91 F FF 90 B FF 91 1 SAFE 1 SAFE B CH 82 X FF 90 3-1 ③ F9			B FF 90 C FF 89 F SL 82 X SL 82 1-2 11 1B 1B		B FF 96 1 SAFE B FF 95 B FF 96 B FF 96 4-0 5 G3-6-3 1-2 BB	3	0	1	0	1	0	1
5 Alberto Callaspo, S (1, 5) OBP: 0.315, SLG: 0.281	C FF 92 B SL 86 B FF 92 B FF 92 B FF 91 4-1 BB				X FF 89 0-0 21 SH1 1B		X FF 90 0-0 ① L8		2 SAFE B FF 95 C FF 97 B FF 97 B FF 97 L FF 96 X FF 97 3-2 ① ② G3-6-3 1-2f 2-3	3	0	1	0	1	0	3
11 Jimmy Rollins, S (1, 6) OBP: 0.262, SLG: 0.332	X FF 92 0-0 ③ F9				F FF 89 B FF 90 F FF 89 F FF 91 S SL 83 1-3 ① K		D CH 84 1 SAFE C FF 89 X CU 76 1-1 1-3 1B		C CU 86 S CU 86 B CU 84 F FF 96 F CU 85 1-2 BLK 3-H	4	0	1	0	0	2	3
21 Zack Greinke, R (1, 1) OBP: 0.200, SLG: 0.214 10 Justin Turner, R (7, PH) OBP: 0.382, SLG: 0.503 56 J.P. Howell, L (8, 1) 74 Kenley Jansen, S (9, 1)			C FF 90 C CU 78 X CU 79 0-2 ① G6-3		1 SAFE 1 SAFE C CU 75 X FF 91 0-1 ② SH1 1-2		B CH 80 S FF 89 1 SAFE 1 SAFE F FF 90 B FF 90 1 SAFE X FF 90 2-2 ② F8			1 1 0 0	0 0 0 0	0 0 0 0	0 0 0 0	0 0 0 0	0 2 0 0	0 0 0 0

Inning Stats	1	2	3	4	5	6	7	8	9
R:	0	0	0	0	0	0	0	0	1
E:	0	0	0	0	0	0	0	0	0
K:	1	1	0	1	1	0	0	2	1
S:	11	6	10	11	11	8	11	9	9
H:	1	0	0	1	1	0	2	0	0
LOB:	1	1	0	1	2	0	2	1	1
BB:	0	1	0	0	1	0	0	0	2
P:	14	13	13	17	19	11	17	12	21

1B:	4
2B:	0
3B:	1
HR:	0
SF:	0
SAC:	1
DP:	1
HBP:	0
WP:	0
PB:	0
SB:	0
CS:	0
PA:	35

AB	30
R	1
H	5
RBI	0
BB	4
SO	7
LOB	16

PITCHER		IP	WLS	BF	H	R	ER	SO	BB	IBB	HBP	BLK	WP	HR	S	P	ERA	WHIP
46 Anthony Ranaudo, R ERA: 6.48	(1, 1)	6.2		27	5	0	0	4	2	0	0	0	0	0	66	100	0.00	1.050
47 Ross Detwiler, L ERA: 7.2	(7, 1)	0.1		1	0	0	0	0	0	0	0	0	0	0	2	4	0.00	0.000
52 Tanner Scheppers, R ERA: 5.31	(8, 1)	1.0		3	0	0	0	2	0	0	0	0	0	0	9	12	0.00	0.000
50 Keone Kela, R ERA: 2.48	(9, 1)	0.2	L	4	0	1	1	0	2	0	0	1	0	0	9	21	13.50	3.000

PITCHER		IP	WLS	BF	H	R	ER	SO	BB	IBB	HBP	BLK	WP	HR	S	P	ERA	WHIP

Batter	1	2	3	4	5	6	7	8	9	AB	R	H	RBI	BB	SO	LOB
23 Norichika Aoki, L (1, 7) OBP: 0.381, SLG: 0.385	B FC 88 C FC 88 F FC 88 F SL 79 X FC 89 1-2 12 G6-3 1B		B FC 88 X CU 79 1-0 16 BB 28 HR 1-3 1B		C FC 87 X FC 87 0-1 ① ② G3-6 1-2f		B FF 89 F FF 89 S SL 87 X KC 82 1-2 ① L7	B FF 96 B FF 95 C FF 95 X FF 96 2-1 ① F8		5	1	2	0	0	0	1
12 Joe Panik, L (1, 4) OBP: 0.375, SLG: 0.458	B FC 88 C CU 79 X CU 80 1-1 ① ② G6-3 1-2f		F CU 79 C CU 80 D CU 80 X SL 80 1-2 ② L4		B FF 87 B FC 88 B CU 78 B CU 78 4-0 BB		B FF 90 F FF 90 B SL 87 B SL 86 D FF 90 4-1 28 1B 16 1B 35 BB BB	B SL 86 B FF 96 S FF 96 F SL 83 F FF 96 F SL 86 C FF 96 2-3 ② K		3	1	0	0	2	1	3
16 Ángel Pagán, S (1, 8) OBP: 0.306, SLG: 0.331	C FC 89 B FC 89 C FF 89 X CU 80 1-2 ③ G4-3		D FC 88 C CU 81 B CU 80 B CU 80 F CU 81 F CU 82 B SL 80 B CU 80 4-2 28 HR 1-2 BB		B FC 87 1 SAFE B CU 79 B FF 87 C CU 78 C CU 79 F FC 89 C CU 81 3-3 ③ K		B CH 82 F FF 90 C KC 79 F KC 80 F FF 91 D SL 87 F FF 91 F FF 90 1 SAFE 2-2 X CH 82 35 BB 28 1B 5 1B 1-2 1B	B FF 96 C SL 85 X SL 86 1-1 ③ G3		4	2	1	0	1	1	1
28 Buster Posey, R (1, 2) OBP: 0.374, SLG: 0.464		C CU 77 X CU 78 0-1 35 G3-1 35 S 1B	F CU 81 C SL 80 D CU 81 B FC 89 F CU 81 X CU 81 2-2 1-H 2-H 3-H HR			B CU 78 X FC 86 1-0 ① F9	F SI 98 X SL 86 0-1 35 BB 5 1B 1-2 2-3 1B		B SL 85 B SL 84 S FF 95 B FF 94 C SL 86 F FF 96 B FF 96 4-2 35 G1-3 BB	4	2	3	4	1	0	0
9 Brandon Belt, L (1, 3) OBP: 0.347, SLG: 0.472		B FC 87 S CU 80 B CU 80 B CU 80 C CU 79 C SL 79 3-3 ① K	B FC 88 B FF 89 X CU 79 2-0 ③ G6-3			X FC 86 0-0 35 2B 2B	S SI 98 B SI 97 D SL 86 F SI 97 C SI 97 2-3 ② K		S FF 95 B SL 87 B FF 95 B FF 94 S FF 95 S FF 95 3-3 ① K	5	1	1	0	0	3	5
35 Brandon Crawford, L (1, 6) OBP: 0.346, SLG: 0.472		B CU 78 B FF 89 B CU 80 C FC 87 X CU 80 3-1 ② G3-1 1-3		B SL 85 B SL 79 C FC 86 C FC 87 S FC 87 3-3 ① K		B CU 79 B FC 88 B CU 78 X CU 78 3-0 2-H 2B	B SI 98 F SI 97 S SI 98 F SI 98 D SL 87 B SL 83 D SI 97 4-2 5 1B 7 1B 1-2 2-3 3-H BB		B CH 87 S SI 95 F FF 95 D SL 89 X FF 94 2-2 ② G1-3 1-2	4	1	1	2	1	1	2
5 Matt Duffy, R (1, 5) OBP: 0.343, SLG: 0.443		C CU 81 C FC 88 X FF 89 0-2 ③ L9		F FC 86 B CU 80 S FC 87 C FF 88 1-3 ② K		B CU 81 B FC 87 B FC 88 B FC 87 4-0 BB	B SI 97 B SI 97 B SI 96 C SI 97 X SI 97 3-1 7 1B 1-3 2-H 3-H 1B		B FF 96 X FF 96 1-0 ③ F9	4	0	1	2	1	1	2
7 Grégor Blanco, L (1, 9) OBP: 0.358, SLG: 0.429			C FC 86 B CU 77 X FF 88 1-1 23 1B 28 HR 1B	B FC 88 B FC 87 C CU 78 C FC 88 S SL 81 2-3 ③ K		X FF 90 0-0 ② L8	X SI 97 0-0 1-2 3-H 1B			4	1	2	1	0	1	2
53 Chris Heston, R (1, 1) OBP: 0.214, SLG: 0.250 41 Jeremy Affeldt, L (6, 1) 70 George Kontos, R (8, 1) 57 Mike Broadway, R (9, 1) 46 Santiago Casilla, R (9, 1)			1 SAFE L CU 78 C CU 79 L CU 80 0-3 ① K		C CU 76 X SL 76 0-1 23 G3-6 1B	F FF 90 F CH 82 B KC 82 S KC 79 1-3 ③ K	C SI 97 F SI 97 F SI 97 E SI 96 B SI 97 S SI 97 1-3 ③ K			3 1 0 0 0	0 0 0 0 0	1 0 0 0 0	0 0 0 0 0	0 0 0 0 0	2 1 0 0 0	3 2 0 0 0
Inning Stats	R: 0 E: 0 K: 0 S: 9 H: 1 LOB: 0 BB: 0 P: 12	R: 0 E: 0 K: 1 S: 10 H: 1 LOB: 1 BB: 0 P: 16	R: 4 E: 0 K: 1 S: 17 H: 3 LOB: 3 BB: 1 P: 28	R: 0 E: 0 K: 3 S: 9 H: 0 LOB: 0 BB: 0 P: 15	R: 0 E: 0 K: 1 S: 8 H: 1 LOB: 1 BB: 1 P: 15	R: 1 E: 0 K: 1 S: 7 H: 2 LOB: 2 BB: 1 P: 16	R: 4 E: 0 K: 2 S: 27 H: 4 LOB: 2 BB: 2 P: 44	R: 0 E: 0 K: 1 S: 9 H: 0 LOB: 0 BB: 0 P: 14	R: 0 E: 0 K: 1 S: 10 H: 0 LOB: 1 BB: 1 P: 20	1B: 9 2B: 2 3B: 0 HR: 1 SF: 0 SAC: 0 DP: 2 HBP: 0						WP: 0 PB: 0 SB: 1 CS: 0 PA: 43	

PITCHER		IP	WLS	BF	H	R	ER	SO	BB	IBB	HBP	BLK	WP	HR	S	P	ERA	WHIP
46 Mike Bolsinger, R ERA: 2.87	(1, 1)	5.1	L	25	8	5	5	6	3	0	0	0	0	1	56	97	8.44	2.062
64 Danny Coulombe, L ERA: 10.38	(6, 1)	1.0		5	1	2	2	1	1	0	0	0	0	0	15	23	18.00	2.000
71 Josh Ravin, R ERA: 6.43	(7, 1)	0.2		6	3	2	2	2	1	0	0	0	0	0	16	26	27.00	6.000
12 Juan Nicasio, R ERA: 1.93	(8, 1)	2.0		7	0	0	0	2	1	0	0	0	0	0	19	34	0.00	0.500

PITCHER	IP	WLS	BF	H	R	ER	SO	BB	IBB	HBP	BLK	WP	HR	S	P	ERA	WHIP

TOP

San Francisco Giants @ Los Angeles Dodgers
Dodger Stadium, Los Angeles, CA
Fri Jun 19 2015, 7:12 PM - 10:34 PM PDT
Att. 52,503 - Clear - 79 F

livebaseballscorecards.com

AB	37
R	9
H	12
RBI	9
BB	6
SO	11
LOB	21

Batter	1	2	3	4	5	6	7	8	9	AB	R	H	RBI	BB	SO	LOB
66 Yasiel Puig, R (1, 9) OBP: 0.382, SLG: 0.495	B SI 90 B SI 90 S SL 77 F SI 91 F SI 91 X CU 75 2-2 ① G5-3		F SI 89 S SI 88 B SI 90 F SI 90 X CU 75 1-2 ① P4		X CU 73 0-0 ② P3			X FF 92 0-0 ① F9	B SL 87 S SL 88 F SL 89 B SI 92 B SI 92 F SL 89 S SL 87 3-3 ③ K	5	0	0	0	0	1	2
31 Joc Pederson, L (1, 8) OBP: 0.386, SLG: 0.529	S SI 89 B CH 83 X SI 90 1-1 ② L8		X CH 81 0-0 10 2B 2B		B CU 73 C CU 73 X CH 83 1-1 ③ F7			B SI 92 S CH 86 B CH 85 S SL 84 X SL 85 2-2 ② L9		4	1	1	0	0	0	0
10 Justin Turner, R (1, 5) OBP: 0.396, SLG: 0.546	C SI 90 C CU 74 F CU 75 H SI 89 1-2 HBP		F SI 90 D SL 79 S SI 90 B SI 90 D CU 76 F SL 77 F SI 91 X SI 91 3-2 23 1B 2-H 2B			C CU 76 X SI 89 0-1 47 G4-3 2B		C FC 89 B FC 86 B CU 80 X FC 88 2-1 HR		3	2	3	2	0	0	0
23 Adrián González, L (1, 3) OBP: 0.371, SLG: 0.516	D CH 83 D SI 90 1 SAFE C SI 89 1 SAFE X SI 89 2-1 ③ L7		B CH 83 X SI 90 1-0 47 G6-4-3 2-H 1B			B CH 82 B CH 81 X CH 81 2-0 ① L3		B SI 91 C FC 88 B FF 91 F SI 91 S FC 86 2-3 ③ K		4	0	1	1	0	1	2
47 Howie Kendrick, R (1, 4) OBP: 0.336, SLG: 0.415		C SI 88 F SI 89 X CH 82 0-2 16 G5-3 9 1B 1B	C SI 90 C SI 90 B SI 90 X SI 90 1-2 ② ③ G6-4-3 1-2f			S SL 77 X SI 90 0-1 ② G4-3 2-3			C FF 97 X FF 96 0-1 ① G6-3	4	1	1	0	0	0	2
16 Andre Ethier, L (1, 7) OBP: 0.360, SLG: 0.497 33 Scott Van Slyke, R (6, PH) OBP: 0.324, SLG: 0.446 (7, 7)		B SI 89 C SI 88 X SI 88 1-1 ① G5-3 1-2		B CH 82 C CU 72 F CU 73 X SI 90 1-2 11 G3-6-3 1B		B SI 90 C SI 90 X CH 86 1-1 ③ F8			B FF 96 B SL 88 B FF 95 C FF 95 B SI 96 4-1 9 BB 5 1B BB	2 1	0 1	1 0	0 0	0 1	0 0	1 1
9 Yasmani Grandal, S (1, 2) OBP: 0.389, SLG: 0.466		B CH 82 X SI 89 1-0 46 FC6-4 2-H 1B	X SI 89 0-0 ① F8				F SI 89 S CH 86 B CH 86 B CU 76 S CH 87 2-3 ① K		B SL 87 S SL 87 C FF 96 B FF 96 F FF 96 B SL 87 4-2 5 1B 1-2 BB	3	0	1	1	1	1	1
11 Jimmy Rollins, S (1, 6) OBP: 0.258, SLG: 0.326		B CU 72 B CU 71 B SI 89 C SI 88 C SI 89 X SI 89 3-2 ② F8	B SI 88 F CU 72 X SI 89 1-1 ② ③ G3-6-3 1-2f				X SI 91 0-0 ② G6-3		B FF 95 X FF 96 1-0 ② F4	4	0	0	0	0	0	4
46 Mike Bolsinger, R (1, 1) 64 Danny Coulombe, L (6, 1) 71 Josh Ravin, R (7, 1) 7 Alex Guerrero, R (7, PH) OBP: 0.313, SLG: 0.602 12 Juan Nicasio, R (8, 1) 5 Alberto Callaspo, S (9, PH) OBP: 0.320, SLG: 0.286		X SI 90 0-0 ③ FC6-4 1-2f			C SI 89 S SL 75 S CU 73 0-3 ① K		B SI 90 X SI 90 1-0 ③ L6		C FF 96 X FF 95 0-1 1-2 2-H 1B	2 0 0 1 0 1	0 0 0 0 0 0	0 0 0 0 0 1	0 0 0 0 0 0	0 0 0 0 0 0	1 0 0 0 0 0	1 0 0 0 0 0
Inning Stats	R: 0 E: 0 K: 0 S: 11 H: 0 LOB: 1 BB: 0 P: 17	R: 1 E: 0 K: 0 S: 10 H: 2 LOB: 1 BB: 0 P: 15	R: 2 E: 0 K: 0 S: 14 H: 3 LOB: 0 BB: 0 P: 20	R: 0 E: 0 K: 0 S: 6 H: 1 LOB: 0 BB: 0 P: 8	R: 0 E: 0 K: 1 S: 6 H: 0 LOB: 0 BB: 0 P: 7	R: 0 E: 0 K: 0 S: 7 H: 1 LOB: 1 BB: 0 P: 10	R: 0 E: 0 K: 1 S: 5 H: 0 LOB: 0 BB: 0 P: 8	R: 1 E: 0 K: 1 S: 9 H: 1 LOB: 0 BB: 0 P: 15	R: 1 E: 0 K: 1 S: 12 H: 1 LOB: 2 BB: 2 P: 24	1B: 5 2B: 3 3B: 0 HR: 1 SF: 0 SAC: 0 DP: 2 HBP: 1						

PITCHER		IP	WLS	BF	H	R	ER	SO	BB	IBB	HBP	BLK	WP	HR	S	P	ERA	WHIP
53 Chris Heston, R ERA: 3.83	(1, 1)	5.2	W	23	7	3	3	1	0	0	1	0	0	0	52	74	4.76	1.235
41 Jeremy Affeldt, L ERA: 4.43	(6, 1)	1.1	H	4	0	0	0	1	0	0	0	0	0	0	7	11	0.00	0.000
70 George Kontos, R ERA: 1.77	(8, 1)	1.0		4	1	1	1	1	0	0	0	0	0	1	9	15	9.00	1.000
57 Mike Broadway, R ERA: 3.38	(9, 1)	0.2		5	1	1	1	0	2	0	0	0	0	0	8	17	13.50	4.500
46 Santiago Casilla, R ERA: 2.33	(9, 1)	0.1	S	1	0	0	0	1	0	0	0	0	0	0	4	7	0.00	0.000

PITCHER	IP	WLS	BF	H	R	ER	SO	BB	IBB	HBP	BLK	WP	HR	S	P	ERA	WHIP

BOTTOM

San Francisco Giants @ Los Angeles Dodgers

Dodger Stadium, Los Angeles, CA

Fri Jun 19 2015, 7:12 PM - 10:34 PM PDT

Att. 52,503 - Clear - 79 F

livebaseballscorecards.com

AB	34
R	5
H	9
RBI	5
BB	2
SO	4
LOB	14

Batter	1	2	3	4	5	6	7	8	9	AB	R	H	RBI	BB	SO	LOB
23 Norichika Aoki, L (1, 7) OBP: 0.383, SLG: 0.385 43 Justin Maxwell, R (1, 9) OBP: 0.276, SLG: 0.384	C FF 93 H FF 94 1-1 12 2B 16 SF8 HBP		B FF 94 S CH 86 C FC 90 B FC 89 F CH 87 X SI 97 2-2 ① F9		S CH 84 F FC 91 X CH 87 0-2 1-H HR		C SL 84 S FF 95 B FF 95 C SL 87 1-3 ① K		X SI 94 0-0 ①② G1-4-3 1-2f	0 4	1 1	0 1	0 2	0 0	0 1	0 1
12 Joe Panik, L (1, 4) OBP: 0.375, SLG: 0.465	B SI 91 X SI 92 1-0 16 SF8 28 SF9 1-3 2B		C CU 81 X CH 89 0-1 ② F7		C CU 81 C FC 89 B FF 96 C SI 95 1-3 ③ K		C SL 84 B CH 86 F SL 84 X FF 94 1-2 2B		B CU 74 C CU 74 F CU 75 F FF 92 B CU 73 X FF 93 2-2 ③ G3-1	5	1	2	0	0	1	0
16 Ángel Pagán, S (1, 8) OBP: 0.302, SLG: 0.327	B SI 95 X CH 87 1-0 ① SF8 2-3 3-H		C CU 80 C FC 90 B SI 96 B CH 87 B FC 93 X CH 89 3-2 ③ G3-1			X FC 88 0-0 ① G4-3	B FF 94 S FF 93 X SL 85 1-1 ② F8			3	0	0	1	0	0	1
28 Buster Posey, R (1, 2) OBP: 0.372, SLG: 0.461	B FF 96 B SI 95 F CH 88 X SI 96 2-1 ② SF9 3-H			C FF 92 X SI 95 0-1 ① G6-3		B FC 88 B SI 95 B SI 93 B FC 89 4-0 9 HR BB	F SL 86 X SL 85 0-1 ③ G6-3			2	1	0	1	1	0	1
9 Brandon Belt, L (1, 3) OBP: 0.345, SLG: 0.482	F FC 86 T SI 95 B SI 95 B FC 88 F SI 95 F CH 89 S FC 90 2-3 ③ K			B CH 85 F CH 85 B SI 93 S SI 93 F CH 88 F FF 96 X FC 89 2-2 ② L4		C SI 94 B FC 86 B CH 86 B FC 91 X CH 87 3-1 1-H HR		B FF 93 B FF 93 S FF 93 S FF 93 B FF 93 X FF 94 3-2 ① L8		4	1	1	2	0	1	0
35 Brandon Crawford, L (1, 6) OBP: 0.352, SLG: 0.475		C CH 85 B SI 92 F CH 85 B CH 86 F FF 96 H FC 88 3-2 5 FC6-4 HBP		F CU 80 S SI 96 B CU 81 X FC 90 1-2 ③ F9		X SI 94 0-0 5 1B 1B		C FF 94 F CH 86 B FF 94 X FF 95 1-2 1B		3	0	2	0	0	0	0
5 Matt Duffy, R (1, 5) OBP: 0.341, SLG: 0.439		D FF 94 X SI 94 1-0 ① FC6-4 7 FC3-6 1-2f			C FF 94 S FC 88 X SI 96 0-2 ① G1-4-3	C FF 93 C SL 84 X SL 82 0-2 1-2 1B		F FF 93 1 SAFE B CU 74 C FF 93 B FF 92 X FF 93 2-2 ② F9		4	0	1	0	0	0	2
7 Grégor Blanco, L (1, 9) OBP: 0.348, SLG: 0.415 (1, 7)		C CH 87 S CH 86 X FC 91 0-2 ② FC3-6 1-2f			B FC 89 B CH 86 X SI 93 2-0 ② G6-3	C SL 84 B SI 93 S FF 94 S FF 96 1-3 ② K		B CH 84 C CH 84 X FF 94 1-1 ③ F8		4	0	0	0	0	1	4
17 Tim Hudson, R (1, 1) OBP: 0.185, SLG: 0.192 60 Hunter Strickland, R (7, 1) 14 Casey McGehee, R (9, PH) OBP: 0.273, SLG: 0.289 54 Sergio Romo, R (9, 1)		C SI 95 F FC 88 B FF 97 X FC 91 1-2 ③ G4-3			B FF 98 B SI 95 C SI 95 X FF 96 2-1 43 HR 1B	C FF 94 F SL 87 C FF 96 0-3 ③ K			B FF 93 C FF 93 B FF 93 F FF 94 B CU 73 F FF 94 F FF 94 F FF 94 B FF 94 4-2 43 G1-4-3 BB	3 0 0 0	1 0 0 0	1 0 0 0	0 0 0 0	0 0 1 0	1 0 0 0	3 0 0 0

Inning Stats										
	R: 2 E: 0 K: 1 S: 10	H: 1 LOB: 0 BB: 0 P: 17	R: 0 E: 0 K: 0 S: 10	H: 0 LOB: 1 BB: 0 P: 15	R: 0 E: 0 K: 0 S: 9	H: 0 LOB: 0 BB: 0 P: 14	R: 0 E: 0 K: 0 S: 10	H: 0 LOB: 0 BB: 0 P: 13	R: 2 E: 0 K: 1 S: 12	H: 2 LOB: 0 BB: 0 P: 17
	R: 2 E: 0 K: 2 S: 13	H: 3 LOB: 2 BB: 1 P: 21	R: 0 E: 0 K: 1 S: 10	H: 1 LOB: 1 BB: 0 P: 13	R: 0 E: 0 K: 0 S: 11	H: 1 LOB: 1 BB: 0 P: 18	R: 0 E: 0 K: 0 S: 10	H: 0 LOB: 0 BB: 1 P: 16	1B: 4 2B: 2 3B: 0 HR: 2	SF: 2 SAC: 0 DP: 1 HBP: 2

PITCHER		IP	WLS	BF	H	R	ER	SO	BB	IBB	HBP	BLK	WP	HR	S	P	ERA	WHIP
77 Carlos Frías, R ERA: 4.68	(1, 1)	5.1	L	24	5	6	6	2	1	0	2	0	0	2	55	87	10.12	1.125
63 Yimi García, R ERA: 3.26	(6, 1)	1.2		7	2	0	0	3	0	0	0	0	0	0	19	23	0.00	1.200
76 Matt West, R ERA:	(8, 1)	2.0		7	1	0	0	0	1	0	0	0	0	0	21	34	0.00	1.000

PITCHER	IP	WLS	BF	H	R	ER	SO	BB	IBB	HBP	BLK	WP	HR	S	P	ERA	WHIP

TOP

San Francisco Giants @ Los Angeles Dodgers

Dodger Stadium, Los Angeles, CA

Sat Jun 20 2015, 4:15 PM - 7:11 PM PDT

Att. 53,123 - Sunny - 83 F

livebaseballscorecards.com

AB	32
R	6
H	8
RBI	6
BB	2
SO	5
LOB	12

BOTTOM

San Francisco Giants @ Los Angeles Dodgers
Dodger Stadium, Los Angeles, CA
Sat Jun 20 2015, 4:15 PM - 7:11 PM PDT
Att. 53,123 - Sunny - 83 F

livebaseballscorecards.com

Batter	1	2	3	4	5	6	7	8	9	AB	R	H	RBI	BB	SO	LOB
66 Yasiel Puig, R (1, 9) OBP: 0.377, SLG: 0.495	C SI 87 X SI 89 0-1 G5-3		F CU 72 B SI 89 F SI 88 X SI 90 1-2 10 G6-4-3 2B		T SI 89 F SI 89 X SI 89 0-2 ② G5-3 1-2		S FF 98 S FF 98 S FF 98 0-3 ③ K			4	0	1	0	0	1	2
31 Joc Pederson, L (1, 8) OBP: 0.391, SLG: 0.542	B SI 89 B SI 88 B SI 89 C SI 86 X SI 85 3-1 HR		B CU 76 C CU 76 B SI 88 B FS 84 D FS 82 4-1 10 G6-4-3 BB		C SI 89 B SI 89 B CU 75 B FS 81 B FS 82 4-1 BB			B FF 97 C CH 88 B CH 88 B SI 96 S FF 96 C FF 98 3-3 ① K		2	1	1	1	2	1	0
10 Justin Turner, R (1, 5) OBP: 0.393, SLG: 0.558	B FC 83 B SI 88 X SI 88 2-0 HR		D CU 76 C SI 89 T CU 75 X SI 89 1-2 ①② G6-4-3 1-2f 2-3		X CU 76 0-0 ③ G1-3			C CU 87 X CU 87 0-1 ② G6-3		4	1	1	1	0	0	4
23 Adrián González, L (1, 3) OBP: 0.366, SLG: 0.508	B FS 80 X SI 88 1-0 ② F8		B SI 89 C CU 76 B SI 89 X CU 76 2-1 ③ G3		C SI 87 B CU 73 S CU 73 X FF 88 1-2 ① G3-1			X SI 96 0-0 ③ F7		4	0	0	0	0	0	1
47 Howie Kendrick, R (1, 4) OBP: 0.338, SLG: 0.417	S FC 83 X FC 83 0-1 1B			B SI 87 B FF 88 C FC 80 S CU 74 X SI 88 2-2 ① G6-3	B SI 88 F SI 89 B CU 75 S SI 90 F FF 88 S CU 76 2-3 ② K				C FF 89 S SL 78 X SL 80 0-2 11 DI 1B	4	0	2	0	0	1	0
16 Andre Ethier, L (1, 7) OBP: 0.353, SLG: 0.487	C FF 87 1 SAFE F SI 86 P PO 83 F SI 88 X CU 74 1-2 ③ F8			C FS 80 F SI 89 S FC 81 0-3 ② K	B SI 90 B FS 82 C FF 88 X SI 89 2-1 ③ G4-3				B SI 88 F SI 88 F SL 80 B SI 88 B SI 87 F SL 78 X SL 79 3-2 ① F8	4	0	0	0	0	1	2
9 Yasmani Grandal, S (1, 2) OBP: 0.381, SLG: 0.455		C CU 72 C FS 80 X SI 87 0-2 ① G5-3		C CU 75 X SI 89 0-1 ③ G6-3			C CU 76 B SI 88 C CU 76 B SI 88 X CU 75 2-2 ① G6-3		C SL 78 B SI 87 B SI 88 B FF 88 X SI 87 3-1 ② F9	4	0	0	0	0	0	1
11 Jimmy Rollins, S (1, 6) OBP: 0.261, SLG: 0.333		X FS 78 0-0 ② L7			B CU 74 X SI 88 1-0 77 FC2-5 2B		B SI 89 B CU 75 X SI 89 2-0 1B		C SL 79 B SL 75 X SI 88 1-1 ③ G4-3 1-2	4	0	2	0	0	0	1
77 Carlos Frías, R (1, 1) OBP: 0.167, SLG: 0.063 63 Yimi García, R (6, 1) 7 Alex Guerrero, R (7, PH) OBP: 0.311, SLG: 0.597 76 Matt West, R (8, 1)		B FS 80 B SI 87 C SI 87 C FC 80 B CU 74 S FC 81 3-3 ③ K			M FS 81 C FC 82 X FC 82 0-2 ① FC2-5 66 G5-3 2-3		B FF 98 F FF 98 S SI 95 F SI 96 S CU 86 1-3 ② K			2 0 1 0	0 0 0 0	0 0 0 0	0 0 1 0	1 0 1 0	1 0 1 0	1 0 1 0

Inning Stats	1	2	3	4	5	6	7	8	9
	R: 2 E: 0 K: 0 S: 13 H: 3 LOB: 1 BB: 0 P: 19	R: 0 E: 0 K: 1 S: 7 H: 0 LOB: 0 BB: 0 P: 10	R: 0 E: 0 K: 0 S: 9 H: 1 LOB: 1 BB: 1 P: 17	R: 0 E: 0 K: 1 S: 8 H: 0 LOB: 0 BB: 0 P: 10	R: 0 E: 0 K: 0 S: 9 H: 1 LOB: 2 BB: 1 P: 14	R: 0 E: 0 K: 1 S: 9 H: 0 LOB: 0 BB: 0 P: 14	R: 0 E: 0 K: 2 S: 11 H: 1 LOB: 1 BB: 0 P: 16	R: 0 E: 0 K: 1 S: 6 H: 0 LOB: 0 BB: 0 P: 9	R: 0 E: 0 K: 0 S: 11 H: 1 LOB: 1 BB: 0 P: 18

	AB	33
	R	2
	H	7
	RBI	2
	BB	2
	SO	6
	LOB	13

	1B: 3	SF: 0	WP: 0	PA: 35
	2B: 2	SAC: 0	PB: 0	
	3B: 0	DP: 1	SB: 0	
	HR: 2	HBP: 0	CS: 0	

PITCHER		IP	WLS	BF	H	R	ER	SO	BB	IBB	HBP	BLK	WP	HR	S	P	ERA	WHIP
17 Tim Hudson, R ERA: 4.52	(1, 1)	6.1	W	26	6	2	2	3	2	0	0	0	0	2	59	92	2.84	1.263
60 Hunter Strickland, R ERA: 2.51	(7, 1)	1.2		5	0	0	0	3	0	0	0	0	0	0	13	17	0.00	0.000
54 Sergio Romo, R ERA: 4.15	(9, 1)	1.0		4	1	0	0	0	0	0	0	0	0	0	11	18	0.00	1.000

PITCHER		IP	WLS	BF	H	R	ER	SO	BB	IBB	HBP	BLK	WP	HR	S	P	ERA	WHIP

Batter	1	2	3	4	5	6	7	8	9	AB	R	H	RBI	BB	SO	LOB
16 Ángel Pagán, S (1, 8) OBP: 0.306, SLG: 0.331	C SI 92 C FF 92 B FF 93 B SL 84 F SL 83 F SI 93 F SL 83 X SL 83 2-2 12 G3-6-3 1B		F FF 91 D CH 84 D CH 85 X FF 92 2-1 12 BB 1-2 3-H 1B			C KC 76 B CH 84 B SL 82 C SL 81 X SI 92 2-2 ① G1-3		B FF 89 B FF 89 X FF 89 2-0 12 G3 2-H 2B		3	0	2	1	0	0	0
57 Mike Broadway, R (6, 1)										0	0	0	0	0	0	0
13 Joaquin Arias, R (8, PH) OBP: 0.191, SLG: 0.277 (8, 5)										1	0	1	1	0	0	0
12 Joe Panik, L (1, 4) OBP: 0.374, SLG: 0.459	B FF 93 B FF 93 C FF 92 B FF 93 X FF 93 3-1 ①② G3-6-3 1-2f		B SI 93 B FF 92 B SI 92 C FF 91 F FF 93 B FF 92 4-2 5 G5-4-3 1-2 2-3 BB			B KC 76 F KC 77 F SL 83 F SI 91 X SL 83 1-2 ② G5-3		F FF 90 C SL 86 X KC 81 0-2 ② G3 2-3		3	0	0	0	1	0	2
5 Matt Duffy, R (1, 5) OBP: 0.340, SLG: 0.435	B SI 93 X FF 92 1-0 ③ 1B		X CH 85 0-0 ②③ G5-4-3 1-2f			F CH 84 B FF 90 F CH 85 F SL 84 X SI 93 1-2 ③ G3		C FF 89 B KC 79 X KC 80 1-1 ③ G5-3		4	0	1	0	0	0	4
49 Javier López, L (8, 1)										0	0	0	0	0	0	0
28 Buster Posey, R (1, 3) OBP: 0.370, SLG: 0.457		X SI 91 0-0 ① G4-3		C KC 77 B FF 91 B CH 85 F KC 78 X FF 93 2-2 ① F8			C FF 90 B CH 82 F FF 91 B KC 82 X CH 84 2-2 ① G2-3		F FF 94 C FF 94 B CU 75 F FF 94 B CU 75 B FF 94 X FF 94 3-2 2B	2	0	0	0	0	0	0
14 Casey McGehee, R (6, 3) OBP: 0.276, SLG: 0.301										2	0	1	0	0	0	0
35 Brandon Crawford, L (1, 6) OBP: 0.351, SLG: 0.469		B FF 90 B FF 92 C SI 91 T SL 83 S SI 93 2-3 ② K		S SL 82 F SI 92 B FF 92 F SI 93 B SI 92 X SL 84 2-2 ② G4-3			B FF 91 B FF 91 B FF 89 B FF 89 4-0 BB		B CU 72 F FF 94 S FF 92 B CH 81 X FF 93 2-2 ① F8	3	0	0	0	1	1	1
43 Justin Maxwell, R (1, 9) OBP: 0.275, SLG: 0.387		B SI 93 B FF 93 T CH 85 S SI 93 B FF 94 X SI 87 3-2 ③ G5-3		B CH 85 X KC 78 1-0 ③ 2B			C FF 89 C FF 91 F FF 91 S KC 82 0-3 ② K		F FF 93 B FF 95 C FF 94 S CU 75 1-3 ② K	4	0	1	0	0	2	2
9 Brandon Belt, L (1, 7) OBP: 0.344, SLG: 0.476			B SI 90 F SI 91 B SI 90 B SL 81 B FF 90 4-1 52 FC2-6 34 1B 16 1B BB		B SL 80 X SI 90 1-0 ① G3		C FF 90 B FF 91 B FF 92 C SL 85 B FF 91 S SL 86 3-3 ③ K		F FF 94 B CH 86 F FF 93 D CU 76 F FF 94 F FF 94 S FF 95 2-3 ③ K	3	1	0	0	1	2	2
34 Andrew Susac, R (1, 2) OBP: 0.359, SLG: 0.368			C KC 77 D CH 84 F CH 85 X SI 92 1-2 52 FC2-6 1-2 1B		B SI 89 B CH 83 F SI 91 X KC 78 2-1 ② G6-3			B FF 89 C FF 89 B KC 78 F SL 88 X CH 83 2-2 13 2B 2B		3	1	2	0	0	0	0
55 Tim Lincecum, L (1, 1) OBP: 0.217, SLG: 0.190			L SI 89 X FF 90 0-1 ① FC2-6 12 BB 16 1B 1-2f 2-3		B SI 91 X SI 91 1-0 ③ L4			X SL 84 0-0 ① F7		0	0	0	0	0	0	0
52 Yusmeiro Petit, R (2, 1)										2	0	0	0	0	0	2
7 Grégor Blanco, L (6, 8) OBP: 0.345, SLG: 0.411										1	0	0	0	0	0	1
Inning Stats	R: 0 E: 0 K: 0 S: 9 H: 2 LOB: 1 BB: 0 P: 15	R: 0 E: 0 K: 1 S: 7 H: 0 LOB: 0 BB: 0 P: 12	R: 1 E: 0 K: 0 S: 11 H: 2 LOB: 2 BB: 2 P: 22	R: 0 E: 0 K: 0 S: 8 H: 1 LOB: 1 BB: 0 P: 13	R: 0 E: 0 K: 0 S: 4 H: 0 LOB: 0 BB: 0 P: 8	R: 0 E: 0 K: 0 S: 11 H: 0 LOB: 0 BB: 0 P: 15	R: 0 E: 0 K: 2 S: 10 H: 0 LOB: 1 BB: 1 P: 19	R: 1 E: 0 K: 0 S: 10 H: 2 LOB: 1 BB: 0 P: 15	R: 0 E: 0 K: 2 S: 15 H: 1 LOB: 1 BB: 0 P: 23	1B: 4 2B: 4 3B: 0 HR: 0 SF: 0 SAC: 0 DP: 2 HBP: 0						

TOP

San Francisco Giants @ Los Angeles Dodgers

Dodger Stadium, Los Angeles, CA

Sun Jun 21 2015, 5:11 PM - 8:15 PM PDT

Att. 53,509 - Sunny - 79 F

livebaseballscorecards.com

AB	31
R	2
H	8
RBI	2
BB	3
SO	5
LOB	14

WP: 0 PA: 34
PB: 0
SB: 0
CS: 0

PITCHER		IP	WLS	BF	H	R	ER	SO	BB	IBB	HBP	BLK	WP	HR	S	P	ERA	WHIP
35 Brett Anderson, L ERA: 3.29	(1, 1)	6.0	W	21	5	1	1	1	2	0	0	0	0	0	50	85	1.50	1.167
64 Danny Coulombe, L ERA: 8.53	(7, 1)	2.0		9	2	1	1	2	1	0	0	0	0	0	20	34	4.50	1.500
76 Matt West, R ERA:	(9, 1)	1.0		4	1	0	0	2	0	0	0	0	0	0	15	23	0.00	1.000

PITCHER	IP	WLS	BF	H	R	ER	SO	BB	IBB	HBP	BLK	WP	HR	S	P	ERA	WHIP

Batter	1	2	3	4	5	6	7	8	9	AB	R	H	RBI	BB	SO	LOB
66 Yasiel Puig, R (1, 9) OBP: 0.387, SLG: 0.495	F SI 88 X SI 88 0-1 F9 ①	C CU 75 F SL 78 B FF 88 F FF 87 B SL 78 F SL 78 B FF 88 F CH 82 F CU 76 3-2 X SL 79 31 2B 2-H 3-H 1B	B SL 86 F FF 90 X CU 76 1-1 P6 ②		B FF 88 X SL 85 1-0 10 HR 1B		C SL 86 S FF 96 B FF 95 B FF 96 F FF 97 F SL 87 B SL 88 F SL 85 B FF 96 4-2 BB			4	2	2	2	1	0	1
31 Joc Pederson, L (1, 8) OBP: 0.392, SLG: 0.541	B SI 88 C SI 88 B CH 82 F CH 83 S CU 76 2-3 K ②	1 SAFE C CU 73 S CU 74 1 SAFE X CU 74 0-2 10 E 1-H 2B	C CH 81 B FF 90 B FF 88 B FF 88 2 SAFE B FF 90 4-1 BB		B CH 82 F CH 81 X CU 75 1-1 F9 ①		B FF 96 S SL 86 X FF 94 1-1 P5 ②			4	1	1	1	1	1	2
10 Justin Turner, R (1, 5) OBP: 0.401, SLG: 0.579 5 Alberto Callaspo, S (7, PH) OBP: 0.318, SLG: 0.284 (8, 5)	C SI 89 B CH 83 B FF 89 B SI 88 B SL 78 4-1 23 1B 47 WP BB	C CU 46 S SI 87 D SL 78 B FF 86 F CH 79 X CU 75 2-2 E7 23 1B 3-H 1B	B CU 75 B SL 85 X FF 90 2-0 L3 ③		B FF 87 B SL 84 X FF 88 2-0 1-H HR		C FF 96 X FF 95 0-1 G4-3 ③			3 1	2 0	2 0	3 0	1 0	0 0	2 1
23 Adrián González, L (1, 3) OBP: 0.372, SLG: 0.523 33 Scott Van Slyke, R (8, 3) OBP: 0.320, SLG: 0.441	D CH 82 F SI 89 1 SAFE X SL 78 1-1 47 1B 47 WP 1-3 1B	C FF 88 X FF 89 0-1 2-3 1B		B CH 84 X CH 80 1-0 HR	F CH 83 F FF 89 B CU 77 F FF 89 B CU 77 B FF 88 X CH 82 3-2 G4-3 ②			C SI 84 S CH 80 B SL 78 C SI 84 1-3 K ①		4 1	1 0	3 0	1 0	0 1	0 0	0 0
47 Howie Kendrick, R (1, 4) OBP: 0.337, SLG: 0.414 14 Enrique Hernández, R (8, PH) OBP: 0.309, SLG: 0.427 (9, 4)	F FF 88 F SI 88 B FF 87 F FF 88 B FF 88 X CH 83 2-2 1-3 3-H 1B	X CH 84 0-0 P4 ②		F FF 88 C CU 75 X CU 76 0-2 F9 ①	X SL 84 0-0 F9 ③			B CH 80 F SI 84 X SI 86 1-1 7 G4-3 2B		4 1	0 0	1 1	0 0	0 0	0 0	2 0
7 Alex Guerrero, R (1, 7) OBP: 0.299, SLG: 0.574	S CH 79 D SL 78 F SL 79 S SL 78 1-3 K ③	B SL 85 B FF 90 X CH 84 2-0 L7 ③		B FF 89 B SL 85 X FF 88 2-0 L7 ②		X FF 94 0-0 L8 ①		X SI 84 0-0 2-3 G4-3 ②		5	0	0	0	0	1	5
9 Yasmani Grandal, S (1, 2) OBP: 0.386, SLG: 0.494		B SI 87 B SI 88 X SI 86 2-0 35 SH1-4 66 1B 1B	S CH 81 X FF 88 0-1 HR	C FF 89 F SL 82 B FF 88 X CU 77 1-2 HR		B FF 96 B FF 96 X FF 96 2-0 G4-3 ②		S SI 84 F SI 84 B SI 85 X SI 86 1-2 G6-3 ③		5	3	3	2	0	0	1
11 Jimmy Rollins, S (1, 6) OBP: 0.269, SLG: 0.344		C SI 88 X SI 87 0-1 35 SH1-4 66 1B 1-2 1B	B FF 88 C CH 81 C FF 89 B CU 77 X CH 82 2-2 35 SH1-4 1B	B FF 88 C SL 84 X CU 76 1-1 2B		B FF 96 X FF 96 1-0 F8 ③				4	1	3	0	0	0	0
35 Brett Anderson, L (1, 1) OBP: 0.261, SLG: 0.111 64 Danny Coulombe, L (7, 1) 76 Matt West, R (9, 1)		B SI 88 L CH 81 L CU 74 X CU 73 1-2 SH1-4 ① 1-2 2-3	1 SAFE C FF 86 L CH 82 X FF 88 0-2 SH1-4 ① 1-2	C FF 87 S FF 87 C FF 87 0-3 K ③			B FF 93 C FF 92 B FF 94 C FF 93 C FF 94 2-3 K ①			1 1 0	0 0 0	0 0 0	0 0 0	0 0 0	1 1 0	1 0 0
Inning Stats	R: 1 E: 0 K: 2 S: 15 H: 2 LOB: 2 BB: 1 P: 25	R: 4 E: 1 K: 0 S: 24 H: 6 LOB: 2 BB: 0 P: 34	R: 1 E: 0 K: 0 S: 12 H: 2 LOB: 2 BB: 1 P: 21	R: 2 E: 0 K: 1 S: 13 H: 3 LOB: 1 BB: 0 P: 18	R: 2 E: 0 K: 0 S: 9 H: 2 LOB: 0 BB: 0 P: 16	R: 0 E: 0 K: 0 S: 3 H: 0 LOB: 0 BB: 0 P: 6	R: 0 E: 0 K: 1 S: 12 H: 0 LOB: 1 BB: 1 P: 19	R: 0 E: 0 K: 1 S: 9 H: 1 LOB: 1 BB: 0 P: 12		1B: 9 2B: 3 3B: 0 HR: 4 SF: 0 SAC: 2 DP: 0 HBP: 0					WP: 1 PB: 0 SB: 0 CS: 0 PA: 43	

PITCHER		IP	WLS	BF	H	R	ER	SO	BB	IBB	HBP	BLK	WP	HR	S	P	ERA	WHIP
55 Tim Lincecum, R ERA: 3.86	(1, 1)	1.1	L	12	7	5	5	2	1	0	0	0	1	0	35	53	33.75	6.000
52 Yusmeiro Petit, R ERA: 4.1	(2, 1)	3.2		20	8	5	5	1	1	0	0	0	0	4	38	61	12.27	2.455
57 Mike Broadway, R ERA: 1.93	(6, 1)	2.0		7	0	0	0	1	1	0	0	0	0	0	15	25	0.00	0.500
49 Javier López, L ERA: 0.9	(8, 1)	1.0		4	1	0	0	1	0	0	0	0	0	0	9	12	0.00	1.000

PITCHER	IP	WLS	BF	H	R	ER	SO	BB	IBB	HBP	BLK	WP	HR	S	P	ERA	WHIP

BOTTOM

San Francisco Giants @ Los Angeles Dodgers

Dodger Stadium, Los Angeles, CA

Sun Jun 21 2015, 5:11 PM - 8:15 PM PDT

Att. 53,509 - Sunny - 79 F

livebaseballscorecards.com

AB	38
R	10
H	16
RBI	9
BB	3
SO	5
LOB	15

Batter	1	2	3	4	5	6	7	8	9	AB	R	H	RBI	BB	SO	LOB
66 Yasiel Puig, R (1, 9) OBP: 0.391, SLG: 0.490	S SI 88 B FF 89 S FF 89 F FF 90 X SL 82 1-2 F8		B FF 90 B CU 69 F FF 89 B FF 88 S CH 79 D FC 87 4-2 10 CS 31 BB BB			B FC 88 X SI 91 1-0 31 G4-6-3 1B			C FF 94 F FF 96 B FF 95 X FF 97 1-2 G6-3	3	0	1	0	1	0	0
31 Joc Pederson, L (1, 8) OBP: 0.393, SLG: 0.551	S FF 88 B FF 90 F FC 86 C FF 89 1-3 K		S FF 89 B FF 90 F FC 85 F FF 90 B FF 91 1 SAFE 1 SAFE B SL 81 F FF 91 4-2 B FC 88 1-2 BB			1 SAFE 1 SAFE 1 SAFE B FF 89 C FF 88 F FF 90 B SL 84 B FF 88 X FF 90 3-2 G4-6-3 1-2f			X FF 95 0-0 HR	3	1	1	1	1	1	1
10 Justin Turner, R (1, 5) OBP: 0.392, SLG: 0.564	X FF 87 0-0 G6-3		C FF 90 F FF 90 F FF 92 B FF 90 2 SAFE 1-2 CS 2-3	F FF 90 C FF 90 C FF 90 0-3 K			B SI 93 B FF 94 C FF 94 X SI 95 2-1 F9		F FF 94 F FC 90 B FF 95 B FF 95 X FF 95 2-2 L9	4	0	0	0	0	1	0
23 Adrián González, L (1, 3) OBP: 0.373, SLG: 0.521		C SL 81 B FF 87 C FF 89 X FF 89 1-2 G4-3		B SI 91 C FF 91 X SI 91 1-1 L5			B SI 94 B SL 83 S SL 83 S SL 82 B SI 94 B SL 84 4-2 BB		F SI 93 X FF 96 0-1 1B	3	0	1	0	1	0	0
47 Howie Kendrick, R (1, 4) OBP: 0.332, SLG: 0.408		C FF 88 X FF 87 0-1 G3		C SI 90 X SI 90 0-1 G6-3			F SI 95 S SL 83 F SI 94 S SL 84 0-3 K		F FF 95 X FF 96 0-1 G4-3	4	0	0	0	0	1	2
33 Scott Van Slyke, R (1, 7) OBP: 0.314, SLG: 0.432 16 Andre Ethier, L (7, PH) OBP: 0.352, SLG: 0.485 (7, 7)		C FF 88 B FF 88 X FF 88 1-1 P2			B CU 68 S SI 89 B FC 86 F SI 91 B FF 92 F SI 92 F FF 90 S CH 80 3-3 K		S SL 82 B SI 95 D SI 96 S SL 82 S SL 84 2-3 K			2 1	0 0	0 0	0 0	0 0	1 1	0 1
14 Enrique Hernández, R (1, 6) OBP: 0.321, SLG: 0.468			B SI 86 X SI 86 1-0 HR		B SI 90 B FC 87 C FF 92 B CH 81 D FF 91 4-1 17 CS BB			B SL 85 C FF 96 B FF 98 F FF 96 F SI 98 X SL 87 2-2 G5-3		2	1	1	1	1	0	0
17 A.J. Ellis, R (1, 2) OBP: 0.284, SLG: 0.231 9 Yasmani Grandal, S (8, PH) OBP: 0.384, SLG: 0.491 (8, 2)			B SI 86 C FF 86 B FC 86 B FF 86 X SI 86 3-1 22 B1-6-4 1B		B SI 89 T FF 90 F FF 91 B FF 90 F FC 87 B FC 85 S FF 92 3-3 K 1-2			C FF 97 F CH 91 B SI 98 B SI 97 S SL 86 2-3 K		2 1	0 0	1 0	0 0	0 0	1 1	1 0
22 Clayton Kershaw, L (1, 1) OBP: 0.222, SLG: 0.235 7 Alex Guerrero, R (8, PH) OBP: 0.297, SLG: 0.569 36 Adam Liberatore, L (8, 1) 63 Yimi García, R (8, 1)			X FC 85 0-0 B1-6-4 1-2f			F FF 89 F FC 86 F FF 90 S SL 80 0-3 K		F FF 96 X SL 86 0-1 L6		2 1 0 0	0 0 0 0	0 0 0 0	0 0 0 0	1 0 0 0	1 0 0 0	1 0 0 0

Inning Stats	1	2	3	4	5	6	7	8	9
	R: 0 E: 0 K: 1 S: 8 H: 0 LOB: 0 BB: 0 P: 10	R: 0 E: 0 K: 0 S: 7 H: 0 LOB: 0 BB: 0 P: 9	R: 1 E: 0 K: 0 S: 13 H: 2 LOB: 1 BB: 2 P: 26	R: 0 E: 0 K: 1 S: 7 H: 0 LOB: 0 BB: 0 P: 8	R: 0 E: 0 K: 2 S: 10 H: 0 LOB: 1 BB: 1 P: 20	R: 0 E: 0 K: 1 S: 8 H: 1 LOB: 0 BB: 0 P: 12	R: 0 E: 0 K: 2 S: 11 H: 0 LOB: 1 BB: 1 P: 19	R: 0 E: 0 K: 1 S: 9 H: 0 LOB: 0 BB: 0 P: 13	R: 1 E: 0 K: 0 S: 11 H: 2 LOB: 1 BB: 0 P: 14

1B: 3 SF: 0
2B: 1 SAC: 0
3B: 0 DP: 3
HR: 2 HBP: 0

WP: 0 PA: 33
PB: 0
SB: 0
CS: 2

PITCHER		IP	WLS	BF	H	R	ER	SO	BB	IBB	HBP	BLK	WP	HR	S	P	ERA	WHIP
18 Tsuyoshi Wada, L ERA: 3.73	(1, 1)	2.0		8	2	1	1	1	0	0	0	0	0	1	18	26	4.50	1.000
37 Travis Wood, L ERA: 4.39	(3, 1)	3.1	W	11	1	0	0	4	3	0	0	0	0	0	32	53	0.00	1.200
40 James Russell, L ERA: 2.25	(6, 1)	0.2	H	1	0	0	0	0	0	0	0	0	0	0	3	6	0.00	0.000
46 Pedro Strop, R ERA: 2.81	(7, 1)	1.0	H	4	0	0	0	2	1	0	0	0	0	0	11	19	0.00	1.000
56 Héctor Rondón, R ERA: 2.45	(8, 1)	1.0	H	3	0	0	0	1	0	0	0	0	0	0	9	13	0.00	0.000
30 Jason Motte, R ERA: 3.42	(9, 1)	1.0	S	5	2	1	1	0	0	0	0	0	0	1	11	14	9.00	2.000

TOP

Los Angeles Dodgers @ Chicago Cubs

Wrigley Field, Chicago, IL

Mon Jun 22 2015, 7:11 PM - 9:55 PM CDT

Att. 35,147 - Overcast - 82 F

livebaseballscorecards.com

AB	28
R	2
H	5
RBI	2
BB	4
SO	8
LOB	6

Batter	1	2	3	4	5	6	7	8	9	AB	R	H	RBI	BB	SO	LOB
24 Dexter Fowler, S (1, 8) OBP: 0.317, SLG: 0.393	F FF 93 C CU 73 B CU 74 S SL 88 1-3 ① K		B SL 88 B SL 87 X FF 93 2-0 ② 17 HR 1B		S FF 94 B FF 95 S SL 86 B SL 88 C FF 95 2-3 ③ K			C FF 94 F FF 95 F FF 96 S SL 82 0-3 ① K		2	1	1	0	0	1	0
8 Chris Coghlan, L (5, PH) OBP: 0.329, SLG: 0.436 (6, 7)										2	0	0	0	0	2	0
44 Anthony Rizzo, L (1, 3) OBP: 0.418, SLG: 0.585	B FF 94 F FF 94 C CU 73 F FF 95 X CU 74 1-2 ② 1B		C FF 95 X FF 94 0-1 ② F8			X SL 88 0-0 ① P1		B CH 86 C CH 87 X FF 95 1-1 ② F8		4	0	1	0	0	0	1
17 Kris Bryant, R (1, 5) OBP: 0.384, SLG: 0.485	B FF 94 F FF 94 S FF 94 1 SAFE B FF 94 B CU 74 F FF 95 F SL 87 S FF 96 3-3 ② K		1 SAFE F FF 93 F FF 93 B FF 94 X CU 73 1-2 1-H HR			B FF 93 B SL 87 F FF 93 B FF 92 B FF 93 4-1 13 FC6-4 BB		F FF 95 B FF 95 B FF 94 X FF 94 2-1 HR		3	2	2	3	1	1	1
13 Starlin Castro, R (1, 6) OBP: 0.301, SLG: 0.348	B SL 87 X FF 94 1-0 ③ L8		X FF 94 0-0 ③ P4			S FF 93 B CU 72 S FF 94 X SL 88 1-2 ② FC6-4 1-2f		B SL 84 S FF 92 F FF 94 X FF 93 1-2 ③ F8		4	0	0	0	0	0	2
15 Chris Denorfia, R (1, 9) OBP: 0.368, SLG: 0.413		C FF 92 B SL 88 B SL 87 B SL 85 S FF 93 F FF 93 D SL 89 4-2 41 FC5-4 BB	F FF 92 B SL 86 C FF 92 B FF 93 X CU 73 2-2 ① G4-3			X SL 86 0-0 ③ G5-3				2	0	0	0	1	0	1
41 Matt Szczur, R (1, 7) OBP: 0.233, SLG: 0.308 (6, 8)		X FF 94 0-0 ① FC5-4 1-2f	B FF 93 F SL 86 B CU 73 F SL 87 X FF 93 2-2 ② G6-3				F FF 93 B CU 74 X SL 87 1-1 HR			3	1	1	1	0	0	1
3 David Ross, R (1, 2) OBP: 0.286, SLG: 0.284		F FF 94 1 SAFE B FF 94 D CU 73 F FF 94 1 SAFE B FF 93 C FF 95 3-3 ② K	C SL 88 B SL 86 X FF 94 1-1 ③ P6				C FF 93 B FF 93 S SL 86 B CU 74 S SL 84 2-3 ① K			3	0	0	0	0	2	1
18 Tsuyoshi Wada, L (1, 1) 37 Travis Wood, R (3, 1) OBP: 0.120, SLG: 0.120 40 James Russell, L (6, 1) 46 Pedro Strop, R (7, 1) 19 Jonathan Herrera, S (7, PH) OBP: 0.237, SLG: 0.259 56 Hector Rondon, R (8, 1) 30 Jason Motte, R (9, 1)		S FF 93 B FF 94 S FF 94 1 SAFE C FF 95 1-3 ③ K			S FF 93 S SL 85 F FF 94 B CU 74 S SL 86 1-3 ① K		S FF 94 S FF 93 F FF 94 B CU 73 S CU 74 1-3 ② K			1 1 0 0 1 0 0	0 0 0 0 0 0 0	0 0 0 0 0 0 0	0 0 0 0 0 0 0	0 0 0 0 0 0 0	1 1 0 0 1 0 0	1 0 0 0 0 0 0
22 Addison Russell, R (1, 4) OBP: 0.320, SLG: 0.410			F FF 92 B CU 70 S SL 87 F CU 74 B FF 93 S SL 88 2-3 ① K		B FF 93 B FF 94 X FF 94 2-0 ② G6-3		F SL 87 X CU 72 0-1 ③ P3			3	0	0	0	0	1	0
Inning Stats	R: 0 E: 0 K: 2 S: 13 H: 1 LOB: 1 BB: 0 P: 19	R: 0 E: 0 K: 2 S: 10 H: 0 LOB: 1 BB: 1 P: 18	R: 2 E: 0 K: 1 S: 11 H: 2 LOB: 0 BB: 0 P: 16	R: 0 E: 0 K: 0 S: 8 H: 0 LOB: 0 BB: 0 P: 13	R: 0 E: 0 K: 2 S: 8 H: 0 LOB: 0 BB: 0 P: 13	R: 0 E: 0 K: 0 S: 6 H: 0 LOB: 1 BB: 1 P: 11	R: 1 E: 0 K: 2 S: 11 H: 1 LOB: 0 BB: 0 P: 15	R: 1 E: 0 K: 1 S: 11 H: 1 LOB: 0 BB: 0 P: 15		1B: 2 2B: 0 3B: 0 HR: 3 SF: 0 SAC: 0 DP: 0 HBP: 0						

BOTTOM

Los Angeles Dodgers @ Chicago Cubs

Wrigley Field, Chicago, IL

Mon Jun 22 2015, 7:11 PM - 9:55 PM CDT

Att. 35,147 - Overcast - 82 F

livebaseballscorecards.com

AB	29
R	4
H	5
RBI	4
BB	2
SO	10
LOB	8

WP: 0 PA: 31
PB: 0
SB: 0
CS: 0

PITCHER		IP	WLS	BF	H	R	ER	SO	BB	IBB	HBP	BLK	WP	HR	S	P	ERA	WHIP
22 Clayton Kershaw, L ERA: 3.33	(1, 1)	7.0	L	27	4	3	3	9	2	0	0	0	0	2	67	105	3.86	0.857
36 Adam Liberatore, L ERA: 3.1	(8, 1)	0.2		3	1	1	1	1	0	0	0	0	0	1	8	11	13.50	1.500
63 Yimi García, R ERA: 3.23	(8, 1)	0.1		1	0	0	0	0	0	0	0	0	0	0	3	4	0.00	0.000

PITCHER		IP	WLS	BF	H	R	ER	SO	BB	IBB	HBP	BLK	WP	HR	S	P	ERA	WHIP

Batter	1	2	3	4	5	6	7	8	9	10	AB	R	H	RBI	BB	SO	LOB
66 Yasiel Puig, R (1, 9) OBP: 0.387, SLG: 0.500	S FF 94 C FF 93 S FF 93 0-3 ① K		C SL 85 X SL 85 0-1 ③ F8			S SL 86 X SL 86 0-1 3B		X SL 86 0-0 ③ F7			4	0	1	0	0	1	3
31 Joc Pederson, L (1, 8) OBP: 0.388, SLG: 0.542	F FF 93 S SL 86 B FF 94 S SL 85 1-3 ② K			B SL 86 B CU 78 B SI 93 C SI 92 S SL 87 X SI 94 3-2 ① L4		X SL 86 0-0 ③ P6			C SL 81 S SL 82 B SL 83 S SL 82 1-3 ① K		4	0	0	0	0	2	1
47 Howie Kendrick, R (1, 4) OBP: 0.327, SLG: 0.402	S SL 86 X FF 94 0-1 ③ G5-3			B FF 93 B FF 93 C SL 86 X SI 93 2-1 ② G6-3			C SL 85 S SL 86 B SL 85 S SL 85 1-3 ① K		C SI 94 X SI 95 0-1 ② G6-3		4	0	0	0	0	1	0
23 Adrián González, L (1, 3) OBP: 0.372, SLG: 0.517		B FF 93 B SL 87 X FF 93 2-0 ① G3-1		B SI 93 F SI 93 F SI 93 X FF 93 1-2 ③ P6			F SL 84 S FF 92 B SL 85 B SL 84 X SL 83 2-2 ② G1-3		X FF 95 0-0 9 BB 1B		4	0	1	0	0	0	0
9 Yasmani Grandal, S (1, 2) OBP: 0.382, SLG: 0.483		C SL 87 X SI 94 0-1 ② G6-3			B SL 86 C CH 85 B SL 85 C FF 92 F FF 92 X SL 85 2-2 ① P4		B SL 84 B CH 84 C SL 85 B SI 93 C SL 84 T SL 84 3-2 ③ K		D SL 84 D SL 83 D SL 83 C SI 93 B SI 95 4-1 16 FC4-6 1-2 BB		3	0	0	0	1	1	0
16 Andre Ethier, L (1, 7) OBP: 0.350, SLG: 0.477		C FF 94 B SI 94 F CU 78 C SL 87 1-3 ③ K			C SI 93 B SI 93 B SI 93 F CH 86 T SI 93 2-2 ② K			B CU 77 B SL 86 B SL 83 C SI 92 F SI 92 B SI 93 4-2 11 G3-1 5 SH1-3 BB	B SL 81 B SI 96 B SI 95 C SI 94 X SL 82 3-1 ③ FC4-6 1-2f		3	0	0	0	1	2	2
5 Alberto Callaspo, S (1, 5) OBP: 0.318, SLG: 0.291			B FF 92 F SI 92 B SL 87 X SI 93 2-1 2B		T FF 93 C SL 85 B SL 86 B SL 85 B FF 93 F FF 93 X FF 93 3-2 ③ G4-3			1 SAFE X SL 86 0-0 ① SH1-3 1-2		B FF 95 X FF 94 1-0 ① L8	3	0	1	0	0	0	0
11 Jimmy Rollins, S (1, 6) OBP: 0.265, SLG: 0.339			B CU 78 S SL 86 B SL 86 B SL 85 F SL 86 F SI 93 F SL 86 X SL 86 3-2 ① P5			B CU 76 F FF 92 B SI 93 B SL 85 X SI 92 3-1 ① G4-3		F SL 86 X SL 84 0-1 ② G3-1 2-3		S FF 95 F FF 96 S FF 95 0-3 ② K	4	0	0	0	0	1	2
21 Zack Greinke, R (1, 1) OBP: 0.188, SLG: 0.200 12 Juan Nicasio, R (7, 1) 10 Justin Turner, R (8, PH) OBP: 0.396, SLG: 0.564 36 Adam Liberatore, L (8, 1) 63 Yimi García, R (9, 1) 7 Alex Guerrero, R (10, PH) OBP: 0.295, SLG: 0.565 62 Joel Peralta, R (10, 1) 74 Kenley Jansen, S (10, 1)			F SL 85 X FF 93 0-1 ② P2			F FF 93 C SI 93 B SI 94 X SL 85 1-2 ② G6-3		D SL 88 B SL 85 B SL 85 C SL 84 B SL 84 4-1 BB		B FF 97 X FF 95 1-0 ③ P4	2 0 0 0 0 1 0 0	0 0 0 0 0 0 0 0	0 0 0 0 0 0 0 0	0 0 0 0 0 0 0 0	0 0 1 0 0 0 0 0	0 0 0 0 0 0 0 0	1 0 0 0 0 0 0 0
Inning Stats	R: 0 H: 0 E: 0 LOB: 0 K: 2 BB: 0 S: 8 P: 9	R: 0 H: 0 E: 0 LOB: 0 K: 1 BB: 0 S: 6 P: 9	R: 0 H: 1 E: 0 LOB: 1 K: 0 BB: 0 S: 11 P: 16	R: 0 H: 0 E: 0 LOB: 0 K: 0 BB: 0 S: 8 P: 14	R: 0 H: 0 E: 0 LOB: 0 K: 1 BB: 0 S: 11 P: 18	R: 0 H: 1 E: 0 LOB: 1 K: 0 BB: 0 S: 8 P: 12	R: 0 H: 0 E: 0 LOB: 0 K: 2 BB: 0 S: 9 P: 15	R: 0 H: 0 E: 0 LOB: 2 K: 0 BB: 2 S: 7 P: 15	R: 0 H: 1 E: 0 LOB: 2 K: 1 BB: 1 S: 9 P: 17	R: 0 H: 0 E: 0 LOB: 0 K: 1 BB: 0 S: 5 P: 7	1B: 1 2B: 1 3B: 1 HR: 0	SF: 0 SAC: 1 DP: 0 HBP: 0		WP: 0 PB: 0 SB: 0 CS: 0	PA: 36		

PITCHER		IP	WLS	BF	H	R	ER	SO	BB	IBB	HBP	BLK	WP	HR	S	P	ERA	WHIP
39 Jason Hammel, R ERA: 2.65	(1, 1)	7.2		27	2	0	0	6	2	0	0	0	0	0	67	107	0.00	0.522
56 Héctor Rondón, R ERA: 2.43	(8, 1)	0.1		1	0	0	0	0	0	0	0	0	0	0	1	1	0.00	0.000
46 Pedro Strop, R ERA: 2.73	(9, 1)	1.0		5	1	0	0	1	1	0	0	0	0	0	9	17	0.00	2.000
30 Jason Motte, R ERA: 3.29	(10, 1)	1.0	W	3	0	0	0	1	0	0	0	0	0	0	5	7	0.00	0.000

PITCHER	IP	WLS	BF	H	R	ER	SO	BB	IBB	HBP	BLK	WP	HR	S	P	ERA	WHIP

TOP

Los Angeles Dodgers @ Chicago Cubs

Wrigley Field, Chicago, IL

Tue Jun 23 2015, 7:07 PM - 10:18 PM CDT

Att. 36,799 - Clear - 68 F

livebaseballscorecards.com

AB	32
R	0
H	3
RBI	0
BB	3
SO	8
LOB	9

Batter	1	2	3	4	5	6	7	8	9	10	AB	R	H	RBI	BB	SO	LOB
8 Chris Coghlan, L (1, 7) OBP: 0.329, SLG: 0.440 15 Chris Denorfia, R (8, PH) OBP: 0.357, SLG: 0.406 (9, 7)	C FF 90 B CU 71 B FF 92 X FF 92 2-1 G1-3 ①		B CU 75 T FF 92 F CU 74 B CH 89 B SL 88 X FF 92 3-2 2B		C FF 91 B CU 69 B FF 91 F FF 91 B SL 87 X FF 91 3-2 G6-3 ③			C FF 95 B CH 87 X FF 95 1-1 F8 ②		B FC 93 C FC 91 F FC 92 X FC 93 1-2 SF8 ② 3-H	3 1	0 0	1 0	0 1	0 0	0 0	0 0
44 Anthony Rizzo, L (1, 3) OBP: 0.419, SLG: 0.582	B CU 68 B FF 92 B FF 92 C FF 92 X CH 89 3-1 47 F9 17 BB 1B		X SI 89 0-0 L8 ②			B FF 91 C FF 91 B CH 89 B FF 92 B FF 92 4-1 47 S BB		X FF 95 0-0 P6 ③			3	0	1	0	1	0	1
17 Kris Bryant, R (1, 5) OBP: 0.382, SLG: 0.478	C FF 93 S SL 88 D SL 86 D SI 91 B SI 91 B FF 94 4-2 13 S 1-2 BB		D SL 88 F FF 93 S FF 93 B FF 93 S FF 93 2-3 K			D CH 90 C CH 89 C CU 74 D CH 90 F FF 93 B FF 92 X SL 88 3-2 P4 ①			X FF 93 0-0 P4 ①		3	0	0	0	1	1	2
47 Miguel Montero, L (1, 2) OBP: 0.360, SLG: 0.431	F FF 93 B CH 89 X FF 94 1-1 F9 ② 2-3			B FF 89 X CU 72 1-0 1B		F SI 90 1 SAFE F FF 91 B SL 88 D CH 89 B FF 93 S CH 90 3-3 K ② 1-2			B FF 94 S FF 94 B FF 93 B FF 94 S FF 94 C FF 94 3-3 K ②		4	0	1	0	0	2	3
13 Starlin Castro, R (1, 6) OBP: 0.297, SLG: 0.343	C FF 93 S FF 93 B SL 87 B SL 90 X FF 95 2-2 F9 ③ 1-2			F FF 91 F FF 92 F SL 86 D SL 85 D SI 91 X FF 93 2-2 L8 ①		F FF 92 C FF 92 B SL 87 X SL 87 1-2 G6-3 ③			X FF 94 0-0 F7 ③		4	0	0	0	0	0	4
29 Mike Baxter, L (1, 9) OBP: 0.333, SLG: 0.281		B FF 90 C CU 73 F FF 91 X FF 92 1-2 F8 ①		C CU 74 F CH 89 F CH 89 B CH 89 C FF 92 1-3 K ②			B FF 96 F FF 95 S FF 96 C FF 95 1-3 K ①			X CU 76 0-0 24 BB 41 1B 22 FC3-2 1B	4	0	1	0	0	2	1
41 Matt Szczur, R (1, 8) OBP: 0.234, SLG: 0.302		F FF 92 S SL 86 X FF 92 0-2 P4 ②		F FF 92 D SL 87 B FF 92 F FF 92 F SL 85 X FF 92 2-2 F8 ③			F FF 97 B SL 87 B FF 97 F FF 96 X FF 96 2-2 F8 ②			B FF 87 B FF 88 X FF 87 2-0 22 FC3-2 24 BB 15 SF8 1-2 1B	4	1	1	0	0	0	1
39 Jason Hammel, R (1, 1) OBP: 0.222, SLG: 0.267 56 Hector Rondon, R (8, 1) 46 Pedro Strop, R (9, 1) 30 Jason Motte, R (10, 1) 24 Dexter Fowler, S (10, PH) OBP: 0.319, SLG: 0.393 37 Travis Wood, R (10, PR) OBP: 0.120, SLG: 0.120		C FF 92 T FF 91 B SL 88 X FF 93 1-2 P ③			F FF 89 C FF 91 F FF 91 B SL 87 F SL 87 F FF 92 B CH 89 S CH 89 2-3 K ①		B FF 97 X FF 96 1-0 G6-3 ③			B CU 77 C FF 89 B FS 82 F CU 76 F FS 80 B FS 79 B FF 88 4-2 22 FC3-2 1-2 2-3 BB	3 0 0 0 0 0 0	0 0 0 0 0 0 0	0 0 0 0 0 0 0	0 0 0 0 1 0 0	1 0 0 0 0 0 0	0 0 0 0 0 0 0	0 0 0 0 0 0 0
22 Addison Russell, R (1, 4) OBP: 0.314, SLG: 0.401			B FF 91 B SL 86 C FF 92 F SL 86 T FF 92 2-2 K ①		B FF 92 F FF 92 C CU 67 B CH 90 X FF 92 2-2 L6 ②			C FF 93 B FF 94 S FF 94 B CH 87 S FF 95 2-3 K ①		S FC 93 B FC 94 S FC 92 B FC 94 F FC 94 F FC 92 F FC 91 X FC 94 2-2 FC3-2 ① 1-2 2-3 3-Hf	4	0	0	0	0	2	3
Inning Stats	R: 0 E: 0 K: 0 S: 11 H: 1 LOB: 2 BB: 1 P: 23	R: 0 E: 0 K: 0 S: 9 H: 0 LOB: 0 BB: 0 P: 11	R: 0 E: 0 K: 2 S: 10 H: 1 LOB: 1 BB: 0 P: 17	R: 0 E: 0 K: 1 S: 13 H: 1 LOB: 1 BB: 0 P: 19	R: 0 E: 0 K: 1 S: 12 H: 0 LOB: 0 BB: 0 P: 19	R: 0 E: 0 K: 1 S: 11 H: 0 LOB: 1 BB: 1 P: 22	R: 0 E: 0 K: 1 S: 7 H: 0 LOB: 0 BB: 0 P: 11	R: 0 E: 0 K: 1 S: 6 H: 0 LOB: 0 BB: 0 P: 9	R: 0 E: 0 K: 1 S: 5 H: 0 LOB: 0 BB: 0 P: 8	R: 1 E: 0 K: 0 S: 14 H: 2 LOB: 2 BB: 1 P: 23	1B: 4 2B: 1 3B: 0 HR: 0 SF: 1 SAC: 0 DP: 0 HBP: 0	WP: 0 PB: 0 SB: 2 CS: 0 PA: 37					

PITCHER		IP	WLS	BF	H	R	ER	SO	BB	IBB	HBP	BLK	WP	HR	S	P	ERA	WHIP
21 Zack Greinke, R ERA: 1.7	(1, 1)	6.0		23	3	0	0	5	2	0	0	0	0	0	66	111	0.00	0.833
12 Juan Nicasio, R ERA: 1.86	(7, 1)	1.0		3	0	0	0	1	0	0	0	0	0	0	7	11	0.00	0.000
36 Adam Liberatore, L ERA: 2.95	(8, 1)	1.0		3	0	0	0	1	0	0	0	0	0	0	6	9	0.00	0.000
63 Yimi García, R ERA: 3.13	(9, 1)	1.0		3	0	0	0	1	0	0	0	0	0	0	5	8	0.00	0.000
62 Joel Peralta, R ERA: 1.59	(10, 1)	0.0	L	3	2	1	1	0	1	0	0	0	0	0	5	11	∞	∞

PITCHER		IP	WLS	BF	H	R	ER	SO	BB	IBB	HBP	BLK	WP	HR	S	P	ERA	WHIP
74 Kenley Jansen, R ERA: 0.71	(10, 1)	0.2		2	0	0	0	0	0	0	0	0	0	0	9	12	0.00	0.000

BOTTOM

Los Angeles Dodgers @ Chicago Cubs

Wrigley Field, Chicago, IL

Tue Jun 23 2015, 7:07 PM - 10:18 PM CDT

Att. 36,799 - Clear - 68 F

livebaseballscorecards.com

AB	33
R	1
H	5
RBI	1
BB	3
SO	8
LOB	15

Los Angeles Dodgers @ Chicago Cubs

Wrigley Field, Chicago, IL

Wed Jun 24 2015, 7:12 PM - 10:20 PM CDT

Att. 36,653 - Overcast - 73 F

TOP

livebaseballscorecards.com

Batter	1	2	3	4	5	6	7	8	9	AB	R	H	RBI	BB	SO	LOB
14 Enrique Hernández, R (1, 4) OBP: 0.307, SLG: 0.444	C SI 88 B SI 88 B SI 88 F SI 88 F CH 80 X CH 80 2-2 L1		F CU 76 S CH 79 S CH 79 0-3 K		C SI 89 X SI 88 0-1 G6-3			C CU 81 S CU 83 F CU 84 X CU 83 0-2 P3		4	0	0	0	0	1	2
31 Joc Pederson, L (1, 8) OBP: 0.389, SLG: 0.539	C SI 88 C SI 88 B SI 88 C SI 88 1-3 K		T CH 79 C CU 78 D CH 79 B FC 87 D CU 78 D CH 81 4-2 10 HR BB			C FF 90 B FF 90 X FC 88 1-1 G1-3		B CU 78 B SL 86 C SL 86 F SL 88 F SL 88 D SL 89 X SL 87 2-H 3-2 1B		3	1	1	1	1	1	0
10 Justin Turner, R (1, 5) OBP: 0.392, SLG: 0.575	B SI 88 B CU 78 B SI 89 C SI 87 X SI 89 3-1 L9		X CH 79 0-0 1-H 2-H HR			C CU 76 C CH 84 B CH 82 S CH 82 1-3 K		B SL 87 1 SAFE X SL 86 1-0 G4-3		4	1	1	3	0	1	1
23 Adrián González, L (1, 3) OBP: 0.370, SLG: 0.524		B SI 88 F SI 87 B FC 87 B SI 89 X SI 88 3-1 HR	C SI 88 B CU 77 B FC 88 F SI 87 F SI 88 X CH 80 2-2 G4-3			F FF 89 B FF 91 B FF 90 F FF 89 F CH 83 C FC 85 2-3 K			B FF 94 S FF 94 X FF 94 1-1 G3-1	4	1	1	1	0	1	0
7 Alex Guerrero, R (1, 7) OBP: 0.289, SLG: 0.552 62 Joel Peralta, R (7, 1) 36 Adam Liberatore, L (7, 1) 12 Juan Nicasio, R (7, 1) 5 Alberto Callaspo, S (9, PH) OBP: 0.322, SLG: 0.296 74 Kenley Jansen, S (9, 1)		B SI 89 B SI 89 F SI 88 X SI 88 2-1 G6-3		X SI 88 0-0 G1-3			S CU 80 B CU 83 S CU 83 B FF 96 S CU 82 2-3 K		B FF 94 X FF 94 1-0 1B	3 0 0 0 1 0	0 0 0 0 0 0	0 0 0 0 1 0	0 0 0 0 0 0	0 0 0 0 0 0	1 0 0 0 0 0	0 0 0 0 0 0
16 Andre Ethier, L (1, 9) OBP: 0.348, SLG: 0.473		B SI 89 X CU 77 1-0 G4-3		C SI 87 F SI 88 B SI 88 B SI 87 X SI 88 2-2 9 G3-1 1B			F FF 96 B FF 96 C CU 83 S CU 83 2-3 K		C CU 84 F FF 94 F FF 93 B CU 83 F CU 83 F CU 84 B CU 84 B FF 93 1 SAFE 3-2 X CU 84 F8	4	0	1	0	0	1	1
9 Yasmani Grandal, S (1, 2) OBP: 0.374, SLG: 0.472		B CU 77 X CH 80 1-0 G3	C SI 87 B SI 86 X CU 77 1-1 G3-1 1-2f				B CU 83 B CU 83 B CU 83 C FF 96 C FF 96 C CU 84 3-3 K		C CU 83 S CU 84 B CU 85 F FF 94 B FF 93 C CU 83 2-3 K	4	0	0	0	0	2	2
11 Jimmy Rollins, S (1, 6) OBP: 0.262, SLG: 0.335			B SI 88 X SI 88 1-0 G6-3		B SI 87 F CU 76 X SI 88 1-1 L7			C CU 79 B FF 94 C FF 95 B FF 94 B FF 94 S CU 81 3-3 K		3	0	0	0	0	1	0
46 Mike Bolsinger, R (1, 1) OBP: 0.045, SLG: 0.091 56 J.P. Howell, L (5, 1) 33 Scott Van Slyke, R (7, 7) OBP: 0.321, SLG: 0.448			C SI 88 B CU 77 F SI 88 X CH 78 1-2 10 HR 2B		B SI 87 C SI 88 S SI 87 B SI 87 B SI 87 F SI 88 S SI 88 3-3 K			B FF 96 X FF 96 1-0 31 1B 2B		2 0 1	1 0 1	1 0 1	0 0 0	0 0 0	1 0 0	0 0 0
Inning Stats	R: 0 E: 0 K: 1 S: 9 H: 0 LOB: 0 BB: 0 P: 15	R: 1 E: 0 K: 0 S: 6 H: 1 LOB: 0 BB: 0 P: 13	R: 3 E: 0 K: 1 S: 14 H: 2 LOB: 0 BB: 1 P: 22	R: 0 E: 0 K: 0 S: 6 H: 1 LOB: 0 BB: 0 P: 9	R: 0 E: 0 K: 1 S: 8 H: 0 LOB: 0 BB: 0 P: 12	R: 0 E: 0 K: 2 S: 9 H: 0 LOB: 0 BB: 0 P: 13	R: 0 E: 0 K: 3 S: 9 H: 0 LOB: 0 BB: 0 P: 16	R: 1 E: 0 K: 1 S: 13 H: 2 LOB: 1 BB: 0 P: 21	R: 0 E: 0 K: 1 S: 13 H: 1 LOB: 1 BB: 0 P: 20	1B: 3 2B: 2 3B: 0 HR: 2 SF: 0 SAC: 0 DP: 1 HBP: 0						

	AB	33
	R	5
	H	7
	RBI	5
	BB	1
	SO	10
	LOB	6

WP: 0 PB: 0 SB: 0 CS: 0 PA: 34

PITCHER		IP	WLS	BF	H	R	ER	SO	BB	IBB	HBP	BLK	WP	HR	S	P	ERA	WHIP
28 Kyle Hendricks, R ERA: 4.46	(1, 1)	5.0	L	19	4	4	4	3	1	0	0	0	0	2	43	71	7.20	1.000
40 James Russell, L ERA: 2.12	(6, 1)	1.0		3	0	0	0	2	0	0	0	0	0	0	9	13	0.00	0.000
52 Justin Grimm, R ERA: 1.53	(7, 1)	1.2		6	1	1	1	4	0	0	0	0	0	0	17	28	5.40	0.600
36 Edwin Jackson, R ERA: 2.49	(8, 1)	0.1		2	1	0	0	0	0	0	0	0	0	0	5	9	0.00	3.000
55 Yoervis Medina, R ERA: 2.4	(9, 1)	1.0		4	1	0	0	1	0	0	0	0	0	0	13	20	0.00	1.000

PITCHER	IP	WLS	BF	H	R	ER	SO	BB	IBB	HBP	BLK	WP	HR	S	P	ERA	WHIP

Batter	1	2	3	4	5	6	7	8	9	AB	R	H	RBI	BB	SO	LOB
15 Chris Denorfia, R (1, 9) OBP: 0.360, SLG: 0.406	B FC 86 C FC 87 F FC 87 B CU 80 F CU 79 S SL 80 2-3 **K** ①		B FC 87 C FC 88 F FC 88 1 SAFE B SL 80 F FC 90 X FC 88 2-2 **FC6-4** ② 1-2f		X CU 81 0-0 44 G4-6-3 1B 2-3		B CU 75 F FF 88 B FF 89 F FF 88 X FF 88 2-2 **G6-3** ②		B FC 94 X FC 92 1-0 1B ③	5	0	2	0	0	1	1
44 Anthony Rizzo, L (1, 3) OBP: 0.417, SLG: 0.575	C FC 87 B FC 88 C FC 87 S CU 81 1-3 **K** ②		L CU 80 C FC 86 D CU 81 F CU 82 S CU 82 1-3 **K** ③		C FC 88 F CU 81 D CU 81 X FF 88 1-2 **G4-6-3** ①② 1-2f 3-H		B FF 95 B CH 87 B FF 92 B FF 94 4-0 17 1B BB			3	0	0	0	1	2	2
17 Kris Bryant, R (1, 5) OBP: 0.384, SLG: 0.476	X FC 88 0-0 **P3** ③			B FC 86 F FC 86 F CU 81 B SL 80 F CU 82 S SL 80 2-3 **K** ①	B FC 88 B FF 88 B CU 82 C CU 79 F CU 80 B SL 80 4-2 BB		C FF 94 C FF 95 X FF 96 0-2 1B			3	0	1	0	1	1	0
47 Miguel Montero, L (1, 2) OBP: 0.358, SLG: 0.427		C FC 87 F FC 86 S CU 81 0-3 **K** ①		B FF 88 C FF 87 B FC 87 X CU 80 2-1 13 FC6-4 1B	1 SAFE C SI 86 B SI 87 1 SAFE C SI 88 D KC 81 B SI 87 S KC 81 3-3 **K** ③		B FF 95 B FF 94 B FF 95 S FF 94 X FF 95 3-1 **F7** ③			4	0	1	0	0	2	3
13 Starlin Castro, R (1, 6) OBP: 0.296, SLG: 0.342		B FC 87 B FC 88 C FC 88 C FC 88 X CU 81 2-2 1B		F CU 80 S SL 80 X CU 81 0-2 **FC6-4** 41 FC5 8 BB ② 1-2f		B SI 86 B SI 86 X CH 79 2-0 **P6** ①		B SL 86 C SL 84 X SL 84 1-1 **G6-3** ①		4	0	1	0	0	0	1
8 Chris Coghlan, L (1, 7) OBP: 0.332, SLG: 0.435		B FC 87 C CU 79 B CU 80 B FF 88 F CU 78 X CU 78 3-2 **L8** ②		B FC 88 B FF 88 B CU 79 B CU 78 4-0 41 FC5 1-2 BB		B SI 87 F SI 87 B SI 87 C SI 87 B KC 82 X SI 88 3-2 **G1-3** ②		C SL 83 S FF 96 B FF 96 B SL 86 B FF 95 B FF 96 4-2 41 G5-4-3 BB		2	0	0	0	2	0	1
41 Matt Szczur, R (1, 8) OBP: 0.235, SLG: 0.298		X FC 87 0-0 **G4-3** ③		C FC 88 F CU 81 B SL 81 D SL 82 X CU 82 2-2 **FC5** ③ 1-2 2-3f		B SI 88 C SI 87 X KC 80 1-1 1B		S FF 95 X SL 86 0-1 **G5-4-3** ②③ 1-2f		4	0	1	0	0	0	4
28 Kyle Hendricks, R (1, 1) OBP: 0.107, SLG: 0.111 29 Mike Baxter, L (5, PH) OBP: 0.351, SLG: 0.303 40 James Russell, L (6, 1) 24 Dexter Fowler, S (6, PH) OBP: 0.318, SLG: 0.392 52 Justin Grimm, R (7, 1) 36 Edwin Jackson, R (8, 1) 55 Yoervis Medina, R (9, 1) 19 Jonathan Herrera, S (9, PH) OBP: 0.233, SLG: 0.254			C FC 86 C CU 77 F SL 80 B CU 80 B FF 89 B CU 81 C FC 88 3-3 **K** ①		F FF 87 X FC 86 0-1 22 2B 1B	1 SAFE S KC 81 1 SAFE 1 SAFE F KC 81 D KC 81 X SI 87 1-2 **G3** ③		C FC 90 B FC 92 X FC 92 1-1 **G1-3** ①	1 1 0 1 0 0 0 0	0 1 0 0 0 0 0 0	0 1 0 0 0 0 0 0	0 0 0 0 0 0 0 0	0 0 0 0 0 0 0 0	1 0 0 0 0 0 0 0	0 0 1 0 0 0 0 0
22 Addison Russell, R (1, 4) OBP: 0.318, SLG: 0.408			B FC 89 S CU 78 X CU 81 1-1 15 FC6-4 1B		C FC 88 B FC 88 B FC 88 D SL 81 X FC 87 3-1 15 1B 44 G4-6-3 1-H 2B		B FF 89 C FF 88 X FF 89 1-1 **F9** ①		F FC 93 F FC 94 B SL 83 B FC 94 S SL 82 2-3 **K** ②	4	1	2	1	0	1	0
Inning Stats	R: 0 E: 0 K: 2 S: 8 H: 0 LOB: 0 BB: 0 P: 11	R: 0 E: 0 K: 1 S: 10 H: 1 LOB: 1 BB: 0 P: 15	R: 0 E: 0 K: 2 S: 14 H: 1 LOB: 1 BB: 0 P: 21	R: 0 E: 0 K: 1 S: 12 H: 1 LOB: 2 BB: 1 P: 22	R: 2 E: 0 K: 1 S: 13 H: 3 LOB: 1 BB: 1 P: 24	R: 0 E: 0 K: 0 S: 9 H: 1 LOB: 1 BB: 0 P: 16	R: 0 E: 0 K: 0 S: 10 H: 1 LOB: 2 BB: 1 P: 20	R: 0 E: 0 K: 0 S: 6 H: 0 LOB: 0 BB: 1 P: 11	R: 0 E: 0 K: 1 S: 6 H: 1 LOB: 1 BB: 0 P: 10	1B: 8 2B: 1 3B: 0 HR: 0 SF: 0 SAC: 0 DP: 2 HBP: 0					WP: 0 PB: 0 SB: 0 CS: 0	PA: 37	

PITCHER		IP	WLS	BF	H	R	ER	SO	BB	IBB	HBP	BLK	WP	HR	S	P	ERA	WHIP
46 Mike Bolsinger, R ERA: 2.95	(1, 1)	4.2		21	6	2	2	6	2	0	0	0	0	0	54	87	3.86	1.714
56 J.P. Howell, L ERA: 0.42	(5, 1)	1.1	W	5	1	0	0	1	0	0	0	0	0	0	12	22	0.00	0.750
62 Joel Peralta, R ERA: 1.42	(7, 1)	0.2	H	2	0	0	0	0	0	0	0	0	0	0	5	8	0.00	0.000
36 Adam Liberatore, L ERA: 2.95	(7, 1)	0.0		1	0	0	0	0	1	0	0	0	0	0	0	4	∞	∞
12 Juan Nicasio, R ERA: 1.78	(7, 1)	1.1	H	5	1	0	0	0	1	0	0	0	0	0	11	19	0.00	1.500

PITCHER		IP	WLS	BF	H	R	ER	SO	BB	IBB	HBP	BLK	WP	HR	S	P	ERA	WHIP
74 Kenley Jansen, R ERA: 0.66	(9, 1)	1.0	S	3	1	0	0	1	0	0	0	0	0	0	6	10	0.00	1.000

BOTTOM

Los Angeles Dodgers @ Chicago Cubs

Wrigley Field, Chicago, IL

Wed Jun 24 2015, 7:12 PM - 10:20 PM CDT

Att. 36,653 - Overcast - 73 F

livebaseballscorecards.com

AB	33
R	2
H	9
RBI	1
BB	4
SO	8
LOB	13

Batter	1	2	3	4	5	6	7	8	9	AB	R	H	RBI	BB	SO	LOB
14 Enrique Hernández, R (1, 8) (6, 7) OBP: 0.301, SLG: 0.453	F FF 92 C FF 93 S CU 75 0-3 ① K	B CU 74 C CU 74 F FC 89 X FF 92 1-2 11 1B 1-H 3B		B FC 89 C FC 88 S CU 75 B SI 91 X SI 91 2-2 ③ G5-3			C CU 83 X FF 94 0-1 ① G6-3		F SI 97 X SL 86 0-1 ② ③ F8-6-3 1-1	5	1	1	1	0	1	1
11 Jimmy Rollins, S (1, 6) OBP: 0.265, SLG: 0.337	X FF 93 0-0 33 BB 10 BB 47 2B 1B	P PO 88 X FC 88 1-0 47 CS 33 BB 3-H 1B			C CU 78 B SL 88 X SL 85 1-1 ① L4		B FF 94 F FF 92 B FF 93 B CU 83 X FF 93 3-1 ② F7			4	1	2	1	0	0	0
10 Justin Turner, R (1, 3) OBP: 0.395, SLG: 0.582	B FF 93 C FF 92 B SI 91 B FC 90 B FF 93 4-1 33 BB 47 2B 1-2 BB	B FF 88 C FF 91 X FF 91 1-1 ② L8			C FF 93 F FF 94 X SL 88 0-2 ② G6-3		B CU 84 B CU 84 F FF 93 X FF 93 2-1 3B			3	1	1	0	1	0	1
33 Scott Van Slyke, R (1, 9) OBP: 0.327, SLG: 0.439 56 J.P. Howell, L (7, 1) 63 Yimi García, R (8, 1) 74 Kenley Jansen, S (9, 1)	B FC 90 B SI 92 B SI 90 C FF 92 B FF 92 4-1 47 2B 1-2 2-3 BB	B FF 91 B CU 74 B CU 73 C FF 91 B SI 91 4-1 1-2 BB			F FF 94 S SL 88 C SL 87 0-3 ③ K		X CU 83 0-0 ③ F8			2 0 0 0	0 0 0 0	0 0 0 0	0 0 0 0	2 0 0 0	1 0 0 0	1 0 0 0
47 Howie Kendrick, R (1, 4) OBP: 0.326, SLG: 0.403	B SI 92 X SI 93 1-0 1-3 2-H 3-H 2B	C FC 89 B FF 92 1-1 ③ CS 2-3	F FF 91 F FF 91 B CU 76 F FC 88 F SI 91 X CH 84 1-2 ① G6-3			B FF 93 B SL 88 X SL 86 2-0 ① F9		B CU 82 C CU 83 F CU 83 B CU 82 F FF 92 F CU 83 S CU 82 2-3 ① K		4	0	1	2	0	1	0
7 Alex Guerrero, R (1, 7) OBP: 0.290, SLG: 0.547 62 Joel Peralta, R (6, 1) 16 Andre Ethier, L (7, 9) OBP: 0.346, SLG: 0.470	C CU 76 F FC 90 S CU 76 0-3 ② K		C SI 92 B FC 90 S CH 84 X SI 92 1-2 ② G3			B FF 94 C FF 94 F SL 88 B SL 89 B SL 88 X FF 95 3-2 17 BB 1B		B FF 92 S FF 93 S CH 86 S CU 83 1-3 ② K2-3		3 0 1	0 0 0	1 0 0	0 0 0	0 0 1	1 0 1	2 0 0
5 Alberto Callaspo, S (1, 5) OBP: 0.315, SLG: 0.288	B FF 92 F FF 92 B CU 76 F FC 89 C SI 91 2-3 ③ K		F FF 91 B FF 93 B CU 74 S CH 83 C FC 88 2-3 ③ K			B FF 94 1 SAFE 1 SAFE C FF 92 B FF 90 F FF 94 F SL 88 T SL 86 2-2 ② K		B CU 82 B CH 86 F FF 92 X FF 93 2-1 ③ G3-1		4	0	0	0	0	3	3
17 A.J. Ellis, R (1, 2) OBP: 0.295, SLG: 0.224		C FF 91 B FF 89 B CU 72 F FC 87 B FF 91 F FC 86 B SI 89 4-2 77 FC3-6 BB	X FF 90 0-0 ① F9			1 SAFE 1 SAFE B FF 94 C SL 88 B FF 94 1 SAFE B FF 96 B FF 95 4-1 1-2 BB			C FF 96 B FF 98 X SL 87 1-1 ① G5-3	2	0	0	0	2	0	0
77 Carlos Frías, R (1, 1) OBP: 0.150, SLG: 0.056 23 Adrián González, L (6, PH) OBP: 0.369, SLG: 0.522 31 Joc Pederson, L (6, 8) OBP: 0.391, SLG: 0.539		L FF 91 X FF 91 0-1 ① FC3-6 14 3B 1-2f	M FF 90 S FC 88 B FF 90 B FC 88 S FF 90 2-3 ② K			C SL 83 X SL 83 0-1 ③ G3-1			B CH 90 C SL 88 B CH 92 B SL 88 C FF 94 D SL 88 4-2 14 F8-6-3 BB	2 1 0	1 0 0	0 0 0	0 0 0	0 0 1	1 0 0	1 2 0
Inning Stats	R: 2 H: 2 E: 0 LOB: 2 K: 3 BB: 2 S: 13 P: 24	R: 2 H: 2 E: 0 LOB: 1 K: 0 BB: 2 S: 14 P: 25	R: 0 H: 0 E: 0 LOB: 0 K: 1 BB: 0 S: 11 P: 15	R: 0 H: 0 E: 0 LOB: 0 K: 1 BB: 0 S: 7 P: 11	R: 0 H: 0 E: 0 LOB: 0 K: 1 BB: 0 S: 8 P: 9	R: 0 H: 1 E: 0 LOB: 2 K: 1 BB: 1 S: 11 P: 22	R: 0 H: 1 E: 0 LOB: 1 K: 0 BB: 0 S: 7 P: 12	R: 0 H: 0 E: 0 LOB: 0 K: 2 BB: 0 S: 10 P: 15	R: 0 H: 0 E: 0 LOB: 0 K: 0 BB: 1 S: 6 P: 11	1B: 3 SF: 0 2B: 2 SAC: 0 3B: 2 DP: 1 HR: 0 HBP: 0						

PITCHER		IP	WLS	BF	H	R	ER	SO	BB	IBB	HBP	BLK	WP	HR	S	P	ERA	WHIP
34 Jon Lester, L ERA: 4.03	(1, 1)	4.0	L	19	4	4	4	5	4	0	0	0	0	0	45	75	9.00	2.000
36 Edwin Jackson, R ERA: 2.33	(5, 1)	1.2		7	1	0	0	2	1	0	0	0	0	0	17	29	0.00	1.200
40 James Russell, L ERA: 2.08	(6, 1)	0.1		1	0	0	0	0	0	0	0	0	0	0	2	2	0.00	0.000
55 Yoervis Medina, R ERA: 2.12	(7, 1)	2.0		7	1	0	0	2	0	0	0	0	0	0	17	27	0.00	0.500
56 Héctor Rondón, R ERA: 2.35	(9, 1)	1.0		3	0	0	0	0	1	0	0	0	0	0	6	11	0.00	1.000

PITCHER	IP	WLS	BF	H	R	ER	SO	BB	IBB	HBP	BLK	WP	HR	S	P	ERA	WHIP

TOP

Los Angeles Dodgers @ Chicago Cubs

Wrigley Field, Chicago, IL

Thu Jun 25 2015, 1:23 PM - 4:19 PM CDT

Att. 41,498 - Overcast - 73 F

livebaseballscorecards.com

AB	31
R	4
H	6
RBI	4
BB	6
SO	9
LOB	11

WP: 0 PA: 38
PB: 0
SB: 0
CS: 1

BOTTOM

Los Angeles Dodgers @ Chicago Cubs

Wrigley Field, Chicago, IL

Thu Jun 25 2015, 1:23 PM - 4:19 PM CDT

Att. 41,498 - Overcast - 73 F

livebaseballscorecards.com

Batter	1	2	3	4	5	6	7	8	9	AB	R	H	RBI	BB	SO	LOB
15 Chris Denorfia, R (1, 8) (3, 7) (6, 8) (9, 7) OBP: 0.367, SLG: 0.425	B FF 91 C FF 90 B FF 92 S FC 91 B FF 94 X FF 93 3-2 ① G5-3		1 SAFE L FF 93 F FC 87 X SI 94 0-2 ①② G5-4-3 1-2f		F FC 88 B CU 80 C SI 94 X FC 87 1-2 44 2B 1B		F SI 87 B KC 79 B KC 80 C SI 87 F KC 80 X SI 86 2-2 2B			4	0	2	0	0	0	1
44 Anthony Rizzo, L (1, 3) OBP: 0.421, SLG: 0.586	X SI 93 0-0 2B		C FC 90 X FF 94 0-1 41 FC6-4 1B		B SI 94 X SI 94 1-0 1-3 2B		C SI 86 F SI 87 X SI 87 0-2 ③ F8			4	0	3	0	0	0	1
17 Kris Bryant, R (1, 5) 41 Matt Szczur, R (3, 8) 40 James Russell, L (6,) 55 Yoervis Medina, R (7,) 24 Dexter Fowler, S (8, PH) (9, 8) OBP: 0.383, SLG: 0.474 OBP: 0.226, SLG: 0.286 OBP: 0.317, SLG: 0.390	F FF 95 B SI 94 S FC 89 S FC 91 1-3 ② K		C FF 93 S FF 92 F SI 94 1 SAFE B FC 85 D FC 90 X SI 93 2-2 ③ FC6-4 1-2f		B SI 96 F SI 96 F SI 95 C FC 87 1-3 ② K			B FF 94 B FF 93 S FF 93 T FF 93 F FF 94 F FF 94 S FF 93 2-3 ① K		1 2 0 0 1	0 0 0 0 0	0 0 0 0 0	0 0 0 0 0	1 1 0 0 1	1 3 0 0 0
8 Chris Coghlan, L (1, 7) (3, 4) (6, 7) (9, 4) OBP: 0.335, SLG: 0.431	B CU 81 B FF 94 S CH 86 B FF 93 C SI 94 B SI 94 4-2 BB			C CH 85 C CU 79 B FC 88 B FC 89 F FF 93 F FC 89 F SI 94 F FC 88 B FF 94 4-2 3 1B 47 1B BB	C SI 96 C SI 95 B SI 95 B FC 88 D FC 90 S FC 89 3-3 ③ K			C FF 93 B FF 94 B FF 94 X FF 92 2-1 ② P5	2	0	0	0	2	1	2
22 Addison Russell, R (1, 6) (6, 4) OBP: 0.312, SLG: 0.400 56 Héctor Rondón, R (9, 1)	B FF 95 X FC 89 1-0 ③ F8			F SI 92 F FF 94 F FF 93 S FC 86 0-3 ① K		F FF 87 B FS 80 X FF 87 1-1 ① P2		B FF 92 S SL 85 F FF 92 S FF 94 1-3 ③ K		4 0	0 0	0 0	0 0	0 0	2 0	3 0
29 Mike Baxter, L (1, 9) OBP: 0.341, SLG: 0.278		B SI 92 B FF 93 B SI 91 B FC 90 4-0 34 G6-3 BB		B CU 78 X SI 92 1-0 ② L4	F FF 87 B FS 80 S FS 78 X FF 87 1-2 ② F9				C FC 90 B FF 92 F FC 92 B SL 83 F FC 93 X FC 93 2-2 ① P5	3	0	0	0	1	0	1
3 David Ross, R (1, 2) OBP: 0.291, SLG: 0.290 36 Edwin Jackson, R (5, 1) 13 Starlin Castro, R (6, 6) OBP: 0.294, SLG: 0.339		C FF 92 F FF 92 F FF 93 B FC 85 S SI 93 1-3 ① K		B FF 95 S SI 91 X SI 92 1-1 47 1B 1-2 1B	X CU 75 0-0 ③ F9				B SL 81 B FC 90 C FC 92 B FC 92 C FC 90 X FC 90 3-2 ② P2	2 0 2	0 0 0	1 0 0	0 0 0	0 0 0	1 0 0	1 0 0
34 Jon Lester, L (1, 1) 47 Miguel Montero, L (4, PH) OBP: 0.357, SLG: 0.425 (5, 2)		B SI 93 C FF 92 X FF 91 1-1 ②③ G6-3 1-2f		X SI 94 0-0 ③ 1-2 2-H 1B			X SI 86 0-0 ① G4-3		S SL 81 F FC 94 B FC 94 S FC 93 1-3 ③ K	1 3	0 0	0 1	0 0	0 1	0 0	1 0
19 Jonathan Herrera, S (1, 4) (3, 5) OBP: 0.238, SLG: 0.258			C SI 91 X SI 91 0-1 15 G5-4-3 1B		C SI 92 B FF 92 X FC 88 1-1 ① G6-3		C SI 86 B SI 86 X SI 87 1-1 ② G5-3			3	0	1	0	0	0	0

Inning Stats	1	2	3	4	5	6	7	8	9
	R: 0 E: 0 K: 1 S: 10 H: 1 LOB: 2 BB: 1 P: 19	R: 0 E: 0 K: 1 S: 6 H: 0 LOB: 0 BB: 1 P: 12	R: 0 E: 0 K: 0 S: 11 H: 2 LOB: 1 BB: 0 P: 13	R: 0 E: 0 K: 1 S: 14 H: 2 LOB: 2 BB: 1 P: 20	R: 0 E: 0 K: 2 S: 12 H: 2 LOB: 2 BB: 0 P: 19	R: 0 E: 0 K: 0 S: 6 H: 0 LOB: 0 BB: 0 P: 8	R: 0 E: 0 K: 0 S: 10 H: 1 LOB: 1 BB: 0 P: 13	R: 0 E: 0 K: 2 S: 10 H: 0 LOB: 0 BB: 0 P: 15	R: 0 E: 0 K: 1 S: 10 H: 0 LOB: 0 BB: 0 P: 16

	AB	32
	R	0
	H	8
	RBI	0
	BB	3
	SO	8
	LOB	14

	1B: 5	SF: 0	WP: 0	PA: 35
	2B: 3	SAC: 0	PB: 0	
	3B: 0	DP: 2	SB: 0	
	HR: 0	HBP: 0	CS: 0	

PITCHER		IP	WLS	BF	H	R	ER	SO	BB	IBB	HBP	BLK	WP	HR	S	P	ERA	WHIP
77 Carlos Frías, R ERA: 4.31	(1, 1)	5.0	W	22	7	0	0	5	3	0	0	0	0	0	53	83	0.00	2.000
62 Joel Peralta, R ERA: 1.23	(6, 1)	1.0		3	0	0	0	0	0	0	0	0	0	0	6	8	0.00	0.000
56 J.P. Howell, L ERA: 0.4	(7, 1)	1.0		4	1	0	0	0	0	0	0	0	0	0	10	13	0.00	1.000
63 Yimi García, R ERA: 3.03	(8, 1)	1.0		3	0	0	0	2	0	0	0	0	0	0	10	15	0.00	0.000
74 Kenley Jansen, R ERA: 0.61	(9, 1)	1.0		3	0	0	0	1	0	0	0	0	0	0	10	16	0.00	0.000

PITCHER	IP	WLS	BF	H	R	ER	SO	BB	IBB	HBP	BLK	WP	HR	S	P	ERA	WHIP

Batter	1	2	3	4	5	6	7	8	9	AB	R	H	RBI	BB	SO	LOB
31 Joc Pederson, L (1, 8) OBP: 0.391, SLG: 0.539	B FF 90 C FF 90 B FF 90 S CH 84 C FF 92 2-3 ① K	C FC 86 F FF 90 B FF 89 X FC 86 1-2 ② F7	10 WP 47 1B 7 1B BB	F FF 96 S FF 97 X FF 96 0-2 ② FC4-6 47 1B 1-2f	B KC 79 X CH 84 1-0 47 WP 47 1B 2B	4	2	1	0	1	1	1
47 Howie Kendrick, R (1, 4) OBP: 0.334, SLG: 0.410	F FF 91 B FF 91 S FF 92 B FF 91 X FF 84 2-2 10 G6-4-3 1B	B FF 90 F FF 91 X CU 77 1-1 ③ L9	F FF 95 X FF 96 0-1 7 1B 10 WP 1-2 1B	X SI 96 0-0 1-2 1B	B KC 81 X KC 79 1-0 2-H 1B	5	0	4	1	0	0	0
10 Justin Turner, R (1, 5) OBP: 0.390, SLG: 0.569	C FF 92 B CH 84 X CH 83 1-1 ② ③ G6-4-3 1-2f	B CU 74 C CH 80 B FF 90 B FF 89 B CH 82 4-1 7 1B 33 HBP 11 1B BB	B KC 79 B FF 95 X FF 95 2-0 ① G1-3 1-2 2-3	C KC 80 D KC 81 X FF 96 1-1 ③ G1-6-3	C FF 95 F FF 95 B SI 96 X KC 81 1-2 ③ G6-3	4	1	0	0	1	0	6
23 Adrián González, L (1, 3) OBP: 0.373, SLG: 0.522	C FF 91 B FF 90 X CU 78 1-1 33 HR 1B	C FF 90 F FF 90 F FF 91 1 SAFE B FC 86 1 SAFE X CH 82 1-2 ① F8	B SI 96 B FF 96 I IN 60 I IN 63 4-0 7 1B IBB	F FF 94 B SI 93 B FF 94 B FF 95 F FF 94 X FF 94 3-2 7 FC5-4 1B	C FF 96 F FF 96 F SL 87 S SL 88 0-3 ① K	4	1	2	0	1	1	1
33 Scott Van Slyke, R (1, 9) OBP: 0.330, SLG: 0.461 (8, 7)	C FF 90 B FF 91 B FF 91 F FF 90 X FF 84 2-2 1-H HR	F FF 90 H FF 90 1-1 7 1B 11 1B 1-2 HBP	B SI 97 B FF 95 S FF 96 S FF 96 S KC 82 2-3 ② K	C FF 96 B FF 95 F SI 95 B FF 97 S KC 81 2-3 ① K	B SI 96 X SI 95 1-0 ② G5-3	4	2	1	2	0	2	4
7 Alex Guerrero, R (1, 7) OBP: 0.295, SLG: 0.546 36 Adam Liberatore, L (8, 1) 5 Alberto Callaspo, S (9, PH) OBP: 0.318, SLG: 0.293 52 Pedro Báez, R (9, 1)	C FF 92 C FF 91 X FF 92 0-2 ① G4-3	X FC 87 0-0 17 G6-3 11 1B 35 1B 1-2 2-3 1B	X FF 97 0-0 1-2 2-3 3-H 1B	B FF 96 S KC 81 F KC 81 X SI 97 1-2 ② FC5-4 1-2f	X FF 96 0-0 1B	4 0 1 0	1 0 0 0	2 0 1 0	1 0 0 0	0 0 0 0	0 0 0 0	1 0 0 0
11 Jimmy Rollins, S (1, 6) OBP: 0.264, SLG: 0.335	X FF 91 0-0 ② L7	B FF 90 C CH 82 X CH 82 1-1 17 G6-3 35 1B 1-2 2-H 3-H 1B	B CH 80 B FF 94 C FF 95 X FF 94 2-1 ③ G6-3	F FF 95 B SI 96 B CH 82 S CH 83 X CH 83 2-2 ③ F7	B FF 96 X FF 96 1-0 ③ F9	5	0	1	2	0	0	5
17 A.J. Ellis, R (1, 2) OBP: 0.293, SLG: 0.214	C FF 91 X FF 91 0-1 ③ F9	S FF 91 F FF 89 B FF 90 X FF 88 1-2 ② G6-3 1-2 2-3	C FF 94 B KC 79 C KC 79 F FF 94 F FF 94 B FC 94 B KC 81 F FC 93 B FF 93 4-2 31 FC4-6 BB	C FF 94 B SI 94 X FF 95 1-1 ① G6-3	3	0	0	0	1	0	2
35 Brett Anderson, L (1, 1) OBP: 0.269, SLG: 0.143 66 Yasiel Puig, R (8, PH) OBP: 0.383, SLG: 0.495 (8, 9)	C FF 90 F FF 91 B FF 91 B FF 90 S FF 90 2-3 ① K	C FF 90 B FF 90 X FF 90 1-1 ③ 2-H 3-H 1B	C FF 93 T FF 93 L FF 95 0-3 ① K	C KC 78 X KC 80 0-1 ② G5-3	3 1	0 0	1 0	1 0	0 0	2 0	1 0
Inning Stats	R: 0 H: 1 E: 0 LOB: 0 K: 1 BB: 0 S: 8 P: 13	R: 2 H: 2 E: 0 LOB: 0 K: 0 BB: 0 S: 11 P: 14	R: 0 H: 0 E: 0 LOB: 0 K: 1 BB: 0 S: 8 P: 12	R: 3 H: 3 E: 0 LOB: 2 K: 0 BB: 1 S: 14 P: 23	R: 1 H: 2 E: 0 LOB: 3 K: 1 BB: 2 S: 10 P: 24	R: 0 H: 1 E: 0 LOB: 1 K: 1 BB: 1 S: 14 P: 19	R: 0 H: 1 E: 0 LOB: 1 K: 1 BB: 0 S: 12 P: 20	R: 1 H: 2 E: 0 LOB: 1 K: 0 BB: 0 S: 9 P: 13	R: 0 H: 1 E: 0 LOB: 1 K: 1 BB: 0 S: 7 P: 9	1B: 11 2B: 1 3B: 0 HR: 1	SF: 0 SAC: 0 DP: 1 HBP: 1	WP: 2 PB: 0 SB: 0 CS: 0	PA: 43			

PITCHER		IP	WLS	BF	H	R	ER	SO	BB	IBB	HBP	BLK	WP	HR	S	P	ERA	WHIP
60 Justin Nicolino, L ERA: 4.09	(1, 1)	4.0	L	18	6	5	5	2	1	0	1	0	0	1	41	62	11.25	1.750
23 Jarred Cosart, R ERA: 4.12	(5, 1)	4.0		21	6	2	2	3	2	1	0	0	2	0	45	76	4.50	2.000
36 Sam Dyson, R ERA: 3.97	(9, 1)	1.0		4	1	0	0	1	0	0	0	0	0	0	7	9	0.00	1.000

PITCHER	IP	WLS	BF	H	R	ER	SO	BB	IBB	HBP	BLK	WP	HR	S	P	ERA	WHIP

TOP

Los Angeles Dodgers @ Miami Marlins

Marlins Park, Miami, FL

Fri Jun 26 2015, 7:13 PM - 9:50 PM EDT

Att. 21,957 - Roof Closed - 78 F

livebaseballscorecards.com

AB	38
R	7
H	13
RBI	7
BB	4
SO	6
LOB	21

BOTTOM

Los Angeles Dodgers @ Miami Marlins

Marlins Park, Miami, FL

Fri Jun 26 2015, 7:13 PM - 9:50 PM EDT

Att. 21,957 - Roof Closed - 78 F

livebaseballscorecards.com

Batter	1	2	3	4	5	6	7	8	9	AB	R	H	RBI	BB	SO	LOB
9 Dee Strange-Gordon, L (1, 4) OBP: 0.376, SLG: 0.424	B FF 91 B SI 91 C SI 90 C SL 81 F FF 92 B FF 93 X SL 83 3-2 21 G4-3 · 21 S · 3 G6-3 · 1B		1 SAFE C FF 91 B FF 90 B SI 90 S SL 82 X SL 82 2-2 ② 21 CS · 1-2 · 1B			B KC 74 X SI 90 1-0 1B		C FF 94 F CH 86 S FF 94 0-3 ② K		4	1	3	0	0	1	1
21 Christian Yelich, L (1, 7) OBP: 0.295, SLG: 0.319	B FF 91 1 SAFE S SI 91 T SI 91 B SL 83 B SL 83 X FF 92 3-2 ① G4-3 · 1-3		C SL 81 S SI 90 1 SAFE 0-2 ③ CS · 1-2	B KC 73 B SI 90 B FF 91 B FF 91 4-0 13 G1-3 · 3 1B · BB		B SI 90 F SL 81 F FF 91 B SI 90 C SL 83 2-3 ① K		B FF 94 S FF 94 C FF 94 C SL 85 1-3 ③ K		3	0	0	0	1	2	3
3 Adeiny Hechavarría, R (1, 6) OBP: 0.324, SLG: 0.398	C FF 91 F FF 92 X SL 82 0-2 ② G6-3 · 3-H			C CH 84 B FF 92 F KC 76 F FF 93 B CH 84 F SI 92 X KC 77 2-2 13 G1-3 · 1-2 · 1B		F SI 90 1 SAFE F CH 84 F FF 92 D CH 85 X FF 92 1-2 ② F8			F FF 97 C SL 89 S FF 96 0-3 ① K	4	0	1	1	0	1	1
27 Giancarlo Stanton, R (1, 9) OBP: 0.346, SLG: 0.606	B FF 92 C SL 82 B SI 92 X FF 92 2-1 ③ G4-3			C SI 92 S SL 83 D SL 84 D SL 84 B SI 94 S SL 84 3-3 ① K		1 SAFE B CH 84 B CH 85 S SI 91 F SL 83 S SL 84 2-3 ③ K			S SL 89 B FF 98 B CH 90 F FF 97 B FF 98 S FF 98 3-3 ② K	4	0	0	0	0	3	3
13 Marcell Ozuna, R (1, 8) OBP: 0.321, SLG: 0.364		B SI 90 C CH 83 F SI 91 X KC 76 1-2 ① G6-3		C SI 92 C SI 92 D SL 83 X SL 82 1-2 ② G1-3 · 1-2 · 2-3			B KC 73 S CH 83 F KC 75 S SL 81 1-3 ① K		C FF 97 C FF 98 F SL 91 S FF 96 1-3 ③ K	4	0	0	0	0	2	2
10 Jeff Baker, R (1, 3) OBP: 0.310, SLG: 0.413		B SI 90 F SI 91 F SI 92 B SI 93 F SI 93 X SL 83 2-2 ② G5-3		X CH 83 0-0 ③ G4-3			C KC 75 C CH 82 S SI 91 0-3 ② K			3	0	0	0	0	1	2
32 Derek Dietrich, L (1, 5) OBP: 0.342, SLG: 0.618		B FF 93 B SI 91 F SI 92 C SI 92 S SI 92 2-3 ③ K			F FF 90 B SI 90 B FF 92 C SL 80 T FF 92 2-2 ① K		S SL 82 B SI 90 C FF 92 B FF 93 C SL 81 2-3 ③ K			3	0	0	0	0	3	0
20 J.T. Realmuto, R (1, 2) OBP: 0.264, SLG: 0.361			B SI 89 C KC 74 F CH 84 F SL 82 X KC 75 1-2 9 CS · 1B		X CH 84 0-0 ② G5-3			C FF 93 B FF 94 X CH 85 1-1 1B		3	0	2	0	0	0	0
60 Justin Nicolino, L (1, 1) 23 Jarred Cosart, R (5, 1) OBP: 0.077, SLG: 0.077 51 Ichiro Suzuki, L (8, PH) OBP: 0.325, SLG: 0.320 36 Sam Dyson, R (9, 1)			B FF 91 1 SAFE C FF 91 L FF 91 M SL 81 1-3 ① K		F SI 90 S KC 76 B SL 82 B SL 82 S SI 92 2-3 ③ K			B FF 93 C FF 94 B FF 94 C FF 95 F FF 95 F FF 95 S SL 87 2-3 ① K		1 1 1 0	0 0 0 0	0 0 0 0	0 0 0 0	1 0 1 0	1 0 1 0	1 0 1 0

Inning Stats	1	2	3	4	5	6	7	8	9
	R: 1 E: 0 K: 0 S: 12	H: 1 LOB: 0 BB: 0 P: 20	R: 0 E: 0 K: 1 S: 10	H: 0 LOB: 0 BB: 0 P: 15	R: 0 E: 0 K: 1 S: 12	H: 2 LOB: 0 BB: 0 P: 16	R: 0 E: 0 K: 1 S: 12	H: 1 LOB: 2 BB: 1 P: 22	R: 0 E: 0 K: 2 S: 7	H: 0 LOB: 0 BB: 0 P: 11	R: 0 E: 0 K: 2 S: 11	H: 1 LOB: 1 BB: 0 P: 17	R: 0 E: 0 K: 3 S: 9	H: 0 LOB: 0 BB: 0 P: 12	R: 0 E: 0 K: 3 S: 13	H: 1 LOB: 1 BB: 0 P: 17	R: 0 E: 0 K: 3 S: 10	H: 0 LOB: 0 BB: 0 P: 14

| | | |

Batter	1	2	3	4	5	6	7	8	9	AB	R	H	RBI	BB	SO	LOB
31 Joc Pederson, L (1, 8) OBP: 0.386, SLG: 0.530	F FF 93 C FF 93 T SL 87 0-2 ① K		C SL 85 T FF 94 B FF 93 S KC 81 1-3 ③ K		B KC 80 F FF 93 X SI 93 1-1 ③ G6-3			B FF 100 S FF 99 S KC 84 B KC 83 C KC 82 2-3 ② K		4	0	0	0	0	3	1
47 Howie Kendrick, R (1, 4) OBP: 0.333, SLG: 0.408	C FF 93 F SL 86 S SI 93 0-3 ② K			X FF 92 0-0 ① 10 1B 23 1B 1B		X SI 92 0-0 ① G6-3		X KC 83 0-0 ③ G6-3		4	1	1	0	0	1	0
10 Justin Turner, R (1, 5) OBP: 0.392, SLG: 0.584	X FF 92 0-0 HR			X KC 78 0-0 23 1B 1-3 1B		C SI 93 C SI 92 X KC 80 0-2 ② G6-3			B SL 81 F FF 94 B SL 82 F CH 86 B SL 84 C FF 93 3-3 ① K	4	1	2	1	0	1	0
23 Adrián González, L (1, 3) OBP: 0.371, SLG: 0.518	F FF 93 B SL 88 B KC 80 B FF 94 F FF 92 F SL 86 S KC 81 3-3 ③ K			D FF 94 X FF 93 1-0 9 G6-4-3 1-2 3-H 1B		C SI 94 X SL 86 0-1 ③ G1-3			C FF 93 S CH 87 B CH 88 S CH 87 1-3 ② K	4	0	1	1	0	2	0
16 Andre Ethier, L (1, 9) OBP: 0.341, SLG: 0.461 (7, 7)		C FF 92 B KC 78 F SI 93 X SL 87 1-2 ① G3		C FF 93 B KC 79 X KC 80 1-1 ① L4			B FF 91 F KC 76 B FF 91 F FF 90 F SL 83 X SL 87 2-2 ① F8		X FF 95 0-0 ③ G3	4	0	0	0	0	0	2
9 Yasmani Grandal, S (1, 2) OBP: 0.374, SLG: 0.470		C KC 78 B FF 93 B KC 81 B FF 92 C FF 92 F FF 93 C FF 94 3-3 ② K		B KC 79 F FF 93 B FF 93 X CH 84 2-1 ② ③ G6-4-3 1-2f			C KC 77 C KC 78 B KC 81 X FF 92 1-2 66 G5-3 1B			3	0	1	0	0	1	2
14 Enrique Hernández, R (1, 7) OBP: 0.295, SLG: 0.443 66 Yasiel Puig, R (7, PH) OBP: 0.380, SLG: 0.491 (7, 9)		C KC 80 X SL 87 0-1 ③ G6-3			B KC 78 F FF 92 F KC 79 X SL 86 1-2 ① F7		S KC 79 B FF 93 B FF 93 S KC 79 X KC 81 2-2 ② G5-3 1-2			2 1	0 0	0 0	0 0	0 0	0 0	0 1
11 Jimmy Rollins, S (1, 6) OBP: 0.265, SLG: 0.335			S FF 92 B SI 94 B KC 78 X FF 91 2-1 ① F9		B CH 86 B KC 78 X FF 92 2-0 22 G5-3 1B		B FF 93 X FF 92 1-0 ③ F8			3	0	1	0	0	0	1
22 Clayton Kershaw, L (1, 1) OBP: 0.211, SLG: 0.222 5 Alberto Callaspo, S (8, PH) OBP: 0.317, SLG: 0.291 56 J.P. Howell, L (8, 1) 63 Yimi García, R (8, 1)			B FF 93 C FF 92 X FF 92 1-1 ② G5-3		B FF 92 X FF 90 1-0 ② G5-3 1-2			C FF 99 C FF 98 S FF 99 0-3 ① K		2 1 0 0	0 0 0 0	0 0 0 0	0 0 0 0	0 1 0 0	0 0 0 0	1 0 0 0
Inning Stats	R: 1 E: 0 K: 3 S: 11 H: 1 LOB: 0 BB: 0 P: 14	R: 0 E: 0 K: 1 S: 9 H: 0 LOB: 0 BB: 0 P: 13	R: 0 E: 0 K: 1 S: 7 H: 0 LOB: 0 BB: 0 P: 11	R: 1 E: 0 K: 0 S: 7 H: 3 LOB: 1 BB: 0 P: 11	R: 0 E: 0 K: 0 S: 7 H: 1 LOB: 1 BB: 0 P: 12	R: 0 E: 0 K: 0 S: 6 H: 0 LOB: 0 BB: 0 P: 6	R: 0 E: 0 K: 0 S: 11 H: 1 LOB: 1 BB: 0 P: 17	R: 0 E: 0 K: 2 S: 7 H: 0 LOB: 0 BB: 0 P: 9	R: 0 E: 0 K: 2 S: 7 H: 0 LOB: 0 BB: 0 P: 11	1B: 5 2B: 0 3B: 0 HR: 1 SF: 0 SAC: 0 DP: 1 HBP: 0						

PITCHER		IP	WLS	BF	H	R	ER	SO	BB	IBB	HBP	BLK	WP	HR	S	P	ERA	WHIP
34 Tom Koehler, R ERA: 3.66	(1, 1)	7.0	W	26	6	2	2	5	0	0	0	0	0	1	58	84	2.57	0.857
22 Carter Capps, R ERA: 0.98	(8, 1)	1.0	H	3	0	0	0	2	0	0	0	0	0	0	7	9	0.00	0.000
44 AJ Ramos, R ERA: 1.3	(9, 1)	1.0	S	3	0	0	0	2	0	0	0	0	0	0	7	11	0.00	0.000

PITCHER	IP	WLS	BF	H	R	ER	SO	BB	IBB	HBP	BLK	WP	HR	S	P	ERA	WHIP

TOP

Los Angeles Dodgers @ Miami Marlins

Marlins Park, Miami, FL

Sat Jun 27 2015, 4:12 PM - 6:38 PM EDT

Att. 24,770 - Roof Closed - 77 F

livebaseballscorecards.com

AB	32
R	2
H	6
RBI	2
BB	0
SO	9
LOB	8

BOTTOM

Los Angeles Dodgers @ Miami Marlins

Marlins Park, Miami, FL

Sat Jun 27 2015, 4:12 PM - 6:38 PM EDT

Att. 24,770 - Roof Closed - 77 F

livebaseballscorecards.com

Batter	1	2	3	4	5	6	7	8	9	AB	R	H	RBI	BB	SO	LOB
9 Dee Strange-Gordon, L (1, 4) OBP: 0.374, SLG: 0.425	T FF 94 F FF 94 F FF 94 X CU 74 0-2 ① L9	F FF 96 B FF 94 C SL 88 1 SAFE 1-2 ③ PO 1-2	B CU 73 X SL 88 1-0 ① L7			T FF 93 B CU 75 B FF 94 C FF 95 X FF 95 2-2 21 1B 2B		B SI 84 L SI 85 B SI 84 B SI 85 S SI 84 S SI 85 3-3 ① K		4	0	1	0	0	1	0
21 Christian Yelich, L (1, 7) OBP: 0.307, SLG: 0.332	X FF 95 0-0 3 1B 3 E 1B		B FF 95 C FF 95 F SL 90 X CU 75 1-2 3 G4-6-3 1B			B FF 95 S FF 95 S SL 90 X SL 90 1-2 2-3 1B		F SI 86 B KC 79 C SI 84 B KC 79 B KC 80 X SI 87 3-2 3 S 1B		4	1	4	0	0	0	0
3 Adeiny Hechavarría, R (1, 6) OBP: 0.323, SLG: 0.396	S FF 94 1 SAFE X FF 94 0-1 E9 13 WP 1-H 1B		D FF 94 S FF 95 C CU 73 X CU 75 1-2 ② G4-6-3 1-2f ③			S FF 95 F FF 95 1 SAFE S CU 75 0-3 ① K		B FF 89 1 SAFE S FF 90 T FF 92 T FF 94 1-2 ② K 1-2		4	1	1	0	0	2	4
13 Marcell Ozuna, R (1, 8) OBP: 0.317, SLG: 0.359	S SL 89 B SL 90 B FF 94 S SL 88 S SL 88 2-3 ② K 3-H			S SL 85 C FF 93 B FF 94 B FF 94 S SL 89 2-3 ① K		F SL 87 C FF 96 1 SAFE B FF 96 S SL 89 1-3 ② K		B FF 93 S FF 93 B SL 84 F FF 92 S FF 94 2-3 ③ K		4	0	0	0	0	4	3
10 Jeff Baker, R (1, 3) OBP: 0.297, SLG: 0.394	B FF 94 B FF 94 X FF 95 2-0 ③ G6-3			C FF 95 F FF 94 C FF 95 0-3 ② K		B FF 95 S SL 90 S CU 75 B FF 95 1 SAFE B FF 95 F SL 89 F FF 95 S SL 88 3-3 ③ K				3	0	0	0	0	2	2
20 J.T. Realmuto, R (1, 2) OBP: 0.269, SLG: 0.370		B FF 92 F FF 93 X FF 93 1-1 19 G4-3 34 E 2B		B FF 95 C SL 89 C FF 94 S CU 75 1-3 ③ K			C FF 93 C CU 73 X FF 94 0-2 19 G4-3 51 SH5-3 1B			3	1	2	0	0	1	0
51 Ichiro Suzuki, L (1, 9) OBP: 0.321, SLG: 0.316		F FF 94 D SL 90 B SL 90 F FF 95 F SL 89 X SL 91 2-2 ① L6			C FF 94 B FF 92 F CU 74 F SL 90 C FF 94 1-3 ① K		X FF 93 0-0 ① SH5-3 1-2			2	0	0	0	0	1	1
19 Miguel Rojas, R (1, 5)		X FF 94 0-0 ② G4-3 2-3			X FF 95 0-0 ② G1-3		B FF 94 C SL 91 D SL 88 F FF 94 X CU 74 2-2 ② G4-3 2-3			3	0	0	0	0	0	2
34 Tom Koehler, R (1, 1) OBP: 0.043, SLG: 0.043 28 Cole Gillespie, R (7, PH) 22 Carter Capps, R (8, 1) OBP: 0.500, SLG: 0.500 44 AJ Ramos, R (9, 1)		B FF 94 X FF 95 1-0 E8 9 PO 3-H			B FF 93 B FF 93 F FF 94 C FF 94 F FF 94 X SL 89 2-2 ③ G6-3		B SL 87 S SL 88 S SL 89 S CU 76 1-3 ③ K2-3			2 1 0 0	0 0 0 0	0 0 0 0	0 0 0 0	0 1 0 0	0 1 0 0	0 1 0 0
Inning Stats	R: 2 E: 1 K: 1 S: 11 H: 2 LOB: 0 BB: 0 P: 15	R: 1 E: 1 K: 0 S: 10 H: 1 LOB: 0 BB: 0 P: 15	R: 0 E: 0 K: 0 S: 7 H: 1 LOB: 0 BB: 0 P: 10	R: 0 E: 0 K: 3 S: 9 H: 0 LOB: 0 BB: 0 P: 12	R: 0 E: 0 K: 1 S: 9 H: 0 LOB: 0 BB: 0 P: 12	R: 0 E: 0 K: 3 S: 17 H: 2 LOB: 2 BB: 0 P: 24	R: 0 E: 0 K: 1 S: 10 H: 1 LOB: 1 BB: 0 P: 13	R: 0 E: 0 K: 3 S: 12 H: 1 LOB: 1 BB: 0 P: 21		1B: 6 2B: 2 3B: 0 HR: 0 SF: 0 SAC: 1 DP: 1 HBP: 0						

AB	30
R	3
H	8
RBI	0
BB	0
SO	12
LOB	13

WP: 1 PA: 32
PB: 0
SB: 1
CS: 0

PITCHER		IP	WLS	BF	H	R	ER	SO	BB	IBB	HBP	BLK	WP	HR	S	P	ERA	WHIP
22 Clayton Kershaw, L ERA: 3.2	(1, 1)	7.0	L	27	7	3	1	9	0	0	0	0	1	0	73	101	1.29	1.000
56 J.P. Howell, L ERA: 0.4	(8, 1)	0.1		2	1	0	0	1	0	0	0	0	0	0	6	12	0.00	3.000
63 Yimi García, R ERA: 2.97	(8, 1)	0.2		2	0	0	0	2	0	0	0	0	0	0	6	9	0.00	0.000

PITCHER		IP	WLS	BF	H	R	ER	SO	BB	IBB	HBP	BLK	WP	HR	S	P	ERA	WHIP

Batter	1	2	3	4	5	6	7	8	9	AB	R	H	RBI	BB	SO	LOB
31 Joc Pederson, L (1, 8) OBP: 0.383, SLG: 0.522	C SI 92 F FF 92 B CH 88 S CH 88 1-3 ① K		S SL 82 B SI 93 X CU 84 1-1 ② F8		B SI 92 B CH 87 B SI 91 B CH 88 4-0 47 FC4-6 BB		B SL 86 B SL 88 C FF 95 F FF 94 S SL 85 2-3 ② K	S FF 100 S FF 99 B FF 99 S KC 84 1-3 ③ K		4	0	0	0	1	3	1
47 Howie Kendrick, R (1, 4) OBP: 0.338, SLG: 0.409	B FF 94 S SI 93 X SI 92 1-1 23 G3-6-3 1B		B CU 84 B FF 94 X FF 93 2-0 1B		C FF 94 C SL 84 B SL 84 X SL 86 1-2 ② FC4-6 23 1B 1-2f 3-H		B FF 95 C FF 95 F FF 94 B FF 95 B SL 87 F SL 86 F FF 95 B FF 96 4-2 23 2B BB		C SL 86 F SL 88 S FF 96 0-3 ① K	4	1	2	1	1	1	1
23 Adrián González, L (1, 3) OBP: 0.375, SLG: 0.523	B FF 95 S FF 93 1 SAFE X FF 92 1-1 ② ③ G3-6-3 1-2f		B SI 93 B FF 93 F SI 93 F SI 93 S FF 94 2-3 ③ K		B SI 92 B SI 92 X SI 92 2-0 1-2 1B		S FF 96 S FF 95 F FF 95 D SL 88 X FF 95 1-2 9 BB 1-H 2B		B CH 88 X SI 94 1-0 66 WP 1B	5	0	3	1	0	1	2
66 Yasiel Puig, R (1, 9) OBP: 0.389, SLG: 0.482		B SL 84 B FF 94 C SI 92 B SI 92 B SI 93 4-1 16 BB BB	B SL 85 B FF 93 C FF 93 B SL 86 B FF 92 4-1 BB	X SL 84 0-0 ③ L7		I IN 74 I IN 76 I IN 75 I IN 75 4-0 9 BB IBB		B FF 96 C SI 96 F FF 97 B CH 89 S SL 89 2-3 ② K 1-2	2	0	0	0	3	1	3
9 Yasmani Grandal, S (1, 2) OBP: 0.370, SLG: 0.459		C FF 93 S SI 93 B SI 94 B SI 94 X CH 88 2-2 ① F7	X FF 93 0-0 ① F7			C KC 78 C SI 90 B KC 79 C SI 91 1-3 ① K	C SL 87 B FF 95 F SL 87 B FF 94 B FF 96 F SL 86 B SL 86 4-2 1-2 2-3 BB		D SI 96 D FF 97 C CH 89 S CH 89 X CH 89 2-2 ③ G1-3	4	0	0	0	1	1	3
16 Andre Ethier, L (1, 7) OBP: 0.340, SLG: 0.457 33 Scott Van Slyke, R (7, PH) OBP: 0.328, SLG: 0.456 (7, 7)		1 SAFE F SI 93 B FF 94 1 SAFE S SI 93 B FF 94 B CH 88 F CH 88 F FF 94 4-2 1 SAFE D SI 93 1-2 BB	F SI 93 C CU 83 B SI 93 1 SAFE F CH 88 F SI 93 F CU 82 T CH 88 1-2 ② K			B SI 91 C CH 82 F SL 88 X FF 92 1-2 ② G4-3	C FF 97 X FF 97 0-1 ③ F9			2	0	0	0	1	1	1
										1	0	0	0	0	0	3
5 Alberto Callaspo, S (1, 5) OBP: 0.321, SLG: 0.292		C FF 93 C FF 93 F SI 94 F FF 94 T SI 94 0-2 ② K	1 SAFE B SI 93 B SI 93 X SI 93 2-0 ③ F7		C SI 91 B KC 79 B FF 90 F FC 91 B FC 90 B FF 91 4-2 BB			B FF 97 X FF 97 1-0 11 G3-1-3 1B		3	0	1	0	1	1	3
11 Jimmy Rollins, S (1, 6) OBP: 0.265, SLG: 0.333		F FF 94 S SI 95 B SI 95 X FF 95 1-2 ③ F7		B CU 79 X SI 91 1-0 21 SH1-4 21 BLK 47 FC4-6 1B	F SI 89 C KC 78 X SL 89 0-2 ③ G4-3			B FF 98 1 SAFE X FF 97 1-0 ① G3-1-3 1-2	4	1	1	0	0	0	4
21 Zack Greinke, R (1, 1) OBP: 0.171, SLG: 0.182 36 Adam Liberatore, L (8, 1) 74 Kenley Jansen, S (9, 1)			F FF 93 C FF 95 X SL 86 0-2 ① G6-3	X FF 91 0-0 ① SH1-4 1-3			F FF 94 C FF 96 X SL 86 0-2 ① G6-3	S FF 98 S FF 98 X FF 98 0-2 ② F8		3	0	0	0	0	0	1
										0	0	0	0	0	0	0
										0	0	0	0	0	0	0
Inning Stats	R: 0 E: 0 K: 1 S: 7 H: 1 LOB: 0 BB: 0 P: 10	R: 0 E: 0 K: 1 S: 16 H: 0 LOB: 2 BB: 2 P: 27	R: 0 E: 0 K: 1 S: 9 H: 1 LOB: 1 BB: 0 P: 14	R: 0 E: 0 K: 1 S: 9 H: 0 LOB: 1 BB: 1 P: 16	R: 1 E: 0 K: 0 S: 7 H: 2 LOB: 2 BB: 1 P: 15	R: 0 E: 0 K: 1 S: 11 H: 0 LOB: 1 BB: 1 P: 17	R: 1 E: 0 K: 1 S: 19 H: 1 LOB: 3 BB: 3 P: 34	R: 0 E: 0 K: 1 S: 8 H: 1 LOB: 1 BB: 0 P: 11	R: 0 E: 0 K: 2 S: 10 H: 1 LOB: 1 BB: 0 P: 15	1B: 6 2B: 1 3B: 0 HR: 0 SF: 0 SAC: 1 DP: 1 HBP: 0						

PITCHER		IP	WLS	BF	H	R	ER	SO	BB	IBB	HBP	BLK	WP	HR	S	P	ERA	WHIP
62 José Ureña, R ERA: 4.04	(1, 1)	5.0	L	22	4	1	1	4	4	0	0	1	0	0	48	82	1.80	1.600
41 David Phelps, R ERA: 4.2	(6, 1)	1.0		4	0	0	0	1	1	0	0	0	0	0	11	17	0.00	1.000
40 Mike Dunn, L ERA: 4.91	(7, 1)	0.2		6	1	1	1	1	2	1	0	0	0	0	17	32	13.50	4.500
22 Carter Capps, R ERA: 0.92	(7, 1)	1.1		5	1	0	0	1	0	0	0	0	0	0	10	13	0.00	0.750
36 Sam Dyson, R ERA: 3.86	(9, 1)	1.0		4	1	0	0	2	0	0	0	0	1	0	10	15	0.00	1.000

PITCHER	IP	WLS	BF	H	R	ER	SO	BB	IBB	HBP	BLK	WP	HR	S	P	ERA	WHIP

TOP

Los Angeles Dodgers @ Miami Marlins

Marlins Park, Miami, FL

Sun Jun 28 2015, 1:13 PM - 4:05 PM EDT

Att. 25,147 - Roof Closed - 77 F

livebaseballscorecards.com

AB	32
R	2
H	7
RBI	2
BB	8
SO	9
LOB	22

WP: 1 PA: 41
PB: 0
SB: 0
CS: 0

Batter	1	2	3	4	5	6	7	8	9	AB	R	H	RBI	BB	SO	LOB
9 Dee Strange-Gordon, L (1, 4) OBP: 0.373, SLG: 0.423	C FF 91 X FF 92 0-1 21 CS 1B			B CH 86 B FF 91 C FF 91 B CH 87 C FF 91 F FF 91 F FF 90 X FF 91 3-2 ① G1-3		C CU 69 B FF 92 X CU 70 1-1 ② L7		S FF 93 X SL 85 0-1 ③ G1-3		4	0	1	0	0	0	0
21 Christian Yelich, L (1, 7) OBP: 0.315, SLG: 0.341	1 SAFE 1 SAFE S FF 92 D CH 88 1 SAFE B FF 91 S CH 88 X FF 93 2-2 ① ② G1-3 1-2			C CU 72 B FF 91 C CU 72 B SL 85 B SI 89 B SI 91 4-2 13 1B BB		B FF 91 B CH 88 F FF 92 C FF 92 X SL 87 2-2 1B			C FC 90 B FC 91 C FC 91 X FC 93 1-2 2B	3	0	2	0	1	0	1
3 Adeiny Hechavarría, R (1, 6) OBP: 0.318, SLG: 0.390	B FF 92 C FF 92 X SI 89 1-1 ③ G5-3			F FF 92 S FF 92 B SL 88 B FF 94 C FF 93 2-3 ② K		X CU 74 0-0 ③ F9			S FC 93 S FC 93 C FC 94 0-3 ① K	4	0	0	0	0	2	3
13 Marcell Ozuna, R (1, 8) OBP: 0.316, SLG: 0.357		X FF 91 0-0 ① L9		X SL 88 0-0 1-2 1B			C SI 89 B SL 83 B SI 90 S SL 85 S SL 85 2-3 ① K		D FC 93 B FC 94 F FC 93 F FC 94 B FC 95 S SL 85 3-3 ② K	4	0	1	0	0	2	1
32 Derek Dietrich, L (1, 5) OBP: 0.310, SLG: 0.553		B FF 91 C FF 91 F FF 92 X CH 88 1-2 ② G1-3		X CU 76 0-0 ③ G4-3			B CH 88 B FF 92 X CH 87 2-0 ② F7		X FC 94 0-0 ③ P2	4	0	0	0	0	0	3
48 Justin Bour, L (1, 3) OBP: 0.333, SLG: 0.437		F FF 93 C CH 88 F FF 93 B CU 63 S SI 90 1-3 ③ K		C FF 91 B CU 72 S CH 88 F CH 88 B FF 92 X CH 88 2-2 ① G6-3			X CU 73 0-0 2B			3	0	1	0	0	1	0
51 Ichiro Suzuki, L (1, 9) OBP: 0.316, SLG: 0.310			B FF 90 F CH 87 C SI 89 B FF 94 S SL 86 2-3 ① K	B CU 73 X FF 92 1-0 ② G3			C FF 91 B FF 92 B CH 87 B CH 88 X FF 92 3-1 ③ L7			3	0	0	0	0	1	1
6 Jeff Mathis, R (1, 2) OBP: 0.188, SLG: 0.200			F FF 92 B FF 93 X SL 88 1-1 ② L4	C FF 91 S SL 85 F FF 93 B SL 86 B FF 92 X SL 87 2-2 ③ F9				C FF 90 F FF 91 B FF 90 S SL 85 1-3 ① K		3	0	0	0	0	1	0
62 José Ureña, R (1, 1) OBP: 0.091, SLG: 0.091 41 David Phelps, R (6, 1) OBP: 0.083, SLG: 0.043 28 Cole Gillespie, R (6, PH) 40 Mike Dunn, L (7, 1) 22 Carter Capps, R (7, 1) OBP: 0.500, SLG: 0.500 10 Jeff Baker, R (8, PH) OBP: 0.293, SLG: 0.388 36 Sam Dyson, R (9, 1)			C FF 92 B FF 91 S FF 92 C FF 92 1-3 ③ K			B FF 90 C SL 86 F SL 86 B FF 92 X SI 92 2-2 ① G1-3		C FF 91 X SL 85 0-1 ② G4-3		1 0 1 0 0 1 0	0 0 0 0 0 0 0	0 0 0 0 0 0 0	0 0 0 0 0 0 0	1 0 0 0 0 0 0	0 0 0 0 0 0 0	0 0 0 0 0 0 0
Inning Stats	R: 0 E: 0 K: 0 S: 7 H: 1 LOB: 0 BB: 0 P: 10	R: 0 E: 0 K: 1 S: 8 H: 0 LOB: 0 BB: 0 P: 10	R: 0 E: 0 K: 2 S: 8 H: 0 LOB: 0 BB: 0 P: 12	R: 0 E: 0 K: 1 S: 12 H: 1 LOB: 2 BB: 1 P: 21	R: 0 E: 0 K: 0 S: 9 H: 0 LOB: 0 BB: 0 P: 14	R: 0 E: 0 K: 0 S: 9 H: 1 LOB: 1 BB: 0 P: 14	R: 0 E: 0 K: 1 S: 7 H: 1 LOB: 1 BB: 0 P: 14	R: 0 E: 0 K: 1 S: 7 H: 0 LOB: 0 BB: 0 P: 8	R: 0 E: 0 K: 2 S: 10 H: 1 LOB: 1 BB: 0 P: 14	1B: 3 2B: 2 3B: 0 HR: 0	SF: 0 SAC: 0 DP: 0 HBP: 0			WP: 0 PB: 0 SB: 0 CS: 1	PA: 32		

PITCHER		IP	WLS	BF	H	R	ER	SO	BB	IBB	HBP	BLK	WP	HR	S	P	ERA	WHIP
21 Zack Greinke, R ERA: 1.58	(1, 1)	7.2	W	27	4	0	0	6	1	0	0	0	0	0	65	101	0.00	0.652
36 Adam Liberatore, L ERA: 2.78	(8, 1)	0.1	H	1	0	0	0	0	0	0	0	0	0	0	2	2	0.00	0.000
74 Kenley Jansen, R ERA: 0.57	(9, 1)	1.0	S	4	1	0	0	2	0	0	0	0	0	0	10	14	0.00	1.000

PITCHER	IP	WLS	BF	H	R	ER	SO	BB	IBB	HBP	BLK	WP	HR	S	P	ERA	WHIP

BOTTOM

Los Angeles Dodgers @ Miami Marlins

Marlins Park, Miami, FL

Sun Jun 28 2015, 1:13 PM - 4:05 PM EDT

Att. 25,147 - Roof Closed - 77 F

livebaseballscorecards.com

AB	31
R	0
H	5
RBI	0
BB	1
SO	8
LOB	9

Batter	1	2	3	4	5	6	7	8	9	AB	R	H	RBI	BB	SO	LOB
31 Joc Pederson, L (1, 8) OBP: 0.384, SLG: 0.529	B SI 90 B SI 91 B FF 92 B SI 92 4-0 10 HBP 47 BB 23 G4-6-3 BB		L CH 82 S FF 92 B SL 83 S FF 92 1-3 ① K	F CH 84 B FF 92 X CH 83 1-1 HR		X SL 81 0-0 ① G3		B SL 90 B FF 94 B SL 88 C FF 96 X FF 94 3-1 ① P6		4	2	1	1	1	1	0
47 Howie Kendrick, R (1, 4) OBP: 0.342, SLG: 0.408	B SL 85 B FF 92 B FF 92 B FF 92 4-0 23 G4-6-3 10 HBP 1-2 BB		B FF 94 X SL 85 1-0 ② G5-3	B SL 85 B SL 84 S FF 93 B FF 92 F FF 92 B SL 85 4-2 10 1B BB		B SI 94 C SI 94 B SI 94 X SI 94 2-1 ② G4-3		X SL 90 0-0 1B		3	0	1	0	2	0	0
10 Justin Turner, R (1, 5) OBP: 0.397, SLG: 0.582	S SL 86 H SL 85 1-1 23 G4-6-3 1-2 2-3 HBP		B SL 85 B CH 83 F FF 93 X SI 91 2-1 23 E 66 FC1-5-2-6 1B	1 SAFE B FF 91 X CH 81 1-0 1-3 1B		C SI 95 B SI 94 C FF 95 B SL 84 T SI 96 2-2 ③ K		B SL 87 F SL 88 1 SAFE S FF 94 B FF 95 X SL 86 2-2 ② L9		4	0	2	0	0	1	1
23 Adrián González, L (1, 3) OBP: 0.372, SLG: 0.516	B SI 91 B CH 84 X SI 91 2-0 ① ② G4-6-3 1-2f 2-3 3-H		B FF 93 B CH 84 X SI 91 2-0 E6 66 FC1-5-2-6 1-3	B FF 89 C SL 75 F SI 89 X SL 78 1-2 ③ P2			B SL 82 F SL 82 B FF 94 B FF 93 C FF 92 F SL 83 F FF 94 B SI 94 4-2 16 2B 11 1B BB	T FF 94 B FF 94 F FF 95 T SL 88 1-2 ③ K		4	1	0	0	1	1	6
66 Yasiel Puig, R (1, 9) OBP: 0.382, SLG: 0.465	C SL 85 C SI 92 B SI 92 B SL 86 F FF 93 X CH 85 3-2 ③ L8		B SI 91 C SL 86 X SI 92 1-1 ③ FC1-5-2-6 1-2 3-H		B SL 78 C FF 91 B SL 79 B SL 79 B FF 92 4-1 11 F9 9 1B BB		B FF 93 C SI 94 F SI 95 B SI 94 F SL 83 B SI 94 S FF 95 3-3 ① K		F SI 83 S SI 83 X CU 73 0-2 ① F9	4	0	0	0	1	1	4
16 Andre Ethier, L (1, 7) OBP: 0.346, SLG: 0.479		C SI 91 X CH 82 0-1 ① G4-3		F SI 91 B FF 92 X CH 84 1-1 HR	C SI 89 S SL 80 1 SAFE S SL 80 0-3 ① K		B SL 83 X SL 82 1-0 1-3 11 1B 2B		B SI 82 C SI 84 X SI 84 1-1 11 DI 1B	5	2	3	1	0	1	1
9 Yasmani Grandal, S (1, 2) OBP: 0.379, SLG: 0.479		B FF 91 C CH 84 B FF 94 B CH 85 B SI 91 4-1 BB		B CU 76 F CH 84 B FF 93 B FF 90 X SI 90 3-1 HR	X SI 90 0-0 1-2 1B		D SL 83 D SL 82 C SL 81 B SL 83 I 4-1 11 1B IBB		B SI 84 C SI 84 F CH 77 X CH 77 1-2 ② L7	3	1	2	1	2	0	1
11 Jimmy Rollins, S (1, 6) OBP: 0.264, SLG: 0.331		B FF 92 F CH 82 C CH 83 1 SAFE F CH 82 T SL 84 1-2 ② K		X SI 92 0-0 ① L8	F SI 90 B SL 78 X SI 88 1-1 ② F9 2-3		B SI 93 F FF 93 B SI 94 S SI 94 X SI 95 2-2 ② 1-3 2-H 3-H 1B		C SI 84 S SI 85 X CH 77 0-2 ③ G4-3 1-2	5	0	1	2	0	1	4
46 Mike Bolsinger, R (1, 1) 7 Alex Guerrero, R (5, PH) 62 Joel Peralta, R (6, 1) 63 Yimi García, R (6, 1) 5 Alberto Callaspo, S (7, PH) 12 Juan Nicasio, R (7, 1) 36 Adam Liberatore, L (7, 1) 52 Pedro Báez, R (7, 1) 56 J.P. Howell, L (8, 1)		X FF 90 0-0 ③ G4-3		B FF 91 C FF 90 S FF 91 S SL 83 1-3 ② K	C FF 90 S FF 92 B FF 91 F SI 92 S SL 80 1-3 ③ K		1 SAFE C SI 93 C FF 94 B SI 94 F SL 84 X SI 95 1-2 ③ G6-3			2 0 0 0 0 1 1 1 0 0 0 0 1 2 0 0 0 0 0 0 0 0 0 0 0 0 0 0 1 0 0 0 0 0 1 0 0 0 0 0 0 0 0 0 0 0 0 0 0 0 0 0 0 0 0 0 0 0 0 0 0 0 0						

TOP

Los Angeles Dodgers @ Arizona Diamondbacks
Chase Field, Phoenix, AZ
Mon Jun 29 2015, 6:41 PM - 10:29 PM MST
Att. 24,215 - Roof Closed - 81 F

livebaseballscorecards.com

AB	36
R	6
H	10
RBI	5
BB	7
SO	8
LOB	21

Inning Stats	1	2	3	4	5	6	7	8	9
	R: 1 E: 0 K: 0 S: 5	R: 0 E: 0 K: 1 S: 8	R: 0 E: 1 K: 1 S: 9	R: 3 E: 0 K: 1 S: 16	R: 0 E: 0 K: 2 S: 11	R: 0 E: 0 K: 1 S: 6	R: 2 E: 0 K: 1 S: 17	R: 0 E: 0 K: 1 S: 9	R: 0 E: 0 K: 0 S: 11
	H: 0 LOB: 1 BB: 2 P: 19	H: 0 LOB: 1 BB: 1 P: 13	H: 1 LOB: 2 BB: 0 P: 16	H: 4 LOB: 2 BB: 1 P: 28	H: 1 LOB: 2 BB: 1 P: 17	H: 0 LOB: 0 BB: 0 P: 10	H: 2 LOB: 1 BB: 2 P: 32	H: 1 LOB: 1 BB: 0 P: 15	H: 1 LOB: 1 BB: 0 P: 13

1B: 6	SF: 0	WP: 0
2B: 1	SAC: 0	PB: 0
3B: 0	DP: 1	SB: 0
HR: 3	HBP: 1	CS: 0

PA: 44

PITCHER		IP	WLS	BF	H	R	ER	SO	BB	IBB	HBP	BLK	WP	HR	S	P	ERA	WHIP
27 Allen Webster, R ERA: 7.11	(1, 1)	3.2		21	5	4	4	3	4	0	1	0	0	3	35	72	9.82	2.455
59 Oliver Pérez, L ERA: 4.43	(4, 1)	1.1		6	1	0	0	2	1	0	0	0	0	0	14	21	0.00	1.500
40 Andrew Chafin, L ERA: 3.12	(6, 1)	2.0		9	2	2	2	2	1	1	0	0	0	0	23	42	9.00	1.500
36 Enrique Burgos, R ERA: 3.78	(8, 1)	1.0	W	4	1	0	0	1	0	0	0	0	0	0	9	15	0.00	1.000
29 Brad Ziegler, R ERA: 1.36	(9, 1)	1.0		4	1	0	0	0	0	0	0	0	0	0	11	13	0.00	1.000

PITCHER	IP	WLS	BF	H	R	ER	SO	BB	IBB	HBP	BLK	WP	HR	S	P	ERA	WHIP

Batter	1	2	3	4	5	6	7	8	9	AB	R	H	RBI	BB	SO	LOB
11 AJ Pollock, R (1, 8) OBP: 0.340, SLG: 0.455	C FC 86 C FC 87 X CU 79 0-2 ① L9		F SL 78 B CU 80 X SL 80 1-1 ② G5-3		C FF 88 X FF 89 0-1 ③ L9		S SL 88 B SL 88 B FF 96 1 SAFE X SL 87 2-1 6 S 6 3B 1B 1-2	B FF 97 S SI 97 X FF 96 1-1 ② P6		5	1	1	0	0	0	3
6 David Peralta, L (1, 7) OBP: 0.335, SLG: 0.448	X FC 88 0-0 44 CS 1B		B FC 88 B CU 80 T CU 80 X SL 80 2-1 ③ G3			B FF 93 B FF 91 C FF 92 B FF 95 S FF 92 F FF 94 C FF 94 3-3 ① K	C FF 94 B CH 87 X SL 87 1-1 1-H 2-H 3B	C SI 86 1 SAFE B SI 87 B SI 87 C SI 87 B SI 87 D KC 80 4-2 24 S 44 1B 1-2 BB		4	0	2	2	1	1	1
44 Paul Goldschmidt, R (1, 3) OBP: 0.467, SLG: 0.637	C FC 87 B FC 88 B CU 79 B FC 88 C CU 81 S CU 81 3-3 ② ③ K 1-2			B CU 78 B FC 86 C FC 86 B FC 87 X CU 77 3-1 ① P6		C FF 93 F FF 94 B SL 89 F FF 94 B FF 94 B SL 86 X FF 93 3-2 24 HR 1B	I IN 78 I IN 74 I IN 74 I IN 74 I IN 76 4-0 24 S IBB	F SI 88 X SI 88 0-1 24 S 1-2 2-H 3-H 1B		4	1	2	2	1	1	1
24 Yasmany Tomás, R (1, 9) OBP: 0.357, SLG: 0.440		C FC 85 C FC 87 B FC 86 S SL 80 1-3 ① K		X FC 88 0-0 ② G5-3		T FF 92 1 SAFE B FF 94 X FF 94 1-1 1-H HR	S FF 97 F FF 98 B FF 99 S FF 98 1-3 ③ K 1-2	B SI 88 B SI 88 B SI 89 C SI 85 B SI 88 4-1 1-2 2-3 BB		4	1	1	2	1	2	2
19 Jake Lamb, L (1, 5) OBP: 0.350, SLG: 0.424		C FC 87 B FC 87 B CU 80 S SL 80 S SL 81 2-3 ② K		C FC 86 X SL 79 0-1 ③ G3		X FF 91 0-0 ② F7		7 2B BB C SI 86 S KC 81 S KC 82 0-3 ③ K		4	1	0	0	1	2	3
7 Welington Castillo, R (1, 2) OBP: 0.267, SLG: 0.412	C FC 87 C FC 88 X FC 88 0-2 1B				C FF 88 T FF 88 F FF 90 F FS 81 B FF 89 B FF 89 B FS 78 X FF 89 3-2 ① F8	B FF 92 X SL 85 1-0 ③ G5-3		1 SAFE C FF 98 B SI 97 F FF 98 F FF 96 X FF 98 1-2 1-H 16 SH 2B		4	1	2	1	0	0	0
16 Chris Owings, R (1, 4) OBP: 0.253, SLG: 0.324	C FC 87 B FC 88 C CU 80 X CU 80 1-2 ③ G5-3				C CU 74 X FS 79 0-1 13 HR 1B		F FF 96 B FF 96 B SL 88 B FF 96 F FF 95 F FF 97 S SL 86 3-3 ① K	B FF 95 X FF 94 1-0 SH 13 SH5-4 44 1B 2-H		3	2	1	0	0	1	1
13 Nick Ahmed, R (1, 6) OBP: 0.303, SLG: 0.348			F FC 86 S SL 78 X SL 79 0-2 27 S 1B		X CU 74 0-0 1-H HR		B SL 86 X FF 96 1-0 ② G6-3	X FF 96 0-0 ① SH5-4 2-3		3	1	2	2	0	0	0
27 Allen Webster, R (1, 1) 59 Oliver Pérez, L (4, 1) 26 Danny Dorn, L (5, PH) OBP: 0.241, SLG: 0.222 40 Andrew Chafin, R (6, 1) 4 Cliff Pennington, S (7, PH) OBP: 0.310, SLG: 0.233 36 Enrique Burgos, R (8, 1) 2 Aaron Hill, R (8, PH) OBP: 0.287, SLG: 0.317 29 Brad Ziegler, R (9, 1)			B SL 77 C SL 77 M CU 78 L SL 79 1-3 ① K 1-2		C CU 76 B FF 88 F FS 79 F FS 81 B FF 89 X FS 81 2-2 ② G3-1		B FF 96 S FF 96 B FF 96 S FF 96 B FF 97 X FF 96 3-2 6 S 11 1B 6 3B 1B	B FF 97 B SI 96 C FF 98 B SI 97 F FF 98 B FF 98 4-2 6 BB 44 1B BB		1 0 0 1 0 0 1 0 0 0	0 0 0 0 0 1 1 0 1 0	0 0 0 0 0 1 1 0 0 0	0 0 0 0 0 0 0 0 1 0	0 0 0 0 0 0 0 0 0 0	1 0 0 0 0 0 0 0 0 0	1 0 0 0 0 0 0 0 0 0
Inning Stats	R: 0 E: 0 K: 1 S: 7 H: 1 LOB: 1 BB: 0 P: 10	R: 0 E: 0 K: 2 S: 12 H: 1 LOB: 1 BB: 0 P: 16	R: 0 E: 0 K: 1 S: 10 H: 1 LOB: 1 BB: 0 P: 14	R: 0 E: 0 K: 0 S: 5 H: 0 LOB: 0 BB: 0 P: 8	R: 2 E: 0 K: 0 S: 14 H: 2 LOB: 0 BB: 0 P: 19	R: 2 E: 0 K: 1 S: 12 H: 2 LOB: 0 BB: 0 P: 20	R: 2 E: 0 K: 2 S: 15 H: 3 LOB: 2 BB: 1 P: 30	R: 4 E: 1 K: 1 S: 19 H: 2 LOB: 3 BB: 4 P: 38		1B: 8 2B: 2 3B: 1 HR: 2	SF: 0 SAC: 2 DP: 1 HBP: 0			WP: 0 PB: 0 SB: 6 CS: 1	PA: 41	

PITCHER		IP	WLS	BF	H	R	ER	SO	BB	IBB	HBP	BLK	WP	HR	S	P	ERA	WHIP
46 Mike Bolsinger, R ERA: 2.76	(1, 1)	4.0		14	3	0	0	4	0	0	0	0	0	0	34	48	0.00	0.750
62 Joel Peralta, R ERA: 3.24	(5, 1)	1.0		5	2	2	2	0	0	0	0	0	0	1	14	19	18.00	2.000
63 Yimi García, R ERA: 3.41	(6, 1)	1.0	B	5	2	2	2	1	0	0	0	0	0	1	12	20	18.00	2.000
12 Juan Nicasio, R ERA: 2.32	(7, 1)	0.2	H	4	2	2	2	1	0	0	0	0	0	0	10	19	27.00	3.000
36 Adam Liberatore, L ERA: 2.78	(7, 1)	0.0	B	2	1	0	0	0	0	1	0	0	0	0	2	7	∞	∞

PITCHER		IP	WLS	BF	H	R	ER	SO	BB	IBB	HBP	BLK	WP	HR	S	P	ERA	WHIP
52 Pedro Báez, R ERA: 2.6	(7, 1)	1.0	L	7	1	4	2	1	2	0	0	0	0	0	14	26	18.00	3.000
56 J.P. Howell, L ERA: 0.39	(8, 1)	0.1		4	1	0	0	1	2	0	0	0	0	0	8	16	0.00	9.000

BOTTOM

Los Angeles Dodgers @ Arizona Diamondbacks

Chase Field, Phoenix, AZ

Mon Jun 29 2015, 6:41 PM - 10:29 PM MST

Att. 24,215 - Roof Closed - 81 F

livebaseballscorecards.com

AB	34
R	10
H	12
RBI	9
BB	5
SO	8
LOB	12

Batter	1	2	3	4	5	6	7	8	9	10	AB	R	H	RBI	BB	SO	LOB
31 Joc Pederson, L (1, 8) OBP: 0.384, SLG: 0.527	B SI 93 B FF 94 C SI 91 X SI 93 2-1 G6-3 ①		B CH 87 S CH 89 B FF 96 C FF 96 X SI 97 2-2 F8 ①		B FF 94 X CH 86 1-0 10 FC6-4 1B		B FF 95 F SL 86 S FF 96 1 SAFE X SL 84 1-2 10 F7 47 1B 1-2 1B		B SI 84 C SI 84 S CH 76 C SI 85 1-3 K ③		5	0	2	0	0	1	0
47 Howie Kendrick, R (1, 4) OBP: 0.349, SLG: 0.429	C FF 96 S SL 88 B SL 87 B FF 96 X FF 96 2-2 2B		C SL 88 X FF 96 0-1 1B		C SL 85 S SL 85 F FF 96 1 SAFE B SL 86 B FF 95 B SI 94 F SL 86 S CH 88 3-3 K ②		B SL 85 B FF 95 F FF 95 B SL 86 F FF 95 F FF 96 X FF 95 3-2 1-2 2-H 1B			B FF 95 X FF 94 1-0 HR	5	1	4	2	0	1	1
10 Justin Turner, R (1, 5) OBP: 0.388, SLG: 0.567	B SL 85 C SL 84 S FF 96 B FF 97 S SL 87 2-3 K ②		B FF 95 1 SAFE S SL 86 1 SAFE F SL 87 B SL 86 T FF 97 2-2 K ②		B FF 97 F SL 84 B SL 85 X SL 83 2-1 FC6-4 ③ 1-2f		D SL 83 B SL 80 B FF 93 X FF 93 3-0 F7 ② 2-3			B CU 82 S CU 82 C FF 95 S FF 95 1-3 K ①	5	0	0	0	0	3	5
23 Adrián González, L (1, 3) OBP: 0.369, SLG: 0.509	B CH 86 B FF 94 F SI 94 S SI 96 F SI 96 X FF 90 2-2 F7 ③		B FF 97 X FF 96 1-0 L7 ③			C CH 84 F SL 84 B FF 95 X SI 95 1-2 L7 ①	B CH 82 D CH 84 SL 82 C CH 83 X CH 84 3-1 G4-3 ③			B CU 82 F FF 95 B FF 94 B FF 94 F FF 93 D CU 83 4-2 66 1B 9 2B BB	4	1	0	0	1	0	4
66 Yasiel Puig, R (1, 9) OBP: 0.382, SLG: 0.471		S SL 84 S SI 94 B SI 95 F SL 85 B FF 96 X SL 85 2-2 G6-3 ①		X SL 83 0-0 2B		B SI 94 X SL 86 1-0 G5-3 ②		B SL 88 B SL 89 C CH 85 S FF 97 B FF 97 S FF 99 3-3 K ①		X SI 95 0-0 9 2B 1-2 1B	5	1	2	0	0	1	0
16 Andre Ethier, L (1, 7) OBP: 0.350, SLG: 0.479 12 Juan Nicasio, R (6, 1) 7 Alex Guerrero, R (8, PH) OBP: 0.291, SLG: 0.538 52 Pedro Báez, R (8, 1) 62 Joel Peralta, R (9, 1) 5 Alberto Callaspo, S (10, PH) OBP: 0.317, SLG: 0.288 74 Kenley Jansen, S (10, 1)		B SI 93 B FF 93 X FF 92 2-0 9 HR 1B		S FF 93 F SI 95 S CH 89 0-3 K ①		S FF 95 B FF 96 B SL 86 S CH 86 B FF 96 B SL 86 4-2 BB		S SL 89 X SL 90 0-1 G5-3 ②		B FF 94 C FF 94 X FF 94 1-1 F9 ②	2 0 1 0 0 1 0	1 0 0 0 0 0 0	1 0 0 0 0 0 0	0 0 0 0 0 0 0	1 0 0 0 0 0 0	1 0 0 0 0 0 2	1 0 0 0 0 0 0
9 Yasmani Grandal, S (1, 2) OBP: 0.380, SLG: 0.497	1 SAFE B CH 83 B SI 92 1 SAFE F FF 92 B CH 84 X SI 94 3-1 1-H HR		F FF 97 B CH 89 B CH 88 C SL 84 F FF 97 F FF 96 B CH 88 S SL 87 3-3 K ②		C FF 92 B SL 79 C SL 80 B FF 93 D SL 78 S FF 93 3-3 K ③		F FF 97 S FF 97 B FF 98 S FF 98 1-3 K ③		B CU 82 B FF 93 C FF 94 B FF 93 C FF 94 X SI 94 3-2 1-H 2-H 2B	5	1	2	4	0	3	2
11 Jimmy Rollins, S (1, 6) OBP: 0.262, SLG: 0.326	B SL 82 X SI 94 1-0 G3 ②		B CH 86 S SL 83 X CH 88 1-1 G3-1 ③				C FF 94 B SL 87 C SL 85 F SL 84 B SL 86 F FF 95 B SL 88 F FF 94 B FF 95 4-2 31 1B 47 1B BB		L SI 83 F CH 77 X CU 73 0-2 F7 ①	F FF 94 B CH 85 F CH 87 F SL 85 X CH 87 1-2 G4-3 ③	4	1	0	0	1	0	2
77 Carlos Frías, R (1, 1) OBP: 0.136, SLG: 0.050 33 Scott Van Slyke, R (6, 7) OBP: 0.322, SLG: 0.448		C FF 95 L SL 85 C SL 84 0-3 K ③		F FF 94 S FF 95 S SL 81 0-3 K ①			1 SAFE L FF 94 F SL 85 D SL 81 B SL 81 S FF 95 2-3 K ①		X SI 85 0-0 G4-3 ②		2 2	0 0	0 0	0 0	0 0	2 1	0 1
Inning Stats	R: 0 E: 0 K: 1 S: 12 H: 1 LOB: 1 BB: 0 P: 20	R: 2 E: 0 K: 1 S: 11 H: 2 LOB: 0 BB: 0 P: 19	R: 0 E: 0 K: 1 S: 9 H: 1 LOB: 1 BB: 0 P: 14	R: 0 E: 0 K: 2 S: 11 H: 1 LOB: 1 BB: 0 P: 15	R: 0 E: 0 K: 2 S: 11 H: 1 LOB: 1 BB: 0 P: 17	R: 0 E: 0 K: 1 S: 9 H: 0 LOB: 1 BB: 1 P: 18	R: 1 E: 0 K: 1 S: 19 H: 2 LOB: 2 BB: 1 P: 35	R: 0 E: 0 K: 2 S: 8 H: 0 LOB: 0 BB: 0 P: 12	R: 0 E: 0 K: 1 S: 7 H: 0 LOB: 0 BB: 0 P: 8	R: 3 E: 0 K: 1 S: 16 H: 3 LOB: 1 BB: 1 P: 27	1B: 6 2B: 3 3B: 0 HR: 2 SF: 0 SAC: 0 DP: 0 HBP: 0						

PITCHER		IP	WLS	BF	H	R	ER	SO	BB	IBB	HBP	BLK	WP	HR	S	P	ERA	WHIP
12 Rubby De La Rosa, R ERA: 4.6	(1, 1)	5.2		24	6	2	2	7	1	0	0	0	0	1	60	97	3.18	1.235
59 Oliver Pérez, L ERA: 4.35	(6, 1)	0.1	H	1	0	0	0	1	0	0	0	0	0	0	3	6	0.00	0.000
36 Enrique Burgos, R ERA: 4.24	(7, 1)	0.1	B	4	2	1	1	1	1	0	0	0	0	0	16	26	27.00	9.000
48 Randall Delgado, R ERA: 3.5	(7, 1)	0.2		2	0	0	0	0	0	0	0	0	0	0	3	9	0.00	0.000
41 Daniel Hudson, R ERA: 3.6	(8, 1)	1.0		3	0	0	0	2	0	0	0	0	0	0	8	12	0.00	0.000

PITCHER		IP	WLS	BF	H	R	ER	SO	BB	IBB	HBP	BLK	WP	HR	S	P	ERA	WHIP
29 Brad Ziegler, R ERA: 1.32	(9, 1)	1.0		3	0	0	0	1	0	0	0	0	0	0	7	8	0.00	0.000
30 David Hernandez, R ERA: 7.5	(10, 1)	0.2	L	6	3	3	3	1	1	0	0	0	0	1	12	22	40.50	6.000
37 Matt Stites, R ERA:	(10, 1)	0.1		1	0	0	0	0	0	0	0	0	0	0	4	5	0.00	0.000

TOP

Los Angeles Dodgers @ Arizona Diamondbacks

Chase Field, Phoenix, AZ

Tue Jun 30 2015, 6:41 PM - 10:50 PM MST

Att. 22,404 - Roof Closed - 83 F

livebaseballscorecards.com

AB	41
R	6
H	11
RBI	6
BB	3
SO	13
LOB	18

WP: 0		PA:	44
PB: 0			
SB: 0			
CS: 0			

Batter	1	2	3	4	5	6	7	8	9	10	AB	R	H	RBI	BB	SO	LOB
11 AJ Pollock, R (1, 8) OBP: 0.341, SLG: 0.451	C FC 90 B SI 90 B FC 91 B FF 91 B FF 92 4-1 6 FC4-6 BB		B FC 89 B CH 87 S SI 92 X FF 91 2-1 ① L9		X FF 90 0-0 ① F7		B FF 95 1 SAFE B FF 96 C FF 95 B FF 94 S FF 96 B FF 96 4-2 ① 6 G4-6-3 1-2 BB			C FC 93 C FC 93 F FC 94 T FC 94 0-2 ② K	3	0	0	0	2	1	1
6 David Peralta, L (1, 7) OBP: 0.336, SLG: 0.441	X FF 92 0-0 ① FC4-6 24 G5-3 44 BB 1-2f		C FF 93 F CH 86 D FC 91 F FC 90 B CH 87 D CH 87 D FC 90 4-2 1-2 BB		C CH 83 C CU 78 B FC 86 B CU 80 X FC 88 2-2 ② G3-4-1		1 SAFE B FF 94 1 SAFE B FF 93 F FF 92 1 SAFE X FF 94 2-1 ②③ G4-6-3 1-2f			S FC 92 F FC 93 B SL 80 B FC 93 B FC 92 B FC 92 4-2 44 DI 44 2B BB	3	1	0	0	2	0	2
44 Paul Goldschmidt, R (1, 3) OBP: 0.469, SLG: 0.639	C FF 92 B FC 89 F FF 93 B FC 89 F FC 88 1 SAFE F FF 91 B FC 89 B FC 90 4-2 1-2 BB		S FF 95 B FF 95 B FC 91 F SI 92 D FC 85 X FF 96 3-2 ② L8		B FF 91 B FC 87 B CH 89 C FC 87 X FC 90 3-1 24 1B 1B			C SL 88 S SL 89 X SL 90 0-2 ① G6-3		C FC 92 S FC 93 X FC 95 0-2 1-H 2B	4	0	2	1	1	0	2
24 Yasmany Tomás, R (1, 9) OBP: 0.358, SLG: 0.439	B FF 93 B FF 93 B FC 91 X SI 91 3-0 ②③ G5-3 2-3f		F FF 94 B FF 95 B FC 90 S SI 96 F FF 95 D FC 92 X FF 96 3-2 ③ G4-3		1 SAFE X FC 90 0-0 1-2 1B			B FF 96 F SI 96 X SI 95 1-1 ② 1B		S FC 92 F FC 92 C FC 93 0-3 ③	5	0	2	0	0	1	5
19 Jake Lamb, L (1, 5) OBP: 0.355, SLG: 0.427		B SI 90 X SI 90 1-0 7 1B 16 SF8 1B		C FF 93 C FF 92 B FC 87 X FC 90 1-2 13 HR 1B	C CH 86 2 SAFE F FF 93 B FC 93 B FF 94 X FC 92 2-2 ③ G4-3			B CH 84 B FF 96 S FF 96 B FF 97 S FF 96 F FF 98 F FF 98 S FF 97 3-3 ③ K			4	2	2	0	0	1	2
7 Welington Castillo, R (1, 2) OBP: 0.267, SLG: 0.407		B FF 90 C FF 90 X FF 91 1-1 ① 1-3 1B		B FC 89 C SI 94 X FC 87 1-1 ① P3		C FF 94 C FF 95 C FF 96 0-3 ① K			B FF 88 C CU 74 F FF 89 B FS 80 F FF 88 B FF 88 X FF 88 3-2 ① F8		4	0	1	0	0	1	1
16 Chris Owings, R (1, 4) OBP: 0.250, SLG: 0.321 48 Randall Delgado, R (7, 1) 41 Daniel Hudson, R (8, 1) 29 Brad Ziegler, R (9, 1) 2 Aaron Hill, R (9, PH) OBP: 0.285, SLG: 0.315 30 David Hernandez, R (10, 1) 37 Matt Stites, L (10, 1)		B FF 95 B FF 94 C FC 92 S FC 90 X FC 85 2-2 ② SF8 3-H		1 SAFE F CH 89 1 SAFE B FC 88 F SI 93 S FC 89 1-3 ② K		B SL 87 F FF 94 B SL 89 B FF 95 F FF 96 T FF 96 3-2 ② K			B FF 88 F FF 87 F FS 78 B FF 88 X FS 79 2-2 ② P6		2 0 0 0 1 0 0	0 0 0 0 0 0 0	0 0 0 0 0 0 0	1 0 0 0 0 0 0	0 0 0 0 0 0 0	2 0 0 0 0 0 0	1 0 0 0 0 0 0
13 Nick Ahmed, R (1, 6) OBP: 0.302, SLG: 0.360		C FF 94 S SI 93 X FC 88 0-2 ③ G5-3		X FC 88 0-0 1-H HR		F FF 96 X FF 96 0-1 ③ P3			B FF 88 S FS 81 B FS 80 X FS 79 2-1 ③ F7		4	1	1	2	0	0	0
12 Rubby De La Rosa, R (1, 1) OBP: 0.108, SLG: 0.108 59 Oliver Pérez, L (6, 1) 36 Enrique Burgos, R (7, 1) 4 Cliff Pennington, S (7, 4) OBP: 0.314, SLG: 0.239			C FC 91 B FC 90 S CH 88 F FC 87 B FC 86 F FC 88 X SI 90 2-2 6 BB 1B	B SI 91 C FF 91 B FF 90 C SI 90 B SI 92 X FC 91 3-2 ③ G5-3			F FF 94 F FF 94 B FF 96 B SL 87 F SL 85 F FF 96 F SL 86 X FF 96 2-2 11 BB 1B		C FC 90 X FC 91 0-1 ① G4-3	2 0 0 2	0 0 0 0	1 0 0 1	0 0 0 0	0 0 0 0	0 0 0 0	0 0 0 0
Inning Stats	R: 0 E: 0 K: 0 S: 7 H: 0 LOB: 1 BB: 2 P: 18	R: 1 E: 0 K: 0 S: 9 H: 2 LOB: 0 BB: 0 P: 13	R: 0 E: 0 K: 0 S: 17 H: 1 LOB: 2 BB: 1 P: 31	R: 2 E: 0 K: 1 S: 13 H: 2 LOB: 0 BB: 0 P: 19	R: 0 E: 0 K: 0 S: 10 H: 2 LOB: 2 BB: 0 P: 17	R: 0 E: 0 K: 2 S: 8 H: 0 LOB: 0 BB: 0 P: 11	R: 0 E: 0 K: 0 S: 10 H: 1 LOB: 1 BB: 1 P: 18	R: 0 E: 0 K: 1 S: 10 H: 1 LOB: 0 BB: 0 P: 14	R: 0 E: 0 K: 0 S: 9 H: 0 LOB: 0 BB: 0 P: 16	R: 1 E: 0 K: 2 S: 14 H: 1 LOB: 1 BB: 1 P: 18	1B: 8 2B: 1 3B: 0 HR: 1 SF: 1 SAC: 0 DP: 2 HBP: 0	WP: 0 PB: 0 SB: 0 CS: 0 PA: 40					

PITCHER		IP	WLS	BF	H	R	ER	SO	BB	IBB	HBP	BLK	WP	HR	S	P	ERA	WHIP
77 Carlos Frías, R ERA: 4.39	(1, 1)	5.0		23	7	3	3	1	3	0	0	0	0	1	56	98	5.40	2.000
12 Juan Nicasio, R ERA: 2.18	(6, 1)	2.0		6	1	0	0	2	1	0	0	0	0	0	18	29	0.00	1.000
52 Pedro Báez, R ERA: 2.45	(8, 1)	1.0		3	1	0	0	1	0	0	0	0	0	0	10	14	0.00	1.000
62 Joel Peralta, R ERA: 2.89	(9, 1)	1.0	W	3	0	0	0	0	0	0	0	0	0	0	9	16	0.00	0.000
74 Kenley Jansen, R ERA: 1.08	(10, 1)	1.0	S	5	1	1	1	2	1	0	0	0	0	0	14	18	9.00	2.000

PITCHER	IP	WLS	BF	H	R	ER	SO	BB	IBB	HBP	BLK	WP	HR	S	P	ERA	WHIP

BOTTOM

Los Angeles Dodgers @ Arizona Diamondbacks

Chase Field, Phoenix, AZ

Tue Jun 30 2015, 6:41 PM - 10:50 PM MST

Att. 22,404 - Roof Closed - 83 F

livebaseballscorecards.com

AB	34
R	4
H	10
RBI	4
BB	5
SO	6
LOB	14

Batter	1	2	3	4	5	6	7	8	9	AB	R	H	RBI	BB	SO	LOB
14 Enrique Hernández, R (1, 8) (7, 7) OBP: 0.310, SLG: 0.484	B FF 93 X FF 95 1-0 47 SF9 3B		B FF 93 X FF 94 1-0 47 1B 2-H 2B		B FF 91 S SL 81 B SL 80 C FF 93 F SL 81 C SL 82 2-3 ①		X FF 92 0-0 66 WP 47 G5-3 1B		D CH 78 C FC 86 B FC 86 X FC 86 2-1 ② P3	5	2	3	1	0	1	1
47 Howie Kendrick, R (1, 4) OBP: 0.350, SLG: 0.428	F FF 94 X FF 95 0-1 ① SF9 3-H		D SL 83 B SI 93 F FF 92 X FF 92 2-1 10 2B 2-H 1B		B SL 82 F FF 94 X CH 86 1-1 ② G4-3		B FF 93 1 SAFE B FF 93 B FF 94 C FF 92 C FF 92 F FF 93 F SL 82 X FF 93 3-2 ② G5-3 1-2		F FC 86 B FC 86 C FC 86 D CH 76 F FC 86 B CH 79 B FC 86 4-2 BB 1-2	3	1	1	2	1	0	1
10 Justin Turner, R (1, 5) OBP: 0.388, SLG: 0.565	C SI 94 C SL 84 X SL 86 0-2 ② G6-3		1 SAFE B SL 81 X CH 83 1-0 1-H 2B		C FF 95 F SL 82 S FF 94 0-3 ③ K		F SL 81 H FF 92 1-1 66 WP HBP		B FC 84 T FC 86 F FC 86 S CH 79 1-3 ③ K	4	0	1	1	0	2	2
66 Yasiel Puig, R (1, 9) OBP: 0.386, SLG: 0.467	S FF 95 F SL 86 B FF 94 B FF 96 S FF 96 2-3 ③ K		B FF 94 T FF 94 B FF 95 D SL 82 F FF 93 B FF 95 4-2 BB			S CH 82 C FF 94 B FF 92 B FF 92 X FF 93 2-2 11 1B 1B	S FF 92 F FF 90 B SL 82 D CH 83 F FF 93 B FF 93 S FF 93 3-3 ③ K 1-2 2-3			3	0	1	0	1	2	2
33 Scott Van Slyke, R (1, 3) OBP: 0.311, SLG: 0.431 74 Kenley Jansen, S (9, 1)		C FF 94 B FF 94 B FF 95 C FF 95 S FF 94 2-3 ① K	C SI 91 B SI 91 F CH 86 F SI 94 F FF 94 F FF 93 F FF 88 F SL 83 F FF 94 1-2 ② F SL 81 X SI 92 L7			X FF 92 0-0 ① F9		B CH 79 F FC 85 F CH 77 F CH 76 F FC 86 B CH 76 X FC 86 2-2 ① F8		4 0	0 0	0 0	0 0	0 0	1 0	3 0
7 Alex Guerrero, R (1, 7) OBP: 0.286, SLG: 0.527 31 Joc Pederson, L (7, 8) OBP: 0.383, SLG: 0.525		F FF 94 C FF 94 X SL 85 0-2 ② L9	X CH 85 0-0 ③ F9			F FF 90 1 SAFE B CH 80 B FF 90 1 SAFE D CH 85 X FF 91 3-1 ② P3		C FC 85 B FC 86 F CH 78 X CH 76 1-2 ② G3-1		3 1	0 0	0 0	0 0	0 0	0 0	3 0
11 Jimmy Rollins, S (1, 6) OBP: 0.266, SLG: 0.329		C FF 95 B SL 84 X FF 94 1-1 ③ L9		B FF 92 B FF 91 B FF 92 C FF 91 X FF 92 3-1 ① P4		B SI 90 F SI 91 X CH 82 1-1 1-2 1B		B CH 77 X CH 77 1-0 17 CS 1B		4	0	2	0	0	0	0
17 A.J. Ellis, R (1, 2) OBP: 0.314, SLG: 0.236			B FF 94 C FF 94 F FF 94 X SL 84 1-2 14 2B 2B	B FF 92 B FF 90 B FF 92 C FF 89 F FF 91 D FF 91 4-2 35 B1-6-4 BB		C SL 79 B FF 91 B SI 92 C CH 84 C SI 92 2-3 ③ K		1 SAFE B FC 84 F FC 85 C FC 85 1-2 ③ CS 1-2	B FC 85 B FC 85 C FC 84 C FC 85 F FC 86 B CH 76 B FC 86 4-2 47 BB BB	2	1	1	0	2	1	2
35 Brett Anderson, L (1, 1) OBP: 0.241, SLG: 0.125 63 Yimi García, R (8, 1) 36 Adam Liberatore, L (8, 1) 23 Adrián González, L (9, PH) OBP: 0.368, SLG: 0.507 (9, 3)			B FF 91 C FF 89 M FF 90 L FF 91 1-3 ① K	X CH 87 0-0 ② ③ B1-6-4 1-2f			C FF 90 S FF 93 S CH 83 0-3 ① K		C FC 86 B FC 86 B CH 79 F FC 85 X FC 87 2-2 ① L8	3 0 0 1	0 0 0 0	0 0 0 0	0 0 0 0	0 0 0 0	2 0 0 0	2 0 0 1
Inning Stats	R: 1 E: 0 K: 1 S: 9 H: 1 LOB: 0 BB: 0 P: 12	R: 0 E: 0 K: 1 S: 8 H: 0 LOB: 0 BB: 0 P: 11	R: 3 E: 0 K: 1 S: 23 H: 4 LOB: 2 BB: 1 P: 34	R: 0 E: 0 K: 0 S: 5 H: 0 LOB: 0 BB: 1 P: 12	R: 0 E: 0 K: 2 S: 9 H: 0 LOB: 0 BB: 0 P: 12	R: 0 E: 0 K: 1 S: 11 H: 2 LOB: 2 BB: 0 P: 19	R: 0 E: 0 K: 2 S: 14 H: 1 LOB: 2 BB: 0 P: 21	R: 0 E: 0 K: 0 S: 11 H: 1 LOB: 0 BB: 0 P: 16	R: 0 E: 0 K: 1 S: 14 H: 0 LOB: 2 BB: 2 P: 27	1B: 5 2B: 3 3B: 1 HR: 0 SF: 1 SAC: 0 DP: 1 HBP: 1						

PITCHER	IP	WLS	BF	H	R	ER	SO	BB	IBB	HBP	BLK	WP	HR	S	P	ERA	WHIP
38 Robbie Ray, L (1, 1) ERA: 2.55	6.0	L	26	7	4	4	6	2	0	0	0	0	0	65	100	6.00	1.500
48 Randall Delgado, R (7, 1) ERA: 3.41	1.0		5	1	0	0	2	0	0	1	0	1	0	14	21	0.00	1.000
55 Josh Collmenter, R (8, 1) ERA: 4.95	2.0		8	1	0	0	1	2	0	0	0	0	0	25	43	0.00	1.500

PITCHER	IP	WLS	BF	H	R	ER	SO	BB	IBB	HBP	BLK	WP	HR	S	P	ERA	WHIP

TOP

Los Angeles Dodgers @ Arizona Diamondbacks

Chase Field, Phoenix, AZ

Wed Jul 01 2015, 6:40 PM - 9:38 PM MST

Att. 20,277 - Roof Closed - 81 F

livebaseballscorecards.com

AB	33
R	4
H	9
RBI	4
BB	4
SO	9
LOB	17

WP: 1	PA: 40		
PB: 0			
SB: 0			
CS: 1			

BOTTOM

Los Angeles Dodgers @ Arizona Diamondbacks
Chase Field, Phoenix, AZ
Wed Jul 01 2015, 6:40 PM - 9:38 PM MST
Att. 20,277 - Roof Closed - 81 F

livebaseballscorecards.com

Batter	1	2	3	4	5	6	7	8	9	AB	R	H	RBI	BB	SO	LOB
13 Nick Ahmed, R (1, 6) OBP: 0.304, SLG: 0.361	C SI 91 X KC 77 0-1 11 CS 1B		C SI 89 S FF 90 S SI 92 0-3 ① K		X KC 75 0-0 11 G4-3 1B		B SI 88 B SI 89 X SI 88 2-0 ③ G6-3		X FC 92 0-0 ③ F9	5	0	2	0	0	1	0
11 AJ Pollock, R (1, 8) OBP: 0.346, SLG: 0.455	B SI 90 C SI 91 B SI 91 C KC 77 1 SAFE F FF 93 F FF 93 F SI 92 X SL 83 2-2 ①② 1-2 1B		C CH 82 X FF 91 0-1 24 1B 1B		B KC 75 D CH 84 B SI 89 C SI 88 X CH 84 3-1 ①② G4-3 1-2f			B FF 94 X FF 95 1-0 24 1B 2 SF7 1B		4	1	3	0	0	0	1
44 Paul Goldschmidt, R (1, 3) OBP: 0.466, SLG: 0.632	B KC 76 B SI 91 B KC 76 C SI 91 C SL 82 B FF 93 4-2 BB		C CH 84 B SI 90 B SI 90 F SI 90 1 SAFE S SL 82 2-3 ② K		B SI 92 C KC 78 X CH 84 1-1 ③ L9			C FF 94 F FF 94 B FF 95 S FF 95 1-3 ① K		3	0	0	0	1	2	2
24 Yasmany Tomás, R (1, 9) OBP: 0.361, SLG: 0.440	X SI 91 0-0 ③ G3		B SI 90 X SI 90 1-0 1-3 1B			C CH 81 F FF 90 B SI 90 X CH 82 1-2 ① G1-3		B FF 94 C FF 95 F FF 96 X FF 94 1-2 1-3 1B		4	0	2	0	0	0	1
2 Aaron Hill, R (1, 4) OBP: 0.284, SLG: 0.333 (9, 5)		C SI 90 C SI 90 S SI 92 0-3 ① K	F SI 91 C KC 78 B SI 91 S SL 82 1-3 ③ K			B SI 89 X KC 76 1-0 HR		B FF 95 F FC 90 F FF 95 X FF 95 1-2 ② SF7 3-H		3	1	1	2	0	2	2
19 Jake Lamb, L (1, 5) OBP: 0.345, SLG: 0.414 7 Welington Castillo, R (8, PH) OBP: 0.265, SLG: 0.403 4 Cliff Pennington, S (9, 4) OBP: 0.314, SLG: 0.239		C KC 75 F SI 91 B SL 83 X SL 82 1-2 ② L7		C FF 91 B SI 90 X SI 90 1-1 ① G5-3		B SL 81 X SI 89 1-0 ② G6-3		C FF 93 B FF 95 F FF 93 F FF 96 F FF 96 B SL 84 X FF 96 2-2 ③ F9		3 1 0	0 0 0	0 0 0	0 0 0	0 0 0	0 0 0	0 1 0
8 Jarrod Saltalamacchia, S (1, 2) OBP: 0.263, SLG: 0.284		B SI 92 B SI 92 B SI 91 B FF 91 4-0 6 HBP BB		B SI 91 C KC 77 X SI 92 1-1 2B		B CH 83 C CH 81 X SL 81 1-1 ③ G5-3			C FC 88 S FF 90 T FF 93 0-2 ① K	3	0	1	0	1	1	0
6 David Peralta, L (1, 7) OBP: 0.339, SLG: 0.454		H SI 90 1-0 1-2 HBP		C SL 82 B SI 91 S SI 90 F SI 91 B SL 83 F SI 91 C SL 84 2-3 ② K			C KC 75 X SL 81 0-1 ① G4-3		B FC 92 F FC 90 X SL 83 1-1 HR	3	1	1	1	0	1	1
38 Robbie Ray, L (1, 1) OBP: 0.125, SLG: 0.125 48 Randall Delgado, R (7, 1) 16 Chris Owings, R (7, PH) OBP: 0.249, SLG: 0.320 55 Josh Collmenter, R (8, 1) OBP: 0.269, SLG: 0.208 26 Danny Dorn, L (9, PH) OBP: 0.233, SLG: 0.214		D FF 91 C FF 90 X SI 90 1-1 ③ G3-1		B FF 91 C SL 82 B FF 92 F FF 91 F SL 84 C SL 84 2-3 ③ K			F KC 75 F SL 80 S SL 82 0-3 ② K		S FC 89 B FF 91 S FC 91 S FF 92 1-3 ② K	2 0 1 0 1	0 0 0 0 0	0 0 0 0 0	0 0 0 0 0	0 0 1 0 0	1 0 0 0 1	3 0 0 0 0
Inning Stats	R: 0 E: 0 K: 0 S: 11 H: 2 LOB: 1 BB: 1 P: 17	R: 0 E: 0 K: 1 S: 8 H: 0 LOB: 2 BB: 1 P: 15	R: 0 E: 0 K: 3 S: 12 H: 2 LOB: 2 BB: 0 P: 16	R: 0 E: 0 K: 2 S: 13 H: 1 LOB: 1 BB: 0 P: 19	R: 0 E: 0 K: 0 S: 5 H: 1 LOB: 0 BB: 0 P: 9	R: 1 E: 0 K: 0 S: 7 H: 1 LOB: 0 BB: 0 P: 11	R: 0 E: 0 K: 1 S: 6 H: 0 LOB: 0 BB: 0 P: 8	R: 1 E: 0 K: 1 S: 15 H: 2 LOB: 1 BB: 0 P: 21	R: 1 E: 0 K: 2 S: 9 H: 1 LOB: 0 BB: 0 P: 11	1B: 7 2B: 1 3B: 0 HR: 2 SF: 1 SAC: 0 DP: 1 HBP: 1						

	AB	R	H	RBI	BB	SO	LOB
	33	3	10	3	2	10	11

WP: 0 PB: 0 SB: 0 CS: 1 PA: 37

PITCHER	IP	WLS	BF	H	R	ER	SO	BB	IBB	HBP	BLK	WP	HR	S	P	ERA	WHIP
35 Brett Anderson, L (1, 1) ERA: 3.0	7.0	W	28	7	1	1	7	2	0	1	0	0	1	62	95	1.29	1.286
63 Yimi García, R (8, 1) ERA: 3.6	0.2	H	4	2	1	1	1	0	0	0	0	0	0	10	14	13.50	3.000
36 Adam Liberatore, L (8, 1) ERA: 2.74	0.1	H	1	0	0	0	0	0	0	0	0	0	0	5	7	0.00	0.000
74 Kenley Jansen, R (9, 1) ERA: 1.53	1.0	S	4	1	1	1	2	0	0	0	0	0	1	9	11	9.00	1.000

PITCHER	IP	WLS	BF	H	R	ER	SO	BB	IBB	HBP	BLK	WP	HR	S	P	ERA	WHIP

Batter	1	2	3	4	5	6	7	8	9	AB	R	H	RBI	BB	SO	LOB
3 Curtis Granderson, L (1, 9) OBP: 0.348, SLG: 0.431	S FF 94 B SL 87 B FF 93 B FF 94 B FF 93 4-1 12 G1-3 BB		C SL 87 B CU 72 C SL 87 F CU 74 F FF 93 X SL 88 1-2 ① P6		B FF 93 S SL 86 S SL 88 F SL 87 X CU 75 1-2 ① G3-1		B SL 86 C SL 84 B SL 88 S FF 93 X FF 93 2-2 ③ F8			3	0	0	0	1	0	0
12 Juan Lagares, R (1, 8) OBP: 0.282, SLG: 0.337	S FF 94 B FF 94 X FF 94 1-1 ① G1-3 1-2		X FF 94 0-0 ② G6-3		C FF 94 B FF 93 F SL 87 X FF 93 1-2 ② G4-3			F FF 96 S FF 97 S FF 96 0-3 ① K		4	0	0	0	0	1	1
28 Daniel Murphy, L (1, 5) OBP: 0.328, SLG: 0.409	F FF 94 X CU 73 0-1 ② F8		S SL 89 F SL 85 X CU 74 0-2 ③ G3		B FF 95 B SL 87 B FF 95 C FF 94 F FF 94 X FF 95 3-2 ③ L5			B CH 86 S CH 87 B FF 97 B FF 97 X FF 98 3-1 ② F8		4	0	0	0	0	0	1
44 John Mayberry Jr., R (1, 7) OBP: 0.260, SLG: 0.375	B FF 94 B SL 90 F FF 95 D FF 94 B FF 94 4-1 BB			X FF 93 0-0 21 WP 4 1B 2B		S FF 93 C CU 73 B FF 94 S CU 73 1-3 ① K		C FF 98 B FF 98 C CH 90 B SL 90 F FF 97 B FF 98 X FF 98 3-2 ③ F9		3	1	1	0	1	1	0
21 Lucas Duda, L (1, 3) OBP: 0.358, SLG: 0.434	B SL 89 F FF 94 C CU 74 B CU 75 S CU 74 2-3 ③ K			B CU 74 F FF 93 S SL 88 X CU 73 1-2 ① P4 2-3		B SL 87 C SL 86 F FF 95 F FF 94 S SL 86 1-3 ② K			C FC 92 C FC 92 F FC 93 X FC 93 0-2 4 E 22 SF8 2B	4	1	1	0	0	2	3
4 Wilmer Flores, R (1, 4) OBP: 0.270, SLG: 0.389		X FF 92 0-0 ① G6-3		B FF 94 C SL 86 D CU 74 X FF 94 2-1 22 FC6-4 3-H 1B		X SL 88 0-0 1B			C FC 92 F FC 93 X SL 83 0-2 E1 22 SF8 2-3	4	0	2	1	0	0	1
22 Kevin Plawecki, R (1, 2) OBP: 0.268, SLG: 0.299		C FF 93 X SL 89 0-1 ② G5-3		F FF 94 X FF 94 0-1 ② FC6-4 11 1B 1-2f		S SL 88 S FF 94 1 SAFE B CU 74 S CU 74 1-3 ③ K			C FC 92 C FC 93 X FF 95 0-2 ① SF8 1-2 3-H	3	0	0	1	0	1	2
11 Rubén Tejada, R (1, 6) OBP: 0.309, SLG: 0.333		B FF 93 X FF 93 1-0 1B		F FF 94 B CU 73 1 SAFE X FF 94 1-1 1-2 1B			B SL 88 X FF 93 1-0 ① G5-3		B FC 91 S SL 83 F FC 92 B FC 93 F SL 82 D SL 82 F FC 92 F FC 92 S FC 93 3-3 ② K	4	0	2	0	0	1	1
34 Noah Syndergaard, L (1, 1) OBP: 0.222, SLG: 0.389 23 Michael Cuddyer, R (7, PH) OBP: 0.296, SLG: 0.364 47 Hansel Robles, R (7, 1) 1 Darrell Ceciliani, L (9, PH) OBP: 0.286, SLG: 0.297 27 Jeurys Familia, R (9, 1)		B FF 94 C FF 95 1 SAFE D SL 90 C FF 94 1 SAFE F FF 94 B CU 74 S FF 94 3-3 ③ K		F FF 94 B CU 73 C FF 94 D CU 73 F FF 94 D SL 87 S FF 94 3-3 ③ K			C FF 93 C FF 94 C CU 73 0-3 ② K		F FC 91 S FC 92 D SL 83 F FC 93 S FC 94 1-3 ③ K	2 1 0 1 0	0 0 0 0 0	0 0 0 0 0	0 0 0 0 0	0 0 0 1 0	2 1 0 1 0	3 0 0 1 0
Inning Stats	R: 0 E: 0 K: 1 S: 9 H: 0 LOB: 2 BB: 2 P: 20	R: 0 E: 0 K: 1 S: 8 H: 1 LOB: 1 BB: 0 P: 12	R: 0 E: 0 K: 0 S: 9 H: 0 LOB: 0 BB: 0 P: 10	R: 1 E: 0 K: 1 S: 14 H: 3 LOB: 2 BB: 0 P: 21	R: 0 E: 0 K: 0 S: 10 H: 0 LOB: 0 BB: 0 P: 15	R: 0 E: 0 K: 3 S: 11 H: 1 LOB: 1 BB: 0 P: 14	R: 0 E: 0 K: 1 S: 7 H: 0 LOB: 0 BB: 0 P: 10	R: 0 E: 0 K: 1 S: 9 H: 0 LOB: 0 BB: 0 P: 15	R: 1 E: 1 K: 2 S: 20 H: 1 LOB: 1 BB: 0 P: 24	1B: 4 2B: 2 3B: 0 HR: 0 SF: 1 SAC: 0 DP: 0 HBP: 0					WP: 1 PB: 0 SB: 0 CS: 0	PA: 36	

PITCHER		IP	WLS	BF	H	R	ER	SO	BB	IBB	HBP	BLK	WP	HR	S	P	ERA	WHIP
22 Clayton Kershaw, L ERA: 3.08	(1, 1)	7.0		28	5	1	1	7	2	0	0	0	1	0	68	102	1.29	1.000
52 Pedro Báez, R ERA: 2.33	(8, 1)	1.0		3	0	0	0	1	0	0	0	0	0	0	9	15	0.00	0.000
74 Kenley Jansen, R ERA: 1.93	(9, 1)	1.0	L	5	1	1	1	2	0	0	0	0	0	0	20	24	9.00	1.000

PITCHER	IP	WLS	BF	H	R	ER	SO	BB	IBB	HBP	BLK	WP	HR	S	P	ERA	WHIP

TOP

New York Mets @ Los Angeles Dodgers

Dodger Stadium, Los Angeles, CA

Fri Jul 03 2015, 7:11 PM - 10:10 PM PDT

Att. 52,570 - Partly Cloudy - 75 F

livebaseballscorecards.com

AB	33
R	2
H	6
RBI	2
BB	2
SO	10
LOB	13

New York Mets @ Los Angeles Dodgers

Dodger Stadium, Los Angeles, CA

Fri Jul 03 2015, 7:11 PM - 10:10 PM PDT

Att. 52,570 - Partly Cloudy - 75 F

livebaseballscorecards.com

BOTTOM

Batter	1	2	3	4	5	6	7	8	9	AB	R	H	RBI	BB	SO	LOB
31 Joc Pederson, L (1, 8) OBP: 0.378, SLG: 0.517	C SI 98 C CU 82 B FF 98 S CU 80 1-3 K2-3 ①		F CH 90 B FF 98 X CU 84 1-1 L8 ②			F CH 89 B CH 88 X FF 97 1-1 G6-3 ①		S FF 94 S FF 94 B FF 92 C FF 95 1-3 K ①		4	0	0	0	0	2	0
47 Howie Kendrick, R (1, 4) OBP: 0.346, SLG: 0.422	F SI 98 B FF 98 F FF 98 B FF 99 S CU 83 2-3 K ②		F FF 98 X CU 84 0-1 G4-3 ③			B CU 84 B CU 85 C FF 98 C FF 98 B SI 98 F CU 82 F FF 99 X FF 99 3-2 E1 10 S		B SL 86 C FF 94 X SL 86 1-1 G6-3 ②		4	0	0	0	0	1	0
10 Justin Turner, R (1, 5) OBP: 0.390, SLG: 0.567	B CU 84 B CH 90 X CH 90 2-0 G5-3 ③			C CU 82 F SI 96 B FF 96 X CU 80 1-2 23 G3-1 2B		S FF 97 B FF 96 S SI 98 F SI 97 F FF 96 1 SAFE B FF 98 B CU 83 B SI 98 4-2 1-2 BB		F FF 94 C FF 94 C FF 96 0-3 K ③		3	0	1	0	1	1	0
23 Adrián González, L (1, 3) OBP: 0.367, SLG: 0.514		F SI 96 X CH 88 0-1 HR		B SI 98 B SI 97 B SI 96 C SI 97 S SI 97 X FF 98 3-2 G3-1 ① 2-3		C FF 98 B FF 96 S SI 97 F SI 97 D CU 81 F FF 98 X FF 97 2-2 L8 ②			C SI 97 F SL 91 B SI 98 B SI 98 C SI 98 2-3 K ①	4	1	1	1	0	1	3
66 Yasiel Puig, R (1, 9) OBP: 0.375, SLG: 0.452		X CU 82 0-0 F8 ①		S SI 97 B FF 97 B SI 98 S CU 82 B SI 97 X SI 99 3-2 G3 ②		S CU 83 B FF 98 B CU 84 F CU 83 B FF 98 S CU 84 3-3 K ③			C SL 90 F SL 91 F SL 91 B SI 96 B SL 92 X SL 92 2-2 F8 ②	4	0	0	0	0	1	3
16 Andre Ethier, L (1, 7) OBP: 0.348, SLG: 0.475		B SI 98 B SI 98 C SI 98 F CH 91 X SI 98 2-2 F7 ②		X SI 98 0-0 L7 ③			C FF 94 F SL 89 B FF 95 X SL 88 1-2 1B		C SI 97 B SL 90 B SI 97 X SI 98 2-1 L9 ③	4	0	1	0	0	0	1
9 Yasmani Grandal, S (1, 2) OBP: 0.379, SLG: 0.492		B CH 91 C CH 89 B SI 98 B CU 83 B SI 98 4-1 BB			C CU 83 B FF 97 C FF 98 F SI 98 F FF 98 F CU 80 B CU 80 X SI 98 2-2 F7 ①		L SI 94 C FF 94 F FF 95 F FF 95 D SL 88 F SL 88 F SL 85 B FF 94 S SL 87 2-3 K ①			2	0	0	0	1	1	1
11 Jimmy Rollins, S (1, 6) OBP: 0.263, SLG: 0.325		C FF 97 F SI 97 B FF 97 B FF 98 F CU 83 1 SAFE S FF 97 2-3 K ③			F SI 98 B FF 99 B FF 99 T FF 98 C FF 99 2-3 K ②		B SI 94 X SI 93 1-0 F7 ②			3	0	0	0	0	2	2
22 Clayton Kershaw, L (1, 1) OBP: 0.200, SLG: 0.211 7 Alex Guerrero, R (7, PH) OBP: 0.284, SLG: 0.524 52 Pedro Báez, R (8, 1) 74 Kenley Jansen, S (9, 1)			F SI 97 X SI 96 0-1 G6-3 ①		B SI 99 F SI 98 S CU 84 B CU 83 F FF 97 F FF 98 C CU 82 2-3 K ③		B SL 88 F SL 88 S FF 95 B FF 94 X FF 94 2-2 P3 ③			2 1 0 0	0 0 0 0	0 0 0 0	0 0 0 0	0 0 0 0	1 0 0 0	0 1 0 0
Inning Stats	R: 0 E: 0 K: 2 S: 7 H: 0 LOB: 0 BB: 0 P: 12	R: 1 E: 0 K: 1 S: 11 H: 1 LOB: 1 BB: 1 P: 19	R: 0 E: 0 K: 0 S: 6 H: 0 LOB: 0 BB: 0 P: 7	R: 0 E: 0 K: 0 S: 10 H: 1 LOB: 1 BB: 0 P: 17	R: 0 E: 0 K: 2 S: 14 H: 0 LOB: 0 BB: 0 P: 20	R: 0 E: 1 K: 1 S: 19 H: 0 LOB: 2 BB: 1 P: 32	R: 0 E: 0 K: 1 S: 14 H: 1 LOB: 1 BB: 0 P: 20	R: 0 E: 0 K: 2 S: 8 H: 0 LOB: 0 BB: 0 P: 10	R: 0 E: 0 K: 1 S: 9 H: 0 LOB: 0 BB: 0 P: 15	1B: 1 2B: 1 3B: 0 HR: 1	SF: 0 SAC: 0 DP: 0 HBP: 0			WP: 0 PB: 0 SB: 1 CS: 0		PA: 33	

	AB	31
	R	1
	H	3
	RBI	1
	BB	2
	SO	10
	LOB	11

PITCHER		IP	WLS	BF	H	R	ER	SO	BB	IBB	HBP	BLK	WP	HR	S	P	ERA	WHIP
34 Noah Syndergaard, R ERA: 3.38	(1, 1)	6.0		23	2	1	1	6	2	0	0	0	0	1	67	107	1.50	0.667
47 Hansel Robles, R ERA: 4.37	(7, 1)	2.0	W	7	1	0	0	3	0	0	0	0	0	0	22	30	0.00	0.500
27 Jeurys Familia, R ERA: 1.16	(9, 1)	1.0	S	3	0	0	0	1	0	0	0	0	0	0	9	15	0.00	0.000

PITCHER		IP	WLS	BF	H	R	ER	SO	BB	IBB	HBP	BLK	WP	HR	S	P	ERA	WHIP

New York Mets @ Los Angeles Dodgers

Dodger Stadium, Los Angeles, CA

Sat Jul 04 2015, 4:17 PM - 7:40 PM PDT

Att. 51,252 - Sunny - 77 F

TOP

livebaseballscorecards.com

Batter	1	2	3	4	5	6	7	8	9	AB	R	H	RBI	BB	SO	LOB
3 Curtis Granderson, L (1, 9) OBP: 0.346, SLG: 0.427	B FF 92 F SI 92 C FF 93 X CH 88 1-2 4 1B 1B		B CU 74 B FF 92 X FF 92 2-0 ① F7		B FF 91 B FF 92 F CH 89 F CH 89 X FF 93 2-2 ② L9			D FF 91 X FF 92 1-0 ② L4	B SI 87 C KC 81 C SI 88 S KC 83 1-3 ③ K	5	0	1	0	0	1	3
28 Daniel Murphy, L (1, 5) OBP: 0.326, SLG: 0.406	C FF 92 B CH 89 X CU 75 1-1 ① F7		F FF 92 C FF 92 B FF 93 F SL 86 B CH 89 F FF 94 B SL 87 X FF 92 3-2 ② G4-3		1 SAFE S CH 88 B FF 92 F FF 92 B SI 90 B FF 93 3-2 ③ CS 1-2	B CU 72 B FF 93 X CH 88 2-0 ① L9		D FF 93 F FF 93 D FF 92 X FF 94 2-1 21 2B 4 1B 1-2 1B		4	1	1	0	0	0	1
21 Lucas Duda, L (1, 3) OBP: 0.356, SLG: 0.435	B CU 65 1 SAFE F CH 88 C CH 89 B CH 90 F CH 90 D SL 89 F FF 94 1 SAFE 3-2 X CH 80 P2		B CU 76 X SI 93 1-0 ③ F7			C FF 93 B FF 91 S CH 89 S CH 89 1-3 ② K		B FF 94 B FF 93 X FF 93 2-0 4 1B 1-3 2-H 2B		4	0	1	1	0	1	1
4 Wilmer Flores, R (1, 4) OBP: 0.277, SLG: 0.394	C FF 94 B SL 88 B SI 92 F SL 88 1 SAFE B SL 88 F FF 93 X SI 90 3-2 1-2 1B			C SL 85 F SI 91 X SL 86 0-2 1 FC6 1B		C CH 88 B SI 92 F CH 90 B SL 86 X FF 92 2-2 ③ F7		X FF 97 0-0 2-3 3-H 1B		4	0	3	1	0	0	0
1 Darrell Ceciliani, L (1, 7) OBP: 0.274, SLG: 0.284 52 Carlos Torres, R (7, 1) 44 John Mayberry Jr., R (8, PH) OBP: 0.258, SLG: 0.371 36 Sean Gilmartin, L (8, 1)	X FF 94 0-0 ③ G3-1			B CH 89 F CH 89 C FF 93 X CH 89 1-2 ① FC6 22 S 1-2f			B CU 74 F FF 91 X FF 92 1-1 ① F9	B SI 96 F SI 96 F SI 96 X SI 96 1-2 ③ F8		3 0 1 0	0 0 0 0	0 0 0 0	0 0 0 0	0 0 0 0	0 0 2 0	3 0 0 0
11 Rubén Tejada, R (1, 6) OBP: 0.307, SLG: 0.327		F FF 91 F FF 91 B FF 93 B SL 88 S SL 88 2-3 ① K		1 SAFE 1 SAFE F FF 93 S SL 87 B SL 86 B FF 93 1 SAFE F SL 89 X SI 92 2-2 ② L7			S SL 86 X FF 91 0-1 ② G4-3		H SI 94 1-0 23 F9 22 1B 12 SF9 HBP	3	1	0	0	0	1	1
22 Kevin Plawecki, R (1, 2) OBP: 0.273, SLG: 0.311		X FF 92 0-0 2B		B SL 87 F FF 93 B SL 90 X SL 87 2-1 ③ L9 1-2			X SI 92 0-0 ③ G5-3		C CH 88 B SI 95 X FF 97 1-1 1-2 1B	4	0	2	0	0	0	1
33 Matt Harvey, R (1, 1) OBP: 0.094, SLG: 0.125 54 Alex Torres, L (6, 1) 23 Michael Cuddyer, R (7, 7) OBP: 0.294, SLG: 0.361		B FF 93 S FF 92 B FF 92 F FF 92 S SL 89 2-3 ② K			X SI 92 0-0 ① F8			C FF 94 F SL 82 S FF 94 0-3 ① K	F FF 98 B SI 98 B SI 98 X FF 98 2-1 ① F9 2-3	2 0 2	0 0 0	0 0 0	0 0 0	0 0 0	1 0 1	1 0 2
12 Juan Lagares, R (1, 8) OBP: 0.282, SLG: 0.337		B SL 89 B FF 92 X FF 92 2-0 ③ F8			C FF 91 B FF 93 L SI 91 S SL 86 1-3 K 28 CS			C FF 94 X SL 84 0-1 28 1B 21 2B 1B	F SI 97 B SL 89 S SI 96 B FF 97 F FF 98 X FF 98 2-2 ② SF9 3-H	3	1	1	1	0	1	1
Inning Stats	R: 0 E: 0 K: 0 S: 15 H: 2 LOB: 2 BB: 0 P: 23	R: 0 E: 0 K: 2 S: 8 H: 1 LOB: 1 BB: 0 P: 14	R: 0 E: 0 K: 0 S: 7 H: 0 LOB: 0 BB: 0 P: 13	R: 0 E: 0 K: 0 S: 12 H: 1 LOB: 1 BB: 0 P: 17	R: 0 E: 0 K: 1 S: 9 H: 0 LOB: 0 BB: 0 P: 15	R: 0 E: 0 K: 1 S: 7 H: 0 LOB: 0 BB: 0 P: 12	R: 0 E: 0 K: 0 S: 5 H: 0 LOB: 0 BB: 0 P: 6	R: 2 E: 0 K: 1 S: 13 H: 4 LOB: 2 BB: 0 P: 19	R: 1 E: 0 K: 1 S: 11 H: 1 LOB: 1 BB: 0 P: 18	1B: 7 2B: 2 3B: 0 HR: 0 SF: 1 SAC: 0 DP: 0 HBP: 1						WP: 1 PB: 0 SB: 1 CS: 1 PA: 38	

	AB	35
	R	3
	H	9
	RBI	3
	BB	0
	SO	6
	LOB	16

PITCHER		IP	WLS	BF	H	R	ER	SO	BB	IBB	HBP	BLK	WP	HR	S	P	ERA	WHIP
21 Zack Greinke, R ERA: 1.48	(1, 1)	7.0	W	25	4	0	0	4	0	0	0	0	1	0	63	100	0.00	0.571
63 Yimi García, R ERA: 3.82	(8, 1)	0.1		2	1	1	1	1	0	0	0	0	0	0	5	5	27.00	3.000
36 Adam Liberatore, L ERA: 3.09	(8, 1)	0.1		3	2	0	0	0	0	0	0	0	0	0	4	9	0.00	6.000
52 Pedro Báez, R ERA: 2.66	(8, 1)	1.0	H	6	2	2	2	0	0	0	1	0	0	0	12	19	18.00	2.000
56 J.P. Howell, L ERA: 0.39	(9, 1)	0.1	S	1	0	0	0	1	0	0	0	0	0	0	3	4	0.00	0.000

PITCHER	IP	WLS	BF	H	R	ER	SO	BB	IBB	HBP	BLK	WP	HR	S	P	ERA	WHIP

Batter	1	2	3	4	5	6	7	8	9	AB	R	H	RBI	BB	SO	LOB
31 Joc Pederson, L (1, 8) OBP: 0.375, SLG: 0.509	B SL 90 B SI 95 C CH 87 S CU 84 X FF 96 2-2 ① F8		B SI 97 B CH 89 C SI 97 B CU 86 B SI 96 4-1 23 F8 47 1B BB	S CU 82 X CH 87 0-1 ③ G1-3		B FF 91 X FF 92 1-0 ① G1-3		C SL 79 B CH 76 B SL 79 S SL 78 C FF 90 2-3 ① K		4	0	0	0	1	1	1
47 Howie Kendrick, R (1, 4) OBP: 0.347, SLG: 0.422	C FF 98 B FF 96 B SI 98 C SI 96 X SI 98 2-2 ② G3		D FF 95 C SI 96 B SL 89 B SI 96 X SI 96 3-1 66 S 1-2 1B		X SL 90 0-0 ① G5-3	B SI 92 B FF 92 C FF 91 B FF 92 X FF 93 3-1 ② G4-3		B SI 90 B SI 89 X FF 89 2-0 23 G4-6-3 1B		5	0	2	0	0	0	0
23 Adrián González, L (1, 3) OBP: 0.364, SLG: 0.518	C SI 96 F CH 90 F SI 97 B SL 90 S SL 91 1-3 ③ K		F SI 97 F SI 96 X FF 97 0-2 ① F8 2-3		C FF 96 B SL 88 X CH 89 1-1 HR	F FF 94 F FF 92 F FC 82 X FF 92 0-2 ③ G1-6-3		B FF 91 C FF 89 X SL 80 1-1 ②③ G4-6-3 1-2f		5	1	1	1	0	1	3
9 Yasmani Grandal, S (1, 2) OBP: 0.386, SLG: 0.500		S FF 96 B CH 89 B CU 85 B CH 90 B SI 96 4-1 66 2B 5 FC3-2 BB	C FF 96 B FF 94 T FF 95 1 SAFE B CU 84 F FF 95 F CH 89 S SL 90 2-3 ② K		B CU 81 C FF 95 X CH 89 1-1 16 1B 5 1B 1B		C SI 90 X SI 91 0-1 66 F8 5 1B 2B			3	2	2	0	1	1	2
66 Yasiel Puig, R (1, 9) OBP: 0.378, SLG: 0.457		F FF 96 X SI 96 0-1 5 FC3-2 11 G3 1-3 2B	T SL 90 1 SAFE B CH 89 B CU 84 B SL 89 S SL 90 B FF 96 4-2 1-2 BB		C FF 95 S SL 89 F C SI 95 0-3 ② K		B CH 83 X CH 84 1-0 ① F8 2-3			3	1	1	0	1	1	2
16 Andre Ethier, L (1, 7) OBP: 0.355, SLG: 0.475		F FF 96 D SL 92 F SI 98 B SI 96 B SI 97 B SL 90 4-2 11 G3 5 FC3-2 BB	X SI 94 0-0 ③ P2		C SI 96 F SI 95 B SL 89 X SI 95 1-2 5 1B 1-2 1B		S FF 92 B FC 82 B CH 84 C CH 85 F FF 91 B FC 82 B CU 82 4-2 5 1B BB			2	0	1	0	2	0	3
5 Alberto Callaspo, S (1, 5) OBP: 0.321, SLG: 0.293		X SI 97 0-0 ① FC3-2 11 G3 1-2 2-3 3-Hf	B FF 93 X FF 94 1-0 ① G4-3		B CU 81 B SI 95 X SI 92 2-0 11 BB 1-3 2-H 1B		F FF 92 B FF 93 1 SAFE F CH 83 D FF 92 D CH 85 F FF 93 X SI 92 3-2 1-3 3-H 1B			4	0	2	2	0	0	3
11 Jimmy Rollins, S (1, 6) OBP: 0.263, SLG: 0.322		X SI 97 0-0 ② G3 1-2 2-3 3-H	C FF 94 F CU 82 X CH 89 0-2 ② G4-3		B SI 94 D CU 79 B FF 94 C SI 94 C FF 94 B FF 95 4-2 1-2 BB		B FC 89 B FF 92 C FC 89 1 SAFE F FC 90 1 SAFE X FC 91 2-2 ② F7			3	0	0	1	1	0	4
21 Zack Greinke, R (1, 1) OBP: 0.184, SLG: 0.194 10 Justin Turner, R (7, PH) OBP: 0.388, SLG: 0.564 63 Yimi Garcia, R (8, 1) 36 Adam Liberatore, L (8, 1) 52 Pedro Báez, R (8, 1) 56 J.P. Howell, L (9, 1)		T SL 88 C SI 98 B FF 97 S SL 91 1-3 ③ K	X SI 94 0-0 1B		B SL 88 B SL 88 C FF 94 B FF 94 S FF 95 F FF 96 X FF 96 3-2 ③ F8		S FC 90 C CU 80 B FF 92 C FF 94 1-3 ③ K			3 1 0 0 0 0	0 0 0 0 0 0	1 0 0 0 0 0	0 0 0 0 0 0	1 1 0 0 0 0	0 0 0 0 0 0	5 2 0 0 0 0
Inning Stats	R: 0 E: 0 K: 1 S: 10 H: 0 LOB: 0 BB: 0 P: 15	R: 1 E: 0 K: 1 S: 10 H: 1 LOB: 2 BB: 2 P: 19	R: 0 E: 0 K: 1 S: 14 H: 1 LOB: 3 BB: 2 P: 27	R: 0 K: 0 S: 7 H: 1 LOB: 1 BB: 0 P: 8	R: 2 E: 0 K: 1 S: 19 H: 4 LOB: 3 BB: 1 P: 31	R: 0 E: 0 K: 0 S: 7 H: 0 LOB: 0 BB: 0 P: 11	R: 1 E: 0 K: 1 S: 16 H: 2 LOB: 2 BB: 1 P: 27	R: 0 E: 0 K: 1 S: 6 H: 1 LOB: 0 BB: 0 P: 11		1B: 7 2B: 2 3B: 0 HR: 1 SF: 0 SAC: 0 DP: 1 HBP: 0						

BOTTOM

New York Mets @ Los Angeles Dodgers

Dodger Stadium, Los Angeles, CA

Sat Jul 04 2015, 4:17 PM - 7:40 PM PDT

Att. 51,252 - Sunny - 77 F

livebaseballscorecards.com

AB	33
R	4
H	10
RBI	4
BB	6
SO	6
LOB	25

PITCHER		IP	WLS	BF	H	R	ER	SO	BB	IBB	HBP	BLK	WP	HR	S	P	ERA	WHIP
33 Matt Harvey, R ERA: 3.11	(1, 1)	5.0	L	27	7	3	3	4	5	0	0	0	0	1	60	100	5.40	2.400
54 Alex Torres, L ERA: 3.29	(6, 1)	1.1		7	2	1	1	0	1	0	0	0	0	0	17	29	6.75	2.250
52 Carlos Torres, R ERA: 4.5	(7, 1)	0.2		2	0	0	0	1	0	0	0	0	0	0	6	9	0.00	0.000
36 Sean Gilmartin, L ERA: 1.71	(8, 1)	1.0		3	1	0	0	1	0	0	0	0	0	0	6	11	0.00	1.000

PITCHER	IP	WLS	BF	H	R	ER	SO	BB	IBB	HBP	BLK	WP	HR	S	P	ERA	WHIP

New York Mets @ Los Angeles Dodgers

Dodger Stadium, Los Angeles, CA

Sun Jul 05 2015, 1:11 PM - 4:04 PM PDT

Att. 40,027 - Sunny - 73 F

livebaseballscorecards.com

Batter	1	2	3	4	5	6	7	8	9	AB	R	H	RBI	BB	SO	LOB
3 Curtis Granderson, L (1, 9) OBP: 0.349, SLG: 0.430	C FC 88 B CU 79 F FC 88 X SL 80 1-2 28 1B 4 1B 1B		B FC 86 B SL 80 C CU 77 C FC 88 F SL 81 F CU 82 F FF 89 F SL 80 B FC 89 4-2 B CU 80 28 1B BB	B FC 88 C FC 88 X FC 89 1-1 4 1B 1-3 2-H 2B		C KC 79 C SI 85 F CH 79 S KC 80 0-3 ② K2-3	C FF 95 C FF 94 B FF 95 B SI 94 S FF 95 2-3 ③ K		X SL 83 0-0 ② G3	5	1	2	1	1	2	1
28 Daniel Murphy, L (1, 5) OBP: 0.339, SLG: 0.413	F FC 89 X FC 88 0-1 4 1B 1-3 1B		D CU 80 F SL 80 F CU 79 X CU 80 1-2 1-2 1B	I IN 71 I IN 71 I IN 75 I IN 74 4-0 4 1B IBB		B SI 86 H SI 85 2-0 HBP		B FF 89 F SL 84 X KC 79 1-1 21 FC4-6 1B	X FF 89 0-0 ③ L4	4	0	3	0	1	0	0
21 Lucas Duda, L (1, 3) OBP: 0.351, SLG: 0.428	B FF 88 S CU 78 X CU 79 1-1 ① L4		C FC 89 B FF 88 F CU 80 F CU 79 C FC 88 1-3 ① K	F CU 82 F FF 88 S CU 81 0-3 ② K		C SI 87 D KC 79 F KC 80 1 SAFE 1 SAFE S KC 78 1-3 ③ K		B FF 89 B SL 88 X FF 89 2-0 ① FC4-6 4 2B 1-2f		5	1	0	0	0	3	9
4 Wilmer Flores, R (1, 4) OBP: 0.286, SLG: 0.409	D CU 80 F FC 87 S SL 80 X FC 88 1-2 1-2 3-H 1B		B SL 80 X CU 80 1-0 ② F7	F FF 89 X CU 80 0-1 23 FC5-4 1-2 2-3 3-H 1B			F FF 97 B FF 96 B SL 87 X SL 86 2-1 11 1B 2B	B FF 91 B CH 81 X SL 87 2-0 11 1B 2-H 2B		5	1	4	3	0	0	2
23 Michael Cuddyer, R (1, 7) OBP: 0.289, SLG: 0.354	C FC 87 F FC 87 B FC 88 F SL 80 S SL 79 1-3 ② K		D CU 82 D FC 89 C FC 87 F CU 81 B FC 89 X SL 80 3-2 ③ P3	B FC 89 B CU 80 X FC 88 2-0 ③ FC5-4 1-2f			F FF 96 F FF 94 F FF 95 S FF 96 0-3 ① K	X FF 90 0-0 ② F9		5	0	0	0	0	2	9
19 Johnny Monell, L (1, 2) OBP: 0.250, SLG: 0.212	B CU 79 S CU 80 S CU 82 D CU 81 X SL 80 2-2 ③ F7			B FC 86 X CU 77 1-0 11 1B 32 G4-3 1B	C FC 85 F FC 83 B CU 80 F CU 80 X FC 88 1-2 ① G5-3		B FF 94 B FF 95 F FF 95 B FF 94 B SI 94 4-1 11 1B 12 3B BB	B SL 88 B SL 88 F FF 90 B FF 91 B FF 91 4-1 11 1B BB		3	2	1	0	2	0	2
11 Rubén Tejada, R (1, 6) OBP: 0.315, SLG: 0.335		C FC 88 B CU 79 F CU 80 F SL 81 X SL 80 1-2 ① F9		C CU 79 X FF 87 0-1 32 G4-3 3 2B 1-3 1B	B FF 88 C CU 78 S SL 79 F FF 87 S CU 80 1-3 ② K2-3		X SL 86 0-0 12 3B 1-2 2-H 1B	F FF 90 F KC 81 D KC 82 X SL 85 1-2 1-2 2-3 1B		5	2	3	1	0	1	0
32 Steven Matz, R (1, 1) OBP: 0.500, SLG: 0.667 1 Darrell Ceciliani, L (7, PH) OBP: 0.270, SLG: 0.279 35 Logan Verrett, R (7, 1)		X FC 88 0-0 ② L9		B CU 80 B CU 80 F FC 88 F CU 80 X SL 78 2-2 ① G4-3 1-2 3-H	B SL 77 C CU 79 B FC 87 B CU 77 X FC 86 3-1 ③ G6-3		C FF 93 C FF 94 F FF 94 B FF 94 C SL 86 1-3 ② K	X SL 88 0-0 ③ G4-3		3 1 1	0 0 0	0 0 0	1 0 0	0 0 0	0 1 0	1 2 3
12 Juan Lagares, R (1, 8) OBP: 0.284, SLG: 0.345		C FC 89 F FC 88 X SL 78 0-2 ③ F8		B CU 81 C CU 80 X FF 88 1-1 3 2B 4 1B 1B		B SI 85 X SI 86 1-0 ① G1-3	B FF 94 C FF 95 X FF 94 1-1 1-H 2-H 3B		B FF 88 C CH 79 B KC 76 B SL 87 S SL 88 X FF 89 3-2 ① F8	5	1	2	2	0	0	0

Inning Stats																								
	R: 1	H: 3	R: 0	H: 0	R: 0	H: 1	R: 3	H: 5	R: 0	H: 0	R: 0	H: 0	R: 3	H: 3	R: 1	H: 3	R: 0	H: 0	1B: 11	SF: 0	WP: 0	PA: 47		
	E: 0	LOB: 2	E: 0	LOB: 0	E: 0	LOB: 2	E: 0	LOB: 3	E: 0	LOB: 0	E: 0	LOB: 1	E: 0	LOB: 1	E: 1	LOB: 3	E: 0	LOB: 0	2B: 3	SAC: 0	PB: 0			
	K: 1	BB: 0	K: 0	BB: 0	K: 1	BB: 1	K: 1	BB: 1	K: 1	BB: 0	K: 2	BB: 0	K: 3	BB: 1	K: 0	BB: 1	K: 0	BB: 0	3B: 1	DP: 0	SB: 0			
	S: 17	P: 23	S: 8	P: 9	S: 17	P: 27	S: 16	P: 27	S: 10	P: 15	S: 8	P: 12	S: 17	P: 27	S: 10	P: 20	S: 5	P: 8	HR: 0	HBP: 1	CS: 0			

PITCHER		IP	WLS	BF	H	R	ER	SO	BB	IBB	HBP	BLK	WP	HR	S	P	ERA	WHIP
46 Mike Bolsinger, R ERA: 3.09	(1, 1)	5.0	L	26	9	4	4	4	1	1	0	0	0	0	68	101	7.20	2.000
56 J.P. Howell, L ERA: 0.37	(6, 1)	1.0		4	0	0	0	2	0	0	1	0	0	0	8	12	0.00	0.000
12 Juan Nicasio, R ERA: 2.91	(7, 1)	1.0		7	3	3	3	3	1	0	0	0	0	0	17	27	27.00	4.000
64 Danny Coulombe, L ERA: 7.56	(8, 1)	2.0		10	3	1	1	0	1	0	0	0	0	0	15	28	4.50	2.000

PITCHER	IP	WLS	BF	H	R	ER	SO	BB	IBB	HBP	BLK	WP	HR	S	P	ERA	WHIP

TOP

AB	42
R	8
H	15
RBI	8
BB	4
SO	9
LOB	29

New York Mets @ Los Angeles Dodgers

Dodger Stadium, Los Angeles, CA

Sun Jul 05 2015, 1:11 PM - 4:04 PM PDT

Att. 40,027 - Sunny - 73 F

BOTTOM

Batter	1	2	3	4	5	6	7	8	9	AB	R	H	RBI	BB	SO	LOB
14 Enrique Hernández, R (1, 6) OBP: 0.308, SLG: 0.474	B SI 94 S SI 95 T CH 84 B SI 94 X CH 84 2-2 23 HBP 1B		F SI 94 C CU 76 S CU 76 0-3 ① K		C SI 94 F SI 94 S SI 94 0-3 ② K			X SL 85 0-0 ② G5-3		4	0	1	0	0	2	1
47 Howie Kendrick, R (1, 4) OBP: 0.342, SLG: 0.416	S SI 95 1 SAFE F SI 94 B SI 94 S SI 94 1-3 ① K		C SI 96 F SI 95 X CU 78 0-2 ② G5-3		B SI 95 B CH 86 B SI 94 C SI 94 F SI 94 X SI 94 3-2 ③ F9			C FF 92 B SI 92 F CH 85 B SI 93 X SL 85 2-2 ③ F8		4	0	0	0	0	1	2
10 Justin Turner, R (1, 5) OBP: 0.386, SLG: 0.558	S SI 94 B SI 95 C SI 95 1 SAFE S SI 94 1-3 ② K		B SI 94 C CU 78 F CH 84 F SI 94 X CU 77 1-2 ③ G6-3			B SI 93 C CU 75 S SI 94 F FF 93 B SI 95 F CU 75 F CU 77 B SI 94 X SI 94 3-2 ① F8			B FF 91 S SI 92 X CH 86 1-1 7 FC5-4 1B	4	0	1	0	0	1	1
23 Adrián González, L (1, 3) OBP: 0.366, SLG: 0.518 7 Alex Guerrero, R (4, PH) OBP: 0.278, SLG: 0.513 (5, 7)	B SI 95 F SI 94 1 SAFE B SI 94 H SI 95 3-1 66 FC6-4 1-2 HBP			S SI 95 S SI 95 F SI 96 S SI 95 0-3 ① K		B SI 94 X SI 94 1-0 ② F8			F FF 92 X FF 92 0-1 ① FC5-4 16 DI 1-2f	0 3	0 0	0 0	0 0	0 0	0 1	0 1
66 Yasiel Puig, R (1, 9) OBP: 0.368, SLG: 0.444	F SI 94 B CU 78 C CH 84 F SI 95 X CU 77 1-2 ③ FC6-4 1-2f			F FF 96 C SI 95 B SI 95 X CU 78 1-2 ② F9		B CU 76 S SI 94 C SI 94 C CU 76 1-3 ③ K			T FF 92 B FF 93 D FF 93 S SL 85 F FF 93 F SL 86 S SL 85 2-3 ② K	4	0	0	0	0	2	3
33 Scott Van Slyke, R (1, 7) OBP: 0.320, SLG: 0.427 (5, 3) 64 Danny Coulombe, L (8, 1) 16 Andre Ethier, L (9, PH) OBP: 0.353, SLG: 0.473		B SI 95 B SI 95 B CH 85 B SI 95 4-0 31 S BB		B SI 95 S SI 95 C SI 95 F SI 94 F SI 95 B CU 78 B SI 95 B SI 94 4-2 BB			C FF 92 B SL 86 B FF 93 F SL 86 F SL 86 S SL 87 2-3 ① K		B FF 91 C FF 92 F CH 85 F CH 86 B FF 89 F SL 84 X SL 84 2-2 ③ P4 1-2	1 0 1	0 0 0	0 0 0	0 0 0	2 0 0	1 0 0	0 0 1
31 Joc Pederson, L (1, 8) OBP: 0.372, SLG: 0.504		C CU 77 B CU 77 B SI 95 D SI 94 S SI 96 C SI 94 3-3 ① K 1-2		C SI 94 X CU 78 0-1 ③ G1-3			S FF 94 F FF 94 F SL 86 X SI 88 0-2 ② G3-1			3	0	0	0	0	1	2
17 A.J. Ellis, R (1, 2) OBP: 0.315, SLG: 0.240		B SI 95 B SI 96 B SI 95 C SI 95 X SI 94 3-1 ② F9			B SI 94 C SI 94 B SI 96 X SI 94 2-1 1B		C FF 93 S SL 86 S SL 86 0-3 ③ K			3	0	1	0	0	1	1
46 Mike Bolsinger, R (1, 1) OBP: 0.040, SLG: 0.080 5 Alberto Callaspo, S (5, PH) OBP: 0.319, SLG: 0.292 56 J.P. Howell, L (6, 1) 12 Juan Nicasio, R (7, 1) 9 Yasmani Grandal, S (8, 3) OBP: 0.384, SLG: 0.497		C SI 95 C SI 94 B CU 77 B SI 95 F SI 94 S CU 77 2-3 ③ K			X SI 94 0-0 ① F8			F SI 90 B FF 92 X CH 85 1-1 ① F8		1 1 0 0 1	0 0 0 0 0	0 0 0 0 0	0 0 0 0 0	1 0 0 0 0	1 0 0 0 0	1 1 0 0 0
Inning Stats	R: 0 E: 0 K: 2 S: 14 H: 1 LOB: 2 BB: 0 P: 22	R: 0 E: 0 K: 2 S: 9 H: 0 LOB: 1 BB: 1 P: 21	R: 0 E: 0 K: 1 S: 10 H: 0 LOB: 0 BB: 0 P: 11	R: 0 E: 0 K: 1 S: 13 H: 0 LOB: 1 BB: 1 P: 18	R: 0 E: 0 K: 1 S: 9 H: 1 LOB: 1 BB: 0 P: 14	R: 0 E: 0 K: 1 S: 10 H: 0 LOB: 0 BB: 0 P: 15	R: 0 E: 0 K: 2 S: 11 H: 0 LOB: 0 BB: 0 P: 13	R: 0 E: 0 K: 0 S: 6 H: 0 LOB: 0 BB: 0 P: 9	R: 0 E: 0 K: 1 S: 14 H: 1 LOB: 1 BB: 0 P: 19	1B: 3 2B: 0 3B: 0 HR: 0		SF: 0 SAC: 0 DP: 0 HBP: 1		WP: 0 PB: 0 SB: 1 CS: 0	PA: 33	

livebaseballscorecards.com

AB	30
R	0
H	3
RBI	0
BB	2
SO	11
LOB	14

PITCHER		IP	WLS	BF	H	R	ER	SO	BB	IBB	HBP	BLK	WP	HR	S	P	ERA	WHIP
32 Steven Matz, L ERA: 1.32	(1, 1)	6.0	W	23	2	0	0	8	2	0	1	0	0	0	65	101	0.00	0.667
35 Logan Verrett, R ERA: 2.95	(7, 1)	3.0	S	10	1	0	0	3	0	0	0	0	0	0	31	41	0.00	0.333

PITCHER	IP	WLS	BF	H	R	ER	SO	BB	IBB	HBP	BLK	WP	HR	S	P	ERA	WHIP

Batter	1	2	3	4	5	6	7	8	9	AB	R	H	RBI	BB	SO	LOB
2 Ben Revere, L (1, 9) (7, 8) OBP: 0.329, SLG: 0.377	B FF 92 C SI 92 X FF 94 1-1 7 F8 16 1B 1B	C FF 92 B CH 86 B FF 92 F FF 91 X FF 93 2-2 ③ G6-3		B FF 88 C FF 87 X FF 86 1-1 ② G6-3		1 SAFE B CU 76 C CU 77 F FS 82 B FF 90 B FS 81 D FS 80 4-2 1-2 BB		B FF 94 C FF 94 B FF 95 D SL 85 F FF 94 X FF 94 3-2 ① FC6-4 16 PB 1-2f		4	0	1	0	1	0	1
16 César Hernández, S (1, 4) OBP: 0.385, SLG: 0.385	S FF 92 B FF 92 1 SAFE X FF 92 1-1 6 S 1-2 1B		X FF 88 0-0 7 BB 6 HR 1B	C CU 77 B FF 89 B SI 87 S FF 88 B CU 78 X FF 88 3-2 ③ G4-3		B CU 76 B CU 76 F FF 89 S FF 90 F FS 80 S FS 81 2-3 ③ K		B FF 94 D FF 94 C FF 94 F FF 94 B FF 96 X FF 96 3-2 ② F9 1-2		5	1	2	0	0	1	3
7 Maikel Franco, R (1, 5) OBP: 0.351, SLG: 0.533	B SL 83 B SL 83 S FF 93 X FF 94 2-1 ① F8 2-3		1 SAFE B SI 88 B CH 80 B CH 80 B CH 80 4-0 6 HR 1-2 BB		C FF 88 S FF 87 S CU 79 0-3 ① K		B FF 95 C FF 95 B CH 89 X FF 94 2-1 25 BB 13 SF9 2B	B FF 94 B CH 87 B FF 94 B CH 86 4-0 BB		3	2	1	0	2	1	2
6 Ryan Howard, L (1, 3) OBP: 0.265, SLG: 0.435	B FF 93 B FF 94 S SI 95 F FF 95 F FF 96 S FF 95 2-3 ② K 1-2		B FF 88 F FF 89 B CU 77 F FF 89 X CU 78 2-2 1-H 2-H HR		H CU 77 1-0 HBP		B SI 96 2 SAFE F FF 97 T FF 96 B FF 96 F FF 96 F SI 96 B SI 95 S FF 96 3-3 ① K	F FF 94 B SL 84 X FF 94 1-1 ③ F8		4	1	1	3	0	2	5
51 Carlos Ruiz, R (1, 2) OBP: 0.307, SLG: 0.280	B SL 81 C FF 94 X FF 94 1-1 ③ L9		B FF 87 X FF 88 1-0 25 L3 1B		C FF 88 F FF 88 C CU 78 0-3 ② K		B SL 89 F FF 96 B SI 96 S FF 96 F FF 97 B FF 98 B FF 97 4-2 13 SF9 25 BB BB		B FC 92 C FC 90 B FC 91 B FC 90 B FC 89 4-1 25 1B BB	3	0	1	0	2	1	3
25 Cody Asche, L (1, 7) OBP: 0.289, SLG: 0.354		C SL 82 B SL 82 S FF 92 X FF 95 1-2 13 HR 1B	B FF 88 C FF 88 X CU 77 1-1 ①② L3 1-1		X FF 88 0-0 ③ L9		B SI 95 S SI 95 B SI 95 B FF 96 B FF 96 4-1 1-2 2-3 BB		C FC 89 X FC 90 0-1 1-2 1B	4	1	2	0	1	0	2
13 Freddy Galvis, S (1, 6) OBP: 0.322, SLG: 0.342 30 Justin De Fratus, S (7, 1) 9 Domonic Brown, L (9, PH) OBP: 0.264, SLG: 0.231		C FC 88 D FC 89 B FC 89 F FF 93 1 SAFE F FF 93 X FF 94 2-2 1-H HR	B SI 87 C FF 87 T FF 86 S CU 80 1-3 ③ K			C SI 85 F CU 77 S FF 87 0-3 ① K	F CH 86 B FF 97 F CH 86 X CH 86 1-2 ② SF9 2-3 3-H		F FC 90 B SL 84 B FC 92 C FC 91 C FC 94 2-3 ① K	3 0 1	1 0 0	1 0 0	3 0 0	0 0 1	2 0 2	0 0 2
37 Odúbel Herrera, L (1, 8) OBP: 0.296, SLG: 0.399 3 Jeff Francoeur, R (7, PH) (7, 9) OBP: 0.289, SLG: 0.408		C FF 94 B CH 87 B FC 89 C FF 92 X FF 93 2-2 ① G4-3		B CU 76 B CU 77 X FF 88 2-0 HR		C FF 88 B FF 89 S CU 78 H CU 78 2-2 2 S HBP	B SI 88 S SI 88 F KC 82 1 SAFE D KC 81 F KC 81 S KC 83 2-3 ③ K		S FC 92 F FC 92 X FC 93 0-2 ② F7	2 2	1 0	1 0	1 0	0 0	0 1	0 4
47 Sean O'Sullivan, R (1, 1) OBP: 0.143, SLG: 0.150 46 Jeanmar Gómez, R (6, 1) 4 Andrés Blanco, S (7, 6) OBP: 0.354, SLG: 0.514		C FF 93 C FF 89 B SL 83 S FF 93 1-3 ② K		B FF 88 S FF 87 S FF 87 B FF 90 X SI 87 2-2 ① G6-3		1 SAFE L FF 88 B FF 89 C FF 88 B FF 89 L FF 87 2-3 ② K		B FF 93 C FF 94 S FF 95 X CH 86 1-2 2 FC6-4 1B	C FC 91 C FC 93 S FF 93 0-3 ③ K	3 0 2	0 0 0	0 0 1	0 0 0	2 0 1	1 0 2	

Inning Stats	1	2	3	4	5	6	7	8	9
	R: 0 E: 0 K: 1 S: 12 H: 2 LOB: 2 BB: 0 P: 19	R: 2 E: 0 K: 1 S: 16 H: 2 LOB: 0 BB: 0 P: 24	R: 3 E: 0 K: 1 S: 10 H: 3 LOB: 0 BB: 1 P: 19	R: 1 E: 0 K: 0 S: 9 H: 1 LOB: 0 BB: 0 P: 17	R: 0 E: 0 K: 2 S: 7 H: 0 LOB: 1 BB: 0 P: 8	R: 0 E: 0 K: 3 S: 14 H: 0 LOB: 2 BB: 1 P: 24	R: 1 E: 0 K: 2 S: 18 H: 1 LOB: 2 BB: 2 P: 34	R: 0 E: 0 K: 0 S: 11 H: 1 LOB: 2 BB: 1 P: 23	R: 0 E: 0 K: 2 S: 12 H: 1 LOB: 2 BB: 1 P: 18

1B: 7 SF: 1 WP: 0 PA: 45
2B: 2 SAC: 0 PB: 1
3B: 0 DP: 1 SB: 2
HR: 3 HBP: 2 CS: 0

PITCHER		IP	WLS	BF	H	R	ER	SO	BB	IBB	HBP	BLK	WP	HR	S	P	ERA	WHIP
63 Yimi García, R ERA: 4.1	(1, 1)	2.0		10	4	2	2	2	0	0	0	0	0	1	28	43	9.00	2.000
59 Eric Surkamp, L ERA: 10.8	(3, 1)	3.1		16	4	4	4	4	1	0	2	0	0	2	31	51	10.80	1.500
62 Joel Peralta, R ERA: 2.7	(6, 1)	0.2		3	0	0	0	2	1	0	0	0	0	0	9	17	0.00	1.500
52 Pedro Báez, R ERA: 3.0	(7, 1)	0.2	B	5	1	1	1	1	2	0	0	0	0	0	14	28	13.50	4.500
56 J.P. Howell, L ERA: 0.36	(7, 1)	0.1	W	1	0	0	0	1	0	0	0	0	0	0	4	6	0.00	0.000

PITCHER		IP	WLS	BF	H	R	ER	SO	BB	IBB	HBP	BLK	WP	HR	S	P	ERA	WHIP
36 Adam Liberatore, L ERA: 2.96	(8, 1)	1.0	H	5	1	0	0	0	1	0	0	0	0	0	11	23	0.00	2.000
74 Kenley Jansen, R ERA: 1.83	(9, 1)	1.0	S	5	1	0	0	2	1	0	0	0	0	0	12	18	0.00	2.000

TOP

Philadelphia Phillies @ Los Angeles Dodgers
Dodger Stadium, Los Angeles, CA
Mon Jul 06 2015, 7:11 PM - 11:23 PM PDT
Att. 45,180 - Clear - 70 F

livebaseballscorecards.com

AB	36
R	7
H	11
RBI	7
BB	6
SO	12
LOB	25

Batter	1	2	3	4	5	6	7	8	9	AB	R	H	RBI	BB	SO	LOB
31 Joc Pederson, L (1, 8) OBP: 0.370, SLG: 0.502	C SI 88 F FF 90 B SI 92 B SI 91 X CH 80 2-2 P6 ①	S CU 75 S SL 78 X CH 79 0-2 G4-3 ③		B SI 91 F CH 80 S SL 78 F CH 80 S CU 75 1-3 K ③		B SL 85 B SI 88 C SI 89 1 SAFE X CH 81 2-1 G4-3 ② 1-2	F SL 84 S SL 83 F SI 91 B SL 83 F CH 83 B SL 84 B SL 82 X SL 84 3-2 47 1B 2B 2-H			5	0	1	1	0	1	3
47 Howie Kendrick, R (1, 4) OBP: 0.349, SLG: 0.432	X SI 90 0-0 10 SF9 3B		B CH 79 C SI 89 B CH 80 C SL 78 X CU 75 2-2 F8 ①		B SI 89 B SI 90 B FF 89 C FF 90 X SI 92 3-1 9 HR 2B	X SI 90 0-0 10 1B 1B 2-H	B SL 82 S CH 84 X SL 82 1-1 1B 2-3			5	2	4	1	0	0	0
10 Justin Turner, R (1, 5) OBP: 0.386, SLG: 0.562	B SI 89 X SI 89 1-0 SF9 ② 3-H		B SL 79 F FF 92 B SI 91 C FF 92 B CH 82 X SI 92 3-2 2B		C FF 91 X SI 91 0-1 G4-3 ①	B SL 85 B SL 86 X SI 91 2-0 1B 1-3	C FF 91 B CH 83 F SI 91 S FF 94 1-3 K ③			4	0	2	1	0	1	3
23 Adrián González, L (1, 3) OBP: 0.368, SLG: 0.526	X SI 92 0-0 HR		B CH 80 B SI 90 B SI 89 B SL 78 4-0 BB		S SL 78 0-1 CI 9 HR	B CH 84 F SI 90 X SL 87 1-1 G5-3 ③		B CH 84 X CH 83 1-0 G4-3 ①		3	2	1	1	1	0	2
9 Yasmani Grandal, S (1, 2) OBP: 0.384, SLG: 0.507	C CH 81 B SL 79 C SL 80 B CH 81 X SI 92 2-2 L7 ③		B SI 90 C SI 90 B CH 81 B SI 90 X SI 91 3-1 L7 ②		X SI 90 0-0 1-H 2-H HR		B SL 85 X SI 88 1-0 L8 ①	F FF 92 B SI 92 S SL 83 B CH 86 B CH 84 F SL 82 F FF 93 B FF 93 4-2 66 CS BB		4	1	1	3	1	0	2
66 Yasiel Puig, R (1, 9) OBP: 0.369, SLG: 0.449		F SL 78 F SL 78 B FF 90 F SI 92 B CH 81 B FF 92 X SL 78 3-2 16 2B 2B	F CH 81 C CU 74 B CH 80 S SI 92 1-3 K ③		X SI 91 0-0 G3 ②		B SL 86 B SI 90 S SI 90 X SL 84 2-1 5 G1-3 16 1B 11 1B 1B	B SI 90 S FF 92 C FF 92 X FF 93 1-2 F9 ②③ 1-2		5	2	2	0	0	1	3
16 Andre Ethier, L (1, 7) OBP: 0.359, SLG: 0.480		B SI 91 C FF 90 B SI 91 F SL 78 F SL 80 X SI 92 2-2 2B 2-H		F FF 90 B FF 92 B CH 81 B CH 81 B FF 91 4-1 59 SH5-4 BB	B SL 78 C SI 91 F SL 77 X CU 74 1-2 G3-1 ③		C SI 89 B SL 85 F CH 83 B SI 91 1 SAFE X SL 85 2-2 5 G1-3 11 1B 1B 1-2			3	1	2	1	1	0	0
63 Yimi García, R (1, 1) 7 Alex Guerrero, R (2, PH) 59 Eric Surkamp, L (3, 1) 62 Joel Peralta, R (4, 1) 14 Enrique Hernández, R (5, PH) DEF: 2 1/3, BUT: 0 RUNS 52 Pedro Báez, R (7, 1) 56 J.P. Howell, L (7, 1) 5 Alberto Callaspo, S (7, PH) DEF: 2 1/3, BUT: 0 RUNS 36 Adam Liberatore, L (8, 1) 74 Kenley Jansen, S (9, 1)		C SL 79 X SI 91 0-1 L6 ①		C CU 72 X SL 79 0-1 SH5-4 ① 1-2		B SL 75 S CH 78 S SL 76 F CH 77 B SI 89 B SL 77 F SL 76 F SI 91 F CU 75 3-3 K ① 1-2 2-3	B SI 88 B CH 83 F SI 89 B SI 90 X SI 90 3-1 G1-3 ② 1-2 2-3			0 1 0 0 1 0 0 0 1 0	0 0 0 0 0 0 0 0 0 0	0 0 0 0 0 0 0 0 0 0	0 0 0 0 0 0 0 0 0 0	0 0 0 0 1 0 0 0 0 0	0 0 0 0 0 0 0 0 0 0	0 1 0 0 0 0 0 2 0 0
11 Jimmy Rollins, S (1, 6) OBP: 0.266, SLG: 0.324		B CH 82 F SI 91 B FF 91 C FF 91 B CU 74 F SI 90 F CH 81 F SL 78 F CH 80 3-2 L3 ②		B SI 91 F SI 91 B SI 92 C SI 90 F CH 81 F CH 79 F SL 78 D CH 80 X FF 91 3-2 P6 ②		C CH 81 C CU 73 B SL 78 B SL 77 B SI 91 F FF 90 F CH 80 X SI 92 3-2 31 G4-3 47 1B 1B	B SL 86 X SI 91 1-0 31 2B 1B 2-H 3-H			4	2	2	2	0	0	2
Inning Stats	R: 2 E: 0 K: 0 S: 9 H: 2 LOB: 0 BB: 0 P: 14	R: 1 E: 0 K: 0 S: 20 H: 2 LOB: 1 BB: 0 P: 28	R: 0 E: 0 K: 1 S: 11 H: 1 LOB: 2 BB: 1 P: 24	R: 0 E: 0 K: 1 S: 13 H: 0 LOB: 1 BB: 1 P: 21	R: 3 E: 1 K: 0 S: 10 H: 2 LOB: 0 BB: 0 P: 14	R: 1 E: 0 K: 1 S: 22 H: 3 LOB: 2 BB: 0 P: 33	R: 3 E: 0 K: 1 S: 19 H: 5 LOB: 2 BB: 0 P: 33	R: 0 E: 0 K: 0 S: 8 H: 0 LOB: 0 BB: 1 P: 14								

BOTTOM

Philadelphia Phillies @ Los Angeles Dodgers
Dodger Stadium, Los Angeles, CA
Mon Jul 06 2015, 7:11 PM - 11:23 PM PDT
Att. 45,180 - Clear - 70 F

livebaseballscorecards.com

AB	36
R	10
H	15
RBI	10
BB	3
SO	4
LOB	18

1B: 7	SF: 1	WP: 0	PA: 42
2B: 5	SAC: 1	PB: 0	
3B: 1	DP: 0	SB: 0	
HR: 2	HBP: 0	CS: 1	

PITCHER		IP	WLS	BF	H	R	ER	SO	BB	IBB	HBP	BLK	WP	HR	S	P	ERA	WHIP
47 Sean O'Sullivan, R ERA: 6.08	(1, 1)	5.1		27	8	7	6	3	2	0	0	0	0	2	79	123	10.12	1.875
46 Jeanmar Gómez, R ERA: 2.2	(6, 1)	1.1	L	10	6	3	3	0	0	0	0	0	0	0	20	37	20.25	4.500
30 Justin De Fratus, R ERA: 4.89	(7, 1)	1.1		5	1	0	0	1	1	0	0	0	0	0	13	21	0.00	1.500

PITCHER		IP	WLS	BF	H	R	ER	SO	BB	IBB	HBP	BLK	WP	HR	S	P	ERA	WHIP

Batter	1	2	3	4	5	6	7	8	9	AB	R	H	RBI	BB	SO	LOB
16 César Hernández, S (1, 4) OBP: 0.386, SLG: 0.383	C SI 92 T FF 93 F SL 82 F SL 84 B FF 93 S SL 84 1-3 **K2-3** ①	B KC 76 C KC 77 X FF 94 1-1 1B		B KC 74 C KC 76 B FF 92 X FF 91 2-1 **F9** ②		B FF 96 1 SAFE B FF 96 B FF 95 B FF 95 4-0 2 1B **BB** 1-2		C CU 71 S CH 79 B CH 81 X FF 90 1-2 **G3-1** ②		4	0	1	0	1	1	0
2 Ben Revere, L (1, 8) OBP: 0.333, SLG: 0.379	B SI 92 C SI 92 X SI 93 1-1 3 E 18 S 13 1B 1B	C SI 90 B SI 91 C SL 83 1 SAFE X SI 91 1-2 **G4-3** ③		C KC 74 X SL 82 0-1 **G6-3** ③		C FF 96 B FF 97 F FF 96 B FF 96 F FF 95 F FF 95 X FF 97 2-2 18 FC5-4 1B 1-2 2-H 3-H		B CU 71 S CH 78 B CH 80 B FF 88 B FF 88 4-1 **BB**		4	1	2	2	1	0	1
7 Maikel Franco, R (1, 5) OBP: 0.352, SLG: 0.528	F FF 92 X CH 85 0-1 **F9** ②		B KC 74 B CH 84 B FF 90 B CH 83 4-0 18 1B 3 2B **BB**		S FF 90 X CH 84 0-1 13 FC5-4 1B	C SL 86 B FF 94 F FF 94 F SL 85 T FF 96 1-2 **K** ②		B CH 78 S CH 78 S CH 78 X CH 79 1-2 **L8** ③		4	1	1	0	1	1	4
18 Darin Ruf, R (1, 3) OBP: 0.271, SLG: 0.382	1 SAFE B SI 92 C CH 84 1 SAFE B SL 82 B SL 81 F CH 84 D KC 79 4-2 13 1B 3 E 1-2 **BB**		C FF 91 B CH 84 C SL 81 F SI 92 B FF 93 1 SAFE X FF 92 2-2 3 2B 1-3 1B		C SI 90 C SL 82 B FF 90 F SL 83 D SL 82 S SL 83 2-3 **K** ①	C FF 97 C FF 96 F FF 95 X SL 87 0-2 **FC5-4** ③ 1-2f			C CU 71 F FF 90 B CH 82 F CH 82 B FF 92 X FF 90 2-2 **G1-6-3** ①	4	1	1	0	1	1	3
3 Jeff Francoeur, R (1, 7) OBP: 0.292, SLG: 0.431	S SL 81 X SL 83 0-1 **E5** 13 1B 1-2 2-3		B SL 81 F SL 82 S SI 92 X SL 84 1-2 13 G1-3 9 G4-3 2B 2-H 3-H		F CH 83 S SL 82 T FF 92 0-2 **K** ②		C FF 95 C FF 95 B FF 95 B FF 95 F FF 96 B FF 96 X FF 95 3-2 **HR**		C CH 78 B CH 80 F CH 81 B FF 93 X CH 82 2-2 **F9** ②	5	2	2	3	0	1	3
13 Freddy Galvis, S (1, 6) OBP: 0.320, SLG: 0.339	C FF 93 S CH 84 X CH 85 0-2 1-2 2-3 3-H 1B		F FF 92 F SL 82 F SL 82 X SI 91 0-2 **G1-3** ① 2-3		C FF 92 B SL 83 X FF 91 1-1 **FC5-4** ③ 1-2f		B FF 94 X FF 94 1-0 **L8** ①		C FF 89 F FF 90 S CH 81 0-3 **K** ③	5	0	1	1	0	1	2
9 Domonic Brown, L (1, 9) OBP: 0.263, SLG: 0.232	C SI 92 F SI 91 F SI 91 F SI 92 F SL 84 B SI 92 B SL 84 T SI 92 2-2 **K** ③		S SI 91 S FF 92 X SI 92 0-2 **G4-3** ② 3-H			B FF 94 B FF 94 B FF 95 X FF 95 3-0 29 1B 29 S 2 1B 1B	X FF 95 0-0 **F7** ②			4	1	1	1	0	1	3
29 Cameron Rupp, R (1, 2) OBP: 0.302, SLG: 0.330		B FF 91 X SI 91 1-0 **G1-3** ① B KC 76 X FF 92 1-0 **L9** ③				B FF 96 C FF 96 B FF 96 X FF 96 2-1 38 FC3-6 1-3 1B	S FF 97 B SL 87 F FF 97 F SL 88 X SL 84 1-2 **P2** ③			4	0	1	0	0	0	0
38 Chad Billingsley, R (1, 1) OBP: 0.100, SLG: 0.400 57 Luis García, R (7, 1) 25 Cody Asche, L (8, PH) OBP: 0.288, SLG: 0.352 53 Ken Giles, R (8, 1) 58 Jonathan Papelbon, R (9, 1)		C SI 91 B SI 92 F SI 92 S SL 85 1-3 **K** ②		X SI 88 0-0 **G1-3** ①		C FF 92 B FF 92 X FF 92 1-1 **FC3-6** 16 BB 2 1B 1-2f ①		F FC 88 C CH 78 S CH 80 0-3 **K** ①		3 0 1 0 0	1 0 0 0 0	0 0 0 0 0	0 0 0 0 0	0 0 1 0 0	1 0 0 0 0	2 0 0 0 0

TOP

Philadelphia Phillies @ Los Angeles Dodgers
Dodger Stadium, Los Angeles, CA
Tue Jul 07 2015, 7:12 PM - 9:55 PM PDT
Att. 46,614 - Clear - 70 F

livebaseballscorecards.com

AB	38
R	7
H	10
RBI	7
BB	4
SO	8
LOB	18

Inning Stats	1	2	3	4	5	6	7	8	9	1B: 8 SF: 0 2B: 1 SAC: 0 3B: 0 DP: 0 HR: 1 HBP: 0	WP: 0 PA: 42 PB: 0 SB: 2 CS: 0
	R: 1 E: 1 K: 2 S: 22 H: 2 LOB: 3 BB: 1 P: 30	R: 0 E: 0 K: 1 S: 9 H: 1 LOB: 1 BB: 0 P: 13	R: 3 E: 0 K: 0 S: 15 H: 2 LOB: 0 BB: 1 P: 23	R: 0 E: 0 K: 0 S: 5 H: 0 LOB: 0 BB: 0 P: 7	R: 0 E: 0 K: 2 S: 11 H: 1 LOB: 1 BB: 0 P: 14	R: 2 E: 0 K: 1 S: 18 H: 3 LOB: 2 BB: 1 P: 31	R: 1 E: 0 K: 0 S: 10 H: 1 LOB: 0 BB: 0 P: 15	R: 0 E: 0 K: 1 S: 10 H: 0 LOB: 1 BB: 1 P: 16	R: 0 E: 0 K: 1 S: 10 H: 0 LOB: 0 BB: 0 P: 14		

PITCHER		IP	WLS	BF	H	R	ER	SO	BB	IBB	HBP	BLK	WP	HR	S	P	ERA	WHIP
35 Brett Anderson, L ERA: 3.12	(1, 1)	5.0	L	24	6	4	3	5	2	0	0	0	0	0	62	87	5.40	1.600
12 Juan Nicasio, R ERA: 3.5	(6, 1)	2.0		11	4	3	3	1	1	0	0	0	0	1	28	46	13.50	2.500
58 Ian Thomas, L ERA: 5.23	(8, 1)	2.0		7	0	0	0	2	1	0	0	0	0	0	20	30	0.00	0.500

PITCHER	IP	WLS	BF	H	R	ER	SO	BB	IBB	HBP	BLK	WP	HR	S	P	ERA	WHIP

BOTTOM

Batter	1	2	3	4	5	6	7	8	9	AB	R	H	RBI	BB	SO	LOB
31 Joc Pederson, L (1, 8) OBP: 0.368, SLG: 0.496	C FF 91 F FF 90 B FF 91 B SL 78 B SL 78 C FF 93 3-3 ① K		B SI 89 C CH 85 X CH 84 1-1 E1 47 G4-6-3		C CH 84 B FC 88 B SI 91 X CH 84 2-1 ③ L8			C FF 98 H SL 88 1-1 HBP		3	0	0	0	0	1	0
47 Howie Kendrick, R (1, 4) OBP: 0.348, SLG: 0.428	C FF 92 F FC 89 B SI 90 H FF 92 2-2 10 1B HBP		B SI 90 B FF 92 B SI 88 C FF 91 X FF 91 3-1 ①② G4-6-3 1-2f			C SI 90 X FC 86 0-1 ① G5-3		F FF 97 F FF 97 C SL 87 0-3 ① K		3	0	0	0	0	1	2
10 Justin Turner, R (1, 5) OBP: 0.384, SLG: 0.556	B SI 90 B SI 90 B SI 91 C FF 90 X FF 92 3-1 23 L9-3 1-2 1B		B FC 89 X FC 88 1-0 ③ L9			C CU 65 B CU 62 B FF 90 F FC 87 F FF 92 X FC 87 2-2 ② F9		C SL 86 S FF 99 B FF 98 C SL 86 1-3 ② K		4	0	1	0	0	1	1
23 Adrián González, L (1, 3) OBP: 0.366, SLG: 0.523	X CH 84 0-0 ②③ L9-3 1-1			B FF 90 B SI 90 C FF 91 S FC 89 X FF 93 2-2 ① G1-3		F FC 88 X FC 88 0-1 9 HR 1B		X FF 98 0-0 ③ G6-3		4	1	1	0	0	0	3
9 Yasmani Grandal, S (1, 2) OBP: 0.390, SLG: 0.524		C SI 90 B FC 88 B FF 91 B SI 90 C SI 91 B FF 92 4-2 66 1B BB		B FC 88 B CH 85 X SI 89 2-0 1B		C SI 90 X CH 84 0-1 1-H HR			B FF 90 B FF 90 B FF 90 C FF 90 F FF 90 F FF 91 F FS 87 T FF 91 3-2 ① K	3	1	2	2	1	1	0
66 Yasiel Puig, R (1, 9) OBP: 0.366, SLG: 0.444		C SL 76 X SI 89 0-1 ① 11 G4-3 16 1B 1-3 1B	B SI 90 F FC 86 D CU 62 X FC 88 2-1 ② F9	B SI 90 F SL 78 B FF 91 X FC 86 1-2 ③ G6-3				B FF 93 C SL 80 S FF 92 B FF 91 B SL 81 X SL 80 3-2 ② G4-3		4	0	1	0	0	0	1
16 Andre Ethier, L (1, 7) OBP: 0.362, SLG: 0.478		X SI 91 0-0 11 G4-3 1-2 1B	F CH 85 X FC 87 0-1 ③ P5				C FF 94 F SL 84 S SL 85 0-3 ① K	C FF 93 B FF 91 S FS 87 H FF 91 2-2 11 DI HBP		3	0	1	0	0	1	1
11 Jimmy Rollins, S (1, 6) OBP: 0.263, SLG: 0.320		C CH 85 X FC 88 0-1 ② G4-3 1-2 2-3			B FF 90 S SI 90 X CH 83 1-1 ① G3-1		B SI 94 F SI 95 X SI 96 1-1 ② G4-3	F FF 92 B FS 87 X FF 92 1-1 ③ L8 1-2		4	0	0	0	0	0	3
35 Brett Anderson, L (1, 1) OBP: 0.233, SLG: 0.120 14 Enrique Hernández, R (5, PH) OBP: 0.302, SLG: 0.465 12 Juan Nicasio, R (6, 1) 5 Alberto Callaspo, S (7, PH) OBP: 0.316, SLG: 0.288 58 Ian Thomas, R (8, 1)		S SI 92 B SI 92 S SI 90 D SI 92 F FF 92 S SL 78 2-3 ③ K			C FC 87 S CU 64 S SL 78 0-3 ② K		C SL 84 X SI 96 0-1 ③ G4-3			1 1 0 1 0	0 0 0 0 0	0 0 0 0 0	0 0 0 0 0	0 0 0 0 0	1 1 0 0 0	2 0 0 0 0
Inning Stats	R: 0 E: 0 K: 1 S: 8 H: 1 LOB: 1 BB: 0 P: 16	R: 0 E: 0 K: 1 S: 11 H: 2 LOB: 2 BB: 1 P: 17	R: 0 E: 1 K: 0 S: 5 H: 0 LOB: 0 BB: 0 P: 10	R: 0 E: 0 K: 0 S: 8 H: 1 LOB: 1 BB: 0 P: 14	R: 0 E: 0 K: 1 S: 7 H: 0 LOB: 0 BB: 0 P: 10	R: 2 E: 0 K: 0 S: 13 H: 2 LOB: 0 BB: 0 P: 16	R: 0 E: 0 K: 1 S: 7 H: 0 LOB: 0 BB: 0 P: 8	R: 0 E: 0 K: 2 S: 9 H: 0 LOB: 1 BB: 0 P: 11	R: 0 E: 0 K: 1 S: 12 H: 0 LOB: 1 BB: 0 P: 21	1B: 5 2B: 1 3B: 0 HR: 1	SF: 0 SAC: 0 DP: 2 HBP: 3			WP: 0 PB: 0 SB: 0 CS: 0	PA: 35		

PITCHER		IP	WLS	BF	H	R	ER	SO	BB	IBB	HBP	BLK	WP	HR	S	P	ERA	WHIP
38 Chad Billingsley, R ERA: 6.67	(1, 1)	6.0	W	24	6	2	2	3	1	0	1	0	0	0	52	83	3.00	1.167
57 Luis García, R ERA: 3.23	(7, 1)	1.0		3	0	0	0	1	0	0	0	0	0	0	7	8	0.00	0.000
53 Ken Giles, R ERA: 1.95	(8, 1)	1.0		4	0	0	0	2	0	0	1	0	0	0	9	11	0.00	0.000
58 Jonathan Papelbon, R ERA: 1.6	(9, 1)	1.0		4	0	0	0	1	0	0	1	0	0	0	12	21	0.00	0.000

PITCHER	IP	WLS	BF	H	R	ER	SO	BB	IBB	HBP	BLK	WP	HR	S	P	ERA	WHIP

Philadelphia Phillies @ Los Angeles Dodgers

Dodger Stadium, Los Angeles, CA

Tue Jul 07 2015, 7:12 PM - 9:55 PM PDT

Att. 46,614 - Clear - 70 F

livebaseballscorecards.com

AB	31
R	2
H	6
RBI	2
BB	1
SO	7
LOB	13

Batter	1	2	3	4	5	6	7	8	9	AB	R	H	RBI	BB	SO	LOB
16 César Hernández, S (1, 4) OBP: 0.379, SLG: 0.374	F FF 93 S SL 88 C FF 93 0-3 ① K		X FF 93 0-0 ① G4-3		X SL 89 0-0 ③ G1-3		B FF 94 S SL 87 B CU 74 X FF 94 2-1 ② L4			4	0	0	0	0	1	3
37 Odúbel Herrera, L (1, 8) OBP: 0.295, SLG: 0.397	S FF 94 C CU 74 X CU 75 0-2 1B		C FF 94 C FF 94 B SL 91 F FF 95 S SL 90 1-3 ② K			S FF 93 B FF 93 S FF 93 T FF 94 1-2 ① K	F FF 94 S SL 87 B SL 87 S FF 95 1-3 ③ K			4	0	1	0	0	3	2
7 Maikel Franco, R (1, 5) OBP: 0.350, SLG: 0.522	C FF 93 X FF 94 0-1 ② L8		S SL 87 X CU 74 0-1 ③ G4-3			X FF 93 0-0 3 WP 18 1B 1B		B CU 72 S SL 84 B SL 86 S SL 86 C CU 74 2-3 ① K		4	0	1	0	0	1	1
18 Darin Ruf, R (1, 3) OBP: 0.270, SLG: 0.378	1 SAFE B FF 94 D SL 88 X FF 94 2-0 ③ G5-3			B FF 92 C FF 94 C CU 73 B SL 90 F SL 86 S FF 94 2-3 ① K		B FF 94 C FF 94 1 SAFE X FF 94 1-1 3 WP 1-2 1B		F FF 94 B CU 72 X CU 73 1-1 ② G5-3		4	0	1	0	0	1	1
3 Jeff Francoeur, R (1, 7) OBP: 0.286, SLG: 0.421		C FF 92 C CU 73 C FF 93 0-3 ① K		B FF 94 S SL 86 S SL 86 C FF 94 1-3 ② K		B SL 88 F FF 94 X CU 74 1-1 ② P6 1-2 2-3		F SL 86 B FF 93 X CU 73 1-1 ③ G4-3		4	0	0	0	0	2	2
51 Carlos Ruiz, R (1, 2) OBP: 0.311, SLG: 0.286		H FF 93 1-0 13 1B HBP		C FF 94 B CH 89 F SL 87 B SL 88 F CU 74 B SL 87 X FF 94 3-2 ③ F9		B FF 94 B SL 87 C FF 94 X FF 94 2-1 ③ P3			C FF 92 S SL 87 B SL 86 X SL 86 1-2 13 G4-3 2B	3	0	1	0	0	0	2
13 Freddy Galvis, S (1, 6) OBP: 0.323, SLG: 0.341		X FF 93 0-0 1-2 1B			C FF 93 C CU 73 X FF 94 0-2 ① G4-3		F FF 92 X FF 93 0-1 9 1B 1B		F FF 94 C FF 93 F FF 93 B FF 94 F CU 75 X FF 94 1-2 ① G4-3 2-3	4	0	2	0	0	0	1
9 Domonic Brown, L (1, 9) OBP: 0.275, SLG: 0.260		C FF 94 B FF 93 C FF 95 F FF 95 D SL 90 X SL 89 2-2 ② F6			X SL 88 0-0 2B		B FF 94 B FF 94 X FF 94 2-0 1-2 1B		F FF 94 C CU 73 F FF 94 C FF 94 0-3 ② K	4	0	2	0	0	1	3
39 Adam Morgan, L (1, 1) 50 Héctor Neris, R (5, 1) 6 Ryan Howard, L (7, PH) OBP: 0.264, SLG: 0.434 63 Jake Diekman, R (7, 1) 30 Justin De Fratus, S (8, 1) 4 Andrés Blanco, S (9, PH) OBP: 0.349, SLG: 0.507		C FF 94 T FF 93 D CU 74 F FF 95 B FF 95 F FF 95 C CU 73 2-3 ③ K			C FF 94 S FF 94 S CU 76 0-3 ② K2-3		C FF 94 F FF 94 B FF 95 S SL 88 1-3 ① K		F FF 94 C CU 73 F FF 95 C CU 74 0-3 ③ K	2 0 1 0 0 1	0 0 0 0 0 0	0 0 0 0 0 1	0 0 0 0 0 1	0 0 0 0 0 0	2 0 1 0 0 1	3 0 2 0 0 1
Inning Stats	R: 0 E: 0 K: 1 S: 9 H: 1 LOB: 1 BB: 0 P: 11	R: 0 E: 0 K: 2 S: 13 H: 1 LOB: 2 BB: 0 P: 18	R: 0 E: 0 K: 1 S: 7 H: 0 LOB: 0 BB: 0 P: 8	R: 0 E: 0 K: 2 S: 11 H: 0 LOB: 0 BB: 0 P: 17	R: 0 E: 0 K: 1 S: 8 H: 1 LOB: 1 BB: 0 P: 8	R: 0 E: 0 K: 1 S: 10 H: 2 LOB: 2 BB: 0 P: 15	R: 0 E: 0 K: 2 S: 11 H: 2 LOB: 2 BB: 0 P: 17	R: 0 E: 0 K: 1 S: 7 H: 0 LOB: 0 BB: 0 P: 11	R: 0 E: 0 K: 2 S: 16 H: 1 LOB: 1 BB: 0 P: 18	1B: 6 2B: 2 3B: 0 HR: 0 SF: 0 SAC: 0 DP: 0 HBP: 1						

PITCHER	IP	WLS	BF	H	R	ER	SO	BB	IBB	HBP	BLK	WP	HR	S	P	ERA	WHIP
22 Clayton Kershaw, L (1, 1) ERA: 2.85	9.0	W	36	8	0	0	13	0	0	1	0	1	0	92	123	0.00	0.889

PITCHER	IP	WLS	BF	H	R	ER	SO	BB	IBB	HBP	BLK	WP	HR	S	P	ERA	WHIP

TOP

Philadelphia Phillies @ Los Angeles Dodgers
Dodger Stadium, Los Angeles, CA
Wed Jul 08 2015, 7:10 PM - 9:51 PM PDT
Att. 45,135 - Clear - 72 F

livebaseballscorecards.com

AB	35
R	0
H	8
RBI	0
BB	0
SO	13
LOB	21

WP: 1 PB: 0 SB: 0 CS: 0 PA: 36

BOTTOM

Philadelphia Phillies @ Los Angeles Dodgers
Dodger Stadium, Los Angeles, CA
Wed Jul 08 2015, 7:10 PM - 9:51 PM PDT
Att. 45,135 - Clear - 72 F

livebaseballscorecards.com

Batter	1	2	3	4	5	6	7	8	9	AB	R	H	RBI	BB	SO	LOB
66 Yasiel Puig, R (1, 9) OBP: 0.355, SLG: 0.429	L9	G3-1		L8		K		F8		5	0	0	0	0	1	1
47 Howie Kendrick, R (1, 4) OBP: 0.347, SLG: 0.424	23 E, 10 HBP, BB	G1-3		F9		K				3	0	0	0	1	1	1
10 Justin Turner, R (1, 5) OBP: 0.381, SLG: 0.548	23 E, 1-2 HBP		L8	F7			K			3	0	0	0	0	1	0
23 Adrián González, L (1, 3) OBP: 0.365, SLG: 0.519	FC6, 1-2 2-3		31 FC1-6, 33 1B, 11 HR, 1B		K		G6-3			4	1	1	0	0	1	2
33 Scott Van Slyke, R (1, 7) OBP: 0.333, SLG: 0.442	K		31 FC1-6, 1-2 1B		2B		31 1B, BB			3	0	2	0	1	1	3
31 Joc Pederson, L (1, 8) OBP: 0.367, SLG: 0.493	P5		FC1-6, 11 HR, 1-2f 2-3		K		1-3 1B			4	1	1	0	0	1	6
11 Jimmy Rollins, S (1, 6) OBP: 0.265, SLG: 0.336		17 HR, 2B	1-H 3-H HR		L8		G5-3			4	2	2	3	0	0	3
17 A.J. Ellis, R (1, 2) OBP: 0.333, SLG: 0.304		2-H HR	1B			22 SH1-4, 1B		K		4	1	3	2	0	1	0
22 Clayton Kershaw, L (1, 1) OBP: 0.186, SLG: 0.195		F7	G1-3			SH1-4, 1-2		G4-1		3	0	0	0	0	0	1
Inning Stats	R: 0 E: 1 K: 1 S: 16 H: 0 LOB: 3 BB: 1 P: 30	R: 2 E: 0 K: 0 S: 12 H: 2 LOB: 0 BB: 0 P: 18	R: 3 E: 0 K: 0 S: 17 H: 4 LOB: 1 BB: 0 P: 28	R: 0 E: 0 K: 0 S: 7 H: 0 LOB: 0 BB: 0 P: 12	R: 0 E: 0 K: 2 S: 14 H: 1 LOB: 1 BB: 0 P: 19	R: 0 E: 0 K: 2 S: 9 H: 1 LOB: 1 BB: 0 P: 16	R: 0 E: 0 K: 1 S: 9 H: 1 LOB: 2 BB: 1 P: 19	R: 0 E: 0 K: 1 S: 8 H: 0 LOB: 0 BB: 0 P: 13		1B: 5 2B: 2 3B: 0 HR: 2	SF: 0 SAC: 1 DP: 0 HBP: 1		WP: 0 PB: 0 SB: 0 CS: 0	PA: 37		

	AB	33
	R	5
	H	9
	RBI	5
	BB	2
	SO	7
	LOB	17

PITCHER		IP	WLS	BF	H	R	ER	SO	BB	IBB	HBP	BLK	WP	HR	S	P	ERA	WHIP
39 Adam Morgan, L ERA: 4.32	(1, 1)	4.0	L	21	6	5	5	1	1	0	1	0	0	2	52	88	11.25	1.750
50 Héctor Neris, R ERA:	(5, 1)	2.0		8	2	0	0	4	0	0	0	0	0	0	23	35	0.00	1.000
63 Jake Diekman, L ERA: 4.83	(7, 1)	1.0		5	1	0	0	1	1	0	0	0	0	0	9	19	0.00	2.000
30 Justin De Fratus, R ERA: 4.79	(8, 1)	1.0		3	0	0	0	1	0	0	0	0	0	0	8	13	0.00	0.000

PITCHER	IP	WLS	BF	H	R	ER	SO	BB	IBB	HBP	BLK	WP	HR	S	P	ERA	WHIP

Batter	1	2	3	4	5	6	7	8	9	AB	R	H	RBI	BB	SO	LOB
2 Ben Revere, L (1, 8) OBP: 0.332, SLG: 0.377	B FF 90 C FF 91 X FF 91 1-1 ① G6-3		B FF 90 B CU 75 X FF 91 2-0 ③ G1-3			C CU 72 X FF 90 0-1 ③ G6-3			B CU 76 B FF 90 C FF 89 F FF 89 X FS 81 2-2 16 DI 1B	4	0	1	0	0	0	0
16 César Hernández, S (1, 4) OBP: 0.372, SLG: 0.366	C FF 91 F CH 88 F CH 88 C FF 93 0-3 ② K			C CU 73 B CH 88 B FF 92 B FF 91 S FF 91 C CH 88 3-3 ① K			B FF 89 C CU 73 X FF 91 1-1 ① G4-3		F FF 89 F FF 89 F FF 90 B FF 90 D FS 84 S FS 82 2-3 ③ K 1-2	4	0	0	0	0	3	1
7 Maikel Franco, R (1, 5) OBP: 0.345, SLG: 0.515	C FF 93 B SI 92 B SL 89 B SI 92 F FF 93 X SL 89 3-2 ③ G6-3			S SI 93 S SL 87 S CH 89 0-3 ② K			F FF 91 S SL 84 X SL 84 0-2 ② F8			3	0	0	0	0	1	0
6 Ryan Howard, L (1, 3) OBP: 0.265, SLG: 0.433		B FF 92 B CU 74 X FF 92 2-0 9 FC4-6 1B		B SI 92 X FF 93 1-0 ③ G3-1			S CH 88 S SL 85 S SL 85 0-3 ③ K			3	0	1	0	0	1	0
25 Cody Asche, L (1, 7) OBP: 0.284, SLG: 0.348		C CU 74 D CH 89 B FF 93 S CH 89 S CH 90 2-3 ① K			F CU 75 B CH 87 B CU 73 B FF 91 C FF 91 X CH 88 3-2 ① G3			X CH 85 0-0 ① G4-3		3	0	0	0	0	1	1
9 Domonic Brown, L (1, 9) OBP: 0.265, SLG: 0.250		C FF 93 X CH 90 0-1 ② FC4-6 1-2f			C FF 92 F CH 88 X FF 92 0-2 ② P4			C FF 90 S CH 88 X CH 87 0-2 ② G1		3	0	0	0	0	0	1
13 Freddy Galvis, S (1, 6) OBP: 0.319, SLG: 0.338		B FF 92 1 SAFE F FF 93 1 SAFE B SI 90 C FF 93 X SI 90 2-2 ③ G1-3			C FF 91 S FF 92 B SL 86 B SL 86 B FF 92 S FF 91 3-3 ③ K			B FF 90 S FF 91 B CH 87 B FF 91 F FF 90 S CH 87 3-3 ③ K		3	0	0	0	0	2	1
29 Cameron Rupp, R (1, 2) OBP: 0.295, SLG: 0.322			S FF 90 B FF 91 F FF 92 B SL 88 F SL 88 X SL 85 2-2 ① F9			C FF 90 F CU 68 S SL 86 0-3 ① K			B FF 90 C FF 90 B FF 89 X FF 90 2-1 ① G6-3	3	0	0	0	0	1	0
52 Severino González, R (1, 1) OBP: 0.182, SLG: 0.100 59 Elvis Araujo, L (6, 1) 50 Héctor Neris, R (8, 1) 37 Odúbel Herrera, L (9, PH) OBP: 0.294, SLG: 0.395			C FF 91 B FF 91 B FF 92 F FF 92 B SL 88 X FF 91 3-2 ② P4			X FF 90 0-0 ② G1-3			C CU 77 X FS 83 0-1 ② G6-3	2 0 0 1	0 0 0 0	0 0 0 0	0 0 0 0	0 0 0 0	0 0 0 0	0 0 0 0
Inning Stats	R: 0 H: 0 E: 0 LOB: 0 K: 1 BB: 0 S: 9 P: 13	R: 0 H: 1 E: 0 LOB: 1 K: 1 BB: 0 S: 9 P: 15	R: 0 H: 0 E: 0 LOB: 0 K: 0 BB: 0 S: 8 P: 15	R: 0 H: 0 E: 0 LOB: 0 K: 2 BB: 0 S: 7 P: 11	R: 0 H: 0 E: 0 LOB: 0 K: 1 BB: 0 S: 9 P: 15	R: 0 H: 0 E: 0 LOB: 0 K: 1 BB: 0 S: 6 P: 6	R: 0 H: 0 E: 0 LOB: 0 K: 1 BB: 0 S: 8 P: 9	R: 0 H: 0 E: 0 LOB: 0 K: 1 BB: 0 S: 7 P: 10	R: 0 H: 1 E: 0 LOB: 1 K: 1 BB: 0 S: 11 P: 17	1B: 2 SF: 0 2B: 0 SAC: 0 3B: 0 DP: 0 HR: 0 HBP: 0						

Philadelphia Phillies @ Los Angeles Dodgers

Dodger Stadium, Los Angeles, CA

Thu Jul 09 2015, 7:11 PM - 9:25 PM PDT

Att. 41,290 - Clear - 71 F

TOP

livebaseballscorecards.com

AB	29
R	0
H	2
RBI	0
BB	0
SO	9
LOB	4

PITCHER		IP	WLS	BF	H	R	ER	SO	BB	IBB	HBP	BLK	WP	HR	S	P	ERA	WHIP
21 Zack Greinke, R ERA: 1.39	(1, 1)	8.0	W	25	1	0	0	8	0	0	0	0	0	0	63	94	0.00	0.125
62 Joel Peralta, R ERA: 2.45	(9, 1)	1.0		4	1	0	0	1	0	0	0	0	0	0	11	17	0.00	1.000

PITCHER	IP	WLS	BF	H	R	ER	SO	BB	IBB	HBP	BLK	WP	HR	S	P	ERA	WHIP

Batter	1	2	3	4	5	6	7	8	9	AB	R	H	RBI	BB	SO	LOB
31 Joc Pederson, L (1, 8) OBP: 0.365, SLG: 0.488	X FF 89 0-0 ① P6		C FF 90 S CH 82 X CH 84 0-2 ③ G5-3		C SI 89 F SI 89 B CU 78 B CU 77 B CH 83 C SI 88 3-3 ③ K		S FF 95 C SL 88 B SL 86 F FF 94 B SL 86 B SL 86 B SL 86 4-2 BB			3	0	0	0	1	1	0
47 Howie Kendrick, R (1, 4) OBP: 0.346, SLG: 0.422	C FF 90 B SI 89 X FF 90 1-1 ② F8			B CU 76 X CU 77 1-0 ① G3-1		X CU 75 0-0 23 HR 1B	1 SAFE C FF 94 1 SAFE F FF 92 X FF 92 0-2 ② L4			4	1	1	0	0	0	1
23 Adrián González, L (1, 3) OBP: 0.364, SLG: 0.525	C FF 90 F FF 89 B FF 91 X CU 79 1-2 ③ G3			C FF 89 B CU 75 F CU 79 X SI 89 1-2 ② G1-3		B FF 87 C FF 86 1 SAFE F SI 87 X CU 78 1-2 1-H HR	T FF 92 1 SAFE T FF 92 X SL 87 0-2 ③ L8			4	1	1	2	0	0	1
9 Yasmani Grandal, S (1, 2) OBP: 0.392, SLG: 0.522		B FF 90 C FF 88 S CH 82 X CH 83 1-2 ① F7		B FF 89 B CH 83 B FF 89 B FF 89 4-0 16 HBP 66 2B BB		B FF 89 X FF 90 1-0 ① P5		B FF 94 X FF 92 1-0 66 HR 1B		3	2	1	0	1	0	0
16 Andre Ethier, L (1, 7) OBP: 0.369, SLG: 0.480 33 Scott Van Slyke, R (7, 7) OBP: 0.331, SLG: 0.439		C FF 90 F FF 89 B CU 77 X FF 90 1-2 1B		C FF 88 C CU 76 F CU 78 H SI 87 1-2 66 2B HBP		B CH 83 F FF 88 B FF 88 S CH 82 B SI 89 B FF 89 4-2 11 2B BB		C SL 86 B SL 88 F SI 93 D SL 87 S SL 88 2-3 ① K		1 1	1 0	1 0	0 0	1 0	0 1	0 1
66 Yasiel Puig, R (1, 9) OBP: 0.359, SLG: 0.457		X CU 77 0-0 ② L8		F CU 78 X CU 78 0-1 1-H 2-H 2B		B SI 86 C FF 89 S FF 89 S CH 84 1-3 ② K		S SI 94 X SL 85 0-1 1-H HR		4	1	2	4	0	1	2
11 Jimmy Rollins, S (1, 6) OBP: 0.268, SLG: 0.339		C FF 90 X FF 90 0-1 ③ F9		X FF 88 0-0 ③ P5		B FF 88 S CH 82 X SI 88 1-1 1-3 2B		B FF 93 B FF 93 B FF 92 B FF 92 4-0 BB		3	0	1	0	1	0	2
5 Alberto Callaspo, S (1, 5) OBP: 0.310, SLG: 0.282			C FF 88 B FF 90 B CH 82 F FF 89 F FF 90 B CU 78 X FF 89 3-2 ① G3-1		B FF 88 C SI 88 B CH 80 B FF 88 C SI 87 F FF 88 X SI 88 3-2 ① L8	B SL 85 X SL 85 1-0 ③ G1-3		B FS 85 X FF 93 1-0 ② L8		4	0	0	0	0	0	3
21 Zack Greinke, R (1, 1) OBP: 0.171, SLG: 0.179 7 Alex Guerrero, R (8, PH) OBP: 0.275, SLG: 0.507 62 Joel Peralta, R (9, 1)			C FF 89 X FF 90 0-1 ② F7		S SI 90 C CU 78 T CU 78 0-2 ② K		B FF 92 S FF 91 F SL 86 F SL 85 F FF 94 B CH 89 S FF 94 2-3 ① K	F SL 86 X SL 88 0-1 ③ G3		3 1 0	0 0 0	0 0 0	0 0 0	0 0 0	2 0 0	0 1 0
Inning Stats	R: 0 E: 0 K: 0 S: 6 H: 0 LOB: 0 BB: 0 P: 8	R: 0 E: 0 K: 0 S: 9 H: 1 LOB: 1 BB: 0 P: 11	R: 0 E: 0 K: 0 S: 9 H: 0 LOB: 0 BB: 0 P: 12	R: 2 E: 0 K: 0 S: 10 H: 1 LOB: 1 BB: 1 P: 17	R: 0 E: 0 K: 2 S: 10 H: 0 LOB: 0 BB: 0 P: 16	R: 2 E: 0 K: 1 S: 13 H: 3 LOB: 2 BB: 1 P: 22	R: 0 E: 0 K: 1 S: 14 H: 0 LOB: 1 BB: 1 P: 20	R: 2 E: 0 K: 1 S: 9 H: 2 LOB: 1 BB: 1 P: 17		1B: 3 2B: 2 3B: 0 HR: 2 SF: 0 SAC: 0 DP: 0 HBP: 1						

PITCHER		IP	WLS	BF	H	R	ER	SO	BB	IBB	HBP	BLK	WP	HR	S	P	ERA	WHIP
52 Severino González, R ERA: 7.92	(1, 1)	5.2	L	25	5	4	4	3	2	0	1	0	0	1	56	84	6.35	1.235
59 Elvis Araujo, L ERA: 3.33	(6, 1)	1.1		6	1	1	1	1	1	0	0	0	0	0	16	24	6.75	1.500
50 Héctor Neris, R ERA: 1.59	(8, 1)	1.0		5	1	1	1	1	1	0	0	0	0	1	8	15	9.00	2.000

PITCHER	IP	WLS	BF	H	R	ER	SO	BB	IBB	HBP	BLK	WP	HR	S	P	ERA	WHIP

BOTTOM

Philadelphia Phillies @ Los Angeles Dodgers

Dodger Stadium, Los Angeles, CA

Thu Jul 09 2015, 7:11 PM - 9:25 PM PDT

Att. 41,290 - Clear - 71 F

livebaseballscorecards.com

AB	31
R	6
H	7
RBI	6
BB	4
SO	5
LOB	11

WP: 0 PA: 36
PB: 0
SB: 0
CS: 0

Batter	1	2	3	4	5	6	7	8	9	AB	R	H	RBI	BB	SO	LOB
28 Gerardo Parra, L (1, 7) OBP: 0.340, SLG: 0.480	X FF 86 0-0 ① F7		B FF 86 C CU 77 X CU 79 1-1 ② G6-3		S CU 80 S CU 81 X CU 81 0-2 ② G4-3 2-3 3-H			B SI 86 X SI 86 1-0 ① L7		4	0	0	1	0	0	1
20 Jonathan Lucroy, R (1, 2) OBP: 0.310, SLG: 0.324	C FC 85 B FC 87 C FC 86 F SL 78 S CU 78 1-3 ② K		C FC 87 B SL 80 B FC 87 B CU 78 B CU 77 4-1 BB		C CU 80 S CU 79 X SL 81 0-2 ③ G4-3 3-H			C SI 87 B KC 79 X SI 86 1-1 ② L9		3	0	0	0	1	1	0
8 Ryan Braun, R (1, 9) OBP: 0.337, SLG: 0.485	F FC 86 X CU 79 0-1 ③ G1-3		D CU 78 C CU 79 D FC 86 F CU 78 S CU 79 2-3 ③ K2-3			B FC 86 S CU 77 X CU 78 1-1 ① G4-3		B SI 86 C SI 86 F SI 86 B KC 79 B KC 80 X KC 81 3-2 24 WP 1B		4	0	1	0	0	1	1
24 Adam Lind, L (1, 3) OBP: 0.373, SLG: 0.514		C FC 86 B FC 86 C CU 78 X SL 79 1-2 ① G4-3		C FC 86 B FC 86 F SL 79 F CU 79 F CU 79 T CU 78 1-2 ① K		C FC 86 X FC 81 0-1 ② G3		C SI 87 1 SAFE S KC 82 1 SAFE B KC 82 D KC 79 X KC 82 2-2 ③ G6-3 1-2		4	0	0	0	0	1	1
27 Carlos Gómez, R (1, 8) OBP: 0.322, SLG: 0.448		C CU 78 B SL 80 F CU 79 B SL 80 X CU 80 2-2 9 1B 1B		B FC 86 F SL 79 S SL 80 B CU 79 F FC 87 S SL 80 2-3 ② K		X CU 80 0-0 ③ G5-3			S FC 92 B FC 93 S FC 93 T FC 94 1-2 ① K	4	0	1	0	0	2	0
16 Aramis Ramirez, R (1, 5) OBP: 0.277, SLG: 0.419 14 Hernán Pérez, R (7, 5) OBP: 0.267, SLG: 0.327 18 Khris Davis, R (9, PH) OBP: 0.339, SLG: 0.458		1 SAFE 1 SAFE B FF 87 S FC 85 X SL 79 1-1 ② F8		C FC 85 B FC 84 X CU 79 1-1 ③ G5-3			X SL 85 0-0 ① G5-3		C FC 92 B FC 94 C FC 93 B FC 95 B FC 95 S FC 92 3-3 ② K	3 0 1	0 0 0	0 0 0	0 0 0	0 0 1	0 0 0	1 0 0
9 Jean Segura, R (1, 6) OBP: 0.305, SLG: 0.349		C CU 77 B FC 87 1 SAFE X CU 77 1-1 1-2 1B			B FC 85 X FC 85 1-0 52 WP 2 1B 28 G4-3 1B		B FF 93 C SL 85 X SL 86 1-1 2 CS 1B		F FC 93 B SL 82 X FC 93 1-1 ③ F9	4	1	3	0	0	0	0
2 Scooter Gennett, L (1, 4) OBP: 0.276, SLG: 0.387		S CU 79 D CU 80 B FC 88 X CU 78 2-1 ③ G3			B CU 79 B CU 79 S SL 79 L SL 79 X SL 79 2-2 28 G4-3 52 WP 20 WP 1-2 1B		C FF 92 F SI 93 X CH 86 0-2 ② 1-2 1B			3	1	2	0	0	0	2
52 Jimmy Nelson, R (1, 1) OBP: 0.118, SLG: 0.121 13 Will Smith, R (8, 1)			B FC 84 B FC 84 C FC 84 S FC 85 C CU 77 2-3 ① K		C CU 77 M CU 80 B CU 80 T CU 80 1-2 ① K 1-2 2-3		C FF 92 S FF 93 T FF 94 0-2 ③ K			3 0	0 0	0 0	0 0	0 0	3 0	3 0
Inning Stats	R: 0 E: 0 K: 1 S: 7 H: 0 LOB: 0 BB: 0 P: 8	R: 0 E: 0 K: 0 S: 12 H: 2 LOB: 2 BB: 0 P: 19	R: 0 E: 0 K: 2 S: 9 H: 0 LOB: 1 BB: 1 P: 18	R: 0 E: 0 K: 2 S: 11 H: 0 LOB: 0 BB: 0 P: 15	R: 2 E: 0 K: 1 S: 13 H: 2 LOB: 0 BB: 0 P: 17	R: 0 E: 0 K: 0 S: 5 H: 0 LOB: 0 BB: 0 P: 6	R: 0 E: 0 K: 1 S: 9 H: 2 LOB: 1 BB: 0 P: 10	R: 0 E: 0 K: 0 S: 9 H: 1 LOB: 1 BB: 0 P: 16	R: 0 E: 0 K: 2 S: 8 H: 0 LOB: 0 BB: 0 P: 13	1B: 7 2B: 0 3B: 0 HR: 0 SF: 0 SAC: 0 DP: 0 HBP: 0						

PITCHER		IP	WLS	BF	H	R	ER	SO	BB	IBB	HBP	BLK	WP	HR	S	P	ERA	WHIP
46 Mike Bolsinger, R ERA: 3.08	(1, 1)	6.0		23	4	2	2	6	1	0	0	0	2	0	57	83	3.00	0.833
44 Chin-hui Tsao, R ERA:	(7, 1)	1.0	W	4	2	0	0	1	0	0	0	0	0	0	9	10	0.00	2.000
56 J.P. Howell, L ERA: 0.35	(8, 1)	1.0	H	4	1	0	0	0	0	0	0	0	1	0	9	16	0.00	1.000
74 Kenley Jansen, R ERA: 1.74	(9, 1)	1.0	S	3	0	0	0	2	0	0	0	0	0	0	8	13	0.00	0.000

PITCHER	IP	WLS	BF	H	R	ER	SO	BB	IBB	HBP	BLK	WP	HR	S	P	ERA	WHIP

TOP

Milwaukee Brewers @ Los Angeles Dodgers

Dodger Stadium, Los Angeles, CA

Fri Jul 10 2015, 7:11 PM - 9:45 PM PDT

Att. 44,200 - Clear - 73 F

livebaseballscorecards.com

AB	33
R	2
H	7
RBI	1
BB	1
SO	9
LOB	9

WP: 3 PA: 34
PB: 0
SB: 0
CS: 1

Milwaukee Brewers @ Los Angeles Dodgers

Dodger Stadium, Los Angeles, CA

Fri Jul 10 2015, 7:11 PM - 9:45 PM PDT

Att. 44,200 - Clear - 73 F

livebaseballscorecards.com

BOTTOM

Batter	1	2	3	4	5	6	7	8	9	AB	R	H	RBI	BB	SO	LOB
31 Joc Pederson, L (1, 8) OBP: 0.367, SLG: 0.491	C FF 92 B FF 93 F SL 87 S SL 87 1-3 **K** ①		S SL 88 B FF 95 S SL 88 F SL 87 B SI 96 B SL 89 F SL 88 S SL 87 3-3 **K** ③			B FF 93 C SL 87 S SL 88 X SL 87 1-2 10 FC6-4 47 1B 1B	B KC 83 X SI 94 1-0 1-H 2B			4	0	2	1	0	2	0
47 Howie Kendrick, R (1, 4) OBP: 0.345, SLG: 0.420	X SI 93 0-0 **G6-3** ②			B KC 83 C SI 93 F SL 86 B KC 84 C SI 93 2-3 **K** ①		X SI 93 0-0 10 FC6-4 1-2 1B	X SL 87 0-0 **L6** ③			4	0	1	0	0	1	1
10 Justin Turner, R (1, 5) OBP: 0.375, SLG: 0.537	B FF 93 C SI 93 X CH 86 1-1 **G4-3** ③			X KC 83 0-0 **G4-3** ②		C SL 87 F SI 93 B SL 88 F SI 92 X SI 94 1-2 **FC6-4** ② 1-2f 2-3		F FF 92 F SL 83 S SL 84 0-3 **K** ①		4	0	0	0	0	1	2
23 Adrián González, L (1, 3) OBP: 0.360, SLG: 0.519		X SI 93 0-0 **G6-3** ①		B FF 94 X CH 86 1-0 **F8** ③		X FF 93 0-0 **F7** ③		B FF 93 S SL 84 S SL 84 S SL 84 1-3 **K** ②		4	0	0	0	0	1	2
9 Yasmani Grandal, S (1, 2) OBP: 0.398, SLG: 0.519		C SI 93 B CH 85 B SL 88 B SI 93 B SI 93 4-1 66 BB **BB**			B SI 94 C SI 94 H SL 88 2-1 66 FC4-6 **HBP**		C KC 82 C SI 94 F SI 94 X SL 88 0-2 **P4** ①	B FF 93 B FF 93 B FF 93 B FF 92 4-0 **BB**		1	0	0	0	2	0	0
66 Yasiel Puig, R (1, 9) OBP: 0.356, SLG: 0.448		S FF 92 B SI 92 B SL 87 D KC 84 B FF 93 4-1 7 G5-4-3 1-2 **BB**			S SI 92 F SI 93 X SI 93 0-2 **FC4-6** ① 7 E 7 S 1-2f		F KC 82 F SL 88 S SL 87 0-3 **K** ②	C FF 93 S SL 83 F SL 85 B FF 95 S SL 84 1-3 **K** ③		3	0	0	0	1	2	2
7 Alex Guerrero, R (1, 7) OBP: 0.270, SLG: 0.497 33 Scott Van Slyke, R (8, 7) OBP: 0.331, SLG: 0.439	D SI 93 B FF 94 S SI 94 D SI 93 X SI 93 3-1 **G5-4-3** ②③ 1-2f				C SI 92 S SL 88 B SL 88 F SL 87 F SI 94 S SI 94 1-3 **K** ② 1-3		X SI 93 0-0 **E5** 11 1B 16 1B			3 0	1 0	0 0	0 0	0 0	1 0	3 0
11 Jimmy Rollins, S (1, 6) OBP: 0.269, SLG: 0.339			X SI 93 0-0 **G6-3** ①		B SI 94 B SI 94 F SI 94 X SI 95 2-1 **F8** ③		B KC 83 1 SAFE X SI 93 1-0 16 S 16 1B 1-3 1B			3	1	1	0	0	0	1
46 Mike Bolsinger, R (1, 1) OBP: 0.038, SLG: 0.077 5 Alberto Callaspo, S (6, PH) OBP: 0.308, SLG: 0.280 44 Chin-hui Tsao, R (7, 1) 16 Andre Ethier, L (7, PH) OBP: 0.371, SLG: 0.483 56 J.P. Howell, L (8, 1) 74 Kenley Jansen, S (9, 1)			C FF 92 B FF 93 S SI 94 C SI 94 1-3 **K** ②			B SI 93 C SI 93 C SL 86 X SL 87 1-2 **G5-3** ①	C KC 83 B FF 93 B FF 93 C KC 82 X SL 88 2-2 31 2B 1-H 3-H 1B			1 1 0 1 0 0	0 0 0 1 0 0	0 0 0 1 0 0	0 0 0 2 0 0	0 0 0 0 0 0	1 0 0 0 0 0	0 0 0 0 0 0
Inning Stats	R: 0 E: 0 K: 1 S: 6 H: 0 LOB: 0 BB: 0 P: 8	R: 0 E: 0 K: 0 S: 5 H: 0 LOB: 1 BB: 2 P: 16	R: 0 E: 0 K: 2 S: 9 H: 0 LOB: 0 BB: 0 P: 13	R: 0 E: 0 K: 1 S: 5 H: 0 LOB: 0 BB: 0 P: 8	R: 0 E: 0 K: 1 S: 11 H: 0 LOB: 1 BB: 0 P: 16	R: 0 E: 0 K: 0 S: 12 H: 2 LOB: 2 BB: 0 P: 15	R: 3 E: 1 K: 1 S: 14 H: 3 LOB: 1 BB: 0 P: 18	R: 0 E: 0 K: 3 S: 10 H: 0 LOB: 1 BB: 1 P: 16		1B: 4 2B: 1 3B: 0 HR: 0 SF: 0 SAC: 0 DP: 1 HBP: 1				WP: 0 PB: 0 SB: 2 CS: 0 PA: 33		

PITCHER		IP	WLS	BF	H	R	ER	SO	BB	IBB	HBP	BLK	WP	HR	S	P	ERA	WHIP
52 Jimmy Nelson, R ERA: 4.21	(1, 1)	7.0	L	29	5	3	0	6	2	0	1	0	0	0	62	94	0.00	1.000
13 Will Smith, L ERA: 1.62	(8, 1)	1.0		4	0	0	0	3	1	0	0	0	0	0	10	16	0.00	1.000

PITCHER	IP	WLS	BF	H	R	ER	SO	BB	IBB	HBP	BLK	WP	HR	S	P	ERA	WHIP

AB	29
R	3
H	5
RBI	3
BB	3
SO	9
LOB	11

Milwaukee Brewers @ Los Angeles Dodgers

Dodger Stadium, Los Angeles, CA

Sat Jul 11 2015, 7:12 PM - 10:06 PM PDT

Att. 49,081 - Clear - 72 F

livebaseballscorecards.com

TOP

Batter	1	2	3	4	5	6	7	8	9	AB	R	H	RBI	BB	SO	LOB
28 Gerardo Parra, L (1, 7) OBP: 0.344, SLG: 0.496	B FF 91 B FF 90 B FF 92 C FF 89 X FF 89 3-1 20 G4-6-3 1B		L CH 80 X CH 80 0-1 ① P5	L CH 79 F CH 80 B FF 90 B SL 83 X SL 83 2-2 ③ G3-1			C FF 94 X FF 93 0-1 HR	X CU 75 0-0 1-H 2B		5	1	3	2	0	0	2
20 Jonathan Lucroy, R (1, 2) OBP: 0.308, SLG: 0.326	C FF 89 B SL 84 C FF 90 1 SAFE F FF 91 F SL 84 F FF 90 1 SAFE X SL 84 1-2 ① ② G4-6-3 1-2f		B FF 87 F FF 88 D SL 83 X FF 88 2-1 ② F8		C SI 93 X SL 87 0-1 ① G6-3		C FF 93 B FF 95 F FF 94 B SL 84 F FF 95 F FF 95 X SL 83 2-2 27 2B 2B	B CU 76 B CU 74 C FF 89 B FF 89 X FF 89 3-1 ③ F8		5	1	1	0	0	0	3
8 Ryan Braun, R (1, 9) OBP: 0.338, SLG: 0.485	C FF 89 B FF 91 X CU 73 1-1 ③ G2-3		B FF 90 F FF 89 X CU 70 1-1 27 2B 1-3 2B		S SL 85 B SL 88 S FF 93 F SL 88 T FF 95 1-2 ② K		I IN 75 I IN 72 I IN 71 I IN 73 4-0 27 2B IBB		B FF 96 S FF 96 C FF 96 B SL 87 S FF 96 2-3 ① K	4	2	1	0	1	2	0
24 Adam Lind, L (1, 3) OBP: 0.377, SLG: 0.516		B FF 88 X FF 88 1-0 ① P5	B CH 80 B FF 89 B CH 81 I IN 76 4-0 27 2B IBB		B FF 93 X FF 92 1-0 2B		B FF 94 B FF 94 C FF 94 X FF 94 2-1 ② P5		C FF 96 B FF 96 T FF 96 B SL 89 B FF 96 B FF 96 4-2 BB	3	1	1	0	2	0	2
27 Carlos Gómez, R (1, 8) OBP: 0.327, SLG: 0.457		C FF 90 B SL 85 B CU 72 C FF 91 B FF 91 F FF 90 B FF 91 4-2 16 BB BB	B FF 91 F FF 89 B CU 72 X SL 84 2-1 1-H 2-H 3-H 2B		B FF 95 F SL 88 F SL 88 S FF 95 1-3 ③ K		F FF 95 C FF 95 F FF 96 B SI 95 B SL 89 X SI 96 2-2 1-H 2-H 2B		B FF 97 X SL 88 1-0 ② F9	4	0	2	5	1	1	2
16 Aramis Ramirez, R (1, 5) OBP: 0.279, SLG: 0.416		C FF 89 1 SAFE D CU 72 B FF 88 B FF 89 B FF 89 4-1 1-2 BB	B FF 88 B FF 88 C FF 88 F FF 89 S FF 89 2-3 ③ K			F FF 93 B SL 87 X FF 94 1-1 ① 1B	S SL 89 X FF 95 0-1 ③ F8		F FF 94 X FF 95 0-1 ③ L8	4	0	1	0	1	1	3
9 Jean Segura, R (1, 6) OBP: 0.304, SLG: 0.347		F FF 88 F SL 82 X FF 90 0-2 ② F9		B FF 89 B FF 88 X FF 87 2-0 26 SH3 1B		B FF 93 X SL 88 1-0 ② G6-3		B FF 88 C FF 87 F FF 89 F FF 88 X FS 80 1-2 ① L9		4	0	1	0	0	0	2
2 Scooter Gennett, L (1, 4) OBP: 0.275, SLG: 0.384		B FF 91 C FF 89 S CU 73 X SL 84 1-2 ③ G4-3		C CH 79 1 SAFE F SL 83 B FF 90 S SL 83 1-3 ① K		X SL 88 0-0 ③ G3		C CU 76 X CU 78 0-1 28 2B 1B		4	1	1	0	0	1	3
26 Taylor Jungmann, R (1, 1) OBP: 0.231, SLG: 0.167			F FF 88 F FF 91 B CU 72 F FF 91 F FF 91 F SL 83 X FF 90 1-2 8 2B 27 2B 1B	X FF 88 0-0 ② SH3 1-2			F FF 92 C FF 95 X FF 94 0-2 ① G1-3	L FF 88 C CU 74 B FF 88 L CU 75 1-3 ② K		3	1	1	0	0	1	1

	AB	36
	R	7
	H	12
	RBI	7
	BB	5
	SO	6
	LOB	18

| Inning Stats | | |

Batter	1	2	3	4	5	6	7	8	9	AB	R	H	RBI	BB	SO	LOB
31 Joc Pederson, L (1, 8) OBP: 0.366, SLG: 0.486	B FF 94 C FF 93 B FF 93 F FF 93 T FF 92 2-2 ① K			B CU 75 C CU 76 B FF 92 B FF 92 B FF 91 4-1 ③ 10 G6-4-3 47 1B BB		C CU 76 X CH 85 0-1 ③ F8			B FF 92 X FF 91 1-0 ② G4-3	3	0	0	0	1	1	0
47 Howie Kendrick, R (1, 4) OBP: 0.344, SLG: 0.418	F FF 94 F FF 93 X FF 94 0-2 ② G1-3			1 SAFE B FF 91 1 SAFE C FF 91 1 SAFE X FF 92 1-1 ③ 10 G6-4-3 1-2 1B			C CU 74 B CU 76 B FF 91 F FF 89 X FF 90 2-2 ① G4-3		C FF 92 B CU 76 F FF 90 B FF 92 S CU 74 2-3 ③ K	4	0	1	0	0	1	0
10 Justin Turner, R (1, 5) OBP: 0.370, SLG: 0.530	C FF 94 B FF 93 S CH 85 C FF 94 1-3 ③ K			B CU 75 C FF 92 S SI 90 D SI 90 X CU 75 2-2 ① ② G6-4-3 1-2f 2-3			B CH 83 X FF 90 1-0 ② G6-3			3	0	0	0	0	1	2
23 Adrián González, L (1, 3) OBP: 0.357, SLG: 0.514 62 Joel Peralta, R (8, 1) 12 Juan Nicasio, R (9, 1)		B FF 93 C FF 93 S CU 76 B FF 94 F FF 94 S CU 78 2-3 ① K		X FF 93 0-0 ③ G3			B CH 85 B CH 83 X FF 90 2-0 ③ L7			3 0 0	0 0 0	0 0 0	0 0 0	0 0 0	1 0 0	1 0 0
9 Yasmani Grandal, S (1, 2) OBP: 0.401, SLG: 0.526		B FF 94 X FF 92 1-0 66 L8-3 1B			C CU 75 X CH 86 0-1 ① G1-3			X FF 90 0-0 66 G5-3 14 SF8 2B		3	1	2	0	0	0	0
66 Yasiel Puig, R (1, 9) OBP: 0.350, SLG: 0.439		B SI 91 B FF 93 T SI 91 F CU 75 1 SAFE B SI 92 X CU 76 3-2 ② ③ L8-3 1-1			X CU 75 0-0 ② L8			D SI 89 B SI 90 C FF 92 B FF 91 F FF 90 X FF 91 3-2 ① G5-3 2-3		3	0	0	0	0	0	2
16 Andre Ethier, L (1, 7) OBP: 0.372, SLG: 0.481 14 Enrique Hernández, R (8, PH) OBP: 0.299, SLG: 0.465 (9, 7)			B FF 93 B FF 91 B FF 91 B FF 90 4-0 11 G3-6-3 BB		C FF 92 F FF 93 S CU 77 0-3 ③ K			C FF 89 X FF 92 0-1 ② SF8 3-H		1 0	0 0	0 0	0 1	1 0	1 0	0 0
11 Jimmy Rollins, S (1, 6) OBP: 0.266, SLG: 0.335			C FF 90 B FF 91 F FF 92 X CU 76 1-2 ① ② G3-6-3 1-2f			B FF 92 X CH 85 1-0 ① F8		B SI 92 B FF 91 B FF 90 C FF 91 X FF 91 3-1 ③ G4-3		3	0	0	0	0	0	1
37 Brandon Beachy, R (1, 1) 44 Chin-hui Tsao, R (5, 1) 7 Alex Guerrero, R (6, PH) OBP: 0.268, SLG: 0.494 36 Adam Liberatore, L (7, 1) 52 Pedro Báez, R (7, 1) 33 Scott Van Slyke, R (8, 3) OBP: 0.328, SLG: 0.435			C FF 92 F FF 92 S CU 77 0-3 ③ K			F FF 90 S CU 76 B FF 93 X CU 76 1-2 ② G6-3			S FF 91 F FF 92 B CU 76 S FF 92 1-3 ① K	1 0 1 0 0 1	0 0 0 0 0 0	0 0 0 0 0 0	0 0 0 0 0 0	0 0 0 0 0 0	1 0 0 0 0 1	0 0 0 0 0 0
Inning Stats	R: 0 E: 0 K: 2 S: 9 H: 0 LOB: 0 BB: 0 P: 12	R: 0 E: 0 K: 1 S: 8 H: 1 LOB: 0 BB: 0 P: 14	R: 0 E: 0 K: 1 S: 6 H: 0 LOB: 0 BB: 1 P: 11	R: 0 E: 0 K: 0 S: 7 H: 1 LOB: 1 BB: 1 P: 14	R: 0 E: 0 K: 1 S: 6 H: 0 LOB: 0 BB: 0 P: 6	R: 0 E: 0 K: 0 S: 6 H: 0 LOB: 0 BB: 0 P: 8	R: 0 E: 0 K: 0 S: 5 H: 0 LOB: 0 BB: 0 P: 10	R: 1 E: 0 K: 0 S: 8 H: 1 LOB: 0 BB: 0 P: 14	R: 0 E: 0 K: 2 S: 7 H: 0 LOB: 0 BB: 0 P: 11	1B: 2 2B: 2 3B: 0 HR: 0		SF: 1 SAC: 0 DP: 3 HBP: 0		WP: 0 PB: 0 SB: 0 CS: 0		PA: 29

PITCHER	IP	WLS	BF	H	R	ER	SO	BB	IBB	HBP	BLK	WP	HR	S	P	ERA	WHIP
26 Taylor Jungmann, R (1, 1) ERA: 2.15	9.0	W	29	3	1	1	7	2	0	0	0	0	0	62	100	1.00	0.556

PITCHER	IP	WLS	BF	H	R	ER	SO	BB	IBB	HBP	BLK	WP	HR	S	P	ERA	WHIP

BOTTOM

Milwaukee Brewers @ Los Angeles Dodgers

Dodger Stadium, Los Angeles, CA

Sat Jul 11 2015, 7:12 PM - 10:06 PM PDT

Att. 49,081 - Clear - 72 F

livebaseballscorecards.com

AB	26
R	1
H	3
RBI	1
BB	2
SO	7
LOB	6

Batter	1	2	3	4	5	6	7	8	9	AB	R	H	RBI	BB	SO	LOB
18 Khris Davis, R (1, 7) OBP: 0.331, SLG: 0.447 51 Jonathan Broxton, R (8, 1)	B SI 90 X SI 91 1-0 G6-3		X KC 76 0-0 F8	C FF 91 B SI 91 S FF 92 X FF 92 1-2 FC6-4 1-2f			C CH 81 B CH 82 B SI 92 F SL 82 F SL 84 S FF 94 2-3 K			4 0	0 0	0 0	0 0	0 0	1 0	3 0
20 Jonathan Lucroy, R (1, 2) OBP: 0.307, SLG: 0.325	C SI 91 F SI 91 X FF 92 0-2 G3		B SI 91 F CH 84 X CH 84 1-1 L9		C KC 73 F FF 90 X SL 80 0-2 8 G5-4-3 1B			X FF 93 0-0 F9		4	0	1	0	0	0	1
8 Ryan Braun, R (1, 9) OBP: 0.340, SLG: 0.495	B SI 90 F KC 77 B SI 92 X SL 82 2-1 HR		X SI 91 0-0 1-2 1B		X SI 90 0-0 G5-4-3 1-2f			C FF 94 B SI 95 C FF 94 B SI 92 X SI 94 2-2 F7		4	1	2	1	0	0	1
27 Carlos Gómez, R (1, 8) OBP: 0.322, SLG: 0.450	C SI 92 B SI 92 F CH 84 B FF 92 S SL 83 2-3 K		X CH 84 0-0 G3		B FF 91 X KC 76 1-0 F8			B SL 87 B CH 88 F SI 93 C SI 94 S SI 95 2-3 K		4	0	0	0	0	2	2
24 Adam Lind, L (1, 3) OBP: 0.375, SLG: 0.512		C FF 89 B SI 89 C KC 75 B FF 92 X SI 92 2-2 G4-3		C KC 73 S SI 89 B FF 92 B FF 92 X FF 92 2-2 9 1B 16 1B 14 FC4-6 1B		B FF 90 C SL 80 X SI 89 1-1 G3			C FC 92 F FC 93 B FF 95 B FC 93 X FC 94 2-2 F7	4	1	1	0	0	0	0
16 Aramis Ramirez, R (1, 5) OBP: 0.279, SLG: 0.414		C KC 74 B FF 91 X SI 91 1-1 G6-3		X CH 83 0-0 14 FC4-6 9 1B 26 FC1-2 1-2 1B		C FF 90 X FF 91 0-1 P4			C FC 93 B FC 95 S SL 84 S FC 95 1-3 K	4	0	1	0	0	1	0
9 Jean Segura, R (1, 6) OBP: 0.304, SLG: 0.346		B SI 91 B CH 84 C SI 91 S KC 78 S SI 93 2-3 K		X SI 90 0-0 14 FC4-6 1-2 2-3 1B		B KC 75 S CH 83 C KC 76 B FF 93 B SI 93 X SL 83 3-2 G1-3			B FC 93 B FC 91 S FC 93 F FC 91 B FC 95 S FC 94 3-3 K	4	0	1	0	0	2	0
14 Hernán Pérez, R (1, 4) OBP: 0.269, SLG: 0.356			X SI 88 0-0 HR	C FF 90 X KC 76 0-1 FC4-6 26 FC1-2 1-2f 2-3 3-H			B KC 72 C CH 82 X FF 91 1-1 F8			3	1	1	2	0	0	2
26 Kyle Lohse, R (1, 1) OBP: 0.219, SLG: 0.219 54 Michael Blazek, R (6, 1) OBP: 0.333, SLG: 0.667 48 Neal Cotts, L (6, 1) 5 Héctor Gómez, R (7, PH) OBP: 0.233, SLG: 0.357 21 Jeremy Jeffress, R (7, 1) 13 Will Smith, R (8, 1) 28 Gerardo Parra, L (8, 7) OBP: 0.344, SLG: 0.496			S SI 90 B SI 90 B KC 76 X SI 90 2-1 8 1B	L FF 90 X SI 90 0-1 FC1-2 18 FC6-4 1-2 3-H			B KC 74 C KC 74 X SL 81 1-1 G6-3			2 0 0 1 0 0 0 0	0 0 0 0 0 0 0 0	1 0 0 0 0 0 0 0	0 0 0 0 0 0 0 0	0 0 0 0 0 0 0 0	0 0 0 0 0 0 0 0	2 0 0 0 0 0 0 0
Inning Stats	R: 1 E: 0 K: 1 S: 9 H: 1 LOB: 0 BB: 0 P: 14	R: 0 E: 0 K: 1 S: 8 H: 0 LOB: 0 BB: 0 P: 13	R: 1 E: 0 K: 0 S: 8 H: 3 LOB: 2 BB: 0 P: 11	R: 1 E: 0 K: 0 S: 12 H: 3 LOB: 2 BB: 0 P: 15	R: 0 E: 0 K: 0 S: 5 H: 1 LOB: 0 BB: 0 P: 6	R: 0 E: 0 K: 0 S: 7 H: 0 LOB: 0 BB: 0 P: 11	R: 0 E: 0 K: 1 S: 8 H: 0 LOB: 0 BB: 0 P: 12	R: 0 E: 0 K: 1 S: 7 H: 0 LOB: 0 BB: 0 P: 11	R: 0 E: 0 K: 2 S: 10 H: 0 LOB: 0 BB: 0 P: 16	1B: 6 2B: 0 3B: 0 HR: 2	SF: 0 SAC: 0 DP: 1 HBP: 0			WP: 0 PB: 0 SB: 0 CS: 0	PA: 34	

TOP

Milwaukee Brewers @ Los Angeles Dodgers

Dodger Stadium, Los Angeles, CA

Sun Jul 12 2015, 1:11 PM - 3:52 PM PDT

Att. 43,229 - Sunny - 80 F

livebaseballscorecards.com

AB	34
R	3
H	8
RBI	3
BB	0
SO	6
LOB	11

PITCHER		IP	WLS	BF	H	R	ER	SO	BB	IBB	HBP	BLK	WP	HR	S	P	ERA	WHIP
35 Brett Anderson, L ERA: 3.17	(1, 1)	7.0		28	8	3	3	3	0	0	0	0	0	2	57	82	3.86	1.143
52 Pedro Báez, R ERA: 2.82	(8, 1)	1.0	W	3	0	0	0	1	0	0	0	0	0	0	7	11	0.00	0.000
74 Kenley Jansen, R ERA: 1.66	(9, 1)	1.0	S	3	0	0	0	2	0	0	0	0	0	0	10	16	0.00	0.000

PITCHER	IP	WLS	BF	H	R	ER	SO	BB	IBB	HBP	BLK	WP	HR	S	P	ERA	WHIP

Batter	1	2	3	4	5	6	7	8	9	AB	R	H	RBI	BB	SO	LOB
11 Jimmy Rollins, S (1, 6) OBP: 0.266, SLG: 0.338	C SI 89 B SI 88 X CH 79 1-1 23 G4-3 10 1B 2B		C SI 90 C SI 90 B SI 92 F SI 90 C SL 86 1-3 ② K		X SI 89 0-0 ③ F9		C FF 98 F SI 96 B FF 97 X SI 97 1-2 ③ L8			4	1	1	0	0	1	2
47 Howie Kendrick, R (1, 4) OBP: 0.343, SLG: 0.416	B SL 86 C SI 89 F SI 89 B SL 87 X CH 79 2-2 ① G5-3		X CU 74 0-0 ③ G2-3			B CU 77 C CU 76 B FF 93 B FF 93 C FF 93 S CU 78 3-3 ① K		S KC 81 B KC 80 B FF 96 F SI 96 X SI 96 2-2 E8 23 HR 1B		4	1	1	0	0	1	1
23 Adrián González, L (1, 3) OBP: 0.355, SLG: 0.520	B SL 87 F SI 90 F SI 91 X CH 77 1-2 ② G4-3 2-3			T CU 74 F CH 79 F SI 90 F SL 84 F SI 89 B CH 79 F CH 80 X SI 90 1-2 ① L7		C CU 77 S FF 94 B CU 79 F SI 94 F FF 94 B CU 79 X SI 94 2-2 ② L8		C SL 81 S SL 82 F SL 82 X SL 83 0-2 2-H HR		4	1	1	2	0	0	1
10 Justin Turner, R (1, 5) OBP: 0.377, SLG: 0.538	C CH 80 B SI 90 F CH 80 X SI 90 1-2 3-H 1B			F CU 74 F CH 79 F SI 90 B CH 80 X SI 89 1-2 2B		S CU 79 B SI 93 B CU 78 X SI 92 2-1 1B		B SL 80 F FF 94 F FF 93 F SL 83 F SL 83 B FF 94 F FF 94 F SL 83 3-2 ① X SL 84 L8		4	0	3	1	0	0	0
31 Joc Pederson, L (1, 8) OBP: 0.364, SLG: 0.487	B SI 89 B CH 78 S CH 79 S CH 78 D CH 79 X CH 79 3-2 ③ P3			B CH 78 B CH 78 C CH 78 S SI 89 S CH 78 2-3 ② K		B SL 86 B SL 89 F SL 90 B FF 89 F FF 91 S SL 86 3-3 ③ K		B FF 94 B SL 83 C FF 93 S FF 94 F FF 94 F SL 84 F SL 83 F FF 94 B SL 84 3-2 X FF 94 2B		4	0	1	0	0	2	3
66 Yasiel Puig, R (1, 9) OBP: 0.343, SLG: 0.429		B SL 84 B CH 80 C CH 80 B SI 90 S SI 90 F SI 90 X CH 79 3-2 ① G1-3		B CU 76 F SI 90 S SL 83 T SI 89 1-2 ③ K			S SI 97 B SI 97 F SI 97 S KC 83 1-3 ① K	T SL 90 F SI 96 B FF 96 F SL 88 X SI 92 1-2 ② G5-3		4	0	0	0	0	2	2
17 A.J. Ellis, R (1, 2) OBP: 0.330, SLG: 0.337		C SI 90 F SL 87 B SL 85 X CH 81 1-2 ② G3-1			C SL 84 B CU 74 B SL 84 X SI 87 2-1 HR		C SI 97 B KC 83 B SI 96 F SI 97 F SI 97 F SI 97 B KC 84 X SI 97 3-2 ② F9	C FF 96 B SL 89 S SL 88 S SL 89 1-3 ③ K		4	1	1	1	0	1	1
14 Enrique Hernández, R (1, 7) OBP: 0.300, SLG: 0.461		C SI 89 F SI 89 B SL 84 X SL 84 1-2 ③ F9			B SL 84 C SL 84 S CH 79 S CH 79 1-3 ① K		X SI 96 0-0 5 BB 1B			3	0	1	0	0	1	0
35 Brett Anderson, L (1, 1) OBP: 0.219, SLG: 0.111 5 Alberto Callaspo, S (7, PH) OBP: 0.312, SLG: 0.280 52 Pedro Báez, R (8, 1) 74 Kenley Jansen, S (9, 1)			S SI 88 S CH 78 B CH 78 S SI 89 1-3 ① K		C SI 89 T CH 78 S CH 79 0-3 ② K		B SI 96 B SI 96 B FF 96 B FF 96 4-0 1-2 BB			2 0 0 0	0 0 0 0	0 0 0 0	0 1 0 0	0 0 0 0	2 0 0 0	0 0 0 0
Inning Stats	R: 1 E: 0 K: 0 S: 14 H: 2 LOB: 1 BB: 0 P: 22	R: 0 E: 0 K: 0 S: 10 H: 0 LOB: 0 BB: 0 P: 15	R: 0 E: 0 K: 2 S: 8 H: 0 LOB: 0 BB: 0 P: 10	R: 0 E: 0 K: 2 S: 17 H: 1 LOB: 1 BB: 0 P: 22	R: 1 E: 0 K: 2 S: 9 H: 1 LOB: 0 BB: 0 P: 12	R: 0 E: 0 K: 2 S: 13 H: 1 LOB: 1 BB: 0 P: 23	R: 0 E: 0 K: 1 S: 12 H: 1 LOB: 2 BB: 1 P: 21	R: 2 E: 1 K: 1 S: 28 H: 3 LOB: 1 BB: 0 P: 38		1B: 4 2B: 3 3B: 0 HR: 2	SF: 0 SAC: 0 DP: 0 HBP: 0		WP: 0 PB: 0 SB: 0 CS: 0	PA: 34	

PITCHER		IP	WLS	BF	H	R	ER	SO	BB	IBB	HBP	BLK	WP	HR	S	P	ERA	WHIP
26 Kyle Lohse, R ERA: 6.17	(1, 1)	5.0		19	4	2	2	6	0	0	0	0	0	1	58	81	3.60	0.800
54 Michael Blazek, R ERA: 1.58	(6, 1)	0.2	H	3	1	0	0	1	0	0	0	0	0	0	10	17	0.00	1.500
48 Neal Cotts, L ERA: 3.5	(6, 1)	0.1	H	1	0	0	0	1	0	0	0	0	0	0	3	6	0.00	0.000
21 Jeremy Jeffress, R ERA: 2.95	(7, 1)	1.0	H	6	2	1	1	1	1	0	0	0	0	0	15	26	9.00	3.000
13 Will Smith, L ERA: 1.87	(8, 1)	0.1	L	3	2	1	1	0	0	0	0	0	0	1	18	24	27.00	6.000

PITCHER		IP	WLS	BF	H	R	ER	SO	BB	IBB	HBP	BLK	WP	HR	S	P	ERA	WHIP
51 Jonathan Broxton, R ERA: 6.61	(8, 1)	0.2		2	0	0	0	1	0	0	0	0	0	0	7	9	0.00	0.000

BOTTOM

Milwaukee Brewers @ Los Angeles Dodgers

Dodger Stadium, Los Angeles, CA

Sun Jul 12 2015, 1:11 PM - 3:52 PM PDT

Att. 43,229 - Sunny - 80 F

livebaseballscorecards.com

AB	33
R	4
H	9
RBI	4
BB	1
SO	10
LOB	10

Batter	1	2	3	4	5	6	7	8	9	AB	R	H	RBI	BB	SO	LOB
31 Joc Pederson, L (1, 8) OBP: 0.362, SLG: 0.482	B FF 92 B FF 93 C FF 93 S FF 94 F FF 95 F CU 82 B FF 94 X FF 95 3-2 47 G1-3 1B		C CU 78 S FF 93 B FF 93 B FF 93 S SL 89 2-3 ② K		T SI 93 C SI 94 S CU 78 0-3 ② K2-3		B SL 86 X SI 94 1-0 E6		C SL 83 S SL 83 B FF 95 B SL 83 F CH 88 S SL 84 2-3 ③ K	5	0	1	0	0	3	2
47 Howie Kendrick, R (1, 4) OBP: 0.339, SLG: 0.411	F FF 93 F SL 88 1 SAFE X FF 94 0-2 ① G1-3 1-2		C FF 94 C FF 94 X SL 88 0-2 ③ L3		X SI 94 0-0 ③ L9		C SL 85 S SL 86 D SL 86 S SL 86 1-3 ③ K			4	0	0	0	0	1	2
10 Justin Turner, R (1, 5) OBP: 0.375, SLG: 0.531	C FF 94 X SL 88 0-1 ② L8			B FF 93 C FF 92 F FF 93 F FF 93 H FF 93 2-2 23 HR HBP		C SI 92 B SI 90 F SI 92 B SI 90 F CU 76 S FF 94 2-3 ① K		C FC 87 B FF 89 F CU 75 C FC 87 1-3 ① K		3	1	0	0	0	2	1
23 Adrián González, L (1, 3) OBP: 0.360, SLG: 0.540	C FF 95 F FF 94 B FF 94 F CU 81 B SI 94 D CU 80 B SL 86 4-2 BB			B CU 78 F FF 93 X FF 92 1-1 1-H HR		B SI 92 B SI 92 C CH 82 B FF 92 F SI 92 X CH 83 3-2 HR		B FF 89 F FC 88 B CH 80 F FC 88 X CU 73 2-2 ② G3-1		3	2	2	3	1	0	0
9 Yasmani Grandal, S (1, 2) OBP: 0.395, SLG: 0.516	C SL 86 C FF 93 B FF 93 S CU 80 1-3 ③ K			F FF 94 C CU 81 F SL 87 B CU 80 B FF 94 X CU 80 2-2 ① G4-3		X SI 92 0-0 ② L1		C FF 89 S CH 83 S FF 88 0-3 ③ K		4	0	0	0	0	2	2
66 Yasiel Puig, R (1, 9) OBP: 0.351, SLG: 0.433		X FF 93 0-0 ① L9		C SL 85 B FF 93 S SL 88 B CU 78 X SL 86 2-2 1B		S SL 86 X SI 92 0-1 1B			F SL 81 B SL 83 B SI 94 B FF 94 B FF 95 4-1 16 1B BB	3	0	2	0	1	0	0
16 Andre Ethier, L (1, 7) OBP: 0.370, SLG: 0.477		B FF 92 F FF 93 X CU 79 1-1 ② L1		1 SAFE X FF 92 0-0 ② L8		B SI 91 X CH 80 1-0 ③ L4			X SI 94 0-0 1-2 1B	4	0	1	0	0	0	2
11 Jimmy Rollins, S (1, 6) OBP: 0.263, SLG: 0.333		B FF 93 X FF 94 1-0 ③ P5		B FF 92 X FF 92 1-0 ③ L8			B FF 94 F SI 94 X SI 94 1-1 ① P5		C SL 83 X FF 94 0-1 ① L8	4	0	0	0	0	0	3
46 Mike Bolsinger, R (1, 1) OBP: 0.037, SLG: 0.074 14 Enrique Hernández, R (5, PH) OBP: 0.297, SLG: 0.456 44 Chin-hui Tsao, R (5, 1) 7 Alex Guerrero, R (7, PH) OBP: 0.267, SLG: 0.490 62 Joel Peralta, R (7, 1) 56 J.P. Howell, L (7, 1) 52 Pedro Báez, R (7, 1) 5 Alberto Callaspo, S (9, PH) OBP: 0.310, SLG: 0.278			C FF 91 S FF 92 C FF 94 0-3 ① K		F SI 93 S SL 86 S SL 86 0-3 ① K		X SI 94 0-0 ② F9		F SI 94 X SL 83 0-1 ② F7	1 1 0 1 0 0 0 0 1	0 0 0 0 0 0 0 0 0	0 0 0 0 0 0 0 0 0	0 0 0 0 0 0 0 0 0	1 1 0 0 0 0 0 0 0	0 0 0 0 0 0 0 0 0	0 0 0 0 0 0 0 0 2
Inning Stats	R: 0 E: 0 K: 1 S: 16 H: 1 LOB: 2 BB: 1 P: 24	R: 0 E: 0 K: 0 S: 4 H: 0 LOB: 0 BB: 0 P: 6	R: 0 E: 0 K: 2 S: 9 H: 0 LOB: 0 BB: 0 P: 11	R: 2 E: 0 K: 0 S: 14 H: 2 LOB: 1 BB: 0 P: 22	R: 0 E: 0 K: 2 S: 7 H: 0 LOB: 0 BB: 0 P: 7	R: 1 E: 0 K: 1 S: 12 H: 2 LOB: 1 BB: 0 P: 18	R: 0 E: 1 K: 1 S: 7 H: 0 LOB: 1 BB: 0 P: 10	R: 0 E: 0 K: 2 S: 9 H: 0 LOB: 0 BB: 0 P: 12	R: 0 E: 0 K: 1 S: 10 H: 1 LOB: 2 BB: 1 P: 16	1B: 4 2B: 0 3B: 0 HR: 2 SF: 0 SAC: 0 DP: 0 HBP: 1						

PITCHER		IP	WLS	BF	H	R	ER	SO	BB	IBB	HBP	BLK	WP	HR	S	P	ERA	WHIP
27 Jordan Zimmermann, R ERA: 3.27	(1, 1)	4.0		17	3	2	2	3	1	0	1	0	0	1	43	63	4.50	1.000
57 Tanner Roark, R ERA: 4.43	(5, 1)	2.0		8	2	1	1	3	0	0	0	0	0	1	19	25	4.50	1.000
30 Aaron Barrett, R ERA: 4.63	(7, 1)	1.0		4	0	0	0	1	0	0	0	0	0	0	7	10	0.00	0.000
44 Casey Janssen, R ERA: 3.63	(8, 1)	1.0	W	3	0	0	0	2	0	0	0	0	0	0	9	12	0.00	0.000
22 Drew Storen, R ERA: 1.83	(9, 1)	1.0	S	5	1	0	0	1	1	0	0	0	0	0	10	16	0.00	2.000

PITCHER	IP	WLS	BF	H	R	ER	SO	BB	IBB	HBP	BLK	WP	HR	S	P	ERA	WHIP

TOP

Los Angeles Dodgers @ Washington Nationals
Nationals Park, Washington, DC
Fri Jul 17 2015, 7:08 PM - 3:25 PM EDT
Att. 40,709 - Cloudy - 83 F

livebaseballscorecards.com

AB	34
R	3
H	6
RBI	3
BB	2
SO	10
LOB	14

WP	0
PB	0
SB	0
CS	0
PA	37

Batter	1	2	3	4	5	6	7	8	9	AB	R	H	RBI	BB	SO	LOB
5 Yunel Escobar, R (1, 5) OBP: 0.372, SLG: 0.427	S FC 88 B FC 88 B FC 88 S SL 80 F SL 81 B CU 80 X SL 79 3-2 ① F8		F FC 88 B FC 87 F FC 87 B SL 81 X SL 79 2-2 8 1B 34 FC4-6 2B		C SI 92 X SL 87 0-1 2-H HR		X FF 89 0-0 25 BB 2B	F SI 95 B SL 88 X FF 96 1-1 ③ F9		5	2	3	2	0	0	0
8 Danny Espinosa, S (1, 4) OBP: 0.330, SLG: 0.432	X FC 88 0-0 E1		B FC 88 X FF 87 1-0 34 FC4-6 2-3 1B		F SL 86 F SL 87 X FF 93 0-2 ① P6		B CU 78 B FS 81 B FF 88 C FF 87 C FF 89 F FS 80 F FF 88 X FF 89 3-2 ② F7			4	0	1	0	0	0	1
34 Bryce Harper, L (1, 9) OBP: 0.467, SLG: 0.701	I IN 75 I IN 74 I IN 72 I IN 73 4-0 IBB		B CU 80 B CU 81 F SL 82 F CU 82 F SL 80 X SL 80 2-2 ② FC4-6 25 BB 1-2f 3-H		B SL 87 B SL 88 C SL 88 S SL 89 B FF 95 B FF 94 4-2 BB		I IN 76 I IN 76 I IN 78 I IN 77 4-0 25 BB IBB			1	0	0	1	3	0	1
25 Clint Robinson, L (1, 7) OBP: 0.349, SLG: 0.417 22 Drew Storen, S (9, 1)	C CU 79 C CU 79 B FC 88 D SL 81 S CU 80 2-3 ② K		B CU 81 F SL 80 B CU 80 D FC 88 B CU 78 4-1 1-2 BB		C FF 94 B FF 94 S CH 85 1 SAFE C SL 87 1-3 ② K		B SI 87 B SI 87 B KC 79 C SI 86 C SI 87 B KC 81 4-2 1-2 2-3 BB			2 0	0 0	0 0	0 0	2 0	2 0	3 0
40 Wilson Ramos, R (1, 2) OBP: 0.280, SLG: 0.384	F CU 80 F CU 80 S SL 80 0-3 ③ K		B FF 88 X CU 80 1-0 ③ G6-3		T SL 87 X SL 88 0-1 ③ G6-3		C SL 88 T SL 88 B FF 96 S FF 97 1-3 ③ K			4	0	0	0	0	2	8
20 Ian Desmond, R (1, 6) OBP: 0.252, SLG: 0.330		F FC 87 X CU 79 0-1 ① G6-3		F FC 86 B SL 78 C CU 77 X SL 79 1-2 ① P3		C FF 93 S SL 86 F SL 89 B FF 94 X SL 88 1-2 ① L9		C FF 96 B SL 88 F FF 97 B FF 96 X FF 96 2-2 ① P4		4	0	0	0	0	0	0
12 Tyler Moore, R (1, 3) OBP: 0.268, SLG: 0.388		B FC 87 C FC 88 S SL 80 B SL 82 X CU 80 2-2 ② G6-3		X FC 87 0-0 ② P3		X FF 93 0-0 ② P5		B SL 89 F FF 95 F FF 96 F FF 95 B SL 90 X FF 97 2-2 3 FC5-4 1B		4	0	1	0	0	0	0
3 Michael Taylor, R (1, 8) OBP: 0.291, SLG: 0.369		C FC 87 X SL 80 0-1 ③ P6		B FC 87 C FF 86 X SL 78 1-1 ③ F7		F SL 86 C SL 86 S FF 95 0-3 ③ K		B FF 97 C FF 97 S FF 96 F FF 98 F SL 89 B FF 95 X SL 88 2-2 ② FC5-4 21 HR 1-2f		4	1	0	0	0	1	1
27 Jordan Zimmermann, R (1, 1) OBP: 0.121, SLG: 0.152 57 Tanner Roark, R (5, 1) OBP: 0.225, SLG: 0.353 30 Aaron Barrett, R (7, 1) 26 Dan Uggla, R (7, PH) OBP: 0.312, SLG: 0.326 44 Casey Janssen, R (8, 1) 21 Matthew den Dekker, L (8, PH) OBP: 0.269, SLG: 0.560 (9, 7)			B FF 87 B FC 87 C FC 86 F FC 87 B CU 77 F CU 77 F FF 88 F FC 87 X FC 89 3-2 ① L9		B SI 91 X SI 91 1-0 5 HR 2B		X FF 90 0-0 ① G5-3	X FF 96 0-0 1-H HR		1 1 0 1 0 1	0 1 0 0 0 1	0 1 0 0 0 1	0 1 0 0 0 2	0 0 0 0 0 0	0 0 0 0 0 0	0 0 0 0 0 0
Inning Stats	R: 0 H: 0 E: 1 LOB: 2 K: 2 BB: 1 S: 11 P: 20	R: 0 H: 0 E: 0 LOB: 0 K: 0 BB: 0 S: 7 P: 9	R: 1 H: 2 E: 0 LOB: 2 K: 0 BB: 1 S: 16 P: 29	R: 0 H: 0 E: 0 LOB: 0 K: 0 BB: 0 S: 6 P: 8	R: 2 H: 2 E: 0 LOB: 1 K: 1 BB: 1 S: 13 P: 19	R: 0 H: 0 E: 0 LOB: 0 K: 1 BB: 0 S: 8 P: 9	R: 0 H: 1 E: 0 LOB: 3 K: 1 BB: 2 S: 12 P: 24	R: 2 H: 2 E: 0 LOB: 0 K: 0 BB: 0 S: 15 P: 22		1B: 2 SF: 0 2B: 3 SAC: 0 3B: 0 DP: 0 HR: 2 HBP: 0						

PITCHER		IP	WLS	BF	H	R	ER	SO	BB	IBB	HBP	BLK	WP	HR	S	P	ERA	WHIP
46 Mike Bolsinger, R ERA: 3.04	(1, 1)	4.0		17	2	1	1	2	1	1	0	0	0	0	40	66	2.25	0.750
44 Chin-hui Tsao, R ERA: 3.6	(5, 1)	2.0		9	2	2	2	2	1	0	0	0	0	1	21	28	9.00	1.500
62 Joel Peralta, R ERA: 2.84	(7, 1)	0.2		4	1	0	0	0	0	1	0	0	0	0	7	14	0.00	1.500
56 J.P. Howell, L ERA: 0.35	(7, 1)	0.0		1	0	0	0	0	1	0	0	0	0	0	2	6	∞	∞
52 Pedro Báez, R ERA: 3.42	(7, 1)	1.1	L	6	2	2	2	1	0	0	0	0	0	1	18	26	13.50	1.500

PITCHER	IP	WLS	BF	H	R	ER	SO	BB	IBB	HBP	BLK	WP	HR	S	P	ERA	WHIP

BOTTOM

Los Angeles Dodgers @ Washington Nationals
Nationals Park, Washington, DC

Fri Jul 17 2015, 7:08 PM - 3:25 PM EDT
Att. 40,709 - Cloudy - 83 F

livebaseballscorecards.com

AB	32
R	5
H	7
RBI	5
BB	5
SO	5
LOB	14

WP: 0 PA: 37
PB: 0
SB: 0
CS: 0

Batter	1	2	3	4	5	6	7	8	9	AB	R	H	RBI	BB	SO	LOB
31 Joc Pederson, L (1, 8) OBP: 0.365, SLG: 0.481	B SI 86 B SI 87 B SI 87 B SI 86 4-0 23 CS BB		B CU 72 B SI 87 C SI 87 C CH 80 B SI 88 X CU 70 3-2 ② F9		C SI 84 B SI 84 B CH 78 F SI 85 H SI 84 3-2 47 1B 10 1B HBP	B SI 92 X SI 90 1-0 47 FC5-4 1B		S SL 83 X FF 92 0-1 ② F7		3	1	1	0	1	0	1
47 Howie Kendrick, R (1, 4) OBP: 0.340, SLG: 0.411	B SI 86 C SI 87 X SI 86 1-1 ① L9		F SI 88 F SI 89 B FF 87 B SI 88 X SI 88 2-2 10 1B 1B		F SI 85 1 SAFE X SI 85 0-1 10 E 16 SF9 10 1B 1-2 1B	X SL 84 0-0 ③ FC5-4 1-2f		C SI 94 S SL 84 C FF 92 0-3 ③ K		5	1	2	0	0	1	3
10 Justin Turner, R (1, 5) OBP: 0.379, SLG: 0.533	1 SAFE 1 SAFE X SI 87 0-0 ② F7		C SI 86 X FC 81 0-1 1-2 1B		C SI 86 F SI 85 B SI 85 X CH 78 1-2 E7 66 1B 1-3 2-H 1B		C S SI 92 S 0-3 ① K		C SI 94 S SI 95 F SI 94 B CH 87 B SI 94 F SI 95 F SI 94 B SI 95 X CH 86 3-2 16 FC4-6 23 1B 1B	5	1	3	1	0	1	1
23 Adrián González, L (1, 3) OBP: 0.366, SLG: 0.545	C SI 87 C FF 88 0-2 ③ CS 1-2	B SI 86 X CH 80 1-0 16 1B 66 1B 1B	B FF 86 S SI 87 2 SAFE B SI 86 D CU 71 S SI 88 X SI 88 3-2 ③ F9		I IN 71 I IN 73 I IN 74 I IN 76 4-0 66 1B IBB		B X SI 88 1-0 2B		F SI 93 B KC 84 S SI 94 B SI 93 X SI 92 2-2 16 FC4-6 1-2 1B	4	1	3	0	1	0	2
16 Andre Ethier, L (1, 7) OBP: 0.367, SLG: 0.473		C SI 86 F SI 86 X SI 87 0-2 17 G5-4-3 66 1B 1-3 1B	C SI 83 B SI 86 S CH 77 F SI 87 F SI 87 X SI 85 1-2 ① F8	B FF 86 X SI 86 1-0 ② SF9 3-H	F CH 82 X SI 90 0-1 ② L7		F SI 94 X SI 92 0-1 ① FC4-6 1-2f 2-3	4	0	1	1	0	0	3
66 Yasiel Puig, R (1, 9) OBP: 0.358, SLG: 0.435		F SI 88 F SI 87 B SI 88 B SI 88 X FF 87 2-2 17 G5-4-3 1-2 3-H 1B	F SI 87 S SI 88 X SI 88 0-2 ② G6-3	F SI 86 X SI 87 0-1 17 FC6-4 1-2 2-H 1B	B SI 92 B SL 84 C FF 92 F SI 92 B FF 94 B SL 85 4-2 BB		B SI 93 B CH 85 D SI 94 C SI 93 S SI 93 S SI 94 3-3 ② K	4	0	2	2	1	1	2
17 A.J. Ellis, R (1, 2) OBP: 0.324, SLG: 0.330		B SI 87 B SI 88 C SI 88 C SI 88 X CU 72 2-2 ① ② G5-4-3 1-2f 2-3	B FC 78 X SI 86 1-0 1B	C SI 87 X CU 71 0-1 ③ FC6-4 1-2f	S SL 82 F SL 86 C FF 92 0-3 ③ K		B SI 94 S CH 86 C SI 94 D CH 87 S SI 94 2-3 ③ K	5	0	1	0	0	2	8
11 Jimmy Rollins, S (1, 6) OBP: 0.263, SLG: 0.330		C FF 88 F CH 79 B FF 88 F CU 72 C SI 87 1-3 ③ K	C SI 85 F SI 85 F FC 80 X SI 86 0-2 ③ F9		F FF 92 F CH 82 X CH 85 0-2 ① F8			B SI 89 B SI 88 B SI 90 B SI 89 4-0 22 FC2-6 BB		3	0	0	0	1	1	2
22 Clayton Kershaw, L (1, 1) OBP: 0.170, SLG: 0.178 74 Kenley Jansen, S (9, 1)			B SI 84 X SI 86 1-0 ① G5-3		C SI 82 B SI 84 B CH 78 X SI 85 2-1 ① G3-1	C SI 93 B SI 92 B CH 82 X SI 90 2-1 ② G4-3		X SI 89 0-0 ① FC2-6 1-2f		4 0	0 0	0 0	0 0	0 0	0 0	1 0

Inning Stats	1	2	3	4	5	6	7	8	9
	R: 0 E: 0 K: 0 S: 5	R: 1 E: 0 K: 1 S: 14	R: 0 E: 0 K: 0 S: 12	R: 0 E: 0 K: 0 S: 13	R: 3 E: 1 K: 0 S: 14	R: 0 E: 0 K: 0 S: 7	R: 0 E: 0 K: 2 S: 11	R: 0 E: 0 K: 1 S: 6	R: 0 E: 0 K: 2 S: 17
	H: 0 LOB: 0 BB: 1 P: 10	H: 3 LOB: 1 BB: 0 P: 20	H: 2 LOB: 2 BB: 0 P: 21	H: 1 LOB: 1 BB: 0 P: 15	H: 3 LOB: 2 BB: 1 P: 25	H: 1 LOB: 1 BB: 0 P: 10	H: 1 LOB: 2 BB: 1 P: 16	H: 0 LOB: 1 BB: 1 P: 10	H: 2 LOB: 2 BB: 0 P: 27

1B: 12 SF: 1
2B: 1 SAC: 0
3B: 0 DP: 1
HR: 0 HBP: 1

WP: 0 PA: 44
PB: 0
SB: 0
CS: 1

PITCHER		IP	WLS	BF	H	R	ER	SO	BB	IBB	HBP	BLK	WP	HR	S	P	ERA	WHIP
58 Doug Fister, R ERA: 4.3	(1, 1)	5.0	L	25	9	4	4	1	1	1	1	0	0	0	58	91	7.20	2.000
38 Taylor Jordan, R ERA: 5.29	(6, 1)	3.0		13	2	0	0	3	2	0	0	0	0	0	24	36	0.00	1.333
36 Sammy Solís, L ERA: 4.09	(9, 1)	1.0		5	2	0	0	2	0	0	0	0	0	0	17	27	0.00	2.000

PITCHER	IP	WLS	BF	H	R	ER	SO	BB	IBB	HBP	BLK	WP	HR	S	P	ERA	WHIP

TOP

Los Angeles Dodgers @ Washington Nationals
Nationals Park, Washington, DC
Sat Jul 18 2015, 4:06 PM - 6:48 PM EDT
Att. 41,426 - Sunny - 85 F

livebaseballscorecards.com

AB	37
R	4
H	13
RBI	4
BB	4
SO	6
LOB	23

Batter	1	2	3	4	5	6	7	8	9	AB	R	H	RBI	BB	SO	LOB
3 Michael Taylor, R (1, 8) OBP: 0.287, SLG: 0.363	F FF 93 B SL 88 X SL 88 1-1 ① B2-3		S SL 88 S FF 94 1 SAFE S SL 88 0-3 ② K			S FF 94 B FF 94 B CU 73 F FF 95 S SL 90 2-3 ② K			S FC 91 C FC 92 S FC 92 0-3 ① K	4	0	0	0	0	3	1
8 Danny Espinosa, S (1, 4) OBP: 0.330, SLG: 0.431 16 Emmanuel Burriss, S (9, 4) OBP: 0.500, SLG: 0.500	S FF 93 S FF 94 S FF 94 0-3 ② K		B FF 95 S FF 94 1 SAFE C CU 73 C CU 74 1-3 ③ K			S FF 96 S FF 94 B FF 94 X 1-2 E5 1B			C FC 90 F FC 91 F FC 93 B FF 93 X SL 82 1-2 34 DI 34 HR 1B	3 1	0 1	1 1	0 0	0 0	2 0	1 0
34 Bryce Harper, L (1, 9) OBP: 0.464, SLG: 0.706	S FF 94 C CU 74 F FF 96 B FF 95 S CU 75 1-3 ③ K			F SL 89 B SL 89 B CU 73 S FF 94 S CU 74 2-3 ① K		B C C S 1-3 ③ K			C FC 94 B FC 93 X FC 93 1-1 1-H HR	4	1	1	2	0	3	1
5 Yunel Escobar, R (1, 5) OBP: 0.368, SLG: 0.421		F FF 92 F CU 72 S CU 74 0-3 ① K		F SL 88 F SL 88 B FF 95 X FF 94 1-2 ② L9			F FF 91 S SL 87 F SL 89 B CU 74 B SL 88 S SL 88 2-3 ① K		F FC 92 F FC 94 F FC 95 S FC 93 0-3 ② K	4	0	0	0	0	3	0
25 Clint Robinson, L (1, 7) OBP: 0.347, SLG: 0.413 (6, 3)		B FF 93 F FF 93 X FF 93 1-1 59 FC5-4 1B		C FF 95 S CU 74 B CU 75 B FF 96 S SL 89 2-3 ③ K			C SL 87 F CU 73 B FF 95 S FF 95 1-3 ② K		C FC 92 S FC 93 S FC 94 0-3 ③ K	4	0	1	0	0	3	0
20 Ian Desmond, R (1, 6) OBP: 0.250, SLG: 0.327		F FF 93 S SL 89 1 SAFE S SL 88 0-3 ② K			B FF 93 S SL 85 S SL 88 B CU 75 S SL 89 2-3 ① K		F FF 94 X CU 73 0-1 ③ L7			3	0	0	0	0	2	1
59 Jose Lobaton, S (1, 2) OBP: 0.301, SLG: 0.342		S SL 88 D SL 87 B FF 94 S SL 88 X CU 74 2-2 ③ FC5-4 1-2f			B FF 94 B FF 95 X FF 94 2-0 ② G6-3			B FF 93 C FF 93 F SL 86 B FF 94 B CU 73 F FF 94 X SL 88 3-2 ① G1-3		3	0	0	0	0	0	1
12 Tyler Moore, R (1, 3) OBP: 0.264, SLG: 0.382 38 Taylor Jordan, R (6, 1) OBP: 0.333, SLG: 0.333 26 Dan Uggla, R (8, PH) OBP: 0.309, SLG: 0.323 36 Sammy Solís, R (9, 1) OBP: 0.500, SLG: 0.500			B FF 92 F SL 87 B FF 94 X FF 93 2-1 ① L8			F FF 95 C CU 73 S SL 87 0-3 ③ K		B FF 92 X FF 92 1-0 ② G5-3		2 0 1 0	0 0 0 0	0 0 0 0	0 0 0 0	0 0 0 0	1 0 0 0	0 0 0 0
58 Doug Fister, L (1, 1) OBP: 0.333, SLG: 0.318 21 Matthew den Dekker, L (6, 7) OBP: 0.250, SLG: 0.519			C FF 94 X FF 95 0-1 1B			X FF 93 0-0 ① B1-3		C FF 95 C CU 73 X CU 74 0-2 ③ G4-3		1 2	0 0	1 0	0 0	0 0	0 0	0 0
Inning Stats	R: 0 E: 0 K: 2 S: 9 H: 0 LOB: 0 BB: 0 P: 11	R: 0 E: 0 K: 2 S: 11 H: 1 LOB: 1 BB: 0 P: 14	R: 0 E: 0 K: 2 S: 10 H: 1 LOB: 1 BB: 0 P: 13	R: 0 E: 0 K: 2 S: 9 H: 0 LOB: 0 BB: 0 P: 14	R: 0 E: 0 K: 2 S: 7 H: 0 LOB: 0 BB: 0 P: 11	R: 0 E: 1 K: 2 S: 10 H: 1 LOB: 1 BB: 0 P: 14	R: 0 E: 0 K: 2 S: 9 H: 0 LOB: 0 BB: 0 P: 12	R: 0 E: 0 K: 0 S: 8 H: 0 LOB: 0 BB: 0 P: 12	R: 2 E: 0 K: 3 S: 16 H: 2 LOB: 0 BB: 0 P: 18	1B: 4 2B: 0 3B: 0 HR: 1	SF: 0 SAC: 0 DP: 0 HBP: 0			WP: 0 PB: 0 SB: 0 CS: 0	PA: 32	

PITCHER	IP	WLS	BF	H	R	ER	SO	BB	IBB	HBP	BLK	WP	HR	S	P	ERA	WHIP
22 Clayton Kershaw, L (1, 1) ERA: 2.68	8.0	W	27	3	0	0	14	0	0	0	0	0	0	73	101	0.00	0.375
74 Kenley Jansen, R (9, 1) ERA: 2.38	1.0		5	2	2	2	3	0	0	0	0	0	1	16	18	18.00	2.000

PITCHER	IP	WLS	BF	H	R	ER	SO	BB	IBB	HBP	BLK	WP	HR	S	P	ERA	WHIP

BOTTOM

Los Angeles Dodgers @ Washington Nationals

Nationals Park, Washington, DC

Sat Jul 18 2015, 4:06 PM - 6:48 PM EDT

Att. 41,426 - Sunny - 85 F

livebaseballscorecards.com

AB	32
R	2
H	5
RBI	2
BB	0
SO	17
LOB	5

Batter	1	2	3	4	5	6	7	8	9	AB	R	H	RBI	BB	SO	LOB
31 Joc Pederson, L (1, 8) OBP: 0.363, SLG: 0.476	C FF 92 S FF 94 S FF 95 0-3 K	F FF 92 B CH 83 B CH 83 B FF 92 C CH 84 S FF 95 3-3 K	B CU 77 F FF 92 X FF 92 1-1 F7	B FF 97 C SI 96 C FF 96 B FF 97 B SL 84 X FF 96 3-2 L9	C SI 96 B SL 86 S FF 96 X SI 97 1-2 16 1B 47 SH5-4 17 1B 1-2 1B	5	1	1	0	0	2	1
47 Howie Kendrick, R (1, 4) OBP: 0.344, SLG: 0.414	B FF 94 S FF 94 S SL 89 X FF 96 1-2 9 BB 23 1B 1B	S FF 93 S SL 85 B CH 83 B FF 93 X SL 87 1-2 G4-3	B SL 84 F FF 93 X FF 93 1-1 1B	C FF 96 F FF 97 D FF 96 D SL 82 X FF 96 2-2 23 1B 1-2 1B	L SI 96 X SL 87 0-1 SH5-4 1-2 2-3	4	0	3	0	0	0	0
23 Adrián González, L (1, 3) OBP: 0.369, SLG: 0.545	X FF 94 0-0 9 BB 1-2 1B	C FF 92 S CU 79 B CH 82 F FF 94 B CH 85 F FF 95 B FF 95 C CU 81 3-3 K	F CH 84 1 SAFE B CH 83 B FF 94 X FF 93 2-1 P5	S FF 95 B FF 96 B FF 96 S FF 96 X FF 96 1-2 2-3 1B	I IN 77 I IN 78 I IN 78 I IN 79 4-0 17 1B 16 1B 66 1B IBB	4	1	2	0	1	1	1
16 Andre Ethier, L (1, 7) OBP: 0.371, SLG: 0.480	C FF 95 S FF 95 F CH 85 B FF 96 F CU 82 X CH 85 1-2 L9	C FF 91 C CH 84 X CH 83 0-2 9 SH1-3 5 WP 2B	F FF 91 F FF 91 B CU 79 F FF 95 X CH 83 1-2 9 1B 1B	C SL 82 C SL 86 F FF 96 S SL 83 0-3 K	C SL 86 F FF 96 F SL 88 X SI 96 0-2 17 1B 66 1B 1-2 2-3 3-H 1B	5	2	3	1	0	1	5
9 Yasmani Grandal, S (1, 2) OBP: 0.399, SLG: 0.518 17 A.J. Ellis, R (6, 2) OBP: 0.327, SLG: 0.333	B CU 79 B FF 93 B FF 95 B FF 94 4-0 1-2 2-3 BB	F CU 80 X FF 91 0-1 SH1-3 2-3	S FF 92 T FF 93 X CU 78 0-2 1-2 1B	C SL 87 B SL 87 B SI 94 C SI 94 F SL 87 S SL 87 2-3 K	C SI 97 C SL 87 B SL 87 X SL 86 1-2 5 G5-3 66 1B 1-2 2-3 3-H 1B	1 2	0 0	1 1	0 1	1 0	0 1	0 3
66 Yasiel Puig, R (1, 9) OBP: 0.354, SLG: 0.428	S SL 87 B FF 94 C SL 87 F SL 87 S FF 95 1-3 K	S FF 93 B SL 87 B FF 94 S FF 95 S FF 97 2-3 K	S SL 87 F FC 88 S SL 87 0-3 K	C FF 89 B SL 85 S FC 88 F FF 88 B FF 90 B SL 84 S FC 88 3-3 K	B SI 97 B SI 97 F SI 96 F SI 95 F SL 88 X SI 96 2-2 5 G5-3 1-2 2-H 3-H 1B	5	0	1	2	0	4	6
5 Alberto Callaspo, S (1, 5) OBP: 0.307, SLG: 0.276	B FF 91 F FF 92 B SL 88 F FF 92 C CU 80 2-3 K	S FC 89 B CH 84 B SL 89 X FF 93 2-1 3-H 1B	X FF 94 0-0 L9	C FF 90 C CU 73 F FF 88 C FC 88 0-3 K	B SI 92 C CH 83 B SI 92 C SI 93 F SI 93 F CH 83 X SI 93 2-2 G5-3 1-2 2-3	5	0	1	0	0	2	4
11 Jimmy Rollins, S (1, 6) OBP: 0.262, SLG: 0.326	S FF 92 S FC 89 B FF 93 X CU 79 1-2 G4-3	B FF 92 F CH 83 X CH 84 1-1 G3	C FF 93 S FF 94 F CH 82 B FF 96 S FF 95 1-3 K	T FC 88 B FF 89 C FC 88 X FF 88 1-2 P6	F CH 84 B SI 93 B CH 85 F SI 92 B SI 93 B SI 93 4-2 BB	4	0	0	0	1	1	3
21 Zack Greinke, R (1, 1) OBP: 0.182, SLG: 0.190 10 Justin Turner, R (9, PH) OBP: 0.380, SLG: 0.532 56 J.P. Howell, L (9, 1)	X FF 93 0-0 P6	S SL 84 F FF 92 X SL 85 0-2 P3	C FF 92 X SL 78 0-1 23 1B 47 1B 1B	47 SH5-4 31 1B 16 1B 1B 1-2 K	3 2 0	0 1 0	1 1 0	0 0 0	0 1 0	0 0 0	0 3 0
Inning Stats	R: 0 E: 0 K: 2 S: 16 H: 2 LOB: 3 BB: 1 P: 23	R: 0 E: 0 K: 1 S: 7 H: 0 LOB: 0 BB: 0 P: 10	R: 0 E: 0 K: 2 S: 11 H: 0 LOB: 0 BB: 0 P: 18	R: 1 E: 0 K: 1 S: 12 H: 2 LOB: 1 BB: 0 P: 17	R: 0 E: 0 K: 0 S: 9 H: 1 LOB: 1 BB: 0 P: 13	R: 0 E: 0 K: 2 S: 15 H: 2 LOB: 2 BB: 0 P: 17	R: 0 E: 0 K: 2 S: 19 H: 3 LOB: 3 BB: 0 P: 28	R: 0 E: 0 K: 2 S: 11 H: 0 LOB: 0 BB: 0 P: 15	R: 4 E: 0 K: 1 S: 31 H: 5 LOB: 3 BB: 2 P: 46	1B: 14 2B: 1 3B: 0 HR: 0 SF: 0 SAC: 2 DP: 0 HBP: 0						WP: 1 PB: 0 SB: 0 CS: 0 PA: 45

PITCHER		IP	WLS	BF	H	R	ER	SO	BB	IBB	HBP	BLK	WP	HR	S	P	ERA	WHIP
31 Max Scherzer, R ERA: 2.09	(1, 1)	6.0	L	26	7	1	1	8	1	0	0	0	1	0	70	98	1.50	1.333
73 Felipe Vázquez, L ERA: 2.3	(7, 1)	0.2		5	3	0	0	1	0	0	0	0	0	0	15	22	0.00	4.500
30 Aaron Barrett, R ERA: 4.56	(7, 1)	0.1		1	0	0	0	1	0	0	0	0	0	0	4	6	0.00	0.000
44 Casey Janssen, R ERA: 3.44	(8, 1)	1.0		3	0	0	0	2	0	0	0	0	0	0	11	15	0.00	0.000
64 Blake Treinen, R ERA: 4.39	(9, 1)	0.1		7	5	4	4	0	0	1	0	0	0	0	20	28	108.00	15.000

PITCHER		IP	WLS	BF	H	R	ER	SO	BB	IBB	HBP	BLK	WP	HR	S	P	ERA	WHIP
36 Sammy Solís, L ERA: 3.86	(9, 1)	0.2		3	0	0	0	1	1	0	0	0	0	0	11	18	0.00	1.500

TOP

Los Angeles Dodgers @ Washington Nationals

Nationals Park, Washington, DC

Sun Jul 19 2015, 1:36 PM - 4:49 PM EDT

Att. 40,293 - Cloudy - 93 F

livebaseballscorecards.com

AB	40
R	5
H	15
RBI	4
BB	3
SO	13
LOB	26

Batter	1	2	3	4	5	6	7	8	9	AB	R	H	RBI	BB	SO	LOB
5 Yunel Escobar, R (1, 5) OBP: 0.370, SLG: 0.422	F FF 92 B SL 86 B SI 93 X FF 94 2-1 G6-3 ①		1 SAFE 1 SAFE 0-0 PO ③ 1-2	F FF 92 S SI 89 B CH 88 B SI 90 S SL 88 2-3 K ①		L SL 86 B SL 87 B FF 93 X FF 94 2-1 1B			X SI 86 0-0 8 G1-4-3 1B	4	0	2	0	0	1	0
8 Danny Espinosa, S (1, 4) OBP: 0.326, SLG: 0.424	B FF 93 F FF 93 S CH 89 S SL 86 1-3 K ②			L CH 89 X FF 92 0-1 B3-1 ②		S CH 89 B FF 93 B CH 88 X CH 89 2-1 G6-3 ③			B SI 86 X SI 86 1-0 G1-4-3 ①② 1-2f	4	0	0	0	0	1	2
34 Bryce Harper, L (1, 9) OBP: 0.465, SLG: 0.702	F FF 93 S FF 94 B SI 91 C FF 94 1-3 K ③			B CH 90 F SI 94 B SI 91 B CU 79 B SI 91 4-1 BB			B SI 89 C FF 92 B CU 75 B CU 75 C FF 94 S SL 87 3-3 K ①		X SI 88 0-0 E6 1B	3	0	1	0	1	2	0
25 Clint Robinson, L (1, 3) OBP: 0.345, SLG: 0.409		C CU 73 B SI 92 C CU 75 B FF 93 S CH 90 2-3 K ①		F FF 94 D CU 79 S SI 90 F SI 90 X SL 89 1-2 G4-3 ③			C CU 75 F FF 92 B CH 89 F SI 89 X FF 94 1-2 1B		B SI 87 C KC 80 B SI 88 C SI 87 F KC 81 D KC 81 X SI 88 3-2 G6-3 ③	4	0	1	0	0	1	2
40 Wilson Ramos, R (1, 2) OBP: 0.277, SLG: 0.380		S SL 87 S SI 93 B SL 88 S CH 90 1-3 K ②			C FF 93 B SL 87 X CU 76 1-1 G5-3 ①		B CH 90 F SI 90 F SL 88 B SI 90 F FF 94 S SL 87 2-3 K ②			3	0	0	0	0	2	1
21 Matthew den Dekker, L (1, 7) OBP: 0.226, SLG: 0.467		C FF 94 B CH 89 S FF 94 B FF 94 B SL 89 X FF 94 3-2 P2 ③			C CU 75 B SI 92 X FF 91 1-1 G6-3 ②		B CU 75 S CH 89 B FF 92 C CU 71 X FF 93 2-2 G3 ③			3	0	0	0	0	0	1
20 Ian Desmond, R (1, 6) OBP: 0.248, SLG: 0.324			X SI 92 0-0 P2 ①		B FF 93 C SI 93 B FF 93 C CH 90 S SL 88 2-3 K ③			S SI 91 C FF 93 B SL 86 C SL 86 1-3 K ①		3	0	0	0	0	2	0
3 Michael Taylor, R (1, 8) OBP: 0.287, SLG: 0.362			C FF 93 F SL 85 B FF 94 X SL 87 1-2 5 PO 1B			B FF 92 F FF 93 X FF 92 1-1 L7 ①		S SI 89 F FF 93 B SL 87 F SI 90 B CH 90 F SL 87 C FF 93 2-3 K ②		3	0	1	0	0	1	0
31 Max Scherzer, R (1, 1) OBP: 0.225, SLG: 0.225 1 Wilmer Difo, S (6, PH) OBP: 0.143, SLG: 0.143 73 Felipe Vázquez, L (7, 1) 30 Aaron Barrett, R (7, 1) 44 Casey Janssen, R (8, 1) 12 Tyler Moore, R (8, PH) OBP: 0.262, SLG: 0.379 64 Blake Treinen, R (9, 1) 36 Sammy Solis, R (9, 1) OBP: 0.500, SLG: 0.500			L FF 93 L FF 92 B SL 87 M SL 89 1-3 K ②			B CU 74 C CH 89 C FF 92 F SI 90 B FF 93 X CH 89 2-2 P5 ②		B SL 87 B FF 92 F FF 92 F FF 92 X CH 90 2-2 G5-3 ③		1 1 0 0 0 1 0 0	0 0 0 0 0 0 0 0	0 0 0 0 0 0 0 0	0 0 0 0 0 0 0 0	1 0 0 0 0 0 0 0	1 0 0 0 0 0 0 0	1 0 0 0 0 0 0 0
Inning Stats	R: 0 E: 0 K: 2 S: 8 H: 0 LOB: 0 BB: 0 P: 12	R: 0 E: 0 K: 2 S: 9 H: 0 LOB: 0 BB: 0 P: 15	R: 0 E: 0 K: 1 S: 7 H: 1 LOB: 0 BB: 0 P: 9	R: 0 E: 0 K: 1 S: 10 H: 0 LOB: 1 BB: 1 P: 17	R: 0 E: 0 K: 1 S: 7 H: 0 LOB: 0 BB: 0 P: 11	R: 0 E: 0 K: 0 S: 10 H: 1 LOB: 1 BB: 0 P: 17	R: 0 E: 0 K: 2 S: 14 H: 1 LOB: 1 BB: 0 P: 22	R: 0 E: 0 K: 2 S: 11 H: 0 LOB: 0 BB: 0 P: 16	R: 0 E: 1 K: 0 S: 7 H: 2 LOB: 1 BB: 0 P: 11	1B: 5 2B: 0 3B: 0 HR: 0 SF: 0 SAC: 0 DP: 1 HBP: 0						

PITCHER		IP	WLS	BF	H	R	ER	SO	BB	IBB	HBP	BLK	WP	HR	S	P	ERA	WHIP
21 Zack Greinke, R ERA: 1.3	(1, 1)	8.0	W	27	3	0	0	11	1	0	0	0	0	0	76	119	0.00	0.500
56 J.P. Howell, L ERA: 0.34	(9, 1)	1.0		4	2	0	0	0	0	0	0	0	0	0	7	11	0.00	2.000

PITCHER	IP	WLS	BF	H	R	ER	SO	BB	IBB	HBP	BLK	WP	HR	S	P	ERA	WHIP

BOTTOM

Los Angeles Dodgers @ Washington Nationals
Nationals Park, Washington, DC
Sun Jul 19 2015, 1:36 PM - 4:49 PM EDT
Att. 40,293 - Cloudy - 93 F

livebaseballscorecards.com

AB	30
R	0
H	5
RBI	0
BB	1
SO	11
LOB	7

WP: 0 PA: 32
PB: 0
SB: 0
CS: 0

Batter	1	2	3	4	5	6	7	8	9	AB	R	H	RBI	BB	SO	LOB
31 Joc Pederson, L (1, 8) OBP: 0.361, SLG: 0.472	B SI 94 B SI 94 X SI 94 2-0 ① F9		C SI 93 B CU 77 B CU 76 B CH 87 X SI 94 3-1 ③ G6-3		S FF 93 D SL 83 B SI 93 B FF 93 X CH 87 3-1 ② FC3-2 (47 2B) 1-2 3-H		C FF 91 B CH 87 X FF 91 1-1 ② F7		B FF 93 X SI 94 1-0 47 G6-4-3 (1B) 1-2 2-3	5	1	1	0	0	0	2
47 Howie Kendrick, R (1, 4) OBP: 0.342, SLG: 0.414	C SI 94 X SI 93 0-1 ② G6-3			B SI 92 B SL 80 C SI 93 B FF 92 F FF 93 X FF 93 3-2 ① F8	F SL 84 F FF 93 B SL 83 X FF 92 1-2 23 HR (2B) 1-H 2-H		B FF 91 B FF 91 F FF 91 C FF 92 X FF 91 2-2 ③ G4-3		X SI 95 0-0 ① ② G6-4-3 1-2f 2-3 3-H	5	1	1	2	0	0	2
23 Adrián González, L (1, 3) OBP: 0.369, SLG: 0.551	B SI 94 C FF 94 B SI 93 X SI 94 2-1 ③ L8			B SI 94 X SI 93 1-0 ② L9	B CH 87 X FF 92 1-0 HR 2-H			B FF 93 B FF 92 B SL 82 C FF 92 C FF 94 F SL 82 F FF 94 X SI 92 3-2 10 1B 33 1B (1B)	B FF 93 X SI 95 1-0 ③ G3	5	1	2	2	0	0	1
10 Justin Turner, R (1, 5) OBP: 0.389, SLG: 0.545		C FF 93 B SI 92 X SI 93 1-1 1B		B SL 84 X FF 94 1-0 16 1B (1B)	X FF 93 0-0 2B			X SL 82 0-0 11 WP 33 1B (1B) 1-2		4	0	4	0	0	0	0
16 Andre Ethier, L (1, 7) OBP: 0.371, SLG: 0.478 33 Scott Van Slyke, R (8, PH) OBP: 0.333, SLG: 0.440 (8, 7)		C SI 92 F FF 92 D SL 81 1 SAFE B CH 86 X SI 92 2-2 ① F8		C SI 92 C SI 92 F SI 93 B SL 82 1 SAFE B SI 93 X FF 93 2-2 1-2 1B	B SL 82 X SI 92 1-0 ③ P4			B SI 96 X SI 95 1-0 ① 11 WP (1B) 1-2 2-H		3 1	0 0	1 1	0 0	0 0	0 0	2 0
66 Yasiel Puig, R (1, 9) OBP: 0.347, SLG: 0.418		X SL 82 0-0 ② F9		F FF 93 C FF 93 B SI 93 F SI 94 F FF 94 X SL 83 1-2 ③ G4-3		C SL 82 X SI 92 0-1 ① P4		X SL 83 0-0 ② F7		4	0	0	0	0	0	5
11 Jimmy Rollins, S (1, 6) OBP: 0.259, SLG: 0.322		C SI 92 X FF 93 0-1 ③ F9			C SI 93 B CU 76 B CH 87 X SI 93 2-1 ① P6	C SI 93 S CU 78 B CU 78 B CH 87 B SI 94 F SI 93 S SI 93 3-3 ② K		B SI 98 B SI 96 X SI 97 2-0 ③ F9 1-2 2-3		4	0	0	0	0	1	3
65 Austin Barnes, R (1, 2) OBP: 0.400, SLG: 0.333			B FF 92 X FF 93 1-0 ① P4		C FF 93 C SI 94 F SL 85 F SL 85 B FF 94 X FF 94 1-2 7 1B 31 FC3-2 (1B)	S SL 83 S CH 88 B SL 85 F SI 92 F CH 87 B SL 80 S SL 83 2-3 ③ K			C SI 92 B SI 93 F SI 92 B CU 80 F SI 93 F SI 94 B CU 80 X SI 95 3-2 31 1B 9 1B 47 G6-4-3 (1B)	4	1	2	0	0	1	0
37 Brandon Beachy, R (1, 1) 7 Alex Guerrero, R (5, PH) OBP: 0.271, SLG: 0.494 36 Adam Liberatore, L (5, 1) 62 Joel Peralta, R (6, 1) 5 Alberto Callaspo, S (7, PH) OBP: 0.306, SLG: 0.275 12 Juan Nicasio, R (7, 1) 9 Yasmani Grandal, S (9, PH) OBP: 0.402, SLG: 0.521			S FF 92 B SI 92 C SI 92 B SL 82 X FF 94 2-2 ② L7		X SL 81 0-0 31 FC3-2 47 2B 1-3 (1B)		B FF 90 C FF 91 F FF 90 X CH 86 1-2 ① F7		B SI 94 C SI 93 F SI 93 X SI 95 1-2 47 G6-4-3 31 1B (1B) 1-2	1 1 0 0 1 0 1	0 1 0 0 0 0 0	0 1 0 0 0 0 1	0 0 0 0 0 0 0	0 0 0 0 0 0 0	0 0 0 0 0 0 0	0 0 0 0 0 0 0
Inning Stats	R: 0 E: 0 K: 0 S: 5 H: 0 LOB: 0 BB: 0 P: 9	R: 0 E: 0 K: 0 S: 8 H: 1 LOB: 1 BB: 0 P: 11	R: 0 E: 0 K: 0 S: 6 H: 0 LOB: 0 BB: 0 P: 12	R: 0 E: 0 K: 0 S: 14 H: 2 LOB: 2 BB: 0 P: 22	R: 4 E: 0 K: 0 S: 16 H: 5 LOB: 1 BB: 0 P: 25	R: 0 E: 0 K: 2 S: 11 H: 0 LOB: 0 BB: 0 P: 16	R: 0 E: 0 K: 0 S: 8 H: 0 LOB: 0 BB: 0 P: 12	R: 0 E: 0 K: 0 S: 9 H: 3 LOB: 2 BB: 0 P: 15	R: 1 E: 0 K: 0 S: 11 H: 3 LOB: 1 BB: 0 P: 17	1B: 11 2B: 2 3B: 0 HR: 1 SF: 0 SAC: 0 DP: 1 HBP: 0						

PITCHER		IP	WLS	BF	H	R	ER	SO	BB	IBB	HBP	BLK	WP	HR	S	P	ERA	WHIP
37 Matt Wisler, R ERA: 3.6	(1, 1)	6.0	W	26	8	4	4	2	0	0	0	0	0	1	60	95	6.00	1.333
51 Jason Frasor, R ERA: 1.4	(7, 1)	1.0	H	3	0	0	0	0	0	0	0	0	0	0	8	12	0.00	0.000
52 Andrew McKirahan, L ERA: 4.15	(8, 1)	0.0		2	2	0	0	0	0	0	0	0	0	0	6	9	∞	∞
38 Arodys Vizcaíno, R ERA: 1.5	(8, 1)	1.0	H	3	1	0	0	0	0	0	0	0	1	0	3	6	0.00	1.000
53 Jim Johnson, R ERA: 2.2	(9, 1)	1.0	S	5	3	1	1	0	0	0	0	0	0	0	11	17	9.00	3.000

PITCHER	IP	WLS	BF	H	R	ER	SO	BB	IBB	HBP	BLK	WP	HR	S	P	ERA	WHIP

TOP

Los Angeles Dodgers @ Atlanta Braves

Turner Field, Atlanta, GA

Mon Jul 20 2015, 7:10 PM - 10:24 PM EDT

Att. 24,072 - Partly Cloudy - 92 F

livebaseballscorecards.com

AB	39
R	5
H	14
RBI	4
BB	0
SO	2
LOB	15

WP: 1	PA: 39		
PB: 0			
SB: 0			
CS: 0			

Batter	1	2	3	4	5	6	7	8	9	AB	R	H	RBI	BB	SO	LOB
8 Jace Peterson, L (1, 4) OBP: 0.330, SLG: 0.353	B FF 88 B FF 90 B FF 90 C FF 88 X FF 88 3-1 ① **G4-3**	L CU 69 1 SAFE B FF 89 F FF 89 F CU 70 1 SAFE S CH 80 1-3 ③ **K**		X CH 79 0-0 **2B** 1-3 2-H 3-H		B CU 76 X FF 88 1-0 ① **1B** 2-H 3-H		C SL 85 C FF 96 F FF 96 B SL 86 F FF 96 X SL 88 1-2 ② **G4-3**		5	0	2	3	0	1	1
25 Cameron Maybin, R (1, 8) OBP: 0.350, SLG: 0.405	C FF 89 B SL 84 S SL 84 X SL 84 1-2 **22 S 22 HR 1B**		B FF 88 B FF 87 B FF 88 C FF 88 C FF 88 X FF 89 3-2 ① **F8**	S CU 69 F FF 89 C CH 81 0-3 ③ **K**		X FF 89 0-0 ② **G6-3**		B SL 87 C SL 85 F SL 85 B FF 96 B SL 87 X FF 94 3-2 ③ **F7**		5	1	1	0	0	1	2
22 Nick Markakis, L (1, 9) OBP: 0.375, SLG: 0.361	B FF 89 B FF 89 X CH 80 2-0 **1-H HR**		C FF 88 B CU 70 S CU 71 C FF 91 1-3 ② **K**		B SL 80 B FF 92 X FF 92 2-0 **15 G4-3 2 1B 2B**	B CU 76 B FS 79 C FF 88 B FF 88 B FF 89 4-1 **BB**				3	2	2	2	1	1	0
15 A.J. Pierzynski, L (1, 2) OBP: 0.316, SLG: 0.432	S FF 90 X FF 91 0-1 ② **G6-3**		B SL 83 F FF 89 C FF 90 X SL 82 1-2 ③ **F8**		B FF 94 F FF 94 X FF 95 1-1 ① **G4-3** 2-3	F CU 75 1 SAFE S FS 80 X FF 89 0-2 ③ **G4-3**				4	0	0	0	0	0	2
2 Juan Uribe, R (1, 5) OBP: 0.325, SLG: 0.404	B SL 83 C FF 89 C FF 90 B SL 84 F FF 90 B CU 71 B FF 89 4-2 **BB**			B SL 81 F FF 89 B CU 70 F FF 87 F CH 79 B CU 70 F FF 90 X FF 89 3-2 ① **F8**	B FF 94 B SL 84 X FF 95 2-0 **3-H 1B**		F FF 96 S FF 96 F FF 97 B SL 88 S SL 88 1-3 ① **K**			3	0	1	1	1	1	0
28 Joey Terdoslavich, S (1, 3) OBP: 0.194, SLG: 0.300	C FF 87 X CH 80 0-1 ③ **L8**			X CH 78 0-0 ② **P2**	D FF 95 F FF 95 X FF 95 1-1 ② **L7**		S FF 96 X FF 96 0-1 **14 G4-3 2B**			4	0	1	0	0	0	2
14 Eury Pérez, R (1, 7) OBP: 0.342, SLG: 0.343		C FF 88 B FF 89 X SL 83 1-1 ① **G4-3**		C FF 89 S CU 71 B FF 91 F SL 81 F FF 90 X CU 70 1-2 **37 BB 8 2B 2B**	B FF 94 S FF 94 B FF 94 B FF 93 F FF 94 X FF 94 3-2 ③ **G4-3**		F FF 96 B FF 96 C SL 88 B FF 96 X SL 87 2-2 ② **G4-3** 2-3			4	1	1	0	0	0	2
19 Andrelton Simmons, R (1, 6) OBP: 0.321, SLG: 0.341		C CU 71 B SL 83 F FF 90 F SL 83 X FF 91 1-2 **1B**		I IN 70 I IN 68 I IN 69 I IN 70 4-0 **37 BB 8 2B IBB**		C CU 75 X FF 89 0-1 **13 2B 8 1B 1B**	C SL 88 B FF 94 F SL 86 F FF 96 F SL 86 B SL 86 X SL 87 2-2 ③ **G5-3**			3	2	2	0	1	0	1
37 Matt Wisler, R (1, 1) OBP: 0.182, SLG: 0.100 13 Pedro Ciriaco, R (6, PH) OBP: 0.276, SLG: 0.381 51 Jason Frasor, R (7, 1) 52 Andrew McKirahan, R (8, 1) 38 Arodys Vizcaíno, R (8, 1) 23 Chris Johnson, R (8, PH) OBP: 0.282, SLG: 0.319 53 Jim Johnson, R (9, 1)		1 SAFE L FF 88 1 SAFE F SI 87 B SL 82 X FF 89 1-2 ② **B3**		B FF 89 B FF 88 B FF 85 C FF 85 B FF 86 4-1 **8 2B** 1-2 2-3 **BB**		B FF 88 1 SAFE X FF 87 1-0 **8 1B** 1-3 **2B**		C FF 95 B SL 86 C FF 96 B SL 87 S FF 97 2-3 ① **K**		1 1 0 0 0 1 0	0 1 0 0 0 0 0	0 1 0 0 0 0 0	0 1 0 0 0 0 0	1 0 0 0 0 0 1	0 0 0 0 0 0 0	1 0 0 0 0 0 0
Inning Stats	R: 2 E: 0 K: 0 S: 13 H: 2 LOB: 1 BB: 1 P: 23	R: 0 E: 0 K: 1 S: 13 H: 1 LOB: 1 BB: 0 P: 17	R: 0 E: 0 K: 1 S: 9 H: 0 LOB: 0 BB: 0 P: 14	R: 2 E: 0 K: 1 S: 16 H: 2 LOB: 2 BB: 2 P: 28	R: 1 E: 0 K: 0 S: 9 H: 2 LOB: 1 BB: 0 P: 18	R: 2 E: 0 K: 0 S: 9 H: 3 LOB: 1 BB: 1 P: 15	R: 0 E: 0 K: 1 S: 14 H: 1 LOB: 1 BB: 0 P: 19	R: 0 E: 0 K: 1 S: 11 H: 0 LOB: 0 BB: 0 P: 17		1B: 5 2B: 5 3B: 0 HR: 1	SF: 0 SAC: 0 DP: 0 HBP: 0	WP: 0 PB: 0 SB: 1 CS: 0	PA: 38			

PITCHER		IP	WLS	BF	H	R	ER	SO	BB	IBB	HBP	BLK	WP	HR	S	P	ERA	WHIP
37 Brandon Beachy, R ERA: 7.88	(1, 1)	4.0		20	5	4	4	3	2	1	0	0	0	1	51	82	9.00	1.750
36 Adam Liberatore, L ERA: 4.15	(5, 1)	1.0	L	5	2	1	1	0	0	0	0	0	0	0	9	18	9.00	2.000
62 Joel Peralta, R ERA: 3.95	(6, 1)	1.0		6	3	2	2	0	1	0	0	0	0	0	9	15	18.00	4.000
12 Juan Nicasio, R ERA: 3.23	(7, 1)	2.0		7	1	0	0	2	0	0	0	0	0	0	25	36	0.00	0.500

PITCHER	IP	WLS	BF	H	R	ER	SO	BB	IBB	HBP	BLK	WP	HR	S	P	ERA	WHIP

BOTTOM

Los Angeles Dodgers @ Atlanta Braves

Turner Field, Atlanta, GA

Mon Jul 20 2015, 7:10 PM - 10:24 PM EDT

Att. 24,072 - Partly Cloudy - 92 F

livebaseballscorecards.com

AB	34
R	7
H	11
RBI	6
BB	4
SO	5
LOB	11

Batter	1	2	3	4	5	6	7	8	9	AB	R	H	RBI	BB	SO	LOB
31 Joc Pederson, L (1, 8) OBP: 0.357, SLG: 0.466	C SI 90 B SI 90 X SI 90 1-1 ① P2	C SI 90 D KC 83 X SI 90 1-1 ③ G3			B KC 80 B SI 91 C SI 90 S KC 82 X SI 90 2-2 ① G3-1 2-3		S SI 89 S KC 81 B KC 83 F SI 90 F CH 82 B KC 81 F SI 90 B SI 90 C SI 91 3-3 ② K			4	0	0	0	0	1	3
47 Howie Kendrick, R (1, 4) OBP: 0.341, SLG: 0.412	B SI 88 B SI 88 S SI 89 X SI 89 2-1 ② G4-3		C KC 80 F CH 83 B SI 88 X KC 80 1-2 ① G6-3		B CH 82 B SI 90 B SI 90 F CH 83 X KC 82 3-1 10 G6-4-3 3-H 1B		X SL 83 0-0 ③ F8			4	0	1	1	0	0	0
10 Justin Turner, R (1, 5) OBP: 0.387, SLG: 0.552	C SI 90 B SI 88 X SI 90 1-1 HR		F CH 82 B SI 88 B SI 89 F CH 82 B KC 80 F SI 89 F CH 83 X KC 81 3-2 ② G5-3		B SI 90 X CH 83 1-0 ②③ G6-4-3 1-2f			B SI 94 B CH 82 B FF 94 C FF 94 F CH 80 F FF 95 F SI 95 X SI 95 3-2 ① G4-3		4	1	1	1	0	0	1
23 Adrián González, L (1, 3) OBP: 0.368, SLG: 0.548 3 Carl Crawford, L (8, PR) OBP: 0.260, SLG: 0.408 (8, 7)	C SI 90 X SI 90 0-1 ③ G6-3		B SI 90 F CH 82 F SI 90 F SI 90 X CH 84 1-2 ③ F7			X SI 89 0-0 33 BB 1B		X FF 94 0-0 E4		4	0	1	0	0	0	0
33 Scott Van Slyke, R (1, 7) OBP: 0.338, SLG: 0.432 (8, 3)		C SI 88 B SI 89 B CH 83 X CH 82 2-1 ① L6		B SI 88 C SI 88 B CH 82 B SI 88 B SI 88 4-1 14 1B BB		B SI 88 C SI 88 B KC 80 B SI 90 4-0 1-2 BB		B CH 80 1 SAFE 1 SAFE S SI 94 S FF 92 B FF 93 1 SAFE C CH 80 2-3 ② K		0	0	0	0	2	1	1
66 Yasiel Puig, R (1, 9) OBP: 0.345, SLG: 0.431 56 J.P. Howell, L (8, 1)		X SI 90 0-0 HR		F CH 83 S CH 81 B CH 81 B SI 89 B KC 81 F SI 90 X CH 82 3-2 ① F8		B KC 80 S SI 90 D CH 82 X CH 82 2-1 ① F9		1 SAFE 1 SAFE B FF 93 B CH 80 S CH 80 1 SAFE 1 SAFE F SI 94 1 SAFE 3-2 F CH 81 B SI 94 X CH 80 ③ L7		4	1	1	1	0	0	4
14 Enrique Hernández, R (1, 6) OBP: 0.307, SLG: 0.457 5 Alberto Callaspo, S (9, PH) OBP: 0.304, SLG: 0.273		B SI 89 C SI 89 B KC 81 B SI 89 B SI 89 4-1 35 SH1-4 65 BB BB		C SI 89 X KC 81 0-1 65 G4-6-3 1-2 1B		B SI 89 F CH 82 F SI 90 C SI 91 1-3 ② K			C SI 94 B CU 80 X SI 94 1-1 ① F7	0 0	0 0	0 0	0 0	0 0	0 0	0 0
65 Austin Barnes, R (1, 2) OBP: 0.385, SLG: 0.273 9 Yasmani Grandal, S (9, PH) OBP: 0.400, SLG: 0.518		B SI 88 B SI 89 B CH 83 C SI 89 B CH 82 4-1 35 SH1-4 1-2 BB		B CH 81 X SI 89 1-0 ②③ G4-6-3 1-2f		F KC 82 B CH 80 B SI 89 B SI 89 F CH 84 S SI 90 3-3 ③ K			C CU 80 C CU 80 B CU 80 B SI 94 X CU 81 2-2 ② G5-3	2 1	0 0	0 0	0 0	1 0	1 0	4 0
35 Brett Anderson, L (1, 1) OBP: 0.219, SLG: 0.111 44 Chin-hui Tsao, R (3, 1) OBP: 1.000, SLG: 2.000 52 Pedro Báez, R (5, 1) 7 Alex Guerrero, R (7, PH) OBP: 0.269, SLG: 0.491 62 Joel Peralta, R (7, 1) 16 Andre Ethier, L (8, 9) OBP: 0.370, SLG: 0.476		X SI 88 0-0 ② SH1-4 1-2 2-3			X SI 88 0-0 31 G3-1 47 1B 2B		B SI 89 X CH 82 1-0 ① F8		B CU 81 X SI 94 1-0 ③ G6-3	0 1 0 1 0 1	0 1 0 0 0 0	0 1 0 0 0 0	0 0 0 0 0 0	0 0 0 0 0 0	0 0 0 0 0 0	0 0 0 0 0 0
Inning Stats	R: 1 H: 1 E: 0 LOB: 0 K: 0 BB: 0 S: 8 P: 12	R: 1 H: 1 E: 0 LOB: 2 K: 0 BB: 2 S: 8 P: 19	R: 0 H: 0 E: 0 LOB: 0 K: 0 BB: 0 S: 12 P: 17	R: 0 H: 1 E: 0 LOB: 1 K: 0 BB: 1 S: 8 P: 16	R: 1 H: 2 E: 0 LOB: 0 K: 0 BB: 0 S: 7 P: 13	R: 0 H: 1 E: 0 LOB: 2 K: 2 BB: 1 S: 9 P: 19	R: 0 H: 0 E: 0 LOB: 0 K: 1 BB: 0 S: 8 P: 12	R: 0 H: 0 E: 1 LOB: 1 K: 1 BB: 0 S: 13 P: 21	R: 0 H: 0 E: 0 LOB: 0 K: 0 BB: 0 S: 6 P: 10	1B: 3 SF: 0 2B: 1 SAC: 1 3B: 0 DP: 2 HR: 2 HBP: 0						

PITCHER	IP	WLS	BF	H	R	ER	SO	BB	IBB	HBP	BLK	WP	HR	S	P	ERA	WHIP
40 Alex Wood, L (1, 1) ERA: 3.78	6.2	W	28	6	3	3	3	4	0	0	0	0	2	59	107	4.05	1.500
51 Jason Frasor, R (7, 1) ERA: 1.38	0.1	H	1	0	0	0	0	0	0	0	0	0	0	1	1	0.00	0.000
43 Luis Avilán, L (8, 1) ERA: 3.41	1.0	H	4	0	0	0	1	0	0	0	0	0	0	13	21	0.00	0.000
53 Jim Johnson, R (9, 1) ERA: 2.15	1.0	S	3	0	0	0	0	0	0	0	0	0	0	6	10	0.00	0.000

PITCHER	IP	WLS	BF	H	R	ER	SO	BB	IBB	HBP	BLK	WP	HR	S	P	ERA	WHIP

TOP

Los Angeles Dodgers @ Atlanta Braves

Turner Field, Atlanta, GA

Tue Jul 21 2015, 7:11 PM - 10:30 PM EDT

Att. 33,816 - Overcast - 85 F

livebaseballscorecards.com

AB	31
R	3
H	6
RBI	3
BB	4
SO	4
LOB	15

BOTTOM

Los Angeles Dodgers @ Atlanta Braves

Turner Field, Atlanta, GA

Tue Jul 21 2015, 7:11 PM - 10:30 PM EDT

Att. 33,816 - Overcast - 85 F

livebaseballscorecards.com

Batter	1	2	3	4	5	6	7	8	9	AB	R	H	RBI	BB	SO	LOB
8 Jace Peterson, L (1, 4) OBP: 0.328, SLG: 0.349	F FF 90 B SI 91 B FF 91 B SL 80 B FF 90 4-1 25 E 25 FC6 22 G3 BB	C KC 74 F SI 90 B SI 93 B FF 92 T SL 82 2-2 ③ K		F FF 94 C SL 87 B FF 95 B SL 88 S SL 90 2-3 ② K		S CH 86 F SI 98 F FF 98 S CH 87 0-3 ③ K		C SI 88 D KC 81 X KC 81 1-1 ③ F7		4	1	0	0	1	3	2
25 Cameron Maybin, R (1, 8) OBP: 0.345, SLG: 0.400	1 SAFE 1 SAFE B SI 90 B SI 90 C SI 90 B SI 91 1 SAFE T SI 90 F SI 92 3-2 X SI 91 FC6 22 G3 23 G4-3 1-3		B KC 74 C KC 74 X SI 90 1-1 ① G6-3	C FF 95 F CU 79 F FF 95 T SL 89 0-2 ③ K			B CU 78 C CU 75 S FF 89 B FS 83 B FS 79 F FF 89 F FF 89 F FF 89 S FF 89 3-3 ① K			4	1	0	0	0	2	2
22 Nick Markakis, L (1, 9) OBP: 0.377, SLG: 0.368	B KC 76 X SI 92 1-0 ① G3 2-3 3-H		C SL 81 B SI 89 F SI 89 X SI 90 1-2 23 1B 3B		B FF 93 X SL 88 1-0 E8 23 1B 2 1B 1B		B FF 89 C CU 75 F FF 88 F FS 81 F FF 89 B FS 83 C FF 89 3-3 ② K			4	2	2	1	0	1	1
23 Chris Johnson, R (1, 3) OBP: 0.297, SLG: 0.342	X SI 92 0-0 ② G4-3 3-H		X KC 75 0-0 2 FC5-4 3-H 1B		F SL 88 X FF 95 0-1 7 L1-4 2 1B 2-3 1B		F FS 80 B FS 79 C CU 78 X FF 88 1-2 2B			4	0	3	2	0	0	0
2 Juan Uribe, R (1, 5) OBP: 0.332, SLG: 0.411	C SI 90 C CH 82 B SI 92 F SI 93 F SL 82 B FF 91 X SI 92 2-2 2B		1 SAFE F SI 88 X CH 82 0-1 ② FC5-4 7 1B 1-2f		1 SAFE 1 SAFE B SI 96 S SL 89 X SL 89 1-1 1-2 3-H 1B		D CU 77 F CU 75 B FF 89 F FS 79 B FF 89 F FS 80 B FS 80 4-2 BB			3	0	2	1	1	0	1
7 Jonny Gomes, R (1, 7) OBP: 0.311, SLG: 0.327 43 Luis Avilán, L (8, 1) 53 Jim Johnson, R (9, 1)	D CH 83 B SI 92 D CH 84 C SI 90 B SI 92 4-1 BB		B CH 82 D CH 82 F SI 88 B CH 83 X SI 90 3-1 1-2 1B		B FF 98 X FF 98 1-0 ① ② L1-4 2-2		C CU 78 C FF 90 X FS 82 0-2 ③ G6-3			3 0 0	0 0 0	1 0 0	0 0 0	1 0 0	0 0 0	4 0 0
19 Andrelton Simmons, R (1, 6) OBP: 0.317, SLG: 0.337	X SL 81 0-0 ③ G1-3		S FF 93 B FF 94 B SL 87 X SL 88 2-1 ③ F8		D SL 91 X FF 97 1-0 ③ F9			C SI 87 B SI 86 B KC 80 B SI 88 X SI 87 3-1 ① G5-3		4	0	0	0	0	0	5
30 Ryan Lavarnway, R (1, 2) OBP: 0.304, SLG: 0.292		B FF 88 B CH 83 X CH 83 2-0 ① G4-3		C SL 86 B FF 94 B SL 88 F FF 95 B SL 88 F FF 95 X FF 95 3-2 ① P2		C FF 96 B FF 95 C SL 90 F FF 98 F CH 91 F FF 97 X FF 98 1-2 ① 1B		B SI 87 B KC 81 B SI 87 C SI 85 B SI 86 4-1 14 G6-3 BB		3	0	1	0	1	0	0
40 Alex Wood, R (1, 1) OBP: 0.222, SLG: 0.182 51 Jason Frasor, R (7, 1) 14 Eury Pérez, R (8, 7) OBP: 0.338, SLG: 0.338		C SI 90 F SI 89 S SI 92 0-3 ② K		B FF 94 B SL 86 C FF 94 C FF 94 F FF 96 B FF 95 4-2 BB		B SI 98 C FF 97 C SI 97 B SL 90 F FF 97 C FF 98 2-3 ② K		F SI 87 S KC 80 D KC 80 D KC 81 X SI 87 2-2 ② G6-3 1-2		2 0 1	0 0 0	0 0 0	0 0 0	1 0 0	2 0 0	0 0 1
Inning Stats	R: 2 E: 1 K: 0 S: 14 H: 1 LOB: 2 BB: 2 P: 28	R: 0 E: 0 K: 2 S: 7 H: 0 LOB: 0 BB: 0 P: 11	R: 1 E: 0 K: 0 S: 12 H: 3 LOB: 2 BB: 0 P: 19	R: 0 E: 0 K: 2 S: 14 H: 0 LOB: 0 BB: 1 P: 23	R: 1 E: 1 K: 0 S: 7 H: 3 LOB: 1 BB: 0 P: 11	R: 0 E: 0 K: 2 S: 14 H: 1 LOB: 0 BB: 0 P: 17	R: 0 E: 0 K: 2 S: 20 H: 1 LOB: 2 BB: 1 P: 31	R: 0 E: 0 K: 0 S: 8 H: 0 LOB: 1 BB: 1 P: 18		1B: 6 2B: 3 3B: 1 HR: 0 SF: 0 SAC: 0 DP: 1 HBP: 0				WP: 0 PB: 0 SB: 0 CS: 0 PA: 37		

	AB	32
	R	4
	H	9
	RBI	4
	BB	5
	SO	8
	LOB	16

PITCHER		IP	WLS	BF	H	R	ER	SO	BB	IBB	HBP	BLK	WP	HR	S	P	ERA	WHIP
35 Brett Anderson, L ERA: 3.17	(1, 1)	2.2		15	4	3	1	2	2	0	0	0	0	0	31	54	3.38	2.250
44 Chin-hui Tsao, R ERA: 2.84	(3, 1)	1.1	L	7	2	1	0	2	1	0	0	0	0	0	19	31	0.00	2.250
52 Pedro Báez, R ERA: 3.16	(5, 1)	2.0		6	2	0	0	2	0	0	0	0	0	0	18	24	0.00	1.000
62 Joel Peralta, R ERA: 3.68	(7, 1)	1.0		5	1	0	0	2	1	0	0	0	0	0	20	31	0.00	2.000
56 J.P. Howell, L ERA: 0.33	(8, 1)	1.0		4	0	0	0	0	1	0	0	0	0	0	8	18	0.00	1.000

PITCHER	IP	WLS	BF	H	R	ER	SO	BB	IBB	HBP	BLK	WP	HR	S	P	ERA	WHIP

Batter	1	2	3	4	5	6	7	8	9	AB	R	H	RBI	BB	SO	LOB
31 Joc Pederson, L (1, 8) OBP: 0.356, SLG: 0.463	B FF 93 B FF 92 C FF 93 B CH 84 C FF 92 S FF 94 3-3 K ①		C CU 72 C FF 94 S FF 94 0-3 K ③		B CH 85 X SL 83 1-0 2-H 1B			B FF 94 X FF 94 1-0 F8 ①		4	0	1	1	0	2	0
47 Howie Kendrick, R (1, 4) OBP: 0.340, SLG: 0.409	C FF 93 F FF 93 F FF 94 F FF 94 B SL 84 S SL 85 1-3 K ②			F SL 80 F FF 91 B FF 92 X SL 82 1-2 G6-3 ①	F FF 94 F FF 92 1 SAFE B FF 93 1 SAFE S FF 94 1-3 K ③			B FF 94 B SI 93 B SI 93 C SI 93 B FF 93 4-1 33 BB BB		3	0	0	0	1	2	1
23 Adrián González, L (1, 3) OBP: 0.364, SLG: 0.542	F FF 93 B FF 93 F FF 94 S SL 84 1-3 K ③			C FF 91 B FF 91 X CU 73 1-1 G1-3 ②		F FF 91 F SL 82 B FF 93 S SL 82 1-3 K ①		B FF 94 C SL 77 B FF 93 C SI 94 C SI 93 2-3 K ②		4	0	0	0	0	3	1
16 Andre Ethier, L (1, 9) OBP: 0.369, SLG: 0.472 33 Scott Van Slyke, R (8, PH) (8, 9) (9, 7) OBP: 0.343, SLG: 0.432		C FF 91 C FF 92 S FF 94 0-3 K ①		C CU 72 X CH 84 0-1 L9 ③		F FF 93 B SL 82 B FF 92 B CU 72 B FF 93 4-1 9 BB BB		C SL 82 1 SAFE 1 SAFE B FF 92 P PO 87 B SL 81 B FF 92 4-1 1-2 BB		2 0	0 0	0 0	0 0	1 1	1 0	0 0
9 Yasmani Grandal, S (1, 2) OBP: 0.405, SLG: 0.525		B CU 71 B FF 93 B FF 92 C FF 92 F FF 93 X FF 94 3-2 11 PO 5 BB 1B			B FF 91 C FF 91 B CU 73 X CH 83 2-1 3 G3-1 5 1B 2B	B FF 92 C SL 80 B FF 92 B FF 93 B SL 83 4-1 3 G4-6-3 1-2 BB		B FF 92 C FF 91 C FF 92 F FF 92 S FF 93 1-3 K ③		3	1	2	0	1	1	2
3 Carl Crawford, L (1, 7) OBP: 0.241, SLG: 0.377 74 Kenley Jansen, S (9, 1)		F FF 92 B FF 92 F FF 92 S SL 83 1-3 K ②			F FF 91 X FF 92 0-1 G3-1 ① 2-3	X SI 92 0-0 G4-6-3 ②③ 1-2f			C FF 94 B SI 96 B SI 96 X SI 94 2-1 F7 ①	4 0	0 0	0 0	0 0	0 0	1 0	4 0
5 Alberto Callaspo, S (1, 5) OBP: 0.313, SLG: 0.280		B FF 92 B FF 92 B FF 92 B FF 92 4-0 1-2 BB			X FF 92 0-0 11 2B 3-H 1B		C SI 91 X CU 74 0-1 11 G3-6 1B		B SI 96 F SI 96 F SI 96 S SL 85 1-3 K ②	3	1	2	1	1	1	0
11 Jimmy Rollins, S (1, 6) OBP: 0.259, SLG: 0.324		B FF 94 C CH 83 D SL 84 2 SAFE 2-1 PO ③ 2-3	B CU 71 C CH 83 X CH 83 1-1 F7 ①		B FF 93 B FF 92 X FF 92 2-0 31 1B 1-H 2B		B CH 85 B SI 90 X SI 93 2-0 G3-6 ①② 1-2f		B SI 96 S SI 96 B SL 83 X SI 95 2-1 E3	4	1	1	1	0	0	1
46 Mike Bolsinger, R (1, 1) OBP: 0.033, SLG: 0.067 12 Juan Nicasio, R (8, 1) 66 Yasiel Puig, R (9, PH) OBP: 0.343, SLG: 0.429 (9, 9)			S FF 92 C FF 92 B FF 93 S SL 82 1-3 K ②		C SL 81 S FF 92 S FF 94 0-3 K ②		S FF 93 C FF 92 B SL 82 F FF 92 B FF 93 B FF 93 C FF 93 3-3 K ③		B SI 96 F SI 96 S SL 83 X SL 84 1-2 L8 ③	3 0 1	0 0 0	0 0 0	0 0 0	0 0 0	3 0 0	1 0 1
Inning Stats	R: 0 E: 0 K: 3 S: 11 H: 0 LOB: 0 BB: 0 P: 16	R: 0 E: 0 K: 2 S: 10 H: 1 LOB: 1 BB: 1 P: 20	R: 0 E: 0 K: 2 S: 8 H: 0 LOB: 0 BB: 0 P: 10	R: 0 E: 0 K: 0 S: 7 H: 0 LOB: 0 BB: 0 P: 9	R: 3 E: 0 K: 2 S: 13 H: 4 LOB: 1 BB: 0 P: 19	R: 0 E: 0 K: 1 S: 6 H: 0 LOB: 1 BB: 2 P: 15	R: 0 E: 0 K: 1 S: 7 H: 1 LOB: 0 BB: 0 P: 12	R: 0 E: 0 K: 2 S: 11 H: 0 LOB: 2 BB: 2 P: 22	R: 0 E: 1 K: 1 S: 10 H: 0 LOB: 1 BB: 0 P: 16	1B: 4 2B: 2 3B: 0 HR: 0	SF: 0 SAC: 0 DP: 2 HBP: 0	WP: 0 PB: 0 SB: 0 CS: 0	PA: 37				

PITCHER		IP	WLS	BF	H	R	ER	SO	BB	IBB	HBP	BLK	WP	HR	S	P	ERA	WHIP
49 Julio Teheran, R ERA: 4.49	(1, 1)	7.0	L	27	6	3	3	11	3	0	0	0	0	0	62	101	3.86	1.286
56 Ross Detwiler, L ERA: 6.9	(8, 1)	0.2		3	0	0	0	1	1	0	0	0	0	0	5	12	0.00	1.500
32 David Aardsma, R ERA: 2.25	(8, 1)	0.1		2	0	0	0	1	1	0	0	0	0	0	6	10	0.00	3.000
38 Arodys Vizcaíno, R ERA: 1.29	(9, 1)	1.0		4	0	0	0	1	0	0	0	0	0	0	10	16	0.00	0.000

PITCHER	IP	WLS	BF	H	R	ER	SO	BB	IBB	HBP	BLK	WP	HR	S	P	ERA	WHIP

TOP

Los Angeles Dodgers @ Atlanta Braves

Turner Field, Atlanta, GA

Wed Jul 22 2015, 12:14 PM - 3:00 PM EDT

Att. 24,112 - Partly Cloudy - 87 F

livebaseballscorecards.com

AB	31
R	3
H	6
RBI	3
BB	5
SO	14
LOB	11

BOTTOM

Los Angeles Dodgers @ Atlanta Braves

Turner Field, Atlanta, GA

Wed Jul 22 2015, 12:14 PM - 3:00 PM EDT

Att. 24,112 - Partly Cloudy - 87 F

livebaseballscorecards.com

Batter	1	2	3	4	5	6	7	8	9	AB	R	H	RBI	BB	SO	LOB
8 Jace Peterson, L (1, 4) OBP: 0.325, SLG: 0.346	B FC 85 C CU 74 B FF 86 X CU 76 2-1 ① G4-3		L CU 78 X CU 80 0-1 ① SH5-3 1-2 2-3			F CU 76 B CH 82 X FC 86 1-1 ① G4-3		C FF 97 F FF 96 S SL 88 0-3 ③ K		3	0	0	0	0	1	0
25 Cameron Maybin, R (1, 8) OBP: 0.347, SLG: 0.399	C FC 86 X CU 78 0-1 22 G4-6-3 1B		B CU 80 C SL 81 F CU 82 F SL 81 B FC 88 X SL 82 2-2 ② G6-3 3-H			B FC 87 C FC 86 X CU 79 1-1 ② G4-3			B FC 90 B FC 89 B FC 88 C SL 87 B FC 90 4-1 22 G5-3 BB	3	0	1	1	1	0	1
22 Nick Markakis, L (1, 9) OBP: 0.373, SLG: 0.364	B FC 86 C FC 85 X FC 85 1-1 ②③ G4-6-3 1-2f		C CU 81 F FC 87 B FC 87 B FC 88 D CU 82 X SL 80 3-2 ③ G4-3			B FC 85 B CU 79 C FC 87 X FC 88 2-1 ③ G4-3			1 SAFE C FC 90 X FC 91 0-1 ① G5-3 1-2	4	0	0	0	0	0	3
24 Kelly Johnson, L (1, 3) OBP: 0.321, SLG: 0.451		B FC 84 S CU 77 C FC 86 X SL 79 1-2 15 FC4-6 1B		C CU 77 B CH 83 F CU 80 B CU 80 S FC 89 2-3 ① K			B CU 79 B FC 86 C CU 77 X CU 77 2-1 ① F8		C FC 92 B FC 90 B FC 92 F FC 91 S FC 93 2-3 ② K	4	0	1	0	0	2	1
23 Chris Johnson, R (1, 5) OBP: 0.290, SLG: 0.333 2 Juan Uribe, R (9, PH) OBP: 0.331, SLG: 0.409		B CU 80 C CU 77 B SL 79 F CU 79 S SL 78 2-3 ① K		B CU 78 C SL 81 X SL 80 1-1 ② F9			C CU 78 F FC 88 F SL 82 B FC 86 F CU 80 X SL 80 1-2 ② P4		B FC 93 C FC 91 S FC 93 B SL 83 F FC 94 B FC 94 S FC 95 3-3 ③ K	3 1	0 0	0 0	0 0	0 0	1 1	1 1
15 A.J. Pierzynski, L (1, 2) OBP: 0.316, SLG: 0.429		C FC 86 X CU 77 0-1 ② FC4-6 1-2f		B FC 88 F CU 79 C CU 80 F CU 80 X FC 89 1-2 ③ L6			B FF 86 B FF 85 B CU 77 C CU 77 B CU 76 4-1 BB			2	0	0	0	1	0	1
14 Eury Pérez, R (1, 7) OBP: 0.325, SLG: 0.324		C FF 87 B CU 78 C SL 77 S SL 79 1-3 ③ K			B FC 86 C CU 77 C CU 77 F SL 80 B FC 86 B SL 81 F SL 79 S CU 79 3-3 ① K		F FC 87 X CU 81 0-1 ③ B5-3			3	0	0	0	0	2	2
19 Andrelton Simmons, R (1, 6) OBP: 0.317, SLG: 0.337			C FC 86 C FC 87 B SL 78 X SL 81 1-2 8 SH5-3 49 E 25 G6-3 1B		X FC 87 0-0 ② F9			C FF 96 F SL 85 B FF 95 X SL 86 1-2 ① G1-3		3	1	1	0	0	0	0
49 Julio Teheran, R (1, 1) OBP: 0.091, SLG: 0.063 56 Ross Detwiler, R (8, 1) 32 David Aardsma, R (8, 1) 28 Joey Terdoslavich, S (8, PH) OBP: 0.188, SLG: 0.290 38 Arodys Vizcaíno, R (9, 1)			L FC 87 C CU 78 B SL 79 F CU 78 X SL 78 1-2 E6 8 SH5-3 1-2		C FC 87 X CU 79 0-1 ③ G6-3			X FF 96 0-0 ② G3		2 0 0 1 0	0 0 0 0 0	0 0 0 0 0	0 0 0 0 0	0 0 0 0 0	0 0 0 0 0	1 0 0 0 0
Inning Stats	R: 0 H: 1 E: 0 LOB: 0 K: 0 BB: 0 S: 6 P: 9	R: 0 H: 1 E: 0 LOB: 1 K: 2 BB: 0 S: 11 P: 15	R: 1 H: 1 E: 1 LOB: 1 K: 0 BB: 0 S: 16 P: 23	R: 0 H: 0 E: 0 LOB: 0 K: 1 BB: 0 S: 9 P: 13	R: 0 H: 0 E: 0 LOB: 0 K: 1 BB: 0 S: 8 P: 11	R: 0 H: 0 E: 0 LOB: 0 K: 0 BB: 0 S: 6 P: 10	R: 0 H: 0 E: 0 LOB: 1 K: 0 BB: 1 S: 10 P: 17	R: 0 H: 0 E: 0 LOB: 0 K: 1 BB: 0 S: 7 P: 8	R: 0 H: 0 E: 0 LOB: 1 K: 2 BB: 1 S: 10 P: 19	1B: 3 2B: 0 3B: 0 HR: 0	SF: 0 SAC: 1 DP: 1 HBP: 0			WP: 0 PB: 0 SB: 0 CS: 0	PA: 32		

	AB	29
	R	1
	H	3
	RBI	1
	BB	2
	SO	7
	LOB	11

PITCHER		IP	WLS	BF	H	R	ER	SO	BB	IBB	HBP	BLK	WP	HR	S	P	ERA	WHIP
46 Mike Bolsinger, R ERA: 2.79	(1, 1)	7.0	W	25	3	1	0	4	1	0	0	0	0	0	66	98	0.00	0.571
12 Juan Nicasio, R ERA: 3.15	(8, 1)	1.0	H	3	0	0	0	1	0	0	0	0	0	0	7	8	0.00	0.000
74 Kenley Jansen, R ERA: 2.28	(9, 1)	1.0	S	4	0	0	0	2	1	0	0	0	0	0	10	19	0.00	1.000

PITCHER	IP	WLS	BF	H	R	ER	SO	BB	IBB	HBP	BLK	WP	HR	S	P	ERA	WHIP

Los Angeles Dodgers @ New York Mets

Citi Field, Flushing, NY

Thu Jul 23 2015, 7:11 PM - 9:37 PM EDT

Att. 34,222 - Partly Cloudy - 82 F

livebaseballscorecards.com

Batter	1	2	3	4	5	6	7	8	9	AB	R	H	RBI	BB	SO	LOB
31 Joc Pederson, L (1, 8) OBP: 0.358, SLG: 0.462	C FF 89 C FF 90 C SI 87 0-3 ① K		X SI 87 0-0 ②③ G1-5-3 1-2f			S SI 88 B SI 89 C SI 87 F FF 91 H SI 88 2-2 HBP			C SL 78 B SL 79 X FF 89 1-1 23 1B, 10 1B, 5 BB, 1B	3	1	1	0	0	1	1
10 Justin Turner, R (1, 5) OBP: 0.385, SLG: 0.547	B FF 89 C FF 89 B FF 89 S SI 87 X SI 88 2-2 ② G4-3			B FF 88 X FF 88 1-0 ① G6-3		1 SAFE 1 SAFE X SI 85 0-0 ③ F7			B SI 88 F FF 87 1 SAFE L CH 77 1 SAFE 1 SAFE X CH 76 1-2 5 BB, 23 1B, 66 SF9, 1-2, 1B	4	1	1	0	0	0	1
23 Adrián González, L (1, 3) OBP: 0.368, SLG: 0.544	F FF 89 B SI 88 C SI 88 X CH 82 1-2 ③ G4-3			B FF 89 F SI 87 B FF 90 X SI 89 2-1 16 G1-6-3, 1B			B SL 80 F SL 80 F SL 81 F CH 83 X SL 83 1-2 1B		F SL 77 D SL 79 X SL 78 1-1 66 SF9, 5 BB, 1-2, 2-3, 1B	4	0	3	0	0	0	0
16 Andre Ethier, L (1, 7) OBP: 0.366, SLG: 0.466 7 Alex Guerrero, R (9, PH) OBP: 0.269, SLG: 0.491 5 Alberto Callaspo, S (9, PH) OBP: 0.316, SLG: 0.280 33 Scott Van Slyke, R (9, 7) OBP: 0.343, SLG: 0.432		F FF 87 B FF 88 X FF 89 1-1 ① F7		X SI 86 0-0 ②③ G1-6-3 1-2f			C SI 86 B SI 87 X SI 86 1-1 ① L7		B FC 89 B FC 88 B FC 87 B FC 88 4-0 1-2, 2-3, 3-H, BB	3 0 0 0	0 0 0 0	0 0 0 0	0 0 1 0	0 0 1 0	0 0 0 0	2 0 0 0
9 Yasmani Grandal, S (1, 2) OBP: 0.403, SLG: 0.520		C FF 89 B FF 89 S FF 89 X FF 91 1-2 ② F8			C FF 87 X FF 89 0-1 66 G4-6-3, 1B		C SI 87 B SI 87 B SI 86 B SI 86 X SI 86 3-1 ② F9		B FC 89 B FF 91 F FC 88 S FC 88 S FC 90 2-3 ① K	4	0	1	0	0	1	4
66 Yasiel Puig, R (1, 9) OBP: 0.337, SLG: 0.422		X SI 87 0-0 ③ L8			B SI 86 X SI 86 1-0 ①② G4-6-3 1-2f		S SI 86 F SI 87 C SI 88 0-3 ③ K		S CU 84 X FF 93 0-1 ② SF9 2-3 3-H	3	0	0	1	0	1	2
14 Enrique Hernández, R (1, 4) OBP: 0.297, SLG: 0.440			B SL 80 B SL 80 C SI 86 C SI 87 F FF 91 C SI 87 2-3 ① K		B FF 90 X SI 88 1-0 ③ G4-3			B SI 85 X SL 80 1-0 ① P4	F FC 91 F CU 78 S CU 84 0-3 ③ K	4	0	0	0	0	2	2
11 Jimmy Rollins, S (1, 6) OBP: 0.260, SLG: 0.333			F FF 88 C FF 90 F FF 92 B CH 83 X SI 87 1-2 HR			C FF 89 B FF 90 B SI 89 X SI 87 2-1 ① G2-3		T SI 88 B FF 90 X SI 88 1-1 ② P5		3	1	1	1	0	0	0
22 Clayton Kershaw, L (1, 1) OBP: 0.180, SLG: 0.188			C FF 89 B FF 90 X FF 89 1-1 31 G1-5-3, 1B			C SI 86 C SI 85 F FF 92 B SI 88 B SI 89 B SI 85 C SI 85 3-3 ② K		F FF 90 X SI 87 0-1 ③ F8		3	0	1	0	0	1	0
Inning Stats	R: 0 E: 0 K: 1 S: 9 H: 0 LOB: 0 BB: 0 P: 12	R: 0 E: 0 K: 0 S: 6 H: 0 LOB: 0 BB: 0 P: 8	R: 1 E: 0 K: 1 S: 11 H: 2 LOB: 0 BB: 0 P: 15	R: 0 E: 0 K: 0 S: 4 H: 1 LOB: 0 BB: 0 P: 7	R: 0 E: 0 K: 0 S: 4 H: 1 LOB: 0 BB: 0 P: 6	R: 0 E: 0 K: 1 S: 10 H: 0 LOB: 1 BB: 0 P: 17	R: 0 E: 0 K: 1 S: 11 H: 1 LOB: 1 BB: 0 P: 16	R: 0 E: 0 K: 0 S: 5 H: 0 LOB: 0 BB: 0 P: 7	R: 2 E: 0 K: 2 S: 15 H: 3 LOB: 2 BB: 1 P: 24	1B: 7 2B: 0 3B: 0 HR: 1 SF: 1 SAC: 0 DP: 3 HBP: 1						

TOP	
AB	31
R	3
H	8
RBI	3
BB	1
SO	6
LOB	12

	WP: 0	PA: 34
	PB: 0	
	SB: 0	
	CS: 0	

PITCHER		IP	WLS	BF	H	R	ER	SO	BB	IBB	HBP	BLK	WP	HR	S	P	ERA	WHIP
40 Bartolo Colon, R ERA: 4.6	(1, 1)	8.0	L	27	5	1	1	4	0	0	1	0	0	1	60	88	1.12	0.625
36 Sean Gilmartin, L ERA: 2.43	(9, 1)	0.0		3	3	2	2	0	0	0	0	0	0	0	7	10	∞	∞
52 Carlos Torres, R ERA: 4.06	(9, 1)	1.0		4	0	0	0	2	1	0	0	0	0	0	8	14	0.00	1.000

PITCHER	IP	WLS	BF	H	R	ER	SO	BB	IBB	HBP	BLK	WP	HR	S	P	ERA	WHIP

Batter	1	2	3	4	5	6	7	8	9	AB	R	H	RBI	BB	SO	LOB
3 Curtis Granderson, L (1, 9) OBP: 0.344, SLG: 0.422	C FF 94 B SL 90 F FF 93 X CU 75 1-2 ① G4-3			B FF 94 F FF 93 C SL 89 F SL 91 B SL 92 X CU 74 2-2 ① G3			C FF 93 C CU 72 X SL 89 0-2 4 1B 1B		F FF 94 F FF 93 S SL 90 0-3 ② K	4	0	1	0	0	1	0
11 Rubén Tejada, R (1, 6) OBP: 0.325, SLG: 0.347	B FF 94 F FF 94 B SL 90 F SL 90 X SL 89 2-2 ② F9			B SL 88 F SL 88 F FF 94 X FF 94 1-2 ② F8			C FF 94 F SL 90 B FF 94 D CU 74 F SL 90 F FF 95 1 SAFE S CU 73 2-3 ① K		X FF 93 0-0 ③ G5-3	4	0	0	0	0	1	1
4 Wilmer Flores, R (1, 4) OBP: 0.282, SLG: 0.381	X FF 94 0-0 ③ G3			C FF 93 C CU 74 C FF 94 0-3 ③ K			1 SAFE F FF 94 B CU 73 X SL 86 1-1 1-2 1B			3	0	1	0	0	1	0
44 John Mayberry Jr., R (1, 7) OBP: 0.229, SLG: 0.321		B FF 93 C FF 93 F SL 89 B CU 74 S SL 91 2-3 ① K			X FF 93 0-0 ① G2-3		C FF 94 F CU 74 B SL 90 S CU 74 1-3 ② K			3	0	0	0	0	2	2
29 Eric Campbell, R (1, 5) OBP: 0.299, SLG: 0.277		X FF 93 0-0 ② F9			C FF 93 C CU 73 B SL 91 S CU 74 1-3 ② K2-3		S SL 88 X CU 73 0-1 ③ G6-3			3	0	0	0	0	1	2
21 Lucas Duda, L (1, 3) OBP: 0.341, SLG: 0.413		C FF 94 B CU 74 B CU 75 F SL 90 S FF 95 2-3 ③ K			C FF 95 S SL 88 B CU 75 F CU 73 S CU 75 1-3 ③ K			S SL 88 C CU 74 F FF 95 X SL 89 0-2 12 CS 1B		3	0	1	0	0	2	0
12 Juan Lagares, R (1, 8) OBP: 0.279, SLG: 0.332			X FF 92 0-0 ① F7			C FF 92 C CU 73 F SL 88 S SL 89 0-3 ① K		D FF 93 1 SAFE X FF 92 1-0 ① ② G4-3 1-2		3	0	0	0	0	1	1
20 Anthony Recker, R (1, 2) OBP: 0.266, SLG: 0.241			B FF 93 C FF 93 F SL 89 B CU 74 B SL 90 C FF 95 3-3 ② K			S FF 94 X FF 94 0-1 ② G4-3		C FF 94 F SL 89 B CU 76 B FF 94 X CU 72 2-2 ③ G5-3		3	0	0	0	0	1	0
40 Bartolo Colon, R (1, 1) OBP: 0.135, SLG: 0.167 36 Sean Gilmartin, L (9, 1) OBP: 1.000, SLG: 1.000 52 Carlos Torres, R (9, 1) 28 Daniel Murphy, L (9, PH) OBP: 0.322, SLG: 0.386			C FF 94 X FF 94 0-1 ③ G6-3			S FF 94 S FF 94 C FF 94 0-3 ③ K			C FF 93 B CU 74 C FF 93 B SL 89 B CU 74 F FF 94 F FF 93 X SL 88 3-2 ① G4-3	2 0 0 1	0 0 0 0	0 0 0 0	0 0 0 0	0 0 0 0	1 0 0 0	0 0 0 0
Inning Stats	R: 0 E: 0 K: 0 S: 7 H: 0 LOB: 0 BB: 0 P: 10	R: 0 E: 0 K: 2 S: 7 H: 0 LOB: 0 BB: 0 P: 11	R: 0 E: 0 K: 1 S: 6 H: 0 LOB: 0 BB: 0 P: 9	R: 0 E: 0 K: 1 S: 10 H: 0 LOB: 0 BB: 0 P: 13	R: 0 E: 0 K: 2 S: 8 H: 0 LOB: 0 BB: 0 P: 10	R: 0 E: 0 K: 2 S: 9 H: 0 LOB: 0 BB: 0 P: 9	R: 0 E: 0 K: 2 S: 15 H: 2 LOB: 2 BB: 0 P: 19	R: 0 E: 0 K: 0 S: 8 H: 1 LOB: 0 BB: 0 P: 11	R: 0 E: 0 K: 1 S: 9 H: 0 LOB: 0 BB: 0 P: 12	1B: 3 2B: 0 3B: 0 HR: 0 SF: 0 SAC: 0 DP: 0 HBP: 0						

PITCHER	IP	WLS	BF	H	R	ER	SO	BB	IBB	HBP	BLK	WP	HR	S	P	ERA	WHIP
22 Clayton Kershaw, L (1, 1) ERA: 2.51	9.0	W	29	3	0	0	11	0	0	0	0	0	0	79	104	0.00	0.333

PITCHER	IP	WLS	BF	H	R	ER	SO	BB	IBB	HBP	BLK	WP	HR	S	P	ERA	WHIP

BOTTOM

Los Angeles Dodgers @ New York Mets

Citi Field, Flushing, NY

Thu Jul 23 2015, 7:11 PM - 9:37 PM EDT

Att. 34,222 - Partly Cloudy - 82 F

livebaseballscorecards.com

AB	29
R	0
H	3
RBI	0
BB	0
SO	11
LOB	6

Batter	1	2	3	4	5	6	7	8	9	AB	R	H	RBI	BB	SO	LOB
31 Joc Pederson, L (1, 8) OBP: 0.356, SLG: 0.461	C FF 89 F FF 88 S FF 90 0-3 K	C SI 88 B CH 84 B CH 84 S SL 81 X SL 82 2-2 3-H 2B		C FF 91 B CU 78 X FC 91 1-1 G3		C CU 83 B SI 92 X CU 80 1-1 G6-3			B FF 90 B FC 81 S FF 92 X SI 93 2-1 G4-3	5	0	1	1	0	1	0
47 Howie Kendrick, R (1, 4) OBP: 0.338, SLG: 0.406	B SI 89 C SI 89 X FF 88 1-1 10 2B 1B	S CH 83 B FF 89 C FF 88 F SI 89 X FC 87 1-2 F9		C FC 90 X FC 90 0-1 G1-3		S CU 78 B FC 89 F FC 90 X CU 83 1-2 G6-3			C FF 93 S CH 84 B FF 92 B SI 92 S CH 85 2-3 K	5	1	1	0	0	1	1
10 Justin Turner, R (1, 5) OBP: 0.389, SLG: 0.569	C SI 89 F FF 88 B FF 90 D CU 75 F FF 91 B FC 87 X SI 89 3-2 1-H 2B		B CH 80 B CH 83 C FC 86 F FC 88 B FF 91 X SI 86 3-2 HR	C FC 91 B CU 84 X FF 93 1-1 2B			C FF 96 X SL 86 0-1 P2		S CH 84 X FC 85 0-1 P3	5	1	3	2	0	0	0
33 Scott Van Slyke, R (1, 3) OBP: 0.340, SLG: 0.426	X CH 84 0-0 F8		B SI 90 C FF 89 F SI 89 X SI 92 1-2 66 HR 1B	C FF 91 S CU 83 B CU 83 B FC 91 D CU 83 X FC 91 3-2 P4			B FF 94 B SL 86 X FF 95 2-0 F8			4	1	1	0	0	0	2
66 Yasiel Puig, R (1, 9) OBP: 0.335, SLG: 0.434	X SI 89 0-0 G6-3		B SI 90 X CH 82 1-0 1-H HR		C FC 90 F CU 84 B CU 84 S CU 79 1-3 K		B SL 89 S SL 88 B FF 95 X SL 87 2-1 G4-3			4	1	1	2	0	1	1
14 Enrique Hernández, R (1, 7) OBP: 0.303, SLG: 0.442		C SI 86 S CH 82 B CH 83 X CU 73 1-2 65 HBP 58 G4-6-3 11 1B 1B	C CH 84 C SI 89 B FF 88 F FF 89 X SI 90 1-2 G5-3		B FC 90 F FC 90 F FF 93 B CU 84 X FC 91 2-2 65 2B 1B			C FF 92 B SL 88 S SL 86 B FF 94 X FF 95 2-2 F8	4	1	2	0	0	0	0
11 Jimmy Rollins, S (1, 6) OBP: 0.265, SLG: 0.345		X SI 88 0-0 58 G4-6-3 65 HBP 31 2B 1-2 1B	B FF 90 B FF 89 B SI 88 B FF 89 4-0 65 FC4-6 BB	B FF 91 S FC 90 1 SAFE 1 SAFE X FC 90 1-1 P6				X FF 94 0-0 HR		3	2	2	1	1	0	1
65 Austin Barnes, R (1, 2) OBP: 0.412, SLG: 0.357		B FF 87 C FF 88 F SI 88 H FF 88 2-2 58 G4-6-3 1-2 2-3 HBP	C FF 88 F SI 89 X FF 90 0-2 FC4-6 1-2f	X FC 90 0-0 1-H 2B				B SL 88 B SL 87 C FF 95 F FF 95 S FF 95 2-3 K		3	0	1	0	0	1	1
58 Ian Thomas, R (1, 1) 3 Carl Crawford, L (6, PH) OBP: 0.236, SLG: 0.370 62 Joel Peralta, R (6, 1) 12 Juan Nicasio, R (6, 1) 5 Alberto Callaspo, S (8, PH) OBP: 0.315, SLG: 0.278 52 Pedro Báez, R (8, 1) 71 Josh Ravin, R (9, 1)		X SI 88 0-0 1 2 G4-6-3 1-2f 2-3 3-H	C SI 88 X SI 90 0-1 G1-3			C FF 90 C FC 88 S CU 81 0-3 K		S SI 95 S FF 94 S FF 96 0-3 K		2 1 0 0 1 0	0 0 0 0 0 0	0 0 0 0 0 0	0 0 0 0 0 0	0 0 0 0 0 0	0 1 0 0 1 0	3 0 0 0 0 0
Inning Stats	R: 1 E: 0 K: 1 S: 11 H: 2 LOB: 1 BB: 0 P: 15	R: 2 E: 0 K: 0 S: 14 H: 3 LOB: 1 BB: 0 P: 20	R: 3 E: 0 K: 0 S: 16 H: 3 LOB: 1 BB: 1 P: 26	R: 0 E: 0 K: 0 S: 9 H: 1 LOB: 1 BB: 0 P: 14	R: 0 E: 0 K: 1 S: 9 H: 2 LOB: 2 BB: 0 P: 13	R: 0 E: 0 K: 1 S: 8 H: 0 LOB: 0 BB: 0 P: 10	R: 0 E: 0 K: 0 S: 5 H: 0 LOB: 0 BB: 0 P: 9	R: 1 E: 0 K: 2 S: 10 H: 1 LOB: 0 BB: 0 P: 14	R: 0 E: 0 K: 1 S: 7 H: 0 LOB: 0 BB: 0 P: 11	1B: 5 2B: 4 3B: 0 HR: 3	SF: 0 SAC: 0 DP: 1 HBP: 1	WP: 0 PB: 0 SB: 0 CS: 0	PA: 39			

PITCHER		IP	WLS	BF	H	R	ER	SO	BB	IBB	HBP	BLK	WP	HR	S	P	ERA	WHIP
49 Jonathon Niese, L ERA: 3.75	(1, 1)	3.0	L	18	8	6	6	1	1	0	1	0	0	2	41	61	18.00	3.000
52 Carlos Torres, R ERA: 3.76	(4, 1)	3.0		11	3	0	0	2	0	0	0	0	0	0	26	37	0.00	1.000
47 Hansel Robles, R ERA: 4.0	(7, 1)	2.0		7	1	1	1	2	0	0	0	0	0	1	15	23	4.50	0.500
54 Alex Torres, L ERA: 3.41	(9, 1)	1.0		3	0	0	0	1	0	0	0	0	0	0	7	11	0.00	0.000

PITCHER	IP	WLS	BF	H	R	ER	SO	BB	IBB	HBP	BLK	WP	HR	S	P	ERA	WHIP

TOP

Los Angeles Dodgers @ New York Mets

Citi Field, Flushing, NY

Fri Jul 24 2015, 7:11 PM - 9:50 PM EDT

Att. 36,066 - Partly Cloudy - 84 F

livebaseballscorecards.com

AB	37
R	7
H	12
RBI	6
BB	1
SO	6
LOB	9

Batter	1	2	3	4	5	6	7	8	9	AB	R	H	RBI	BB	SO	LOB
3 Curtis Granderson, L (1, 9) OBP: 0.343, SLG: 0.418	C FF 90 B FF 91 F FF 89 B CH 81 B FF 91 X FF 92 3-2 ① G5-3		B FF 91 C FF 90 F FF 92 F CU 73 F FC 88 B CH 82 F FF 91 C CU 73 2-3 ③ K			C CU 77 X FS 82 0-1 ② L7		B CH 89 B CH 90 B FF 97 C FF 98 F FF 98 B FF 99 4-2 11 G5-4-3 BB		3	0	0	0	1	1	0
11 Rubén Tejada, R (1, 6) OBP: 0.328, SLG: 0.350	B FF 92 B CH 79 B FF 90 C FF 90 X FF 90 3-1 28 G3-6-3 1B			B FF 88 C CH 78 S CH 80 B FF 92 X CH 81 2-2 ① G4-3		C FF 90 B CU 78 B CU 76 F FF 90 B FF 91 X FF 89 3-2 28 S 28 1B 1B		S FF 98 C FF 98 B FF 100 X SL 92 1-2 ②③ G5-4-3 1-2f		4	1	2	0	0	0	1
28 Daniel Murphy, L (1, 5) OBP: 0.321, SLG: 0.384	C FF 90 X CU 72 0-1 ②③ G3-6-3 1-2f			C FF 90 B FC 89 B FC 86 C FF 91 F FF 90 F FF 90 C FC 88 2-3 ② K		F CU 76 B FF 89 B FS 80 X FF 89 2-1 4 1B 1-H 1B			X SI 97 0-0 ① G4-3	4	0	1	1	0	1	1
4 Wilmer Flores, R (1, 4) OBP: 0.282, SLG: 0.380		B FF 89 C CH 79 B CH 81 F FF 92 F FF 92 B CU 72 S CH 80 3-3 ① K		F FF 90 B FC 85 B CH 80 B FF 91 X FF 88 3-1 ③ P6		C CU 76 B FS 80 D FS 80 1 SAFE F FF 89 X FF 89 2-2 1-2 1B			C SI 97 C SL 84 X 0-2 ② G3-1	4	0	1	0	0	1	0
21 Lucas Duda, L (1, 3) OBP: 0.340, SLG: 0.414		F FF 91 B CU 71 B CU 70 F FF 90 S FC 86 2-3 ② K			B FF 88 B FC 86 F FF 88 X FF 90 2-1 12 G6-3 30 G4-3 2B	2 SAFE B FF 94 C FF 94 F FF 94 F FF 97 S SL 87 1-3 ③ K			B SI 98 F X FF 97 1-1 ③ F7	4	1	1	0	0	2	2
12 Juan Lagares, R (1, 8) OBP: 0.280, SLG: 0.332		B CH 80 F FF 91 B FF 92 F FF 91 X CH 82 2-2 1B			C CH 77 C FF 89 D CH 80 X FF 90 1-2 ① G6-3 2-3		L FF 95 C FF 95 B SL 87 F FF 94 F FF 95 B SL 90 X FF 96 2-2 ① F8			3	0	1	0	0	0	1
30 Michael Conforto, L (1, 7)		X FF 89 0-0 ③ G3			C FF 90 D FC 87 C FC 85 X FC 87 1-2 ② G4-3 3-H		B FF 94 B FF 95 T FF 94 C FF 95 F FF 96 F FF 94 X SL 87 2-2 ② G6-3			3	0	0	1	0	0	1
22 Kevin Plawecki, R (1, 2) OBP: 0.278, SLG: 0.311			B CU 68 B FF 88 X FF 88 2-0 ① F9		B CH 78 C CH 78 B FF 90 F FF 88 B CU 70 X FF 90 3-2 ③ F8		X FF 97 0-0 ③ F8			3	0	0	0	0	0	0
49 Jonathon Niese, L (1, 1) OBP: 0.250, SLG: 0.212 16 Danny Muno, S (3, PH) OBP: 0.288, SLG: 0.185 52 Carlos Torres, R (4, 1) 9 Kirk Nieuwenhuis, L (6, PH) OBP: 0.221, SLG: 0.341 47 Hansel Robles, R (7, 1) 44 John Mayberry Jr., R (8, PH) OBP: 0.227, SLG: 0.318 54 Alex Torres, L (9, 1)			S FF 90 B FF 91 S FF 90 S FF 92 1-3 ② K			X FF 90 0-0 ① F9		C FF 97 B SL 89 S FF 98 B SI 96 B FF 98 S FF 98 3-3 ① K		0 1 0 1 0 1 0	0 0 0 0 0 0 0	0 0 0 0 0 0 0	0 0 0 0 0 0 0	0 1 0 0 0 1 0	0 0 0 0 0 0 0	0 0 0 0 0 0 0
Inning Stats	R: 0 E: 0 K: 0 S: 7 H: 1 LOB: 0 BB: 0 P: 13	R: 0 E: 0 K: 2 S: 11 H: 1 LOB: 1 BB: 0 P: 18	R: 0 E: 0 K: 2 S: 10 H: 0 LOB: 0 BB: 0 P: 15	R: 0 E: 0 K: 1 S: 10 H: 0 LOB: 0 BB: 0 P: 17	R: 1 E: 0 K: 0 S: 11 H: 1 LOB: 0 BB: 0 P: 18	R: 1 E: 0 K: 1 S: 15 H: 3 LOB: 2 BB: 0 P: 23	R: 0 E: 0 K: 0 S: 11 H: 0 LOB: 0 BB: 0 P: 15	R: 0 E: 0 K: 1 S: 9 H: 0 LOB: 0 BB: 1 P: 17	R: 0 E: 0 K: 0 S: 6 H: 0 LOB: 0 BB: 0 P: 7	1B: 5 2B: 1 3B: 0 HR: 0	SF: 0 SAC: 0 DP: 2 HBP: 0			WP: 0 PB: 0 SB: 1 CS: 0	PA: 32		

PITCHER		IP	WLS	BF	H	R	ER	SO	BB	IBB	HBP	BLK	WP	HR	S	P	ERA	WHIP
58 Ian Thomas, L ERA: 4.11	(1, 1)	5.0	W	17	3	1	1	5	0	0	0	0	0	0	49	81	1.80	0.600
62 Joel Peralta, R ERA: 4.11	(6, 1)	0.2		5	3	1	1	0	0	0	0	0	0	0	11	18	13.50	4.500
12 Juan Nicasio, R ERA: 3.05	(6, 1)	1.1	H	4	0	0	0	1	0	0	0	0	0	0	15	20	0.00	0.000
52 Pedro Báez, R ERA: 3.04	(8, 1)	1.0		3	0	0	0	1	1	0	0	0	0	0	9	17	0.00	1.000
71 Josh Ravin, R ERA: 5.63	(9, 1)	1.0		3	0	0	0	0	0	0	0	0	0	0	6	7	0.00	0.000

PITCHER	IP	WLS	BF	H	R	ER	SO	BB	IBB	HBP	BLK	WP	HR	S	P	ERA	WHIP

BOTTOM

Los Angeles Dodgers @ New York Mets

Citi Field, Flushing, NY

Fri Jul 24 2015, 7:11 PM - 9:50 PM EDT

Att. 36,066 - Partly Cloudy - 84 F

livebaseballscorecards.com

AB	31
R	2
H	6
RBI	2
BB	1
SO	7
LOB	6

Los Angeles Dodgers @ New York Mets

Citi Field, Flushing, NY

Sat Jul 25 2015, 7:13 PM - 10:23 PM EDT

Att. 39,744 - Clear - 79 F

TOP

livebaseballscorecards.com

Batter	1	2	3	4	5	6	7	8	9	AB	R	H	RBI	BB	SO	LOB
31 Joc Pederson, L (1, 8) OBP: 0.360, SLG: 0.476	S FF 95 B FF 97 B CU 86 S FF 98 S FF 98 2-3 ① K		S FF 98 C SL 88 B FF 98 X FF 98 1-2 ③ 1B			C SI 95 S CH 90 B FF 96 X CU 86 1-2 HR		C FC 93 B FF 94 B SL 84 B FF 93 C FC 92 F FC 93 F SI 92 X FF 95 3-2 2B		4	1	3	1	0	1	0
47 Howie Kendrick, R (1, 4) OBP: 0.335, SLG: 0.402	C FF 96 X SL 92 0-1 ② F9			X SL 90 0-0 ① G6-3		C SI 97 X SI 96 0-1 ① G6-3		B FF 93 F FF 94 F FF 92 S SL 86 1-3 ① K		4	0	0	0	0	1	1
10 Justin Turner, R (1, 5) OBP: 0.388, SLG: 0.564 5 Alberto Callaspo, S (7, 5) OBP: 0.313, SLG: 0.277	C FF 98 S SL 92 B FF 99 B FF 98 F FF 98 B SL 88 B SL 91 4-2 BB			C FF 95 B SL 87 F FF 97 B SI 98 X SI 96 2-2 ② F9		B SI 98 F FF 97 B SI 99 B SL 92 S FF 97 S SI 98 3-3 ② K		C FC 94 B SL 84 B FF 93 F FF 94 C CH 89 2-3 ② K		2 1	0 0	0 0	0 0	1 0	1 1	0 1
23 Adrián González, L (1, 3) OBP: 0.368, SLG: 0.542 71 Josh Ravin, R (6, 1) 62 Joel Peralta, R (7, 1) 66 Yasiel Puig, R (8, PH) OBP: 0.333, SLG: 0.432 56 J.P. Howell, L (8, 1)	S FF 97 X FF 98 0-1 ③ G5-3			B FF 97 F SI 97 F SI 96 B FF 98 X SL 94 2-2 1B		F SI 98 F SI 98 B CH 91 X SI 98 1-2 ③ G4-3		F SL 84 F FF 94 S CU 79 0-3 ③ K		3 0 0 1 0	0 0 0 0 0	1 0 0 0 0	0 0 0 0 0	0 0 0 1 0	0 0 0 1 0	1 0 0 1 0
16 Andre Ethier, L (1, 9) OBP: 0.361, SLG: 0.459		C FF 95 B FF 96 S CU 86 X FF 96 1-2 ① F7		C FF 97 F CH 91 D FF 92 X FF 98 1-2 ③ F8			B CH 87 B SI 96 X CH 87 2-0 ① G1-3		B SI 97 F SI 98 X SI 97 1-1 ① L8	4	0	0	0	0	0	1
9 Yasmani Grandal, S (1, 2) OBP: 0.397, SLG: 0.511 (6, 3)		S FF 98 B FF 96 B CH 90 F FF 98 C SL 93 2-3 ② K			C CU 86 X CH 89 0-1 ① F8		F FF 96 S SL 92 F SI 96 B SI 98 B SL 92 S SL 92 2-3 ② K		X SI 97 0-0 ② G5-3	4	0	0	0	0	2	0
3 Carl Crawford, L (1, 7) OBP: 0.237, SLG: 0.362		X FF 97 0-0 ③ F7			F SI 97 S CH 90 X FF 96 0-2 ② F9		C SL 92 X CH 89 0-1 11 1B 1B		F SI 98 S SL 91 B SI 99 B SI 99 S SI 98 2-3 ③ K	4	0	1	0	0	1	0
11 Jimmy Rollins, S (1, 6) OBP: 0.268, SLG: 0.357 14 Enrique Hernández, R (7, 6) OBP: 0.303, SLG: 0.442			C FF 97 S SL 87 B FF 97 B FF 97 F SL 93 X SL 87 2-2 ① G4-3		C CU 86 C CU 86 B CH 91 X SL 86 1-2 HR	C SI 97 B CH 88 X SI 97 1-2 1-1 1B				3 0	1 0	2 0	1 0	0 0	0 0	0 0
51 Zach Lee, R (1, 1) 44 Chin-hui Tsao, R (5, 1) OBP: 1.000, SLG: 2.000 65 Austin Barnes, R (6, 2) OBP: 0.389, SLG: 0.333			B FF 96 X SI 96 1-0 ② F8		C FF 97 M SL 90 X SL 92 0-2 ③ G4-3	C SL 92 B FF 97 B SL 92 F FF 98 F SI 98 X SL 94 2-2 ③ G6-3				2 0 1	0 0 0	0 0 0	0 0 0	0 0 0	0 0 0	0 0 2
Inning Stats	R: 0 E: 0 K: 1 S: 10 H: 0 LOB: 1 BB: 1 P: 16	R: 0 E: 0 K: 1 S: 7 H: 0 LOB: 0 BB: 0 P: 10	R: 0 E: 0 K: 0 S: 8 H: 1 LOB: 1 BB: 0 P: 12	R: 0 E: 0 K: 0 S: 10 H: 1 LOB: 1 BB: 0 P: 15	R: 1 E: 0 K: 0 S: 11 H: 1 LOB: 0 BB: 0 P: 12	R: 1 E: 0 K: 1 S: 11 H: 1 LOB: 0 BB: 0 P: 16	R: 0 E: 0 K: 1 S: 13 H: 2 LOB: 2 BB: 0 P: 20	R: 0 E: 0 K: 3 S: 14 H: 1 LOB: 1 BB: 0 P: 20	R: 0 E: 0 K: 1 S: 6 H: 0 LOB: 0 BB: 0 P: 9	1B: 4 2B: 1 3B: 0 HR: 2 SF: 0 SAC: 0 DP: 0 HBP: 0						

	AB	33
	R	2
	H	7
	RBI	2
	BB	1
	SO	8
	LOB	7

PITCHER		IP	WLS	BF	H	R	ER	SO	BB	IBB	HBP	BLK	WP	HR	S	P	ERA	WHIP
33 Matt Harvey, R ERA: 3.02	(1, 1)	7.0	W	27	6	2	2	4	1	0	0	0	0	2	70	101	2.57	1.000
58 Jenrry Mejia, R ERA:	(8, 1)	1.0		4	1	0	0	3	0	0	0	0	0	0	14	20	0.00	1.000
27 Jeurys Familia, R ERA: 1.36	(9, 1)	1.0		3	0	0	0	1	0	0	0	0	0	0	6	9	0.00	0.000

PITCHER		IP	WLS	BF	H	R	ER	SO	BB	IBB	HBP	BLK	WP	HR	S	P	ERA	WHIP

BOTTOM

Los Angeles Dodgers @ New York Mets

Citi Field, Flushing, NY

Sat Jul 25 2015, 7:13 PM - 10:23 PM EDT

Att. 39,744 - Clear - 79 F

livebaseballscorecards.com

Batter	1	2	3	4	5	6	7	8	9	AB	R	H	RBI	BB	SO	LOB
3 Curtis Granderson, L (1, 9) OBP: 0.344, SLG: 0.419 12 Juan Lagares, R (7, PH) OBP: 0.279, SLG: 0.331 (8, 8)	B FF 91 C FF 89 B CH 85 B SI 90 B FF 90 4-1 11 1B 28 1B BB	C FF 90 B SL 89 B CH 85 B SL 89 F FF 90 F SL 89 F SL 89 F FF 90 F CH 85 3-2 X FF 92 11 1B 2B		B CU 72 C CH 83 B CU 74 B CH 83 C SL 86 F SL 87 X SL 88 3-2 ② G4-3	B FF 94 F FF 95 F SL 88 B FF 94 X FF 95 2-2 ③ L8	F SI 96 F SI 95 F SL 85 S SL 85 0-3 K 1-2 3-H	B FF 89 C CU 77 F FF 90 X FF 89 1-2 ③ G4-3			4 1	1 0	1 0	0 0	1 0	1 0	3 3
11 Rubén Tejada, R (1, 6) OBP: 0.332, SLG: 0.354	B FF 89 B FF 91 1 SAFE X SL 89 2-0 55 1B 28 1B 30 1B 1-3 1B	B SI 88 C SL 86 B SL 86 S FF 89 B SL 88 F FF 88 X SL 87 3-2 ② 2-H 1B		C CU 73 S CH 82 B FF 90 B CH 83 S CU 74 2-3 ③ K	C SL 88 X CH 88 0-1 28 HR 1B D SL 84 B SI 94 F SI 95 B SI 96 C SI 94 X SI 94 3-2 ③ L9			X SI 87 0-0 ① L3		6	2	3	0	0	1	2
28 Daniel Murphy, L (1, 5) OBP: 0.323, SLG: 0.396 2 Juan Uribe, R (7, 5) OBP: 0.332, SLG: 0.410	X FF 90 0-0 30 1B 55 1B 9 1B 1-2 3-H 1B	B SL 88 1 SAFE X CH 83 1-0 ③ P5			C FF 88 B CU 74 B CH 83 X FF 88 2-1 ① G5-3	C FF 92 X SL 89 0-1 1-H HR	B SL 84 B FF 96 X SI 96 2-0 ① L8	C SI 88 B KC 80 X KC 80 1-1 1B		4 2	2 0	2 1	3 0	0 0	0 0	1 0
55 Kelly Johnson, L (1, 4) OBP: 0.322, SLG: 0.463	B SI 90 C FF 90 X SL 88 1-1 30 1B 9 1B 1-2 2-3 1B		B CU 72 B CU 72 C CH 83 B CH 83 F FF 89 X SL 86 3-2 ① G4-3		C CU 72 X CU 72 0-1 HR	F SI 92 B SL 87 S CH 85 X SL 88 1-2 ① G6-3	B SI 97 F SI 95 F SI 95 B SL 83 F SL 82 S SL 82 2-3 ② K	B SI 88 C SI 87 D SI 88 F SI 89 S SI 88 2-3 ② K		6	2	2	1	0	2	1
21 Lucas Duda, L (1, 3) OBP: 0.340, SLG: 0.430	X FF 90 0-0 ① L6		B CH 83 X CH 84 1-0 ② G4-3		B CH 82 X FF 90 1-0 ② G3	C CH 86 C SL 87 F SL 89 F CH 86 B CH 86 X SL 87 1-2 HR	B SI 96 X SI 96 1-0 HR	B SI 87 F KC 80 B KC 80 C SI 89 S KC 82 2-3 ③ K		6	2	2	2	0	1	4
30 Michael Conforto, L (1, 7) OBP: 0.625, SLG: 0.857	X FF 90 0-0 9 1B 1-2 2-3 3-H 1B		C CU 73 B CH 84 X SL 88 1-1 9 1B 2B		B SI 88 X FF 89 1-0 9 2B 2B	B CU 76 C SL 86 B SL 88 B FF 92 C FF 92 F SL 88 F FF 94 X SI 93 3-2 9 1B 33 1B 1B	F SI 96 B CH 91 F FF 95 B SL 82 B SL 80 B SI 94 4-2 22 HBP 9 BB 29 BB BB			4	4	4	1	1	0	0
9 Kirk Nieuwenhuis, L (1, 8) OBP: 0.260, SLG: 0.380 (8, 9)	B SI 90 F CH 83 C CH 84 F CH 85 X SL 89 1-2 22 G4-3 1-2 2-H 3-H 1B		D FF 90 X CU 73 1-0 2-H 1B		B SI 92 S SL 88 B SL 88 F FF 94 B SL 87 X FF 95 3-2 33 2B 2-H 2B	C SL 86 B FF 91 B CH 83 B CH 85 F SL 87 X SL 88 3-2 33 1B 3 WP 1-2 1B	C SI 95 B FF 94 D SL 80 B CH 92 B CH 92 4-1 29 BB 22 HBP 1-2 BB			4	2	4	4	1	0	0
22 Kevin Plawecki, R (1, 2) OBP: 0.281, SLG: 0.306	C FF 90 S SI 89 X SL 88 0-2 ② ③ G4-3 1-2f		1 SAFE C FF 88 C CU 73 B FF 91 C FF 91 1-3 ③		I IN 74 I IN 78 I IN 77 I IN 75 4-0 33 2B IBB	F SI 98 B SL 82 S SL 85 B FF 98 C SL 84 2-3 ② K	C SL 84 C SL 82 H SL 83 1-2 29 BB 1-2 2-3 HBP			3	0	0	0	1	2	5
33 Matt Harvey, R (1, 1) OBP: 0.171, SLG: 0.293 29 Eric Campbell, R (7, PH) OBP: 0.303, SLG: 0.277 58 Jenrry Mejia, R (8, 1) 27 Jeurys Familia, R (9, 1)		C FF 91 F SL 88 S SL 88 0-3 ① K		B FF 89 F FF 90 B SI 86 F SL 88 B SL 88 F FF 90 X SL 87 3-2 ① G5-3	X FF 93 0-0 1-3 2-H 2B	S SI 96 S SI 97 B FF 95 B SL 84 F SI 96 B SI 96 X SI 97 3-2 3 WP 1-3 2-H 1B	B FF 95 B SI 95 B FF 94 B FF 94 4-0 1-2 2-3 3-H BB			4 0 0 0	0 0 0 0	2 0 0 0	2 1 0 0	0 1 0 0	1 0 0 0	0 0 0 0
Inning Stats	R: 4 E: 0 K: 0 S: 14 H: 5 LOB: 1 BB: 1 P: 22	R: 0 E: 0 K: 1 S: 15 H: 2 LOB: 1 BB: 0 P: 22	R: 1 E: 0 K: 1 S: 10 H: 2 LOB: 1 BB: 0 P: 17	R: 0 E: 0 K: 1 S: 11 H: 0 LOB: 0 BB: 0 P: 19	R: 3 E: 0 K: 0 S: 13 H: 4 LOB: 2 BB: 1 P: 26	R: 5 E: 0 K: 2 S: 35 H: 6 LOB: 2 BB: 0 P: 51	R: 2 E: 0 K: 1 S: 14 H: 1 LOB: 3 BB: 3 P: 33	R: 0 E: 0 K: 2 S: 9 H: 1 LOB: 1 BB: 0 P: 14		1B: 12 2B: 5 3B: 0 HR: 4 SF: 0 SAC: 0 DP: 1 HBP: 1					WP: 1 PB: 0 SB: 0 CS: 0 PA: 50	

	AB	44
	R	15
	H	21
	RBI	14
	BB	5
	SO	8
	LOB	19

PITCHER		IP	WLS	BF	H	R	ER	SO	BB	IBB	HBP	BLK	WP	HR	S	P	ERA	WHIP
51 Zach Lee, R ERA: 13.5	(1, 1)	4.2	L	24	11	7	7	3	1	0	0	0	0	1	56	90	13.50	2.571
44 Chin-hui Tsao, R ERA: 10.29	(5, 1)	0.2		10	7	6	6	0	0	1	0	0	0	2	27	44	81.00	10.500
71 Josh Ravin, R ERA: 6.75	(6, 1)	1.1		11	2	2	2	3	3	0	1	0	1	1	26	52	13.50	3.750
62 Joel Peralta, R ERA: 4.02	(7, 1)	0.1		1	0	0	0	0	0	0	0	0	0	0	3	4	0.00	0.000
56 J.P. Howell, L ERA: 0.31	(8, 1)	1.0		4	1	0	0	2	0	0	0	0	0	0	9	14	0.00	1.000

PITCHER	IP	WLS	BF	H	R	ER	SO	BB	IBB	HBP	BLK	WP	HR	S	P	ERA	WHIP

Batter	1	2	3	4	5	6	7	8	9	10	AB	R	H	RBI	BB	SO	LOB
31 Joc Pederson, L (1, 8) OBP: 0.355, SLG: 0.469	B FF 96 S FF 96 B FF 96 X SL 90 2-1 G3-1 ①	X CH 88 0-0 G3 ③	T CH 87 S FF 96 B FF 97 B FF 95 F FF 95 B FF 97 F CH 86 X SL 91 3-2 F8 ②	B SI 97 B SI 98 X SI 97 2-0 G4-3 ③	C SL 84 F FF 93 B FF 95 F FF 93 B SI 90 F SL 84 F SL 84 S FF 94 2-3 K ②	5	0	0	0	0	1	3
47 Howie Kendrick, R (1, 4) OBP: 0.331, SLG: 0.396 74 Kenley Jansen, S (10, 1)	F FF 96 F SL 93 T FF 98 0-2 K ②	C FF 95 B FF 95 B SL 90 B FF 96 S FF 97 X SL 92 3-2 F8 ①	C FF 96 X FF 95 0-1 G6-3 ③	C SI 98 S SL 90 B SL 91 B FF 98 X SI 99 2-2 G5-3 ①	B SL 84 C SL 83 X FC 93 1-1 F9 ③	5	0	0	0	0	1	1
						0	0	0	0	0	0	0
23 Adrián González, L (1, 3) OBP: 0.369, SLG: 0.543	C FF 97 F FF 96 F FF 99 S SL 91 0-3 K ③	F FF 97 F FF 97 F FF 98 B FF 97 X SI 97 1-2 L8 ②	B SL 88 B SL 90 B FF 96 C FF 95 B SI 96 4-1 BB	B SI 98 F SI 99 B SI 99 F SI 98 X SI 98 2-2 10 2B 2B	3	1	1	0	1	1	0
10 Justin Turner, R (1, 5) OBP: 0.387, SLG: 0.563 3 Carl Crawford, L (9, PR) OBP: 0.237, SLG: 0.362 7 Alex Guerrero, R (9, 5) OBP: 0.269, SLG: 0.491	S FF 96 F FF 96 B FF 97 C FF 95 1-3 K ①	B SL 91 X FF 96 1-0 P2 ③	C FF 95 F SI 94 B SI 95 F CH 84 F FF 97 X CH 84 1-2 F8 ①	F SI 98 F FF 98 B SI 98 B SI 98 D SI 100 X SI 100 3-2 9 1B 2-H 2B	4	0	1	1	0	1	1
						0	1	0	0	0	0	0
						0	0	0	0	0	0	0
9 Yasmani Grandal, S (1, 2) OBP: 0.395, SLG: 0.506	S FF 97 B FF 96 X CH 87 1-1 G4-3 ②	C CU 82 B FF 95 S SL 89 B FF 96 F FF 96 S SI 96 2-3 K ①	B FF 95 C SI 94 X FF 95 1-1 P4 ②	B SI 99 S SI 99 X SI 100 1-1 2-H 1B	4	0	1	1	0	1	1
66 Yasiel Puig, R (1, 9) OBP: 0.327, SLG: 0.423 12 Juan Nicasio, R (9, 1) 14 Enrique Hernández, R (10, 4) OBP: 0.303, SLG: 0.442	F FF 96 B SL 93 B SI 96 X SL 92 2-1 G5-3 ③	B FF 97 F SL 90 B FF 96 F SL 91 S SL 92 2-3 K ②	B FF 97 S SL 89 F SL 91 B SL 91 S SL 90 2-3 K ③	S SL 88 F SL 89 C SI 98 0-3 K ②	4	0	0	0	0	3	3
					0	0	0	0	0	0	0
					0	0	0	0	0	0	0
16 Andre Ethier, L (1, 7) OBP: 0.359, SLG: 0.456 (9, 9)	X CH 87 0-0 G3-1 ①	C FF 97 S FF 96 F FF 98 B SI 97 F FF 96 F FF 97 X SL 90 1-2 1B	C CH 86 B FF 94 B CH 85 F FF 95 S CH 85 2-3 K ①	X SI 98 0-0 G6-3 ③	4	0	1	0	0	1	2
11 Jimmy Rollins, S (1, 6) OBP: 0.271, SLG: 0.355	B FF 94 F SI 96 S FF 97 S FF 98 1-3 K ②	C FF 96 S CH 87 F FF 97 B FF 97 X CH 87 1-2 G5-3 ③	B FF 96 B CH 87 B FF 94 C FF 93 B FF 93 4-1 5 G3 BB	B FC 92 F FC 91 B FF 93 B FF 93 B SI 92 4-1 33 SH5-4 33 S BB	2	0	0	0	2	1	1
21 Zack Greinke, R (1, 1) OBP: 0.196, SLG: 0.205 5 Alberto Callaspo, S (8, PH) OBP: 0.312, SLG: 0.275 56 J.P. Howell, L (8, 1) 33 Scott Van Slyke, R (9, 7) OBP: 0.340, SLG: 0.426	X FF 97 0-0 1B	B SL 88 X SL 89 1-0 F7 ①	B FF 94 C FF 94 C FF 94 F FF 96 B FF 96 F FF 96 X SI 96 2-2 G3 ② 1-2	1 SAFE B FF 90 L FF 93 D FF 92 B FF 91 X FF 93 3-1 SH5-4 ① 1-3	2	0	1	0	0	0	0
					1	0	0	0	0	0	1
					0	0	0	0	0	0	0
					0	0	0	0	0	0	0
Inning Stats	R: 0 E: 0 K: 2 S: 9 H: 0 LOB: 0 BB: 0 P: 11	R: 0 E: 0 K: 1 S: 7 H: 0 LOB: 0 BB: 0 P: 11	R: 0 E: 0 K: 1 S: 6 H: 1 LOB: 1 BB: 0 P: 7	R: 0 E: 0 K: 0 S: 8 H: 0 LOB: 0 BB: 0 P: 13	R: 0 E: 0 K: 2 S: 17 H: 1 LOB: 1 BB: 0 P: 23	R: 0 E: 0 K: 0 S: 8 H: 0 LOB: 0 BB: 0 P: 12	R: 0 E: 0 K: 1 S: 11 H: 0 LOB: 1 BB: 1 P: 19	R: 0 E: 0 K: 1 S: 10 H: 0 LOB: 1 BB: 1 P: 20	R: 2 E: 0 K: 1 S: 15 H: 3 LOB: 2 BB: 0 P: 23	R: 0 E: 0 K: 1 S: 11 H: 0 LOB: 1 BB: 1 P: 21	1B: 3 2B: 2 3B: 0 HR: 0 SF: 0 SAC: 1 DP: 0 HBP: 0	WP: 0 PB: 0 SB: 1 CS: 0 PA: 38					

PITCHER		IP	WLS	BF	H	R	ER	SO	BB	IBB	HBP	BLK	WP	HR	S	P	ERA	WHIP
48 Jacob deGrom, R ERA: 2.05	(1, 1)	7.2		27	2	0	0	8	2	0	0	0	0	0	75	113	0.00	0.522
27 Jeurys Familia, R ERA: 1.7	(8, 1)	1.1	B	7	3	2	2	1	0	0	0	0	0	0	16	26	13.50	2.250
58 Jenrry Mejia, R ERA:	(10, 1)	1.0	W	4	0	0	0	1	1	0	0	0	0	0	11	21	0.00	1.000

PITCHER	IP	WLS	BF	H	R	ER	SO	BB	IBB	HBP	BLK	WP	HR	S	P	ERA	WHIP

TOP

Los Angeles Dodgers @ New York Mets

Citi Field, Flushing, NY

Sun Jul 26 2015, 1:11 PM - 4:37 PM EDT

Att. 36,093 - Sunny - 87 F

livebaseballscorecards.com

AB	34
R	2
H	5
RBI	2
BB	3
SO	10
LOB	13

Batter	1	2	3	4	5	6	7	8	9	10	AB	R	H	RBI	BB	SO	LOB
3 Curtis Granderson, L (1, 9) OBP: 0.344, SLG: 0.421	C FF 92 B CH 89 X CH 90 1-1 G3-1 ①		B SI 89 C FF 95 X SI 90 1-1 L9 ①			C FF 91 B CU 71 F CH 89 F FF 95 F FF 94 B SI 91 B SL 89 X CH 90 3-2 11 SH1-3 11 S 55 FC3-2 1B	C CU 76 B FF 94 D CH 90 F CU 77 X FF 93 2-2 P6 ②			C FF 93 B FF 94 B FF 95 F FF 95 F SL 86 F FF 95 F FF 95 X FF 96 2-2 2 1B 2B	5	1	2	0	0	0	3
11 Rubén Tejada, R (1, 6) OBP: 0.327, SLG: 0.348	F FF 94 X CH 90 0-1 G4-3 ②		B FF 95 B SL 89 X SI 94 2-0 F7-4 ②③ 2-2			S CH 90 X SL 87 0-1 SH1-3 ① 1-3	X SL 87 0-0 F8 ③			X FF 90 0-0 B3-1-4 ①	4	0	0	0	0	0	4
28 Daniel Murphy, L (1, 5) (9, 4) OBP: 0.328, SLG: 0.396	B FF 94 B CH 90 S CH 90 S SI 91 X SI 91 2-2 G3-1 ③			F FF 92 X CU 76 0-1 55 G3-6-3 1B		B CH 90 B CH 90 I IN 52 I IN 58 4-0 21 BB 55 FC3-2 30 HBP IBB		F SI 88 B SI 87 B KC 80 X SI 87 2-1 P6 ①		I IN 64 I IN 58 I IN 58 I IN 59 4-0 2 1B IBB	3	1	1	0	2	0	0
55 Kelly Johnson, L (1, 4) OBP: 0.317, SLG: 0.455 2 Juan Uribe, R (8, PH) OBP: 0.333, SLG: 0.411 (9, 5)		C CU 74 X CH 90 0-1 G5-3 ①		B CU 75 F CH 90 1 SAFE X CH 90 1-1 G3-6-3 ①② 1-2f		X CH 90 0-0 FC3-2 ② 30 HBP 21 BB 1-2 3-H		F SI 88 B SI 87 B CH 82 F SI 88 S KC 80 2-3 K ②		C FC 93 T FC 93 X FC 95 0-2 1-2 2-H 1B	3	0	0	0	0	0	3
21 Lucas Duda, L (1, 3) OBP: 0.339, SLG: 0.427		B CH 90 F FF 93 C CU 77 B FF 95 X SI 91 2-2 F7 ②		B FF 93 B CU 73 S CH 90 S FF 93 B SL 87 C FF 94 3-3 K ③		B CH 89 B CH 90 B SI 90 B FF 95 4-0 30 HBP 1-2 2-3 BB		B SI 88 F SI 87 C KC 82 B KC 82 B KC 81 F KG 81 F SI 89 C SI 88 3-3 K ③			3	0	0	0	1	2	0
30 Michael Conforto, L (1, 7) OBP: 0.583, SLG: 0.667		C CU 75 F FF 94 B FF 95 S SI 91 1-3 K ③		X FF 93 0-0 L4 ①		C FF 94 B CH 90 H FF 94 2-1 1-2 2-3 3-H HBP				C KC 79 B KC 80 B SI 86 B SI 86 S SI 87 B SI 88 4-2 BB	2	0	0	1	1	1	0
9 Kirk Nieuwenhuis, L (1, 8) OBP: 0.269, SLG: 0.379			C FF 92 H FF 93 1-1 22 E 22 1B 48 FC3 HBP			B FF 92 C CH 88 F FF 92 B CH 89 B CH 89 F SI 90 X FF 93 3-2 1B	B CH 89 S CH 90 X CH 90 1-1 G6-3 ③			1 SAFE X SI 85 0-0 B1 ①	3	1	1	0	0	0	4
22 Kevin Plawecki, R (1, 2) OBP: 0.280, SLG: 0.305			C SI 93 D SL 86 X SI 93 1-1 E8 11 F7-4 48 FC3 1-3 1B	F SL 89 S SI 89 1 SAFE C FF 94 0-3 K ②			B SL 85 F FF 93 X FF 93 1-1 F8 ①			1 SAFE B FF 95 S FF 95 1 SAFE C FF 94 F SL 87 F FF 94 D SL 89 F SL 87 2-3 S FF 94 K ②	4	0	1	0	0	2	2
48 Jacob deGrom, L (1, 1) OBP: 0.222, SLG: 0.209 27 Jeurys Familia, R (8, 1) 4 Wilmer Flores, R (9, PH) OBP: 0.281, SLG: 0.379 58 Jenrry Mejia, R (10, 1)			F SI 90 L CH 85 X CH 90 0-2 FC3 1-2 3-H	B FF 93 F FF 94 B SI 91 X CH 90 2-1 G1-3 ③			C CU 74 B FF 92 F CU 72 B SL 86 F FF 93 B SL 87 F FF 93 B FF 93 4-2 BB			1 SAFE C FF 95 S FF 95 F FF 96 B FF 95 S FF 95 1-3 K ③	2 0 1 0	0 0 0 0	0 0 0 0	1 0 0 0	1 0 1 0	0 0 1 0	2 0 1 0
Inning Stats	R: 0 H: 0 E: 0 LOB: 0 K: 0 BB: 0 S: 7 P: 10	R: 0 H: 0 E: 0 LOB: 0 K: 1 BB: 0 S: 8 P: 11	R: 1 H: 1 E: 1 LOB: 1 K: 0 BB: 0 S: 9 P: 14	R: 0 H: 1 E: 0 LOB: 0 K: 1 BB: 0 S: 7 P: 11		R: 0 H: 1 E: 0 LOB: 1 K: 1 BB: 0 S: 10 P: 15	R: 1 H: 1 E: 0 LOB: 3 K: 0 BB: 2 S: 11 P: 25	R: 0 H: 0 E: 0 LOB: 1 K: 0 BB: 1 S: 10 P: 17	R: 0 H: 0 E: 0 LOB: 0 K: 2 BB: 0 S: 10 P: 17	R: 0 H: 0 E: 0 LOB: 1 K: 2 BB: 1 S: 13 P: 20	R: 1 H: 2 E: 0 LOB: 2 K: 0 BB: 1 S: 10 P: 16	1B: 5 2B: 2 3B: 0 HR: 0	SF: 0 SAC: 1 DP: 2 HBP: 2	WP: 0 PB: 0 SB: 1 CS: 0	PA: 40			

PITCHER		IP	WLS	BF	H	R	ER	SO	BB	IBB	HBP	BLK	WP	HR	S	P	ERA	WHIP
21 Zack Greinke, R ERA: 1.37	(1, 1)	7.0		29	4	2	2	3	2	1	2	0	0	0	62	103	2.57	0.857
56 J.P. Howell, L ERA: 0.3	(8, 1)	1.1		5	0	0	0	2	1	0	0	0	0	0	13	24	0.00	0.750
12 Juan Nicasio, R ERA: 3.19	(9, 1)	1.0	L	5	1	1	1	2	0	1	0	0	0	0	17	26	9.00	1.000
74 Kenley Jansen, R ERA: 2.28	(10, 1)	0.0		1	1	0	0	0	0	0	0	0	0	0	3	3	∞	∞

PITCHER	IP	WLS	BF	H	R	ER	SO	BB	IBB	HBP	BLK	WP	HR	S	P	ERA	WHIP

BOTTOM

Los Angeles Dodgers @ New York Mets

Citi Field, Flushing, NY

Sun Jul 26 2015, 1:11 PM - 4:37 PM EDT

Att. 36,093 - Sunny - 87 F

livebaseballscorecards.com

AB	32
R	3
H	6
RBI	3
BB	5
SO	7
LOB	19

Oakland Athletics @ Los Angeles Dodgers

Dodger Stadium, Los Angeles, CA

Tue Jul 28 2015, 7:10 PM - 9:33 PM PDT

Att. 50,182 - Clear - 75 F

TOP

livebaseballscorecards.com

Batter	1	2	3	4	5	6	7	8	9	AB	R	H	RBI	BB	SO	LOB
1 Billy Burns, S (1, 8) OBP: 0.339, SLG: 0.395	X SI 90 0-0 15 FC3-6 10 BB 16 G5-3 1B		X KC 75 0-0 ① G5-3		B FF 90 F SL 81 F SL 82 B FF 91 F SL 83 F FF 91 X SL 84 2-2 ③ F8			F FF 97 F SI 98 B SI 96 B CH 86 F FF 98 C FF 98 2-3 ① K		4	1	1	0	0	1	1
10 Marcus Semien, R (1, 6) OBP: 0.295, SLG: 0.378	1 SAFE B SI 89 B SI 90 B CH 84 B FF 90 4-0 15 FC3-6 1-2 BB		C KC 74 B SL 80 B SI 91 X SL 81 2-1 ② L9			C CH 81 X SL 80 0-1 5 CS 15 G2-3 1B		B SI 98 X FF 97 1-0 ② F9		3	0	1	0	1	0	1
15 Brett Lawrie, R (1, 5) OBP: 0.307, SLG: 0.393	C CH 84 C CH 83 B SI 91 X SL 83 1-2 ① FC3-6 16 G5-3 1-2f 2-3		B CH 82 B FF 92 B CH 84 C FF 90 F CH 84 F SL 83 F FF 92 F SL 82 X SL 83 3-2 ③ F8			F CH 83 1 SAFE B FF 89 F CH 83 X SI 91 1-2 ① G2-3 1-2		B SL 90 C FF 97 S FF 98 B FF 99 S FF 98 2-3 ③ K		4	0	0	0	0	1	4
16 Billy Butler, R (1, 3) OBP: 0.313, SLG: 0.379 17 Ike Davis, L (8, 3) OBP: 0.323, SLG: 0.386	B KC 78 F CH 84 F SI 91 F SL 84 1 SAFE F SL 82 F FF 92 X SL 82 1-2 ② G5-3 1-2 3-H			B SI 89 X FF 89 1-0 ① G6-3		F FF 89 B SL 82 X FF 90 1-1 ② L7		C FF 95 S CH 86 S SI 96 0-3 ① K		3 1	0 0	0 0	1 0	0 0	0 1	2 0
5 Jake Smolinski, R (1, 7) OBP: 0.304, SLG: 0.333	C KC 76 X SI 90 0-1 ③ G6-3			B KC 74 F KC 75 X FF 90 1-1 ② G4-3		B FF 90 1-0 ③ CS 2-3	C KC 75 B SL 81 S CH 83 X SL 82 1-2 ① G5-3	X FF 94 0-0 ② F7		4	0	0	0	0	0	1
22 Josh Reddick, L (1, 9) OBP: 0.341, SLG: 0.467		B FF 91 C KC 75 B SI 91 X KC 75 2-1 28 G4-3 2B		B SI 89 C SI 90 F SI 90 B FF 90 X SL 82 2-2 19 FC5-4 1B			B SL 79 X SI 89 1-0 HR	C FF 95 X FF 96 0-1 ③ F7		4	1	3	1	0	0	0
19 Josh Phegley, R (1, 2) OBP: 0.315, SLG: 0.493		C CH 82 B FF 90 X SL 81 1-1 ① G6-3		D SI 90 1 SAFE F FF 90 C SL 82 X SL 82 1-2 ③ FC5-4 1-2f			X CH 83 0-0 ② G6-3			3	0	0	0	0	0	2
28 Eric Sogard, L (1, 4) OBP: 0.285, SLG: 0.279		C FF 90 D SL 81 F SL 81 X SL 82 1-2 ② G4-3 2-3			F KC 74 B SI 88 X KC 76 1-1 ① G4-3		B FF 91 C FF 91 X SL 82 1-1 ③ G1-3			3	0	0	0	0	0	1
54 Sonny Gray, R (1, 1) OBP: 0.333, SLG: 0.333		S SI 92 C SL 82 S SL 82 0-3 ③ K			C FF 90 B FF 90 C FF 90 S SL 82 1-3 ② K			C FF 97 B SI 95 B FF 96 X SI 96 2-1 1B		3	0	1	0	0	2	1

Inning Stats	1	2	3	4	5	6	7	8	9
	R: 1 E: 0 K: 0 S: 12	R: 0 E: 0 K: 1 S: 10	R: 0 E: 0 K: 0 S: 9	R: 0 E: 0 K: 0 S: 9	R: 0 E: 0 K: 1 S: 10	R: 0 E: 0 K: 0 S: 7	R: 1 E: 0 K: 0 S: 7	R: 0 E: 0 K: 2 S: 10	R: 0 E: 0 K: 1 S: 6
	H: 1 LOB: 1 BB: 1 P: 18	H: 1 LOB: 1 BB: 0 P: 14	H: 0 LOB: 0 BB: 0 P: 14	H: 1 LOB: 1 BB: 0 P: 14	H: 0 LOB: 0 BB: 0 P: 14	H: 1 LOB: 0 BB: 0 P: 10	H: 1 LOB: 0 BB: 0 P: 10	H: 1 LOB: 1 BB: 0 P: 17	H: 0 LOB: 0 BB: 0 P: 6

1B: 4	SF: 0	WP: 0
2B: 1	SAC: 0	PB: 0
3B: 0	DP: 0	SB: 0
HR: 1	HBP: 0	CS: 1

PA: 34

AB	32
R	2
H	6
RBI	2
BB	1
SO	5
LOB	13

PITCHER		IP	WLS	BF	H	R	ER	SO	BB	IBB	HBP	BLK	WP	HR	S	P	ERA	WHIP
35 Brett Anderson, L ERA: 3.14	(1, 1)	7.0	L	26	5	2	2	2	1	0	0	0	0	1	64	94	2.57	0.857
52 Pedro Báez, R ERA: 2.93	(8, 1)	1.0		4	1	0	0	2	0	0	0	0	0	0	10	17	0.00	1.000
63 Yimi García, R ERA: 3.99	(9, 1)	1.0		3	0	0	0	1	0	0	0	0	0	0	6	6	0.00	0.000

PITCHER		IP	WLS	BF	H	R	ER	SO	BB	IBB	HBP	BLK	WP	HR	S	P	ERA	WHIP

Batter	1	2	3	4	5	6	7	8	9	AB	R	H	RBI	BB	SO	LOB
31 Joc Pederson, L (1, 8) OBP: 0.352, SLG: 0.464	C FF 93 S FF 93 S SL 88 0-3 ① K2-3			C CU 80 F FF 93 F SL 87 S SL 86 0-3 ① K2-3		S SL 86 C SI 94 B SL 86 S SL 86 1-3 ③ K			S SL 86 F FF 94 F SL 86 F SL 85 F FF 93 X SL 85 0-2 ② P4	4	0	0	0	0	3	0
47 Howie Kendrick, R (1, 4) OBP: 0.333, SLG: 0.397	X SI 93 0-0 ② G4-3			C CH 89 B SL 86 B FF 95 X SI 92 2-1 ② G6-3			F FF 92 B SI 93 X FF 93 1-1 23 G3 1B		C SI 94 X FF 92 0-1 1B	4	0	2	0	0	0	0
23 Adrián González, L (1, 3) OBP: 0.368, SLG: 0.543	C SI 93 F FF 94 F SL 87 F FF 94 F SL 87 X FF 94 0-2 ③ G4-3			B CU 82 C CH 90 X FF 94 1-1 2B			C CU 82 X SI 92 0-1 ① G3 1-2		D CU 82 X SI 93 1-0 ③ L8	4	0	1	0	0	0	2
9 Yasmani Grandal, S (1, 2) OBP: 0.391, SLG: 0.500		C SI 91 F FF 93 B SL 87 B CU 83 C SI 94 2-3 ① K		C SI 94 C CU 83 D SL 87 S SL 87 1-3 ③ K			B SI 93 C CU 82 S SL 86 X FF 94 1-2 ② L6			3	0	0	0	0	2	2
66 Yasiel Puig, R (1, 9) OBP: 0.323, SLG: 0.416		X SI 94 0-0 ② G4-3			X SI 92 0-0 ① G6-3		C SL 86 S SL 86 D SL 84 S SI 94 1-3 ③ K			3	0	0	0	0	1	1
16 Andre Ethier, L (1, 7) OBP: 0.359, SLG: 0.452		C CU 82 X FF 94 0-1 ③ G3			B SI 92 B FF 93 F SI 92 B CU 80 B SI 93 4-1 5 CS BB			B FF 91 B FF 92 C FF 93 F SI 93 F FF 94 F FF 93 X FF 94 2-2 ① L3		2	0	0	0	1	0	0
5 Alberto Callaspo, S (1, 5) OBP: 0.307, SLG: 0.271			B SI 92 X FF 93 1-0 ① G4-3		C SI 93 B CU 81 1 SAFE S SI 93 B SL 87 X SL 86 2-2 ② ③ F9 1-2			C SI 93 B SI 94 S FF 92 B FF 94 B SL 86 X FF 93 3-2 ② G4-3		3	0	0	0	0	0	1
11 Jimmy Rollins, S (1, 6) OBP: 0.269, SLG: 0.352			C FF 94 B CU 79 B CU 81 F SI 93 X SL 86 2-2 ② P5			C SI 92 S SL 85 B SL 85 B FF 92 X SL 85 2-2 ① F9		X SI 92 0-0 ③ G4-3		3	0	0	0	0	0	0
35 Brett Anderson, L (1, 1) OBP: 0.206, SLG: 0.103 52 Pedro Báez, R (8, 1) 63 Yimi García, R (9, 1) 3 Carl Crawford, L (9, PH) OBP: 0.233, SLG: 0.356			B FF 93 C FF 93 F FF 94 C FF 94 1-3 ③ K			S FF 94 C FF 94 S SL 87 0-3 ② K			F SI 92 S FF 93 B SL 85 F SL 87 F SL 86 S FF 94 1-3 ① K	2 0 0 1	0 0 0 0	0 0 0 0	0 0 0 0	0 0 0 0	2 0 0 1	0 0 0 0
Inning Stats	R: 0 E: 0 K: 1 S: 10 H: 0 LOB: 0 BB: 0 P: 10	R: 0 E: 0 K: 1 S: 6 H: 0 LOB: 0 BB: 0 P: 8	R: 0 E: 0 K: 1 S: 7 H: 0 LOB: 0 BB: 0 P: 11	R: 0 E: 0 K: 2 S: 11 H: 1 LOB: 1 BB: 0 P: 15	R: 0 E: 0 K: 0 S: 5 H: 0 LOB: 0 BB: 1 P: 11	R: 0 E: 0 K: 2 S: 9 H: 0 LOB: 0 BB: 0 P: 12	R: 0 E: 0 K: 1 S: 10 H: 1 LOB: 1 BB: 0 P: 13	R: 0 E: 0 K: 0 S: 9 H: 0 LOB: 0 BB: 0 P: 14	R: 0 E: 0 K: 1 S: 14 H: 1 LOB: 1 BB: 0 P: 16	1B: 2 2B: 1 3B: 0 HR: 0 SF: 0 SAC: 0 DP: 0 HBP: 0						WP: 0 PB: 0 SB: 0 CS: 1 PA: 30

PITCHER	IP	WLS	BF	H	R	ER	SO	BB	IBB	HBP	BLK	WP	HR	S	P	ERA	WHIP
54 Sonny Gray, R (1, 1) ERA: 2.16	9.0	W	30	3	0	0	9	1	0	0	0	0	0	81	110	0.00	0.444

PITCHER	IP	WLS	BF	H	R	ER	SO	BB	IBB	HBP	BLK	WP	HR	S	P	ERA	WHIP

BOTTOM

Oakland Athletics @ Los Angeles Dodgers

Dodger Stadium, Los Angeles, CA

Tue Jul 28 2015, 7:10 PM - 9:33 PM PDT

Att. 50,182 - Clear - 75 F

livebaseballscorecards.com

AB	29
R	0
H	3
RBI	0
BB	1
SO	9
LOB	6

Oakland Athletics @ Los Angeles Dodgers

Dodger Stadium, Los Angeles, CA

Wed Jul 29 2015, 7:12 PM - 10:35 PM PDT

Att. 51,788 - Clear - 74 F

livebaseballscorecards.com

TOP

Batter	1	2	3	4	5	6	7	8	9	AB	R	H	RBI	BB	SO	LOB
1 Billy Burns, S (1, 8) OBP: 0.340, SLG: 0.393	C FC 86 B CU 78 F FC 86 X FC 86 1-2 17 G4-6-3 1B		F CU 78 F FC 86 F CU 79 F FC 87 B SL 80 F CU 80 B FC 86 X SL 80 2-2 ① P5	S CU 79 B SL 79 X FC 86 1-1 ③ G5-3			B SI 95 B FF 94 B FF 94 B FF 93 4-0 22 E 19 1B 15 1B BB	C CU 78 F FF 91 X FS 83 0-2 ① P6		4	1	1	0	1	0	2
17 Ike Davis, L (1, 3) OBP: 0.323, SLG: 0.382 19 Josh Phegley, R (7, PH) OBP: 0.318, SLG: 0.493 (7, 2)	C FC 86 1 SAFE B FF 85 X CU 79 1-1 ① ② G4-6-3 1-2f		X FC 86 0-0 ② G6-3		B FF 85 B CU 76 B FC 85 C FC 85 F FC 86 B FC 86 4-2 21 G4-6-3 22 1B 15 2B BB		1 SAFE F SI 87 1 SAFE 1 SAFE X SI 87 0-1 22 E 15 1B 1-2 1B	C FF 90 X FS 83 0-1 ② G5-3		2 2	1 1	0 1	0 0	1 0	0 0	1 0
22 Josh Reddick, L (1, 9) OBP: 0.344, SLG: 0.472	B FC 87 C CU 79 B FF 86 C FC 85 B FC 87 X CU 79 3-2 21 S 2B		C FC 86 C FC 86 X FC 86 0-2 1B		C FF 86 X CH 83 0-1 21 G4-6-3 1-2 1B		X SI 87 0-0 FC4 28 S 15 1B 28 1B 1-2 2-3	B FS 82 F CU 78 X FS 82 1-1 ③ F7		5	1	3	0	0	0	2
21 Stephen Vogt, L (1, 2) OBP: 0.353, SLG: 0.459 (7, 3)	B FC 87 B CU 78 C CU 79 D CU 79 S CU 80 F SL 79 B FC 87 4-2 2-3 BB		C CU 81 X FC 87 0-1 ③ L4		B CU 78 X CU 78 1-0 ① ② G4-6-3 1-2f 2-3		C SI 87 S KC 80 S KC 82 0-3 ① K		C FC 90 B FC 90 S FC 91 S FC 92 1-3 ① K	4	0	0	0	1	2	6
15 Brett Lawrie, R (1, 5) OBP: 0.314, SLG: 0.412	B FC 87 B FC 87 C CU 78 X CU 78 2-1 ③ P6			C CU 78 X SL 79 0-1 10 1B 23 1B 2B	B CU 78 X CU 79 1-0 3-H 2B		B SI 87 S KC 81 X KC 81 1-1 28 S 28 1B 1-2 2-H 3-H 1B		C FC 91 S FC 93 B FC 93 B SL 84 F FC 92 B FC 93 F FC 92 X FC 93 3-2 HR	5	3	4	4	0	0	2
28 Eric Sogard, L (1, 4) OBP: 0.283, SLG: 0.278		C FF 86 B FF 84 C CU 78 S SL 80 1-3 ① K		B CU 78 C CU 78 F CU 79 F SL 79 B FF 86 F SL 80 F CU 79 B FC 88 S SL 81 3-3 ① K2-3	C FF 87 X SL 79 0-1 ③ F7		B KC 80 C SI 88 C SI 87 D KC 81 F KC 80 F SI 88 B SI 87 X SI 87 3-2 23 1B 1-H 2-H 1B		C FC 89 B FF 91 F FC 90 X FC 93 1-2 ② G4-3	5	0	1	2	0	2	2
10 Marcus Semien, R (1, 6) OBP: 0.294, SLG: 0.376		C FC 88 X SL 80 0-1 ② F9		C SL 79 B CU 79 D SL 80 C SL 79 X CU 79 2-2 30 SH3-4 23 1B 2-3 1B		S FF 95 F FF 95 X SL 89 0-2 ① G6-3	F FF 96 1 SAFE B FF 96 S CH 91 X FF 97 1-2 ② P4		B FC 91 X FC 89 1-0 ③ F7	5	0	1	0	0	0	1
23 Sam Fuld, L (1, 7) OBP: 0.289, SLG: 0.318		B FC 88 B FC 86 B FF 87 B CU 77 4-0 BB		C CU 79 B CU 80 X CU 79 1-1 30 SH3-4 1-2 3-H 1B		C FF 96 B FF 94 B FF 95 C FF 94 B FF 95 C FF 93 3-3 ② K	F FF 97 B FF 98 S CH 88 X FF 97 1-2 1-3 1B			3	0	2	1	1	1	0
30 Jesse Chavez, R (1, 1) 5 Jake Smolinski, R (6, PH) OBP: 0.301, SLG: 0.329 56 Fernando Abad, L (6, 1) 16 Billy Butler, R (7, PH) OBP: 0.312, SLG: 0.378 33 Fernando Rodriguez Jr., R (7, 1) 13 Drew Pomeranz, R (7, 1) 61 Dan Otero, R (7, 1) 39 Eric O'Flaherty, L (8, 1)		C FC 85 B FC 86 B CU 77 S FC 87 C FC 87 2-3 ③ K		X FC 86 0-0 ② SH3-4 1-2 2-3		B FF 96 C FF 95 S SL 87 F FF 96 S SL 88 1-3 ③ K	X SI 97 0-0 ③ F9			1 1 0 1 0 0 0 0	0 0 0 0 0 0 0 0	0 0 0 0 0 0 0 0	0 0 0 0 0 0 0 0	0 0 0 0 0 0 0 0	1 1 0 0 0 0 0 0	1 0 0 2 0 0 0 0

Inning Stats	1	2	3	4	5	6	7	8	9
	R: 0 E: 0 K: 0 S: 13	H: 2 LOB: 2 BB: 1 P: 24	R: 0 E: 0 K: 2 S: 8	H: 0 LOB: 1 BB: 1 P: 15	R: 0 E: 0 K: 0 S: 12	H: 1 LOB: 1 BB: 0 P: 14	R: 1 E: 0 K: 1 S: 16	H: 3 LOB: 2 BB: 0 P: 23	R: 1 E: 0 K: 0 S: 8	H: 2 LOB: 1 BB: 1 P: 14	R: 0 E: 0 K: 2 S: 10	H: 0 LOB: 0 BB: 0 P: 14	R: 4 E: 1 K: 1 S: 20	H: 4 LOB: 2 BB: 1 P: 30	R: 0 E: 0 K: 0 S: 7	H: 0 LOB: 0 BB: 0 P: 8	R: 1 E: 0 K: 1 S: 12	H: 1 LOB: 0 BB: 0 P: 18

1B: 9 SF: 0 WP: 0 PA: 43
2B: 3 SAC: 1 PB: 0
3B: 0 DP: 2 SB: 3
HR: 1 HBP: 0 CS: 0

	AB	38
	R	7
	H	13
	RBI	7
	BB	4
	SO	7
	LOB	19

PITCHER		IP	WLS	BF	H	R	ER	SO	BB	IBB	HBP	BLK	WP	HR	S	P	ERA	WHIP
46 Mike Bolsinger, R ERA: 2.83	(1, 1)	5.0		24	8	2	2	3	3	0	0	0	0	0	57	90	3.60	2.200
12 Juan Nicasio, R ERA: 3.32	(6, 1)	1.0	H	4	0	1	1	2	1	0	0	0	0	0	10	18	9.00	1.000
56 J.P. Howell, L ERA: 0.89	(7, 1)	0.1	B	5	3	3	2	1	0	0	0	0	0	0	13	17	54.00	9.000
52 Pedro Báez, R ERA: 2.86	(7, 1)	0.2	W	3	1	0	0	0	0	0	0	0	0	0	7	9	0.00	1.500
62 Joel Peralta, R ERA: 3.78	(8, 1)	1.0	H	3	0	0	0	0	0	0	0	0	0	0	7	8	0.00	0.000

PITCHER		IP	WLS	BF	H	R	ER	SO	BB	IBB	HBP	BLK	WP	HR	S	P	ERA	WHIP
74 Kenley Jansen, R ERA: 2.55	(9, 1)	1.0		4	1	1	1	1	0	0	0	0	0	1	12	18	9.00	1.000

Batter	1	2	3	4	5	6	7	8	9	AB	R	H	RBI	BB	SO	LOB
11 Jimmy Rollins, S (1, 6) OBP: 0.270, SLG: 0.361	S FF 91 F FF 91 B FF 90 B FF 91 F FF 92 F FC 90 X FF 92 2-2 ① F9		B SI 92 X CH 85 1-0 3B		X SI 91 0-0 ① G4-3		B FF 93 B FF 94 B FF 95 C FF 94 X FF 94 3-1 ② P4	X SI 90 0-0 1-3 47 1B 2B		5	1	2	0	0	0	1
47 Howie Kendrick, R (1, 4) OBP: 0.336, SLG: 0.398	C SI 92 X SI 91 0-1 16 S 23 BB 16 1B 1B		B SI 93 C CH 85 F FC 90 C FC 91 1-3 ① K		B FC 90 B FF 91 F FF 90 X FF 91 2-1 ② L4		1 SAFE B FC 90 C FF 95 F FC 90 1 SAFE D CU 81 B FC 92 1 SAFE B FC 91 4-2 23 2B 9 1B 1-2 BB	S SL 82 X SI 92 0-1 2-H 3-H 1B		4	2	2	2	1	1	1
23 Adrián González, L (1, 3) OBP: 0.371, SLG: 0.544	B SI 90 B SL 83 1 SAFE B FF 90 B SI 90 4-0 16 1B 1-2 BB		X FF 91 0-0 ② P4		B SI 92 B FC 90 B FF 90 C SI 92 B SI 91 4-1 9 FC6 BB		B KC 80 C FF 92 X KC 80 1-1 9 1B 14 2B 1-3 2-H 2B	C SI 92 S SL 84 S SL 84 0-3 ③ K		3	1	1	1	2	1	2
9 Yasmani Grandal, S (1, 2) OBP: 0.389, SLG: 0.496	B FF 90 B SI 90 C FF 90 F CH 85 F FC 90 S FC 89 2-3 ② K		B FF 91 B FF 91 X FC 90 2-0 ③ G4-3		C FF 91 B CH 86 F FF 90 B SL 82 X FF 91 2-2 ③ FC6 1-2f		B FF 93 C FF 94 C KC 80 F FF 94 F FF 94 B KC 82 F KC 80 F FF 93 X KC 81 2-2 14 2B 2-3 3-H 1B			4	1	1	1	0	1	4
16 Andre Ethier, L (1, 7) OBP: 0.362, SLG: 0.459 52 Pedro Báez, R (7, 1) 14 Enrique Hernández, R (7, PH) OBP: 0.309, SLG: 0.456 62 Joel Peralta, R (8, 1) 74 Kenley Jansen, S (9, 1)	C SI 92 B SL 84 B FF 89 C FF 90 X FF 91 2-2 1-3 2-H 1B			F SI 91 B SI 92 B FC 90 B SI 92 X FC 90 3-1 66 HR 2B		B SI 90 F FF 91 T FC 87 F FF 94 X SI 92 1-2 ① F7	C KC 79 B KC 80 B FF 92 B FF 92 C FF 93 F KC 80 X KC 80 3-2 1-H 3-H 66 1B 2B		3 0 1 0 0	1 0 1 0 0	2 0 1 0 0	1 0 2 0 0	0 0 0 0 0	0 0 0 0 0	0 0 0 0 0
66 Yasiel Puig, R (1, 9) OBP: 0.326, SLG: 0.433	B FF 92 F CH 86 S FC 90 X FC 89 1-2 ③ P4			X CH 85 0-0 2-H HR		B SI 91 X SI 90 1-0 ② G1-3	B CH 86 S SI 90 F SI 90 B SL 84 B SI 90 F SI 91 X SI 89 3-2 ③ 2-H 1B			4	1	2	3	0	0	2
31 Joc Pederson, L (1, 8) OBP: 0.348, SLG: 0.459		C SI 92 B SL 83 F FC 89 B CH 85 C FC 91 2-3 ① K		X SI 92 0-0 ① P5		B SI 87 F FF 88 S FC 88 F FF 88 B FC 86 C FC 88 2-3 ③ K		C SI 89 S SI 89 S FF 91 0-3 ① K		4	0	0	0	0	3	0
7 Alex Guerrero, R (1, 5) OBP: 0.265, SLG: 0.481 5 Alberto Callaspo, S (8, 5) OBP: 0.311, SLG: 0.275		C SI 93 C CH 86 B FC 90 B FF 93 X FF 92 2-2 ② G3-1	F FF 90 X FF 89 0-1 ② G6-3				F FC 91 F FC 91 B FF 95 F CU 80 S FC 92 1-3 ① K	B SI 87 X SI 90 1-0 11 2B 47 1B 1B		3 1	0 1	0 1	0 0	0 0	1 0	0 0
46 Mike Bolsinger, R (1, 1) OBP: 0.031, SLG: 0.063 12 Juan Nicasio, R (6, 1) 56 J.P. Howell, L (7, 1) 33 Scott Van Slyke, R (7, 7) OBP: 0.343, SLG: 0.423		C SI 92 B FF 91 S FC 90 C FC 90 1-3 ③	C SI 91 C SI 90 S FC 89 0-3 ③ K				C FC 90 B FF 95 S FF 94 B CU 80 B FF 95 B FF 95 4-2 47 BB 23 2B BB	X SI 90 0-0 ② F7		2 0 0 1	0 0 0 1	0 0 0 1	0 0 0 0	2 0 0 1	0 0 0 0	0 0 0 1
Inning Stats	R: 1 E: 0 K: 1 S: 17 H: 2 LOB: 2 BB: 1 P: 28	R: 0 E: 0 K: 2 S: 9 H: 0 LOB: 0 BB: 0 P: 14	R: 0 E: 0 K: 1 S: 6 H: 1 LOB: 1 BB: 0 P: 10	R: 2 E: 0 K: 1 S: 9 H: 2 LOB: 0 BB: 0 P: 12	R: 0 E: 0 K: 0 S: 7 H: 0 LOB: 1 BB: 1 P: 15	R: 0 E: 0 K: 1 S: 9 H: 0 LOB: 0 BB: 0 P: 13	R: 5 E: 0 K: 1 S: 27 H: 4 LOB: 1 BB: 2 P: 48	R: 2 E: 0 K: 2 S: 11 H: 3 LOB: 1 BB: 0 P: 12		1B: 6 2B: 4 3B: 1 HR: 1 SF: 0 SAC: 0 DP: 0 HBP: 0						

PITCHER		IP	WLS	BF	H	R	ER	SO	BB	IBB	HBP	BLK	WP	HR	S	P	ERA	WHIP
30 Jesse Chavez, R ERA: 3.53	(1, 1)	5.0		22	5	3	3	5	2	0	0	0	0	1	48	79	5.40	1.400
56 Fernando Abad, L ERA: 3.62	(6, 1)	1.0		3	0	0	0	1	0	0	0	0	0	0	9	13	0.00	0.000
33 Fernando Rodriguez Jr., R ERA: 4.11	(7, 1)	0.2	H	4	0	2	2	1	2	0	0	0	0	0	10	22	27.00	3.000
13 Drew Pomeranz, L ERA: 4.08	(7, 1)	0.0	L	3	3	2	2	0	0	0	0	0	0	0	13	19	∞	∞
61 Dan Otero, R ERA: 5.85	(7, 1)	1.0		4	2	2	2	1	0	0	0	0	0	0	9	13	18.00	2.000

PITCHER		IP	WLS	BF	H	R	ER	SO	BB	IBB	HBP	BLK	WP	HR	S	P	ERA	WHIP
39 Eric O'Flaherty, L ERA: 5.91	(8, 1)	0.1		3	2	1	1	1	0	0	0	0	0	0	6	6	27.00	6.000

BOTTOM

Oakland Athletics @ Los Angeles Dodgers

Dodger Stadium, Los Angeles, CA

Wed Jul 29 2015, 7:12 PM - 10:35 PM PDT

Att. 51,788 - Clear - 74 F

livebaseballscorecards.com

AB	35
R	10
H	12
RBI	10
BB	4
SO	9
LOB	11

WP: 0 PA: 39
PB: 0
SB: 1
CS: 0

Batter	1	2	3	4	5	6	7	8	9	AB	R	H	RBI	BB	SO	LOB
12 Johnny Giavotella, R (1, 4) OBP: 0.316, SLG: 0.353	C FF 92 B FF 92 X SL 88 1-1 ① L9			B FF 92 C FF 92 S SL 88 X SL 87 1-2 ① G6-3		C CU 74 B FF 92 X SL 86 1-1 ① G4-3		S SL 87 B FF 92 S CH 90 F SL 88 B SL 87 X FF 93 2-2 ② F9		4	0	0	0	0	0	0
56 Kole Calhoun, L (1, 9) OBP: 0.328, SLG: 0.426 37 Cesár Ramos, L (8, 1)	F FF 93 B CU 75 B FF 93 C CH 89 X CU 77 2-2 27 G6-4-3 1B			B FF 93 B CH 89 X CH 89 2-0 27 3B 1B		C SL 86 X CU 76 0-1 27 WP 27 1B 1B		B SL 87 F SL 87 B FF 92 B CH 89 X CH 89 3-1 ③ G1-3		4 0	2 0	3 0	0 0	0 0	0 0	0 0
27 Mike Trout, R (1, 8) OBP: 0.407, SLG: 0.642	B FF 94 B SI 93 F SI 93 1 SAFE F CH 90 B FF 95 X SI 91 3-2 ②③ G6-4-3 1-2f			B FF 94 X SI 94 1-0 1-H 3B		B FF 92 C CU 77 B SI 90 F CH 90 F CH 90 X SL 88 2-2 1-H 1B			C FC 91 F FC 91 B FC 93 F FC 92 F SL 82 F FC 93 B FC 93 B FC 94 X FC 92 3-2 HR	4	1	3	3	0	0	1
5 Albert Pujols, R (1, 3) OBP: 0.317, SLG: 0.528		B FF 92 C CU 75 F SI 92 F CH 90 T FF 94 1-2 ① K		F SI 94 F SI 94 D CH 91 B SI 91 X SI 95 2-2 ② P4		S FF 94 1 SAFE C CU 78 S SL 89 0-3 ② K			F FC 90 B FC 91 F FC 90 F FC 94 S SL 84 1-3 ① K	4	0	0	0	0	3	2
19 David Murphy, L (1, 7) OBP: 0.340, SLG: 0.427		B FF 92 X FF 92 1-0 ② L8		B CH 90 B SI 94 B SI 91 B SI 94 4-0 BB		B FF 92 1 SAFE B CU 76 B CH 89 C FF 92 T CH 89 F SL 87 S SI 91 3-3 ③ K			F FC 90 C FF 91 B FF 94 X FC 92 1-2 ② F9	3	0	0	0	1	1	1
2 Erick Aybar, S (1, 6) OBP: 0.320, SLG: 0.346		X FF 93 0-0 ③ G3-1		B SI 94 F SI 94 X SI 91 1-1 ③ L6			B FF 89 C CU 74 X FF 91 1-1 ① G3		B FC 91 C FF 90 F FF 91 F FF 94 H FC 91 2-2 22 DI HBP	3	0	0	0	0	0	2
22 Conor Gillaspie, L (1, 5) OBP: 0.282, SLG: 0.378			C FF 92 X CH 89 0-1 ① G3-1		B CU 73 X FF 91 1-0 ① F7		C CH 89 B CH 90 F CU 76 B SI 90 S SL 88 2-3 ② K2-3		C FC 91 F FC 91 X FC 93 0-2 ③ L7 1-2	4	0	0	0	0	1	1
17 Chris Iannetta, R (1, 2) OBP: 0.312, SLG: 0.340			C FF 93 T FF 93 B SL 87 C SL 89 1-3 ② K		B FF 91 F FF 92 C SL 87 C SL 86 1-3 ② K		B FF 92 X FF 92 1-0 ③ G3			3	0	0	0	0	2	0
53 Héctor Santiago, R (1, 1) OBP: 0.200, SLG: 0.200 62 Trevor Gott, R (6, 1) 46 Cory Rasmus, R (7, 1) 3 David DeJesus, L (8, PH) OBP: 0.317, SLG: 0.367 (8, 9)			F FF 93 F FF 93 S SI 90 0-3 ③ K		C FF 92 S FF 92 B CH 88 B FF 92 S CH 89 2-3 ③ K			B CU 74 C CU 76 X FF 92 1-1 ① G1-3		2 0 0 1	0 0 0 0	0 0 0 0	0 0 0 0	2 0 0 0	0 0 0 0	0 0 0 0

Inning Stats	1	2	3	4	5	6	7	8	9
	R: 0 E: 0 K: 0 S: 8	R: 0 E: 0 K: 1 S: 6	R: 0 E: 0 K: 2 S: 8	R: 1 E: 0 K: 0 S: 10	R: 0 E: 0 K: 2 S: 7	R: 1 E: 0 K: 2 S: 15	R: 0 E: 0 K: 1 S: 6	R: 0 E: 0 K: 0 S: 8	R: 1 E: 0 K: 1 S: 19
	H: 1 LOB: 0 BB: 0 P: 14	H: 0 LOB: 0 BB: 0 P: 8	H: 0 LOB: 0 BB: 0 P: 9	H: 2 LOB: 2 BB: 1 P: 21	H: 0 LOB: 0 BB: 0 P: 11	H: 2 LOB: 1 BB: 0 P: 21	H: 0 LOB: 0 BB: 0 P: 10	H: 0 LOB: 1 BB: 0 P: 14	H: 1 LOB: 1 BB: 0 P: 26

1B: 4 SF: 0
2B: 0 SAC: 0
3B: 1 DP: 1
HR: 1 HBP: 1

WP: 1 PA: 34
PB: 0
SB: 0
CS: 0

PITCHER		IP	WLS	BF	H	R	ER	SO	BB	IBB	HBP	BLK	WP	HR	S	P	ERA	WHIP
21 Zack Greinke, R ERA: 1.41	(1, 1)	8.0	W	29	5	2	2	8	1	0	0	0	1	0	68	108	2.25	0.750
74 Kenley Jansen, R ERA: 2.81	(9, 1)	1.0	S	5	1	1	1	1	0	0	1	0	0	1	19	26	9.00	1.000

PITCHER		IP	WLS	BF	H	R	ER	SO	BB	IBB	HBP	BLK	WP	HR	S	P	ERA	WHIP

TOP

Los Angeles Angels @ Los Angeles Dodgers

Dodger Stadium, Los Angeles, CA

Fri Jul 31 2015, 7:12 PM - 9:54 PM PDT
Att. 53,380 - Partly Cloudy - 75 F

livebaseballscorecards.com

AB	32
R	3
H	6
RBI	3
BB	1
SO	9
LOB	7

Batter	1	2	3	4	5	6	7	8	9	AB	R	H	RBI	BB	SO	LOB
11 Jimmy Rollins, S (1, 6) OBP: 0.270, SLG: 0.360	C SI 88 S FC 87 B SI 90 S CH 82 1-3 ① K		C FC 87 X FC 87 0-1 ② 23 BB 1-2 1B	B SI 88 C SI 89 F SI 89 X FC 86 1-2 ③ G6-3		B SI 94 X SI 95 1-0 ② F7				4	0	1	0	0	1	2
47 Howie Kendrick, R (1, 4) OBP: 0.335, SLG: 0.405	C SI 89 X CU 73 0-1 HR		B SI 89 F SI 89 F SI 89 C SI 90 1-3 ② K		C SI 93 X SI 93 0-1 ① G4-3	C CU 78 X SI 95 0-1 ③ L6				4	1	1	1	0	1	3
23 Adrián González, L (1, 3) OBP: 0.370, SLG: 0.539	B SI 89 B SI 90 B SI 89 C SI 88 X SI 90 3-1 ② L8		C SI 88 B SI 89 B FC 85 B SI 91 S SI 91 F SI 92 B SL 80 4-2 1-2 2-3 BB		C SI 92 F SI 93 S FC 88 0-3 ② K		B FF 93 F FF 92 F FF 92 S CH 84 1-3 ① K			3	0	0	0	1	2	0
33 Scott Van Slyke, R (1, 7) OBP: 0.340, SLG: 0.425	C CH 82 B SI 90 B SI 91 B FC 88 C SI 89 X SI 91 3-2 ③ G5-3		B SI 90 B SI 90 C SI 90 T SI 90 B SI 91 F SI 92 X SI 92 3-2 ③ P6		S SI 93 C FC 89 F SI 92 X SI 93 0-2 66 1B 2B		B SL 85 C SL 83 S CH 84 T FF 92 1-2 ② K			4	1	1	0	0	1	3
66 Yasiel Puig, R (1, 9) OBP: 0.325, SLG: 0.429		X CH 81 0-0 ① G6-3		X CH 81 0-0 ① F9	C CH 85 X CH 83 0-1 9 1B 2-H 1B		C SL 83 B SL 85 F SL 85 S CU 74 1-3 ③ K2-3			4	1	1	1	0	1	0
9 Yasmani Grandal, S (1, 2) OBP: 0.394, SLG: 0.500		F SI 87 X SI 88 0-1 ② F9		C CH 81 X SI 89 0-1 7 HR 1B	F SI 90 X FC 89 0-1 2-H 1B			X FF 88 0-0 5 BB 1B		4	1	3	1	0	0	0
7 Alex Guerrero, R (1, 5) OBP: 0.266, SLG: 0.497 5 Alberto Callaspo, S (8, 5) OBP: 0.314, SLG: 0.275	X CH 82 0-0 ③ G5-3			B SL 83 S CH 81 X CH 82 1-1 1-H HR	B SI 89 F SI 89 X SI 90 1-1 ③ L7			C SL 81 D FF 89 D SL 85 B CH 83 B FF 90 4-1 3 G4-6-3 1-2 BB		3 0	1 0	1 0	2 0	0 1	0 0	1 0
14 Enrique Hernández, R (1, 8) OBP: 0.323, SLG: 0.470			C CH 82 B SI 87 B SI 90 C CH 84 X CH 84 2-2 23 BB 11 1B 1B	X SI 88 0-0 2B		B SI 87 C SI 86 C SI 90 H SI 91 2-2 21 G5-3 HBP		D CH 84 F FF 90 F FF 91 S CU 70 1-3 ① K		3	0	2	0	0	1	2
21 Zack Greinke, R (1, 1) OBP: 0.184, SLG: 0.191 3 Carl Crawford, L (8, PH) OBP: 0.230, SLG: 0.350 74 Kenley Jansen, S (9, 1)			L CH 85 L CH 81 B FC 84 X SI 89 1-2 ① P4	F SI 87 C CH 81 X SI 88 0-2 ② L5		L SI 93 X SI 94 0-1 ① G5-3 1-2		T SL 84 D SL 84 B SL 84 X FF 90 2-1 ②③ G4-6-3 1-2f		3 1 0	0 0 0	0 0 0	0 0 0	0 0 0	0 0 0	3 2 0
Inning Stats	R: 1 H: 1 E: 0 LOB: 0 K: 1 BB: 0 S: 10 P: 17	R: 0 H: 0 E: 0 LOB: 0 K: 0 BB: 0 S: 4 P: 4	R: 0 H: 2 E: 0 LOB: 3 K: 1 BB: 1 S: 18 P: 29	R: 2 H: 3 E: 0 LOB: 1 K: 0 BB: 0 S: 12 P: 14	R: 2 H: 3 E: 0 LOB: 1 K: 1 BB: 0 S: 15 P: 16	R: 0 H: 0 E: 0 LOB: 1 K: 0 BB: 0 S: 7 P: 10	R: 0 H: 0 E: 0 LOB: 0 K: 3 BB: 0 S: 9 P: 12	R: 0 H: 1 E: 0 LOB: 1 K: 1 BB: 1 S: 7 P: 14		1B: 6 SF: 0 2B: 2 SAC: 0 3B: 0 DP: 1 HR: 2 HBP: 1						

PITCHER	IP	WLS	BF	H	R	ER	SO	BB	IBB	HBP	BLK	WP	HR	S	P	ERA	WHIP
53 Héctor Santiago, L (1, 1) ERA: 2.7	5.0	L	26	9	5	5	3	1	0	1	0	0	2	61	84	9.00	2.000
62 Trevor Gott, R (6, 1) ERA: 2.55	1.0		3	0	0	0	0	0	0	0	0	0	0	5	6	0.00	0.000
46 Cory Rasmus, R (7, 1) ERA:	1.0		3	0	0	0	3	0	0	0	0	0	0	9	12	0.00	0.000
37 Cesár Ramos, L (8, 1) ERA: 1.42	1.0		4	1	0	0	1	1	0	0	0	0	0	7	14	0.00	2.000

PITCHER	IP	WLS	BF	H	R	ER	SO	BB	IBB	HBP	BLK	WP	HR	S	P	ERA	WHIP

BOTTOM

Angeles Angels @ Los Angeles Dodgers

Dodger Stadium, Los Angeles, CA

Fri Jul 31 2015, 7:12 PM - 9:54 PM PDT

Att. 53,380 - Partly Cloudy - 75 F

livebaseballscorecards.com

AB	33
R	5
H	10
RBI	5
BB	2
SO	7
LOB	16

Batter	1	2	3	4	5	6	7	8	9	AB	R	H	RBI	BB	SO	LOB
18 Shane Victorino, S (1, 9) OBP: 0.310, SLG: 0.279 56 Kole Calhoun, L (9, PH) OBP: 0.329, SLG: 0.426	B FF 92 S FF 92 X SL 88 1-1 ① G1-3		B FF 93 C FF 93 S SL 87 F SL 88 C CU 73 1-3 ③ K			B FF 94 F FF 94 B CU 72 C FF 93 S CU 73 2-3 ② K			B FF 93 C FC 92 F FC 92 B FC 94 B FC 94 B FC 93 4-2 5 1B 1-2 BB	3 0	0 0	0 0	0 0	0 1	2 0	0 0
12 Johnny Giavotella, R (1, 4) OBP: 0.315, SLG: 0.352	F FF 93 B CU 72 B SL 90 F FF 93 F SL 88 X FF 94 2-2 ② G6-3			B FF 93 X FF 93 1-0 27 FC5-4 1B		B FF 92 B CU 72 B SL 88 F FF 94 X CU 73 2-2 ③ F7			C FC 91 C FC 93 F SL 84 F FF 94 F FC 95 S SL 83 0-3 ① K	4	0	1	0	0	1	2
27 Mike Trout, R (1, 8) OBP: 0.403, SLG: 0.635	C FF 94 B CU 73 S SL 88 C CU 74 1-3 ③ K			C SL 86 D CU 73 D SL 90 X FF 93 2-1 ① FC5-4 1-2f			C FF 93 B CU 73 F FF 93 F SL 89 X CU 74 1-2 ① L9		B FC 94 S FC 93 F FC 94 D SL 86 F FC 95 S FC 94 2-3 ② K	4	0	0	0	0	2	3
5 Albert Pujols, R (1, 3) OBP: 0.318, SLG: 0.527		B FF 93 F FF 92 C CU 72 B FF 94 F CU 73 F SL 88 X FF 94 2-2 2 FC4-6 1B		C FF 94 D CU 74 C CU 73 1 SAFE D SL 90 S CU 72 2-3 ② K			C FF 93 C FF 94 F FF 94 F CU 73 X FF 93 0-2 ② F9		F FC 95 X FC 95 0-1 1-3 2-H 1B	4	0	2	1	0	1	1
2 Erick Aybar, S (1, 6) OBP: 0.317, SLG: 0.342		F FF 93 C CU 73 1 SAFE F FF 93 F CU 74 D SL 89 X CU 73 1-2 ① FC4-6 58 FC6-4 1-2f		1 SAFE M FF 93 B CU 73 F CU 72 C FF 94 1-3 ③ K			C SL 88 F FF 94 F SL 90 B FF 94 B CU 74 C FF 93 2-3 ③ K		X FC 91 0-0 ③ P4	4	0	0	0	0	2	4
58 Carlos Pérez, R (1, 2) OBP: 0.248, SLG: 0.304		B FF 93 1 SAFE B SL 87 B FF 93 C FF 94 X FF 93 3-1 ② FC6-4 1-2f			X FF 91 0-0 ① F8			B FF 92 C SL 89 B SL 86 X FF 93 2-1 ① P2		3	0	0	0	0	0	1
3 David DeJesus, L (1, 7) OBP: 0.313, SLG: 0.363		C FF 94 D SL 90 1 SAFE X FF 93 1-1 ③ P5			C FF 92 S SL 89 F FF 94 B SL 88 X CU 73 1-2 ② F8			C FF 93 B SL 89 X FF 94 1-1 ② F7		3	0	0	0	0	0	1
8 Taylor Featherston, R (1, 5) OBP: 0.188, SLG: 0.216			C FF 92 S SL 87 B FF 94 B CU 73 F FF 94 B SL 89 F FF 93 F FF 93 B SL 86 4-2 28 B1-4 BB		B FF 93 B FF 93 X FF 92 2-0 ③ G5-3			B FF 93 C FF 92 B SL 88 X FF 93 2-1 ③ P6		2	0	0	0	1	0	0
28 Andrew Heaney, L (1, 1) 59 Fernando Salas, R (6, 1) 62 Trevor Gott, R (7, 1) 16 Huston Street, R (8, 1) 24 C.J. Cron, R (9, PH) OBP: 0.286, SLG: 0.400 19 David Murphy, L (9, PH) OBP: 0.343, SLG: 0.430			C FF 93 X FF 94 0-1 ①② B1-4 1-1f			C FF 92 B FF 92 C FF 93 S FF 93 1-3 ① K			C FC 91 B FC 92 X FC 90 1-1 56 BB 5 1B 1B	2 0 0 0 0 1	0 0 0 0 0 1	0 0 0 0 0 1	0 0 0 0 0 1	1 0 0 0 0 0	1 0 0 0 0 0	1 0 0 0 0 0
Inning Stats	R: 0 E: 0 K: 1 S: 9 H: 0 LOB: 0 BB: 0 P: 13	R: 0 E: 0 K: 0 S: 14 H: 1 LOB: 1 BB: 0 P: 21	R: 0 E: 0 K: 1 S: 11 H: 0 LOB: 0 BB: 1 P: 16	R: 0 E: 0 K: 2 S: 9 H: 1 LOB: 1 BB: 0 P: 15	R: 0 E: 0 K: 0 S: 6 H: 0 LOB: 0 BB: 0 P: 9	R: 0 E: 0 K: 2 S: 9 H: 0 LOB: 0 BB: 0 P: 14	R: 0 E: 0 K: 1 S: 13 H: 0 LOB: 0 BB: 0 P: 16	R: 0 E: 0 K: 0 S: 6 H: 0 LOB: 0 BB: 0 P: 11	R: 1 E: 0 K: 2 S: 17 H: 2 LOB: 2 BB: 1 P: 24	1B: 4 2B: 1 3B: 0 HR: 0	SF: 0 SAC: 0 DP: 1 HBP: 0					

PITCHER		IP	WLS	BF	H	R	ER	SO	BB	IBB	HBP	BLK	WP	HR	S	P	ERA	WHIP
22 Clayton Kershaw, L ERA: 2.37	(1, 1)	8.0	W	26	2	0	0	7	1	0	0	0	0	0	77	115	0.00	0.375
74 Kenley Jansen, R ERA: 3.04	(9, 1)	1.0	S	6	2	1	1	2	1	0	0	0	0	0	17	24	9.00	3.000

PITCHER	IP	WLS	BF	H	R	ER	SO	BB	IBB	HBP	BLK	WP	HR	S	P	ERA	WHIP

TOP

Los Angeles Angels @ Los Angeles Dodgers

Dodger Stadium, Los Angeles, CA

Sat Aug 01 2015, 1:06 PM - 3:51 PM PDT

Att. 52,979 - Sunny - 83 F

livebaseballscorecards.com

AB	30
R	1
H	4
RBI	1
BB	2
SO	9
LOB	13

Angeles Angels @ Los Angeles Dodgers

Dodger Stadium, Los Angeles, CA

Sat Aug 01 2015, 1:06 PM - 3:51 PM PDT

Att. 52,979 - Sunny - 83 F

livebaseballscorecards.com

BOTTOM

Batter	1	2	3	4	5	6	7	8	9	AB	R	H	RBI	BB	SO	LOB
11 Jimmy Rollins, S (1, 6) OBP: 0.270, SLG: 0.358	C SI 90 X SI 90 0-1 F9 ①		B SI 89 F SI 90 X SI 90 1-1 F8 ①		C SI 91 F CH 83 B SI 92 X SI 90 1-2 P3 ③		C SI 97 B CU 82 X SI 97 1-1 1B			4	0	1	0	0	0	0
47 Howie Kendrick, R (1, 4) OBP: 0.334, SLG: 0.403	S SI 91 S SI 91 B SI 91 B SI 92 F SL 80 F SI 92 F SI 92 X CH 84 2-2 L9 ②		C SI 90 T SI 90 F SL 80 F CH 84 F SI 92 B SI 93 C SI 92 1-3 K ②			S CH 81 X SI 89 0-1 23 1B 33 SF7 1B	X SI 95 0-0 G5-3 ③			4	1	1	0	0	1	1
23 Adrián González, L (1, 3) OBP: 0.368, SLG: 0.536	B SI 91 X SI 92 1-0 F7 ③		S SI 92 S SI 91 B SI 93 B SI 91 F SI 93 B SI 91 X SI 92 3-2 G4-3 ③			C SL 79 S SL 78 F SL 78 B SI 90 X SI 90 1-2 9 HR 1-3 1B		S SI 87 B CH 78 B CH 83 F SI 87 F SL 82 S CH 80 2-3 K ①		4	1	1	0	0	1	0
33 Scott Van Slyke, R (1, 7) OBP: 0.344, SLG: 0.426		B SI 90 C SI 90 X SI 90 1-1 F8 ①		B CH 81 C SI 90 X CH 81 1-1 66 FC5-4 1B		B SI 91 B SI 90 B CH 87 C SI 91 X SI 90 3-1 SF7 ① 3-H		B SL 82 C SI 88 B SL 83 B SL 83 F SI 88 B SL 82 4-2 66 FC6-5 66 S BB		2	0	1	1	1	0	0
66 Yasiel Puig, R (1, 9) OBP: 0.323, SLG: 0.423		B CH 82 B SI 92 C CH 83 F SI 91 B SL 80 F CH 83 B SI 92 4-2 9 1B BB		C CH 81 F SI 90 B SI 91 D SL 81 X CH 83 2-2 FC5-4 9 PB ① 1-2f		X KC 79 0-0 P3 ②		B SL 82 X SL 83 1-0 FC6-5 9 1B ② 1-3		3	0	0	0	1	0	3
9 Yasmani Grandal, S (1, 2) OBP: 0.399, SLG: 0.516		X SI 91 0-0 14 BB 1-3 1B		C CH 81 B SI 91 1 SAFE 1 SAFE B SI 89 B SI 88 X CH 83 3-1 G6-3 ② 1-2		B CH 83 S CH 83 X CH 83 1-1 1-H HR		B CH 80 S SI 88 D CH 80 X CH 79 2-1 1-3 1B		4	1	3	2	0	0	1
7 Alex Guerrero, R (1, 5) OBP: 0.261, SLG: 0.488 5 Alberto Callaspo, S (7, 5) OBP: 0.312, SLG: 0.273		C SI 91 B SI 92 F CH 84 S SL 81 1-3 K ②		F SI 90 X SI 89 0-1 L9 ③		S FF 89 F KC 81 S FF 89 0-3 K ③		B SI 88 B SI 88 X SI 88 2-0 P5 ③		3 1	0 0	0 0	0 0	0 0	2 0	3 2
14 Enrique Hernández, R (1, 8) OBP: 0.323, SLG: 0.462		C SI 92 D SL 80 D CH 84 B SI 92 C SI 92 F SL 80 D SL 81 4-2 1-2 BB			B SI 89 X SI 89 1-0 F9 ①		C SI 96 X CU 81 0-1 G6-3 ①			2	0	0	0	1	0	0
22 Clayton Kershaw, L (1, 1) OBP: 0.170, SLG: 0.176 74 Kenley Jansen, S (9, 1)		S SI 92 B SI 93 C SI 92 X SL 81 1-2 G6-3 ③			C SI 89 S SL 79 B SI 92 B SI 88 F SI 91 B SL 77 F SI 88 C SI 89 3-3 K ②		C SI 97 S SI 96 F SI 97 S SI 98 0-3 K ②			3 0	0 0	0 0	0 0	2 0	3 0
Inning Stats	R: 0 E: 0 K: 0 S: 9 H: 0 LOB: 0 BB: 0 P: 12	R: 0 E: 0 K: 1 S: 15 H: 1 LOB: 3 BB: 2 P: 26	R: 0 E: 0 K: 1 S: 13 H: 0 LOB: 0 BB: 0 P: 18	R: 0 E: 0 K: 0 S: 9 H: 1 LOB: 1 BB: 0 P: 15	R: 0 E: 0 K: 1 S: 9 H: 0 LOB: 0 BB: 0 P: 14	R: 3 E: 0 K: 1 S: 14 H: 3 LOB: 0 BB: 0 P: 19	R: 0 E: 0 K: 1 S: 9 H: 1 LOB: 1 BB: 0 P: 10	R: 0 E: 0 K: 1 S: 10 H: 1 LOB: 2 BB: 1 P: 21		1B: 6 2B: 0 3B: 0 HR: 1 SF: 1 SAC: 0 DP: 0 HBP: 0				WP: 0 PB: 1 SB: 1 CS: 0 PA: 34		

AB	30
R	3
H	7
RBI	3
BB	3
SO	6
LOB	13

PITCHER		IP	WLS	BF	H	R	ER	SO	BB	IBB	HBP	BLK	WP	HR	S	P	ERA	WHIP
28 Andrew Heaney, L ERA: 1.97	(1, 1)	5.1	L	22	4	2	2	3	2	0	0	0	0	0	63	97	3.38	1.125
59 Fernando Salas, R ERA: 4.5	(6, 1)	0.2		3	1	1	1	1	0	0	0	0	0	1	6	7	13.50	1.500
62 Trevor Gott, R ERA: 2.41	(7, 1)	1.0		4	1	0	0	1	0	0	0	0	0	0	9	10	0.00	1.000
16 Huston Street, R ERA: 2.79	(8, 1)	1.0		5	1	0	0	1	1	0	0	0	0	0	10	21	0.00	2.000

PITCHER	IP	WLS	BF	H	R	ER	SO	BB	IBB	HBP	BLK	WP	HR	S	P	ERA	WHIP

Batter	1	2	3	4	5	6	7	8	9	10	AB	R	H	RBI	BB	SO	LOB
12 Johnny Giavotella, R (1, 4) OBP: 0.314, SLG: 0.350	C FF 94 B FC 94 F FC 94 B SL 89 B FF 94 X FF 96 3-2 G6-3 ①		C FC 92 B FS 84 B FS 84 X FC 92 2-1 56 E 56 S 1B		F SL 89 B SL 88 X FF 90 1-1 FC6-4 ③ 1-2f			C SI 94 C SI 94 B CU 81 C CU 80 1-3 K ①		X FF 96 0-0 L8 ①	5	0	1	0	0	1	1
56 Kole Calhoun, L (1, 9) OBP: 0.333, SLG: 0.437	B SI 92 B SI 92 T FF 93 B FF 93 B FC 93 4-1 BB		F CU 74 B FS 81 X CU 76 1-1 L9 ③ 1-3			C CU 74 S FS 80 X SI 92 0-2 27 G4-3 5 G6-3 2B		B SI 96 X SI 95 1-0 HR		C CH 88 B CH 86 B FF 97 B SL 90 X SI 98 3-1 F7 ②	4	2	2	1	1	0	1
27 Mike Trout, R (1, 8) OBP: 0.399, SLG: 0.627	C FF 93 F FS 80 F SI 92 F SI 92 D SL 88 F FS 81 B FF 91 S SL 88 2-3 K ②			X FC 90 0-0 L9 ①		B FF 92 C SI 92 C FF 90 B SI 92 X FS 81 2-2 G4-3 ① 2-3		B SI 94 C SI 95 C CU 78 B SI 94 F SI 94 F CU 79 B SI 95 S CU 80 3-3 K ②		B FF 98 T FF 98 B FF 96 X SI 99 2-1 L9 ③	5	0	0	0	0	2	2
5 Albert Pujols, R (1, 3) OBP: 0.318, SLG: 0.524	B FF 91 S FS 80 X FF 91 1-1 G5-3 ③			C CU 74 B FS 82 B CU 76 B FC 93 X FS 83 3-1 19 FC4-6 1B		X CU 76 0-0 G6-3 ② 3-H		B SI 95 B SI 95 C SI 94 X SI 94 2-1 G6-3 ③			4	0	1	1	0	0	1
19 David Murphy, L (1, 7) OBP: 0.339, SLG: 0.424 18 Shane Victorino, S (9, PH) OBP: 0.316, SLG: 0.286 (9, 7)		B SI 90 C FF 90 C FS 79 F FF 92 X FS 81 1-2 G3-1 ①		B FF 90 D FF 91 C FF 92 1 SAFE X SI 91 2-1 FC4-6 ② 1-2f		X CU 77 0-0 G4-3 ③			C SI 87 B SI 86 F SI 86 F KC 80 B KC 80 X SI 85 2-2 2 FC1-6 1B		3 1	0 0	0 1	0 0	0 0	0 0	1 0
2 Erick Aybar, S (1, 6) OBP: 0.316, SLG: 0.341		L SI 91 B FS 80 F FF 92 X SI 94 1-2 G4-3 ②		D CU 76 X SI 90 1-0 L8 ③			B FF 93 C FF 93 F FF 94 X FF 95 1-2 17 FC5 22 G3 1B		X SI 87 0-0 FC1-6 ① 22 S 17 2B 1-2f		4	1	1	0	0	0	2
22 Conor Gillaspie, L (1, 5) OBP: 0.281, SLG: 0.376		C FF 90 X FF 92 0-1 F9 ③			X SI 88 0-0 12 FC6-4 1B		1 SAFE C FF 91 F SI 93 B FF 94 X SL 86 1-2 G3 ① 1-2		1 SAFE D SI 87 F SI 86 1 SAFE B SI 88 S SI 87 S KC 80 2-3 K ② 1-2		4	0	1	0	0	1	2
17 Chris Iannetta, R (1, 2) OBP: 0.311, SLG: 0.343			C FF 91 B FF 90 B SL 87 X FC 91 2-1 F7 ①		C FF 90 B SL 87 F FC 89 F SL 86 X FC 91 1-2 F9 ①		F FF 94 B SL 88 X SL 88 1-1 FC5 ② 2-3		X SI 98 0-0 2-H 2B		4	0	1	1	0	0	2
46 Cory Rasmus, R (1, 1) 37 Cesár Ramos, L (8, 1) 3 David DeJesus, L (9, PH) OBP: 0.315, SLG: 0.364 48 Jose Alvarez, L (8, 1) 24 C.J. Cron, R (7, PH) OBP: 0.364, SLG: 0.696 59 Fernando Salas, R (7, 1) 38 Joe Smith, R (8, 1) 8 Taylor Featherston, R (9, PH) OBP: 0.190, SLG: 0.212 62 Trevor Gott, R (8, 1) 51 Drew Rucinski, R (10, 1)			C FC 91 F FC 93 X FF 93 0-2 G6-3 ②		D SI 90 X SI 90 1-0 P5 ②		B FF 96 T FF 96 C SL 89 B SL 87 X SL 87 2-2 P4 ③		D FF 99 C FF 98 F SL 89 S SL 89 1-3 K ③		1 0 1 0 1 0 0 0 0 1 0	0 0 0 0 0 0 0 0 0 0 0	0 0 0 0 0 0 0 0 0 1 0	0 0 0 0 0 0 0 0 0 1 0	0 0 0 0 0 0 0 0 0 1 0	0 0 0 0 0 0 0 0 0 1 0	0 0 1 0 0 1 0 0 0 1 0
Inning Stats	R: 0 E: 0 K: 1 S: 12 H: 0 LOB: 1 BB: 1 P: 22	R: 0 E: 0 K: 0 S: 9 H: 0 LOB: 0 BB: 0 P: 11	R: 0 E: 0 K: 0 S: 9 H: 1 LOB: 1 BB: 0 P: 14	R: 0 E: 0 K: 0 S: 6 H: 1 LOB: 1 BB: 0 P: 12	R: 0 E: 0 K: 0 S: 8 H: 1 LOB: 1 BB: 0 P: 11	R: 1 E: 0 K: 0 S: 8 H: 1 LOB: 0 BB: 0 P: 10	R: 0 E: 0 K: 0 S: 11 H: 1 LOB: 1 BB: 0 P: 16	R: 1 E: 0 K: 2 S: 11 H: 1 LOB: 0 BB: 0 P: 18	R: 1 E: 0 K: 2 S: 12 H: 2 LOB: 1 BB: 0 P: 17	R: 0 E: 0 K: 0 S: 5 H: 0 LOB: 0 BB: 0 P: 10	1B: 5 2B: 2 3B: 0 HR: 1	SF: 0 SAC: 0 DP: 0 HBP: 0					

PITCHER		IP	WLS	BF	H	R	ER	SO	BB	IBB	HBP	BLK	WP	HR	S	P	ERA	WHIP
55 Mat Latos, R ERA: 4.29	(1, 1)	6.0		23	4	1	1	1	1	0	0	0	0	0	52	80	1.50	0.833
12 Juan Nicasio, R ERA: 3.25	(7, 1)	1.0	H	4	1	0	0	0	0	0	0	0	0	0	11	16	0.00	1.000
54 Jim Johnson, R ERA: 2.39	(8, 1)	1.0	B	4	1	1	1	2	0	0	0	0	0	1	11	18	9.00	1.000
56 J.P. Howell, L ERA: 1.16	(9, 1)	0.2	H	3	1	1	1	1	0	0	0	0	0	0	8	12	13.50	1.500
52 Pedro Báez, R ERA: 2.73	(9, 1)	1.1	W	5	1	0	0	1	0	0	0	0	0	0	9	15	0.00	0.750

PITCHER		IP	WLS	BF	H	R	ER	SO	BB	IBB	HBP	BLK	WP	HR	S	P	ERA	WHIP

TOP

Los Angeles Angels @ Los Angeles Dodgers

Dodger Stadium, Los Angeles, CA

Sun Aug 02 2015, 1:14 PM - 4:30 PM PDT

Att. 52,116 - Sunny - 78 F

livebaseballscorecards.com

AB	38
R	3
H	8
RBI	3
BB	1
SO	5
LOB	15

1B: 5	SF: 0	WP: 0	PA: 39		
2B: 2	SAC: 0	PB: 0			
3B: 0	DP: 0	SB: 2			
HR: 1	HBP: 0	CS: 0			

Los Angeles Angels @ Los Angeles Dodgers

Dodger Stadium, Los Angeles, CA

Sun Aug 02 2015, 1:14 PM - 4:30 PM PDT

Att. 52,116 - Sunny - 78 F

livebaseballscorecards.com

BOTTOM

Batter	1	2	3	4	5	6	7	8	9	10	AB	R	H	RBI	BB	SO	LOB
11 Jimmy Rollins, S (1, 6) OBP: 0.272, SLG: 0.359	F SI 92 C CU 72 X CH 83 0-2 G5-3 ①		C CU 72 B CU 77 F CH 85 B FF 91 B FF 92 X CH 84 3-2 47 HR 1B		C SL 86 S CU 76 B FF 92 X FF 91 1-2 47 G6-4-3 1-2 1B		B FF 90 B CH 84 X KC 82 2-0 F8 ③		C SI 95 B SI 96 F SI 96 B SI 97 F SI 96 B SI 96 X SI 96 3-2 F7 ③		5	1	2	0	0	0	2
47 Howie Kendrick, R (1, 4) OBP: 0.335, SLG: 0.413	B FF 93 B SI 93 C FF 92 F CH 85 B FF 92 X CH 85 3-2 2B		1 SAFE B FF 92 1 SAFE X FF 91 1-0 1-H HR		X FF 91 0-0 G6-4-3 ② ③ 1-2f			B SI 88 F SI 87 S SI 87 X SI 87 1-2 G4-3 ①		C SI 92 S CH 83 S CH 84 0-3 K ①	5	1	2	2	0	1	2
23 Adrián González, L (1, 3) OBP: 0.369, SLG: 0.532	S CH 85 S FF 93 B SI 93 X FF 95 1-2 P4 ②		F CU 73 B FF 93 F FF 92 B FF 93 F CH 85 B SI 92 S CH 84 3-3 K ③			C SI 92 B SL 84 B FF 91 B CH 79 B SL 86 4-1 BB		C SL 79 B SI 90 F SL 80 X SI 90 1-2 P6 ②		B CH 83 B CH 82 B SI 92 C SI 91 B SI 92 4-1 16 HR BB	3	1	0	0	2	1	1
16 Andre Ethier, L (1, 9) OBP: 0.362, SLG: 0.480 (8, 7)	B CH 84 B FF 94 C CH 84 X CH 83 2-1 G6-3 ③			F SL 83 C SL 84 S CU 70 0-3 K ①		C SL 86 C FF 91 S CU 74 0-3 K ①		B SI 88 B SL 79 B SI 88 C SI 88 X SI 89 3-1 HR		B SI 92 C SI 92 X CH 82 1-1 1-H HR	5	2	2	3	0	2	2
9 Yasmani Grandal, S (1, 2) OBP: 0.400, SLG: 0.514		B CU 71 B CH 84 S CH 84 B CH 86 C SI 93 X CH 85 3-2 G4-3 ①		F SL 83 B CU 69 B CH 83 F SL 84 B FF 89 X SL 82 3-2 1B		S CH 79 S CH 80 S CH 81 0-3 K ②		B SL 80 B SL 79 B FF 89 B SI 87 4-0 66 FC6-4 BB			3	0	1	0	1	1	1
3 Carl Crawford, L (1, 7) OBP: 0.219, SLG: 0.333 66 Yasiel Puig, R (8, 9) OBP: 0.322, SLG: 0.421 52 Pedro Báez, R (9, 1)		C SI 93 B FF 93 X CH 86 1-1 G4-3 ②		X SL 83 0-0 F8 ②		D SL 86 F FF 91 X FF 91 1-1 G6-3 ③		C SL 79 F SL 78 B SI 88 D SL 80 X SI 88 2-2 FC6-4 ③ 1-2f			3 1 0	0 0 0	0 0 0	0 0 0	0 0 0	0 0 0	2 1 0
5 Alberto Callaspo, S (1, 5) OBP: 0.307, SLG: 0.268		F FF 92 B FF 92 F FF 92 C CU 76 1-3 K ③		C SL 83 B SL 85 F FF 90 D CU 70 C CU 69 2-3 K ③			C FF 89 X FF 89 0-1 G1-3 ①		B SI 97 C SI 96 B CH 88 F SI 96 B SI 97 F SI 96 X SI 96 3-2 F7 ①		4	0	0	0	0	2	1
31 Joc Pederson, L (1, 8) OBP: 0.345, SLG: 0.454			C CH 84 S FF 92 S CU 73 0-3 K ①		B SL 84 F SL 83 T FF 91 S CU 75 1-3 K ①		B CH 86 B KC 83 B FF 91 C SI 90 X KC 84 3-1 F7 ②		B CU 81 B SI 96 C SI 96 S SI 97 S SI 98 2-3 K ②		4	0	0	0	0	3	0
55 Mat Latos, R (1, 1) OBP: 0.300, SLG: 0.300 12 Juan Nicasio, R (7, 1) 7 Alex Guerrero, R (7, PH) OBP: 0.266, SLG: 0.488 54 Jim Johnson, R (8, 1) 56 J.P. Howell, L (9, 1) 33 Scott Van Slyke, R (9, 9) OBP: 0.349, SLG: 0.431			F CH 90 X FF 91 0-1 L8 ②		X SI 92 0-0 11 1B 1B		S FF 92 H CH 86 1-1 HBP		B CU 82 C SI 97 B SI 96 F SI 97 X CU 80 2-2 1B		2 0 0 0 0 0 1	0 0 0 0 0 0 0	1 0 0 0 0 0 1	0 0 0 0 0 0 0	0 0 0 0 0 0 0	0 0 0 0 0 0 0	0 0 0 0 0 0 0
Inning Stats	R: 0 H: 1 E: 0 LOB: 1 K: 0 BB: 0 S: 11 P: 17	R: 0 H: 0 E: 0 LOB: 0 K: 1 BB: 0 S: 8 P: 13	R: 2 H: 2 E: 0 LOB: 0 K: 2 BB: 0 S: 13 P: 20	R: 0 H: 1 E: 0 LOB: 1 K: 2 BB: 0 S: 10 P: 15	R: 0 H: 1 E: 0 LOB: 1 K: 1 BB: 0 S: 8 P: 15	R: 0 H: 0 E: 0 LOB: 1 K: 2 BB: 1 S: 9 P: 14	R: 0 H: 0 E: 0 LOB: 0 K: 0 BB: 0 S: 6 P: 12	R: 1 H: 1 E: 0 LOB: 1 K: 0 BB: 1 S: 11 P: 22	R: 0 H: 1 E: 0 LOB: 1 K: 1 BB: 0 S: 14 P: 24	R: 2 H: 1 E: 0 LOB: 0 K: 1 BB: 1 S: 6 P: 11	1B: 5 SF: 0 2B: 1 SAC: 0 3B: 0 DP: 1 HR: 3 HBP: 1						

PITCHER		IP	WLS	BF	H	R	ER	SO	BB	IBB	HBP	BLK	WP	HR	S	P	ERA	WHIP
46 Cory Rasmus, R ERA: 4.5	(1, 1)	3.0		12	3	2	2	3	0	0	0	0	0	1	32	50	6.00	1.000
37 Cesár Ramos, L ERA: 1.38	(4, 1)	1.0		4	1	0	0	2	0	0	0	0	0	0	10	15	0.00	1.000
48 Jose Alvarez, L ERA: 3.48	(5, 1)	2.0		8	2	0	0	3	1	0	0	0	0	0	17	24	0.00	1.500
59 Fernando Salas, R ERA: 4.39	(7, 1)	1.0		4	0	0	0	0	0	0	1	0	0	0	6	12	0.00	0.000
38 Joe Smith, R ERA: 3.14	(8, 1)	1.0		5	1	1	1	0	1	0	0	0	0	1	11	22	9.00	2.000

PITCHER		IP	WLS	BF	H	R	ER	SO	BB	IBB	HBP	BLK	WP	HR	S	P	ERA	WHIP
62 Trevor Gott, R ERA: 2.29	(9, 1)	1.0		4	1	0	0	1	0	0	0	0	0	0	14	24	0.00	1.000
51 Drew Rucinski, R ERA: 10.8	(10, 1)	0.1	L	3	1	2	2	1	1	0	0	0	0	1	6	11	54.00	6.000

AB	36
R	5
H	9
RBI	5
BB	3
SO	10
LOB	12

WP: 0 PA: 40
PB: 0
SB: 0
CS: 0

Batter	1	2	3	4	5	6	7	8	9	AB	R	H	RBI	BB	SO	LOB
11 Jimmy Rollins, S (1, 6) OBP: 0.273, SLG: 0.362	C CH 84 B FC 88 F FC 88 B SI 91 S CU 76 2-3 ① **K**		X CH 83 0-0 1-3 **2B**		C CH 83 B SI 88 F SI 89 X SI 91 1-2 47 FC5-4 **1B**	1 SAFE B FF 91 1 SAFE C FF 92 B CH 84 C SL 82 X CH 86 2-2 ③ **P5**		S SL 88 D SL 86 C SL 86 B FF 99 F FF 98 B FF 100 F FF 100 C FF 100 3-3 ③ **K**		5	0	2	0	0	2	3
47 Howie Kendrick, R (1, 4) OBP: 0.333, SLG: 0.409	C SI 91 S FC 87 S FC 86 0-3 ② **K**		B SI 90 T CH 84 B CH 83 X CH 82 1-2 ① **G5-3**		F FC 87 B SI 89 1 SAFE F SI 90 X SL 78 1-2 ① **FC5-4** 23 1B 16 1B 1-2f		B SL 85 C SI 93 S CH 84 B SL 88 X SI 92 2-2 ① **G6-3**		B FF 95 S FF 95 F FF 96 B FF 96 B FF 97 F FF 96 B FF 97 4-2 16 E **BB**	4	1	0	0	1	1	3
23 Adrián González, L (1, 3) OBP: 0.371, SLG: 0.532	B FF 91 C SI 91 B CU 69 B SI 90 B SI 90 4-1 **BB**		F SI 90 S SL 80 B CH 83 F CH 85 S SL 80 1-3 ② **K**		B SI 90 B SI 90 C CH 83 1 SAFE X SI 89 2-1 16 1B 1-3 **1B**		B SI 91 X CH 86 1-0 16 G6-3 **1B**		B FF 96 C FF 96 B FF 96 C SL 88 B FF 98 S FF 97 3-3 ① **K**	4	0	2	0	1	2	3
16 Andre Ethier, L (1, 7) OBP: 0.360, SLG: 0.475	C SI 90 S CH 84 X CH 84 0-2 ③ **F9**		C FC 87 B FC 86 B CH 83 X FC 89 2-1 ③ **G3**		B SI 91 X SI 91 1-0 1-2 3-H **1B**		C SI 90 B CH 85 X CH 84 1-1 ② ③ **G6-3** 1-2f		C SL 86 B SL 86 F SL 85 F FF 97 X SL 86 1-2 **FC3** 1-2	5	0	1	1	0	0	5
9 Yasmani Grandal, S (1, 2) OBP: 0.400, SLG: 0.512		C SI 90 B CH 84 B FF 89 F CH 83 F FF 90 B SL 77 F SI 91 X CH 83 3-2 ① **G3**	B CU 72 C SI 89 B SI 90 F SI 89 F FC 87 B SI 91 F SI 90 F FF 91 X FC 87 3-2 31 BB 66 1B **1B**	B FC 89 B FC 88 C SI 89 F SI 91 D SL 79 S SI 90 3-3 ② **K**			X SI 90 0-0 66 FC5-4 **1B**	B FF 96 C SL 87 X FF 97 1-1 ② **L9**	5	0	2	0	0	1	4
66 Yasiel Puig, R (1, 9) OBP: 0.319, SLG: 0.416		B SI 91 B FF 92 C CH 84 B FC 88 X SI 92 3-1 ② **G5-3**	B CH 83 X FC 87 1-0 57 G5-3 31 BB 1-2 **1B**	F SI 91 X SL 78 0-1 ③ **F7**				F SI 90 X SI 91 0-1 ① **FC5-4** 5 1B 3 2B 1-2f	B FF 99 F FF 97 B FF 97 S FF 98 T FF 98 2-2 ③ **K**	5	1	1	0	0	1	5
31 Joc Pederson, L (1, 8) OBP: 0.349, SLG: 0.452		B SI 91 F CH 84 B SI 90 B SL 76 B CH 84 4-1 **BB**	C CU 76 B FF 91 S FC 89 D SL 81 B CH 82 B CH 82 4-2 1-2 2-3 **BB**		B SL 82 B FF 92 B FF 93 B FF 92 4-0 **BB**			B CH 84 B CH 84 B SI 90 C SI 90 C SI 91 C SI 92 3-3 ② **K**		1	0	0	0	3	1	1
7 Alex Guerrero, R (1, 5) OBP: 0.261, SLG: 0.480 5 Alberto Callaspo, S (8, PH) OBP: 0.310, SLG: 0.271 (8, 5)		S FC 87 1 SAFE C SI 89 B SI 91 S CH 81 1-3 ③ **K**	C FC 88 F CH 83 S SL 82 0-3 ① **K**		S SL 83 S FF 92 C FF 93 0-3 ① **K**			B SI 90 B SI 89 B SI 90 C SI 92 C SI 92 X SI 90 3-2 3 2B 1-3 **1B**	3 0 0 0 0 3 5 1 0 1 0 0 0 0						
57 Alex Wood, R (1, 1) OBP: 0.231, SLG: 0.194 62 Joel Peralta, R (7, 1) 3 Carl Crawford, L (8, PH) OBP: 0.231, SLG: 0.359 43 Luis Avilán, L (8, 1)			B SI 91 C SI 90 C FF 90 F SI 90 B FC 87 B SI 91 X SI 92 3-2 11 2B **1B**	X FC 87 0-0 ② ③ **G5-3** 2-3f	C SL 81 C FF 92 D SL 82 L FF 92 1-3 ② **K**		1 SAFE B SI 91 S SI 91 B SI 91 X SI 91 2-1 1-3 3-H **2B**	3 0 1 0 0 1 4 0 0 0 0 0 0 0 1 0 1 1 0 0 0 0 0 0 0 0 0 0						
Inning Stats	R: 0 H: 0 E: 0 LOB: 1 K: 2 BB: 1 S: 10 P: 16	R: 0 H: 0 E: 0 LOB: 1 K: 1 BB: 1 S: 11 P: 22	R: 0 H: 2 E: 0 LOB: 2 K: 1 BB: 0 S: 14 P: 21	R: 0 H: 2 E: 0 LOB: 2 K: 1 BB: 1 S: 13 P: 21	R: 1 H: 3 E: 0 LOB: 2 K: 1 BB: 0 S: 14 P: 22	R: 0 H: 0 E: 0 LOB: 1 K: 2 BB: 1 S: 9 P: 16	R: 0 H: 1 E: 0 LOB: 0 K: 0 BB: 0 S: 6 P: 10	R: 1 H: 3 E: 0 LOB: 2 K: 2 BB: 0 S: 16 P: 27	R: 0 H: 0 E: 1 LOB: 2 K: 2 BB: 1 S: 15 P: 26	1B: 9 SF: 0 2B: 2 SAC: 0 3B: 0 DP: 2 HR: 0 HBP: 0						

TOP

Los Angeles Dodgers @ Philadelphia Phillies

Citizens Bank Park, Philadelphia, PA

Tue Aug 04 2015, 7:08 PM - 10:38 PM EDT

Att. 28,733 - Clear - 89 F

livebaseballscorecards.com

AB	37
R	2
H	11
RBI	2
BB	5
SO	12
LOB	33

PITCHER		IP	WLS	BF	H	R	ER	SO	BB	IBB	HBP	BLK	WP	HR	S	P	ERA	WHIP
31 Jerome Williams, R ERA: 6.09	(1, 1)	5.0		24	7	1	1	6	3	0	0	0	0	0	62	102	1.80	2.000
30 Justin De Fratus, R ERA: 5.09	(6, 1)	1.0		4	0	0	0	2	1	0	0	0	0	0	9	16	0.00	1.000
46 Jeanmar Gómez, R ERA: 2.19	(7, 1)	1.2	W	8	4	1	1	1	0	0	0	0	0	0	17	29	5.40	2.400
53 Ken Giles, R ERA: 1.72	(8, 1)	1.1	S	6	0	0	0	3	1	0	0	0	0	0	20	34	0.00	0.750

PITCHER	IP	WLS	BF	H	R	ER	SO	BB	IBB	HBP	BLK	WP	HR	S	P	ERA	WHIP

BOTTOM

Los Angeles Dodgers @ Philadelphia Phillies
Citizens Bank Park, Philadelphia, PA
Tue Aug 04 2015, 7:08 PM - 10:38 PM EDT
Att. 28,733 - Clear - 89 F

livebaseballscorecards.com

Batter	1	2	3	4	5	6	7	8	9	AB	R	H	RBI	BB	SO	LOB
16 César Hernández, S (1, 4) OBP: 0.358, SLG: 0.365	X SI 87 0-0 37 G4-3 2B		B KC 80 X KC 81 1-0 37 2B 1B		B SI 90 S CH 82 X CH 82 1-1 ② FC5-4 1-2f		I IN 77 I IN 80 I IN 79 I IN 80 4-0 37 BLK 7 HR IBB	F CH 82 B FF 94 S CH 81 F CH 79 C FF 94 1-3 ③ K		4	2	2	0	1	1	2
37 Odúbel Herrera, L (1, 8) OBP: 0.313, SLG: 0.424	L KC 80 S KC 80 B SI 89 F CH 82 X KC 81 1-2 ① G4-3 2-3		1 SAFE 1 SAFE F KC 80 X SI 88 0-1 1-H 2B		B CH 85 1 SAFE S KC 80 S KC 80 S KC 80 1-3 ③ K		C KC 81 B KC 80 D CH 83 F KC 79 B SI 90 D KC 82 4-2 7 HR BB 1-2 2-3			3	1	1	1	1	1	2
7 Maikel Franco, R (1, 5) OBP: 0.339, SLG: 0.491	C CH 82 F SI 89 F KC 80 C SI 89 0-3 ② K		B KC 80 S CH 82 B SI 90 X CH 82 2-1 ② L5			B KC 80 C KC 81 X SI 88 1-1 ① F7 C FS 83 D FS 84 X CU 80 1-1 1-H 2-H 3-H HR		B SI 94 C CH 81 S CH 81 F CH 80 F FF 94 X SI 93 1-2 ② P3		4	1	1	4	0	1	2
3 Jeff Francoeur, R (1, 9) OBP: 0.302, SLG: 0.467 (7, 7) 53 Ken Giles, R (8, 1)	D SI 88 X CH 82 1-0 ③ G1-6-3		S KC 80 B CH 82 F SI 89 S SI 89 1-3 ③ K			X CH 82 0-0 18 1B 1B C FF 92 X FS 82 0-1 ② G6-3				4	0	1	0	0	1	2
										0	0	0	0	0	0	0
6 Ryan Howard, L (1, 3) OBP: 0.289, SLG: 0.459		C SI 88 B SI 88 C SI 89 S KC 80 1-3 ① K		X SI 88 0-0 ① L3		F SI 90 S CH 81 S KC 80 0-3 ② K B CU 78 F CU 78 S FS 84 B FF 91 F FS 83 F FF 91 S FF 91 2-3 ③ K				4	0	0	0	0	3	1
18 Darin Ruf, R (1, 7) OBP: 0.301, SLG: 0.383 46 Jeanmar Gómez, R (7, 1) 15 Jordan Danks, L (8, 7)		C SI 88 B CH 82 X CH 82 1-1 13 1B 1B		C KC 81 B SI 89 C KC 80 F SI 89 B KC 80 B SI 88 S KC 81 3-3 ② K		B KC 79 B SI 91 C KC 79 B CH 82 S CH 82 X SI 89 3-2 1-2 1B		X FF 93 0-0 ① F9		3	0	2	0	0	1	0
										0	0	0	0	0	0	0
										1	0	0	0	0	0	0
13 Freddy Galvis, S (1, 6) OBP: 0.318, SLG: 0.367		C KC 79 1 SAFE B SI 89 1 SAFE B KC 78 F CH 83 F SI 90 X CH 81 2-2 51 G5-4-3 1-2 1B		B KC 79 X SI 87 1-0 ③ L4		C CH 82 C KC 80 X SI 89 0-2 ③ G1-3		B CH 83 B FF 93 B SI 94 B SI 93 4-0 9 S 9 1B BB		3	1	1	0	1	0	2
51 Carlos Ruiz, R (1, 2) OBP: 0.305, SLG: 0.294		B KC 80 S CH 82 B KC 80 F SI 88 F SI 90 X KC 82 2-2 ②③ G5-4-3 1-2f			B KC 79 C SI 87 B SI 87 C SI 87 B KC 80 X KC 81 3-2 E6 16 FC5-4		B KC 79 F CH 82 X SI 88 1-1 37 BLK 7 HR 9 G4-3 1B			4	1	1	0	0	0	3
31 Jerome Williams, R (1, 1) OBP: 0.120, SLG: 0.125 25 Cody Asche, L (5, PH) OBP: 0.285, SLG: 0.365 30 Justin De Fratus, S (6, 1) 9 Domonic Brown, L (7, 9) OBP: 0.295, SLG: 0.343			B SI 87 C SI 88 B SI 87 F SI 88 F SI 88 S KC 80 2-3 ① K		B KC 80 B KC 81 C KC 79 F KC 80 S CH 82 2-3 ① K		C KC 80 F KC 80 X KC 79 0-2 ① G4-3 1-2	1 SAFE 1 SAFE C CU 78 S CH 81 D CH 80 X FF 93 1-2 1-H 1B		1	0	0	0	0	1	0
										1	0	0	0	0	1	1
										0	0	0	0	0	0	0
										2	0	1	1	0	0	1
Inning Stats	R: 0 E: 0 K: 1 S: 10 H: 1 LOB: 1 BB: 0 P: 12	R: 0 E: 0 K: 1 S: 13 H: 2 LOB: 1 BB: 0 P: 19	R: 1 E: 0 K: 2 S: 12 H: 2 LOB: 1 BB: 0 P: 18	R: 0 E: 0 K: 1 S: 6 H: 0 LOB: 0 BB: 0 P: 10	R: 0 E: 1 K: 2 S: 11 H: 0 LOB: 1 BB: 0 P: 18	R: 0 E: 0 K: 1 S: 12 H: 2 LOB: 2 BB: 0 P: 16	R: 4 E: 0 K: 1 S: 16 H: 2 LOB: 0 BB: 2 P: 28	R: 1 E: 0 K: 1 S: 13 H: 1 LOB: 1 BB: 1 P: 20		1B: 7 2B: 2 3B: 0 HR: 1 SF: 0 SAC: 0 DP: 1 HBP: 0				WP: 0 PB: 0 SB: 1 CS: 0 PA: 37		

PITCHER		IP	WLS	BF	H	R	ER	SO	BB	IBB	HBP	BLK	WP	HR	S	P	ERA	WHIP
57 Alex Wood, L ERA: 3.65	(1, 1)	6.1	L	29	8	4	4	8	1	1	0	1	0	0	71	109	5.68	1.421
62 Joel Peralta, R ERA: 4.15	(7, 1)	0.2		3	1	1	1	1	0	0	0	0	0	1	9	12	13.50	1.500
43 Luis Avilán, L ERA: 3.72	(8, 1)	1.0		5	1	1	1	1	1	0	0	0	0	0	13	20	9.00	2.000

PITCHER	IP	WLS	BF	H	R	ER	SO	BB	IBB	HBP	BLK	WP	HR	S	P	ERA	WHIP

AB	34
R	6
H	10
RBI	6
BB	3
SO	10
LOB	16

Batter	1	2	3	4	5	6	7	8	9	AB	R	H	RBI	BB	SO	LOB
11 Jimmy Rollins, S (1, 6) OBP: 0.275, SLG: 0.359	X SI 89 0-0 ① F9	C SI 87 X FF 89 0-1 ③ P6			B CU 69 C FF 88 B SL 81 B FF 89 B FF 89 4-1 47 1B 23 G3 BB	B FS 87 B SI 94 B SI 94 B FF 93 4-0 23 BB 47 1B BB	D SL 88 1-0 ③ 2 3-H	B FF 89 S FF 91 B CH 84 B FF 90 X FF 89 3-1 ① G6-3		3	1	0	0	2	0	0
47 Howie Kendrick, R (1, 4) OBP: 0.336, SLG: 0.411	C SI 90 X CH 85 0-1 16 G4-3 23 1B 66 HR 1B		B SL 80 B SL 81 C FF 89 B FF 90 C SI 90 F FF 91 F FF 90 X SI 91 3-2 ① F8		X FF 89 0-0 16 1B 23 G3 1-3 1B	B SL 88 1 SAFE 1 SAFE C SI 94 B SI 92 F SI 94 X SI 94 2-2 23 BB 1-2 1B		F FF 92 F FF 91 X SL 78 0-2 ② L8		5	1	3	0	0	0	0
23 Adrián González, L (1, 3) OBP: 0.372, SLG: 0.529	B SL 81 B SI 89 T SI 88 1 SAFE F SL 80 F CH 84 F SI 91 X CU 72 2-2 16 G4-3 66 HR 1-2 1B		B SI 89 B SI 89 B SI 85 C SI 88 X SI 88 3-1 ② L8		F SL 80 X SL 81 0-1 ① G3 1-2 3-H	B SI 93 S FS 86 S FS 86 B FS 87 B SI 94 B FS 88 4-2 1-2 2-3 BB		C FF 91 S CH 87 B FF 92 B FF 91 F SL 83 F SL 82 F FF 92 F SL 81 B CH 86 3-2 ③ F7 X FF 92		4	1	1	1	1	0	1
16 Andre Ethier, L (1, 7) OBP: 0.361, SLG: 0.473	B CH 84 C SI 91 X SL 80 1-1 ② G4-3 1-2 2-3		B CH 84 X SI 89 1-0 1B		S FF 90 F CH 84 B SL 79 D CH 84 X CH 84 2-2 31 BB 2-3 1B	B SI 94 B SI 95 F FF 93 S FS 86 S SI 94 2-3 ③ K			B FF 90 S SL 80 T FF 90 B FF 92 S FF 91 2-3 ① K	5	0	2	0	0	2	5
66 Yasiel Puig, R (1, 9) OBP: 0.325, SLG: 0.431	C FF 90 X CU 75 0-1 2-H 3-H HR		C SI 89 C FF 90 F SI 91 B FF 91 X SI 91 1-2 ③ G4-3		B SI 89 S SI 86 S CH 82 B FF 90 X SI 90 2-2 ② P4		F FF 93 B SI 93 F FS 86 F FS 86 B SI 93 X FF 93 2-2 3 BB 5 1B 11 2 1B		B FF 91 C FF 91 B FF 90 B CH 83 B FF 90 4-1 BB	4	1	2	3	1	0	3
31 Joc Pederson, L (1, 8) OBP: 0.352, SLG: 0.450	B SI 90 B FF 90 B SI 90 B SI 87 4-0 BB			C SL 80 B SI 88 B CH 83 F SI 89 B SI 91 F SI 90 F CH 85 B SL 84 4-2 5 1B BB	F CH 82 D CU 73 B FF 89 B CH 80 D SI 86 4-1 1-2 BB		X SI 94 0-0 ① L8		C SL 80 S CH 84 1 SAFE X SL 80 0-2 ② P6	2	0	0	0	3	0	2
5 Alberto Callaspo, S (1, 5) OBP: 0.312, SLG: 0.275	B CH 84 1 SAFE C SI 89 C FF 90 F SL 80 B CH 84 F SI 90 1 SAFE D SI 85 3-2 ③ G4-3 X SI 90			X SI 89 0-0 ① 1-3 1B	C SL 82 B CH 85 S CH 82 F SI 90 B CH 85 F SI 92 X FF 91 2-2 ③ F8		C SI 94 X SI 94 0-1 3 BB 1-2 1B		F FF 90 1 SAFE C SL 88 B FF 93 B FF 91 B FF 90 X FF 91 3-2 ③ F9	5	0	2	0	0	0	5
17 A.J. Ellis, R (1, 2) OBP: 0.324, SLG: 0.323		C FF 88 F FF 88 B FF 89 F SI 89 B SL 81 B SI 90 B CH 83 4-2 35 B2-6-4 BB		C SI 89 B CH 84 F FF 90 X SI 90 1-2 ② L8		C SL 87 B SI 94 F SI 94 B FS 87 F FF 94 F SI 94 F SI 95 X FS 86 2-2 ① G5-3	S FS 86 C FS 86 F FF 93 S FS 86 0-3 ② K			3	0	0	0	1	1	3
35 Brett Anderson, L (1, 1) OBP: 0.189, SLG: 0.094 3 Carl Crawford, L (7, PH) OBP: 0.242, SLG: 0.359 52 Pedro Báez, R (7, 1) 54 Jim Johnson, R (8, 1) 74 Kenley Jansen, S (9, 1)		C SI 90 X SI 90 0-1 ① ② B2-6-4 1-2f		S SI 89 F SI 90 S CH 84 0-3 ③ K		B FF 94 S SI 93 S FS 87 S FS 86 1-3 ② K	B FS 86 C FS 86 B SL 88 B SI 93 B FS 86 4-1 1-2 2-3 BB			3 0 0 0 0	0 0 0 0 0	0 0 0 0 0	0 1 0 0 0	0 0 0 0 0	2 0 0 0 0	2 0 0 0 0
Inning Stats	R: 3 H: 3 E: 0 LOB: 1 K: 0 BB: 1 S: 17 P: 27	R: 0 H: 0 E: 0 LOB: 0 K: 0 BB: 1 S: 7 P: 11	R: 0 H: 1 E: 0 LOB: 1 K: 0 BB: 0 S: 12 P: 20	R: 0 H: 1 E: 0 LOB: 1 K: 1 BB: 1 S: 11 P: 16	R: 1 H: 2 E: 0 LOB: 3 K: 0 BB: 2 S: 16 P: 30	R: 0 H: 1 E: 0 LOB: 3 K: 2 BB: 2 S: 17 P: 32	R: 0 H: 2 E: 0 LOB: 3 K: 1 BB: 1 S: 12 P: 19	R: 0 H: 0 E: 0 LOB: 0 K: 0 BB: 0 S: 12 P: 18	R: 0 H: 0 E: 0 LOB: 1 K: 1 BB: 1 S: 10 P: 19	1B: 9 SF: 0 2B: 0 SAC: 0 3B: 0 DP: 1 HR: 1 HBP: 0						WP: 0 PA: 43 PB: 0 SB: 0 CS: 0

PITCHER		IP	WLS	BF	H	R	ER	SO	BB	IBB	HBP	BLK	WP	HR	S	P	ERA	WHIP
34 Aaron Harang, R ERA: 4.11	(1, 1)	5.0	L	25	7	4	4	1	5	0	0	0	0	1	63	104	7.20	2.400
50 Héctor Neris, R ERA: 2.63	(6, 1)	2.0		12	3	0	0	3	3	0	0	0	0	0	29	51	0.00	3.000
59 Elvis Araujo, L ERA: 3.3	(8, 1)	2.0		7	0	0	0	1	1	0	0	0	0	0	22	37	0.00	0.500

PITCHER | IP | WLS | BF | H | R | ER | SO | BB | IBB | HBP | BLK | WP | HR | S | P | ERA | WHIP

TOP

Los Angeles Dodgers @ Philadelphia Phillies

Citizens Bank Park, Philadelphia, PA

Wed Aug 05 2015, 7:08 PM - 10:19 PM EDT

Att. 26,197 - Partly Cloudy - 86 F

livebaseballscorecards.com

AB	34
R	4
H	10
RBI	4
BB	9
SO	5
LOB	21

BOTTOM

Los Angeles Dodgers @ Philadelphia Phillies
Citizens Bank Park, Philadelphia, PA
Wed Aug 05 2015, 7:08 PM - 10:19 PM EDT
Att. 26,197 - Partly Cloudy - 86 F

livebaseballscorecards.com

Batter	1	2	3	4	5	6	7	8	9	AB	R	H	RBI	BB	SO	LOB
16 César Hernández, S (1, 4) OBP: 0.357, SLG: 0.363	B KC 78 S KC 78 F FF 93 T SL 85 1-2 ① **K**		B FF 92 B KC 78 X SI 93 2-0 37 FC5-4 1B		C CH 85 C KC 77 B FF 93 X SL 83 1-2 **E3** 37 S		B SI 97 S CH 87 B FF 98 X FF 98 2-1 ③ **G4-3**			4	0	1	0	0	1	0
37 Odúbel Herrera, L (1, 8) OBP: 0.316, SLG: 0.423	B FF 95 C SL 84 F KC 78 X SL 85 1-2 ② **G5-3**		C FF 93 1 SAFE C FF 93 X FF 94 1-2 ② **FC5-4** 7 2B 1-2f		1 SAFE B KC 76 B SL 82 B FF 91 B FF 90 4-0 1-2 **BB**			B SI 94 C CH 88 F SI 94 B CU 80 F CU 81 B SI 96 X SI 96 3-2 3 HR 1B		3	2	1	0	1	0	1
7 Maikel Franco, R (1, 5) OBP: 0.338, SLG: 0.491	C FF 94 S KC 79 B SL 84 F FF 94 B SL 85 X SL 85 2-2 **E5** 3 1B		C CH 86 F FF 93 1 SAFE X FF 94 0-2 1-H **2B**		C CH 83 X SL 83 0-1 ③ **P4**			S SI 95 B SI 94 B SI 95 F SI 94 B SI 96 F SI 96 F SI 95 F SI 96 C CU 82 3-3 ① **K**		4	0	1	1	0	1	3
3 Jeff Francoeur, R (1, 9) OBP: 0.305, SLG: 0.481	X KC 76 0-0 1-2 **1B**		B FF 93 B SI 93 C SI 92 B FF 87 C SI 87 F SI 94 X FF 94 3-2 ③ **G4-3**			B KC 78 X FF 90 1-0 ① **G5-3**		X FF 94 0-0 1-H **HR**		4	1	2	2	0	0	1
6 Ryan Howard, L (1, 3) OBP: 0.286, SLG: 0.454	X FF 93 0-0 ③ **L7**			B FF 93 C SL 82 B SI 91 X SI 92 2-1 ① **G3**		B SL 83 B FF 91 C SL 82 S FF 92 F FF 94 F SL 85 S SL 84 2-3 ② **K**		C CU 79 F SI 93 F SI 94 B CU 80 B CU 80 B SI 95 C SI 95 3-3 ② **K**		4	0	0	0	0	2	2
18 Darin Ruf, R (1, 7) OBP: 0.305, SLG: 0.382		B SI 92 B KC 78 X CH 86 2-0 13 G4-6-3 1B		F SI 91 B FF 92 X SL 83 1-1 ② **G6-3**		C KC 77 B SL 83 B FF 92 B KC 78 B FF 91 4-1 BB		C CU 79 B CU 80 B SI 94 C CU 79 B SI 95 F CU 81 F SI 95 X SI 95 3-2 ③ **G4-3**		3	0	1	0	1	0	0
13 Freddy Galvis, S (1, 6) OBP: 0.314, SLG: 0.363		X FF 92 0-0 ①② **G4-6-3** 1-2f		C KC 77 X CH 85 0-1 ③ **G6-3**		C FF 92 B FF 92 B CH 85 1 SAFE X CH 85 2-1 ③ **B1-3**			B FF 94 S FF 93 T FF 93 S FF 95 1-3 ① **K**	4	0	0	0	0	1	2
51 Carlos Ruiz, R (1, 2) OBP: 0.301, SLG: 0.290 4 Andrés Blanco, S (9, PH) OBP: 0.359, SLG: 0.489		C SI 94 B KC 78 C KC 79 F SL 85 F SI 94 B FF 94 C FF 95 2-3 ③ **K**			B KC 74 X KC 76 1-0 ① **L8**		C CH 88 C SI 96 B SI 97 B SL 89 S FF 98 2-3 ① **K**		S FC 93 F FC 94 S FC 95 0-3 ② **K**	3 1	0 0	0 0	0 0	0 0	2 1	0 0
34 Aaron Harang, R (1, 1) OBP: 0.219, SLG: 0.226 15 Jordan Danks, L (5, PH) 50 Héctor Neris, R (6, 1) 25 Cody Asche, L (7, PH) OBP: 0.284, SLG: 0.364 59 Elvis Araujo, L (8, 1) 9 Domonic Brown, L (9, PH) OBP: 0.293, SLG: 0.341			S SI 92 F FF 93 S SL 83 0-3 ① **K**		C SL 81 S SL 83 B SL 83 B SL 84 B FF 93 S SL 83 3-3 ② **K**		S SI 97 B FF 97 B CH 87 S FF 98 F FF 98 S CH 86 2-3 ② **K**		B FC 95 B FC 95 S FC 95 B FF 96 F FC 95 C FC 95 3-3 ③ **K**	1 1 0 1 0 1	0 0 0 0 0 0	0 0 0 0 0 0	0 0 0 0 0 0	1 1 0 0 0 1	0 0 0 1 0 0	0 0 0 0 0 0
Inning Stats	R: 0 E: 1 K: 1 S: 12 H: 1 LOB: 2 BB: 0 P: 16	R: 0 E: 0 K: 1 S: 7 H: 1 LOB: 0 BB: 0 P: 11	R: 1 E: 0 K: 1 S: 14 H: 2 LOB: 1 BB: 0 P: 20	R: 0 E: 0 K: 0 S: 6 H: 0 LOB: 0 BB: 0 P: 9	R: 0 E: 1 K: 1 S: 9 H: 0 LOB: 2 BB: 1 P: 18	R: 0 E: 0 K: 1 S: 9 H: 0 LOB: 1 BB: 1 P: 18	R: 0 E: 0 K: 2 S: 9 H: 0 LOB: 0 BB: 0 P: 15	R: 2 E: 0 K: 2 S: 20 H: 2 LOB: 0 BB: 0 P: 32	R: 0 E: 0 K: 3 S: 9 H: 0 LOB: 0 BB: 0 P: 13	1B: 4 2B: 1 3B: 0 HR: 1 SF: 0 SAC: 0 DP: 1 HBP: 0						

	AB	34
	R	3
	H	6
	RBI	3
	BB	2
	SO	12
	LOB	9

WP: 0 PB: 0 SB: 1 CS: 0 PA: 36

PITCHER		IP	WLS	BF	H	R	ER	SO	BB	IBB	HBP	BLK	WP	HR	S	P	ERA	WHIP
35 Brett Anderson, L ERA: 3.06	(1, 1)	6.0	W	25	4	1	1	5	2	0	0	0	0	0	57	92	1.50	1.000
52 Pedro Báez, R ERA: 2.64	(7, 1)	1.0	H	3	0	0	0	2	0	0	0	0	0	0	9	15	0.00	0.000
54 Jim Johnson, R ERA: 2.7	(8, 1)	1.0	H	5	2	2	2	2	0	0	0	0	0	1	20	32	18.00	2.000
74 Kenley Jansen, R ERA: 2.93	(9, 1)	1.0	S	3	0	0	0	3	0	0	0	0	0	0	9	13	0.00	0.000

PITCHER	IP	WLS	BF	H	R	ER	SO	BB	IBB	HBP	BLK	WP	HR	S	P	ERA	WHIP

Batter	1	2	3	4	5	6	7	8	9	AB	R	H	RBI	BB	SO	LOB
11 Jimmy Rollins, S (1, 6) OBP: 0.274, SLG: 0.360	B SI 86 C FF 87 B SI 88 X FF 88 2-1 P5 ①	C CH 81 C SI 88 D CU 78 X FF 88 1-2 F8 ①	B CH 81 F SI 89 B FC 87 F FF 90 B CH 78 S FF 91 3-3 K ③			C FF 91 B FF 91 B CH 85 X FF 90 2-1 47 2B 1-3 2B	C CH 87 B SI 94 B FF 94 X CH 87 2-1 G4-3 ③			5	1	1	0	0	1	3
47 Howie Kendrick, R (1, 4) OBP: 0.337, SLG: 0.414	C FF 89 B FF 90 X FF 88 1-1 L9 ② 1-2 23 HR 1B	F SI 90 F SI 90 D CH 82 X FF 89		B FF 86 B CH 81 F FF 89 B SI 89 X FC 87 3-1 F9 ①		F FF 92 C FF 93 F FF 93 F SL 83 F SL 82 X SL 78 0-2 23 L7 9 SF9 2-H 3-H 2B		C SI 93 B SL 81 F SI 93 F SI 95 B FF 95 T CH 88 2-2 K ①		5	2	2	2	0	1	0
23 Adrián González, L (1, 3) OBP: 0.372, SLG: 0.535	X FF 89 0-0 9 BB 16 2B 1B	B SI 90 C FF 90 S CH 82 X SI 90 1-2 1-H 2-H HR		C FF 89 B SI 89 B SI 88 F CH 81 B SI 90 X FF 90 3-2 G4-3 ②		C CH 84 B FF 92 S SL 81 F CH 85 B FF 91 X SL 81 2-2 L7 ① 2-3		S CH 87 B CH 88 X CH 88 1-1 G4-3 ②		5	2	2	3	0	0	1
9 Yasmani Grandal, S (1, 2) OBP: 0.400, SLG: 0.513	B FF 88 C CH 81 B CU 77 B CH 81 F FF 89 F FF 90 B FF 89 4-2 16 2B 3 1B 1-2 BB	C CH 77 B FF 87 S CU 78 B CH 82 F CH 82 F CH 79 B FF 88 X FF 89 3-2 16 1B 2B		X FF 89 0-0 L9 ③		X SL 81 0-0 SF9 ② 3-H		B CH 87 F FF 93 B SI 94 B SI 93 S SI 93 S FF 93 3-3 K ③		3	1	1	1	1	1	0
16 Andre Ethier, L (1, 9) OBP: 0.361, SLG: 0.476 (7, 7)	X FF 89 0-0 3 1B 1-3 2-H 2B	B FF 89 F FF 89 X FF 90 1-1 3 G6-4-3 2-3 1B			B SL 81 F CH 84 S FF 91 B FF 92 C FF 93 2-3 K ①	B FF 91 F FF 91 B CH 85 X CH 85 2-1 G4-3 ③			B CH 86 S FF 92 B FF 94 F SI 93 F CH 86 X SI 94 2-2 F7 ①	5	1	2	1	0	1	0
3 Carl Crawford, L (1, 7) OBP: 0.243, SLG: 0.353 56 J.P. Howell, L (7, 1) 12 Juan Nicasio, R (8, 1) 33 Scott Van Slyke, R (9, PH) OBP: 0.346, SLG: 0.427 62 Joel Peralta, R (9, 1) 74 Kenley Jansen, S (9, 1)	C SI 90 S FF 88 B FF 89 B CH 81 X CH 81 2-2 5 1B 2-H 3-H 1B	1 SAFE B SI 89 B CH 77 X FF 89 2-0 G6-4-3 ② ③ 1-2f			F FF 91 B FF 92 F SL 82 X SL 79 1-2 L9 ②		C SI 92 C CH 87 B SI 94 S FF 94 1-3 K ①		C SL 81 C CH 86 B SI 94 F SI 94 B SL 85 X SI 93 2-2 P5 ②	4 0 0 0 1 0 0	0 0 0 0 0 0 0	1 0 0 0 0 0 0	2 0 0 0 0 0 0	0 0 0 0 0 0 0	1 0 0 0 0 0 0	2 0 0 0 0 0 0
5 Alberto Callaspo, S (1, 5) OBP: 0.318, SLG: 0.279	X FF 89 0-0 1-2 1B	C SI 87 F FF 88 C CH 81 0-3 ①	C SL 81 B CH 85 F FF 91 B SL 82 B SL 81 B FF 92 4-2 BB			B FF 93 F FF 94 B CH 88 X SI 93 2-1 31 1B 1B		F CH 88 F SI 93 C SI 94 0-3 ③		4	0	2	0	1	2	0
31 Joc Pederson, L (1, 8) OBP: 0.351, SLG: 0.448	B CU 78 C FF 87 B FF 89 X CH 82 2-1 G4-3 ③	X CH 81 0-0 G3 ②		C FF 90 B FF 91 S FF 90 T SL 81 1-2 K ③		C CH 86 C SL 83 F SI 93 X SL 85 0-2 1-2 1B				4	0	1	0	0	1	3
21 Zack Greinke, R (1, 1) OBP: 0.231, SLG: 0.300 66 Yasiel Puig, R (7, PH) OBP: 0.324, SLG: 0.429 (7, 9)		S FF 87 T FF 87 F SI 87 B FF 90 B CH 81 X FF 90 2-2 47 1B 23 HR 1B	X FF 90 0-0 HR			X SL 81 0-0 11 2B 47 2B 1B	F SI 93 C SL 86 B FF 95 B FF 95 S SI 94 2-3 K ②			3 1	3 0	3 0	1 0	0 0	0 1	0 2
Inning Stats	R: 3 E: 0 K: 0 S: 15 H: 4 LOB: 2 BB: 1 P: 26	R: 3 E: 0 K: 0 S: 21 H: 5 LOB: 1 BB: 0 P: 32	R: 1 E: 0 K: 2 S: 8 H: 1 LOB: 0 BB: 0 P: 11	R: 0 E: 0 K: 0 S: 6 H: 0 LOB: 0 BB: 0 P: 12	R: 0 E: 0 K: 2 S: 11 H: 0 LOB: 1 BB: 1 P: 19	R: 3 E: 0 K: 0 S: 16 H: 3 LOB: 0 BB: 0 P: 22	R: 0 E: 0 K: 2 S: 14 H: 2 LOB: 2 BB: 0 P: 21	R: 0 E: 0 K: 2 S: 9 H: 0 LOB: 0 BB: 0 P: 15	R: 0 E: 0 K: 1 S: 11 H: 0 LOB: 0 BB: 0 P: 15	1B: 9 2B: 4 3B: 0 HR: 2 SF: 1 SAC: 0 DP: 1 HBP: 0						

TOP

Los Angeles Dodgers @ Philadelphia Phillies
Citizens Bank Park, Philadelphia, PA
Thu Aug 06 2015, 1:08 PM - 4:35 PM EDT
Att. 27,839 - Partly Cloudy - 82 F

livebaseballscorecards.com

AB	40
R	10
H	15
RBI	10
BB	2
SO	9
LOB	11

WP: 0 PA: 43
PB: 0
SB: 0
CS: 0

PITCHER		IP	WLS	BF	H	R	ER	SO	BB	IBB	HBP	BLK	WP	HR	S	P	ERA	WHIP
55 David Buchanan, R ERA: 7.23	(1, 1)	4.0	L	22	10	7	7	2	1	0	0	0	0	2	50	81	15.75	2.750
30 Justin De Fratus, R ERA: 5.37	(5, 1)	2.0		10	3	3	3	2	1	0	0	0	0	0	27	41	13.50	2.000
94 Dalier Hinojosa, R ERA:	(7, 1)	3.0		11	2	0	0	5	0	0	0	0	0	0	34	51	0.00	0.667

PITCHER	IP	WLS	BF	H	R	ER	SO	BB	IBB	HBP	BLK	WP	HR	S	P	ERA	WHIP

Los Angeles Dodgers @ Philadelphia Phillies

Citizens Bank Park, Philadelphia, PA

Thu Aug 06 2015, 1:08 PM - 4:35 PM EDT

Att. 27,839 - Partly Cloudy - 82 F

livebaseballscorecards.com

BOTTOM

Batter	1	2	3	4	5	6	7	8	9	AB	R	H	RBI	BB	SO	LOB
16 César Hernández, S (1, 4) OBP: 0.354, SLG: 0.360	C FF 93 C CU 75 X CH 90 0-2 E1 37 1B 6 1B	C CU 74 B FF 92 B CU 75 X FF 92 2-1 ② L3		B FF 91 B CU 75 B CH 88 C FF 90 X CH 88 3-1 ③ G1-3			B SI 87 C SI 87 F KC 81 S CH 80 1-3 ① K		C CU 78 B FF 91 B FS 83 B FF 90 C FF 90 F FF 90 X FS 80 3-2 37 1B 7 2B 1B	5	2	1	0	0	1	0
37 Odúbel Herrera, L (1, 8) OBP: 0.320, SLG: 0.426	C CH 88 B CH 89 B SI 94 C CU 75 X SI 90 2-2 7 BB 6 1B 2-3 1B	C CU 74 B FF 92 F CH 90 B FF 93 X SL 87 2-2 ③ G3-1			L CU 72 S CH 87 B FF 92 X CU 77 1-2 ① F8		B SI 88 B SI 88 C SI 88 B SI 88 X SI 89 3-1 1B		C CU 77 X FS 82 0-1 7 2B 1-2 1B	5	2	3	0	0	0	0
7 Maikel Franco, R (1, 5) OBP: 0.345, SLG: 0.496	1 SAFE S CH 90 D CH 91 B SI 95 B SI 94 S CH 90 B SI 91 4-2 6 1B 9 HR 1-2 BB		B FF 92 S FF 92 B SI 93 C FF 94 X SL 86 2-2 6 G4-3 6 WP 9 1B 1B		B CU 73 B SI 92 B SI 90 B FF 92 4-0 BB		C KC 81 S KC 80 1 SAFE D KC 79 F SI 87 X KC 80 1-2 ② F9		C FC 95 S FC 95 X FC 96 0-2 6 1B 1-H 2-H 2B	3	2	2	2	2	0	1
6 Ryan Howard, L (1, 3) OBP: 0.287, SLG: 0.453	F FF 95 X SI 95 0-1 9 HR 1-3 2-H 3-H 1B		B CH 91 T SL 89 C FF 93 X SL 87 1-2 ① G4-3 1-3		1 SAFE F SI 94 F CH 90 S SL 87 0-3 ② K		F SI 88 B KC 81 C KC 81 S KC 83 1-3 ③ K		X FC 94 0-0 9 L3 2-3 1B	5	1	2	2	0	2	3
9 Domonic Brown, L (1, 9) OBP: 0.296, SLG: 0.364	B CH 90 F SI 92 X FF 94 1-1 1-H 3-H HR		B SI 94 D CH 90 S CU 77 X SI 94 2-1 3-H 1B		B SI 92 B CU 76 X CH 89 2-0 ③ G4-3			B SI 88 C SI 87 F KC 82 B KC 81 X KC 80 2-2 ① G6-3	C FC 94 B FF 95 X FF 95 1-1 ②③ L3 1-1	5	1	2	4	0	0	3
13 Freddy Galvis, S (1, 6) OBP: 0.311, SLG: 0.359	B FF 93 C FF 93 X SI 90 1-1 ① G4-3		S SI 91 1 SAFE 1 SAFE B SI 94 1 SAFE F CH 90 B FF 94 1 SAFE S SL 87 2-3 ② K			B FF 92 C FF 91 S CH 88 B FF 94 S SL 86 2-3 ① K		C FF 95 X FF 89 0-1 ② F7		4	0	0	0	0	2	1
25 Cody Asche, L (1, 7) OBP: 0.287, SLG: 0.369	C FF 93 B SL 88 B CH 90 T CH 90 C SL 89 2-3 ② K		B FF 92 T CU 76 1 SAFE C FF 92 F CH 90 B FF 93 C SL 89 2-3 ③ K			F FF 92 B CU 75 X FF 91 1-1 51 G6-3 2B		C FF 96 S FF 87 B FF 96 B SL 88 F FF 95 X SL 85 2-2 1B		4	0	2	0	0	2	1
51 Carlos Ruiz, R (1, 2) OBP: 0.296, SLG: 0.284	F FF 93 F CH 89 F FF 95 B SL 88 S SI 91 1-3 ③ K			C FF 91 X CU 73 0-1 ① F8		C CU 75 B CH 90 X FF 93 1-1 ② G6-3 2-3		C SL 87 X SL 86 0-1 ③ F9		4	0	0	0	0	1	2
55 David Buchanan, R (1, 1) OBP: 0.267, SLG: 0.231 15 Jordan Danks, L (4, PH) 30 Justin De Fratus, S (5, 1) 18 Darin Ruf, R (6, PH) OBP: 0.304, SLG: 0.379 94 Dalier Hinojosa, R (7, 1) 4 Andrés Blanco, S (9, PH) OBP: 0.356, SLG: 0.484		C FF 92 S SL 86 B CH 90 X SL 87 1-2 ① L7		C CU 71 S CH 88 B CU 72 S CH 88 1-3 ② K		S FF 93 F FF 93 D SL 89 B SL 87 F FF 93 S SI 93 2-3 ③ K		F FF 89 X FF 90 0-1 ① P5	1 0 0 0 0 0 0 1 0 0 0 0 1 0 0 0 0 0 0 0 0 1 0 0 0 0 1 1 0 0 0 0 0 0 0 1 0 0 0 0 0 0							
Inning Stats	R: 5 H: 3 E: 1 LOB: 0 K: 2 BB: 1 S: 21 P: 32	R: 0 H: 0 E: 0 LOB: 0 K: 0 BB: 0 S: 8 P: 13	R: 1 H: 2 E: 0 LOB: 1 K: 2 BB: 0 S: 15 P: 24	R: 0 H: 0 E: 0 LOB: 0 K: 1 BB: 0 S: 7 P: 11	R: 0 H: 0 E: 0 LOB: 1 K: 1 BB: 1 S: 7 P: 14	R: 0 H: 1 E: 0 LOB: 1 K: 2 BB: 0 S: 11 P: 17	R: 0 H: 1 E: 0 LOB: 1 K: 2 BB: 0 S: 12 P: 18	R: 0 H: 1 E: 0 LOB: 1 K: 0 BB: 0 S: 12 P: 16	R: 2 H: 4 E: 0 LOB: 1 K: 0 BB: 0 S: 14 P: 18	1B: 9 SF: 0 2B: 3 SAC: 0 3B: 0 DP: 1 HR: 1 HBP: 0						

	AB	39
	R	8
	H	12
	RBI	8
	BB	2
	SO	10
	LOB	12

PITCHER		IP	WLS	BF	H	R	ER	SO	BB	IBB	HBP	BLK	WP	HR	S	P	ERA	WHIP
21 Zack Greinke, R ERA: 1.65	(1, 1)	6.0	W	27	6	6	5	8	2	0	0	0	1	1	69	111	7.50	1.333
56 J.P. Howell, L ERA: 1.11	(7, 1)	1.1		5	1	0	0	2	0	0	0	0	0	0	16	24	0.00	0.750
12 Juan Nicasio, R ERA: 3.2	(8, 1)	0.2		3	1	0	0	0	0	0	0	0	0	0	8	10	0.00	1.500
62 Joel Peralta, R ERA: 5.09	(9, 1)	0.1		3	2	2	2	0	0	0	0	0	0	0	8	11	54.00	6.000
74 Kenley Jansen, R ERA: 2.86	(9, 1)	0.2	S	3	2	0	0	0	0	0	0	0	0	0	6	7	0.00	3.000

PITCHER	IP	WLS	BF	H	R	ER	SO	BB	IBB	HBP	BLK	WP	HR	S	P	ERA	WHIP

TOP

Los Angeles Dodgers @ Pittsburgh Pirates

PNC Park, Pittsburgh, PA

Fri Aug 07 2015, 7:09 PM - 10:52 PM EDT

Att. 39,404 - Cloudy - 76 F

livebaseballscorecards.com

Batter	1	2	3	4	5	6	7	8	9	10	AB	R	H	RBI	BB	SO	LOB
11 Jimmy Rollins, S (1, 6) OBP: 0.280, SLG: 0.366	0-1 47 G4-6-3 1B		4-0 47 S 47 1B BB		0-0 1-2 2-H 1B		3-2 B CH 88 1-H 2B			1-2 L8	4	1	3	2	1	0	0
47 Howie Kendrick, R (1, 4) OBP: 0.338, SLG: 0.416	1-0 G4-6-3 1-2f		1-2 1-H 3-H 1B		3-3 K		0-2 G5-3			2-1 9 WP 2B	5	0	2	2	0	1	4
23 Adrián González, L (1, 3) OBP: 0.368, SLG: 0.528	1-3 K		0-0 L6		1-2 F7			1-3 K		2-2 K	5	0	0	0	0	3	4
16 Andre Ethier, L (1, 7) OBP: 0.361, SLG: 0.472 33 Scott Van Slyke, R (8, PH) OBP: 0.355, SLG: 0.427 (8, 7)	1-3 K		4-0 9 G4-3 BB		0-0 L8			4-2 BB		4-2 9 WP BB	2 0	0 0	0 0	0 0	1 2	1 0	0 0
9 Yasmani Grandal, S (1, 2) OBP: 0.394, SLG: 0.504	1-3 K		0-2 G4-3 1-2f		3-2 P6			1-1 P5		1-3 K 1-2 2-3	5	0	0	0	0	2	4
66 Yasiel Puig, R (1, 9) OBP: 0.319, SLG: 0.422	3-2 L7		3-3 K		1-2 F8			0-0 P3			4	0	0	0	0	1	1
5 Alberto Callaspo, S (1, 5) OBP: 0.313, SLG: 0.274			1-1 P2		2-1 L8		2-2 G3		2-2 G3		4	0	0	0	0	0	0
31 Joc Pederson, L (1, 8) OBP: 0.352, SLG: 0.449			0-2 22 G4-3 47 1B 2B		4-1 22 HBP 11 1B BB		3-2 P3		2-2 G3		3	2	1	0	1	0	0
22 Clayton Kershaw, L (1, 1) OBP: 0.182, SLG: 0.173 3 Carl Crawford, L (7, PH) OBP: 0.243, SLG: 0.353 12 Juan Nicasio, R (7, 1) 43 Luis Avilán, L (8, 1) 7 Alex Guerrero, R (9, PH) OBP: 0.260, SLG: 0.477 54 Jim Johnson, R (9, 1) 56 J.P. Howell, L (10, 1)			0-0 G4-3 2-3		1-0 11 1B 1-2 HBP		0-0 CI 11 S 11 2B		0-3 K		1 0 0 0 0 1 0 0	0 1 0 0 0 0 0 0	0 0 0 0 0 0 0 0	0 0 0 0 0 1 0 0	0 0 0 0 0 0 0 0	0 0 0 0 0 0 0 0	1 0 0 0 0 0 0 0
Inning Stats	R: 0 E: 0 K: 1 S: 6 H: 1 LOB: 0 BB: 0 P: 8	R: 0 E: 0 K: 2 S: 10 H: 0 LOB: 0 BB: 0 P: 15	R: 2 E: 0 K: 0 S: 11 H: 2 LOB: 1 BB: 1 P: 17	R: 0 E: 0 K: 1 S: 7 H: 0 LOB: 0 BB: 1 P: 14	R: 1 E: 0 K: 1 S: 13 H: 1 LOB: 2 BB: 1 P: 24	R: 0 E: 0 K: 0 S: 9 H: 0 LOB: 0 BB: 0 P: 13	R: 1 E: 1 K: 0 S: 17 H: 1 LOB: 1 BB: 0 P: 25	R: 0 E: 0 K: 1 S: 9 H: 0 LOB: 1 BB: 1 P: 15	R: 0 E: 0 K: 1 S: 11 H: 0 LOB: 0 BB: 0 P: 15	R: 0 E: 0 K: 2 S: 14 H: 1 LOB: 2 BB: 1 P: 24	1B: 3 2B: 3 3B: 0 HR: 0 SF: 0 SAC: 0 DP: 2 HBP: 1						

	AB	34
	R	4
	H	6
	RBI	4
	BB	5
	SO	9
	LOB	14

WP: 1 PB: 0 SB: 2 CS: 0 PA: 41

PITCHER		IP	WLS	BF	H	R	ER	SO	BB	IBB	HBP	BLK	WP	HR	S	P	ERA	WHIP
45 Gerrit Cole, R ERA: 2.39	(1, 1)	6.0		24	4	3	3	5	3	0	1	0	0	0	56	91	4.50	1.167
38 Joakim Soria, R ERA: 2.62	(7, 1)	1.0	B	5	1	1	0	0	0	0	0	0	0	0	17	25	0.00	1.000
44 Tony Watson, L ERA: 2.54	(8, 1)	1.0		4	0	0	0	1	1	0	0	0	0	0	9	15	0.00	1.000
35 Mark Melancon, R ERA: 1.41	(9, 1)	1.0		3	0	0	0	1	0	0	0	0	0	0	11	15	0.00	0.000
59 Antonio Bastardo, L ERA: 3.71	(10, 1)	1.0	W	5	1	0	0	2	1	0	0	0	1	0	14	24	0.00	2.000

PITCHER	IP	WLS	BF	H	R	ER	SO	BB	IBB	HBP	BLK	WP	HR	S	P	ERA	WHIP

Batter	1	2	3	4	5	6	7	8	9	10	AB	R	H	RBI	BB	SO	LOB
25 Gregory Polanco, L (1, 9) OBP: 0.319, SLG: 0.371	X FF 93 0-0 HR		F FF 94 1 SAFE C SL 88 X SL 90 0-2 ② 1-2 1B		X FF 93 0-0 ① G4-3	B FF 93 C SL 86 D CU 73 B FF 93 X FF 93 3-1 ③ F9		B FF 94 C SI 95 F CH 81 X SI 94 1-2 ③ G3-1			5	1	2	1	0	0	4
6 Starling Marte, R (1, 7) OBP: 0.336, SLG: 0.445	F FF 93 X CU 73 0-1 ① G1-3		B SL 89 X SL 89 1-0 ③ P4		C FF 93 B SL 88 S SL 86 F CU 73 B SL 85 H FF 93 3-2 22 2B HBP		X FF 94 0-0 ① L6		B SI 94 F SI 94 C CH 88 S SI 94 1-3 ① K		4	1	0	0	0	1	1
22 Andrew McCutchen, R (1, 8) OBP: 0.393, SLG: 0.501	B FF 92 C SL 87 B CU 74 B SL 88 B FF 94 4-1 17 G5-4-3 BB			B CU 72 S FF 93 S CU 73 B FF 94 B SL 89 X FF 94 3-2 27 1B 17 1B 19 BB 1B	X FF 94 0-0 17 WP 1-H 17 1B 2B		B SL 86 C FF 95 B FF 90 C FF 94 F FF 96 F FF 96 S FF 88 2-3 ② K			B CU 79 C SI 95 F SI 94 B CU 79 B SI 94 F SI 95 B SI 95 4-2 17 G6-3 BB		3	2	2	1	2	1	0
17 Aramis Ramirez, R (1, 5) OBP: 0.281, SLG: 0.404	B FF 94 S SL 88 B CU 73 X FF 94 2-1 ②③ G5-4-3 1-2f			C SL 89 1 SAFE D CU 75 B FF 94 X FF 94 2-1 19 BB 27 1B 1-2 1B	C FF 94 B SL 89 B CU 72 F FF 94 X FF 94 2-2 38 FC6-4 2-H 1B		B SL 88 F SL 87 F SI 86 S SL 88 1-3 ③ K		X SI 95 0-0 ②③ G6-3 1-2f		5	0	2	1	0	1	2
27 Jung Ho Kang, R (1, 6) OBP: 0.366, SLG: 0.447		C FF 92 C FF 93 F CU 73 S CU 74 0-3 ① K2-3		S FF 94 C FF 94 D SL 90 F FF 95 X CU 75 1-2 19 BB 1-2 2-3 1B	F FF 93 B SL 87 F FF 94 1 SAFE F SL 88 B FF 92 S CU 73 2-3 ② K			B FF 93 B FF 94 B FF 93 C FF 93 C FF 93 X FF 96 3-2 3 BB 29 1B 19 FC4-2 1B		B FF 93 B SI 92 B SI 95 B SI 94 4-0 3 1B 29 1B 24 1B BB	4	1	2	0	1	2	1
38 Michael Morse, R (1, 3) OBP: 0.272, SLG: 0.309 38 Joakim Soria, R (7, 1) 44 Tony Watson, L (8, 1) 30 Travis Ishikawa, L (8, PH) OBP: 0.286, SLG: 0.326 29 Francisco Cervelli, R (8, PH) OBP: 0.372, SLG: 0.415 (9, 2)	X FF 93 0-0 ② L3		C FF 95 D CU 75 F FF 94 B FF 94 X CU 74 2-2 ① L3	X FF 94 0-0 ③ FC6-4 1-2f			1 SAFE B CH 81 C CH 79 F SI 93 B CH 79 B CH 79 X SI 94 3-2 19 FC4-2 3 BB 18 FC3-2 1-2 1B	F SI 94 X CH 89 0-1 24 1B 3 1B 1-2 1B	3 0 0 0 2	0 0 0 0 0	0 0 0 0 2	0 0 0 0 0	0 0 0 0 0	0 0 0 0 0	4 0 0 0 0
3 Sean Rodríguez, R (1, 4) OBP: 0.246, SLG: 0.317 (7, 3)	B FF 94 X FF 94 1-0 ③ G5-3		B FF 94 D SL 88 C FF 94 S FF 94 F FF 95 F SL 87 F CU 74 S SL 88 2-3 ② K		C SL 86 S CU 73 C FF 93 0-3 ① K			B CH 82 B SI 92 B CH 80 B SI 92 4-0 18 FC3-2 19 FC4-2 1-2 2-3 BB	X SI 94 0-0 24 1B 1-2 2-3 1B	4	0	1	0	1	2	3
19 Chris Stewart, R (1, 2) OBP: 0.328, SLG: 0.348 35 Mark Melancon, R (9, 1) 59 Antonio Bastardo, R (10, 1) 24 Pedro Alvarez, L (10, PH) OBP: 0.303, SLG: 0.428		X FF 93 0-0 25 1B 1B	B FF 94 B FF 94 B FF 94 C FF 95 C FF 95 B FF 95 4-2 1-2 2-3 3-H BB			X FF 93 0-0 ② G5-3		S CH 84 D CH 84 X SI 94 1-1 ① FC4-2 18 FC3-2 1-2 2-3 3-Hf	F SI 88 B SI 88 B SI 88 C SI 88 X CH 82 2-2 1-2 2-3 3-H 1B	3 0 0 1	0 0 0 0	1 0 0 1	1 0 0 1	1 0 0 0	0 0 0 0	3 0 0 0
45 Gerrit Cole, R (1, 1) OBP: 0.175, SLG: 0.132 18 Neil Walker, S (6, PH) OBP: 0.328, SLG: 0.417 (7, 4)		C FF 92 X FF 93 0-1 ① B3	F FF 94 S FF 93 S CU 73 0-3 ③ K			B FF 92 C FF 93 F SL 87 X CU 72 1-2 1B		F FF 94 F CH 83 D CH 82 F CH 79 X CH 81 1-2 1-2 2-3 3-Hf FC3-2			2	0	0	0	0	1	4
											2	0	1	0	0	0	3
Inning Stats	R: 1 H: 1 E: 0 LOB: 0 K: 0 BB: 1 S: 6 P: 12	R: 0 H: 0 E: 0 LOB: 0 K: 1 BB: 0 S: 6 P: 7	R: 0 H: 2 E: 0 LOB: 1 K: 0 BB: 0 S: 7 P: 8	R: 1 H: 3 E: 0 LOB: 3 K: 2 BB: 1 S: 23 P: 37	R: 2 H: 2 E: 0 LOB: 1 K: 1 BB: 0 S: 13 P: 20	R: 0 H: 1 E: 0 LOB: 1 K: 1 BB: 0 S: 9 P: 13	R: 0 H: 0 E: 0 LOB: 0 K: 2 BB: 0 S: 9 P: 12	R: 0 H: 2 E: 0 LOB: 3 K: 0 BB: 1 S: 15 P: 28	R: 0 H: 0 E: 0 LOB: 0 K: 1 BB: 1 S: 7 P: 12	R: 1 H: 3 E: 0 LOB: 3 K: 0 BB: 1 S: 6 P: 12	1B: 12 2B: 1 3B: 0 HR: 1	SF: 0 SAC: 0 DP: 2 HBP: 1		WP: 1 PB: 0 SB: 0 CS: 0	PA: 44			

PITCHER		IP	WLS	BF	H	R	ER	SO	BB	IBB	HBP	BLK	WP	HR	S	P	ERA	WHIP
22 Clayton Kershaw, L ERA: 2.51	(1, 1)	6.0		28	9	4	4	5	2	0	1	0	1	1	64	97	6.00	1.833
12 Juan Nicasio, R ERA: 3.13	(7, 1)	1.0		4	1	0	0	2	0	0	0	0	0	0	12	18	0.00	1.000
43 Luis Avilán, L ERA: 3.63	(8, 1)	1.0		5	1	0	0	0	1	0	0	0	0	0	12	22	0.00	2.000
54 Jim Johnson, R ERA: 2.82	(9, 1)	1.0	L	6	2	1	1	1	2	0	0	0	0	0	10	19	9.00	4.000
56 J.P. Howell, L ERA: 1.11	(10, 1)	0.0		1	1	0	0	0	0	0	0	0	0	0	3	5	∞	∞

PITCHER	IP	WLS	BF	H	R	ER	SO	BB	IBB	HBP	BLK	WP	HR	S	P	ERA	WHIP

BOTTOM

Los Angeles Dodgers @ Pittsburgh Pirates

PNC Park, Pittsburgh, PA

Fri Aug 07 2015, 7:09 PM - 10:52 PM EDT

Att. 39,404 - Cloudy - 76 F

livebaseballscorecards.com

AB	38
R	5
H	14
RBI	5
BB	5
SO	8
LOB	25

Batter	1	2	3	4	5	6	7	8	9	AB	R	H	RBI	BB	SO	LOB
11 Jimmy Rollins, S (1, 6) OBP: 0.279, SLG: 0.364	X SI 91 0-0 47 FC 1B	C SI 93 B CH 86 F CH 85 C SI 94 1-3 ② K	C SI 91 S SL 85 F SL 84 B SI 92 F CH 85 B SI 93 F SL 82 B CH 84 S SL 86 3-3 ③ K			C CH 88 B CH 84 F CH 84 B SL 84 C SI 90 2-3 ① K		X SI 94 0-0 ③ F8		5	0	1	0	0	3	2
47 Howie Kendrick, R (1, 4) OBP: 0.339, SLG: 0.416	B SI 90 X CH 83 1-0 ① FC 23 HBP 33 1B 1-2f	F CH 85 B SI 93 B SI 93 F SL 84 B SI 95 X SI 94 3-2 23 1B 1-3 1B		C FF 90 F SI 91 F SL 84 F SL 83 X SL 84 0-2 ① L9		C SL 82 F SI 90 B SI 90 X FF 91 1-2 ② G1-3			C FC 92 C FC 91 X KC 79 0-2 33 2B 1B	5	2	2	0	0	0	1
23 Adrián González, L (1, 3) OBP: 0.373, SLG: 0.530	1 SAFE C SI 91 B SL 87 H SI 93 2-1 14 BB 33 1B 1-2 HBP	B SI 93 X SI 94 1-0 1-2 3-H 1B		B CU 78 C SI 91 X SL 84 1-1 1B		B SI 90 C SL 82 X FF 90 1-1 1B			F FC 91 X FC 91 0-1 ① L7	4	0	3	1	0	0	1
33 Scott Van Slyke, R (1, 7) OBP: 0.356, SLG: 0.434	B CH 84 B CH 84 C SI 92 X SL 85 2-1 17 FC5 14 BB 1-2 2-H 1B	B SI 94 B SI 92 2 SAFE X SI 92 2-0 ③ P2		B FF 90 C SL 83 C FF 90 B SI 91 S SL 84 2-3 ② K		X FF 90 0-0 ③ F8			D KC 81 X FC 92 1-0 1-H 2B	5	0	2	2	0	1	4
66 Yasiel Puig, R (1, 9) OBP: 0.316, SLG: 0.414	B SI 92 S SL 85 F CH 85 F SL 85 B SL 87 S SI 94 2-3 ② K		B CH 82 B SI 90 B SI 91 B SI 90 4-0 14 HR BB	F SI 91 D FF 92 F SL 84 S SL 84 1-3 ③ K			B FF 92 C SL 75 X FF 91 1-1 ① G4-3		B FC 91 B FC 92 F KC 81 F FC 93 D KC 82 F FC 91 X KC 81 3-2 ② G5-3	4	1	0	0	1	2	4
14 Enrique Hernández, R (1, 8) OBP: 0.331, SLG: 0.488 31 Joc Pederson, L (7, PH) OBP: 0.355, SLG: 0.451 (7, 8)	C SI 93 B CH 85 S CH 85 F SL 87 B SI 94 F SL 87 B SI 96 B SL 85 4-2 17 FC5 1-2 2-3 BB		D SI 91 B SI 92 C SI 91 B SI 92 X SI 92 3-1 1-H HR		S SL 84 X SI 91 0-1 E5 7 G5-4-3 17 BB		S SL 74 T FC 92 B FC 92 B CU 69 B FC 93 X FC 94 3-2 9 G4-6-3 1B		B FC 92 F FC 92 S FC 91 B FC 92 B FC 92 B FC 91 4-2 BB	2 1	1 0	1 1	2 0	1 1	0 0	0 0
17 A.J. Ellis, R (1, 2) OBP: 0.324, SLG: 0.316 9 Yasmani Grandal, S (7, PH) OBP: 0.391, SLG: 0.500 (7, 2)	C SI 94 D SI 94 C SI 93 D SL 88 B SI 93 X SI 94 3-2 ③ FC5 1-2 2-3f		C SI 91 X CH 85 0-1 ① G6-3		S FF 89 B SI 91 1 SAFE 1 SAFE B SL 84 C FF 90 D SL 83 1 SAFE B FF 89 4-2 7 G5-4-3 1-2 BB		C SL 76 B FF 92 C FF 92 F CU 70 X CH 86 1-2 ②③ G4-6-3 1-2f		C KC 82 B KC 81 F FC 91 S KC 82 1-3 ③ K	2 2	0 0	0 0	0 0	1 0	0 1	3 3
7 Alex Guerrero, R (1, 5) OBP: 0.265, SLG: 0.477 62 Joel Peralta, R (8, 1)		B SI 90 S CH 82 F SL 86 F SL 84 B SI 92 F CH 85 S SL 86 2-3 ① K	X SL 85 0-0 55 FC2-6 1B	C SI 91 X SL 83 0-1 ①② G5-4-3 1-2f 2-3				B SI 94 X SI 94 1-0 5 G1-4-3 1B		4 0	0 0	2 0	0 0	0 0	1 0	2 0
55 Mat Latos, R (1, 1) OBP: 0.318, SLG: 0.318 16 Andre Ethier, L (5, PH) OBP: 0.360, SLG: 0.471 52 Pedro Báez, R (5, 1) 43 Luis Avilán, L (7, 1) 5 Alberto Callaspo, S (8, PH) OBP: 0.311, SLG: 0.272 (8, 5)		B SI 93 X SI 93 1-0 47 1B 23 1B 1B	C SI 92 B SI 93 B SI 93 X SI 91 2-1 ② FC2-6 1-2f		C SL 83 B SL 83 B CH 85 X CH 86 2-1 ③ G3-1			F SI 94 B CH 85 X CH 85 1-1 ①② G1-4-3 1-2f		2 1 0 0 1	1 0 0 0 0	1 0 0 0 0	0 0 0 0 0	0 0 0 0 0	0 1 0 0 1	1 1 0 0 1

Inning Stats										
1	R: 1	H: 2	E: 0	LOB: 3	K: 1	BB: 1	S: 16	P: 30		
2	R: 1	H: 3	E: 0	LOB: 2	K: 2	BB: 0	S: 14	P: 24		
3	R: 2	H: 2	E: 0	LOB: 1	K: 1	BB: 1	S: 13	P: 25		
4	R: 0	H: 1	E: 0	LOB: 1	K: 2	BB: 0	S: 13	P: 17		
5	R: 0	H: 0	E: 1	LOB: 1	K: 0	BB: 1	S: 8	P: 14		
6	R: 0	H: 1	E: 0	LOB: 0	K: 1	BB: 0	S: 9	P: 13		
7	R: 0	H: 1	E: 0	LOB: 0	K: 0	BB: 0	S: 9	P: 14		
8	R: 0	H: 1	E: 0	LOB: 0	K: 0	BB: 0	S: 4	P: 6		
9	R: 1	H: 2	E: 0	LOB: 2	K: 1	BB: 1	S: 15	P: 24		
	1B: 11	SF: 0	2B: 1	SAC: 0	3B: 0	DP: 3	HR: 1	HBP: 1		
	WP: 0	PA: 43	PB: 0		SB: 0		CS: 0			

PITCHER		IP	WLS	BF	H	R	ER	SO	BB	IBB	HBP	BLK	WP	HR	S	P	ERA	WHIP
47 Francisco Liriano, L ERA: 3.13	(1, 1)	3.0		19	7	4	4	4	2	0	1	0	0	1	43	79	12.00	3.000
55 Joe Blanton, R ERA: 3.66	(4, 1)	3.0	W	12	2	0	0	3	1	0	0	0	0	0	30	44	0.00	1.000
38 Joakim Soria, R ERA: 2.56	(7, 1)	1.0	H	3	1	0	0	0	0	0	0	0	0	0	9	14	0.00	1.000
44 Tony Watson, L ERA: 2.49	(8, 1)	1.0	H	3	1	0	0	0	0	0	0	0	0	0	4	6	0.00	1.000
35 Mark Melancon, R ERA: 1.56	(9, 1)	1.0	S	6	2	1	1	1	1	0	0	0	0	0	15	24	9.00	3.000

PITCHER	IP	WLS	BF	H	R	ER	SO	BB	IBB	HBP	BLK	WP	HR	S	P	ERA	WHIP

TOP

Los Angeles Dodgers @ Pittsburgh Pirates

PNC Park, Pittsburgh, PA

Sat Aug 08 2015, 4:08 PM - 7:50 PM EDT

Att. 38,981 - Partly Cloudy - 85 F

livebaseballscorecards.com

AB	38
R	5
H	13
RBI	5
BB	4
SO	8
LOB	23

BOTTOM

Los Angeles Dodgers @ Pittsburgh Pirates

PNC Park, Pittsburgh, PA

Sat Aug 08 2015, 4:08 PM - 7:50 PM EDT

Att. 38,981 - Partly Cloudy - 85 F

livebaseballscorecards.com

Batter	1	2	3	4	5	6	7	8	9	AB	R	H	RBI	BB	SO	LOB
25 Gregory Polanco, L (1, 9) OBP: 0.321, SLG: 0.371	C FF 92 B CU 76 B FF 92 B FC 93 B SI 91 4-1 6 FC9-6 BB	F FS 82 B FC 95 B FC 94 F FF 92 B SL 86 X FF 94 3-2 6 S 1B		C CU 75 B FF 91 F FF 90 X SI 94 1-2 ③ F7			L SI 95 F SI 94 B CH 80 B CH 80 F SI 94 B FF 95 S CH 81 3-3 ② K			3	0	1	0	1	1	0
6 Starling Marte, R (1, 7) OBP: 0.335, SLG: 0.442	C FC 93 X FF 92 0-1 ① FC9-6 22 S 22 1B 1-2f	F FC 92 F SL 86 D FS 81 F SI 91 X SL 88 1-2 ③ G4-3 1-2			C FF 97 S CH 87 B FF 96 F CH 88 B FF 96 F FF 97 B FF 97 X FF 98 3-2 ① F8		C FF 88 F SI 94 H FF 94 1-2 22 BB HBP			3	1	0	0	0	0	2
22 Andrew McCutchen, R (1, 8) OBP: 0.399, SLG: 0.508	B CU 75 1 SAFE F FC 92 S FS 79 F SI 92 F FS 82 F SL 88 B SL 87 F FS 80 3-2 B FF 93 F FF 93 X FF 93 17 G5-4-3 1-H 1B		C SL 84 X FS 80 0-1 27 S 27 G4-3 2B		B FF 97 B SL 88 S FF 98 X FF 97 2-1 17 1B 1B		B CH 81 F SI 94 1 SAFE 1 SAFE B SI 93 B CH 80 D CH 82 4-1 1-2 BB			3	1	3	1	1	0	0
17 Aramis Ramirez, R (1, 5) OBP: 0.281, SLG: 0.402 23 Pedro Florimón, S (8, 6) OBP: 0.091, SLG: 0.091	B FC 92 F SL 87 X SI 93 1-1 ②③ G5-4-3 1-2f		C FC 91 T FF 90 B SI 91 F FF 90 F SL 88 B SL 86 F FF 92 F FS 81 X FF 91 2-2 ① G5-3		X FF 94 0-0 ② 1-3 1B		C SI 93 S SI 95 B CH 81 F SI 94 B FF 94 S CH 81 2-3 ③ K			4 0	0 0	1 0	0 0	0 0	1 0	4 0
27 Jung Ho Kang, R (1, 6) OBP: 0.364, SLG: 0.444 (8, 5)		B CU 75 B SL 85 S SL 86 B FF 92 X FC 92 3-1 24 G4-3 18 1B 29 FC3-2 1B	B SL 86 C SL 87 C FS 80 D FS 83 X FS 81 2-2 ② G4-3 2-H		C FF 97 F FF 98 D CH 88 F FF 98 B FF 98 X SL 89 2-2 ③ G2-3			C FF 89 B FF 90 B FS 80 S FF 89 F FS 81 F FF 90 X FF 91 2-2 ① L9		4	0	1	1	0	0	1
18 Neil Walker, S (1, 4) OBP: 0.329, SLG: 0.426		X FC 90 0-0 24 G4-3 47 HR 1-2 1B	B SL 84 B CU 76 S FC 92 X SL 84 2-1 HR			C SI 96 F FF 97 F FF 97 F FF 98 X CH 89 0-2 ① G4-3		F CU 77 C FS 82 X FF 90 0-2 ② F7		4	2	2	1	0	0	0
24 Pedro Alvarez, L (1, 3) OBP: 0.301, SLG: 0.424 38 Joakim Soria, R (7, 1) 44 Tony Watson, L (8, 1) 30 Travis Ishikawa, L (8, PH) OBP: 0.280, SLG: 0.318 35 Mark Melancon, R (9, 1)		C SI 91 X CU 74 0-1 ① G4-3 1-2 2-3	F CH 84 X FC 94 0-1 ③ L8			F FF 98 S CH 88 S CH 88 0-3 ② K		C CU 78 B FF 90 B FS 81 X CU 77 2-1 ③ G4-3		3 0 0 1 0	0 0 0 0 0	0 0 0 0 0	0 0 0 0 0	1 0 0 0 0	2 0 0 0 0	
29 Francisco Cervelli, R (1, 2) OBP: 0.368, SLG: 0.411		F FC 93 D FF 93 X SL 88 1-1 ② FC3-2 47 HR 3-H		B CU 75 B FC 91 C SL 84 X FC 91 2-1 ① G6-3		X SL 92 0-0 ③ G6-3				3	1	0	0	0	0	2
47 Francisco Liriano, L (1, 1) OBP: 0.098, SLG: 0.171 55 Joe Blanton, R (4, 1) 3 Sean Rodríguez, R (7, 3) OBP: 0.244, SLG: 0.315		F CU 75 X FF 94 0-1 1-H 2-H HR		B FF 92 C FC 91 X FC 92 1-1 ② G3-1			C FF 94 B FF 94 F CH 82 S FF 93 1-3 ① K			1 1 1	1 0 0	1 0 0	3 0 0	0 0 1	0 0 0	0 0 0
Inning Stats	R: 1 E: 0 K: 0 S: 13 H: 1 LOB: 0 BB: 1 P: 21	R: 3 E: 0 K: 0 S: 16 H: 4 LOB: 1 BB: 0 P: 24	R: 2 E: 0 K: 0 S: 16 H: 2 LOB: 0 BB: 0 P: 22	R: 0 E: 0 K: 0 S: 7 H: 0 LOB: 0 BB: 0 P: 11	R: 0 E: 0 K: 0 S: 12 H: 2 LOB: 1 BB: 0 P: 19	R: 0 E: 0 K: 1 S: 9 H: 0 LOB: 0 BB: 0 P: 9	R: 0 E: 0 K: 3 S: 14 H: 0 LOB: 2 BB: 1 P: 25	R: 0 E: 0 K: 0 S: 10 H: 0 LOB: 0 BB: 0 P: 14		1B: 6 2B: 1 3B: 0 HR: 2	SF: 0 SAC: 0 DP: 1 HBP: 1		WP: 0 PB: 0 SB: 3 CS: 0	PA: 34	

	AB	31
	R	6
	H	9
	RBI	6
	BB	2
	SO	4
	LOB	11

PITCHER		IP	WLS	BF	H	R	ER	SO	BB	IBB	HBP	BLK	WP	HR	S	P	ERA	WHIP
55 Mat Latos, R ERA: 4.67	(1, 1)	4.0	L	19	7	6	6	0	1	0	0	0	0	2	52	78	13.50	2.000
52 Pedro Báez, R ERA: 2.48	(5, 1)	2.0		7	2	0	0	1	0	0	0	0	0	0	21	28	0.00	1.000
43 Luis Avilán, L ERA: 3.54	(7, 1)	1.0		5	0	0	0	3	1	0	1	0	0	0	14	25	0.00	1.000
62 Joel Peralta, R ERA: 4.82	(8, 1)	1.0		3	0	0	0	0	0	0	0	0	0	0	10	14	0.00	0.000

PITCHER	IP	WLS	BF	H	R	ER	SO	BB	IBB	HBP	BLK	WP	HR	S	P	ERA	WHIP

Los Angeles Dodgers @ Pittsburgh Pirates

PNC Park, Pittsburgh, PA

Sun Aug 09 2015, 8:10 PM - 11:48 PM EDT

Att. 37,094 - Partly Cloudy - 82 F

livebaseballscorecards.com

TOP

Batter	1	2	3	4	5	6	7	8	9	AB	R	H	RBI	BB	SO	LOB
11 Jimmy Rollins, S (1, 6) OBP: 0.278, SLG: 0.365	X SI 92 0-0 47 G3 23 1B 2B		B SI 90 X SI 91 1-0 ① G3	C CU 78 B FS 83 F CU 79 B CU 79 X SI 91 2-2 ③ F9		F SI 97 C FF 98 F FS 91 S FF 98 0-3 ① K		B SI 93 F SI 92 B SI 92 X SI 93 2-1 ①② G4-6-3 1-2f		5	1	1	0	0	1	2
47 Howie Kendrick, R (1, 4) OBP: 0.341, SLG: 0.418 14 Enrique Hernández, R (5, PR) OBP: 0.341, SLG: 0.520 (5, 4)	B SI 92 X SI 92 1-0 ① G3 2-3		B CU 77 X SI 91 1-0 23 S 23 1B 1B		C CU 78 S SI 92 F SI 91 X CU 79 0-2 16 BB 9 1B 1B	B SI 97 F SL 91 B SI 98 X SI 97 2-1 23 G4-6-3 1B		C SI 92 B SL 87 F SI 93 B SL 87 F SI 93 X SI 93 2-2 HR		3 2	1 2	2 2	0 1	0 0	0 0	1 0
23 Adrián González, L (1, 3) OBP: 0.373, SLG: 0.529 33 Scott Van Slyke, R (8, 3) OBP: 0.356, SLG: 0.434	B SI 93 C CU 79 X SI 93 1-1 16 1B 9 G5-3 3-H 1B		1 SAFE 1 SAFE C SI 91 X FS 84 0-1 9 1B 16 1B 1-H 1B		B SI 92 F SI 92 B SI 91 1 SAFE X SI 91 2-1 ① P5	X FF 99 0-0 ②③ G4-6-3 1-2f		B SL 86 S SI 94 S CH 87 B SI 94 B SI 94 X SI 93 3-2 ③ G4-3		5 0	1 0	2 0	2 0	0 0	0 0	2 0
16 Andre Ethier, L (1, 9) OBP: 0.363, SLG: 0.471 (7, 7)	X SI 93 0-0 9 S 1-3 1B		X SI 93 0-0 9 1B 1-2 1B		1 SAFE D FS 85 1 SAFE B CU 80 D SI 90 B SI 92 4-0 9 1B 5 2B 1-2 BB		C SL 92 S FS 88 S FF 98 0-3 ① K		C FF 91 S FF 92 S SL 83 0-3 ① K	4	1	2	0	1	2	0
9 Yasmani Grandal, S (1, 2) OBP: 0.391, SLG: 0.498	B SI 93 C FS 86 1 SAFE C CU 80 B SI 92 1 SAFE B CU 79 F SI 87 X SI 94 3-2 ② G5-3 1-2 3-H		X FS 85 0-0 ② 1-2 2-3 1B		B SI 91 C CU 79 X SI 91 1-1 5 2B 1-2 2-H 1B		F SI 95 S FS 88 S FS 92 0-3 ② K		B FF 92 B FF 91 S FF 92 C FF 93 X FF 93 2-2 ② F9	5	0	2	2	0	1	1
3 Carl Crawford, L (1, 7) OBP: 0.243, SLG: 0.347 54 Jim Johnson, R (7, 1) 62 Joel Peralta, R (7, 1) 7 Alex Guerrero, R (9, PH) OBP: 0.263, SLG: 0.475	B SI 93 F FS 86 C SI 93 F CU 80 S CU 79 1-3 ③ K		B SI 92 F SI 92 F CU 80 S CU 80 1-3 ③ K		B FS 85 C CU 79 F FS 84 S CU 80 1-3 ② K		F SI 94 F FF 99 B FS 90 X FF 98 1-2 5 S 1B		F FF 93 B SL 83 B FF 94 X FF 93 2-1 ③ F8	4 0 0 1	0 0 0 0	1 0 0 0	0 0 0 0	0 0 0 0	3 0 0 0	5 0 0 0
5 Alberto Callaspo, S (1, 5) OBP: 0.318, SLG: 0.279		C CU 78 X SI 92 0-1 ① G4-3		B SI 91 C FS 85 B CU 79 F SI 91 B CU 80 B SI 92 4-2 31 FC1-6 BB	B FS 84 C CU 79 X CU 80 1-1 57 FC5 1-3 2-H 2B		1 SAFE 1 SAFE B SI 94 B SL 91 C SI 95 B SI 96 B FS 90 4-1 1-2 BB			2	0	1	1	2	0	0
31 Joc Pederson, L (1, 8) OBP: 0.354, SLG: 0.447		C SI 92 S FS 84 S CU 79 0-3 ② K2-3		1 SAFE C CU 79 X CU 79 0-1 ① FC1-6 57 S 1-2f	I IN 73 I IN 80 I IN 79 I IN 79 4-0 57 FC5 IBB		B SI 99 X FS 87 1-0 ③ G4-3			3	0	0	0	1	1	3
57 Alex Wood, R (1, 1) OBP: 0.214, SLG: 0.179 12 Juan Nicasio, R (6, 1) 66 Yasiel Puig, R (7, 9) OBP: 0.319, SLG: 0.417		C SI 92 B SI 92 C SI 92 C CU 79 1-3 ③ K		M SI 92 S SI 93 S SI 92 0-3 ② K 1-2	F SI 92 C SI 91 B SI 92 X CU 79 1-2 ③ FC5 1-2 2-3f			X SI 93 0-0 11 G4-6-3 1B		3 0 1	0 0 0	0 0 1	0 0 0	2 0 0	4 0 0
Inning Stats	R: 2 E: 0 K: 1 S: 13 H: 3 LOB: 1 BB: 0 P: 19	R: 0 E: 0 K: 2 S: 8 H: 0 LOB: 0 BB: 0 P: 9	R: 1 E: 0 K: 1 S: 9 H: 4 LOB: 2 BB: 0 P: 12	R: 0 E: 0 K: 1 S: 10 H: 0 LOB: 1 BB: 1 P: 16	R: 2 E: 0 K: 1 S: 16 H: 3 LOB: 3 BB: 2 P: 30	R: 0 E: 0 K: 1 S: 7 H: 1 LOB: 0 BB: 0 P: 9	R: 0 E: 0 K: 2 S: 11 H: 1 LOB: 2 BB: 1 P: 17	R: 1 E: 0 K: 0 S: 10 H: 2 LOB: 0 BB: 0 P: 17	R: 0 E: 0 K: 1 S: 8 H: 0 LOB: 0 BB: 0 P: 12	1B: 11 2B: 2 3B: 0 HR: 1 SF: 0 SAC: 0 DP: 2 HBP: 0						

AB	38
R	6
H	14
RBI	6
BB	4
SO	10
LOB	18

WP: 0 PB: 0 SB: 4 CS: 0 PA: 42

PITCHER		IP	WLS	BF	H	R	ER	SO	BB	IBB	HBP	BLK	WP	HR	S	P	ERA	WHIP
50 Charlie Morton, R ERA: 4.48	(1, 1)	5.0		27	10	5	5	6	2	1	0	0	0	0	56	86	9.00	2.400
37 Arquimedes Caminero, R ERA: 3.88	(6, 1)	2.0	W	8	2	0	0	3	1	0	0	0	0	0	18	26	0.00	1.500
48 Jared Hughes, R ERA: 2.4	(8, 1)	1.0		4	2	1	1	0	0	0	0	0	0	1	10	17	9.00	2.000
59 Antonio Bastardo, L ERA: 3.6	(9, 1)	1.0		3	0	0	0	1	0	0	0	0	0	0	8	12	0.00	0.000

PITCHER	IP	WLS	BF	H	R	ER	SO	BB	IBB	HBP	BLK	WP	HR	S	P	ERA	WHIP

BOTTOM

Los Angeles Dodgers @ Pittsburgh Pirates

PNC Park, Pittsburgh, PA

Sun Aug 09 2015, 8:10 PM - 11:48 PM EDT

Att. 37,094 - Partly Cloudy - 82 F

livebaseballscorecards.com

Batter	1	2	3	4	5	6	7	8	9	AB	R	H	RBI	BB	SO	LOB
25 Gregory Polanco, L (1, 9) OBP: 0.323, SLG: 0.370	B SI 89 X SI 89 1-0 G4-3 ①		B KC 82 C KC 81 C SI 89 S CH 82 1-3 K 6 FC4-6		B KC 80 C KC 81 X KC 81 1-1 L8 ①	B FF 96 B FF 96 B FF 96 B FF 95 4-0 22 FC5 6 S BB	B CU 78 F FF 94 B SI 94 C CU 79 B CU 81 B CU 80 4-2 6 1B 22 1B 1-2 2-3 BB	B FF 89 X CU 76 1-0 6 FC6-4 1-2 1B		4	1	1	0	2	1	0
6 Starling Marte, R (1, 7) OBP: 0.340, SLG: 0.441	B SI 90 B CH 81 B CH 81 B SI 88 4-0 22 FC5-4 BB		1 SAFE C KC 81 B SI 88 B SI 90 S CH 81 X SI 90 2-2 ② FC4-6 1-2f		B CH 88 B KC 80 S CH 81 B SI 88 S CH 82 B SI 90 4-2 22 HR BB	B FF 96 S FF 95 C FF 95 F SL 88 H FF 94 2-2 22 FC5 1-2 HBP	F SI 94 B SI 95 F CU 81 X SI 95 1-2 22 1B 17 1B 1-2 2-3 3-H 1B	B FS 79 B FF 90 C FF 90 F FF 89 X FS 82 2-2 ② FC6-4 1-2f 2-3		3	2	1	1	2	0	3
22 Andrew McCutchen, R (1, 8) OBP: 0.398, SLG: 0.513	X SI 88 0-0 ② FC5-4 1-2f		1 SAFE S KC 81 1 SAFE C KC 80 F SI 89 B CH 82 C SI 90 1-3 ③ K		F KC 80 1 SAFE 1 SAFE B SI 88 B KC 80 B SI 89 S SI 88 1 SAFE 1 SAFE 3-2 1 SAFE X SI 89 1-H HR	X FF 96 0-0 ③ FC5 1-2 2-3f	D CU 80 C SI 95 X CU 80 1-1 17 1B 27 HR 1-2 2-H 3-H 1B	F FF 90 B FS 80 F FS 78 T FF 89 1-2 ③ K		6	2	2	4	0	2	7
17 Aramis Ramirez, R (1, 5) OBP: 0.285, SLG: 0.406 23 Pedro Florimón, S (8, 6) OBP: 0.091, SLG: 0.091	S SI 89 X SI 90 0-1 ③ G6-3			C KC 81 B SI 90 F CH 83 F SI 89 F KC 82 B CH 80 B KC 82 X CH 81 3-2 38 1B 29 SF8 2B	C KC 81 B SI 89 B SI 89 B SI 89 B SI 88 4-1 38 G5-3 27 HBP BB		B SI 95 F SI 94 B CU 79 X SI 95 1-3 K 1-2 2-H 27 HR 1B			4 0	2 0	2 0	1 0	1 0	1 0	1 0
27 Jung Ho Kang, R (1, 6) OBP: 0.368, SLG: 0.453 (8, 5)		X CH 88 0-0 ① G6-3		C SI 89 F SI 90 B SI 90 X KC 80 1-2 ① G6-3	C KC 80 H SI 90 1-1 1-2 HBP		B SI 95 H SI 94 1-1 24 E 29 1B HBP 1-H 2-H HR			3 0	2 0	1 0	3 0	0 0	0 0	1 0
38 Michael Morse, R (1, 3) OBP: 0.275, SLG: 0.310 37 Arquimedes Caminero, R (6, 1) 24 Pedro Alvarez, L (7, PH) OBP: 0.302, SLG: 0.424 48 Jared Hughes, R (8, 1) 59 Antonio Bastardo, R (9, 1)		B SI 88 S SI 89 S SI 89 S SI 90 2-3 ② K		F SI 88 B SI 89 S CH 81 B SI 89 X CH 81 2-2 18 1B 2-3 1B	C KC 80 X SI 89 0-1 ②③ G5-3 2-3f		CU 77 FF 89 SI 95 FS 80 FS 78 FF 90 1-1 E9 29 1B 18 SF7 1-3 1B 2-2 K			3 0 2 0 0 0	0 0 1 0 0 0	1 0 1 0 0 0	0 0 0 0 0 0	0 0 0 0 0 0	1 0 0 0 0 0	2 0 0 0 0 0
29 Francisco Cervelli, R (1, 2) OBP: 0.372, SLG: 0.432		B SI 90 C SI 89 X SI 89 1-1 3B		F KC 81 F CH 82 B SI 88 X CH 80 1-2 ② SF8 3-H		B SL 86 C FF 95 B SL 86 S FF 96 B SL 88 C FF 97 3-3 ① K	B SI 95 X SI 96 1-0 25 BB 3 1B 6 1B 2-3 3-H 1B	B CU 78 B FF 88 B FF 88 C FF 89 X FF 89 3-1 HR		4	2	3	3	0	1	0
18 Neil Walker, S (1, 4) OBP: 0.330, SLG: 0.432		B CH 82 B SI 90 C CH 81 B SI 90 C CH 81 X CH 82 3-2 ③ G5-3		X CH 88 0-0 1-2 1B	X SL 88 0-0 3B		C SI 95 D CU 80 X CU 80 1-1 ② SF7 3-H	F CU 76 F FF 89 B FS 79 F FF 88 X FF 89 1-2 ① L7		4	0	2	1	0	0	1
50 Charlie Morton, R (1, 1) OBP: 0.100, SLG: 0.053 3 Sean Rodríguez, R (6, 3) OBP: 0.251, SLG: 0.321			C SI 88 S SI 88 S KC 82 0-3 ① K	B SI 89 S KC 80 F KC 81 C KC 80 1-3 ③ K		C FF 95 S FF 95 S FF 97 0-3 ② K	X SI 95 0-0 6 1B 25 BB 22 1B 1-2 1B	C FS 78 X CU 79 0-1 6 FC6-4 25 1B 1B		2 3	0 1	0 2	0 0	0 1	2 1	2 1

Inning Stats	1	2	3	4	5	6	7	8	9
	R: 0 E: 0 K: 0 S: 4 H: 0 LOB: 1 BB: 1 P: 9	R: 0 E: 0 K: 1 S: 9 H: 1 LOB: 1 BB: 0 P: 15	R: 0 E: 0 K: 3 S: 13 H: 0 LOB: 1 BB: 0 P: 17	R: 1 E: 0 K: 1 S: 18 H: 3 LOB: 2 BB: 0 P: 26	R: 2 E: 0 K: 0 S: 11 H: 1 LOB: 1 BB: 2 P: 24	R: 0 E: 0 K: 2 S: 11 H: 1 LOB: 3 BB: 1 P: 20	R: 9 E: 1 K: 2 S: 26 H: 7 LOB: 0 BB: 1 P: 41	R: 1 E: 0 K: 1 S: 15 H: 3 LOB: 2 BB: 0 P: 23	

	AB	R	H	RBI	BB	SO	LOB
AB	38						
R		13					
H			16				
RBI				13			
BB					5		
SO						10	
LOB							18

	1B	SF	WP	PA
	10	2	1	48
	2B	SAC	PB	
	1	0	0	
	3B	DP	SB	
	2	1	1	
	HR	HBP	CS	
	3	3	0	

PITCHER		IP	WLS	BF	H	R	ER	SO	BB	IBB	HBP	BLK	WP	HR	S	P	ERA	WHIP
57 Alex Wood, L ERA: 3.72	(1, 1)	5.0		24	5	3	3	5	3	0	1	0	1	1	55	91	5.40	1.600
12 Juan Nicasio, R ERA: 3.06	(6, 1)	1.0	H	6	1	0	0	2	1	0	1	0	0	0	11	20	0.00	2.000
54 Jim Johnson, R ERA: 4.18	(7, 1)	0.2	L	10	6	8	8	1	1	0	1	0	0	0	20	33	108.00	10.500
62 Joel Peralta, R ERA: 5.4	(7, 1)	1.1		8	4	2	2	2	0	0	0	0	0	2	21	31	13.50	3.000

PITCHER	IP	WLS	BF	H	R	ER	SO	BB	IBB	HBP	BLK	WP	HR	S	P	ERA	WHIP

Batter	1	2	3	4	5	6	7	8	9	AB	R	H	RBI	BB	SO	LOB
5 Yunel Escobar, R (1, 5) OBP: 0.362, SLG: 0.416	C SI 90 X KC 76 0-1 6 G6-4-3 1B		B SL 82 B CH 84 B SI 91 B SI 90 4-0 6 BB BB		F SL 81 B FF 91 X FF 90 1-1 ③ L9	C SI 97 D CH 87 S CH 87 B FF 97 X SI 97 2-2 ② FC4-6 1-2f 2-3 3-H		B KC 82 B CH 82 B SI 88 C SI 87 C SI 87 X KC 81 3-2 1-3 1B		4	0	2	1	1	0	3
6 Anthony Rendon, R (1, 4) OBP: 0.359, SLG: 0.355	C SI 90 D FF 88 X SI 90 1-1 ① ② G6-4-3 1-2f		B SI 90 B CH 83 B SI 90 B FF 90 4-0 34 G1-6-3 1-2 BB			C KC 75 B CH 82 X CH 82 1-1 11 2B 34 1B 1B B FF 97 S FF 95 B FF 98 S FF 97 S FF 96 2-3 ③ K		B SI 88 F SI 88 F SI 88 B KC 82 B SI 86 X SI 88 3-2 ③ L8		4	1	1	0	1	1	5
34 Bryce Harper, L (1, 9) OBP: 0.460, SLG: 0.650 33 Doug Fister, L (9, 1) OBP: 0.276, SLG: 0.259	B FF 93 F FF 91 X KC 77 1-1 ③ G4-3		B FF 91 X SI 90 1-0 ② ③ G1-6-3 1-2f			S KC 76 X SL 83 0-1 11 2B 28 2B 1B 1-2	C SI 96 S SI 96 B FF 97 S SI 96 1-3 ① K		C FC 92 S FF 93 B FF 94 F FF 93 B SL 84 S FC 93 2-3 ① K	5 0	1 0	1 0	0 0	0 0	2 0	2 0
11 Ryan Zimmerman, R (1, 3) OBP: 0.291, SLG: 0.417 12 Tyler Moore, R (8, 3) OBP: 0.253, SLG: 0.354		B SI 90 C SI 90 B CH 82 B KC 76 F SI 90 X SI 92 3-2 20 HR 2B	B CH 83 B FF 91 C FF 90 B FF 91 X SL 83 3-2 ① G5-3			C CH 83 B FF 91 B FF 91 F KC 78 B SI 92 F SI 92 X SL 83 3-2 28 2B 2B 1-3 2-H	B SI 97 C CH 91 F FF 97 S FF 97 1-3 ② K		S FC 93 F FC 93 B FC 93 F FC 93 S FC 93 1-3 ② K	4 1	2 0	2 0	1 0	0 0	1 1	0 0
28 Jayson Werth, R (1, 7) OBP: 0.266, SLG: 0.293		B SI 91 B FF 89 C CH 84 B SL 82 X CH 84 3-1 ① G1-3	C KC 75 B FF 91 C FF 91 B FF 92 X FF 92 2-2 ② G1-3			B FF 91 B SI 91 B CH 84 X FF 89 3-0 20 1B 3 1B 2B 2-H 3-H	C FF 97 F FF 97 F FF 98 S FF 96 0-3 ③ K		S SL 84 S FC 92 C FC 92 0-3 ③ K	5	1	1	2	0	2	1
20 Ian Desmond, R (1, 6) OBP: 0.273, SLG: 0.384		B KC 76 X KC 76 1-0 2-H HR	B CH 83 F FF 90 B SL 83 F SL 83 X SI 93 2-2 ③ G4-3			F KC 75 X FF 90 0-1 3 1B 59 S 5 FC4-6 2-3 1B		B SI 87 B CH 80 B SI 87 C SI 86 X SI 86 3-1 HR		4	3	3	3	0	0	0
59 Jose Lobaton, S (1, 2) OBP: 0.292, SLG: 0.300		X FF 90 0-0 ② G6-3			C SI 88 X SL 81 0-1 ① G6-3	B SI 89 D CH 83 D FF 89 C FF 89 B FF 89 4-1 5 FC4-6 3 1B 1-2 BB		F SI 87 S KC 81 B KC 81 B CH 80 S KC 81 2-3 ① K		3	0	0	0	1	1	0
3 Michael Taylor, R (1, 8) OBP: 0.287, SLG: 0.375		B SI 91 X CH 84 1-0 ③ G4-3			F SI 90 F SI 91 B FF 91 X SL 83 1-2 47 SH2-4 1B	F FF 91 X KC 76 0-1 5 FC4-6 1B 1-2 2-3 3-H		B SI 87 S CH 81 S KC 81 X KC 81 1-2 5 1B 1B		4	0	3	1	0	0	0
47 Gio González, R (1, 1) OBP: 0.129, SLG: 0.103 25 Clint Robinson, L (9, 9) OBP: 0.345, SLG: 0.408			C SI 90 S SL 82 S SL 82 0-3 ① K		M SI 90 1 SAFE X SI 89 0-1 ② SH2-4 1-2	T SI 96 X FF 96 0-1 ① F2		S SI 88 D SI 89 S SI 88 S SI 88 1-3 ② K		3 0	0 0	0 0	0 0	0 0	2 0	4 0
Inning Stats	R: 0 E: 0 K: 0 S: 6 H: 1 LOB: 0 BB: 0 P: 8	R: 2 E: 0 K: 0 S: 8 H: 2 LOB: 0 BB: 0 P: 16	R: 0 E: 0 K: 1 S: 4 H: 0 LOB: 1 BB: 2 P: 13	R: 0 E: 0 K: 0 S: 9 H: 0 LOB: 0 BB: 0 P: 16	R: 0 E: 0 K: 0 S: 9 H: 1 LOB: 1 BB: 0 P: 11	R: 5 E: 0 K: 1 S: 22 H: 6 LOB: 2 BB: 1 P: 37	R: 0 E: 0 K: 3 S: 10 H: 0 LOB: 0 BB: 0 P: 12	R: 1 E: 0 K: 2 S: 17 H: 3 LOB: 2 BB: 0 P: 30	R: 0 E: 0 K: 3 S: 11 H: 0 LOB: 0 BB: 0 P: 14	1B: 8 2B: 3 3B: 0 HR: 2 SF: 0 SAC: 1 DP: 2 HBP: 0						

TOP

Washington Nationals @ Los Angeles Dodgers
Dodger Stadium, Los Angeles, CA
Mon Aug 10 2015, 7:10 PM - 9:54 PM PDT
Att. 45,722 - Clear - 74 F

livebaseballscorecards.com

AB	37
R	8
H	13
RBI	8
BB	3
SO	10
LOB	15

WP: 0 PA: 41
PB: 0
SB: 1
CS: 0

PITCHER		IP	WLS	BF	H	R	ER	SO	BB	IBB	HBP	BLK	WP	HR	S	P	ERA	WHIP
35 Brett Anderson, L ERA: 3.43	(1, 1)	5.0	L	26	10	7	7	1	3	0	0	0	0	1	50	89	12.60	2.600
52 Pedro Báez, R ERA: 2.34	(6, 1)	2.0		6	0	0	0	4	0	0	0	0	0	0	18	24	0.00	0.000
56 J.P. Howell, L ERA: 1.35	(8, 1)	1.0		6	3	1	1	2	0	0	0	0	0	1	17	30	9.00	3.000
74 Kenley Jansen, R ERA: 2.76	(9, 1)	1.0		3	0	0	0	3	0	0	0	0	0	0	11	14	0.00	0.000

PITCHER	IP	WLS	BF	H	R	ER	SO	BB	IBB	HBP	BLK	WP	HR	S	P	ERA	WHIP

BOTTOM

Batter	1	2	3	4	5	6	7	8	9	AB	R	H	RBI	BB	SO	LOB
11 Jimmy Rollins, S (1, 6) OBP: 0.278, SLG: 0.364	F FF 90 X SI 91 0-1 66 G1-3 1B		C SI 92 F CU 77 B FF 91 B CU 79 F CH 85 X CH 85 2-2 ② G1-3		C CU 78 F FF 93 D CU 80 S CU 80 1-3 ② K		C CH 84 F FF 93 B FF 93 B CH 86 S CU 79 2-3 ③ K		F SI 86 C SI 87 F SI 86 B SI 88 B SI 88 X SI 87 2-2 1-H 2-H HR	4	0	1	0	0	2	1
56 J.P. Howell, L (8, 1)										0	0	0	0	0	0	0
74 Kenley Jansen, S (9, 1)										0	0	0	0	0	0	0
3 Carl Crawford, L (9, PH) OBP: 0.253, SLG: 0.397										1	1	1	3	0	0	0
18 José Peraza, R (1, 4) OBP: 0.400, SLG: 0.750	1 SAFE X SI 90 0-0 ① L9		L SI 92 C CU 79 B CU 81 X FF 93 1-2 3B		X FF 93 0-0 ③ G4-3			B SI 92 C FF 90 B CH 83 F FF 91 B CU 78 F FF 93 B FF 94 4-2 BB	C SI 87 B FC 85 C SI 88 S FC 84 1-3 ③ K2-3	4	0	1	0	1	1	2
66 Yasiel Puig, R (1, 9) OBP: 0.314, SLG: 0.409	B CU 76 X FF 91 1-0 ② G1-3 1-2		D CU 79 F FF 92 C FF 93 S CU 80 1-3 ③ K2-3			B FF 92 X FF 92 1-0 ① G6-3		S FF 93 C FF 91 F FF 93 F CU 78 S FF 94 0-3 ① K		4	0	0	0	0	2	3
33 Scott Van Slyke, R (1, 3) OBP: 0.348, SLG: 0.421	B CU 77 X FF 92 1-0 ③ L9			X SI 91 0-0 ① F8		B SI 89 S CH 84 S CH 84 B FF 91 B FF 92 C FF 93 3-3 ② K		F CH 84 F FF 93 X FF 93 0-2 ② L9		4	0	0	0	0	1	2
14 Enrique Hernández, R (1, 8) OBP: 0.338, SLG: 0.520		C CH 82 B FF 91 B CH 82 F FF 92 B FF 92 X FF 94 3-2 ① P4		C CH 84 X FF 93 0-1 ② P6		B CU 80 S CH 86 S CH 86 B CH 85 X FF 93 2-2 5 1B 2B		B FF 93 D CH 85 F FF 93 B CH 85 X SI 93 3-1 ③ F9		4	0	1	0	0	0	1
(8, 6)																
5 Alberto Callaspo, S (1, 5) OBP: 0.321, SLG: 0.283		B FF 92 X CH 84 1-0 ② G5-3		C FF 91 X FF 92 0-1 1B		B CU 78 B CH 85 C SI 93 X CH 84 2-1 7 FC5-4 2-3 1B			C SI 88 C CH 77 C SI 87 0-3 ① K	4	0	2	0	0	1	0
7 Alex Guerrero, R (1, 7) OBP: 0.263, SLG: 0.470		C FF 93 X FF 93 0-1 17 FC5-4 1B		F FF 92 C CU 79 X CU 80 0-2 ③ G5-3		B CU 78 F CU 77 B FF 93 S CH 85 F CH 85 X FF 94 2-2 ③ FC5-4 1-2f			C SI 87 B SI 87 C CH 79 X SI 86 1-2 E6 17 DI 3 HR	4	1	1	0	0	0	3
17 A.J. Ellis, R (1, 2) OBP: 0.330, SLG: 0.327		C SI 93 B SI 93 X CH 85 1-1 ③ FC5-4 1-2f			B CU 76 B FF 93 B FF 92 C FF 92 F FF 92 X FF 93 3-2 35 SH5-3 2B		B FF 91 C FF 91 C FF 92 B FF 92 B CU 79 X FF 92 3-2 ① F9		B SI 85 B SI 86 B SI 86 C SI 86 B SI 87 4-1 3 HR 1-2 BB	3	1	1	0	1	0	1
35 Brett Anderson, L (1, 1) OBP: 0.184, SLG: 0.091			B FF 91 X FF 91 1-0 ① G6-3		B FF 91 C FF 92 X FF 92 1-1 ① SH5-3 2-3		S FF 95 B CU 80 B FF 92 S FF 93 S FF 94 2-3 ② K		C SI 86 B SI 86 F CH 77 C SI 87 1-3 ② K	1	0	0	0	0	0	0
52 Pedro Báez, R (6, 1)										0	0	0	0	0	0	0
31 Joc Pederson, L (7, PH) OBP: 0.353, SLG: 0.445										2	0	0	0	0	2	2
(8, 8)																
Inning Stats	R: 0 E: 0 K: 0 S: 5 H: 1 LOB: 1 BB: 0 P: 7	R: 0 E: 0 K: 0 S: 8 H: 1 LOB: 1 BB: 0 P: 13	R: 0 E: 0 K: 1 S: 11 H: 1 LOB: 1 BB: 0 P: 16	R: 0 E: 0 K: 0 S: 8 H: 1 LOB: 1 BB: 0 P: 8	R: 0 E: 0 K: 1 S: 9 H: 1 LOB: 1 BB: 0 P: 14	R: 0 E: 0 K: 1 S: 13 H: 2 LOB: 2 BB: 0 P: 23	R: 0 E: 0 K: 2 S: 9 H: 0 LOB: 0 BB: 0 P: 16	R: 0 E: 0 K: 1 S: 13 H: 0 LOB: 1 BB: 1 P: 20	R: 3 E: 1 K: 3 S: 17 H: 1 LOB: 0 BB: 1 P: 26	1B: 4 2B: 2 3B: 1 HR: 1 SF: 0 SAC: 1 DP: 0 HBP: 0						

PITCHER	IP	WLS	BF	H	R	ER	SO	BB	IBB	HBP	BLK	WP	HR	S	P	ERA	WHIP
47 Gio González, L (1, 1) ERA: 3.5	8.0	W	32	7	0	0	6	1	0	0	0	0	1	76	117	0.00	1.000
33 Doug Fister, R (9, 1) ERA: 4.55	1.0		6	1	3	0	3	1	0	0	0	0	1	17	26	0.00	2.000

PITCHER	IP	WLS	BF	H	R	ER	SO	BB	IBB	HBP	BLK	WP	HR	S	P	ERA	WHIP

Washington Nationals @ Los Angeles Dodgers

Dodger Stadium, Los Angeles, CA

Mon Aug 10 2015, 7:10 PM - 9:54 PM PDT

Att. 45,722 - Clear - 74 F

livebaseballscorecards.com

AB	35
R	3
H	8
RBI	3
BB	2
SO	9
LOB	15

WP: 0	PA: 38								
PB: 0									
SB: 0									
CS: 0									

Batter	1	2	3	4	5	6	7	8	9	AB	R	H	RBI	BB	SO	LOB
5 Yunel Escobar, R (1, 5) OBP: 0.363, SLG: 0.416	S FF 93 B SL 87 B FF 94 X SL 88 2-1 ① L9		X SL 86 0-0 11 1B 1B		B SI 89 S SL 88 X SI 90 1-1 1B		C SL 83 B SL 83 T SL 82 F FF 96 B SL 85 X SL 83 2-2 ③ F9			4	0	2	0	0	0	0
6 Anthony Rendon, R (1, 4) OBP: 0.356, SLG: 0.352	C FF 94 B FF 94 X SL 88 1-1 ② L9		D FF 93 C FF 93 X SL 88 1-1 ② F8		B SI 93 F FF 92 T FF 93 F FF 94 B FF 93 1 SAFE X SL 89 2-2 ② L5			C FF 95 B SL 85 C SL 83 B FF 96 X SL 83 2-2 1B		4	0	1	0	0	0	2
11 Ryan Zimmerman, R (1, 3) OBP: 0.290, SLG: 0.414	C FF 93 B FF 94 S SL 89 B FF 94 X FF 94 2-2 ③ G4-3		C SL 85 X SI 93 0-1 1-2 1B		B CU 75 B SL 88 C FF 91 F FF 92 F FF 92 S SL 87 2-3 ③ K			B SL 84 C SL 83 S SL 83 S FF 95 1-3 ① K		4	0	1	0	0	2	2
25 Clint Robinson, L (1, 9) OBP: 0.348, SLG: 0.410		C FF 92 X CU 76 0-1 28 FC4-6 1B	X SI 93 0-0 ③ F7			B CH 86 B FF 91 F CH 87 F SL 85 B FF 91 F FF 91 X CH 88 3-2 1B		B CH 86 S FF 94 F FF 96 B FF 95 X FF 96 2-2 ② L7		4	0	2	0	0	0	3
28 Jayson Werth, R (1, 7) OBP: 0.260, SLG: 0.285		C FF 93 F SL 86 F SL 88 X FF 94 0-2 ① FC4-6 20 WP 1-2f	B FF 91 F FF 92 B CH 89 C FF 93 X SI 91 2-2 ① G5-3			X FF 92 0-0 ① P3		C SL 84 B SL 84 B SL 85 S FF 95 F FF 95 X FF 95 2-2 ③ F8		4	0	0	0	0	0	3
20 Ian Desmond, R (1, 6) OBP: 0.273, SLG: 0.383		C FF 94 F FF 94 F FF 95 B SL 89 X SL 89 1-2 1-2 1B	F SL 88 B FF 93 F FF 93 S FF 93 2-3 ② K			C FF 92 S SL 87 D SL 87 B SL 88 B FF 92 F FF 92 X SL 87 3-2 ② F9			C FF 93 S CH 80 X CH 80 0-2 ① G5-3	4	0	1	0	0	1	1
40 Wilson Ramos, R (1, 2) OBP: 0.267, SLG: 0.359		S SL 88 B SL 88 F SL 89 B SL 88 T SI 94 2-2 ② K	B FF 92 C CU 75 B SL 88 S FF 93 F FF 94 B SI 91 B SL 88 4-2 3 FC6-4 BB			F FF 92 F SL 86 B CU 75 F SL 83 B FF 93 B CH 89 F FF 92 C SL 89 3-3 ③ K			X FF 94 0-0 ② G4-3	3	0	0	0	1	2	3
3 Michael Taylor, R (1, 8) OBP: 0.284, SLG: 0.371		B FF 95 C SI 94 S SL 90 B FF 95 D SL 88 X SL 88 3-2 ③ L5	B CU 76 X SI 90 1-0 ③ FC6-4 1-2f				F FF 94 X SL 85 0-1 ① P6		B CH 82 B CH 80 S FF 94 S FF 94 F CH 83 S FF 94 2-3 ③ K	4	0	0	0	0	1	3
41 Joe Ross, R (1, 1) 45 Blake Treinen, R (5, 1) 12 Tyler Moore, R (7, PH) OBP: 0.252, SLG: 0.351 73 Felipe Vázquez, L (7, 1) 57 Tanner Roark, R (8, 1) OBP: 0.211, SLG: 0.316			C FF 90 C FF 93 B FF 94 S SL 87 1-3 ① K		B FF 92 C FF 91 B SL 86 F FF 92 F FF 94 F CH 90 S SL 86 2-3 ① K		B SL 84 F SL 96 X SL 83 1-1 ② P4			2 0 0 1 0 0	0 0 0 0 0 0	0 0 0 0 0 0	0 0 0 0 0 0	0 0 0 0 0 0	2 0 0 0 0 0	0 0 0 0 0 0
Inning Stats	R: 0 E: 0 K: 0 S: 7 H: 0 LOB: 0 BB: 0 P: 12	R: 0 E: 0 K: 1 S: 16 H: 2 LOB: 2 BB: 0 P: 22	R: 0 E: 0 K: 1 S: 9 H: 2 LOB: 2 BB: 0 P: 11	R: 0 E: 0 K: 1 S: 10 H: 0 LOB: 1 BB: 1 P: 19	R: 0 E: 0 K: 2 S: 15 H: 1 LOB: 1 BB: 0 P: 22	R: 0 E: 0 K: 1 S: 14 H: 1 LOB: 1 BB: 0 P: 23	R: 0 E: 0 K: 0 S: 8 H: 0 LOB: 0 BB: 0 P: 11	R: 0 E: 0 K: 1 S: 13 H: 1 LOB: 1 BB: 0 P: 20	R: 0 E: 0 K: 1 S: 8 H: 0 LOB: 0 BB: 0 P: 10	1B: 7 2B: 0 3B: 0 HR: 0	SF: 0 SAC: 0 DP: 0 HBP: 0			WP: 1 PB: 0 SB: 0 CS: 0	PA: 35		

PITCHER		IP	WLS	BF	H	R	ER	SO	BB	IBB	HBP	BLK	WP	HR	S	P	ERA	WHIP
21 Zack Greinke, R ERA: 1.59	(1, 1)	6.0	W	25	6	0	0	6	1	0	0	0	1	0	71	109	0.00	1.167
63 Yimi García, R ERA: 3.79	(7, 1)	2.0		7	1	0	0	1	0	0	0	0	0	0	21	31	0.00	0.500
43 Luis Avilán, L ERA: 3.46	(9, 1)	1.0		3	0	0	0	1	0	0	0	0	0	0	8	10	0.00	0.000

PITCHER	IP	WLS	BF	H	R	ER	SO	BB	IBB	HBP	BLK	WP	HR	S	P	ERA	WHIP

TOP

Washington Nationals @ Los Angeles Dodgers
Dodger Stadium, Los Angeles, CA
Tue Aug 11 2015, 7:11 PM - 10:08 PM PDT
Att. 49,384 - Clear - 73 F

livebaseballscorecards.com

AB	34
R	0
H	7
RBI	0
BB	1
SO	8
LOB	17

BOTTOM

Washington Nationals @ Los Angeles Dodgers
Dodger Stadium, Los Angeles, CA
Tue Aug 11 2015, 7:11 PM - 10:08 PM PDT
Att. 49,384 - Clear - 73 F

livebaseballscorecards.com

Batter	1	2	3	4	5	6	7	8	9	AB	R	H	RBI	BB	SO	LOB
11 Jimmy Rollins, S (1, 6) OBP: 0.278, SLG: 0.363	F SI 94 X SI 94 0-1 ① P6		C SI 94 S SL 84 B SL 84 X SL 84 1-2 ② P2		B SL 81 F SI 93 B SL 83 X SI 91 2-1 9 BB, 5 1B, 66 3B 1B	B SI 96 1 SAFE X SI 95 1-0 ②③ L6-3 1-1				4	1	1	0	0	0	1
5 Alberto Callaspo, S (1, 5) OBP: 0.324, SLG: 0.287	C SI 94 B SL 84 F SI 94 X SI 95 1-2 ② P5		C SL 83 S SL 84 B SL 84 X SL 83 1-2 1B		1 SAFE 1 SAFE B SI 92 X SI 92 1-0 9 BB, 66 3B 1-2 1B		B FF 95 C FF 96 B SL 80 B FF 96 X FF 94 3-1 ① F7			4	1	2	0	0	0	0
23 Adrián González, L (1, 3) OBP: 0.370, SLG: 0.523	B SI 95 X SI 94 1-0 ③ F8		B SI 94 S SL 82 B SI 94 S CH 88 F SL 84 B SL 84 S SL 84 3-3 ③ K		F SI 93 S SL 84 2 SAFE D SL 85 B SI 92 X SI 93 2-2 ① F8		C FF 95 B SL 83 S SL 81 B FF 97 F FF 96 S FF 97 2-3 ② K			4	0	0	0	0	2	3
16 Andre Ethier, L (1, 7) OBP: 0.365, SLG: 0.476		B SI 94 B SL 84 B SL 84 C SI 95 F SI 95 B CH 89 4-2 9 BB, BB	B SL 82 F SI 93 X CH 87 1-1 66 HR, 3B	X SI 93 0-0 ② F7		F FF 98 F FF 98 C FF 99 0-3 ③ K				3	1	1	0	1	1	2
9 Yasmani Grandal, S (1, 2) OBP: 0.393, SLG: 0.495		B SI 94 C SI 94 B SI 94 B SL 83 D SI 94 4-1 14 FC6-4, 1-2 BB	S SL 82 C SL 83 X SL 84 0-2 ① F8	B SL 85 B SL 84 B SI 92 B SI 92 4-0 66 3B, 1-2 2-3 BB			X SI 91 0-0 ① F7		2	1	0	0	2	0	1
66 Yasiel Puig, R (1, 9) OBP: 0.317, SLG: 0.432		C SL 85 B SI 95 F SL 85 X SL 85 1-2 ① F8	B SI 95 X SL 84 1-0 3-H HR	S SI 94 X SI 94 0-1 1-H 2-H 3-H 3B			C SI 93 B SI 93 S SI 94 B SI 94 X SI 94 2-2 ② L4		4	1	2	5	0	0	2
31 Joc Pederson, L (1, 8) OBP: 0.354, SLG: 0.442		C SI 95 C SI 95 X SL 85 0-2 ② P2	B SI 93 F SI 94 B SI 92 B SI 93 B SI 93 4-1 14 FC6-4 BB	S SI 97 F FF 97 S SL 89 0-3 ③ K			B CU 76 C SI 94 B SI 94 B SI 93 B SI 94 4-1 BB		2	0	0	0	2	1	3
14 Enrique Hernández, R (1, 4) OBP: 0.336, SLG: 0.508		B SI 94 S SL 84 B SL 85 F SI 94 X SL 85 2-2 ③ FC6-4, 1-2f	S SI 93 1 SAFE C SI 93 X SL 84 0-2 ② FC6-4, 1-2f			B SI 96 C SL 87 B SL 87 B SI 96 C SI 94 F SI 96 F FF 95 B SL 86 4-2 3 FC6-4 BB	B SL 87 S SL 87 C SI 94 X SL 87 1-2 ③ G1-3		3	0	0	0	1	0	4
21 Zack Greinke, R (1, 1) 3 Carl Crawford, L (6, PH) 63 Yimi García, R (7, 1) 43 Luis Avilán, L (9, 1)			B SL 83 B SI 92 B SI 91 C SI 93 X SI 92 3-1 ① P4	T SI 93 B SI 92 F SI 92 X SL 84 1-2 ③ G6-3		B SI 96 X SI 96 1-0 ① FC6-4, 11 L6-3, 1-2f				2 1 0 0	0 0 0 0	0 0 0 0	0 0 0 0	0 0 0 0	0 0 0 0	1 1 0 0
Inning Stats	R: 0 E: 0 K: 0 S: 6 H: 0 LOB: 0 BB: 0 P: 8	R: 0 E: 0 K: 0 S: 12 H: 0 LOB: 2 BB: 2 P: 23	R: 0 E: 0 K: 1 S: 12 H: 1 LOB: 1 BB: 0 P: 20	R: 2 E: 0 K: 0 S: 13 H: 2 LOB: 1 BB: 1 P: 20	R: 3 E: 0 K: 1 S: 12 H: 3 LOB: 1 BB: 1 P: 21	R: 0 E: 0 K: 0 S: 6 H: 0 LOB: 0 BB: 1 P: 12	R: 0 E: 0 K: 2 S: 9 H: 0 LOB: 0 BB: 0 P: 14	R: 0 E: 0 K: 0 S: 8 H: 0 LOB: 1 BB: 1 P: 15		1B: 3 2B: 1 3B: 2 HR: 1 SF: 0 SAC: 0 DP: 1 HBP: 0				WP: 0 PB: 0 SB: 0 CS: 0 PA: 35		

	AB	29
	R	5
	H	6
	RBI	5
	BB	6
	SO	4
	LOB	18

PITCHER		IP	WLS	BF	H	R	ER	SO	BB	IBB	HBP	BLK	WP	HR	S	P	ERA	WHIP
41 Joe Ross, R ERA: 3.44	(1, 1)	4.2	L	24	6	5	5	1	4	0	0	0	0	1	52	89	9.64	2.143
45 Blake Treinen, R ERA: 4.06	(5, 1)	1.1		4	0	0	0	1	1	0	0	0	0	0	9	15	0.00	0.750
73 Felipe Vázquez, L ERA: 2.73	(7, 1)	1.0		3	0	0	0	2	0	0	0	0	0	0	9	14	0.00	0.000
57 Tanner Roark, R ERA: 4.48	(8, 1)	1.0		4	0	0	0	0	1	0	0	0	0	0	8	15	0.00	1.000

PITCHER	IP	WLS	BF	H	R	ER	SO	BB	IBB	HBP	BLK	WP	HR	S	P	ERA	WHIP

Batter	1	2	3	4	5	6	7	8	9	AB	R	H	RBI	BB	SO	LOB
5 Yunel Escobar, R (1, 5) OBP: 0.360, SLG: 0.412	B FF 94 X FF 93 1-0 ① L8			S SL 87 B CU 74 X FF 94 1-1 ① G4-3		C SL 89 X SL 91 0-1 ③ G6-3			X FC 89 0-0 ① F7	4	0	0	0	0	0	1
6 Anthony Rendon, R (1, 4) OBP: 0.353, SLG: 0.348	C FF 94 C CU 73 F FF 94 X SL 90 0-2 ② G5-3			F FF 94 F CU 74 B FF 94 X CU 74 1-2 ② F7			C CU 73 B SL 91 X SL 90 1-1 1B		C FC 90 B FC 92 F FC 90 S FC 92 1-3 ② K	4	0	1	0	0	1	0
34 Bryce Harper, L (1, 9) OBP: 0.456, SLG: 0.643	F FF 95 B CU 74 S CU 75 B FF 95 B FF 95 F FF 94 X FF 94 3-2 ③ G4-3			F SL 90 S FF 94 X CU 75 0-2 ③ G6-3			F FF 95 B CU 74 B FF 94 S FF 95 1 SAFE S FF 95 2-3 ① K		S FC 91 S SL 83 S FC 92 0-3 ③ K	4	0	0	0	0	2	1
11 Ryan Zimmerman, R (1, 3) OBP: 0.287, SLG: 0.410		C FF 93 C FF 93 B FF 94 B SL 90 F FF 95 F CU 74 F FF 95 S CU 75 2-3 ① K			F FF 93 B SL 89 X FF 93 1-1 ① G6-3		B FF 94 B FF 94 F FF 94 S SL 90 S SL 90 2-3 ② K			3	0	0	0	0	2	1
28 Jayson Werth, R (1, 7) OBP: 0.256, SLG: 0.279		C FF 95 C CU 73 B SL 91 S CU 74 1-3 ② K			B SL 89 B SL 89 X FF 94 2-0 ② G6-3		1 SAFE B CU 74 C FF 94 C CU 74 B FF 95 B CU 74 S SL 89 3-3 ③ K			3	0	0	0	0	2	1
20 Ian Desmond, R (1, 6) OBP: 0.271, SLG: 0.380		C FF 95 S SL 91 B FF 95 S CU 74 1-3 ③ K			C SL 89 B CU 74 B SL 90 X FF 94 2-1 ③ G4-3			S SL 88 B SL 88 S CU 74 X SL 88 1-2 ① G6-3		3	0	0	0	0	1	0
40 Wilson Ramos, R (1, 2) OBP: 0.265, SLG: 0.355			F FF 93 B CH 88 B SL 90 F FF 94 F FF 94 X CU 74 2-2 ① G1-3			C FF 93 B SL 86 C CU 74 B FF 94 C FF 94 2-3 ① K		X FF 93 0-0 ② F7		3	0	0	0	0	1	0
3 Michael Taylor, R (1, 8) OBP: 0.287, SLG: 0.377			S FF 94 B FF 94 S SL 89 X SL 90 1-2 ② F9			X FF 93 0-0 2B		X CU 73 0-0 1B		3	0	2	0	0	0	0
27 Jordan Zimmermann, R (1, 1) OBP: 0.116, SLG: 0.140 8 Danny Espinosa, S (8, PH) OBP: 0.320, SLG: 0.403 22 Drew Storen, S (8, 1) 46 Matt Thornton, L (8, 1)			C FF 94 C FF 93 S CU 74 0-3 ③ K			C FF 93 X FF 94 0-1 ② G1-3		C FF 93 D SL 90 F FF 94 1 SAFE X SL 89 1-2 ③ G6-3		2 1 0 0	0 0 0 0	0 0 0 0	0 0 0 0	0 0 0 0	1 0 0 0	1 1 0 0
Inning Stats	R: 0 H: 0 E: 0 LOB: 0 K: 0 BB: 0 S: 9 P: 13	R: 0 H: 0 E: 0 LOB: 0 K: 3 BB: 0 S: 12 P: 16	R: 0 H: 0 E: 0 LOB: 0 K: 1 BB: 0 S: 10 P: 13	R: 0 H: 0 E: 0 LOB: 0 K: 0 BB: 0 S: 8 P: 10	R: 0 H: 0 E: 0 LOB: 0 K: 0 BB: 0 S: 5 P: 10	R: 0 H: 1 E: 0 LOB: 1 K: 1 BB: 0 S: 8 P: 10	R: 0 H: 1 E: 0 LOB: 1 K: 3 BB: 0 S: 11 P: 19	R: 0 H: 1 E: 0 LOB: 1 K: 0 BB: 0 S: 8 P: 10	R: 0 H: 0 E: 0 LOB: 0 K: 2 BB: 0 S: 7 P: 8	1B: 2 2B: 1 3B: 0 HR: 0	SF: 0 SAC: 0 DP: 0 HBP: 0				WP: 0 PB: 0 SB: 0 CS: 0	PA: 30	

PITCHER	IP	WLS	BF	H	R	ER	SO	BB	IBB	HBP	BLK	WP	HR	S	P	ERA	WHIP
22 Clayton Kershaw, L (1, 1) ERA: 2.39	8.0	W	27	3	0	0	8	0	0	0	0	0	0	71	101	0.00	0.375
74 Kenley Jansen, R (9, 1) ERA: 2.67	1.0	S	3	0	0	0	2	0	0	0	0	0	0	7	8	0.00	0.000

PITCHER	IP	WLS	BF	H	R	ER	SO	BB	IBB	HBP	BLK	WP	HR	S	P	ERA	WHIP

TOP

Washington Nationals @ Los Angeles Dodgers
Dodger Stadium, Los Angeles, CA
Wed Aug 12 2015, 7:10 PM - 9:30 PM PDT
Att. 44,911 - Clear - 83 F

livebaseballscorecards.com

AB	30
R	0
H	3
RBI	0
BB	0
SO	10
LOB	6

Batter	1	2	3	4	5	6	7	8	9	AB	R	H	RBI	BB	SO	LOB
3 Carl Crawford, L (1, 7) OBP: 0.275, SLG: 0.423 74 Kenley Jansen, S (9, 1)	B FF 93 F FF 93 S FF 94 X FF 94 1-2 14 G6-3-5 2B		C FF 94 F FF 94 F FF 94 X FF 94 0-2 2-H 1B			F CU 80 X FF 94 0-1 ② L8		X FF 93 0-0 14 BB 1B		4 0	0 0	3 0	1 0	0 0	0 0	0 0
14 Enrique Hernández, R (1, 6) OBP: 0.333, SLG: 0.496 (9, 4)	F FF 94 B SL 89 T FF 94 X SL 87 1-2 ①② G6-3-5 2-2f		1 SAFE F FF 93 S SL 88 S SL 87 0-3 ③ K			C SL 88 F SL 89 B FF 93 B SL 88 C SL 89 2-3 ③ K		1 SAFE B FF 93 C FF 92 B SL 83 B FF 94 B FF 94 4-1 1-2 BB		3	0	0	0	1	2	2
23 Adrián González, L (1, 3) OBP: 0.367, SLG: 0.518	B SI 94 C FF 95 S SL 87 B SI 94 B CU 82 C SL 88 3-3 ③ K			B CU 80 S FF 93 S FF 94 S CU 82 1-3 ① K			S FF 93 B SL 88 F FF 93 F CU 82 S CU 83 1-3 ① K	X FF 94 0-0 ③ G4-3		4	0	0	0	0	3	2
9 Yasmani Grandal, S (1, 2) OBP: 0.389, SLG: 0.489		C FF 93 B SL 88 S FF 94 F FF 93 X CU 83 1-2 ① G3-1		X FF 93 0-0 ② G4-3			B FF 92 B FF 93 B SL 88 C FF 93 S FF 94 C FF 93 3-3 ② K			3	0	0	0	0	1	0
66 Yasiel Puig, R (1, 9) OBP: 0.313, SLG: 0.427		B FF 94 X FF 94 1-0 ② L1-4-3		C SL 89 S FF 94 S FF 94 0-3 ③ K			F FF 94 B FF 93 B SL 88 C SL 88 S FF 94 2-3 ③ K			3	0	0	0	0	2	0
5 Alberto Callaspo, S (1, 5) OBP: 0.320, SLG: 0.283		C FF 93 F FF 93 F FF 94 X FF 94 0-2 ③ L8			F FF 93 C CU 81 B FF 94 F CU 83 X FF 93 1-2 ① F8			F FF 94 F FF 95 F FF 96 B SI 95 C SL 84 1-3 ① K		3	0	0	0	0	1	0
31 Joc Pederson, L (1, 8) OBP: 0.356, SLG: 0.441			C FF 94 C CU 82 B FF 95 F SL 89 B SI 95 B CU 81 F SL 88 F FF 95 F CU 83 4-2 B SL 90 18 G6-3 3 1B BB		C CU 81 C CU 82 X CU 82 0-2 ② G3-1			S SI 94 B CH 89 F FF 96 H SL 83 2-2 16 2B 16 E HBP		1	2	0	0	1	0	0
18 José Peraza, R (1, 4) OBP: 0.286, SLG: 0.500 16 Andre Ethier, L (8, PH) OBP: 0.367, SLG: 0.481 (9, 7)			S FF 94 F SL 88 1 SAFE 1 SAFE X FF 94 0-2 ① G6-3 1-2		C SL 87 F FF 94 X FF 93 0-2 ③ G5-3			C FF 95 C CH 88 D SL 84 1 SAFE X SL 83 1-2 E4 1-H 2B		2 1	0 1	0 1	0 0	0 0	0 0	1 0
22 Clayton Kershaw, L (1, 1) OBP: 0.175, SLG: 0.167 11 Jimmy Rollins, S (8, PH) OBP: 0.277, SLG: 0.362 (9, 6)			S FF 95 2 SAFE B FF 94 X FF 93 1-1 ② P6			C FF 94 C CU 81 S CU 81 0-3 ① K		F FF 94 B CH 88 B FF 95 C SI 95 F SL 82 F SI 94 F FF 95 X CH 88 2-2 ② F8		2 1	0 0	0 0	0 0	0 0	1 0	1 0
Inning Stats	R: 0 E: 0 K: 1 S: 9 H: 1 LOB: 0 BB: 0 P: 14	R: 0 E: 0 K: 0 S: 9 H: 0 LOB: 0 BB: 0 P: 11	R: 1 E: 0 K: 1 S: 18 H: 1 LOB: 1 BB: 1 P: 23	R: 0 E: 0 K: 2 S: 7 H: 0 LOB: 0 BB: 0 P: 8	R: 0 E: 0 K: 0 S: 10 H: 0 LOB: 0 BB: 0 P: 11	R: 0 E: 0 K: 2 S: 8 H: 0 LOB: 0 BB: 0 P: 10	R: 0 E: 0 K: 3 S: 10 H: 0 LOB: 0 BB: 0 P: 16	R: 2 E: 1 K: 1 S: 18 H: 2 LOB: 2 BB: 1 P: 28		1B: 2 2B: 3 3B: 0 HR: 0 SF: 0 SAC: 0 DP: 1 HBP: 1				WP: 0 PB: 0 SB: 0 CS: 0 PA: 30		

PITCHER		IP	WLS	BF	H	R	ER	SO	BB	IBB	HBP	BLK	WP	HR	S	P	ERA	WHIP
27 Jordan Zimmermann, R ERA: 3.34	(1, 1)	7.0	L	23	2	1	1	9	1	0	0	0	0	0	71	93	1.29	0.429
22 Drew Storen, R ERA: 3.07	(8, 1)	0.2		4	1	2	2	1	0	0	1	0	0	0	15	21	27.00	1.500
46 Matt Thornton, L ERA: 2.93	(8, 1)	0.1		3	1	0	0	0	1	0	0	0	0	0	3	7	0.00	6.000

PITCHER	IP	WLS	BF	H	R	ER	SO	BB	IBB	HBP	BLK	WP	HR	S	P	ERA	WHIP

BOTTOM

Washington Nationals @ Los Angeles Dodgers

Dodger Stadium, Los Angeles, CA

Wed Aug 12 2015, 7:10 PM - 9:30 PM PDT

Att. 44,911 - Clear - 83 F

livebaseballscorecards.com

AB	27
R	3
H	4
RBI	1
BB	2
SO	10
LOB	6

Cincinnati Reds @ Los Angeles Dodgers

Dodger Stadium, Los Angeles, CA

Thu Aug 13 2015, 7:12 PM - 10:43 PM PDT

Att. 47,216 - Clear - 81 F

TOP

livebaseballscorecards.com

Batter	1	2	3	4	5	6	7	8	9	AB	R	H	RBI	BB	SO	LOB
4 Brandon Phillips, R (1, 4) OBP: 0.328, SLG: 0.383	C FC 94 X FF 94 0-1 E5 7 CS		1 SAFE 1 SAFE B SL 86 B FF 92 X FF 94 2-0 1-H 1B		C FF 92 S SL 87 X FF 92 0-2 1-H 7 2B 2B	F FF 97 F SI 96 F CH 88 B FF 95 X CH 87 1-2 ② G1-3 1-2 2-3 3-H		C SI 88 F KC 82 B SI 87 X KC 82 1-2 ② G6-3		5	1	2	3	0	0	2
7 Eugenio Suárez, R (1, 6) OBP: 0.338, SLG: 0.492	C FC 92 S SL 87 X SL 89 0-2 ①② G5-3 1-2		B FC 93 S SL 86 X FF 91 1-1 ② F8		C FC 92 X FS 81 0-1 2-H 2B	F SI 98 B SI 97 S FF 97 B FF 97 F FF 98 X CH 88 2-2 2-H 3-H HR		B KC 81 X CH 82 1-0 19 1B 2B		5	1	3	4	0	0	2
19 Joey Votto, L (1, 3) OBP: 0.434, SLG: 0.523	B FF 95 B FC 93 F FF 94 X SI 94 2-1 ③ L7		F FS 82 C SL 88 B FF 94 B SI 94 S FS 82 2-3 ③ K		I IN 69 I IN 68 I IN 68 I IN 72 4-0 IBB	B FF 97 S CH 87 F FF 98 B FF 97 C CH 88 2-3 ③ K		T SI 88 B SI 88 B SI 87 D SI 88 X SI 88 3-1 21 WP 2-3 1B		4	0	1	0	1	2	1
21 Todd Frazier, R (1, 5) OBP: 0.313, SLG: 0.530		X FC 93 0-0 ① G6-3		C FF 92 S FS 81 B FS 83 F FF 93 B FF 94 F FS 83 X SI 95 2-2 32 S 9 SF9 2B	B SL 85 B SL 87 D FF 92 F FC 92 C SL 85 C FS 80 3-3 ② K		C SI 94 X SI 95 0-1 9 G4-6-3 32 1B 1B	F FF 93 S FF 95 B FF 95 X FF 95 1-2 ③ G6-3 1-2		5	1	2	0	0	1	4
32 Jay Bruce, L (1, 9) OBP: 0.324, SLG: 0.468		C FF 92 F CU 77 F FS 84 B FS 83 S FC 95 1-3 ② K		F CU 77 B SL 86 S FC 94 S FS 83 1-3 ① K 2-3	X SI 94 0-0 ③ G3		C SI 95 S CU 80 F SI 95 D CU 81 B SI 96 F SI 95 F SI 95 B SI 96 F SI 95 3-2 X SI 96 9 G4-6-3 1-2 1B		F FF 93 X CH 85 0-1 ① G4-3	5	0	1	0	0	2	3
9 Marlon Byrd, R (1, 7) OBP: 0.292, SLG: 0.460		B SL 86 F SI 94 F SI 93 B FS 83 B FF 94 F SL 85 C FF 93 3-3 ③ K		B FF 92 S SL 87 D FS 82 X SI 91 2-1 ② SF9 3-H	S CH 80 B FF 93 F FF 94 S CH 82 1-3 ① K		B SI 95 F SI 95 B SI 95 T SI 94 B SI 94 X SI 95 3-2 ①② G4-6-3 1-2f 2-3		B SI 83 F SL 83 F SL 81 X FF 92 1-2 ② G1-3	4	0	0	1	0	2	2
16 Tucker Barnhart, L (1, 2) OBP: 0.340, SLG: 0.357			B FF 92 C CH 84 C CU 76 X FF 93 1-2 48 SH1-4 6 1B 2B	B CU 76 B CU 76 C CH 84 S SL 84 S FS 83 2-3 ③ K		B FF 94 B CH 80 B SI 93 C FF 93 F CH 81 B CH 82 4-2 6 1B 30 1B 4 G1-3 BB	X SI 96 0-0 ③ G6-3		C SL 80 F FF 92 X CH 87 0-2 ③ G1-3	4	2	1	0	1	1	1
48 Keyvius Sampson, R (1, 1) 30 Jason Bourgeois, R (6, PH) OBP: 0.250, SLG: 0.286 41 Ryan Mattheus, R (6, 1) 25 Burke Badenhop, R (7, 1) 55 Skip Schumaker, L (8, PH) OBP: 0.292, SLG: 0.283 43 Manny Parra, L (8, 1) 62 Pedro Villarreal, R (9, 1)			X FF 91 0-0 ① SH1-4 2-3	C FC 92 S CU 75 B FS 82 F FF 93 F FS 81 B FS 83 B FS 81 C FF 94 3-3 ① K	C FF 93 X SI 93 0-1 4 G1-3 6 1B 7 HR 1-2 1B		C SI 87 C SI 87 B SI 86 B KC 80 F KC 78 F SI 88 F SI 87 X KC 80 2-2 ① G3		1 0 0 0 0 1 0 1 1 1 0 0 0 0 0 0 0 0 0 0 0 0 0 0 0 0 0 0 1 0 0 0 0 0 0 0 0 0 0 0 0 0 0 0 0 0 0 0 0						
6 Billy Hamilton, S (1, 8) OBP: 0.276, SLG: 0.296			B FF 94 X FF 93 1-0 4 E 4 1B 3-H 1B	C FS 81 X FS 81 0-1 4 S 4 2B 1B	F CH 83 X FF 94 0-1 4 G1-3 7 HR 1-2 2-3 1B		F SI 88 B SI 87 B CH 81 X SI 88 2-1 HR		4	4	4	2	0	0	0

Inning Stats	1	2	3	4	5	6	7	8	9
	R: 0 E: 1 K: 0 S: 7 H: 0 LOB: 0 BB: 0 P: 9	R: 0 E: 0 K: 2 S: 9 H: 0 LOB: 0 BB: 0 P: 13	R: 2 E: 1 K: 1 S: 11 H: 3 LOB: 1 BB: 0 P: 18	R: 1 E: 0 K: 2 S: 13 H: 1 LOB: 0 BB: 0 P: 20	R: 2 E: 0 K: 2 S: 16 H: 3 LOB: 2 BB: 1 P: 26	R: 4 E: 0 K: 2 S: 20 H: 3 LOB: 0 BB: 1 P: 30	R: 0 E: 0 K: 0 S: 13 H: 2 LOB: 1 BB: 0 P: 19	R: 1 E: 0 K: 0 S: 17 H: 3 LOB: 2 BB: 0 P: 27	R: 0 E: 0 K: 0 S: 8 H: 0 LOB: 0 BB: 0 P: 9

AB	39
R	10
H	15
RBI	10
BB	2
SO	9
LOB	15

1B: 8 SF: 1
2B: 5 SAC: 1
3B: 0 DP: 1
HR: 2 HBP: 0

WP: 1 PA: 43
PB: 0
SB: 2
CS: 1

PITCHER		IP	WLS	BF	H	R	ER	SO	BB	IBB	HBP	BLK	WP	HR	S	P	ERA	WHIP
55 Mat Latos, R ERA: 4.81	(1, 1)	4.2	L	22	7	5	4	7	0	1	0	0	0	0	55	85	7.71	1.500
43 Luis Avilán, L ERA: 4.04	(5, 1)	0.2		5	2	3	3	1	1	0	0	0	0	0	10	15	40.50	4.500
52 Pedro Báez, R ERA: 2.55	(6, 1)	0.2		3	1	1	1	1	0	0	0	0	0	1	11	16	13.50	1.500
54 Jim Johnson, R ERA: 4.1	(7, 1)	1.0		4	2	0	0	0	0	0	0	0	0	0	13	19	0.00	2.000
56 J.P. Howell, L ERA: 1.59	(8, 1)	0.2		5	3	1	1	0	0	0	0	0	0	1	14	23	13.50	4.500

PITCHER		IP	WLS	BF	H	R	ER	SO	BB	IBB	HBP	BLK	WP	HR	S	P	ERA	WHIP
63 Yimi García, R ERA: 3.67	(8, 1)	1.1		4	0	0	0	0	0	0	0	0	1	0	11	13	0.00	0.000

Cincinnati Reds @ Los Angeles Dodgers

Dodger Stadium, Los Angeles, CA

Thu Aug 13 2015, 7:12 PM - 10:43 PM PDT

Att. 47,216 - Clear - 81 F

livebaseballscorecards.com

BOTTOM

Batter	1	2	3	4	5	6	7	8	9	AB	R	H	RBI	BB	SO	LOB
11 Jimmy Rollins, S (1, 6) OBP: 0.276, SLG: 0.360	B FF 90 X FF 91 1-0 L9 ①		B FF 92 C SL 86 B CH 84 C FF 93 X FF 92 2-2 L4 ①		B FF 92 D FF 93 X FF 91 2-0 G3 ① 1-2		C SL 81 X FS 84 0-1 L9 ①		X SI 94 0-0 14 1B 1B	5	0	1	0	0	0	1
14 Enrique Hernández, R (1, 4) OBP: 0.349, SLG: 0.504	C SL 88 S SL 88 B FF 93 B FF 93 C FF 94 2-3 K ②		B CU 76 B FF 94 B FF 92 C FF 93 B FF 94 4-1 23 1B BB		C FF 94 B FF 93 D SL 88 B FF 94 X FF 93 3-1 2-3 1B		C SI 89 B SI 91 X FS 84 1-1 33 1B 1B		C SI 92 S CU 84 F CU 85 D CU 85 X SI 92 1-2 1-2 1B	4	0	3	0	1	1	0
23 Adrián González, L (1, 3) OBP: 0.367, SLG: 0.517	B FF 93 B FF 93 F FF 93 S CU 75 F FF 94 B FF 94 B FF 94 4-2 16 2B BB		B SL 86 C FF 92 B SL 88 B FF 92 X FF 93 3-1 16 G6-3 1-3 1B		B CH 83 B FF 93 F FF 92 B FF 93 X FF 93 3-1 SF7 ② 3-H		B SI 90 X SI 89 1-0 L8 ②		B CH 86 F SI 94 F CU 90 X SI 93 1-2 P6 ②	3	0	1	1	1	0	3
16 Andre Ethier, L (1, 7) OBP: 0.387, SLG: 0.483 52 Pedro Báez, R (6, 1) 54 Jim Johnson, R (7, 1) 33 Scott Van Slyke, R (7, PH) OBP: 0.352, SLG: 0.426 56 J.P. Howell, L (8, 1) 63 Yimi García, R (8, 1) 7 Alex Guerrero, R (9, PH) OBP: 0.262, SLG: 0.467	B CU 78 B FF 93 C FF 94 X FF 94 2-1 1-3 2B		B FF 94 X FF 94 1-0 G6-3 ② ③ 1-2f		C FF 93 B FF 94 B CU 78 D FF 92 X FF 94 3-1 F8 ③		B SI 91 C SI 90 X SI 89 1-1 1-2 1B		F SI 93 F CU 85 B FF 93 X CU 84 1-2 F7 ③	3 0 0 1 0 0 0 1	0 0 0 0 0 0 0 0	1 0 0 1 0 0 0 0	0 0 0 0 0 0 0 0	0 0 0 0 0 0 0 0	0 0 0 0 0 0 0 0	3 0 0 0 0 0 0 2
66 Yasiel Puig, R (1, 9) OBP: 0.312, SLG: 0.424	S FF 95 D CU 80 B FF 96 B CU 77 S CU 78 X FF 95 3-2 G6-3 ③		B FF 92 F FF 93 S CH 84 B SL 88 B CU 76 F SL 86 X FF 93 3-2 F9 ①		F FF 94 B SL 84 B SL 84 C SI 94 B FF 95 X SI 94 3-2 E4 3 1B 31 SF7 1B		B SI 90 X SI 90 1-0 L9 ③			4	1	1	0	0	0	4
5 Alberto Callaspo, S (1, 5) OBP: 0.318, SLG: 0.281 43 Luis Avilán, L (5, 1) 3 Carl Crawford, L (6, 7) OBP: 0.280, SLG: 0.425		C FF 92 B CU 77 B FF 91 X FF 92 2-1 G5-3 ①	C FF 91 X FF 92 0-1 F8 ②		B SI 95 B SI 95 X SI 95 2-0 17 S 2-3 1B			C SL 83 S SL 83 B SL 83 F SL 83 X FF 95 1-2 L7 ①		2 0 2	0 0 0	0 0 1	0 0 0	0 0 0	0 0 0	0 0 0
31 Joc Pederson, L (1, 8) OBP: 0.357, SLG: 0.449		C FF 93 B CH 85 S CH 86 B CU 76 F FF 94 B FF 93 F FF 93 B FF 94 4-2 BB	B CU 77 X FF 93 1-0 HR		C SI 95 X SI 95 0-1 SF7 ① 3-H			C FF 94 C SI 95 B FF 95 C FF 94 1-3 K ②		2	1	1	2	1	1	0
17 A.J. Ellis, R (1, 2) OBP: 0.319, SLG: 0.314		C FF 92 X FF 92 0-1 L9 ②	C FF 94 C FF 92 B FF 92 F FF 93 B CU 76 F FF 93 C FF 92 2-3 K ③		C SI 95 B SL 85 X SI 96 1-1 L8 ② 1-2			B FF 95 X FF 94 1-0 F8 ③		4	0	0	0	0	1	2
55 Mat Latos, R (1, 1) OBP: 0.304, SLG: 0.304 10 Justin Turner, R (5, 5) OBP: 0.386, SLG: 0.560		S FF 94 S CU 78 C CU 78 0-3 K ③			B SL 86 X FF 92 1-0 14 1B 11 G3 23 SF7 1B	C SI 95 B SI 95 X FF 94 1-1 G6-3 ③			C SI 92 B SI 92 F SI 94 F SL 90 B CU 84 B CH 86 F SI 93 F FF 93 X FF 93 3-2 G4-3 ①	1 3	0 1	0 1	0 0	0 0	1 0	1 1
Inning Stats	R: 0 H: 1 E: 0 LOB: 2 K: 1 BB: 1 S: 12 P: 24	R: 0 H: 0 E: 0 LOB: 1 K: 1 BB: 1 S: 11 P: 17	R: 0 H: 1 E: 0 LOB: 1 K: 0 BB: 1 S: 7 P: 17	R: 1 H: 1 E: 0 LOB: 0 K: 1 BB: 0 S: 12 P: 18	R: 1 H: 2 E: 0 LOB: 1 K: 0 BB: 0 S: 8 P: 20	R: 1 H: 2 E: 1 LOB: 1 K: 0 BB: 0 S: 10 P: 17	R: 0 H: 2 E: 0 LOB: 2 K: 0 BB: 0 S: 8 P: 12	R: 0 H: 0 E: 0 LOB: 0 K: 1 BB: 0 S: 8 P: 11	R: 0 H: 2 E: 0 LOB: 2 K: 0 BB: 0 S: 17 P: 23	1B: 9 2B: 1 3B: 0 HR: 1	SF: 2 SAC: 0 DP: 1 HBP: 0			WP: 0 PB: 0 SB: 1 CS: 0	PA: 40		

	AB	35
	R	3
	H	11
	RBI	3
	BB	3
	SO	4
	LOB	17

PITCHER		IP	WLS	BF	H	R	ER	SO	BB	IBB	HBP	BLK	WP	HR	S	P	ERA	WHIP
48 Keyvius Sampson, R ERA: 3.18	(1, 1)	5.0	W	22	5	2	2	3	3	0	0	0	0	1	50	96	3.60	1.600
41 Ryan Mattheus, R ERA: 4.33	(6, 1)	1.0		5	2	1	0	0	0	0	0	0	0	0	10	17	0.00	2.000
25 Burke Badenhop, R ERA: 3.66	(7, 1)	1.0		5	2	0	0	0	0	0	0	0	0	0	8	12	0.00	2.000
43 Manny Parra, L ERA: 3.52	(8, 1)	1.0		3	0	0	0	1	0	0	0	0	0	0	8	11	0.00	0.000
62 Pedro Villarreal, R ERA: 3.45	(9, 1)	1.0		5	2	0	0	0	0	0	0	0	0	0	17	23	0.00	2.000

PITCHER	IP	WLS	BF	H	R	ER	SO	BB	IBB	HBP	BLK	WP	HR	S	P	ERA	WHIP

Batter	1	2	3	4	5	6	7	8	9	AB	R	H	RBI	BB	SO	LOB
4 Brandon Phillips, R (1, 4) OBP: 0.327, SLG: 0.381	C SI 89 B KC 81 X SI 88 1-1 G6-3		C SI 88 X CH 81 0-1 7 1B 1B		C SI 88 F SI 89 X KC 82 0-2 F9			C FF 97 F FF 96 X CH 89 0-2 L4		4	0	1	0	0	0	0
7 Eugenio Suárez, R (1, 6) OBP: 0.346, SLG: 0.492	C SI 89 B KC 82 B KC 82 B SI 89 F SI 88 B SI 88 4-2 19 2B BB		1 SAFE B KC 82 X KC 81 1-0 21 G6-4-3 1-2 1B			B CH 87 B CH 87 C SI 88 C SI 89 F KC 81 B SI 90 B SI 89 4-2 19 HR BB		X FF 98 0-0 F8		2	2	1	0	2	0	0
19 Joey Votto, L (1, 3) OBP: 0.434, SLG: 0.533	C SI 88 B SI 88 C CH 82 B KC 82 X CH 82 2-2 1-H 2B		C SI 89 2 SAFE C SI 89 S SI 90 0-3 K			S SI 90 B SI 88 X SI 89 1-1 1-H HR		B SI 98 X FF 98 1-0 F7		4	1	2	3	0	1	2
21 Todd Frazier, R (1, 5) OBP: 0.310, SLG: 0.526	B SI 88 B SI 89 X CH 82 2-0 P3		X SI 89 0-0 G6-4-3 1-2f			X SI 89 0-0 L9			C FC 93 B FC 93 B FC 92 F FC 92 S FC 92 2-3 K	4	0	0	0	0	1	3
32 Jay Bruce, L (1, 9) OBP: 0.321, SLG: 0.463	C SI 90 B KC 82 X SI 89 1-1 G4-3			C SI 88 B KC 81 X SI 88 1-1 G1-3		C KC 80 C KC 82 B KC 82 B SI 89 X KC 81 2-2 G4-3			S FC 91 S FC 93 B FF 94 X FC 93 1-2 G4-3	4	0	0	0	0	0	1
9 Marlon Byrd, R (1, 7) OBP: 0.291, SLG: 0.458		F SI 88 B SI 89 B CH 81 X CH 82 2-1 G5-3		X SI 88 0-0 29 L1-3 1B		B SI 88 X SI 88 1-0 G4-3			F FC 93 F SL 82 B FC 94 S SL 84 1-3 K	4	0	1	0	0	1	0
29 Brayan Peña, S (1, 2) OBP: 0.344, SLG: 0.317		B SI 88 B SI 90 F CH 81 B SI 89 C SI 89 B SI 88 4-2 BB	C SI 90 1 SAFE C SI 89 X SI 90 0-2 L1-3 1-1				C SI 89 C SI 88 F SI 88 B SI 90 X CH 81 1-2 G6-3			2	0	0	0	1	0	1
47 John Lamb, L (1, 1) 30 Jason Bourgeois, R (7, PH) OBP: 0.244, SLG: 0.279 25 Burke Badenhop, R (7, 1) 70 Jumbo Díaz, R (8, 1)		1 SAFE C KC 81 S KC 81 B SI 90 S KC 81 1-3 K			C SI 88 S KC 81 C SI 89 0-3 K		B SI 93 B SI 94 F SI 94 C SI 94 X SI 93 2-2 G1-3			2 1 0 0	0 0 0 0	0 0 0 0	0 0 0 0	2 0 0 0	1 0 0 0	1 0 0 0
6 Billy Hamilton, S (1, 8) OBP: 0.274, SLG: 0.294		B KC 81 B SI 88 X SI 88 2-0 L8			X SI 87 0-0 G5-3		B SI 93 C SI 94 F SI 94 S CU 80 1-3 K			3	0	0	0	0	1	1
Inning Stats	R: 1 E: 0 K: 0 S: 10 H: 1 LOB: 1 BB: 1 P: 20	R: 0 E: 0 K: 1 S: 8 H: 0 LOB: 1 BB: 1 P: 17	R: 0 E: 0 K: 1 S: 7 H: 2 LOB: 1 BB: 0 P: 8	R: 0 E: 0 K: 0 S: 6 H: 1 LOB: 0 BB: 0 P: 7	R: 0 E: 0 K: 1 S: 7 H: 0 LOB: 0 BB: 0 P: 7	R: 2 E: 0 K: 0 S: 10 H: 1 LOB: 0 BB: 1 P: 18	R: 0 E: 0 K: 1 S: 10 H: 0 LOB: 0 BB: 0 P: 14	R: 0 E: 0 K: 0 S: 5 H: 0 LOB: 0 BB: 0 P: 6	R: 0 E: 0 K: 2 S: 9 H: 0 LOB: 0 BB: 0 P: 13	1B: 3 2B: 2 3B: 0 HR: 1	SF: 0 SAC: 0 DP: 2 HBP: 0					

PITCHER		IP	WLS	BF	H	R	ER	SO	BB	IBB	HBP	BLK	WP	HR	S	P	ERA	WHIP
57 Alex Wood, L ERA: 3.74	(1, 1)	6.1	W	25	5	3	3	3	3	0	0	0	0	1	52	82	4.26	1.263
54 Jim Johnson, R ERA: 4.05	(7, 1)	0.2	H	2	0	0	0	1	0	0	0	0	0	0	6	9	0.00	0.000
52 Pedro Báez, R ERA: 2.48	(8, 1)	1.0	H	3	0	0	0	0	0	0	0	0	0	0	5	6	0.00	0.000
74 Kenley Jansen, R ERA: 2.59	(9, 1)	1.0	S	3	0	0	0	2	0	0	0	0	0	0	9	13	0.00	0.000

PITCHER	IP	WLS	BF	H	R	ER	SO	BB	IBB	HBP	BLK	WP	HR	S	P	ERA	WHIP

TOP

Cincinnati Reds @ Los Angeles Dodgers

Dodger Stadium, Los Angeles, CA

Fri Aug 14 2015, 7:11 PM - 9:49 PM PDT

Att. 43,407 - Clear - 87 F

livebaseballscorecards.com

AB	30
R	3
H	5
RBI	3
BB	3
SO	6
LOB	9

WP: 0 PA: 33
PB: 0
SB: 0
CS: 0

Cincinnati Reds @ Los Angeles Dodgers

Dodger Stadium, Los Angeles, CA

Fri Aug 14 2015, 7:11 PM - 9:49 PM PDT

Att. 43,407 - Clear - 87 F

livebaseballscorecards.com

BOTTOM

Batter	1	2	3	4	5	6	7	8	9	AB	R	H	RBI	BB	SO	LOB
11 Jimmy Rollins, S (1, 6) OBP: 0.278, SLG: 0.363	B FF 92 B FF 91 B FF 90 C FF 91 X FF 92 3-1 14 1B 10 SF7 2B		B FF 91 C CH 78 B FC 90 X FF 91 2-1 ① L4		C FF 92 B CU 69 S CH 76 F FC 88 X FF 91 1-2 14 1B 10 1B 1B		1 SAFE B SI 87 F FS 82 B FS 83 C FS 82 B FS 83 S FS 83 3-3 ①② K 1-2			4	2	2	0	0	1	2
14 Enrique Hernández, R (1, 4) OBP: 0.359, SLG: 0.511	C FF 91 B FF 92 S FC 89 X FC 90 1-2 23 CS 2-3 1B		C CH 77 S FC 90 S FC 89 0-3 ② K		C FF 91 1 SAFE X FF 89 0-1 10 1B 23 HR 1-2 1B		B SL 83 B SL 81 B SI 89 C SI 87 X SI 88 3-1 1B			4	1	3	0	0	1	1
10 Justin Turner, R (1, 5) OBP: 0.388, SLG: 0.562	1 SAFE F FF 92 X CH 76 0-1 ① SF7 3-H		C CH 76 B FF 92 1 SAFE X CH 76 1-1 1-2 1B		C FF 91 X CH 78 0-1 23 HR 1-3 2-H 1B		B SI 90 F SI 88 B SI 88 F SI 89 X SI 88 2-2 ③ G4-3			3	1	2	2	0	0	1
23 Adrián González, L (1, 3) OBP: 0.366, SLG: 0.522	C FF 93 B FF 92 B FF 92 F CH 77 F CH 74 B FF 93 S FC 89 3-3 ②③ K 1-2		X FF 93 0-0 ③ L7		D FF 92 X FF 92 1-0 1-H 3-H HR			C FF 98 B SI 97 X FF 98 1-1 ① G4-3		4	1	1	3	0	1	3
33 Scott Van Slyke, R (1, 7) OBP: 0.345, SLG: 0.417 16 Andre Ethier, L (8, PH) OBP: 0.368, SLG: 0.488 (9, 7)		B FC 88 F CH 76 X CH 77 1-1 ① G5-3		C CU 68 B FF 92 S FC 87 B FF 92 S FF 91 2-3 ① K	F CH 78 B CH 76 X FF 89 1-1 ③ G5-3			B SI 99 X FF 100 1-0 66 WP 2B		3 1	0 0	0 1	0 0	0 0	1 0	0 0
66 Yasiel Puig, R (1, 9) OBP: 0.311, SLG: 0.421		F FF 94 X FF 93 0-1 1B		F FC 88 S CH 75 F CH 74 S CH 73 0-3 ② K		B CU 68 F FC 88 B FF 91 B CH 76 X CH 76 3-1 ① L9		S FF 99 B FF 98 B SL 92 S FF 99 B FF 99 S FF 99 3-3 ② K 2-3		4	0	1	0	0	2	1
9 Yasmani Grandal, S (1, 2) OBP: 0.387, SLG: 0.484		F FF 92 1 SAFE S CH 76 T FC 90 0-2 ② K		B CH 75 C FC 87 B FC 84 F CH 75 X FF 92 2-2 ③ P3		C CU 68 X FC 87 0-1 ② G5-3		F FF 99 B SI 100 S FF 100 B FF 99 B SI 100 B FF 99 4-2 31 BB BB		3	0	0	0	1	1	1
31 Joc Pederson, L (1, 8) OBP: 0.359, SLG: 0.447	C FF 93 S CU 71 D FF 93 C FF 92 1-3 ③ K			B CU 70 F FF 91 B CU 70 B FF 91 S FF 91 F FF 92 F FF 91 F FF 91 B FF 92 4-2 57 B2-4 BB	S FC 86 B FC 87 B CU 69 B FF 91 F FF 90 F FF 91 C FF 90 3-3 ③ K			C FF 99 B FF 96 F SI 99 B SI 99 B CH 89 B FF 99 4-2 1-2 BB		2	0	0	0	2	2	1
57 Alex Wood, R (1, 1) 54 Jim Johnson, R (7, 1) 3 Carl Crawford, L (7, PH) OBP: 0.289, SLG: 0.432 52 Pedro Báez, R (8, 1) 5 Alberto Callaspo, S (8, PH) OBP: 0.317, SLG: 0.279 74 Kenley Jansen, S (9, 1)			B FF 90 B FF 91 C FF 89 B FF 92 B FF 90 4-1 10 1B BB		1 SAFE L FF 90 1 SAFE X FF 90 0-1 ①② B2-4 1-1f		C FS 84 S FS 84 X FS 84 0-2 11 CS 1B	F FF 98 F SI 99 X SI 98 0-2 ③ L9		1 0 1 0 1 0	0 0 0 0 0 0	0 0 1 0 0 0	0 0 0 0 0 0	1 0 0 0 0 0	0 0 0 0 3 0	1 0 0 0 0 0
Inning Stats	R: 1 E: 0 K: 1 S: 11 H: 2 LOB: 1 BB: 0 P: 18	R: 0 E: 0 K: 2 S: 10 H: 1 LOB: 1 BB: 0 P: 12	R: 0 E: 0 K: 1 S: 9 H: 1 LOB: 2 BB: 1 P: 16	R: 0 E: 0 K: 2 S: 10 H: 0 LOB: 0 BB: 0 P: 14	R: 4 E: 0 K: 0 S: 18 H: 4 LOB: 0 BB: 1 P: 25	R: 0 E: 0 K: 1 S: 8 H: 0 LOB: 0 BB: 0 P: 14	R: 0 E: 0 K: 1 S: 11 H: 2 LOB: 1 BB: 0 P: 19	R: 0 E: 0 K: 1 S: 13 H: 1 LOB: 3 BB: 2 P: 26		1B: 8 2B: 4 3B: 0 HR: 1	SF: 1 SAC: 0 DP: 2 HBP: 0		WP: 1 PB: 0 SB: 0 CS: 2	PA: 36		

PITCHER		IP	WLS	BF	H	R	ER	SO	BB	IBB	HBP	BLK	WP	HR	S	P	ERA	WHIP
47 John Lamb, L ERA: 7.5	(1, 1)	6.0	L	26	8	5	5	7	2	0	0	0	0	1	66	99	7.50	1.667
25 Burke Badenhop, R ERA: 3.59	(7, 1)	1.0		4	2	0	0	1	0	0	0	0	0	0	11	19	0.00	2.000
70 Jumbo Díaz, R ERA: 4.46	(8, 1)	1.0		6	1	0	0	1	2	0	0	0	1	0	13	26	0.00	3.000

PITCHER	IP	WLS	BF	H	R	ER	SO	BB	IBB	HBP	BLK	WP	HR	S	P	ERA	WHIP

AB	31
R	5
H	11
RBI	5
BB	4
SO	9
LOB	14

Batter	1	2	3	4	5	6	7	8	9	AB	R	H	RBI	BB	SO	LOB
4 Brandon Phillips, R (1, 4) OBP: 0.326, SLG: 0.380	C SI 92 X FF 91 0-1 G6-3		B KC 75 S CH 84 B SL 82 C SL 82 X FF 92 2-2 19 2B 1B	B SL 81 X KC 76 1-0 FC5-4 1-2f			B SL 80 F FF 93 B SL 82 S SL 83 F FF 95 B FF 95 S FF 93 3-3 K			4	1	1	0	0	1	2
7 Eugenio Suárez, R (1, 6) OBP: 0.340, SLG: 0.482	C SI 91 C SL 82 B SL 83 X SI 92 1-2 G1-3		B FF 91 C SI 91 F FF 92 S SL 83 1-3 K		C SI 88 B FF 90 S SL 80 B SL 80 F FF 92 F SL 82 S FF 92 2-3 K		X FF 94 0-0 F8			4	0	0	0	0	2	1
19 Joey Votto, L (1, 3) OBP: 0.435, SLG: 0.535	S FF 92 C SI 92 B SL 84 F SI 93 B SL 84 X FF 93 2-2 21 HR 1B		C SL 82 C KC 76 B SL 83 B FF 93 B SL 83 X SL 84 3-2 1-H 2B		C KC 75 B SI 90 F FF 90 X SI 92 1-2 G1-3			S FF 93 X FF 96 0-1 F7		4	1	2	1	0	0	0
21 Todd Frazier, R (1, 5) OBP: 0.314, SLG: 0.533	1 SAFE X SI 91 0-0 1-H HR		B FF 92 B KC 77 B FF 91 B KC 76 4-0 BB		B SL 82 F FF 90 B SL 82 F CH 84 F SL 82 F FF 93 B SI 93 X SL 84 3-2 E5			F FF 94 C SL 82 X FF 96 0-2 9 L4-3 1B		3	1	2	2	1	0	0
9 Marlon Byrd, R (1, 9) OBP: 0.288, SLG: 0.453	F FF 92 X SL 83 0-1 G5-3		F SL 82 X SI 92 0-1 G1-3		F CH 84 B SL 83 X SL 83 1-1 F8			F SL 81 B SL 81 X SL 83 1-1 L4-3 1-1		4	0	0	0	0	0	4
3 Iván De Jesús Jr., R (1, 7) OBP: 0.325, SLG: 0.411		C SI 90 B FF 91 B KC 76 X CH 84 2-1 G4-3		C CH 82 B SI 90 C KC 76 B SI 93 B SL 82 B CH 86 4-2 29 FC6-4 BB		B KC 74 F SI 89 B SI 90 X SI 90 2-1 G6-3			C FF 95 B FF 96 F SI 96 B FF 96 S SL 87 2-3 K	3	0	0	0	1	1	0
29 Brayan Peña, S (1, 2) OBP: 0.342, SLG: 0.316		C KC 76 B SI 91 B SI 91 B SI 91 X SI 92 3-1 G6-3		B SI 90 F SL 81 X SL 82 1-1 FC6-4 6 1B 1-2f		C SI 90 B FF 91 X KC 77 1-1 32 G3-6-3 1B			B FF 96 C FS 87 X FS 88 1-1 G4-3	4	0	1	0	0	0	1
36 David Holmberg, R (1, 1) OBP: 0.444, SLG: 0.767 62 Pedro Villarreal, R (3, 1) 32 Jay Bruce, L (6, PH) OBP: 0.320, SLG: 0.462 41 Ryan Mattheus, R (6, 1) 70 Jumbo Díaz, R (8, 1) 55 Skip Schumaker, L (9, PH) OBP: 0.291, SLG: 0.281		C SI 92 B KC 77 B SL 82 X FF 92 2-1 G4-3		L SI 88 M SL 82 S SL 81 0-3 K		C SL 81 T SL 82 B SL 82 X SL 82 1-2 G3-6-3 1-2f			T FF 96 X FS 89 0-1 G5-3	1 0 0 0 0 0 0 1 0 0 0 0 1 1 1 0 0 0 0 0 1 0 0 0 0 0 0 0 0 0 0 0 0 0 0 1 0 0 0 0 0 0						
6 Billy Hamilton, S (1, 8) OBP: 0.274, SLG: 0.294			C SI 90 C SL 82 X FF 91 0-2 G1-3	C KC 76 F SL 82 B FF 91 X SL 82 1-2 4 FC5-4 1-2 1B			B FF 93 B FF 94 C FF 93 X FF 93 2-1 P6			3	0	1	0	0	0	0

Inning Stats																		
	R: 2 E: 0 K: 0 S: 12	H: 2 LOB: 0 BB: 0 P: 15	R: 0 E: 0 K: 0 S: 6	H: 0 LOB: 0 BB: 0 P: 13	R: 1 E: 0 K: 1 S: 14	H: 2 LOB: 2 BB: 1 P: 24	R: 0 E: 0 K: 1 S: 11	H: 1 LOB: 2 BB: 1 P: 18	R: 0 E: 1 K: 1 S: 15	H: 0 LOB: 1 BB: 0 P: 22	R: 0 E: 0 K: 0 S: 7	H: 1 LOB: 0 BB: 0 P: 11	R: 0 E: 0 K: 1 S: 7	H: 0 LOB: 0 BB: 0 P: 12	R: 0 E: 0 K: 0 S: 7	H: 1 LOB: 0 BB: 0 P: 8	R: 0 E: 0 K: 1 S: 7	H: 0 LOB: 0 BB: 0 P: 10

	1B: 5	SF: 0	WP: 0	PA: 35
	2B: 2	SAC: 0	PB: 0	
	3B: 0	DP: 2	SB: 0	
	HR: 1	HBP: 0	CS: 0	

PITCHER		IP	WLS	BF	H	R	ER	SO	BB	IBB	HBP	BLK	WP	HR	S	P	ERA	WHIP
35 Brett Anderson, L ERA: 3.48	(1, 1)	6.0	W	26	6	3	3	3	2	0	0	0	0	1	65	103	4.50	1.333
63 Yimi García, R ERA: 3.5	(7, 1)	2.0		6	1	0	0	1	0	0	0	0	0	0	14	20	0.00	0.500
41 Chris Hatcher, R ERA: 6.05	(9, 1)	1.0		3	0	0	0	1	0	0	0	0	0	0	7	10	0.00	0.000

PITCHER	IP	WLS	BF	H	R	ER	SO	BB	IBB	HBP	BLK	WP	HR	S	P	ERA	WHIP

TOP

Cincinnati Reds @ Los Angeles Dodgers

Dodger Stadium, Los Angeles, CA

Sat Aug 15 2015, 6:11 PM - 8:58 PM PDT

Att. 46,807 - Clear - 90 F

livebaseballscorecards.com

AB	33
R	3
H	7
RBI	3
BB	2
SO	5
LOB	10

BOTTOM

Cincinnati Reds @ Los Angeles Dodgers

Dodger Stadium, Los Angeles, CA

Sat Aug 15 2015, 6:11 PM - 8:58 PM PDT

Att. 46,807 - Clear - 90 F

livebaseballscorecards.com

Batter	1	2	3	4	5	6	7	8	9	AB	R	H	RBI	BB	SO	LOB
11 Jimmy Rollins, S (1, 6) OBP: 0.282, SLG: 0.365	L7	14 HR 2-3 3-H 1B	K			14 G4-6-3 1B		BB 1-2		4	1	2	1	1	1	2
14 Enrique Hernández, R (1, 4) OBP: 0.354, SLG: 0.521	E5 23 1B	1-H 3-H HR		F7		G4-6-3 1-2f		L9		5	1	1	3	0	0	2
23 Adrián González, L (1, 3) OBP: 0.367, SLG: 0.528	10 G6-4-3 1-2 1B	G4-3		HR		G4-3				4	1	2	1	0	0	0
10 Justin Turner, R (1, 5) OBP: 0.386, SLG: 0.568	G6-4-3 1-2f		HR	L7			L5			4	1	1	1	0	0	2
66 Yasiel Puig, R (1, 9) OBP: 0.318, SLG: 0.436		HR	17 1B 3 BB 31 FC4-6 BB	L9			3 1B 3 S 1B			3	2	2	1	1	0	0
3 Carl Crawford, L (1, 7) OBP: 0.322, SLG: 0.446		35 SH1-4 17 WP 11 1B BB	31 FC4-6 17 1B 1-2 BB		1B		17 G6-4-3 1-3 1B			2	1	2	0	2	0	0
17 A.J. Ellis, R (1, 2) OBP: 0.325, SLG: 0.314		11 1B 35 SH1-4 14 HR 1-2 BB	31 FC4-6 1-2 2-3 1B	K			G6-4-3 1-2f			3	1	1	0	1	1	3
31 Joc Pederson, L (1, 8) OBP: 0.355, SLG: 0.442		F4	FC4-6 35 SH2-3 1-2f 2-3 3-H		L8			G4-3		4	0	0	1	0	0	5
35 Brett Anderson, L (1, 1) OBP: 0.179, SLG: 0.088 63 Yimi García, R (7, 1) 7 Alex Guerrero, R (8, PH) OBP: 0.266, SLG: 0.470 41 Chris Hatcher, R (9, 1)		SH1-4 1-2 2-3	SH2-3 1-2		F7			11 BB 1B		1 0 1 0	0 0 0 0	0 0 1 0	0 0 0 0	0 0 0 0	0 0 0 0	1 0 0 0
Inning Stats	R: 0 E: 1 K: 0 S: 6 H: 1 LOB: 1 BB: 0 P: 10	R: 5 E: 0 K: 0 S: 17 H: 3 LOB: 0 BB: 2 P: 37	R: 2 E: 0 K: 1 S: 15 H: 2 LOB: 2 BB: 2 P: 28	R: 1 E: 0 K: 0 S: 13 H: 1 LOB: 0 BB: 0 P: 23	R: 0 E: 0 K: 1 S: 9 H: 1 LOB: 1 BB: 0 P: 12	R: 0 E: 0 K: 0 S: 6 H: 1 LOB: 0 BB: 0 P: 9	R: 0 E: 0 K: 0 S: 9 H: 2 LOB: 1 BB: 0 P: 15	R: 0 E: 0 K: 0 S: 8 H: 1 LOB: 1 BB: 1 P: 15		1B: 8 2B: 0 3B: 0 HR: 4	SF: 0 SAC: 2 DP: 3 HBP: 0					

	AB	31
	R	8
	H	12
	RBI	8
	BB	5
	SO	2
	LOB	15

WP: 1 PB: 0 SB: 1 CS: 0 PA: 38

PITCHER		IP	WLS	BF	H	R	ER	SO	BB	IBB	HBP	BLK	WP	HR	S	P	ERA	WHIP
36 David Holmberg, L ERA: 5.95	(1, 1)	2.0	L	15	5	7	7	0	4	0	0	0	1	3	29	64	31.50	4.500
62 Pedro Villarreal, R ERA: 3.41	(3, 1)	3.0		12	3	1	1	2	0	0	0	0	0	1	31	46	3.00	1.000
41 Ryan Mattheus, R ERA: 4.1	(6, 1)	2.0		7	3	0	0	0	0	0	0	0	0	0	15	24	0.00	1.500
70 Jumbo Díaz, R ERA: 4.34	(8, 1)	1.0		4	1	0	0	0	1	0	0	0	0	0	8	15	0.00	2.000

PITCHER		IP	WLS	BF	H	R	ER	SO	BB	IBB	HBP	BLK	WP	HR	S	P	ERA	WHIP

Batter	1	2	3	4	5	6	7	8	9	AB	R	H	RBI	BB	SO	LOB
4 Brandon Phillips, R (1, 4) OBP: 0.324, SLG: 0.376	C SL 82 S FF 93 B SL 87 X SL 87 1-2 ① L8		C FF 91 S SI 90 X FF 92 0-2 ② L9		B SL 87 F SI 92 F FF 94 F SL 87 B SL 89 F FF 95 B FF 92 X FF 93 3-2 ③ F8			B SI 97 B SI 97 C SI 96 F SI 98 B SI 98 F SI 97 X SI 99 3-2 ① G5-3		4	0	0	0	0	0	1
7 Eugenio Suárez, R (1, 6) OBP: 0.333, SLG: 0.472	C FF 92 B SI 91 S SL 86 B FF 94 F FF 92 B SL 88 X FF 91 3-2 ② P5		C FF 91 F SI 90 F SL 87 B FF 93 S SL 85 1-3 ③ K			B FF 90 C SL 86 B FF 92 F FF 92 X SL 88 2-2 ① L8		S SI 99 B SL 89 B FF 98 T SI 99 F FF 99 F SI 99 X FF 99 2-2 ② L9		4	0	0	0	0	1	0
19 Joey Votto, L (1, 3) OBP: 0.437, SLG: 0.538	B FF 92 C CH 89 B FF 92 C FF 92 X CH 89 2-2 2B			S SI 92 B CU 76 B CH 89 T FF 92 S SL 86 2-3 ① K		S CU 76 B CH 89 B FF 92 X CH 89 2-1 21 G5-4-3 1B		B KC 80 B SI 86 S KC 80 B KC 80 C KC 81 B KC 79 4-2 BB		3	0	2	0	1	1	0
21 Todd Frazier, R (1, 5) OBP: 0.311, SLG: 0.529	S FF 95 B FF 94 S SI 95 S SL 88 1-3 ③ K			B FF 92 B SL 85 B CH 88 F FF 92 X FF 90 3-1 ② L5		S FF 92 B SL 87 X SL 88 1-1 ②③ G5-4-3 1-2f		C FC 92 1 SAFE B FC 92 F FC 93 F FC 94 F FC 93 S FC 95 1-3 ③ K		4	0	0	0	0	2	3
32 Jay Bruce, L (1, 9) OBP: 0.320, SLG: 0.460		S SI 91 X CH 86 0-1 16 FC6-4 1B		B CU 75 S CH 88 B FF 92 S CH 90 C FF 93 2-3 ③ K			F CH 87 C CU 75 S SL 86 0-3 ① K		F FF 91 C FC 93 B FF 94 B FF 94 F FC 93 S FC 93 2-3 ① K	4	0	1	0	0	3	0
9 Marlon Byrd, R (1, 7) OBP: 0.291, SLG: 0.456		F FF 91 B FF 92 S SL 86 S FF 92 1-3 ① K			X SL 86 0-0 16 2B 6 SF9 1B		B FF 91 F CH 89 B SI 91 S FF 91 B SL 88 X SL 88 3-2 2B		F FC 93 F FC 93 X FC 94 0-2 ② F9	4	1	2	0	0	1	1
16 Tucker Barnhart, L (1, 2) OBP: 0.343, SLG: 0.363		1 SAFE B FF 92 X CH 88 1-0 ② FC6-4 1-2f			1 SAFE F CH 88 X SI 92 0-1 6 SF9 1-3 2B		C CU 74 B CH 87 B CH 88 B CH 88 B FF 92 4-1 BB		C FC 92 B FC 92 F FC 92 X SL 84 1-2 ③ G6-3	3	0	1	0	1	0	1
28 Anthony DeSclafani, R (1, 1) OBP: 0.200, SLG: 0.190 55 Skip Schumaker, L (7, PH) OBP: 0.289, SLG: 0.279 43 Manny Parra, L (7, 1) 60 J.J. Hoover, R (8, 1)		S FF 92 S FF 93 B SI 93 S SL 86 1-3 ③ K			B FF 93 S FF 93 B FF 93 F FF 92 S SL 88 2-3 ① K		B CH 88 X CH 89 1-0 ② L7			2	0	0	0	0	2	3
										1	0	0	0	0	0	2
										0	0	0	0	0	0	0
										0	0	0	0	0	0	0
6 Billy Hamilton, S (1, 8) OBP: 0.272, SLG: 0.293			X CH 87 0-0 ① B5-3		C FF 91 B CH 88 B FF 93 X FF 93 2-1 ② SF9 2-3 3-H		B SI 92 C SI 91 X CH 88 1-1 ③ G5-3			2	0	0	1	0	0	2

Cincinnati Reds @ Los Angeles Dodgers

Dodger Stadium, Los Angeles, CA

Sun Aug 16 2015, 1:11 PM - 3:51 PM PDT

Att. 47,388 - Sunny - 98 F

TOP

livebaseballscorecards.com

AB	31
R	1
H	6
RBI	1
BB	2
SO	10
LOB	13

Inning Stats	1	2	3	4	5	6	7	8	9
	R: 0 E: 0 K: 1 S: 13	R: 0 E: 0 K: 2 S: 9	R: 0 E: 0 K: 1 S: 8	R: 0 E: 0 K: 2 S: 8	R: 1 E: 0 K: 1 S: 13	R: 0 E: 0 K: 0 S: 7	R: 0 E: 0 K: 1 S: 10	R: 0 E: 0 K: 1 S: 16	R: 0 E: 0 K: 1 S: 10
	H: 1 LOB: 1 BB: 0 P: 20	H: 1 LOB: 1 BB: 0 P: 12	H: 0 LOB: 0 BB: 0 P: 9	H: 0 LOB: 0 BB: 0 P: 15	H: 2 LOB: 1 BB: 0 P: 20	H: 1 LOB: 0 BB: 0 P: 12	H: 1 LOB: 2 BB: 1 P: 19	H: 0 LOB: 1 BB: 1 P: 26	H: 0 LOB: 0 BB: 0 P: 13

1B: 3 SF: 1
2B: 3 SAC: 0
3B: 0 DP: 1
HR: 0 HBP: 0

WP: 0 PA: 34
PB: 0
SB: 0
CS: 0

PITCHER		IP	WLS	BF	H	R	ER	SO	BB	IBB	HBP	BLK	WP	HR	S	P	ERA	WHIP
21 Zack Greinke, R ERA: 1.58	(1, 1)	7.0	W	27	6	1	1	8	1	0	0	0	0	0	68	107	1.29	1.000
52 Pedro Báez, R ERA: 2.43	(8, 1)	0.2	H	2	0	0	0	0	0	0	0	0	0	0	9	14	0.00	0.000
56 J.P. Howell, L ERA: 1.59	(8, 1)	0.0		1	0	0	0	0	1	0	0	0	0	0	2	6	∞	∞
74 Kenley Jansen, R ERA: 2.48	(8, 1)	1.1	S	4	0	0	0	2	0	0	0	0	0	0	15	19	0.00	0.000

PITCHER		IP	WLS	BF	H	R	ER	SO	BB	IBB	HBP	BLK	WP	HR	S	P	ERA	WHIP

Batter	1	2	3	4	5	6	7	8	9	AB	R	H	RBI	BB	SO	LOB
11 Jimmy Rollins, S (1, 6) OBP: 0.282, SLG: 0.364	B SI 91 F FF 92 B SL 87 C SI 93 X SL 88 2-2 14 G6-4-3 1B		B KC 78 X CH 87 1-0 ③ F7		C SL 88 C SI 94 B SI 94 S KC 81 1-3 ② K		B FF 94 X FF 94 1-0 ③ F7			4	0	1	0	0	1	2
14 Enrique Hernández, R (1, 4) OBP: 0.352, SLG: 0.513	B SI 92 C SI 93 X SI 94 1-1 ①② G6-4-3 1-2f			X FF 94 0-0 10 L9 23 BB 1B	C SL 89 S KC 82 B SL 88 S SL 90 1-3 ③ K			C FF 92 B SL 84 S SL 83 T FF 94 1-2 ① K		4	0	1	0	0	2	1
23 Adrián González, L (1, 3) OBP: 0.366, SLG: 0.525	B KC 77 B SI 92 S SI 93 X FF 94 2-1 ③ F9			B CH 88 B SI 94 F SI 95 C FF 95 B SL 89 F SL 90 1 SAFE F FF 95 B SI 95 4-2 1-2 BB		X SL 89 0-0 ① F8		B CU 76 C CH 88 C FF 95 B FF 95 S SL 86 2-3 ② K		3	0	0	0	1	1	0
10 Justin Turner, R (1, 5) OBP: 0.380, SLG: 0.560		B SI 94 B SL 88 F SI 94 S SL 88 S SI 94 2-3 ① K		C SL 88 B SI 94 X SI 94 1-1 ① L9 2-3		C SI 94 B SL 88 B SL 89 X SI 93 2-1 ② F7		C SL 86 B FF 95 X FF 94 1-1 ③ F9		4	0	0	0	0	1	2
16 Andre Ethier, L (1, 7) OBP: 0.368, SLG: 0.487		C SI 94 X KC 78 0-1 ② P6		F FF 95 B SI 94 B FF 95 F SI 94 F SL 90 S SL 86 2-3 ② K		C KC 80 X KC 77 0-1 1B				3	0	1	0	0	1	2
66 Yasiel Puig, R (1, 9) OBP: 0.318, SLG: 0.435		F FF 94 C SI 94 B SI 94 B SL 88 F SL 89 X SI 95 2-2 9 CS 1B		C SL 87 B SI 95 D KC 80 F SI 94 F SI 96 S SL 89 2-3 ③ K		X SI 94 0-0 ③ P4				3	0	1	0	0	1	3
9 Yasmani Grandal, S (1, 2) OBP: 0.390, SLG: 0.484		F SI 93 1 SAFE 0-1 ③ CS 1-2	F SL 87 C KC 79 B KC 80 B SI 94 B SI 95 B SL 89 4-2 21 SH1-4 BB		B SI 92 F SI 88 B SL 88 X SI 94 2-1 ① F8		S SL 82 B SL 81 X FF 92 1-1 1B			2	0	1	0	1	0	0
31 Joc Pederson, L (1, 8) OBP: 0.355, SLG: 0.449			S SI 95 S KC 79 D KC 80 S SI 96 1-3 ① K		B KC 78 X SI 94 1-0 HR		B FF 93 F FF 92 B SL 82 S FF 93 S FF 94 2-3 ① K			3	1	1	1	0	2	2
21 Zack Greinke, R (1, 1) OBP: 0.236, SLG: 0.358 7 Alex Guerrero, R (7, PH) OBP: 0.264, SLG: 0.467 52 Pedro Báez, R (8, 1) 56 J.P. Howell, L (8, 1) 74 Kenley Jansen, S (8, 1)			X SI 94 0-0 ② SH1-4 1-2		X SI 94 0-0 HR		B SL 82 F FF 94 F FS 83 F FF 94 C FF 95 1-3 ② K			1 1 0 0 0	1 0 0 0 0	1 0 0 0 0	1 0 0 0 0	0 1 0 0 0	0 1 0 0 0	0 1 0 0 0
Inning Stats	R: 0 E: 0 K: 0 S: 7 H: 1 LOB: 0 BB: 0 P: 12	R: 0 E: 0 K: 1 S: 10 H: 1 LOB: 0 BB: 0 P: 14	R: 0 E: 0 K: 1 S: 7 H: 0 LOB: 1 BB: 1 P: 13	R: 0 E: 0 K: 2 S: 15 H: 1 LOB: 2 BB: 1 P: 24	R: 2 E: 0 K: 2 S: 10 H: 2 LOB: 0 BB: 0 P: 15	R: 0 E: 0 K: 0 S: 6 H: 1 LOB: 1 BB: 0 P: 8	R: 0 E: 0 K: 2 S: 10 H: 1 LOB: 1 BB: 0 P: 15	R: 0 E: 0 K: 2 S: 8 H: 0 LOB: 0 BB: 0 P: 12		1B: 5 2B: 0 3B: 0 HR: 2 SF: 0 SAC: 1 DP: 1 HBP: 0				WP: 0 PB: 0 SB: 0 CS: 1 PA: 32		

PITCHER	IP	WLS	BF	H	R	ER	SO	BB	IBB	HBP	BLK	WP	HR	S	P	ERA	WHIP
28 Anthony DeSclafani, R (1, 1) ERA: 3.72	6.0	L	24	6	2	2	6	2	0	0	0	0	2	55	86	3.00	1.333
43 Manny Parra, L (7, 1) ERA: 3.38	1.0		4	1	0	0	2	0	0	0	0	0	0	10	15	0.00	1.000
60 J.J. Hoover, R (8, 1) ERA: 1.92	1.0		3	0	0	0	2	0	0	0	0	0	0	8	12	0.00	0.000

PITCHER	IP	WLS	BF	H	R	ER	SO	BB	IBB	HBP	BLK	WP	HR	S	P	ERA	WHIP

BOTTOM

Cincinnati Reds @ Los Angeles Dodgers

Dodger Stadium, Los Angeles, CA

Sun Aug 16 2015, 1:11 PM - 3:51 PM PDT

Att. 47,388 - Sunny - 98 F

livebaseballscorecards.com

AB	28
R	2
H	7
RBI	2
BB	2
SO	10
LOB	13

Batter	1	2	3	4	5	6	7	8	9	10	AB	R	H	RBI	BB	SO	LOB
11 Jimmy Rollins, S (1, 6) OBP: 0.279, SLG: 0.359	C FF 90 F SI 91 B FC 89 B FF 92 F FF 91 S CH 82 2-3 ① **K**		B FF 89 C SI 88 F CH 82 X FF 90 1-2 ① **P3**		B FC 86 D SI 90 C CH 88 S CH 81 X FC 85 2-2 ① **G4-3** 1-3 2-H		F SI 83 F SL 72 D SL 72 F SI 83 B SL 72 B CH 78 1 SAFE X SL 72 3-2 ② **FC5-4** 14 1B 1-2f	C FF 92 1 SAFE F FF 91 X FF 92 0-2 ③ **F7**			5	0	0	1	0	1	5
14 Enrique Hernández, R (1, 4) OBP: 0.353, SLG: 0.510	C SI 90 S CU 77 C FF 92 0-3 ② **K**		B SI 90 X SI 90 1-0 ② **FC1-6** 1-2f 2-3		C SI 90 S CH 80 S CU 75 0-3 ② **K2-3**		B SL 73 1 SAFE X SI 85 1-0 10 FC6-4 1B 1-2		C FF 89 X FC 85 0-1 10 G6-4-3 1B		5	0	2	0	0	2	3
10 Justin Turner, R (1, 5) OBP: 0.374, SLG: 0.549	B SI 90 X CH 85 1-0 ③ **F7**		B SI 91 D CU 76 C SI 90 X CH 82 2-1 ③ **F9**		B SI 90 F CU 75 C SI 89 S CU 75 1-3 ③ **K**		X SI 86 0-0 ③ **FC6-4** 1-2f		X FC 84 0-0 ① ② **G6-4-3** 1-2f		5	0	0	0	0	1	6
23 Adrián González, L (1, 3) OBP: 0.366, SLG: 0.522		C FF 90 F FF 92 X FF 91 0-2 **1B**		B FF 88 F SI 91 S FC 87 S CU 75 1-3 ① **K**		B SI 90 B SI 90 B SI 89 C FF 88 B SI 88 4-1 **BB**		C SI 81 F SL 71 X SL 71 0-2 ① **P5**	S CU 71 F FF 91 B CU 72 X FF 91 1-2 ③ **G3**		4	0	1	0	1	1	0
33 Scott Van Slyke, R (1, 7) (8, 9) OBP: 0.335, SLG: 0.403		B SI 89 C FF 90 X CH 82 1-1 ① **P2**		B SI 90 B CH 81 F FF 90 X CH 80 2-1 ② **P3**		F SI 90 1 SAFE B FF 90 B FF 90 C SI 89 B CU 72 C CH 79 3-3 ① **K**		C SI 83 F SI 85 X SL 74 0-2 ② **F7**		B FF 89 B FC 85 X FF 89 2-0 ① **L4**	5	0	0	0	0	1	2
66 Yasiel Puig, R (1, 9) OBP: 0.320, SLG: 0.434 3 Carl Crawford, L (8, PR) OBP: 0.330, SLG: 0.452 (8, 7)		B FF 90 X CH 83 1-0 ② **F7**		B CU 74 B FF 91 B FC 88 B SI 88 4-0 **BB**		F SI 88 B CU 73 F FF 89 X CU 74 1-2 ② **L8**		X FC 89 0-0 16 1B 17 HR 1B		C SI 92 C SI 93 X SI 88 0-2 17 BB 1B	3 1	0 1	1 1	0 1	1 0	0 0	2 0
7 Alex Guerrero, R (1, 10) OBP: 0.260, SLG: 0.460 16 Andre Ethier, L (8, PH) OBP: 0.369, SLG: 0.487 (8, 10)		S FF 88 S SI 90 B FF 89 F SI 91 F CU 76 F SI 91 S CU 75 1-3 ③ **K**		1 SAFE X SI 90 0-0 ③ **L9**		B CH 78 S SI 88 F FF 90 F CU 76 D CU 76 B FF 89 S CH 80 3-3 ③ **K**		B FF 92 1 SAFE B FF 93 C FF 93 F FF 93 X CU 78 2-2 17 HR 1B 1-2		F FF 92 B SI 92 B SI 92 F SI 87 X SI 94 2-2 ② **L7**	3 2	0 1	0 1	0 0	0 0	2 0	3 1
17 A.J. Ellis, R (1, 2) OBP: 0.352, SLG: 0.349			B FF 88 B FF 88 B FF 88 B FF 89 4-0 14 FC1-6 31 BB BB		B SI 88 B SI 88 C FF 89 C FF 89 B FF 92 B FF 90 4-2 11 PB 31 BB 11 G4-3 BB		B SI 84 B SI 84 B SI 84 C SI 86 F SI 85 F SI 86 B SL 75 4-2 11 FC5-4 BB	X FF 93 0-0 1-H 2-H HR		B CH 73 C SI 89 F SI 90 B SI 94 1 SAFE F FF 93 F SI 92 B CH 72 1 SAFE 4-2 D FF 93 1-2 BB	1	2	1	3	4	0	0
31 Joc Pederson, L (1, 8) OBP: 0.358, SLG: 0.447			B FF 90 B FF 91 B FC 87 B FF 89 4-0 14 FC1-6 1-2 BB		C FC 88 1 SAFE B FC 87 B SI 90 S FC 88 F FC 87 B FF 91 B FF 88 4-2 11 G4-3 11 PB 1-2 BB		C SI 83 S SL 72 B SL 73 B SL 72 X SL 72 2-2 ① **P2**	B FF 91 C FF 92 B CU 77 B FF 91 B FF 93 4-1 **BB**		D FF 88 C SI 93 C KC 78 B SI 87 B FF 88 C SI 94 3-3 ③ **K**	2	0	0	0	3	1	3
Inning Stats	R: 0 E: 0 K: 2 S: 8 H: 0 LOB: 0 BB: 0 P: 11	R: 0 E: 0 K: 1 S: 12 H: 1 LOB: 1 BB: 0 P: 15	R: 0 E: 0 K: 0 S: 6 H: 0 LOB: 2 BB: 2 P: 18	R: 0 E: 0 K: 1 S: 6 H: 0 LOB: 1 BB: 1 P: 13	R: 1 E: 0 K: 2 S: 14 H: 0 LOB: 1 BB: 2 P: 25	R: 0 E: 0 K: 2 S: 11 H: 0 LOB: 1 BB: 1 P: 22	R: 0 E: 0 K: 0 S: 12 H: 1 LOB: 2 BB: 1 P: 22	R: 3 E: 0 K: 0 S: 15 H: 3 LOB: 1 BB: 1 P: 21	R: 0 E: 0 K: 0 S: 6 H: 1 LOB: 0 BB: 0 P: 7	R: 0 E: 0 K: 1 S: 14 H: 1 LOB: 2 BB: 1 P: 25	1B: 6 2B: 0 3B: 0 HR: 1	SF: 0 SAC: 0 DP: 1 HBP: 0				WP: 0 PB: 1 SB: 0 CS: 0	PA: 45		

PITCHER		IP	WLS	BF	H	R	ER	SO	BB	IBB	HBP	BLK	WP	HR	S	P	ERA	WHIP
53 Felix Doubront, L ERA: 3.89	(1, 1)	6.0		25	1	1	0	8	6	0	0	0	0	0	57	104	0.00	1.167
29 Pat Venditte, S ERA: 1.0	(7, 1)	1.2		7	1	0	0	0	1	0	0	0	0	0	18	28	0.00	1.200
33 Fernando Rodriguez Jr., R ERA: 4.42	(8, 1)	0.1		5	3	3	3	0	1	0	0	0	0	1	9	15	81.00	12.000
58 Evan Scribner, R ERA: 3.7	(9, 1)	1.1		4	1	0	0	0	0	0	0	0	0	0	7	10	0.00	0.750
56 Fernando Abad, L ERA: 3.44	(10, 1)	0.2	W	4	1	0	0	1	1	0	0	0	0	0	13	22	0.00	3.000

PITCHER	IP	WLS	BF	H	R	ER	SO	BB	IBB	HBP	BLK	WP	HR	S	P	ERA	WHIP

TOP

Los Angeles Dodgers @ Oakland Athletics

O.co Coliseum, Oakland, CA

Tue Aug 18 2015, 10:09 PM - 1:52 AM EDT

Att. 35,067 - Partly Cloudy - 65 F

livebaseballscorecards.com

AB	36
R	4
H	7
RBI	4
BB	9
SO	9
LOB	25

Batter	1	2	3	4	5	6	7	8	9	10	AB	R	H	RBI	BB	SO	LOB
1 Billy Burns, S (1, 8) OBP: 0.334, SLG: 0.374	X FF 92 0-0 19 FC6-4 1B		F FF 91 S CU 72 B FF 92 C FF 91 1-3 ① K		X SL 88 0-0 ② G6-3		F FF 92 B CU 71 B FF 92 S FF 92 F FF 94 F CU 73 F SL 89 S CU 73 2-3 ② K	F SI 95 C SI 94 F SI 94 F CU 80 S FF 94 0-3 ③ K			5	0	1	0	0	3	4
23 Sam Fuld, L (1, 7) OBP: 0.269, SLG: 0.298	C FF 93 1 SAFE S FF 93 1 SAFE X FF 93 0-2 ① F8		F FF 92 B SL 88 X FF 92 1-1 ② L7		C FF 92 F FF 93 B FF 93 F CU 72 B CU 74 F FF 92 X SL 86 2-2 ③ G3		F FF 93 D CU 74 C FF 93 B FF 93 F CU 73 X FF 94 2-2 ③ G4-3		C FF 93 F FF 94 X FF 94 0-2 ① G4-3		5	0	0	0	0	0	3
26 Danny Valencia, R (1, 5) OBP: 0.333, SLG: 0.531	C FF 93 1 SAFE D SL 89 S SL 88 D SL 88 S CU 72 2-3 ② K		B SL 87 F SL 86 S CU 73 B FF 93 X CU 74 2-2 1B			C FF 92 S CU 72 B SL 86 F FF 92 F CU 72 B SL 86 X SL 87 2-2 ① F9		F FF 96 B SI 95 X SL 89 1-1 19 2B 20 2B 1B	B SL 81 F SL 82 B SL 82 X SL 80 2-1 ② F8		5	1	2	0	0	1	1
19 Josh Phegley, R (1, 2) OBP: 0.317, SLG: 0.467	D SL 88 X FF 93 1-0 ③ FC6-4 1-2f		B FF 94 C SL 89 1 SAFE B CU 75 F FF 94 S SL 88 2-3 ③ K			B CU 73 F FF 92 B CU 72 F FF 91 S CU 72 2-3 ② K		B FF 97 F SI 96 X FF 96 1-1 1-3 20 2B 2B	B SL 83 B SL 81 C FF 92 F SL 81 F FF 93 B FF 93 S SL 81 3-3 ③ K		5	1	1	0	0	3	2
20 Mark Canha, R (1, 3) OBP: 0.306, SLG: 0.406		F FF 92 X FF 92 0-1 22 SH2-3 16 BB 10 G4-3 1B		F SL 88 C CU 73 S SL 88 0-3 ① K		B SL 86 B FF 92 B FF 94 C FF 93 X FF 93 3-1 1B		X FF 97 0-0 16 G4-3 10 1B 2-H 3-H 2B		C SL 81 F SL 83 X FF 94 0-2 16 2B 2B	5	3	4	2	0	1	0
16 Billy Butler, R (1, 10) OBP: 0.304, SLG: 0.357		B FF 93 D SL 88 B FF 92 B FF 92 4-0 10 G4-3 22 SH2-3 1-2 BB		C SL 88 F FF 93 X CU 72 0-2 ② G4-3		1 SAFE F FF 92 X FF 93 0-1 ③ L7		F FF 97 X CH 86 0-1 ① G4-3 2-3		X SL 82 0-0 2-H 2B	4	0	1	1	1	0	2
22 Josh Reddick, L (1, 9) OBP: 0.334, SLG: 0.459		B FF 94 F FF 93 X SL 89 1-1 ① SH2-3 1-2 2-3		C FF 93 B SL 87 S SL 88 X SL 90 1-2 1B			B SL 84 B FF 92 F FF 91 B FF 92 B FF 91 4-1 28 E BB	C SI 88 X KC 81 0-1 28 G3 10 1B 1B			2	0	2	0	1	0	0
10 Marcus Semien, R (1, 6) OBP: 0.303, SLG: 0.393		B FF 93 B SL 87 S SL 88 F SL 87 D CU 73 X SL 87 3-2 ② G4-3 2-3 3-H		X FF 94 0-0 ③ G4-3			D FF 91 D SL 87 B FF 92 C FF 92 X FF 93 3-1 ① L7	X SI 87 0-0 28 G3 1-2 3-H 1B			4	0	1	2	0	0	3
28 Eric Sogard, L (1, 4) OBP: 0.284, SLG: 0.277		S FF 93 F FF 92 X CU 74 0-2 ③ G1-3			C FF 92 F CU 73 B FF 92 C SL 87 1-3 ① K		1 SAFE C FF 92 D CU 74 C FF 93 1 SAFE X SL 86 1-2 FC5 1-2	B KC 82 F KC 82 B KC 81 C SI 87 F SI 87 B SI 88 X SI 87 3-2 ② G3 1-2 2-3			4	0	0	0	0	1	4
Inning Stats	R: 0 H: 1 E: 0 LOB: 1 K: 1 BB: 0 S: 8 P: 11	R: 1 H: 1 E: 0 LOB: 1 K: 0 BB: 1 S: 10 P: 18	R: 0 H: 1 E: 0 LOB: 1 K: 2 BB: 0 S: 11 P: 17	R: 0 H: 1 E: 0 LOB: 1 K: 1 BB: 0 S: 10 P: 11	R: 0 H: 1 E: 0 LOB: 0 K: 1 BB: 0 S: 9 P: 12	R: 0 H: 1 E: 0 LOB: 1 K: 1 BB: 0 S: 12 P: 19	R: 0 H: 0 E: 1 LOB: 2 K: 1 BB: 1 S: 16 P: 28	R: 3 H: 5 E: 0 LOB: 2 K: 1 BB: 0 S: 19 P: 24	R: 0 H: 0 E: 0 LOB: 0 K: 1 BB: 0 S: 9 P: 14	R: 1 H: 2 E: 0 LOB: 1 K: 0 BB: 0 S: 4 P: 4	1B: 8 SF: 0 2B: 4 SAC: 1 3B: 0 DP: 0 HR: 0 HBP: 0						

PITCHER	IP	WLS	BF	H	R	ER	SO	BB	IBB	HBP	BLK	WP	HR	S	P	ERA	WHIP
22 Clayton Kershaw, L (1, 1) ERA: 2.34	7.0		29	5	1	1	7	2	0	0	0	0	0	76	116	1.29	1.000
52 Pedro Báez, R (8, 1) ERA: 3.13	0.1	H	4	3	3	3	0	0	0	0	0	0	0	7	9	81.00	9.000
56 J.P. Howell, L (8, 1) ERA: 1.57	0.1	B	3	2	0	0	0	0	0	0	0	0	0	7	10	0.00	6.000
54 Jim Johnson, R (8, 1) ERA: 4.02	0.1		1	0	0	0	1	0	0	0	0	0	0	5	5	0.00	0.000
63 Yimi García, R (9, 1) ERA: 3.63	1.0	L	5	2	1	1	1	0	0	0	0	0	0	13	18	9.00	2.000

PITCHER	IP	WLS	BF	H	R	ER	SO	BB	IBB	HBP	BLK	WP	HR	S	P	ERA	WHIP

BOTTOM

Los Angeles Dodgers @ Oakland Athletics

O.co Coliseum, Oakland, CA

Tue Aug 18 2015, 10:09 PM - 1:52 AM EDT

Att. 35,067 - Partly Cloudy - 65 F

livebaseballscorecards.com

AB	39
R	5
H	12
RBI	5
BB	2
SO	9
LOB	19

WP: 0 PA: 42
PB: 0
SB: 0
CS: 0

Los Angeles Dodgers @ Oakland Athletics

O.co Coliseum, Oakland, CA

Wed Aug 19 2015, 3:38 PM - 6:12 PM EDT

Att. 26,122 - Sunny - 68 F

livebaseballscorecards.com

TOP

Batter	1	2	3	4	5	6	7	8	9	AB	R	H	RBI	BB	SO	LOB
11 Jimmy Rollins, S (1, 6) OBP: 0.278, SLG: 0.365	F SI 90 B FC 88 B FC 89 B FC 88 X FF 91 3-1 ① P5		1 SAFE B FC 87 B CH 83 C SI 90 X FC 89 2-1 1-H HR			X SI 90 0-0 ① G3		C CH 84 C SI 91 S CU 76 0-3 ③ K		4	1	1	2	0	1	1
3 Carl Crawford, L (1, 7) OBP: 0.315, SLG: 0.432	B FF 90 F SI 92 S CH 85 C FC 90 1-3 ② K		X FF 93 0-0 ③ G6-3			C SI 89 F CU 76 B CH 84 B CH 84 T SI 91 2-2 ② K			B FF 92 S FF 91 X FF 92 1-1 ① F8	4	0	0	0	0	2	0
23 Adrián González, L (1, 3) OBP: 0.363, SLG: 0.517	X FF 91 0-0 ③ G4-3			B SI 91 F FC 89 X CH 84 1-1 ① G4-3		B FF 92 X CH 84 1-0 ③ G3			C FF 93 S FF 93 B FF 93 X FF 93 1-2 ② F7	4	0	0	0	0	0	0
10 Justin Turner, R (1, 5) OBP: 0.373, SLG: 0.543		C FC 90 B FC 89 F FC 89 X CU 76 1-2 ① F7		C FC 90 B FF 90 B FC 90 B CH 85 B FC 89 4-1 16 G4-3 BB			B SI 90 B CH 83 S SI 90 F FC 89 X CH 83 2-2 ① G5-3		C FF 94 B FF 93 T FF 94 F FF 94 B FF 93 B FF 94 X FF 93 3-2 ③ P4	3	0	0	0	1	0	0
16 Andre Ethier, L (1, 9) OBP: 0.366, SLG: 0.482		S FF 91 B FC 89 C FF 91 F FC 89 B CH 85 X CH 84 2-2 ② G4-3		X CH 84 0-0 ② G4-3 1-2			B FC 89 F SI 91 C SI 91 B CU 77 X CH 84 2-2 ② F9			3	0	0	0	0	0	1
9 Yasmani Grandal, S (1, 2) OBP: 0.386, SLG: 0.479		B FC 88 S CH 84 B FF 91 S CH 84 X FC 89 2-2 ③ P6		B CH 84 C FC 88 C CH 82 B SI 91 F CH 84 D CU 75 X FF 91 3-2 ③ P5			F FC 89 B CH 85 C CH 84 B CH 85 X SI 91 2-2 ③ G3-1			3	0	0	0	0	0	1
33 Scott Van Slyke, R (1, 10) OBP: 0.331, SLG: 0.397 Alberto Callaspo, S (8, PH) OBP: 0.315, SLG: 0.278 (8, 10)			C FF 90 B CU 76 B FC 89 B FC 88 S FF 91 S FF 92 3-3 ① K		F FF 90 B FF 90 S CU 75 B FF 90 F FC 88 C CH 83 2-3 ① K			C FF 91 B CU 75 C CU 76 B CH 85 C CU 75 2-3 ① K		2 1	0 0	0 0	0 0	2 1	0 0	0 0
31 Joc Pederson, L (1, 8) OBP: 0.358, SLG: 0.445			C FF 92 F CH 85 B FF 91 B CU 76 F CH 84 B FC 89 F CH 85 F FC 89 B FF 91 4-2 11 HR BB		C FF 91 B CU 76 F FC 88 B CU 77 B CH 84 X CH 84 3-2 ② G4-3			B CH 84 X SI 92 1-0 ② L6		2	1	0	0	1	0	0
14 Enrique Hernández, R (1, 4) OBP: 0.353, SLG: 0.513			C FF 90 B FC 89 1 SAFE F FC 89 X FF 90 1-2 ② F9		X FC 89 0-0 ③ L8			C SI 91 B FF 92 B CH 86 B CU 75 X SI 91 3-1 2B		3	0	1	0	0	0	1
Inning Stats	R: 0 E: 0 K: 1 S: 6 H: 0 LOB: 0 BB: 0 P: 10	R: 0 E: 0 K: 0 S: 10 H: 0 LOB: 0 BB: 0 P: 15	R: 2 E: 0 K: 1 S: 14 H: 1 LOB: 0 BB: 1 P: 24	R: 0 E: 0 K: 0 S: 8 H: 0 LOB: 1 BB: 1 P: 16	R: 0 E: 0 K: 1 S: 8 H: 0 LOB: 0 BB: 0 P: 13	R: 0 E: 0 K: 1 S: 5 H: 0 LOB: 0 BB: 0 P: 8	R: 0 E: 0 K: 0 S: 9 H: 0 LOB: 0 BB: 0 P: 15	R: 0 E: 0 K: 2 S: 9 H: 1 LOB: 1 BB: 0 P: 15	R: 0 E: 0 K: 0 S: 9 H: 0 LOB: 0 BB: 0 P: 14	1B: 0 2B: 1 3B: 0 HR: 1 SF: 0 SAC: 0 DP: 0 HBP: 0						

	AB	29
	R	2
	H	2
	RBI	2
	BB	2
	SO	6
	LOB	4

WP: 0 PA: 31
PB: 0
SB: 0
CS: 0

PITCHER		IP	WLS	BF	H	R	ER	SO	BB	IBB	HBP	BLK	WP	HR	S	P	ERA	WHIP
30 Jesse Chavez, R ERA: 3.75	(1, 1)	8.0	W	28	2	2	2	6	2	0	0	0	0	1	69	116	2.25	0.500
13 Drew Pomeranz, L ERA: 3.67	(9, 1)	1.0	S	3	0	0	0	0	0	0	0	0	0	0	9	14	0.00	0.000

PITCHER	IP	WLS	BF	H	R	ER	SO	BB	IBB	HBP	BLK	WP	HR	S	P	ERA	WHIP

Batter	1	2	3	4	5	6	7	8	9	AB	R	H	RBI	BB	SO	LOB
1 Billy Burns, S (1, 8) OBP: 0.338, SLG: 0.381	X CH 87 0-0 20 1B 26 FC5-4 1B		B CH 80 X CH 80 1-0 ③ F9			L KC 79 1 SAFE X KC 77 0-1 20 1B 26 G6-4-3 1-H 2B		X SI 94 0-0 21 SF9 20 BB 5 2B 1-2 1B		4	3	3	1	0	0	0
20 Mark Canha, R (1, 3) OBP: 0.312, SLG: 0.409	1 SAFE C CH 87 B CH 81 B CH 79 C CH 80 F KC 82 1 SAFE F SI 90 X CH 81 2-2 26 FC5-4 1-3 1B			B KC 76 C KC 79 S KC 80 B KC 80 S KC 80 2-3 ① K		X CH 81 0-0 26 G6-4-3 2-3 1B		C CU 79 C SI 94 B SI 94 D CU 81 D CU 80 B SI 94 4-2 5 2B 1-2 2-3 BB		3	0	2	0	1	1	0
26 Danny Valencia, R (1, 5) OBP: 0.327, SLG: 0.521	X KC 80 0-0 ① FC5-4 19 G6-4-3 1-2f 3-H			B SI 88 C KC 79 B CH 87 C KC 79 B SI 88 F KC 80 X SI 88 3-2 ② G5-3		B KC 80 1 SAFE X KC 79 1-0 ①② G6-4-3 1-2f 3-H		C CU 80 B SI 94 F SI 94 S CU 80 1-3 ① K		4	0	0	1	0	1	5
19 Josh Phegley, R (1, 2) OBP: 0.317, SLG: 0.462 21 Stephen Vogt, L (8, PH) OBP: 0.344, SLG: 0.449 (9, 2)	B CH 87 F SI 88 F KC 80 B CH 87 X CH 81 2-2 ②③ G6-4-3 1-2f			F CH 86 B KC 80 B CH 87 F KC 79 F CH 87 B CH 81 F CH 86 X CH 82 3-2 ③ L6		B SI 88 F CH 87 B KC 78 B CH 87 B CH 82 4-1 BB		F SI 93 D CH 81 D CH 82 X SI 93 2-1 ② SF9 2-3 3-H		2 0	0 0	0 0	0 1	1 0	0 0	1 0
5 Jake Smolinski, R (1, 7) OBP: 0.299, SLG: 0.337 23 Sam Fuld, L (8, PR) OBP: 0.269, SLG: 0.298 (9, 7)		F CH 86 B CH 86 B CH 82 X CH 87 2-1 ① L4			C CH 86 B CH 86 X CH 80 1-1 ① G5-3	C FF 96 F FF 96 X FF 96 0-2 ③ P3		F FF 95 B SL 88 B FF 95 X SL 89 2-1 1-3 3-H 2B		4 0	0 0	1 0	1 0	0 0	0 0	1 0
16 Billy Butler, R (1, 10) OBP: 0.305, SLG: 0.355		B KC 80 C KC 79 B SI 88 B CH 81 B CH 86 4-1 22 L3 BB			B KC 80 C CH 81 B CH 87 C CH 81 F KC 80 B KC 80 B CH 80 4-2 22 FC4-6 BB		X FF 96 0-0 ① G6-3	F FF 96 B FF 95 X FF 96 1-1 ③ F9		2	0	0	0	2	0	2
22 Josh Reddick, L (1, 9) OBP: 0.332, SLG: 0.456		C SI 88 S KC 80 D KC 79 X SI 88 1-2 ②③ L3 1-1			C KC 79 C SI 88 B SI 88 X KC 80 1-2 ② FC4-6 1-2f	C FF 96 X FS 88 0-1 ② G5-3				3	0	0	0	0	0	2
10 Marcus Semien, R (1, 6) OBP: 0.302, SLG: 0.390			C KC 78 B CH 86 X CH 86 1-1 ① L8		X CH 87 0-0 ③ G3	C FF 95 S FC 92 B SL 86 F SL 85 B FF 96 X FS 87 2-2 ③ G6-3				3	0	0	0	0	0	1
28 Eric Sogard, L (1, 4) OBP: 0.287, SLG: 0.280			B SI 88 B KC 78 X CH 86 2-0 ② F8			C CH 86 X KC 79 0-1 1 2B 1B		B SI 93 X SI 93 1-0 20 BB 1 1B 21 SF9 1B		3	2	2	0	0	0	0
Inning Stats	R: 1 H: 2 E: 0 LOB: 0 K: 0 BB: 0 S: 10 P: 14	R: 0 H: 0 E: 0 LOB: 0 K: 0 BB: 1 S: 6 P: 13	R: 0 H: 0 E: 0 LOB: 0 K: 0 BB: 0 S: 4 P: 8	R: 0 H: 0 E: 0 LOB: 0 K: 1 BB: 0 S: 12 P: 20	R: 0 H: 0 E: 0 LOB: 1 K: 0 BB: 1 S: 9 P: 15	R: 2 H: 3 E: 0 LOB: 1 K: 0 BB: 1 S: 10 P: 15	R: 0 H: 0 E: 0 LOB: 0 K: 0 BB: 0 S: 7 P: 9	R: 2 H: 3 E: 0 LOB: 2 K: 1 BB: 1 S: 13 P: 24		1B: 6 SF: 1 2B: 3 SAC: 0 3B: 0 DP: 3 HR: 0 HBP: 0				WP: 0 PA: 33 PB: 0 SB: 0 CS: 0		

PITCHER		IP	WLS	BF	H	R	ER	SO	BB	IBB	HBP	BLK	WP	HR	S	P	ERA	WHIP
57 Alex Wood, L ERA: 3.79	(1, 1)	5.2	L	22	5	3	3	1	3	0	0	0	0	0	48	82	4.76	1.412
41 Chris Hatcher, R ERA: 5.66	(6, 1)	1.1		4	0	0	0	0	0	0	0	0	0	0	10	12	0.00	0.000
54 Jim Johnson, R ERA: 4.33	(8, 1)	0.1		4	2	2	2	1	1	0	0	0	0	0	7	13	54.00	9.000
43 Luis Avilán, L ERA: 4.01	(8, 1)	0.1		1	0	0	0	0	0	0	0	0	0	0	2	4	0.00	0.000
52 Pedro Báez, R ERA: 3.11	(8, 1)	0.1		2	1	0	0	0	0	0	0	0	0	0	4	7	0.00	3.000

PITCHER	IP	WLS	BF	H	R	ER	SO	BB	IBB	HBP	BLK	WP	HR	S	P	ERA	WHIP

BOTTOM

Los Angeles Dodgers @ Oakland Athletics

O.co Coliseum, Oakland, CA

Wed Aug 19 2015, 3:38 PM - 6:12 PM EDT

Att. 26,122 - Sunny - 68 F

livebaseballscorecards.com

AB	28
R	5
H	8
RBI	4
BB	4
SO	2
LOB	12

Los Angeles Dodgers @ Houston Astros

Minute Maid Park, Houston, TX

Fri Aug 21 2015, 7:13 PM - 9:42 PM CDT

Att. 33,833 - Roof Closed - 73 F

livebaseballscorecards.com

Batter	1	2	3	4	5	6	7	8	9	AB	R	H	RBI	BB	SO	LOB
11 Jimmy Rollins, S (1, 6) OBP: 0.276, SLG: 0.362	F FF 88 S FF 90 X FF 92 0-2 ① P5		1 SAFE B FF 91 S CH 85 F FF 89 B CU 76 X CH 84 2-2 ① P4			C FF 88 F CH 84 C CU 74 0-3 ① K			B FF 89 C FF 89 B CU 72 T CH 84 F CU 73 X FF 90 2-2 ① F9	4	0	0	0	0	1	1
26 Chase Utley, L (1, 10) OBP: 0.280, SLG: 0.328	B FF 90 B FF 90 B FF 91 C FF 89 F FF 89 X FF 90 3-2 ② G3		F FF 89 C FF 91 B CU 75 B CU 74 1 SAFE F CH 85 1 SAFE X CH 83 2-2 ② FC4-6 1-2f			B FF 89 S CH 84 X CH 85 1-1 ② G4-3			B CU 72 B FF 90 X FF 89 2-0 ② F9	4	0	0	0	0	0	1
10 Justin Turner, R (1, 5) OBP: 0.371, SLG: 0.538	C FF 90 B FC 83 F FC 85 F FF 91 B FF 90 F CU 74 B FF 91 F CH 85 B CH 84 4-2 ③ BB		C CH 84 C CU 75 B FF 92 X CU 75 1-2 ③ L4			F FC 85 X CH 86 0-1 ③ G6-3			F FF 91 B FF 90 S FF 89 B FF 91 S FF 90 2-3 ③ K	3	0	0	0	1	1	1
23 Adrián González, L (1, 3) OBP: 0.361, SLG: 0.514	X FF 90 0-0 ③ F9			B FF 89 F FF 90 F FC 87 B CU 75 B FF 90 C CH 84 3-3 ① K			B CH 84 C FF 89 F FC 86 B FF 90 X CU 72 2-2 ① G4-3			3	0	0	0	0	1	1
16 Andre Ethier, L (1, 9) OBP: 0.365, SLG: 0.479		C FF 88 F CH 85 B CH 84 B FF 91 F FF 91 B CU 74 F FF 89 F FF 90 F FF 90 4-2 B FF 90 3 FC4-6 BB		C FC 85 F FF 91 X CU 75 0-2 ② G4-3			C CU 72 F FF 85 S FF 91 0-3 ② K			2	0	0	0	1	1	0
9 Yasmani Grandal, S (1, 2) OBP: 0.383, SLG: 0.474		F FF 90 B FF 90 F FF 90 D CU 75 C CU 75 2-3 ① K		B FC 86 F FF 91 B FC 87 X CH 84 2-1 ③ G1			C CU 73 B CU 76 B FC 86 C FC 86 S FF 91 2-3 ③ K			3	0	0	0	0	2	1
3 Carl Crawford, L (1, 7) OBP: 0.305, SLG: 0.418		1 SAFE S FF 90 X FF 90 0-1 ② FC4-6 1-2f			C FF 88 B FF 89 S FF 89 F FF 90 X CU 75 1-2 ① P2			S FF 88 F FF 90 S CU 75 0-3 ① K		3	0	0	0	0	1	1
14 Enrique Hernández, R (1, 4) OBP: 0.347, SLG: 0.503		1 SAFE C FF 90 1 SAFE X FF 89 0-1 ③ P3			F FF 90 X FF 90 0-1 ② P4			B FF 90 F FF 90 F FF 90 C CU 74 1-3 ② K		3	0	0	0	0	1	1
31 Joc Pederson, L (1, 8) OBP: 0.358, SLG: 0.442			C FF 89 B CH 85 S FF 90 B FF 91 B CU 74 F FF 91 B FF 90 4-2 26 FC4-6 BB		B CU 73 B CU 73 C FC 85 B FC 85 F FF 90 S FF 90 3-3 ③ K			B CU 73 B FC 85 B CH 84 C FC 86 F FF 89 C FF 89 3-3 ③ K		2	0	0	0	1	2	0
Inning Stats	R: 0 H: 0 E: 0 LOB: 1 K: 0 BB: 1 S: 12 P: 19	R: 0 H: 0 E: 0 LOB: 1 K: 1 BB: 1 S: 13 P: 19	R: 0 H: 0 E: 0 LOB: 1 K: 0 BB: 1 S: 13 P: 22	R: 0 H: 0 E: 0 LOB: 0 K: 1 BB: 0 S: 8 P: 13	R: 0 H: 0 E: 0 LOB: 0 K: 1 BB: 0 S: 9 P: 13	R: 0 H: 0 E: 0 LOB: 0 K: 1 BB: 0 S: 7 P: 8	R: 0 H: 0 E: 0 LOB: 0 K: 2 BB: 0 S: 9 P: 13	R: 0 H: 0 E: 0 LOB: 0 K: 3 BB: 0 S: 9 P: 13	R: 0 H: 0 E: 0 LOB: 0 K: 1 BB: 0 S: 8 P: 14	1B: 0 SF: 0 2B: 0 SAC: 0 3B: 0 DP: 0 HR: 0 HBP: 0						

PITCHER	IP	WLS	BF	H	R	ER	SO	BB	IBB	HBP	BLK	WP	HR	S	P	ERA	WHIP
54 Mike Fiers, R (1, 1) ERA: 3.63	9.0	W	30	0	0	0	10	3	0	0	0	0	0	88	134	0.00	0.333

PITCHER	IP	WLS	BF	H	R	ER	SO	BB	IBB	HBP	BLK	WP	HR	S	P	ERA	WHIP

TOP

AB	27
R	0
H	0
RBI	0
BB	3
SO	10
LOB	7

WP: 0 PA: 30
PB: 0
SB: 0
CS: 0

Batter	1	2	3	4	5	6	7	8	9	AB	R	H	RBI	BB	SO	LOB
27 Jose Altuve, R (1, 4) OBP: 0.348, SLG: 0.408	B SI 90 B SI 90 X SI 90 2-0 1 G4-3 30 1B 1B	C KC 76 B SI 91 X SI 91 1-1 ③ G4-3			C KC 76 F CH 84 F SL 82 S SI 91 0-3 ② K			B FF 93 C FF 93 F FF 94 F SL 84 F SL 82 B SL 84 F SL 82 X FF 93 2-2 ① L8		4	0	1	0	0	1	2
30 Carlos Gómez, R (1, 8) OBP: 0.309, SLG: 0.390	B SI 90 X SI 90 1-0 1 G4-3 1-2 1B		C SI 90 S SI 90 F KC 76 S SL 82 0-3 ① K2-3		F SI 91 D SI 90 B SI 90 S SI 91 T SI 93 2-2 ③ K			B SL 83 X SL 82 1-0 ② G5-3		4	0	1	0	0	2	1
1 Carlos Correa, R (1, 6) OBP: 0.347, SLG: 0.524	C SI 90 D SL 82 F CH 84 X SI 91 1-2 ①② G4-3 1-2f 2-3		C SI 91 B SI 91 C SL 82 B SI 92 F SI 94 S CH 84 2-3 ② K			B SI 89 F SI 90 X CH 83 1-1 ① G1-3		C FF 93 C FF 95 B FF 95 F SL 83 S SL 83 1-3 ③ K		4	0	0	0	0	2	2
8 Jed Lowrie, S (1, 5) OBP: 0.366, SLG: 0.458	X KC 76 0-0 ③ G1-3		C SI 92 B KC 76 F KC 76 B SI 92 F SL 83 X CH 84 2-2 ③ G5-3			X KC 74 0-0 ② G6-3				3	0	0	0	0	0	1
Evan Gattis, R (1, 10) OBP: 0.269, SLG: 0.445		C SI 90 B FF 90 B CH 84 S CH 84 F SL 83 X SL 82 2-2 ① F7		B SI 90 X KC 74 1-0 ① G6-3		B SI 89 B SI 90 B KC 76 C SI 90 X CH 84 3-1 HR				3	1	1	1	0	0	0
28 Colby Rasmus, L (1, 7) OBP: 0.303, SLG: 0.456		C KC 74 C SL 83 B FF 93 C SL 83 1-3 ② K		F KC 75 B SI 91 C SL 82 B FF 90 X SL 82 2-2 ② G3		B FF 92 X KC 76 1-0 ③ G6-3				3	0	0	0	0	1	0
23 Chris Carter, R (1, 3) OBP: 0.297, SLG: 0.373 9 Marwin Gonzalez, S (8, 3) OBP: 0.303, SLG: 0.428		B SI 92 C CH 84 S CH 85 B FF 93 F SL 83 X SL 83 2-2 6 HR 1B		X SI 89 0-0 ③ G6-3			C FF 95 B FF 94 B FF 95 C FC 91 B SL 86 C SL 86 3-3 ① K		3 0	1 0	1 0	0 0	0 0	1 0	0 0
6 Jake Marisnick, R (1, 9) OBP: 0.266, SLG: 0.378		B SI 91 X CH 84 1-0 1-H HR			C SI 88 B SI 89 S FF 89 X SL 81 1-2 15 S 2B		S FC 90 B FF 96 F FF 96 F FF 97 B SL 86 S FS 87 2-3 ② K			3	1	2	2	0	1	0
15 Jason Castro, L (1, 2) OBP: 0.275, SLG: 0.375		C KC 76 X SL 82 0-1 2B			C SL 82 D KC 77 B FF 92 X SI 90 2-1 ① F9 2-3		B FS 87 C FF 95 B SL 85 S FS 87 B FS 88 X SL 85 3-2 ③ F8			3	0	1	0	0	0	1
Inning Stats	R: 0 E: 0 K: 0 S: 6 H: 2 LOB: 1 BB: 0 P: 10	R: 2 E: 0 K: 1 S: 16 H: 3 LOB: 1 BB: 0 P: 23	R: 0 E: 0 K: 2 S: 12 H: 0 LOB: 0 BB: 0 P: 16	R: 0 E: 0 K: 0 S: 5 H: 0 LOB: 0 BB: 0 P: 8	R: 0 E: 0 K: 2 S: 12 H: 1 LOB: 1 BB: 0 P: 17	R: 1 E: 0 K: 0 S: 6 H: 1 LOB: 0 BB: 0 P: 11	R: 0 E: 0 K: 2 S: 10 H: 0 LOB: 0 BB: 0 P: 18	R: 0 E: 0 K: 1 S: 11 H: 0 LOB: 0 BB: 0 P: 15		1B: 3 2B: 2 3B: 0 HR: 2 SF: 0 SAC: 0 DP: 1 HBP: 0				WP: 0 PB: 0 SB: 1 CS: 0 PA: 30		

BOTTOM

Los Angeles Dodgers @ Houston Astros

Minute Maid Park, Houston, TX

Fri Aug 21 2015, 7:13 PM - 9:42 PM CDT

Att. 33,833 - Roof Closed - 73 F

livebaseballscorecards.com

AB	30
R	3
H	7
RBI	3
BB	0
SO	8
LOB	7

PITCHER		IP	WLS	BF	H	R	ER	SO	BB	IBB	HBP	BLK	WP	HR	S	P	ERA	WHIP
35 Brett Anderson, L ERA: 3.52	(1, 1)	6.0	L	24	7	3	3	5	0	0	0	0	0	2	57	85	4.50	1.167
41 Chris Hatcher, R ERA: 5.4	(7, 1)	1.0		3	0	0	0	2	0	0	0	0	0	0	10	18	0.00	0.000
63 Yimi García, R ERA: 3.55	(8, 1)	1.0		3	0	0	0	1	0	0	0	0	0	0	11	15	0.00	0.000

PITCHER	IP	WLS	BF	H	R	ER	SO	BB	IBB	HBP	BLK	WP	HR	S	P	ERA	WHIP

Los Angeles Dodgers @ Houston Astros

Minute Maid Park, Houston, TX

Sat Aug 22 2015, 6:26 PM - 8:54 PM CDT

Att. 39,999 - Roof Closed - 73 F

TOP

livebaseballscorecards.com

Batter	1	2	3	4	5	6	7	8	9	AB	R	H	RBI	BB	SO	LOB
11 Jimmy Rollins, S (1, 6) OBP: 0.278, SLG: 0.366	B SI 89 X SI 89 1-0 ① F7			B SI 90 C SI 90 X CH 76 1-1 ① 1B		X SI 87 0-0 66 G3 10 1B 2B		F SI 87 F SL 84 X CH 70 0-2 ① F7		4	1	2	0	0	0	0
66 Yasiel Puig, R (1, 9) OBP: 0.319, SLG: 0.431	B SI 90 F SI 92 X SL 83 1-1 ② L4			F SI 88 F SI 92 B SI 93 B CH 75 X CH 74 2-2 1B		B SI 91 B SI 91 F SI 90 X FC 86 2-1 ① G3 2-3		F SL 83 B SI 91 F SI 91 F SL 83 B SL 84 S SL 83 2-3 ② K		4	0	1	0	0	1	1
10 Justin Turner, R (1, 5) OBP: 0.369, SLG: 0.534	B SI 91 S SI 91 B SI 92 B SI 92 F SI 92 X SI 93 3-2 ③ F8			S SI 92 B SI 92 C SI 93 B SI 93 S SI 93 2-3 ② K		X SI 91 0-0 23 1B 3-H 1B		C SL 82 B SI 92 B SI 83 X SL 81 2-1 ③ F7		4	0	1	1	0	1	1
23 Adrián González, L (1, 3) OBP: 0.362, SLG: 0.514		C SI 90 C SL 80 S SL 80 0-3 ① K		B FC 88 C SI 93 F SI 93 F SL 80 D SL 81 D SL 82 X SI 94 3-2 ③ G5-3		C SI 92 X FC 88 0-1 1-2 1B			F FF 89 X CH 77 0-1 26 FC6 1B	4	0	2	0	0	1	1
33 Scott Van Slyke, R (1, 7) OBP: 0.326, SLG: 0.390 (7, 8) 31 Joc Pederson, L (9, PH) OBP: 0.357, SLG: 0.441		X SI 91 0-0 ② L8			C SI 90 C FC 87 F SI 92 S CH 75 0-3 ① K	S CH 77 S CH 77 S CH 77 0-3 ② K			F SI 90 F SI 90 F SI 90 F SL 82 X SI 90 0-2 ① L8	3	0	0	0	0	2	2
										1	0	0	0	0	0	1
26 Chase Utley, L (1, 4) OBP: 0.279, SLG: 0.331		C SI 91 F SL 81 B SL 81 B SL 81 C SL 82 2-3 ③ K			C SI 90 B SI 88 S SL 81 B SL 82 F SL 82 F SL 80 X SL 81 2-2 14 F9 2B	B SI 91 D SL 82 X SI 90 2-0 ③ G4-3			X SI 90 0-0 ② FC6 1-2f	4	0	1	0	0	1	3
14 Enrique Hernández, R (1, 8) OBP: 0.343, SLG: 0.497 16 Andre Ethier, L (7, PH) OBP: 0.363, SLG: 0.476 (7, 7)			B SI 90 F SI 90 F SI 89 F SI 94 S CH 75 1-3 ① K	B SI 92 B SI 90 B FC 87 F SI 90 C CH 74 X FC 88 3-2 ② F9 2-3		C FC 91 F FC 92 S CU 81 0-3 ① K			B SI 90 C FC 90 S SL 83 F SL 83 S SL 83 1-3 ③ K	2	0	0	0	0	1	1
										2	0	0	0	0	2	1
9 Yasmani Grandal, S (1, 2) OBP: 0.383, SLG: 0.471			B SI 91 S CH 77 B FC 88 C SI 92 S CH 77 2-3 ② K	B SI 93 S CH 77 S SI 92 B SI 94 F CH 75 F SI 94 B SI 94 B CH 74 4-2 BB		C FC 92 C CU 80 S CU 81 0-3 ② K2-3				2	0	0	0	1	2	0
7 Alex Guerrero, R (1, 10) OBP: 0.258, SLG: 0.455 3 Carl Crawford, L (7, PH) OBP: 0.302, SLG: 0.413 (7, 10)			B CH 76 C SI 91 X FC 88 1-1 ③ G5-3	B SI 93 S SI 92 B SI 92 F SI 92 B SI 94 S SI 91 3-3 ③ K		X FC 92 0-0 ③ G4-3				2	0	0	0	0	1	2
										1	0	0	0	0	0	0

	AB	33
	R	1
	H	7
	RBI	1
	BB	1
	SO	12
	LOB	13

Inning Stats																																		
	R: 0	H: 0		R: 0	H: 0		R: 0	H: 0		R: 0	H: 2		R: 0	H: 1		R: 1	H: 3		R: 0	H: 0		R: 0	H: 0		R: 0	H: 1		1B: 5	SF: 0		WP: 0	PA: 34	
	E: 0	LOB: 0		E: 0	LOB: 0		E: 0	LOB: 0		E: 0	LOB: 1		E: 0	LOB: 2		E: 0	LOB: 2		E: 0	LOB: 0		E: 0	LOB: 0		E: 0	LOB: 1		2B: 2	SAC: 0		PB: 0		
	K: 0	BB: 0		K: 2	BB: 0		K: 2	BB: 0		K: 1	BB: 0		K: 2	BB: 1		K: 1	BB: 0		K: 2	BB: 0		K: 1	BB: 0		K: 1	BB: 0		3B: 0	DP: 0		SB: 0		
	S: 6	P: 11		S: 7	P: 9		S: 9	P: 13		S: 12	P: 20		S: 19	P: 31		S: 10	P: 14		S: 7	P: 7		S: 9	P: 13		S: 12	P: 13		HR: 0	HBP: 0		CS: 0		

PITCHER		IP	WLS	BF	H	R	ER	SO	BB	IBB	HBP	BLK	WP	HR	S	P	ERA	WHIP
26 Scott Kazmir, L ERA: 2.39	(1, 1)	6.0	W	24	6	1	1	8	1	0	0	0	0	0	63	98	1.50	1.167
36 Will Harris, R ERA: 1.47	(7, 1)	1.0	H	3	0	0	0	2	0	0	0	0	0	0	7	7	0.00	0.000
37 Pat Neshek, R ERA: 3.18	(8, 1)	1.0	H	3	0	0	0	1	0	0	0	0	0	0	9	13	0.00	0.000
44 Luke Gregerson, R ERA: 2.94	(9, 1)	1.0	S	4	1	0	0	1	0	0	0	0	0	0	12	13	0.00	1.000

PITCHER		IP	WLS	BF	H	R	ER	SO	BB	IBB	HBP	BLK	WP	HR	S	P	ERA	WHIP

Batter	1	2	3	4	5	6	7	8	9	AB	R	H	RBI	BB	SO	LOB
27 Jose Altuve, R (1, 4) OBP: 0.350, SLG: 0.420	B FF 92 X FF 92 1-0 1 E 3B		X FF 92 0-0 ② L8			B CU 74 B SL 85 F FF 91 X FF 92 2-1 HR				3	2	2	1	0	0	0
30 Carlos Gómez, R (1, 8) OBP: 0.307, SLG: 0.387	S FF 93 S FF 93 F FF 93 D SL 87 X SL 87 1-2 ① G5-3		C FF 91 B SL 86 X SL 85 1-1 ③ F7			S SL 86 B SL 86 F FF 92 X FF 92 1-2 ② L8				3	0	0	0	0	0	1
1 Carlos Correa, R (1, 6) OBP: 0.343, SLG: 0.518	B FF 93 S FF 92 F FF 93 B SL 87 B FF 94 X SL 87 3-2 E5 28 CS 3-H			F FF 91 F FF 90 B SL 87 B CH 88 F SL 86 X SL 82 2-2 ① G5-3		C CU 74 B SL 85 B FF 91 X FF 91 2-1 ③ G4-3				3	0	0	1	0	0	0
8 Jed Lowrie, S (1, 5) OBP: 0.359, SLG: 0.447	1 SAFE B FF 92 B FF 93 B FF 92 X FF 91 3-0 ② F8			C CU 75 C FF 92 B FF 92 F CU 76 X SL 85 1-2 ② G3-1			B FF 90 C FF 90 X CU 74 1-1 ① F9			3	0	0	0	0	0	1
28 Colby Rasmus, L (1, 7) OBP: 0.300, SLG: 0.452	B FF 92 C FF 92 1-1 ③ CS 1-2	C CH 87 C FF 91 B FF 92 S CH 88 1-3 ① K		F CH 88 S CU 72 B FF 92 B CH 89 S CU 70 2-3 ③ K			S CH 87 B CH 87 C FF 91 C FF 92 1-3 ② K			3	0	0	0	0	3	0
Evan Gattis, R (1, 10) OBP: 0.267, SLG: 0.442		B FF 92 C FF 92 F CH 88 X SL 87 1-2 ② G6-3			X FF 91 0-0 ① F8		B SL 86 S CH 89 B FF 92 S FF 92 F CH 89 S SL 84 2-3 ③ K			3	0	0	0	0	1	0
18 Luis Valbuena, L (1, 3) OBP: 0.292, SLG: 0.424 9 Marwin Gonzalez, S (8, PH) OBP: 0.301, SLG: 0.426 (9, 3)		B FF 92 C FF 92 B CH 88 S FF 92 B CH 89 X FF 91 3-2 HR			C CU 73 X CU 68 0-1 ② G3			C KC 78 B SI 87 L KC 79 B KC 78 F KC 79 S KC 79 2-3 ① K		2 1	1 0	1 0	1 0	0 0	0 1	0 0
6 Jake Marisnick, R (1, 9) OBP: 0.263, SLG: 0.374		M FF 92 X FF 92 0-1 ③ F8			C FF 91 C SL 86 S SL 85 0-3 ③ K			B SI 86 S CH 80 B CH 81 X KC 78 2-1 ② G5-3		3	0	0	0	0	1	0
15 Jason Castro, L (1, 2) OBP: 0.272, SLG: 0.371			C CU 74 F FF 91 B FF 91 B SL 85 X FF 92 2-2 ① G4-3			B FF 90 X FF 89 1-0 ① F7		B KC 79 C KC 78 C SI 85 X KC 78 1-2 ③ G3		3	0	0	0	0	0	0
Inning Stats	R: 1 E: 1 K: 0 S: 10 H: 1 LOB: 0 BB: 0 P: 19	R: 1 E: 0 K: 1 S: 11 H: 1 LOB: 0 BB: 0 P: 16	R: 0 E: 0 K: 0 S: 6 H: 0 LOB: 0 BB: 0 P: 9	R: 0 E: 0 K: 1 S: 11 H: 0 LOB: 0 BB: 0 P: 16	R: 0 E: 0 K: 1 S: 6 H: 0 LOB: 0 BB: 0 P: 6	R: 1 E: 0 K: 0 S: 8 H: 1 LOB: 0 BB: 0 P: 14	R: 0 E: 0 K: 2 S: 9 H: 0 LOB: 0 BB: 0 P: 13	R: 0 E: 0 K: 1 S: 9 H: 0 LOB: 0 BB: 0 P: 14		1B: 0 2B: 0 3B: 1 HR: 2 SF: 0 SAC: 0 DP: 0 HBP: 0						

PITCHER		IP	WLS	BF	H	R	ER	SO	BB	IBB	HBP	BLK	WP	HR	S	P	ERA	WHIP
21 Zack Greinke, R ERA: 1.67	(1, 1)	7.0	L	24	3	3	3	5	0	0	0	0	0	2	61	93	3.86	0.429
56 J.P. Howell, L ERA: 1.53	(8, 1)	1.0		3	0	0	0	1	0	0	0	0	0	0	9	14	0.00	0.000

PITCHER	IP	WLS	BF	H	R	ER	SO	BB	IBB	HBP	BLK	WP	HR	S	P	ERA	WHIP

BOTTOM

Los Angeles Dodgers @ Houston Astros

Minute Maid Park, Houston, TX

Sat Aug 22 2015, 6:26 PM - 8:54 PM CDT

Att. 39,999 - Roof Closed - 73 F

livebaseballscorecards.com

AB	27
R	3
H	3
RBI	3
BB	0
SO	6
LOB	2

1B: 0 SF: 0
2B: 0 SAC: 0
3B: 1 DP: 0
HR: 2 HBP: 0

WP: 0 PA: 28
PB: 0
SB: 0
CS: 1

Batter	1	2	3	4	5	6	7	8	9	10	AB	R	H	RBI	BB	SO	LOB
11 Jimmy Rollins, S (1, 6) OBP: 0.275, SLG: 0.361	X FF 93 0-0 ① G3		B FF 95 1 SAFE 1 SAFE X CH 87 1-0 ①② G6-3 1-2f		B KC 84 C CH 89 S KC 84 B CH 92 C KC 84 2-3 ③ K 2-H			C SI 93 C SL 88 B SL 86 S SL 87 1-3 ② K		B SI 90 X SI 90 1-0 ② G4-3 2-3	5	0	0	0	0	2	2
26 Chase Utley, L (1, 4) OBP: 0.278, SLG: 0.332	B FF 94 F FF 94 B FF 95 X FF 94 2-1 10 WP 10 SF8 2B		C FF 94 B CH 91 F KC 85 B KC 84 X CH 90 2-2 ③ L8			F FF 92 X CH 86 0-1 ① F8		B SI 91 C SL 86 F SI 92 F SL 87 X SL 87 1-2 ③ F8		B SI 89 B FF 89 X SI 89 2-0 ③ G6-3	5	1	1	0	0	0	1
10 Justin Turner, R (1, 5) OBP: 0.365, SLG: 0.528	F FF 95 F KC 84 D KC 84 X KC 82 1-2 ② SF8 2-H			B FF 93 B KC 83 C KC 82 F KC 86 B FF 94 X KC 84 3-2 ① F8		S FF 94 X KC 86 0-1 ② G5-3			B FF 90 B CH 77 B FF 90 C FF 90 C FF 90 S FF 90 3-3 ① K		3	0	0	1	0	1	0
23 Adrián González, L (1, 3) OBP: 0.361, SLG: 0.511	S FF 95 B KC 85 X FF 95 1-1 ③ F7			B FF 96 B FF 95 F FF 95 C KC 84 S KC 83 2-3 ② K		S FF 96 B FF 94 S KC 84 S FF 94 1-3 ③ K			X SL 81 0-0 33 BB 1B		4	0	1	0	0	2	0
16 Andre Ethier, L (1, 7) OBP: 0.369, SLG: 0.481 33 Scott Van Slyke, R (9, PH) OBP: 0.330, SLG: 0.390 (9, 9)		F FF 92 F CH 88 B FF 95 X KC 84 1-2 ① 1B		B FF 95 X FF 94 1-0 66 FC5-4 1B			S FF 94 B CH 86 X KC 83 1-1 17 CS 66 1B 1B		D CH 80 B CH 78 B FF 91 B FF 90 4-0 1-2 BB		3 0	0 0	3 0	0 0	0 1	0 0	0 0
66 Yasiel Puig, R (1, 9) OBP: 0.322, SLG: 0.432 31 Joc Pederson, L (9, 8) OBP: 0.357, SLG: 0.441		C FF 95 F FF 95 X KC 85 0-2 3 S 1B		F FF 96 S KC 86 X FF 94 0-2 ③ FC5-4 1-2f			F KC 84 B FF 93 C FF 94 F FF 94 B FF 94 X KC 83 2-2 1-2 1B		C FF 95 B FF 95 D FF 96 F FF 94 F FF 96 C FF 96 2-3 ② K		4 0	0 0	2 0	0 0	1 0	3 0	3 0
3 Carl Crawford, L (1, 10) OBP: 0.290, SLG: 0.396		C FF 96 B FF 95 S KC 85 S KC 86 1-3 ② K 1-2			C FF 94 S KC 84 B FF 94 F KC 84 S KC 84 1-3 ① K		F FF 95 F KC 84 B FF 93 S KC 84 1-3 ① K		X FF 94 0-0 ③ F8		4	0	0	0	0	3	5
17 A.J. Ellis, R (1, 2) OBP: 0.356, SLG: 0.364		C FF 95 X FF 95 0-1 ③ F9			B FF 94 B FF 94 X FF 94 2-0 11 WP 2B		B FF 94 C KC 84 D KC 82 B FF 94 C FF 92 C KC 82 3-3 ②③ K 2-3			X SI 89 0-0 11 G4-3 14 SH5-3 1B	4	1	2	0	0	1	3
14 Enrique Hernández, R (1, 8) OBP: 0.343, SLG: 0.494 (9, 7)			B FF 95 X FF 95 1-0 11 G6-3 1B		C KC 84 S KC 86 D KC 84 S KC 86 1-3 ② K			C SI 92 F SL 85 B SL 87 S SL 87 1-3 ① K		B SI 88 X SI 89 1-0 ① SH5-3 1-2	3	0	1	0	0	2	1
Inning Stats	R: 1 H: 1 E: 0 LOB: 0 K: 0 BB: 0 S: 8 P: 12	R: 0 H: 2 E: 0 LOB: 1 K: 1 BB: 0 S: 11 P: 13	R: 0 H: 1 E: 0 LOB: 0 K: 0 BB: 0 S: 5 P: 9	R: 0 H: 1 E: 0 LOB: 1 K: 1 BB: 0 S: 10 P: 16	R: 1 H: 1 E: 0 LOB: 0 K: 3 BB: 0 S: 11 P: 17	R: 0 H: 0 E: 0 LOB: 0 K: 1 BB: 0 S: 7 P: 8	R: 0 H: 2 E: 0 LOB: 2 K: 2 BB: 0 S: 12 P: 19	R: 0 H: 0 E: 0 LOB: 0 K: 2 BB: 0 S: 10 P: 13	R: 0 H: 1 E: 0 LOB: 2 K: 2 BB: 1 S: 9 P: 18	R: 0 H: 1 E: 0 LOB: 1 K: 0 BB: 0 S: 4 P: 8	1B: 8 2B: 3 3B: 0 HR: 0	SF: 1 SAC: 1 DP: 2 HBP: 0					

PITCHER		IP	WLS	BF	H	R	ER	SO	BB	IBB	HBP	BLK	WP	HR	S	P	ERA	WHIP
43 Lance McCullers Jr., R ERA: 3.12	(1, 1)	7.0		26	8	2	2	8	0	0	0	0	2	0	64	94	2.57	1.143
50 Chad Qualls, R ERA: 3.79	(8, 1)	1.0		3	0	0	0	2	0	0	0	0	0	0	10	13	0.00	0.000
29 Tony Sipp, L ERA: 2.17	(9, 1)	0.1		3	1	0	0	1	1	0	0	0	0	0	4	11	0.00	6.000
67 Vince Velasquez, R ERA: 3.61	(9, 1)	0.2		2	0	0	0	1	0	0	0	0	0	0	5	7	0.00	0.000
44 Luke Gregerson, R ERA: 2.88	(10, 1)	1.0	W	4	1	0	0	0	0	0	0	0	0	0	4	8	0.00	1.000

PITCHER	IP	WLS	BF	H	R	ER	SO	BB	IBB	HBP	BLK	WP	HR	S	P	ERA	WHIP

TOP

Los Angeles Dodgers @ Houston Astros

Minute Maid Park, Houston, TX

Sun Aug 23 2015, 1:12 PM - 5:05 PM CDT
Att. 28,665 - Roof Closed - 73 F

livebaseballscorecards.com

AB	35
R	2
H	10
RBI	1
BB	1
SO	12
LOB	15

1B: 8	SF: 1	WP: 3	PA: 38
2B: 3	SAC: 1	PB: 0	
3B: 0	DP: 2	SB: 1	
HR: 0	HBP: 0	CS: 1	

Batter	1	2	3	4	5	6	7	8	9	10	AB	R	H	RBI	BB	SO	LOB
27 Jose Altuve, R (1, 4) OBP: 0.353, SLG: 0.425	B FF 92 F SL 87 B CU 73 X FF 93 2-1 1 FC5-4 1B	X FF 94 0-0 30 PO 1B	B FF 94 B FF 93 C SL 85 F SL 86 X FF 94 2-2 30 1B 1 1B 2B	F SL 87 F CU 74 S CU 74 0-3 ② K2-3			4	1	3	0	0	1	0
30 Carlos Gómez, R (1, 8) OBP: 0.307, SLG: 0.385	X FF 93 0-0 ① F8	F FF 93 F FF 93 1 SAFE 0-2 ③ PO 1-2	C SL 86 F SL 89 S SL 88 0-3 ① K2-3	B FF 93 F FF 94 B CU 72 X SL 87 2-1 8 F9 1 1B CS 2-3 1B	B SL 86 F SL 86 X FF 92 1-1 ③ G6-3			4	0	1	0	0	1	1
1 Carlos Correa, R (1, 6) OBP: 0.345, SLG: 0.518	B FF 94 1 SAFE X FF 93 1-0 ② FC5-4 1-2f	F FF 93 B FF 94 B CU 73 F FF 93 F CU 74 X SL 88 2-2 ② G6-3	B FF 94 X FF 94 1-0 1-2 3-H 1B	B FC 91 S FC 90 F FC 92 B FC 91 X FC 91 2-2 S 9 1B			4	1	2	1	0	0	1
8 Jed Lowrie, S (1, 5) OBP: 0.351, SLG: 0.437 18 Luis Valbuena, L (7, 5) OBP: 0.291, SLG: 0.423	C FF 92 F CU 74 1 SAFE B FF 94 S SL 89 1-3 ③ K	C FF 94 B FF 94 B CU 74 X SL 86 2-1 ③ G6-3	X FF 93 0-0 ② F9 2-3	B FC 90 1 SAFE S FC 90 1 SAFE B FC 91 1 SAFE S FC 92 F FC 94 1 SAFE 2-3 F FC 91 S FC 92 ① K			3 1	0 0	0 0	0 0	0 1	1 1	3 1
Evan Gattis, R (1, 10) OBP: 0.267, SLG: 0.442	S SL 87 B FF 92 X SL 88 1-1 ① F7	X FF 92 0-0 ① G4-3	S SL 89 B CU 73 B FF 95 2-1 ③ CS 3-H	B CU 71 C FF 93 B CU 72 F SL 88 X FF 93 2-2 2B	B FC 93 C FC 92 X SL 83 1-1 ② P4 1-2		4	0	1	0	0	0	1
9 Marwin Gonzalez, S (1, 7) OBP: 0.301, SLG: 0.424 (10, 3)	B FF 93 C FF 93 B CU 74 F SL 88 B CU 72 F SL 87 S FF 93 3-3 ② K	B FF 92 S SL 86 S SL 87 C FF 94 1-3 ② K	B FF 93 B SL 87 B FF 93 C FF 93 S SL 88 S SL 86 3-3 ① K	X FC 93 0-0 28 S 2-H 1B			4	0	1	1	0	3	1
23 Chris Carter, R (1, 3) OBP: 0.297, SLG: 0.375 28 Colby Rasmus, L (9, PH) OBP: 0.299, SLG: 0.451 (10, 7)	X FF 93 0-0 ③ P4	C FF 92 B CU 73 B FF 93 X FF 94 2-1 2B	B FF 94 B SL 88 B FF 94 C FF 93 F FF 94 S SL 86 3-3 ② K	P PO 82 1 SAFE C FC 92 S FC 91 1 SAFE B FC 93 B SL 81 X FC 93 1-2 3-2 ③ P5			3 1	0 0	1 0	0 0	0 0	1 0	1 1
6 Jake Marisnick, R (1, 9) OBP: 0.260, SLG: 0.368	C FF 92 X CU 72 0-1 ① F8	B SL 87 C FF 94 X FF 94 1-1 ③ G1-3	S FF 87 B FF 93 C FF 94 D SL 90 F CU 74 S SL 89 2-3 ③ K	B FF 95 B FC 92 S FF 96 S FF 96 C FF 96 2-3 ① K			4	0	0	0	0	2	2
15 Jason Castro, L (1, 2) OBP: 0.272, SLG: 0.380	S FF 94 S SI 93 F SI 94 F SL 89 F FF 93 C CU 72 0-3 ② K	S FF 93 B CU 73 S FF 93 C SL 88 1-3 ① K	B FF 92 F SL 85 S SL 87 B SL 87 X CU 73 2-2 ① F7	B FC 91 B FC 92 X FF 96 2-0 HR			4	1	1	1	0	2	0
Inning Stats	R: 0 E: 0 K: 1 S: 7 H: 1 LOB: 1 BB: 0 P: 11	R: 0 E: 0 K: 1 S: 7 H: 0 LOB: 0 BB: 0 P: 11	R: 0 E: 0 K: 1 S: 11 H: 1 LOB: 0 BB: 0 P: 11	R: 0 E: 0 K: 1 S: 9 H: 0 LOB: 0 BB: 0 P: 13	R: 0 E: 0 K: 1 S: 8 H: 1 LOB: 1 BB: 0 P: 12	R: 1 E: 0 K: 1 S: 11 H: 3 LOB: 1 BB: 0 P: 19	R: 0 E: 0 K: 3 S: 13 H: 1 LOB: 1 BB: 0 P: 23	R: 0 E: 0 K: 1 S: 8 H: 0 LOB: 0 BB: 0 P: 11	R: 1 E: 0 K: 1 S: 15 H: 2 LOB: 1 BB: 0 P: 22	R: 1 E: 0 K: 1 S: 4 H: 1 LOB: 0 BB: 0 P: 8	1B: 6 2B: 3 3B: 0 HR: 1 SF: 0 SAC: 0 DP: 0 HBP: 0	WP: 0 PB: 0 SB: 2 CS: 1 PA: 38						

PITCHER	IP	WLS	BF	H	R	ER	SO	BB	IBB	HBP	BLK	WP	HR	S	P	ERA	WHIP
22 Clayton Kershaw, L (1, 1) ERA: 2.29	8.0		29	7	1	1	10	0	0	0	0	0	0	74	111	1.12	0.875
74 Kenley Jansen, R (9, 1) ERA: 2.67	1.0	B	5	2	1	1	1	0	0	0	0	0	0	15	22	9.00	2.000
41 Chris Hatcher, R (10, 1) ERA: 5.73	0.1	L	2	1	1	1	1	0	0	0	0	0	1	4	8	27.00	3.000

PITCHER	IP	WLS	BF	H	R	ER	SO	BB	IBB	HBP	BLK	WP	HR	S	P	ERA	WHIP

BOTTOM

Los Angeles Dodgers @ Houston Astros

Minute Maid Park, Houston, TX

Sun Aug 23 2015, 1:12 PM - 5:05 PM CDT
Att. 28,665 - Roof Closed - 73 F

livebaseballscorecards.com

AB	36
R	3
H	10
RBI	3
BB	0
SO	12
LOB	12

Batter	1	2	3	4	5	6	7	8	9	AB	R	H	RBI	BB	SO	LOB
11 Jimmy Rollins, S (1, 6) OBP: 0.278, SLG: 0.372	C FF 91 F FF 91 B FC 86 F FF 92 B CH 74 X FF 93 2-2 66 2B 2B	F CH 77 B FC 86 X CH 76 1-1 ③ F8		D CU 69 1 SAFE B FF 91 B FF 91 C FF 90 B FF 91 4-1 1-2 BB		F FC 90 D FC 89 B FF 93 S SI 95 B FC 92 X SI 94 3-2 1-H HR			B CH 86 F SL 90 X CU 84 1-1 ② G3-1	4	2	2	2	1	0	1
66 Yasiel Puig, R (1, 9) OBP: 0.320, SLG: 0.431	X CH 76 0-0 2-H 2B		B FC 86 F FF 92 B FF 92 C FF 91 F FF 92 T FF 91 2-2 ① K	F FF 92 X CH 76 0-1 ③ L7		S SI 95 B FC 87 B FF 95 F SI 93 X SI 93 2-2 ③ L6			S CU 83 F CU 84 B SL 92 X FF 92 1-2 ③ F8	5	0	1	1	0	1	2
23 Adrián González, L (1, 3) OBP: 0.363, SLG: 0.512	F FF 92 B FC 88 F FF 92 X FC 88 1-2 ① F7		C FC 86 S CU 68 B FF 92 F FC 84 X FF 90 1-2 10 HR 2B		B FF 90 C FC 84 H FF 89 2-1 HBP		B SI 92 B SI 91 S SI 93 C SI 92 F FC 88 S SL 84 2-3 ① K			3	1	1	0	0	1	1
10 Justin Turner, R (1, 5) OBP: 0.363, SLG: 0.534	S FF 93 F FF 91 2 SAFE B FF 92 F FF 93 S FF 94 1-3 ② K		B FF 92 X CH 77 1-0 2-H HR		B FF 91 C FF 91 B FF 90 X FF 91 2-1 ① L9		F SI 92 C SI 92 B SL 84 X SI 93 1-2 ② G5-3			4	1	1	2	0	1	2
33 Scott Van Slyke, R (1, 7) OBP: 0.330, SLG: 0.385 16 Andre Ethier, L (7, PH) OBP: 0.368, SLG: 0.479 (7, 7)	B FF 92 C FF 90 B FC 87 B FF 92 C FF 93 F FF 92 B FF 93 4-2 BB		C FF 92 F FC 90 B FF 92 F FC 86 S FC 87 1-3 ② K		C FF 90 C FF 90 D FC 85 X FF 92 1-2 ② P3		B FC 89 F FC 90 B FS 81 C SI 93 X FS 82 2-2 ③ G4-3			2 1	0 0	0 0	0 0	1 0	1 0	1 0
26 Chase Utley, L (1, 4) OBP: 0.274, SLG: 0.327	C FF 92 B CU 69 B FF 92 F FF 92 F FF 93 F FF 92 S FF 89 2-3 ③ K		C FF 92 C FC 89 B CU 73 S CU 71 1-3 ③ K		C FF 91 C CU 68 D CH 74 D CU 70 F FF 92 X FC 84 2-2 ③ G5-3			F CH 81 B FF 89 X CH 82 1-1 ① G4-3		4	0	0	0	0	2	3
17 A.J. Ellis, R (1, 2) OBP: 0.353, SLG: 0.354		B FF 90 C FF 89 B FF 90 B FF 90 B FF 90 4-1 57 SH2-4 BB		F FF 90 C FF 91 F FC 86 B FC 86 X FF 92 1-2 ① F9		B FF 93 X FF 93 1-0 ① F7		C FF 83 B KC 71 X FF 89 1-1 ② F9		3	0	0	0	1	0	0
14 Enrique Hernández, R (1, 8) OBP: 0.341, SLG: 0.488		B FF 91 C FF 90 B FF 91 B FF 92 F FF 89 F FF 91 1 SAFE F FF 92 X FF 91 3-2 ① F9		B FF 92 X FF 92 1-0 11 BB 1B		C SL 84 B FC 90 S FF 93 X SL 84 1-2 ② G5-3		C FF 88 X CH 81 0-1 ③ G5-3		4	0	1	0	0	0	1
57 Alex Wood, R (1, 1) OBP: 0.239, SLG: 0.190 41 Chris Hatcher, R (6, 1) 56 J.P. Howell, L (6, 1) 12 Juan Nicasio, R (8, 1) 43 Luis Avilán, L (8, 1) 3 Carl Crawford, L (9, PH) OBP: 0.287, SLG: 0.392 74 Kenley Jansen, S (9, 1)		B FF 90 C FF 88 L FF 89 X FC 85 1-2 ② SH2-4 1-2		C FF 90 B FF 90 B FF 91 F FF 91 L FF 92 2-3 ② K		B FF 93 C FF 93 B FF 93 X SI 93 2-1 11 HR 1B			C SL 88 B SI 92 B SI 92 X SL 88 2-1 ① F8	2 0 0 0 0 1 0	1 0 0 0 0 0 0	1 0 0 0 0 0 0	0 0 0 0 0 0 0	0 0 0 0 0 0 0	1 0 0 0 0 0 0	1 0 0 0 0 0 0
Inning Stats	R: 1 E: 0 K: 2 S: 20 H: 2 LOB: 2 BB: 1 P: 30	R: 0 E: 0 K: 0 S: 11 H: 0 LOB: 1 BB: 1 P: 20	R: 2 E: 0 K: 3 S: 16 H: 2 LOB: 0 BB: 0 P: 22	R: 0 E: 0 K: 1 S: 11 H: 1 LOB: 2 BB: 1 P: 19	R: 0 E: 0 K: 0 S: 10 H: 0 LOB: 1 BB: 0 P: 17	R: 2 E: 0 K: 0 S: 12 H: 2 LOB: 0 BB: 0 P: 21	R: 0 E: 0 K: 1 S: 10 H: 0 LOB: 0 BB: 0 P: 15	R: 0 E: 0 K: 0 S: 6 H: 0 LOB: 0 BB: 0 P: 8	R: 0 E: 0 K: 0 S: 7 H: 0 LOB: 0 BB: 0 P: 11	1B: 2 2B: 3 3B: 0 HR: 2	SF: 0 SAC: 1 DP: 0 HBP: 1		WP: 0 PB: 0 SB: 0 CS: 0	PA: 38			

TOP

Los Angeles Dodgers @ Cincinnati Reds

Great American Ball Park, Cincinnati, OH

Tue Aug 25 2015, 7:11 PM - 10:14 PM EDT

Att. 22,783 - Cloudy - 70 F

livebaseballscorecards.com

AB	33
R	5
H	7
RBI	5
BB	3
SO	7
LOB	12

PITCHER		IP	WLS	BF	H	R	ER	SO	BB	IBB	HBP	BLK	WP	HR	S	P	ERA	WHIP
47 John Lamb, L ERA: 6.06	(1, 1)	5.0	L	24	5	3	3	6	3	0	1	0	0	1	68	108	5.40	1.600
41 Ryan Mattheus, R ERA: 4.93	(6, 1)	2.0		8	2	2	2	1	0	0	0	0	0	1	22	36	9.00	1.000
63 Sam LeCure, R ERA:	(8, 1)	1.0		3	0	0	0	0	0	0	0	0	0	0	6	8	0.00	0.000
62 Pedro Villarreal, R ERA: 3.38	(9, 1)	1.0		3	0	0	0	0	0	0	0	0	0	0	7	11	0.00	0.000

PITCHER	IP	WLS	BF	H	R	ER	SO	BB	IBB	HBP	BLK	WP	HR	S	P	ERA	WHIP

Batter	1	2	3	4	5	6	7	8	9	AB	R	H	RBI	BB	SO	LOB
30 Jason Bourgeois, R (1, 8) OBP: 0.288, SLG: 0.309	B CH 87 F CH 87 B CH 81 X CH 81 2-1 7 G5-4-3 1B		C SI 89 F SI 89 X SI 90 0-2 ② G4-3		B CH 81 B SI 88 X SI 88 2-0 ③ L9			C FF 95 C FF 95 X FF 95 0-2 ① G5-3		4	0	1	0	0	0	1
7 Eugenio Suárez, R (1, 6) OBP: 0.337, SLG: 0.489	F SI 87 B SI 89 C SI 89 X SI 90 1-2 ①② G5-4-3 1-2f		B KC 82 T SI 89 X SI 90 1-1 ③ L5			C CH 87 B CH 87 B CH 82 X CH 81 2-1 ① G5-3		X FF 96 0-0 ② F9		4	0	0	0	0	0	1
19 Joey Votto, L (1, 3) OBP: 0.448, SLG: 0.551	B SI 89 B KC 81 B SI 89 B SI 89 4-0 BB			B KC 82 B SI 89 B SI 88 C SI 89 F SI 88 B SI 88 4-2 BB		C CH 82 C CH 82 B SI 89 B SI 88 F SI 89 B CH 82 X SI 88 3-2 ② G4-3		B FF 96 C FF 95 F SL 87 B FF 96 B FF 97 D SL 86 4-2 21 BB 4 1B BB		1	0	0	0	3	0	0
4 Brandon Phillips, R (1, 4) OBP: 0.323, SLG: 0.391	B SI 90 S CH 81 B SI 89 B SI 88 S CH 81 X SI 89 3-2 ③ G6-3			S CH 81 B SI 90 X SI 88 1-1 ① F9		X SI 88 0-0 21 2B 1B		X FF 94 0-0 21 BB 1-2 1B		4	1	2	0	0	0	2
21 Todd Frazier, R (1, 5) OBP: 0.315, SLG: 0.524		B KC 80 B KC 81 X SI 88 2-0 2B		C SI 89 D KC 80 F SI 90 1 SAFE B CH 87 F KC 81 D CH 81 F CH 81 C SI 89 3-3 ② K		B SI 96 B SL 87 C FF 96 F FF 96 D FC 92 X SL 86 3-2 1-H 2B		B FF 95 B FF 96 B FF 94 B FF 95 4-0 1-2 2-3 BB		3	0	2	1	1	1	1
32 Jay Bruce, L (1, 9) OBP: 0.308, SLG: 0.441		S KC 81 2 SAFE S SI 88 F KC 79 S KC 81 0-3 ① K		B CH 88 S KC 79 C SI 89 X KC 79 1-2 ③ P6		S KC 78 B SI 86 S KC 81 D KC 78 F KC 80 X KC 80 2-2 ③ G3		B SI 93 F SI 94 S SI 93 B SI 93 F FF 94 S CU 77 2-3 ③ K		4	0	0	0	0	2	6
3 Iván De Jesús Jr., R (1, 7) OBP: 0.338, SLG: 0.406		B SI 88 C SI 89 S SI 89 B SI 90 B CH 81 B CH 82 4-2 16 G6-4-3 BB			B CH 86 F CH 87 B SI 87 B CH 87 X CH 87 3-1 2B		C SI 86 B KC 79 S CH 80 B KC 79 B SI 88 F CH 80 X KC 80 3-2 16 G6-4-3 1B		T FC 92 B FC 94 B FC 91 B FC 90 X FC 90 3-1 ① F9		3	0	2	0	1	0	0
16 Tucker Barnhart, L (1, 2) OBP: 0.339, SLG: 0.353		X SI 89 0-0 ②③ G6-4-3 1-2f			X CH 87 0-0 ① G6-3		C SI 86 C KC 80 1 SAFE D KC 80 D CH 80 F KC 80 F CH 80 X SI 85 2-2 ①② G6-4-3 1-2f		F FF 92 F SL 83 S FC 94 0-3 ② K		4	0	0	0	0	1	4
47 John Lamb, L (1, 1) 65 Ryan LaMarre, R (5, PH) OBP: 0.111, SLG: 0.111 41 Ryan Mattheus, R (6, 1) 55 Skip Schumaker, L (7, PH) OBP: 0.289, SLG: 0.287 63 Sam LeCure, R (8, 1) 62 Pedro Villarreal, R (9, 1) 29 Brayan Peña, S (9, PH) OBP: 0.342, SLG: 0.322			C SI 88 B KC 79 C SI 88 S KC 80 1-3 ① K		S CH 87 F SI 88 B SI 88 S KC 80 1-3 ② K2-3		B SI 86 S KC 79 X KC 80 1-1 ③ G5-3		B FF 92 F FC 92 X FC 94 1-1 ③ G4-3	1 1 0 1 0 0 0 1	0 0 0 0 0 0 0 0	0 0 0 0 0 0 0 0	0 0 0 0 0 0 0 0	0 1 0 0 0 0 0 0	1 1 0 0 0 0 0 0	0 1 0 0 0 0 0 0
Inning Stats	R: 0 E: 0 K: 0 S: 8 H: 1 LOB: 1 BB: 1 P: 18	R: 0 E: 0 K: 1 S: 8 H: 1 LOB: 1 BB: 1 P: 14	R: 0 E: 0 K: 1 S: 8 H: 0 LOB: 0 BB: 0 P: 10	R: 0 E: 0 K: 1 S: 12 H: 0 LOB: 1 BB: 1 P: 21	R: 0 E: 0 K: 1 S: 7 H: 1 LOB: 1 BB: 0 P: 13	R: 1 E: 0 K: 0 S: 14 H: 2 LOB: 1 BB: 0 P: 24	R: 0 E: 0 K: 0 S: 11 H: 1 LOB: 0 BB: 0 P: 17	R: 0 E: 0 K: 1 S: 11 H: 1 LOB: 3 BB: 2 P: 21	R: 0 E: 0 K: 1 S: 7 H: 0 LOB: 0 BB: 0 P: 11	1B: 4 2B: 3 3B: 0 HR: 0 SF: 0 SAC: 0 DP: 3 HBP: 0						

PITCHER		IP	WLS	BF	H	R	ER	SO	BB	IBB	HBP	BLK	WP	HR	S	P	ERA	WHIP
57 Alex Wood, L ERA: 3.7	(1, 1)	5.2	W	22	4	1	1	4	3	0	0	0	0	0	50	88	1.59	1.235
41 Chris Hatcher, R ERA: 5.73	(6, 1)	0.0		1	1	0	0	0	0	0	0	0	0	0	3	6	∞	∞
56 J.P. Howell, L ERA: 1.47	(6, 1)	1.1		4	1	0	0	0	0	0	0	0	0	0	15	23	0.00	0.750
12 Juan Nicasio, R ERA: 3.02	(8, 1)	0.2		5	1	0	0	0	2	0	0	0	0	0	7	15	0.00	4.500
43 Luis Avilán, L ERA: 3.98	(8, 1)	0.1	H	1	0	0	0	1	0	0	0	0	0	0	4	6	0.00	0.000

PITCHER		IP	WLS	BF	H	R	ER	SO	BB	IBB	HBP	BLK	WP	HR	S	P	ERA	WHIP
74 Kenley Jansen, R ERA: 2.6	(9, 1)	1.0		3	0	0	0	1	0	0	0	0	0	0	7	11	0.00	0.000

BOTTOM

Los Angeles Dodgers @ Cincinnati Reds

Great American Ball Park, Cincinnati, OH

Tue Aug 25 2015, 7:11 PM - 10:14 PM EDT

Att. 22,783 - Cloudy - 70 F

livebaseballscorecards.com

AB	31
R	1
H	7
RBI	1
BB	5
SO	6
LOB	16

Batter	1	2	3	4	5	6	7	8	9	AB	R	H	RBI	BB	SO	LOB
11 Jimmy Rollins, S (1, 6) OBP: 0.275, SLG: 0.367	C FF 88 B FF 88 B FF 88 B FF 88 F FF 88 X FF 88 3-2 F7 ①	B CH 83 F CH 82 F FF 88 D CH 83 D CH 82 F FF 88 X CH 82 3-2 G5-3 ③		D CH 82 X CH 81 1-0 FC6-4 ② 66 HR 1-2f		X SI 92 0-0 G3 ② 2-3			C SL 80 C SI 88 B SL 81 B SL 82 X FS 83 2-2 F7 ①	5	1	0	0	0	0	5
66 Yasiel Puig, R (1, 9) OBP: 0.321, SLG: 0.440	F FF 88 B FF 89 B FF 89 B FF 89 X FF 89 3-1 F9 ②		C CU 72 X FF 87 0-1 G6-3 ①	B FF 88 S FF 88 X FF 87 1-1 HR 1-H		F SL 88 X SI 92 0-1 G5-3 ③			B SI 90 B SI 89 F SI 89 B SI 88 B SI 88 4-1 BB 23 2B	4	2	1	2	1	0	1
23 Adrián González, L (1, 3) OBP: 0.361, SLG: 0.511	C FF 89 S FF 88 B SL 83 B SL 82 X FF 88 2-2 G4-3 ③		B CU 72 X CH 81 1-0 F9 ②	X SI 92 0-0 L7 ③			C SI 92 F FF 92 B SL 88 F SL 89 B SI 93 X FF 92 2-2 F7 ①		B FS 84 1 SAFE 1 SAFE X FS 84 1-0 2B 1-H	5	0	1	1	0	0	0
10 Justin Turner, R (1, 5) OBP: 0.361, SLG: 0.529		B FF 87 C FF 88 B FF 88 F FF 88 X FF 88 2-2 1B 17 BB 33 1B 14 1B	C CU 74 B CU 72 C CH 81 B FF 88 X CU 73 2-2 F9 ③		F SI 91 B CU 83 B CU 82 X SL 88 2-1 G5-3 ①		X SL 88 0-0 P2 ②		C SI 89 B SI 89 B SI 89 F SL 81 F FS 85 S FS 85 2-3 K ②	5	1	1	0	0	1	1
33 Scott Van Slyke, R (1, 7) OBP: 0.333, SLG: 0.406 54 Jim Johnson, R (7, 1) 56 J.P. Howell, L (8, 1) 12 Juan Nicasio, R (8, 1) 3 Carl Crawford, L (8, 7) OBP: 0.284, SLG: 0.388		X FF 86 0-0 1B 14 1B 17 BB 1-2		C CU 73 S CH 82 B CH 82 B CH 81 B FF 88 X FF 87 3-2 HR	S SL 88 B SI 91 F SI 92 C SL 89 1-3 K		C CU 81 B CU 84 X SI 92 1-1 L6 ③		F FS 84 S SI 89 F SL 82 B SI 87 D FS 85 S FS 84 2-3 K ③	4 0 0 0 1	1 0 0 0 0	2 0 0 0 0	1 0 0 0 0	0 0 0 0 0	1 0 0 0 1	0 0 0 0 1
26 Chase Utley, L (1, 4) OBP: 0.281, SLG: 0.328		B FF 88 B FF 87 F FF 87 X FF 87 2-1 F4 ①		B SL 82 B CH 82 F FF 86 C FF 88 F FF 88 B CH 82 B FF 87 4-2 BB 17 HR	C SI 92 B SI 92 F CH 87 F SL 88 H SL 90 2-2 HBP 17 FC6-4			B FF 96 F FF 97 B SI 97 X FF 97 2-1 1B E8 14 G6-3		2	1	1	0	1	0	2
17 A.J. Ellis, R (1, 2) OBP: 0.357, SLG: 0.379		C FF 86 B CH 82 S CH 82 F FF 88 D CU 74 F FF 87 B FF 88 D CH 81 4-2 BB 14 1B 1-2 2-3		C FF 86 1 SAFE B CH 81 X FF 87 1-1 HR 1-H	C SI 91 B SL 88 B SI 91 C SI 91 X SL 89 2-2 FC6-4 ③ 1-2f			S FF 98 C FF 97 C SL 87 0-3 K ①	3	1	1	2	1	1	2
14 Enrique Hernández, R (1, 8) OBP: 0.349, SLG: 0.500		B FF 87 B CH 83 C CH 83 S FF 88 X FF 89 2-2 1B 1-2 2-3 3-H		C CH 82 B CU 75 B FF 87 X CH 81 2-1 1B 11 FC6-4		C CU 81 B SI 91 X SI 91 1-1 2B 11 G3		S FF 99 F FF 98 B SL 88 X FF 98 1-2 G6-3 ② 2-3	4	0	3	1	0	0	1
35 Brett Anderson, L (1, 1) OBP: 0.167, SLG: 0.081 16 Andre Ethier, L (7, 7) OBP: 0.367, SLG: 0.478 43 Luis Avilán, L (8, 1) 74 Kenley Jansen, S (9, 1)		C FF 88 S FF 88 F FF 88 S SL 83 0-3 K ②		B FF 87 B FF 87 L FF 85 B FF 87 X FF 88 3-1 B5 ①		M SI 90 M SI 91 L SI 92 0-3 K ①		C SI 98 B FF 98 B FF 98 S CH 91 F FF 99 B FF 98 F CH 90 X SL 90 3-2 L4 ③	3 1 0 0	0 0 0 0	0 0 0 0	0 0 0 0	0 0 0 0	2 0 0 0	5 1 0 0

Inning Stats	1	2	3	4	5	6	7	8	9
	R: 0 E: 0 K: 0 S: 8	R: 1 E: 0 K: 1 S: 21	R: 0 E: 0 K: 0 S: 6	R: 5 E: 0 K: 0 S: 16	R: 0 E: 0 K: 1 S: 11	R: 0 E: 0 K: 1 S: 8	R: 0 E: 0 K: 0 S: 7	R: 0 E: 1 K: 1 S: 13	R: 1 E: 0 K: 2 S: 13
	H: 0 LOB: 0 BB: 0 P: 16	H: 3 LOB: 3 BB: 1 P: 34	H: 0 LOB: 0 BB: 0 P: 9	H: 4 LOB: 0 BB: 1 P: 31	H: 0 LOB: 1 BB: 0 P: 18	H: 1 LOB: 1 BB: 0 P: 9	H: 0 LOB: 0 BB: 0 P: 10	H: 1 LOB: 1 BB: 0 P: 19	H: 1 LOB: 1 BB: 1 P: 24

1B: 5	SF: 0
2B: 2	SAC: 0
3B: 0	DP: 0
HR: 3	HBP: 1

WP: 0	PA: 41
PB: 0	
SB: 0	
CS: 0	

PITCHER		IP	WLS	BF	H	R	ER	SO	BB	IBB	HBP	BLK	WP	HR	S	P	ERA	WHIP
36 David Holmberg, L ERA: 7.62	(1, 1)	3.2	L	20	7	6	6	1	2	0	0	0	0	3	50	89	14.73	2.455
62 Pedro Villarreal, R ERA: 3.12	(4, 1)	3.1		12	1	0	0	2	0	0	1	0	0	0	27	38	0.00	0.300
70 Jumbo Díaz, R ERA: 4.36	(8, 1)	1.0		4	1	0	0	1	0	0	0	0	0	0	13	19	0.00	1.000
25 Burke Badenhop, R ERA: 3.76	(9, 1)	1.0		5	1	1	1	2	1	0	0	0	0	0	13	24	9.00	2.000

PITCHER	IP	WLS	BF	H	R	ER	SO	BB	IBB	HBP	BLK	WP	HR	S	P	ERA	WHIP

TOP

Los Angeles Dodgers @ Cincinnati Reds

Great American Ball Park, Cincinnati, OH

Wed Aug 26 2015, 7:11 PM - 10:27 PM EDT

Att. 17,712 - Partly Cloudy - 71 F

livebaseballscorecards.com

AB	37
R	7
H	10
RBI	7
BB	3
SO	6
LOB	19

Batter	1	2	3	4	5	6	7	8	9	AB	R	H	RBI	BB	SO	LOB
30 Jason Bourgeois, R (1, 8) OBP: 0.295, SLG: 0.319	B SI 89 C SI 90 B CH 83 X SI 90 2-1 ① G5-3		L SI 92 B SI 90 B KC 76 B SI 89 C SI 89 X SI 91 3-2 ③ G6-3			C SI 90 X FF 90 0-1 ② F8		C SI 91 X SI 91 0-1 4 1B 2B	F FC 92 D SL 86 F FC 92 F FC 95 B FC 93 B FC 94 F FC 92 B FC 91 4-2 1-2 BB	4	1	1	0	1	0	0
7 Eugenio Suárez, R (1, 6) OBP: 0.335, SLG: 0.481	C SI 90 B FF 90 X SL 82 1-1 ② L4			B SI 88 B CH 82 C SI 88 B SL 81 B SI 89 4-1 BB		C SL 81 B SI 90 B SI 90 X SI 89 2-1 ③ G6-3		C SI 92 B SI 92 B CU 79 S SI 93 F SI 93 X CU 80 2-2 ① G5-3	C FC 92 F FC 93 C FC 94 0-3 ③ K	4	0	0	0	1	1	3
19 Joey Votto, L (1, 3) OBP: 0.446, SLG: 0.548	B FF 90 B KC 74 S FF 91 C SL 82 C SI 92 2-3 ③ K			B SI 89 C SI 89 C KC 76 C SI 91 1-3 ① K			B KC 74 X KC 75 1-0 ① G4-3	D KC 80 S SI 86 D CH 80 B KC 80 B SI 87 4-1 4 1B BB		3	0	0	0	1	2	1
4 Brandon Phillips, R (1, 4) OBP: 0.323, SLG: 0.390		B KC 73 C SL 80 X FF 91 1-1 ① F9		D CH 83 F FF 90 F SL 83 1 SAFE F SL 83 X SI 91 1-2 ② L4			B FF 89 X CH 83 1-0 ② G1-3	X SL 86 0-0 1-2 2-H 1B		4	0	1	1	0	0	1
21 Todd Frazier, R (1, 5) OBP: 0.316, SLG: 0.523		B FF 91 B SL 80 C SL 82 X FF 92 2-1 29 CS 32 1B 1B		X FF 91 0-0 ③ G4-3			C SL 81 S KC 75 F FF 90 B SL 82 F FF 92 X SI 91 1-2 32 E 3 1B 1B	S FF 96 S FF 95 B FF 95 F FF 95 S FF 94 1-3 ② K		4	1	2	0	0	1	3
32 Jay Bruce, L (1, 9) OBP: 0.307, SLG: 0.439		C FF 91 X SI 90 0-1 1-2 1B			C SL 79 X SL 82 0-1 ① G4-3		X SI 89 0-0 E4 29 WP 3 1B 29 1B 1-3	D SI 93 C SI 93 F FF 93 S SI 94 1-3 ③ K		4	1	1	0	0	1	3
3 Iván De Jesús Jr., R (1, 7) OBP: 0.336, SLG: 0.402		F SI 91 C SI 90 B SI 91 S SL 82 1-3 ② K			C SI 89 B CH 82 F SI 90 B SI 91 B SL 82 F SI 91 X SI 90 3-2 ② G4-3		F SI 89 B SI 89 X CH 83 1-1 29 WP 29 1B 1-2 3-H 1B		S FC 91 B FC 93 F FC 90 B FC 92 F FC 91 F SL 82 S FC 93 2-3 ① K	4	1	1	1	0	2	2
29 Brayan Peña, S (1, 2) OBP: 0.341, SLG: 0.321	B SI 90 B SI 90 2-0 ③ CS 2-3		X SI 88 0-0 ① G6-3		B SI 90 C SI 90 X SI 91 1-1 ③ G3		B SI 89 B SI 89 F SI 89 S SI 90 B SI 92 X SI 92 3-2 1-H 2-H 1B		S FC 91 S FF 94 F FF 93 X FC 94 0-2 ② G6-3	4	0	1	2	0	0	0
36 David Holmberg, R (1, 1) OBP: 0.364, SLG: 0.725 62 Pedro Villarreal, R (4, 1) 65 Ryan LaMarre, R (7, PH) OBP: 0.100, SLG: 0.100 70 Jumbo Díaz, R (8, 1) 25 Burke Badenhop, R (9, 1) 55 Skip Schumaker, L (9, PH) OBP: 0.292, SLG: 0.291			B SI 90 C SI 90 S SL 82 T SL 82 1-2 ② K			X SI 88 0-0 ① G6-3	B SI 93 C SI 93 F SI 93 F SI 94 B SI 95 B CU 78 F SI 94 C SI 95 3-3 ③ K		X FC 94 0-0 30 DI 1B	1 1 1 0 0 0 1	0 0 0 0 0 0 0	0 0 0 0 0 0 1	0 0 1 0 0 0 0	0 0 1 0 0 0 0	1 0 1 0 0 0 0	0 0 1 0 0 0 0
Inning Stats	R: 0 E: 0 K: 1 S: 7 H: 0 LOB: 0 BB: 0 P: 12	R: 0 E: 0 K: 1 S: 9 H: 2 LOB: 1 BB: 0 P: 15	R: 0 E: 0 K: 1 S: 7 H: 0 LOB: 0 BB: 0 P: 11	R: 0 E: 0 K: 1 S: 9 H: 0 LOB: 1 BB: 1 P: 15	R: 0 E: 0 K: 0 S: 8 H: 0 LOB: 0 BB: 0 P: 12	R: 0 E: 0 K: 0 S: 5 H: 0 LOB: 0 BB: 0 P: 7	R: 3 E: 1 K: 1 S: 18 H: 3 LOB: 1 BB: 0 P: 28	R: 1 E: 0 K: 2 S: 15 H: 2 LOB: 2 BB: 1 P: 23	R: 0 E: 0 K: 2 S: 17 H: 1 LOB: 2 BB: 1 P: 23	1B: 7 2B: 1 3B: 0 HR: 0 SF: 0 SAC: 0 DP: 0 HBP: 0						WP: 1 PB: 0 SB: 0 CS: 1 PA: 39	

PITCHER		IP	WLS	BF	H	R	ER	SO	BB	IBB	HBP	BLK	WP	HR	S	P	ERA	WHIP
35 Brett Anderson, L ERA: 3.36	(1, 1)	6.2	W	26	5	3	0	4	1	0	0	0	1	0	58	92	0.00	0.900
54 Jim Johnson, R ERA: 4.45	(7, 1)	0.2	H	3	1	1	1	1	0	0	0	0	0	0	11	16	13.50	1.500
56 J.P. Howell, L ERA: 1.47	(8, 1)	0.0		1	0	0	0	0	1	0	0	0	0	0	1	5	∞	∞
12 Juan Nicasio, R ERA: 3.0	(8, 1)	0.1	H	2	1	0	0	1	0	0	0	0	0	0	5	6	0.00	3.000
43 Luis Avilán, L ERA: 3.95	(8, 1)	0.1	H	1	0	0	0	1	0	0	0	0	0	0	3	4	0.00	0.000

PITCHER		IP	WLS	BF	H	R	ER	SO	BB	IBB	HBP	BLK	WP	HR	S	P	ERA	WHIP
74 Kenley Jansen, R ERA: 2.52	(9, 1)	1.0	S	5	1	0	0	2	1	0	0	0	0	0	17	23	0.00	2.000

BOTTOM

Los Angeles Dodgers @ Cincinnati Reds

Great American Ball Park, Cincinnati, OH

Wed Aug 26 2015, 7:11 PM - 10:27 PM EDT

Att. 17,712 - Partly Cloudy - 71 F

livebaseballscorecards.com

AB	35
R	4
H	8
RBI	4
BB	3
SO	9
LOB	14

Los Angeles Dodgers @ Cincinnati Reds

Great American Ball Park, Cincinnati, OH

Thu Aug 27 2015, 12:37 PM - 3:30 PM EDT

Att. 25,529 - Partly Cloudy - 70 F

TOP

livebaseballscorecards.com

Batter	1	2	3	4	5	6	7	8	9	AB	R	H	RBI	BB	SO	LOB
11 Jimmy Rollins, S (1, 6) OBP: 0.277, SLG: 0.366	C FF 94 S KC 79 B KC 79 B SL 89 B FF 95 C FF 95 3-3 ① K		B CH 87 F SI 94 B SI 89 B FF 94 F SI 94 B SI 95 4-2 26 1B BB		B KC 81 B SL 87 X SI 93 2-0 ③ P5			C CU 76 B FF 93 F FF 94 B FF 89 D SL 88 F FF 96 1 SAFE B FF 95 4-2 26 HBP 1-2 BB		2	0	0	0	2	1	0
26 Chase Utley, L (1, 4) OBP: 0.287, SLG: 0.330	C SI 93 B SI 94 B KC 79 F SI 94 F FF 95 S FF 95 2-3 ② K		B SI 94 1 SAFE X SI 92 1-0 1-2 1B			C SI 91 B SL 85 C SI 91 H SL 88 2-2 10 G5-4-3 HBP		C FF 94 F FF 94 H FF 94 1-2 1-2 33 G5-4-3 2-3 HBP		2	0	1	0	0	1	0
23 Adrián González, L (1, 3) OBP: 0.360, SLG: 0.509 33 Scott Van Slyke, R (5, 3) OBP: 0.330, SLG: 0.401 (9, 9)	S KC 80 X FF 95 0-1 ③ G3		F SI 92 B FF 92 F SI 93 F FF 95 F SL 89 S FF 93 1-3 ② K			C SI 93 X SL 85 0-1 ① P4		B FF 95 S FF 95 C SL 85 B FF 96 F FF 96 X SL 86 2-2 ②③ G5-4-3 1-2f		2 2	0 0	0 0	0 0	0 0	1 0	2 4
10 Justin Turner, R (1, 5) OBP: 0.363, SLG: 0.527		C SI 93 B SL 89 B SL 90 X SI 94 2-1 66 1B 16 1B 9 G4-6-3 1B	C SI 94 F SI 94 B SL 89 B SL 90 X FF 95 2-2 ③ L9			F SL 84 B SI 92 X SI 93 1-1 ②③ G5-4-3 1-2f			B FF 96 B FF 96 B FF 96 C FF 95 B FF 94 4-1 14 1B BB	3	1	1	0	1	0	3
16 Andre Ethier, L (1, 7) OBP: 0.372, SLG: 0.483 14 Enrique Hernández, R (9, PH) OBP: 0.353, SLG: 0.503 (9, 7)		C KC 78 B SI 94 B SI 94 B SI 92 X FF 94 3-1 9 G4-6-3 66 1B 1-2 1B	C SI 91 B SL 86 B FF 93 B FF 94 C SI 93 X SI 92 3-2 9 G6-4-3 1B				F CH 86 X SL 86 0-2 66 FC6-4 1B		C FF 98 S FF 97 B FF 100 B FF 100 X FF 96 2-2 66 1B 1-3 1B	3 1	0 0	3 1	0 0	0 0	0 0	0 0
66 Yasiel Puig, R (1, 9) OBP: 0.324, SLG: 0.440 12 Juan Nicasio, R (9, PR) 17 A.J. Ellis, R (9, 2) OBP: 0.357, SLG: 0.379		B SL 90 B SI 94 X FF 94 2-0 9 G4-6-3 1-2 2-3 1B	S SI 94 F KC 80 B FF 93 S SL 87 1-3 ① K				F SI 91 B KC 79 B SI 92 F SI 92 1 SAFE X SI 93 2-2 ① FC6-4 9 G4-6-3 1-2f		D FF 99 S SL 85 F SL 88 B FF 99 B SL 84 F FF 98 1 SAFE 1 SAFE X FF 98 3-2 1-2 1B	4 0 0	0 0 0	2 0 0	0 0 0	0 0 0	1 0 0	2 0 0
9 Yasmani Grandal, S (1, 2) OBP: 0.378, SLG: 0.464 (9, 3)		F FF 94 X SI 94 0-1 ①② G4-6-3 1-2f 2-3 3-H	C KC 79 S SL 86 X FF 94 0-2 ②③ G6-4-3 1-2f				X SI 93 0-0 ②③ G4-6-3 1-2f		C FF 99 F FF 98 B SL 89 F SL 86 S FF 100 1-3 ① K	4	0	0	0	0	1	7
31 Joc Pederson, L (1, 8) OBP: 0.356, SLG: 0.438		C SI 94 B KC 81 B KC 79 S FF 95 X KC 81 2-2 ③ G6-3			B KC 78 B SI 92 B SI 93 C SI 92 C SL 89 C SL 90 3-3 ① K			B CU 73 F FF 93 B CU 74 B FF 93 F FF 94 B FF 95 4-2 26 HBP 11 BB BB	F FF 99 X FF 100 0-1 ② P5	3	0	0	0	1	1	4
21 Zack Greinke, R (1, 1) OBP: 0.228, SLG: 0.345 3 Carl Crawford, L (8, PH) OBP: 0.282, SLG: 0.384 41 Chris Hatcher, R (8, 1) 7 Alex Guerrero, R (9, PH) OBP: 0.256, SLG: 0.453 54 Jim Johnson, R (9, 1)			F SL 88 F KC 80 S FF 94 0-3 ① K		C SI 93 B SL 89 C SI 94 X KC 82 1-2 ② G6-3			C FF 94 C FF 93 B FF 94 S FF 95 1-3 ① K	X SL 86 0-0 ③ P5	2 1 0 1 0	0 0 0 0 0	0 0 0 0 0	0 0 0 0 0	1 0 0 0 0	0 1 0 0 0	0 1 0 3 0
Inning Stats	R: 0 E: 0 K: 2 S: 9 H: 0 LOB: 0 BB: 0 P: 14	R: 1 E: 0 K: 0 S: 10 H: 3 LOB: 1 BB: 0 P: 19	R: 0 E: 0 K: 2 S: 14 H: 1 LOB: 2 BB: 1 P: 22	R: 0 E: 0 K: 1 S: 9 H: 1 LOB: 0 BB: 0 P: 13	R: 0 E: 0 K: 1 S: 7 H: 0 LOB: 0 BB: 0 P: 13	R: 0 E: 0 K: 0 S: 6 H: 0 LOB: 0 BB: 0 P: 9	R: 0 E: 0 K: 0 S: 7 H: 1 LOB: 0 BB: 0 P: 9	R: 0 E: 0 K: 1 S: 14 H: 0 LOB: 2 BB: 2 P: 26	R: 0 E: 0 K: 1 S: 15 H: 2 LOB: 3 BB: 1 P: 25	1B: 8 2B: 0 3B: 0 HR: 0 SF: 0 SAC: 0 DP: 5 HBP: 2						

	AB	30
	R	1
	H	8
	RBI	0
	BB	4
	SO	8
	LOB	26

WP: 0 PB: 0 SB: 0 CS: 0 PA: 36

PITCHER		IP	WLS	BF	H	R	ER	SO	BB	IBB	HBP	BLK	WP	HR	S	P	ERA	WHIP
28 Anthony DeSclafani, R ERA: 3.64	(1, 1)	7.0	L	25	6	1	1	6	1	0	1	0	0	0	62	99	1.29	1.000
60 J.J. Hoover, R ERA: 1.78	(8, 1)	1.0		5	0	0	0	1	2	0	1	0	0	0	14	26	0.00	2.000
54 Aroldis Chapman, L ERA: 1.74	(9, 1)	1.0		6	2	0	0	1	1	0	0	0	0	0	15	25	0.00	3.000

PITCHER	IP	WLS	BF	H	R	ER	SO	BB	IBB	HBP	BLK	WP	HR	S	P	ERA	WHIP

Batter	1	2	3	4	5	6	7	8	9	AB	R	H	RBI	BB	SO	LOB
55 Skip Schumaker, L (1, 7) OBP: 0.291, SLG: 0.291	C FF 91 B FF 91 F CU 75 B SL 85 S SL 87 2-3 ① **K**		B FF 90 D CU 71 C CU 74 X CH 88 2-1 1-2 **1B**		B CU 76 C CU 74 B FF 92 C FF 92 S CU 78 2-3 ③ **K**			C FF 96 F FF 97 B FS 87 S FS 88 1-3 ① **K**		4	0	1	0	0	3	2
21 Todd Frazier, R (1, 5) OBP: 0.314, SLG: 0.519	X FF 92 0-0 ② **L7**		S SL 87 F SL 88 B FF 94 B SL 86 F SL 88 S FF 94 2-3 ③ **K**			F SI 91 B CH 88 X SI 92 1-1 ① **P3**		X FF 97 0-0 ② **F7**		4	0	0	0	0	1	2
19 Joey Votto, L (1, 3) OBP: 0.447, SLG: 0.545	B FF 91 B CH 87 C CH 88 B CH 88 X FF 93 3-1 ③ **G6-3**			B CU 76 B CH 88 B FF 92 C FF 91 C CH 88 X FF 93 3-2 ① **L8**		B CU 78 B CH 89 C FF 92 B FF 93 D CH 89 4-1 **BB**		B FF 97 B FF 96 B FF 96 D FS 89 4-0 4 **FC6-4** **BB**		2	0	0	0	2	0	0
4 Brandon Phillips, R (1, 4) OBP: 0.320, SLG: 0.386		C SL 81 B FF 91 X SI 90 1-1 ① **G5-3**		X FF 93 0-0 ② **L8**		X FF 93 0-0 ② **F9**		F FS 86 F FC 92 F FS 87 D FC 91 F FS 86 X FF 97 1-2 ③ **FC6-4** 1-2f		4	0	0	0	0	0	2
7 Eugenio Suárez, R (1, 6) OBP: 0.329, SLG: 0.473		B FF 92 C FF 91 B SL 88 S CH 89 B FF 95 F FF 94 X SL 87 3-2 ② **F9**		C FF 92 B SI 90 S CH 88 B FF 93 B SL 87 S FF 92 3-3 ③ **K**		S FF 93 B SL 88 C SL 87 S SL 85 1-3 ③ **K**			C SI 95 X CU 79 0-1 ① **F8**	4	0	0	0	0	2	1
32 Jay Bruce, L (1, 9) OBP: 0.307, SLG: 0.436		C CU 76 B FF 93 B CU 76 X CH 88 2-1 ③ **G4-3**			C FF 91 F FF 92 B CU 69 B SL 85 B SL 87 B CU 75 4-2 16 1B 30 S **BB**		X CH 88 0-0 ① **G4-3**		B CU 79 F CU 78 X SI 95 1-1 ② **L8**	3	0	0	0	1	0	0
30 Jason Bourgeois, R (1, 8) OBP: 0.293, SLG: 0.316			B FF 91 X FF 90 1-0 ① **G6-3**		S SL 86 B SL 87 S SL 88 D SL 87 F SL 87 F FF 92 F FF 93 S SL 87 2-3 ① **K** 1-2		C FF 90 B CU 78 X SI 91 1-1 **1B**		C SI 95 B SI 95 S CU 80 B CU 80 B SI 95 F SI 95 X SI 96 3-2 ③ **G4-3**	4	0	1	0	0	1	1
16 Tucker Barnhart, L (1, 2) OBP: 0.344, SLG: 0.359			X SI 91 0-0 55 1B **1B**		C CU 74 B CH 88 B CH 89 C CU 76 F SL 88 F SI 90 F FF 94 X CH 90 2-2 2-3 **1B**		X FF 92 0-0 ② **F7**			3	0	2	0	0	0	1
28 Anthony DeSclafani, R (1, 1) OBP: 0.184, SLG: 0.174 29 Brayan Peña, S (7, PH) OBP: 0.340, SLG: 0.319 60 J.J. Hoover, R (8, 1) 54 Aroldis Chapman, L (9, 1)			L CU 64 C FF 88 L SL 86 0-3 ② **K**		L SL 83 L SL 82 B SL 83 L FF 92 1-3 ② **K**		C FF 91 S CH 88 F CH 88 B FF 91 B CH 88 S CH 90 2-3 ③ **K**			2 1 0 0	0 0 0 0	0 0 0 0	0 0 0 0	0 0 0 0	2 1 0 0	3 1 0 0
Inning Stats	R: 0 E: 0 K: 1 S: 6 H: 0 LOB: 0 BB: 0 P: 11	R: 0 E: 0 K: 0 S: 8 H: 0 LOB: 0 BB: 0 P: 14	R: 0 E: 0 K: 2 S: 11 H: 2 LOB: 2 BB: 0 P: 16	R: 0 E: 0 K: 1 S: 7 H: 0 LOB: 0 BB: 0 P: 13	R: 0 E: 0 K: 3 S: 20 H: 1 LOB: 2 BB: 1 P: 31	R: 0 E: 0 K: 1 S: 7 H: 0 LOB: 1 BB: 1 P: 13	R: 0 E: 0 K: 1 S: 8 H: 1 LOB: 1 BB: 0 P: 11	R: 0 E: 0 K: 1 S: 9 H: 0 LOB: 1 BB: 1 P: 15	R: 0 E: 0 K: 0 S: 8 H: 0 LOB: 0 BB: 0 P: 12	1B: 4 2B: 0 3B: 0 HR: 0	SF: 0 SAC: 0 DP: 0 HBP: 0	WP: 0 PB: 0 SB: 1 CS: 0	PA: 34			

PITCHER	IP	WLS	BF	H	R	ER	SO	BB	IBB	HBP	BLK	WP	HR	S	P	ERA	WHIP
21 Zack Greinke, R (1, 1) ERA: 1.61	7.0	W	27	4	0	0	9	2	0	0	0	0	0	67	109	0.00	0.857
41 Chris Hatcher, R (8, 1) ERA: 5.48	1.0	H	4	0	0	0	1	1	0	0	0	0	0	9	15	0.00	1.000
54 Jim Johnson, R (9, 1) ERA: 4.37	1.0	S	3	0	0	0	0	0	0	0	0	0	0	8	12	0.00	0.000

PITCHER	IP	WLS	BF	H	R	ER	SO	BB	IBB	HBP	BLK	WP	HR	S	P	ERA	WHIP

BOTTOM

Los Angeles Dodgers @ Cincinnati Reds

Great American Ball Park, Cincinnati, OH

Thu Aug 27 2015, 12:37 PM - 3:30 PM EDT

Att. 25,529 - Partly Cloudy - 70 F

livebaseballscorecards.com

AB	31
R	0
H	4
RBI	0
BB	3
SO	10
LOB	13

Chicago Cubs @ Los Angeles Dodgers

Dodger Stadium, Los Angeles, CA

Fri Aug 28 2015, 7:10 PM - 9:38 PM PDT

Att. 44,874 - Clear - 83 F

TOP

livebaseballscorecards.com

Batter	1	2	3	4	5	6	7	8	9	AB	R	H	RBI	BB	SO	LOB
24 Dexter Fowler, S (1, 8) OBP: 0.348, SLG: 0.418	X FF 93 0-0 ① L8		B FF 94 C SL 86 S SL 88 X CU 74 1-2 15 FC6-4 1B			C SL 87 B FF 93 F CU 73 F SL 91 X FF 94 1-2 ① L9		F FF 93 S SL 89 B SL 88 F SL 88 X FF 94 1-2 ③ L8		4	0	1	0	0	0	0
15 Chris Denorfia, R (1, 9) OBP: 0.296, SLG: 0.337	C FF 93 C CU 72 B FF 94 B FF 94 F SL 90 T CU 73 2-2 ② K		X FF 94 0-0 ③ FC6-4 1-2f			S FF 93 C CU 74 B FF 94 B CU 72 F SL 90 B SL 87 F FF 93 S SL 88 3-3 ② K			C FC 91 F FC 92 X SL 84 0-2 ① G5-3	4	0	0	0	0	2	1
17 Kris Bryant, R (1, 5) OBP: 0.364, SLG: 0.476	C FF 94 S CU 73 B SL 91 C FF 95 1-3 ③ K			F FF 93 B SL 89 F SL 88 S FF 94 1-3 ① K		S SL 87 B CU 74 F FF 94 C SL 88 1-3 ③ K			S FC 93 F FC 93 F FC 94 B FC 95 S SL 83 1-3 ② K	4	0	0	0	0	4	0
44 Anthony Rizzo, L (1, 3) OBP: 0.394, SLG: 0.535		F FF 93 C SL 88 S SL 89 0-3 ① K		B FF 94 F FF 94 C CU 74 B SL 90 B CU 76 X FF 94 3-2 HR			C FF 93 F CU 72 B FF 93 F CU 73 S SL 89 1-3 ① K		X FC 94 0-0 ③ G4-3	4	1	1	1	0	2	0
13 Starlin Castro, R (1, 4) (8, 6) OBP: 0.273, SLG: 0.316		F FF 93 B FF 93 X SL 91 1-1 ② G5-3		C FF 93 B SL 89 F CU 74 S SL 89 1-3 ② K			B FF 94 F FF 94 F SL 88 S CU 72 1-3 ② K			3	0	0	0	0	2	0
41 Matt Szczur, R (1, 7) OBP: 0.275, SLG: 0.349		X FF 94 0-0 2B		B FF 94 B SL 87 F FF 94 S SL 87 X CU 74 2-2 ③ G5-3			F FF 94 B CU 72 B FF 94 B SL 87 S FF 93 F SL 88 D FF 95 4-2 BB			2	0	1	0	1	0	0
47 Miguel Montero, L (1, 2) OBP: 0.337, SLG: 0.423		C FF 94 B CU 73 S FF 95 S FF 94 1-3 ③ K			S SL 87 F FF 93 F FF 94 S SL 88 0-3 ① K2-3		X FF 94 0-0 ③ F7			3	0	0	0	0	2	2
39 Jason Hammel, R (1, 1) OBP: 0.193, SLG: 0.200			B FF 91 X FF 92 1-0 ① G6-3		F FF 92 B FF 94 F FF 93 S CU 74 1-3 ② K			X FF 93 0-0 ① F8		2	0	0	0	0	1	0
37 Travis Wood, R (6, 1) OBP: 0.172, SLG: 0.111										0	0	0	0	0	0	0
33 Clayton Richard, L (7, 1) OBP: 0.167, SLG: 0.182										0	0	0	0	0	0	0
11 Tommy La Stella, L (8, PH) OBP: 0.250, SLG: 0.267 (8, 4)										1	0	0	0	0	0	0
22 Addison Russell, R (1, 6) OBP: 0.302, SLG: 0.383			C FF 93 S SL 88 F CU 74 C FF 94 0-3 ② K		B FF 93 F SL 86 F FF 93 X SL 88 1-2 ③ P4			C SL 86 B SL 88 F FF 92 S SL 86 1-3 ② K		3	0	0	0	0	2	0
57 Fernando Rodney, R (8, 1)										0	0	0	0	0	0	0
Inning Stats	R: 0 E: 0 K: 2 S: 8 H: 0 LOB: 0 BB: 0 P: 11	R: 0 E: 0 K: 2 S: 9 H: 1 LOB: 1 BB: 0 P: 11	R: 0 E: 0 K: 1 S: 9 H: 1 LOB: 1 BB: 0 P: 11	R: 1 E: 0 K: 2 S: 12 H: 1 LOB: 0 BB: 0 P: 19	R: 0 E: 0 K: 2 S: 10 H: 0 LOB: 0 BB: 0 P: 12	R: 0 E: 0 K: 2 S: 12 H: 0 LOB: 0 BB: 0 P: 17	R: 0 E: 0 K: 2 S: 11 H: 0 LOB: 1 BB: 1 P: 17	R: 0 E: 0 K: 1 S: 8 H: 0 LOB: 0 BB: 0 P: 10	R: 0 E: 0 K: 1 S: 8 H: 0 LOB: 0 BB: 0 P: 9	1B: 1 2B: 1 3B: 0 HR: 1	SF: 0 SAC: 0 DP: 0 HBP: 0					

	AB	30
	R	1
	H	3
	RBI	1
	BB	1
	SO	15
	LOB	3

WP: 0 PB: 0 SB: 0 CS: 0 PA: 31

PITCHER	IP	WLS	BF	H	R	ER	SO	BB	IBB	HBP	BLK	WP	HR	S	P	ERA	WHIP
22 Clayton Kershaw, L (1, 1) ERA: 2.24	8.0	W	28	3	1	1	14	1	0	0	0	0	1	79	108	1.12	0.500
74 Kenley Jansen, R (9, 1) ERA: 2.45	1.0	S	3	0	0	0	1	0	0	0	0	0	0	8	9	0.00	0.000

PITCHER	IP	WLS	BF	H	R	ER	SO	BB	IBB	HBP	BLK	WP	HR	S	P	ERA	WHIP

Batter	1	2	3	4	5	6	7	8	9	AB	R	H	RBI	BB	SO	LOB
11 Jimmy Rollins, S (1, 6) OBP: 0.277, SLG: 0.365	B FF 93 C SI 93 B CU 78 F FF 93 B SL 88 X FF 93 3-2 ① G5-3		B CU 78 X CH 86 1-0 26 3B 1B		S FF 93 C SL 79 F FF 93 B SL 87 S FF 94 1-3 ③ K		C SI 93 F SI 92 X SL 84 0-2 ① G4-3			4	1	1	0	0	1	0
26 Chase Utley, L (1, 4) OBP: 0.289, SLG: 0.337	C FF 92 B FF 92 C CU 78 B SL 86 X SL 87 2-2 ② G1-3		1 SAFE F SI 92 1 SAFE X FF 92 0-1 1-H 3B			B CH 85 B CH 85 B FF 92 C FF 91 C SI 88 F FF 92 F SL 86 B SL 87 4-2 23 1B 10 E BB	C SI 92 B CU 83 B SI 94 X SI 93 2-1 ② L9			3	1	1	1	1	0	0
23 Adrián González, L (1, 3) OBP: 0.359, SLG: 0.507	B CU 77 B CU 78 X FF 93 2-0 ③ F9		B FF 92 S FF 92 F FF 93 X FF 93 1-2 ② F8			S SL 87 1 SAFE X SL 85 0-1 10 WP 33 G4-6-3 1-2 1B	X SI 92 0-0 ③ G6-3			4	1	1	0	0	0	1
10 Justin Turner, R (1, 5) OBP: 0.361, SLG: 0.522		C CU 76 B SL 86 B SL 86 F SL 87 B FF 93 X SI 93 3-2 ① G6-3	B SI 92 C SI 93 B SL 86 B SL 87 X SL 87 3-1 ③ L7			C CU 77 B SL 87 B SI 90 F SL 88 F SL 85 B SL 87 F SI 92 F SL 88 B FF 92 4-2 33 G4-6-3 1-3 2-H BB		X CH 73 0-0 ① F7		3	0	0	0	1	0	1
16 Andre Ethier, L (1, 9) OBP: 0.373, SLG: 0.486 33 Scott Van Slyke, R (6, PH) OBP: 0.332, SLG: 0.399 (7, 9)		F FF 93 S CH 86 X SI 94 0-2 2B		X SI 90 0-0 ① F7		X FF 91 0-0 ① ② G4-6-3 1-2f 3-H		C SI 92 B CH 85 B CH 81 C CH 82 F SI 95 H SI 95 3-2 3 G4-3 3 WP HBP		2 1	0 0	1 0	0 0	0 0	0 0	0 1
3 Carl Crawford, L (1, 7) OBP: 0.290, SLG: 0.382		D CU 79 B CU 79 B CH 85 C SI 93 S SL 87 F FF 93 D SL 87 4-2 BB	B SI 91 C FF 91 B FF 92 F CH 85 S SL 88 2-3 ② K			B SI 90 X FC 87 1-0 9 BB 14 1B 1B		C SI 94 B SI 94 X SI 95 1-1 ② G4-3 1-3		3	1	1	0	1	1	1
9 Yasmani Grandal, S (1, 2) OBP: 0.377, SLG: 0.460		B FF 93 C SI 93 F FF 92 D SL 88 S SL 87 2-3 ② K	C CU 77 B SL 88 B SL 88 F FF 93 C SL 87 2-3 ③ K			B FF 89 1 SAFE B FF 91 F FF 88 1 SAFE B FF 91 B FF 92 4-1 14 1B 1-2 BB		C SI 96 B CH 83 F SI 94 X SI 94 1-2 ③ G4-3		3	0	0	0	1	2	3
14 Enrique Hernández, R (1, 8) OBP: 0.352, SLG: 0.500		C SL 88 S SL 88 S SL 88 0-3 ③ K			S SL 86 X SL 88 0-1 ① L8	B FF 89 B FF 92 C FF 92 X FF 89 2-1 1-2 2-H 1B				3	0	1	1	0	1	2
22 Clayton Kershaw, L (1, 1) OBP: 0.167, SLG: 0.158 74 Kenley Jansen, S (9, 1)			B FF 92 S SI 93 X FF 94 1-1 ① G6-3		B FF 92 S FF 92 C SL 88 F SL 87 X FF 93 1-2 ② G4-3	X FF 88 0-0 ③ L9				3 0	0 0	0 0	0 0	0 0	0 0	2 0
Inning Stats	R: 0 E: 0 K: 0 S: 7 H: 0 LOB: 0 BB: 0 P: 14	R: 0 E: 0 K: 2 S: 15 H: 1 LOB: 2 BB: 1 P: 24	R: 1 E: 0 K: 0 S: 10 H: 2 LOB: 1 BB: 0 P: 16	R: 0 E: 0 K: 2 S: 7 H: 0 LOB: 0 BB: 0 P: 11	R: 0 E: 0 K: 1 S: 10 H: 0 LOB: 0 BB: 0 P: 12	R: 3 E: 0 K: 0 S: 17 H: 3 LOB: 2 BB: 3 P: 32	R: 0 E: 0 K: 0 S: 6 H: 0 LOB: 0 BB: 0 P: 8	R: 0 E: 0 K: 0 S: 9 H: 0 LOB: 1 BB: 0 P: 14		1B: 4 2B: 1 3B: 1 HR: 0 SF: 0 SAC: 0 DP: 1 HBP: 1					

PITCHER	IP	WLS	BF	H	R	ER	SO	BB	IBB	HBP	BLK	WP	HR	S	P	ERA	WHIP
39 Jason Hammel, R (1, 1) ERA: 3.42	5.0	L	22	4	4	4	5	3	0	0	0	1	0	60	96	7.20	1.400
37 Travis Wood, L (6, 1) ERA: 4.5	1.0		5	2	0	0	0	1	0	0	0	0	0	6	13	0.00	3.000
33 Clayton Richard, L (7, 1) ERA: 3.86	1.0		3	0	0	0	0	0	0	0	0	0	0	6	8	0.00	0.000
57 Fernando Rodney, R (8, 1) ERA: 5.57	1.0		4	0	0	0	0	0	0	1	0	1	0	9	14	0.00	0.000

PITCHER	IP	WLS	BF	H	R	ER	SO	BB	IBB	HBP	BLK	WP	HR	S	P	ERA	WHIP

BOTTOM

Chicago Cubs @ Los Angeles Dodgers

Dodger Stadium, Los Angeles, CA

Fri Aug 28 2015, 7:10 PM - 9:38 PM PDT

Att. 44,874 - Clear - 83 F

livebaseballscorecards.com

AB	29
R	4
H	6
RBI	2
BB	4
SO	5
LOB	11

Chicago Cubs @ Los Angeles Dodgers

Dodger Stadium, Los Angeles, CA

Sat Aug 29 2015, 6:11 PM - 9:33 PM PDT

Att. 51,697 - Clear - 88 F

TOP

livebaseballscorecards.com

Batter	1	2	3	4	5	6	7	8	9	AB	R	H	RBI	BB	SO	LOB
24 Dexter Fowler, S (1, 8) OBP: 0.350, SLG: 0.419	B FC 94 X FF 93 1-0 2B		B CU 77 C CU 76 B SL 89 C CH 85 B FS 82 B FF 92 4-2 8 G6-3 BB		B FF 93 S CH 86 B FC 92 F CU 76 B FS 81 S FS 81 3-3 ② K		C FS 90 C FS 88 B FF 97 1 SAFE 1 SAFE B FS 89 B FF 97 B SL 86 4-2 1-2 BB		B FC 91 B FC 91 X FF 90 2-0 ② FC4-6 12 DI 1-2f	3	0	1	0	2	1	3
12 Kyle Schwarber, L (1, 7) OBP: 0.363, SLG: 0.545 (8, 2)	B FF 94 C CU 76 B FF 94 F FF 94 S FS 81 2-3 ① K		S FF 93 B FF 95 B CU 75 X FC 94 2-1 ① F7		D FS 82 B SI 94 C FF 92 B FF 93 S CU 78 D FS 83 4-2 1-2 3-H BB		C KC 81 B SI 87 B SI 88 C KC 80 S KC 81 2-3 ③ K		C FF 94 C FC 94 B FC 94 B FC 94 D SL 84 F FC 92 X FC 92 3-2 ③ F9 1-2	4	0	0	0	1	2	5
8 Chris Coghlan, L (1, 9) OBP: 0.334, SLG: 0.441	C SI 94 C FS 82 D FS 83 B SI 92 F CU 79 S FS 83 2-3 ② K		X SI 91 0-0 ② ③ G6-3 1-2f		X SI 94 0-0 ③ G3			C SI 95 B CU 81 F CU 80 X SI 96 1-2 47 HBP 17 HBP 1B		4	0	1	0	0	1	4
44 Anthony Rizzo, L (1, 3) OBP: 0.391, SLG: 0.530	B FS 82 C SI 94 C SL 91 S FS 84 1-3 ③ K			B FF 92 C CH 84 F FF 93 X CU 79 1-2 ① G4-3		F SI 94 F CH 81 B CH 80 F SI 93 F FF 93 F CH 84 X CU 77 1-2 ① G4-3		B SI 95 S SI 96 B SI 96 F SI 97 S SI 96 S CU 82 2-3 ① K		4	0	0	0	0	2	2
17 Kris Bryant, R (1, 5) OBP: 0.365, SLG: 0.475		C FF 94 X FF 92 0-1 22 WP 47 G3 22 SF7 1B		B FC 93 C CU 75 B FC 91 X SI 92 2-1 ② G6-3		S CH 82 B FF 93 F FF 92 B CH 82 S CH 82 2-3 ② K		C SI 96 F CU 81 H SI 95 1-2 47 HBP 1-2 HBP		3	1	1	0	0	1	0
47 Miguel Montero, L (1, 2) OBP: 0.335, SLG: 0.419 41 Matt Szczur, R (8, PR) OBP: 0.275, SLG: 0.349 (8, 7)		C FF 93 D CU 77 1 SAFE C CU 77 F FC 94 F FS 81 F FS 81 D FC 92 X CU 78 2-2 ① G3 1-2		C FS 79 B CH 83 F FS 80 B CH 84 B FF 93 X SI 92 3-2 ③ L8		B CU 79 B FF 94 B FF 93 C SI 94 X SI 93 3-1 ③ G1-3		F SI 96 S CU 80 F FF 96 H CU 82 1-2 22 G6-4-3 1-2 2-3 HBP		3 0	0 0	0 0	0 0	0 0	0 0	1 0
22 Addison Russell, R (1, 6) OBP: 0.301, SLG: 0.382		S FF 93 F SI 92 B FC 91 F FF 94 D FS 84 F FC 92 B FF 94 F FS 82 X SI 94 3-2 ② SF7 2-H			X CU 74 0-0 11 1B 12 BLK 1B		C SI 97 S SI 96 B SI 96 C FF 97 1-3 ① K	B SI 95 F SI 95 C SI 95 B SI 94 B SI 95 X SI 96 3-2 ② ③ G6-4-3 1-2f		3	1	1	1	0	1	3
34 Jon Lester, L (1, 1) OBP: 0.042, SLG: 0.021 52 Justin Grimm, R (7, 1) 40 James Russell, L (8, 1) 21 Tommy Hunter, R (8, 1) 13 Starlin Castro, R (9, PH) OBP: 0.274, SLG: 0.317		F SI 94 B FF 94 S CU 76 B FC 95 B FF 95 B FC 93 4-2 BB			X CH 88 0-0 ① B5		C FF 97 S FF 97 S FF 97 0-3 ② K		C FC 91 X FC 90 0-1 24 FC4-6 1B	2 0 0 0 1	0 0 0 0 0	0 0 0 0 1	0 0 0 0 0	1 0 0 0 0	1 0 0 0 0	1 0 0 0 0
11 Tommy La Stella, L (1, 4) OBP: 0.300, SLG: 0.278		F SI 93 C CU 76 S FS 83 0-3 ③ K			1 SAFE B FF 89 X FF 90 1-0 12 BLK 1-3 1B		B SI 97 C FF 95 B SL 86 B SI 97 B FF 96 4-1 24 S BB		C FC 89 B FF 92 C FC 90 C FF 92 1-3 ① K	3	0	1	0	1	2	2

| Inning Stats | | |

Chicago Cubs @ Los Angeles Dodgers

Dodger Stadium, Los Angeles, CA

Sat Aug 29 2015, 6:11 PM - 9:33 PM PDT

Att. 51,697 - Clear - 88 F

livebaseballscorecards.com

BOTTOM

Batter	1	2	3	4	5	6	7	8	9	AB	R	H	RBI	BB	SO	LOB
11 Jimmy Rollins, S (1, 6) OBP: 0.274, SLG: 0.361	C FF 93 X FF 94 0-1 F8 ①		C FF 87 F CU 78 C FF 94 0-3 K ② 2-3		B SI 92 F CH 84 X FF 93 1-1 L8 ②		1 SAFE B CU 84 B CU 83 F FF 95 B FF 96 X FF 96 3-1 F9 ①	B CU 83 C CU 84 C CU 82 B SI 96 X CU 84 2-2 G3-1 ③		5	0	0	0	0	1	4
14 Enrique Hernández, R (1, 8) OBP: 0.355, SLG: 0.500	B FF 94 F FF 93 F FC 88 F CU 78 S CU 78 1-3 K ②		B CU 76 B SI 94 B FC 89 C FF 94 X FC 89 3-1 1B 3-H		B SI 93 X FC 90 1-0 L7 ③		B FF 92 X CU 83 1-0 23 1B 1-3 1B			4	0	2	1	0	1	0
23 Adrián González, L (1, 3) OBP: 0.358, SLG: 0.504	B FF 94 F FF 95 X FF 95 1-1 G5-3 ③		B FC 89 X FC 88 1-0 F8 ③			S FC 88 F FF 94 B FC 88 B CU 77 S CU 78 2-3 K ①	F FF 97 B FF 96 X FF 96 1-1 1-2 3-H 1B			4	0	1	1	0	1	1
10 Justin Turner, R (1, 5) OBP: 0.357, SLG: 0.515		C FC 87 C FF 92 B CU 77 X CU 76 1-2 L6 ①		F FC 87 B FC 86 B CH 86 F CH 86 X SI 92 2-2 G6-3 ①		F FF 91 B CH 87 S SI 87 F FF 93 F CH 87 F CU 77 F SI 87 F FC 88 C FF 95 1-3 K ②	B FF 96 C FF 96 F CU 86 D CU 86 D CU 86 X CU 84 3-2 F3 ②			4	0	0	0	0	1	2
33 Scott Van Slyke, R (1, 9) OBP: 0.337, SLG: 0.410 56 J.P. Howell, L (7, 1) 26 Chase Utley, L (7, PH) OBP: 0.288, SLG: 0.336 54 Jim Johnson, R (8, 1) 74 Kenley Jansen, S (9, 1)		S SI 93 X FF 94 0-1 17 S 1B		C FF 93 F SI 87 X FF 93 0-2 2B		X SI 93 0-0 G6-3 ③	B CU 84 C SL 85 B CU 86 X CU 86 2-1 G4-3 ③			3 0 1 0 0	0 0 0 0 0	2 0 0 0 0	0 0 0 0 0	0 0 0 0 0	0 0 2 0 0	0 0 0 0 0
3 Carl Crawford, L (1, 7) OBP: 0.291, SLG: 0.381		C FF 93 F FF 94 B FC 90 S FC 89 1-3 K ②		F FC 88 0-1 CI			C FC 88 F FC 88 B CU 76 B CU 74 X FF 93 2-2 17 1B 17 S 18 2B 1B	S SL 84 B FF 92 X SL 82 1-1 F8 ①		3	1	1	0	0	1	1
17 A.J. Ellis, R (1, 2) OBP: 0.361, SLG: 0.383		C FF 94 C FC 89 C FF 95 0-3 K ③ 1-2		B FC 88 B FC 88 F SI 91 C SI 92 S CU 77 2-3 K ②			C FC 88 F FC 88 F FC 88 F FF 94 X CU 76 0-2 18 2B 16 1B 1-3 1B	C FF 97 B SI 95 B FC 93 B SI 95 X SI 96 3-1 18 FC1-6 1B		4	1	2	0	0	2	3
18 José Peraza, R (1, 4) OBP: 0.364, SLG: 0.600			C FF 92 S FC 88 B FF 94 X FC 88 1-2 11 S 55 SH1-4 14 1B 1B	X FF 93 0-0 F9 ③			B FF 93 S FF 94 F FF 93 B FF 94 X FF 94 2-2 16 1B 1-3 3-H 2B	C FF 96 F CU 87 B SI 95 X SI 96 1-2 FC1-6 16 S 1-2f ②		4	2	2	1	0	0	3
55 Mat Latos, R (1, 1) OBP: 0.304, SLG: 0.304 43 Luis Avilán, L (5, 1) 41 Chris Hatcher, R (7, 1) 16 Andre Ethier, L (7, 9) OBP: 0.376, SLG: 0.488			X FF 93 0-0 SH1-4 ① 1-2	B FF 90 C FF 91 B FF 92 X FF 91 2-1 G4-3 ①			B FC 90 B FC 88 X FC 88 2-0 14 1B 23 1B 2-H 3-H 1B	B CU 84 B FC 96 B SI 96 B FF 96 4-0 1-2 BB		0 1 0 1	0 0 0 1	0 0 0 1	0 0 0 2	0 0 0 1	0 0 0 0	0 0 0 0
Inning Stats	R: 0 E: 0 K: 1 S: 8 H: 0 LOB: 0 BB: 0 P: 10	R: 0 E: 0 K: 2 S: 11 H: 1 LOB: 1 BB: 0 P: 13	R: 1 E: 0 K: 1 S: 10 H: 2 LOB: 1 BB: 0 P: 15	R: 0 E: 1 K: 1 S: 11 H: 1 LOB: 2 BB: 0 P: 15	R: 0 E: 0 K: 0 S: 5 H: 0 LOB: 0 BB: 0 P: 9	R: 0 E: 0 K: 2 S: 12 H: 0 LOB: 0 BB: 0 P: 15	R: 4 E: 0 K: 0 S: 22 H: 6 LOB: 2 BB: 0 P: 38	R: 0 E: 0 K: 0 S: 10 H: 1 LOB: 2 BB: 1 P: 21		1B: 9 2B: 2 3B: 0 HR: 0 SF: 0 SAC: 1 DP: 0 HBP: 0						

	AB
R	5
H	11
RBI	5
BB	1
SO	7
LOB	16

WP: 0 PB: 0 SB: 4 CS: 0 PA: 37

PITCHER		IP	WLS	BF	H	R	ER	SO	BB	IBB	HBP	BLK	WP	HR	S	P	ERA	WHIP
34 Jon Lester, L ERA: 3.59	(1, 1)	6.0	L	27	8	5	5	7	0	0	0	0	0	0	69	95	7.50	1.333
52 Justin Grimm, R ERA: 1.17	(7, 1)	1.0		5	2	0	0	0	0	0	0	0	0	0	10	20	0.00	2.000
40 James Russell, L ERA: 5.35	(8, 1)	0.1		1	0	0	0	0	0	0	0	0	0	0	2	3	0.00	0.000
21 Tommy Hunter, R ERA: 3.93	(8, 1)	0.2		4	1	0	0	0	1	0	0	0	0	0	8	18	0.00	3.000

PITCHER	IP	WLS	BF	H	R	ER	SO	BB	IBB	HBP	BLK	WP	HR	S	P	ERA	WHIP

Chicago Cubs @ Los Angeles Dodgers

Dodger Stadium, Los Angeles, CA

Sun Aug 30 2015, 5:11 PM - 7:51 PM PDT

Att. 46,679 - Sunny - 85 F

TOP

livebaseballscorecards.com

Batter	1	2	3	4	5	6	7	8	9	AB	R	H	RBI	BB	SO	LOB
24 Dexter Fowler, S (1, 8) OBP: 0.353, SLG: 0.423	C SI 88 B KC 81 C SI 89 B KC 82 T SI 89 2-2 **K** ①	C KC 81 C KC 82 B KC 81 B SI 89 B KC 81 X KC 80 3-2 15 1B 1B		F CH 83 B KC 81 C SI 88 B KC 82 S KC 81 2-3 **K** ②			B FF 95 C FF 96 X FF 95 1-1 44 BB 2B		B FF 97 B FF 96 X FF 96 2-0 44 1B 1B	5	0	3	0	0	2	0
15 Chris Denorfia, R (1, 9) OBP: 0.302, SLG: 0.339 12 Kyle Schwarber, L (7, PH) OBP: 0.359, SLG: 0.538 (7, 7)	B SI 88 B SI 89 B KC 81 C SI 88 B CH 81 4-1 17 HR BB	B SI 89 C KC 80 S KC 80 F SI 90 1 SAFE F KC 81 F SI 89 D CH 83 X KC 80 **1-2** 1B		C SI 88 B SI 87 B KC 81 C SI 88 S SI 88 2-3 **K** ③			X FF 96 0-0 FC1 44 BB		C CH 86 S SI 99 S FF 98 1 SAFE 0-3 **K** ①	2 2	1 0	1 0	0 0	1 0	1 1	0 2
17 Kris Bryant, R (1, 5) OBP: 0.364, SLG: 0.478	B SI 88 X SI 88 1-0 **1-H** HR	C KC 80 D KC 81 B SI 88 B CH 82 S KC 81 S KC 80 3-3 **K** ③			B SI 87 X KC 80 1-0 G4-3 ①		C FF 96 F SL 89 C FF 97 0-3 **K** ①		S FF 100 F FF 98 F FF 97 C SL 91 0-3 **K** ②	5	1	1	2	0	3	5
44 Anthony Rizzo, L (1, 3) OBP: 0.391, SLG: 0.528	C SI 89 C SI 88 B CH 82 X SI 89 1-2 G1-6-3 ②		C KC 80 B SI 88 F CH 82 X KC 82 1-2 G3 ①		X KC 82 0-0 F7 ②		B FF 95 B FF 96 B FF 96 B FF 95 4-0 13 G4-6-3 **1-2** **2-3** BB		S CH 88 X CH 88 0-1 **1-3** 1B	4	0	1	0	1	0	0
13 Starlin Castro, R (1, 4) OBP: 0.277, SLG: 0.322	X SI 88 0-0 41 1B 1B		B SI 88 B KC 81 C CH 82 B KC 80 F CH 82 X SI 89 3-2 47 1B 1B		B KC 81 B SI 88 X CH 82 2-0 2B		X FF 97 0-0 G4-6-3 ② ③ **1-2f**		F SI 99 B FF 98 X FF 98 1-1 G5-3 ③	5	0	3	0	0	0	5
41 Matt Szczur, R (1, 7) OBP: 0.274, SLG: 0.343 (7, 9)	B KC 82 X CH 81 1-0 **1-3** 1B		C SI 88 X CH 82 0-1 L9 ②		C KC 81 B SI 89 2 SAFE X SI 91 1-1 G6-3 ③			X FF 97 0-0 F9 ①		4	0	1	0	0	0	2
47 Miguel Montero, L (1, 2) OBP: 0.338, SLG: 0.420	S SI 88 B SI 88 X KC 81 1-1 G1-3 ③		S KC 80 C SI 90 F KC 80 X KC 80 0-2 **1-2** 1B			X KC 81 0-0 F8 ①		C SI 87 B KC 80 X KC 81 1-1 49 1B 1B		4	0	2	0	0	0	2
49 Jake Arrieta, R (1, 1) OBP: 0.150, SLG: 0.250		C SI 88 B SI 88 C KC 80 F KC 81 S SI 89 1-3 **K** ①	S SI 89 S SI 88 S SI 88 0-3 **K** ③			B SI 88 B SI 88 S SI 88 S SI 88 T SI 89 2-2 **K** ②		X SI 87 0-0 22 G4-3 **1-2** 1B		4	0	1	0	0	3	2
22 Addison Russell, R (1, 6) OBP: 0.299, SLG: 0.378		B SI 88 B KC 82 C SI 89 B SI 88 C CH 88 X SI 90 3-2 F8 ②		B KC 80 C SI 88 X CH 82 1-1 F7 ①		C KC 82 X SI 88 0-1 F8 ③		D SI 88 S CH 80 C KC 80 B SI 87 X CH 81 2-2 G4-3 ② ③ **1-2f**		4	0	0	0	0	0	2
Inning Stats	R: 2 E: 0 K: 1 S: 12 H: 3 LOB: 2 BB: 1 P: 22	R: 0 E: 0 K: 2 S: 19 H: 2 LOB: 2 BB: 0 P: 31	R: 0 E: 0 K: 1 S: 15 H: 2 LOB: 2 BB: 0 P: 19	R: 0 E: 0 K: 2 S: 8 H: 0 LOB: 0 BB: 0 P: 13	R: 0 E: 0 K: 0 S: 5 H: 1 LOB: 1 BB: 0 P: 9	R: 0 E: 0 K: 1 S: 6 H: 0 LOB: 0 BB: 0 P: 8	R: 0 E: 0 K: 1 S: 7 H: 1 LOB: 2 BB: 1 P: 12	R: 0 E: 0 K: 0 S: 7 H: 2 LOB: 1 BB: 0 P: 10	R: 0 E: 0 K: 2 S: 12 H: 2 LOB: 2 BB: 0 P: 15	1B: 10 2B: 2 3B: 0 HR: 1 SF: 0 SAC: 0 DP: 2 HBP: 0						

	AB	39
	R	2
	H	13
	RBI	2
	BB	2
	SO	10
	LOB	20

WP: 0 PA: 41
PB: 0
SB: 0
CS: 0

PITCHER		IP	WLS	BF	H	R	ER	SO	BB	IBB	HBP	BLK	WP	HR	S	P	ERA	WHIP
57 Alex Wood, L ERA: 3.67	(1, 1)	6.0	L	27	8	2	2	7	1	0	0	0	0	1	65	102	3.00	1.500
12 Juan Nicasio, R ERA: 2.92	(7, 1)	1.1		6	1	0	0	1	1	0	0	0	0	0	8	13	0.00	1.500
56 J.P. Howell, L ERA: 1.43	(8, 1)	0.2		3	2	0	0	0	0	0	0	0	0	0	6	9	0.00	3.000
52 Pedro Báez, R ERA: 3.03	(9, 1)	1.0		5	2	0	0	2	0	0	0	0	0	0	12	15	0.00	2.000

PITCHER	IP	WLS	BF	H	R	ER	SO	BB	IBB	HBP	BLK	WP	HR	S	P	ERA	WHIP

Batter	1	2	3	4	5	6	7	8	9	AB	R	H	RBI	BB	SO	LOB
11 Jimmy Rollins, S (1, 6) OBP: 0.274, SLG: 0.359	B SI 94 F FF 95 B FF 94 T SI 96 B SI 96 X SI 96 3-2 ① F8		C SL 90 F CU 82 B FF 95 B SI 96 S SL 92 2-3 ③ K			B SL 87 B FF 95 B SL 89 B SI 94 4-0 BB			B SL 90 C SI 95 B CU 80 S SL 89 F SL 90 C SI 96 2-3 ② K	3	0	0	0	1	2	1
26 Chase Utley, L (1, 4) OBP: 0.285, SLG: 0.331	C SI 96 C SI 96 F SL 93 F FF 96 B CU 82 X SL 91 1-2 ② G4-3			B SI 95 F SL 90 F SI 95 X CU 81 1-2 ① G3-1		C SI 94 X CU 80 0-1 ③ F7			C SI 95 S CU 82 F SL 96 B CU 82 S SL 89 1-3 ③ K	4	0	0	0	0	1	1
23 Adrián González, L (1, 3) OBP: 0.356, SLG: 0.501	S SI 95 F SI 97 S SL 91 0-3 ③ K			B CU 81 X FF 96 1-0 ② L8			X SL 88 0-0 ① G3-1			3	0	0	0	0	1	0
16 Andre Ethier, L (1, 9) OBP: 0.373, SLG: 0.483		F SI 95 S FF 95 F CU 83 X SL 91 0-2 ① G1-3		B CU 82 B SI 97 B FF 96 C SI 95 S SL 92 S SL 93 3-3 ③ K			C FF 93 F SI 95 B CU 82 S SL 91 1-3 ② K			3	0	0	0	0	2	0
3 Carl Crawford, L (1, 7) OBP: 0.283, SLG: 0.370		X FF 95 0-0 ② L7			B SI 94 F SL 90 F CU 81 S SL 91 1-3 ① K		X SL 90 0-0 ③ L4			3	0	0	0	0	1	0
9 Yasmani Grandal, S (1, 2) OBP: 0.374, SLG: 0.455		B FF 95 C SL 89 B CH 90 B SL 91 C FF 96 S SL 92 3-3 ③ K			C CU 81 B SI 96 B CU 80 X SI 95 2-1 ② P4			C SL 88 F SI 94 S SL 89 0-3 ① K		3	0	0	0	0	2	0
31 Joc Pederson, L (1, 8) OBP: 0.354, SLG: 0.435			T FF 95 C CU 81 F SI 96 B CU 81 S SL 90 1-3 ① K		B SL 82 B SL 89 B SL 91 C SI 94 S SI 96 F SL 92 S SI 96 3-3 ③ K			B SI 95 F SI 95 S SL 90 X FF 94 1-2 ② F9		3	0	0	0	0	2	0
14 Enrique Hernández, R (1, 5) OBP: 0.350, SLG: 0.492 52 Pedro Báez, R (9, 1)			C SI 97 F CU 82 X SL 92 0-2 E4 57 SH1-4			F SI 95 B SL 84 X CU 79 1-1 ① L7		B CU 81 F SL 89 X SI 95 1-1 ③ G6-3		3 0	0 0	0 0	0 0	0 0	0 0	0 0
57 Alex Wood, R (1, 1) OBP: 0.239, SLG: 0.190 7 Alex Guerrero, R (6, PH) OBP: 0.255, SLG: 0.450 12 Juan Nicasio, R (7, 1) 56 J.P. Howell, L (8, 1) 10 Justin Turner, R (9, 5) OBP: 0.356, SLG: 0.513			B SI 94 D SL 92 L SI 95 D SI 96 C SI 96 X SI 94 3-2 ② SH1-4 1-2			X SI 95 0-0 ② G1-3			C SI 94 S FF 96 F CU 82 B SL 90 F SI 96 F SI 95 S CU 82 1-3 ① K2-3	0 1 0 0 1	0 0 0 0 0	0 0 0 0 0	0 0 0 0 0	0 0 0 0 1	0 0 0 0 0	0 0 0 0 0
Inning Stats	R: 0 E: 0 K: 1 S: 11 H: 0 LOB: 0 BB: 0 P: 15	R: 0 E: 0 K: 1 S: 8 H: 0 LOB: 0 BB: 0 P: 11	R: 0 E: 1 K: 2 S: 13 H: 0 LOB: 1 BB: 0 P: 19	R: 0 E: 0 K: 1 S: 7 H: 0 LOB: 0 BB: 0 P: 12	R: 0 E: 0 K: 2 S: 9 H: 0 LOB: 0 BB: 0 P: 15	R: 0 E: 0 K: 0 S: 5 H: 0 LOB: 1 BB: 1 P: 10	R: 0 E: 0 K: 1 S: 5 H: 0 LOB: 0 BB: 0 P: 6	R: 0 E: 0 K: 1 S: 8 H: 0 LOB: 0 BB: 0 P: 10	R: 0 E: 0 K: 3 S: 14 H: 0 LOB: 0 BB: 0 P: 18	1B: 0 2B: 0 3B: 0 HR: 0		SF: 0 SAC: 1 DP: 0 HBP: 0		WP: 0 PB: 0 SB: 0 CS: 0		PA: 29

PITCHER	IP	WLS	BF	H	R	ER	SO	BB	IBB	HBP	BLK	WP	HR	S	P	ERA	WHIP
49 Jake Arrieta, R (1, 1) ERA: 2.11	9.0	W	29	0	0	0	12	1	0	0	0	0	0	80	116	0.00	0.111

PITCHER	IP	WLS	BF	H	R	ER	SO	BB	IBB	HBP	BLK	WP	HR	S	P	ERA	WHIP

BOTTOM

Chicago Cubs @ Los Angeles Dodgers

Dodger Stadium, Los Angeles, CA

Sun Aug 30 2015, 5:11 PM - 7:51 PM PDT

Att. 46,679 - Sunny - 85 F

livebaseballscorecards.com

AB	27
R	0
H	0
RBI	0
BB	1
SO	12
LOB	2

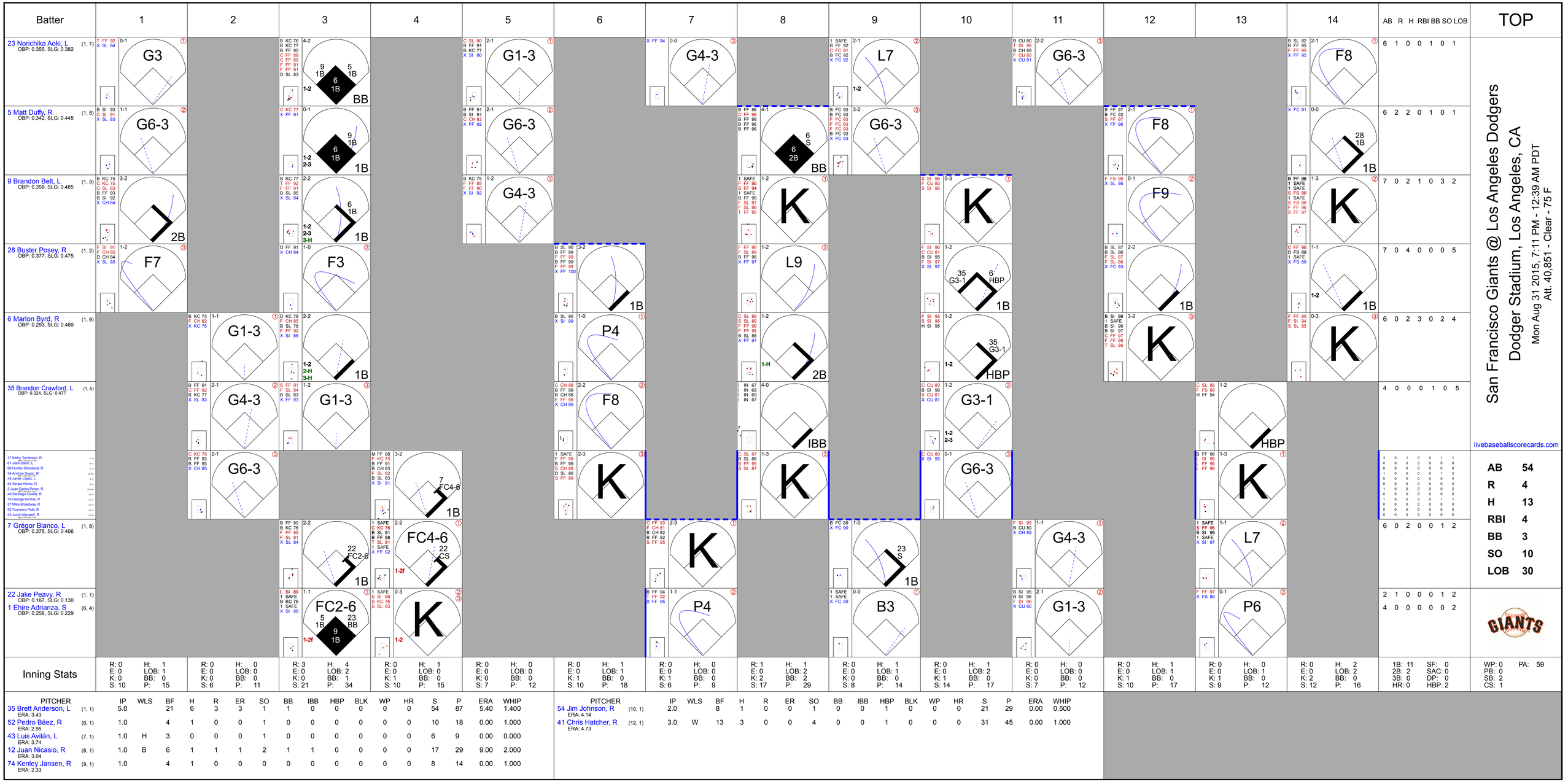
Batter
1
2
3
4
5
6
7
8
9
10
11
12
13
14
AB R H RBI BB SO LOB
TOP
23 Norichika Aki, L (1, 7) OBP: 0.355, SLG: 0.382
5 Matt Duffy, R (1, 5) OBP: 0.342, SLG: 0.445
9 Brandon Belt, L (1, 3) OBP: 0.359, SLG: 0.485
28 Buster Posey, R (1, 2) OBP: 0.377, SLG: 0.475
6 Marlon Byrd, R (1, 9) OBP: 0.293, SLG: 0.469
35 Brandon Crawford, L (1, 6) OBP: 0.324, SLG: 0.477
37 Kelby Tomlinson, R
61 Josh Osich, L
60 Hunter Strickland, R
34 Andrew Susac, R
49 Javier Lopez, L
54 Sergio Romo, R
2 Juan Carlos Perez, R
46 Santiago Casilla, R
70 George Kontos, R
57 Mike Broadway, R
52 Yusmeiro Petit, R
43 Justin Maxwell, R
7 Grégor Blanco, L (1, 8) OBP: 0.375, SLG: 0.406
22 Jake Peavy, R (1, 1) OBP: 0.167, SLG: 0.130
1 Ehire Adrianza, S (6, 4) OBP: 0.258, SLG: 0.229
San Francisco Giants @ Los Angeles Dodgers
Dodger Stadium, Los Angeles, CA
Mon Aug 31 2015, 7:11 PM - 12:39 AM PDT
Att. 40,851 - Clear - 75 F
livebaseballscorecards.com
AB 54
R 4
H 13
RBI 4
BB 3
SO 10
LOB 30
Inning Stats
PITCHER IP WLS BF H R ER SO BB IBB HBP BLK WP HR S P ERA WHIP
35 Brett Anderson, L (1, 1) ERA: 3.43 5.0 21 6 3 3 1 1 0 0 0 0 0 54 87 5.40 1.400
52 Pedro Báez, R (6, 1) ERA: 2.95 1.0 4 1 0 0 1 0 0 0 0 0 0 10 18 0.00 1.000
43 Luis Avilán, L (7, 1) ERA: 3.74 1.0 H 3 0 0 0 1 0 0 0 0 0 0 6 9 0.00 0.000
12 Juan Nicasio, R (8, 1) ERA: 3.04 1.0 B 6 1 1 1 2 1 1 0 0 0 0 17 29 9.00 2.000
74 Kenley Jansen, R (9, 1) ERA: 2.33 1.0 4 1 0 0 0 0 0 0 0 0 0 8 14 0.00 1.000
PITCHER IP WLS BF H R ER SO BB IBB HBP BLK WP HR S P ERA WHIP
54 Jim Johnson, R (10, 1) ERA: 4.14 2.0 8 1 0 0 1 0 0 1 0 0 0 21 29 0.00 0.500
41 Chris Hatcher, R (12, 1) ERA: 4.73 3.0 W 13 3 0 0 4 0 0 1 0 0 0 31 45 0.00 1.000
1B: 11 SF: 0
2B: 2 SAC: 0
3B: 0 DP: 0
HR: 0 HBP: 2
WP: 0 PA: 59
PB: 0
SB: 2
CS: 1

BOTTOM

Batter	1	2	3	4	5	6	7	8	9	10	11	12	13	14	AB	R	H	RBI	BB	SO	LOB
11 Jimmy Rollins, S (1, 6) OBP: 0.276, SLG: 0.360	C FF 90 X CH 83 0-1 26 F8 10 2B 1B		F FF 91 B FF 91 B SI 92 B SI 88 X SI 90 3-1 F8 ②			C FF 90 X CH 82 0-1 23 HR 1B	B FF 98 1 SAFE C FF 95 F FF 98 F FF 99 B CH 88 1 SAFE X FF 97 2-2 G3 ③		C SL 80 B SI 88 B SI 88 T SI 87 T SI 87 2-2 K ③			X SI 93 0-0 G4-3 ②		L FF 96 B SL 87 C SL 84 F SL 86 X FF 97 1-2 23 1B 26 1B 1-2 1B	7	2	3	0	0	1	3
26 Chase Utley, L (1, 4) OBP: 0.285, SLG: 0.333	X SI 91 0-0 F8 ① 1-2		C FF 91 F CH 83 B CU 83 C FC 88 1-3 K ③			B SI 90 S FC 87 B FC 86 1 SAFE B FC 87 X FC 86 3-1 F8 ①		C SI 85 B SI 85 B SL 78 X SI 84 2-1 23 G3 2B		C KC 80 B CH 88 B KC 80 B SI 94 F FF 95 X FF 96 3-2 G4-3 ①		B SI 92 B CH 86 X SI 92 2-0 F7 ③		X FF 94 0-0 23 1B 1-2 2-3 1B	7	0	2	0	0	1	2
23 Adrián González, L (1, 3) OBP: 0.355, SLG: 0.504	C FC 88 X SI 92 0-1 L7 ②			C CU 80 F FF 91 X SI 91 0-2 F7 ①		C FC 87 1 SAFE 1 SAFE B FC 87 B CH 83 F FC 87 X FF 91 2-2 1-H HR		X SI 85 0-0 G3 ① 2-3		B FF 90 X CH 89 1-0 G3 ②		B CU 82 C CH 86 X SI 93 1-1 G6-3 ①		X CH 82 0-0 1-2 2-3 3-H 1B	7	1	2	3	0	0	2
10 Justin Turner, R (1, 5) OBP: 0.358, SLG: 0.513	B FC 88 D FC 84 B FC 88 C FF 91 C SI 92 F FF 92 X CU 82 3-2 2-H 2B			B SI 90 B FF 91 C FF 90 X FF 91 2-1 P4 ②		F FC 86 B FF 90 B SL 82 X FF 90 2-1 P5 ②		I IN 77 I IN 78 I IN 78 I IN 82 4-0 IBB		B FF 94 X SI 95 1-0 F9 ③			B SL 86 B FF 93 C SL 84 F FC 88 B FF 92 F FF 92 B FF 93 4-2 18 IBB 33 S BB		4	0	1	1	2	0	0
16 Andre Ethier, L (1, 9) OBP: 0.373, SLG: 0.491 33 Scott Van Slyke, R (8, PH) OBP: 0.332, SLG: 0.402 (9, 9)	C FF 92 F FC 88 B SI 93 F FF 90 B SI 92 F CU 81 F FF 90 X FC 88 2-2 F8 ③			B CH 82 F FC 88 C CU 79 B CU 80 X CU 78 3-1 HR		B CH 82 F FC 88 C CU 79 B CU 80 X CU 78 3-1 HR		C SI 88 B SL 77 B SL 78 B SL 78 S SL 78 X SL 79 3-2 P6 ②			B SI 94 B SI 95 C SI 95 F SI 94 X SL 90 3-2 P5 ①		B FF 92 F FF 92 1 SAFE S FC 88 D FC 88 S SL 85 2-3 K ② 1-2	3	1	1	1	0	0	1
3 Carl Crawford, L (1, 7) OBP: 0.294, SLG: 0.372		C FF 91 B SI 91 X FC 88 1-1 G4-3 ①		B FF 96 F FC 92 X FF 97 1-1 G6-3 ③	F CU 79 T SI 90 X FF 91 0-2 9 G3-1 9 S 1B			F SI 89 X SI 88 0-1 G4-3 ③			S CH 88 B SI 96 S KC 81 X KC 80 1-2 22 S 1B		I IN 71 I IN 69 I IN 76 I IN 76 4-0 18 IBB IBB	3	0	0	1	0	0	2
9 Yasmani Grandal, S (1, 2) OBP: 0.372, SLG: 0.451 18 José Peraza, R (9, PR) OBP: 0.385, SLG: 0.545 (10, 8)		C FF 91 S FC 88 F SI 91 F FC 86 C CU 80 0-3 K ②			B SI 90 T SI 91 B SI 91 C SI 91 F FC 88 F FF 91 X FC 87 2-2 G3-1 ① 1-3	S FC 91 B FC 90 S CH 87 X CH 87 1-2 F8 ①			B SI 88 B SI 96 B SI 88 B SI 88 B SI 88 4-0 17 S 31 SH3-4 BB		F SI 94 F SI 95 F KC 81 C SI 95 0-3 K ② 1-2 2-3		B FF 91 D FC 88 I IN 77 I IN 78 4-0 IBB	3	0	0	0	1	1	1
31 Joc Pederson, L (1, 8) OBP: 0.354, SLG: 0.434 54 Jim Johnson, R (10, 1) 22 Clayton Kershaw, L (11, PH) OBP: 0.164, SLG: 0.155 41 Chris Hatcher, R (12, 1)		B SI 91 B SI 91 C FC 87 B FF 91 F FC 87 X FF 91 3-2 P4 ③			F SI 91 B FF 88 C SI 92 B FC 88 C FC 88 2-3 K ②		B FF 98 X FF 97 1-0 1B	X SI 87 0-0 SH3-4 ① 1-2			B SI 96 S SI 95 B KC 82 X SI 95 2-1 G4-3 ③ 1-2		C SL 83 X FF 92 0-1 F9 ③	1	0	1	0	0	1	1
35 Brett Anderson, L 7 Alex Guerrero, R 52 Pedro Báez, R 43 Luis Avilán, L 65 Austin Barnes, R 12 Juan Nicasio, R 74 Kenley Jansen, S 17 A.J. Ellis, R			B FF 89 S FF 90 F SI 90 X FC 88 1-2 G4-3 ①		S FC 88 B FC 87 F FF 92 C FF 92 1-3 K ③		1 SAFE F FF 96 F FF 98 S FF 98 0-3 K ②		B SL 79 B SL 79 B SL 79 C FF 88 C SL 78 S SL 79 3-3 K ② 2-3			S FF 93 C FC 87 B SL 85 X SL 85 1-2 L9 ①		B SL 86 B FF 94 C FF 95 B FF 96 B FF 95 4-1 26 1B 11 1B 23 1B BB	1	0	0	0	0	0	0
															1	0	0	0	0	0	1
															0	0	0	0	0	0	0
															0	0	0	0	0	0	0
															1	0	0	0	0	0	0
															0	0	0	0	0	0	0
															0	0	0	0	0	0	0
															2	1	0	0	1	1	2
Inning Stats	R: 1 E: 0 K: 0 S: 15 H: 2 LOB: 1 BB: 0 P: 20	R: 0 E: 0 K: 1 S: 10 H: 0 LOB: 0 BB: 0 P: 14	R: 0 E: 0 K: 1 S: 8 H: 0 LOB: 0 BB: 0 P: 13	R: 0 E: 0 K: 0 S: 8 H: 0 LOB: 0 BB: 0 P: 11	R: 0 E: 0 K: 2 S: 13 H: 1 LOB: 1 BB: 0 P: 18	R: 3 E: 0 K: 0 S: 13 H: 3 LOB: 0 BB: 0 P: 24	R: 0 E: 0 K: 1 S: 11 H: 1 LOB: 1 BB: 0 P: 15	R: 0 E: 0 K: 0 S: 8 H: 1 LOB: 2 BB: 1 P: 17	R: 0 E: 0 K: 2 S: 7 H: 0 LOB: 2 BB: 1 P: 16	R: 0 E: 0 K: 0 S: 5 H: 0 LOB: 0 BB: 0 P: 10	R: 0 E: 0 K: 1 S: 12 H: 1 LOB: 1 BB: 0 P: 18	R: 0 E: 0 K: 0 S: 5 H: 0 LOB: 0 BB: 0 P: 8	R: 0 E: 0 K: 1 S: 10 H: 0 LOB: 3 BB: 3 P: 25	R: 1 E: 0 K: 0 S: 7 H: 3 LOB: 3 BB: 1 P: 12	1B: 8 2B: 2 3B: 0 HR: 2	SF: 0 SAC: 1 DP: 0 HBP: 0					

PITCHER	IP	WLS	BF	H	R	ER	SO	BB	IBB	HBP	BLK	WP	HR	S	P	ERA	WHIP
22 Jake Peavy, R (1, 1) ERA: 4.38	5.2		23	6	4	4	4	0	0	0	0	0	2	65	97	6.35	1.059
61 Josh Osich, L (6, 1) ERA: 1.65	0.2		3	1	0	0	0	0	0	0	0	0	0	6	9	0.00	1.500
60 Hunter Strickland, R (7, 1) ERA: 1.98	0.2		2	0	0	0	1	0	0	0	0	0	0	7	9	0.00	0.000
49 Javier López, L (8, 1) ERA: 1.53	0.1		3	1	0	0	0	0	1	0	0	0	0	3	9	0.00	3.000
54 Sergio Romo, R (8, 1) ERA: 3.2	1.2		6	0	0	0	2	1	0	0	0	0	0	12	24	0.00	0.600

PITCHER	IP	WLS	BF	H	R	ER	SO	BB	IBB	HBP	BLK	WP	HR	S	P	ERA	WHIP
46 Santiago Casilla, R (10, 1) ERA: 3.33	2.0		7	1	0	0	1	0	0	0	0	0	0	17	28	0.00	0.500
70 George Kontos, R (12, 1) ERA: 1.8	2.0		9	0	0	0	1	1	2	0	0	0	0	15	33	0.00	0.500
57 Mike Broadway, R (14, 1) ERA: 5.73	0.0	L	3	2	1	1	0	1	0	0	0	0	0	6	11	∞	∞
52 Yusmeiro Petit, R (14, 1) ERA: 3.69	0.0		1	1	0	0	0	0	0	0	0	0	0	1	1	∞	∞

San Francisco Giants @ Los Angeles Dodgers

Dodger Stadium, Los Angeles, CA

Mon Aug 31 2015, 7:11 PM - 12:39 AM PDT

Att. 40,851 - Clear - 75 F

livebaseballscorecards.com

AB	50
R	5
H	12
RBI	5
BB	6
SO	9
LOB	24

WP: 0 PA: 57
PB: 0
SB: 4
CS: 0

Batter	1	2	3	4	5	6	7	8	9	AB	R	H	RBI	BB	SO	LOB
16 Ángel Pagán, S (1, 8) OBP: 0.290, SLG: 0.308	C FF 92 C CU 76 F FF 93 F FF 94 B CU 78 B CH 90 X SI 90 2-2 ① G3		C CU 76 B CU 69 C FF 92 X FF 92 1-2 ② L9			C FF 92 F FF 92 X SI 93 0-2 ② F7		B CH 87 X SI 88 1-0 1-2 5 1B 1B		4	0	1	0	0	0	0
5 Matt Duffy, R (1, 5) OBP: 0.342, SLG: 0.443	C FF 93 S FF 93 B SL 88 F FF 94 S SL 89 1-3 ② K		S SL 87 B SI 92 B FF 92 C CU 72 X CH 89 2-2 ③ G1-3			S SL 88 F SL 86 B EP 63 S SL 86 1-3 ③ K		D FF 92 X SL 86 1-0 1-2 9 G4-6-3 1B 2-H		4	0	1	1	0	2	0
9 Brandon Belt, L (1, 3) OBP: 0.359, SLG: 0.483	B CU 78 S CH 89 F FF 94 F FF 95 B CU 78 F FF 93 B SL 87 X SI 90 3-2 ③ G4-3			F CH 88 F CU 73 B CU 79 F FF 93 F FF 94 B SI 90 F SI 90 F CU 72 B FF 94 3-2 ① L8			B CH 86 X CU 74 1-0 6 G5-3 28 BB 1B	F FF 94 F FF 93 F CH 82 B FF 94 F FF 93 B FF 95 X FF 94 2-2 ②③ G4-6-3 1-2f		4	0	1	0	0	0	2
28 Buster Posey, R (1, 2) OBP: 0.378, SLG: 0.474		B FF 92 X SL 87 1-0 37 E 1B		X CU 74 0-0 ② F7			B CH 88 F SI 92 B SI 92 B SL 87 B CH 88 4-1 6 G5-3 1-2 BB		B FC 93 B FC 92 X FC 93 2-0 ① P6	3	0	1	0	1	0	0
6 Marlon Byrd, R (1, 9) OBP: 0.290, SLG: 0.464		F FF 92 B SI 92 S CH 89 S CH 90 1-3 ① K		B FF 92 S SL 86 S SI 93 F SL 86 B CH 90 X SI 93 2-2 ③ F8			B SI 93 F FF 93 X CH 89 1-1 ① G5-3 1-2 2-3		F FC 93 F FC 93 X SL 84 0-2 ② G5-3	4	0	0	0	0	1	3
45 Alejandro De Aza, L (1, 7) OBP: 0.315, SLG: 0.429		1 SAFE C CH 89 F FF 92 B CH 89 B SL 87 X FF 93 2-2 ② F8			B FF 91 C CH 87 F FF 91 X SL 86 1-2 ① G6-3		F FF 93 B FF 92 S CH 89 B FF 93 C CH 89 2-3 ② K		B FF 94 X FC 92 1-0 ③ F7	4	0	0	0	0	1	3
37 Kelby Tomlinson, R (1, 4) OBP: 0.378, SLG: 0.448		B FF 93 X FF 92 1-0 E4 1-3			B SL 85 F FF 92 B FF 92 C CU 76 C FF 92 2-3 ② K		B FF 92 C FF 93 X SL 87 1-1 ③ L9			3	0	0	0	0	1	3
40 Madison Bumgarner, R (1, 1) OBP: 0.277, SLG: 0.508 23 Norichika Aoki, L (8, PH) OBP: 0.354, SLG: 0.381 21 Nick Noonan, L (8, 6)		X FF 93 0-0 ③ P4		S FF 93 X CU 70 0-1 ③ F8				C FF 89 B CU 68 X CH 87 1-1 ① L7		2 1 0	0 0 0	0 0 0	0 0 0	0 0 0	0 0 0	2 0 0
1 Ehire Adrianza, S (1, 6) OBP: 0.253, SLG: 0.224 7 Grégor Blanco, L (8, PH) OBP: 0.376, SLG: 0.408 17 Tim Hudson, R (8, 1) OBP: 0.182, SLG: 0.219 60 Hunter Strickland, R (8, 1)			B CU 73 S CH 88 B FF 92 X FF 91 2-1 ① F9			C CH 82 F FF 91 B CH 88 X CH 89 1-2 ① G4-3		X CU 74 0-0 16 1B 5 1B 1B		2 1 0 0	0 1 0 0	0 1 0 0	0 0 0 0	0 0 0 0	0 0 0 0	0 0 0 0

Inning Stats	1	2	3	4	5	6	7	8	9
	R: 0 E: 0 K: 1 S: 14	H: 0 LOB: 0 BB: 0 P: 20	R: 0 E: 1 K: 1 S: 9	H: 1 LOB: 2 BB: 0 P: 14	R: 0 E: 0 K: 0 S: 8	H: 0 LOB: 0 BB: 0 P: 13	R: 0 E: 0 K: 0 S: 14	H: 0 LOB: 0 BB: 0 P: 19	R: 0 E: 0 K: 1 S: 8	H: 0 LOB: 0 BB: 0 P: 11	R: 0 E: 0 K: 1 S: 9	H: 0 LOB: 0 BB: 0 P: 11	R: 0 E: 0 K: 1 S: 9	H: 1 LOB: 2 BB: 1 P: 18	R: 1 E: 0 K: 0 S: 10	H: 3 LOB: 1 BB: 0 P: 15	R: 0 E: 0 K: 0 S: 5	H: 0 LOB: 0 BB: 0 P: 8

1B: 5	SF: 0	WP: 0	PA: 33
2B: 0	SAC: 0	PB: 0	
3B: 0	DP: 1	SB: 0	
HR: 0	HBP: 0	CS: 0	

PITCHER		IP	WLS	BF	H	R	ER	SO	BB	IBB	HBP	BLK	WP	HR	S	P	ERA	WHIP
21 Zack Greinke, R ERA: 1.59	(1, 1)	7.1	W	29	5	1	1	5	1	0	0	0	0	0	76	114	1.23	0.818
43 Luis Avilán, L ERA: 3.69	(8, 1)	0.2	H	1	0	0	0	0	0	0	0	0	0	0	5	7	0.00	0.000
74 Kenley Jansen, R ERA: 2.27	(9, 1)	1.0	S	3	0	0	0	0	0	0	0	0	0	0	5	8	0.00	0.000

PITCHER	IP	WLS	BF	H	R	ER	SO	BB	IBB	HBP	BLK	WP	HR	S	P	ERA	WHIP

TOP

San Francisco Giants @ Los Angeles Dodgers
Dodger Stadium, Los Angeles, CA
Tue Sep 01 2015, 7:12 PM - 9:57 PM PDT
Att. 48,060 - Partly Cloudy - 74 F

livebaseballscorecards.com

AB	32
R	1
H	5
RBI	1
BB	1
SO	5
LOB	13

BOTTOM

Batter	1	2	3	4	5	6	7	8	9	AB	R	H	RBI	BB	SO	LOB
11 Jimmy Rollins, S (1, 6) OBP: 0.276, SLG: 0.359	F FF 91 F FF 92 B CU 77 S CU 77 1-3 ① K		C FF 93 S FC 88 F FF 93 B CU 75 F FC 86 B FF 92 S FC 85 2-3 ② K		B FC 86 B FC 86 C FC 85 X FF 92 2-1 10 S 1B		C FC 86 B CU 72 X CH 83 1-1 ① G6-3			4	0	1	0	0	2	0
18 José Peraza, R (1, 4) OBP: 0.353, SLG: 0.467	X FF 92 0-0 ② G6-3		C FC 85 B CU 76 F FF 92 X CU 76 1-2 10 BB 23 1B 1B		B FF 90 X FF 90 1-0 ② L8		B FC 86 F FC 85 X CH 83 1-1 ② G4-3			4	1	1	0	0	0	1
10 Justin Turner, R (1, 5) OBP: 0.357, SLG: 0.508	C FF 93 C FC 87 B CU 78 B CU 76 F FC 87 S FC 88 2-3 ③ K		B FF 90 C FF 92 1 SAFE D FC 86 B FF 90 1 SAFE B FC 86 4-1 23 1B 1-2 BB		S FC 86 B FC 85 D CU 76 F FC 85 B FC 85 X FC 86 3-2 ③ G1-3 1-2		C CU 75 F FF 92 S FF 91 0-3 ③ K			3	0	0	0	1	2	1
23 Adrián González, L (1, 3) OBP: 0.356, SLG: 0.506		C FF 92 X FF 92 0-1 ① G4-3	X FF 92 0-0 1-3 2-H 1B			B FF 91 C FF 91 S FC 86 B FC 86 S FC 86 2-3 ① K		B SI 89 C FS 81 X SI 88 1-1 3 G6-3 2B		4	0	2	1	0	1	0
33 Scott Van Slyke, R (1, 9) OBP: 0.337, SLG: 0.407 3 Carl Crawford, L (8, PH) OBP: 0.292, SLG: 0.368 (9, 7)		B FF 91 B FC 87 X FC 86 2-0 27 FC6-4 1B	C FC 85 C FC 86 S FC 86 0-3 ③ K			X CH 84 0-0 17 1B 1B		L SI 90 X SI 89 0-1 ① G6-3 2-3		3 1	0 0	2 0	0 0	0 0	1 0	2 1
27 Justin Ruggiano, R (1, 7) OBP: 0.310, SLG: 0.342 16 Andre Ethier, L (8, PH) OBP: 0.372, SLG: 0.489 (9, 9)		B FF 91 1 SAFE F FF 92 F FF 91 X FC 87 1-2 ② FC6-4 17 1B 1-2f		F FF 91 S FC 85 X FC 86 0-2 ① G5-3		B FF 90 S FF 90 F FF 91 T FF 91 1-2 ② K		C FF 99 F FF 99 X FF 98 0-2 ② F8		3 1	0 0	0 0	0 0	0 0	1 0	2 1
17 A.J. Ellis, R (1, 2) OBP: 0.364, SLG: 0.381		C FC 86 B FC 85 B FC 85 B FF 92 X FC 86 3-1 1-3 1B		B FF 91 X FC 85 1-0 ② G5-3		B FC 86 X FC 85 1-0 1-2 1B		C FF 100 C FF 99 B FF 100 F FF 99 F CU 87 S FF 99 1-3 ③ K		4	0	2	0	0	1	1
21 Zack Greinke, R (1, 1) OBP: 0.217, SLG: 0.328 43 Luis Avilán, L (8, 1) 74 Kenley Jansen, S (9, 1)		F FF 92 F FF 93 F CU 75 B FF 92 D FC 87 X FC 85 2-2 ③ L5		T FC 87 B CU 76 X FF 92 1-1 ③ P2		T FF 92 B FF 92 B FF 92 D FC 86 S FC 85 F FC 85 S FC 86 3-3 ③ K				3 0 0	0 0 0	0 0 0	0 0 0	0 0 0	1 0 0	4 0 0
31 Joc Pederson, L (1, 8) OBP: 0.354, SLG: 0.441			B FF 92 X FF 92 1-0 ① L7		X FF 91 0-0 ① F9		C FC 85 S FC 85 B FC 86 B FF 92 B FC 86 X FF 92 3-2 HR			3	1	1	1	0	0	0
Inning Stats	R: 0 E: 0 K: 2 S: 8 H: 0 LOB: 0 BB: 0 P: 11	R: 0 E: 0 K: 0 S: 12 H: 2 LOB: 2 BB: 0 P: 20	R: 1 E: 0 K: 2 S: 14 H: 2 LOB: 2 BB: 1 P: 22	R: 0 E: 0 K: 0 S: 6 H: 0 LOB: 0 BB: 0 P: 8	R: 0 E: 0 K: 0 S: 7 H: 1 LOB: 1 BB: 0 P: 13	R: 0 E: 0 K: 3 S: 12 H: 2 LOB: 2 BB: 0 P: 19	R: 1 E: 0 K: 1 S: 10 H: 1 LOB: 0 BB: 0 P: 15	R: 0 E: 0 K: 1 S: 12 H: 1 LOB: 1 BB: 0 P: 14		1B: 7 2B: 1 3B: 0 HR: 1 SF: 0 SAC: 0 DP: 0 HBP: 0			WP: 0 PB: 0 SB: 1 CS: 0 PA: 34	

PITCHER		IP	WLS	BF	H	R	ER	SO	BB	IBB	HBP	BLK	WP	HR	S	P	ERA	WHIP
40 Madison Bumgarner, L ERA: 2.96	(1, 1)	7.0	L	30	8	2	2	8	1	0	0	0	0	1	69	108	2.57	1.286
17 Tim Hudson, R ERA: 4.78	(8, 1)	0.1		2	1	0	0	0	0	0	0	0	0	0	4	5	0.00	3.000
60 Hunter Strickland, R ERA: 1.94	(8, 1)	0.2		2	0	0	0	1	0	0	0	0	0	0	8	9	0.00	0.000

PITCHER	IP	WLS	BF	H	R	ER	SO	BB	IBB	HBP	BLK	WP	HR	S	P	ERA	WHIP

San Francisco Giants @ Los Angeles Dodgers

Dodger Stadium, Los Angeles, CA

Tue Sep 01 2015, 7:12 PM - 9:57 PM PDT

Att. 48,060 - Partly Cloudy - 74 F

livebaseballscorecards.com

AB	33
R	2
H	9
RBI	2
BB	1
SO	9
LOB	13

Batter	1	2	3	4	5	6	7	8	9	AB	R	H	RBI	BB	SO	LOB
16 Ángel Pagán, S (1, 8) OBP: 0.289, SLG: 0.307	C FF 92 F SL 87 F FF 93 B FF 94 S SL 89 1-3 ① K			C FF 93 F FF 93 S SL 89 0-3 ① K		1 SAFE C SL 89 S CU 74 B FF 94 X SL 89 1-2 7 CS 1-H 1B			C FF 94 F FF 94 B SL 88 X CU 74 1-2 ① P6	4	0	1	1	0	2	0
7 Grégor Blanco, L (1, 7) OBP: 0.372, SLG: 0.403	F FF 94 C CU 73 F FF 94 X SL 88 0-2 ② L8			C FF 93 B FF 94 B SL 89 S SL 87 X CU 74 2-2 ② G1-3		L FF 94 S FF 94 1 SAFE 0-2 ③ CS 1-2	C SL 87 B CU 72 F FF 93 S FF 93 1-3 ① K		S FF 93 B FF 93 S CU 74 B SL 89 S FF 95 2-3 ② K	4	0	0	0	0	2	0
5 Matt Duffy, R (1, 5) OBP: 0.341, SLG: 0.441	C FF 94 B CU 74 X FF 94 1-1 ③ G5-3			F SL 88 X CU 73 0-1 ③ F9			B FF 94 C SL 88 B CU 74 B FF 94 C FF 93 S SL 89 3-3 ② K		F FF 94 B FF 94 S CU 74 B SL 88 X CU 74 2-2 28 1B 1B	4	0	1	0	0	1	0
28 Buster Posey, R (1, 2) OBP: 0.381, SLG: 0.476		X FF 92 0-0 6 K 1B			S SL 86 S CU 73 C SL 87 0-3 ① K		B SL 88 S SL 88 C FF 94 X CU 74 1-2 1B		F FF 95 C SL 88 B FF 95 F SL 91 D SL 87 X FF 95 2-2 1-2 1B	4	0	3	0	0	1	0
6 Marlon Byrd, R (1, 9) OBP: 0.287, SLG: 0.460		S SL 88 D CU 74 S CU 74 1 SAFE B FF 94 B SL 89 S SL 87 3-3 ① ② K 1-2			F CU 73 C FF 94 F SL 89 X CU 73 0-2 ② F7		S SL 90 B FF 95 S SL 89 B FF 94 S SL 89 2-3 ③ K2-3		F SL 89 F SL 88 B FF 94 D SL 90 S SL 89 2-3 ③ K	4	0	0	0	0	3	4
9 Brandon Belt, L (1, 3) OBP: 0.356, SLG: 0.480		C FF 93 B CU 74 S FF 94 B CU 74 X SL 89 2-2 ③ G4-3			T FF 93 S FF 94 S FF 94 0-3 ③ K			T FF 92 B CU 74 S FF 92 S CU 76 1-3 ① K		3	0	0	0	0	2	0
37 Kelby Tomlinson, R (1, 4) OBP: 0.377, SLG: 0.435			B FF 92 L FF 92 F FF 92 C CU 73 1-3 ① K			T FF 92 B CU 71 F SL 89 F FF 94 B SL 89 B FF 93 B FF 94 4-2 16 S 16 1B BB		F FF 93 S FF 93 B SL 90 X FF 94 1-2 ② F8		2	1	0	0	1	1	0
1 Ehire Adrianza, S (1, 6) OBP: 0.247, SLG: 0.218 29 Héctor Sánchez, S (8, PH) OBP: 0.200, SLG: 0.283 21 Nick Noonan, L (8, PR) (8, 6)			X FF 92 0-0 ② B5-3			C FF 94 1 SAFE S FF 94 S SL 90 0-3 ① K		S SL 88 S SL 90 X FF 95 0-2 1B		2 1 0	0 0 0	0 1 0	0 0 0	0 0 0	1 0 0	1 0 0
13 Mike Leake, R (1, 1) OBP: 0.119, SLG: 0.220 34 Andrew Susac, R (8, PH) OBP: 0.301, SLG: 0.374 61 Josh Osich, L (8, 1)			F FF 93 S SL 87 B CU 73 C FF 93 1-3 ③ K			1 SAFE X FF 92 0-0 ② B3		C FF 94 D CU 75 B FF 94 B SL 89 F FF 94 1 SAFE F SL 88 C FF 94 3-3 ③ K		2 1 0	0 0 0	0 0 0	0 0 0	0 0 0	1 1 0	1 1 0
Inning Stats	R: 0 E: 0 K: 1 S: 10 H: 0 LOB: 0 BB: 0 P: 12	R: 0 E: 0 K: 1 S: 7 H: 1 LOB: 0 BB: 0 P: 12	R: 0 E: 0 K: 2 S: 7 H: 0 LOB: 0 BB: 0 P: 9	R: 0 E: 0 K: 1 S: 8 H: 0 LOB: 0 BB: 0 P: 10	R: 0 E: 0 K: 2 S: 10 H: 0 LOB: 0 BB: 0 P: 10	R: 1 E: 0 K: 1 S: 12 H: 1 LOB: 0 BB: 1 P: 17	R: 0 E: 0 K: 3 S: 12 H: 1 LOB: 1 BB: 0 P: 19	R: 0 E: 0 K: 2 S: 13 H: 1 LOB: 1 BB: 0 P: 18	R: 0 E: 0 K: 2 S: 16 H: 2 LOB: 2 BB: 0 P: 25	1B: 6 2B: 0 3B: 0 HR: 0 SF: 0 SAC: 0 DP: 0 HBP: 0						

PITCHER	IP	WLS	BF	H	R	ER	SO	BB	IBB	HBP	BLK	WP	HR	S	P	ERA	WHIP
22 Clayton Kershaw, L (1, 1) ERA: 2.18	9.0	W	32	6	1	1	15	1	0	0	0	0	0	95	132	1.00	0.778

PITCHER	IP	WLS	BF	H	R	ER	SO	BB	IBB	HBP	BLK	WP	HR	S	P	ERA	WHIP

TOP

San Francisco Giants @ Los Angeles Dodgers

Dodger Stadium, Los Angeles, CA

Wed Sep 02 2015, 7:12 PM - 9:41 PM PDT

Att. 41,648 - Clear - 74 F

livebaseballscorecards.com

AB	31
R	1
H	6
RBI	1
BB	1
SO	15
LOB	7

PA: 33

WP: 0
PB: 0
SB: 1
CS: 1

Batter	1	2	3	4	5	6	7	8	9	AB	R	H	RBI	BB	SO	LOB
11 Jimmy Rolls, S (1, 6) OBP: 0.276, SLG: 0.358	C SI 92 B SI 92 B SI 92 C SI 93 S KC 81 2-3 K ①		B SI 92 X CH 86 1-0 L9 ①			B KC 78 X SI 90 1-0 F8 ①		B FF 96 X FF 96 1-0 1B		4	0	1	0	0	1	1
26 Chase Utley, L (1, 4) OBP: 0.284, SLG: 0.343	B SI 93 F KC 81 F SI 93 X FF 92 1-2 G4-3 ②		F FC 90 X SI 92 0-1 F8 ②			B CH 85 F CH 85 B SI 92 X SI 92 2-1 HR		1 SAFE S FC 92 B FC 90 D FF 96 X FF 96 2-1 F8 ③		4	1	1	1	0	0	2
23 Adrián González, L (1, 3) OBP: 0.354, SLG: 0.503	C SI 94 X FC 91 0-1 G3 ③		B KC 80 X SI 90 1-0 G4-3 ③			S KC 80 X KC 82 0-1 G6-3 ②				3	0	0	0	0	0	1
10 Justin Turner, R (1, 5) OBP: 0.360, SLG: 0.508		B SI 91 B KC 79 X SI 92 2-0 3 E 1B		C FF 90 H SI 92 1-1 3 L8-6 16 S HBP		B FC 90 B FC 90 X FC 90 2-0 P4 ③				2	1	1	0	0	0	0
16 Andre Ethier, L (1, 9) OBP: 0.369, SLG: 0.485		B SI 91 B SI 91 F FF 91 S FC 90 F SI 92 F KC 82 T SI 90 2-2 K ①		B KC 80 C SI 91 B FF 90 S KC 82 F KC 81 S SL 82 2-3 K ① 1-2			C FC 89 B SL 81 S FC 89 X FF 90 1-2 G1-3 ①			3	0	0	0	0	2	2
3 Carl Crawford, L (1, 7) OBP: 0.301, SLG: 0.385		C SI 92 B SI 91 1 SAFE X SI 92 1-1 E8 1-H 2B		B FC 90 C FF 90 S KC 81 B FC 90 X FF 91 2-2 L8-6 ②③ 2-2			X KC 79 0-0 9 G4-6-3 1B			3	0	2	1	0	0	1
9 Yasmani Grandal, S (1, 2) OBP: 0.369, SLG: 0.446		C SI 92 C KC 81 X SI 91 0-2 G3 ②			C KC 80 X SI 91 0-1 G4-3 ①		X SI 91 0-0 G4-6-3 ②③ 1-2f			3	0	0	0	0	0	2
31 Joc Pederson, L (1, 8) OBP: 0.351, SLG: 0.437		C KC 81 X SI 91 0-1 F8 ③			B SI 91 X SI 91 1-0 G4-3 ②			S FC 92 S FC 91 S FC 93 0-3 K ①		3	0	0	0	0	1	1
22 Clayton Kershaw, L (1, 1) OBP: 0.172, SLG: 0.164			C SI 91 X KC 81 0-1 1B		B SI 91 C FF 91 B CH 86 F SI 91 X SI 90 2-2 G4-3 ③			M FF 97 F FF 96 B FC 92 S FC 90 1-3 K ②		3	0	1	0	0	1	0
Inning Stats	R: 0 E: 0 K: 1 S: 8 H: 0 LOB: 0 BB: 0 P: 11	R: 1 E: 1 K: 1 S: 13 H: 2 LOB: 1 BB: 0 P: 18	R: 0 E: 0 K: 0 S: 6 H: 0 LOB: 1 BB: 0 P: 8	R: 0 E: 0 K: 1 S: 8 H: 0 LOB: 0 BB: 0 P: 13	R: 0 E: 0 K: 0 S: 6 H: 1 LOB: 0 BB: 0 P: 9	R: 1 E: 0 K: 0 S: 6 H: 1 LOB: 0 BB: 0 P: 11	R: 0 E: 0 K: 0 S: 5 H: 1 LOB: 0 BB: 0 P: 6	R: 0 E: 0 K: 2 S: 9 H: 1 LOB: 1 BB: 0 P: 13		1B: 4 2B: 2 3B: 0 HR: 1 SF: 0 SAC: 0 DP: 2 HBP: 1				WP: 0 PB: 0 SB: 1 CS: 0 PA: 29		

PITCHER		IP	WLS	BF	H	R	ER	SO	BB	IBB	HBP	BLK	WP	HR	S	P	ERA	WHIP
13 Mike Leake, R ERA: 3.49	(1, 1)	7.0	L	25	5	2	2	3	0	0	1	0	0	1	52	76	2.57	0.714
61 Josh Osich, L ERA: 1.56	(8, 1)	1.0		4	1	0	0	2	0	0	0	0	0	0	9	13	0.00	1.000

PITCHER	IP	WLS	BF	H	R	ER	SO	BB	IBB	HBP	BLK	WP	HR	S	P	ERA	WHIP

BOTTOM

San Francisco Giants @ Los Angeles Dodgers

Dodger Stadium, Los Angeles, CA

Wed Sep 02 2015, 7:12 PM - 9:41 PM PDT

Att. 41,648 - Clear - 74 F

livebaseballscorecards.com

AB	28
R	2
H	6
RBI	2
BB	0
SO	5
LOB	10

Batter	1	2	3	4	5	6	7	8	9	AB	R	H	RBI	BB	SO	LOB
31 Joc Pederson, L (1, 8) OBP: 0.350, SLG: 0.434	B FF 90 B FC 88 X SI 91 2-0 ① F7		C FF 90 B CU 79 B FC 85 C FC 85 X CU 78 2-2 ② L9		C FF 91 C SI 91 B SI 92 X FF 92 1-2 26 2B 1B 3-H	B SI 91 B SI 92 C SI 92 S SI 92 X SL 84 2-2 ② P3		B CU 79 X FF 92 1-0 ③ G4-3		5	1	1	1	0	0	1
26 Chase Utley, L (1, 4) OBP: 0.289, SLG: 0.348	B FF 91 C SI 92 B CU 80 F FC 87 B CU 78 B SI 91 4-2 10 FC6-4 BB		B FC 83 C SI 91 C FC 87 C SI 90 1-3 ③ K		C CU 77 F FC 87 F CU 79 X CU 78 0-2 1-H 2B	C SL 82 C SI 93 F SL 82 B SL 83 B SL 84 B SI 92 X SI 93 3-2 2-H E1 1B			C FF 94 S FF 96 B CH 86 X FF 96 1-2 ① L7	4	0	2	1	1	1	0
23 Adrián González, L (1, 3) OBP: 0.351, SLG: 0.498	B FF 91 C SI 91 C CU 79 S FF 93 1-3 ② K			L FC 84 F FC 87 B FF 91 S CU 78 1-3 ① K	C SI 90 X FC 86 0-1 ③ G3-1	X SL 85 0-0 ③ F8			B CH 85 S FF 95 B FF 96 F FF 95 S FF 95 2-3 ② K	5	0	0	0	0	3	3
10 Justin Turner, R (1, 5) OBP: 0.360, SLG: 0.505	B FF 92 C SI 92 F FC 88 X FC 88 1-2 ③ FC6-4 1-2f			F FF 92 B FF 91 B SI 93 B FC 86 B SI 92 4-1 BB		B FF 92 B FF 93 C FF 93 X SI 94 2-1 9 BB 3 1B 33 G5-3 1B	C FF 91 B FF 90 S FF 92 X FF 90 1-2 ① F7		B FF 94 C FF 94 F SL 90 X FF 95 1-2 ③ G2-3	4	1	1	0	1	0	1
3 Carl Crawford, L (1, 7) OBP: 0.307, SLG: 0.397		C FF 89 X CU 78 0-1 33 G6-3 2B		B FC 85 F SI 90 F FC 85 B SI 90 X FC 85 2-2 ② F8		B FF 93 F FF 94 X FC 94 1-1 33 G5-3 9 BB 5 1B 1-2 1B	C CU 79 B FF 91 X CU 79 1-1 ② G3-1			4	1	2	0	0	0	1
9 Yasmani Grandal, S (1, 2) OBP: 0.371, SLG: 0.443 54 Jim Johnson, R (7, 1) 43 Luis Avilán, L (8, 1) 12 Juan Nicasio, R (8, 1)		C FC 87 B SI 91 S CU 78 S CU 80 1-3 ① K		C SI 90 S FC 86 B SI 91 C SI 91 1-3 ③ K		D CU 78 B SI 92 B FF 93 B FF 93 4-0 33 G5-3 5 1B 1-2 2-3 BB	B CU 80 B CU 78 B FF 91 B FF 91 4-0 BB			2 0 0 0	1 0 0 0	0 0 0 0	0 0 0 0	2 0 0 0	2 0 0 0	2 0 0 0
33 Scott Van Slyke, R (1, 9) OBP: 0.330, SLG: 0.398		B FC 87 C FF 92 X SI 92 1-1 ② G6-3 2-3			F FC 86 C FF 91 X FC 85 0-2 ① F8	X SL 84 0-0 ① G5-3 1-2 2-3 3-H	C FF 92 S CU 79 S FF 92 0-3 ③ K			4	0	0	1	0	1	4
5 Corey Seager, L (1, 6) OBP: 0.500, SLG: 0.750		C FC 86 S FF 92 B FF 92 B FF 90 F CU 79 C FF 92 2-3 ③ K			S FC 86 X FC 86 0-1 30 G4-3 31 1B 2B	B SI 92 B SL 83 D SI 92 X SI 92 3-0 2-H 3-H 27 1B 1B		C FF 91 B FF 91 S CU 79 B FF 91 X CU 79 2-2 ① G4-3		4	2	2	2	0	1	1
55 Mat Latos, R (1, 1) OBP: 0.292, SLG: 0.292 30 Scott Schebler, L (5, PH) OBP: 0.250, SLG: 0.250 62 Joel Peralta, R (5, 1) 27 Justin Ruggiano, R (6, PH) OBP: 0.318, SLG: 0.351 52 Pedro Báez, R (6, 1) 56 J.P. Howell, L (7, 1) 17 A.J. Ellis, R (7, 2) OBP: 0.362, SLG: 0.378			X SI 89 0-0 ① G6-3		X CU 76 0-0 ② G4-3 2-3	C SL 83 X SL 83 0-1 2-H 26 E 1B		C FF 92 B FF 92 X CU 78 1-1 ② L9		1 1 0 1 0 0 1	0 0 0 1 0 0 0	0 0 0 1 0 0 0	0 0 0 0 0 0 0	0 0 0 0 0 0 0	0 1 0 0 0 0 0	0 0 0 0 0 0 0
Inning Stats	R: 0 E: 0 K: 1 S: 9 H: 0 LOB: 1 BB: 1 P: 17	R: 0 E: 0 K: 2 S: 11 H: 1 LOB: 1 BB: 0 P: 15	R: 0 E: 0 K: 1 S: 7 H: 0 LOB: 0 BB: 0 P: 10	R: 0 E: 0 K: 2 S: 10 H: 0 LOB: 1 BB: 1 P: 18	R: 2 E: 0 K: 0 S: 15 H: 3 LOB: 1 BB: 0 P: 16	R: 5 E: 1 K: 0 S: 16 H: 5 LOB: 1 BB: 1 P: 31	R: 0 E: 0 K: 1 S: 8 H: 0 LOB: 1 BB: 1 P: 14	R: 0 E: 0 K: 0 S: 6 H: 0 LOB: 0 BB: 0 P: 10	R: 0 E: 0 K: 1 S: 9 H: 0 LOB: 0 BB: 0 P: 13	1B: 6 2B: 3 3B: 0 HR: 0 SF: 0 SAC: 0 DP: 0 HBP: 0						

PITCHER		IP	WLS	BF	H	R	ER	SO	BB	IBB	HBP	BLK	WP	HR	S	P	ERA	WHIP
29 Colin Rea, R ERA: 5.47	(1, 1)	5.0		21	4	2	2	6	2	0	0	0	0	0	52	76	3.60	1.200
40 Odrisamer Despaigne, R ERA: 5.49	(6, 1)	0.0		3	2	3	3	0	1	0	0	0	0	0	4	11	∞	∞
45 Marc Rzepczynski, L ERA: 5.22	(6, 1)	1.0	B	6	3	2	1	0	0	0	0	0	0	0	12	20	9.00	3.000
59 Kevin Quackenbush, R ERA: 3.55	(7, 1)	2.0	W	7	0	0	0	1	1	0	0	0	0	0	14	24	0.00	0.500
53 Joaquín Benoit, R ERA: 2.18	(9, 1)	1.0	S	3	0	0	0	1	0	0	0	0	0	0	9	13	0.00	0.000

PITCHER	IP	WLS	BF	H	R	ER	SO	BB	IBB	HBP	BLK	WP	HR	S	P	ERA	WHIP

TOP

Los Angeles Dodgers @ San Diego Padres

Petco Park, San Diego, CA

Thu Sep 03 2015, 7:11 PM - 10:32 PM PDT

Att. 33,505 - Clear - 73 F

livebaseballscorecards.com

AB	36
R	7
H	9
RBI	6
BB	4
SO	8
LOB	14

BOTTOM

Los Angeles Dodgers @ San Diego Padres

Petco Park, San Diego, CA

Thu Sep 03 2015, 7:11 PM - 10:32 PM PDT

Att. 33,505 - Clear - 73 F

livebaseballscorecards.com

Batter	1	2	3	4	5	6	7	8	9	AB	R	H	RBI	BB	SO	LOB
26 Yangervis Solarte, S (1, 5) (9, 3) OBP: 0.321, SLG: 0.428	C FC 90 X FF 88 0-1: 15 SH1-3 / 10 2B — 2B	X FC 89 0-0: E9 / 15 1B / 27 1B — 1-3 1B			B CU 78 B FF 90 C FF 89 C FF 91 F FS 83 F FS 82 B CU 80 X FF 91 3-2 ①: L9		B SI 88 X CH 80 1-0: HR	F SL 84 C FF 96 D SL 87 B FF 95 F FF 95 X FF 95 2-2: 3-H 2B		5	3	4	2	0	0	0
15 Cory Spangenberg, L (1, 4) (9, 5) OBP: 0.316, SLG: 0.385	L FF 90 X CH 83 0-1 ①: SH1-3 — 2-3	X FC 90 0-0: 27 1B — 1-2 1B			B FF 90 B CU 77 C FF 90 X FF 89 2-1 ②: F8		C SI 87 C SI 87 S KC 80 0-3 ②: K	B FF 96 F SL 86 B FF 96 S FF 94 S FF 95 2-3 ③: K		4	0	1	0	0	2	1
27 Matt Kemp, R (1, 9) OBP: 0.315, SLG: 0.430	F FC 91 C CU 74 B SI 90 F SL 87 F CU 76 S FS 79 1-3 ②: K	D FC 90 X FC 91 1-0: 10 CS — 1-3 2-H 3-H 1B			X FF 90 0-0 ③: G6-3		C CU 79 X SI 95 0-1 ③: G6-3			4	0	1	2	0	1	1
10 Justin Upton, R (1, 7) OBP: 0.341, SLG: 0.467	B FC 92 C FS 84 B FC 92 B SL 86 X SL 86 3-1: 9 1B — 3-H 2B	C CH 85 B FS 80 S CH 85 1 SAFE B FF 92 2-2 ③: CS — 1-2	B SL 86 X FC 91 1-0: 39 L4-6 — 2B			C CH 85 B FF 95 B FF 95 X FF 96 2-1: 39 G6-3 / 9 G6-4-3 / 3 2B — 1B		B SI 94 B SI 94 B SI 94 B SI 95 4-0: 9 HR — BB		3	3	3	1	1	0	0
9 Jedd Gyorko, R (1, 6) (9, 4) OBP: 0.301, SLG: 0.388	F FC 92 X CU 76 0-1: 2-H 1B		B FC 91 B SL 87 X FC 91 2-0 ①: G1-3			S SL 88 D SL 88 B FF 97 F FF 98 X SL 89 2-2 ①: G6-4-3 — 1-2		1 SAFE F SI 93 1 SAFE B SI 93 B CU 79 F SI 94 F SI 95 1 SAFE X SI 95 2-2: 1-H HR		4	1	2	3	0	0	2
39 Brett Wallace, L (1, 3) OBP: 0.418, SLG: 0.567 53 Joaquín Benoit, R (9, 1)	C FF 90 C FS 78 F FC 91 X FC 91 0-2 ③: G6-3		S FS 82 X FF 90 0-1 ②③: L4-6 — 2-2			B FF 96 S CH 87 S CH 87 F FF 97 F CH 88 B FF 96 X FF 98 2-2 ②: G6-3 — 2-3		S SI 92 X SI 92 0-1 ①: G3-1		4 0	0 0	0 0	0 0	0 0	0 0	3 0
3 Derek Norris, R (1, 2) OBP: 0.291, SLG: 0.409		C FC 90 B SL 86 X FC 91 1-1: 26 E / 26 1B / 27 1B — 1B		C FC 88 F FF 88 S FS 79 0-3 ①: K		S FF 98 F FF 98 F FF 98 B FF 98 X FF 98 1-2: 3-H 2B		B SL 85 C FF 95 B SL 85 B SL 85 X FF 96 3-1: 2 3B — 1B		4	2	3	1	0	1	0
29 Colin Rea, R (1, 1) OBP: 0.333, SLG: 0.375 40 Odrisamer Despaigne, R (6, 1) OBP: 0.100, SLG: 0.103 45 Marc Rzepczynski, L (6, 1) 12 Clint Barmes, R (6, PH) OBP: 0.302, SLG: 0.382 59 Kevin Quackenbush, R (7, 1) 5 Alexi Amarista, L (8, PH) OBP: 0.266, SLG: 0.309 (9, 6)		L SL 86 F FC 89 L FC 92 0-3 ①: K		B FC 90 C FC 89 X FC 90 1-1 ②: F9		C FF 97 F FF 98 X FF 96 0-2 ③: F7		1 SAFE 1 SAFE C FF 94 S FF 95 S FF 94 0-3 ②: K		2 0 0 0 1 0 0 1	0 0 0 0 0 0 0 0	0 0 0 0 0 0 0 0	0 0 0 0 0 0 0 0	1 0 0 0 0 0 0 1	1 0 0 0 1 0 0 1	
16 Travis Jankowski, L (1, 8) OBP: 0.216, SLG: 0.270 2 B.J. Upton, R (8, PH) OBP: 0.301, SLG: 0.418 (9, 8)		1 SAFE B FF 89 F FC 90 B SL 84 X FF 90 2-1 ②: F8		F CH 83 X FC 91 0-1 ③: G3			C SI 87 F KC 80 B SI 86 B KC 81 B KC 79 C SI 87 3-3 ①: K	F FF 96 B FF 93 X FF 96 1-1: 1-H 26 2B — 3B		3 1	0 1	0 1	0 1	0 0	1 0	1 0
Inning Stats	R: 2 E: 0 K: 1 S: 17 H: 3 LOB: 1 BB: 0 P: 21	R: 2 E: 1 K: 1 S: 12 H: 4 LOB: 1 BB: 0 P: 18	R: 0 E: 0 K: 0 S: 4 H: 1 LOB: 0 BB: 0 P: 7	R: 0 E: 0 K: 1 S: 7 H: 0 LOB: 0 BB: 0 P: 8	R: 0 E: 0 K: 0 S: 8 H: 0 LOB: 0 BB: 0 P: 13	R: 1 E: 0 K: 0 S: 17 H: 2 LOB: 1 BB: 0 P: 24	R: 1 E: 0 K: 2 S: 9 H: 1 LOB: 0 BB: 0 P: 13	R: 4 E: 0 K: 2 S: 20 H: 4 LOB: 1 BB: 1 P: 34		1B: 7 2B: 6 3B: 1 HR: 2 SF: 0 SAC: 1 DP: 1 HBP: 0					

AB	36
R	10
H	15
RBI	10
BB	1
SO	7
LOB	11

PITCHER		IP	WLS	BF	H	R	ER	SO	BB	IBB	HBP	BLK	WP	HR	S	P	ERA	WHIP
55 Mat Latos, R ERA: 4.92	(1, 1)	4.0		18	8	4	4	3	0	0	0	0	0	0	40	54	9.00	2.000
62 Joel Peralta, R ERA: 5.14	(5, 1)	1.0		3	0	0	0	0	0	0	0	0	0	0	8	13	0.00	0.000
52 Pedro Báez, R ERA: 3.1	(6, 1)	1.0	H	5	2	1	1	0	0	0	0	0	0	0	17	24	9.00	2.000
56 J.P. Howell, L ERA: 1.64	(7, 1)	0.2	H	3	1	1	1	2	0	0	0	0	0	1	7	11	13.50	1.500
54 Jim Johnson, R ERA: 4.42	(7, 1)	0.1	L	3	1	2	2	0	1	0	0	0	0	1	6	12	54.00	6.000

PITCHER		IP	WLS	BF	H	R	ER	SO	BB	IBB	HBP	BLK	WP	HR	S	P	ERA	WHIP
43 Luis Avilán, L ERA: 3.66	(8, 1)	0.1		1	0	0	0	0	0	0	0	0	0	0	2	2	0.00	0.000
12 Juan Nicasio, R ERA: 3.35	(8, 1)	0.2		5	3	2	2	2	0	0	0	0	0	0	14	22	27.00	4.500

Los Angeles Dodgers @ San Diego Padres

Petco Park, San Diego, CA

Fri Sep 04 2015, 7:12 PM - 10:44 PM PDT

Att. 33,025 - Clear - 71 F

TOP

livebaseballscorecards.com

Batter	1	2	3	4	5	6	7	8	9	AB	R	H	RBI	BB	SO	LOB
11 Jimmy Rollins, S (1, 6) OBP: 0.280, SLG: 0.361	T FF 90 C SI 90 B CH 84 X CH 84 1-2 G4-3 ①		F KC 76 F SI 90 B KC 76 B FC 85 F FF 90 B SI 90 F FF 90 F SI 90 B FF 90 4-2 3 FC6-4 BB		F SI 90 B KC 75 B CH 82 X CH 83 2-1 26 BB 5 FC3-6 2B	B SI 93 S SL 86 B SL 86 B SI 92 X SI 92 3-1 23 HR 1B	D SL 78 C FF 95 B SL 87 B FF 94 B FF 94 4-1 1-3 3 S BB		B CH 82 X FF 90 1-0 P6 ③	4	2	2	0	2	0	1
3 Carl Crawford, L (1, 7) OBP: 0.303, SLG: 0.413	C FF 91 B SI 90 X FC 89 1-1 HR		1 SAFE 1 SAFE C SI 90 1 SAFE T CH 84 X CH 85 0-2 FC6-4 23 FC4-5 1-2f ①		F SI 90 B CH 84 B CH 83 S FF 90 F FF 91 X CH 83 2-2 G1-3 ①	B SI 92 S SI 92 S SI 92 1 SAFE S SL 85 1-3 K ②	C SL 86 B FF 93 B SL 87 F FF 93 X FF 92 2-2 1-2 G4-3 ③			5	1	1	1	0	1	5
23 Adrián González, L (1, 3) OBP: 0.351, SLG: 0.502	C FF 91 X SI 90 0-1 G5-3 ②		F SI 90 F CH 83 1 SAFE 1 SAFE D CH 84 B FF 89 B FF 89 X CH 83 3-2 FC4-5 26 BB 1-2f		D KC 77 B SI 90 B SI 90 B FF 90 4-0 5 FC3-6 26 BB BB	F SI 92 F SL 84 1 SAFE X SI 92 0-2 1-H HR		X FF 92 0-0 G5-3 ①		4	1	1	2	1	0	1
26 Chase Utley, L (1, 4) OBP: 0.294, SLG: 0.358	C FF 91 C SI 90 X CH 82 0-2 F8 ③		B SI 90 B CH 84 B SI 90 B FF 90 4-0 1-2 BB		B SI 90 B SI 90 B FF 89 B FF 88 4-0 5 FC3-6 1-2 2-3 BB	B FF 95 C FF 94 B SL 79 B FF 95 X FF 94 3-1 HR		C FF 93 B CU 77 S FF 91 C CU 76 1-3 K ②		3	1	1	1	2	1	0
5 Corey Seager, L (1, 5) OBP: 0.444, SLG: 0.667		F FF 90 B CH 83 F CH 83 X KC 76 1-2 G3 ①	B SI 91 S CH 84 S KC 78 S KC 67 1-3 K ③		D KC 78 B SI 90 S CH 83 B SI 90 C FF 90 X CH 82 3-2 FC3-6 1-2f 2-3 3-H ②	F FF 95 X SL 85 0-1 2B		F FF 92 F FF 92 B FF 91 B CU 77 B CU 76 X FF 91 3-2 1B		5	0	2	1	0	1	4
9 Yasmani Grandal, S (1, 2) OBP: 0.368, SLG: 0.438		S SI 90 F KC 77 S KC 67 0-3 K ②		B KC 76 B KC 74 B SI 89 C CH 88 B CH 82 4-1 30 FC5-4 BB	C KC 77 B FF 91 B KC 76 X KC 76 2-1 G3 ③	C FF 96 C SL 79 B FF 95 B SL 80 F FF 94 C SL 88 2-3 K ③		C FF 90 F CU 74 B SI 91 T FF 90 1-2 K ③		4	0	0	0	1	3	4
30 Scott Schebler, L (1, 9) OBP: 0.333, SLG: 0.667		C SI 90 B CH 83 F CH 83 B KC 77 B SI 91 X CH 83 3-2 HR		B SI 90 C KC 76 F SI 90 F KC 66 B SI 89 X SI 89 2-2 FC5-4 31 S 1-2f ①		B SL 86 F FF 95 F FF 95 F SL 86 T FF 95 1-2 K ① X FF 94 0-0 11 WP 11 S 1B			F SL 87 C SL 87 B SL 87 F FF 91 S CH 84 1-3 K ①	5	1	2	1	0	2	1
31 Joc Pederson, L (1, 8) OBP: 0.352, SLG: 0.432		B FF 90 B KC 77 B SI 90 C FF 90 C SI 90 B FC 86 4-2 BB		S KC 77 C CH 82 B SI 89 S KC 67 1-3 K ② 1-2		B FF 88 C FF 95 S SL 85 B SL 86 B FF 95 F SL 86 D FF 94 4-2 27 HR BB B FF 95 B FF 94 C SL 87 F SL 90 X FF 95 2-2 F7 ①			B SL 88 B CH 84 T SL 88 F SL 88 B CH 84 B FF 91 4-2 BB	2	1	0	0	3	1	2
46 Mike Bolsinger, R (1, 1) OBP: 0.000, SLG: 0.000 16 Andre Ethier, L (6, PH) OBP: 0.364, SLG: 0.440 27 Justin Ruggiano, R (6, PH) OBP: 0.333, SLG: 0.500 63 Yimi Garcia, R (8, 1) 7 Alex Guerrero, R (7, PH) OBP: 0.000, SLG: 0.000 56 J.P. Howell, L (7, 1) 41 Chris Hatcher, R (8, 1) 65 Austin Barnes, R (9, PH) OBP: 0.400, SLG: 0.556 74 Kenley Jansen, S (9, 1)		1 SAFE F FF 90 1 SAFE B FC 85 C FC 85 C KC 75 1-3 K ③		C FC 86 S KC 76 X KC 74 0-2 G1-3 ③		1 SAFE B SI 91 X SI 91 1-0 1-H HR F FF 94 B FF 94 X FF 94 1-1 L9 ②			C FF 90 X SL 88 0-1 P4 ②	2 0 0 0 0 1 2 0 0 0 0 0 0 0 1 1 1 2 0 0 0 0 0 0 0 0 0 0 1 0 0 0 0 0 1 0 0 0 0 0 0 0 0 0 0 0 0 0 0 1 0 0 0 0 0 1 0 0 0 0 0 0 0						

Inning Stats	1	2	3	4	5	6	7	8	9
	R: 1 E: 0 K: 0 S: 10	H: 1 LOB: 0 BB: 0 P: 12	R: 1 E: 0 K: 2 S: 14	H: 1 LOB: 1 BB: 1 P: 23	R: 0 E: 0 K: 1 S: 14	H: 0 LOB: 2 BB: 2 P: 26	R: 0 E: 0 K: 1 S: 11	H: 0 LOB: 1 BB: 1 P: 18	R: 1 E: 0 K: 0 S: 11
	H: 1 LOB: 2 BB: 2 P: 28	R: 5 E: 0 K: 3 S: 24	H: 5 LOB: 1 BB: 1 P: 39	R: 0 E: 0 K: 0 S: 11	H: 1 LOB: 2 BB: 1 P: 20	R: 0 E: 0 K: 2 S: 10	H: 1 LOB: 1 BB: 0 P: 15	R: 0 E: 0 K: 1 S: 9	H: 0 LOB: 1 BB: 1 P: 15

1B: 3	SF: 0
2B: 2	SAC: 0
3B: 0	DP: 0
HR: 5	HBP: 0

WP: 1	PA: 46
PB: 0	
SB: 3	
CS: 0	

AB	37
R	8
H	10
RBI	8
BB	9
SO	10
LOB	22

PITCHER		IP	WLS	BF	H	R	ER	SO	BB	IBB	HBP	BLK	WP	HR	S	P	ERA	WHIP
33 James Shields, R ERA: 3.83	(1, 1)	5.0		24	3	3	3	4	6	0	0	0	0	2	60	107	5.40	1.800
54 Marcos Mateo, R ERA: 5.4	(6, 1)	0.1	L	2	0	1	1	1	1	0	0	0	0	0	7	12	27.00	3.000
45 Marc Rzepczynski, L ERA: 6.07	(6, 1)	0.1		4	3	3	3	1	0	0	0	0	0	2	9	14	81.00	9.000
43 Jon Edwards, R ERA: 6.14	(6, 1)	1.1		8	3	1	1	1	1	0	0	0	1	1	19	33	6.75	3.000
60 Frank Garces, L ERA: 4.78	(8, 1)	1.0		4	1	0	0	2	0	0	0	0	0	0	10	15	0.00	1.000

PITCHER		IP	WLS	BF	H	R	ER	SO	BB	IBB	HBP	BLK	WP	HR	S	P	ERA	WHIP
50 Nick Vincent, R ERA: 3.21	(9, 1)	1.0		4	0	0	0	1	1	0	0	0	0	0	9	15	0.00	1.000

BOTTOM

Los Angeles Dodgers @ San Diego Padres

Petco Park, San Diego, CA

Fri Sep 04 2015, 7:12 PM - 10:44 PM PDT

Att. 33,025 - Clear - 71 F

livebaseballscorecards.com

Batter	1	2	3	4	5	6	7	8	9	AB	R	H	RBI	BB	SO	LOB
26 Yangervis Solarte, S (1, 5) OBP: 0.324, SLG: 0.428	B FC 88 B CU 75 B FC 86 C FC 86 F FC 88 B CU 77 4-2 27 HR BB		B CU 76 C FC 86 F FC 87 B SL 80 B CU 78 X FC 88 3-2 ① G4-3		B CU 77 B SL 76 T FC 89 B FC 89 B CU 76 4-1 BB			C FF 95 B SL 87 X FS 86 1-1 9 G6-4-3 1B		2	1	1	0	2	0	0
9 Jedd Gyorko, R (1, 6) (8, 4) OBP: 0.301, SLG: 0.396	B FC 87 B CU 77 F FC 88 C CU 77 S SL 80 2-3 ① K		B SL 78 C FC 90 C CU 79 F SL 79 F FC 88 F FC 87 F SL 80 X CU 79 1-2 HR		B SL 78 B CU 77 C SL 78 X SL 78 2-1 ③ G5-3			F FF 96 D FC 91 X SL 83 1-1 ①② G6-4-3 1-2f		4	1	1	1	0	1	3
27 Matt Kemp, R (1, 9) OBP: 0.315, SLG: 0.434	C SL 80 B FC 88 1 SAFE C SL 79 X CU 79 1-2 1-H HR		X SL 78 0-0 ② F8			B FF 93 C FF 92 X FF 94 1-1 ① G3-1		B FF 96 C FF 95 T FF 95 S FS 87 1-3 ③ K		4	1	1	2	0	1	0
10 Justin Upton, R (1, 7) OBP: 0.338, SLG: 0.463	B SL 80 B CU 80 C FC 88 F FC 89 S SL 80 2-3 ② K		B FC 89 F SL 79 S SL 78 C FC 87 1-3 ③ K			B SL 82 B SL 82 F FF 93 T FF 93 B FF 92 X FF 92 3-2 ② F9			C FC 92 B FC 91 C FC 92 X FC 93 1-2 ① F9	4	0	0	0	0	2	0
3 Derek Norris, R (1, 2) OBP: 0.289, SLG: 0.405	B FC 89 C FC 86 X CU 78 1-1 ③ L8			B FC 87 B FC 87 B CU 77 C FC 87 C SL 78 F SL 79 X SL 79 3-2 ① P6		C FF 95 B FF 94 B FF 93 C FF 92 B FF 92 T FF 92 3-2 ③ K			F FC 92 X FC 92 0-1 ② F8	4	0	0	0	0	1	0
4 Wil Myers, R (1, 3) (9, 8) OBP: 0.319, SLG: 0.447		C SL 80 S SL 80 B FC 87 S SL 81 1-3 K 16 E 16 S		C SL 77 B SL 80 B FC 88 F SL 78 B SL 80 X SL 79 3-2 ② F8			C KC 79 B SI 87 B CH 80 F KC 78 B KC 78 F SI 88 S CH 80 3-3 ① K		C FC 92 S SL 82 S SL 84 0-3 ③ K	4	0	0	0	0	3	0
15 Cory Spangenberg, L (1, 4) OBP: 0.313, SLG: 0.382 12 Clint Barmes, R (7, PH) OBP: 0.300, SLG: 0.380 (8, 6)		B SL 78 B CU 76 C FC 88 1 SAFE B CU 76 C FC 88 X FC 88 3-2 ① F9		C CU 78 F CU 80 B CH 84 F SL 80 C CU 78 1-3 ③			C SI 86 S KC 79 B CH 80 B KC 78 S SI 87 2-3 ② K			2 1	0 0	0 0	0 0	0 0	1 1	1 0
33 James Shields, R (1, 1) OBP: 0.138, SLG: 0.155 5 Alexi Amarista, L (5, PH) OBP: 0.265, SLG: 0.308 54 Marcos Mateo, R (6, 1) 45 Marc Rzepczynski, L (6, 1) 43 Jon Edwards, R (6, 1) 2 B.J. Upton, R (7, PH) OBP: 0.299, SLG: 0.416 60 Frank Garces, L (8, 1) 50 Nick Vincent, R (9, 1)		X FC 87 0-0 ② P4			X FC 86 0-0 ① G4-3		B CH 81 C KC 80 B KC 79 F CH 81 B KC 80 C SI 87 3-3 ③ K			1 1 0 0 0 1 0 0	0 0 0 0 0 0 0 0	0 0 0 0 0 0 0 0	0 0 0 0 0 0 0 0	0 0 0 0 0 1 0 0	0 0 0 0 0 0 0 0	1 0 0 0 0 0 0 0
16 Travis Jankowski, L (1, 8) OBP: 0.205, SLG: 0.256 39 Brett Wallace, L (8, PH) OBP: 0.426, SLG: 0.623 (9, 3)		1 SAFE C FC 88 C CU 78 B FC 89 X SL 79 1-2 ③ F8 1-3			C CU 77 S FC 87 S SL 80 0-3 ② K2-3			B FF 95 X FF 95 1-0 HR		2 1	0 1	0 1	0 1	0 0	1 0	1 0
Inning Stats	R: 2 H: 1 E: 0 LOB: 0 K: 2 BB: 1 S: 13 P: 23	R: 0 H: 0 E: 0 LOB: 1 K: 1 BB: 0 S: 10 P: 15	R: 1 H: 1 E: 0 LOB: 0 K: 1 BB: 0 S: 14 P: 19	R: 0 H: 0 E: 0 LOB: 0 K: 1 BB: 0 S: 11 P: 18	R: 0 H: 0 E: 0 LOB: 1 K: 1 BB: 1 S: 7 P: 13	R: 0 H: 0 E: 0 LOB: 0 K: 1 BB: 0 S: 8 P: 15	R: 0 H: 0 E: 0 LOB: 0 K: 3 BB: 0 S: 10 P: 18	R: 1 H: 2 E: 0 LOB: 0 K: 1 BB: 0 S: 8 P: 12	R: 0 H: 0 E: 0 LOB: 0 K: 1 BB: 0 S: 8 P: 9	1B: 1 2B: 0 3B: 0 HR: 3	SF: 0 SAC: 0 DP: 1 HBP: 0			WP: 1 PB: 0 SB: 1 CS: 0	PA: 33		

	AB	31
	R	4
	H	4
	RBI	4
	BB	2
	SO	12
	LOB	6

PITCHER		IP	WLS	BF	H	R	ER	SO	BB	IBB	HBP	BLK	WP	HR	S	P	ERA	WHIP
46 Mike Bolsinger, R ERA: 2.97	(1, 1)	5.0	W	20	2	3	3	6	2	0	0	0	1	2	55	88	5.40	0.800
63 Yimi García, R ERA: 3.47	(6, 1)	1.0		3	0	0	0	1	0	0	0	0	0	0	8	15	0.00	0.000
56 J.P. Howell, L ERA: 1.6	(7, 1)	1.0		3	0	0	0	3	0	0	0	0	0	0	10	18	0.00	0.000
41 Chris Hatcher, R ERA: 4.88	(8, 1)	1.0		4	2	1	1	1	0	0	0	0	0	1	8	12	9.00	2.000
74 Kenley Jansen, R ERA: 2.21	(9, 1)	1.0		3	0	0	0	1	0	0	0	0	0	0	8	9	0.00	0.000

PITCHER	IP	WLS	BF	H	R	ER	SO	BB	IBB	HBP	BLK	WP	HR	S	P	ERA	WHIP

Batter	1	2	3	4	5	6	7	8	9	AB	R	H	RBI	BB	SO	LOB
11 Jimmy Rollins, S (1, 6) OBP: 0.278, SLG: 0.357	S FF 92 X FF 92 0-1 ① F9	C SL 86 B SI 94 B SL 87 X SI 94 2-1 ③ G4-3		C SL 84 B SL 86 B SI 93 D SL 85 F SL 86 X FC 91 3-2 ③ G4-3			C CU 78 B CU 79 B FF 91 C FF 91 S FF 91 2-3 ② K	X FF 93 0-0 ③ F9		5	0	0	0	0	1	7
26 Chase Utley, L (1, 4) OBP: 0.295, SLG: 0.362	B SI 91 B SI 92 X FF 93 2-0 1B		B SL 83 C SI 90 C FF 90 B SL 88 F FC 92 F SL 88 X FF 94 2-2 ① L8		X CH 89 0-0 ① L8		B CU 81 C FF 92 X CU 79 1-1 2B		F FF 96 S FF 95 B FF 96 S SL 84 1-3 ① K	5	0	2	0	0	1	0
23 Adrián González, L (1, 3) OBP: 0.352, SLG: 0.499	C SI 92 F SL 87 F FF 93 X FC 91 0-2 ② P5		F SI 93 F FF 93 B SI 92 X SL 86 1-2 ② G3		B CH 88 B SI 92 X SI 90 2-0 ② G3		I IN 55 I IN 59 I IN 62 I IN 61 4-0 IBB		B CH 85 B CH 86 B SI 95 B FF 94 4-0 10 FC4-6 BB	3	0	0	0	2	0	1
10 Justin Turner, R (1, 5) OBP: 0.355, SLG: 0.497	1 SAFE X SL 89 0-0 ③ G4-3		B FF 94 F FC 92 B SI 93 C SL 88 X SL 87 2-2 ③ F9		B SL 86 B FF 91 X SL 90 2-0 ③ G6-3		B FF 90 B FF 91 C FF 92 C FF 92 F FF 91 F FF 91 S FF 92 2-3 ③ K		B SL 86 C SL 85 X FF 94 1-1 ② FC4-6 1-2f	5	0	0	0	0	1	4
16 Andre Ethier, L (1, 9) OBP: 0.374, SLG: 0.494		C SI 90 B SL 84 X SL 86 1-1 31 BB 2B	B SI 91 X SL 84 2-0 3 2B 2B		S CH 89 X SL 88 1-1 3 FC4-6 1B			B FF 94 B CH 84 B FF 94 B FF 94 4-0 3 1B 31 1B BB	C FF 94 B SI 95 1 SAFE B FF 95 1 SAFE S SL 84 S FF 96 2-3 ③ K	4	2	3	0	1	1	1
3 Carl Crawford, L (1, 7) OBP: 0.309, SLG: 0.423		B SI 92 F SL 83 F FF 92 B SL 90 C SI 92 2-3 ① K	B FF 91 C SI 91 X SL 84 1-1 9 G4-3 2B 2-H		S CH 89 X SI 91 0-1 ① FC4-6 31 WP 9 B1-3 1-2f			C FF 93 X CH 84 0-1 31 1B 1B 1-2		4	0	2	1	0	1	2
9 Yasmani Grandal, S (1, 2) OBP: 0.367, SLG: 0.434		B SL 84 B SL 85 S SL 85 B FF 92 H SL 86 4-1 31 BB HBP	F FF 92 X FC 90 0-1 ① G4-3 2-3		1 SAFE 1 SAFE B SL 82 F CH 89 B SL 87 1 SAFE X CH 89 2-1 ② B1-3 1-2			C FF 93 X FF 93 0-1 ① B2		3	0	0	0	0	0	4
31 Joc Pederson, L (1, 8) OBP: 0.355, SLG: 0.433		C SI 92 B SL 87 B SL 86 B FF 93 C SI 92 F SL 85 B SI 93 4-2 1-2 2-3 BB	B FF 91 B FF 92 B SL 90 B SI 92 4-0 BB		S SL 89 S SL 84 D SL 86 B SL 89 X SL 90 2-2 ③ G3 2-3			S CH 85 B CH 86 X CH 84 1-1 1-2 2-H 1B		2	0	1	1	2	0	1
57 Alex Wood, R (1, 1) OBP: 0.224, SLG: 0.178 5 Corey Seager, L (8, PH) OBP: 0.400, SLG: 0.600 41 Chris Hatcher, R (8, 1) 74 Kenley Jansen, S (9, 1)		B FF 92 C FF 91 B SL 86 B FF 92 C FF 93 S FF 93 3-3 ② K	B FF 93 C FF 91 L SL 84 1 SAFE L SL 87 1-3 ② K				C FF 90 C FF 91 S CU 77 0-3 ① K	C CH 84 B FF 94 S FF 94 F FF 94 B CH 85 F FF 95 F CH 86 X CH 84 2-2 ② F7		3 1 0 0	0 0 0 0	0 0 0 0	0 0 0 0	3 0 0 0	5 2 0 0

| Inning Stats | | | |

Batter	1	2	3	4	5	6	7	8	9	AB	R	H	RBI	BB	SO	LOB
26 Yangervis Solarte, S (1, 5) OBP: 0.324, SLG: 0.427	C CH 87 F KC 81 S KC 82 0-3 K ①		S KC 82 X SI 88 0-1 1B		C SI 88 S CH 82 X CH 82 0-2 FC6-4 9 FC6-4 1-2f ②		B CH 88 X CH 88 1-0 F9 ③			4	0	1	0	0	1	3
9 Jedd Gyorko, R (1, 4) OBP: 0.297, SLG: 0.391	B KC 79 C SI 88 C KC 81 C SI 88 1-3 K ②		B KC 81 X CH 82 1-0 G5-3 ③		C CH 87 X CH 81 0-1 FC6-4 1-2f ③			C FF 95 B FF 96 S FF 96 B FF 96 X FC 91 2-2 F9 ①		4	0	0	0	0	1	2
27 Matt Kemp, R (1, 9) OBP: 0.316, SLG: 0.435	B CH 87 C CH 87 X KC 82 1-1 1B			B CH 86 B CH 87 B CH 81 C SI 88 X CH 87 3-1 G4-3 ①		B CH 86 S CH 87 B KC 82 B CH 87 X KC 82 3-1 10 A4 DB 1B		C FF 96 B FF 96 S FF 96 X FF 96 1-2 L9 ②		4	0	2	0	0	0	0
10 Justin Upton, R (1, 7) OBP: 0.338, SLG: 0.460	B CH 87 B CH 82 X CH 82 2-0 G4-3 ③			B KC 82 C SI 88 B KC 81 B SI 88 B CH 87 4-1 3 FC5-4 BB		B SI 88 F SI 89 1 SAFE F CH 80 B SI 90 F SI 89 1 SAFE B CH 80 1 SAFE 3-3 C SI 88 K ① ② 1-2		B SL 90 S SL 89 C SL 82 S FC 90 1-3 K ③		3	0	0	0	1	2	2
3 Derek Norris, R (1, 3) OBP: 0.286, SLG: 0.402		B CH 87 C KC 80 F CH 86 X CH 88 1-2 L8 ①		X KC 81 0-0 FC5-4 4 BB 1-2f ②		X CH 87 0-0 P3 ③			C FC 90 S FC 91 B FC 92 S SL 82 1-3 K ①	4	0	0	0	0	1	1
4 Wil Myers, R (1, 8) OBP: 0.323, SLG: 0.442		C KC 81 B CH 87 B CH 87 S KC 82 X SI 89 2-2 F9 ②		D KC 79 1 SAFE B KC 80 B KC 79 B CH 87 4-0 1-2 BB			B CH 86 F KC 79 B KC 82 B CH 80 B CH 86 4-1 18 SH2-4 BB		F FC 92 B FC 93 X FC 92 1-1 F9 ②	2	0	0	0	2	0	0
18 Austin Hedges, R (1, 2) OBP: 0.224, SLG: 0.248 15 Cory Spangenberg, L (9, PH) OBP: 0.312, SLG: 0.380		C SI 88 X CH 81 0-1 F9 ③		B CH 81 B SI 88 B CH 87 C SI 87 F CH 87 X SI 88 3-2 F8 ③			X CH 87 0-0 SH2-4 ① 1-2		B FC 92 C FC 93 X FC 90 1-1 G4-3 ③	2 1	0 0	0 0	0 0	0 0	0 0	2 0
12 Clint Barmes, R (1, 6) OBP: 0.296, SLG: 0.374			B CH 86 F CH 86 X KC 81 1-1 G5-3 ①		B CH 87 C CH 87 B KC 82 X CH 87 2-1 G1-3 ①		F KC 80 S KC 80 S KC 80 0-3 K2-3 ②			3	0	0	0	0	1	1
38 Tyson Ross, R (1, 1) OBP: 0.260, SLG: 0.367 59 Kevin Quackenbush, R (7, 1) 2 B.J. Upton, R (7, PH) OBP: 0.304, SLG: 0.416 53 Joaquín Benoit, R (8, 1) 20 Bud Norris, R (9, 1)			B CH 87 C CH 88 X KC 81 1-1 L9 ②		C CH 87 F SI 88 B CH 81 H KC 82 2-2 26 FC6-4 HBP		B SI 88 D CH 83 D CH 82 C CH 81 B CH 81 4-1 BB			1 0 0 0 0	0 0 0 0 0	0 0 0 0 0	0 0 0 0 0	0 0 1 0 0	0 0 0 0 0	0 0 0 0 0
Inning Stats	R: 0 H: 1 E: 0 LOB: 1 K: 2 BB: 0 S: 9 P: 13	R: 0 H: 0 E: 0 LOB: 0 K: 0 BB: 0 S: 8 P: 11	R: 0 H: 1 E: 0 LOB: 1 K: 0 BB: 0 S: 7 P: 10	R: 0 H: 0 E: 0 LOB: 2 K: 0 BB: 2 S: 7 P: 21	R: 0 H: 0 E: 0 LOB: 1 K: 0 BB: 0 S: 9 P: 13	R: 0 H: 1 E: 0 LOB: 0 K: 1 BB: 0 S: 7 P: 13	R: 0 H: 0 E: 0 LOB: 2 K: 1 BB: 2 S: 7 P: 16	R: 0 H: 0 E: 0 LOB: 0 K: 1 BB: 0 S: 9 P: 13	R: 0 H: 0 E: 0 LOB: 0 K: 1 BB: 0 S: 7 P: 10	1B: 3 SF: 0 2B: 0 SAC: 1 3B: 0 DP: 0 HR: 0 HBP: 1					WP: 0 PA: 34 PB: 0 SB: 0 CS: 0	

PITCHER	IP	WLS	BF	H	R	ER	SO	BB	IBB	HBP	BLK	WP	HR	S	P	ERA	WHIP
57 Alex Wood, L (1, 1) ERA: 3.51	7.0	W	28	3	0	0	4	4	0	1	0	0	0	54	97	0.00	1.000
41 Chris Hatcher, R (8, 1) ERA: 4.71	1.0	H	3	0	0	0	1	0	0	0	0	0	0	9	13	0.00	0.000
74 Kenley Jansen, R (9, 1) ERA: 2.16	1.0	S	3	0	0	0	1	0	0	0	0	0	0	7	10	0.00	0.000

PITCHER	IP	WLS	BF	H	R	ER	SO	BB	IBB	HBP	BLK	WP	HR	S	P	ERA	WHIP

BOTTOM

Los Angeles Dodgers @ San Diego Padres

Petco Park, San Diego, CA

Sat Sep 05 2015, 5:41 PM - 8:44 PM PDT

Att. 43,536 - Sunny - 76 F

livebaseballscorecards.com

AB	28
R	0
H	3
RBI	0
BB	4
SO	6
LOB	11

Los Angeles Dodgers @ San Diego Padres

Petco Park, San Diego, CA

Sun Sep 06 2015, 1:11 PM - 4:42 PM PDT

Att. 37,685 - Sunny - 83 F

TOP

livebaseballscorecards.com

Batter	1	2	3	4	5	6	7	8	9	AB	R	H	RBI	BB	SO	LOB
11 Jimmy Rollins, S (1, 6) OBP: 0.279, SLG: 0.355	F FF 95 B FF 95 S SI 94 S SL 88 1-3 ① K	C SL 87 X FF 97 0-1 ② F8			C CU 79 F SL 85 F SL 84 F FF 96 B FF 95 B SL 86 F SL 82 B FF 96 B FF 95 4-2 10 CS 23 S BB		1 SAFE B FF 92 X FF 92 1-0 ① FC2-6 10 1B 23 1B 16 E 1-2f	D FF 93 D FF 93 B SL 85 B FF 92 4-0 1-2 BB		3	1	0	0	2	1	3
3 Carl Crawford, L (1, 7) OBP: 0.305, SLG: 0.410 63 Yimi García, R (8, 1) 52 Pedro Báez, R (9, 1)	C SI 95 B SI 97 B FF 96 F SL 87 F SL 87 B SI 97 B SI 96 4-2 10 HBP 23 S 16 SF7 BB	C SI 97 B FF 96 B FF 95 X CH 88 2-1 ③ L8			1 SAFE 1 SAFE C FF 90 F FF 93 1 SAFE S SI 95 0-3 ① K		B SI 93 1 SAFE B SL 85 F FF 94 1 SAFE F SI 93 1 SAFE 1 SAFE S SL 85 2-3 ② K	B SL 85 C FF 91 T SL 86 S SL 87 1-3 ③ K		4 0 0	1 0 0	0 0 0	0 0 0	1 0 0	3 0 0	6 0 0
23 Adrián González, L (1, 3) OBP: 0.354, SLG: 0.498	B SL 80 B SI 95 B SI 95 B FF 97 4-0 10 HBP 1-2 BB		C SL 80 F SI 95 B SL 88 B SL 87 B SL 89 X FF 97 3-2 ① L9		B CH 85 B FF 95 1 SAFE C CU 79 C SI 96 F FF 98 X SL 87 2-2 ② F7 1-2		1 SAFE 1 SAFE 1 SAFE D FF 94 C SL 83 F SL 80 1 SAFE B SL 85 1 SAFE 2-2 X SL 88 10 1B 16 E 1-2 1B		B CU 76 B FF 89 C FF 90 F FF 90 F FF 91 B CU 74 B CU 73 4-2 BB	3	1	1	0	2	0	1
10 Justin Turner, R (1, 4) OBP: 0.359, SLG: 0.500	H SI 96 1-0 1-2 2-3 HBP		B FF 97 C SL 87 F FF 95 B SL 88 B SL 89 X FF 95 3-2 ② F8		C FF 98 0-1 ③ CS 2-3	C FF 93 B SL 84 B FF 94 C SL 84 X SI 95 2-2 5 F8 17 1B 2B	B SL 85 X SL 87 1-0 16 E 16 E 1-2 2-3 1B		F FF 89 B FF 89 F FF 88 F FF 90 F FF 90 B CU 76 F FF 90 B CU 76 F FF 87 3-2 ① K F CH 80 F FF 88 T CH 80	4	2	2	0	0	1	1
16 Andre Ethier, L (1, 9) OBP: 0.373, SLG: 0.493 28 Chris Heisey, R (9, PH) OBP: 0.343, SLG: 0.185 (9, 9)	X SI 98 0-0 ② SF7 3-H		B SL 81 C FF 94 X SL 85 1-1 ③ L8			B FF 96 C SI 93 F FF 95 X SI 96 1-2 17 1B 1B	B CH 82 C SL 87 F CH 84 X SL 88 1-2 E1 1-H 2-H 3-H		B CU 73 B CH 80 S FF 90 B CH 81 S FF 88 F FF 87 S FF 88 3-3 ② K	3 1	0 0	1 0	1 0	0 0	0 1	0 1
5 Corey Seager, L (1, 5) OBP: 0.333, SLG: 0.467	B FF 97 S SI 95 C SI 96 C FF 97 1-3 ③ K			F CU 78 X SI 95 0-1 17 S 1B		F FF 97 F SI 96 X SI 97 0-2 ① F8 2-3	C CH 82 F SL 86 F SL 87 F FF 89 X SL 87 0-2 ③ G3		B CU 76 S FF 91 X FF 91 1-1 ③ G6-3	5	0	1	0	0	1	6
17 A.J. Ellis, R (1, 2) OBP: 0.372, SLG: 0.385		B FF 94 B FF 94 C SI 94 B SI 94 C SI 95 X SI 95 3-2 35 FC5-6 31 BB 1B		B SI 94 D SL 87 C SI 94 S FF 95 X SL 87 2-2 ① L7 1-2		X FF 96 0-0 31 G1-6-3 1-2 3-H 1B		B FF 94 B FF 92 B FF 94 C FF 93 B SL 84 4-1 11 BB BB		3	0	2	1	1	0	1
31 Joc Pederson, L (1, 8) OBP: 0.355, SLG: 0.430		B SL 87 B FF 96 C SI 96 B SL 81 B SI 95 4-1 35 FC5-6 1-2 BB		C FF 96 B SL 86 D SL 82 C SL 86 F SI 97 B SI 96 S SL 87 3-3 ② K		B SI 96 X FF 96 1-0 ② ③ G1-6-3 1-2f		F S SL 86 C SL 86 0-3 ① K	3	0	0	0	1	2	4
35 Brett Anderson, L (1, 1) OBP: 0.156, SLG: 0.075 56 J.P. Howell, L (6, 1) 30 Scott Schebler, L (7, PH) OBP: 0.400, SLG: 0.667 43 Luis Avilán, L (7, 1) 33 Scott Van Slyke, R (8, PH) OBP: 0.328, SLG: 0.395 (8, 7)		L FF 96 S FF 96 X FF 97 0-2 ① FC5-6 1-2 2-3f		S FF 95 C FF 96 S FF 97 0-3 ③ K			B SI 94 B SL 82 C FF 92 H SL 85 3-1 11 FC2-6 HBP	S FF 94 S SL 86 X SL 88 0-2 ② P2		2 0 0 0 1	0 0 0 0 0	0 0 0 0 0	0 0 0 0 0	0 0 0 0 0	1 0 0 0 0	3 0 0 0 1

Inning Stats	1	2	3	4	5	6	7	8	9
	R: 1 E: 0 K: 2 S: 10 H: 0 LOB: 2 BB: 2 P: 21	R: 0 E: 0 K: 0 S: 11 H: 1 LOB: 2 BB: 1 P: 20	R: 0 E: 0 K: 0 S: 8 H: 0 LOB: 0 BB: 0 P: 15	R: 0 E: 0 K: 2 S: 12 H: 1 LOB: 1 BB: 0 P: 17	R: 0 E: 0 K: 1 S: 13 H: 0 LOB: 0 BB: 1 P: 19	R: 1 E: 0 K: 0 S: 11 H: 3 LOB: 1 BB: 0 P: 15	R: 3 E: 1 K: 1 S: 17 H: 2 LOB: 1 BB: 0 P: 27	R: 0 E: 0 K: 2 S: 10 H: 0 LOB: 2 BB: 2 P: 19	R: 0 E: 0 K: 2 S: 18 H: 0 LOB: 1 BB: 1 P: 29

AB	32
R	5
H	7
RBI	2
BB	7
SO	10
LOB	27

1B: 6	SF: 1	WP: 0
2B: 1	SAC: 0	PB: 0
3B: 0	DP: 1	SB: 3
HR: 0	HBP: 2	CS: 1

PA: 43

PITCHER		IP	WLS	BF	H	R	ER	SO	BB	IBB	HBP	BLK	WP	HR	S	P	ERA	WHIP
34 Andrew Cashner, R ERA: 4.11	(1, 1)	6.0	L	26	5	2	2	5	4	0	1	0	0	0	65	107	3.00	1.500
54 Marcos Mateo, R ERA: 5.21	(7, 1)	0.2		4	1	2	0	1	0	0	1	0	0	0	8	16	0.00	1.500
50 Nick Vincent, R ERA: 3.14	(7, 1)	0.1		3	1	1	0	0	0	0	0	0	0	0	9	11	0.00	3.000
43 Jon Edwards, R ERA: 5.4	(8, 1)	1.0		5	0	0	0	2	2	0	0	0	0	0	10	19	0.00	2.000
60 Frank Garces, L ERA: 4.64	(9, 1)	1.0		4	0	0	0	2	1	0	0	0	0	0	18	29	0.00	1.000

PITCHER	IP	WLS	BF	H	R	ER	SO	BB	IBB	HBP	BLK	WP	HR	S	P	ERA	WHIP

Batter	1	2	3	4	5	6	7	8	9	AB	R	H	RBI	BB	SO	LOB
26 Yangervis Solarte, S (1, 5) OBP: 0.325, SLG: 0.426	C SI 89 F SL 82 B SL 82 X SI 90 1-2 10 1B 1B		C CH 80 B KC 74 X CH 81 1-1 ① F9		B SI 89 B KC 75 B CH 84 B SI 88 4-0 9 FC4-6 BB		B SI 94 B CH 79 X SI 92 2-0 ② F9			3	0	1	0	1	0	1
9 Jedd Gyorko, R (1, 6) OBP: 0.297, SLG: 0.398	L SI 90 F SI 90 F SL 82 F FF 92 F SL 81 X FF 91 0-2 ① L9		B KC 73 X CH 81 1-0 HR		X SI 89 0-0 ③ FC4-6 1-2f		C FF 94 S CH 81 D CH 80 B FF 94 S SI 94 2-3 ③ K			4	1	1	1	0	1	3
27 Matt Kemp, R (1, 9) OBP: 0.316, SLG: 0.435	C SI 90 F SI 90 S FF 91 0-3 ② K		C SI 89 S SL 81 F FF 90 T SL 81 0-2 ② K			X KC 76 0-0 ① G6-3		C FF 92 X FF 92 0-1 2B		4	0	1	0	0	2	1
10 Justin Upton, R (1, 7) OBP: 0.337, SLG: 0.458	C KC 76 S SL 82 X SL 81 0-2 3 S 1-3 1B		B SI 89 S KC 75 F SI 90 B SL 82 F SL 82 F CH 82 B SI 92 S SI 91 3-3 ③ K			B CH 82 B SI 90 X SI 90 2-0 ② G4-3		B SL 81 X CH 89 1-0 ① F9		4	0	1	0	0	1	1
3 Derek Norris, R (1, 3) (7, 2) OBP: 0.288, SLG: 0.400	B SI 90 F SI 90 C SI 91 B SI 92 B SL 83 D SI 94 4-2 1-2 BB			C SI 87 F FF 90 B SL 81 X KC 74 1-2 ① G6-3		B SI 91 C KC 77 C CH 84 B SL 83 B SL 83 F SL 83 B SI 92 4-2 4 1B BB		B FF 92 C FF 93 F SL 81 F FF 94 F SL 84 F FF 94 F FF 93 S FF 93 1-3 ② K		2	0	0	0	2	1	1
4 Wil Myers, R (1, 8) (7, 3) OBP: 0.322, SLG: 0.437	X SI 91 0-0 ③ G1-3			C SI 88 B SL 80 B SL 81 F FF 90 F SL 81 B SI 91 F SL 83 F SI 91 C SL 82 3-3 ② K		1 SAFE X SI 90 0-0 1-2 1B		B SL 80 X FF 93 1-0 ③ F9		4	0	1	0	0	1	4
15 Cory Spangenberg, L (1, 4) OBP: 0.313, SLG: 0.378 2 B.J. Upton, R (6, PH) OBP: 0.300, SLG: 0.410 (7, 8)		C SI 89 B SI 88 B SI 90 B SL 80 B FF 89 4-1 18 G3-6-3 BB		C SL 80 S SI 88 B SI 90 X SL 83 1-2 ③ G1-3	C KC 75 B CH 83 X KC 77 1-1 ③ G5-6-3				C FF 96 B SL 88 S SL 88 B SL 90 B FF 97 S FF 98 3-3 ① K	1 2	0 0	0 0	0 0	1 0	0 1	0 2
18 Austin Hedges, R (1, 2) OBP: 0.220, SLG: 0.243 5 Alexi Amarista, L (7, 4) OBP: 0.267, SLG: 0.309		C SI 89 1 SAFE X CH 82 0-1 ① ② G3-6-3 1-2f			C KC 74 S SL 80 B SL 80 X SL 80 1-2 ① G5-3		B FF 90 C SI 93 X SI 93 1-1 58 WP 1B		C FF 96 F FF 97 F FF 97 F FF 96 F CH 88 X CH 88 0-2 ② G3	2 2	0 0	0 1	0 0	0 0	0 0	1 0
34 Andrew Cashner, R (1, 1) OBP: 0.111, SLG: 0.094 54 Marcos Mateo, R (7, 1) 50 Nick Vincent, R (7, 1) 58 Rocky Gale, R (7, PH) 43 Jon Edwards, R (8, 1) 60 Frank Garces, L (9, 1) 39 Brett Wallace, L (9, PH) OBP: 0.420, SLG: 0.613		B KC 74 B SI 89 C SI 90 B SI 91 X SI 90 3-1 ③ L8		C SI 88 S SL 80 B SL 81 F SL 81 X SL 82 1-2 ② G5-3		F SI 92 S CH 80 X CH 81 0-2 ① G5-3 1-2		S CH 88 B FF 97 F FF 98 S CH 89 1-3 ③ K	2 0 0 0 1 0 0 1	0 0 0 0 0 0 0 0	0 0 0 0 0 0 0 0	0 0 0 0 0 0 0 0	0 0 0 0 0 0 0 0	0 0 0 0 0 0 0 1	0 0 0 1 0 0 0 0
Inning Stats	R: 0 E: 0 K: 1 S: 18 H: 2 LOB: 3 BB: 1 P: 23		R: 0 E: 0 K: 0 S: 5 H: 0 LOB: 0 BB: 1 P: 12	R: 1 E: 0 K: 2 S: 12 H: 1 LOB: 0 BB: 0 P: 17	R: 0 E: 0 K: 1 S: 12 H: 0 LOB: 0 BB: 0 P: 17	R: 0 E: 0 K: 0 S: 8 H: 0 LOB: 1 BB: 1 P: 14	R: 0 E: 0 K: 0 S: 8 H: 1 LOB: 2 BB: 1 P: 15	R: 0 E: 0 K: 1 S: 9 H: 1 LOB: 1 BB: 0 P: 14	R: 0 E: 0 K: 1 S: 11 H: 1 LOB: 1 BB: 0 P: 14	R: 0 E: 0 K: 2 S: 12 H: 0 LOB: 0 BB: 0 P: 16	1B: 4 2B: 1 3B: 0 HR: 1	SF: 0 SAC: 0 DP: 1 HBP: 0	WP: 1 PB: 0 SB: 1 CS: 0	PA: 36			

BOTTOM

Los Angeles Dodgers @ San Diego Padres

Petco Park, San Diego, CA

Sun Sep 06 2015, 1:11 PM - 4:42 PM PDT

Att. 37,685 - Sunny - 83 F

livebaseballscorecards.com

AB	32
R	1
H	6
RBI	1
BB	4
SO	8
LOB	15

PITCHER		IP	WLS	BF	H	R	ER	SO	BB	IBB	HBP	BLK	WP	HR	S	P	ERA	WHIP
35 Brett Anderson, L ERA: 3.36	(1, 1)	5.2	W	24	4	1	1	4	4	0	0	0	0	1	61	95	1.59	1.412
56 J.P. Howell, L ERA: 1.59	(6, 1)	0.1	H	1	0	0	0	0	0	0	0	0	0	0	2	3	0.00	0.000
43 Luis Avilán, L ERA: 3.59	(7, 1)	1.0		4	1	0	0	1	0	0	0	0	1	0	9	14	0.00	1.000
63 Yimi García, R ERA: 3.4	(8, 1)	1.0		4	1	0	0	1	0	0	0	0	0	0	11	14	0.00	1.000
52 Pedro Báez, R ERA: 3.02	(9, 1)	1.0		3	0	0	0	2	0	0	0	0	0	0	12	16	0.00	0.000

PITCHER	IP	WLS	BF	H	R	ER	SO	BB	IBB	HBP	BLK	WP	HR	S	P	ERA	WHIP

Los Angeles Dodgers @ Los Angeles Angels

Angel Stadium of Anaheim, Anaheim, CA

Mon Sep 07 2015, 6:08 PM - 10:00 PM PDT

Att. 44,488 - Clear - 89 F

livebaseballscorecards.com

TOP

Batter	1	2	3	4	5	6	7	8	9	AB	R	H	RBI	BB	SO	LOB
3 Carl Crawford, L (1, 7) OBP: 0.303, SLG: 0.406	C FF 90 B SI 90 X SI 90 1-1 26 S 1B	X CH 82 0-0 ③ F8		1 SAFE 1 SAFE C FF 90 B FF 91 1 SAFE 1 SAFE X CH 82 1-1 ③ G5-3		B CH 84 B FF 91 T FF 91 T FF 92 T FF 93 2-2 ① K	B KC 79 B FF 89 I IN 75 I IN 77 4-0 IBB	C SL 82 S CH 72 B CH 71 S CH 71 1-3 ③ K		4	0	1	0	0	1	5
28 Chris Heisey, R (7, PH) OBP: 0.351, SLG: 0.179 (7, 9)										1	0	0	0	1	1	3
26 Chase Utley, L (1, 4) OBP: 0.296, SLG: 0.362	B SI 91 C CH 82 F CH 82 S SL 80 1-3 ① K 1-2		B SI 90 C SI 90 F SI 90 X SI 90 1-2 ① G4-3		X CH 81 0-0 10 2B 27 2B 1B	F FF 92 B FF 93 S CH 87 B FF 93 F FF 93 F KC 86 X FF 88 2-2 1-2 2-3 1B	C FF 89 B KC 79 F KC 78 B KC 77 F KC 79 C FF 91 2-3 ② K		C FF 95 B SL 84 C FF 95 F SL 83 S FF 95 1-3 ① K	6	1	2	0	0	3	4
23 Adrián González, L (1, 10) OBP: 0.352, SLG: 0.494	C CH 81 C SI 91 S SL 80 0-3 ② K		B SI 90 B SI 90 B SI 90 C FF 88 S CH 80 B SL 79 4-2 10 1B BB		B SI 90 S CH 82 X SI 92 1-1 ① P5	F SL 85 B SL 85 F FF 90 X CU 70 1-2 ② SF8 2-3 3-H	B KC 80 C FF 91 B FF 90 C FF 91 F FF 91 S KC 81 2-3 ③ K		F FF 95 F FF 95 C FF 96 0-3 ② K	4	0	0	1	1	3	5
10 Justin Turner, R (1, 5) OBP: 0.358, SLG: 0.500	B SL 81 X SL 80 1-0 ③ L7		C SI 92 C SI 90 B SL 80 X CH 81 1-2 1-2 1B		1 SAFE C SI 91 X SL 80 0-1 ① 27 2B 1-3 2B	C SI 96 B SI 97 F SI 97 B SI 97 T SI 96 2-2 ③ K		X SI 88 0-0 ① L8	C FF 96 B FF 96 B FF 95 X FF 94 2-1 ③ L8	6	1	2	0	0	1	3
16 Andre Ethier, L (1, 9) OBP: 0.371, SLG: 0.490 27 Justin Ruggiano, R (5, PH) OBP: 0.341, SLG: 0.421 (5, 9) 30 Scott Schebler, L (7, 7) OBP: 0.455, SLG: 0.700 (8, PH) (8, 7)		B SI 91 B SI 91 C CH 81 F CH 81 S SL 79 2-3 ① K2-3	B SI 92 B SI 91 S SI 92 X SI 91 2-1 ② L7		X SL 85 0-0 5 G6-3 2-H 3-H 2B		H SI 96 1-0 17 SH1-4 5 BB 33 2B HBP	B SL 80 B FF 89 C SL 80 C FF 89 X FF 90 2-2 17 FC6-4 5 BB 33 1B 1B		2 1 1	0 1 1	0 1 1	0 2 0	0 0 0	1 0 0	2 0 0
5 Corey Seager, L (1, 6) OBP: 0.400, SLG: 0.500		S SI 92 C SI 92 B SI 91 F SL 80 B CH 81 X CH 83 2-2 17 1B 33 2B 2B	F SI 90 B SI 92 X SI 92 1-1 ③ L7		B SL 84 B FF 92 X SL 84 2-0 ② G6-3 2-3		F SI 96 F SI 96 B SI 97 B CU 84 1 SAFE 1 SAFE F SI 96 B SI 96 4-2 B SI 96 17 SH1-4 1-2 33 2B BB	B FF 90 B FF 89 C SL 80 B SL 81 B SI 89 4-1 17 FC6-4 1-2 BB	3	2	1	0	2	0	3
17 A.J. Ellis, R (1, 2) OBP: 0.369, SLG: 0.381		B SI 92 B FF 92 C SL 80 X SI 91 2-1 33 2B 2-3 1B		B SL 78 C SL 79 B CH 81 C SI 90 B SI 92 X CH 80 3-2 ① G5-3	B FF 91 B FF 92 C KC 83 T FF 92 B FF 92 F FF 94 S FF 92 3-3 ③ K		B SI 95 X SI 95 1-0 ① SH1-4 1-2 2-3	B SI 88 F SI 88 B SI 88 X SI 89 2-1 ② FC6-4 31 BB 33 1B 1-2f 2-3	4	0	1	0	0	1	3
33 Scott Van Slyke, R (1, 3) OBP: 0.340, SLG: 0.418		B SL 83 S SL 83 F CH 83 X SL 81 1-2 1-3 3-H 2B		C SI 92 B SI 91 B SL 81 F CH 83 B SI 91 F SI 91 S SL 81 3-3 ② K	F KC 85 X KC 85 0-1 26 1B 31 1B 23 SF8 1B	X SI 96 0-0 31 1B 2B 2-H 3-H	S SL 81 B SL 81 B SI 90 B SI 89 X SI 90 3-1 31 BB 1-2 3-H 1B	5	1	4	4	0	1	0
31 Joc Pederson, L (1, 8) OBP: 0.359, SLG: 0.433		B CH 83 C SI 90 F SL 81 T SI 92 1-2 ② K		X SI 91 0-0 1B	1 SAFE B FF 91 X CH 87 1-0 23 SF8 26 1B 1-2 1B	B FF 89 X FF 88 1-0 2-3 1B	B SL 80 B SI 89 B SL 81 B FF 89 4-0 1-2 2-3 BB			4	0	3	0	1	1	2
Inning Stats	R: 0 E: 0 K: 2 S: 9 H: 1 LOB: 1 BB: 0 P: 12	R: 1 E: 0 K: 2 S: 16 H: 3 LOB: 2 BB: 0 P: 24	R: 0 E: 0 K: 0 S: 12 H: 1 LOB: 2 BB: 1 P: 21	R: 0 E: 0 K: 1 S: 10 H: 1 LOB: 1 BB: 0 P: 17	R: 2 E: 0 K: 1 S: 11 H: 3 LOB: 1 BB: 0 P: 17	R: 1 E: 0 K: 2 S: 17 H: 3 LOB: 2 BB: 0 P: 25	R: 2 E: 0 K: 2 S: 14 H: 2 LOB: 3 BB: 2 P: 29	R: 1 E: 0 K: 1 S: 12 H: 2 LOB: 3 BB: 2 P: 28	R: 0 E: 0 K: 2 S: 9 H: 0 LOB: 0 BB: 0 P: 12	1B: 11 2B: 5 3B: 0 HR: 0 SF: 1 SAC: 1 DP: 0 HBP: 1						

	AB	41
	R	7
	H	16
	RBI	7
	BB	5
	SO	13
	LOB	30

WP: 0 PB: 0 SB: 1 CS: 0 PA: 49

PITCHER		IP	WLS	BF	H	R	ER	SO	BB	IBB	HBP	BLK	WP	HR	S	P	ERA	WHIP
35 Nick Tropeano, R ERA: 5.66	(1, 1)	4.1		22	8	3	3	5	1	0	0	0	0	0	52	80	6.23	2.077
48 Jose Alvarez, L ERA: 3.88	(5, 1)	0.1		2	1	0	0	0	0	0	0	0	0	0	2	4	0.00	3.000
59 Fernando Salas, R ERA: 4.5	(5, 1)	0.2	L	5	3	1	1	2	0	0	0	0	0	0	15	23	13.50	4.500
37 Cesár Ramos, L ERA: 2.06	(6, 1)	0.1		1	0	0	0	0	0	0	0	0	0	0	3	4	0.00	0.000
62 Trevor Gott, R ERA: 3.03	(6, 1)	0.2		5	1	2	2	1	1	0	1	0	0	0	8	16	27.00	3.000

PITCHER		IP	WLS	BF	H	R	ER	SO	BB	IBB	HBP	BLK	WP	HR	S	P	ERA	WHIP
40 Wesley Wright, L ERA: 3.0	(7, 1)	0.2		4	1	0	0	2	0	1	0	0	0	0	9	18	0.00	1.500
38 Joe Smith, R ERA: 3.88	(8, 1)	0.2		6	2	1	1	0	2	0	0	0	0	0	9	24	13.50	6.000
64 Mike Morin, R ERA: 6.84	(8, 1)	0.1		1	0	0	0	1	0	0	0	0	0	0	3	4	0.00	0.000
68 Cam Bedrosian, R ERA: 5.33	(9, 1)	1.0		3	0	0	0	2	0	0	0	0	0	0	9	12	0.00	0.000

Batter	1	2	3	4	5	6	7	8	9	AB	R	H	RBI	BB	SO	LOB
56 Kole Calhoun, L (1, 9) OBP: 0.324, SLG: 0.441	B CH 88 F CH 88 B CU 74 C CU 74 F SL 88 F FF 94 S SI 90 2-3 ① K		C CH 88 B SL 87 S FF 93 B FF 93 T SL 86 2-2 ① K		S CH 88 X CU 75 0-1 1-H HR		F FF 94 F FF 93 C CU 79 0-3 ① K		C FC 92 S FC 93 B FC 93 X FC 93 1-2 3 DI 1B	5	1	2	2	0	3	2
27 Mike Trout, R (1, 8) OBP: 0.394, SLG: 0.575	C FF 93 F FF 94 B SI 90 F FF 94 X CU 73 1-2 ② F8		C FF 93 B SL 90 B FF 93 X SL 88 2-1 ② G5-3		C FF 92 B FF 93 B SI 89 S FF 93 S SL 89 2-3 ② K		C FF 96 F FF 95 B FF 97 B FF 97 S SL 86 2-3 ② K		1 SAFE B FC 92 F FC 92 C SL 84 B FC 93 C FC 93 2-3 ① K	5	0	0	0	0	3	3
5 Albert Pujols, R (1, 10) OBP: 0.314, SLG: 0.492	C FF 92 B CU 75 X FF 93 1-1 ③ G6-3		B FF 92 C CU 76 F FF 92 X SL 88 1-2 2B		B FF 93 F FF 92 X CU 74 1-1 1B		C FF 97 S FF 97 X FF 96 0-2 24 WP 18 BB 1-3 2-H 1B		C FC 93 S SL 84 S FC 94 0-3 ② K	5	0	3	1	0	1	1
19 David Murphy, L (1, 7) OBP: 0.326, SLG: 0.430 18 Shane Victorino, S (7, PH) OBP: 0.304, SLG: 0.287 (8, 7) 3 David DeJesus, L (9, PH) OBP: 0.300, SLG: 0.335		B FF 91 C FF 91 X CU 75 1-1 ① G6-3	C SI 90 B SI 89 X CH 88 1-1 ③ G6-3		1 SAFE C FF 92 C FF 91 X SI 89 0-2 ③ G6-3		B KC 79 D CH 81 C SI 86 B KC 79 S CH 80 F KC 79 F KC 80 F SI 86 D CH 80 4-2 24 WP 1-2 BB		B FC 94 B FC 92 C FC 92 B FC 92 X FC 92 3-1 ③ F9 1-2	3 0 1	0 0 0	0 0 0	0 0 0	0 1 0	0 0 0	2 0 1
24 C.J. Cron, R (1, 3) OBP: 0.306, SLG: 0.450		B FF 92 B SL 87 X SI 90 2-0 HR	F FF 92 X FF 91 0-1 ① G6-3		C FF 92 X SL 87 0-1 ① G5-3		B CU 80 F SI 95 F SI 96 B CU 82 X CU 81 2-2 ③ G5-3 1-2 2-3 3-H			4	1	1	1	0	0	2
2 Erick Aybar, S (1, 6) OBP: 0.304, SLG: 0.324		B FF 91 C CU 76 X FF 93 1-1 58 1B 1B	B CH 88 B FF 92 X FF 92 2-0 ② P2		B CH 88 C FF 92 X SL 88 1-1 ② F8			B SL 85 B FF 95 C FF 96 B FS 88 C FF 97 B FF 97 4-2 58 G4-3 58 S BB		3	0	1	0	1	0	0
6 David Freese, R (1, 5) OBP: 0.309, SLG: 0.401	C FF 93 D SI 90 X CU 77 1-1 ② L9		S SL 87 B SI 92 B SI 92 S CH 89 S CH 88 2-3 ③ K2-3		F FF 93 F FF 92 B SL 86 S SL 88 1-3 ③ K			C FF 97 F FS 88 S FF 96 0-3 ① K		4	0	0	0	0	3	2
58 Carlos Pérez, R (1, 2) OBP: 0.280, SLG: 0.318		B FF 92 B SL 87 X SL 86 2-0 1-2 1B			B FF 91 C CU 74 X FF 92 1-1 ① L9		C FF 94 F CH 81 X CH 81 0-2 8 1B 5 1B 1B	C FF 96 X SL 85 0-1 ② G4-3 1-3		4	1	2	0	0	0	1
8 Taylor Featherston, R (1, 4) OBP: 0.221, SLG: 0.230 20 Matt Joyce, L (8, PH) OBP: 0.273, SLG: 0.296 32 Ryan Jackson, R (9, 4)		D SL 88 B FF 94 C FF 94 S FF 93 F SL 87 X FF 94 2-2 ③ L8			B CU 74 X FF 92 1-0 56 HR 1B		X FF 94 0-0 5 1B 1-2 24 WP 1B	C FF 96 T FF 97 F FF 96 F FF 97 B FS 88 B FF 96 S FS 88 2-3 ③ K		3 1 0	2 0 0	2 0 0	0 0 0	0 0 0	0 1 0	2 1 0
Inning Stats	R: 0 E: 0 K: 1 S: 11 H: 0 LOB: 0 BB: 0 P: 15	R: 1 E: 0 K: 0 S: 12 H: 3 LOB: 2 BB: 0 P: 21	R: 0 E: 0 K: 1 S: 10 H: 1 LOB: 1 BB: 0 P: 16	R: 0 E: 0 K: 1 S: 6 H: 0 LOB: 0 BB: 0 P: 10	R: 2 E: 0 K: 1 S: 13 H: 3 LOB: 1 BB: 0 P: 18	R: 0 E: 0 K: 1 S: 7 H: 0 LOB: 0 BB: 0 P: 9	R: 2 E: 0 K: 2 S: 21 H: 3 LOB: 2 BB: 1 P: 29	R: 0 E: 0 K: 2 S: 12 H: 0 LOB: 1 BB: 1 P: 18	R: 0 E: 0 K: 2 S: 11 H: 1 LOB: 1 BB: 0 P: 17	1B: 8 2B: 1 3B: 0 HR: 2	SF: 0 SAC: 0 DP: 0 HBP: 0	WP: 1 PB: 0 SB: 1 CS: 0	PA: 40				

PITCHER		IP	WLS	BF	H	R	ER	SO	BB	IBB	HBP	BLK	WP	HR	S	P	ERA	WHIP
21 Zack Greinke, R ERA: 1.68	(1, 1)	6.0	W	25	7	3	3	5	0	0	0	0	0	2	59	89	4.50	1.167
43 Luis Avilán, L ERA: 3.94	(7, 1)	0.1	H	3	2	2	2	1	0	0	0	0	0	0	7	7	54.00	6.000
12 Juan Nicasio, R ERA: 3.33	(7, 1)	0.1	H	2	1	0	0	1	0	0	0	0	0	0	6	8	0.00	3.000
56 J.P. Howell, L ERA: 1.59	(7, 1)	0.0		1	0	0	0	0	1	0	0	0	0	0	5	9	∞	∞
54 Jim Johnson, R ERA: 4.4	(7, 1)	0.1	H	1	0	0	0	0	0	0	0	0	1	0	3	5	0.00	0.000
41 Chris Hatcher, R ERA: 4.55	(8, 1)	1.0	H	4	0	0	0	2	1	0	0	0	0	0	12	18	0.00	1.000
74 Kenley Jansen, R ERA: 2.11	(9, 1)	1.0	S	4	1	0	0	2	0	0	0	0	0	0	11	17	0.00	1.000

BOTTOM

Los Angeles Dodgers @ Los Angeles Angels

Angel Stadium of Anaheim, Anaheim, CA

Mon Sep 07 2015, 6:08 PM - 10:00 PM PDT

Att. 44,488 - Clear - 89 F

livebaseballscorecards.com

AB	38
R	5
H	11
RBI	4
BB	2
SO	11
LOB	17

Batter	1	2	3	4	5	6	7	8	9	AB	R	H	RBI	BB	SO	LOB
27 Justin Ruggiano, R (1, 7) OBP: 0.344, SLG: 0.469	C SI 91 B SI 92 B SI 91 B SI 92 F SI 91 X SI 92 3-2 HR		B SI 91 B CH 82 F SI 91 F CH 82 X SI 92 2-2 26 WP 1-3 2B		X SL 78 0-0 ② G6-3	B KC 78 S KC 78 B FF 88 C CH 82 B FF 89 S KC 79 3-3 ③ K			X SL 84 0-0 ① P3	5	1	2	1	0	1	0
26 Chase Utley, L (1, 4) OBP: 0.295, SLG: 0.359	C SI 91 B SI 93 F SI 91 S SL 82 1-3 ① K		F SI 91 B SI 92 F SI 92 B SL 82 S SL 82 2-3 ② K 2-3 3-H		C SL 78 X SI 92 0-1 1B		B FF 92 X FF 91 1-0 ① G4-3		C FF 90 B FF 94 F FF 92 X CH 85 1-2 ② G4-3	5	0	1	0	0	2	1
10 Justin Turner, R (1, 5) OBP: 0.359, SLG: 0.496	C SI 92 X CH 84 0-1 ② G6-3		F CH 83 B SI 92 B SI 93 B SI 92 C CH 84 B SI 93 4-2 BB		1 SAFE T SI 91 F SI 91 X SL 79 0-2 ③ F9		B SI 92 X SI 91 1-0 ② G5-3		C FF 91 B FF 93 H FF 92 2-1 23 S HBP	3	0	0	0	1	0	1
23 Adrián González, L (1, 3) OBP: 0.354, SLG: 0.493	B SI 92 F SI 92 B SI 92 B SI 92 T SI 92 S SL 81 3-3 ③ K		B SL 80 C SI 92 X SI 92 1-1 ③ L7			F SI 91 B SL 78 B SL 78 B SI 90 B SI 91 4-1 33 1B 5 2B BB	B FF 91 X SL 84 1-0 1B		B FF 92 B CH 84 B FF 87 I IN 68 4-0 1-2 IBB	3	1	1	0	2	1	2
33 Scott Van Slyke, R (1, 9) OBP: 0.338, SLG: 0.414 16 Andre Ethier, L (9, PH) OBP: 0.370, SLG: 0.488 (9, 9)		X CH 83 0-0 ① G6-3	C SI 90 F CH 83 F SL 81 F SL 79 B SI 90 C SI 92 1-3 ① K			X CH 84 0-0 5 2B 17 G5-3 1-2 1B	X SL 85 0-0 ③ P4		B CU 72 S CH 82 F CU 73 S CH 81 1-3 ③ K	4 1	1 0	1 0	0 0	0 0	1 1	1 2
5 Corey Seager, L (1, 6) OBP: 0.458, SLG: 0.571		B SI 92 X SI 92 1-0 ② G4-3	B SL 79 F SI 91 F SL 78 F SI 93 X CH 84 1-2 1B			F SI 82 X SL 80 0-1 17 G5-3 3 FC3 1-3 2-H 2B		B CU 72 S CH 84 B FF 93 S CH 85 B CH 86 B CH 86 F CH 85 4-2 BB		3	1	2	1	1	0	0
17 A.J. Ellis, R (1, 2) OBP: 0.360, SLG: 0.370		B SI 91 C SI 92 C SI 92 F SI 92 F SI 93 S CH 84 1-3 ③ K	1 SAFE 1 SAFE B CH 82 F SI 90 C CH 81 B SI 90 1 SAFE B SI 91 X SI 91 3-2 ② L9			X FF 96 0-0 ① G5-3 2-3 3-H			B FF 92 X FF 92 1-0 ① L8	4	0	0	1	0	1	3
7 Alex Guerrero, R (1, 10) OBP: 0.255, SLG: 0.443 3 Carl Crawford, L (6, PH) OBP: 0.299, SLG: 0.400 (6, 10)			F CH 82 S SI 92 B SI 92 F SI 93 B SL 80 B SI 93 F CH 84 B SI 92 4-2 27 2B 26 WP BB	F SI 92 1 SAFE X SL 78 0-1 ③ F7		X KC 77 0-0 FC3 28 S 28 SF9 3-H		1 SAFE B FF 90 F CH 84 1 SAFE X CU 73 1-1 ② F9	1 2	1 1	0 0	0 1	1 0	0 0	1 1
28 Chris Heisey, R (1, 8) OBP: 0.325, SLG: 0.167 31 Joc Pederson, L (8, PH) OBP: 0.358, SLG: 0.432 (8, 8)			B CH 83 X SI 91 1-0 ① P3		B SI 90 C SI 91 S SI 89 B SI 91 F CH 83 F SI 91 C SL 79 2-3 ① K	C FF 87 B CH 82 X FF 88 1-1 ② SF9 2-H		B CU 71 C CU 71 B FF 92 B CH 82 F FF 92 S CU 76 3-3 ③ K	2 1	0 0	0 0	1 0	0 0	1 1	1 1
Inning Stats	R: 1 E: 0 K: 2 S: 11 H: 1 LOB: 0 BB: 0 P: 18	R: 0 E: 0 K: 1 S: 7 H: 0 LOB: 0 BB: 0 P: 9	R: 1 E: 0 K: 1 S: 15 H: 1 LOB: 2 BB: 2 P: 29	R: 0 E: 0 K: 1 S: 14 H: 1 LOB: 1 BB: 0 P: 19	R: 0 E: 0 K: 1 S: 11 H: 1 LOB: 1 BB: 0 P: 13	R: 4 E: 1 K: 1 S: 11 H: 2 LOB: 0 BB: 1 P: 19	R: 0 E: 0 K: 0 S: 4 H: 1 LOB: 1 BB: 0 P: 7	R: 0 E: 0 K: 1 S: 9 H: 0 LOB: 1 BB: 1 P: 18	R: 0 E: 0 K: 1 S: 8 H: 0 LOB: 2 BB: 1 P: 16	1B: 4 2B: 2 3B: 0 HR: 1	SF: 1 SAC: 0 DP: 0 HBP: 1	WP: 1 PB: 0 SB: 2 CS: 0	PA: 41			

PITCHER		IP	WLS	BF	H	R	ER	SO	BB	IBB	HBP	BLK	WP	HR	S	P	ERA	WHIP
28 Andrew Heaney, L ERA: 3.52	(1, 1)	5.0	L	24	6	5	5	6	3	0	0	0	1	1	62	96	9.00	1.800
68 Cam Bedrosian, R ERA: 5.27	(6, 1)	0.1		1	0	0	0	0	0	0	0	0	0	0	1	1	0.00	0.000
40 Wesley Wright, L ERA: 2.45	(6, 1)	0.2		3	0	1	0	1	0	0	0	0	0	0	6	10	0.00	0.000
48 Jose Alvarez, L ERA: 3.81	(7, 1)	1.0		4	1	0	0	0	0	0	0	0	0	0	4	7	0.00	1.000
46 Cory Rasmus, R ERA: 3.95	(8, 1)	2.0		9	0	0	0	2	1	1	1	0	0	0	17	34	0.00	0.500

PITCHER	IP	WLS	BF	H	R	ER	SO	BB	IBB	HBP	BLK	WP	HR	S	P	ERA	WHIP

TOP

Los Angeles Dodgers @ Los Angeles Angels

Angel Stadium of Anaheim, Anaheim, CA

Tue Sep 08 2015, 7:08 PM - 10:19 PM PDT

Att. 41,086 - Partly Cloudy - 91 F

livebaseballscorecards.com

AB	34
R	6
H	7
RBI	5
BB	5
SO	9
LOB	14

Angeles Dodgers @ Los Angeles Angels

Angel Stadium of Anaheim, Anaheim, CA

Tue Sep 08 2015, 7:08 PM - 10:19 PM PDT

Att. 41,086 - Partly Cloudy - 91 F

livebaseballscorecards.com

Batter	1	2	3	4	5	6	7	8	9	AB	R	H	RBI	BB	SO	LOB
56 Kole Calhoun, L (1, 9) OBP: 0.325, SLG: 0.446	S FF 95 S SL 91 B FF 96 B SL 92 F FF 96 B FF 97 X FF 96 3-2 HR		B FF 96 F SL 91 F CU 74 X SL 91 1-2 1B			C FF 93 F CU 75 F FF 95 B FF 94 S CU 74 1-3 ② K	F FF 96 F FF 96 S SL 92 0-3 ③ K		F SL 82 F FC 94 B FF 96 B FC 94 F SL 85 S FC 93 2-3 ③ K	5	1	2	1	0	3	5
27 Mike Trout, R (1, 8) OBP: 0.394, SLG: 0.572	X FF 96 0-0 ① L9		B FF 95 C SL 89 1 SAFE D CU 75 T SL 89 1 SAFE C SL 89 2-3 ③			B FF 94 B FF 95 B SL 88 C FF 94 B FF 95 4-1 BB		F FF 96 B SL 88 F SL 87 B FF 98 B SL 88 B FF 98 4-2 5 G5-4-3 BB		2	0	0	0	2	1	1
5 Albert Pujols, R (1, 10) OBP: 0.311, SLG: 0.488	C FF 95 B CU 74 B SL 89 X FF 95 2-1 ② G4-3			B SL 88 F FF 93 S SL 90 B CU 76 B CU 76 F SL 90 X SL 88 3-2 ① F7		C FF 94 S SL 90 1 SAFE S SL 89 0-3 ③ K		F FF 97 1 SAFE B SL 88 F SL 88 X SL 88 1-2 ①② G5-4-3 1-2f		4	0	0	0	0	1	2
24 C.J. Cron, R (1, 3) OBP: 0.302, SLG: 0.444	B FF 95 F SL 90 B CU 74 S SL 90 B SL 90 S SL 88 3-3 ③ K			B FF 95 C SL 88 F FF 95 F FF 94 C SL 90 1-3 ② K			C FF 92 B SL 90 S SL 90 X SL 89 1-2 ① G4-3	B FF 98 B FF 97 B FF 96 C FF 95 X FF 95 3-1 ③ G6-3		4	0	0	0	0	2	0
2 Erick Aybar, S (1, 6) OBP: 0.304, SLG: 0.325		X FF 93 0-0 ① P4		C FF 94 B CU 73 C CU 75 B FF 96 F CU 74 X SL 88 2-2 ③ G1-3			B FF 93 X SL 87 1-0 E6 17 E 6 1B 8 BLK		C FF 98 B SL 91 B CH 88 F FF 99 X FF 99 2-2 6 2B 2B	4	2	1	0	0	0	0
6 David Freese, R (1, 5) OBP: 0.314, SLG: 0.408 41 Kaleb Cowart, S (9, PR) OBP: 0.283, SLG: 0.317		C FF 93 B CU 75 C CU 75 C FF 95 1-3 ② K			B FF 93 X FF 94 1-0 18 FC5-4 1B		F FF 94 B CU 74 B SL 89 S SL 90 X SL 90 2-2 8 BLK 17 E 1-2 1B		D FF 93 X FF 98 1-0 19 G3 3 G4-3 2-H 2B	4 0	0 1	3 0	1 0	0 0	1 0	0 0
18 Shane Victorino, S (1, 7) OBP: 0.298, SLG: 0.281 19 David Murphy, L (9, PH) OBP: 0.325, SLG: 0.429		B FF 95 B SL 90 X FF 95 2-0 ③ P6			B FF 93 C SL 88 1 SAFE B FF 94 F FF 95 B CU 74 X FF 96 3-2 ① FC5-4 17 G6-4-3 1-2f		C FF 94 D CU 75 X FF 95 1-1 ② F9		X FC 91 0-0 ① G3 2-3	3 1	0 0	0 0	0 0	0 0	0 0	3 1
17 Chris Iannetta, R (1, 2) OBP: 0.287, SLG: 0.310 20 Matt Joyce, L (9, PH) OBP: 0.276, SLG: 0.296			B FF 94 X FF 93 1-0 ① P6		X FF 95 0-0 ②③ G6-4-3 1-2f		X SL 90 0-0 FC6 8 BLK 1-2 2-3		B FC 91 C FC 91 F FC 92 B FC 92 B FC 93 B SL 84 4-2 3 G4-3 3 DI BB	3 0	0 0	0 0	0 1	0 0	0 0	3 0
8 Taylor Featherston, R (1, 4) OBP: 0.224, SLG: 0.226 3 David DeJesus, L (9, PH) OBP: 0.299, SLG: 0.333			B FF 94 C FF 94 S SL 91 S CU 76 1-3 ② K			X FF 92 0-0 ① F8	C FF 96 S SL 92 D FF 96 B CU 75 B SL 90 B FF 96 4-2 1-2 2-3 3-H BB		B FC 91 B FF 93 C FC 92 F FC 92 X FC 92 2-2 ② G4-3 1-3 3-H	2 1	0 0	0 0	0 1	1 0	1 0	0 2
Inning Stats	R: 1 E: 0 K: 1 S: 10 H: 1 LOB: 0 BB: 0 P: 18	R: 0 E: 0 K: 1 S: 5 H: 0 LOB: 0 BB: 0 P: 8	R: 0 E: 0 K: 2 S: 10 H: 1 LOB: 1 BB: 0 P: 15	R: 0 E: 0 K: 1 S: 12 H: 0 LOB: 0 BB: 0 P: 18	R: 0 E: 0 K: 0 S: 5 H: 1 LOB: 0 BB: 0 P: 9	R: 0 E: 0 K: 2 S: 9 H: 0 LOB: 1 BB: 1 P: 14	R: 1 E: 2 K: 1 S: 15 H: 1 LOB: 3 BB: 1 P: 24	R: 0 E: 0 K: 0 S: 7 H: 0 LOB: 0 BB: 1 P: 15	R: 2 E: 0 K: 1 S: 14 H: 2 LOB: 2 BB: 1 P: 25	1B: 3 2B: 2 3B: 0 HR: 1 SF: 0 SAC: 0 DP: 2 HBP: 0						

BOTTOM	
AB	33
R	4
H	6
RBI	3
BB	4
SO	9
LOB	17

PITCHER	IP	WLS	BF	H	R	ER	SO	BB	IBB	HBP	BLK	WP	HR	S	P	ERA	WHIP
22 Clayton Kershaw, L (1, 1) ERA: 2.15	7.0	W	28	4	2	1	8	2	0	0	1	0	1	66	106	1.29	0.857
12 Juan Nicasio, R (8, 1) ERA: 3.27	1.0		3	0	0	0	0	1	0	0	0	0	0	7	15	0.00	1.000
52 Pedro Báez, R (9, 1) ERA: 3.46	0.0		2	2	2	2	0	0	0	0	0	0	0	4	7	∞	∞
74 Kenley Jansen, R (9, 1) ERA: 2.06	1.0	S	4	0	0	0	1	1	0	0	0	0	0	10	18	0.00	1.000

PITCHER	IP	WLS	BF	H	R	ER	SO	BB	IBB	HBP	BLK	WP	HR	S	P	ERA	WHIP

Batter	1	2	3	4	5	6	7	8	9	AB	R	H	RBI	BB	SO	LOB
30 Scott Schebler, L (1, 7) OBP: 0.400, SLG: 0.786	X FF 96 0-0 HR		B FF 97 B FF 98 C SL 88 S FF 97 B FC 97 S SL 90 3-3 ② K			F FF 96 B FF 96 B FF 96 B FF 96 C FF 97 F FF 97 1 SAFE C FF 96 3-3 ① 1-2 K		S SL 87 D SL 89 B SL 87 S FF 96 S CU 81 2-3 ② K		4	1	1	1	0	3	2
26 Chase Utley, L (1, 4) OBP: 0.297, SLG: 0.362	C FC 96 B FF 96 C FF 96 S SL 90 1-3 ① K		B FF 97 C FC 96 F FF 97 B CU 82 S SL 89 2-3 ③ K			H SL 88 1-0 HBP		C FF 97 F SL 90 F FF 96 B SL 88 X CU 82 1-2 3-H 2B		3	0	1	1	0	2	0
23 Adrián González, L (1, 10) OBP: 0.355, SLG: 0.491	B FC 96 C SL 87 B FF 96 F FF 95 B SL 89 B FC 96 4-2 16 FC6 BB			B FF 96 F FF 96 B CU 80 B FF 96 F SL 87 B SL 89 4-2 16 G4-6-3 BB		F FF 97 S FF 98 F FF 98 B SL 89 S SL 88 1-3 ② K		C SL 86 B CU 80 S SL 82 C FF 92 1-3 ③ K		2	0	0	0	2	2	3
10 Justin Turner, R (1, 5) OBP: 0.355, SLG: 0.490	B FC 95 S FF 96 F FC 96 S FF 95 1-3 ② K			B SI 96 B SI 97 C SL 88 C FC 97 T FF 97 2-2 ① K		C SL 87 C SL 86 B SL 87 X FC 96 1-2 ③ L8			F SI 88 X SL 84 0-1 ① G6-3	4	0	0	0	0	2	4
16 Andre Ethier, L (1, 9) OBP: 0.366, SLG: 0.483	C SL 87 D CU 80 X FC 95 1-1 ③ FC6 1-2f			B FF 96 B FF 97 C FF 97 X FF 97 2-1 ②③ G4-6-3 1-2f			B SL 87 C FF 94 X SI 97 1-1 ① F8		C SI 86 B SI 88 S CH 81 B SI 91 X CH 81 2-2 ② L6	4	0	0	0	0	0	2
5 Corey Seager, L (1, 6) OBP: 0.429, SLG: 0.520		F FC 96 B FF 96 F FF 96 F SL 88 S CU 80 1-3 ① K			C SL 87 B CU 81 X SL 88 1-1 33 K 1B		X FF 95 0-0 ② F7		B CH 81 X CH 81 1-0 ③ G4-3	4	0	1	0	0	1	0
33 Scott Van Slyke, R (1, 3) OBP: 0.333, SLG: 0.407		C FF 96 X FF 96 0-1 ② F9			1 SAFE C FC 96 1 SAFE B FF 96 1 SAFE F FF 97 F SL 90 S SL 90 1-3 ①② 1-2 K		C FF 96 B FF 97 B SI 96 X FF 96 2-1 ③ G4-3			3	0	0	0	0	1	1
31 Joc Pederson, L (1, 8) OBP: 0.358, SLG: 0.433		C FC 96 F SL 88 F CU 81 S SL 88 0-3 ③ K			F FF 98 X FF 96 0-1 ③ G6-3			X SI 96 0-0 65 SH5-4 26 2B 2B		3	1	1	0	0	1	0
65 Austin Barnes, R (1, 2) OBP: 0.364, SLG: 0.278			C FF 97 B SL 90 X FF 98 1-1 ① G6-3			B FF 96 B FC 97 B FF 97 B FF 96 4-0 30 S BB		X FC 95 0-0 ① SH5-4 2-3		1	0	0	0	1	0	0
Inning Stats	R: 1 E: 0 K: 2 S: 11 H: 1 LOB: 1 BB: 1 P: 18	R: 0 E: 0 K: 2 S: 10 H: 0 LOB: 0 BB: 0 P: 11	R: 0 E: 0 K: 2 S: 8 H: 0 LOB: 0 BB: 0 P: 14	R: 0 E: 0 K: 1 S: 7 H: 0 LOB: 0 BB: 1 P: 15	R: 0 E: 0 K: 1 S: 8 H: 1 LOB: 0 BB: 0 P: 10	R: 0 E: 0 K: 2 S: 11 H: 0 LOB: 2 BB: 1 P: 21	R: 0 E: 0 K: 0 S: 5 H: 0 LOB: 0 BB: 0 P: 8	R: 1 E: 0 K: 2 S: 12 H: 2 LOB: 1 BB: 0 P: 16	R: 0 E: 0 K: 0 S: 6 H: 0 LOB: 0 BB: 0 P: 9	1B: 1 2B: 2 3B: 0 HR: 1	SF: 0 SAC: 1 DP: 1 HBP: 1	WP: 0 PB: 0 SB: 1 CS: 0	PA: 33			

TOP

Los Angeles Dodgers @ Los Angeles Angels

Angel Stadium of Anaheim, Anaheim, CA

Wed Sep 09 2015, 7:09 PM - 9:58 PM PDT

Att. 42,799 - Partly Cloudy - 93 F

livebaseballscorecards.com

AB	28
R	2
H	4
RBI	2
BB	3
SO	12
LOB	12

PITCHER		IP	WLS	BF	H	R	ER	SO	BB	IBB	HBP	BLK	WP	HR	S	P	ERA	WHIP
43 Garrett Richards, R ERA: 3.71	(1, 1)	7.2		29	4	2	2	11	3	0	1	0	0	1	69	109	2.35	0.913
48 Jose Alvarez, L ERA: 3.79	(8, 1)	0.1	W	1	0	0	0	1	0	0	0	0	0	0	3	4	0.00	0.000
16 Huston Street, R ERA: 2.63	(9, 1)	1.0	S	3	0	0	0	0	0	0	0	0	0	0	6	9	0.00	0.000

PITCHER		IP	WLS	BF	H	R	ER	SO	BB	IBB	HBP	BLK	WP	HR	S	P	ERA	WHIP

Batter	1	2	3	4	5	6	7	8	9	AB	R	H	RBI	BB	SO	LOB
56 Kole Calhoun, L (1, 9) OBP: 0.324, SLG: 0.448	C FF 88 C CH 84 B FF 91 B CU 74 B CH 83 X FF 90 3-2 G5-3 ①		D CH 85 C FF 92 B CU 77 X FF 93 2-1 SF7 ① 3-H		C SL 83 F SL 83 B FF 96 S FF 95 1-3 K ②			F SI 94 B FF 94 S CH 83 F FF 94 B CH 82 X FF 94 2-2 E9 5 1B 2B		3	1	1	1	0	1	0
27 Mike Trout, R (1, 8) OBP: 0.393, SLG: 0.570	B FF 91 C FF 91 X FF 86 1-1 F8 ②		C FF 90 X FF 92 0-1 5 G5-3 1B		C FF 93 B FF 94 X SL 82 1-1 P4 ③			C FF 98 B FF 98 C SL 91 F SL 92 F SL 91 S FF 99 1-3 K ①		4	0	1	0	0	1	1
5 Albert Pujols, R (1, 10) OBP: 0.311, SLG: 0.486	B FF 90 X FF 91 1-0 G4-3 ③		B CU 76 1 SAFE B FF 91 X FF 90 2-0 G5-3 ② 1-2			B FF 92 C FF 93 C SL 82 X FF 95 1-2 G6-3 ①		B FF 99 X SL 91 1-0 19 1B 1B 3-H		4	0	1	1	0	0	1
19 David Murphy, L (1, 7) OBP: 0.327, SLG: 0.428 7 Collin Cowgill, R (8, PR) OBP: 0.217, SLG: 0.277 (9, 7)		B CU 71 C FF 90 B FF 89 F CH 84 B FF 92 X FF 90 3-2 P5 ①	B CH 85 B FF 91 T CH 85 B CU 74 C FF 90 D CH 86 4-2 BB			X SL 84 0-0 L9 ②		F FF 99 F FF 99 F CH 90 F CH 89 B FF 100 X FF 98 1-2 24 G4-6-3 1-3 1B		3 0	0 0	1 0	0 0	1 0	0 0	0 0
24 C.J. Cron, R (1, 3) OBP: 0.302, SLG: 0.439 39 Efren Navarro, L (9, 3) OBP: 0.305, SLG: 0.312		C CU 73 X CU 74 0-1 F7 ②	C FF 89 B FF 91 F CU 74 B FF 90 S CU 76 2-3 K2-3 ③			C SL 82 S SL 83 F FF 96 H FF 95 1-2 HBP		D CH 91 X FF 99 1-0 G4-6-3 ②③ 1-2f		3 0	0 0	0 0	0 0	0 0	1 0	4 0
2 Erick Aybar, S (1, 6) OBP: 0.304, SLG: 0.327		B FF 88 B CH 86 B FF 90 C FF 89 X FF 90 3-1 6 2B 2B	B FF 89 C FF 90 X CU 75 1-1 G3 ①			C FF 93 X SL 83 0-1 L8 ③				3	1	1	0	0	0	1
6 David Freese, R (1, 5) OBP: 0.314, SLG: 0.410 41 Kaleb Cowart, S (8, 5) OBP: 0.283, SLG: 0.317		C CU 74 B FF 92 X CH 83 1-1 2-H 2B	F FF 90 B FF 91 B FF 91 F FF 90 B FF 89 F FF 90 X FF 89 3-2 L7 ②				B SI 94 C SI 94 C CU 79 X SI 94 1-2 G4-3 ①			3 0	0 0	1 0	1 0	0 0	0 0	0 0
58 Carlos Pérez, R (1, 2) OBP: 0.276, SLG: 0.313		F CU 74 D CU 77 F FF 90 F CU 75 C FF 92 1-3 K ③	C FF 89 X CU 75 0-1 L5 ③				C CU 80 B SI 95 B SI 95 C SI 95 B CU 81 X SI 96 3-2 G1-3 ②			3	0	0	0	0	1	1
8 Taylor Featherston, R (1, 4) OBP: 0.227, SLG: 0.246			C FF 89 C CU 72 B FF 91 F CU 77 F FF 91 F FF 92 B FF 93 X CU 78 2-2 56 SF7 3B		C FF 94 B SL 83 B SL 83 X FF 92 2-1 F8 ①		X SI 94 0-0 B2 ③			3	1	1	0	0	0	0
Inning Stats	R: 0 E: 0 K: 0 S: 6 H: 0 LOB: 0 BB: 0 P: 11	R: 1 E: 0 K: 1 S: 13 H: 2 LOB: 1 BB: 0 P: 21	R: 1 E: 0 K: 1 S: 16 H: 2 LOB: 2 BB: 1 P: 28	R: 0 E: 0 K: 0 S: 8 H: 0 LOB: 0 BB: 0 P: 12	R: 0 E: 0 K: 1 S: 7 H: 0 LOB: 0 BB: 0 P: 11	R: 0 E: 0 K: 0 S: 9 H: 0 LOB: 1 BB: 0 P: 11	R: 0 E: 0 K: 0 S: 7 H: 0 LOB: 0 BB: 0 P: 11	R: 1 E: 1 K: 1 S: 16 H: 3 LOB: 2 BB: 0 P: 22		1B: 3 2B: 3 3B: 1 HR: 0	SF: 1 SAC: 0 DP: 1 HBP: 1		WP: 0 PB: 0 SB: 0 CS: 0	PA: 32		

BOTTOM

Los Angeles Dodgers @ Los Angeles Angels

Angel Stadium of Anaheim, Anaheim, CA

Wed Sep 09 2015, 7:09 PM - 9:58 PM PDT

Att. 42,799 - Partly Cloudy - 93 F

livebaseballscorecards.com

AB	29
R	3
H	7
RBI	3
BB	1
SO	4
LOB	8

PITCHER		IP	WLS	BF	H	R	ER	SO	BB	IBB	HBP	BLK	WP	HR	S	P	ERA	WHIP
45 Joe Wieland, R ERA: 8.31	(1, 1)	4.0		17	4	2	2	2	1	0	0	0	0	0	43	72	4.50	1.250
63 Yimi García, R ERA: 3.26	(5, 1)	2.0		7	0	0	0	1	0	0	1	0	0	0	16	22	0.00	0.000
54 Jim Johnson, R ERA: 4.33	(7, 1)	1.0		3	0	0	0	0	0	0	0	0	0	0	7	11	0.00	0.000
43 Luis Avilán, L ERA: 4.13	(8, 1)	0.0	L	1	1	1	1	0	0	0	0	0	0	0	4	6	∞	∞
52 Pedro Báez, R ERA: 3.38	(8, 1)	1.0		4	2	0	0	1	0	0	0	0	0	0	12	16	0.00	2.000

PITCHER	IP	WLS	BF	H	R	ER	SO	BB	IBB	HBP	BLK	WP	HR	S	P	ERA	WHIP

Batter	1	2	3	4	5	6	7	8	9	AB	R	H	RBI	BB	SO	LOB
27 Justin Ruggiano, R (1, 7) OBP: 0.347, SLG: 0.494	C FF 92 B FF 92 B SI 94 S SI 93 B SI 94 S SI 95 3-3 ① **K**		D SI 92 F SI 93 B FF 92 D SI 92 F SI 93 F SI 94 F SI 94 B SI 94 4-2 10 BB 1-2 BB		B SI 92 X SI 93 1-0 ② F9		C FF 92 F SL 86 S SL 87 0-3 ③ **K**		F FF 93 S SL 87 X SL 87 0-2 1-H 2-H 3-H HR	4	1	1	4	1	2	0
18 José Peraza, R (1, 4) OBP: 0.273, SLG: 0.350	B FF 94 B SL 84 C SI 95 C SI 94 X FF 95 2-2 ② G4-3		B SI 93 F SL 84 B SI 93 C FF 93 B FF 94 X FF 91 3-2 ② F9		C SI 93 B FF 92 B SI 93 X SI 92 2-1 ③ P4			B FF 92 B FF 93 F FF 93 C FF 93 X SL 86 2-2 ① G6-3	X FF 93 0-0 ③ P3	5	0	0	0	0	0	2
10 Justin Turner, R (1, 5) OBP: 0.358, SLG: 0.488 65 Austin Barnes, R (6, 5) OBP: 0.348, SLG: 0.263	C SI 93 C FF 94 S SL 81 0-3 ③ **K**		F SI 94 B FF 94 B FF 92 C SI 94 D SL 85 F SI 94 F SI 93 B SL 80 4-2 1-2 2-3 BB			B FF 94 B FF 93 B FF 93 C FF 92 B FF 94 4-1 17 WP 33 G5-3 BB		C FF 94 X SL 85 0-1 ② G5-3		1 1	0 0	0 0	0 0	2 0	1 0	0 0
23 Adrián González, L (1, 3) OBP: 0.354, SLG: 0.489 62 Joel Peralta, R (5, 1) 31 Joc Pederson, L (6, PH) OBP: 0.357, SLG: 0.432 58 Ian Thomas, R (6, 1)		C FF 93 B SL 84 B SI 92 C SI 95 B FF 95 X SL 86 3-2 ① F8	D SL 78 C FF 94 F FF 94 F FF 95 B FF 90 F SI 95 F SL 86 X SI 93 2-2 ③ G6-3			X FF 94 0-0 ① P6		S FF 93 F FF 94 C FF 95 0-3 ③ **K**		2 0 1 1	0 0 0 0	0 0 0 0	0 0 0 0	0 0 0 0	0 0 0 1	3 0 1 0
33 Scott Van Slyke, R (1, 9) OBP: 0.332, SLG: 0.401 (5, 3)		C SI 94 B SI 95 S SI 95 F FF 95 B SL 81 H SI 95 3-2 5 BB HBP		X SI 91 0-0 ① L7		B SL 86 X SL 83 1-0 ② G5-3 1-2			C FF 92 C FF 94 S SL 87 0-3 ① **K**	3	0	0	0	0	1	1
5 Corey Seager, L (1, 6) OBP: 0.500, SLG: 0.538		C FF 94 D SL 85 B SI 94 B FF 93 B FF 95 4-1 17 L3 1-2 BB		B FF 91 F SI 92 B SL 83 F SI 93 B FF 94 X SI 94 3-2 28 FC6-4 1B		F FF 95 D SL 85 D SL 87 S SL 86 D SL 86 B FF 96 4-2 17 WP BB			S SI 91 B FF 92 B CH 83 B CH 83 B FF 93 4-1 17 FC5-4 BB	1	0	1	0	3	0	0
17 A.J. Ellis, R (1, 2) OBP: 0.351, SLG: 0.359		C SI 93 B SI 94 C SI 94 X SI 93 1-2 ②③ L3 1-1		F SI 93 B FF 90 C SI 91 X FF 91 1-2 ② L7		B FF 94 B SL 84 B FF 95 C FF 95 X FF 95 3-1 ③ F8 1-2 2-3			B FF 93 B FF 91 C FF 92 X FF 91 2-1 ② FC5-4 30 E 28 1B 27 HR 1-2f	4	1	0	0	0	0	6
28 Chris Heisey, R (1, 8) OBP: 0.318, SLG: 0.176			B SI 91 C SI 93 X FF 93 1-1 ① L7	B FF 90 X SI 93 1-0 ③ FC6-4 1-2f			C FF 92 F FF 91 X FF 95 0-2 ① P6		S FF 92 X FF 94 0-1 30 E 27 HR 1-2 1B	4	1	1	0	0	0	1
57 Alex Wood, R (1, 1) OBP: 0.224, SLG: 0.178 52 Pedro Báez, R (2, 1) 7 Alex Guerrero, R (3, PH) OBP: 0.259, SLG: 0.446 11 Jimmy Rollins, S (3, PR) OBP: 0.279, SLG: 0.355 63 Yimi García, R (3, 1) 54 Jim Johnson, R (4, 1) 30 Scott Schebler, L (5, PH) OBP: 0.333, SLG: 0.647 (5, 9)			C SI 92 B SI 94 F FF 93 X SL 79 1-2 10 BB 27 BB 1B		C FF 93 S SL 83 F SL 79 X SL 84 0-2 ① G3-1		S FF 93 B CH 90 B CH 85 B FF 95 F FF 93 F FF 94 S FF 94 3-3 ② **K**		F FF 93 X CH 84 0-1 E3 27 HR 1-2 2-3	0 0 1 0 0 0 3	0 0 0 0 0 0 1	0 0 1 0 0 0 0	0 0 0 0 0 0 0	0 0 0 0 0 0 1	0 0 0 0 0 1 2	0 0 0 0 0 0 0
Inning Stats	R: 0 E: 0 K: 2 S: 9 H: 0 LOB: 0 BB: 0 P: 14	R: 0 E: 0 K: 0 S: 10 H: 0 LOB: 1 BB: 1 P: 21	R: 0 E: 0 K: 0 S: 22 H: 1 LOB: 3 BB: 2 P: 37	R: 0 E: 0 K: 0 S: 8 H: 1 LOB: 1 BB: 0 P: 13	R: 0 E: 0 K: 0 S: 7 H: 0 LOB: 0 BB: 0 P: 10	R: 0 E: 0 K: 0 S: 7 H: 0 LOB: 2 BB: 2 P: 19	R: 0 E: 0 K: 2 S: 10 H: 0 LOB: 0 BB: 0 P: 13	R: 0 E: 0 K: 1 S: 8 H: 0 LOB: 0 BB: 0 P: 10	R: 4 E: 1 K: 1 S: 14 H: 2 LOB: 0 BB: 1 P: 20	1B: 3 2B: 1 3B: 0 HR: 1 SF: 0 SAC: 0 DP: 1 HBP: 1						

TOP

Los Angeles Dodgers @ Arizona Diamondbacks

Chase Field, Phoenix, AZ

Fri Sep 11 2015, 6:41 PM - 10:04 PM MST

Att. 35,615 - Roof Closed - 78 F

livebaseballscorecards.com

AB	31
R	4
H	4
RBI	4
BB	6
SO	6
LOB	16

WP: 1 PB: 0 SB: 0 CS: 0 PA: 38

PITCHER		IP	WLS	BF	H	R	ER	SO	BB	IBB	HBP	BLK	WP	HR	S	P	ERA	WHIP
38 Robbie Ray, L ERA: 3.54	(1, 1)	5.0	W	20	2	0	0	2	3	0	1	0	0	0	56	95	0.00	1.000
36 Enrique Burgos, R ERA: 4.68	(6, 1)	1.0		5	0	0	0	0	2	0	0	0	1	0	7	19	0.00	2.000
37 Matt Stites, R ERA: 4.26	(7, 1)	2.0		6	0	0	0	3	0	0	0	0	0	0	18	23	0.00	0.000
27 Allen Webster, R ERA: 5.67	(9, 1)	1.0		7	2	4	0	1	1	0	0	0	0	1	14	20	0.00	3.000

PITCHER		IP	WLS	BF	H	R	ER	SO	BB	IBB	HBP	BLK	WP	HR	S	P	ERA	WHIP

Batter	1	2	3	4	5	6	7	8	9	AB	R	H	RBI	BB	SO	LOB
11 AJ Pollock, R (1, 8) OBP: 0.363, SLG: 0.488	C CH 87 X KC 81 0-1 44 BB 7 HR 1B	F CH 81 B CH 87 B CH 80 X CH 81 2-1 ① G6-3	B FF 91 F FF 91 X SL 81 1-1 ① P3	B CU 79 F SI 93 X SI 94 1-1 ③ G5-3		C FF 88 F FF 90 X CH 80 0-2 ③ F8				5	1	1	0	0	0	3
37 Matt Stites, L (7, 1)										0	0	0	0	0	0	0
27 Allen Webster, R (9, 1)										0	0	0	0	0	0	0
5 Ender Inciarte, L (1, 7) OBP: 0.335, SLG: 0.390 (7, 8)	B SI 88 C CH 87 B CH 87 1 SAFE B CH 87 C CH 86 X SI 87 3-2 ① L6	B SI 88 C KC 81 B KC 82 X CH 87 2-1 44 HR 1B	C FF 91 X CH 83 0-1 1B		F FF 91 B FS 82 X FF 89 1-1 7 WP 44 PB 1B		C FF 88 F FC 85 X CH 79 0-2 ① L9			5	1	3	0	0	0	1
44 Paul Goldschmidt, R (1, 3) OBP: 0.431, SLG: 0.553 4 Jamie Romak, R (7, 3) OBP: 0.250, SLG: 0.333	B CH 87 T SI 88 B SI 88 1 SAFE D CH 80 B CH 81 4-1 7 HR 1-2 BB	B CH 80 1 SAFE F SI 88 B CH 81 B CH 87 C CH 87 F SI 89 X SI 88 3-2 1-H HR	X FF 89 0-0 ② F9		C FF 90 B CU 78 B FF 90 B FF 90 C FF 90 C FS 81 3-3 ① K 1-2		B FF 87 C CH 78 C CU 75 B CH 80 B CH 79 S CH 79 3-3 ② K			3	2	1	2	1	1	2
										1	0	0	0	0	1	0
7 Welington Castillo, R (1, 2) OBP: 0.309, SLG: 0.498 23 Óscar Hernández, R (7, 2) OBP: 0.219, SLG: 0.143	B CH 87 X KC 80 1-0 1-H 2-H HR	F SI 88 S CH 81 B CH 81 X CH 81 1-2 ② G4-3	B SL 82 B SL 81 B FC 88 C FF 89 F FF 91 X FF 93 3-2 ③ L7		C CU 77 B FS 82 F FF 90 D FS 81 F FS 81 S FS 81 2-3 ② K 2-3		B CH 77 B FF 88 T FF 88 S FF 88 B CH 79 S CH 78 3-3 ③ K			4	1	1	3	0	1	2
										1	0	0	0	0	1	0
15 Phil Gosselin, R (1, 5) OBP: 0.350, SLG: 0.452	B SI 88 B CH 82 X CH 87 2-0 16 3B 1B	C CH 86 S KC 80 F KC 80 B CH 81 B KC 80 X CH 80 2-2 E4 16 1B 24 2B		B SI 93 B SI 93 X SI 93 2-0 ① F9	B FF 91 C FF 90 T FF 90 C FF 91 1-3 ③ K			B FF 87 B CH 75 X FF 87 2-0 ① P6		5	2	1	0	0	1	1
16 Chris Owings, R (1, 4) OBP: 0.272, SLG: 0.345 62 Brandon Drury, R (8, 5) OBP: 0.286, SLG: 0.231	1 SAFE C CH 87 1 SAFE S SI 87 X KC 80 0-2 1-H 24 FC6-2 3B	C CH 86 B SI 88 X CH 80 1-1 1-3 24 2B 1B		B SI 94 C SI 93 C CH 87 B SI 94 X CU 80 2-2 E5 24 1B 13 2B		B FF 88 S CH 77 S CH 79 F FC 88 C CU 73 1-3 ① K		B FF 90 C FF 89 C CU 72 B CH 79 X CH 77 2-2 24 G6-4-3 1B		4	2	2	1	0	1	0
										1	0	1	0	0	0	0
24 Yasmany Tomás, R (1, 9) OBP: 0.317, SLG: 0.407	B SI 88 3 SAFE F SI 87 B SI 88 X CH 80 2-1 ② FC6-2 13 1B 3-H	S FF 96 B FF 97 1 SAFE X FF 98 1-1 1-H 13 HR 3-H 2B		B SI 94 C CU 78 D CH 88 F SI 93 F SI 94 X CU 78 2-2 13 2B 1-3 1B		B CH 77 X CH 77 1-0 ② G6-3		F FF 87 X CH 77 0-1 ②③ G6-4-3 1-2f		5	1	2	2	0	0	2
13 Nick Ahmed, R (1, 6) OBP: 0.275, SLG: 0.358	C SI 88 B SI 87 S CH 82 F CH 80 B SI 88 X CH 87 2-2 1-2 1B	F FF 97 X FF 96 0-1 2-H HR	B SI 94 X SI 94 1-0 1-3 3-H 2B			B CU 72 S FF 89 B FC 86 F CH 77 F CH 80 B FF 89 X FF 86 3-2 72 1B 2B				4	2	4	3	0	0	0
38 Robbie Ray, L (1, 1) OBP: 0.087, SLG: 0.087 36 Enrique Burgos, R (6, 1)	C CH 87 C KC 81 S KC 81 0-3 ③ K	B FF 97 C FF 95 S FF 96 F FF 97 F FF 96 X CH 85 1-2 ③ G5-3	S SI 94 X SI 94 0-1 ② G2-3			C CH 76 D CU 73 F CH 78 X FF 90 1-2 2-H 1B				3	0	0	0	0	1	4
72 Peter O'Brien, R (6, PH) OBP: 1.000, SLG: 1.000										0	0	0	0	0	0	0
(7, 7)										1	0	1	1	0	0	0
Inning Stats	R: 4 E: 0 K: 1 S: 20 H: 5 LOB: 2 BB: 1 P: 34	R: 6 E: 1 K: 0 S: 26 H: 5 LOB: 0 BB: 0 P: 39	R: 0 E: 0 K: 0 S: 8 H: 1 LOB: 1 BB: 0 P: 12	R: 1 E: 1 K: 0 S: 13 H: 2 LOB: 2 BB: 0 P: 21	R: 0 E: 0 K: 3 S: 12 H: 1 LOB: 1 BB: 0 P: 19	R: 1 E: 0 K: 1 S: 15 H: 2 LOB: 1 BB: 0 P: 21	R: 0 E: 0 K: 2 S: 9 H: 0 LOB: 0 BB: 0 P: 15	R: 0 E: 0 K: 0 S: 6 H: 1 LOB: 0 BB: 0 P: 10		1B: 10 2B: 3 3B: 1 HR: 3 SF: 0 SAC: 0 DP: 1 HBP: 0					WP: 1 PB: 1 SB: 0 CS: 0 PA: 43	

BOTTOM

Los Angeles Dodgers @ Arizona Diamondbacks

Chase Field, Phoenix, AZ

Fri Sep 11 2015, 6:41 PM - 10:04 PM MST

Att. 35,615 - Roof Closed - 78 F

livebaseballscorecards.com

AB	42
R	12
H	17
RBI	12
BB	1
SO	7
LOB	15

PITCHER		IP	WLS	BF	H	R	ER	SO	BB	IBB	HBP	BLK	WP	HR	S	P	ERA	WHIP
57 Alex Wood, L ERA: 3.81	(1, 1)	1.2	L	15	8	8	8	1	1	0	0	0	0	2	37	62	43.20	5.400
52 Pedro Báez, R ERA: 3.77	(2, 1)	0.1		3	2	2	0	0	0	0	0	0	0	1	9	11	0.00	6.000
63 Yimi García, R ERA: 3.2	(3, 1)	1.0		4	1	0	0	0	0	0	0	0	0	0	8	12	0.00	1.000
54 Jim Johnson, R ERA: 4.26	(4, 1)	1.0		6	2	1	0	0	0	0	0	0	0	0	13	21	0.00	2.000
62 Joel Peralta, R ERA: 4.91	(5, 1)	1.0		4	1	0	0	3	0	0	0	0	1	0	12	19	0.00	1.000

PITCHER		IP	WLS	BF	H	R	ER	SO	BB	IBB	HBP	BLK	WP	HR	S	P	ERA	WHIP
58 Ian Thomas, L ERA: 3.93	(6, 1)	3.0		11	3	1	1	3	0	0	0	0	0	0	30	46	3.00	1.000

Los Angeles Dodgers @ Arizona Diamondbacks

Chase Field, Phoenix, AZ

Sat Sep 12 2015, 5:11 PM - 9:03 PM MST

Att. 42,517 - Roof Closed - 77 F

livebaseballscorecards.com

Batter	1	2	3	4	5	6	7	8	9	AB	R	H	RBI	BB	SO	LOB
3 Carl Crawford, L (1, 7) OBP: 0.300, SLG: 0.420	B FF 90 B FF 90 C FF 91 B FF 92 X FF 92 3-1 HR	C SL 85 C CH 87 S FF 94 0-3 ② K	B FF 92 B FF 92 C FF 93 F FF 93 S SL 82 2-3 ③ K		B CH 76 C FC 84 1 SAFE X FC 84 1-1 ③ F9			C FF 86 F CH 81 X CH 81 0-2 ① G6-3	C SI 97 B FF 97 X SL 87 1-1 ② FC5-2 2-3 3-H	3	1	1	1	0	2	1
30 Scott Schebler, L (5, PH) OBP: 0.316, SLG: 0.611										1	0	0	0	0	0	1
(5, 7)																
33 Scott Van Slyke, R (8, PH) OBP: 0.329, SLG: 0.397										2	0	0	0	0	0	2
(8, 7)																
26 Chase Utley, L (1, 4) OBP: 0.295, SLG: 0.358	X FF 95 0-0 16 1B 5 1B 1B	C SL 85 B FF 95 X SL 86 1-1 ③ G4-3		C FF 92 B FF 93 F FF 92 S SL 81 1-3 ① K		B FC 84 B CH 77 X FC 85 2-0 ① L8		C KC 77 S FF 87 B FF 87 F KC 78 F CH 80 B FF 87 S KC 80 2-3 ② K2-3	B SI 96 B SI 96 S SI 97 F SI 97 X FF 97 2-2 ③ G6-3	6	1	1	0	0	2	4
23 Adrián González, L (1, 3) OBP: 0.354, SLG: 0.494	B SI 94 X FF 93 1-0 ① P6		C SL 84 B SI 92 B SL 85 X SI 92 2-1 HR	X CH 90 0-0 ② G6-3		X CH 78 0-0 ② G6-3		B FF 88 X KC 78 1-0 10 1B 1B		5	1	2	1	0	0	1
10 Justin Turner, R (1, 5) OBP: 0.361, SLG: 0.488	S SL 85 X SL 85 0-1 ② F8		X SL 85 0-0 16 2B 1B	B FF 93 B FF 92 B FF 92 C FF 93 F FF 92 B FF 92 4-2 BB		B FC 85 C FC 85 B FC 84 X CH 76 2-1 ③ G5-3		X CH 80 0-0 1-2 1B		4	1	2	0	1	0	1
16 Andre Ethier, L (1, 9) OBP: 0.367, SLG: 0.484	F FF 94 1 SAFE B SL 85 B FF 93 F SL 83 F FF 94 B SL 86 X FF 94 3-2 5 1B 1-3 1B		B FF 91 1 SAFE X FF 95 1-0 5 1B 1-H 2B	F FF 92 X SL 83 0-1 ③ G1-3			C KC 76 F FF 88 F KC 78 B FF 89 S KC 79 1-3 ① K	C KC 76 F KC 78 S KC 78 0-3 ③ K		5	1	2	1	0	2	3
5 Corey Seager, L (1, 6) OBP: 0.568, SLG: 0.733	C SL 85 B FF 94 D CH 84 C SL 85 F FF 95 B SL 88 X CH 87 3-2 9 S 1-3 3-H 1B		B FF 97 F SL 86 X CH 85 1-1 31 HR 2-H 1B		B FC 85 C FC 84 F CH 76 X FC 86 1-2 HR		C KC 78 F FF 88 B KC 80 B KC 78 B FF 89 B FF 87 4-2 27 PB 9 BB BB		F FF 96 B CH 85 F FF 97 F SI 97 B SL 87 F FF 97 B CH 86 F FF 98 X FF 98 3-2 7 2B 2B	4	3	4	3	1	0	0
9 Yasmani Grandal, S (1, 2) OBP: 0.367, SLG: 0.429	1 SAFE F FF 94 B FF 96 B SL 86 C FF 93 X FF 94 2-2 ③ P5 1-2		B SI 90 C SL 81 1 SAFE D SL 82 1 SAFE C FF 92 D SL 81 F SI 92 C SI 92 3-3 ① K		C CH 77 F FC 84 B CH 76 B FC 85 S CH 76 2-3 ① K		F CH 80 C FF 86 B FF 87 B CH 80 1 SAFE B FF 87 B FF 88 4-2 27 PB 1-2 BB		C SI 98 B FF 98 D CH 87 F CH 87 B FF 96 B FF 98 4-2 7 2B 33 FC5-2 BB	3	0	0	0	2	2	3
31 Joc Pederson, L (1, 8) OBP: 0.360, SLG: 0.441		B FF 90 S FF 94 L FF 92 F FF 94 B SL 87 B FF 93 F CH 86 X CH 86 3-2 46 SH5-4 1B	1 SAFE B SL 81 X SL 81 1-1 1-H HR		L FC 85 F CH 78 B CH 77 F CU 72 X FC 85 1-2 1B		C KC 77 C FF 87 S KC 79 0-3 ② K		B FF 97 D CH 84 B CH 85 C FF 97 F FF 98 X SI 97 3-2 ① F6	5	1	3	2	0	1	4
46 Mike Bolsinger, R (1, 1) 56 J.P. Howell, L (4, 1) 28 Chris Heisey, R (5, PH) 54 Jim Johnson, R (6, 1) 12 Juan Nicasio, R (6, 1) 27 Justin Ruggiano, R (7, PH) 43 Luis Avilán, L (7, 1) 63 Yimi García, R (7, 1) 41 Chris Hatcher, R (8, 1) 7 Alex Guerrero, R (9, PH) 11 Jimmy Rollins, S (9, PH) 74 Kenley Jansen, S (9, 1)		B FF 92 B CH 89 M FF 92 C FF 91 1 SAFE 1 SAFE 1 SAFE X FF 94 2-2 ① SH5-4 1-2	C SI 92 S SI 92 C SI 94 0-3 ② K		B FC 84 1 SAFE C FC 84 D CH 77 X FC 85 2-1 ② F8		C FF 87 S CH 81 D CH 80 S CH 83 1-3 ③ K 1-2 2-3	X SL 86 0-0 33 FC5-2 1-3 2-H 2B	1 0 0 0 0 1 0 0 0 0 0 0 0 0 1 0 0 0 0 0 1 0 0 0 0 0 0 0 0 0 0 0 0 0 0 1 0 0 0 0 1 2 0 0 0 0 0 0 0 0 0 0 0 0 0 0 0 0 0 0 0 0 0 1 0 1 1 0 0 0 0 0 0 0 0 0 0 0 0 0 0 0 0 0						
Inning Stats	R: 2 E: 0 K: 0 S: 17 H: 4 LOB: 2 BB: 0 P: 29	R: 0 E: 0 K: 1 S: 13 H: 1 LOB: 1 BB: 0 P: 19	R: 5 E: 0 K: 3 S: 18 H: 5 LOB: 0 BB: 0 P: 28	R: 0 E: 0 K: 1 S: 8 H: 0 LOB: 1 BB: 1 P: 13	R: 1 E: 0 K: 1 S: 14 H: 2 LOB: 1 BB: 0 P: 21	R: 0 E: 0 K: 0 S: 4 H: 0 LOB: 0 BB: 0 P: 8	R: 0 E: 0 K: 3 S: 14 H: 0 LOB: 2 BB: 2 P: 24	R: 0 E: 0 K: 2 S: 13 H: 2 LOB: 2 BB: 0 P: 16	R: 1 E: 0 K: 0 S: 17 H: 2 LOB: 3 BB: 1 P: 30	1B: 9 2B: 3 3B: 0 HR: 4 SF: 0 SAC: 1 DP: 0 HBP: 0						

	AB	42
	R	9
	H	16
	RBI	9
	BB	4
	SO	11
	LOB	23

WP: 0 PB: 1 SB: 1 CS: 0 PA: 47

PITCHER		IP	WLS	BF	H	R	ER	SO	BB	IBB	HBP	BLK	WP	HR	S	P	ERA	WHIP
12 Rubby De La Rosa, R ERA: 4.75	(1, 1)	2.0	L	15	9	6	6	1	0	0	0	0	0	2	36	58	27.00	4.500
40 Andrew Chafin, L ERA: 2.47	(3, 1)	1.0		4	1	1	1	3	0	0	0	0	0	1	12	18	9.00	1.000
56 Keith Hessler, L ERA: 10.38	(4, 1)	1.0		4	0	0	0	1	1	0	0	0	0	0	8	13	0.00	1.000
55 Josh Collmenter, R ERA: 3.81	(5, 1)	2.0		8	2	1	1	1	0	0	0	0	0	1	18	29	4.50	1.000
45 Matt Reynolds, L ERA: 3.12	(7, 1)	2.0		10	2	0	0	5	2	0	0	0	0	0	27	40	0.00	2.000

PITCHER		IP	WLS	BF	H	R	ER	SO	BB	IBB	HBP	BLK	WP	HR	S	P	ERA	WHIP
41 Daniel Hudson, R ERA: 4.07	(9, 1)	1.0		6	2	1	1	0	1	0	0	0	0	0	17	30	9.00	3.000

BOTTOM

Los Angeles Dodgers @ Arizona Diamondbacks
Chase Field, Phoenix, AZ
Sat Sep 12 2015, 5:11 PM - 9:03 PM MST
Att. 42,517 - Roof Closed - 77 F

livebaseballscorecards.com

Batter	1	2	3	4	5	6	7	8	9	AB	R	H	RBI	BB	SO	LOB
11 AJ Pollock, R (1, 8) OBP: 0.361, SLG: 0.488	B FC 86 C FC 85 X CU 77 1-1 L8 ①		C SL 79 S SL 80 B FC 87 F FC 86 X SL 79 1-2 L9 ①	X FC 85 0-0 SF9 ② 3-H		X FF 96 0-0 5 S 5 1B 2B		C FF 95 B SL 84 X FF 96 1-1 G5-3 ②		4	1	1	1	0	0	0
5 Ender Inciarte, L (1, 9) OBP: 0.336, SLG: 0.392	B FC 88 C FC 87 B FF 86 C FC 88 S SL 80 2-3 K ②		C FC 89 X SL 79 0-1 F7 ②	C CU 80 X FC 88 0-1 1-3 2B		C FF 96 C FF 97 F FF 96 B FF 96 B FF 95 X SL 86 2-2 2-H 1B		B FS 88 F FF 95 C SL 84 X FS 88 1-2 F7 ③		5	0	2	1	0	1	0
44 Paul Goldschmidt, R (1, 3) OBP: 0.433, SLG: 0.557	B CU 77 C FC 88 B FC 86 C FC 88 X SL 79 2-2 2B		X CU 78 0-0 2B	B FC 87 B FC 87 I IN 75 I IN 73 4-0 IBB		1 SAFE B FF 96 B FF 95 C SL 86 S FF 95 B FF 96 F SL 87 F FF 96 S SL 86 3-3 K ③			C FC 91 F FC 93 F FC 92 F FC 93 S SL 84 0-3 K ①	4	0	2	0	1	2	1
6 David Peralta, L (1, 7) OBP: 0.363, SLG: 0.514	B CU 78 C CU 78 B FC 88 S SL 80 D SL 81 X CU 80 3-2 G4-3 ③		B FC 87 B CU 78 X CU 77 2-0 G3 ③	X KC 78 0-0 L7 ③			C SI 93 C SI 92 B CU 79 B SI 91 X CU 76 2-2 HR		C FC 92 S FC 93 S FC 92 0-3 K ②	5	1	1	1	0	1	5
7 Welington Castillo, R (1, 2) OBP: 0.313, SLG: 0.497		C CU 78 B FC 86 C FC 87 X SL 81 1-2 16 G6-4-3 19 BB 1B		C CU 75 B SL 79 B FC 87 B CU 78 C FC 88 B FC 87 4-2 16 1B 19 1B 13 SF8 BB	C SI 93 B SI 94 B CU 79 X SI 95 2-1 L9 ①		B SI 94 B CH 83 C SI 93 S CH 81 S CH 83 2-3 K ①		B FC 92 B FC 92 B FC 91 C FC 90 F FC 91 B FC 94 4-2 BB	3	1	1	0	2	1	0
19 Jake Lamb, L (1, 5) OBP: 0.342, SLG: 0.419		B FC 88 B FC 87 B CU 77 C FC 86 B FC 85 4-1 16 G6-4-3 1-2 BB	C FC 86 X CU 79 0-1 72 WP 16 1B 72 1B 1-2 1B	C SI 94 C SI 95 S CU 80 0-3 K ②			C FF 93 B FF 94 S CH 82 X SI 93 1-2 G6-3 ②		F FC 91 X FC 92 0-1 F8 ③	4	1	1	0	1	1	1
16 Chris Owings, R (1, 4) OBP: 0.273, SLG: 0.345		B CU 78 X CU 78 1-0 G6-4-3 ① ② 1-2f 2-3	B CU 78 C FC 88 X SL 80 1-1 72 1B 72 WP 11 SF9 1-2 2-3 1B	C FF 94 B SI 94 X SI 94 1-1 L9 ③			B SI 93 S CH 81 B CH 82 B CH 81 B SI 93 4-1 BB			3	1	1	0	1	0	2
13 Nick Ahmed, R (1, 6) OBP: 0.275, SLG: 0.357		C FC 88 C FC 88 B FC 87 F CU 79 B FC 87 D SL 81 F SL 80 B CU 79 4-2 BB	C FC 87 S FC 87 B FC 87 X FC 88 1-2 SF8 ① 3-H			C FF 96 C FF 95 X SL 88 0-2 G4-3 ①	C SL 82 F FF 95 X FF 95 0-2 P3 ③			2	0	0	1	1	0	1
12 Rubby De La Rosa, R 40 Andrew Chafin, R 56 Keith Hessler, L 72 Peter O'Brien, R 55 Josh Collmenter, R 68 Socrates Brito, L 45 Matt Reynolds, L 15 Phil Gosselin, R 41 Daniel Hudson, R		F FC 86 B FC 87 C CU 78 F CU 77 X SL 80 1-2 G4-3 ③	F FC 87 B SL 80 B FC 88 X SL 80 2-1 5 2B 1-3 2-H 1B			B FF 95 B FF 95 F FF 94 C FF 96 F SL 86 X SL 86 2-2 G6-3 ②		C FF 96 F FF 95 S FF 96 0-3 K ①		1 0 0 0 0 0 2 0 0 0 0 0 0 0 0 0 0 0 0 0 0 1 0 1 1 0 0 0 0 0 0 0 0 0 0 1 0 0 0 0 0 0 0 0 0 0 0 0 0 1 0 0 0 0 1 0 0 0 0 0 0 0 0						
Inning Stats	R: 0 E: 0 K: 1 S: 11 H: 1 LOB: 1 BB: 0 P: 19	R: 0 E: 0 K: 0 S: 13 H: 1 LOB: 2 BB: 2 P: 24	R: 0 E: 0 K: 0 S: 8 H: 1 LOB: 1 BB: 0 P: 11	R: 3 E: 0 K: 0 S: 15 H: 4 LOB: 3 BB: 2 P: 27	R: 0 E: 0 K: 1 S: 7 H: 0 LOB: 0 BB: 0 P: 10	R: 1 E: 0 K: 1 S: 17 H: 2 LOB: 1 BB: 0 P: 24	R: 1 E: 0 K: 1 S: 13 H: 1 LOB: 1 BB: 1 P: 22	R: 0 E: 0 K: 1 S: 8 H: 0 LOB: 0 BB: 0 P: 10	R: 0 E: 0 K: 2 S: 12 H: 0 LOB: 1 BB: 1 P: 16	1B: 5 2B: 4 3B: 0 HR: 1 SF: 2 SAC: 0 DP: 1 HBP: 0						

	AB	34
	R	5
	H	10
	RBI	5
	BB	6
	SO	7
	LOB	12

WP: 1 PA: 42
PB: 0
SB: 1
CS: 0

PITCHER		IP	WLS	BF	H	R	ER	SO	BB	IBB	HBP	BLK	WP	HR	S	P	ERA	WHIP
46 Mike Bolsinger, R ERA: 3.13	(1, 1)	3.2		21	7	3	3	1	3	1	0	0	1	0	46	80	7.36	2.727
56 J.P. Howell, L ERA: 1.58	(4, 1)	0.1	W	1	0	0	0	0	0	0	0	0	0	0	1	1	0.00	0.000
54 Jim Johnson, R ERA: 4.19	(5, 1)	1.0		3	0	0	0	1	0	0	0	0	0	0	7	10	0.00	0.000
12 Juan Nicasio, R ERA: 3.38	(6, 1)	1.0		5	2	1	1	1	0	0	0	0	0	0	17	24	9.00	2.000
43 Luis Avilán, L ERA: 4.25	(7, 1)	0.2		4	1	1	1	1	1	0	0	0	0	1	10	19	13.50	3.000

PITCHER		IP	WLS	BF	H	R	ER	SO	BB	IBB	HBP	BLK	WP	HR	S	P	ERA	WHIP
63 Yimi García, R ERA: 3.18	(7, 1)	0.1	H	1	0	0	0	0	0	0	0	0	0	0	3	3	0.00	0.000
41 Chris Hatcher, R ERA: 4.4	(8, 1)	1.0	H	3	0	0	0	1	0	0	0	0	0	0	8	10	0.00	0.000
74 Kenley Jansen, R ERA: 2.01	(9, 1)	1.0		4	0	0	0	2	1	0	0	0	0	0	12	16	0.00	1.000

Batter	1	2	3	4	5	6	7	8	9	AB	R	H	RBI	BB	SO	LOB
27 Justin Ruggiano, R (1, 7) OBP: 0.353, SLG: 0.506	X SI 92 0-0 18 SH5-3 10 1B 2B	1 SAFE F SL 78 1 SAFE B CH 82 B CH 83 B CH 85 S SI 92 F SI 93 S FF 92 3-3 ③ K 1-2		B FF 91 X FF 92 1-0 1-2 1B			B FF 92 C CH 85 B CH 87 B CH 85 F FF 94 X SL 84 3-2 ② G3	F FF 93 S FF 93 F SL 82 X SL 82 0-2 ③ G3-1		3	1	2	0	0	1	1
30 Scott Schebler, L (7, PH) OBP: 0.286, SLG: 0.550 (7, 7)										2	0	0	0	0	0	0
18 José Peraza, R (1, 4) OBP: 0.250, SLG: 0.318	X FF 91 0-0 ① SH5-3 2-3		B SI 91 X SI 91 1-0 ① B1-3	F FF 92 X FF 91 0-1 ③ F9			B FF 93 F FF 93 X FF 91 1-1 10 WP 23 1B 2B		C FF 94 X FF 94 0-1 ① P3	2	0	0	0	0	0	2
59 Ronald Torreyes, R (5, 4) OBP: 0.500, SLG: 1.000										2	1	1	0	0	0	0
10 Justin Turner, R (1, 5) OBP: 0.364, SLG: 0.489	B FF 92 C SI 92 F SL 84 F FF 93 D SL 82 D SL 84 X SI 93 3-2 33 FC5-4 23 1B 3-H 1B		B SL 82 X SI 92 1-0 23 1B 33 FC4-6 23 S 1B		C SI 90 B SI 90 F FF 92 S SL 81 1-3 ① K		B FF 92 B SL 83 B CH 86 C FF 93 B SL 83 4-1 33 WP 23 1B 2-3 BB		C FF 94 C FF 94 B FF 94 S FF 93 1-3 ② K	4	1	2	1	1	2	0
23 Adrián González, L (1, 3) OBP: 0.358, SLG: 0.496	B FF 91 B FF 92 X SI 92 2-0 33 FC5-4 1-2 1B		C SL 81 S SL 83 B SL 84 X SL 84 1-2 33 FC4-6 1-3 1B		F FF 92 S SL 80 B FF 93 S SI 92 1-3 ② K		C SL 81 X SL 80 0-1 33 WP 1-2 3-H 1B		B FF 92 C FF 93 B CH 85 B FF 93 B FF 93 4-1 5 BB 33 1B BB	4	0	3	1	1	1	0
33 Scott Van Slyke, R (1, 9) OBP: 0.330, SLG: 0.394	C SI 91 B FF 92 F FF 92 D SL 82 F SI 93 B FF 92 X CH 84 2-2 ② FC5-4 1-2f 2-3		B SI 92 B SI 92 B FF 92 X FF 92 3-0 ② FC4-6 1-2f 3-H		B SI 92 F CH 87 X FF 92 1-1 ③ P3		B FF 92 B FF 91 I I IN 76 4-0 1-2 2-3 IBB		C FF 93 B FF 93 F FF 94 X FF 94 1-2 5 BB 1-2 1B	4	0	1	1	1	0	3
5 Corey Seager, L (1, 6) OBP: 0.524, SLG: 0.647	X FF 92 0-0 ③ G1-3		B SL 82 C SI 92 B SL 82 X SL 82 2-1 ③ G3			X SL 78 0-0 ① G3	B SL 82 C FF 93 X SL 81 1-1 ③ F8		B FF 94 B FF 93 F FF 93 S FF 93 B FF 94 F FF 93 F FF 93 F FF 93 B FF 94 4-2 1-2 2-3 BB	4	0	0	0	1	0	6
17 A.J. Ellis, R (1, 2) OBP: 0.347, SLG: 0.374		C FF 91 B SI 91 C FF 91 F SL 82 X FF 93 1-2 ① F9		B SI 92 X SI 92 1-0 ① F8		B SI 92 C SI 92 X CH 86 1-1 ② F9		B FF 91 C FF 92 B SL 82 X FF 91 2-1 HR	C FF 94 X FF 94 0-1 ③ F8	5	1	1	1	0	0	3
31 Joc Pederson, L (1, 8) OBP: 0.359, SLG: 0.439		X SI 91 0-0 27 WP 1B		C FF 91 B FF 92 S FF 93 S SL 83 1-3 ② K		B SL 81 S SL 80 F FF 93 B SL 82 X SL 83 2-2 ③ G4-3		F FF 92 B FF 93 C FF 92 F SL 83 S SL 82 1-3 ① K		4	0	1	0	0	2	0
21 Zack Greinke, R (1, 1) OBP: 0.219, SLG: 0.323 74 Kenley Jansen, S (9, 1)		X SI 92 0-0 ② L9		C SI 92 B SI 93 C SI 93 X SL 81 1-2 27 1B 1B			B FF 91 C FF 94 F FF 93 S SL 84 1-3 ① K	C FF 92 F FF 92 B SL 83 S SL 80 1-3 ② K		4	0	1	0	0	2	1
										0	0	0	0	0	0	0
Inning Stats	R: 1 E: 0 K: 0 S: 13 H: 3 LOB: 2 BB: 0 P: 20	R: 0 E: 0 K: 1 S: 10 H: 1 LOB: 1 BB: 0 P: 14	R: 1 E: 0 K: 0 S: 8 H: 2 LOB: 2 BB: 0 P: 16	R: 0 E: 0 K: 1 S: 10 H: 2 LOB: 2 BB: 0 P: 14	R: 0 E: 0 K: 2 S: 8 H: 0 LOB: 0 BB: 0 P: 11	R: 0 E: 0 K: 0 S: 6 H: 0 LOB: 0 BB: 0 P: 9	R: 1 E: 0 K: 1 S: 13 H: 2 LOB: 3 BB: 2 P: 27	R: 1 E: 0 K: 2 S: 13 H: 1 LOB: 0 BB: 0 P: 17	R: 0 E: 0 K: 1 S: 16 H: 1 LOB: 3 BB: 2 P: 26	1B: 9 2B: 2 3B: 0 HR: 1 SF: 0 SAC: 1 DP: 0 HBP: 0						

PITCHER		IP	WLS	BF	H	R	ER	SO	BB	IBB	HBP	BLK	WP	HR	S	P	ERA	WHIP
46 Patrick Corbin, L ERA: 3.29	(1, 1)	6.0	L	26	8	2	2	4	0	0	0	0	1	0	55	84	3.00	1.333
48 Randall Delgado, R ERA: 3.3	(7, 1)	0.2		4	1	1	1	1	1	0	0	0	1	0	9	18	13.50	3.000
56 Keith Hessler, L ERA: 9.9	(7, 1)	1.1		7	2	1	1	2	0	1	0	0	1	1	17	26	6.75	1.500
61 Silvino Bracho, R ERA: 2.84	(9, 1)	1.0		6	1	0	0	1	2	0	0	0	0	0	16	26	0.00	3.000

PITCHER	IP	WLS	BF	H	R	ER	SO	BB	IBB	HBP	BLK	WP	HR	S	P	ERA	WHIP

TOP

Los Angeles Dodgers @ Arizona Diamondbacks

Chase Field, Phoenix, AZ

Sun Sep 13 2015, 1:10 PM - 4:06 PM MST

Att. 36,501 - Roof Closed - 75 F

livebaseballscorecards.com

AB	38
R	4
H	12
RBI	4
BB	4
SO	8
LOB	16

WP: 3	PA: 43		
PB: 0			
SB: 1			
CS: 0			

Batter	1	2	3	4	5	6	7	8	9	AB	R	H	RBI	BB	SO	LOB
11 AJ Pollock, R (1, 8) OBP: 0.361, SLG: 0.486	B FF 92 X FF 91 1-0 ① G4-3			X SL 86 0-0 ① G5-3		X FF 92 0-0 5 G4-3 1B 1-2			F FC 90 F SL 83 F FC 92 F FC 92 F FC 93 B FC 92 S SL 83 1-3 ① K	4	0	1	0	0	1	0
5 Ender Inciarte, L (1, 9) OBP: 0.333, SLG: 0.389	B FF 92 C CH 86 X FF 92 1-1 ② G5-3			C CU 78 B SI 90 B FF 92 X SI 89 2-1 ② G4-3		X CH 88 0-0 ② G4-3 1-2 2-3			L FF 90 S FC 92 B FC 93 T FF 93 1-2 ② K	4	0	0	0	0	1	2
44 Paul Goldschmidt, R (1, 3) OBP: 0.431, SLG: 0.553	S FF 92 C FF 93 B SL 88 F FF 92 T FF 94 1-2 ③ K			F FF 92 B SL 88 B SI 92 C SI 93 B SI 89 S SL 87 3-3 ③ K		S FF 93 B FF 94 C FF 94 B FF 94 S FF 94 2-3 ③ K			C SL 82 B FC 93 B SL 84 C FC 93 F FC 94 B FC 94 F FC 94 B FC 93 4-2 6 1B 8 HR BB	3	1	0	0	1	3	2
6 David Peralta, L (1, 7) OBP: 0.362, SLG: 0.512		T FF 92 F CH 88 F CH 88 C FF 93 0-3 ① K			B CU 77 X FF 91 1-0 ① L6		B CH 87 B CH 87 X CH 87 2-0 ① G4-3		T FC 92 X FC 92 0-1 8 HR 1B 1-2	4	1	1	0	0	1	0
8 Jarrod Saltalamacchia, S (1, 2) OBP: 0.313, SLG: 0.435		B FF 93 C CU 78 C FF 93 B SL 88 B SL 88 B FF 93 4-2 19 G4-6-3 BB			F FF 91 S CH 88 B CH 88 X FF 94 1-2 2B		C FF 91 B FF 91 B CH 88 B FF 92 C CH 88 X CH 88 3-2 ② G4-3		B FC 91 F FC 91 B FC 92 F FC 91 B FC 92 F FC 92 X FC 92 3-2 1-H 2-H HR	3	1	2	3	1	0	0
19 Jake Lamb, L (1, 5) OBP: 0.338, SLG: 0.413		C FF 92 B CH 89 X CH 89 1-1 ② ③ G4-6-3 1-2f			C CU 77 S CH 89 S SL 87 0-3 ② K		X CU 75 0-0 ③ G6-3		F FC 91 F FC 92 B SL 83 F FC 93 S FC 92 1-3 ③ K	4	0	0	0	0	2	2
16 Chris Owings, R (1, 4) OBP: 0.274, SLG: 0.344			C SL 84 C CU 76 B FF 92 B SL 86 S FF 93 2-3 ① K		S FF 92 F FF 92 D SL 87 B SL 87 T SL 88 2-2 ③ K			S FF 91 B CU 68 B SL 85 B FF 91 F FF 90 B FF 90 4-2 13 G6-4-3 BB		2	0	0	0	1	2	1
13 Nick Ahmed, R (1, 6) OBP: 0.275, SLG: 0.356			F FF 91 X SI 92 0-1 ② G6-3			S SL 85 B FF 90 X SL 85 1-1 68 FC4 1B		S SL 88 X SL 88 0-1 ① ② G6-4-3 1-2f		3	0	1	0	0	0	1
46 Patrick Corbin, L (1, 1) OBP: 0.250, SLG: 0.118 68 Socrates Brito, L (6, PH) OBP: 0.333, SLG: 0.333 48 Randall Delgado, R (7, 1) 56 Keith Hessler, L (7, 1) OBP: 1.000, SLG: 1.000 72 Peter O'Brien, R (8, PH) OBP: 0.667, SLG: 0.667 61 Silvino Bracho, R (9, 1)			C FF 91 B FF 92 B CU 78 B FF 92 F CH 88 X FF 90 3-2 ③ L8			X CH 88 0-0 ① FC4 5 11 G4-3 1B 1-2f		S SL 88 S FF 91 S SL 87 0-3 ③ K		1 1 0 0 1 0	0 0 0 0 0 0	0 0 0 0 0 0	0 0 0 0 0 0	0 0 0 0 1 0	0 1 0 0 0 0	0 0 0 0 0 0
Inning Stats	R: 0 E: 0 K: 1 S: 7 H: 0 LOB: 0 BB: 0 P: 10	R: 0 E: 0 K: 1 S: 8 H: 0 LOB: 0 BB: 1 P: 13	R: 0 E: 0 K: 1 S: 8 H: 0 LOB: 0 BB: 0 P: 13	R: 0 E: 0 K: 1 S: 6 H: 0 LOB: 0 BB: 0 P: 11	R: 0 E: 0 K: 2 S: 10 H: 1 LOB: 1 BB: 0 P: 14	R: 0 E: 0 K: 1 S: 8 H: 2 LOB: 2 BB: 0 P: 11	R: 0 E: 0 K: 0 S: 5 H: 0 LOB: 0 BB: 0 P: 10	R: 0 E: 0 K: 1 S: 7 H: 0 LOB: 0 BB: 1 P: 11	R: 3 E: 0 K: 3 S: 23 H: 2 LOB: 0 BB: 1 P: 33	1B: 3 2B: 1 3B: 0 HR: 1 SF: 0 SAC: 0 DP: 2 HBP: 0						

PITCHER		IP	WLS	BF	H	R	ER	SO	BB	IBB	HBP	BLK	WP	HR	S	P	ERA	WHIP
21 Zack Greinke, R ERA: 1.61	(1, 1)	8.0	W	27	3	0	0	8	2	0	0	0	0	0	59	93	0.00	0.625
74 Kenley Jansen, R ERA: 2.56	(9, 1)	1.0		6	2	3	3	3	1	0	0	0	0	1	23	33	27.00	3.000

PITCHER	IP	WLS	BF	H	R	ER	SO	BB	IBB	HBP	BLK	WP	HR	S	P	ERA	WHIP

BOTTOM

Los Angeles Dodgers @ Arizona Diamondbacks

Chase Field, Phoenix, AZ

Sun Sep 13 2015, 1:10 PM - 4:06 PM MST

Att. 36,501 - Roof Closed - 75 F

livebaseballscorecards.com

AB	30
R	3
H	5
RBI	3
BB	3
SO	11
LOB	9

Colorado Rockies @ Los Angeles Dodgers

Dodger Stadium, Los Angeles, CA

Mon Sep 14 2015, 7:10 PM - 10:12 PM PDT

Att. 43,731 - Cloudy - 76 F

livebaseballscorecards.com

TOP

Batter	1	2	3	4	5	6	7	8	9	AB	R	H	RBI	BB	SO	LOB
7 José Reyes, S (1, 6) OBP: 0.313, SLG: 0.390	X FF 94 0-0 ① G6-3		C FF 94 1 SAFE X SL 90 0-1 ①② G5-4-3 1-2f			B SL 88 B SL 88 B FF 92 C FF 92 X FF 92 3-1 ① G5-3		S FF 93 1 SAFE B FF 93 S FF 94 S FF 93 1-3 ② K		4	0	0	0	0	1	2
9 DJ LeMahieu, R (1, 4) OBP: 0.371, SLG: 0.405	C FF 94 C CU 73 B FF 92 F SL 90 B FF 95 B SL 91 F SL 92 B FF 95 4-2 28 2B 5 G6-3 BB		C FF 94 X CU 74 0-1 ③ G4-3			B FF 94 B SL 90 X FF 93 2-0 ② L4		1 SAFE C FF 96 1 SAFE B FF 95 S FF 94 S FF 96 1-3 ③ K		3	1	0	0	1	1	1
28 Nolan Arenado, R (1, 5) OBP: 0.317, SLG: 0.571	B FF 95 X FF 95 1-0 ① 5 G6-3 1-3 2B			C CU 73 B SL 89 S CU 73 B FF 94 B SL 90 F SL 89 F FF 95 X SL 89 3-2 ① G1-4-3		C FF 94 X CU 73 0-1 ③ F7			C FF 98 X FF 98 0-1 ① L8	4	0	1	0	0	0	0
5 Carlos González, L (1, 9) OBP: 0.327, SLG: 0.549	F FF 96 F SL 90 B SL 92 X CU 75 1-2 ② G6-3 2-3 3-H			C SL 89 S FF 95 B FF 94 F FF 94 B SL 90 F CU 76 F FF 95 B FF 95 F SL 91 3-2 ② X FF 85 L7			F FF 93 X SL 89 0-1 1B		C FF 98 B FF 95 S FF 98 X FS 90 1-2 6 DI 1B	4	0	2	1	0	0	1
20 Wilin Rosario, R (1, 3) OBP: 0.282, SLG: 0.408	D SL 90 F SL 89 C FF 95 F FF 95 B CU 74 F SL 90 X FF 95 2-2 ③ L8			S FF 94 B FF 95 F FF 96 B SL 91 X SL 89 2-2 ③ G1-3			C FF 95 X CU 73 0-1 ① L6		S FF 98 C FF 97 F FF 97 F FF 98 B FC 92 X SL 84 1-2 ② F8	4	0	0	0	0	0	3
6 Corey Dickerson, L (1, 7) OBP: 0.339, SLG: 0.506		S FF 93 C CU 73 F FF 94 F FF 93 S SL 92 0-3 ① K2-3			C FF 92 B CU 73 F SL 90 F FF 94 X CU 74 1-2 55 FC5-4 1B		C FF 94 1 SAFE F CU 75 B SL 90 S FF 94 1-3 ② K		B FF 97 F FF 97 B FS 88 B FF 97 X FF 97 3-1 ③ G3 1-2	4	0	1	0	0	2	2
30 Tom Murphy, R (1, 2)		S FF 94 C FF 93 B CU 74 S FF 94 1-3 ② K			X FF 94 0-0 ① P3		B FF 94 1 SAFE 1 SAFE S FF 94 X FF 94 1-1 ③ P6			3	0	0	0	0	1	2
1 Brandon Barnes, R (1, 8) OBP: 0.320, SLG: 0.348		C SL 90 S CU 74 B FF 95 B SL 89 F SL 90 F CU 75 B FF 95 S SL 90 3-3 ③ K			S FF 94 1 SAFE S CU 74 B FF 94 S SL 91 1-3 ② K			C FF 92 X CH 82 0-1 1B		3	0	1	0	0	2	1
55 Jon Gray, R (1, 1) 49 Rex Brothers, L (5, 1) 51 Brooks Brown, L (6, 1) 53 Christian Friedrich, R (6, 1) 18 Cristhian Adames, S (8, PH) OBP: 0.440, SLG: 0.435 46 Miguel Castro, R (8, 1)			B FF 91 B FF 94 B FF 94 C FF 93 B FF 94 4-1 7 G5-4-3 BB		B FF 93 C FF 94 X FF 94 1-1 ③ FC5-4 1-2f			M FF 93 1 SAFE L FF 92 S FF 93 0-3 ① K		1 0 0 0 1 0	0 0 0 0 0 0	0 0 0 0 0 0	0 0 0 0 0 0	1 0 0 0 0 1	0 0 0 0 0 0	1 0 0 0 1 0
Inning Stats	R: 1 E: 0 K: 0 S: 14 H: 1 LOB: 1 BB: 1 P: 22	R: 0 E: 0 K: 3 S: 13 H: 0 LOB: 0 BB: 0 P: 17	R: 0 E: 0 K: 0 S: 5 H: 0 LOB: 0 BB: 1 P: 9	R: 0 E: 0 K: 0 S: 15 H: 0 LOB: 0 BB: 0 P: 23	R: 0 E: 0 K: 1 S: 10 H: 1 LOB: 1 BB: 0 P: 13	R: 0 E: 0 K: 0 S: 5 H: 0 LOB: 0 BB: 0 P: 10	R: 0 E: 0 K: 1 S: 9 H: 1 LOB: 1 BB: 0 P: 11	R: 0 E: 0 K: 3 S: 11 H: 1 LOB: 1 BB: 0 P: 13	R: 0 E: 0 K: 0 S: 12 H: 1 LOB: 1 BB: 0 P: 17	1B: 4 2B: 1 3B: 0 HR: 0 SF: 0 SAC: 0 DP: 1 HBP: 0						

AB	31
R	1
H	5
RBI	1
BB	2
SO	8
LOB	14

WP: 0 PB: 0 SB: 0 CS: 0 PA: 33

PITCHER		IP	WLS	BF	H	R	ER	SO	BB	IBB	HBP	BLK	WP	HR	S	P	ERA	WHIP
22 Clayton Kershaw, L ERA: 2.12	(1, 1)	7.0	W	25	3	1	1	5	2	0	0	0	0	0	71	105	1.29	0.714
43 Luis Avilán, L ERA: 4.2	(8, 1)	0.2	H	3	1	0	0	2	0	0	0	0	0	0	8	9	0.00	1.500
12 Juan Nicasio, R ERA: 3.35	(8, 1)	0.1	H	1	0	0	0	1	0	0	0	0	0	0	3	4	0.00	0.000
41 Chris Hatcher, R ERA: 4.26	(9, 1)	1.0	S	4	1	0	0	0	0	0	0	0	0	0	12	17	0.00	1.000

PITCHER	IP	WLS	BF	H	R	ER	SO	BB	IBB	HBP	BLK	WP	HR	S	P	ERA	WHIP

Batter	1	2	3	4	5	6	7	8	9	AB	R	H	RBI	BB	SO	LOB
31 Joc Pederson, L (1, 8) OBP: 0.358, SLG: 0.438	C FF 92 B FF 93 F CH 83 B FF 94 X SL 87 2-2 23 CS 1B	B SL 84 C SL 87 C FF 93 F FF 94 B FF 96 F SL 89 S SL 85 2-3 ① K	F FF 94 B SL 87 X SL 87 1-1 ② G3	S SL 88 B FF 93 F SL 88 F FF 92 S SL 87 1-3 ③ K					4	0	1	0	0	2	1
26 Chase Utley, L (1, 4) OBP: 0.294, SLG: 0.355	C FF 92 B FF 93 S CH 83 F FF 96 C SL 86 1-3 ① K	C SL 85 B FF 95 F FF 95 X CH 86 1-2 ② G6-3	C CH 83 B CH 86 B SL 88 B FF 94 B FF 93 4-1 23 1B 10 2B BB	B FF 91 C SL 86 X SL 87 1-1 ① F7					3	1	0	0	1	1	1
23 Adrián González, L (1, 3) OBP: 0.357, SLG: 0.494	B CH 83 C FF 94 B CH 85 1 SAFE S FF 95 S FF 97 2-3 ② ③ K 1-2	F FF 94 B SL 88 F CH 89 S FF 96 1-3 ③ K	C CH 83 B FF 94 B CH 83 1 SAFE X FF 95 2-1 10 2B 1-3 1B	C FF 93 F FF 92 B SL 89 X SL 88 1-2 ② L7					4	0	1	0	0	2	1
10 Justin Turner, R (1, 5) OBP: 0.363, SLG: 0.489	C FF 91 S SL 85 B SL 88 C FF 95 1-3 ① K	B SL 86 B SL 86 X FF 93 2-0 ① F9	B CH 88 X SL 87 1-0 1-3 3-H 2B	X SL 87 0-0 ③ P4					4	0	1	1	0	1	0
16 Andre Ethier, L (1, 9) OBP: 0.368, SLG: 0.485 33 Scott Van Slyke, R (5, PH) OBP: 0.332, SLG: 0.392 (6, 9)	F FF 94 X FF 94 0-1 5 2B 9 SF8 1B	S FF 94 B FF 96 B SL 85 X FF 94 2-1 ② L9	D SL 86 B SL 84 B SL 86 D SL 86 4-0 BB	C FF 98 B SL 82 B SL 83 C FF 98 S SL 82 2-3 ① K					2 1	1 0	1 0	0 0	0 1	0 1	0 0
5 Corey Seager, L (1, 6) OBP: 0.543, SLG: 0.676	F CH 82 F FF 94 F FF 95 D SL 86 X FF 95 1-2 1-3 2B	B SL 86 C FF 94 F CH 86 H SL 88 2-2 9 1B HBP	B SL 85 B FF 95 C FF 94 X FF 92 2-1 ③ F9					S CH 88 B FF 97 X CH 88 1-1 30 HR 1B	3	1	2	0	0	0	3
9 Yasmani Grandal, S (1, 2) OBP: 0.369, SLG: 0.432	B FF 95 C FF 95 B FF 95 B CH 86 X FF 95 3-1 ② SF8 3-H	B CH 81 X FF 94 1-0 1-3 1B	B SI 92 B CH 85 B SI 93 X SI 93 3-0 22 SH5-3 1B					B FF 96 X FF 94 1-0 ② L7	3	0	2	1	0	0	1
30 Scott Schebler, L (1, 7) OBP: 0.320, SLG: 0.652	I IN 72 I IN 74 I IN 73 I IN 75 4-0 IBB	C FF 93 B FF 95 C FF 94 S SL 89 1-3 ③ K	C CH 85 B SI 94 C CH 86 S CH 86 1-3 ① K					D CH 87 S CH 87 X FF 96 1-1 1-H HR	3	1	1	2	1	2	3
22 Clayton Kershaw, L (1, 1) OBP: 0.167, SLG: 0.159 43 Luis Avilán, L (8, 1) 12 Juan Nicasio, R (8, 1) 7 Alex Guerrero, R (8, PH) OBP: 0.261, SLG: 0.452 41 Chris Hatcher, R (9, 1)	B SL 85 B FF 94 C FF 94 S FF 94 B FF 96 S FF 94 3-3 ③ K		C FF 92 S SL 86 B FF 94 C SL 86 1-3 ① K	C SI 92 X SI 93 0-1 ② SH5-3 1-2				F FF 98 C SL 84 F SL 84 C FF 97 0-3 ③ K	2 0 0 1 0	0 0 0 0 0	0 0 0 0 0	0 0 0 0 0	2 0 0 1 0	2 0 0 0 0	2 0 0 0 0
Inning Stats	R: 0 E: 0 K: 2 S: 10 H: 1 LOB: 0 BB: 0 P: 15	R: 1 E: 0 K: 2 S: 14 H: 2 LOB: 2 BB: 1 P: 26	R: 0 E: 0 K: 2 S: 12 H: 0 LOB: 0 BB: 0 P: 16	R: 0 E: 0 K: 1 S: 9 H: 1 LOB: 2 BB: 0 P: 17	R: 1 E: 0 K: 1 S: 11 H: 2 LOB: 3 BB: 2 P: 26	R: 0 E: 0 K: 2 S: 10 H: 1 LOB: 1 BB: 0 P: 15	R: 0 E: 0 K: 0 S: 6 H: 0 LOB: 0 BB: 0 P: 8	R: 2 E: 0 K: 2 S: 12 H: 2 LOB: 0 BB: 0 P: 17		1B: 6 2B: 2 3B: 0 HR: 1 SF: 1 SAC: 1 DP: 0 HBP: 1				WP: 0 PB: 0 SB: 0 CS: 1 PA: 36		

PITCHER		IP	WLS	BF	H	R	ER	SO	BB	IBB	HBP	BLK	WP	HR	S	P	ERA	WHIP
55 Jon Gray, R ERA: 5.0	(1, 1)	4.2	L	22	6	2	2	8	1	1	1	0	0	0	54	92	3.86	1.500
49 Rex Brothers, L ERA: 2.84	(5, 1)	0.1		2	0	0	0	0	1	0	0	0	0	0	2	8	0.00	3.000
51 Brooks Brown, R ERA: 4.05	(6, 1)	0.2		3	1	0	0	1	0	0	0	0	0	0	6	10	0.00	1.500
53 Christian Friedrich, L ERA: 5.43	(6, 1)	1.1		4	0	0	0	1	0	0	0	0	0	0	10	13	0.00	0.000
46 Miguel Castro, R ERA: 6.11	(8, 1)	1.0		5	2	2	2	2	0	0	0	0	0	1	12	17	18.00	2.000

PITCHER	IP	WLS	BF	H	R	ER	SO	BB	IBB	HBP	BLK	WP	HR	S	P	ERA	WHIP

BOTTOM

Colorado Rockies @ Los Angeles Dodgers

Dodger Stadium, Los Angeles, CA

Mon Sep 14 2015, 7:10 PM - 10:12 PM PDT

Att. 43,731 - Cloudy - 76 F

livebaseballscorecards.com

AB	30
R	4
H	9
RBI	4
BB	3
SO	12
LOB	12

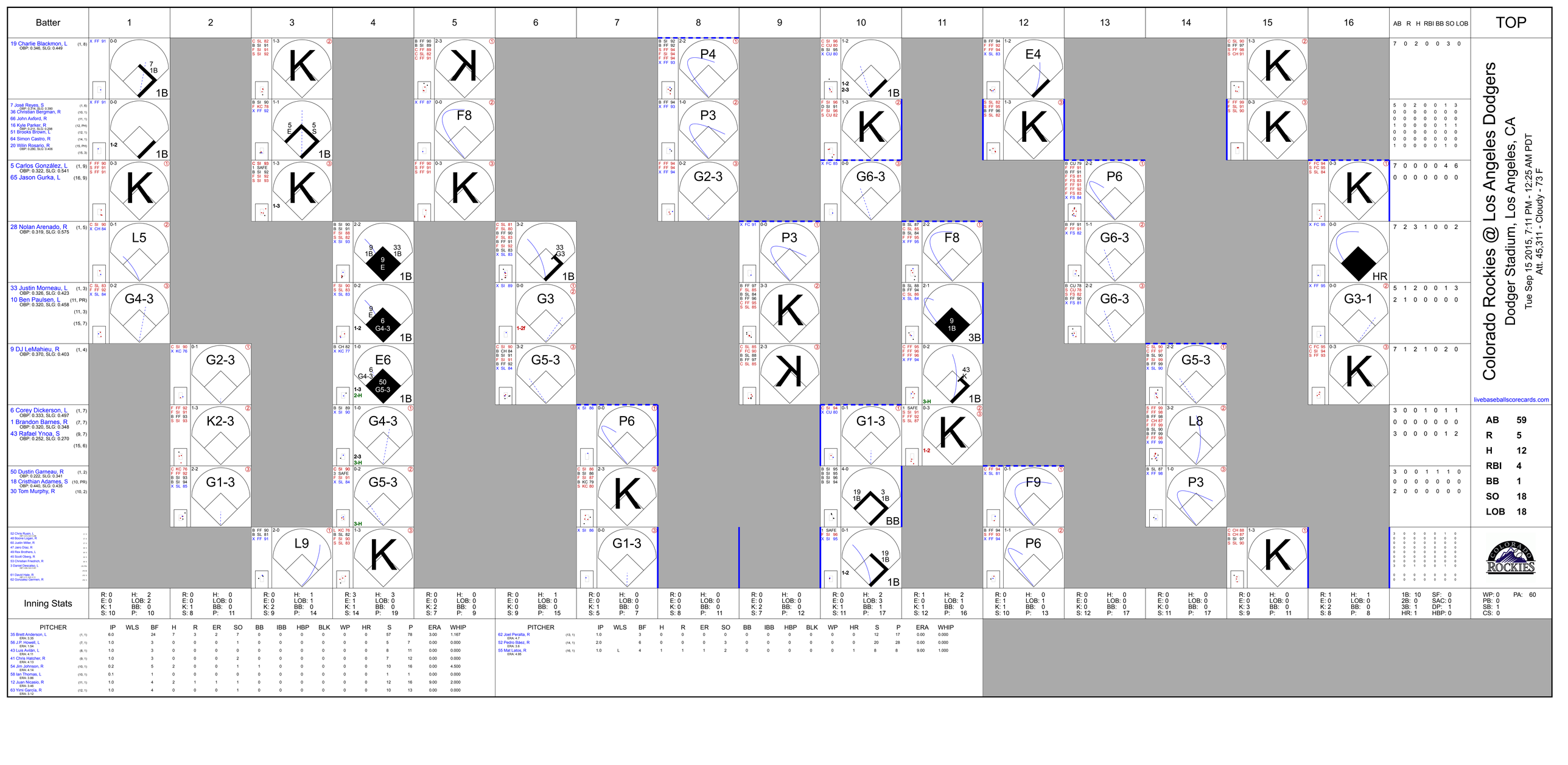
Batter
1
2
3
4
5
6
7
8
9
10
11
12
13
14
15
16
AB R H RBI BB SO LOB
TOP
19 Charlie Blackmon, L (1, 8) OBP: 0.346, SLG: 0.449
7 José Reyes, S (1, 6) OBP: 0.314, SLG: 0.390
36 Christian Bergman, R (10, 1)
66 John Axford, R (11, 1)
16 Kyle Parker, R (12, PH) OBP: 0.235, SLG: 0.268
51 Brooks Brown, L (12, 1)
64 Simon Castro, R (14, 1)
20 Wilin Rosario, R (15, PH) OBP: 0.286, SLG: 0.406
5 Carlos González, L (1, 9) OBP: 0.322, SLG: 0.541
65 Jason Gurka, L (16, 9)
28 Nolan Arenado, R (1, 5) OBP: 0.319, SLG: 0.575
33 Justin Morneau, L (1, 3) OBP: 0.326, SLG: 0.423
10 Ben Paulsen, L (11, PR) OBP: 0.320, SLG: 0.458
(11, 3)
(15, 7)
9 DJ LeMahieu, R (1, 4) OBP: 0.370, SLG: 0.403
6 Corey Dickerson, L (1, 7) OBP: 0.333, SLG: 0.497
1 Brandon Barnes, R (7, 7) OBP: 0.320, SLG: 0.348
43 Rafael Ynoa, S (9, 7) OBP: 0.252, SLG: 0.270
(15, 6)
50 Dustin Garneau, R (1, 2) OBP: 0.222, SLG: 0.341
18 Cristhian Adames, S (10, PR) OBP: 0.440, SLG: 0.435
30 Tom Murphy, R (10, 2)
52 Chris Rusin, L
48 Boone Logan, R
60 Justin Miller, R
47 Jairo Diaz, R
49 Rex Brothers, L
45 Scott Oberg, R
53 Christian Friedrich, R
3 Daniel Descalso, L
61 David Hale, R
62 Gonzalez Germen, R
Colorado Rockies @ Los Angeles Dodgers
Dodger Stadium, Los Angeles, CA
Tue Sep 15 2015, 7:11 PM - 12:25 AM PDT
Att. 45,311 - Cloudy - 73 F
livebaseballscorecards.com
AB 59
R 5
H 12
RBI 4
BB 1
SO 18
LOB 18
Inning Stats
PITCHER IP WLS BF H R ER SO BB IBB HBP BLK WP HR S P ERA WHIP
35 Brett Anderson, L (1, 1) ERA: 3.35 6.0 24 7 3 2 7 0 0 0 0 0 0 57 78 3.00 1.167
56 J.P. Howell, L (7, 1) ERA: 1.54 1.0 3 0 0 0 1 0 0 0 0 0 0 5 7 0.00 0.000
43 Luis Avilán, L (8, 1) ERA: 4.11 1.0 3 0 0 0 0 0 0 0 0 0 0 8 11 0.00 0.000
41 Chris Hatcher, R (9, 1) ERA: 4.13 1.0 3 0 0 0 2 0 0 0 0 0 0 7 12 0.00 0.000
54 Jim Johnson, R (10, 1) ERA: 4.14 0.2 5 2 0 0 1 1 0 0 0 0 0 10 16 0.00 4.500
58 Ian Thomas, L (10, 1) ERA: 3.86 0.1 1 0 0 0 0 0 0 0 0 0 0 1 1 0.00 0.000
12 Juan Nicasio, R (11, 1) ERA: 3.86 1.0 4 2 1 1 1 0 0 0 0 0 0 12 16 9.00 2.000
63 Yimi Garcia, R (12, 1) ERA: 3.12 1.0 4 0 0 0 1 0 0 0 0 0 0 10 13 0.00 0.000
PITCHER IP WLS BF H R ER SO BB IBB HBP BLK WP HR S P ERA WHIP
62 Joel Peralta, R (13, 1) ERA: 4.7 1.0 3 0 0 0 0 0 0 0 0 0 0 12 17 0.00 0.000
52 Pedro Báez, R (14, 1) ERA: 3.6 2.0 6 0 0 0 3 0 0 0 0 0 0 20 28 0.00 0.000
55 Mat Latos, R (16, 1) ERA: 4.95 1.0 L 4 1 1 1 2 0 0 0 0 0 1 8 8 9.00 1.000
1B: 10 2B: 0 3B: 1 HR: 1
SF: 0 SAC: 0 DP: 1 HBP: 0
WP: 0 PB: 0 SB: 1 CS: 0
PA: 60

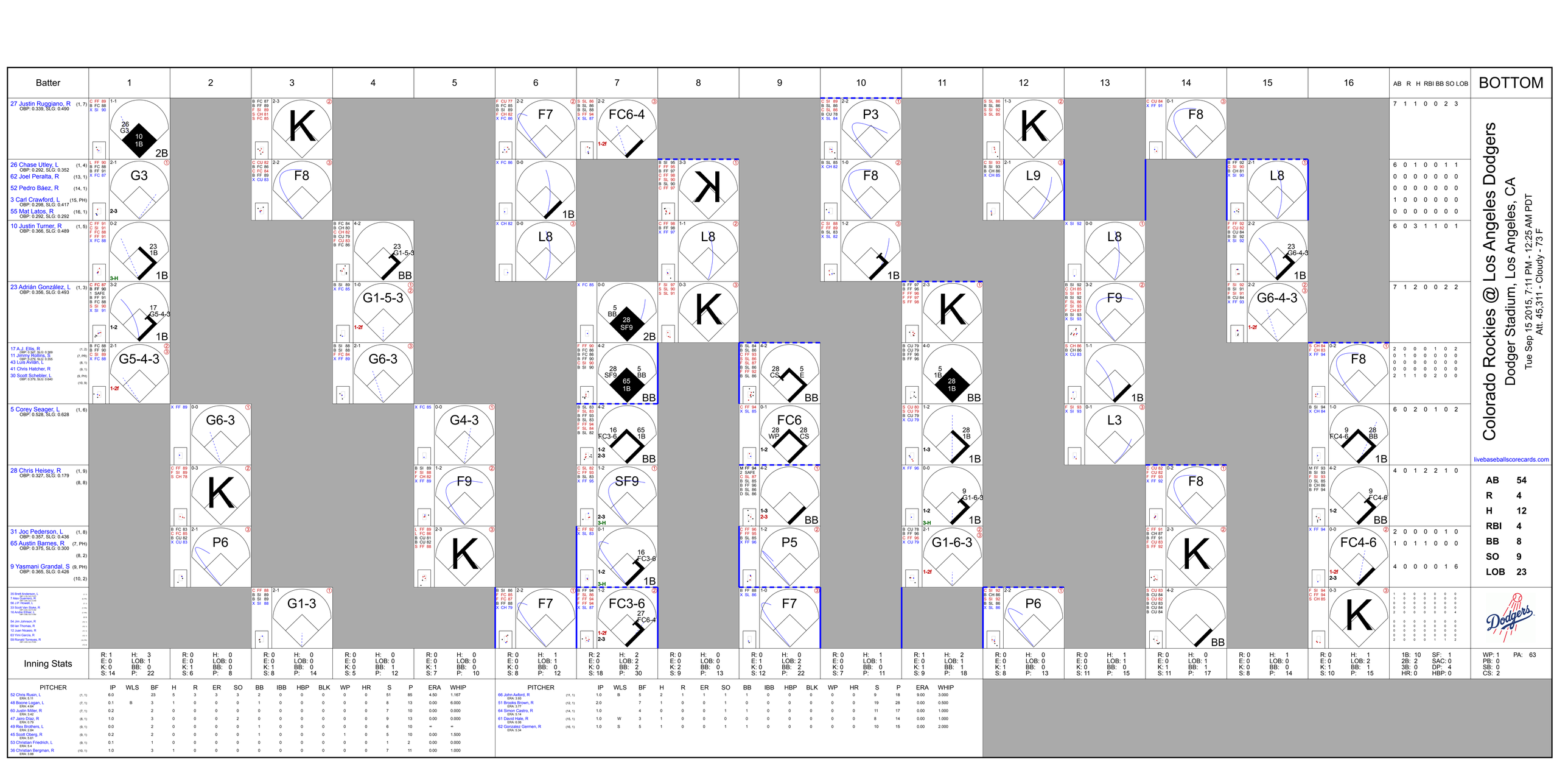
Batter
1
2
3
4
5
6
7
8
9
10
11
12
13
14
15
16
AB R H RBI BB SO LOB
BOTTOM
27 Justin Ruggiano, R (1, 7) OBP: 0.333, SLG: 0.490
7 1 1 0 0 2 3
26 Chase Utley, L (1, 4) OBP: 0.292, SLG: 0.352
62 Joel Peralta, R (13, 1)
52 Pedro Báez, R (14, 1)
3 Carl Crawford, L (15, PH) OBP: 0.298, SLG: 0.417
55 Mat Latos, R (16, 1) OBP: 0.292, SLG: 0.292
6 0 1 0 0 1 1
0 0 0 0 0 0 0
0 0 0 0 0 0 0
1 0 0 0 0 0 0
0 0 0 0 0 0 0
10 Justin Turner, R (1, 5) OBP: 0.366, SLG: 0.489
6 0 3 1 1 0 1
23 Adrián González, L (1, 3) OBP: 0.356, SLG: 0.493
7 1 2 0 0 0 2
17 A.J. Ellis, R (1, 2) OBP: 0.347, SLG: 0.369
11 Jimmy Rollins, S (7, PH) OBP: 0.276, SLG: 0.355
43 Luis Avilán, L (8, ?)
41 Chris Hatcher, R (9, ?)
30 Scott Schebler, L (9, PH) OBP: 0.379, SLG: 0.640
(10, 9)
2 0 0 0 1 0 2
0 1 0 0 0 0 0
0 0 0 0 0 0 0
0 0 0 0 0 0 0
2 1 1 0 2 0 0
5 Corey Seager, L (1, 6) OBP: 0.528, SLG: 0.628
6 0 2 0 1 0 2
28 Chris Heisey, R (1, 9) OBP: 0.327, SLG: 0.179
(8, 8)
4 0 1 2 2 1 0
31 Joc Pederson, L (1, 8) OBP: 0.357, SLG: 0.436
65 Austin Barnes, R (7, PH) OBP: 0.375, SLG: 0.300
(8, 2)
9 Yasmani Grandal, S (9, PH) OBP: 0.365, SLG: 0.426
(10, 2)
2 0 0 0 0 1 0
1 0 1 1 0 0 0
4 0 0 0 0 1 6
35 Brett Anderson, L (-/-)
7 Alex Guerrero, R (-/-)
56 Kenley Jansen, R (-/-)
56 J.P. Howell, L (-/-)
33 Scott Van Slyke, R (-/-)
16 Andre Ethier, L (-/-)
54 Jim Johnson, R (-/-)
58 Ian Thomas, R (-/-)
12 Juan Nicasio, R (-/-)
63 Yimi Garcia, R (-/-)
59 Ronald Torreyes, R (-/-)
Colorado Rockies @ Los Angeles Dodgers
Dodger Stadium, Los Angeles, CA
Tue Sep 15 2015, 7:11 PM - 12:25 AM PDT
Att. 45,311 - Cloudy - 73 F
livebaseballscorecards.com
AB 54
R 4
H 12
RBI 4
BB 8
SO 9
LOB 23
Inning Stats
R: 1 H: 3 E: 0 LOB: 1 K: 0 BB: 0 S: 14 P: 22
R: 0 H: 0 E: 0 LOB: 0 K: 1 BB: 0 S: 6 P: 8
R: 0 H: 0 E: 0 LOB: 0 K: 1 BB: 0 S: 8 P: 14
R: 0 H: 0 E: 0 LOB: 0 K: 0 BB: 0 S: 5 P: 12
R: 0 H: 0 E: 0 LOB: 0 K: 1 BB: 1 S: 7 P: 12
R: 0 H: 0 E: 0 LOB: 0 K: 1 BB: 0 S: 7 P: 10
R: 0 H: 1 E: 0 LOB: 1 K: 0 BB: 0 S: 8 P: 12
R: 2 H: 2 E: 0 LOB: 2 K: 0 BB: 2 S: 18 P: 30
R: 0 H: 0 E: 0 LOB: 0 K: 2 BB: 0 S: 9 P: 13
R: 0 H: 0 E: 1 LOB: 2 K: 0 BB: 2 S: 12 P: 22
R: 0 H: 1 E: 0 LOB: 1 K: 0 BB: 0 S: 7 P: 11
R: 1 H: 2 E: 0 LOB: 1 K: 1 BB: 1 S: 9 P: 18
R: 0 H: 0 E: 0 LOB: 0 K: 1 BB: 0 S: 8 P: 13
R: 0 H: 1 E: 0 LOB: 1 K: 0 BB: 0 S: 11 P: 15
R: 0 H: 0 E: 0 LOB: 1 K: 1 BB: 1 S: 11 P: 17
R: 0 H: 1 E: 0 LOB: 0 K: 0 BB: 0 S: 8 P: 14
R: 0 H: 1 E: 0 LOB: 2 K: 1 BB: 1 S: 10 P: 15
1B: 10 2B: 2 3B: 0 HR: 0
SF: 1 SAC: 0 DP: 4 HBP: 0
WP: 1 PB: 0 SB: 0 CS: 2
PA: 63
PITCHER IP WLS BF H R ER SO BB IBB HBP BLK WP HR S P ERA WHIP
52 Chris Rusin, L (1, 1) ERA: 6.11 6.0 23 5 3 3 3 2 0 0 0 0 0 51 85 4.50 1.167
48 Boone Logan, L (7, 1) ERA: 4.64 0.1 B 3 1 0 0 0 1 0 0 0 0 0 8 13 0.00 6.000
60 Justin Miller, R (7, 1) ERA: 3.42 0.2 2 0 0 0 0 0 0 0 0 0 0 7 10 0.00 0.000
47 Jairo Díaz, R (8, 1) ERA: 0.79 1.0 3 0 0 0 0 2 0 0 0 0 0 9 13 0.00 0.000
49 Rex Brothers, L (9, 1) ERA: 2.84 0.0 2 0 0 0 0 1 0 0 0 0 0 6 10 ∞ ∞
45 Scott Oberg, R (9, 1) ERA: 5.61 0.2 2 0 0 0 0 1 0 0 0 1 0 5 10 0.00 1.500
53 Christian Friedrich, L (9, 1) ERA: 5.4 0.1 1 0 0 0 0 0 0 0 0 0 0 1 2 0.00 0.000
36 Christian Bergman, R (10, 1) ERA: 3.86 1.0 3 1 0 0 0 0 0 0 0 0 0 7 11 0.00 1.000
PITCHER IP WLS BF H R ER SO BB IBB HBP BLK WP HR S P ERA WHIP
66 John Axford, R (11, 1) ERA: 3.93 1.0 B 5 2 1 1 1 1 0 0 0 0 0 9 18 9.00 3.000
51 Brooks Brown, R (12, 1) ERA: 3.77 2.0 7 1 0 0 1 0 0 0 0 0 0 19 28 0.00 0.500
64 Simon Castro, R (14, 1) ERA: 5.14 1.0 4 0 0 0 1 1 0 0 0 0 0 11 17 0.00 1.000
61 David Hale, R (15, 1) ERA: 6.08 1.0 W 3 1 0 0 0 0 0 0 0 0 0 8 14 0.00 1.000
62 Gonzalez Germen, R (16, 1) ERA: 5.54 1.0 S 5 1 0 0 1 1 0 0 0 0 0 10 15 0.00 2.000

Batter	1	2	3	4	5	6	7	8	9	AB	R	H	RBI	BB	SO	LOB
19 Charlie Blackmon, L (1, 8) OBP: 0.346, SLG: 0.447	B SI 89 B SI 89 F SI 88 X SI 89 2-1 ① G3		C KC 82 B SI 88 B SI 88 F SI 89 X SI 89 2-2 ③ G4-3			C SI 89 F SI 88 B CH 83 C SI 89 1-3 ③ K			B FF 93 B FF 93 F FC 91 X FF 92 2-1 1B	4	0	1	0	0	1	0
7 José Reyes, S (1, 6) OBP: 0.312, SLG: 0.388 5 Carlos González, L (9, PH) OBP: 0.322, SLG: 0.540	C SI 89 X SI 89 0-1 ② L7			C SI 88 F KC 82 X SI 88 0-2 ① G6-3			B SI 87 B CH 86 B SI 88 C CH 86 X SI 87 3-1 ① F9		F FC 92 S FC 93 F SF 94 B FC 95 S SL 83 1-3 ③ K	3 1	0 0	0 0	0 0	0 0	0 1	0 1
28 Nolan Arenado, R (1, 5) OBP: 0.317, SLG: 0.572	C SI 89 B SI 89 S CH 82 S SI 88 1-3 ③ K			X CH 82 0-0 ② G1-3			B SI 88 B KC 81 X SI 88 2-0 ② F9			3	0	0	0	0	1	0
20 Wilin Rosario, R (1, 2) OBP: 0.276, SLG: 0.400		X CH 82 0-0 ① G6-3		B KC 82 B SI 88 X CH 81 2-0 ③ L9			X SI 88 0-0 ③ F8			3	0	0	0	0	0	0
18 Cristhian Adames, S (1, 4) OBP: 0.393, SLG: 0.385		B SI 88 C SI 89 B SI 89 X CH 82 2-1 ② G1-3			B KC 82 X CH 86 1-0 ① G6-3			B CH 80 X SI 87 1-0 ① G4-3		3	0	0	0	0	0	0
16 Kyle Parker, R (1, 7) OBP: 0.215, SLG: 0.299		B SI 87 F SI 88 X SI 88 1-1 1B			B CH 82 F CH 82 B SI 89 B CH 87 X SI 88 3-1 ② G6-3			F SI 88 X SI 88 0-1 ② G6-3		3	0	1	0	0	0	0
10 Ben Paulsen, L (1, 3) OBP: 0.318, SLG: 0.453		F SI 89 X KC 81 0-1 ③ G1-3			F KC 81 B SI 87 B SI 88 B SI 88 F CH 87 S KC 82 3-3 ③ K			C SI 88 X SI 87 0-1 ③ G4-3		3	0	0	0	0	1	1
1 Brandon Barnes, R (1, 9) OBP: 0.317, SLG: 0.346 3 Daniel Descalso, L (9, PH) OBP: 0.290, SLG: 0.349			C SI 88 B KC 81 F KC 82 C SI 88 1-3 ① K			C CH 88 F CH 87 F KC 81 B SI 88 S KC 82 1-3 ① K			F FC 91 S SL 83 C FC 94 0-3 ① K	2 1	0 0	0 0	0 0	0 0	2 1	0 0
29 Jorge De La Rosa, L (1, 1) OBP: 0.063, SLG: 0.063 6 Corey Dickerson, L (9, PH) OBP: 0.331, SLG: 0.494			C SI 88 S KC 82 F KC 81 X SI 88 0-2 ② G5-3			X KC 81 0-0 ② L7			B FF 93 X FC 92 1-0 ② F7	2 1	0 0	0 0	0 0	0 0	0 0	0 0
Inning Stats	R: 0 E: 0 K: 1 S: 7 H: 0 LOB: 0 BB: 0 P: 10	R: 0 E: 0 K: 0 S: 7 H: 1 LOB: 1 BB: 0 P: 10	R: 0 E: 0 K: 1 S: 10 H: 0 LOB: 0 BB: 0 P: 13	R: 0 E: 0 K: 0 S: 5 H: 0 LOB: 0 BB: 0 P: 7	R: 0 E: 0 K: 1 S: 6 H: 0 LOB: 0 BB: 0 P: 13	R: 0 E: 0 K: 2 S: 8 H: 0 LOB: 0 BB: 0 P: 10	R: 0 E: 0 K: 0 S: 4 H: 0 LOB: 0 BB: 0 P: 9	R: 0 E: 0 K: 0 S: 5 H: 0 LOB: 0 BB: 0 P: 6	R: 0 E: 0 K: 2 S: 10 H: 1 LOB: 1 BB: 0 P: 14	1B: 2 2B: 0 3B: 0 HR: 0 SF: 0 SAC: 0 DP: 0 HBP: 0						

PITCHER		IP	WLS	BF	H	R	ER	SO	BB	IBB	HBP	BLK	WP	HR	S	P	ERA	WHIP
57 Alex Wood, L ERA: 3.63	(1, 1)	8.0	W	25	1	0	0	5	0	0	0	0	0	0	52	78	0.00	0.125
74 Kenley Jansen, R ERA: 2.51	(9, 1)	1.0	S	4	1	0	0	2	0	0	0	0	0	0	10	14	0.00	1.000

PITCHER	IP	WLS	BF	H	R	ER	SO	BB	IBB	HBP	BLK	WP	HR	S	P	ERA	WHIP

TOP

Colorado Rockies @ Los Angeles Dodgers

Dodger Stadium, Los Angeles, CA

Wed Sep 16 2015, 7:11 PM - 9:18 PM PDT

Att. 45,906 - Clear - 73 F

livebaseballscorecards.com

AB	29
R	0
H	2
RBI	0
BB	0
SO	7
LOB	2

PA: 29

WP: 0
PB: 0
SB: 0
CS: 0

BOTTOM

Batter	1	2	3	4	5	6	7	8	9	AB	R	H	RBI	BB	SO	LOB
65 Austin Barnes, R (1, 4) OBP: 0.370, SLG: 0.348	C FF 89 B FF 91 B FC 90 C FS 81 X FS 82 2-2 G4-3		C FS 81 F FF 90 B FS 82 F CU 75 X FS 83 1-2 G1-3			X FS 81 0-0 26 G3 5 1B 2B		B FC 85 X FC 84 1-0 G5-3		3	1	1	0	0	0	0
59 Ronald Torreyes, R (7, 4) OBP: 0.333, SLG: 0.400 (8, 5)										1	0	0	0	0	0	0
26 Chase Utley, L (1, 3) OBP: 0.289, SLG: 0.347 (8, 4)	B FF 90 B FS 86 X FF 91 2-0 G3-1		B FC 87 C FC 85 C FF 92 X CU 75 1-2 G3			B FC 84 C FF 90 X FS 82 1-1 G3 2-3		B FS 81 X FF 90 1-0 L4		4	0	0	0	0	0	1
27 Justin Ruggiano, R (1, 7) OBP: 0.336, SLG: 0.500	B FF 90 B FS 82 F FS 81 S FF 91 X FS 83 2-2 3B			C CU 70 X FC 86 0-1 G6-3		X FS 82 0-0 G1-3		C CU 72 B FC 86 S FC 85 B FF 90 X FS 83 2-2 E6		4	0	1	0	0	0	1
5 Corey Seager, L (1, 6) OBP: 0.526, SLG: 0.617	C FF 91 T FC 88 B FF 92 S FC 87 1-3 K			X FC 85 0-0 17 BB 1B		X FC 87 0-0 3-H 1B		D FS 82 S FS 82 F FF 91 S FS 82 1-3 K		4	0	2	1	0	2	2
17 A.J. Ellis, R (1, 2) OBP: 0.352, SLG: 0.391		B FF 90 B FF 91 C FF 89 B FF 91 C FF 91 X FF 91 3-2 HR		D FF 89 B FS 79 F FS 80 B FS 80 B FC 86 4-1 7 G5-4-3 1-2 BB		1 SAFE S FS 83 D FS 82 1 SAFE B FF 90 X FS 80 2-1 G3				2	1	1	1	1	0	1
7 Alex Guerrero, R (1, 5) OBP: 0.256, SLG: 0.443		S FS 83 C CU 74 F FC 88 B FF 92 B CU 76 X FS 83 2-2 F7		C FS 81 X FC 88 0-1 G5-4-3 1-2f			B CU 71 X FS 81 1-0 G6-3			3	0	0	0	0	0	2
23 Adrián González, L (8, 3) OBP: 0.356, SLG: 0.493										0	0	0	0	0	0	0
28 Chris Heisey, R (1, 9) OBP: 0.327, SLG: 0.214		F FC 87 C FS 82 B FS 82 B FS 83 B FS 82 X FS 82 3-2 F7			X FC 84 0-0 P6		X CU 72 0-0 31 G3 2B			3	0	1	0	0	0	0
31 Joc Pederson, L (1, 8) OBP: 0.355, SLG: 0.433		X FC 87 0-0 G1-3			C FS 81 F FC 84 B FF 91 S FS 82 1-3 K		D FS 81 C FS 81 B FF 91 T FF 91 F FS 83 B FS 83 X FS 84 3-2 G3 2-3			3	0	0	0	0	1	1
57 Alex Wood, R (1, 1) OBP: 0.212, SLG: 0.167			F FC 88 X FF 90 0-1 L9		C FF 91 S FS 82 C CU 75 0-3 K		C FS 81 C FS 81 B FF 91 D FS 83 S FS 84 2-3 K			3	0	0	0	0	2	1
74 Kenley Jansen, S (9, 1)										0	0	0	0	0	0	0
Inning Stats	R: 0 E: 0 K: 1 S: 10 H: 1 LOB: 1 BB: 0 P: 17	R: 1 E: 0 K: 0 S: 11 H: 1 LOB: 0 BB: 0 P: 19	R: 0 E: 0 K: 0 S: 9 H: 0 LOB: 0 BB: 0 P: 11	R: 0 E: 0 K: 0 S: 6 H: 1 LOB: 1 BB: 1 P: 10	R: 0 E: 0 K: 2 S: 7 H: 0 LOB: 0 BB: 0 P: 8	R: 1 E: 0 K: 0 S: 7 H: 2 LOB: 1 BB: 0 P: 10	R: 0 E: 0 K: 1 S: 9 H: 1 LOB: 1 BB: 0 P: 15	R: 0 E: 1 K: 1 S: 8 H: 0 LOB: 1 BB: 0 P: 13		1B: 2 2B: 2 3B: 1 HR: 1 SF: 0 SAC: 0 DP: 1 HBP: 0						

PITCHER		IP	WLS	BF	H	R	ER	SO	BB	IBB	HBP	BLK	WP	HR	S	P	ERA	WHIP
29 Jorge De La Rosa, L ERA: 4.17	(1, 1)	8.0	L	31	6	2	2	5	1	0	0	0	0	1	67	103	2.25	0.875

PITCHER	IP	WLS	BF	H	R	ER	SO	BB	IBB	HBP	BLK	WP	HR	S	P	ERA	WHIP

Colorado Rockies @ Los Angeles Dodgers

Dodger Stadium, Los Angeles, CA

Wed Sep 16 2015, 7:11 PM - 9:18 PM PDT

Att. 45,906 - Clear - 73 F

livebaseballscorecards.com

AB	30
R	2
H	6
RBI	2
BB	1
SO	5
LOB	9

PA: 31

WP: 0
PB: 0
SB: 0
CS: 0

Pittsburgh Pirates @ Los Angeles Dodgers

Dodger Stadium, Los Angeles, CA

Fri Sep 18 2015, 7:11 PM - 9:58 PM PDT

Att. 49,529 - Clear - 81 F

TOP

livebaseballscorecards.com

Batter	1	2	3	4	5	6	7	8	9	AB	R	H	RBI	BB	SO	LOB
25 Gregory Polanco, L (1, 9) OBP: 0.320, SLG: 0.382	F FF 93 B FF 93 F CH 90 X FF 94 1-2 ① P6		C CH 87 S SL 86 B CH 89 B SI 93 X SL 88 2-2 ① F8		C FF 91 B CH 89 F FF 92 S SL 88 1-3 ③ K2-3			C FF 94 F CH 83 B FF 94 B FF 94 S FF 95 2-3 ① K		4	0	0	0	0	2	2
6 Starling Marte, R (1, 7) OBP: 0.329, SLG: 0.433	C FF 94 S SL 88 F SL 88 X SL 87 0-2 ② G2-3		B SL 87 T CH 89 X SI 93 1-1 ② G6-3			X SL 87 0-0 ① B1-3		X FF 98 0-0 1-2 2-H 1B		4	0	1	1	0	0	0
22 Andrew McCutchen, R (1, 8) OBP: 0.396, SLG: 0.502	C SL 87 X CU 77 0-1 2B		B CH 89 X FF 93 1-0 ③ G4-3			B FF 93 B CH 90 C CH 90 C SI 94 B SI 91 C FF 90 3-3 ② K		B FC 92 C FF 97 B SI 97 X FF 98 2-1 ② P2		4	0	1	0	0	1	2
17 Aramis Ramirez, R (1, 5) OBP: 0.296, SLG: 0.422	D FF 94 S FF 94 F FF 94 B SL 88 D SL 88 F FF 94 B FF 94 4-2 BB			F FF 93 S CH 88 B FF 93 F SL 85 F CH 89 F FF 94 X FF 94 1-2 ① F9		C CU 68 F FF 94 X SL 87 0-2 ③ F8		B FC 92 X FC 92 1-0 ③ G3-1		3	0	0	0	1	0	2
18 Neil Walker, S (1, 4) OBP: 0.332, SLG: 0.427	B SI 90 F FF 93 F FF 94 X SI 90 1-2 ③ G4-3			X FF 93 0-0 HR			X CU 77 0-0 ① F7		B FF 93 F FF 92 B FC 93 X FC 93 2-1 24 G3 1B	4	1	2	1	0	0	2
24 Pedro Alvarez, L (1, 3) OBP: 0.314, SLG: 0.463		B CU 76 F CH 87 B FF 92 X CU 76 2-1 ① L9		C CU 77 B CH 89 T FF 93 B SI 90 B SI 90 X SI 90 3-2 ② G4-3			C FF 92 S CH 89 S CH 89 0-3 ② K2-3		S FF 93 F FC 94 F FC 93 F FF 94 X SL 83 0-2 ① G3 1-2	4	0	0	0	0	1	1
10 Jordy Mercer, R (1, 6) OBP: 0.287, SLG: 0.302 23 Travis Snider, L (9, PH) OBP: 0.318, SLG: 0.355		C FF 92 S FF 93 F FF 93 X SL 87 0-2 ② G4-3		B FF 93 B SI 90 S SL 89 C SI 92 X SL 87 2-2 ③ G6-3			C CU 69 X SI 92 0-1 ③ F8		F FC 92 C SL 81 B FC 95 X FF 94 1-2 ② P5	3 1	0 0	0 0	0 0	0 0	0 0	0 1
19 Chris Stewart, R (1, 2) OBP: 0.317, SLG: 0.331 30 Travis Ishikawa, L (9, PH) OBP: 0.300, SLG: 0.306		C FF 92 B CH 88 B FF 93 X FF 93 2-1 1B			X FF 91 0-0 ① P6			X FF 91 0-0 38 BB 6 1B 1B	B SL 83 X SL 84 1-0 ③ F8	3 1	1 0	2 0	0 0	0 0	0 0	0 1
49 Jeff Locke, L (1, 1) OBP: 0.109, SLG: 0.091 37 Arquimedes Caminero, R (7, 1) 38 Michael Morse, R (8, PH) OBP: 0.310, SLG: 0.353 39 Bobby LaFromboise, L (8, 1)		B FF 92 B FF 92 C FF 92 X CH 88 2-1 ③ G4-3			C FF 92 B FF 92 X CH 89 1-1 ② G4-3			B SL 86 F SI 92 B SI 92 C SL 88 B FF 93 B FF 93 4-2 6 1B 1-2 BB		2 0 0 0	0 0 0 0	0 0 0 0	0 0 0 0	0 0 1 0	0 0 0 0	1 0 0 0
Inning Stats	R: 0 E: 0 K: 0 S: 15 H: 1 LOB: 2 BB: 1 P: 21	R: 0 E: 0 K: 0 S: 10 H: 1 LOB: 1 BB: 0 P: 16	R: 0 E: 0 K: 0 S: 6 H: 0 LOB: 0 BB: 0 P: 10	R: 1 E: 0 K: 0 S: 13 H: 1 LOB: 0 BB: 0 P: 19	R: 0 E: 0 K: 1 S: 6 H: 0 LOB: 0 BB: 0 P: 8	R: 0 E: 0 K: 1 S: 7 H: 0 LOB: 0 BB: 0 P: 10	R: 0 E: 0 K: 1 S: 6 H: 0 LOB: 0 BB: 0 P: 6	R: 1 E: 0 K: 1 S: 10 H: 2 LOB: 2 BB: 1 P: 19	R: 0 E: 0 K: 0 S: 11 H: 1 LOB: 1 BB: 0 P: 15	1B: 4 2B: 1 3B: 0 HR: 1	SF: 0 SAC: 0 DP: 0 HBP: 0					

	AB	33
	R	2
	H	6
	RBI	2
	BB	2
	SO	4
	LOB	12

WP: 0 PB: 0 SB: 0 CS: 0 PA: 35

PITCHER		IP	WLS	BF	H	R	ER	SO	BB	IBB	HBP	BLK	WP	HR	S	P	ERA	WHIP
21 Zack Greinke, R ERA: 1.65	(1, 1)	7.0	W	27	4	2	2	3	2	0	0	0	0	1	66	97	2.57	0.857
43 Luis Avilán, L ERA: 4.09	(8, 1)	0.1		1	0	0	0	1	0	0	0	0	0	0	3	5	0.00	0.000
41 Chris Hatcher, R ERA: 4.05	(8, 1)	0.2		3	1	0	0	0	0	0	0	0	0	0	4	7	0.00	1.500
74 Kenley Jansen, R ERA: 2.45	(9, 1)	1.0		4	1	0	0	0	0	0	0	0	0	0	11	15	0.00	1.000

PITCHER	IP	WLS	BF	H	R	ER	SO	BB	IBB	HBP	BLK	WP	HR	S	P	ERA	WHIP

BOTTOM

Pittsburgh Pirates @ Los Angeles Dodgers

Dodger Stadium, Los Angeles, CA

Fri Sep 18 2015, 7:11 PM - 9:58 PM PDT

Att. 49,529 - Clear - 81 F

livebaseballscorecards.com

Batter	1	2	3	4	5	6	7	8	9	AB	R	H	RBI	BB	SO	LOB
27 Justin Ruggiano, R (1, 7) OBP: 0.345, SLG: 0.505 16 Andre Ethier, L (7, PH) (8, 9) OBP: 0.367, SLG: 0.482	B SI 92 X SI 92 1-0 23 S 26 HBP 23 E 1B	F CH 82 B SI 92 B SI 92 F CH 83 X KC 81 2-2 ③ 2-H 1B		B SI 90 B SI 93 C SI 90 F CH 81 X SI 90 2-2 ③ F9			B FS 87 B FS 89 F SI 99 B FS 90 D FS 88 4-1 26 FC3-6 BB			3 0	1 0	2 0	1 0	0 1	0 0	1 0
26 Chase Utley, L (1, 4) OBP: 0.289, SLG: 0.344	C FF 92 F SI 90 H SI 92 1-2 23 S 1-2 HBP	X SI 91 0-0 ① P6		C SI 91 X KC 83 0-1 ① G4-3			B FF 99 C SI 96 X SL 91 1-1 ② FC3-6 10 BB 23 2B 1-2f 2-3			3	1	0	0	0	0	2
10 Justin Turner, R (1, 5) OBP: 0.367, SLG: 0.488	B SI 92 F CH 82 B SI 91 F SI 92 C SI 94 2-3 ① K	C SI 92 B SI 92 B FF 92 F CH 83 X CH 83 2-2 ② G5-3		B KC 80 B CH 83 X CH 82 2-0 17 CS 1B			F SI 97 B FF 100 B SL 92 B SI 97 F FF 98 F FF 100 B FF 100 4-2 23 2B 1-2 BB			3	0	1	0	1	1	2
23 Adrián González, L (1, 3) OBP: 0.356, SLG: 0.493	B SI 93 C CH 83 F SI 93 B FF 92 B KC 81 X CH 82 3-2 ② G3 1-3 2-H	B KC 81 X KC 81 1-0 ③ G4-3		F SI 90 1 SAFE X FF 91 0-1 ② L7			X FF 99 0-0 1-3 2-H 3-H 2B			4	0	1	2	0	0	2
17 A.J. Ellis, R (1, 2) OBP: 0.355, SLG: 0.390	B SI 92 B SI 92 B CH 83 C CH 82 B SI 92 4-1 BB			B SI 90 F CH 82 B SI 90 C SI 92 B SI 91 X SI 90 3-2 5 HR 1B	C SI 91 F SI 91 D KC 82 1 SAFE 1-2 ③ CS 1-2	C CH 80 S CH 81 B SI 91 B SI 91 C FF 92 2-3 ① K	B SI 97 B SI 99 F FF 98 S FF 99 F FF 101 X SL 93 2-2 ③ G1-6-3			3	1	1	0	1	1	2
5 Corey Seager, L (1, 6) OBP: 0.508, SLG: 0.647	C SI 92 S CH 83 B CH 82 X SI 93 1-2 ③ G1-3			X FF 90 0-0 1-H HR		B SI 91 F CH 84 X SI 92 1-1 ② G4-3		F SI 88 B SI 89 S SL 83 C SL 80 1-3 ① K		4	1	1	2	0	1	2
28 Chris Heisey, R (1, 9) (8, 7) OBP: 0.322, SLG: 0.200		X SI 91 0-0 ① P3		B KC 80 B CH 82 B SI 92 C SI 90 B SI 92 4-1 31 CS BB		B CH 84 B SI 92 F SI 92 C SI 92 S CH 83 2-3 ③ K		B SI 89 B SI 89 F SI 88 X SI 88 2-1 ② G5-3		3	0	0	0	1	1	0
31 Joc Pederson, L (1, 8) OBP: 0.354, SLG: 0.431		C SI 92 B SI 90 B CH 82 X SI 92 2-1 21 SH2-4 27 1B 1B		C SI 92 1 SAFE S SI 93 D KC 82 1 SAFE B SI 92 F SI 93 F CH 82 T CH 82 2-2 ①② K 1-2			B SI 90 X SI 91 1-0 ① F9	S SL 81 C SI 90 B SL 80 B SL 81 S SL 80 2-3 ③ K		4	1	1	0	0	2	1
21 Zack Greinke, R (1, 1) OBP: 0.242, SLG: 0.359 43 Luis Avilán, L (8, 1) 41 Chris Hatcher, R (8, 1) 74 Kenley Jansen, S (9, 1)		L SI 91 1 SAFE X CH 82 0-1 ② SH2-4 1-2		X SI 90 0-0 1B			X SI 91 0-0 26 FC3-6 23 2B 2B			2 0 0 0	1 0 0 0	2 0 0 0	0 0 0 0	0 0 0 0	0 0 0 0	0 0 0 0
Inning Stats	R: 1 E: 0 K: 1 S: 13 H: 1 LOB: 2 BB: 1 P: 25	R: 1 E: 0 K: 0 S: 8 H: 2 LOB: 1 BB: 0 P: 12	R: 0 E: 0 K: 0 S: 5 H: 0 LOB: 0 BB: 0 P: 8	R: 2 E: 0 K: 1 S: 14 H: 3 LOB: 1 BB: 1 P: 25	R: 0 E: 0 K: 0 S: 7 H: 1 LOB: 0 BB: 0 P: 10	R: 0 E: 0 K: 2 S: 8 H: 0 LOB: 0 BB: 0 P: 13	R: 2 E: 0 K: 0 S: 13 H: 2 LOB: 2 BB: 2 P: 25	R: 0 E: 0 K: 2 S: 8 H: 0 LOB: 0 BB: 0 P: 13		1B: 6 2B: 2 3B: 0 HR: 1	SF: 0 SAC: 1 DP: 0 HBP: 1			WP: 0 PB: 0 SB: 3 CS: 2	PA: 36	

PITCHER		IP	WLS	BF	H	R	ER	SO	BB	IBB	HBP	BLK	WP	HR	S	P	ERA	WHIP
49 Jeff Locke, L ERA: 4.48	(1, 1)	6.1	L	27	8	5	4	4	2	0	1	0	0	1	57	96	5.68	1.579
37 Arquimedes Caminero, R ERA: 3.6	(7, 1)	0.2		5	1	1	1	0	2	0	0	0	0	0	11	22	13.50	4.500
39 Bobby LaFromboise, L ERA:	(8, 1)	1.0		3	0	0	0	2	0	0	0	0	0	0	8	13	0.00	0.000

PITCHER	IP	WLS	BF	H	R	ER	SO	BB	IBB	HBP	BLK	WP	HR	S	P	ERA	WHIP

AB	29
R	6
H	9
RBI	5
BB	4
SO	6
LOB	12

Pittsburgh Pirates @ Los Angeles Dodgers

Dodger Stadium, Los Angeles, CA

Sat Sep 19 2015, 6:13 PM - 8:57 PM PDT

Att. 49,441 - Clear - 84 F

livebaseballscorecards.com

Batter	1	2	3	4	5	6	7	8	9	AB	R	H	RBI	BB	SO	LOB
25 Gregory Polanco, L (1, 9) OBP: 0.320, SLG: 0.383	S FF 93 F FF 94 B SL 92 F SL 90 F FF 94 F FF 94 F CU 74 B SL 90 X SL 89 2-2 ① G4-3		L FF 94 L SL 89 X SL 89 0-2 ① G1-3 1-2 2-3		F SL 89 F FF 93 T FF 94 0-2 ③ K			F FF 93 B SL 86 X FF 93 1-1 18 G3-1 17 2B 2B		4	1	1	0	0	1	2
5 Josh Harrison, R (1, 4) OBP: 0.317, SLG: 0.370 18 Neil Walker, S (8, PH) OBP: 0.332, SLG: 0.426 (8, 4)	T FF 94 X CU 74 0-1 22 WP 1B		S SL 89 S SL 91 C FF 96 0-3 ② K			X FF 92 0-0 6 CS 1B		F FF 97 B FF 97 X FS 89 1-1 ① G3-1 2-3		3 1	0 0	2 0	0 0	0 0	1 0	2 1
22 Andrew McCutchen, R (1, 8) OBP: 0.397, SLG: 0.503	C FF 95 1 SAFE S SL 89 B SL 91 B FF 95 D SL 90 X SL 90 3-2 ② L9 1-2		C FF 95 D CU 75 C FF 96 B FF 96 D CU 76 X SL 90 3-2 2-H 3-H 2B			C FF 93 F SL 90 1 SAFE S CU 74 0-3 ① K		I IN 73 I IN 77 I IN 76 I IN 75 4-0 17 2B 3 G2-3 IBB		3	0	1	2	1	1	2
17 Aramis Ramirez, R (1, 5) OBP: 0.296, SLG: 0.423	S SL 90 T CU 75 S FF 96 0-3 ③ K		B FF 94 F SL 90 F SL 91 B FF 95 X CU 75 2-2 ③ F7			S SL 90 F SL 91 C FF 95 0-3 ② K		1 SAFE 1 SAFE D FF 97 X FC 91 1-0 1-3 3-H 2B		4	0	1	1	0	2	3
6 Starling Marte, R (1, 7) OBP: 0.328, SLG: 0.431		C FF 92 X FF 93 0-1 ① P3		X FF 93 0-0 ① G6-3		S SL 90 1 SAFE 1 SAFE 0-1 ③ CS 1-2	S SL 88 S CU 73 B SL 90 S SL 87 1-3 ① K	I IN 78 I IN 82 I IN 81 I IN 80 4-0 IBB		3	0	0	0	1	1	0
38 Michael Morse, R (1, 3) OBP: 0.306, SLG: 0.348 3 Sean Rodríguez, R (7, 3) OBP: 0.283, SLG: 0.358		C FF 93 F FF 94 B FF 94 T SL 90 1-2 ② K		C FF 93 B CU 73 B CU 73 X SL 90 2-1 ② G6-3			F FF 94 S CU 74 X SL 88 0-2 ② G1-3	C FF 97 D SI 96 S FS 87 D FS 86 F FS 86 X FF 97 2-2 ②③ G2-3 3-Hf		3 1	0 0	0 0	0 0	0 0	1 0	0 3
29 Francisco Cervelli, R (1, 2) OBP: 0.376, SLG: 0.404		B FF 94 C SL 89 C CU 74 B SL 91 X FF 95 2-2 ③ G5-3		B SL 90 F SL 88 X FF 94 1-1 ③ F8			B SL 86 B SL 87 C SL 88 B SL 88 B FF 94 4-1 10 BB BB		C FF 92 C SL 81 B FF 94 X FF 92 1-2 ① G4-3	3	0	0	0	1	0	0
10 Jordy Mercer, R (1, 6) OBP: 0.292, SLG: 0.305			B FF 93 C FF 93 X SL 90 1-1 25 G1-3 47 1B 22 2B 1B		B FF 94 B SL 88 F FF 93 X FF 94 2-1 47 K 1B		B FF 93 D SL 88 B FF 94 B FF 93 4-0 1-2 BB	C SL 82 B FF 93 F SL 82 F FF 94 X FF 92 1-2 ② P5		3	1	2	0	1	0	0
47 Francisco Liriano, L (1, 1) OBP: 0.150, SLG: 0.233 44 Tony Watson, L (8, 1) 24 Pedro Alvarez, L (9, PH) OBP: 0.313, SLG: 0.462 35 Mark Melancon, R (9, 1)			L FF 92 X FF 94 0-1 25 G1-3 22 2B 1-2 1B		S FF 94 1 SAFE S FF 94 B CU 74 S FF 94 1-3 ①② K 1-2		X FF 95 0-0 ③ G1-3		X KC 81 0-0 ③ G4-3	3 0 1 0	1 0 0 0	1 0 0 0	0 0 0 0	0 0 0 0	1 0 0 0	3 0 0 0

TOP

AB	32
R	3
H	8
RBI	3
BB	4
SO	8
LOB	16

Inning Stats	1	2	3	4	5	6	7	8	9	1B: 5	SF: 0	WP: 1	PA: 37
	R: 0 E: 0 K: 1 S: 15 H: 1 LOB: 1 BB: 0 P: 20	R: 0 E: 0 K: 1 S: 8 H: 0 LOB: 0 BB: 0 P: 11	R: 2 E: 0 K: 1 S: 16 H: 3 LOB: 1 BB: 0 P: 22	R: 0 E: 0 K: 0 S: 5 H: 0 LOB: 0 BB: 0 P: 8	R: 0 E: 0 K: 2 S: 8 H: 1 LOB: 0 BB: 0 P: 11	R: 0 E: 0 K: 2 S: 8 H: 1 LOB: 0 BB: 0 P: 8	R: 0 E: 0 K: 1 S: 8 H: 0 LOB: 2 BB: 2 P: 17	R: 1 E: 0 K: 0 S: 9 H: 2 LOB: 2 BB: 2 P: 22	R: 0 E: 0 K: 0 S: 8 H: 0 LOB: 0 BB: 0 P: 10	2B: 3 3B: 0 HR: 0	SAC: 0 DP: 1 HBP: 0	PB: 0 SB: 0 CS: 1	

PITCHER		IP	WLS	BF	H	R	ER	SO	BB	IBB	HBP	BLK	WP	HR	S	P	ERA	WHIP
22 Clayton Kershaw, L ERA: 2.18	(1, 1)	7.0	L	28	7	3	3	8	2	0	0	0	1	0	70	100	3.86	1.286
41 Chris Hatcher, R ERA: 3.93	(8, 1)	1.0		5	1	0	0	0	0	2	0	0	0	0	7	19	0.00	1.000
63 Yimi García, R ERA: 3.08	(9, 1)	0.2		2	0	0	0	0	0	0	0	0	0	0	7	9	0.00	0.000
56 J.P. Howell, L ERA: 1.52	(9, 1)	0.1		1	0	0	0	0	0	0	0	0	0	0	1	1	0.00	0.000

PITCHER	IP	WLS	BF	H	R	ER	SO	BB	IBB	HBP	BLK	WP	HR	S	P	ERA	WHIP

BOTTOM

Pittsburgh Pirates @ Los Angeles Dodgers

Dodger Stadium, Los Angeles, CA

Sat Sep 19 2015, 6:13 PM - 8:57 PM PDT

Att. 49,441 - Clear - 84 F

livebaseballscorecards.com

Batter	1	2	3	4	5	6	7	8	9	AB	R	H	RBI	BB	SO	LOB
27 Justin Ruggiano, R (1, 7) OBP: 0.342, SLG: 0.495	C SI 92 B SL 85 B SI 94 X SI 92 2-1 47 WP 47 1B 1B		C SL 84 B CH 85 S CH 84 S SL 86 1-3 ② K			B SI 93 B SL 84 C SL 83 S CH 84 C SI 95 2-3 ② K		B SI 94 S SI 95 X SI 94 1-1 ② L9		4	1	1	0	0	2	0
47 Howie Kendrick, R (1, 4) OBP: 0.340, SLG: 0.416	B SI 93 B CH 84 X SI 93 2-0 23 G6-3 1-H 1B		C CH 85 B SI 95 B CH 85 X SL 85 2-1 ③ G5-3			B SL 84 C CH 84 B FF 93 F SI 93 F CH 85 B FF 93 X CH 84 3-2 ③ G6-3		C CH 87 S SI 95 F SI 95 F SI 94 X SI 94 0-2 ③ G3		4	0	1	1	0	0	0
23 Adrián González, L (1, 3) OBP: 0.355, SLG: 0.492	C SI 94 X SI 95 0-1 ① ② G6-3 1-2f			C SI 93 F SI 94 T FF 95 0-2 ① K			C SL 86 B SL 88 B SI 93 B SI 92 C SI 95 X SI 94 3-2 7 FC6-4 1B		C FF 93 X KC 82 0-1 ① G1-3	4	0	1	0	0	1	1
10 Justin Turner, R (1, 5) OBP: 0.368, SLG: 0.490 7 Alex Guerrero, R (7, 5) OBP: 0.255, SLG: 0.441 16 Andre Ethier, L (9, PH) OBP: 0.366, SLG: 0.480	F SI 93 C SI 94 F SL 86 F SL 87 X SI 93 0-2 2B			B CH 86 X CH 85 1-0 ② G5-3			X CH 84 0-0 ① FC6-4 5 BB 17 2B 1-2f		X FC 93 0-0 ② G4-3	2 1 1	0 1 0	1 0 0	0 0 0	0 0 0	0 0 0	0 1 0
5 Corey Seager, L (1, 6) OBP: 0.492, SLG: 0.611	S SL 88 B SL 90 B SI 95 F SI 94 B SL 84 S SI 96 3-3 ③ K			X SI 93 0-0 ③ G5-3			B SI 92 C SL 88 B SI 92 F SI 95 B SL 90 B SL 88 4-2 17 2B 1-2 BB		B FF 93 C KC 81 B FC 93 F FF 93 B FC 93 F KC 82 X FC 93 3-2 ③ G5-3	3	0	0	0	1	1	1
17 A.J. Ellis, R (1, 2) OBP: 0.355, SLG: 0.395		B SI 92 C CH 84 X CH 84 1-1 ① G5-3			C SI 92 C SL 85 F SL 85 C SI 93 0-3 ① K		X CH 85 0-0 1-3 2-H 2B			3	0	1	1	0	1	0
28 Chris Heisey, R (1, 9) OBP: 0.323, SLG: 0.191 (8, 8)		B SL 84 X SI 92 1-0 ② F9			B CH 84 S CH 85 B SI 93 F SL 85 B CH 85 C SL 85 3-3 ② K		I IN 74 I IN 76 I IN 76 I IN 76 4-0 65 G6-4-3 IBB			2	0	0	0	1	1	0
31 Joc Pederson, L (1, 8) OBP: 0.353, SLG: 0.429 65 Austin Barnes, R (7, PH) OBP: 0.357, SLG: 0.333 30 Scott Schebler, L (8, 9) OBP: 0.379, SLG: 0.640		B SL 88 F SL 88 S SL 88 F CU 77 F SL 89 S SI 96 1-3 ③ K			B SI 94 B SI 95 S SI 95 S SL 88 C SL 90 2-3 ③ K		B SL 86 F CH 85 X CH 86 1-1 ② ③ G6-4-3 1-2f			2 1 0	0 0 0	0 0 0	0 0 0	0 0 0	2 0 0	0 3 0
22 Clayton Kershaw, L (1, 1) OBP: 0.162, SLG: 0.154 41 Chris Hatcher, R (8, 1) 11 Jimmy Rollins, S (8, PH) OBP: 0.278, SLG: 0.354 63 Yimi García, R (9, 1) 56 J.P. Howell, L (9, 1)			B SI 93 C SI 92 S SL 86 B SL 90 B SI 96 X SI 94 3-2 ① G1-3			B SI 92 C SI 93 S SL 88 T SL 90 1-2 ① K		F SI 94 B SI 94 B CH 85 X CH 84 2-1 ① P5		2 0 1 0 0	0 0 0 0 0	0 0 0 0 0	0 0 0 0 0	1 0 0 0 0	0 0 0 0 0	0 0 0 0 0
Inning Stats	R: 1 H: 3 E: 0 LOB: 1 K: 1 BB: 0 S: 13 P: 20	R: 0 H: 0 E: 0 LOB: 0 K: 1 BB: 0 S: 8 P: 11	R: 0 H: 0 E: 0 LOB: 0 K: 1 BB: 0 S: 8 P: 14	R: 0 H: 0 E: 0 LOB: 0 K: 1 BB: 0 S: 5 P: 6	R: 0 H: 0 E: 0 LOB: 0 K: 3 BB: 0 S: 10 P: 15	R: 0 H: 0 E: 0 LOB: 0 K: 2 BB: 0 S: 10 P: 16	R: 1 H: 2 E: 0 LOB: 2 K: 0 BB: 2 S: 9 P: 21	R: 0 H: 0 E: 0 LOB: 0 K: 0 BB: 0 S: 9 P: 12	R: 0 H: 0 E: 0 LOB: 0 K: 0 BB: 0 S: 7 P: 10	1B: 3 SF: 0 2B: 2 SAC: 0 3B: 0 DP: 2 HR: 0 HBP: 0						

	AB	30
	R	2
	H	5
	RBI	2
	BB	2
	SO	9
	LOB	6

WP: 1 PA: 32
PB: 0
SB: 0
CS: 0

PITCHER		IP	WLS	BF	H	R	ER	SO	BB	IBB	HBP	BLK	WP	HR	S	P	ERA	WHIP
47 Francisco Liriano, L ERA: 3.41	(1, 1)	7.0	W	26	5	2	2	9	1	1	0	0	1	0	63	103	2.57	0.857
44 Tony Watson, L ERA: 2.11	(8, 1)	1.0	H	3	0	0	0	0	0	0	0	0	0	0	9	12	0.00	0.000
35 Mark Melancon, R ERA: 1.94	(9, 1)	1.0	S	3	0	0	0	0	0	0	0	0	0	0	7	10	0.00	0.000

PITCHER	IP	WLS	BF	H	R	ER	SO	BB	IBB	HBP	BLK	WP	HR	S	P	ERA	WHIP

Pittsburgh Pirates @ Los Angeles Dodgers

Dodger Stadium, Los Angeles, CA

Sun Sep 20 2015, 1:13 PM - 4:15 PM PDT

Att. 47,483 - Sunny - 97 F

livebaseballscorecards.com

Batter	1	2	3	4	5	6	7	8	9	AB	R	H	RBI	BB	SO	LOB
25 Gregory Polanco, L (1, 9) OBP: 0.319, SLG: 0.382	C FC 87 B CU 76 X FF 88 1-1 ① L8	B CU 79 B CU 79 C FF 88 X CU 78 2-1 ③ F7			X CU 79 0-0 6 G6-3, 17 1B, 1B		F CH 89 S FC 93 F FF 96 F FC 92 B FC 93 F SI 97 X FC 84 1-2 ① P4		L SI 87 X SI 86 0-1 ①② G4-6-3 1-2f	5	1	1	0	0	0	2
6 Starling Marte, R (1, 7) OBP: 0.329, SLG: 0.436	B FF 87 T FF 88 F FF 88 B SL 81 X SL 80 2-2 ② G6-3		B FC 87 L CU 78 B FF 86 X SL 81 2-1 HR		X CU 78 0-0 ① G6-3 1-2		B FF 97 C FF 97 X FC 91 1-1 ② L9		B FF 97 F FF 97 F FF 97 X FF 96 1-2 5 1B, 22 E, 1B	5	1	2	1	0	0	1
22 Andrew McCutchen, R (1, 8) OBP: 0.402, SLG: 0.504	B FC 89 F CU 79 B FF 88 S CU 80 B SL 82 B FC 89 4-2 17 1B, BB		B CU 80 B FC 86 B FC 87 C CU 80 S CU 79 F CU 81 B CU 81 4-2 17 G6-4-3, BB		C CU 82 D FC 88 S CU 80 B CU 82 D FC 90 F CU 82 B FC 90 4-2 18 CS, 17 1B, BB		B FF 96 B FC 92 S SI 95 C FC 92 X SI 98 2-2 1B		1 SAFE I IN 74 I IN 70 I IN 71 I IN 68 4-0 5 1B, 1-2 IBB	1	0	1	0	4	0	0
17 Aramis Ramirez, R (1, 5) OBP: 0.297, SLG: 0.423 5 Josh Harrison, R (7, 5) OBP: 0.318, SLG: 0.371	C FF 86 B FC 86 C CU 78 F CU 79 X SL 80 1-2 1B		C FC 88 1 SAFE F CU 80 X CU 81 0-2 ①② G6-4-3 1-2f		F FF 92 F SL 82 X FF 94 0-2 1-2 2-H 1B		F FF 97 X FF 96 0-1 ③ F9		S FF 96 B FF 97 B FF 97 F FF 95 B FF 97 X FF 97 3-2 ③ 1-2 2-H 1B	4 1	0 0	2 1	1 0	0 0	0 0	2 0
18 Neil Walker, S (1, 4) OBP: 0.331, SLG: 0.427	C CU 79 F FC 88 S SL 81 0-3 ③ K		F FF 86 F FF 88 F SL 81 S CU 81 0-3 ③ K2-3		B FF 93 S FF 92 F FF 94 F FF 94 S FF 95 1-3 ②③ K 2-3			B CU 78 X SI 93 1-0 2B		4	0	1	0	0	3	4
29 Francisco Cervelli, R (1, 2) OBP: 0.375, SLG: 0.402		B FC 86 B CU 78 X FC 88 2-0 24 G4-3, 45 E, 1B		X FC 87 0-0 ① B5-3		B FF 98 X SI 96 1-0 ① G3		C CU 79 F SI 93 X CU 80 0-2 ① G5-3		4	1	1	0	0	0	1
24 Pedro Alvarez, L (1, 3) OBP: 0.315, SLG: 0.471 3 Sean Rodríguez, R (6, PR) OBP: 0.282, SLG: 0.356 (6, 3)		B CU 78 C CU 79 X CU 78 1-1 ① G4-3 1-2		B CU 79 F FC 87 X CU 80 1-1 HR		X SI 98 0-0 10 FC6-4, 1B		B SI 96 F SI 94 S CU 80 S CU 80 1-3 ② K		3 1	1 0	2 0	1 0	0 1	0 1	1 1
10 Jordy Mercer, R (1, 6) OBP: 0.289, SLG: 0.301		C FC 89 B CU 80 C CU 80 F SL 81 B FF 89 S CU 81 2-3 ② K		X FF 89 0-0 ② G4-3		B SI 98 1 SAFE B FF 97 X SI 95 2-0 ② FC6-4 1-2f		C CU 79 C CU 80 B SI 95 B SI 95 F CU 81 X SI 95 2-2 ③ G4-3		4	0	0	0	0	1	3
45 Gerrit Cole, R (1, 1) OBP: 0.172, SLG: 0.143 44 Tony Watson, L (8, 1) 38 Michael Morse, R (9, PH) OBP: 0.309, SLG: 0.351 14 Jaff Decker, L (9, PR) OBP: 0.385, SLG: 0.350 35 Mark Melancon, R (9, 1)		C FC 89 X CU 80 0-1 E1 2-H		C FC 87 B CU 78 S FF 89 F FC 89 S SL 81 1-3 ③ K		C FF 98 X SI 97 0-1 ③ G4-3			C SI 87 B SI 86 X SI 87 1-1 25 G4-6-3, 1B	3 0 1 0 0	0 0 0 0 0	0 0 1 0 0	0 0 0 0 0	1 0 0 0 0	1 0 0 0 0	1 0 0 0 0

TOP	
AB	36
R	4
H	12
RBI	3
BB	4
SO	6
LOB	16

Inning Stats	1	2	3	4	5	6	7	8	9	1B: 9	SF: 0	WP: 0	PA: 40
	R: 0 E: 0 K: 1 S: 14	R: 1 E: 1 K: 1 S: 11	R: 1 E: 0 K: 1 S: 12	R: 1 E: 0 K: 1 S: 8	R: 1 E: 0 K: 1 S: 12	R: 0 E: 0 K: 0 S: 5	R: 0 E: 0 K: 0 S: 13	R: 0 E: 0 K: 1 S: 11	R: 0 E: 1 K: 0 S: 10	2B: 2 3B: 0 HR: 2	SAC: 0 DP: 3 HBP: 0	PB: 0 SB: 0 CS: 1	
	H: 1 LOB: 2 BB: 1 P: 22	H: 1 LOB: 1 BB: 0 P: 18	H: 1 LOB: 1 BB: 1 P: 18	H: 1 LOB: 0 BB: 0 P: 10	H: 2 LOB: 2 BB: 1 P: 17	H: 1 LOB: 1 BB: 0 P: 8	H: 1 LOB: 1 BB: 0 P: 17	H: 1 LOB: 1 BB: 0 P: 15	H: 3 LOB: 2 BB: 1 P: 19				

PITCHER	IP	WLS	BF	H	R	ER	SO	BB	IBB	HBP	BLK	WP	HR	S	P	ERA	WHIP
46 Mike Bolsinger, R (1, 1) ERA: 3.26	4.1	L	21	5	4	3	4	3	0	0	0	0	2	50	77	6.23	1.846
63 Yimi García, R (5, 1) ERA: 3.04	0.2		2	1	0	0	1	0	0	0	0	0	0	7	8	0.00	1.500
77 Carlos Frías, R (6, 1) ERA: 4.27	2.0		8	2	0	0	0	0	0	0	0	0	0	18	25	0.00	1.000
54 Jim Johnson, R (8, 1) ERA: 4.08	1.0		4	1	0	0	1	0	0	0	0	0	0	11	15	0.00	1.000
56 J.P. Howell, L (9, 1) ERA: 1.5	0.2		2	1	0	0	0	0	0	0	0	0	0	4	5	0.00	1.500

PITCHER	IP	WLS	BF	H	R	ER	SO	BB	IBB	HBP	BLK	WP	HR	S	P	ERA	WHIP
12 Juan Nicasio, R (9, 1) ERA: 3.44	0.1		3	2	0	0	0	0	1	0	0	0	0	6	14	0.00	6.000

BOTTOM

Pittsburgh Pirates @ Los Angeles Dodgers

Dodger Stadium, Los Angeles, CA

Sun Sep 20 2015, 1:13 PM - 4:15 PM PDT

Att. 47,483 - Sunny - 97 F

livebaseballscorecards.com

Batter	1	2	3	4	5	6	7	8	9	AB	R	H	RBI	BB	SO	LOB
3 Carl Crawford, L (1, 7) OBP: 0.299, SLG: 0.429 47 Howie Kendrick, R (8, PH) OBP: 0.339, SLG: 0.415 56 J.P. Howell, L (9, 1) 12 Juan Nicasio, R (9, 1)	B SI 95 F SI 95 X FF 93 1-1 16 1B 3B		X SI 95 0-0 ① L8		C KC 82 X CH 90 0-1 ③ L7			B SI 96 X CH 85 1-0 ② F8		3 1 0 0	1 0 0 0	1 0 0 0	0 0 0 0	0 0 0 0	0 0 0 0	0 0 0 0
26 Chase Utley, L (1, 4) OBP: 0.286, SLG: 0.340	B SI 95 B KC 80 F SI 94 F KC 82 B SL 89 S SL 89 3-3 ① K		C SI 95 B FF 94 X CH 88 1-1 ② G3			C SI 96 F SL 88 B SI 97 B SI 97 F SI 97 X FF 97 2-2 ① L8		X SI 94 0-0 ③ G3		4	0	0	0	0	1	1
5 Corey Seager, L (1, 6) OBP: 0.478, SLG: 0.603	B SI 96 F SL 88 B SI 96 S SL 89 S FF 98 2-3 ② K		C SI 93 S SI 96 F SI 96 X KC 81 0-2 2B			B CH 87 X CH 89 1-0 ② G4-3			C FC 94 S FC 94 B KC 83 F KC 83 B KC 84 X FF 94 2-2 ① G6-3	4	0	1	0	0	1	1
16 Andre Ethier, L (1, 9) OBP: 0.365, SLG: 0.478	B KC 83 C SL 89 B SL 88 S FF 97 F SI 97 X SL 89 2-2 3-H 1B		S SI 96 C FF 96 B SI 96 S SI 96 1-3 ③ K			B CH 88 C SI 95 B KC 81 B CH 89 C FF 97 S SI 97 3-3 ③ K			B FF 84 F FF 94 S FC 93 B KC 82 B FC 93 F FC 93 F FC 93 T FC 93 3-2 ② K	4	0	1	1	0	3	1
9 Yasmani Grandal, S (1, 2) OBP: 0.361, SLG: 0.421	B SI 96 S SI 95 S SI 96 1 SAFE B KC 82 S FF 97 2-3 ③ K			B SI 95 S FF 96 F FF 95 F SI 97 X SL 87 1-2 ① G3-1			C KC 82 B SL 87 F SI 96 B SI 97 B SL 89 X SI 98 3-2 ① F8		B FF 93 B KC 82 B FC 93 C FC 92 X FF 93 3-1 ③ G4-3	4	0	0	0	0	1	1
33 Scott Van Slyke, R (1, 3) OBP: 0.332, SLG: 0.406		C FF 93 C FF 93 B SI 92 S KC 79 1-3 ① K		C KC 81 S SI 94 C SI 96 0-3 ② K			F SI 96 X SL 88 0-1 HR			3	1	1	1	0	2	0
31 Joc Pederson, L (1, 8) OBP: 0.353, SLG: 0.429		B FF 94 F SL 85 F SI 95 F SI 96 X KC 79 1-2 7 S 7 1B 1B		F SI 95 X FF 94 0-1 ③ P5			B FF 97 B SL 96 C FF 97 F SI 97 B SI 97 X SI 97 3-2 ② F7			3	1	1	0	0	0	0
7 Alex Guerrero, R (1, 5) OBP: 0.256, SLG: 0.439		1 SAFE B SI 95 S SI 96 X FF 95 1-1 ② 1-H 1B			S SI 95 B SL 87 X SI 94 1-1 ① G6-3		B SI 96 B SI 95 F SI 96 B SI 97 X SI 97 3-1 ③ G5-3			3	0	1	1	0	0	0
46 Mike Bolsinger, R (1, 1) OBP: 0.028, SLG: 0.056 63 Yimi García, R (5, 1) 11 Jimmy Rollins, S (5, PH) OBP: 0.278, SLG: 0.354 77 Carlos Frías, R (6, 1) OBP: 0.136, SLG: 0.050 54 Jim Johnson, R (8, 1) 27 Justin Ruggiano, R (8, PH) OBP: 0.339, SLG: 0.491 (9, 7)		C SI 94 B SI 94 B FF 93 B SI 93 C SI 95 C SI 95 3-3 ③ K			B KC 82 T SI 95 F SI 93 B SI 97 S SI 95 2-3 ② K			S SI 94 B CH 86 B CH 86 C SI 95 B SI 95 X SI 96 3-2 ① F8		1 0 1 0 0 1	0 0 0 0 0 0	0 0 0 0 0 0	0 0 0 0 0 0	1 0 0 0 0 0	0 0 1 0 0 0	0 0 0 0 0 0
Inning Stats	R: 1 E: 0 K: 3 S: 15 H: 2 LOB: 1 BB: 0 P: 25	R: 1 E: 0 K: 2 S: 12 H: 2 LOB: 0 BB: 0 P: 18	R: 0 E: 0 K: 1 S: 10 H: 1 LOB: 1 BB: 0 P: 12	R: 0 E: 0 K: 1 S: 9 H: 0 LOB: 0 BB: 0 P: 10	R: 0 E: 0 K: 1 S: 7 H: 0 LOB: 0 BB: 0 P: 10	R: 0 E: 0 K: 1 S: 8 H: 0 LOB: 0 BB: 0 P: 14	R: 1 E: 0 K: 0 S: 10 H: 1 LOB: 0 BB: 0 P: 19	R: 0 E: 0 K: 0 S: 5 H: 0 LOB: 0 BB: 0 P: 9	R: 0 E: 0 K: 1 S: 11 H: 0 LOB: 0 BB: 0 P: 19	1B: 3 2B: 1 3B: 1 HR: 1	SF: 0 SAC: 0 DP: 0 HBP: 0					

	AB	32
	R	3
	H	6
	RBI	3
	BB	0
	SO	10
	LOB	4

WP: 0 PA: 32
PB: 0
SB: 1
CS: 0

PITCHER		IP	WLS	BF	H	R	ER	SO	BB	IBB	HBP	BLK	WP	HR	S	P	ERA	WHIP
45 Gerrit Cole, R ERA: 2.64	(1, 1)	7.0	W	26	6	3	3	9	0	0	0	0	0	1	71	108	3.86	0.857
44 Tony Watson, L ERA: 2.08	(8, 1)	1.0	H	3	0	0	0	0	0	0	0	0	0	0	5	9	0.00	0.000
35 Mark Melancon, R ERA: 1.91	(9, 1)	1.0	S	3	0	0	0	1	0	0	0	0	0	0	11	19	0.00	0.000

PITCHER		IP	WLS	BF	H	R	ER	SO	BB	IBB	HBP	BLK	WP	HR	S	P	ERA	WHIP

Batter	1	2	3	4	5	6	7	8	9	AB	R	H	RBI	BB	SO	LOB
5 Ender Inciarte, L (1, 9) OBP: 0.335, SLG: 0.390	B SI 89 F SI 90 C SL 81 B SI 91 X SI 91 2-2 G1-3		B KC 74 B SI 87 C SI 88 C SL 82 X FF 91 2-2 2 G4-3 11 SF8 2B	C SI 89 X SI 89 0-1 G3		B CH 87 F FF 97 F FF 98 X CH 88 1-2 G6-3	F SI 96 C CU 80 F CU 80 B SI 95 X CU 81 1-2 F9 1-2		X FF 90 0-0 L4	6	1	1	0	0	0	4
2 Aaron Hill, R (1, 4) 29 Brad Ziegler, R (9, 1) OBP: 0.301, SLG: 0.350	B SI 91 X SI 91 1-0 11 G4-3 2B		C CH 82 X CH 82 0-1 G4-3 2-3		C SI 87 X SL 81 0-1 HR	C FF 99 F FF 99 X SL 94 0-2 G6-3		B FF 90 C FF 90 F FF 91 B FS 81 X FS 80 2-2 G5-3	D CH 78 C FF 90 B CH 80 B FF 90 B FF 89 4-1 11 E BB 1-2	5 0	1 0	2 0	1 0	1 0	0 0	1 0
11 AJ Pollock, R (1, 8) OBP: 0.368, SLG: 0.497	B CH 82 C CH 82 C SI 91 B FF 92 X SL 82 2-2 G4-3 2-3		B KC 75 F FF 90 X FF 91 1-1 SF8 3-H		X KC 75 0-0 44 1B 7 1B 2B	X SL 92 0-0 7 WP 2B		B CU 79 X CU 78 1-0 F8	B CU 75 B FF 89 X FF 89 2-0 E6 1-2 2-3	5	1	2	1	0	0	3
44 Paul Goldschmidt, R (1, 3) OBP: 0.435, SLG: 0.555	B KC 76 X KC 76 1-0 L9		B FF 90 B KC 76 B KC 76 C KC 76 B CH 85 4-1 7 FC6-4 BB		X SI 90 0-0 24 FC3-6 7 1B 62 FC5-4 1B 2-3	I IN 71 I IN 69 I IN 63 I IN 59 4-0 7 WP IBB		S FS 82 X FS 82 0-1 HR	C CU 75 F CU 74 C FF 92 0-3 K	4	2	2	1	2	1	4
7 Welington Castillo, R (1, 2) OBP: 0.305, SLG: 0.476		B SI 88 C FF 89 X CH 82 1-1 G5-3	X FF 91 0-0 FC6-4 1-2f		1 SAFE F FF 89 X FF 89 0-1 24 FC3-6 1B 1-2 3-H	S SL 91 B SL 91 B FF 100 F FF 99 B FF 100 X FF 100 3-2 P3 1-2 2-3		C FF 91 X FS 81 0-1 G6-3		5	0	1	1	0	0	3
24 Yasmany Tomás, R (1, 7) OBP: 0.314, SLG: 0.416 45 Matt Reynolds, L (7, 1) 41 Daniel Hudson, R (8, 1) 16 Chris Owings, R (9, PH) (9, 4)		B SI 89 B CH 82 B SI 89 C SI 89 X SI 90 3-1 G1-3	X CH 82 0-0 HR	B SI 88 D SI 89 X SI 89 2-0 FC3-6 62 FC5-4 1-2f 2-3			B SI 94 C SI 94 X CU 78 1-1 F7		C SL 87 S SL 87 B SL 88 F FF 96 B SL 86 X SL 86 2-2 13 SH1-4 62 1B 6 1B 1B	4 0 0 1	1 0 0 1	1 0 0 1	1 0 0 1	0 0 0 0	0 0 0 0	2 0 0 0
62 Brandon Drury, R (1, 5) OBP: 0.323, SLG: 0.345		B SI 91 C FF 91 B KC 77 X FF 91 2-1 13 1B 1B	X SI 90 0-0 13 G4-3 2B	C SL 80 1 SAFE X SL 80 0-1 FC5-4 13 BB 1-2f 3-H			B CU 80 B SI 94 C SI 96 X SI 95 2-1 F8		1 SAFE X FF 95 0-0 13 SH1-4 6 1B 1B 1-2	5	1	3	1	0	0	1
13 Nick Ahmed, R (1, 6) OBP: 0.275, SLG: 0.356	B SI 91 X SI 91 1-0 1B 1-2		B SI 90 X SI 91 1-0 G4-3 2-3	B SL 92 1 SAFE B FF 98 B FF 98 D FF 100 4-0 BB 1-2			C SI 95 X SI 95 0-1 6 1B 1B		B FF 96 2 SAFE L FF 93 X FF 94 1-1 SH1-4 1-2 2-3	3	0	2	0	1	0	1
47 Jhoulys Chacín, R (1, 1) OBP: 0.143, SLG: 0.143 40 Andrew Chafin, R (6, 1) 30 David Hernandez, R (6, 1) 6 David Peralta, L (7, PH) OBP: 0.370, SLG: 0.520 (7, 7)		F SI 90 F SL 83 F SL 83 F SI 93 T SL 83 0-2 K	X SI 90 0-0 G1-3	C SI 99 S FF 99 S FF 98 0-3 K			S SI 95 X CH 90 0-1 5 S 1B 1-3		B CU 72 S FF 90 S FF 90 F FF 92 X CU 75 1-2 11 E 2 S 1B 2-H 3-H	3 0 0 2	0 0 0 0	0 0 0 2	0 0 0 2	2 0 0 0	0 0 0 0	5 0 0 0
Inning Stats	R: 0 E: 0 K: 0 S: 8 H: 1 LOB: 1 BB: 0 P: 14	R: 0 E: 0 K: 1 S: 12 H: 2 LOB: 2 BB: 0 P: 19	R: 1 E: 0 K: 0 S: 9 H: 1 LOB: 1 BB: 1 P: 16	R: 1 E: 0 K: 0 S: 6 H: 2 LOB: 1 BB: 0 P: 7	R: 3 E: 0 K: 1 S: 12 H: 4 LOB: 2 BB: 1 P: 18	R: 0 E: 0 K: 0 S: 10 H: 1 LOB: 2 BB: 1 P: 18	R: 0 E: 0 K: 0 S: 12 H: 2 LOB: 2 BB: 0 P: 16	R: 1 E: 0 K: 0 S: 8 H: 1 LOB: 0 BB: 0 P: 11	R: 2 E: 1 K: 1 S: 17 H: 3 LOB: 3 BB: 1 P: 27	1B: 9 2B: 5 3B: 0 HR: 3 SF: 1 SAC: 1 DP: 0 HBP: 0						

PITCHER		IP	WLS	BF	H	R	ER	SO	BB	IBB	HBP	BLK	WP	HR	S	P	ERA	WHIP
35 Brett Anderson, L ERA: 3.52	(1, 1)	4.2	L	25	10	5	5	1	1	0	0	0	0	2	44	67	9.64	2.357
52 Pedro Báez, R ERA: 3.5	(5, 1)	1.1		7	1	0	0	1	1	1	0	0	1	0	13	25	0.00	1.500
54 Jim Johnson, R ERA: 4.02	(7, 1)	1.0		5	2	0	0	0	0	0	0	0	0	0	12	16	0.00	2.000
62 Joel Peralta, R ERA: 4.88	(8, 1)	1.0		4	1	1	1	0	0	0	0	0	0	1	8	11	9.00	1.000
12 Juan Nicasio, R ERA: 3.74	(9, 1)	0.1		3	2	2	2	0	0	0	0	0	0	0	7	10	54.00	6.000

PITCHER		IP	WLS	BF	H	R	ER	SO	BB	IBB	HBP	BLK	WP	HR	S	P	ERA	WHIP
58 Ian Thomas, L ERA: 3.72	(9, 1)	0.2		5	1	0	0	1	1	0	0	0	0	0	10	17	0.00	3.000

TOP

Arizona Diamondbacks @ Los Angeles Dodgers

Dodger Stadium, Los Angeles, CA

Mon Sep 21 2015, 7:11 PM - 10:33 PM PDT

Att. 38,791 - Partly Cloudy - 73 F

livebaseballscorecards.com

AB	43
R	8
H	17
RBI	8
BB	4
SO	3
LOB	24

WP: 1 PA: 49
PB: 0
SB: 2
CS: 0

BOTTOM

Arizona Diamondbacks @ Los Angeles Dodgers

Dodger Stadium, Los Angeles, CA

Mon Sep 21 2015, 7:11 PM - 10:33 PM PDT

Att. 38,791 - Partly Cloudy - 73 F

livebaseballscorecards.com

Batter	1	2	3	4	5	6	7	8	9	AB	R	H	RBI	BB	SO	LOB
3 Carl Crawford, L (1, 7) OBP: 0.296, SLG: 0.421	C SI 89 B SI 90 S SI 89 F SI 91 B SI 91 X SI 91 2-2 G1-3	X SI 88 0-0 23 BB 1-2 1B		X FF 91 0-0 G4-3			C FF 89 F FF 89 F KC 79 F KC 79 S FF 88 0-3 K		C SI 84 F CH 77 B CH 77 F SI 85 X CU 74 1-2 G6-3	5	0	1	0	0	1	0
26 Chase Utley, L (1, 5) OBP: 0.287, SLG: 0.337	C SI 90 S SL 79 B SL 82 F SL 83 X CH 84 1-2 G3	C SL 81 D FC 86 B SI 89 D SI 90 S SL 80 T SL 79 3-2 K			B CU 75 B SI 88 B SI 89 C FF 89 F FF 89 F FF 88 F FF 88 B FF 88 4-2 23 G4-6-3 BB		H KC 77 1-0 47 FC6-4 HBP		C SI 85 B CH 78 F SI 85 F CH 79 F CU 76 B SI 86 X CH 79 2-2 F8	3	0	0	0	1	1	2
23 Adrián González, L (1, 3) OBP: 0.357, SLG: 0.499	X SI 90 0-0 HR	B FF 90 B CH 84 B SL 81 B CH 84 4-0 1-2 2-3 BB			C SI 89 B CH 83 C SL 81 B SL 82 X SL 81 2-2 G4-6-3 1-2f		B KC 77 S FF 89 F FF 90 F KC 80 F FF 88 F CH 80 D KC 82 X FF 88 2-2 F8		B CH 78 F SI 86 C CU 75 X SI 87 1-2 2B	4	1	2	1	1	0	2
47 Howie Kendrick, R (1, 4) OBP: 0.338, SLG: 0.413	X SI 90 0-0 16 1B 5 2B 1B	X SL 81 0-0 L9			B FF 91 X SI 89 1-0 G5-3		B FF 89 C FF 88 F CH 82 X CH 83 1-2 FC6-4 1-2f		C SI 86 S CH 78 X CU 76 0-2 F7	5	1	1	0	0	0	5
16 Andre Ethier, L (1, 9) OBP: 0.367, SLG: 0.478 11 Jimmy Rollins, S (8, PH) OBP: 0.277, SLG: 0.353 12 Juan Nicasio, R (9, 1) 58 Ian Thomas, R (9, 1)	B CH 83 F CH 83 X SI 89 1-1 5 2B 1-2 1B	B CH 83 X CH 83 1-0 L9	C SI 89 B FC 85 F SL 79 F SI 90 B SL 82 B SI 89 B SI 89 4-2 9 BB		S CH 79 B CH 81 C FF 89 X FF 88 1-2 P3			2 1 0 0	0 0 0 0	1 0 0 0	0 0 0 0	1 0 0 0	0 0 0 0	0 0 0 0
5 Corey Seager, L (1, 6) OBP: 0.479, SLG: 0.607	C CU 77 F CH 84 X SL 82 0-2 1-3 2-H 2B	B SI 89 B CH 84 C SI 89 X CH 84 2-1 L8			B SL 78 B SL 79 C SI 89 X SI 88 2-1 F7		B FF 88 F KC 79 B FF 89 B FF 87 C FF 90 B FF 88 4-2 9 HR BB			3	1	1	1	1	0	1
9 Yasmani Grandal, S (1, 2) OBP: 0.363, SLG: 0.429	C SL 79 B SI 89 B SL 83 C SL 80 B SI 90 S SL 83 3-3 K	C SI 89 F FF 89 F SI 90 X SL 79 0-2 G4-3			B SL 81 B SL 81 1 SAFE B FC 86 C SI 89 B FC 86 4-1 1-2 BB			X CH 83 0-0 1-H HR		3	1	1	2	1	1	2
31 Joc Pederson, L (1, 8) OBP: 0.351, SLG: 0.427 33 Scott Van Slyke, R (6, PH) OBP: 0.329, SLG: 0.402 (7, 8) (9, 9)		B FF 89 F FF 89 X FC 87 1-1 P3		C FC 86 B FC 85 C CH 83 B SL 82 X SL 82 2-2 G1-3		S SI 95 B SI 95 B SI 95 F SI 94 B SI 95 F FF 95 F FF 95 F SL 84 S FF 94 3-3 K		X SL 88 0-0 L1		2 2	0 0	0 0	0 0	0 0	0 1	0 2
35 Brett Anderson, L (1, 1) OBP: 0.167, SLG: 0.093 52 Pedro Báez, R (5, 1) 27 Justin Ruggiano, R (6, PH) OBP: 0.239, SLG: 0.491 30 Scott Schebler, L (6, PH) OBP: 0.367, SLG: 0.615 54 Jim Johnson, R (7, 1) 62 Joel Peralta, R (8, 1) 7 Alex Guerrero, R (8, PH) OBP: 0.255, SLG: 0.437 28 Chris Heisey, R (9, 8) OBP: 0.323, SLG: 0.191		B FF 88 X SI 88 1-0 23 BB 3 1B 1B		C FF 91 S CU 77 C SL 79 0-3 K		B CU 79 F CU 81 S SI 95 S CU 82 1-3 K		X SL 88 0-0 F7		2 0 0 1 0 0 1 0	0 0 0 0 0 0 0 0	1 0 0 0 0 0 0 0	0 0 0 0 0 0 0 0	1 0 0 0 0 0 0 0	0 0 0 1 0 0 0 0	0 0 0 2 0 0 0 0
Inning Stats	R: 2 E: 0 K: 1 S: 18 H: 4 LOB: 2 BB: 0 P: 25	R: 0 E: 0 K: 1 S: 8 H: 2 LOB: 3 BB: 1 P: 17	R: 0 E: 0 K: 0 S: 7 H: 0 LOB: 0 BB: 0 P: 10	R: 0 E: 0 K: 1 S: 7 H: 0 LOB: 0 BB: 0 P: 9	R: 0 E: 0 K: 0 S: 8 H: 0 LOB: 0 BB: 1 P: 15	R: 0 E: 0 K: 2 S: 15 H: 0 LOB: 2 BB: 2 P: 29	R: 0 E: 0 K: 1 S: 14 H: 0 LOB: 1 BB: 0 P: 18	R: 2 E: 0 K: 0 S: 8 H: 1 LOB: 0 BB: 1 P: 13	R: 0 E: 0 K: 0 S: 15 H: 1 LOB: 1 BB: 0 P: 19	1B: 4 2B: 2 3B: 0 HR: 2	SF: 0 SAC: 0 DP: 1 HBP: 1					

	AB	34
	R	4
	H	8
	RBI	4
	BB	5
	SO	6
	LOB	16

WP: 0 PB: 0 SB: 0 CS: 0 PA: 40

PITCHER		IP	WLS	BF	H	R	ER	SO	BB	IBB	HBP	BLK	WP	HR	S	P	ERA	WHIP
47 Jhoulys Chacín, R ERA: 3.04	(1, 1)	5.1	W	25	6	2	2	3	4	0	0	0	0	1	54	92	3.38	1.875
40 Andrew Chafin, L ERA: 2.66	(6, 1)	0.1	H	1	0	0	0	1	0	0	0	0	0	0	6	9	0.00	0.000
30 David Hernandez, R ERA: 4.11	(6, 1)	0.1	H	1	0	0	0	1	0	0	0	0	0	0	3	4	0.00	0.000
45 Matt Reynolds, L ERA: 4.09	(7, 1)	1.1	H	7	1	2	2	1	1	0	1	0	0	1	20	29	13.50	1.500
41 Daniel Hudson, R ERA: 4.06	(8, 1)	0.2	H	2	0	0	0	0	0	0	0	0	0	0	2	2	0.00	0.000

PITCHER		IP	WLS	BF	H	R	ER	SO	BB	IBB	HBP	BLK	WP	HR	S	P	ERA	WHIP
29 Brad Ziegler, R ERA: 1.97	(9, 1)	1.0		4	1	0	0	0	0	0	0	0	0	0	15	19	0.00	1.000

Batter	1	2	3	4	5	6	7	8	9	AB	R	H	RBI	BB	SO	LOB
13 Nick Ahmed, R (1, 6) OBP: 0.275, SLG: 0.359	T SI 89 B SI 90 B CH 82 S SI 90 F SI 90 B SI 90 C SI 91 3-3 K ①			C CH 82 B SI 88 B SI 88 X SI 89 2-1 16 SH5-3 11 G6-3 2B		B KC 81 B CH 83 S CH 83 S CH 83 B SI 91 S CH 82 3-3 K ③		B SL 80 F FF 92 S FF 94 B FF 94 F FF 94 F FF 94 S FF 93 2-3 K ②	C FF 93 S CH 85 S SL 85 0-3 K ③	3	1	1	0	0	2	0
2 Aaron Hill, R (7, 4) OBP: 0.299, SLG: 0.347										2	0	0	0	0	2	2
16 Chris Owings, R (1, 4) (7, 6) OBP: 0.270, SLG: 0.335	C SI 91 X SI 90 0-1 L9 ②			X SI 90 0-0 SH5-3 2-3			B KC 81 B CH 82 F SI 89 C KC 81 X KC 81 2-2 G5-3 ①	S FF 92 B SL 82 T FF 92 B FF 93 F FF 92 F FF 93 S SL 82 2-3 K ③		3	0	0	0	0	1	2
11 AJ Pollock, R (1, 8) OBP: 0.369, SLG: 0.503	X CH 83 0-0 F9 ③			B SI 89 B SI 89 X CH 83 2-0 G6-3 ② 3-H			C SI 88 B SI 88 B KC 82 X CH 82 2-1 HR		X SI 95 0-0 44 1B 8 1B 1B	4	2	2	2	0	0	0
44 Paul Goldschmidt, R (1, 3) OBP: 0.436, SLG: 0.560		B SI 88 B KC 81 B SI 88 C SI 88 C SI 89 F SI 89 C SI 90 3-3 K ①		C KC 82 B KC 83 C SI 89 B KC 83 B KC 83 X SI 89 3-2 L9 ③			C FF 96 B FC 90 B FC 91 X FC 90 2-1 HR		C SI 94 B CU 80 S CH 90 1 SAFE B SI 94 X CU 81 2-2 5 1B 8 1B 6 FC4-2 1-3 1B	4	1	2	1	0	1	0
8 Jarrod Saltalamacchia, S (1, 2) OBP: 0.304, SLG: 0.437		C SI 89 B SI 90 X SI 89 1-1 G6-3 ②			B SI 88 X CH 82 1-0 G3 ①		B FF 97 S FS 88 B SL 85 C FF 96 S FF 97 2-3 K ②		X SI 95 0-0 6 FC4-2 5 1B 62 PB 1-2 3-H 1B	4	1	1	1	0	1	0
24 Yasmany Tomás, R (1, 9) OBP: 0.315, SLG: 0.415		B SI 89 F SI 90 B SI 90 F KC 83 X SI 91 2-2 1B ③			S SI 88 F SI 89 S SI 88 0-3 K ②		C FF 97 F FF 97 S FF 97 0-3 K ③		D FF 92 X FF 92 1-0 62 PB 6 FC4-2 62 HR 1-2 2-3 1B	3	0	1	0	0	2	0
5 Ender Inciarte, L (8, 9) OBP: 0.336, SLG: 0.391										1	1	1	0	0	0	0
6 David Peralta, L (1, 7) OBP: 0.369, SLG: 0.518			C SI 89 F KC 83 F SI 89 S KC 82 0-3 K ①		X KC 82 0-0 G6-3 ③			C SI 87 B SI 87 F SI 86 B KC 80 B KC 81 X SI 89 3-2 4 CS 62 1B 1B	X SL 82 0-0 FC4-2 62 PB 62 HR 1-2 2-3 3-Hf ①	4	1	1	0	0	1	3
62 Brandon Drury, R (1, 5) OBP: 0.343, SLG: 0.455			C SI 90 B CH 83 B SI 90 X CH 83 2-1 G5-3 ②			C KC 81 C SI 89 F SI 88 F KC 82 X SI 90 0-2 G4-3 ①		1 SAFE F SI 88 F KC 82 1 SAFE D CH 81 D KC 80 1 SAFE B SI 88 1 SAFE 3-2 X SI 88 4 CS 1-2 1B	F FF 93 B FF 94 X FF 93 1-1 1-H 2-H 3-H HR	4	1	2	3	0	0	0
38 Robbie Ray, L (1, 1) OBP: 0.074, SLG: 0.074 40 Andrew Chafin, R (7, 1) 4 Jamie Romak, R (8, PH) OBP: 0.286, SLG: 0.308 41 Daniel Hudson, R (8, 1) 15 Phil Gosselin, R (9, PH) OBP: 0.337, SLG: 0.417 55 Josh Collmenter, R (9, 1) OBP: 0.267, SLG: 0.185			C SI 89 S KC 82 X SI 90 0-2 G1-3 ③			C SI 89 C KC 81 S KC 82 0-3 K ②		S SI 87 F SI 88 F KC 81 B SI 87 D KC 81 D CH 81 D KC 80 4-2 1-2 2-3 BB ①	C CH 85 S SL 82 X FF 94 0-2 G4-3 ②	2 0 0 0 1 0 0	0 0 0 0 0 0 0	0 0 0 0 0 0 0	0 0 0 0 0 0 0	0 0 1 0 0 0 0	1 0 0 0 0 0 0	0 0 0 0 0 0 0
Inning Stats	R: 0 E: 0 K: 1 S: 7 H: 0 LOB: 0 BB: 0 P: 10	R: 0 E: 0 K: 1 S: 9 H: 1 LOB: 1 BB: 0 P: 15	R: 0 E: 0 K: 1 S: 9 H: 0 LOB: 0 BB: 0 P: 11	R: 1 E: 0 K: 0 S: 7 H: 1 LOB: 0 BB: 0 P: 14	R: 0 E: 0 K: 1 S: 5 H: 0 LOB: 0 BB: 0 P: 6	R: 0 E: 0 K: 2 S: 11 H: 0 LOB: 0 BB: 0 P: 14	R: 2 E: 0 K: 2 S: 13 H: 2 LOB: 0 BB: 0 P: 21	R: 0 E: 0 K: 2 S: 19 H: 2 LOB: 2 BB: 1 P: 33	R: 5 E: 0 K: 1 S: 15 H: 5 LOB: 0 BB: 0 P: 19	1B: 7 2B: 1 3B: 0 HR: 3 SF: 0 SAC: 1 DP: 0 HBP: 0						WP: 0 PB: 1 SB: 0 CS: 2 PA: 37

PITCHER		IP	WLS	BF	H	R	ER	SO	BB	IBB	HBP	BLK	WP	HR	S	P	ERA	WHIP
57 Alex Wood, L ERA: 3.6	(1, 1)	6.1	L	21	3	2	2	6	0	0	0	0	0	1	53	79	2.84	0.474
41 Chris Hatcher, R ERA: 4.11	(7, 1)	0.2		3	1	1	1	2	0	0	0	0	0	1	8	12	13.50	1.500
56 J.P. Howell, L ERA: 1.49	(8, 1)	0.1		3	2	0	0	0	1	0	0	0	0	0	9	19	0.00	9.000
63 Yimi García, R ERA: 3.0	(8, 1)	0.2		2	0	0	0	2	0	0	0	0	0	0	10	14	0.00	0.000
54 Jim Johnson, R ERA: 4.43	(9, 1)	0.0		3	3	3	3	0	0	0	0	0	0	0	5	7	∞	∞

PITCHER		IP	WLS	BF	H	R	ER	SO	BB	IBB	HBP	BLK	WP	HR	S	P	ERA	WHIP
36 Adam Liberatore, L ERA: 4.67	(9, 1)	1.0		5	2	2	2	1	0	0	0	0	0	1	10	12	18.00	2.000

TOP

Arizona Diamondbacks @ Los Angeles Dodgers

Dodger Stadium, Los Angeles, CA

Tue Sep 22 2015, 7:12 PM - 10:06 PM PDT

Att. 41,419 - Clear - 73 F

livebaseballscorecards.com

AB	35
R	8
H	11
RBI	7
BB	1
SO	11
LOB	7

BOTTOM

Arizona Diamondbacks @ Los Angeles Dodgers
Dodger Stadium, Los Angeles, CA
Tue Sep 22 2015, 7:12 PM - 10:06 PM PDT
Att. 41,419 - Clear - 73 F

livebaseballscorecards.com

Batter	1	2	3	4	5	6	7	8	9	AB	R	H	RBI	BB	SO	LOB
27 Justin Ruggiano, R (1, 7) (9, 9) OBP: 0.336, SLG: 0.482	B FF 95 C FF 95 X FF 94 1-1 23 G3 47 E 1B	S SL 86 C FF 95 B SI 95 S SL 87 1-3 K ③			B SL 81 B SI 92 C FF 93 F FF 92 X FF 94 2-2 F8 ①		D SL 83 S SL 82 X SL 82 1-1 G6-4-3 ②③ 1-2f			4	0	1	0	0	1	3
47 Howie Kendrick, R (1, 4) OBP: 0.335, SLG: 0.409	C FF 94 B CH 87 1 SAFE B FF 95 1 SAFE F FF 94 B SI 94 X FF 95 3-2 E3 23 G3 1-2		C FF 93 F SL 80 F FF 94 S SL 81 0-3 K ①		F FF 94 F FF 94 X FF 94 0-2 L8 ②			C FF 96 F CH 86 B SI 97 S CH 85 1-3 K ①		4	0	0	0	0	2	1
23 Adrián González, L (1, 3) OBP: 0.355, SLG: 0.495	X FF 95 0-0 G3 ① 1-2 2-3		B FF 95 C FF 94 F SI 94 S FF 95 1-3 K ②		F SL 85 B SL 84 B SL 82 X SI 93 2-1 G3-1 ③			S SI 97 B FF 96 X SI 96 1-1 P6 ②		4	0	0	0	0	1	2
33 Scott Van Slyke, R (1, 9) OBP: 0.329, SLG: 0.401 3 Carl Crawford, L (8, PH) OBP: 0.294, SLG: 0.418 (9, 7)	F FF 96 F FF 95 F FF 96 S SL 84 0-3 K ②		S SL 85 B FF 96 X FF 95 1-1 1B			B FF 93 B FF 94 F FF 93 X FF 94 2-1 P3 ①		B CH 85 X CH 85 1-0 G3-1 ③		3 1	0 0	1 0	0 0	0 0	1 0	2 0
5 Corey Seager, L (1, 6) OBP: 0.468, SLG: 0.578	F SL 86 B SL 85 B SI 95 B SL 87 I IN 62 4-1 IBB		C SI 93 B SI 92 S FF 96 1 SAFE F FF 95 B SL 81 X SI 95 2-2 G6-3 ③			C FF 96 F SL 83 F SL 82 X FF 96 0-2 G1-3 ②			X FC 85 0-0 L8 ①	3	0	0	0	1	0	1
17 A.J. Ellis, R (1, 2) OBP: 0.347, SLG: 0.385	F FF 94 X FF 94 0-1 P6 ③			B SI 93 C FF 93 B FF 94 B FF 94 F FF 93 F FF 94 X FF 96 3-2 G6-3 ①		C FF 95 F FF 96 X FF 94 0-2 G6-3 ③			C CU 70 F FC 86 X FC 87 0-2 L4 ②	4	0	0	0	0	0	3
28 Chris Heisey, R (1, 8) OBP: 0.338, SLG: 0.204 30 Scott Schebler, L (9, PH) OBP: 0.355, SLG: 0.593		B FF 92 F FF 94 B FF 94 B FF 94 X SI 94 3-1 57 SH1-3 1B		F FF 95 F SL 85 B FF 96 B SL 81 B FF 95 S FF 95 3-3 K ②			C SI 93 B SL 82 C FF 92 B SL 82 B SI 94 F SI 94 B FF 93 4-2 7 FC6-4 BB		X CH 78 0-0 G3 ③	2 1	0 0	1 0	0 0	1 0	1 0	0 0
7 Alex Guerrero, R (1, 5) OBP: 0.256, SLG: 0.433		1 SAFE B FF 93 S FF 93 F SI 94 B FF 94 C FF 95 2-3 K ①		F FF 94 B SL 81 B FF 95 S FF 95 F FF 95 F FF 95 F SL 85 B SL 81 B FF 96 4-2 BB			F FF 93 B SI 93 X FF 93 1-1 FC6-4 ① 65 BB 1-2f			2	0	0	0	1	1	2
57 Alex Wood, R (1, 1) OBP: 0.208, SLG: 0.163 41 Chris Hatcher, R (7, 1) 65 Austin Barnes, R (7, PH) OBP: 0.379, SLG: 0.333 56 J.P. Howell, L (8, 1) 63 Yimi García, R (8, 1) 54 Jim Johnson, R (9, 1) 36 Adam Liberatore, L (9, 1)		X FF 94 0-0 SH1-3 ② 1-2		S SI 94 C SI 94 C FF 94 0-3 K ③			C SI 93 B SI 93 F SL 83 F FF 93 D SL 83 1 SAFE F SI 93 B FF 94 F FF 94 4-2 B SI 93 27 G6-4-3 BB 1-2			1 0 0 0 0 0 0	0 0 0 0 0 0 0	0 0 0 0 0 0 0	0 0 1 0 0 0 0	1 0 0 0 0 0 0	1 0 0 0 0 0 0
Inning Stats	R: 0 H: 1 E: 1 LOB: 3 K: 1 BB: 1 S: 13 P: 21	R: 0 H: 1 E: 0 LOB: 1 K: 2 BB: 0 S: 9 P: 15	R: 0 H: 1 E: 0 LOB: 1 K: 2 BB: 0 S: 13 P: 17	R: 0 H: 0 E: 0 LOB: 1 K: 2 BB: 1 S: 15 P: 25	R: 0 H: 0 E: 0 LOB: 0 K: 0 BB: 0 S: 8 P: 12	R: 0 H: 0 E: 0 LOB: 0 K: 0 BB: 0 S: 9 P: 11	R: 0 H: 0 E: 0 LOB: 1 K: 0 BB: 2 S: 12 P: 22	R: 0 H: 0 E: 0 LOB: 0 K: 1 BB: 0 S: 6 P: 9	R: 0 H: 0 E: 0 LOB: 0 K: 0 BB: 0 S: 5 P: 5	1B: 3 SF: 0 2B: 0 SAC: 1 3B: 0 DP: 1 HR: 0 HBP: 0					WP: 0 PA: 34 PB: 0 SB: 0 CS: 0	

PITCHER	IP	WLS	BF	H	R	ER	SO	BB	IBB	HBP	BLK	WP	HR	S	P	ERA	WHIP
38 Robbie Ray, L (1, 1) ERA: 3.53	6.0	W	24	3	0	0	7	1	1	0	0	0	0	67	101	0.00	0.667
40 Andrew Chafin, L (7, 1) ERA: 2.63	1.0	H	4	0	0	0	0	2	0	0	0	0	0	12	22	0.00	2.000
41 Daniel Hudson, R (8, 1) ERA: 4.0	1.0	H	3	0	0	0	1	0	0	0	0	0	0	6	9	0.00	0.000
55 Josh Collmenter, R (9, 1) ERA: 3.68	1.0		3	0	0	0	0	0	0	0	0	0	0	5	5	0.00	0.000

PITCHER	IP	WLS	BF	H	R	ER	SO	BB	IBB	HBP	BLK	WP	HR	S	P	ERA	WHIP

AB	29
R	0
H	3
RBI	0
BB	4
SO	8
LOB	15

Batter	1	2	3	4	5	6	7	8	9	AB	R	H	RBI	BB	SO	LOB
5 Ender Inciarte, L (1, 9) OBP: 0.337, SLG: 0.392	X SI 94 0-0 ① F7		B CU 80 B SI 96 C FF 96 F SI 96 F FF 96 B FC 91 F SI 95 F FC 92 X FC 84 3-2 ③ F9			X CH 88 0-0 1B			C FC 89 C FC 91 X FF 93 0-2 11 DI 1B	4	0	2	0	0	0	0
16 Chris Owings, R (1, 6) OBP: 0.268, SLG: 0.332	C FF 94 F FF 96 X SI 96 0-2 ② L9			X FC 90 0-0 ① G5-3		D SL 89 C FF 98 1 SAFE X SL 91 1-1 ② L8			F FC 92 S FC 91 F FC 94 X FC 92 0-2 ① P3	4	0	0	0	0	0	2
11 AJ Pollock, R (1, 8) OBP: 0.366, SLG: 0.499	B FF 96 C SI 94 B SI 94 S SI 93 X FF 95 2-2 ③ P4			B FC 92 X SI 96 1-0 ② G4-3		C SL 90 1 SAFE X SL 90 0-1 ③ G1-3			C FC 93 X FC 93 0-1 ② P4 1-2	4	0	0	0	0	0	2
44 Paul Goldschmidt, R (1, 3) OBP: 0.435, SLG: 0.563		X FF 92 0-0 HR		S FC 93 X SI 96 0-1 ③ G6-3			C FF 98 C FF 93 B SL 93 S FF 100 1-3 ① K		B FC 94 X FC 93 1-0 ③ L4	4	1	1	1	0	1	1
6 David Peralta, L (1, 7) OBP: 0.367, SLG: 0.515		C FF 94 X FF 94 0-1 ① L7			C FF 90 B FF 91 S FF 91 F FF 92 S FF 92 1-3 ① K		F FF 94 X FF 93 0-1 ② L3			3	0	0	0	0	1	0
8 Jarrod Saltalamacchia, S (1, 2) OBP: 0.305, SLG: 0.435		B CH 86 F SI 95 X CH 87 1-1 ② F7			S FF 91 B FF 92 B FF 92 X FF 90 2-1 19 1B 1B		C SI 94 S CH 82 B CH 81 B CH 81 B FF 94 S CH 80 3-3 ③ K			3	0	1	0	0	1	0
19 Jake Lamb, L (1, 5) OBP: 0.340, SLG: 0.407		C FF 94 F FF 94 B SI 96 B SI 96 B FC 91 S FF 93 3-3 ③ K			X FF 90 0-0 62 G5-4-3 1-2 1B			B SI 92 S FF 93 B FF 94 B FF 94 F SI 93 F FF 94 X FF 93 3-2 ① F7		3	0	1	0	0	1	0
62 Brandon Drury, R (1, 4) OBP: 0.316, SLG: 0.417			C FF 95 S FC 91 S FC 90 0-3 ① K		C CH 78 X CH 79 0-1 ② ③ G5-4-3 1-2f			B SL 84 F FF 96 F FC 92 B FC 92 X FC 90 2-2 ② F9		3	0	0	0	0	1	2
57 Chase Anderson, R (1, 1) OBP: 0.128, SLG: 0.109 48 Randall Delgado, R (7, 1) 68 Sócrates Brito, L (8, PH) OBP: 0.273, SLG: 0.273 30 David Hernandez, R (8, 1) 45 Matt Reynolds, L (8, 1)			B FF 94 C SI 94 C FF 96 F FC 91 X FF 96 1-2 ② G3-1			C FF 98 B FF 98 B FF 98 C FF 98 F FF 99 C FF 98 2-3 ① K			B FS 88 C FF 96 X FS 88 1-1 ③ G4-3	2 0 1 0 0	0 0 0 0 0	0 0 0 0 0	0 0 0 0 0	1 0 0 0 0	0 0 0 0 0	0 0 0 0 0
Inning Stats	R: 0 E: 0 K: 0 S: 7 H: 0 LOB: 0 BB: 0 P: 9	R: 1 E: 0 K: 1 S: 8 H: 1 LOB: 0 BB: 0 P: 12	R: 0 E: 0 K: 1 S: 13 H: 0 LOB: 0 BB: 0 P: 17	R: 0 E: 0 K: 0 S: 4 H: 0 LOB: 0 BB: 0 P: 5	R: 0 E: 0 K: 1 S: 9 H: 2 LOB: 1 BB: 0 P: 12	R: 0 E: 0 K: 1 S: 9 H: 1 LOB: 1 BB: 0 P: 12	R: 0 E: 0 K: 2 S: 8 H: 0 LOB: 0 BB: 0 P: 12	R: 0 E: 0 K: 0 S: 9 H: 0 LOB: 0 BB: 0 P: 15	R: 0 E: 0 K: 0 S: 10 H: 1 LOB: 1 BB: 0 P: 11	1B: 4 2B: 0 3B: 0 HR: 1 SF: 0 SAC: 0 DP: 1 HBP: 0						

PITCHER		IP	WLS	BF	H	R	ER	SO	BB	IBB	HBP	BLK	WP	HR	S	P	ERA	WHIP
77 Carlos Frías, R ERA: 4.16	(1, 1)	4.0		13	1	1	1	2	0	0	0	0	0	1	32	43	2.25	0.250
58 Ian Thomas, L ERA: 3.54	(5, 1)	1.0		4	2	0	0	1	0	0	0	0	0	0	9	12	0.00	2.000
52 Pedro Báez, R ERA: 3.4	(6, 1)	1.1		5	1	0	0	2	0	0	0	0	0	0	12	16	0.00	0.750
43 Luis Avilán, L ERA: 4.01	(7, 1)	1.0		3	0	0	0	1	0	0	0	0	0	0	9	15	0.00	0.000
41 Chris Hatcher, R ERA: 4.04	(8, 1)	0.2	W	2	0	0	0	0	0	0	0	0	0	0	5	8	0.00	0.000

PITCHER		IP	WLS	BF	H	R	ER	SO	BB	IBB	HBP	BLK	WP	HR	S	P	ERA	WHIP
74 Kenley Jansen, R ERA: 2.4	(9, 1)	1.0	S	4	1	0	0	0	0	0	0	0	0	0	10	11	0.00	1.000

TOP

Arizona Diamondbacks @ Los Angeles Dodgers
Dodger Stadium, Los Angeles, CA
Wed Sep 23 2015, 7:10 PM - 9:42 PM PDT
Att. 46,364 - Clear - 79 F

livebaseballscorecards.com

AB	31
R	1
H	5
RBI	1
BB	0
SO	6
LOB	7

WP: 0 PA: 31
PB: 0
SB: 0
CS: 0

Batter	1	2	3	4	5	6	7	8	9	AB	R	H	RBI	BB	SO	LOB
26 Chase Utley, L (1, 4) OBP: 0.289, SLG: 0.351	X FF 92 0-0 HR		C SI 91 S CH 82 B CH 84 B CU 79 B SI 93 S CH 85 3-3 ① K			C CU 78 F CH 83 C CU 78 0-3 ① K		X CU 81 0-0 5 HR 2-H 2B		4	2	2	2	0	2	0
5 Corey Seager, L (1, 5) OBP: 0.457, SLG: 0.603	F SI 93 B FC 89 B CH 83 X CH 84 2-1 ① F7		F CU 79 B SI 92 B FF 93 F CH 84 F CH 85 S FF 94 2-3 ② K			B SI 92 B CH 83 S CH 84 F FF 93 S CH 83 2-3 ② K		C KC 77 D KC 79 B KC 78 X KC 80 2-1 2-H HR		4	1	1	2	0	2	0
23 Adrián González, L (1, 3) OBP: 0.354, SLG: 0.493	C SI 93 B FF 94 B SI 93 B SI 94 D FF 93 4-1 BB		C FF 93 B FF 91 F FF 93 B FF 94 S CH 84 2-3 ③ K			S CH 84 B CH 82 B CU 79 S CH 84 F CU 81 X CH 83 2-2 ③ F8		X FF 87 0-0 ② F8		3	0	0	0	1	1	0
16 Andre Ethier, L (1, 9) OBP: 0.364, SLG: 0.473	C CU 77 F FC 91 D CU 80 S CH 84 1-3 ② K			F SI 92 C SI 92 S FF 92 0-3 ① K			C FF 94 F FF 92 B CH 86 S CH 86 1-3 ① K	F FF 89 S KC 81 T FF 87 0-2 ③ K		4	0	0	0	0	4	1
9 Yasmani Grandal, S (1, 2) OBP: 0.363, SLG: 0.427	B SI 93 B SI 93 C CU 78 C SI 93 D CU 80 X FF 94 3-2 ③ F9			B SI 92 B CU 78 F SI 93 C CU 78 F CU 78 S CU 80 2-3 ② K			B SL 86 B SL 83 C CH 86 B SI 92 B SI 94 4-1 BB			2	0	0	0	1	1	1
33 Scott Van Slyke, R (1, 7) OBP: 0.326, SLG: 0.397 3 Carl Crawford, L (7, PH) OBP: 0.292, SLG: 0.416 28 Chris Heisey, R (8, 7) OBP: 0.338, SLG: 0.204		C FF 93 B SI 92 S SI 92 S CH 82 1-3 ① K		F FF 93 B FC 89 X CH 84 1-1 ③ G5-3			F FF 93 F SI 93 B FF 89 D CH 86 B CH 85 S CH 84 3-3 ② K			2 1 0	0 0 0	0 0 0	0 0 0	0 0 0	1 1 0	0 1 0
31 Joc Pederson, L (1, 8) OBP: 0.349, SLG: 0.424		B FF 92 B FF 94 C CH 84 L CH 84 B CU 80 X CH 84 3-2 ② P4			F CH 82 C FC 88 B CU 78 S CH 85 1-3 ① K		S FF 94 B FF 93 X SI 93 1-1 ③ F8			3	0	0	0	0	1	1
11 Jimmy Rollins, S (1, 6) OBP: 0.279, SLG: 0.354		F SI 92 B SI 93 B SI 92 F SI 92 F CH 85 F FF 94 B CU 79 B FF 93 4-2 BB			C CU 77 B SI 92 S SI 92 X CH 84 1-2 ② L4			X FF 94 0-0 59 SH3-4 26 2B 1B		2	1	1	0	1	0	0
77 Carlos Frías, R (1, 1) OBP: 0.130, SLG: 0.048 58 Ian Thomas, R (5, 1) 7 Alex Guerrero, R (5, PH) OBP: 0.255, SLG: 0.431 52 Pedro Báez, R (6, 1) 43 Luis Avilán, L (7, 1) 41 Chris Hatcher, R (8, 1) 59 Ronald Torreyes, R (8, PH) OBP: 0.333, SLG: 0.400 74 Kenley Jansen, S (9, 1)		C FF 94 X FF 94 0-1 ③ B1			X SI 93 0-0 ③ G5-3			1 SAFE X SI 94 0-0 ① SH3-4 1-2		1 0 1 0 0 0 0 0	0 0 0 0 0 0 0 0	0 0 0 0 0 0 0 0	0 0 0 0 0 0 0 0	0 0 0 0 0 0 0 0	0 0 0 0 0 0 0 0	1 0 0 0 0 0 0 0
Inning Stats	R: 1 H: 1 E: 0 LOB: 1 K: 1 BB: 1 S: 10 P: 20	R: 0 H: 0 E: 0 LOB: 1 K: 1 BB: 1 S: 12 P: 20	R: 0 H: 0 E: 0 LOB: 0 K: 3 BB: 0 S: 10 P: 17	R: 0 H: 0 E: 0 LOB: 0 K: 2 BB: 0 S: 9 P: 12	R: 0 H: 0 E: 0 LOB: 0 K: 1 BB: 0 S: 7 P: 9	R: 0 H: 0 E: 0 LOB: 0 K: 2 BB: 0 S: 10 P: 14	R: 0 H: 0 E: 0 LOB: 1 K: 2 BB: 1 S: 9 P: 18	R: 3 H: 3 E: 0 LOB: 0 K: 1 BB: 0 S: 9 P: 11		1B: 1 SF: 0 2B: 1 SAC: 1 3B: 0 DP: 0 HR: 2 HBP: 0					WP: 0 PA: 31 PB: 0 SB: 0 CS: 0	

PITCHER	IP	WLS	BF	H	R	ER	SO	BB	IBB	HBP	BLK	WP	HR	S	P	ERA	WHIP
57 Chase Anderson, R (1, 1) ERA: 4.4	6.0		21	1	1	1	10	2	0	0	0	0	1	58	92	1.50	0.500
48 Randall Delgado, R (7, 1) ERA: 3.39	1.0		4	0	0	0	2	1	0	0	0	0	0	9	18	0.00	1.000
30 David Hernandez, R (8, 1) ERA: 4.65	0.1	L	3	2	2	2	0	0	0	0	0	0	0	3	3	54.00	6.000
45 Matt Reynolds, L (8, 1) ERA: 4.63	0.2		3	1	1	1	1	0	0	0	0	0	1	6	8	13.50	1.500

PITCHER	IP	WLS	BF	H	R	ER	SO	BB	IBB	HBP	BLK	WP	HR	S	P	ERA	WHIP

BOTTOM

Arizona Diamondbacks @ Los Angeles Dodgers

Dodger Stadium, Los Angeles, CA

Wed Sep 23 2015, 7:10 PM - 9:42 PM PDT

Att. 46,364 - Clear - 79 F

livebaseballscorecards.com

AB	27
R	4
H	4
RBI	4
BB	3
SO	13
LOB	5

Batter	1	2	3	4	5	6	7	8	9	AB	R	H	RBI	BB	SO	LOB
5 Ender Inciarte, L (1, 9) OBP: 0.335, SLG: 0.389	B FF 92 C FF 92 C CU 71 S SL 91 1-3 K2-3 ①		C FF 93 B FF 93 S CU 72 B SL 91 X SL 89 2-2 L8 ①	B SL 89 B FF 94 T FF 93 F FF 93 F SL 89 F CU 75 S FF 94 2-3 K ③			C SI 86 B SI 86 B SI 87 C SI 86 X SI 88 2-2 G6-3 ①			4	0	0	0	0	2	0
2 Aaron Hill, R (1, 4) OBP: 0.299, SLG: 0.346	X FF 92 0-0 F9 ②		C FF 93 B CU 73 S CU 74 B SL 91 X FF 94 2-2 11 BB 44 1B 1B		B FF 92 F SL 88 X FF 92 1-1 L6 ①		C FF 93 X FF 96 0-1 F7 ②			4	1	1	0	0	0	0
11 AJ Pollock, R (1, 8) OBP: 0.366, SLG: 0.497	C FF 93 C FF 94 T SL 92 0-2 K ③		B SL 92 F SL 91 D CU 75 B FF 95 B FF 95 4-1 44 1B 1-2 BB		F FF 94 X CU 73 0-1 F9 ②		X SL 81 0-0 G6-3 ③			3	0	0	0	1	1	0
44 Paul Goldschmidt, R (1, 3) OBP: 0.435, SLG: 0.563		B FF 93 X FF 92 1-0 7 1B 24 1B 1B	X SL 91 0-0 1-2 2-H 1B		F FF 95 C CU 74 B FF 95 S SL 91 1-3 K ③			C FF 96 B FS 88 B FF 96 B FS 89 X FF 97 3-1 P4 ①		4	1	2	1	0	1	0
7 Welington Castillo, R (1, 2) OBP: 0.304, SLG: 0.473		F FF 93 T SL 90 1 SAFE D SL 91 X CU 74 1-2 24 1B 1-2 1B	B FF 95 X FF 95 1-0 F7 ②			C SL 87 SL 87 S FF 97 B FF 97 B FF 98 S FF 97 3-3 K ①		C SL 85 B FS 87 T FF 97 F FF 97 S FS 88 1-3 K ②		4	0	1	0	0	2	2
24 Yasmany Tomás, R (1, 7) OBP: 0.314, SLG: 0.414		X FF 94 0-0 1-3 2-H 1B	F FF 95 F CU 74 B FF 94 B SL 91 S CU 74 2-3 K2-3 ③			S FF 98 B FF 97 F FF 97 F FF 98 F FF 99 X FF 98 1-2 F9 ②		F FF 96 C FF 97 F FF 97 B FS 89 S SL 85 1-3 K ③		4	0	1	1	0	2	2
62 Brandon Drury, R (1, 5) OBP: 0.333, SLG: 0.525		C FF 94 B CU 74 1 SAFE C FF 94 F SL 91 F SL 90 F FF 95 F CU 74 F SL 89 1-3 S FF 94 K ①		T FF 93 B CU 73 S FF 93 X CU 74 1-2 HR		C FF 98 B SL 86 B SL 87 B FF 97 X FF 95 3-1 8 WP 2B			B FC 92 S FC 90 F FC 92 F FC 93 B FC 93 F FC 92 F FC 93 F FC 93 B SL 81 3-2 X FC 83 L7 ①	4	1	2	1	0	1	2
16 Chris Owings, R (1, 6) OBP: 0.268, SLG: 0.331 19 Jake Lamb, L (9, PH) OBP: 0.339, SLG: 0.406		S SL 90 B CU 73 S SL 90 1 SAFE B FF 95 S SL 90 2-3 K ②		X FF 94 0-0 F9 ①		C FF 96 B FF 97 B FF 97 B FF 97 S FF 97 F FF 98 F FF 97 B FF 97 4-2 8 WP BB			B FC 93 B FC 92 F FC 92 F FC 93 X FC 93 2-2 F8 ②	2 1	0 0	0 0	0 0	1 0	1 0	2 0
46 Patrick Corbin, L (1, 1) OBP: 0.231, SLG: 0.130 40 Andrew Chafin, R (5, 1) 8 Jarrod Saltalamacchia, S (6, PH) OBP: 0.303, SLG: 0.433 36 Enrique Burgos, R (6, 1) 56 Keith Hessler, L (6, 1) OBP: 1.000, SLG: 1.000 61 Silvino Bracho, R (6, 1) 37 Matt Stites, L (8, 1) 6 David Peralta, L (9, PH) OBP: 0.366, SLG: 0.513		S FF 94 S FF 93 1 SAFE S FF 94 0-3 K ③		C FF 93 S FF 93 B FF 94 C CU 73 1-3 K ②		S SI 96 B FF 96 F FF 97 B FF 98 S FF 98 2-3 K ③ 1-2 2-3			F FC 94 F FC 93 B FC 93 F SL 83 F FC 94 F FC 94 F FF 93 S FC 94 1-3 K ③	2 0 1 0 0 0 0 1	0 0 0 0 0 0 0 0	0 0 0 0 0 0 0 0	0 0 0 0 0 0 0 0	0 0 0 0 0 0 0 0	2 0 1 0 0 0 0 1	2 0 2 0 0 0 0 0
Inning Stats	R: 0 E: 0 K: 2 S: 7 H: 0 LOB: 0 BB: 0 P: 8	R: 1 E: 0 K: 3 S: 19 H: 3 LOB: 2 BB: 0 P: 24	R: 1 E: 0 K: 1 S: 12 H: 2 LOB: 2 BB: 1 P: 23	R: 1 E: 0 K: 2 S: 12 H: 1 LOB: 0 BB: 0 P: 16	R: 0 E: 0 K: 1 S: 7 H: 0 LOB: 0 BB: 0 P: 9	R: 0 E: 0 K: 2 S: 17 H: 1 LOB: 2 BB: 1 P: 30	R: 0 E: 0 K: 0 S: 6 H: 0 LOB: 0 BB: 0 P: 8	R: 0 E: 0 K: 2 S: 10 H: 0 LOB: 0 BB: 0 P: 15	R: 0 E: 0 K: 1 S: 17 H: 0 LOB: 0 BB: 0 P: 23	1B: 5 2B: 1 3B: 0 HR: 1	SF: 0 SAC: 0 DP: 0 HBP: 0					

PITCHER	IP	WLS	BF	H	R	ER	SO	BB	IBB	HBP	BLK	WP	HR	S	P	ERA	WHIP
22 Clayton Kershaw, L (1, 1) ERA: 2.25	5.0	W	22	6	3	3	9	1	0	0	0	0	1	57	80	5.40	1.400
12 Juan Nicasio, R (6, 1) ERA: 3.67	1.0	H	5	1	0	0	2	1	0	0	0	1	0	17	30	0.00	2.000
56 J.P. Howell, L (7, 1) ERA: 1.48	0.1	H	1	0	0	0	0	0	0	0	0	0	0	3	5	0.00	0.000
63 Yimi García, R (7, 1) ERA: 2.96	0.2	H	2	0	0	0	0	0	0	0	0	0	0	3	3	0.00	0.000
41 Chris Hatcher, R (8, 1) ERA: 3.93	1.0	H	3	0	0	0	2	0	0	0	0	0	0	10	15	0.00	0.000

PITCHER	IP	WLS	BF	H	R	ER	SO	BB	IBB	HBP	BLK	WP	HR	S	P	ERA	WHIP
74 Kenley Jansen, R (9, 1) ERA: 2.36	1.0	S	3	0	0	0	1	0	0	0	0	0	0	17	23	0.00	0.000

TOP

Arizona Diamondbacks @ Los Angeles Dodgers
Dodger Stadium, Los Angeles, CA
Thu Sep 24 2015, 12:11 PM - 3:31 PM PDT
Att. 38,234 - Sunny - 88 F

livebaseballscorecards.com

AB	34
R	3
H	7
RBI	3
BB	2
SO	14
LOB	12

BOTTOM

Arizona Diamondbacks @ Los Angeles Dodgers
Dodger Stadium, Los Angeles, CA
Thu Sep 24 2015, 12:11 PM - 3:31 PM PDT
Att. 38,234 - Sunny - 88 F

livebaseballscorecards.com

Batter	1	2	3	4	5	6	7	8	9	AB	R	H	RBI	BB	SO	LOB
27 Justin Ruggiano, R (1, 7) OBP: 0.344, SLG: 0.482	T FF 92 F FF 93 B SL 83 X SL 83 1-2 ① G4-3		B FF 92 T SL 80 S SI 93 F SI 94 B SL 82 F FF 93 B CH 88 B SL 81 4-2 1-2 BB		X CH 87 0-0 E8 47 1B 1B	F FF 96 B FF 95 B FF 94 B SL 84 X FF 95 3-1 ① L8		B FF 94 C FF 94 B SL 85 B FF 94 B FF 93 4-1 11 1B BB		2	1	1	0	1	0	0
3 Carl Crawford, L (6, PH) OBP: 0.294, SLG: 0.413 (7, 7)										1	0	0	0	1	0	0
11 Jimmy Rollins, S (1, 6) OBP: 0.282, SLG: 0.353	B FF 92 S FF 93 F FF 93 B SI 93 B SI 94 X SI 94 3-2 ② F9		X SI 93 0-0 ② P3		D SL 82 D SL 81 B CH 85 B FF 92 4-0 10 BB 47 1B BB	B FF 95 B SL 85 B FF 94 B FF 94 4-0 31 G5-3 BB		B FF 91 1 SAFE 1 SAFE X FF 93 1-0 47 G4-6-3 1-2 1B		3	1	1	0	2	0	2
10 Justin Turner, R (1, 5) OBP: 0.368, SLG: 0.488	B FF 92 B FF 93 C SL 78 C SL 81 F SI 93 F SL 84 B SI 92 X FF 93 3-2 ③ L9		C SL 82 B SL 80 X SL 82 1-1 ③ L8		1 SAFE B SI 92 D SL 81 B SI 94 B FF 91 4-0 17 BB 47 1B 28 HR 1-2 BB	1 SAFE B SL 84 X SL 84 1-0 ② G5-3 1-3		B FF 94 F FF 93 T FF 94 B FF 96 F FF 95 B CH 87 X FF 97 3-2 ① F6		2	1	0	0	1	0	2
31 Joc Pederson, L (6, 8) OBP: 0.348, SLG: 0.422										2	0	0	0	0	0	3
47 Howie Kendrick, R (1, 4) OBP: 0.333, SLG: 0.406		C SI 92 X FF 91 0-1 ① G1-3		B SI 92 X SI 92 1-0 ① G4-3	B FF 92 F FF 92 X FF 92 1-1 17 BB 28 HR 1-2 2-H 3-H 1B	F SI 94 T SL 82 F SL 83 S FF 94 0-3 ③ K		X FF 95 0-0 ② ③ G4-6-3 1-2f		5	1	1	2	0	1	3
33 Scott Van Slyke, R (1, 3) OBP: 0.325, SLG: 0.394		B FF 91 F SI 92 X SI 92 1-1 ② G6-3		X FF 93 0-0 17 E 17 FC4 1B	S SL 83 C SL 82 S SL 83 0-3 ② K		S FF 92 B FF 93 S FF 92 B FF 95 F SI 94 X SL 84 2-2 ① P3			4	0	1	0	0	1	2
17 A.J. Ellis, R (1, 2) OBP: 0.356, SLG: 0.393		C SI 92 B FF 92 X FF 92 1-1 2B		C SL 81 B SI 93 X SL 83 1-1 FC4 1-3	B SI 93 S SL 81 S SL 82 B SL 82 B SI 95 F SL 82 B SI 94 4-2 28 HR 1-2 2-3 BB		C FF 93 S SL 83 B SL 84 B SL 84 H FF 94 3-2 16 1B HBP			2	1	1	0	1	0	1
28 Chris Heisey, R (1, 8) OBP: 0.338, SLG: 0.269 (6, 9)		B SL 79 S SL 80 B SL 82 B SI 92 C SL 77 X FF 93 3-2 ③ L7		S SL 82 B SL 83 F FF 93 S SL 82 1-3 ② K	B SL 82 F SI 94 X SL 82 1-1 1-H 2-H 3-H HR		C FF 94 X FF 94 0-1 1-2 1B			3	1	1	4	0	1	3
16 Andre Ethier, L (7, PH) OBP: 0.365, SLG: 0.474 (8, 9)										1	0	1	0	0	0	0
30 Scott Schebler, L (1, 9) OBP: 0.333, SLG: 0.552			F FF 90 F FF 90 S SL 82 0-3 ① K2-3	C SL 81 S SL 83 S SL 83 0-3 ③ K	F SI 94 X SI 93 0-1 2B		X SL 82 0-0 ② F7			2	0	0	0	0	2	2
7 Alex Guerrero, R (5, PH) OBP: 0.258, SLG: 0.438 (6, 5)										1	0	1	0	0	0	0
23 Adrián González, L (7, PH) OBP: 0.353, SLG: 0.492										1	0	0	0	0	0	2
59 Ronald Torreyes, R (8, 5) OBP: 0.333, SLG: 0.400										0	0	0	0	0	0	0
22 Clayton Kershaw, L (1, 1) OBP: 0.174, SLG: 0.167			B FF 93 C FF 93 B FF 93 F FF 93 F FF 92 X SL 77 2-2 27 BB 1B		F8		B FF 93 D CH 86 F SI 94 F FF 94 F FF 94 F SI 95 S CH 87 2-3 ③ K			1	0	1	0	0	0	0
65 Austin Barnes, R (5, PH) OBP: 0.355, SLG: 0.308					G4-3					2	0	0	0	0	0	1
12 Juan Nicasio, R (6, 1)										0	0	0	0	0	0	0
56 J.P. Howell, L (7, 1)										0	0	0	0	0	0	0
63 Yimi García, R (7, 1)										0	0	0	0	0	0	0
26 Chase Utley, L (7, PH) OBP: 0.289, SLG: 0.350										1	0	0	0	0	1	2
41 Chris Hatcher, R (8, 1)										0	0	0	0	0	0	0
74 Kenley Jansen, S (9, 1)										0	0	0	0	0	0	0
Inning Stats	R: 0 E: 0 K: 0 S: 11 H: 0 LOB: 0 BB: 0 P: 18	R: 0 E: 0 K: 0 S: 9 H: 1 LOB: 1 BB: 1 P: 14	R: 0 E: 0 K: 1 S: 14 H: 1 LOB: 2 BB: 1 P: 21	R: 0 E: 1 K: 2 S: 10 H: 1 LOB: 2 BB: 0 P: 13	R: 6 E: 1 K: 1 S: 16 H: 4 LOB: 1 BB: 3 P: 35	R: 0 E: 0 K: 1 S: 7 H: 0 LOB: 1 BB: 1 P: 15	R: 0 E: 0 K: 1 S: 14 H: 1 LOB: 2 BB: 0 P: 21	R: 0 E: 0 K: 0 S: 7 H: 1 LOB: 1 BB: 1 P: 15		1B: 6 2B: 2 3B: 0 HR: 1 SF: 0 SAC: 0 DP: 1 HBP: 1				WP: 0 PB: 0 SB: 0 CS: 0 PA: 40		

		AB	33
		R	6
		H	9
		RBI	6
		BB	6
		SO	6
		LOB	23

PITCHER		IP	WLS	BF	H	R	ER	SO	BB	IBB	HBP	BLK	WP	HR	S	P	ERA	WHIP
46 Patrick Corbin, L ERA: 3.28	(1, 1)	4.1	L	22	5	4	4	3	3	0	0	0	0	0	48	81	8.31	1.846
40 Andrew Chafin, L ERA: 2.85	(5, 1)	0.2		5	2	2	2	1	1	0	0	0	0	1	12	20	27.00	4.500
36 Enrique Burgos, R ERA: 4.62	(6, 1)	0.1		2	0	0	0	0	1	0	0	0	0	0	2	9	0.00	3.000
56 Keith Hessler, L ERA: 9.28	(6, 1)	0.1		1	0	0	0	0	0	0	0	0	0	0	1	2	0.00	0.000
61 Silvino Bracho, R ERA: 2.08	(6, 1)	1.1		6	1	0	0	2	0	0	1	0	0	0	18	25	0.00	0.750

PITCHER		IP	WLS	BF	H	R	ER	SO	BB	IBB	HBP	BLK	WP	HR	S	P	ERA	WHIP
37 Matt Stites, R ERA: 7.56	(8, 1)	1.0		4	1	0	0	0	1	0	0	0	0	0	7	15	0.00	2.000

Batter	1	2	3	4	5	6	7	8	9	AB	R	H	RBI	BB	SO	LOB
26 Chase Utley, L (1, 5) OBP: 0.293, SLG: 0.352	X FF 90 0-0 ① G4-3		C FF 90 B FF 91 B FF 91 F CH 80 F FF 91 B CH 80 B FF 92 4-2 11 1B BB		C FF 91 B FF 92 S CH 80 X FF 92 1-2 11 WP 2B		B CH 84 C SI 94 B SI 93 C CH 85 B CH 86 F SI 94 B CH 85 4-2 11 1B 47 1B BB		C FF 94 B FF 95 C FF 95 X CU 78 1-2 ① F8	3	1	1	0	2	0	0
11 Jimmy Rollins, S (1, 6) OBP: 0.285, SLG: 0.360	C SI 92 X CU 84 0-1 23 G3 3B		C FF 92 X FF 91 0-1 47 G4-6-3 1-2 1B		B CH 79 B FF 91 S FF 91 B CH 80 S CH 81 S FF 91 3-3 ③ K 2-3		S SI 94 X CH 86 0-1 23 BB 47 1B 1-3 1B		B FF 94 C FF 95 F SL 88 F FF 96 B SL 87 B CU 79 S FF 96 3-3 ② K	5	2	3	0	0	2	1
23 Adrián González, L (1, 3) OBP: 0.352, SLG: 0.488	B FF 93 F FF 92 D CH 82 B FF 93 X CH 81 3-1 ② G3 3-H		B FF 92 F FF 92 F FF 91 B FF 92 F CH 80 2 SAFE F FF 91 F FF 92 S CH 80 2-3 ① K			C FF 92 S SL 89 B FF 93 F FF 93 F FF 93 F FF 89 F FF 93 F FF 93 X FF 93 1-2 ① L8	B SL 86 B FF 93 B FF 94 B FF 94 4-0 10 G3-1 47 1B 1-2 BB		C FF 95 B CU 79 B FF 96 F FF 95 B FF 96 X FF 96 3-2 ③ G6-3	4	0	0	1	1	1	2
47 Howie Kendrick, R (1, 4) OBP: 0.335, SLG: 0.407	B FF 92 B CU 84 F FF 91 X FF 92 2-1 1B		C SI 92 S CU 84 D CU 84 F FF 90 X FF 90 1-2 ②③ G4-6-3 1-2f			S SL 88 B FF 93 F CH 87 B SL 88 F SL 87 F FF 92 F CU 78 S SL 87 2-3 ② K	X FF 95 0-0 10 G3-1 1-2 2-H 3-H 1B			4	0	2	2	0	1	2
16 Andre Ethier, L (1, 9) OBP: 0.365, SLG: 0.473 10 Justin Turner, R (7, PH) OBP: 0.367, SLG: 0.486 62 Joel Peralta, R (7, 1)	B FF 92 F CH 80 X FF 92 1-1 ③ L9			C FF 90 B CU 83 F FF 90 X CU 84 1-2 ① G4-3		C FF 92 F SL 88 B FF 93 X SI 91 1-2 3 1B 3 WP 9 WP 1B	B SI 96 X FF 96 1-0 ② G3-1 1-2 2-3			3 1 0	1 0 0	1 0 0	1 0 0	0 0 0	0 0 0	1 2 0
3 Carl Crawford, L (1, 7) OBP: 0.299, SLG: 0.415		F FF 90 C FF 91 B CU 81 X CH 81 1-2 ① 1B		B CH 79 C CH 80 S CH 79 B FF 91 F FF 91 B CU 85 X CH 81 3-2 ② G3-1		S SL 88 X FF 92 0-1 9 WP 1-3 1B	B CU 77 B FF 96 X CU 78 2-0 ③ G3			4	0	2	0	0	0	2
9 Yasmani Grandal, S (1, 2) OBP: 0.361, SLG: 0.423		B SI 92 B FF 91 C SI 92 B CH 82 F FF 91 X FF 93 3-2 ② G6-3		B FF 91 B CH 81 C CH 79 X FF 92 2-1 ③ G3-1		B FF 92 F FF 92 B SL 88 S FF 91 B FF 92 F SL 88 B SL 88 4-2 1-2 3-H BB		F FF 94 S FF 96 B FF 96 X CH 90 1-2 ① L9		3	0	0	0	1	0	0
31 Joc Pederson, L (1, 8) OBP: 0.348, SLG: 0.419		B CH 81 B FF 92 S CH 81 C FF 92 B CU 84 B CU 83 4-2 BB			B FF 90 S CH 79 X FF 90 1-1 ① G1-3	C CH 87 C FF 88 B SL 87 B FF 91 X SL 86 2-2 ③ G3		C SL 86 B FF 94 X SL 86 1-1 ② F9		3	0	0	0	1	0	2
46 Mike Bolsinger, R (1, 1) OBP: 0.027, SLG: 0.054 7 Alex Guerrero, R (5, PH) OBP: 0.257, SLG: 0.436 58 Ian Thomas, R (5, 1) 30 Scott Schebler, L (7, PH) OBP: 0.314, SLG: 0.516 (7, 9)		S FF 90 S FF 88 C FF 91 0-3 ③ K			F FF 91 B FF 91 F CU 82 B FF 91 S FF 90 2-3 ② K		B CH 85 X CH 86 1-0 ① G4-3	C CH 88 X CH 88 0-1 ③ G3		1 1 0 2	0 0 0 0	0 0 0 0	0 0 0 0	0 0 0 0	1 1 0 0	1 0 0 0
Inning Stats	R: 1 E: 0 K: 0 S: 9 H: 2 LOB: 1 BB: 0 P: 15	R: 0 E: 0 K: 1 S: 11 H: 1 LOB: 1 BB: 1 P: 19	R: 0 E: 0 K: 1 S: 15 H: 1 LOB: 1 BB: 1 P: 22	R: 0 E: 0 K: 0 S: 9 H: 0 LOB: 0 BB: 0 P: 15	R: 0 E: 0 K: 2 S: 11 H: 1 LOB: 1 BB: 0 P: 18	R: 1 E: 0 K: 1 S: 25 H: 2 LOB: 2 BB: 1 P: 35	R: 2 E: 0 K: 0 S: 9 H: 2 LOB: 2 BB: 2 P: 21	R: 0 E: 0 K: 0 S: 7 H: 0 LOB: 0 BB: 0 P: 9	R: 0 E: 0 K: 1 S: 10 H: 0 LOB: 0 BB: 0 P: 17	1B: 7 2B: 1 3B: 1 HR: 0 SF: 0 SAC: 0 DP: 1 HBP: 0						

PITCHER		IP	WLS	BF	H	R	ER	SO	BB	IBB	HBP	BLK	WP	HR	S	P	ERA	WHIP
61 David Hale, R ERA: 6.01	(1, 1)	5.0	W	20	5	1	1	4	2	0	0	0	1	0	55	89	1.80	1.400
53 Christian Friedrich, L ERA: 5.34	(6, 1)	1.0		6	2	1	1	1	1	0	0	0	2	0	25	35	9.00	3.000
51 Brooks Brown, R ERA: 4.94	(7, 1)	0.1		3	1	2	2	0	1	0	0	0	0	0	6	11	54.00	6.000
49 Rex Brothers, L ERA: 2.35	(7, 1)	0.0		2	1	0	0	0	1	0	0	0	0	0	1	5	∞	∞
45 Scott Oberg, R ERA: 5.17	(7, 1)	0.2	H	2	0	0	0	0	0	0	0	0	0	0	2	5	0.00	0.000

PITCHER		IP	WLS	BF	H	R	ER	SO	BB	IBB	HBP	BLK	WP	HR	S	P	ERA	WHIP
60 Justin Miller, R ERA: 3.3	(8, 1)	1.0	H	3	0	0	0	0	0	0	0	0	0	0	7	9	0.00	0.000
66 John Axford, R ERA: 4.36	(9, 1)	1.0	S	3	0	0	0	1	0	0	0	0	0	0	10	17	0.00	0.000

TOP

Los Angeles Dodgers @ Colorado Rockies

Coors Field, Denver, CO

Fri Sep 25 2015, 6:11 PM - 9:23 PM MDT

Att. 38,485 - Clear - 79 F

livebaseballscorecards.com

AB	34
R	4
H	9
RBI	3
BB	5
SO	6
LOB	13

1B: 7	SF: 0	WP: 3	PA: 39
2B: 1	SAC: 0	PB: 0	
3B: 1	DP: 1	SB: 0	
HR: 0	HBP: 0	CS: 0	

BOTTOM

Los Angeles Dodgers @ Colorado Rockies

Coors Field, Denver, CO

Fri Sep 25 2015, 6:11 PM - 9:23 PM MDT

Att. 38,485 - Clear - 79 F

livebaseballscorecards.com

Batter	1	2	3	4	5	6	7	8	9	AB	R	H	RBI	BB	SO	LOB
19 Charlie Blackmon, L (1, 8) OBP: 0.350, SLG: 0.455	C FC 88 X FC 86 0-1 E1 18 FC3-6	B FC 88 B CU 79 C FF 87 C FC 89 B FC 88 B FC 89 4-2 BB		C CU 79 X FF 88 0-1 HR		C FF 88 S CH 78 F FC 88 S FF 90 0-3 ① K		C FS 82 F FF 91 X FF 91 0-2 ③ F8		4	1	1	1	1	1	0
18 Cristhian Adames, S (1, 6) OBP: 0.333, SLG: 0.356	X FC 86 0-0 ① FC3-6 28 FC5 5 1B 1-2f	B FC 88 B FC 88 C CU 80 X FC 89 2-1 ③ G3		X FC 88 0-0 ① G1-3		C FF 89 B CH 78 X CH 78 1-1 1B				4	0	1	0	0	0	2
5 Carlos González, L (1, 9) OBP: 0.321, SLG: 0.531	X FC 87 0-0 28 FC5 6 1B 1-2 1B		B FC 89 B CU 77 T FC 86 B FF 90 F SL 81 F SL 81 B FC 91 4-2 28 G5-3 6 2B BB	F SL 81 B CU 78 B CU 79 B FC 88 S SL 82 X CU 80 3-2 HR		F FF 89 X CH 76 0-1 ② F8				3	3	2	1	1	0	1
28 Nolan Arenado, R (1, 5) OBP: 0.317, SLG: 0.560	C FF 87 F FC 88 D CU 80 F FC 88 B FC 83 F CU 79 X SL 81 2-2 ② FC5 6 1B 1-2 2-3f		B CU 78 B FC 87 B CU 79 C FC 88 F FC 89 X SL 82 3-2 ① G5-3 1-2	B FC 89 C FC 85 C CU 78 S CU 78 1-3 ② K		C CH 79 F CH 78 B FF 91 B CU 75 1 SAFE B CH 80 X CH 77 3-2 ③ G5-3				4	0	0	0	0	1	4
6 Corey Dickerson, L (1, 7) OBP: 0.348, SLG: 0.531	C FF 84 X CU 80 0-1 33 BB 1-3 2-H 1B		X CU 80 0-0 33 E 2-H 2B	X FF 87 0-0 HR			S FF 92 B FS 83 S FF 91 S FF 92 1-3 ① K			4	2	3	3	0	1	0
33 Justin Morneau, L (1, 3) OBP: 0.352, SLG: 0.453	B FF 89 B SL 82 B FC 88 B CU 78 4-0 1-2 BB		B FC 88 C FC 89 X FF 89 1-1 E3 30 WP 43 3B 2-H	F SL 79 S CU 78 X CU 78 0-2 ③ F9			S CU 79 F FS 83 S FF 92 0-3 ② K			3	1	0	0	1	1	0
30 Tom Murphy, R (1, 2) OBP: 0.320, SLG: 0.667	X SL 81 0-0 ③ G6-3		C FC 89 S SL 82 B SL 81 S SL 80 1-3 ② K 1-2		C FF 89 B CH 77 C CH 77 X CH 78 1-2 43 K2-3-2 1B		B FF 92 C FF 91 F FF 92 S FF 91 1-3 ③ K			4	0	1	0	0	2	4
43 Rafael Ynoa, S (1, 4) OBP: 0.256, SLG: 0.298		C CU 77 X FC 88 0-1 ① L9	C FC 90 C CU 80 F SL 81 X SL 80 0-2 2-H 3B		S FF 89 F FF 92 F CH 80 B FF 92 F CH 77 F CU 75 F CU 74 F FF 91 1 SAFE 2-3 ① F CH 81 F FF 91 B FF 92 F CH 77 F CU 75 B CH 80 1 SAFE K2-3-2 1-1 ②			C CU 76 F FF 91 F FF 92 X FS 83 0-2 ① L8	4	0	1	1	0	1	1
61 David Hale, R (1, 1) 16 Kyle Parker, 1BOF (5, PH) Pitched to Ryan Hanigan, C 53 Christian Friedrich, R (6, 1) 51 Brooks Brown, L (7, 1) 49 Rex Brothers, L (7, 1) 45 Scott Oberg, R (7, 1) 60 Justin Miller, R (8, 1) 10 Ben Paulsen, L (8, PH) Pitched to Kyle Kubitza, 3BP 66 John Axford, R (9, 1)		B FC 86 F FC 86 X SL 80 1-1 ② G3-1	B FC 89 X FC 89 1-0 ③ G3		S CH 77 S CH 80 S CH 79 0-3 ③ K			F CU 80 S FF 90 B FS 80 B FF 92 S FF 92 2-3 ② K		2 0 0 0 0 0 1 1 0 0 0 0 1 0 0 0 0 0 0 0 0 0 0 0 0 0 0 0 0 0 0 0 0 0 0 0 0 0 0 0 0 0 0 0 0 0 0 0 0 1 0 0 0 0 1 0 0 0 0 0 0 0 0						
Inning Stats	R: 1 E: 1 K: 0 S: 12 H: 2 LOB: 3 BB: 1 P: 18	R: 0 E: 0 K: 0 S: 8 H: 0 LOB: 1 BB: 1 P: 15	R: 3 E: 1 K: 1 S: 17 H: 2 LOB: 1 BB: 1 P: 27	R: 3 E: 0 K: 1 S: 13 H: 3 LOB: 0 BB: 0 P: 17	R: 0 E: 0 K: 2 S: 17 H: 1 LOB: 0 BB: 0 P: 20	R: 0 E: 0 K: 1 S: 11 H: 1 LOB: 1 BB: 0 P: 15	R: 0 E: 0 K: 3 S: 9 H: 0 LOB: 0 BB: 0 P: 11	R: 0 E: 0 K: 1 S: 10 H: 0 LOB: 0 BB: 0 P: 12		1B: 4 2B: 2 3B: 1 HR: 3 SF: 0 SAC: 0 DP: 1 HBP: 0						

	AB	34
	R	7
	H	9
	RBI	6
	BB	3
	SO	9
	LOB	13

PITCHER		IP	WLS	BF	H	R	ER	SO	BB	IBB	HBP	BLK	WP	HR	S	P	ERA	WHIP
46 Mike Bolsinger, R ERA: 3.48	(1, 1)	4.0	L	24	7	7	4	2	3	0	0	0	1	3	50	77	9.00	2.500
58 Ian Thomas, L ERA: 3.22	(5, 1)	2.0		7	2	0	0	3	0	0	0	0	0	0	28	35	0.00	1.000
62 Joel Peralta, R ERA: 4.5	(7, 1)	2.0		6	0	0	0	4	0	0	0	0	0	0	19	23	0.00	0.000

PITCHER	IP	WLS	BF	H	R	ER	SO	BB	IBB	HBP	BLK	WP	HR	S	P	ERA	WHIP

Los Angeles Dodgers @ Colorado Rockies

Coors Field, Denver, CO

Sat Sep 26 2015, 6:13 PM - 9:10 PM MDT

Att. 40,322 - Clear - 82 F

TOP

livebaseballscorecards.com

Batter	1	2	3	4	5	6	7	8	9	AB	R	H	RBI	BB	SO	LOB
3 Carl Crawford, L (1, 7) OBP: 0.304, SLG: 0.414	C SI 88 B FC 87 S FC 87 F SI 89 B SL 79 B FC 88 B SI 89 4-2 26 CS BB		X SL 77 0-0 ② L7		F SI 90 X CH 83 0-1 ③ F8		C FF 93 S SL 87 F SL 87 F SL 88 X SL 88 0-2 5 G4-3 1B			3	0	1	0	1	0	1
5 Corey Seager, L (1, 6) OBP: 0.447, SLG: 0.611	F SI 89 B FC 87 B FC 88 X SI 89 2-1 ① F7		B FC 87 S CH 82 X FC 88 1-1 ③ L8			X SI 89 0-0 26 1B 3B	B FF 93 D SL 87 F FF 94 S SL 87 D SL 88 F FF 95 X FF 94 3-2 ② G4-3 1-2			4	1	1	0	0	0	2
26 Chase Utley, L (1, 4) OBP: 0.292, SLG: 0.351	1 SAFE B SL 79 1 SAFE C SI 89 B FC 88 X CH 82 2-1 ② ③ G5-3 1-2			C FC 86 B SI 89 X SL 80 1-1 ① B1-3		X FC 88 0-0 10 2B 3-H 1B	B SL 87 C FF 95 X FF 94 1-1 ③ L4			4	1	1	1	0	0	2
10 Justin Turner, R (1, 5) OBP: 0.371, SLG: 0.491		C SI 87 B SI 87 B SL 79 B SI 88 B SI 88 4-1 16 HR BB		B SI 89 C SI 90 B SI 90 B FC 87 X SI 90 3-1 16 G3-6-3 1B		S FC 81 X SI 89 0-1 16 2B 1-H 2B		S CH 87 B CH 88 S CH 88 F FF 95 X FF 94 1-2 ① L8		3	2	2	1	1	0	0
16 Andre Ethier, L (1, 9) OBP: 0.366, SLG: 0.484		X FC 88 0-0 1-H HR		B SI 90 S CH 83 S CH 83 F FC 89 X FC 91 1-2 ② ③ G3-6-3 1-2f		2 SAFE X CH 85 0-0 17 G6-3 2-H 2B		X FF 95 0-0 ② L9		4	1	2	3	0	0	1
9 Yasmani Grandal, S (1, 3) OBP: 0.360, SLG: 0.419 63 Yimi García, R (8, 1)		B SL 77 B FC 86 B SI 88 B SI 87 4-0 31 G6-3 BB			F FC 89 B SL 79 B SI 89 X CH 82 2-1 ① F8	B SI 92 C SI 92 B SI 93 X SI 93 2-1 ① F7		F FF 95 B CH 88 F CH 88 X CH 86 1-2 ③ L7		3 0	0 0	0 0	0 0	1 0	0 0	1 0
17 A.J. Ellis, R (1, 2) OBP: 0.354, SLG: 0.395		C SI 89 C SI 90 S SI 90 0-3 ① K			X SI 90 0-0 7 1B 2B	B SI 92 C CU 83 D CU 82 B SI 92 C SI 93 F SI 93 X CH 85 3-2 ② G6-3 2-3			B SL 87 C FF 94 B FF 95 B SL 86 F FF 95 X SL 87 3-2 ① L8	4	1	1	0	0	1	2
31 Joc Pederson, L (1, 8) OBP: 0.345, SLG: 0.416		C SI 90 F FC 89 B SI 90 B FC 90 X FC 89 2-2 ② ③ G6-3 1-2f			B CH 82 X FC 89 1-0 ② P6	D CH 86 S CH 86 B CH 87 B CH 86 T CH 86 S CH 86 3-3 ③ K			B SL 86 B FF 94 C FF 94 S SL 88 S SL 86 2-3 ② K	4	0	0	0	0	2	3
35 Brett Anderson, L (1, 1) OBP: 0.163, SLG: 0.091 7 Alex Guerrero, R (5, PH) OBP: 0.260, SLG: 0.439 36 Adam Liberatore, L (5, 1) 11 Jimmy Rollins, S (7, PH) OBP: 0.285, SLG: 0.359 52 Pedro Báez, R (7, 1) 43 Luis Avilán, L (7, 1) 33 Scott Van Slyke, R (8, 3) OBP: 0.324, SLG: 0.393			F SI 87 F FC 87 S SL 77 0-3 ① K		F SI 90 F SI 90 X SI 90 0-2 2-H 1B		B FF 92 X FF 92 1-0 ① F9		C FF 95 F SL 90 B SL 87 B SL 87 S FF 96 2-3 ③ K	1 1 0 1 0 0 0 1	0 0 0 0 0 0 0 0	0 1 0 0 0 0 0 0	0 1 0 0 0 0 0 0	0 0 0 0 0 0 0 0	1 0 0 0 0 0 0 1	0 0 0 0 0 0 0 0
Inning Stats	R: 0 E: 0 K: 0 S: 7 H: 0 LOB: 0 BB: 1 P: 15	R: 2 E: 0 K: 1 S: 8 H: 1 LOB: 0 BB: 2 P: 18	R: 0 E: 0 K: 1 S: 6 H: 0 LOB: 0 BB: 0 P: 7	R: 0 E: 0 K: 0 S: 8 H: 1 LOB: 0 BB: 0 P: 13	R: 1 E: 0 K: 0 S: 9 H: 2 LOB: 1 BB: 0 P: 12	R: 3 E: 0 K: 1 S: 14 H: 4 LOB: 1 BB: 0 P: 22	R: 0 E: 0 K: 0 S: 12 H: 1 LOB: 1 BB: 0 P: 17	R: 0 E: 0 K: 0 S: 8 H: 0 LOB: 0 BB: 0 P: 10	R: 0 E: 0 K: 2 S: 9 H: 0 LOB: 0 BB: 0 P: 16	1B: 4 2B: 3 3B: 1 HR: 1 SF: 0 SAC: 0 DP: 2 HBP: 0						

	AB	33
	R	6
	H	9
	RBI	6
	BB	3
	SO	5
	LOB	12

WP: 0 PA: 36
PB: 0
SB: 0
CS: 1

PITCHER	IP	WLS	BF	H	R	ER	SO	BB	IBB	HBP	BLK	WP	HR	S	P	ERA	WHIP
38 Kyle Kendrick, R (1, 1) ERA: 6.54	5.0		22	7	6	6	2	3	0	0	0	0	1	42	69	10.80	2.000
51 Brooks Brown, R (6, 1) ERA: 4.78	1.0	B	4	1	0	0	1	0	0	0	0	0	0	10	18	0.00	1.000
49 Rex Brothers, L (7, 1) ERA: 2.08	1.0		4	1	0	0	0	0	0	0	0	0	0	12	17	0.00	1.000
62 Gonzalez Germen, R (8, 1) ERA: 4.63	1.0		3	0	0	0	0	0	0	0	0	0	0	8	10	0.00	0.000
60 Justin Miller, R (9, 1) ERA: 3.19	1.0	W	3	0	0	0	2	0	0	0	0	0	0	9	16	0.00	0.000

PITCHER	IP	WLS	BF	H	R	ER	SO	BB	IBB	HBP	BLK	WP	HR	S	P	ERA	WHIP

Batter	1	2	3	4	5	6	7	8	9	AB	R	H	RBI	BB	SO	LOB
19 Charlie Blackmon, L (1, 8) OBP: 0.350, SLG: 0.458	C FF 90 F FF 88 F FF 90 X FF 92 0-2 5 1B 9 1B 28 HR 1B	C SL 81 X FF 90 0-1 9 1B 3B		C FF 90 B SL 80 B FF 90 S SL 79 X FF 92 2-2 ① G4-3		C FF 93 B SL 84 S FF 93 F SL 82 B SL 83 T FF 92 2-2 ③ K		X FF 95 0-0 ③ P6		5	2	2	0	0	1	2
9 DJ LeMahieu, R (1, 4) OBP: 0.364, SLG: 0.395	X SI 89 0-0 5 1B 28 HR 1-2 1B	X KC 76 0-0 5 G6-5-3 3-H 1B		F FF 90 B CH 82 B CH 83 F FF 89 B SL 82 C SL 82 3-3 ② K			B FF 97 B FF 99 C FF 99 B SL 92 S FF 100 S FF 100 3-3 ① K		X FF 94 0-0 5 HR 1B	5	2	3	1	0	2	0
5 Carlos González, L (1, 9) OBP: 0.323, SLG: 0.539	X FF 90 0-0 28 HR 1-2 2-3 1B	1 SAFE C FF 92 S SL 82 1 SAFE X SL 82 0-2 ②③ G6-5-3 1-2f		S SL 80 B FF 92 S FF 91 X SL 82 1-2 ③ G1-3			S FF 99 B CH 87 X FF 100 1-1 2B		1 SAFE F FF 95 B FF 95 B FF 94 B FF 95 X FF 94 3-1 1-H HR	5	2	3	2	0	0	1
28 Nolan Arenado, R (1, 5) OBP: 0.317, SLG: 0.563	F FF 92 F FF 93 B FF 92 B SL 83 X FF 93 2-2 1-H 2-H 3-H HR		B FF 90 B CH 83 S FF 91 X SL 81 2-1 ① G4-3		C CH 82 B FF 93 B FF 92 B CH 85 X FF 92 3-1 ① F8		C FF 99 B CH 89 F FF 100 B FF 99 T FF 100 2-2 ② K			4	1	1	4	0	1	1
6 Corey Dickerson, L (1, 7) OBP: 0.351, SLG: 0.535	B SL 83 X FF 92 1-0 18 FC3-6 33 1B 1B		C FF 91 B FF 92 B FF 92 X SI 92 2-2 33 2B 2B		S SL 82 S SL 84 F FF 93 S SL 83 0-3 ② K		C FF 94 X FF 95 0-1 ③ L8			4	1	2	0	0	1	1
33 Justin Morneau, L (1, 3) OBP: 0.368, SLG: 0.474 10 Ben Paulsen, L (8, PR) OBP: 0.319, SLG: 0.450 (9, 3)	C FF 92 X SL 83 0-1 18 FC3-6 1-2 1B	B FF 91 B FF 90 X SL 81 2-0 50 G6-3 2-H 2B	X FF 92 0-0 18 FC5-4 1B			X FF 93 0-0 18 SH2-4 1B			4 0	0 0	4 0	1 0	0 0	0 0	0 0
18 Cristhian Adames, S (1, 6) OBP: 0.333, SLG: 0.340	C FF 92 D SL 84 F SI 92 X SL 84 1-2 ① FC3-6 50 G5-4-3 1-2f 2-3	I IN 75 I IN 75 I IN 77 I IN 77 4-0 50 G6-3 IBB	C FF 92 X SL 82 0-1 ③ FC5-4 1-2f			X SI 92 0-0 ① SH2-4 1-2			2	0	0	0	1	0	3
50 Dustin Garneau, R (1, 2) OBP: 0.234, SLG: 0.322	L FF 89 1 SAFE B FF 92 X SI 90 1-1 ②③ G5-4-3 1-2f	X FF 89 0-0 ② G6-3 1-2 2-3			B FF 91 F FF 92 T FF 93 B FF 94 X FF 93 2-2 16 G6-4-3 1B	X FF 93 0-0 E6			4	0	1	0	0	0	6
38 Kyle Kendrick, R (1, 1) OBP: 0.209, SLG: 0.293 51 Brooks Brown, L (6, 1) 16 Kyle Parker, R (6, PH) OBP: 0.208, SLG: 0.290 49 Rex Brothers, L (7, 1) 62 Gonzalez Germen, R (8, 1) 20 Wilin Rosario, R (8, PH) OBP: 0.287, SLG: 0.412 60 Justin Miller, R (9, 1)		B KC 74 B SI 89 C FF 90 B SL 80 X SI 90 3-1 ① G4-3	B SI 90 C FF 90 C SL 82 F SL 82 X FF 92 1-2 ③ G3			X CH 86 0-0 ①② G6-4-3 1-2f		T SL 82 F FF 95 F FC 88 B FF 97 B FF 96 S SL 84 2-3 ② K		2 0 1 0 0 0 1 0	0 0 0 0 0 0 0 0	0 0 0 0 0 0 1 0	0 0 0 0 0 0 0 0	0 0 1 0 0 0 0 1	0 0 0 0 0 0 0 0	2 0 1 0 0 0 0 2
Inning Stats	R: 4 H: 6 E: 0 LOB: 1 K: 0 BB: 0 S: 17 P: 22	R: 1 H: 2 E: 0 LOB: 0 K: 0 BB: 0 S: 8 P: 11	R: 1 H: 2 E: 0 LOB: 2 K: 0 BB: 1 S: 11 P: 22	R: 0 H: 0 E: 0 LOB: 0 K: 1 BB: 0 S: 9 P: 15	R: 0 H: 1 E: 0 LOB: 1 K: 1 BB: 0 S: 9 P: 12	R: 0 H: 1 E: 0 LOB: 0 K: 1 BB: 0 S: 8 P: 12	R: 0 H: 1 E: 0 LOB: 1 K: 2 BB: 0 S: 10 P: 16	R: 0 H: 1 E: 1 LOB: 2 K: 1 BB: 0 S: 8 P: 10	R: 2 H: 2 E: 0 LOB: 0 K: 0 BB: 0 S: 3 P: 6	1B: 10 SF: 0 2B: 3 SAC: 1 3B: 1 DP: 3 HR: 2 HBP: 0						WP: 0 PA: 39 PB: 0 SB: 0 CS: 0	

PITCHER	IP	WLS	BF	H	R	ER	SO	BB	IBB	HBP	BLK	WP	HR	S	P	ERA	WHIP
35 Brett Anderson, L (1, 1) ERA: 3.75	4.0		21	10	6	6	1	0	1	0	0	0	1	45	70	13.50	2.500
36 Adam Liberatore, L (5, 1) ERA: 4.34	2.0		7	2	0	0	2	0	0	0	0	0	0	17	24	0.00	1.000
52 Pedro Báez, R (7, 1) ERA: 3.35	0.2		3	1	0	0	2	0	0	0	0	0	0	8	14	0.00	1.500
43 Luis Avilán, L (7, 1) ERA: 3.96	0.2		4	1	0	0	0	0	0	0	0	0	0	5	5	0.00	1.500
63 Yimi García, R (8, 1) ERA: 3.25	0.2	L	4	2	2	2	1	0	0	0	0	0	1	8	13	27.00	3.000

PITCHER	IP	WLS	BF	H	R	ER	SO	BB	IBB	HBP	BLK	WP	HR	S	P	ERA	WHIP

BOTTOM

Los Angeles Dodgers @ Colorado Rockies

Coors Field, Denver, CO

Sat Sep 26 2015, 6:13 PM - 9:10 PM MDT

Att. 40,322 - Clear - 82 F

livebaseballscorecards.com

AB	37
R	8
H	16
RBI	8
BB	1
SO	6
LOB	19

Los Angeles Dodgers @ Colorado Rockies

Coors Field, Denver, CO

Sun Sep 27 2015, 2:11 PM - 5:32 PM MDT

Att. 32,870 - Sunny - 87 F

TOP

livebaseballscorecards.com

Batter	1	2	3	4	5	6	7	8	9	AB	R	H	RBI	BB	SO	LOB
27 Justin Ruggiano, R (1, 7) OBP: 0.344, SLG: 0.474	X SI 90 0-0 ① L9		C FC 87 B CH 79 B FF 92 F FC 88 B SI 90 B CH 82 4-2 47 1B, 11 1B, 33 1B BB	F FF 90 X FC 87 0-1 ① G6-3		C CH 87 B FF 94 X CH 87 1-1 47 1B 1-3 1B		X FF 99 0-0 ① G6-3		2	1	0	0	1	0	1
16 Andre Ethier, L (6, PH) OBP: 0.367, SLG: 0.484 (6, 9)										2	0	1	0	0	0	0
11 Jimmy Rollins, S (1, 6) OBP: 0.286, SLG: 0.361	C FF 91 X FC 83 0-1 47 G4-3 2B		B CH 82 X FF 91 1-0 33 1B, 47 1B, 17 G5-3 1-2 1B	B FC 88 F FF 90 D CU 82 C SI 90 X FC 86 2-2 ② G6-3		B FF 94 X FF 94 1-0 ② F7		C SI 100 F FF 100 F SL 92 F SL 90 X SI 100 0-2 ② G1-3		5	1	2	0	0	0	3
47 Howie Kendrick, R (1, 4) OBP: 0.335, SLG: 0.407	X FF 91 0-0 ② G4-3 2-3		B CH 82 C CH 80 B SI 90 X FC 88 2-1 17 G5-3, 33 1B, 7 G4-3 1-2 2-3 1B	C FF 90 F FC 86 F SI 90 F CU 76 X FC 89 0-2 ③ G6-3		B CH 90 F SI 95 X FF 95 1-1 1-2 1B		B FF 99 S SI 99 X FF 99 1-1 ③ G6-3		5	1	2	0	0	0	2
33 Scott Van Slyke, R (1, 3) OBP: 0.324, SLG: 0.392	C FF 91 B FC 88 F CH 83 B FC 89 F FF 92 S FC 87 2-3 ③ K		C FC 87 B SI 92 X FC 87 1-1 7 G4-3, 17 G5-3 1-2 2-3 3-H 1B		B FF 87 X FC 85 1-0 ① G5-3	B FF 96 B FF 94 F FF 95 X FF 95 2-1 ③ F8			B FF 92 C FF 92 B FF 93 B FF 94 X FF 91 3-1 3 2B 2B	3	0	1	1	0	1	1
26 Chase Utley, L (6, PH) OBP: 0.293, SLG: 0.355 (6, 3)										2	1	1	0	0	0	3
17 A.J. Ellis, R (1, 2) OBP: 0.345, SLG: 0.384		C FF 90 C FC 87 X SI 92 0-2 ① G6-3	B SI 90 X FC 88 1-0 ① G5-3 1-2 2-3 3-H		C FF 89 B SI 90 F CH 82 B FC 86 C FF 89 2-3 ② K		B FF 95 F FF 96 B FF 96 C SL 86 X CU 79 2-2 ① G6-3		B FF 92 C CH 82 B FF 92 B CH 83 F FF 92 S FF 92 3-3 ① K	5	0	0	1	0	2	3
7 Alex Guerrero, R (1, 5) OBP: 0.265, SLG: 0.442		F CH 83 F CU 80 B SI 91 B CH 80 X CH 82 2-2 28 F8, 28 S, 57 E 1B	B CU 79 F FF 91 F SI 92 F FC 87 X FF 92 1-2 ② G4-3 2-3 3-H		C CH 77 F SI 89 B SI 89 X CH 78 1-2 1B		C FF 97 S FF 97 B FF 97 B CU 80 B SL 87 C CU 79 3-3 ② K		B SL 82 F SI 91 S CU 76 S CU 77 1-3 ② K	3	1	2	1	0	0	1
5 Corey Seager, L (7, PH) OBP: 0.437, SLG: 0.595 (7, 5)										2	0	0	0	0	2	1
28 Chris Heisey, R (1, 9) OBP: 0.338, SLG: 0.259		C SI 90 S FF 91 B CH 81 B SI 92 B CH 82 X FF 93 3-2 ② F8 1-3	S CH 83 D CH 82 B FC 88 F SI 90 B SI 92 B SI 91 4-2 BB		B SI 89 1 SAFE C FF 91 X FF 91 1-1 ③ P3		B FF 98 C SI 97 X SL 88 1-1 31 1B 1B		C FF 93 X FF 92 0-1 2-H 2B	2	0	0	0	1	0	2
(6, 7)																
3 Carl Crawford, L (7, PH) OBP: 0.312, SLG: 0.427 (7, 7)										2	0	2	1	0	0	0
31 Joc Pederson, L (1, 8) OBP: 0.346, SLG: 0.414		I IN 76 I IN 78 I IN 75 I IN 73 4-0 57 E5, 57 E IBB	C SI 91 F FC 84 S SI 90 0-3 ③ K			S CU 84 B FC 87 F SI 89 F CU 79 X FF 92 1-2 ① G1-3	C SL 83 B FF 93 S FF 94 B SL 84 X SL 84 2-2 1-2 1B		C SL 83 X FF 93 0-1 ③ G3	4	0	1	0	1	1	3
57 Alex Wood, R (1, 1) OBP: 0.232, SLG: 0.212		F SI 90 F FF 91 X CH 82 0-2 ③ E5 1-3 3-H	B SI 88 F SI 88 F FC 87 B CU 78 B FF 90 X FF 90 3-2 2B			X FC 85 0-0 16 1B 1B	C FF 95 B FF 90 X FF 94 1-1 ③ L4			3	0	2	0	0	0	1
52 Pedro Báez, R (6, 1)										0	0	0	0	0	0	0
56 J.P. Howell, L (6, 1)										0	0	0	0	0	0	0
10 Justin Turner, R (7, PH) OBP: 0.370, SLG: 0.489										1	0	0	0	0	0	2
58 Ian Thomas, R (7, 1)										0	0	0	0	0	0	0
54 Jim Johnson, R (8, 1)										0	0	0	0	0	0	0
Inning Stats	R: 0 E: 0 K: 1 S: 8 H: 1 LOB: 1 BB: 0 P: 10	R: 1 E: 1 K: 0 S: 12 H: 1 LOB: 2 BB: 1 P: 21	R: 3 E: 0 K: 1 S: 17 H: 3 LOB: 2 BB: 2 P: 31	R: 0 E: 0 K: 0 S: 13 H: 1 LOB: 1 BB: 0 P: 18	R: 0 E: 0 K: 1 S: 9 H: 1 LOB: 1 BB: 0 P: 14	R: 0 E: 0 K: 0 S: 12 H: 3 LOB: 3 BB: 0 P: 18	R: 0 E: 0 K: 1 S: 13 H: 2 LOB: 2 BB: 0 P: 22	R: 0 E: 0 K: 0 S: 8 H: 0 LOB: 0 BB: 0 P: 9	R: 1 E: 0 K: 2 S: 12 H: 2 LOB: 1 BB: 0 P: 19	1B: 10 2B: 4 3B: 0 HR: 0 SF: 0 SAC: 0 DP: 0 HBP: 0						

AB	41
R	5
H	14
RBI	4
BB	3
SO	6
LOB	23

WP: 0 PB: 0 SB: 1 CS: 0 PA: 44

PITCHER		IP	WLS	BF	H	R	ER	SO	BB	IBB	HBP	BLK	WP	HR	S	P	ERA	WHIP
52 Chris Rusin, L ERA: 5.37	(1, 1)	5.1	W	27	8	4	3	3	2	1	0	0	0	0	64	100	5.06	1.875
62 Gonzalez Germen, R ERA: 4.54	(6, 1)	0.2	H	4	2	0	0	0	0	0	0	0	0	0	7	12	0.00	3.000
45 Scott Oberg, R ERA: 5.11	(7, 1)	0.2		3	1	0	0	1	0	0	0	0	0	0	8	14	0.00	1.500
48 Boone Logan, L ERA: 4.5	(7, 1)	0.1		2	1	0	0	0	0	0	0	0	0	0	5	8	0.00	3.000
47 Jairo Díaz, R ERA: 2.81	(8, 1)	1.0		3	0	0	0	0	0	0	0	0	0	0	8	9	0.00	0.000

PITCHER		IP	WLS	BF	H	R	ER	SO	BB	IBB	HBP	BLK	WP	HR	S	P	ERA	WHIP
65 Jason Gurka, L ERA: 9.82	(9, 1)	1.0		5	2	1	1	2	0	0	0	0	0	0	12	19	9.00	2.000

Batter	1	2	3	4	5	6	7	8	9	AB	R	H	RBI	BB	SO	LOB
19 Charlie Blackmon, L (1, 8) OBP: 0.351, SLG: 0.458	C SI 89 C SI 90 B SI 88 F SI 89 X KC 82 1-2 F7 ①		C SI 89 X SI 89 0-1 L9 ① X KC 82 0-0 9 FC5-4 1-2 2-3 1B		X SI 90 0-0 SH3-4 ① 1-2 2-3		B FF 90 T FC 87 F FF 90 F CH 79 B FF 91 B CH 77 B FC 88 4-2 5 1B 28 1B 16 1B 1-2 BB		3	1	1	0	1	0	0
9 DJ LeMahieu, R (1, 4) OBP: 0.363, SLG: 0.394	C SI 90 B SI 90 B SI 90 X SI 90 2-1 G4-3 ②		B CH 83 B CH 82 B SI 88 C SI 89 C SI 89 X SI 90 3-2 28 BB 20 1B 1B	C SI 89 X KC 80 0-1 FC5-4 ② 28 HR 1-2f 2-3 3-H	X SL 90 0-0 SH 5 BLK 5 1B 2-3 3-H		C SI 93 S SI 92 F SI 93 B SI 94 C CU 80 1-3 K ①		4	3	1	2	0	1	4
28 Nolan Arenado, R (1, 5) OBP: 0.319, SLG: 0.569	F SI 89 B SI 90 F SI 89 C SI 89 X SI 90 1-2 G6-3 ③		B CH 83 B SI 90 B CH 82 C SI 89 B SI 90 4-1 20 1B 1-2 BB	B SI 90 B SI 89 F CH 83 D SI 90 F SI 89 X SI 91 3-2 1-H 3-H HR	B FF 98 S FF 98 F FF 99 B FF 99 X CH 88 2-2 SF7 ② 3-H		B CU 78 B SI 95 X SI 95 2-0 5 1B 16 1B 1-2 2-H 1B		3	2	2	5	1	0	0
5 Carlos González, L (1, 9) OBP: 0.324, SLG: 0.537		S KC 81 X SI 89 0-1 G6-3 ① B SI 89 X SI 90 1-0 F2 ② B SI 90 S KC 82 B KC 82 S KC 80 X KC 81 2-2 G6-3 ③			B SI 87 C SI 88 1 SAFE X SI 88 1-1 1-H 1B	X SI 94 0-0 6 FC3-6 16 1B 1-2 2-3 1B		5	0	2	1	0	0	2
20 Wilin Rosario, R (1, 3) OBP: 0.292, SLG: 0.415 62 Gonzalez Germen, R (6, 1) 33 Justin Morneau, L (6, PH) OBP: 0.366, SLG: 0.471 45 Scott Oberg, R (7, 1) 48 Boone Logan, R (7, 1) 47 Jairo Díaz, R (8, 1) 16 Kyle Parker, R (8, PH) OBP: 0.215, SLG: 0.297 65 Jason Gurka, L (9, 1)		B CH 83 X CH 82 1-0 G4-3 ② F SI 91 X SI 91 0-1 1-2 2-H 1B		X CH 82 0-0 6 G4-6-3 1B	C KC 81 F SI 87 X KC 81 0-2 G4-3 ③		F SI 95 X SI 94 0-1 6 FC3-6 1-2 2-H 3-H 1B		3 0 1 0 0 0 0 1 0	0 0 0 0 0 0 0 0 0	2 0 0 0 0 0 0 0 0	1 0 0 0 0 0 0 1 0	0 0 1 0 0 0 0 0 0	0 0 0 0 0 0 0 0 0	0 0 1 0 0 0 0 0 0
6 Corey Dickerson, L (1, 7) OBP: 0.347, SLG: 0.532		S SI 90 B SI 89 X SI 89 1-1 43 2B 2B B KC 82 D KC 83 C SI 90 F SI 91 T KC 82 2-2 K ③		L SI 90 X KC 81 0-1 G4-6-3 ①② 1-2f		F CU 73 F FC 87 F FF 90 S CH 79 0-3 K ① C CU 79 X CH 88 0-1 FC3-6 ② 1-2f 2-3		5	1	1	0	0	2	5
18 Cristhian Adames, S (1, 6) OBP: 0.333, SLG: 0.340 43 Rafael Ynoa, S (2, PH) OBP: 0.262, SLG: 0.311 (3, 6)		X SI 90 0-0 2-H 2B		C KC 79 X SI 90 0-1 19 1B 52 1B 9 FC5-4 1B	C SI 89 X CH 83 0-1 G6-3 ③		T FF 90 B EP 63 X CH 78 1-1 G6-3 ② S SI 94 C CU 80 S FF 94 0-3 K ③		0 5	0 1	0 2	0 1	0 0	0 1	0 2
30 Tom Murphy, R (1, 2) OBP: 0.345, SLG: 0.630		I IN 74 I IN 76 I IN 76 I IN 76 4-0 IBB		B SI 88 X CH 82 1-0 F8 ① B KC 80 F SI 89 F SI 89 X KC 82 1-2 19 SH3-4 10 1B 9 SH 1B	F CH 79 B FF 91 S FF 90 S FF 91 1-3 K ③			3	1	1	0	1	1	1
52 Chris Rusin, L (1, 1) OBP: 0.222, SLG: 0.289 10 Ben Paulsen, L (6, 3) OBP: 0.323, SLG: 0.451		M KC 81 X KC 82 0-1 G4-3 ③		1 SAFE L KC 81 L KC 81 1 SAFE X KC 80 0-2 9 FC5-4 19 1B 28 HR 1-2 1B	B KC 82 X SI 89 1-0 9 SH 19 SH3-4 28 SF7 1-2 1B		F CU 75 B CU 77 B FF 92 B FF 91 B FF 89 4-1 19 BB 28 1B BB		2 1	1 2	1 1	0 0	0 1	0 0	2 0
Inning Stats	R: 0 E: 0 K: 0 S: 10 H: 0 LOB: 0 BB: 0 P: 14	R: 1 E: 0 K: 0 S: 8 H: 2 LOB: 2 BB: 1 P: 14	R: 1 E: 0 K: 1 S: 12 H: 2 LOB: 2 BB: 1 P: 22	R: 4 E: 0 K: 0 S: 15 H: 4 LOB: 0 BB: 0 P: 21	R: 0 E: 0 K: 0 S: 5 H: 1 LOB: 0 BB: 0 P: 5	R: 3 E: 0 K: 0 S: 14 H: 3 LOB: 1 BB: 0 P: 19	R: 0 E: 0 K: 2 S: 9 H: 0 LOB: 0 BB: 0 P: 11	R: 3 E: 0 K: 2 S: 17 H: 3 LOB: 2 BB: 2 P: 28		1B: 12 2B: 2 3B: 0 HR: 1 SF: 1 SAC: 2 DP: 1 HBP: 0					

PITCHER		IP	WLS	BF	H	R	ER	SO	BB	IBB	HBP	BLK	WP	HR	S	P	ERA	WHIP
57 Alex Wood, L ERA: 3.89	(1, 1)	5.1	L	28	11	8	8	1	1	1	0	0	0	1	55	83	13.50	2.250
52 Pedro Báez, R ERA: 3.51	(6, 1)	0.1		2	0	0	0	0	0	0	0	0	0	0	4	6	0.00	0.000
56 J.P. Howell, L ERA: 1.47	(6, 1)	0.1		2	1	1	1	0	0	0	0	1	0	0	5	6	27.00	3.000
58 Ian Thomas, L ERA: 3.86	(7, 1)	1.0		5	0	2	2	2	2	0	0	0	0	0	13	23	18.00	2.000
54 Jim Johnson, R ERA: 4.5	(8, 1)	1.0		6	3	1	1	2	0	0	0	0	0	0	13	16	9.00	3.000

PITCHER	IP	WLS	BF	H	R	ER	SO	BB	IBB	HBP	BLK	WP	HR	S	P	ERA	WHIP

BOTTOM

Los Angeles Dodgers @ Colorado Rockies

Coors Field, Denver, CO

Sun Sep 27 2015, 2:11 PM - 5:32 PM MDT

Att. 32,870 - Sunny - 87 F

livebaseballscorecards.com

AB	36
R	12
H	15
RBI	12
BB	4
SO	5
LOB	17

WP: 0 PA: 43
PB: 0
SB: 0
CS: 0

Batter	1	2	3	4	5	6	7	8	9	10	11	12	AB	R	H	RBI	BB	SO	LOB
3 Carl Crawford, L (1, 7) OBP: 0.311, SLG: 0.426 33 Scott Van Slyke, R (8, PH) OBP: 0.323, SLG: 0.390 (8, 8) (9, 3) 11 Jimmy Rollins, S (10, PH) OBP: 0.285, SLG: 0.360 (10, 6)	C FF 90 F FF 90 X CH 83 0-2 G6-3		C SI 90 C FC 87 B CU 81 F FF 91 B CH 83 F FC 87 F FF 90 X FC 87 2-2 5 5 S 1B 1B		B FC 86 D SI 84 C FC 86 B FF 91 C SI 91 X FC 87 3-2 G3			X FF 95 0-0 P4		B KC 82 X CH 85 1-0 P5		B SI 94 X SI 92 1-0 B1-3	3 1 2	1 0 0	1 0 0	0 0 0	0 0 0	0 0 0	1 0 3
5 Corey Seager, L (1, 6) OBP: 0.435, SLG: 0.582 (10, 5)	F FF 90 C FF 91 F FF 92 B SI 85 S FC 88 1-3 K		B FC 84 1 SAFE B FC 85 S CU 79 X FF 91 2-1 1-H 1B			F CU 78 S FF 90 B FC 87 X FC 87 1-2 G4-3			S FC 90 X FC 90 0-1 10 SH5-3 16 G4-3 23 1B 1B	D CU 70 F SI 85 F SL 77 F SI 86 S CU 72 1-3 K			5	1	2	1	0	2	2
23 Adrián González, L (1, 9) OBP: 0.333, SLG: 0.500 59 Ronald Torreyes, R (8, PH) OBP: 0.000, SLG: 0.000 12 Juan Nicasio, R (8, 1) 43 Luis Avilán, L (10, 1) 30 Scott Schebler, L (11, PH) OBP: 0.000, SLG: 0.000 52 Pedro Báez, R (11, 1) 56 J.P. Howell, L (11, 1) 63 Yimi García, R (12, 1) 36 Adam Liberatore, L (12, 1)	B CU 80 B FF 91 F CU 79 X FC 86 2-1 G3		B FC 86 B SI 85 F FC 87 1 SAFE 1 SAFE S FC 86 S FC 86 2-3 K			B FF 91 X FF 91 1-0 F7 X FC 86 0-0 G6-3			B FF 95 X FF 94 1-0 16 G4-3 10 SH5-3 1-2 1B		S CH 82 X SL 78 0-1 16 1B 1B	4 0 0 0 0 1 0 0 0 0	0 0 0 0 0 0 0 0 0 0	1 0 0 0 1 0 0 0 0 0	0 0 0 0 0 0 0 0 0 0	0 0 0 0 0 0 0 0 0 0	1 0 0 0 0 0 0 0 0 0	1 0 0 0 0 0 0 0 0 0
10 Justin Turner, R (1, 5) OBP: 0.366, SLG: 0.484 (10, 3)		C SI 89 F FF 90 S FF 91 0-3 K		F FF 89 X SI 90 0-1 F8		X FC 86 0-0 G6-3			B SL 84 X SI 91 1-0 SH5-3 1-2 2-3		B SL 77 C FF 87 D SI 88 F SI 87 1 SAFE X SL 77 2-2 P4		4	0	0	0	0	1	1
16 Andre Ethier, L (1, 9) OBP: 0.367, SLG: 0.486		B CU 79 C CU 80 B FC 86 C FC 86 X SI 90 2-2 2B		C FC 85 X CH 83 0-1 P4			C FC 85 F FC 86 B SI 90 X SI 85 1-2 G3		X KC 80 0-0 G4-3 2-3 3-H		X CH 81 0-0 26 G4-6-3 1-2 1B		5	0	2	1	0	0	2
26 Chase Utley, L (1, 4) OBP: 0.290, SLG: 0.350		C FC 87 B SI 91 S CU 81 D CU 80 X CU 80 2-2 F9		C SI 89 C FC 86 B CH 84 S FC 86 1-3 K			C FF 90 C FC 86 X FC 87 0-2 G4-3		X SI 94 0-0 G6-3		F FF 98 B FF 97 C FF 98 B FF 97 X FF 97 2-2 1-2f G4-6-3		5	0	0	0	0	1	5
9 Yasmani Grandal, S (1, 2) OBP: 0.359, SLG: 0.416 28 Chris Heisey, R (10, PR) OBP: 0.338, SLG: 0.259 17 A.J. Ellis, R (10, 2) OBP: 0.343, SLG: 0.382		X SI 91 0-0 P5		C FC 84 X FC 85 0-1 F9			C FC 87 X SI 86 0-1 F8			B SI 92 B SI 92 C SI 92 B FF 92 B FF 92 4-1 14 1B BB		C FF 97 B CU 87 F FF 97 B FF 96 F FF 98 F FF 98 F FF 97 F CU 86 B CU 87 3-2 X FF 97 L8	3 0 1	0 0 0	0 0 0	0 0 0	1 0 0	0 0 0	1 0 0
31 Joc Pederson, L (1, 8) OBP: 0.346, SLG: 0.414 27 Justin Ruggiano, R (8, PH) OBP: 0.336, SLG: 0.462 (8, 7)			C FC 86 B FF 90 B SI 90 C FC 87 X FF 92 2-2 L7		B CU 79 C FC 85 S FF 89 F FF 90 B FC 87 B CH 84 B FC 85 4-2 21 SH1-4 BB			C FF 96 F CH 85 X FC 90 0-2 F8		1 SAFE L SI 92 F SI 92 C SI 94 0-3 K		X FF 96 0-0 F9	1 3	0 0	0 0	0 0	1 1	0 1	0 1
21 Zack Greinke, R (1, 1) OBP: 0.239, SLG: 0.354 47 Howie Kendrick, R (8, PH) OBP: 0.335, SLG: 0.406 41 Chris Hatcher, R (8, 1) 14 Enrique Hernández, R (9, 8) OBP: 0.356, SLG: 0.497			X SI 90 0-0 G6-3		1 SAFE X FC 84 0-0 SH1-4 1-2			B CH 84 X FF 94 1-0 G5-3		X SI 94 0-0 1-2 1B		B CU 87 X FF 97 1-0 1B	1 1 0 2	0 0 0 0	0 0 0 2	0 0 0 0	0 0 0 0	0 0 0 0	0 0 0 0
Inning Stats	R: 0 H: 0 E: 0 LOB: 0 K: 1 BB: 0 S: 9 P: 12	R: 0 H: 1 E: 0 LOB: 1 K: 1 BB: 0 S: 10 P: 14	R: 1 H: 2 E: 0 LOB: 1 K: 1 BB: 0 S: 15 P: 23	R: 0 H: 0 E: 0 LOB: 0 K: 1 BB: 0 S: 7 P: 8	R: 0 H: 0 E: 0 LOB: 1 K: 0 BB: 1 S: 9 P: 16	R: 0 H: 0 E: 0 LOB: 0 K: 0 BB: 0 S: 5 P: 7	R: 0 H: 0 E: 0 LOB: 0 K: 0 BB: 0 S: 8 P: 9	R: 0 H: 0 E: 0 LOB: 0 K: 0 BB: 0 S: 5 P: 6	R: 1 H: 2 E: 0 LOB: 2 K: 0 BB: 0 S: 6 P: 8	R: 0 H: 1 E: 0 LOB: 2 K: 2 BB: 1 S: 10 P: 16	R: 0 H: 2 E: 0 LOB: 1 K: 0 BB: 0 S: 9 P: 13	R: 0 H: 1 E: 0 LOB: 1 K: 0 BB: 0 S: 10 P: 15	1B: 8 2B: 1 3B: 0 HR: 0	SF: 0 SAC: 2 DP: 1 HBP: 0	WP: 0 PB: 0 SB: 1 CS: 0	PA: 46		

PITCHER		IP	WLS	BF	H	R	ER	SO	BB	IBB	HBP	BLK	WP	HR	S	P	ERA	WHIP
22 Jake Peavy, R ERA: 3.66	(1, 1)	7.0		25	3	1	1	4	1	0	0	0	0	0	63	89	1.29	0.571
61 Josh Osich, L ERA: 2.03	(8, 1)	1.0	H	5	2	1	1	0	0	0	0	0	0	0	8	10	9.00	2.000
46 Santiago Casilla, R ERA: 2.84	(9, 1)	1.2	B	7	1	0	0	1	1	0	0	0	0	0	9	15	0.00	1.200
49 Javier López, L ERA: 1.41	(10, 1)	0.1		1	0	0	0	1	0	0	0	0	0	0	4	5	0.00	0.000
54 Sergio Romo, R ERA: 3.15	(11, 1)	0.1		3	2	0	0	0	0	0	0	0	0	0	6	8	0.00	6.000

PITCHER		IP	WLS	BF	H	R	ER	SO	BB	IBB	HBP	BLK	WP	HR	S	P	ERA	WHIP
60 Hunter Strickland, R ERA: 2.45	(11, 1)	1.2	W	5	1	0	0	0	0	0	0	0	0	0	13	20	0.00	0.600

TOP

Los Angeles Dodgers @ San Francisco Giants

AT&T Park, San Francisco, CA

Mon Sep 28 2015, 7:16 PM - 11:14 PM PDT

Att: 41,341 - Cloudy - 63 F

livebaseballscorecards.com

AB	42
R	2
H	9
RBI	2
BB	2
SO	6
LOB	17

Los Angeles Dodgers @ San Francisco Giants

AT&T Park, San Francisco, CA

Mon Sep 28 2015, 7:16 PM - 11:14 PM PDT

Att. 41,341 - Cloudy - 63 F

livebaseballscorecards.com

Batter	1	2	3	4	5	6	7	8	9	10	11	12	AB	R	H	RBI	BB	SO	LOB
16 Ángel Pagán, S (1, 8) OBP: 0.303, SLG: 0.337	C FF 92 F FF 92 C FF 94 0-3 K ①		C CU 74 X CH 88 0-1 5 CS 1B ①			B FF 91 C FF 92 X SL 87 1-1 F9 ①		C FF 96 B FF 96 F FF 95 F FF 96 S FF 96 1-3 K ②		S FF 93 X FF 95 0-1 L8 ②			5	0	1	0	0	2	2
47 Jarrett Parker, L (1, 7) OBP: 0.421, SLG: 0.912	S CH 89 B CH 89 F FF 94 B SL 87 B CH 90 F SI 90 S FF 91 3-3 K ②		C CH 88 S CH 88 B CH 89 D SL 90 S SI 91 2-3 K ①			C CU 68 F FF 91 B SL 87 B SL 85 B SL 87 B CH 89 4-2 5 BB BB		B FS 86 S FS 87 B FF 96 S FS 85 C FS 85 2-3 K ③		X FF 94 0-0 G6-3 ③			4	0	0	0	1	3	3
5 Matt Duffy, R (1, 5) OBP: 0.338, SLG: 0.431	B CU 77 F FF 94 B SI 93 F FF 94 X FF 94 2-2 G6-3 ③		B FF 92 F SI 92 D SL 88 F SL 88 B FF 93 S CH 90 3-3 K ②③ 1-2			1 SAFE C FF 91 B FF 91 B CU 78 B SI 91 C FF 91 F FF 91 B CU 78 4-2 1-2 BB ②			B FF 95 C FF 95 C FF 96 B SL 88 B SL 87 F FF 94 S FF 96 3-3 K ①	X FF 96 0-0 28 FC5-4 1B ①		4	0	1	0	1	2	1
28 Buster Posey, R (1, 3) OBP: 0.385, SLG: 0.480		B CU 77 B SI 92 F FF 93 F CH 89 S FF 94 2-3 K ①		B FF 91 F CH 89 X CU 79 1-1 L4 ①		F FF 92 X SL 87 0-1 G6-3 ③			C SL 88 B FF 96 X SL 86 1-1 6 G4-3 2B		B SI 96 1 SAFE S SI 97 B SI 97 X SI 96 2-1 FC5-4 35 G3-6-1 ① 1-2f		5	0	1	0	0	1	2
35 Brandon Crawford, L (1, 6) OBP: 0.323, SLG: 0.461		X CH 89 0-0 6 FC6-4 1B		B FF 92 B FF 92 B SI 89 C FF 92 B SL 86 4-1 6 G6-4-3 BB			B FF 91 B FF 92 B CU 75 C FF 90 X FF 91 3-1 F7 ①		I IN 64 I IN 67 I IN 66 I IN 65 4-0 6 G4-3 IBB		C SI 89 B SI 89 X KC 83 1-1 G3-6-1 ②③ 1-2f		3	0	1	0	2	0	1
6 Marlon Byrd, R (1, 9) OBP: 0.293, SLG: 0.451		X SL 86 0-0 FC6-4 37 1B 56 2B ② 1-2f		X SI 91 0-0 G6-4-3 ②③ 1-2f			X SL 86 0-0 G5-3 ②		F FF 95 X FF 95 0-1 G4-3 ② 1-2 2-3			F SL 83 S SL 85 B SL 85 X FF 92 1-2 37 1B 45 SF7 1B	5	2	1	0	0	0	4
37 Kelby Tomlinson, R (1, 4) OBP: 0.353, SLG: 0.377		X FF 92 0-0 56 2B 1-2 1B			F FF 91 S SL 86 C FF 92 0-3 K ①		C FF 90 F SL 87 X SL 87 0-2 G4-3 ③		B FF 96 C FF 97 C FF 97 X FF 95 1-2 G3 ③			C FF 92 S FF 94 X FF 95 0-2 56 DI 1-3 1B	5	1	2	0	0	1	2
56 Trevor Brown, R (1, 2) OBP: 0.367, SLG: 0.423		S SL 88 C FF 93 D SL 88 D SL 88 F SL 89 X FF 94 2-2 1-H 2-H 2B			B CU 72 B FF 92 B FF 92 C FF 90 S SL 87 X CH 89 3-2 L7 ②			C FF 95 X FF 96 0-1 61 SH5-4 1B		F FF 95 F FF 96 B FF 94 F FF 95 B SL 87 B FF 96 F FF 95 B FF 95 4-2 43 SH3 BB		B SL 83 B SL 84 S SL 84 B FF 93 X SL 83 3-1 G5-3 ① 1-2	4	0	2	2	1	0	2
22 Jake Peavy, R (1, 1) OBP: 0.222, SLG: 0.343 61 Josh Osich, L (8, 1) 46 Santiago Casilla, R (9, 1) 49 Javier López, L (10, 1) 43 Kevin Frandsen, R (10, PH) 54 Sergio Romo, R (11, 1) 60 Hunter Strickland, R (11, 1) 45 Alejandro De Aza, L (12, PH) OBP: 0.327, SLG: 0.422		C FF 94 S SL 89 X SL 87 0-2 G5-3 ③			F SL 88 F FF 92 S FF 94 0-3 K ③			B FF 95 C FF 95 C FF 95 1 SAFE X FF 96 1-2 SH5-4 ① 1-2		X FF 90 0-0 SH3 ① 1-2		C SL 80 X FF 94 0-1 SF7 ② 3-H	2 0 0 0 0 0 0 0 0	0 0 0 0 0 0 0 0 0	0 0 0 0 0 0 0 0 0	0 0 0 0 0 0 0 0 1	0 0 0 0 0 0 0 0 0	1 0 0 0 0 0 0 0 0	1 0 0 0 0 0 0 0 0
Inning Stats	R: 0 E: 0 K: 2 S: 10 H: 0 LOB: 0 BB: 0 P: 15	R: 2 E: 0 K: 1 S: 13 H: 3 LOB: 1 BB: 0 P: 17	R: 0 E: 0 K: 2 S: 8 H: 1 LOB: 1 BB: 0 P: 13	R: 0 E: 0 K: 0 S: 4 H: 0 LOB: 0 BB: 1 P: 9	R: 0 E: 0 K: 2 S: 9 H: 0 LOB: 0 BB: 0 P: 12	R: 0 E: 0 K: 0 S: 9 H: 0 LOB: 1 BB: 2 P: 18	R: 0 E: 0 K: 0 S: 6 H: 0 LOB: 0 BB: 0 P: 9	R: 0 E: 0 K: 2 S: 12 H: 1 LOB: 1 BB: 0 P: 16	R: 0 E: 0 K: 1 S: 11 H: 1 LOB: 2 BB: 1 P: 20	R: 0 E: 0 K: 0 S: 8 H: 0 LOB: 1 BB: 1 P: 12	R: 0 E: 0 K: 0 S: 5 H: 1 LOB: 0 BB: 0 P: 8	R: 1 E: 0 K: 0 S: 10 H: 2 LOB: 1 BB: 0 P: 14	1B: 7 2B: 3 3B: 0 HR: 0 SF: 1 SAC: 2 DP: 3 HBP: 0	WP: 0 PB: 0 SB: 0 CS: 1 PA: 45					

PITCHER		IP	WLS	BF	H	R	ER	SO	BB	IBB	HBP	BLK	WP	HR	S	P	ERA	WHIP
21 Zack Greinke, R ERA: 1.68	(1, 1)	7.0		25	4	2	2	7	3	0	0	0	0	0	59	93	2.57	1.000
41 Chris Hatcher, R ERA: 3.82	(8, 1)	1.0		4	1	0	0	2	0	0	0	0	0	0	12	16	0.00	1.000
12 Juan Nicasio, R ERA: 3.57	(9, 1)	1.2		8	1	0	0	1	1	1	0	0	0	0	18	31	0.00	1.200
43 Luis Avilán, L ERA: 3.93	(10, 1)	0.1		1	0	0	0	0	0	0	0	0	0	0	1	1	0.00	0.000
52 Pedro Báez, R ERA: 3.49	(11, 1)	0.1		2	1	0	0	0	0	0	0	0	0	0	3	5	0.00	3.000

PITCHER		IP	WLS	BF	H	R	ER	SO	BB	IBB	HBP	BLK	WP	HR	S	P	ERA	WHIP
56 J.P. Howell, L ERA: 1.44	(11, 1)	0.2		1	0	0	0	0	0	0	0	0	0	0	2	3	0.00	0.000
63 Yimi García, R ERA: 3.4	(12, 1)	0.1	L	3	2	1	1	0	0	0	0	0	0	0	8	12	27.00	6.000
36 Adam Liberatore, L ERA: 4.3	(12, 1)	0.1		1	0	0	0	0	0	0	0	0	0	0	2	2	0.00	0.000

AB	37
R	3
H	9
RBI	3
BB	5
SO	10
LOB	18

Batter	1	2	3	4	5	6	7	8	9	AB	R	H	RBI	BB	SO	LOB
14 Enrique Hernández, R (1, 8) OBP: 0.357, SLG: 0.510	B FF 92 F FF 92 C FF 92 X FF 93 1-2 47 E 47 FC4 10 SF9 1B		B FF 91 B FF 90 F FC 86 B FC 84 X FC 86 3-1 HR		C FF 90 B FF 91 F FF 91 X CU 76 1-2 E6 47 1B		S SL 84 X SL 84 0-1 ② G4-3	C SL 86 S SL 86 C SL 83 0-3 ③ K		5	2	2	1	0	1	1
47 Howie Kendrick, R (1, 4) OBP: 0.333, SLG: 0.404	F FF 91 B FF 91 F FC 85 D CU 75 F FF 90 X FF 91 2-2 FC4 10 SF9 23 BB 1-3		F FF 91 B CH 86 X CH 85 1-1 ① G1-3		1 SAFE C FC 85 B FF 90 B CU 74 X FF 89 2-1 1-2 1B		B SI 92 X SI 93 1-0 ③ G3		C FF 91 F FF 93 X CH 83 0-2 ① G5-3	5	0	1	0	0	0	1
23 Adrián González, L (1, 3) OBP: 0.354, SLG: 0.487	B FF 92 D FC 86 F FC 86 B FF 92 B FF 92 4-1 1-2 BB		C FF 92 F FF 91 X FC 85 0-2 ② G3		C FF 91 F FC 85 X FF 90 0-2 ③ P4			X SI 89 0-0 10 1B 10 WP 5 1B 1B	X SL 85 0-0 5 G2-3 10 HBP 1B	4	1	2	0	1	0	2
10 Justin Turner, R (1, 5) OBP: 0.367, SLG: 0.483	B FC 86 F FC 86 X FF 92 1-1 ① SF9 2-3 3-H		B CU 76 F FF 91 F CH 84 F FC 87 F FF 92 B FF 92 S CU 76 2-3 ③ K2-3			B FC 84 X FC 85 1-0 ① F9		C SI 90 S CU 74 F CU 75 B CH 85 B CH 85 F SI 90 F CU 74 X SI 90 2-2 5 1B 16 3B 1-3 1B	S FF 94 F SL 84 B FF 93 H CH 83 2-2 5 G2-3 1-2 HBP	3	1	1	1	0	1	0
5 Corey Seager, L (1, 6) OBP: 0.423, SLG: 0.560	F FF 92 B FF 92 C FF 92 B FC 87 B FF 92 S FC 85 3-3 ② K			B FC 85 S FC 87 X FF 92 1-1 ① F8		C FF 91 F FF 92 F FF 92 F FC 85 S FF 91 0-3 ② K		F SI 90 B CU 74 X SI 90 1-1 16 3B 1-2 3-H 1B	B CH 82 F FF 92 X CH 82 1-1 ② G2-3 1-2 2-3	5	1	1	1	0	2	4
27 Justin Ruggiano, R (1, 7) OBP: 0.336, SLG: 0.484 16 Andre Ethier, L (8, PH) OBP: 0.368, SLG: 0.491 (8, 9)	F FF 92 X FC 86 0-1 ③ G5-3			C FF 92 S FF 92 B FF 91 F FF 92 X CU 76 1-2 ② G6-3		F FF 90 F CU 74 B FF 90 X CU 68 1-2 HR		B FF 94 B SL 81 X FF 95 2-0 17 1B 1-H 2-H 3B	B CH 82 B CH 82 F SL 84 X SL 85 2-1 ③ G3	3 2	1 1	1 1	1 2	0 0	0 0	2 2
17 A.J. Ellis, R (1, 2) OBP: 0.346, SLG: 0.401		B FF 91 C FC 86 C CU 76 C FF 91 1-3 ① K		B FF 90 S FF 91 B FF 91 B FF 91 T FF 91 X FF 91 3-2 ③ G5-3		X FF 89 0-0 HR		C SL 82 B FF 95 C SL 84 B FF 95 X FF 95 2-2 3-H 1B		4	1	2	2	0	1	0
33 Scott Van Slyke, R (1, 9) OBP: 0.317, SLG: 0.383 (8, 7)		B FF 92 X FF 91 1-0 ② P6			B FF 91 C FC 87 B CU 77 S FF 91 F FF 91 B FC 86 S FF 92 3-3 ① K	B SI 93 S SL 84 C SI 93 S SL 84 1-3 ③ K		C FF 94 S SL 82 D SL 83 B FF 95 X SL 83 2-2 ① F7		4	0	0	0	0	2	1
22 Clayton Kershaw, L (1, 1) OBP: 0.164, SLG: 0.157		B FF 93 F FF 92 C FC 85 B FF 92 S FC 86 2-3 ③ K			B FF 93 C FC 86 C FF 91 F CU 77 F FF 92 B FC 87 F FC 86 F FC 86 F CU 76 3-2 ② G4-3		C SI 93 X SI 93 0-1 ① G5-3	B FF 94 S FF 94 X FF 94 1-1 ② F7		4	0	0	0	0	1	1
Inning Stats	R: 1 E: 1 K: 1 S: 15 H: 1 LOB: 2 BB: 1 P: 26	R: 0 E: 0 K: 2 S: 7 H: 0 LOB: 0 BB: 0 P: 11	R: 1 E: 0 K: 1 S: 12 H: 1 LOB: 0 BB: 0 P: 18	R: 0 E: 0 K: 0 S: 9 H: 0 LOB: 0 BB: 0 P: 14	R: 0 E: 1 K: 1 S: 22 H: 1 LOB: 2 BB: 0 P: 31	R: 2 E: 0 K: 2 S: 13 H: 2 LOB: 0 BB: 0 P: 16	R: 0 E: 0 K: 0 S: 5 H: 0 LOB: 0 BB: 0 P: 6	R: 4 E: 0 K: 1 S: 21 H: 5 LOB: 1 BB: 0 P: 31	R: 0 E: 0 K: 0 S: 10 H: 1 LOB: 2 BB: 0 P: 15	1B: 7 2B: 0 3B: 1 HR: 3 SF: 1 SAC: 0 DP: 0 HBP: 1						

PITCHER		IP	WLS	BF	H	R	ER	SO	BB	IBB	HBP	BLK	WP	HR	S	P	ERA	WHIP
40 Madison Bumgarner, L ERA: 2.93	(1, 1)	5.2	L	25	5	4	3	6	1	0	0	0	0	3	75	112	4.76	1.059
62 Cory Gearrin, R ERA: 5.4	(6, 1)	1.1		4	0	0	0	1	0	0	0	0	0	0	8	10	0.00	0.000
41 Jeremy Affeldt, L ERA: 6.09	(8, 1)	0.0		3	3	3	3	0	0	0	0	0	1	0	9	12	∞	∞
57 Mike Broadway, R ERA: 5.63	(8, 1)	1.0		5	2	1	1	1	0	0	0	0	0	0	12	19	9.00	2.000
59 Cody Hall, R ERA: 4.26	(9, 1)	1.0		5	1	0	0	0	0	0	1	0	0	0	10	15	0.00	1.000

PITCHER	IP	WLS	BF	H	R	ER	SO	BB	IBB	HBP	BLK	WP	HR	S	P	ERA	WHIP

TOP

Los Angeles Dodgers @ San Francisco Giants

AT&T Park, San Francisco, CA

Tue Sep 29 2015, 7:17 PM - 9:58 PM PDT

Att. 41,862 - Cloudy - 61 F

livebaseballscorecards.com

AB	39
R	8
H	11
RBI	8
BB	1
SO	8
LOB	14

Batter	1	2	3	4	5	6	7	8	9	AB	R	H	RBI	BB	SO	LOB
16 Ángel Pagán, S (1, 8) OBP: 0.302, SLG: 0.335	B FF 93 X SL 89 1-0 ① L5		B FF 94 1 SAFE B FF 93 C SL 90 F FF 94 B CU 74 F SL 91 B SL 89 4-2 1-2 BB			C FF 93 B FF 93 F CU 74 S SL 90 1-3 ② K			F SL 88 X CU 74 0-1 ② L7	3	0	0	0	1	1	0
37 Kelby Tomlinson, R (1, 4) OBP: 0.345, SLG: 0.367	B FF 94 B FF 93 F SI 94 S FF 93 S SL 91 2-3 ② K		B FF 95 F FF 95 D SL 91 X FF 95 2-1 ③ G1-3			T FF 93 B CU 74 F SL 88 S SL 88 1-3 ③ K			B SI 93 B FF 92 X FF 93 2-0 ③ G6-3	4	0	0	0	0	2	2
5 Matt Duffy, R (1, 5) OBP: 0.336, SLG: 0.429	C FF 94 C FF 94 B SL 91 S CU 75 1-3 ③ K2-3			C FF 93 B CU 74 X FF 94 1-1 ① F9			X FF 94 0-0 ① F8			3	0	0	0	0	1	0
28 Buster Posey, R (1, 2) OBP: 0.383, SLG: 0.477 (6, 3)		X FF 93 0-0 ① L4		B CU 74 F SL 90 X FF 94 1-1 ② L7			B FF 93 F FF 94 X CU 74 1-1 ② F9			3	0	0	0	0	0	0
6 Marlon Byrd, R (1, 9) OBP: 0.292, SLG: 0.449		C FF 92 B CU 73 S SL 90 B SL 90 X SL 90 2-2 ② G5-3		X SL 90 0-0 ③ F9			S SL 90 B CU 74 F SL 88 F FF 94 S CU 74 1-3 ③ K2-3			3	0	0	0	0	1	0
35 Brandon Crawford, L (1, 6) OBP: 0.321, SLG: 0.459		S FF 94 C FF 95 B SL 92 X SL 90 1-2 ③ G6-3			C SL 90 S SL 91 B SL 91 S FF 95 1-3 ① K			C FF 92 F CU 73 B SL 91 F SL 88 F FF 93 F CU 73 S SL 87 1-3 ① K		3	0	0	0	0	2	0
51 Mac Williamson, R (1, 7) OBP: 0.313, SLG: 0.333		X FF 93 0-0 ① F7			B SL 89 C SL 88 C CU 74 B FF 94 F SL 89 F CU 74 S SL 89 2-3 ② K			B FF 92 S SL 89 S SL 88 B CU 73 S CU 73 2-3 ② K2-3		3	0	0	0	0	2	0
43 Kevin Frandsen, R (1, 3) OBP: 0.143, SLG: 0.143 62 Cory Gearrin, R (6, 1) 41 Jeremy Affeldt, L (8, 1) 57 Mike Broadway, R (8, 1) 47 Jarrett Parker, L (8, PH) OBP: 0.410, SLG: 0.886 59 Cody Hall, R (9, 1)			B FF 92 X FF 93 1-0 16 WP 1B		C SL 89 T CU 75 S SL 90 0-3 ③ K			B FF 94 B SL 90 F FF 93 F FF 93 C CU 73 2-3 ③ K		2 0 0 0 1	0 0 0 0 0	1 0 0 0 0	0 0 0 0 0	0 0 0 0 1	1 0 0 0 0	0 0 0 0 0
40 Madison Bumgarner, R (1, 1) OBP: 0.266, SLG: 0.461 56 Trevor Brown, R (6, 2) OBP: 0.344, SLG: 0.393			F SL 89 B SL 91 X FF 94 1-1 ② P4			F FF 93 F SL 90 C CU 72 0-3 ① K			C FF 91 F SL 87 C FF 93 0-3 ① K	1 2	0 0	0 0	0 0	0 2	0 0	1 0
Inning Stats	R: 0 E: 0 K: 2 S: 7 H: 0 LOB: 0 BB: 0 P: 11	R: 0 E: 0 K: 0 S: 7 H: 0 LOB: 0 BB: 0 P: 10	R: 0 E: 0 K: 0 S: 9 H: 1 LOB: 2 BB: 1 P: 17	R: 0 E: 0 K: 0 S: 5 H: 0 LOB: 0 BB: 0 P: 7	R: 0 E: 0 K: 3 S: 11 H: 0 LOB: 0 BB: 0 P: 14	R: 0 E: 0 K: 3 S: 9 H: 0 LOB: 0 BB: 0 P: 11	R: 0 E: 0 K: 1 S: 7 H: 0 LOB: 0 BB: 0 P: 9	R: 0 E: 0 K: 3 S: 12 H: 0 LOB: 0 BB: 0 P: 17	R: 0 E: 0 K: 1 S: 6 H: 0 LOB: 0 BB: 0 P: 8	1B: 1 2B: 0 3B: 0 HR: 0 SF: 0 SAC: 0 DP: 0 HBP: 0						

PITCHER	IP	WLS	BF	H	R	ER	SO	BB	IBB	HBP	BLK	WP	HR	S	P	ERA	WHIP
22 Clayton Kershaw, L (1, 1) ERA: 2.16	9.0	W	29	1	0	0	13	1	0	0	0	1	0	73	104	0.00	0.222

PITCHER	IP	WLS	BF	H	R	ER	SO	BB	IBB	HBP	BLK	WP	HR	S	P	ERA	WHIP

BOTTOM

Los Angeles Dodgers @ San Francisco Giants

AT&T Park, San Francisco, CA

Tue Sep 29 2015, 7:17 PM - 9:58 PM PDT

Att. 41,862 - Cloudy - 61 F

livebaseballscorecards.com

AB	28
R	0
H	1
RBI	0
BB	1
SO	13
LOB	3

1B: 1	SF: 0	WP: 1	PA: 29
2B: 0	SAC: 0	PB: 0	
3B: 0	DP: 0	SB: 0	
HR: 0	HBP: 0	CS: 0	

Batter	1	2	3	4	5	6	7	8	9	AB	R	H	RBI	BB	SO	LOB
3 Carl Crawford, L (1, 7) OBP: 0.311, SLG: 0.421	B SI 90 X SI 90 1-0 ① F8			C SI 91 F FF 89 X KC 80 0-2 ① G4-3		X FC 88 0-0 ① F8			C SI 89 C FC 89 F FC 89 X SI 90 0-2 5 G4-6-3 1B	4	0	1	0	0	0	0
11 Jimmy Rollins, S (1, 6) OBP: 0.286, SLG: 0.360	C SI 91 F SI 91 F KC 81 B FC 90 B FC 90 F SI 92 F SI 90 F KC 81 B SI 92 4-2 F FC 90 B KC 81 5 G4-6-3 BB			X SI 90 0-0 5 G1 5 BLK 1B		C KC 78 X KC 79 0-1 ② G6-3			C FC 89 C FF 89 X FF 89 0-2 ① F8	3	0	1	0	1	0	1
5 Corey Seager, L (1, 5) OBP: 0.406, SLG: 0.534	B SI 91 C FC 90 B KC 79 1 SAFE F FC 89 X KC 81 2-2 ② ③ G4-6-3 1-2f			F FC 90 F KC 80 B FC 90 X KC 81 1-2 ② G1 1-3		X KC 79 0-0 ③ G4-3			C FC 89 B SI 90 X FC 89 1-1 ② ③ G4-6-3 1-2f	4	0	0	0	0	0	3
16 Andre Ethier, L (1, 9) OBP: 0.368, SLG: 0.488		X SI 90 0-0 ① F7		B KC 80 B FC 89 B FC 88 C SI 91 B KC 81 4-1 BB			C SI 88 C FF 88 X SL 80 0-2 ① G3			2	0	0	0	1	0	0
26 Chase Utley, L (1, 4) OBP: 0.287, SLG: 0.347		C SI 90 F SI 90 B KC 79 X FC 89 1-2 ② P1		B FC 90 X FC 90 1-0 ③ G4-3			S SI 90 F SI 90 X FC 89 0-2 ② G4-3			3	0	0	0	0	0	2
9 Yasmani Grandal, S (1, 3) OBP: 0.357, SLG: 0.412		X FC 90 0-0 ③ P5			B SI 90 X FC 88 1-0 ① G4-3		B FC 89 C SI 90 C FC 90 B SL 82 X FF 90 2-2 ③ G4-3			3	0	0	0	0	0	0
65 Austin Barnes, R (1, 2) OBP: 0.353, SLG: 0.286			C SI 91 B FC 88 S FC 89 B SI 91 X FC 90 2-2 ① G1-3		C FC 89 C KC 79 B FC 89 B SI 91 B KC 81 F FC 90 B FC 89 4-2 23 WP 31 G6-4-3 BB			C SI 90 X FC 87 0-1 ① G1-3		2	0	0	0	1	0	0
31 Joc Pederson, L (1, 8) OBP: 0.344, SLG: 0.411			F FC 90 B SI 92 B KC 80 B SI 92 C SI 91 X SI 92 3-2 ② G6-3		X SI 91 0-0 ② G6-4-3 1-2			B SI 90 B FC 88 F SI 90 X FC 90 2-1 ② F7		3	0	0	0	0	0	1
46 Mike Bolsinger, R (1, 1) OBP: 0.026, SLG: 0.053 54 Jim Johnson, R (4, 1) 23 Adrián González, L (5, PH) OBP: 0.353, SLG: 0.486 77 Carlos Frías, R (5, 1) OBP: 0.130, SLG: 0.048 62 Joel Peralta, R (7, 1) 30 Scott Schebler, L (8, PH) OBP: 0.324, SLG: 0.515 74 Kenley Jansen, S (8, 1) 36 Adam Liberatore, L (8, 1)			B SI 91 B SI 92 X SI 91 2-0 ③ G4-3		B FC 90 F SI 91 B SL 81 B FC 90 F FC 90 F KC 82 S FF 92 3-3 ③ K 2-3			B FC 89 F SI 91 X SI 91 1-1 ③ F7		1 0 1 0 0 1 0 0	0 0 0 0 0 0 0 0	0 0 0 0 0 0 0 0	0 0 0 0 0 0 0 0	0 0 1 0 0 0 0 0	0 0 1 0 0 0 0 0	0 0 1 0 0 0 0 0
Inning Stats	R: 0 E: 0 K: 0 S: 11 H: 0 LOB: 0 BB: 1 P: 18	R: 0 E: 0 K: 0 S: 5 H: 0 LOB: 0 BB: 0 P: 6	R: 0 E: 0 K: 0 S: 7 H: 0 LOB: 0 BB: 0 P: 14	R: 0 E: 0 K: 0 S: 9 H: 1 LOB: 2 BB: 1 P: 15	R: 0 E: 0 K: 1 S: 9 H: 0 LOB: 1 BB: 1 P: 17	R: 0 E: 0 K: 0 S: 4 H: 0 LOB: 0 BB: 0 P: 4	R: 0 E: 0 K: 0 S: 9 H: 0 LOB: 0 BB: 0 P: 11	R: 0 E: 0 K: 0 S: 6 H: 0 LOB: 0 BB: 0 P: 9	R: 0 E: 0 K: 0 S: 9 H: 1 LOB: 0 BB: 0 P: 10	1B: 2 2B: 0 3B: 0 HR: 0	SF: 0 SAC: 0 DP: 2 HBP: 0			WP: 1 PB: 0 SB: 0 CS: 0		PA: 30	

PITCHER	IP	WLS	BF	H	R	ER	SO	BB	IBB	HBP	BLK	WP	HR	S	P	ERA	WHIP
13 Mike Leake, R (1, 1) ERA: 3.7	9.0	W	30	2	0	0	1	3	0	0	1	1	0	69	104	0.00	0.556

PITCHER	IP	WLS	BF	H	R	ER	SO	BB	IBB	HBP	BLK	WP	HR	S	P	ERA	WHIP

TOP

Los Angeles Dodgers @ San Francisco Giants
AT&T Park, San Francisco, CA
Wed Sep 30 2015, 7:15 PM - 9:50 PM PDT
Att. 41,112 - Cloudy - 65 F

livebaseballscorecards.com

AB	27
R	0
H	2
RBI	0
BB	3
SO	1
LOB	8

Batter	1	2	3	4	5	6	7	8	9	AB	R	H	RBI	BB	SO	LOB
16 Ángel Pagán, S (1, 8) OBP: 0.304, SLG: 0.335	K		1B		BB		F8			3	1	1	0	1	1	0
37 Kelby Tomlinson, R (1, 4) OBP: 0.349, SLG: 0.373	BB		2B		FC5-4			K		3	1	1	1	1	1	1
5 Matt Duffy, R (1, 5) OBP: 0.339, SLG: 0.436	HR		FC6-5		CS			1B		4	2	3	2	0	0	1
35 Brandon Crawford, L (1, 6) OBP: 0.321, SLG: 0.456	BB		L4-3			G4-6-3		L6		3	0	0	0	1	0	3
47 Jarrett Parker, L (1, 9) OBP: 0.419, SLG: 0.842	K			K2-3		BB		1B		3	0	1	1	1	2	1
51 Mac Williamson, R (1, 7) OBP: 0.250, SLG: 0.263	K			K		FC6-4		FC4		4	0	0	0	0	2	3
56 Trevor Brown, R (1, 2) OBP: 0.343, SLG: 0.387		G4-3					G5-3			3	0	1	0	0	0	0
21 Nick Noonan, L (1, 3) OBP: 0.176, SLG: 0.375		K		G6-3				HR		3	1	1	1	0	1	2
13 Mike Leake, R (1, 1) OBP: 0.116, SLG: 0.246		K			K		K			3	0	0	0	0	3	0
Inning Stats	R: 2 H: 1 E: 0 LOB: 1 K: 3 BB: 2 S: 17 P: 32		R: 0 H: 0 E: 0 LOB: 0 K: 2 BB: 0 S: 7 P: 11	R: 1 H: 2 E: 0 LOB: 0 K: 0 BB: 0 S: 9 P: 18	R: 0 H: 1 E: 0 LOB: 1 K: 2 BB: 0 S: 9 P: 13	R: 0 H: 0 E: 0 LOB: 0 K: 1 BB: 1 S: 8 P: 15	R: 0 H: 1 E: 0 LOB: 1 K: 0 BB: 1 S: 12 P: 18	R: 1 H: 1 E: 0 LOB: 0 K: 1 BB: 0 S: 9 P: 14	R: 1 H: 2 E: 0 LOB: 1 K: 1 BB: 0 S: 15 P: 24		1B: 5 SF: 0 2B: 2 SAC: 0 3B: 0 DP: 3 HR: 2 HBP: 0			WP: 1 PA: 34 PB: 0 SB: 3 CS: 1		

PITCHER		IP	WLS	BF	H	R	ER	SO	BB	IBB	HBP	BLK	WP	HR	S	P	ERA	WHIP
46 Mike Bolsinger, R ERA: 3.62	(1, 1)	3.1	L	16	4	3	3	7	2	0	0	0	1	1	41	73	8.10	1.800
54 Jim Johnson, R ERA: 4.46	(4, 1)	0.2		1	0	0	0	0	0	0	0	0	0	0	1	1	0.00	0.000
77 Carlos Frías, R ERA: 4.06	(5, 1)	2.0		7	1	0	0	1	2	0	0	0	0	0	20	33	0.00	1.500
62 Joel Peralta, R ERA: 4.67	(7, 1)	1.0		4	1	1	1	1	0	0	0	0	0	1	9	14	9.00	1.000
74 Kenley Jansen, R ERA: 2.5	(8, 1)	0.2		4	2	1	1	1	0	0	0	0	0	0	12	19	13.50	3.000

PITCHER		IP	WLS	BF	H	R	ER	SO	BB	IBB	HBP	BLK	WP	HR	S	P	ERA	WHIP
36 Adam Liberatore, L ERA: 4.25	(8, 1)	0.1		1	0	0	0	0	0	0	0	0	0	0	3	5	0.00	0.000

BOTTOM

Los Angeles Dodgers @ San Francisco Giants
AT&T Park, San Francisco, CA
Wed Sep 30 2015, 7:15 PM - 9:50 PM PDT
Att. 41,112 - Cloudy - 65 F

livebaseballscorecards.com

AB	29
R	5
H	8
RBI	5
BB	4
SO	10
LOB	11

Batter	1	2	3	4	5	6	7	8	9	AB	R	H	RBI	BB	SO	LOB
3 Carl Crawford, L (1, 7) OBP: 0.308, SLG: 0.411 59 Ronald Torreyes, R (9, 5) OBP: 0.333, SLG: 0.400	C SI 90 B SI 90 F FC 86 F FS 82 B SI 91 B FS 81 B SI 91 4-2 23 G4-6-3 BB		B SI 90 B SI 90 C FC 84 C SI 90 B FC 84 X SI 90 3-2 ① F7		F SI 91 S SL 89 F SL 89 S CU 77 0-3 ① K		B CU 76 B CH 83 B CH 85 C SI 90 C SI 91 C FF 92 3-3 ③ K		1 SAFE C SL 78 1 SAFE T SI 84 F CH 78 X CH 80 0-2 ③ L6	4 0	0 0	0 0	0 0	1 0	2 0	2 0
47 Howie Kendrick, R (1, 4) OBP: 0.335, SLG: 0.407	1 SAFE B SI 90 X SI 89 1-0 ① F8		D FC 86 B SI 90 F SI 91 X SI 91 2-1 23 1B 16 FC3 1-2 1B		B SI 92 B FF 93 F SI 93 X CU 78 2-1 23 F9 2B			C FF 94 B CH 84 F FC 89 S CH 84 1-3 ① K		4	1	2	0	0	1	1
23 Adrián González, L (1, 3) OBP: 0.352, SLG: 0.484	F SI 90 B FC 85 X SI 90 1-1 ②③ G4-6-3 1-2f		F SI 90 S CU 74 X SI 91 0-2 16 FC3 1-3 2-H 1B		S SL 88 B SL 88 S CH 84 F SL 88 X CU 78 1-2 ② F9 2-3			B FC 90 S FC 90 B FC 88 X FF 95 2-1 ② G5-3		4	0	1	1	0	0	2
16 Andre Ethier, L (1, 9) OBP: 0.369, SLG: 0.492		X SI 90 0-0 26 SF7 3B	B CU 75 C CU 75 B SI 91 X SI 91 2-1 FC3 1-2 3-H		B CH 84 C CH 85 C CH 85 T FF 93 1-2 ③ K			S FC 90 B CH 83 B FF 96 B FC 91 F SI 96 D CH 87 4-2 5 1B BB		3	1	1	1	1	1	2
5 Corey Seager, L (1, 6) OBP: 0.400, SLG: 0.522		B CU 76 B SI 90 C FC 84 B FS 81 C SI 89 C FC 83 3-3 ① K	X CU 75 0-0 ② F9			F FF 91 B CH 84 B SL 89 X CH 84 2-1 ① F7		F SI 95 X FC 90 0-1 1-2 1B		4	0	1	0	0	1	3
26 Chase Utley, L (1, 5) OBP: 0.285, SLG: 0.344 74 Kenley Jansen, S (9, 1)		B FC 85 X SI 90 1-0 ② SF7 3-H	B SI 91 C SI 90 F CU 75 S CU 75 1-3 ③ K			C SI 91 X SL 89 0-1 ② G6-3		C FC 88 C SI 95 D CH 85 F FF 96 B FC 90 X FC 91 2-2 ③ G4-3		3 0	0 0	0 0	1 0	0 0	1 0	4 0
9 Yasmani Grandal, S (1, 2) OBP: 0.356, SLG: 0.409		B FC 85 B SI 90 B SI 89 C SI 88 B SI 90 4-1 BB		C CU 77 B FF 92 B CH 85 F SI 94 S FF 90 2-3 ① K		B CU 78 X SI 92 1-0 ③ F8			C SI 86 C CH 81 B FF 87 X FF 88 1-2 ① F9	3	0	0	0	1	1	0
14 Enrique Hernández, R (1, 8) OBP: 0.351, SLG: 0.500 (9, 7)		C FC 84 X SI 90 0-1 ③ G4-3		B CU 79 B CU 78 C FF 94 X SI 93 2-1 ② G6-3			F CH 84 C CU 78 B FF 91 B CU 78 F CH 85 B FF 92 X SI 92 3-2 ① G5-3		C SI 88 B FF 88 S SL 77 B FF 88 S SL 76 2-3 ② K	4	0	0	0	0	1	1
35 Brett Anderson, L (1, 1) OBP: 0.173, SLG: 0.106 41 Chris Hatcher, R (8, 1) 31 Joc Pederson, L (9, PH) OBP: 0.345, SLG: 0.411 (9, 8)			B SI 89 F SI 88 C SI 90 B FC 84 B SI 90 F SI 90 X FC 85 3-2 47 1B 23 1B 1B	B SI 92 S SI 92 S SI 93 S FF 94 1-3 ③ K			B SI 92 S SI 90 S CU 77 F FF 92 S CU 77 1-3 ② K		F SI 88 B FF 87 B SL 76 B FF 87 B SL 78 4-1 BB	3 0 0	1 0 0	1 0 0	0 0 0	0 0 1	2 0 0	0 0 0
Inning Stats	R: 0 E: 0 K: 0 S: 6 H: 0 LOB: 0 BB: 1 P: 12	R: 1 E: 0 K: 1 S: 8 H: 1 LOB: 1 BB: 1 P: 16	R: 2 E: 0 K: 1 S: 18 H: 3 LOB: 2 BB: 0 P: 29	R: 0 E: 0 K: 2 S: 8 H: 0 LOB: 0 BB: 0 P: 13	R: 0 E: 0 K: 2 S: 13 H: 1 LOB: 1 BB: 0 P: 17	R: 0 E: 0 K: 0 S: 5 H: 0 LOB: 0 BB: 0 P: 8	R: 0 E: 0 K: 2 S: 11 H: 0 LOB: 0 BB: 0 P: 18	R: 0 E: 0 K: 1 S: 13 H: 1 LOB: 2 BB: 1 P: 22	R: 0 E: 0 K: 1 S: 11 H: 0 LOB: 1 BB: 1 P: 18	1B: 4 2B: 1 3B: 1 HR: 0 SF: 1 SAC: 0 DP: 1 HBP: 0	WP: 0 PB: 0 SB: 0 CS: 0 PA: 37					

PITCHER		IP	WLS	BF	H	R	ER	SO	BB	IBB	HBP	BLK	WP	HR	S	P	ERA	WHIP
17 Tim Hudson, R ERA: 4.44	(1, 1)	2.1	L	11	3	3	3	1	2	0	0	0	0	0	23	45	11.57	2.143
41 Jeremy Affeldt, L ERA: 5.97	(3, 1)	0.2		4	1	0	0	1	0	0	0	0	0	0	9	12	0.00	1.500
32 Ryan Vogelsong, R ERA: 4.67	(4, 1)	4.0		13	1	0	0	6	0	0	0	0	0	0	37	56	0.00	0.250
61 Josh Osich, L ERA: 1.95	(8, 1)	1.0		5	1	0	0	1	1	0	0	0	0	0	13	22	0.00	2.000
54 Sergio Romo, R ERA: 3.09	(9, 1)	1.0		4	0	0	0	1	1	0	0	0	0	0	11	18	0.00	1.000

PITCHER	IP	WLS	BF	H	R	ER	SO	BB	IBB	HBP	BLK	WP	HR	S	P	ERA	WHIP

TOP

Los Angeles Dodgers @ San Francisco Giants

AT&T Park, San Francisco, CA

Thu Oct 01 2015, 12:47 PM - 3:18 PM PDT

Att. 41,027 - Cloudy - 70 F

livebaseballscorecards.com

AB	32
R	3
H	6
RBI	3
BB	4
SO	10
LOB	15

Batter	1	2	3	4	5	6	7	8	9	AB	R	H	RBI	BB	SO	LOB
37 Kelby Tomlinson, R (1, 4) OBP: 0.352, SLG: 0.382	C SI 89 F FF 90 X SI 91 0-2 1B		1 SAFE X SI 89 0-0 ② F9			F CH 82 S SL 82 B SI 91 F SL 82 X SL 83 1-2 ② G5-3		S FF 96 C FF 96 X FF 96 0-2 2-H 2B		4	0	2	1	0	0	1
5 Matt Duffy, R (1, 5) OBP: 0.337, SLG: 0.433	C KC 74 F CH 83 F SL 82 1 SAFE S SL 82 0-3 ① K		X KC 75 0-0 ③ FC6-4 1-2f			B KC 74 C KC 76 X SL 82 1-1 ③ F9		X FC 92 0-0 ③ F9		4	0	0	0	0	1	3
28 Buster Posey, R (1, 3) OBP: 0.380, SLG: 0.474	B SI 90 F SI 90 F KC 76 X FF 92 1-2 ② F8			C KC 74 S SL 81 B SI 91 X FF 92 1-2 ① G6-3			B CH 81 X SL 80 1-0 ① G4-3		B FC 90 X FC 92 1-0 ① G1-3	4	0	0	0	0	0	1
6 Marlon Byrd, R (1, 9) OBP: 0.289, SLG: 0.445	1 SAFE F FF 90 X SL 81 0-1 ③ G6-3			B CH 81 F SL 82 F CH 82 F SL 82 F SL 81 X SI 92 1-2 ② G4-3			S SL 80 X CH 81 0-1 ② L9		C FC 90 X FF 91 0-1 ② G6-3	4	0	0	0	0	0	1
51 Mac Williamson, R (1, 7) OBP: 0.217, SLG: 0.227 45 Alejandro De Aza, L (9, PH) OBP: 0.326, SLG: 0.421		C SI 88 B CH 82 B FF 90 B CH 83 X SI 90 3-1 ① G3		F SI 91 B CH 83 X SL 82 1-1 ③ G5-3			B FF 90 B FF 91 C SL 82 F SL 83 X SL 82 2-2 ③ G4-3		B FC 91 X FC 92 1-0 ③ F8	3 1	0 0	0 0	0 0	0 0	0 0	0 0
47 Jarrett Parker, L (1, 8) OBP: 0.413, SLG: 0.805		B KC 74 C KC 76 B FF 90 X SI 91 2-1 ② G4-3			B FF 88 B KC 74 C KC 75 X FF 90 2-1 ① L6			C SL 79 C SL 80 B FF 91 X SI 91 1-2 E4 56 G4-3 16 1B 1B		3	1	1	0	0	0	0
56 Trevor Brown, R (1, 2) OBP: 0.316, SLG: 0.353		B SI 90 F SI 91 B FF 92 F FF 92 F SL 83 S SL 82 2-3 ③ K			X SI 89 0-0 ② G5-3			B SI 87 B FF 89 X SI 89 2-0 ① G4-3 2-3		3	0	0	0	0	1	1
21 Nick Noonan, L (1, 6) OBP: 0.158, SLG: 0.333 16 Ángel Pagán, S (8, PH) OBP: 0.305, SLG: 0.336 54 Sergio Romo, R (9, 1)			C FF 89 X SI 88 0-1 ① G6-3		B KC 75 F KC 75 S SL 81 B SL 82 X SL 82 2-2 ③ G4-3			C KC 75 C FF 90 D SL 82 X SL 82 1-2 35 G3 37 2B 3-H 1B		2 1 0	0 1 0	0 1 0	0 1 0	0 0 0	0 0 0	0 0 0
17 Tim Hudson, R (1, 1) OBP: 0.205, SLG: 0.316 41 Jeremy Affeldt, L (3, 1) 43 Kevin Frandsen, R (3, PH) OBP: 0.250, SLG: 0.250 32 Ryan Vogelsong, R (4, 1) OBP: 0.167, SLG: 0.250 61 Josh Osich, L (8, 1) 35 Brandon Crawford, L (8, PH) OBP: 0.320, SLG: 0.455 (9, 6)			B SI 90 C KC 75 X FF 91 1-1 5 FC6-4 1B			C SI 89 S SL 81 S SL 81 0-3 ① K		S SI 88 B SL 81 X SI 88 1-1 ② G3 1-2		0 0 1 1 0 1	0 0 0 0 0 0	0 0 1 0 0 0	0 0 0 0 0 0	0 0 0 1 0 0	0 0 0 0 0 0	0 0 0 0 0 1
Inning Stats	R: 0 E: 0 K: 1 S: 12 H: 1 LOB: 1 BB: 0 P: 13	R: 0 E: 0 K: 1 S: 8 H: 0 LOB: 0 BB: 0 P: 15	R: 0 E: 0 K: 0 S: 6 H: 1 LOB: 1 BB: 0 P: 7	R: 0 E: 0 K: 0 S: 10 H: 0 LOB: 0 BB: 0 P: 13	R: 0 E: 0 K: 0 S: 6 H: 0 LOB: 0 BB: 0 P: 10	R: 0 E: 0 K: 1 S: 9 H: 0 LOB: 0 BB: 0 P: 11	R: 0 E: 0 K: 0 S: 6 H: 0 LOB: 0 BB: 0 P: 9	R: 2 E: 1 K: 0 S: 13 H: 3 LOB: 1 BB: 0 P: 18	R: 0 E: 0 K: 0 S: 4 H: 0 LOB: 0 BB: 0 P: 6	1B: 4 2B: 1 3B: 0 HR: 0	SF: 0 SAC: 0 DP: 0 HBP: 0	WP: 0 PB: 0 SB: 0 CS: 0	PA: 32			

PITCHER		IP	WLS	BF	H	R	ER	SO	BB	IBB	HBP	BLK	WP	HR	S	P	ERA	WHIP
35 Brett Anderson, L ERA: 3.69	(1, 1)	7.2	W	27	4	2	2	3	0	0	0	0	0	0	66	92	2.35	0.522
41 Chris Hatcher, R ERA: 3.79	(8, 1)	0.1	H	2	1	0	0	0	0	0	0	0	0	0	4	4	0.00	3.000
74 Kenley Jansen, R ERA: 2.45	(9, 1)	1.0	S	3	0	0	0	0	0	0	0	0	0	0	4	6	0.00	0.000

PITCHER	IP	WLS	BF	H	R	ER	SO	BB	IBB	HBP	BLK	WP	HR	S	P	ERA	WHIP

BOTTOM

Los Angeles Dodgers @ San Francisco Giants
AT&T Park, San Francisco, CA
Thu Oct 01 2015, 12:47 PM - 3:18 PM PDT
Att. 41,027 - Cloudy - 70 F

livebaseballscorecards.com

AB	32
R	2
H	5
RBI	2
BB	0
SO	3
LOB	8

San Diego Padres @ Los Angeles Dodgers

Dodger Stadium, Los Angeles, CA

Fri Oct 02 2015, 7:11 PM - 9:42 PM PDT

Att. 45,564 - Clear - 76 F

livebaseballscorecards.com

TOP

Batter	1	2	3	4	5	6	7	8	9	AB	R	H	RBI	BB	SO	LOB
15 Cory Spangenberg, L (1, 4) OBP: 0.334, SLG: 0.401	B SI 88 X SI 88 1-0 26 FC3-6 1B		C KC 81 B SI 89 B KC 81 X KC 82 2-1 ② L8			C SI 89 B SI 88 S CH 81 B KC 82 C SI 90 2-3 ① K		S CU 79 S FS 82 F FF 90 S FF 90 0-3 ② K		4	0	1	0	0	2	1
3 Derek Norris, R (1, 2) (7, 3) OBP: 0.304, SLG: 0.404	C SI 88 1 SAFE B SI 88 X SI 88 1-1 ① F8		C SI 90 B SI 89 X SI 89 1-1 ③ G4-3			C KC 82 B SI 91 B CH 83 B SI 89 B SI 90 4-1 26 G5-4-3 BB		B FF 90 C CU 78 B FS 81 F FS 81 F FF 91 F FF 91 X FF 91 2-2 1B		3	0	1	0	1	0	2
26 Yangervis Solarte, S (1, 5) OBP: 0.323, SLG: 0.432	1 SAFE F SI 88 X CH 81 0-1 ② FC3-6 1-2f			B KC 80 B CH 82 C SI 88 X KC 81 2-1 ① G5-3		X SI 90 0-0 ②③ G5-4-3 1-2f		F FS 80 X FS 82 0-1 ③ G2-3		4	0	0	0	0	0	3
9 Jedd Gyorko, R (1, 6) OBP: 0.296, SLG: 0.399	S CH 81 B CH 81 S SI 88 T SI 88 1-2 ③ K			F SI 88 X CH 83 0-1 ② G2-3			B CH 82 B SI 89 S CH 82 B SI 89 T SI 89 F SI 91 X SI 90 3-2 2 2B 5 G4-3 1B		F SI 98 F SI 97 B FF 98 F SL 90 F FF 98 X SL 88 1-2 ① F8	4	1	1	0	0	1	1
2 B.J. Upton, R (1, 8) OBP: 0.330, SLG: 0.431		B SI 89 X CH 82 1-0 ① G4-3		B SI 90 B SI 89 F CH 83 B SI 90 X SI 90 3-1 2B			S KC 82 X SI 89 0-1 5 G4-3 28 SF9 1-3 2B		S SL 88 X SI 98 0-1 ② F8	4	1	2	0	0	0	0
5 Alexi Amarista, L (1, 7) OBP: 0.260, SLG: 0.291		C SI 90 F SI 89 X CH 83 0-2 ② G3-1		C SI 90 X SI 90 0-1 ③ G1-3			D KC 83 S SI 90 X SI 91 1-1 ① G4-3 2-3 3-H		F SI 98 B FF 98 S CH 88 F FF 99 B FF 98 F CH 89 X SI 98 2-2 ③ G6-3	4	0	0	1	0	0	2
28 Cody Decker, R (1, 3) 25 Jay Jackson, R (7, 1) 59 Kevin Quackenbush, R (8, 1)		B CH 82 B SI 89 B CH 83 C SI 88 C SI 88 S SI 89 3-3 ③ K			B SI 89 B SI 89 S SI 88 F SI 89 F SI 90 C SI 90 2-3 ① K		X SI 90 0-0 ② SF9 3-H			2 0 0	0 0 0	0 0 0	1 0 0	0 0 0	2 0 0	0 0 0
16 Travis Jankowski, L (1, 9) OBP: 0.250, SLG: 0.321			C SI 88 B KC 81 F KC 80 B KC 82 B SI 90 X SI 90 3-2 49 SH3-4 1B		B KC 83 F SI 89 X SI 90 1-1 ② G6-3		F SI 90 C CH 83 B SI 91 B KC 83 X SI 89 2-2 ③ G4-3			3	0	1	0	0	0	0
49 Casey Kelly, R (1, 1) 54 Marcos Mateo, R (5, 1) 18 Austin Hedges, R (7, 2) OBP: 0.206, SLG: 0.217			X SI 88 0-0 ① SH3-4 1-2		X SI 90 0-0 ③ G6-3			C FF 89 S FF 90 B FF 91 S FF 91 1-3 ① K		1 0 1	0 0 0	0 0 0	0 0 0	0 0 0	0 0 1	0 0 0
Inning Stats	R: 0 E: 0 K: 1 S: 8 H: 1 LOB: 1 BB: 0 P: 11	R: 0 E: 0 K: 1 S: 7 H: 0 LOB: 0 BB: 0 P: 11	R: 0 E: 0 K: 0 S: 8 H: 1 LOB: 1 BB: 0 P: 14	R: 0 E: 0 K: 0 S: 8 H: 1 LOB: 1 BB: 0 P: 13	R: 0 E: 0 K: 1 S: 7 H: 0 LOB: 0 BB: 0 P: 10	R: 0 E: 0 K: 1 S: 5 H: 0 LOB: 0 BB: 1 P: 11	R: 2 E: 0 K: 0 S: 12 H: 2 LOB: 0 BB: 0 P: 18	R: 0 E: 0 K: 2 S: 14 H: 1 LOB: 1 BB: 0 P: 17	R: 0 E: 0 K: 0 S: 12 H: 0 LOB: 0 BB: 0 P: 15	1B: 4 2B: 2 3B: 0 HR: 0 SF: 1 SAC: 1 DP: 1 HBP: 0						

	AB	30
	R	2
	H	6
	RBI	2
	BB	1
	SO	6
	LOB	9

WP: 0 PB: 0 SB: 0 CS: 0 PA: 33

PITCHER		IP	WLS	BF	H	R	ER	SO	BB	IBB	HBP	BLK	WP	HR	S	P	ERA	WHIP
57 Alex Wood, L ERA: 3.84	(1, 1)	7.0	W	26	5	2	2	4	1	0	0	0	0	0	55	88	2.57	0.857
62 Joel Peralta, R ERA: 4.5	(8, 1)	1.0		4	1	0	0	2	0	0	0	0	0	0	14	17	0.00	1.000
52 Pedro Báez, R ERA: 3.42	(9, 1)	1.0		3	0	0	0	0	0	0	0	0	0	0	12	15	0.00	0.000

PITCHER		IP	WLS	BF	H	R	ER	SO	BB	IBB	HBP	BLK	WP	HR	S	P	ERA	WHIP

Batter	1	2	3	4	5	6	7	8	9	AB	R	H	RBI	BB	SO	LOB
3 Carl Crawford, L (1, 7) OBP: 0.307, SLG: 0.408	B SI 90 F SI 90 F CU 79 X FF 91 1-2 G4-3 ①		X SI 92 0-0 47 1B / 23 1B / 1B	X CH 85 0-0 L7 ③		B SI 90 F SI 95 X FF 89 1-1 F8 ③				4	1	1	0	0	0	0
47 Howie Kendrick, R (1, 4) OBP: 0.336, SLG: 0.410	B SI 91 B FF 92 X SI 92 2-0 G6-3 ②		C SI 90 D CH 88 1 SAFE F FF 91 X CU 82 1-2 23 1B / 10 FC4 / 1-2 1B		C CH 84 B SI 90 B CH 86 X CH 88 2-1 10 1B 2B		C FF 95 F FF 94 B FF 96 F SL 86 F SL 85 S FF 96 1-3 K ①			4	2	2	0	0	1	0
23 Adrián González, L (1, 3) OBP: 0.352, SLG: 0.482	B SI 91 B SI 90 X SI 91 2-0 G4-3 ③		C CU 81 B FF 90 X SI 90 1-1 10 E / 10 FC4 / 16 G3 / 1-3 2-H 1B		B FF 90 B CU 80 F CH 87 C CU 80 X FF 89 2-2 L8 ①		B FF 95 X SL 84 1-0 G4-3 ②			4	1	1	1	0	0	1
10 Justin Turner, R (1, 5) OBP: 0.368, SLG: 0.482		C FF 91 B CH 86 F CH 86 B SI 91 F FF 90 F FF 94 B SI 93 F CH 88 B SI 92 4-2 16 G3-6 BB	D FF 89 F FF 89 B CH 87 C CH 86 X CU 83 2-2 FC4 16 G3 / 5 1B / 1-3 3-H		B SI 89 B CH 87 X CH 85 2-0 16 BB / 2-H 1B		F FF 94 B FF 94 B FF 96 F FF 95 B SL 85 S SL 86 3-3 K ③			3	1	1	2	1	1	1
16 Andre Ethier, L (1, 9) OBP: 0.368, SLG: 0.489		X FF 91 0-0 G3-6 ① ② 1-2f	B CU 81 X SI 89 1-0 G3 ② 1-2 3-H		C FF 94 F SL 86 B SI 97 B SI 94 F SL 86 B SI 95 F SL 85 B FF 95 4-2 1-2 BB			B FF 90 C CU 78 B FF 91 X FF 91 2-1 F8 ①		3	0	0	1	1	0	2
5 Corey Seager, L (1, 6) OBP: 0.404, SLG: 0.516		B FF 91 B FF 91 F FF 90 B FF 92 F SI 93 B CH 86 4-2 17 1B / BB	B CU 81 B FF 90 B SI 90 X SI 90 3-0 17 1B / 2-H 1B		C SL 87 D SI 95 X SL 83 1-1 L8 ②			C CU 78 T FF 91 B FF 91 S CU 78 1-3 K ②		3	1	1	1	1	1	2
17 A.J. Ellis, R (1, 2) OBP: 0.349, SLG: 0.403		B FF 91 F FF 91 B FF 92 B CH 87 F SI 91 X FF 90 3-2 1-3 1B	D CU 81 B FF 90 X FF 89 2-0 2-H 1B ③		C SL 84 S SL 81 S FF 96 0-3 K ③			B FF 92 X FF 91 1-0 F8 ③		4	0	2	1	0	1	2
14 Enrique Hernández, R (1, 8) OBP: 0.346, SLG: 0.492		C CU 81 F CU 81 B FF 91 S CU 82 1-3 K ③		C CH 87 S CH 85 X FF 89 0-2 L9 ①		B FF 94 S SL 85 F FF 95 B SL 86 X SL 83 2-2 P2 ①				3	0	0	0	0	1	2
57 Alex Wood, R (1, 1) OBP: 0.220, SLG: 0.200 62 Joel Peralta, R (8, 1) 52 Pedro Báez, R (9, 1)			C FF 91 S CU 81 C FF 91 0-3 K ①	C CH 85 B CH 86 C FF 90 C SI 89 1-3 K ②		B FF 96 C FF 94 C FF 95 B SL 86 S SL 87 2-3 K ②				3 0 0	0 0 0	0 0 0	0 0 0	0 0 0	3 0 0	0 0 0
Inning Stats	R: 0 E: 0 K: 0 S: 5 H: 0 LOB: 0 BB: 0 P: 10	R: 0 E: 0 K: 1 S: 14 H: 1 LOB: 2 BB: 2 P: 26	R: 5 E: 1 K: 1 S: 15 H: 5 LOB: 1 BB: 0 P: 25	R: 0 E: 0 K: 1 S: 7 H: 0 LOB: 0 BB: 0 P: 8	R: 1 E: 0 K: 1 S: 15 H: 2 LOB: 2 BB: 1 P: 26	R: 0 E: 0 K: 1 S: 8 H: 0 LOB: 0 BB: 0 P: 13	R: 0 E: 0 K: 2 S: 9 H: 0 LOB: 0 BB: 0 P: 14	R: 0 E: 0 K: 1 S: 6 H: 0 LOB: 0 BB: 0 P: 10		1B: 7 2B: 1 3B: 0 HR: 0 SF: 0 SAC: 0 DP: 1 HBP: 0			WP: 0 PB: 0 SB: 0 CS: 0 PA: 34		

BOTTOM

San Diego Padres @ Los Angeles Dodgers

Dodger Stadium, Los Angeles, CA

Fri Oct 02 2015, 7:11 PM - 9:42 PM PDT

Att. 45,564 - Clear - 76 F

livebaseballscorecards.com

AB	31
R	6
H	8
RBI	6
BB	3
SO	8
LOB	10

PITCHER		IP	WLS	BF	H	R	ER	SO	BB	IBB	HBP	BLK	WP	HR	S	P	ERA	WHIP
49 Casey Kelly, R ERA: 7.94	(1, 1)	4.1	L	22	8	6	3	3	2	0	0	0	0	0	47	81	6.23	2.308
54 Marcos Mateo, R ERA: 4.0	(5, 1)	1.2		6	0	0	0	2	1	0	0	0	0	0	17	27	0.00	0.600
25 Jay Jackson, R ERA: 6.23	(7, 1)	1.0		3	0	0	0	2	0	0	0	0	0	0	9	14	0.00	0.000
59 Kevin Quackenbush, R ERA: 4.08	(8, 1)	1.0		3	0	0	0	1	0	0	0	0	0	0	6	10	0.00	0.000

PITCHER	IP	WLS	BF	H	R	ER	SO	BB	IBB	HBP	BLK	WP	HR	S	P	ERA	WHIP

Batter	1	2	3	4	5	6	7	8	9	AB	R	H	RBI	BB	SO	LOB
15 Cory Spangenberg, L (1, 4) OBP: 0.333, SLG: 0.399	F FF 93 F FF 93 X CH 90 0-2 ① G4-3		D CH 90 C FF 94 X SI 90 1-1 ③ G3			B CU 75 T FF 92 X SI 88 1-1 26 1B 1B		M FF 91 F FF 93 B SI 89 B SL 85 X FF 93 2-2 ② F7		4	0	1	0	0	0	1
2 B.J. Upton, R (1, 8) OBP: 0.324, SLG: 0.423	B FF 94 S SL 87 S FF 94 B FF 94 F SL 88 S SL 88 2-3 ② K			F FF 92 B CH 90 C SL 86 B FF 94 B SI 90 S FF 93 3-3 ① K		S SL 85 B SL 85 F FF 93 1 SAFE S SL 87 1-3 ① K		F SL 86 B FF 92 B FF 92 X SL 86 2-1 ③ G5-3		4	0	0	0	0	3	1
26 Yangervis Solarte, S (1, 5) OBP: 0.322, SLG: 0.431	F FF 94 B SI 89 X FF 94 1-1 ③ F8			B CU 77 C SI 93 X CH 90 1-1 ② G4-3		X CH 90 0-0 1-2 1B			C FC 92 C FC 93 T FC 92 0-2 ① K	4	0	1	0	0	1	0
9 Jedd Gyorko, R (1, 6) OBP: 0.297, SLG: 0.398 4 Wil Myers, R (9, PR) OBP: 0.336, SLG: 0.427		C FF 92 X SI 92 0-1 ① G4-3		C SL 86 S SL 87 B SI 93 B SI 90 F SL 87 B FF 94 F FF 94 B SI 94 4-2 BB		F SL 86 C SL 86 F SL 86 F FF 94 D SL 88 S SI 90 1-3 ② K			F FC 92 X FC 94 0-1 39 HBP 1B	3 0	0 0	1 0	0 0	1 0	1 0	2 0
39 Brett Wallace, L (1, 3) OBP: 0.374, SLG: 0.521		C CU 76 B CH 88 X CH 89 1-1 ② G3		F SI 90 B CH 90 C CU 74 X CH 90 1-2 ③ G4-3		S CH 90 B SI 90 C FF 93 S SI 91 1-3 ③ K			F FC 92 H FC 92 1-1 1-2 HBP	3	0	0	0	0	1	3
5 Alexi Amarista, L (1, 7) OBP: 0.257, SLG: 0.288		F FF 93 F CH 88 B FF 94 X FF 93 1-2 ③ F8			C FF 91 B FF 92 C FF 92 F SL 84 X SI 90 1-2 ① G1-3		C FF 92 X SI 92 0-1 ① P4		B FC 93 C FC 93 X FC 93 1-1 ② F7	4	0	0	0	0	0	2
18 Austin Hedges, R (1, 2) OBP: 0.214, SLG: 0.248			B FF 92 F SL 84 S FF 92 X SL 87 1-2 41 SH5-3 16 SH5-3 1B		C FF 93 X FF 92 0-1 HR		C CH 90 F FF 92 X SL 87 0-2 ② P4		D FC 95 X FC 93 1-0 ③ L9	4	1	2	1	0	0	2
16 Travis Jankowski, L (1, 9) OBP: 0.244, SLG: 0.314			S CH 89 B SI 89 1 SAFE X CH 86 1-1 ① SH5-3 1-2		B FF 93 X CH 89 1-0 ② G1-3		C CU 77 B FF 91 C FF 91 B SL 85 B FF 92 F FF 92 C SL 85 3-3 ③ K			2	0	0	0	0	1	0
41 Robbie Erlin, R (1, 1) 3 Derek Norris, R (8, PH) OBP: 0.303, SLG: 0.404 56 Shawn Kelley, R (8, 1)			X FF 90 0-0 ② SH5-3 2-3		C FF 92 S FF 93 C FF 93 0-3 ③ K			F FF 92 B SL 86 F FF 92 S FF 93 1-3 ① K		1 1 0	0 0 0	0 0 0	0 0 0	1 1 0	0 0 0	0 0 0
Inning Stats	R: 0 E: 0 K: 1 S: 9 H: 0 LOB: 0 BB: 0 P: 12	R: 0 E: 0 K: 0 S: 7 H: 0 LOB: 0 BB: 0 P: 9	R: 0 E: 0 K: 0 S: 8 H: 1 LOB: 1 BB: 0 P: 11	R: 0 E: 0 K: 1 S: 12 H: 0 LOB: 1 BB: 1 P: 21	R: 1 E: 0 K: 1 S: 10 H: 1 LOB: 0 BB: 0 P: 12	R: 0 E: 0 K: 3 S: 14 H: 2 LOB: 2 BB: 0 P: 18	R: 0 E: 0 K: 1 S: 9 H: 0 LOB: 0 BB: 0 P: 12	R: 0 E: 0 K: 1 S: 8 H: 0 LOB: 0 BB: 0 P: 13	R: 0 E: 0 K: 1 S: 9 H: 1 LOB: 2 BB: 0 P: 12	1B: 4 2B: 0 3B: 0 HR: 1	SF: 0 SAC: 2 DP: 0 HBP: 1			WP: 0 PB: 0 SB: 0 CS: 0	PA: 34		

PITCHER		IP	WLS	BF	H	R	ER	SO	BB	IBB	HBP	BLK	WP	HR	S	P	ERA	WHIP
21 Zack Greinke, R ERA: 1.66	(1, 1)	8.0	W	29	4	1	1	8	1	0	0	0	0	1	77	108	1.12	0.625
74 Kenley Jansen, R ERA: 2.41	(9, 1)	1.0	S	5	1	0	0	1	0	0	1	0	0	0	9	12	0.00	1.000

PITCHER	IP	WLS	BF	H	R	ER	SO	BB	IBB	HBP	BLK	WP	HR	S	P	ERA	WHIP

TOP

San Diego Padres @ Los Angeles Dodgers

Dodger Stadium, Los Angeles, CA

Sat Oct 03 2015, 6:11 PM - 8:20 PM PDT

Att. 52,352 - Clear - 75 F

livebaseballscorecards.com

AB	30
R	1
H	5
RBI	1
BB	1
SO	9
LOB	11

Batter	1	2	3	4	5	6	7	8	9	AB	R	H	RBI	BB	SO	LOB
14 Enrique Hernández, R (1, 8) OBP: 0.346, SLG: 0.490	X FF 89 0-0 47 G4-3 1B		C FF 91 B FF 90 S CH 84 X FF 91 1-2 ③ G6-3			S FF 90 B CU 73 T CH 83 X FF 90 1-2 ② F7				3	0	1	0	0	0	0
47 Howie Kendrick, R (1, 4) OBP: 0.336, SLG: 0.409	C FF 90 D CH 84 S CH 83 X FF 91 1-2 ① ② G4-3 1-2f			C FF 90 S CU 73 B FF 90 X FF 91 1-2 10 1B 23 G4-6-3 1B		C FF 90 B CH 85 X CH 85 1-1 ③ G6-3				3	1	1	0	0	0	1
10 Justin Turner, R (1, 5) OBP: 0.370, SLG: 0.491	B FF 91 B FF 91 C FF 90 X CH 83 2-1 HR			F FF 91 F FF 91 F FF 90 X CU 73 0-2 23 G4-6-3 1-3 1B			F FF 90 B FF 90 F FF 90 B FF 90 B CH 84 S CH 84 3-3 ① K			3	1	2	1	0	1	0
23 Adrián González, L (1, 3) OBP: 0.350, SLG: 0.480	C FF 90 B FF 91 S CH 84 B FF 91 X CH 84 2-2 ③ L7			B CU 72 C FF 90 X FF 91 1-1 ① ② G4-6-3 1-2f 3-H			C CH 84 B FF 90 C FF 91 X CU 76 1-2 ② G6-3			3	0	0	0	0	0	1
27 Justin Ruggiano, R (1, 7) OBP: 0.336, SLG: 0.476		S FF 90 X FF 90 0-1 ① P6		C CH 83 B CH 82 S CH 84 B CU 76 B FF 91 S CH 84 3-3 ③ K			B CU 73 F CH 85 H FF 91 2-1 66 S HBP			2	0	0	0	0	1	0
66 Yasiel Puig, R (1, 9) OBP: 0.324, SLG: 0.439		B CU 72 B FF 91 X FF 91 2-0 9 G6-4-3 1B			F FF 91 B CU 71 B FF 90 X CH 85 2-1 ① G4-3		F CH 84 S FF 91 F FF 91 D CU 76 X CH 85 1-2 ③ P5 1-2			3	0	1	0	0	0	1
9 Yasmani Grandal, S (1, 2) OBP: 0.353, SLG: 0.405		C FF 88 1 SAFE F FF 90 X FF 90 0-2 ② ③ G6-4-3 1-2f			F CH 84 X CH 85 0-1 ② G5-3			C SL 81 C SL 82 F SL 82 X SL 83 0-2 ① P3		3	0	0	0	0	0	1
11 Jimmy Rollins, S (1, 6) OBP: 0.285, SLG: 0.358			F FF 90 X FF 90 0-1 ① F9		C FF 91 B FF 91 X CH 84 1-1 ③ F9			C FF 92 X FF 94 0-1 ② G5-3		3	0	0	0	0	0	0
21 Zack Greinke, R (1, 1) OBP: 0.232, SLG: 0.343 26 Chase Utley, L (8, PH) OBP: 0.284, SLG: 0.343 74 Kenley Jansen, S (9, 1)			F FF 90 F FF 89 T CU 72 0-2 ② K			F FF 90 F CH 84 F CH 84 C FF 90 0-3 ① K		C SL 82 S SL 84 B SL 83 S SL 83 1-3 ③ K		2 1 0	0 0 0	0 0 0	0 0 0	0 0 0	2 1 0	0 0 0
Inning Stats	R: 1 E: 0 K: 0 S: 9 H: 2 LOB: 0 BB: 0 P: 14	R: 0 E: 0 K: 0 S: 6 H: 1 LOB: 0 BB: 0 P: 8	R: 0 E: 0 K: 1 S: 8 H: 0 LOB: 0 BB: 0 P: 9	R: 1 E: 0 K: 1 S: 12 H: 2 LOB: 0 BB: 0 P: 17	R: 0 E: 0 K: 0 S: 6 H: 0 LOB: 0 BB: 0 P: 9	R: 0 E: 0 K: 1 S: 9 H: 0 LOB: 0 BB: 0 P: 11	R: 0 E: 0 K: 1 S: 11 H: 0 LOB: 1 BB: 0 P: 18	R: 0 E: 0 K: 1 S: 9 H: 0 LOB: 0 BB: 0 P: 10		1B: 4 2B: 0 3B: 0 HR: 1	SF: 0 SAC: 0 DP: 3 HBP: 1			WP: 0 PB: 0 SB: 1 CS: 0	PA: 27	

PITCHER		IP	WLS	BF	H	R	ER	SO	BB	IBB	HBP	BLK	WP	HR	S	P	ERA	WHIP
41 Robbie Erlin, L ERA: 4.76	(1, 1)	7.0	L	24	5	2	2	4	0	0	1	0	0	1	61	86	2.57	0.714
56 Shawn Kelley, R ERA: 2.45	(8, 1)	1.0		3	0	0	0	1	0	0	0	0	0	0	9	10	0.00	0.000

PITCHER	IP	WLS	BF	H	R	ER	SO	BB	IBB	HBP	BLK	WP	HR	S	P	ERA	WHIP

BOTTOM

San Diego Padres @ Los Angeles Dodgers

Dodger Stadium, Los Angeles, CA

Sat Oct 03 2015, 6:11 PM - 8:20 PM PDT

Att. 52,352 - Clear - 75 F

livebaseballscorecards.com

AB	26
R	2
H	5
RBI	1
BB	0
SO	5
LOB	4

San Diego Padres @ Los Angeles Dodgers

Dodger Stadium, Los Angeles, CA

Sun Oct 04 2015, 12:12 PM - 3:12 PM PDT

Att. 42,863 - Cloudy - 67 F

livebaseballscorecards.com

TOP

Batter	1	2	3	4	5	6	7	8	9	AB	R	H	RBI	BB	SO	LOB
2 B.J. Upton, R (1, 8) OBP: 0.327, SLG: 0.429	S FF 93 B CU 74 S FF 93 F FF 95 B CU 73 S FF 94 2-3 ① K		F FF 94 S SL 91 S CU 74 0-3 ③ K			C SL 80 B FF 95 X SL 81 1-1 3 S 1B	B SI 95 B FF 94 C CH 83 B CH 84 X SI 95 3-1 2B			4	0	2	0	0	2	0
3 Derek Norris, R (1, 3) OBP: 0.305, SLG: 0.404 43 Jon Edwards, R (6, 1) 38 Tyson Ross, R (7, PH) OBP: 0.283, SLG: 0.357 59 Kevin Quackenbush, R (7, 1) 50 Nick Vincent, R (8, 1)	X FF 94 0-0 1B			C FF 92 F CU 73 B SL 89 B FF 93 F SL 88 F CU 73 B FF 93 X FF 93 3-2 ① G4-3		B FF 92 B SL 81 B FF 93 S FF 93 B FF 93 4-1 1-2 BB	B FF 95 S CH 83 S FF 95 B FF 92 S CH 82 2-3 ③ K			2 0 1 0 0	0 0 0 0 0	1 0 0 0 0	0 0 0 0 0	1 0 0 0 0	0 0 1 0 0	0 0 1 0 0
26 Yangervis Solarte, S (1, 5) OBP: 0.320, SLG: 0.428	B FF 93 B SL 91 F FF 95 F FF 94 T CU 73 2-2 ② K			F SL 89 C CU 72 F SL 89 B CU 73 F SL 90 F FF 93 F CU 73 F SL 90 B SL 90 2-3 S SL 80 ② K		X SL 82 0-0 ② P5		X CH 86 0-0 ① F9	4	0	0	0	0	2	3
9 Jedd Gyorko, R (1, 4) OBP: 0.297, SLG: 0.397	C SL 88 X FF 94 0-1 ③ F9			B CU 73 T SL 89 B FF 94 B FF 94 X FF 94 3-1 1B		C SL 80 B SL 82 B FF 94 C SL 81 S FF 95 2-3 ③ K		B SL 89 X FF 98 1-0 ② G5-3		4	0	1	0	0	1	3
12 Clint Barmes, R (1, 6) OBP: 0.281, SLG: 0.353		B FF 92 F SL 88 F CU 72 C FF 94 1-3 ① K		C FF 91 X FS 81 0-1 ③ F7			C FF 96 X SL 87 0-1 ① L7	C FF 99 B SI 97 B SI 97 B FF 99 F FF 98 B FF 99 4-2 BB		3	0	0	0	1	1	1
18 Austin Hedges, R (1, 2) OBP: 0.215, SLG: 0.248		B FF 94 B FF 93 F FF 94 S SL 89 S CU 74 2-3 ② K			S FF 91 B FF 91 F FS 84 F FF 91 B FS 84 B FS 83 S FF 92 3-3 ① K		C FF 97 X FF 96 0-1 5 1B 16 HR 1B	B SI 98 F FF 98 F SL 89 S SL 90 1-3 ③ K		4	1	1	0	0	3	1
5 Alexi Amarista, L (1, 7) OBP: 0.257, SLG: 0.287		C FF 95 S FF 94 B FF 93 F FF 94 X SL 88 1-2 ③ G1-3			C CU 79 X FS 84 0-1 ② G6-3		C FF 94 F FF 95 B FF 96 F FF 96 F SL 87 X FF 96 1-2 16 HR 1B		F FF 97 B FS 89 B FF 97 F FF 97 B FS 90 S FS 88 3-3 ① K	4	1	1	0	0	1	0
16 Travis Jankowski, L (1, 9) OBP: 0.245, SLG: 0.344			C FF 92 F FF 92 S FF 94 0-3 ① K		B SI 85 X SI 85 1-0 ③ G3		C FF 94 X FC 84 0-1 1-H 2-H HR		C SL 83 B FS 88 C FF 97 S FS 89 1-3 ② K	4	1	1	3	0	2	0
60 Frank Garces, L (1, 1) 58 Rocky Gale, R (3, PH) OBP: 0.100, SLG: 0.100 45 Marc Rzepczynski, L (3, 1) 20 Bud Norris, R (4, 1) 28 Cody Decker, R (6, PH) (6, 3)			S FF 93 B CU 74 X FF 94 1-1 ② P5			F FF 92 B SL 82 F SL 79 S SL 82 1-3 ① K	B FF 94 S CH 85 S CH 84 X FF 94 1-2 ② G6-3		B SL 85 X SL 84 1-0 ③ G5-3	0 1 0 0 3	0 0 0 0 0	0 0 0 0 0	0 0 0 0 0	0 0 0 0 1	0 0 0 0 0	0 0 0 0 0
Inning Stats	R: 0 E: 0 K: 2 S: 10 H: 1 LOB: 1 BB: 0 P: 14	R: 0 E: 0 K: 2 S: 10 H: 0 LOB: 0 BB: 0 P: 14	R: 0 E: 0 K: 2 S: 8 H: 0 LOB: 0 BB: 0 P: 9	R: 0 E: 0 K: 1 S: 17 H: 1 LOB: 1 BB: 0 P: 25	R: 0 E: 0 K: 1 S: 7 H: 0 LOB: 0 BB: 0 P: 11	R: 0 E: 0 K: 2 S: 10 H: 1 LOB: 2 BB: 1 P: 18	R: 3 E: 0 K: 1 S: 19 H: 4 LOB: 1 BB: 0 P: 26	R: 0 E: 0 K: 1 S: 7 H: 0 LOB: 1 BB: 1 P: 13	R: 0 E: 0 K: 2 S: 7 H: 0 LOB: 0 BB: 0 P: 12	1B: 5 2B: 1 3B: 0 HR: 1	SF: 0 SAC: 0 DP: 0 HBP: 0			WP: 0 PB: 0 SB: 1 CS: 0	PA: 36	

AB	34
R	3
H	7
RBI	3
BB	2
SO	14
LOB	9

PITCHER		IP	WLS	BF	H	R	ER	SO	BB	IBB	HBP	BLK	WP	HR	S	P	ERA	WHIP
22 Clayton Kershaw, L ERA: 2.13	(1, 1)	3.2		13	2	0	0	7	0	0	0	0	0	0	43	60	0.00	0.545
62 Joel Peralta, R ERA: 4.34	(4, 1)	1.0	W	3	0	0	0	1	0	0	0	0	0	0	8	11	0.00	0.000
56 J.P. Howell, L ERA: 1.43	(5, 1)	0.1	H	1	0	0	0	0	0	0	0	0	0	0	1	2	0.00	0.000
63 Yimi García, R ERA: 3.34	(6, 1)	1.0	H	5	1	0	0	2	1	0	0	0	0	0	10	18	0.00	2.000
12 Juan Nicasio, R ERA: 3.86	(7, 1)	0.1		3	2	2	2	0	0	0	0	0	0	0	9	10	54.00	6.000

PITCHER		IP	WLS	BF	H	R	ER	SO	BB	IBB	HBP	BLK	WP	HR	S	P	ERA	WHIP
43 Luis Avilán, L ERA: 4.05	(7, 1)	0.2		4	2	1	1	1	0	0	0	0	0	1	10	16	13.50	3.000
52 Pedro Báez, R ERA: 3.35	(8, 1)	1.0	H	4	0	0	0	1	1	0	0	0	0	0	7	13	0.00	1.000
41 Chris Hatcher, R ERA: 3.69	(9, 1)	1.0	S	3	0	0	0	2	0	0	0	0	0	0	7	12	0.00	0.000

Batter	1	2	3	4	5	6	7	8	9	AB	R	H	RBI	BB	SO	LOB
3 Carl Crawford, L (1, 7) OBP: 0.304, SLG: 0.403	B FF 89 B FF 89 C FF 88 F FF 89 X FF 91 2-2 G5-3 ①		B SI 91 X SI 91 1-0 G4-3 ①		B SL 85 F FF 95 F FF 94 B FF 95 S SL 86 2-3 K ①	X FF 95 0-0 F9 ③		X SL 87 0-0 59 1B 1-3 1B		2	0	0	0	0	0	0
30 Scott Schebler, L (4, 7) OBP: 0.325, SLG: 0.500										3	0	1	0	0	1	0
26 Chase Utley, L (1, 4) OBP: 0.286, SLG: 0.343	B FF 90 B CH 82 B FF 90 C FF 90 F FF 90 F CU 74 B CU 75 4-2 BB		C SI 91 B SL 83 S SI 91 S SL 81 1-3 K2-3 ②		C FF 95 C FF 95 F SL 84 X CH 86 0-2 L7 ②		F FF 90 C FF 90 B FF 91 X FF 91 1-2 5 1B 1B	B FF 90 C SL 86 X FF 90 1-1 1-2 3-H 1B		3	0	1	0	1	1	0
59 Ronald Torreyes, R (7, PR) OBP: 0.429, SLG: 0.500 (8, 4)										1	0	1	1	0	0	0
23 Adrián González, L (1, 3) OBP: 0.350, SLG: 0.480	B CU 75 F FF 90 S CU 75 F CU 76 1 SAFE F CU 74 S FF 90 1-3 K ②		B SL 85 X SI 92 1-0 1B		C FF 96 B SI 96 C FF 95 B SI 95 B SL 85 F SL 86 B SI 95 4-2 BB		1 SAFE B FF 90 F FF 91 1 SAFE F FF 91 D CU 77 F FF 90 C FF 92 2-3 K ①	S SL 88 S FF 88 B FF 91 B SL 88 S FF 88 2-3 K ③		2	0	1	0	0	1	1
9 Yasmani Grandal, S (4, 3) OBP: 0.353, SLG: 0.403										2	0	0	0	1	2	3
16 Andre Ethier, L (1, 9) OBP: 0.366, SLG: 0.486	C FF 92 S FF 92 F FF 92 S CU 77 0-3 K ③		X SI 92 0-0 G4-3 ③		X SL 85 0-0 P3 ③		1 SAFE F FF 91 B FF 90 1 SAFE S FF 92 S FF 92 1-3 K ②			2	0	0	0	0	1	2
66 Yasiel Puig, R (4, 9) OBP: 0.322, SLG: 0.436										2	0	0	0	0	1	2
5 Corey Seager, L (1, 6) OBP: 0.425, SLG: 0.561		F CU 74 C FF 90 X CU 76 0-2 7 L5-4 17 BB 1B		C SI 90 B SL 82 B SI 90 S SI 91 F SI 92 B SL 84 F SL 84 F SI 92 F SI 92 4-2 17 WP BB		X FF 94 0-0 HR	1 SAFE C FF 92 D CU 80 D CU 79 1 SAFE X FF 91 2-1 1-3 1B			3	1	3	1	1	0	0
17 A.J. Ellis, R (1, 2) OBP: 0.355, SLG: 0.403		B FF 87 B CH 81 F FF 88 B FF 89 B FF 85 4-1 31 HR 1-2 BB		B FF 94 B SL 83 B FF 93 B FF 93 4-0 1-2 BB		B FF 94 S SL 87 C SL 87 B SL 87 B SL 86 F FF 94 B SL 86 4-2 28 HR BB	C FF 92 1 SAFE B FF 91 F FF 92 B FF 91 B FF 92 C FF 92 3-3 K ③			0	1	0	0	2	0	0
65 Austin Barnes, R (4, PR) OBP: 0.361, SLG: 0.276 (5, 2)										1	1	0	0	1	1	2
7 Alex Guerrero, R (1, 5) OBP: 0.261, SLG: 0.434	X CU 75 0-0 L5-4 2-2		X SI 94 0-0 F8 ①			C SL 87 S FF 94 S FF 95 0-3 K ①		S SL 86 F FF 90 B FF 90 S CH 83 1-3 K ①		4	0	0	0	0	2	5
31 Joc Pederson, L (1, 8) OBP: 0.346, SLG: 0.417	B CU 76 S FF 92 B CU 76 S CU 74 F CU 75 X CU 73 2-2 1-H HR		C SI 93 S FF 96 B SI 96 T FF 96 1-2 K ②			C SL 85 F FF 94 S SL 88 0-3 K ②		B SL 87 F SL 87 B SI 92 B CH 84 F SL 86 B SL 86 4-2 30 1B 59 1B BB		3	2	1	2	1	2	3
22 Clayton Kershaw, L (1, 1) ERA: 0.00, BLK: 0.00% 62 Joel Peralta, R (4, 1) 56 J.P. Howell, L (5, 1) 63 Yimi García, R (6, 1) 28 Chris Heisey, R (6, PH) OBP: 0.267, SLG: 0.333 12 Juan Nicasio, R (7, 1) 43 Luis Avilán, L (7, 1) 52 Pedro Báez, R (8, 1) 27 Justin Ruggiano, R (8, PH) OBP: 0.333, SLG: 0.429 41 Chris Hatcher, R (9, 1)	C FF 89 X CU 75 0-1 G4-3 ③		B FF 94 C FF 94 L FF 93 M SL 86 1-3 K ③		S FF 94 B FF 95 B FF 93 X SL 87 2-1 1-H HR		S FF 90 S FF 90 1 SAFE S FF 90 0-3 K ②		1 0 0 0 0 0 0 1 0 0 0 0 1 2 0 0 0 0 0 0 0 0 0 0 0 0 0 0 1 1 1 2 0 0 0 0 0 0 0 0 0 0 0 0 0 0 0 0 0 0 0 0 0 0 0 0 1 0 0 0 0 1 1 0 0 0 0 0 0 0						
Inning Stats	R: 0 E: 0 K: 2 S: 15 H: 0 LOB: 1 BB: 1 P: 22	R: 2 E: 0 K: 0 S: 11 H: 2 LOB: 0 BB: 1 P: 17	R: 0 E: 0 K: 1 S: 6 H: 1 LOB: 1 BB: 0 P: 9	R: 0 E: 0 K: 2 S: 13 H: 0 LOB: 2 BB: 2 P: 23	R: 0 E: 0 K: 1 S: 11 H: 0 LOB: 1 BB: 1 P: 17	R: 3 E: 0 K: 2 S: 13 H: 2 LOB: 0 BB: 1 P: 19	R: 0 E: 0 K: 3 S: 15 H: 2 LOB: 2 BB: 0 P: 24	R: 1 E: 0 K: 3 S: 14 H: 2 LOB: 2 BB: 1 P: 22		1B: 6 2B: 1 3B: 0 HR: 3 SF: 0 SAC: 0 DP: 1 HBP: 0						

BOTTOM

San Diego Padres @ Los Angeles Dodgers

Dodger Stadium, Los Angeles, CA

Sun Oct 04 2015, 12:12 PM - 3:12 PM PDT

Att. 42,863 - Cloudy - 67 F

livebaseballscorecards.com

AB	32
R	6
H	9
RBI	6
BB	7
SO	14
LOB	21

PITCHER		IP	WLS	BF	H	R	ER	SO	BB	IBB	HBP	BLK	WP	HR	S	P	ERA	WHIP
60 Frank Garces, L ERA: 5.21	(1, 1)	2.0	L	9	2	2	2	2	2	0	0	0	0	1	26	39	9.00	2.000
45 Marc Rzepczynski, L ERA: 5.66	(3, 1)	1.0		5	1	0	0	1	1	0	0	0	0	0	12	19	0.00	2.000
20 Bud Norris, R ERA: 6.72	(4, 1)	2.0		8	0	0	0	3	2	0	0	0	1	0	18	30	0.00	1.000
43 Jon Edwards, R ERA: 4.32	(6, 1)	1.0		6	2	3	3	2	1	0	0	0	0	2	13	19	27.00	3.000
59 Kevin Quackenbush, R ERA: 4.01	(7, 1)	1.0		5	2	0	0	3	0	0	0	0	0	0	15	24	0.00	2.000

PITCHER		IP	WLS	BF	H	R	ER	SO	BB	IBB	HBP	BLK	WP	HR	S	P	ERA	WHIP
50 Nick Vincent, R ERA: 2.35	(8, 1)	1.0		6	2	1	1	3	1	0	0	0	0	0	14	22	9.00	3.000

WP: 1 PA: 39
PB: 0
SB: 0
CS: 0

Batter	1	2	3	4	5	6	7	8	9	AB	R	H	RBI	BB	SO	LOB
3 Curtis Granderson, L (1, 9) OBP: 0.750, SLG: 0.667	X FF 94 0-0 ① L9		C FF 95 B CU 74 B FF 95 S SL 89 X SL 89 2-2 1B		C FF 95 B FF 94 F CU 74 X SL 91 1-2 1B		F FF 94 D CU 74 S FF 95 B FF 95 D CU 75 F FF 94 B FF 95 4-2 5 1B BB			3	0	2	0	1	0	0
5 David Wright, R (1, 5) OBP: 0.500, SLG: 0.333	F FF 94 B CU 74 F SL 88 B FF 94 F CU 73 B SL 90 F SL 90 F FF 95 F SL 90 4-2 F SL 90 F FF 96 D SL 89 BB		S FF 95 F FF 94 C SL 91 0-3 ② K		C FF 95 D CU 73 D SL 89 S SL 89 1 SAFE T SL 90 2-2 ③ K		B SI 98 B FF 97 F FF 99 B FF 99 F SI 98 X SI 99 3-2 1-3 2-H 3-H 1B			3	0	1	2	1	2	2
52 Yoenis Cespedes, R (1, 8) (7, 7)	C FF 96 S SL 90 1 SAFE S SL 90 0-3 ② K		B SL 91 B SL 89 F FF 96 F FF 96 1 SAFE S CU 74 2-3 ③ K			X SL 88 0-0 ① F7	C SL 90 S SI 98 S SI 99 0-3 ③ K			4	0	0	0	0	3	4
28 Daniel Murphy, L (1, 4) OBP: 0.250, SLG: 1.000 (8, 3)	C FF 96 C FF 94 F FF 96 1 SAFE F CU 74 F SL 90 S SL 92 0-3 ③ K			B SL 90 B FF 93 X FF 94 2-0 HR		B FF 93 F SL 88 X FF 95 1-1 ② F8		B FF 91 C FS 81 X FF 92 1-1 ① L9		4	1	1	1	0	1	1
7 Travis d'Arnaud, R (1, 2)		B FF 93 B SL 89 X FF 94 2-0 ① G5-3		S FF 94 F SL 90 C FF 94 0-3 ① K		X SL 91 0-0 ③ G5-3		B CU 79 X CU 78 1-0 ② F7		4	0	0	0	0	1	0
21 Lucas Duda, L (1, 3) OBP: 0.500, SLG: 0.333 27 Jeurys Familia, R (8, 1)		X FF 94 0-0 1B		C SL 89 B CU 74 S SL 90 B CU 74 S CU 74 2-3 ② K2-3			B FF 93 B SL 88 B SL 87 C FF 94 B SL 88 4-1 48 SH5-3 23 G5-3 5 1B BB	B FS 84 B CU 80 S FS 83 C FF 92 T FF 91 2-2 ③ K		3 0	1 0	1 0	0 0	1 0	2 0	0 0
23 Michael Cuddyer, R (1, 7) 12 Juan Lagares, R (7, 8)		B FF 94 S SL 89 S SL 91 S CU 75 1-3 ② K		B FF 94 C FF 94 X CU 73 1-1 ③ F8			C FF 94 B CU 74 X SL 90 1-1 ① G5-3 1-2		B FF 98 X SL 83 1-0 ① G6-3	3 1	0 0	0 0	0 0	0 0	1 0	2 0
11 Rubén Tejada, R (1, 6)		1 SAFE F SL 89 F SL 90 S CU 74 0-3 ③ K			C FF 94 S SL 89 C SL 90 0-3 ① K		C SL 89 F SL 89 F CU 75 B SL 89 D CU 74 B FF 94 F SL 89 B SL 87 4-2 48 SH5-3 5 1B BB		F FF 97 F FC 92 F FF 97 S FF 97 0-3 ② K	3	1	0	0	1	3	1
48 Jacob deGrom, L (1, 1) 46 Tyler Clippard, R (8, 1) 55 Kelly Johnson, L (8, 4)			F FF 94 B SL 90 F FF 94 B CU 73 X SL 89 2-2 ① G3-1		B FF 94 F FF 94 F FF 94 F CU 74 B CU 74 S SL 90 2-3 ② K		B FF 94 X FF 93 1-0 ② SH5-3 1-2 2-3		B SL 85 X FF 96 1-0 ③ G3	2 0 1	0 0 0	0 0 0	0 0 0	0 0 0	1 0 0	0 0 0
Inning Stats	R: 0 E: 0 K: 2 S: 18 H: 0 LOB: 1 BB: 1 P: 22	R: 0 E: 0 K: 2 S: 8 H: 1 LOB: 1 BB: 0 P: 11	R: 0 E: 0 K: 2 S: 12 H: 1 LOB: 1 BB: 0 P: 18	R: 1 E: 0 K: 2 S: 9 H: 1 LOB: 0 BB: 0 P: 14	R: 0 E: 0 K: 3 S: 13 H: 1 LOB: 1 BB: 0 P: 18	R: 0 E: 0 K: 0 S: 4 H: 0 LOB: 0 BB: 0 P: 5	R: 2 E: 0 K: 1 S: 17 H: 1 LOB: 2 BB: 3 P: 34	R: 0 E: 0 K: 1 S: 6 H: 0 LOB: 0 BB: 0 P: 10	R: 0 E: 0 K: 1 S: 6 H: 0 LOB: 0 BB: 0 P: 8	1B: 4 2B: 0 3B: 0 HR: 1 SF: 0 SAC: 1 DP: 0 HBP: 0						

PITCHER		IP	WLS	BF	H	R	ER	SO	BB	IBB	HBP	BLK	WP	HR	S	P	ERA	WHIP
22 Clayton Kershaw, L ERA: 4.05	(1, 1)	6.2	L	28	4	3	3	11	4	0	0	0	0	1	75	113	4.05	1.200
52 Pedro Báez, R ERA:	(7, 1)	0.1		2	1	0	0	1	0	0	0	0	0	0	6	9	0.00	3.000
62 Joel Peralta, R ERA:	(8, 1)	1.0		3	0	0	0	1	0	0	0	0	0	0	6	10	0.00	0.000
41 Chris Hatcher, R ERA:	(9, 1)	1.0		3	0	0	0	1	0	0	0	0	0	0	6	8	0.00	0.000

PITCHER	IP	WLS	BF	H	R	ER	SO	BB	IBB	HBP	BLK	WP	HR	S	P	ERA	WHIP

TOP

New York Mets @ Los Angeles Dodgers

Dodger Stadium, Los Angeles, CA

Fri Oct 09 2015, 6:48 PM - 10:02 PM PDT

Att. 54,428 - Clear - 92 F

livebaseballscorecards.com

AB	31
R	3
H	5
RBI	3
BB	4
SO	14
LOB	10

WP: 0 PA: 36
PB: 0
SB: 0
CS: 0

Batter	1	2	3	4	5	6	7	8	9	AB	R	H	RBI	BB	SO	LOB
3 Carl Crawford, L (1, 7)	B FF 97 F SI 97 B FF 97 F SI 97 S FF 98 2-3 ① K		S SI 88 B CH 86 B SI 96 T FF 97 X FF 95 2-2 ① P6		C SL 89 S SL 89 B SL 90 S FF 96 1-3 ① K			B FF 92 X CH 80 1-0 ① L9		4	0	0	0	0	2	0
47 Howie Kendrick, R (1, 4) OBP: 0.500, SLG: 0.750	F FF 97 S FF 97 F FF 98 F SL 93 X SI 98 0-2 1B		X SI 96 0-0 ② G6-3		B SL 90 C SL 89 X FF 95 1-1 ② G1-3			C CH 80 X FF 92 0-1 23 1B 2B		4	1	2	0	0	0	0
5 Corey Seager, L (1, 6) OBP: 0.250, SLG: 0.500	C CU 82 S SI 97 B SI 98 1 SAFE S SI 98 1-3 ② K		X SI 96 0-0 2B		S SI 97 S SI 97 B SI 97 S CU 83 1-3 ③ K			B FF 92 S FF 93 X FF 92 1-1 ② P4		4	0	1	0	0	2	2
23 Adrián González, L (1, 3) OBP: 0.250, SLG: 0.250	B SI 97 B SI 98 B SI 98 C FF 98 F SL 90 T FF 98 3-2 ③ K		S SI 98 F SL 91 D CU 82 B SI 98 F SL 90 D CH 86 S CH 87 3-3 ③ K			B SI 96 F CU 82 B SI 96 C FF 96 F SI 97 B FF 97 T SI 97 3-2 ① K		B FF 92 X CH 80 1-0 2-H 1B		4	0	1	1	0	3	2
10 Justin Turner, R (1, 5) OBP: 0.500, SLG: 0.750		B SL 91 F SL 90 B CU 83 B SL 90 C FF 97 X FF 96 3-2 2B		C FF 96 B CU 82 F CU 82 X FF 95 1-2 17 1B 1B		X CU 82 0-0 ② F9		F SL 88 D SI 97 X SI 98 1-1 ③ L3		4	0	2	0	0	0	1
16 Andre Ethier, L (1, 9)		F SI 97 F SI 97 D CU 83 B FF 98 S FF 98 2-3 ① K		B SI 96 C SL 90 F FF 96 S SL 91 1-3 ① K		S SL 89 X SI 95 0-1 ③ P5			C SI 96 S FS 93 B SI 98 F FS 94 X FS 94 1-2 ① G3	4	0	0	0	0	2	2
17 A.J. Ellis, R (1, 2) OBP: 0.333, SLG: 0.333 11 Jimmy Rollins, S (9, PH)		B FF 96 B FF 97 C FF 96 F FF 96 S SL 92 2-3 ② K		C SL 89 F SL 91 B FF 98 F SI 96 X CH 85 1-2 1-2 1B			C SL 87 B CU 82 B FF 95 B FF 96 C FF 95 X FF 95 3-2 ① F8		C FS 94 F SI 98 X SI 97 0-2 ② G3-1	3 1	0 0	1 0	0 0	0 0	1 0	1 0
31 Joc Pederson, L (1, 8)	I IN 72 I IN 76 I IN 76 I IN 74 4-0 IBB		X FF 96 0-0 ② F7				B FF 95 C CH 86 B FF 96 S SI 96 B FF 96 F FF 96 F CH 86 S CH 86 3-3 ② K		C SI 98 B FS 93 F SI 94 B FF 99 B SI 99 X SI 96 3-2 ③ G1	3	0	0	0	1	1	2
22 Clayton Kershaw, L (1, 1) 52 Pedro Báez, R (7, 1) 26 Chase Utley, L (7, PH) 62 Joel Peralta, R (8, 1) 41 Chris Hatcher, R (9, 1)	C CU 81 C FF 97 F FF 98 B FF 97 S CH 87 1-3 ③ K		C SI 96 S SI 96 F SI 96 B SI 97 D CH 87 B SI 98 X SI 95 3-2 ③ F8				C SI 96 B SL 89 F FF 96 F FF 97 S CH 86 1-3 ③ K			2 0 1 0 0	0 0 0 0 0	0 0 0 0 0	0 0 0 0 0	1 0 1 0 0	4 0 0 0 0
Inning Stats	R: 0 E: 0 K: 3 S: 14 H: 1 LOB: 1 BB: 0 P: 20	R: 0 E: 0 K: 3 S: 13 H: 1 LOB: 2 BB: 1 P: 25	R: 0 E: 0 K: 1 S: 9 H: 1 LOB: 1 BB: 0 P: 14	R: 0 E: 0 K: 1 S: 15 H: 2 LOB: 2 BB: 0 P: 21	R: 0 E: 0 K: 2 S: 8 H: 0 LOB: 0 BB: 0 P: 11	R: 0 E: 0 K: 1 S: 7 H: 0 LOB: 0 BB: 0 P: 10	R: 0 E: 0 K: 2 S: 13 H: 0 LOB: 0 BB: 0 P: 20	R: 1 E: 0 K: 0 S: 8 H: 2 LOB: 1 BB: 0 P: 12	R: 0 E: 0 K: 0 S: 10 H: 0 LOB: 0 BB: 0 P: 14	1B: 4 2B: 3 3B: 0 HR: 0 SF: 0 SAC: 0 DP: 0 HBP: 0				WP: 0 PB: 0 SB: 0 CS: 0	PA: 35	

PITCHER		IP	WLS	BF	H	R	ER	SO	BB	IBB	HBP	BLK	WP	HR	S	P	ERA	WHIP
48 Jacob deGrom, R ERA:	(1, 1)	7.0	W	27	5	0	0	13	0	1	0	0	0	0	79	121	0.00	0.714
46 Tyler Clippard, R ERA: 13.5	(8, 1)	0.2	H	4	2	1	1	0	0	0	0	0	0	0	6	9	13.50	3.000
27 Jeurys Familia, R ERA:	(8, 1)	1.1	S	4	0	0	0	0	0	0	0	0	0	0	12	17	0.00	0.000

PITCHER	IP	WLS	BF	H	R	ER	SO	BB	IBB	HBP	BLK	WP	HR	S	P	ERA	WHIP

BOTTOM

New York Mets @ Los Angeles Dodgers

Dodger Stadium, Los Angeles, CA

Fri Oct 09 2015, 6:48 PM - 10:02 PM PDT

Att. 54,428 - Clear - 92 F

livebaseballscorecards.com

AB	34
R	1
H	7
RBI	1
BB	1
SO	13
LOB	14

Batter	1	2	3	4	5	6	7	8	9	AB	R	H	RBI	BB	SO	LOB
3 Curtis Granderson, L (1, 9) OBP: 0.750, SLG: 0.667	C SI 92 B FF 92 B CH 88 C CH 88 F FF 95 F FF 94 X FF 94 2-2 5 G6-4-3 1B		B SI 93 C CH 88 S CH 89 F CH 90 F FF 94 X FF 94 1-2 ② G5-3			B FF 89 B FF 91 C CH 88 B SL 87 F CH 87 F FF 93 X SL 87 3-2 5 G6-3 1B			B FC 94 B FC 94 B FC 93 B FC 92 4-0 5 DI BB	3	0	2	0	1	0	0
5 David Wright, R (1, 5) OBP: 0.250, SLG: 0.143	S FF 93 X SL 88 0-1 ① ② G6-4-3 1-2f		B SL 88 B SI 93 C SL 88 S FF 93 B SI 91 F FF 94 S SL 89 3-3 ③ K			B SL 86 C FF 92 B SI 92 X SL 87 2-1 ② ③ G6-3 1-2f			C FC 93 S FC 96 F FC 96 D FC 86 F FC 96 X FC 95 1-2 ② F9 1-2	4	0	0	0	0	1	3
28 Daniel Murphy, L (1, 4) OBP: 0.250, SLG: 0.625	C FF 93 B FF 94 B CH 90 F SI 90 F FF 94 B SL 86 S CH 90 3-3 ③ K2-3			B CH 88 B CH 87 X CU 74 2-0 21 CS 1B			X CH 87 0-0 ① F9		C FC 94 X FC 95 0-1 ③ P4	4	0	1	0	0	1	1
52 Yoenis Cespedes, R (1, 8) OBP: 0.143, SLG: 0.571		C FF 92 F SL 84 B FF 94 B SL 87 F SL 88 X FF 94 2-2 HR		C FF 92 F SI 89 X SL 87 0-2 ① L7			C FF 93 B SL 86 B SI 92 S SL 87 B SL 87 X SL 88 3-2 ② G6-3			3	1	1	1	0	0	1
21 Lucas Duda, L (1, 3) OBP: 0.286, SLG: 0.167		B CU 78 F SI 90 X FF 94 1-1 ① P6		C CH 89 B CH 88 D CU 77 B CH 90 S CH 89 F CH 90 1 SAFE C CH 89 3-3 ② ③ K 1-2			B CH 89 X FF 92 1-0 ③ P4			3	0	0	0	0	1	1
7 Travis d'Arnaud, R (1, 2)		F SL 87 T FF 94 B SL 89 B SL 87 S FF 93 2-3 ② K			B SL 86 C SL 87 F FF 92 B FF 94 S FF 93 2-3 ① K			B FF 97 B FF 96 C FF 96 F FF 96 S SL 86 2-3 ① K		3	0	0	0	0	3	0
30 Michael Conforto, L (1, 7) OBP: 0.333, SLG: 1.333		B CU 79 B FF 93 C CU 78 X FF 93 2-1 HR			C SL 86 B CH 89 B SL 87 B CH 88 C SL 86 X SL 85 3-2 ② L8			B FS 88 B FF 97 F SL 85 S FS 87 S FS 88 2-3 ② K		3	1	1	1	0	1	0
11 Rubén Tejada, R (1, 6) 4 Wilmer Flores, R (7, 6)		F FF 93 F FF 92 B SL 88 F SL 88 B SL 87 F FF 92 S SI 90 2-3 ③ K			S SL 85 B SL 86 F FF 91 F FF 93 B SL 88 S SL 88 2-3 ③ K			C SL 83 X FF 97 0-1 ③ G1-3		2 1	0 0	0 0	0 0	0 0	2 0	0 0
34 Noah Syndergaard, L (1, 1) 40 Bartolo Colon, R (7, 1) 43 Addison Reed, L (7, 1) 49 Jonathon Niese, L (7, 1) 47 Hansel Robles, R (8, 1) 55 Kelly Johnson, L (9, PH)			S CH 88 X CH 88 0-1 ① G3-1			B CH 88 S FF 93 S CH 89 S CH 89 1-3 ① K			B FC 93 S FC 93 T FC 94 B FC 94 S FC 96 2-3 ① K	2 0 0 0 0 0 1	0 0 0 0 0 0 0	0 0 0 0 0 0 0	0 0 0 0 0 0 0	0 0 0 0 0 0 0	1 0 0 0 0 0 0	0 0 0 0 0 0 0
Inning Stats	R: 0 E: 0 K: 1 S: 11 H: 1 LOB: 0 BB: 0 P: 16	R: 2 E: 0 K: 2 S: 16 H: 2 LOB: 0 BB: 0 P: 25	R: 0 E: 0 K: 1 S: 11 H: 0 LOB: 0 BB: 0 P: 15	R: 0 E: 0 K: 1 S: 8 H: 1 LOB: 1 BB: 0 P: 13	R: 0 E: 0 K: 2 S: 10 H: 0 LOB: 0 BB: 0 P: 17	R: 0 E: 0 K: 1 S: 9 H: 1 LOB: 0 BB: 0 P: 15	R: 0 E: 0 K: 0 S: 5 H: 0 LOB: 0 BB: 0 P: 9	R: 0 E: 0 K: 2 S: 8 H: 0 LOB: 0 BB: 0 P: 12	R: 0 E: 0 K: 1 S: 10 H: 0 LOB: 1 BB: 1 P: 17	1B: 3 2B: 1 3B: 0 HR: 2	SF: 0 SAC: 0 DP: 3 HBP: 0			WP: 0 PB: 0 SB: 0 CS: 1	PA: 30	

PITCHER		IP	WLS	BF	H	R	ER	SO	BB	IBB	HBP	BLK	WP	HR	S	P	ERA	WHIP
21 Zack Greinke, R ERA: 2.57	(1, 1)	7.0	W	23	5	2	2	8	0	0	0	0	0	2	70	110	2.57	0.714
41 Chris Hatcher, R ERA:	(8, 1)	1.0	H	3	0	0	0	2	0	0	0	0	0	0	8	12	0.00	0.000
74 Kenley Jansen, R ERA:	(9, 1)	1.0	S	4	0	0	0	1	1	0	0	0	0	0	10	17	0.00	1.000

PITCHER	IP	WLS	BF	H	R	ER	SO	BB	IBB	HBP	BLK	WP	HR	S	P	ERA	WHIP

TOP

New York Mets @ Los Angeles Dodgers

Dodger Stadium, Los Angeles, CA

Sat Oct 10 2015, 6:10 PM - 9:31 PM PDT

Att. 54,455 - Clear - 90 F

livebaseballscorecards.com

AB	29
R	2
H	5
RBI	2
BB	1
SO	11
LOB	6

BOTTOM

New York Mets @ Los Angeles Dodgers

Dodger Stadium, Los Angeles, CA

Sat Oct 10 2015, 6:10 PM - 9:31 PM PDT

Att. 54,455 - Clear - 90 F

livebaseballscorecards.com

Batter	1	2	3	4	5	6	7	8	9	AB	R	H	RBI	BB	SO	LOB
47 Howie Kendrick, R (1, 4) OBP: 0.375, SLG: 0.500	C SI 99 X SI 100 0-1 ① G3-1		X SI 98 0-0 1-2 1B		B CU 84 X CU 82 1-0 ① G5-3		C SI 87 L SI 88 F SL 84 B SI 87 X FF 88 1-2 FC4 23 2B 1-2 3-H			4	1	1	1	0	0	1
5 Corey Seager, L (1, 6) OBP: 0.125, SLG: 0.250	S SI 99 S SI 99 S SI 100 0-3 ② K		F SI 98 B SI 99 F SI 99 B SL 90 S CH 91 2-3 ② K		X CH 89 0-0 ② G2-3		C FF 94 X FF 94 0-1 ② F7			4	0	0	0	0	2	4
23 Adrián González, L (1, 3) OBP: 0.250, SLG: 0.375	S SL 86 S SI 101 F SI 100 B SL 90 B FF 101 F SI 100 B CH 92 S CH 91 3-3 ③ K		S FF 99 S CH 90 F FF 100 B SI 100 S SL 89 1-3 ③ K		C CH 88 B SL 90 B SL 87 S SI 98 B CH 90 F FF 99 C FF 98 3-3 ③ K		F FF 94 F FF 95 X FF 95 0-2 1-H 2-H 10 2B 2B			4	1	1	2	0	3	2
10 Justin Turner, R (1, 5) OBP: 0.500, SLG: 0.875		C SI 99 F SL 89 S FF 100 0-3 ① K	C SI 97 F CH 88 B SL 88 X FF 96 1-2 16 2B 2B			C FF 97 B SL 88 C FF 98 F SI 99 F CU 82 X FF 98 1-2 ① F9	F SL 89 B FC 91 F FF 93 X FF 93 1-2 3-H 2B			4	1	2	1	0	1	0
16 Andre Ethier, L (1, 9) OBP: 0.429, SLG: 0.400		C CU 84 F FF 100 B SI 100 B FF 100 F SI 99 B SL 91 F FF 100 F FF 100 B CH 90 4-2 3 G5-3 BB	B SI 97 S CH 90 X CH 88 1-1 3 FC1-5 2-H 2B			C CU 80 B FF 97 B SI 97 C CU 81 B SL 87 B SI 98 4-2 3 G6-3 BB	C FF 86 B SI 92 F FC 86 C FF 93 1-3 ③ K			1	0	1	1	2	0	0
27 Justin Ruggiano, R (7, PH) (8, 7)										1	0	0	0	0	1	1
74 Kenley Jansen, S (9, 1)										0	0	0	0	0	0	0
3 Carl Crawford, L (1, 7)		S SI 98 F SI 98 B SL 87 F SI 98 X FF 99 1-2 ② G5-3 1-2	C SI 98 F CH 90 X FF 97 0-2 ① FC1-5 9 S 2-3			F FF 96 X SI 97 0-1 ② ③ G6-3 1-2f		S FF 98 F SL 89 B FF 99 S FF 98 1-3 ① K		3	0	0	0	0	0	3
66 Yasiel Puig, R (8, 9)										1	0	0	0	0	1	0
9 Yasmani Grandal, S (1, 2)		B CH 88 B SL 86 C FF 99 F CH 90 B FF 100 X SI 99 3-2 ③ L4	1 SAFE 1 SAFE C SL 87 F SI 98 S SL 88 0-3 ② K 1-2				C CH 87 S CH 88 B CH 87 S SL 89 1-3 ① K	B FF 92 S FF 98 X SL 89 1-1 ② G3		4	0	0	0	0	2	2
14 Enrique Hernández, R (1, 8) OBP: 0.750, SLG: 0.500			S CU 82 S CH 90 B CU 83 F FF 99 B FF 98 X CH 90 2-2 47 1B 1B	I IN 73 I IN 80 I IN 80 I IN 81 4-0 IBB			B CU 83 S CH 89 B SL 89 S CH 89 B SI 99 D CU 83 4-2 26 1B 26 S 47 FC4 BB	C SL 89 F SL 89 F FF 98 F FF 98 S SL 90 0-3 ③ K		2	1	1	0	2	1	0
(9, 7)																
21 Zack Greinke, R (1, 1)			C SI 98 L SI 97 D CU 82 B SI 99 C SI 98 2-3 ① K	F SI 98 X SI 98 0-1 ③ F9			1 SAFE 1 SAFE B SI 97 F SI 97 B SI 98 X CH 89 2-1 47 FC4 23 2B 1-3 1B			2	0	0	0	0	1	3
26 Chase Utley, L (7, PH) OBP: 0.500, SLG: 0.500										1	1	1	0	0	0	0
41 Chris Hatcher, R (8, 1)										0	0	0	0	0	0	0
31 Joc Pederson, L (9, 8)										0	0	0	0	0	0	0
Inning Stats	R: 0 E: 0 K: 2 S: 10 H: 0 LOB: 0 BB: 0 P: 13	R: 0 E: 0 K: 1 S: 15 H: 0 LOB: 1 BB: 1 P: 23	R: 0 E: 0 K: 3 S: 15 H: 2 LOB: 2 BB: 0 P: 22	R: 1 E: 0 K: 1 S: 13 H: 2 LOB: 2 BB: 1 P: 19	R: 0 E: 0 K: 1 S: 6 H: 0 LOB: 0 BB: 0 P: 10	R: 0 E: 0 K: 0 S: 9 H: 0 LOB: 0 BB: 1 P: 14	R: 4 E: 0 K: 2 S: 22 H: 3 LOB: 1 BB: 1 P: 32	R: 0 E: 0 K: 2 S: 10 H: 0 LOB: 0 BB: 0 P: 12		1B: 3 2B: 4 3B: 0 HR: 0 SF: 0 SAC: 0 DP: 1 HBP: 0					WP: 0 PB: 0 SB: 2 CS: 0 PA: 35	

	AB	31
	R	5
	H	7
	RBI	5
	BB	4
	SO	12
	LOB	16

PITCHER		IP	WLS	BF	H	R	ER	SO	BB	IBB	HBP	BLK	WP	HR	S	P	ERA	WHIP
34 Noah Syndergaard, R ERA: 4.26	(1, 1)	6.1	L	27	5	3	3	9	3	1	0	0	0	0	75	115	4.26	1.263
40 Bartolo Colon, R ERA:	(7, 1)	0.0	B	1	0	0	0	0	0	0	0	0	0	0	4	5	∞	∞
43 Addison Reed, R ERA: 27.0	(7, 1)	0.1		3	2	2	2	0	0	0	0	0	0	0	8	9	54.00	6.000
49 Jonathon Niese, L ERA:	(7, 1)	0.1		1	0	0	0	1	0	0	0	0	0	0	3	4	0.00	0.000
47 Hansel Robles, R ERA:	(8, 1)	1.0		3	0	0	0	2	0	0	0	0	0	0	10	12	0.00	0.000

PITCHER	IP	WLS	BF	H	R	ER	SO	BB	IBB	HBP	BLK	WP	HR	S	P	ERA	WHIP

Batter	1	2	3	4	5	6	7	8	9	AB	R	H	RBI	BB	SO	LOB
47 Howie Kendrick, R (1, 4) OBP: 0.385, SLG: 0.692	C FF 95 F FF 97 F SI 97 X FF 96 0-2 G6-3	S SL 91 S CU 84 X CU 85 0-2 L5		C FF 96 F FF 97 S CH 88 0-3 K			C SI 88 X SI 88 0-1 11 G1-6-3 1B		S CU 79 B CU 78 D CH 86 F FF 94 F CH 85 F FF 93 F FF 95 X CH 86 2-2 1-H 3-H HR	5	1	2	3	0	1	2
11 Jimmy Rollins, S (1, 6) OBP: 0.167, SLG: 0.167	B FF 97 F SI 98 C SL 92 B SI 97 S CU 86 2-3 K		C CH 87 B SL 90 B FF 96 C FF 95 S FF 96 2-3 K		B FF 94 X FF 94 1-0 P4		C SI 87 X SI 87 0-1 G1-6-3 1-2f		C CH 84 B CH 84 X FF 93 1-1 1B	5	0	1	0	0	2	1
23 Adrián González, L (1, 3) OBP: 0.385, SLG: 0.667	C FF 96 F FF 97 B SL 91 B SI 97 X CU 83 2-2 G3		B FF 96 C SI 96 F SI 96 B CH 89 B FF 96 B SL 91 4-2 10 1B BB		C CH 87 B FF 95 F CU 85 B FF 95 B SI 95 X SI 95 3-2 16 1B 1B		C SI 88 X SI 90 0-1 HR		C SI 95 F FS 92 S FS 93 0-3 K	4	1	2	1	1	1	1
10 Justin Turner, R (1, 5) OBP: 0.500, SLG: 0.750 43 Luis Avilán, L (8, 1) 27 Justin Ruggiano, R (9, PH)		B SL 90 F FF 96 C FF 96 B FF 96 X FF 96 2-2 3 1B 16 1B 9 1B 1B	B FF 97 B SL 90 B FF 96 F FF 95 X SI 96 3-1 1-2 1B		B SI 96 B SL 90 B SI 96 C SI 95 S SI 95 T SL 91 3-2 K		B SI 88 B SI 88 C SI 88 C SI 88 F SI 92 X SI 88 2-2 G5-3		S SL 87 S SL 88 F SI 97 X SL 88 0-2 P5	4 0 1	1 0 0	2 0 0	0 0 0	0 0 0	1 0 0	1 0 1
16 Andre Ethier, L (1, 9) OBP: 0.417, SLG: 0.400		S SI 95 X SI 96 0-1 3 1B 9 1B 1-2 1B	S CU 85 B FF 95 C FF 96 F CU 85 B SI 96 S FF 96 2-3 K		S FF 96 X FF 96 0-1 1-2 1B			C FC 91 B CH 84 B SL 86 B FF 92 C FF 93 X FF 92 3-2 L8	C SI 96 S FS 93 B FF 97 X FS 93 1-2 G1-3	5	1	2	0	0	1	3
3 Carl Crawford, L (1, 7) OBP: 0.091, SLG: 0.091		L FF 97 X FF 97 0-1 9 1B 9 E 1-2 2-3 1B	T CU 84 F FF 96 B SI 96 F SL 90 B SI 96 T CH 87 2-2 K		B FF 96 S CH 88 X FF 95 1-1 G4-3			C SL 86 B CH 85 F FF 92 F FF 92 F SL 86 X FF 92 1-2 L1		4	1	1	0	0	1	4
9 Yasmani Grandal, S (1, 2) OBP: 0.125, SLG: 0.125		C CU 85 X CU 86 0-1 E9 1-H 2-H 3-H 1B		C FF 94 C CH 89 B SL 90 B SL 91 B FF 96 X CH 88 3-2 F9		B FF 89 C SI 88 B FF 90 S SI 88 C SI 89 2-3 K		B SL 87 F FF 93 F FF 93 S SL 88 1-3 K		4	0	1	2	0	2	0
14 Enrique Hernández, R (1, 8) OBP: 0.500, SLG: 0.333		B FF 95 X FF 96 1-0 F8		B SL 90 B FF 97 X FF 95 2-0 G6-3		C SI 90 B SL 85 C SI 90 S SL 85 1-3 K			B FF 93 X FF 93 1-0 5 1B 47 HR 1B	4	1	1	0	0	1	1
35 Brett Anderson, L (1, 1) 31 Joc Pederson, L (4, PH) 57 Alex Wood, R (4, 1) 66 Yasiel Puig, R (6, PH) 63 Yimi García, R (6, 1) 52 Pedro Báez, R (7, 1) 56 J.P. Howell, L (7, 1) 5 Corey Seager, L (7, 5) OBP: 0.222, SLG: 0.333		F FF 95 S SI 96 S SI 97 0-3 K		B CU 85 B CH 88 C FF 96 B CH 89 B SI 95 4-1 BB		S FF 92 B FF 92 B FF 87 C SI 89 S FF 92 2-3 K			B FF 93 X FF 94 1-0 47 HR 1-3 1B	1 0 0 1 0 0 0 1	0 0 0 0 0 0 0 1	0 0 0 0 0 0 0 1	0 1 0 0 0 0 0 1	1 0 0 0 0 0 0 0	1 0 0 1 0 0 0 0	1 0 0 0 0 0 0 0

Inning Stats	1	2	3	4	5	6	7	8	9	1B: 11 SF: 0 2B: 0 SAC: 0 3B: 0 DP: 1 HR: 2 HBP: 0	WP: 0 PA: 41 PB: 0 SB: 0 CS: 0
	R: 0 E: 0 K: 1 S: 10 H: 0 LOB: 0 BB: 0 P: 14	R: 3 E: 1 K: 1 S: 16 H: 4 LOB: 1 BB: 0 P: 19	R: 0 E: 0 K: 3 S: 15 H: 1 LOB: 2 BB: 1 P: 28	R: 0 E: 0 K: 1 S: 8 H: 0 LOB: 1 BB: 1 P: 17	R: 0 E: 0 K: 1 S: 11 H: 2 LOB: 2 BB: 0 P: 19	R: 0 E: 0 K: 3 S: 9 H: 0 LOB: 0 BB: 0 P: 14	R: 1 E: 0 K: 0 S: 10 H: 2 LOB: 0 BB: 0 P: 12	R: 0 E: 0 K: 1 S: 11 H: 0 LOB: 0 BB: 0 P: 16	R: 3 E: 0 K: 1 S: 20 H: 4 LOB: 1 BB: 0 P: 26		

PITCHER	IP	WLS	BF	H	R	ER	SO	BB	IBB	HBP	BLK	WP	HR	S	P	ERA	WHIP
33 Matt Harvey, R (1, 1) ERA: 3.6	5.0	W	24	7	3	2	7	2	0	0	0	0	0	60	97	3.60	1.800
40 Bartolo Colon, R (6, 1) ERA: 9.0	2.0		7	2	1	1	3	0	0	0	0	0	1	19	26	4.50	1.000
43 Addison Reed, R (8, 1) ERA: 6.75	1.0		3	0	0	0	1	0	0	0	0	0	0	11	16	0.00	0.000
62 Erik Goeddel, R (9, 1) ERA:	0.0		4	4	3	3	0	0	0	0	0	0	1	10	15	∞	∞
27 Jeurys Familia, R (9, 1) ERA:	1.0		3	0	0	0	1	0	0	0	0	0	0	10	11	0.00	0.000

PITCHER	IP	WLS	BF	H	R	ER	SO	BB	IBB	HBP	BLK	WP	HR	S	P	ERA	WHIP

TOP

Los Angeles Dodgers @ New York Mets

Citi Field, Flushing, NY

Mon Oct 12 2015, 8:43 PM - 12:24 AM EDT

Att. 44,276 - Clear - 65 F

livebaseballscorecards.com

AB	39
R	7
H	13
RBI	6
BB	2
SO	12
LOB	15

BOTTOM

Los Angeles Dodgers @ New York Mets

Citi Field, Flushing, NY

Mon Oct 12 2015, 8:43 PM - 12:24 AM EDT

Att. 44,276 - Clear - 65 F

livebaseballscorecards.com

Batter	1	2	3	4	5	6	7	8	9	AB	R	H	RBI	BB	SO	LOB
3 Curtis Granderson, L (1, 9) OBP: 0.615, SLG: 0.727	C FF 94 C SI 92 F SI 93 F SI 92 B SL 84 F SI 93 F SI 95 X SL 84 1-2 G1-3 ①	X FF 92 0-0 1-H 2-H 3-H 2B		B KC 81 B SI 90 F SI 91 B KC 81 X SI 91 3-1 G5-3 ②	C KC 81 X SI 90 0-1 P6 ③		C SI 88 B SI 87 S KC 82 X KC 82 1-2 2-H 3-H 2B			5	0	2	5	0	0	3
5 David Wright, R (1, 5) OBP: 0.308, SLG: 0.100	F SI 92 C SL 83 S SI 93 0-3 K ② D CH 70 X SI 92 1-0 G6-3 ③			I IN 78 I IN 79 I IN 79 I IN 79 4-0 28 1B 52 HR IBB		B FF 94 C FF 93 B SL 82 F FF 93 F FF 95 B SL 82 B FF 93 4-2 BB	C SI 90 X CH 82 0-1 G5-3 ②			3	1	0	0	2	1	2
28 Daniel Murphy, L (1, 4) OBP: 0.231, SLG: 0.462	B SI 92 F SI 92 C SI 93 F SI 93 B FF 94 X SL 84 2-2 F8 ③		C SL 81 B SI 90 B SL 83 S SL 82 F SI 90 F FF 91 X SL 84 2-2 G3 ①	C SI 90 B SI 89 C SI 90 B SI 90 X SI 91 2-2 1-2 2-H 52 HR 1B		B FF 94 S FF 93 C CH 85 B FF 95 B FF 94 F FF 94 F FF 93 S FF 95 3-3 K ①	F SI 89 X SI 88 0-1 G6-3 ③			5	1	1	1	0	1	2
52 Yoenis Cespedes, R (1, 7) OBP: 0.333, SLG: 0.833		C SI 91 X SI 91 0-1 7 1B 21 1B 1B	B SI 91 X SI 92 1-0 7 HR 1B	B CH 82 B SI 90 F SI 90 F CH 82 X SI 91 2-2 1-H 2-H HR		C FF 92 F FF 94 S FF 96 0-3 K ②		F FF 95 F FF 95 B CH 82 F FF 93 X CH 82 1-2 G6-3 ①		5	3	3	3	0	1	1
21 Lucas Duda, L (1, 3) OBP: 0.250, SLG: 0.182		C KC 75 C SL 82 1 SAFE B SL 82 X SL 82 1-2 4 1B 7 1B 12 FC3-2 1-2 1B	B KC 77 B SL 82 1 SAFE B KC 76 C FF 92 S SL 82 C SI 92 3-3 K ②	B KC 81 C KC 82 C SI 92 B KC 83 B KC 81 S KC 82 3-3 K ③		F FF 93 B CH 85 B CH 83 C FF 94 F FF 94 S FF 95 2-3 K ③		B CU 79 C CU 78 B CU 77 F CH 81 S CH 82 2-3 K ②		5	0	1	0	0	4	2
7 Travis d'Arnaud, R (1, 2) OBP: 0.250, SLG: 0.500		X SI 91 0-0 12 FC3-2 4 1B 3 2B 1-2 2-H 1B	X CH 83 0-0 1-H HR	C KC 82 B CH 81 B KC 81 B SI 89 F SI 89 X CH 83 3-2 G4-3 ①			F SL 88 B FF 98 B SL 89 S FF 98 X FF 99 2-2 12 BB 4 BB 30 SF8 1B	B CH 82 C CH 83 F FF 95 B FF 94 B CH 81 S FF 95 3-3 K ③		5	3	3	3	0	1	0
4 Wilmer Flores, R (1, 6) OBP: 0.600, SLG: 0.750		B CH 82 F CH 84 F SI 92 X SI 93 1-2 12 FC3-2 3 2B 1-2 2-3 1B	C SI 90 X SI 91 0-1 L3 ③		C SI 89 B KC 80 B CH 81 X KC 77 2-1 2B		B CH 89 B FF 99 B CH 81 C FF 99 B FF 98 4-1 30 SF8 12 BB 3 2B 1-2 BB			3	2	2	0	1	0	0
12 Juan Lagares, R (1, 8) OBP: 0.400, SLG: 0.500		F SI 93 B SI 92 F SL 84 X SI 93 1-2 FC3-2 3 2B 1-2 2-3 3-Hf ①		B SI 91 C SI 90 X SI 90 1-1 28 1B 2B	C SI 89 D CH 84 X CH 82 1-1 L8 ②		B SI 98 C FF 98 F SI 98 B FF 99 B FF 99 F FF 99 B FF 99 4-2 30 SF8 3 2B 1-2 2-3 BB			3	3	1	0	1	0	4
33 Matt Harvey, R (1, 1) 23 Michael Cuddyer, R (5, PH) 40 Bartolo Colon, R (6, 1) 30 Michael Conforto, L (7, PH) OBP: 0.250, SLG: 1.333 43 Addison Reed, L (8, 1) 62 Erik Goeddel, R (9, 1) 27 Jeurys Familia, R (9, 1)		C SI 92 S SL 84 B SL 83 S SL 84 1-3 K ②		B SI 90 L CH 82 L CH 82 2 SAFE C KC 81 1-3 K ①	B SI 88 C CH 82 B SI 90 F SI 90 D KC 82 F SI 90 B SI 91 4-2 BB		C KC 79 S SI 83 X KC 82 0-2 SF8 ① 1-2 2-3 3-H			2 0 0 0 0 0 0 0	0 0 0 0 0 0 0 0	0 0 0 0 0 0 0 0	0 0 0 1 0 0 0 0	2 1 0 0 0 0 0 0	0 0 0 0 0 0 0 0	4 0 0 0 0 0 0 0
Inning Stats	R: 0 E: 0 K: 1 S: 14 H: 0 LOB: 0 BB: 0 P: 17	R: 4 E: 0 K: 1 S: 17 H: 5 LOB: 1 BB: 0 P: 22	R: 2 E: 0 K: 1 S: 12 H: 2 LOB: 0 BB: 0 P: 18	R: 4 E: 0 K: 2 S: 16 H: 3 LOB: 0 BB: 1 P: 32	R: 0 E: 0 K: 0 S: 12 H: 1 LOB: 2 BB: 1 P: 22	R: 0 E: 0 K: 3 S: 15 H: 0 LOB: 1 BB: 1 P: 24	R: 3 E: 0 K: 0 S: 17 H: 2 LOB: 1 BB: 2 P: 28	R: 0 E: 0 K: 2 S: 10 H: 0 LOB: 0 BB: 0 P: 16		1B: 7 2B: 4 3B: 0 HR: 2 SF: 1 SAC: 0 DP: 0 HBP: 0				WP: 0 PB: 0 SB: 0 CS: 0 PA: 42		

	AB	36
	R	13
	H	13
	RBI	13
	BB	5
	SO	10
	LOB	18

PITCHER		IP	WLS	BF	H	R	ER	SO	BB	IBB	HBP	BLK	WP	HR	S	P	ERA	WHIP
35 Brett Anderson, L ERA: 18.0	(1, 1)	3.0	L	16	7	6	6	3	0	0	0	0	0	1	43	57	18.00	2.333
57 Alex Wood, L ERA: 18.0	(4, 1)	2.0		12	4	4	4	2	1	1	0	0	0	1	28	54	18.00	2.500
63 Yimi García, R ERA:	(6, 1)	1.0		4	0	0	0	3	1	0	0	0	0	0	15	24	0.00	1.000
52 Pedro Báez, R ERA: 81.0	(7, 1)	0.0		3	1	3	3	0	2	0	0	0	0	0	7	17	∞	∞
56 J.P. Howell, L ERA:	(7, 1)	1.0		4	1	0	0	0	0	0	0	0	0	0	10	11	0.00	1.000

PITCHER		IP	WLS	BF	H	R	ER	SO	BB	IBB	HBP	BLK	WP	HR	S	P	ERA	WHIP
43 Luis Avilán, L ERA:	(8, 1)	1.0		3	0	0	0	2	0	0	0	0	0	0	10	16	0.00	0.000

Batter	1	2	3	4	5	6	7	8	9	AB	R	H	RBI	BB	SO	LOB
14 Enrique Hernández, R (1, 8) OBP: 0.500, SLG: 0.400 31 Joc Pederson, L (9, 8)	B SI 95 F SI 94 C CU 80 F SI 95 S CU 80 1-3 ① **K**		S CH 84 S CH 83 X CH 85 0-2 ② **FC4-6** 47 1B; 23 1B; 1-2f		C CU 75 B SI 94 B CH 84 B CH 84 X SI 94 3-1 23 G6-3 1B		B SL 84 F SI 89 X SI 90 1-1 47 G4-3 1B			4 0	1 0	2 0	0 0	0 0	1 0	1 0
47 Howie Kendrick, R (1, 4) OBP: 0.353, SLG: 0.588	B SI 96 B CH 85 X SI 96 2-0 ② **F9**		1 SAFE C CU 79 F SI 95 B SI 94 1 SAFE X SI 94 1-2 23 1B; 10 2B; 1-3 1B		F SI 94 B SI 91 B CH 83 S CH 84 B SI 93 X SI 93 3-2 ① **L9**		1 SAFE 1 SAFE B SI 86 X SI 87 1-0 ② ③ **G4-3** 1-2f			4	1	1	0	0	0	2
23 Adrián González, L (1, 3) OBP: 0.353, SLG: 0.563	C SI 95 X SI 95 0-1 ③ **G6-3**		B SI 94 X CU 78 1-0 10 2B; 1-2 3-H 1B		X SI 93 0-0 ② **G6-3** 1-2			C CH 80 B CH 81 X FF 92 1-1 ① **P5**		4	1	1	1	0	0	1
10 Justin Turner, R (1, 5) OBP: 0.500, SLG: 0.733 41 Chris Hatcher, R (8, 1) 74 Kenley Jansen, S (8, 1)		F SI 94 X CU 78 0-1 ① **G1-3**	B SI 95 B SI 93 X CU 78 2-0 1-H 2-H 2B		I IN 61 I IN 60 I IN 62 I IN 65 4-0 **IBB**			S FS 83 B CH 82 B CH 81 X FS 83 2-1 ② **L8**		3 0 0	0 0 0	1 0 0	2 0 0	1 0 0	0 0 0	0 0 0
5 Corey Seager, L (1, 6) OBP: 0.231, SLG: 0.250 (8, 5)		C CU 79 B SI 95 B SI 95 B SI 96 C SI 96 B SI 95 4-2 **BB**	C SI 94 B SI 94 X SI 94 1-1 ③ **G4-3**		F SI 93 C SI 94 B SI 93 C SI 92 1-3 ③ **K**			X CH 80 0-0 ③ **P5**		3	0	0	0	1	1	3
66 Yasiel Puig, R (1, 9)		C CU 80 F CU 78 B SI 92 B SI 94 F SI 91 X CU 78 2-2 ② **P6**		B CH 83 X CH 83 1-0 ① **F7**		B FF 90 B SI 90 C SI 89 F SI 89 F SI 90 S FF 92 2-3 ① **K**			B SL 87 F SL 88 S SI 98 X SL 88 1-2 ① **G6-3**	4	0	0	0	0	1	1
17 A.J. Ellis, R (1, 2) OBP: 0.286, SLG: 0.286		B SI 94 B SI 93 C SI 93 1 SAFE X SI 94 2-1 ③ **F9**		B SI 95 X SI 94 1-0 **1B**		C SI 89 B SI 89 X SI 89 1-1 ② **P3**			C SI 96 T SI 97 X SI 98 0-2 ② **F8**	4	0	1	0	0	0	1
27 Justin Ruggiano, R (1, 7) 16 Andre Ethier, L (6, PH) (6, 7) OBP: 0.357, SLG: 0.333			F SI 93 B SI 94 F CU 79 B CH 85 S SI 94 2-3 ① **K**	B SI 94 F CH 85 F SI 95 F CU 79 S SI 93 1-3 ② **K**		S FF 91 T FF 92 B FF 92 B FF 92 F FF 92 B FF 92 F SI 89 T FF 92 3-2 ③ **K**			X SI 97 0-0 ③ **F8**	2 2	0 0	0 0	0 0	0 0	2 1	1 0
22 Clayton Kershaw, L (1, 1) OBP: 0.200, SLG: 0.200 11 Jimmy Rollins, S (8, 6) OBP: 0.167, SLG: 0.167			B SI 95 C SI 94 C CU 80 B SI 94 F SI 95 X CU 79 2-2 14 FC4-6 1B	B SI 93 X SI 93 1-0 ③ **G6-3**			L FF 88 B FF 90 F SI 87 X SI 86 1-2 ① **F8**			3 0	0 0	1 0	0 0	0 0	0 0	1 0

Inning Stats	1	2	3	4	5	6	7	8	9
	R: 0 E: 0 K: 1 S: 7 H: 0 LOB: 0 BB: 0 P: 10	R: 0 E: 0 K: 0 S: 10 H: 0 LOB: 1 BB: 1 P: 18	R: 3 E: 0 K: 1 S: 17 H: 4 LOB: 1 BB: 0 P: 26	R: 0 E: 0 K: 1 S: 7 H: 1 LOB: 1 BB: 0 P: 11	R: 0 E: 0 K: 1 S: 9 H: 1 LOB: 2 BB: 1 P: 20	R: 0 E: 0 K: 2 S: 11 H: 0 LOB: 0 BB: 0 P: 17	R: 0 E: 0 K: 0 S: 6 H: 1 LOB: 0 BB: 0 P: 9	R: 0 E: 0 K: 0 S: 5 H: 0 LOB: 0 BB: 0 P: 8	R: 0 E: 0 K: 0 S: 7 H: 0 LOB: 0 BB: 0 P: 8

1B: 6 SF: 0 WP: 0 PA: 35
2B: 1 SAC: 0 PB: 0
3B: 0 DP: 1 SB: 0
HR: 0 HBP: 0 CS: 0

PITCHER		IP	WLS	BF	H	R	ER	SO	BB	IBB	HBP	BLK	WP	HR	S	P	ERA	WHIP
32 Steven Matz, L ERA: 5.4	(1, 1)	5.0	L	23	6	3	3	4	1	1	0	0	0	0	50	85	5.40	1.400
40 Bartolo Colon, R ERA: 4.5	(6, 1)	2.0		6	1	0	0	2	0	0	0	0	0	0	17	26	0.00	0.500
46 Tyler Clippard, R ERA: 5.4	(8, 1)	1.0		3	0	0	0	0	0	0	0	0	0	0	5	8	0.00	0.000
27 Jeurys Familia, R ERA:	(9, 1)	1.0		3	0	0	0	0	0	0	0	0	0	0	7	8	0.00	0.000

PITCHER	IP	WLS	BF	H	R	ER	SO	BB	IBB	HBP	BLK	WP	HR	S	P	ERA	WHIP

TOP

Los Angeles Dodgers @ New York Mets

Citi Field, Flushing, NY

Tue Oct 13 2015, 8:09 PM - 10:58 PM EDT

Att. 44,183 - Overcast - 70 F

livebaseballscorecards.com

AB	33
R	3
H	7
RBI	3
BB	2
SO	6
LOB	11

BOTTOM

Los Angeles Dodgers @ New York Mets

Citi Field, Flushing, NY

Tue Oct 13 2015, 8:09 PM - 10:58 PM EDT

Att. 44,183 - Overcast - 70 F

livebaseballscorecards.com

Batter	1	2	3	4	5	6	7	8	9	AB	R	H	RBI	BB	SO	LOB
3 Curtis Granderson, L (1, 9) OBP: 0.529, SLG: 0.571	B SI 95 C FF 94 B FF 93 F FF 95 B CU 72 X SI 95 3-2 ① L4		B FF 93 C SL 92 B CU 74 X SL 90 2-1 ③ G4-3			F FF 94 B CU 72 F FF 94 B CU 72 S CU 75 2-3 ① K		B SL 84 C SL 85 B FF 97 B FS 87 B FF 98 4-1 5 S BB		3	0	0	0	1	1	0
5 David Wright, R (1, 5) OBP: 0.353, SLG: 0.083	F FF 95 F FF 95 B CU 74 B SL 91 B SL 91 B FF 94 4-2 52 FC4 BB			C SL 90 B CU 72 X FF 95 1-1 ① G6-3		B FF 95 F FF 96 B FF 94 C SL 90 F SL 90 C CU 75 2-3 ② K		S FC 95 B FC 94 S FC 95 B FC 97 F FC 96 F FC 97 B FC 96 B FC 96 4-2 1-2 BB		2	0	0	0	2	1	0
28 Daniel Murphy, L (1, 4) OBP: 0.235, SLG: 0.588	C FF 95 B FF 95 B SL 91 D SL 91 X FF 96 3-1 ② F8			F SL 91 X FF 93 0-1 HR		B FF 95 C FF 95 B SL 90 X SL 91 2-1 ③ F8		C FC 94 B FC 95 S FC 94 B FC 95 B FC 95 X FC 95 3-2 ③ F9		4	1	1	1	0	0	3
52 Yoenis Cespedes, R (1, 7) OBP: 0.313, SLG: 0.688 (9, 8)	X FF 95 0-0 ③ FC4 1-2f			C FF 95 C CU 75 B FF 96 X CU 73 1-2 ② G1-3			F FF 94 X CU 74 0-1 1B		C FC 94 S FC 93 S FC 94 0-3 ① K	4	0	1	0	0	1	1
7 Travis d'Arnaud, R (1, 2) OBP: 0.188, SLG: 0.375		B FF 94 X FF 94 1-0 ① F9		F FF 95 S SL 90 B CU 75 F FF 95 S SL 90 1-3 ③ K			F SL 90 1 SAFE X FF 95 0-1 ① P3		B FC 94 F FC 93 T FC 92 S FC 94 1-3 ② K	4	0	0	0	0	2	1
21 Lucas Duda, L (1, 3) OBP: 0.188, SLG: 0.133		C SI 95 C FF 94 F FF 95 F CU 75 B SL 92 F FF 95 S SL 91 1-3 ② K			F FF 94 S SL 90 B SL 90 S CU 75 1-3 ① K2-3		X SL 90 0-0 ② F8		B FC 93 F FC 92 X FC 94 1-1 ③ F8	4	0	0	0	0	2	1
4 Wilmer Flores, R (1, 6) OBP: 0.375, SLG: 0.429		B FF 95 C FF 95 F CU 74 C FF 96 1-3 ③ K			C FF 95 B FF 94 F FF 94 S SL 91 1-3 ② K		B FF 94 B FF 95 X SL 90 2-0 ③ G5-3			3	0	0	0	0	2	1
12 Juan Lagares, R (1, 8) OBP: 0.429, SLG: 0.500 30 Michael Conforto, L (8, PH) OBP: 0.200, SLG: 1.000 (9, 7)			C FF 94 B FF 94 B CU 74 X FF 95 2-1 ① P6		F FF 95 B SI 94 B CU 75 X FF 94 2-1 1B			C SL 85 B FF 98 X FS 88 1-1 ① F9		2 1	0 0	1 0	0 0	0 0	0 0	0 0
32 Steven Matz, R (1, 1) 23 Michael Cuddyer, R (5, PH) 40 Bartolo Colon, R (6, 1) 46 Tyler Clippard, R (8, 1) 55 Kelly Johnson, L (8, PH) 27 Jeurys Familia, R (9, 1)			S FF 94 X FF 94 0-1 ② L3		F FF 94 F FF 94 1 SAFE F SL 90 T CU 75 0-2 ③ K			B FS 89 C FF 97 S FF 97 F FF 98 B FS 88 S FS 87 2-3 ② K		1 1 0 0 1 0	0 0 0 0 0 0	0 0 0 0 0 0	0 0 0 0 0 0	0 1 0 0 1 0	0 1 0 0 0 0	0 1 0 0 0 0

Inning Stats																																	
	R: 0 E: 0 K: 0 S: 8	H: 0 LOB: 1 BB: 1 P: 18	R: 0 E: 0 K: 2 S: 10	H: 0 LOB: 0 BB: 0 P: 13	R: 0 E: 0 K: 0 S: 6	H: 0 LOB: 0 BB: 0 P: 10	R: 1 E: 0 K: 1 S: 11	H: 1 LOB: 0 BB: 0 P: 14	R: 0 E: 0 K: 3 S: 12	H: 1 LOB: 1 BB: 0 P: 16	R: 0 E: 0 K: 2 S: 9	H: 0 LOB: 0 BB: 0 P: 15	R: 0 E: 0 K: 0 S: 6	H: 1 LOB: 1 BB: 0 P: 8	R: 0 E: 0 K: 1 S: 14	H: 0 LOB: 2 BB: 2 P: 28	R: 0 E: 0 K: 2 S: 8	H: 0 LOB: 0 BB: 0 P: 10	1B: 2 2B: 0 3B: 0 HR: 1	SF: 0 SAC: 0 DP: 0 HBP: 0	WP: 0 PB: 0 SB: 1 CS: 0	PA: 33

PITCHER		IP	WLS	BF	H	R	ER	SO	BB	IBB	HBP	BLK	WP	HR	S	P	ERA	WHIP
22 Clayton Kershaw, L ERA: 2.63	(1, 1)	7.0	W	25	3	1	1	8	1	0	0	0	0	1	62	94	1.29	0.571
41 Chris Hatcher, R ERA:	(8, 1)	0.2	H	3	0	0	0	1	1	0	0	0	0	0	7	14	0.00	1.500
74 Kenley Jansen, R ERA:	(8, 1)	1.1	S	5	0	0	0	2	1	0	0	0	0	0	15	24	0.00	0.750

PITCHER	IP	WLS	BF	H	R	ER	SO	BB	IBB	HBP	BLK	WP	HR	S	P	ERA	WHIP

Batter	1	2	3	4	5	6	7	8	9	AB	R	H	RBI	BB	SO	LOB
3 Curtis Granderson, L (1, 9) OBP: 0.476, SLG: 0.500	C FF 93 F CH 89 B FF 95 X SL 90 1-2 28 E 1B		C CU 77 B FF 94 X SI 90 1-1 G3-1 ②		C FF 93 X FF 93 0-1 F7 ③		B CH 82 F FF 94 F FF 95 B FF 93 X CU 79 2-2 F7 ③			4	1	1	0	0	0	2
5 David Wright, R (1, 5) OBP: 0.286, SLG: 0.063	S FF 93 C FF 93 1 SAFE S SL 88 0-3 K ①		C SL 87 B SL 88 B FF 94 C SI 94 B FF 95 S SI 94 3-3 K ③			C SL 85 X FF 92 0-1 F9 ①		X FC 91 0-0 L4 ①		4	0	0	0	0	2	1
28 Daniel Murphy, L (1, 4) OBP: 0.333, SLG: 0.810	1 SAFE B FF 93 B FF 94 X SI 90 2-0 E7 1-H 2B			X CH 88 0-0 7 S 21 BB 7 SF9 1B		B CH 89 B FF 93 C CH 89 B CH 89 F CH 89 X FF 93 3-2 HR		C FF 98 B FF 94 X SL 85 1-1 G4-3 ②		4	2	3	2	0	0	0
52 Yoenis Cespedes, R (1, 8) OBP: 0.250, SLG: 0.550 (7, 7)	S FF 95 S FF 96 S FF 95 0-3 K ②			B SL 87 S SL 86 X SI 91 1-1 F8 ①		S SL 89 B SI 93 F SL 89 S SL 85 1-3 K ②		C FF 98 S SL 86 B SL 87 B FF 96 S SL 84 2-3 K ③		4	0	0	0	0	3	2
21 Lucas Duda, L (1, 3) OBP: 0.200, SLG: 0.111	F FF 95 B FF 94 B SI 91 D SI 92 S SI 91 S SI 91 3-3 K ③			B CU 76 S SI 90 B CH 90 B FF 94 B CH 90 4-1 30 FC6-5 1-2 BB		B CU 75 B CH 89 C CH 90 F FF 94 F FF 95 C SI 90 2-3 K ③			C FF 94 F SL 84 B FC 96 X FF 94 1-2 P6 ①	3	0	0	0	1	2	1
7 Travis d'Arnaud, R (1, 2) OBP: 0.150, SLG: 0.316		F FF 92 F FF 93 F FF 95 S SL 89 0-3 K ①		S SL 89 X SL 86 0-1 SF9 ② 2-H			B SL 88 F FF 92 X SL 87 1-1 G3-1 ①		B SL 83 X FC 94 1-0 P3 ②	3	0	0	1	0	1	0
30 Michael Conforto, L (1, 7) OBP: 0.125, SLG: 0.571 12 Juan Lagares, R (7, 8) OBP: 0.500, SLG: 0.714		C CU 76 B SI 89 X FF 95 1-1 F9 ②		B SI 91 B SI 91 C CU 78 S SI 90 X SI 91 2-2 FC6-5 ③ 1-2f			C FF 93 X CH 89 0-1 G1-3 ②		B FC 94 C FC 95 B FC 94 C FC 94 F FC 94 X FC 95 2-2 2B	3 1	0 0	0 1	0 0	0 0	0 0	1 0
4 Wilmer Flores, R (1, 6) OBP: 0.417, SLG: 0.400		B FF 93 B SL 88 B SL 88 C FF 93 F FF 93 S FF 94 3-3 K ③			C SL 87 C FF 94 B SL 87 F SL 86 F FF 93 T FF 94 1-2 K ①		X SL 88 0-0 55 1B 1B		I IN 77 I IN 79 I IN 81 I IN 80 4-0 IBB	3	0	1	0	1	2	0
48 Jacob deGrom, L (1, 1) 55 Kelly Johnson, L (7, PH) OBP: 0.250, SLG: 0.250 34 Noah Syndergaard, L (7, 1) 27 Jeurys Familia, R (8, 1)			F CH 89 S FF 93 B SI 88 B SI 91 F FF 95 B SL 88 X SI 90 3-2 G4-3 ①		S CU 72 B SI 90 X FF 93 1-1 P5 ②		B SI 89 B CH 88 C FF 93 X CH 89 2-1 1-2 1B		S FC 92 B FC 94 S FC 92 S FC 93 1-3 K ③	2 1 0 1	0 0 0 0	0 1 0 0	0 0 0 0	0 0 0 0	0 0 0 1	0 0 0 2
Inning Stats	R: 1 E: 1 K: 3 S: 13 H: 2 LOB: 1 BB: 0 P: 19	R: 0 E: 0 K: 2 S: 9 H: 0 LOB: 0 BB: 0 P: 13	R: 0 E: 0 K: 1 S: 9 H: 0 LOB: 0 BB: 0 P: 16	R: 1 E: 0 K: 0 S: 9 H: 1 LOB: 1 BB: 1 P: 16	R: 0 E: 0 K: 1 S: 9 H: 0 LOB: 0 BB: 0 P: 11	R: 1 E: 0 K: 2 S: 12 H: 1 LOB: 0 BB: 0 P: 18	R: 0 E: 0 K: 0 S: 10 H: 2 LOB: 2 BB: 0 P: 15	R: 0 E: 0 K: 1 S: 6 H: 0 LOB: 0 BB: 0 P: 9	R: 0 E: 0 K: 1 S: 11 H: 1 LOB: 2 BB: 1 P: 20	1B: 4 2B: 2 3B: 0 HR: 1 SF: 1 SAC: 0 DP: 0 HBP: 0						

PITCHER		IP	WLS	BF	H	R	ER	SO	BB	IBB	HBP	BLK	WP	HR	S	P	ERA	WHIP
21 Zack Greinke, R ERA: 3.29	(1, 1)	6.2	L	27	6	3	3	9	1	0	0	0	0	1	68	103	4.05	1.050
43 Luis Avilán, L ERA:	(7, 1)	0.1		1	0	0	0	0	0	0	0	0	0	0	3	5	0.00	0.000
41 Chris Hatcher, R ERA:	(8, 1)	1.0		3	0	0	0	1	0	0	0	0	0	0	6	9	0.00	0.000
74 Kenley Jansen, R ERA:	(9, 1)	1.0		5	1	0	0	1	0	1	0	0	0	0	11	20	0.00	1.000

PITCHER	IP	WLS	BF	H	R	ER	SO	BB	IBB	HBP	BLK	WP	HR	S	P	ERA	WHIP

TOP

New York Mets @ Los Angeles Dodgers

Dodger Stadium, Los Angeles, CA

Thu Oct 15 2015, 5:09 PM - 8:20 PM PDT

Att. 54,602 - Partly Cloudy - 78 F

livebaseballscorecards.com

AB	33
R	3
H	7
RBI	3
BB	2
SO	11
LOB	9

New York Mets @ Los Angeles Dodgers

Dodger Stadium, Los Angeles, CA

Thu Oct 15 2015, 5:09 PM - 8:20 PM PDT

Att. 54,602 - Partly Cloudy - 78 F

livebaseballscorecards.com

BOTTOM

Batter	1	2	3	4	5	6	7	8	9	AB	R	H	RBI	BB	SO	LOB
47 Howie Kendrick, R (1, 4) OBP: 0.273, SLG: 0.455	C FF 96 B SI 96 X SI 96 1-1 L3 ①	X SL 91 0-0 E6		C FF 97 B FF 97 X SL 89 1-1 F8 ② 2-3			C SI 100 X SI 99 0-1 G1-3 ①		S SL 88 S SL 88 S SL 89 0-3 K ③	5	0	0	0	0	1	2
5 Corey Seager, L (1, 6) OBP: 0.235, SLG: 0.250	S CU 84 B FF 96 F FF 96 X FF 97 1-2 23 1B 10 1B 1B	B SI 96 D SI 96 B SI 95 F FF 96 F FF 96 F SI 96 S SI 88 3-3 K ②		F SI 97 B SI 97 S CU 85 B FF 97 F CH 87 F SI 97 S CU 81 2-3 K ③			S CU 84 S CU 82 B SI 100 F CU 81 S FF 99 1-3 K ②			4	1	1	0	0	3	3
23 Adrián González, L (1, 3) OBP: 0.381, SLG: 0.526	B SL 90 F FF 96 B SI 96 B SI 96 X SL 91 3-1 10 1B 16 1B 1B 1-3	F FF 96 F FF 96 S CH 86 0-3 K ③			C FF 96 F SI 95 S FF 95 0-3 K ①		B FF 100 F SI 99 B SI 100 S FF 99 B FF 100 B FF 100 4-2 BB			3	1	1	0	1	2	2
10 Justin Turner, R (1, 5) OBP: 0.550, SLG: 0.842	B SI 97 S SL 92 F SI 97 X SL 91 1-2 16 1B 1B 1-3 3-H		S FF 96 X CU 82 0-1 9 S 2B		F FF 96 B FF 96 X FF 95 1-1 2B		F FF 98 F FF 99 F SI 100 S CU 82 0-3 K ③			4	0	3	1	0	1	1
16 Andre Ethier, L (1, 9) OBP: 0.333, SLG: 0.313	C FF 97 X FF 97 0-1 1B 1-2 3-H		B FF 96 C FF 96 F FF 97 X SI 98 1-2 L7 ①		C CU 82 D CU 83 B FF 96 C CU 82 F CU 81 X FF 97 2-2 P6 ②			X SI 98 0-0 G1-3 ①		4	0	1	1	0	0	2
9 Yasmani Grandal, S (1, 2) OBP: 0.182, SLG: 0.100 3 Carl Crawford, L (8, PH) OBP: 0.083, SLG: 0.083 (9, 7)	B FF 96 C CU 84 B CH 85 C FF 96 D SI 88 T FF 98 3-2 K ②		D CH 86 B FF 96 B FF 96 C FF 95 B FF 96 4-1 14 G1-6-3 2-3 BB		C CH 85 B FF 95 C CU 79 C CH 85 1-3 K ③			B SI 98 C SI 97 X SI 98 1-1 L7 ②		2 1	0 0	0 0	0 0	1 0	2 0	3 0
14 Enrique Hernández, R (1, 7) OBP: 0.400, SLG: 0.308 11 Jimmy Rollins, S (8, PH) OBP: 0.143, SLG: 0.143 74 Kenley Jansen, S (9, 1)	F CH 87 S SL 92 S FF 97 0-3 K ③		B SL 90 S SL 90 X CU 83 1-1 G1-6-3 ② ③ 1-2f				S CH 86 B SL 92 X CU 82 1-1 G4-3 ①	C SI 97 B SI 96 B SI 98 B SI 98 X SI 98 3-1 G3 ③		3 1 0	0 0 0	0 0 0	0 0 0	1 0 0	4 0 0
31 Joc Pederson, L (1, 8) 26 Chase Utley, L (9, PH) OBP: 0.333, SLG: 0.333		B FF 95 C CU 82 B FF 96 B SI 88 C FF 96 B FF 96 4-2 21 SH3-4 BB		C CH 86 S FF 95 B FF 96 B FF 96 B CH 87 4-2 47 F8 21 SH3-4 BB			C CU 84 B CH 86 B CH 86 S FF 95 B SI 95 X FF 96 3-2 P5 ②		C SI 97 B SI 97 F SI 97 X SI 96 1-2 L9 ①	1 1	0 0	0 0	0 0	2 0	0 0	0 0
21 Zack Greinke, R (1, 1) 43 Luis Avilán, L (7, 1) 41 Chris Hatcher, R (8, 1) 17 A.J. Ellis, R (9, 2) OBP: 0.250, SLG: 0.250		X FF 94 0-0 SH3-4 ① 1-2		X FF 95 0-0 SH3-4 ① 1-2			C SL 89 F CU 81 B SL 90 X FF 95 1-2 L9 ③		B SI 97 C SI 98 S SL 90 B SL 90 S SL 89 2-3 K ②	1 0 0 1	0 0 0 0	0 0 0 0	0 0 0 0	0 0 0 1	0 0 0 0	0 0 0 0
Inning Stats	R: 2 H: 4 E: 0 LOB: 2 K: 2 BB: 0 S: 18 P: 27	R: 0 H: 0 E: 1 LOB: 2 K: 2 BB: 1 S: 11 P: 18	R: 0 H: 1 E: 0 LOB: 1 K: 0 BB: 1 S: 8 P: 14	R: 0 H: 0 E: 0 LOB: 1 K: 1 BB: 1 S: 10 P: 17	R: 0 H: 1 E: 0 LOB: 1 K: 2 BB: 0 S: 12 P: 16		R: 0 H: 0 E: 0 LOB: 1 K: 2 BB: 1 S: 8 P: 13	R: 0 H: 0 E: 0 LOB: 1 K: 2 BB: 1 S: 12 P: 17	R: 0 H: 0 E: 0 LOB: 0 K: 0 BB: 0 S: 5 P: 9	R: 0 H: 0 E: 0 LOB: 0 K: 2 BB: 0 S: 9 P: 12							

	AB	31
	R	2
	H	6
	RBI	2
	BB	4
	SO	11
	LOB	17

1B: 4 SF: 0 WP: 0 PA: 37
2B: 2 SAC: 2 PB: 0
3B: 0 DP: 1 SB: 1
HR: 0 HBP: 0 CS: 0

PITCHER		IP	WLS	BF	H	R	ER	SO	BB	IBB	HBP	BLK	WP	HR	S	P	ERA	WHIP
48 Jacob deGrom, R ERA: 1.38	(1, 1)	6.0	W	27	6	2	2	7	3	0	0	0	0	0	67	105	3.00	1.500
34 Noah Syndergaard, R ERA: 3.68	(7, 1)	1.0	H	4	0	0	0	2	1	0	0	0	0	0	12	17	0.00	1.000
27 Jeurys Familia, R ERA:	(8, 1)	2.0	S	6	0	0	0	2	0	0	0	0	0	0	14	21	0.00	0.000

PITCHER	IP	WLS	BF	H	R	ER	SO	BB	IBB	HBP	BLK	WP	HR	S	P	ERA	WHIP