

Los Angeles Dodgers - 2015

Batter	1	2	3	4	5	6	7	8	9	AB	R	H	RBI	BB	SO	LOB	TOP																		
11 Jimmy Rollins, S (1.6) OBP: 0.286, SLG: 0.286 82 Travis Witherspoon, R (5.9)	0-0 P6		0-0 G4-6-3		0-0 F8		0-3 K			3	0	0	0	0	0	2	Los Angeles Dodgers @ Cleveland Indians Goodyear Ballpark, Goodyear, AZ Sat Mar 07 2015, 5:55 PM - 5:58 PM EST Att: 8,537 - Sunny - 79 F livebaseballscorecards.com																		
3 Carl Crawford, L (1.7) OBP: 0.333, SLG: 0.333 7 Alex Guerrero, R (4.7) OBP: 0.667, SLG: 1.000	0-0 1B			0-3 K		0-0 1B		0-0 F9		2	1	1	0	0	1	0																			
23 Adrián González, L (1.3) OBP: 0.286, SLG: 0.429 68 Kyle Jensen, R (6. PR) OBP: 0.375, SLG: 0.750	1-3 K			0-0 G6-3		0-0 1B		0-0 F8		3	0	1	1	0	1	1																			
9 Yasmani Grandal, S (1.2) OBP: 0.500, SLG: 0.875 65 Austin Barnes, R (6.2)	0-0 1B			1-1 HR		0-0 1B		0-3 K		3	1	3	3	0	0	0																			
47 Howie Kendrick, R (1.4) OBP: 0.167, SLG: 0.333 18 Erisbel Arzuabarena, R (5.4) OBP: 0.333, SLG: 0.333	1-0 PO		0-0 G6-3		0-3 K		0-0 F8		0-0 F9	2	0	0	0	0	1	0																			
16 Andre Ethier, L (1.10) OBP: 0.429, SLG: 0.333 79 O'Koyea Dickson, R (6. PR) OBP: 0.429, SLG: 1.429				0-0 F8		4-0 1B		0-0 G6-3		2	1	1	0	1	0	0																			
5 Juan Uribe, R (1.5) OBP: 0.333, SLG: 0.333 81 Buck Britton, L (5. PR) OBP: 0.167, SLG: 0.167				0-0 F8		0-0 1B		0-0 F7		2	0	1	0	0	0	0																			
83 Scott Schebler, L (1.9) OBP: 0.500, SLG: 0.800 55 Matt Carson, R (5.8)				0-0 1B		0-3 K		0-0 F9		2	0	1	0	0	1	2																			
80 Darnell Sweeney, S (1.8) OBP: 0.500, SLG: 1.000 61 Corey Seager, L (5.6) OBP: 0.556, SLG: 0.200			0-0 P5		0-0 SF8		0-3 K		0-0 P3	2	0	0	0	0	0	1																			
										1	0	0	1	0	0	1																			
										1	0	0	0	0	1	0																			
Inning Stats	R: 1 E: 0 K: 1 S: 6	H: 2 LOB: 0 BB: 0 P: 8	R: 0 E: 0 K: 0 S: 3	H: 0 LOB: 0 BB: 0 P: 3	R: 0 E: 0 K: 0 S: 3	H: 1 LOB: 0 BB: 0 P: 3	R: 1 E: 0 K: 2 S: 9	H: 1 LOB: 0 BB: 0 P: 10	R: 1 E: 0 K: 1 S: 6	H: 1 LOB: 1 BB: 1 P: 10	R: 2 E: 0 K: 0 S: 6	H: 4 LOB: 0 BB: 0 P: 6	R: 0 E: 0 K: 1 S: 7	H: 0 LOB: 0 BB: 0 P: 7	R: 0 E: 0 K: 1 S: 5	H: 1 LOB: 1 BB: 0 P: 4		1B: 8 2B: 1 3B: 0 HR: 1	SF: 1 SAC: 0 DP: 1 HBP: 0	WP: 0 PB: 0 SB: 1 CS: 0	PA: 36														
PITCHER	IP WLS BF H R ER SO BB IBB HBP BLK WP HR S P ERA WHIP																																		
28 Corey Kluber, R (1.1) ERA: 3.0	3.0	10	3	1	1	1	1	0	0	0	0	0	0	0	12	14		3.00	1.000																
34 Zach McAllister, R (4.1) ERA: 9.0	3.0	15	6	4	4	3	1	0	0	0	0	0	1	21	26	12.00		2.333																	
74 Charles Brewer, R (7.1) ERA: 9.0	2.0	6	0	0	0	3	0	0	0	0	0	0	0	12	12	0.00		0.000																	
65 Michael Roth, L (9.1) ERA: 4.5	1.0	4	1	0	0	0	0	0	0	0	0	0	0	4	4	0.00	1.000																		

Batter	1	2	3	4	5	6	7	8	9	AB	R	H	RBI	BB	SO	LOB	BOTTOM																	
11 José Ramírez, S (1.6) OBP: 0.222, SLG: 0.222 67 Francisco Lindor, S (6.6) OBP: 0.375, SLG: 0.250	0-0 G4-3		0-0 G4-3		0-0 F7			0-3 K	0-0 G3	3	0	0	0	0	0	1	Los Angeles Dodgers @ Cleveland Indians Goodyear Ballpark, Goodyear, AZ Sat Mar 07 2015, 5:55 PM - 5:58 PM EST Att: 8,537 - Sunny - 79 F livebaseballscorecards.com																	
22 Jason Kipnis, L (1.4) OBP: 0.333, SLG: 0.333 78 Erik González, R (6.4)	0-0 L7		0-0 G3-1			4-0 BB		0-0 G1-6-3		2	0	0	0	0	0	0																		
23 Michael Brantley, L (1.7) OBP: 0.333, SLG: 0.333 77 Destin Hood, R (6. PR) OBP: 0.500, SLG: 0.667	0-0 G6-3			0-0 1B		0-0 1B		0-0 1B		3	0	2	0	0	0	0																		
41 Carlos Santana, S (1.3) OBP: 0.222, SLG: 0.125 79 Audy Ciriaco, R (7.3) OBP: 0.333, SLG: 0.667		0-0 1B		0-3 K		0-3 K		0-0 2B		3	1	1	0	0	2	3																		
8 Lonnie Chisenhall, L (1.5) OBP: 0.250, SLG: 0.143 76 Ryan Rohlinger, R (6.5) OBP: 0.167, SLG: 0.667		1-0 P5		0-3 K		0-0 G1-6-3		3-2 HR		2	0	0	0	0	1	2																		
10 Yan Gomes, R (1.2) OBP: 0.143, SLG: 0.571 12 Brett Hayes, R (6.2) OBP: 0.600, SLG: 1.250		0-0 F9		1-3 K				0-0 HR		2	0	0	0	0	1	2																		
7 David Murphy, L (1.9) OBP: 0.429, SLG: 0.429 75 Carlos Moncrief, L (7.9) OBP: 0.400, SLG: 0.500		0-0 1B		0-0 F9		0-3 K		0-0 HR		2	0	1	1	0	0	0																		
61 Jerry Sands, R (1.10) OBP: 0.714, SLG: 0.600 6 Zach Walters, S (9. PH) OBP: 0.286, SLG: 0.333 1 Michael Martínez, S (9. PR) OBP: 0.250, SLG: 0.250		0-0 F8		0-0 1B		0-0 1B		0-3 K		3	0	1	0	0	1	1																		
72 Tyler Naquin, L (1.8) OBP: 0.286, SLG: 0.286 84 Jordan Smith, L (9.8)			0-0 G6-3		0-0 F7			0-0 1B		0	0	0	0	0	0	0																		
										3	0	1	0	0	0	1																		
										1	0	0	0	0	0	1																		
Inning Stats	R: 0 E: 0 K: 0 S: 3	H: 2 LOB: 0 BB: 0 P: 3	R: 1 E: 0 K: 0 S: 5	H: 2 LOB: 1 BB: 0 P: 6	R: 0 E: 0 K: 0 S: 3	H: 0 LOB: 0 BB: 0 P: 3	R: 0 E: 0 K: 3 S: 10	H: 1 LOB: 1 BB: 0 P: 11	R: 0 E: 0 K: 0 S: 4	H: 1 LOB: 1 BB: 0 P: 4	R: 0 E: 0 K: 1 S: 5	H: 1 LOB: 2 BB: 1 P: 9	R: 0 E: 0 K: 2 S: 7	H: 0 LOB: 0 BB: 0 P: 7	R: 0 E: 0 K: 1 S: 5	H: 1 LOB: 0 BB: 0 P: 5		R: 4 E: 0 K: 0 S: 10	H: 4 LOB: 1 BB: 1 P: 18	1B: 7 2B: 1 3B: 0 HR: 2	SF: 0 SAC: 0 DP: 2 HBP: 0	WP: 1 PB: 0 SB: 1 CS: 0	PA: 37											
PITCHER	IP WLS BF H R ER SO BB IBB HBP BLK WP HR S P ERA WHIP																																	
46 Mike Bolsinger, R (1.1) ERA: 4.5	2.0	8	2	1	0	0	0	0	0	0	0	0	0	13	14	0.00		0.500																
30 Chad Gaudin, R (3.1)	2.0	7	1	0	0	3	0	0	0	0	0	0	0	8	12	0.00		2.250																
97 Jeremy Horst, L (5.1) ERA:	1.1	H	7	2	0	0	1	1	0	0	0	0	0	0	13	13		0.00	0.375															
91 Chin-hui Tsao, R (6.1) ERA:	2.2	7	1	0	0	3	0	0	0	0	0	0	0	2	6	9	∞	∞																
93 Matt Shelton, R (9.1) ERA:	0.0	4	4	4	4	0	0	0	0	0	0	0	0	0	0	0	0.00	0.000																

Batter	1	2	3	4	5	6	7	8	9	AB	R	H	RBI	BB	SO	LOB	TOP				
11 Jimmy Rollins, S (1,6) 14 Enrique Hernández, R (6,PR)	F8			66 HR 3B		2B		G5-3		3	1	2	0	0	0	0	Los Angeles Dodgers @ San Francisco Giants Scottsdale Stadium, Scottsdale, AZ Mon Mar 09 2015, 6:59 PM - 7:02 PM EDT Att: 11,318 - Sunny - 75 F				
3 Carl Crawford, L (1,10) 61 Corey Seager, L (8,PH)	G4-3			K		F7		33 1B 2B		3	0	0	0	0	1	2					
66 Yasiel Puig, R (1,9) 33 Scott Van Slyke, R (6,9)	F8			HR		G5-3		81 WP 1B		3	1	1	2	0	0	1					
23 Adrián González, L (1,3) 79 O'Koyea Dickson, R (7,PR)	G3-1			K		K		47 2B BB		2	0	0	0	1	1	0					
47 Howie Kendrick, R (1,4) 81 Buck Britton, L (7,PR)	G5-3			G6-3		G6-3		9 G4-3 16 1B 2B		3	0	1	1	0	0	0					
9 Yasmani Grandal, S (1,2) 65 Austin Barnes, R (7,2)	F7					K		G4-3		3	0	0	0	0	1	2					
16 Andre Ethier, L (1,7) 68 Kyle Jensen, R (7,PR)	G4-3			G3-1		G3-1		G5-3		3	0	1	1	0	0	0					
5 Juan Uribe, R (1,5) 6 Darwin Barney, R (6,5)	G5-3			K		K		P4		2	0	0	0	0	1	0					
31 Joc Pederson, L (1,8) 28 Chris Heisey, R (6,8)	G5-3			G5-3		K		F8		2	0	0	0	0	1	0					
Inning Stats	R: 0 E: 0 K: 0 S: 3	H: 0 LOB: 0 BB: 0 P: 3	R: 0 E: 0 K: 0 S: 3	H: 0 LOB: 0 BB: 0 P: 3	R: 0 E: 0 K: 0 S: 3	H: 0 LOB: 0 BB: 0 P: 3	R: 2 E: 0 K: 2 S: 11	H: 2 LOB: 0 BB: 0 P: 14	R: 0 E: 0 K: 1 S: 6	H: 1 LOB: 1 BB: 0 P: 6	R: 2 E: 0 K: 0 S: 5	H: 2 LOB: 2 BB: 1 P: 9	R: 1 E: 0 K: 0 S: 5	H: 2 LOB: 1 BB: 0 P: 6	R: 0 E: 0 K: 1 S: 5	H: 0 LOB: 0 BB: 0 P: 5		1B: 2 2B: 3 3B: 1 HR: 1	SF: 0 SAC: 0 DP: 0 HBP: 0	WP: 1 PB: 0 SB: 0 CS: 0	PA: 35
PITCHER	IP WLS BF H R ER SO BB IBB HBP BLK WP HR S P ERA WHIP																				
18 Matt Cain, R (1,1)	2.0	6	0	0	0	0	0	0	0	0	0	0	0	0	0	0		0.00	0.000		
32 Ryan Vogelsong, R (3,1)	2.0	11	2	2	2	4	0	0	0	0	0	1	21	24	6.00	0.667					
53 Chris Heston, R (6,1)	2.0	10	3	2	2	1	1	0	0	0	0	0	11	15	9.00	2.000					
46 Santiago Casilla, R (8,1)	1.0	5	2	1	1	0	0	0	0	0	0	1	5	6	9.00	2.000					
60 Hunter Strickland, R (9,1)	1.0	3	0	0	0	1	0	0	0	0	0	0	5	5	0.00	0.000					

Batter	1	2	3	4	5	6	7	8	9	AB	R	H	RBI	BB	SO	LOB	BOTTOM				
16 Angel Pagan, S (1,8) 6 Guillermo Quiroz, R (6,2)	G6-3		F7-2		13 1B 83 1B 13 WP BB		G6-3		F8	2	1	0	0	1	0	1	Los Angeles Dodgers @ San Francisco Giants Scottsdale Stadium, Scottsdale, AZ Mon Mar 09 2015, 6:59 PM - 7:02 PM EDT Att: 11,318 - Sunny - 75 F				
13 Joaquin Arias, R (1,10)	G3			G5-3	9 WP 83 1B 1B		F9		G5-3	5	0	1	1	0	0	2					
28 Buster Posey, R (1,2) 83 Mac Williamson, R (5,PH)	G5-3			K	9 WP 1B		K		K	2	0	0	0	0	1	0					
9 Brandon Belt, L (1,3) 80 Kelby Tomlinson, R (9,4)	G4-3			K	G3		K		F7	4	0	0	0	0	1	2					
37 Adam Duvall, R (1,5) 81 Mitch Delfino, R (7,5)	K			K	50 CS 1B BB		F9		F9	2	0	1	0	1	1	0					
50 Matt Duffy, R (1,6) 82 Christian Arroyo, R (7,6)	1B			K	FC5-4 21 1B		F9		F9	3	1	1	0	0	0	4					
7 Gregor Blanco, L (1,7) 84 Daniel Carbonell, R (5,PR)	G6-3			K	21 1B 47 1B HBP		K		47 BB 1B	1	0	0	0	0	1	0					
21 Brandon Hicks, R (1,4) 47 Jarrett Parker, L (1,9)	G3		47 G3 16 1B 47 WP F7-2 BB		16 BB 13 WP 47 1B 1B		K		K	3	1	1	1	1	2	2					
	G3			K	13 WP 16 BB 13 1B 1B		G3-1		G3	3	1	1	1	1	0	1					
Inning Stats	R: 0 E: 0 K: 0 S: 3	H: 1 LOB: 1 BB: 0 P: 6	R: 0 E: 0 K: 0 S: 2	H: 0 LOB: 0 BB: 1 P: 7	R: 0 E: 0 K: 2 S: 7	H: 0 LOB: 0 BB: 0 P: 7	R: 5 E: 1 K: 0 S: 8	H: 5 LOB: 3 BB: 2 P: 19	R: 0 E: 0 K: 1 S: 4	H: 0 LOB: 0 BB: 1 P: 9	R: 0 E: 0 K: 1 S: 5	H: 0 LOB: 0 BB: 0 P: 5	R: 0 E: 0 K: 0 S: 3	H: 0 LOB: 0 BB: 0 P: 3	R: 0 E: 0 K: 1 S: 6	H: 1 LOB: 2 BB: 1 P: 11		1B: 7 2B: 1 3B: 0 HR: 0	SF: 0 SAC: 0 DP: 1 HBP: 1	WP: 3 PB: 0 SB: 0 CS: 1	PA: 38
PITCHER	IP WLS BF H R ER SO BB IBB HBP BLK WP HR S P ERA WHIP																				
35 Brett Anderson, L (1,1)	2.0	7	1	0	0	2	1	0	0	0	0	1	0	9	14	0.00		0.500			
57 Erik Bedard, L (3,1)	2.0	6	0	0	0	2	1	0	0	0	0	1	0	9	14	0.00	0.500				
43 Brandon League, R (5,1)	0.1	6	3	5	5	0	1	0	1	0	0	0	0	4	9	135.00	12.000				
77 Carlos Frias, R (5,1)	1.2	8	2	0	0	1	2	0	0	0	2	0	8	19	0.00	2.400					
41 Chris Hatcher, R (7,1)	1.0	3	0	0	0	1	0	0	0	0	0	0	5	5	0.00	0.000					
63 Yimi Garcia, R (8,1)	1.0	5	1	0	0	1	1	0	0	0	0	0	6	11	0.00	2.000					
Mike Thomas, L (9,1)	1.0	5	1	0	0	1	1	0	0	0	0	0	6	11	0.00	2.000					



Batter	1	2	3	4	5	6	7	8	9	AB	R	H	RBI	BB	SO	LOB	TOP										
11 Jimmy Rollins, S OBP: 0.385, SLG: 0.615 61 Corey Seager, L OBP: 0.533, SLG: 0.500										3	0	1	0	0	2	0	Los Angeles Dodgers @ Chicago Cubs Sloan Park, Mesa, AZ Wed Mar 11 2015, 4:07 PM - 6:48 PM EDT Att: 15,208 - Partly Cloudy - 81 F										
28 Chris Heisey, R 68 Kyle Jensen, R OBP: 0.364, SLG: 0.909										3	0	0	0	1	1	2											
66 Yasiel Puig, R 83 Scott Schebler, L OBP: 0.467, SLG: 0.857										3	1	1	0	0	0	1											
9 Yasmani Grandal, S 73 Shawn Zarraga, S OBP: 0.500, SLG: 0.333										3	0	0	0	0	0	2											
47 Howie Kendrick, R 80 Darnell Sweeney, S OBP: 0.462, SLG: 0.700										3	1	2	0	0	0	0											
33 Scott Van Slyke, R 79 O'Koyea Dickson, R OBP: 0.333, SLG: 0.917										3	1	1	0	0	0	1											
10 Justin Turner, R OBP: 0.357, SLG: 0.385										4	0	2	2	0	0	0											
31 Joc Pederson, L 7 Alex Guerrero, R OBP: 0.500, SLG: 0.750										3	0	0	1	0	1	2											
14 Enrique Hernández, R 18 Erisbel Arzuabarena, R OBP: 0.273, SLG: 0.250										3	0	1	0	0	0	1											
Inning Stats	R: 0 E: 0 K: 1 S: 5	H: 0 LOB: 0 BB: 0 P: 6	R: 0 E: 0 K: 0 S: 3	H: 1 LOB: 0 BB: 0 P: 3	R: 0 E: 0 K: 1 S: 7	H: 2 LOB: 2 BB: 0 P: 7	R: 3 E: 0 K: 0 S: 7	H: 4 LOB: 1 BB: 0 P: 8	R: 0 E: 0 K: 1 S: 4	H: 1 LOB: 1 BB: 0 P: 4	R: 0 E: 0 K: 2 S: 7	H: 0 LOB: 0 BB: 0 P: 7	R: 0 E: 0 K: 0 S: 2	H: 0 LOB: 1 BB: 2 P: 10	R: 0 E: 0 K: 2 S: 7	H: 0 LOB: 0 BB: 0 P: 7		1B: 7 2B: 1 3B: 0 HR: 0	SF: 0 SAC: 0 DP: 2 HBP: 0	WP: 2 PB: 0 SB: 0 CS: 0	PA: 36						
PITCHER	IP	WLS	BF	H	R	ER	SO	BB	IBB	HBP	BLK	WP	HR	S	P	ERA	WHIP										
34 Jon Lester, L 63 Brian Schiller, R 27 Phil Coke, L 57 Gonzalez Germen, R 48 Francisley Bueno, L ERA: 3.60	(1, 1)	3.0	11	3	0	0	2	0	0	0	0	0	0	15	16	0.00	1.000										
66 Drake Britton, L 59 Zac Rosscup, L ERA:	(8, 1)	1.0	W	4	0	0	0	2	0	0	0	0	0	2	10	0.00	2.000										
(9, 1)	1.0	S	3	0	0	0	2	0	0	0	0	0	0	7	7	0.00	0.000										

Batter	1	2	3	4	5	6	7	8	9	AB	R	H	RBI	BB	SO	LOB	BOTTOM										
24 Dexter Fowler, S 41 Matt Szczur, R OBP: 0.273, SLG: 0.200										2	0	0	0	0	1	2	Los Angeles Dodgers @ Chicago Cubs Sloan Park, Mesa, AZ Wed Mar 11 2015, 4:07 PM - 6:48 PM EDT Att: 15,208 - Partly Cloudy - 81 F										
44 Anthony Rizzo, L 19 Jonathan Herrera, S OBP: 0.091, SLG: 0.091										3	1	1	0	0	0	1											
13 Starlin Castro, R 78 Albert Almora Jr., R OBP: 0.182, SLG: 0.273										3	0	1	0	0	0	0											
47 Miguel Montero, L 11 Tommy La Stella, L OBP: 0.273, SLG: 0.545										3	0	1	0	0	0	0											
8 Chris Coghlan, L 16 Chris Valaika, R OBP: 0.231, SLG: 0.231										1	1	0	1	1	0	0											
20 Mike Olt, R 40 Adron Chambers, L OBP: 0.536, SLG: 1.000										3	1	2	0	0	1	2											
6 Ryan Sweeney, L 61 Christian Villanueva, R OBP: 0.500, SLG: 0.571										2	0	1	0	1	0	1											
7 Arismendy Alcántara, S 51 Raffy Lopez, L OBP: 0.214, SLG: 0.167										3	0	0	0	0	0	7											
33 Mike Baxter, L OBP: 0.182, SLG: 0.125										3	0	1	2	0	0	1											
Inning Stats	R: 2 E: 0 K: 0 S: 2	H: 2 LOB: 2 BB: 2 P: 15	R: 1 E: 0 K: 1 S: 9	H: 4 LOB: 3 BB: 0 P: 9	R: 0 E: 0 K: 1 S: 5	H: 0 LOB: 0 BB: 0 P: 5	R: 0 E: 0 K: 0 S: 3	H: 1 LOB: 1 BB: 0 P: 4	R: 0 E: 0 K: 0 S: 3	H: 0 LOB: 0 BB: 0 P: 3	R: 1 E: 0 K: 0 S: 4	H: 1 LOB: 1 BB: 1 P: 10	R: 1 E: 0 K: 0 S: 4	H: 1 LOB: 1 BB: 1 P: 10	1B: 8 2B: 0 3B: 0 HR: 0	SF: 2 SAC: 0 DP: 1 HBP: 1		WP: 0 PB: 0 SB: 2 CS: 0	PA: 35								
PITCHER	IP	WLS	BF	H	R	ER	SO	BB	IBB	HBP	BLK	WP	HR	S	P	ERA	WHIP										
21 Zack Greinke, R 76 Julio Urias, L 54 David Huff, L 51 Zach Lee, R 67 Chris Reed, L ERA: 9.0	(1, 1)	2.0	10	2	2	2	0	2	0	0	0	0	0	4	4	9.00	2.000										
(3, 1)	0.1	4	3	1	1	0	0	0	0	0	0	0	0	4	4	27.00	9.000										
(3, 1)	1.2	6	1	0	0	2	0	0	0	0	0	0	0	10	10	0.00	0.600										
(5, 1)	2.0	7	1	0	0	0	0	0	0	0	0	0	0	7	7	0.00	0.500										
(7, 1)	1.0	3	0	0	0	0	0	0	0	0	0	0	0	3	3	0.00	0.000										
(8, 1)	1.0	L	5	1	1	1	0	1	0	0	0	0	0	4	4	9.00	2.000										



Batter	1	2	3	4	5	6	7	8	9	AB	R	H	RBI	BB	SO	LOB	TOP				
11 José Ramírez, S OBP: 0.320, SLG: 0.440 79 Audy Ciriaco, R OBP: 0.231, SLG: 0.385	0-0 FC6-4 SH2-3 1B		0-0 G4-6-3 1B		0-0 G6-3		0-0 F7		0-0 F7	4	0	3	0	0	0	0	1				
22 Jason Kipnis, L OBP: 0.297, SLG: 0.357	0-0 SH2-3 1-2		0-0 G4-6-3 1-2		0-0 G3		0-0 F7			3	0	0	0	0	0	0	2				
9 Ryan Raburn, R OBP: 0.389, SLG: 0.375 75 Carlos Moncrief, L OBP: 0.261, SLG: 0.273	4-0 FC6-4 BB			0-3 K		4-0 62 WP E BB		0-3 K		1	0	0	0	2	1	0	1				
62 Tyler Holt, R OBP: 0.455, SLG: 0.500	0-0 FC6-4 1-2 2-3			4-0 78 S 1B BB		1-0 E8 1B		0-0 F8		3	1	1	1	1	0	2					
61 Jerry Sands, R OBP: 0.450, SLG: 0.444 36 Jesús Aguilar, R OBP: 0.474, SLG: 0.529	0-3 K			0-1 L9 1-2		0-0 F9		0-0 54 1B 2B		3	0	0	0	0	1	5					
55 Roberto Pérez, R OBP: 0.571, SLG: 0.900 54 Adam Moore, R OBP: 0.250, SLG: 0.143		0-0 G3		4-0 78 1B BB		0-3 K		0-0 2-3 1B		2	0	0	0	1	1	2					
78 Erik González, R OBP: 0.190, SLG: 0.195 1 Michael Martínez, S OBP: 0.200, SLG: 0.267		0-3 K2-3		0-0 1-3 2-H 1B		0-0 F9		0-0 F7		3	0	1	1	0	1	2					
77 Destin Hood, R OBP: 0.313, SLG: 0.438 67 Francisco Lindor, S OBP: 0.333, SLG: 0.550		0-0 G5-3		0-0 F8			0-3 K		0-0 G2-3	3	0	0	0	0	1	2					
76 Ryan Rohlinger, R OBP: 0.200, SLG: 0.385			0-0 G5-3		0-0 G6-3		0-0 P3		0-0 F7	4	0	0	0	0	0	0					
Inning Stats	R: 0 E: 0 K: 1 S: 6	H: 1 LOB: 2 BB: 1 P: 10	R: 0 E: 0 K: 1 S: 5	H: 0 LOB: 0 BB: 0 P: 5	R: 0 E: 0 K: 0 S: 3	H: 1 LOB: 0 BB: 0 P: 3	R: 1 E: 0 K: 1 S: 7	H: 1 LOB: 2 BB: 2 P: 15	R: 0 E: 0 K: 0 S: 3	H: 0 LOB: 0 BB: 0 P: 3	R: 1 E: 1 K: 1 S: 6	H: 1 LOB: 1 BB: 1 P: 11	R: 0 E: 0 K: 1 S: 6	H: 1 LOB: 2 BB: 0 P: 7	R: 0 E: 0 K: 0 S: 3	H: 0 LOB: 0 BB: 0 P: 3	1B: 6 2B: 1 3B: 0 HR: 0	SF: 0 SAC: 1 DP: 1 HBP: 0	WP: 1 PB: 0 SB: 1 CS: 0	PA: 37	
PITCHER	IP WLS BF H R ER SO BB IBB HBP BLK WP HR S P ERA WHIP	3.0 W 11 2 0 0 2 1 0 0 0 0 0 0 14 18 0.00 1.000	0 Mike Adams, R ERA: 13.5 96 B.J. Rosenberg, R ERA: 9.0 27 Dustin McGowan, R ERA: 12.0	4.1 H 5 1 1 1 1 2 0 0 0 0 0 0 6 14 13.50 4.500	0 Mike Adams, R ERA: 13.5 96 B.J. Rosenberg, R ERA: 9.0 27 Dustin McGowan, R ERA: 12.0	4.1 H 5 1 1 1 1 2 0 0 0 0 0 0 6 14 13.50 4.500	0 Mike Adams, R ERA: 13.5 96 B.J. Rosenberg, R ERA: 9.0 27 Dustin McGowan, R ERA: 12.0	4.1 H 5 1 1 1 1 2 0 0 0 0 0 0 6 14 13.50 4.500	0 Mike Adams, R ERA: 13.5 96 B.J. Rosenberg, R ERA: 9.0 27 Dustin McGowan, R ERA: 12.0	0 Mike Adams, R ERA: 13.5 96 B.J. Rosenberg, R ERA: 9.0 27 Dustin McGowan, R ERA: 12.0	7.1 H 4 1 0 0 1 0 0 0 0 0 0 6 6 0.00 1.000	7.1 H 4 1 0 0 1 0 0 0 0 0 0 6 6 0.00 1.000	8.1 H 5 2 0 0 1 0 0 0 0 0 0 7 7 0.00 2.000	8.1 H 5 2 0 0 1 0 0 0 0 0 0 7 7 0.00 2.000	8.1 H 5 2 0 0 1 0 0 0 0 0 0 7 7 0.00 2.000	8.1 H 5 2 0 0 1 0 0 0 0 0 0 7 7 0.00 2.000	8.1 H 5 2 0 0 1 0 0 0 0 0 0 7 7 0.00 2.000	8.1 H 5 2 0 0 1 0 0 0 0 0 0 7 7 0.00 2.000	8.1 H 5 2 0 0 1 0 0 0 0 0 0 7 7 0.00 2.000	8.1 H 5 2 0 0 1 0 0 0 0 0 0 7 7 0.00 2.000	8.1 H 5 2 0 0 1 0 0 0 0 0 0 7 7 0.00 2.000

Cleveland Indians @ Los Angeles Dodgers
 Camelback Ranch, Glendale, AZ
 Sat Mar 14 2015, 4:07 PM - 6:44 PM EDT
 Att: 13,210 - Sunny - 85 F

AB	32
R	2
H	7
RBI	2
BB	4
SO	6
LOB	17

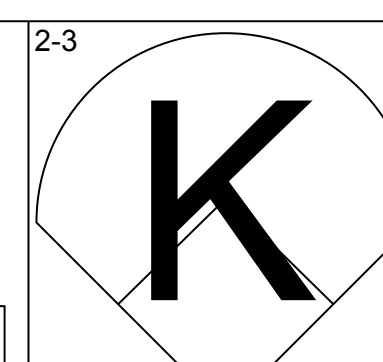
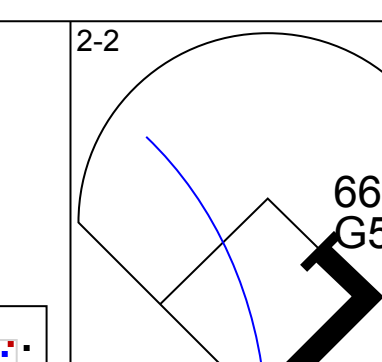
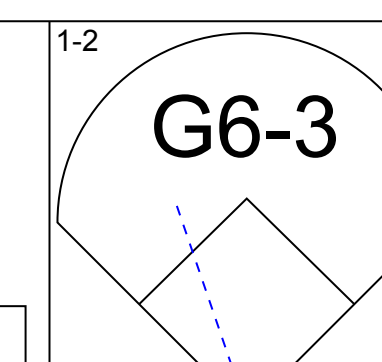
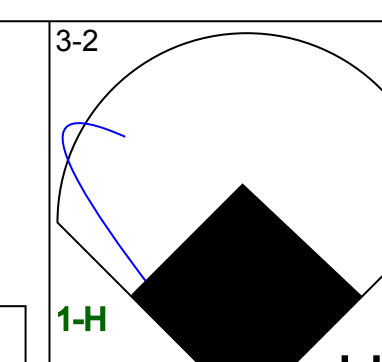
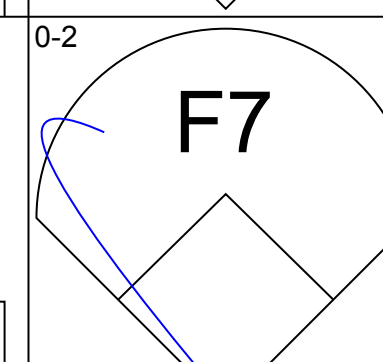
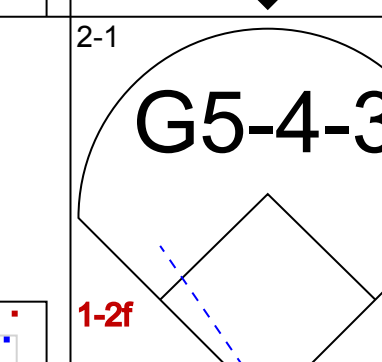
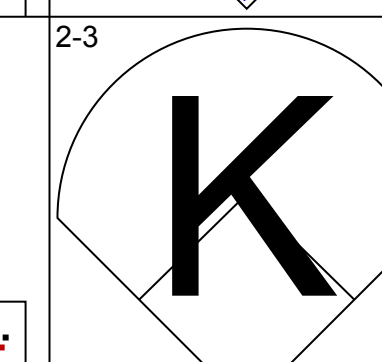
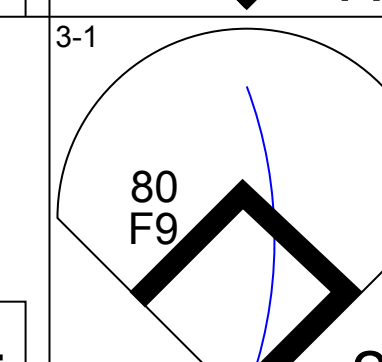
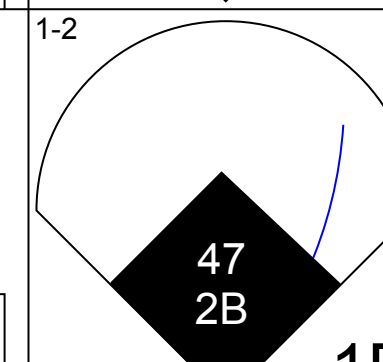
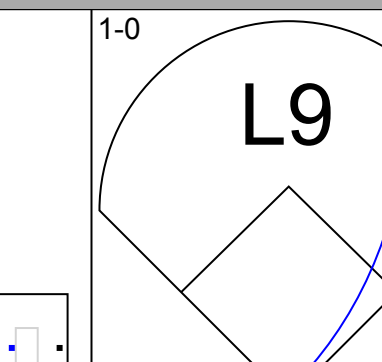
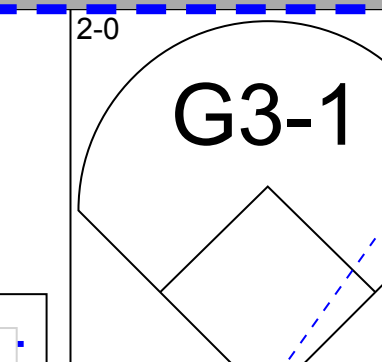
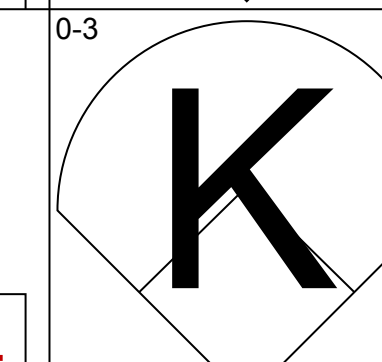
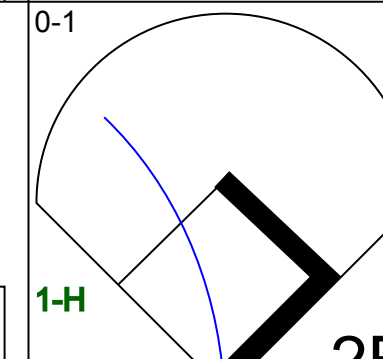
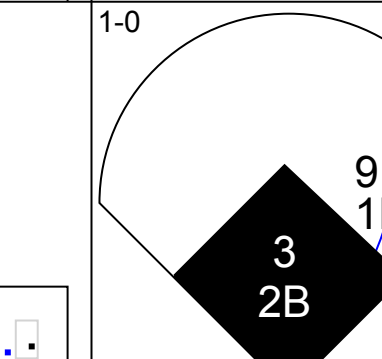
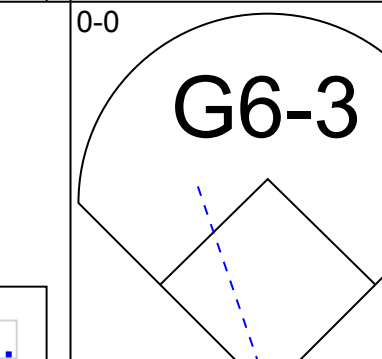
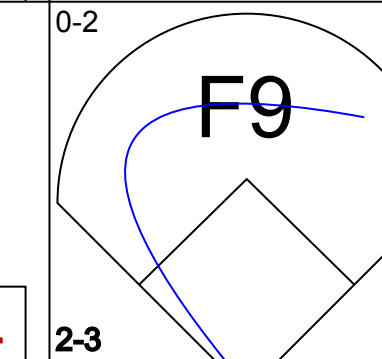
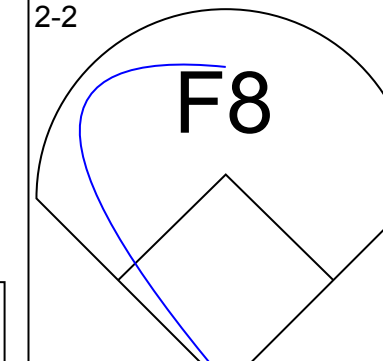
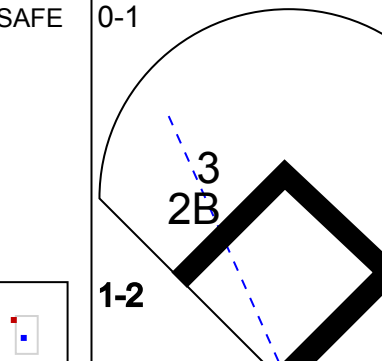
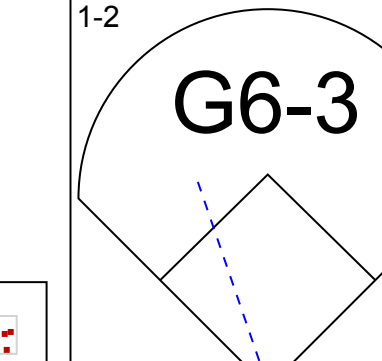
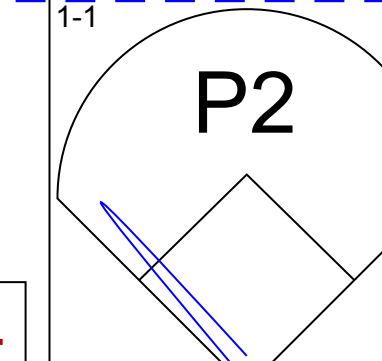
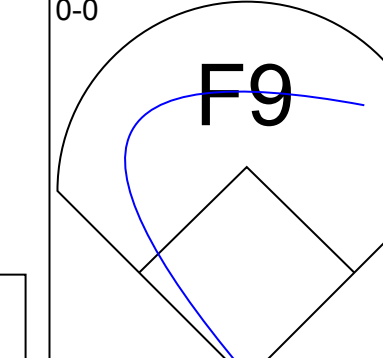
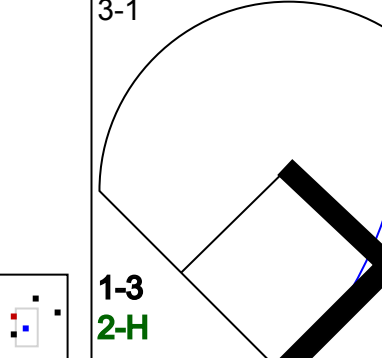
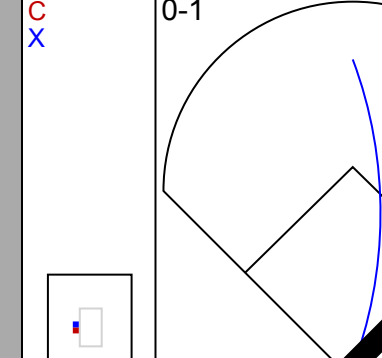
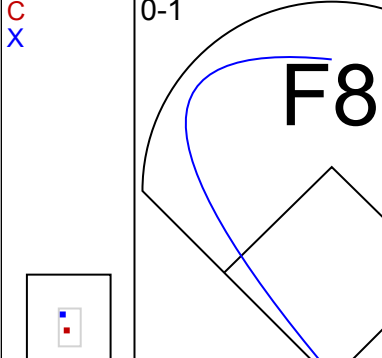
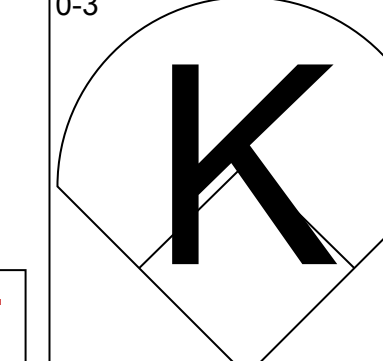
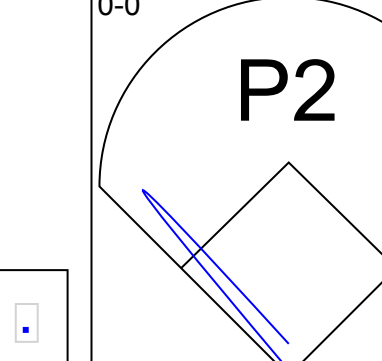
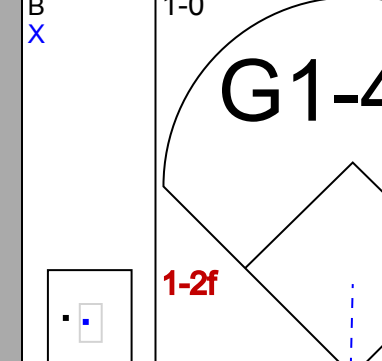
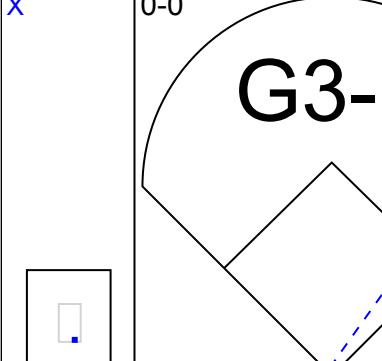
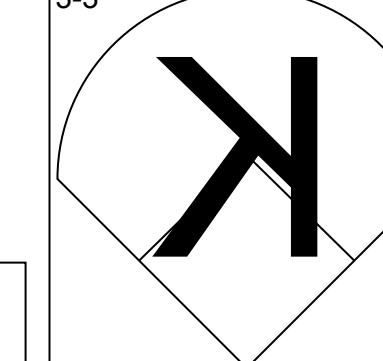
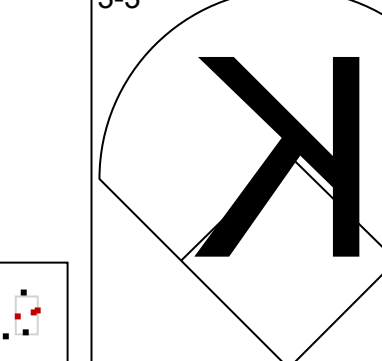
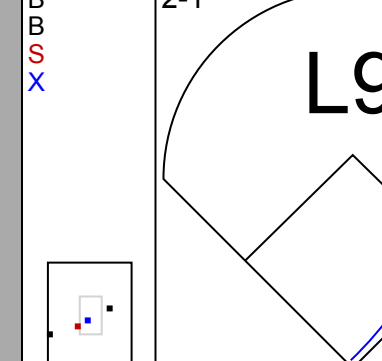
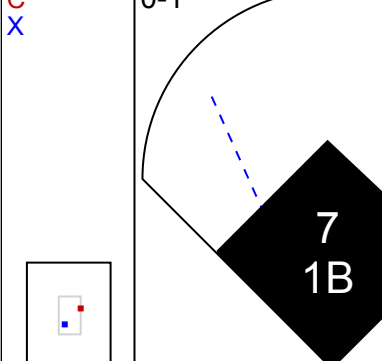
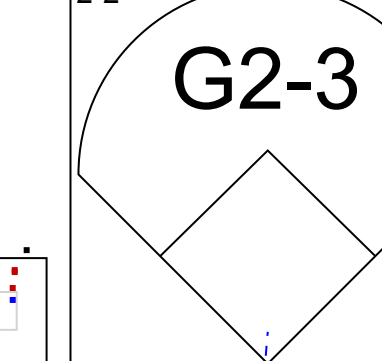
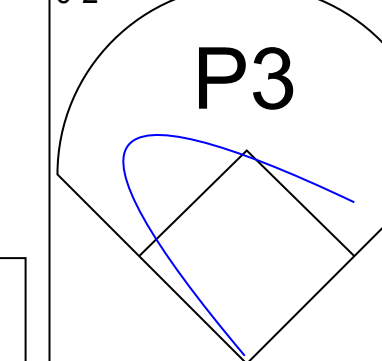
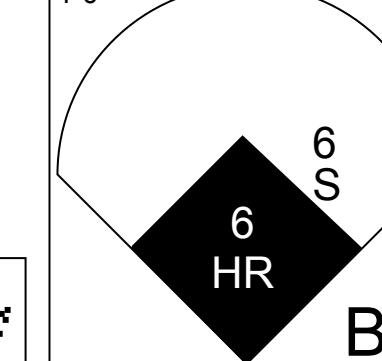
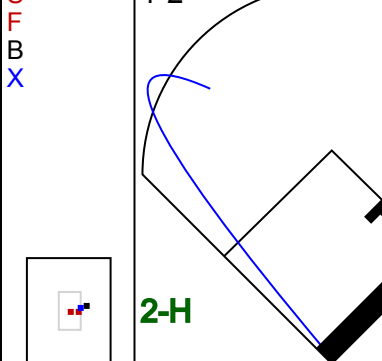



Batter	1	2	3	4	5	6	7	8	9	AB	R	H	RBI	BB	SO	LOB	BOTTOM				
11 Jimmy Rollins, S OBP: 0.368, SLG: 0.579 18 Erisbel Arzuabarena, R OBP: 0.231, SLG: 0.167	0-0 F9		0-0 9 1B 47 G2-3 3 G4-3 1B	0-0 1-H 2B			0-0 F8	0-0 G5-3		3	1	2	1	0	0	0	2				
3 Carl Crawford, L OBP: 0.188, SLG: 0.188 7 Alex Guerrero, R OBP: 0.462, SLG: 0.692	0-0 P6		0-0 G4-3 1-2	0-0 G4-3			0-0 P6			3	0	0	0	0	0	2					
9 Yasmani Grandal, S OBP: 0.238, SLG: 0.381	0-0 F9		0-0 33 1B 47 G2-3 2-3 1B		0-3 K2-3		0-0 F8			4	0	1	0	0	1	0					
47 Howie Kendrick, R OBP: 0.235, SLG: 0.353 6 Darwin Barney, R OBP: 0.222, SLG: 0.188		0-0 G6-3	0-0 G2-3	0-0 1-2 3-H 1B	0-0 G4-3		0-0 G4-3	0-0 G4-3		3	0	0	1	0	0	1					
33 Scott Van Slyke, R OBP: 0.333, SLG: 0.556 79 O'Koyea Dickson, R OBP: 0.385, SLG: 0.923		0-1 HR	0-0 2-3 1B		0-3 K			0-0 65 BB 55 HR 14 1B 1B		3	1	2	1	0	1	0					
10 Justin Turner, R OBP: 0.368, SLG: 0.500 14 Enrique Hernández, R OBP: 0.174, SLG: 0.136		0-0 2B	0-0 F7			0-0 17 WP 1B		0-0 65 BB 55 HR 1-2 1B		2	0	1	0	0	0	2					
17 A.J. Ellis, R OBP: 0.273, SLG: 0.538 65 Austin Barnes, R OBP: 0.273, SLG: 0.375		0-0 P4		0-0 G5-3		1-0 G6-3		4-0 55 HR BB 1-2 2-3 1B		3	0	0	0	0	2						
31 Joc Pederson, L OBP: 0.455, SLG: 0.667 55 Matt Carson, R OBP: 0.273, SLG: 0.500		4-0 BB BB BB BB	4-0 28 FC5-4 BB	4-0 28 FC6-4 1B		0-3 K		2-0 1-H 2-H 3-H HR		2	0	1	0	1	1						
28 Chris Heisey, R 83 Scott Schebler, L OBP: 0.438, SLG: 0.800		0-0 FC5-4 1-2		0-0 FC6-4 11 2B		0-3 K		0-3 K		3	1	0	0	0	1	4					
Inning Stats	R: 0 E: 0 K: 0 S: 3	H: 0 LOB: 0 BB: 0 P: 3	R: 1 E: 0 K: 0 S: 6	H: 2 LOB: 1 BB: 1 P: 10	R: 1 E: 0 K: 0 S: 6	H: 3 LOB: 0 BB: 0 P: 6	R: 1 E: 0 K: 0 S: 5	H: 2 LOB: 1 BB: 0 P: 5	R: 0 E: 0 K: 2 S: 7	H: 0 LOB: 0 BB: 0 P: 7	R: 0 E: 0 K: 2 S: 8	H: 1 LOB: 1 BB: 0 P: 9	R: 0 E: 0 K: 0 S: 3	H: 0 LOB: 0 BB: 0 P: 3	R: 4 E: 0 K: 1 S: 8	H: 3 LOB: 0 BB: 1 P: 14	1B: 7 2B: 2 3B: 0 HR: 2	SF: 0 SAC: 0 DP: 0 HBP: 0	WP: 1 PB: 0 SB: 0 CS: 0	PA: 37	
PITCHER	IP WLS BF H R ER SO BB IBB HBP BLK WP HR S P ERA WHIP	5.0 L 20 7 3 0 4 0 0 0 0 1 0 15 16 0.00 0.500	43 Josh Tomlin, R ERA: 4.5 37 Cody Allen, R ERA: 7.1 51 Anthony Swarzak, R ERA: 17.36	2.0 7 1 0 0 4 0 0 0 0 1 0 15 16 0.00 0.500	43 Josh Tomlin, R ERA: 4.5 37 Cody Allen, R ERA: 7.1 51 Anthony Swarzak, R ERA: 17.36	2.0 7 1 0 0 4 0 0 0 0 1 0 15 16 0.00 0.500	43 Josh Tomlin, R ERA: 4.5 37 Cody Allen, R ERA: 7.1 51 Anthony Swarzak, R ERA: 17.36	2.0 7 1 0 0 4 0 0 0 0 1 0 15 16 0.00 0.500	43 Josh Tomlin, R ERA: 4.5 37 Cody Allen, R ERA: 7.1 51 Anthony Swarzak, R ERA: 17.36	43 Josh Tomlin, R ERA: 4.5 37 Cody Allen, R ERA: 7.1 51 Anthony Swarzak, R ERA: 17.36	7.1 H 4 1 0 0 1 0 0 0 0 0 0 6 6 0.00 1.000	7.1 H 4 1 0 0 1 0 0 0 0 0 0 6 6 0.00 1.000	8.1 H 5 2 0 0 1 0 0 0 0 0 0 7 7 0.00 2.000	8.1 H 5 2 0 0 1 0 0 0 0 0 0 7 7 0.00 2.000	8.1 H 5 2 0 0 1 0 0 0 0 0 0 7 7 0.00 2.000	8.1 H 5 2 0 0 1 0 0 0 0 0 0 7 7 0.00 2.000	8.1 H 5 2 0 0 1 0 0 0 0 0 0 7 7 0.00 2.000	8.1 H 5 2 0 0 1 0 0 0 0 0 0 7 7 0.00 2.000	8.1 H 5 2 0 0 1 0 0 0 0 0 0 7 7 0.00 2.000	8.1 H 5 2 0 0 1 0 0 0 0 0 0 7 7 0.00 2.000	8.1 H 5 2 0 0 1 0 0 0 0 0 0 7 7 0.00 2.000

Cleveland Indians @ Los Angeles Dodgers
 Camelback Ranch, Glendale, AZ
 Sat Mar 14 2015, 4:07 PM - 6:44 PM EDT
 Att: 13,210 - Sunny - 85 F

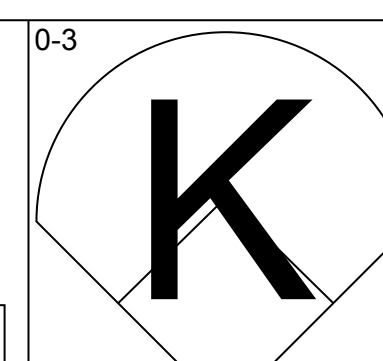
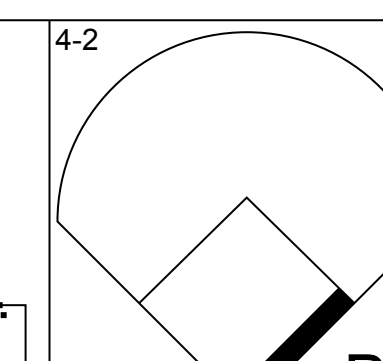
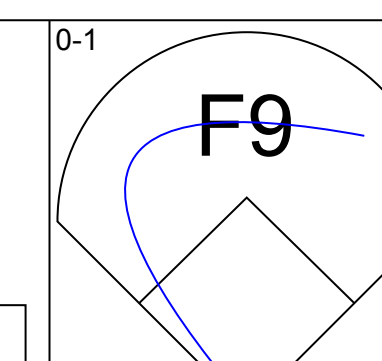
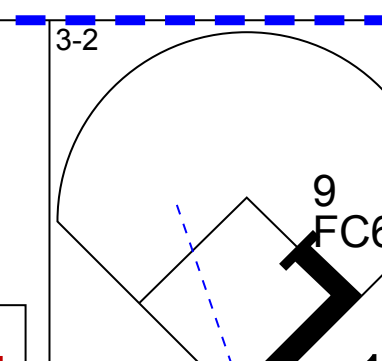
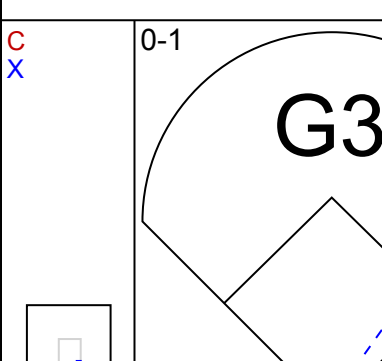
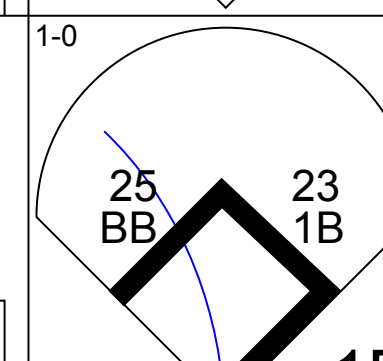
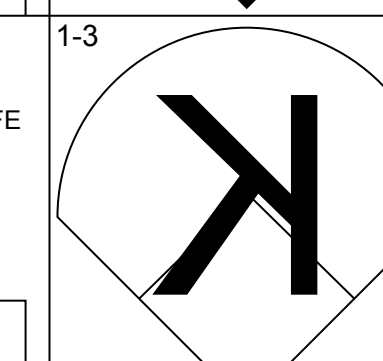
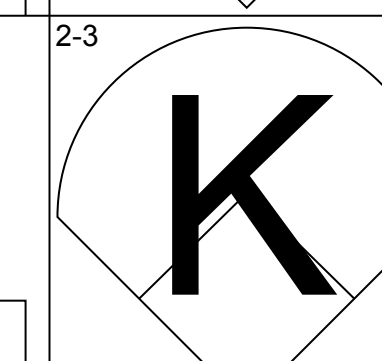
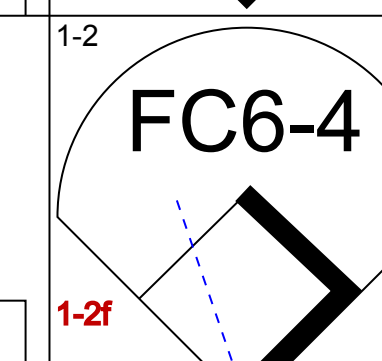
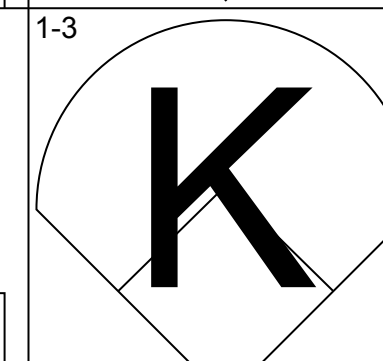
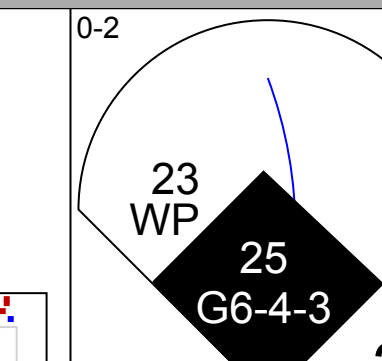
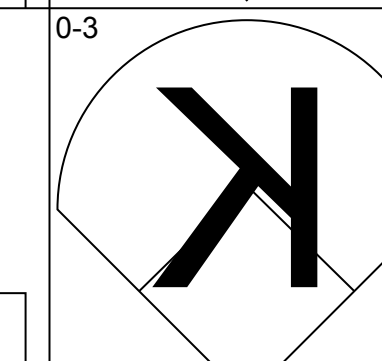
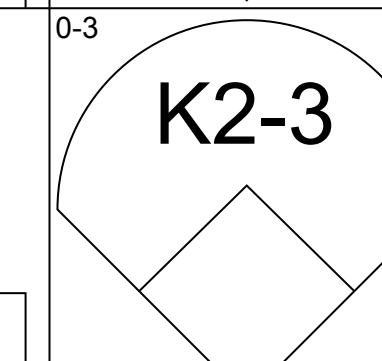
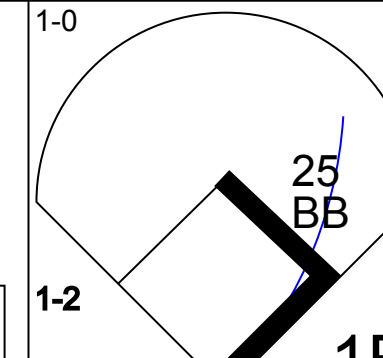
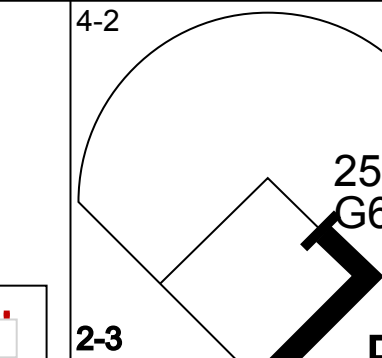


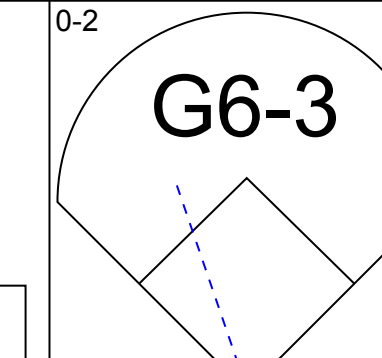
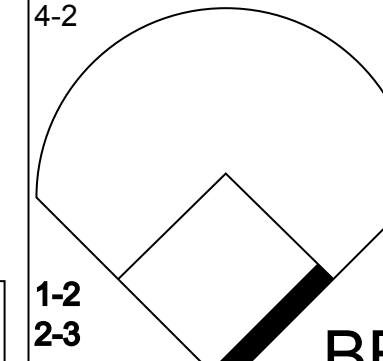
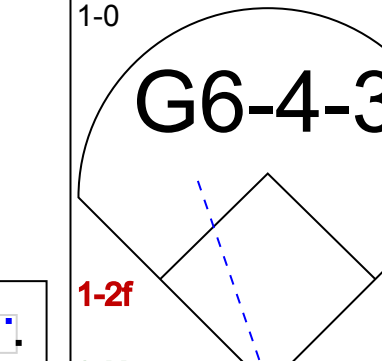


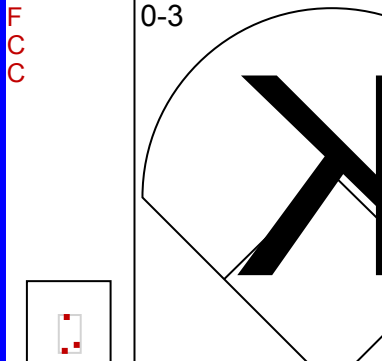
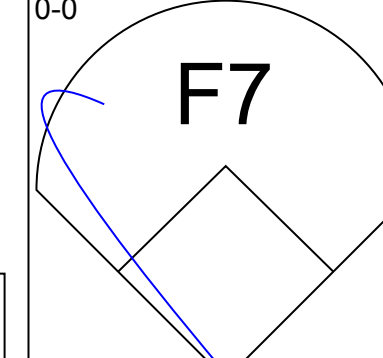
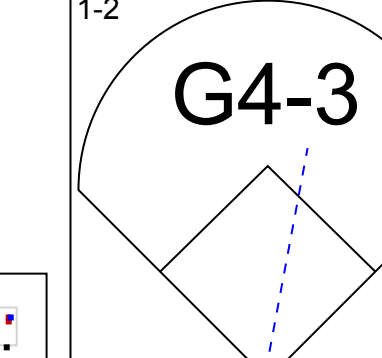


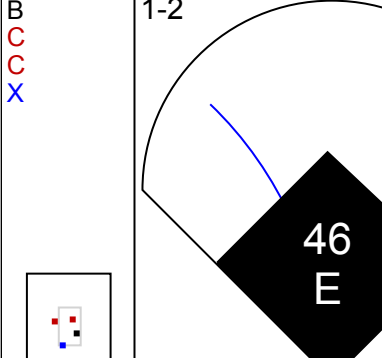
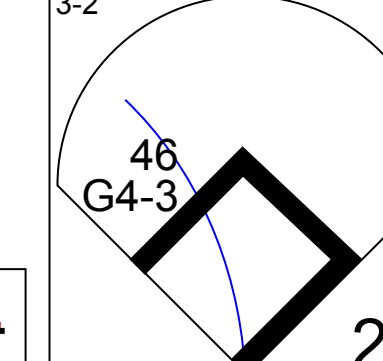


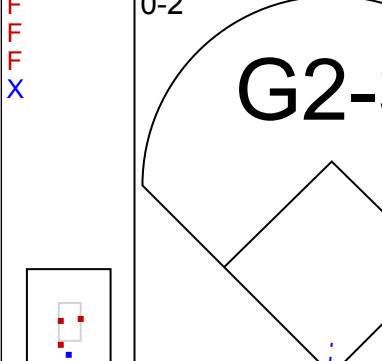

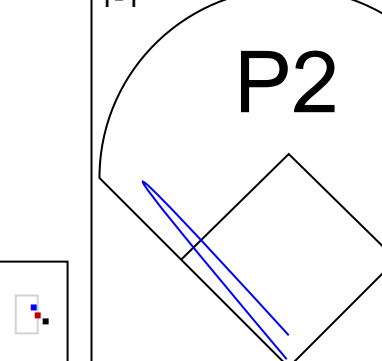

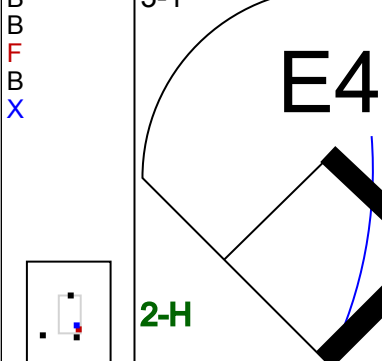

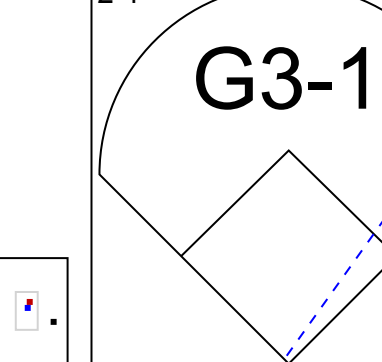
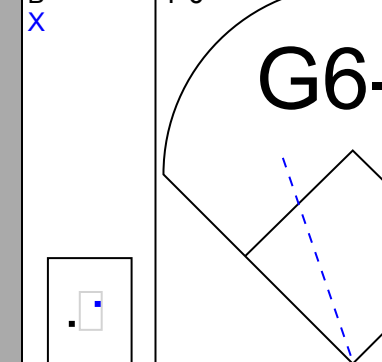
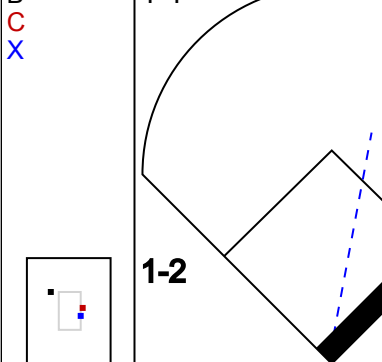
AB	35
R	7
H	11
RBI	7
BB	2
SO	5
LOB	12



Batter	1	2	3	4	5	6	7	8	9	AB	R	H	RBI	BB	SO	LOB	TOP					
11 Jimmy Rollins, S (1,6) OBP: 0.364, SLG: 0.545 6 Darwin Barney, R (5,6) OBP: 0.263, SLG: 0.412			 1B					 1-H		3 0 1 0 0 1 0 1 1 1 2 0 0 0												
66 Yasiel Puig, R (1,9) OBP: 0.283, SLG: 0.353 83 Scott Schebler, L (5,9) OBP: 0.471, SLG: 0.875			 1-2					 80 F9		3 0 0 0 0 1 1 1 0 1 0 0 0 0												
23 Adrián González, L (1,3) OBP: 0.261, SLG: 0.239 79 O'Koyea Dickson, R (6,3) OBP: 0.357, SLG: 0.857	 47 2B									3 1 1 0 0 0 0 1 0 0 0 0 1 1												
47 Howie Kendrick, R (1,4) OBP: 0.300, SLG: 0.450 80 Darnell Sweeney, S (6,4) OBP: 0.438, SLG: 0.692	 1-H			 9 1B 3 2B				 2-3		3 1 2 1 0 0 0 1 0 0 0 0 0 1												
9 Yasmani Grandal, S (1,2) OBP: 0.250, SLG: 0.375 65 Austin Barnes, R (7,2) OBP: 0.250, SLG: 0.333				 1 SAFE 3 2B 1-2				 1-1		3 0 1 0 0 0 1 1 0 0 0 0 0 1												
3 Carl Crawford, L (1,7) OBP: 0.283, SLG: 0.316 68 Kyle Jensen, R (7,7) OBP: 0.308, SLG: 0.769				 1-3 2-H			 5 G1-4-3			3 0 2 1 0 0 0 1 0 0 0 0 0 0												
5 Juan Uribe, R (1,5) OBP: 0.334, SLG: 0.111 81 Buck Britton, L (7,5) OBP: 0.333, SLG: 0.273							 1-2			3 0 0 0 0 1 3 1 0 0 0 0 0 0												
16 Andre Ethier, L (1,8) OBP: 0.286, SLG: 0.211 14 Enrique Hernández, R (7,8) OBP: 0.208, SLG: 0.217									 7 1B	3 0 0 0 0 2 2 1 1 1 0 0 0 0												
7 Alex Guerrero, R (1,10) OBP: 0.471, SLG: 0.625								 6 HR	 2-H	3 1 1 1 1 0 0												
Inning Stats	R: 1 E: 0 K: 14 S: 14	H: 2 LOB: 1 BB: 0 P: 19	R: 0 E: 0 K: 12 S: 12	H: 0 LOB: 0 BB: 0 P: 15	R: 0 E: 0 K: 9 S: 9	H: 1 LOB: 0 BB: 0 P: 15	R: 1 E: 0 K: 10 S: 10	H: 3 LOB: 2 BB: 0 P: 18	R: 0 E: 0 K: 11 S: 11	H: 0 LOB: 0 BB: 0 P: 14	R: 0 E: 0 K: 0 S: 6	H: 1 LOB: 0 BB: 0 P: 9	R: 0 E: 0 K: 5 S: 5	H: 1 LOB: 0 BB: 0 P: 8	R: 2 E: 1 K: 14 S: 14	H: 2 LOB: 1 BB: 0 P: 25	R: 1 E: 0 K: 8 S: 8	H: 2 LOB: 1 BB: 0 P: 9	1B: 6 2B: 4 3B: 0 HR: 1	SF: 0 SAC: 0 DP: 2 HBP: 0	WP: 0 PB: 0 SB: 1 CS: 1	PA: 36
PITCHER	IP WLS BF H R ER SO BB IBB HBP BLK WP HR S P ERA WHIP																					
29 Roenis Elias, L (1,1) ERA: 4.7	3.2 L 16 6 2 2 3 0 0 0 0 0 0 0 0 0 42 61 4.91 1.636																					
73 David Rollins, L (4,1) ERA: 5.79	1.1 4 0 0 0 2 0 0 0 0 0 0 0 0 0 14 20 0.00 0.000																					
40 Danny Farquhar, R (6,1) ERA: 5.79	1.0 3 0 0 0 0 0 0 0 0 0 0 0 0 0 6 9 0.00 0.000																					
66 Tyler Olson, L (7,1) ERA: 7.71	1.0 3 1 0 0 0 0 0 0 0 0 0 0 0 0 5 8 0.00 1.000																					
39 Carson Smith, R (8,1) ERA: 7.71	0.2 5 2 2 2 1 1 0 0 0 0 0 1 12 22 27.00 4.500																					
49 Justin Germano, R (8,1) ERA: 3.38	0.1 1 0 0 0 0 0 0 0 0 0 0 0 0 0 1 0 0.00 0.000																					
57 Mark Lowe, R (9,1) ERA: 7.71	1.0 4 2 1 1 0 0 0 0 0 0 0 0 0 0 6 9 9.00 2.000																					

Los Angeles Dodgers @ Seattle Mariners
Peoria Stadium, Peoria, AZ
Sun Mar 15 2015, 4:16 PM - 6:58 PM EDT
Att: 13,055 - Sunny - 83 F

AB 35
R 5
H 11
RBI 5
BB 1
SO 6
LOB 10

Batter	1	2	3	4	5	6	7	8	9	AB	R	H	RBI	BB	SO	LOB	BOTTOM			
16 Austin Jackson, R (1,8) OBP: 0.400, SLG: 0.500 99 James Jones, L (6,8) OBP: 0.276, SLG: 0.308		 4-2						 9 FC6-4		2 0 0 0 1 1 0 2 0 1 0 0 0 2										
12 Justin Ruggiano, R (1,7) OBP: 0.278, SLG: 0.444 9 Endy Chavez, L (6,7) OBP: 0.384, SLG: 0.300 67 Patrick Kivlehan, R (9,7) OBP: 0.294, SLG: 0.529	 25 BB 23 1B							 1-2		3 0 1 0 0 2 2 1 0 0 0 0 0 1 0 0 0 0 0 0 0										
22 Robinson Cano, L (1,4) OBP: 0.364, SLG: 0.545 36 Shawn O'Malley, S (6,4) OBP: 0.200, SLG: 0.077			 23 WP 25 G6-4-3							3 1 1 0 0 2 1 1 0 0 0 0 1 1										
23 Nelson Cruz, R (1,9) OBP: 0.476, SLG: 0.588 17 Stefan Romero, R (6, PR) OBP: 0.409, SLG: 0.474	 25 BB		 4-2		 2-3		 25 CS			2 0 2 0 1 0 0 1 0 0 0 0 0 1										
25 Rickie Weeks Jr., R (1,10) OBP: 0.375, SLG: 0.643 63 Jesus Montero, R (9, PH) OBP: 0.333, SLG: 0.273	 1-2 2-3		 1-2 2-3		 1-2 2-3		 1-2			2 0 0 0 1 0 2 1 0 0 0 0 1 0										
20 Logan Morrison, L (1,3) OBP: 0.273, SLG: 0.318 55 Carlos Rivera, R (7,5) OBP: 0.267, SLG: 0.357									 46 E	3 0 0 0 0 0 4 1 1 1 0 0 0 0										
3 Mike Zunino, R (1,2) OBP: 0.500, SLG: 0.714 6 John Hicks, R (8,2) OBP: 0.400, SLG: 0.444		 46 G4-3								3 0 1 0 0 0 0 1 0 0 0 0 0 1										
46 D.J. Peterson, R (1,5) OBP: 0.200, SLG: 0.333									 83 1B	4 0 0 0 0 1 1										
72 Ketel Marte, S (1,6) OBP: 0.318, SLG: 0.381 83 Jack Reinheimer, R (8,6) OBP: 0.333, SLG: 0.333									 1-2	3 0 0 0 0 0 1 1 0 1 0 0 0 0										
Inning Stats	R: 0 E: 0 K: 2 S: 11	H: 2 LOB: 3 BB: 1 P: 18	R: 0 E: 0 K: 1 S: 16	H: 1 LOB: 1 BB: 1 P: 28	R: 1 E: 0 K: 0 S: 10	H: 1 LOB: 0 BB: 1 P: 16	R: 0 E: 0 K: 0 S: 5	H: 0 LOB: 0 BB: 0 P: 10	R: 0 E: 0 K: 2 S: 8	H: 1 LOB: 1 BB: 0 P: 13	R: 0 E: 0 K: 1 S: 10	H: 0 LOB: 0 BB: 0 P: 13	R: 0 E: 1 K: 13 S: 13	H: 1 LOB: 1 BB: 0 P: 17	R: 1 E: 1 K: 1 S: 16	H: 2 LOB: 2 BB: 0 P: 21	1B: 5 2B: 3 3B: 0 HR: 0	SF: 0 SAC: 0 DP: 1 HBP: 0	WP: 1 PB: 0 SB: 0 CS: 1	PA: 37
PITCHER	IP WLS BF H R ER SO BB IBB HBP BLK WP HR S P ERA WHIP																			
22 Clayton Kershaw, L (1,1) ERA: 2.16	3.1 W 16 4 1 1 3 3 0 0 0 0 0 0 0 0 12 17 0.00 0.000																			
91 Chin-hui Tsao, R (4,1) ERA: 2.16	1.2 H 5 0 0 0 2 0 0 0 0 0 0 0 0 0 8 13 0.00 0.000																			
26 Sergio Santos, R (6,1) ERA: 2.16	1.0 H 3 1 0 0 0 0 0 0 0 0 0 0 0 0 10 13 0.00 0.000																			
36 Adam Liberatore, L (7,1) ERA: 2.16	1.0 H 3 0 0 0 1 0 0 0 0 0 0 0 0 0 10 13 0.00 0.000																			
43 Joe Wieland, R (8,1) ERA: 2.16	2.0 S 10 3 1 0 2 0 0 0 0 0 0 0 0 0 29 38 0.00 1.500																			

Los Angeles Dodgers @ Seattle Mariners
Peoria Stadium, Peoria, AZ
Sun Mar 15 2015, 4:16 PM - 6:58 PM EDT
Att: 13,055 - Sunny - 83 F

AB 34
R 2
H 8
RBI 0
BB 3
SO 8
LOB 17




Batter	1	2	3	4	5	6	7	8	9	AB	R	H	RBI	BB	SO	LOB	TOP				
3 Craig Gentry, R OBP: 0.321, SLG: 0.304 83 Kent Matthes, R OBP: 0.400, SLG: 0.400	4-1 BB		0-3 K		0-0 F8		0-0 F9		0-0 G4-3	3	0	0	0	1	1	1					
52 Joey Wendle, L OBP: 0.385, SLG: 0.391	0-0 L4		0-0 G6-3		0-3 K2-3			0-0 10 BB 1B		4	0	1	0	0	1	1					
10 Marcus Semien, R OBP: 0.419, SLG: 0.556 67 Carson Blair, R	0-0 F8			0-0 21 F8 16 BB 7 FC5-4 1B	0-3 K			4-0 21 G4-6-3 BB		3	1	1	0	1	1	1					
16 Billy Butler, R OBP: 0.280, SLG: 0.571 77 Matt Olson, L OBP: 0.333, SLG: 0.393	0-0 F7			4-0 7 FC5-4 19 HBP BB	0-0 F9			0-0 F6		2	1	0	0	1	0	1					
21 Stephen Vogt, L OBP: 0.154, SLG: 0.083		0-0 F8		0-0 F8	0-3 K			0-0 G4-6-3		4	0	0	0	0	1	4					
20 Mark Canha, R OBP: 0.243, SLG: 0.412 25 Tyler Ladendorf, R OBP: 0.310, SLG: 0.379		0-3 K		1-0 7 FC5-4 HBP	0-3 K			0-0 50 F8 86 1B 12 SF7 1B		2	0	0	0	0	2	0					
7 Jason Pridie, L OBP: 0.233, SLG: 0.393 84 Matt Angle, L OBP: 0.500, SLG: 0.500 86 Wade Kirkland, R OBP: 1.000, SLG: 1.000		0-0 G1-3		0-0 FC5-4 19 E	0-3 K			0-0 1-2 1B		3	1	0	1	0	1	2					
19 Josh Phegley, R OBP: 0.280, SLG: 0.542 50 Max Muncy, L OBP: 0.462, SLG: 0.714			0-0 HR	0-0 E9 1-H 2-B 3-H	0-0 G3		4-0 12 G3 BB	0-0 F8		2	1	2	3	1	0	0					
12 Andy Parrino, S OBP: 0.281, SLG: 0.308			0-0 G4-3	0-3 K	0-0 G3			0-0 SF7		3	0	0	1	0	1	2					
Inning Stats	R: 0 E: 0 K: 0 S: 4	H: 0 LOB: 1 BB: 1 P: 8	R: 0 E: 0 K: 1 S: 5	H: 0 LOB: 0 BB: 0 P: 5	R: 1 E: 0 K: 1 S: 6	H: 1 LOB: 0 BB: 0 P: 6	R: 3 E: 1 K: 1 S: 7	H: 2 LOB: 1 BB: 1 P: 12	R: 0 E: 0 K: 2 S: 7	H: 0 LOB: 0 BB: 0 P: 7	R: 0 E: 0 K: 1 S: 5	H: 0 LOB: 1 BB: 1 P: 9	R: 0 E: 0 K: 0 S: 3	H: 1 LOB: 1 BB: 1 P: 7	R: 1 E: 0 K: 0 S: 5	H: 2 LOB: 1 BB: 0 P: 5	1B: 4 2B: 1 3B: 0 HR: 1	SF: 1 SAC: 0 DP: 1 HBP: 1	WP: 0 PB: 0 SB: 0 CS: 0	PA: 37	
PITCHER	IP	WLS	BF	H	R	ER	SO	BB	IBB	HBP	BLK	WP	HR	S	P	ERA	WHIP				
21 Zack Greinke, R ERA: 5.4	3.0		11	1	1	1	2	1	0	0	0	0	1	15	19	3.00	0.667				
41 Chris Hatcher, R ERA: 6.75	1.0		7	2	3	3	1	1	0	1	0	0	0	7	12	27.00	3.000				
62 Joel Peralta, R ERA: 4.5	1.0		3	0	0	0	2	0	0	0	0	0	0	7	7	0.00	0.000				
30 Chad Gaudin, R ERA	1.0		3	0	0	0	2	0	0	0	0	0	0	7	7	0.00	0.000				
63 Yimi Garcia, R ERA	1.0		4	0	0	0	1	1	0	0	0	0	0	5	9	0.00	1.000				
PITCHER	IP	WLS	BF	H	R	ER	SO	BB	IBB	HBP	BLK	WP	HR	S	P	ERA	WHIP				
54 David Huff, L ERA: 1.59	2.0		9	3	1	1	0	1	0	0	0	0	0	8	12	4.50	2.000				

Oakland Athletics @ Los Angeles Dodgers
Camelback Ranch, Glendale, AZ
 Mon Mar 16 2015, 4:09 PM - 6:52 PM EDT
 Att: 8,421 - Sunny - 86 F

livebaseballscorecards.com

AB 31
R 5
H 6
RBI 5
BB 4
SO 8
LOB 17




Batter	1	2	3	4	5	6	7	8	9	AB	R	H	RBI	BB	SO	LOB	BOTTOM				
10 Justin Turner, R OBP: 0.364, SLG: 0.476 68 Kyle Jensen, R OBP: 0.357, SLG: 0.786	0-0 G5-3		0-0 G1-3			0-0 6 2B 1B		0-0 61 BB 80 HR 1B		3	0	1	0	0	0	0					
6 Darwin Barney, R OBP: 0.394, SLG: 0.550 61 Corey Seager, L OBP: 0.500, SLG: 0.455	0-0 5 G5-3 23 BB 1B			0-0 5 G5-4-3 1B		0-0 1-H 23 G3-1 2B		1-2 2-3 80 HR BB		3	0	3	1	0	0	0					
23 Adrián González, L OBP: 0.269, SLG: 0.217 80 Darnell Sweeney, S OBP: 0.471, SLG: 0.929	4-0 1-2 BB			0-0 F8		0-0 G3-1		2-0 1-H 2-H 3-H HR		2	0	0	1	1	0	2					
5 Juan Uribe, R OBP: 0.095, SLG: 0.095 7 Alex Guerrero, R OBP: 0.500, SLG: 0.647	0-0 G5-3			0-0 G5-4-3		0-0 F7		0-0 79 HBP 83 HR 1B		3	0	0	0	0	5	0					
16 Andre Ethier, L OBP: 0.250, SLG: 0.182 79 O'Koyea Dickson, R OBP: 0.400, SLG: 0.857		0-0 G4-3			0-3 K		0-0 F7	1-0 83 HR HBP		3	0	0	0	0	1	0					
33 Scott Van Slyke, R OBP: 0.300, SLG: 0.500 83 Scott Schebler, L OBP: 0.474, SLG: 1.000		0-0 P2			0-0 F8		0-0 G4-3	2-0 1-H 2-H HR		2	0	0	0	0	0	0					
31 Joc Pederson, L ERA: 0.69 28 Chris Heisey, R OBP: 0.158, SLG: 0.235		0-0 G2-3			4-0 BB		0-0 P4	0-1 HR		1	0	0	0	1	0	0					
17 A.J. Ellis, R OBP: 0.294, SLG: 0.467 Austin Barnes, R OBP: 0.286, SLG: 0.364			0-0 F9		0-0 G6-3			0-1 81 BB 60 HR 1B G5-3		2	0	0	0	0	1	0					
14 Enrique Hernández, R OBP: 0.192, SLG: 0.200 18 Erisbel Arzueta, R OBP: 0.200, SLG: 0.143			0-0 G5-3			0-0 F8		0-0 F9		2	0	0	0	0	0	0					
Inning Stats	R: 0 E: 0 K: 0 S: 3	H: 1 LOB: 1 BB: 1 P: 7	R: 0 E: 0 K: 0 S: 3	H: 0 LOB: 0 BB: 0 P: 3	R: 0 E: 0 K: 0 S: 3	H: 0 LOB: 0 BB: 0 P: 3	R: 0 E: 0 K: 1 S: 5	H: 1 LOB: 0 BB: 1 P: 9	R: 2 E: 0 K: 0 S: 5	H: 2 LOB: 2 BB: 0 P: 5	R: 0 E: 0 K: 0 S: 3	H: 0 LOB: 0 BB: 0 P: 3	R: 8 E: 0 K: 0 S: 10	H: 6 LOB: 0 BB: 1 P: 19	1B: 6 2B: 1 3B: 0 HR: 3	SF: 0 SAC: 0 DP: 2 HBP: 1	WP: 0 PB: 0 SB: 0 CS: 0	PA: 36			
PITCHER	IP	WLS	BF	H	R	ER	SO	BB	IBB	HBP	BLK	WP	HR	S	P	ERA	WHIP				
31 Kendall Graveman, R ERA: 5.4	1.1		6	2	2	2	0	0	0	0	0	0	0	6	6	13.50	1.500				
39 Eric O'Flaherty, L ERA: 2.25	1.0	H	3	0	0	0	0	0	0	0	0	0	0	3	3	0.00	0.000				
48 Ryan Cook, R ERA: 18.9	0.1	L	7	4	6	6	0	1	0	1	0	0	1	5	12	162.00	15.000				
53 Ryan Verdugo, L ERA: 3.18	0.2		4	2	2	2	0	0	0	0	0	0	2	5	7	27.00	3.000				

Oakland Athletics @ Los Angeles Dodgers
Camelback Ranch, Glendale, AZ
 Mon Mar 16 2015, 4:09 PM - 6:52 PM EDT
 Att: 8,421 - Sunny - 86 F

livebaseballscorecards.com

AB 32
R 10
H 10
RBI 10
BB 3
SO 1
LOB 9



Batter	1	2	3	4	5	6	7	8	9	AB	R	H	RBI	BB	SO	LOB	TOP								
11 Jimmy Rollins, S (1, 6) 7 Alex Guerrero, R (5, PR) OBP: 0.400, SLG: 0.600 OBP: 0.476, SLG: 0.600										3	0	2	0	0	1	1	Los Angeles Dodgers @ Texas Rangers Surprise Stadium, Surprise, AZ Tue Mar 17 2015, 4:07 PM - 7:29 PM EDT Att: 7,567 - Sunny - 86 F								
3 Carl Crawford, L (1, 7) 28 Chris Heisey, R (5, 7) OBP: 0.273, SLG: 0.273 OBP: 0.182, SLG: 0.250										3	1	0	0	0	3	3									
66 Yasiel Puig, R (1, 9) 81 Buck Britton, L (5, PR) OBP: 0.357, SLG: 0.350 OBP: 0.357, SLG: 0.308										3	0	1	1	0	1	1									
9 Yasmani Grandal, S (1, 2) 73 Shawn Zarraga, S (6, 2) OBP: 0.250, SLG: 0.357 OBP: 0.400, SLG: 0.250										4	1	1	1	0	1	2									
47 Howie Kendrick, R (1, 4) 6 Darwin Barney, R (5, 4) OBP: 0.391, SLG: 0.636 OBP: 0.375, SLG: 0.550										2	2	2	3	1	0	0									
10 Justin Turner, R (1, 5) 14 Enrique Hernández, R (5, PR) OBP: 0.400, SLG: 0.542 OBP: 0.185, SLG: 0.192										3	0	2	1	0	1	1									
33 Scott Van Slyke, R (1, 3) 68 Kyle Jensen, R (5, PR) OBP: 0.375, SLG: 0.750										1	0	1	0	2	0	0									
31 Joc Pederson, L (1, 8) 55 Matt Carson, R (5, 8) OBP: 0.407, SLG: 0.560 OBP: 0.231, SLG: 0.417										3	0	0	0	0	0	6									
17 A.J. Ellis, R (1, 10) 61 Corey Seager, L (7, PR) OBP: 0.333, SLG: 0.500 OBP: 0.526, SLG: 0.500										3	0	1	2	1	1	0									
	R: 0 E: 0 K: 0 S: 6	H: 1 LOB: 0 BB: 0 P: 9	R: 1 E: 0 K: 0 S: 8	H: 2 LOB: 1 BB: 1 P: 19	R: 0 E: 1 K: 2 S: 9	H: 0 LOB: 1 BB: 0 P: 12	R: 0 E: 0 K: 1 S: 12	H: 1 LOB: 2 BB: 1 P: 22	R: 7 E: 1 K: 1 S: 23	H: 6 LOB: 2 BB: 1 P: 34	R: 1 E: 0 K: 2 S: 12	H: 2 LOB: 1 BB: 0 P: 17	R: 0 E: 0 K: 1 S: 8	H: 0 LOB: 1 BB: 1 P: 13	R: 0 E: 0 K: 0 S: 7	H: 0 LOB: 0 BB: 0 P: 9		R: 2 E: 1 K: 0 S: 9	H: 3 LOB: 2 BB: 1 P: 14	1B: 11 2B: 3 3B: 0 HR: 1	SF: 1 SAC: 1 DP: 1 HBP: 0	WP: 1 PB: 0 SB: 0 CS: 1	PA: 47		
PITCHER	IP	WLS	BF	H	R	ER	SO	BB	IBB	HBP	BLK	WP	HR	S	P	ERA	WHIP								
49 Yovani Gallardo, R (1, 1) 97 Joe Beimel, L (5, 1) 65 Ross Wolf, R (5, 1) 23 Nick Tepesch, R (6, 1) ERA: 7.94 ERA: 30.96 ERA: 6.35 ERA: 10.38	4.0		17	4	1	1	3	2	0	0	0	0	0	35	62	2.25	1.500								
	0.1	B	8	5	7	4	1	1	0	0	0	0	1	15	23	108.00	18.000								
	0.2		3	1	0	0	0	0	0	0	0	0	0	8	11	0.00	1.500								
	4.0		19	5	3	3	2	2	0	0	0	1	0	36	53	6.75	1.750								

AB	40
R	11
H	15
RBI	11
BB	5
SO	6
LOB	21




Batter	1	2	3	4	5	6	7	8	9	AB	R	H	RBI	BB	SO	LOB	BOTTOM								
2 Leonys Martin, L (1, 8) 64 Aníbal Sánchez, S (6, 8) OBP: 0.276, SLG: 0.333 OBP: 0.189, SLG: 0.143										3	2	1	1	0	0	0	Los Angeles Dodgers @ Texas Rangers Surprise Stadium, Surprise, AZ Tue Mar 17 2015, 4:07 PM - 7:29 PM EDT Att: 7,567 - Sunny - 86 F								
1 Elvis Andrus, R (1, 6) 78 Elliot Johnson, S (5, PR) OBP: 0.444, SLG: 0.556 OBP: 0.238, SLG: 0.158										3	0	3	2	0	0	0									
29 Adrian Beltré, R (1, 5) 70 Joey Gallo, L (5, PR) OBP: 0.238, SLG: 0.388 OBP: 0.379, SLG: 0.560										2	0	0	0	1	0	2									
32 Kyle Blanks, R (1, 3) 9 Adam Rosales, R (9, 3) OBP: 0.250, SLG: 0.273 OBP: 0.276, SLG: 0.133										3	0	1	1	0	1	0									
41 Ryan Ludwick, R (1, 10) OBP: 0.182, SLG: 0.333										5	0	1	0	0	1	6									
16 Ryan Rua, R (1, 7) OBP: 0.297, SLG: 0.448										5	1	1	0	0	0	7									
61 Robinson Chirinos, R (1, 2) 3 Carlos Corporán, S (6, 2) 2 Josh Morgan, R (9, PR) OBP: 0.593, SLG: 0.819 OBP: 0.412, SLG: 0.500										2	1	1	0	0	0	1									
20 Jake Smolinski, R (1, 9) 43 Carlos Peguero, L (6, 9) 62 Jorge Alfaro, R (9, PH) OBP: 0.440, SLG: 0.636 OBP: 0.550, SLG: 0.720 OBP: 0.385, SLG: 0.615										1	2	1	0	1	0	0									
19 Ed Lucas, R (1, 4) 39 Tommy Field, R (6, 4) OBP: 0.350, SLG: 0.444 OBP: 0.227, SLG: 0.263										0	1	0	0	1	0	0									
	R: 0 E: 0 K: 0 S: 7	H: 1 LOB: 0 BB: 0 P: 8	R: 0 E: 0 K: 2 S: 9	H: 0 LOB: 0 BB: 0 P: 16	R: 3 E: 1 K: 0 S: 14	H: 2 LOB: 1 BB: 1 P: 22	R: 0 E: 0 K: 0 S: 11	H: 2 LOB: 1 BB: 0 P: 17	R: 3 E: 0 K: 0 S: 14	H: 3 LOB: 3 BB: 2 P: 26	R: 1 E: 0 K: 2 S: 10	H: 1 LOB: 0 BB: 0 P: 11	R: 0 E: 1 K: 0 S: 12	H: 0 LOB: 1 BB: 0 P: 18	R: 2 E: 0 K: 0 S: 12	H: 3 LOB: 1 BB: 0 P: 18		R: 2 E: 1 K: 0 S: 17	H: 1 LOB: 2 BB: 2 P: 33	1B: 11 2B: 1 3B: 0 HR: 1	SF: 1 SAC: 1 DP: 2 HBP: 0	WP: 0 PB: 0 SB: 0 CS: 1	PA: 46		
PITCHER	IP	WLS	BF	H	R	ER	SO	BB	IBB	HBP	BLK	WP	HR	S	P	ERA	WHIP								
99 Hyun Jin Ryu, L (1, 1) 12 Juan Nicasio, R (4, 1) 56 J.P. Howell, L (5, 1) 52 Pedro Báez, R (5, 1) 75 Paco Rodríguez, L (7, 1) ERA: 3.6 ERA: 7.2 ERA: 16.88 ERA: 2.08 ERA:	3.0		12	3	3	2	2	1	0	0	0	0	0	30	46	6.00	1.333								
	1.0		4	2	0	0	0	0	0	0	0	0	0	11	17	0.00	2.000								
	0.2		7	3	3	3	0	2	0	0	0	0	0	11	23	40.50	7.500								
	1.1	H	5	1	1	1	2	0	0	0	0	0	1	13	14	6.75	0.750								
	1.0	H	4	0	0	0	0	0	0	0	0	0	0	12	18	0.00	0.000								
PITCHER	IP	WLS	BF	H	R	ER	SO	BB	IBB	HBP	BLK	WP	HR	S	P	ERA	WHIP								
58 David Aardsma, R (8, 1) 64 Danny Coulombe, L (9, 1) 88 Ramon Troncoso, R (9, 1) ERA: 4.5 ERA:	1.0		6	3	2	2	0	0	0	0	0	0	0	12	18	18.00	3.000								
	0.2	H	5	0	2	0	0	2	0	0	0	0	0	12	27	0.00	3.000								
	0.1	B	2	1	0	0	0	0	0	0	0	0	0	5	6	0.00	3.000								



Batter	1	2	3	4	5	6	7	8	9	AB	R	H	RBI	BB	SO	LOB	TOP			
11 Jimmy Rollins, S (1,6) 86 Dillon Moyer, R (6,6)	F8		L3		K			G5-3		3	0	0	0	0	1	1				
16 Andre Ethier, L (1,9) 72 Joey Curletta, R (6,FR)	F9			47 1B 33 G5-3				K		3	1	2	0	0	0	0				
47 Howie Kendrick, R (1,4) Brandon Dixon, R (6,4)	G5-3			28 S 28 FC5-4			F8			3	1	1	0	0	0	1				
33 Scott Van Slyke, R (1,3) 91 Cody Bellinger, L (6,3)		28 WP 5 G1-3		G5-3			P5			2	0	0	1	1	0	2				
5 Juan Uribe, R (1,5) 56 J.P. Howell, L (6,1) 60 Ali Solis, R (7,2)	G1-3			28 FC5-4			K			2	0	0	0	1	1	2				
28 Chris Heisey, R (1,8)	G3-1			FC5-4			P3			3	0	0	1	0	0	2				
Scott Schebler, L (1,7)	G4-3			K			F8			3	0	0	0	0	1	2				
17 A.J. Ellis, R (1,2) 36 Adam Liberatore, L (7,1) 58 David Aardsma, R (8,1) Blake Smith, L (9,1)			K				F7			3	0	0	0	0	2	0				
22 Clayton Kershaw, L (1,1) Daniel Mayora, R (6,5)							G4-3			2	0	1	0	0	0	0				
Inning Stats	R: 0 E: 0 K: 0 S: 3	H: 0 LOB: 0 BB: 0 P: 3	R: 0 E: 0 K: 0 S: 3	H: 0 LOB: 1 BB: 1 P: 8	R: 0 E: 0 K: 1 S: 5	H: 1 LOB: 0 BB: 0 P: 5	R: 2 E: 0 K: 1 S: 8	H: 2 LOB: 1 BB: 1 P: 13	R: 0 E: 0 K: 1 S: 5	H: 0 LOB: 0 BB: 0 P: 5	R: 0 E: 0 K: 1 S: 6	H: 1 LOB: 1 BB: 0 P: 6	R: 0 E: 0 K: 1 S: 5	H: 0 LOB: 0 BB: 0 P: 5	R: 0 E: 0 K: 3 S: 9	H: 0 LOB: 0 BB: 0 P: 9	1B: 4 2B: 1 3B: 0 HR: 0	SF: 0 SAC: 0 DP: 1 HBP: 0	WP: 2 PB: 0 SB: 1 CS: 0	PA: 32
PITCHER	IP WLS BF H R ER SO BB IBB HBP BLK WP HR S P ERA WHIP																			
54 Sonny Gray, R (1,1) 76 Brock Huntzinger, R (6,1) 75 Barry Zito, L (7,1)	5.1 0.2 3.0	WLS 2 W	BF 21 2 9	H 4 0 0	R 2 0 0	ER 2 0 0	SO 3 1 5	BB 2 0 0	IBB 0 0 0	HBP 0 0 0	BLK 0 0 0	WP 2 0 0	HR 0 4 4	S 26 4 19	P 36 4 19	ERA 3.38 0.00 0.00	WHIP 1.125 0.000 0.000			

Los Angeles Dodgers @ Oakland Athletics
Hohokam Stadium, Mesa, AZ
Fri Mar 20 2015, 4:06 PM - 6:36 PM EDT
Att: 10,324 - Partly Cloudy - 80 F


AB	30
R	2
H	4
RBI	2
BB	2
SO	9
LOB	10



Batter	1	2	3	4	5	6	7	8	9	AB	R	H	RBI	BB	SO	LOB	BOTTOM			
4 Coco Crisp, S (1,7) 84 Matt Angle, L (7,9)	P6		L4			3 FC5-4 1B		K		3	0	1	0	0	0	2				
3 Craig Gentry, R (1,8) 83 Kent Matthes, R (7,7)	K					FC5-4 18 S				3	0	1	1	0	1	1				
18 Ben Zobrist, S (1,4) 86 Brandon Cogswell, L (7,4)	G5-3					1-2 1B				3	0	0	0	0	0	3				
16 Billy Butler, R (1,10) 80 Trent Gilbert, L (9,PR)		G4-3				G6-3				3	0	0	0	1	0	1				
10 Marcus Semien, R (1,6) 91 Chad Pinder, R (8,6) 96 Anthony Aliotti, L (9,PH)		K				G6-3		K		3	0	0	0	0	2	0				
21 Stephen Vogt, L (1,2) 5 Luke Carlin, S (8,2)		K				F9				3	0	0	0	0	1	0				
25 Tyler Ladendorf, R (1,9) 77 Matt Olson, L (1,3)						F9				3	0	0	0	0	1	0				
12 Andy Parrino, S (1,5)						P4				3	1	1	0	0	2	0				
			12 E 3 1B			K2-3				3	1	1	0	0	2	0				
			E5 3 1B			G6-3				3	0	1	0	0	1	0				
Inning Stats	R: 0 E: 0 K: 1 S: 5	H: 0 LOB: 0 BB: 0 P: 5	R: 0 E: 0 K: 2 S: 7	H: 0 LOB: 0 BB: 0 P: 7	R: 1 E: 1 K: 0 S: 6	H: 3 LOB: 2 BB: 0 P: 6	R: 0 E: 0 K: 0 S: 3	H: 0 LOB: 0 BB: 0 P: 3	R: 0 E: 0 K: 1 S: 5	H: 0 LOB: 0 BB: 0 P: 5	R: 0 E: 0 K: 2 S: 7	H: 0 LOB: 0 BB: 0 P: 7	R: 0 E: 0 K: 3 S: 9	H: 0 LOB: 0 BB: 0 P: 9	R: 2 E: 0 K: 0 S: 3	H: 2 LOB: 1 BB: 2 P: 11	1B: 5 2B: 1 3B: 0 HR: 0	SF: 0 SAC: 0 DP: 1 HBP: 0	WP: 0 PB: 0 SB: 1 CS: 0	PA: 33
PITCHER	IP WLS BF H R ER SO BB IBB HBP BLK WP HR S P ERA WHIP																			
22 Clayton Kershaw, L (1,1) 56 J.P. Howell, L (6,1) 36 Adam Liberatore, L (7,1) 58 David Aardsma, R (8,1) Blake Smith, R (9,1)	5.0 1.0 1.0 1.0 0.2	WLS H H H L	BF 18 4 3 3 5	H 3 0 0 2	R 1 0 0 2	ER 1 0 0 0 2	SO 0 0 0 3 0	BB 0 0 0 0 1	IBB 0 0 0 0 1	HBP 0 0 0 0 0	BLK 0 0 0 0 0	WP 0 0 0 0 0	HR 0 4 7 9 3	S 26 4 7 9 11	P 26 5 7 9 11	ERA 1.80 0.00 0.00 0.00 27.00	WHIP 0.600 1.000 0.000 0.000 4.500			

Los Angeles Dodgers @ Oakland Athletics
Hohokam Stadium, Mesa, AZ
Fri Mar 20 2015, 4:06 PM - 6:36 PM EDT
Att: 10,324 - Partly Cloudy - 80 F

AB	31
R	3
H	6
RBI	2
BB	2
SO	9
LOB	9



Batter	1	2	3	4	5	6	7	8	9	AB	R	H	RBI	BB	SO	LOB	TOP					
31 Joc Pederson, L (1, 8) 80 Darnell Sweeney, S (7, 8) OBP: 0.500, SLG: 0.853 OBP: 0.450, SLG: 0.824										4	2	3	2	0	1	0	Los Angeles Dodgers @ Texas Rangers Alamodome, San Antonio, TX Fri Mar 20 2015, 8:09 PM - 11:08 PM EDT Att: 20,591 - Dome - 72 F					
6 Darwin Barney, R (1, 6) 7 Alex Guerrero, R (6, 6) OBP: 0.345, SLG: 0.520 OBP: 0.407, SLG: 0.615										4	1	1	0	0	0	0						
66 Yasiel Puig, R (1, 9) 87 Jeremy Hazelbaker, L (5, 9) OBP: 0.296, SLG: 0.462 OBP: 0.250, SLG: 0.250										3	1	2	3	0	0	0						
23 Adrián González, L (1, 3) 68 Kyle Jensen, R (4, 3) OBP: 0.235, SLG: 0.194 OBP: 0.455, SLG: 0.750										3	0	0	0	0	1	2						
9 Yasmani Grandal, S (1, 10) Tyler Ogle, R (9, PH) (9, 10)										3	1	0	0	1	1	1						
10 Justin Turner, R (1, 5) Buck Britton, L (5, 5) OBP: 0.467, SLG: 0.690 OBP: 0.375, SLG: 0.333										3	2	2	1	0	0	0						
55 Matt Carson, R (1, 7) 82 Travis Witherspoon, R (7, 7)										4	1	1	3	0	1	2						
14 Enrique Hernández, R (1, 4) Nate Sanson, R (7, 4) OBP: 0.242, SLG: 0.375 OBP: 1.000, SLG: 1.000										3	1	1	1	0	0	0						
70 Chris O'Brien, S (1, 2) Shawn Zarraga, S (6, 2) OBP: 0.125, SLG: 0.250 OBP: 0.500, SLG: 0.400										3	1	0	0	0	0	0						
Inning Stats	R: 8 E: 2 K: 1 S: 15	H: 7 LOB: 2 BB: 1 P: 19	R: 0 E: 0 K: 1 S: 5	H: 0 LOB: 0 BB: 0 P: 5	R: 1 E: 0 K: 0 S: 4	H: 2 LOB: 0 BB: 0 P: 4	R: 0 E: 0 K: 0 S: 3	H: 0 LOB: 0 BB: 0 P: 3	R: 1 E: 0 K: 0 S: 4	H: 1 LOB: 0 BB: 0 P: 4	R: 0 E: 0 K: 1 S: 5	H: 0 LOB: 1 BB: 0 P: 5	R: 0 E: 0 K: 1 S: 6	H: 2 LOB: 1 BB: 0 P: 6	R: 1 E: 0 K: 2 S: 9	H: 2 LOB: 1 BB: 0 P: 9		R: 0 E: 0 K: 2 S: 7	H: 0 LOB: 0 BB: 0 P: 8	1B: 8 2B: 1 3B: 0 HR: 5	SF: 0 SAC: 0 DP: 1 HBP: 1	WP: 0 PB: 0 SB: 0 CS: 0
PITCHER	IP WLS BF H R ER SO BB IBB HBP BLK WP HR S P ERA WHIP																					
63 Anthony Bass, R (1, 1) ERA: 9.0	0.2 L 11 6 8 6 0 1 0 0 0 0 0 3 11 15 81.00 10.500																					
55 Roman Mendez, R (1, 1) ERA: 1.8	1.2 7 2 1 1 2 0 0 0 0 0 0 1 11 11 5.40 1.200																					
74 Keone Kela, R (3, 1) ERA:	1.2 5 1 0 0 0 0 0 0 0 0 0 5 5 0.00 0.600																					
65 Ross Wolf, R (5, 1) ERA: 5.19	3.0 11 3 1 1 2 0 0 0 0 0 0 1 15 15 3.00 1.000																					
35 Phil Klein, R (8, 1) ERA: 1.93	2.0 9 2 1 1 4 0 0 0 1 0 0 0 16 17 4.50 1.000																					

AB	41
R	11
H	14
RBI	11
BB	1
SO	8
LOB	12



Batter	1	2	3	4	5	6	7	8	9	AB	R	H	RBI	BB	SO	LOB	BOTTOM					
2 Leonys Martin, L (1, 8) 7 Delino DeShields, R (6, 8) OBP: 0.313, SLG: 0.367 OBP: 0.200, SLG: 0.316										3	1	2	0	0	1	0	Los Angeles Dodgers @ Texas Rangers Alamodome, San Antonio, TX Fri Mar 20 2015, 8:09 PM - 11:08 PM EDT Att: 20,591 - Dome - 72 F					
1 Elvis Andrus, R (1, 6) 19 Ed Lucas, R (6, 6) OBP: 0.524, SLG: 0.700 OBP: 0.364, SLG: 0.421										2	1	2	0	1	0	0						
43 Carlos Peguero, L (1, 9) Royce Bolinger, R (6, 9)										3	0	1	0	0	2	3						
70 Joey Gallo, L (1, 5) 86 Guillier Rodríguez, S (6, 5) OBP: 0.344, SLG: 0.590 OBP: 0.200, SLG: 0.200										3	0	0	0	0	3	5						
41 Ryan Ludwick, R (1, 7) 20 Jake Smolinski, R (6, 7) OBP: 0.160, SLG: 0.304 OBP: 0.444, SLG: 0.667										2	0	0	1	0	1	0						
12 Rougned Odor, L (1, 4) 36 Luis Martí, R (5, FR) (6, 4)										2	1	2	0	1	0	0						
3 Carlos Corporán, S (1, 2) 22 Brett Nicholas, L (7, 2)										2	1	1	3	1	0	1						
71 Jared Hoying, L (1, 10) OBP: 0.308, SLG: 0.417										4	0	0	0	0	1	4						
9 Adam Rosales, R (1, 3) 1 Trevor Adams, R (7, 3) OBP: 0.286, SLG: 0.222 OBP: 0.500, SLG: 0.500										3	1	1	0	0	1	0						
Inning Stats	R: 2 E: 0 K: 1 S: 8	H: 3 LOB: 3 BB: 2 P: 16	R: 0 E: 0 K: 2 S: 8	H: 1 LOB: 1 BB: 0 P: 8	R: 2 E: 0 K: 2 S: 9	H: 2 LOB: 0 BB: 0 P: 9	R: 0 E: 0 K: 3 S: 11	H: 1 LOB: 2 BB: 1 P: 15	R: 0 E: 0 K: 1 S: 6	H: 1 LOB: 1 BB: 0 P: 6	R: 1 E: 0 K: 0 S: 4	H: 1 LOB: 1 BB: 1 P: 8	R: 0 E: 0 K: 1 S: 5	H: 0 LOB: 0 BB: 0 P: 5	R: 0 E: 0 K: 1 S: 5	H: 0 LOB: 0 BB: 0 P: 5		R: 1 E: 0 K: 1 S: 7	H: 2 LOB: 1 BB: 0 P: 7	1B: 7 2B: 2 3B: 1 HR: 1	SF: 1 SAC: 0 DP: 0 HBP: 0	WP: 1 PB: 0 SB: 1 CS: 0
PITCHER	IP WLS BF H R ER SO BB IBB HBP BLK WP HR S P ERA WHIP																					
57 Erik Bedard, L (1, 1) ERA: 5.4	1.0 W 8 3 2 2 1 2 0 0 0 0 0 0 8 16 18.00 5.000																					
80 Jeremy Keht, R (2, 1) ERA: 9.0	2.0 9 3 2 2 4 0 0 0 0 0 0 1 17 17 9.00 1.500																					
Joe Wieland, R (4, 1) ERA: 1.0	3.0 H 14 3 1 1 4 2 0 0 0 0 1 0 21 29 3.00 1.667																					
75 Paco Rodríguez, L (7, 1) ERA:	1.0 3 0 0 0 1 0 0 0 0 0 0 0 5 5 0.00 0.000																					
64 Danny Coulombe, L (8, 1) ERA:	1.0 3 0 0 0 1 0 0 0 0 0 0 0 5 5 0.00 0.000																					

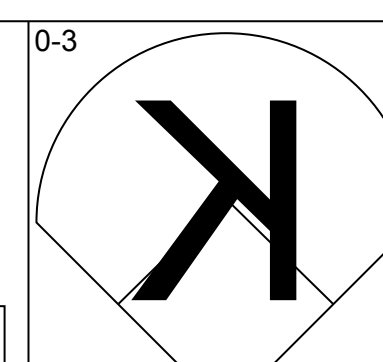
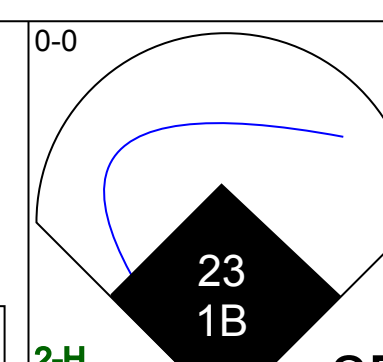
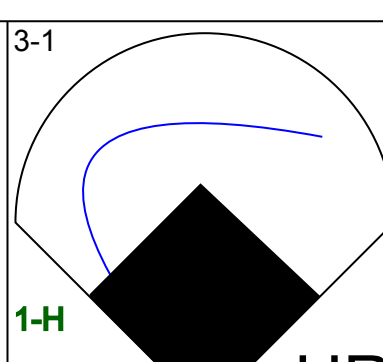
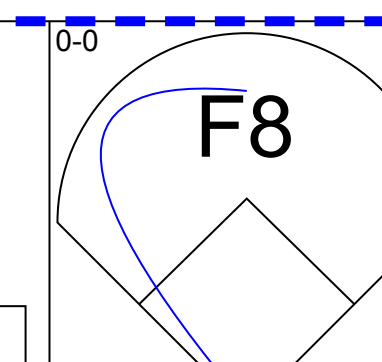
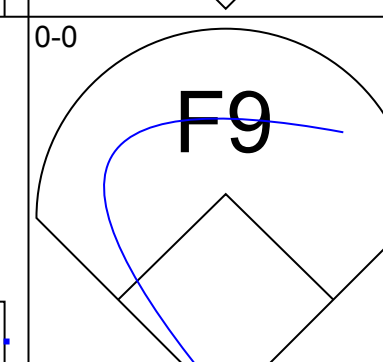
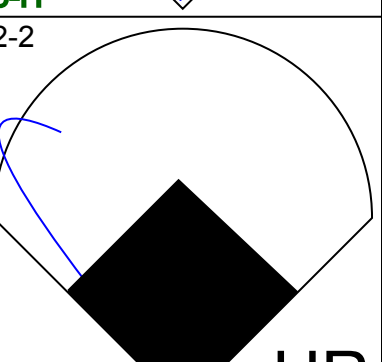
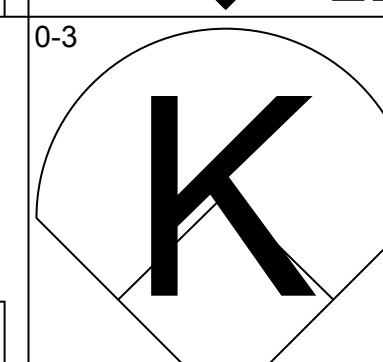
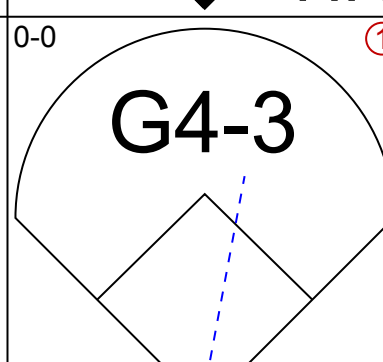
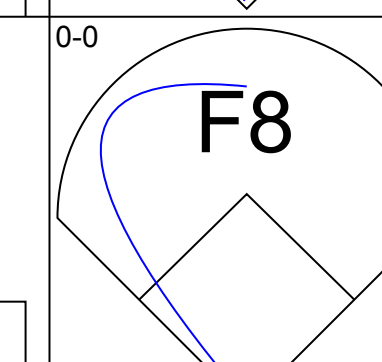
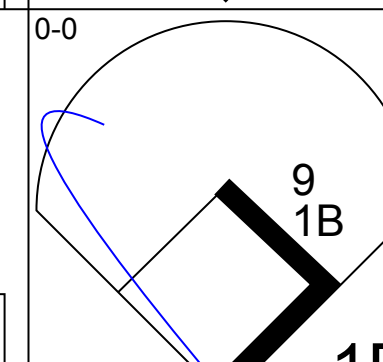
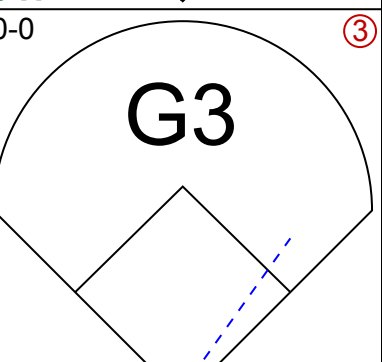
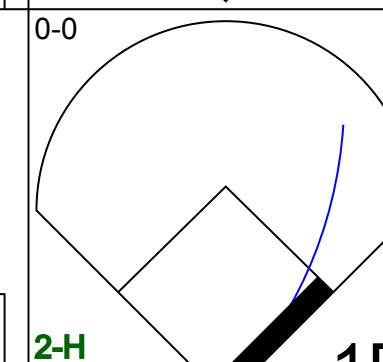
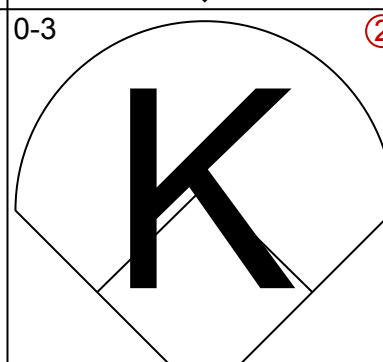
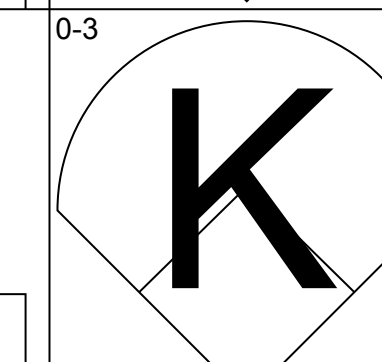
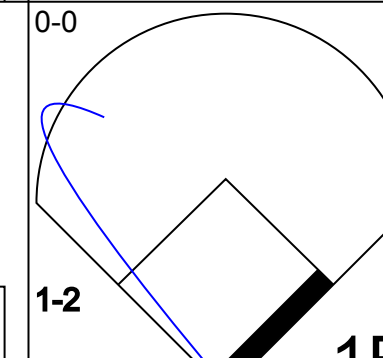
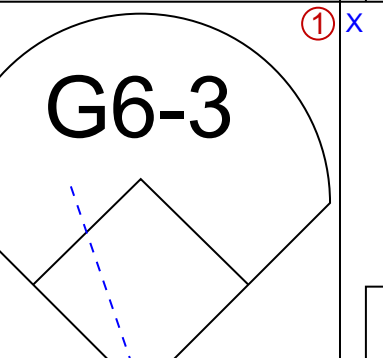
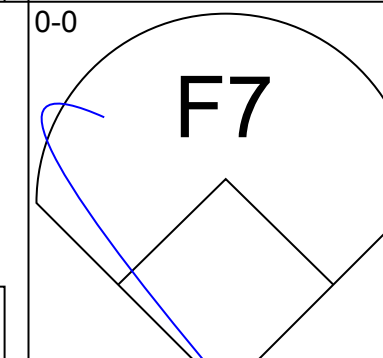
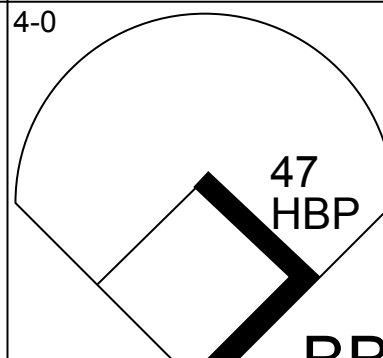
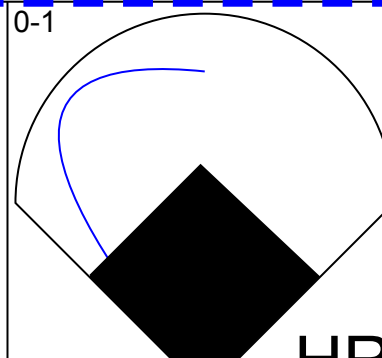
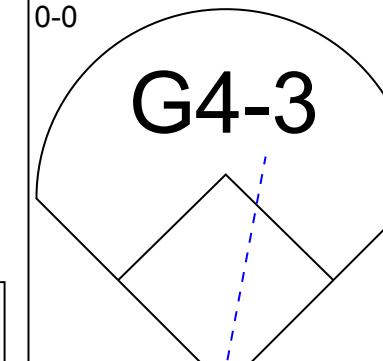
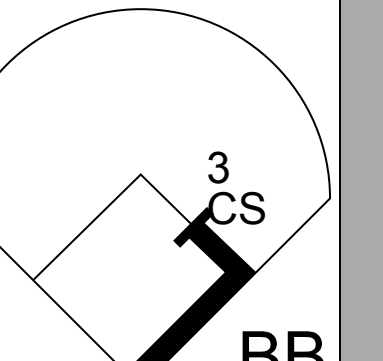
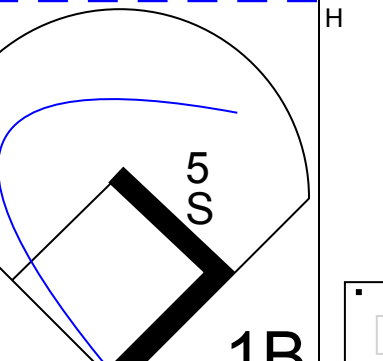
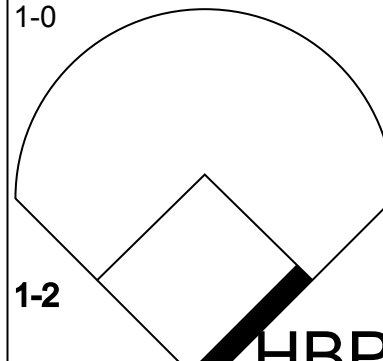

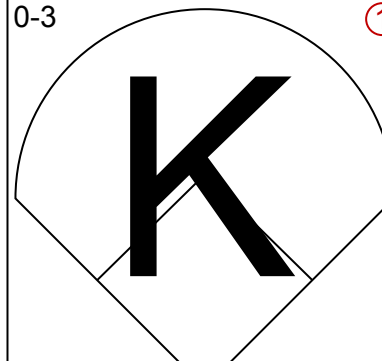
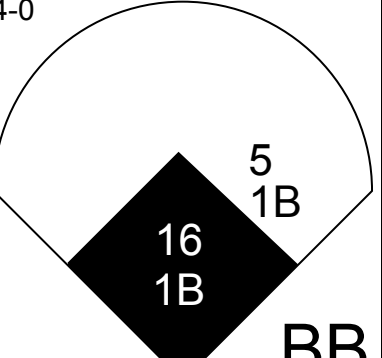
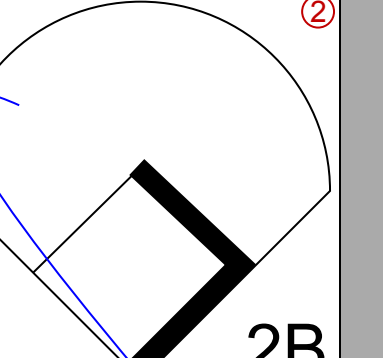

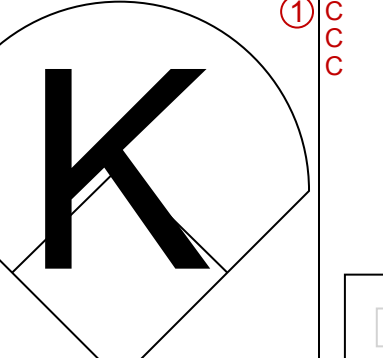
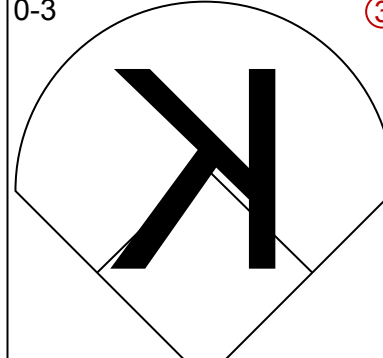
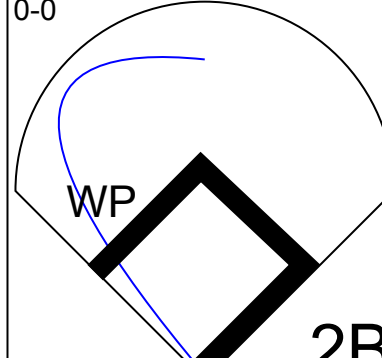
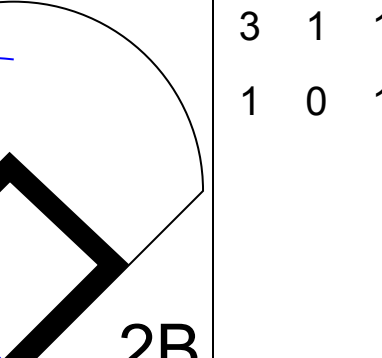

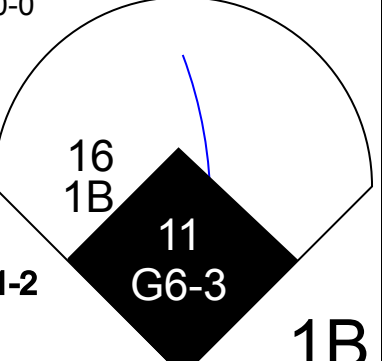
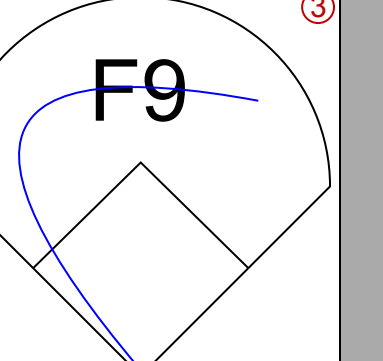

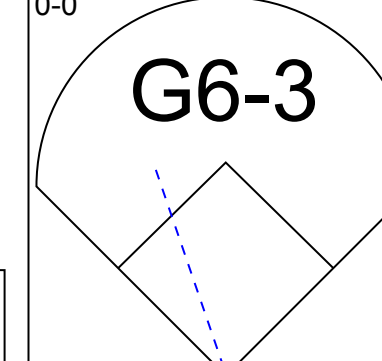
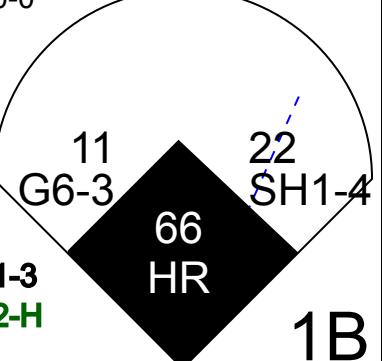

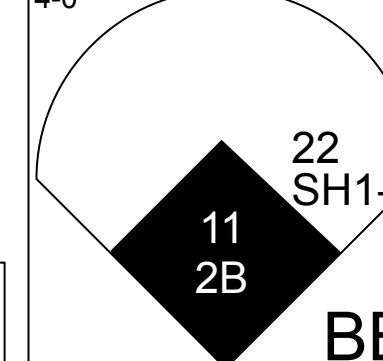
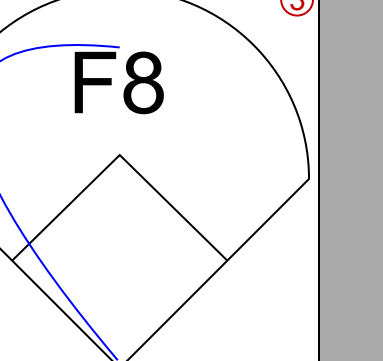
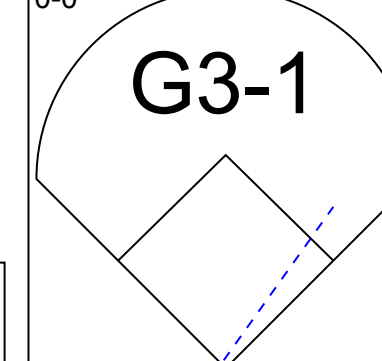
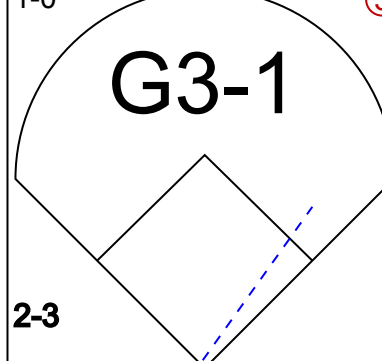

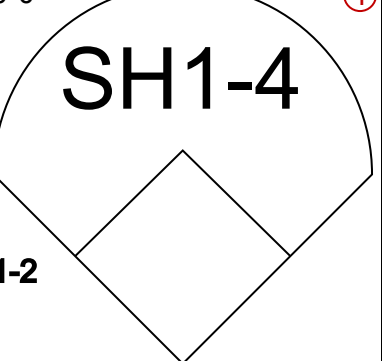

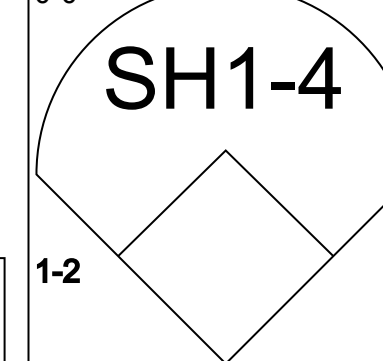
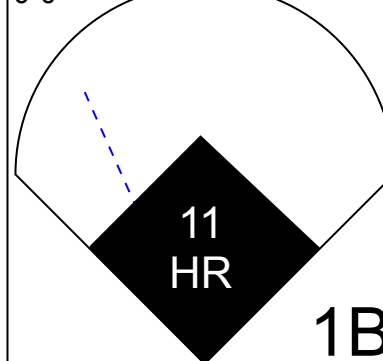
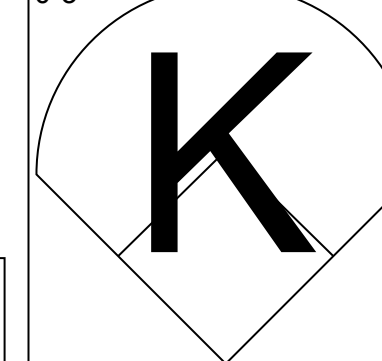

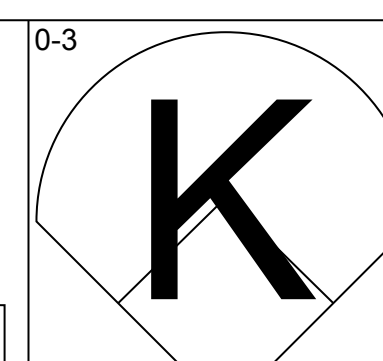
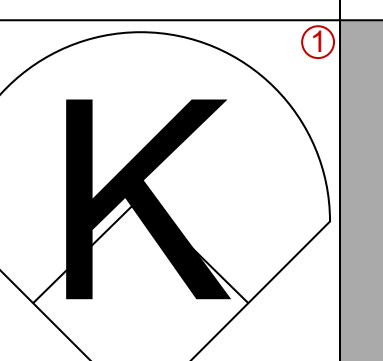
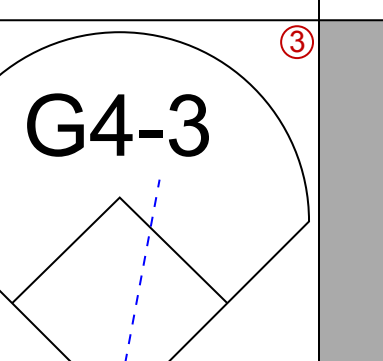
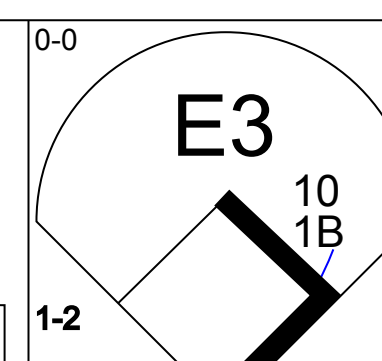
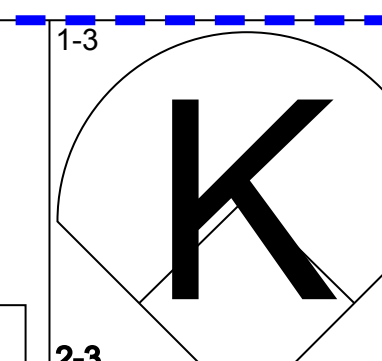
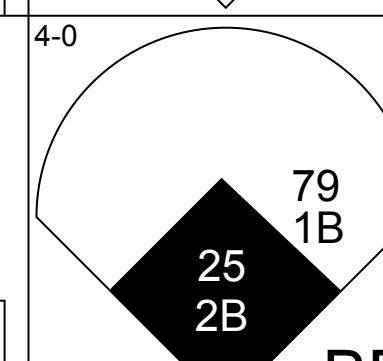
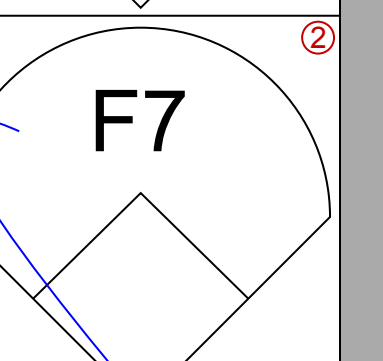
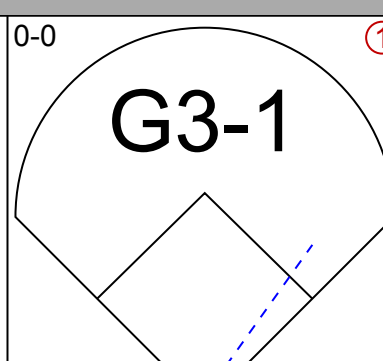
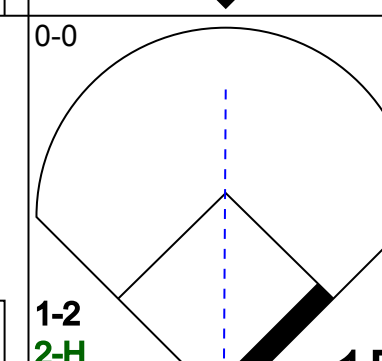
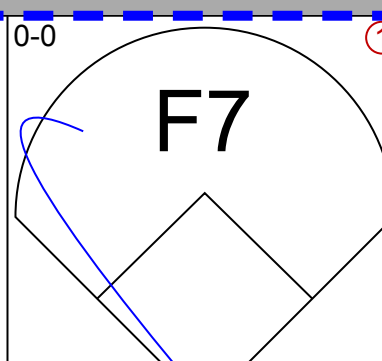
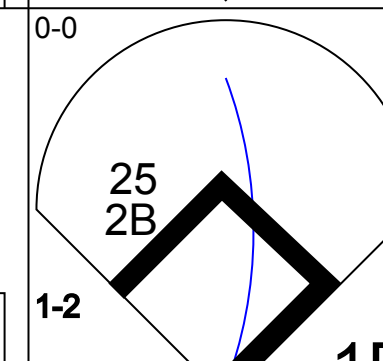
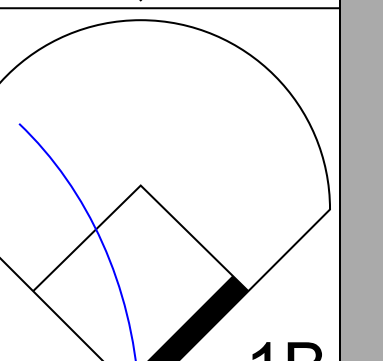

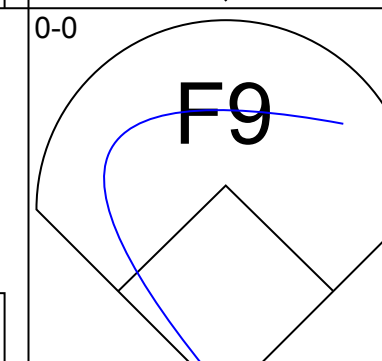
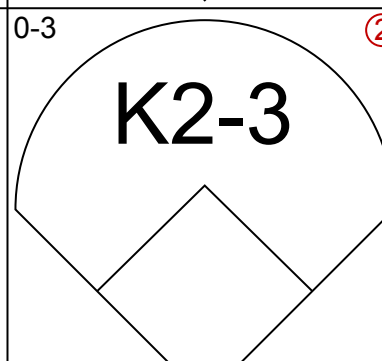
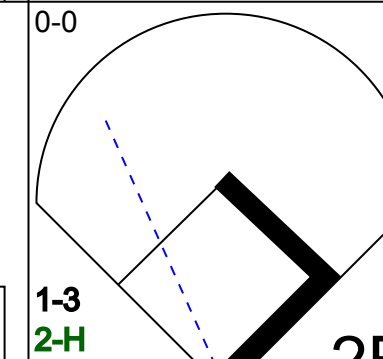
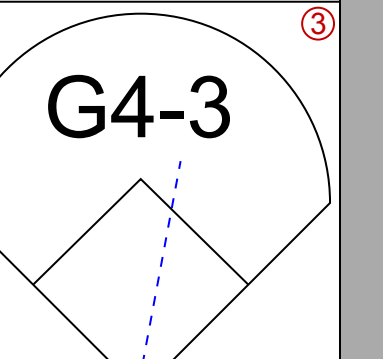
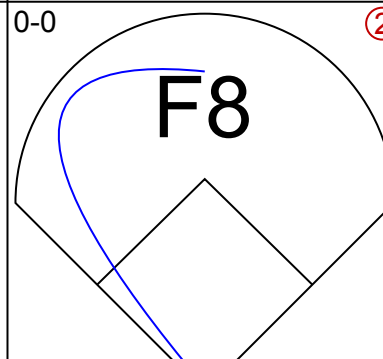
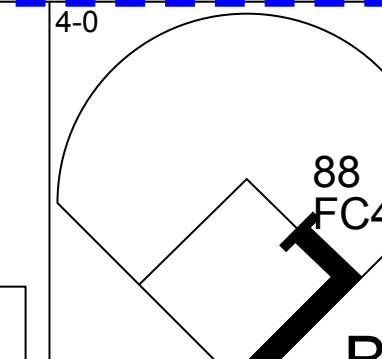
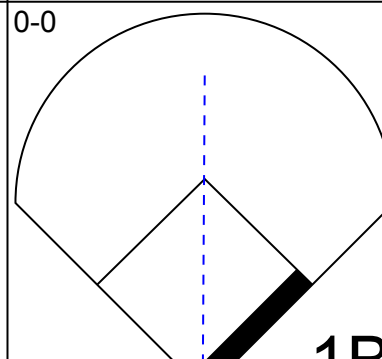
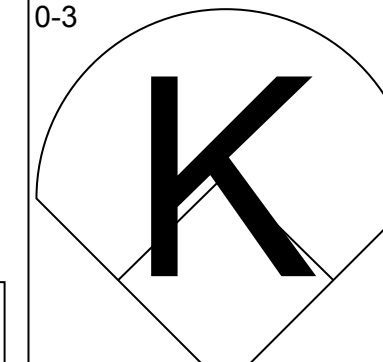
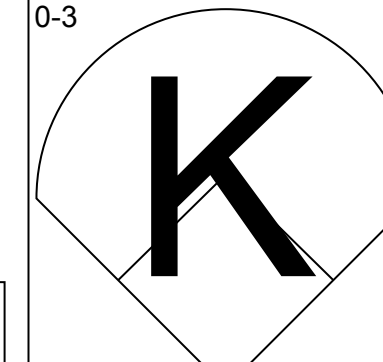
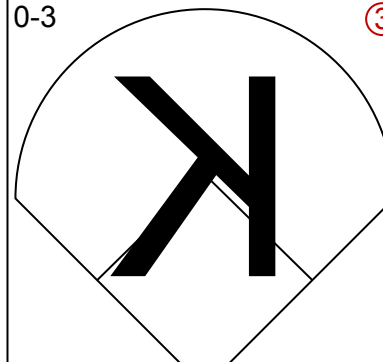
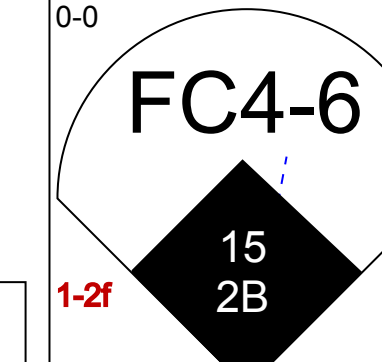
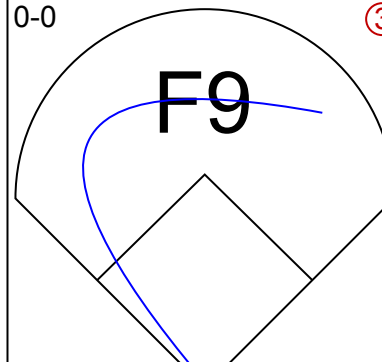
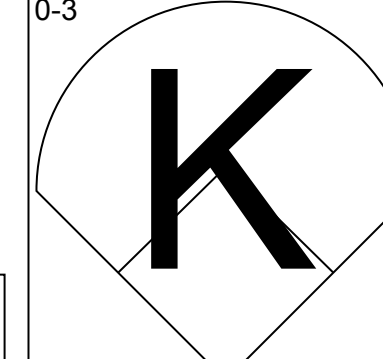
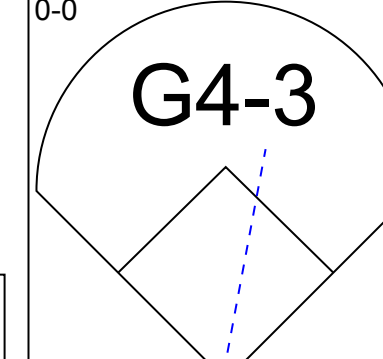
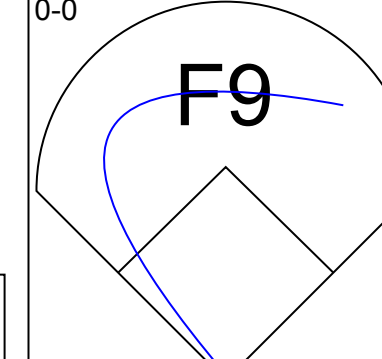
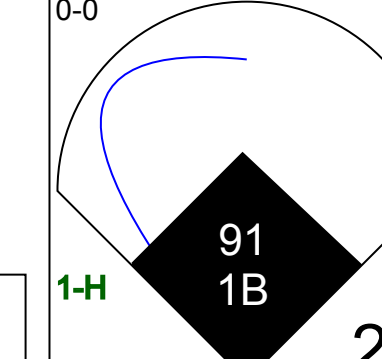
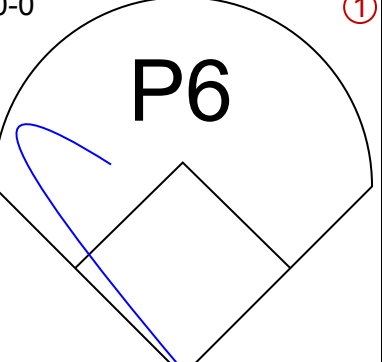
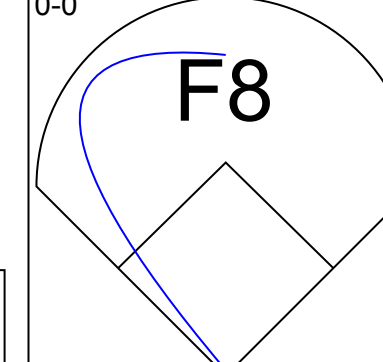
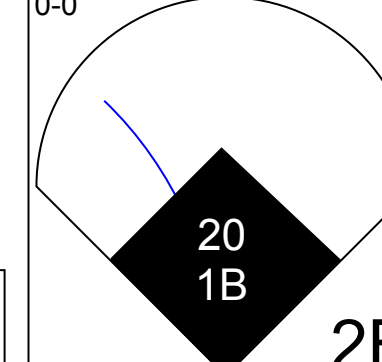
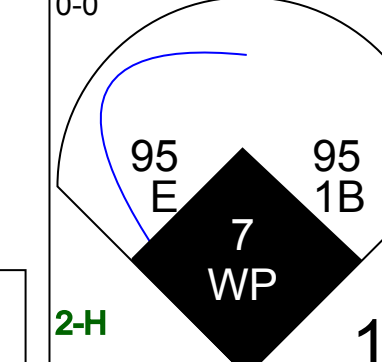
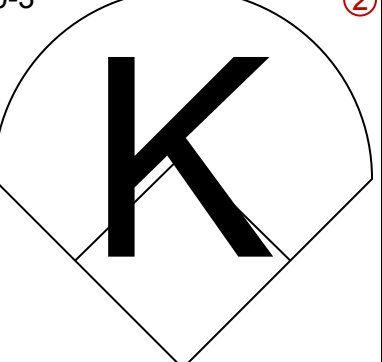
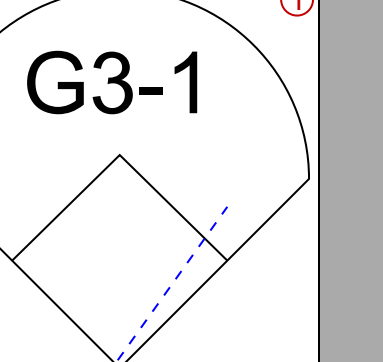
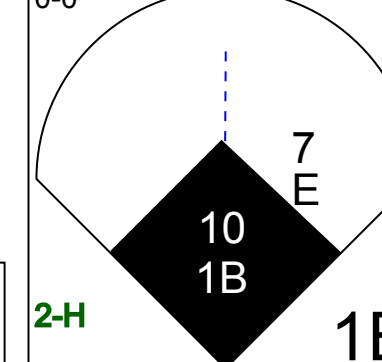
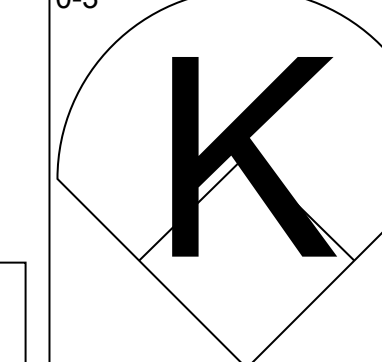
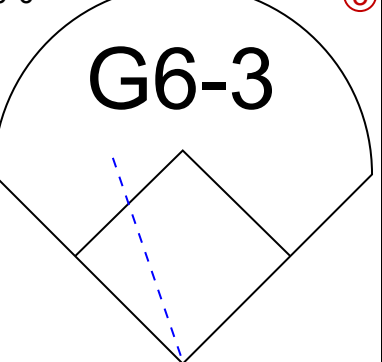

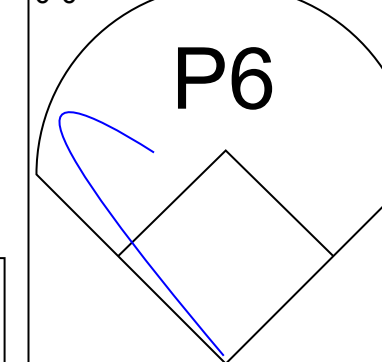
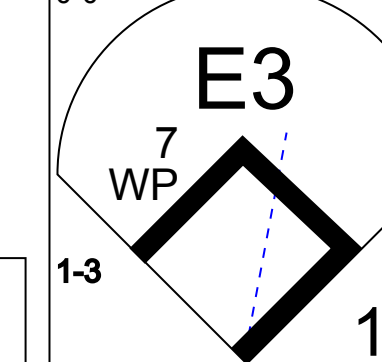
AB	37
R	6
H	11
RBI	5
BB	4
SO	12
LOB	17



Batter	1	2	3	4	5	6	7	8	9	AB	R	H	RBI	BB	SO	LOB	TOP					
24 Michael Bourn, L OBP: 0.441, SLG: 0.484 28 Bradley Zimmer, L OBP: 0.833, SLG: 1.333	F8		F7			K	K			3	0	0	0	0	1	1	Cleveland Indians @ Los Angeles Dodgers Camelback Ranch, Glendale, AZ Sun Mar 22 2015, 4:08 PM - 6:37 PM EDT Att: 12,349 - Sunny - 83 F					
4 Mike Aviles, R OBP: 0.355, SLG: 0.375 1 Michael Martinez, S OBP: 0.360, SLG: 0.600	G4-3			23 F9 41 SF8 23 S	1B	G5-3		P5		3	1	1	0	0	0	0						
23 Michael Brantley, L OBP: 0.375, SLG: 0.520 77 Destin Hood, R OBP: 0.240, SLG: 0.292	G4-3			F9			10 2B 41 S 2B	1B	K	3	0	1	0	0	0	1						
41 Carlos Santana, S OBP: 0.310, SLG: 0.432 36 Jesus Aguilar, R OBP: 0.433, SLG: 0.643	G6-3			SF8			10 2B 9 G6-3 BB	1B		1	0	0	1	1	0	0						
10 Yan Gomes, R OBP: 0.355, SLG: 0.593 29 Taylor Murphy, L OBP: 0.500, SLG: 1.000	L3			K			9 G6-3 8 2B 1-3 2-H	2B		3	0	1	1	0	1	0						
9 Ryan Raburn, R OBP: 0.276, SLG: 0.231 79 Audy Ciriaco, R OBP: 0.222, SLG: 0.500	F7					K	G6-3	K		3	0	0	1	0	1	2						
8 Lonnie Chisenhall, L OBP: 0.375, SLG: 0.454 12 Ronny Rodriguez, R OBP: 0.389, SLG: 0.688	G4-3			G4-3		G6-3	67 1B 3-H	2B	K	3	0	1	1	0	0	0						
62 Tyler Holt, R OBP: 0.361, SLG: 0.375 27 Bryson Myles, R	FC4-6			K		K	K	P3		4	0	1	0	0	2	2						
67 Francisco Lindor, S OBP: 0.308, SLG: 0.595	FC4-6					G1-3	G6-3	G6-3		4	0	1	0	0	0	1						
Inning Stats	R: 0 E: 0 K: 0 S: 3	H: 0 LOB: 0 BB: 0 P: 3	R: 0 E: 0 K: 0 S: 3	H: 0 LOB: 0 BB: 0 P: 3	R: 0 E: 0 K: 0 S: 4	H: 1 LOB: 1 BB: 0 P: 4	R: 1 E: 0 K: 1 S: 7	H: 1 LOB: 0 BB: 0 P: 7	R: 0 E: 0 K: 2 S: 7	H: 0 LOB: 0 BB: 0 P: 7	R: 0 E: 0 K: 1 S: 5	H: 0 LOB: 0 BB: 0 P: 5	R: 3 E: 0 K: 2 S: 11	H: 4 LOB: 3 BB: 1 P: 15	R: 0 E: 0 K: 2 S: 9	H: 2 LOB: 2 BB: 0 P: 9		R: 0 E: 0 K: 1 S: 5	H: 0 LOB: 0 BB: 0 P: 5	1B: 5 2B: 3 3B: 0 HR: 0	SF: 1 SAC: 0 DP: 0 HBP: 0	WP: 0 PB: 0 SB: 2 CS: 0
PITCHER	IP WLS BF H R ER SO BB IBB HBP BLK WP HR S P ERA WHIP	54 David Huff, L (1, 1) 3.0 B 4 1 1 1 0 0 0 0 0 0 0 0 0 0 10 10 0.00 0.333 62 Joel Peralta, L (4, 1) 1.0 H 3 0 0 0 2 0 0 0 0 0 0 0 0 7 7 9.00 1.000 56 J.P. Howell, L (5, 1) 1.0 H 3 0 0 0 1 0 0 0 0 0 0 0 0 5 5 0.00 0.000 75 Paco Rodriguez, L (6, 1) 0.1 L 5 3 3 3 0 1 0 0 0 0 0 0 0 4 8 81.00 12.000 41 Chris Hatcher, R (7, 1) 0.1 L 5 3 3 3 0 1 0 0 0 0 0 0 0 4 8 81.00 12.000 63 Yimi Garcia, R (7, 1) 1.2 B 8 3 0 0 4 0 0 0 0 0 0 0 0 16 16 0.00 1.800 58 David Aardsma, R (9, 1) 1.0 H 3 0 0 0 1 0 0 0 0 0 0 0 0 5 5 0.00 0.000																				

Batter	1	2	3	4	5	6	7	8	9	AB	R	H	RBI	BB	SO	LOB	BOTTOM			
14 Enrique Hernández, R OBP: 0.256, SLG: 0.526 Adam Law, R OBP: 0.250, SLG: 0.250	HR		G5-3			K			K	2	1	1	1	0	0	0	Cleveland Indians @ Los Angeles Dodgers Camelback Ranch, Glendale, AZ Sun Mar 22 2015, 4:08 PM - 6:37 PM EDT Att: 12,349 - Sunny - 83 F			
3 Carl Crawford, L OBP: 0.212, SLG: 0.219 72 Joey Curletta, R OBP: 0.200, SLG: 0.200	G4-3		K			K			89 1B	3	0	0	0	0	2	0				
66 Yasiel Puig, R OBP: 0.294, SLG: 0.516 89 Spencer Navin, R OBP: 1.000, SLG: 1.000	G5-3			HR		G6-3			G4-6-3	3	1	1	1	0	0	0				
33 Scott Van Slyke, R OBP: 0.324, SLG: 0.379 Daniel Mayora, R OBP: 0.333, SLG: 0.667	F7			F7		G5-3			G4-6-3	3	0	0	0	0	0	0				
31 Joc Pederson, L OBP: 0.476, SLG: 0.769 82 Travis Witherspoon, R OBP: 0.125, SLG: 0.125	K			G5-3		K			K	3	0	0	0	0	2	0				
7 Alex Guerrero, R OBP: 0.384, SLG: 0.531 82 Jarek Cunningham, R	S			G5-3					P4	3	0	1	0	0	0	0				
Corey Seager, L OBP: 0.350, SLG: 0.429 86 Luis Mateo, R	G4-6-3					K			K	2	0	0	0	1	2	0				
Scott Schebler, L OBP: 0.333, SLG: 0.692 87 Jeremy Hazelbaker, L OBP: 0.333, SLG: 0.333	G4-6-3					G6-3			K	3	0	0	0	0	1	2				
70 Chris O'Brien, S OBP: 0.100, SLG: 0.200 Shawn Zarraga, S OBP: 0.500, SLG: 0.429	G3					K			G4-3	2	0	0	0	0	1	0				
Inning Stats	R: 1 E: 0 K: 0 S: 6	H: 1 LOB: 1 BB: 1 P: 9	R: 0 E: 0 K: 1 S: 6	H: 1 LOB: 1 BB: 1 P: 10	R: 0 E: 0 K: 1 S: 5	H: 0 LOB: 0 BB: 0 P: 5	R: 1 E: 0 K: 0 S: 4	H: 1 LOB: 0 BB: 0 P: 4	R: 0 E: 0 K: 2 S: 7	H: 0 LOB: 0 BB: 0 P: 7	R: 0 E: 0 K: 2 S: 7	H: 0 LOB: 0 BB: 0 P: 7	R: 0 E: 0 K: 1 S: 5	H: 0 LOB: 0 BB: 0 P: 5	R: 0 E: 0 K: 2 S: 7	H: 2 LOB: 1 BB: 0 P: 6		1B: 3 2B: 0 3B: 0 HR: 2	SF: 0 SAC: 0 DP: 2 HBP: 0	WP: 0 PB: 0 SB: 1 CS: 0
PITCHER	IP WLS BF H R ER SO BB IBB HBP BLK WP HR S P ERA WHIP	28 Corey Kluber, R (1, 1) 5.2 W 20 3 2 2 6 1 0 0 0 0 0 0 0 2 34 41 3.18 0.706 49 Austin Adams, R (6, 1) 0.2 W 2 0 0 0 0 0 0 0 0 0 0 0 0 2 2 0.00 0.000 50 Nick Hagadone, L (7, 1) 0.2 H 2 0 0 0 1 0 0 0 0 0 0 0 0 4 4 0.00 0.000 51 Anthony Swarzak, R (8, 1) 1.0 H 3 0 0 0 2 0 0 0 0 0 0 0 0 7 7 0.00 0.000 53 Jeff Manship, R (9, 1) 1.0 S 4 2 0 0 1 0 0 0 0 0 0 0 0 6 6 0.00 2.000																		



Batter	1	2	3	4	5	6	7	8	9	AB	R	H	RBI	BB	SO	LOB	TOP				
11 Jimmy Rollins, S OBP: 0.333, SLG: 0.600 6 Darwin Barney, R OBP: 0.389, SLG: 0.516		G6-3								4	2	2	4	0	1	1					
66 Yasiel Puig, R OBP: 0.317, SLG: 0.658 28 Chris Heisey, R OBP: 0.139, SLG: 0.156										4	1	1	2	0	1	1					
23 Adrián González, L OBP: 0.277, SLG: 0.395 33 Scott Van Slyke, R OBP: 0.324, SLG: 0.469										4	0	2	1	0	1	0					
9 Yasmani Grandal, S OBP: 0.239, SLG: 0.273 52 Pedro Báez, R Ryan Buchter, L 14 Enrique Hernández, R (PH) 41 Chris Hatcher, R										3	0	1	0	1	0	1					
47 Howie Kendrick, R Nate Samson, R										2	0	1	0	1	0	2					
3 Carl Crawford, L Jacob Scavuzzo, R										3	1	1	0	1	2	3					
5 Juan Uribe, R Buck Britton, L										4	1	1	0	0	1	2					
16 Andre Ethier, L Peter Lavin, L										3	2	1	1	1	0	1					
22 Clayton Kershaw, L 31 Joc Pederson, L 62 Joel Peralta, R 60 Ali Solis, R										1	1	1	0	0	0	0					
Inning Stats	R: 0 E: 0 K: 1 S: 7	H: 2 LOB: 2 BB: 0 P: 7	R: 4 E: 0 K: 0 S: 8	H: 3 LOB: 0 BB: 1 P: 14	R: 0 E: 0 K: 0 S: 4	H: 1 LOB: 1 BB: 1 P: 8	R: 2 E: 0 K: 1 S: 7	H: 2 LOB: 1 BB: 1 P: 11	R: 0 E: 0 K: 2 S: 8	H: 0 LOB: 0 BB: 0 P: 8	R: 2 E: 0 K: 1 S: 10	H: 2 LOB: 2 BB: 1 P: 18	R: 0 E: 0 K: 1 S: 5	H: 0 LOB: 0 BB: 0 P: 5	R: 1 E: 0 K: 1 S: 8	H: 2 LOB: 1 BB: 0 P: 9	1B: 7 2B: 3 3B: 0 HR: 3	SF: 0 SAC: 2 DP: 0 HBP: 1	WP: 1 PB: 0 SB: 1 CS: 1	PA: 44	
PITCHER	IP WLS BF H R ER SO BB IBB HBP BLK WP HR S P ERA WHIP	IP WLS BF H R ER SO BB IBB HBP BLK WP HR S P ERA WHIP	IP WLS BF H R ER SO BB IBB HBP BLK WP HR S P ERA WHIP	IP WLS BF H R ER SO BB IBB HBP BLK WP HR S P ERA WHIP	IP WLS BF H R ER SO BB IBB HBP BLK WP HR S P ERA WHIP	IP WLS BF H R ER SO BB IBB HBP BLK WP HR S P ERA WHIP	IP WLS BF H R ER SO BB IBB HBP BLK WP HR S P ERA WHIP	IP WLS BF H R ER SO BB IBB HBP BLK WP HR S P ERA WHIP	IP WLS BF H R ER SO BB IBB HBP BLK WP HR S P ERA WHIP	IP WLS BF H R ER SO BB IBB HBP BLK WP HR S P ERA WHIP	IP WLS BF H R ER SO BB IBB HBP BLK WP HR S P ERA WHIP	IP WLS BF H R ER SO BB IBB HBP BLK WP HR S P ERA WHIP	IP WLS BF H R ER SO BB IBB HBP BLK WP HR S P ERA WHIP	IP WLS BF H R ER SO BB IBB HBP BLK WP HR S P ERA WHIP	IP WLS BF H R ER SO BB IBB HBP BLK WP HR S P ERA WHIP	IP WLS BF H R ER SO BB IBB HBP BLK WP HR S P ERA WHIP	IP WLS BF H R ER SO BB IBB HBP BLK WP HR S P ERA WHIP	IP WLS BF H R ER SO BB IBB HBP BLK WP HR S P ERA WHIP	IP WLS BF H R ER SO BB IBB HBP BLK WP HR S P ERA WHIP	IP WLS BF H R ER SO BB IBB HBP BLK WP HR S P ERA WHIP	
46 Brad Penny, R ERA: 6.89 57 Zach Putnam, R ERA: 12.71 40 Daniel Webb, R ERA: 8.68 63 Jairo Asencio, R ERA: 3.38 54 Eric Surkamp, L ERA: 9.45	4.0 L 22 8 6 6 2 3 0 0 0 0 1 26 40 13.50 2.750	1.0 4 1 0 0 2 0 0 0 0 0 0 0 8 8 0.00 1.000	1.0 7 2 2 2 1 0 0 0 0 0 0 0 10 18 18.00 3.000	1.0 3 0 0 0 1 0 0 0 0 0 0 0 5 5 0.00 0.000	1.0 3 0 0 0 1 0 0 0 0 0 0 0 5 5 0.00 0.000	1.0 L 5 2 1 1 1 0 0 0 0 0 1 5 9.00 2.000															
Batter	1	2	3	4	5	6	7	8	9	AB	R	H	RBI	BB	SO	LOB	BOTTOM				
7 Micah Johnson, L OBP: 0.413, SLG: 0.500										5	0	0	0	0	3	4					
10 Alexei Ramirez, R OBP: 0.370, SLG: 0.488 89 Cleuluis Rondon, S (7, PR)										3	1	1	1	1	0	0					
79 José Abreu, R OBP: 0.500, SLG: 0.651 91 Danny Hayes, L										3	0	3	0	0	0	0					
25 Adam LaRoche, L OBP: 0.243, SLG: 0.429 58 Geovany Soto, R OBP: 0.436, SLG: 0.480 90 Drew Garcia, S										2	0	1	1	0	0	1					
26 Avisail García, R OBP: 0.396, SLG: 0.455 88 Engel Beltre, L										3	0	0	0	0	3	3					
12 Conor Gillaspie, L OBP: 0.250, SLG: 0.282 15 Gordon Beckham, R										3	0	0	0	0	1	2					
21 Tyler Flowers, R OBP: 0.263, SLG: 0.303 91 Christian Marrero, L OBP: 0.500, SLG: 0.500										3	0	1	0	0	0	0					
20 JB Shuck, L OBP: 0.422, SLG: 0.439 44 George Kottaras, L OBP: 0.236, SLG: 0.366										3	1	1	1	0	1	0					
64 Emilio Bonifacio, S OBP: 0.217, SLG: 0.225 95 Jacob May, S										3	0	0	0	0	1	2					
Inning Stats	R: 1 E: 0 K: 3 S: 11	H: 2 LOB: 2 BB: 1 P: 15	R: 0 E: 0 K: 1 S: 5	H: 0 LOB: 0 BB: 0 P: 5	R: 0 E: 0 K: 1 S: 6	H: 1 LOB: 1 BB: 0 P: 6	R: 0 E: 0 K: 1 S: 5	H: 0 LOB: 0 BB: 0 P: 5	R: 0 E: 0 K: 1 S: 6	H: 1 LOB: 1 BB: 0 P: 6	R: 2 E: 1 K: 0 S: 7	H: 3 LOB: 2 BB: 0 P: 7	R: 3 E: 1 K: 2 S: 10	H: 3 LOB: 2 BB: 1 P: 15	R: 0 E: 0 K: 1 S: 6	H: 1 LOB: 1 BB: 0 P: 6	1B: 8 2B: 3 3B: 0 HR: 0	SF: 0 SAC: 0 DP: 0 HBP: 0	WP: 1 PB: 0 SB: 0 CS: 0	PA: 41	
PITCHER	IP WLS BF H R ER SO BB IBB HBP BLK WP HR S P ERA WHIP	IP WLS BF H R ER SO BB IBB HBP BLK WP HR S P ERA WHIP	IP WLS BF H R ER SO BB IBB HBP BLK WP HR S P ERA WHIP	IP WLS BF H R ER SO BB IBB HBP BLK WP HR S P ERA WHIP	IP WLS BF H R ER SO BB IBB HBP BLK WP HR S P ERA WHIP	IP WLS BF H R ER SO BB IBB HBP BLK WP HR S P ERA WHIP	IP WLS BF H R ER SO BB IBB HBP BLK WP HR S P ERA WHIP	IP WLS BF H R ER SO BB IBB HBP BLK WP HR S P ERA WHIP	IP WLS BF H R ER SO BB IBB HBP BLK WP HR S P ERA WHIP	IP WLS BF H R ER SO BB IBB HBP BLK WP HR S P ERA WHIP	IP WLS BF H R ER SO BB IBB HBP BLK WP HR S P ERA WHIP	IP WLS BF H R ER SO BB IBB HBP BLK WP HR S P ERA WHIP	IP WLS BF H R ER SO BB IBB HBP BLK WP HR S P ERA WHIP	IP WLS BF H R ER SO BB IBB HBP BLK WP HR S P ERA WHIP	IP WLS BF H R ER SO BB IBB HBP BLK WP HR S P ERA WHIP	IP WLS BF H R ER SO BB IBB HBP BLK WP HR S P ERA WHIP	IP WLS BF H R ER SO BB IBB HBP BLK WP HR S P ERA WHIP	IP WLS BF H R ER SO BB IBB HBP BLK WP HR S P ERA WHIP	IP WLS BF H R ER SO BB IBB HBP BLK WP HR S P ERA WHIP	IP WLS BF H R ER SO BB IBB HBP BLK WP HR S P ERA WHIP	
22 Clayton Kershaw, L ERA: 1.86 62 Joel Peralta, R ERA: 5.4 52 Pedro Báez, R ERA: 4.91 Ryan Buchter, L ERA: 1.8 41 Chris Hatcher, R ERA: 8.53	6.0 W 23 4 1 1 0 1 0 0 0 0 0 7 7 9.00 3.000	1.0 7 3 2 1 0 0 0 0 0 0 0 0 7 7 9.00 3.000	0.2 6 3 3 2 1 1 0 0 0 0 0 0 7 11 27.00 6.000	0.1 H 1 0 0 0 1 0 0 0 0 1 0 3 4 0.00 0.000	1.0 S 4 1 0 0 1 0 0 0 0 0 0 6 6 0.00 1.000																

Los Angeles Dodgers @ Chicago White Sox
 Camelback Ranch, Glendale, AZ
 Thu Mar 26 2015, 4:08 PM - 7:27 PM EDT
 Att: 7,650 - Sunny - 86 F

AB	37
R	9
H	13
RBI	9
BB	4
SO	9
LOB	13



Los Angeles Dodgers @ Chicago White Sox
 Camelback Ranch, Glendale, AZ
 Thu Mar 26 2015, 4:08 PM - 7:27 PM EDT
 Att: 7,650 - Sunny - 86 F

AB	39
R	6
H	11
RBI	5
BB	2
SO	11
LOB	18



Batter	1	2	3	4	5	6	7	8	9	AB	R	H	RBI	BB	SO	LOB	TOP					
10 Justin Turner, R (1, 6) Tyler Wampler, R (6, PR) (6, 6)	F8		G3					P2	G6-3	3	0	1	0	0	0	0	Los Angeles Dodgers @ Los Angeles Angels Tempe Diablo Stadium, Tempe, AZ Sat Mar 28 2015, 4:10 PM - 7:01 PM EDT Att: 9,637 - Sunny - 90 F livebaseballscorecards.com					
7 Alex Guerrero, R (1, 5) 91 Paul Hoenecke, L (8, PR) OBP: 0.750, SLG: 0.667	F8		HR			G5-3		89 2B	1B	4	1	2	1	0	0	1						
16 Andre Ethier, L (1, 10) OBP: 0.373, SLG: 0.457	G3-1		G6-3				P6	L7		4	0	0	0	0	0	2						
9 Yasmani Grandal, S (1, 2) OBP: 0.224, SLG: 0.255 89 Ralph Henriquez, S (7, 2) OBP: 1.000, SLG: 2.000		G4-3		F9			G3	1-H	2B	3	0	0	0	0	0	1						
33 Scott Van Slyke, R (1, 3) OBP: 0.381, SLG: 0.528 Lars Anderson, L (7, PR) OBP: 0.167, SLG: 0.167		31 HR	BB				28 2B	1B	F9	2	1	2	0	1	0	0						
31 Joc Pederson, L (1, 8) OBP: 0.407, SLG: 0.745 Michael Medina, R (7, 8)		1-H	HR			FC4-6	F9		K2-3	3	1	1	2	0	0	2						
28 Chris Heisey, R (1, 9) OBP: 0.140, SLG: 0.189 87 Jeremy Hazelbaker, L (7, PR) OBP: 0.575, SLG: 0.286		P6		CS			F9		F9	4	0	1	1	0	0	0						
14 Enrique Hernández, R (1, 7) OBP: 0.265, SLG: 0.542 88 Jon Garcia, R (7, 7) OBP: 0.500, SLG: 0.750		K					K			3	0	0	0	0	2	2						
6 Darwin Barney, R (1, 4) OBP: 0.341, SLG: 0.444 Adam Law, R (7, 4) OBP: 0.200, SLG: 0.200				F9			G4-3		F9	3	0	0	0	0	0	3						
Inning Stats	R: 0 E: 0 K: 0 S: 3	H: 0 LOB: 0 BB: 0 P: 3	R: 2 E: 0 K: 1 S: 6	H: 1 LOB: 0 BB: 1 P: 11	R: 1 E: 0 K: 0 S: 5	H: 1 LOB: 0 BB: 0 P: 6	R: 0 E: 0 K: 0 S: 4	H: 1 LOB: 0 BB: 0 P: 4	R: 0 E: 0 K: 1 S: 5	H: 0 LOB: 0 BB: 0 P: 5	R: 0 E: 0 K: 0 S: 4	H: 1 LOB: 1 BB: 0 P: 4	R: 1 E: 0 K: 0 S: 5	H: 2 LOB: 3 BB: 0 P: 5	R: 1 E: 0 K: 0 S: 5	H: 2 LOB: 2 BB: 0 P: 5	R: 0 E: 0 K: 1 S: 6	H: 1 LOB: 2 BB: 1 P: 10	1B: 4 2B: 3 3B: 0 HR: 2	SF: 0 SAC: 0 DP: 0 HBP: 0	WP: 0 PB: 0 SB: 0 CS: 1	PA: 38
PITCHER	IP WLS BF H R ER SO BB IBB HBP BLK WP HR S P ERA WHIP																					
52 Matt Shoemaker, R (1, 1) ERA: 5.21	6.0 L 23 5 4 4 2 1 0 0 0 0 0 2 28 34 6.00 1.000																					
48 Jose Alvarez, L (7, 1) ERA: 2.94	1.0 4 1 0 0 0 0 0 0 0 0 0 4 4 0.00 1.000																					
16 Huston Street, R (8, 1) ERA: 3.18	1.0 5 2 1 1 0 0 0 0 0 0 0 5 5 9.00 2.000																					
47 Ryan Mattheus, R (9, 1) ERA: 3.24	1.0 5 1 0 0 1 1 0 0 0 0 0 6 10 0.00 2.000																					

Batter	1	2	3	4	5	6	7	8	9	AB	R	H	RBI	BB	SO	LOB	BOTTOM			
56 Kole Calhoun, L (1, 9) OBP: 0.333, SLG: 0.295 19 Eren Navarro, L (7, 3) OBP: 0.511, SLG: 0.537	F7		F8	F8					K	3	0	0	0	0	0	2	Los Angeles Dodgers @ Los Angeles Angels Tempe Diablo Stadium, Tempe, AZ Sat Mar 28 2015, 4:10 PM - 7:01 PM EDT Att: 9,637 - Sunny - 90 F livebaseballscorecards.com			
27 Mike Trout, R (1, 8) OBP: 0.527, SLG: 0.851 13 Josh Rutledge, R (7, 6) OBP: 0.229, SLG: 0.205	G6-3		L8		HR				SF9	3	1	1	1	0	0	0				
5 Albert Pujols, R (1, 3) OBP: 0.358, SLG: 0.596 39 Marc Krauss, L (7, 7) OBP: 0.500, SLG: 0.667		24 FC5-4	BB						K	2	0	1	0	1	0	0				
24 C.J. Cron, R (1, 10) OBP: 0.424, SLG: 0.741 12 Johnny Giavotella, R (8, PH) OBP: 0.415, SLG: 0.658		FC5-4							K	2	0	0	0	2	1					
2 Erick Aybar, S (1, 6) OBP: 0.327, SLG: 0.500 44 Daniel Robertson, R (7, 9) OBP: 0.263, SLG: 0.316		HR		F7					K	3	1	1	1	0	0	2				
20 Matt Joyce, L (1, 7) OBP: 0.426, SLG: 0.613 7 Collin Cowgill, R (6, PH) OBP: 0.380, SLG: 0.511									K	1	0	1	0	0	0	0				
17 Chris Iannetta, R (1, 2) OBP: 0.324, SLG: 0.531 99 Carlos Pérez, R (8, PH) OBP: 0.308, SLG: 0.375									K	2	0	2	0	0	0	0				
75 Kyle Kubitzka, L (1, 5) OBP: 0.342, SLG: 0.444 10 Grant Green, R (6, PH) OBP: 0.262, SLG: 0.286									K	2	0	0	0	0	1	1				
8 Taylor Featherston, R (1, 4) OBP: 0.283, SLG: 0.326									K	4	1	1	0	0	1	4				
Inning Stats	R: 0 E: 0 K: 0 S: 3	H: 0 LOB: 1 BB: 1 P: 7	R: 1 E: 0 K: 0 S: 7	H: 2 LOB: 0 BB: 0 P: 10	R: 0 E: 0 K: 1 S: 7	H: 2 LOB: 2 BB: 0 P: 7	R: 0 E: 0 K: 1 S: 7	H: 2 LOB: 0 BB: 0 P: 7	R: 1 E: 0 K: 2 S: 7	H: 1 LOB: 0 BB: 0 P: 7	R: 0 E: 0 K: 2 S: 7	H: 1 LOB: 1 BB: 1 P: 10	R: 1 E: 0 K: 1 S: 6	H: 2 LOB: 1 BB: 1 P: 10	R: 1 E: 0 K: 2 S: 8	H: 1 LOB: 0 BB: 0 P: 9	1B: 5 2B: 3 3B: 1 HR: 2	SF: 1 SAC: 1 DP: 1 HBP: 0	WP: 2 PB: 0 SB: 0 CS: 1	PA: 39
PITCHER	IP WLS BF H R ER SO BB IBB HBP BLK WP HR S P ERA WHIP																			
54 David Huff, L (1, 1) ERA: 1.5	3.1 W 17 6 1 1 0 1 0 0 0 0 0 0 4 4 0.00 0.000																			
52 Pedro Báez, R (4, 1) ERA: 4.5	0.2 H 2 0 0 0 1 0 0 0 0 0 0 0 4 4 0.00 0.000																			
27 Dustin McGowan, R (5, 1) ERA: 6.75	1.0 H 4 1 1 1 1 0 0 0 0 0 1 6 7 9.00 1.000																			
36 Adam Liberatore, L (6, 1) ERA	1.0 H 4 0 0 0 0 1 0 0 0 1 0 3 8 0.00 1.000																			
71 Josh Ravin, R (7, 1) ERA	1.0 H 3 1 0 0 2 0 0 0 0 0 0 7 7 0.00 1.000																			
PITCHER	IP WLS BF H R ER SO BB IBB HBP BLK WP HR S P ERA WHIP																			
96 B.J. Rosenberg, R (8, 1) ERA: 6.75	1.0 H 5 2 1 1 1 0 0 0 0 0 0 0 0 0 9.00 3.000																			
Ryan Buchter, L (9, 1) ERA: 3.0	1.0 S 4 1 1 1 2 0 0 0 0 0 1 0 8 9 9.00 1.000																			



Batter	1	2	3	4	5	6	7	8	9	AB	R	H	RBI	BB	SO	LOB	TOP		
31 Joc Pederson, L OBP: 0.421, SLG: 0.796 82 Travis Witherspoon, R OBP: 0.100, SLG: 0.100										3	1	2	1	0	0	0	Los Angeles Dodgers @ San Francisco Giants Scottsdale Stadium, Scottsdale, AZ Sun Mar 29 2015, 4:08 PM - 7:24 PM EDT Att: 10,985 - Sunny - 87 F		
10 Justin Turner, R OBP: 0.488, SLG: 0.814 Lars Anderson, L OBP: 0.250, SLG: 0.250									3	1	1	0	0	0	0	0			
66 Yasiel Puig, R OBP: 0.348, SLG: 0.674 72 Joey Curletta, R OBP: 0.125, SLG: 0.125									3	1	2	1	0	0	0	0			
9 Yasmani Grandal, S OBP: 0.245, SLG: 0.314 89 Spencer Navin, R OBP: 1.000, SLG: 1.500									4	1	2	1	0	0	0	1			
16 Andre Ethier, L OBP: 0.389, SLG: 0.458 Jacob Scavuzzo, R OBP: 1.000, SLG: 1.333									2	0	1	1	1	1	1	1			
7 Alex Guerrero, R OBP: 0.357, SLG: 0.561 86 Luis Mateo, R									3	0	0	0	0	0	0	3			
14 Enrique Hernández, R OBP: 0.264, SLG: 0.577 Jacob Rhame, R									4	1	1	3	0	1	1	AB 39 R 9 H 15 RBI 8 BB 3 SO 8 LOB 13			
6 Darwin Barney, R OBP: 0.356, SLG: 0.475									4	1	2	0	0	0	0	WP: 0 PA: 42 PB: 0 SB: 0 CS: 1			
77 Carlos Frias, R 12 Juan Nicasio, R 26 Sergio Santos, R 97 Jeremy Horst, L 81 Brian Burgamy, S 84 Ben Rowen, R Adam Law, R									2	0	0	0	0	0	0	0			
Inning Stats	R: 1 E: 0 K: 1 S: 8	H: 3 LOB: 1 BB: 0 P: 8	R: 0 E: 0 K: 0 S: 3	H: 0 LOB: 0 BB: 0 P: 3	R: 2 E: 0 K: 1 S: 8	H: 3 LOB: 2 BB: 1 P: 12	R: 0 E: 0 K: 1 S: 5	H: 0 LOB: 0 BB: 0 P: 5	R: 0 E: 0 K: 0 S: 3	H: 2 LOB: 1 BB: 0 P: 6	R: 1 E: 0 K: 1 S: 6	H: 2 LOB: 1 BB: 1 P: 10	R: 3 E: 0 K: 1 S: 8	H: 3 LOB: 1 BB: 1 P: 13	R: 1 E: 1 K: 2 S: 9	H: 2 LOB: 1 BB: 0 P: 9		1B: 7 2B: 8 3B: 0 HR: 2	SF: 0 SAC: 0 DP: 2 HBP: 0
PITCHER	IP WLS BF H R ER SO BB IBB HBP BLK WP HR S P ERA WHIP	4.0 8 22 6 3 3 3 1 0 0 0 0 1 24 28 6.75 1.750	2.1 10 3 2 2 2 1 0 0 0 0 0 0 13 17 7.71 1.714	0.2 2 1 0 0 0 0 0 0 0 0 0 0 2 2 0.00 1.500	1.0 7 3 3 3 1 1 0 0 0 0 1 8 13 27.00 4.000	1.0 5 2 1 0 2 0 0 0 0 0 0 0 9 9 0.00 2.000											IP WLS BF H R ER SO BB IBB HBP BLK WP HR S P ERA WHIP		
18 Matt Cain, R ERA: 8.22	32 Ryan Vogelsong, R ERA: 7.45	49 Javier López, L ERA: 4.26	70 George Kontos, R ERA: 5.4	63 Jean Machi, R ERA: 3.75											IP WLS BF H R ER SO BB IBB HBP BLK WP HR S P ERA WHIP				

Batter	1	2	3	4	5	6	7	8	9	AB	R	H	RBI	BB	SO	LOB	BOTTOM		
23 Norichika Aoki, L OBP: 0.328, SLG: 0.345 29 Héctor Sánchez, S OBP: 0.295, SLG: 0.357										3	1	1	0	1	0	2	Los Angeles Dodgers @ San Francisco Giants Scottsdale Stadium, Scottsdale, AZ Sun Mar 29 2015, 4:08 PM - 7:24 PM EDT Att: 10,985 - Sunny - 87 F		
12 Joe Panik, L OBP: 0.297, SLG: 0.400 1 Ehire Adrianza, S OBP: 0.373, SLG: 0.310									3	3	3	0	1	0	0	0			
16 Ángel Pagán, S OBP: 0.290, SLG: 0.185 Gary Brown, R OBP: 0.250, SLG: 0.256									4	1	2	2	0	1	3				
28 Buster Posey, R OBP: 0.395, SLG: 0.417 Juan Carlos Pérez, R OBP: 0.300, SLG: 0.348									4	0	2	2	0	0	1				
9 Brandon Belt, L OBP: 0.470, SLG: 0.630 Adam Duvall, R OBP: 0.216, SLG: 0.271									1	0	0	0	0	0	2				
45 Travis Ishikawa, L OBP: 0.381, SLG: 0.296 32 Ryan Vogelsong, R ERA: 7.15 49 Javier López, L OBP: 0.295, SLG: 0.357 70 George Kontos, R Andrew Susac, R OBP: 1.308, SLG: 2.478 63 Jean Machi, R									2	0	0	0	0	0	2	3			
35 Brandon Crawford, L OBP: 0.333, SLG: 0.360								3	0	1	0	1	0	5	AB 41 R 11 H 21 RBI 11 BB 6 SO 7 LOB 33				
50 Matt Duffy, R OBP: 0.420, SLG: 0.681									4	2	3	3	1	0	3				
18 Matt Cain, R 43 Justin Maxwell, R OBP: 0.361, SLG: 0.526									1	0	0	0	0	1	1				
Inning Stats	R: 2 E: 0 K: 1 S: 9	H: 4 LOB: 2 BB: 0 P: 9	R: 1 E: 0 K: 1 S: 6	H: 1 LOB: 2 BB: 2 P: 14	R: 0 E: 0 K: 1 S: 5	H: 1 LOB: 1 BB: 0 P: 5	R: 0 E: 0 K: 0 S: 4	H: 2 LOB: 1 BB: 0 P: 4	R: 3 E: 0 K: 1 S: 8	H: 3 LOB: 2 BB: 2 P: 16	R: 1 E: 0 K: 1 S: 8	H: 3 LOB: 2 BB: 0 P: 8	R: 2 E: 0 K: 1 S: 8	H: 4 LOB: 1 BB: 0 P: 8	R: 2 E: 1 K: 2 S: 9	H: 4 LOB: 1 BB: 0 P: 9		1B: 16 2B: 7 3B: 0 HR: 0	SF: 0 SAC: 0 DP: 3 HBP: 0
PITCHER	IP WLS BF H R ER SO BB IBB HBP BLK WP HR S P ERA WHIP	3.1 8 3 3 3 1 2 0 0 0 0 0 0 8 16 20.25 3.750	0.2 7 3 2 2 1 2 0 0 0 0 0 0 7 15 27.00 7.500	0.2 2 0 0 0 0 0 0 0 0 0 0 0 2 2 0.00 0.000	1.0 6 3 1 1 1 0 0 0 0 0 0 0 8 8 9.00 3.000											IP WLS BF H R ER SO BB IBB HBP BLK WP HR S P ERA WHIP			
77 Carlos Frias, R ERA: 6.75	12 Juan Nicasio, R ERA: 4.7	26 Sergio Santos, R ERA: 4.7	97 Jeremy Horst, L ERA: 7.15	84 Ben Rowen, R ERA: 9.0											IP WLS BF H R ER SO BB IBB HBP BLK WP HR S P ERA WHIP				

Batter	1	2	3	4	5	6	7	8	9	AB	R	H	RBI	BB	SO	LOB	TOP							
2 Leonys Martin, L (1,8) OBP: 0.333, SLG: 0.413 20 Jake Smolinski, R (5,8) OBP: 0.413, SLG: 0.561										2	1	1	0	1	1	0	Texas Rangers @ Los Angeles Dodgers Camelback Ranch, Glendale, AZ Sun Mar 29 2015, 4:16 PM - 7:20 PM EDT Att: 10,277 - Partly Cloudy - 91 F livebaseballscorecards.com							
17 Shin-Soo Choo, L (1,9) OBP: 0.235, SLG: 0.250 43 Carlos Peguero, L (5,9) OBP: 0.409, SLG: 0.447										2	1	1	1	1	0	0								
29 Adrian Beltré, R (1,5) OBP: 0.410, SLG: 0.324 19 Ed Lucas, R (5, PR) OBP: 0.308, SLG: 0.343										3	1	2	1	0	0	2								
84 Prince Fielder, L (1,3) OBP: 0.316, SLG: 0.405 9 Adam Rosales, R (5,3) OBP: 0.357, SLG: 0.432										3	0	0	0	0	0	4								
16 Ryan Rua, R (1,7) OBP: 0.351, SLG: 0.509 77 Alex Burg, R (8,7)										4	0	1	1	0	1	2								
18 Mitch Moreland, L (1,10) OBP: 0.333, SLG: 0.579										4	1	1	1	0	1	1								
1 Elvis Andrus, R (1,6) OBP: 0.417, SLG: 0.639 78 Elliot Johnson, S (6,4) OBP: 0.350, SLG: 0.290										3	0	1	0	0	0	0								
3 Carlos Corporán, S (1,2) OBP: 0.400, SLG: 0.520										4	0	1	0	0	1	2								
12 Rougned Odor, L (1,4) OBP: 0.417, SLG: 0.588 39 Tommy Field, R (4, PH) OBP: 0.311, SLG: 0.512										1	0	0	0	0	1	0								
										3	1	1	0	0	0	1								
Inning Stats	R: 0 E: 0 K: 0 S: 4	H: 1 LOB: 2 BB: 1 P: 8	R: 0 E: 0 K: 0 S: 3	H: 0 LOB: 0 BB: 0 P: 3	R: 3 E: 0 K: 1 S: 8	H: 3 LOB: 1 BB: 1 P: 14	R: 0 E: 0 K: 0 S: 3	H: 1 LOB: 1 BB: 0 P: 3	R: 0 E: 0 K: 1 S: 6	H: 1 LOB: 1 BB: 0 P: 6	R: 0 E: 0 K: 2 S: 8	H: 1 LOB: 0 BB: 0 P: 8	R: 1 E: 0 K: 0 S: 4	H: 1 LOB: 0 BB: 0 P: 4	R: 1 E: 1 K: 1 S: 9	H: 2 LOB: 1 BB: 0 P: 11	R: 0 E: 0 K: 1 S: 6	H: 1 LOB: 1 BB: 0 P: 6	1B: 5 2B: 5 3B: 1 HR: 1	SF: 0 SAC: 0 DP: 1 HBP: 0	WP: 1 PB: 0 SB: 1 CS: 0	PA: 39		
PITCHER	IP WLS BF H R ER SO BB IBB HBP BLK WP HR S P ERA WHIP	IP WLS BF H R ER SO BB IBB HBP BLK WP HR S P ERA WHIP	IP WLS BF H R ER SO BB IBB HBP BLK WP HR S P ERA WHIP	IP WLS BF H R ER SO BB IBB HBP BLK WP HR S P ERA WHIP	IP WLS BF H R ER SO BB IBB HBP BLK WP HR S P ERA WHIP	IP WLS BF H R ER SO BB IBB HBP BLK WP HR S P ERA WHIP	IP WLS BF H R ER SO BB IBB HBP BLK WP HR S P ERA WHIP	IP WLS BF H R ER SO BB IBB HBP BLK WP HR S P ERA WHIP	IP WLS BF H R ER SO BB IBB HBP BLK WP HR S P ERA WHIP	IP WLS BF H R ER SO BB IBB HBP BLK WP HR S P ERA WHIP	IP WLS BF H R ER SO BB IBB HBP BLK WP HR S P ERA WHIP	IP WLS BF H R ER SO BB IBB HBP BLK WP HR S P ERA WHIP	IP WLS BF H R ER SO BB IBB HBP BLK WP HR S P ERA WHIP	IP WLS BF H R ER SO BB IBB HBP BLK WP HR S P ERA WHIP	IP WLS BF H R ER SO BB IBB HBP BLK WP HR S P ERA WHIP	IP WLS BF H R ER SO BB IBB HBP BLK WP HR S P ERA WHIP	IP WLS BF H R ER SO BB IBB HBP BLK WP HR S P ERA WHIP	IP WLS BF H R ER SO BB IBB HBP BLK WP HR S P ERA WHIP	IP WLS BF H R ER SO BB IBB HBP BLK WP HR S P ERA WHIP	IP WLS BF H R ER SO BB IBB HBP BLK WP HR S P ERA WHIP	IP WLS BF H R ER SO BB IBB HBP BLK WP HR S P ERA WHIP	IP WLS BF H R ER SO BB IBB HBP BLK WP HR S P ERA WHIP	IP WLS BF H R ER SO BB IBB HBP BLK WP HR S P ERA WHIP	IP WLS BF H R ER SO BB IBB HBP BLK WP HR S P ERA WHIP

Batter	1	2	3	4	5	6	7	8	9	AB	R	H	RBI	BB	SO	LOB	BOTTOM						
11 Jimmy Rollins, S (1,6) OBP: 0.333, SLG: 0.588 86 Dillon Moyer, R (6, PH) OBP: 0.400, SLG: 0.250										3	1	2	0	0	1	0	Texas Rangers @ Los Angeles Dodgers Camelback Ranch, Glendale, AZ Sun Mar 29 2015, 4:16 PM - 7:20 PM EDT Att: 10,277 - Partly Cloudy - 91 F livebaseballscorecards.com						
28 Chris Heisey, R (1,8) OBP: 0.156, SLG: 0.195 Peter Lavin, L (7,8)										4	1	1	2	0	2	2							
23 Adrián González, L (1,3) OBP: 0.268, SLG: 0.438 91 Cody Bellinger, L (7,3) OBP: 0.200, SLG: 0.750										3	1	1	1	0	1	0							
47 Howie Kendrick, R (1,4) OBP: 0.468, SLG: 0.605 Daniel Mayora, R (7,4) OBP: 0.333, SLG: 0.500										3	1	2	1	0	0	0							
33 Scott Van Slyke, R (1,9) OBP: 0.400, SLG: 0.564 Matt Carson, R (7,9) OBP: 0.250, SLG: 0.522										3	0	2	1	0	0	0							
3 Carl Crawford, L (1,7) OBP: 0.282, SLG: 0.275 62 Joel Peralta, R (6,1) 95 Webster Rivas, R (7, PH) 56 J.P. Howell, L (8,1) 41 Chris Hatcher, R (9,1)										3	1	1	0	0	0	2							
										0	0	0	0	0	0	0							
17 A.J. Ellis, R (1,2) OBP: 0.308, SLG: 0.313 70 Chris O'Brien, S (8,2) OBP: 0.100, SLG: 0.200										2	0	0	0	2	0	1							
38 Brandon McCarthy, R (1,1) 84 Devan Aphant, L (6,7) OBP: 0.333, SLG: 0.333										2	0	0	0	0	1	1							
Inning Stats	R: 0 E: 0 K: 2 S: 7	H: 0 LOB: 0 BB: 0 P: 7	R: 0 E: 0 K: 0 S: 3	H: 0 LOB: 0 BB: 0 P: 3	R: 5 E: 0 K: 1 S: 10	H: 6 LOB: 1 BB: 0 P: 11	R: 2 E: 0 K: 1 S: 10	H: 3 LOB: 1 BB: 0 P: 13	R: 0 E: 0 K: 1 S: 7	H: 2 LOB: 1 BB: 0 P: 7	R: 0 E: 0 K: 2 S: 7	H: 0 LOB: 1 BB: 1 P: 11	R: 3 E: 0 K: 2 S: 11	H: 4 LOB: 2 BB: 1 P: 15	R: 0 E: 0 K: 0 S: 3	H: 0 LOB: 0 BB: 0 P: 3		1B: 9 2B: 4 3B: 1 HR: 1	SF: 0 SAC: 0 DP: 0 HBP: 0	WP: 0 PB: 0 SB: 2 CS: 0	PA: 40		
PITCHER	IP WLS BF H R ER SO BB IBB HBP BLK WP HR S P ERA WHIP	IP WLS BF H R ER SO BB IBB HBP BLK WP HR S P ERA WHIP	IP WLS BF H R ER SO BB IBB HBP BLK WP HR S P ERA WHIP	IP WLS BF H R ER SO BB IBB HBP BLK WP HR S P ERA WHIP	IP WLS BF H R ER SO BB IBB HBP BLK WP HR S P ERA WHIP	IP WLS BF H R ER SO BB IBB HBP BLK WP HR S P ERA WHIP	IP WLS BF H R ER SO BB IBB HBP BLK WP HR S P ERA WHIP	IP WLS BF H R ER SO BB IBB HBP BLK WP HR S P ERA WHIP	IP WLS BF H R ER SO BB IBB HBP BLK WP HR S P ERA WHIP	IP WLS BF H R ER SO BB IBB HBP BLK WP HR S P ERA WHIP	IP WLS BF H R ER SO BB IBB HBP BLK WP HR S P ERA WHIP	IP WLS BF H R ER SO BB IBB HBP BLK WP HR S P ERA WHIP	IP WLS BF H R ER SO BB IBB HBP BLK WP HR S P ERA WHIP	IP WLS BF H R ER SO BB IBB HBP BLK WP HR S P ERA WHIP	IP WLS BF H R ER SO BB IBB HBP BLK WP HR S P ERA WHIP	IP WLS BF H R ER SO BB IBB HBP BLK WP HR S P ERA WHIP	IP WLS BF H R ER SO BB IBB HBP BLK WP HR S P ERA WHIP	IP WLS BF H R ER SO BB IBB HBP BLK WP HR S P ERA WHIP	IP WLS BF H R ER SO BB IBB HBP BLK WP HR S P ERA WHIP	IP WLS BF H R ER SO BB IBB HBP BLK WP HR S P ERA WHIP	IP WLS BF H R ER SO BB IBB HBP BLK WP HR S P ERA WHIP	IP WLS BF H R ER SO BB IBB HBP BLK WP HR S P ERA WHIP	IP WLS BF H R ER SO BB IBB HBP BLK WP HR S P ERA WHIP



Batter	1	2	3	4	5	6	7	8	9	AB	R	H	RBI	BB	SO	LOB	TOP				
11 Jimmy Rollins, S 85 Delvis Morales, S										3	1	1	0	0	1	1	Los Angeles Dodgers @ Arizona Diamondbacks Salt River Fields at Talking Stick, Scottsdale, AZ Mon Mar 30 2015, 4:11 PM - 6:57 PM EDT Att: 9,387 - Sunny - 92 F				
66 Yasiel Puig, R 28 Chris Heisey, R									3	0	0	0	0	0	1	1					
23 Adrián González, L 14 Enrique Hernández, R									3	0	1	1	0	1	0	0					
47 Howie Kendrick, R Brandon Dixon, R									1	1	0	0	2	0	0	4					
3 Carl Crawford, L 86 Deivy Castillo, L									3	0	1	1	0	0	2	2					
5 Juan Uribe, R 82 Jarek Cunningham, R									3	1	1	0	0	0	1	0					
31 Joc Pederson, L 91 Cody Bellinger, L									3	0	0	0	0	1	1	0					
17 A.J. Ellis, R 95 Webster Rivas, R									2	0	1	1	1	1	0	0					
35 Brett Anderson, L 6 Darwin Barney, R 0 Mike Adams, R 36 Adam Liberatore, L 52 Pedro Báez, R 7 Alex Guerrero, R 75 Páco Rodríguez, L									1	0	0	0	0	0	1	1					
Inning Stats	R: 2 H: 2 E: 0 K: 0 S: 15	H: 2 LOB: 1 BB: 1 P: 26	R: 0 H: 0 E: 0 K: 1 S: 8	H: 0 LOB: 1 BB: 1 P: 15	R: 0 H: 0 E: 0 K: 1 S: 6	H: 0 LOB: 0 BB: 0 P: 9	R: 1 H: 2 E: 0 K: 1 S: 17	H: 2 LOB: 1 BB: 0 P: 28	R: 0 H: 0 E: 0 K: 1 S: 12	H: 0 LOB: 2 BB: 1 P: 23	R: 1 H: 2 E: 0 K: 0 S: 14	H: 2 LOB: 2 BB: 1 P: 24	R: 0 H: 0 E: 0 K: 1 S: 8	H: 0 LOB: 0 BB: 0 P: 11	R: 0 H: 2 E: 0 K: 3 S: 13	H: 2 LOB: 2 BB: 0 P: 18		1B: 6 2B: 2 3B: 1 HR: 0	SF: 0 SAC: 1 DP: 0 HBP: 0	WP: 0 PB: 0 SB: 0 CS: 0	PA: 40
PITCHER	IP WLS BF H R ER SO BB IBB HBP BLK WP HR S P ERA WHIP																				
32 Yoan López, R 40 Andrew Chafin, L 63 Enrique Burgos, R 15 Silvino Bracho, R 14 Jimmie Shery, R	4.0 L 18 4 3 3 3 2 0 0 0 0 0 0 0 0 0 0 6.75 1.500	2.1 11 2 1 1 2 2 0 0 0 0 0 0 0 0 0 0 3.86 1.714	0.2 3 1 0 0 0 0 0 0 0 0 0 0 0 0 0 0 1.500	1.0 3 0 0 0 1 0 0 0 0 0 0 0 0 0 0 0 0.00 0.000	1.0 5 2 0 0 3 0 0 0 0 0 0 0 0 0 0 13 18 0.00 2.000																

AB	35
R	4
H	9
RBI	4
BB	4
SO	9
LOB	15



Batter	1	2	3	4	5	6	7	8	9	AB	R	H	RBI	BB	SO	LOB	BOTTOM				
5 Ender Inciarte, L 11 Tom Belza, L										3	0	2	0	0	0	0	Los Angeles Dodgers @ Arizona Diamondbacks Salt River Fields at Talking Stick, Scottsdale, AZ Mon Mar 30 2015, 4:11 PM - 6:57 PM EDT Att: 9,387 - Sunny - 92 F				
4 Cliff Pennington, S Danny Worth, R										2	0	0	0	1	0	1					
24 Yasmany Tomás, R Jamie Romak, R									2	0	1	0	0	1	0	0					
2 Aaron Hill, R 34 Rudy Flores, L									3	0	1	0	0	0	1	0					
6 David Peralta, L 40 Andrew Chafin, R 63 Enrique Burgos, R 19 Jake Lamb, L 24 Ronnie Freeman, R									2	0	0	0	0	0	0	0					
Nick Evans, R									0	0	0	0	0	0	0	0					
9 Tuffy Gosewisch, R Mark Thomas, R									1	0	0	0	0	0	1	2					
31 Jordan Pacheco, R 15 Silvino Bracho, R 14 Jimmie Shery, R									3	0	0	0	0	0	3	0					
32 Yoan López, R 6 Evan Marzilli, L									1	0	0	0	0	1	0	0					
Inning Stats	R: 0 H: 1 E: 0 K: 0 S: 8	H: 1 LOB: 0 BB: 0 P: 16	R: 0 H: 1 E: 0 K: 1 S: 12	H: 1 LOB: 1 BB: 1 P: 22	R: 0 H: 0 E: 0 K: 1 S: 7	H: 0 LOB: 0 BB: 0 P: 9	R: 0 H: 1 E: 0 K: 0 S: 4	H: 1 LOB: 2 BB: 0 P: 6	R: 2 H: 3 E: 0 K: 1 S: 13	H: 3 LOB: 2 BB: 0 P: 18	R: 0 H: 0 E: 0 K: 1 S: 7	H: 0 LOB: 0 BB: 0 P: 11	R: 0 H: 0 E: 0 K: 2 S: 9	H: 0 LOB: 0 BB: 0 P: 13	1B: 7 2B: 0 3B: 0 HR: 0	SF: 0 SAC: 0 DP: 4 HBP: 2		WP: 0 PB: 0 SB: 0 CS: 1	PA: 33		
PITCHER	IP WLS BF H R ER SO BB IBB HBP BLK WP HR S P ERA WHIP																				
35 Brett Anderson, L 0 Mike Adams, R 36 Adam Liberatore, L 52 Pedro Báez, R 75 Páco Rodríguez, L	6.0 W 20 4 0 0 2 1 0 0 1 0 0 0 0 0 0 0 0.00 0.833	1.0 6 3 2 2 1 0 0 0 1 0 0 0 0 0 0 0 18.00 3.000	0.2 H 2 0 0 0 0 0 0 0 0 0 0 0 0 0 0 0 0.00 0.000	0.1 H 1 0 0 0 1 0 0 0 0 0 0 0 0 0 0 0 0.00 0.000	4.32 3 0 0 0 2 0 0 0 0 0 0 0 0 0 0 9 13 0.00 0.000																

AB	29
R	2
H	7
RBI	2
BB	1
SO	6
LOB	8



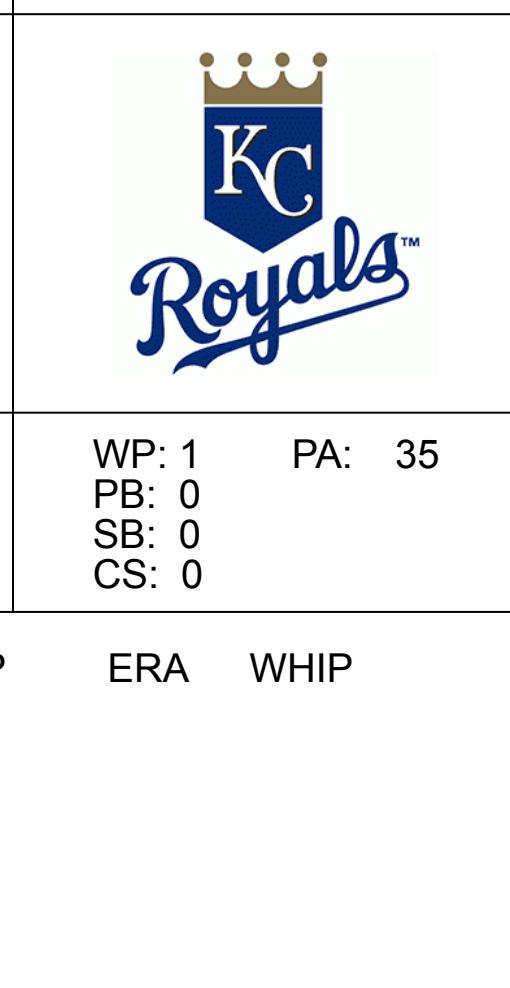
Batter	1	2	3	4	5	6	7	8	9	AB	R	H	RBI	BB	SO	LOB	TOP											
20 JB Shuck, L OBP: 0.417, SLG: 0.473 (1, 8)										5	1	2	0	0	1	0	Chicago White Sox @ Los Angeles Dodgers Camelback Ranch, Glendale, AZ Tue Mar 31 2015, 4:08 PM - 6:51 PM EDT Att: 6,141 - Sunny - 90 F livebaseballscorecards.com											
53 Melky Cabrera, S OBP: 0.339, SLG: 0.365 (1, 7)										3	0	0	1	0	0	1												
79 Jose Abreu, R OBP: 0.327, SLG: 0.692 92 Nick Basto, R (7, 3)										4	0	4	1	0	0	0												
92 Keon Barnum, L OBP: 0.143, SLG: 0.571 (1, 10)										4	0	0	0	0	0	4												
10 Alexei Ramirez, R OBP: 0.311, SLG: 0.397 Tim Anderson, R OBP: 0.167, SLG: 0.167 (8, 6)										4	0	1	0	0	1	1												
26 Avisail Garcia, R OBP: 0.354, SLG: 0.400 88 Engel Beltrre, L OBP: 0.217, SLG: 0.143 (8, 9)										4	0	1	0	0	1	1												
12 Conor Gillaspie, L OBP: 0.273, SLG: 0.283 7 Micah Johnson, L OBP: 0.368, SLG: 0.453 (6, PR)										2	0	0	0	1	0	2												
58 Geovany Soto, R OBP: 0.425, SLG: 0.452 (1, 2)										3	0	0	0	1	1	2												
5 Yolmer Sanchez, S OBP: 0.436, SLG: 0.371 (6, 5)										4	1	2	0	0	1	2												
Inning Stats	R: 0 E: 0 K: 0 S: 4	H: 2 LOB: 1 BB: 0 P: 5	R: 0 E: 0 K: 1 S: 6	H: 1 LOB: 1 BB: 0 P: 6	R: 2 E: 0 K: 0 S: 6	H: 3 LOB: 1 BB: 0 P: 6	R: 0 E: 0 K: 0 S: 4	H: 2 LOB: 2 BB: 0 P: 4	R: 0 E: 0 K: 0 S: 3	H: 0 LOB: 2 BB: 2 P: 11	R: 0 E: 0 K: 1 S: 6	H: 1 LOB: 1 BB: 0 P: 6	R: 0 E: 0 K: 3 S: 9	H: 0 LOB: 0 BB: 0 P: 9	R: 0 E: 0 K: 1 S: 5	H: 0 LOB: 0 BB: 0 P: 5		1B: 7 2B: 3 3B: 0 HR: 0	SF: 1 SAC: 0 DP: 0 HBP: 0	WP: 0 PB: 0 SB: 0 CS: 1	PA: 37							
PITCHER	IP	WLS	BF	H	R	ER	SO	BB	IBB	HBP	BLK	WP	HR	S	P	ERA	WHIP											
45 Joe Wieland, R ERA: 1.93 (1, 1)	5.0	L	22	9	2	2	1	0	0	0	0	0	0	24	25	3.60	1.800											
58 David Aardsma, R ERA: 2.0 (6, 1)	1.0		5	0	0	0	0	2	0	0	0	0	0	3	11	0.00	2.000											
12 Juan Nicasio, R ERA: 6.57 (7, 1)	1.0		4	1	0	0	1	0	0	0	0	0	0	6	6	0.00	1.000											
63 Yimi Garcia, R ERA: 0.87 (8, 1)	1.0		3	0	0	0	3	0	0	0	0	0	0	9	9	0.00	0.000											
26 Sergio Santos, R ERA: 4.15 (9, 1)	1.0		3	0	0	0	1	0	0	0	0	0	0	5	5	0.00	0.000											
Batter	1	2	3	4	5	6	7	8	9	AB	R	H	RBI	BB	SO	LOB	BOTTOM											
11 Jimmy Rollins, S OBP: 0.333, SLG: 0.579 6 Darwin Barney, R OBP: 0.362, SLG: 0.476 (6, 6)										3	0	1	0	0	0	1	Chicago White Sox @ Los Angeles Dodgers Camelback Ranch, Glendale, AZ Tue Mar 31 2015, 4:08 PM - 6:51 PM EDT Att: 6,141 - Sunny - 90 F livebaseballscorecards.com											
66 Yasiel Puig, R OBP: 0.327, SLG: 0.612 72 Joey Curletta, R OBP: 0.111, SLG: 0.111 (6, 9)										3	0	1	0	0	0	1												
23 Adrián González, L OBP: 0.276, SLG: 0.407 33 Scott Van Slyke, R OBP: 0.391, SLG: 0.550 (7, 3)										3	0	0	0	0	0	2												
47 Howie Kendrick, R OBP: 0.453, SLG: 0.553 Nate Samson, R OBP: 0.533, SLG: 1.200 (7, 4)										3	0	0	0	0	0	1												
9 Yasmani Grandal, S OBP: 0.268, SLG: 0.340 60 Ali Solis, R (7, 2)										2	0	1	0	1	1	0												
3 Carl Crawford, L OBP: 0.271, SLG: 0.311 Peter Lavin, L (7, 7)										2	0	0	0	1	1	2												
5 Juan Uribe, R OBP: 0.235, SLG: 0.244 7 Alex Guerrero, R OBP: 0.356, SLG: 0.545 (7, 5)										2	0	0	0	0	0	2												
16 Andre Ethier, L OBP: 0.400, SLG: 0.458 28 Chris Hestey, R OBP: 0.160, SLG: 0.267 (3, 8)										0	0	0	0	0	0	0												
45 Joe Wieland, R ERA: 3.06 (5, PR)	5.1	W	21	4	1	1	2	2	0	0	0	0	0	23	36	1.69		1.125										
51 Kyle Drabek, R ERA: 2.16 (7, 1)	0.1	H	1	0	0	0	0	0	0	0	0	0	0	1	1	0.00		0.000										
63 Jairo Asencio, R ERA: 2.53 (8, 1)	2.0	S	8	1	0	0	2	0	0	1	0	0	0	11	12	0.00	0.500											
Inning Stats	R: 0 E: 0 K: 0 S: 4	H: 1 LOB: 1 BB: 0 P: 5	R: 0 E: 0 K: 1 S: 5	H: 0 LOB: 2 BB: 1 P: 10	R: 0 E: 0 K: 0 S: 3	H: 1 LOB: 0 BB: 0 P: 4	R: 0 E: 0 K: 1 S: 5	H: 0 LOB: 1 BB: 1 P: 9	R: 1 E: 0 K: 0 S: 5	H: 2 LOB: 0 BB: 0 P: 7	R: 0 E: 0 K: 0 S: 4	H: 1 LOB: 1 BB: 0 P: 4	R: 0 E: 0 K: 1 S: 5	H: 0 LOB: 0 BB: 0 P: 5	R: 0 E: 0 K: 1 S: 6	H: 1 LOB: 2 BB: 0 P: 7	1B: 5 2B: 1 3B: 0 HR: 1	SF: 0 SAC: 1 DP: 0 HBP: 2	WP: 0 PB: 0 SB: 1 CS: 3	PA: 35								
PITCHER	IP	WLS	BF	H	R	ER	SO	BB	IBB	HBP	BLK	WP	HR	S	P	ERA	WHIP											
80 Carlos Rodón, L ERA: 3.06 (1, 1)	5.1	W	21	4	1	1	2	2	0	0	0	0	0	11	12	0.00	0.500											

Batter	1	2	3	4	5	6	7	8	9	AB	R	H	RBI	BB	SO	LOB	TOP								
6 Darwin Barney, R OBP: 0.388, SLG: 0.568 82 Travis Witherspoon, R OBP: 0.250, SLG: 0.500 86 Dillon Moyer, R OBP: 0.500, SLG: 0.400	1-2 FC5-2 3B		0-1 17 WP 17 2B		1-1 70 S 70 1B		1-0 HR		1-2 70 WP 70 1B	2	1	2	0	0	0	0	Los Angeles Dodgers @ Kansas City Royals Surprise Stadium, Surprise, AZ Wed Apr 01 2015, 3:07 PM - 5:44 PM EDT Att: 7,205 - Sunny - 81 F								
17 A.J. Ellis, R OBP: 0.341, SLG: 0.389 70 Chris O'Brien, S OBP: 0.231, SLG: 0.250	2-1 FC5-2 28 FC5 7 G6-3 3H		1-1 7 G6-3 2B		1-2 FC5-4 91 1B 1H		3-2 F8		4-2 WP 1B	2	0	1	1	0	0	1									
7 Alex Guerrero, R OBP: 0.340, SLG: 0.522 91 Paul Hoenecke, L OBP: 0.667, SLG: 0.600 Brandon Trankwon, L (8.5)	0-2 G6-3		1-0 G6-3		3-2 FC5-4 1B		2-0 L9		2-2 K	2	0	0	0	0	0	2									
33 Scott Van Slyke, R OBP: 0.396, SLG: 0.537 Lars Anderson, L OBP: 0.222, SLG: 0.222 91 Cody Bellinger, L OBP: 0.250, SLG: 0.714	4-2 BB		1-2 G4-3		2-2 FC5-4 1B		2-0 2B		2-3 K	1	0	0	0	1	0	1									
28 Chris Heisey, R OBP: 0.173, SLG: 0.255 82 Billy Beresnevich, L (4.9)	3-1 FC5 2-3f			0-2 E9 1B 80 G3		2-3 K		1-0 G4-3	1-0 L6	2	1	0	0	0	0	2									
14 Enrique Hernández, R OBP: 0.276, SLG: 0.551 Matt Carson, R OBP: 0.231, SLG: 0.480		0-3 K		2-3 K		2-2 F8			2-3 K	2	0	0	0	0	2	1									
Corey Seager, L OBP: 0.500, SLG: 0.500	1-2 G4-3			2-1 80 G3 1B		0-0 G3		0-1 80 F3-1 2B		4	0	2	0	0	0	0									
80 Darnell Sweeney, S OBP: 0.385, SLG: 0.652	0-0 G4-3			1-1 G3		1-3 K2-3		2-2 F3-1		4	0	0	1	0	1	2									
Kyle Jensen, R OBP: 0.414, SLG: 0.615			1-3 K	0-0 L7		1-1 F8		0-3 K		4	0	0	0	0	2	2									
Inning Stats	R: 0 E: 0 K: 0 S: 12	H: 1 LOB: 2 BB: 1 P: 22	R: 0 E: 0 K: 1 S: 7	H: 0 LOB: 0 BB: 0 P: 8	R: 1 E: 0 K: 1 S: 11	H: 2 LOB: 1 BB: 0 P: 15	R: 1 E: 1 K: 1 S: 11	H: 1 LOB: 1 BB: 0 P: 16	R: 1 E: 0 K: 1 S: 19	H: 3 LOB: 2 BB: 0 P: 30	R: 0 E: 0 K: 1 S: 7	H: 0 LOB: 0 BB: 0 P: 9	R: 1 E: 0 K: 0 S: 8	H: 2 LOB: 1 BB: 0 P: 17	R: 0 E: 0 K: 2 S: 13	H: 1 LOB: 1 BB: 0 P: 17		R: 0 E: 0 K: 2 S: 14	H: 1 LOB: 2 BB: 1 P: 24	1B: 5 2B: 4 3B: 1 HR: 1	SF: 0 SAC: 0 DP: 0 HBP: 0	WP: 2 PB: 0 SB: 1 CS: 0	PA: 41		
PITCHER	IP	WLS	BF	H	R	ER	SO	BB	IBB	HBP	BLK	WP	HR	S	P	ERA	WHIP								
30 Yordano Ventura, R ERA: 4.5	4.0		18	4	2	1	3	1	0	0	0	0	0	19	30	2.25	1.250								
17 Wade Davis, R ERA: 3.0	1.0		6	3	1	1	1	0	0	0	0	0	0	7	9	9.00	3.000								
44 Luke Hochevar, R ERA: 1.8	1.0		3	0	0	0	1	0	0	0	0	0	0	9	0	0.00	0.000								
32 Chris Young, R ERA: 3.38	1.0		5	2	1	1	0	0	0	0	0	0	1	8	17	9.00	2.000								
33 Brian Flynn, L ERA: 2.57	1.0		4	1	0	0	2	0	0	0	0	0	0	13	17	0.00	1.000								

Batter	1	2	3	4	5	6	7	8	9	AB	R	H	RBI	BB	SO	LOB	BOTTOM								
1 Jarrod Dyson, L OBP: 0.304, SLG: 0.333 Bubba Starling, R OBP: 0.333, SLG: 0.313	4-2 15 P3-1 BB		2-3 K						2-0 FC5-4 43 WP 1-2f	1	0	0	0	1	1	0	Los Angeles Dodgers @ Kansas City Royals Surprise Stadium, Surprise, AZ Wed Apr 01 2015, 3:07 PM - 5:44 PM EDT Att: 7,205 - Sunny - 81 F								
15 Alex Rios, R OBP: 0.380, SLG: 0.574 43 Moisés Sierra, R OBP: 0.341, SLG: 0.361	1-2 P3-1 1-1f		2-2 G5-3					3-3 K	1-2 K	2	0	0	0	0	0	1									
14 Omar Infante, R OBP: 0.341, SLG: 0.436 87 Angel Franco, S (5.4)	0-1 G1-3			0-0 P4				3-3 K	0-1 G6-3	2	0	0	0	0	0	0									
25 Kendrys Morales, S OBP: 0.333, SLG: 0.507 Matt Fields, R OBP: 0.273, SLG: 0.550 89 Dominic Taylor, R (9. PR)		0-1 G6-3		2-2 P2				1-3 K	4-2 HR BB	2	0	0	0	0	0	0									
16 Paulo Orlando, R OBP: 0.375, SLG: 0.511 Brett Eibner, R OBP: 0.552, SLG: 1.286		1-1 65 F 1B		2-3 K				0-0 HR	1-1 HR	2	1	1	0	0	1	0									
24 Christian Colón, R OBP: 0.407, SLG: 0.480 Hunter Dozier, R OBP: 0.308, SLG: 0.250		3-1 L8			0-2 F9			0-0 HR	1-0 85 1B G4-6-3	2	0	0	0	0	0	1									
65 Whit Merrifield, R OBP: 0.407, SLG: 0.480 85 Frank Schwindel, R OBP: 0.500, SLG: 0.500		4-2 9 F BB			0-0 F8			1-2 G4-6-3	0-0 78 G6-4-3 1B	1	0	0	0	1	0	0									
9 Ryan Jackson, R OBP: 0.432, SLG: 0.324 78 Gabriel Noriega, R OBP: 0.297, SLG: 0.235		0-3 K			0-1 F7			1-2 1B	1-2 1B	2	0	0	0	0	1	1									
19 Erik Kratz, R OBP: 0.238, SLG: 0.425 76 J.C. Boscan, R OBP: 0.375, SLG: 0.333		1-2 3-H		1-1 L5				0-0 B2-3	0-0 G6-4-3	2	0	0	0	0	0	2									
Inning Stats	R: 0 E: 0 K: 0 S: 7	H: 0 LOB: 0 BB: 1 P: 12	R: 1 E: 1 K: 1 S: 12	H: 1 LOB: 1 BB: 1 P: 20	R: 0 E: 0 K: 1 S: 8	H: 0 LOB: 0 BB: 0 P: 13	R: 0 E: 0 K: 1 S: 7	H: 0 LOB: 0 BB: 0 P: 11	R: 0 E: 0 K: 3 S: 12	H: 1 LOB: 0 BB: 0 P: 20	R: 1 E: 0 K: 1 S: 8	H: 2 LOB: 0 BB: 0 P: 10	R: 0 E: 0 K: 1 S: 7	H: 1 LOB: 1 BB: 0 P: 15	R: 2 E: 0 K: 0 S: 10	H: 3 LOB: 2 BB: 1 P: 16		1B: 6 2B: 1 3B: 0 HR: 2	SF: 0 SAC: 0 DP: 3 HBP: 0	WP: 1 PB: 0 SB: 0 CS: 0	PA: 35				
PITCHER	IP	WLS	BF	H	R	ER	SO	BB	IBB	HBP	BLK	WP	HR	S	P	ERA	WHIP								
22 Clayton Kershaw, L ERA: 1.61	3.0		11	1	1	0	2	2	0	0	0	0	0	27	45	0.00	1.000								
Zach Lee, R ERA: 2.89	5.1	B	21	5	3	3	6	1	0	0	0	1	2	47	74	5.06	1.125								
84 Ben Rowen, R ERA: 5.4	0.2		3	2	0	0	0	0	0	0	0	0	0	3	4	0.00	3.000								

AB	39
R	4
H	11
RBI	4
BB	2
SO	9
LOB	24

AB	32
R	4
H	8
RBI	3
BB	3
SO	8
LOB	11



livebaseballscorecards.com

Batter	1	2	3	4	5	6	7	8	9	AB	R	H	RBI	BB	SO	LOB	TOP			
11 Jimmy Rollins, S OBP: 0.333, SLG: 0.567 6 Darwin Barney, R OBP: 0.400, SLG: 0.600	G1-3		G6-3 1B		F9			G6-3 2B		3	0	1	0	0	0	0	Los Angeles Dodgers @ Los Angeles Angels Angel Stadium of Anaheim, Anaheim, CA Thu Apr 02 2015, 7:08 PM - 9:42 PM PDT Att: 38,007 - Clear - 69 F			
3 Carl Crawford, L OBP: 0.255, SLG: 0.292 16 Andre Ethier, L OBP: 0.393, SLG: 0.449	F7		G6-3		F7			F8		3	0	0	0	0	0	1				
66 Yasiel Puig, R OBP: 0.280, SLG: 0.588 28 Chris Heisey, R OBP: 0.167, SLG: 0.245	K		F9		F7			G6-3		2	0	0	0	0	1	1				
23 Adrián González, L OBP: 0.274, SLG: 0.397 O'Koyea Dickson, R OBP: 0.421, SLG: 0.765		F7			G3			L6		4	1	1	0	0	0	0				
47 Howie Kendrick, R OBP: 0.446, SLG: 0.540 14 Enrique Hernández, R OBP: 0.271, SLG: 0.552	L4		G6-3 1B		G6-3			K		3	0	1	0	0	0	0				
9 Yasmani Grandal, S OBP: 0.271, SLG: 0.327 33 Scott Van Slyke, R OBP: 0.388, SLG: 0.524	BB		F7		K			K		2	0	0	0	1	1	2				
5 Juan Uribe, R OBP: 0.271, SLG: 0.255 7 Alex Guerrero, R OBP: 0.333, SLG: 0.511	1B		K		K			K		2	0	1	0	1	1	2				
31 Joc Pederson, L OBP: 0.397, SLG: 0.750 Scott Schebler, L OBP: 0.333, SLG: 0.692	F9		BB		K			K		3	0	1	1	0	1	3				
17 A.J. Ellis, R OBP: 0.319, SLG: 0.359 Shawn Zarraga, S OBP: 0.500, SLG: 0.429 70 Chris O'Brien, S OBP: 0.231, SLG: 0.250	G5-3		F8		F8			G4-3		3	0	0	0	0	0	0				
										0	0	0	0	0	0	0				
Inning Stats	R: 0 E: 0 K: 1 S: 8	H: 0 LOB: 0 BB: 0 P: 8	R: 0 E: 0 K: 0 S: 10	H: 1 LOB: 2 BB: 1 P: 16	R: 0 E: 0 K: 0 S: 8	H: 1 LOB: 1 BB: 0 P: 15	R: 1 E: 0 K: 1 S: 10	H: 3 LOB: 2 BB: 0 P: 18	R: 0 E: 0 K: 0 S: 4	H: 0 LOB: 0 BB: 0 P: 6	R: 0 E: 0 K: 0 S: 7	H: 0 LOB: 1 BB: 1 P: 17	R: 1 E: 0 K: 0 S: 7	H: 1 LOB: 0 BB: 0 P: 10	R: 0 E: 0 K: 3 S: 9	H: 0 LOB: 0 BB: 0 P: 13	1B: 4 2B: 2 3B: 0 HR: 0	SF: 0 SAC: 0 DP: 0 HBP: 0	WP: 0 PB: 0 SB: 1 CS: 0	PA: 34
PITCHER	IP WLS BF H R ER SO BB IBB HBP BLK WP HR S P ERA WHIP																			
52 Matt Shoemaker, R ERA: 4.26	6.1 W 25 5 1 1 3 2 0 0 0 0 0 0 51 82 1.42 1.105																			
37 Cesar Ramos, L ERA: 3.0	1.0 H 4 1 1 1 1 0 0 0 0 0 0 0 7 10 9.00 1.000																			
47 Ryan Mattheus, R ERA: 3.6	0.2 H 2 0 0 0 0 0 0 0 0 0 0 0 4 7 0.00 0.000																			
64 Mike Morin, R ERA: 1.0	1.0 S 3 0 0 0 3 0 0 0 0 0 0 0 9 13 0.00 0.000																			

Batter	1	2	3	4	5	6	7	8	9	AB	R	H	RBI	BB	SO	LOB	BOTTOM			
56 Kole Calhoun, L OBP: 0.300, SLG: 0.321 75 Kyle Kubitzka, L OBP: 0.357, SLG: 0.462	G5-3		K		F8			F8		4	0	0	0	0	1	2	Los Angeles Dodgers @ Los Angeles Angels Angel Stadium of Anaheim, Anaheim, CA Thu Apr 02 2015, 7:08 PM - 9:42 PM PDT Att: 38,007 - Clear - 69 F			
27 Mike Trout, R OBP: 0.531, SLG: 0.907 44 Daniel Robertson, R OBP: 0.327, SLG: 0.302	HR		BB		3B			K		3	2	2	1	1	1	0				
5 Albert Pujols, R OBP: 0.322, SLG: 0.538 7 Collin Cowgill, R OBP: 0.377, SLG: 0.526	G5-3		F8		SF8			1B		2	0	0	1	0	0	1				
20 Matt Joyce, L OBP: 0.383, SLG: 0.581 8 Taylor Featherston, R OBP: 0.255, SLG: 0.275	1B		K		G3-1			FC6-4 3 G4-3		3	0	1	0	0	1	1				
6 David Freese, R OBP: 0.346, SLG: 0.531 3 Drew Butera, R OBP: 0.200, SLG: 0.345	K		2B		F8			G4-3		3	1	1	0	0	1	1				
2 Enck Aybar, S OBP: 0.321, SLG: 0.473 19 Efrén Navarro, L OBP: 0.411, SLG: 0.423	F8		L4		G5-3			G4-3		3	0	0	0	0	0	1				
24 C.J. Cron, R OBP: 0.446, SLG: 0.779	2B		1B		G5-3			G4-3		3	0	2	1	0	0	0				
17 Chris Iannetta, R OBP: 0.311, SLG: 0.462 10 Grant Green, R OBP: 0.250, SLG: 0.271	P3		BB		K			K		2	0	0	0	1	1	1				
12 Johnny Giavotella, R OBP: 0.368, SLG: 0.538 13 Josh Rutledge, R OBP: 0.246, SLG: 0.212	F7		BB		F8			F9		3	0	0	0	0	0	3				
										0	0	0	0	0	0	0				
Inning Stats	R: 1 E: 0 K: 1 S: 11	H: 2 LOB: 1 BB: 0 P: 14	R: 0 E: 0 K: 0 S: 7	H: 1 LOB: 0 BB: 0 P: 10	R: 0 E: 0 K: 2 S: 10	H: 0 LOB: 1 BB: 1 P: 17	R: 1 E: 0 K: 0 S: 9	H: 2 LOB: 2 BB: 1 P: 15	R: 1 E: 0 K: 0 S: 10	H: 1 LOB: 0 BB: 0 P: 16	R: 0 E: 0 K: 1 S: 6	H: 0 LOB: 0 BB: 0 P: 8	R: 0 E: 0 K: 1 S: 10	H: 0 LOB: 0 BB: 0 P: 16	R: 0 E: 0 K: 0 S: 8	H: 1 LOB: 1 BB: 0 P: 11	1B: 3 2B: 3 3B: 1 HR: 1	SF: 1 SAC: 0 DP: 0 HBP: 0	WP: 0 PB: 0 SB: 2 CS: 0	PA: 33
PITCHER	IP WLS BF H R ER SO BB IBB HBP BLK WP HR S P ERA WHIP																			
26 Sergio Santos, R ERA: 4.66	1.0 4 1 0 0 0 0 0 0 0 0 0 0 7 10 9.00 2.000																			
52 Pedro Báez, R ERA: 3.66	1.0 4 0 0 0 2 1 0 0 0 0 0 0 10 17 0.00 1.000																			
36 Adam Liberatore, L ERA:	1.0 L 7 3 2 2 0 1 0 0 0 0 0 0 11 17 18.00 4.000																			
Josh Ravin, R ERA: 2.7	1.0 3 0 0 0 0 0 0 0 0 0 0 0 8 14 0.00 0.000																			
62 Joel Peralta, R ERA: 4.91	1.0 3 0 0 0 0 0 0 0 0 0 0 0 8 14 0.00 0.000																			
56 J.P. Howell, L ERA: 7.04	1.0 3 0 0 0 1 0 0 0 0 0 0 0 10 16 0.00 0.000																			
41 Chris Hatcher, R ERA: 6.49	1.0 4 1 0 0 0 0 0 0 0 0 0 0 8 11 0.00 1.000																			
75 Paco Rodríguez, L ERA:	1.0 4 1 0 0 0 0 0 0 0 0 0 0 8 11 0.00 1.000																			



Batter	1	2	3	4	5	6	7	8	9	AB	R	H	RBI	BB	SO	LOB	TOP						
56 Kole Calhoun, L OBP: 0.333, SLG: 0.344 19 Eren Navarro, L OBP: 0.407, SLG: 0.407										2	1	2	0	1	0	0	Los Angeles Angels @ Los Angeles Dodgers Dodger Stadium, Los Angeles, CA Sat Apr 04 2015, 6:11 PM - 9:34 PM PDT Att: 44,988 - Clear - 75 F livebaseballscorecards.com						
27 Mike Trout, R OBP: 0.514, SLG: 0.847 8 Taylor Featherston, R OBP: 0.246, SLG: 0.264										3	1	1	0	0	0	2							
5 Albert Pujols, R OBP: 0.392, SLG: 0.603 20 Matt Joyce, L OBP: 0.385, SLG: 0.543										3	0	2	0	0	0	2							
6 David Freese, R OBP: 0.379, SLG: 0.600 44 Daniel Robertson, R OBP: 0.314, SLG: 0.289										3	0	2	1	0	1	1							
24 C.J. Cron, R OBP: 0.432, SLG: 0.733 3 Drew Butera, R OBP: 0.188, SLG: 0.323										5	1	1	1	0	0	3							
2 Erick Aybar, S OBP: 0.250, SLG: 0.426 22 Roberto Baldoquin, R OBP: 0.600, SLG: 1.400										3	0	0	0	0	0	5							
17 Chris Iannetta, R OBP: 0.292, SLG: 0.429 Carlos Pérez, R OBP: 0.222, SLG: 0.265										3	0	0	0	0	2	0							
7 Collin Cowgill, R OBP: 0.394, SLG: 0.557 39 Marc Krauss, L OBP: 0.462, SLG: 0.567										3	2	2	1	1	0	0							
12 Johnny Giavotella, R OBP: 0.597, SLG: 0.536										2	0	1	1	2	0	1							
Inning Stats	R: 1 E: 0 K: 0 S: 11	H: 4 LOB: 2 BB: 0 P: 19	R: 0 E: 0 K: 0 S: 7	H: 0 LOB: 0 BB: 1 P: 15	R: 1 E: 0 K: 0 S: 14	H: 3 LOB: 2 BB: 0 P: 19	R: 1 E: 0 K: 1 S: 8	H: 1 LOB: 1 BB: 1 P: 14	R: 0 E: 0 K: 1 S: 12	H: 1 LOB: 3 BB: 0 P: 18	R: 0 E: 0 K: 2 S: 13	H: 0 LOB: 3 BB: 3 P: 30	R: 3 E: 1 K: 0 S: 16	H: 3 LOB: 1 BB: 0 P: 25	R: 0 E: 0 K: 0 S: 9	H: 0 LOB: 0 BB: 1 P: 18		R: 0 E: 0 K: 1 S: 7	H: 1 LOB: 1 BB: 0 P: 12	1B: 9 HR: 0	SF: 0 SAC: 0 DP: 2 HBP: 0	WP: 2 PB: 0 SB: 2 CS: 1	PA: 45
PITCHER	IP: 3.0 WLS: 15 BF: 15	H: 7 R: 2 ER: 2 SO: 0	BB: 1 IBB: 0 HBP: 0 BLK: 0	WP: 0 HR: 0 S: 32 P: 53	ERA: 6.00 WHIP: 2.667	PITCHER	IP: 1.0 WLS: 3 BF: 3	H: 0 R: 0 ER: 0 SO: 0	BB: 1 IBB: 0 HBP: 0 BLK: 0	WP: 0 HR: 0 S: 9 P: 18	ERA: 0.00 WHIP: 1.000	PITCHER	IP: 1.0 WLS: 4 BF: 4	H: 1 R: 0 ER: 0 SO: 1	BB: 0 IBB: 0 HBP: 0 BLK: 0	WP: 0 HR: 0 S: 7 P: 12		ERA: 0.00 WHIP: 1.000	35 Brett Anderson, L ERA: 2.87 26 Sergio Santos, R ERA: 1.8 58 David Aardsma, R ERA: 1.8 Josh Ravin, R ERA: 2.57 54 David Huff, L ERA: 1.32	91 Chin-hui Tsao, R ERA: 6.97			

Batter	1	2	3	4	5	6	7	8	9	AB	R	H	RBI	BB	SO	LOB	BOTTOM						
11 Jimmy Rollins, S OBP: 0.333, SLG: 0.531 6 Darwin Barney, R OBP: 0.396, SLG: 0.583										2	0	0	0	1	0	0	Los Angeles Angels @ Los Angeles Dodgers Dodger Stadium, Los Angeles, CA Sat Apr 04 2015, 6:11 PM - 9:34 PM PDT Att: 44,988 - Clear - 75 F livebaseballscorecards.com						
66 Yasiel Puig, R OBP: 0.300, SLG: 0.544 28 Chris Heisey, R OBP: 0.179, SLG: 0.240										3	1	1	0	0	1	2							
23 Adrián González, L OBP: 0.254, SLG: 0.365 16 Andre Ethier, L OBP: 0.407, SLG: 0.462										1	0	0	0	0	0	0							
7 Alex Guerrero, R OBP: 0.320, SLG: 0.490 47 Howie Kendrick, R OBP: 0.435, SLG: 0.509 Buck Britton, L OBP: 0.423, SLG: 0.667										3	1	1	0	0	1	2							
33 Scott Van Slyke, R OBP: 0.429, SLG: 0.604 O'Koyea Dickson, R OBP: 0.381, SLG: 0.684										3	2	2	2	0	0	2							
9 Yasmani Grandal, S OBP: 0.286, SLG: 0.305 17 A.J. Ellis, R OBP: 0.306, SLG: 0.341										2	0	0	0	0	2	2							
3 Carl Crawford, L OBP: 0.294, SLG: 0.294 Scott Schebler, L OBP: 0.345, SLG: 0.714										3	0	1	2	0	0	0							
5 Juan Uribe, R OBP: 0.259, SLG: 0.235 10 Justin Turner, R OBP: 0.453, SLG: 0.735 86 Dillon Moyer, R OBP: 0.500, SLG: 0.400										2	0	0	0	0	1	1							
31 Joc Pederson, L OBP: 0.377, SLG: 0.692 14 Enrique Hernández, R OBP: 0.279, SLG: 0.600										2	1	0	0	1	1	0							
Inning Stats	R: 0 E: 0 K: 1 S: 9	H: 0 LOB: 0 BB: 0 P: 13	R: 1 E: 0 K: 0 S: 12	H: 1 LOB: 0 BB: 0 P: 17	R: 0 E: 0 K: 1 S: 7	H: 0 LOB: 0 BB: 0 P: 9	R: 3 E: 0 K: 2 S: 17	H: 4 LOB: 1 BB: 0 P: 23	R: 1 E: 0 K: 1 S: 13	H: 1 LOB: 2 BB: 2 P: 23	R: 0 E: 0 K: 1 S: 7	H: 0 LOB: 0 BB: 0 P: 11	R: 0 E: 0 K: 1 S: 10	H: 1 LOB: 2 BB: 1 P: 16	R: 0 E: 0 K: 1 S: 9	H: 1 LOB: 1 BB: 0 P: 14		R: 1 E: 0 K: 0 S: 12	H: 2 LOB: 2 BB: 1 P: 19	1B: 7 HR: 2	SF: 0 SAC: 0 DP: 0 HBP: 0	WP: 1 PB: 1 SB: 0 CS: 0	PA: 41
PITCHER	IP: 4.1 WLS: 1 BF: 20	H: 5 R: 5 ER: 5 SO: 0	BB: 2 IBB: 0 HBP: 0 BLK: 0	WP: 0 HR: 1 S: 50 P: 75	ERA: 10.38 WHIP: 1.615	PITCHER	IP: 1.2 WLS: 9 BF: 9	H: 3 R: 1 ER: 1 SO: 0	BB: 1 IBB: 0 HBP: 0 BLK: 0	WP: 1 HR: 1 S: 19 P: 30	ERA: 5.40 WHIP: 2.400	PITCHER	IP: 0.1 WLS: 1 BF: 1	H: 0 R: 0 ER: 0 SO: 0	BB: 0 IBB: 0 HBP: 0 BLK: 0	WP: 0 HR: 0 S: 2 P: 3		ERA: 0.00 WHIP: 0.000	53 Héctor Santiago, L ERA: 6.06 73 Scott Snodgrass, L ERA: 2.54 63 Vinnie Pestano, R ERA: 1.17 37 César Ramos, L ERA: 2.7 64 Mike Morin, R ERA: 0.9	47 Ryan Mattheus, R ERA: 3.86 Trevor Gott, R ERA: 1.59			

Batter	1	2	3	4	5	6	7	8	9	AB	R	H	RBI	BB	SO	LOB	TOP			
4 Wil Myers, R (1.8)										3	1	0	0	0	2	1	San Diego Padres @ Los Angeles Dodgers Dodger Stadium, Los Angeles, CA Mon Apr 06 2015, 1:13 PM - 4:17 PM PDT Att: 53,518 - Partly Cloudy - 65 F			
3 Derik Norris, R (1.2)										4	1	2	0	0	1	1				
27 Matt Kemp, R (1.9)										4	0	2	3	0	0	1				
10 Justin Upton, R (1.7)										4	0	1	0	0	2	2				
11 Will Middlebrooks, R (1.5)										4	0	0	0	0	0	2				
9 Jedd Gyorko, R (1.4)										2	0	1	0	1	0	0				
23 Yonder Alonso, L (1.3)										3	0	0	0	1	1	2				
12 Clint Barnes, R (1.6)										3	1	1	0	0	2	1				
5 Alexi Amarista, L (9,PH)										1	0	0	0	0	1	0				
33 James Shields, R (1.1)										2	0	0	0	0	2	1				
15 Cory Spangenberg, L (7,PH)										1	0	0	0	0	1	0				
50 Nick Vincent, R (7,1)										0	0	0	0	0	0	0				
60 Frank Garces, L (7,1)										0	0	0	0	0	0	0				
56 Shawn Kelley, R (7,1)										0	0	0	0	0	0	0				
Inning Stats	R: 1 E: 0 K: 2 S: 12	H: 1 LOB: 1 BB: 0 P: 19	R: 0 E: 0 K: 1 S: 5	H: 0 LOB: 0 BB: 0 P: 7	R: 0 E: 0 K: 1 S: 8	H: 1 LOB: 1 BB: 0 P: 9	R: 0 E: 0 K: 2 S: 18	H: 3 LOB: 1 BB: 0 P: 20	R: 0 E: 0 K: 1 S: 11	H: 0 LOB: 1 BB: 2 P: 20	R: 0 E: 0 K: 2 S: 12	H: 0 LOB: 0 BB: 0 P: 15	R: 0 E: 0 K: 0 S: 8	H: 1 LOB: 0 BB: 0 P: 11	R: 0 E: 0 K: 1 S: 6	H: 0 LOB: 0 BB: 0 P: 9	1B: 3 2B: 4 3B: 0 HR: 0	SF: 0 SAC: 0 DP: 2 HBP: 2	WP: 0 PB: 0 SB: 1 CS: 0	PA: 35
PITCHER	IP ERA WHIP	WLS BF H R ER SO	BB IBB HBP BLK	WP HR S P	ERA WHIP	PITCHER										IP WLS BF H R ER SO	BB IBB HBP BLK	WP HR S P	ERA WHIP	
22 Clayton Kershaw, L (1.1)	6.0 4.5	26 6 3 3 9	2 0 0 0	0 0 12 15	4.50 1.333											99 68 9	0 0 0	0 0 0	0 0 0	0 0 0
63 Yimi Garcia, R (7,1)	1.0	3	0	0	0	0	0	0	0	0	0	0	0	0	0	0	0	0	0	0
62 Joel Peralta, R (8,1)	1.0	W 3	1	0	0	0	0	0	0	0	0	0	0	0	0	0	0	0	0	0
41 Chris Hatcher, R (9,1)	1.0	S 3	0	0	0	1	0	0	0	0	0	0	0	0	0	0	0	0	0	0

Batter	1	2	3	4	5	6	7	8	9	AB	R	H	RBI	BB	SO	LOB	BOTTOM				
11 Jimmy Rollins, S (1.6)										4	1	2	3	1	1	0	San Diego Padres @ Los Angeles Dodgers Dodger Stadium, Los Angeles, CA Mon Apr 06 2015, 1:13 PM - 4:17 PM PDT Att: 53,518 - Partly Cloudy - 65 F				
66 Yasiel Puig, R (1.9)										3	0	0	0	1	2	2					
23 Adrián González, L (1.3)										5	2	3	1	0	1	2					
47 Howie Kendrick, R (1.4)										4	1	2	1	0	0	3					
3 Carl Crawford, L (1.7)										3	0	1	1	0	1	2					
33 Scott Van Slyke, R (7,PH)										0	0	0	0	1	0	0					
5 Juan Uribe, R (1.5)										4	0	0	0	0	0	3					
31 Joc Pederson, L (1.8)										3	1	1	0	1	1	1					
17 A.J. Ellis, R (1.2)										3	0	0	0	1	2	2					
22 Clayton Kershaw, L (1.1)	6.0	27 2 2 8	1 1 1 0	0 0 1 0	0 0 11 16	3.00 1.167												95 64 9	0 0 0	0 0 0	0 0 0
50 Nick Vincent, R (7,1)	0.2	B 4	2	1	1	1	0	0	0	0	0	0	0	0	0	0	0				
60 Frank Garces, L (7,1)	0.0	1	0	0	0	0	0	1	0	0	0	0	0	0	0	0	0				
56 Shawn Kelley, R (7,1)	1.1	L 7	1	3	2	1	2	0	0	0	0	0	0	0	0	0	0				
Inning Stats	R: 0 E: 0 K: 1 S: 10	H: 1 LOB: 1 BB: 0 P: 11	R: 0 E: 0 K: 1 S: 6	H: 0 LOB: 0 BB: 0 P: 9	R: 0 E: 0 K: 1 S: 11	H: 0 LOB: 1 BB: 1 P: 19	R: 2 E: 0 K: 1 S: 15	H: 3 LOB: 2 BB: 1 P: 23	R: 0 E: 0 K: 2 S: 10	H: 1 LOB: 1 BB: 0 P: 14	R: 1 E: 0 K: 1 S: 12	H: 2 LOB: 2 BB: 1 P: 21	R: 3 E: 1 K: 1 S: 17	H: 1 LOB: 0 BB: 2 P: 32	1B: 2 2B: 4 3B: 1 HR: 2	SF: 0 SAC: 0 DP: 0 HBP: 1	WP: 0 PB: 0 SB: 2 CS: 1	PA: 39			
PITCHER	IP ERA WHIP	WLS BF H R ER SO	BB IBB HBP BLK	WP HR S P	ERA WHIP	PITCHER										IP WLS BF H R ER SO	BB IBB HBP BLK	WP HR S P	ERA WHIP		
33 James Shields, R (1.1)	3.0	4 2 1 1	0 0 0 0	0 0 1 0	0 0 4 16	3.00 3.000											95 64 9	0 0 0	0 0 0	0 0 0	



Batter	1	2	3	4	5	6	7	8	9	AB	R	H	RBI	BB	SO	LOB	TOP
4 Wil Myers, R OBP: 0.214, SLG: 0.154										5	0	1	0	0	1	1	San Diego Padres @ Los Angeles Dodgers Dodger Stadium, Los Angeles, CA Wed Apr 08 2015, 7:10 PM - 10:26 PM PDT Att.: 52,204 - Clear - 65 F
3 Derek Norris, R OBP: 0.429, SLG: 0.538										4	0	1	0	1	1		
27 Matt Kemp, R OBP: 0.429, SLG: 0.462										5	1	2	0	0	1	2	
10 Justin Upton, R OBP: 0.308, SLG: 0.667										4	1	1	2	0	2	2	
11 Will Middlebrooks, R OBP: 0.154, SLG: 0.385										4	1	1	1	0	2	0	
23 Yonder Alonso, L OBP: 0.538, SLG: 0.583										4	1	3	0	0	1	0	
26 Yangelis Solarte, S OBP: 0.400, SLG: 0.850										4	0	2	1	0	1	1	
5 Alexi Amarista, L										2	0	0	0	0	1	2	
12 Clint Barmes, R OBP: 0.429, SLG: 0.571										2	0	0	0	0	1	2	
34 Andrew Cashner, R 9 Jedidiah Goyens, R 50 Nick Vincent, R 60 Frank Garces, L 56 Shawn Kelley, R 25 Will Venable, L										2	0	0	0	0	1	0	
Inning Stats	R: 2 H: 2 E: 0 K: 2 S: 13	H: 2 LOB: 0 BB: 0 P: 20	R: 0 H: 0 E: 0 K: 2 S: 10	H: 0 LOB: 1 BB: 1 P: 13	R: 0 H: 0 E: 0 K: 2 S: 11	H: 2 LOB: 2 BB: 0 P: 20	R: 0 H: 2 E: 0 K: 1 S: 13	H: 3 LOB: 1 BB: 0 P: 14	R: 0 H: 0 E: 0 K: 1 S: 10	H: 1 LOB: 1 BB: 0 P: 16	R: 0 H: 1 E: 0 K: 1 S: 11	H: 1 LOB: 1 BB: 0 P: 14	1B: 6 2B: 3 3B: 0 HR: 2	SF: 0 SAC: 0 DP: 0 HBP: 0	WP: 0 PB: 0 SB: 0 CS: 0	PA: 39	
PITCHER	IP WLS BF H R ER SO BB IBB HBP BLK WP HR S P ERA WHIP	IP WLS BF H R ER SO BB IBB HBP BLK WP HR S P ERA WHIP	IP WLS BF H R ER SO BB IBB HBP BLK WP HR S P ERA WHIP	IP WLS BF H R ER SO BB IBB HBP BLK WP HR S P ERA WHIP	IP WLS BF H R ER SO BB IBB HBP BLK WP HR S P ERA WHIP	IP WLS BF H R ER SO BB IBB HBP BLK WP HR S P ERA WHIP	IP WLS BF H R ER SO BB IBB HBP BLK WP HR S P ERA WHIP	IP WLS BF H R ER SO BB IBB HBP BLK WP HR S P ERA WHIP	IP WLS BF H R ER SO BB IBB HBP BLK WP HR S P ERA WHIP	IP WLS BF H R ER SO BB IBB HBP BLK WP HR S P ERA WHIP	IP WLS BF H R ER SO BB IBB HBP BLK WP HR S P ERA WHIP	IP WLS BF H R ER SO BB IBB HBP BLK WP HR S P ERA WHIP	IP WLS BF H R ER SO BB IBB HBP BLK WP HR S P ERA WHIP	IP WLS BF H R ER SO BB IBB HBP BLK WP HR S P ERA WHIP	IP WLS BF H R ER SO BB IBB HBP BLK WP HR S P ERA WHIP	IP WLS BF H R ER SO BB IBB HBP BLK WP HR S P ERA WHIP	

AB	38
R	4
H	11
RBI	4
BB	1
SO	13
LOB	12



Batter	1	2	3	4	5	6	7	8	9	AB	R	H	RBI	BB	SO	LOB	BOTTOM			
11 Jimmy Rollins, S OBP: 0.357, SLG: 0.769										5	0	1	1	0	1	4	San Diego Padres @ Los Angeles Dodgers Dodger Stadium, Los Angeles, CA Wed Apr 08 2015, 7:10 PM - 10:26 PM PDT Att.: 52,204 - Clear - 65 F			
66 Yasiel Puig, R OBP: 0.214, SLG: 0.167										5	0	0	1	0	0	5				
23 Adrián González, L OBP: 0.769, SLG: 2.077										4	3	4	4	0	0	0				
47 Howie Kendrick, R OBP: 0.417, SLG: 0.667										4	0	2	0	0	1	2				
9 Yasmani Grandal, S										3	0	0	0	1	1	1				
3 Carl Crawford, L OBP: 0.455, SLG: 0.600										4	1	2	0	0	2	1				
5 Juan Uribe, R OBP: 0.200, SLG: 0.111 52 Pedro Báez, R 33 Scott Van Slyke, R (7,PH) 56 J.P. Howell, L 62 Joel Peralta, R										3	1	1	0	0	1	3				
31 Joc Pederson, L OBP: 0.333, SLG: 0.400										3	1	1	0	1	2	2				
38 Brandon McCarthy, R 75 Paco Rodríguez, L 10 Justin Turner, R										1	0	0	1	1	1	0				
Inning Stats	R: 1 H: 1 E: 0 K: 1 S: 10	H: 2 LOB: 3 BB: 2 P: 21	R: 3 H: 2 E: 1 K: 0 S: 11	H: 2 LOB: 2 BB: 2 P: 21	R: 1 H: 3 E: 0 K: 1 S: 15	H: 3 LOB: 1 BB: 1 P: 26	R: 0 H: 0 E: 0 K: 1 S: 10	H: 0 LOB: 0 BB: 0 P: 17	R: 1 H: 2 E: 0 K: 3 S: 14	H: 2 LOB: 1 BB: 0 P: 21	R: 1 H: 3 E: 0 K: 1 S: 15	H: 3 LOB: 2 BB: 0 P: 23	R: 0 H: 0 E: 0 K: 1 S: 8	H: 0 LOB: 0 BB: 0 P: 12	R: 0 H: 1 E: 0 K: 1 S: 11	H: 1 LOB: 1 BB: 0 P: 19		1B: 7 2B: 1 3B: 1 HR: 3	SF: 0 SAC: 0 DP: 0 HBP: 0	WP: 1 PB: 0 SB: 0 CS: 1
PITCHER	IP WLS BF H R ER SO BB IBB HBP BLK WP HR S P ERA WHIP	IP WLS BF H R ER SO BB IBB HBP BLK WP HR S P ERA WHIP	IP WLS BF H R ER SO BB IBB HBP BLK WP HR S P ERA WHIP	IP WLS BF H R ER SO BB IBB HBP BLK WP HR S P ERA WHIP	IP WLS BF H R ER SO BB IBB HBP BLK WP HR S P ERA WHIP	IP WLS BF H R ER SO BB IBB HBP BLK WP HR S P ERA WHIP	IP WLS BF H R ER SO BB IBB HBP BLK WP HR S P ERA WHIP	IP WLS BF H R ER SO BB IBB HBP BLK WP HR S P ERA WHIP	IP WLS BF H R ER SO BB IBB HBP BLK WP HR S P ERA WHIP	IP WLS BF H R ER SO BB IBB HBP BLK WP HR S P ERA WHIP	IP WLS BF H R ER SO BB IBB HBP BLK WP HR S P ERA WHIP	IP WLS BF H R ER SO BB IBB HBP BLK WP HR S P ERA WHIP	IP WLS BF H R ER SO BB IBB HBP BLK WP HR S P ERA WHIP	IP WLS BF H R ER SO BB IBB HBP BLK WP HR S P ERA WHIP	IP WLS BF H R ER SO BB IBB HBP BLK WP HR S P ERA WHIP	IP WLS BF H R ER SO BB IBB HBP BLK WP HR S P ERA WHIP				

AB	35
R	7
H	12
RBI	7
BB	3
SO	9
LOB	18



Batter	1	2	3	4	5	6	7	8	9	AB	R	H	RBI	BB	SO	LOB	TOP								
11 Jimmy Rollins, S OBP: 0.261, SLG: 0.545	G3-1		F8			G6-3		G3		4	0	0	0	0	0	1	<p>Los Angeles Dodgers @ Arizona Diamondbacks</p> <p>Chase Field, Phoenix, AZ</p> <p>Sat Apr 11 2015, 5:12 PM - 7:46 PM MST</p> <p>Att: 37,636 - Sunny - 83 F</p>								
3 Carl Crawford, L OBP: 0.316, SLG: 0.389	G4-3			L8		G4-3		K		4	0	0	0	0	1	0									
23 Adrián González, L OBP: 0.727, SLG: 1.611	K			47 2B						2	0	1	0	2	1	0									
47 Howie Kendrick, R OBP: 0.350, SLG: 0.526		G1-3			2B	F9				4	0	1	0	0	1	2									
16 Andre Ethier, L (1, 9)				10 G5-4-3	2B					3	0	0	0	1	1	3									
10 Justin Turner, R OBP: 0.167, SLG: 0.167										1	0	0	0	0	0	1									
5 Juan Uribe, R OBP: 0.286, SLG: 0.231										0	0	0	0	0	0	0									
7 Alex Guerrero, R (4, PH)										2	0	0	0	0	0	2									
12 Juan Nicasio, R (7, 1)										0	0	0	0	0	0	0									
31 Joc Pederson, L OBP: 0.263, SLG: 0.294										3	0	0	0	0	3	0									
17 A.J. Ellis, R (1, 2)										3	0	0	0	0	1	0									
22 Clayton Kershaw, L (1, 1)										1	0	0	0	1	1	0									
6 Darwin Barney, R (7, 5)										1	0	0	0	0	0	0									
Inning Stats	R: 0 E: 0 K: 1 S: 10	H: 0 LOB: 0 BB: 0 P: 19	R: 0 E: 0 K: 0 S: 10	H: 0 LOB: 0 BB: 1 P: 18	R: 0 E: 0 K: 1 S: 12	H: 0 LOB: 1 BB: 1 P: 18	R: 0 E: 0 K: 1 S: 13	H: 1 LOB: 2 BB: 1 P: 25	R: 0 E: 0 K: 3 S: 11	H: 0 LOB: 0 BB: 0 P: 14	R: 0 E: 0 K: 0 S: 10	H: 0 LOB: 1 BB: 1 P: 18	R: 0 E: 0 K: 1 S: 10	H: 0 LOB: 0 BB: 0 P: 17	R: 0 E: 0 K: 0 S: 6	H: 0 LOB: 0 BB: 0 P: 10	R: 0 E: 0 K: 2 S: 9	H: 1 LOB: 1 BB: 0 P: 12	1B: 1 2B: 1 3B: 0 HR: 0	SF: 0 SAC: 0 DP: 1 HBP: 0	WP: 0 PB: 0 SB: 0 CS: 0	PA: 32			
PITCHER	IP WLS BF ERA WHIP	IP WLS BF ERA WHIP	IP WLS BF ERA WHIP	IP WLS BF ERA WHIP	IP WLS BF ERA WHIP	IP WLS BF ERA WHIP	IP WLS BF ERA WHIP	IP WLS BF ERA WHIP	IP WLS BF ERA WHIP	IP WLS BF ERA WHIP	IP WLS BF ERA WHIP	IP WLS BF ERA WHIP	IP WLS BF ERA WHIP	IP WLS BF ERA WHIP	IP WLS BF ERA WHIP	IP WLS BF ERA WHIP	IP WLS BF ERA WHIP	IP WLS BF ERA WHIP	IP WLS BF ERA WHIP	IP WLS BF ERA WHIP	IP WLS BF ERA WHIP	IP WLS BF ERA WHIP	IP WLS BF ERA WHIP	IP WLS BF ERA WHIP	
25 Archie Bradley, R ERA: 5.84	6.0	W	22	1	0	0	6	4	0	0	0	0	0	0	0	0	0.00	0.833							
29 Brad Ziegler, R ERA:	2.0		6	0	0	0	1	0	0	0	0	0	0	0	0	0	0.00	0.000							
48 Randall Delgado, R ERA:	1.0		4	1	0	0	2	0	0	0	0	0	0	0	0	0	0.00	1.000							

AB	28
R	0
H	2
RBI	0
BB	4
SO	9
LOB	9



Batter	1	2	3	4	5	6	7	8	9	AB	R	H	RBI	BB	SO	LOB	BOTTOM								
11 AJ Pollock, R OBP: 0.421, SLG: 0.313	5 1B	CS	44 CS	5 1B	44 G6-3	5 G4-3	5 FC6			3	2	3	1	1	0	0	<p>Los Angeles Dodgers @ Arizona Diamondbacks</p> <p>Chase Field, Phoenix, AZ</p> <p>Sat Apr 11 2015, 5:12 PM - 7:46 PM MST</p> <p>Att: 37,636 - Sunny - 83 F</p>								
5 Ender Inciarte, L OBP: 0.421, SLG: 0.389	15 1B		15 1B	44 CS	15 1B	44 CS	44 HR			4	1	2	1	0	0	3									
44 Paul Goldschmidt, R OBP: 0.524, SLG: 0.624	L9		15 1B	44 CS	15 1B	44 CS	44 HR			4	1	1	3	0	1	5									
15 Mark Trumbo, R OBP: 0.250, SLG: 0.450	1B		15 1B	44 CS	15 1B	44 CS	44 HR			4	0	2	1	0	1	0									
2 Aaron Hill, R OBP: 0.235, SLG: 0.294	K		15 1B	44 CS	15 1B	44 CS	44 HR			4	0	0	0	0	1	4									
16 Chris Owings, R (1, 4)	K		15 1B	44 CS	15 1B	44 CS	44 HR			3	1	0	0	1	1	2									
9 Tuffy Gosewisch, R OBP: 0.250, SLG: 0.200			15 1B	44 CS	15 1B	44 CS	44 HR			4	1	1	0	0	2	0									
13 Nick Ahmed, R OBP: 0.267, SLG: 0.083	F8		15 1B	44 CS	15 1B	44 CS	44 HR			3	0	0	0	1	1	0									
25 Archie Bradley, R OBP: 0.333, SLG: 0.333			15 1B	44 CS	15 1B	44 CS	44 HR			3	0	1	0	0	0	3									
29 Brad Ziegler, R ERA:			15 1B	44 CS	15 1B	44 CS	44 HR			0	0	0	0	0	0	0									
48 Randall Delgado, R ERA:			15 1B	44 CS	15 1B	44 CS	44 HR			0	0	0	0	0	0	0									
Inning Stats	R: 1 E: 0 K: 2 S: 13	H: 3 LOB: 2 BB: 0 P: 17	R: 0 E: 0 K: 1 S: 7	H: 1 LOB: 0 BB: 0 P: 10	R: 1 E: 0 K: 0 S: 9	H: 3 LOB: 1 BB: 0 P: 12	R: 2 E: 0 K: 1 S: 15	H: 2 LOB: 2 BB: 2 P: 27	R: 0 E: 0 K: 0 S: 8	H: 0 LOB: 0 BB: 0 P: 12	R: 0 E: 0 K: 1 S: 7	H: 0 LOB: 0 BB: 0 P: 11	R: 2 E: 0 K: 1 S: 9	H: 1 LOB: 1 BB: 1 P: 16	R: 0 E: 0 K: 1 S: 8	H: 0 LOB: 0 BB: 0 P: 13	1B: 9 2B: 0 3B: 0 HR: 1	SF: 0 SAC: 0 DP: 1 HBP: 0	WP: 0 PB: 0 SB: 0 CS: 3	PA: 36					
PITCHER	IP WLS BF ERA WHIP	IP WLS BF ERA WHIP	IP WLS BF ERA WHIP	IP WLS BF ERA WHIP	IP WLS BF ERA WHIP	IP WLS BF ERA WHIP	IP WLS BF ERA WHIP	IP WLS BF ERA WHIP	IP WLS BF ERA WHIP	IP WLS BF ERA WHIP	IP WLS BF ERA WHIP	IP WLS BF ERA WHIP	IP WLS BF ERA WHIP	IP WLS BF ERA WHIP	IP WLS BF ERA WHIP	IP WLS BF ERA WHIP	IP WLS BF ERA WHIP	IP WLS BF ERA WHIP	IP WLS BF ERA WHIP	IP WLS BF ERA WHIP	IP WLS BF ERA WHIP	IP WLS BF ERA WHIP	IP WLS BF ERA WHIP	IP WLS BF ERA WHIP	
22 Clayton Kershaw, L ERA: 5.84	6.1	L	30	10	6	5	5	3	0	0	0	0	0	0	0	0	7.11	2.053							
12 Juan Nicasio, R ERA:	1.2		5	0	0	0	2	0	0	0	0	0	0	0	0	0	0.00	0.000							

AB	32
R	6
H	10
RBI	6
BB	3
SO	7
LOB	17



Batter	1	2	3	4	5	6	7	8	9	AB	R	H	RBI	BB	SO	LOB	TOP										
25 Rickie Weeks Jr., R OBP: 0.250, SLG: 0.368 13 Dustin Ackley, L OBP: 0.400, SLG: 0.889										4	0	2	1	0	1	1	Seattle Mariners @ Los Angeles Dodgers Dodger Stadium, Los Angeles, CA Tue Apr 14 2015, 7:10 PM - 10:50 PM PDT Att: 43,115 - Clear - 67 F										
16 Austin Jackson, R OBP: 0.273, SLG: 0.258										5	1	1	0	0	1	1											
22 Robinson Cano, L OBP: 0.176, SLG: 0.353										5	1	2	2	0	0	2											
23 Nelson Cruz, R OBP: 0.324, SLG: 0.742										3	2	1	1	2	1	1											
15 Kyle Seager, L OBP: 0.273, SLG: 0.419										4	0	2	0	1	1	0											
3 Mike Zunino, R OBP: 0.179, SLG: 0.115										5	0	0	0	0	4	5											
5 Brad Miller, L OBP: 0.250, SLG: 0.360										3	0	0	0	1	1	1											
8 Willie Bloomquist, R OBP: 0.429, SLG: 0.333										3	1	2	1	0	0	2											
18 Hisashi Iwakuma, R 39 Carson Smith, R 12 Justin Ruggiano, R 7 Seth Smith, L 41 Charlie Furbush, L 31 Yoervis Medina, R 56 Fernando Rodney, R										2	0	0	0	0	2	3											
Inning Stats	R: 3 H: 3 E: 0 K: 1 S: 18	H: 3 BB: 0 LOB: 24	R: 0 H: 1 E: 0 K: 1 S: 8	H: 1 LOB: 1 P: 12	R: 0 H: 1 E: 0 K: 0 S: 8	H: 1 LOB: 2 P: 15	R: 1 H: 2 E: 0 K: 0 S: 13	H: 2 LOB: 2 P: 17	R: 1 H: 0 E: 0 K: 2 S: 9	H: 0 LOB: 2 P: 22	R: 0 H: 1 E: 0 K: 2 S: 16	H: 1 LOB: 1 P: 24	R: 0 H: 2 E: 0 K: 3 S: 16	H: 2 LOB: 0 P: 25	R: 0 H: 0 E: 0 K: 1 S: 12	H: 0 LOB: 0 P: 18		R: 0 H: 0 E: 0 K: 2 S: 10	H: 0 LOB: 0 P: 13	1B: 7 2B: 1 3B: 0 HR: 2	SF: 0 SAC: 1 DP: 1 HBP: 1	WP: 0 PB: 1 CS: 0	PA: 42				
PITCHER	IP	WLS	BF	H	R	ER	SO	BB	IBB	HBP	BLK	WP	HR	S	P	ERA	WHIP										
54 David Huff, L ERA: 9.0	4.0		21	7	4	4	2	1	0	1	0	0	2	47	68	9.00	2.000										
12 Juan Nicasio, R ERA: 1.93	2.0		10	1	1	1	4	3	0	0	0	0	0	25	46	4.50	2.000										
56 J.P. Howell, L ERA: 3.86	0.2		4	2	0	0	2	0	0	0	0	0	0	12	20	0.00	3.000										
41 Chris Hatcher, R ERA: 16.88	1.1		4	0	0	0	2	0	0	0	0	0	0	16	23	0.00	0.000										
63 Yimi Garcia, R ERA: 1.5	1.0	W	3	0	0	0	2	0	0	0	0	0	0	10	13	0.00	0.000										

Batter	1	2	3	4	5	6	7	8	9	AB	R	H	RBI	BB	SO	LOB	BOTTOM										
11 Jimmy Rollins, S OBP: 0.306, SLG: 0.515										5	2	2	0	0	0	1	Seattle Mariners @ Los Angeles Dodgers Dodger Stadium, Los Angeles, CA Tue Apr 14 2015, 7:10 PM - 10:50 PM PDT Att: 43,115 - Clear - 67 F										
3 Carl Crawford, L OBP: 0.308, SLG: 0.360										5	1	2	0	0	1	3											
23 Adrián González, L OBP: 0.622, SLG: 1.194										4	0	2	1	1	0	1											
47 Howie Kendrick, R OBP: 0.400, SLG: 0.500										4	0	2	2	1	2	3											
9 Yasmani Grandal, S OBP: 0.333, SLG: 0.353										3	0	0	0	1	1	4											
16 Andre Ethier, L OBP: 0.353, SLG: 0.667										4	1	1	1	0	1	3											
5 Juan Uribe, R OBP: 0.222, SLG: 0.176 63 Yimi Garcia, R										4	0	0	0	0	0	0											
31 Joc Pederson, L OBP: 0.375, SLG: 0.500										3	1	1	0	1	1	0											
54 David Huff, S 7 Alex Guerrero, R 12 Juan Nicasio, R 56 J.P. Howell, L 41 Chris Hatcher, R 10 Justin Turner, R OBP: 0.226, SLG: 0.226										1	0	0	0	0	0	0											
Inning Stats	R: 0 H: 2 E: 0 K: 1 S: 14	H: 0 LOB: 0 P: 23	R: 0 H: 0 E: 0 K: 1 S: 9	H: 0 LOB: 0 P: 11	R: 1 H: 2 E: 0 K: 3 S: 17	H: 2 LOB: 1 P: 26	R: 2 H: 1 E: 0 K: 0 S: 10	H: 1 LOB: 0 P: 17	R: 0 H: 0 E: 0 K: 0 S: 9	H: 0 LOB: 1 P: 16	R: 1 H: 1 E: 0 K: 1 S: 12	H: 1 LOB: 1 P: 16	R: 0 H: 2 E: 0 K: 1 S: 11	H: 2 LOB: 0 P: 13	R: 0 H: 1 E: 0 K: 0 S: 7	H: 1 LOB: 0 P: 12		R: 2 H: 3 E: 0 K: 0 S: 10	H: 3 LOB: 2 P: 18	1B: 8 2B: 2 3B: 0 HR: 2	SF: 0 SAC: 0 DP: 1 HBP: 0	WP: 0 PB: 0 CS: 1	PA: 41				
PITCHER	IP	WLS	BF	H	R	ER	SO	BB	IBB	HBP	BLK	WP	HR	S	P	ERA	WHIP										
18 Hisashi Iwakuma, R ERA: 6.55	5.0		24	4	4	4	0	3	0	0	0	0	0	11	14	0.00	0.000										
39 Carson Smith, R ERA:	1.0	H	4	0	0	0	0	0	0	0	0	0	0	6	6	∞	∞										
41 Charlie Furbush, L ERA:	0.0		2	2	0	0	0	0	0	0	0	0	0	6	6	∞	∞										
31 Yoervis Medina, R ERA: 1.59	2.0	H	5	1	0	0	1	0	0	0	0	0	0	12	19	0.00	0.500										
56 Fernando Rodney, R ERA: 16.2	0.1	L	5	3	2	2	0	1	0	0	0	0	0	10	18	54.00	12.000										



Batter	1	2	3	4	5	6	7	8	9	AB	R	H	RBI	BB	SO	LOB	TOP					
25 Rickie Weeks Jr. R OBP: 0.270, SLG: 0.504	G3		G5-3		K		K			4	0	0	0	0	2	1						
16 Austin Jackson R OBP: 0.270, SLG: 0.257	G4-3			L6		22 1B 15 G3		G6-3		4	1	1	0	0	0	0						
22 Robinson Cano L OBP: 0.211, SLG: 0.368	G4-3			L7		15 G3 20 CS 23 BB				4	0	2	0	0	0	0						
23 Nelson Cruz R OBP: 0.368, SLG: 0.824			G5-3	HR		15 G3				3	1	2	1	1	0	0						
15 Kyle Seager L OBP: 0.270, SLG: 0.400	F7					G3		F8		4	0	1	1	0	0	4						
20 Logan Morrison L OBP: 0.194, SLG: 0.167				K				G5-3		3	0	1	0	1	1	3						
3 Mike Zunino R OBP: 0.188, SLG: 0.167			L8			12 1B				4	0	1	0	0	1	3						
5 Brad Miller L OBP: 0.219, SLG: 0.310			G3		L7					4	0	0	0	0	1	1						
44 Taijuan Walker R 12 Justin Ruggiano R 66 Tyler Olson R 8 Willie Bloomquist R 40 Danny Farquhar R 13 Dustin Ackley L			K					G4-3		1	0	0	0	0	1	0						
Inning Stats	R: 0 E: 0 K: 0 S: 5	H: 0 LOB: 0 BB: 0 P: 8	R: 0 E: 0 K: 0 S: 9	H: 1 LOB: 1 BB: 0 P: 11	R: 0 E: 0 K: 1 S: 8	H: 0 LOB: 0 BB: 0 P: 12	R: 1 E: 0 K: 1 S: 13	H: 2 LOB: 1 BB: 0 P: 16	R: 0 E: 0 K: 0 S: 9	H: 2 LOB: 1 BB: 0 P: 12	R: 1 E: 0 K: 0 S: 13	H: 2 LOB: 2 BB: 2 P: 27	R: 0 E: 0 K: 2 S: 10	H: 0 LOB: 0 BB: 0 P: 14	R: 0 E: 0 K: 0 S: 12	H: 2 LOB: 2 BB: 0 P: 20	R: 0 E: 0 K: 2 S: 8	H: 0 LOB: 0 BB: 0 P: 12	1B: 7 2B: 1 3B: 0 HR: 1	SF: 0 SAC: 0 DP: 0 HBP: 0	WP: 0 PB: 0 SB: 0 CS: 1	PA: 36
PITCHER	IP	WLS	BF	H	R	ER	SO	BB	IBB	HBP	BLK	WP	HR	S	P	ERA	WHIP					
35 Brett Anderson L ERA: 4.09	5.0	W	22	7	2	2	3	1	0	0	0	0	1	50	73	3.60	1.600					
75 Paco Rodriguez L ERA: 3.85	1.1	H	4	0	0	0	0	1	0	0	0	0	0	9	17	0.00	0.750					
41 Chris Hatcher R ERA: 13.5	0.2	H	2	0	0	0	2	0	0	0	0	0	0	8	10	0.00	0.000					
52 Pedro Báez R ERA: 3.0	1.1	H	6	2	0	0	1	0	0	0	0	0	0	15	25	0.00	1.500					
56 J.P. Howell L ERA: 3.0	0.2		2	0	0	0	1	0	0	0	0	0	0	5	7	0.00	0.000					

Seattle Mariners @ Los Angeles Dodgers
Dodger Stadium, Los Angeles, CA
Wed Apr 15 2015, 7:16 PM - 9:57 PM PDT
Att: 51,287 - Clear - 72 F



AB 34
R 2
H 9
RBI 2
BB 2
SO 7
LOB 12

Batter	1	2	3	4	5	6	7	8	9	AB	R	H	RBI	BB	SO	LOB	BOTTOM				
11 Jimmy Rollins S OBP: 0.293, SLG: 0.459	K		P6			G6-3		P2		4	1	0	0	1	1	2					
9 Yasmani Grandal S OBP: 0.346, SLG: 0.333	16 1B 47 BB			L7		G5-3		L6		4	1	1	0	1	0	0					
23 Adrián González L OBP: 0.595, SLG: 1.111	F8			P2				G3-1		5	0	2	1	0	0	1					
47 Howie Kendrick R OBP: 0.410, SLG: 0.471	16 1B 33 2B		G4-3		G1-3					2	1	0	0	2	0	2					
16 Andre Ethier L OBP: 0.429, SLG: 0.667	33 2B									3	2	2	1	0	1	2					
33 Scott Van Slyke R OBP: 0.545, SLG: 0.429			F9					F9		4	0	2	2	0	0	1					
5 Juan Uribe R OBP: 0.227, SLG: 0.190	L8					G3-6-1				4	0	1	0	0	1	3					
31 Joc Pederson L OBP: 0.444, SLG: 0.517										1	0	1	1	3	0	0					
35 Brett Anderson L 75 Paco Rodriguez L 41 Chris Hatcher R 3 Carl Crawford L 52 Pedro Báez R 56 J.P. Howell L				K				K		3	0	0	0	0	3	5					
Inning Stats	R: 3 E: 0 K: 1 S: 14	H: 3 LOB: 1 BB: 1 P: 24	R: 1 E: 0 K: 1 S: 14	H: 1 LOB: 2 BB: 3 P: 27	R: 1 E: 1 K: 1 S: 12	H: 2 LOB: 2 BB: 0 P: 15	R: 0 E: 0 K: 0 S: 6	H: 0 LOB: 0 BB: 0 P: 10	R: 0 E: 0 K: 1 S: 8	H: 2 LOB: 2 BB: 1 P: 16	R: 0 E: 0 K: 1 S: 8	H: 1 LOB: 2 BB: 1 P: 14	R: 0 E: 0 K: 2 S: 10	H: 0 LOB: 1 BB: 1 P: 19	R: 0 E: 0 K: 0 S: 6	H: 0 LOB: 0 BB: 0 P: 8	1B: 7 2B: 2 3B: 0 HR: 0	SF: 0 SAC: 0 DP: 1 HBP: 1	WP: 0 PB: 0 SB: 0 CS: 1	PA: 39	
PITCHER	IP	WLS	BF	H	R	ER	SO	BB	IBB	HBP	BLK	WP	HR	S	P	ERA	WHIP				
44 Taijuan Walker R ERA: 17.18	4.0	L	22	6	5	5	3	4	0	1	0	0	0	46	76	11.25	2.500				
66 Tyler Olson L ERA: 2.84	2.0		10	3	0	0	2	0	2	0	0	0	0	16	30	0.00	1.500				
40 Danny Farquhar R ERA: 2.84	2.0		7	0	0	0	2	1	0	0	0	0	0	16	27	0.00	0.500				

Seattle Mariners @ Los Angeles Dodgers
Dodger Stadium, Los Angeles, CA
Wed Apr 15 2015, 7:16 PM - 9:57 PM PDT
Att: 51,287 - Clear - 72 F



AB 31
R 5
H 9
RBI 5
BB 7
SO 7
LOB 17

Batter	1	2	3	4	5	6	7	8	9	AB	R	H	RBI	BB	SO	LOB	TOP										
19 Charlie Blackmon, L OBP: 0.356, SLG: 0.421										4	1	1	2	0	1	0	Colorado Rockies @ Los Angeles Dodgers Dodger Stadium, Los Angeles, CA Fri Apr 17 2015, 7:12 PM - 10:29 PM PDT Att: 48,950 - Clear - 73 F										
2 Troy Tulowitzki, R OBP: 0.375, SLG: 0.615										4	1	2	1	0	1	0											
28 Nolan Arenado, R OBP: 0.381, SLG: 0.684										4	0	1	0	0	0	1											
20 Wilin Rosario, R OBP: 0.364, SLG: 0.818										4	0	2	0	0	1	2											
4 Nick Hundley, R OBP: 0.333, SLG: 0.355										3	0	0	0	1	3	2											
6 Corey Dickerson, L OBP: 0.381, SLG: 0.625										4	0	1	0	0	2	2											
13 Drew Stubbs, R										4	1	0	0	0	2	2											
38 Kyle Kendrick, R 45 Scott Oberg, R 43 Rafael Ynoa, S 53 Christian Friedrich, R 32 LaTroy Hawkins, R 8 Michael McKenry, R										2	0	0	0	0	2	1											
9 DJ LeMahieu, R OBP: 0.487, SLG: 0.526										3	0	0	0	0	2	1											
Inning Stats	R: 0 E: 0 K: 1 S: 9	H: 1 LOB: 1 BB: 0 P: 14	R: 0 E: 0 K: 3 S: 11	H: 0 LOB: 0 BB: 0 P: 16	R: 0 E: 0 K: 2 S: 8	H: 0 LOB: 0 BB: 0 P: 10	R: 1 E: 0 K: 1 S: 11	H: 3 LOB: 2 BB: 0 P: 20	R: 2 E: 1 K: 3 S: 16	H: 1 LOB: 0 BB: 0 P: 21	R: 0 E: 0 K: 2 S: 15	H: 1 LOB: 2 BB: 1 P: 23	R: 0 E: 0 K: 1 S: 12	H: 0 LOB: 0 BB: 0 P: 18	R: 0 E: 0 K: 2 S: 10	H: 1 LOB: 1 BB: 0 P: 12		R: 0 E: 0 K: 1 S: 9	H: 0 LOB: 0 BB: 0 P: 14	1B: 4 2B: 1 3B: 0 HR: 2	SF: 0 SAC: 0 DP: 0 HBP: 0	WP: 1 PB: 1 SB: 1 CS: 0	PA: 35				
PITCHER	IP	WLS	BF	H	R	ER	SO	BB	IBB	HBP	BLK	WP	HR	S	P	ERA	WHIP										
22 Clayton Kershaw, L ERA: 4.42	6.0	W	25	6	3	1	12	1	0	0	0	1	2	70	104	1.50	1.167										
75 Paco Rodríguez, L ERA: 2.7	1.0	H	3	0	0	0	1	0	0	0	0	0	0	12	18	0.00	0.000										
63 Yimi García, R ERA: 1.29	1.0		4	1	0	0	2	0	0	0	0	0	0	10	12	0.00	1.000										
36 Adam Liberatore, L ERA:	1.0		3	0	0	0	1	0	0	0	0	0	0	9	14	0.00	0.000										

AB	34
R	3
H	7
RBI	3
BB	1
SO	16
LOB	11



Batter	1	2	3	4	5	6	7	8	9	AB	R	H	RBI	BB	SO	LOB	BOTTOM										
11 Jimmy Rollins, S OBP: 0.283, SLG: 0.415										4	1	0	0	1	3	2	Colorado Rockies @ Los Angeles Dodgers Dodger Stadium, Los Angeles, CA Fri Apr 17 2015, 7:12 PM - 10:29 PM PDT Att: 48,950 - Clear - 73 F										
3 Carl Crawford, L OBP: 0.281, SLG: 0.323										5	1	1	0	0	0	2											
23 Adrián González, L OBP: 0.609, SLG: 1.125										4	3	3	2	0	0	0											
47 Howie Kendrick, R OBP: 0.419, SLG: 0.579										4	1	2	3	0	1	1											
9 Yasmani Grandal, S OBP: 0.367, SLG: 0.333										3	1	1	0	1	1	1											
16 Andre Ethier, L OBP: 0.440, SLG: 0.650										2	0	1	1	1	1	0											
5 Juan Uribe, R OBP: 0.231, SLG: 0.200										4	0	1	0	0	0	3											
31 Joc Pederson, L OBP: 0.450, SLG: 0.484										2	0	0	0	2	1	3											
22 Clayton Kershaw, L 7 Aïeú Guerrero, R 75 Paco Rodríguez, L 63 Yimi García, R 10 Justin Turner, R 36 Adam Liberatore, L										2	0	1	0	0	1	1											
Inning Stats	R: 3 E: 0 K: 1 S: 15	H: 2 LOB: 1 BB: 1 P: 27	R: 0 E: 0 K: 1 S: 8	H: 1 LOB: 0 BB: 0 P: 15	R: 0 E: 0 K: 1 S: 11	H: 0 LOB: 0 BB: 0 P: 15	R: 1 E: 0 K: 1 S: 8	H: 1 LOB: 1 BB: 2 P: 21	R: 2 E: 0 K: 2 S: 19	H: 4 LOB: 3 BB: 1 P: 33	R: 0 E: 0 K: 1 S: 6	H: 0 LOB: 0 BB: 0 P: 8	R: 1 E: 0 K: 0 S: 10	H: 2 LOB: 1 BB: 0 P: 17	R: 0 E: 0 K: 2 S: 14	H: 0 LOB: 1 BB: 1 P: 18		1B: 5 2B: 4 3B: 0 HR: 1	SF: 1 SAC: 0 DP: 1 HBP: 0	WP: 1 PB: 0 SB: 1 CS: 0	PA: 38						
PITCHER	IP	WLS	BF	H	R	ER	SO	BB	IBB	HBP	BLK	WP	HR	S	P	ERA	WHIP										
38 Kyle Kendrick, R ERA: 7.56	4.2	L	24	7	6	6	6	3	1	0	0	0	0	10	15	0.00	0.750										
45 Scott Oberg, R ERA:	1.1		5	1	0	0	1	0	0	0	0	0	0	10	17	9.00	2.000										
53 Christian Friedrich, L ERA: 1.42	1.0		5	2	1	1	0	0	0	0	0	0	0	14	18	0.00	1.000										
32 LaTroy Hawkins, R ERA: 9.64	1.0		4	0	0	0	2	1	0	0	0	0	0	14	18	0.00	1.000										



Batter	1	2	3	4	5	6	7	8	9	AB	R	H	RBI	BB	SO	LOB	TOP					
19 Charlie Blackmon, L (1,8) OBP: 0.364, SLG: 0.429										4	1	1	0	0	0	0	Colorado Rockies @ Los Angeles Dodgers Dodger Stadium, Los Angeles, CA Sat Apr 18 2015, 6:12 PM - 9:06 PM PDT Att. 45,912 - Clear - 72 F					
5 Carlos González, L (1,9) OBP: 0.244, SLG: 0.381										3	0	0	0	1	1							
2 Troy Tulowitzki, R (1,6) OBP: 0.364, SLG: 0.581										4	0	1	1	0	1							
33 Justin Morneau, L (1,3) OBP: 0.250, SLG: 0.359										3	0	1	0	0	0							
28 Nolan Arenado, R (1,5) OBP: 0.391, SLG: 0.683										3	1	1	0	1	0	3						
6 Corey Dickerson, L (1,7) OBP: 0.348, SLG: 0.568										4	0	0	0	0	0	3						
4 Nick Hundley, R (1,2) OBP: 0.297, SLG: 0.314										4	0	0	0	0	1	3						
9 DJ LeMahieu, R (1,4) OBP: 0.476, SLG: 0.585										3	1	1	2	0	1	0						
24 Jordan Lyles, R (1,1) 8 Michael McKenry, R (7,PH) 51 Brooks Brown, L (7,1) 63 Rafael Betancourt, R (8,1)										2	0	0	0	0	0	0						
Inning Stats	R: 1 E: 1 K: 0 S: 8	H: 2 LOB: 1 BB: 0 P: 13	R: 0 E: 0 K: 1 S: 10	H: 0 LOB: 0 BB: 0 P: 16	R: 0 E: 0 K: 0 S: 9	H: 0 LOB: 1 BB: 1 P: 17	R: 0 E: 0 K: 0 S: 11	H: 1 LOB: 1 BB: 0 P: 16	R: 0 E: 0 K: 1 S: 6	H: 0 LOB: 0 BB: 0 P: 8	R: 0 E: 0 K: 1 S: 8	H: 0 LOB: 0 BB: 0 P: 12	R: 2 E: 0 K: 2 S: 15	H: 2 LOB: 0 BB: 0 P: 26	R: 0 E: 0 K: 1 S: 8	H: 0 LOB: 0 BB: 0 P: 15		R: 0 E: 0 K: 0 S: 6	H: 0 LOB: 1 BB: 1 P: 11	1B: 2 2B: 2 3B: 0 HR: 1	SF: 0 SAC: 0 DP: 1 HBP: 1	WP: 2 PB: 0 SB: 0 CS: 0
PITCHER	IP WLS BF H R ER SO BB IBB HBP BLK WP HR S P ERA WHIP																					
21 Zack Greinke, R (1,1) ERA: 1.83	6.2 W 26 5 3 3 3 1 0 1 0 1 1 63 103 4.05 0.900																					
41 Chris Hatcher, R (7,1) ERA: 12.27	0.1 H 1 0 0 0 1 0 0 0 0 0 0 4 5 0.00 0.000																					
56 J.P. Howell, L (8,1) ERA: 2.25	1.0 H 3 0 0 0 1 0 0 0 0 0 0 8 15 0.00 0.000																					
62 Joel Peralta, R (9,1) ERA:	1.0 S 4 0 0 0 0 1 0 0 0 0 0 6 11 0.00 1.000																					

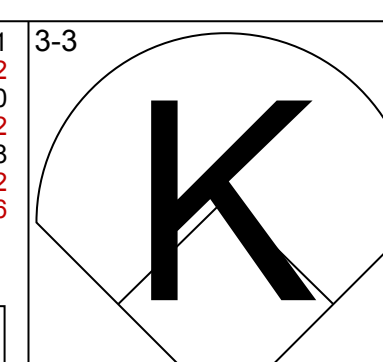
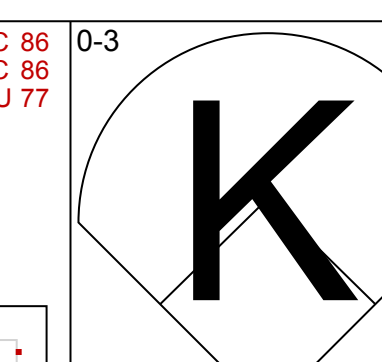
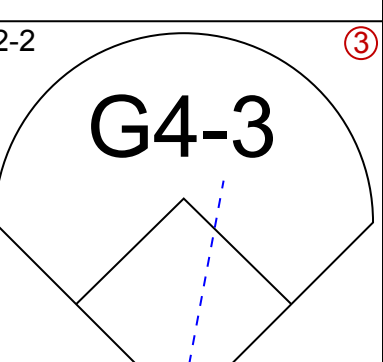
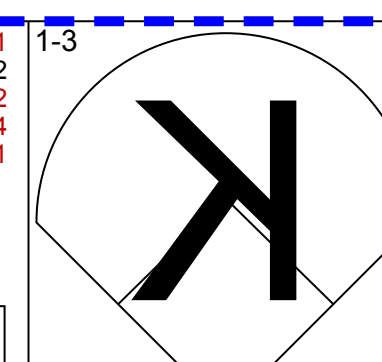
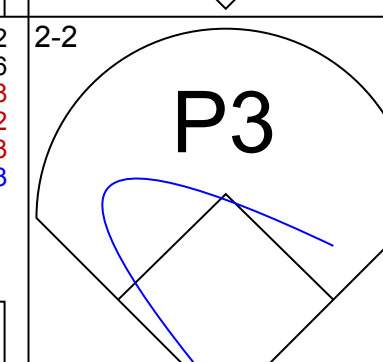
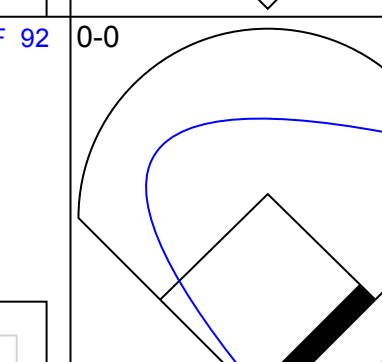
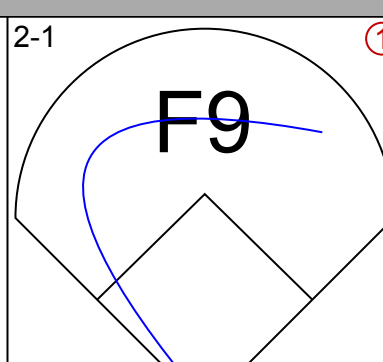
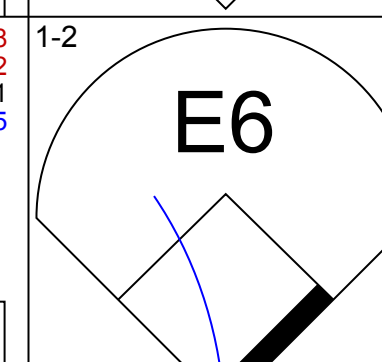
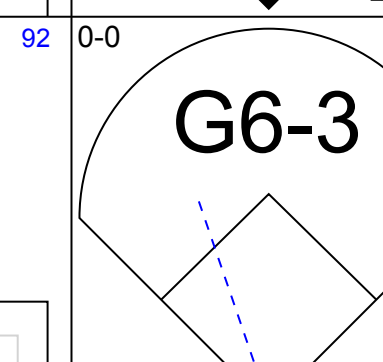
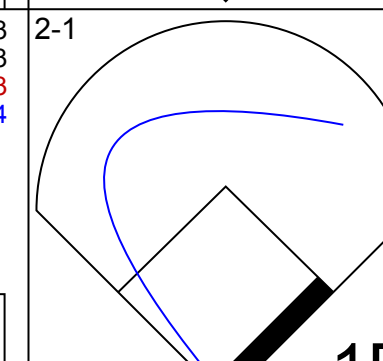
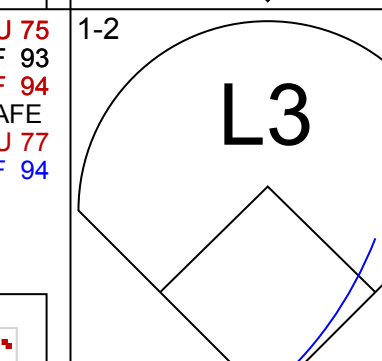
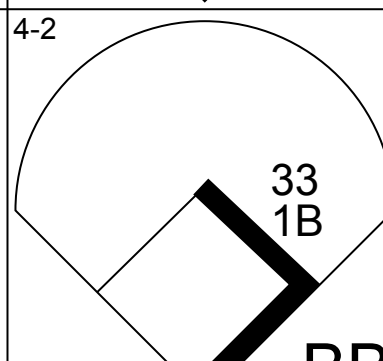
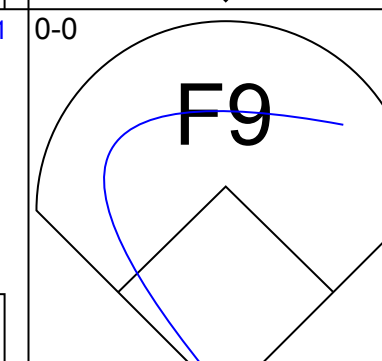
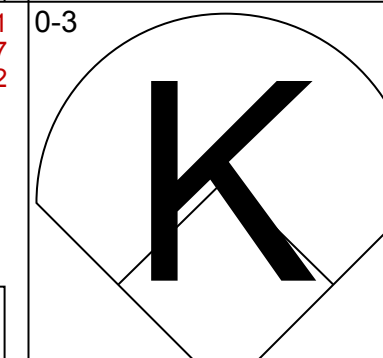

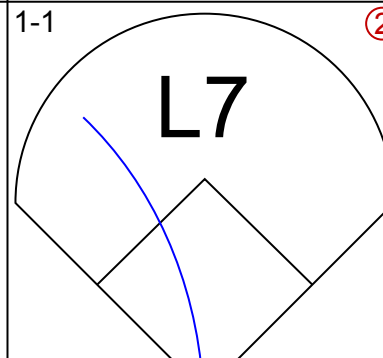


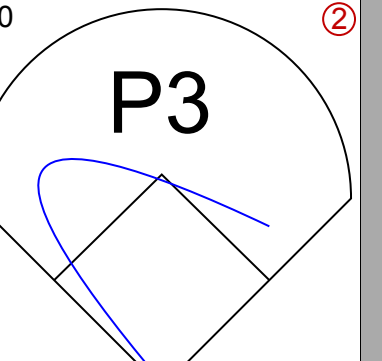
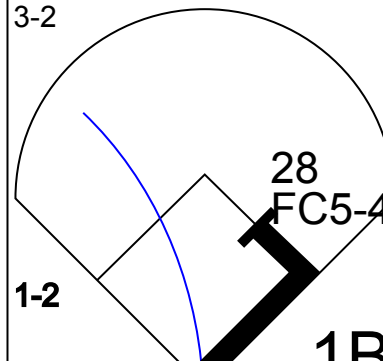
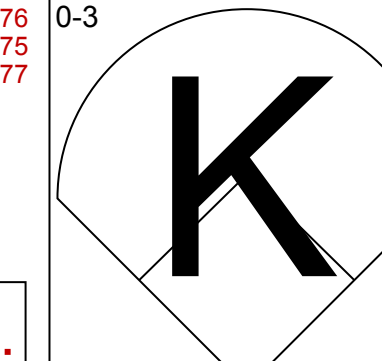
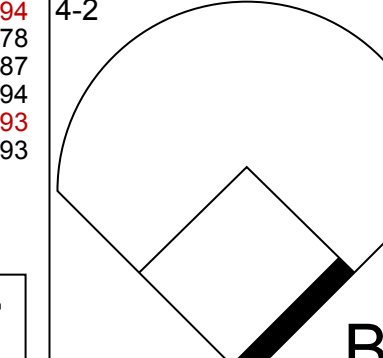
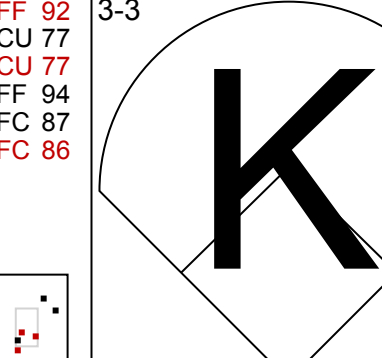
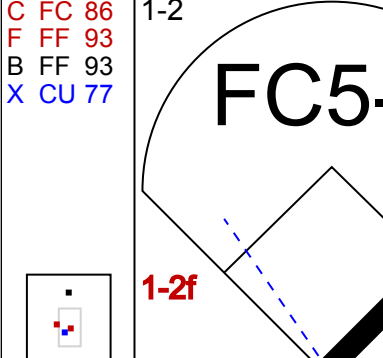
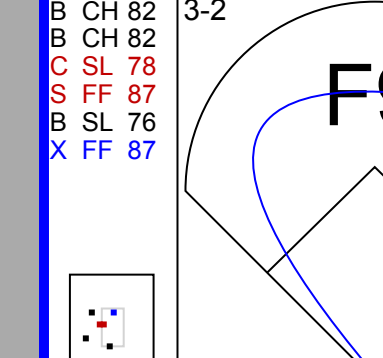
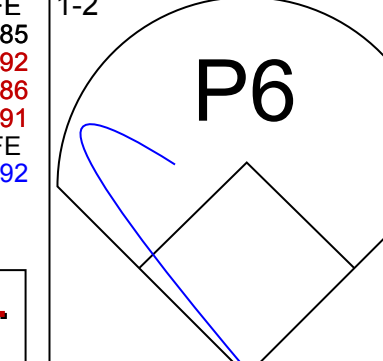


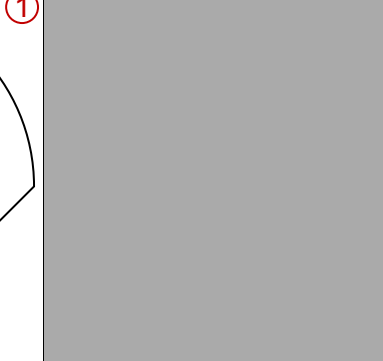
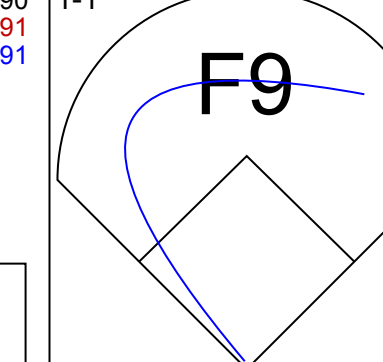
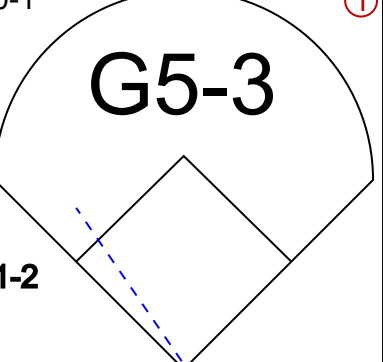
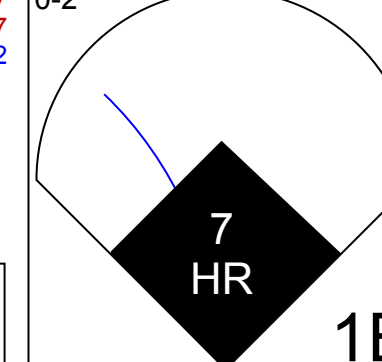
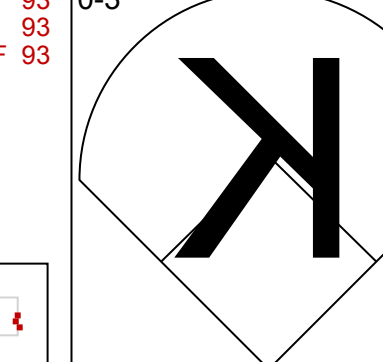

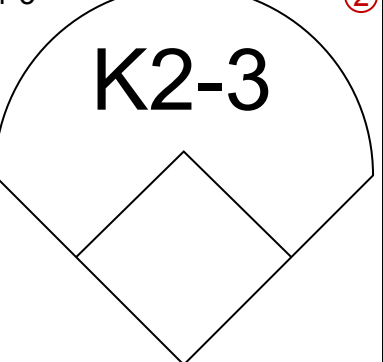
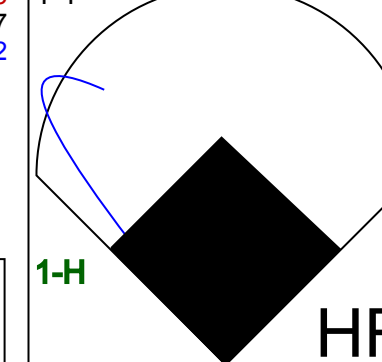
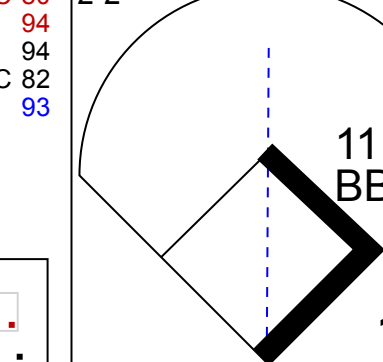
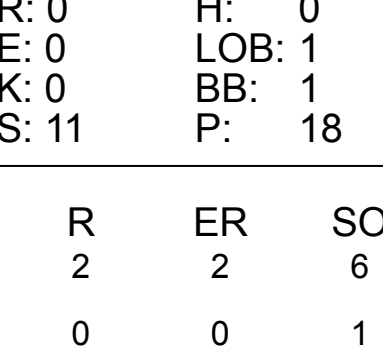
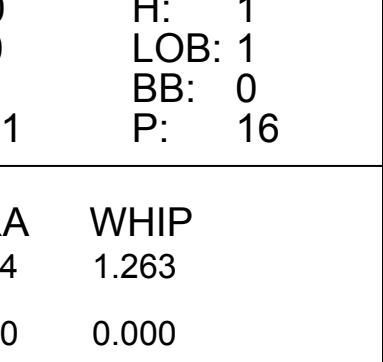
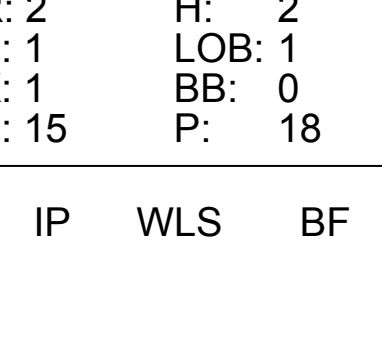
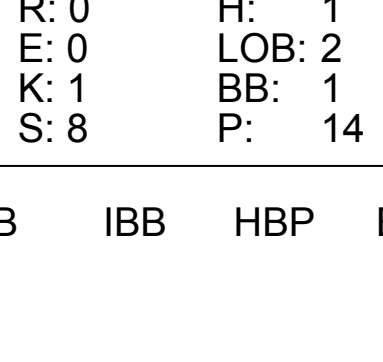

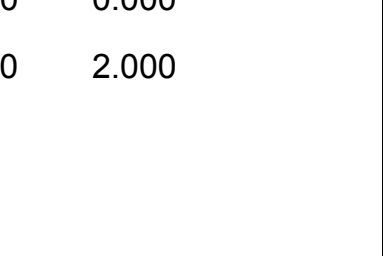

Batter	1	2	3	4	5	6	7	8	9	AB	R	H	RBI	BB	SO	LOB	BOTTOM			
11 Jimmy Rollins, S (1,6) OBP: 0.314, SLG: 0.432										3	2	1	0	2	1	1	Colorado Rockies @ Los Angeles Dodgers Dodger Stadium, Los Angeles, CA Sat Apr 18 2015, 6:12 PM - 9:06 PM PDT Att. 45,912 - Clear - 72 F			
66 Yasiel Puig, R (1,9) OBP: 0.353, SLG: 0.533										3	1	2	1	1	0	0				
23 Adrián González, L (1,3) OBP: 0.580, SLG: 1.045										4	0	1	3	0	0	3				
47 Howie Kendrick, R (1,4) OBP: 0.426, SLG: 0.619										4	1	2	1	0	0	4				
9 Yasmani Grandal, S (1,2) OBP: 0.353, SLG: 0.321										4	0	1	1	0	2	3				
16 Andre Ethier, L (1,7) OBP: 0.379, SLG: 0.542										4	0	0	0	0	1	2				
5 Juan Uribe, R (1,5) OBP: 0.267, SLG: 0.214										3	0	1	0	1	1	1				
31 Joc Pederson, L (1,8) OBP: 0.432, SLG: 0.441										3	1	0	0	1	3	2				
21 Zack Greinke, R (1,1) 41 Chris Hatcher, R (7,1) 56 J.P. Howell, L (8,1) 10 Justin Turner, R (8,PH) 62 Joel Peralta, R (9,1)										2	1	1	0	0	0	1				
Inning Stats	R: 0 E: 0 K: 0 S: 6	H: 0 LOB: 0 BB: 0 P: 10	R: 1 E: 0 K: 1 S: 8	H: 2 LOB: 0 BB: 0 P: 14	R: 1 E: 0 K: 1 S: 12	H: 2 LOB: 2 BB: 1 P: 20	R: 0 E: 0 K: 2 S: 7	H: 0 LOB: 0 BB: 0 P: 11	R: 2 E: 0 K: 0 S: 12	H: 1 LOB: 2 BB: 3 P: 26	R: 0 E: 0 K: 1 S: 9	H: 0 LOB: 1 BB: 1 P: 14	R: 2 E: 0 K: 1 S: 9	H: 3 LOB: 1 BB: 0 P: 13	R: 0 E: 0 K: 2 S: 16	H: 1 LOB: 1 BB: 0 P: 23		1B: 5 2B: 4 3B: 0 HR: 0	SF: 0 SAC: 1 DP: 1 HBP: 0	WP: 1 PB: 0 SB: 1 CS: 0
PITCHER	IP WLS BF H R ER SO BB IBB HBP BLK WP HR S P ERA WHIP																			
24 Jordan Lyles, R (1,1) ERA: 3.5	6.0 L 27 5 4 4 5 5 0 0 0 0 1 0 54 95 6.00 1.667																			
51 Brooks Brown, R (7,1) ERA: 3.18	1.0 6 3 2 2 1 0 0 0 0 0 0 9 13 18.00 3.000																			
63 Rafael Betancourt, R (8,1) ERA: 1.5	1.0 4 1 0 0 2 0 0 0 0 0 0 16 23 0.00 1.000																			

livebaseballscorecards.com

AB 31
R 3
H 5
RBI 3
BB 2
SO 5
LOB 11

livebaseballscorecards.com

AB 31
R 6
H 9
RBI 6
BB 5
SO 8
LOB 18

Batter	1	2	3	4	5	6	7	8	9	AB	R	H	RBI	BB	SO	LOB	TOP		
11 Jimmy Rollins, S OBP: 0.308, SLG: 0.364											4	0	0	0	1	3	1		
10 Justin Turner, R OBP: 0.333, SLG: 0.476											4	0	1	0	0	0	0		
23 Adrián González, L (9, PH) OBP: 0.500, SLG: 0.868											1	0	0	0	0	0	2		
66 Yasiel Puig, R OBP: 0.381, SLG: 0.514											3	0	1	0	1	0	2		
47 Howie Kendrick, R OBP: 0.407, SLG: 0.604											4	0	0	0	0	2	2		
33 Scott Van Slyke, R OBP: 0.524, SLG: 0.765											4	0	1	0	0	1	0		
41 Chris Hatcher, R											0	0	0	0	0	0	0		
9 Yasmani Grandal, S OBP: 0.316, SLG: 0.281											4	0	1	0	0	0	1		
28 Chris Heisey, R											4	1	1	0	0	1	2		
31 Joc Pederson, L (8, PH) OBP: 0.453, SLG: 0.537											0	0	0	0	0	0	0		
5 Juan Uribe, R OBP: 0.270, SLG: 0.257											1	0	1	0	0	0	0		
17 A.J. Ellis, R OBP: 0.211, SLG: 0.222											1	B:	6	SF:	0	WP:	0	PA:	38
56 J.P. Howell, L											0	K:	2	2B:	0	FB:	0		
22 Clayton Kershaw, L OBP: 0.250, SLG: 0.286											0	E:	0	3B:	0	SB:	0		
7 Alex Guerrero, R (7, PH)											0	L:	1	HR:	1	CS:	0		
63 Yimi García, R											0	R:	0	HBP:	0				
75 Paco Rodríguez, L (7, 1)											0	H:	0	DP:	0				
16 Andre Ethier, L OBP: 0.371, SLG: 0.483											0	L:	0	HBP:	0				
											0	R:	0	H:	0				
											0	E:	0	L:	0				
											0	K:	2	BB:	0				
											0	S:	13	P:	20				
											0	K:	0	BB:	1				
											0	E:	0	L:	0				
											0	K:	0	BB:	1				
											0	S:	11	P:	18				
											0	K:	2	BB:	0				
											0	E:	0	L:	0				
											0	K:	1	BB:	0				
											0	S:	5	P:	16				
											0	K:	1	BB:	0				
											0	E:	0	L:	0				
											0	K:	1	BB:	0				
											0	S:	11	P:	16				
											0	K:	0	BB:	0				
											0	E:	0	L:	0				
											0	K:	1	BB:	0				
											0	S:	12	P:	23				
											0	K:	1	BB:	0				
											0	E:	1	L:	1				
											0	K:	0	BB:	0				
											0	S:	15	P:	18				
											0	K:	2	BB:	0				
											0	E:	0	L:	0				
											0	K:	1	BB:	0				
											0	S:	9	P:	13				
											0	K:	2	BB:	0				
											0	E:	0	L:	0				
											0	K:	0	BB:	0				
											0	S:	9	P:	13				
											0	K:	1	BB:	1				
											0	E:	0	L:	2				
											0	K:	1	BB:	1				
											0	S:	8	P:	14				
											0	K:	0	BB:	0				
											0	E:	0	L:	0				
											0	K:	2	BB:	0				
											0	S:	9	P:	13				
											0	K:	0	BB:	0				
											0	E:	0	L:	0				
											0	K:	0	BB:	0				
											0	S:	9	P:	13				
											0	K:	2	BB:	0				
											0	E:	0	L:	0				
											0	K:	0	BB:	0				
											0	S:	9	P:	13				
											0	K:	2	BB:	0				
											0	E:	0	L:	0				
											0	K:	0	BB:	0				
											0	S:	9	P:	13				
											0	K:	2	BB:	0				
											0	E:	0	L:	0				
											0	K:	0	BB:	0				
											0	S:	9	P:	13				
											0	K:	2	BB:	0				
											0	E:	0	L:	0				
											0	K:	0	BB:	0				
											0	S:	9	P:	13				
											0	K:	2	BB:	0				
											0	E:	0	L:	0				
											0	K:	0	BB:	0				
											0	S:	9	P:	13				
											0	K:	2	BB:	0				
											0	E:	0	L:	0				
											0	K:	0	BB:	0				
											0	S:	9	P:	13				
											0	K:	2	BB:	0				
											0	E:	0	L:	0				
											0	K:	0	BB:	0				
											0	S:	9	P:	13				
											0	K:	2	BB:	0				
											0	E:	0	L:	0				

Batter	1	2	3	4	5	6	7	8	9	10	AB	R	H	RBI	BB	SO	LOB	TOP				
10 Justin Turner, R OBP: 0.320, SLG: 0.417	HBP		L8					F9		HBP	3	0	0	0	0	1	0	Los Angeles Dodgers @ San Francisco Giants AT&T Park, San Francisco, CA Thu Apr 23 2015, 12:45 PM - 4:10 PM PDT Att. 41,240 - Sunny - 60 F				
62 Joel Peralta, R OBP: 0.283, SLG: 0.488	L9		G4-3		G6-3			G4-6-3		BB	4	0	1	0	1	0	1					
23 Adrián González, L OBP: 0.477, SLG: 0.862			HR			P5		G4-6-3		K	5	1	1	1	0	2	5					
47 Howie Kendrick, R OBP: 0.397, SLG: 0.571	K		BB			G5-3		G1-3			3	0	0	0	1	1	1					
9 Yasmani Grandal, S OBP: 0.296, SLG: 0.250		G4-3	G6-3			K		G4-3			4	0	0	0	0	1	1					
3 Carl Crawford, L OBP: 0.237, SLG: 0.270		F7		G4-3			G6-3		F7		4	0	0	0	0	0	0					
7 Alex Guerrero, R OBP: 0.450, SLG: 1.211				G3-1																		
63 Yimi García, R																						
56 J.P. Howell, L																						
5 Juan Uribe, R OBP: 0.289, SLG: 0.278																						
31 Joc Pederson, L OBP: 0.446, SLG: 0.523			P4																			
46 Mike Bolsinger, R																						
41 Chris Hatcher, R																						
11 Jimmy Rollins, S OBP: 0.299, SLG: 0.351																						
Inning Stats	R: 0 E: 0 K: 2 S: 10	H: 0 LOB: 1 BB: 0 P: 16	R: 1 E: 0 K: 0 S: 10	H: 2 LOB: 1 BB: 0 P: 18	R: 1 E: 0 K: 0 S: 11	H: 1 LOB: 1 BB: 1 P: 19	R: 0 E: 0 K: 0 S: 8	H: 0 LOB: 0 BB: 0 P: 12	R: 0 E: 0 K: 2 S: 9	H: 0 LOB: 0 BB: 0 P: 9	R: 0 E: 0 K: 1 S: 8	H: 1 LOB: 1 BB: 0 P: 13	R: 0 E: 0 K: 0 S: 4	H: 1 LOB: 0 BB: 0 P: 4	R: 0 E: 0 K: 0 S: 6	H: 0 LOB: 0 BB: 0 P: 11	R: 0 E: 0 K: 1 S: 14	H: 1 LOB: 3 BB: 1 P: 25	1B: 4 2B: 0 3B: 0 HR: 2	SF: 0 SAC: 1 DP: 1 HBP: 2	WP: 0 PB: 0 SB: 0 CS: 0	PA: 39
PITCHER	IP WLS BF H R ER SO ERA WHIP	32 Ryan Vogelsong, R ERA: 7.71	41 Jeremy Affeldt, L ERA: 1.5	70 George Kontos, R ERA: 0.77	49 Javier López, L ERA: 2.7	63 Jean Machi, R ERA: 3.0	PITCHER	IP WLS BF H R ER SO ERA WHIP	46 Santiago Casilla, R ERA: 2.25	10.1 1 6 1 0 0 1 0.00 2.000												

AB	34
R	2
H	6
RBI	2
BB	2
SO	7
LOB	12



Batter	1	2	3	4	5	6	7	8	9	10	AB	R	H	RBI	BB	SO	LOB	BOTTOM						
23 Norichika Aoki, L OBP: 0.375, SLG: 0.397	G4-3		K			G6-3		G6-3		P6	5	0	0	0	0	1	2	Los Angeles Dodgers @ San Francisco Giants AT&T Park, San Francisco, CA Thu Apr 23 2015, 12:45 PM - 4:10 PM PDT Att. 41,240 - Sunny - 60 F						
12 Joe Panik, L OBP: 0.348, SLG: 0.377	1B			K		BB		BB		F7	4	1	2	0	1	1	2							
16 Ángel Pagán, S OBP: 0.361, SLG: 0.409	F7			G3-1		BB		FC5-4		BB	5	1	2	0	0	0	2							
28 Buster Posey, R OBP: 0.333, SLG: 0.350	F8			1B		K		BB		F8	4	0	1	0	1	1	4							
9 Brandon Belt, L OBP: 0.289, SLG: 0.179	G3-1			F7		1B		BB		BB	3	0	1	1	2	0	1							
43 Justin Maxwell, R OBP: 0.400, SLG: 0.500	BB			P6		K		L4		1B	5	0	2	1	0	1	5							
14 Casey McGehee, R OBP: 0.238, SLG: 0.282	G6-4-3																							
50 Matt Duffy, R OBP: 0.317, SLG: 0.405																								
35 Brandon Crawford, L OBP: 0.323, SLG: 0.444			E6			BB		G3-1		BB	3	0	1	1	1	0	0							
32 Ryan Vogelsong, R ERA: 7.71																								
41 Chris Hatcher, R ERA: 1.5																								
63 Yimi García, R ERA: 1.04																								
56 J.P. Howell, L ERA: 1.8																								
62 Joel Peralta, R ERA: 3.0																								
Inning Stats	R: 0 E: 0 K: 7 S: 7	H: 1 LOB: 1 BB: 0 P: 10	R: 0 E: 0 K: 0 S: 6	H: 1 LOB: 0 BB: 0 P: 9	R: 0 E: 0 K: 2 S: 10	H: 0 LOB: 0 BB: 0 P: 15	R: 0 E: 0 K: 1 S: 8	H: 1 LOB: 1 BB: 0 P: 18	R: 0 E: 0 K: 1 S: 8	H: 0 LOB: 0 BB: 0 P: 17	R: 1 E: 0 K: 2 S: 10	H: 2 LOB: 2 BB: 1 P: 17	R: 0 E: 0 K: 2 S: 8	H: 0 LOB: 0 BB: 0 P: 14	R: 0 E: 0 K: 0 S: 8	H: 1 LOB: 3 BB: 2 P: 22	R: 1 E: 0 K: 1 S: 8	H: 2 LOB: 2 BB: 0 P: 14	R: 1 E: 0 K: 0 S: 9	H: 2 LOB: 2 BB: 1 P: 17	1B: 9 2B: 0 3B: 1 HR: 0	SF: 0 SAC: 0 DP: 0 HBP: 0	WP: 0 PB: 0 SB: 1 CS: 1	PA: 42
PITCHER	IP WLS BF H R ER SO ERA WHIP	46 Mike Bolsinger, R ERA: 1.59	41 Chris Hatcher, R ERA: 1.5	63 Yimi García, R ERA: 1.04	56 J.P. Howell, L ERA: 1.8	62 Joel Peralta, R ERA: 3.0	PITCHER	IP WLS BF H R ER SO ERA WHIP	52 Pedro Báez, R ERA: 3.86	12 Juan Nicasio, R ERA: 2.45	10.1 1 5 2 1 1 0 9.00 2.000	10.1 1 4 2 1 1 0 27.00 6.000												

AB	37
R	3
H	10
RBI	3
BB	5
SO	9
LOB	21



Batter	1	2	3	4	5	6	7	8	9	AB	R	H	RBI	BB	SO	LOB	TOP					
11 Jimmy Rollins, S OBP: 0.275, SLG: 0.314										4	0	1	0	0	1	1	Los Angeles Dodgers @ San Diego Padres Petco Park, San Diego, CA Sun Apr 26 2015, 1:13 PM - 3:41 PM PDT Att: 43,256 - Partly Cloudy - 66 F AB 29 R 1 H 5 RBI 1 BB 1 SO 6 LOB 7 					
16 Andre Ethier, L OBP: 0.435, SLG: 0.605										4	0	1	0	0	2	1						
23 Adrián González, L OBP: 0.436, SLG: 0.803										4	0	0	0	0	2	2						
9 Yasmani Grandal, S OBP: 0.345, SLG: 0.326										3	0	0	0	1	0	0						
10 Justin Turner, R OBP: 0.310, SLG: 0.393										3	0	1	0	0	0	0						
3 Carl Crawford, L OBP: 0.245, SLG: 0.354										3	0	0	0	0	0	2						
7 Alex Guerrero, R OBP: 0.500, SLG: 1.273										3	1	2	1	0	0	0						
31 Joc Pederson, L OBP: 0.441, SLG: 0.471										3	0	0	0	0	1	1						
30 Scott Baker, R (1, 1)										1	0	0	0	0	0	0						
47 Howie Kendrick, R OBP: 0.370, SLG: 0.561										1	0	0	0	0	0	0						
77 Carlos Frias, R (8, 1)										0	0	0	0	0	0	0						
Inning Stats	R: 0 E: 0 K: 1 S: 7	H: 1 LOB: 1 BB: 0 P: 13	R: 0 E: 0 K: 0 S: 5	H: 0 LOB: 0 BB: 0 P: 8	R: 0 E: 0 K: 0 S: 14	H: 1 LOB: 1 BB: 0 P: 18	R: 0 E: 0 K: 1 S: 11	H: 1 LOB: 2 BB: 1 P: 18	R: 1 E: 0 K: 2 S: 14	H: 1 LOB: 0 BB: 0 P: 20	R: 0 E: 0 K: 0 S: 8	H: 1 LOB: 0 BB: 0 P: 14	R: 0 E: 0 K: 0 S: 6	H: 0 LOB: 0 BB: 0 P: 11	R: 0 E: 0 K: 0 S: 12	H: 0 LOB: 0 BB: 0 P: 17	R: 0 E: 0 K: 2 S: 10	H: 0 LOB: 0 BB: 0 P: 13	1B: 4 2B: 1 3B: 0 HR: 1	SF: 0 SAC: 1 DP: 2 HBP: 0	WP: 0 PB: 0 SB: 1 CS: 1	PA: 31
PITCHER	IP WLS BF H R ER SO BB IBB HBP BLK WP HR S P ERA WHIP																					
21 Brandon Morrow, R ERA: 2.67	7.0 W 25 5 1 1 4 1 0 0 0 0 1 65 102 1.29 0.857																					
53 Joaquín Benoit, R ERA: 1.54	1.0 H 3 0 0 0 0 0 0 0 0 0 0 12 17 0.00 0.000																					
46 Craig Kimbrel, R ERA: 2.16	1.0 S 3 0 0 0 2 0 0 0 0 0 0 10 13 0.00 0.000																					

Batter	1	2	3	4	5	6	7	8	9	AB	R	H	RBI	BB	SO	LOB	BOTTOM					
4 Wil Myers, R OBP: 0.295, SLG: 0.447										4	0	1	0	0	1	0	Los Angeles Dodgers @ San Diego Padres Petco Park, San Diego, CA Sun Apr 26 2015, 1:13 PM - 3:41 PM PDT Att: 43,256 - Partly Cloudy - 66 F AB 28 R 3 H 5 RBI 3 BB 2 SO 8 LOB 6 					
26 Yanoris Solarte, S OBP: 0.340, SLG: 0.478										2	0	0	0	1	0	0						
53 Joaquín Benoit, R (8, 1)										1	0	0	0	0	1	1						
25 Will Venable, L OBP: 0.182, SLG: 0.455										3	1	1	0	1	1	1						
46 Craig Kimbrel, R (9, 1)										3	0	0	0	0	3	2						
27 Matt Kemp, R OBP: 0.384, SLG: 0.513										3	0	0	0	0	1	1						
10 Justin Upton, R OBP: 0.333, SLG: 0.580										3	0	0	0	0	3	2						
23 Yonder Alonso, L OBP: 0.442, SLG: 0.462										3	0	0	0	0	0	1						
3 Derek Norris, R OBP: 0.342, SLG: 0.493										3	1	2	2	0	0	0						
9 Jedd Gyorko, R OBP: 0.231, SLG: 0.191										3	0	0	0	0	0	1						
5 Alex Amarista, L OBP: 0.370, SLG: 0.364										3	1	1	1	0	0	0						
21 Brandon Morrow, R ERA: 3.86										2	0	0	0	0	2	0						
11 Will Middlebrooks, R OBP: 0.250, SLG: 0.437										1	0	0	0	0	0	0						
Inning Stats	R: 0 E: 0 K: 1 S: 15	H: 1 LOB: 1 BB: 1 P: 21	R: 0 E: 0 K: 0 S: 7	H: 0 LOB: 0 BB: 0 P: 9	R: 1 E: 0 K: 1 S: 14	H: 1 LOB: 0 BB: 0 P: 19	R: 1 E: 0 K: 1 S: 12	H: 1 LOB: 1 BB: 1 P: 18	R: 0 E: 0 K: 2 S: 12	H: 0 LOB: 0 BB: 0 P: 15	R: 0 E: 0 K: 1 S: 5	H: 0 LOB: 0 BB: 0 P: 7	R: 1 E: 0 K: 0 S: 8	H: 1 LOB: 0 BB: 0 P: 13	R: 0 E: 0 K: 2 S: 11	H: 1 LOB: 1 BB: 0 P: 16	R: 0 E: 0 K: 2 S: 10	H: 0 LOB: 0 BB: 0 P: 13	1B: 1 2B: 2 3B: 0 HR: 2	SF: 0 SAC: 0 DP: 0 HBP: 0	WP: 2 PB: 0 SB: 1 CS: 0	PA: 30
PITCHER	IP WLS BF H R ER SO BB IBB HBP BLK WP HR S P ERA WHIP																					
30 Scott Baker, R ERA: 3.86	7.0 L 26 4 3 3 3 6 2 0 0 0 0 2 73 102 3.86 0.857																					
77 Carlos Frias, R ERA:	1.0 4 1 0 0 2 0 0 0 0 0 1 0 11 16 0.00 1.000																					

Batter	1	2	3	4	5	6	7	8	9	AB	R	H	RBI	BB	SO	LOB	TOP																	
23 Norchika Aoki, L (1.7) OBP: 0.391, SLG: 0.383									5	1	2	1	0	0	2	San Francisco Giants @ Los Angeles Dodgers Dodger Stadium, Los Angeles, CA Mon Apr 27 2015, 7:12 PM - 10:08 PM PDT Att. 46,704 - Clear - 75 F																		
12 Joe Panik, L (1.4) OBP: 0.346, SLG: 0.400									4	0	1	1	0	0	2																			
16 Angel Pagan, S (1.8) OBP: 0.384, SLG: 0.438										4	0	1	1	0	1		1																	
28 Buster Posey, R (1.3) OBP: 0.329, SLG: 0.347										3	0	1	0	1	0		0																	
43 Justin Maxwell, R (1.9) OBP: 0.388, SLG: 0.605										4	0	1	0	0	1		4																	
34 Andrew Susac, R (1.2) OBP: 0.368, SLG: 0.529										4	0	0	0	0	1		2																	
14 Casey McGehee, R (1.5) OBP: 0.218, SLG: 0.269										4	0	0	0	0	2		1																	
35 Brandon Crawford, L (1.6) OBP: 0.320, SLG: 0.391										2	1	0	0	2	0		0																	
55 Tim Lincecum, L (1.1) 29 Héctor Sánchez, S (5. Ph) 70 George Kontos, R (5.1) 7 Grégor Blanco, L (7. Ph) 50 Matt Duffy, R (7. Ph) 52 Yusmeiro Petit, R (7.1) 49 Javier López, L (8.1) 9 Brandon Bell, L (9. Ph)										1	0	0	0	0	1		1																	
Inning Stats	R: 0 E: 0 K: 0 S: 6	H: 1 LOB: 0 BB: 0 P: 10	R: 0 E: 0 K: 2 S: 11	H: 1 LOB: 1 BB: 0 P: 16	R: 0 E: 0 K: 1 S: 12	H: 0 LOB: 1 BB: 1 P: 22	R: 0 E: 0 K: 0 S: 5	H: 0 LOB: 0 BB: 0 P: 6	R: 3 E: 0 K: 0 S: 18	H: 4 LOB: 3 BB: 2 P: 31	R: 0 E: 0 K: 0 S: 8	H: 0 LOB: 0 BB: 0 P: 13	R: 0 E: 0 K: 1 S: 8	H: 0 LOB: 0 BB: 0 P: 12	R: 0 E: 0 K: 2 S: 12		H: 1 LOB: 1 BB: 0 P: 20	R: 0 E: 0 K: 1 S: 8	H: 0 LOB: 1 BB: 1 P: 13	1B: 5 2B: 3 3B: 0 HR: 0	SF: 0 SAC: 0 DP: 1 HBP: 0	WP: 0 PB: 0 SB: 1 CS: 0	PA: 37											
PITCHER	IP WLS BF H R ER SO BB IBB HBP BLK WP HR S P ERA WHIP	PITCHER																ERA WHIP																
35 Brett Anderson, L (1.1) ERA: 5.49	4.2	W 6	20	5	3	3	3	2	0	0	0	0	0	0	46	74	5.79	1.500																
77 Carlos Frías, R (5.1) ERA:	1.1	W 6	6	1	0	0	0	1	0	0	0	0	0	0	14	24	0.00	1.500																
36 Adam Liberatore, L (7.1) ERA:	1.0	H 3	3	0	0	0	1	0	0	0	0	0	0	0	8	12	0.00	0.000																
63 Yimi García, R (8.1) ERA: 0.84	1.0	H 4	4	1	0	0	2	0	0	0	0	0	0	12	20	0.00	1.000																	
41 Chris Hatcher, R (9.1) ERA: 8.59	1.0	4	0	0	0	0	1	1	0	0	0	0	0	8	13	0.00	1.000																	

Batter	1	2	3	4	5	6	7	8	9	AB	R	H	RBI	BB	SO	LOB	BOTTOM
11 Jimmy Rollins, S (1.6) OBP: 0.282, SLG: 0.301										3	0	0	0	2	0	4	San Francisco Giants @ Los Angeles Dodgers Dodger Stadium, Los Angeles, CA Mon Apr 27 2015, 7:12 PM - 10:08 PM PDT Att. 46,704 - Clear - 75 F
16 Andre Ethier, L (1.9) OBP: 0.412, SLG: 0.548																	

Batter	1	2	3	4	5	6	7	8	9	AB	R	H	RBI	BB	SO	LOB	TOP			
23 Norichika Aoki, L (1, 7) OBP: 0.392, SLG: 0.376	G1-3		G4-3		G4-3			FC4-6		4	0	1	0	1	0	1	San Francisco Giants @ Los Angeles Dodgers Dodger Stadium, Los Angeles, CA Tue Apr 28 2015, 7:10 PM - 10:00 PM PDT Att: 50,161 - Clear - 86 F			
50 Matt Duffy, R (1, 4) OBP: 0.294, SLG: 0.348 12 Joe Panik, L (9, PH) OBP: 0.342, SLG: 0.394	F7		G6-4-3		K2-3			FC4-6	G3-1	4	0	1	0	0	1	2				
16 Angel Pagan, S (1, 8) OBP: 0.389, SLG: 0.452	2B		G6-4-3							4	1	2	0	0	1	1				
28 Buster Posey, R (1, 2) OBP: 0.337, SLG: 0.395	1B			HR						4	1	2	2	0	0	2				
43 Justin Maxwell, R (1, 9) OBP: 0.358, SLG: 0.553	P6			K						4	0	0	0	0	1	3				
9 Brandon Belt, L (1, 3) OBP: 0.327, SLG: 0.234	K			K						4	0	0	0	0	3	0				
14 Casey McGehee, R (1, 5) OBP: 0.220, SLG: 0.255	G1-5-3			G6-3						3	0	0	0	1	0	0				
13 Joaquin Arias, R (1, 6) OBP: 0.316, SLG: 0.474 35 Brandon Crawford, L (7, 6) OBP: 0.329, SLG: 0.400	1B									3	0	3	0	0	0	0				
40 Madison Bumgarner, R (1, 1) 29 Héctor Sánchez, S (9, PH) 46 Santiago Casilla, R (9, 1)	K									3	0	0	0	0	2	3				
Inning Stats	R: 1 E: 0 K: 0 S: 8	H: 2 LOB: 1 BB: 0 P: 10	R: 0 E: 0 K: 2 S: 12	H: 1 LOB: 1 BB: 0 P: 16	R: 0 E: 0 K: 2 S: 9	H: 1 LOB: 0 BB: 0 P: 15	R: 1 E: 0 K: 2 S: 8	H: 1 LOB: 1 BB: 0 P: 13	R: 0 E: 0 K: 1 S: 14	H: 0 LOB: 1 BB: 0 P: 18	R: 0 E: 0 K: 1 S: 7	H: 2 LOB: 2 BB: 0 P: 14	R: 0 E: 0 K: 0 S: 10	H: 1 LOB: 3 BB: 2 P: 23	1B: 8 2B: 1 3B: 0 HR: 1	SF: 0 SAC: 0 DP: 1 HBP: 0		WP: 0 PB: 0 SB: 1 CS: 0	PA: 38	
PITCHER	IP WLS BF H R ER SO BB IBB HBP BLK WP HR S P ERA WHIP	7.0 L 27 7 2 2 8 0 0 0 0 0 0 1 66 92 2.57 1.000	0.1 3 2 0 0 0 0 0 0 0 0 0 4 7 0.00 6.000	0.2 2 0 0 0 0 0 0 0 0 0 0 6 7 0.00 0.000	0.2 5 1 0 0 0 2 0 0 0 0 0 9 20 0.00 4.500	0.1 1 0 0 0 0 0 0 0 0 0 0 3 3 0.00 0.000														
Batter	1	2	3	4	5	6	7	8	9	AB	R	H	RBI	BB	SO	LOB	BOTTOM			
11 Jimmy Rollins, S (1, 6) OBP: 0.281, SLG: 0.299	P3			14 2B	G6-3			P4		4	1	1	0	0	0	2	San Francisco Giants @ Los Angeles Dodgers Dodger Stadium, Los Angeles, CA Tue Apr 28 2015, 7:10 PM - 10:00 PM PDT Att: 50,161 - Clear - 86 F			
14 Enrique Hernández, R (1, 8) OBP: 0.500, SLG: 0.750	K			47 2B				K		4	0	2	0	0	2	0				
10 Justin Turner, R (1, 3) OBP: 0.294, SLG: 0.455	G6-3									4	0	0	0	0	2	3				
47 Howie Kendrick, R (1, 4) OBP: 0.358, SLG: 0.527	G6-3			FC6-5-4				K		4	0	0	1	0	1	2				
33 Scott Van Slyke, R (1, 9) OBP: 0.467, SLG: 0.615	1B			F8				L5		4	0	1	0	0	0	2				
7 Alex Guerrero, R (1, 7) OBP: 0.444, SLG: 1.120 23 Adrián González, L (9, PH) OBP: 0.429, SLG: 0.766	G5-4-3							F9		3	0	0	0	0	1	1				
5 Juan Uribe, R (1, 5) OBP: 0.315, SLG: 0.353	F8									3	0	1	0	0	0	0				
17 A.J. Ellis, R (1, 2) 31 Joe Pederson, L (7, PH) 56 J.P. Howell, L (8, 1) 52 Pedro Báez, R (8, 1) 75 Paco Rodríguez, L (9, 1) 26 Sergio Santos, R (9, 1)	K							FC5-4		2	0	0	0	1	1	1				
22 Clayton Kershaw, L (1, 1) OBP: 0.200, SLG: 0.222 9 Yasmani Grandal, S (7, PH) OBP: 0.317, SLG: 0.294	K									2	0	0	0	0	1	1				
Inning Stats	R: 0 E: 0 K: 1 S: 6	H: 0 LOB: 0 BB: 0 P: 8	R: 0 E: 0 K: 0 S: 6	H: 1 LOB: 0 BB: 0 P: 9	R: 0 E: 0 K: 2 S: 9	H: 0 LOB: 0 BB: 0 P: 12	R: 1 E: 0 K: 1 S: 11	H: 2 LOB: 1 BB: 0 P: 16	R: 0 E: 1 K: 1 S: 10	H: 0 LOB: 2 BB: 1 P: 16	R: 0 E: 0 K: 1 S: 9	H: 1 LOB: 1 BB: 0 P: 14	R: 0 E: 0 K: 2 S: 10	H: 0 LOB: 0 BB: 0 P: 15	R: 0 E: 0 K: 1 S: 7	H: 0 LOB: 0 BB: 0 P: 10		1B: 4 2B: 1 3B: 0 HR: 0	SF: 0 SAC: 0 DP: 1 HBP: 0	WP: 0 PB: 0 SB: 0 CS: 0
PITCHER	IP WLS BF H R ER SO BB IBB HBP BLK WP HR S P ERA WHIP	8.0 W 30 5 1 1 9 1 0 0 0 0 0 73 110 0.00 0.750	1.0 S 3 0 0 0 1 0 0 0 0 0 0 7 10 0.00 0.000																	

AB 36
R 2
H 10
RBI 2
BB 2
SO 8
LOB 17



AB 32
R 1
H 5
RBI 1
BB 1
SO 10
LOB 13



WP: 0 PA: 38
PB: 0
SB: 1
CS: 0

WP: 0 PA: 33
PB: 0
SB: 0
CS: 0

livebaseballscorecards.com

livebaseballscorecards.com

Batter	1	2	3	4	5	6	7	8	9	AB	R	H	RBI	BB	SO	LOB	TOP			
11 AJ Pollock, R OBP: 0.368, SLG: 0.392	L8		K					G5-3		4	0	1	0	0	1	0	Arizona Diamondbacks @ Los Angeles Dodgers Dodger Stadium, Los Angeles, CA Fri May 01 2015, 7:12 PM - 9:58 PM PDT Att: 50,164 - Clear - 73 F			
16 Chris Owings, R OBP: 0.235, SLG: 0.304	G6-3			G5-3		K		P6		4	0	0	0	0	1	2				
44 Paul Goldschmidt, R OBP: 0.449, SLG: 0.593	G6-3					F7				4	0	2	0	0	0	2				
15 Mark Trumbo, R OBP: 0.321, SLG: 0.513		K			F7					4	0	0	0	0	1	4				
6 David Peralta, L OBP: 0.321, SLG: 0.511		24 BB			L7					3	0	0	0	1	1	5				
24 Yasmany Tomás, R OBP: 0.406, SLG: 0.357										4	0	1	0	0	0	1				
9 Tuffy Gosewisch, R OBP: 0.217, SLG: 0.169										3	0	0	0	0	0	2				
13 Nick Ahmed, R OBP: 0.224, SLG: 0.150			L4							3	0	0	0	0	1	0				
12 Rubby De La Rosa, R OBP: 0.250, SLG: 0.250										1	0	0	0	0	0	0				
41 Daniel Hudson, R OBP: 0.353, SLG: 0.400										1	0	1	0	0	0	0				
5 Ender Inciarte, L OBP: 0.353, SLG: 0.400										1	0	0	0	0	0	0				
36 Enrique Burgos, R OBP: 0.224, SLG: 0.150										0	0	0	0	0	0	0				
Inning Stats	R: 0 E: 0 K: 0 S: 7	H: 0 LOB: 0 BB: 0 P: 10	R: 0 E: 0 K: 1 S: 12	H: 1 LOB: 1 BB: 1 P: 18	R: 0 E: 0 K: 1 S: 10	H: 0 LOB: 0 BB: 0 P: 14	R: 0 E: 0 K: 0 S: 7	H: 1 LOB: 1 BB: 0 P: 9	R: 0 E: 0 K: 0 S: 6	H: 2 LOB: 3 BB: 0 P: 19	R: 0 E: 0 K: 1 S: 10	H: 0 LOB: 0 BB: 0 P: 11	R: 0 E: 0 K: 0 S: 6	H: 0 LOB: 0 BB: 0 P: 8	R: 0 E: 0 K: 0 S: 9	H: 1 LOB: 1 BB: 0 P: 15	1B: 4 2B: 1 3B: 0 HR: 0	SF: 0 SAC: 0 DP: 1 HBP: 0	WP: 0 PB: 0 SB: 0 CS: 0	PA: 33
PITCHER	IP WLS BF H R ER SO BB IBB HBP BLK WP HR S P ERA WHIP																			
77 Carlos Frías, R ERA: 2.7	5.1 W 20 4 0 0 3 1 0 0 0 0 0 0 48 70 0.00 0.938																			
52 Pedro Báez, R ERA: 3.86	1.2 6 0 0 0 2 0 0 0 0 0 0 0 17 20 0.00 0.000																			
26 Sergio Santos, R ERA: 1.42	1.0 3 0 0 0 0 0 0 0 0 0 0 0 6 8 0.00 1.000																			
56 J.P. Howell, L ERA: 1.42	1.0 4 1 0 0 0 0 0 0 0 0 0 0 9 15 0.00 1.000																			

Batter	1	2	3	4	5	6	7	8	9	AB	R	H	RBI	BB	SO	LOB	BOTTOM	
31 Joc Pederson, L OBP: 0.463, SLG: 0.633	F7									3	1	1	4	1	1	0	Arizona Diamondbacks @ Los Angeles Dodgers Dodger Stadium, Los Angeles, CA Fri May 01 2015, 7:12 PM - 9:58 PM PDT Att: 50,164 - Clear - 73 F	
11 Jimmy Rollins, S OBP: 0.278, SLG: 0.321										3	0	0	0	1	1	1		
47 Howie Kendrick, R OBP: 0.348, SLG: 0.506										3	1	0	0	1	1	1		
23 Adrián González, L OBP: 0.424, SLG: 0.765										4	1	1	0	0	2	1		
10 Justin Turner, R OBP: 0.289, SLG: 0.514										4	1	1	1	0	2	2		
16 Andre Ethier, L OBP: 0.424, SLG: 0.653										3	2	2	1	1	0	0		
9 Yasmani Grandal, S OBP: 0.313, SLG: 0.268										3	1	0	0	1	1	3		
7 Alex Guerrero, R OBP: 0.419, SLG: 1.000										2	1	0	0	1	1	0		
26 Sergio Santos, R OBP: 0.486, SLG: 0.655										0	0	0	0	0	0	0		
33 Scott Van Slyke, R OBP: 0.486, SLG: 0.655										1	0	1	2	0	0	0		
56 J.P. Howell, L OBP: 0.313, SLG: 0.268										0	0	0	0	0	0	0		
77 Carlos Frías, R ERA: 1.42										2	0	0	0	0	2	3		
52 Pedro Báez, R ERA: 3.86										0	0	0	0	0	0	0		
14 Enrique Hernández, R OBP: 0.333, SLG: 0.500										2	0	0	0	0	1	2		
Inning Stats	R: 0 E: 0 K: 1 S: 14	H: 0 LOB: 1 BB: 1 P: 24	R: 5 E: 0 K: 1 S: 18	H: 3 LOB: 0 BB: 2 P: 28	R: 0 E: 0 K: 2 S: 11	H: 0 LOB: 0 BB: 0 P: 14	R: 0 E: 0 K: 1 S: 7	H: 0 LOB: 0 BB: 0 P: 10	R: 0 E: 0 K: 0 S: 6	H: 1 LOB: 0 BB: 0 P: 18	R: 0 E: 0 K: 3 S: 12	H: 0 LOB: 1 BB: 1 P: 22	R: 2 E: 0 K: 2 S: 17	H: 2 LOB: 2 BB: 2 P: 31	1B: 3 2B: 0 3B: 0 HR: 3	SF: 0 SAC: 0 DP: 0 HBP: 0	WP: 0 PB: 0 SB: 0 CS: 0	PA: 36
PITCHER	IP WLS BF H R ER SO BB IBB HBP BLK WP HR S P ERA WHIP																	
12 Rubby De La Rosa, R ERA: 6.75	5.0 L 21 3 5 5 6 3 0 0 0 0 0 0 2 56 9.00 1.200																	
41 Daniel Hudson, R ERA: 6.75	2.0 8 1 1 1 4 1 0 0 0 0 0 1 23 4.00 1.000																	
36 Enrique Burgos, R ERA: 9.0	1.0 7 2 2 2 2 2 0 0 0 0 0 0 17 31 18.00 4.000																	



Batter	1	2	3	4	5	6	7	8	9	10	11	12	13	AB	R	H	RBI	BB	SO	LOB	TOP	
5 Ender Inciarte, L OBP: 0.351, SLG: 0.404 (1, 7)	G6-3			G6-4-3 1B		G3			F7		K			5	0	1	0	0	1	1		
11 AJ Pollock, R OBP: 0.353, SLG: 0.352 (1, 8)	F9			G6-4-3		K2-3			P2			K		5	0	0	0	0	2	2		
44 Paul Goldschmidt, R OBP: 0.448, SLG: 0.622 (1, 3)	G5-3			G5-3 1B					K					5	0	3	0	0	1	0		
15 Mark Trumbo, R OBP: 0.310, SLG: 0.176 50 Evan Marshall, R (12, 1)	G6-4-3 1B			G5-3					K					5	0	1	0	0	2	3		
24 Yasmany Tomás, R OBP: 0.333, SLG: 0.333 6 David Peraltá, L OBP: 0.328, SLG: 0.510 (12, 7)	G6-4-3			G5-3		L8			K					4	0	0	0	0	2	2		
16 Chris Owings, R OBP: 0.233, SLG: 0.289 (1, 4)	F9			G5-3		K			K					4	0	0	0	1	1	0		
9 Tuffy Gosewisch, R OBP: 0.222, SLG: 0.176 26 Danny Dorn, L OBP: 0.429, SLG: 0.200 31 Jordan Pacheco, R OBP: 0.379, SLG: 0.400 (10, PH) (10, 2)	G4-3			G4-3		CS			G6-3					3	0	1	0	0	0	0		
13 Nick Ahmed, R OBP: 0.229, SLG: 0.159 40 Andrew Chafin, R (8, 1)	G4-3			G4-3		G3			G5-3					3	0	1	0	0	1	0		
36 Enrique Burgos, R (10, 1)									K					3	0	1	0	0	1	0		
2 Aaron Hill, R OBP: 0.237, SLG: 0.286 (10, 5)									K					2	0	1	0	0	0	0		
57 Chase Anderson, R 59 Oliver Pérez, L 48 Randall Delgado, R 4 Cliff Pennington, S OBP: 0.370, SLG: 0.238 (8, 6)	K								K					2	0	0	0	0	2	1		
Inning Stats	R: 0 E: 0 K: 0	H: 0 LOB: 0 P: 13	R: 0 E: 0 K: 0	H: 1 LOB: 0 P: 9	R: 0 E: 0 K: 1	H: 2 LOB: 1 P: 10	R: 0 E: 0 K: 2	H: 1 LOB: 1 P: 18	R: 0 E: 0 K: 3	H: 0 LOB: 0 P: 15	R: 0 E: 0 K: 1	H: 0 LOB: 0 P: 14	R: 0 E: 0 K: 1	H: 1 LOB: 2 P: 12	R: 0 E: 0 K: 0	H: 2 LOB: 2 P: 14	1B: 8 2B: 1 3B: 0 HR: 0	SF: 0 SAC: 3 DP: 3 HBP: 0	WIP: 0 PB: 0 SB: 0 CS: 1	PA: 45		
PITCHER	IP ERA WLS BF H R ER SO BB IBB HBP BLK WP HR S P ERA WHIP	6.0 4.21 2.0 3.0 0 0 0 4 0 0 0 0 0 0 57 86 0.00 0.833	7.1 2.45 1.0 3.0 0 0 0 3 0 0 0 0 0 0 10 15 0.00 0.000	8.1 1.0 1.0 3.0 0 0 0 1 0 0 0 0 0 0 9 14 0.00 0.000	8.1 1.0 1.0 3.0 0 0 0 1 0 0 0 0 0 0 6 10 0.00 0.000	10.1 0.2 0.2 4.0 1 0 0 2 0 1 0 0 0 0 9 15 0.00 1.500	PITCHER	IP ERA WLS BF H R ER SO BB IBB HBP BLK WP HR S P ERA WHIP	10.1 1.35 1.0 3.0 1 0 0 1 0 0 0 0 0 0 0 0 9 12 0.00 1.000	12.1 1.35 1.0 W 5 2 0 0 0 0 0 0 0 0 0 7 14 0.00 2.000	13.1 1.23 1.0 W 5 2 0 0 0 0 0 0 0 0 0 7 14 0.00 2.000											
Batter	1	2	3	4	5	6	7	8	9	10	11	12	13	AB	R	H	RBI	BB	SO	LOB	BOTTOM	
31 Joc Pederson, L OBP: 0.422, SLG: 0.600 (1, 8)	K			K		K			G5-3					5	0	0	0	0	3	2		
11 Jimmy Rollins, S OBP: 0.299, SLG: 0.398 (1, 6)	K			B1-3		K			K					5	0	0	0	0	3	0		
47 Howie Kendrick, R OBP: 0.357, SLG: 0.506 12 Juan Nicasio, R (12, 1) 56 J.P. Howell, L (13, 1)	HBP			G6-3		L9			K					4	0	1	0	0	1	0		
23 Adrián González, L OBP: 0.406, SLG: 0.723 (1, 3)	G3			G6-3		B2-3			E5					5	0	1	0	0	1	1		
7 Alex Guerrero, R OBP: 0.389, SLG: 0.489 26 Sergio Santos, R (10, 1) 75 Paco Rodríguez, L (10, 1) 14 Enrique Hernández, R OBP: 0.200, SLG: 0.300 (12, 4)	G5-3			K		K			G4-3					4	0	0	0	0	2	2		
16 Andre Ethier, L OBP: 0.426, SLG: 0.625 (1, 9)	G5-4-3 BB			K		P6			K					4	0	2	0	1	0	0		
5 Juan Uribe, R OBP: 0.306, SLG: 0.356 (1, 5)	G5-4-3			G6-3		L9			K					5	0	1	0	0	2	3		
17 A.J. Ellis, R OBP: 0.200, SLG: 0.174 9 Yasmani Grandal, S OBP: 0.356, SLG: 0.377 (10, PH) (11, 2)	G6-3			L9		P5			G4-3					3	0	0	0	0	1	0		
35 Brett Anderson, L 52 Pedro Báez, R 36 Adam Liberatore, L 10 Justin Turner, R 43 Wm Carlos Yester, R 33 Scott Van Slyke, R OBP: 0.400, SLG: 0.588 (10, 1)	K			K		K			K					2	0	0	0	0	1	1		
Inning Stats	R: 0 E: 0 K: 2	H: 0 LOB: 1 P: 20	R: 0 E: 0 K: 0	H: 0 LOB: 0 P: 12	R: 0 E: 0 K: 2	H: 1 LOB: 1 P: 18	R: 0 E: 0 K: 1	H: 1 LOB: 1 P: 21	R: 0 E: 0 K: 2	H: 0 LOB: 0 P: 10	R: 0 E: 1 K: 1	H: 1 LOB: 1 P: 18	R: 0 E: 0 K: 2	H: 0 LOB: 0 P: 13	R: 0 E: 0 K: 0	H: 0 LOB: 0 P: 12	R: 1 E: 0 K: 0	H: 1 LOB: 0 P: 3	1B: 3 2B: 2 3B: 0 HR: 1	SF: 0 SAC: 0 DP: 1 HBP: 1	WIP: 1 PB: 0 SB: 0 CS: 0	PA: 44
PITCHER	IP ERA WLS BF H R ER SO BB IBB HBP BLK WP HR S P ERA WHIP	6.0 3.38 0.2 3.0 1 0 0 7 0 0 0 0 0 0 8 11 0.00 0.500	7.1 4.91 1.0 3.0 0 0 0 2 0 0 0 0 0 0 10 15 0.00 0.000	7.1 1.54 1.1 6.0 2 0 0 1 0 0 0 0 0 0 16 24 0.00 1.500	8.1 4.4 2.0 7.0 0 0 0 4 1 0 0 0 0 0 19 31 0.00 0.500	PITCHER	IP ERA WLS BF H R ER SO BB IBB HBP BLK WP HR S P ERA WHIP	12.1 7.99 1.0 L 4 1 1 1 0 0 0 0 0 0 0 9 15 9.00 1.000														

Arizona Diamondbacks @ Los Angeles Dodgers
Dodger Stadium, Los Angeles, CA
Sun May 03 2015, 1:11 PM - 5:12 PM PDT
Att. 48,136 - Sunny - 72 F

livebaseballscorecards.com
AB 43
R 0
H 9
RBI 0
BB 1
SO 13
LOB 11



Arizona Diamondbacks @ Los Angeles Dodgers
Dodger Stadium, Los Angeles, CA
Sun May 03 2015, 1:11 PM - 5:12 PM PDT
Att. 48,136 - Sunny - 72 F

livebaseballscorecards.com
AB 41
R 1
H 6
RBI 1
BB 2
SO 15
LOB 12



Batter	1	2	3	4	5	6	7	8	9	AB	R	H	RBI	BB	SO	LOB	TOP	
31 Joc Pederson, L (1.8) OBP: 0.425, SLG: 0.632										2	1	0	0	1	1	1	Los Angeles Dodgers @ Colorado Rockies Coors Field, Denver, CO Fri May 08 2015, 7:46 PM - 9:22 PM MDT Att: 32,974 - Drizzlie - 51 F livebaseballscorecards.com	
11 Jimmy Rollins, S (1.6) OBP: 0.248, SLG: 0.306										3	0	1	0	0	2	1		
10 Justin Turner, R (1.4) OBP: 0.375, SLG: 0.627										1	1	0	0	1	0	1		
23 Adrián González, L (1.3) OBP: 0.399, SLG: 0.727										3	0	2	1	0	0	0		
9 Yasmani Grandal, S (1.2) OBP: 0.411, SLG: 0.533										2	0	1	1	0	0	0		
7 Alex Guerrero, R (1.7) OBP: 0.400, SLG: 0.850										3	0	1	0	0	0	3		
16 Andre Ethier, L (1.9) OBP: 0.398, SLG: 0.548										1	0	0	0	1	0	0		
5 Juan Uribe, R (1.5) OBP: 0.297, SLG: 0.333										2	0	0	0	0	0	1		
35 Brett Anderson, L (1.1)										1	0	0	0	1	0	0		
Inning Stats	R: 2 H: 2 K: 1 S: 12	H: 2 LOB: 2 BB: 2 P: 28	R: 0 H: 0 K: 0 S: 5	H: 0 LOB: 0 BB: 1 P: 12	R: 0 H: 1 K: 1 S: 7	H: 0 LOB: 0 BB: 0 P: 12	R: 0 H: 0 K: 0 S: 9	H: 0 LOB: 0 BB: 1 P: 11	R: 0 H: 2 K: 1 S: 9	H: 2 LOB: 3 BB: 0 P: 15						1B: 4 2B: 1 3B: 0 HR: 0		SF: 1 SAC: 0 DP: 1 HBP: 1
PITCHER 31 Eddie Butler, R (1.1) ERA: 3.73	IP: 5.1 WLS: L BF: 25	H: 5 R: 2 ER: 2 SO: 3	BB: 4 IBB: 0 HBP: 1 BLK: 0	WP: 0 HR: 0 S: 47 P: 90	ERA: 3.38 WHIP: 1.688	PITCHER					IP: WLS: BF: H: R: ER: SO: BB: IBB: HBP: BLK: WP: HR: S: P: ERA: WHIP							

Batter	1	2	3	4	5	6	7	8	9	AB	R	H	RBI	BB	SO	LOB	BOTTOM	
19 Charlie Blackmon, L (1.8) OBP: 0.371, SLG: 0.552										1	0	0	0	1	0	0	Los Angeles Dodgers @ Colorado Rockies Coors Field, Denver, CO Fri May 08 2015, 7:46 PM - 9:22 PM MDT Att: 32,974 - Drizzlie - 51 F livebaseballscorecards.com	
6 Corey Dickerson, L (1.7) OBP: 0.343, SLG: 0.542										3	0	2	0	0	0	1		
2 Troy Tulowitzki, R (1.6) OBP: 0.323, SLG: 0.510										2	1	2	0	0	0	0		
33 Justin Morneau, L (1.3) OBP: 0.313, SLG: 0.446										2	0	0	0	0	0	3		
28 Nolan Arenado, R (1.5) OBP: 0.330, SLG: 0.577										2	0	1	0	0	0	0		
5 Carlos González, L (1.9) OBP: 0.280, SLG: 0.319										2	0	0	0	0	0	1		
4 Nick Hundley, R (1.2) OBP: 0.392, SLG: 0.528										2	0	1	0	0	0	1		
9 DJ LeMahieu, R (1.4) OBP: 0.400, SLG: 0.461										2	0	0	0	0	0	1		
31 Eddie Butler, R (1.1)										2	0	0	0	0	1	0		
Inning Stats	R: 0 H: 2 K: 0 S: 8	H: 1 LOB: 1 BB: 0 P: 12	R: 0 H: 0 K: 0 S: 9	H: 1 LOB: 0 BB: 0 P: 11	R: 0 H: 0 K: 1 S: 7	H: 0 LOB: 0 BB: 0 P: 12	R: 1 H: 2 K: 1 S: 8	H: 2 LOB: 1 BB: 0 P: 12	R: 0 H: 1 K: 0 S: 8	H: 1 LOB: 2 BB: 1 P: 15						1B: 5 2B: 1 3B: 0 HR: 0		SF: 0 SAC: 0 DP: 2 HBP: 1
PITCHER 35 Brett Anderson, L (1.1) ERA: 3.52	IP: 5.0 WLS: W BF: 20	H: 6 R: 1 ER: 0 SO: 1	BB: 1 IBB: 0 HBP: 1 BLK: 0	WP: 0 HR: 0 S: 40 P: 62	ERA: 0.00 WHIP: 1.400	PITCHER					IP: WLS: BF: H: R: ER: SO: BB: IBB: HBP: BLK: WP: HR: S: P: ERA: WHIP							

Batter	1	2	3	4	5	6	7	8	9	AB	R	H	RBI	BB	SO	LOB	TOP				
31 Joc Pederson, L OBP: 0.395, SLG: 0.538										3	0	1	0	2	0	2	Los Angeles Dodgers @ San Francisco Giants AT&T Park, San Francisco, CA Tue May 19 2015, 7:17 PM - 10:14 PM PDT Att: 41,392 - Cloudy - 57 F				
11 Jimmy Rollins, S OBP: 0.281, SLG: 0.345										4	0	1	0	1	0	3					
47 Howie Kendrick, R OBP: 0.361, SLG: 0.465										4	0	0	0	0	0	5					
23 Adrián González, L OBP: 0.430, SLG: 0.674										3	0	1	0	1	0	0					
14 Enrique Hernández, R OBP: 0.345, SLG: 0.519										0	0	0	0	0	0	0					
33 Scott Van Slyke, R OBP: 0.338, SLG: 0.464										4	0	0	0	0	1	3					
9 Yasmani Grandal, S OBP: 0.407, SLG: 0.464										4	0	0	0	0	0	1					
16 Andre Ethier, L OBP: 0.410, SLG: 0.545										4	0	1	0	0	0	0					
7 Alex Guerrero, R OBP: 0.361, SLG: 0.687										4	0	2	0	0	1	1					
77 Carlos Frias, R OBP: 0.388, SLG: 0.580										1	0	0	0	1	1	0					
10 Justin Turner, R OBP: 0.398, SLG: 0.580										1	0	0	0	0	0	1					
36 Adam Liberatore, L OBP: 0.280, SLG: 0.312										0	0	0	0	0	0	0					
41 Chris Hatcher, R OBP: 0.280, SLG: 0.312										1	0	1	0	0	0	0					
5 Juan Uribe, R OBP: 0.280, SLG: 0.312										1	0	1	0	0	0	0					
Inning Stats	R: 0 E: 0 K: 1 S: 10	H: 1 LOB: 2 BB: 1 P: 17	R: 0 E: 0 K: 0 S: 14	H: 1 LOB: 2 BB: 1 P: 20	R: 0 E: 0 K: 0 S: 7	H: 0 LOB: 0 BB: 0 P: 11	R: 0 E: 0 K: 0 S: 12	H: 1 LOB: 1 BB: 0 P: 17	R: 0 E: 0 K: 0 S: 4	H: 0 LOB: 0 BB: 0 P: 7	R: 0 E: 0 K: 0 S: 13	H: 1 LOB: 3 BB: 2 P: 29	R: 0 E: 0 K: 0 S: 9	H: 1 LOB: 1 BB: 0 P: 12	R: 0 E: 0 K: 1 S: 10	H: 1 LOB: 2 BB: 1 P: 19	1B: 6 2B: 1 3B: 0 HR: 0	SF: 0 SAC: 0 DP: 0 HBP: 0	WP: 1 PB: 1 SB: 0 CS: 1	PA: 39	
PITCHER	IP WLS BF H R ER SO BB IBB HBP BLK WP HR S P ERA WHIP	6.1 W 26 5 0 0 2 2 0 0 0 0 1 0 66 100 0.00 1.105	0.1 H 1 0 0 0 0 0 0 0 0 0 0 0 1 3 0.00 0.000	0.0 2 0 0 0 0 2 0 0 0 0 0 2 10 ∞ ∞	1.1 H 4 1 0 0 0 0 0 0 0 0 0 0 10 14 0.00 0.750	1.0 S 5 1 0 0 1 1 0 0 0 0 0 0 10 19 0.00 2.000															

Batter	1	2	3	4	5	6	7	8	9	AB	R	H	RBI	BB	SO	LOB	BOTTOM			
23 Norichika Aoki, L OBP: 0.365, SLG: 0.375										4	0	1	0	0	0	0	Los Angeles Dodgers @ San Francisco Giants AT&T Park, San Francisco, CA Tue May 19 2015, 7:17 PM - 10:14 PM PDT Att: 41,392 - Cloudy - 57 F			
12 Joe Panik, L OBP: 0.394, SLG: 0.417										3	1	2	0	1	0	2				
16 Ángel Pagán, S OBP: 0.351, SLG: 0.411										3	0	1	1	1	1	2				
28 Buster Posey, R OBP: 0.369, SLG: 0.439										3	0	1	1	0	3					
9 Brandon Belt, L OBP: 0.388, SLG: 0.496										4	0	0	0	0	2	4				
8 Hunter Pence, R OBP: 0.385, SLG: 0.667										4	0	0	0	0	2	4				
35 Brandon Crawford, L OBP: 0.377, SLG: 0.504										4	0	1	0	0	0	0				
14 Casey McGehee, R OBP: 0.248, SLG: 0.294										3	0	0	0	0	0	0				
46 Santiago Casilla, R OBP: 0.257, SLG: 0.308										2	0	1	0	0	0	0				
17 Tim Hudson, R OBP: 0.214, SLG: 0.154										0	0	0	0	0	0	0				
63 Justin Mashi, R OBP: 0.214, SLG: 0.154										0	0	0	0	0	0	0				
49 Javier López, L OBP: 0.214, SLG: 0.154										0	0	0	0	0	0	0				
54 Sergio Romo, R OBP: 0.214, SLG: 0.154										0	0	0	0	0	0	0				
13 Joaquín Arias, R OBP: 0.214, SLG: 0.154										1	0	0	0	0	0	0				
5 Matt Duffy, R OBP: 0.214, SLG: 0.154										1	0	0	0	0	0	1				
Inning Stats	R: 0 E: 0 K: 1 S: 12	H: 2 LOB: 0 BB: 0 P: 19	R: 0 E: 0 K: 1 S: 8	H: 0 LOB: 0 BB: 0 P: 12	R: 1 E: 0 K: 1 S: 14	H: 3 LOB: 1 BB: 1 P: 22	R: 0 E: 0 K: 0 S: 8	H: 2 LOB: 2 BB: 0 P: 12	R: 0 E: 0 K: 0 S: 5	H: 0 LOB: 0 BB: 1 P: 15	R: 0 E: 0 K: 0 S: 7	H: 0 LOB: 0 BB: 0 P: 8	R: 0 E: 0 K: 0 S: 8	H: 0 LOB: 1 BB: 1 P: 14	R: 1 E: 1 K: 0 S: 19	H: 1 LOB: 1 BB: 0 P: 25	1B: 7 2B: 1 3B: 0 HR: 0	SF: 0 SAC: 0 DP: 1 HBP: 0	WP: 1 PB: 0 SB: 1 CS: 0	PA: 35
PITCHER	IP WLS BF H R ER SO BB IBB HBP BLK WP HR S P ERA WHIP	6.0 L 26 7 1 1 3 0 2 0 0 0 0 0 8 88 1.50 1.500	1.0 4 0 0 0 0 1 0 0 0 0 0 0 8 14 0.00 1.000	1.0 5 1 1 0 0 0 0 0 0 0 0 1 0 19 25 0.00 1.000																



Batter	1	2	3	4	5	6	7	8	9	AB	R	H	RBI	BB	SO	LOB	TOP					
31 Joc Pederson, L OBP: 0.391, SLG: 0.528	G4-3		1B		G3			P3		4	0	1	0	0	0	3	Los Angeles Dodgers @ San Francisco Giants AT&T Park, San Francisco, CA Wed May 20 2015, 7:16 PM - 9:50 PM PDT Att: 41,920 - Cloudy - 58 F					
11 Jimmy Rollins, S OBP: 0.274, SLG: 0.336	L3		L4			G3-1		F7		4	0	0	0	0	2							
47 Howie Kendrick, R OBP: 0.364, SLG: 0.473					F8		G4-3			4	0	2	0	0	0							
23 Adrián González, L OBP: 0.420, SLG: 0.655	K				P5		K			4	0	0	0	0	2							
7 Alex Guerrero, R OBP: 0.342, SLG: 0.648		K			F9		G1-3			4	0	0	0	0	2							
9 Yasmani Grandal, S OBP: 0.402, SLG: 0.465		G3-1				16 WP	F8			4	0	1	0	0	0							
16 Andre Ethier, L OBP: 0.408, SLG: 0.535					P5		G6-3			2	0	0	0	1	0							
33 Scott Van Slyke, R (9, PH) OBP: 0.346, SLG: 0.471										1	0	1	0	0	0							
5 Juan Uribe, R OBP: 0.271, SLG: 0.300					F7		P3			3	0	0	0	0	2							
63 Yimi García, R OBP: 0.255, SLG: 0.284										0	0	0	0	0	0							
26 Sergio Santos, R OBP: 0.333, SLG: 0.500										0	0	0	0	0	0							
14 Enrique Hernández, R (9, PH) OBP: 0.333, SLG: 0.500										1	0	0	0	0	1							
35 Brett Anderson, L OBP: 0.357, SLG: 0.200										1	0	0	0	1	1							
10 Justin Turner, R OBP: 0.395, SLG: 0.586										1	0	1	0	0	0							
Inning Stats	R: 0 E: 0 K: 1 S: 11	H: 1 LOB: 1 BB: 0 P: 14	R: 0 E: 0 K: 1 S: 8	H: 0 LOB: 0 BB: 0 P: 12	R: 0 E: 0 K: 1 S: 10	H: 1 LOB: 1 BB: 0 P: 15	R: 0 E: 0 K: 0 S: 12	H: 0 LOB: 0 BB: 0 P: 17	R: 0 E: 0 K: 0 S: 10	H: 1 LOB: 2 BB: 1 P: 20	R: 0 E: 0 K: 1 S: 10	H: 0 LOB: 0 BB: 0 P: 13	R: 0 E: 0 K: 0 S: 8	H: 0 LOB: 1 BB: 1 P: 15	R: 0 E: 0 K: 0 S: 14	H: 2 LOB: 2 BB: 0 P: 19	R: 0 E: 0 K: 1 S: 12	H: 1 LOB: 1 BB: 0 P: 15	1B: 4 2B: 2 HR: 0	SF: 0 SAC: 0 DP: 0 HBP: 0	WP: 1 PB: 0 SB: 0 CS: 0	PA: 35
PITCHER	IP WLS BF H R ER SO BB IBB HBP BLK WP HR S P ERA WHIP																					
55 Tim Lincecum, R ERA: 2.08	7.0 W 26 3 0 0 4 2 0 0 0 0 1 0 69 106 0.00 0.714																					
63 Jean Machi, R ERA: 4.05	0.2 4 2 0 0 0 0 0 0 0 0 0 0 10 14 0.00 3.000																					
49 Javier López, L ERA: 1.74	0.1 H 1 0 0 0 0 0 0 0 0 0 0 0 4 5 0.00 0.000																					
41 Jeremy Affeldt, L ERA: 3.0	1.0 4 1 0 0 1 0 0 0 0 0 0 0 12 15 0.00 1.000																					

AB	33
R	0
H	6
RBI	0
BB	2
SO	5
LOB	12



Batter	1	2	3	4	5	6	7	8	9	AB	R	H	RBI	BB	SO	LOB	BOTTOM			
16 Ángel Pagán, S OBP: 0.342, SLG: 0.400	G5-3		K		G6-3			G5-3		4	0	0	0	0	1	1	Los Angeles Dodgers @ San Francisco Giants AT&T Park, San Francisco, CA Wed May 20 2015, 7:16 PM - 9:50 PM PDT Att: 41,920 - Cloudy - 58 F			
12 Joe Panik, L OBP: 0.381, SLG: 0.412	G6-3		F9		F7					4	1	1	1	0	0					
28 Buster Posey, R OBP: 0.379, SLG: 0.476			G6-3							4	2	3	2	0	0					
8 Hunter Pence, R OBP: 0.294, SLG: 0.500										4	0	0	0	0	1					
43 Justin Maxwell, R OBP: 0.296, SLG: 0.381										4	0	0	0	0	1					
34 Andrew Susac, R OBP: 0.317, SLG: 0.314										2	0	0	0	2	2					
35 Brandon Crawford, L OBP: 0.387, SLG: 0.511										4	0	3	1	0	0					
5 Matt Duffy, R OBP: 0.333, SLG: 0.381										4	0	1	0	0	2					
55 Tim Lincecum, L OBP: 0.286, SLG: 0.167										2	0	0	0	0	2					
14 Casey McGehee, R (7, PH) OBP: 0.255, SLG: 0.284										0	1	0	0	1	0					
63 Jean Machi, R ERA: 3.5										0	0	0	0	0	0					
49 Javier López, L ERA: 1.74										0	0	0	0	0	0					
41 Jeremy Affeldt, L ERA: 3.0										0	0	0	0	0	0					
Inning Stats	R: 0 E: 0 K: 0 S: 11	H: 1 LOB: 1 BB: 0 P: 18	R: 0 E: 0 K: 3 S: 14	H: 2 LOB: 2 BB: 0 P: 21	R: 0 E: 0 K: 1 S: 6	H: 0 LOB: 0 BB: 0 P: 10	R: 0 E: 0 K: 2 S: 13	H: 1 LOB: 2 BB: 1 P: 19	R: 0 E: 0 K: 1 S: 6	H: 0 LOB: 0 BB: 0 P: 11	R: 1 E: 0 K: 0 S: 10	H: 2 LOB: 2 BB: 1 P: 18	R: 3 E: 0 K: 0 S: 14	H: 2 LOB: 0 BB: 1 P: 23	R: 0 E: 0 K: 2 S: 8	H: 0 LOB: 0 BB: 0 P: 11	1B: 6 2B: 1 3B: 0 HR: 1	SF: 0 SAC: 0 DP: 0 HBP: 0	WP: 1 PB: 0 SB: 0 CS: 0	PA: 35
PITCHER	IP WLS BF H R ER SO BB IBB HBP BLK WP HR S P ERA WHIP																			
35 Brett Anderson, L ERA: 3.61	6.1 L 29 7 3 3 7 3 0 0 0 0 0 1 67 112 4.26 1.579																			
63 Jean Machi, R ERA: 3.5	0.2 3 1 1 1 0 0 0 0 0 0 0 1 7 8 13.50 1.500																			
26 Sergio Santos, R ERA: 5.56	1.0 3 0 0 0 2 0 0 0 0 0 0 0 8 11 0.00 0.000																			

AB	32
R	4
H	8
RBI	4
BB	3
SO	9
LOB	10



Batter	1	2	3	4	5	6	7	8	9	AB	R	H	RBI	BB	SO	LOB	TOP					
31 Joc Pederson, L (1,8) OBP: 0.385, SLG: 0.523										5	0	1	0	0	2	1	Los Angeles Dodgers @ San Francisco Giants AT&T Park, San Francisco, CA Thu May 21 2015, 12:46 PM - 3:40 PM PDT Att: 41,840 - Cloudy - 62 F					
14 Enrique Hernández, R (1,6) OBP: 0.354, SLG: 0.500										4	0	1	0	0	0	1						
47 Howie Kendrick, R (1,4) OBP: 0.367, SLG: 0.474										4	0	2	0	0	1	2						
23 Adrián González, L (1,3) OBP: 0.422, SLG: 0.648										3	0	1	0	1	0	2						
10 Justin Turner, R (1,5) OBP: 0.376, SLG: 0.554										4	0	0	0	0	2	4						
33 Scott Van Slyke, R (1,9) OBP: 0.398, SLG: 0.472										2	0	1	0	1	0	0						
11 Jimmy Rollins, S (8,PH) OBP: 0.279, SLG: 0.340										1	0	1	0	0	0	0						
7 Alex Guerrero, R (1,7)										4	0	1	0	0	1	3						
17 A.J. Ellis, R (1,2)										3	0	1	0	1	0	2						
22 Clayton Kershaw, L (1,1)										3	0	0	0	0	1	4						
41 Chris Hatcher, R (8,1)										0	0	0	0	0	0	0						
75 Paco Rodríguez, L (8,PH)										0	0	0	0	0	0	0						
16 Andre Ethier, L (9,PH) OBP: 0.405, SLG: 0.529										1	0	0	0	0	1	1						
Inning Stats	R: 0 H: 1 E: 0 K: 2 S: 14	H: 1 LOB: 2 BB: 1 P: 23	R: 0 H: 0 E: 0 K: 1 S: 9	H: 0 LOB: 1 BB: 1 P: 17	R: 0 H: 1 E: 0 K: 0 S: 8	H: 1 LOB: 1 BB: 0 P: 11	R: 0 H: 1 E: 1 K: 0 S: 12	H: 2 LOB: 2 BB: 0 P: 19	R: 0 H: 2 E: 0 K: 1 S: 8	H: 1 LOB: 1 BB: 0 P: 11	R: 0 H: 1 E: 0 K: 0 S: 16	H: 1 LOB: 1 BB: 0 P: 22	R: 0 H: 1 E: 0 K: 1 S: 9	H: 0 LOB: 0 BB: 1 P: 11	R: 0 H: 0 E: 0 K: 1 S: 6	H: 0 LOB: 0 BB: 1 P: 12	1B: 7 2B: 2 3B: 0 HR: 0	SF: 0 SAC: 0 DP: 2 HBP: 0	WP: 0 PB: 0 SB: 0 CS: 0	PA: 37		
PITCHER	IP WLS BF H R ER SO BB IBB HBP BLK WP HR S P ERA WHIP	IP WLS BF H R ER SO BB IBB HBP BLK WP HR S P ERA WHIP	IP WLS BF H R ER SO BB IBB HBP BLK WP HR S P ERA WHIP	IP WLS BF H R ER SO BB IBB HBP BLK WP HR S P ERA WHIP	IP WLS BF H R ER SO BB IBB HBP BLK WP HR S P ERA WHIP	IP WLS BF H R ER SO BB IBB HBP BLK WP HR S P ERA WHIP	IP WLS BF H R ER SO BB IBB HBP BLK WP HR S P ERA WHIP	IP WLS BF H R ER SO BB IBB HBP BLK WP HR S P ERA WHIP	IP WLS BF H R ER SO BB IBB HBP BLK WP HR S P ERA WHIP	IP WLS BF H R ER SO BB IBB HBP BLK WP HR S P ERA WHIP	IP WLS BF H R ER SO BB IBB HBP BLK WP HR S P ERA WHIP	IP WLS BF H R ER SO BB IBB HBP BLK WP HR S P ERA WHIP	IP WLS BF H R ER SO BB IBB HBP BLK WP HR S P ERA WHIP	IP WLS BF H R ER SO BB IBB HBP BLK WP HR S P ERA WHIP	IP WLS BF H R ER SO BB IBB HBP BLK WP HR S P ERA WHIP	IP WLS BF H R ER SO BB IBB HBP BLK WP HR S P ERA WHIP	IP WLS BF H R ER SO BB IBB HBP BLK WP HR S P ERA WHIP	IP WLS BF H R ER SO BB IBB HBP BLK WP HR S P ERA WHIP	IP WLS BF H R ER SO BB IBB HBP BLK WP HR S P ERA WHIP	IP WLS BF H R ER SO BB IBB HBP BLK WP HR S P ERA WHIP	IP WLS BF H R ER SO BB IBB HBP BLK WP HR S P ERA WHIP	IP WLS BF H R ER SO BB IBB HBP BLK WP HR S P ERA WHIP

AB 34
R 0
H 9
RBI 0
BB 3
SO 8
LOB 20



Batter	1	2	3	4	5	6	7	8	9	AB	R	H	RBI	BB	SO	LOB	BOTTOM					
23 Norichika Aoki, L (1,7) OBP: 0.374, SLG: 0.381										3	0	2	0	1	0	1	Los Angeles Dodgers @ San Francisco Giants AT&T Park, San Francisco, CA Thu May 21 2015, 12:46 PM - 3:40 PM PDT Att: 41,840 - Cloudy - 62 F					
5 Matt Duffy, R (1,4) OBP: 0.319, SLG: 0.364										4	0	0	0	0	0	3						
16 Ángel Pagán, S (1,8) OBP: 0.346, SLG: 0.409										4	2	2	0	0	1	2						
28 Buster Posey, R (1,2)										4	1	1	0	0	1	1						
8 Hunter Pence, R (1,9) OBP: 0.333, SLG: 0.500										4	0	2	2	0	2	0						
13 Joaquin Arias, R (1,6) OBP: 0.194, SLG: 0.290										3	0	0	0	0	0	1						
35 Brandon Crawford, L (8,6) OBP: 0.391, SLG: 0.515										1	0	1	1	0	0	0						
9 Brandon Belt, L (1,3) OBP: 0.383, SLG: 0.483										3	0	0	0	0	1	1						
14 Casey McGehee, R (1,5) OBP: 0.248, SLG: 0.276										3	0	0	0	0	1	2						
40 Madison Bumgarner, R (1,1) OBP: 0.405, SLG: 0.595										2	1	1	1	0	1	0						
70 George Kontos, R (7,1)										0	0	0	0	0	0	0						
49 Javier López, L (7,1)										0	0	0	0	0	0	0						
43 Justin Maxwell, R (7,PH)										0	0	0	0	0	1	0						
54 Sergio Romo, R (8,1)										0	0	0	0	0	0	0						
46 Santiago Casilla, R (9,1)										0	0	0	0	0	0	0						
Inning Stats	R: 0 H: 1 E: 0 K: 0 S: 9	H: 0 LOB: 0 BB: 0 P: 10	R: 0 H: 0 E: 0 K: 1 S: 9	H: 0 LOB: 0 BB: 0 P: 12	R: 1 H: 2 E: 0 K: 0 S: 7	H: 2 LOB: 1 BB: 0 P: 7	R: 1 H: 2 E: 0 K: 2 S: 15	H: 0 LOB: 2 BB: 0 P: 23	R: 0 H: 0 E: 0 K: 1 S: 8	H: 0 LOB: 0 BB: 0 P: 13	R: 0 H: 0 E: 0 K: 1 S: 7	H: 0 LOB: 1 BB: 1 P: 13	R: 0 H: 4 E: 0 K: 0 S: 12	H: 1 LOB: 1 BB: 0 P: 19	R: 2 H: 4 E: 0 K: 0 S: 12	H: 1 LOB: 1 BB: 0 P: 19	1B: 7 2B: 1 3B: 0 HR: 1	SF: 0 SAC: 0 DP: 1 HBP: 1	WP: 0 PB: 0 SB: 0 CS: 0	PA: 34		
PITCHER	IP WLS BF H R ER SO BB IBB HBP BLK WP HR S P ERA WHIP	IP WLS BF H R ER SO BB IBB HBP BLK WP HR S P ERA WHIP	IP WLS BF H R ER SO BB IBB HBP BLK WP HR S P ERA WHIP	IP WLS BF H R ER SO BB IBB HBP BLK WP HR S P ERA WHIP	IP WLS BF H R ER SO BB IBB HBP BLK WP HR S P ERA WHIP	IP WLS BF H R ER SO BB IBB HBP BLK WP HR S P ERA WHIP	IP WLS BF H R ER SO BB IBB HBP BLK WP HR S P ERA WHIP	IP WLS BF H R ER SO BB IBB HBP BLK WP HR S P ERA WHIP	IP WLS BF H R ER SO BB IBB HBP BLK WP HR S P ERA WHIP	IP WLS BF H R ER SO BB IBB HBP BLK WP HR S P ERA WHIP	IP WLS BF H R ER SO BB IBB HBP BLK WP HR S P ERA WHIP	IP WLS BF H R ER SO BB IBB HBP BLK WP HR S P ERA WHIP	IP WLS BF H R ER SO BB IBB HBP BLK WP HR S P ERA WHIP	IP WLS BF H R ER SO BB IBB HBP BLK WP HR S P ERA WHIP	IP WLS BF H R ER SO BB IBB HBP BLK WP HR S P ERA WHIP	IP WLS BF H R ER SO BB IBB HBP BLK WP HR S P ERA WHIP	IP WLS BF H R ER SO BB IBB HBP BLK WP HR S P ERA WHIP	IP WLS BF H R ER SO BB IBB HBP BLK WP HR S P ERA WHIP	IP WLS BF H R ER SO BB IBB HBP BLK WP HR S P ERA WHIP	IP WLS BF H R ER SO BB IBB HBP BLK WP HR S P ERA WHIP	IP WLS BF H R ER SO BB IBB HBP BLK WP HR S P ERA WHIP	IP WLS BF H R ER SO BB IBB HBP BLK WP HR S P ERA WHIP

AB 31
R 4
H 9
RBI 4
BB 2
SO 7
LOB 11



Batter	1	2	3	4	5	6	7	8	9	AB	R	H	RBI	BB	SO	LOB	TOP			
8 Jace Peterson, L (1,4) OBP: 0.329, SLG: 0.307										4	0	0	0	0	2	0	Atlanta Braves @ Los Angeles Dodgers Dodger Stadium, Los Angeles, CA Tue May 26 2015, 7:11 PM - 9:48 PM PDT Att: 40,667 - Partly Cloudy - 65 F			
25 Cameron Maybin, R (1,8) OBP: 0.357, SLG: 0.405										3	0	1	0	1	0	0				
5 Freddie Freeman, L (1,3) OBP: 0.365, SLG: 0.474										4	0	0	0	0	4	3				
22 Nick Markakis, L (1,9) OBP: 0.398, SLG: 0.365										4	0	3	0	0	0	0				
7 Jonny Gomes, R (1,7) OBP: 0.283, SLG: 0.358										4	0	0	0	0	2	3				
19 Andrelton Simmons, R (1,6) OBP: 0.305, SLG: 0.387										4	0	1	0	0	1	2				
13 Pedro Ciriaco, R (1,5) OBP: 0.214, SLG: 0.346										4	0	0	0	0	0	4				
27 Christian Bethancourt, R (1,2) OBP: 0.213, SLG: 0.264										3	0	0	0	0	1	2				
49 Julio Teheran, R (1,1) OBP: 0.133, SLG: 0.133										1	0	0	0	0	0	0				
Eric Stults, L (5,1) OBP: 0.077, SLG: 0.077										2	0	0	0	0	1	0				
Inning Stats	R: 0 E: 0 K: 2 S: 8	H: 0 LOB: 0 BB: 0 P: 12	R: 0 E: 0 K: 1 S: 7	H: 0 LOB: 0 BB: 0 P: 12	R: 0 E: 0 K: 0 S: 8	H: 0 LOB: 0 BB: 0 P: 11	R: 0 E: 0 K: 1 S: 8	H: 2 LOB: 2 BB: 0 P: 20	R: 0 E: 0 K: 3 S: 15	H: 1 LOB: 1 BB: 0 P: 18	R: 0 E: 0 K: 2 S: 11	H: 1 LOB: 1 BB: 0 P: 16	R: 0 E: 1 K: 1 S: 10	H: 0 LOB: 2 BB: 1 P: 17	R: 0 E: 0 K: 0 S: 9	H: 1 LOB: 1 BB: 0 P: 17	1B: 4 2B: 1 3B: 0 HR: 0	SF: 0 SAC: 0 DP: 0 HBP: 0	WP: 2 PB: 0 SB: 0 CS: 0	PA: 34
PITCHER	IP WLS BF H R ER SO BB IBB HBP BLK WP HR S P ERA WHIP																			
22 Clayton Kershaw, L (1,1) ERA: 3.86	7.0 W 25 4 0 0 10 0 0 0 0 0 1 0 69 101 0.00 0.571																			
56 J.P. Howell, L (8,1) ERA: 0.77	1.0 5 0 0 0 1 1 0 0 0 0 0 0 10 17 0.00 1.000																			
26 Sergio Santos, R (9,1) ERA: 4.73	1.0 4 1 0 0 0 0 0 0 0 0 1 0 9 17 0.00 1.000																			

Batter	1	2	3	4	5	6	7	8	9	AB	R	H	RBI	BB	SO	LOB	BOTTOM			
31 Joc Pederson, L (1,8) OBP: 0.390, SLG: 0.554										4	0	2	0	0	0	1	Atlanta Braves @ Los Angeles Dodgers Dodger Stadium, Los Angeles, CA Tue May 26 2015, 7:11 PM - 9:48 PM PDT Att: 40,667 - Partly Cloudy - 65 F			
11 Jimmy Rollins, S (1,6) OBP: 0.274, SLG: 0.345										4	1	1	0	0	0	2				
47 Howie Kendrick, R (1,4) OBP: 0.358, SLG: 0.450										4	2	2	1	0	1	1				
23 Adrián González, L (1,3) OBP: 0.421, SLG: 0.638										3	2	1	2	1	0	0				
10 Justin Turner, R (1,5) OBP: 0.374, SLG: 0.529										4	1	1	1	0	0	0				
16 Andre Ethier, L (1,9) OBP: 0.403, SLG: 0.546										4	1	1	2	0	0	0				
7 Alex Guerrero, R (1,7) OBP: 0.348, SLG: 0.687										2	0	1	0	1	1	0				
17 A.J. Ellis, R (1,2) OBP: 0.235, SLG: 0.178										2	1	1	1	1	0	0				
22 Clayton Kershaw, L (1,1) OBP: 0.160, SLG: 0.130										3	0	1	1	0	0	1				
56 J.P. Howell, L (8,1) ERA: 4.91										0	0	0	0	0	0	0				
26 Sergio Santos, R (9,1) ERA: 5.65										0	0	0	0	0	0	0				
Inning Stats	R: 0 E: 0 K: 1 S: 6	H: 1 LOB: 1 BB: 0 P: 11	R: 0 E: 0 K: 0 S: 9	H: 0 LOB: 0 BB: 0 P: 17	R: 0 E: 0 K: 0 S: 8	H: 1 LOB: 0 BB: 1 P: 12	R: 6 E: 0 K: 0 S: 20	H: 6 LOB: 1 BB: 2 P: 33	R: 2 E: 0 K: 0 S: 16	H: 2 LOB: 0 BB: 0 P: 18	R: 0 E: 0 K: 1 S: 8	H: 0 LOB: 0 BB: 0 P: 14	R: 0 E: 0 K: 0 S: 4	H: 1 LOB: 0 BB: 0 P: 6	R: 0 E: 0 K: 0 S: 6	H: 0 LOB: 0 BB: 0 P: 8	1B: 6 2B: 5 3B: 0 HR: 1	SF: 0 SAC: 0 DP: 3 HBP: 0	WP: 0 PB: 0 SB: 0 CS: 1	PA: 33
PITCHER	IP WLS BF H R ER SO BB IBB HBP BLK WP HR S P ERA WHIP																			
49 Julio Teheran, R (1,1) ERA: 4.91	4.1 L 22 10 8 8 1 2 0 0 0 0 0 0 24 34 0.00 0.273																			
Eric Stults, L (5,1) ERA: 5.65	3.2 11 1 0 0 1 0 0 0 0 0 0 0 24 34 0.00 0.273																			

Batter	1	2	3	4	5	6	7	8	9	AB R H RBI BB SO LOB	TOP												
31 Joc Pederson, L (1.8) OBP: 0.385, SLG: 0.531										5 0 1 0 0 1 0	Los Angeles Dodgers @ St. Louis Cardinals Busch Stadium, St. Louis, MO Sat May 30 2015, 8:35 PM - 11:28 PM CDT Att: 44,754 - Overcast - 70 F livebaseballscorecards.com												
10 Justin Turner, R (1.5) OBP: 0.393, SLG: 0.531										4 1 2 0 1 1 2													
23 Adrián González, L (1.3) OBP: 0.408, SLG: 0.605										4 1 0 0 0 2 4													
47 Howie Kendrick, R (1.4) OBP: 0.357, SLG: 0.440										3 2 2 1 1 1 1													
16 Andre Ethier, L (1.9) OBP: 0.392, SLG: 0.523										4 0 1 0 0 0 3													
9 Yasmani Grandal, S (1.2) OBP: 0.406, SLG: 0.491										3 1 1 3 1 1 2													
33 Scott Van Slyke, R (1.7) OBP: 0.296, SLG: 0.257										3 0 0 0 0 1 1 1 0 1 1 0 0 0 0 0 0 0 0 0 0 0 0 0 0 0 0 0													
5 Alberto Callaspo, S (8. PH) OBP: 0.296, SLG: 0.257																							
63 Yimi García, R (8.1)																							
36 Adam Liberatore, L (9.1)																							
11 Jimmy Rollins, S (1.6) OBP: 0.273, SLG: 0.344										4 0 0 0 0 2 3													
77 Carlos Frías, R (1.1) OBP: 0.154, SLG: 0.083										3 0 1 0 0 1 1 1 0 0 0 0 1 0													
14 Enrique Hernández, R (8.7) OBP: 0.292, SLG: 0.432																							
Inning Stats	R: 0 E: 0 K: 3 S: 13	H: 0 LOB: 1 BB: 1 P: 20	R: 0 E: 0 K: 0 S: 9	H: 0 LOB: 0 BB: 0 P: 14	R: 0 E: 0 K: 1 S: 6	H: 0 LOB: 0 BB: 0 P: 11	R: 0 E: 0 K: 2 S: 12	H: 0 LOB: 1 BB: 1 P: 21	R: 0 E: 0 K: 1 S: 11	H: 0 LOB: 1 BB: 1 P: 18	R: 4 E: 0 K: 1 S: 23	H: 3 LOB: 0 BB: 0 P: 33	R: 0 E: 0 K: 1 S: 7	H: 2 LOB: 2 BB: 0 P: 9	R: 1 E: 0 K: 1 S: 17	H: 3 LOB: 1 BB: 0 P: 24	R: 0 E: 0 K: 1 S: 10	H: 1 LOB: 0 BB: 0 P: 15	1B: 7 2B: 1 3B: 0 HR: 1	SF: 0 SAC: 0 DP: 1 HBP: 1	WP: 1 PB: 0 SB: 0 CS: 0	PA: 39	
PITCHER	IP WLS BF H R ER SO BB IBB HBP BLK WP HR S P ERA WHIP	5.2 L 24 3 4 4 7 3 0 1 0 1 1 69 112 6.35 1.059	0.1 1 0 0 0 1 0 0 0 0 0 0 5 5 0.00 0.000	1.1 9 5 1 1 2 0 0 0 0 0 0 19 27 6.75 3.750	0.2 1 0 0 0 0 0 0 0 0 0 0 5 6 0.00 0.000	1.0 4 1 0 0 1 0 0 0 0 0 0 10 15 0.00 1.000																	



Batter	1	2	3	4	5	6	7	8	9	AB R H RBI BB SO LOB	BOTTOM											
16 Koltan Wong, L (1.4) OBP: 0.366, SLG: 0.475										4 1 0 0 0 0 0	Los Angeles Dodgers @ St. Louis Cardinals Busch Stadium, St. Louis, MO Sat May 30 2015, 8:35 PM - 11:28 PM CDT Att: 44,754 - Overcast - 70 F livebaseballscorecards.com											
13 Matt Carpenter, L (1.5) OBP: 0.395, SLG: 0.563										4 0 2 0 0 1 0												
7 Matt Holliday, R (1.7) OBP: 0.434, SLG: 0.442										1 0 0 0 1 0 2 2 0 2 0 0 0 0												
22 Jason Heyward, L (5.9) OBP: 0.302, SLG: 0.399										4 0 0 1 0 1 5												
27 Jhonny Peralta, R (1.6) OBP: 0.366, SLG: 0.500										4 0 0 0 0 2 2												
15 Randal Grichuk, R (1.9) OBP: 0.323, SLG: 0.576										4 0 0 0 0 2 2												
4 Yadier Molina, R (1.2) OBP: 0.331, SLG: 0.339										3 0 1 0 0 0 0												
19 Jon Jay, L (1.8) OBP: 0.336, SLG: 0.276										3 0 1 0 0 1 1												
12 Mark Reynolds, R (1.3) OBP: 0.319, SLG: 0.390										2 0 0 0 1 1 0												
52 Michael Wacha, R (1.1) OBP: 0.225, SLG: 0.235										2 0 0 0 0 1 1 0 1 0 0 0 0 1 0 0 0 0 0 0 0 0												
Inning Stats	R: 1 E: 1 K: 0 S: 10	H: 1 LOB: 1 BB: 0 P: 16	R: 0 E: 0 K: 0 S: 7	H: 1 LOB: 0 BB: 0 P: 10	R: 0 E: 0 K: 1 S: 6	H: 0 LOB: 0 BB: 0 P: 11	R: 0 E: 0 K: 1 S: 6	H: 0 LOB: 0 BB: 1 P: 11	R: 0 E: 0 K: 0 S: 8	H: 2 LOB: 1 BB: 0 P: 15	R: 0 E: 0 K: 0 S: 5	H: 1 LOB: 0 BB: 0 P: 8	R: 0 E: 0 K: 2 S: 10	H: 0 LOB: 0 BB: 0 P: 15	R: 0 E: 0 K: 3 S: 15	H: 1 LOB: 1 BB: 0 P: 24	1B: 6 2B: 0 3B: 0 HR: 0	SF: 0 SAC: 0 DP: 3 HBP: 0	WP: 0 PB: 0 SB: 0 CS: 0	PA: 32		
PITCHER	IP WLS BF H R ER SO BB IBB HBP BLK WP HR S P ERA WHIP	7.0 W 25 5 1 0 3 2 0 0 0 0 0 0 10 15 0.00 1.000	1.0 3 0 0 0 2 0 0 0 0 0 0 10 15 0.00 0.000	1.0 4 1 0 0 3 0 0 0 0 0 0 15 24 0.00 1.000																		



Batter	1	2	3	4	5	6	7	8	9	AB	R	H	RBI	BB	SO	LOB	TOP		
31 Joc Pederson, L (1,8) OBP: 0.383, SLG: 0.588	G4-3		HR		F9		3B		F7	5	1	2	2	0	0	3	Los Angeles Dodgers @ Colorado Rockies Coors Field, Denver, CO Tue Jun 02 2015, 6:42 PM - 10:05 PM MDT Att: 24,972 - Clear - 82 F livebaseballscorecards.com		
14 Enrique Hernández, R (1,4) 63 Yimi García, R (7,1) 36 Adam Liberatore, L (7,1) 7 Alex Guerrero, R (8,7) OBP: 0.327, SLG: 0.694	HR		23 HR		F8		F8		HR	4	2	2	1	0	0	1			
23 Adrián González, L (1,3) OBP: 0.411, SLG: 0.610	F7		HR		K				K	4	1	1	2	1	2	0			
9 Yasmani Grandal, S (1,2) OBP: 0.403, SLG: 0.470	K		G3-1						G4-3	5	0	2	0	0	1	0			
16 Andre Ethier, L (1,9) 71 Josh Ravin, R (8,1) 47 Howie Kendrick, R (9,PH) 74 Kenley Jansen, S (9,1)	L8		G3		G1-6-3				G6-3	4	0	0	0	0	0	1			
5 Alberto Callaspo, S (1,5) OBP: 0.391, SLG: 0.261	G4-3				G4-3				G4-3	5	1	2	0	0	0	3			
11 Jimmy Rollins, S (1,6) OBP: 0.284, SLG: 0.361					K					3	2	2	0	1	1	1			
28 Chris Heisey, R (1,7) OBP: 0.364, SLG: 0.176					K					4	1	1	0	0	1	3			
21 Zack Greinke, R (1,1) OBP: 0.167, SLG: 0.182					L8					2	0	0	0	0	1	1			
10 Justin Turner, R (7,PH) OBP: 0.376, SLG: 0.491					K				K	2	0	0	0	0	1	4			
Inning Stats	R: 1 E: 0 K: 1 S: 9	H: 1 LOB: 0 BB: 0 P: 15	R: 0 E: 0 K: 0 S: 8	H: 1 LOB: 1 BB: 0 P: 10	R: 3 E: 0 K: 0 S: 14	H: 3 LOB: 0 BB: 0 P: 20	R: 0 E: 0 K: 3 S: 14	H: 1 LOB: 1 BB: 0 P: 18	R: 0 E: 0 K: 0 S: 7	H: 1 LOB: 0 BB: 0 P: 12	R: 1 E: 0 K: 0 S: 15	H: 1 LOB: 1 BB: 1 P: 23	R: 0 E: 0 K: 1 S: 6	H: 0 LOB: 0 BB: 0 P: 9	R: 4 E: 0 K: 1 S: 26	H: 5 LOB: 3 BB: 2 P: 43	1B: 8 2B: 0 3B: 1 HR: 4	SF: 0 SAC: 0 DP: 1 HBP: 0	WP: 0 PA: 42 PB: 0 SB: 1 CS: 0
PITCHER	IP WLS BF H R ER SO	IP WLS BF H R ER SO	IP WLS BF H R ER SO	IP WLS BF H R ER SO	IP WLS BF H R ER SO	IP WLS BF H R ER SO	IP WLS BF H R ER SO	IP WLS BF H R ER SO	IP WLS BF H R ER SO	IP WLS BF H R ER SO	IP WLS BF H R ER SO	IP WLS BF H R ER SO	IP WLS BF H R ER SO	IP WLS BF H R ER SO	IP WLS BF H R ER SO	IP WLS BF H R ER SO	ERA WHIP	ERA WHIP	
61 David Hale, R (1,1) ERA: 4.26	6.0	24	7	4	4	5	0	0	0	0	0	0	0	0	0	0	6.00	1.167	
51 Brooks Brown, R (7,1) ERA: 4.34	1.0	5	1	1	1	0	1	0	0	0	0	0	0	0	0	0	9.00	2.000	
48 Boone Logan, L (8,1) ERA: 4.42	0.1	1	0	0	0	1	0	0	0	0	0	0	0	0	0	0	0.00	0.000	
45 Scott Oberg, R (8,1) ERA: 4.0	0.2	2	0	0	0	0	0	0	0	0	0	0	0	0	0	0	0.00	0.000	
63 Rafael Betancourt, R (9,1) ERA: 5.21	0.2	6	4	4	4	1	0	0	0	0	1	13	19	54.00	6.000				

Batter	1	2	3	4	5	6	7	8	9	AB	R	H	RBI	BB	SO	LOB	BOTTOM				
19 Charlie Blackmon, L (1,8) OBP: 0.329, SLG: 0.411	G4-3		SF8		G1-6-3		F8		L7	4	0	1	1	0	0	2	Los Angeles Dodgers @ Colorado Rockies Coors Field, Denver, CO Tue Jun 02 2015, 6:42 PM - 10:05 PM MDT Att: 24,972 - Clear - 82 F livebaseballscorecards.com				
9 DJ LeMahieu, R (1,4) OBP: 0.388, SLG: 0.437	G4-3				G1-6-3				K	5	1	2	1	0	1	3					
2 Troy Tulowitzki, R (1,6) OBP: 0.303, SLG: 0.468	G5-3		F7		P4		HR			5	1	1	2	0	1	1					
5 Carlos González, L (1,9) OBP: 0.303, SLG: 0.339							F7			5	1	3	0	0	0	0					
28 Nolan Arenado, R (1,5) OBP: 0.330, SLG: 0.571	G4-3				FC4-6		F9		G6-3	5	0	1	0	0	0	2					
10 Ben Paulsen, L (1,3) OBP: 0.415, SLG: 0.688									K	4	1	1	0	1	2	1					
4 Nick Hundley, R (1,2) OBP: 0.342, SLG: 0.486					FC4-6					4	3	3	2	0	0	2					
1 Brandon Barnes, R (1,7) OBP: 0.400, SLG: 0.488					K					4	1	3	2	0	1	2					
61 David Hale, R (1,1) 3 Daniel Descalso, L (6,PH) 51 Brooks Brown, L (7,1) 48 Boone Logan, R (8,1) 45 Scott Oberg, R (8,1) 20 Wilin Rosario, R (8,PH) 63 Rafael Betancourt, R (9,1) 54 Tommy Kahnle, R (9,1)					SH3-4		FC6-4			1	0	0	0	0	0	2					
Inning Stats	R: 0 E: 0 K: 0 S: 6	H: 0 LOB: 0 BB: 0 P: 8	R: 0 E: 0 K: 1 S: 10	H: 1 LOB: 0 BB: 0 P: 15	R: 2 E: 0 K: 0 S: 8	H: 3 LOB: 1 BB: 0 P: 15	R: 1 E: 0 K: 1 S: 11	H: 2 LOB: 2 BB: 1 P: 19	R: 0 E: 0 K: 0 S: 6	H: 1 LOB: 0 BB: 0 P: 8	R: 2 E: 0 K: 0 S: 10	H: 3 LOB: 1 BB: 0 P: 16	R: 2 E: 0 K: 0 S: 17	H: 2 LOB: 0 BB: 0 P: 23	R: 1 E: 0 K: 1 S: 12	H: 2 LOB: 2 BB: 1 P: 23		R: 0 E: 0 K: 2 S: 12	H: 1 LOB: 1 BB: 0 P: 16	1B: 11 2B: 3 3B: 0 HR: 1	SF: 1 SAC: 1 DP: 2 HBP: 0
PITCHER	IP WLS BF H R ER SO	IP WLS BF H R ER SO	IP WLS BF H R ER SO	IP WLS BF H R ER SO	IP WLS BF H R ER SO	IP WLS BF H R ER SO	IP WLS BF H R ER SO	IP WLS BF H R ER SO	IP WLS BF H R ER SO	IP WLS BF H R ER SO	IP WLS BF H R ER SO	IP WLS BF H R ER SO	IP WLS BF H R ER SO	IP WLS BF H R ER SO	IP WLS BF H R ER SO	IP WLS BF H R ER SO	ERA WHIP	ERA WHIP			
21 Zack Greinke, R (1,1) ERA: 1.97	6.0	27	10	5	5	2	1	0	0	0	0	0	0	0	0	0	7.50	1.833			
63 Yimi García, R (7,1) ERA: 3.68	0.1	3	2	2	2	0	0	0	0	0	1	13	18	54.00	6.000						
36 Adam Liberatore, L (7,1) ERA: 1.76	1.1	7	2	1	1	0	0	1	0	0	0	13	23	6.75	1.500						
71 Josh Ravin, R (8,1) ERA	0.1	1	0	0	0	1	0	0	0	0	0	3	5	0.00	0.000						
74 Kenley Jansen, R (9,1) ERA	1.0	4	1	0	0	2	0	0	0	0	0	12	16	0.00	1.000						



Batter	1	2	3	4	5	6	7	8	9	AB	R	H	RBI	BB	SO	LOB	TOP				
31 Joc Pederson, L OBP: 0.393, SLG: 0.606										3	3	2	1	1	1	0					
10 Justin Turner, R OBP: 0.377, SLG: 0.496										5	1	2	1	0	1	1					
23 Adrián González, L OBP: 0.411, SLG: 0.609										5	1	2	1	0	1	2					
47 Howie Kendrick, R OBP: 0.347, SLG: 0.430										4	1	1	0	1	1	2					
16 Andre Ethier, L OBP: 0.383, SLG: 0.524										4	0	1	2	1	0	2					
9 Yasmani Grandal, S OBP: 0.410, SLG: 0.471										4	0	2	0	1	0	1					
7 Alex Guerrero, R OBP: 0.333, SLG: 0.683										3	0	1	0	1	1	5					
28 Chris Heisey, R OBP: 0.364, SLG: 0.176										0	0	0	0	0	0	0					
11 Jimmy Rollins, S OBP: 0.396, SLG: 0.396										3	0	0	0	0	0	5					
71 Josh Ravin, R										0	0	0	0	0	0	0					
5 Alberto Callaspo, S										1	0	0	0	0	0	0					
36 Adam Liberatore, L										0	0	0	0	0	0	0					
63 Yimi García, R										0	0	0	0	0	0	0					
56 J.P. Howell, L										0	0	0	0	0	0	0					
41 Chris Hatcher, R										0	0	0	0	0	0	0					
46 Mike Bolsinger, R										2	0	0	0	0	1	0					
14 Enrique Hernández, R OBP: 0.286, SLG: 0.451										2	0	0	0	0	1	0					
Inning Stats	R: 0 E: 0 K: 2 S: 9	H: 0 LOB: 0 BB: 0 P: 13	R: 1 E: 1 K: 0 S: 9	H: 2 LOB: 1 BB: 1 P: 17	R: 0 E: 0 K: 2 S: 8	H: 0 LOB: 1 BB: 0 P: 13	R: 0 E: 0 K: 1 S: 11	H: 1 LOB: 2 BB: 1 P: 21	R: 1 E: 0 K: 0 S: 13	H: 1 LOB: 1 BB: 1 P: 22	R: 0 E: 0 K: 0 S: 10	H: 1 LOB: 2 BB: 0 P: 16	R: 3 E: 0 K: 1 S: 16	H: 4 LOB: 2 BB: 2 P: 32	R: 1 E: 0 K: 0 S: 12	H: 1 LOB: 0 BB: 0 P: 20	R: 0 E: 0 K: 1 S: 9	H: 1 LOB: 1 BB: 0 P: 16	1B: 7 2B: 3 3B: 0 HR: 1	SF: 0 SAC: 0 DP: 2 HBP: 1	WP: 0 PA: 42 PB: 0 SB: 0 CS: 0
PITCHER	IP WLS BF H R ER SO BB IBB HBP BLK WP HR S P ERA WHIP	IP WLS BF H R ER SO BB IBB HBP BLK WP HR S P ERA WHIP	IP WLS BF H R ER SO BB IBB HBP BLK WP HR S P ERA WHIP	IP WLS BF H R ER SO BB IBB HBP BLK WP HR S P ERA WHIP	IP WLS BF H R ER SO BB IBB HBP BLK WP HR S P ERA WHIP	IP WLS BF H R ER SO BB IBB HBP BLK WP HR S P ERA WHIP	IP WLS BF H R ER SO BB IBB HBP BLK WP HR S P ERA WHIP	IP WLS BF H R ER SO BB IBB HBP BLK WP HR S P ERA WHIP	IP WLS BF H R ER SO BB IBB HBP BLK WP HR S P ERA WHIP	IP WLS BF H R ER SO BB IBB HBP BLK WP HR S P ERA WHIP	IP WLS BF H R ER SO BB IBB HBP BLK WP HR S P ERA WHIP	IP WLS BF H R ER SO BB IBB HBP BLK WP HR S P ERA WHIP	IP WLS BF H R ER SO BB IBB HBP BLK WP HR S P ERA WHIP	IP WLS BF H R ER SO BB IBB HBP BLK WP HR S P ERA WHIP	IP WLS BF H R ER SO BB IBB HBP BLK WP HR S P ERA WHIP	IP WLS BF H R ER SO BB IBB HBP BLK WP HR S P ERA WHIP	IP WLS BF H R ER SO BB IBB HBP BLK WP HR S P ERA WHIP	IP WLS BF H R ER SO BB IBB HBP BLK WP HR S P ERA WHIP	IP WLS BF H R ER SO BB IBB HBP BLK WP HR S P ERA WHIP	IP WLS BF H R ER SO BB IBB HBP BLK WP HR S P ERA WHIP	IP WLS BF H R ER SO BB IBB HBP BLK WP HR S P ERA WHIP
35 Chad Bettis, R ERA: 2.7	6.0	26	5	2	1	5	3	0	1	0	0	0	0	60	102	1.50	1.333				
53 Christian Friedrich, L ERA: 5.01	0.1	4	3	3	3	1	0	0	0	0	0	0	0	10	14	81.00	9.000				
51 Brooks Brown, R ERA: 4.34	0.0	3	1	0	0	0	2	0	0	0	0	0	0	4	14	∞	∞				
45 Scott Oberg, R ERA: 4.12	1.2	5	1	1	1	0	0	0	0	0	0	1	14	24	5.40	0.600					
66 John Axford, R ERA: 0.56	1.0	4	1	0	0	1	0	0	0	0	0	0	9	16	0.00	1.000					
Batter	1	2	3	4	5	6	7	8	9	AB	R	H	RBI	BB	SO	LOB	BOTTOM				
19 Charlie Blackmon, L OBP: 0.393, SLG: 0.431										5	3	4	0	0	0	0					
9 DJ LeMahieu, R OBP: 0.394, SLG: 0.435										3	2	1	0	2	0	3					
2 Troy Tulowitzki, R OBP: 0.317, SLG: 0.489										3	1	2	5	2	0	0					
5 Carlos González, L OBP: 0.306, SLG: 0.337										4	0	1	0	1	1	2					
28 Nolan Arenado, R OBP: 0.322, SLG: 0.560										4	0	0	1	0	1	4					
10 Ben Paulsen, L OBP: 0.393, SLG: 0.647										3	0	0	0	0	0	2					
20 Wilin Rosario, R OBP: 0.302, SLG: 0.440										1	0	0	0	0	1	0					
4 Nick Hundley, R OBP: 0.333, SLG: 0.472										4	0	0	0	0	2	0					
1 Brandon Barnes, R OBP: 0.388, SLG: 0.457										3	0	0	0	1	1	0					
35 Chad Bettis, R	5.0	24	4	4	4	1	0	0	0	0	0	0	0	0	0	1					
3 Daniel Descalso, L OBP: 0.296, SLG: 0.340	2.0	8	2	0	0	1	0	0	0	0	0	0	0	0	0	0					
53 Christian Friedrich, R	1.0	5	2	2	2	2	0	0	0	0	0	0	0	0	0	0					
51 Brooks Brown, L	1.0	H	5	2	2	2	0	0	0	0	0	0	0	0	0	0					
45 Scott Oberg, R	0.0	L	2	0	0	0	2	0	0	0	0	0	0	0	0	0					
86 John Axford, R	0.0	B	1	0	0	0	0	1	0	0	0	0	0	0	0	0					
8 Michael McKenry, R OBP: 0.310, SLG: 0.534	0.0	B	1	0	0	0	0	1	0	0	0	0	0	0	0	0					
Inning Stats	R: 1 E: 0 K: 0 S: 17	H: 3 LOB: 2 BB: 0 P: 23	R: 0 E: 0 K: 1 S: 5	H: 0 LOB: 0 BB: 0 P: 7	R: 0 E: 0 K: 1 S: 10	H: 0 LOB: 2 BB: 2 P: 23	R: 0 E: 0 K: 0 S: 7	H: 0 LOB: 1 BB: 1 P: 14	R: 3 E: 0 K: 1 S: 14	H: 3 LOB: 0 BB: 0 P: 22	R: 0 E: 0 K: 1 S: 17	H: 2 LOB: 2 BB: 0 P: 27	R: 0 E: 0 K: 0 S: 6	H: 0 LOB: 0 BB: 0 P: 7	R: 0 E: 0 K: 2 S: 8	H: 0 LOB: 0 BB: 0 P: 12	R: 3 E: 0 K: 0 S: 12	H: 2 LOB: 2 BB: 3 P: 29	1B: 7 2B: 2 3B: 0 HR: 1	SF: 1 SAC: 0 DP: 0 HBP: 0	WP: 0 PA: 41 PB: 1 SB: 2 CS: 0
PITCHER	IP WLS BF H R ER SO BB IBB HBP BLK WP HR S P ERA WHIP	IP WLS BF H R ER SO BB IBB HBP BLK WP HR S P ERA WHIP	IP WLS BF H R ER SO BB IBB HBP BLK WP HR S P ERA WHIP	IP WLS BF H R ER SO BB IBB HBP BLK WP HR S P ERA WHIP	IP WLS BF H R ER SO BB IBB HBP BLK WP HR S P ERA WHIP	IP WLS BF H R ER SO BB IBB HBP BLK WP HR S P ERA WHIP	IP WLS BF H R ER SO BB IBB HBP BLK WP HR S P ERA WHIP	IP WLS BF H R ER SO BB IBB HBP BLK WP HR S P ERA WHIP	IP WLS BF H R ER SO BB IBB HBP BLK WP HR S P ERA WHIP	IP WLS BF H R ER SO BB IBB HBP BLK WP HR S P ERA WHIP	IP WLS BF H R ER SO BB IBB HBP BLK WP HR S P ERA WHIP	IP WLS BF H R ER SO BB IBB HBP BLK WP HR S P ERA WHIP	IP WLS BF H R ER SO BB IBB HBP BLK WP HR S P ERA WHIP	IP WLS BF H R ER SO BB IBB HBP BLK WP HR S P ERA WHIP	IP WLS BF H R ER SO BB IBB HBP BLK WP HR S P ERA WHIP	IP WLS BF H R ER SO BB IBB HBP BLK WP HR S P ERA WHIP	IP WLS BF H R ER SO BB IBB HBP BLK WP HR S P ERA WHIP	IP WLS BF H R ER SO BB IBB HBP BLK WP HR S P ERA WHIP	IP WLS BF H R ER SO BB IBB HBP BLK WP HR S P ERA WHIP	IP WLS BF H R ER SO BB IBB HBP BLK WP HR S P ERA WHIP	IP WLS BF H R ER SO BB IBB HBP BLK WP HR S P ERA WHIP
46 Mike Bolsinger, R ERA: 1.98	5.0	24	4	4	4	1	0	0	0	0	0	0	0	0	0	1					
71 Josh Ravin, R	2.0	8	2	0	0	1	0	0	0	0	0	0	0	23	34	0.00	1.000				
36 Adam Liberatore, L ERA: 2.76	1.0	H	5	2	2	2	0	0	0	0	0	0	0	12	21	18.00	2.000				
63 Yimi García, R ERA: 4.09	0.0	L	2	0	0	0	2	0	0	0	0	0	4	12	∞	∞					
56 J.P. Howell, L ERA: 0.64	0.0	B	1	0	0	0	0	1	0	0	0	0	0	4	∞	∞					

Los Angeles Dodgers @ Colorado Rockies
Coors Field, Denver, CO
Wed Jun 03 2015, 8:21 PM - 12:21 AM MDT
Att: 24,575 - Cloudy - 64 F

AB	36
R	6

Batter	1	2	3	4	5	6	7	8	9	AB	R	H	RBI	BB	SO	LOB	TOP					
16 Koltan Wong, L (1,4) OBP: 0.366, SLG: 0.471	G6-3		G3-6 1B			K		F9		4	0	2	1	0	1	0	St. Louis Cardinals @ Los Angeles Dodgers Dodger Stadium, Los Angeles, CA Fri Jun 05 2015, 7:11 PM - 9:33 PM PDT Att. : 44,649 - Clear - 66 F					
13 Matt Carpenter, L (1,5) OBP: 0.394, SLG: 0.536	G3-1		G3-6			F7		SF9		3	0	0	1	0	0	1						
7 Matt Holliday, R (1,7) OBP: 0.426, SLG: 0.424				G6-3		G5-3		F9		3	0	0	0	1	0	1						
27 Jonny Peralta, R (1,6) OBP: 0.380, SLG: 0.507	G4-3			F9		L4			1B	4	0	1	0	0	0	1						
15 Randal Grichuk, R (1,8) OBP: 0.304, SLG: 0.526			F7			K		F9		4	0	0	0	0	2	1						
12 Mark Reynolds, R (1,3) OBP: 0.317, SLG: 0.370				G5-3		G6-3		P4		3	0	0	0	1	0	1						
4 Yadier Molina, R (8, PR) 38 Pete Kozma, R (8, PR) 36 Randy Choate, L (8, 1) 46 Kevin Siegrist, L (8, 1) 19 Jon Jay, L (8, PR) 44 Trevor Rosenthal, R (8, 1)			L7					G6-3		2	0	1	0	1	0	0						
22 Jason Heyward, L (1,9) OBP: 0.299, SLG: 0.387			K			FC6-4				3	1	1	0	0	1	2						
18 Carlos Martinez, R (1,1) OBP: 0.130, SLG: 0.091			G2-3			K		SH2-4		2	0	0	0	0	1	1						
48 Tony Cruz, R (8, PH) OBP: 0.235, SLG: 0.250										0	0	0	0	0	0	0						
Inning Stats	R: 0 E: 0 K: 0 S: 7	H: 0 LOB: 1 BB: 1 P: 15	R: 0 E: 0 K: 1 S: 8	H: 0 LOB: 1 BB: 1 P: 14	R: 0 E: 0 K: 0 S: 5	H: 1 LOB: 0 BB: 0 P: 8	R: 0 E: 0 K: 1 S: 6	H: 0 LOB: 0 BB: 0 P: 8	R: 0 E: 0 K: 1 S: 9	H: 1 LOB: 1 BB: 0 P: 13	R: 0 E: 0 K: 1 S: 8	H: 0 LOB: 0 BB: 0 P: 9	R: 0 E: 0 K: 1 S: 7	H: 0 LOB: 0 BB: 0 P: 10	R: 2 E: 0 K: 0 S: 9	H: 2 LOB: 1 BB: 1 P: 14	R: 0 E: 0 K: 0 S: 7	H: 1 LOB: 1 BB: 0 P: 10	1B: 5 2B: 0 3B: 0 HR: 0	SF: 1 2B: 0 3B: 0 HBP: 0	WP: 0 PB: 0 SB: 0 CS: 0	PA: 34
PITCHER	IP WLS BF H R ER SO BB IBB HBP BLK WP HR S P ERA WHIP																					
35 Brett Anderson, L (1,1) ERA: 3.29	7.2 L 29 4 2 2 5 3 0 0 0 0 0 0 56 88 2.35 0.913																					
12 Juan Nicasio, R (8,1) ERA: 1.48	1.1 5 1 0 0 0 0 0 0 0 0 0 0 10 13 0.00 0.750																					

AB	29
R	2
H	5
RBI	2
BB	3
SO	5
LOB	10



Batter	1	2	3	4	5	6	7	8	9	AB	R	H	RBI	BB	SO	LOB	BOTTOM					
31 Joc Pederson, L (1,8) OBP: 0.388, SLG: 0.594	K		G3-6-1 1B			G6-3		K		3	0	0	1	1	2	0	St. Louis Cardinals @ Los Angeles Dodgers Dodger Stadium, Los Angeles, CA Fri Jun 05 2015, 7:11 PM - 9:33 PM PDT Att. : 44,649 - Clear - 66 F					
11 Jimmy Rollins, S (1,6) OBP: 0.276, SLG: 0.348	G6-3		G3-6-1			G1-3		G6-3		4	0	0	0	0	0	3						
23 Adrián González, L (1,3) OBP: 0.333, SLG: 0.611			G3							2	0	1	0	2	0	0						
28 Chris Heisey, R (8, PR) OBP: 0.348, SLG: 0.167			1B					1B		0	0	0	0	0	0	0						
9 Yasmani Grandal, S (1,2) OBP: 0.395, SLG: 0.449								F9		4	0	1	0	0	2	2						
16 Andre Ethier, L (1,9) OBP: 0.371, SLG: 0.503	L9					K				4	0	0	0	0	3	3						
5 Alberto Callaspo, S (1,5) OBP: 0.298, SLG: 0.250						F7				2	1	0	0	1	1	1						
7 Alex Guerrero, R (8, PH) OBP: 0.319, SLG: 0.857			1B							1	0	0	0	0	1	0						
55 Scott Schebler, L (1,7) ERA: 2.94										3	0	1	0	0	1	0						
10 Justin Turner, R (9, 3) OBP: 0.378, SLG: 0.492			1B			K		L8		1	0	0	0	0	0	0						
14 Enrique Hernández, R (1,4) OBP: 0.311, SLG: 0.448						K2-3		P3		3	0	1	0	0	1	0						
35 Brett Anderson, L (1,1) OBP: 0.286, SLG: 0.125										3	0	0	0	0	3	3						
12 Juan Nicasio, R (8,1) ERA: 1.9										0	0	0	0	0	0	0						
Inning Stats	R: 0 E: 0 K: 1 S: 9	H: 1 LOB: 2 BB: 1 P: 14	R: 1 E: 0 K: 1 S: 8	H: 2 LOB: 2 BB: 2 P: 19	R: 0 E: 0 K: 2 S: 9	H: 0 LOB: 0 BB: 0 P: 14	R: 0 E: 0 K: 2 S: 7	H: 0 LOB: 0 BB: 0 P: 12	R: 0 E: 0 K: 1 S: 7	H: 0 LOB: 0 BB: 0 P: 10	R: 0 E: 0 K: 3 S: 11	H: 0 LOB: 1 BB: 1 P: 17	R: 0 E: 0 K: 1 S: 8	H: 0 LOB: 0 BB: 0 P: 14	R: 0 E: 0 K: 1 S: 13	H: 1 LOB: 1 BB: 0 P: 19	R: 0 E: 0 K: 2 S: 10	H: 0 LOB: 0 BB: 0 P: 13	1B: 4 2B: 0 3B: 0 HR: 0	SF: 0 2B: 0 3B: 0 HBP: 0	WP: 0 PB: 0 SB: 0 CS: 0	PA: 34
PITCHER	IP WLS BF H R ER SO BB IBB HBP BLK WP HR S P ERA WHIP																					
18 Carlos Martinez, R (1,1) ERA: 2.94	7.0 W 27 3 1 1 11 4 0 0 0 0 0 0 59 100 1.29 1.000																					
36 Randy Choate, L (8,1) ERA: 3.48	0.1 H 1 0 0 0 1 0 0 0 0 0 0 0 3 4 0.00 0.000																					
46 Kevin Siegrist, L (8,1) ERA: 1.9	0.2 H 3 1 0 0 0 0 0 0 0 0 0 0 10 15 0.00 1.500																					
44 Trevor Rosenthal, R (8,1) ERA: 0.67	1.0 S 3 0 0 0 2 0 0 0 0 0 0 0 10 13 0.00 0.000																					

AB	30
R	1
H	4
RBI	1
BB	4
SO	14
LOB	12



Batter	1	2	3	4	5	6	7	8	9	AB	R	H	RBI	BB	SO	LOB	TOP	
8 Peter Bourjos, R (1,8) OBP: 0.320, SLG: 0.380 19 Jon Jay, L (9,PH) OBP: 0.313, SLG: 0.252																		
Inning Stats	R: 0 H: 0 E: 0 K: 0 S: 11	H: 1 LOB: 1 BB: 0 P: 15	R: 0 H: 0 E: 0 K: 2 S: 11	H: 0 LOB: 0 BB: 0 P: 10	R: 0 H: 0 E: 0 K: 2 S: 11	H: 0 LOB: 1 BB: 1 P: 19	R: 0 H: 0 E: 0 K: 1 S: 10	H: 0 LOB: 0 BB: 0 P: 11	R: 0 H: 0 E: 0 K: 1 S: 7	H: 0 LOB: 0 BB: 0 P: 11	R: 0 H: 0 E: 0 K: 1 S: 9	H: 0 LOB: 0 BB: 0 P: 11	R: 0 H: 0 E: 0 K: 1 S: 9	H: 0 LOB: 0 BB: 0 P: 11	1B: 1 2B: 0 3B: 0 HR: 0	SF: 0 SAC: 0 DP: 1 HBP: 1	WP: 0 PB: 0 SB: 0 CS: 0	PA: 30
PITCHER	IP WLS BF H R ER SO BB IBB HBP BLK WP HR S P ERA WHIP	IP WLS BF H R ER SO BB IBB HBP BLK WP HR S P ERA WHIP																
22 Clayton Kershaw, L (1,1) ERA: 3.36 74 Kenley Jansen, R (9,1) ERA:	8.0 W 27 1 0 0 11 2 0 1 0 0 0 0 9 11 0.00 0.375	1.0 S 3 0 0 0 1 0 0 0 0 0 0 0 9 11 0.00 0.000																

St. Louis Cardinals @ Los Angeles Dodgers
Dodger Stadium, Los Angeles, CA
 Sat Jun 06 2015, 7:11 PM - 9:32 PM PDT
 Att: 47,655 - Partly Cloudy - 67 F

livebaseballscorecards.com

AB 27
R 0
H 1
RBI 0
BB 2
SO 12
LOB 7

Batter	1	2	3	4	5	6	7	8	9	AB	R	H	RBI	BB	SO	LOB	BOTTOM		
31 Joc Pederson, L (1,8) OBP: 0.385, SLG: 0.586 28 Chris Heisey, R (1,7) OBP: 0.346, SLG: 0.238 66 Yasiel Puig, R (1,9) OBP: 0.377, SLG: 0.478																			
Inning Stats	R: 0 H: 1 E: 0 K: 1 S: 7	H: 1 LOB: 1 BB: 0 P: 10	R: 0 H: 0 E: 0 K: 2 S: 9	H: 0 LOB: 0 BB: 0 P: 13	R: 0 H: 0 E: 0 K: 1 S: 9	H: 1 LOB: 0 BB: 0 P: 10	R: 0 H: 0 E: 0 K: 1 S: 10	H: 0 LOB: 0 BB: 0 P: 13	R: 2 H: 3 E: 0 K: 0 S: 13	H: 3 LOB: 0 BB: 0 P: 19	R: 0 H: 1 E: 0 K: 0 S: 5	H: 1 LOB: 1 BB: 0 P: 7	R: 0 H: 1 E: 0 K: 0 S: 5	H: 1 LOB: 1 BB: 0 P: 7	1B: 5 2B: 2 3B: 0 HR: 0	SF: 0 SAC: 1 DP: 3 HBP: 0	WP: 0 PB: 0 SB: 0 CS: 0	PA: 28	
PITCHER	IP WLS BF H R ER SO BB IBB HBP BLK WP HR S P ERA WHIP	IP WLS BF H R ER SO BB IBB HBP BLK WP HR S P ERA WHIP																	
54 Jaime Garcia, L (1,1) ERA: 2.67 43 Seth Maness, R (8,1) ERA: 3.68 36 Randy Choate, L (8,1) ERA: 3.38	7.0 L 24 6 2 2 6 2 0 0 0 0 0 0 4 4 0.00 1.500	0.2 3 1 0 0 0 0 0 0 0 0 0 4 4 0.00 1.500	0.1 1 0 0 0 0 0 0 0 0 0 0 1 3 0.00 0.000																

St. Louis Cardinals @ Los Angeles Dodgers
Dodger Stadium, Los Angeles, CA
 Sat Jun 06 2015, 7:11 PM - 9:32 PM PDT
 Att: 47,655 - Partly Cloudy - 67 F

livebaseballscorecards.com

AB 27
R 2
H 7
RBI 2
BB 0
SO 6
LOB 7

Batter	1	2	3	4	5	6	7	8	9	AB	R	H	RBI	BB	SO	LOB	TOP			
16 Koltan Wong, L OBP: 0.359, SLG: 0.464	G1-3				G4-3		K		F9	5	0	1	0	0	1	2	St. Louis Cardinals @ Los Angeles Dodgers Dodger Stadium, Los Angeles, CA Sun Jun 07 2015, 5:09 PM - 8:33 PM PDT Att: 41,500 - Sunny - 73 F			
13 Matt Carpenter, L OBP: 0.397, SLG: 0.528	K				K					2	1	0	0	2	2	1				
7 Matt Holliday, R OBP: 0.419, SLG: 0.424	G5-3									4	0	1	1	0	1	2				
8 Peter Bourjos, R OBP: 0.320, SLG: 0.380										0	1	0	0	0	0	0				
27 Jhonny Peralta, R OBP: 0.381, SLG: 0.524	K									4	2	3	2	0	1	0				
22 Jason Heyward, L OBP: 0.293, SLG: 0.379	G5-3				K					4	0	0	0	0	1	3				
12 Mark Reynolds, R OBP: 0.315, SLG: 0.373					K					4	0	2	1	0	1	1				
19 Jon Jay, L OBP: 0.263, SLG: 0.244					P4					4	0	0	0	0	1	4				
48 Tony Cruz, R OBP: 0.256, SLG: 0.270										4	0	2	0	0	0	0				
44 Trevor Rosenthal, R										0	0	0	0	0	0	0				
31 Lance Lynn, S OBP: 0.187, SLG: 0.227										1	0	0	0	0	0	0				
40 Mitch Harris, R										0	0	0	0	0	0	0				
15 Randal Grichuk, R										0	0	0	0	0	0	0				
46 Kevin Siegrist, L										0	0	0	0	0	0	0				
36 Randy Choate, L										0	0	0	0	0	0	0				
37 Matt Belisle, R										0	0	0	0	0	0	0				
4 Yadier Molina, R OBP: 0.326, SLG: 0.326										1	0	0	0	0	0	0				
Inning Stats	R: 0 E: 0 K: 1 S: 8	H: 0 LOB: 0 BB: 0 P: 11	R: 0 E: 0 K: 2 S: 14	H: 1 LOB: 1 BB: 0 P: 20	R: 0 E: 0 K: 1 S: 10	H: 1 LOB: 2 BB: 1 P: 20	R: 0 E: 0 K: 2 S: 12	H: 1 LOB: 1 BB: 0 P: 11	R: 0 E: 0 K: 0 S: 5	H: 1 LOB: 0 BB: 0 P: 9	R: 0 E: 0 K: 2 S: 10	H: 1 LOB: 1 BB: 0 P: 15	R: 3 E: 0 K: 0 S: 14	H: 3 LOB: 1 BB: 1 P: 23	R: 0 E: 0 K: 0 S: 5	H: 0 LOB: 0 BB: 0 P: 7	1B: 4 2B: 4 3B: 1 HR: 1	SF: 0 SAC: 1 DP: 1 HBP: 0	WP: 0 PB: 0 SB: 0 CS: 0	PA: 37
PITCHER	IP WLS BF H R ER SO BB IBB HBP BLK WP HR S P ERA WHIP																			
21 Zack Greinke, R ERA: 1.92	(1, 1) 6.2 27 6 1 1 8 1 0 0 0 0 0 1 64 99 1.35 1.050																			
36 Adam Liberatore, L ERA: 3.24	(7, 1) 0.1 H 2 0 1 1 1 1 0 0 0 0 0 0 6 12 27.00 3.000																			
12 Juan Nicasio, R ERA: 2.19	(8, 1) 0.1 L 4 3 2 2 0 0 0 0 0 0 0 0 0 12 17 54.00 9.000																			
63 Yimi Garcia, R ERA: 3.86	(8, 1) 1.1 3 0 0 0 0 0 0 0 0 0 0 0 4 4 0.00 0.000																			
56 J.P. Howell, L ERA: 0.63	(9, 1) 0.1 1 0 0 0 0 0 0 0 0 0 0 0 2 4 0.00 0.000																			
Batter	1	2	3	4	5	6	7	8	9	AB	R	H	RBI	BB	SO	LOB	BOTTOM			
31 Joc Pederson, L OBP: 0.383, SLG: 0.577	K									3	0	0	0	1	2	1	St. Louis Cardinals @ Los Angeles Dodgers Dodger Stadium, Los Angeles, CA Sun Jun 07 2015, 5:09 PM - 8:33 PM PDT Att: 41,500 - Sunny - 73 F			
66 Yasiel Puig, R OBP: 0.386, SLG: 0.480										4	1	2	0	0	1	2				
23 Adrián González, L OBP: 0.409, SLG: 0.596	K									4	0	0	0	0	1	5				
10 Justin Turner, R OBP: 0.380, SLG: 0.496										4	0	2	2	0	0	2				
16 Andre Ethier, L OBP: 0.369, SLG: 0.494	K									3	0	0	0	1	3	3				
9 Yasmani Grandal, S OBP: 0.385, SLG: 0.435	F9									4	0	0	0	0	0	1				
14 Enrique Hernández, R ERA: 3.07	G4-3									3	0	0	0	0	1	1				
36 Adam Liberatore, L ERA: 4.11	G4-3									0	0	0	0	0	0	0				
12 Juan Nicasio, R ERA: 2.19										0	0	0	0	0	0	0				
63 Yimi Garcia, R ERA: 3.86										0	0	0	0	0	0	0				
56 J.P. Howell, L ERA: 0.63										1	0	0	0	0	1	0				
7 Alex Guerrero, R OBP: 0.316, SLG: 0.851										0	0	0	0	0	0	0				
11 Jimmy Rollins, S OBP: 0.272, SLG: 0.341	F8									4	0	1	0	0	0	0				
21 Zack Greinke, R OBP: 0.231, SLG: 0.250										2	1	2	0	0	0	0				
47 Howie Kendrick, R OBP: 0.345, SLG: 0.428										1	0	0	0	0	1	0				
Inning Stats	R: 1 E: 0 K: 3 S: 20	H: 2 LOB: 1 BB: 0 P: 27	R: 0 E: 0 K: 0 S: 7	H: 0 LOB: 0 BB: 0 P: 12	R: 1 E: 0 K: 1 S: 18	H: 3 LOB: 2 BB: 0 P: 29	R: 0 E: 0 K: 1 S: 8	H: 0 LOB: 0 BB: 0 P: 16	R: 0 E: 0 K: 0 S: 7	H: 1 LOB: 2 BB: 1 P: 14	R: 0 E: 0 K: 3 S: 10	H: 0 LOB: 0 BB: 0 P: 17	R: 0 E: 0 K: 1 S: 8	H: 0 LOB: 0 BB: 0 P: 13	R: 0 E: 0 K: 1 S: 14	H: 0 LOB: 0 BB: 0 P: 20	1B: 6 2B: 1 3B: 0 HR: 0	SF: 0 SAC: 0 DP: 0 HBP: 0	WP: 0 PB: 0 SB: 1 CS: 0	PA: 35
PITCHER	IP WLS BF H R ER SO BB IBB HBP BLK WP HR S P ERA WHIP																			
31 Lance Lynn, R ERA: 3.07	(1, 1) 5.0 22 6 2 2 2 5 1 0 0 0 0 0 10 20 0.00 2.000																			
40 Mitch Harris, R ERA: 4.11	(6, 1) 1.0 4 1 0 0 0 1 0 0 0 0 0 0 10 20 0.00 2.000																			
46 Kevin Siegrist, L ERA: 1.82	(7, 1) 1.0 W 3 0 0 0 3 0 0 0 0 0 0 0 10 17 0.00 0.000																			
36 Randy Choate, L ERA: 3.24	(8, 1) 0.1 H 1 0 0 0 0 0 0 0 0 0 0 0 4 6 0.00 0.000																			
37 Matt Belisle, R ERA: 2.25	(8, 1) 0.2 H 2 0 0 0 0 1 0 0 0 0 0 0 4 7 0.00 0.000																			
PITCHER	IP WLS BF H R ER SO BB IBB HBP BLK WP HR S P ERA WHIP																			
44 Trevor Rosenthal, R ERA: 0.64	(9, 1) 1.0 S 3 0 0 0 0 0 0 0 0 0 0 0 14 20 0.00 0.000																			

Batter	1	2	3	4	5	6	7	8	9	AB	R	H	RBI	BB	SO	LOB	TOP													
5 Ender Inciarte, L OBP: 0.319, SLG: 0.379										5	1	1	0	0	0	3														
11 AJ Pollock, R OBP: 0.372, SLG: 0.509										5	2	3	1	0	2	3														
44 Paul Goldschmidt, R OBP: 0.469, SLG: 0.665										5	2	4	2	0	0	0														
24 Yasmany Tomás, R OBP: 0.364, SLG: 0.429										5	1	2	2	0	0	3														
2 Aaron Hill, R OBP: 0.282, SLG: 0.336										4	0	0	0	0	2	4														
16 Chris Owings, R OBP: 0.257, SLG: 0.327										3	0	0	1	0	1	2														
7 Wellington Castillo, R OBP: 0.213, SLG: 0.266										3	0	0	0	1	0	1														
13 Nick Ahmed, R OBP: 0.288, SLG: 0.311										4	0	1	0	0	0	1														
56 Jeremy Hellickson, R OBP: 0.226, SLG: 0.250										1	0	0	0	0	0	1														
6 David Peralta, L OBP: 0.325, SLG: 0.427										0	0	0	0	0	0	0														
40 Andrew Chafin, R OBP: 0.295, SLG: 0.378										0	0	0	0	0	0	0														
48 Randall Delgado, R OBP: 0.279, SLG: 0.319										0	0	0	0	0	0	0														
4 Cliff Pennington, S OBP: 0.279, SLG: 0.319										0	0	0	0	0	0	0														
41 Daniel Hudson, R OBP: 0.279, SLG: 0.319										0	0	0	0	0	0	0														
Inning Stats	R: 1 H: 3 E: 0 K: 2 S: 16	H: 3 LOB: 2 BB: 0 P: 23	R: 0 H: 0 E: 1 K: 0 S: 9	H: 0 LOB: 1 BB: 0 P: 15	R: 0 H: 2 E: 0 K: 0 S: 8	H: 1 LOB: 1 BB: 0 P: 15	R: 0 H: 0 E: 0 K: 1 S: 11	H: 0 LOB: 0 BB: 1 P: 20	R: 3 H: 3 E: 0 K: 0 S: 11	H: 3 LOB: 0 BB: 0 P: 18	R: 0 H: 1 E: 1 K: 1 S: 17	H: 1 LOB: 2 BB: 1 P: 22	R: 1 H: 1 E: 0 K: 0 S: 8	H: 1 LOB: 1 BB: 0 P: 10	R: 0 H: 0 E: 0 K: 0 S: 7	H: 0 LOB: 0 BB: 0 P: 10	R: 1 H: 1 E: 0 K: 1 S: 11	H: 1 LOB: 0 BB: 0 P: 16	1B: 7 2B: 1 3B: 0 HR: 3	SF: 1 SAC: 1 DP: 1 HBP: 1	WP: 0 PB: 1 CS: 1	PA: 41								
PITCHER	IP: 5.0 WLS: 1 BF: 24 ERA: 3.57	H: 3 R: 1 ER: 4 SO: 3	BB: 1 IBB: 0 HBP: 0 BLK: 0	WP: 0 HR: 2 S: 55 P: 91	ERA: 7.20 WHIP: 1.800	IP: 1.0 WLS: 0 BF: 4 ERA: 1.0	H: 1 R: 1 ER: 1 SO: 1	BB: 0 IBB: 0 HBP: 0 BLK: 0	WP: 0 HR: 1 S: 11 P: 16	ERA: 9.00 WHIP: 1.000	IP: 6.1 WLS: 0 BF: 3 ERA: 2.16	H: 1 R: 0 ER: 0 SO: 0	BB: 0 IBB: 0 HBP: 0 BLK: 0	WP: 0 HR: 0 S: 11 P: 15	ERA: 0.00 WHIP: 6.000	IP: 6.1 WLS: 0 BF: 3 ERA: 3.12	H: 1 R: 0 ER: 0 SO: 0	BB: 0 IBB: 0 HBP: 0 BLK: 0	WP: 0 HR: 0 S: 11 P: 14	ERA: 6.75 WHIP: 0.750	IP: 8.1 WLS: 0 BF: 3 ERA: 0.55	H: 3 R: 0 ER: 0 SO: 0	BB: 0 IBB: 0 HBP: 0 BLK: 0	WP: 0 HR: 7 S: 10 P: 10	ERA: 0.00 WHIP: 0.000	IP: 9.1 WLS: 1 BF: 4 ERA: 1.0	H: 1 R: 1 ER: 1 SO: 1	BB: 0 IBB: 0 HBP: 0 BLK: 0	WP: 0 HR: 1 S: 11 P: 16	ERA: 9.00 WHIP: 1.000
35 Brett Anderson, L ERA: 3.57	IP: 5.0 WLS: 1 BF: 24 ERA: 3.57	H: 3 R: 1 ER: 4 SO: 3	BB: 1 IBB: 0 HBP: 0 BLK: 0	WP: 0 HR: 2 S: 55 P: 91	ERA: 7.20 WHIP: 1.800	IP: 1.0 WLS: 0 BF: 4 ERA: 1.0	H: 1 R: 1 ER: 1 SO: 1	BB: 0 IBB: 0 HBP: 0 BLK: 0	WP: 0 HR: 1 S: 11 P: 16	ERA: 9.00 WHIP: 1.000	IP: 6.1 WLS: 0 BF: 3 ERA: 2.16	H: 1 R: 0 ER: 0 SO: 0	BB: 0 IBB: 0 HBP: 0 BLK: 0	WP: 0 HR: 0 S: 11 P: 15	ERA: 0.00 WHIP: 6.000	IP: 6.1 WLS: 0 BF: 3 ERA: 3.12	H: 1 R: 0 ER: 0 SO: 0	BB: 0 IBB: 0 HBP: 0 BLK: 0	WP: 0 HR: 0 S: 11 P: 14	ERA: 6.75 WHIP: 0.750	IP: 8.1 WLS: 0 BF: 3 ERA: 0.55	H: 3 R: 0 ER: 0 SO: 0	BB: 0 IBB: 0 HBP: 0 BLK: 0	WP: 0 HR: 7 S: 10 P: 10	ERA: 0.00 WHIP: 0.000	IP: 9.1 WLS: 1 BF: 4 ERA: 1.0	H: 1 R: 1 ER: 1 SO: 1	BB: 0 IBB: 0 HBP: 0 BLK: 0	WP: 0 HR: 1 S: 11 P: 16	ERA: 9.00 WHIP: 1.000
12 Juan Nicasio, R ERA: 2.16	IP: 6.1 WLS: 0 BF: 3 ERA: 2.16	H: 1 R: 0 ER: 0 SO: 0	BB: 0 IBB: 0 HBP: 0 BLK: 0	WP: 0 HR: 0 S: 11 P: 15	ERA: 0.00 WHIP: 6.000	IP: 6.1 WLS: 0 BF: 3 ERA: 3.12	H: 1 R: 0 ER: 0 SO: 0	BB: 0 IBB: 0 HBP: 0 BLK: 0	WP: 0 HR: 0 S: 11 P: 14	ERA: 6.75 WHIP: 0.750	IP: 8.1 WLS: 0 BF: 3 ERA: 0.55	H: 3 R: 0 ER: 0 SO: 0	BB: 0 IBB: 0 HBP: 0 BLK: 0	WP: 0 HR: 7 S: 10 P: 10	ERA: 0.00 WHIP: 0.000	IP: 9.1 WLS: 1 BF: 4 ERA: 1.0	H: 1 R: 1 ER: 1 SO: 1	BB: 0 IBB: 0 HBP: 0 BLK: 0	WP: 0 HR: 1 S: 11 P: 16	ERA: 9.00 WHIP: 1.000										
36 Adam Liberatore, L ERA: 3.12	IP: 6.1 WLS: 0 BF: 3 ERA: 3.12	H: 1 R: 0 ER: 0 SO: 0	BB: 0 IBB: 0 HBP: 0 BLK: 0	WP: 0 HR: 0 S: 11 P: 15	ERA: 0.00 WHIP: 6.000	IP: 6.1 WLS: 0 BF: 3 ERA: 3.12	H: 1 R: 0 ER: 0 SO: 0	BB: 0 IBB: 0 HBP: 0 BLK: 0	WP: 0 HR: 0 S: 11 P: 14	ERA: 6.75 WHIP: 0.750	IP: 8.1 WLS: 0 BF: 3 ERA: 0.55	H: 3 R: 0 ER: 0 SO: 0	BB: 0 IBB: 0 HBP: 0 BLK: 0	WP: 0 HR: 7 S: 10 P: 10	ERA: 0.00 WHIP: 0.000	IP: 9.1 WLS: 1 BF: 4 ERA: 1.0	H: 1 R: 1 ER: 1 SO: 1	BB: 0 IBB: 0 HBP: 0 BLK: 0	WP: 0 HR: 1 S: 11 P: 16	ERA: 9.00 WHIP: 1.000										
63 Yimi García, R ERA: 3.86	IP: 6.1 WLS: 0 BF: 3 ERA: 3.86	H: 1 R: 0 ER: 0 SO: 0	BB: 0 IBB: 0 HBP: 0 BLK: 0	WP: 0 HR: 0 S: 11 P: 15	ERA: 0.00 WHIP: 6.000	IP: 6.1 WLS: 0 BF: 3 ERA: 3.12	H: 1 R: 0 ER: 0 SO: 0	BB: 0 IBB: 0 HBP: 0 BLK: 0	WP: 0 HR: 0 S: 11 P: 14	ERA: 6.75 WHIP: 0.750	IP: 8.1 WLS: 0 BF: 3 ERA: 0.55	H: 3 R: 0 ER: 0 SO: 0	BB: 0 IBB: 0 HBP: 0 BLK: 0	WP: 0 HR: 7 S: 10 P: 10	ERA: 0.00 WHIP: 0.000	IP: 9.1 WLS: 1 BF: 4 ERA: 1.0	H: 1 R: 1 ER: 1 SO: 1	BB: 0 IBB: 0 HBP: 0 BLK: 0	WP: 0 HR: 1 S: 11 P: 16	ERA: 9.00 WHIP: 1.000										
56 J.P. Howell, L ERA: 0.55	IP: 8.1 WLS: 0 BF: 3 ERA: 0.55	H: 3 R: 0 ER: 0 SO: 0	BB: 0 IBB: 0 HBP: 0 BLK: 0	WP: 0 HR: 7 S: 10 P: 10	ERA: 0.00 WHIP: 0.000	IP: 9.1 WLS: 1 BF: 4 ERA: 1.0	H: 1 R: 1 ER: 1 SO: 1	BB: 0 IBB: 0 HBP: 0 BLK: 0	WP: 0 HR: 1 S: 11 P: 16	ERA: 9.00 WHIP: 1.000																				

Arizona Diamondbacks @ Los Angeles Dodgers
Dodger Stadium, Los Angeles, CA
Wed Jun 10 2015, 7:10 PM - 10:45 PM PDT
Att. 47,174 - Clear - 70 F

AB	36
R	6
H	11
RBI	6
BB	2
SO	5
LOB	18



Batter	1	2	3	4	5	6	7	8	9	AB	R	H	RBI	BB	SO	LOB	BOTTOM
31 Joc Pederson, L OBP: 0.377, SLG: 0.557										3	1	0	0	2	2	0	
66 Yasiel Puig, R OBP: 0.439, SLG: 0.603										4	2	4	3	1	0	0	
23 Adrián González, L OBP: 0.400, SLG: 0.570										4	0	0	0	1	1	4	
47 Howie Kendrick, R OBP: 0.352, SLG: 0.444																	

Batter	1	2	3	4	5	6	7	8	9	AB	R	H	RBI	BB	SO	LOB	TOP										
31 Joc Pederson, L OBP: 0.382, SLG: 0.552										2	1	0	0	2	0	0											
66 Yasiel Puig, R OBP: 0.451, SLG: 0.597										4	0	2	0	1	1	1											
23 Adrián González, L OBP: 0.389, SLG: 0.564										4	0	1	1	0	0	5											
5 Alberto Callaspo, S OBP: 0.301, SLG: 0.263										1	0	0	0	0	1	0											
47 Howie Kendrick, R OBP: 0.350, SLG: 0.445										4	1	1	0	0	0	3											
10 Justin Turner, R OBP: 0.385, SLG: 0.496										4	1	2	1	0	1	0											
16 Andre Ethier, L OBP: 0.372, SLG: 0.506										4	1	2	0	0	0	1											
11 Jimmy Rollins, S OBP: 0.263, SLG: 0.341										4	0	0	0	0	2	4											
17 A.J. Ellis, R OBP: 0.261, SLG: 0.197										3	0	2	1	1	0	0											
22 Clayton Kershaw, L OBP: 0.312, SLG: 0.226										2	0	0	0	0	1	1											
7 Alex Guerrero, R OBP: 0.329, SLG: 0.465										0	0	0	0	0	0	0											
41 Chris Hatcher, R ERA: 3.08										5	1	1	2	0	2	1											
36 Adam Liberatore, L ERA: 3.06										3	0	1	0	1	2	0											
74 Kenley Jansen, S ERA: 4.43										3	0	0	0	1	3	1											
Inning Stats	R: 0 E: 0 K: 1 S: 13	H: 0 LOB: 0 BB: 1 P: 21	R: 0 E: 0 K: 1 S: 8	H: 1 LOB: 1 BB: 0 P: 14	R: 1 E: 0 K: 1 S: 15	H: 2 LOB: 2 BB: 0 P: 24	R: 1 E: 0 K: 1 S: 10	H: 2 LOB: 1 BB: 0 P: 16	R: 0 E: 0 K: 0 S: 6	H: 0 LOB: 0 BB: 0 P: 13	R: 0 E: 0 K: 0 S: 9	H: 0 LOB: 0 BB: 0 P: 13	R: 0 E: 0 K: 0 S: 8	H: 1 LOB: 2 BB: 2 P: 19	R: 2 E: 1 K: 0 S: 15	H: 4 LOB: 2 BB: 1 P: 25	R: 0 E: 0 K: 1 S: 10	H: 0 LOB: 0 BB: 0 P: 12	1B: 10 2B: 1 3B: 0 HR: 0	SF: 0 DP: 1 HBP: 1	WP: 0 PB: 0 SB: 1 CS: 0	PA: 39					
PITCHER	IP	WLS	BF	H	R	ER	SO	BB	IBB	HBP	BLK	WP	HR	S	P	ERA	WHIP										
40 Odrisamer Despaigne, R ERA: 4.32	6.1		27	7	2	2	5	1	0	1	0	0	0	65	106	2.84	1.263										
60 Frank Garcés, L ERA: 3.32	0.2	W	3	0	0	0	0	2	0	0	0	0	0	4	12	0.00	3.000										
44 Dale Thayer, R ERA: 3.08	0.0	L	3	3	2	2	0	0	0	0	0	0	9	12	∞	∞											
56 Shawn Kelley, R ERA: 4.43	2.0		6	1	0	0	1	1	0	0	0	0	0	16	25	0.00	1.000										

Los Angeles Dodgers @ San Diego Padres
Petco Park, San Diego, CA
Fri Jun 12 2015, 7:13 PM - 10:39 PM PDT
Att: 39,037 - Cloudy - 65 F

AB 33
R 4
H 11
RBI 4
BB 4
SO 6
LOB 15



Batter	1	2	3	4	5	6	7	8	9	AB	R	H	RBI	BB	SO	LOB	BOTTOM										
4 Will Myers, R OBP: 0.329, SLG: 0.465										5	1	1	0	0	2	0											
3 Derek Norris, R OBP: 0.319, SLG: 0.455										5	1	1	2	0	2	1											
10 Justin Upton, R OBP: 0.373, SLG: 0.491										3	0	1	0	1	2	0											
27 Matt Kemp, R OBP: 0.285, SLG: 0.340										3	0	0	0	1	3	1											
26 Yangervis Solarte, S OBP: 0.305, SLG: 0.355										3	0	1	0	1	0	2											
11 Will Middlebrooks, R OBP: 0.261, SLG: 0.381										4	0	1	0	0	1	2											
2 B.J. Upton, R										3	0	0	0	0	2	1											
23 Yonder Alonso, L OBP: 0.434, SLG: 0.455										4	1	2	1	0	2	1											
12 Clint Barmes, R OBP: 0.326, SLG: 0.420										2	0	0	0	0	1	1											
40 Odrisamer Despaigne, R ERA: 4.32	6.2		27	4	1	1	10	3	0	0	0	0	0	0	0	0											
63 Yimi García, R ERA: 3.81	0.1	W	3	1	2	0	1	0	0	0	0	0	1	5	7	0.00	3.000										
41 Chris Hatcher, R ERA: 6.62	0.2	H	3	1	0	0	1	0	0	0	0	0	0	13	21	0.00	1.500										
36 Adam Liberatore, L ERA: 3.06	0.1	H	1	0	0	0	0	0	0	0	0	0	0	2	4	0.00	0.000										
74 Kenley Jansen, R ERA: 0.5	1.0	S	4	1	0	0	3	0	0	0	0	0	0	14	19	0.00	1.000										
Inning Stats	R: 0 E: 0 K: 1 S: 10	H: 1 LOB: 2 BB: 1 P: 21	R: 0 E: 0 K: 2 S: 11	H: 1 LOB: 1 BB: 0 P: 16	R: 0 E: 0 K: 2 S: 11	H: 0 LOB: 1 BB: 1 P: 19	R: 0 E: 0 K: 2 S: 10	H: 0 LOB: 1 BB: 1 P: 17	R: 0 E: 0 K: 1 S: 8	H: 0 LOB: 0 BB: 0 P: 12	R: 0 E: 0 K: 2 S: 12	H: 1 LOB: 1 BB: 0 P: 17	R: 3 E: 1 K: 2 S: 16	H: 2 LOB: 0 BB: 0 P: 22	R: 0 E: 0 K: 1 S: 15	H: 1 LOB: 1 BB: 0 P: 25	R: 0 E: 0 K: 3 S: 14	H: 1 LOB: 1 BB: 0 P: 19	1B: 4 2B: 1 3B: 0 HR: 2	SF: 0 DP: 0 HBP: 0	WP: 0 PB: 0 SB: 1 CS: 0	PA: 38					
PITCHER	IP	WLS	BF	H	R	ER	SO	BB	IBB	HBP	BLK	WP	HR	S	P	ERA	WHIP										
22 Clayton Kershaw, L ERA: 3.21	6.2		27	4	1	1	10	3	0	0	0	0	0	1	7	1.35	1.050										
15 Cory Spangenberg, L ERA: 3.81	0.1	W	3	1	0	0	1	0	0	0	0	0	0	13	21	0.00	1.500										
44 Dale Thayer, R ERA: 6.62	0.1	H	1	0	0	0	0	0	0	0	0	0	0	2	4	0.00	0.000										
56 Shawn Kelley, R ERA: 4.43	1.0	S	4	1	0	0	3	0	0	0	0	0	0	14	19	0.00	1.000										

Los Angeles Dodgers @ San Diego Padres
Petco Park, San Diego, CA
Fri Jun 12 2015, 7:13 PM - 10:39 PM PDT
Att: 39,037 - Cloudy - 65 F

AB 35
R 3
H 7
RBI 3
BB 3
SO 16
LOB 10



Batter	1	2	3	4	5	6	7	8	9	AB	R	H	RBI	BB	SO	LOB	TOP										
31 Joc Pederson, L OBP: 0.383, SLG: 0.549	3-2 HBP 23 G3-6		0-1 1B			0-0 F7		3-3 K		3	0	1	0	0	1	0											
66 Yasiel Puig, R OBP: 0.453, SLG: 0.591	1-0 F9		0-1 F9			0-0 1B		2-2 1B		4	0	2	0	0	0	2											
23 Adrián González, L OBP: 0.391, SLG: 0.554	1-1 G3-6			2-2 L7		0-0 F7		1-1 G1-6-3		4	0	0	0	0	0	3											
47 Howie Kendrick, R OBP: 0.344, SLG: 0.437		1-2 G4-3		3-0 F8		2-3 K		2-3 K		4	0	0	0	0	2	1											
10 Justin Turner, R OBP: 0.391, SLG: 0.496		0-2 16 G6-3 1B		4-2 BB				3-3 K		2	0	1	0	1	1	0											
16 Andre Ethier, L OBP: 0.386, SLG: 0.497		3-2 G6-3		1-2 G4-3				0-2 G4-3		3	0	0	0	0	0	2											
9 Yasmani Grandal, S OBP: 0.386, SLG: 0.472			3-1 HR			1-0 F7		3-3 K		3	1	1	1	0	1	0											
11 Jimmy Rollins, S OBP: 0.259, SLG: 0.336			2-2 G3			0-3 K		2-2 G5-3		3	0	0	0	0	1	0											
21 Zack Greinke, R OBP: 0.207, SLG: 0.222			1-0 F7			1-2 G5-3		0-0 L7		3	0	0	0	0	0	0											
Inning Stats	R: 0 E: 0 K: 0 S: 5	H: 0 LOB: 0 BB: 0 P: 10	R: 0 E: 0 K: 0 S: 11	H: 1 LOB: 1 BB: 0 P: 15	R: 1 E: 0 K: 0 S: 11	H: 2 LOB: 1 BB: 0 P: 17	R: 0 E: 0 K: 0 S: 9	H: 0 LOB: 1 BB: 0 P: 19	R: 0 E: 0 K: 1 S: 8	H: 0 LOB: 0 BB: 0 P: 10	R: 0 E: 0 K: 1 S: 6	H: 1 LOB: 1 BB: 0 P: 8	R: 0 E: 0 K: 2 S: 11	H: 0 LOB: 0 BB: 0 P: 17	R: 0 E: 0 K: 1 S: 7	H: 0 LOB: 0 BB: 0 P: 12	R: 0 E: 0 K: 1 S: 11	H: 1 LOB: 0 BB: 0 P: 16	1B: 4 2B: 0 3B: 0 HR: 1	SF: 0 SAC: 0 DP: 2 HBP: 1	WP: 0 PB: 0 SB: 0 CS: 0	PA: 31					
PITCHER	IP	WLS	BF	H	R	ER	SO	BB	IBB	HBP	BLK	WP	HR	S	P	ERA	WHIP										
22 Ian Kennedy, R ERA: 5.84	7.0		25	4	1	1	4	1	0	1	0	0	1	61	96	1.29	0.714										
37 Brandon Maurer, R ERA: 1.99	1.0	W	3	0	0	0	1	0	0	0	0	0	0	7	12	0.00	0.000										
46 Craig Kimbrel, R ERA: 3.75	1.0	S	3	1	0	0	1	0	0	0	0	0	0	11	16	0.00	1.000										

Los Angeles Dodgers @ San Diego Padres
 Petco Park, San Diego, CA
 Sat Jun 13 2015, 7:12 PM - 9:40 PM PDT
 Att: 43,525 - Cloudy - 66 F

livebaseballscorecards.com

AB 29
R 1
H 5
RBI 1
BB 1
SO 6
LOB 8



Batter	1	2	3	4	5	6	7	8	9	AB	R	H	RBI	BB	SO	LOB	BOTTOM										
4 Will Myers, R OBP: 0.327, SLG: 0.459	1-2 F8		0-0 1B			1-3 K		0-0 B1-3		4	0	1	0	0	1	1											
46 Craig Kimbrel, R										0	0	0	0	0	0	0											
25 Will Venable, L OBP: 0.321, SLG: 0.431	0-1 G4-3		2-3 K			1-1 FC6-4 1B		2-2 G1-3		4	1	2	0	0	1	1											
10 Justin Upton, R OBP: 0.371, SLG: 0.500	2-2 G4-3		1-3 K			0-1 FC6-4 1B		3-2 HR		4	1	1	1	0	1	3											
27 Matt Kemp, R OBP: 0.284, SLG: 0.339	1-2 E1		2-0 G4-3			0-1 G6-4-3		0-0 G1-3		4	0	1	1	0	0	1											
23 Yonder Alonso, L OBP: 0.425, SLG: 0.444	0-0 G3-1		1-3 K			0-3 K				3	0	0	0	0	2	1											
3 Derek Norris, R OBP: 0.320, SLG: 0.453			0-1 G6-3			0-2 P3				3	0	1	0	0	0	0											
15 Cory Spangenberg, L OBP: 0.316, SLG: 0.316		0-2 G1-3				1-0 1B		4-0 1B		2	0	1	0	1	0	0											
5 Alexi Amarista, L OBP: 0.283, SLG: 0.282		2-2 F7				0-1 1B		1-0 FC4-6		3	0	1	0	0	0	2											
22 Ian Kennedy, R OBP: 0.063, SLG: 0.063			1-3 K			2-3 K		2-1 F7		2	0	0	0	0	2	1											
26 Yangervis Solarte, S OBP: 0.303, SLG: 0.353										1	0	0	0	0	0	2											
37 Brandon Maurer, R										0	0	0	0	0	0	0											
11 Will Middlebrooks, R OBP: 0.261, SLG: 0.391										0	0	0	0	0	0	0											
Inning Stats	R: 1 E: 1 K: 0 S: 14	H: 2 LOB: 1 BB: 0 P: 18	R: 0 E: 0 K: 0 S: 9	H: 0 LOB: 0 BB: 0 P: 11	R: 0 E: 0 K: 3 S: 10	H: 1 LOB: 1 BB: 0 P: 14	R: 0 E: 0 K: 1 S: 7	H: 0 LOB: 0 BB: 0 P: 10	R: 0 E: 0 K: 2 S: 9	H: 2 LOB: 1 BB: 0 P: 13	R: 0 E: 0 K: 0 S: 6	H: 1 LOB: 0 BB: 0 P: 7	R: 0 E: 0 K: 1 S: 7	H: 1 LOB: 2 BB: 1 P: 14	R: 1 E: 0 K: 0 S: 8	H: 1 LOB: 0 BB: 0 P: 13	R: 0 E: 0 K: 0 S: 8	H: 1 LOB: 0 BB: 0 P: 13	1B: 6 2B: 1 3B: 0 HR: 1	SF: 0 SAC: 0 DP: 1 HBP: 0	WP: 0 PB: 0 SB: 1 CS: 0	PA: 31					
PITCHER	IP	WLS	BF	H	R	ER	SO	BB	IBB	HBP	BLK	WP	HR	S	P	ERA	WHIP										
21 Zack Greinke, R ERA: 1.95	8.0	L	31	8	2	2	7	1	0	0	0	0	1	70	100	2.25	1.125										

Los Angeles Dodgers @ San Diego Padres
 Petco Park, San Diego, CA
 Sat Jun 13 2015, 7:12 PM - 9:40 PM PDT
 Att: 43,525 - Cloudy - 66 F

livebaseballscorecards.com

AB 30
R 2
H 8
RBI 2
BB 1
SO 7
LOB 12



Batter	1	2	3	4	5	6	7	8	9	10	11	12	AB	R	H	RBI	BB	SO	LOB	TOP							
31 Joc Pederson, L OBP: 0.386, SLG: 0.543													4	0	1	0	2	1	1								
66 Yasiel Puig, R OBP: 0.450, SLG: 0.571													4	1	1	0	1	1	2								
7 Alex Guerrero, R OBP: 0.312, SLG: 0.615													1	0	0	0	0	0	3								
74 Kenley Jansen, S													0	0	0	0	0	0	0								
23 Adrián González, L OBP: 0.394, SLG: 0.555													5	0	2	3	1	1	2								
47 Howie Kendrick, R OBP: 0.340, SLG: 0.430													6	0	1	0	0	3	4								
9 Yasmani Grandal, S OBP: 0.381, SLG: 0.459													4	0	0	0	1	1									
16 Andre Ethier, L OBP: 0.372, SLG: 0.526													4	1	2	1	1	0	1								
11 Jimmy Rollins, S OBP: 0.359, SLG: 0.439													3	0	1	0	0	2	1								
41 Chris Hatcher, R													1	0	0	0	0	0	0								
36 Adam Liberatore, L													0	0	0	0	0	0	0								
12 Juan Nicasio, R													0	0	0	0	0	0	0								
28 Chris Hestey, R													1	0	0	0	0	1	0								
5 Alberto Callaspo, S OBP: 0.304, SLG: 0.282													5	1	2	0	0	1	2								
46 Mike Bolsinger, R													1	0	0	0	0	0	1								
56 J.P. Howell, L													2	1	0	0	0	0	0								
14 Enrique Hernández, R OBP: 0.303, SLG: 0.405													0	0	0	0	0	0	0								
Inning Stats	R: 0 E: 0 K: 0 S: 5	H: 0 LOB: 0 BB: 1 P: 10	R: 0 E: 0 K: 2 S: 10	H: 1 LOB: 1 BB: 0 P: 16	R: 0 E: 0 K: 0 S: 6	H: 2 LOB: 1 BB: 0 P: 7	R: 0 E: 0 K: 0 S: 5	H: 0 LOB: 2 BB: 2 P: 15	R: 0 E: 0 K: 0 S: 9	H: 1 LOB: 1 BB: 0 P: 10	R: 0 E: 0 K: 2 S: 9	H: 0 LOB: 0 BB: 0 P: 13	R: 1 E: 0 K: 2 S: 9	H: 1 LOB: 0 BB: 0 P: 15	R: 1 E: 0 K: 1 S: 16	H: 1 LOB: 1 BB: 1 P: 26	R: 0 E: 0 K: 1 S: 9	H: 0 LOB: 1 BB: 0 P: 10	R: 0 E: 0 K: 0 S: 6	H: 1 LOB: 0 BB: 0 P: 8	R: 2 E: 0 K: 2 S: 16	H: 2 LOB: 2 BB: 2 P: 31	1B: 5 2B: 3 3B: 1 HR: 1	SF: 0 SAC: 1 DP: 3 HBP: 0	WP: 0 PB: 0 SB: 0 CS: 0	PA: 49	
PITCHER	IP WLS BF H R ER SO BB IBB HBP BLK WP HR S P ERA WHIP	33 James Shields, R ERA: 3.59	53 Joaquin Benoit, R ERA: 2.57	46 Craig Kimbrel, R ERA: 3.65	56 Shawn Kelley, R ERA: 4.29	60 Frank Garcia, L ERA: 3.1	44 Dale Thayer, R ERA: 3.67	50 Nick Vincent, R ERA: 5.87	IP WLS BF H R ER SO BB IBB HBP BLK WP HR S P ERA WHIP	0.2 L 1 0 0 0 1 0 0 0 0 0 0 0 0 0 0 0.00 0.000	0.2 L 1 0 0 0 1 0 0 0 0 0 0 0 0 0 0 0.00 0.000																

Los Angeles Dodgers @ San Diego Padres
 Petco Park, San Diego, CA
 Sun Jun 14 2015, 1:13 PM - 5:28 PM PDT
 Att. 40,056 - Overcast - 68 F

livebaseballscorecards.com

AB 41
 R 4
 H 10
 RBI 4
 BB 7
 SO 12
 LOB 19

Batter	1	2	3	4	5	6	7	8	9	10	11	12	AB	R	H	RBI	BB	SO	LOB	BOTTOM								
25 Will Venable, L OBP: 0.327, SLG: 0.430													5	1	2	0	1	1	0									
26 Yangervis Solarte, S OBP: 0.309, SLG: 0.351													4	0	1	0	2	2	2									
10 Justin Upton, R OBP: 0.368, SLG: 0.491													6	0	1	2	0	3	5									
27 Matt Kemp, R OBP: 0.289, SLG: 0.340													5	0	2	0	1	1	3									
23 Yonder Alonso, L OBP: 0.414, SLG: 0.431													6	0	1	0	0	1	5									
3 Derek Norris, R OBP: 0.313, SLG: 0.443													5	0	0	0	0	4	2									
15 Cory Spangenberg, L OBP: 0.313, SLG: 0.312													5	0	1	0	0	2	1									
5 Alexi Amarista, L OBP: 0.287, SLG: 0.286													5	0	2	0	0	0	0									
31 Javy Bogaerts, R													2	1	1	0	0	0	2									
33 J.P. Upton, L													0	0	0	0	0	0	0									
40 Clayton Kershaw, R													0	0	0	0	0	0	0									
12 Chris Denorfia, L													0	0	0	0	0	0	0									
40 Frank Garcia, L													0	0	0	0	0	0	0									
41 Will Mott, R													0	0	0	0	0	0	0									
41 Nick Vincent, R													0	0	0	0	0	0	0									
Inning Stats	R: 0 E: 1 K: 1 S: 9	H: 0 LOB: 1 BB: 1 P: 18	R: 0 E: 0 K: 1 S: 10	H: 3 LOB: 2 BB: 0 P: 12	R: 0 E: 0 K: 2 S: 10	H: 0 LOB: 0 BB: 0 P: 12	R: 0 E: 0 K: 3 S: 18	H: 0 LOB: 0 BB: 0 P: 16	R: 2 E: 0 K: 0 S: 18	H: 3 LOB: 3 BB: 2 P: 33	R: 0 E: 0 K: 0 S: 9	H: 0 LOB: 0 BB: 0 P: 9	R: 0 E: 0 K: 2 S: 12	H: 2 LOB: 2 BB: 0 P: 17	R: 0 E: 0 K: 2 S: 9	H: 0 LOB: 0 BB: 0 P: 13	R: 0 E: 0 K: 0 S: 6	H: 1 LOB: 1 BB: 2 P: 16	R: 0 E: 0 K: 2 S: 10	H: 1 LOB: 1 BB: 0 P: 15	R: 0 E: 0 K: 1 S: 6	H: 0 LOB: 0 BB: 0 P: 11	R: 0 E: 0 K: 2 S: 9	H: 1 LOB: 1 BB: 1 P: 9	1B: 11 2B: 0 3B: 0 HR: 0	SF: 0 SAC: 1 DP: 0 HBP: 0	WP: 0 PB: 0 SB: 1 CS: 1	PA: 50
PITCHER	IP WLS BF H R ER SO BB IBB HBP BLK WP HR S P ERA WHIP	46 Mike Bolsinger, R ERA: 2.25	56 J.P. Howell, L ERA: 0.5	41 Chris Hatcher, R ERA: 3.38	36 Adam Liberatore, L ERA: 2.89	12 Juan Nicasio, R ERA: 2.08	71 Josh Ravin, R ERA: 1.69	74 Kenley Jansen, R ERA: 0.82	IP WLS BF H R ER SO BB IBB HBP BLK WP HR S P ERA WHIP	2.0 W 7 1 0 0 3 0 0 0 0 0 0 0 0 0 0 0.00 0.500	1.0 S 4 1 0 0 2 0 0 0 0 0 0 0 0 0 0 0.00 1.000																	

Los Angeles Dodgers @ San Diego Padres
 Petco Park, San Diego, CA
 Sun Jun 14 2015, 1:13 PM - 5:28 PM PDT
 Att. 40,056 - Overcast - 68 F

livebaseballscorecards.com

AB 45
 R 2
 H 11
 RBI 2
 BB 4
 SO 15
 LOB 20

Batter	1	2	3	4	5	6	7	8	9	AB	R	H	RBI	BB	SO	LOB	TOP								
31 Joc Pederson, L OBP: 0.390, SLG: 0.539	F8		1B		K			FC6-4 1B		4	0	2	0	0	1	2									
66 Yasiel Puig, R OBP: 0.409, SLG: 0.513	G6-3		G6-3			F9		FC6-4 1-2		4	0	0	0	0	0	2									
23 Adrián González, L OBP: 0.386, SLG: 0.540	1B			G5-3		G4-3		F9		4	0	1	0	0	0	0									
47 Howie Kendrick, R OBP: 0.341, SLG: 0.426	G4-3			G6-3		K		10 HR		3	1	0	0	1	1	1									
10 Justin Turner, R OBP: 0.388, SLG: 0.514		G5-3		P4		G5-3		HR		4	1	1	2	0	0	0									
16 Andre Ethier, L OBP: 0.357, SLG: 0.503		P6			P4		P6	F7		4	0	0	0	0	0	0									
9 Yasmani Grandal, S OBP: 0.386, SLG: 0.477										4	0	2	0	0	0	0									
28 Chris Heisey, R OBP: 0.355, SLG: 0.208										0	0	0	0	0	0	0									
17 A.J. Ellis, R OBP: 0.261, SLG: 0.197										0	0	0	0	0	0	0									
7 Alex Guerrero, R OBP: 0.310, SLG: 0.603				G4-3		L7		F7		4	0	1	0	0	0	1									
11 Jimmy Rollins, S OBP: 0.261, SLG: 0.332				L6				1B		3	0	0	0	1	0	2									
Inning Stats	R: 0 E: 0 K: 0 S: 5	H: 1 LOB: 1 BB: 0 P: 8	R: 0 E: 0 K: 0 S: 5	H: 0 LOB: 0 BB: 0 P: 7	R: 0 E: 0 K: 0 S: 10	H: 1 LOB: 1 BB: 0 P: 15	R: 0 E: 0 K: 0 S: 6	H: 0 LOB: 0 BB: 0 P: 10	R: 0 E: 0 K: 1 S: 14	H: 1 LOB: 2 BB: 1 P: 23	R: 0 E: 0 K: 1 S: 6	H: 0 LOB: 0 BB: 0 P: 8	R: 0 E: 0 K: 0 S: 7	H: 0 LOB: 0 BB: 0 P: 9	R: 0 E: 0 K: 0 S: 8	H: 1 LOB: 1 BB: 0 P: 13	R: 2 E: 0 K: 0 S: 15	H: 3 LOB: 2 BB: 1 P: 27	1B: 6 2B: 0 3B: 0 HR: 1	SF: 0 SAC: 0 DP: 0 HBP: 0	WP: 0 PB: 0 SB: 0 CS: 0	PA: 36			
PITCHER	IP	WLS	BF	H	R	ER	SO	BB	IBB	HBP	BLK	WP	HR	S	P	ERA	WHIP								
21 Chi Chi González, R ERA: 0.9	8.1		32	5	2	2	2	2	0	0	0	0	1	67	105	2.16	0.840								
37 Shawn Tolleson, R ERA: 2.61	0.2	W	4	2	0	0	0	0	0	0	0	0	0	9	15	0.00	3.000								

Los Angeles Dodgers @ Texas Rangers
Globe Life Park in Arlington, Arlington, TX
Tue Jun 16 2015, 8:09 PM - 10:33 PM EDT
Att: 31,897 - Cloudy - 81 F

AB 34
R 2
H 7
RBI 2
BB 2
SO 2
LOB 8



Batter	1	2	3	4	5	6	7	8	9	AB	R	H	RBI	BB	SO	LOB	BOTTOM								
17 Shin-Soo Choo, L OBP: 0.330, SLG: 0.406	G3	F8			F7		G3-1			4	0	0	0	0	0	1									
1 Elvis Andrus, R OBP: 0.300, SLG: 0.322	G5-3		84 G6-5-3 1B		84 1B		G1-3			4	0	2	0	0	0	0									
84 Prince Fielder, L OBP: 0.404, SLG: 0.512	18 1B 13 BB BB		G6-5-3		1-2 3-H 1B		G3			3	1	1	1	1	0	1									
Kyle Blanks, R OBP: 0.352, SLG: 0.522	13 BB 18 1B		G6-3		G5-3		G3			4	0	2	0	0	0	2									
20 Jake Smolinski, R OBP: 0.276, SLG: 0.207	1-2 BB						2B			0	0	0	0	0	0	0									
18 Mitch Moreland, L OBP: 0.364, SLG: 0.530	13 BB			13 FC4-5 BB		F7		G1-3		3	0	1	0	1	0	1									
13 Joey Gallo, L OBP: 0.370, SLG: 0.543	1-2 2-3 BB			FC4-5 61 G5-4-3		K		F8		3	0	0	1	1	1	2									
61 Robinson Chirinos, R OBP: 0.308, SLG: 0.430	L9			G5-4-3		1B		HR		4	1	2	1	0	0	4									
2 Leonys Martin, L OBP: 0.292, SLG: 0.356		G3			K		K			3	0	0	0	0	2	1									
68 Hanser Alberto, R OBP: 0.310, SLG: 0.357		G6-3			1 84 1B 1B		K			3	1	1	0	0	1	0									
Inning Stats	R: 1 E: 0 K: 0 S: 11	H: 2 LOB: 3 BB: 2 P: 25	R: 0 E: 0 K: 0 S: 8	H: 0 LOB: 0 BB: 0 P: 11	R: 0 E: 0 K: 0 S: 7	H: 1 LOB: 0 BB: 0 P: 10	R: 0 E: 0 K: 0 S: 8	H: 0 LOB: 0 BB: 1 P: 14	R: 1 E: 0 K: 1 S: 13	H: 3 LOB: 2 BB: 0 P: 16	R: 0 E: 0 K: 2 S: 12	H: 1 LOB: 1 BB: 0 P: 15	R: 0 E: 0 K: 1 S: 6	H: 0 LOB: 0 BB: 0 P: 10	R: 0 E: 0 K: 0 S: 9	H: 1 LOB: 1 BB: 0 P: 13	R: 1 E: 0 K: 0 S: 2	H: 1 LOB: 0 BB: 0 P: 3	1B: 7 2B: 1 3B: 0 HR: 1	SF: 0 SAC: 0 DP: 2 HBP: 0	WP: 0 PB: 0 SB: 0 CS: 0	PA: 34			
PITCHER	IP	WLS	BF	H	R	ER	SO	BB	IBB	HBP	BLK	WP	HR	S	P	ERA	WHIP								
35 Brett Anderson, L ERA: 3.43	8.0		33	8	2	2	4	3	0	0	0	0	1	74	114	2.25	1.375								
71 Josh Ravin, R ERA: 3.38	0.0	L	1	1	1	1	0	0	0	0	0	0	1	2	3	∞	∞								

Los Angeles Dodgers @ Texas Rangers
Globe Life Park in Arlington, Arlington, TX
Tue Jun 16 2015, 8:09 PM - 10:33 PM EDT
Att: 31,897 - Cloudy - 81 F

AB 31
R 3
H 9
RBI 3
BB 3
SO 4
LOB 12



Batter	1	2	3	4	5	6	7	8	9	AB	R	H	RBI	BB	SO	LOB	TOP
17 Shin-Soo Choo, L (1,9) OBP: 0.327, SLG: 0.401	G3-1			1B		G1-3		K		4	0	1	0	0	1	0	
12 Rounched Odor, L (1,4) OBP: 0.291, SLG: 0.260	G1-3			1B		G4-3			G4-3	4	0	1	0	0	0	0	
13 Joey Gallo, L (1,7) OBP: 0.339, SLG: 0.537	G3-1			K		G6-3			K	4	0	0	0	0	2	2	
18 Mitch Moreland, L (1,3)		K		FC4-6				K	K	4	0	0	0	0	3	2	
1 Elvis Andrus, R (1,6) OBP: 0.296, SLG: 0.317		K		L9						3	0	1	0	0	1	2	
2 Leonys Martin, L (1,8) OBP: 0.283, SLG: 0.344		G4-3				K				3	0	0	0	0	1	1	
61 Robinson Chirinos, R (1,2) OBP: 0.313, SLG: 0.431				P3						2	0	1	0	0	0	0	
68 Hanser Alberto, R (1,5) OBP: 0.295, SLG: 0.339				K		L9				3	0	0	0	0	2	1	
46 Anthony Ranaudo, R (1,1)				K						2	0	0	0	0	2	1	
47 Ross Detwiler, R (7,1)				K						0	0	0	0	0	0	0	
20 Jake Smolinski, R (8,PH) OBP: 0.270, SLG: 0.200										1	0	0	0	0	1	0	
52 Tanner Scheppers, R (8,1)										0	0	0	0	0	0	0	
50 Keone Kela, R (9,1)										0	0	0	0	0	0	0	
Inning Stats	R: 0 E: 0 K: 0 S: 5	H: 0 LOB: 0 BB: 0 P: 8	R: 0 E: 0 K: 2 S: 8	H: 0 LOB: 0 BB: 0 P: 13	R: 0 E: 0 K: 2 S: 8	H: 2 LOB: 2 BB: 0 P: 13	R: 0 E: 0 K: 1 S: 8	H: 0 LOB: 0 BB: 0 P: 13	R: 0 E: 0 K: 1 S: 12	H: 2 LOB: 2 BB: 0 P: 16	R: 0 E: 0 K: 3 S: 13	H: 0 LOB: 0 BB: 0 P: 18	R: 0 E: 0 K: 2 S: 11	H: 0 LOB: 0 BB: 0 P: 16	1B: 4 2B: 0 3B: 0 HR: 0	SF: 0 SAC: 0 DP: 1 HBP: 1	WP: 0 PA: 31 PB: 0 SB: 0 CS: 0
PITCHER	IP WLS BF H R ER SO BB IBB HBP BLK WP HR S P ERA WHIP																
21 Zack Greinke, R (1,1) ERA: 1.81	7.0	25	4	0	0	8	0	0	1	0	0	0	57	89	0.00	0.571	
56 J.P. Howell, L (8,1) ERA: 0.45	1.0	3	0	0	0	3	0	0	0	0	0	0	13	18	0.00	0.000	
74 Kenley Jansen, R (9,1) ERA: 0.75	1.0	W 3	0	0	0	2	0	0	0	0	0	0	11	16	0.00	0.000	

Texas Rangers @ Los Angeles Dodgers
Dodger Stadium, Los Angeles, CA
Thu Jun 18 2015, 7:11 PM - 10:05 PM PDT
Att: 46,977 - Clear - 74 F

AB	30
R	0
H	4
RBI	0
BB	0
SO	13
LOB	9

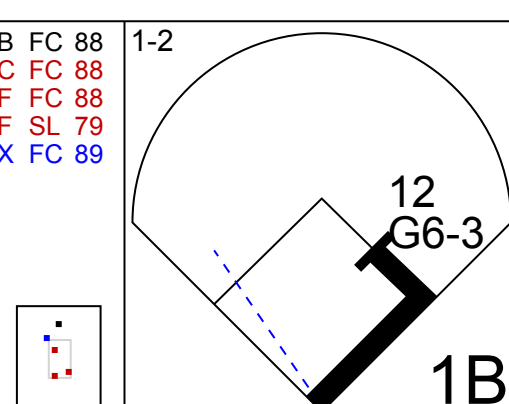
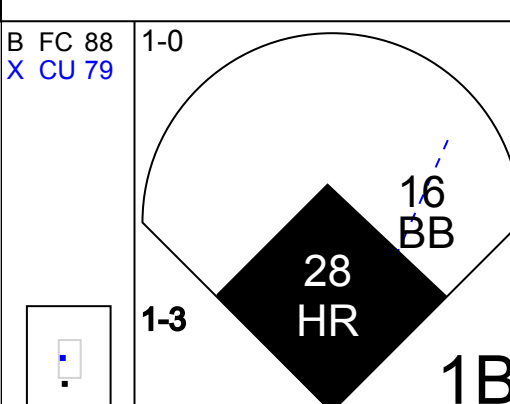
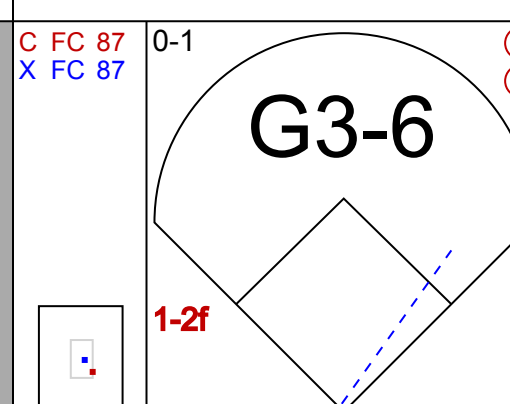
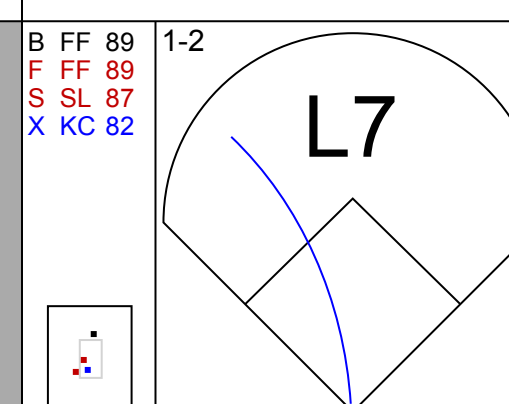
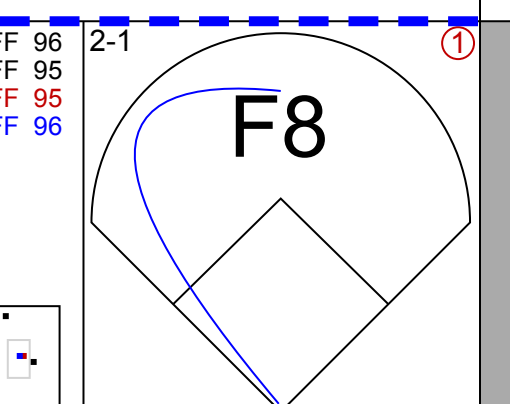
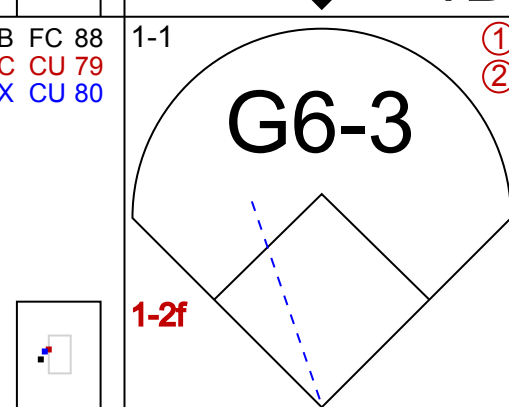
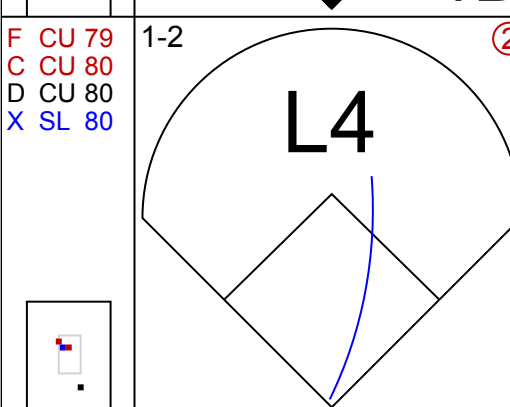
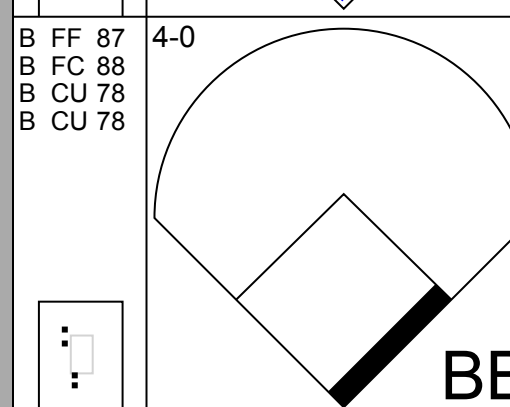
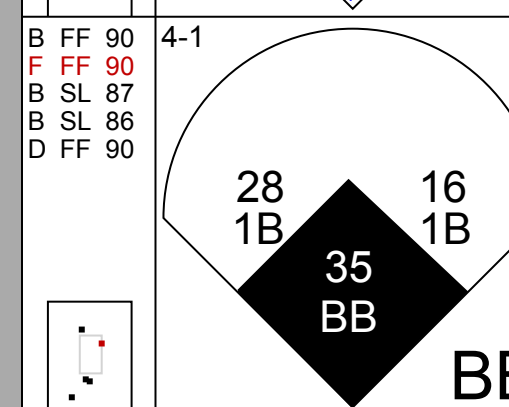
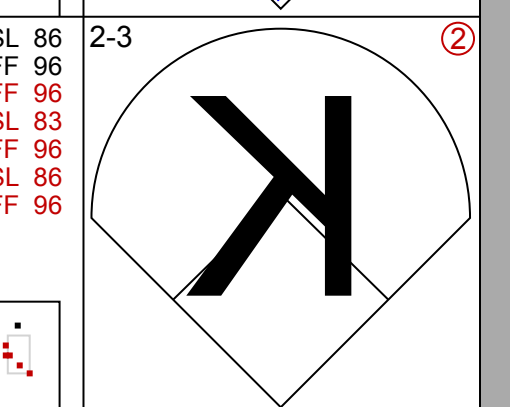
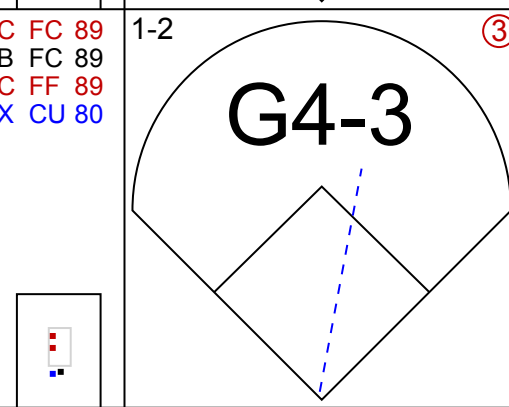
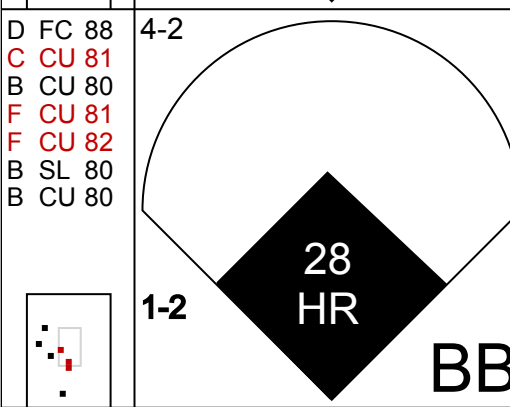
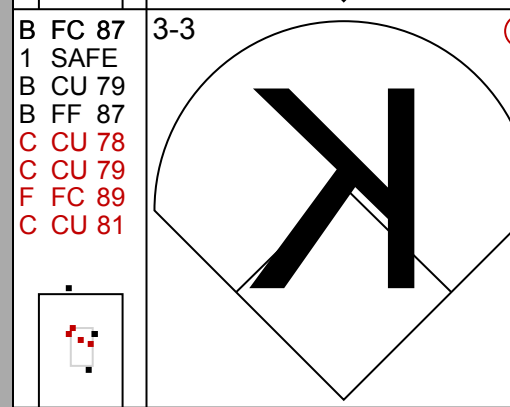
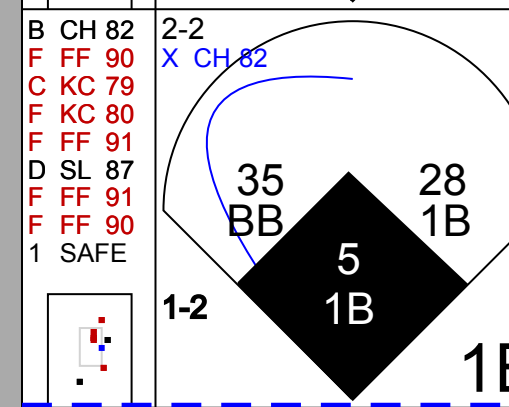
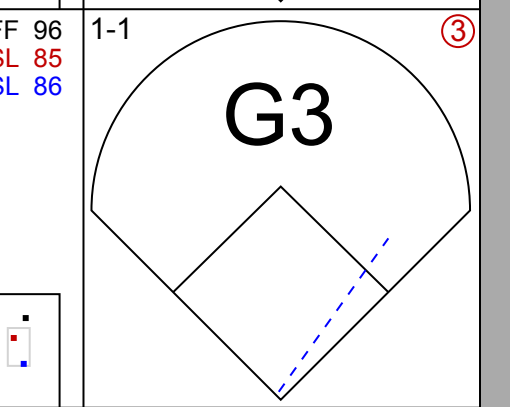
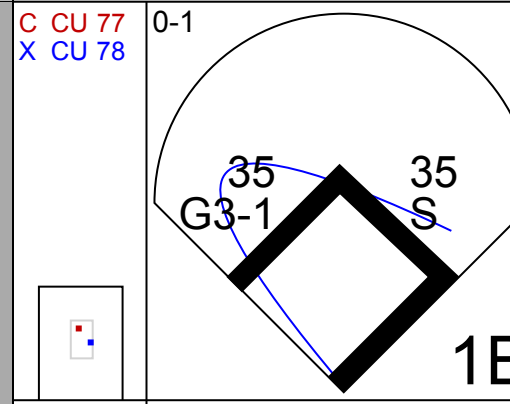
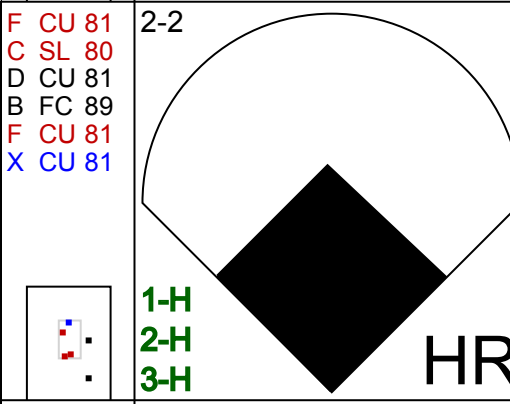

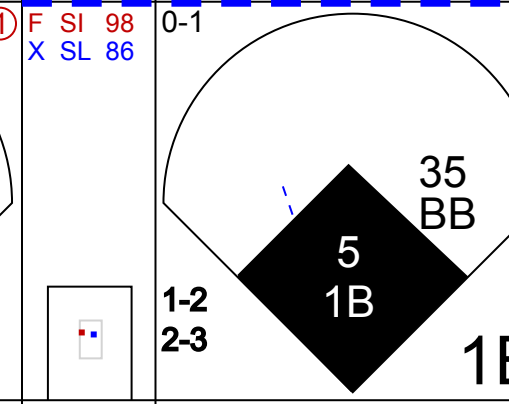


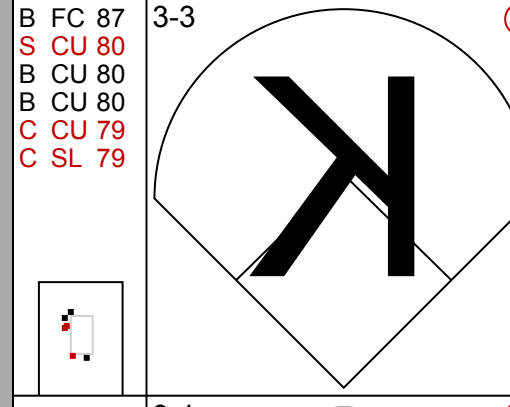
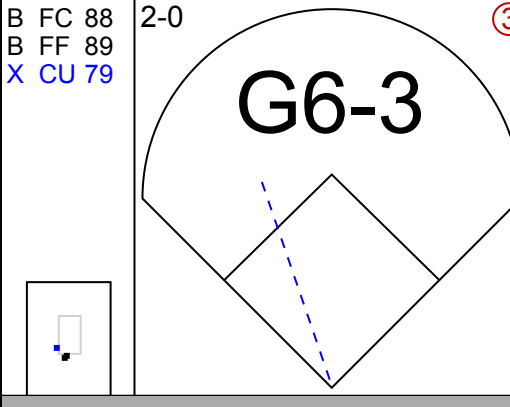

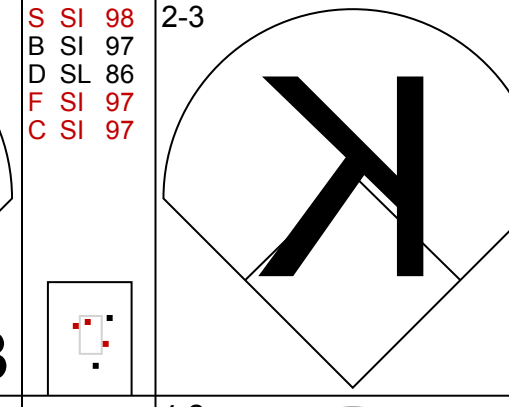


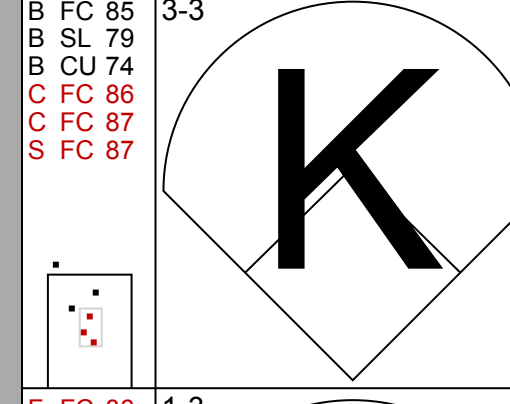

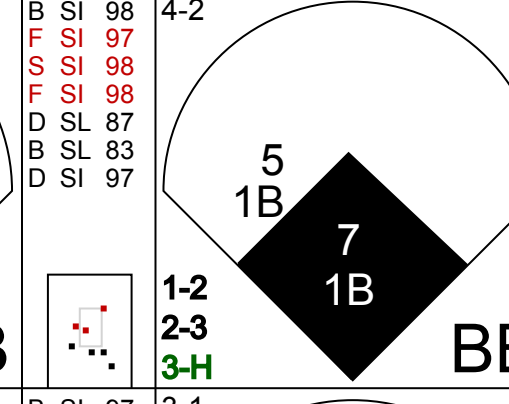


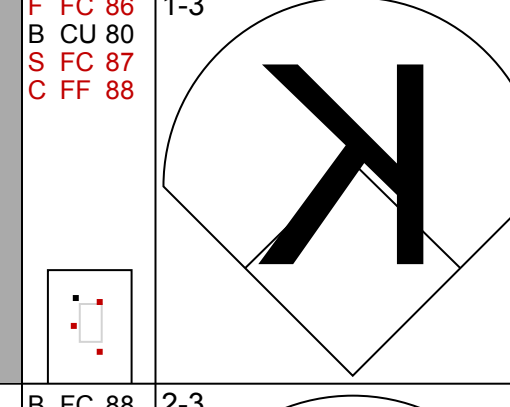

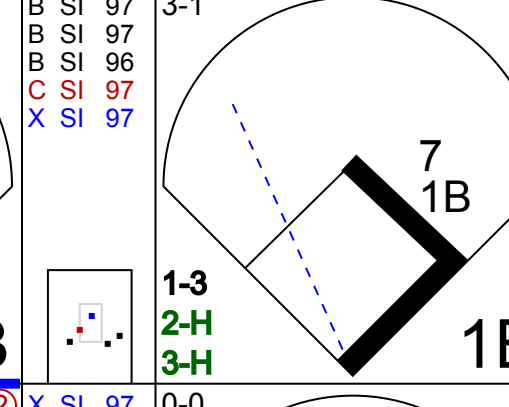

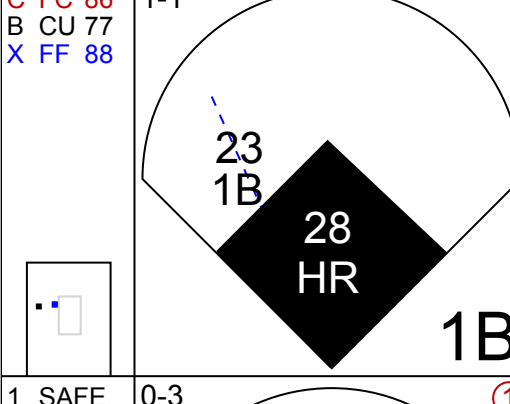

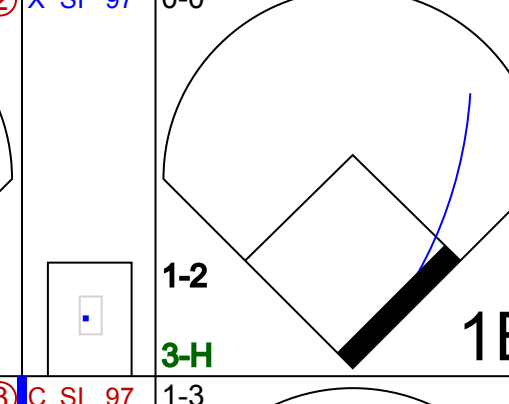

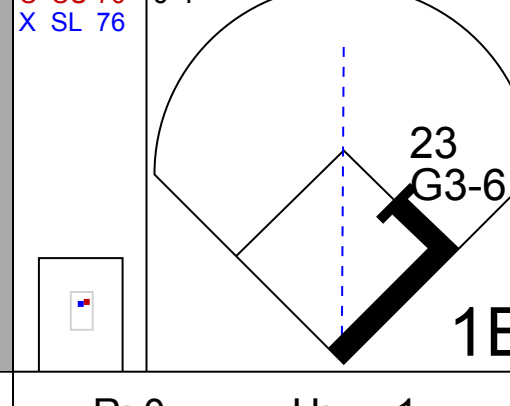
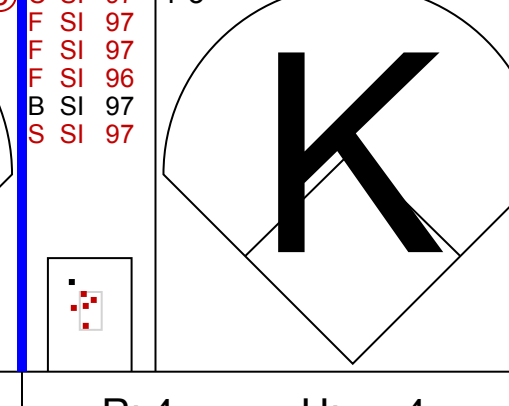
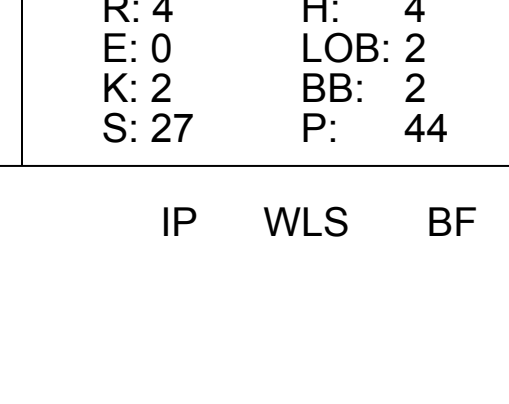


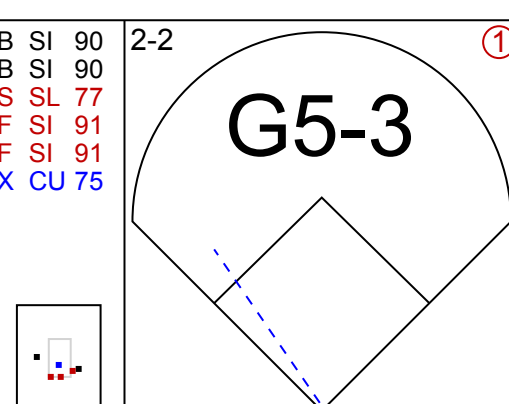
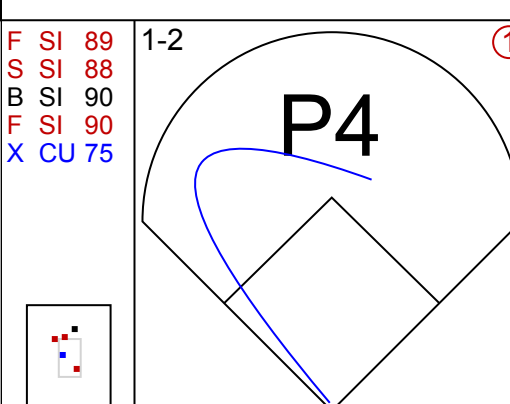
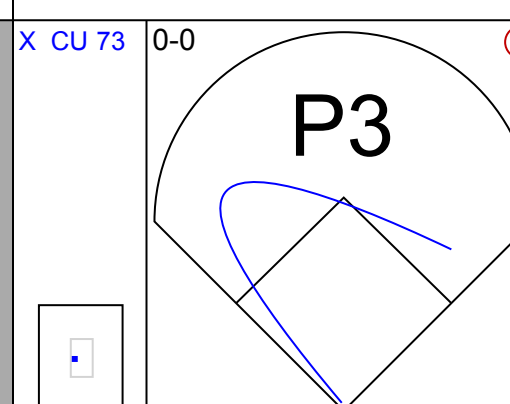

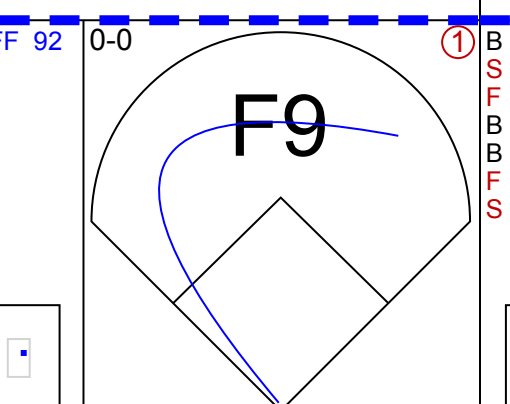
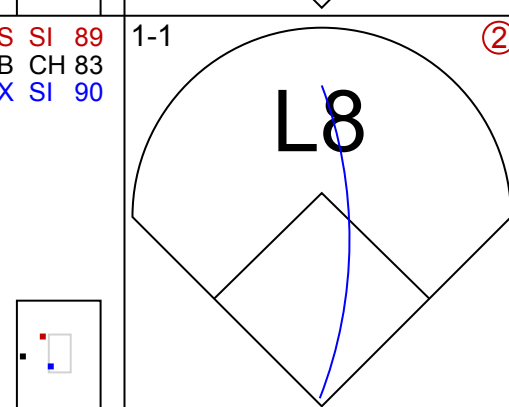
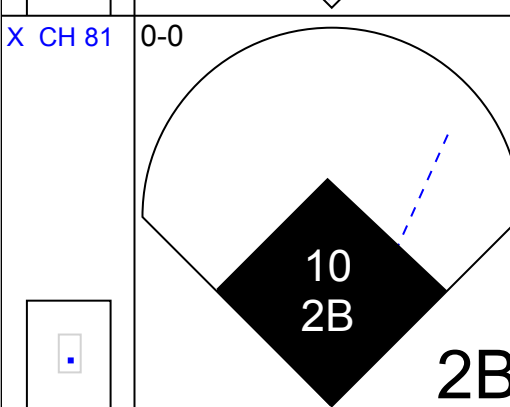
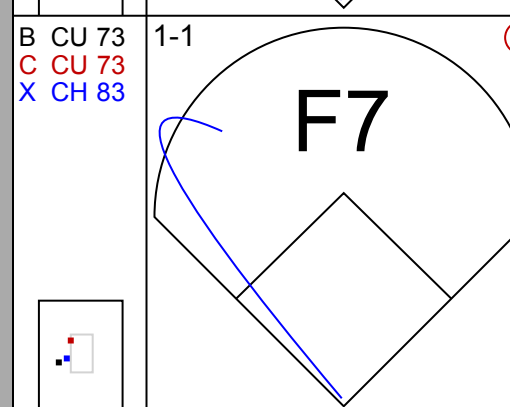

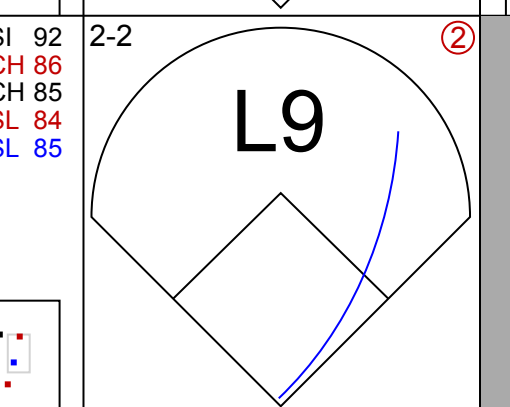
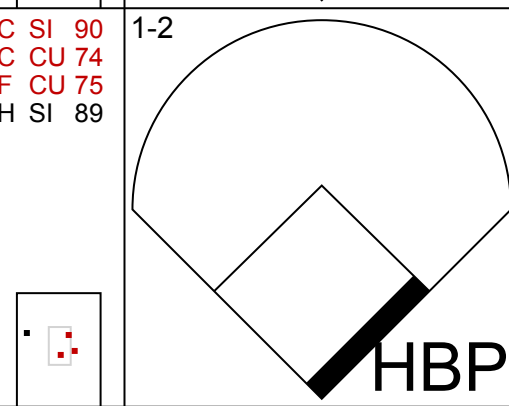
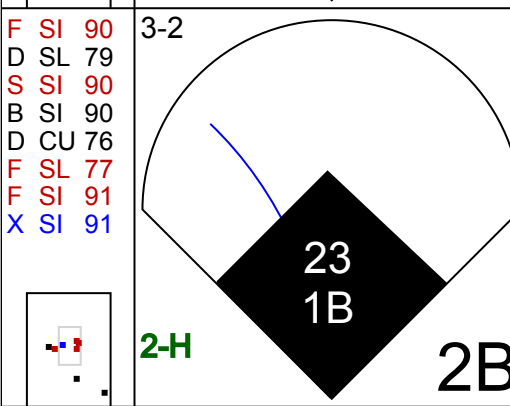


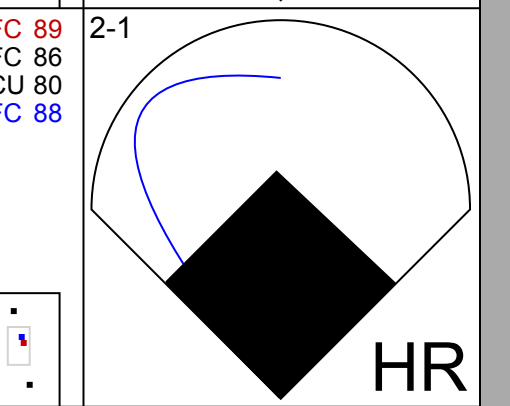
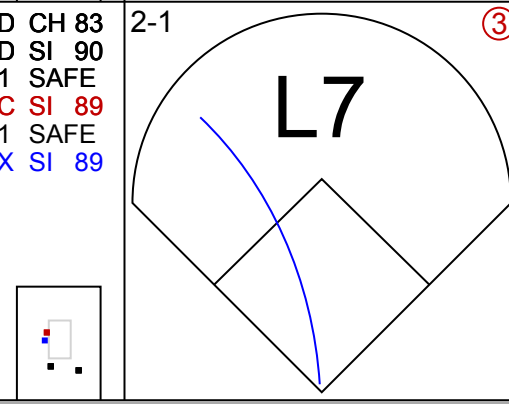
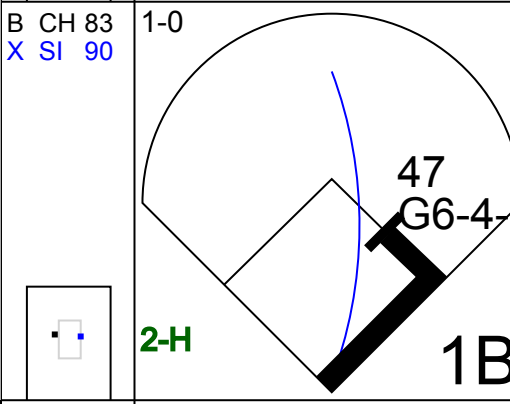


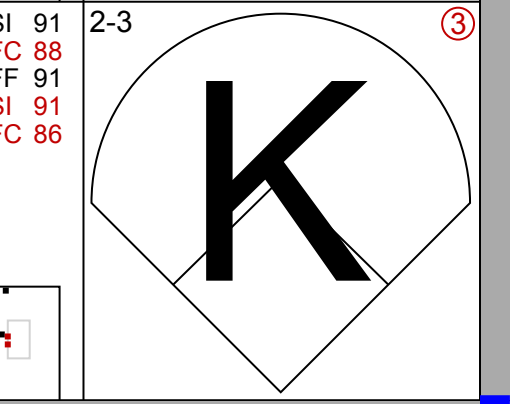
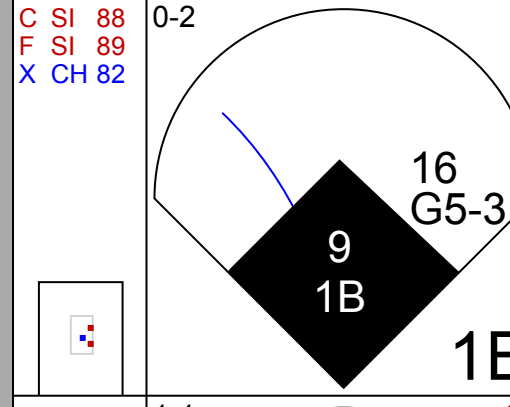
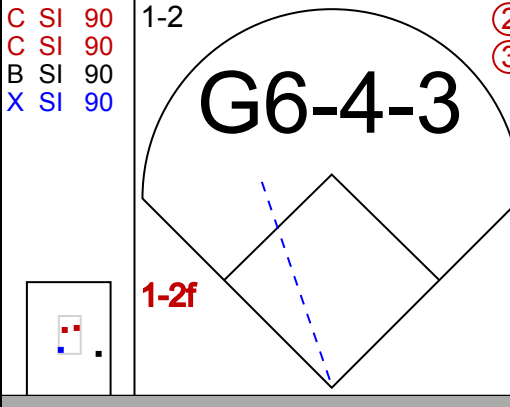




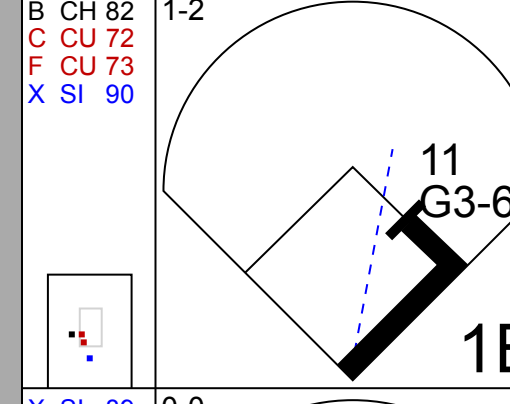

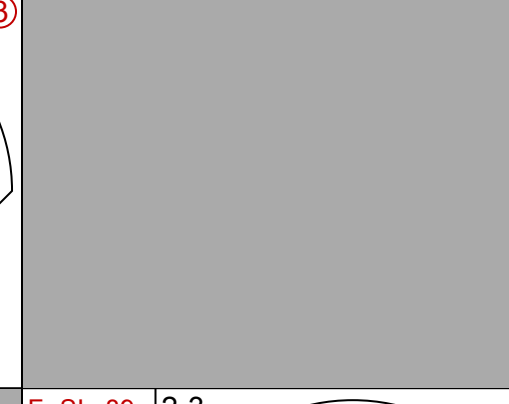


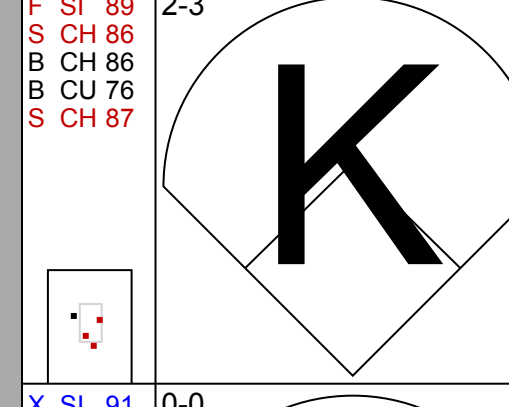



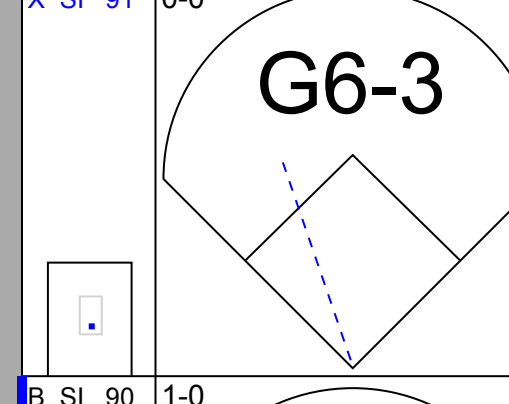


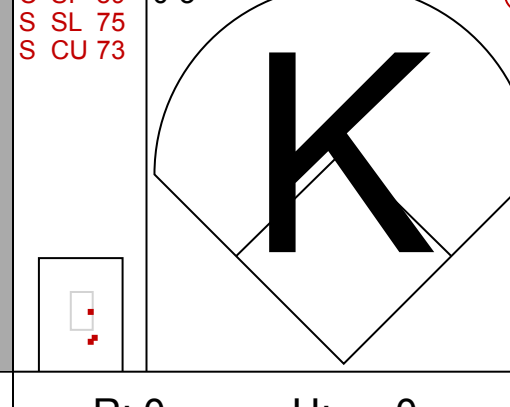
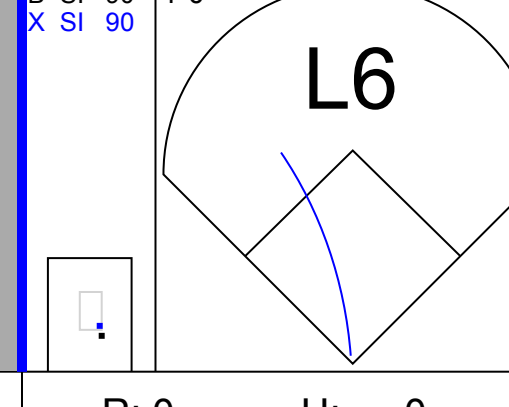

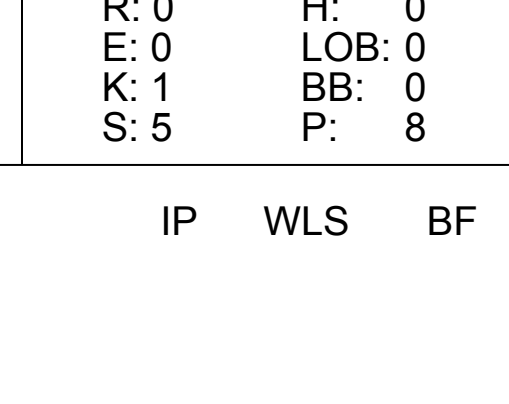
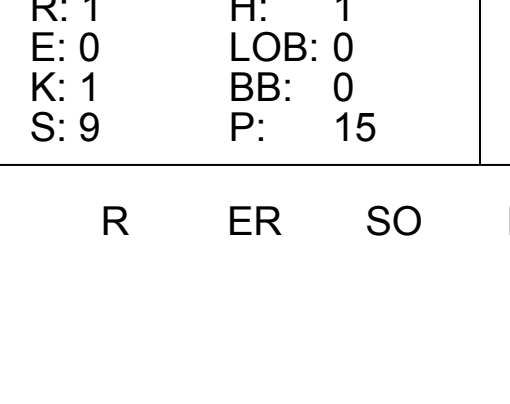



Batter	1	2	3	4	5	6	7	8	9	AB	R	H	RBI	BB	SO	LOB	BOTTOM		
31 Joc Pederson, L (1,8) OBP: 0.388, SLG: 0.529	K						L9			3	0	0	0	1	1	2			
66 Yasiel Puig, R (1,9) OBP: 0.402, SLG: 0.523				L8						4	0	1	0	0	1	2			
23 Adrián González, L (1,3) OBP: 0.373, SLG: 0.520	G3			L9						4	0	0	0	0	0	1			
47 Howie Kendrick, R (1,4) OBP: 0.337, SLG: 0.418	L9									4	0	1	0	0	1	1			
9 Yasmani Grandal, S (1,2) OBP: 0.386, SLG: 0.468										3	0	0	0	1	2	1			
14 Enrique Hernández, R (9,PH) OBP: 0.300, SLG: 0.405										0	1	0	0	0	0	0			
16 Andre Ethier, L (1,7) OBP: 0.358, SLG: 0.497		P4								3	0	1	0	1	0	1			
5 Alberto Callaspo, S (1,5) OBP: 0.315, SLG: 0.261										3	0	1	0	1	0	3			
11 Jimmy Rollins, S (1,6) OBP: 0.262, SLG: 0.332										4	0	1	0	0	2	3			
21 Zack Greinke, R (1,1) ERA: 0.48										1	0	0	0	0	0	0			
10 Justin Turner, R (7,PH) OBP: 0.382, SLG: 0.503										1	0	0	0	0	0	2			
56 J.P. Howell, L (8,1)										0	0	0	0	0	0	0			
74 Kenley Jansen, S (9,1) ERA: 2.48										0	0	0	0	0	0	0			
Inning Stats	R: 0 E: 0 K: 1 S: 11	H: 1 LOB: 1 BB: 0 P: 14	R: 0 E: 0 K: 1 S: 6	H: 0 LOB: 1 BB: 1 P: 13	R: 0 E: 0 K: 0 S: 10	H: 0 LOB: 0 BB: 0 P: 13	R: 0 E: 0 K: 1 S: 11	H: 1 LOB: 1 BB: 0 P: 17	R: 0 E: 0 K: 1 S: 11	H: 1 LOB: 2 BB: 1 P: 19	R: 0 E: 0 K: 0 S: 8	H: 0 LOB: 0 BB: 0 P: 11	R: 0 E: 0 K: 2 S: 9	H: 0 LOB: 0 BB: 0 P: 12	R: 1 E: 0 K: 1 S: 9	H: 0 LOB: 1 BB: 2 P: 21	1B: 4 2B: 0 3B: 1 HR: 0	SF: 0 SAC: 1 DP: 1 HBP: 0	WP: 0 PA: 35 PB: 0 SB: 0 CS: 0
PITCHER	IP WLS BF H R ER SO BB IBB HBP BLK WP HR S P ERA WHIP																		
46 Anthony Ranaudo, R (1,1) ERA: 7.2	0.1	1	0	0	0	0	0	0	0	0	0	0	2	4	0.00	0.000			
52 Tanner Scheppers, R (8,1) ERA: 5.31	1.0	3	0	0	0	2	0	0	0	0	0	0	9	12	0.00	0.000			
50 Keone Kela, R (9,1) ERA: 2.48	0.2	L 4	0	1	1	0	2	0	0	1	0	0	9	21	13.50	3.000			

Texas Rangers @ Los Angeles Dodgers
Dodger Stadium, Los Angeles, CA
Thu Jun 18 2015, 7:11 PM - 10:05 PM PDT
Att: 46,977 - Clear - 74 F

AB	30
R	1
H	5
RBI	0
BB	4
SO	7
LOB	16



Batter	1	2	3	4	5	6	7	8	9	AB	R	H	RBI	BB	SO	LOB	TOP												
23 Norichika Aoki, L (1.7) OBP: 0.381, SLG: 0.385										5	1	2	0	0	0	1	San Francisco Giants @ Los Angeles Dodgers Dodger Stadium, Los Angeles, CA Fri Jun 19 2015, 7:12 PM - 10:34 PM PDT Att: 52,503 - Clear - 79 F												
12 Joe Panik, L (1.4) OBP: 0.375, SLG: 0.458									3	1	0	0	2	1	3														
16 Angel Pagan, S (1.8) OBP: 0.306, SLG: 0.331									4	2	1	0	1	1	1														
28 Buster Posey, R (1.2) OBP: 0.374, SLG: 0.464									4	2	3	4	1	0	0														
9 Brandon Belt, L (1.3) OBP: 0.347, SLG: 0.472									5	1	1	0	0	3	5														
35 Brandon Crawford, L (1.6) OBP: 0.346, SLG: 0.472									4	1	1	2	1	1	2														
5 Matt Duffy, R (1.5) OBP: 0.343, SLG: 0.443									4	0	1	2	1	1	2														
7 Gregor Blanco, L (1.9) OBP: 0.356, SLG: 0.429									4	1	2	1	0	1	2														
53 Chris Heston, R (1.1) OBP: 0.214, SLG: 0.250										3	0	1	0	0	2	3													
41 Jeremy Affeldt, L (6.1) ERA: 3.83										1	0	0	0	0	1	2													
70 George Kontos, R (8.1) ERA: 1.75										0	0	0	0	0	0	0													
57 Mike Broadway, R (9.1) ERA: 3.38										0	0	0	0	0	0	0													
46 Santiago Casilla, R (9.1) ERA: 2.33										0	0	0	0	0	0	0													
Inning Stats	R: 0 E: 0 K: 0 S: 9	H: 1 LOB: 0 BB: 0 P: 12	R: 0 E: 0 K: 1 S: 10	H: 1 LOB: 1 BB: 0 P: 16	R: 4 E: 0 K: 1 S: 17	H: 3 LOB: 0 BB: 1 P: 28	R: 0 E: 0 K: 3 S: 9	H: 0 LOB: 0 BB: 0 P: 15	R: 0 E: 0 K: 1 S: 8	H: 1 LOB: 1 BB: 1 P: 15	R: 1 E: 0 K: 1 S: 7	H: 2 LOB: 2 BB: 1 P: 16	R: 4 E: 0 K: 2 S: 27	H: 4 LOB: 2 BB: 2 P: 44	R: 0 E: 0 K: 1 S: 9	H: 0 LOB: 1 BB: 1 P: 20	1B: 9 2B: 2 3B: 0 HR: 1	SF: 0 SAC: 0 DP: 2 HBP: 0	WP: 0 PB: 0 SB: 1 CS: 0	PA: 43									
PITCHER	IP	WLS	BF	H	R	ER	SO	BB	IBB	HBP	BLK	WP	HR	S	P	ERA	WHIP												
46 Mike Bolsinger, R (1.1) ERA: 2.87	5.1	L	25	8	5	5	6	3	0	0	0	0	1	56	97	8.44	2.062												
64 Danny Coulombe, L (6.1) ERA: 10.38	1.0		5	1	2	2	1	1	0	0	0	0	0	15	23	18.00	2.000												
71 Josh Ravin, R (7.1) ERA: 6.43	0.2		6	3	2	2	1	1	0	0	0	0	0	16	26	27.00	6.000												
12 Juan Nicasio, R (8.1) ERA: 1.93	2.0		7	0	0	0	2	1	0	0	0	0	0	19	34	0.00	0.500												
Batter	1	2	3	4	5	6	7	8	9	AB	R	H	RBI	BB	SO	LOB	BOTTOM												
66 Yasiel Puig, R (1.9) OBP: 0.382, SLG: 0.495										5	0	0	0	0	1	2	San Francisco Giants @ Los Angeles Dodgers Dodger Stadium, Los Angeles, CA Fri Jun 19 2015, 7:12 PM - 10:34 PM PDT Att: 52,503 - Clear - 79 F												
31 Joc Pederson, L (1.8) OBP: 0.386, SLG: 0.529									4	1	1	0	0	0	0														
10 Justin Turner, R (1.5) OBP: 0.396, SLG: 0.546									3	2	3	2	0	0	0														
23 Adrián González, L (1.3) OBP: 0.371, SLG: 0.516									4	0	1	1	0	1	2														
47 Howie Kendrick, R (1.4) OBP: 0.336, SLG: 0.415									4	1	1	0	0	0	2														
16 Andre Ethier, L (1.7) OBP: 0.380, SLG: 0.497										2	0	1	0	0	0	1													
33 Scott Van Slyke, R (6, PH) OBP: 0.324, SLG: 0.446										1	1	0	0	1	0	1													
9 Yasmani Grandal, S (1.2) OBP: 0.389, SLG: 0.466									3	0	1	1	1	1	1														
11 Jimmy Rollins, S (1.6) OBP: 0.258, SLG: 0.326									4	0	0	0	0	0	4														
46 Mike Bolsinger, R (1.1) ERA: 3.83										2	0	0	0	0	1	1													
41 Jeremy Affeldt, L (6.1) ERA: 4.43										0	0	0	0	0	0	0													
70 George Kontos, R (8.1) ERA: 1.75										0	0	0	0	0	0	0													
57 Mike Broadway, R (9.1) ERA: 3.38										0	0	0	0	0	0	0													
46 Santiago Casilla, R (9.1) ERA: 2.33										1	0	1	1	0	0	0													
Inning Stats	R: 0 E: 0 K: 0 S: 11	H: 0 LOB: 1 BB: 0 P: 17	R: 1 E: 0 K: 0 S: 10	H: 2 LOB: 1 BB: 0 P: 15	R: 2 E: 0 K: 0 S: 14	H: 3 LOB: 0 BB: 0 P: 20	R: 0 E: 0 K: 0 S: 6	H: 1 LOB: 0 BB: 0 P: 8	R: 0 E: 0 K: 1 S: 6	H: 0 LOB: 0 BB: 0 P: 7	R: 0 E: 0 K: 0 S: 7	H: 1 LOB: 1 BB: 0 P: 10	R: 0 E: 0 K: 1 S: 5	H: 0 LOB: 0 BB: 0 P: 8	R: 1 E: 0 K: 1 S: 9	H: 1 LOB: 0 BB: 0 P: 15	R: 1 E: 0 K: 1 S: 12	H: 1 LOB: 2 BB: 2 P: 24	1B: 5 2B: 3 3B: 0 HR: 1	SF: 0 SAC: 0 DP: 2 HBP: 1	WP: 0 PB: 0 SB: 0 CS: 0	PA: 37							
PITCHER	IP	WLS	BF	H	R	ER	SO	BB	IBB	HBP	BLK	WP	HR	S	P	ERA	WHIP												
53 Chris Heston, R (1.1) ERA: 3.83	5.2	W	23	7	3	3	1	0	0	0	0	0	0	1	0	52	74	4.76	1.235										
41 Jeremy Affeldt, L (6.1) ERA: 4.43	1.1	H	4	0	0	0	1	0	0	0	0	0	0	7	11	0.00	0.000												
70 George Kontos, R (8.1) ERA: 1.75	1.0		4	1	1	1	1	0	0	0	0	0	1	9	15	9.00	1.000												
57 Mike Broadway, R (9.1) ERA: 3.38	0.2		5	1	1	1	0	2	0	0	0	0	0	8	17	13.50	4.500												
46 Santiago Casilla, R (9.1) ERA: 2.33	0.1	S	1	0	0	0	1	0	0	0	0	0	0	4	7	0.00	0.000												

Batter	1	2	3	4	5	6	7	8	9	AB	R	H	RBI	BB	SO	LOB	TOP					
16 Angel Pagán, S (1,8) OBP: 0.306, SLG: 0.331																						
57 Mike Broadway, R (6,1)																						
13 Joaquin Arias, R (8,PH) OBP: 0.191, SLG: 0.277																						
12 Joe Panik, L (1,4) OBP: 0.374, SLG: 0.459																						
5 Matt Duffy, R (1,5) OBP: 0.340, SLG: 0.435																						
49 Javier López, L (8,1)																						
28 Buster Posey, R (1,3) OBP: 0.370, SLG: 0.457																						
14 Casey McGehee, R (6,3) OBP: 0.276, SLG: 0.391																						
35 Brandon Crawford, L (1,6) OBP: 0.351, SLG: 0.469																						
43 Justin Maxwell, R (1,9) OBP: 0.275, SLG: 0.387																						
9 Brandon Belt, L (1,7) OBP: 0.344, SLG: 0.476																						
34 Andrew Susac, R (1,2) OBP: 0.359, SLG: 0.368																						
55 Tim Lincecum, L (1,1) OBP: 0.217, SLG: 0.190																						
52 Yusmeiro Petit, R (2,1)																						
7 Grégor Blanco, L (6,8) OBP: 0.345, SLG: 0.411																						
Inning Stats	R: 0 E: 0 K: 0 S: 9	H: 2 LOB: 1 BB: 0 P: 15	R: 0 E: 0 K: 1 S: 7	H: 0 LOB: 0 BB: 0 P: 12	R: 1 E: 0 K: 0 S: 11	H: 2 LOB: 2 BB: 2 P: 22	R: 0 E: 0 K: 0 S: 8	H: 1 LOB: 1 BB: 0 P: 13	R: 0 E: 0 K: 0 S: 4	H: 0 LOB: 0 BB: 0 P: 8	R: 0 E: 0 K: 0 S: 11	H: 0 LOB: 0 BB: 1 P: 15	R: 0 E: 0 K: 2 S: 10	H: 0 LOB: 1 BB: 1 P: 19	R: 1 E: 0 K: 0 S: 10	H: 2 LOB: 1 BB: 0 P: 15	R: 0 E: 0 K: 2 S: 15	H: 1 LOB: 1 BB: 0 P: 23	1B: 4 2B: 3 3B: 0 HR: 0	SF: 0 SAC: 0 DP: 2 HBP: 0	WP: 0 PB: 0 SB: 0 CS: 0	PA: 34
PITCHER	IP	WLS	BF	H	R	ER	SO	BB	IBB	HBP	BLK	WP	HR	S	P	ERA	WHIP					
35 Brett Anderson, L (1,1) ERA: 3.29	6.0	W	21	5	1	1	1	2	0	0	0	0	0	50	85	1.50	1.167					
64 Danny Coulombe, L (7,1) ERA: 8.53	2.0		9	2	1	1	2	1	0	0	0	0	0	20	34	4.50	1.500					
76 Matt West, R (9,1) ERA:	1.0		4	1	0	0	2	0	0	0	0	0	0	15	23	0.00	1.000					

San Francisco Giants @ Los Angeles Dodgers
 Dodger Stadium, Los Angeles, CA
 Sun Jun 21 2015, 5:11 PM - 8:15 PM PDT
 Att: 53,509 - Sunny - 79 F

AB 31
 R 2
 H 8
 RBI 2
 BB 3
 SO 5
 LOB 14



Batter	1	2	3	4	5	6	7	8	9	AB	R	H	RBI	BB	SO	LOB	BOTTOM					
66 Yasiel Puig, R (1,9) OBP: 0.387, SLG: 0.495																						
31 Joc Pederson, L (1,8) OBP: 0.392, SLG: 0.541																						
10 Justin Turner, R (1,5) OBP: 0.401, SLG: 0.579																						
5 Alberto Callaspo, S (7,PH) OBP: 0.318, SLG: 0.284																						
23 Adrián González, L (1,3) OBP: 0.372, SLG: 0.523																						
33 Scott Van Slyke, R (8,3) OBP: 0.320, SLG: 0.441																						
47 Howie Kendrick, R (1,4) OBP: 0.337, SLG: 0.414																						
14 Enrique Hernández, R (8,PH) OBP: 0.300, SLG: 0.427																						
7 Alex Guerrero, R (1,7) OBP: 0.299, SLG: 0.574																						
9 Yasmani Grandal, S (1,2) OBP: 0.386, SLG: 0.494																						
11 Jimmy Rollins, S (1,6) OBP: 0.269, SLG: 0.344																						
35 Brett Anderson, L (1,1) OBP: 0.261, SLG: 0.111																						
64 Danny Coulombe, L (7,1) ERA: 4.1																						
76 Matt West, R (9,1)																						
Inning Stats	R: 1 E: 0 K: 2 S: 15	H: 2 LOB: 2 BB: 1 P: 25	R: 4 E: 1 K: 0 S: 24	H: 6 LOB: 2 BB: 0 P: 34	R: 1 E: 0 K: 0 S: 12	H: 2 LOB: 1 BB: 1 P: 21	R: 2 E: 0 K: 1 S: 13	H: 3 LOB: 1 BB: 0 P: 18	R: 2 E: 0 K: 0 S: 9	H: 2 LOB: 0 BB: 0 P: 16	R: 0 E: 0 K: 0 S: 3	H: 0 LOB: 0 BB: 0 P: 6	R: 0 E: 0 K: 1 S: 12	H: 0 LOB: 1 BB: 1 P: 19	R: 0 E: 0 K: 1 S: 9	H: 1 LOB: 1 BB: 0 P: 12	1B: 9 2B: 3 3B: 0 HR: 4	SF: 0 SAC: 2 DP: 0 HBP: 0	WP: 1 PB: 0 SB: 0 CS: 0	PA: 43		
PITCHER	IP	WLS	BF	H	R	ER	SO	BB	IBB	HBP	BLK	WP	HR	S	P	ERA	WHIP					
55 Tim Lincecum, R (1,1) ERA: 3.86	1.1	L	12	7	5	5	2	1	0	0	0	0	0	35	53	33.75	6.000					
52 Yusmeiro Petit, R (2,1) ERA: 4.1	3.2		20	8	5	5	1	1	0	0	0	0	4	38	61	12.27	2.455					
57 Mike Broadway, R (6,1) ERA: 1.93	2.0		7	0	0	0	1	1	0	0	0	0	0	15	25	0.00	0.500					
49 Javier López, L (8,1) ERA: 0.9	1.0		4	1	0	0	1	0	0	0	0	0	0	9	12	0.00	1.000					

San Francisco Giants @ Los Angeles Dodgers
 Dodger Stadium, Los Angeles, CA
 Sun Jun 21 2015, 5:11 PM - 8:15 PM PDT
 Att: 53,509 - Sunny - 79 F

AB 38
 R 10
 H 16
 RBI 9
 BB 3
 SO 5
 LOB 15



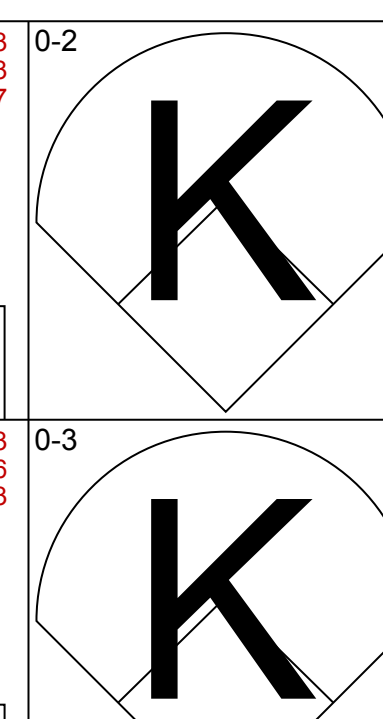

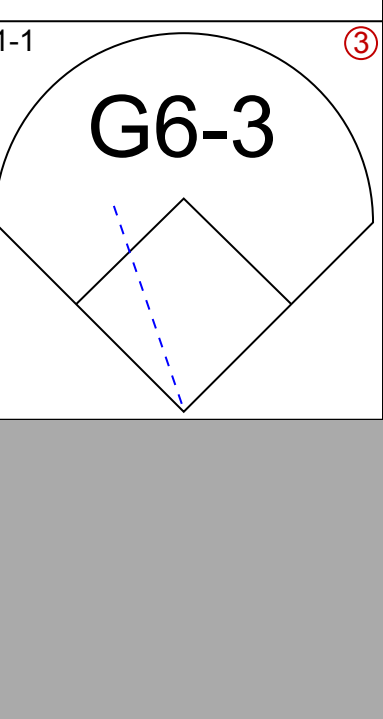
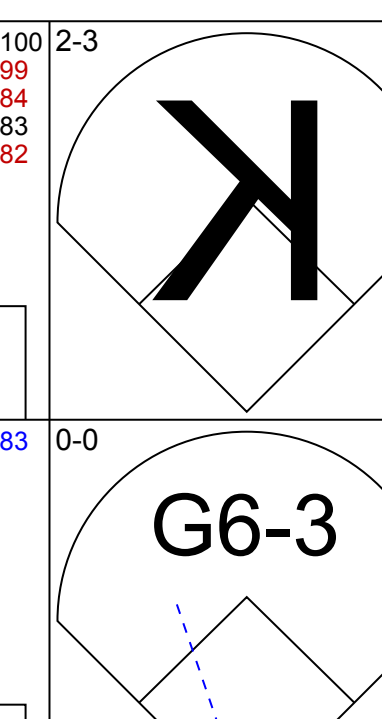
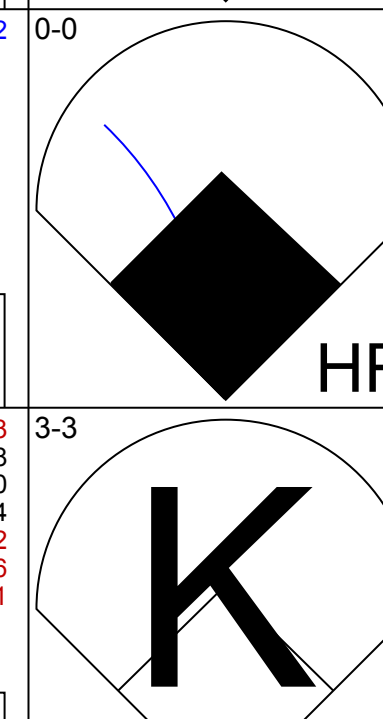
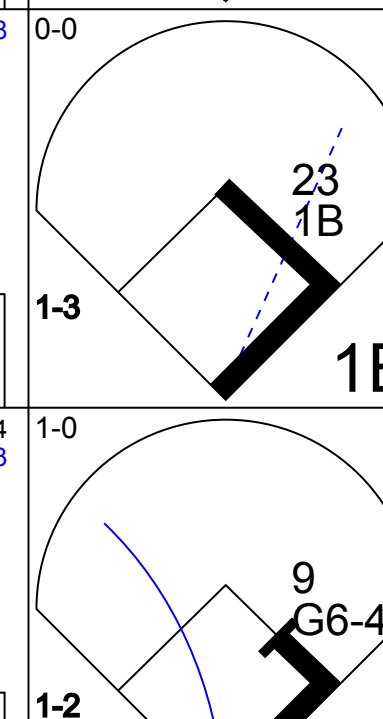
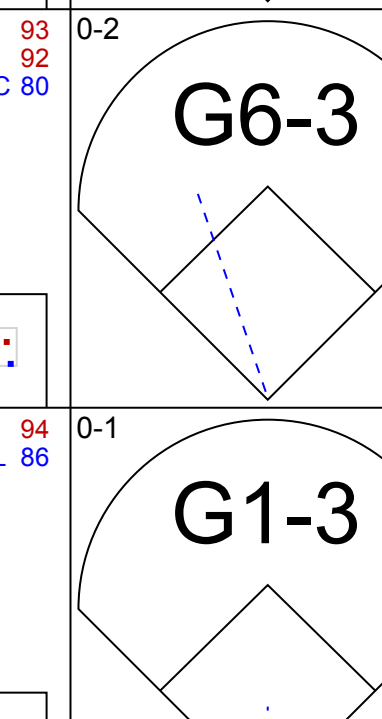


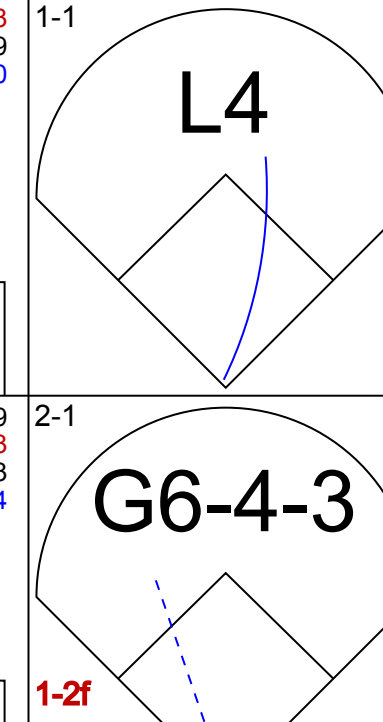

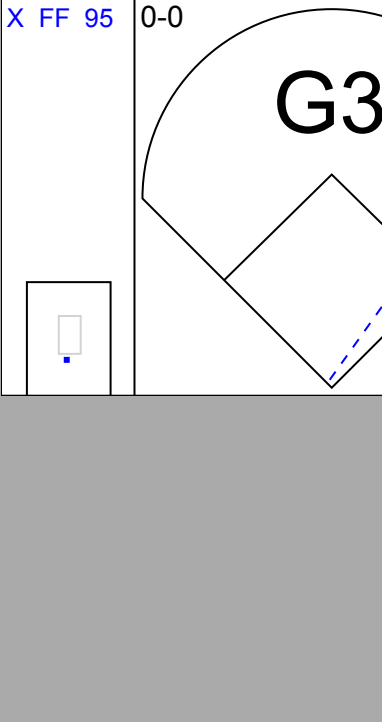




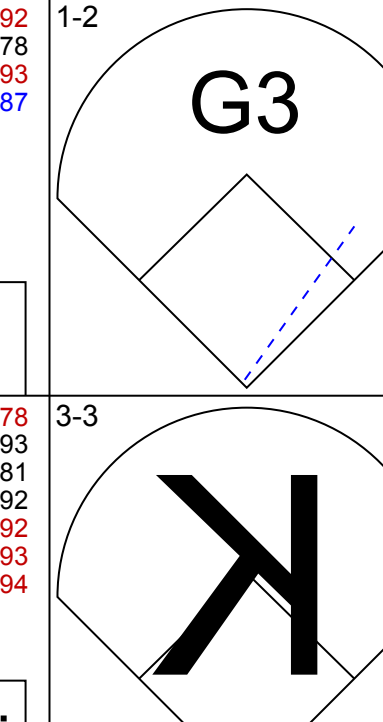
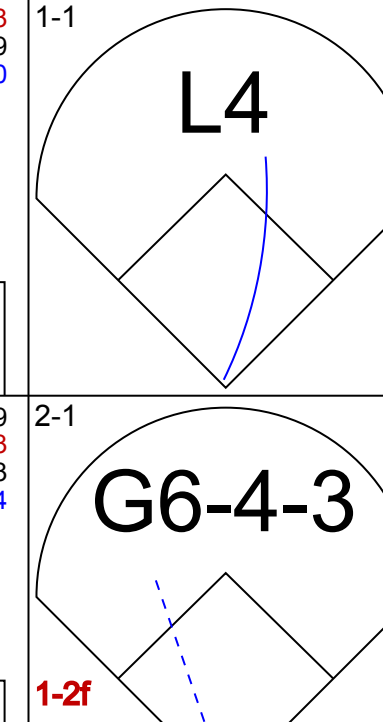
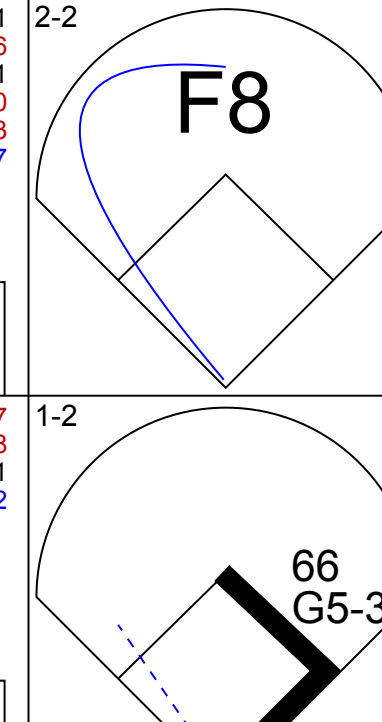
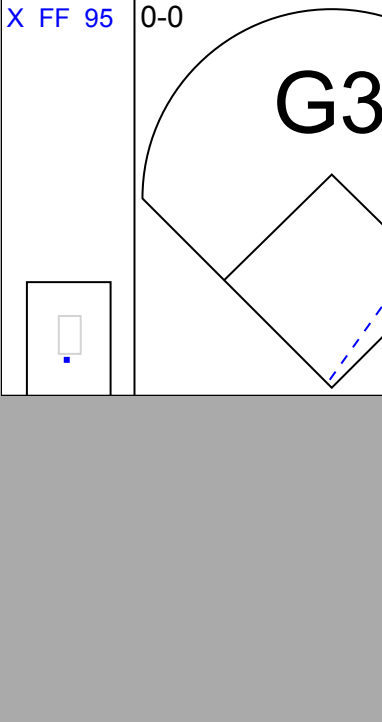
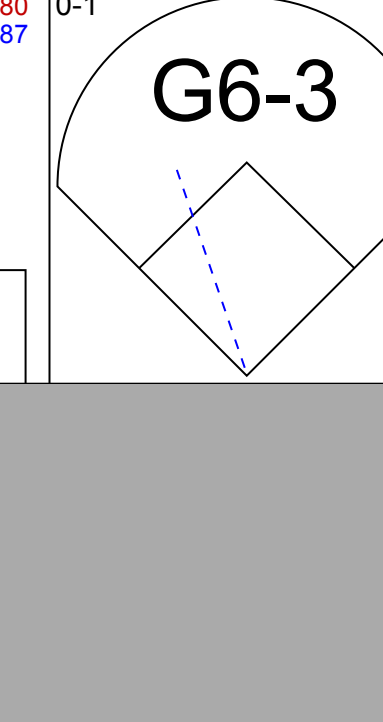

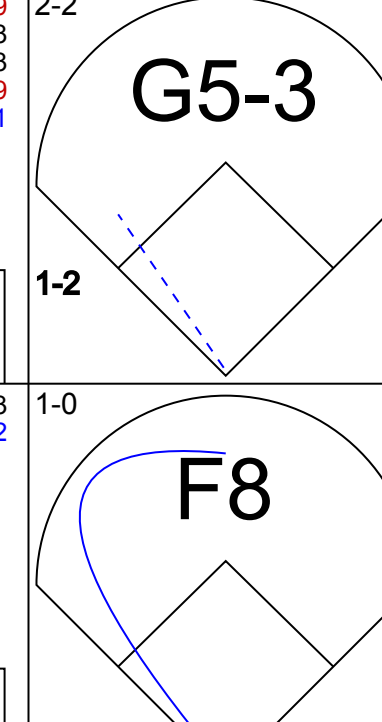

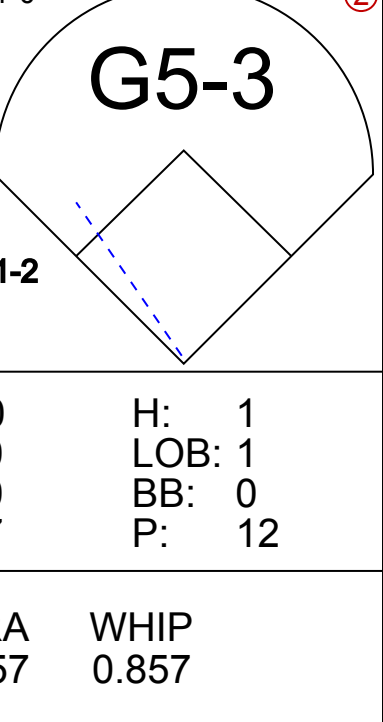
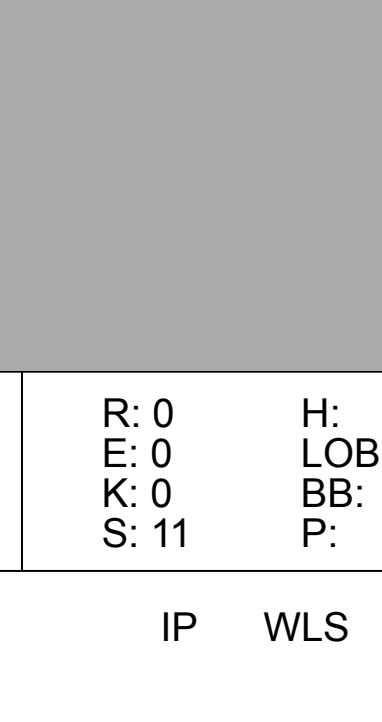
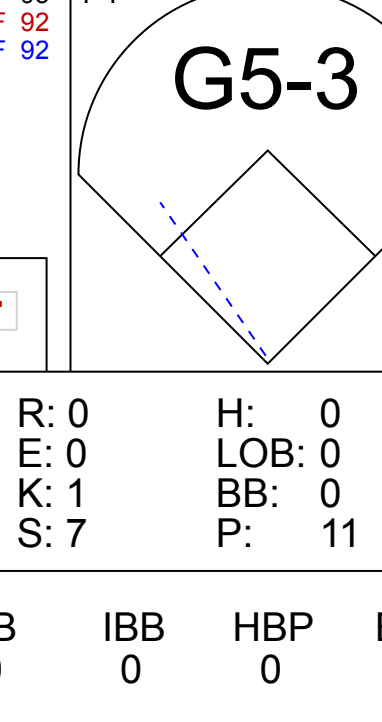
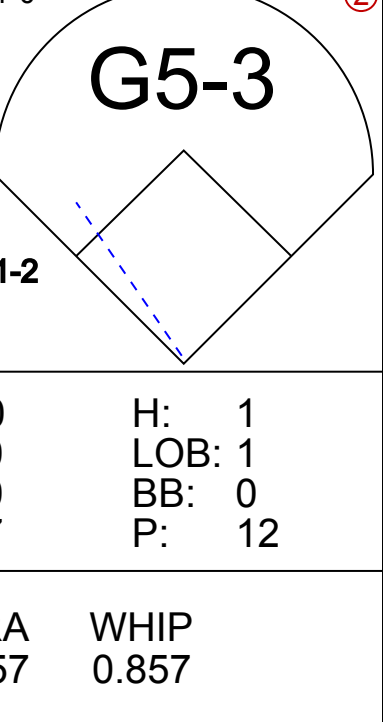

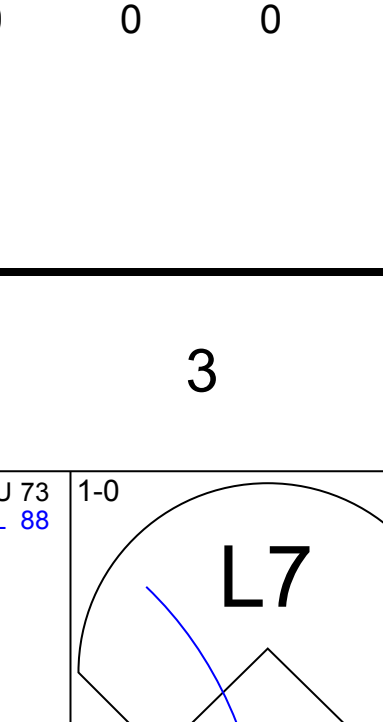
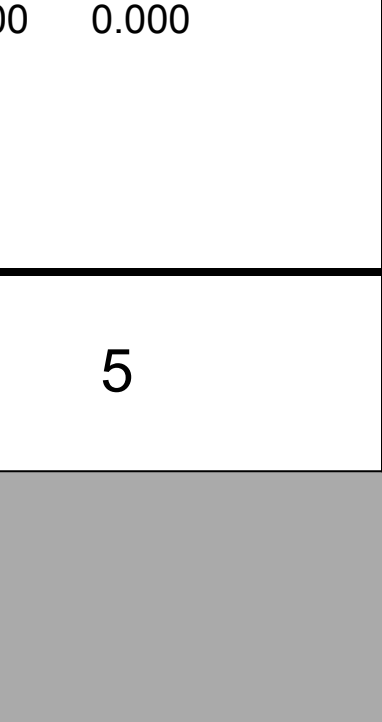
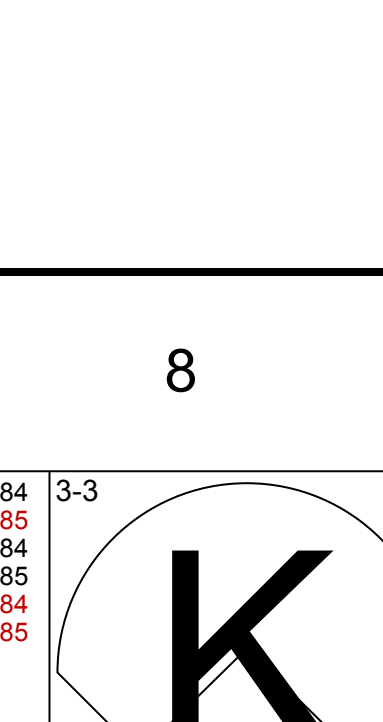
Batter	1	2	3	4	5	6	7	8	9	AB	R	H	RBI	BB	SO	LOB	TOP										
66 Yasiel Puig, R OBP: 0.391, SLG: 0.490										3	0	1	0	1	0	0	Los Angeles Dodgers @ Chicago Cubs Wrigley Field, Chicago, IL Mon Jun 22 2015, 7:11 PM - 9:55 PM CDT Att: 35,147 - Overcast - 82 F										
31 Joc Pederson, L OBP: 0.393, SLG: 0.551										3	1	1	1	1	1	1											
10 Justin Turner, R OBP: 0.392, SLG: 0.564										4	0	0	0	0	1	0											
23 Adrián González, L OBP: 0.373, SLG: 0.521										3	0	1	0	1	0	0											
47 Howie Kendrick, R OBP: 0.332, SLG: 0.408										4	0	0	0	0	1	2											
33 Scott Van Slyke, R OBP: 0.314, SLG: 0.432										2	0	0	0	0	1	0											
16 Andre Ethier, L OBP: 0.352, SLG: 0.485										1	0	0	0	0	1	1											
14 Enrique Hernández, R OBP: 0.321, SLG: 0.465										2	1	1	1	1	0	0											
17 A.J. Ellis, R OBP: 0.284, SLG: 0.231										2	0	1	0	0	1	1											
9 Yasmani Grandal, S OBP: 0.394, SLG: 0.491										1	0	0	0	0	1	0											
22 Clayton Kershaw, L OBP: 0.222, SLG: 0.235										2	0	0	0	0	1	1											
7 Alex Guerrero, R OBP: 0.297, SLG: 0.569										1	0	0	0	0	0	0											
36 Adam Liberatore, L OBP: 0.352, SLG: 0.485										0	0	0	0	0	0	0											
63 Yimi García, R OBP: 0.352, SLG: 0.485										0	0	0	0	0	0	0											
Inning Stats	R: 0 E: 0 K: 1 S: 8	H: 0 LOB: 0 BB: 0 P: 10	R: 0 E: 0 K: 0 S: 7	H: 0 LOB: 0 BB: 0 P: 9	R: 1 E: 0 K: 0 S: 13	H: 2 LOB: 1 BB: 2 P: 26	R: 0 E: 0 K: 1 S: 7	H: 0 LOB: 0 BB: 0 P: 8	R: 0 E: 0 K: 2 S: 10	H: 0 LOB: 1 BB: 1 P: 20	R: 0 E: 0 K: 1 S: 8	H: 1 LOB: 0 BB: 0 P: 12	R: 0 E: 0 K: 2 S: 11	H: 0 LOB: 1 BB: 1 P: 19	R: 0 E: 0 K: 1 S: 9	H: 0 LOB: 0 BB: 0 P: 13	R: 1 E: 0 K: 0 S: 11	H: 2 LOB: 1 BB: 0 P: 14	1B: 3 2B: 1 3B: 0 HR: 2	SF: 0 SAC: 0 DP: 3 HBP: 0	WP: 0 PB: 0 SB: 0 CS: 2	PA: 33					
PITCHER	IP WLS BF H R ER SO BB IBB HBP BLK WP HR S P ERA WHIP	IP WLS BF H R ER SO BB IBB HBP BLK WP HR S P ERA WHIP	IP WLS BF H R ER SO BB IBB HBP BLK WP HR S P ERA WHIP	IP WLS BF H R ER SO BB IBB HBP BLK WP HR S P ERA WHIP	IP WLS BF H R ER SO BB IBB HBP BLK WP HR S P ERA WHIP	IP WLS BF H R ER SO BB IBB HBP BLK WP HR S P ERA WHIP	IP WLS BF H R ER SO BB IBB HBP BLK WP HR S P ERA WHIP	IP WLS BF H R ER SO BB IBB HBP BLK WP HR S P ERA WHIP	IP WLS BF H R ER SO BB IBB HBP BLK WP HR S P ERA WHIP	18 Tsuyoshi Wada, L ERA: 3.73	37 Travis Wood, L ERA: 4.39	40 James Russell, L ERA: 2.25	46 Pedro Strop, R ERA: 2.81	56 Héctor Rondón, R ERA: 2.45	30 Jason Motte, R ERA: 3.42	30 Jason Motte, R ERA: 3.42	30 Jason Motte, R ERA: 3.42	30 Jason Motte, R ERA: 3.42	30 Jason Motte, R ERA: 3.42	30 Jason Motte, R ERA: 3.42	30 Jason Motte, R ERA: 3.42	30 Jason Motte, R ERA: 3.42	30 Jason Motte, R ERA: 3.42	30 Jason Motte, R ERA: 3.42	30 Jason Motte, R ERA: 3.42	30 Jason Motte, R ERA: 3.42	30 Jason Motte, R ERA: 3.42

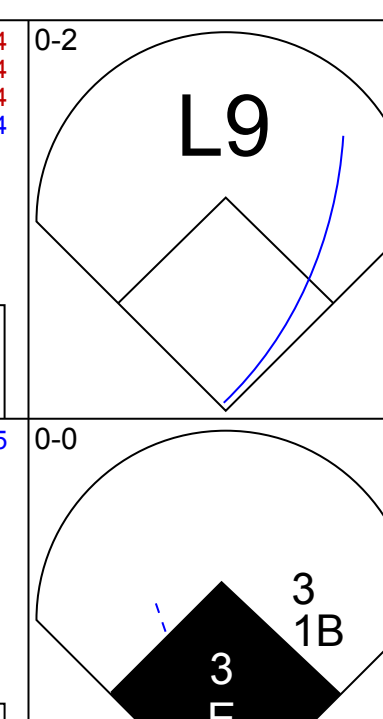
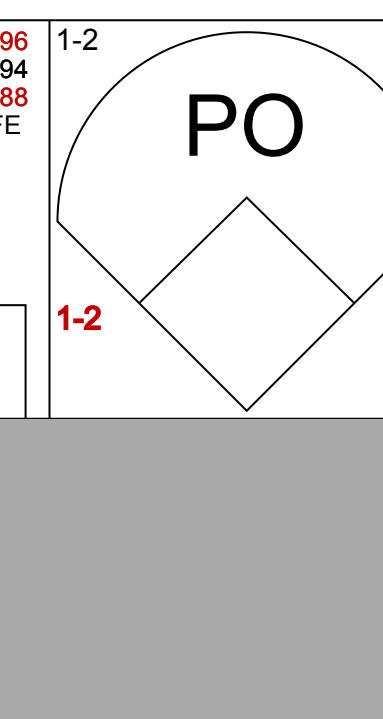
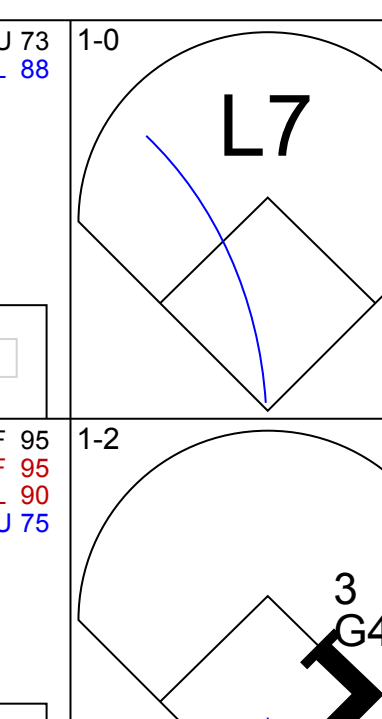
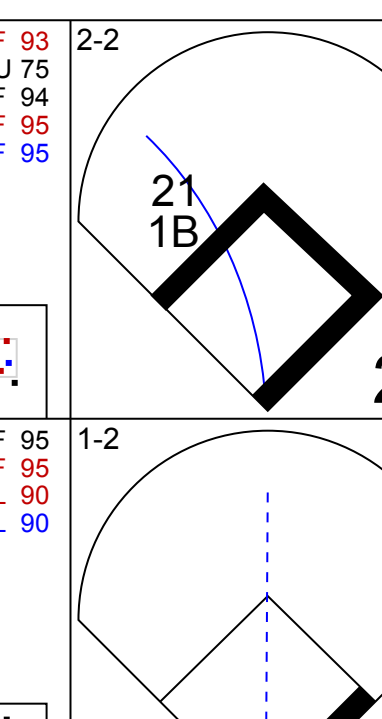
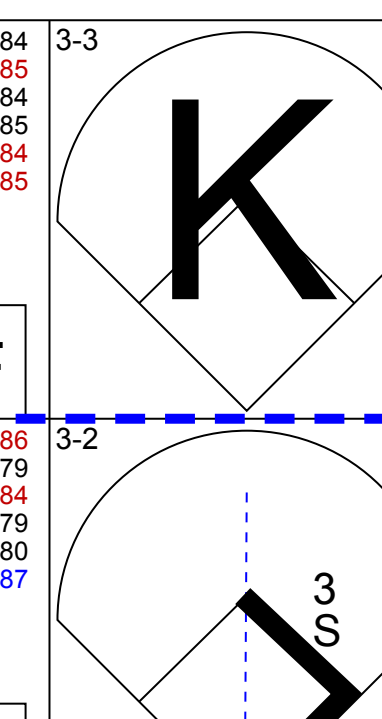
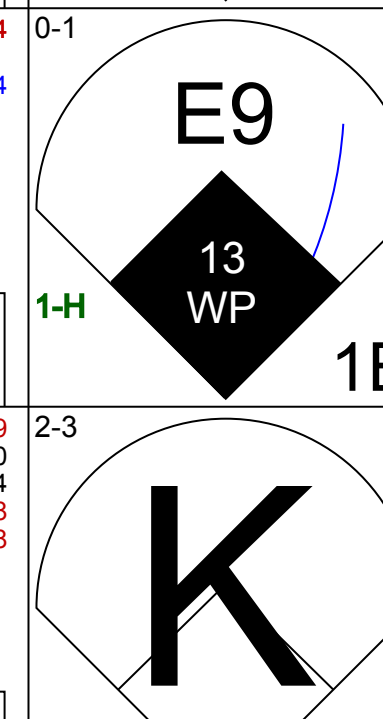
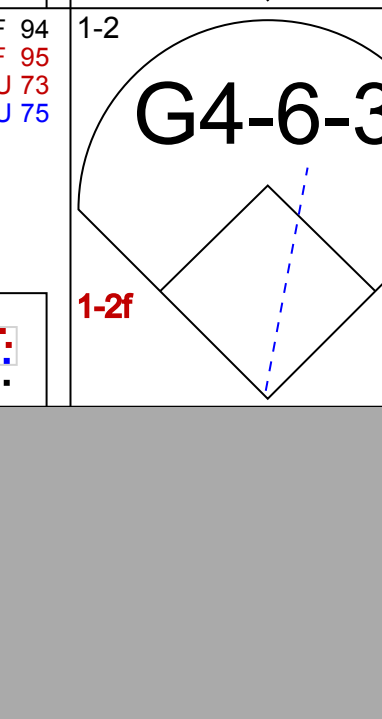
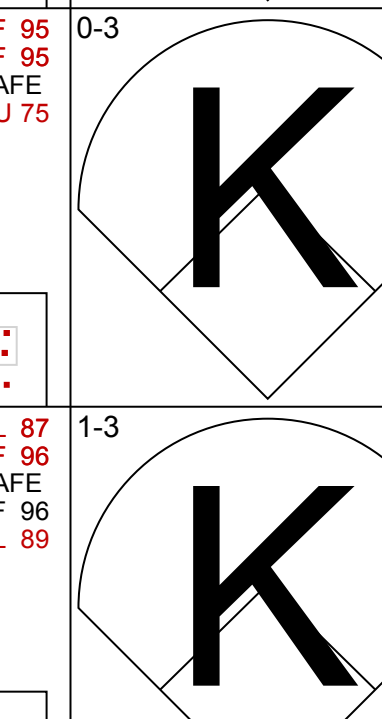
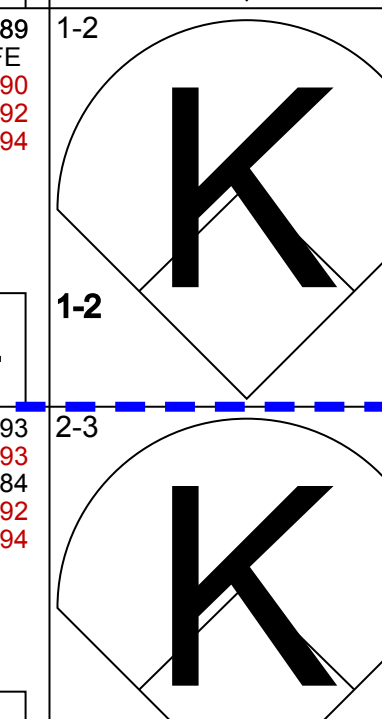
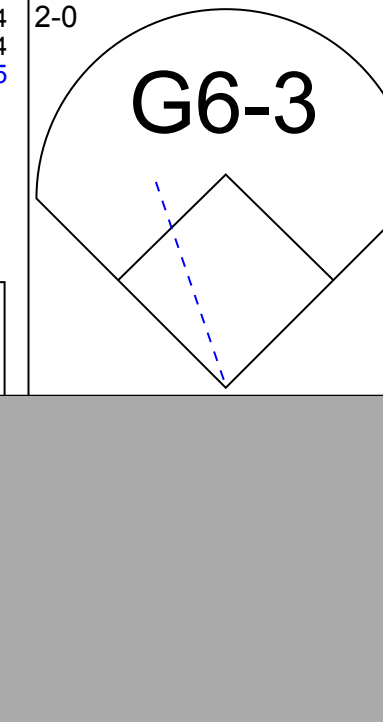

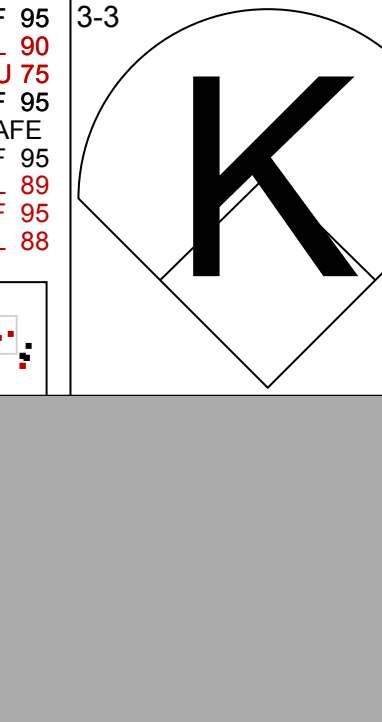






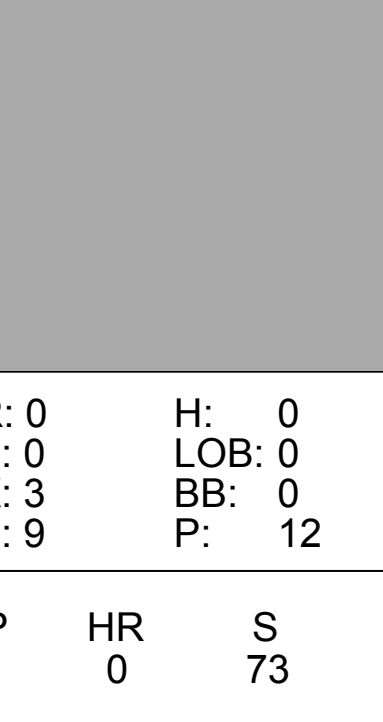
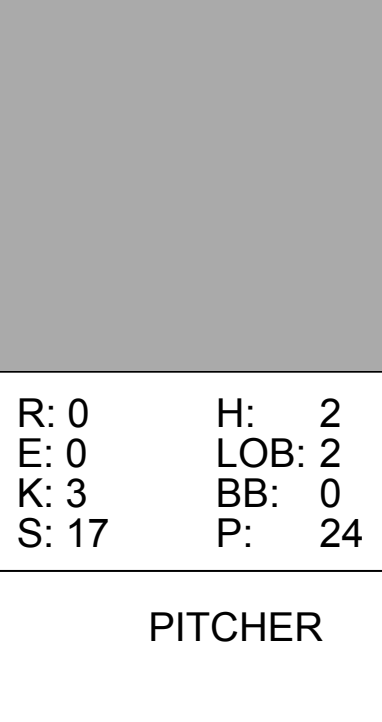

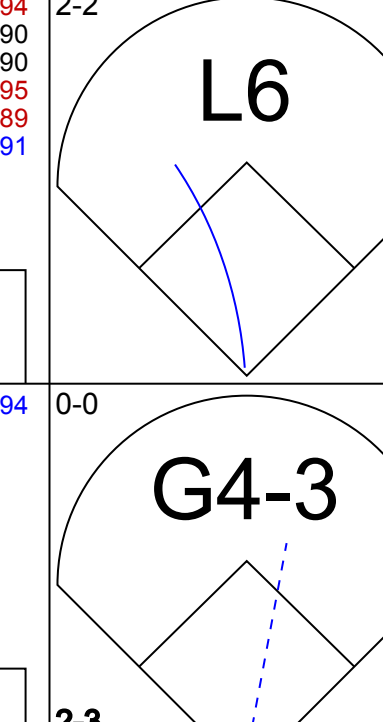

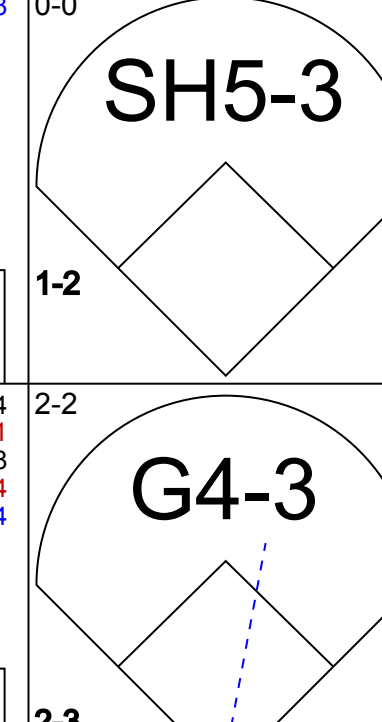
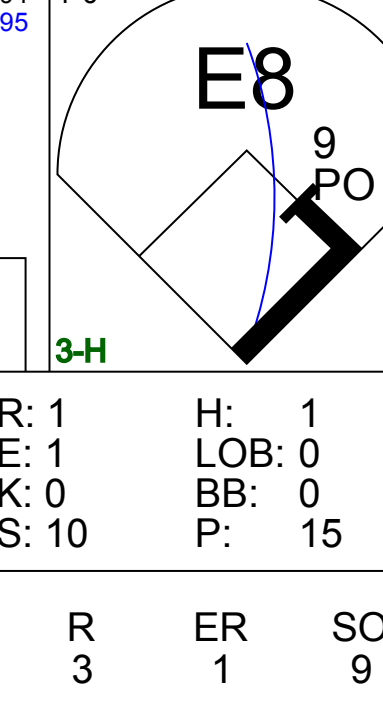
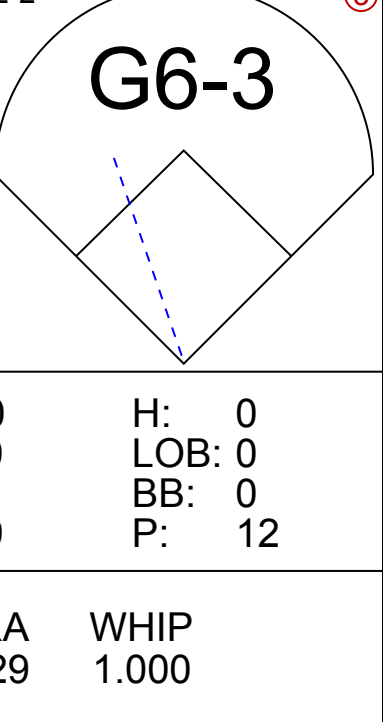
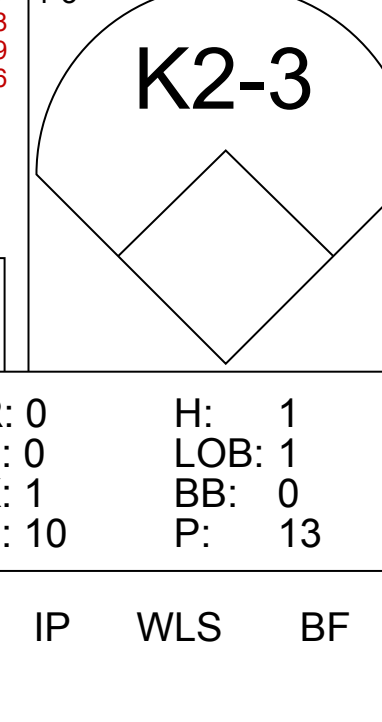

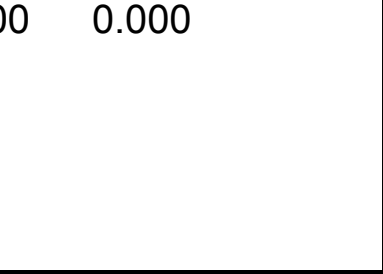

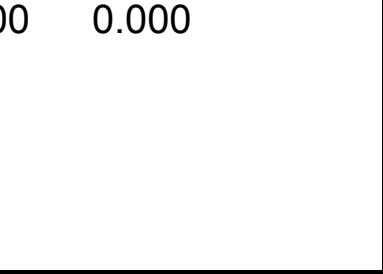

Batter	1	2	3	4	5	6	7	8	9	AB	R	H	RBI	BB	SO	LOB	BOTTOM										
24 Dexter Fowler, S OBP: 0.317, SLG: 0.393										2	1	1	0	0	1	0	Los Angeles Dodgers @ Chicago Cubs Wrigley Field, Chicago, IL Mon Jun 22 2015, 7:11 PM - 9:55 PM CDT Att: 35,147 - Overcast - 82 F										
8 Chris Coghlan, L OBP: 0.329, SLG: 0.436										2	0	0	0	0	2	0											
44 Anthony Rizzo, L OBP: 0.418, SLG: 0.585										4	0	1	0	0	0	1											
17 Kris Bryant, R OBP: 0.384, SLG: 0.485										3	2	2	3	1	1	1											
13 Starlin Castro, R OBP: 0.301, SLG: 0.348										4	0	0	0	0	0	2											
15 Chris Denorfia, R OBP: 0.368, SLG: 0.413										2	0	0	0	1	0	1											
41 Matt Szczur, R OBP: 0.233, SLG: 0.308										3	1	1	1	0	0	1											
3 David Ross, R OBP: 0.286, SLG: 0.284										3	0	0	0	0	2	1											
18 Tsuyoshi Wada, L OBP: 0.329, SLG: 0.436										1	0	0	0	0	1	1											
37 Travis Wood, L OBP: 0.329, SLG: 0.436										1	0	0	0	0	1	0											
40 James Russell, L ERA: 2.25										0	0	0	0	0	0	0											
46 Pedro Strop, R ERA: 2.81										0	0	0	0	0	0	0											
19 Jonathan Herrera, S ERA: 2.92, SLG: 0.299										0	0	0	0	0	1	0											
56 Héctor Rondón, R ERA: 2.45										0	0	0	0	0	1	0											
30 Jason Motte, R ERA: 3.42										0	0	0	0	0	0	0											
22 Addison Russell, R OBP: 0.320, SLG: 0.410										3	0	0	0	0	1	0											
Inning Stats	R: 0 E: 0 K: 2 S: 13	H: 1 LOB: 1 BB: 0 P: 19	R: 0 E: 0 K: 2 S: 10	H: 0 LOB: 1 BB: 1 P: 18	R: 2 E: 0 K: 1 S: 11	H: 2 LOB: 0 BB: 0 P: 16	R: 0 E: 0 K: 0 S: 8	H: 0 LOB: 0 BB: 0 P: 13	R: 0 E: 0 K: 2 S: 8	H: 0 LOB: 0 BB: 0 P: 13	R: 0 E: 0 K: 0 S: 6	H: 0 LOB: 1 BB: 1 P: 11	R: 1 E: 0 K: 2 S: 11	H: 1 LOB: 0 BB: 0 P: 15	R: 1 E: 0 K: 1 S: 11	H: 1 LOB: 0 BB: 0 P: 15	R: 1 E: 0 K: 1 S: 11	H: 1 LOB: 0 BB: 0 P: 15	1B: 2 2B: 0 3B: 0 HR: 3	SF: 0 SAC: 0 DP: 0 HBP: 0	WP: 0 PB: 0 SB: 0 CS: 0	PA: 31					
PITCHER	IP WLS BF H R ER SO BB IBB HBP BLK WP HR S P ERA WHIP	IP WLS BF H R ER SO BB IBB HBP BLK WP HR S P ERA WHIP	IP WLS BF H R ER SO BB IBB HBP BLK WP HR S P ERA WHIP	IP WLS BF H R ER SO BB IBB HBP BLK WP HR S P ERA WHIP	IP WLS BF H R ER SO BB IBB HBP BLK WP HR S P ERA WHIP	IP WLS BF H R ER SO BB IBB HBP BLK WP HR S P ERA WHIP	IP WLS BF H R ER SO BB IBB HBP BLK WP HR S P ERA WHIP	IP WLS BF H R ER SO BB IBB HBP BLK WP HR S P ERA WHIP	IP WLS BF H R ER SO BB IBB HBP BLK WP HR S P ERA WHIP	22 Clayton Kershaw, L ERA: 3.33	36 Adam Liberatore, L ERA: 3.1	63 Yimi García, R ERA: 3.23	22 Clayton Kershaw, L ERA: 3.33	36 Adam Liberatore, L ERA: 3.1	63 Yimi García, R ERA: 3.23	22 Clayton Kershaw, L ERA: 3.33	36 Adam Liberatore, L ERA: 3.1	63 Yimi García, R ERA: 3.23	22 Clayton Kershaw, L ERA: 3.33	36 Adam Liberatore, L ERA: 3.1	63 Yimi García, R ERA: 3.23	22 Clayton Kershaw, L ERA: 3.33	36 Adam Liberatore, L ERA: 3.1	63 Yimi García, R ERA: 3.23	22 Clayton Kershaw, L ERA: 3.33	36 Adam Liberatore, L ERA: 3.1	63 Yimi García, R ERA: 3.23



Batter	1	2	3	4	5	6	7	8	9	AB	R	H	RBI	BB	SO	LOB	TOP										
14 Enrique Hernández, R OBP: 0.307, SLG: 0.444	L1		K		G6-3			P3		4	0	0	0	0	1	2	Los Angeles Dodgers @ Chicago Cubs Wrigley Field, Chicago, IL Wed Jun 24 2015, 7:12 PM - 10:20 PM CDT Att: 36,653 - Overcast - 73 F										
31 Joc Pederson, L OBP: 0.385, SLG: 0.539	K		10 HR			G1-3				3	1	1	1	1	1	0											
10 Justin Turner, R OBP: 0.392, SLG: 0.575	L9						K	G4-3		4	1	1	3	0	1	1											
23 Adrián González, L OBP: 0.370, SLG: 0.524			G4-3						G3-1	4	1	1	1	0	1	0											
7 Alex Guerrero, R OBP: 0.285, SLG: 0.452 62 Joel Peralta, R OBP: 0.322, SLG: 0.299 36 Adam Liberatore, L OBP: 0.312, SLG: 0.422 12 Juan Nicasio, S OBP: 0.312, SLG: 0.422 5 Alberto Callaspo, S OBP: 0.312, SLG: 0.422 74 Kenley Jansen, S OBP: 0.312, SLG: 0.422	G6-3				G1-3					3	0	0	0	0	0	0											
16 Andre Ethier, L OBP: 0.348, SLG: 0.473	G4-3						K		1B	4	0	1	0	0	1	1											
9 Yasmani Grandal, S OBP: 0.374, SLG: 0.472	G3				G3-1					4	0	0	0	0	2	2											
11 Jimmy Rollins, S OBP: 0.262, SLG: 0.335			G6-3				L7			3	0	0	0	0	1	0											
46 Mike Bolsinger, R OBP: 0.045, SLG: 0.091 56 J.P. Howell, L OBP: 0.045, SLG: 0.091 33 Scott Van Slyke, R OBP: 0.321, SLG: 0.448							K			2	1	1	0	0	1	0											
			10 HR					31 1B	2B	1	1	1	0	0	0	0											
Inning Stats	R: 0 H: 0 E: 0 K: 1 S: 9	H: 0 LOB: 0 BB: 0 P: 15	R: 1 H: 1 E: 0 K: 0 S: 6	H: 1 LOB: 0 BB: 0 P: 13	R: 3 H: 2 E: 0 K: 1 S: 14	H: 2 LOB: 0 BB: 1 P: 22	R: 0 H: 0 E: 0 K: 0 S: 6	H: 1 LOB: 0 BB: 0 P: 9	R: 0 H: 0 E: 0 K: 2 S: 9	H: 0 LOB: 0 BB: 0 P: 13	R: 0 H: 0 E: 0 K: 3 S: 9	H: 0 LOB: 0 BB: 0 P: 16	R: 1 H: 2 E: 0 K: 1 S: 13	H: 2 LOB: 1 BB: 0 P: 21	R: 0 H: 1 E: 0 K: 1 S: 13	H: 1 LOB: 0 BB: 0 P: 20	1B: 3 2B: 2 3B: 0 HR: 2	SF: 0 SAC: 0 DP: 1 HBP: 0	WP: 0 PA: 34 PB: 0 SB: 0 CS: 0								
PITCHER	IP	WLS	BF	H	R	ER	SO	BB	IBB	HBP	BLK	WP	HR	S	P	ERA	WHIP										
28 Kyle Hendricks, R ERA: 4.46	5.0	L	19	4	4	4	3	1	0	0	0	0	2	43	71	7.20	1.000										
40 James Russell, L ERA: 2.12	1.0		3	0	0	0	2	0	0	0	0	0	0	9	13	0.00	0.000										
52 Justin Grimm, R ERA: 1.53	1.2		6	1	1	1	4	0	0	0	0	0	0	17	28	5.40	0.600										
36 Edwin Jackson, R ERA: 2.49	0.1		2	1	0	0	0	0	0	0	0	0	0	5	9	0.00	3.000										
55 Yoervis Medina, R ERA: 2.4	1.0		4	1	0	0	1	0	0	0	0	0	0	13	20	0.00	1.000										


Batter	1	2	3	4	5	6	7	8	9	AB	R	H	RBI	BB	SO	LOB	BOTTOM										
15 Chris Denorfia, R OBP: 0.360, SLG: 0.406	K		FC6-4				G6-3			5	0	2	0	0	1	1	Los Angeles Dodgers @ Chicago Cubs Wrigley Field, Chicago, IL Wed Jun 24 2015, 7:12 PM - 10:20 PM CDT Att: 36,653 - Overcast - 73 F										
44 Anthony Rizzo, L OBP: 0.417, SLG: 0.575	K		K			G4-6-3				3	0	0	0	1	2	2											
17 Kris Bryant, R OBP: 0.384, SLG: 0.476	P3									3	0	1	0	1	1	0											
47 Miguel Montero, L OBP: 0.358, SLG: 0.427			K							4	0	1	0	0	2	3											
13 Starlin Castro, R OBP: 0.296, SLG: 0.342						FC6-4				4	0	1	0	0	0	1											
8 Chris Coghlan, L OBP: 0.332, SLG: 0.435	L8									2	0	0	0	2	0	1											
41 Matt Szczur, R OBP: 0.235, SLG: 0.298	G4-3									4	0	1	0	0	0	4											
28 Kyle Hendricks, R ERA: 2.95 29 Mike Baxter, L OBP: 0.302, SLG: 0.315 40 James Russell, L ERA: 0.42 24 Dexter Fowler, S OBP: 0.308, SLG: 0.325 52 Justin Grimm, R ERA: 1.42 36 Adam Liberatore, L ERA: 2.95 55 Yoervis Medina, R OBP: 0.233, SLG: 0.254 19 Jonathan Herrera, R OBP: 0.233, SLG: 0.254			K							1	0	0	0	0	1	0											
22 Addison Russell, R OBP: 0.318, SLG: 0.408										4	1	2	1	0	1	0											
Inning Stats	R: 0 H: 0 E: 0 K: 2 S: 8	H: 1 LOB: 0 BB: 0 P: 11	R: 0 H: 1 E: 0 K: 2 S: 10	H: 1 LOB: 0 BB: 0 P: 15	R: 0 H: 1 E: 0 K: 2 S: 14	H: 1 LOB: 1 BB: 0 P: 21	R: 0 H: 1 E: 0 K: 1 S: 12	H: 3 LOB: 2 BB: 1 P: 22	R: 2 H: 3 E: 0 K: 1 S: 13	H: 0 LOB: 1 BB: 1 P: 24	R: 0 H: 1 E: 0 K: 0 S: 9	H: 1 LOB: 2 BB: 0 P: 16	R: 0 H: 1 E: 0 K: 0 S: 10	H: 0 LOB: 1 BB: 1 P: 20	R: 0 H: 0 E: 0 K: 0 S: 6	H: 1 LOB: 0 BB: 1 P: 11		R: 0 H: 1 E: 0 K: 1 S: 6	H: 1 LOB: 0 BB: 0 P: 10	1B: 8 2B: 1 3B: 0 HR: 0	SF: 0 SAC: 0 DP: 2 HBP: 0	WP: 0 PA: 37 PB: 0 SB: 0 CS: 0					
PITCHER	IP	WLS	BF	H	R	ER	SO	BB	IBB	HBP	BLK	WP	HR	S	P	ERA	WHIP										
46 Mike Bolsinger, R ERA: 2.95	4.2		21	6	2	2	6	2	0	0	0	0	0	54	87	3.86	1.714										
56 J.P. Howell, L ERA: 0.42	1.1	W	5	1	0	0	1	0	0	0	0	0	0	12	22	0.00	0.750										
62 Joel Peralta, R ERA: 1.42	0.2	H	2	0	0	0	0	0	0	0	0	0	0	5	8	0.00	0.000										
36 Adam Liberatore, L ERA: 2.95	0.0		1	0	0	0	0	1	0	0	0	0	0	4													
12 Juan Nicasio, R ERA: 1.78	1.1	H	5	1	0	0	0	1	0	0	0	0	0	11	19	0.00	1.500										

Batter	1	2	3	4	5	6	7	8	9	AB	R	H	RBI	BB	SO	LOB	TOP			
31 Joc Pederson, L OBP: 0.386, SLG: 0.530										4	0	0	0	0	3	1	Los Angeles Dodgers @ Miami Marlins Marlins Park, Miami, FL Sat Jun 27 2015, 4:12 PM - 6:38 PM EDT Att: 24,770 - Roof Closed - 77 F			
47 Howie Kendrick, R OBP: 0.335, SLG: 0.408										4	1	1	0	0	1	0				
10 Justin Turner, R OBP: 0.392, SLG: 0.584										4	1	2	1	0	1	0				
23 Adrián González, L OBP: 0.371, SLG: 0.518										4	0	1	1	0	2	0				
16 Andre Ethier, L OBP: 0.341, SLG: 0.461										4	0	0	0	0	0	2				
9 Yasmani Grandal, S OBP: 0.374, SLG: 0.470										3	0	1	0	0	1	2				
14 Enrique Hernández, R OBP: 0.299, SLG: 0.443										2	0	0	0	0	0	0				
66 Yasiel Puig, R OBP: 0.380, SLG: 0.491										1	0	0	0	0	0	1				
11 Jimmy Rollins, S OBP: 0.265, SLG: 0.335										3	0	1	0	0	0	1				
22 Clayton Kershaw, L OBP: 0.211, SLG: 0.222										2	0	0	0	0	0	1				
5 Alberto Callaspo, S OBP: 0.317, SLG: 0.291										1	0	0	0	0	0	0				
56 J.P. Howell, L										0	0	0	0	0	0	0				
63 Yimi García, R										0	0	0	0	0	0	0				
Inning Stats	R: 1 H: 1 E: 0 K: 3 S: 11	H: 1 LOB: 0 BB: 0 P: 14	R: 0 H: 0 E: 0 K: 1 S: 9	H: 0 LOB: 0 BB: 0 P: 13	R: 0 H: 0 E: 0 K: 1 S: 7	H: 0 LOB: 0 BB: 0 P: 11	R: 1 H: 3 E: 0 K: 0 S: 7	H: 3 LOB: 1 BB: 0 P: 10	R: 0 H: 1 E: 0 K: 0 S: 6	H: 0 LOB: 0 BB: 0 P: 6	R: 0 H: 1 E: 0 K: 0 S: 11	H: 1 LOB: 1 BB: 0 P: 17	R: 0 H: 0 E: 0 K: 2 S: 7	H: 0 LOB: 0 BB: 0 P: 9	R: 0 H: 0 E: 0 K: 2 S: 7	H: 0 LOB: 0 BB: 0 P: 11	1B: 5 2B: 0 3B: 0 HR: 1	SF: 0 SAC: 0 DP: 1 HBP: 0	WP: 0 PB: 0 SB: 0 CS: 0	PA: 32
PITCHER	IP WLS BF H R ER SO BB IBB HBP BLK WP HR S P ERA WHIP	7.0 W 26 6 2 2 5 0 0 0 0 0 1 58 84 2.57 0.857	1.0 H 3 0 0 0 2 0 0 0 0 0 0 7 9 0.00 0.000	1.0 S 3 0 0 0 2 0 0 0 0 0 0 7 11 0.00 0.000	PITCHER															

Batter	1	2	3	4	5	6	7	8	9	AB	R	H	RBI	BB	SO	LOB	BOTTOM			
9 Dee Strange-Gordon, L OBP: 0.374, SLG: 0.425										4	0	1	0	0	1	0	Los Angeles Dodgers @ Miami Marlins Marlins Park, Miami, FL Sat Jun 27 2015, 4:12 PM - 6:38 PM EDT Att: 24,770 - Roof Closed - 77 F			
21 Christian Yelich, L OBP: 0.307, SLG: 0.332										4	1	4	0	0	0	0				
3 Adeiny Hechavarria, R OBP: 0.323, SLG: 0.396										4	1	1	0	0	2	4				
13 Marcell Ozuna, R OBP: 0.317, SLG: 0.359										4	0	0	0	0	4	3				
10 Jeff Baker, R OBP: 0.297, SLG: 0.394										3	0	0	0	0	2	2				
20 J.T. Realmuto, R OBP: 0.289, SLG: 0.370										3	1	2	0	0	1	0				
51 Ichiro Suzuki, L OBP: 0.321, SLG: 0.316										2	0	0	0	0	1	1				
19 Miguel Rojas, R										3	0	0	0	0	0	2				
34 Tom Koehler, R OBP: 0.043, SLG: 0.043										2	0	0	0	0	0	0				
28 Cole Gillespie, R OBP: 0.500, SLG: 0.500										1	0	0	0	0	1	1				
22 Carter Capps, R OBP: 0.500, SLG: 0.500										0	0	0	0	0	0	0				
44 AJ Ramos, R										0	0	0	0	0	0	0				
Inning Stats	R: 2 H: 2 E: 1 K: 1 S: 11	H: 1 LOB: 0 BB: 0 P: 15	R: 1 H: 1 E: 0 K: 0 S: 10	H: 1 LOB: 0 BB: 0 P: 15	R: 0 H: 1 E: 0 K: 0 S: 7	H: 1 LOB: 0 BB: 0 P: 10	R: 0 H: 0 E: 0 K: 3 S: 9	H: 0 LOB: 0 BB: 0 P: 12	R: 0 H: 2 E: 0 K: 3 S: 17	H: 2 LOB: 2 BB: 0 P: 24	R: 0 H: 1 E: 0 K: 1 S: 10	H: 1 LOB: 1 BB: 0 P: 13	R: 0 H: 1 E: 0 K: 3 S: 12	H: 1 LOB: 1 BB: 0 P: 21	R: 0 H: 1 E: 0 K: 3 S: 12	H: 1 LOB: 1 BB: 0 P: 21	1B: 6 2B: 2 3B: 0 HR: 0	SF: 0 SAC: 1 DP: 1 HBP: 0	WP: 1 PB: 0 SB: 1 CS: 0	PA: 32
PITCHER	IP WLS BF H R ER SO BB IBB HBP BLK WP HR S P ERA WHIP	7.0 L 27 7 3 1 9 0 0 0 0 0 0 6 12 0.00 3.000	0.1 2 1 0 0 1 0 0 0 0 0 0 6 12 0.00 3.000	0.2 2 0 0 0 2 0 0 0 0 0 0 6 9 0.00 0.000	PITCHER															


livebaseballscorecards.com

AB 32
R 2
H 6
RBI 2
BB 0
SO 9
LOB 8



livebaseballscorecards.com

AB 30
R 3
H 8
RBI 0
BB 0
SO 12
LOB 13



Batter	1	2	3	4	5	6	7	8	9	AB	R	H	RBI	BB	SO	LOB	TOP								
31 Joc Pederson, L OBP: 0.383, SLG: 0.522										4	0	0	0	1	3	1	Los Angeles Dodgers @ Miami Marlins Marlins Park, Miami, FL Sun Jun 28 2015, 1:13 PM - 4:05 PM EDT Att: 25,147 - Roof Closed - 77 F								
47 Howie Kendrick, R OBP: 0.336, SLG: 0.409										4	1	2	1	1	1	1									
23 Adrián González, L OBP: 0.375, SLG: 0.523										5	0	3	1	0	1	2									
66 Yasiel Puig, R OBP: 0.389, SLG: 0.482										2	0	0	0	3	1	3									
9 Yasmani Grandal, S OBP: 0.370, SLG: 0.459										4	0	0	0	1	1	3									
16 Andre Ethier, L OBP: 0.340, SLG: 0.457										2	0	0	0	1	1										
33 Scott Van Slyke, R OBP: 0.328, SLG: 0.456										1	0	0	0	0	0	3									
5 Alberto Callaspo, S OBP: 0.321, SLG: 0.292										3	0	1	0	1	1	3									
11 Jimmy Rollins, S OBP: 0.265, SLG: 0.333										4	1	1	0	0	0	4									
21 Zack Greinke, R OBP: 0.171, SLG: 0.182										3	0	0	0	0	0	1									
36 Adam Liberatore, L OBP: 0.316, SLG: 0.390										0	0	0	0	0	0	0									
74 Kenley Jansen, S OBP: 0.316, SLG: 0.390										0	0	0	0	0	0	0									
Inning Stats	R: 0 E: 0 K: 1 S: 7	H: 1 LOB: 0 BB: 0 P: 10	R: 0 E: 0 K: 1 S: 16	H: 0 LOB: 2 BB: 2 P: 27	R: 0 E: 0 K: 1 S: 9	H: 1 LOB: 1 BB: 0 P: 14	R: 0 E: 0 K: 1 S: 9	H: 0 LOB: 2 BB: 1 P: 16	R: 1 E: 0 K: 0 S: 7	H: 2 LOB: 2 BB: 1 P: 15	R: 0 E: 0 K: 1 S: 11	H: 0 LOB: 3 BB: 1 P: 17	R: 1 E: 0 K: 1 S: 19	H: 1 LOB: 3 BB: 3 P: 34	R: 0 E: 0 K: 1 S: 8	H: 1 LOB: 1 BB: 0 P: 11	R: 0 E: 0 K: 2 S: 10	H: 1 LOB: 0 BB: 0 P: 15	1B: 6 2B: 1 3B: 0 HR: 0	SF: 0 DP: 1 HBP: 0	WP: 1 PB: 0 SB: 0 CS: 0	PA: 41			
PITCHER	IP	WLS	BF	H	R	ER	SO	BB	IBB	HBP	BLK	WP	HR	S	P	ERA	WHIP								
62 José Ureña, R ERA: 4.04	5.0	L	22	4	1	1	4	4	0	0	1	0	0	48	82	1.80	1.600								
41 David Phelps, R ERA: 4.2	1.0		4	0	0	0	1	1	0	0	0	0	0	11	17	0.00	1.000								
40 Mike Dunn, L ERA: 4.91	0.2		6	1	1	1	1	2	1	0	0	0	0	17	32	13.50	4.500								
22 Carter Capps, R ERA: 0.92	1.1		5	1	0	0	1	0	0	0	0	0	0	10	13	0.00	0.750								
36 Sam Dyson, R ERA: 3.86	1.0		4	1	0	0	2	0	0	0	0	1	0	10	15	0.00	1.000								

AB	32
R	2
H	7
RBI	2
BB	8
SO	9
LOB	22



Batter	1	2	3	4	5	6	7	8	9	AB	R	H	RBI	BB	SO	LOB	BOTTOM								
9 Dee Strange-Gordon, L OBP: 0.373, SLG: 0.423										4	0	1	0	0	0	0	Los Angeles Dodgers @ Miami Marlins Marlins Park, Miami, FL Sun Jun 28 2015, 1:13 PM - 4:05 PM EDT Att: 25,147 - Roof Closed - 77 F								
21 Christian Yelich, L OBP: 0.315, SLG: 0.341										3	0	2	0	1	0	1									
3 Adeiny Hechavarria, R OBP: 0.316, SLG: 0.390										4	0	0	0	0	2	3									
13 Marcell Ozuna, R OBP: 0.316, SLG: 0.357										4	0	1	0	0	2	1									
32 Derek Dietrich, L OBP: 0.310, SLG: 0.553										4	0	0	0	0	0	3									
48 Justin Bour, L OBP: 0.333, SLG: 0.437										3	0	1	0	0	1	0									
51 Ichiro Suzuki, L OBP: 0.316, SLG: 0.310										3	0	0	0	0	1	1									
6 Jeff Mathis, R OBP: 0.188, SLG: 0.200										3	0	0	0	0	1	0									
62 José Ureña, R ERA: 4.04										1	0	0	0	0	1	0									
41 David Phelps, R ERA: 4.2										0	0	0	0	0	0	0									
28 Cole Gillespie, R ERA: 2.79										0	0	0	0	0	0	0									
40 Mike Dunn, L ERA: 4.91										0	0	0	0	0	0	0									
22 Carter Capps, R ERA: 0.92										0	0	0	0	0	0	0									
10 Jeff Baker, R ERA: 2.03										1	0	0	0	0	0	0									
36 Sam Dyson, R ERA: 3.86										0	0	0	0	0	0	0									
Inning Stats	R: 0 E: 0 K: 0 S: 7	H: 1 LOB: 0 BB: 0 P: 10	R: 0 E: 0 K: 1 S: 8	H: 0 LOB: 0 BB: 0 P: 10	R: 0 E: 0 K: 2 S: 8	H: 0 LOB: 0 BB: 0 P: 12	R: 0 E: 0 K: 1 S: 12	H: 1 LOB: 2 BB: 1 P: 21	R: 0 E: 0 K: 0 S: 9	H: 0 LOB: 0 BB: 0 P: 14	R: 0 E: 0 K: 0 S: 9	H: 1 LOB: 1 BB: 0 P: 14	R: 0 E: 0 K: 1 S: 7	H: 1 LOB: 0 BB: 0 P: 14	R: 0 E: 0 K: 1 S: 7	H: 0 LOB: 0 BB: 0 P: 8	R: 0 E: 0 K: 2 S: 10	H: 1 LOB: 0 BB: 0 P: 14	1B: 3 2B: 2 3B: 0 HR: 0	SF: 0 DP: 0 HBP: 0	WP: 0 PB: 0 SB: 0 CS: 1	PA: 32			
PITCHER	IP	WLS	BF	H	R	ER	SO	BB	IBB	HBP	BLK	WP	HR	S	P	ERA	WHIP								
21 Zack Greinke, R ERA: 1.58	7.2	W	27	4	0	0	6	1	0	0	0	0	0	65	101	0.00	0.652								
36 Adam Liberatore, L ERA: 2.79	0.1	H	1	0	0	0	0	0	0	0	0	0	0	2	2	0.00	0.000								
74 Kenley Jansen, R ERA: 0.57	1.0	S	4	1	0	0	2	0	0	0	0	0	0	10	14	0.00	1.000								

AB	31
R	0
H	5
RBI	0
BB	1
SO	8
LOB	9




Batter	1	2	3	4	5	6	7	8	9	AB	R	H	RBI	BB	SO	LOB	TOP																
31 Joc Pederson, L OBP: 0.384, SLG: 0.529										4	2	1	1	1	1	0	Los Angeles Dodgers @ Arizona Diamondbacks Chase Field, Phoenix, AZ Mon Jun 29 2015, 6:41 PM - 10:29 PM MST Att: 24,215 - Roof Closed - 81 F																
47 Howie Kendrick, R OBP: 0.342, SLG: 0.408										3	0	1	0	2	0	0																	
10 Justin Turner, R OBP: 0.397, SLG: 0.582										4	0	2	0	0	1	1																	
23 Adrián González, L OBP: 0.372, SLG: 0.516										4	1	0	0	1	1	6																	
66 Yasiel Puig, R OBP: 0.382, SLG: 0.465										4	0	0	0	1	1	4																	
16 Andre Ethier, L OBP: 0.346, SLG: 0.479										5	2	3	1	0	1	1																	
9 Yasmani Grandal, S OBP: 0.379, SLG: 0.479										3	1	2	1	2	0	1																	
11 Jimmy Rollins, S OBP: 0.264, SLG: 0.331										5	0	1	2	0	1	4																	
48 Mike Robinson, R 7 Alan Caramia, E 62 Joel Peralta, R 63 Yimi García, R 5 Alberto Callaspo, S 12 Juan Nicaso, R 36 Adam Liberatore, L 62 Pedro Báez, R 26 J.P. Howell, L										2	0	0	0	0	0	0																	
Inning Stats	R: 1 E: 0 K: 0 S: 5	H: 0 LOB: 1 BB: 2 P: 19	R: 0 E: 0 K: 1 S: 8	H: 0 LOB: 1 BB: 1 P: 13	R: 0 E: 1 K: 1 S: 9	H: 1 LOB: 2 BB: 0 P: 16	R: 3 E: 0 K: 1 S: 16	H: 4 LOB: 2 BB: 1 P: 28	R: 0 E: 0 K: 2 S: 11	H: 1 LOB: 2 BB: 1 P: 17	R: 0 E: 0 K: 1 S: 6	H: 0 LOB: 0 BB: 0 P: 10	R: 2 E: 0 K: 1 S: 17	H: 2 LOB: 1 BB: 2 P: 32	R: 0 E: 0 K: 1 S: 9	H: 1 LOB: 1 BB: 0 P: 15		R: 0 E: 0 K: 0 S: 11	H: 1 LOB: 1 BB: 0 P: 13	1B: 6 2B: 1 3B: 0 HR: 3	SF: 0 SAC: 0 DP: 1 HBP: 1	WP: 0 PB: 0 SB: 0 CS: 0	PA: 44										
PITCHER	IP WLS BF H R ER SO BB IBB HBP BLK WP HR S P ERA WHIP																PITCHER	IP WLS BF H R ER SO BB IBB HBP BLK WP HR S P ERA WHIP															
27 Allen Webster, R ERA: 7.11	3.2	21	5	4	4	3	4	0	1	0	0	0	0	0	14	21	9.82	2.455															
59 Oliver Pérez, L ERA: 4.43	1.1	6	1	0	0	2	1	0	0	0	0	0	0	0	23	42	0.00	1.500															
40 Andrew Chafin, L ERA: 3.12	2.0	9	2	2	2	2	1	1	0	0	0	0	0	9	15	0.00	1.000																
36 Enrique Burgos, R ERA: 3.78	1.0	W	4	1	0	0	1	0	0	0	0	0	0	0	11	13	0.00	1.000															
29 Brad Ziegler, R ERA: 1.36	1.0	4	1	0	0	0	0	0	0	0	0	0	0	0	0	0	0.00	1.000															

AB	36
R	6
H	10
RBI	5
BB	7
SO	8
LOB	21



Batter	1	2	3	4	5	6	7	8	9	AB	R	H	RBI	BB	SO	LOB	BOTTOM															
11 AJ Pollock, R OBP: 0.340, SLG: 0.455										5	1	1	0	0	0	3	Los Angeles Dodgers @ Arizona Diamondbacks Chase Field, Phoenix, AZ Mon Jun 29 2015, 6:41 PM - 10:29 PM MST Att: 24,215 - Roof Closed - 81 F															
6 David Peralta, L OBP: 0.335, SLG: 0.448										4	0	2	2	1	1	1																
44 Paul Goldschmidt, R OBP: 0.467, SLG: 0.637										4	1	2	2	1	1	1																
24 Yasmany Tomás, R OBP: 0.357, SLG: 0.440										4	1	1	2	1	2	2																
19 Jake Lamb, L OBP: 0.350, SLG: 0.424										4	1	0	0	1	2	3																
7 Wilmington Castillo, R OBP: 0.267, SLG: 0.472										4	1	2	1	0	0	0																
16 Chris Owings, R OBP: 0.253, SLG: 0.324										3	2	1	0	0	1	1																
13 Nick Ahmed, R OBP: 0.303, SLG: 0.348										3	1	2	2	0	0	0																
27 Allen Webster, R 59 Oliver Pérez, L 26 Danny Dorn, L 40 Andrew Chafin, R 4 Cliff Pennington, S 36 Enrique Burgos, R 2 Aaron Hill, R 29 Brad Ziegler, R										1	0	0	0	0	0	1																
Inning Stats	R: 0 E: 0 K: 1 S: 7	H: 1 LOB: 0 BB: 0 P: 10	R: 0 E: 0 K: 2 S: 12	H: 1 LOB: 0 BB: 0 P: 16	R: 0 E: 0 K: 1 S: 10	H: 1 LOB: 0 BB: 0 P: 14	R: 2 E: 0 K: 0 S: 14	H: 2 LOB: 0 BB: 0 P: 19	R: 2 E: 0 K: 1 S: 12	H: 2 LOB: 0 BB: 0 P: 20	R: 2 E: 0 K: 2 S: 15	H: 3 LOB: 2 BB: 1 P: 30	R: 4 E: 1 K: 1 S: 19	H: 2 LOB: 3 BB: 4 P: 38	1B: 8 2B: 2 3B: 1 HR: 2	SF: 0 SAC: 2 DP: 1 HBP: 0		WP: 0 PB: 0 SB: 6 CS: 1	PA: 41													
PITCHER	IP WLS BF H R ER SO BB IBB HBP BLK WP HR S P ERA WHIP																PITCHER	IP WLS BF H R ER SO BB IBB HBP BLK WP HR S P ERA WHIP														
46 Mike Bolsinger, R ERA: 2.76	4.0	14	3	0	0	0	0	0	0	0	0	0	0	14	19	18.00	2.000															
62 Joel Peralta, R ERA: 3.24	1.0	5	2	2	2	0	0	0	0	0	0	0	0	10	19	27.00	3.000															
63 Yimi García, R ERA: 3.41	1.0	B	5	2	2	2	1	0	0	0	0	0	0	0	0	0																
12 Juan Nicaso, R ERA: 2.32	0.2	H	4	2	2	2	1	0	0	0	0	0	0	10	19	27.00	3.000															
36 Adam Liberatore, L ERA: 2.78	0.0	B	2	1	0	0	0	0	1	0	0	0	0	2	7	∞	∞															

AB	34
R	10
H	12
RBI	9
BB	5
SO	8
LOB	12



Batter	1	2	3	4	5	6	7	8	9	AB	R	H	RBI	BB	SO	LOB	TOP					
3 Curtis Granderson, L OBP: 0.346, SLG: 0.427										5	0	1	0	0	1	3	New York Mets @ Los Angeles Dodgers Dodger Stadium, Los Angeles, CA Sat Jul 04 2015, 4:17 PM - 7:40 PM PDT Att: 51,252 - Sunny - 77 F					
28 Daniel Murphy, L OBP: 0.326, SLG: 0.406										4	1	1	0	0	0	1						
21 Lucas Duda, L OBP: 0.356, SLG: 0.435										4	0	1	1	0	1	1						
4 Wilmer Flores, R OBP: 0.277, SLG: 0.394										4	0	3	1	0	0	0						
1 Darrell Ceciliani, L OBP: 0.274, SLG: 0.284										3	0	0	0	0	0	3						
52 Carlos Torres, R OBP: 0.326, SLG: 0.406										0	0	0	0	0	0	0						
44 John Mayberry Jr., R OBP: 0.254, SLG: 0.371										1	0	0	0	0	0	2						
36 Sean Gilmartin, L OBP: 0.294, SLG: 0.361										0	0	0	0	0	0	0						
11 Rubén Tejada, R OBP: 0.307, SLG: 0.327										3	1	0	0	0	1	1						
22 Kevin Plawecki, R OBP: 0.273, SLG: 0.311										4	0	2	0	0	0	1						
33 Matt Harvey, R OBP: 0.094, SLG: 0.125										2	0	0	0	0	1	1						
54 Alex Torres, L OBP: 0.294, SLG: 0.361										0	0	0	0	0	0	0						
23 Michael Cuddyer, R OBP: 0.294, SLG: 0.361										2	0	0	0	0	1	2						
12 Juan Lagares, R OBP: 0.282, SLG: 0.337										3	1	1	1	0	1	1						
Inning Stats	R: 0 E: 0 K: 0 S: 15	H: 2 LOB: 0 BB: 23	R: 0 E: 0 K: 2 S: 8	H: 1 LOB: 1 BB: 14	R: 0 E: 0 K: 0 S: 7	H: 0 LOB: 0 BB: 13	R: 0 E: 0 K: 0 S: 12	H: 1 LOB: 1 BB: 17	R: 0 E: 0 K: 1 S: 9	H: 0 LOB: 0 BB: 0	R: 0 E: 0 K: 1 S: 7	H: 0 LOB: 0 BB: 12	R: 0 E: 0 K: 0 S: 5	H: 0 LOB: 0 BB: 6	R: 2 E: 0 K: 1 S: 13	H: 4 LOB: 2 BB: 19	R: 1 E: 0 K: 1 S: 11	H: 1 LOB: 1 BB: 0 P: 18	1B: 7 2B: 2 3B: 0 HR: 0	SF: 1 SAC: 0 DP: 0 HBP: 1	WP: 1 PB: 0 SB: 1 CS: 1	PA: 38
PITCHER	IP WLS BF H R ER SO BB IBB HBP BLK WP HR S P ERA WHIP																					
21 Zack Greinke, R ERA: 1.48	7.0 W 25 4 0 0 4 0 0 0 0 0 1 0 63 100 0.00 0.571																					
63 Yimi García, R ERA: 3.82	0.1 2 1 1 1 1 0 0 0 0 0 0 0 5 5 27.00 3.000																					
36 Adam Liberatore, L ERA: 3.09	0.1 3 2 0 0 0 0 0 0 0 0 0 0 4 9 0.00 6.000																					
52 Pedro Báez, R ERA: 2.86	1.0 H 6 2 2 2 0 0 0 1 0 0 0 0 12 19 18.00 2.000																					
56 J.P. Howell, L ERA: 0.39	0.1 S 1 0 0 0 1 0 0 0 0 0 0 0 3 4 0.00 0.000																					
Batter	1	2	3	4	5	6	7	8	9	AB	R	H	RBI	BB	SO	LOB	BOTTOM					
31 Joc Pederson, L OBP: 0.375, SLG: 0.509										4	0	0	0	1	1	1	New York Mets @ Los Angeles Dodgers Dodger Stadium, Los Angeles, CA Sat Jul 04 2015, 4:17 PM - 7:40 PM PDT Att: 51,252 - Sunny - 77 F					
47 Howie Kendrick, R OBP: 0.347, SLG: 0.422										5	0	2	0	0	0	0						
23 Adrián González, L OBP: 0.364, SLG: 0.518										5	1	1	1	0	1	3						
9 Yasmani Grandal, S OBP: 0.386, SLG: 0.500										3	2	2	0	1	1	2						
66 Yasiel Puig, R OBP: 0.378, SLG: 0.457										3	1	1	0	1	1	2						
16 Andre Ethier, L OBP: 0.355, SLG: 0.475										2	0	1	0	2	0	3						
5 Alberto Callaspo, S OBP: 0.321, SLG: 0.293										4	0	2	2	0	0	3						
11 Jimmy Rollins, S OBP: 0.263, SLG: 0.322										3	0	0	1	1	0	4						
21 Zack Greinke, R ERA: 1.48	5.0 L 27 7 3 3 4 5 0 0 0 0 0 0 17 29 5.40 2.400																					
54 Alex Torres, L ERA: 3.29	1.1 7 2 1 1 0 1 0 0 0 0 0 0 17 29 6.75 2.250																					
52 Carlos Torres, R ERA: 4.5	0.2 2 0 0 0 0 0 0 0 0 0 0 0 6 9 0.00 0.000																					
36 Sean Gilmartin, L ERA: 1.71	1.0 3 1 0 0 1 0 0 0 0 0 0 0 6 11 0.00 1.000																					
Inning Stats	R: 0 E: 0 K: 1 S: 10	H: 0 LOB: 0 BB: 0 P: 15	R: 1 E: 0 K: 1 S: 10	H: 1 LOB: 2 BB: 2 P: 19	R: 0 E: 0 K: 1 S: 14	H: 1 LOB: 3 BB: 2 P: 27	R: 0 E: 0 K: 0 S: 7	H: 1 LOB: 1 BB: 0 P: 8	R: 2 E: 0 K: 1 S: 19	H: 4 LOB: 3 BB: 1 P: 31	R: 0 E: 0 K: 0 S: 7	H: 0 LOB: 0 BB: 11	R: 1 E: 0 K: 1 S: 16	H: 2 LOB: 2 BB: 1 P: 27	R: 0 E: 0 K: 1 S: 6	H: 1 LOB: 0 BB: 0 P: 11	1B: 7 2B: 2 3B: 0 HR: 1	SF: 0 SAC: 0 DP: 1 HBP: 0	WP: 0 PB: 0 SB: 1 CS: 0	PA: 39		
PITCHER	IP WLS BF H R ER SO BB IBB HBP BLK WP HR S P ERA WHIP																					
33 Matt Harvey, R ERA: 3.11	5.0 L 27 7 3 3 4 5 0 0 0 0 0 0 17 29 5.40 2.400																					
54 Alex Torres, L ERA: 3.29	1.1 7 2 1 1 0 1 0 0 0 0 0 0 17 29 6.75 2.250																					
52 Carlos Torres, R ERA: 4.5	0.2 2 0 0 0 0 0 0 0 0 0 0 0 6 9 0.00 0.000																					
36 Sean Gilmartin, L ERA: 1.71	1.0 3 1 0 0 1 0 0 0 0 0 0 0 6 11 0.00 1.000																					

Batter	1	2	3	4	5	6	7	8	9	AB	R	H	RBI	BB	SO	LOB	TOP	
3 Curtis Granderson, L (1.9) OBP: 0.349, SLG: 0.430										5	1	2	1	1	2	1		
28 Daniel Murphy, L (1.5) OBP: 0.339, SLG: 0.413										4	0	3	0	1	0	0		
21 Lucas Duda, L (1.3) OBP: 0.351, SLG: 0.428										5	1	0	0	0	3	9		
4 Wilmer Flores, R (1.4) OBP: 0.286, SLG: 0.409										5	1	4	3	0	0	2		
23 Michael Cuddyer, R (1.7) OBP: 0.289, SLG: 0.354										5	0	0	0	0	2	9		
19 Johnny Monell, L (1.2) OBP: 0.289, SLG: 0.212										3	2	1	0	2	0	2		
11 Rubén Tejeda, R (1.6) OBP: 0.315, SLG: 0.335										5	2	3	1	0	1	0		
32 Steven Matz, R (1.1) OBP: 0.500, SLG: 0.667										3	0	0	1	0	0	1		
1 Danell Coakley, L (7. PH) OBP: 0.270, SLG: 0.279										1	0	0	0	0	1	2		
35 Logan Verrett, R (7.1) OBP: 0.270, SLG: 0.279										1	0	0	0	0	0	3		
12 Juan Lagares, R (1.8) OBP: 0.284, SLG: 0.345										5	1	2	2	0	0	0		
Inning Stats	R: 1 H: 3 E: 0 K: 1 S: 17	H: 3 R: 0 ER: 0 LOB: 2 BB: 0 P: 23	R: 0 H: 0 E: 0 K: 0 S: 8	H: 1 R: 0 ER: 0 LOB: 2 BB: 1 P: 27	R: 3 H: 5 E: 0 K: 1 S: 16	H: 0 R: 0 ER: 0 LOB: 1 BB: 0 P: 15	R: 0 H: 0 E: 0 K: 2 S: 8	H: 3 R: 0 ER: 0 LOB: 1 BB: 1 P: 27	R: 1 H: 3 E: 1 K: 0 S: 10	H: 3 R: 0 ER: 0 LOB: 3 BB: 0 P: 20	R: 0 H: 0 E: 0 K: 0 S: 5	H: 0 R: 0 ER: 0 LOB: 0 BB: 0 P: 8	1B: 11 2B: 3 3B: 1 HR: 0	SF: 0 SAC: 0 DP: 0 HBP: 1	WP: 0 PB: 0 SB: 0 CS: 0	PA: 47		
PITCHER	IP WLS BF H R ER SO BB IBB HBP BLK WP HR S P ERA WHIP	5.0 L 26 9 4 4 4 1 1 0 0 0 0 0 8 12 7.20 2.000	6.1 1.0 4 0 0 0 2 0 0 0 1 0 0 0 8 12 0.00 0.000	7.1 1.0 7 3 3 3 1 0 0 0 0 0 0 17 27 4.00 4.000	8.1 2.0 10 3 1 1 0 1 0 0 0 0 0 15 28 4.50 2.000													

New York Mets @ Los Angeles Dodgers
Dodger Stadium, Los Angeles, CA
Sun Jul 05 2015, 1:11 PM - 4:04 PM PDT
Att: 40,027 - Sunny - 73 F

AB 42
R 8
H 15
RBI 8
BB 4
SO 9
LOB 29



Batter	1	2	3	4	5	6	7	8	9	AB	R	H	RBI	BB	SO	LOB	BOTTOM	
14 Enrique Hernández, R (1.6) OBP: 0.308, SLG: 0.474										4	0	1	0	0	2	1		
47 Howie Kendrick, R (1.4) OBP: 0.342, SLG: 0.416										4	0	0	0	0	1	2		
10 Justin Turner, R (1.5) OBP: 0.386, SLG: 0.558										4	0	1	0	0	1	1		
23 Adrián González, L (1.3) OBP: 0.366, SLG: 0.518										0	0	0	0	0	0	0		
7 Alex Guerrero, R (5.7) OBP: 0.276, SLG: 0.513										3	0	0	0	0	1	1		
66 Yasiel Puig, R (1.9) OBP: 0.368, SLG: 0.444										4	0	0	0	0	2	3		
33 Scott Van Slyke, R (1.7) OBP: 0.320, SLG: 0.427										1	0	0	0	2	1	0		
64 Danny Coulombe, L (8.1) OBP: 0.353, SLG: 0.473										0	0	0	0	0	0	0		
16 Andre Ethier, L (9. PH) OBP: 0.353, SLG: 0.473										1	0	0	0	0	0	1		
31 Joc Pederson, L (1.8) OBP: 0.372, SLG: 0.504										3	0	0	0	0	1	2		
17 A.J. Ellis, R (1.2) OBP: 0.315, SLG: 0.240										3	0	1	0	0	1	1		
46 Mike Bolsinger, R (1.1) OBP: 0.040, SLG: 0.050										1	0	0	0	0	1	1		
5 Alberto Callaspo, S (6. PH) OBP: 0.319, SLG: 0.292										1	0	0	0	0	0	1		
56 J.P. Howell, L (6.1) OBP: 0.319, SLG: 0.292										0	0	0	0	0	0	0		
12 Juan Nicasio, R (7.1) OBP: 0.354, SLG: 0.497										0	0	0	0	0	0	0		
9 Yasmani Grandal, S (8.3) OBP: 0.384, SLG: 0.497										1	0	0	0	0	0	0		
Inning Stats	R: 0 H: 1 E: 0 K: 2 S: 14	H: 0 R: 0 ER: 0 LOB: 1 BB: 1 P: 21	R: 0 H: 0 E: 0 K: 1 S: 10	H: 0 R: 0 ER: 0 LOB: 0 BB: 0 P: 11	R: 0 H: 0 E: 0 K: 1 S: 13	H: 0 R: 0 ER: 0 LOB: 1 BB: 0 P: 14	R: 0 H: 0 E: 0 K: 1 S: 10	H: 0 R: 0 ER: 0 LOB: 0 BB: 0 P: 15	R: 0 H: 0 E: 0 K: 2 S: 11	H: 0 R: 0 ER: 0 LOB: 0 BB: 0 P: 13	R: 0 H: 0 E: 0 K: 0 S: 6	H: 0 R: 0 ER: 0 LOB: 0 BB: 0 P: 9	R: 0 H: 1 E: 0 K: 1 S: 14	H: 1 R: 0 ER: 0 LOB: 1 BB: 0 P: 19	1B: 3 2B: 0 3B: 0 HR: 0	SF: 0 SAC: 0 DP: 0 HBP: 1	WP: 0 PB: 0 SB: 1 CS: 0	PA: 33
PITCHER	IP WLS BF H R ER SO BB IBB HBP BLK WP HR S P ERA WHIP	6.0 W 23 2 0 0 0 2 0 0 0 1 0 0 65 101 0.00 0.667	3.0 S 10 1 0 0 0 3 0 0 0 0 0 0 31 41 0.00 0.333															

New York Mets @ Los Angeles Dodgers
Dodger Stadium, Los Angeles, CA
Sun Jul 05 2015, 1:11 PM - 4:04 PM PDT
Att: 40,027 - Sunny - 73 F

AB 30
R 0
H 3
RBI 0
BB 2
SO 11
LOB 14



Batter	1	2	3	4	5	6	7	8	9	AB	R	H	RBI	BB	SO	LOB	TOP					
16 César Hernández, S (1.4) OBP: 0.379, SLG: 0.374										4	0	0	0	0	1	3						
37 Odúbel Herrera, L (1.8) OBP: 0.295, SLG: 0.397										4	0	1	0	0	3	2						
7 Maikel Franco, R (1.5) OBP: 0.350, SLG: 0.522										4	0	1	0	0	1	1						
18 Darin Ruf, R (1.3) OBP: 0.270, SLG: 0.378										4	0	1	0	0	1	1						
3 Jeff Francoeur, R (1.7) OBP: 0.286, SLG: 0.421										4	0	0	0	0	2	2						
51 Carlos Ruiz, R (1.2) OBP: 0.311, SLG: 0.286										3	0	1	0	0	0	2						
13 Freddy Galvis, S (1.6) OBP: 0.323, SLG: 0.341										4	0	2	0	0	0	1						
9 Domico Brown, L (1.9) OBP: 0.275, SLG: 0.260										4	0	2	0	0	1	3						
39 Adam Morgan, L (1.1) 50 Héctor Neris, R (5.1) 6 Ryan Howard, L (7.9) 63 Jake Diekman, R (7.1) 30 Justin De Fratus, S (8.1) 4 Andrés Blanco, S (8.9)										2	0	0	0	0	2	3						
Inning Stats	R: 0 H: 1 E: 0 K: 1 S: 9	H: 1 LOB: 1 BB: 0 P: 11	R: 0 H: 1 E: 0 K: 2 S: 13	H: 1 LOB: 2 BB: 0 P: 18	R: 0 H: 0 E: 0 K: 1 S: 7	H: 0 LOB: 0 BB: 0 P: 8	R: 0 H: 0 E: 0 K: 2 S: 11	H: 0 LOB: 0 BB: 0 P: 17	R: 0 H: 1 E: 0 K: 1 S: 8	H: 1 LOB: 1 BB: 0 P: 8	R: 0 H: 2 E: 0 K: 1 S: 10	H: 2 LOB: 2 BB: 0 P: 15	R: 0 H: 2 E: 0 K: 2 S: 11	H: 2 LOB: 2 BB: 0 P: 17	R: 0 H: 0 E: 0 K: 1 S: 7	H: 0 LOB: 0 BB: 0 P: 11	R: 0 H: 1 E: 0 K: 2 S: 16	H: 1 LOB: 1 BB: 0 P: 18	1B: 6 2B: 2 HR: 0	SF: 0 SAC: 0 DP: 0 HBP: 1	WP: 1 PB: 0 SB: 0 CS: 0	PA: 36
PITCHER 22 Clayton Kershaw, L (1.1) ERA: 2.85	IP: 9.0 WLS: W BF: 36 H: 8 R: 0 ER: 0 SO: 13 BB: 0 IBB: 0 HBP: 1 BLK: 0 WP: 1 HR: 0 S: 92 P: 123 ERA: 0.00 WHIP: 0.889															PITCHER						

Philadelphia Phillies @ Los Angeles Dodgers
 Dodger Stadium, Los Angeles, CA
 Wed Jul 08 2015, 7:10 PM - 9:51 PM PDT
 Att. 45,135 - Clear - 72 F

AB	35
R	0
H	8
RBI	0
BB	0
SO	13
LOB	21



Batter	1	2	3	4	5	6	7	8	9	AB	R	H	RBI	BB	SO	LOB	BOTTOM			
66 Yasiel Puig, R (1.9) OBP: 0.355, SLG: 0.429										5	0	0	0	0	1	1				
47 Howie Kendrick, R (1.4) OBP: 0.347, SLG: 0.424										3	0	0	0	1	1	1				
10 Justin Turner, R (1.5) OBP: 0.381, SLG: 0.548										3	0	0	0	0	1	0				
23 Adrián González, L (1.3) OBP: 0.365, SLG: 0.519										4	1	1	0	0	1	2				
33 Scott Van Slyke, R (1.7) OBP: 0.333, SLG: 0.442										3	0	2	0	1	1	3				
31 Joc Pederson, L (1.8) OBP: 0.367, SLG: 0.493										4	1	1	0	0	1	6				
11 Jimmy Rollins, S (1.6) OBP: 0.265, SLG: 0.336										4	2	2	3	0	0	3				
17 A.J. Ellis, R (1.2) OBP: 0.333, SLG: 0.304										4	1	3	2	0	1	0				
22 Clayton Kershaw, L (1.1) OBP: 0.186, SLG: 0.195										3	0	0	0	0	0	1				
Inning Stats	R: 0 H: 0 E: 1 K: 1 S: 16	H: 0 LOB: 3 BB: 1 P: 30	R: 2 H: 2 E: 0 K: 0 S: 12	H: 2 LOB: 0 BB: 0 P: 18	R: 3 H: 4 E: 0 K: 0 S: 17	H: 4 LOB: 1 BB: 0 P: 28	R: 0 H: 0 E: 0 K: 0 S: 7	H: 0 LOB: 0 BB: 0 P: 12	R: 0 H: 1 E: 0 K: 2 S: 14	H: 1 LOB: 1 BB: 0 P: 19	R: 0 H: 1 E: 0 K: 2 S: 9	H: 1 LOB: 2 BB: 1 P: 19	R: 0 H: 1 E: 0 K: 1 S: 9	H: 0 LOB: 0 BB: 0 P: 13	R: 0 H: 0 E: 0 K: 1 S: 8	H: 0 LOB: 0 BB: 0 P: 13	1B: 5 2B: 2 3B: 0 HR: 2	SF: 0 SAC: 1 DP: 0 HBP: 1	WP: 0 PB: 0 SB: 0 CS: 0	PA: 37
PITCHER 39 Adam Morgan, L (1.1) ERA: 4.32 50 Héctor Neris, R (5.1) ERA: 63 Jake Diekman, L (7.1) ERA: 4.83 30 Justin De Fratus, R (8.1) ERA: 4.79	IP: 4.0 WLS: L BF: 21 H: 6 R: 5 ER: 5 SO: 5 BB: 1 IBB: 0 HBP: 0 BLK: 0 WP: 0 HR: 2 S: 23 P: 52 ERA: 11.25 WHIP: 1.750															PITCHER				

Philadelphia Phillies @ Los Angeles Dodgers
 Dodger Stadium, Los Angeles, CA
 Wed Jul 08 2015, 7:10 PM - 9:51 PM PDT
 Att. 45,135 - Clear - 72 F

AB	33
R	5
H	9
RBI	5
BB	2
SO	7
LOB	17



Batter	1	2	3	4	5	6	7	8	9	AB	R	H	RBI	BB	SO	LOB	TOP			
18 Khris Davis, R OBP: 0.331, SLG: 0.447 51 Jonathan Broxton, R (8, 1)	G6-3		F8	FC6-4			K			4	0	0	0	0	1	3	Milwaukee Brewers @ Los Angeles Dodgers Dodger Stadium, Los Angeles, CA Sun Jul 12 2015, 1:11 PM - 3:52 PM PDT Att: 43,229 - Sunny - 80 F			
20 Jonathan Lucroy, R OBP: 0.307, SLG: 0.325	G3		L9					F9		4	0	1	0	0	0	1				
8 Ryan Braun, R OBP: 0.340, SLG: 0.495	HR							F7		4	1	2	1	0	0	1				
27 Carlos Gómez, R OBP: 0.322, SLG: 0.450	K		G3					K		4	0	0	0	0	2	2				
24 Adam Lind, L OBP: 0.375, SLG: 0.512	G4-3			FC4-6				F7		4	1	1	0	0	0	0				
16 Aramis Ramirez, R OBP: 0.329, SLG: 0.414	G6-3			FC1-2				K		4	0	1	0	0	1	0				
9 Jean Segura, R OBP: 0.304, SLG: 0.346	K							K		4	0	1	0	0	2	0				
14 Hernán Pérez, R OBP: 0.269, SLG: 0.356				FC4-6				F8		3	1	1	2	0	0	2				
26 Kyle Lohse, R OBP: 0.276, SLG: 0.279 54 Michael Blazek, R OBP: 0.333, SLG: 0.667 48 Neal Cotts, L (7, PH) 5 Héctor Gómez, R OBP: 0.252, SLG: 0.356 21 Jeremy Jeffress, R (7, 1) 13 Will Smith, L (8, 1) 28 Gerardo Parra, L OBP: 0.344, SLG: 0.406				FC1-2				G6-3		2	0	1	0	0	0	2				
Inning Stats	R: 1 E: 0 K: 1 S: 9	H: 1 LOB: 0 BB: 0 P: 14	R: 0 E: 0 K: 1 S: 8	H: 0 LOB: 0 BB: 0 P: 13	R: 1 E: 0 K: 0 S: 8	H: 3 LOB: 2 BB: 0 P: 11	R: 1 E: 0 K: 0 S: 12	H: 3 LOB: 2 BB: 0 P: 15	R: 0 E: 0 K: 0 S: 5	H: 0 LOB: 0 BB: 0 P: 6	R: 0 E: 0 K: 0 S: 7	H: 0 LOB: 0 BB: 0 P: 11	R: 0 E: 0 K: 1 S: 8	H: 0 LOB: 0 BB: 0 P: 12	R: 0 E: 0 K: 2 S: 10	H: 0 LOB: 0 BB: 0 P: 16		1B: 6 2B: 0 3B: 0 HR: 2	SF: 0 SAC: 0 DP: 1 HBP: 0	WP: 0 PB: 0 SB: 0 CS: 0
PITCHER	IP WLS BF H R ER SO BB IBB HBP BLK WP HR S P ERA WHIP																			
35 Brett Anderson, L ERA: 3.17	7.0		28	8	3	3	3	0	0	0	0	0	0	0	2	57	82	3.86	1.143	
52 Pedro Báez, R ERA: 2.92	1.0	W	3	0	0	0	1	0	0	0	0	0	0	0	7	11	0.00	0.000		
74 Kenley Jansen, R ERA: 1.66	1.0	S	3	0	0	0	2	0	0	0	0	0	0	0	10	16	0.00	0.000		

Batter	1	2	3	4	5	6	7	8	9	AB	R	H	RBI	BB	SO	LOB	BOTTOM			
11 Jimmy Rollins, S OBP: 0.266, SLG: 0.338	G4-3		K							4	1	1	0	0	1	2	Milwaukee Brewers @ Los Angeles Dodgers Dodger Stadium, Los Angeles, CA Sun Jul 12 2015, 1:11 PM - 3:52 PM PDT Att: 43,229 - Sunny - 80 F			
47 Howie Kendrick, R OBP: 0.343, SLG: 0.416	G5-3		G2-3					E8		4	1	1	0	0	1	1				
23 Adrián González, L OBP: 0.355, SLG: 0.520	G4-3			L7				L8		4	1	1	2	0	0	1				
10 Justin Turner, R OBP: 0.377, SLG: 0.538								L8		4	0	3	1	0	0	0				
31 Joc Pederson, L OBP: 0.364, SLG: 0.487	P3							K		4	0	1	0	0	2	3				
66 Yasiel Puig, R OBP: 0.343, SLG: 0.429	G1-3							G5-3		4	0	0	0	0	2	2				
17 A.J. Ellis, R OBP: 0.330, SLG: 0.337	G3-1							K		4	1	1	1	0	1	1				
14 Enrique Hernández, R OBP: 0.300, SLG: 0.461	F9									3	0	1	0	0	1	0				
35 Brett Anderson, L ERA: 6.17 5 Alberto Callaspo, S ERA: 1.58 52 Pedro Báez, R (8, 1) 74 Kenley Jansen, S (9, 1)										2	0	0	0	0	2	0				
Inning Stats	R: 1 E: 0 K: 0 S: 14	H: 2 LOB: 1 BB: 0 P: 22	R: 0 E: 0 K: 0 S: 10	H: 0 LOB: 0 BB: 0 P: 15	R: 0 E: 0 K: 2 S: 8	H: 0 LOB: 0 BB: 0 P: 10	R: 0 E: 0 K: 2 S: 17	H: 1 LOB: 1 BB: 0 P: 22	R: 1 E: 0 K: 2 S: 9	H: 1 LOB: 0 BB: 0 P: 12	R: 0 E: 0 K: 2 S: 13	H: 1 LOB: 1 BB: 0 P: 23	R: 0 E: 0 K: 1 S: 12	H: 1 LOB: 2 BB: 1 P: 21	R: 2 E: 1 K: 1 S: 28	H: 3 LOB: 1 BB: 0 P: 38		1B: 4 2B: 3 3B: 0 HR: 2	SF: 0 SAC: 0 DP: 0 HBP: 0	WP: 0 PB: 0 SB: 0 CS: 0
PITCHER	IP WLS BF H R ER SO BB IBB HBP BLK WP HR S P ERA WHIP																			
26 Kyle Lohse, R ERA: 6.17	5.0		19	4	2	2	6	0	0	0	0	0	0	0	10	17	0.00	1.500		
54 Michael Blazek, R ERA: 1.58	0.2	H	3	1	0	0	1	0	0	0	0	0	0	3	6	0.00	0.000			
48 Neal Cotts, L ERA: 3.5	0.1	H	1	0	0	0	1	0	0	0	0	0	0	3	6	0.00	0.000			
21 Jeremy Jeffress, R ERA: 2.95	1.0	H	6	2	1	1	1	1	0	0	0	0	0	15	26	9.00	3.000			
13 Will Smith, L ERA: 1.87	0.1	L	3	2	1	1	0	0	0	0	0	0	0	1	18	24	27.00	6.000		
PITCHER	IP WLS BF H R ER SO BB IBB HBP BLK WP HR S P ERA WHIP																			
51 Jonathan Broxton, R ERA: 6.61	0.2		2	0	0	0	1	0	0	0	0	0	0	7	9	0.00	0.000			

Batter	1	2	3	4	5	6	7	8	9	AB	R	H	RBI	BB	SO	LOB	TOP							
31 Joc Pederson, L (1,8) OBP: 0.365, SLG: 0.481										3	1	1	0	1	0	1								
47 Howie Kendrick, R (1,4) OBP: 0.340, SLG: 0.411										5	1	2	0	0	1	3								
10 Justin Turner, R (1,5) OBP: 0.379, SLG: 0.533										5	1	3	1	0	1	1								
23 Adrián González, L (1,3) OBP: 0.366, SLG: 0.545										4	1	3	0	1	0	2								
16 Andre Ethier, L (1,7) OBP: 0.367, SLG: 0.473										4	0	1	1	0	0	3								
66 Yasiel Puig, R (1,9) OBP: 0.358, SLG: 0.435										4	0	2	2	1	1	2								
17 A.J. Ellis, R (1,2) OBP: 0.324, SLG: 0.330										5	0	1	0	0	2	8								
11 Jimmy Rollins, S (1,6) OBP: 0.263, SLG: 0.330										3	0	0	0	1	1	2								
22 Clayton Kershaw, L (1,1) OBP: 0.170, SLG: 0.178										4	0	0	0	0	0	1								
74 Kenley Jansen, S (9,1)										0	0	0	0	0	0	0								
Inning Stats	R: 0 E: 0 K: 0 S: 5	H: 0 LOB: 0 BB: 1 P: 10	R: 1 E: 0 K: 1 S: 14	H: 3 LOB: 1 BB: 0 P: 20	R: 0 E: 0 K: 0 S: 12	H: 2 LOB: 2 BB: 0 P: 21	R: 0 E: 0 K: 0 S: 13	H: 1 LOB: 1 BB: 0 P: 15	R: 3 E: 1 K: 0 S: 14	H: 3 LOB: 2 BB: 1 P: 25	R: 0 E: 0 K: 0 S: 7	H: 1 LOB: 1 BB: 0 P: 10	R: 0 E: 0 K: 2 S: 11	H: 1 LOB: 2 BB: 1 P: 16	R: 0 E: 0 K: 1 S: 6	H: 0 LOB: 1 BB: 0 P: 10	R: 0 E: 0 K: 2 S: 17	H: 2 LOB: 2 BB: 0 P: 27	1B: 12 2B: 1 HR: 0	SF: 1 SAC: 0 DP: 1 HBP: 1	WP: 0 PB: 0 SB: 0 CS: 1	PA: 44		
PITCHER	IP WLS BF H R ER SO BB IBB HBP BLK WP HR S P ERA WHIP	IP WLS BF H R ER SO BB IBB HBP BLK WP HR S P ERA WHIP	IP WLS BF H R ER SO BB IBB HBP BLK WP HR S P ERA WHIP	IP WLS BF H R ER SO BB IBB HBP BLK WP HR S P ERA WHIP	IP WLS BF H R ER SO BB IBB HBP BLK WP HR S P ERA WHIP	IP WLS BF H R ER SO BB IBB HBP BLK WP HR S P ERA WHIP	IP WLS BF H R ER SO BB IBB HBP BLK WP HR S P ERA WHIP	IP WLS BF H R ER SO BB IBB HBP BLK WP HR S P ERA WHIP	IP WLS BF H R ER SO BB IBB HBP BLK WP HR S P ERA WHIP	IP WLS BF H R ER SO BB IBB HBP BLK WP HR S P ERA WHIP	IP WLS BF H R ER SO BB IBB HBP BLK WP HR S P ERA WHIP	IP WLS BF H R ER SO BB IBB HBP BLK WP HR S P ERA WHIP	IP WLS BF H R ER SO BB IBB HBP BLK WP HR S P ERA WHIP	IP WLS BF H R ER SO BB IBB HBP BLK WP HR S P ERA WHIP	IP WLS BF H R ER SO BB IBB HBP BLK WP HR S P ERA WHIP	IP WLS BF H R ER SO BB IBB HBP BLK WP HR S P ERA WHIP	IP WLS BF H R ER SO BB IBB HBP BLK WP HR S P ERA WHIP	IP WLS BF H R ER SO BB IBB HBP BLK WP HR S P ERA WHIP	IP WLS BF H R ER SO BB IBB HBP BLK WP HR S P ERA WHIP	IP WLS BF H R ER SO BB IBB HBP BLK WP HR S P ERA WHIP	IP WLS BF H R ER SO BB IBB HBP BLK WP HR S P ERA WHIP	IP WLS BF H R ER SO BB IBB HBP BLK WP HR S P ERA WHIP	IP WLS BF H R ER SO BB IBB HBP BLK WP HR S P ERA WHIP	IP WLS BF H R ER SO BB IBB HBP BLK WP HR S P ERA WHIP

Los Angeles Dodgers @ Washington Nationals
 Nationals Park, Washington, DC
 Sat Jul 18 2015, 4:06 PM - 6:48 PM EDT
 Att: 41,426 - Sunny - 85 F

AB	37
R	4
H	13
RBI	4
BB	4
SO	6
LOB	23

Batter	1	2	3	4	5	6	7	8	9	AB	R	H	RBI	BB	SO	LOB	BOTTOM
3 Michael Taylor, R (1,8) OBP: 0.287, SLG: 0.363										4	0	0	0	0	3	1	
8 Danny Espinosa, S (1,4) OBP: 0.330, SLG: 0.431										3	0	1	0	0	2	1	
16 Emmanuel Burriss, S (9,4) OBP: 0.500, SLG: 0.500										4	1	1	2	0	3	1	
34 Bryce Harper, L (1,9) OBP: 0.464, SLG: 0.706										4	0	0	0	0	3	0	
5 Yunel Escobar, R (1,5) OBP: 0.368, SLG: 0.421										4	0	0	0	0	3	0	
25 Clint Robinson, L (1,7) OBP: 0.347, SLG: 0.413										4	0	1	0	0	3	0	
20 Ian Desmond, R (1,6) OBP: 0.250, SLG: 0.327										3	0	0	0	0	2	1	
59 Jose Lobaton, S (1,2) OBP: 0.301, SLG: 0.342										3	0	0	0	0	0	1	
12 Tyler Moore, R (1,3) OBP: 0.264, SLG: 0.382										2	0	0	0	0	1	0	
36 Taylor Jordan, R (6,1) OBP: 0.333, SLG: 0.333										2	0	0	0	0	0	0	
26 Dan Uggla, R (8,PH) OBP: 0.309, SLG: 0.323										1	0	0	0	0	0	0	
36 Sammy Solis, R (9,1) OBP: 0.500, SLG: 0.500										0	0	0	0	0	0	0	
58 Doug Fister, L (1,1) OBP: 0.333, SLG: 0.318										1	0	1	0	0	0	0	
21 Matthew den Dekker, L (6,7) OBP: 0.250, SLG: 0.519										2	0	0	0	0	0	0	
Inning Stats	R: 0 E: 0 K: 2 S: 9	H: 0 LOB: 0 BB: 0 P: 11	R: 0 E: 0 K: 2 S: 11	H: 1 LOB: 1 BB: 0 P: 14	R: 0 E: 0 K: 2 S: 10	H: 1 LOB: 1 BB: 0 P: 13	R: 0 E: 0 K: 2 S: 9	H: 0 LOB: 0 BB: 0 P: 14	R: 0 E: 0 K: 2 S: 10	H: 1 LOB: 1 BB: 0 P: 14	R: 0 E: 0 K: 2 S: 9	H: 0 LOB: 0					

Batter	1	2	3	4	5	6	7	8	9	AB	R	H	RBI	BB	SO	LOB	TOP						
31 Joc Pederson, L (1,8) OBP: 0.363, SLG: 0.476										5	1	1	0	0	2	1	Los Angeles Dodgers @ Washington Nationals Nationals Park, Washington, DC Sun Jul 19 2015, 1:36 PM - 4:49 PM EDT Att: 40,293 - Cloudy - 93 F						
47 Howie Kendrick, R (1,4) OBP: 0.344, SLG: 0.414										4	0	3	0	0	0	0							
23 Adrián González, L (1,3) OBP: 0.369, SLG: 0.545										4	1	2	0	1	1	1							
16 Andre Ethier, L (1,7) OBP: 0.371, SLG: 0.480										5	2	3	1	0	1	5							
9 Yasmani Grandal, S (1,2) OBP: 0.399, SLG: 0.518										1	0	1	0	1	0	0							
17 A.J. Ellis, R (6,2) OBP: 0.327, SLG: 0.333										2	0	1	1	0	1	3							
66 Yasiel Puig, R (1,9) OBP: 0.354, SLG: 0.428										5	0	1	2	0	4	6							
5 Alberto Callaspo, S (1,5) OBP: 0.307, SLG: 0.276										5	0	1	0	0	2	4							
11 Jimmy Rollins, S (1,6) OBP: 0.262, SLG: 0.326										4	0	0	0	1	1	3							
21 Zack Greinke, R (1,1) OBP: 0.182, SLG: 0.190										3	0	1	0	0	0	0							
10 Justin Turner, R (9,PH) OBP: 0.380, SLG: 0.532										2	1	1	0	0	1	3							
56 J.P. Howell, L (9,1)										0	0	0	0	0	0	0							
Inning Stats	R: 0 H: 2 E: 0 K: 2 S: 16	H: 2 LOB: 3 BB: 1 P: 23	R: 0 H: 0 E: 0 K: 1 S: 7	H: 0 LOB: 0 BB: 0 P: 10	R: 0 H: 0 E: 0 K: 2 S: 11	H: 0 LOB: 0 BB: 0 P: 18	R: 1 H: 2 E: 0 K: 1 S: 12	H: 2 LOB: 1 BB: 0 P: 17	R: 0 H: 1 E: 0 K: 0 S: 9	H: 1 LOB: 1 BB: 0 P: 13	R: 0 H: 2 E: 0 K: 2 S: 15	H: 2 LOB: 2 BB: 0 P: 17	R: 0 H: 3 E: 0 K: 2 S: 19	H: 3 LOB: 3 BB: 0 P: 28	R: 0 H: 0 E: 0 K: 2 S: 11	H: 0 LOB: 0 BB: 0 P: 15	R: 4 H: 5 E: 0 K: 1 S: 31	H: 5 LOB: 3 BB: 2 P: 46	1B: 14 2B: 1 3B: 0 HR: 0	SF: 0 SAC: 2 DP: 0 HBP: 0	WP: 1 PB: 0 SB: 0 CS: 0	PA: 45	
PITCHER	IP WLS BF H R ER SO BB IBB HBP BLK WP HR S P ERA WHIP	IP WLS BF H R ER SO BB IBB HBP BLK WP HR S P ERA WHIP	IP WLS BF H R ER SO BB IBB HBP BLK WP HR S P ERA WHIP	IP WLS BF H R ER SO BB IBB HBP BLK WP HR S P ERA WHIP	IP WLS BF H R ER SO BB IBB HBP BLK WP HR S P ERA WHIP	IP WLS BF H R ER SO BB IBB HBP BLK WP HR S P ERA WHIP	IP WLS BF H R ER SO BB IBB HBP BLK WP HR S P ERA WHIP	IP WLS BF H R ER SO BB IBB HBP BLK WP HR S P ERA WHIP	IP WLS BF H R ER SO BB IBB HBP BLK WP HR S P ERA WHIP	IP WLS BF H R ER SO BB IBB HBP BLK WP HR S P ERA WHIP	IP WLS BF H R ER SO BB IBB HBP BLK WP HR S P ERA WHIP	IP WLS BF H R ER SO BB IBB HBP BLK WP HR S P ERA WHIP	IP WLS BF H R ER SO BB IBB HBP BLK WP HR S P ERA WHIP	IP WLS BF H R ER SO BB IBB HBP BLK WP HR S P ERA WHIP	IP WLS BF H R ER SO BB IBB HBP BLK WP HR S P ERA WHIP	IP WLS BF H R ER SO BB IBB HBP BLK WP HR S P ERA WHIP	IP WLS BF H R ER SO BB IBB HBP BLK WP HR S P ERA WHIP	IP WLS BF H R ER SO BB IBB HBP BLK WP HR S P ERA WHIP	IP WLS BF H R ER SO BB IBB HBP BLK WP HR S P ERA WHIP	IP WLS BF H R ER SO BB IBB HBP BLK WP HR S P ERA WHIP	IP WLS BF H R ER SO BB IBB HBP BLK WP HR S P ERA WHIP	IP WLS BF H R ER SO BB IBB HBP BLK WP HR S P ERA WHIP	IP WLS BF H R ER SO BB IBB HBP BLK WP HR S P ERA WHIP

AB 40
R 5
H 15
RBI 4
BB 3
SO 13
LOB 26



Batter	1	2	3	4	5	6	7	8	9	AB	R	H	RBI	BB	SO	LOB	BOTTOM						
5 Yunel Escobar, R (1,5) OBP: 0.370, SLG: 0.422										4	0	2	0	0	1	0	Los Angeles Dodgers @ Washington Nationals Nationals Park, Washington, DC Sun Jul 19 2015, 1:36 PM - 4:49 PM EDT Att: 40,293 - Cloudy - 93 F						
8 Danny Espinosa, S (1,4) OBP: 0.326, SLG: 0.424										4	0	0	0	0	1	2							
34 Bryce Harper, L (1,9) OBP: 0.465, SLG: 0.702										3	0	1	0	1	2	0							
25 Clint Robinson, L (1,3) OBP: 0.345, SLG: 0.409										4	0	1	0	0	1	2							
40 Wilson Ramos, R (1,2) OBP: 0.277, SLG: 0.380										3	0	0	0	0	2	1							
21 Matthew den Dekker, L (1,7) OBP: 0.226, SLG: 0.467											3	0	0	0	0	1							
20 Ian Desmond, R (1,6) OBP: 0.248, SLG: 0.324										3	0	0	0	0	2	0							
3 Michael Taylor, R (1,8) OBP: 0.287, SLG: 0.362										3	0	1	0	0	1	0							
31 Max Scherzer, R (1,1) OBP: 0.226, SLG: 0.226										1	0	0	0	0	1	1							
1 Wilmer Flores, S (6,PH) OBP: 0.143, SLG: 0.143										1	0	0	0	0	0	0							
73 Felipe Vázquez, L (7,1) OBP: 0.350, SLG: 0.379										0	0	0	0	0	0	0							
30 Aaron Barrett, R (7,1) OBP: 0.350, SLG: 0.379										0	0	0	0	0	0	0							
44 Casey Janssen, R (8,1) OBP: 0.350, SLG: 0.379										0	0	0	0	0	0	0							
12 Tyler Moore, R (8,PH) OBP: 0.350, SLG: 0.379										0	0	0	0	0	0	0							
64 Blake Treinen, R (9,1) OBP: 0.350, SLG: 0.379										0	0	0	0	0	0	0							
36 Sammy Solis, R (9,1) OBP: 0.350, SLG: 0.379										0	0	0	0	0	0	0							
Inning Stats	R: 0 H: 0 E: 0 K: 2 S: 8	H: 0 LOB: 0 BB: 0 P: 12	R: 0 H: 0 E: 0 K: 2 S: 9	H: 0 LOB: 0 BB: 0 P: 15	R: 0 H: 1 E: 0 K: 1 S: 7	H: 0 LOB: 0 BB: 0 P: 9	R: 0 H: 0 E: 0 K: 1 S: 10	H: 0 LOB: 1 BB: 1 P: 17	R: 0 H: 0 E: 0 K: 1 S: 7	H: 0 LOB: 0 BB: 0 P: 11	R: 0 H: 1 E: 0 K: 0 S: 10	H: 1 LOB: 1 BB: 0 P: 17	R: 0 H: 1 E: 0 K: 2 S: 14	H: 1 LOB: 1 BB: 0 P: 22	R: 0 H: 0 E: 0 K: 2 S: 11	H: 0 LOB: 0 BB: 0 P: 16	R: 0 H: 2 E: 1 K: 0 S: 7	H: 2 LOB: 1 BB: 0 P: 11	1B: 5 2B: 0 3B: 0 HR: 0	SF: 0 SAC: 0 DP: 1 HBP: 0	WP: 0 PB: 0 SB: 0 CS: 0	PA: 32	
PITCHER	IP WLS BF H R ER SO BB IBB HBP BLK WP HR S P ERA WHIP	IP WLS BF H R ER SO BB IBB HBP BLK WP HR S P ERA WHIP	IP WLS BF H R ER SO BB IBB HBP BLK WP HR S P ERA WHIP	IP WLS BF H R ER SO BB IBB HBP BLK WP HR S P ERA WHIP	IP WLS BF H R ER SO BB IBB HBP BLK WP HR S P ERA WHIP	IP WLS BF H R ER SO BB IBB HBP BLK WP HR S P ERA WHIP	IP WLS BF H R ER SO BB IBB HBP BLK WP HR S P ERA WHIP	IP WLS BF H R ER SO BB IBB HBP BLK WP HR S P ERA WHIP	IP WLS BF H R ER SO BB IBB HBP BLK WP HR S P ERA WHIP	IP WLS BF H R ER SO BB IBB HBP BLK WP HR S P ERA WHIP	IP WLS BF H R ER SO BB IBB HBP BLK WP HR S P ERA WHIP	IP WLS BF H R ER SO BB IBB HBP BLK WP HR S P ERA WHIP	IP WLS BF H R ER SO BB IBB HBP BLK WP HR S P ERA WHIP	IP WLS BF H R ER SO BB IBB HBP BLK WP HR S P ERA WHIP	IP WLS BF H R ER SO BB IBB HBP BLK WP HR S P ERA WHIP	IP WLS BF H R ER SO BB IBB HBP BLK WP HR S P ERA WHIP	IP WLS BF H R ER SO BB IBB HBP BLK WP HR S P ERA WHIP	IP WLS BF H R ER SO BB IBB HBP BLK WP HR S P ERA WHIP	IP WLS BF H R ER SO BB IBB HBP BLK WP HR S P ERA WHIP	IP WLS BF H R ER SO BB IBB HBP BLK WP HR S P ERA WHIP	IP WLS BF H R ER SO BB IBB HBP BLK WP HR S P ERA WHIP	IP WLS BF H R ER SO BB IBB HBP BLK WP HR S P ERA WHIP	IP WLS BF H R ER SO BB IBB HBP BLK WP HR S P ERA WHIP

AB 30
R 0
H 5
RBI 0
BB 1
SO 11
LOB 7



Batter	1	2	3	4	5	6	7	8	9	AB	R	H	RBI	BB	SO	LOB	TOP					
31 Joc Pederson, L (1.8) OBP: 0.361, SLG: 0.472	F9		G6-3		FC3-2 47 2B		F7		G6-4-3 47 1B	5	1	1	0	0	0	2	Los Angeles Dodgers @ Atlanta Braves Turner Field, Atlanta, GA Mon Jul 20 2015, 7:10 PM - 10:24 PM EDT Att: 24,072 - Partly Cloudy - 92 F					
47 Howie Kendrick, R (1.4) OBP: 0.342, SLG: 0.414	G6-3			F8	23 HR 2B		G4-3		G6-4-3	5	1	1	2	0	0	2						
23 Adrián González, L (1.3) OBP: 0.369, SLG: 0.551	L8			L9	HR				G3	5	1	2	2	0	0	1						
10 Justin Turner, R (1.5) OBP: 0.389, SLG: 0.545										4	0	4	0	0	0	0						
16 Andre Ethier, L (1.7) OBP: 0.371, SLG: 0.478										3	0	1	0	0	0	2						
33 Scott Van Slyke, R (8, PH) OBP: 0.333, SLG: 0.440										1	0	1	0	0	0	0						
66 Yasiel Puig, R (1.9) OBP: 0.347, SLG: 0.418										4	0	0	0	0	0	5						
11 Jimmy Rollins, S (1.6) OBP: 0.259, SLG: 0.322										4	0	0	0	0	1	3						
65 Austin Barnes, R (1.2) OBP: 0.400, SLG: 0.333										4	1	2	0	0	1	0						
37 Brandon Beachy, R (5, PH) ERA: 3.6										1	0	0	0	0	0	0						
7 Alex Guerrero, R (5, PH) ERA: 1.4										1	1	1	0	0	0	0						
36 Adam Liberatore, L (6, PH) ERA: 4.15										0	0	0	0	0	0	0						
62 Joel Peralta, R (7, PH) ERA: 3.95										0	0	0	0	0	0	0						
5 Alberto Callaspo, S (7, PH) ERA: 2.2										0	0	0	0	0	0	0						
12 Juan Nicasio, R (8, PH) ERA: 4.15										0	0	0	0	0	0	0						
9 Yasmani Grandal, S (9, PH) ERA: 2.2										1	0	1	0	0	0	0						
Inning Stats	R: 0 E: 0 K: 0 S: 5	H: 0 LOB: 0 BB: 0 P: 9	R: 0 E: 0 K: 0 S: 8	H: 1 LOB: 1 BB: 0 P: 11	R: 0 E: 0 K: 0 S: 6	H: 0 LOB: 0 BB: 0 P: 12	R: 0 E: 0 K: 0 S: 14	H: 2 LOB: 2 BB: 0 P: 22	R: 4 E: 0 K: 2 S: 16	H: 5 LOB: 1 BB: 0 P: 25	R: 0 E: 0 K: 2 S: 11	H: 0 LOB: 0 BB: 0 P: 16	R: 0 E: 0 K: 0 S: 8	H: 3 LOB: 2 BB: 0 P: 15	R: 1 E: 0 K: 0 S: 11	H: 3 LOB: 1 BB: 0 P: 17	1B: 11 2B: 2 3B: 0 HR: 1	SF: 0 SAC: 0 DP: 1 HBP: 0	WP: 1 PB: 0 SB: 0 CS: 0	PA: 39		
PITCHER	IP WLS BF H R ER SO BB IBB HBP BLK WP HR S P ERA WHIP	IP WLS BF H R ER SO BB IBB HBP BLK WP HR S P ERA WHIP	IP WLS BF H R ER SO BB IBB HBP BLK WP HR S P ERA WHIP	IP WLS BF H R ER SO BB IBB HBP BLK WP HR S P ERA WHIP	IP WLS BF H R ER SO BB IBB HBP BLK WP HR S P ERA WHIP	IP WLS BF H R ER SO BB IBB HBP BLK WP HR S P ERA WHIP	IP WLS BF H R ER SO BB IBB HBP BLK WP HR S P ERA WHIP	IP WLS BF H R ER SO BB IBB HBP BLK WP HR S P ERA WHIP	IP WLS BF H R ER SO BB IBB HBP BLK WP HR S P ERA WHIP	IP WLS BF H R ER SO BB IBB HBP BLK WP HR S P ERA WHIP	IP WLS BF H R ER SO BB IBB HBP BLK WP HR S P ERA WHIP	IP WLS BF H R ER SO BB IBB HBP BLK WP HR S P ERA WHIP	IP WLS BF H R ER SO BB IBB HBP BLK WP HR S P ERA WHIP	IP WLS BF H R ER SO BB IBB HBP BLK WP HR S P ERA WHIP	IP WLS BF H R ER SO BB IBB HBP BLK WP HR S P ERA WHIP	IP WLS BF H R ER SO BB IBB HBP BLK WP HR S P ERA WHIP	IP WLS BF H R ER SO BB IBB HBP BLK WP HR S P ERA WHIP	IP WLS BF H R ER SO BB IBB HBP BLK WP HR S P ERA WHIP	IP WLS BF H R ER SO BB IBB HBP BLK WP HR S P ERA WHIP	IP WLS BF H R ER SO BB IBB HBP BLK WP HR S P ERA WHIP	IP WLS BF H R ER SO BB IBB HBP BLK WP HR S P ERA WHIP	IP WLS BF H R ER SO BB IBB HBP BLK WP HR S P ERA WHIP



Batter	1	2	3	4	5	6	7	8	9	AB	R	H	RBI	BB	SO	LOB	BOTTOM					
8 Jace Peterson, L (1.4) OBP: 0.330, SLG: 0.353	G4-3		K						G4-3	5	0	2	3	0	1	1	Los Angeles Dodgers @ Atlanta Braves Turner Field, Atlanta, GA Mon Jul 20 2015, 7:10 PM - 10:24 PM EDT Att: 24,072 - Partly Cloudy - 92 F					
25 Cameron Maybin, R (1.8) OBP: 0.350, SLG: 0.405			F8		K				F7	5	1	1	0	0	1	2						
22 Nick Markakis, L (1.9) OBP: 0.375, SLG: 0.361										3	2	2	2	1	1	0						
15 A.J. Pierzynski, L (1.2) OBP: 0.316, SLG: 0.432										4	0	0	0	0	0	2						
2 Juan Uribe, R (1.5) OBP: 0.325, SLG: 0.404										3	0	1	1	1	1	0						
28 Joey Tordella, S (1.3) OBP: 0.194, SLG: 0.300										4	0	1	0	0	0	2						
14 Eury Pérez, R (1.7) OBP: 0.342, SLG: 0.343										4	1	1	0	0	0	2						
19 Andrelton Simmons, R (1.6) OBP: 0.321, SLG: 0.341										3	2	2	0	1	0	1						
37 Matt Wieler, R (1.1) ERA: 7.88										1	0	0	0	1	0	1						
13 Pedro Ciriaco, R (7, PH) ERA: 4.15										1	1	1	0	0	0	0						
51 Jason Frasier, R (8, PH) ERA: 4.15										0	0	0	0	0	0	0						
52 Andrew McKirahan, R (8, PH) ERA: 3.95										0	0	0	0	0	0	0						
38 Aroldys Vizcaino, R (8, PH) ERA: 2.2										0	0	0	0	0	0	0						
23 Chris Johnson, R (8, PH) ERA: 3.23										0	0	0	0	0	0	0						
Inning Stats	R: 2 E: 0 K: 0 S: 13	H: 2 LOB: 1 BB: 1 P: 23	R: 0 E: 0 K: 1 S: 13	H: 1 LOB: 1 BB: 0 P: 17	R: 0 E: 0 K: 1 S: 9	H: 0 LOB: 0 BB: 0 P: 14	R: 2 E: 0 K: 1 S: 16	H: 2 LOB: 2 BB: 2 P: 28	R: 1 E: 0 K: 0 S: 9	H: 2 LOB: 1 BB: 0 P: 18	R: 2 E: 0 K: 0 S: 9	H: 3 LOB: 1 BB: 1 P: 15	R: 0 E: 0 K: 1 S: 14	H: 1 LOB: 1 BB: 0 P: 19	R: 0 E: 0 K: 1 S: 11	H: 0 LOB: 0 BB: 0 P: 17	1B: 5 2B: 5 3B: 0 HR: 1	SF: 0 SAC: 0 DP: 0 HBP: 0	WP: 0 PB: 0 SB: 1 CS: 0	PA: 38		
PITCHER	IP WLS BF H R ER SO BB IBB HBP BLK WP HR S P ERA WHIP	IP WLS BF H R ER SO BB IBB HBP BLK WP HR S P ERA WHIP	IP WLS BF H R ER SO BB IBB HBP BLK WP HR S P ERA WHIP	IP WLS BF H R ER SO BB IBB HBP BLK WP HR S P ERA WHIP	IP WLS BF H R ER SO BB IBB HBP BLK WP HR S P ERA WHIP	IP WLS BF H R ER SO BB IBB HBP BLK WP HR S P ERA WHIP	IP WLS BF H R ER SO BB IBB HBP BLK WP HR S P ERA WHIP	IP WLS BF H R ER SO BB IBB HBP BLK WP HR S P ERA WHIP	IP WLS BF H R ER SO BB IBB HBP BLK WP HR S P ERA WHIP	IP WLS BF H R ER SO BB IBB HBP BLK WP HR S P ERA WHIP	IP WLS BF H R ER SO BB IBB HBP BLK WP HR S P ERA WHIP	IP WLS BF H R ER SO BB IBB HBP BLK WP HR S P ERA WHIP	IP WLS BF H R ER SO BB IBB HBP BLK WP HR S P ERA WHIP	IP WLS BF H R ER SO BB IBB HBP BLK WP HR S P ERA WHIP	IP WLS BF H R ER SO BB IBB HBP BLK WP HR S P ERA WHIP	IP WLS BF H R ER SO BB IBB HBP BLK WP HR S P ERA WHIP	IP WLS BF H R ER SO BB IBB HBP BLK WP HR S P ERA WHIP	IP WLS BF H R ER SO BB IBB HBP BLK WP HR S P ERA WHIP	IP WLS BF H R ER SO BB IBB HBP BLK WP HR S P ERA WHIP	IP WLS BF H R ER SO BB IBB HBP BLK WP HR S P ERA WHIP	IP WLS BF H R ER SO BB IBB HBP BLK WP HR S P ERA WHIP	IP WLS BF H R ER SO BB IBB HBP BLK WP HR S P ERA WHIP



Batter	1	2	3	4	5	6	7	8	9	AB	R	H	RBI	BB	SO	LOB	TOP					
31 Joc Pederson, L OBP: 0.356, SLG: 0.463										4	0	1	1	0	2	0	Los Angeles Dodgers @ Atlanta Braves Turner Field, Atlanta, GA Wed Jul 22 2015, 12:14 PM - 3:00 PM EDT Att: 24,112 - Parly Cloudy - 87 F					
47 Howie Kendrick, R OBP: 0.340, SLG: 0.409										3	0	0	0	1	2	1						
23 Adrián González, L OBP: 0.364, SLG: 0.542										4	0	0	0	0	3	1						
16 Andre Ethier, L OBP: 0.369, SLG: 0.472										2	0	0	0	1	1	0						
33 Scott Van Slyke, R OBP: 0.343, SLG: 0.432										0	0	0	0	1	0	0						
9 Yasmani Grandal, S OBP: 0.405, SLG: 0.525										3	1	2	0	1	1	2						
3 Carl Crawford, L OBP: 0.241, SLG: 0.377										4	0	0	0	0	1	4						
74 Kenley Jansen, S										0	0	0	0	0	0	0						
5 Alberto Callaspo, S OBP: 0.313, SLG: 0.290										3	1	2	1	1	1	0						
11 Jimmy Rollins, S OBP: 0.259, SLG: 0.324										4	1	1	1	0	0	1						
46 Mike Bolsinger, R OBP: 0.033, SLG: 0.067										3	0	0	0	0	3	1						
12 Juan Nicasio, R										0	0	0	0	0	0	0						
66 Yasiel Puig, R OBP: 0.343, SLG: 0.429										1	0	0	0	0	0	1						
Inning Stats	R: 0 E: 0 K: 3 S: 11	H: 0 LOB: 0 BB: 0 P: 16	R: 0 E: 0 K: 2 S: 10	H: 1 LOB: 1 BB: 1 P: 20	R: 0 E: 0 K: 2 S: 8	H: 0 LOB: 0 BB: 0 P: 10	R: 0 E: 0 K: 0 S: 7	H: 0 LOB: 0 BB: 0 P: 9	R: 3 E: 0 K: 2 S: 13	H: 4 LOB: 1 BB: 0 P: 19	R: 0 E: 0 K: 1 S: 6	H: 0 LOB: 0 BB: 2 P: 15	R: 0 E: 0 K: 1 S: 7	H: 1 LOB: 0 BB: 0 P: 12	R: 0 E: 0 K: 2 S: 11	H: 0 LOB: 2 BB: 0 P: 22	R: 0 E: 0 K: 1 S: 10	H: 0 LOB: 1 BB: 0 P: 16	1B: 4 2B: 2 3B: 0 HR: 0	SF: 0 SAC: 0 DP: 2 HBP: 0	WP: 0 PB: 0 SB: 0 CS: 0	PA: 37
PITCHER	IP WLS BF H R ER SO BB IBB HBP BLK WP HR S P ERA WHIP																					
49 Julio Teheran, R ERA: 4.49	7.0 L 27 6 3 3 11 3 0 0 0 0 0 0 62 101 3.86 1.286																					
56 Ross Detwiler, L ERA: 6.9	0.2 3 0 0 0 1 1 0 0 0 0 0 5 12 0.00 1.500																					
32 David Aardsma, R ERA: 2.25	0.1 2 0 0 0 1 1 0 0 0 0 0 6 10 0.00 3.000																					
38 Aroldys Vizcaino, R ERA: 1.29	1.0 4 0 0 0 1 0 0 0 0 0 0 10 16 0.00 0.000																					

Batter	1	2	3	4	5	6	7	8	9	AB	R	H	RBI	BB	SO	LOB	BOTTOM					
8 Jace Peterson, L OBP: 0.325, SLG: 0.346										3	0	0	0	1	0		Los Angeles Dodgers @ Atlanta Braves Turner Field, Atlanta, GA Wed Jul 22 2015, 12:14 PM - 3:00 PM EDT Att: 24,112 - Parly Cloudy - 87 F					
25 Cameron Maybin, R OBP: 0.347, SLG: 0.399										3	0	1	1	1	0	1						
22 Nick Markakis, L OBP: 0.373, SLG: 0.364										4	0	0	0	0	3							
24 Kelly Johnson, L OBP: 0.321, SLG: 0.451										4	0	1	0	0	2	1						
23 Chris Johnson, R OBP: 0.290, SLG: 0.333										3	0	0	0	0	1	1						
2 Juan Uribe, R OBP: 0.331, SLG: 0.409										1	0	0	0	0	1	1						
15 A.J. Pierzynski, L OBP: 0.316, SLG: 0.429										2	0	0	0	1	0	1						
14 Eury Pérez, R OBP: 0.325, SLG: 0.324										3	0	0	0	0	2	2						
19 Andrelton Simmons, R OBP: 0.317, SLG: 0.337										3	1	1	0	0	0	0						
49 Julio Teheran, R OBP: 0.091, SLG: 0.063										2	0	0	0	0	0	1						
56 Ross Detwiler, L ERA: 2.79										0	0	0	0	0	0	0						
32 David Aardsma, R OBP: 0.188, SLG: 0.290										0	0	0	0	0	0	0						
28 Joey Terdoslavich, S OBP: 0.188, SLG: 0.290										1	0	0	0	0	0	0						
38 Aroldys Vizcaino, R ERA: 2.28										0	0	0	0	0	0	0						
Inning Stats	R: 0 E: 0 K: 0 S: 6	H: 1 LOB: 0 BB: 0 P: 9	R: 0 E: 0 K: 2 S: 11	H: 1 LOB: 1 BB: 0 P: 15	R: 1 E: 1 K: 0 S: 16	H: 1 LOB: 1 BB: 0 P: 23	R: 0 E: 0 K: 1 S: 9	H: 0 LOB: 0 BB: 0 P: 13	R: 0 E: 0 K: 1 S: 8	H: 0 LOB: 0 BB: 0 P: 11	R: 0 E: 0 K: 0 S: 6	H: 0 LOB: 0 BB: 1 P: 10	R: 0 E: 0 K: 0 S: 10	H: 0 LOB: 0 BB: 0 P: 17	R: 0 E: 0 K: 1 S: 7	H: 0 LOB: 1 BB: 0 P: 8	R: 0 E: 0 K: 2 S: 10	H: 0 LOB: 1 BB: 1 P: 19	1B: 3 2B: 0 3B: 0 HR: 0	SF: 0 SAC: 1 DP: 1 HBP: 0	WP: 0 PB: 0 SB: 0 CS: 0	PA: 32
PITCHER	IP WLS BF H R ER SO BB IBB HBP BLK WP HR S P ERA WHIP																					
46 Mike Bolsinger, R ERA: 2.79	7.0 W 25 3 1 0 4 1 0 0 0 0 0 66 98 0.00 0.571																					
12 Juan Nicasio, R ERA: 3.15	1.0 H 3 0 0 0 1 0 0 0 0 0 0 7 8 0.00 0.000																					
74 Kenley Jansen, R ERA: 2.28	1.0 S 4 0 0 0 2 1 0 0 0 0 0 10 19 0.00 1.000																					

livebaseballscorecards.com

Los Angeles Dodgers

livebaseballscorecards.com

Braves

Batter	1	2	3	4	5	6	7	8	9	AB	R	H	RBI	BB	SO	LOB	TOP						
31 Joc Pederson, L OBP: 0.356, SLG: 0.461										5	0	1	1	0	1	0	Los Angeles Dodgers @ New York Mets Citi Field, Flushing, NY Fri Jul 24 2015, 7:11 PM - 9:50 PM EDT Att: 36,066 - Partly Cloudy - 84 F						
47 Howie Kendrick, R OBP: 0.336, SLG: 0.406										5	1	1	0	0	1	1							
10 Justin Turner, R OBP: 0.389, SLG: 0.569										5	1	3	2	0	0	0							
33 Scott Van Slyke, R OBP: 0.340, SLG: 0.426										4	1	1	0	0	0	2							
66 Yasiel Puig, R OBP: 0.335, SLG: 0.434										4	1	1	2	0	1	1							
14 Enrique Hernández, R OBP: 0.303, SLG: 0.442										4	1	2	0	0	0	0							
11 Jimmy Rollins, S OBP: 0.265, SLG: 0.345										3	2	2	1	1	0	1							
65 Austin Barnes, R OBP: 0.412, SLG: 0.357										3	0	1	0	0	1	1							
58 Ian Thomas, R 3 Carl Crawford, L 62 Joel Peralta, R 12 Juan Nicasio, R 5 Alberto Callaspo, S 52 Pedro Báez, R 71 Josh Ravin, R										2	0	0	0	0	0	3							
Inning Stats	R: 1 E: 0 K: 1 S: 11	H: 2 LOB: 1 BB: 0 P: 15	R: 2 E: 0 K: 0 S: 14	H: 3 LOB: 1 BB: 0 P: 20	R: 3 E: 0 K: 0 S: 16	H: 3 LOB: 1 BB: 1 P: 26	R: 0 E: 0 K: 0 S: 9	H: 1 LOB: 1 BB: 0 P: 14	R: 0 E: 0 K: 1 S: 9	H: 2 LOB: 2 BB: 0 P: 13	R: 0 E: 0 K: 1 S: 8	H: 0 LOB: 0 BB: 0 P: 10	R: 0 E: 0 K: 0 S: 5	H: 0 LOB: 0 BB: 0 P: 9	R: 1 E: 0 K: 2 S: 10	H: 1 LOB: 0 BB: 0 P: 14		R: 0 E: 0 K: 1 S: 7	H: 0 LOB: 0 BB: 0 P: 11	1B: 5 2B: 4 3B: 0 HR: 3	SF: 0 SAC: 0 DP: 1 HBP: 1	WP: 0 PB: 0 SB: 0 CS: 0	PA: 39
PITCHER	IP WLS BF H R ER SO BB IBB HBP BLK WP HR S P ERA WHIP	IP WLS BF H R ER SO BB IBB HBP BLK WP HR S P ERA WHIP	IP WLS BF H R ER SO BB IBB HBP BLK WP HR S P ERA WHIP	IP WLS BF H R ER SO BB IBB HBP BLK WP HR S P ERA WHIP	IP WLS BF H R ER SO BB IBB HBP BLK WP HR S P ERA WHIP	IP WLS BF H R ER SO BB IBB HBP BLK WP HR S P ERA WHIP	IP WLS BF H R ER SO BB IBB HBP BLK WP HR S P ERA WHIP	IP WLS BF H R ER SO BB IBB HBP BLK WP HR S P ERA WHIP	IP WLS BF H R ER SO BB IBB HBP BLK WP HR S P ERA WHIP	IP WLS BF H R ER SO BB IBB HBP BLK WP HR S P ERA WHIP	IP WLS BF H R ER SO BB IBB HBP BLK WP HR S P ERA WHIP	IP WLS BF H R ER SO BB IBB HBP BLK WP HR S P ERA WHIP	IP WLS BF H R ER SO BB IBB HBP BLK WP HR S P ERA WHIP	IP WLS BF H R ER SO BB IBB HBP BLK WP HR S P ERA WHIP	IP WLS BF H R ER SO BB IBB HBP BLK WP HR S P ERA WHIP	IP WLS BF H R ER SO BB IBB HBP BLK WP HR S P ERA WHIP	IP WLS BF H R ER SO BB IBB HBP BLK WP HR S P ERA WHIP	IP WLS BF H R ER SO BB IBB HBP BLK WP HR S P ERA WHIP	IP WLS BF H R ER SO BB IBB HBP BLK WP HR S P ERA WHIP	IP WLS BF H R ER SO BB IBB HBP BLK WP HR S P ERA WHIP	IP WLS BF H R ER SO BB IBB HBP BLK WP HR S P ERA WHIP	IP WLS BF H R ER SO BB IBB HBP BLK WP HR S P ERA WHIP	IP WLS BF H R ER SO BB IBB HBP BLK WP HR S P ERA WHIP

AB	37
R	7
H	12
RBI	6
BB	1
SO	6
LOB	9



Batter	1	2	3	4	5	6	7	8	9	AB	R	H	RBI	BB	SO	LOB	BOTTOM						
3 Curtis Granderson, L OBP: 0.343, SLG: 0.418										3	0	0	0	1	1	0	Los Angeles Dodgers @ New York Mets Citi Field, Flushing, NY Fri Jul 24 2015, 7:11 PM - 9:50 PM EDT Att: 36,066 - Partly Cloudy - 84 F						
11 Rubén Tejada, R OBP: 0.326, SLG: 0.350										4	1	2	0	0	0	1							
28 Daniel Murphy, L OBP: 0.321, SLG: 0.384										4	0	1	1	0	1	1							
4 Wilmer Flores, R OBP: 0.282, SLG: 0.380										4	0	1	0	0	1	0							
21 Lucas Duda, L OBP: 0.340, SLG: 0.414										4	1	1	0	0	2	2							
12 Juan Lagares, R OBP: 0.280, SLG: 0.332										3	0	1	0	0	0	1							
30 Michael Conforto, L										3	0	0	1	0	0	1							
22 Kevin Plawecki, R OBP: 0.278, SLG: 0.311										3	0	0	0	0	0	0							
49 Jonathon Niese, L 16 Danny Mingo, S 52 Carlos Torres, R 9 Kirk Nieuwenhuis, L 47 Hansel Robles, R 44 John Mayberry Jr., R 54 Alex Torres, L										0	0	0	0	0	0	0							
Inning Stats	R: 0 E: 0 K: 0 S: 7	H: 1 LOB: 0 BB: 0 P: 13	R: 0 E: 0 K: 2 S: 11	H: 1 LOB: 1 BB: 0 P: 18	R: 0 E: 0 K: 2 S: 10	H: 0 LOB: 0 BB: 0 P: 15	R: 0 E: 0 K: 1 S: 10	H: 0 LOB: 0 BB: 0 P: 17	R: 1 E: 0 K: 0 S: 11	H: 1 LOB: 0 BB: 0 P: 18	R: 1 E: 0 K: 1 S: 15	H: 3 LOB: 2 BB: 0 P: 23	R: 0 E: 0 K: 0 S: 11	H: 0 LOB: 0 BB: 0 P: 15	R: 0 E: 0 K: 1 S: 9	H: 0 LOB: 0 BB: 1 P: 17		R: 0 E: 0 K: 0 S: 6	H: 0 LOB: 0 BB: 0 P: 7	1B: 5 2B: 1 3B: 0 HR: 0	SF: 0 SAC: 0 DP: 2 HBP: 0	WP: 0 PB: 0 SB: 1 CS: 0	PA: 32
PITCHER	IP WLS BF H R ER SO BB IBB HBP BLK WP HR S P ERA WHIP	IP WLS BF H R ER SO BB IBB HBP BLK WP HR S P ERA WHIP	IP WLS BF H R ER SO BB IBB HBP BLK WP HR S P ERA WHIP	IP WLS BF H R ER SO BB IBB HBP BLK WP HR S P ERA WHIP	IP WLS BF H R ER SO BB IBB HBP BLK WP HR S P ERA WHIP	IP WLS BF H R ER SO BB IBB HBP BLK WP HR S P ERA WHIP	IP WLS BF H R ER SO BB IBB HBP BLK WP HR S P ERA WHIP	IP WLS BF H R ER SO BB IBB HBP BLK WP HR S P ERA WHIP	IP WLS BF H R ER SO BB IBB HBP BLK WP HR S P ERA WHIP	IP WLS BF H R ER SO BB IBB HBP BLK WP HR S P ERA WHIP	IP WLS BF H R ER SO BB IBB HBP BLK WP HR S P ERA WHIP	IP WLS BF H R ER SO BB IBB HBP BLK WP HR S P ERA WHIP	IP WLS BF H R ER SO BB IBB HBP BLK WP HR S P ERA WHIP	IP WLS BF H R ER SO BB IBB HBP BLK WP HR S P ERA WHIP	IP WLS BF H R ER SO BB IBB HBP BLK WP HR S P ERA WHIP	IP WLS BF H R ER SO BB IBB HBP BLK WP HR S P ERA WHIP	IP WLS BF H R ER SO BB IBB HBP BLK WP HR S P ERA WHIP	IP WLS BF H R ER SO BB IBB HBP BLK WP HR S P ERA WHIP	IP WLS BF H R ER SO BB IBB HBP BLK WP HR S P ERA WHIP	IP WLS BF H R ER SO BB IBB HBP BLK WP HR S P ERA WHIP	IP WLS BF H R ER SO BB IBB HBP BLK WP HR S P ERA WHIP	IP WLS BF H R ER SO BB IBB HBP BLK WP HR S P ERA WHIP	IP WLS BF H R ER SO BB IBB HBP BLK WP HR S P ERA WHIP



Batter	1	2	3	4	5	6	7	8	9	10	AB	R	H	RBI	BB	SO	LOB	TOP							
31 Joc Pederson, L OBP: 0.355, SLG: 0.469	G3-1		G3			F8		G4-3		K	5	0	0	0	0	1	3								
47 Howie Kendrick, R OBP: 0.331, SLG: 0.396	K			F8		G6-3			G5-3	F9	5	0	0	0	0	1	1								
74 Kenley Jansen, S (10, 1)	K										0	0	0	0	0	0	0								
23 Adrián González, L OBP: 0.369, SLG: 0.543	K		L8								3	1	1	0	1	1	0								
10 Justin Turner, R OBP: 0.307, SLG: 0.563	K										4	0	1	1	0	1	1								
3 Carl Crawford, L OBP: 0.237, SLG: 0.362											0	1	0	0	0	0	0								
7 Alex Guerrero, R OBP: 0.269, SLG: 0.491											0	0	0	0	0	0	0								
9 Yasmani Grandal, S OBP: 0.355, SLG: 0.506											4	0	1	1	0	1	1								
66 Yasiel Puig, R OBP: 0.196, SLG: 0.423											4	0	0	0	0	3	3								
12 Juan Nicasio, R (9, 1)											0	0	0	0	0	0	0								
14 Enrique Hernández, R OBP: 0.303, SLG: 0.442											0	0	0	0	0	0	0								
16 Andre Ethier, L OBP: 0.359, SLG: 0.456											4	0	1	0	0	1	2								
11 Jimmy Rollins, S OBP: 0.271, SLG: 0.355											2	0	0	0	2	1	1								
21 Zack Greinke, R OBP: 0.196, SLG: 0.205											2	0	1	0	0	0	0								
5 Alberto Callaspo, S OBP: 0.315, SLG: 0.275											1	0	0	0	0	0	1								
56 J.P. Howell, L (8, 1)											0	0	0	0	0	0	0								
33 Scott Van Slyke, R OBP: 0.340, SLG: 0.426											0	0	0	0	0	0	0								
Inning Stats	R: 0 E: 0 K: 2 S: 9	H: 0 LOB: 0 BB: 0 P: 11	R: 0 E: 0 K: 1 S: 7	H: 0 LOB: 0 BB: 0 P: 11	R: 0 E: 0 K: 1 S: 6	H: 1 LOB: 1 BB: 0 P: 7	R: 0 E: 0 K: 0 S: 8	H: 0 LOB: 0 BB: 0 P: 13	R: 0 E: 0 K: 2 S: 17	H: 1 LOB: 1 BB: 0 P: 23	R: 0 E: 0 K: 0 S: 8	H: 0 LOB: 0 BB: 0 P: 12	R: 0 E: 0 K: 1 S: 11	H: 0 LOB: 1 BB: 1 P: 20	R: 2 E: 0 K: 1 S: 15	H: 3 LOB: 2 BB: 0 P: 23	R: 0 E: 0 K: 1 S: 11	H: 0 LOB: 1 BB: 1 P: 21	1B: 3 2B: 2 3B: 0 HR: 0	SF: 0 SAC: 1 DP: 0 HBP: 0	WP: 0 PB: 0 SB: 1 CS: 0	PA: 38			
PITCHER	IP 7.2	WLS 2	BF 27	H 2	R 0	ER 0	SO 8	BB 2	IBB 0	HBP 0	BLK 0	WP 0	HR 0	S 75	P 113	ERA 0.00	WHIP 0.522								
48 Jacob deGrom, R ERA: 2.05	1.1	B	7	3	2	2	1	0	0	0	0	0	0	16	26	13.50	2.250								
27 Jeury Familia, R ERA: 1.7	1.0	W	4	0	0	0	1	1	0	0	0	0	0	11	21	0.00	1.000								
58 Jenny Mejia, R ERA:																									

Los Angeles Dodgers @ New York Mets
Citi Field, Flushing, NY
Sun Jul 26 2015, 1:11 PM - 4:37 PM EDT
Att. 36,093 - Sunny - 87 F

AB 34
R 2
H 5
RBI 2
BB 3
SO 10
LOB 13



Batter	1	2	3	4	5	6	7	8	9	10	AB	R	H	RBI	BB	SO	LOB	BOTTOM						
3 Curtis Granderson, L OBP: 0.344, SLG: 0.421	G3-1		L9			SH1-3 FC3-2	P6			2 1B	5	1	2	0	0	0	3							
11 Rubén Tejada, R OBP: 0.327, SLG: 0.348	G4-3		F7-4			SH1-3	F8			B3-1-4	4	0	0	0	0	0	4							
28 Daniel Murphy, L OBP: 0.328, SLG: 0.396	G3-1					2B HBP				2 1B	3	1	1	0	2	0	0							
55 Kelly Johnson, L OBP: 0.317, SLG: 0.455						FC3-2 HBP					3	0	0	0	0	0	3							
2 Juan Uribe, R OBP: 0.333, SLG: 0.411						FC3-2 HBP					2	0	1	1	0	1	0							
21 Lucas Duda, L OBP: 0.339, SLG: 0.427						FC3-2 HBP					3	0	0	0	1	2	0							
30 Michael Conforto, L OBP: 0.583, SLG: 0.967						BB					3	0	0	0	1	2	0							
9 Kirk Nieuwenhuis, L OBP: 0.269, SLG: 0.379						L4					2	0	0	1	1	1	0							
22 Kevin Plawecki, R OBP: 0.280, SLG: 0.305						HBP					3	1	1	0	0	0	4							
48 Jacob deGrom, L OBP: 0.222, SLG: 0.209						G6-3					4	0	1	0	0	2	2							
27 Jeury Familia, R ERA: 0.3											2	0	0	1	1	0	2							
4 Wilmer Flores, R OBP: 0.281, SLG: 0.379											1	0	0	0	0	1	1							
58 Jenny Mejia, R ERA: 2.28											0	0	0	0	0	0	0							
Inning Stats	R: 0 E: 0 K: 0 S: 7	H: 0 LOB: 0 BB: 0 P: 10	R: 0 E: 0 K: 1 S: 8	H: 0 LOB: 0 BB: 0 P: 11	R: 1 E: 1 K: 0 S: 9	H: 1 LOB: 1 BB: 0 P: 14	R: 0 E: 0 K: 1 S: 7	H: 1 LOB: 0 BB: 0 P: 11	R: 0 E: 0 K: 1 S: 10	H: 1 LOB: 1 BB: 0 P: 15	R: 1 E: 0 K: 0 S: 11	H: 1 LOB: 3 BB: 2 P: 25	R: 0 E: 0 K: 2 S: 10	H: 0 LOB: 1 BB: 1 P: 17	R: 0 E: 0 K: 2 S: 10	H: 0 LOB: 1 BB: 0 P: 17	R: 0 E: 0 K: 2 S: 13	H: 0 LOB: 1 BB: 1 P: 20	R: 1 E: 0 K: 0 S: 10	H: 2 LOB: 2 BB: 1 P: 16	1B: 5 2B: 2 3B: 0 HR: 0	SF: 0 SAC: 1 DP: 2 HBP: 2	WP: 0 PB: 0 SB: 1 CS: 0	PA: 40
PITCHER	IP 7.0	WLS 4	BF 29	H 4	R 2	ER 2	SO 3	BB 2	IBB 1	HBP 2	BLK 0	WP 0	HR 0	S 62	P 103	ERA 2.57	WHIP 0.857							
21 Zack Greinke, R ERA: 1.37	1.1	5	0	0	0	2	1	0	0	0	0	0	0	13	24	0.00	0.750							
56 J.P. Howell, L ERA: 3.19	1.0	L	5	1	1	1	2	0	1	0	0	0	0	17	26	9.00	1.000							
12 Juan Nicasio, R ERA: 3.19	0.0	1	1	0	0	0	0	0	0	0	0	0	0	3	3	∞	∞							

Los Angeles Dodgers @ New York Mets
Citi Field, Flushing, NY
Sun Jul 26 2015, 1:11 PM - 4:37 PM EDT
Att. 36,093 - Sunny - 87 F

AB 32
R 3
H 6
RBI 3
BB 5
SO 7
LOB 19



Batter	1	2	3	4	5	6	7	8	9	AB	R	H	RBI	BB	SO	LOB	TOP										
1 Billy Burns, S OBP: 0.339, SLG: 0.395										4	1	1	0	0	1	1											
10 Marcus Semien, R OBP: 0.295, SLG: 0.379										3	0	1	0	1	0	1											
15 Brett Lawrie, R OBP: 0.307, SLG: 0.393										4	0	0	0	0	1	4											
16 Billy Butler, R OBP: 0.313, SLG: 0.379										3	0	0	1	0	0	2											
17 Ike Davis, L OBP: 0.253, SLG: 0.386										1	0	0	0	0	1	0											
5 Jake Smolinski, R OBP: 0.304, SLG: 0.333										4	0	0	0	0	0	1											
22 Josh Reddick, L OBP: 0.341, SLG: 0.467										4	1	3	1	0	0	0											
19 Josh Phegley, R OBP: 0.315, SLG: 0.493										3	0	0	0	0	0	2											
28 Eric Sogard, L OBP: 0.285, SLG: 0.279										3	0	0	0	0	0	1											
54 Sonny Gray, R OBP: 0.333, SLG: 0.333										3	0	1	0	0	2	1											
Inning Stats	R: 1 H: 1 E: 0 K: 0 S: 12	H: 1 LOB: 1 BB: 1 P: 18	R: 0 H: 1 E: 0 K: 1 S: 10	H: 1 LOB: 1 BB: 0 P: 14	R: 0 H: 0 E: 0 K: 0 S: 9	H: 0 LOB: 0 BB: 0 P: 14	R: 0 H: 1 E: 0 K: 0 S: 9	H: 1 LOB: 1 BB: 0 P: 14	R: 0 H: 0 E: 0 K: 1 S: 10	H: 0 LOB: 0 BB: 0 P: 14	R: 0 H: 1 E: 0 K: 0 S: 7	H: 1 LOB: 0 BB: 0 P: 10	R: 1 H: 1 E: 0 K: 0 S: 7	H: 1 LOB: 0 BB: 0 P: 10	R: 0 H: 1 E: 0 K: 2 S: 10	H: 1 LOB: 1 BB: 0 P: 17	R: 0 H: 0 E: 0 K: 1 S: 6	H: 0 LOB: 0 BB: 0 P: 6	1B: 4 2B: 1 3B: 0 HR: 1	SF: 0 SAC: 0 DP: 0 HBP: 0	WP: 0 PB: 0 SB: 0 CS: 1	PA: 34					
PITCHER	IP	WLS	BF	H	R	ER	SO	BB	IBB	HBP	BLK	WP	HR	S	P	ERA	WHIP										
35 Brett Anderson, L ERA: 3.14	7.0	L	26	5	2	2	2	1	0	0	0	0	1	64	94	2.57	0.857										
52 Pedro Báez, R ERA: 2.93	1.0		4	1	0	0	2	0	0	0	0	0	0	10	17	0.00	1.000										
63 Yimi García, R ERA: 3.99	1.0		3	0	0	0	1	0	0	0	0	0	0	6	6	0.00	0.000										

Oakland Athletics @ Los Angeles Dodgers
Dodger Stadium, Los Angeles, CA
Tue Jul 28 2015, 7:10 PM - 9:33 PM PDT
Att: 50,182 - Clear - 75 F

AB	32
R	2
H	6
RBI	2
BB	1
SO	5
LOB	13



Batter	1	2	3	4	5	6	7	8	9	AB	R	H	RBI	BB	SO	LOB	BOTTOM										
31 Joc Pederson, L OBP: 0.352, SLG: 0.464										4	0	0	0	0	3	0											
47 Howie Kendrick, R OBP: 0.333, SLG: 0.397										4	0	2	0	0	0	0											
23 Adrián González, L OBP: 0.368, SLG: 0.543										4	0	1	0	0	0	2											
9 Yasmani Grandal, S OBP: 0.391, SLG: 0.500										3	0	0	0	0	2	2											
66 Yasiel Puig, R OBP: 0.323, SLG: 0.416										3	0	0	0	0	1	1											
16 Andre Ethier, L OBP: 0.359, SLG: 0.452										2	0	0	0	1	0	0											
5 Alberto Callaspo, S OBP: 0.307, SLG: 0.271										3	0	0	0	0	0	1											
11 Jimmy Rollins, S OBP: 0.269, SLG: 0.352										3	0	0	0	0	0	0											
35 Brett Anderson, L OBP: 0.206, SLG: 0.103										2	0	0	0	0	2	0											
52 Pedro Báez, R										0	0	0	0	0	0	0											
63 Yimi García, R										0	0	0	0	0	0	0											
3 Carl Crawford, L OBP: 0.233, SLG: 0.356										1	0	0	0	0	1	0											
Inning Stats	R: 0 H: 0 E: 0 K: 1 S: 10	H: 0 LOB: 0 BB: 0 P: 10	R: 0 H: 0 E: 0 K: 1 S: 6	H: 0 LOB: 0 BB: 0 P: 8	R: 0 H: 0 E: 0 K: 1 S: 7	H: 0 LOB: 0 BB: 0 P: 11	R: 0 H: 1 E: 0 K: 2 S: 11	H: 1 LOB: 0 BB: 0 P: 15	R: 0 H: 0 E: 0 K: 0 S: 5	H: 0 LOB: 0 BB: 1 P: 11	R: 0 H: 0 E: 0 K: 2 S: 9	H: 0 LOB: 0 BB: 0 P: 12	R: 0 H: 1 E: 0 K: 1 S: 10	H: 1 LOB: 0 BB: 0 P: 13	R: 0 H: 0 E: 0 K: 0 S: 9	H: 0 LOB: 0 BB: 0 P: 14	R: 0 H: 1 E: 0 K: 1 S: 14	H: 1 LOB: 1 BB: 0 P: 16	1B: 2 2B: 1 3B: 0 HR: 0	SF: 0 SAC: 0 DP: 0 HBP: 0	WP: 0 PB: 0 SB: 0 CS: 1	PA: 30					
PITCHER	IP	WLS	BF	H	R	ER	SO	BB	IBB	HBP	BLK	WP	HR	S	P	ERA	WHIP										
54 Sonny Gray, R ERA: 2.16	9.0	W	30	3	0	0	9	1	0	0	0	0	0	81	110	0.00	0.444										

Oakland Athletics @ Los Angeles Dodgers
Dodger Stadium, Los Angeles, CA
Tue Jul 28 2015, 7:10 PM - 9:33 PM PDT
Att: 50,182 - Clear - 75 F

AB	29
R	0
H	3
RBI	0
BB	1
SO	9
LOB	6



Batter	1	2	3	4	5	6	7	8	9	AB	R	H	RBI	BB	SO	LOB	TOP								
18 Shane Victorino, S (1.9) OBP: 0.310, SLG: 0.279	G1-3		K			K				3	0	0	0	0	2	0	Los Angeles Angels @ Los Angeles Dodgers Dodger Stadium, Los Angeles, CA Sat Aug 01 2015, 1:06 PM - 3:51 PM PDT Att: 52,979 - Sunny - 83 F livebaseballscorecards.com								
56 Kole Calhoun, L (9, PH) OBP: 0.329, SLG: 0.426	G6-3					F7				0	0	0	0	1	0	0									
12 Johnny Giavotella, R (1.4) OBP: 0.316, SLG: 0.352										4	0	1	0	0	1	2									
27 Mike Trout, R (1.8) OBP: 0.403, SLG: 0.635	K									4	0	0	0	0	2	3									
5 Albert Pujols, R (1.3) OBP: 0.318, SLG: 0.527										4	0	2	1	0	1	1									
2 Erick Aybar, S (1.6) OBP: 0.317, SLG: 0.342										4	0	0	0	0	2	4									
58 Carlos Pérez, R (1.2) OBP: 0.248, SLG: 0.304										3	0	0	0	0	0	1									
3 David DeJesus, L (1.7) OBP: 0.313, SLG: 0.363										3	0	0	0	0	0	1									
8 Taylor Featherston, R (1.5) OBP: 0.188, SLG: 0.216										2	0	0	0	1	0	0									
28 Andrew Heaney, L (1.1) 69 Fernando Salas, R (6.1) 62 Trevor Gott, R (7.1) 16 Huston Street, R (8.1) 24 C.J. Cron, R (9, PH) 19 David Murphy, L (9, PH)										2	0	0	0	0	0	1									
Inning Stats	R: 0 E: 0 K: 1 S: 9	H: 0 LOB: 0 BB: 0 P: 13	R: 0 E: 0 K: 0 S: 14	H: 1 LOB: 1 BB: 0 P: 21	R: 0 E: 0 K: 1 S: 11	H: 0 LOB: 0 BB: 1 P: 16	R: 0 E: 0 K: 2 S: 9	H: 1 LOB: 1 BB: 0 P: 15	R: 0 E: 0 K: 0 S: 6	H: 0 LOB: 0 BB: 0 P: 9	R: 0 E: 0 K: 2 S: 9	H: 0 LOB: 0 BB: 0 P: 14	R: 0 E: 0 K: 1 S: 13	H: 0 LOB: 0 BB: 0 P: 16	R: 0 E: 0 K: 0 S: 6	H: 0 LOB: 0 BB: 0 P: 11	R: 1 E: 0 K: 2 S: 17	H: 2 LOB: 2 BB: 1 P: 24	1B: 4 2B: 1 3B: 0 HR: 0	SF: 0 SAC: 0 DP: 1 HBP: 0	WP: 0 PB: 0 SB: 0 CS: 0	PA: 32			
PITCHER	IP	WLS	BF	H	R	ER	SO	BB	IBB	HBP	BLK	WP	HR	S	P	ERA	WHIP								
22 Clayton Kershaw, L (1.1) ERA: 2.37	8.0	W	26	2	0	0	7	1	0	0	0	0	0	77	115	0.00	0.375								
74 Kenley Jansen, R (9.1) ERA: 3.04	1.0	S	6	2	1	1	2	1	0	0	0	0	0	17	24	9.00	3.000								

Batter	1	2	3	4	5	6	7	8	9	AB	R	H	RBI	BB	SO	LOB	BOTTOM								
11 Jimmy Rollins, S (1.6) OBP: 0.270, SLG: 0.358	F9		F8							4	0	1	0	0	0	0	Los Angeles Angels @ Los Angeles Dodgers Dodger Stadium, Los Angeles, CA Sat Aug 01 2015, 1:06 PM - 3:51 PM PDT Att: 52,979 - Sunny - 83 F livebaseballscorecards.com								
47 Howie Kendrick, R (1.4) OBP: 0.334, SLG: 0.403	L9		K							4	1	1	0	0	1	1									
23 Adrián González, L (1.3) OBP: 0.368, SLG: 0.536	F7		G4-3							4	1	1	0	0	1	0									
33 Scott Van Slyke, R (1.7) OBP: 0.344, SLG: 0.426										2	0	1	1	1	0	0									
66 Yasiel Puig, R (1.9) OBP: 0.323, SLG: 0.423										3	0	0	0	1	0	3									
9 Yasmani Grandal, S (1.2) OBP: 0.396, SLG: 0.516										4	1	3	2	0	0	1									
7 Alex Guerrero, R (1.5) OBP: 0.291, SLG: 0.488										3	0	0	0	0	2	3									
5 Alberto Callaspo, S (7.5) OBP: 0.312, SLG: 0.273										1	0	0	0	0	0	2									
14 Enrique Hernández, R (1.8) OBP: 0.323, SLG: 0.462										2	0	0	0	1	0	0									
22 Clayton Kershaw, L (1.1) OBP: 0.170, SLG: 0.176										3	0	0	0	0	2	3									
74 Kenley Jansen, S (9.1)										0	0	0	0	0	0	0									
Inning Stats	R: 0 E: 0 K: 0 S: 9	H: 0 LOB: 0 BB: 0 P: 12	R: 0 E: 0 K: 1 S: 15	H: 1 LOB: 3 BB: 2 P: 26	R: 0 E: 0 K: 1 S: 13	H: 0 LOB: 0 BB: 0 P: 18	R: 0 E: 0 K: 0 S: 9	H: 1 LOB: 0 BB: 0 P: 15	R: 0 E: 0 K: 1 S: 9	H: 0 LOB: 0 BB: 0 P: 14	R: 3 E: 0 K: 1 S: 14	H: 3 LOB: 1 BB: 0 P: 19	R: 0 E: 0 K: 1 S: 9	H: 1 LOB: 1 BB: 0 P: 10	R: 0 E: 0 K: 1 S: 10	H: 1 LOB: 2 BB: 1 P: 21	1B: 6 2B: 0 3B: 0 HR: 1	SF: 1 SAC: 0 DP: 0 HBP: 0	WP: 0 PB: 1 SB: 1 CS: 0	PA: 34					
PITCHER	IP	WLS	BF	H	R	ER	SO	BB	IBB	HBP	BLK	WP	HR	S	P	ERA	WHIP								
28 Andrew Heaney, L (1.1) ERA: 1.97	5.1	L	22	4	2	2	3	2	0	0	0	0	0	63	97	3.38	1.125								
59 Fernando Salas, R (6.1) ERA: 4.5	0.2		3	1	1	1	1	0	0	0	0	0	1	6	7	13.50	1.500								
62 Trevor Gott, R (7.1) ERA: 2.41	1.0		4	1	0	0	1	0	0	0	0	0	0	9	10	0.00	1.000								
16 Huston Street, R (8.1) ERA: 2.79	1.0		5	1	0	0	1	1	0	0	0	0	0	10	21	0.00	2.000								



Batter	1	2	3	4	5	6	7	8	9	AB	R	H	RBI	BB	SO	LOB	TOP			
11 Jimmy Rollins, S OBP: 0.275, SLG: 0.359	F9	P6			47 1B 23 G3	23 BB 47 1B	2	G6-3		3	1	0	0	2	0	0				
47 Howie Kendrick, R OBP: 0.336, SLG: 0.411	16 G4-3 23 1B		F8		16 1B 23 G3	23 BB 1B		L8		5	1	3	0	0	0	0				
23 Adrián González, L OBP: 0.372, SLG: 0.529	66 HR 16 G4-3		L8		G3			F7		4	1	1	1	1	0	1				
16 Andre Ethier, L OBP: 0.361, SLG: 0.473	G4-3				31 BB	K				5	0	2	0	0	2	5				
66 Yasiel Puig, R OBP: 0.325, SLG: 0.431	2H 3H		G4-3		P4					4	1	2	3	1	0	3				
31 Joc Pederson, L OBP: 0.352, SLG: 0.450					5 1B			L8		2	0	0	0	3	0	2				
5 Alberto Callaspo, S OBP: 0.312, SLG: 0.275	G4-3				F8					5	0	2	0	0	0	5				
17 A.J. Ellis, R OBP: 0.324, SLG: 0.323			L8			G5-3		K		3	0	0	0	1	1	3				
35 Brett Anderson, L OBP: 0.189, SLG: 0.094			B2-6-4							3	0	0	0	0	2	2				
3 Carl Crawford, L OBP: 0.242, SLG: 0.359										0	0	0	0	1	0	0				
52 Pedro Báez, R										0	0	0	0	0	0	0				
54 Jim Johnson, R										0	0	0	0	0	0	0				
74 Kenley Jansen, S										0	0	0	0	0	0	0				
Inning Stats	R: 3 E: 0 K: 0 S: 17	H: 3 LOB: 1 BB: 1 P: 27	R: 0 E: 0 K: 0 S: 7	H: 0 LOB: 0 BB: 1 P: 11	R: 0 E: 0 K: 0 S: 12	H: 1 LOB: 1 BB: 0 P: 20	R: 0 E: 0 K: 1 S: 11	H: 1 LOB: 1 BB: 1 P: 16	R: 1 E: 0 K: 0 S: 16	H: 2 LOB: 2 BB: 2 P: 30	R: 0 E: 0 K: 2 S: 17	H: 1 LOB: 3 BB: 2 P: 32	R: 0 E: 0 K: 1 S: 12	H: 0 LOB: 0 BB: 1 P: 18	R: 0 E: 0 K: 1 S: 10	H: 0 LOB: 1 BB: 1 P: 19	1B: 9 2B: 0 3B: 0 HR: 1	SF: 0 SAC: 0 DP: 1 HBP: 0	WP: 0 PB: 0 SB: 0 CS: 0	PA: 43
PITCHER	IP WLS BF H R ER SO BB IBB HBP BLK WP HR S P ERA WHIP	IP WLS BF H R ER SO BB IBB HBP BLK WP HR S P ERA WHIP	IP WLS BF H R ER SO BB IBB HBP BLK WP HR S P ERA WHIP	IP WLS BF H R ER SO BB IBB HBP BLK WP HR S P ERA WHIP	IP WLS BF H R ER SO BB IBB HBP BLK WP HR S P ERA WHIP	IP WLS BF H R ER SO BB IBB HBP BLK WP HR S P ERA WHIP	IP WLS BF H R ER SO BB IBB HBP BLK WP HR S P ERA WHIP	IP WLS BF H R ER SO BB IBB HBP BLK WP HR S P ERA WHIP	IP WLS BF H R ER SO BB IBB HBP BLK WP HR S P ERA WHIP	IP WLS BF H R ER SO BB IBB HBP BLK WP HR S P ERA WHIP	IP WLS BF H R ER SO BB IBB HBP BLK WP HR S P ERA WHIP	IP WLS BF H R ER SO BB IBB HBP BLK WP HR S P ERA WHIP	IP WLS BF H R ER SO BB IBB HBP BLK WP HR S P ERA WHIP	IP WLS BF H R ER SO BB IBB HBP BLK WP HR S P ERA WHIP	IP WLS BF H R ER SO BB IBB HBP BLK WP HR S P ERA WHIP	IP WLS BF H R ER SO BB IBB HBP BLK WP HR S P ERA WHIP	IP WLS BF H R ER SO BB IBB HBP BLK WP HR S P ERA WHIP			

Los Angeles Dodgers @ Philadelphia Phillies
Citizens Bank Park, Philadelphia, PA
Wed Aug 05 2015, 7:08 PM - 10:19 PM EDT
Att: 26,197 - Partly Cloudy - 86 F

livebaseballscorecards.com

AB 34
R 4
H 10
RBI 4
BB 9
SO 5
LOB 21



Batter	1	2	3	4	5	6	7	8	9	AB	R	H	RBI	BB	SO	LOB	BOTTOM			
16 César Hernández, S OBP: 0.397, SLG: 0.363	K		37 FC5-4 1B		E3 37 S			G4-3		4	0	1	0	0	1	0				
37 Odbel Herrera, L OBP: 0.316, SLG: 0.423	G5-3		7 2B					3 HR 1B		3	2	1	0	1	0	1				
7 Maikel Franco, R OBP: 0.338, SLG: 0.491	E5 3 1B		1H 2B		P4			K		4	0	1	1	0	1	3				
3 Jeff Francoeur, R OBP: 0.305, SLG: 0.481			G4-3		G5-3			1H HR		4	1	2	2	0	0	1				
6 Ryan Howard, L OBP: 0.286, SLG: 0.454	L7				G3			K		4	0	0	0	0	2	2				
18 Darin Ruf, R OBP: 0.305, SLG: 0.382			G6-3		G6-3			G4-3		3	0	1	0	1	0	0				
13 Freddy Galvis, S OBP: 0.314, SLG: 0.363			G4-6-3		G6-3			B1-3		4	0	0	0	0	1	2				
51 Carlos Ruiz, R OBP: 0.301, SLG: 0.290					L8					3	0	0	0	0	2	0				
4 Andrés Blanco, S OBP: 0.359, SLG: 0.489								K		1	0	0	0	0	1	0				
34 Aaron Harang, R OBP: 0.275, SLG: 0.226										1	0	0	0	0	1	0				
15 Jordan Carraway, L										1	0	0	0	0	1	0				
50 Héctor Neris, R										0	0	0	0	0	0	0				
25 Cody Asche, L OBP: 0.286, SLG: 0.364										1	0	0	0	0	1	0				
59 Elvis Araujo, L										0	0	0	0	0	0	0				
9 Dominic Brown, L OBP: 0.250, SLG: 0.341										1	0	0	0	0	1	0				
Inning Stats	R: 0 E: 1 K: 1 S: 12	H: 1 LOB: 2 BB: 0 P: 16	R: 0 E: 0 K: 1 S: 7	H: 1 LOB: 0 BB: 0 P: 11	R: 1 E: 0 K: 1 S: 14	H: 2 LOB: 1 BB: 0 P: 20	R: 0 E: 0 K: 0 S: 6	H: 0 LOB: 0 BB: 0 P: 9	R: 0 E: 1 K: 1 S: 9	H: 0 LOB: 2 BB: 1 P: 18	R: 0 E: 0 K: 2 S: 9	H: 0 LOB: 0 BB: 0 P: 15	R: 2 E: 0 K: 2 S: 20	H: 2 LOB: 0 BB: 0 P: 32	R: 0 E: 0 K: 3 S: 9	H: 0 LOB: 0 BB: 0 P: 13	1B: 4 2B: 1 3B: 0 HR: 1	SF: 0 SAC: 0 DP: 1 HBP: 0	WP: 0 PB: 0 SB: 1 CS: 0	PA: 36
PITCHER	IP WLS BF H R ER SO BB IBB HBP BLK WP HR S P ERA WHIP	IP WLS BF H R ER SO BB IBB HBP BLK WP HR S P ERA WHIP	IP WLS BF H R ER SO BB IBB HBP BLK WP HR S P ERA WHIP	IP WLS BF H R ER SO BB IBB HBP BLK WP HR S P ERA WHIP	IP WLS BF H R ER SO BB IBB HBP BLK WP HR S P ERA WHIP	IP WLS BF H R ER SO BB IBB HBP BLK WP HR S P ERA WHIP	IP WLS BF H R ER SO BB IBB HBP BLK WP HR S P ERA WHIP	IP WLS BF H R ER SO BB IBB HBP BLK WP HR S P ERA WHIP	IP WLS BF H R ER SO BB IBB HBP BLK WP HR S P ERA WHIP	IP WLS BF H R ER SO BB IBB HBP BLK WP HR S P ERA WHIP	IP WLS BF H R ER SO BB IBB HBP BLK WP HR S P ERA WHIP	IP WLS BF H R ER SO BB IBB HBP BLK WP HR S P ERA WHIP	IP WLS BF H R ER SO BB IBB HBP BLK WP HR S P ERA WHIP	IP WLS BF H R ER SO BB IBB HBP BLK WP HR S P ERA WHIP	IP WLS BF H R ER SO BB IBB HBP BLK WP HR S P ERA WHIP	IP WLS BF H R ER SO BB IBB HBP BLK WP HR S P ERA WHIP	IP WLS BF H R ER SO BB IBB HBP BLK WP HR S P ERA WHIP			

Los Angeles Dodgers @ Philadelphia Phillies
Citizens Bank Park, Philadelphia, PA
Wed Aug 05 2015, 7:08 PM - 10:19 PM EDT
Att: 26,197 - Partly Cloudy - 86 F

livebaseballscorecards.com

AB 34
R 3
H 6
RBI 3
BB 2
SO 12
LOB 9



Batter	1	2	3	4	5	6	7	8	9	AB	R	H	RBI	BB	SO	LOB	TOP								
11 Jimmy Rollins, S OBP: 0.279, SLG: 0.364										5	0	1	0	0	3	2		Los Angeles Dodgers @ Pittsburgh Pirates PNC Park, Pittsburgh, PA Sat Aug 08 2015, 4:08 PM - 7:50 PM EDT Att: 38,981 - Partly Cloudy - 85 F							
47 Howie Kendrick, R OBP: 0.336, SLG: 0.416										5	2	2	0	0	0	1									
23 Adrián González, L OBP: 0.373, SLG: 0.530										4	0	3	1	0	0	1									
33 Scott Van Slyke, R OBP: 0.356, SLG: 0.434										5	0	2	2	0	1	4									
66 Yasiel Puig, R OBP: 0.316, SLG: 0.414										4	1	0	0	1	2	4									
14 Enrique Hernández, R OBP: 0.331, SLG: 0.458										2	1	1	2	1	0	0									
31 Joc Pederson, L OBP: 0.355, SLG: 0.451										2	0	0	0	1	0	3									
17 A.J. Ellis, R OBP: 0.316, SLG: 0.316										2	0	0	0	1	0	3									
9 Yasmani Grandal, S OBP: 0.391, SLG: 0.500										2	0	0	0	0	1	3									
7 Alex Guerrero, R OBP: 0.265, SLG: 0.477										4	0	2	0	0	1	2									
62 Joel Peralta, R										0	0	0	0	0	0	0									
55 Mat Latos, R OBP: 0.216, SLG: 0.316										2	1	1	0	0	0	1									
16 Andre Ethier, L OBP: 0.286, SLG: 0.471										0	0	0	0	0	0	0									
52 Pedro Báez, R										0	0	0	0	0	0	0									
43 Luis Avilán, L										0	0	0	0	0	0	0									
5 Alberto Callaspo, S OBP: 0.311, SLG: 0.212										1	0	0	0	0	0	1									
Inning Stats	R: 1 E: 0 K: 1 S: 16	H: 2 LOB: 3 BB: 1 P: 30	R: 1 E: 0 K: 2 S: 14	H: 3 LOB: 2 BB: 0 P: 24	R: 2 E: 0 K: 1 S: 13	H: 2 LOB: 1 BB: 1 P: 25	R: 0 E: 0 K: 2 S: 13	H: 1 LOB: 1 BB: 0 P: 17	R: 0 E: 0 K: 1 S: 9	H: 0 LOB: 0 BB: 0 P: 14	R: 0 E: 0 K: 1 S: 9	H: 1 LOB: 0 BB: 0 P: 13	R: 0 E: 0 K: 0 S: 9	H: 1 LOB: 0 BB: 0 P: 14	R: 0 E: 0 K: 0 S: 4	H: 1 LOB: 0 BB: 0 P: 6	R: 1 E: 0 K: 1 S: 15	H: 2 LOB: 2 BB: 1 P: 24	1B: 11 2B: 1 3B: 0 HR: 1	SF: 0 SAC: 0 DP: 3 HBP: 1	WP: 0 PB: 0 SB: 0 CS: 0	PA: 43			
PITCHER	IP WLS BF H R ER SO BB IBB HBP BLK WP HR S P ERA WHIP	IP WLS BF H R ER SO BB IBB HBP BLK WP HR S P ERA WHIP	IP WLS BF H R ER SO BB IBB HBP BLK WP HR S P ERA WHIP	IP WLS BF H R ER SO BB IBB HBP BLK WP HR S P ERA WHIP	IP WLS BF H R ER SO BB IBB HBP BLK WP HR S P ERA WHIP	IP WLS BF H R ER SO BB IBB HBP BLK WP HR S P ERA WHIP	IP WLS BF H R ER SO BB IBB HBP BLK WP HR S P ERA WHIP	IP WLS BF H R ER SO BB IBB HBP BLK WP HR S P ERA WHIP	IP WLS BF H R ER SO BB IBB HBP BLK WP HR S P ERA WHIP	IP WLS BF H R ER SO BB IBB HBP BLK WP HR S P ERA WHIP	IP WLS BF H R ER SO BB IBB HBP BLK WP HR S P ERA WHIP	IP WLS BF H R ER SO BB IBB HBP BLK WP HR S P ERA WHIP	IP WLS BF H R ER SO BB IBB HBP BLK WP HR S P ERA WHIP	IP WLS BF H R ER SO BB IBB HBP BLK WP HR S P ERA WHIP	IP WLS BF H R ER SO BB IBB HBP BLK WP HR S P ERA WHIP	IP WLS BF H R ER SO BB IBB HBP BLK WP HR S P ERA WHIP	IP WLS BF H R ER SO BB IBB HBP BLK WP HR S P ERA WHIP	IP WLS BF H R ER SO BB IBB HBP BLK WP HR S P ERA WHIP	IP WLS BF H R ER SO BB IBB HBP BLK WP HR S P ERA WHIP	IP WLS BF H R ER SO BB IBB HBP BLK WP HR S P ERA WHIP	IP WLS BF H R ER SO BB IBB HBP BLK WP HR S P ERA WHIP	IP WLS BF H R ER SO BB IBB HBP BLK WP HR S P ERA WHIP	IP WLS BF H R ER SO BB IBB HBP BLK WP HR S P ERA WHIP	IP WLS BF H R ER SO BB IBB HBP BLK WP HR S P ERA WHIP	IP WLS BF H R ER SO BB IBB HBP BLK WP HR S P ERA WHIP
47 Francisco Liriano, L ERA: 3.13	3.0	19	7	4	4	4	2	0	1	0	0	0	0	0	0	0	0	1	43	79	12.00	3.000			
55 Joe Blanton, R ERA: 3.66	3.0	W	12	2	0	0	3	1	0	0	0	0	0	0	0	0	0	0	30	44	0.00	1.000			
38 Joakim Soria, R ERA: 2.56	1.0	H	3	1	0	0	0	0	0	0	0	0	0	0	0	0	0	0	9	14	0.00	1.000			
44 Tony Watson, L ERA: 2.49	1.0	H	3	1	0	0	0	0	0	0	0	0	0	0	0	0	0	0	4	6	0.00	1.000			
35 Mark Melancon, R ERA: 1.56	1.0	S	6	2	1	1	1	1	0	0	0	0	0	0	0	0	0	0	15	24	9.00	3.000			
Batter	1	2	3	4	5	6	7	8	9	AB	R	H	RBI	BB	SO	LOB	BOTTOM								
25 Gregory Polanco, L OBP: 0.321, SLG: 0.371										3	0	1	0	1	1	0									
6 Starling Marte, R OBP: 0.335, SLG: 0.442										3	1	0	0	0	0	2									
22 Andrew McCutchen, R OBP: 0.399, SLG: 0.506										3	1	3	1	1	0	0									
17 Aramis Ramirez, R OBP: 0.281, SLG: 0.402										4	0	1	0	0	1	4									
23 Pedro Florimón, S OBP: 0.091, SLG: 0.091										0	0	0	0	0	0	0									
27 Jung Ho Kang, R OBP: 0.364, SLG: 0.444										4	0	1	1	0	0	1									
18 Neil Walker, S OBP: 0.329, SLG: 0.426										4	2	2	1	0	0	0									
24 Pedro Álvarez, L OBP: 0.301, SLG: 0.424																									

Batter	1	2	3	4	5	6	7	8	9	AB	R	H	RBI	BB	SO	LOB	TOP					
5 Yuliel Escobar, R OBP: 0.363, SLG: 0.416	L9		1B		1B		F9			4	0	2	0	0	0	0	Washington Nationals @ Los Angeles Dodgers Dodger Stadium, Los Angeles, CA Tue Aug 11 2015, 7:11 PM - 10:08 PM PDT Att. 49,384 - Clear - 73 F					
6 Anthony Rendon, R OBP: 0.356, SLG: 0.352	L9		F8		L5			1B		4	0	1	0	0	0	2						
11 Ryan Zimmerman, R OBP: 0.290, SLG: 0.414	G4-3		1B		K			K		4	0	1	0	0	2	2						
25 Clint Robinson, L OBP: 0.348, SLG: 0.410		F7			1B			L7		4	0	2	0	0	0	3						
28 Javson Werth, R OBP: 0.260, SLG: 0.285	FC4-6		G5-3		P3			F8		4	0	0	0	0	0	3						
20 Ian Desmond, R OBP: 0.273, SLG: 0.383	1B		K		F9			G5-3		4	0	1	0	0	1	1						
40 Wilson Ramos, R OBP: 0.267, SLG: 0.359	K		FC6-4		K			G4-3		3	0	0	0	1	2	3						
3 Michael Taylor, R OBP: 0.284, SLG: 0.371	L5		FC6-4		P6			K		4	0	0	0	0	1	3						
41 Joe Ross, R OBP: 0.100, SLG: 0.100			K		P4					2	0	0	0	0	2	0						
45 Blake Treinen, R OBP: 0.252, SLG: 0.351										0	0	0	0	0	0	0						
12 Tyler Moore, R OBP: 0.252, SLG: 0.351										1	0	0	0	0	0	0						
73 Felipe Vázquez, L OBP: 0.211, SLG: 0.316										0	0	0	0	0	0	0						
57 Tanner Roark, R OBP: 0.211, SLG: 0.316										0	0	0	0	0	0	0						
Inning Stats	R: 0 E: 0 K: 0 S: 7	H: 0 LOB: 0 BB: 0 P: 12	R: 0 E: 0 K: 1 S: 16	H: 2 LOB: 2 BB: 0 P: 22	R: 0 E: 0 K: 1 S: 9	H: 2 LOB: 2 BB: 0 P: 11	R: 0 E: 0 K: 1 S: 10	H: 0 LOB: 1 BB: 1 P: 19	R: 0 E: 0 K: 2 S: 15	H: 1 LOB: 1 BB: 0 P: 22	R: 0 E: 0 K: 1 S: 14	H: 1 LOB: 1 BB: 0 P: 23	R: 0 E: 0 K: 1 S: 13	H: 1 LOB: 1 BB: 0 P: 20	R: 0 E: 0 K: 1 S: 8	H: 0 LOB: 0 BB: 0 P: 10	R: 0 E: 0 K: 1 S: 8	H: 0 LOB: 0 BB: 0 P: 10	1B: 7 2B: 0 3B: 0 HR: 0	SF: 0 SAC: 0 DP: 0 HBP: 0	WP: 1 PB: 0 SB: 0 CS: 0	PA: 35
PITCHER	IP WLS BF H R ER SO BB IBB HBP BLK WP HR S P ERA WHIP	6.0 W 25 6 0 0 6 1 0 0 0 0 1 0 71 109 0.00 1.167	2.0 7 1 0 0 1 0 0 0 0 0 0 21 31 0.00 0.500	1.0 3 0 0 0 1 0 0 0 0 0 0 8 10 0.00 0.000	PITCHER																	

Batter	1	2	3	4	5	6	7	8	9	AB	R	H	RBI	BB	SO	LOB	BOTTOM			
11 Jimmy Rollins, S OBP: 0.278, SLG: 0.363	P6		P2		1B		L6-3			4	1	1	0	0	0	1	Washington Nationals @ Los Angeles Dodgers Dodger Stadium, Los Angeles, CA Tue Aug 11 2015, 7:11 PM - 10:08 PM PDT Att. 49,384 - Clear - 73 F			
5 Alberto Callaspo, S OBP: 0.324, SLG: 0.287	P5		1B		1B		F7			4	1	2	0	0	0	0				
23 Adrián González, L OBP: 0.370, SLG: 0.523	F8		K		F8		K			4	0	0	0	0	2	3				
16 Andre Ethier, L OBP: 0.365, SLG: 0.476		BB		HR	F7		K			3	1	1	0	1	1	2				
9 Yasmani Grandal, S OBP: 0.393, SLG: 0.495		BB		F8	BB		F7			2	1	0	0	2	0	1				
66 Yasiel Puig, R OBP: 0.317, SLG: 0.432	F8		HR		3B		L4			4	1	2	5	0	0	2				
31 Joc Pederson, L OBP: 0.354, SLG: 0.442	P2		BB		K		BB			2	0	0	0	2	1	3				
14 Enrique Hernández, R OBP: 0.336, SLG: 0.508	FC6-4		FC6-4		FC6-4		G1-3			3	0	0	0	1	0	4				
21 Zack Greinke, R OBP: 0.222, SLG: 0.288			P4		G6-3		FC6-4			2	0	0	0	0	0	1				
3 Carl Crawford, L OBP: 0.250, SLG: 0.392										1	0	0	0	0	0	1				
63 Yimi García, R OBP: 0.211, SLG: 0.316										0	0	0	0	0	0	0				
43 Luis Avilán, L OBP: 0.211, SLG: 0.316										0	0	0	0	0	0	0				
Inning Stats	R: 0 E: 0 K: 0 S: 6	H: 0 LOB: 0 BB: 0 P: 8	R: 0 E: 0 K: 0 S: 12	H: 0 LOB: 2 BB: 2 P: 23	R: 0 E: 0 K: 1 S: 12	H: 1 LOB: 1 BB: 0 P: 20	R: 2 E: 0 K: 0 S: 13	H: 2 LOB: 1 BB: 1 P: 20	R: 3 E: 0 K: 1 S: 12	H: 3 LOB: 1 BB: 1 P: 21	R: 0 E: 0 K: 0 S: 6	H: 0 LOB: 0 BB: 1 P: 12	R: 0 E: 0 K: 2 S: 9	H: 0 LOB: 0 BB: 0 P: 14	R: 0 E: 0 K: 0 S: 8	H: 0 LOB: 1 BB: 1 P: 15	1B: 3 2B: 1 3B: 2 HR: 1	SF: 0 SAC: 0 DP: 1 HBP: 0	WP: 0 PB: 0 SB: 0 CS: 0	PA: 35
PITCHER	IP WLS BF H R ER SO BB IBB HBP BLK WP HR S P ERA WHIP	4.2 L 24 4 0 0 1 1 0 0 0 0 0 9 15 0.00 0.750	1.1 4 0 0 0 1 1 0 0 0 0 0 9 14 0.00 0.000	1.0 3 0 0 0 2 0 0 0 0 0 0 9 14 0.00 0.000	1.0 4 0 0 0 0 1 0 0 0 0 0 8 15 0.00 1.000	PITCHER														

AB 34
R 0
H 7
RBI 0
BB 1
SO 8
LOB 17



AB 29
R 5
H 6
RBI 5
SO 4
LOB 18



Batter	1	2	3	4	5	6	7	8	9	AB	R	H	RBI	BB	SO	LOB	TOP			
5 Yuliel Escobar, R OBP: 0.360, SLG: 0.412	L8			G4-3		G6-3			F7	4	0	0	0	0	0	1				
6 Anthony Rendon, R OBP: 0.363, SLG: 0.348	G5-3			F7					K	4	0	1	0	0	1	0				
34 Bryce Harper, L OBP: 0.456, SLG: 0.643	G4-3			G6-3					K	4	0	0	0	0	2	1				
11 Ryan Zimmerman, R (1, 3) OBP: 0.287, SLG: 0.410									K	3	0	0	0	0	2	1				
28 Javson Werth, R OBP: 0.256, SLG: 0.279									K	3	0	0	0	0	2	1				
20 Ian Desmond, R OBP: 0.271, SLG: 0.380									K	3	0	0	0	0	1	0				
40 Wilson Ramos, R OBP: 0.265, SLG: 0.355									F7	3	0	0	0	0	1	0				
3 Michael Taylor, R OBP: 0.287, SLG: 0.377									F9	3	0	2	0	0	0	0				
27 Jordan Zimmermann, R (1, 1) OBP: 0.116, SLG: 0.140									K	2	0	0	0	0	1	1				
8 Danny Espinosa, S (8, PH) OBP: 0.303, SLG: 0.463									K	1	0	0	0	0	0	0				
22 Drew Storen, S (8, 1)									K	0	0	0	0	0	0	0				
46 Matt Thornton, L (8, 1)									K	0	0	0	0	0	0	0				
Inning Stats	R: 0 E: 0 K: 0 S: 9	H: 0 LOB: 0 BB: 0 P: 13	R: 0 E: 0 K: 3 S: 12	H: 0 LOB: 0 BB: 0 P: 16	R: 0 E: 0 K: 1 S: 10	H: 0 LOB: 0 BB: 0 P: 13	R: 0 E: 0 K: 0 S: 8	H: 0 LOB: 0 BB: 0 P: 10	R: 0 E: 0 K: 1 S: 5	H: 1 LOB: 1 BB: 0 P: 10	R: 0 E: 0 K: 3 S: 11	H: 1 LOB: 1 BB: 0 P: 19	R: 0 E: 0 K: 0 S: 8	H: 1 LOB: 1 BB: 0 P: 10	R: 0 E: 0 K: 2 S: 7	H: 0 LOB: 0 BB: 0 P: 8	1B: 2 2B: 1 3B: 0 HR: 0	SF: 0 SAC: 0 DP: 0 HBP: 0	WP: 0 PB: 0 SB: 0 CS: 0	PA: 30
PITCHER	IP WLS BF H R ER SO BB IBB HBP BLK WP HR S P ERA WHIP																			
22 Clayton Kershaw, L (1, 1) ERA: 2.39	8.0 W 27 3 0 0 8 0 0 0 0 0 0 0 71 101 0.00 0.375																			
74 Kenley Jansen, R (9, 1) ERA: 2.67	1.0 S 3 0 0 0 2 0 0 0 0 0 0 0 7 8 0.00 0.000																			

Washington Nationals @ Los Angeles Dodgers
Dodger Stadium, Los Angeles, CA
Wed Aug 12 2015, 7:10 PM - 9:30 PM PDT
Att: 44,911 - Clear - 83 F

AB	30
R	0
H	3
RBI	0
BB	0
SO	10
LOB	6



Batter	1	2	3	4	5	6	7	8	9	AB	R	H	RBI	BB	SO	LOB	BOTTOM			
3 Carl Crawford, L OBP: 0.275, SLG: 0.423	G6-3-5					L8				4	0	3	1	0	0	0				
74 Kenley Jansen, S (9, 1)										0	0	0	0	0	0	0				
14 Enrique Hernández, R OBP: 0.333, SLG: 0.499	G6-3-5					K				3	0	0	0	1	2	2				
23 Adrián González, L OBP: 0.367, SLG: 0.518						K				4	0	0	0	0	3	2				
9 Yasmani Grandal, S OBP: 0.389, SLG: 0.489						K				3	0	0	0	0	1	0				
66 Yasiel Puig, R OBP: 0.313, SLG: 0.427						K				3	0	0	0	0	2	0				
5 Alberto Callaspo, S OBP: 0.307, SLG: 0.283										3	0	0	0	0	1	0				
31 Joc Pederson, L OBP: 0.356, SLG: 0.441										1	2	0	0	1	0	0				
18 José Peraza, R OBP: 0.286, SLG: 0.500																				
16 Andre Ethier, L (8, PH) OBP: 0.307, SLG: 0.481										2	0	0	0	0	0	1				
22 Clayton Kershaw, L (1, 1) OBP: 0.175, SLG: 0.167										1	1	1	0	0	0	0				
11 Jimmy Rollins, S (8, PH) OBP: 0.277, SLG: 0.362										2	0	0	0	0	1	1				
Inning Stats	R: 0 E: 0 K: 1 S: 9	H: 1 LOB: 0 BB: 0 P: 14	R: 0 E: 0 K: 0 S: 9	H: 0 LOB: 0 BB: 0 P: 11	R: 1 E: 0 K: 1 S: 18	H: 1 LOB: 1 BB: 1 P: 23	R: 0 E: 0 K: 2 S: 7	H: 0 LOB: 0 BB: 0 P: 8	R: 0 E: 0 K: 0 S: 10	H: 0 LOB: 0 BB: 0 P: 11	R: 0 E: 0 K: 2 S: 8	H: 0 LOB: 0 BB: 0 P: 10	R: 0 E: 0 K: 3 S: 10	H: 0 LOB: 0 BB: 0 P: 16	R: 2 E: 1 K: 1 S: 18	H: 2 LOB: 2 BB: 1 P: 28	1B: 2 2B: 3 3B: 0 HR: 0	SF: 0 SAC: 0 DP: 1 HBP: 1	WP: 0 PB: 0 SB: 0 CS: 0	PA: 30
PITCHER	IP WLS BF H R ER SO BB IBB HBP BLK WP HR S P ERA WHIP																			
27 Jordan Zimmermann, R (1, 1) ERA: 3.34	7.0 L 23 2 1 1 1 9 1 0 0 0 0 0 0 71 93 27.00 1.500																			
22 Drew Storen, R (8, 1) ERA: 3.07	0.2 4 1 2 2 1 0 0 1 0 0 0 0 15 21 27.00 1.500																			
46 Matt Thornton, L (8, 1) ERA: 2.93	0.1 3 1 0 0 0 1 0 0 0 0 0 0 3 7 0.00 6.000																			

Washington Nationals @ Los Angeles Dodgers
Dodger Stadium, Los Angeles, CA
Wed Aug 12 2015, 7:10 PM - 9:30 PM PDT
Att: 44,911 - Clear - 83 F

AB	27
R	3
H	4
RBI	1
BB	2
SO	10
LOB	6



Batter	1	2	3	4	5	6	7	8	9	AB	R	H	RBI	BB	SO	LOB	TOP				
11 Jimmy Rollins, S OBP: 0.278, SLG: 0.365										4	1	1	2	0	1	1					
3 Carl Crawford, L OBP: 0.315, SLG: 0.432										4	0	0	0	0	2	0					
23 Adrián González, L OBP: 0.363, SLG: 0.517										4	0	0	0	0	0	0					
10 Justin Turner, R OBP: 0.373, SLG: 0.543										3	0	0	0	1	0	0					
16 Andre Ethier, L OBP: 0.366, SLG: 0.482										3	0	0	0	0	0	1					
9 Yasmani Grandal, S OBP: 0.386, SLG: 0.479										3	0	0	0	0	0	1					
33 Scott Van Slyke, R OBP: 0.351, SLG: 0.597										2	0	0	0	0	2	0					
Alberto Callaspo, S OBP: 0.315, SLG: 0.278										1	0	0	0	0	1	0					
31 Joc Pederson, L OBP: 0.356, SLG: 0.445										2	1	0	0	1	0	0					
14 Enrique Hernández, R OBP: 0.353, SLG: 0.513										3	0	1	0	0	0	1					
Inning Stats	R: 0 E: 0 K: 1 S: 6	H: 0 LOB: 0 BB: 0 P: 10	R: 0 E: 0 K: 0 S: 10	H: 0 LOB: 0 BB: 0 P: 15	R: 2 E: 0 K: 1 S: 14	H: 1 LOB: 0 BB: 1 P: 24	R: 0 E: 0 K: 0 S: 8	H: 0 LOB: 0 BB: 0 P: 16	R: 0 E: 0 K: 1 S: 5	H: 0 LOB: 0 BB: 0 P: 8	R: 0 E: 0 K: 0 S: 9	H: 0 LOB: 0 BB: 0 P: 15	R: 0 E: 0 K: 2 S: 9	H: 1 LOB: 0 BB: 0 P: 15	R: 0 E: 0 K: 0 S: 9	H: 0 LOB: 0 BB: 0 P: 14	1B: 0 2B: 1 3B: 0 HR: 1	SF: 0 SAC: 0 DP: 0 HBP: 0	WP: 0 PB: 0 SB: 0 CS: 0	PA: 31	
PITCHER	IP WLS BF H R ER SO BB IBB HBP BLK WP HR S P ERA WHIP	8.0 W 28 2 2 2 6 2 0 0 0 0 1 69 116 2.25 0.500	1.0 S 3 0 0 0 0 0 0 0 0 0 0 9 14 0.00 0.000																		

Los Angeles Dodgers @ Oakland Athletics
O.co Coliseum, Oakland, CA
Wed Aug 19 2015, 3:38 PM - 6:12 PM EDT
Att: 26,122 - Sunny - 68 F

AB 29
R 2
H 2
RBI 2
BB 2
SO 6
LOB 4

Batter	1	2	3	4	5	6	7	8	9	AB	R	H	RBI	BB	SO	LOB	BOTTOM				
1 Billy Burns, S OBP: 0.338, SLG: 0.381										4	3	3	1	0	0	0					
20 Mark Canha, R OBP: 0.312, SLG: 0.409										3	0	2	0	1	1	0					
26 Danny Valencia, R OBP: 0.327, SLG: 0.521										4	0	0	1	0	1	5					
19 Josh Phegley, R OBP: 0.317, SLG: 0.462										2	0	0	0	1	0	1					
21 Stephen Vogt, L OBP: 0.344, SLG: 0.449										0	0	0	1	0	0	0					
5 Jake Smolinski, R OBP: 0.299, SLG: 0.337										4	0	1	1	0	0	1					
23 Sam Fuld, L OBP: 0.269, SLG: 0.298										0	0	0	0	0	0	0					
16 Billy Butler, R OBP: 0.305, SLG: 0.355										2	0	0	0	2	0	2					
22 Josh Reddick, L OBP: 0.332, SLG: 0.456										3	0	0	0	0	0	2					
10 Marcus Semien, R OBP: 0.302, SLG: 0.390										3	0	0	0	0	0	1					
28 Eric Sogard, L OBP: 0.287, SLG: 0.280										3	2	2	0	0	0	0					
Inning Stats	R: 1 E: 0 K: 0 S: 10	H: 2 LOB: 0 BB: 0 P: 14	R: 0 E: 0 K: 0 S: 6	H: 0 LOB: 1 BB: 1 P: 13	R: 0 E: 0 K: 0 S: 4	H: 0 LOB: 0 BB: 0 P: 8	R: 0 E: 0 K: 1 S: 12	H: 0 LOB: 0 BB: 0 P: 20	R: 0 E: 0 K: 0 S: 9	H: 0 LOB: 1 BB: 1 P: 15	R: 2 E: 0 K: 0 S: 10	H: 3 LOB: 1 BB: 1 P: 15	R: 0 E: 0 K: 0 S: 7	H: 0 LOB: 0 BB: 0 P: 9	R: 2 E: 0 K: 1 S: 13	H: 3 LOB: 2 BB: 1 P: 24	1B: 6 2B: 3 3B: 0 HR: 0	SF: 1 SAC: 0 DP: 3 HBP: 0	WP: 0 PB: 0 SB: 0 CS: 0	PA: 33	
PITCHER	IP WLS BF H R ER SO BB IBB HBP BLK WP HR S P ERA WHIP	5.2 L 22 4 0 0 3 3 0 0 0 0 0 10 12 0.00 1.412	1.1 4 0 0 0 0 0 0 0 0 0 0 0 7 13 54.00 9.000	0.1 1 0 0 0 0 0 0 0 0 0 0 0 2 4 0.00 0.000	0.1 2 1 0 0 0 0 0 0 0 0 0 0 4 7 0.00 3.000																

Los Angeles Dodgers @ Oakland Athletics
O.co Coliseum, Oakland, CA
Wed Aug 19 2015, 3:38 PM - 6:12 PM EDT
Att: 26,122 - Sunny - 68 F

AB 28
R 5
H 8
RBI 4
BB 4
SO 2
LOB 12

Batter	1	2	3	4	5	6	7	8	9	AB	R	H	RBI	BB	SO	LOB	TOP			
11 Jimmy Rollins, S OBP: 0.276, SLG: 0.362	P5		P4			K			F9	4	0	0	0	0	1	1	Los Angeles Dodgers @ Houston Astros Minute Maid Park, Houston, TX Fri Aug 21 2015, 7:13 PM - 9:42 PM CDT Att: 33,833 - Roof Closed - 73 F			
26 Chase Utley, L OBP: 0.280, SLG: 0.328	G3		FC4-6			G4-3			F9	4	0	0	0	0	0	1				
10 Justin Turner, R OBP: 0.371, SLG: 0.538	BB		L4			G6-3			K	3	0	0	0	1	1					
23 Adrián González, L OBP: 0.361, SLG: 0.514	F9					K			G4-3	3	0	0	0	0	1					
16 Andre Ethier, L OBP: 0.365, SLG: 0.479		FC4-6				G4-3			K	2	0	0	0	1	1					
9 Yasmani Grandal, S OBP: 0.383, SLG: 0.474		BB				G1			K	3	0	0	0	0	2	1				
3 Carl Crawford, L OBP: 0.305, SLG: 0.418		FC4-6				P2			K	3	0	0	0	0	1	1				
14 Enrique Hernández, R OBP: 0.347, SLG: 0.503		P3				P4			K	3	0	0	0	0	1	1				
31 Joc Pederson, L OBP: 0.358, SLG: 0.442						K			K	2	0	0	0	1	2	0				
Inning Stats	R: 0 H: 0 K: 0 S: 12	H: 0 LOB: 1 BB: 1 P: 19	R: 0 H: 0 K: 1 S: 13	H: 0 LOB: 1 BB: 1 P: 19	R: 0 H: 0 K: 0 S: 13	H: 0 LOB: 0 BB: 0 P: 22	R: 0 H: 0 K: 1 S: 8	H: 0 LOB: 0 BB: 0 P: 13	R: 0 H: 0 K: 1 S: 7	H: 0 LOB: 0 BB: 0 P: 8	R: 0 H: 0 K: 2 S: 9	H: 0 LOB: 0 BB: 0 P: 13	R: 0 H: 0 K: 3 S: 9	H: 0 LOB: 0 BB: 0 P: 13	R: 0 H: 0 K: 1 S: 8	H: 0 LOB: 0 BB: 0 P: 14	1B: 0 2B: 0 3B: 0 HR: 0	SF: 0 SAC: 0 DP: 0 HBP: 0	WP: 0 PB: 0 SB: 0 CS: 0	PA: 30
PITCHER 54 Mike Fiers, R ERA: 3.63	IP: 9.0 WLS: W BF: 30	H: 0 R: 0 ER: 0 SO: 10	BB: 3 IBB: 0 HBP: 0 BLK: 0	WP: 0 HR: 0 S: 88 P: 134	ERA: 0.00 WHIP: 0.333	PITCHER										IP: 9.0 WLS: W BF: 30	H: 0 R: 0 ER: 0 SO: 10	BB: 3 IBB: 0 HBP: 0 BLK: 0	WP: 0 HR: 0 S: 88 P: 134	ERA: 0.00 WHIP: 0.333

Batter	1	2	3	4	5	6	7	8	9	AB	R	H	RBI	BB	SO	LOB	BOTTOM				
27 Jose Altuve, R OBP: 0.348, SLG: 0.408	G4-3		G4-3			K			L8	4	0	1	0	0	1	2	Los Angeles Dodgers @ Houston Astros Minute Maid Park, Houston, TX Fri Aug 21 2015, 7:13 PM - 9:42 PM CDT Att: 33,833 - Roof Closed - 73 F				
30 Carlos Gómez, R OBP: 0.309, SLG: 0.390	1B					K			G5-3	4	0	1	0	0	2	1					
1 Carlos Correa, R OBP: 0.347, SLG: 0.524	G4-3					K			G1-3	4	0	0	0	0	2	2					
8 Jed Lowrie, S OBP: 0.366, SLG: 0.458	G1-3					G5-3			G6-3	3	0	0	0	0	0	1					
Evan Gattis, R OBP: 0.269, SLG: 0.445		F7				G6-3			HR	3	1	1	1	0	0	0					
28 Colby Rasmus, L OBP: 0.303, SLG: 0.456		K				G3			G6-3	3	0	0	0	0	1	0					
23 Chris Carter, R OBP: 0.297, SLG: 0.373						G6-3				3	1	1	0	0	1	0					
9 Marwin Gonzalez, S OBP: 0.303, SLG: 0.428		6 HR							K	0	0	0	0	0	0	0					
6 Jake Marisnick, R OBP: 0.266, SLG: 0.378		HR							K	3	1	2	2	0	1	0					
15 Jason Castro, L OBP: 0.275, SLG: 0.375		2B							F9	3	0	1	0	0	0	1					
Inning Stats	R: 0 H: 2 K: 0 S: 6	H: 3 LOB: 1 BB: 0 P: 10	R: 2 H: 3 K: 1 S: 16	H: 3 LOB: 0 BB: 0 P: 23	R: 0 H: 0 K: 2 S: 12	H: 0 LOB: 0 BB: 0 P: 16	R: 0 H: 0 K: 0 S: 5	H: 0 LOB: 0 BB: 0 P: 8	R: 0 H: 1 K: 2 S: 12	H: 1 LOB: 1 BB: 0 P: 17	R: 1 H: 1 K: 0 S: 6	H: 1 LOB: 0 BB: 0 P: 11	R: 0 H: 0 K: 2 S: 10	H: 0 LOB: 0 BB: 0 P: 18	R: 0 H: 0 K: 1 S: 11	H: 0 LOB: 0 BB: 0 P: 15	1B: 3 2B: 2 3B: 0 HR: 2	SF: 0 SAC: 0 DP: 1 HBP: 0	WP: 0 PB: 0 SB: 1 CS: 0	PA: 30	
PITCHER 35 Brett Anderson, L ERA: 3.52	IP: 6.0 WLS: L BF: 24	H: 7 R: 3 ER: 3 SO: 5	BB: 0 IBB: 0 HBP: 0 BLK: 0	WP: 0 HR: 2 S: 2	P: 57 ERA: 4.50 WHIP: 1.167	PITCHER										IP: 6.0 WLS: L BF: 24	H: 7 R: 3 ER: 3 SO: 5	BB: 0 IBB: 0 HBP: 0 BLK: 0	WP: 0 HR: 2 S: 2	P: 57	ERA: 4.50 WHIP: 1.167
41 Chris Hatcher, R ERA: 5.4	IP: 1.0 WLS: 0 BF: 3	H: 0 R: 0 ER: 0 SO: 2	BB: 0 IBB: 0 HBP: 0 BLK: 0	WP: 0 HR: 0 S: 10	P: 18 ERA: 0.00 WHIP: 0.000	PITCHER										IP: 1.0 WLS: 0 BF: 3	H: 0 R: 0 ER: 0 SO: 2	BB: 0 IBB: 0 HBP: 0 BLK: 0	WP: 0 HR: 0 S: 10	P: 18	ERA: 0.00 WHIP: 0.000
63 Yimi Garcia, R ERA: 3.55	IP: 1.0 WLS: 0 BF: 3	H: 0 R: 0 ER: 0 SO: 1	BB: 0 IBB: 0 HBP: 0 BLK: 0	WP: 0 HR: 0 S: 11	P: 15 ERA: 0.00 WHIP: 0.000	PITCHER										IP: 1.0 WLS: 0 BF: 3	H: 0 R: 0 ER: 0 SO: 1	BB: 0 IBB: 0 HBP: 0 BLK: 0	WP: 0 HR: 0 S: 11	P: 15	ERA: 0.00 WHIP: 0.000



Batter	1	2	3	4	5	6	7	8	9	AB	R	H	RBI	BB	SO	LOB	TOP					
11 Jimmy Rollins, S (1, 6) OBP: 0.278, SLG: 0.366	F7			1B		2B		F7		4	1	2	0	0	0	0	Los Angeles Dodgers @ Houston Astros Minute Maid Park, Houston, TX Sat Aug 22 2015, 6:26 PM - 8:54 PM CDT Att: 39,999 - Roof Closed - 73 F					
66 Yasiel Puig, R (1, 9) OBP: 0.319, SLG: 0.431	L4			1B		G3		K		4	0	1	0	0	1	1						
10 Justin Turner, R (1, 5) OBP: 0.369, SLG: 0.534	F8			K				F7		4	0	1	1	0	1	1						
23 Adrián González, L (1, 3) OBP: 0.362, SLG: 0.514				G5-3						4	0	2	0	0	1	1						
33 Scott Van Slyke, R (1, 7) OBP: 0.326, SLG: 0.390	L8							L8		3	0	0	0	0	2	2						
31 Joc Pederson, L (9, PH) OBP: 0.357, SLG: 0.441										1	0	0	0	0	0	1						
26 Chase Utley, L (1, 4) OBP: 0.279, SLG: 0.331	K							FC6		4	0	1	0	0	1	3						
14 Enrique Hernández, R (1, 8) OBP: 0.343, SLG: 0.497				K						2	0	0	0	0	1	1						
16 Andre Ethier, L (7, PH) OBP: 0.363, SLG: 0.476								K		2	0	0	0	0	2	1						
9 Yasmani Grandal, S (1, 2) OBP: 0.383, SLG: 0.471				K						2	0	0	0	1	2	0						
7 Alex Guerrero, R (1, 10) OBP: 0.258, SLG: 0.455				G5-3						2	0	0	0	0	1	2						
3 Carl Crawford, L (7, PH) OBP: 0.302, SLG: 0.413								G4-3		1	0	0	0	0	0	0						
Inning Stats	R: 0 E: 0 K: 0 S: 6	H: 0 LOB: 0 BB: 0 P: 11	R: 0 E: 0 K: 2 S: 7	H: 0 LOB: 0 BB: 0 P: 9	R: 0 E: 0 K: 2 S: 9	H: 0 LOB: 0 BB: 0 P: 13	R: 0 E: 0 K: 1 S: 12	H: 2 LOB: 1 BB: 0 P: 20	R: 0 E: 0 K: 2 S: 19	H: 1 LOB: 2 BB: 1 P: 31	R: 1 E: 0 K: 1 S: 10	H: 3 LOB: 2 BB: 0 P: 14	R: 0 E: 0 K: 2 S: 7	H: 0 LOB: 0 BB: 0 P: 7	R: 0 E: 0 K: 1 S: 9	H: 1 LOB: 1 BB: 0 P: 13	1B: 5 2B: 2 3B: 0 HR: 0	SF: 0 SAC: 0 DP: 0 HBP: 0	WP: 0 PB: 0 SB: 0 CS: 0	PA: 34		
PITCHER	IP WLS BF H R ER SO BB IBB HBP BLK WP HR S P ERA WHIP	IP WLS BF H R ER SO BB IBB HBP BLK WP HR S P ERA WHIP	IP WLS BF H R ER SO BB IBB HBP BLK WP HR S P ERA WHIP	IP WLS BF H R ER SO BB IBB HBP BLK WP HR S P ERA WHIP	IP WLS BF H R ER SO BB IBB HBP BLK WP HR S P ERA WHIP	IP WLS BF H R ER SO BB IBB HBP BLK WP HR S P ERA WHIP	IP WLS BF H R ER SO BB IBB HBP BLK WP HR S P ERA WHIP	IP WLS BF H R ER SO BB IBB HBP BLK WP HR S P ERA WHIP	IP WLS BF H R ER SO BB IBB HBP BLK WP HR S P ERA WHIP	IP WLS BF H R ER SO BB IBB HBP BLK WP HR S P ERA WHIP	IP WLS BF H R ER SO BB IBB HBP BLK WP HR S P ERA WHIP	IP WLS BF H R ER SO BB IBB HBP BLK WP HR S P ERA WHIP	IP WLS BF H R ER SO BB IBB HBP BLK WP HR S P ERA WHIP	IP WLS BF H R ER SO BB IBB HBP BLK WP HR S P ERA WHIP	IP WLS BF H R ER SO BB IBB HBP BLK WP HR S P ERA WHIP	IP WLS BF H R ER SO BB IBB HBP BLK WP HR S P ERA WHIP	IP WLS BF H R ER SO BB IBB HBP BLK WP HR S P ERA WHIP	IP WLS BF H R ER SO BB IBB HBP BLK WP HR S P ERA WHIP	IP WLS BF H R ER SO BB IBB HBP BLK WP HR S P ERA WHIP	IP WLS BF H R ER SO BB IBB HBP BLK WP HR S P ERA WHIP	IP WLS BF H R ER SO BB IBB HBP BLK WP HR S P ERA WHIP	IP WLS BF H R ER SO BB IBB HBP BLK WP HR S P ERA WHIP

Batter	1	2	3	4	5	6	7	8	9	AB	R	H	RBI	BB	SO	LOB	BOTTOM					
27 Jose Altuve, R (1, 4) OBP: 0.350, SLG: 0.420	3B			L8				HR		3	2	1	0	0	0	0	Los Angeles Dodgers @ Houston Astros Minute Maid Park, Houston, TX Sat Aug 22 2015, 6:26 PM - 8:54 PM CDT Att: 39,999 - Roof Closed - 73 F					
30 Carlos Gómez, R (1, 8) OBP: 0.307, SLG: 0.387	G5-3			F7				L8		3	0	0	0	0	1	1						
1 Carlos Correa, R (1, 6) OBP: 0.343, SLG: 0.518	E5			G5-3				G4-3		3	0	0	1	0	0	0						
8 Jed Lowrie, S (1, 5) OBP: 0.359, SLG: 0.447	F8			G3-1				F9		3	0	0	0	0	0	1						
28 Colby Rasmus, L (1, 7) OBP: 0.300, SLG: 0.452	CS			K				K		3	0	0	0	0	3	0						
Evan Gattis, R (1, 10) OBP: 0.297, SLG: 0.442				G6-3				K		3	0	0	0	0	1	0						
18 Luis Valbuena, L (1, 3) OBP: 0.292, SLG: 0.424										2	1	1	1	0	0	0						
9 Marwin Gonzalez, S (8, PH) OBP: 0.301, SLG: 0.426				HR				K		1	0	0	0	0	1	0						
6 Jake Marisnick, R (1, 9) OBP: 0.263, SLG: 0.374	F8							G5-3		3	0	0	0	0	1	0						
15 Jason Castro, L (1, 2) OBP: 0.272, SLG: 0.371				G4-3				F7		3	0	0	0	0	0	0						
Inning Stats	R: 1 E: 1 K: 0 S: 10	H: 1 LOB: 0 BB: 0 P: 19	R: 1 E: 0 K: 1 S: 11	H: 1 LOB: 0 BB: 0 P: 16	R: 0 E: 0 K: 0 S: 6	H: 0 LOB: 0 BB: 0 P: 9	R: 0 E: 0 K: 1 S: 11	H: 0 LOB: 0 BB: 0 P: 16	R: 0 E: 0 K: 1 S: 8	H: 1 LOB: 0 BB: 0 P: 14	R: 0 E: 0 K: 2 S: 9	H: 0 LOB: 0 BB: 0 P: 13	R: 0 E: 0 K: 1 S: 9	H: 0 LOB: 0 BB: 0 P: 14	R: 0 E: 0 K: 1 S: 9	H: 0 LOB: 0 BB: 0 P: 14	1B: 0 2B: 0 3B: 1 HR: 2	SF: 0 SAC: 0 DP: 0 HBP: 0	WP: 0 PB: 0 SB: 0 CS: 1	PA: 28		
PITCHER	IP WLS BF H R ER SO BB IBB HBP BLK WP HR S P ERA WHIP	IP WLS BF H R ER SO BB IBB HBP BLK WP HR S P ERA WHIP	IP WLS BF H R ER SO BB IBB HBP BLK WP HR S P ERA WHIP	IP WLS BF H R ER SO BB IBB HBP BLK WP HR S P ERA WHIP	IP WLS BF H R ER SO BB IBB HBP BLK WP HR S P ERA WHIP	IP WLS BF H R ER SO BB IBB HBP BLK WP HR S P ERA WHIP	IP WLS BF H R ER SO BB IBB HBP BLK WP HR S P ERA WHIP	IP WLS BF H R ER SO BB IBB HBP BLK WP HR S P ERA WHIP	IP WLS BF H R ER SO BB IBB HBP BLK WP HR S P ERA WHIP	IP WLS BF H R ER SO BB IBB HBP BLK WP HR S P ERA WHIP	IP WLS BF H R ER SO BB IBB HBP BLK WP HR S P ERA WHIP	IP WLS BF H R ER SO BB IBB HBP BLK WP HR S P ERA WHIP	IP WLS BF H R ER SO BB IBB HBP BLK WP HR S P ERA WHIP	IP WLS BF H R ER SO BB IBB HBP BLK WP HR S P ERA WHIP	IP WLS BF H R ER SO BB IBB HBP BLK WP HR S P ERA WHIP	IP WLS BF H R ER SO BB IBB HBP BLK WP HR S P ERA WHIP	IP WLS BF H R ER SO BB IBB HBP BLK WP HR S P ERA WHIP	IP WLS BF H R ER SO BB IBB HBP BLK WP HR S P ERA WHIP	IP WLS BF H R ER SO BB IBB HBP BLK WP HR S P ERA WHIP	IP WLS BF H R ER SO BB IBB HBP BLK WP HR S P ERA WHIP	IP WLS BF H R ER SO BB IBB HBP BLK WP HR S P ERA WHIP	IP WLS BF H R ER SO BB IBB HBP BLK WP HR S P ERA WHIP



Batter	1	2	3	4	5	6	7	8	9	AB	R	H	RBI	BB	SO	LOB	TOP										
11 Jimmy Rollins, S OBP: 0.277, SLG: 0.366										2	0	0	0	2	1	0	Los Angeles Dodgers @ Cincinnati Reds Great American Ball Park, Cincinnati, OH Thu Aug 27 2015, 12:37 PM - 3:30 PM EDT Att: 25,529 - Partly Cloudy - 70 F										
26 Chase Utley, L OBP: 0.287, SLG: 0.330										2	0	1	0	0	1	0											
23 Adrián González, L OBP: 0.360, SLG: 0.509										2	0	0	0	0	1	2											
33 Scott Van Slyke, R OBP: 0.330, SLG: 0.401										2	0	0	0	0	0	4											
10 Justin Turner, R OBP: 0.363, SLG: 0.527										3	1	1	0	1	0	3											
16 Andre Ethier, L OBP: 0.372, SLG: 0.483											3	0	3	0	0	0		0									
14 Enrique Hernández, R (9, PH) OBP: 0.353, SLG: 0.503											1	0	1	0	0	0		0									
66 Yasiel Puig, R OBP: 0.324, SLG: 0.440											4	0	2	0	0	1		2									
12 Juan Nicasio, R (9, PR)											0	0	0	0	0	0		0									
17 A.J. Ellis, R OBP: 0.379, SLG: 0.379											0	0	0	0	0	0		0									
9 Yasmani Grandal, S OBP: 0.378, SLG: 0.464											4	0	0	0	0	1	7										
31 Joc Pederson, L (1, 8)											4	0	0	0	0	1	7										
21 Zack Greinke, R OBP: 0.228, SLG: 0.345																	Los Angeles Dodgers @ Cincinnati Reds Great American Ball Park, Cincinnati, OH Thu Aug 27 2015, 12:37 PM - 3:30 PM EDT Att: 25,529 - Partly Cloudy - 70 F										
3 Carl Crawford, L (8, PH)																											
41 Chris Hatcher, R (8, 1)																											
7 Alex Guerrero, R (9, PH)																											
54 Jim Johnson, R (9, 1)																											
Inning Stats	R: 0 E: 0 K: 2 S: 9	H: 0 LOB: 0 BB: 0 P: 14	R: 1 E: 0 K: 0 S: 10	H: 3 LOB: 1 BB: 0 P: 19	R: 0 E: 0 K: 2 S: 14	H: 1 LOB: 2 BB: 1 P: 22	R: 0 E: 0 K: 1 S: 9	H: 1 LOB: 0 BB: 0 P: 13	R: 0 E: 0 K: 1 S: 7	H: 0 LOB: 0 BB: 0 P: 13	R: 0 E: 0 K: 0 S: 6	H: 0 LOB: 0 BB: 0 P: 9	R: 0 E: 0 K: 0 S: 7	H: 1 LOB: 0 BB: 0 P: 9	R: 0 E: 0 K: 1 S: 14	H: 0 LOB: 2 BB: 2 P: 26		R: 0 E: 0 K: 1 S: 15	H: 2 LOB: 3 BB: 1 P: 25	1B: 8 2B: 0 3B: 0 HR: 0	SF: 0 SAC: 0 DP: 5 HBP: 2	WP: 0 PB: 0 SB: 0 CS: 0	PA: 36				
PITCHER	IP	WLS	BF	H	R	ER	SO	BB	IBB	HBP	BLK	WP	HR	S	P	ERA		WHIP									
28 Anthony DeSclafani, R ERA: 3.84	(1, 1)	7.0	L	25	6	1	1	6	1	0	1	0	0	0	62	99		1.29	1.000								
60 J.J. Hoover, R ERA: 1.78	(8, 1)	1.0		5	0	0	0	1	2	0	1	0	0	0	14	26		0.00	2.000								
54 Aroldis Chapman, L ERA: 1.74	(9, 1)	1.0		6	2	0	0	1	1	0	0	0	0	0	15	25		0.00	3.000								

Batter	1	2	3	4	5	6	7	8	9	AB	R	H	RBI	BB	SO	LOB	BOTTOM									
55 Skip Schumaker, L OBP: 0.291, SLG: 0.291										4	0	1	0	0	3	2	Los Angeles Dodgers @ Cincinnati Reds Great American Ball Park, Cincinnati, OH Thu Aug 27 2015, 12:37 PM - 3:30 PM EDT Att: 25,529 - Partly Cloudy - 70 F									
21 Todd Frazier, R OBP: 0.314, SLG: 0.519										4	0	0	0	0	1	2										
19 Joey Votto, L OBP: 0.447, SLG: 0.545										2	0	0	0	2	0	0										
4 Brandon Phillips, R OBP: 0.320, SLG: 0.386										4	0	0	0	0	0	2										
7 Eugenio Suárez, R OBP: 0.329, SLG: 0.473										4	0	0	0	0	2	1										
32 Jay Bruce, L OBP: 0.307, SLG: 0.436										4	0	0	0	0	2	1										
30 Jason Bourgeois, R OBP: 0.293, SLG: 0.316										4	0	0	0	0	2	2										
16 Tucker Barnhart, L OBP: 0.344, SLG: 0.359										4	0	0	0	0	2	1										
28 Anthony DeSclafani, R OBP: 0.184, SLG: 0.174																		Los Angeles Dodgers @ Cincinnati Reds Great American Ball Park, Cincinnati, OH Thu Aug 27 2015, 12:37 PM - 3:30 PM EDT Att: 25,529 - Partly Cloudy - 70 F								
29 Brayán Peña, S OBP: 0.350, SLG: 0.319																										
60 J.J. Hoover, R (8, 1)																										
54 Aroldis Chapman, L (9, 1)																										
Inning Stats	R: 0 E: 0 K: 1 S: 6	H: 0 LOB: 0 BB: 0 P: 11	R: 0 E: 0 K: 0 S: 8	H: 0 LOB: 0 BB: 0 P: 14	R: 0 E: 0 K: 2 S: 11	H: 2 LOB: 0 BB: 0 P: 16	R: 0 E: 0 K: 1 S: 7	H: 0 LOB: 0 BB: 0 P: 13	R: 0 E: 0 K: 1 S: 8	H: 1 LOB: 1 BB: 1 P: 11	R: 0 E: 0 K: 1 S: 9	H: 0 LOB: 1 BB: 1 P: 15	R: 0 E: 0 K: 1 S: 9	H: 0 LOB: 1 BB: 1 P: 15	R: 0 E: 0 K: 0 S: 8	H: 0 LOB: 0 BB: 0 P: 12	1B: 4 2B: 0 3B: 0 HR: 0		SF: 0 SAC: 0 DP: 0 HBP: 0	WP: 0 PB: 0 SB: 1 CS: 0	PA: 34					
PITCHER	IP	WLS	BF	H	R	ER	SO	BB	IBB	HBP	BLK	WP	HR	S	P	ERA	WHIP									
21 Zack Greinke, R ERA: 1.61	(1, 1)	7.0	W	27	4	0	0	9	2	0	0	0	0	67	109	0.00	0.857									
41 Chris Hatcher, R ERA: 5.49	(8, 1)	1.0	H	4	0	0	0	1	1	0	0	0	0	9	15	0.00	1.000									
54 Jim Johnson, R ERA: 4.37	(9, 1)	1.0	S	3	0	0	0	0	0	0	0	0	0	8	12	0.00	0.000									

Batter	1	2	3	4	5	6	7	8	9	AB	R	H	RBI	BB	SO	LOB	TOP			
24 Dexter Fowler, S (1,8) OBP: 0.348, SLG: 0.418	L8		1B			L9		L8		4	0	1	0	0	0	0	Chicago Cubs @ Los Angeles Dodgers Dodger Stadium, Los Angeles, CA Fri Aug 28 2015, 7:10 PM - 9:38 PM PDT Att: 44,874 - Clear - 83 F			
15 Chris Denorfia, R (1,9) OBP: 0.296, SLG: 0.337	K		FC6-4			K		G5-3		4	0	0	0	0	2	1				
17 Kris Bryant, R (1,5) OBP: 0.364, SLG: 0.476	K					K		K		4	0	0	0	0	4	0				
44 Anthony Rizzo, L (1,3) OBP: 0.394, SLG: 0.535		K						K		4	1	1	1	0	2	0				
13 Starlin Castro, R (1,4) OBP: 0.273, SLG: 0.316 (8,6)		G5-3						K		3	0	0	0	0	2	0				
41 Matt Szczur, R (1,7) OBP: 0.275, SLG: 0.349										2	0	1	0	1	0	0				
47 Miguel Montero, L (1,2) OBP: 0.337, SLG: 0.423										3	0	0	0	0	2	2				
39 Jason Hammel, R (1,1) OBP: 0.193, SLG: 0.200										2	0	0	0	0	1	0				
37 Travis Wood, R (6,1) OBP: 0.172, SLG: 0.111										0	0	0	0	0	0	0				
33 Clayton Richard, L (7,1) OBP: 0.167, SLG: 0.182										0	0	0	0	0	0	0				
11 Tommy La Stella, L (8,PH) OBP: 0.250, SLG: 0.287 (8,4)										1	0	0	0	0	0	0				
22 Addison Russell, R (1,6) OBP: 0.302, SLG: 0.383										3	0	0	0	0	2	0				
57 Fernando Rodney, R (8,1) OBP: 0.275, SLG: 0.349										0	0	0	0	0	0	0				
Inning Stats	R: 0 E: 0 K: 2 S: 8	H: 0 LOB: 0 BB: 0 P: 11	R: 0 E: 0 K: 2 S: 9	H: 1 LOB: 1 BB: 0 P: 11	R: 0 E: 0 K: 1 S: 9	H: 1 LOB: 1 BB: 0 P: 11	R: 1 E: 0 K: 2 S: 12	H: 1 LOB: 0 BB: 0 P: 19	R: 0 E: 0 K: 2 S: 10	H: 0 LOB: 0 BB: 0 P: 12	R: 0 E: 0 K: 2 S: 12	H: 0 LOB: 0 BB: 1 P: 17	R: 0 E: 0 K: 1 S: 8	H: 0 LOB: 0 BB: 0 P: 10	R: 0 E: 0 K: 1 S: 8	H: 0 LOB: 0 BB: 0 P: 9	1B: 1 2B: 1 3B: 0 HR: 1	SF: 0 SAC: 0 DP: 0 HBP: 0	WP: 0 PB: 0 SB: 0 CS: 0	PA: 31
PITCHER	IP: 8.0 WLS: W BF: 28	H: 3 R: 1 ER: 1 SO: 14	BB: 1 IBB: 0 HBP: 0 BLK: 0	WP: 0 HR: 1 S: 79 P: 108	ERA: 1.12 WHIP: 0.500	IP: 1.0 WLS: S BF: 3	H: 0 R: 0 ER: 0 SO: 1	BB: 0 IBB: 0 HBP: 0 BLK: 0	WP: 0 HR: 0 S: 8 P: 9	ERA: 0.00 WHIP: 0.000										

AB	30
R	1
H	3
RBI	1
BB	1
SO	15
LOB	3



Batter	1	2	3	4	5	6	7	8	9	AB	R	H	RBI	BB	SO	LOB	BOTTOM					
11 Jimmy Rollins, S (1,6) OBP: 0.277, SLG: 0.365	G5-3		1B			K		G4-3		4	1	1	0	0	1	0	Chicago Cubs @ Los Angeles Dodgers Dodger Stadium, Los Angeles, CA Fri Aug 28 2015, 7:10 PM - 9:38 PM PDT Att: 44,874 - Clear - 83 F					
26 Chase Utley, L (1,4) OBP: 0.289, SLG: 0.337	G1-3		1B					L9		3	1	1	1	1	0	0						
23 Adrián González, L (1,3) OBP: 0.359, SLG: 0.507	F9		3B					G6-3		4	1	1	0	0	0	1						
10 Justin Turner, R (1,5) OBP: 0.361, SLG: 0.522		G6-3	L7					F7		3	0	0	0	1	0	1						
16 Andre Ethier, L (1,9) OBP: 0.373, SLG: 0.486										2	0	1	0	0	0	0						
33 Scott Van Slyke, R (6,PH) OBP: 0.332, SLG: 0.399 (7,9)										1	0	0	0	0	0	1						
3 Carl Crawford, L (1,7) OBP: 0.290, SLG: 0.382										3	1	1	0	1	1	1						
9 Yasmani Grandal, S (1,2) OBP: 0.377, SLG: 0.460										3	0	0	0	1	2	3						
14 Enrique Hernández, R (1,8) OBP: 0.352, SLG: 0.500										3	0	1	1	0	1	2						
22 Clayton Kershaw, L (1,1) OBP: 0.167, SLG: 0.158										3	0	0	0	0	0	2						
74 Kenley Jansen, S (9,1) ERA: 4.5										0	0	0	0	0	0	0						
Inning Stats	R: 0 E: 0 K: 0 S: 7	H: 0 LOB: 0 BB: 0 P: 14	R: 0 E: 0 K: 2 S: 15	H: 1 LOB: 2 BB: 1 P: 24	R: 1 E: 0 K: 0 S: 10	H: 2 LOB: 1 BB: 0 P: 16	R: 0 E: 0 K: 2 S: 7	H: 0 LOB: 0 BB: 0 P: 11	R: 0 E: 0 K: 1 S: 10	H: 0 LOB: 0 BB: 0 P: 12	R: 3 E: 0 K: 0 S: 17	H: 3 LOB: 2 BB: 3 P: 32	R: 0 E: 0 K: 0 S: 6	H: 0 LOB: 0 BB: 0 P: 8	R: 0 E: 0 K: 0 S: 9	H: 0 LOB: 1 BB: 0 P: 14	1B: 4 2B: 1 3B: 1 HR: 0	SF: 0 SAC: 0 DP: 1 HBP: 1	WP: 3 PB: 0 SB: 0 CS: 0	PA: 34		
PITCHER	IP: 5.0 WLS: L BF: 22	H: 4 R: 4 ER: 4 SO: 4	BB: 3 IBB: 0 HBP: 0 BLK: 0	WP: 1 HR: 0 S: 60 P: 96	ERA: 7.20 WHIP: 1.400	IP: 1.0 WLS: 5 BF: 2	H: 2 R: 0 ER: 0 SO: 0	BB: 1 IBB: 0 HBP: 0 BLK: 0	WP: 0 HR: 0 S: 6 P: 13	ERA: 0.00 WHIP: 3.000	IP: 1.0 WLS: 3 BF: 0	H: 0 R: 0 ER: 0 SO: 0	BB: 0 IBB: 0 HBP: 0 BLK: 0	WP: 0 HR: 0 S: 6 P: 8	ERA: 0.00 WHIP: 0.000	IP: 1.0 WLS: 4 BF: 0	H: 0 R: 0 ER: 0 SO: 0	BB: 0 IBB: 0 HBP: 0 BLK: 0	WP: 0 HR: 0 S: 9 P: 14	ERA: 0.00 WHIP: 0.000		

AB	29
R	4
H	6
RBI	2
BB	4
SO	5
LOB	11



Batter	1	2	3	4	5	6	7	8	9	AB	R	H	RBI	BB	SO	LOB	TOP					
24 Dexter Fowler, S OBP: 0.353, SLG: 0.423										5	0	3	0	0	2	0	Chicago Cubs @ Los Angeles Dodgers Dodger Stadium, Los Angeles, CA Sun Aug 30 2015, 5:11 PM - 7:51 PM PDT Att: 46,679 - Sunny - 85 F					
15 Chris Denorfia, R OBP: 0.302, SLG: 0.339										2	1	1	0	1	1	0						
12 Kyle Schwarber, L OBP: 0.359, SLG: 0.538										5	1	1	2	0	3	5						
17 Kris Bryant, R OBP: 0.364, SLG: 0.478										4	0	1	0	1	0	0						
44 Anthony Rizzo, L OBP: 0.391, SLG: 0.528										4	0	1	0	1	0	0						
13 Starlin Castro, R OBP: 0.277, SLG: 0.322										5	0	3	0	0	0	5						
41 Matt Szczur, R OBP: 0.274, SLG: 0.343										4	0	1	0	0	0	2						
47 Miguel Montero, L OBP: 0.338, SLG: 0.420										4	0	2	0	0	0	2						
49 Jake Arrieta, R OBP: 0.150, SLG: 0.250										4	0	1	0	0	3	2						
22 Addison Russell, R OBP: 0.299, SLG: 0.378										4	0	0	0	0	0	2						
Inning Stats	R: 2 E: 0 K: 1 S: 12	H: 3 LOB: 2 BB: 1 P: 22	R: 0 E: 0 K: 2 S: 19	H: 2 LOB: 2 BB: 0 P: 31	R: 0 E: 0 K: 1 S: 15	H: 2 LOB: 2 BB: 0 P: 19	R: 0 E: 0 K: 2 S: 8	H: 0 LOB: 0 BB: 0 P: 13	R: 0 E: 0 K: 0 S: 5	H: 1 LOB: 1 BB: 0 P: 9	R: 0 E: 0 K: 1 S: 6	H: 0 LOB: 0 BB: 0 P: 8	R: 0 E: 0 K: 1 S: 7	H: 1 LOB: 2 BB: 1 P: 12	R: 0 E: 0 K: 0 S: 7	H: 2 LOB: 1 BB: 0 P: 10	R: 0 E: 0 K: 2 S: 12	H: 2 LOB: 2 BB: 0 P: 15	1B: 10 2B: 2 3B: 0 HR: 1	SF: 0 SAC: 0 DP: 2 HBP: 0	WP: 0 PB: 0 SB: 0 CS: 0	PA: 41
PITCHER	IP WLS BF H R ER SO BB IBB HBP BLK WP HR S P ERA WHIP																					
57 Alex Wood, L ERA: 3.67	6.0 L 27 8 2 2 7 1 0 0 0 0 1 65 102 3.00 1.500																					
12 Juan Nicasio, R ERA: 2.92	7.1 1.1 6 1 0 0 1 1 0 0 0 0 0 8 13 0.00 1.500																					
56 J.P. Howell, L ERA: 1.43	8.1 0.2 3 2 0 0 0 0 0 0 0 0 0 6 9 0.00 3.000																					
52 Pedro Báez, R ERA: 3.03	9.1 1.0 5 2 0 0 2 0 0 0 0 0 0 0 12 15 0.00 2.000																					

Batter	1	2	3	4	5	6	7	8	9	AB	R	H	RBI	BB	SO	LOB	BOTTOM					
11 Jimmy Rollins, S OBP: 0.274, SLG: 0.359										3	0	0	0	1	2	1	Chicago Cubs @ Los Angeles Dodgers Dodger Stadium, Los Angeles, CA Sun Aug 30 2015, 5:11 PM - 7:51 PM PDT Att: 46,679 - Sunny - 85 F					
26 Chase Utley, L OBP: 0.285, SLG: 0.331									4	0	0	0	0	1	1							
23 Adrián González, L OBP: 0.356, SLG: 0.501									3	0	0	0	0	1	0							
16 Andre Ethier, L OBP: 0.373, SLG: 0.483										3	0	0	0	0	2	0						
3 Carl Crawford, L OBP: 0.283, SLG: 0.370										3	0	0	0	0	1	0						
9 Yasmani Grandal, S OBP: 0.374, SLG: 0.455										3	0	0	0	0	2	0						
31 Joc Pederson, L OBP: 0.354, SLG: 0.435										3	0	0	0	0	2	0						
14 Enrique Hernández, R OBP: 0.350, SLG: 0.492										3	0	0	0	0	0	0						
57 Alex Wood, R OBP: 0.239, SLG: 0.190										0	0	0	0	0	0	0						
7 Alex Guerrero, R OBP: 0.255, SLG: 0.450										1	0	0	0	0	0	0						
12 Juan Nicasio, R OBP: 0.255, SLG: 0.450										0	0	0	0	0	0	0						
56 J.P. Howell, L OBP: 0.274, SLG: 0.359										0	0	0	0	0	0	0						
10 Justin Turner, R OBP: 0.356, SLG: 0.513										1	0	0	0	0	1	0						
Inning Stats	R: 0 E: 0 K: 1 S: 11	H: 0 LOB: 0 BB: 0 P: 15	R: 0 E: 0 K: 1 S: 8	H: 0 LOB: 0 BB: 0 P: 11	R: 0 E: 1 K: 2 S: 13	H: 0 LOB: 1 BB: 0 P: 19	R: 0 E: 0 K: 1 S: 7	H: 0 LOB: 0 BB: 0 P: 12	R: 0 E: 0 K: 2 S: 9	H: 0 LOB: 0 BB: 0 P: 15	R: 0 E: 0 K: 0 S: 5	H: 0 LOB: 1 BB: 1 P: 10	R: 0 E: 0 K: 1 S: 5	H: 0 LOB: 0 BB: 0 P: 6	R: 0 E: 0 K: 1 S: 8	H: 0 LOB: 0 BB: 0 P: 10	R: 0 E: 0 K: 3 S: 14	H: 0 LOB: 0 BB: 0 P: 18	1B: 0 2B: 0 3B: 0 HR: 0	SF: 0 SAC: 1 DP: 0 HBP: 0	WP: 0 PB: 0 SB: 0 CS: 0	PA: 29
PITCHER	IP WLS BF H R ER SO BB IBB HBP BLK WP HR S P ERA WHIP																					
49 Jake Arrieta, R ERA: 2.11	9.0 W 29 0 0 0 12 1 0 0 0 0 0 0 80 116 0.00 0.111																					

livebaseballscorecards.com

AB 39
R 2
H 13
RBI 2
BB 2
SO 10
LOB 20

livebaseballscorecards.com

AB 27
R 0
H 0
RBI 0
BB 1
SO 12
LOB 2

Batter	1	2	3	4	5	6	7	8	9	10	11	12	13	14	AB	R	H	RBI	BB	SO	LOB	TOP														
23 Norichika Aoki, L OBP: 0.355, SLG: 0.382	G3		9 1B 6 1B 5B		G1-3		G4-3		L7		G6-3			F8	6	1	0	0	1	0	1															
5 Matt Duffy, R OBP: 0.342, SLG: 0.445	G6-3		BB		G6-3		G6-3		G6-3				F8	6	2	2	0	1	0	1	1															
9 Brandon Belt, L OBP: 0.359, SLG: 0.485			9 1B 6 1B		G4-3				BB				F9	7	0	2	1	0	3	2																
28 Buster Posey, R OBP: 0.377, SLG: 0.475	F7		6 1B		F3				L9					1B	7	0	4	0	0	0	5															
6 Marlon Byrd, R OBP: 0.293, SLG: 0.469	G1-3		1B		P4								K	6	0	2	3	0	2	4																
35 Brandon Crawford, L OBP: 0.324, SLG: 0.477	G4-3		1B		F8									1B	4	0	0	0	1	0	5															
87 Melky Sarmiento, R E: 0 K: 0 S: 10	G6-3		7 FC4-6 1B		K									K	3	0	1	0	0	1	1															
7 Gregor Blanco, L OBP: 0.375, SLG: 0.406	FC4-6 22 FC2-6 1B		22 FC2-6 1B		K									L7	6	0	2	0	0	1	2															
22 Jake Peavy, R ERA: 3.130	FC2-6 5 1B 9 1B		K		P4									P6	2	1	0	0	0	1	2															
1 Ehire Adrianza, S OBP: 0.258, SLG: 0.229	K								B3					G1-3	4	0	0	0	0	0	2															
Inning Stats	R: 0 E: 0 K: 0 S: 10	H: 1 LOB: 1 BB: 0 P: 15	R: 0 E: 0 K: 0 S: 6	H: 0 LOB: 0 BB: 0 P: 11	R: 3 E: 0 K: 0 S: 21	H: 4 LOB: 2 BB: 1 P: 34	R: 0 E: 0 K: 0 S: 10	H: 1 LOB: 0 BB: 0 P: 15	R: 0 E: 0 K: 1 S: 7	H: 0 LOB: 0 BB: 0 P: 12	R: 0 E: 0 K: 1 S: 10	H: 1 LOB: 0 BB: 0 P: 18	R: 0 E: 0 K: 1 S: 10	H: 0 LOB: 0 BB: 0 P: 9	R: 1 E: 0 K: 0 S: 17	H: 1 LOB: 2 BB: 2 P: 29	R: 0 E: 0 K: 1 S: 14	H: 1 LOB: 2 BB: 0 P: 17	R: 0 E: 0 K: 1 S: 7	H: 0 LOB: 0 BB: 0 P: 12	R: 0 E: 0 K: 1 S: 9	H: 0 LOB: 1 BB: 0 P: 12	R: 0 E: 0 K: 2 S: 12	H: 2 LOB: 2 BB: 0 P: 16	1B: 11 2B: 2 3B: 0 HR: 0	SF: 0 SAC: 0 DP: 0 HBP: 2	WP: 0 PB: 0 SB: 2 CS: 1	PA: 59								
PITCHER	IP 5.0	WLS 21	BF 6	H 3	ER 3	SO 1	BB 0	IBB 0	HBP 0	BLK 0	WP 0	HR 0	S 54	P 87	ERA 3.43	WHIP 1.400																				
35 Brett Anderson, L ERA: 3.43	1.0	4	1	0	0	1	0	0	0	0	0	0	10	18	0.00	1.000																				
52 Pedro Báez, R ERA: 2.05	1.0	H 3	0	0	0	1	0	0	0	0	0	6	9	0.00	0.000																					
43 Luis Avilán, L ERA: 3.74	1.0	B 6	1	1	1	2	1	1	0	0	0	17	29	9.00	2.000																					
12 Juan Nicasio, R ERA: 3.04	1.0		4	1	0	0	0	0	0	0	0	8	14	0.00	1.000																					
74 Kenley Jansen, R ERA: 2.33											41 Chris Hatcher, R ERA: 4.73	3.0	W 13	3	0	0	4	0	0	1	0	0	31	45	0.00	1.000										

San Francisco Giants @ Los Angeles Dodgers
Dodger Stadium, Los Angeles, CA
Mon Aug 31 2015, 7:11 PM - 12:39 AM PDT
Att. 40,851 - Clear - 75 F

AB 54
R 13
H 14
RBI 4
BB 3
SO 10
LOB 30



Batter	1	2	3	4	5	6	7	8	9	10	11	12	13	14	AB	R	H	RBI	BB	SO	LOB	BOTTOM				
11 Jimmy Rollins, S OBP: 0.276, SLG: 0.360	F8		26 FB 10 2B		G3				K					G4-3	7	2	3	0	0	1	3					
26 Chase Utley, L OBP: 0.285, SLG: 0.333	F8				F8									F7	7	0	2	0	0	1	2					
23 Adrián González, L OBP: 0.355, SLG: 0.504	L7				F7										7	1	2	3	0	0	2					
10 Justin Turner, R OBP: 0.358, SLG: 0.513	P4				P4										4	0	1	1	2	0	0					
16 Andre Ethier, L OBP: 0.375, SLG: 0.491	F8				G3-1										3	1	1	1	0	0	1					
33 Scott Van Slyke, R OBP: 0.332, SLG: 0.462															3	0	0	0	0	1	3					
3 Carl Crawford, L OBP: 0.294, SLG: 0.372	G4-3				G6-3										5	0	2	0	1	0	2					
9 Yasmani Grandal, S OBP: 0.372, SLG: 0.451					G3-1										3	0	0	0	1	1	1					
18 José Peralta, R OBP: 0.385, SLG: 0.545															1	0	0	0	1	1	1					
31 Joc Pederson, L ERA: 1.65	P4														3	0	1	0	0	1	1					
54 Jim Johnson, R ERA: 1.65															0	0	0	0	0	0	1					
22 Clayton Kershaw, L OBP: 0.164, SLG: 0.155															1	0	0	0	0	0	1					
41 Chris Hatcher, R ERA: 3.2															1	0	0	0	0	0	3					
Inning Stats	R: 1 E: 0 K: 0 S: 15	H: 2 LOB: 1 BB: 0 P: 20	R: 0 E: 0 K: 1 S: 10	H: 0 LOB: 0 BB: 0 P: 14	R: 0 E: 0 K: 1 S: 8	H: 0 LOB: 0 BB: 0 P: 11	R: 0 E: 0 K: 2 S: 13	H: 1 LOB: 1 BB: 0 P: 18	R: 0 E: 0 K: 1 S: 7	H: 1 LOB: 1 BB: 0 P: 17	R: 0 E: 0 K: 2 S: 10	H: 0 LOB: 2 BB: 0 P: 16	R: 0 E: 0 K: 1 S: 9	H: 1 LOB: 3 BB: 1 P: 25	R: 0 E: 0 K: 1 S: 10	H: 0 LOB: 0 BB: 3 P: 12	R: 1 E: 0 K: 0 S: 7	H: 3 LOB: 3 BB: 1 P: 12	1B: 8 2B: 2 3B: 0 HR: 2	SF: 0 SAC: 1 DP: 0 HBP: 0	WP: 0 PB: 0 SB: 4 CS: 0	PA: 57				
PITCHER	IP 5.2	WLS 23	BF 6	H 4	ER 4	SO 4	BB 0	IBB 0	HBP 0	BLK 0	WP 0	HR 0	S 65	P 97	ERA 3.35	WHIP 1.059										
22 Jake Peavy, R ERA: 4.38	0.2	3	1	0	0	0	0	0	0	0	0	6	9	0.00	1.500											
61 Josh Daichi, L ERA: 1.65	0.2	2	0	0	0	1	0	0	0	0	0	7	9	0.00	0.000											
49 Javier López, L ERA: 1.53	0.1	3	1	0	0	0	0	1	0	0	0	3	9	0.00	3.000											
54 Sergio Romo, R ERA: 3.2	1.2	6	0	0	0	2	1	0	0	0	0	12	24	0.00	0.600											
46 Santiago Casilla, R ERA: 3.33	2.0	7	1	0	0	1	0	0	0	0	0	17	28	0.00	0.500											
70 George Kontos, R ERA: 1.3	2.0	9	0	0	0	1	1	2	0	0	0	15	33	0.00	0.500											
57 Mike Broadway, R ERA: 5.73	0.0	L 3	2	1	1	0	1	0	0	0	0	6	11	==	==											
52 Yusmeiro Petit, R ERA: 3.09	0.0	1	1	0	0	0	0	0	0	0	0	0	1	1	==	==										

San Francisco Giants @ Los Angeles Dodgers
Dodger Stadium, Los Angeles, CA
Mon Aug 31 2015, 7:11 PM - 12:39 AM PDT
Att. 40,851 - Clear - 75 F

AB 50
R 15
H 12
RBI 5
BB 6
SO 9
LOB 24



Batter	1	2	3	4	5	6	7	8	9	AB	R	H	RBI	BB	SO	LOB	TOP		
16 Angel Pagán, S (1, 8) OBP: 0.290, SLG: 0.308	G3		L9			F7		1B		4	0	1	0	0	0	0	San Francisco Giants @ Los Angeles Dodgers Dodger Stadium, Los Angeles, CA Tue Sep 01 2015, 7:12 PM - 9:57 PM PDT Att: 48,060 - Partly Cloudy - 74 F		
5 Matt Duffy, R (1, 5) OBP: 0.342, SLG: 0.443	K		G1-3			K		1B		4	0	1	1	0	2	0			
9 Brandon Belt, L (1, 3) OBP: 0.359, SLG: 0.483	G4-3		L8			1B		G4-6-3		4	0	1	0	0	0	2			
28 Buster Posey, R (1, 2) OBP: 0.378, SLG: 0.474		1B	F7			BB		P6		3	0	1	0	1	0	0			
6 Marlon Byrd, R (1, 9) OBP: 0.290, SLG: 0.464	K		F8			G5-3		G5-3		4	0	0	0	0	1	3			
45 Alejandro De Aza, L (1, 7) OBP: 0.315, SLG: 0.429	F8		G6-3			K		F7		4	0	0	0	0	1	3			
37 Kelby Tomlinson, R (1, 4) OBP: 0.378, SLG: 0.448	E4		K			L9				3	0	0	0	0	1	3			
40 Madison Bumgarner, R (1, 1) OBP: 0.277, SLG: 0.508	P4		F8			L7				2	0	0	0	0	0	2			
23 Norichika Aoki, L (8, PH) OBP: 0.354, SLG: 0.381										1	0	0	0	0	0	0			
21 Nick Noonan, L (8, 6)										0	0	0	0	0	0	0			
1 Ehire Adrianza, S (1, 6) OBP: 0.253, SLG: 0.224			F9			G4-3				2	0	0	0	0	0	0			
7 Gregor Blanco, L (8, PH) OBP: 0.376, SLG: 0.408										1	1	1	0	0	0	0			
17 Tim Hudson, R (8, 1) OBP: 0.182, SLG: 0.219										0	0	0	0	0	0	0			
60 Hunter Strickland, R (8, 1)										0	0	0	0	0	0	0			
Inning Stats	R: 0 H: 0 E: 0 K: 1 S: 14	H: 0 LOB: 0 BB: 0 P: 20	R: 0 H: 1 E: 1 K: 1 S: 9	LOB: 2 BB: 0 P: 14	R: 0 H: 0 E: 0 K: 0 S: 8	LOB: 0 BB: 0 P: 13	R: 0 H: 0 E: 0 K: 0 S: 14	LOB: 0 BB: 0 P: 19	R: 0 H: 0 E: 0 K: 1 S: 8	LOB: 0 BB: 0 P: 11	R: 0 H: 1 E: 0 K: 1 S: 9	LOB: 2 BB: 1 P: 18	R: 1 H: 3 E: 0 K: 0 S: 10	LOB: 1 BB: 0 P: 15	R: 0 H: 0 E: 0 K: 0 S: 5	LOB: 0 BB: 0 P: 8	1B: 5 2B: 0 3B: 0 HR: 0	SF: 0 SAC: 0 DP: 1 HBP: 0	WP: 0 PA: 33 PB: 0 SB: 0 CS: 0
PITCHER	IP WLS BF H R ER SO BB IBB HBP BLK WP HR S P ERA WHIP	IP WLS BF H R ER SO BB IBB HBP BLK WP HR S P ERA WHIP	IP WLS BF H R ER SO BB IBB HBP BLK WP HR S P ERA WHIP	IP WLS BF H R ER SO BB IBB HBP BLK WP HR S P ERA WHIP	IP WLS BF H R ER SO BB IBB HBP BLK WP HR S P ERA WHIP	IP WLS BF H R ER SO BB IBB HBP BLK WP HR S P ERA WHIP	IP WLS BF H R ER SO BB IBB HBP BLK WP HR S P ERA WHIP	IP WLS BF H R ER SO BB IBB HBP BLK WP HR S P ERA WHIP	IP WLS BF H R ER SO BB IBB HBP BLK WP HR S P ERA WHIP	IP WLS BF H R ER SO BB IBB HBP BLK WP HR S P ERA WHIP	IP WLS BF H R ER SO BB IBB HBP BLK WP HR S P ERA WHIP	IP WLS BF H R ER SO BB IBB HBP BLK WP HR S P ERA WHIP	IP WLS BF H R ER SO BB IBB HBP BLK WP HR S P ERA WHIP	IP WLS BF H R ER SO BB IBB HBP BLK WP HR S P ERA WHIP	IP WLS BF H R ER SO BB IBB HBP BLK WP HR S P ERA WHIP	IP WLS BF H R ER SO BB IBB HBP BLK WP HR S P ERA WHIP	IP WLS BF H R ER SO BB IBB HBP BLK WP HR S P ERA WHIP	IP WLS BF H R ER SO BB IBB HBP BLK WP HR S P ERA WHIP	IP WLS BF H R ER SO BB IBB HBP BLK WP HR S P ERA WHIP
21 Zack Greinke, R (1, 1) ERA: 1.59	7.1 W 29 5 1 1 5 1 0 0 0 0 0 0 76 114 1.23 0.818	0.2 H 1 0 0 0 0 0 0 0 0 0 0 0 5 7 0.00 0.000	1.0 S 3 0 0 0 0 0 0 0 0 0 0 0 5 8 0.00 0.000																
43 Luis Avilán, L (8, 1) ERA: 3.59																			
74 Kenley Jansen, R (8, 1) ERA: 2.27																			

AB	32
R	1
H	5
RBI	1
BB	1
SO	5
LOB	13




Batter	1	2	3	4	5	6	7	8	9	AB	R	H	RBI	BB	SO	LOB	BOTTOM		
11 Jimmy Rollins, S (1, 6) OBP: 0.276, SLG: 0.359	K		K			G6-3		1B		4	0	1	0	0	2	0	San Francisco Giants @ Los Angeles Dodgers Dodger Stadium, Los Angeles, CA Tue Sep 01 2015, 7:12 PM - 9:57 PM PDT Att: 48,060 - Partly Cloudy - 74 F		
18 José Peraza, R (1, 4) OBP: 0.353, SLG: 0.467	G6-3		1B			L8		G4-3		4	1	1	0	0	0	1			
10 Justin Turner, R (1, 5) OBP: 0.357, SLG: 0.508	K		BB			G1-3		K		3	0	0	0	1	2	1			
23 Adrián González, L (1, 3) OBP: 0.356, SLG: 0.506	G4-3		1B			K		G6-3		4	0	2	1	0	1	0			
33 Scott Van Slyke, R (1, 9) OBP: 0.337, SLG: 0.407			1B					G6-3		3	0	2	0	0	1	2			
3 Carl Crawford, L (8, PH) OBP: 0.292, SLG: 0.368			BB			1B		G6-3		1	0	0	0	0	0	1			
27 Justin Ruggiano, R (1, 7) OBP: 0.310, SLG: 0.342						K		F8		3	0	0	0	0	1	2			
16 Andre Ethier, L (8, PH) OBP: 0.372, SLG: 0.489	FC6-4		K			K		K		1	0	0	0	0	0	1			
17 A.J. Ellis, R (1, 2) OBP: 0.364, SLG: 0.381						1B		K		4	0	2	0	0	1	1			
21 Zack Greinke, R (1, 1) OBP: 0.217, SLG: 0.328	L5					K				3	0	0	0	0	1	4			
43 Luis Avilán, L (8, 1)										0	0	0	0	0	0	0			
74 Kenley Jansen, S (9, 1)										0	0	0	0	0	0	0			
31 Joc Pederson, L (1, 8) OBP: 0.354, SLG: 0.441	L7					F9		HR		3	1	1	1	0	0	0			
Inning Stats	R: 0 H: 0 E: 0 K: 2 S: 8	H: 2 LOB: 2 BB: 0 P: 20	R: 1 H: 2 E: 0 K: 2 S: 14	LOB: 2 BB: 1 P: 22	R: 0 H: 0 E: 0 K: 0 S: 6	LOB: 0 BB: 0 P: 8	R: 0 H: 1 E: 0 K: 0 S: 7	LOB: 1 BB: 0 P: 13	R: 0 H: 2 E: 0 K: 3 S: 12	LOB: 2 BB: 0 P: 19	R: 1 H: 1 E: 0 K: 1 S: 10	LOB: 0 BB: 0 P: 15	R: 0 H: 1 E: 0 K: 1 S: 12	LOB: 1 BB: 0 P: 14	R: 0 H: 0 E: 0 K: 1 S: 8	LOB: 0 BB: 0 P: 11	1B: 7 2B: 1 3B: 0 HR: 1	SF: 0 SAC: 0 DP: 0 HBP: 0	WP: 0 PA: 34 PB: 0 SB: 1 CS: 0
PITCHER	IP WLS BF H R ER SO BB IBB HBP BLK WP HR S P ERA WHIP	IP WLS BF H R ER SO BB IBB HBP BLK WP HR S P ERA WHIP	IP WLS BF H R ER SO BB IBB HBP BLK WP HR S P ERA WHIP	IP WLS BF H R ER SO BB IBB HBP BLK WP HR S P ERA WHIP	IP WLS BF H R ER SO BB IBB HBP BLK WP HR S P ERA WHIP	IP WLS BF H R ER SO BB IBB HBP BLK WP HR S P ERA WHIP	IP WLS BF H R ER SO BB IBB HBP BLK WP HR S P ERA WHIP	IP WLS BF H R ER SO BB IBB HBP BLK WP HR S P ERA WHIP	IP WLS BF H R ER SO BB IBB HBP BLK WP HR S P ERA WHIP	IP WLS BF H R ER SO BB IBB HBP BLK WP HR S P ERA WHIP	IP WLS BF H R ER SO BB IBB HBP BLK WP HR S P ERA WHIP	IP WLS BF H R ER SO BB IBB HBP BLK WP HR S P ERA WHIP	IP WLS BF H R ER SO BB IBB HBP BLK WP HR S P ERA WHIP	IP WLS BF H R ER SO BB IBB HBP BLK WP HR S P ERA WHIP	IP WLS BF H R ER SO BB IBB HBP BLK WP HR S P ERA WHIP	IP WLS BF H R ER SO BB IBB HBP BLK WP HR S P ERA WHIP	IP WLS BF H R ER SO BB IBB HBP BLK WP HR S P ERA WHIP	IP WLS BF H R ER SO BB IBB HBP BLK WP HR S P ERA WHIP	
40 Madison Bumgarner, L (1, 1) ERA: 2.96	7.0 L 30 8 2 2 2 8 1 0 0 0 0 0 69 108 2.57 1.286	0.1 2 1 0 0 0 0 0 0 0 0 0 4 5 0.00 3.000	0.2 2 0 0 0 0 1 0 0 0 0 0 8 9 0.00 0.000																
17 Tim Hudson, R (8, 1) ERA: 4.78																			
60 Hunter Strickland, R (8, 1) ERA: 1.94																			


AB	33
R	2
H	9
RBI	2
BB	1
SO	9
LOB	13



Batter	1	2	3	4	5	6	7	8	9	AB	R	H	RBI	BB	SO	LOB	TOP					
16 Angel Pagán, S OBP: 0.288, SLG: 0.307										4	0	1	1	0	2	0	<p>San Francisco Giants @ Los Angeles Dodgers Dodger Stadium, Los Angeles, CA Wed Sep 02 2015, 7:12 PM - 9:41 PM PDT Att: 41,648 - Clear - 74 F</p> <p>livebaseballscorecards.com</p> <p>AB 31 R 1 H 6 RBI 1 BB 1 SO 15 LOB 7</p>					
7 Grégor Blanco, L OBP: 0.372, SLG: 0.403										4	0	0	0	0	2	0						
5 Matt Duffy, R OBP: 0.341, SLG: 0.441										4	0	1	0	0	1	0						
28 Buster Posey, R OBP: 0.381, SLG: 0.476										4	0	3	0	0	1	0						
6 Marlon Byrd, R OBP: 0.287, SLG: 0.460										4	0	0	0	0	3	4						
9 Brandon Belt, L OBP: 0.356, SLG: 0.480										3	0	0	0	0	2	0						
37 Kelby Tomlinson, R OBP: 0.377, SLG: 0.435										2	1	0	0	1	1	0						
1 Ehire Adrianza, S OBP: 0.247, SLG: 0.218										2	0	0	0	0	1	1						
29 Héctor Sánchez, S OBP: 0.200, SLG: 0.283										1	0	1	0	0	0	0						
21 Nick Noonan, L (8, 6)										0	0	0	0	0	0	0						
13 Mike Leake, R OBP: 0.119, SLG: 0.220										2	0	0	0	0	1	1						
34 Andrew Susac, R OBP: 0.301, SLG: 0.374										1	0	0	0	0	1	1						
61 Josh Osich, L (8, 1)										0	0	0	0	0	0	0						
Inning Stats	R: 0 H: 0 E: 0 K: 1 S: 10	H: 0 LOB: 0 BB: 0 P: 12	R: 0 H: 1 E: 0 K: 1 S: 7	H: 1 LOB: 0 BB: 0 P: 12	R: 0 H: 0 E: 0 K: 2 S: 7	H: 0 LOB: 0 BB: 0 P: 9	R: 0 H: 0 E: 0 K: 1 S: 8	H: 0 LOB: 0 BB: 0 P: 10	R: 0 H: 0 E: 0 K: 2 S: 10	H: 0 LOB: 0 BB: 0 P: 10	R: 1 H: 1 E: 0 K: 1 S: 12	H: 1 LOB: 0 BB: 1 P: 17	R: 0 H: 1 E: 0 K: 3 S: 12	H: 1 LOB: 1 BB: 0 P: 19	R: 0 H: 1 E: 0 K: 2 S: 13	H: 1 LOB: 1 BB: 0 P: 18	R: 0 H: 2 E: 0 K: 2 S: 16	H: 2 LOB: 2 BB: 0 P: 25	1B: 6 2B: 0 3B: 0 HR: 0	SF: 0 SAC: 0 DP: 0 HBP: 0	WP: 0 PB: 0 SB: 1 CS: 1	PA: 33
PITCHER 22 Clayton Kershaw, L ERA: 2.18	IP: 9.0 WLS: W BF: 32	H: 6 R: 1 ER: 1 SO: 15	BB: 1 IBB: 0 HBP: 0 BLK: 0	WP: 0 HR: 0 S: 95 P: 132	ERA: 1.00 WHIP: 0.778	PITCHER IP: WLS: BF: H: R: ER: SO: BB: IBB: HBP: BLK: WP: HR: S: P: ERA: WHIP																

Batter	1	2	3	4	5	6	7	8	9	AB	R	H	RBI	BB	SO	LOB	BOTTOM			
11 Jimmy Rollins, S OBP: 0.276, SLG: 0.358										4	0	1	0	0	1	1	<p>San Francisco Giants @ Los Angeles Dodgers Dodger Stadium, Los Angeles, CA Wed Sep 02 2015, 7:12 PM - 9:41 PM PDT Att: 41,648 - Clear - 74 F</p> <p>livebaseballscorecards.com</p> <p>AB 28 R 2 H 6 RBI 2 BB 0 SO 5 LOB 10</p>			
26 Chase Utley, L OBP: 0.284, SLG: 0.343										4	1	1	1	0	0	2				
23 Adrián González, L OBP: 0.354, SLG: 0.503										3	0	0	0	0	0	1				
10 Justin Turner, R OBP: 0.360, SLG: 0.508										2	1	1	0	0	0	0				
16 Andre Ethier, L OBP: 0.369, SLG: 0.485										3	0	0	0	0	2	2				
3 Carl Crawford, L OBP: 0.301, SLG: 0.385										3	0	2	1	0	0	1				
9 Yasmani Grandal, S OBP: 0.369, SLG: 0.446										3	0	0	0	0	0	2				
31 Joc Pederson, L OBP: 0.351, SLG: 0.437										3	0	0	0	0	1	1				
22 Clayton Kershaw, L OBP: 0.172, SLG: 0.164										3	0	1	0	0	1	0				
Inning Stats	R: 0 H: 0 E: 0 K: 1 S: 8	H: 2 LOB: 1 BB: 0 P: 11	R: 1 H: 2 E: 1 K: 1 S: 13	H: 2 LOB: 1 BB: 0 P: 18	R: 0 H: 1 E: 0 K: 0 S: 6	H: 1 LOB: 1 BB: 0 P: 8	R: 0 H: 0 E: 0 K: 1 S: 8	H: 0 LOB: 0 BB: 0 P: 13	R: 0 H: 0 E: 0 K: 0 S: 6	H: 0 LOB: 0 BB: 0 P: 9	R: 1 H: 1 E: 0 K: 0 S: 6	H: 1 LOB: 0 BB: 0 P: 11	R: 0 H: 1 E: 0 K: 0 S: 5	H: 1 LOB: 1 BB: 0 P: 6	R: 0 H: 1 E: 0 K: 2 S: 9	H: 1 LOB: 1 BB: 0 P: 13		1B: 4 2B: 2 3B: 0 HR: 1	SF: 0 SAC: 0 DP: 2 HBP: 1	WP: 0 PB: 0 SB: 1 CS: 0
PITCHER 13 Mike Leake, R ERA: 3.49	IP: 7.0 WLS: L BF: 25	H: 5 R: 2 ER: 2 SO: 3	BB: 0 IBB: 0 HBP: 0 BLK: 0	WP: 0 HR: 1 S: 52 P: 76	ERA: 2.57 WHIP: 0.714	PITCHER IP: WLS: BF: H: R: ER: SO: BB: IBB: HBP: BLK: WP: HR: S: P: ERA: WHIP														
61 Josh Osich, L ERA: 1.56	IP: 1.0 WLS: L BF: 4	H: 1 R: 0 ER: 0 SO: 2	BB: 0 IBB: 0 HBP: 0 BLK: 0	WP: 0 HR: 0 S: 9 P: 13	ERA: 0.00 WHIP: 1.000															

Batter	1	2	3	4	5	6	7	8	9	AB	R	H	RBI	BB	SO	LOB	TOP					
31 Joc Pederson, L (1,8) OBP: 0.350, SLG: 0.434	F7		L9			P3		G4-3		5	1	1	1	0	0	1	Los Angeles Dodgers @ San Diego Padres Petco Park, San Diego, CA Thu Sep 03 2015, 7:11 PM - 10:32 PM PDT Att: 33,505 - Clear - 73 F AB 36 R 7 H 9 RBI 6 BB 4 SO 8 LOB 14 					
26 Chase Utley, L (1,4) OBP: 0.289, SLG: 0.348	FC6-4		K			E1		L7		4	0	2	1	1	1	0						
23 Adrián González, L (1,3) OBP: 0.351, SLG: 0.498	K				G3-1	F8		K		5	0	0	0	0	3	3						
10 Justin Turner, R (1,5) OBP: 0.360, SLG: 0.505	FC6-4						F7	G2-3		4	1	1	0	1	0	1						
3 Carl Crawford, L (1,7) OBP: 0.307, SLG: 0.397		G6-3					G3-1			4	1	2	0	0	0	1						
9 Yasmani Grandal, S (1,2) OBP: 0.371, SLG: 0.443										2	1	0	0	0	2	2						
54 Jim Johnson, R (7,1)										0	0	0	0	0	0	0						
43 Luis Avilán, L (8,1)										0	0	0	0	0	0	0						
12 Juan Nicasio, R (8,1)										0	0	0	0	0	0	0						
33 Scott Van Slyke, R (1,9) OBP: 0.330, SLG: 0.398		G6-3					K			4	0	0	1	0	1	4						
5 Corey Seager, L (1,6) OBP: 0.500, SLG: 0.750								G4-3		4	2	2	2	0	1	1						
55 Mat Latos, R (1,1) OBP: 0.295, SLG: 0.292										1	0	0	0	0	0	0						
30 Scott Schröder, L (5,PH) OBP: 0.226, SLG: 0.220										1	0	0	0	0	0	1						
62 José Peralta, R (8,1)										0	0	0	0	0	0	0						
27 Justin Ruggiano, R (6,PH) OBP: 0.302, SLG: 0.354										1	1	1	1	0	0	0						
52 Pedro Báez, R (8,1)										0	0	0	0	0	0	0						
56 J.P. Howell, L (7,1)										0	0	0	0	0	0	0						
17 A.J. Ellis, R (7,2) OBP: 0.362, SLG: 0.378										1	0	0	0	0	0	0						
Inning Stats	R: 0 E: 0 K: 1 S: 9	H: 0 LOB: 1 BB: 1 P: 17	R: 0 E: 0 K: 2 S: 11	H: 1 LOB: 0 BB: 0 P: 15	R: 0 E: 0 K: 1 S: 7	H: 0 LOB: 0 BB: 0 P: 10	R: 0 E: 0 K: 2 S: 10	H: 0 LOB: 1 BB: 1 P: 18	R: 2 E: 0 K: 0 S: 15	H: 3 LOB: 1 BB: 0 P: 16	R: 5 E: 1 K: 0 S: 16	H: 5 LOB: 1 BB: 1 P: 31	R: 0 E: 0 K: 1 S: 8	H: 0 LOB: 1 BB: 1 P: 14	R: 0 E: 0 K: 0 S: 6	H: 0 LOB: 0 BB: 0 P: 10	R: 0 E: 0 K: 1 S: 9	H: 0 LOB: 0 BB: 0 P: 13	1B: 6 2B: 3 3B: 0 HR: 0	SF: 0 SAC: 0 DP: 0 HBP: 0	WP: 0 PB: 0 SB: 0 CS: 0	PA: 40
PITCHER	IP WLS BF H R ER SO BB IBB HBP BLK WP HR S P ERA WHIP																					
29 Colin Rea, R (1,1) ERA: 5.47	5.0	21	4	2	2	6	2	0	0	0	0	0	0	52	76	3.60	1.200					
40 Odrisamer Despaigne, R (6,1) ERA: 5.49	0.0	3	2	3	3	0	1	0	0	0	0	0	0	4	11	∞	∞					
45 Marc Rzepczynski, L (6,1) ERA: 5.22	1.0	B	6	3	2	1	0	0	0	0	0	0	0	12	20	9.00	3.000					
59 Kevin Quackenbush, R (7,1) ERA: 3.55	2.0	W	7	0	0	0	1	0	0	0	0	0	0	14	24	0.00	0.500					
53 Joaquin Benoit, R (9,1) ERA: 2.18	1.0	S	3	0	0	0	1	0	0	0	0	0	0	9	13	0.00	0.000					

Batter	1	2	3	4	5	6	7	8	9	AB	R	H	RBI	BB	SO	LOB	BOTTOM					
26 Yangervis Solarte, S (1,5) OBP: 0.321, SLG: 0.428	SH1-3	E9			L9					5	3	4	2	0	0	0	Los Angeles Dodgers @ San Diego Padres Petco Park, San Diego, CA Thu Sep 03 2015, 7:11 PM - 10:32 PM PDT Att: 33,505 - Clear - 73 F AB 36 R 10 H 15 RBI 10 BB 1 SO 7 LOB 11 					
15 Cory Spangenberg, L (1,4) OBP: 0.316, SLG: 0.365	SH1-3				F8			K		4	0	1	0	0	2	1						
27 Matt Kemp, R (1,9) OBP: 0.315, SLG: 0.430	K				G6-3			G6-3		4	0	1	2	0	1	1						
10 Justin Upton, R (1,7) OBP: 0.341, SLG: 0.467										3	3	3	1	1	0	0						
9 Jedd Gyorko, R (1,6) OBP: 0.301, SLG: 0.388					G1-3					4	1	2	3	0	0	2						
39 Brett Wallace, L (1,3) OBP: 0.418, SLG: 0.567										4	0	0	0	0	0	3						
53 Joaquin Benoit, R (9,1) ERA: 2.18					L4-6					0	0	0	0	0	0	0						
3 Derek Norris, R (1,2) OBP: 0.291, SLG: 0.409										4	2	3	1	0	1	0						
29 Colin Rea, R (1,1) ERA: 5.47										2	0	0	0	0	0	1						
40 Odrisamer Despaigne, R (6,1) ERA: 5.49										0	0	0	0	0	0	0						
45 Marc Rzepczynski, L (6,1) ERA: 5.22										0	0	0	0	0	0	0						
12 Clint Barmes, R (8,PH) OBP: 0.302, SLG: 0.354										1	0	0	0	0	0	1						
59 Kevin Quackenbush, R (7,1) ERA: 3.55										0	0	0	0	0	0	0						
5 Alexi Amarista, R (8,PH) OBP: 0.266, SLG: 0.329										1	0	0	0	0	1	1						
16 Travis Jankowski, L (1,8) OBP: 0.216, SLG: 0.270										3	0	0	0	0	1	1						
2 B.J. Upton, R (8,PH) OBP: 0.301, SLG: 0.418										1	1	1	1	0	0	0						
Inning Stats	R: 2 E: 0 K: 1 S: 17	H: 3 LOB: 1 BB: 0 P: 21	R: 2 E: 0 K: 1 S: 12	H: 4 LOB: 1 BB: 0 P: 18	R: 0 E: 0 K: 0 S: 4	H: 1 LOB: 0 BB: 0 P: 7	R: 0 E: 0 K: 1 S: 7	H: 0 LOB: 0 BB: 0 P: 8	R: 0 E: 0 K: 0 S: 8	H: 0 LOB: 0 BB: 0 P: 13	R: 1 E: 0 K: 0 S: 17	H: 2 LOB: 1 BB: 0 P: 24	R: 1 E: 0 K: 2 S: 9	H: 1 LOB: 0 BB: 0 P: 13	R: 4 E: 0 K: 2 S: 20	H: 4 LOB: 1 BB: 1 P: 34	1B: 7 2B: 6 3B: 1 HR: 2	SF: 0 SAC: 1 DP: 1 HBP: 0	WP: 0 PB: 0 SB: 0 CS: 1	PA: 39		
PITCHER	IP WLS BF H R ER SO BB IBB HBP BLK WP HR S P ERA WHIP																					
55 Mat Latos, R (1,1) ERA: 4.92	4.0	18	8	4	4	3	0	0	0	0	0	0	0	40	54	9.00	2.000					
62 José Peralta, R (8,1) ERA: 5.14	1.0	3	0	0	0	0	0	0	0	0	0	0	0	8	13	0.00	0.000					
52 Pedro Báez, R (6,1) ERA: 3.1	1.0	H	5	2	1	1	0	0	0	0	0	0	0	17	24	9.00	2.000					
56 J.P. Howell, L (7,1) ERA: 1.64	0.2	H	3	1	1	1	2	0	0	0	0	0	0	1	7	11	13.50	1.500				
54 Jim Johnson, R (7,1) ERA: 4.42	0.1	L	3	1	2	2	0	1	0	0	0	0	0	1	6	12	54.00	6.000				
PITCHER	IP WLS BF H R ER SO BB IBB HBP BLK WP HR S P ERA WHIP																					
43 Luis Avilán, L (8,1) ERA: 3.66	0.1	1	0	0	0	0	0	0	0	0	0	0	0	8	13	0.00	0.000					
12 Juan Nicasio, R (8,1) ERA: 3.35	0.2	5	3	2	2	2	0	0	0	0	0	0	0	14	22	27.00	4.500					

Batter	1	2	3	4	5	6	7	8	9	AB	R	H	RBI	BB	SO	LOB	TOP			
11 Jimmy Rollins, S OBP: 0.280, SLG: 0.361	G4-3		FC6-4 BB		FC3-6 2B	23 HR 1B			P6	4	2	2	0	2	0	1				
3 Carl Crawford, L OBP: 0.303, SLG: 0.413	HR		FC6-4 23 FC4-5		G1-3	K			G4-3	5	1	1	1	0	1	5				
23 Adrián González, L OBP: 0.351, SLG: 0.502	G5-3		FC4-5 26 BB		FC3-6 5 BB	HR			G5-3	4	1	1	2	1	0	1				
26 Chase Utley, L OBP: 0.294, SLG: 0.358	F8		BB		FC3-6 5 BB	HR			K	3	1	1	1	2	1	0				
5 Corey Seager, L OBP: 0.444, SLG: 0.667	G3		K		FC3-6	2B			1B	5	0	2	1	0	1	4				
9 Yasmani Grandal, S OBP: 0.368, SLG: 0.438	K		FC5-4 30 FC5-4 BB		G3	K			K	4	0	0	0	1	3	4				
30 Scott Schebler, L OBP: 0.333, SLG: 0.667	HR		FC5-4 31 BB		K	K			K	5	1	2	1	0	2	1				
31 Joc Pederson, L OBP: 0.352, SLG: 0.432	BB		K		K	27 HR BB			BB	2	1	0	0	3	1	2				
46 Mike Bolsinger, R 16 André Ethier, L 27 Justin Garcia, R 63 Yimi Garcia, R 7 Alex Quintero, R 86 J.P. Howell, L 41 Chris Hatcher, R 60 Austin Barnes, L 74 Kenley Jansen, S	K		G1-3		HR	L9			P4	3	0	0	0	0	0	1	2			
Inning Stats	R: 1 H: 1 E: 0 K: 0 S: 10	L: 1 BB: 0 P: 12	R: 1 H: 1 E: 0 K: 2 S: 14	L: 1 BB: 1 P: 23	R: 0 H: 0 E: 0 K: 1 S: 14	L: 0 BB: 2 P: 26	R: 0 H: 0 E: 0 K: 1 S: 11	L: 0 BB: 1 P: 18	R: 1 H: 1 E: 0 K: 0 S: 11	L: 1 BB: 2 P: 28	R: 5 H: 5 E: 0 K: 3 S: 24	L: 5 BB: 1 P: 39	R: 0 H: 1 E: 0 K: 2 S: 10	L: 1 BB: 0 P: 15	R: 0 H: 0 E: 0 K: 1 S: 9	L: 0 BB: 1 P: 15	1B: 3 2B: 2 3B: 0 HR: 5	SF: 0 SAC: 0 DP: 0 HBP: 0	WP: 1 PB: 0 SB: 3 CS: 0	PA: 46
PITCHER	IP WLS BF H R ER SO	IP WLS BF H R ER SO	IP WLS BF H R ER SO	IP WLS BF H R ER SO	IP WLS BF H R ER SO	IP WLS BF H R ER SO	IP WLS BF H R ER SO	IP WLS BF H R ER SO	IP WLS BF H R ER SO	IP WLS BF H R ER SO	IP WLS BF H R ER SO	IP WLS BF H R ER SO	IP WLS BF H R ER SO	IP WLS BF H R ER SO	IP WLS BF H R ER SO	IP WLS BF H R ER SO	ERA WHIP	ERA WHIP	ERA WHIP	
33 James Shields, R ERA: 3.83	5.0	24	3	3	3	4	6	0	0	0	0	0	0	2	60	107	5.40	1.800		
54 Marcos Mateo, R ERA: 5.4	0.1	L	2	0	1	1	1	0	0	0	0	0	0	7	12	27.00	3.000			
45 Marc Rzepczynski, L ERA: 6.07	0.1		4	3	3	3	1	0	0	0	0	0	0	2	9	14	81.00	9.000		
43 Jon Edwards, R ERA: 6.14	1.1		8	3	1	1	1	1	0	0	0	1	1	19	33	6.75	3.000			
60 Frank Garces, L ERA: 4.78	1.0		4	1	0	0	2	0	0	0	0	0	0	10	15	0.00	1.000			
PITCHER	IP WLS BF H R ER SO	IP WLS BF H R ER SO	IP WLS BF H R ER SO	IP WLS BF H R ER SO	IP WLS BF H R ER SO	IP WLS BF H R ER SO	IP WLS BF H R ER SO	IP WLS BF H R ER SO	IP WLS BF H R ER SO	IP WLS BF H R ER SO	IP WLS BF H R ER SO	IP WLS BF H R ER SO	IP WLS BF H R ER SO	IP WLS BF H R ER SO	IP WLS BF H R ER SO	IP WLS BF H R ER SO	ERA WHIP	ERA WHIP	ERA WHIP	
50 Nick Vincent, R ERA: 3.21	9.1	1.0	4	0	0	0	1	1	0	0	0	0	0	0	9	15	0.00	1.000		
Batter	1	2	3	4	5	6	7	8	9	AB	R	H	RBI	BB	SO	LOB	BOTTOM			
26 Yangervis Solarte, S OBP: 0.324, SLG: 0.428	27 HR BB		G4-3		BB				G6-4-3 1B	2	1	1	0	2	0	0				
9 Jedd Gortok, R OBP: 0.301, SLG: 0.396	K		HR		G5-3				G6-4-3 1B	4	1	1	1	0	1	3				
27 Matt Kemp, R OBP: 0.315, SLG: 0.434	HR		F8		G3-1				K	4	1	1	2	0	1	0				
10 Justin Upton, R OBP: 0.338, SLG: 0.463	K		K		F9				F9	4	0	0	0	0	2	0				
3 Derek Norris, R OBP: 0.289, SLG: 0.405	L8		P6		K				F8	4	0	0	0	0	1	0				
4 Will Myers, R OBP: 0.319, SLG: 0.447	K 16 E 16 S		F8		K				K	4	0	0	0	0	3	0				
15 Cory Spangenberg, L OBP: 0.313, SLG: 0.362	F9		K		K				K	2	0	0	0	0	1	1				
12 Clint Barnes, R OBP: 0.300, SLG: 0.380			K		K				K	1	0	0	0	0	1	0				
33 James Shields, R 5 Alexi Amarista, L 54 Marcos Mateo, R 45 Marc Rzepczynski, L 43 Jon Edwards, R 2 B.J. Upton, R 60 Frank Garces, L 50 Nick Vincent, R	P4		G4-3		K				K	1	0	0	0	0	0	1				
16 Travis Jankowski, L OBP: 0.205, SLG: 0.256	F8		K2-3		HR				HR	2	0	0	0	0	1	1				
39 Brett Wallace, L OBP: 0.420, SLG: 0.623										1	1	1	1	0	0	0				
Inning Stats	R: 2 H: 1 E: 0 K: 2 S: 13	L: 0 BB: 1 P: 23	R: 0 H: 0 E: 0 K: 1 S: 10	L: 0 BB: 0 P: 15	R: 1 H: 1 E: 0 K: 1 S: 14	L: 0 BB: 0 P: 19	R: 0 H: 0 E: 0 K: 1 S: 11	L: 0 BB: 0 P: 18	R: 0 H: 0 E: 0 K: 1 S: 7	L: 0 BB: 1 P: 13	R: 0 H: 0 E: 0 K: 1 S: 8	L: 0 BB: 0 P: 15	R: 0 H: 0 E: 0 K: 3 S: 10	L: 0 BB: 0 P: 18	R: 1 H: 2 E: 0 K: 1 S: 8	L: 0 BB: 0 P: 12	1B: 1 2B: 0 3B: 0 HR: 3	SF: 0 SAC: 0 DP: 1 HBP: 0	WP: 1 PB: 0 SB: 1 CS: 0	PA: 33
PITCHER	IP WLS BF H R ER SO	IP WLS BF H R ER SO	IP WLS BF H R ER SO	IP WLS BF H R ER SO	IP WLS BF H R ER SO	IP WLS BF H R ER SO	IP WLS BF H R ER SO	IP WLS BF H R ER SO	IP WLS BF H R ER SO	IP WLS BF H R ER SO	IP WLS BF H R ER SO	IP WLS BF H R ER SO	IP WLS BF H R ER SO	IP WLS BF H R ER SO	IP WLS BF H R ER SO	IP WLS BF H R ER SO	ERA WHIP	ERA WHIP	ERA WHIP	
46 Mike Bolsinger, R ERA: 2.97	5.0	20	2	0	0	0	2	0	0	0	0	0	0	0	8	15	0.00	0.800		
63 Yimi Garcia, R ERA: 3.47	1.0		3	0	0	0	1	0	0	0	0	0	0	10	18	0.00	0.000			
56 J.P. Howell, L ERA: 1.6	1.0		3	0	0	0	3	0	0	0	0	0	0	1	8	12	9.00	2.000		
41 Chris Hatcher, R ERA: 4.88	1.0		4	2	1	1	1	0	0	0	0	0	0	8	9	0.00	0.000			
74 Kenley Jansen, R ERA: 2.21	1.0		3	0	0	0	1	0	0	0	0	0	0	8	9	0.00	0.000			

Los Angeles Dodgers @ San Diego Padres
Petco Park, San Diego, CA
Fri Sep 04 2015, 7:12 PM - 10:44 PM PDT
Att: 33,025 - Clear - 71 F

AB	37
R	8
H	10
RBI	8
BB	9
SO	10
LOB	22



Los Angeles Dodgers @ San Diego Padres
Petco Park, San Diego, CA
Fri Sep 04 2015, 7:12 PM - 10:44 PM PDT
Att: 33,025 - Clear - 71 F

AB	31
R	4
H	4
RBI	4
BB	2
SO	12
LOB	6



Batter	1	2	3	4	5	6	7	8	9	AB	R	H	RBI	BB	SO	LOB	TOP								
11 Jimmy Rollins, S OBP: 0.278, SLG: 0.357	F9	G4-3	G4-3	G4-3	G4-3	K	F9			5	0	0	0	0	1	7									
26 Chase Utley, L OBP: 0.295, SLG: 0.362	1B		L8	L8	L8	2B	K			5	0	2	0	0	1	0									
23 Adrián González, L OBP: 0.352, SLG: 0.499	P5		G3	G3	G3	IBB				3	0	0	0	2	0	1									
10 Justin Turner, R OBP: 0.355, SLG: 0.497	G4-3		F9	F9	G6-3	K	FC4-6			5	0	0	0	0	1	4									
16 Andre Ethier, L OBP: 0.374, SLG: 0.494	31 BB	2B	3 BB	2B	3 FC4-6	1B	3 BB	K		4	2	3	0	1	1	1									
3 Carl Crawford, L OBP: 0.359, SLG: 0.423	K		9 G4-3	2B	FC4-6	31 BB	1B			4	0	2	1	0	1	2									
9 Yasmani Grandal, S OBP: 0.367, SLG: 0.434	31 BB	HBP	G4-3	G4-3	B1-3	B2				3	0	0	0	0	0	4									
31 Joc Pederson, L OBP: 0.355, SLG: 0.433					G3					2	0	1	1	2	0	1									
57 Alex Wood, R OBP: 0.224, SLG: 0.178	K				K					3	0	0	0	0	3	5									
5 Corey Seager, L OBP: 0.400, SLG: 0.600	K				K					1	0	0	0	0	0	2									
41 Chris Hatcher, R OBP: 0.355, SLG: 0.433	K				K					0	0	0	0	0	0	0									
74 Kenley Jansen, S OBP: 0.355, SLG: 0.433	K				K					0	0	0	0	0	0	0									
Inning Stats	R: 0 E: 0 K: 0 S: 8	H: 1 LOB: 1 BB: 0 P: 10	R: 0 E: 0 K: 2 S: 14	H: 1 LOB: 3 BB: 1 P: 30	R: 0 E: 0 K: 1 S: 11	H: 0 LOB: 0 BB: 0 P: 16	R: 1 E: 0 K: 1 S: 11	H: 2 LOB: 2 BB: 1 P: 22	R: 0 E: 0 K: 0 S: 3	H: 0 LOB: 0 BB: 0 P: 7	R: 0 E: 0 K: 0 S: 9	H: 1 LOB: 1 BB: 0 P: 14	R: 0 E: 0 K: 3 S: 13	H: 1 LOB: 2 BB: 1 P: 22	R: 1 E: 0 K: 0 S: 13	H: 2 LOB: 2 BB: 1 P: 20	R: 0 E: 0 K: 2 S: 8	H: 0 LOB: 1 BB: 1 P: 16	1B: 4 2B: 4 3B: 0 HR: 0	SF: 0 SAC: 0 DP: 0 HBP: 1	WP: 1 PB: 0 SB: 0 CS: 0	PA: 41			
PITCHER	IP WLS BF H R ER SO BB IBB HBP BLK WP HR S P ERA WHIP	IP WLS BF H R ER SO BB IBB HBP BLK WP HR S P ERA WHIP	IP WLS BF H R ER SO BB IBB HBP BLK WP HR S P ERA WHIP	IP WLS BF H R ER SO BB IBB HBP BLK WP HR S P ERA WHIP	IP WLS BF H R ER SO BB IBB HBP BLK WP HR S P ERA WHIP	IP WLS BF H R ER SO BB IBB HBP BLK WP HR S P ERA WHIP	IP WLS BF H R ER SO BB IBB HBP BLK WP HR S P ERA WHIP	IP WLS BF H R ER SO BB IBB HBP BLK WP HR S P ERA WHIP	IP WLS BF H R ER SO BB IBB HBP BLK WP HR S P ERA WHIP	IP WLS BF H R ER SO BB IBB HBP BLK WP HR S P ERA WHIP	IP WLS BF H R ER SO BB IBB HBP BLK WP HR S P ERA WHIP	IP WLS BF H R ER SO BB IBB HBP BLK WP HR S P ERA WHIP	IP WLS BF H R ER SO BB IBB HBP BLK WP HR S P ERA WHIP	IP WLS BF H R ER SO BB IBB HBP BLK WP HR S P ERA WHIP	IP WLS BF H R ER SO BB IBB HBP BLK WP HR S P ERA WHIP	IP WLS BF H R ER SO BB IBB HBP BLK WP HR S P ERA WHIP	IP WLS BF H R ER SO BB IBB HBP BLK WP HR S P ERA WHIP	IP WLS BF H R ER SO BB IBB HBP BLK WP HR S P ERA WHIP	IP WLS BF H R ER SO BB IBB HBP BLK WP HR S P ERA WHIP	IP WLS BF H R ER SO BB IBB HBP BLK WP HR S P ERA WHIP	IP WLS BF H R ER SO BB IBB HBP BLK WP HR S P ERA WHIP	IP WLS BF H R ER SO BB IBB HBP BLK WP HR S P ERA WHIP	IP WLS BF H R ER SO BB IBB HBP BLK WP HR S P ERA WHIP	IP WLS BF H R ER SO BB IBB HBP BLK WP HR S P ERA WHIP	IP WLS BF H R ER SO BB IBB HBP BLK WP HR S P ERA WHIP

Los Angeles Dodgers @ San Diego Padres
 Petco Park, San Diego, CA
 Sat Sep 05 2015, 5:41 PM - 8:44 PM PDT
 Att: 43,536 - Sunny - 76 F

livebaseballscorecards.com

AB 35
 R 2
 H 8
 RBI 2
 BB 5
 SO 8
 LOB 27



Batter	1	2	3	4	5	6	7	8	9	AB	R	H	RBI	BB	SO	LOB	BOTTOM								
26 Yangervis Solarte, S OBP: 0.324, SLG: 0.427	K		1B		FC6-4		F9			4	0	1	0	0	1	3									
9 Jedd Gyorko, R OBP: 0.297, SLG: 0.391	K		G5-3		FC6-4		F9			4	0	0	0	0	1	2									
27 Matt Kemp, R OBP: 0.316, SLG: 0.435	1B				G4-3		L9			4	0	2	0	0	0	0									
10 Justin Upton, R OBP: 0.338, SLG: 0.460	G4-3				FC5-4		K			3	0	0	0	1	2	2									
3 Derek Norris, R OBP: 0.286, SLG: 0.402	L8				FC5-4		P3			4	0	0	0	0	1	1									
4 Wil Myers, R OBP: 0.323, SLG: 0.442	F9				BB		SH2-4			2	0	0	0	2	0	0									
18 Austin Hedges, R OBP: 0.294, SLG: 0.246	F9				F8		SH2-4			2	0	0	0	0	0	2									
15 Cory Spangenberg, L OBP: 0.312, SLG: 0.380	F9				F8		G4-3			1	0	0	0	0	0	0									
12 Clint Barmes, R OBP: 0.296, SLG: 0.374	G5-3				G1-3		K2-3			3	0	0	0	0	1	1									
38 Tyson Ross, R OBP: 0.260, SLG: 0.367	L9				L9		BB			1	0	0	0	0	0	0									
59 Kevin Quackenbush, R OBP: 0.294, SLG: 0.246	L9				L9		BB			0	0	0	0	0	0	0									
2 B.J. Upton, R OBP: 0.324, SLG: 0.416	L9				L9		BB			0	0	0	0	1	0	0									
53 Joaquin Benoit, R OBP: 0.312, SLG: 0.380	L9				L9		BB			0	0	0	0	0	0	0									
20 Bud Norris, R OBP: 0.312, SLG: 0.380	L9				L9		BB			0	0	0	0	0	0	0									
Inning Stats	R: 0 E: 0 K: 2 S: 9	H: 1 LOB: 1 BB: 0 P: 13	R: 0 E: 0 K: 0 S: 8	H: 0 LOB: 0 BB: 0 P: 11	R: 0 E: 0 K: 0 S: 7	H: 1 LOB: 1 BB: 0 P: 10	R: 0 E: 0 K: 0 S: 7	H: 0 LOB: 2 BB: 2 P: 21	R: 0 E: 0 K: 0 S: 9	H: 0 LOB: 1 BB: 0 P: 13	R: 0 E: 0 K: 1 S: 7	H: 1 LOB: 0 BB: 0 P: 13	R: 0 E: 0 K: 1 S: 9	H: 0 LOB: 0 BB: 0 P: 13	R: 0 E: 0 K: 1 S: 7	H: 0 LOB: 0 BB: 0 P: 10	R: 0 E: 0 K: 1 S: 7	H: 0 LOB: 0 BB: 0 P: 10	1B: 3 2B: 0 3B: 0 HR: 0	SF: 0 SAC: 1 DP: 0 HBP: 1	WP: 0 PB: 0 SB: 0 CS: 0	PA: 34			
PITCHER	IP WLS BF H R ER SO BB IBB HBP BLK WP HR S P ERA WHIP	IP WLS BF H R ER SO BB IBB HBP BLK WP HR S P ERA WHIP	IP WLS BF H R ER SO BB IBB HBP BLK WP HR S P ERA WHIP	IP WLS BF H R ER SO BB IBB HBP BLK WP HR S P ERA WHIP	IP WLS BF H R ER SO BB IBB HBP BLK WP HR S P ERA WHIP	IP WLS BF H R ER SO BB IBB HBP BLK WP HR S P ERA WHIP	IP WLS BF H R ER SO BB IBB HBP BLK WP HR S P ERA WHIP	IP WLS BF H R ER SO BB IBB HBP BLK WP HR S P ERA WHIP	IP WLS BF H R ER SO BB IBB HBP BLK WP HR S P ERA WHIP	IP WLS BF H R ER SO BB IBB HBP BLK WP HR S P ERA WHIP	IP WLS BF H R ER SO BB IBB HBP BLK WP HR S P ERA WHIP	IP WLS BF H R ER SO BB IBB HBP BLK WP HR S P ERA WHIP	IP WLS BF H R ER SO BB IBB HBP BLK WP HR S P ERA WHIP	IP WLS BF H R ER SO BB IBB HBP BLK WP HR S P ERA WHIP	IP WLS BF H R ER SO BB IBB HBP BLK WP HR S P ERA WHIP	IP WLS BF H R ER SO BB IBB HBP BLK WP HR S P ERA WHIP	IP WLS BF H R ER SO BB IBB HBP BLK WP HR S P ERA WHIP	IP WLS BF H R ER SO BB IBB HBP BLK WP HR S P ERA WHIP	IP WLS BF H R ER SO BB IBB HBP BLK WP HR S P ERA WHIP	IP WLS BF H R ER SO BB IBB HBP BLK WP HR S P ERA WHIP	IP WLS BF H R ER SO BB IBB HBP BLK WP HR S P ERA WHIP	IP WLS BF H R ER SO BB IBB HBP BLK WP HR S P ERA WHIP	IP WLS BF H R ER SO BB IBB HBP BLK WP HR S P ERA WHIP	IP WLS BF H R ER SO BB IBB HBP BLK WP HR S P ERA WHIP	IP WLS BF H R ER SO BB IBB HBP BLK WP HR S P ERA WHIP

Los Angeles Dodgers @ San Diego Padres
 Petco Park, San Diego, CA
 Sat Sep 05 2015, 5:41 PM - 8:44 PM PDT
 Att: 43,536 - Sunny - 76 F

livebaseballscorecards.com

AB 28
 R 0
 H 3
 RBI 0
 BB 4
 SO 6
 LOB 11



Batter	1	2	3	4	5	6	7	8	9	AB	R	H	RBI	BB	SO	LOB	TOP					
11 Jimmy Rollins, S OBP: 0.279, SLG: 0.355										3	1	0	0	2	1	3	Los Angeles Dodgers @ San Diego Padres Petco Park, San Diego, CA Sun Sep 06 2015, 1:11 PM - 4:42 PM PDT Att: 37,685 - Sunny - 83 F					
3 Carl Crawford, L OBP: 0.305, SLG: 0.410										4	1	0	0	1	3	6						
63 Yimi Garcia, R										0	0	0	0	0	0	0						
52 Pedro Báez, R										0	0	0	0	0	0	0						
23 Adrián González, L OBP: 0.354, SLG: 0.498										3	1	1	0	2	0	1						
10 Justin Turner, R OBP: 0.359, SLG: 0.500										4	2	2	0	0	1	1						
16 Andre Ethier, L OBP: 0.373, SLG: 0.493										3	0	1	1	0	0	0						
28 Chris Heisey, R OBP: 0.343, SLG: 0.185										1	0	0	0	0	1	1						
5 Corey Seager, L OBP: 0.333, SLG: 0.467										5	0	1	0	0	1	6						
17 A.J. Ellis, R OBP: 0.372, SLG: 0.385										3	0	2	1	1	0	1						
31 Joc Pederson, L OBP: 0.355, SLG: 0.430										3	0	0	0	1	2	4						
35 Brett Anderson, L OBP: 0.288, SLG: 0.359										2	0	0	0	0	1	3						
56 J.P. Howell, L OBP: 0.156, SLG: 0.075										0	0	0	0	0	0	0						
30 Scott Schebler, L OBP: 0.287, SLG: 0.087										0	0	0	0	0	0	0						
43 Luis Avilán, L OBP: 0.220, SLG: 0.243										0	0	0	0	0	0	0						
33 Scott Van Slyke, R OBP: 0.220, SLG: 0.390										1	0	0	0	0	0	1						
Inning Stats	R: 1 E: 0 K: 2 S: 10	H: 0 LOB: 2 BB: 1 P: 21	R: 0 E: 0 K: 0 S: 11	H: 1 LOB: 2 BB: 1 P: 20	R: 0 E: 0 K: 0 S: 8	H: 0 LOB: 0 BB: 0 P: 15	R: 0 E: 0 K: 2 S: 12	H: 1 LOB: 1 BB: 0 P: 17	R: 0 E: 0 K: 1 S: 13	H: 0 LOB: 0 BB: 0 P: 19	R: 1 E: 0 K: 0 S: 11	H: 3 LOB: 1 BB: 0 P: 15	R: 3 E: 1 K: 1 S: 17	H: 2 LOB: 0 BB: 0 P: 27	R: 0 E: 0 K: 2 S: 10	H: 0 LOB: 2 BB: 1 P: 19	R: 0 E: 0 K: 2 S: 18	H: 0 LOB: 1 BB: 1 P: 29	1B: 6 2B: 1 3B: 0 HR: 0	SF: 1 SAC: 0 DP: 1 HBP: 2	WP: 0 PB: 0 CS: 3 SB: 1	PA: 43
PITCHER	IP WLS BF H R ER SO BB IBB HBP BLK WP HR S P ERA WHIP																					
34 Andrew Cashner, R ERA: 4.11	6.0 L 26 5 2 2 5 4 0 1 0 0 0 0 65 107 3.00 1.500																					
54 Marcos Mateo, R ERA: 5.21	0.2 4 1 2 0 1 0 0 1 0 0 0 0 8 16 0.00 1.500																					
50 Nick Vincent, R ERA: 3.14	0.1 3 1 1 0 0 0 0 0 0 0 0 0 9 11 0.00 3.000																					
43 Jon Edwards, R ERA: 5.4	1.0 5 0 0 0 2 2 0 0 0 0 0 0 10 19 0.00 2.000																					
60 Frank Garces, L ERA: 4.64	1.0 4 0 0 0 2 1 0 0 0 0 0 0 18 29 0.00 1.000																					
Batter	1	2	3	4	5	6	7	8	9	AB	R	H	RBI	BB	SO	LOB	BOTTOM					
26 Yangervis Solarte, S OBP: 0.325, SLG: 0.426										3	0	1	0	1	0	1	Los Angeles Dodgers @ San Diego Padres Petco Park, San Diego, CA Sun Sep 06 2015, 1:11 PM - 4:42 PM PDT Att: 37,685 - Sunny - 83 F					
9 Jedd Gyorko, R OBP: 0.297, SLG: 0.398										4	1	1	1	0	1	3						
27 Matt Kemp, R OBP: 0.316, SLG: 0.435										4	0	1	0	0	2	1						
10 Justin Upton, R OBP: 0.337, SLG: 0.458										4	0	1	0	0	1	1						
3 Derek Norris, R OBP: 0.288, SLG: 0.400										2	0	0	0	2	1	1						
4 Will Myers, R OBP: 0.322, SLG: 0.437										4	0	1	0	0	1	4						
15 Cory Spangenberg, L OBP: 0.513, SLG: 0.376										1	0	0	0	1	0	0						
2 B.J. Upton, R OBP: 0.300, SLG: 0.410										2	0	0	0	0	1	2						
18 Austin Hedges, R OBP: 0.220, SLG: 0.243										2	0	0	0	0	0	1						
5 Alexi Amarista, L OBP: 0.297, SLG: 0.309										2	0	1	0	0	0	0						
34 Andrew Cashner, R ERA: 4.11	5.2 W 24 4 1 1 4 4 0 0 0 0 0 0 2 3 0.00 0.000																					
56 J.P. Howell, L ERA: 1.59	0.1 H 1 0 0 0 0 0 0 0 0 0 0 2 3 0.00 0.000																					
43 Luis Avilán, L ERA: 3.59	1.0 4 1 0 0 1 0 0 0 0 1 0 9 14 0.00 1.000																					
63 Yimi Garcia, R ERA: 3.4	1.0 4 1 0 0 1 0 0 0 0 0 0 11 14 0.00 1.000																					
52 Pedro Báez, R ERA: 3.02	1.0 3 0 0 0 2 0 0 0 0 0 0 12 16 0.00 0.000																					
Inning Stats	R: 0 E: 0 K: 1 S: 18	H: 2 LOB: 3 BB: 1 P: 23	R: 0 E: 0 K: 0 S: 5	H: 0 LOB: 1 BB: 1 P: 12	R: 1 E: 0 K: 2 S: 12	H: 1 LOB: 0 BB: 0 P: 17	R: 0 E: 0 K: 1 S: 12	H: 0 LOB: 0 BB: 0 P: 17	R: 0 E: 0 K: 0 S: 8	H: 0 LOB: 1 BB: 1 P: 14	R: 0 E: 0 K: 0 S: 8	H: 1 LOB: 2 BB: 1 P: 15	R: 0 E: 0 K: 1 S: 9	H: 1 LOB: 1 BB: 0 P: 14	R: 0 E: 0 K: 1 S: 11	H: 1 LOB: 0 BB: 0 P: 14	R: 0 E: 0 K: 2 S: 12	H: 0 LOB: 0 BB: 0 P: 16	1B: 4 2B: 1 3B: 0 HR: 1	SF: 0 SAC: 0 DP: 1 HBP: 0	WP: 1 PB: 0 CS: 0	PA: 36
PITCHER	IP WLS BF H R ER SO BB IBB HBP BLK WP HR S P ERA WHIP																					
35 Brett Anderson, L ERA: 3.36	1.1 0 1 0 0 0 4 0 0 0 0 0 0 2 3 0.00 0.000																					
56 J.P. Howell, L ERA: 1.59	0.1 H 1 0 0 0 0 0 0 0 0 0 0 2 3 0.00 0.000																					
43 Luis Avilán, L ERA: 3.59	1.0 4 1 0 0 1 0 0 0 0 1 0 9 14 0.00 1.000																					
63 Yimi Garcia, R ERA: 3.4	1.0 4 1 0 0 1 0 0 0 0 0 0 11 14 0.00 1.000																					
52 Pedro Báez, R ERA: 3.02	1.0 3 0 0 0 2 0 0 0 0 0 0 12 16 0.00 0.000																					

Batter	1	2	3	4	5	6	7	8	9	AB	R	H	RBI	BB	SO	LOB	TOP						
3 Carl Crawford, L OBP: 0.303, SLG: 0.406										4	0	1	0	0	1	5							
28 Chris Heisey, R OBP: 0.351, SLG: 0.179										1	0	0	0	1	1	3							
26 Chase Utley, L OBP: 0.296, SLG: 0.362										6	1	2	0	0	3	4							
23 Adrián González, L OBP: 0.352, SLG: 0.494										4	0	0	1	1	3	5							
10 Justin Turner, R OBP: 0.358, SLG: 0.500										6	1	2	0	0	1	3							
16 Andre Ethier, L OBP: 0.371, SLG: 0.490										2	0	0	0	0	1	2							
27 Justin Ruggiano, R OBP: 0.341, SLG: 0.421										1	1	1	2	0	0	0							
30 Scott Schebler, L OBP: 0.458, SLG: 0.700										1	1	1	0	0	0	0							
5 Cory Seager, L OBP: 0.400, SLG: 0.500										3	2	1	0	2	0	3							
17 A.J. Ellis, R OBP: 0.369, SLG: 0.381										4	0	1	0	0	1	3							
33 Scott Van Slyke, R OBP: 0.340, SLG: 0.418										5	1	4	4	0	1	0							
31 Joc Pederson, L OBP: 0.359, SLG: 0.433										4	0	3	0	1	1	2							
Inning Stats	R: 0 E: 0 K: 2 S: 9	H: 1 LOB: 1 P: 12	R: 1 E: 0 K: 2 S: 16	H: 3 LOB: 2 BB: 0 P: 24	R: 0 E: 0 K: 0 S: 12	H: 1 LOB: 2 BB: 1 P: 21	R: 0 E: 0 K: 1 S: 10	H: 1 LOB: 1 BB: 0 P: 17	R: 2 E: 0 K: 1 S: 11	H: 3 LOB: 1 BB: 0 P: 17	R: 1 E: 0 K: 2 S: 17	H: 3 LOB: 2 BB: 0 P: 25	R: 2 E: 0 K: 2 S: 14	H: 2 LOB: 3 BB: 2 P: 29	R: 1 E: 0 K: 1 S: 12	H: 2 LOB: 3 BB: 2 P: 28	R: 0 E: 0 K: 2 S: 9	H: 0 LOB: 0 BB: 0 P: 12	1B: 11 HR: 0	SF: 1 2B: 5 3B: 0 HBP: 1	WP: 0 PB: 0 SB: 1 CS: 0	PA: 49	
PITCHER	IP WLS BF H R ER SO BB IBB HBP BLK WP HR S P ERA WHIP	IP WLS BF H R ER SO BB IBB HBP BLK WP HR S P ERA WHIP	IP WLS BF H R ER SO BB IBB HBP BLK WP HR S P ERA WHIP	IP WLS BF H R ER SO BB IBB HBP BLK WP HR S P ERA WHIP	IP WLS BF H R ER SO BB IBB HBP BLK WP HR S P ERA WHIP	IP WLS BF H R ER SO BB IBB HBP BLK WP HR S P ERA WHIP	IP WLS BF H R ER SO BB IBB HBP BLK WP HR S P ERA WHIP	IP WLS BF H R ER SO BB IBB HBP BLK WP HR S P ERA WHIP	IP WLS BF H R ER SO BB IBB HBP BLK WP HR S P ERA WHIP	IP WLS BF H R ER SO BB IBB HBP BLK WP HR S P ERA WHIP	IP WLS BF H R ER SO BB IBB HBP BLK WP HR S P ERA WHIP	IP WLS BF H R ER SO BB IBB HBP BLK WP HR S P ERA WHIP	IP WLS BF H R ER SO BB IBB HBP BLK WP HR S P ERA WHIP	IP WLS BF H R ER SO BB IBB HBP BLK WP HR S P ERA WHIP	IP WLS BF H R ER SO BB IBB HBP BLK WP HR S P ERA WHIP	IP WLS BF H R ER SO BB IBB HBP BLK WP HR S P ERA WHIP	IP WLS BF H R ER SO BB IBB HBP BLK WP HR S P ERA WHIP	IP WLS BF H R ER SO BB IBB HBP BLK WP HR S P ERA WHIP	IP WLS BF H R ER SO BB IBB HBP BLK WP HR S P ERA WHIP	IP WLS BF H R ER SO BB IBB HBP BLK WP HR S P ERA WHIP	IP WLS BF H R ER SO BB IBB HBP BLK WP HR S P ERA WHIP	IP WLS BF H R ER SO BB IBB HBP BLK WP HR S P ERA WHIP	IP WLS BF H R ER SO BB IBB HBP BLK WP HR S P ERA WHIP

Los Angeles Dodgers @ Los Angeles Angels
Angel Stadium of Anaheim, Anaheim, CA
Mon Sep 07 2015, 6:08 PM - 10:00 PM PDT
Att. 44,488 - Clear - 89 F

livebaseballscores.com

AB 41
R 7
H 16
RBI 7
BB 5
SO 13
LOB 30

Batter	1	2	3	4	5	6	7	8	9	AB	R	H	RBI	BB	SO	LOB	BOTTOM						
56 Kole Calhoun, L OBP: 0.324, SLG: 0.441										5	1	2	2	0	3	2							
27 Mike Trout, R OBP: 0.604, SLG: 0.575										5	0	0	0	0	3	3							
5 Albert Pujols, R OBP: 0.314, SLG: 0.492										5	0	3	1	0	1	1							
19 David Murphy, L OBP: 0.326, SLG: 0.430										3	0	0	0	0	0	2							
18 Shane Victorino, S OBP: 0.304, SLG: 0.287										0	0	0	0	1	0	0							
3 David DeJesus, L OBP: 0.300, SLG: 0.335										1	0	0	0	0	0	1							
24 C.J. Cron, R OBP: 0.306, SLG: 0.450										4	1	1	1	0	0	2							
2 Enck Aybar, S OBP: 0.304, SLG: 0.324										3	0	1	0	1	0	0							
6 David Freese, R OBP: 0.309, SLG: 0.401										4	0	0	0	0	3	2							
58 Carlos Pérez, R OBP: 0.280, SLG: 0.318										4	1	2	0	0	0	1							
8 Taylor Featherston, R OBP: 0.221, SLG: 0.230										3	2	2	0	0	0	2							
20 Matt Joyce, L OBP: 0.273, SLG: 0.296										1	0	0	0	0	1	1							
32 Ryan Jackson, R OBP: 0.296, SLG: 0.335										0	0	0	0	0	0	0							
Inning Stats	R: 0 E: 0 K: 1 S: 11	H: 0 LOB: 0 P: 15	R: 1 E: 0 K: 0 S: 12	H: 3 LOB: 0 BB: 0 P: 21	R: 0 E: 0 K: 1 S: 10	H: 1 LOB: 1 BB: 0 P: 16	R: 0 E: 0 K: 1 S: 6	H: 0 LOB: 0 BB: 0 P: 10	R: 2 E: 0 K: 1 S: 13	H: 3 LOB: 1 BB: 0 P: 18	R: 0 E: 0 K: 1 S: 7	H: 0 LOB: 0 BB: 0 P: 9	R: 2 E: 0 K: 2 S: 21	H: 3 LOB: 2 BB: 1 P: 29	R: 0 E: 0 K: 2 S: 12	H: 0 LOB: 1 BB: 1 P: 18	R: 0 E: 0 K: 2 S: 11	H: 1 LOB: 1 BB: 0 P: 17	1B: 8 HR: 2	SF: 0 2B: 1 3B: 0 HBP: 0	WP: 1 PB: 0 SB: 1 CS: 0	PA: 40	
PITCHER	IP WLS BF H R ER SO BB IBB HBP BLK WP HR S P ERA WHIP	IP WLS BF H R ER SO BB IBB HBP BLK WP HR S P ERA WHIP	IP WLS BF H R ER SO BB IBB HBP BLK WP HR S P ERA WHIP	IP WLS BF H R ER SO BB IBB HBP BLK WP HR S P ERA WHIP	IP WLS BF H R ER SO BB IBB HBP BLK WP HR S P ERA WHIP	IP WLS BF H R ER SO BB IBB HBP BLK WP HR S P ERA WHIP	IP WLS BF H R ER SO BB IBB HBP BLK WP HR S P ERA WHIP	IP WLS BF H R ER SO BB IBB HBP BLK WP HR S P ERA WHIP	IP WLS BF H R ER SO BB IBB HBP BLK WP HR S P ERA WHIP	IP WLS BF H R ER SO BB IBB HBP BLK WP HR S P ERA WHIP	IP WLS BF H R ER SO BB IBB HBP BLK WP HR S P ERA WHIP	IP WLS BF H R ER SO BB IBB HBP BLK WP HR S P ERA WHIP	IP WLS BF H R ER SO BB IBB HBP BLK WP HR S P ERA WHIP	IP WLS BF H R ER SO BB IBB HBP BLK WP HR S P ERA WHIP	IP WLS BF H R ER SO BB IBB HBP BLK WP HR S P ERA WHIP	IP WLS BF H R ER SO BB IBB HBP BLK WP HR S P ERA WHIP	IP WLS BF H R ER SO BB IBB HBP BLK WP HR S P ERA WHIP	IP WLS BF H R ER SO BB IBB HBP BLK WP HR S P ERA WHIP	IP WLS BF H R ER SO BB IBB HBP BLK WP HR S P ERA WHIP	IP WLS BF H R ER SO BB IBB HBP BLK WP HR S P ERA WHIP	IP WLS BF H R ER SO BB IBB HBP BLK WP HR S P ERA WHIP	IP WLS BF H R ER SO BB IBB HBP BLK WP HR S P ERA WHIP	IP WLS BF H R ER SO BB IBB HBP BLK WP HR S P ERA WHIP

Los Angeles Dodgers @ Los Angeles Angels
Angel Stadium of Anaheim, Anaheim, CA
Mon Sep 07 2015, 6:08 PM - 10:00 PM PDT
Att. 44,488 - Clear - 89 F

livebaseballscores.com

AB 38
R 5
H 11
RBI 4
BB 2
SO 11
LOB 17

Batter	1	2	3	4	5	6	7	8	9	AB	R	H	RBI	BB	SO	LOB	TOP					
3 Carl Crawford, L OBP: 0.300, SLG: 0.420										3	1	1	1	0	2	1	Los Angeles Dodgers @ Arizona Diamondbacks Chase Field, Phoenix, AZ Sat Sep 12 2015, 5:11 PM - 9:03 PM MST Att. 42,517 - Roof Closed - 77 F					
30 Scott Schebler, L OBP: 0.316, SLG: 0.611										1	0	0	0	0	0	1						
33 Scott Van Slyke, R OBP: 0.329, SLG: 0.397										2	0	0	0	0	0	2						
26 Chase Utley, L OBP: 0.295, SLG: 0.358										6	1	1	0	0	2	4						
23 Adrián González, L OBP: 0.354, SLG: 0.494										5	1	2	1	0	0	1						
10 Justin Turner, R OBP: 0.361, SLG: 0.488										4	1	2	0	1	0	1						
16 Andre Ethier, L OBP: 0.367, SLG: 0.484										5	1	2	1	0	2	3						
5 Corey Seager, L OBP: 0.388, SLG: 0.733										4	3	4	3	1	0	0						
9 Yasmani Grandal, S OBP: 0.367, SLG: 0.429										3	0	0	0	2	2	3						
31 Joc Pederson, L OBP: 0.360, SLG: 0.441										5	1	3	2	0	1	4						
46 Mike Robinson, R ERA: 4.75										1	0	0	0	0	0	0						
56 J.P. Howell, L ERA: 1.58										1	0	0	0	0	0	0						
54 Jim Johnson, R ERA: 4.19										1	0	0	0	0	0	0						
12 Juan Nicaso, R ERA: 3.38										1	0	0	0	0	0	0						
43 Luis Avilán, L ERA: 4.25										1	0	0	0	0	0	0						
Inning Stats	R: 2 E: 0 K: 0 S: 17	H: 4 LOB: 2 BB: 0 P: 29	R: 0 E: 0 K: 1 S: 13	H: 1 LOB: 1 BB: 0 P: 19	R: 5 E: 0 K: 3 S: 18	H: 5 LOB: 0 BB: 0 P: 28	R: 0 E: 0 K: 1 S: 8	H: 0 LOB: 1 BB: 1 P: 13	R: 1 E: 0 K: 1 S: 14	H: 2 LOB: 1 BB: 0 P: 21	R: 0 E: 0 K: 0 S: 4	H: 0 LOB: 2 BB: 2 P: 8	R: 0 E: 0 K: 3 S: 14	H: 0 LOB: 2 BB: 2 P: 24	R: 0 E: 0 K: 2 S: 13	H: 2 LOB: 3 BB: 1 P: 16	R: 1 E: 0 K: 0 S: 17	H: 2 LOB: 3 BB: 1 P: 30	1B: 9 2B: 3 3B: 0 HR: 4	SF: 0 SAC: 1 DP: 0 HBP: 0	WP: 0 PB: 1 SB: 1 CS: 0	PA: 47
PITCHER	IP WLS BF H R ER SO BB IBB HBP BLK WP HR S P ERA WHIP	12 Rubby De La Rosa, R ERA: 4.75	40 Andrew Chafin, L ERA: 10.38	56 Keith Hessler, R ERA: 3.81	55 Josh Colimenter, R ERA: 3.81	45 Matt Reynolds, L ERA: 3.12	41 Daniel Hudson, R ERA: 4.07	IP WLS BF H R ER SO BB IBB HBP BLK WP HR S P ERA WHIP	1.0 6 2 1 1 0 1 0 0 0 0 0 0 0 0 0 0 9.00 3.000													

AB	42
R	9
H	16
RBI	9
BB	4
SO	11
LOB	23



Batter	1	2	3	4	5	6	7	8	9	AB	R	H	RBI	BB	SO	LOB	BOTTOM					
11 AJ Pollock, R OBP: 0.361, SLG: 0.488										4	1	1	1	0	0	0	Los Angeles Dodgers @ Arizona Diamondbacks Chase Field, Phoenix, AZ Sat Sep 12 2015, 5:11 PM - 9:03 PM MST Att. 42,517 - Roof Closed - 77 F					
5 Ender Inciarte, L OBP: 0.336, SLG: 0.392										5	0	2	1	0	1	0						
44 Paul Goldschmidt, R OBP: 0.433, SLG: 0.957										4	0	2	0	1	2	1						
6 David Peralta, L OBP: 0.363, SLG: 0.514										5	1	1	1	0	1	5						
7 Wellington Castillo, R OBP: 0.313, SLG: 0.497										3	1	1	0	2	1	0						
19 Jake Lamb, L OBP: 0.342, SLG: 0.419										4	1	1	0	1	1	1						
16 Chris Owings, R OBP: 0.273, SLG: 0.345										3	1	1	0	1	0	2						
13 Nick Ahmed, R OBP: 0.275, SLG: 0.357										2	0	0	1	1	0	1						
12 Rubby De La Rosa, R ERA: 4.75										1	0	0	0	0	0	0						
56 J.P. Howell, L ERA: 1.58										1	0	0	0	0	0	0						
54 Jim Johnson, R ERA: 4.19										1	0	0	0	0	0	0						
12 Juan Nicaso, R ERA: 3.38										1	0	0	0	0	0	0						
43 Luis Avilán, L ERA: 4.25										1	0	0	0	0	0	0						
Inning Stats	R: 0 E: 0 K: 1 S: 11	H: 1 LOB: 1 BB: 0 P: 19	R: 0 E: 0 K: 0 S: 13	H: 1 LOB: 2 BB: 2 P: 24	R: 0 E: 0 K: 0 S: 8	H: 1 LOB: 1 BB: 0 P: 11	R: 3 E: 0 K: 0 S: 15	H: 4 LOB: 3 BB: 2 P: 27	R: 0 E: 0 K: 1 S: 7	H: 0 LOB: 0 BB: 0 P: 10	R: 1 E: 0 K: 1 S: 17	H: 2 LOB: 1 BB: 0 P: 24	R: 1 E: 0 K: 1 S: 13	H: 1 LOB: 1 BB: 1 P: 22	R: 0 E: 0 K: 1 S: 8	H: 0 LOB: 0 BB: 0 P: 10	R: 0 E: 0 K: 2 S: 12	H: 0 LOB: 1 BB: 1 P: 16	1B: 5 2B: 4 3B: 0 HR: 1	SF: 2 SAC: 0 DP: 1 HBP: 0	WP: 1 PB: 0 SB: 1 CS: 0	PA: 42
PITCHER	IP WLS BF H R ER SO BB IBB HBP BLK WP HR S P ERA WHIP	46 Mike Bolsinger, R ERA: 3.13	56 J.P. Howell, L ERA: 1.58	54 Jim Johnson, R ERA: 4.19	12 Juan Nicaso, R ERA: 3.38	43 Luis Avilán, L ERA: 4.25	63 Yimi Garcia, R ERA: 3.18	41 Chris Hatcher, R ERA: 4.4	74 Kenley Jansen, R ERA: 2.01	IP WLS BF H R ER SO BB IBB HBP BLK WP HR S P ERA WHIP	1.0 3 0 0 0 0 0 0 0 0 0 0 0 0 0 0.00 0.000	1.0 1 3 0 0 0 1 0 0 0 0 0 0 0 0.00 0.000	1.0 4 0 0 0 0 2 1 0 0 0 0 0 0 0.00 1.000									

AB	34
R	5
H	10
RBI	5
BB	6
SO	7
LOB	12



Batter	1	2	3	4	5	6	7	8	9	AB	R	H	RBI	BB	SO	LOB	TOP			
7 José Reyes, S OBP: 0.313, SLG: 0.390	G6-3		G5-4-3			G5-3		K		4	0	0	0	0	1	2	Colorado Rockies @ Los Angeles Dodgers Dodger Stadium, Los Angeles, CA Mon Sep 14 2015, 7:10 PM - 10:12 PM PDT Att: 43,731 - Cloudy - 76 F			
9 DJ LeMahieu, R OBP: 0.371, SLG: 0.405	2B G6-3		G4-3			L4		K		3	1	0	0	1	1					
28 Nolan Arenado, R OBP: 0.317, SLG: 0.571	2B G6-3			G1-4-3		F7			L8	4	0	1	0	0	0					
5 Carlos González, L OBP: 0.327, SLG: 0.549	G6-3		L7						1B	4	0	2	1	0	0	1				
20 Wilin Rosario, R OBP: 0.282, SLG: 0.408	L8		G1-3						1B	4	0	0	0	0	0	3				
6 Cory Dickerson, L OBP: 0.338, SLG: 0.506	K2-3					FC5-4		K		4	0	1	0	0	2	2				
30 Tom Murphy, R	K					1B		P3		3	0	0	0	0	1	2				
1 Brandon Barnes, R OBP: 0.320, SLG: 0.348	K					K				3	0	1	0	0	2	1				
55 Jon Gray, R						FC5-4				1	0	0	0	1	0	1				
49 Rex Brothers, L										0	0	0	0	0	0	0				
51 Brooks Brown, L										0	0	0	0	0	0	0				
53 Christian Friedrich, R										0	0	0	0	0	0	0				
18 Crishawn Adames, S										1	0	0	0	0	1	1				
46 Miguel Castro, R										0	0	0	0	0	0	0				
Inning Stats	R: 1 H: 1 E: 0 K: 0 S: 14	H: 1 LOB: 1 BB: 1 P: 22	R: 0 H: 0 E: 0 K: 3 S: 13	H: 0 LOB: 0 BB: 0 P: 17	R: 0 H: 0 E: 0 K: 0 S: 5	H: 0 LOB: 0 BB: 1 P: 9	R: 0 H: 0 E: 0 K: 0 S: 15	H: 1 LOB: 1 BB: 0 P: 13	R: 0 H: 0 E: 0 K: 0 S: 5	H: 0 LOB: 0 BB: 0 P: 10	R: 0 H: 1 E: 0 K: 1 S: 9	H: 1 LOB: 1 BB: 0 P: 11	R: 0 H: 1 E: 0 K: 3 S: 11	H: 1 LOB: 1 BB: 0 P: 13	R: 0 H: 1 E: 0 K: 0 S: 12	H: 1 LOB: 1 BB: 0 P: 17	1B: 4 2B: 1 3B: 0 HR: 0	SF: 0 SAC: 0 DP: 1 HBP: 0	WP: 0 PB: 0 SB: 0 CS: 0	PA: 33
PITCHER	IP WLS BF H R ER SO BB IBB HBP BLK WP HR S P ERA WHIP																			
22 Clayton Kershaw, L ERA: 2.12	7.0 W 25 3 1 1 5 2 0 0 0 0 0 0 8 105 1.29 0.714																			
43 Luis Avilán, L ERA: 4.2	0.2 H 3 1 0 0 2 0 0 0 0 0 0 0 8 9 0.00 1.500																			
12 Juan Nicasio, R ERA: 3.35	0.1 H 1 0 0 0 1 0 0 0 0 0 0 0 3 4 0.00 0.000																			
41 Chris Hatcher, R ERA: 4.26	1.0 S 4 1 0 0 0 0 0 0 0 0 0 0 12 17 0.00 1.000																			
Batter	1	2	3	4	5	6	7	8	9	AB	R	H	RBI	BB	SO	LOB	BOTTOM			
31 Joc Pederson, L OBP: 0.358, SLG: 0.438	23 CS 1B		K			G3		K		4	0	1	0	0	2	1	Colorado Rockies @ Los Angeles Dodgers Dodger Stadium, Los Angeles, CA Mon Sep 14 2015, 7:10 PM - 10:12 PM PDT Att: 43,731 - Cloudy - 76 F			
26 Chase Utley, L OBP: 0.294, SLG: 0.355	K		G6-3			23 1B		F7		3	1	0	0	1	1	1				
23 Adrián González, L OBP: 0.357, SLG: 0.494	K		K			10 2B		L7		4	0	1	0	0	2	1				
10 Justin Turner, R OBP: 0.363, SLG: 0.489	K			F9		2B		P4		4	0	1	1	0	1	0				
16 Andre Ethier, L OBP: 0.368, SLG: 0.485				L9						2	1	1	0	0	0	0				
33 Scott Van Slyke, R (5, PH) OBP: 0.332, SLG: 0.392	9 SF8 1B									1	0	0	0	1	1	0				
5 Cory Seager, L OBP: 0.543, SLG: 0.676	2B			9 1B		F9				3	1	2	0	0	0	3				
9 Yasmani Grandal, S OBP: 0.369, SLG: 0.432	SF8									3	0	2	1	0	0	1				
30 Scott Schebler, L OBP: 0.320, SLG: 0.652										3	1	1	2	1	2	3				
22 Clayton Kershaw, L OBP: 0.167, SLG: 0.159										2	0	0	0	0	2	2				
43 Luis Avilán, L										0	0	0	0	0	0	0				
12 Juan Nicasio, R										0	0	0	0	0	0	0				
7 Alex Guerrero, R (8, PH)										1	0	0	0	0	1	0				
41 Chris Hatcher, R										0	0	0	0	0	0	0				
Inning Stats	R: 0 H: 1 E: 0 K: 2 S: 10	H: 2 LOB: 2 BB: 1 P: 26	R: 0 H: 0 E: 0 K: 2 S: 12	H: 0 LOB: 0 BB: 0 P: 16	R: 0 H: 1 E: 0 K: 1 S: 9	H: 1 LOB: 2 BB: 0 P: 17	R: 1 H: 2 E: 0 K: 1 S: 11	H: 2 LOB: 3 BB: 2 P: 26	R: 0 H: 1 E: 0 K: 2 S: 10	H: 1 LOB: 1 BB: 0 P: 15	R: 0 H: 0 E: 0 K: 0 S: 6	H: 0 LOB: 0 BB: 0 P: 8	R: 2 H: 2 E: 0 K: 2 S: 12	H: 2 LOB: 0 BB: 0 P: 17	1B: 6 2B: 2 3B: 0 HR: 1	SF: 1 SAC: 1 DP: 0 HBP: 1	WP: 0 PB: 0 SB: 0 CS: 1	PA: 36		
PITCHER	IP WLS BF H R ER SO BB IBB HBP BLK WP HR S P ERA WHIP																			
55 Jon Gray, R	4.2 L 22 6 2 2 8 1 1 1 0 0 0 0 6 54 92 3.86 1.500																			
49 Rex Brothers, L ERA: 2.84	0.1 2 0 0 0 0 1 0 0 0 0 0 0 2 8 0.00 3.000																			
51 Brooks Brown, R	0.2 3 1 0 0 1 0 0 0 0 0 0 0 6 10 0.00 1.500																			
53 Christian Friedrich, L ERA: 4.05	1.1 4 0 0 0 1 0 0 0 0 0 0 0 10 13 0.00 0.000																			
46 Miguel Castro, R ERA: 6.11	1.0 5 2 2 2 2 0 0 0 0 0 0 1 12 17 18.00 2.000																			
Dodgers																				

Batter	1	2	3	4	5	6	7	8	9	10	11	12	13	14	15	16	AB	R	H	RBI	BB	SO	LOB	TOP				
10 Charlie Blackmon, L OBP: 0.348, SLG: 0.449 (1, 9)																	7	0	2	0	0	3	0					
7 José Reyes, S 36 Christian Bergman, R 06 John Axford, S 16 Kyle Parker, R 51 Brock Brown, L 84 Simon Castro, R 20 Willy Rosario, R OBP: 0.280, SLG: 0.246 (15, 3)																	5	0	2	0	0	1	3					
5 Carlos González, L OBP: 0.322, SLG: 0.541 (1, 9)																	7	0	0	0	0	4	6					
28 Nolan Arenado, R OBP: 0.319, SLG: 0.575 (1, 5)																	7	2	3	1	0	0	2					
33 Justin Marnau, L OBP: 0.246, SLG: 0.423 (1, 3)																	5	1	2	0	0	1	3					
10 Ben Paulsen, L OBP: 0.320, SLG: 0.458 (11, PR)																	2	1	0	0	0	0	0					
9 DJ LeMahieu, R OBP: 0.370, SLG: 0.403 (1, 4)																	7	1	2	1	0	2	0					
6 Corey Dickerson, L OBP: 0.333, SLG: 0.497 (7, 7)																	3	0	0	1	0	1	1					
1 Brandon Barnes, R OBP: 0.320, SLG: 0.348 (9, 7)																	3	0	0	0	0	1	2					
43 Rafael Ynoa, S OBP: 0.282, SLG: 0.270 (15, 8)																	3	0	0	0	0	1	1					
50 Dustin Garneau, R OBP: 0.222, SLG: 0.341 (10, PH)																	3	0	0	1	1	1	0					
18 Christian Adams, S OBP: 0.248, SLG: 0.435 (10, PH)																	2	0	0	0	0	0	0					
30 Tom Murphy, R OBP: 0.248, SLG: 0.435 (10, PH)																	2	0	0	0	0	0	0					
62 Chris Taylor, L OBP: 0.280, SLG: 0.352 (1, 1)																	3	0	0	0	0	0	0					
60 Juan Miller, R OBP: 0.280, SLG: 0.352 (1, 1)																	3	0	0	0	0	0	0					
64 Ben Brannen, L OBP: 0.280, SLG: 0.352 (1, 1)																	3	0	0	0	0	0	0					
61 Christian Friedrich, R OBP: 0.280, SLG: 0.352 (1, 1)																	3	0	0	0	0	0	0					
61 David Lee, R OBP: 0.280, SLG: 0.352 (1, 1)																	3	0	0	0	0	0	0					
60 David Geary, R OBP: 0.280, SLG: 0.352 (1, 1)																	3	0	0	0	0	0	0					
Inning Stats	R: 0 E: 0 K: 1 S: 10	H: 2 LOB: 2 BB: 10	R: 0 E: 0 K: 1 S: 8	H: 0 LOB: 0 BB: 11	R: 0 E: 0 K: 2 S: 9	H: 1 LOB: 1 BB: 14	R: 3 E: 0 K: 1 S: 14	H: 3 LOB: 0 BB: 19	R: 0 E: 0 K: 1 S: 5	H: 0 LOB: 0 BB: 7	R: 0 E: 0 K: 0 S: 9	H: 0 LOB: 0 BB: 11	R: 0 E: 0 K: 1 S: 11	H: 2 LOB: 3 BB: 17	R: 1 E: 0 K: 1 S: 12	H: 2 LOB: 1 BB: 16	R: 0 E: 0 K: 0 S: 10	H: 0 LOB: 0 BB: 17	R: 0 E: 0 K: 0 S: 11	H: 0 LOB: 0 BB: 17	R: 0 E: 0 K: 3 S: 9	H: 0 LOB: 0 BB: 11	R: 1 E: 0 K: 2 S: 8	H: 1 LOB: 0 BB: 6	1B: 10 2B: 0 3B: 1 HR: 0	SF: 0 SAC: 0 DP: 1 HBP: 0	WP: 0 PB: 0 SB: 1 CS: 0	PA: 60
PITCHER	IP 6.0	WLS 24	BF 7	H 3	R 2	ER 3	SO 7	BB 2	IBB 0	HBP 0	BLK 0	WP 0	HR 0	S 8	P 7	ERA 3.00	WHIP 1.167											
62 José Peralta, R OBP: 0.339, SLG: 0.490 (1, 7)																	7	1	1	0	0	2	3					
26 Chase Utley, L OBP: 0.392, SLG: 0.352 (1, 4)																	6	0	1	0	0	1	1					
62 Joel Peralta, R OBP: 0.392, SLG: 0.352 (1, 3)																	0	0	0	0	0	0	0					
52 Pedro Báez, R OBP: 0.280, SLG: 0.270 (14, 1)																	0	0	0	0	0	0	0					
3 Carl Crawford, L OBP: 0.298, SLG: 0.417 (15, PH)																	1	0	0	0	0	0	0					
55 Mat Latos, R OBP: 0.292, SLG: 0.292 (16, 1)																	0	0	0	0	0	0	0					
10 Justin Turner, R OBP: 0.368, SLG: 0.489 (1, 5)																	6	0	3	1	1	0	1					
23 Adrián González, L OBP: 0.356, SLG: 0.493 (1, 3)																	7	1	2	0	0	2	2					
17 A. J. Ellis, R OBP: 0.280, SLG: 0.352 (1, 1)																	2	0	0	0	0	1	0					
11 Jeffery Toles, R OBP: 0.280, SLG: 0.352 (1, 1)																	0	0	0	0	0	0	0					
43 Luis Valbuena, R OBP: 0.270, SLG: 0.352 (1, 1)																	0	0	0	0	0	0	0					
41 Chris Hatcher, R OBP: 0.280, SLG: 0.352 (1, 1)																	2	1	1	0	2	0	0					
30 Scott Schroeder, L OBP: 0.270, SLG: 0.352 (1, 1)																	2	1	1	0	2	0	0					
5 Corey Seager, L OBP: 0.328, SLG: 0.628 (1, 6)																	6	0	2	0	1	0	2					
28 Chris Heisey, R OBP: 0.327, SLG: 0.479 (8, 8)																	4	0	1	2	2	1	0					
31 Joc Pederson, L OBP: 0.387, SLG: 0.436 (1, 8)																	2	0	0	0	0	1	0					
65 Austin Barnes, R OBP: 0.378, SLG: 0.300 (7, PH)																	1	0	1	1	0	0	0					
9 Yasmani Grandal, S OBP: 0.368, SLG: 0.426 (9, PH)																	4	0	0	0	0	1	6					
39 Greg Anderson, L OBP: 0.280, SLG: 0.352 (1, 1)																	1	0	0	0	0	0	0					
46 J. P. Howell, L OBP: 0.280, SLG: 0.352 (1, 1)																	1	0	0	0	0	0	0					
39 Craig Kimbrel, R OBP: 0.280, SLG: 0.352 (1, 1)																	1	0	0	0	0	0	0					
34 Jon Jay, R OBP: 0.280, SLG: 0.352 (1, 1)																	1	0	0	0	0	0	0					
13 Jon Niese, R OBP: 0.280, SLG: 0.352 (1, 1)																	1	0	0	0	0	0	0					
89 Matt Strass, R OBP: 0.280, SLG: 0.352 (1, 1)																	1	0	0	0	0	0	0					
Inning Stats	R: 1 E: 0 K: 0 S: 14	H: 3 LOB: 1 BB: 22	R: 0 E: 0 K: 1 S: 6	H: 0 LOB: 0 BB: 8	R: 0 E: 0 K: 1 S: 8	H: 0 LOB: 0 BB: 14	R: 0 E: 0 K: 0 S: 5	H: 0 LOB: 0 BB: 12	R: 0 E: 0 K: 1 S: 8	H: 0 LOB: 0 BB: 13	R: 0 E: 0 K: 0 S: 9	H: 0 LOB: 0 BB: 13	R: 0 E: 0 K: 1 S: 11	H: 1 LOB: 1 BB: 11	R: 1 E: 0 K: 1 S: 9	H: 2 LOB: 1 BB: 18	R: 0 E: 0 K: 1 S: 8	H: 0 LOB: 0 BB: 13	R: 0 E: 0 K: 1 S: 11	H: 0 LOB: 1 BB: 17	R: 0 E: 0 K: 0 S: 8	H: 1 LOB: 1 BB: 15	R: 0 E: 0 K: 1 S: 10	H: 1 LOB: 2 BB: 15	1B: 10 2B: 2 3B: 0 HR: 0	SF: 0 SAC: 0 DP: 4 HBP: 0	WP: 1 PB: 0 SB: 0 CS: 2	PA: 63
PITCHER	IP 6.0	WLS 23	BF 5	H 3	R 3	ER 3	SO 3	BB 2	IBB 0	HBP 0	BLK 0	WP 0	HR 0	S 8	P 8	ERA 4.50	WHIP 1.167											
82 John Axford, R OBP: 0.280, SLG: 0.352 (1, 1)																												

Batter	1	2	3	4	5	6	7	8	9	AB	R	H	RBI	BB	SO	LOB	TOP										
19 Charlie Blackmon, L (1, 8) OBP: 0.346, SLG: 0.447	G3		G4-3			K			K	4	0	1	0	0	0	1	Colorado Rockies @ Los Angeles Dodgers Dodger Stadium, Los Angeles, CA Wed Sep 16 2015, 7:11 PM - 9:18 PM PDT Att: 45,906 - Clear - 73 F livebaseballscorecards.com										
7 José Reyes, S (1, 6) OBP: 0.312, SLG: 0.388	L7			G6-3			F9		K	3	0	0	0	0	0	0											
5 Carlos González, L (9, PH) OBP: 0.322, SLG: 0.540					G1-3		F9			1	0	0	0	0	1	1											
28 Nolan Arenado, R (1, 5) OBP: 0.317, SLG: 0.572	K									3	0	0	0	0	1	0											
20 Wilin Rosario, R (1, 2) OBP: 0.276, SLG: 0.400		G6-3			L9					3	0	0	0	0	0	0											
18 Cristhian Adames, S (1, 4) OBP: 0.393, SLG: 0.385		G1-3				G6-3			G4-3	3	0	0	0	0	0	0											
16 Kyle Parker, R (1, 7) OBP: 0.215, SLG: 0.299						G6-3			G6-3	3	0	1	0	0	0	0											
10 Ben Paulsen, L (1, 3) OBP: 0.318, SLG: 0.453									G4-3	3	0	0	0	0	1	1											
1 Brandon Barnes, R (1, 9) OBP: 0.317, SLG: 0.346			K						K	2	0	0	0	0	2	0											
3 Daniel Descalso, L (9, PH) OBP: 0.230, SLG: 0.349										1	0	0	0	0	1	0											
29 Jorge De La Rosa, L (1, 1) OBP: 0.063, SLG: 0.063			G5-3			L7			F7	2	0	0	0	0	0	0											
6 Corey Dickerson, L (9, PH) OBP: 0.331, SLG: 0.494										1	0	0	0	0	0	0											
Inning Stats	R: 0 E: 0 K: 1 S: 7	H: 0 LOB: 0 BB: 0 P: 10	R: 0 E: 0 K: 0 S: 7	H: 1 LOB: 1 BB: 0 P: 10	R: 0 E: 0 K: 1 S: 10	H: 0 LOB: 0 BB: 0 P: 13	R: 0 E: 0 K: 0 S: 5	H: 0 LOB: 0 BB: 0 P: 7	R: 0 E: 0 K: 1 S: 6	H: 0 LOB: 0 BB: 0 P: 13	R: 0 E: 0 K: 2 S: 8	H: 0 LOB: 0 BB: 0 P: 10	R: 0 E: 0 K: 0 S: 4	H: 0 LOB: 0 BB: 0 P: 9	R: 0 E: 0 K: 0 S: 5	H: 0 LOB: 0 BB: 0 P: 6	R: 0 E: 0 K: 2 S: 10	H: 1 LOB: 1 BB: 0 P: 14	1B: 2 2B: 0 3B: 0 HR: 0	SF: 0 SAC: 0 DP: 0 HBP: 0	WP: 0 PB: 0 SB: 0 CS: 0	PA: 29					
PITCHER	IP	WLS	BF	H	R	ER	SO	BB	IBB	HBP	BLK	WP	HR	S	P	ERA	WHIP										
57 Alex Wood, L (1, 1) ERA: 3.63	8.0	W	25	1	0	0	5	0	0	0	0	0	0	52	78	0.00	0.125										
74 Kenley Jansen, R (9, 1) ERA: 2.51	1.0	S	4	1	0	0	2	0	0	0	0	0	0	10	14	0.00	1.000										

Batter	1	2	3	4	5	6	7	8	9	AB	R	H	RBI	BB	SO	LOB	BOTTOM										
65 Austin Barnes, R (1, 4) OBP: 0.370, SLG: 0.348	G4-3		G1-3			2B		G5-3		3	1	1	0	0	0	0	Colorado Rockies @ Los Angeles Dodgers Dodger Stadium, Los Angeles, CA Wed Sep 16 2015, 7:11 PM - 9:18 PM PDT Att: 45,906 - Clear - 73 F livebaseballscorecards.com										
59 Ronald Torreyes, R (7, 4) (8, 5)								L4		4	0	0	0	0	0	1											
26 Chase Utley, L (1, 3) OBP: 0.289, SLG: 0.347	G3-1		G3			G3		L4		4	0	0	0	0	0	1											
27 Justin Ruggiano, R (1, 7) OBP: 0.336, SLG: 0.500	3B			G6-3		G1-3		E6		4	0	1	0	0	0	1											
5 Corey Seager, L (1, 6) OBP: 0.526, SLG: 0.617	K			17 BB		1B		K		4	0	2	1	0	2	2											
17 A.J. Ellis, R (1, 2) OBP: 0.352, SLG: 0.391		HR		7 G5-4-3		1B		G3		2	1	1	1	1	0	1											
7 Alex Guerrero, R (1, 5) OBP: 0.256, SLG: 0.443	F7			BB		G3				3	0	0	0	0	0	2											
23 Adrián González, L (8, 3) OBP: 0.356, SLG: 0.493				G5-4-3				G6-3		0	0	0	0	0	0	0											
28 Chris Heisey, R (1, 9) OBP: 0.327, SLG: 0.214	F7					P6		2B		3	0	1	0	0	0	0											
31 Joc Pederson, L (1, 8) OBP: 0.355, SLG: 0.433						K		G3		3	0	0	0	0	1	1											
57 Alex Wood, R (1, 1) OBP: 0.212, SLG: 0.167						K				3	0	0	0	0	2	1											
74 Kenley Jansen, S (9, 1) ERA: 2.51			L9			K		K		0	0	0	0	0	0	0											
Inning Stats	R: 0 E: 0 K: 1 S: 10	H: 1 LOB: 1 BB: 0 P: 17	R: 1 E: 0 K: 0 S: 11	H: 1 LOB: 0 BB: 0 P: 19	R: 0 E: 0 K: 0 S: 9	H: 0 LOB: 0 BB: 0 P: 11	R: 0 E: 0 K: 0 S: 6	H: 1 LOB: 1 BB: 1 P: 10	R: 0 E: 0 K: 2 S: 7	H: 0 LOB: 0 BB: 0 P: 8	R: 1 E: 0 K: 0 S: 7	H: 2 LOB: 1 BB: 0 P: 10	R: 0 E: 0 K: 1 S: 9	H: 1 LOB: 1 BB: 0 P: 15	R: 0 E: 1 K: 1 S: 8	H: 0 LOB: 1 BB: 0 P: 13	1B: 2 2B: 2 3B: 1 HR: 1	SF: 0 SAC: 0 DP: 1 HBP: 0	WP: 0 PB: 0 SB: 0 CS: 0	PA: 31							
PITCHER	IP	WLS	BF	H	R	ER	SO	BB	IBB	HBP	BLK	WP	HR	S	P	ERA	WHIP										
29 Jorge De La Rosa, L (1, 1) ERA: 4.17	8.0	L	31	6	2	2	5	1	0	0	0	0	1	67	103	2.25	0.875										

AB	29
R	0
H	2
RBI	0
BB	0
SO	7
LOB	2

AB	30
R	2
H	6
RBI	2
BB	1
SO	5
LOB	9



Batter	1	2	3	4	5	6	7	8	9	AB	R	H	RBI	BB	SO	LOB	TOP			
25 Gregory Polanco, L (1, 9) OBP: 0.320, SLG: 0.382	 FF 93 B CH 90 F FF 94 X SL 94		 C CH 87 S CH 86 B CH 89 T CH 89 X SL 88			 C FF 91 F FF 92 S FF 88		 C FF 94 F CH 94 B FF 94 S FF 85			4	0	0	0	0	2	2			
6 Starling Marte, R (1, 7) OBP: 0.329, SLG: 0.433	 C FF 94 F SL 88 S SL 88 X SL 87		 B SL 87 T CH 89 X SL 93			 X SL 87		 1-2 2-H			4	0	1	1	0	0	0			
22 Andrew McCutchen, R (1, 8) OBP: 0.390, SLG: 0.502	 C SL 87 X CU 77		 B CH 89 X FF 93			 B FF 93 B CH 90 C CH 90 B SI 91 C FF 90		 B FC 92 R SL 97 X FF 88			4	0	1	0	0	1	2			
17 Aramis Ramirez, R (1, 5) OBP: 0.296, SLG: 0.422	 D FF 94 F FF 94 B SL 88 D SL 88 F FF 94 B FF 94		 F FF 93 S CH 89 B FF 93 F FF 93 X SL 84			 C CU 88 F FF 84 X SL 87		 B FC 92 X FC 82			3	0	0	0	1	0	2			
18 Neil Walker, S (1, 4) OBP: 0.332, SLG: 0.427	 B SI 90 F FF 94 F FF 94 X SL 90		 X FF 93			 X CU 77		 B FF 93 F FF 92 B FC 93 X FC 93			4	1	2	1	0	0	2			
24 Pedro Alvarez, L (1, 3) OBP: 0.314, SLG: 0.463		 B CU 76 F CH 87 X CU 76		 C CU 77 B CH 89 B SI 90 C SI 90 X SL 90			 C FF 93 S CH 89		 S FF 93 F FC 94 B FC 93 F FF 94 X SL 83											
10 Jordy Mercer, R (1, 6) OBP: 0.317, SLG: 0.302		 C FF 92 F FF 93 X SL 87		 B SI 90 C SL 89 X SL 87			 C CU 89 X SL 92		 F FC 92 C SL 81 B FC 95 X SL 84											
23 Travis Snider, L (9, PH) OBP: 0.318, SLG: 0.355																				
19 Chris Stewart, R (1, 2) OBP: 0.317, SLG: 0.331		 C FF 92 B CH 89 X FF 93		 X FF 91				 B SL 83 X SL 84												
30 Travis Ishikawa, L (9, PH) OBP: 0.300, SLG: 0.395								 B SL 86 B SI 92 C SL 88 X CH 88												
49 Jeff Locke, L (1, 1) OBP: 0.109, SLG: 0.091		 B FF 92 C FF 92 X CH 88		 C FF 92 X CH 89				 B SI 86 C SL 92 B FC 93 X SL 84												
37 Arquimedes Caminero, R (1, 1) OBP: 0.319, SLG: 0.353																				
38 Michael Morse, R (8, PH) OBP: 0.319, SLG: 0.353																				
39 Bobby LaFromboise, L (8, 1) OBP: 0.319, SLG: 0.353																				
Inning Stats	R: 0 E: 0 K: 0 S: 15	H: 1 LOB: 2 BB: 1 P: 21	R: 0 E: 0 K: 0 S: 10	H: 1 LOB: 1 BB: 0 P: 16	R: 0 E: 0 K: 0 S: 6	H: 0 LOB: 0 BB: 0 P: 10	R: 1 E: 0 K: 0 S: 13	H: 1 LOB: 0 BB: 0 P: 19	R: 0 E: 0 K: 1 S: 6	H: 0 LOB: 0 BB: 0 P: 10	R: 0 E: 0 K: 1 S: 6	H: 0 LOB: 0 BB: 0 P: 6	R: 1 E: 0 K: 1 S: 10	H: 2 LOB: 2 BB: 1 P: 19	R: 0 E: 0 K: 0 S: 11	H: 1 LOB: 1 BB: 0 P: 15	1B: 4 2B: 1 3B: 0 HR: 1	SF: 0 SAC: 0 DP: 0 HBP: 0	WP: 0 PB: 0 SB: 0 CS: 0	PA: 35
PITCHER	IP WLS BF H R ER SO BB IBB HBP BLK WP HR S P ERA WHIP																			
21 Zack Greinke, R (1, 1) ERA: 1.65	7.0 W 27 4 2 2 3 2 0 0 0 0 0 1 66 97 2.57 0.857																			
43 Luis Avilan, L (8, 1) ERA: 4.09	0.1 1 0 0 0 1 0 0 0 0 0 0 0 3 5 0.00 0.000																			
41 Chris Hatcher, R (8, 1) ERA: 4.05	0.2 3 1 0 0 0 0 0 0 0 0 0 0 4 7 0.00 1.500																			
74 Kenley Jansen, R (9, 1) ERA: 2.45	1.0 4 1 0 0 0 0 0 0 0 0 0 0 11 15 0.00 1.000																			

Pittsburgh Pirates @ Los Angeles Dodgers
Dodger Stadium, Los Angeles, CA
Fri Sep 18 2015, 7:11 PM - 9:58 PM PDT
Att. 49,529 - Clear - 81 F

AB 33
R 2
H 6
RBI 2
BB 2
SO 4
LOB 12



Batter	1	2	3	4	5	6	7	8	9	AB	R	H	RBI	BB	SO	LOB	BOTTOM			
27 Justin Ruggiano, R (1, 7) OBP: 0.345, SLG: 0.505	 B SI 92 X SI 92	 F CH 92 B CH 92 F CH 93 X KC 81		 B SI 90 F CH 90 F CH 81 X SI 90			 B SI 87 B SI 89 B SI 89 F CH 88 B SI 88													
16 Andre Ethier, L (7, PH) OBP: 0.367, SLG: 0.482		 C FF 92 F SI 90 H SI 92					 B FF 90 C SI 91 X SL 91													
26 Chase Utley, L (1, 4) OBP: 0.289, SLG: 0.344	 C FF 92 F SI 90 H SI 92		 X SI 91		 C SI 91 X KC 83		 B FF 90 C SI 91 X SL 91													
10 Justin Turner, R (1, 5) OBP: 0.367, SLG: 0.488			 C SI 92 B SI 92 F CH 93 X CH 83		 B KC 90 B SI 92 X CH 82		 F SI 97 B FF 100 B SI 97 F FF 98 B FF 100 B FF 100													
23 Adrián González, L (1, 3) OBP: 0.356, SLG: 0.493			 B KC 81 X KC 81		 F SI 90 1 SAFE X FF 91		 X FF 90													
17 A.J. Ellis, R (1, 2) OBP: 0.355, SLG: 0.390				 B SI 90 B SI 90 C SI 92 B SI 91 X SI 90		 C SI 91 D KC 82 1 SAFE X SI 90		 C CH 80 S CH 81 C FF 92		 B SI 97 B SI 91 F FF 98 F FF 99 X SL 93										
5 Corey Seager, L (1, 6) OBP: 0.508, SLG: 0.647		 C SI 92 S CH 82 X SI 93		 X FF 90		 B SI 91 F CH 84 X SI 92		 F SI 88 B SI 89 C SL 80												
28 Chris Heisey, R (1, 9) OBP: 0.322, SLG: 0.200		 X SI 91		 B KC 80 F CH 82 B SI 92		 B CH 84 B SI 92 C SI 83 S CH 83		 B SI 89 B SI 89 X SI 88												
31 Joc Pederson, L (1, 8) OBP: 0.354, SLG: 0.431		 C SI 92 B CH 82 X SI 92		 C SI 92 S D KC 82 1 SAFE B SI 92 F CH 82 T CH 82		 B SI 91 X SI 91		 B SI 89 B SI 89 C SL 80												
21 Zack Greinke, R (1, 1) OBP: 0.242, SLG: 0.359		 L SI 91 1 SAFE X CH 82		 X SI 90		 B SI 84 F CH 84 X SI 92		 B SI 90 1-2												
43 Luis Avilan, L (8, 1) ERA: 4.48																				
41 Chris Hatcher, R (8, 1) ERA: 4.48																				
74 Kenley Jansen, S (9, 1) ERA: 2.45																				
Inning Stats	R: 1 E: 0 K: 1 S: 13	H: 1 LOB: 2 BB: 1 P: 25	R: 1 E: 0 K: 0 S: 8	H: 2 LOB: 1 BB: 0 P: 12	R: 0 E: 0 K: 0 S: 5	H: 0 LOB: 0 BB: 0 P: 8	R: 2 E: 0 K: 1 S: 14	H: 3 LOB: 1 BB: 1 P: 25	R: 0 E: 0 K: 0 S: 7	H: 1 LOB: 0 BB: 0 P: 10	R: 0 E: 0 K: 2 S: 8	H: 0 LOB: 0 BB: 0 P: 13	R: 2 E: 0 K: 0 S: 13	H: 2 LOB: 2 BB: 2 P: 25	R: 0 E: 0 K: 2 S: 8	H: 0 LOB: 0 BB: 0 P: 13	1B: 6 2B: 2 3B: 0 HR: 1	SF: 0 SAC: 1 DP: 0 HBP: 1	WP: 0 PB: 0 SB: 3 CS: 2	PA: 36
PITCHER	IP WLS BF H R ER SO BB IBB HBP BLK WP HR S P ERA WHIP																			
49 Jeff Locke, L (1, 1) ERA: 4.48	6.1 L 27 8 5 4 4 2 0 0 0 0 0 1 57 96 5.68 1.579																			
37 Arquimedes Caminero, R (7, 1) ERA: 3.6	0.2 5 1 1 1 0 2 0 0 0 0 0 0 11 22 13.50 4.500																			
39 Bobby LaFromboise, L (8, 1) ERA: 2.45	1.0 3 0 0 0 2 0 0 0 0 0 0 0 8 13 0.00 0.000																			

Pittsburgh Pirates @ Los Angeles Dodgers
Dodger Stadium, Los Angeles, CA
Fri Sep 18 2015, 7:11 PM - 9:58 PM PDT
Att. 49,529 - Clear - 81 F

AB 29
R 6
H 9
RBI 5
BB 4
SO 6
LOB 12



Batter	1	2	3	4	5	6	7	8	9	AB	R	H	RBI	BB	SO	LOB	TOP										
25 Gregory Polanco, L OBP: 0.320, SLG: 0.383	G4-3		G1-3		K			G3-1		4	1	1	0	0	1	2	Pittsburgh Pirates @ Los Angeles Dodgers Dodger Stadium, Los Angeles, CA Sat Sep 19 2015, 6:13 PM - 8:57 PM PDT Att. 49,441 - Clear - 84 F										
5 Josh Harrison, R OBP: 0.317, SLG: 0.370	1B		K				1B	G3-1		3	0	2	0	0	1	2											
18 Neil Walker, S OBP: 0.332, SLG: 0.426	1B							2B		1	0	0	0	0	0	1											
22 Andrew McCutchen, R OBP: 0.397, SLG: 0.933	L9							IBB		3	0	1	2	1	1	2											
17 Aramis Ramirez, R OBP: 0.296, SLG: 0.423	K		F7					2B		4	0	1	1	0	2	3											
6 Starling Marte, R OBP: 0.328, SLG: 0.431	P3							2B		3	0	0	0	1	1	0											
38 Michael Morse, R OBP: 0.306, SLG: 0.348	K		G6-3					IBB		3	0	0	0	0	1	0											
3 Sean Rodriguez, R OBP: 0.283, SLG: 0.358	K		G6-3					G2-3		1	0	0	0	0	0	3											
29 Francisco Cervelli, R OBP: 0.376, SLG: 0.404	G5-3		F8							3	0	0	0	1	0	0											
10 Jordy Mercer, R OBP: 0.292, SLG: 0.305			1B							3	1	2	0	1	0	0											
47 Francisco Liriano, L OBP: 0.150, SLG: 0.233			1B							3	1	1	0	0	1	3											
44 Tony Watson, L OBP: 0.313, SLG: 0.462			1B							0	0	0	0	0	0	0											
24 Pedro Alvarez, L OBP: 0.373, SLG: 0.662			1B							1	0	0	0	0	0	0											
35 Mark Melancon, R OBP: 0.296, SLG: 0.423			1B							0	0	0	0	0	0	0											
Inning Stats	R: 0 H: 1 E: 0 K: 1 S: 15	H: 1 LOB: 1 BB: 0 P: 20	R: 0 H: 0 E: 0 K: 1 S: 8	H: 0 LOB: 0 BB: 0 P: 11	R: 2 H: 3 E: 0 K: 1 S: 16	H: 3 LOB: 1 BB: 0 P: 22	R: 0 H: 0 E: 0 K: 0 S: 5	H: 0 LOB: 0 BB: 0 P: 8	R: 0 H: 1 E: 0 K: 2 S: 8	H: 1 LOB: 0 BB: 0 P: 11	R: 0 H: 0 E: 0 K: 1 S: 8	H: 0 LOB: 2 BB: 2 P: 17	R: 1 H: 2 E: 0 K: 0 S: 9	H: 2 LOB: 2 BB: 2 P: 22	R: 0 H: 0 E: 0 K: 0 S: 8	H: 0 LOB: 0 BB: 0 P: 10	1B: 5 2B: 3 3B: 0 HR: 0	SF: 0 SAC: 0 DP: 1 HBP: 0	WP: 1 PB: 0 SB: 0 CS: 1	PA: 37							
PITCHER	IP	WLS	BF	H	R	ER	SO	BB	IBB	HBP	BLK	WP	HR	S	P	ERA	WHIP										
22 Clayton Kershaw, L ERA: 2.18	7.0	L	28	7	3	3	8	2	0	0	0	1	0	70	100	3.86	1.286										
41 Chris Hatcher, R ERA: 3.93	1.0		5	1	0	0	0	0	2	0	0	0	0	7	19	0.00	1.000										
63 Yimi Garcia, R ERA: 3.08	0.2		2	0	0	0	0	0	0	0	0	0	0	7	9	0.00	0.000										
56 J.P. Howell, L ERA: 1.52	0.1		1	0	0	0	0	0	0	0	0	0	0	1	1	0.00	0.000										


Batter	1	2	3	4	5	6	7	8	9	AB	R	H	RBI	BB	SO	LOB	BOTTOM										
27 Justin Ruggiano, R OBP: 0.342, SLG: 0.495	1B		K					L9		4	1	1	0	0	2	0	Pittsburgh Pirates @ Los Angeles Dodgers Dodger Stadium, Los Angeles, CA Sat Sep 19 2015, 6:13 PM - 8:57 PM PDT Att. 49,441 - Clear - 84 F										
47 Howie Kendrick, R OBP: 0.340, SLG: 0.416	1B		G5-3				G6-3	G3		4	0	1	1	0	0	0											
23 Adrián González, L OBP: 0.355, SLG: 0.492	G6-3									4	0	1	0	0	1	1											
10 Justin Turner, R OBP: 0.368, SLG: 0.490										2	0	1	0	0	0	0											
7 Alex Guerrero, R OBP: 0.255, SLG: 0.441										1	1	0	0	0	0	1											
16 Andre Ethier, L OBP: 0.366, SLG: 0.480	2B									1	0	0	0	0	0	0											
5 Corey Seager, L OBP: 0.492, SLG: 0.611	K									3	0	0	0	1	1	1											
17 A.J. Ellis, R OBP: 0.355, SLG: 0.395	G5-3									3	0	1	1	0	1	0											
28 Chris Heisey, R OBP: 0.323, SLG: 0.191	F9									2	0	0	0	1	1	0											
31 Joc Pederson, L OBP: 0.353, SLG: 0.429										2	0	0	0	0	2	0											
65 Austin Barnes, R OBP: 0.357, SLG: 0.333										1	0	0	0	0	0	3											
30 Scott Schebler, L OBP: 0.379, SLG: 0.640										0	0	0	0	0	0	0											
22 Clayton Kershaw, L OBP: 0.162, SLG: 0.154										2	0	0	0	0	1	0											
41 Chris Hatcher, R ERA: 2.11										0	0	0	0	0	0	0											
11 Jimmy Rollins, S OBP: 0.278, SLG: 0.354										1	0	0	0	0	0	0											
63 Yimi Garcia, R ERA: 3.08										0	0	0	0	0	0	0											
56 J.P. Howell, L ERA: 1.52										0	0	0	0	0	0	0											
Inning Stats	R: 1 H: 3 E: 0 K: 1 S: 13	H: 3 LOB: 1 BB: 0 P: 20	R: 0 H: 0 E: 0 K: 1 S: 8	H: 0 LOB: 0 BB: 0 P: 11	R: 0 H: 0 E: 0 K: 1 S: 8	H: 0 LOB: 0 BB: 0 P: 14	R: 0 H: 0 E: 0 K: 1 S: 5	H: 0 LOB: 0 BB: 0 P: 6	R: 0 H: 0 E: 0 K: 2 S: 10	H: 0 LOB: 0 BB: 0 P: 15	R: 0 H: 0 E: 0 K: 2 S: 10	H: 0 LOB: 2 BB: 2 P: 21	R: 1 H: 2 E: 0 K: 0 S: 9	H: 2 LOB: 2 BB: 2 P: 22	R: 0 H: 0 E: 0 K: 0 S: 9	H: 0 LOB: 0 BB: 0 P: 12	R: 0 H: 0 E: 0 K: 0 S: 7	H: 0 LOB: 0 BB: 0 P: 10	1B: 3 2B: 2 3B: 0 HR: 0	SF: 0 SAC: 0 DP: 2 HBP: 0	WP: 1 PB: 0 SB: 0 CS: 0	PA: 32					
PITCHER	IP	WLS	BF	H	R	ER	SO	BB	IBB	HBP	BLK	WP	HR	S	P	ERA	WHIP										
47 Francisco Liriano, L ERA: 3.41	7.0	W	26	5	2	2	9	1	1	0	0	1	0	9	12	0.00	0.000										
44 Tony Watson, L ERA: 2.11	1.0	H	3	0	0	0	0	0	0	0	0	0	0	9	12	0.00	0.000										
35 Mark Melancon, R ERA: 1.94	1.0	S	3	0	0	0	0	0	0	0	0	0	0	7	10	0.00	0.000										



Batter	1	2	3	4	5	6	7	8	9	10	11	12	AB	R	H	RBI	BB	SO	LOB	TOP		
3 Carl Crawford, L 33 Scott Van Slyke, R 11 Jimmy Rollins, S	G6-3		G3		G3			P4		P5		B1-3	3	1	1	0	0	0	1			
5 Corey Seager, L	K		G4-3		G4-3			G4-3		K			5	1	2	1	0	2	2			
10 Justin Turner, R	G3		K		F8			G6-3		SH5-3			4	0	0	0	0	1	1			
16 Andre Ethier, L		K			F9			G6-3		SH5-3			4	0	0	0	0	1	1			
26 Chase Utley, L								G4-3		G4-3			5	0	2	1	0	0	2			
9 Yasmani Grandal, S 28 Chris Hestey, R 17 A.J. Ellis, R								G4-3		G6-3			5	0	0	0	0	1	5			
31 Joc Pederson, L 27 Justin Ruggiano, R								F8					3	0	0	0	1	0	1			
21 Zack Greinke, R 47 Howie Kendrick, R 41 Chris Hatcher, R 14 Enrique Hernández, R													3	0	0	0	0	0	0			
Inning Stats	R: 0 E: 0 K: 1 S: 9	H: 0 LOB: 0 BB: 12	R: 0 E: 0 K: 1 S: 10	H: 1 LOB: 1 BB: 14	R: 1 E: 0 K: 1 S: 15	H: 2 LOB: 1 BB: 23	R: 0 E: 0 K: 1 S: 7	H: 0 LOB: 0 BB: 8	R: 0 E: 0 K: 0 S: 9	H: 0 LOB: 1 BB: 16	R: 0 E: 0 K: 0 S: 6	H: 0 LOB: 0 BB: 6	R: 0 E: 0 K: 2 S: 10	H: 1 LOB: 2 BB: 16	R: 0 E: 0 K: 0 S: 10	H: 2 LOB: 1 BB: 13	R: 0 E: 0 K: 0 S: 10	H: 1 LOB: 1 BB: 15	1B: 8 2B: 1 3B: 0 HR: 0	SF: 0 SAC: 2 DP: 1 HBP: 0	WP: 0 PB: 0 SB: 0 CS: 0	PA: 46
PITCHER	IP 7.0	WLS 0	BF 25	H 3	R 1	ER 1	SO 4	BB 0	IBB 0	HBP 0	BLK 0	WP 0	HR 0	S 63	P 89	ERA 1.29	WHIP 0.571					
60 Hunter Strickland, R	1.2	0	5	1	0	0	0	0	0	0	0	0	0	0	0	0.00	0.600					

Los Angeles Dodgers @ San Francisco Giants
 AT&T Park, San Francisco, CA
 Mon Sep 28 2015, 7:16 PM - 11:14 PM PDT
 Alt. 41,341 - Cloudy - 63 F


AB 42
 R 2
 H 9
 RBI 2
 BB 2
 SO 6
 LOB 17



Batter	1	2	3	4	5	6	7	8	9	10	11	12	AB	R	H	RBI	BB	SO	LOB	BOTTOM	
16 Angel Pagán, S 47 Jarrett Parker, L 5 Matt Duffy, R	K		K		K			K		L8			5	0	1	0	0	2	2		
28 Buster Posey, R 35 Brandon Crawford, L 6 Marlon Byrd, R		K								G6-3			4	0	0	0	1	3	3		
37 Kelby Tomlinson, R 56 Trevor Brown, R													4	0	1	0	1	2	1		
22 Jake Peavy, R 61 Josh Osich, L 46 Santiago Casilla, R 49 Javier López, L 54 Sergio Romo, R													4	0	2	2	1	0	2		
Inning Stats	R: 0 E: 0 K: 2 S: 10	H: 0 LOB: 0 BB: 15	R: 2 E: 0 K: 1 S: 13	H: 3 LOB: 1 BB: 17	R: 0 E: 0 K: 2 S: 13	H: 1 LOB: 1 BB: 13	R: 0 E: 0 K: 0 S: 4	H: 0 LOB: 0 BB: 1	R: 0 E: 0 K: 2 S: 9	H: 0 LOB: 0 BB: 9	R: 0 E: 0 K: 0 S: 9	H: 0 LOB: 0 BB: 12	R: 0 E: 0 K: 0 S: 8	R: 1 E: 0 K: 0 S: 10	H: 2 LOB: 1 BB: 0	R: 1 E: 0 K: 0 S: 10	H: 2 LOB: 1 BB: 14	1B: 7 2B: 3 3B: 0 HR: 0	SF: 1 SAC: 2 DP: 3 HBP: 0	WP: 0 PB: 0 SB: 0 CS: 1	PA: 45
PITCHER	IP 7.0	WLS 1.0	BF 25	H 4	R 2	ER 2	SO 7	BB 3	IBB 0	HBP 0	BLK 0	WP 0	HR 0	S 59	P 93	ERA 2.57	WHIP 1.000				
56 J.P. Howell, L 63 Yimi García, R 36 Adam Liberatore, L	0.2	0	1	0	0	0	0	0	0	0	0	0	0	0	0	0.00	0.000				

Los Angeles Dodgers @ San Francisco Giants
 AT&T Park, San Francisco, CA
 Mon Sep 28 2015, 7:16 PM - 11:14 PM PDT
 Alt. 41,341 - Cloudy - 63 F

AB 37
 R 3
 H 9
 RBI 3
 BB 5
 SO 10
 LOB 18



Batter	1	2	3	4	5	6	7	8	9	AB	R	H	RBI	BB	SO	LOB	TOP					
3 Carl Crawford, L OBP: 0.311, SLG: 0.421										4	0	1	0	0	0	0	Los Angeles Dodgers @ San Francisco Giants AT&T Park, San Francisco, CA Wed Sep 30 2015, 7:15 PM - 9:50 PM PDT Att: 41,112 - Cloudy - 65 F					
11 Jimmy Rollins, S OBP: 0.286, SLG: 0.360										3	0	1	0	1	0	1						
5 Corey Seager, L OBP: 0.406, SLG: 0.534										4	0	0	0	0	0	3						
16 Andre Ethier, L OBP: 0.368, SLG: 0.488										2	0	0	0	1	0	0						
26 Chase Utley, L OBP: 0.287, SLG: 0.347										3	0	0	0	0	0	2						
9 Yasmani Grandal, S OBP: 0.357, SLG: 0.412										3	0	0	0	0	0	0						
65 Austin Barnes, R OBP: 0.353, SLG: 0.286										2	0	0	0	1	0	0						
31 Joc Pederson, L OBP: 0.344, SLG: 0.411										3	0	0	0	0	0	1						
46 Mike Bolsinger, R OBP: 0.268, SLG: 0.350										1	0	0	0	0	0	0						
54 Jim Johnson, R OBP: 0.335, SLG: 0.456										0	0	0	0	0	0	0						
23 Adrián González, L OBP: 0.325, SLG: 0.456										0	0	0	0	0	0	1						
77 Carlos Frias, R ERA: 4.06										0	0	0	0	0	0	0						
62 Joel Peralta, R ERA: 4.67										0	0	0	0	0	0	0						
30 Scott Schebler, L ERA: 2.5										0	0	0	0	0	0	0						
74 Kenley Jansen, S ERA: 2.5										0	0	0	0	0	0	0						
36 Adam Liberatore, L ERA: 2.5										0	0	0	0	0	0	0						
Inning Stats	R: 0 E: 0 K: 0 S: 11	H: 0 LOB: 0 BB: 1 P: 18	R: 0 E: 0 K: 0 S: 5	H: 0 LOB: 0 BB: 0 P: 6	R: 0 E: 0 K: 0 S: 7	H: 0 LOB: 0 BB: 0 P: 14	R: 0 E: 0 K: 0 S: 9	H: 1 LOB: 2 BB: 1 P: 15	R: 0 E: 0 K: 1 S: 9	H: 0 LOB: 1 BB: 1 P: 17	R: 0 E: 0 K: 0 S: 4	H: 0 LOB: 0 BB: 0 P: 4	R: 0 E: 0 K: 0 S: 9	H: 0 LOB: 0 BB: 0 P: 11	R: 0 E: 0 K: 0 S: 6	H: 0 LOB: 0 BB: 0 P: 9	R: 0 E: 0 K: 0 S: 9	H: 1 LOB: 0 BB: 0 P: 10	1B: 2 2B: 0 3B: 0 HR: 0	SF: 0 SAC: 0 DP: 2 HBP: 0	WP: 1 PB: 0 SB: 0 CS: 0	PA: 30
PITCHER	IP WLS BF H R ER SO BB IBB HBP BLK WP HR S P ERA WHIP																					
13 Mike Leake, R ERA: 3.7	9.0 W 30 2 0 0 1 3 0 0 1 1 0 69 104 0.00 0.556																					

AB	27
R	0
H	2
RBI	0
BB	3
SO	1
LOB	8



Batter	1	2	3	4	5	6	7	8	9	AB	R	H	RBI	BB	SO	LOB	BOTTOM			
16 Angel Pagan, S OBP: 0.304, SLG: 0.335										3	1	1	0	1	1	0	Los Angeles Dodgers @ San Francisco Giants AT&T Park, San Francisco, CA Wed Sep 30 2015, 7:15 PM - 9:50 PM PDT Att: 41,112 - Cloudy - 65 F			
37 Kelly Tomlinson, R OBP: 0.349, SLG: 0.373										3	1	1	1	1	1	1				
5 Matt Duffy, R OBP: 0.339, SLG: 0.436										4	2	3	2	0	0	1				
35 Brandon Crawford, L OBP: 0.321, SLG: 0.456										3	0	0	0	1	0	3				
47 Jarrett Parker, L OBP: 0.419, SLG: 0.842										3	0	1	1	1	2	1				
51 Mac Williamson, R OBP: 0.250, SLG: 0.263										4	0	0	0	0	2	3				
56 Trevor Brown, R OBP: 0.343, SLG: 0.387										3	0	1	0	0	0	0				
21 Nick Noonan, L OBP: 0.176, SLG: 0.375										3	1	1	1	0	1	2				
13 Mike Leake, R OBP: 0.116, SLG: 0.246										3	0	0	0	0	3	0				
Inning Stats	R: 2 E: 0 K: 3 S: 17	H: 1 LOB: 1 BB: 2 P: 32	R: 0 E: 0 K: 2 S: 7	H: 0 LOB: 0 BB: 0 P: 11	R: 1 E: 0 K: 0 S: 9	H: 2 LOB: 0 BB: 0 P: 18	R: 0 E: 0 K: 2 S: 9	H: 1 LOB: 1 BB: 0 P: 13	R: 0 E: 0 K: 1 S: 8	H: 0 LOB: 0 BB: 1 P: 15	R: 0 E: 0 K: 0 S: 12	H: 1 LOB: 1 BB: 1 P: 18	R: 1 E: 0 K: 1 S: 9	H: 1 LOB: 0 BB: 0 P: 14	R: 1 E: 0 K: 1 S: 15	H: 2 LOB: 1 BB: 0 P: 24		1B: 5 2B: 2 3B: 0 HR: 2	SF: 0 SAC: 0 DP: 3 HBP: 0	WP: 1 PB: 0 SB: 3 CS: 1
PITCHER	IP WLS BF H R ER SO BB IBB HBP BLK WP HR S P ERA WHIP																			
46 Mike Bolsinger, R ERA: 3.62	3.1 L 16 4 3 3 7 2 0 0 0 0 0 0 0 0 0 0 0.00 0.000																			
54 Jim Johnson, R ERA: 4.46	0.2 1 0 0 0 0 0 0 0 0 0 0 0 0 0 0 0 0.00 0.000																			
77 Carlos Frias, R ERA: 4.06	2.0 7 1 0 0 1 2 0 0 0 0 0 0 0 0 0 0 0.00 1.500																			
62 Joel Peralta, R ERA: 4.67	1.0 4 1 1 1 1 0 0 0 0 0 0 1 9 14 9.00 1.000																			
74 Kenley Jansen, R ERA: 2.5	0.2 4 2 1 1 1 0 0 0 0 0 0 0 0 12 19 13.50 3.000																			
PITCHER	IP WLS BF H R ER SO BB IBB HBP BLK WP HR S P ERA WHIP																			
36 Adam Liberatore, L ERA: 4.25	0.1 1 0 0 0 0 0 0 0 0 0 0 0 0 0 0 0 0.00 0.000																			

AB	29
R	5
H	8
RBI	5
BB	4
SO	10
LOB	11



Batter	1	2	3	4	5	6	7	8	9	AB	R	H	RBI	BB	SO	LOB	TOP					
3 Carl Crawford, L (1,7) OBP: 0.308, SLG: 0.411 59 Ronald Torreyes, R (9,5) OBP: 0.333, SLG: 0.400										4	0	0	0	1	2	2						
47 Howie Kendrick, R (1,4) OBP: 0.355, SLG: 0.407										4	1	2	0	0	1	1						
23 Adrián González, L (1,3) OBP: 0.352, SLG: 0.484										4	0	1	1	1	0	2						
16 Andre Ethier, L (1,9) OBP: 0.369, SLG: 0.492										3	1	1	1	1	1	2						
5 Corey Seager, L (1,6) OBP: 0.400, SLG: 0.522										4	0	1	0	0	1	3						
26 Chase Utley, L (1,5) OBP: 0.285, SLG: 0.344 74 Kenley Jansen, S (9,1)										3	0	0	1	0	1	4						
9 Yasmani Grandal, S (1,2) OBP: 0.356, SLG: 0.409										3	0	0	0	1	1	0						
14 Enrique Hernández, R (1,8) OBP: 0.351, SLG: 0.500										4	0	0	0	0	1	1						
35 Brett Anderson, L (1,1) OBP: 0.173, SLG: 0.106 41 Chris Hatcher, R (8,1) 31 Joc Pederson, L (9,PH) OBP: 0.345, SLG: 0.411										3	1	1	0	0	2	0						
Inning Stats	R: 0 E: 0 K: 0 S: 6	H: 0 LOB: 0 BB: 1 P: 12	R: 1 E: 0 K: 1 S: 8	H: 1 LOB: 1 BB: 1 P: 16	R: 2 E: 0 K: 1 S: 18	H: 3 LOB: 2 BB: 0 P: 29	R: 0 E: 0 K: 2 S: 8	H: 0 LOB: 0 BB: 0 P: 13	R: 0 E: 0 K: 0 S: 13	H: 1 LOB: 1 BB: 0 P: 17	R: 0 E: 0 K: 0 S: 5	H: 0 LOB: 0 BB: 0 P: 8	R: 0 E: 0 K: 2 S: 11	H: 0 LOB: 0 BB: 0 P: 18	R: 0 E: 0 K: 1 S: 13	H: 1 LOB: 2 BB: 1 P: 22	R: 0 E: 0 K: 1 S: 11	H: 0 LOB: 1 BB: 1 P: 18	1B: 4 2B: 1 3B: 1 HR: 0	SF: 1 DP: 1 HBP: 0	WP: 0 PB: 0 SB: 0 CS: 0	PA: 37
PITCHER	IP	WLS	BF	H	R	ER	SO	BB	IBB	HBP	BLK	WP	HR	S	P	ERA	WHIP					
17 Tim Hudson, R (1,1) ERA: 4.44	2.1	L	11	3	3	3	1	2	0	0	0	0	0	23	45	11.57	2.143					
41 Jeremy Affeldt, L (3,1) ERA: 5.97	0.2		4	1	0	0	1	0	0	0	0	0	0	9	12	0.00	1.500					
32 Ryan Vogelsong, R (4,1) ERA: 4.67	4.0		13	1	0	0	6	0	0	0	0	0	0	37	56	0.00	0.250					
61 Josh Osich, L (8,1) ERA: 1.95	1.0		5	1	0	0	1	1	0	0	0	0	0	13	22	0.00	2.000					
54 Sergio Romo, R (9,1) ERA: 3.09	1.0		4	0	0	0	1	1	0	0	0	0	0	11	18	0.00	1.000					

Los Angeles Dodgers @ San Francisco Giants
 AT&T Park, San Francisco, CA
 Thu Oct 01 2015, 12:47 PM - 3:18 PM PDT
 Att: 41,027 - Cloudy - 70 F

AB	32
R	3
H	6
RBI	3
BB	4
SO	10
LOB	15



Batter	1	2	3	4	5	6	7	8	9	AB	R	H	RBI	BB	SO	LOB	BOTTOM					
37 Kelby Tomlinson, R (1,4) OBP: 0.352, SLG: 0.382										4	0	2	1	0	0	1						
5 Matt Duffy, R (1,5) OBP: 0.337, SLG: 0.433										4	0	0	0	0	1	3						
28 Buster Posey, R (1,3) OBP: 0.380, SLG: 0.474										4	0	0	0	0	0	1						
6 Marlon Byrd, R (1,9) OBP: 0.289, SLG: 0.445										4	0	0	0	0	0	1						
51 Mac Williamson, R (1,7) OBP: 0.217, SLG: 0.227 46 Alejandro De Aza, L (9,PH) OBP: 0.320, SLG: 0.421										3	0	0	0	0	0	0						
47 Jarrett Parker, L (1,8) OBP: 0.413, SLG: 0.805										3	1	1	0	0	0	0						
56 Trevor Brown, R (1,2) OBP: 0.316, SLG: 0.353										3	0	0	0	0	1	1						
21 Nick Noonan, L (1,6) OBP: 0.158, SLG: 0.333 16 Angel Pagan, S (9,PH) OBP: 0.305, SLG: 0.336 54 Sergio Romo, R (9,1)										2	0	0	0	0	0	0						
17 Tim Hudson, R (1,1) OBP: 0.226, SLG: 0.215 41 Jeremy Affeldt, L (3,1) ERA: 5.97 43 Kevin Frandsen, R (3,PH) 32 Ryan Vogelsong, R (4,1) ERA: 4.67 61 Josh Osich, L (8,1) ERA: 1.95 35 Brandon Crawford, L (9,PH) OBP: 0.320, SLG: 0.421										0	0	0	0	0	0	0						
Inning Stats	R: 0 E: 0 K: 1 S: 12	H: 1 LOB: 1 BB: 0 P: 13	R: 0 E: 0 K: 1 S: 8	H: 0 LOB: 0 BB: 0 P: 15	R: 0 E: 0 K: 0 S: 6	H: 1 LOB: 1 BB: 0 P: 7	R: 0 E: 0 K: 0 S: 10	H: 0 LOB: 0 BB: 0 P: 13	R: 0 E: 0 K: 0 S: 6	H: 0 LOB: 0 BB: 0 P: 10	R: 0 E: 0 K: 1 S: 9	H: 0 LOB: 0 BB: 0 P: 11	R: 0 E: 0 K: 0 S: 6	H: 0 LOB: 0 BB: 0 P: 9	R: 2 E: 1 K: 0 S: 13	H: 3 LOB: 1 BB: 0 P: 18	R: 0 E: 0 K: 0 S: 4	H: 0 LOB: 0 BB: 0 P: 6	1B: 4 2B: 1 3B: 0 HR: 0	SF: 0 DP: 0 HBP: 0	WP: 0 PB: 0 SB: 0 CS: 0	PA: 32
PITCHER	IP	WLS	BF	H	R	ER	SO	BB	IBB	HBP	BLK	WP	HR	S	P	ERA	WHIP					
35 Brett Anderson, L (1,1) ERA: 3.69	7.2	W	27	4	2	2	3	0	0	0	0	0	0	66	92	0.00	0.522					
41 Chris Hatcher, R (8,1) ERA: 3.79	0.1	H	2	1	0	0	0	0	0	0	0	0	0	4	4	0.00	3.000					
74 Kenley Jansen, R (9,1) ERA: 2.45	1.0	S	3	0	0	0	0	0	0	0	0	0	0	4	6	0.00	0.000					

Los Angeles Dodgers @ San Francisco Giants
 AT&T Park, San Francisco, CA
 Thu Oct 01 2015, 12:47 PM - 3:18 PM PDT
 Att: 41,027 - Cloudy - 70 F

AB	32
R	2
H	5
RBI	2
BB	0
SO	3
LOB	8



Batter	1	2	3	4	5	6	7	8	9	AB	R	H	RBI	BB	SO	LOB	TOP					
15 Cory Spangenberg, L (1.4) OBP: 0.334, SLG: 0.401										4	0	1	0	0	2	1	San Diego Padres @ Los Angeles Dodgers Dodger Stadium, Los Angeles, CA Fri Oct 02 2015, 7:11 PM - 9:42 PM PDT Att: 45,564 - Clear - 76 F					
3 Derek Norris, R (1.2) OBP: 0.304, SLG: 0.404										3	0	1	0	1	0	2						
26 Yanervis Solarte, S (1.5) OBP: 0.323, SLG: 0.432										4	0	0	0	0	0	3						
9 Jedd Gyorko, R (1.6) OBP: 0.296, SLG: 0.399										4	1	1	0	0	1	1						
2 B.J. Upton, R (1.8) OBP: 0.330, SLG: 0.431									4	1	2	0	0	0	0	0						
5 Alex Amarista, L (1.7) OBP: 0.260, SLG: 0.291									4	0	0	1	0	0	2							
28 Cody Decker, R (1.3) 25 Jay Jackson, R (7.1) 59 Kevin Quackenbush, R (8.1)										2	0	0	1	0	2	0		AB 30 R 2 H 6 RBI 2 BB 1 SO 6 LOB 9				
16 Travis Jankowski, L (1.9) OBP: 0.250, SLG: 0.321									3	0	1	0	0	0	0	0						
49 Casey Kelly, R (1.1) 54 Marcos Mateo, R (5.1) 18 Austin Hedges, R (7.2) OBP: 0.206, SLG: 0.217									1	0	0	0	0	0	0	0						
Inning Stats	R: 0 E: 0 K: 1 S: 8	H: 1 LOB: 1 BB: 0 P: 11	R: 0 E: 0 K: 1 S: 7	H: 0 LOB: 0 BB: 0 P: 11	R: 0 E: 0 K: 0 S: 8	H: 1 LOB: 1 BB: 0 P: 14	R: 0 E: 0 K: 0 S: 8	H: 0 LOB: 0 BB: 0 P: 13	R: 0 E: 0 K: 1 S: 7	H: 0 LOB: 0 BB: 0 P: 10	R: 0 E: 0 K: 1 S: 5	H: 0 LOB: 0 BB: 0 P: 11	R: 2 E: 0 K: 0 S: 12	H: 2 LOB: 0 BB: 0 P: 18	R: 0 E: 0 K: 2 S: 14	H: 1 LOB: 1 BB: 0 P: 17			R: 0 E: 0 K: 0 S: 12	H: 0 LOB: 0 BB: 0 P: 15	1B: 4 2B: 2 3B: 0 HR: 0	SF: 1 SAC: 1 DP: 1 HBP: 0
PITCHER	IP WLS BF H R ER SO BB IBB HBP BLK WP HR S P ERA WHIP	7.0 W 26 5 2 2 4 1 0 0 0 0 0 55 88 2.57 0.857	1.0 4 1 0 0 2 0 0 0 0 0 0 14 17 0.00 1.000	1.0 3 0 0 0 0 0 0 0 0 0 0 12 15 0.00 0.000											IP WLS BF H R ER SO BB IBB HBP BLK WP HR S P ERA WHIP							

Batter	1	2	3	4	5	6	7	8	9	AB	R	H	RBI	BB	SO	LOB	BOTTOM					
3 Carl Crawford, L (1.7) OBP: 0.307, SLG: 0.408										4	1	1	0	0	0	0	San Diego Padres @ Los Angeles Dodgers Dodger Stadium, Los Angeles, CA Fri Oct 02 2015, 7:11 PM - 9:42 PM PDT Att: 45,564 - Clear - 76 F					
47 Howie Kendrick, R (1.4) OBP: 0.336, SLG: 0.410									4	2	2	0	0	1	0							
23 Adrián González, L (1.3) OBP: 0.352, SLG: 0.482									4	1	1	1	0	0	1							
10 Justin Turner, R (1.5) OBP: 0.368, SLG: 0.482									3	1	1	2	1	1	1							
16 Andre Ethier, L (1.9) OBP: 0.368, SLG: 0.489									3	0	0	1	1	0	2							
5 Corey Seager, L (1.6) OBP: 0.404, SLG: 0.516								3	1	1	1	1	1	2								
17 A.J. Ellis, R (1.2) OBP: 0.349, SLG: 0.403								4	0	2	1	0	1	2								
14 Enrique Hernández, R (1.8) OBP: 0.346, SLG: 0.492								3	0	0	0	0	1	2								
57 Alex Wood, R (1.1) OBP: 0.220, SLG: 0.200									3	0	0	0	0	3	0							
62 Joel Peralta, R (8.1) 52 Pedro Báez, R (9.1)									0	0	0	0	0	0	0							
Inning Stats	R: 0 E: 0 K: 0 S: 5	H: 0 LOB: 0 BB: 0 P: 10	R: 0 E: 0 K: 1 S: 14	H: 1 LOB: 2 BB: 2 P: 26	R: 5 E: 1 K: 1 S: 15	H: 5 LOB: 1 BB: 0 P: 25	R: 0 E: 0 K: 1 S: 7	H: 0 LOB: 0 BB: 0 P: 8	R: 1 E: 0 K: 1 S: 15	H: 2 LOB: 2 BB: 1 P: 26	R: 0 E: 0 K: 1 S: 8	H: 0 LOB: 0 BB: 0 P: 13	R: 0 E: 0 K: 2 S: 9	H: 0 LOB: 0 BB: 0 P: 14	R: 0 E: 0 K: 1 S: 6	H: 0 LOB: 0 BB: 0 P: 10	R: 0 E: 0 K: 1 S: 6	H: 0 LOB: 0 BB: 0 P: 10	1B: 7 2B: 1 3B: 0 HR: 0	SF: 0 SAC: 0 DP: 1 HBP: 0	WP: 0 PB: 0 SB: 0 CS: 0	PA: 34
PITCHER	IP WLS BF H R ER SO BB IBB HBP BLK WP HR S P ERA WHIP	4.1 L 22 8 6 3 0 2 0 0 0 0 0 47 81 6.23 2.308	1.2 6 0 0 0 2 1 0 0 0 0 0 17 27 0.00 0.600	1.0 3 0 0 0 2 0 0 0 0 0 0 9 14 0.00 0.000	1.0 3 0 0 0 1 0 0 0 0 0 0 6 10 0.00 0.000											IP WLS BF H R ER SO BB IBB HBP BLK WP HR S P ERA WHIP						

Batter	1	2	3	4	5	6	7	8	9	AB	R	H	RBI	BB	SO	LOB	TOP			
3 Curtis Granderson, L OBP: 0.750, SLG: 0.667	L9		1B		1B		BB			3	0	2	0	1	0	0	New York Mets @ Los Angeles Dodgers Dodger Stadium, Los Angeles, CA Fri Oct 09 2015, 6:48 PM - 10:02 PM PDT Att: 54,428 - Clear - 92 F			
5 David Wright, R OBP: 0.500, SLG: 0.333	BB				K					3	0	1	2	1	2	2				
52 Yoenis Cespedes, R (1, 8) (7, 7)	K		K							4	0	0	0	0	3	4				
28 Daniel Murphy, L OBP: 0.250, SLG: 1.000	K									4	1	1	1	0	1	1				
7 Travis d'Arnaud, R (1, 2)		G5-3		HR						4	0	0	0	0	1	0				
21 Lucas Duda, L OBP: 0.500, SLG: 0.333 27 Jeury Familia, R (8, 1)				K2-3						3	1	1	0	1	2	0				
23 Michael Cuddyer, R 12 Juan Lagares, R (7, 8)			1B							0	0	0	0	0	0	0				
11 Rubén Tejada, R (1, 6)					F8					3	0	0	0	0	1	2				
48 Jacob deGrom, L 46 Tyler Clippard, R 55 Kelly Johnson, L (8, 1) (8, 4)					G3-1					1	0	0	0	0	0	0				
										1	0	0	0	0	0	0				
Inning Stats	R: 0 E: 0 K: 2 S: 18	H: 0 LOB: 1 BB: 1 P: 22	R: 0 E: 0 K: 2 S: 8	H: 1 LOB: 1 BB: 0 P: 11	R: 0 E: 0 K: 2 S: 12	H: 1 LOB: 0 BB: 0 P: 18	R: 1 E: 0 K: 2 S: 9	H: 1 LOB: 0 BB: 0 P: 14	R: 0 E: 0 K: 0 S: 4	H: 0 LOB: 0 BB: 0 P: 5	R: 2 E: 0 K: 1 S: 17	H: 1 LOB: 2 BB: 3 P: 34	R: 0 E: 0 K: 1 S: 6	H: 0 LOB: 0 BB: 0 P: 10	R: 0 E: 0 K: 1 S: 6	H: 0 LOB: 0 BB: 0 P: 8	1B: 4 2B: 0 3B: 0 HR: 1	SF: 0 SAC: 1 DP: 0 HBP: 0	WP: 0 PB: 0 SB: 0 CS: 0	PA: 36
PITCHER	IP WLS BF H R ER SO BB IBB HBP BLK WP HR S P ERA WHIP																			
22 Clayton Kershaw, L ERA: 4.05	6.2 L 28 4 3 3 11 4 0 0 0 0 0 1 75 113 4.05 1.200																			
52 Pedro Báez, R ERA:	0.1 2 1 0 0 1 0 0 0 0 0 0 0 6 9 0.00 3.000																			
62 Joel Peralta, R ERA:	1.0 3 0 0 0 1 0 0 0 0 0 0 0 6 10 0.00 0.000																			
41 Chris Hatcher, R ERA:	1.0 3 0 0 0 1 0 0 0 0 0 0 0 6 8 0.00 0.000																			

AB	31
R	3
H	5
RBI	3
BB	4
SO	14
LOB	10



Batter	1	2	3	4	5	6	7	8	9	AB	R	H	RBI	BB	SO	LOB	BOTTOM					
3 Carl Crawford, L (1, 7)	K		P6		K			L9		4	0	0	0	0	2	0	New York Mets @ Los Angeles Dodgers Dodger Stadium, Los Angeles, CA Fri Oct 09 2015, 6:48 PM - 10:02 PM PDT Att: 54,428 - Clear - 92 F					
47 Howie Kendrick, R OBP: 0.500, SLG: 0.750			G6-3		G1-3			2B		4	1	2	0	0	0	0						
5 Corey Seager, L OBP: 0.250, SLG: 0.500	1B									4	0	1	0	0	2	2						
23 Adrián González, L OBP: 0.250, SLG: 0.250										4	0	1	1	0	3	2						
10 Justin Turner, R OBP: 0.500, SLG: 0.750										4	0	2	0	0	0	1						
16 Andre Ethier, L (1, 9)										4	0	0	0	0	2	2						
17 A.J. Ellis, R OBP: 0.333, SLG: 0.333 11 Jimmy Rollins, S (9, PH)										3	0	1	0	0	1	1						
31 Joc Pederson, L (1, 8)										1	0	0	0	0	0	0						
22 Clayton Kershaw, L (1, 1)										3	0	0	0	1	1	2						
52 Pedro Báez, R (7, 1)										2	0	0	0	0	1	4						
26 Chase Utley, L (7, PH) 62 Joel Peralta, R 41 Chris Hatcher, R (9, 1)										0	0	0	0	0	0	0						
										1	0	0	0	0	1	0						
										0	0	0	0	0	0	0						
										0	0	0	0	0	0	0						
Inning Stats	R: 0 E: 0 K: 3 S: 14	H: 1 LOB: 2 BB: 1 P: 20	R: 0 E: 0 K: 3 S: 13	H: 1 LOB: 1 BB: 1 P: 25	R: 0 E: 0 K: 1 S: 9	H: 1 LOB: 1 BB: 0 P: 14	R: 0 E: 0 K: 1 S: 15	H: 2 LOB: 2 BB: 0 P: 21	R: 0 E: 0 K: 2 S: 8	H: 0 LOB: 0 BB: 0 P: 11	R: 0 E: 0 K: 1 S: 7	H: 0 LOB: 0 BB: 0 P: 10	R: 0 E: 0 K: 2 S: 13	H: 0 LOB: 0 BB: 0 P: 20	R: 1 E: 0 K: 0 S: 8	H: 2 LOB: 1 BB: 0 P: 12	R: 0 E: 0 K: 0 S: 10	H: 0 LOB: 0 BB: 0 P: 14	1B: 4 2B: 3 3B: 0 HR: 0	SF: 0 SAC: 0 DP: 0 HBP: 0	WP: 0 PB: 0 SB: 0 CS: 0	PA: 35
PITCHER	IP WLS BF H R ER SO BB IBB HBP BLK WP HR S P ERA WHIP																					
48 Jacob deGrom, R ERA:	7.0 W 27 4 2 1 1 0 0 0 0 0 0 0 6 9 13.50 3.000																					
46 Tyler Clippard, R ERA: 13.5	0.2 H 4 2 1 1 0 0 0 0 0 0 0 0 6 9 13.50 3.000																					
27 Jeury Familia, R ERA:	1.1 S 4 0 0 0 0 0 0 0 0 0 0 0 12 17 0.00 0.000																					

AB	34
R	1
H	7
RBI	1
BB	1
SO	13
LOB	14



Batter	1	2	3	4	5	6	7	8	9	AB	R	H	RBI	BB	SO	LOB	TOP					
3 Curtis Granderson, L (1.9) OBP: 0.750, SLG: 0.667										3	0	2	0	1	0	0	New York Mets @ Los Angeles Dodgers Dodger Stadium, Los Angeles, CA Sat Oct 10 2015, 6:10 PM - 9:31 PM PDT Att: 54,455 - Clear - 90 F					
5 David Wright, R (1.5) OBP: 0.250, SLG: 0.143										4	0	0	0	0	1	3						
28 Daniel Murphy, L (1.4) OBP: 0.250, SLG: 0.625										4	0	1	0	0	1	1						
52 Yoenis Cespedes, R (1.8) OBP: 0.143, SLG: 0.571										3	1	1	1	0	0	1						
21 Lucas Duda, L (1.3) OBP: 0.286, SLG: 0.167										3	0	0	0	0	1	1						
7 Travis d'Aruad, R (1.2)										3	0	0	0	0	3	0						
30 Michael Conforto, L (1.7) OBP: 0.333, SLG: 1.333										3	1	1	1	0	1	0						
11 Rubén Tejada, R (1.6)										2	0	0	0	0	2	0						
4 Wilmer Flores, R (7.6)										1	0	0	0	0	0	0						
34 Noah Syndergaard, L (1.1) 40 Bartolo Colon, R (7.1) 43 Addison Reed, L (7.1) 49 Jonathon Niese, L (7.1) 47 Hansel Robles, R (8.1) 55 Kelly Johnson, L (8.1)										2	0	0	0	0	0	1						
Inning Stats	R: 0 E: 0 K: 1 S: 11	H: 1 LOB: 0 BB: 0 P: 16	R: 2 E: 0 K: 2 S: 16	H: 2 LOB: 0 BB: 0 P: 25	R: 0 E: 0 K: 1 S: 11	H: 0 LOB: 0 BB: 0 P: 15	R: 0 E: 0 K: 1 S: 8	H: 1 LOB: 1 BB: 0 P: 13	R: 0 E: 0 K: 2 S: 10	H: 0 LOB: 0 BB: 0 P: 17	R: 0 E: 0 K: 1 S: 9	H: 1 LOB: 0 BB: 0 P: 15	R: 0 E: 0 K: 0 S: 5	H: 0 LOB: 0 BB: 0 P: 9	R: 0 E: 0 K: 2 S: 8	H: 0 LOB: 0 BB: 0 P: 12	R: 0 E: 0 K: 1 S: 10	H: 0 LOB: 1 BB: 1 P: 17	1B: 3 2B: 1 3B: 0 HR: 2	SF: 0 SAC: 0 DP: 3 HBP: 0	WP: 0 PB: 0 SB: 0 CS: 1	PA: 30
PITCHER	IP WLS BF H R ER SO BB IBB HBP BLK WP HR S P ERA WHIP																					
21 Zack Greinke, R (1.1) ERA: 2.57	7.0 W 23 5 2 2 8 0 0 0 0 0 0 2 70 110 2.57 0.714																					
41 Chrs Hatcher, R (8.1) ERA:	1.0 H 3 0 0 0 2 0 0 0 0 0 0 0 8 12 0.00 0.000																					
74 Kenley Jansen, R (9.1) ERA:	1.0 S 4 0 0 0 1 1 0 0 0 0 0 0 0 10 17 0.00 1.000																					

Batter	1	2	3	4	5	6	7	8	9	AB	R	H	RBI	BB	SO	LOB	BOTTOM					
47 Howie Kendrick, R (1.4) OBP: 0.375, SLG: 0.500										4	1	1	1	0	0	1	New York Mets @ Los Angeles Dodgers Dodger Stadium, Los Angeles, CA Sat Oct 10 2015, 6:10 PM - 9:31 PM PDT Att: 54,455 - Clear - 90 F					
5 Corey Seager, L (1.6) OBP: 0.125, SLG: 0.250										4	0	0	0	0	2	4						
23 Adrián González, L (1.3) OBP: 0.250, SLG: 0.375										4	1	1	2	0	3	2						
10 Justin Turner, R (1.5) OBP: 0.500, SLG: 0.875										4	1	2	1	0	1	0						
16 Andre Ethier, L (1.9) OBP: 0.429, SLG: 0.400										1	0	1	1	2	0	0						
27 Justin Ruggiano, R (7, PH) (8.7) 74 Kenley Jansen, S (9.1)										1	0	0	0	0	1	1						
3 Carl Crawford, L (1.7) 66 Yasiel Puig, R (8.9)										3	0	0	0	0	0	3						
9 Yasmani Grandal, S (1.2)										4	0	0	0	0	2	2						
14 Enrique Hernández, R (1.8) OBP: 0.750, SLG: 0.500 (9.7)										2	1	1	0	2	1	0						
21 Zack Greinke, R (1.1) 26 Chase Utley, L (7, PH) (7.1) 41 Chris Hatcher, R (8.1) 31 Joc Pederson, L (9.8)										2	0	0	0	0	1	3						
Inning Stats	R: 0 E: 0 K: 2 S: 10	H: 0 LOB: 0 BB: 0 P: 13	R: 0 E: 0 K: 1 S: 15	H: 0 LOB: 1 BB: 1 P: 23	R: 0 E: 0 K: 3 S: 15	H: 2 LOB: 2 BB: 0 P: 22	R: 1 E: 0 K: 1 S: 13	H: 2 LOB: 1 BB: 1 P: 19	R: 0 E: 0 K: 1 S: 6	H: 0 LOB: 0 BB: 0 P: 10	R: 0 E: 0 K: 0 S: 9	H: 0 LOB: 0 BB: 1 P: 14	R: 4 E: 0 K: 2 S: 22	H: 3 LOB: 1 BB: 1 P: 32	R: 0 E: 0 K: 2 S: 10	H: 0 LOB: 0 BB: 0 P: 12	R: 0 E: 0 K: 2 S: 10	H: 0 LOB: 0 BB: 0 P: 12	1B: 3 2B: 4 3B: 0 HR: 0	SF: 0 SAC: 0 DP: 1 HBP: 0	WP: 0 PB: 0 SB: 2 CS: 0	PA: 35
PITCHER	IP WLS BF H R ER SO BB IBB HBP BLK WP HR S P ERA WHIP																					
34 Noah Syndergaard, R (1.1) ERA: 4.26	6.1 L 27 5 3 3 3 0 0 0 0 0 0 0 4 5 - - -																					
40 Bartolo Colon, R (7.1) ERA:	0.0 B 1 0 0 0 0 0 0 0 0 0 0 0 4 5 - - -																					
43 Addison Reed, L (7.1) ERA: 27.6	0.1 3 2 2 2 0 0 0 0 0 0 0 0 8 9 54.00 6.000																					
49 Jonathon Niese, L (7.1) ERA:	0.1 1 0 0 0 0 1 0 0 0 0 0 0 0 3 4 0.00 0.000																					
47 Hansel Robles, R (8.1) ERA:	1.0 3 0 0 0 2 0 0 0 0 0 0 0 0 10 12 0.00 0.000																					

AB 29
R 2
H 5
RBI 2
BB 1
SO 11
LOB 6



AB 31
R 5
H 7
RBI 5
BB 4
SO 12
LOB 16



