

Los Angeles Dodgers - 2016

Batter	1	2	3	4	5	6	7	8	9	AB	R	H	RBI	BB	SO	LOB	TOP					
1 Adam Eaton, L (1, 10) 82 Jason Coats, R (8, PH) (8, 10)										3	0	0	0	0	1	2	Chicago White Sox @ Los Angeles Dodgers Camelback Ranch, Glendale, AZ Thu Mar 03 2016, 3:04 PM - 5:35 PM EST Alt: 5,920 - Overcast - 84 F					
15 Brett Lawrie, R (1, 4) 5 Yolmer Sánchez, S (6, 4)										1	1	0	0	2	0	0						
79 José Abreu, R (1, 3) 64 Travis Ishikawa, L (5, 3)										2	0	0	0	0	2	1						
21 Todd Frazier, R (1, 5) 24 Mike Olt, R (6, 5)										2	0	0	1	0	1	1						
53 Melky Cabrera, S (1, 7) 41 Jerry Sands, R (5, 7)										2	0	0	0	0	0	0						
26 Avisail Garcia, R (1, 9) 83 Courtney Hawkins, R (6, 9)										3	0	0	0	0	1	1						
27 Dioner Navarro, S (1, 2) 87 Adam Engel, R (5, PR) (5, 8)										2	0	2	0	0	0	0						
18 Tyler Saladino, R (1, 6) 84 Tim Anderson, R (8, 6)										3	0	0	0	0	1	2						
86 Jacob May, S (1, 8) 36 Rob Brantly, L (5, 2) 61 Kevan Smith, R (8, 2)										1	0	0	0	1	0	0						
Inning Stats	R: 0 E: 0 K: 1 S: 5	H: 0 LOB: 1 BB: 1 P: 9	R: 0 E: 0 K: 1 S: 6	H: 1 LOB: 1 BB: 0 P: 6	R: 0 E: 0 K: 1 S: 5	H: 0 LOB: 0 BB: 0 P: 5	R: 0 E: 0 K: 2 S: 7	H: 0 LOB: 0 BB: 0 P: 7	R: 0 E: 0 K: 1 S: 6	H: 1 LOB: 2 BB: 1 P: 10	R: 1 E: 0 K: 0 S: 4	H: 1 LOB: 1 BB: 1 P: 8	R: 0 E: 0 K: 0 S: 3	H: 0 LOB: 0 BB: 0 P: 3	R: 0 E: 0 K: 1 S: 7	H: 0 LOB: 0 BB: 0 P: 7		R: 0 E: 0 K: 1 S: 5	H: 0 LOB: 0 BB: 0 P: 5	1B: 2 2B: 1 3B: 0 HR: 0	SF: 1 SAC: 0 DP: 0 HBP: 0	WP: 0 PB: 0 SB: 0 CS: 0
PITCHER	IP WLS BF H R ER SO BB IBB HBP BLK WP HR S P ERA WHIP	2.0 W 8 1 0 0 2 1 0 0 0 0 0 0 11 15 0.00 1.000	2.0 H 6 0 0 0 3 0 0 0 0 0 0 0 12 12 0.00 0.000	1.0 H 5 1 0 0 1 1 0 0 0 0 0 0 6 10 0.00 2.000	2.0 H 8 1 1 1 0 1 0 0 0 0 0 0 7 11 4.50 1.000	1.0 3 0 0 0 2 0 0 0 0 0 0 0 7 7 0.00 0.000											PITCHER	IP WLS BF H R ER SO BB IBB HBP BLK WP HR S P ERA WHIP	1.0 3 0 0 0 1 0 0 0 0 0 0 0 5 5 0.00 0.000	76 Matt West, R (9, 1) ERA: 0.00 WHIP: 0.000		
Batter	1	2	3	4	5	6	7	8	9	AB	R	H	RBI	BB	SO	LOB	BOTTOM					
47 Howie Kendrick, R (1, 4) 11 Micah Johnson, L (5, 4)										1	1	0	0	1	0	0	Chicago White Sox @ Los Angeles Dodgers Camelback Ranch, Glendale, AZ Thu Mar 03 2016, 3:04 PM - 5:35 PM EST Alt: 5,920 - Overcast - 84 F					
16 Andre Ethier, L (1, 7) 75 Alex Hassan, R (4, 7)										2	1	1	0	0	0	0						
66 Yasiel Puig, R (1, 9) 25 Corey Brown, L (5, 9)										2	0	1	1	0	1	0						
33 Scott Van Slyke, R (1, 3) 83 Rob Segedin, R (7, 3)										3	1	1	0	0	1	2						
9 Yasmani Grandal, S (1, 2) 42 Austin Barnes, R (6, 2)										2	0	1	1	0	0	0						
5 Corey Seager, L (1, 6) 6 Charlie Culberson, R (6, 6)										2	0	0	0	0	0	2						
14 Enrique Hernández, R (1, 10) 48 Elian Herrera, S (8, PH) (9, 10)										2	0	1	1	0	0	0						
7 Alex Guerrero, R (1, 5) 15 Brandon Hicks, R (7, 5)										3	1	2	1	0	0	1						
21 Trayce Thompson, R (1, 8) 64 Rico Noel, R (7, 8)										3	0	0	0	0	0	1						
Inning Stats	R: 2 E: 0 K: 1 S: 7	H: 3 LOB: 1 BB: 1 P: 11	R: 1 E: 0 K: 0 S: 4	H: 1 LOB: 0 BB: 0 P: 6	R: 0 E: 0 K: 1 S: 5	H: 0 LOB: 0 BB: 0 P: 5	R: 0 E: 0 K: 0 S: 4	H: 1 LOB: 1 BB: 0 P: 4	R: 0 E: 0 K: 0 S: 4	H: 1 LOB: 1 BB: 0 P: 4	R: 2 E: 0 K: 0 S: 6	H: 4 LOB: 1 BB: 0 P: 7	R: 1 E: 0 K: 1 S: 6	H: 1 LOB: 1 BB: 1 P: 10	R: 0 E: 0 K: 1 S: 6	H: 1 LOB: 2 BB: 0 P: 7		1B: 7 2B: 3 3B: 1 HR: 1	SF: 1 SAC: 0 DP: 1 HBP: 1	WP: 0 PB: 0 SB: 1 CS: 0	PA: 37	
PITCHER	IP WLS BF H R ER SO BB IBB HBP BLK WP HR S P ERA WHIP	2.0 L 10 4 3 3 1 0 0 0 0 0 0 0 5 5 0.00 0.000	1.0 3 0 0 0 1 0 0 0 0 0 0 0 4 4 0.00 1.000	1.0 4 1 0 0 0 0 0 0 0 0 0 0 4 4 0.00 1.000	1.0 6 4 2 2 0 0 0 0 0 0 0 0 6 7 18.00 4.000											PITCHER	IP WLS BF H R ER SO BB IBB HBP BLK WP HR S P ERA WHIP	5 1 1 1 1 0 1 0 0 1 0 0 0 6 7 9.00 2.000	43 Dan Jennings, L (7, 1) ERA: 9.00 WHIP: 2.000 40 Daniel Webb, R (8, 1) ERA: 0.00 WHIP: 1.000			

Batter	1	2	3	4	5	6	7	8	9	AB	R	H	RBI	BB	SO	LOB	TOP										
13 Nick Ahmed, R OBP: 0.333, SLG: 1.000 76 Jack Reinheimer, R OBP: 0.500, SLG: 0.500	F9		SF8			15 E 2B		FC6-4		2	0	1	1	0	0	0	Arizona Diamondbacks @ Los Angeles Dodgers Camelback Ranch, Glendale, AZ Sat Mar 05 2016, 3:08 PM - 6:00 PM EST Att: 13,122 - Partly Cloudy - 81 F										
22 Jake Lamb, L OBP: 0.197, SLG: 0.333	K		K			K		K		4	0	0	0	0	4	2											
15 Phil Gosselin, R OBP: 0.400, SLG: 0.600 83 Domingo Leyba, S	CS			K		K			F7	3	0	1	0	0	2	1											
6 David Peralta, L OBP: 0.200, SLG: 0.200 80 Gabriel Guerrero, R OBP: 0.286, SLG: 0.714	CS	G3-1		F7		K			G5-3	3	0	0	0	0	1	1											
5 Rickie Weeks Jr., R OBP: 0.571, SLG: 1.000 30 Sócrates Brito, L OBP: 0.500, SLG: 0.500		G5-3		E9					K	2	0	1	0	0	0	0											
27 Brandon Drury, R OBP: 0.286, SLG: 0.429 74 Carlos Rivera, R										2	0	0	0	0	2	1											
10 Chris Herrmann, L 70 Brett Hayes, R 81 Ronnie Freeman, R				K						2	0	0	0	0	1	0											
71 Kyle Jensen, R OBP: 0.333, SLG: 0.800 1 Joaquín Arias, R OBP: 0.500, SLG: 0.400										1	1	0	0	1	1	0											
4 Jason Bourgeois, R OBP: 0.143, SLG: 0.286 79 Zach Borenstein, L OBP: 0.600, SLG: 1.250										2	1	1	1	0	0	0											
										1	0	0	0	0	1	1											
Inning Stats	R: 0 E: 0 K: 1 S: 6	H: 1 LOB: 0 BB: 0 P: 6	R: 0 E: 0 K: 1 S: 5	H: 0 LOB: 0 BB: 0 P: 5	R: 2 E: 1 K: 2 S: 8	H: 1 LOB: 0 BB: 1 P: 12	R: 0 E: 1 K: 2 S: 8	H: 1 LOB: 1 BB: 0 P: 8	R: 0 E: 0 K: 1 S: 5	H: 0 LOB: 0 BB: 0 P: 5	R: 0 E: 1 K: 3 S: 10	H: 1 LOB: 1 BB: 0 P: 10	R: 0 E: 0 K: 1 S: 5	H: 1 LOB: 1 BB: 0 P: 5	R: 0 E: 0 K: 1 S: 8	H: 1 LOB: 1 BB: 0 P: 8	R: 0 E: 0 K: 1 S: 5	H: 0 LOB: 0 BB: 0 P: 5	1B: 2 2B: 4 3B: 0 HR: 0	SF: 1 SAC: 0 DP: 1 HBP: 0	WP: 0 PB: 0 SB: 0 CS: 1	PA: 33					
PITCHER	IP	WLS	BF	H	R	ER	SO	BB	IBB	HBP	BLK	WP	HR	S	P	ERA	WHIP										
18 Kenta Maeda, R ERA: 9.0	2.0		6	1	0	0	2	0	0	0	0	0	0	11	11	0.00	0.500										
41 Chris Hatcher, R ERA: 9.0	1.0	B	5	1	2	1	2	1	0	0	0	0	0	8	12	9.00	2.000										
43 Luis Avilán, L ERA: 9.0	1.0		4	1	0	0	2	0	0	0	0	0	0	8	8	0.00	1.000										
76 Jamey Wright, R ERA: 9.0	1.0		3	0	0	0	1	0	0	0	0	0	0	5	5	0.00	0.000										
87 José De León, R ERA: 9.0	2.0	W	7	2	0	0	4	0	0	0	0	0	0	15	15	0.00	1.000										
92 Chris Anderson, R ERA: 9.0	2.0		7	1	0	0	3	0	0	0	0	0	0	13	13	0.00	0.500										

Batter	1	2	3	4	5	6	7	8	9	AB	R	H	RBI	BB	SO	LOB	BOTTOM										
47 Howie Kendrick, R OBP: 0.400, SLG: 0.250 15 Brandon Hicks, R	16 1B 66 SF8	G4-3								3	1	1	0	0	0	1	Arizona Diamondbacks @ Los Angeles Dodgers Camelback Ranch, Glendale, AZ Sat Mar 05 2016, 3:08 PM - 6:00 PM EST Att: 13,122 - Partly Cloudy - 81 F										
16 Andre Ethier, L OBP: 0.500, SLG: 0.500 21 Trave Thompson, R OBP: 0.125, SLG: 0.250	23 BB		G3-1							2	0	1	0	0	0	0											
66 Yasiel Puig, R OBP: 0.250, SLG: 0.333 42 Austin Barnes, R OBP: 0.833, SLG: 0.500	SF8		K							1	0	0	1	0	1	0											
23 Adrián González, L 61 Cody Bellinger, L OBP: 0.500, SLG: 0.500	9 G3-6-1		G4-3							1	0	0	0	1	0	0											
9 Yasmani Grandal, S OBP: 0.250, SLG: 0.250 75 Alex Hassan, R OBP: 0.400, SLG: 0.600	G3-6-1			L4						2	0	0	0	0	0	2											
5 Corey Seager, L 83 Rob Segedin, R OBP: 0.750, SLG: 2.500		P5								2	0	0	0	0	1	0											
73 Shawn Zarraga, S OBP: 0.667, SLG: 0.667 65 Kyle Farmer, R	48 1B 25 1B			G4-3						3	2	2	0	0	0	0											
48 Elián Herrera, S OBP: 0.200, SLG: 0.200 6 Charlie Culberson, R OBP: 0.800, SLG: 1.400	25 1B									2	0	1	0	0	1	0											
25 Corey Brown, L OBP: 0.500, SLG: 0.400 64 Rico Noel, R	1-3 2H									3	0	1	1	0	0	1											
										1	0	0	0	0	0	0											
Inning Stats	R: 1 E: 0 K: 0 S: 4	H: 2 LOB: 1 BB: 1 P: 8	R: 1 E: 0 K: 0 S: 5	H: 3 LOB: 1 BB: 0 P: 5	R: 0 E: 0 K: 1 S: 5	H: 0 LOB: 0 BB: 0 P: 5	R: 0 E: 0 K: 1 S: 5	H: 0 LOB: 0 BB: 0 P: 5	R: 0 E: 0 K: 0 S: 9	H: 1 LOB: 2 BB: 2 P: 11	R: 4 E: 0 K: 0 S: 9	H: 5 LOB: 1 BB: 1 P: 16	R: 0 E: 0 K: 0 S: 3	H: 1 LOB: 2 BB: 2 P: 11	R: 1 E: 0 K: 0 S: 5	H: 1 LOB: 0 BB: 0 P: 7	R: 0 E: 0 K: 0 S: 5	H: 0 LOB: 0 BB: 0 P: 5	1B: 7 2B: 3 3B: 0 HR: 2	SF: 1 SAC: 0 DP: 3 HBP: 0	WP: 0 PB: 0 SB: 0 CS: 0	PA: 36					
PITCHER	IP	WLS	BF	H	R	ER	SO	BB	IBB	HBP	BLK	WP	HR	S	P	ERA	WHIP										
26 Shelby Miller, R ERA: 9.0	2.0		10	5	2	2	0	1	0	0	0	0	0	10	10	9.00	3.000										
32 Yoán López, R ERA: 9.0	2.0		6	0	0	0	2	0	0	0	0	0	0	10	10	0.00	0.000										
40 Andrew Chafin, L ERA: 9.0	1.0		3	0	0	0	1	0	0	0	0	0	0	5	5	0.00	0.000										
72 Daniel Gibson, L ERA: 54.0	0.2	L	7	5	4	4	0	1	0	0	0	0	1	8	15	54.00	9.000										
75 Caleb Fleck, R ERA: 9.0	0.1		1	0	0	0	0	0	0	0	0	0	0	1	1	0.00	0.000										
78 Braden Shipley, R ERA: 4.5	1.0		5	1	0	0	0	2	0	0	0	0	0	3	11	9.00	3.000										
33 Jake Barrett, R ERA: 4.5	1.0		4	1	1	1	0	0	0	0	0	0	0	1	7	9.00	1.000										



Batter	1	2	3	4	5	6	7	8	9	AB	R	H	RBI	BB	SO	LOB	TOP				
3 Carl Crawford, L (1, 7) OBP: 0.500, SLG: 0.833																	3 1 2 2 0 1 0				
21 Trayce Thompson, R (5, 9) OBP: 0.200, SLG: 0.300																	2 0 1 0 0 0 0				
31 Joc Pederson, L (1, 8) OBP: 0.167, SLG: 0.167																	3 0 0 0 0 0 3				
42 Austin Barnes, R (6, 2) OBP: 0.625, SLG: 0.250																	2 0 0 0 0 1 1				
66 Yasiel Puig, R (1, 9) OBP: 0.286, SLG: 0.400																	2 0 1 1 0 1 0				
64 Rico Noel, R (5, 7) OBP: 0.750, SLG: 0.500																	1 1 1 0 0 0 0				
26 Chase Utley, L (1, 5) OBP: 0.200, SLG: 0.200																	3 0 0 0 0 1 3				
25 Corey Brown, L (6, 8) OBP: 0.571, SLG: 0.400																	0 1 0 0 1 0 0				
33 Scott Van Slyke, R (1, 10) OBP: 0.556, SLG: 0.875																	2 0 2 0 1 0 0				
75 Alex Hassan, R (8, PH) OBP: 0.500, SLG: 0.600																	0 0 0 0 0 0 0				
17 A.J. Ellis, R (1, 2) OBP: 0.633, SLG: 1.333																	3 0 0 0 0 0 3				
6 Charlie Culberson, R (6, 6) OBP: 0.833, SLG: 1.333																	1 0 1 2 0 0 0				
14 Enrique Hernández, R (1, 6) OBP: 0.222, SLG: 0.222																	3 0 0 0 0 0 1				
15 Brandon Hicks, R (6, 5) OBP: 0.167, SLG: 0.167																	1 0 0 0 0 0 2				
11 Micah Johnson, L (1, 4) OBP: 0.250, SLG: 0.250																	3 1 1 0 0 1 2				
48 Elián Herrera, S (6, 4) OBP: 0.167, SLG: 0.167																	1 0 0 0 0 0 1				
61 Cody Bellinger, L (1, 3) OBP: 0.750, SLG: 0.750																	2 1 2 0 0 0 0				
83 Rob Segedin, R (7, PH) OBP: 0.500, SLG: 1.667																	2 0 0 0 0 1 0				
Inning Stats	R: 0 E: 0 K: 3 S: 9	H: 0 LOB: 0 BB: 0 P: 10	R: 0 E: 0 K: 0 S: 3	H: 1 LOB: 0 BB: 0 P: 3	R: 1 E: 0 K: 2 S: 11	H: 4 LOB: 3 BB: 0 P: 11	R: 0 E: 0 K: 1 S: 5	H: 0 LOB: 1 BB: 1 P: 9	R: 2 E: 0 K: 1 S: 7	H: 2 LOB: 0 BB: 0 P: 7	R: 0 E: 1 K: 0 S: 4	H: 1 LOB: 1 BB: 0 P: 4	R: 0 E: 0 K: 1 S: 5	H: 1 LOB: 0 BB: 0 P: 5	R: 2 E: 0 K: 0 S: 4	H: 2 LOB: 1 BB: 1 P: 10	R: 0 E: 0 K: 1 S: 5	H: 0 LOB: 0 BB: 0 P: 5	1B: 10 2B: 0 3B: 1 HR: 0	SF: 1 SAC: 0 DP: 4 HBP: 1	WP: 0 PA: 38 PB: 0 SB: 1 CS: 0
PITCHER	IP WLS BF H R ER SO BB IBB HBP BLK WP HR S P ERA WHIP	IP WLS BF H R ER SO BB IBB HBP BLK WP HR S P ERA WHIP	IP WLS BF H R ER SO BB IBB HBP BLK WP HR S P ERA WHIP	IP WLS BF H R ER SO BB IBB HBP BLK WP HR S P ERA WHIP	IP WLS BF H R ER SO BB IBB HBP BLK WP HR S P ERA WHIP	IP WLS BF H R ER SO BB IBB HBP BLK WP HR S P ERA WHIP	IP WLS BF H R ER SO BB IBB HBP BLK WP HR S P ERA WHIP	IP WLS BF H R ER SO BB IBB HBP BLK WP HR S P ERA WHIP	IP WLS BF H R ER SO BB IBB HBP BLK WP HR S P ERA WHIP	IP WLS BF H R ER SO BB IBB HBP BLK WP HR S P ERA WHIP	IP WLS BF H R ER SO BB IBB HBP BLK WP HR S P ERA WHIP	IP WLS BF H R ER SO BB IBB HBP BLK WP HR S P ERA WHIP	IP WLS BF H R ER SO BB IBB HBP BLK WP HR S P ERA WHIP	IP WLS BF H R ER SO BB IBB HBP BLK WP HR S P ERA WHIP	IP WLS BF H R ER SO BB IBB HBP BLK WP HR S P ERA WHIP	IP WLS BF H R ER SO BB IBB HBP BLK WP HR S P ERA WHIP	IP WLS BF H R ER SO BB IBB HBP BLK WP HR S P ERA WHIP	IP WLS BF H R ER SO BB IBB HBP BLK WP HR S P ERA WHIP	IP WLS BF H R ER SO BB IBB HBP BLK WP HR S P ERA WHIP	IP WLS BF H R ER SO BB IBB HBP BLK WP HR S P ERA WHIP	

Los Angeles Dodgers @ San Francisco Giants
 Scottsdale Stadium, Scottsdale, AZ
 Sun Mar 06 2016, 3:06 PM - 5:40 PM EST
 Att: 12,127 - Partly Cloudy - 77 F

AB 34
 R 5
 H 11
 RBI 5
 BB 2
 SO 9
 LOB 16



Batter	1	2	3	4	5	6	7	8	9	AB	R	H	RBI	BB	SO	LOB	BOTTOM				
7 Grégor Blanco, L (1, 7) OBP: 0.222, SLG: 0.222																	3 0 1 0 0 0 3				
82 Christian Arroyo, R (8, 5) OBP: 0.500, SLG: 0.500																	0 0 0 0 1 0 0				
12 Joe Panik, L (1, 4) OBP: 0.429, SLG: 0.400																	3 0 0 0 0 0 3				
84 Rando Moreno, S (8, 4) OBP: 0.429, SLG: 0.400																	1 0 0 0 0 0 1				
35 Brandon Crawford, L (1, 10) OBP: 0.222, SLG: 0.500																	3 1 1 1 0 1 2				
51 Mac Williamson, R (8, PH) OBP: 0.455, SLG: 1.100																	1 0 1 0 0 0 0				
6 Jarrett Parker, L (1, 9) OBP: 0.429, SLG: 0.333																	3 0 0 0 0 1 2				
75 Ryan Lollis, L (8, 9) OBP: 0.200, SLG: 0.111																	1 0 0 0 0 0 1				
21 Conor Gillaspie, L (1, 3) OBP: 0.333, SLG: 0.750																	2 0 0 0 1 0 2				
13 Ehire Adrianza, S (8, 3) OBP: 0.182, SLG: 0.273																	1 0 0 0 0 0 0				
37 Kelby Tomlinson, R (1, 6) OBP: 0.308, SLG: 0.250																	3 0 0 0 0 0 1				
80 Hak-Ju Lee, L (8, 6) OBP: 0.500, SLG: 0.400																	0 0 0 0 1 0 0				
14 Trevor Brown, R (1, 2) OBP: 0.500, SLG: 0.500																	2 0 0 0 0 1 1				
34 Andrew Susac, R (7, PH) OBP: 0.091, SLG: 0.364																	2 0 0 0 0 1 1				
17 Grant Green, R (1, 5) OBP: 0.333, SLG: 0.333																	4 0 1 0 0 0 1				
66 Gorkys Hernández, R (1, 8) OBP: 0.571, SLG: 0.545																	2 1 1 0 0 1 0				
Inning Stats	R: 0 E: 1 K: 1 S: 7	H: 1 LOB: 2 BB: 0 P: 7	R: 0 E: 0 K: 0 S: 3	H: 0 LOB: 0 BB: 0 P: 3	R: 1 E: 0 K: 1 S: 6	H: 1 LOB: 0 BB: 0 P: 7	R: 0 E: 0 K: 1 S: 5	H: 0 LOB: 1 BB: 1 P: 9	R: 0 E: 0 K: 0 S: 3	H: 1 LOB: 1 BB: 0 P: 5	R: 1 E: 0 K: 0 S: 4	H: 1 LOB: 0 BB: 0 P: 4	R: 0 E: 0 K: 1 S: 5	H: 0 LOB: 0 BB: 0 P: 5	R: 0 E: 0 K: 0 S: 3	H: 1 LOB: 1 BB: 1 P: 7	R: 0 E: 0 K: 1 S: 5	H: 0 LOB: 1 BB: 1 P: 10	1B: 3 2B: 1 3B: 0 HR: 1	SF: 0 SAC: 0 DP: 2 HBP: 1	WP: 1 PA: 35 PB: 0 SB: 0 CS: 0
PITCHER	IP WLS BF H R ER SO BB IBB HBP BLK WP HR S P ERA WHIP	IP WLS BF H R ER SO BB IBB HBP BLK WP HR S P ERA WHIP	IP WLS BF H R ER SO BB IBB HBP BLK WP HR S P ERA WHIP	IP WLS BF H R ER SO BB IBB HBP BLK WP HR S P ERA WHIP	IP WLS BF H R ER SO BB IBB HBP BLK WP HR S P ERA WHIP	IP WLS BF H R ER SO BB IBB HBP BLK WP HR S P ERA WHIP	IP WLS BF H R ER SO BB IBB HBP BLK WP HR S P ERA WHIP	IP WLS BF H R ER SO BB IBB HBP BLK WP HR S P ERA WHIP	IP WLS BF H R ER SO BB IBB HBP BLK WP HR S P ERA WHIP	IP WLS BF H R ER SO BB IBB HBP BLK WP HR S P ERA WHIP	IP WLS BF H R ER SO BB IBB HBP BLK WP HR S P ERA WHIP	IP WLS BF H R ER SO BB IBB HBP BLK WP HR S P ERA WHIP	IP WLS BF H R ER SO BB IBB HBP BLK WP HR S P ERA WHIP	IP WLS BF H R ER SO BB IBB HBP BLK WP HR S P ERA WHIP	IP WLS BF H R ER SO BB IBB HBP BLK WP HR S P ERA WHIP	IP WLS BF H R ER SO BB IBB HBP BLK WP HR S P ERA WHIP	IP WLS BF H R ER SO BB IBB HBP BLK WP HR S P ERA WHIP	IP WLS BF H R ER SO BB IBB HBP BLK WP HR S P ERA WHIP	IP WLS BF H R ER SO BB IBB HBP BLK WP HR S P ERA WHIP	IP WLS BF H R ER SO BB IBB HBP BLK WP HR S P ERA WHIP	

Los Angeles Dodgers @ San Francisco Giants
 Scottsdale Stadium, Scottsdale, AZ
 Sun Mar 06 2016, 3:06 PM - 5:40 PM EST
 Att: 12,127 - Partly Cloudy - 77 F

AB 31
 R 2
 H 5
 RBI 1
 BB 3
 SO 5
 LOB 18



Batter	1	2	3	4	5	6	7	8	9	AB	R	H	RBI	BB	SO	LOB	TOP					
3 Carl Crawford, L OBP: 0.333, SLG: 0.556	P5		G6-3		FC3-6 26 1B	K		65 S 15 BB 1B		3	1	0	0	0	0	1	Los Angeles Dodgers @ Chicago Cubs Sloan Park, Mesa, AZ Tue Mar 08 2016, 3:08 PM - 6:05 PM EST Att: 15,313 - Sunny - 67 F					
25 Corey Brown, L OBP: 0.545, SLG: 0.375										2	0	1	1	0	1	2						
66 Yasiel Puig, R OBP: 0.384, SLG: 0.375										3	0	1	0	1	0	0						
42 Austin Barnes, R OBP: 0.455, SLG: 0.143	16 1B 1B		G6-3				G5-3	L8		1	0	0	0	0	0	1						
26 Chase Utley, L OBP: 0.222, SLG: 0.222										4	0	1	1	0	0	1						
15 Brandon Hicks, R	F8						G4-3	65 S BB		0	0	0	0	1	0	0						
16 Andre Ethier, L OBP: 0.571, SLG: 0.571										3	1	2	0	0	0	2						
65 Kyle Farmer, R OBP: 0.333, SLG: 0.333	1-3 1B									2	1	1	0	0	1	2						
17 A.J. Ellis, R OBP: 0.200, SLG: 0.200										4	2	2	0	0	1	3						
75 Alex Hassan, R OBP: 0.500, SLG: 0.571	K									1	0	0	0	0	1	2						
14 Enrique Hernández, R OBP: 0.250, SLG: 0.500										3	0	1	1	0	0	1						
61 Cody Bellinger, L OBP: 0.625, SLG: 0.500		P3								1	1	0	0	1	0	0						
21 Trayce Thompson, R OBP: 0.500, SLG: 0.375										3	0	1	2	0	0	1						
64 Rico Noel, R OBP: 0.500, SLG: 0.250		F9								1	0	0	0	0	1	0						
83 Rob Segedin, R OBP: 0.462, SLG: 1.167										4	0	1	0	0	1	3						
48 Elian Herrera, S OBP: 0.125, SLG: 0.125										1	0	0	0	0	0	0						
11 Micah Johnson, L OBP: 0.286, SLG: 0.357										4	1	2	1	0	0	1						
Inning Stats	R: 0 E: 0 K: 1 S: 7	H: 2 LOB: 2 BB: 0 P: 7	R: 0 E: 0 K: 1 S: 5	H: 0 LOB: 0 BB: 0 P: 5	R: 0 E: 0 K: 0 S: 3	H: 0 LOB: 0 BB: 0 P: 3	R: 1 E: 0 K: 0 S: 5	H: 2 LOB: 1 BB: 0 P: 5	R: 1 E: 0 K: 0 S: 5	H: 2 LOB: 2 BB: 1 P: 9	R: 1 E: 0 K: 1 S: 7	H: 2 LOB: 2 BB: 0 P: 8	R: 3 E: 0 K: 0 S: 6	H: 3 LOB: 1 BB: 1 P: 10	R: 1 E: 0 K: 2 S: 9	H: 2 LOB: 2 BB: 1 P: 14	R: 0 E: 0 K: 1 S: 5	H: 0 LOB: 0 BB: 0 P: 5	1B: 9 2B: 2 3B: 2 HR: 0	SF: 0 SAC: 0 DP: 0 HBP: 1	WP: 2 PB: 0 SB: 3 CS: 0	PA: 44
PITCHER	IP WLS BF H R ER SO BB IBB HBP BLK WP HR S P ERA WHIP	28 Kyle Hendricks, R (1, 1) 3.0 0 11 2 0 0 2 0 0 0 0 0 0 15 15 0.00 0.667 37 Travis Wood, L (4, 1) 3.0 B 17 6 3 3 1 1 0 1 0 0 0 0 17 22 9.00 2.333 Armando Rivero, R (7, 1) 0.2 L 6 3 3 3 0 1 0 0 0 0 1 0 0 5 9 40.50 6.000 87 Jeffrey Antigua, L (7, 1) 0.1 1 0 0 0 0 0 0 0 0 0 0 0 1 1 0.00 0.000 98 Miguel Mejia, R (8, 1) 1.0 6 2 1 1 2 1 0 0 0 0 0 0 9 14 9.00 3.000															40 Spencer Patton, R (9, 1) 1.0 0 3 0 0 0 1 0 0 0 0 0 0 5 5 0.00 0.000					


Batter	1	2	3	4	5	6	7	8	9	AB	R	H	RBI	BB	SO	LOB	BOTTOM					
9 Javier Báez, R OBP: 0.182, SLG: 0.182	K									4	1	1	0	0	1	1	Los Angeles Dodgers @ Chicago Cubs Sloan Park, Mesa, AZ Tue Mar 08 2016, 3:08 PM - 6:05 PM EST Att: 15,313 - Sunny - 67 F					
Carlos Penalver, R										0	0	0	0	0	0	0						
12 Kyle Schwarber, L OBP: 0.273, SLG: 0.273										3	0	2	0	0	0	0						
7 Arismendy Alcántara, S OBP: 0.417, SLG: 0.400	17 F9 1B									1	0	0	0	0	1	1						
17 Kris Bryant, R OBP: 0.594, SLG: 0.600										3	1	2	2	0	0	1						
78 Albert Almora Jr., R OBP: 0.167, SLG: 0.333	F9									1	0	0	0	0	0	1						
68 Jorge Soler, R										3	0	0	0	0	3	2						
75 Jeimer Candelario, S										1	0	0	0	0	0	0						
8 Shane Victorino, S OBP: 0.273, SLG: 0.200										4	0	1	0	0	1	2						
3 David Ross, R OBP: 0.500, SLG: 1.333										3	1	2	1	0	1	1						
82 Ryan Kalish, L										1	0	0	0	0	1	0						
82 Taylor Davis, R										3	0	0	0	1	1	1						
5 Juan Carlos Pérez, R OBP: 0.182, SLG: 0.200										3	0	0	0	0	1	3						
72 John Andreoli, R										1	0	0	0	0	0	0						
19 Kristopher Negron, R OBP: 0.333, SLG: 0.250										3	0	1	0	0	0	1						
Matt Clark, L OBP: 0.429, SLG: 0.333										1	0	0	0	0	0	0						
Inning Stats	R: 0 E: 0 K: 1 S: 6	H: 1 LOB: 1 BB: 0 P: 6	R: 0 E: 0 K: 3 S: 10	H: 1 LOB: 1 BB: 1 P: 14	R: 1 E: 0 K: 1 S: 8	H: 3 LOB: 2 BB: 0 P: 8	R: 0 E: 0 K: 0 S: 4	H: 1 LOB: 1 BB: 0 P: 4	R: 1 E: 0 K: 1 S: 6	H: 1 LOB: 0 BB: 0 P: 7	R: 1 E: 0 K: 2 S: 9	H: 1 LOB: 0 BB: 0 P: 12	R: 0 E: 0 K: 1 S: 6	H: 1 LOB: 1 BB: 0 P: 6	R: 0 E: 0 K: 1 S: 5	H: 0 LOB: 0 BB: 0 P: 5	R: 0 E: 0 K: 0 S: 3	H: 0 LOB: 0 BB: 0 P: 3	1B: 6 2B: 1 3B: 0 HR: 2	SF: 0 SAC: 0 DP: 0 HBP: 0	WP: 0 PB: 0 SB: 0 CS: 0	PA: 36
PITCHER	IP WLS BF H R ER SO BB IBB HBP BLK WP HR S P ERA WHIP	22 Clayton Kershaw, L (1, 1) 3.0 0 14 5 1 1 1 0 0 0 0 0 1 10 11 4.50 1.000 55 Joe Blanton, R (4, 1) 2.0 8 2 1 1 1 1 0 0 0 0 0 1 10 11 4.50 1.000 52 Pedro Báez, R (6, 1) 1.0 W 4 1 1 1 1 2 0 0 0 0 0 1 9 12 9.00 1.000 77 Carlos Frías, R (7, 1) 2.0 H 7 1 0 0 2 0 0 0 0 0 0 0 11 11 0.00 0.500 79 Jacob Rhampe, R (9, 1) 1.0 3 0 0 0 0 0 0 0 0 0 0 0 3 3 0.00 0.000																				



Batter	1	2	3	4	5	6	7	8	9	AB	R	H	RBI	BB	SO	LOB	TOP								
31 Joc Pederson, L (1,8) OBP: 0.385, SLG: 0.545 6 Charlie Culberson, R (7,PH) OBP: 0.700, SLG: 1.350	1-0 HR		0-0 23 1B	F7		0-3 K	0-0 64 FC4-6 2H 1B	0-0 G6-3		4	2	2	1	0	1	3									
16 Andre Ethier, L (1,7) OBP: 0.545, SLG: 0.500 64 Rico Noel, R (6,FR) OBP: 0.375, SLG: 0.167	4-0 BB		0-0 P3			0-3 K	0-0 60 2B 1-3 2H 1B	0-0 FC4-6 60 S 1-2	0-0 L5	3	0	1	1	1	1	1									
23 Adrián González, L (1,3) OBP: 0.250, SLG: 0.143 60 Jack Murphy, S (5,2)	0-0 G4-6-3		1-0 33 HR 1B			0-0 G5-3	1-0 1H 2B	4-0 BB	0-3 K	3	1	1	1	0	0	1									
33 Scott Van Slyke, R (1,9) OBP: 0.500, SLG: 0.857 15 Brandon Hicks, R (6,5)	0-0 G4-3		1-2 HR			0-0 61 1B	0-3 K	0-3 K	0-3 K	4	1	2	2	0	1	2									
9 Yasmani Grandal, S (1,2) OBP: 0.333, SLG: 0.556 61 Cody Bellinger, L (5,PH) OBP: 0.727, SLG: 0.667		0-0 P6	0-0			0-0 5 FC6-4 1B		0-0 42 1B 5 G3 1B	0-0 75 BB 25 2B 1B	2	0	1	0	0	0	0									
5 Corey Seager, L (1,6) OBP: 0.182, SLG: 0.273 75 Alex Hassan, R (7,9) OBP: 0.556, SLG: 0.571		0-0 L4	0-0 F7			0-0 FC6-4 1-2		0-0 G3	4-0 25 BB 2B BB	4	0	0	0	0	0	4									
42 Austin Barnes, R (1,10) OBP: 0.583, SLG: 0.556 25 Corey Brown, L (8,PH) OBP: 0.583, SLG: 0.556	1-1 HR		0-0 83 G6-4-3 1B			0-0 F8	1-0 2H 1B	0-0 11 1B 1-3 2H 2B		4	2	3	2	0	0	0									
83 Rob Segedin, R (1,5) OBP: 0.375, SLG: 0.933 21 Trayce Thompson, R (6,9) OBP: 0.263, SLG: 0.389	0-0 F7		0-0 G6-4-3			0-0 E6 16 1B 48 1B	0-0 11 1B 1-2 1B	0-0 G6-3		3	1	0	0	0	0	1									
48 Elian Herrera, S (1,4) OBP: 0.273, SLG: 0.273 11 Micah Johnson, L (6,4) OBP: 0.313, SLG: 0.375			0-0 F8			0-0 16 1B 60 2B 1-2 1B	0-0 E8 6 1B 1-1 2H 1B	0-3 K		3	1	2	0	0	0	0									
Inning Stats	R: 1 E: 0 K: 0 S: 3	H: 1 LOB: 0 BB: 1 P: 8	R: 1 E: 0 K: 0 S: 5	H: 1 LOB: 1 BB: 0 P: 6	R: 3 E: 0 K: 0 S: 9	H: 4 LOB: 1 BB: 0 P: 11	R: 0 E: 0 K: 0 S: 4	H: 2 LOB: 2 BB: 0 P: 4	R: 0 E: 0 K: 1 S: 7	H: 2 LOB: 2 BB: 0 P: 7	R: 3 E: 1 K: 2 S: 11	H: 3 LOB: 2 BB: 0 P: 12	R: 4 E: 1 K: 1 S: 10	H: 5 LOB: 2 BB: 1 P: 15	R: 1 E: 0 K: 1 S: 7	H: 2 LOB: 2 BB: 1 P: 11	R: 0 E: 0 K: 2 S: 7	H: 0 LOB: 0 BB: 0 P: 7	1B: 14 2B: 3 3B: 0 HR: 3	SF: 0 SAC: 0 DP: 2 HBP: 0	WP: 1 PB: 1 SB: 2 CS: 0	PA: 49			
PITCHER	IP WLS BF H R ER SO BB IBB HBP BLK WP HR S P ERA WHIP	36 Jered Weaver, R (1,1) ERA: 9.64	57 Jose Molina, L (3,1) ERA: 0.00	38 Joe Smith, R (4,1) ERA: 0.00	40 Javy Guerra, R (5,1) ERA: 2.00	62 Al Alburquerque, R (6,1) ERA: 6.0	85 Nate Smith, L (7,1) ERA: 27.0	65 Josh Zeid, R (7,1) ERA: 4.5	54 Deolis Guerra, R (8,1) ERA: 4.91	IP WLS BF H R ER SO BB IBB HBP BLK WP HR S P ERA WHIP	85 Nate Smith, L (7,1) ERA: 27.0	65 Josh Zeid, R (7,1) ERA: 4.5	54 Deolis Guerra, R (8,1) ERA: 4.91	IP WLS BF H R ER SO BB IBB HBP BLK WP HR S P ERA WHIP	85 Nate Smith, L (7,1) ERA: 27.0	65 Josh Zeid, R (7,1) ERA: 4.5	54 Deolis Guerra, R (8,1) ERA: 4.91	IP WLS BF H R ER SO BB IBB HBP BLK WP HR S P ERA WHIP	85 Nate Smith, L (7,1) ERA: 27.0	65 Josh Zeid, R (7,1) ERA: 4.5	54 Deolis Guerra, R (8,1) ERA: 4.91	IP WLS BF H R ER SO BB IBB HBP BLK WP HR S P ERA WHIP	85 Nate Smith, L (7,1) ERA: 27.0	65 Josh Zeid, R (7,1) ERA: 4.5	54 Deolis Guerra, R (8,1) ERA: 4.91

Los Angeles Dodgers @ Los Angeles Angels
 Tempe Diablo Stadium, Tempe, AZ
 Wed Mar 09 2016, 3:11 PM - 6:54 PM EST
 Att: 6,019 - Sunny - 75 F


AB 46
R 13
H 20
RBI 12
BB 3
SO 7
LOB 21



Batter	1	2	3	4	5	6	7	8	9	AB	R	H	RBI	BB	SO	LOB	BOTTOM									
6 Yunel Escobar, R (1,5) OBP: 0.333, SLG: 0.286 39 Rafael Ortega, L (6,9) OBP: 0.211, SLG: 0.333	0-0 F9	0-0 G4-3	1-0 G6-3			0-3 K	0-0 G3		0-3 K	3	0	0	0	0	0	0										
56 Kole Calhoun, L (1,9) OBP: 0.571, SLG: 0.615 51 Ji Man Choi, L (6,3) OBP: 0.348, SLG: 0.368	4-0 BB	0-0 27 BB 1B	3-1 K			4-0 20 FC4 BB	0-0 G6-3		0-0 G4-3	2	2	1	0	1	1	0										
27 Mike Trout, R (1,8) OBP: 0.714, SLG: 1.300 20 Rey Navarro, S (6,5) OBP: 0.200, SLG: 0.400	4-0 5 1B BB	0-0 5 1B 3B		0-0 24 2B 2B		0-0 FC4		0-0 F8		2	3	2	1	1	0	0										
5 Albert Pujols, R (1,10) OBP: 0.333, SLG: 0.250 13 Kyle Kubitz, L (6,PH) OBP: 0.222, SLG: 0.250	0-0 25 1B BB	0-0 2 1B 1B		0-0 F9		0-3 K		0-0 87 G4-6-3 1B		3	1	2	2	0	0	1										
19 Jefry Marte, R (8,PH) OBP: 0.357, SLG: 0.692	1-2 2H 1B	3-1 1B		0-0 F7		0-0 G3		0-0 G4-6-3		3	0	1	1	0	1	3										
24 C.J. Cron, R (1,3) OBP: 0.250, SLG: 0.467 87 Sherman Johnson, L (6,4) OBP: 0.500, SLG: 0.500	0-3 K	0-0 F7		0-0 2H 2B		0-0 G3		0-0 G4-6-3		2	0	0	0	0	0	3										
25 Daniel Nava, S (1,7) OBP: 0.667, SLG: 0.769 32 Todd Cunningham, S (6,7) OBP: 0.667, SLG: 0.600	0-0 2 1B		0-0 2 1B 12 G4-3 1B	0-0 G3-1		0-0 47 HBP 74 SF9 72 1B 1B		0-0 47 HBP 74 2B 1B		3	1	2	1	0	0	1										
2 Andrelton Simmons, R (1,6) OBP: 0.214, SLG: 0.214 72 Nick Buss, L (6,8) OBP: 0.615, SLG: 0.727	0-0 1-2 3H 1B		0-0 12 G4-3 6 WP 18 S 1B			0-0 F9		0-0 74 SF9 39 HBP 47 G3 1B		3	1	2	1	0	0	0										
18 Geovany Soto, R (1,2) OBP: 0.357, SLG: 0.100 47 Jett Bandy, R (7,2) OBP: 0.500, SLG: 0.375 37 Quintin Berry, L (9,FR) OBP: 0.143, SLG: 0.143	0-0 F8		0-3 K			0-0 G1-3		1-0 39 G3 HBP		3	0	0	0	0	1	4										
12 Johnny Giavotella, R (1,4) OBP: 0.167, SLG: 0.333 74 Roberto Baldoquin, R (6,6) OBP: 0.333, SLG: 0.652		0-0 G6-3	0-0 G4-3			0-0 F9		0-0 SF9		3	0	0	1	0	0	1										
Inning Stats	R: 3 E: 0 K: 1 S: 8	H: 3 LOB: 2 BB: 2 P: 16	R: 2 E: 0 K: 0 S: 6	H: 3 LOB: 1 BB: 0 P: 6	R: 2 E: 0 K: 1 S: 7	H: 2 LOB: 0 BB: 0 P: 8	R: 1 E: 0 K: 1 S: 7	H: 2 LOB: 1 BB: 0 P: 7	R: 0 E: 0 K: 0 S: 3	H: 0 LOB: 0 BB: 0 P: 3	R: 0 E: 0 K: 2 S: 8	H: 0 LOB: 2 BB: 1 P: 12	R: 2 E: 0 K: 0 S: 5	H: 2 LOB: 1 BB: 0 P: 6	R: 0 E: 0 K: 0 S: 3	H: 1 LOB: 0 BB: 0 P: 3	R: 3 E: 0 K: 1 S: 7	H: 3 LOB: 1 BB: 0 P: 8	1B: 12 2B: 3 3B: 1 HR: 0	SF: 1 SAC: 0 DP: 1 HBP: 2	WP: 1 PB: 0 SB: 1 CS: 0	PA: 47				
PITCHER	IP WLS BF H R ER SO BB IBB HBP BLK WP HR S P ERA WHIP	29 Scott Kazmir, L (1,1) ERA: 17.18	76 Jamey Wright, R (2,1) ERA: 7.11	41 Chris Hatcher, R (4,1) ERA: 9.0	46 Mike Bolsinger, R (5,1) ERA: 3.6	43 Luis Avilán, L (8,1) ERA: 0.00	67 Jharel Cotton, R (9,1) ERA: 9.0	IP WLS BF H R ER SO BB IBB HBP BLK WP HR S P ERA WHIP	67 Jharel Cotton, R (9,1) ERA: 9.0	IP WLS BF H R ER SO BB IBB HBP BLK WP HR S P ERA WHIP	67 Jharel Cotton, R (9,1) ERA: 9.0	IP WLS BF H R ER SO BB IBB HBP BLK WP HR S P ERA WHIP	67 Jharel Cotton, R (9,1) ERA: 9.0	IP WLS BF H R ER SO BB IBB HBP BLK WP HR S P ERA WHIP	67 Jharel Cotton, R (9,1) ERA: 9.0	IP WLS BF H R ER SO BB IBB HBP BLK WP HR S P ERA WHIP	67 Jharel Cotton, R (9,1) ERA: 9.0	IP WLS BF H R ER SO BB IBB HBP BLK WP HR S P ERA WHIP	67 Jharel Cotton, R (9,1) ERA: 9.0	IP WLS BF H R ER SO BB IBB HBP BLK WP HR S P ERA WHIP	67 Jharel Cotton, R (9,1) ERA: 9.0	IP WLS BF H R ER SO BB IBB HBP BLK WP HR S P ERA WHIP	67 Jharel Cotton, R (9,1) ERA: 9.0	IP WLS BF H R ER SO BB IBB HBP BLK WP HR S P ERA WHIP	67 Jharel Cotton, R (9,1) ERA: 9.0	IP WLS BF H R ER SO BB IBB HBP BLK WP HR S P ERA WHIP

Los Angeles Dodgers @ Los Angeles Angels
 Tempe Diablo Stadium, Tempe, AZ
 Wed Mar 09 2016, 3:11 PM - 6:54 PM EST
 Att: 6,019 - Sunny - 75 F

AB 41
R 13
H 16
RBI 12
BB 3
SO 6
LOB 20



Batter	1	2	3	4	5	6	7	8	9	AB	R	H	RBI	BB	SO	LOB	TOP			
7 Cliff Pennington, S OBP: 0.300, SLG: 0.278 72 Nick Buss, L OBP: 0.600, SLG: 0.846										2	0	1	0	1	1	0	Los Angeles Angels @ Los Angeles Dodgers Camelback Ranch, Glendale, AZ Fri Mar 11 2016, 3:07 PM - 5:54 PM EST Att: 13,057 - Cloudy - 81 F			
39 Rafael Ortega, L OBP: 0.217, SLG: 0.286										3	0	0	0	1	0	2				
24 C.J. Cron, R OBP: 0.174, SLG: 0.318 22 Kaleb Cowart, S OBP: 0.125, SLG: 0.125										3	1	0	0	0	0	1				
51 Ji Man Choi, L OBP: 0.385, SLG: 0.381 47 Jett Bandy, R OBP: 0.455, SLG: 0.333										2	1	1	0	1	1	0				
18 Geovany Soto, R OBP: 0.353, SLG: 0.385 13 Kyle Kubitzka, L OBP: 0.167, SLG: 0.200										3	1	1	3	0	1	1				
3 Craig Gentry, R OBP: 0.444, SLG: 0.438 80 Gregorio Petit, R										2	0	0	0	0	1	1				
32 Todd Cunningham, S OBP: 0.500, SLG: 0.667										4	1	1	0	0	2	1				
20 Rey Navarro, S OBP: 0.214, SLG: 0.357 19 Jefry Marte, R OBP: 0.438, SLG: 0.800										2	0	0	0	0	0	0				
87 Sherman Johnson, L OBP: 0.400, SLG: 0.375 8 David Fletcher, R OBP: 1.000, SLG: 1.667										2	0	0	0	0	1	0				
										2	1	2	2	0	0	0				
Inning Stats	R: 3 E: 0 K: 1 S: 9	H: 3 LOB: 0 BB: 0 P: 10	R: 0 E: 0 K: 1 S: 5	H: 0 LOB: 0 BB: 0 P: 5	R: 0 E: 0 K: 0 S: 2	H: 0 LOB: 1 BB: 1 P: 6	R: 0 E: 0 K: 0 S: 3	H: 0 LOB: 0 BB: 0 P: 8	R: 0 E: 0 K: 2 S: 7	H: 0 LOB: 0 BB: 0 P: 7	R: 0 E: 0 K: 3 S: 5	H: 0 LOB: 0 BB: 0 P: 9	R: 3 E: 0 K: 2 S: 10	H: 3 LOB: 1 BB: 1 P: 15	R: 2 E: 1 K: 0 S: 6	H: 3 LOB: 1 BB: 0 P: 6	1B: 2 2B: 4 3B: 2 HR: 1	SF: 0 SAC: 1 DP: 1 HBP: 0	WP: 0 PB: 0 SB: 2 CS: 0	PA: 38
PITCHER	IP WLS BF H R ER SO BB IBB HBP BLK WP HR S P ERA WHIP																			
51 Zach Lee, R ERA: 5.4	3.0	12	3	3	3	2	1	0	0	0	0	0	0	0	0	0	9.00	1.333		
74 Kentley Jansen, R ERA: 4.5	1.0	4	0	0	0	0	1	0	0	0	0	0	0	0	0	0	0.00	1.000		
56 J.P. Howell, L ERA: 9.0	1.0	3	0	0	0	2	0	0	0	0	0	0	0	0	0	0	0.00	0.000		
52 Pedro Báez, R ERA: 6.0	1.0	3	0	0	0	1	0	0	0	0	0	0	0	0	0	0	0.00	0.000		
78 Julio Urías, L ERA: 27.0	1.0	7	3	3	3	3	1	0	0	0	0	0	0	0	0	0	27.00	4.000		
67 Louis Coleman, R ERA: 6.0	1.0	3	0	0	0	2	0	0	0	0	0	0	0	0	0	0	0.00	0.000		
79 Jacob Rhame, R ERA: 6.0	1.0	6	3	2	2	0	0	0	0	0	0	0	0	0	0	0	18.00	3.000		

Batter	1	2	3	4	5	6	7	8	9	AB	R	H	RBI	BB	SO	LOB	BOTTOM			
31 Joc Pederson, L OBP: 0.429, SLG: 0.583 21 Trayce Thompson, R OBP: 0.240, SLG: 0.458										1	1	1	0	0	0	0	Los Angeles Angels @ Los Angeles Dodgers Camelback Ranch, Glendale, AZ Fri Mar 11 2016, 3:07 PM - 5:54 PM EST Att: 13,057 - Cloudy - 81 F			
5 Corey Seager, L OBP: 0.231, SLG: 0.308 6 Charlie Culberson, R OBP: 0.487, SLG: 0.867										2	0	1	0	0	0	0				
66 Yasiel Puig, R OBP: 0.357, SLG: 0.455 61 Cody Bellinger, L OBP: 0.615, SLG: 0.545										3	0	1	0	0	0	1				
23 Adrián González, L OBP: 0.273, SLG: 0.500 64 Rico Noel, R OBP: 0.333, SLG: 0.400										3	1	1	1	0	0	1				
42 Austin Barnes, R OBP: 0.500, SLG: 0.750 15 Brandon Hicks, R										3	1	2	1	0	0	0				
83 Rob Segedin, R OBP: 0.350, SLG: 0.778 60 Jack Murphy, S OBP: 0.667, SLG: 0.667										2	1	0	0	1	0	1				
73 Shawn Zarraga, S OBP: 0.600, SLG: 0.667 65 Kyle Farmer, R OBP: 0.250, SLG: 0.250										3	0	2	0	0	0	0				
25 Corey Brown, L OBP: 0.533, SLG: 0.500 48 Elian Herrera, S OBP: 0.308, SLG: 0.308										1	0	0	1	0	0	1				
11 Micah Johnson, L OBP: 0.316, SLG: 0.368 75 Yunesky Maya, R OBP: 0.545, SLG: 0.556										2	0	1	0	0	0	1				
										1	0	0	0	0	0	1				
Inning Stats	R: 1 E: 0 K: 0 S: 4	H: 2 LOB: 0 BB: 0 P: 4	R: 2 E: 0 K: 0 S: 7	H: 2 LOB: 1 BB: 1 P: 14	R: 1 E: 0 K: 0 S: 5	H: 2 LOB: 1 BB: 0 P: 7	R: 0 E: 0 K: 0 S: 4	H: 2 LOB: 0 BB: 0 P: 5	R: 0 E: 0 K: 1 S: 5	H: 1 LOB: 0 BB: 0 P: 5	R: 0 E: 0 K: 0 S: 3	H: 0 LOB: 0 BB: 0 P: 3	R: 0 E: 0 K: 2 S: 7	H: 0 LOB: 0 BB: 0 P: 7	R: 0 E: 0 K: 1 S: 5	H: 0 LOB: 0 BB: 0 P: 5	1B: 6 2B: 3 3B: 0 HR: 2	SF: 1 SAC: 0 DP: 4 HBP: 0	WP: 0 PB: 0 SB: 1 CS: 0	PA: 34
PITCHER	IP WLS BF H R ER SO BB IBB HBP BLK WP HR S P ERA WHIP																			
35 Nick Tropeano, R ERA: 5.79	2.2	12	4	3	3	0	1	0	0	0	0	0	0	0	0	0	10.12	1.875		
48 Jose Alvarez, L ERA: 8.1	1.1	7	4	1	1	0	0	0	0	0	0	0	0	0	0	0	6.75	3.000		
46 Cory Rasmus, R ERA:	2.0	6	1	0	0	1	0	0	0	0	0	0	0	0	0	0	0.00	0.500		
71 Greg Mahle, L ERA: 4.5	1.0	W	3	1	0	0	0	0	0	0	0	0	0	0	0	0	0.00	1.000		
75 Yunesky Maya, R ERA:	2.0	S	6	0	0	0	3	0	0	0	0	0	0	0	0	0	0.00	0.000		

Batter	1	2	3	4	5	6	7	8	9	AB	R	H	RBI	BB	SO	LOB	TOP																				
31 Joc Pederson, L (1,8) OBP: 0.333, SLG: 0.421 60 Jack Murphy, S (6,2) OBP: 0.667, SLG: 0.500										4	0	1	2	0	1	0	Los Angeles Dodgers @ Colorado Rockies Salt River Fields at Talking Stick, Scottsdale, AZ Sun Mar 13 2016, 4:12 PM - 7:04 PM EDT Att: 11,842 - Sunny - 68 F livebaseballscorecards.com																				
26 Chase Utley, L (1,4) OBP: 0.388, SLG: 0.500 25 Corey Brown, L (5,7) OBP: 0.500, SLG: 0.417										3	0	1	0	0	1	2																					
16 Andre Ethier, L (1,7) OBP: 0.500, SLG: 0.563 11 Micah Johnson, L (5,4) OBP: 0.304, SLG: 0.348										2	1	1	0	1	0	0																					
33 Scott Van Slyke, R (1,9) OBP: 0.500, SLG: 0.909 21 Trayce Thompson, R (6,9) OBP: 0.233, SLG: 0.414										3	1	1	1	0	1	3																					
14 Enrique Hernández, R (1,6) OBP: 0.174, SLG: 0.250 48 Elián Herrera, S (7,5) OBP: 0.316, SLG: 0.474										3	1	0	0	1	1	2																					
17 A.J. Ellis, R (1,2) OBP: 0.333, SLG: 0.444 64 Rico Noel, R (6,8) OBP: 0.438, SLG: 0.462										2	2	1	1	0	0	0																					
61 Cody Bellinger, L (1,3) OBP: 0.000, SLG: 0.625 83 Rob Segedin, R (7,PH) OBP: 0.346, SLG: 0.792										2	1	2	2	1	0	0																					
6 Charlie Culberson, R (1,5) OBP: 0.364, SLG: 0.619 15 Brandon Hicks, R (7,6) OBP: 0.267, SLG: 0.083										3	0	0	0	0	2	4																					
22 Clayton Kershaw, L (1,1) 63 Yimi García, R (6,1) 36 Adam Liberatore, L (7,1) 7 Alex Guerrero, R (8,PH) 67 Jharel Cotton, R (8,1) 76 Matt West, R (9,1)										2	0	0	0	1	1	2																					
Inning Stats	R: 0 E: 0 K: 2 S: 8	H: 0 LOB: 0 BB: 0 P: 11	R: 3 E: 0 K: 1 S: 19	H: 4 LOB: 2 BB: 1 P: 33	R: 3 E: 0 K: 2 S: 13	H: 2 LOB: 1 BB: 1 P: 28	R: 0 E: 0 K: 1 S: 9	H: 1 LOB: 2 BB: 1 P: 14	R: 0 E: 0 K: 0 S: 7	H: 0 LOB: 1 BB: 1 P: 13	R: 0 E: 0 K: 1 S: 6	H: 0 LOB: 0 BB: 0 P: 9	R: 0 E: 0 K: 3 S: 14	H: 1 LOB: 1 BB: 0 P: 19	R: 0 E: 0 K: 2 S: 11	H: 1 LOB: 1 BB: 0 P: 17		R: 0 E: 0 K: 1 S: 11	H: 1 LOB: 0 BB: 0 P: 17	1B: 6 2B: 2 3B: 1 HR: 1	SF: 0 SAC: 1 DP: 0 HBP: 0	WP: 0 PB: 0 SB: 0 CS: 0	PA: 42														
PITCHER	IP	WLS	BF	H	R	ER	SO	BB	IBB	HBP	BLK	WP	HR	S	P	ERA	WHIP	PITCHER	IP	WLS	BF	H	R	ER	SO	BB	IBB	HBP	BLK	WP	HR	S	P	ERA	WHIP		
24 Jordan Lyles, R (1,1) ERA: 9.09	2.1	L	13	5	4	4	3	1	0	0	0	0	1	32	55	15.43	2.571																				
60 Justin Miller, R (3,1) ERA: 4.91	0.2		5	1	2	2	2	1	0	0	0	0	0	8	17	27.00	3.000																				
78 Shane Bieber, R (4,1) ERA: 7.94	2.0		9	1	0	0	1	2	0	0	0	0	0	16	27	0.00	1.500																				
71 Antonio Senzatele, R (6,1) ERA:	2.0		7	1	0	0	4	0	0	0	0	0	0	20	28	0.00	0.500																				
86 Germán Márquez, R (8,1) ERA:	2.0		8	2	0	0	3	0	0	0	0	0	0	22	34	0.00	1.000																				

Batter	1	2	3	4	5	6	7	8	9	AB	R	H	RBI	BB	SO	LOB	BOTTOM																					
19 Charlie Blackmon, L (1,8) OBP: 0.435, SLG: 0.333 68 Raimel Tapia, L (7,8) OBP: 0.400, SLG: 0.379										3	0	1	0	0	1	0	Los Angeles Dodgers @ Colorado Rockies Salt River Fields at Talking Stick, Scottsdale, AZ Sun Mar 13 2016, 4:12 PM - 7:04 PM EDT Att: 11,842 - Sunny - 68 F livebaseballscorecards.com																					
6 Ryan Raburn, R (1,10) OBP: 0.333, SLG: 0.143 75 Noel Cuevas, R (8,PH) OBP: 0.667, SLG: 0.833										2	0	0	0	1	0	1																						
28 Nolan Arenado, R (1,5) OBP: 0.565, SLG: 0.905 Juan Ciriaco, R (6,PR) (7,5)										3	0	2	0	0	0	1																						
5 Carlos González, L (1,9) OBP: 0.348, SLG: 0.636 16 Kyle Parker, R (7,9) OBP: 0.355, SLG: 0.375										3	0	0	0	0	1	3																						
12 Mark Reynolds, R (1,3) OBP: 0.400, SLG: 0.667 72 Ryan Casteel, R (7,3) OBP: 0.214, SLG: 0.154										2	0	0	0	0	1	1																						
8 Gerardo Parra, L (1,7) OBP: 0.318, SLG: 0.250 80 Mike Tauchman, L (7,7) OBP: 0.333, SLG: 0.375										2	0	0	0	0	1	0																						
9 DJ LeMahieu, R (1,4) OBP: 0.348, SLG: 0.455 Max George, R (7,4)										2	0	0	0	0	0	0																						
4 Nick Hundley, R (1,2) OBP: 0.188, SLG: 0.200 14 Tony Wolters, L (6,2) OBP: 0.545, SLG: 0.900										2	0	0	0	0	0	0																						
18 Cristhian Adames, S (1,6) OBP: 0.250, SLG: 0.474 43 Rafael Ynoa, S (7,6) OBP: 0.351, SLG: 0.294										2	0	0	0	0	0	1																						
Inning Stats	R: 0 E: 0 K: 0 S: 9	H: 2 LOB: 1 BB: 0 P: 15	R: 0 E: 0 K: 1 S: 6	H: 0 LOB: 0 BB: 0 P: 6	R: 0 E: 0 K: 1 S: 7	H: 0 LOB: 0 BB: 0 P: 11	R: 0 E: 0 K: 1 S: 7	H: 0 LOB: 1 BB: 1 P: 16	R: 0 E: 0 K: 0 S: 8	H: 0 LOB: 1 BB: 0 P: 13	R: 0 E: 0 K: 1 S: 10	H: 1 LOB: 1 BB: 0 P: 16	R: 0 E: 0 K: 1 S: 7	H: 0 LOB: 0 BB: 0 P: 11	R: 3 E: 0 K: 2 S: 13	H: 4 LOB: 1 BB: 0 P: 20		R: 1 E: 1 K: 2 S: 21	H: 1 LOB: 1 BB: 0 P: 30	1B: 5 2B: 2 3B: 0 HR: 1	SF: 0 SAC: 0 DP: 0 HBP: 0	WP: 1 PB: 0 SB: 0 CS: 0	PA: 37															
PITCHER	IP	WLS	BF	H	R	ER	SO	BB	IBB	HBP	BLK	WP	HR	S	P	ERA	WHIP	PITCHER	IP	WLS	BF	H	R	ER	SO	BB	IBB	HBP	BLK	WP	HR	S	P	ERA	WHIP			
22 Clayton Kershaw, L (1,1) ERA: 0.9	5.0	W	18	2	0	0	3	1	0	0	0	0	0	10	16	0.00	1.000																					
63 Yimi García, R (6,1) ERA:	1.0		4	1	0	0	1	0	0	0	0	0	0	7	11	0.00	0.000																					
36 Adam Liberatore, L (7,1) ERA: 4.5	1.0		3	0	0	0	1	0	0	0	0	0	0	7	11	0.00	0.000																					
67 Jharel Cotton, R (8,1) ERA: 13.5	1.0		7	4	3	3	2	0	0	0	0	0	0	13	20	27.00	4.000																					
76 Matt West, R (9,1) ERA: 4.5	1.0	S	5	1	1	1	2	0	0	0	0	0	1	21	30	9.00	1.000																					



Batter	1	2	3	4	5	6	7	8	9	AB	R	H	RBI	BB	SO	LOB	TOP					
14 Enrique Hernández, R (1.6) OBP: 0.192, SLG: 0.391 6 Charlie Culberson, R (7.6) OBP: 0.369, SLG: 0.520	0-0 G6-3		1-2 HR		0-3 K			0-0 G5-3		3	1	1	1	0	1	1	Los Angeles Dodgers @ Chicago White Sox Camelback Ranch, Glendale, AZ Tue Mar 15 2016, 4:09 PM - 7:04 PM EDT Att: 6,711 - Sunny - 82 F livebaseballscorecards.com					
47 Howie Kendrick, R (1.10) OBP: 0.375, SLG: 0.167 11 Micah Johnson, L (6, FR) OBP: 0.357, SLG: 0.393 (6, 10)	0-0 G6-3		0-0 G5-3			1-0 G4-6-3 HBP		0-0 G1-3		2	0	0	0	0	0	0						
23 Adrián González, L (1.3) OBP: 0.260, SLG: 0.388 21 Trayce Thompson, R (6, 9) OBP: 0.265, SLG: 0.500	0-0 G3		0-0 G6-3			0-0 G4-6-3 1-2		0-0 G5-3		3	0	0	0	0	0	1						
33 Scott Van Slyke, R (1.9) OBP: 0.517, SLG: 0.875 83 Rob Segedin, R (6, 3) OBP: 0.345, SLG: 0.852		4-0 16 HR BB		0-0 1B		0-0 G5-3		0-1 HR		2	1	1	0	1	0	1						
16 Andre Ethier, L (1.7) OBP: 0.478, SLG: 0.684 25 Corey Brown, L (7.7) OBP: 0.500, SLG: 0.429	0-0 1-H HR			0-3 SAFE 1-2	0-3 K			0-0 G5-3	0-0 73 G1-6-3 1B	3	1	1	2	0	1	1						
26 Chase Utley, L (1.5) OBP: 0.316, SLG: 0.429 15 Brandon Hicks, R (7.5) OBP: 0.235, SLG: 0.071	0-0 G1-3			0-3 K				0-3 K	0-3 K	3	0	0	0	0	2	0						
17 A.J. Ellis, R (1.2) OBP: 0.381, SLG: 0.538 73 Shawn Zarraga, S (7.2) OBP: 0.500, SLG: 0.538	0-0 F9				0-0 G4-3			0-0 F7	0-0 G1-6-3 1-2	3	0	0	0	0	0	0						
31 Joc Pederson, L (1.8) OBP: 0.375, SLG: 0.500 64 Rico Noel, R (8.8) OBP: 0.368, SLG: 0.375	0-3 K				0-0 42 S 2B			0-0 42 HR 1B		3	1	2	0	0	1	0						
42 Austin Barnes, R (1.4) OBP: 0.483, SLG: 0.875			0-0 F9		0-0 K			1-2 1-H HR		3	1	1	2	0	1	1						
Inning Stats	R: 0 E: 0 K: 0 S: 3	H: 0 LOB: 0 BB: 0 P: 3	R: 2 E: 0 K: 1 S: 6	H: 1 LOB: 0 BB: 1 P: 10	R: 1 E: 0 K: 0 S: 6	H: 1 LOB: 0 BB: 0 P: 7	R: 0 E: 0 K: 2 S: 7	H: 1 LOB: 0 BB: 0 P: 7	R: 0 E: 0 K: 2 S: 8	H: 0 LOB: 1 BB: 0 P: 9	R: 0 E: 0 K: 1 S: 5	H: 0 LOB: 0 BB: 0 P: 5	R: 2 E: 0 K: 0 S: 7	H: 2 LOB: 0 BB: 0 P: 8	R: 1 E: 0 K: 1 S: 7	H: 2 LOB: 0 BB: 0 P: 7		1B: 3 2B: 1 3B: 0 HR: 4	SF: 0 SAC: 0 DP: 2 HBP: 1	WP: 0 PB: 0 SB: 1 CS: 1	PA: 34	
PITCHER	IP WLS BF H R ER SO BB IBB HBP BLK WP HR S P ERA WHIP	4.0 15 3 3 3 3 1 0 0 0 0 0 2 22 27 6.75 1.000	5.1 4 1 0 0 2 0 0 0 0 0 0 0 8 9 0.00 1.000	6.1 3 0 0 0 0 0 0 0 0 0 0 0 2 3 0.00 0.000	7.1 3 0 0 0 1 0 0 0 0 0 0 0 5 5 0.00 0.000	8.1 B 5 2 2 2 0 0 0 0 0 0 1 7 8 18.00 2.000	PITCHER	IP WLS BF H R ER SO BB IBB HBP BLK WP HR S P ERA WHIP	1.0 W 4 2 1 1 1 0 0 0 0 0 0 1 7 7 9.00 2.000	62 Jose Quintana, L (1.1) ERA: 5.4	34 Matt Albers, R (5.1) ERA:	30 David Robertson, R (6.1) ERA:	33 Zach Duke, L (7.1) ERA:	43 Dan Jennings, L (8.1) ERA: 8.31	52 Jake Petricka, R (9.1) ERA: 3.0							
Batter	1	2	3	4	5	6	7	8	9	AB	R	H	RBI	BB	SO	LOB	BOTTOM					
1 Adam Eaton, L (1.10) OBP: 0.385, SLG: 0.577 41 Jerry Sands, R (6, FH) OBP: 0.208, SLG: 0.364 (7, 10)	0-0 E5 7 CS		0-0 G6-3	0-0 1-2 3-H 1B		0-0 1B		0-0 F8		3	0	1	1	0	0	0	Los Angeles Dodgers @ Chicago White Sox Camelback Ranch, Glendale, AZ Tue Mar 15 2016, 4:09 PM - 7:04 PM EDT Att: 6,711 - Sunny - 82 F livebaseballscorecards.com					
7 Jimmy Rollins, S (1.6) OBP: 0.320, SLG: 0.565 84 Tim Anderson, R (6.6) OBP: 0.125, SLG: 0.125	1-1 F8		0-3 K	0-3 K		0-0 P3		0-0 G4-3		3	0	0	0	0	2	3						
79 José Abreu, R (1.3) OBP: 0.483, SLG: 0.786 64 Travis Ishikawa, L (6, 3) OBP: 0.474, SLG: 0.471 86 Jacob May, S (9, FR) OBP: 0.273, SLG: 0.524	0-0 1B		0-0 2B		0-0 F9			0-0 22 HR 1B	0-0 22 HR 2B	3	0	2	0	0	0	0						
21 Todd Frazier, R (1.5) OBP: 0.296, SLG: 0.542 22 Matt Davidson, R (6.5) OBP: 0.476, SLG: 1.045	0-0 P6		0-3 K		0-0 F9		1-1 1-H HR		2-2 2-H HR	3	0	0	0	0	1	2						
53 Melky Cabrera, S (1.7) OBP: 0.200, SLG: 0.130 32 Steve Lombardozzi, S (6.7) OBP: 0.353, SLG: 0.700	0-0 F8			0-0 P5		0-0 F7		0-0 G1-3		3	0	0	0	0	0	0						
15 Brett Lawrie, R (1.4) OBP: 0.385, SLG: 0.636 5 Yolmer Sánchez, S (7.4) OBP: 0.393, SLG: 0.600	0-0 10 FC5-2 3B			0-0 E3 20 1B		0-3 K		0-0 G6-3		3	1	1	0	0	1	0						
10 Austin Jackson, R (1.8) OBP: 0.238, SLG: 0.381	0-0 FC5-2 3B			0-2 K		0-0 E5 29 G4-3 20 E		0-0 F7		3	1	0	0	0	1	2						
28 Leury García, S (7.8) OBP: 0.238, SLG: 0.381	0-0 3-H BB			0-0 K		1-0 G4-3 29 S		0-0 F7		1	0	0	0	0	0	0						
31 Alex Avila, L (1.2) OBP: 0.214, SLG: 0.154	0-0 BB			4-0 20 1B 1 1B BB		1-0 G4-3		0-0 F8		0	1	0	0	2	0	0						
20 JB Shuck, L (1.9) OBP: 0.308, SLG: 0.320 82 Jason Coats, R (7.9) OBP: 0.217, SLG: 0.696	0-0 P4			0-0 1B		0-0 E4 41 1B		1-0 HR		3	0	1	1	0	0	2						
Inning Stats	R: 0 E: 1 K: 0 S: 5	H: 1 LOB: 1 BB: 0 P: 6	R: 0 E: 0 K: 0 S: 4	H: 1 LOB: 2 BB: 1 P: 8	R: 0 E: 0 K: 2 S: 8	H: 1 LOB: 1 BB: 0 P: 8	R: 2 E: 1 K: 2 S: 9	H: 2 LOB: 2 BB: 1 P: 13	R: 0 E: 0 K: 0 S: 3	H: 0 LOB: 0 BB: 0 P: 3	R: 1 E: 2 K: 1 S: 8	H: 1 LOB: 2 BB: 0 P: 9	R: 2 E: 0 K: 0 S: 6	H: 2 LOB: 0 BB: 0 P: 7	R: 1 E: 0 K: 0 S: 4	H: 1 LOB: 1 BB: 0 P: 5	R: 2 E: 0 K: 0 S: 4	H: 2 LOB: 1 BB: 0 P: 6	1B: 5 2B: 2 3B: 1 HR: 3	SF: 0 SAC: 0 DP: 0 HBP: 0	WP: 0 PB: 0 SB: 1 CS: 1	PA: 40
PITCHER	IP WLS BF H R ER SO BB IBB HBP BLK WP HR S P ERA WHIP	3.2 18 4 2 0 3 2 0 0 0 0 0 0 4 4 0.00 3.000	4.1 H 2 1 0 0 1 0 0 0 0 0 0 3 3 0.00 0.000	5.1 H 3 0 0 0 0 0 0 0 0 0 0 7 8 0.00 1.500	6.1 B 5 1 1 0 1 0 0 0 0 0 0 1 1 0.00 0.000	7.1 L 2 2 2 2 0 0 0 0 0 0 1 4 6 * *	95 Julian Leon, R (7.1) ERA:	76 Jamey Wright, R (9.1) ERA: 16.2														

Batter	1	2	3	4	5	6	7	8	9	AB	R	H	RBI	BB	SO	LOB	TOP					
19 Charlie Blackmon, L (1.8) OBP: 0.414, SLG: 0.304 68 Raimel Tapia, L (6.8) OBP: 0.355, SLG: 0.520	F8		4-0 BB		L9		G5-3			2	0	0	0	1	0	1	Colorado Rockies @ Los Angeles Dodgers Camelback Ranch, Glendale, AZ Wed Mar 16 2016, 4:06 PM - 6:55 PM EDT Att: 7,855 - Sunny - 85 F					
18 Christian Adams, S (1.6) OBP: 0.259, SLG: 0.445 97 Zach Osborne, R (7.4)	G5-3		F9		G3			G4-3		3	0	0	0	0	0	3						
8 Gerardo Parra, L (1.7) OBP: 0.357, SLG: 0.320 80 Mike Tauchman, L (6.7) OBP: 0.300, SLG: 0.333	G4-3			2B	G4-3			K		3	1	1	0	0	0	0						
28 Nolan Arenado, R (1.5) OBP: 0.586, SLG: 0.926 Alex Castellanos, R (6.5)		F9		16 CS 1B	G4-3			G5-3		3	0	2	1	0	0	0						
10 Ben Paulsen, L (1.3) OBP: 0.333, SLG: 0.304 72 Ryan Casteel, R (7.3) OBP: 0.176, SLG: 0.125	K		F8		F8			F9		3	0	1	1	0	1	1						
4 Nick Hundley, R (1.2) OBP: 0.182, SLG: 0.190 13 Dustin Garneau, R (6.2) OBP: 0.400, SLG: 0.182	G6-3		F8		F8			K		3	0	0	0	0	0	3						
16 Kyle Parker, R (1.10) OBP: 0.239, SLG: 0.300 20 Jackson Williams, R (6.10)			G4-3	CS	K			F8		2	0	0	0	0	1	0						
14 Tony Wolters, L (1.4) OBP: 0.500, SLG: 0.846 90 Pat Valaika, R (7.6)			G4-3		75 E 2B			F7		3	1	1	0	0	0	0						
75 Noel Cuevas, R (1.9) OBP: 0.667, SLG: 0.778 92 Drew Weeks, R (5.9)					E5			G6-3		2	0	2	0	0	0	0						
			19 BB 1B		2H 1B					1	0	0	0	0	0	0						
Inning Stats	R: 0 E: 0 K: 0 S: 3	H: 0 LOB: 0 BB: 0 P: 4	R: 0 E: 0 K: 1 S: 5	H: 0 LOB: 0 BB: 0 P: 5	R: 0 E: 0 K: 0 S: 4	H: 1 LOB: 2 BB: 1 P: 8	R: 1 E: 0 K: 0 S: 4	H: 2 LOB: 0 BB: 0 P: 5	R: 1 E: 1 K: 1 S: 7	H: 2 LOB: 1 BB: 0 P: 7	R: 1 E: 0 K: 0 S: 5	H: 2 LOB: 2 BB: 0 P: 5	R: 0 E: 0 K: 0 S: 3	H: 0 LOB: 0 BB: 0 P: 3	R: 0 E: 0 K: 1 S: 5	H: 0 LOB: 0 BB: 0 P: 5	R: 0 E: 0 K: 2 S: 7	H: 0 LOB: 0 BB: 0 P: 7	1B: 4 2B: 3 3B: 0 HR: 0	SF: 0 SAC: 0 DP: 0 HBP: 0	WP: 0 PB: 0 SB: 0 CS: 1	PA: 35
PITCHER	IP WLS BF H R ER SO BB IBB HBP BLK WP HR S P ERA WHIP	IP WLS BF H R ER SO BB IBB HBP BLK WP HR S P ERA WHIP	IP WLS BF H R ER SO BB IBB HBP BLK WP HR S P ERA WHIP	IP WLS BF H R ER SO BB IBB HBP BLK WP HR S P ERA WHIP	IP WLS BF H R ER SO BB IBB HBP BLK WP HR S P ERA WHIP	IP WLS BF H R ER SO BB IBB HBP BLK WP HR S P ERA WHIP	IP WLS BF H R ER SO BB IBB HBP BLK WP HR S P ERA WHIP	IP WLS BF H R ER SO BB IBB HBP BLK WP HR S P ERA WHIP	IP WLS BF H R ER SO BB IBB HBP BLK WP HR S P ERA WHIP	51 Zach Lee, R (1.1) ERA: 4.5	3.0 13 3 0 1 1 0 0 0 0 0 0 14 19 3.00 1.333	58 Ian Thomas, L (9.1) ERA:	1.0 3 0 0 0 2 0 0 0 0 0 0 7 7 0.00 0.000									

Batter	1	2	3	4	5	6	7	8	9	AB	R	H	RBI	BB	SO	LOB	BOTTOM			
16 Andre Ethier, L (1.7) OBP: 0.500, SLG: 0.667 64 Rico Noel, R (7.7) OBP: 0.381, SLG: 0.353	10 BB 26 G4-3				F8			E6		2	1	1	0	1	0	0	Colorado Rockies @ Los Angeles Dodgers Camelback Ranch, Glendale, AZ Wed Mar 16 2016, 4:06 PM - 6:55 PM EDT Att: 7,855 - Sunny - 85 F			
47 Howie Kendrick, R (1.10) OBP: 0.250, SLG: 0.100 83 Rob Segedin, R (7.7, PR) OBP: 0.333, SLG: 0.821	K		L9		G1-3		47 FC6-4 BB	P3		4	0	0	0	0	1	4				
10 Justin Turner, R (1.5) OBP: 0.600, SLG: 1.000 15 Brandon Hicks, R (6.5) OBP: 0.222, SLG: 0.071	26 G4-3 2B		P4		G4-3		1-2 2-3 SF7	SF7		3	0	1	0	0	0	1				
26 Chase Utley, L (1.4) OBP: 0.320, SLG: 0.458 11 Micah Johnson, L (7.4) OBP: 0.345, SLG: 0.379	G4-3			K			73 BB 1B	G3		3	1	1	1	0	1	1				
66 Yasiel Puig, R (1.9) OBP: 0.273, SLG: 0.474 25 Corey Brown, L (6.9) OBP: 0.455, SLG: 0.375	G6-3			HR				P6		2	0	0	0	0	1	1				
9 Yasmani Grandal, S (1.2) OBP: 0.455, SLG: 0.600 73 Shawn Zarraga, S (5.2) OBP: 0.563, SLG: 0.600			33 FC6-4 1B		31 BB 1B		61 WP 1B	21 BB 1B		1	0	1	0	1	0	0				
33 Scott Van Slyke, R (1.3) OBP: 0.484, SLG: 0.808 61 Cody Bellinger, L (6.7, PH) OBP: 0.565, SLG: 0.556			FC6-4 31 G4-6-3		L7			F9		2	0	0	0	0	2	2				
31 Joc Pederson, L (1.8) OBP: 0.370, SLG: 0.480 21 Trayce Thompson, R (7.8) OBP: 0.286, SLG: 0.550			G4-6-3							3	0	1	0	0	1	2				
48 Elian Herrera, S (1.6) OBP: 0.292, SLG: 0.417					1B			48 BB 1B 64 WP BB		0	1	0	0	1	0	0				
			G6-3		G4-3			E4 47 FC6-4 15 SF7 64 WP		4	2	1	1	0	0	2				
Inning Stats	R: 1 E: 0 K: 1 S: 6	H: 1 LOB: 1 BB: 1 P: 10	R: 0 E: 0 K: 0 S: 3	H: 1 LOB: 0 BB: 0 P: 3	R: 0 E: 0 K: 0 S: 4	H: 1 LOB: 1 BB: 0 P: 4	R: 1 E: 0 K: 1 S: 8	H: 2 LOB: 2 BB: 1 P: 14	R: 0 E: 0 K: 0 S: 3	H: 0 LOB: 0 BB: 0 P: 3	R: 1 E: 1 K: 3 S: 11	H: 2 LOB: 1 BB: 0 P: 12	R: 1 E: 1 K: 0 S: 4	H: 0 LOB: 2 BB: 1 P: 8	R: 3 E: 1 K: 0 S: 6	H: 2 LOB: 1 BB: 1 P: 11	1B: 6 2B: 2 3B: 0 HR: 1	SF: 1 SAC: 0 DP: 1 HBP: 0	WP: 4 PB: 0 SB: 0 CS: 0	PA: 38
PITCHER	IP WLS BF H R ER SO BB IBB HBP BLK WP HR S P ERA WHIP	IP WLS BF H R ER SO BB IBB HBP BLK WP HR S P ERA WHIP	IP WLS BF H R ER SO BB IBB HBP BLK WP HR S P ERA WHIP	IP WLS BF H R ER SO BB IBB HBP BLK WP HR S P ERA WHIP	IP WLS BF H R ER SO BB IBB HBP BLK WP HR S P ERA WHIP	IP WLS BF H R ER SO BB IBB HBP BLK WP HR S P ERA WHIP	IP WLS BF H R ER SO BB IBB HBP BLK WP HR S P ERA WHIP	IP WLS BF H R ER SO BB IBB HBP BLK WP HR S P ERA WHIP	IP WLS BF H R ER SO BB IBB HBP BLK WP HR S P ERA WHIP	35 Chad Bettis, R (1.1) ERA: 2.97	4.0 18 5 2 2 2 2 0 0 0 0 1 21 31 4.50 1.750	36 Christian Bergman, R (5.1) ERA: 1.29	3.0 13 2 2 1 3 1 0 0 0 2 0 18 23 3.00 1.000							

AB	33
R	3
H	7
RBI	2
BB	1
SO	5
LOB	10

AB	33
R	7
H	9
RBI	5
BB	4
SO	5
LOB	19



Batter	1	2	3	4	5	6	7	8	9	AB	R	H	RBI	BB	SO	LOB	TOP			
3 Carl Crawford, L (1.7) OBP: 0.130, SLG: 0.227 48 Elian Herrera, S (6.4) OBP: 0.226, SLG: 0.323	F9		G1-3			G6-3		F9		3	0	0	0	0	0	0	Los Angeles Dodgers @ Milwaukee Brewers Maryvale Baseball Park, Phoenix, AZ Sun Mar 20 2016, 4:07 PM - 6:45 PM EDT Att: 6,139 - Partly Cloudy - 84 F			
26 Chase Utley, L (1.4) OBP: 0.323, SLG: 0.467 91 Alex Verdugo, L (6.7) (7.8)	G1-3			L9				G4-3		3	0	1	0	0	0	0				
9 Yasmani Grandal, S (1.2) OBP: 0.438, SLG: 0.733 42 Austin Barnes, R (7.2) OBP: 0.410, SLG: 0.656	FC6-4 1B			G4-3		P5			F9	3	0	1	0	0	0	1				
7 Alex Guerrero, R (1.5) OBP: 0.263, SLG: 0.632 88 Mike Ahmed, R (7.5) (7.5)	FC6-4 1-2			F9					F7	3	0	1	0	0	0	0				
21 Trayce Thompson, R (1.8) OBP: 0.239, SLG: 0.419 92 Kyle Garlick, R (7.7) OBP: 1.000, SLG: 1.000		F8		G4-3		G4-3				3	0	0	0	0	1	1				
83 Rob Segedin, R (1.3) OBP: 0.285, SLG: 0.667		G4-3		G6-3						4	0	1	0	0	0	1				
6 Charlie Culberson, R (1.6) OBP: 0.290, SLG: 0.567		G6-3								3	1	1	1	0	0	2				
64 Rico Noel, R (1.9) OBP: 0.367, SLG: 0.320										3	0	1	0	0	1	0				
29 Scott Kazmir, L (1.1) 55 Joe Blanton, R (5.1) 96 Matt Jones, L (8. PH) 36 Adam Liberatore, L (8.1) 76 Matt West, R (8.1)				G6-3						1	0	0	0	0	0	1				
Inning Stats	R: 0 E: 0 K: 0 S: 4	H: 1 LOB: 1 BB: 0 P: 4	R: 0 E: 0 K: 0 S: 3	H: 0 LOB: 0 BB: 0 P: 3	R: 0 E: 0 K: 0 S: 4	H: 1 LOB: 0 BB: 0 P: 4	R: 0 E: 0 K: 0 S: 3	H: 0 LOB: 0 BB: 0 P: 3	R: 1 E: 0 K: 1 S: 8	H: 1 LOB: 0 BB: 0 P: 9	R: 0 E: 0 K: 1 S: 6	H: 2 LOB: 2 BB: 0 P: 6	R: 0 E: 0 K: 0 S: 3	H: 0 LOB: 1 BB: 1 P: 7	R: 0 E: 0 K: 0 S: 4	H: 1 LOB: 1 BB: 0 P: 4		1B: 5 2B: 1 3B: 0 HR: 1	SF: 0 SAC: 0 DP: 1 HBP: 0	WP: 0 PB: 0 SB: 0 CS: 1
PITCHER	IP WLS BF H R ER SO BB IBB HBP BLK WP HR S P ERA WHIP																			
52 Jimmy Nelson, R (1.1) ERA: 1.8	6.0 W 21 4 1 1 1 0 0 0 0 0 1 26 27 1.50 0.667																			
54 Michael Blazek, R (7.1) ERA: 14.21	2.0 H 8 2 0 0 1 1 0 0 0 0 0 9 13 0.00 1.500																			
48 Blaine Boyer, R (9.1) ERA: 4.26	1.0 S 4 1 0 0 0 0 0 0 0 0 0 4 4 0.00 1.000																			

Batter	1	2	3	4	5	6	7	8	9	AB	R	H	RBI	BB	SO	LOB	BOTTOM			
7 Colin Walsh, S (1.5) OBP: 0.444, SLG: 0.393										4	2	4	1	0	0	0	Los Angeles Dodgers @ Milwaukee Brewers Maryvale Baseball Park, Phoenix, AZ Sun Mar 20 2016, 4:07 PM - 6:45 PM EDT Att: 6,139 - Partly Cloudy - 84 F			
20 Jonathan Lucroy, R (1.2) OBP: 0.429, SLG: 0.531 65 Josmil Pinto, R (7.2) OBP: 0.417, SLG: 0.333	FC5 1B	FC5-4 1B								3	0	0	0	0	0	3				
8 Ryan Braun, R (1.7) OBP: 0.714, SLG: 0.800 10 Kirk Nieuwenhuis, L (6.7) OBP: 0.294, SLG: 0.438	FC6-4 1B									2	0	1	1	1	1	1				
16 Domingo Santana, R (1.9) OBP: 0.615, SLG: 0.857 18 Ramón Flores, L (6.9) OBP: 0.344, SLG: 0.345	FC6-4 1-2 2-3									3	0	1	1	0	1	3				
15 Will Middlebrooks, R (1.3) OBP: 0.226, SLG: 0.290 35 Shane Peterson, L (6.3) OBP: 0.250, SLG: 0.250	K									3	0	0	0	0	1	4				
79 Rymer Lirio, R (1.8) OBP: 0.285, SLG: 0.250 Jose Cuas, R (8. PR) 23 Keon Broxton, R (9.8) OBP: 0.531, SLG: 0.391	F9									3	0	0	0	0	2	3				
14 Hernán Pérez, R (1.4) OBP: 0.349, SLG: 0.538 90 Nate Orf, R (7.4) OBP: 0.333, SLG: 0.500										3	0	1	0	0	1	0				
29 Yadiel Rivera, R (1.6) OBP: 0.367, SLG: 0.759 41 Jake Elmore, R (7.6) OBP: 0.400, SLG: 0.200		FC6-4 1B								3	1	1	0	0	0	1				
52 Jimmy Nelson, R (1.1) 7 Alex Presley, L (6. PH) 54 Michael Blazek, R (7.1) 48 Blaine Boyer, R (9.1)		SH1-4 1B								1	0	0	0	0	1	0				
Inning Stats	R: 1 E: 1 K: 1 S: 8	H: 2 LOB: 2 BB: 0 P: 8	R: 1 E: 0 K: 0 S: 5	H: 2 LOB: 1 BB: 0 P: 5	R: 0 E: 0 K: 2 S: 7	H: 0 LOB: 1 BB: 1 P: 11	R: 0 E: 0 K: 1 S: 5	H: 0 LOB: 0 BB: 0 P: 5	R: 1 E: 0 K: 1 S: 7	H: 2 LOB: 1 BB: 0 P: 7	R: 0 E: 0 K: 2 S: 8	H: 1 LOB: 1 BB: 0 P: 8	R: 0 E: 0 K: 0 S: 4	H: 2 LOB: 1 BB: 0 P: 4	R: 0 E: 0 K: 1 S: 4	H: 0 LOB: 1 BB: 0 P: 6		1B: 8 2B: 1 3B: 0 HR: 0	SF: 0 SAC: 1 DP: 1 HBP: 1	WP: 0 PB: 0 SB: 0 CS: 0
PITCHER	IP WLS BF H R ER SO BB IBB HBP BLK WP HR S P ERA WHIP																			
29 Scott Kazmir, L (1.1) ERA: 9.39	4.0 L 18 4 2 1 1 4 0 0 0 0 0 0 19 19 3.00 1.667																			
55 Joe Blanton, R (5.1) ERA: 1.95	3.0 13 5 1 1 3 0 0 0 0 0 0 0 19 19 3.00 1.667																			
36 Adam Liberatore, L (8.1) ERA: 2.84	0.1 1 0 0 0 1 0 0 0 0 0 0 0 3 3 0.00 0.000																			
76 Matt West, R (8.1) ERA: 3.0	0.2 2 0 0 0 0 0 0 0 1 0 0 0 1 3 0.00 0.000																			

Batter	1	2	3	4	5	6	7	8	9	AB	R	H	RBI	BB	SO	LOB	TOP	
24 Jon Jay, L (1,8) 16 Travis Jankowski, L (5,8) 15 Cory Spangenberg, L (1,4) 8 Jennie Weeks, S (6,4) 27 Matt Kemo, R (1,9) 49 Josh Martin, R (5,1) 61 Luis Perdomo, R (6,1) 83 Ryan Schimpf, L (7,PH) 44 Casey Janssen, R (7,5) 87 Josh VanMeter, L (8,4)	 15 1B 1B	 15 1B 27 1B 1B	 27 G4-6-3 4 PB 1B	 1-2 1B	 1-2 1B	 8 BB BB	 1-2 1B	 1-2 1B	 1-2 1B	4 2 4 1 0 0 0 1 0 1 0 1 0 0								
27 Matt Kemo, R (1,9) 49 Josh Martin, R (5,1) 61 Luis Perdomo, R (6,1) 83 Ryan Schimpf, L (7,PH) 44 Casey Janssen, R (7,5) 87 Josh VanMeter, L (8,4)	 G6-3	 4 1B 1B	 G4-6-3	 1-2 2-3 3-H 1B	 1-2 1B	 L5	 K	 K	 K	3 0 1 1 0 0 0 3 1 0 0 0 0 0 0 0 1 0 0 0 0 0 0 0 1 0 0 0 0 0 0 0 1 0 0 0 0 0 0 0								
4 Wil Myers, R (1,3) 28 Nick Noonan, L (6,PR)	 K	 26 G6-4-3 1B	 K	 26 2B	 K	 G4-3	 G4-3	 K	 K	4 0 2 1 0 2 1 2 1 0 0 0 1 4								
26 Yangervis Solarte, S (1,5) 9 Adam Rosales, R (6,PR)	 3 2B HBP	 G6-4-3	 G4-3	 5 2B	 G4-3	 P6	 G4-3	 P6	 G4-3	3 1 1 1 0 0 0 2 1 1 0 0 0 0 0 0								
3 Derek Norris, R (1,2) 11 Erik Kratz, R (6,PH)	 10 1B 2 2B	 P4	 P4	 2 2B	 2 2B	 F9	 1B	 1B	 1B	3 2 2 1 0 0 0 2 0 1 0 0 0 1								
10 Alexei Ramirez, R (1,6) 5 Alexi Amarista, L (6,PH)	 2 2B	 F7	 F7	 P4	 P4	 F7	 1B	 F7	 F7	3 1 1 0 0 0 1 2 0 1 1 0 0 1							AB 45	
59 Kevin Quackenbush, R (8,1) 78 José Domínguez, R (9,1)	 2 2B	 2 1B	 F7	 F7	 2 2B	 2 2B	 1B	 1B	 1B	0 0 0 0 0 0 0 0 0 0 0 0 0 0							R 12	
2 B.J. Upton, R (1,7) 1 Alex Dickerson, L (5,7)	 SH5-4 24 1B	 F8	 F8	 G4-3	 G4-3	 F8	 F8	 F8	 F8	3 2 2 3 0 0 0 2 0 0 0 0 0 2							H 22	
41 Robbie Erlin, R (1,1) 32 Jabari Blash, R (5,PH)	 SH5-4	 SH5-4	 15 1B 27 G4-6-3 1B	 24 1B	 32 1B	 24 1B	 1B	 1B	 1B	1 1 1 0 0 0 0 1 0 1 1 0 0 0							RBI 10	
73 José Pirela, R (5,9)	 2-3	 2-3	 15 1B 27 G4-6-3 1B	 24 1B	 24 1B	 F9	 F9	 16 1B	 16 1B	2 0 1 0 0 0 0 2 0 1 0 0 0 0							BB 2	
Inning Stats	R: 0 H: 2 E: 0 LOB: 1 K: 1 BB: 0 S: 7 P: 7	R: 6 H: 7 E: 0 LOB: 1 K: 0 BB: 0 S: 9 P: 10	R: 0 H: 0 E: 0 LOB: 0 K: 0 BB: 0 S: 3 P: 3	R: 2 H: 3 E: 0 LOB: 0 K: 1 BB: 0 S: 7 P: 8	R: 2 H: 4 E: 0 LOB: 2 K: 0 BB: 0 S: 7 P: 7	R: 2 H: 3 E: 0 LOB: 1 K: 0 BB: 0 S: 6 P: 6	R: 0 H: 0 E: 0 LOB: 1 K: 1 BB: 2 S: 4 P: 4	R: 0 H: 1 E: 0 LOB: 1 K: 0 BB: 0 S: 11 P: 11	R: 0 H: 2 E: 0 LOB: 2 K: 3 BB: 0 S: 11 P: 11	1B: 16 SF: 0 2B: 6 SAC: 1 3B: 0 DP: 2 HR: 0 HBP: 1	WP: 0 PA: 49 PB: 1 SB: 0 CS: 0							
PITCHER	IP WLS BF H R ER SO BB IBB HBP BLK WP HR S P ERA WHIP 69 Jeremy Keht, R (1,1) 1.1 L 13 9 6 6 1 0 0 0 1 0 0 0 15 16 40.50 6.750 77 Carlos Frías, R (2,1) 2.2 9 3 2 1 1 0 0 0 0 0 0 0 11 12 3.38 1.125 76 Jamey Wright, R (5,1) 1.0 7 4 2 2 0 0 0 0 0 0 0 7 7 18.00 4.000 84 Chin-hui Tsao, R (6,1) 1.0 6 3 2 2 0 0 0 0 0 0 0 6 6 18.00 3.000 52 Pedro Báez, R (7,1) 1.0 5 0 0 0 1 2 0 0 0 0 0 6 14 0.00 2.000	IP WLS BF H R ER SO BB IBB HBP BLK WP HR S P ERA WHIP 79 Jacob Rhame, R (8,1) 1.0 4 1 0 0 0 0 0 0 0 0 0 4 4 0.00 1.000 41 Chris Hatcher, R (9,1) 1.0 5 2 0 0 0 3 0 0 0 0 0 0 0 0 0 0.00 2.000																
Batter	47 Howie Kendrick, R (1,4) 0 Devan Ahart, L (6,9)	66 Yasiel Puig, R (1,9) 60 Jack Murphy, S (6,2)	10 Justin Turner, R (1,5) 90 Brendon Davis, R (7,6)	14 Enrique Hernández, R (1,6) 52 Pedro Báez, R (7,1)	94 Eric Meza, L (7,PH) 79 Jacob Rhame, R (8,1)	17 A.J. Ellis, R (1,2) 15 Brandon Hicks, R (6,4)	31 Joc Pederson, L (1,8) 69 Cristian Gomez, R (7,5)	25 Corey Brown, L (1,7)	61 Cody Bellinger, L (1,3)	69 Jeremy Keht, R (1,1) 77 Carlos Frías, R (2,1) 76 Jamey Wright, R (5,1) 92 Willie Calhoun, L (5,PH) 84 Chin-hui Tsao, R (6,1)	25 Corey Brown, L (1,7)	61 Cody Bellinger, L (1,3)	69 Jeremy Keht, R (1,1) 77 Carlos Frías, R (2,1) 76 Jamey Wright, R (5,1) 92 Willie Calhoun, L (5,PH) 84 Chin-hui Tsao, R (6,1)	25 Corey Brown, L (1,7)	61 Cody Bellinger, L (1,3)	69 Jeremy Keht, R (1,1) 77 Carlos Frías, R (2,1) 76 Jamey Wright, R (5,1) 92 Willie Calhoun, L (5,PH) 84 Chin-hui Tsao, R (6,1)	AB	TOP
 G4-3	 G1-3	 G6-3	 F8	 K	 G6-3	 K	 FC4-6 1B	 G3-1	 B1-3	3 0 2 0 0 0 0 2 0 0 0 0 0 2								
 G4-3	 G1-3	 G6-3	 F8	 K	 G6-3	 K	 FC4-6 1B	 G3-1	 B1-3	2 0 0 0 1 0 2 2 1 1 0 0 0 0								
 G4-3	 G1-3	 G6-3	 F8	 K	 G6-3	 K	 FC4-6 1B	 G3-1	 B1-3	3 1 1 0 0 1 2 2 0 2 0 0 0 0								
 G4-3	 G1-3	 G6-3	 F8	 K	 G6-3	 K	 FC4-6 1B	 G3-1	 B1-3	2 1 0 0 0 0 1 1 0 0 0 0 0 0								
 G4-3	 G1-3	 G6-3	 F8	 K	 G6-3	 K	 FC4-6 1B	 G3-1	 B1-3	2 0 0 0 0 0 0 2 1 1 0 0 0 1								
 G4-3	 G1-3	 G6-3	 F8	 K	 G6-3	 K	 FC4-6 1B	 G3-1	 B1-3	2 0 0 0 0 0 0 1 0 0 0 0 0 1								
 G4-3	 G1-3	 G6-3	 F8	 K	 G6-3	 K	 FC4-6 1B	 G3-1	 B1-3	2 0 0 0 0 0 0 2 1 1 0 0 0 1								
 G4-3	 G1-3	 G6-3	 F8	 K	 G6-3	 K	 FC4-6 1B	 G3-1	 B1-3	3 0 1 0 0 2 3 1 0 0 0 0 0 1								
 G4-3	 G1-3	 G6-3	 F8	 K	 G6-3	 K	 FC4-6 1B	 G3-1	 B1-3	4 1 1 2 0 1 1								
 G4-3	 G1-3	 G6-3	 F8	 K	 G6-3	 K	 FC4-6 1B	 G3-1	 B1-3	2 0 0 0 2 1 1								
 G4-3	 G1-3	 G6-3	 F8	 K	 G6-3	 K	 FC4-6 1B	 G3-1	 B1-3	0 0 0 0 0 0 0 1 0 0 0 0 0 0 0 0 0 0 0 0 0 1 0 0 0 0 0 1 0 0 0 0 0 0 0 2 0 1 1 0 0 1								
Inning Stats	R: 0 H: 0 E: 0 LOB: 0 K: 0 BB: 0 S: 3 P: 3	R: 0 H: 1 E: 0 LOB: 1 K: 0 BB: 0 S: 4 P: 4	R: 0 H: 1 E: 0 LOB: 1 K: 1 BB: 1 S: 6 P: 10	R: 0 H: 0 E: 0 LOB: 0 K: 2 BB: 0 S: 7 P: 7	R: 0 H: 1 E: 0 LOB: 2 K: 0 BB: 1 S: 4 P: 9	R: 4 H: 4 E: 0 LOB: 1 K: 2 BB: 0 S: 11 P: 14	R: 1 H: 2 E: 1 LOB: 1 K: 0 BB: 0 S: 5 P: 5	R: 0 H: 0 E: 0 LOB: 1 K: 1 BB: 1 S: 5 P: 9	R: 0 H: 1 E: 0 LOB: 1 K: 0 BB: 0 S: 4 P: 4	1B: 8 SF: 0 2B: 2 SAC: 0 3B: 0 DP: 0 HR: 0 HBP: 1	WP: 2 PA: 41 PB: 0 SB: 0 CS: 0							
PITCHER	IP WLS BF H R ER SO BB IBB HBP BLK WP HR S P ERA WHIP 41 Robbie Erlin, L (1,1) 4.0 W 15 2 0 0 0 3 1 0 0 0 0 0 4 9 0.00 0.750 49 Josh Martin, R (5,1) 1.0 5 1 0 0 0 0 1 0 0 0 0 0 4 9 0.00 2.000 61 Luis Perdomo, R (6,1) 1.0 8 4 4 4 2 0 0 0 1 0 2 0 11 14 36.00 4.000 44 Casey Janssen, R (7,1) 1.0 5 2 1 1 1 0 0 0 0 0 0 5 5 9.00 2.000 59 Kevin Quackenbush, R (8,1) 1.0 4 0 0 0 1 1 0 0 0 0 0 5 9 0.00 1.000	IP WLS BF H R ER SO BB IBB HBP BLK WP HR S P ERA WHIP 78 José Domínguez, R (9,1) 1.0 4 1 0 0 0 0 0 0 0 0 0 4 9 0.00 2.000																

San Diego Padres @ Los Angeles Dodgers
 Camelback Ranch, Glendale, AZ
 Sun Mar 20 2016, 4:08 PM - 7:20 PM EDT
 Att: 12,476 - Sunny - 86 F

San Diego Padres @ Los Angeles Dodgers
 Camelback Ranch, Glendale, AZ
 Sun Mar 20 2016, 4:08 PM - 7:20 PM EDT
 Att: 12,476 - Sunny - 86 F

AB	45
R	12
H	22
RBI	10
BB	2
SO	6
LOB	23



AB	37
R	5
H	10
RBI	3
BB	3
SO	6
LOB	18



Batter	1	2	3	4	5	6	7	8	9	AB	R	H	RBI	BB	SO	LOB	TOP					
3 Carl Crawford, L (1, 10) OBP: 0.138, SLG: 0.185 92 Willie Calhoun, L (7, 7) OBP: 0.279, SLG: 0.500	2-3 K		4-2 BB		1-3 K		2-1 F7			2	0	0	0	1	2	1						
26 Chase Utley, L (1, 4) OBP: 0.297, SLG: 0.400 6 Charlie Culberson, R (7, 4) OBP: 0.279, SLG: 0.500	1-1 G4-3		3-2 F9		4-1 BB			1-3 K		2	0	0	0	1	0	2						
47 Howie Kendrick, R (1, 5) OBP: 0.320, SLG: 0.522 48 Elian Herrera, S (8, 5)	0-3 K		2-2 F9		2-3 K			1-1 G6-3		4	0	0	0	0	2	4						
31 Joc Pederson, L (1, 8) OBP: 0.359, SLG: 0.459 42 Austin Barnes, R (7, 2) OBP: 0.372, SLG: 0.583		2-3 K		2-1 G5-3		1-1 G4-3		0-0 G6-3		3	0	0	0	0	1	0						
14 Enrique Hernández, R (1, 6) OBP: 0.214, SLG: 0.316		1-3 K		1-2 P3		1-1 17 G5-3 1B		2-3 K		4	0	1	0	0	2	0						
17 A.J. Ellis, R (1, 2) OBP: 0.226, SLG: 0.267 91 Alex Verdugo, L (7, 8) OBP: 0.333, SLG: 0.667		4-0 BB		1-2 G3-1		0-2 G5-3		2-1 21 G3 2B		2	0	0	0	1	0	1						
21 Trayce Thompson, R (1, 7) OBP: 0.231, SLG: 0.388		2-3 K2-3		2-1 P4		1-3 K		1-0 G3		4	0	0	0	0	2	3						
83 Rob Segedin, R (1, 3) OBP: 0.279, SLG: 0.600			2-2 E5 26 F9 64 G6-3		4-1 64 2B BB		1-3 K		1-2 G4-3		3	1	0	0	1	1						
64 Rico Noel, R (1, 9) OBP: 0.371, SLG: 0.367			2-1 G6-3		1-1 3 WP 1-H 2B		1-3 K			3	0	1	1	0	1	1						
Inning Stats	R: 0 E: 0 K: 2 S: 8	H: 0 LOB: 0 BB: 0 P: 11	R: 0 E: 0 K: 3 S: 9	H: 0 LOB: 1 BB: 1 P: 18	R: 0 E: 1 K: 0 S: 15	H: 0 LOB: 2 BB: 1 P: 28	R: 0 E: 0 K: 0 S: 8	H: 0 LOB: 0 BB: 0 P: 12	R: 1 E: 0 K: 2 S: 13	H: 1 LOB: 2 BB: 2 P: 27	R: 0 E: 0 K: 1 S: 10	H: 1 LOB: 1 BB: 0 P: 13	R: 0 E: 0 K: 2 S: 8	H: 0 LOB: 0 BB: 0 P: 12	R: 0 E: 0 K: 1 S: 9	H: 0 LOB: 1 BB: 0 P: 15	1B: 1 2B: 2 3B: 0 HR: 0	SF: 0 SAC: 0 DP: 0 HBP: 0	WP: 1 PB: 0 SB: 0 CS: 0	PA: 35		
PITCHER	IP WLS BF H R ER SO BB IBB HBP BLK WP HR S P ERA WHIP	IP WLS BF H R ER SO BB IBB HBP BLK WP HR S P ERA WHIP	IP WLS BF H R ER SO BB IBB HBP BLK WP HR S P ERA WHIP	IP WLS BF H R ER SO BB IBB HBP BLK WP HR S P ERA WHIP	IP WLS BF H R ER SO BB IBB HBP BLK WP HR S P ERA WHIP	IP WLS BF H R ER SO BB IBB HBP BLK WP HR S P ERA WHIP	IP WLS BF H R ER SO BB IBB HBP BLK WP HR S P ERA WHIP	IP WLS BF H R ER SO BB IBB HBP BLK WP HR S P ERA WHIP	IP WLS BF H R ER SO BB IBB HBP BLK WP HR S P ERA WHIP	IP WLS BF H R ER SO BB IBB HBP BLK WP HR S P ERA WHIP	IP WLS BF H R ER SO BB IBB HBP BLK WP HR S P ERA WHIP	IP WLS BF H R ER SO BB IBB HBP BLK WP HR S P ERA WHIP	IP WLS BF H R ER SO BB IBB HBP BLK WP HR S P ERA WHIP	IP WLS BF H R ER SO BB IBB HBP BLK WP HR S P ERA WHIP	IP WLS BF H R ER SO BB IBB HBP BLK WP HR S P ERA WHIP	IP WLS BF H R ER SO BB IBB HBP BLK WP HR S P ERA WHIP	IP WLS BF H R ER SO BB IBB HBP BLK WP HR S P ERA WHIP	IP WLS BF H R ER SO BB IBB HBP BLK WP HR S P ERA WHIP	IP WLS BF H R ER SO BB IBB HBP BLK WP HR S P ERA WHIP	IP WLS BF H R ER SO BB IBB HBP BLK WP HR S P ERA WHIP	IP WLS BF H R ER SO BB IBB HBP BLK WP HR S P ERA WHIP	
32 Chris Young, R (1, 1) ERA: 4.38 54 Scott Alexander, L (5, 1) ERA: 48 Joakim Soria, R (6, 1) ERA: 40 Kelvin Herrera, R (7, 1) ERA: 1.29 41 Danny Duffy, L (8, 1) ERA: 8.0	4.1 W 17 0 1 1 5 3 0 0 0 0 0 0 43 78 2.08 0.692	1.0 H 4 1 0 0 2 1 0 0 0 0 1 0 10 18 0.00 3.000	1.0 H 4 1 0 0 1 0 0 0 0 0 0 0 10 13 0.00 1.000	1.0 H 3 0 0 0 2 0 0 0 0 0 0 0 8 12 0.00 0.000	1.0 H 3 0 0 0 1 0 0 0 0 0 0 0 8 10 0.00 0.000	1.0 S 4 1 0 0 1 0 0 0 0 0 0 0 9 15 0.00 1.000	1.0 S 4 1 0 0 1 0 0 0 0 0 0 0 9 15 0.00 1.000	1.0 S 4 1 0 0 1 0 0 0 0 0 0 0 9 15 0.00 1.000	1.0 S 4 1 0 0 1 0 0 0 0 0 0 0 9 15 0.00 1.000	1.0 S 4 1 0 0 1 0 0 0 0 0 0 0 9 15 0.00 1.000	1.0 S 4 1 0 0 1 0 0 0 0 0 0 0 9 15 0.00 1.000	1.0 S 4 1 0 0 1 0 0 0 0 0 0 0 9 15 0.00 1.000	1.0 S 4 1 0 0 1 0 0 0 0 0 0 0 9 15 0.00 1.000	1.0 S 4 1 0 0 1 0 0 0 0 0 0 0 9 15 0.00 1.000	1.0 S 4 1 0 0 1 0 0 0 0 0 0 0 9 15 0.00 1.000	1.0 S 4 1 0 0 1 0 0 0 0 0 0 0 9 15 0.00 1.000	1.0 S 4 1 0 0 1 0 0 0 0 0 0 0 9 15 0.00 1.000	1.0 S 4 1 0 0 1 0 0 0 0 0 0 0 9 15 0.00 1.000	1.0 S 4 1 0 0 1 0 0 0 0 0 0 0 9 15 0.00 1.000	1.0 S 4 1 0 0 1 0 0 0 0 0 0 0 9 15 0.00 1.000	1.0 S 4 1 0 0 1 0 0 0 0 0 0 0 9 15 0.00 1.000	1.0 S 4 1 0 0 1 0 0 0 0 0 0 0 9 15 0.00 1.000

Los Angeles Dodgers @ Kansas City Royals
 Surprise Stadium, Surprise, AZ
 Tue Mar 22 2016, 9:06 PM - 11:39 PM EDT
 Att: 11,781 - Partly Cloudy - 76 F

AB	31
R	1
H	3
RBI	1
BB	4
SO	12
LOB	13



Batter	1	2	3	4	5	6	7	8	9	AB	R	H	RBI	BB	SO	LOB	BOTTOM						
2 Alcides Escobar, R (1, 6) OBP: 0.182, SLG: 0.281 12 Clint Barmes, R (7, 7) OBP: 0.308, SLG: 0.375	0-1 G4-3	1-3 K			2-2 G5-3		2-3 K			3	0	0	0	0	1	1							
8 Mike Moustakas, L (1, 5) OBP: 0.432, SLG: 0.588 24 Christian Colón, R (8, 5) OBP: 0.263, SLG: 0.206	1-3 K		0-3 K		2-0 BB		3-2 K			3	0	1	0	0	2	0							
6 Lorenzo Cain, R (1, 8) OBP: 0.394, SLG: 0.613 34 Rey Fuentes, L (8, 8) OBP: 0.486, SLG: 0.677	1-0 35 2B 25 1B		0-2 L9		0-3 K		3-2 46 2B 1B			3	0	1	0	0	1	1							
35 Eric Hosmer, L (1, 3) OBP: 0.421, SLG: 0.697 46 Cody Decker, R (8, 3) OBP: 0.419, SLG: 0.667	0-1 K		2-1 G6-3		3-1 G4-3		0-0 SAFE K		1-H 2B	3	0	1	0	0	0	0							
25 Kendrys Morales, S (1, 10) OBP: 0.279, SLG: 0.381 61 Orlando Calixte, R (6, PR) OBP: 0.263, SLG: 0.389	1-0 2-1-4-5	2-1 13 BLK 13 G6-3 1B		1-1 G4-3		2-0 13 WP 2B		0-3 K		3	1	2	0	0	0	0							
4 Alex Gordon, L (1, 7) OBP: 0.425, SLG: 0.629 65 Whit Merrifield, R (8, 7) OBP: 0.355, SLG: 0.643	3-H	3-2 13 G6-3 14 BLK 1B		2-1 L7		0-0 F7				3	1	1	0	0	0	1							
13 Salvador Perez, R (1, 2) OBP: 0.256, SLG: 0.486 9 Drew Butera, R (7, 2) OBP: 0.267, SLG: 0.444		0-0 G6-3		3-1 HR		2-3 K				3	1	1	2	0	1	2							
15 Travis Snider, L (1, 9) OBP: 0.233, SLG: 0.286 16 Paulo Orlando, R (8, 9) OBP: 0.282, SLG: 0.432		1-1 G4-3		1-3 K		1-3 K				3	0	0	0	0	2	1							
14 Omar Infante, R (1, 4) OBP: 0.321, SLG: 0.346 27 Adalberto Mondesi, S (8, 4) OBP: 0.345, SLG: 0.459		1-2 3-H 1B		2-0 P3		2-3 K				3	0	1	1	0	1	0							
Inning Stats	R: 0 E: 0 K: 1 S: 9	H: 2 LOB: 2 BB: 0 P: 12	R: 2 E: 0 K: 1 S: 15	H: 3 LOB: 1 BB: 0 P: 23	R: 0 E: 0 K: 1 S: 9	H: 0 LOB: 0 BB: 0 P: 11	R: 1 E: 0 K: 1 S: 10	H: 1 LOB: 0 BB: 0 P: 17	R: 0 E: 0 K: 1 S: 8	H: 1 LOB: 2 BB: 0 P: 15	R: 0 E: 0 K: 3 S: 9	H: 0 LOB: 0 BB: 0 P: 14	R: 0 E: 0 K: 2 S: 11	H: 2 LOB: 1 BB: 0 P: 17	1B: 6 2B: 3 3B: 0 HR: 1	SF: 0 SAC: 0 DP: 0 HBP: 0	WP: 1 PB: 0 SB: 0 CS: 0	PA: 32					
PITCHER	IP WLS BF H R ER SO BB IBB HBP BLK WP HR S P ERA WHIP	IP WLS BF H R ER SO BB IBB HBP BLK WP HR S P ERA WHIP	IP WLS BF H R ER SO BB IBB HBP BLK WP HR S P ERA WHIP	IP WLS BF H R ER SO BB IBB HBP BLK WP HR S P ERA WHIP	IP WLS BF H R ER SO BB IBB HBP BLK WP HR S P ERA WHIP	IP WLS BF H R ER SO BB IBB HBP BLK WP HR S P ERA WHIP	IP WLS BF H R ER SO BB IBB HBP BLK WP HR S P ERA WHIP	IP WLS BF H R ER SO BB IBB HBP BLK WP HR S P ERA WHIP	IP WLS BF H R ER SO BB IBB HBP BLK WP HR S P ERA WHIP	IP WLS BF H R ER SO BB IBB HBP BLK WP HR S P ERA WHIP	IP WLS BF H R ER SO BB IBB HBP BLK WP HR S P ERA WHIP	IP WLS BF H R ER SO BB IBB HBP BLK WP HR S P ERA WHIP	IP WLS BF H R ER SO BB IBB HBP BLK WP HR S P ERA WHIP	IP WLS BF H R ER SO BB IBB HBP BLK WP HR S P ERA WHIP	IP WLS BF H R ER SO BB IBB HBP BLK WP HR S P ERA WHIP	IP WLS BF H R ER SO BB IBB HBP BLK WP HR S P ERA WHIP	IP WLS BF H R ER SO BB IBB HBP BLK WP HR S P ERA WHIP	IP WLS BF H R ER SO BB IBB HBP BLK WP HR S P ERA WHIP	IP WLS BF H R ER SO BB IBB HBP BLK WP HR S P ERA WHIP	IP WLS BF H R ER SO BB IBB HBP BLK WP HR S P ERA WHIP	IP WLS BF H R ER SO BB IBB HBP BLK WP HR S P ERA WHIP		
57 Alex Wood, L (1, 1) ERA: 6.0 67 Louis Coleman, R (5, 1) ERA: 36 Adam Liberatore, L (6, 1) ERA: 2.45 52 Pedro Báez, R (7, 1) ERA: 2.45 76 Matt West, R (8, 1) ERA: 2.7	4.0 L 18 6 3 3 4 0 0 0 0 0 0 9 15 0.00 1.500	1.0 4 1 0 0 1 0 0 0 0 0 0 1 0 8 15 0.00 1.000	1.0 4 1 0 0 1 0 0 0 0 0 0 0 0 8 15 0.00 1.000	1.1 4 0 0 0 4 0 0 0 0 0 0 0 0 12 20 0.00 0.000	0.2 3 2 0 0 1 0 0 0 0 0 0 0 0 8 11 0.00 3.000	1.0 S 4 1 0 0 1 0 0 0 0 0 0 0 9 15 0.00 1.000	1.0 S 4 1 0 0 1 0 0 0 0 0 0 0 9 15 0.00 1.000	1.1 4 0 0 0 4 0 0 0 0 0 0 0 0 12 20 0.00 0.000	0.2 3 2 0 0 1 0 0 0 0 0 0 0 0 8 11 0.00 3.000	1.0 S 4 1 0 0 1 0 0 0 0 0 0 0 9 15 0.00 1.000	1.0 S 4 1 0 0 1 0 0 0 0 0 0 0 9 15 0.00 1.000	1.1 4 0 0 0 4 0 0 0 0 0 0 0 0 12 20 0.00 0.000	0.2 3 2 0 0 1 0 0 0 0 0 0 0 0 8 11 0.00 3.000	1.0 S 4 1 0 0 1 0 0 0 0 0 0 0 9 15 0.00 1.000	1.0 S 4 1 0 0 1 0 0 0 0 0 0 0 9 15 0.00 1.000	1.1 4 0 0 0 4 0 0 0 0 0 0 0 0 12 20 0.00 0.000	0.2 3 2 0 0 1 0 0 0 0 0 0 0 0 8 11 0.00 3.000	1.0 S 4 1 0 0 1 0 0 0 0 0 0 0 9 15 0.00 1.000	1.0 S 4 1 0 0 1 0 0 0 0 0 0 0 9 15 0.00 1.000	1.1 4 0 0 0 4 0 0 0 0 0 0 0 0 12 20 0.00 0.000	0.2 3 2 0 0 1 0 0 0 0 0 0 0 0 8 11 0.00 3.000	1.0 S 4 1 0 0 1 0 0 0 0 0 0 0 9 15 0.00 1.000	1.0 S 4 1 0 0 1 0 0 0 0 0 0 0 9 15 0.00 1.000

Los Angeles Dodgers @ Kansas City Royals
 Surprise Stadium, Surprise, AZ
 Tue Mar 22 2016, 9:06 PM - 11:39 PM EDT
 Att: 11,781 - Partly Cloudy - 76 F

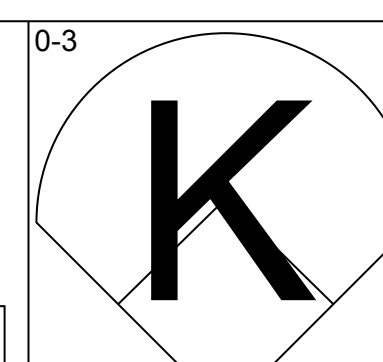
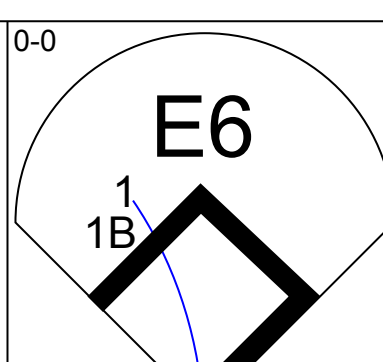
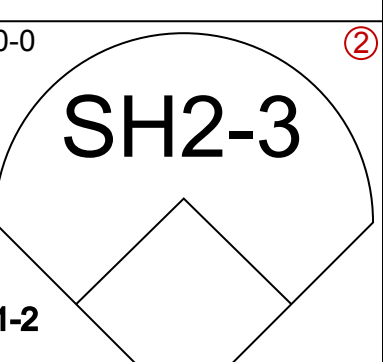
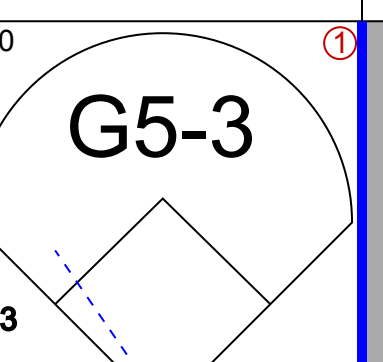
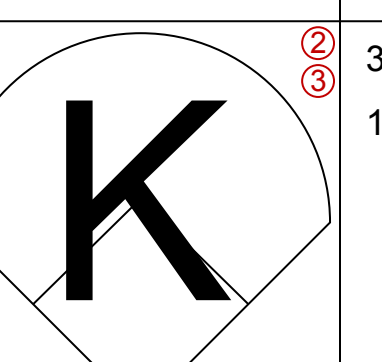
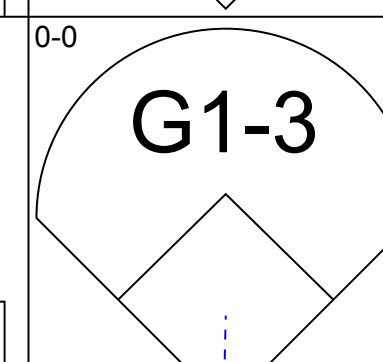
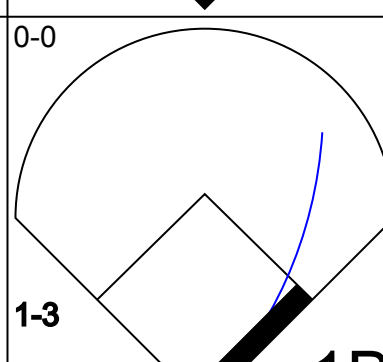
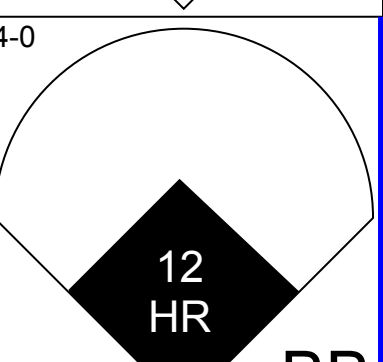
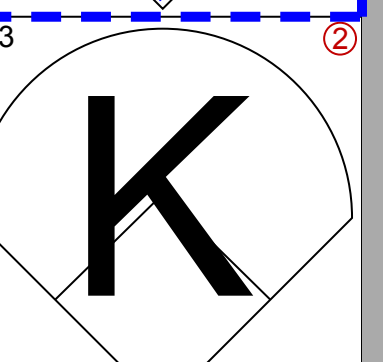
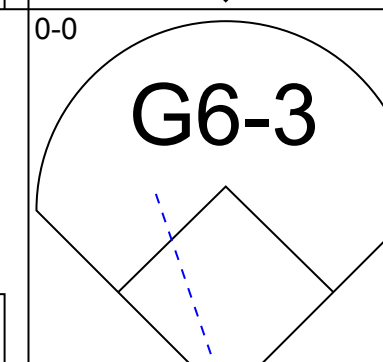
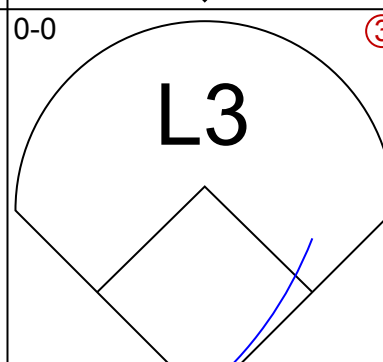
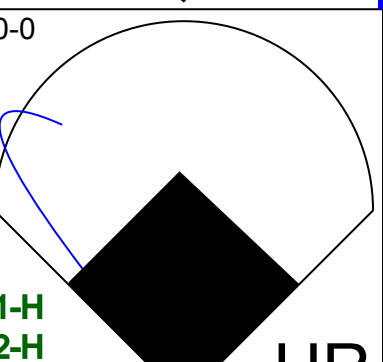
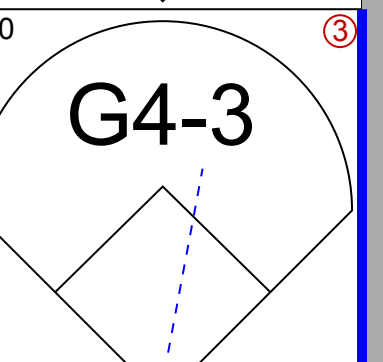
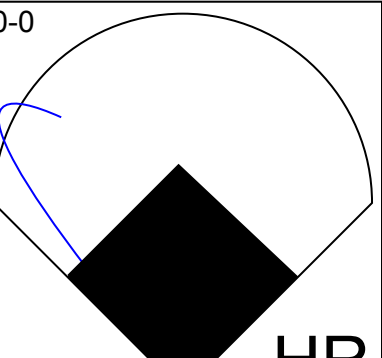
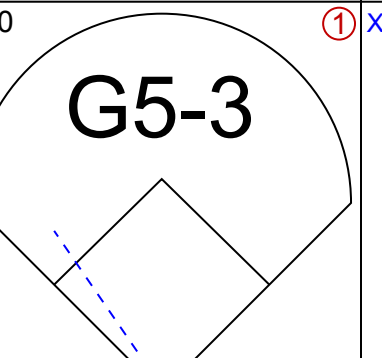
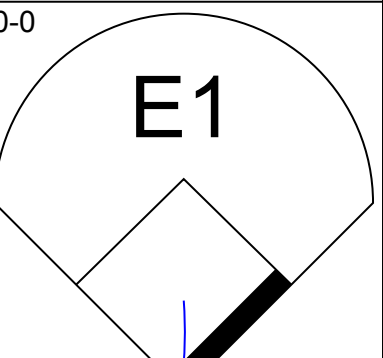
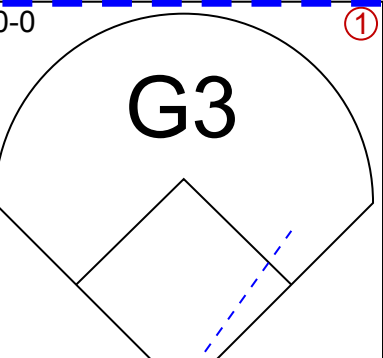

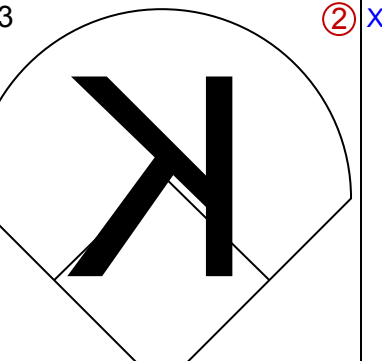
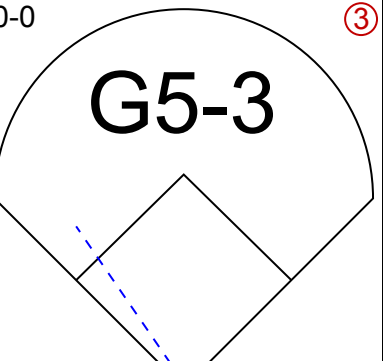
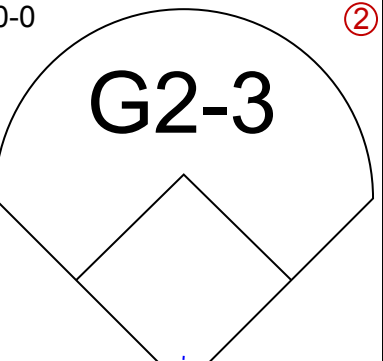

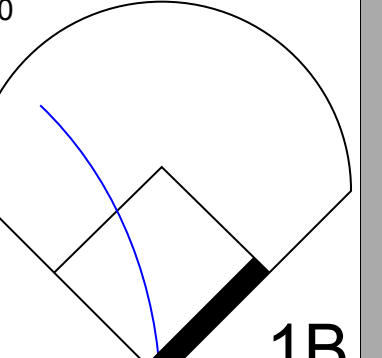
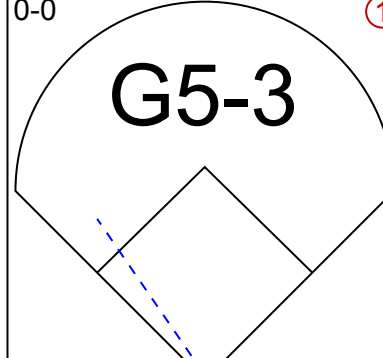
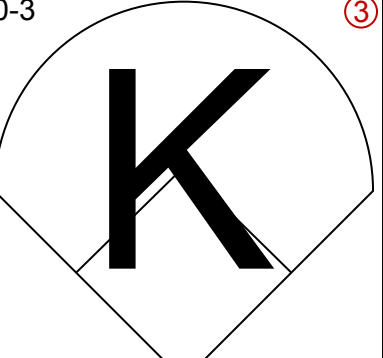

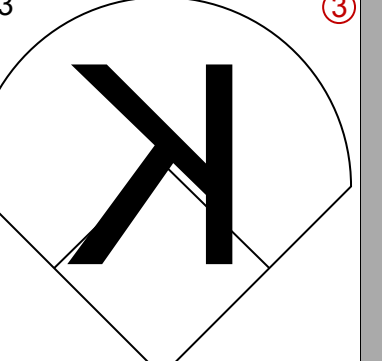
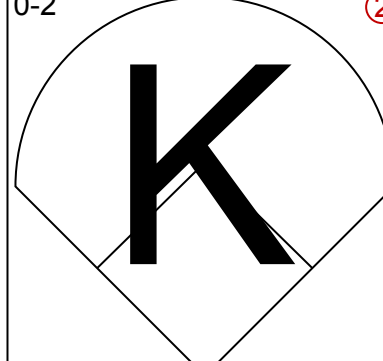
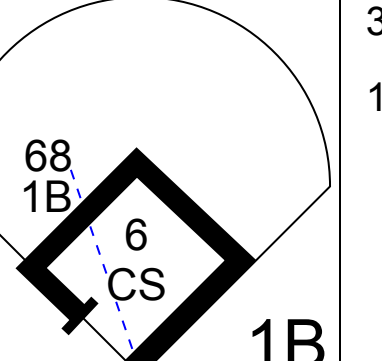
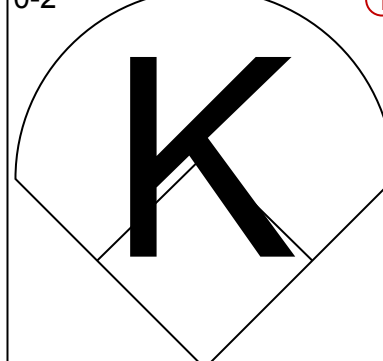
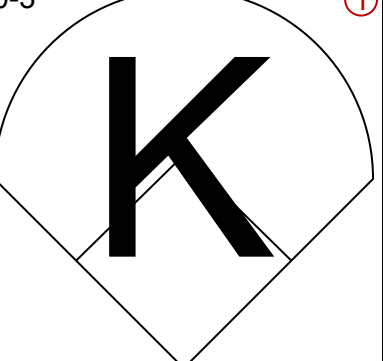
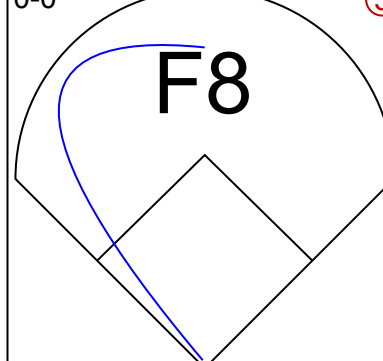
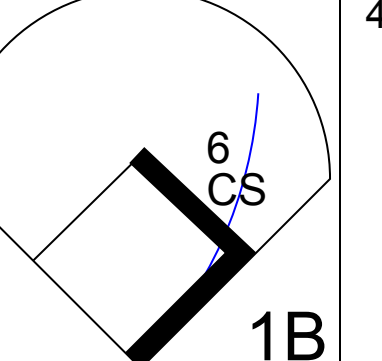

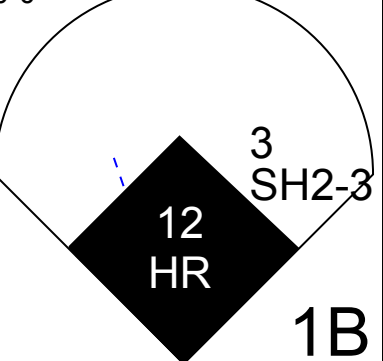
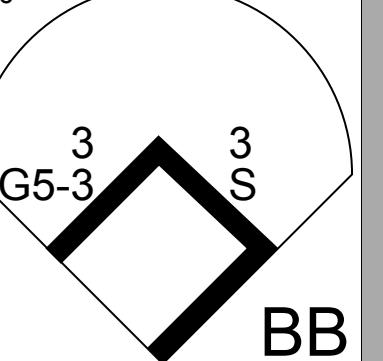
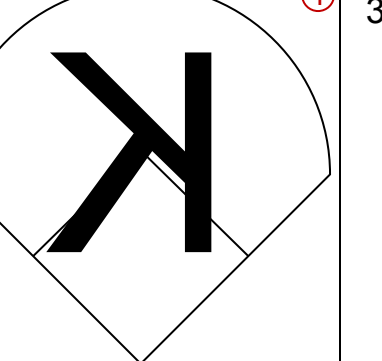
AB	32
R	3
H	10
RBI	3
BB	0
SO	11
LOB	7

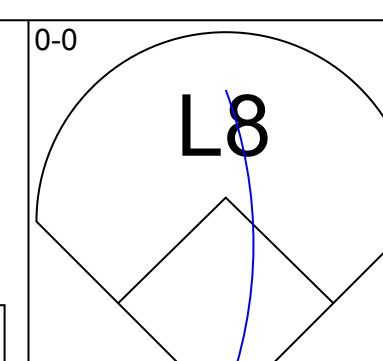
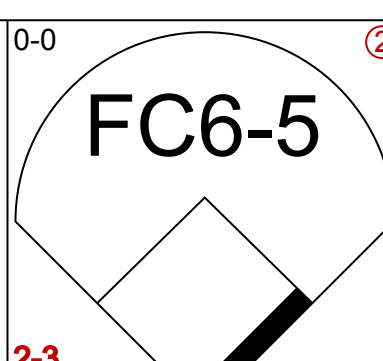
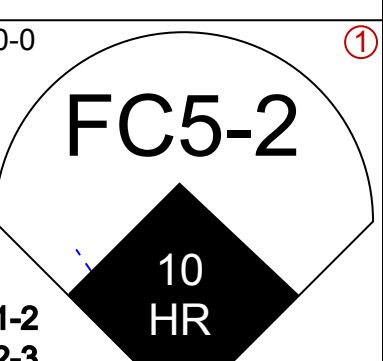
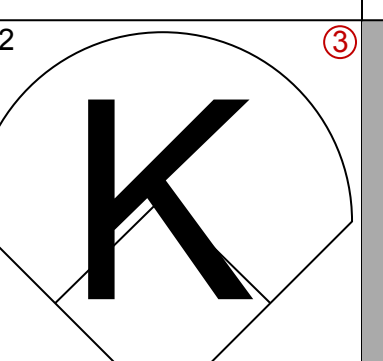
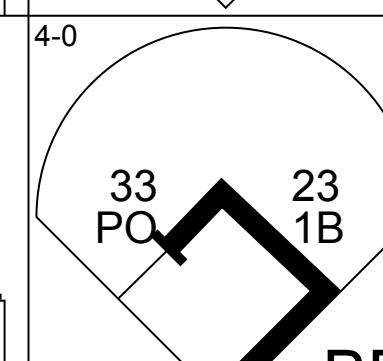
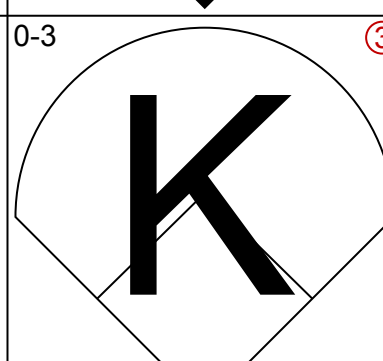
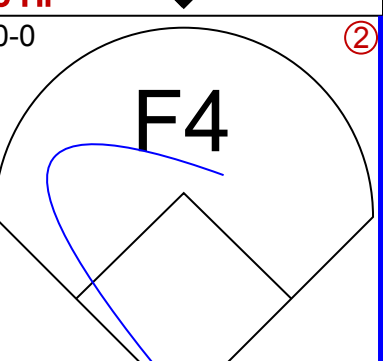
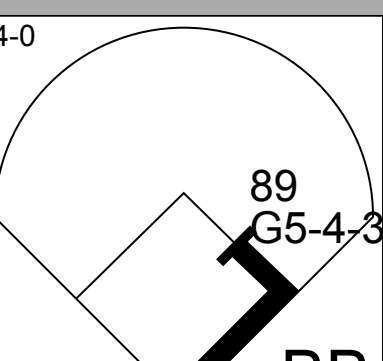
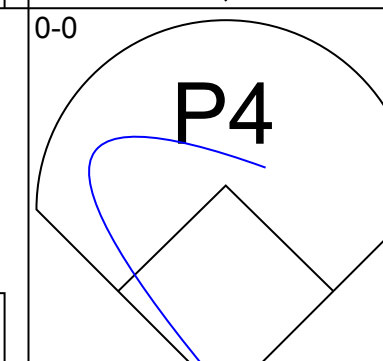
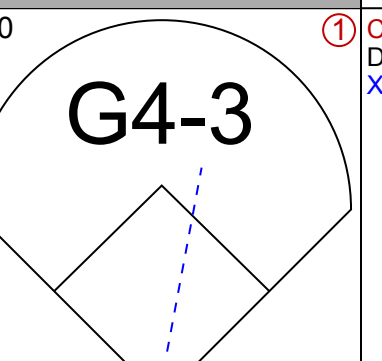
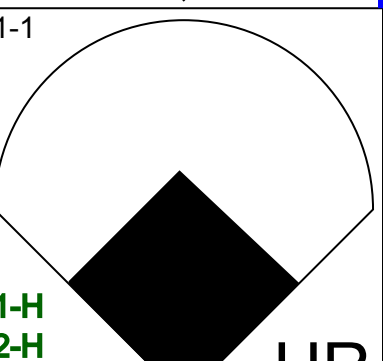
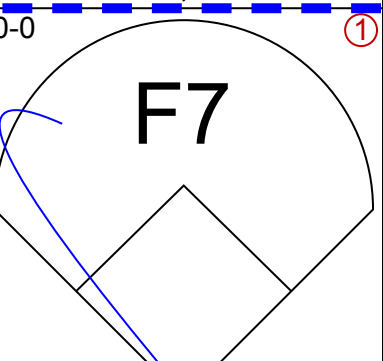
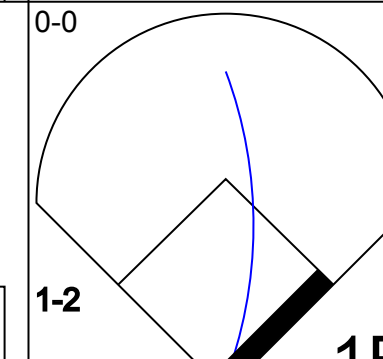
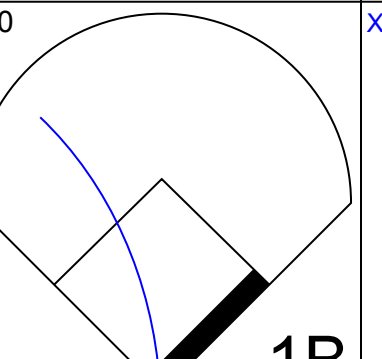
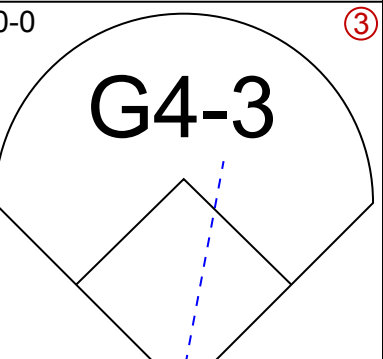
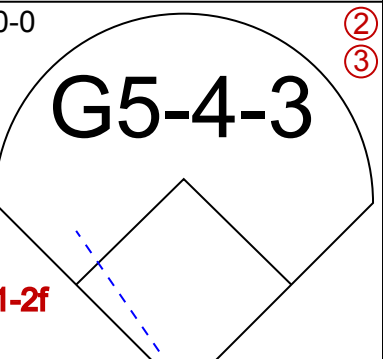
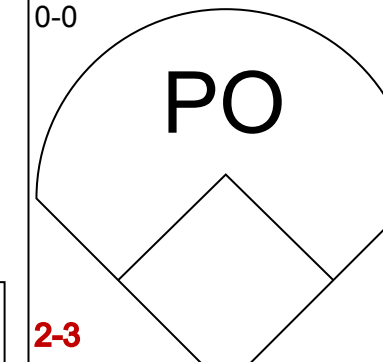
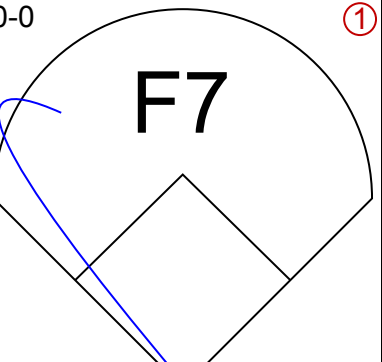
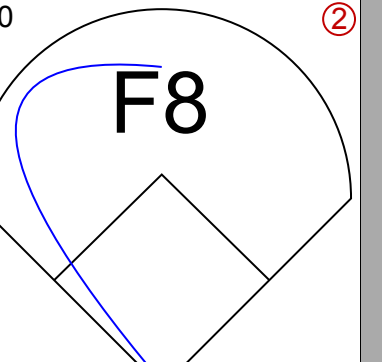
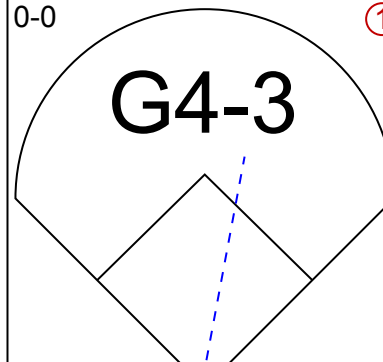
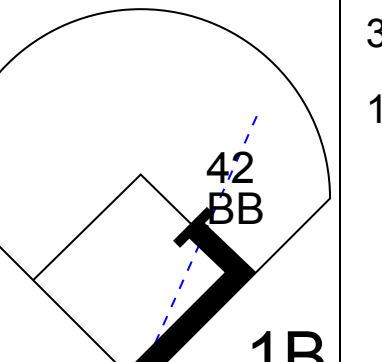
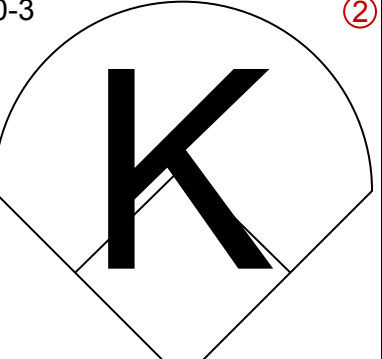
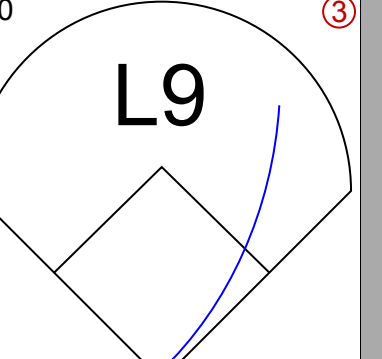
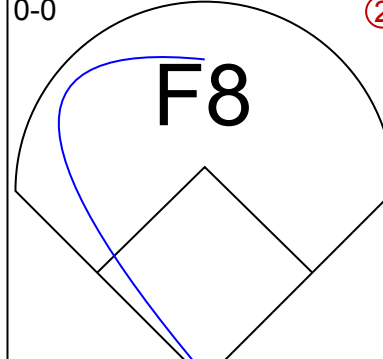
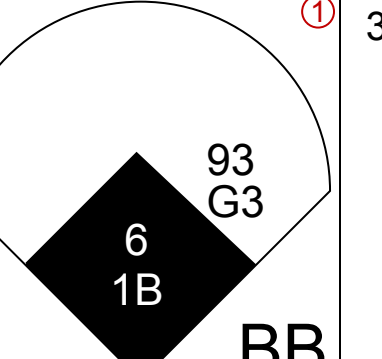
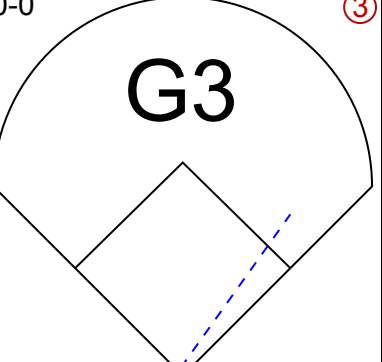
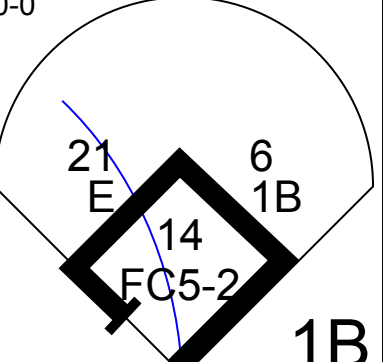
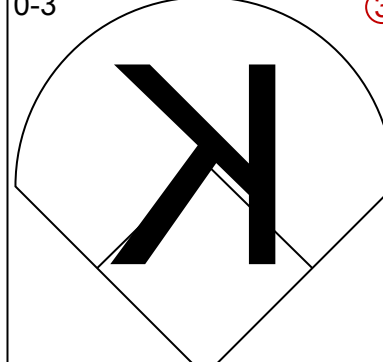
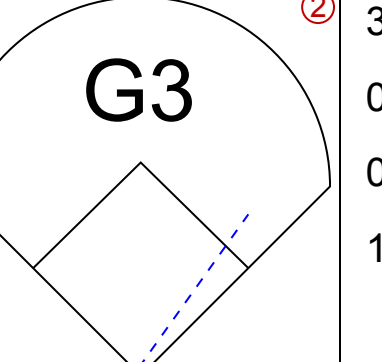
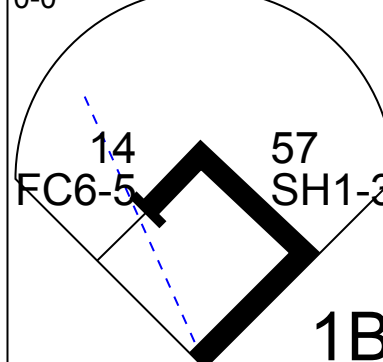
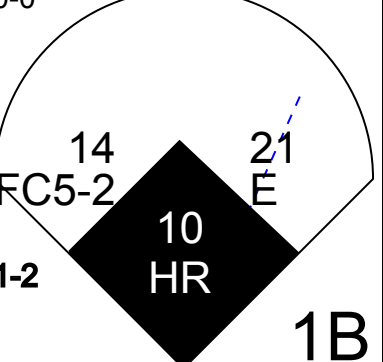
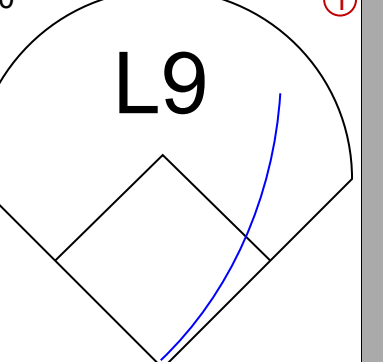
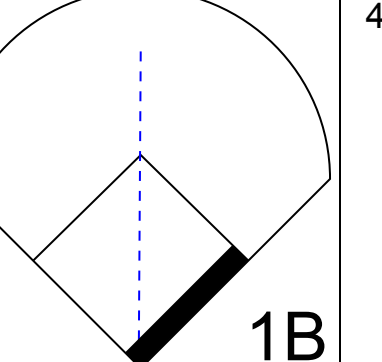
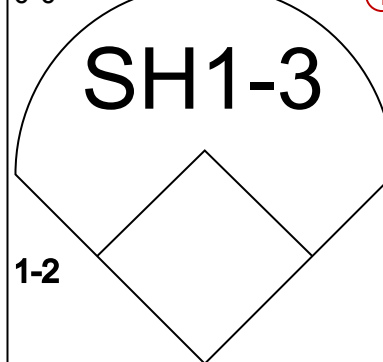
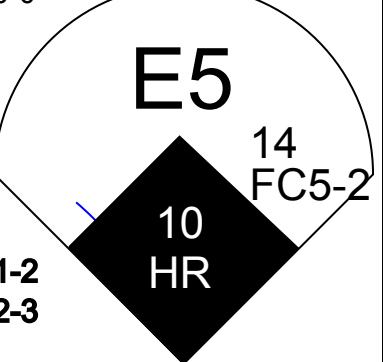
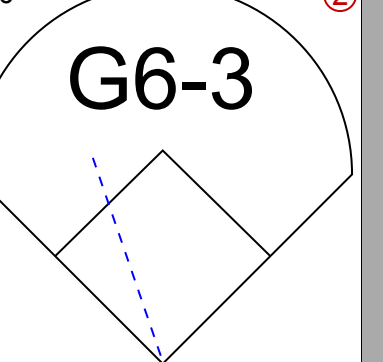


Batter	1	2	3	4	5	6	7	8	9	AB	R	H	RBI	BB	SO	LOB	TOP					
31 Joc Pederson, L (1.8) OBP: 0.326, SLG: 0.415 64 Rico Noel, R (7.8) OBP: 0.389, SLG: 0.367	F9		K		K		G1		BB	4	0	0	0	0	2	2	Los Angeles Dodgers @ Cleveland Indians Goodyear Ballpark, Goodyear, AZ Thu Mar 24 2016, 10:07 PM - 1:37 AM EDT Att: 9,487 - Clear - 77 F					
66 Yasiel Puig, R (1.9) OBP: 0.343, SLG: 0.533 0 Devan Ahart, L (7.9) OBP: 0.333, SLG: 0.333	K				G1-3		WP		BB	4	0	2	1	0	1	1						
10 Justin Turner, R (1.5) OBP: 0.647, SLG: 1.133 83 Rob Segedin, R (7.7) OBP: 0.311, SLG: 0.634					F8		BB		BB	3	0	2	0	0	0	0						
23 Adrián González, L (1.3) OBP: 0.259, SLG: 0.333 88 Mike Ahmed, R (7.5)	F8				G6-3		BB		BB	3	0	0	0	1	0	3						
33 Scott Van Slyke, R (1.10) OBP: 0.476, SLG: 0.743							BB		BB	3	0	1	0	2	1	2						
17 A.J. Ellis, R (1.2) OBP: 0.250, SLG: 0.286 42 Austin Barnes, R (9.2) OBP: 0.372, SLG: 0.583	K				G1-3		BB		BB	5	0	2	1	0	2	4						
14 Enrique Hernández, R (1.6) OBP: 0.222, SLG: 0.300 6 Charlie Culberson, R (7.6) OBP: 0.263, SLG: 0.472	P3						BB		BB	2	1	0	0	1	0	3						
48 Elián Herrera, S (1.4) OBP: 0.200, SLG: 0.275	L5				K				BB	2	0	0	0	0	2	3						
21 Trayce Thompson, R (1.7) OBP: 0.250, SLG: 0.415 88 Logan Landon, R (8.7)					G5-3				BB	4	1	2	1	0	0	2						
Inning Stats	R: 0 E: 0 K: 1 S: 7	H: 1 LOB: 1 BB: 0 P: 7	R: 0 E: 0 K: 1 S: 6	H: 1 LOB: 1 BB: 0 P: 6	R: 0 E: 0 K: 1 S: 5	H: 1 LOB: 1 BB: 0 P: 5	R: 0 E: 0 K: 0 S: 3	H: 0 LOB: 0 BB: 1 P: 7	R: 1 E: 0 K: 2 S: 8	H: 1 LOB: 1 BB: 1 P: 12	R: 0 E: 0 K: 1 S: 6	H: 1 LOB: 2 BB: 1 P: 10	R: 1 E: 0 K: 0 S: 5	H: 2 LOB: 2 BB: 1 P: 9	R: 0 E: 0 K: 2 S: 9	H: 2 LOB: 2 BB: 0 P: 9		R: 3 E: 0 K: 1 S: 8	H: 3 LOB: 2 BB: 2 P: 16	1B: 7 2B: 5 3B: 0 HR: 0	SF: 1 SAC: 0 DP: 0 HBP: 0	WP: 1 PB: 0 SB: 0 CS: 0
PITCHER	IP	WLS	BF	H	R	ER	SO	BB	IBB	HBP	BLK	WP	HR	S	P	ERA	WHIP					
47 Trevor Bauer, R (1.1) ERA: 3.21	5.0		20	4	1	1	5	2	0	0	0	0	0	29	37	1.80	1.200					
62 Jose Chamberlain, R (6.1) ERA: 3.38	1.0	H	5	1	0	0	1	1	0	0	0	0	0	6	10	0.00	2.000					
27 Bryan Shaw, R (7.1) ERA: 9.45	1.0		6	2	1	1	0	1	0	0	0	1	0	5	9	9.00	3.000					
61 Dan Otero, R (8.1) ERA: 4.66	1.2	B	12	5	3	3	3	2	0	0	0	0	0	16	24	16.20	4.200					
61 Dan Otero, R (9.1) ERA: 4.66	1.2	B	12	5	3	3	3	2	0	0	0	0	0	16	24	16.20	4.200					
PITCHER	IP	WLS	BF	H	R	ER	SO	BB	IBB	HBP	BLK	WP	HR	S	P	ERA	WHIP					
67 Jarrett Grube, R (9.1) ERA:	0.1		1	0	0	0	0	0	0	0	0	0	0	1	1	0.00	0.000					

Batter	1	2	3	4	5	6	7	8	9	AB	R	H	RBI	BB	SO	LOB	BOTTOM					
20 Rajai Davis, R (1.8) OBP: 0.211, SLG: 0.194 96 Bradley Zimmer, L (7.8) OBP: 0.600, SLG: 0.750	P4	FC5-2-5-1		FC6-4		F8		G6-3		4	0	0	0	0	0	6	Los Angeles Dodgers @ Cleveland Indians Goodyear Ballpark, Goodyear, AZ Thu Mar 24 2016, 10:07 PM - 1:37 AM EDT Att: 9,487 - Clear - 77 F					
22 Jason Kipnis, L (1.4) OBP: 0.344, SLG: 0.581 1 Michael Martinez, S (7.4) OBP: 0.273, SLG: 0.515	BB			K		K		G6-3		3	1	1	0	1	2	3						
12 Francisco Lindor, S (1.6) OBP: 0.348, SLG: 0.590 92 Ivan Castillo, S (7.6) ERA: 3.45								BB		4	1	2	2	0	2	5						
8 Lonnie Chisenhall, L (8.7) OBP: 0.125, SLG: 0.045 61 Dan Otero, R (9.1) 67 Jarrett Grube, R (9.1)	BB			K2-3		BB		FC3-2		1	0	0	0	0	0	1						
26 Mike Napoli, R (1.3) OBP: 0.523, SLG: 0.730 36 Jesús Aguilar, R (7.3) OBP: 0.244, SLG: 0.297	K					BB		G6-3		4	0	2	1	0	2	1						
6 Marlon Byrd, R (1.10) OBP: 0.462, SLG: 0.667 94 Tyler Krieger, S (9.4)	G5-3					BB		G3		4	0	2	0	0	0	2						
4 Juan Uribe, R (1.5) OBP: 0.313, SLG: 0.438 89 Yhoxian Medina, R (7.5) OBP: 0.500, SLG: 0.500										4	1	1	0	0	1	5						
24 Joey Butler, R (1.7) OBP: 0.289, SLG: 0.441 45 Adam Moore, R (8.2) OBP: 0.467, SLG: 0.571										4	0	0	0	0	2	4						
7 Collin Cowgill, R (1.9) OBP: 0.214, SLG: 0.342 93 Bobby Ison, L (8.7)										3	1	2	1	1	1	0						
55 Roberto Pérez, R (1.2) OBP: 0.324, SLG: 0.438 91 Clint Frazier, R (7.7) ERA: 5.14										1	0	0	0	3	0	0						
Inning Stats	R: 1 E: 0 K: 1 S: 7	H: 2 LOB: 1 BB: 0 P: 7	R: 1 E: 0 K: 1 S: 7	H: 2 LOB: 2 BB: 2 P: 15	R: 0 E: 0 K: 3 S: 10	H: 1 LOB: 1 BB: 0 P: 10	R: 0 E: 0 K: 2 S: 8	H: 1 LOB: 2 BB: 1 P: 12	R: 0 E: 0 K: 0 S: 4	H: 1 LOB: 1 BB: 0 P: 4	R: 3 E: 0 K: 1 S: 8	H: 3 LOB: 2 BB: 2 P: 18	R: 0 E: 0 K: 3 S: 9	H: 0 LOB: 0 BB: 0 P: 9	R: 0 E: 0 K: 0 S: 4	H: 1 LOB: 1 BB: 0 P: 4	R: 0 E: 0 K: 1 S: 5	H: 0 LOB: 0 BB: 0 P: 5	1B: 4 2B: 6 3B: 1 HR: 0	SF: 0 SAC: 0 DP: 1 HBP: 0	WP: 1 PB: 0 SB: 2 CS: 0	PA: 43
PITCHER	IP	WLS	BF	H	R	ER	SO	BB	IBB	HBP	BLK	WP	HR	S	P	ERA	WHIP					
22 Clayton Kershaw, L (1.1) ERA: 2.25	5.0		25	7	2	2	7	3	0	0	0	0	0	36	48	3.60	2.000					
55 Joe Blanton, R (6.1) ERA: 3.6	0.1		3	0	2	2	0	2	0	0	0	0	0	1	10	54.00	6.000					
56 J.P. Howell, L (6.1) ERA: 10.13	0.1		2	1	0	0	1	0	0	0	0	1	0	4	5	0.00	3.000					
76 Jamey Wright, R (6.1) ERA: 14.29	0.1		3	2	1	1	0	0	0	0	0	0	0	3	3	27.00	6.000					
74 Kenley Jansen, R (7.1) ERA: 5.14	1.0		3	0	0	0	3	0	0	0	0	0	0	9	9	0.00	0.000					
PITCHER	IP	WLS	BF	H	R	ER	SO	BB	IBB	HBP	BLK	WP	HR	S	P	ERA	WHIP					
41 Chris Hatcher, R (8.1) ERA: 3.88	1.0		3	0	0	0	1	0	0	0	0	0	0	5	5	0.00	0.000					
91 Scott Barlow, R (9.1) ERA:	1.0		3	0	0	0	1	0	0	0	0	0	0	5	5	0.00	0.000					



Batter	1	2	3	4	5	6	7	8	9	AB	R	H	RBI	BB	SO	LOB	TOP										
3 Delino DeShields, R OBP: 0.279, SLG: 0.400 6 London Lindley, R (7, 8)										3	0	0	0	0	1	1	Texas Rangers @ Los Angeles Dodgers Camelback Ranch, Glendale, AZ Mon Mar 28 2016, 10:07 PM - 12:53 AM EDT Att: 9,009 - Cloudy - 77 F										
1 Elvis Andrus, R OBP: 0.455, SLG: 0.368 15 Pedro Ciriaco, R (5, FR) OBP: 0.434, SLG: 0.519										2	0	1	0	1	0	0											
12 Rougned Odor, L OBP: 0.417, SLG: 0.633 13 Edwin Garcia, R (7, 4)										4	1	1	3	0	0	3											
16 Ryan Rua, R OBP: 0.472, SLG: 0.720 2 Hanser Alberto, R OBP: 0.397, SLG: 0.543										3	1	1	1	0	0	1											
61 Robinson Chirinos, R OBP: 0.288, SLG: 0.333 Bobby Wilson, R (6, 2)										3	0	0	0	0	1	1											
14 Michael McKenry, R (1, 10) OBP: 0.406, SLG: 0.250										4	0	1	0	0	1	0											
6 Drew Stubbs, R OBP: 0.288, SLG: 0.500 74 Zach Cone, R OBP: 0.200, SLG: 0.200										3	0	0	0	0	3	1											
68 Drew Robinson, L (1, 5)										4	0	1	0	0	2	0											
85 Ryan Strausborger, R OBP: 0.455, SLG: 0.556										3	1	1	0	1	1	2											
Inning Stats	R: 0 E: 0 K: 1 S: 5	H: 0 LOB: 0 BB: 0 P: 5	R: 1 E: 0 K: 1 S: 6	H: 1 LOB: 0 BB: 0 P: 6	R: 0 E: 1 K: 1 S: 7	H: 1 LOB: 2 BB: 0 P: 7	R: 0 E: 0 K: 2 S: 8	H: 1 LOB: 1 BB: 0 P: 8	R: 3 E: 1 K: 1 S: 8	H: 2 LOB: 1 BB: 1 P: 12	R: 0 E: 0 K: 1 S: 5	H: 0 LOB: 0 BB: 0 P: 5	R: 0 E: 0 K: 1 S: 5	H: 0 LOB: 1 BB: 1 P: 10	R: 0 E: 0 K: 1 S: 5	H: 2 LOB: 1 BB: 0 P: 8		1B: 5 2B: 0 3B: 0 HR: 2	SF: 0 SAC: 1 DP: 0 HBP: 0	WP: 0 PB: 0 CS: 1 SB: 2	PA: 37						
PITCHER	IP	WLS	BF	H	R	ER	SO	BB	IBB	HBP	BLK	WP	HR	S	P	ERA	WHIP										
57 Alex Wood, L ERA: 6.43	5.0		23	5	4	4	6	1	0	0	0	0	2	34	38	7.20	1.200										
74 Kenley Jansen, R ERA: 4.32	1.1		5	0	0	0	1	1	0	0	0	0	0	6	11	0.00	0.750										
41 Chris Hatcher, R ERA: 2.89	0.2		2	0	0	0	1	0	0	0	0	0	0	4	4	0.00	0.000										
55 Joe Blanton, R ERA: 4.5	0.2		2	0	0	0	0	0	0	0	0	0	0	2	2	0.00	0.000										
56 J.P. Howell, L ERA: 8.1	1.1	W	5	2	0	0	3	0	0	0	0	0	0	11	11	0.00	1.500										

Batter	1	2	3	4	5	6	7	8	9	AB	R	H	RBI	BB	SO	LOB	BOTTOM										
14 Enrique Hernández, R OBP: 0.208, SLG: 0.279 48 Elián Herrera, S OBP: 0.294, SLG: 0.250										3	1	0	0	0	0	4	Texas Rangers @ Los Angeles Dodgers Camelback Ranch, Glendale, AZ Mon Mar 28 2016, 10:07 PM - 12:53 AM EDT Att: 9,009 - Cloudy - 77 F										
66 Yasiel Puig, R OBP: 0.350, SLG: 0.529 74 Kenley Jansen, S (6, 1)										2	0	0	0	1	1	4											
41 Chris Hatcher, R (7, 1)										0	0	0	0	0	0	0											
83 Rob Segedin, R OBP: 0.333, SLG: 0.577										0	0	0	0	1	0	0											
10 Justin Turner, R OBP: 0.652, SLG: 1.200 91 Alex Verdugo, L OBP: 0.375, SLG: 0.500										3	1	1	4	0	0	1											
23 Adrián González, L OBP: 0.361, SLG: 0.531 89 Jacob Scavuzzo, R OBP: 0.500, SLG: 1.000										3	0	2	0	0	0	0											
33 Scott Van Slyke, R OBP: 0.471, SLG: 0.682 0 Drew Maggi, R OBP: 0.667, SLG: 0.500										3	0	0	0	0	0	1											
42 Austin Barnes, R OBP: 0.351, SLG: 0.479										3	1	0	0	1	1	1											
31 Joc Pederson, L OBP: 0.340, SLG: 0.498 55 Joe Blanton, R (8, 1)										3	0	1	0	0	1	0											
56 J.P. Howell, L (8, 1)										0	0	0	0	0	0	0											
93 Lars Anderson, L (9, PH)										1	0	0	0	0	1	0											
6 Charlie Culberson, R OBP: 0.333, SLG: 0.532										4	1	3	1	0	0	0											
57 Alex Wood, R (1, 1)										0	0	0	0	0	0	0											
21 Trayce Thompson, R, PH OBP: 0.227, SLG: 0.365 (6, 9)										2	1	0	0	0	0	2											
Inning Stats	R: 0 E: 0 K: 0 S: 3	H: 1 LOB: 1 BB: 1 P: 7	R: 0 E: 0 K: 1 S: 5	H: 0 LOB: 0 BB: 0 P: 5	R: 0 E: 0 K: 1 S: 6	H: 1 LOB: 1 BB: 0 P: 6	R: 0 E: 0 K: 0 S: 4	H: 1 LOB: 1 BB: 0 P: 4	R: 0 E: 0 K: 0 S: 8	H: 3 LOB: 0 BB: 0 P: 9	R: 0 E: 0 K: 1 S: 5	H: 0 LOB: 0 BB: 0 P: 5	R: 0 E: 0 K: 1 S: 5	H: 0 LOB: 0 BB: 0 P: 5	R: 0 E: 0 K: 0 S: 2	H: 0 LOB: 1 BB: 1 P: 6	R: 1 E: 0 K: 0 S: 3	H: 2 LOB: 1 BB: 1 P: 7	1B: 7 2B: 0 3B: 0 HR: 1	SF: 0 SAC: 1 DP: 1 HBP: 0	WP: 0 PB: 0 CS: 0	PA: 36					
PITCHER	IP	WLS	BF	H	R	ER	SO	BB	IBB	HBP	BLK	WP	HR	S	P	ERA	WHIP										
45 Derek Holland, L ERA: 2.05	5.0		22	6	4	0	2	1	0	0	0	0	1	26	31	0.00	1.400										
43 Tony Barnett, R ERA: 2.0	1.0		3	0	0	0	1	0	0	0	0	0	0	5	5	0.00	0.000										
56 Andrew Faulkner, L ERA: 0.82	1.0		3	0	0	0	1	0	0	0	0	0	0	5	5	0.00	0.000										
41 Jake Diekman, L ERA: 1.0	1.0		3	0	0	0	0	1	0	0	0	0	0	2	6	0.00	1.000										
46 Jeffi Hernandez, R ERA: 3.86	0.2	L	4	2	1	1	0	1	0	0	0	0	0	3	7	13.50	4.500										



Batter	1	2	3	4	5	6	7	8	9	AB	R	H	RBI	BB	SO	LOB	TOP					
3 Carl Crawford, L (1, 7) 89 Jacob Scavuzzo, R (7, 7)	K		G6-3	K2-3		L8		21 1B 2B		4	0	0	0	0	2	3						
66 Yasiel Puig, R (1, 9) 0 Drew Maggi, R (7, 4)	K		G3			K		83 WP 83 FC5-4 21 1B BB		4	0	0	0	0	3	0						
10 Justin Turner, R (1, 5) 67 Louis Coleman, R (6, 1) 21 Trayce Thompson, R, FH (7, 9)	F9		K			HR		83 FC5-4 1-2 2-H 1B		3	1	1	1	0	1	0						
23 Adrián González, L (1, 3) 43 Luis Avilán, L (7, 1) 83 Rob Segedin, R (8, FH) (8, 5)		26 1B 1B		31 1B 17 BB 1B				FC5-4 1-2 2-H BB		3	1	2	0	1	0	0						
26 Chase Utley, L (1, 4) 42 Austin Barnes, R (7, 2)	G5-3 14 1B			17 BB 17 BB 68 WP BB		L9		14 1B 31 HR BB		2	1	1	0	1	0	1						
14 Enrique Hernández, R (1, 6) 93 Red Patterson, R (8, 1) 84 Alex Burgos, L (8, 1) 89 Garrett Kennedy, L (9, PH)	G5-3			P4		L7		31 HR 1B		4	1	1	0	0	0	4						
31 Joc Pederson, L (1, 8)		17 BB BB		68 WP 17 BB 1B		G5-3				4	1	2	3	1	0	0						
17 A.J. Ellis, R (1, 2) 61 Cody Bellinger, L (7, 3)						G5-3				1	0	0	1	2	0	0						
68 Ross Stripling, R (1, 1) 48 Elian Herrera, S (6, PH) (6, 5) (8, 6)	G4-3									2	0	0	0	0	1	5						
Inning Stats	R: 0 E: 0 K: 2 S: 9	H: 0 LOB: 0 BB: 0 P: 12	R: 0 E: 0 K: 0 S: 13	H: 2 LOB: 3 BB: 2 P: 24	R: 0 E: 0 K: 1 S: 5	H: 0 LOB: 0 BB: 0 P: 8	R: 2 E: 0 K: 2 S: 13	H: 2 LOB: 2 BB: 2 P: 26	R: 1 E: 0 K: 1 S: 10	H: 1 LOB: 1 BB: 1 P: 19	R: 0 E: 0 K: 0 S: 7	H: 0 LOB: 1 BB: 1 P: 16	R: 0 E: 0 K: 2 S: 12	H: 0 LOB: 0 BB: 0 P: 16	R: 6 E: 0 K: 1 S: 23	H: 4 LOB: 1 BB: 3 P: 47	R: 0 E: 0 K: 0 S: 12	H: 0 LOB: 0 BB: 0 P: 16	1B: 6 2B: 1 3B: 0 HR: 2	SF: 0 SAC: 0 DP: 0 HBP: 0	WP: 2 PB: 2 SB: 0 CS: 0	PA: 44
PITCHER	IP WLS BF H R ER SO BB IBB HBP BLK WP HR S P ERA WHIP																					
29 Colin Rea, R (1, 1) ERA: 5.73	5.0 W 24 5 3 3 6 5 0 0 0 0 1 1 50 89 5.40 2.000																					
49 Josh Martin, R (6, 1) ERA: 10.0	1.0 H 4 0 0 0 0 1 0 0 0 0 0 0 7 16 0.00 1.000																					
40 Ryan Buchter, L (7, 1) ERA: 3.86	1.0 3 0 0 0 2 0 0 0 0 0 0 0 12 16 0.00 0.000																					
94 Trey McNutt, R (8, 1) ERA: 18.0	0.1 5 2 4 4 1 2 0 0 0 0 0 1 11 24 108.00 12.000																					
93 Derek Eitel, R (8, 1) ERA: 27.0	0.1 4 2 2 2 0 1 0 0 0 0 1 0 9 18 54.00 9.000																					

Los Angeles Dodgers @ San Diego Padres
Peoria Stadium, Peoria, AZ
Tue Mar 29 2016, 4:13 PM - 7:07 PM EDT
Att: 5,374 - Cloudy - 66 F

livebaseballscores.com

AB 35
R 9
H 9
RBI 8
BB 9
SO 9
LOB 15




Batter	1	2	3	4	5	6	7	8	9	AB	R	H	RBI	BB	SO	LOB	BOTTOM			
24 Jon Jay, L (1, 8) 40 Ryan Buchter, L (7, 1) 83 Ryan Schimpf, L (8, 4)	G4-3		HR			K		F9		4	2	3	0	1	0					
15 Cory Spangenberg, L (1, 4) 67 Jason Hagerty, S (8, 3)								3 2B 4 HR 1B		3	2	2	0	1	0	0				
3 Derek Norris, R (1, 2) 49 Josh Martin, R (6, 1) 16 Travis Jankowski, L (7, 8)	F9					G5-3		G3		3	0	1	0	0	2					
4 Wil Myers, R (1, 3) 92 Diego Goris, R (8, 5)	K							9 HR 1B		4	1	1	2	0	1	5				
26 Yangelvis Solarte, S (1, 5) 94 Trey McNutt, R (8, 1) 93 Derek Eitel, R (8, 1) 59 Kevin Quackenbush, R (8, 1)		G6-3		L7		G3-1		P3		4	0	0	0	0	2					
10 Alexei Ramirez, R (1, 6) 9 Adam Rosales, R (7, 6)	K					G4-3		8 2B 1B		3	1	1	0	0	1	0				
32 Jabari Blash, R (1, 9) 8 Jemile Weeks, S (5, 9)	F9					G1-3		18 SF8 2B		2	0	0	0	0	0					
73 José Pirela, R (1, 7)								12 WP 24 HR 2B		4	2	2	0	0	1	1				
29 Colin Rea, R (1, 1) 12 Christian Bethancourt, R, PH (8, PH) 18 Austin Hedges, R (6, 2)								18 2B 1B		1	0	0	0	0	1	0				
Inning Stats	R: 0 E: 0 K: 1 S: 12	H: 0 LOB: 1 BB: 1 P: 21	R: 0 E: 0 K: 1 S: 7	H: 0 LOB: 0 BB: 0 P: 10	R: 1 E: 0 K: 2 S: 12	H: 3 LOB: 2 BB: 0 P: 19	R: 0 E: 0 K: 0 S: 4	H: 0 LOB: 0 BB: 0 P: 5	R: 4 E: 0 K: 1 S: 16	H: 4 LOB: 0 BB: 0 P: 25	R: 2 E: 0 K: 1 S: 14	H: 2 LOB: 0 BB: 0 P: 19	R: 3 E: 1 K: 0 S: 10	H: 2 LOB: 0 BB: 0 P: 14	R: 1 E: 0 K: 0 S: 8	H: 2 LOB: 1 BB: 0 P: 14	1B: 6 2B: 3 3B: 0 HR: 4	SF: 1 SAC: 0 DP: 0 HBP: 0	WP: 1 PB: 0 SB: 0 CS: 0	PA: 39
PITCHER	IP WLS BF H R ER SO BB IBB HBP BLK WP HR S P ERA WHIP																			
68 Ross Stripling, R (1, 1) ERA: 4.09	5.0 L 23 7 5 5 5 1 0 0 0 0 0 0 14 19 18.00 2.000																			
67 Louis Coleman, R (6, 1) ERA: 1.8	1.0 5 2 2 2 1 0 0 0 0 0 0 0 14 19 18.00 2.000																			
43 Luis Avilán, L (7, 1) ERA: 11.57	1.0 6 2 3 0 0 0 0 0 0 0 0 1 10 14 0.00 2.000																			
93 Red Patterson, R (8, 1) ERA: 13.5	0.0 2 2 1 1 0 0 0 0 0 0 0 0 4 8 ∞ ∞																			
84 Alex Burgos, L (8, 1) ERA:	1.0 3 0 0 0 0 0 0 0 0 0 0 0 4 6 0.00 0.000																			


Los Angeles Dodgers @ San Diego Padres
Peoria Stadium, Peoria, AZ
Tue Mar 29 2016, 4:13 PM - 7:07 PM EDT
Att: 5,374 - Cloudy - 66 F

livebaseballscores.com

AB 37
R 11
H 13
RBI 11
BB 1
SO 6
LOB 14



Batter	1	2	3	4	5	6	7	8	9	AB	R	H	RBI	BB	SO	LOB	TOP					
6 Ynel Escobar, R OBP: 0.500, SLG: 0.561 80 Gregorio Petit, R OBP: 0.316, SLG: 0.528	F8		G4-3		G6-3		G6-3		K	4	0	2	2	0	0	1	Los Angeles Angels @ Los Angeles Dodgers Dodger Stadium, Los Angeles, CA Fri Apr 01 2016, 7:12 PM - 10:29 PM PDT Att: 39,714 - Clear - 65 F					
51 Ji Man Choi, L OBP: 0.307, SLG: 0.277 8 Shane Robinson, R OBP: 0.345, SLG: 0.320	G1-3		G4-3		G6-3		SH3-1-4		K	2	0	0	1	0	0	1						
5 Albert Pujols, R OBP: 0.392, SLG: 0.580 19 Jeffy Marte, R OBP: 0.340, SLG: 0.553	G5-3		G5-3		F9		G5-3			3	0	0	0	0	0	1						
56 Kole Calhoun, L OBP: 0.358, SLG: 0.419	K		G6-3		G6-3		HBP		K	3	0	1	0	0	1	0						
24 C.J. Cron, R OBP: 0.333, SLG: 0.406	G5-3		L7		K		G6-4-3			4	0	0	0	0	1	2						
2 Andrelton Simmons, R OBP: 0.373, SLG: 0.458 7 Cliff Pennington, S OBP: 0.431, SLG: 0.481	G4-3		G6-3		G6-3		BB			3	1	1	0	0	0	0						
18 Geovany Soto, R OBP: 0.435, SLG: 0.611			P4		G3-1		E5			4	1	1	0	0	0	2						
39 Rafael Ortega, L OBP: 0.379, SLG: 0.480			L7		L7		F9			3	2	1	0	1	0	2						
12 Johnny Gattuso, R OBP: 0.333, SLG: 0.493 20 Rey Navarro, S OBP: 0.258, SLG: 0.389	K		K		K		F7			3	1	2	1	0	1	2						
Inning Stats	R: 0 E: 0 K: 0 S: 6	H: 0 LOB: 0 BB: 0 P: 10	R: 0 E: 0 K: 1 S: 9	H: 0 LOB: 0 BB: 0 P: 14	R: 2 E: 0 K: 1 S: 9	H: 3 LOB: 1 BB: 0 P: 13	R: 0 E: 0 K: 0 S: 7	H: 0 LOB: 0 BB: 0 P: 12	R: 0 E: 0 K: 1 S: 11	H: 1 LOB: 1 BB: 0 P: 17	R: 0 E: 0 K: 1 S: 10	H: 0 LOB: 1 BB: 0 P: 21	R: 3 E: 0 K: 0 S: 17	H: 3 LOB: 2 BB: 1 P: 29	R: 0 E: 1 K: 0 S: 9	H: 1 LOB: 2 BB: 1 P: 15		R: 0 E: 0 K: 2 S: 9	H: 0 LOB: 0 BB: 0 P: 17	1B: 8 2B: 0 3B: 0 HR: 0	SF: 0 SAC: 1 DP: 1 HBP: 1	WP: 0 PB: 0 SB: 0 CS: 0
PITCHER	IP WLS BF H R ER SO BB IBB HBP BLK WP HR S P ERA WHIP	IP WLS BF H R ER SO BB IBB HBP BLK WP HR S P ERA WHIP	IP WLS BF H R ER SO BB IBB HBP BLK WP HR S P ERA WHIP	IP WLS BF H R ER SO BB IBB HBP BLK WP HR S P ERA WHIP	IP WLS BF H R ER SO BB IBB HBP BLK WP HR S P ERA WHIP	IP WLS BF H R ER SO BB IBB HBP BLK WP HR S P ERA WHIP	IP WLS BF H R ER SO BB IBB HBP BLK WP HR S P ERA WHIP	IP WLS BF H R ER SO BB IBB HBP BLK WP HR S P ERA WHIP	IP WLS BF H R ER SO BB IBB HBP BLK WP HR S P ERA WHIP	4.0 L 15 3 2 2 2 0 0 0 0 0 0 31 49 4.50 0.750	1.0 L 4 1 0 0 0 0 0 0 0 0 0 6 17 0.00 1.000	0.2 L 3 0 0 0 0 0 0 0 0 0 0 1 15 0.00 0.000	0.2 L 5 2 3 3 1 1 0 0 0 0 0 0 14 24 40.50 4.500	0.2 L 3 1 0 0 0 0 0 0 0 0 0 0 7 11 0.00 1.500	1.0 L 5 1 0 0 0 1 0 0 0 0 0 0 0 9 15 0.00 2.000	1.0 L 3 0 0 0 0 0 0 0 0 0 0 0 0 9 17 0.00 0.000	1.0 L 5 1 0 0 0 1 0 0 0 0 0 0 0 9 15 0.00 2.000	0.0 L 4 1 0 0 0 0 0 0 0 0 0 0 9 17 0.00 0.000	0.0 L 3 1 0 0 0 0 0 0 0 0 0 0 7 11 0.00 1.500	0.0 L 5 1 0 0 0 0 0 0 0 0 0 0 9 15 0.00 2.000	0.0 L 3 0 0 0 0 0 0 0 0 0 0 0 9 17 0.00 0.000	
14 Enrique Hernández, R OBP: 0.203, SLG: 0.259	G5-3		L9		G6-3		P3			4	0	0	0	0	0	2	Los Angeles Angels @ Los Angeles Dodgers Dodger Stadium, Los Angeles, CA Fri Apr 01 2016, 7:12 PM - 10:29 PM PDT Att: 39,714 - Clear - 65 F					
66 Yasiel Puig, R OBP: 0.514, SLG: 0.444 6 Charlie Culberson, R OBP: 0.379, SLG: 0.538	G5-4-3		K		K		BB			3	0	1	0	0	2	0						
10 Justin Turner, R OBP: 0.339, SLG: 0.436 83 Rob Segedin, R OBP: 0.344, SLG: 0.569	G5-4-3		F8		L8		F7			3	0	0	0	0	0	1						
23 Adrián González, L OBP: 0.375, SLG: 0.476 90 Johan Mieses, R OBP: 0.250, SLG: 0.590	FC5-4		G6-3		G6-3		BB			2	0	1	0	1	0	0						
3 Carl Crawford, L OBP: 0.196, SLG: 0.250 43 Luis Avilán, L 74 Kenley Jansen, S 42 Austin Barnes, R OBP: 0.333, SLG: 0.434	FC5-4		FC6		FC6		F7			3	0	1	0	0	0	2						
17 A.J. Ellis, R OBP: 0.276, SLG: 0.280	F9		F9		F9		F7			4	1	1	0	0	1	3						
31 Joc Pederson, L OBP: 0.339, SLG: 0.439 63 Yimi García, R 41 Chris Hatcher, R 21 Trayce Thompson, R OBP: 0.247, SLG: 0.405	CS		K		F8		K			2	0	0	0	0	1	1						
5 Corey Seager, L OBP: 0.333, SLG: 0.389	K		K		K		K			3	0	1	1	0	2	0						
18 Kenta Maeda, R 55 Joe Blanton, R 56 J.P. Howell, L 33 Scott Van Slyke, R	K		K		P4		FC1-4			1	0	0	0	0	0	0						
Inning Stats	R: 0 E: 0 K: 0 S: 11	H: 1 LOB: 0 BB: 0 P: 14	R: 0 E: 0 K: 0 S: 9	H: 1 LOB: 0 BB: 0 P: 16	R: 0 E: 0 K: 3 S: 9	H: 0 LOB: 0 BB: 0 P: 15	R: 0 E: 0 K: 1 S: 9	H: 0 LOB: 0 BB: 0 P: 10	R: 0 E: 0 K: 1 S: 12	H: 1 LOB: 1 BB: 0 P: 18	R: 0 E: 0 K: 1 S: 6	H: 0 LOB: 0 BB: 0 P: 8	R: 0 E: 0 K: 1 S: 9	H: 0 LOB: 1 BB: 1 P: 17	R: 1 E: 0 K: 0 S: 19	H: 3 LOB: 3 BB: 1 P: 29		R: 0 E: 0 K: 2 S: 11	H: 1 LOB: 1 BB: 0 P: 15	1B: 5 2B: 2 3B: 0 HR: 0	SF: 0 SAC: 0 DP: 1 HBP: 0	WP: 0 PB: 0 SB: 1 CS: 1
PITCHER	IP WLS BF H R ER SO BB IBB HBP BLK WP HR S P ERA WHIP	IP WLS BF H R ER SO BB IBB HBP BLK WP HR S P ERA WHIP	IP WLS BF H R ER SO BB IBB HBP BLK WP HR S P ERA WHIP	IP WLS BF H R ER SO BB IBB HBP BLK WP HR S P ERA WHIP	IP WLS BF H R ER SO BB IBB HBP BLK WP HR S P ERA WHIP	IP WLS BF H R ER SO BB IBB HBP BLK WP HR S P ERA WHIP	IP WLS BF H R ER SO BB IBB HBP BLK WP HR S P ERA WHIP	IP WLS BF H R ER SO BB IBB HBP BLK WP HR S P ERA WHIP	IP WLS BF H R ER SO BB IBB HBP BLK WP HR S P ERA WHIP	5.0 W 16 4 0 0 0 0 0 0 0 0 0 6 8 0.00 0.600	1.0 H 3 0 0 0 0 0 0 0 0 0 6 8 0.00 0.000	1.0 H 4 0 0 0 0 1 0 0 0 0 0 9 17 0.00 1.000	0.2 H 6 3 1 1 0 1 0 0 0 0 0 16 24 13.50 6.000	0.1 H 1 0 0 0 0 0 0 0 0 0 0 3 5 0.00 0.000	1.0 H 5 1 0 0 0 0 0 0 0 0 0 0 11 15 0.00 1.000	1.0 H 4 1 0 0 0 0 0 0 0 0 0 0 11 15 0.00 1.000	0.0 H 3 0 0 0 0 0 0 0 0 0 0 0 11 15 0.00 1.000	0.0 H 3 0 0 0 0 0 0 0 0 0 0 0 11 15 0.00 1.000	0.0 H 4 1 0 0 0 0 0 0 0 0 0 0 11 15 0.00 1.000	0.0 H 3 0 0 0 0 0 0 0 0 0 0 11 15 0.00 1.000		

Batter	1	2	3	4	5	6	7	8	9	AB	R	H	RBI	BB	SO	LOB	TOP					
26 Chase Utley, L OBP: 0.350, SLG: 0.474	L8	K					F7			5	0	2	0	0	1	2	Los Angeles Dodgers @ San Francisco Giants AT&T Park, San Francisco, CA Thu Apr 07 2016, 1:41 PM - 4:47 PM PDT Att: 41,940 - Cloudy - 67 F					
5 Cory Seager, L OBP: 0.300, SLG: 0.421	1B		F7			FC3-6	G4-3		F7	5	1	1	0	0	0	2						
66 Yasiel Puig, R OBP: 0.611, SLG: 1.000	G5-4-3		2B			1B	P4		K	5	1	2	0	0	1	2						
23 Adrián González, L OBP: 0.611, SLG: 0.714		2B	1B			L7				4	2	3	1	0	0	2						
33 Scott Van Slyke, R OBP: 0.250, SLG: 0.500		2B								3	0	1	1	0	0	2						
3 Carl Crawford, L OBP: 0.273, SLG: 0.384		F8								1	0	0	0	0	0	1						
21 Trayce Thompson, R OBP: 0.667, SLG: 1.000		F8								0	0	0	0	0	0	0						
31 Joc Pederson, L OBP: 0.353, SLG: 0.625		1B				G6-3				4	2	2	2	0	1	3						
14 Enrique Hernández, R OBP: 0.280, SLG: 0.285		1B				G6-3				4	0	1	1	0	0	0						
42 Austin Barnes, R OBP: 0.125, SLG: 0.125		1B				G6-3				4	0	1	0	0	0	0						
57 Alex Wood, R 63 Yimi García, R 67 Louis Coleman, R 56 J.P. Howell, L 52 Pedro Báez, R 6 Charlie Culberson, R		G6-4-3				K				3	0	0	1	0	2	2	AB 39 R 6 H 13 RBI 6 BB 0 SO 5 LOB 16					
		G6-4-3				K				1	0	0	0	0	0	0						
Inning Stats	R: 0 E: 0 K: 0 S: 3	H: 1 LOB: 0 BB: 0 P: 4	R: 2 E: 0 K: 1 S: 12	H: 4 LOB: 2 BB: 0 P: 21	R: 1 E: 0 K: 1 S: 16	H: 2 LOB: 1 BB: 0 P: 22	R: 0 E: 0 K: 1 S: 6	H: 0 LOB: 0 BB: 0 P: 11	R: 1 E: 0 K: 0 S: 13	H: 3 LOB: 2 BB: 0 P: 21	R: 0 E: 0 K: 1 S: 8	H: 0 LOB: 0 BB: 0 P: 10	R: 0 E: 0 K: 0 S: 6	H: 0 LOB: 0 BB: 0 P: 8	R: 2 E: 0 K: 0 S: 13	H: 2 LOB: 0 BB: 0 P: 18	R: 0 E: 0 K: 1 S: 9	H: 1 LOB: 1 BB: 0 P: 11	1B: 9 2B: 3 3B: 0 HR: 1	SF: 0 SAC: 0 DP: 1 HBP: 0	WP: 0 PB: 0 SB: 0 CS: 0	PA: 39
PITCHER	IP WLS BF H R ER SO BB IBB HBP BLK WP HR S P ERA WHIP																					
22 Jake Peavy, R ERA: 7.2	5.0	24	10	4	4	3	0	0	0	0	0	0	0	0	0	50	79	7.20	2.000			
53 Chris Heston, R ERA: 9.0	1.0	W	3	0	0	1	0	0	0	0	0	0	0	0	0	8	10	0.00	0.000			
49 Javier López, L ERA: 9.0	1.0	H	4	1	1	1	0	0	0	0	0	0	0	0	7	9	9.00	1.000				
54 Sergio Romo, R ERA: 4.5	1.0	H	4	1	1	1	0	0	0	0	0	0	0	1	12	17	9.00	1.000				
60 Hunter Strickland, R ERA: 4.5	1.0		4	1	0	0	1	0	0	0	0	0	0	0	9	11	0.00	1.000				

Batter	1	2	3	4	5	6	7	8	9	AB	R	H	RBI	BB	SO	LOB	BOTTOM			
2 Denard Span, L OBP: 0.267, SLG: 0.500	G1-3		G3			G4-3	B1-3			5	1	1	1	0	0	3	Los Angeles Dodgers @ San Francisco Giants AT&T Park, San Francisco, CA Thu Apr 07 2016, 1:41 PM - 4:47 PM PDT Att: 41,940 - Cloudy - 67 F			
12 Joe Panik, L OBP: 0.385, SLG: 0.647	P6		G3			2B	1B			5	3	3	3	0	0	1				
28 Buster Posey, R OBP: 0.444, SLG: 0.643	G5-3					3B	1B			5	0	3	2	0	1	3				
8 Hunter Pence, R OBP: 0.333, SLG: 0.471		F9				1B	2B			4	1	1	4	1	1	2				
9 Brandon Belt, L OBP: 0.500, SLG: 0.571		2B				BB	1B			4	0	1	0	1	1	3				
5 Matt Duffy, R OBP: 0.276, SLG: 0.611	F8					1B	1B			5	1	2	0	0	0	3				
35 Brandon Crawford, L OBP: 0.471, SLG: 0.643	K					1B	1B			4	2	1	0	1	2	2				
22 Jake Peavy, R 37 Kelly Tomlinson, R 53 Chris Heston, R						1B	1B			1	0	1	0	0	0	0				
13 Ehre Adriansa, S 49 Javier López, L 54 Sergio Romo, R 7 Gregor Blanco, L						1B	1B			0	0	0	0	0	0	0				
16 Angel Pagan, S 60 Hunter Strickland, R						1B	1B			1	1	1	0	0	0	0				
Inning Stats	R: 0 E: 0 K: 0 S: 7	H: 0 LOB: 0 BB: 0 P: 9	R: 0 E: 0 K: 1 S: 11	H: 1 LOB: 1 BB: 0 P: 15	R: 0 E: 0 K: 1 S: 10	H: 1 LOB: 1 BB: 0 P: 13	R: 0 E: 0 K: 1 S: 10	H: 1 LOB: 1 BB: 0 P: 12	R: 3 E: 0 K: 0 S: 13	H: 3 LOB: 2 BB: 2 P: 25	R: 4 E: 0 K: 1 S: 15	H: 5 LOB: 1 BB: 0 P: 27	R: 0 E: 0 K: 0 S: 5	H: 0 LOB: 0 BB: 1 P: 12	R: 5 E: 0 K: 2 S: 18	H: 6 LOB: 1 BB: 0 P: 24	1B: 13 2B: 2 3B: 1 HR: 1	SF: 0 SAC: 1 DP: 1 HBP: 0	WP: 1 PB: 0 SB: 0 CS: 0	PA: 43
PITCHER	IP WLS BF H R ER SO BB IBB HBP BLK WP HR S P ERA WHIP																			
57 Alex Wood, L ERA: 9.0	5.0	L	25	8	5	3	0	0	0	0	0	0	0	0	0	6	11	27.00	4.500	
63 Yimi García, R ERA: 6.75	1.1		4	0	0	0	1	0	0	0	0	0	0	0	8	17	0.00	0.750		
67 Louis Coleman, R ERA: 36.0	0.0		4	4	4	4	0	0	0	0	0	0	0	6	8	∞	∞			
56 J.P. Howell, L ERA: 4.5	1.0		5	2	1	1	2	0	0	0	0	0	0	1	12	16	9.00	2.000		

Batter	1	2	3	4	5	6	7	8	9	AB	R	H	RBI	BB	SO	LOB	TOP				
26 Chase Utley, L OBP: 0.394, SLG: 0.448										4	2	1	0	0	0	3					
5 Corey Seager, L OBP: 0.344, SLG: 0.433										5	1	2	1	0	1	1					
10 Justin Turner, R OBP: 0.310, SLG: 0.370										5	1	1	1	1	0	1					
23 Adrián González, L OBP: 0.485, SLG: 0.571										4	0	2	1	0	1	1					
66 Yasiel Puig, R OBP: 0.500, SLG: 0.654										4	1	0	0	1	2	2					
31 Joc Pederson, L OBP: 0.346, SLG: 0.542										3	1	1	0	1	2	0					
21 Travis Thompson, R 67 Louis Coleman, R 56 J.P. Howell, L 63 Yimi García, R 11 Mitch Johnson, L 55 Joe Blanton, R										3	0	2	2	0	0	0					
42 Austin Barnes, R OBP: 0.143, SLG: 0.143										4	0	1	1	0	2	1					
29 Scott Kazmir, L 14 Enrique Hernández, R										1	0	0	0	0	1	0					
Inning Stats	R: 5 E: 0 K: 0 S: 16	H: 5 LOB: 2 BB: 1 P: 22	R: 0 E: 0 K: 2 S: 11	H: 1 LOB: 1 BB: 0 P: 15	R: 0 E: 0 K: 2 S: 8	H: 0 LOB: 0 BB: 0 P: 14	R: 1 E: 0 K: 1 S: 11	H: 2 LOB: 1 BB: 0 P: 12	R: 0 E: 0 K: 3 S: 15	H: 0 LOB: 0 BB: 0 P: 7	R: 0 E: 0 K: 0 S: 4	H: 1 LOB: 2 BB: 1 P: 13	R: 0 E: 0 K: 0 S: 10	H: 0 LOB: 1 BB: 1 P: 20	R: 0 E: 0 K: 1 S: 9	H: 0 LOB: 0 BB: 0 P: 12	1B: 9 2B: 1 3B: 0 HR: 0	SF: 1 SAC: 0 DP: 0 HBP: 1	WP: 0 PB: 0 SB: 0 CS: 0	PA: 41	
PITCHER	IP WLS BF H R ER SO BB IBB HBP BLK WP HR S P ERA WHIP	7.0 W 34 10 6 6 8 2 0 1 0 0 0 74 104 7.71 1.714	0.1 H 2 0 0 0 0 1 0 0 0 0 0 5 12 0.00 3.000	0.2 H 2 0 0 0 0 0 0 0 0 0 0 5 8 0.00 0.000	1.0 S 3 0 0 0 0 1 0 0 0 0 0 9 12 0.00 0.000																
47 Johnny Cueto, R ERA: 4.5	54 Sergio Romo, R ERA: 2.7	61 Josh Osich, L ERA:	46 Santiago Casilla, R ERA: 2.7																		
2 Denard Span, L OBP: 0.207, SLG: 0.321										5	1	2	0	0	1	0					
12 Joe Panik, L OBP: 0.321, SLG: 0.500										5	1	1	2	0	1	1					
28 Buster Posey, R OBP: 0.444, SLG: 0.696										5	2	2	1	0	0	2					
8 Hunter Pence, R OBP: 0.367, SLG: 0.375										2	2	1	1	1	0	0					
9 Brandon Belt, L OBP: 0.433, SLG: 0.542										3	1	2	3	1	0	0					
5 Matt Duffy, R OBP: 0.267, SLG: 0.483										3	0	2	1	0	0	1					
35 Brandon Crawford, L OBP: 0.385, SLG: 0.591										3	0	0	0	1	1	4					
47 Johnny Cueto, R 13 Ehire Adrianza, S 54 Sergio Romo, R 61 Josh Osich, L 46 Santiago Casilla, R										3	0	0	0	0	1	3					
16 Ángel Pagán, S OBP: 0.370, SLG: 0.640										4	2	2	1	0	0	0					
Inning Stats	R: 2 E: 0 K: 2 S: 23	H: 3 LOB: 2 BB: 1 P: 31	R: 0 E: 0 K: 2 S: 10	H: 0 LOB: 0 BB: 0 P: 15	R: 3 E: 0 K: 0 S: 11	H: 3 LOB: 1 BB: 0 P: 17	R: 1 E: 0 K: 0 S: 11	H: 1 LOB: 0 BB: 0 P: 18	R: 0 E: 0 K: 0 S: 10	H: 0 LOB: 2 BB: 2 P: 22	R: 3 E: 0 K: 0 S: 20	H: 3 LOB: 0 BB: 0 P: 28	R: 0 E: 0 K: 0 S: 5	H: 1 LOB: 0 BB: 0 P: 6	R: 0 E: 0 K: 0 S: 10	H: 1 LOB: 1 BB: 0 P: 15	1B: 6 2B: 4 3B: 0 HR: 3	SF: 1 SAC: 0 DP: 1 HBP: 1	WP: 0 PB: 0 SB: 0 CS: 0	PA: 39	
PITCHER	IP WLS BF H R ER SO BB IBB HBP BLK WP HR S P ERA WHIP	4.0 L 6 1 1 1 0 2 0 0 0 0 0 13 27 9.00 3.000	0.0 L 2 1 1 1 0 0 0 0 0 0 0 8 11 ∞ ∞	1.0 S 3 0 1 1 0 0 0 0 0 0 0 9 12 9.00 0.000	2.0 S 7 2 0 0 0 0 0 0 0 0 0 15 21 0.00 1.000																
29 Scott Kazmir, L ERA: 5.4	67 Louis Coleman, R ERA: 2.7	56 J.P. Howell, L ERA: 54.0	63 Yimi García, R ERA: 4.91	55 Joe Blanton, R ERA: 3.0																	

Los Angeles Dodgers @ San Francisco Giants
 AT&T Park, San Francisco, CA
 Sun Apr 10 2016, 1:08 PM - 4:14 PM PDT
 Att: 41,656 - Overcast - 58 F

AB	35
R	6
H	10
RBI	6
BB	3
SO	9
LOB	11



Los Angeles Dodgers @ San Francisco Giants
 AT&T Park, San Francisco, CA
 Sun Apr 10 2016, 1:08 PM - 4:14 PM PDT
 Att: 41,656 - Overcast - 58 F

AB	34
R	9
H	12
RBI	9
BB	3
SO	4
LOB	11



Batter	1	2	3	4	5	6	7	8	9	AB	R	H	RBI	BB	SO	LOB	TOP										
2 Jean Segura, R OBP: 0.424, SLG: 0.806			G4-3				F8		F7	4	0	1	0	0	0	1											
30 Sócrates Brito, L OBP: 0.263, SLG: 0.526	L9		K				F8		G6-3	5	1	1	1	0	1	2											
44 Paul Goldschmidt, R OBP: 0.371, SLG: 0.667	K		F8				CS		G6-3	5	1	1	2	0	1	1											
6 David Peralta, L OBP: 0.371, SLG: 0.500	G3-1						G6-3		G6-3	4	0	0	0	1	1	1											
7 Wellington Castillo, R OBP: 0.346, SLG: 0.304										4	0	3	0	0	0	1											
22 Jake Lamb, L OBP: 0.379, SLG: 0.560										3	0	2	0	1	0	1											
24 Yasmany Tomás, R OBP: 0.250, SLG: 0.286										3	0	0	0	1	1	3											
46 Patrick Corbin, L OBP: 0.265, SLG: 0.526 15 Phil Gosselin, R OBP: 0.171, SLG: 0.195 19 Tyler Clippard, R OBP: 0.271, SLG: 0.396 5 Rickie Weeks Jr., R OBP: 0.250, SLG: 0.396 41 Daniel Hudson, R OBP: 0.250, SLG: 0.396 29 Brad Ziegler, R OBP: 0.250, SLG: 0.396										2	0	0	0	0	0	4											
13 Nick Ahmed, R OBP: 0.370, SLG: 0.583										3	2	1	1	0	0	2											
Inning Stats	R: 0 H: 0 E: 0 K: 1 S: 7	H: 0 LOB: 1 BB: 0 P: 15	R: 0 H: 2 E: 0 K: 1 S: 13	H: 2 LOB: 2 BB: 0 P: 20	R: 0 H: 0 E: 0 K: 1 S: 9	H: 0 LOB: 0 BB: 0 P: 12	R: 0 H: 0 E: 1 K: 0 S: 14	H: 0 LOB: 2 BB: 1 P: 20	R: 0 H: 1 E: 0 K: 0 S: 4	H: 1 LOB: 0 BB: 0 P: 8	R: 0 H: 2 E: 0 K: 1 S: 11	H: 2 LOB: 2 BB: 0 P: 20	R: 1 H: 1 E: 0 K: 1 S: 9	H: 1 LOB: 0 BB: 0 P: 11	R: 1 H: 2 E: 0 K: 1 S: 16	H: 2 LOB: 3 BB: 2 P: 35	R: 2 H: 1 E: 0 K: 0 S: 10	H: 1 LOB: 0 BB: 0 P: 15	1B: 3 2B: 3 HR: 2	SF: 0 SAC: 0 DP: 0 HBP: 2	WP: 1 PB: 0 CS: 1	PA: 41					
PITCHER	IP	WLS	BF	H	R	ER	SO	BB	IBB	HBP	BLK	WP	HR	S	P	ERA	WHIP										
18 Kenta Maeda, R ERA: 4.5	6.0		24	5	0	0	4	1	0	1	0	1	0	58	95	0.00	1.000										
52 Pedro Báez, R ERA: 4.5	1.0	B	4	1	1	1	1	0	0	0	0	0	1	9	11	9.00	1.000										
41 Chris Hatcher, R ERA: 5.4	0.2	L	6	2	1	1	0	1	1	0	0	0	1	13	29	13.50	4.500										
67 Louis Coleman, R ERA: 5.79	1.1		6	1	2	2	1	0	0	1	0	0	0	13	21	13.50	0.750										

Arizona Diamondbacks @ Los Angeles Dodgers
Dodger Stadium, Los Angeles, CA
Tue Apr 12 2016, 1:15 PM - 4:14 PM PDT
Att: 53,279 - Sunny - 72 F

AB 35
R 4
H 9
RBI 4
BB 3
SO 6
LOB 19



Batter	1	2	3	4	5	6	7	8	9	AB	R	H	RBI	BB	SO	LOB	BOTTOM										
14 Enrique Hernández, R OBP: 0.389, SLG: 0.412										5	0	2	0	0	2	0											
66 Yasiel Puig, R OBP: 0.500, SLG: 0.655	FC6-4		F9							3	0	1	0	0	2												
23 Adrián González, L OBP: 0.459, SLG: 0.531	P6		K							4	0	1	0	0	1	3											
10 Justin Turner, R OBP: 0.273, SLG: 0.323	P6		P4							4	0	0	0	0	1	4											
47 Howie Kendrick, R OBP: 0.250, SLG: 0.250										4	1	1	0	0	0	2											
21 Travece Thompson, R OBP: 0.500, SLG: 0.615										3	0	2	0	0	0	0											
26 Chase Utley, L OBP: 0.382, SLG: 0.433										1	0	0	0	0	0	2											
5 Corey Seager, L OBP: 0.361, SLG: 0.455										3	1	1	0	1	0	3											
17 A.J. Ellis, R OBP: 0.222, SLG: 0.176										2	0	1	1	0	0	1											
31 Joc Pederson, L OBP: 0.333, SLG: 0.520										1	0	0	0	0	0	1											
18 Kenta Maeda, R OBP: 0.265, SLG: 0.526 52 Pedro Báez, R OBP: 0.171, SLG: 0.195 6 Charlie Culberson, R OBP: 0.250, SLG: 0.396 41 Daniel Hudson, R OBP: 0.250, SLG: 0.396 67 Louis Coleman, R OBP: 0.250, SLG: 0.396 9 Yasmani Grandal, S OBP: 0.250, SLG: 0.396										2	0	0	0	0	0	1											
Inning Stats	R: 0 H: 1 E: 0 K: 0 S: 7	H: 2 LOB: 1 BB: 0 P: 12	R: 1 H: 2 E: 0 K: 0 S: 8	H: 2 LOB: 1 BB: 0 P: 10	R: 0 H: 1 E: 0 K: 1 S: 9	H: 1 LOB: 1 BB: 0 P: 13	R: 0 H: 0 E: 0 K: 0 S: 12	H: 0 LOB: 1 BB: 1 P: 21	R: 0 H: 1 E: 0 K: 0 S: 5	H: 1 LOB: 0 BB: 0 P: 7	R: 0 H: 1 E: 0 K: 0 S: 8	H: 1 LOB: 2 BB: 0 P: 11	R: 0 H: 1 E: 0 K: 1 S: 8	H: 1 LOB: 0 BB: 0 P: 11	R: 0 H: 1 E: 0 K: 1 S: 8	H: 1 LOB: 2 BB: 0 P: 11	R: 1 H: 1 E: 0 K: 1 S: 9	H: 1 LOB: 0 BB: 0 P: 13	1B: 7 2B: 2 HR: 0	SF: 0 SAC: 1 DP: 1 HBP: 1	WP: 0 PB: 0 CS: 0	PA: 37					
PITCHER	IP	WLS	BF	H	R	ER	SO	BB	IBB	HBP	BLK	WP	HR	S	P	ERA	WHIP										
46 Patrick Corbin, L ERA: 3.46	6.0		25	6	1	1	1	1	0	0	0	0	0	49	74	1.50	1.167										
19 Tyler Clippard, R ERA: 4.5	1.0	W	3	1	0	0	1	0	0	0	0	0	0	8	12	0.00	1.000										
41 Daniel Hudson, R ERA: 5.4	1.0	H	5	1	0	0	1	0	0	1	0	0	0	8	11	0.00	1.000										
29 Brad Ziegler, R ERA: 2.25	1.0	S	4	1	1	1	1	0	0	0	0	0	0	9	13	9.00	1.000										

Arizona Diamondbacks @ Los Angeles Dodgers
Dodger Stadium, Los Angeles, CA
Tue Apr 12 2016, 1:15 PM - 4:14 PM PDT
Att: 53,279 - Sunny - 72 F

AB 34
R 2
H 9
RBI 2
BB 1
SO 4
LOB 20



Batter	1	2	3	4	5	6	7	8	9	AB	R	H	RBI	BB	SO	LOB	TOP										
2 Jean Segura, R OBP: 0.459, SLG: 0.794										3	0	2	0	1	0	0											
16 Chris Owings, R OBP: 0.200, SLG: 0.200										3	0	0	0	0	0	2											
6 David Peralta, L OBP: 0.361, SLG: 0.485										3	0	0	0	1	0	3											
44 Paul Goldschmidt, R OBP: 0.359, SLG: 0.696										3	0	0	0	1	0	3											
7 Wellington Castillo, R OBP: 0.300, SLG: 0.259										4	0	0	0	0	1	2											
27 Brandon Drury, R OBP: 0.222, SLG: 0.278											4	0	1	0	0	0											
22 Jake Lamb, L OBP: 0.324, SLG: 0.500											3	0	0	0	1	3											
24 Yasmany Tomás, R OBP: 0.259, SLG: 0.261											2	0	0	0	1	0											
12 Rubby De La Rosa, R 40 Andrew Chafin, R 48 Randall Delgado, R 33 Jake Barrett, R 15 Phil Cosselin, R 19 Tyler Clippard, R											2	0	0	0	0	0	2										
13 Nick Ahmed, R OBP: 0.367, SLG: 0.667											3	1	1	1	0	0											
Inning Stats	R: 0 E: 0 K: 0 S: 7	H: 1 LOB: 1 BB: 0 P: 11	R: 0 E: 0 K: 0 S: 8	H: 0 LOB: 1 BB: 2 P: 16	R: 1 E: 0 K: 0 S: 16	H: 2 LOB: 1 BB: 1 P: 27	R: 0 E: 0 K: 1 S: 10	H: 1 LOB: 0 BB: 0 P: 13	R: 0 E: 0 K: 1 S: 9	H: 0 LOB: 0 BB: 0 P: 11	R: 0 E: 0 K: 1 S: 9	H: 0 LOB: 0 BB: 0 P: 12	R: 0 E: 0 K: 1 S: 8	H: 1 LOB: 2 BB: 1 P: 14	R: 0 E: 0 K: 1 S: 9	H: 0 LOB: 0 BB: 0 P: 13	1B: 4 2B: 0 3B: 0 HR: 1	SF: 0 SAC: 0 DP: 1 HBP: 0	WP: 0 PB: 0 SB: 0 CS: 1	PA: 34							
PITCHER	IP	WLS	BF	H	R	ER	SO	BB	IBB	HBP	BLK	WP	HR	S	P	ERA	WHIP										
57 Alex Wood, L ERA: 4.5	7.0	W	26	5	1	1	3	3	0	0	0	0	1	69	105	1.29	1.143										
52 Pedro Báez, R ERA: 4.15	0.1	H	2	0	0	0	0	1	0	0	0	0	0	1	5	0.00	3.000										
74 Kenley Jansen, R ERA:	1.2	S	5	0	0	0	2	0	0	0	0	0	0	14	18	0.00	0.000										

Arizona Diamondbacks @ Los Angeles Dodgers
Dodger Stadium, Los Angeles, CA
Wed Apr 13 2016, 7:11 PM - 10:22 PM PDT
Att. 44,244 - Clear - 65 F

livebaseballscores.com

AB 29
R 1
H 5
RBI 1
BB 4
SO 5
LOB 14

Batter	1	2	3	4	5	6	7	8	9	AB	R	H	RBI	BB	SO	LOB	BOTTOM										
26 Chase Utley, L OBP: 0.395, SLG: 0.471										4	0	2	1	0	0	1											
5 Corey Seager, L OBP: 0.325, SLG: 0.405										4	0	0	0	0	1	3											
10 Justin Turner, R OBP: 0.297, SLG: 0.303										2	0	0	0	0	0	0											
23 Adrián González, L OBP: 0.439, SLG: 0.583										4	1	1	1	0	1	4											
66 Yasiel Puig, R OBP: 0.500, SLG: 0.636										4	0	2	0	0	1	2											
74 Kenley Jansen, S										0	0	0	0	0	0	0											
9 Yasmani Grandal, S										3	0	0	0	1	0	2											
47 Howie Kendrick, R OBP: 0.250, SLG: 0.250											4	1	1	0	0	1	3										
31 Joc Pederson, L OBP: 0.355, SLG: 0.500										3	1	1	0	0	1	1											
57 Alex Wood, R										3	0	0	0	0	3	4											
52 Pedro Báez, R										0	0	0	0	0	0	0											
21 Trayce Thompson, R OBP: 0.500, SLG: 0.615										0	0	0	0	0	0	0											
Inning Stats	R: 0 E: 0 K: 0 S: 6	H: 0 LOB: 0 BB: 0 P: 9	R: 0 E: 0 K: 1 S: 8	H: 0 LOB: 1 BB: 1 P: 19	R: 0 E: 0 K: 1 S: 12	H: 1 LOB: 0 BB: 0 P: 18	R: 1 E: 0 K: 0 S: 9	H: 2 LOB: 0 BB: 0 P: 14	R: 2 E: 0 K: 2 S: 17	H: 2 LOB: 2 BB: 0 P: 26	R: 0 E: 0 K: 2 S: 12	H: 1 LOB: 2 BB: 0 P: 20	R: 0 E: 0 K: 1 S: 14	H: 1 LOB: 2 BB: 0 P: 22	R: 0 E: 1 K: 1 S: 7	H: 0 LOB: 1 BB: 0 P: 12	1B: 5 2B: 3 3B: 0 HR: 1	SF: 0 SAC: 0 DP: 2 HBP: 3	WP: 0 PB: 0 SB: 0 CS: 1	PA: 35							
PITCHER	IP	WLS	BF	H	R	ER	SO	BB	IBB	HBP	BLK	WP	HR	S	P	ERA	WHIP										
12 Rubby De La Rosa, R ERA: 8.0	4.2	L	21	5	3	2	3	1	0	1	0	0	0	3	5	0.00	0.000										
40 Andrew Chafin, L ERA: 5.4	0.1		1	0	0	0	1	0	0	0	0	0	0	3	5	0.00	0.000										
48 Randall Delgado, R ERA: 7.35	1.0	5	1	0	0	2	0	0	0	1	0	0	0	12	20	0.00	1.000										
33 Jake Barrett, R ERA: 5.4	1.0	5	1	0	0	1	0	0	0	1	0	0	0	14	22	0.00	1.000										
19 Tyler Clippard, R ERA:	1.0	3	0	0	0	1	0	0	0	0	0	0	0	7	12	0.00	0.000										

Arizona Diamondbacks @ Los Angeles Dodgers
Dodger Stadium, Los Angeles, CA
Wed Apr 13 2016, 7:11 PM - 10:22 PM PDT
Att. 44,244 - Clear - 65 F

livebaseballscores.com

AB 31
R 3
H 7
RBI 2
BB 1
SO 8
LOB 20

Batter	1	2	3	4	5	6	7	8	9	AB	R	H	RBI	BB	SO	LOB	TOP										
2 Jean Segura, R (1,4) OBP: 0.439, SLG: 0.737										4	0	1	0	0	0	1	Arizona Diamondbacks @ Los Angeles Dodgers Dodger Stadium, Los Angeles, CA Thu Apr 14 2016, 7:12 PM - 9:45 PM PDT Att: 40,879 - Clear - 65 F										
30 Sócrates Brito, L (1,8) OBP: 0.304, SLG: 0.522										4	1	2	0	0	0	1											
45 Matt Buschmann, R (8,1)										4	0	0	0	0	1	2											
44 Paul Goldschmidt, R (1,3) OBP: 0.329, SLG: 0.541										4	0	1	1	0	0	0											
6 David Peralta, L (1,9) OBP: 0.350, SLG: 0.486										4	0	1	1	0	0	0											
27 Brandon Drury, R (1,7) OBP: 0.182, SLG: 0.227										4	0	0	0	0	2	1											
22 Jake Lamb, L (1,5) OBP: 0.351, SLG: 0.452										3	0	0	0	1	0	0											
10 Chris Herrmann, L (1,2) OBP: 0.091, SLG: 0.182										3	1	1	0	0	2	1											
38 Robbie Ray, L (1,1)										3	0	0	0	0	3	1											
48 Randall Delgado, R (7,1)										0	0	0	0	0	0	0											
40 Andrew Chafin, R (7,1)										0	0	0	0	0	0	0											
16 Chris Owings, R (8,8) OBP: 0.200, SLG: 0.200										0	0	0	0	0	0	0											
13 Nick Ahmed, R (1,6) OBP: 0.364, SLG: 0.633										3	0	1	1	0	1	0											
Inning Stats	R: 0 E: 0 K: 1 S: 8	H: 1 LOB: 0 BB: 0 P: 13	R: 0 E: 0 K: 1 S: 9	H: 0 LOB: 1 BB: 1 P: 17	R: 0 E: 0 K: 2 S: 8	H: 0 LOB: 0 BB: 0 P: 12	R: 0 E: 0 K: 0 S: 12	H: 1 LOB: 1 BB: 0 P: 21	R: 1 E: 0 K: 1 S: 11	H: 2 LOB: 1 BB: 0 P: 18	R: 1 E: 0 K: 1 S: 10	H: 1 LOB: 0 BB: 0 P: 15	R: 0 E: 0 K: 2 S: 7	H: 0 LOB: 0 BB: 0 P: 13	R: 0 E: 0 K: 1 S: 13	H: 1 LOB: 1 BB: 0 P: 18	R: 0 E: 0 K: 1 S: 10	H: 0 LOB: 0 BB: 0 P: 14	1B: 4 2B: 2 3B: 0 HR: 0	SF: 0 SAC: 0 DP: 1 HBP: 0	WP: 0 PB: 0 SB: 1 CS: 0	PA: 33					
PITCHER	IP	WLS	BF	H	R	ER	SO	BB	IBB	HBP	BLK	WP	HR	S	P	ERA	WHIP										
68 Ross Stripling, R (1,1) ERA: 2.03	6.0		23	5	2	2	5	1	0	0	0	0	0	58	96	3.00	1.000										
56 J.P. Howell, L (7,1) ERA: 27.0	1.0	W	3	0	0	0	2	0	0	0	0	0	0	7	13	0.00	0.000										
63 Yimi García, R (8,1) ERA: 3.86	1.0	H	4	1	0	0	1	0	0	0	0	0	0	13	18	0.00	1.000										
74 Kenley Jansen, R (9,1) ERA:	1.0	S	3	0	0	0	1	0	0	0	0	0	0	10	14	0.00	0.000										

Batter	1	2	3	4	5	6	7	8	9	AB	R	H	RBI	BB	SO	LOB	BOTTOM										
14 Enrique Hernández, R (1,7) OBP: 0.455, SLG: 0.500										3	1	2	2	1	0	0	Arizona Diamondbacks @ Los Angeles Dodgers Dodger Stadium, Los Angeles, CA Thu Apr 14 2016, 7:12 PM - 9:45 PM PDT Att: 40,879 - Clear - 65 F										
66 Yasiel Puig, R (1,9)										4	1	2	1	0	1	3											
23 Adrián González, L (1,3) OBP: 0.422, SLG: 0.550										4	0	1	1	0	1	2											
47 Howie Kendrick, R (1,5) OBP: 0.250, SLG: 0.250										4	0	1	0	0	0	1											
5 Corey Seager, L (1,6) OBP: 0.295, SLG: 0.366										4	0	0	0	0	1	1											
21 Travece Thompson, R (1,8) OBP: 0.500, SLG: 0.563										3	1	1	0	1	0	0											
17 A.J. Ellis, R (1,2) OBP: 0.227, SLG: 0.150										3	0	0	0	1	0	1											
42 Austin Barnes, R (1,4) OBP: 0.235, SLG: 0.133										1	1	0	0	2	1	2											
63 Yimi García, R (8,1)										0	0	0	0	0	0	0											
74 Kenley Jansen, S (9,1)										0	0	0	0	0	0	0											
68 Ross Stripling, R (1,1) ERA: 9.52										2	0	0	0	0	2	1											
56 J.P. Howell, L (7,1) ERA: 6.75										0	0	0	0	0	0	0											
10 Justin Turner, R (7,PH) OBP: 0.316, SLG: 0.324										1	1	1	1	0	0	0											
Inning Stats	R: 0 E: 0 K: 1 S: 6	H: 0 LOB: 0 BB: 1 P: 10	R: 0 E: 0 K: 1 S: 11	H: 1 LOB: 2 BB: 2 P: 26	R: 0 E: 0 K: 1 S: 9	H: 1 LOB: 0 BB: 0 P: 10	R: 0 E: 0 K: 0 S: 6	H: 0 LOB: 0 BB: 0 P: 6	R: 0 E: 0 K: 1 S: 13	H: 1 LOB: 2 BB: 1 P: 22	R: 0 E: 0 K: 2 S: 7	H: 0 LOB: 0 BB: 0 P: 9	R: 5 E: 0 K: 0 S: 13	H: 5 LOB: 0 BB: 1 P: 24	R: 0 E: 0 K: 0 S: 8	H: 0 LOB: 0 BB: 0 P: 11	1B: 7 2B: 1 3B: 0 HR: 0	SF: 0 SAC: 0 DP: 3 HBP: 0	WP: 0 PB: 0 SB: 0 CS: 0	PA: 34							
PITCHER	IP	WLS	BF	H	R	ER	SO	BB	IBB	HBP	BLK	WP	HR	S	P	ERA	WHIP										
38 Robbie Ray, L (1,1) ERA: 2.92	6.1		26	4	2	2	6	5	0	0	0	0	0	56	94	2.84	1.421										
48 Randall Delgado, R (7,1) ERA: 9.52	0.0	L	2	2	1	1	0	0	0	0	0	0	0	3	6	∞	∞										
40 Andrew Chafin, L (7,1) ERA: 6.75	0.2		3	2	2	2	0	0	0	0	0	0	0	6	7	27.00	3.000										
45 Matt Buschmann, R (8,1) ERA:	1.0		3	0	0	0	0	0	0	0	0	0	0	8	11	0.00	0.000										

Arizona Diamondbacks @ Los Angeles Dodgers
Dodger Stadium, Los Angeles, CA
 Thu Apr 14 2016, 7:12 PM - 9:45 PM PDT
 Att: 40,879 - Clear - 65 F

AB 32
 R 2
 H 6
 RBI 2
 BB 1
 SO 9
 LOB 7



Arizona Diamondbacks @ Los Angeles Dodgers
Dodger Stadium, Los Angeles, CA
 Thu Apr 14 2016, 7:12 PM - 9:45 PM PDT
 Att: 40,879 - Clear - 65 F

AB 29
 R 5
 H 8
 RBI 5
 BB 5
 SO 6
 LOB 11



Batter	1	2	3	4	5	6	7	8	9	AB	R	H	RBI	BB	SO	LOB	TOP			
16 Angel Pagán, S OBP: 0.455, SLG: 0.590	F7		28 WP 1B			28 G4-3 8 WP 1B		L8		4	1	2	0	0	0	0				
12 Joe Panik, L OBP: 0.286, SLG: 0.421	K		P5			8 WP 28 G4-3 1B		G3		4	1	1	0	0	1	3				
28 Buster Posey, R OBP: 0.343, SLG: 0.516	G4-3		L7			G4-3		K		4	0	0	0	0	1	4				
8 Hunter Pence, R OBP: 0.313, SLG: 0.381		G6-3		F8		2H 3H 1B		K		4	0	1	1	0	1	0				
9 Brandon Belt, L OBP: 0.391, SLG: 0.600	G1-3		K			P6		G1-3		4	0	0	0	0	1	1				
5 Matt Duffy, R OBP: 0.239, SLG: 0.386	K		F8			G6-3		K		4	0	0	0	0	2	1				
37 Kelby Tomlinson, R OBP: 0.167, SLG: 0.167			G5-3			G2-3		K		3	0	0	0	0	1	0				
40 Madison Bumgarner, R OBP: 0.429, SLG: 0.833																				
62 Cory Gearrin, R																				
51 Mac Williamson, R			16 1B 28 WP 7 E 1B					G6-3		2	1	1	0	0	1	0				
64 Derek Law, R										0	0	0	0	0	0	0				
70 George Kontos, R										0	0	0	0	0	0	0				
7 Grégor Blanco, L OBP: 0.154, SLG: 0.154			E4 28 WP 16 1B					B2-3		3	0	0	0	0	1	1				
Inning Stats	R: 0 E: 0 K: 1 S: 6	H: 0 LOB: 0 BB: 0 P: 7	R: 0 E: 0 K: 1 S: 8	H: 0 LOB: 0 BB: 0 P: 12	R: 1 E: 1 K: 0 S: 10	H: 2 LOB: 2 BB: 0 P: 14	R: 0 E: 0 K: 1 S: 8	H: 0 LOB: 0 BB: 0 P: 15	R: 0 E: 0 K: 2 S: 9	H: 0 LOB: 0 BB: 0 P: 14	R: 2 E: 0 K: 0 S: 22	H: 3 LOB: 1 BB: 0 P: 31	R: 0 E: 0 K: 1 S: 10	H: 0 LOB: 0 BB: 0 P: 14	R: 0 E: 0 K: 2 S: 8	H: 0 LOB: 0 BB: 0 P: 14	1B: 5 2B: 0 3B: 0 HR: 0	SF: 0 SAC: 0 DP: 0 HBP: 0	WP: 2 PB: 0 SB: 0 CS: 0	PA: 33
PITCHER	IP WLS BF H R ER SO BB IBB HBP BLK WP HR S P ERA WHIP																			
22 Clayton Kershaw, L ERA: 1.64	7.0 W 27 5 3 2 6 0 0 0 0 2 0 73 107 2.57 0.714																			
Chris Hatcher, R ERA: 4.15	1.0 3 0 0 0 1 0 0 0 0 0 0 12 17 0.00 0.000																			
55 Joe Blanton, R ERA: 2.25	1.0 3 0 0 0 2 0 0 0 0 0 0 8 14 0.00 0.000																			

San Francisco Giants @ Los Angeles Dodgers
 Dodger Stadium, Los Angeles, CA
 Fri Apr 15 2016, 7:10 PM - 9:55 PM PDT
 Att: 53,449 - Clear - 76 F

AB 33
 R 3
 H 5
 RBI 1
 BB 0
 SO 9
 LOB 10



Batter	1	2	3	4	5	6	7	8	9	AB	R	H	RBI	BB	SO	LOB	BOTTOM			
14 Enrique Hernández, R OBP: 0.481, SLG: 0.800	HR		HR			G6-4-3		FC5-4		5	2	3	4	0	0	3				
66 Yasiel Puig, R OBP: 0.458, SLG: 0.561	K		P3			G1-3				4	0	0	0	0	1	3				
23 Adrián González, L OBP: 0.408, SLG: 0.523	1B		F8			K		K		4	0	1	0	0	2	2				
10 Justin Turner, R OBP: 0.333, SLG: 0.378	F8			17 E 47 1B 6 1B BB		G6-3		3B		3	1	1	0	1	0	1				
47 Howie Kendrick, R OBP: 0.250, SLG: 0.250	G6-3			17 E 6 1B 1B		K		K		4	1	1	0	0	2	2				
21 Trayce Thompson, R OBP: 0.409, SLG: 0.450	G5-3		K			G4-3		K		4	0	0	0	0	2	3				
17 A.J. Ellis, R OBP: 0.269, SLG: 0.217	K			FC6 22 E 14 2B 6 1B		2B		FC5-4 14 BB		3	2	1	0	1	1	2				
6 Charlie Culberson, R OBP: 0.333, SLG: 0.500	K			14 2B 22 E 1B		1B		F9		4	1	2	3	0	1	1				
22 Clayton Kershaw, L OBP: 0.100, SLG: 0.100																				
Chris Hatcher, R ERA: 4.5																				
31 Joc Pederson, L OBP: 0.344, SLG: 0.483																				
55 Joe Blanton, R ERA: 1.69																				
Inning Stats	R: 1 E: 0 K: 1 S: 11	H: 2 LOB: 1 BB: 0 P: 17	R: 0 E: 0 K: 2 S: 8	H: 0 LOB: 0 BB: 0 P: 12	R: 1 E: 0 K: 1 S: 8	H: 1 LOB: 0 BB: 0 P: 14	R: 4 E: 2 K: 2 S: 18	H: 3 LOB: 2 BB: 1 P: 29	R: 0 E: 0 K: 1 S: 8	H: 0 LOB: 0 BB: 0 P: 10	R: 1 E: 1 K: 0 S: 8	H: 2 LOB: 1 BB: 0 P: 12	R: 0 E: 0 K: 3 S: 13	H: 1 LOB: 1 BB: 0 P: 21	R: 0 E: 0 K: 1 S: 10	H: 0 LOB: 1 BB: 1 P: 15	1B: 4 2B: 2 3B: 1 HR: 2	SF: 0 SAC: 0 DP: 1 HBP: 0	WP: 0 PB: 0 SB: 0 CS: 0	PA: 37
PITCHER	IP WLS BF H R ER SO BB IBB HBP BLK WP HR S P ERA WHIP																			
40 Madison Bumgarner, L ERA: 4.5	5.0 L 27 2 0 0 0 0 0 0 0 0 0 2 59 91 7.20 1.800																			
62 Cory Gearrin, R ERA: 4.5	1.0 2 0 0 0 0 0 0 0 0 0 0 2 3 0.00 0.000																			
64 Derek Law, R ERA: 4.5	1.0 4 1 0 0 3 0 0 0 0 0 0 13 21 0.00 1.000																			
70 George Kontos, R ERA: 1.69	1.0 4 0 0 0 1 1 0 0 0 0 0 10 15 0.00 1.000																			

San Francisco Giants @ Los Angeles Dodgers
 Dodger Stadium, Los Angeles, CA
 Fri Apr 15 2016, 7:10 PM - 9:55 PM PDT
 Att: 53,449 - Clear - 76 F

AB 35
 R 7
 H 9
 RBI 7
 BB 2
 SO 11
 LOB 21



Batter	1	2	3	4	5	6	7	8	9	AB	R	H	RBI	BB	SO	LOB	TOP					
2 Denard Span, L OBP: 0.271, SLG: 0.356										4	1	1	0	1	0	4	San Francisco Giants @ Los Angeles Dodgers Dodger Stadium, Los Angeles, CA Sat Apr 16 2016, 6:12 PM - 9:43 PM PDT Att: 53,409 - Clear - 76 F					
12 Joe Panik, L OBP: 0.298, SLG: 0.419										5	1	2	1	0	0	2						
28 Buster Posey, R OBP: 0.325, SLG: 0.457										4	1	0	0	1	1	3						
8 Hunter Pence, R OBP: 0.340, SLG: 0.378										3	1	1	0	1	2	2						
9 Brandon Belt, L OBP: 0.400, SLG: 0.581										3	0	1	1	1	2	2						
5 Matt Duffy, R OBP: 0.220, SLG: 0.354										4	0	0	0	0	0	5						
35 Brandon Crawford, L OBP: 0.341, SLG: 0.472										3	0	1	1	1	0	0						
47 Johnny Cueto, R OBP: 0.100, SLG: 0.100										4	0	1	0	0	2	4						
49 Javier López, L										0	0	0	0	0	0	0						
60 Hunter Strickland, R										0	0	0	0	0	0	0						
61 Josh Osich, L										0	0	0	0	0	0	0						
46 Santiago Casilla, R										0	0	0	0	0	0	0						
16 Ángel Pagán, S OBP: 0.458, SLG: 0.571										3	0	1	0	1	0	1						
Inning Stats	R: 1 E: 0 K: 2 S: 19	H: 2 LOB: 1 BB: 0 P: 27	R: 0 E: 0 K: 0 S: 11	H: 0 LOB: 0 BB: 0 P: 13	R: 0 E: 0 K: 0 S: 11	H: 1 LOB: 1 BB: 0 P: 15	R: 1 E: 0 K: 1 S: 12	H: 1 LOB: 2 BB: 3 P: 25	R: 2 E: 0 K: 1 S: 13	H: 3 LOB: 2 BB: 2 P: 24	R: 0 E: 0 K: 0 S: 11	H: 0 LOB: 0 BB: 0 P: 17	R: 0 E: 0 K: 1 S: 8	H: 0 LOB: 1 BB: 0 P: 11	R: 0 E: 0 K: 0 S: 10	H: 1 LOB: 1 BB: 0 P: 14	R: 0 E: 0 K: 2 S: 12	H: 0 LOB: 1 BB: 1 P: 18	1B: 7 2B: 1 3B: 0 HR: 0	SF: 0 SAC: 0 DP: 1 HBP: 1	WP: 2 PB: 0 SB: 1 CS: 1	PA: 41
PITCHER	IP WLS BF H R ER SO BB IBB HBP BLK WP HR S P ERA WHIP																					
29 Scott Kazmir, L ERA: 6.43	4.0 L 23 7 4 4 3 3 1 0 0 2 0 59 93 9.00 2.500																					
36 Adam Liberatore, L ERA: 3.18	2.0 6 0 0 0 1 0 1 0 0 0 0 18 28 0.00 0.000																					
63 Yimi García, R ERA: 3.18	1.0 4 0 0 0 1 0 0 1 0 0 0 8 11 0.00 0.000																					
56 J.P. Howell, L ERA: 18.0	1.0 3 1 0 0 0 0 0 0 0 0 0 10 14 0.00 1.000																					
52 Pedro Báez, R ERA: 3.39	1.0 4 0 0 0 2 1 0 0 0 0 0 12 18 0.00 1.000																					

Batter	1	2	3	4	5	6	7	8	9	AB	R	H	RBI	BB	SO	LOB	BOTTOM					
26 Chase Utley, L OBP: 0.390, SLG: 0.444										2	0	0	0	1	0	0	San Francisco Giants @ Los Angeles Dodgers Dodger Stadium, Los Angeles, CA Sat Apr 16 2016, 6:12 PM - 9:43 PM PDT Att: 53,409 - Clear - 76 F					
17 A.J. Ellis, R OBP: 0.296, SLG: 0.217										4	1	1	2	0	2	1						
5 Corey Seager, L OBP: 0.292, SLG: 0.422										4	1	1	0	0	0	0						
10 Justin Turner, R OBP: 0.326, SLG: 0.390										4	1	1	0	0	0	0						
23 Adrián González, L OBP: 0.377, SLG: 0.479										4	0	0	0	0	1	1						
52 Pedro Báez, R										0	0	0	0	0	0	0						
9 Yasmani Grandal, S OBP: 0.444, SLG: 0.571										3	0	2	0	1	0	0						
14 Enrique Hernández, R OBP: 0.452, SLG: 0.724										4	0	1	1	0	1	2						
31 Joc Pederson, L OBP: 0.306, SLG: 0.424										4	0	0	0	0	1	4						
21 Trayce Thompson, R OBP: 0.360, SLG: 0.391										3	0	0	0	0	1	2						
66 Yasiel Puig, R OBP: 0.449, SLG: 0.548										1	0	0	0	0	0	1						
29 Scott Kazmir, L ERA: 3.38										1	0	0	0	0	1	0						
36 Adam Liberatore, L ERA: 13.5										0	0	0	0	0	0	0						
47 Howie Kendrick, R ERA: 2.08										0	0	0	0	0	0	0						
63 Yimi García, R ERA: 3.38										0	0	0	0	0	0	0						
56 J.P. Howell, L OBP: 0.306, SLG: 0.462										0	0	0	0	0	0	0						
6 Charlie Culberson, R										1	0	0	0	0	1	0						
Inning Stats	R: 0 E: 0 K: 0 S: 7	H: 0 LOB: 0 BB: 0 P: 9	R: 0 E: 0 K: 0 S: 9	H: 0 LOB: 0 BB: 0 P: 14	R: 0 E: 0 K: 1 S: 6	H: 0 LOB: 0 BB: 0 P: 10	R: 0 E: 0 K: 1 S: 7	H: 0 LOB: 0 BB: 0 P: 11	R: 0 E: 0 K: 2 S: 13	H: 0 LOB: 1 BB: 1 P: 17	R: 0 E: 0 K: 2 S: 11	H: 0 LOB: 1 BB: 1 P: 20	R: 1 E: 0 K: 1 S: 12	H: 2 LOB: 2 BB: 1 P: 24	R: 2 E: 0 K: 2 S: 17	H: 1 LOB: 0 BB: 1 P: 28	R: 0 E: 0 K: 0 S: 10	H: 1 LOB: 1 BB: 0 P: 14	1B: 1 2B: 3 3B: 0 HR: 1	SF: 0 SAC: 0 DP: 0 HBP: 0	WP: 0 PB: 0 SB: 0 CS: 0	PA: 35
PITCHER	IP WLS BF H R ER SO BB IBB HBP BLK WP HR S P ERA WHIP																					
47 Johnny Cueto, R ERA: 3.38	7.1 W 27 3 1 1 7 2 0 0 0 0 0 69 109 1.23 0.682																					
49 Javier López, L ERA: 13.5	0.0 2 1 2 2 0 1 0 0 0 0 0 7 14 " " " "																					
60 Hunter Strickland, R ERA: 2.08	0.1 H 1 0 0 0 0 0 0 0 0 0 0 3 6 0.00 0.000																					
61 Josh Osich, L ERA: 3.38	0.1 H 1 0 0 0 1 0 0 0 0 0 0 3 4 0.00 0.000																					
46 Santiago Casilla, R ERA: 2.08	1.0 S 4 1 0 0 0 0 0 0 0 0 0 10 14 0.00 1.000																					

Batter	1	2	3	4	5	6	7	8	9	AB	R	H	RBI	BB	SO	LOB	TOP				
2 Denard Span, L (1, 8) OBP: 0.250, SLG: 0.327										4	0	0	0	0	1	0	San Francisco Giants @ Los Angeles Dodgers Dodger Stadium, Los Angeles, CA Sun Apr 17 2016, 5:11 PM - 7:52 PM PDT Att. 48,911 - Clear - 80 F				
12 Joe Panik, L (1, 4) OBP: 0.314, SLG: 0.478										3	1	1	1	1	0	0					
28 Buster Posey, R (1, 2) OBP: 0.318, SLG: 0.436										4	0	1	0	0	0	1					
8 Hunter Pence, R (1, 9) OBP: 0.351, SLG: 0.375										3	0	1	0	1	1	1					
9 Brandon Belt, L (1, 3) OBP: 0.389, SLG: 0.553										4	0	1	0	0	0	3					
5 Matt Duffy, R (1, 5) OBP: 0.231, SLG: 0.327										4	0	0	0	0	1	3					
35 Brandon Crawford, L (1, 6) OBP: 0.364, SLG: 0.474										2	0	1	0	1	0	0					
29 Jeff Samardzija, R (1, 1) OBP: 0.111, SLG: 0.222										3	0	0	0	0	2	3					
61 Josh Osich, L (7, 1)										0	0	0	0	0	0	0					
70 George Kontos, R (8, 1)										0	0	0	0	0	0	0					
16 Ángel Pagán, S (1, 7) OBP: 0.431, SLG: 0.533										3	0	0	0	0	3	0					
Inning Stats	R: 0 H: 0 E: 0 K: 1 S: 11	H: 0 LOB: 2 P: 24	R: 0 H: 0 E: 0 K: 1 S: 7	H: 0 LOB: 0 BB: 1 P: 11	R: 1 H: 1 E: 0 K: 1 S: 12	H: 1 LOB: 0 BB: 0 P: 17	R: 0 H: 2 E: 0 K: 1 S: 8	H: 2 LOB: 2 BB: 1 P: 15	R: 0 H: 0 E: 0 K: 1 S: 6	H: 0 LOB: 0 BB: 0 P: 10	R: 0 H: 1 E: 0 K: 1 S: 7	H: 1 LOB: 0 BB: 0 P: 11	R: 0 H: 0 E: 0 K: 1 S: 11	H: 0 LOB: 1 BB: 0 P: 15	R: 0 H: 1 E: 0 K: 0 S: 12	H: 1 LOB: 0 BB: 0 P: 16	1B: 4 2B: 0 3B: 0 HR: 1	SF: 0 SAC: 0 DP: 2 HBP: 0	WP: 0 PB: 0 SB: 0 CS: 0	PA: 33	
PITCHER	IP: 7.0 WLS: W BF: 26 ERA: 0.47	H: 4 R: 1 ER: 1 SO: 7	BB: 2 IBB: 1 HBP: 0 BLK: 0	WP: 0 HR: 1 S: 59 P: 98	ERA: 1.29 WHIP: 0.857	IP: 1.0 WLS: H BF: 3 ERA: 3.38	H: 0 R: 0 ER: 0 SO: 1	BB: 0 IBB: 0 HBP: 0 BLK: 0	WP: 0 HR: 0 S: 11 P: 15	ERA: 0.00 WHIP: 0.000	IP: 1.0 WLS: S BF: 4 ERA: 3.38	H: 1 R: 0 ER: 0 SO: 0	BB: 0 IBB: 0 HBP: 0 BLK: 0	WP: 0 HR: 0 S: 12 P: 16	ERA: 0.00 WHIP: 1.000						

Batter	1	2	3	4	5	6	7	8	9	AB	R	H	RBI	BB	SO	LOB	BOTTOM				
26 Chase Utley, L (1, 4) OBP: 0.378, SLG: 0.425										4	0	1	0	0	1	0	San Francisco Giants @ Los Angeles Dodgers Dodger Stadium, Los Angeles, CA Sun Apr 17 2016, 5:11 PM - 7:52 PM PDT Att. 48,911 - Clear - 80 F				
5 Corey Seager, L (1, 6) OBP: 0.288, SLG: 0.408										4	0	1	0	0	0	1					
10 Justin Turner, R (1, 5) OBP: 0.320, SLG: 0.364										3	0	0	0	1	0	1					
23 Adrián González, L (1, 3) OBP: 0.357, SLG: 0.451										3	0	0	0	0	0	2					
66 Yasiel Puig, R (1, 9) OBP: 0.442, SLG: 0.533										3	1	1	0	0	2	0					
9 Yasmani Grandal, S (1, 2) OBP: 0.583, SLG: 0.667										2	1	2	1	1	0	0					
47 Howie Kendrick, R (1, 7) OBP: 0.250, SLG: 0.211										2	0	0	0	1	0	2					
74 Kenley Jansen, S (9, 1)										0	0	0	0	0	0	0					
31 Joc Pederson, L (1, 8) OBP: 0.316, SLG: 0.514										2	1	1	2	0	0	0					
14 Enrique Hernández, R (7, PH) OBP: 0.438, SLG: 0.700										1	0	0	0	0	0	2					
18 Kenta Maeda, R (1, 1) OBP: 0.143, SLG: 0.571										2	0	0	0	0	0	0					
21 Trayce Thompson, R (PH) OBP: 0.346, SLG: 0.375										1	0	0	0	0	0	2					
Inning Stats	R: 0 H: 0 E: 0 K: 0 S: 9	H: 0 LOB: 0 BB: 0 P: 12	R: 0 H: 1 E: 0 K: 1 S: 10	H: 1 LOB: 0 BB: 0 P: 16	R: 0 H: 0 E: 0 K: 1 S: 7	H: 0 LOB: 0 BB: 0 P: 10	R: 0 H: 1 E: 0 K: 0 S: 7	H: 1 LOB: 0 BB: 1 P: 14	R: 2 H: 1 E: 0 K: 1 S: 10	H: 1 LOB: 0 BB: 1 P: 19	R: 0 H: 1 E: 0 K: 0 S: 6	H: 1 LOB: 1 BB: 0 P: 10	R: 1 H: 2 E: 0 K: 0 S: 10	H: 2 LOB: 1 BB: 1 P: 17	R: 0 H: 0 E: 0 K: 0 S: 5	H: 0 LOB: 0 BB: 0 P: 6	1B: 5 2B: 0 3B: 0 HR: 1	SF: 0 SAC: 0 DP: 2 HBP: 0	WP: 0 PB: 0 SB: 1 CS: 1	PA: 30	
PITCHER	IP: 6.0 WLS: L BF: 25 ERA: 3.72	H: 6 R: 3 ER: 3 SO: 3	BB: 3 IBB: 0 HBP: 0 BLK: 0	WP: 0 HR: 1 S: 56 P: 94	ERA: 4.50 WHIP: 1.500	IP: 1.2 WLS: 4 BF: 4 ERA: 2.57	H: 0 R: 0 ER: 0 SO: 0	BB: 0 IBB: 0 HBP: 0 BLK: 0	WP: 0 HR: 0 S: 7 P: 9	ERA: 0.00 WHIP: 0.000	IP: 0.1 WLS: 1 BF: 1 ERA: 1.59	H: 0 R: 0 ER: 0 SO: 0	BB: 0 IBB: 0 HBP: 0 BLK: 0	WP: 0 HR: 0 S: 1 P: 1	ERA: 0.00 WHIP: 0.000						


AB 30
R 1
H 5
RBI 1
BB 3
SO 8
LOB 11



AB 27
R 3
H 6
RBI 3
BB 3
SO 3
LOB 10



Batter	1	2	3	4	5	6	7	8	9	AB	R	H	RBI	BB	SO	LOB	TOP	
26 Chase Utley, L OBP: 0.359, SLG: 0.431			L8		K		G1-3		F7	5	1	1	0	0	1	1	Los Angeles Dodgers @ Colorado Rockies Coors Field, Denver, CO Fri Apr 22 2016, 6:44 PM - 10:10 PM MDT Att: 37,153 - Partly Cloudy - 73 F	
5 Corey Seager, L OBP: 0.296, SLG: 0.400					10 BB, 23 1B				G3	3	2	2	2	2	0	0		
10 Justin Turner, R OBP: 0.323, SLG: 0.351					23 1B					3	0	1	0	1	2	1		
23 Adrián González, L OBP: 0.419, SLG: 0.561										4	1	2	3	0	1	2		
66 Yasiel Puig, R OBP: 0.385, SLG: 0.448									G6-3	4	0	1	0	0	2	2		
9 Yasmani Grandal, S OBP: 0.556, SLG: 0.600										4	0	1	0	0	1	1		
47 Howie Kendrick, R 63 Yimi García, R 36 Adam Liberatore, L 14 Enrique Hernández, R Chris Hatcher, R 43 Luis Avilán, L										3	0	0	0	0	2	1		
31 Joc Pederson, L OBP: 0.327, SLG: 0.440										3	1	0	0	1	0	1		
29 Scott Kazmir, L 52 Pedro Báez, R 21 Trayce Thompson, R, PH										2	0	0	0	0	2	1		
Inning Stats	R: 3 E: 0 K: 2 S: 16	H: 3 LOB: 0 BB: 0 P: 24	R: 0 E: 0 K: 1 S: 7	H: 0 LOB: 0 BB: 0 P: 8	R: 0 E: 0 K: 1 S: 6	H: 1 LOB: 1 BB: 1 P: 16	R: 2 E: 0 K: 3 S: 15	H: 3 LOB: 2 BB: 1 P: 26	R: 0 E: 0 K: 1 S: 7	H: 0 LOB: 0 BB: 0 P: 10	R: 0 E: 0 K: 1 S: 9	H: 1 LOB: 1 BB: 0 P: 21	R: 0 E: 0 K: 1 S: 8	H: 0 LOB: 0 BB: 0 P: 9	1B: 5 2B: 0 3B: 1 HR: 2	SF: 0 SAC: 0 DP: 0 HBP: 0		WP: 0 PB: 0 SB: 1 CS: 0
PITCHER	IP WLS BF H R ER SO BB IBB HBP BLK WP HR S P ERA WHIP	5.0 0 23 7 5 5 10 2 0 0 0 0 2 55 95 9.00 1.800	1.2 7 0 0 0 2 2 0 0 0 0 0 15 30 0.00 1.200	0.1 1 0 0 0 0 0 0 0 0 0 0 1 1 0.00 0.000	1.0 W 4 1 0 0 1 0 0 0 0 0 0 8 10 0.00 1.000	1.0 S 3 0 0 0 1 0 0 0 0 0 0 7 9 0.00 0.000	PITCHER										IP WLS BF H R ER SO BB IBB HBP BLK WP HR S P ERA WHIP	
55 Jon Gray, R ERA: 9.0											5.0 0 23 7 5 5 10 2 0 0 0 0 2 55 95 9.00 1.800							
62 Gonzalez Gemen, R ERA: 3.68											1.2 7 0 0 0 2 2 0 0 0 0 0 15 30 0.00 1.200							
48 Boone Logan, L ERA: 3.68											0.1 1 0 0 0 0 0 0 0 0 0 0 1 1 0.00 0.000							
50 Chad Qualls, R ERA: 6.35											1.0 W 4 1 0 0 1 0 0 0 0 0 0 8 10 0.00 1.000							
51 Jake McGee, L ERA: 1.8											1.0 S 3 0 0 0 1 0 0 0 0 0 0 7 9 0.00 0.000							
9 DJ LeMahieu, R OBP: 0.345, SLG: 0.491			G6-3		P3				SF9	3	0	0	1	0	0	0	Los Angeles Dodgers @ Colorado Rockies Coors Field, Denver, CO Fri Apr 22 2016, 6:44 PM - 10:10 PM MDT Att: 37,153 - Partly Cloudy - 73 F	
27 Trevor Story, R OBP: 0.310, SLG: 0.742			G5-3		2B				K	4	0	1	0	0	2	2		
5 Carlos González, L OBP: 0.391, SLG: 0.641			B1-3		G5-3					4	0	0	0	0	0	0		
28 Nolan Arenado, R OBP: 0.362, SLG: 0.683										3	3	2	1	1	0	0		
12 Mark Reynolds, R OBP: 0.364, SLG: 0.462										4	1	2	0	0	1	0		
8 Gerardo Parra, L OBP: 0.262, SLG: 0.383										4	1	1	0	0	0	4		
6 Ryan Raburn, R 1 Brandon Barnes, R										2	1	2	2	1	0	0		
14 Tony Wolters, L OBP: 0.357, SLG: 0.217										1	1	1	2	0	0	0		
55 Jon Gray, R 62 Gonzalez Gemen, R 48 Boone Logan, R 18 Crishian Adames, S 50 Chad Qualls, R 51 Jake McGee, L										2	0	0	0	0	1	2		
Inning Stats	R: 0 E: 0 K: 1 S: 14	H: 0 LOB: 0 BB: 0 P: 17	R: 1 E: 0 K: 0 S: 19	H: 2 LOB: 2 BB: 1 P: 32	R: 0 E: 0 K: 0 S: 5	H: 0 LOB: 0 BB: 0 P: 7	R: 3 E: 0 K: 2 S: 15	H: 3 LOB: 0 BB: 0 P: 22	R: 0 E: 0 K: 0 S: 4	H: 0 LOB: 0 BB: 0 P: 5	R: 1 E: 0 K: 1 S: 11	H: 1 LOB: 2 BB: 1 P: 21	R: 2 E: 0 K: 1 S: 18	H: 2 LOB: 1 BB: 1 P: 29	1B: 5 2B: 1 3B: 1 HR: 2	SF: 1 SAC: 1 DP: 0 HBP: 0		WP: 0 PB: 0 SB: 0 CS: 0
PITCHER	IP WLS BF H R ER SO BB IBB HBP BLK WP HR S P ERA WHIP	5.0 0 21 6 4 4 3 1 0 0 0 0 4 60 88 0.00 0.000	1.0 H 3 0 0 0 0 0 0 0 0 0 0 4 5 0.00 0.000	0.2 B 4 1 1 1 0 1 0 0 0 0 0 8 15 13.50 3.000	0.1 1 0 0 0 1 0 0 0 0 0 0 3 6 0.00 0.000	0.2 L 5 2 2 2 0 1 0 0 0 0 0 15 24 27.00 4.500	PITCHER										IP WLS BF H R ER SO BB IBB HBP BLK WP HR S P ERA WHIP	
29 Scott Kazmir, L ERA: 6.63											5.0 0 21 6 4 4 3 1 0 0 0 0 4 60 88 0.00 0.000							
52 Pedro Báez, R ERA: 2.84											1.0 H 3 0 0 0 0 0 0 0 0 0 0 4 5 0.00 0.000							
63 Yimi García, R ERA: 3.24											0.2 B 4 1 1 1 0 1 0 0 0 0 0 8 15 13.50 3.000							
36 Adam Liberatore, L ERA: 2.84											0.1 1 0 0 0 1 0 0 0 0 0 0 3 6 0.00 0.000							
Chris Hatcher, R ERA: 4.32											0.2 L 5 2 2 2 0 1 0 0 0 0 0 15 24 27.00 4.500							
43 Luis Avilán, L ERA: 0.00											0.1 1 0 0 0 1 0 0 0 0 0 0 3 5 0.00 0.000							

Batter	1	2	3	4	5	6	7	8	9	AB	R	H	RBI	BB	SO	LOB	TOP			
26 Chase Utley, L OBP: 0.377, SLG: 0.460	G3	G3		1B		2B			1B	5	0	3	1	0	0	0	Los Angeles Dodgers @ Colorado Rockies Coors Field, Denver, CO Sat Apr 23 2016, 6:13 PM - 9:20 PM MDT Att: 42,179 - Cloudy - 72 F			
5 Cory Seager, L OBP: 0.393, SLG: 0.391	1B		BB			K			F8	4	1	1	0	1	1	3				
66 Yasiel Puig, R OBP: 0.371, SLG: 0.444	1B	2B							F8	5	0	1	0	0	2	2				
23 Adrián González, L OBP: 0.405, SLG: 0.535	2B								FC5-6	5	0	1	1	0	1	3				
47 Howie Kendrick, R OBP: 0.194, SLG: 0.171	G6-3		1B							4	0	1	0	0	0	2				
14 Enrique Hernández, R OBP: 0.400, SLG: 0.550	G6-3		BB						K	3	0	0	0	1	1	1				
31 Joc Pederson, L OBP: 0.339, SLG: 0.434	1B		L4							3	1	1	0	1	1	3				
17 A.J. Ellis, R OBP: 0.294, SLG: 0.333	HR		G5-3						F9	4	2	2	2	0	0	1				
18 Kenta Maeda, R OBP: 0.111, SLG: 0.444 43 Luis Avilán, L ERA: 13.5 55 Joe Blanton, R ERA: 1.42 9 Yasmani Grandal, S ERA: 2.45 52 Pedro Báez, R ERA: 2.45 74 Kenley Jansen, S ERA: 0.476	K		K						G4-3	2	0	0	0	0	0	2				
Inning Stats	R: 1 H: 2 E: 0 K: 0 S: 12	H: 2 LOB: 1 BB: 0 P: 20	R: 2 H: 2 E: 0 K: 1 S: 14	H: 2 LOB: 0 BB: 2 P: 26	R: 0 H: 1 E: 0 K: 2 S: 16	LOB: 3 BB: 2 P: 30	R: 0 H: 1 E: 0 K: 1 S: 10	LOB: 1 BB: 0 P: 19	R: 0 H: 1 E: 0 K: 0 S: 7	LOB: 1 BB: 0 P: 9	R: 0 H: 0 E: 0 K: 1 S: 8	LOB: 0 BB: 0 P: 13	R: 0 H: 0 E: 0 K: 1 S: 7	LOB: 1 BB: 1 P: 15	R: 0 H: 1 E: 0 K: 0 S: 9	LOB: 1 BB: 0 P: 16	1B: 7 2B: 2 3B: 0 HR: 1		SF: 0 SAC: 1 DP: 0 HBP: 0	WP: 0 PB: 0 SB: 0 CS: 0
PITCHER	IP WLS BF H R ER SO BB IBB HBP BLK WP HR S P ERA WHIP	IP WLS BF H R ER SO BB IBB HBP BLK WP HR S P ERA WHIP	IP WLS BF H R ER SO BB IBB HBP BLK WP HR S P ERA WHIP	IP WLS BF H R ER SO BB IBB HBP BLK WP HR S P ERA WHIP	IP WLS BF H R ER SO BB IBB HBP BLK WP HR S P ERA WHIP	IP WLS BF H R ER SO BB IBB HBP BLK WP HR S P ERA WHIP	IP WLS BF H R ER SO BB IBB HBP BLK WP HR S P ERA WHIP	IP WLS BF H R ER SO BB IBB HBP BLK WP HR S P ERA WHIP	IP WLS BF H R ER SO BB IBB HBP BLK WP HR S P ERA WHIP	IP WLS BF H R ER SO BB IBB HBP BLK WP HR S P ERA WHIP	IP WLS BF H R ER SO BB IBB HBP BLK WP HR S P ERA WHIP	IP WLS BF H R ER SO BB IBB HBP BLK WP HR S P ERA WHIP	IP WLS BF H R ER SO BB IBB HBP BLK WP HR S P ERA WHIP	IP WLS BF H R ER SO BB IBB HBP BLK WP HR S P ERA WHIP	IP WLS BF H R ER SO BB IBB HBP BLK WP HR S P ERA WHIP	IP WLS BF H R ER SO BB IBB HBP BLK WP HR S P ERA WHIP	IP WLS BF H R ER SO BB IBB HBP BLK WP HR S P ERA WHIP	IP WLS BF H R ER SO BB IBB HBP BLK WP HR S P ERA WHIP	IP WLS BF H R ER SO BB IBB HBP BLK WP HR S P ERA WHIP	

Batter	1	2	3	4	5	6	7	8	9	AB	R	H	RBI	BB	SO	LOB	BOTTOM			
27 Trevor Story, R OBP: 0.307, SLG: 0.714	K2-3		G6-3			1B			G4-3	4	0	1	0	0	1	0	Los Angeles Dodgers @ Colorado Rockies Coors Field, Denver, CO Sat Apr 23 2016, 6:13 PM - 9:20 PM MDT Att: 42,179 - Cloudy - 72 F			
5 Carlos González, L OBP: 0.394, SLG: 0.618	K					1B			K	4	0	1	0	0	2	0				
28 Nolan Arenado, R OBP: 0.356, SLG: 0.657	P3					1B				4	0	1	0	0	0	3				
8 Gerardo Parra, L OBP: 0.250, SLG: 0.365 54 Carlos Estévez, R ERA: 6.97 12 Mark Reynolds, R OBP: 0.356, SLG: 0.450 60 Justin Miller, R ERA: 6.43	G3					1B				3	0	0	0	0	0	3				
6 Ryan Raburn, R OBP: 0.385, SLG: 0.739	K								K	4	0	0	0	0	4	0				
10 Ben Paulsen, L OBP: 0.390, SLG: 0.541	BB								F7	3	1	1	0	1	1	0				
14 Tony Wolters, L OBP: 0.313, SLG: 0.185	G6-3								G4-3	4	0	0	0	0	0	2				
32 Tyler Chatwood, R ERA: 3.47 36 Christian Bergman, R ERA: 6.97 18 Cristian Adames, S OBP: 0.150, SLG: 0.066 1 Brandon Barnes, R OBP: 0.348, SLG: 0.476	F9									1	0	0	0	0	0	0				
9 DJ LeMahieu, R OBP: 0.344, SLG: 0.482	K								L8	3	0	1	0	0	1	1				
Inning Stats	R: 0 H: 0 E: 0 K: 2 S: 11	H: 0 LOB: 0 BB: 1 P: 15	R: 0 H: 0 E: 0 K: 1 S: 10	H: 0 LOB: 0 BB: 1 P: 16	R: 0 H: 0 E: 0 K: 1 S: 8	H: 0 LOB: 0 BB: 0 P: 11	R: 0 H: 0 E: 0 K: 0 S: 5	H: 0 LOB: 0 BB: 0 P: 6	R: 0 H: 3 E: 0 K: 1 S: 20	LOB: 3 BB: 0 P: 28	R: 1 H: 2 E: 1 K: 1 S: 14	H: 2 LOB: 1 BB: 0 P: 20	R: 0 H: 1 E: 0 K: 2 S: 12	H: 1 LOB: 1 BB: 0 P: 19	R: 0 H: 0 E: 0 K: 1 S: 13	H: 0 LOB: 0 BB: 0 P: 17	1B: 5 2B: 1 3B: 0 HR: 0	SF: 0 SAC: 0 DP: 0 HBP: 0	WP: 0 PB: 0 SB: 0 CS: 0	PA: 34
PITCHER	IP WLS BF H R ER SO BB IBB HBP BLK WP HR S P ERA WHIP	IP WLS BF H R ER SO BB IBB HBP BLK WP HR S P ERA WHIP	IP WLS BF H R ER SO BB IBB HBP BLK WP HR S P ERA WHIP	IP WLS BF H R ER SO BB IBB HBP BLK WP HR S P ERA WHIP	IP WLS BF H R ER SO BB IBB HBP BLK WP HR S P ERA WHIP	IP WLS BF H R ER SO BB IBB HBP BLK WP HR S P ERA WHIP	IP WLS BF H R ER SO BB IBB HBP BLK WP HR S P ERA WHIP	IP WLS BF H R ER SO BB IBB HBP BLK WP HR S P ERA WHIP	IP WLS BF H R ER SO BB IBB HBP BLK WP HR S P ERA WHIP	IP WLS BF H R ER SO BB IBB HBP BLK WP HR S P ERA WHIP	IP WLS BF H R ER SO BB IBB HBP BLK WP HR S P ERA WHIP	IP WLS BF H R ER SO BB IBB HBP BLK WP HR S P ERA WHIP	IP WLS BF H R ER SO BB IBB HBP BLK WP HR S P ERA WHIP	IP WLS BF H R ER SO BB IBB HBP BLK WP HR S P ERA WHIP	IP WLS BF H R ER SO BB IBB HBP BLK WP HR S P ERA WHIP	IP WLS BF H R ER SO BB IBB HBP BLK WP HR S P ERA WHIP	IP WLS BF H R ER SO BB IBB HBP BLK WP HR S P ERA WHIP	IP WLS BF H R ER SO BB IBB HBP BLK WP HR S P ERA WHIP	IP WLS BF H R ER SO BB IBB HBP BLK WP HR S P ERA WHIP	



Batter	1	2	3	4	5	6	7	8	9	AB	R	H	RBI	BB	SO	LOB	TOP			
9 Dee Strange-Gordon, L (1.4) OBP: 0.280, SLG: 0.338	G5-3		K			F8	G4-3		G4-3	5	0	0	0	0	1	1				
13 Marcell Ozuna, R (1.8) OBP: 0.274, SLG: 0.368	G4-3					L8			F8	2	0	0	0	2	0	0				
21 Christian Yelich, L (1.7) OBP: 0.494, SLG: 0.532	G4-3		F8						K	4	1	1	0	0	1	2				
27 Giancarlo Stanton, R (1.9) OBP: 0.347, SLG: 0.516									K	3	1	2	2	1	1	0				
41 Justin Bour, L (1.3) OBP: 0.308, SLG: 0.373	K								G3	4	0	0	0	0	1	3				
35 David Phelps, R (8.1) OBP: 0.500, SLG: 0.500									L9	0	0	0	0	0	0	0				
44 AJ Ramos, R (9.1)										0	0	0	0	0	0	0				
11 J.T. Realmuto, R (1.2) OBP: 0.281, SLG: 0.375									G3	4	0	0	0	0	0	0				
32 Derek Dietrich, L (1.5) OBP: 0.419, SLG: 0.630									L3	4	1	2	0	0	0	0				
12 Chris Johnson, R (8.3) OBP: 0.333, SLG: 0.313										3	0	2	1	0	0	1				
3 Adeiny Hechavarria, R (1.6) OBP: 0.250, SLG: 0.315									K	1	0	0	0	0	1	0				
54 Wei-Yin Chen, R (1.1)									F8	4	0	1	0	0	0	2				
46 Kyle Barraclough, R (7.1) OBP: 0.250, SLG: 0.214										3	0	0	0	0	1	3				
19 Miguel Rojas, R (8.5)									G6-3	0	0	0	0	0	0	0				
										1	0	0	0	0	0	0				
Inning Stats	R: 0 H: 0 E: 0 K: 1 S: 16	H: 0 LOB: 2 BB: 2 P: 28	R: 0 H: 1 E: 0 K: 0 S: 7	LOB: 0 BB: 0 P: 9	R: 0 H: 0 E: 0 K: 2 S: 9	H: 0 LOB: 1 BB: 1 P: 13	R: 0 H: 3 E: 0 K: 0 S: 15	H: 2 LOB: 2 BB: 0 P: 22	R: 1 H: 2 E: 0 K: 0 S: 14	H: 1 LOB: 1 BB: 0 P: 23	R: 0 H: 0 E: 0 K: 2 S: 7	H: 0 LOB: 0 BB: 0 P: 10	R: 0 H: 0 E: 0 K: 1 S: 6	H: 0 LOB: 0 BB: 0 P: 10	R: 0 H: 0 E: 0 K: 0 S: 10	H: 0 LOB: 0 BB: 0 P: 15	1B: 5 2B: 2 3B: 1 HR: 1	SF: 0 SAC: 0 DP: 1 HBP: 0	WP: 0 PB: 0 SB: 0 CS: 0	PA: 37
PITCHER	IP WLS BF H R ER SO BB IBB HBP BLK WP HR S P ERA WHIP																	PITCHER	IP WLS BF H R ER SO BB IBB HBP BLK WP HR S P ERA WHIP	
68 Ross Stripling, R (1.1) ERA: 3.22	5.1 L 26 8 3 3 3 3 0 0 0 0 0 1 69 107 5.06 2.062																			
56 J.P. Howell, L (6.1) ERA: 9.0	0.2 2 0 0 0 0 0 0 0 0 0 0 0 2 4 0.00 0.000																			
67 Louis Coleman, R (7.1) ERA: 6.0	1.0 3 0 0 0 2 0 0 0 0 0 0 0 7 10 0.00 0.000																			
36 Adam Liberatore, L (8.1) ERA: 1.08	0.2 2 0 0 0 0 0 0 0 0 0 0 0 3 4 0.00 0.000																			
55 Joe Blanton, R (8.1) ERA: 1.08	1.1 4 0 0 0 1 0 0 0 0 0 0 0 13 21 0.00 0.000																			
Batter	1	2	3	4	5	6	7	8	9	AB	R	H	RBI	BB	SO	LOB	BOTTOM			
14 Enrique Hernández, R (1.7) OBP: 0.408, SLG: 0.524	G4-3		K2-3							2	0	0	0	1	1	1				
26 Chase Utley, L (7.8) OBP: 0.360, SLG: 0.457										1	0	0	0	0	1	2				
47 Howie Kendrick, R (1.4) OBP: 0.178, SLG: 0.159	F9		G4-3						K	4	0	0	0	0	1	2				
66 Yasiel Puig, R (1.9) OBP: 0.363, SLG: 0.472										4	1	1	1	1	0	2				
10 Justin Turner, R (1.5) OBP: 0.343, SLG: 0.361										4	0	2	0	0	1	0				
9 Yasmani Grandal, S (1.3) OBP: 0.432, SLG: 0.414										4	0	0	0	0	0	2				
21 Travece Thompson, R (1.8) OBP: 0.318, SLG: 0.415										4	1	2	1	0	0	0				
17 A.J. Ellis, R (1.2) ERA: 4.32										3	0	1	0	0	0	1				
31 Joc Pederson, L (9.3) OBP: 0.391, SLG: 0.500										0	0	0	0	1	0	0				
6 Charlie Culberson, R (1.6) OBP: 0.238, SLG: 0.333										3	0	1	0	0	0	1				
36 Adam Liberatore, L (8.1) ERA: 1.38										0	0	0	0	0	0	0				
55 Joe Blanton, R (8.1) OBP: 0.412, SLG: 0.520										0	0	0	0	0	0	0				
23 Adrián González, L (9.3) OBP: 0.391, SLG: 0.500										1	0	0	0	0	1	1				
68 Ross Stripling, R (1.1) ERA: 3.22										1	0	0	0	0	0	0				
56 J.P. Howell, L (6.1) ERA: 9.0										0	0	0	0	0	0	0				
67 Louis Coleman, R (7.1) ERA: 6.0										0	0	0	0	0	0	0				
5 Corey Seager, L (7.3) OBP: 0.310, SLG: 0.421										2	0	0	0	0	1	2				
Inning Stats	R: 0 H: 0 E: 0 K: 1 S: 9	H: 1 LOB: 1 BB: 0 P: 14	R: 0 H: 1 E: 0 K: 1 S: 9	LOB: 0 BB: 0 P: 14	R: 2 H: 2 E: 0 K: 1 S: 10	H: 2 LOB: 0 BB: 0 P: 14	R: 0 H: 0 E: 0 K: 0 S: 5	H: 0 LOB: 1 BB: 1 P: 11	R: 0 H: 1 E: 0 K: 1 S: 11	H: 0 LOB: 0 BB: 0 P: 15	R: 0 H: 1 E: 0 K: 1 S: 12	H: 1 LOB: 2 BB: 0 P: 21	R: 0 H: 1 E: 0 K: 1 S: 9	H: 1 LOB: 1 BB: 0 P: 14	R: 0 H: 0 E: 0 K: 2 S: 11	H: 0 LOB: 1 BB: 1 P: 20	1B: 5 2B: 0 3B: 0 HR: 2	SF: 0 SAC: 1 DP: 1 HBP: 0	WP: 0 PB: 1 SB: 0 CS: 0	PA: 36
PITCHER	IP WLS BF H R ER SO BB IBB HBP BLK WP HR S P ERA WHIP																	PITCHER	IP WLS BF H R ER SO BB IBB HBP BLK WP HR S P ERA WHIP	
54 Wei-Yin Chen, L (1.1) ERA: 4.32	6.2 W 27 6 2 2 2 4 1 0 0 0 0 0 2 62 96 2.70 1.050																			
46 Kyle Barraclough, R (7.1) ERA: 1.38	0.1 H 1 0 0 0 1 0 0 0 0 0 0 0 3 6 0.00 0.000																			
35 David Phelps, R (8.1) ERA: 1.38	1.0 H 4 1 0 0 1 0 0 0 0 0 0 0 9 14 0.00 1.000																			
44 AJ Ramos, R (9.1) ERA: 1.38	1.0 S 4 0 0 0 2 0 0 0 0 0 0 0 11 20 0.00 1.000																			

Miami Marlins @ Los Angeles Dodgers
Dodger Stadium, Los Angeles, CA
Mon Apr 25 2016, 7:11 PM - 10:01 PM PDT
Att: 44,954 - Clear - 61 F

AB 34
R 3
H 8
RBI 3
BB 3
SO 6
LOB 12



Miami Marlins @ Los Angeles Dodgers
Dodger Stadium, Los Angeles, CA
Mon Apr 25 2016, 7:11 PM - 10:01 PM PDT
Att: 44,954 - Clear - 61 F

AB 33
R 2
H 7
RBI 2
BB 2
SO 8
LOB 12



Batter	1	2	3	4	5	6	7	8	9	AB	R	H	RBI	BB	SO	LOB	TOP					
9 Dee Strange-Gordon, L (1.4) OBP: 0.287, SLG: 0.353										5	1	2	0	0	2	0						
14 Martín Prado, R (1.5) OBP: 0.383, SLG: 0.407										4	1	1	1	1	1	1						
21 Christian Yelich, L (1.7) OBP: 0.500, SLG: 0.537										5	2	3	1	0	0	0						
27 Giancarlo Stanton, R (1.9) OBP: 0.338, SLG: 0.536										5	1	1	3	0	1	3						
13 Marcell Ozuna, R (1.8) OBP: 0.273, SLG: 0.389										4	0	1	0	0	1	1						
11 J.T. Realmuto, R (1.2) OBP: 0.295, SLG: 0.373										3	0	1	1	0	1	1						
12 Chris Johnson, R (1.3) 17 Craig Breslow, L (8.1) 57 Bryan Morris, L (7.1) 15 Ichiro Suzuki, L (6.9) 46 Kyle Barraclough, R (8.5) 44 AJ Ramos, R (8.9)										3	0	0	0	0	3	2						
3 Adeiny Hechavarria, R (1.6) OBP: 0.234, SLG: 0.293										4	0	0	0	0	0	2						
34 Tom Koehler, R (1.1) OBP: 0.200, SLG: 0.200										1	0	0	0	1	0							
19 Miguel Rojas, R (6. PH) OBP: 0.263, SLG: 0.294										3	1	1	0	0	0	0						
Inning Stats	R: 0 E: 0 K: 1 S: 9	H: 0 LOB: 0 BB: 0 P: 15	R: 0 E: 0 K: 2 S: 9	H: 1 LOB: 1 BB: 0 P: 13	R: 0 E: 0 K: 2 S: 9	H: 0 LOB: 0 BB: 0 P: 10	R: 0 E: 0 K: 2 S: 8	H: 0 LOB: 0 BB: 0 P: 11	R: 0 E: 0 K: 1 S: 8	H: 0 LOB: 0 BB: 0 P: 11	R: 5 E: 0 K: 2 S: 20	H: 5 LOB: 1 BB: 0 P: 31	R: 0 E: 0 K: 0 S: 8	H: 1 LOB: 1 BB: 0 P: 13	R: 1 E: 0 K: 0 S: 18	H: 3 LOB: 2 BB: 0 P: 25	R: 0 E: 0 K: 0 S: 11	H: 1 LOB: 2 BB: 1 P: 21	1B: 7 2B: 2 3B: 1 HR: 1	SF: 0 SAC: 0 DP: 0 HBP: 0	WP: 1 PB: 0 SB: 0 CS: 0	PA: 40
PITCHER	IP WLS BF H R ER SO BB IBB HBP BLK WP HR S P ERA WHIP																					
22 Clayton Kershaw, L (1.1) ERA: 2.43	7.0 L 29 7 5 5 10 0 0 1 0 0 0 1 71 104 6.43 1.000																					
56 J.P. Howell, L (8.1) ERA: 10.5	0.0 1 1 1 1 0 0 0 0 0 0 0 0 3 5 ∞ ∞																					
67 Louis Coleman, R (8.1) ERA: 5.14	1.0 5 2 0 0 0 0 0 0 0 0 1 0 15 20 0.00 2.000																					
Chris Hatcher, R (9.1) ERA: 6.52	1.0 5 1 0 0 0 1 0 0 0 0 0 0 11 21 0.00 2.000																					

Miami Marlins @ Los Angeles Dodgers
Dodger Stadium, Los Angeles, CA
Tue Apr 26 2016, 7:11 PM - 10:11 PM PDT
Att: 41,102 - Clear - 64 F

AB 38
R 6
H 11
RBI 6
BB 1
SO 10
LOB 10

Batter	1	2	3	4	5	6	7	8	9	AB	R	H	RBI	BB	SO	LOB	BOTTOM					
26 Chase Utley, L (1.4) OBP: 0.370, SLG: 0.438										3	1	0	0	2	0	3						
5 Corey Seager, L (1.6) OBP: 0.303, SLG: 0.407										5	0	1	0	0	1	5						
10 Justin Turner, R (1.5) OBP: 0.338, SLG: 0.344										3	1	0	0	1	0	1						
23 Adrián González, L (1.3) OBP: 0.404, SLG: 0.500										3	0	0	1	2	0							
66 Yasiel Puig, R (1.9) OBP: 0.345, SLG: 0.447										4	0	0	0	1	1							
9 Yasmani Grandal, S (1.2) OBP: 0.415, SLG: 0.394										4	0	1	0	0	2	1						
3 Carl Crawford, L (1.7) OBP: 0.333, SLG: 0.357										3	1	1	0	1	0	1						
31 Joc Pederson, L (1.8) OBP: 0.382, SLG: 0.500										4	0	1	0	0	0	3						
22 Clayton Kershaw, L (1.1) ERA: 4.5	5.0 W 22 3 3 2 3 4 0 0 0 0 0 0 0 0 17 23 0.00 1.200																					
17 Craig Breslow, L (8.1) ERA: 2.45	1.2 H 7 2 0 0 0 0 0 0 0 0 0 0 0 3 3 0.00 0.000																					
57 Bryan Morris, R (7.1) ERA: 3.26	0.1 H 1 0 0 0 0 0 0 0 0 0 0 0 0 3 3 0.00 0.000																					
46 Kyle Barraclough, R (8.1) ERA: 3.26	1.0 H 3 0 0 0 0 3 0 0 0 0 0 0 0 11 18 0.00 0.000																					
44 AJ Ramos, R (9.1) ERA: 3.26	1.0 S 5 1 0 0 1 1 0 0 0 0 1 0 8 12 0.00 2.000																					
Inning Stats	R: 2 E: 0 K: 1 S: 14	H: 0 LOB: 1 BB: 3 P: 31	R: 0 E: 0 K: 0 S: 11	H: 2 LOB: 2 BB: 0 P: 18	R: 0 E: 0 K: 0 S: 8	H: 0 LOB: 0 BB: 0 P: 9	R: 1 E: 0 K: 0 S: 10	H: 1 LOB: 1 BB: 1 P: 17	R: 0 E: 0 K: 2 S: 9	H: 0 LOB: 0 BB: 0 P: 13	R: 0 E: 0 K: 0 S: 8	H: 1 LOB: 1 BB: 0 P: 11	R: 0 E: 0 K: 0 S: 12	H: 1 LOB: 1 BB: 0 P: 15	R: 0 E: 0 K: 3 S: 11	H: 0 LOB: 0 BB: 0 P: 18	R: 0 E: 0 K: 1 S: 8	H: 1 LOB: 2 BB: 1 P: 12	1B: 4 2B: 2 3B: 0 HR: 0	SF: 0 SAC: 0 DP: 0 HBP: 0	WP: 4 PB: 0 SB: 0 CS: 0	PA: 38
PITCHER	IP WLS BF H R ER SO BB IBB HBP BLK WP HR S P ERA WHIP																					
34 Tom Koehler, R (1.1) ERA: 4.5	5.0 W 22 3 3 2 3 4 0 0 0 0 0 0 0 0 17 23 0.00 1.200																					
17 Craig Breslow, L (8.1) ERA: 2.45	1.2 H 7 2 0 0 0 0 0 0 0 0 0 0 0 3 3 0.00 0.000																					
57 Bryan Morris, R (7.1) ERA: 3.26	0.1 H 1 0 0 0 0 0 0 0 0 0 0 0 0 3 3 0.00 0.000																					
46 Kyle Barraclough, R (8.1) ERA: 3.26	1.0 H 3 0 0 0 0 3 0 0 0 0 0 0 0 11 18 0.00 0.000																					
44 AJ Ramos, R (9.1) ERA: 3.26	1.0 S 5 1 0 0 1 1 0 0 0 0 1 0 8 12 0.00 2.000																					

Miami Marlins @ Los Angeles Dodgers
Dodger Stadium, Los Angeles, CA
Tue Apr 26 2016, 7:11 PM - 10:11 PM PDT
Att: 41,102 - Clear - 64 F

AB 33
R 3
H 6
RBI 1
BB 5
SO 7
LOB 16

Batter	1	2	3	4	5	6	7	8	9	AB	R	H	RBI	BB	SO	LOB	TOP			
9 Dee Strange-Gordon, L (1.4) OBP: 0.283, SLG: 0.344										5	1	1	0	0	1	0	Miami Marlins @ Los Angeles Dodgers Dodger Stadium, Los Angeles, CA Wed Apr 27 2016, 7:11 PM - 10:14 PM PDT Att: 38,909 - Clear - 61 F			
14 Martín Prado, R (1.5) OBP: 0.406, SLG: 0.431										4	1	3	0	0	0	0				
21 Christian Yelich, L (1.7) OBP: 0.489, SLG: 0.514										3	0	0	0	0	0	4				
27 Giancarlo Stanton, R (1.9) OBP: 0.357, SLG: 0.535										2	0	1	1	2	1	1				
13 Marcell Ozuna, R (1.8) OBP: 0.272, SLG: 0.382										4	0	1	1	0	1	3				
11 J.T. Realmuto, R (1.2) OBP: 0.292, SLG: 0.365										4	0	1	0	0	1	5				
12 Chris Johnson, R (1.3) OBP: 0.292, SLG: 0.273										3	0	1	0	0	1	2				
41 Justin Bour, L (8, PH) OBP: 0.303, SLG: 0.367										1	0	0	0	0	1	1				
19 Miguel Rojas, R (8, 3) OBP: 0.263, SLG: 0.294										0	0	0	0	0	0	0				
3 Adeiny Hechavarria, R (1.6) OBP: 0.221, SLG: 0.274										4	0	0	0	0	0	2				
20 Justin Nicolino, L (8, 1) OBP: 0.396, SLG: 0.489										3	0	0	0	0	2	0				
57 Bryan Morris, L (8, 1) OBP: 0.391, SLG: 0.500										0	0	0	0	0	0	0				
56 Cody Ege, L (8, 1) OBP: 0.324, SLG: 0.438										0	0	0	0	0	0	0				
35 David Phelps, R (8, 1) OBP: 0.292, SLG: 0.365										0	0	0	0	0	0	0				
51 Ichiro Suzuki, L (8, 1) OBP: 0.263, SLG: 0.294										1	0	0	0	0	0	0				
62 José Ureña, R (8, 1) OBP: 0.263, SLG: 0.294										0	0	0	0	0	0	0				
Inning Stats	R: 2 E: 0 K: 1 S: 17	H: 4 LOB: 2 BB: 0 P: 27	R: 0 E: 0 K: 1 S: 15	H: 0 LOB: 0 BB: 0 P: 18	R: 0 E: 0 K: 1 S: 11	H: 0 LOB: 2 BB: 1 P: 20	R: 0 E: 0 K: 1 S: 9	H: 1 LOB: 1 BB: 0 P: 16	R: 0 E: 0 K: 1 S: 15	H: 2 LOB: 1 BB: 0 P: 20	R: 0 E: 0 K: 0 S: 8	H: 1 LOB: 1 BB: 0 P: 15	R: 0 E: 0 K: 1 S: 11	H: 0 LOB: 1 BB: 1 P: 17	R: 0 E: 0 K: 1 S: 9	H: 0 LOB: 0 BB: 0 P: 12	1B: 8 2B: 0 3B: 0 HR: 0	SF: 0 SAC: 0 DP: 1 HBP: 1	WP: 0 PB: 0 SB: 0 CS: 0	PA: 37
PITCHER	IP WLS BF H R ER SO BB IBB HBP BLK WP HR S P ERA WHIP	PITCHER																		
29 Scott Kazmir, L (1, 1) ERA: 5.76	6.0 L 26 7 2 2 6 1 0 1 0 0 0 0 76 113 3.00 1.333																			
36 Adam Liberatore, L (7, 1) ERA: 1.93	1.0 4 1 0 0 0 0 0 0 0 0 0 0 8 15 0.00 1.000																			
52 Pedro Báez, R (8, 1) ERA: 1.93	1.0 4 0 0 0 1 1 0 0 0 0 0 0 11 17 0.00 1.000																			
55 Joe Blanton, R (9, 1) ERA: 0.96	1.0 3 0 0 0 1 0 0 0 0 0 0 0 9 12 0.00 0.000																			

Batter	1	2	3	4	5	6	7	8	9	AB	R	H	RBI	BB	SO	LOB	BOTTOM
14 Enrique Hernández, R (1.7) OBP: 0.396, SLG: 0.489										2	0	0	0	1	1	0	Miami Marlins @ Los Angeles Dodgers Dodger Stadium, Los Angeles, CA Wed Apr 27 2016, 7:11 PM - 10:14 PM PDT Att: 38,909 - Clear - 61 F
31 Joc Pederson, L (8, PH) OBP: 0.391, SLG: 0.500										0	0	0	0	1	0	0	
66 Yasiel Puig, R (1.9) OBP: 0.330, SLG: 0.425										4	0	0	0	0	1	4	
23 Adrián González, L (1.3) OBP: 0.398, SLG: 0.481										3	0	0	0	1	0	3	
10 Justin Turner, R (1.5) OBP: 0.333, SLG: 0.338										4	0	1	0	0	0	1	
5 Corey Seager, L (1.6) OBP: 0.301, SLG: 0.400										4	0	1	0	0	0	2	
47 Howie Kendrick, R (1.4) OBP: 0.180, SLG: 0.143										4	0	0	0	0	1	3	
17 A.J. Ellis, R (1.2) OBP: 0.304, SLG: 0.324																	

Batter	1	2	3	4	5	6	7	8	9	AB	R	H	RBI	BB	SO	LOB	TOP					
9 Dee Strange-Gordon, L (1.4) OBP: 0.289, SLG: 0.340	G6-3		G5-3		G3		14 1B 21 BLK 1B		4-0 BB	4	1	1	1	1	0	0	Miami Marlins @ Los Angeles Dodgers Dodger Stadium, Los Angeles, CA Thu Apr 28 2016, 7:11 PM - 10:02 PM PDT Att: 44,009 - Clear - 62 F					
14 Martín Prado, R (1.5) OBP: 0.420, SLG: 0.460	2B		1B		G6-3		21 BLK 1B		1-2 2H	5	0	3	1	0	0	1						
21 Christian Yelich, L (1.7) OBP: 0.478, SLG: 0.590	L7		K		1B		F7		1-2 3H	4	0	1	0	0	1	3						
27 Giancarlo Stanton, R (1.9) OBP: 0.352, SLG: 0.560	L8		K		F7		HR		1-2	4	1	1	1	0	1	2						
41 Justin Bour, L (1.3) OBP: 0.300, SLG: 0.349	K		BB		F8		G4-3		1-1	3	0	0	0	0	1	1						
35 David Phelps, R (8.1) OBP: 0.500, SLG: 0.500	K		BB		P5		G4-3		1-1	0	0	0	0	0	0	0						
44 AJ Ramos, R (9.1)	K		P3		P6		K		1-2	4	0	0	0	0	1	1						
51 Ichiro Suzuki, L (1.8) OBP: 0.370, SLG: 0.360	K		P4		P4		B1-3		1-0	4	1	1	0	0	0	0						
11 J.T. Realmuto, R (1.2) OBP: 0.304, SLG: 0.418	HR		G6-3		G6-3		L3		3-2	2	0	0	0	0	0	0						
3 Adeiny Hechavarria, R (1.6) OBP: 0.222, SLG: 0.273	F8								1-0	1	0	0	0	0	0	0						
José Fernández, R (1.1) OBP: 0.444, SLG: 0.375									3-2	2	0	0	0	0	0	0						
32 Derek Dietrich, L (7. PH) OBP: 0.496, SLG: 0.907									1-0	1	0	0	0	0	1	2						
56 Cody Ege, L (7.1)									1-0	0	0	0	0	0	0	0						
46 Kyle Barraclough, R (7.1)									1-0	0	0	0	0	0	0	0						
19 Miguel Rojas, R (8.3) OBP: 0.250, SLG: 0.278									1-0	1	0	0	0	0	0	0						
Inning Stats	R: 0 H: 1 E: 0 K: 0 S: 8	H: 1 LOB: 1 BB: 0 P: 10	R: 1 H: 0 E: 0 K: 2 S: 12	H: 1 LOB: 0 BB: 0 P: 14	R: 0 H: 1 E: 0 K: 1 S: 11	H: 1 LOB: 1 BB: 0 P: 16	R: 0 H: 0 E: 0 K: 1 S: 11	H: 0 LOB: 1 BB: 0 P: 18	R: 0 H: 1 E: 0 K: 0 S: 9	H: 1 LOB: 1 BB: 0 P: 14	R: 3 H: 4 E: 0 K: 1 S: 21	H: 4 LOB: 1 BB: 0 P: 24	R: 1 H: 1 E: 0 K: 1 S: 10	H: 1 LOB: 0 BB: 0 P: 13	R: 0 H: 0 E: 0 K: 0 S: 7	H: 0 LOB: 1 BB: 1 P: 16	1B: 6 2B: 1 3B: 0 HR: 2	SF: 0 SAC: 0 DP: 0 HBP: 0	WP: 0 PB: 0 SB: 0 CS: 0	PA: 38		
PITCHER	IP WLS BF H R ER SO BB IBB HBP BLK WP HR S P ERA WHIP	6.2 L 28 7 4 4 5 1 0 0 0 0 1 73 101 5.40 1.200	1.1 6 2 1 1 1 0 0 0 0 1 0 1 15 18 6.75 1.500	1.0 4 0 0 0 0 1 0 0 0 0 0 0 7 16 0.00 1.000																		


Batter	1	2	3	4	5	6	7	8	9	AB	R	H	RBI	BB	SO	LOB	BOTTOM					
26 Chase Utley, L (1.4) OBP: 0.402, SLG: 0.440	9 BB 2B 1B		5 BB 1B		23 G1 5 BB		23 E4 HBP		L7	2	1	1	0	2	0	1	Miami Marlins @ Los Angeles Dodgers Dodger Stadium, Los Angeles, CA Thu Apr 28 2016, 7:11 PM - 10:02 PM PDT Att: 44,009 - Clear - 62 F					
5 Corey Seager, L (1.6) OBP: 0.316, SLG: 0.404	9 BB 2B BB		1B		23 G1 1B		K		K	4	1	2	0	1	2	3						
23 Adrián González, L (1.3) OBP: 0.381, SLG: 0.459	K		K		G1		E4			4	0	0	0	0	2	8						
9 Yasmani Grandal, S (1.2) OBP: 0.435, SLG: 0.417	2B		K		K		3 G6-3 BB			3	0	1	1	1	2	4						
66 Yasiel Puig, R (1.9) OBP: 0.326, SLG: 0.417	3 G4-6-3 1B		K		K		P2		K	4	0	1	1	0	2	3						
3 Carl Crawford, L (1.7) OBP: 0.283, SLG: 0.278	G4-6-3		K		G4-3		L8		G6-3	4	0	0	0	0	0	3						
47 Howie Kendrick, R (1.5) OBP: 0.151, SLG: 0.135	G5-3		K		K		K		10 BB 14 WP 1B	3	0	0	0	0	2	0						
52 Pedro Báez, R (7.1)			K		K		K		14 WP 1B	0	0	0	0	0	0	0						
67 Louis Coleman, R (9.1)			K		K		K		14 WP 1B	0	0	0	0	0	0	0						
21 Travece Thompson, R (7. PH) OBP: 0.319, SLG: 0.409			K		K		FC5-4 1B		14 WP 1B	2	0	0	0	0	1	0						
31 Joc Pederson, L (1.8) OBP: 0.380, SLG: 0.483	G3		K		K		FC5-4 1B		14 WP 1B	2	0	2	0	0	0	0						
10 Justin Turner, R (7. PH) OBP: 0.350, SLG: 0.357			K		K		FC5-4 1B		14 WP 1B	2	0	2	0	0	0	0						
18 Kenta Maeda, R (1.1) OBP: 0.091, SLG: 0.364	G6-3				P3				3H	2	0	0	0	0	0	0						
14 Enrique Hernández, R (7.5) OBP: 0.382, SLG: 0.469									1-2	2	0	0	0	0	1	2						
Inning Stats	R: 2 H: 3 E: 0 K: 1 S: 15	H: 0 LOB: 0 BB: 0 P: 9	R: 0 H: 1 E: 0 K: 3 S: 14	H: 1 LOB: 2 BB: 1 P: 22	R: 0 H: 0 E: 0 K: 2 S: 8	H: 0 LOB: 0 BB: 0 P: 9	R: 0 H: 1 E: 0 K: 1 S: 9	H: 1 LOB: 2 BB: 1 P: 14	R: 0 H: 0 E: 0 K: 1 S: 6	H: 0 LOB: 0 BB: 0 P: 10	R: 0 H: 1 E: 1 K: 1 S: 11	H: 1 LOB: 2 BB: 0 P: 22	R: 0 H: 0 E: 0 K: 1 S: 10	H: 0 LOB: 0 BB: 1 P: 18	R: 1 H: 2 E: 0 K: 2 S: 13	H: 2 LOB: 0 BB: 0 P: 17	1B: 7 2B: 1 3B: 0 HR: 0	SF: 0 SAC: 0 DP: 2 HBP: 1	WP: 1 PB: 0 SB: 0 CS: 0	PA: 38		
PITCHER	IP WLS BF H R ER SO BB IBB HBP BLK WP HR S P ERA WHIP	6.0 W 25 5 2 2 8 3 0 0 0 0 0 59 89 3.00 1.333	0.0 1 1 0 0 0 0 0 0 0 0 0 0 2 5 - -	1.0 H 4 0 0 0 1 0 0 1 0 0 0 9 17 0.00 0.000	1.0 H 3 0 0 0 1 1 0 0 0 0 0 10 18 0.00 1.000	1.0 S 5 2 1 1 2 0 0 0 0 1 0 13 17 9.00 2.000																

AB	36
R	5
H	9
RBI	4
BB	2
SO	6
LOB	11



WP	0
PB	0
SB	0
CS	0

AB	33
R	3
H	8
RBI	2
BB	4
SO	12
LOB	24



WP	1
PB	0
SB	0
CS	0

Batter	1	2	3	4	5	6	7	8	9	AB	R	H	RBI	BB	SO	LOB	TOP																							
24 Jon Jay, L (1,8) OBP: 0.333, SLG: 0.323	G4-3		2B		K		G3-1	G5-3		5	1	1	0	0	1	2																								
4 Wil Myers, R (1,3) OBP: 0.343, SLG: 0.510	G1-3		2B		BB		2B	BB		3	2	2	1	2	0	0																								
27 Matt Kemp, R (1,9) OBP: 0.392, SLG: 0.597 16 Travis Jankowski, L (9,9) OBP: 0.353, SLG: 0.267	F8		2B		BB		K	K		4	1	1	1	1	2	2																								
2 B.J. Upton, R (1,7) OBP: 0.330, SLG: 0.378		G6-3			BB		BB	BB		4	1	1	2	1	2	2																								
10 Alexei Ramirez, R (1,6) OBP: 0.305, SLG: 0.315		F8			BB		BB	BB		5	0	1	1	0	0	4																								
3 Derek Norris, R (1,2) OBP: 0.198, SLG: 0.247					BB		BB	BB		4	0	2	0	0	1	1																								
8 Jemile Weeks, S (1,4) OBP: 0.257, SLG: 0.281					BB		BB	BB		4	0	1	0	0	0	1																								
9 Adam Rosales, R (1,5) OBP: 0.288, SLG: 0.404					BB		BB	BB		4	0	0	0	0	4	3																								
29 Colin Rea, R (1,1)					BB		BB	BB		3	0	0	0	0	2	0																								
40 Ryan Buchter, L (7,1)					BB		BB	BB		0	0	0	0	0	0	0																								
32 Jabari Blash, R (8,PH) OBP: 0.304, SLG: 0.211 37 Brandon Maurer, R (8,1)					BB		BB	BB		0	0	0	0	1	0	0																								
56 Fernando Rodney, R (9,1)					BB		BB	BB		0	0	0	0	0	0	0																								
Inning Stats	R: 0 E: 0 K: 0 S: 7	H: 0 LOB: 0 BB: 0 P: 8	R: 0 E: 0 K: 1 S: 13	H: 2 LOB: 2 BB: 0 P: 20	R: 2 E: 0 K: 2 S: 11	H: 3 LOB: 1 BB: 0 P: 16	R: 0 E: 0 K: 1 S: 7	H: 0 LOB: 0 BB: 0 P: 11	R: 3 E: 0 K: 3 S: 18	H: 2 LOB: 1 BB: 2 P: 36	R: 0 E: 0 K: 1 S: 11	H: 0 LOB: 0 BB: 0 P: 16	R: 0 E: 0 K: 1 S: 12	H: 1 LOB: 2 BB: 1 P: 23	R: 0 E: 0 K: 1 S: 10	H: 1 LOB: 2 BB: 1 P: 17	R: 0 E: 0 K: 2 S: 12	H: 0 LOB: 1 BB: 1 P: 20	1B: 4 2B: 5 3B: 0 HR: 0	SF: 0 SAC: 0 DP: 0 HBP: 0	WP: 0 PB: 0 SB: 2 CS: 0	PA: 41																		
PITCHER	IP	WLS	BF	H	R	ER	SO	BB	IBB	HBP	BLK	WP	HR	S	P	ERA	WHIP	PITCHER				IP	WLS	BF	H	R	ER	SO	BB	IBB	HBP	BLK	WP	HR	S	P	ERA	WHIP		
68 Ross Stripling, R (1,1) ERA: 4.33	4.2	L	23	7	5	5	6	2	0	0	0	0	0	53	85	9.64	1.929																							
67 Louis Coleman, R (5,1) ERA: 3.5	2.0		7	1	0	0	3	0	0	0	0	0	0	23	36	0.00	0.500																							
Chris Hatcher, R (7,1) ERA: 8.18	0.1		2	0	0	0	0	1	0	0	0	0	0	3	9	0.00	3.000																							
56 J.P. Howell, L (8,1) ERA: 9.0	1.0		5	1	0	0	1	1	0	0	0	0	0	10	17	0.00	2.000																							
55 Joe Blanton, R (9,1) ERA: 0.87	1.0		4	0	0	0	2	1	0	0	0	0	0	12	20	0.00	1.000																							
Batter	1	2	3	4	5	6	7	8	9	AB	R	H	RBI	BB	SO	LOB	BOTTOM																							
26 Chase Utley, L (1,4) OBP: 0.375, SLG: 0.440	G4-3		HR		G5-3		P6			4	1	1	2	0	0	1																								
5 Corey Seager, L (1,6) OBP: 0.311, SLG: 0.396			G4-3		L7			K		3	0	0	0	1	1	0																								
10 Justin Turner, R (1,5) OBP: 0.330, SLG: 0.325			P3		G6-3			P3		4	0	0	0	0	1	1																								
23 Adrián González, L (1,3) OBP: 0.371, SLG: 0.429			G4-3		G5-3			G1-3		4	0	0	0	0	0	1																								
9 Yasmani Grandal, S (1,2) OBP: 0.426, SLG: 0.477			FC4-6		K			F7		4	0	1	0	0	1	0																								
14 Enrique Hernández, R (1,9) OBP: 0.387, SLG: 0.442			FC4-6		G6-3			P2		4	0	1	0	0	0	0																								
3 Carl Crawford, L (1,7) OBP: 0.259, SLG: 0.320			FC4-6					P5		3	0	1	0	1	0	2																								
31 Joc Pederson, L (1,8) OBP: 0.390, SLG: 0.469 21 Trayce Thompson, R (PH) OBP: 0.306, SLG: 0.391			G6-3					K		1	0	0	0	1	0	2																								
21 Trayce Thompson, R (PH) OBP: 0.306, SLG: 0.391								G6-3		2	0	0	0	0	1	1																								
68 Ross Stripling, R (1,1) ERA: 4.61 67 Louis Coleman, R (5,1) ERA: 3.5 Chris Hatcher, R (7,1) ERA: 8.18 47 Howie Kendrick, R (7,PH) OBP: 0.282, SLG: 0.151 56 J.P. Howell, L (8,1) ERA: 9.0 55 Joe Blanton, R (9,1) ERA: 0.87			26 HR		K			BB		1	1	0	0	1	1	2																								
Inning Stats	R: 0 E: 0 K: 1 S: 9	H: 0 LOB: 1 BB: 1 P: 16	R: 0 E: 0 K: 0 S: 10	H: 2 LOB: 1 BB: 0 P: 16	R: 2 E: 0 K: 0 S: 11	H: 1 LOB: 0 BB: 1 P: 22	R: 0 E: 0 K: 2 S: 10	H: 1 LOB: 2 BB: 1 P: 18	R: 0 E: 0 K: 0 S: 5	H: 0 LOB: 0 BB: 0 P: 5	R: 0 E: 0 K: 0 S: 11	H: 0 LOB: 0 BB: 0 P: 19	R: 0 E: 0 K: 1 S: 12	H: 0 LOB: 1 BB: 1 P: 23	R: 0 E: 0 K: 1 S: 6	H: 0 LOB: 0 BB: 0 P: 11	R: 0 E: 0 K: 0 S: 7	H: 0 LOB: 1 BB: 1 P: 13	1B: 2 2B: 0 3B: 1 HR: 1	SF: 0 SAC: 0 DP: 1 HBP: 0	WP: 0 PB: 0 SB: 0 CS: 0	PA: 35																		
PITCHER	IP	WLS	BF	H	R	ER	SO	BB	IBB	HBP	BLK	WP	HR	S	P	ERA	WHIP	PITCHER				IP	WLS	BF	H	R	ER	SO	BB	IBB	HBP	BLK	WP	HR	S	P	ERA	WHIP		
29 Colin Rea, R (1,1) ERA: 4.61	6.0		24	4	2	2	3	2	1	0	0	0	0	56	96	3.00	1.000																							
40 Ryan Buchter, L (7,1) ERA: 0.79	1.0	H	4	0	0	0	1	1	0	0	0	0	0	12	23	0.00	1.000																							
37 Brandon Maurer, R (8,1) ERA: 5.25	1.0	H	3	0	0	0	1	0	0	0	0	0	0	6	11	0.00	0.000																							
56 Fernando Rodney, R (9,1) ERA: 0.87	1.0	S	4	0	0	0	0	1	0	0	0	0	0	7	13	0.00	1.000																							

San Diego Padres @ Los Angeles Dodgers
 Dodger Stadium, Los Angeles, CA
 Sat Apr 30 2016, 6:12 PM - 9:17 PM PDT
 Att: 45,740 - Clear - 65 F

San Diego Padres @ Los Angeles Dodgers
 Dodger Stadium, Los Angeles, CA
 Sat Apr 30 2016, 6:12 PM - 9:17 PM PDT
 Att: 45,740 - Clear - 65 F

AB	36
R	5
H	9
RBI	5
BB	5
SO	12
LOB	15



AB	30
R	2
H	4
RBI	2
BB	5
SO	5
LOB	10



Batter	1	2	3	4	5	6	7	8	9	AB	R	H	RBI	BB	SO	LOB	TOP					
24 Jon Jay, L OBP: 0.321, SLG: 0.310										4	0	0	0	0	4	0	San Diego Padres @ Los Angeles Dodgers Dodger Stadium, Los Angeles, CA Sun May 01 2016, 1:10 PM - 3:17 PM PDT Att: 49,271 - Sunny - 70 F livebaseballscorecards.com					
4 Wil Myers, R OBP: 0.339, SLG: 0.500										4	0	1	0	0	1	0						
27 Matt Kemp, R OBP: 0.303, SLG: 0.579										3	0	1	0	0	1	0						
2 B.J. Upton, R OBP: 0.320, SLG: 0.365										3	0	0	0	0	3	2						
3 Derek Norris, R OBP: 0.190, SLG: 0.238										3	0	0	0	0	0	2						
10 Alexei Ramirez, R OBP: 0.306, SLG: 0.315										3	0	1	0	0	1	0						
9 Adam Rosales, R OBP: 0.273, SLG: 0.380										3	0	0	0	0	2	0						
8 Jemile Weeks, S OBP: 0.243, SLG: 0.265										2	0	0	0	0	0	0						
12 Christian Bethancourt, R (PH) OBP: 0.227, SLG: 0.400										1	0	0	0	0	0	0						
52 Brad Hand, L										0	0	0	0	0	0	0						
59 Kevin Quackenbush, R										0	0	0	0	0	0	0						
13 Drew Pomeranz, R OBP: 0.200, SLG: 0.200										2	0	0	0	0	1	0						
39 Brett Wallace, L OBP: 0.375, SLG: 0.208										1	0	0	0	0	1	0						
Inning Stats	R: 0 E: 0 K: 3 S: 9	H: 0 LOB: 0 BB: 0 P: 11	R: 0 E: 0 K: 1 S: 10	H: 0 LOB: 0 BB: 0 P: 14	R: 0 E: 0 K: 0 S: 6	H: 0 LOB: 0 BB: 0 P: 7	R: 0 E: 0 K: 1 S: 8	H: 0 LOB: 0 BB: 0 P: 9	R: 0 E: 0 K: 1 S: 9	H: 1 LOB: 1 BB: 0 P: 13	R: 0 E: 0 K: 2 S: 7	H: 0 LOB: 0 BB: 0 P: 10	R: 0 E: 0 K: 2 S: 11	H: 2 LOB: 2 BB: 0 P: 17	R: 0 E: 0 K: 2 S: 7	H: 0 LOB: 0 BB: 0 P: 9	R: 0 E: 0 K: 2 S: 8	H: 0 LOB: 0 BB: 0 P: 11	1B: 3 2B: 0 3B: 0 HR: 0	SF: 0 SAC: 0 DP: 0 HBP: 0	WP: 0 PB: 0 SB: 0 CS: 0	PA: 29
PITCHER 22 Clayton Kershaw, L ERA: 1.96	IP: 9.0 WLS: W BF: 29 H: 3 R: 0 ER: 0 SO: 14 BB: 0 IBB: 0 HBP: 0 BLK: 0 WP: 0 HR: 0 S: 75 P: 101 ERA: 0.00 WHIP: 0.333																					

Batter	1	2	3	4	5	6	7	8	9	AB	R	H	RBI	BB	SO	LOB	BOTTOM				
66 Yasiel Puig, R OBP: 0.300, SLG: 0.380										4	0	0	0	0	0	1	San Diego Padres @ Los Angeles Dodgers Dodger Stadium, Los Angeles, CA Sun May 01 2016, 1:10 PM - 3:17 PM PDT Att: 49,271 - Sunny - 70 F livebaseballscorecards.com				
14 Enrique Hernández, R OBP: 0.368, SLG: 0.419										3	0	0	0	0	0	0					
23 Adrián González, L OBP: 0.361, SLG: 0.415										3	0	0	0	0	1	0					
10 Justin Turner, R OBP: 0.319, SLG: 0.313										3	0	0	0	0	0	0					
47 Howie Kendrick, R OBP: 0.172, SLG: 0.143										3	0	0	0	0	1	1					
21 Trayce Thompson, R OBP: 0.308, SLG: 0.408										3	0	1	0	0	2	0					
5 Corey Seager, L OBP: 0.303, SLG: 0.384										3	0	0	0	0	1	1					
17 A.J. Ellis, R OBP: 0.341, SLG: 0.368										1	1	1	0	2	0	0					
22 Clayton Kershaw, L OBP: 0.222, SLG: 0.278										3	0	1	1	0	2	3					
Inning Stats	R: 0 E: 0 K: 1 S: 6	H: 0 LOB: 0 BB: 0 P: 11	R: 0 E: 0 K: 1 S: 6	H: 0 LOB: 0 BB: 0 P: 10	R: 1 E: 0 K: 0 S: 12	H: 2 LOB: 0 BB: 0 P: 17	R: 0 E: 0 K: 0 S: 4	H: 0 LOB: 0 BB: 0 P: 7	R: 0 E: 0 K: 2 S: 19	H: 1 LOB: 2 BB: 1 P: 32	R: 0 E: 0 K: 0 S: 6	H: 0 LOB: 0 BB: 0 P: 10	R: 0 E: 1 K: 1 S: 7	H: 0 LOB: 0 BB: 0 P: 12	R: 0 E: 0 K: 2 S: 11	H: 0 LOB: 1 BB: 1 P: 19		1B: 1 2B: 2 3B: 0 HR: 0	SF: 0 SAC: 0 DP: 1 HBP: 0	WP: 0 PB: 0 SB: 0 CS: 0	PA: 28
PITCHER 13 Drew Pomeranz, L ERA: 2.48	IP: 7.0 WLS: L BF: 24 H: 3 R: 1 ER: 1 SO: 5 BB: 0 IBB: 0 HBP: 0 BLK: 0 WP: 0 HR: 0 S: 60 P: 99 ERA: 1.29 WHIP: 0.429																				
52 Brad Hand, L ERA: 2.7	0.2	3	0	0	0	2	1	0	0	0	0	9	16	0.00	1.500						
59 Kevin Quackenbush, R ERA: 6.56	0.1	1	0	0	0	0	0	0	0	0	2	3	0.00	0.000							



Batter	1	2	3	4	5	6	7	8	9	AB	R	H	RBI	BB	SO	LOB	TOP										
14 Enrique Hernández, R (1, 10) OBP: 0.343, SLG: 0.397 3 Carl Crawford, L (9, PH) OBP: 0.250, SLG: 0.308										3	1	0	0	1	1	0											
66 Yasiel Puig, R (1, 9) OBP: 0.305, SLG: 0.412										5	2	2	3	0	1	0											
23 Adrián González, L (1, 3) OBP: 0.363, SLG: 0.414										5	0	2	0	0	1	2											
10 Justin Turner, R (1, 5) OBP: 0.323, SLG: 0.321										4	1	1	0	1	1	1											
47 Howie Kendrick, R (1, 4) OBP: 0.222, SLG: 0.213										5	2	4	2	0	0	2											
21 Travis Thompson, R (1, 7) OBP: 0.316, SLG: 0.463										5	1	2	4	0	2	3											
17 A.J. Ellis, R (1, 2) OBP: 0.306, SLG: 0.326										5	0	0	0	0	1	4											
31 Joc Pederson, L (1, 8) OBP: 0.395, SLG: 0.507										3	1	1	1	1	1	1											
6 Charlie Culberson, R (1, 6) OBP: 0.217, SLG: 0.304 5 Corey Seager, L (6, PH) OBP: 0.306, SLG: 0.386										2	0	0	0	0	0	1											
Inning Stats	R: 0 H: 0 E: 0 K: 2 S: 10	H: 0 LOB: 0 BB: 0 P: 12	R: 3 H: 3 E: 0 K: 0 S: 13	H: 3 LOB: 0 BB: 0 P: 23	R: 0 H: 2 E: 0 K: 0 S: 10	H: 2 LOB: 2 BB: 0 P: 15	R: 0 H: 0 E: 0 K: 0 S: 13	H: 0 LOB: 1 BB: 0 P: 20	R: 4 H: 3 E: 0 K: 1 S: 21	H: 3 LOB: 0 BB: 2 P: 33	R: 0 H: 0 E: 0 K: 0 S: 5	H: 0 LOB: 0 BB: 0 P: 8	R: 0 H: 0 E: 0 K: 2 S: 11	H: 1 LOB: 1 BB: 0 P: 10	R: 0 H: 1 E: 0 K: 2 S: 16	H: 1 LOB: 1 BB: 0 P: 24	1B: 8 2B: 2 3B: 0 HR: 3	SF: 0 SAC: 0 DP: 0 HBP: 0	WP: 1 PB: 0 SB: 0 CS: 1	PA: 44							
PITCHER	IP	WLS	BF	H	R	ER	SO	BB	IBB	HBP	BLK	WP	HR	S	P	ERA	WHIP										
55 Matt Moore, L (1, 1) ERA: 4.95	4.1	L	24	8	7	7	2	3	0	0	0	1	2	62	96	14.54	2.538										
54 Steve Geltz, R (5, 1) ERA: 3.39	1.2		4	0	0	0	1	0	0	0	0	0	0	10	15	0.00	0.000										
50 Jhan Maríñez, R (7, 1) ERA: 2.45	1.2		6	1	0	0	2	0	0	0	0	0	0	15	23	0.00	0.600										
51 Dana Eveland, L (8, 1) ERA: 8.1	0.1		2	1	1	1	1	0	0	0	0	0	0	4	6	27.00	3.000										
58 Ryan Webb, R (9, 1) ERA: 5.63	1.0		7	3	2	1	2	0	0	0	0	0	1	15	23	9.00	3.000										

Los Angeles Dodgers @ Tampa Bay Rays
Tropicana Field, St. Petersburg, FL
Tue May 03 2016, 7:11 PM - 10:21 PM EDT
Att: 14,116 - Dome - 72 F

livebaseballscorecards.com

AB 40
R 10
H 13
RBI 10
BB 3
SO 8
LOB 15

Batter	1	2	3	4	5	6	7	8	9	AB	R	H	RBI	BB	SO	LOB	BOTTOM										
11 Logan Forsythe, R (1, 4) OBP: 0.408, SLG: 0.567										4	0	0	0	1	2	0											
5 Brandon Guyer, R (1, 10) OBP: 0.440, SLG: 0.415										4	1	2	0	0	0	0											
3 Evan Longoria, R (1, 5) OBP: 0.287, SLG: 0.461										3	0	1	2	1	1	1											
28 Steve Pearce, R (1, 3) OBP: 0.365, SLG: 0.435 10 Corey Dickerson, L (9, PH) OBP: 0.272, SLG: 0.473										4	1	2	1	0	0	1											
20 Steven Souza Jr., R (1, 9) OBP: 0.299, SLG: 0.469										4	0	0	0	0	3	3											
8 Desmond Jennings, R (1, 7) OBP: 0.341, SLG: 0.260										4	0	0	0	0	1	0											
1 Tim Beckham, R (1, 6) OBP: 0.250, SLG: 0.231										4	1	1	0	0	2	0											
39 Kevin Kiermaier, L (1, 8) OBP: 0.325, SLG: 0.451										4	0	1	0	0	0	1											
19 Curt Casali, R (1, 2) OBP: 0.204, SLG: 0.314										3	2	1	2	1	1	1											
Inning Stats	R: 1 H: 1 E: 0 K: 2 S: 13	H: 1 LOB: 1 BB: 0 P: 20	R: 0 H: 1 E: 0 K: 2 S: 10	H: 1 LOB: 1 BB: 0 P: 15	R: 0 H: 1 E: 0 K: 1 S: 10	H: 1 LOB: 2 BB: 1 P: 16	R: 2 H: 2 E: 0 K: 1 S: 13	H: 2 LOB: 0 BB: 0 P: 22	R: 1 H: 1 E: 0 K: 1 S: 7	H: 1 LOB: 0 BB: 0 P: 10	R: 0 H: 0 E: 0 K: 1 S: 9	H: 0 LOB: 0 BB: 0 P: 14	R: 0 H: 1 E: 0 K: 2 S: 11	H: 1 LOB: 1 BB: 0 P: 18	R: 0 H: 0 E: 0 K: 0 S: 5	H: 0 LOB: 0 BB: 0 P: 6	R: 0 H: 0 E: 0 K: 0 S: 18	H: 0 LOB: 3 BB: 2 P: 34	1B: 4 2B: 2 3B: 0 HR: 2	SF: 0 SAC: 0 DP: 0 HBP: 2	WP: 0 PB: 0 SB: 0 CS: 0	PA: 40					
PITCHER	IP	WLS	BF	H	R	ER	SO	BB	IBB	HBP	BLK	WP	HR	S	P	ERA	WHIP										
29 Scott Kazmir, L (1, 1) ERA: 5.68	6.2	W	29	7	4	4	9	1	0	1	0	0	0	70	111	5.40	1.200										
55 Joe Blanton, R (7, 1) ERA: 0.77	1.1	H	4	0	0	0	1	0	0	0	0	0	0	8	10	0.00	0.000										
56 J.P. Howell, L (9, 1) ERA: 9.39	0.2		6	1	1	1	0	2	0	1	0	0	0	15	30	13.50	4.500										
74 Kenley Jansen, R (9, 1) ERA: 0.82	0.1	S	1	0	0	0	0	0	0	0	0	0	0	3	4	0.00	0.000										

Los Angeles Dodgers @ Tampa Bay Rays
Tropicana Field, St. Petersburg, FL
Tue May 03 2016, 7:11 PM - 10:21 PM EDT
Att: 14,116 - Dome - 72 F

livebaseballscorecards.com

AB 35
R 5
H 8
RBI 5
BB 3
SO 10
LOB 10

Batter	1	2	3	4	5	6	7	8	9	AB	R	H	RBI	BB	SO	LOB	TOP										
26 Chase Utley, L OBP: 0.398, SLG: 0.443										4	0	2	1	1	2	1	Los Angeles Dodgers @ Toronto Blue Jays Rogers Centre, Toronto, ON Fri May 06 2016, 7:09 PM - 10:01 PM EDT Att.: 42,304 - Roof Closed - 68 F										
5 Corey Seager, L OBP: 0.317, SLG: 0.383										4	0	0	0	1	1	5											
10 Justin Turner, R OBP: 0.343, SLG: 0.348										4	0	2	0	0	1	1											
23 Adrián González, L OBP: 0.361, SLG: 0.402										4	0	1	0	0	0	1											
66 Yasiel Puig, R OBP: 0.298, SLG: 0.406										4	0	0	0	0	0	2											
9 Yasmani Grandal, S OBP: 0.323, SLG: 0.431										3	0	0	0	1	1	0											
47 Howie Kendrick, R OBP: 0.236, SLG: 0.217										4	0	1	0	0	1	1											
31 Joc Pederson, L OBP: 0.391, SLG: 0.514										4	1	2	0	0	2	1											
3 Carl Crawford, L OBP: 0.265, SLG: 0.344										4	1	2	1	0	0	2											
Inning Stats	R: 0 E: 0 K: 2 S: 8	H: 1 LOB: 1 BB: 0 P: 12	R: 0 E: 0 K: 2 S: 9	H: 1 LOB: 1 BB: 0 P: 12	R: 0 E: 0 K: 2 S: 9	H: 1 LOB: 0 BB: 1 P: 15	R: 0 E: 0 K: 0 S: 8	H: 0 LOB: 0 BB: 0 P: 15	R: 0 E: 0 K: 1 S: 7	H: 0 LOB: 0 BB: 0 P: 12	R: 0 E: 0 K: 0 S: 9	H: 2 LOB: 2 BB: 1 P: 16	R: 2 E: 0 K: 1 S: 16	H: 3 LOB: 1 BB: 0 P: 24	R: 0 E: 0 K: 0 S: 7	H: 0 LOB: 0 BB: 0 P: 9		R: 0 E: 0 K: 0 S: 11	H: 2 LOB: 3 BB: 1 P: 19	1B: 8 2B: 2 3B: 0 HR: 0	SF: 0 SAC: 0 DP: 1 HBP: 0	WP: 0 PB: 0 SB: 0 CS: 1	PA: 38				
PITCHER	IP	WLS	BF	H	R	ER	SO	BB	IBB	HBP	BLK	WP	HR	S	P	ERA	WHIP										
6 Marcus Stroman, R ERA: 3.6	7.0		29	8	2	2	8	2	0	0	0	0	0	66	106	2.57	1.429										
39 Gavin Floyd, R ERA: 2.13	1.0	W	3	0	0	0	0	0	0	0	0	0	0	7	9	0.00	0.000										
45 Drew Storen, R ERA: 7.36	1.0	S	6	2	0	0	0	1	0	0	0	0	0	11	19	0.00	3.000										

Batter	1	2	3	4	5	6	7	8	9	AB	R	H	RBI	BB	SO	LOB	BOTTOM										
21 Michael Saunders, L OBP: 0.373, SLG: 0.522										3	0	0	0	1	2	0	Los Angeles Dodgers @ Toronto Blue Jays Rogers Centre, Toronto, ON Fri May 06 2016, 7:09 PM - 10:01 PM EDT Att.: 42,304 - Roof Closed - 68 F										
20 Josh Donaldson, R OBP: 0.394, SLG: 0.600										2	1	0	0	2	0	3											
19 José Bautista, R OBP: 0.361, SLG: 0.472										4	1	1	2	0	0	1											
10 Edwin Encarnación, R OBP: 0.323, SLG: 0.458										4	0	1	0	0	0	1											
3 Ezequiel Carrera, L OBP: 0.405, SLG: 0.487										0	1	0	0	0	0	0											
14 Justin Smoak, S OBP: 0.414, SLG: 0.382										2	1	0	0	2	1	0											
11 Kevin Pillar, R OBP: 0.336, SLG: 0.443										4	1	1	3	0	1	1											
55 Russell Martin, R OBP: 0.241, SLG: 0.190										4	0	0	0	0	2	2											
17 Ryan Goins, L OBP: 0.204, SLG: 0.218										2	0	0	0	1	0	2											
18 Darwin Barney, R OBP: 0.381, SLG: 0.436										3	0	2	0	0	1	1											
Inning Stats	R: 0 E: 0 K: 1 S: 8	H: 0 LOB: 1 BB: 1 P: 15	R: 0 E: 0 K: 2 S: 10	H: 0 LOB: 1 BB: 1 P: 16	R: 0 E: 0 K: 0 S: 8	H: 1 LOB: 0 BB: 0 P: 14	R: 0 E: 0 K: 0 S: 9	H: 0 LOB: 0 BB: 0 P: 15	R: 0 E: 0 K: 2 S: 10	H: 0 LOB: 0 BB: 1 P: 17	R: 2 E: 0 K: 2 S: 14	H: 1 LOB: 0 BB: 1 P: 25	R: 0 E: 0 K: 0 S: 16	H: 1 LOB: 3 BB: 1 P: 29	R: 3 E: 0 K: 0 S: 13	H: 2 LOB: 1 BB: 1 P: 26	1B: 2 2B: 1 3B: 0 HR: 2	SF: 0 SAC: 0 DP: 0 HBP: 1	WP: 1 PB: 0 SB: 1 CS: 0	PA: 35							
PITCHER	IP	WLS	BF	H	R	ER	SO	BB	IBB	HBP	BLK	WP	HR	S	P	ERA	WHIP										
18 Kenta Maeda, R ERA: 1.66	6.0		23	2	2	2	7	4	0	0	0	0	0	59	102	3.00	1.000										
67 Louis Coleman, R ERA: 3.09	0.2		2	0	0	0	0	0	0	0	0	0	0	9	15	0.00	0.000										
36 Adam Liberatore, L ERA:	0.0		3	1	0	0	0	1	0	1	0	1	0	6	13	∞	∞										
55 Joe Blanton, R ERA: 2.77	1.1	L	7	2	3	3	0	0	1	0	0	0	1	14	27	20.25	1.500										



Batter	1	2	3	4	5	6	7	8	9	AB	R	H	RBI	BB	SO	LOB	TOP					
26 Chase Utley, L (1.4) OBP: 0.396, SLG: 0.440 14 Enrique Hernández, R (8. PH) OBP: 0.334, SLG: 0.371	G4-3		10 E 23 PB 5 1B		F8			G4-3		3	1	1	0	0	0	0	Los Angeles Dodgers @ Toronto Blue Jays Rogers Centre, Toronto, ON Sat May 07 2016, 1:10 PM - 3:37 PM EDT Att.: 47,156 - Roof Closed - 68 F livebaseballscorecards.com					
5 Corey Seager, L (1.6) OBP: 0.331, SLG: 0.391	23 1B BB		23 PB 10 E 1B		G1-6-3 1B			K		3	1	2	0	1	1	0						
10 Justin Turner, R (1.5) OBP: 0.339, SLG: 0.375	F9		23 PB 1B		G1-6-3 1B			HR		4	2	1	1	1	0	4						
23 Adrián González, L (1.3) OBP: 0.365, SLG: 0.405	1B		47 G4-6-3 1B		G1-3			G4-3		4	0	2	2	0	0	0						
66 Yasiel Puig, R (1.9) OBP: 0.288, SLG: 0.391	G6-3		K		P4			K		4	0	0	0	0	2	3						
47 Howie Kendrick, R (1.7) OBP: 0.237, SLG: 0.208	G6-3		G4-6-3		L8			BB		3	1	0	0	1	0	1						
31 Joc Pederson, L (1.8) OBP: 0.395, SLG: 0.539	HR		K		K			FC4		4	1	1	1	0	2	1						
3 Carl Crawford, L (1.10) OBP: 0.237, SLG: 0.314	L7		L9		G6-3			SF8		3	0	0	1	0	0	0						
17 A.J. Ellis, R (1.2) OBP: 0.283, SLG: 0.298	G6-3		G3		F8			P4		4	0	0	0	0	0	1						
Inning Stats	R: 0 H: 1 E: 0 K: 0 S: 16	L: 1 LOB: 2 BB: 1 P: 24	R: 1 H: 1 E: 1 K: 0 S: 8	L: 1 LOB: 0 BB: 0 P: 10	R: 3 H: 3 E: 1 K: 1 S: 10	L: 3 LOB: 0 BB: 0 P: 17	R: 0 H: 0 E: 0 K: 0 S: 9	L: 0 LOB: 0 BB: 0 P: 11	R: 0 H: 1 E: 0 K: 0 S: 5	L: 0 LOB: 0 BB: 0 P: 8	R: 0 H: 0 E: 0 K: 0 S: 5	L: 0 LOB: 0 BB: 0 P: 7	R: 0 H: 0 E: 0 K: 1 S: 7	L: 0 LOB: 0 BB: 0 P: 10	R: 1 H: 1 E: 0 K: 1 S: 8	L: 1 LOB: 0 BB: 0 P: 11	R: 1 H: 0 E: 0 K: 1 S: 14	L: 0 LOB: 1 BB: 1 P: 20	1B: 5 2B: 0 3B: 0 HR: 2	SF: 1 SAC: 0 DP: 2 HBP: 0	WP: 0 PB: 1 CS: 0	PA: 36
PITCHER	IP WLS BF H R ER SO BB IBB HBP BLK WP HR S P ERA WHIP	7.0 L 27 6 4 2 3 1 0 0 0 0 1 60 87 2.57 1.000	1.0 4 1 1 1 1 0 0 0 0 0 0 1 8 11 9.00 1.000	1.0 5 0 1 0 1 1 0 0 0 0 0 0 14 20 0.00 1.000	PITCHER										IP WLS BF H R ER SO BB IBB HBP BLK WP HR S P ERA WHIP							

Batter	1	2	3	4	5	6	7	8	9	AB	R	H	RBI	BB	SO	LOB	BOTTOM					
11 Kevin Pillar, R (1.8) OBP: 0.333, SLG: 0.445	K		F9		2B			K		4	0	1	1	0	2	0	Los Angeles Dodgers @ Toronto Blue Jays Rogers Centre, Toronto, ON Sat May 07 2016, 1:10 PM - 3:37 PM EDT Att.: 47,156 - Roof Closed - 68 F livebaseballscorecards.com					
20 Josh Donaldson, R (1.5) OBP: 0.390, SLG: 0.588	K		19 G5-4-3 1B		K			P3		4	0	1	0	0	2	1						
19 José Bautista, R (1.9) OBP: 0.358, SLG: 0.473	2B		G5-4-3		G6-3			P4		4	0	1	0	0	0	1						
10 Edwin Encarnación, R (1.10) OBP: 0.313, SLG: 0.443	F7		P4		K			K		4	0	0	0	0	2	1						
14 Justin Smoak, S (1.3) OBP: 0.419, SLG: 0.390	21 G4-3 18 1B		K		G6-3			1B		4	1	2	0	0	1	0						
2 Troy Tulowitzki, R (1.6) OBP: 0.286, SLG: 0.315	21 G4-3 1B		K		K			L7		4	0	1	0	0	2	1						
21 Michael Saunders, L (1.7) OBP: 0.371, SLG: 0.516	G4-3		K2-3		18 G4-6-3 1B			1B		3	0	1	0	0	1	2						
18 Darwin Barney, R (1.4) OBP: 0.400, SLG: 0.452	1B		11 2B 1B		G4-6-3			G6-3		3	1	2	1	0	0	1						
22 Josh Thole, L (1.2) OBP: 0.206, SLG: 0.250	K		K		G6-3			G6-3		3	0	0	0	0	2	2						
Inning Stats	R: 0 H: 1 E: 0 K: 2 S: 15	L: 1 LOB: 1 BB: 0 P: 22	R: 1 H: 3 E: 0 K: 1 S: 14	L: 3 LOB: 0 BB: 0 P: 20	R: 0 H: 1 E: 0 K: 0 S: 10	L: 1 LOB: 0 BB: 0 P: 13	R: 0 H: 0 E: 0 K: 2 S: 7	L: 0 LOB: 0 BB: 0 P: 10	R: 1 H: 2 E: 0 K: 3 S: 16	L: 0 LOB: 1 BB: 0 P: 25	R: 0 H: 0 E: 0 K: 1 S: 8	L: 0 LOB: 0 BB: 0 P: 11	R: 0 H: 1 E: 0 K: 1 S: 8	L: 0 LOB: 0 BB: 0 P: 11	R: 0 H: 0 E: 0 K: 1 S: 9	L: 0 LOB: 0 BB: 0 P: 14	R: 0 H: 1 E: 0 K: 1 S: 9	L: 1 LOB: 0 BB: 0 P: 16	1B: 7 2B: 2 3B: 0 HR: 0	SF: 0 SAC: 0 DP: 3 HBP: 0	WP: 0 PB: 0 CS: 0	PA: 33
PITCHER	IP WLS BF H R ER SO BB IBB HBP BLK WP HR S P ERA WHIP	7.0 W 26 8 2 2 10 0 0 0 0 0 0 9 14 0.00 0.000	1.0 H 3 0 0 0 1 0 0 0 0 0 0 9 14 0.00 0.000	1.0 4 1 0 0 1 0 0 0 0 0 0 0 9 16 0.00 1.000	PITCHER										IP WLS BF H R ER SO BB IBB HBP BLK WP HR S P ERA WHIP							

Batter	1	2	3	4	5	6	7	8	9	AB	R	H	RBI	BB	SO	LOB	TOP		
26 Chase Utley, L OBP: 0.495, SLG: 0.436	G4-3			BB		F8		2B	1B	3	1	1	0	2	0	1	Los Angeles Dodgers @ Toronto Blue Jays Rogers Centre, Toronto, ON Sun May 08 2016, 1:08 PM - 4:18 PM EDT Att. 46,665 - Roof Closed - 68 F		
5 Corey Seager, L OBP: 0.333, SLG: 0.400	G1-3			K		K		9 SF8	1B	5	1	2	1	0	2	2			
10 Justin Turner, R OBP: 0.342, SLG: 0.364	F9			E6		BB		BB		3	0	0	0	1	1	3			
23 Adrián González, L OBP: 0.359, SLG: 0.391	G4-3			K		FC6		9 SF8	K	4	0	0	0	1	2	7			
9 Yasmani Grandal, S OBP: 0.373, SLG: 0.400	G4-3			K				IBB	K	4	0	0	1	0	2	5			
47 Howie Kendrick, R OBP: 0.236, SLG: 0.211	K									4	0	1	1	0	1	0			
31 Joc Pederson, L OBP: 0.379, SLG: 0.563				K						4	1	1	1	0	3	2			
3 Carl Crawford, L OBP: 0.244, SLG: 0.316				K						3	0	1	0	0	1	0			
66 Yasiel Puig, R OBP: 0.294, SLG: 0.396										1	0	1	0	0	0	0			
21 Trayce Thompson, R OBP: 0.302, SLG: 0.450	F9									4	1	1	0	0	0	2			
Inning Stats	R: 0 H: 0 E: 0 K: 0 S: 7	H: 0 LOB: 0 BB: 0 P: 8	R: 0 H: 0 E: 0 K: 1 S: 8	H: 0 LOB: 0 BB: 0 P: 14	R: 0 H: 0 E: 0 K: 2 S: 7	H: 0 LOB: 0 BB: 0 P: 14	R: 0 H: 0 E: 1 K: 3 S: 12	H: 0 LOB: 2 BB: 1 P: 23	R: 0 H: 1 E: 0 K: 1 S: 13	H: 2 LOB: 1 BB: 0 P: 10	R: 2 H: 2 E: 0 K: 2 S: 20	H: 2 LOB: 2 BB: 0 P: 34	R: 1 H: 3 E: 0 K: 2 S: 20	H: 3 LOB: 3 BB: 0 P: 30	1B: 5 2B: 2 HR: 1	SF: 1 SAC: 0 HBP: 1	WP: 0 PA: 41 PB: 0 SB: 0 CS: 0		
PITCHER	IP WLS BF H R ER SO	IP WLS BF H R ER SO	IP WLS BF H R ER SO	IP WLS BF H R ER SO	IP WLS BF H R ER SO	IP WLS BF H R ER SO	IP WLS BF H R ER SO	IP WLS BF H R ER SO	IP WLS BF H R ER SO	IP WLS BF H R ER SO	IP WLS BF H R ER SO	IP WLS BF H R ER SO	IP WLS BF H R ER SO	IP WLS BF H R ER SO	IP WLS BF H R ER SO	IP WLS BF H R ER SO	ERA WHIP	ERA WHIP	
25 Marco Estrada, R ERA: 2.39	7.0			3	1	1	8	2	0	0	0	0	0	0	0	0	0	1.29	0.714
45 Drew Storen, R ERA: 9.0	0.0	L	2	1	2	2	0	1	0	0	0	0	0	0	0	0	0	∞	∞
54 Roberto Osuna, R ERA: 1.93	1.0	B	5	1	0	0	2	0	1	0	0	0	0	0	0	0	0	0.00	1.000
30 Jesse Chavez, R ERA: 2.45	0.1		3	2	1	1	0	0	0	0	0	0	0	0	0	0	0	27.00	6.000
57 Chad Gironi, L ERA: 2.25	0.0		1	1	0	0	0	0	0	0	0	0	0	0	0	0	0	∞	∞
PITCHER	IP WLS BF H R ER SO	IP WLS BF H R ER SO	IP WLS BF H R ER SO	IP WLS BF H R ER SO	IP WLS BF H R ER SO	IP WLS BF H R ER SO	IP WLS BF H R ER SO	IP WLS BF H R ER SO	IP WLS BF H R ER SO	IP WLS BF H R ER SO	IP WLS BF H R ER SO	IP WLS BF H R ER SO	IP WLS BF H R ER SO	IP WLS BF H R ER SO	IP WLS BF H R ER SO	IP WLS BF H R ER SO	ERA WHIP	ERA WHIP	
39 Gavin Floyd, R ERA: 2.03	0.2			0	0	0	2	0	0	0	0	0	0	0	0	0	0	0.00	0.000

Batter	1	2	3	4	5	6	7	8	9	AB	R	H	RBI	BB	SO	LOB	BOTTOM				
21 Michael Saunders, L OBP: 0.367, SLG: 0.505	K			FC6-4		G4-3		1B		4	0	1	0	0	1	1	Los Angeles Dodgers @ Toronto Blue Jays Rogers Centre, Toronto, ON Sun May 08 2016, 1:08 PM - 4:18 PM EDT Att. 46,665 - Roof Closed - 68 F				
18 Darwin Barney, R OBP: 0.400, SLG: 0.462				F9		G5-3		K		4	0	0	0	0	1	2					
20 Josh Donaldson, R OBP: 0.379, SLG: 0.569	G5-3									4	0	0	0	0	1	2					
19 José Bautista, R OBP: 0.348, SLG: 0.456	K			P4		G5-3		L4		4	0	0	0	0	1	1					
10 Edwin Encarnación, R OBP: 0.304, SLG: 0.429				F7		K				4	0	0	0	0	1	0					
14 Justin Smoak, S OBP: 0.423, SLG: 0.413				K		K				4	1	2	0	0	2	0					
2 Troy Tulowitzki, R OBP: 0.286, SLG: 0.306										3	0	0	0	1	1	1					
11 Kevin Pillar, R OBP: 0.338, SLG: 0.455						L8		E9		4	1	2	0	0	1	1					
55 Russell Martin, R OBP: 0.233, SLG: 0.183				G3-1		G1-3		P3		3	0	0	0	0	0	3					
17 Ryan Goins, L OBP: 0.200, SLG: 0.213										2	0	0	1	0	0	0					
3 Ezequiel Carrera, L OBP: 0.356, SLG: 0.415				FC3		G4-3		K		1	0	0	0	0	1	0					
Inning Stats	R: 0 H: 0 E: 0 K: 2 S: 8	H: 0 LOB: 0 BB: 0 P: 14	R: 0 H: 0 E: 0 K: 2 S: 10	H: 0 LOB: 0 BB: 0 P: 17	R: 1 H: 1 E: 0 K: 0 S: 9	H: 1 LOB: 1 BB: 0 P: 16	R: 0 H: 0 E: 0 K: 2 S: 10	H: 0 LOB: 0 BB: 0 P: 17	R: 0 H: 0 E: 0 K: 0 S: 6	H: 0 LOB: 0 BB: 0 P: 8	R: 0 H: 0 E: 0 K: 0 S: 9	H: 0 LOB: 0 BB: 0 P: 13	R: 1 H: 2 E: 1 K: 0 S: 11	H: 2 LOB: 1 BB: 1 P: 22	R: 0 H: 1 E: 0 K: 2 S: 14	H: 1 LOB: 1 BB: 0 P: 20	R: 0 H: 1 E: 0 K: 1 S: 12	H: 1 LOB: 1 BB: 0 P: 14	1B: 3 2B: 2 HR: 0	SF: 0 SAC: 0 HBP: 0	WP: 0 PA: 34 PB: 0 SB: 0 CS: 0
PITCHER	IP WLS BF H R ER SO	IP WLS BF H R ER SO	IP WLS BF H R ER SO	IP WLS BF H R ER SO	IP WLS BF H R ER SO	IP WLS BF H R ER SO	IP WLS BF H R ER SO	IP WLS BF H R ER SO	IP WLS BF H R ER SO	IP WLS BF H R ER SO	IP WLS BF H R ER SO	IP WLS BF H R ER SO	IP WLS BF H R ER SO	IP WLS BF H R ER SO	IP WLS BF H R ER SO	IP WLS BF H R ER SO	ERA WHIP	ERA WHIP			
68 Ross Stripling, R ERA: 3.82	6.0			20	1	1	6	0	0	0	0	0	0	0	0	0	0	1.50	0.167		
Chris Hatcher, R ERA: 9.92	1.0	W	6	2	1	0	0	1	0	0	0	0	0	0	0	0	0	0.00	3.000		
52 Pedro Báez, R ERA: 4.15	0.2	H	3	1	0	0	2	0	0	0	0	0	0	0	0	0	0	0.00	1.500		
74 Kenley Jansen, R ERA: 0.68	1.1	S	5	1	0	0	1	0	0	0	0	0	0	0	0	0	0	0.00	0.750		

Batter	1	2	3	4	5	6	7	8	9	AB	R	H	RBI	BB	SO	LOB	TOP							
3 Curtis Granderson, L OBP: 0.312, SLG: 0.438										5	1	2	1	0	2	3								
13 Adrúbal Cabrera, S OBP: 0.361, SLG: 0.463										4	1	1	0	0	0	0								
5 David Wright, R OBP: 0.397, SLG: 0.452										4	0	0	0	1	1	1								
52 Yoenis Cespedes, R OBP: 0.372, SLG: 0.680										3	0	1	1	1	1	1								
21 Lucas Duda, L OBP: 0.303, SLG: 0.472										2	0	0	0	2	1	1								
12 Juan Lagares, R OBP: 0.288, SLG: 0.341										4	0	0	0	0	1	5								
4 Wilmer Flores, R OBP: 0.250, SLG: 0.277										3	1	1	0	1	1	0								
26 Kevin Plawecki, R OBP: 0.351, SLG: 0.354										4	1	1	1	0	1	2								
32 Steven Matz, R OBP: 0.185, SLG: 0.372										3	0	1	1	0	2	1								
16 Alejandro De Aza, L OBP: 0.336, SLG: 0.336										0	0	0	0	0	0	0								
59 Antonio Bastardo, R OBP: 0.288, SLG: 0.333										0	0	0	0	0	0	0								
51 Jim Henderson, L OBP: 0.288, SLG: 0.333										0	0	0	0	0	0	0								
27 Jeury Familia, R OBP: 0.288, SLG: 0.333										0	0	0	0	0	0	0								
Inning Stats	R: 1 H: 1 E: 0 K: 2 S: 10	H: 1 LOB: 1 BB: 1 P: 21	R: 1 H: 1 E: 0 K: 1 S: 12	H: 1 LOB: 0 BB: 0 P: 17	R: 1 H: 2 E: 0 K: 0 S: 8	H: 2 LOB: 2 BB: 2 P: 20	R: 0 H: 1 E: 0 K: 2 S: 10	H: 1 LOB: 1 BB: 0 P: 14	R: 0 H: 0 E: 0 K: 1 S: 6	H: 0 LOB: 0 BB: 1 P: 10	R: 1 H: 1 E: 1 K: 0 S: 17	H: 1 LOB: 2 BB: 1 P: 25	R: 0 H: 1 E: 0 K: 1 S: 10	H: 1 LOB: 2 BB: 1 P: 20	R: 0 H: 1 E: 0 K: 2 S: 10	H: 1 LOB: 0 BB: 0 P: 19	R: 0 H: 0 E: 0 K: 1 S: 10	H: 0 LOB: 0 BB: 0 P: 17	1B: 4 2B: 3 3B: 0 HR: 2	SF: 0 SAC: 0 DP: 1 HBP: 1	WP: 1 PB: 0 SB: 1 CS: 1	PA: 40		
PITCHER	IP WLS BF H R ER SO BB IBB HBP BLK WP HR S P ERA WHIP	IP WLS BF H R ER SO BB IBB HBP BLK WP HR S P ERA WHIP	IP WLS BF H R ER SO BB IBB HBP BLK WP HR S P ERA WHIP	IP WLS BF H R ER SO BB IBB HBP BLK WP HR S P ERA WHIP	IP WLS BF H R ER SO BB IBB HBP BLK WP HR S P ERA WHIP	IP WLS BF H R ER SO BB IBB HBP BLK WP HR S P ERA WHIP	IP WLS BF H R ER SO BB IBB HBP BLK WP HR S P ERA WHIP	IP WLS BF H R ER SO BB IBB HBP BLK WP HR S P ERA WHIP	IP WLS BF H R ER SO BB IBB HBP BLK WP HR S P ERA WHIP	IP WLS BF H R ER SO BB IBB HBP BLK WP HR S P ERA WHIP	IP WLS BF H R ER SO BB IBB HBP BLK WP HR S P ERA WHIP	IP WLS BF H R ER SO BB IBB HBP BLK WP HR S P ERA WHIP	IP WLS BF H R ER SO BB IBB HBP BLK WP HR S P ERA WHIP	IP WLS BF H R ER SO BB IBB HBP BLK WP HR S P ERA WHIP	IP WLS BF H R ER SO BB IBB HBP BLK WP HR S P ERA WHIP	IP WLS BF H R ER SO BB IBB HBP BLK WP HR S P ERA WHIP	IP WLS BF H R ER SO BB IBB HBP BLK WP HR S P ERA WHIP	IP WLS BF H R ER SO BB IBB HBP BLK WP HR S P ERA WHIP	IP WLS BF H R ER SO BB IBB HBP BLK WP HR S P ERA WHIP	IP WLS BF H R ER SO BB IBB HBP BLK WP HR S P ERA WHIP	IP WLS BF H R ER SO BB IBB HBP BLK WP HR S P ERA WHIP	IP WLS BF H R ER SO BB IBB HBP BLK WP HR S P ERA WHIP	IP WLS BF H R ER SO BB IBB HBP BLK WP HR S P ERA WHIP	
29 Scott Kazmir, L ERA: 5.54	36 Adam Liberatore, L ERA:	55 Joe Blanton, R ERA: 2.57	67 Louis Coleman, R ERA: 2.92	56 J.P. Howell, L ERA: 8.31		Chris Hatcher, R ERA: 6.75																		

New York Mets @ Los Angeles Dodgers
Dodger Stadium, Los Angeles, CA
 Mon May 09 2016, 7:10 PM - 10:18 PM PDT
 Att. 42,186 - Clear - 62 F

AB	33
R	4
H	8
RBI	4
BB	5
SO	10
LOB	14

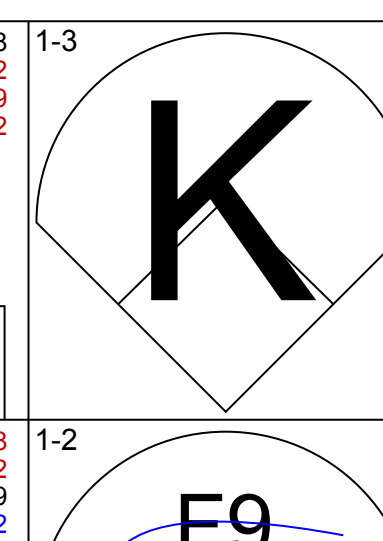
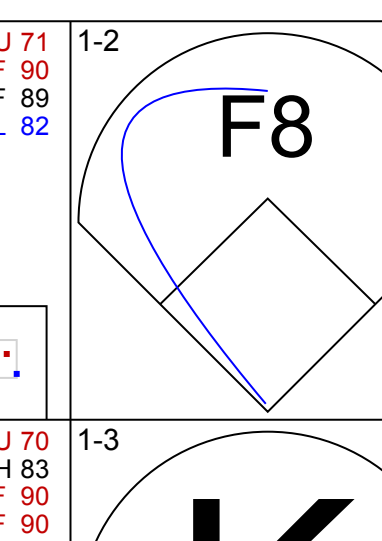
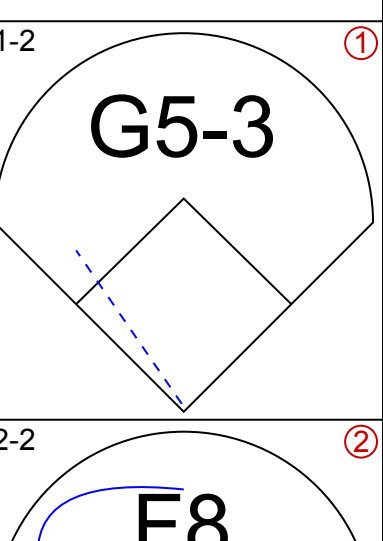

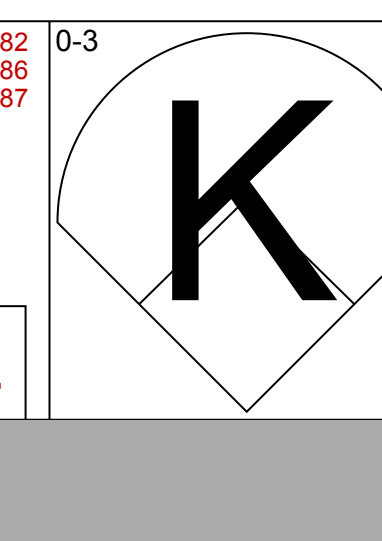
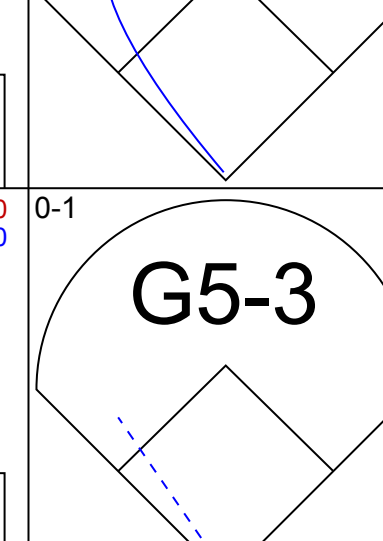
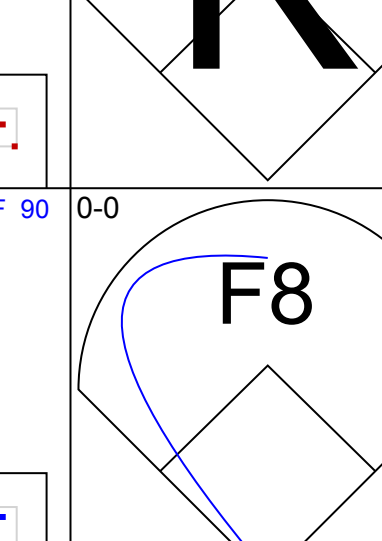
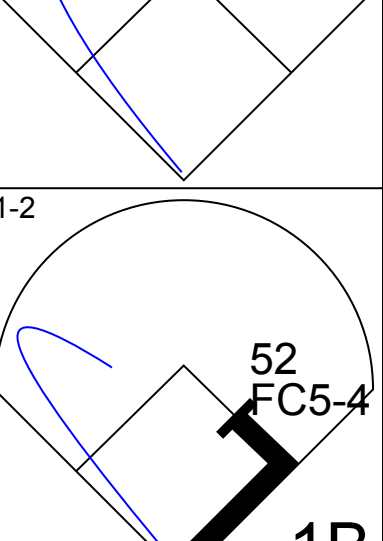


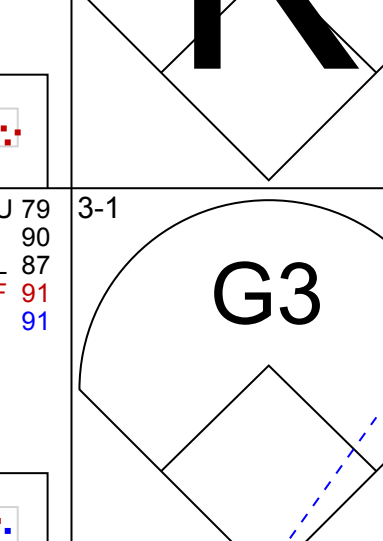


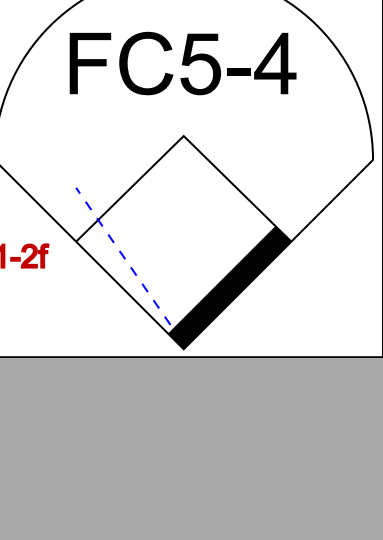
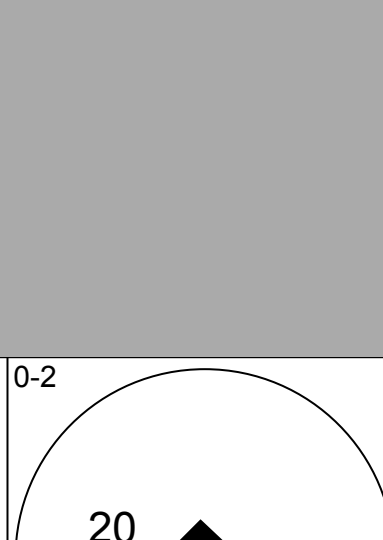

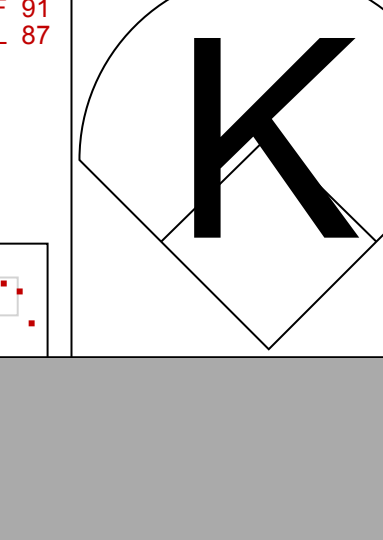
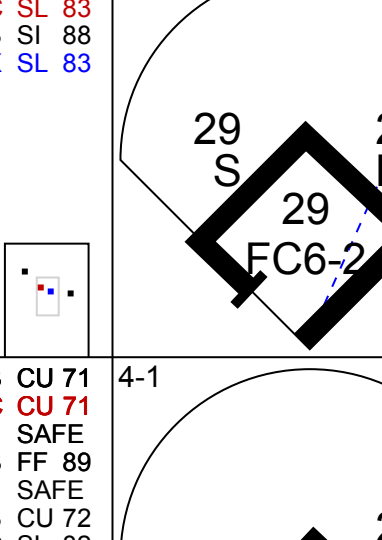

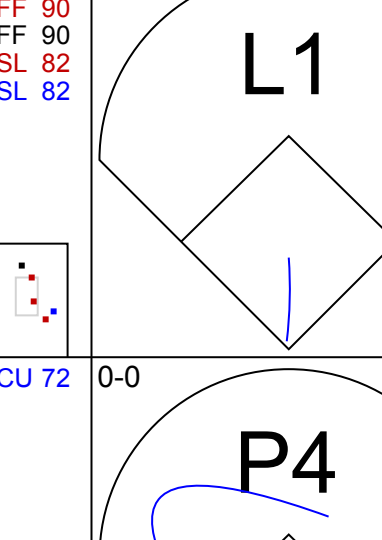
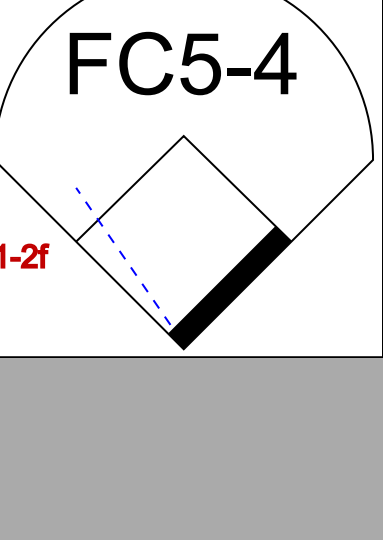
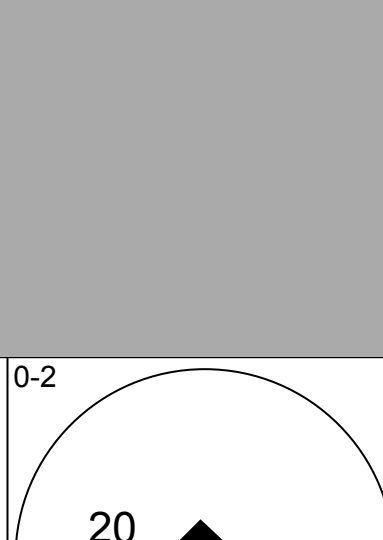

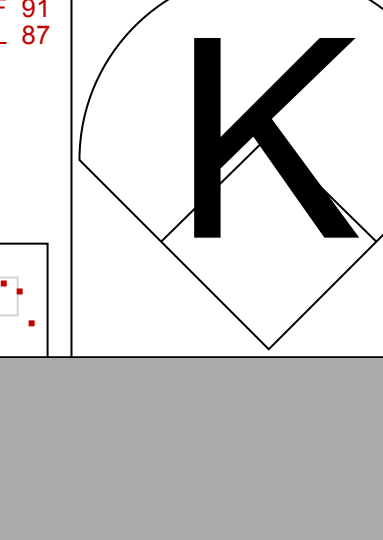
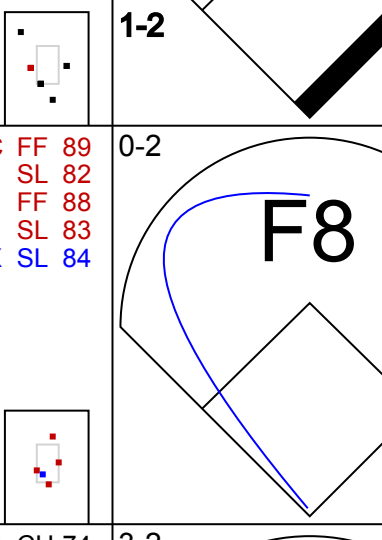
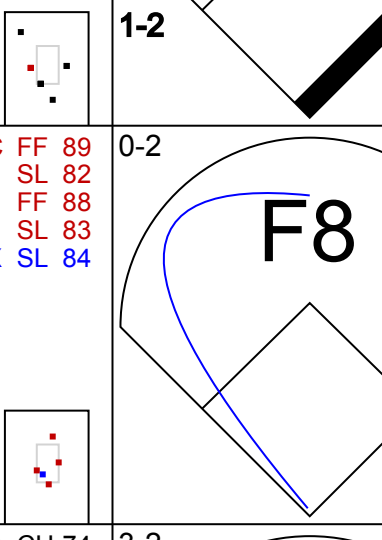
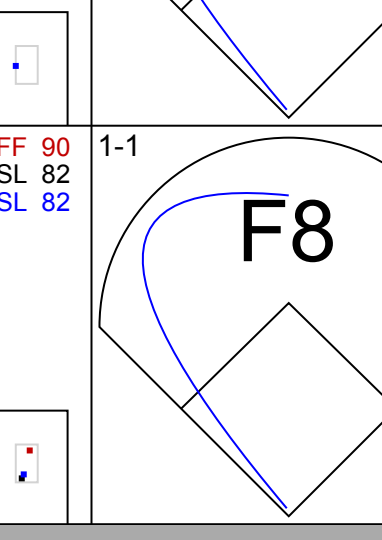

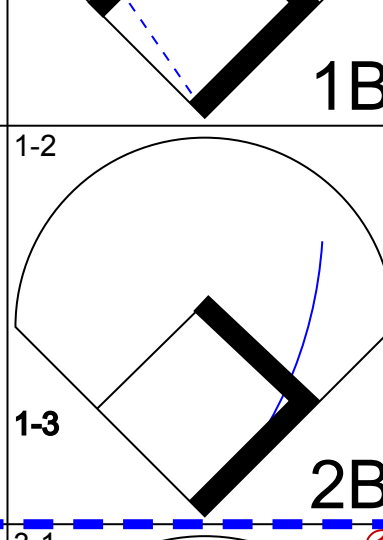
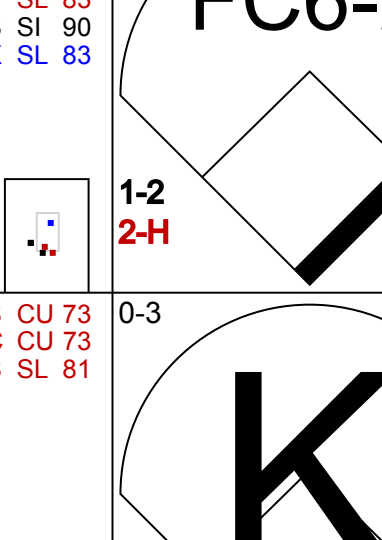

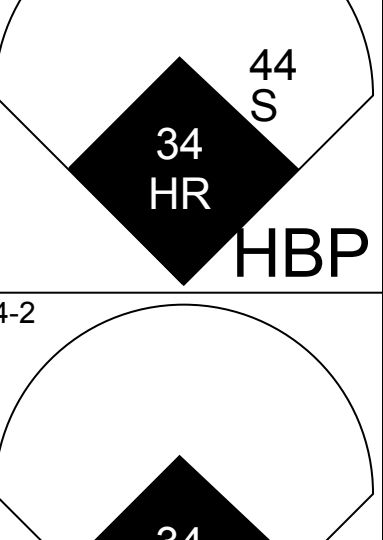
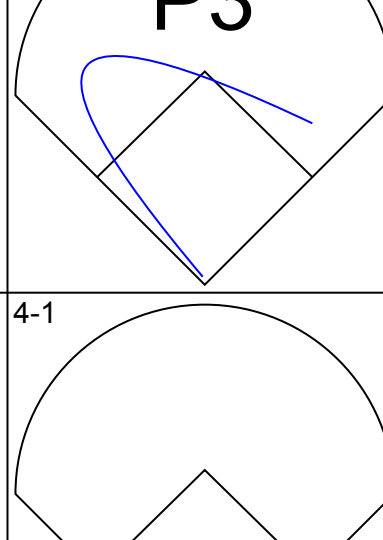


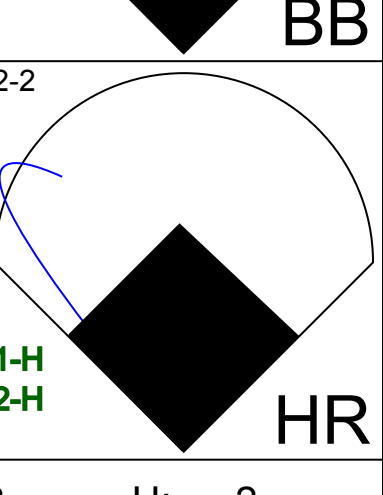
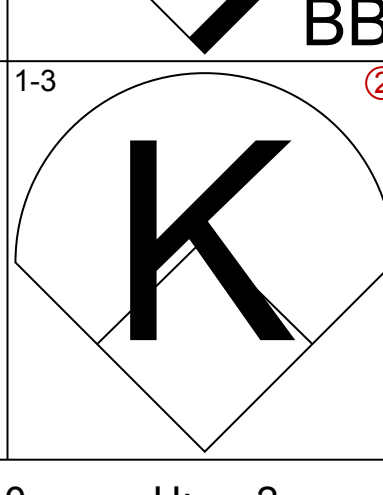
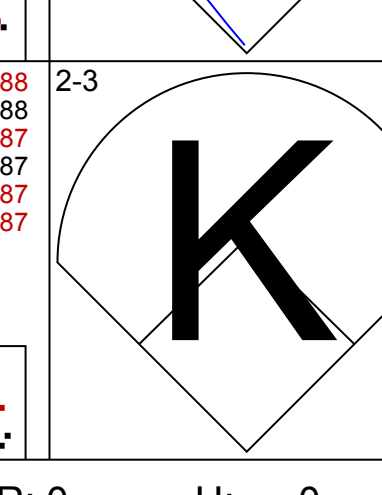
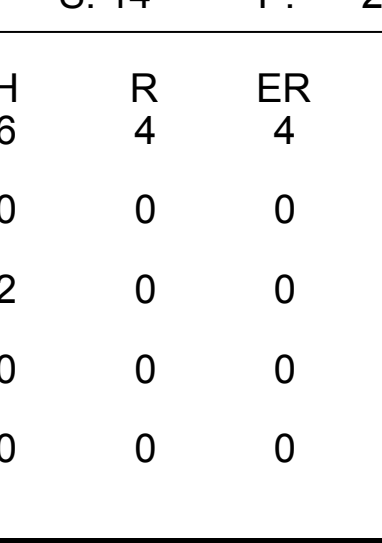
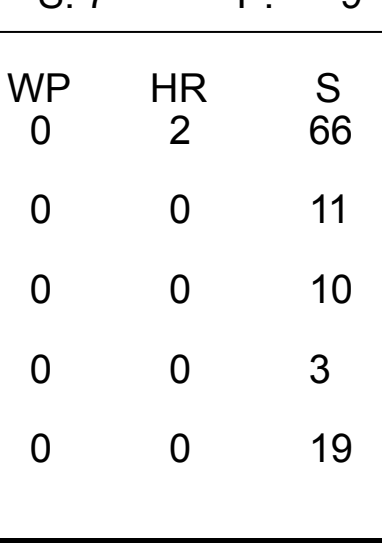
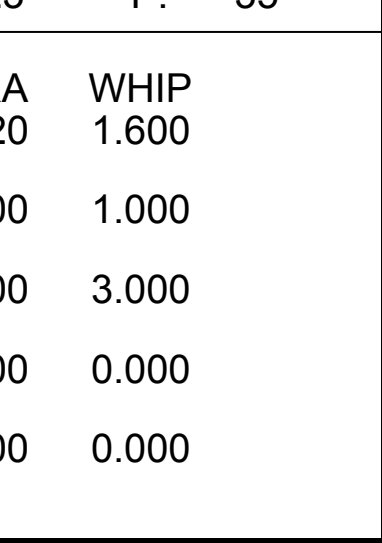


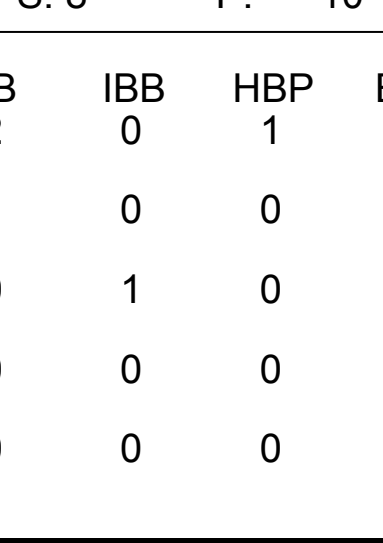
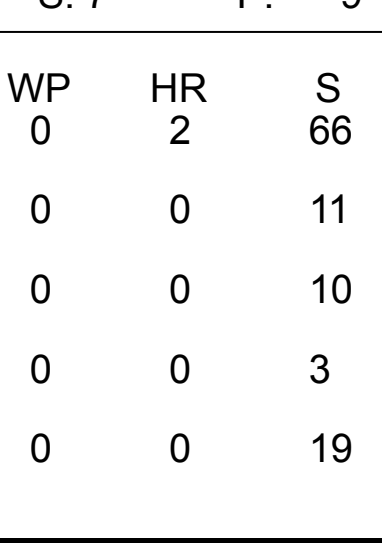
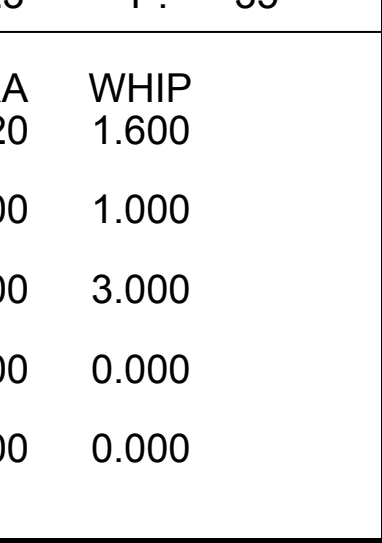




Batter	1	2	3	4	5	6	7	8	9	AB	R	H	RBI	BB	SO	LOB	BOTTOM							
14 Enrique Hernández, R OBP: 0.307, SLG: 0.348										4	0	0	0	0	1	1								
67 Louis Coleman, R ERA:										4	0	1	0	0	1	1								
56 J.P. Howell, L OBP: 0.379, SLG: 0.563										3	0	0	0	1	0	1								
31 Joc Pederson, L OBP: 0.347, SLG: 0.363										3	1	1	0	1	0	2								
66 Yasiel Puig, R OBP: 0.285, SLG: 0.383										4	0	0	0	0	2	3								
21 Travece Thompson, R OBP: 0.299, SLG: 0.484										4	1	1	2	0	1	2								
Chris Hatcher, R ERA:										3	0	1	0	0	0	0								
17 A.J. Ellis, R ERA: 2.86										2	0	2	0	0	0	0								
9 Yasmani Grandal, S OBP: 0.368, SLG: 0.393										2	0	0	0	0	0	0								
6 Charlie Culberson, R OBP: 0.259, SLG: 0.333										1	0	0	0	0	1	2								
26 Chase Utley, L OBP: 0.398, SLG: 0.427										2	0	0	0	0	0	0								
29 Scott Kazmir, L ERA:										1	0	0	0	0	1	2								
36 Adam Liberatore, L ERA:										0	0	0	0	0	0	0								
55 Joe Blanton, R ERA:										0	0	0	0	0	0	0								
5 Corey Seager, L OBP: 0.328, SLG: 0.393										2	0	0	0	1	0	0								
Inning Stats	R: 0 H: 1 E: 0 K: 0 S: 9	H: 0 LOB: 0 BB: 0 P: 15	R: 0 H: 0 E: 0 K: 0 S: 6	H: 0 LOB: 0 BB: 0 P: 11	R: 0 H: 1 E: 0 K: 2 S: 12	H: 1 LOB: 1 BB: 0 P: 16	R: 2 H: 4 E: 1 K: 1 S: 15	H: 4 LOB: 2 BB: 0 P: 23	R: 0 H: 0 E: 0 K: 0 S: 12	H: 0 LOB: 0 BB: 1 P: 20	R: 0 H: 0 E: 0 K: 2 S: 9	H: 0 LOB: 0 BB: 0 P: 13	R: 0 H: 0 E: 0 K: 1 S: 8	H: 0 LOB: 0 BB: 0 P: 12	R: 0 H: 0 E: 1 K: 1 S: 14	H: 0 LOB: 2 BB: 1 P: 26	R: 0 H: 0 E: 0 K: 1 S: 10	H: 0 LOB: 0 BB: 0 P: 13	1B: 5 2B: 0 3B: 0 HR: 1	SF: 0 SAC: 1 DP: 0 HBP: 0	WP: 0 PB: 0 SB: 2 CS: 0	PA: 36		
PITCHER	IP WLS BF H R ER SO BB IBB HBP BLK WP HR S P ERA WHIP	IP WLS BF H R ER SO BB IBB HBP BLK WP HR S P ERA WHIP	IP WLS BF H R ER SO BB IBB HBP BLK WP HR S P ERA WHIP	IP WLS BF H R ER SO BB IBB HBP BLK WP HR S P ERA WHIP	IP WLS BF H R ER SO BB IBB HBP BLK WP HR S P ERA WHIP	IP WLS BF H R ER SO BB IBB HBP BLK WP HR S P ERA WHIP	IP WLS BF H R ER SO BB IBB HBP BLK WP HR S P ERA WHIP	IP WLS BF H R ER SO BB IBB HBP BLK WP HR S P ERA WHIP	IP WLS BF H R ER SO BB IBB HBP BLK WP HR S P ERA WHIP	IP WLS BF H R ER SO BB IBB HBP BLK WP HR S P ERA WHIP	IP WLS BF H R ER SO BB IBB HBP BLK WP HR S P ERA WHIP	IP WLS BF H R ER SO BB IBB HBP BLK WP HR S P ERA WHIP	IP WLS BF H R ER SO BB IBB HBP BLK WP HR S P ERA WHIP	IP WLS BF H R ER SO BB IBB HBP BLK WP HR S P ERA WHIP	IP WLS BF H R ER SO BB IBB HBP BLK WP HR S P ERA WHIP	IP WLS BF H R ER SO BB IBB HBP BLK WP HR S P ERA WHIP	IP WLS BF H R ER SO BB IBB HBP BLK WP HR S P ERA WHIP	IP WLS BF H R ER SO BB IBB HBP BLK WP HR S P ERA WHIP	IP WLS BF H R ER SO BB IBB HBP BLK WP HR S P ERA WHIP	IP WLS BF H R ER SO BB IBB HBP BLK WP HR S P ERA WHIP	IP WLS BF H R ER SO BB IBB HBP BLK WP HR S P ERA WHIP	IP WLS BF H R ER SO BB IBB HBP BLK WP HR S P ERA WHIP	IP WLS BF H R ER SO BB IBB HBP BLK WP HR S P ERA WHIP	
32 Steven Matz, L ERA: 2.86	47 Hansel Robles, R ERA: 1.35	59 Antonio Bastardo, L ERA: 2.45	51 Jim Henderson, R ERA: 1.59	27 Jeury Familia, R ERA: 2.25																				

New York Mets @ Los Angeles Dodgers
Dodger Stadium, Los Angeles, CA
 Mon May 09 2016, 7:10 PM - 10:18 PM PDT
 Att. 42,186 - Clear - 62 F

AB	33
R	2
H	6
RBI	2
BB	2
SO	8
LOB	12

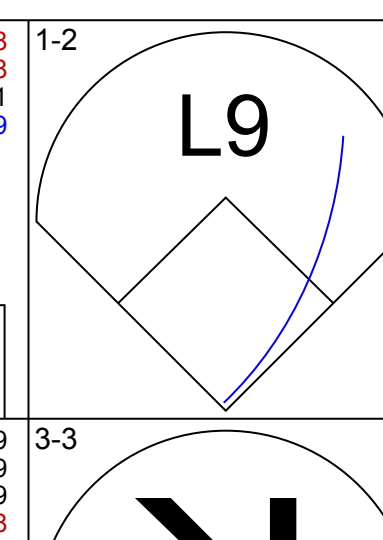
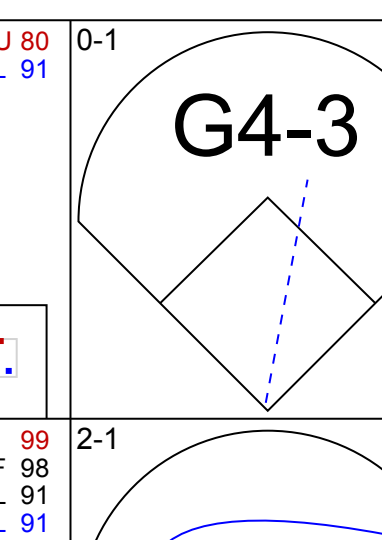
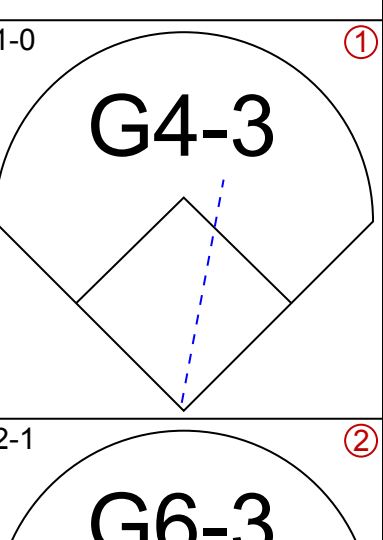
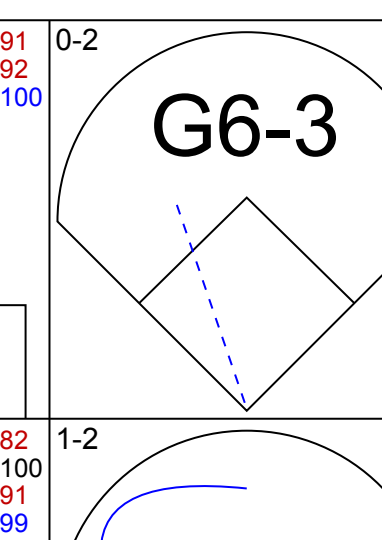
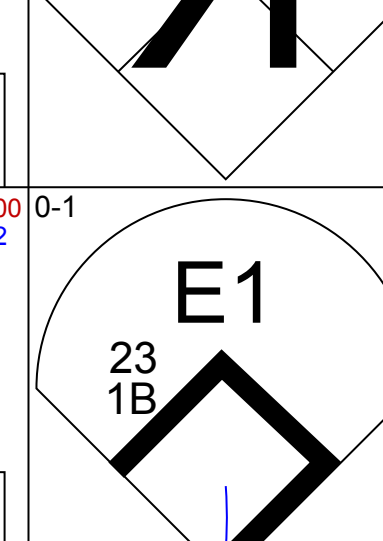
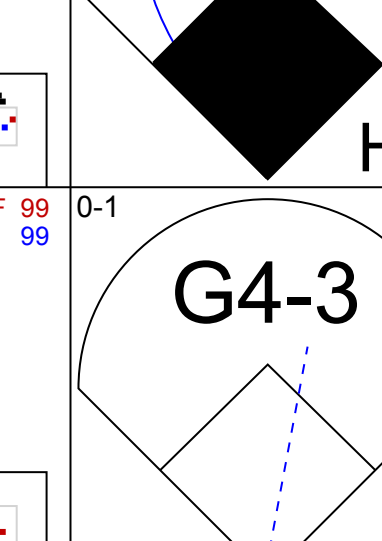
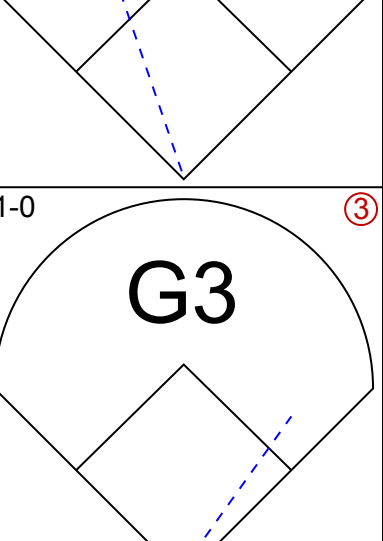
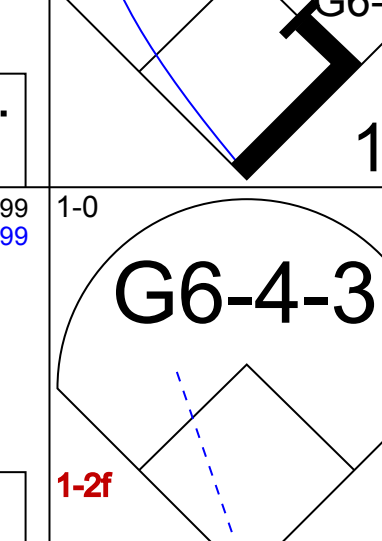

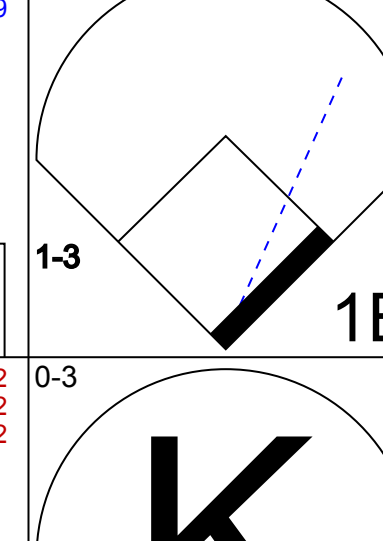
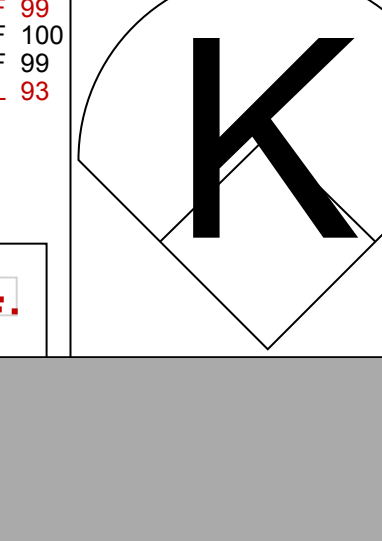


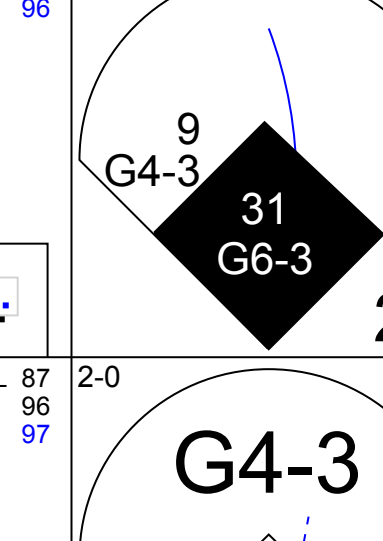
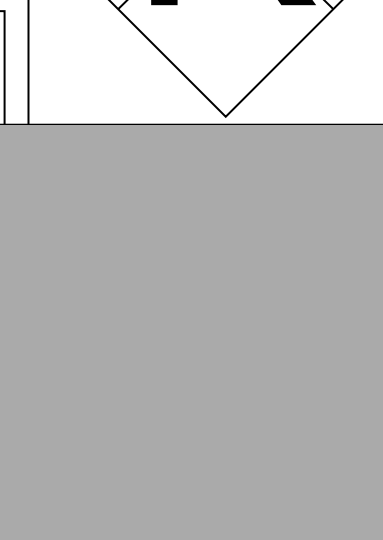



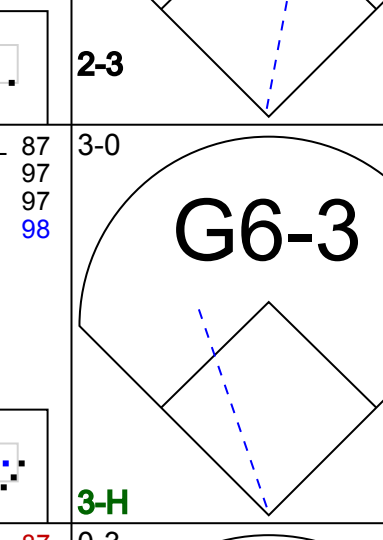

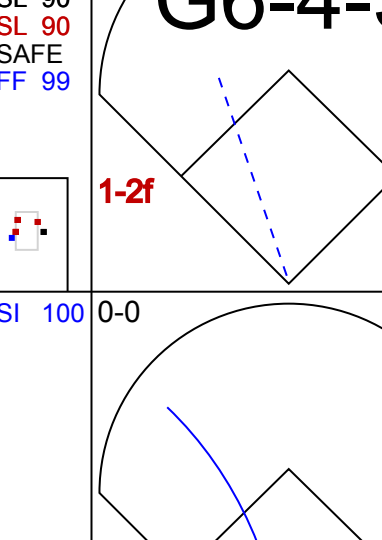



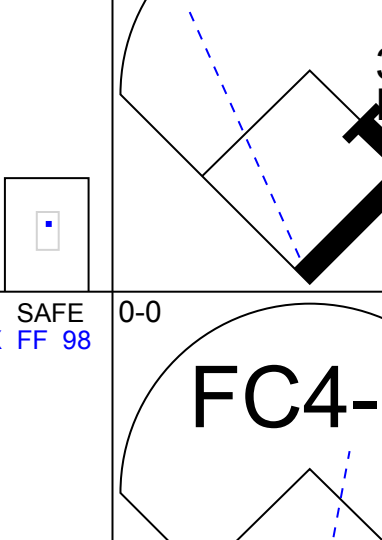
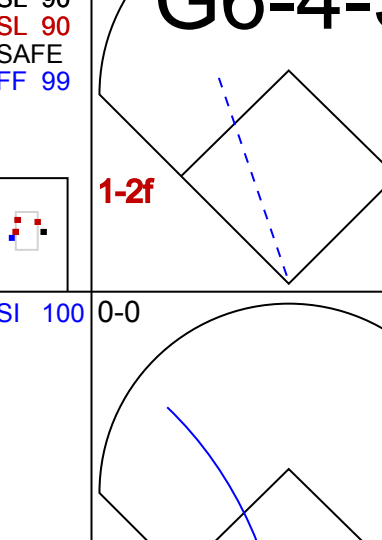




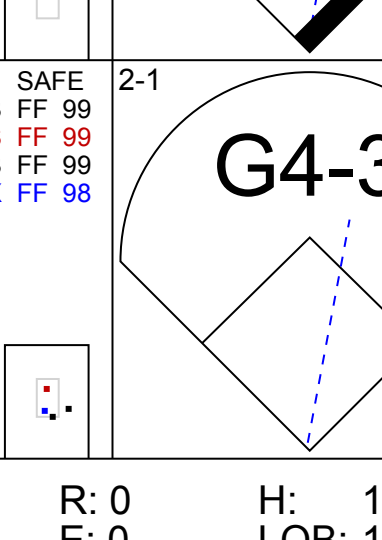
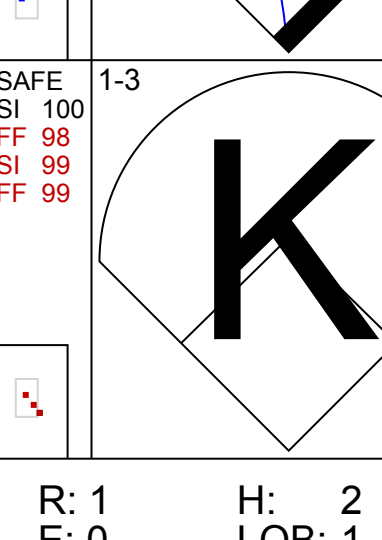




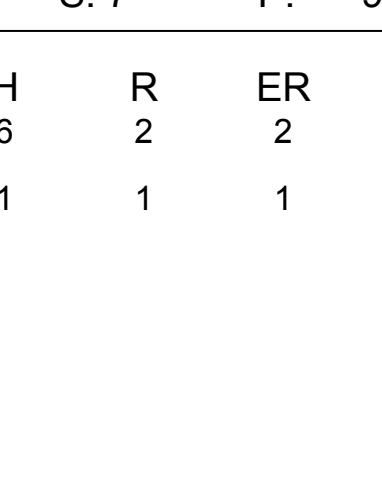
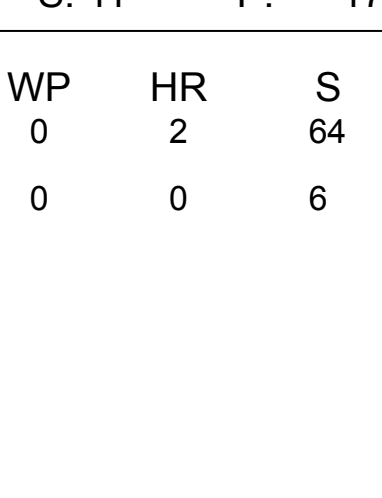
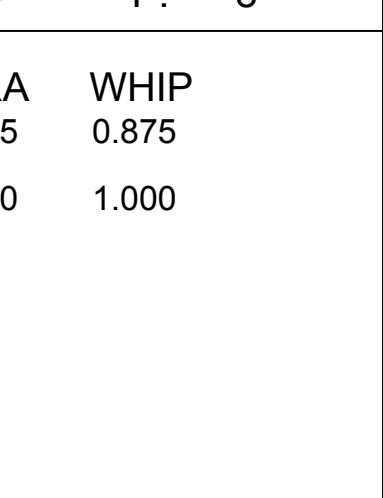




Batter	1	2	3	4	5	6	7	8	9	AB	R	H	RBI	BB	SO	LOB	TOP					
3 Curtis Granderson, L OBP: 0.299, SLG: 0.417										5	0	0	0	0	0	3						
13 Adrúbal Cabrera, S OBP: 0.344, SLG: 0.460										5	0	0	0	0	0	3						
30 Michael Conforto, L 27 Jeury Familia, R										5	0	2	0	0	0	0						
52 Yoenis Cespedes, R										5	0	2	0	0	1	1						
21 Lucas Duda, L										3	0	1	0	1	0	2						
20 Neil Walker, S										3	0	1	0	1	0	2						
29 Eric Campbell, R										3	1	0	0	0	1	7						
44 René Rivera, R										2	1	0	0	2	1	2						
34 Noah Syndergaard, L 12 Juan Lagares, R										4	2	2	4	0	2	3						
Inning Stats	R: 0 E: 0 K: 1 S: 8	H: 0 LOB: 0 BB: 0 P: 10	R: 0 E: 0 K: 1 S: 14	H: 1 LOB: 2 BB: 1 P: 23	R: 1 E: 0 K: 1 S: 8	H: 1 LOB: 0 BB: 0 P: 10	R: 0 E: 0 K: 0 S: 7	H: 0 LOB: 0 BB: 0 P: 9	R: 3 E: 0 K: 0 S: 23	H: 2 LOB: 1 BB: 1 P: 35	R: 0 E: 0 K: 2 S: 17	H: 2 LOB: 3 BB: 1 P: 27	R: 0 E: 0 K: 2 S: 13	H: 2 LOB: 3 BB: 1 P: 26	R: 0 E: 0 K: 2 S: 10	H: 0 LOB: 0 BB: 0 P: 13	R: 0 E: 0 K: 2 S: 9	H: 0 LOB: 0 BB: 0 P: 13	1B: 4 2B: 2 3B: 0 HR: 2	SF: 0 SAC: 0 DP: 0 HBP: 1	WP: 0 PB: 0 SB: 2 CS: 0	PA: 40
PITCHER	IP WLS BF H R ER SO BB IBB HBP BLK WP HR S P ERA WHIP																					
18 Kenta Maeda, R ERA: 2.3	5.0 L 24 6 4 4 3 2 0 1 0 0 0 2 66 94 7.20 1.600																					
Chris Hatcher, R ERA: 8.28	1.0 4 0 0 0 2 1 0 0 0 0 0 11 20 0.00 1.000																					
36 Adam Liberatore, L ERA: 2.7	0.2 5 2 0 0 1 0 1 0 0 0 0 10 20 0.00 3.000																					
67 Louis Coleman, R ERA: 2.55	0.1 1 0 0 0 1 0 0 0 0 0 0 3 6 0.00 0.000																					
55 Joe Blanton, R ERA: 2.25	2.0 6 0 0 0 4 0 0 0 0 0 0 19 26 0.00 0.000																					

New York Mets @ Los Angeles Dodgers
Dodger Stadium, Los Angeles, CA
Wed May 11 2016, 7:11 PM - 10:14 PM PDT
Att. 40,970 - Clear - 63 F


AB 35
R 4
H 8
RBI 4
BB 4
SO 11
LOB 20



Batter	1	2	3	4	5	6	7	8	9	AB	R	H	RBI	BB	SO	LOB	BOTTOM					
26 Chase Utley, L OBP: 0.380, SLG: 0.413										4	0	0	0	0	0							
5 Corey Seager, L OBP: 0.338, SLG: 0.440										4	1	2	1	0	1	0						
47 Howie Kendrick, R OBP: 0.225, SLG: 0.200										4	0	0	0	0	0	1						
23 Adrián González, L OBP: 0.364, SLG: 0.400										4	1	2	0	0	1	0						
9 Yasmani Grandal, S OBP: 0.355, SLG: 0.438										4	1	1	1	0	1	3						
31 Joc Pederson, L OBP: 0.366, SLG: 0.540										3	0	0	1	1	2	0						
66 Yasiel Puig, R OBP: 0.282, SLG: 0.374										4	0	1	0	0	1	1						
3 Carl Crawford, L OBP: 0.229, SLG: 0.289										3	0	1	0	0	0	1						
18 Kenta Maeda, R Chris Hatcher, R 36 Adam Liberatore, L 67 Louis Coleman, R 21 Trayce Thompson, R 55 Joe Blanton, R										2	0	0	0	0	1	2						
Inning Stats	R: 0 E: 1 K: 2 S: 12	H: 1 LOB: 2 BB: 0 P: 17	R: 0 E: 0 K: 1 S: 7	H: 1 LOB: 1 BB: 0 P: 9	R: 1 E: 0 K: 1 S: 9	H: 1 LOB: 0 BB: 0 P: 13	R: 1 E: 0 K: 1 S: 11	H: 2 LOB: 1 BB: 1 P: 17	R: 0 E: 0 K: 0 S: 4	H: 0 LOB: 0 BB: 0 P: 8	R: 0 E: 0 K: 1 S: 11	H: 0 LOB: 0 BB: 0 P: 15	R: 0 E: 0 K: 0 S: 3	H: 0 LOB: 0 BB: 0 P: 7	R: 0 E: 0 K: 0 S: 7	H: 1 LOB: 0 BB: 0 P: 9	R: 1 E: 0 K: 1 S: 6	H: 1 LOB: 0 BB: 0 P: 12	1B: 4 2B: 1 3B: 0 HR: 2	SF: 0 SAC: 0 DP: 2 HBP: 0	WP: 0 PB: 0 SB: 0 CS: 0	PA: 34
PITCHER	IP WLS BF H R ER SO BB IBB HBP BLK WP HR S P ERA WHIP																					
34 Noah Syndergaard, R ERA: 2.53	8.0 W 30 6 2 2 6 1 0 0 0 0 0 2 64 95 2.25 0.875																					
27 Jeury Familia, R ERA: 2.65	1.0 S 4 1 1 1 1 0 0 0 0 0 0 6 12 9.00 1.000																					

New York Mets @ Los Angeles Dodgers
Dodger Stadium, Los Angeles, CA
Wed May 11 2016, 7:11 PM - 10:14 PM PDT
Att. 40,970 - Clear - 63 F

AB 33
R 3
H 7
RBI 3
BB 1
SO 7
LOB 8



Batter	1	2	3	4	5	6	7	8	9	AB R H RBI BB SO LOB	TOP											
3 Curtis Granderson, L (1.9) OBP: 0.297, SLG: 0.420										4 0 1 0 0 2 0	<p>New York Mets @ Los Angeles Dodgers Dodger Stadium, Los Angeles, CA Thu May 12 2016, 7:11 PM - 9:22 PM PDT Att: 41,765 - Clear - 65 F</p>											
13 Asdrúbal Cabrera, S (1.6) OBP: 0.346, SLG: 0.463										4 0 2 0 0 1 1												
5 David Wright, R (1.5) OBP: 0.387, SLG: 0.424										3 0 0 0 1 2 2												
52 Yoanis Cespedes, R (1.7) OBP: 0.368, SLG: 0.649										3 0 0 0 0 1 2												
20 Neil Walker, S (1.4) OBP: 0.296, SLG: 0.500										3 0 0 0 0 1 0												
12 Juan Lagares, R (1.8) OBP: 0.298, SLG: 0.333										3 0 0 0 0 0 0												
26 Kevin Plawecki, R (1.2) OBP: 0.328, SLG: 0.327										3 0 0 0 0 2 0												
29 Eric Campbell, R (1.3) OBP: 0.321, SLG: 0.174										3 0 0 0 0 1 0												
40 Bartolo Colon, R (1.1) OBP: 0.077, SLG: 0.308										1 0 0 0 0 1 0												
16 Alejandro De Aza, L (6. PH) OBP: 0.253, SLG: 0.314										1 0 0 0 0 1 0												
36 Sean Gilmartin, L (6.1) OBP: 0.304, SLG: 0.459										1 0 0 0 0 1 0												
21 Lucas Duda, L (9. PH) OBP: 0.304, SLG: 0.459										1 0 0 0 0 1 0												
Inning Stats	R: 0 H: 0 E: 0 K: 2 S: 11	H: 0 LOB: 1 BB: 1 P: 18	R: 0 H: 0 E: 0 K: 2 S: 8	H: 0 LOB: 0 BB: 0 P: 10	R: 0 H: 0 E: 0 K: 1 S: 9	H: 0 LOB: 0 BB: 0 P: 13	R: 0 H: 1 E: 0 K: 1 S: 7	H: 0 LOB: 0 BB: 0 P: 12	R: 0 H: 0 E: 0 K: 1 S: 6	H: 0 LOB: 0 BB: 0 P: 8	R: 0 H: 1 E: 0 K: 2 S: 9	H: 0 LOB: 1 BB: 0 P: 17	R: 0 H: 0 E: 0 K: 0 S: 7	H: 0 LOB: 0 BB: 0 P: 10	R: 0 H: 0 E: 0 K: 1 S: 6	H: 0 LOB: 0 BB: 0 P: 8	R: 0 H: 1 E: 0 K: 3 S: 10	H: 1 LOB: 1 BB: 0 P: 13	1B: 2 2B: 1 3B: 0 HR: 0	SF: 0 SAC: 0 DP: 1 HBP: 0	WP: 0 PB: 0 SB: 0 CS: 0	PA: 30
PITCHER 22 Clayton Kershaw, L (1.1) ERA: 1.74	IP: 9.0 WLS: W BF: 30	H: 3 R: 0 ER: 0 SO: 13	BB: 1 IBB: 0 HBP: 0 BLK: 1	WP: 0 HR: 0 S: 73 P: 109	ERA: 0.00 WHIP: 0.444	PITCHER IP: WLS: BF: H: R: ER: SO: BB: IBB: HBP: BLK: WP: HR: S: P: ERA: WHIP																

AB	29
R	0
H	3
RBI	0
BB	1
SO	13
LOB	5



Batter	1	2	3	4	5	6	7	8	9	AB R H RBI BB SO LOB	BOTTOM									
26 Chase Utley, L (1.4) OBP: 0.392, SLG: 0.454										4 2 3 1 0 1 0	<p>New York Mets @ Los Angeles Dodgers Dodger Stadium, Los Angeles, CA Thu May 12 2016, 7:11 PM - 9:22 PM PDT Att: 41,765 - Clear - 65 F</p>									
5 Corey Seager, L (1.6) OBP: 0.336, SLG: 0.434									4 1 1 0 0 0 1											
10 Justin Turner, R (1.5) OBP: 0.349, SLG: 0.358									4 1 2 1 0 1 1											
23 Adrián González, L (1.3) OBP: 0.361, SLG: 0.395									4 0 1 0 0 2 4											
9 Yasmani Grandal, S (1.2) OBP: 0.350, SLG: 0.471									4 1 1 3 0 0 2											
31 Joc Pederson, L (1.8) OBP: 0.388, SLG: 0.522									3 0 0 0 0 0 1											
66 Yasiel Puig, R (1.9) OBP: 0.276, SLG: 0.365									3 0 0 0 0 1 0											
14 Enrique Hernández, R (1.7) OBP: 0.295, SLG: 0.333									3 0 0 0 0 0 0											
22 Clayton Kershaw, L (1.1) OBP: 0.190, SLG: 0.238									3 0 0 0 0 1 0											
Inning Stats	R: 4 H: 4 E: 0 K: 0 S: 12	H: 4 LOB: 0 BB: 0 P: 18	R: 1 H: 1 E: 0 K: 1 S: 8	H: 1 LOB: 0 BB: 0 P: 16	R: 0 H: 1 E: 0 K: 1 S: 9	H: 1 LOB: 1 BB: 0 P: 12	R: 0 H: 0 E: 0 K: 0 S: 8	H: 0 LOB: 0 BB: 0 P: 12	R: 0 H: 1 E: 0 K: 1 S: 8	H: 0 LOB: 0 BB: 0 P: 12		R: 0 H: 0 E: 0 K: 1 S: 9	H: 0 LOB: 0 BB: 0 P: 14	R: 0 H: 0 E: 0 K: 1 S: 6	H: 0 LOB: 0 BB: 0 P: 9	R: 0 H: 1 E: 0 K: 1 S: 13	H: 1 LOB: 1 BB: 0 P: 20	1B: 6 2B: 0 3B: 0 HR: 2	SF: 0 SAC: 0 DP: 0 HBP: 0	WP: 0 PB: 0 SB: 0 CS: 0
PITCHER 40 Bartolo Colon, R (1.1) ERA: 3.53	IP: 5.0 WLS: L BF: 22	H: 7 R: 5 ER: 5 SO: 3	BB: 0 IBB: 0 HBP: 0 BLK: 0	WP: 0 HR: 2 S: 45 P: 70	ERA: 9.00 WHIP: 1.400	PITCHER IP: WLS: BF: H: R: ER: SO: BB: IBB: HBP: BLK: WP: HR: S: P: ERA: WHIP														
36 Sean Gilmartin, L (6.1) ERA:	3.0 10	1 0 0 3	0 0 0 0	0 0 0 0	0 0 28 43	0.00 0.333														

AB	32
R	5
H	8
RBI	5
BB	0
SO	6
LOB	9



Batter	1	2	3	4	5	6	7	8	9	AB	R	H	RBI	BB	SO	LOB	TOP								
13 Matt Carpenter, L (1.5) OBP: 0.388, SLG: 0.515										2	1	0	0	3	1	1	St. Louis Cardinals @ Los Angeles Dodgers Dodger Stadium, Los Angeles, CA Fri May 13 2016, 7:12 PM - 10:12 PM PDT Att: 46,716 - Partly Cloudy - 67 F livebaseballscorecards.com								
55 Stephen Piscotty, R (1.9) OBP: 0.378, SLG: 0.507										4	1	1	0	1	1	4									
7 Matt Holliday, R (1.7) OBP: 0.348, SLG: 0.529										5	0	2	0	0	0	2									
32 Matt Adams, L (1.3) OBP: 0.325, SLG: 0.432										4	0	0	1	0	1	3									
4 Yadier Molina, R (1.2) OBP: 0.424, SLG: 0.444										4	0	2	1	0	1	1									
15 Randal Grichuk, R (1.8) OBP: 0.286, SLG: 0.384										4	0	0	0	0	1	4									
16 Kolten Wong, L (1.4) OBP: 0.315, SLG: 0.316										4	1	2	0	0	0	0									
36 Aledmys Diaz, R (1.6) OBP: 0.415, SLG: 0.685										4	1	2	1	0	0	1									
52 Michael Wacha, R (1.1) ERA: 3.23										2	0	0	0	0	0	1									
67 Matt Bowman, R (5.1) ERA: 4.85										0	0	0	0	0	0	0									
41 Jeremy Hazelbaker, L (6.1) ERA: 4.85										0	0	0	0	0	0	0									
3 Jedrej Gyron, L (6.1) ERA: 4.85										0	0	0	0	0	0	0									
70 Tyler Lyons, L (8.1) ERA: 4.85										0	0	0	0	0	0	0									
30 Jonathan Broxton, R (8.1) ERA: 4.85										0	0	0	0	0	0	0									
37 Brandon Moss, L (9.1) ERA: 4.85										1	0	0	0	0	0	0									
Inning Stats	R: 1 E: 1 K: 0 S: 13	H: 2 LOB: 1 BB: 1 P: 24	R: 0 E: 0 K: 0 S: 6	H: 1 LOB: 2 BB: 1 P: 12	R: 0 E: 0 K: 0 S: 4	H: 1 LOB: 1 BB: 0 P: 7	R: 1 E: 0 K: 1 S: 10	H: 1 LOB: 0 BB: 0 P: 18	R: 1 E: 0 K: 1 S: 12	H: 2 LOB: 1 BB: 1 P: 21	R: 0 E: 0 K: 1 S: 6	H: 0 LOB: 0 BB: 0 P: 9	R: 0 E: 0 K: 1 S: 9	H: 0 LOB: 0 BB: 0 P: 12	R: 0 E: 0 K: 0 S: 11	H: 1 LOB: 1 BB: 1 P: 19	1B: 5 2B: 1 3B: 2 HR: 1	SF: 0 SAC: 0 DP: 1 HBP: 0	WP: 2 PB: 0 SB: 0 CS: 0	PA: 39					
PITCHER	IP: 5.0 WLS: W BF: 26 ERA: 4.26	H: 4 R: 2 ER: 0 SO: 2	BB: 3 IBB: 0 HBP: 0 BLK: 0	WP: 2 HR: 1 S: 50 P: 89	ERA: 7.20 WHIP: 2.200	IP: 0.2 WLS: S BF: 1 ERA: 0.6	H: 0 R: 0 ER: 0 SO: 0	BB: 0 IBB: 0 HBP: 0 BLK: 0	WP: 0 HR: 0 S: 2 P: 4	ERA: 0.00 WHIP: 0.000	IP: 6.1 WLS: H BF: 2 ERA: 2.57	H: 2 R: 0 ER: 0 SO: 1	BB: 0 IBB: 0 HBP: 0 BLK: 0	WP: 0 HR: 0 S: 5 P: 7	ERA: 0.00 WHIP: 0.000	IP: 7.1 WLS: H BF: 5 ERA: 3.45	H: 0 R: 0 ER: 0 SO: 2	BB: 0 IBB: 0 HBP: 0 BLK: 0	WP: 0 HR: 0 S: 14 P: 19	ERA: 0.00 WHIP: 6.000	IP: 9.1 WLS: S BF: 3 ERA: 2.2	H: 1 R: 0 ER: 0 SO: 0	BB: 1 IBB: 0 HBP: 0 BLK: 0	WP: 0 HR: 0 S: 9 P: 15	ERA: 0.00 WHIP: 0.000

Batter	1	2	3	4	5	6	7	8	9	AB	R	H	RBI	BB	SO	LOB	BOTTOM			
47 Howie Kendrick, R (1.4) OBP: 0.234, SLG: 0.211										5	2	2	1	0	0	1	St. Louis Cardinals @ Los Angeles Dodgers Dodger Stadium, Los Angeles, CA Fri May 13 2016, 7:12 PM - 10:12 PM PDT Att: 46,716 - Partly Cloudy - 67 F livebaseballscorecards.com			
5 Corey Seager, L (1.6) OBP: 0.331, SLG: 0.425										5	0	1	0	0	2	4				
10 Justin Turner, R (1.5) OBP: 0.336, SLG: 0.342										5	0	0	1	0	2	2				
23 Adrián González, L (1.3) OBP: 0.355, SLG: 0.396										5	2	1	0	0	1	4				
66 Yasiel Puig, R (1.9) OBP: 0.288, SLG: 0.397										5	2	3	2	0	0	1				
31 Joc Pederson, L (1.8) OBP: 0.373, SLG: 0.533										2	0	1	1	2	0	0				
21 Trayce Thompson, R (1.7) ERA: 3.23										3	1	1	2	1	1	3				
52 Pedro Báez, R (7.1) ERA: 4.85										0	0	0	0	0	0	0				
55 Joe Blanton, R (9.1) ERA: 4.85										0	0	0	0	0	0	0				
74 Kenley Jansen, S (9.1) ERA: 4.85										1	0	0	0	0	0	0				
17 A.J. Ellis, R (1.2) OBP: 0.283, SLG: 0.296										4	0	1	0	0	0	4				
68 Ross Stripling, R (1.1) OBP: 0.167, SLG: 0.091										3	1	1	0	0	1	1				
36 Adam Liberatore, L (6.1) ERA: 4.85										0	0	0	0	0	0	0				
67 Louis Coleman, R (6.1) ERA: 4.85										0	0	0	0	0	0	0				
14 Enrique Hernández, R (7.7) OBP: 0.291, SLG: 0.329										0	0	0	0	0	0	0				
Inning Stats	R: 0 E: 0 K: 1 S: 8	H: 0 LOB: 0 BB: 0 P: 12	R: 3 E: 1 K: 1 S: 19	H: 4 LOB: 2 BB: 1 P: 29	R: 1 E: 0 K: 0 S: 14	H: 2 LOB: 2 BB: 1 P: 25	R: 2 E: 2 K: 0 S: 16	H: 2 LOB: 3 BB: 1 P: 26	R: 1 E: 0 K: 2 S: 15	H: 2 LOB: 2 BB: 0 P: 20	R: 1 E: 0 K: 1 S: 9	H: 1 LOB: 0 BB: 0 P: 10	R: 0 E: 0 K: 1 S: 7	H: 0 LOB: 0 BB: 0 P: 9	R: 0 E: 0 K: 1 S: 8	H: 0 LOB: 0 BB: 0 P: 16	1B: 8 2B: 3 3B: 0 HR: 1	SF: 0 SAC: 0 DP: 1 HBP: 0	WP: 0 PB: 0 SB: 0 CS: 0	PA: 41
PITCHER	IP: 4.0 WLS: L BF: 25 ERA: 3.23	H: 6 R: 2 ER: 2 SO: 2	BB: 3 IBB: 0 HBP: 0 BLK: 0	WP: 0 HR: 0 S: 15 P: 20	ERA: 4.50 WHIP: 2.750	IP: 1.0 WLS: L BF: 6 ERA: 4.85	H: 2 R: 1 ER: 1 SO: 2	BB: 0 IBB: 0 HBP: 0 BLK: 0	WP: 0 HR: 0 S: 16 P: 20	ERA: 0.00 WHIP: 2.000	IP: 2.0 WLS: L BF: 7 ERA: 4.85	H: 1 R: 1 ER: 1 SO: 2	BB: 0 IBB: 0 HBP: 0 BLK: 0	WP: 0 HR: 0 S: 16 P: 20	ERA: 4.50 WHIP: 0.500	IP: 1.0 WLS: L BF: 3 ERA: 2.4	H: 0 R: 0 ER: 0 SO: 1	BB: 0 IBB: 0 HBP: 0 BLK: 0	WP: 0 HR: 0 S: 8 P: 16	ERA: 0.00 WHIP: 0.000



Batter	1	2	3	4	5	6	7	8	9	AB	R	H	RBI	BB	SO	LOB	TOP			
6 Yuliel Escobar, R OBP: 0.360, SLG: 0.433	G6-3		56 BB 27 1B		G5-3		56 1B 5 1B	F9		5	2	2	0	0	0	0	Los Angeles Angels @ Los Angeles Dodgers Dodger Stadium, Los Angeles, CA Mon May 16 2016, 7:12 PM - 11:10 PM PDT Att: 39,583 - Clear - 68 F livebaseballscorecards.com			
56 Kole Calhoun, L OBP: 0.396, SLG: 0.431	K		27 1B 5 1B		F9		27 BB 5 1B	G4-3		4	2	1	0	1	1	0				
27 Mike Trout, R OBP: 0.406, SLG: 0.556	G5-3		5 1B 12 SF8				5 1B 12 SF8		G6-3	4	1	2	2	1	0	0				
5 Albert Pujols, R OBP: 0.284, SLG: 0.390	F8		25 G3-6-1 12 SF8				58 1B 12 SF8		G5-4-3	4	0	3	3	1	0	0				
25 Daniel Nava, S OBP: 0.286, SLG: 0.311 17 Shane Robinson, R OBP: 0.417, SLG: 0.222	K		G3-6-1		F8		K		G5-4-3	3	0	0	0	0	1	4				
12 Johnny Giavotella, R OBP: 0.273, SLG: 0.362 23 Brendan Ryan, R	G1-3				K		SF8			3	0	1	1	0	1	0				
58 Carlos Pérez, R OBP: 0.238, SLG: 0.230			8 1B 52 BB		G5-3					3	1	2	0	1	0	1				
52 Matt Shoemaker, R 24 C.J. Cron, R 48 Jose Alvarez, L 68 Cam Bedrosian, R 64 Mike Morin, R 65 Greg Mahle, L 59 Fernando Salas, R	G1-3		G1-3		K		G1-3			2	0	0	0	0	1	2				
8 Gregorio Petit, R OBP: 0.231, SLG: 0.231			6 1B 27 1B		K		G6-3		G5-3	4	1	1	1	0	1	2				
Inning Stats	R: 0 E: 0 K: 1 S: 8	H: 0 LOB: 0 BB: 0 P: 12	R: 0 E: 0 K: 1 S: 8	H: 0 LOB: 0 BB: 0 P: 11	R: 4 E: 0 K: 0 S: 16	H: 5 LOB: 1 BB: 1 P: 26	R: 0 E: 0 K: 3 S: 13	H: 0 LOB: 1 BB: 1 P: 24	R: 0 E: 0 K: 0 S: 12	H: 1 LOB: 2 BB: 1 P: 20	R: 3 E: 0 K: 1 S: 21	H: 4 LOB: 2 BB: 1 P: 29	R: 0 E: 0 K: 0 S: 8	H: 0 LOB: 0 BB: 0 P: 10	R: 0 E: 0 K: 0 S: 9	H: 1 LOB: 0 BB: 0 P: 12		1B: 9 2B: 3 3B: 0 HR: 0	SF: 1 SAC: 0 DP: 2 HBP: 0	WP: 0 PB: 0 SB: 2 CS: 0
PITCHER	IP WLS BF H R ER SO	IP WLS BF H R ER SO	IP WLS BF H R ER SO	IP WLS BF H R ER SO	IP WLS BF H R ER SO	IP WLS BF H R ER SO	IP WLS BF H R ER SO	IP WLS BF H R ER SO	IP WLS BF H R ER SO	IP WLS BF H R ER SO	IP WLS BF H R ER SO	IP WLS BF H R ER SO	IP WLS BF H R ER SO	IP WLS BF H R ER SO	IP WLS BF H R ER SO	IP WLS BF H R ER SO	ERA WHIP	ERA WHIP		
18 Kenta Maeda, R ERA: 2.87	4.0	L	18	5	4	4	5	2	0	0	0	0	0	0	0	0	0	9.00	1.750	
Chris Hatcher, R ERA: 5.51	2.0		9	2	0	0	1	0	1	0	0	0	0	0	23	37	0.00	1.000		
52 Pedro Báez, R ERA: 4.86	1.0		8	4	3	3	1	1	0	0	0	0	0	0	21	29	27.00	5.000		
67 Louis Coleman, R ERA: 2.35	1.0		3	0	0	0	0	0	0	0	0	0	0	8	10	0.00	0.000			
55 Joe Blanton, R ERA: 3.5	1.0		3	1	0	0	0	0	0	0	0	0	0	9	12	0.00	1.000			

Batter	1	2	3	4	5	6	7	8	9	AB	R	H	RBI	BB	SO	LOB	BOTTOM			
26 Chase Utley, L OBP: 0.377, SLG: 0.420	K	G3		G4-3			K			5	0	1	0	0	2	4	Los Angeles Angels @ Los Angeles Dodgers Dodger Stadium, Los Angeles, CA Mon May 16 2016, 7:12 PM - 11:10 PM PDT Att: 39,583 - Clear - 68 F livebaseballscorecards.com			
5 Corey Seager, L OBP: 0.348, SLG: 0.497	F8		23 FC6-4 47 WP		F7		10 BB		G5-3	5	0	2	0	0	0	1				
47 Howie Kendrick, R OBP: 0.243, SLG: 0.224	F8		E5 23 C6-4				SF9		G5-3	4	0	1	1	0	0	1				
23 Adrián González, L OBP: 0.362, SLG: 0.408 10 Justin Turner, R OBP: 0.326, SLG: 0.328	K		FC6-4 9 G1-6-3		K				G5-3	3	0	0	0	0	2	3				
9 Yasmani Grandal, S OBP: 0.301, SLG: 0.395	K		G1-6-3		P2		K2-3		K	5	0	0	0	0	3	5				
31 Joc Pederson, L OBP: 0.364, SLG: 0.490			21 BB 3 1B		K		F7			2	2	0	0	2	1	0				
21 Trayce Thompson, R OBP: 0.338, SLG: 0.611			3 1B 18 1B				G5-3			3	3	2	3	1	0	0				
3 Carl Crawford, L OBP: 0.241, SLG: 0.280			18 1B		G4-3		G4-3		F8	4	0	1	1	0	0	0				
18 Kenta Maeda, R 14 Enrique Hernández, R Chris Hatcher, R 52 Pedro Báez, R 6 Charlie Culberson, R 67 Louis Coleman, R 66 Yasiel Puig, R 55 Joe Blanton, R										1	0	1	1	0	0	0				
Inning Stats	R: 0 E: 0 K: 1 S: 11	H: 0 LOB: 0 BB: 0 P: 16	R: 2 E: 0 K: 2 S: 16	H: 2 LOB: 2 BB: 2 P: 31	R: 0 E: 1 K: 0 S: 7	H: 1 LOB: 1 BB: 0 P: 12	R: 1 E: 0 K: 1 S: 10	H: 2 LOB: 1 BB: 0 P: 14	R: 0 E: 0 K: 0 S: 6	H: 0 LOB: 0 BB: 0 P: 7	R: 1 E: 0 K: 2 S: 18	H: 1 LOB: 2 BB: 2 P: 34	R: 2 E: 0 K: 0 S: 18	H: 2 LOB: 1 BB: 1 P: 28	R: 0 E: 0 K: 1 S: 8	H: 0 LOB: 0 BB: 0 P: 12		1B: 7 2B: 0 3B: 0 HR: 2	SF: 1 SAC: 0 DP: 1 HBP: 0	WP: 1 PB: 0 SB: 0 CS: 0
PITCHER	IP WLS BF H R ER SO	IP WLS BF H R ER SO	IP WLS BF H R ER SO	IP WLS BF H R ER SO	IP WLS BF H R ER SO	IP WLS BF H R ER SO	IP WLS BF H R ER SO	IP WLS BF H R ER SO	IP WLS BF H R ER SO	IP WLS BF H R ER SO	IP WLS BF H R ER SO	IP WLS BF H R ER SO	IP WLS BF H R ER SO	IP WLS BF H R ER SO	IP WLS BF H R ER SO	IP WLS BF H R ER SO	ERA WHIP	ERA WHIP		
52 Matt Shoemaker, R ERA: 8.49	5.0	W	23	6	3	3	5	2	0	0	0	0	0	0	0	0	5.40	1.600		
48 Jose Alvarez, L ERA: 4.5	1.1	H	6	1	1	1	1	1	0	0	0	0	0	0	16	26	6.75	1.500		
68 Cam Bedrosian, R ERA: 0.9	0.2	H	3	0	0	0	0	1	0	0	0	0	0	8	15	0.00	1.500			
64 Mike Morin, R ERA: 5.17	0.2	H	4	1	2	2	0	1	0	0	0	0	0	1	13	22	27.00	3.000		
65 Greg Mahle, L ERA: 3.55	0.1	H	2	1	0	0	0	0	0	0	0	0	0	5	6	0.00	3.000			

Batter	1	2	3	4	5	6	7	8	9	AB	R	H	RBI	BB	SO	LOB	TOP			
26 Chase Utley, L OBP: 0.387, SLG: 0.431										4	3	2	0	1	1	0	Los Angeles Dodgers @ Los Angeles Angels Angel Stadium of Anaheim, Anaheim, CA Thu May 19 2016, 7:07 PM - 10:13 PM PDT Att: 45,007 - Overcast - 66 F livebaseballscorecards.com			
10 Justin Turner, R OBP: 0.261, SLG: 0.316										4	0	1	0	0	1	2				
5 Corey Seager, L OBP: 0.341, SLG: 0.503										4	1	1	0	0	0	3				
47 Howie Kendrick, R OBP: 0.261, SLG: 0.250										2	0	1	2	2	1	0				
31 Joc Pederson, L OBP: 0.368, SLG: 0.541										4	0	0	1	0	0	4				
21 Travis Thompson, R OBP: 0.327, SLG: 0.561										3	0	0	0	1	1	2				
9 Yasmani Grandal, S OBP: 0.287, SLG: 0.371										4	0	0	0	0	0	1				
66 Yasiel Puig, R OBP: 0.278, SLG: 0.369										4	0	1	0	0	2	0				
3 Carl Crawford, L OBP: 0.242, SLG: 0.276										4	0	0	0	0	0	1				
Inning Stats	R: 1 E: 0 K: 1 S: 9	H: 1 LOB: 1 BB: 1 P: 15	R: 0 E: 0 K: 1 S: 13	H: 0 LOB: 0 BB: 0 P: 19	R: 2 E: 0 K: 0 S: 17	H: 3 LOB: 1 BB: 0 P: 22	R: 0 E: 0 K: 0 S: 6	H: 1 LOB: 1 BB: 0 P: 10	R: 1 E: 0 K: 0 S: 10	H: 1 LOB: 2 BB: 2 P: 20	R: 0 E: 0 K: 1 S: 7	H: 0 LOB: 0 BB: 1 P: 10	R: 0 E: 0 K: 1 S: 12	H: 0 LOB: 1 BB: 1 P: 17	R: 0 E: 0 K: 1 S: 6	H: 0 LOB: 0 BB: 0 P: 9		1B: 5 2B: 2 3B: 1 HR: 0	SF: 0 SAC: 0 DP: 0 HBP: 0	WP: 2 PB: 0 SB: 0 CS: 0
PITCHER	IP WLS BF H R ER SO BB IBB HBP BLK WP HR S P ERA WHIP																			
49 Jhoulys Chacin, R ERA: 5.21	4.1	22	6	4	4	2	3	0	0	0	0	2	0	51	81	8.31	2.077			
48 Jose Alvarez, L ERA: 4.15	1.2	5	0	0	0	1	0	0	0	0	0	0	0	11	15	0.00	0.000			
65 Greg Mahle, L ERA: 3.29	1.0	3	0	0	0	1	0	0	0	0	0	0	0	10	13	0.00	0.000			
59 Fernando Salas, R ERA: 2.18	1.0	4	0	0	0	1	1	0	0	0	0	0	0	12	17	0.00	1.000			
38 Joe Smith, R ERA: 3.43	1.0	3	0	0	0	1	0	0	0	0	0	0	0	6	9	0.00	0.000			

Batter	1	2	3	4	5	6	7	8	9	AB	R	H	RBI	BB	SO	LOB	BOTTOM			
6 Yunel Escobar, R OBP: 0.362, SLG: 0.426										5	0	3	0	0	0	1	Los Angeles Dodgers @ Los Angeles Angels Angel Stadium of Anaheim, Anaheim, CA Thu May 19 2016, 7:07 PM - 10:13 PM PDT Att: 45,007 - Overcast - 66 F livebaseballscorecards.com			
56 Kole Calhoun, L OBP: 0.371, SLG: 0.412										3	2	0	0	1	4					
27 Mike Trout, R OBP: 0.416, SLG: 0.588										3	2	2	3	1	0	1				
5 Albert Pujols, R OBP: 0.303, SLG: 0.397										3	0	1	0	1	4					
24 C.J. Cron, R OBP: 0.328, SLG: 0.383										3	0	0	1	0	0	3				
12 Johnny Giavotella, R OBP: 0.268, SLG: 0.377										4	0	2	2	0	2	0				
23 Brendan Ryan, R										0	0	0	0	0	0	0				
39 Rafael Ortega, L OBP: 0.339, SLG: 0.310										4	0	0	0	0	2	3				
58 Carlos Pérez, R OBP: 0.227, SLG: 0.259										4	1	1	1	0	0	1				
8 Gregorio Petit, R OBP: 0.250, SLG: 0.300										4	2	2	0	0	0	1				
Inning Stats	R: 1 E: 0 K: 0 S: 8	H: 2 LOB: 1 BB: 1 P: 18	R: 0 E: 0 K: 1 S: 8	H: 1 LOB: 1 BB: 0 P: 11	R: 1 E: 0 K: 0 S: 17	H: 3 LOB: 1 BB: 0 P: 24	R: 0 E: 0 K: 1 S: 8	H: 0 LOB: 0 BB: 0 P: 13	R: 3 E: 0 K: 1 S: 16	H: 2 LOB: 2 BB: 2 P: 31	R: 2 E: 0 K: 1 S: 16	H: 3 LOB: 1 BB: 0 P: 22	R: 0 E: 0 K: 2 S: 13	H: 0 LOB: 0 BB: 0 P: 18	R: 0 E: 0 K: 0 S: 7	H: 0 LOB: 0 BB: 0 P: 10	1B: 7 2B: 2 3B: 0 HR: 2	SF: 0 SAC: 0 DP: 2 HBP: 1	WP: 1 PB: 0 SB: 1 CS: 0	PA: 37
PITCHER	IP WLS BF H R ER SO BB IBB HBP BLK WP HR S P ERA WHIP																			
68 Ross Stripling, R ERA: 4.85	4.2	23	7	4	5	3	3	0	0	0	0	1	1	53	90	9.64	2.143			
Chris Hatcher, R ERA: 6.35	0.2	6	4	2	2	1	0	0	0	0	0	1	15	23	27.00	6.000				
55 Joe Blanton, R ERA: 3.2	1.2	5	0	0	0	2	0	0	0	0	0	0	18	24	0.00	0.000				
59 Chin-hui Tsao, R ERA:	1.0	3	0	0	0	0	0	0	0	0	0	0	7	10	0.00	0.000				

AB 33
R 4
H 6
RBI 3
BB 4
SO 6
LOB 13



AB 33
R 7
H 11
RBI 7
BB 3
SO 6
LOB 18



Batter	1	2	3	4	5	6	7	8	9	10	11	AB	R	H	RBI	BB	SO	LOB	TOP									
26 Chase Utley, L OBP: 0.378, SLG: 0.415	G3		FC5-6 BB			G3-1		K			K	4	0	0	0	1	2	0										
5 Corey Seager, L OBP: 0.333, SLG: 0.488	G1-3		FC5-6			K		K			G4-3	5	0	0	0	0	2	1										
10 Justin Turner, R OBP: 0.319, SLG: 0.326	K		P4			G6-3					F8	4	0	0	0	1	1	1										
23 Adrián González, L OBP: 0.363, SLG: 0.408		1B				K					G4-5-3	4	1	2	0	0	1	1										
21 Trayce Thompson, R OBP: 0.347, SLG: 0.573		FC6 1B				G1-3		HR			G2-3	4	1	1	2	0	0	1										
31 Joc Pederson, L OBP: 0.370, SLG: 0.530		1B				G3-1		L7			BB	3	0	1	0	1	0	0										
66 Yasiel Puig, R OBP: 0.277, SLG: 0.382						L8		G6-3			K	4	0	0	0	0	2	3										
9 Yasmani Grandal, S OBP: 0.275, SLG: 0.361						K					FC4-6	4	0	0	0	0	2	3										
17 A.J. Ellis, R OBP: 0.313, SLG: 0.333						K		K			K	0	0	0	0	0	0	0										
57 Alex Wood, R OBP: 0.330, SLG: 0.287						G3-1					K	2	0	0	0	0	1	0										
67 Louis Coleman, R OBP: 0.273, SLG: 0.325												0	0	0	0	0	0	0										
36 Adam Liberatore, L OBP: 0.273, SLG: 0.325												0	0	0	0	0	0	0										
14 Enrique Hernández, R OBP: 0.273, SLG: 0.325												0	0	0	0	0	0	0										
55 Joe Blanton, R OBP: 0.273, SLG: 0.325												0	0	0	0	0	0	0										
47 Howie Kendrick, R OBP: 0.273, SLG: 0.325												0	0	0	0	0	0	0										
56 J.P. Howell, L OBP: 0.273, SLG: 0.325												0	0	0	0	0	0	0										
59 Chin-hui Tsao, R OBP: 0.273, SLG: 0.325												0	0	0	0	0	0	0										
Inning Stats	R: 0 E: 0 K: 1 S: 5	H: 0 LOB: 0 BB: 0 P: 6	R: 0 E: 1 K: 1 S: 10	H: 2 LOB: 2 BB: 0 P: 15	R: 0 E: 0 K: 0 S: 8	H: 0 LOB: 1 BB: 1 P: 16	R: 0 E: 0 K: 1 S: 7	H: 0 LOB: 0 BB: 0 P: 10	R: 0 E: 0 K: 2 S: 11	H: 0 LOB: 0 BB: 0 P: 18	R: 2 E: 0 K: 1 S: 12	H: 2 LOB: 0 BB: 0 P: 19	R: 0 E: 0 K: 3 S: 10	H: 0 LOB: 0 BB: 0 P: 12	R: 0 E: 0 K: 0 S: 7	H: 0 LOB: 1 BB: 1 P: 15	R: 0 E: 0 K: 2 S: 13	H: 0 LOB: 1 BB: 1 P: 19	R: 0 E: 0 K: 1 S: 7	H: 0 LOB: 0 BB: 0 P: 9	1B: 3 2B: 0 3B: 0 HR: 1	SF: 0 SAC: 0 DP: 1 HBP: 0	WP: 0 PB: 0 SB: 0 CS: 0	PA: 39				
PITCHER	IP ERA WHS BF H R ER SO BB IBB HBP BLK WP HR S P ERA WHIP	49 César Vargas, R ERA: 3.34	40 Ryan Buchter, L ERA: 0.43	56 Fernando Rodney, R ERA: 1.00	52 Brad Hand, L ERA: 2.82	PITCHER	IP ERA WHS BF H R ER SO BB IBB HBP BLK WP HR S P ERA WHIP	59 Chin-hui Tsao, R ERA: 5.4	57 Alex Wood, L ERA: 4.03	67 Louis Coleman, R ERA: 3.06	36 Adam Liberatore, L ERA: 1.54	55 Joe Blanton, R ERA: 2.91	56 J.P. Howell, L ERA: 7.15	49 César Vargas, R ERA: 1.54	12 Christian Bethancourt, R OBP: 0.273, SLG: 0.378	40 Ryan Buchter, L ERA: 0.43	56 Fernando Rodney, R ERA: 1.00	52 Brad Hand, L ERA: 2.82	57 Alex Wood, L ERA: 4.03	67 Louis Coleman, R ERA: 3.06	36 Adam Liberatore, L ERA: 1.54	55 Joe Blanton, R ERA: 2.91	56 J.P. Howell, L ERA: 7.15	49 César Vargas, R ERA: 1.54	12 Christian Bethancourt, R OBP: 0.273, SLG: 0.378	40 Ryan Buchter, L ERA: 0.43	56 Fernando Rodney, R ERA: 1.00	52 Brad Hand, L ERA: 2.82

Los Angeles Dodgers @ San Diego Padres
 Petco Park, San Diego, CA
 Sat May 21 2016, 7:12 PM - 10:51 PM PDT
 Att. 40,221 - Party Cloudy - 62 F

livebaseballscorecards.com

AB 36
 R 2
 H 4
 RBI 2
 BB 3
 SO 13
 LOB 11



Batter	1	2	3	4	5	6	7	8	9	10	11	AB	R	H	RBI	BB	SO	LOB	BOTTOM		
24 Jon Jay, L OBP: 0.339, SLG: 0.372	K		K			BB		K			K	4	1	0	0	1	4	0			
4 Wil Myers, R OBP: 0.297, SLG: 0.439	L8					1B		F9			BB	5	1	3	0	0	0	0			
27 Matt Kemp, R OBP: 0.243, SLG: 0.462	K					SF9		K			F9	4	0	0	1	0	3	2			
2 B.J. Upton, R OBP: 0.337, SLG: 0.429		CI PB				K		K			F7	4	0	0	0	0	3	3			
3 Derek Norris, R OBP: 0.230, SLG: 0.318		K				FC4					BB	4	1	1	0	1	2	2			
39 Brett Wallace, L OBP: 0.390, SLG: 0.410		L4									BB	3	0	1	0	2	1	1			
10 Alexei Ramirez, R OBP: 0.264, SLG: 0.286						K					BB	2	0	0	0	0	1	1			
26 Yancervis Sultate, S OBP: 0.455, SLG: 0.500		G5-3						P5			F8	2	0	0	1	1	0	3			
9 Adam Rosales, R OBP: 0.264, SLG: 0.286						K						2	0	0	0	0	2	0			
5 Alexi Amarista, L OBP: 0.387, SLG: 0.346						K		SF7			G1-3	1	0	0	1	0	0	0			
49 César Vargas, R ERA: 1.54						K					G5-3	2	0	0	0	0	2	0			
12 Christian Bethancourt, R OBP: 0.273, SLG: 0.378						K						1	0	0	0	0	1	1			
40 Ryan Buchter, L ERA: 0.43						K						0	0	0	0	0	0	0			
56 Fernando Rodney, R ERA: 1.00						K						0	0	0	0	0	0	0			
52 Brad Hand, L ERA: 2.82						K						1	0	0	0	0	0	0			
Inning Stats	R: 0 E: 0 K: 2 S: 9	H: 0 LOB: 0 BB: 0 P: 14	R: 0 E: 1 K: 1 S: 8	H: 1 LOB: 1 BB: 0 P: 15	R: 0 E: 0 K: 3 S: 9	H: 1 LOB: 1 BB: 1 P: 15	R: 1 E: 0 K: 2 S: 12	H: 1 LOB: 1 BB: 0 P: 20	R: 1 E: 0 K: 1 S: 17	H: 2 LOB: 1 BB: 0 P: 23	R: 0 E: 0 K: 2 S: 10	H: 0 LOB: 1 BB: 1 P: 15	R: 0 E: 0 K: 1 S: 11	H: 0 LOB: 0 BB: 0 P: 16	R: 1 E: 0 K: 0 S: 9	H: 1 LOB: 3 BB: 3 P: 26	1B: 4 2B: 1 3B: 0 HR: 0	SF: 2 SAC: 0 DP: 0 HBP: 0	WP: 1 PB: 1 SB: 3 CS: 0	PA: 43	
PITCHER	IP ERA WHS BF H R ER SO BB IBB HBP BLK WP HR S P ERA WHIP	57 Alex Wood, L ERA: 4.03	67 Louis Coleman, R ERA: 3.06	36 Adam Liberatore, L ERA: 1.54	55 Joe Blanton, R ERA: 2.91	56 J.P. Howell, L ERA: 7.15	49 César Vargas, R ERA: 1.54	12 Christian Bethancourt, R OBP: 0.273, SLG: 0.378	40 Ryan Buchter, L ERA: 0.43	56 Fernando Rodney, R ERA: 1.00	52 Brad Hand, L ERA: 2.82	57 Alex Wood, L ERA: 4.03	67 Louis Coleman, R ERA: 3.06	36 Adam Liberatore, L ERA: 1.54	55 Joe Blanton, R ERA: 2.91	56 J.P. Howell, L ERA: 7.15	49 César Vargas, R ERA: 1.54	12 Christian Bethancourt, R OBP: 0.273, SLG: 0.378	40 Ryan Buchter, L ERA: 0.43	56 Fernando Rodney, R ERA: 1.00	52 Brad Hand, L ERA: 2.82

Los Angeles Dodgers @ San Diego Padres
 Petco Park, San Diego, CA
 Sat May 21 2016, 7:12 PM - 10:51 PM PDT
 Att. 40,221 - Party Cloudy - 62 F

livebaseballscorecards.com

AB 35
 R 3
 H 5
 RBI 3
 BB 5
 SO 19
 LOB 13



Main baseball scorecard table for the top half of the game. Columns represent batters from 1 to 17, and rows represent individual batters and their statistics. Includes pitcher stats for the top half.

Los Angeles Dodgers @ San Diego Padres
Petco Park, San Diego, CA
Sun May 22 2016, 1:43 PM - 7:30 PM PDT
Att. 43,100 - Partly Cloudy - 68 F
AB 65
R 9
H 16
RBI 7
BB 8
SO 9
LOB 32
WP: 3 PA: 74
PB: 0
SB: 2
CS: 1

PITCHER statistics table for the top half of the game, listing pitcher names, IP, WLS, BF, H, R, ER, SO, BB, IBB, HBP, BLK, WP, HR, S, P, ERA, WHIP.

Batter

Main baseball scorecard table for the bottom half of the game. Columns represent batters from 1 to 17, and rows represent individual batters and their statistics. Includes pitcher stats for the bottom half.

Los Angeles Dodgers @ San Diego Padres
Petco Park, San Diego, CA
Sun May 22 2016, 1:43 PM - 7:30 PM PDT
Att. 43,100 - Partly Cloudy - 68 F
AB 59
R 5
H 9
RBI 5
BB 5
SO 12
LOB 21
WP: 1 PA: 65
PB: 0
SB: 2
CS: 0

PITCHER statistics table for the bottom half of the game, listing pitcher names, IP, WLS, BF, H, R, ER, SO, BB, IBB, HBP, BLK, WP, HR, S, P, ERA, WHIP.

Batter	1	2	3	4	5	6	7	8	9	AB	R	H	RBI	BB	SO	LOB	TOP					
2 Zack Cozart, R OBP: 0.331, SLG: 0.533										4	0	1	0	0	0	1	<p>Cincinnati Reds @ Los Angeles Dodgers Dodger Stadium, Los Angeles, CA Mon May 23 2016, 7:10 PM - 9:21 PM PDT Att. 42,519 - Clear - 64 F</p>					
6 Billy Hamilton, S OBP: 0.281, SLG: 0.351										3	0	0	0	0	0	1						
19 Joey Votto, L OBP: 0.341, SLG: 0.351										2	0	0	0	1	1	1						
4 Brandon Phillips, R OBP: 0.277, SLG: 0.432										3	0	0	0	0	0	2						
32 Jay Bruce, L OBP: 0.321, SLG: 0.507										3	0	0	0	0	0	0						
23 Adam Duvall, R OBP: 0.293, SLG: 0.530										3	0	0	0	0	3	0						
15 Jordan Pacheco, R OBP: 0.174, SLG: 0.261										3	0	0	0	0	1	0						
16 Tucker Barnhart, L OBP: 0.290, SLG: 0.356										3	0	1	0	0	1	0						
29 Brandon Finnegan, L OBP: 0.286, SLG: 0.300										2	0	0	0	0	1	1						
7 Eugenio Suárez, R OBP: 0.287, SLG: 0.422										1	0	0	0	0	0	0						
Inning Stats	R: 0 E: 0 K: 0 S: 7	H: 1 LOB: 1 BB: 0 P: 11	R: 0 E: 0 K: 1 S: 6	H: 0 LOB: 0 BB: 0 P: 8	R: 0 E: 0 K: 0 S: 11	H: 1 LOB: 1 BB: 0 P: 18	R: 0 E: 0 K: 0 S: 6	H: 0 LOB: 0 BB: 1 P: 11	R: 0 E: 0 K: 2 S: 8	H: 0 LOB: 0 BB: 0 P: 11	R: 0 E: 0 K: 1 S: 9	H: 0 LOB: 0 BB: 0 P: 10	R: 0 E: 0 K: 1 S: 6	H: 0 LOB: 0 BB: 0 P: 10	R: 0 E: 0 K: 2 S: 7	H: 0 LOB: 0 BB: 0 P: 9	R: 0 E: 0 K: 0 S: 11	H: 0 LOB: 0 BB: 0 P: 14	1B: 1 2B: 1 3B: 0 HR: 0	SF: 0 SAC: 1 DP: 1 HBP: 0	WP: 0 PB: 0 SB: 0 CS: 0	PA: 29
PITCHER 22 Clayton Kershaw, L ERA: 1.48	IP: 9.0 WLS: W BF: 29	H: 2 R: 0 ER: 0 SO: 7	BB: 1 IBB: 0 HBP: 0 BLK: 0	WP: 0 HR: 0 S: 71 P: 102	ERA: 0.00 WHIP: 0.333	PITCHER IP: WLS: BF: H: R: ER: SO: BB: IBB: HBP: BLK: WP: HR: S: P: ERA: WHIP																

Batter	1	2	3	4	5	6	7	8	9	AB	R	H	RBI	BB	SO	LOB	BOTTOM			
14 Enrique Hernández, R OBP: 0.284, SLG: 0.310										4	0	0	0	0	0	2	<p>Cincinnati Reds @ Los Angeles Dodgers Dodger Stadium, Los Angeles, CA Mon May 23 2016, 7:10 PM - 9:21 PM PDT Att. 42,519 - Clear - 64 F</p>			
10 Justin Turner, R OBP: 0.327, SLG: 0.347										2	1	0	0	2	0	1				
23 Adrián González, L OBP: 0.361, SLG: 0.395										4	0	1	0	0	0	1				
47 Howie Kendrick, R OBP: 0.280, SLG: 0.306										2	0	1	0	1	0	1				
21 Trayce Thompson, R OBP: 0.343, SLG: 0.552										3	0	1	0	0	0	3				
5 Corey Seager, L OBP: 0.323, SLG: 0.464										3	0	0	0	0	1	2				
66 Yasiel Puig, R OBP: 0.288, SLG: 0.383										3	0	1	0	0	1	0				
17 A.J. Ellis, R OBP: 0.321, SLG: 0.299										2	0	0	0	1	0	1				
22 Clayton Kershaw, L OBP: 0.214, SLG: 0.250										3	0	1	0	0	0	1				
Inning Stats	R: 0 E: 1 K: 0 S: 13	H: 0 LOB: 2 BB: 1 P: 19	R: 0 E: 0 K: 1 S: 8	H: 0 LOB: 0 BB: 0 P: 10	R: 0 E: 0 K: 0 S: 8	H: 1 LOB: 0 BB: 0 P: 13	R: 0 E: 0 K: 0 S: 10	H: 1 LOB: 1 BB: 0 P: 19	R: 0 E: 0 K: 1 S: 5	H: 0 LOB: 1 BB: 1 P: 10	R: 1 E: 1 K: 1 S: 9	H: 2 LOB: 1 BB: 1 P: 18	R: 0 E: 0 K: 0 S: 5	H: 1 LOB: 0 BB: 0 P: 9	R: 0 E: 0 K: 0 S: 4	H: 0 LOB: 0 BB: 1 P: 9	1B: 5 2B: 0 3B: 0 HR: 0	SF: 0 SAC: 0 DP: 4 HBP: 0	WP: 2 PB: 0 SB: 2 CS: 0	PA: 30
PITCHER 29 Brandon Finnegan, L ERA: 3.97	IP: 8.0 WLS: L BF: 30	H: 5 R: 1 ER: 1 SO: 2	BB: 4 IBB: 0 HBP: 0 BLK: 0	WP: 2 HR: 0 S: 62 P: 107	ERA: 1.12 WHIP: 1.125	PITCHER IP: WLS: BF: H: R: ER: SO: BB: IBB: HBP: BLK: WP: HR: S: P: ERA: WHIP														

Batter	1	2	3	4	5	6	7	8	9	AB	R	H	RBI	BB	SO	LOB	TOP										
2 Zack Cozart, R OBP: 0.322, SLG: 0.518										4	0	0	0	0	0	0											
19 Joey Votto, L OBP: 0.339, SLG: 0.355										4	0	1	0	0	1	0											
4 Brandon Phillips, R OBP: 0.276, SLG: 0.424										3	0	0	0	1	2	1											
32 Jay Bruce, L OBP: 0.319, SLG: 0.507										4	1	1	0	0	1	2											
23 Adam Duvall, R OBP: 0.294, SLG: 0.548										3	1	1	2	0	1	0											
7 Eugenio Suárez, R OBP: 0.282, SLG: 0.414										3	0	0	0	0	0	0											
6 Billy Hamilton, S OBP: 0.274, SLG: 0.342										3	0	0	0	0	0	0											
16 Tucker Barnhart, L OBP: 0.282, SLG: 0.346										3	0	0	0	0	2	0											
41 Daniel Wright, R 50 Dayan Diaz, R 54 Caleb Cotham, R 15 Jordan Pacheco, R 62 A.J. Morris, R 73 Josh Smith, R										2	0	0	0	0	0	0											
Inning Stats	R: 0 E: 0 K: 0 S: 10	H: 1 LOB: 1 BB: 0 P: 14	R: 0 E: 0 K: 1 S: 6	H: 0 LOB: 0 BB: 0 P: 7	R: 0 E: 0 K: 2 S: 8	H: 0 LOB: 0 BB: 0 P: 10	R: 2 E: 0 K: 2 S: 18	H: 2 LOB: 0 BB: 0 P: 29	R: 0 E: 0 K: 1 S: 7	H: 0 LOB: 0 BB: 0 P: 12	R: 0 E: 0 K: 0 S: 10	H: 0 LOB: 1 BB: 0 P: 17	R: 0 E: 0 K: 0 S: 10	H: 0 LOB: 0 BB: 0 P: 16	R: 0 E: 0 K: 1 S: 6	H: 0 LOB: 0 BB: 0 P: 9	R: 0 E: 0 K: 2 S: 9	H: 0 LOB: 0 BB: 0 P: 15	1B: 0 2B: 2 3B: 0 HR: 1	SF: 0 SAC: 0 DP: 0 HBP: 0	WP: 0 PB: 0 SB: 0 CS: 0	PA: 31					
PITCHER	IP	WLS	BF	H	R	ER	SO	BB	IBB	HBP	BLK	WP	HR	S	P	ERA	WHIP										
46 Mike Bolsinger, R ERA: 4.5	5.2	W	21	3	2	2	6	1	0	0	0	0	1	56	85	3.18	0.706										
43 Luis Avilán, L ERA: 27.0	0.1	H	1	0	0	0	0	0	0	0	0	0	0	3	4	0.00	0.000										
55 Joe Blanton, R ERA: 2.66	1.0	H	3	0	0	0	0	0	0	0	0	0	0	10	16	0.00	0.000										
52 Pedro Báez, R ERA: 4.05	1.0	H	3	0	0	0	1	0	0	0	0	0	0	6	9	0.00	0.000										
36 Adam Liberatore, L ERA: 1.32	1.0		3	0	0	0	2	0	0	0	0	0	0	9	15	0.00	0.000										

Cincinnati Reds @ Los Angeles Dodgers
Dodger Stadium, Los Angeles, CA
Tue May 24 2016, 7:11 PM - 10:19 PM PDT
Att: 42,278 - Partly Cloudy - 63 F

AB	30
R	2
H	3
RBI	2
BB	1
SO	9
LOB	3



Batter	1	2	3	4	5	6	7	8	9	AB	R	H	RBI	BB	SO	LOB	BOTTOM										
26 Chase Utley, L OBP: 0.382, SLG: 0.412										4	2	2	0	1	1	2											
5 Corey Seager, L OBP: 0.330, SLG: 0.462										3	1	1	0	1	0	1											
10 Justin Turner, R OBP: 0.335, SLG: 0.356										5	0	3	3	0	1	1											
23 Adrián González, L OBP: 0.357, SLG: 0.389										5	0	1	1	0	1	5											
21 Trayce Thompson, R OBP: 0.355, SLG: 0.560										4	2	2	0	1	1	4											
31 Joc Pederson, L OBP: 0.371, SLG: 0.516										4	1	1	1	1	0	7											
66 Yasiel Puig, R OBP: 0.289, SLG: 0.382										3	1	1	1	0	0	1											
55 Joe Blanton, R ERA: 2.66										0	0	0	0	0	0	0											
52 Pedro Báez, R ERA: 4.05										0	0	0	0	0	0	0											
3 Card Crawford, L OBP: 0.232, SLG: 0.262										1	0	0	0	0	0	0											
36 Adam Liberatore, L ERA: 1.32										0	0	0	0	0	0	0											
9 Yasmani Grandal, S OBP: 0.272, SLG: 0.347										3	0	0	0	1	1	2											
46 Mike Bolsinger, R ERA: 4.5										2	0	0	0	0	2	1											
43 Luis Avilán, L ERA: 27.0										0	0	0	0	0	0	0											
47 Howie Kendrick, R OBP: 0.284, SLG: 0.304										1	1	0	0	1	0	1											
Inning Stats	R: 1 E: 0 K: 1 S: 17	H: 3 LOB: 2 BB: 0 P: 26	R: 0 E: 0 K: 1 S: 7	H: 0 LOB: 0 BB: 0 P: 11	R: 0 E: 0 K: 0 S: 6	H: 1 LOB: 1 BB: 0 P: 8	R: 2 E: 0 K: 1 S: 11	H: 2 LOB: 1 BB: 1 P: 19	R: 0 E: 0 K: 1 S: 8	H: 0 LOB: 0 BB: 0 P: 13	R: 2 E: 2 K: 1 S: 22	H: 2 LOB: 2 BB: 1 P: 37	R: 0 E: 0 K: 1 S: 11	H: 1 LOB: 2 BB: 0 P: 20	R: 3 E: 0 K: 1 S: 25	H: 2 LOB: 3 BB: 4 P: 44	1B: 9 2B: 3 3B: 0 HR: 0	SF: 0 SAC: 0 DP: 1 HBP: 1	WP: 0 PB: 0 SB: 1 CS: 1	PA: 42							
PITCHER	IP	WLS	BF	H	R	ER	SO	BB	IBB	HBP	BLK	WP	HR	S	P	ERA	WHIP										
41 Daniel Wright, R ERA: 5.06	5.1	L	23	7	4	3	4	1	0	0	0	0	0	54	87	5.06	1.500										
50 Dayan Diaz, R ERA: 27.0	0.2		5	1	1	0	1	1	0	0	0	0	0	17	27	0.00	3.000										
54 Caleb Cotham, R ERA: 7.04	1.0		5	1	0	0	1	0	0	1	0	0	0	11	20	0.00	1.000										
62 A.J. Morris, R ERA: 40.5	0.2		6	1	3	3	1	3	0	0	0	0	0	17	30	40.50	6.000										
73 Josh Smith, R ERA: 1.32	0.1		3	1	0	0	0	1	0	0	0	0	0	8	14	0.00	6.000										

Cincinnati Reds @ Los Angeles Dodgers
Dodger Stadium, Los Angeles, CA
Tue May 24 2016, 7:11 PM - 10:19 PM PDT
Att: 42,278 - Partly Cloudy - 63 F

AB	35
R	8
H	11
RBI	6
BB	6
SO	7
LOB	25



Batter	1	2	3	4	5	6	7	8	9	AB	R	H	RBI	BB	SO	LOB	TOP					
26 Chase Utley, L OBP: 0.385, SLG: 0.416										2	0	1	4	2	1	0	Los Angeles Dodgers @ New York Mets Citi Field, Flushing, NY Fri May 27 2016, 7:13 PM - 10:14 PM EDT Att: 43,462 - Partly Cloudy - 77 F					
5 Corey Seager, L OBP: 0.325, SLG: 0.450										5	0	2	0	0	2	4						
10 Justin Turner, R OBP: 0.333, SLG: 0.344										3	0	0	0	0	1	3						
23 Adrián González, L OBP: 0.359, SLG: 0.387										4	1	2	0	0	1	0						
47 Howie Kendrick, R OBP: 0.277, SLG: 0.295										4	1	1	0	0	1	2						
31 Joc Pederson, L OBP: 0.361, SLG: 0.496										4	0	0	0	0	3	4						
66 Yasiel Puig, R OBP: 0.292, SLG: 0.379										3	2	1	0	1	0	2						
9 Yasmani Grandal, S OBP: 0.281, SLG: 0.374										3	1	1	1	1	0	0						
78 Julio Uribe, L Chris Hatcher, R 14 Enrique Hernández, R 95 Jose Bautista, R 3 Carl Crawford, L 87 Louis Coleman, R 96 J.P. Howell, L 21 Trayce Thompson, R 92 Pedro Báez, R										8	0	0	0	0	0	0		Los Angeles Dodgers @ New York Mets Citi Field, Flushing, NY Fri May 27 2016, 7:13 PM - 10:14 PM EDT Att: 43,462 - Partly Cloudy - 77 F				
Inning Stats	R: 0 E: 0 K: 2 S: 10	H: 0 LOB: 0 BB: 1 P: 19	R: 0 E: 0 K: 2 S: 7	H: 0 LOB: 0 BB: 1 P: 12	R: 1 E: 1 K: 0 S: 10	H: 1 LOB: 1 BB: 1 P: 18	R: 0 E: 0 K: 1 S: 10	H: 0 LOB: 2 BB: 1 P: 8	R: 0 E: 0 K: 1 S: 6	H: 0 LOB: 0 BB: 0 P: 8	R: 0 E: 0 K: 1 S: 5	H: 0 LOB: 0 BB: 0 P: 6	R: 0 E: 0 K: 1 S: 9	H: 1 LOB: 0 BB: 0 P: 12	R: 4 E: 0 K: 3 S: 20	H: 4 LOB: 1 BB: 1 P: 32			1B: 7 2B: 2 3B: 0 HR: 0	SF: 1 SAC: 1 DP: 3 HBP: 1	WP: 0 PB: 0 SB: 0 CS: 1	PA: 38
PITCHER	IP WLS BF H R ER SO BB IBB HBP BLK WP HR S P ERA WHIP	IP WLS BF H R ER SO BB IBB HBP BLK WP HR S P ERA WHIP	IP WLS BF H R ER SO BB IBB HBP BLK WP HR S P ERA WHIP	IP WLS BF H R ER SO BB IBB HBP BLK WP HR S P ERA WHIP	IP WLS BF H R ER SO BB IBB HBP BLK WP HR S P ERA WHIP	IP WLS BF H R ER SO BB IBB HBP BLK WP HR S P ERA WHIP	IP WLS BF H R ER SO BB IBB HBP BLK WP HR S P ERA WHIP	IP WLS BF H R ER SO BB IBB HBP BLK WP HR S P ERA WHIP	IP WLS BF H R ER SO BB IBB HBP BLK WP HR S P ERA WHIP	IP WLS BF H R ER SO BB IBB HBP BLK WP HR S P ERA WHIP	IP WLS BF H R ER SO BB IBB HBP BLK WP HR S P ERA WHIP	IP WLS BF H R ER SO BB IBB HBP BLK WP HR S P ERA WHIP	IP WLS BF H R ER SO BB IBB HBP BLK WP HR S P ERA WHIP	IP WLS BF H R ER SO BB IBB HBP BLK WP HR S P ERA WHIP	IP WLS BF H R ER SO BB IBB HBP BLK WP HR S P ERA WHIP	IP WLS BF H R ER SO BB IBB HBP BLK WP HR S P ERA WHIP	IP WLS BF H R ER SO BB IBB HBP BLK WP HR S P ERA WHIP		IP WLS BF H R ER SO BB IBB HBP BLK WP HR S P ERA WHIP	IP WLS BF H R ER SO BB IBB HBP BLK WP HR S P ERA WHIP	IP WLS BF H R ER SO BB IBB HBP BLK WP HR S P ERA WHIP	IP WLS BF H R ER SO BB IBB HBP BLK WP HR S P ERA WHIP
48 Jacob deGrom, R ERA: 2.81	7.0	27	3	1	1	7	3	0	1	0	0	0	0	0	0	58	1.29		0.857			
39 Jerry Blevins, L ERA: 2.08	0.1	2	1	0	0	1	0	0	0	0	0	0	0	0	5	5	0.00		3.000			
43 Addison Reed, R ERA: 2.18	0.2	1	0	0	0	0	0	0	0	0	0	0	0	0	4	7	0.00		0.000			
27 Jeury Familia, R ERA: 3.47	1.0	W 8	4	4	4	3	1	0	0	0	0	0	0	20	32	36.00	5.000					
Batter	1	2	3	4	5	6	7	8	9	AB	R	H	RBI	BB	SO	LOB	BOTTOM					
3 Curtis Granderson, L OBP: 0.300, SLG: 0.417										4	1	1	1	1	3	0	Los Angeles Dodgers @ New York Mets Citi Field, Flushing, NY Fri May 27 2016, 7:13 PM - 10:14 PM EDT Att: 43,462 - Partly Cloudy - 77 F					
13 Adrián Cabrera, S OBP: 0.333, SLG: 0.384										4	1	1	0	0	1	1						
5 David Wright, R OBP: 0.350, SLG: 0.438										4	1	1	1	0	2	2						
52 Yoanis Cespedes, R OBP: 0.375, SLG: 0.647										3	1	0	0	1	2	0						
20 Neil Walker, S OBP: 0.324, SLG: 0.494										4	1	2	1	0	1	0						
12 Juan Lagares, R OBP: 0.325, SLG: 0.414										4	1	3	3	0	0	1						
26 Kevin Plawcki, R OBP: 0.294, SLG: 0.270										3	0	1	0	1	0	0						
29 Eric Campbell, R OBP: 0.303, SLG: 0.255										3	0	0	0	1	1	2						
48 Jacob deGrom, L OBP: 0.143, SLG: 0.077										3	0	0	0	0	2	3						
39 Jerry Blevins, L ERA: 6.05										0	0	0	0	0	0	0						
43 Addison Reed, L ERA: 2.81										0	0	0	0	0	0	0						
55 Ty Kelly, S (8,PH)										0	0	0	0	0	0	0						
27 Jeury Familia, R ERA: 5.28										0	0	0	0	0	0	0						
Inning Stats	R: 3 E: 0 K: 2 S: 19	H: 4 LOB: 2 BB: 1 P: 36	R: 0 E: 0 K: 1 S: 9	H: 0 LOB: 1 BB: 1 P: 16	R: 0 E: 0 K: 1 S: 18	H: 1 LOB: 3 BB: 2 P: 34	R: 1 E: 0 K: 2 S: 10	H: 1 LOB: 0 BB: 0 P: 12	R: 1 E: 0 K: 1 S: 9	H: 1 LOB: 0 BB: 0 P: 13	R: 0 E: 0 K: 2 S: 7	H: 0 LOB: 0 BB: 0 P: 9	R: 0 E: 0 K: 2 S: 11	H: 1 LOB: 1 BB: 0 P: 22	R: 0 E: 0 K: 1 S: 9	H: 0 LOB: 0 BB: 0 P: 14	R: 1 E: 0 K: 0 S: 2	H: 1 LOB: 0 BB: 0 P: 2	1B: 4 2B: 2 3B: 0 HR: 3	SF: 0 SAC: 0 DP: 0 HBP: 0	WP: 1 PB: 0 SB: 0 CS: 0	PA: 37
PITCHER	IP WLS BF H R ER SO BB IBB HBP BLK WP HR S P ERA WHIP	IP WLS BF H R ER SO BB IBB HBP BLK WP HR S P ERA WHIP	IP WLS BF H R ER SO BB IBB HBP BLK WP HR S P ERA WHIP	IP WLS BF H R ER SO BB IBB HBP BLK WP HR S P ERA WHIP	IP WLS BF H R ER SO BB IBB HBP BLK WP HR S P ERA WHIP	IP WLS BF H R ER SO BB IBB HBP BLK WP HR S P ERA WHIP	IP WLS BF H R ER SO BB IBB HBP BLK WP HR S P ERA WHIP	IP WLS BF H R ER SO BB IBB HBP BLK WP HR S P ERA WHIP	IP WLS BF H R ER SO BB IBB HBP BLK WP HR S P ERA WHIP	IP WLS BF H R ER SO BB IBB HBP BLK WP HR S P ERA WHIP	IP WLS BF H R ER SO BB IBB HBP BLK WP HR S P ERA WHIP	IP WLS BF H R ER SO BB IBB HBP BLK WP HR S P ERA WHIP	IP WLS BF H R ER SO BB IBB HBP BLK WP HR S P ERA WHIP	IP WLS BF H R ER SO BB IBB HBP BLK WP HR S P ERA WHIP	IP WLS BF H R ER SO BB IBB HBP BLK WP HR S P ERA WHIP	IP WLS BF H R ER SO BB IBB HBP BLK WP HR S P ERA WHIP	IP WLS BF H R ER SO BB IBB HBP BLK WP HR S P ERA WHIP	IP WLS BF H R ER SO BB IBB HBP BLK WP HR S P ERA WHIP	IP WLS BF H R ER SO BB IBB HBP BLK WP HR S P ERA WHIP	IP WLS BF H R ER SO BB IBB HBP BLK WP HR S P ERA WHIP	IP WLS BF H R ER SO BB IBB HBP BLK WP HR S P ERA WHIP	
78 Julio Urias, L ERA: 10.13	2.2	17	5	3	3	3	4	0	0	0	0	0	0	0	0	14	6.75	0.750				
Chris Hatcher, R ERA: 6.05	1.1	5	1	1	1	3	0	0	0	0	0	0	0	0	1	14	6.75	0.750				
55 Joe Blanton, R ERA: 2.81	2.0	7	1	1	1	3	0	0	0	0	0	0	0	1	16	22	4.50	0.500				
67 Louis Coleman, R ERA: 3.1	1.0	4	1	0	0	2	0	0	0	0	0	0	0	11	22	0.00	1.000					
56 J.P. Howell, L ERA: 5.28	1.0	3	0	0	0	1	0	0	0	0	0	0	0	9	14	0.00	0.000					

Batter	1	2	3	4	5	6	7	8	9	AB	R	H	RBI	BB	SO	LOB	TOP								
26 Chase Utley, L OBP: 0.381, SLG: 0.445	G4-3		1B		L4		K		P2	5	1	1	0	0	1	1	Los Angeles Dodgers @ New York Mets Citi Field, Flushing, NY Sun May 29 2016, 8:08 PM - 11:13 PM EDT Att: 42,287 - Partly Cloudy - 74 F								
5 Cory Seager, L OBP: 0.333, SLG: 0.465	L9		1B		1B		F9		10 BB	4	2	2	0	1	0	0									
10 Justin Turner, R OBP: 0.337, SLG: 0.346	K		1B		1B		BB		BB	3	0	1	1	2	1	1									
23 Adrián González, L OBP: 0.376, SLG: 0.424	BB		1B		1B		F8		BB	4	0	2	3	1	0	2									
66 Yasiel Puig, R OBP: 0.290, SLG: 0.370	P3				K		L7		G6-3	5	0	0	0	0	1	5									
31 Joc Pederson, L OBP: 0.353, SLG: 0.493	P4				L7		E3			4	0	1	0	0	0	1									
47 Howie Kendrick, R 36 Adam Liberatore, L 74 Kenley Jansen, S	E1				L9		G6-3		K	4	0	0	0	0	1	3									
17 A.J. Ellis, R OBP: 0.317, SLG: 0.296	L4				K		F8		F8	4	0	1	0	0	1	4									
22 Clayton Kershaw, L 14 Enrique Hernández, R	G4-3		G4-3		G4-3		G6-3		10 BB 23 BB 1B	3	0	0	0	0	0	1									
Inning Stats	R: 0 H: 0 E: 0 K: 1 S: 7	H: 0 LOB: 0 BB: 0 P: 10	R: 0 H: 1 E: 1 K: 0 S: 12	H: 0 LOB: 2 BB: 1 P: 19	R: 1 H: 2 E: 0 K: 0 S: 11	H: 2 LOB: 1 BB: 0 P: 18	R: 0 H: 1 E: 0 K: 1 S: 6	H: 1 LOB: 1 BB: 0 P: 11	R: 1 H: 3 E: 0 K: 1 S: 12	H: 3 LOB: 2 BB: 0 P: 18	R: 0 H: 1 E: 0 K: 0 S: 7	H: 1 LOB: 1 BB: 0 P: 12	R: 0 H: 0 E: 0 K: 1 S: 9	H: 0 LOB: 1 BB: 1 P: 21	R: 0 H: 0 E: 1 K: 1 S: 12	H: 0 LOB: 1 BB: 0 P: 15		R: 2 H: 2 E: 0 K: 0 S: 12	H: 2 LOB: 1 BB: 2 P: 22	1B: 8 2B: 1 3B: 0 HR: 0	SF: 0 SAC: 0 DP: 1 HBP: 0	WP: 0 PB: 0 SB: 1 CS: 0	PA: 41		
PITCHER	IP WLS BF H R ER SO BB IBB HBP BLK WP HR S P ERA WHIP	IP WLS BF H R ER SO BB IBB HBP BLK WP HR S P ERA WHIP	IP WLS BF H R ER SO BB IBB HBP BLK WP HR S P ERA WHIP	IP WLS BF H R ER SO BB IBB HBP BLK WP HR S P ERA WHIP	IP WLS BF H R ER SO BB IBB HBP BLK WP HR S P ERA WHIP	IP WLS BF H R ER SO BB IBB HBP BLK WP HR S P ERA WHIP	IP WLS BF H R ER SO BB IBB HBP BLK WP HR S P ERA WHIP	IP WLS BF H R ER SO BB IBB HBP BLK WP HR S P ERA WHIP	IP WLS BF H R ER SO BB IBB HBP BLK WP HR S P ERA WHIP	IP WLS BF H R ER SO BB IBB HBP BLK WP HR S P ERA WHIP	IP WLS BF H R ER SO BB IBB HBP BLK WP HR S P ERA WHIP	IP WLS BF H R ER SO BB IBB HBP BLK WP HR S P ERA WHIP	IP WLS BF H R ER SO BB IBB HBP BLK WP HR S P ERA WHIP	IP WLS BF H R ER SO BB IBB HBP BLK WP HR S P ERA WHIP	IP WLS BF H R ER SO BB IBB HBP BLK WP HR S P ERA WHIP	IP WLS BF H R ER SO BB IBB HBP BLK WP HR S P ERA WHIP	IP WLS BF H R ER SO BB IBB HBP BLK WP HR S P ERA WHIP	IP WLS BF H R ER SO BB IBB HBP BLK WP HR S P ERA WHIP	IP WLS BF H R ER SO BB IBB HBP BLK WP HR S P ERA WHIP	IP WLS BF H R ER SO BB IBB HBP BLK WP HR S P ERA WHIP	IP WLS BF H R ER SO BB IBB HBP BLK WP HR S P ERA WHIP	IP WLS BF H R ER SO BB IBB HBP BLK WP HR S P ERA WHIP	IP WLS BF H R ER SO BB IBB HBP BLK WP HR S P ERA WHIP	IP WLS BF H R ER SO BB IBB HBP BLK WP HR S P ERA WHIP	IP WLS BF H R ER SO BB IBB HBP BLK WP HR S P ERA WHIP

AB	37
R	4
H	9
RBI	4
BB	4
SO	5
LOB	18



Batter	1	2	3	4	5	6	7	8	9	AB	R	H	RBI	BB	SO	LOB	BOTTOM								
3 Curtis Granderson, L OBP: 0.303, SLG: 0.432	G5-3		G6-3			K		3B		4	0	2	1	0	1	0	Los Angeles Dodgers @ New York Mets Citi Field, Flushing, NY Sun May 29 2016, 8:08 PM - 11:13 PM EDT Att: 42,287 - Partly Cloudy - 74 F								
13 Adriel Cabrerá, S OBP: 0.330, SLG: 0.461	G5-3		G4-3		G4-3	HR		K		4	1	1	1	0	1	2									
52 Yoanis Céspedes, R OBP: 0.361, SLG: 0.620	K		K		K		G4-3		K	4	0	0	0	0	3	1									
20 Neil Walker, S OBP: 0.328, SLG: 0.491	K		2B		2B		P2		F9	4	0	1	0	0	1	1									
12 Juan Lagares, R OBP: 0.321, SLG: 0.440	K		K		K		K		F9	4	0	0	0	0	3	1									
4 Wilmer Flores, R OBP: 0.241, SLG: 0.264	K2-3				G1-3		P4			3	0	0	0	0	1	0									
26 Kevin Plawewski, R OBP: 0.295, SLG: 0.272	G4-3				K				3 BB 1B	3	1	1	0	0	1	0									
29 Eric Campbell, R OBP: 0.274, SLG: 0.226	G6-3		G6-3		G6-3		F8		F8	3	0	0	0	0	0	1									
40 Bartolo Colon, R 56 Ty Kelly, S 59 Antonio Bastardo, R 43 Addison Reed, L 30 Michael Conforto, L 27 Jeury Familia, R	K		K		K		F7		L8	1	0	0	0	0	1	0									
Inning Stats	R: 0 H: 1 E: 0 K: 2 S: 12	H: 0 LOB: 0 BB: 0 P: 19	R: 0 H: 0 E: 0 K: 1 S: 7	H: 0 LOB: 0 BB: 0 P: 12	R: 0 H: 1 E: 0 K: 2 S: 13	H: 1 LOB: 1 BB: 0 P: 18	R: 0 H: 0 E: 0 K: 1 S: 10	H: 0 LOB: 0 BB: 0 P: 13	R: 1 H: 1 E: 0 K: 1 S: 15	H: 1 LOB: 0 BB: 0 P: 21	R: 0 H: 0 E: 0 K: 1 S: 6	H: 0 LOB: 0 BB: 0 P: 12	R: 1 H: 2 E: 0 K: 1 S: 11	H: 2 LOB: 1 BB: 0 P: 16	R: 0 H: 0 E: 0 K: 1 S: 7	H: 0 LOB: 0 BB: 0 P: 12		1B: 1 2B: 2 3B: 1 HR: 1	SF: 0 SAC: 0 DP: 0 HBP: 0	WP: 0 PB: 0 SB: 0 CS: 0	PA: 32				
PITCHER	IP WLS BF H R ER SO BB IBB HBP BLK WP HR S P ERA WHIP	IP WLS BF H R ER SO BB IBB HBP BLK WP HR S P ERA WHIP	IP WLS BF H R ER SO BB IBB HBP BLK WP HR S P ERA WHIP	IP WLS BF H R ER SO BB IBB HBP BLK WP HR S P ERA WHIP	IP WLS BF H R ER SO BB IBB HBP BLK WP HR S P ERA WHIP	IP WLS BF H R ER SO BB IBB HBP BLK WP HR S P ERA WHIP	IP WLS BF H R ER SO BB IBB HBP BLK WP HR S P ERA WHIP	IP WLS BF H R ER SO BB IBB HBP BLK WP HR S P ERA WHIP	IP WLS BF H R ER SO BB IBB HBP BLK WP HR S P ERA WHIP	IP WLS BF H R ER SO BB IBB HBP BLK WP HR S P ERA WHIP	IP WLS BF H R ER SO BB IBB HBP BLK WP HR S P ERA WHIP	IP WLS BF H R ER SO BB IBB HBP BLK WP HR S P ERA WHIP	IP WLS BF H R ER SO BB IBB HBP BLK WP HR S P ERA WHIP	IP WLS BF H R ER SO BB IBB HBP BLK WP HR S P ERA WHIP	IP WLS BF H R ER SO BB IBB HBP BLK WP HR S P ERA WHIP	IP WLS BF H R ER SO BB IBB HBP BLK WP HR S P ERA WHIP	IP WLS BF H R ER SO BB IBB HBP BLK WP HR S P ERA WHIP	IP WLS BF H R ER SO BB IBB HBP BLK WP HR S P ERA WHIP	IP WLS BF H R ER SO BB IBB HBP BLK WP HR S P ERA WHIP	IP WLS BF H R ER SO BB IBB HBP BLK WP HR S P ERA WHIP	IP WLS BF H R ER SO BB IBB HBP BLK WP HR S P ERA WHIP	IP WLS BF H R ER SO BB IBB HBP BLK WP HR S P ERA WHIP	IP WLS BF H R ER SO BB IBB HBP BLK WP HR S P ERA WHIP	IP WLS BF H R ER SO BB IBB HBP BLK WP HR S P ERA WHIP	IP WLS BF H R ER SO BB IBB HBP BLK WP HR S P ERA WHIP



Batter	1	2	3	4	5	6	7	8	9	AB R H RBI BB SO LOB	TOP												
26 Chase Utley, L OBP: 0.369, SLG: 0.428										5 1 1 0 0 1 2	Los Angeles Dodgers @ Chicago Cubs Wrigley Field, Chicago, IL Tue May 31 2016, 7:34 PM - 10:29 PM CDT Att: 34,681 - Overcast - 64 F												
5 Corey Seager, L OBP: 0.333, SLG: 0.474										5 2 3 3 0 1 0													
23 Adrián González, L OBP: 0.376, SLG: 0.418										5 0 2 1 0 1 1													
31 Joc Pederson, L OBP: 0.337, SLG: 0.467										5 0 0 0 0 2 3													
21 Trayce Thompson, R OBP: 0.333, SLG: 0.514										3 0 0 0 1 1 0													
47 Howie Kendrick, R OBP: 0.273, SLG: 0.308										2 0 0 1 1 0 0													
9 Yasmani Grandal, S OBP: 0.288, SLG: 0.351										2 0 0 0 2 0 2													
3 Carl Crawford, L OBP: 0.244, SLG: 0.260										3 1 1 0 1 1 2													
36 Adam Liberatore, L OBP: 0.290, SLG: 0.315										0 0 0 0 0 0 0													
29 Scott Kazmir, L OBP: 0.056, SLG: 0.056										2 0 0 0 0 1 1													
10 Justin Turner, R OBP: 0.335, SLG: 0.343										1 0 0 0 0 1 3													
55 Joe Blanton, R OBP: 0.290, SLG: 0.315										0 0 0 0 0 0 0													
14 Enrique Hernández, R OBP: 0.290, SLG: 0.315										1 1 1 0 0 0 0													
Inning Stats	R: 0 H: 1 E: 0 K: 2 S: 11	H: 1 LOB: 1 BB: 0 P: 17	R: 0 H: 1 E: 1 K: 2 S: 10	H: 0 LOB: 1 BB: 0 P: 16	R: 0 H: 1 E: 0 K: 1 S: 9	H: 0 LOB: 1 BB: 0 P: 14	R: 0 H: 0 E: 0 K: 0 S: 6	H: 0 LOB: 0 BB: 0 P: 13	R: 0 H: 0 E: 0 K: 0 S: 6	H: 0 LOB: 0 BB: 1 P: 11	R: 0 H: 0 E: 0 K: 1 S: 8	H: 0 LOB: 3 BB: 3 P: 9	R: 0 H: 0 E: 0 K: 2 S: 13	H: 0 LOB: 3 BB: 3 P: 27	R: 2 H: 3 E: 0 K: 0 S: 19	H: 3 LOB: 2 BB: 1 P: 34	R: 3 H: 3 E: 0 K: 1 S: 16	H: 3 LOB: 0 BB: 0 P: 27	1B: 7 2B: 0 3B: 0 HR: 1	SF: 1 SAC: 0 DP: 1 HBP: 0	WP: 1 PB: 0 SB: 1 CS: 0	PA: 40	
PITCHER	IP WLS BF H R ER SO BB IBB HBP BLK WP HR S P ERA WHIP											IP WLS BF H R ER SO BB IBB HBP BLK WP HR S P ERA WHIP											
49 Jake Arrieta, R ERA: 1.56	7.0		27	2	0	0	8	4	0	0	0	0	1	0	63	107	0.00	0.857					
33 Clayton Richard, L ERA: 8.0	0.0	L	3	3	2	2	0	0	0	0	0	0	0	0	8	12	∞	∞					
43 Adam Warren, R ERA: 4.19	1.0		6	2	2	2	0	1	0	0	0	0	0	0	16	30	18.00	3.000					
53 Trevor Cahill, R ERA: 2.63	1.0		4	1	1	1	1	0	0	0	0	0	0	1	11	19	9.00	1.000					

AB	34
R	5
H	8
RBI	5
BB	5
SO	9
LOB	14



Batter	1	2	3	4	5	6	7	8	9	AB R H RBI BB SO LOB	BOTTOM												
24 Dexter Fowler, S OBP: 0.434, SLG: 0.533										3 0 1 0 1 0 0	Los Angeles Dodgers @ Chicago Cubs Wrigley Field, Chicago, IL Tue May 31 2016, 7:34 PM - 10:29 PM CDT Att: 34,681 - Overcast - 64 F												
22 Jason Heyward, L OBP: 0.316, SLG: 0.286										4 0 0 0 0 1 2													
17 Kris Bryant, R OBP: 0.368, SLG: 0.500										3 0 0 0 0 1 1													
44 Anthony Rizzo, L OBP: 0.377, SLG: 0.489										2 0 0 0 0 1 0													
18 Ben Zobrist, S OBP: 0.445, SLG: 0.529										3 0 0 0 0 3 2													
68 Jorge Soler, R OBP: 0.302, SLG: 0.361										3 0 0 0 0 0 0													
27 Addison Russell, R OBP: 0.339, SLG: 0.377										3 0 0 0 0 2 0													
47 Miguel Montero, L OBP: 0.347, SLG: 0.359										3 0 0 0 0 1 0													
49 Jake Arrieta, R OBP: 0.286, SLG: 0.320										2 0 0 0 0 2 0													
33 Clayton Richard, L ERA: 4.38										0 0 0 0 0 0 0													
43 Adam Warren, R ERA: 2.6										0 0 0 0 0 0 0													
53 Trevor Cahill, R OBP: 0.333, SLG: 0.333										0 0 0 0 0 0 0													
2 Tommy La Stella, L OBP: 0.388, SLG: 0.507										1 0 0 0 0 0 0													
Inning Stats	R: 0 H: 0 E: 0 K: 2 S: 15	H: 0 LOB: 2 BB: 1 P: 23	R: 0 H: 0 E: 0 K: 1 S: 10	H: 0 LOB: 0 BB: 0 P: 15	R: 0 H: 1 E: 0 K: 1 S: 9	H: 0 LOB: 0 BB: 0 P: 16	R: 0 H: 0 E: 0 K: 1 S: 8	H: 0 LOB: 0 BB: 0 P: 13	R: 0 H: 0 E: 0 K: 1 S: 8	H: 0 LOB: 0 BB: 0 P: 11	R: 0 H: 0 E: 0 K: 1 S: 8	H: 0 LOB: 0 BB: 0 P: 12	R: 0 H: 0 E: 0 K: 2 S: 7	H: 0 LOB: 0 BB: 0 P: 12	R: 0 H: 0 E: 0 K: 1 S: 8	H: 0 LOB: 0 BB: 0 P: 12	R: 0 H: 0 E: 0 K: 1 S: 7	H: 0 LOB: 0 BB: 0 P: 10	1B: 1 2B: 0 3B: 0 HR: 0	SF: 0 SAC: 0 DP: 0 HBP: 1	WP: 0 PB: 0 SB: 1 CS: 1	PA: 29	
PITCHER	IP WLS BF H R ER SO BB IBB HBP BLK WP HR S P ERA WHIP											IP WLS BF H R ER SO BB IBB HBP BLK WP HR S P ERA WHIP											
29 Scott Kazmir, L ERA: 4.38	6.0		20	1	0	0	7	1	0	0	0	0	0	0	15	24	0.00	0.000					
55 Joe Blanton, R ERA: 2.6	2.0	W	6	0	0	0	3	0	0	0	0	0	0	0	7	10	0.00	0.000					
36 Adam Liberatore, L ERA: 1.13	1.0		3	0	0	0	1	0	0	0	0	0	0	0	7	10	0.00	0.000					

AB	27
R	0
H	1
RBI	0
BB	1
SO	11
LOB	5



Batter	1	2	3	4	5	6	7	8	9	AB	R	H	RBI	BB	SO	LOB	TOP			
14 Enrique Hernández, R (1.4) OBP: 0.288, SLG: 0.344										4	1	1	1	0	1	1	Los Angeles Dodgers @ Chicago Cubs Wrigley Field, Chicago, IL Wed Jun 01 2016, 7:11 PM - 9:39 PM CDT Att: 36,426 - Partly Cloudy - 73 F			
10 Justin Turner, R (1.5) OBP: 0.328, SLG: 0.335										4	0	0	0	0	1	0				
5 Corey Seager, L (1.6) OBP: 0.332, SLG: 0.469										4	0	1	0	0	2	0				
47 Howie Kendrick, R (1.3) OBP: 0.266, SLG: 0.299										4	0	0	0	0	1	1				
21 Travece Thompson, R (1.9) OBP: 0.333, SLG: 0.518										3	0	1	0	0	0	1				
31 Joc Pederson, L (1.8) OBP: 0.331, SLG: 0.458										3	0	0	0	0	1	1				
17 A.J. Ellis, R (1.2) OBP: 0.318, SLG: 0.297										3	0	1	0	0	1	0				
3 Carl Crawford, L (1.7) OBP: 0.235, SLG: 0.250										3	0	0	0	0	2	1				
46 Mike Bolsinger, R (1.1) 52 Pedro Báez, R (6.1) 66 Yasiel Puig, R (8. PH) 50 Casey Fien, R (8.1)										2	0	0	0	0	1	1				
										0	0	0	0	0	0	0				
Inning Stats	R: 1 H: 2 E: 0 K: 1 S: 14	H: 2 LOB: 1 BB: 0 P: 22	R: 0 H: 0 E: 0 K: 3 S: 9	H: 0 LOB: 0 BB: 0 P: 14	R: 0 H: 0 E: 0 K: 1 S: 5	H: 0 LOB: 0 BB: 0 P: 8	R: 0 H: 1 E: 0 K: 1 S: 12	H: 1 LOB: 1 BB: 0 P: 19	R: 0 H: 1 E: 0 K: 0 S: 7	H: 0 LOB: 0 BB: 0 P: 11	R: 0 H: 0 E: 0 K: 0 S: 5	H: 0 LOB: 0 BB: 0 P: 6	R: 0 H: 0 E: 0 K: 2 S: 8	H: 0 LOB: 0 BB: 0 P: 13	R: 0 H: 0 E: 0 K: 1 S: 7	H: 0 LOB: 0 BB: 0 P: 11	1B: 2 2B: 1 3B: 0 HR: 1	SF: 0 SAC: 0 DP: 0 HBP: 0	WP: 0 PB: 0 SB: 0 CS: 0	PA: 31
PITCHER 34 Jon Lester, L (1.1) ERA: 2.29	IP: 9.0 WLS: W BF: 31	H: 4 R: 1 ER: 1 SO: 10	BB: 0 IBB: 0 HBP: 0 BLK: 0	WP: 0 HR: 1 S: 74 P: 113	ERA: 1.00 WHIP: 0.444	PITCHER					IP: 9.0 WLS: W BF: 31	H: 4 R: 1 ER: 1 SO: 10	BB: 0 IBB: 0 HBP: 0 BLK: 0	WP: 0 HR: 1 S: 74 P: 113	ERA: 1.00 WHIP: 0.444	PITCHER				

Batter	1	2	3	4	5	6	7	8	9	AB	R	H	RBI	BB	SO	LOB	BOTTOM			
24 Dexter Fowler, S (1.8) OBP: 0.435, SLG: 0.527										2	1	0	0	1	2	0	Los Angeles Dodgers @ Chicago Cubs Wrigley Field, Chicago, IL Wed Jun 01 2016, 7:11 PM - 9:39 PM CDT Att: 36,426 - Partly Cloudy - 73 F			
22 Jason Heyward, L (1.9) OBP: 0.321, SLG: 0.287										3	0	1	0	1	1	1				
17 Kris Bryant, R (1.7) OBP: 0.366, SLG: 0.510										4	1	1	2	0	2	3				
44 Anthony Rizzo, L (1.3) OBP: 0.377, SLG: 0.486										3	0	1	0	0	1	2				
18 Ben Zobrist, S (1.4) OBP: 0.439, SLG: 0.520										3	0	0	0	0	1	3				
27 Addison Russell, R (1.6) OBP: 0.333, SLG: 0.371										3	0	0	0	0	0	0				
9 Javier Báez, R (1.5) OBP: 0.287, SLG: 0.347										2	0	0	0	0	0	0				
3 David Ross, R (1.2) OBP: 0.348, SLG: 0.461										3	0	0	0	0	3	1				
34 Jon Lester, L (1.1) OBP: 0.091, SLG: 0.095										3	0	0	0	0	1	1				
Inning Stats	R: 0 H: 0 E: 0 K: 2 S: 12	H: 0 LOB: 2 BB: 1 P: 18	R: 0 H: 0 E: 0 K: 1 S: 10	H: 0 LOB: 0 BB: 0 P: 17	R: 2 H: 2 E: 0 K: 0 S: 14	H: 2 LOB: 0 BB: 1 P: 25	R: 0 H: 0 E: 0 K: 1 S: 6	H: 0 LOB: 0 BB: 0 P: 10	R: 0 H: 0 E: 0 K: 2 S: 10	H: 0 LOB: 0 BB: 0 P: 12	R: 0 H: 0 E: 0 K: 1 S: 7	H: 0 LOB: 0 BB: 0 P: 12	R: 0 H: 0 E: 0 K: 1 S: 9	H: 0 LOB: 0 BB: 0 P: 15	R: 0 H: 1 E: 0 K: 3 S: 14	H: 1 LOB: 1 BB: 0 P: 23	1B: 2 2B: 0 3B: 0 HR: 1	SF: 0 SAC: 0 DP: 0 HBP: 2	WP: 0 PB: 0 SB: 1 CS: 1	PA: 30
PITCHER 46 Mike Bolsinger, R (1.1) ERA: 4.2 52 Pedro Báez, R (6.1) ERA: 3.89 50 Casey Fien, R (8.1) ERA: 6.48	IP: 5.0 WLS: L BF: 20	H: 2 R: 2 ER: 2 SO: 6	BB: 2 IBB: 0 HBP: 0 BLK: 0	WP: 0 HR: 1 S: 52 P: 82	ERA: 3.60 WHIP: 0.800	PITCHER					IP: 5.0 WLS: L BF: 20	H: 2 R: 2 ER: 2 SO: 6	BB: 2 IBB: 0 HBP: 0 BLK: 0	WP: 0 HR: 1 S: 52 P: 82	ERA: 3.60 WHIP: 0.800	PITCHER				

livebaseballscores.com

livebaseballscores.com



Batter	1	2	3	4	5	6	7	8	9	AB	R	H	RBI	BB	SO	LOB	TOP	
11 Ender Inciarte, L (1.8)	G4-3		B2-3			P6		2-2		4	0	1	0	0	0	2	<p>Atlanta Braves @ Los Angeles Dodgers Dodger Stadium, Los Angeles, CA Sat Jun 04 2016, 7:12 PM - 10:37 PM PDT Att: 47,126 - Clear - 75 F</p>	
23 Chase d'Araud, R (1.4)	F8		G1-3			1B		2-3		4	0	1	0	0	1	2		
5 Freddie Freeman, L (1.3)	K				0-1	F7		4-2		3	0	1	0	1	1	2		
18 Jeff Francoeur, R (1.7)		1-1			2-3	K		0-0		4	0	1	0	0	1	4		
22 Nick Markakis, L (1.9)		3-3			2-1	G5-4-3		1-3		4	0	1	0	0	2	3		
25 Tyler Flowers, R (1.2)		1-2			3-1	G5-3		2-2		4	0	0	0	0	1	3		
13 Adonis García, R (1.5)		2-3			1-2	F8		2-2		3	0	0	0	0	1	2		
14 Daniel Castro, R (1.6)		4-1			0-1	F7		1-2		2	0	0	0	1	0	1		
20 Bud Norris, R (1.1)		1-2			3-1			0-3		0	0	0	0	0	0	0		
51 Chris Withrow, R (6.1)		1-2			1-2	SH3-4				0	0	0	0	0	0	0		
34 Eric O'Flaherty, L (7.1)		1-2			1-2					0	0	0	0	0	0	0		
17 Mallex Smith, L (8.0)		1-2			1-2					0	0	0	0	0	0	0		
40 Alexi Ogando, R (8.1)		1-2			1-2					0	0	0	0	0	0	0		
46 Ian Krol, L (8.1)		1-2			1-2					0	0	0	0	0	0	0		
52 John Gant, R (8.1)		1-2			1-2					0	0	0	0	0	0	0		
Inning Stats	R: 0 E: 0 K: 1 S: 9	H: 0 LOB: 0 BB: 0 P: 10	R: 0 E: 0 K: 2 S: 14	H: 1 LOB: 1 BB: 0 P: 21	R: 0 E: 0 K: 0 S: 7	H: 0 LOB: 1 BB: 1 P: 12	R: 0 E: 0 K: 1 S: 10	H: 1 LOB: 0 BB: 0 P: 14	R: 0 E: 0 K: 0 S: 8	H: 1 LOB: 2 BB: 0 P: 12	R: 0 E: 0 K: 2 S: 12	H: 1 LOB: 0 BB: 0 P: 16	R: 0 E: 1 K: 2 S: 12	H: 0 LOB: 1 BB: 1 P: 19	1B: 5 2B: 0 3B: 0 HR: 0	SF: 0 SAC: 1 DP: 1 HBP: 1	WP: 0 PA: 33 PB: 0 SB: 1 CS: 1	
PITCHER	IP WLS BF H R ER SO BB IBB HBP BLK WP HR S P ERA WHIP	6.0 W 22 3 0 0 4 1 0 1 1 0 0 62 96 0.00 0.667	1.0 H 4 1 0 0 0 0 0 0 0 0 0 10 14 0.00 1.000	1.0 H 3 1 0 0 2 0 0 0 0 0 0 12 16 0.00 1.000	1.0 4 0 0 0 2 1 0 0 0 0 0 12 19 0.00 1.000													

Batter	1	2	3	4	5	6	7	8	9	AB	R	H	RBI	BB	SO	LOB	BOTTOM
26 Chase Utley, L (1.4)	K		F8			G3		L8		5	0	0	0	0	1	3	<p>Atlanta Braves @ Los Angeles Dodgers Dodger Stadium, Los Angeles, CA Sat Jun 04 2016, 7:12 PM - 10:37 PM PDT Att: 47,126 - Clear - 75 F</p>
5 Corey Seager, L (1.6)	G4-3					G4-3		P5		3	0	0	0	1	0	0	
10 Justin Turner, R (1.5)	G6-3									3	1	2	1	1	0	0	
23 Adrián González, L (1.3)		1-2			0-1	G1-3		L9		4	0	0	0	0	0	4	
21 Trayce Thompson, R (1.9)		3-2			4-1					1	1	0	0	3	0	0	
31 Joc Pederson, L (1.8)		2-1			0-1	L4		P5		4	1	2	1	0	0	2	
47 Howie Kendrick, R (1.7)		1-0			4-2					2	0	0	0	2	1	2	
17 A.J. Ellis, R (1.2)					1-2	G6-3		F8		3	0	0	1	0	0	3	
22 Clayton Kershaw, L (1.1)					3-2					2	1	1	0	0	1	2	
56 Jon Blanton, R (7.1)					1-2					0	0	0	0	0	0	0	
14 Enrique Hernández, R (7.0)					2-3					0	0	0	0	0	0	0	
52 Pedro Báez, R (8.1)					1-2					0	0	0	0	0	0	0	
9 Yasmani Grandal, S (8.0)					1-2					0	0	0	0	0	0	0	
74 Kenley Jansen, S (9.1)					1-2					0	0	0	0	0	0	0	
Inning Stats	R: 0 E: 0 K: 1 S: 9	H: 0 LOB: 0 BB: 0 P: 14	R: 0 E: 0 K: 0 S: 11	H: 1 LOB: 1 BB: 0 P: 18	R: 1 E: 0 K: 0 S: 15	H: 2 LOB: 2 BB: 1 P: 23	R: 0 E: 0 K: 1 S: 10	H: 0 LOB: 2 BB: 2 P: 21	R: 0 E: 0 K: 0 S: 8	H: 0 LOB: 1 BB: 1 P: 15	R: 0 E: 0 K: 1 S: 14	H: 0 LOB: 0 BB: 0 P: 8	R: 3 E: 0 K: 0 S: 18	H: 3 LOB: 2 BB: 2 P: 33	1B: 4 2B: 2 3B: 0 HR: 0	SF: 1 SAC: 0 DP: 0 HBP: 0	WP: 0 PA: 37 PB: 0 SB: 5 CS: 0
PITCHER	IP WLS BF H R ER SO BB IBB HBP BLK WP HR S P ERA WHIP	5.0 L 22 3 0 0 1 1 0 0 0 0 0 16 23 0.00 0.750	0.2 2 0 0 0 0 0 0 0 0 0 0 4 5 0.00 0.000	0.1 3 1 2 2 0 1 0 0 0 0 0 10 18 54.00 6.000	0.0 2 1 0 0 0 0 1 0 0 0 0 2 6 ∞ ∞												



Batter	1	2	3	4	5	6	7	8	9	AB	R	H	RBI	BB	SO	LOB	TOP					
17 Mallex Smith, L (1,8) OBP: 0.299, SLG: 0.418	F7	B2-3			F8				L7	3	0	0	0	1	0	0	Atlanta Braves @ Los Angeles Dodgers Dodger Stadium, Los Angeles, CA Sun Jun 05 2016, 1:13 PM - 4:28 PM PDT Att: 47,950 - Partly Cloudy - 72 F					
40 Alexi Ogando, R (7,1) OBP: 0.233, SLG: 0.200										0	0	0	0	0	0	0						
38 Arodys Vizcaino, R (8,1) OBP: 0.233, SLG: 0.200										0	0	0	0	0	0	0						
14 Daniel Castro, R (9,PH) OBP: 0.233, SLG: 0.200										1	0	0	0	0	0	0						
23 Chase d'Araud, R (1,6) OBP: 0.233, SLG: 0.200	2B									5	1	1	0	0	0	2						
5 Freddie Freeman, L (1,3) OBP: 0.339, SLG: 0.420	K									3	0	0	0	0	2	1						
52 John Gant, R (5,1) OBP: 0.278, SLG: 0.246										0	0	0	0	0	0	0						
11 Ender Inciarte, L (7,PH) OBP: 0.278, SLG: 0.246										2	0	0	0	0	0	0						
18 Jeff Francoeur, R (1,7) OBP: 0.231, SLG: 0.402	2B									3	2	2	1	1	0	0						
22 Nick Markakis, L (1,9) OBP: 0.343, SLG: 0.332	1B									4	1	3	2	0	1	1						
13 Adonis Garcia, R (1,5) OBP: 0.288, SLG: 0.279	1B									4	1	2	1	0	0	1						
15 A.J. Pierzynski, L (1,2) OBP: 0.246, SLG: 0.254	G4-3									4	0	2	1	0	0	3						
24 Kelly Johnson, L (1,4) OBP: 0.282, SLG: 0.301										4	0	1	0	0	1	2						
37 Matt Wisler, R (1,1) OBP: 0.043, SLG: 0.045										2	0	0	0	0	2	1						
19 Brandon Snyder, R (5,3) OBP: 0.250, SLG: 1.000										2	1	1	1	0	1	1						
Inning Stats	R: 2 E: 0 K: 1 S: 20	H: 4 LOB: 2 BB: 0 P: 30	R: 0 E: 0 K: 1 S: 6	H: 0 LOB: 0 BB: 6 P: 6	R: 0 E: 0 K: 2 S: 10	H: 0 LOB: 1 BB: 1 P: 21	R: 0 E: 0 K: 1 S: 9	H: 1 LOB: 0 BB: 0 P: 15	R: 0 E: 0 K: 0 S: 6	H: 0 LOB: 0 BB: 0 P: 7	R: 1 E: 0 K: 0 S: 8	H: 2 LOB: 0 BB: 0 P: 14	R: 0 E: 0 K: 1 S: 11	H: 1 LOB: 1 BB: 1 P: 16	R: 2 E: 0 K: 1 S: 17	H: 3 LOB: 1 BB: 0 P: 22	R: 1 E: 0 K: 0 S: 12	H: 1 LOB: 0 BB: 0 P: 18	1B: 7 2B: 4 3B: 0 HR: 1	SF: 0 SAC: 0 DP: 1 HBP: 0	WP: 0 PB: 0 SB: 0 CS: 0	PA: 40
PITCHER	IP WLS BF H R ER SO BB IBB HBP BLK WP HR S P ERA WHIP																					
29 Scott Kazmir, L (1,1) ERA: 4.46	5.0 W 23 7 3 3 5 1 0 0 0 0 0 0 55 85 5.40 1.600																					
56 J.P. Howell, L (6,1) ERA: 5.4	1.1 5 1 0 0 1 1 0 0 0 0 0 0 11 20 0.00 1.500																					
50 Casey Fien, R (7,1) ERA: 6.23	0.2 1 0 0 0 0 0 0 0 0 0 0 0 4 4 0.00 0.000																					
Chris Hatcher, R (8,1) ERA: 5.79	1.0 6 3 2 2 1 0 0 0 0 0 0 0 17 22 18.00 3.000																					
67 Louis Coleman, R (9,1) ERA: 3.09	1.0 4 1 1 1 0 0 0 0 0 0 0 1 12 18 9.00 1.000																					

Batter	1	2	3	4	5	6	7	8	9	AB	R	H	RBI	BB	SO	LOB	BOTTOM			
26 Chase Utley, L (1,4) OBP: 0.352, SLG: 0.405	F7	L9	K		5 1B					4	1	1	1	1	1	1	Atlanta Braves @ Los Angeles Dodgers Dodger Stadium, Los Angeles, CA Sun Jun 05 2016, 1:13 PM - 4:28 PM PDT Att: 47,950 - Partly Cloudy - 72 F			
Chris Hatcher, R (8,1) OBP: 0.352, SLG: 0.405										0	0	0	0	0	0	0				
67 Louis Coleman, R (9,1) OBP: 0.352, SLG: 0.405										0	0	0	0	0	0	0				
5 Corey Seager, L (1,6) OBP: 0.341, SLG: 0.533	L7	L7								5	2	3	4	0	0	0				
21 Trayce Thompson, R (1,9) OBP: 0.362, SLG: 0.566	2B									3	2	1	0	2	2	2				
23 Adrián González, L (1,3) OBP: 0.364, SLG: 0.401	1B									3	1	1	1	1	0	1				
33 Scott Van Slyke, R (7,3) OBP: 0.167, SLG: 0.162	2B									1	0	0	0	0	0	1				
47 Howie Kendrick, R (1,5) OBP: 0.275, SLG: 0.299	1B									5	1	2	1	0	0	1				
31 Joc Pederson, L (1,8) OBP: 0.325, SLG: 0.440	BB									4	1	1	1	1	1	1				
9 Yasmani Grandal, S (1,2) OBP: 0.305, SLG: 0.375	K									4	2	1	3	1	2	2				
14 Enrique Hernández, R (1,7) OBP: 0.297, SLG: 0.390	HR									5	1	2	1	0	1	2				
29 Scott Kazmir, L (1,1) ERA: 3.98	K									3	1	2	0	0	1	0				
56 J.P. Howell, L (6,1) ERA: 5.17										0	0	0	0	0	0	0				
50 Casey Fien, R (7,1) ERA: 6.17										0	0	0	0	0	0	0				
28 Austin Barnes, R (7,PH) OBP: 0.222, SLG: 0.125	1B									1	0	0	0	0	1	1				
Inning Stats	R: 2 E: 0 K: 1 S: 12	H: 3 LOB: 1 BB: 0 P: 24	R: 1 E: 0 K: 1 S: 8	H: 1 LOB: 0 BB: 0 P: 15	R: 4 E: 0 K: 2 S: 22	H: 4 LOB: 1 BB: 1 P: 34	R: 1 E: 0 K: 1 S: 17	H: 1 LOB: 1 BB: 1 P: 28	R: 1 E: 0 K: 2 S: 20	H: 3 LOB: 2 BB: 1 P: 32	R: 0 E: 0 K: 0 S: 5	H: 0 LOB: 0 BB: 0 P: 7	R: 3 E: 0 K: 1 S: 19	H: 2 LOB: 1 BB: 2 P: 34	R: 0 E: 1 K: 1 S: 11	H: 0 LOB: 1 BB: 0 P: 14	1B: 7 2B: 3 3B: 0 HR: 4	SF: 0 SAC: 0 DP: 0 HBP: 0	WP: 0 PB: 0 SB: 0 CS: 0	PA: 44
PITCHER	IP WLS BF H R ER SO BB IBB HBP BLK WP HR S P ERA WHIP																			
37 Matt Wisler, R (1,1) ERA: 3.98	4.0 L 24 9 8 8 5 3 0 0 0 0 0 0 3 59 10 18.00 3.000																			
52 John Gant, R (5,1) ERA: 4.1	2.0 9 3 1 1 2 1 0 0 0 0 0 0 25 39 4.50 2.000																			
40 Alexi Ogando, R (7,1) ERA: 4.1	1.0 7 2 3 3 1 2 0 0 0 0 0 1 19 34 27.00 4.000																			
38 Arodys Vizcaino, R (8,1) ERA: 1.52	1.0 4 0 0 0 1 0 0 0 0 0 0 0 11 14 0.00 0.000																			



Batter	1	2	3	4	5	6	7	8	9	AB	R	H	RBI	BB	SO	LOB	TOP										
19 Charlie Blackmon, L (1,8) OBP: 0.369, SLG: 0.491										4	1	1	0	1	1	0											
9 DJ LeMahieu, R (1,4) OBP: 0.384, SLG: 0.439										3	0	1	0	0	0	1											
28 Nolan Arenado, R (1,5) OBP: 0.369, SLG: 0.599										4	1	2	1	0	0	1											
5 Carlos González, L (1,9) OBP: 0.355, SLG: 0.548										3	1	0	0	1	2	2											
27 Trevor Story, R (1,6) OBP: 0.315, SLG: 0.563										4	1	1	3	0	1	0											
8 Gerardo Parra, L (1,7) OBP: 0.280, SLG: 0.436										4	1	2	1	0	1	0											
12 Mark Reynolds, R (1,3) OBP: 0.365, SLG: 0.427										4	1	1	0	0	1	1											
4 Nick Hundley, R (1,2) OBP: 0.391, SLG: 0.483										3	0	1	1	1	1	0											
32 Tyler Chatwood, R (1,1) OBP: 0.200, SLG: 0.167										3	0	0	0	0	2	3											
18 Cristian Adames, S (9,PH) OBP: 0.333, SLG: 0.355										1	0	0	0	0	1	0											
62 Gonzalez Gemen, R (9,1)										0	0	0	0	0	0	0											
Inning Stats	R: 0 E: 0 K: 2 S: 11	H: 1 LOB: 1 BB: 0 P: 14	R: 1 E: 0 K: 1 S: 11	H: 1 LOB: 0 BB: 0 P: 17	R: 0 E: 0 K: 1 S: 8	H: 1 LOB: 0 BB: 0 P: 10	R: 0 E: 0 K: 0 S: 6	H: 0 LOB: 0 BB: 0 P: 11	R: 1 E: 0 K: 1 S: 12	H: 2 LOB: 0 BB: 0 P: 15	R: 4 E: 0 K: 2 S: 16	H: 3 LOB: 2 BB: 3 P: 37	R: 0 E: 0 K: 1 S: 12	H: 1 LOB: 1 BB: 0 P: 18	R: 0 E: 0 K: 1 S: 9	H: 0 LOB: 0 BB: 0 P: 12	R: 0 E: 0 K: 1 S: 6	H: 0 LOB: 0 BB: 0 P: 7	1B: 6 2B: 2 3B: 0 HR: 2	SF: 0 FAC: 1 DP: 2 HBP: 0	WP: 0 PB: 0 SB: 1 CS: 0	PA: 37					
PITCHER	IP	WLS	BF	H	R	ER	SO	BB	IBB	HBP	BLK	WP	HR	S	P	ERA	WHIP										
46 Mike Bolsinger, R (1,1) ERA: 5.75	5.1	L	23	7	6	6	5	1	1	0	0	0	2	55	85	10.12	1.500										
36 Adam Liberatore, L (6,1) ERA: 1.04	0.2		4	1	0	0	2	0	1	0	0	0	0	9	19	0.00	1.500										
50 Casey Fien, R (7,1) ERA: 5.89	1.0		4	1	0	0	1	0	0	0	0	0	0	12	18	0.00	1.000										
Chris Hatcher, R (8,1) ERA: 5.55	1.0		3	0	0	0	1	0	0	0	0	0	0	9	12	0.00	0.000										
56 J.P. Howell, L (9,1) ERA: 5.12	1.0		3	0	0	0	1	0	0	0	0	0	0	6	7	0.00	0.000										

Colorado Rockies @ Los Angeles Dodgers
 Dodger Stadium, Los Angeles, CA
 Mon Jun 06 2016, 7:12 PM - 9:37 PM PDT
 Att: 38,964 - Clear - 67 F

AB	33
R	6
H	9
RBI	6
BB	3
SO	10
LOB	8



Batter	1	2	3	4	5	6	7	8	9	AB	R	H	RBI	BB	SO	LOB	BOTTOM										
10 Justin Turner, R (1,5) OBP: 0.322, SLG: 0.326										4	0	0	0	0	0	1											
5 Corey Seager, L (1,6) OBP: 0.340, SLG: 0.526										3	0	0	0	1	1	0											
21 Trayce Thompson, R (1,8) OBP: 0.352, SLG: 0.548										4	0	0	0	0	3	1											
23 Adrián González, L (1,3) OBP: 0.362, SLG: 0.395										3	1	0	0	1	1	0											
47 Howie Kendrick, R (1,4) OBP: 0.276, SLG: 0.299										3	0	1	0	0	0	0											
14 Enrique Hernández, R (1,7) OBP: 0.298, SLG: 0.379										3	0	0	1	0	0	1											
33 Scott Van Slyke, R (1,9) OBP: 0.200, SLG: 0.154										2	0	0	0	0	0	1											
17 A.J. Ellis, R (1,2) OBP: 0.305, SLG: 0.272										1	0	0	0	2	0	1											
46 Mike Bolsinger, R (1,1) ERA: 5.75	8.0	W	28	8	8	8	5	3	3	1	1	0	0	0	0	0											
36 Adam Liberatore, L (6,1) ERA: 1.04	0.2		4	1	0	0	2	0	1	0	0	0	0	9	19	0.00	1.500										
50 Casey Fien, R (7,1) ERA: 5.89	1.0		4	1	0	0	1	0	0	0	0	0	0	12	18	0.00	1.000										
Chris Hatcher, R (8,1) ERA: 5.55	1.0		3	0	0	0	1	0	0	0	0	0	0	9	12	0.00	0.000										
28 Austin Barnes, R (8,PH) OBP: 0.333, SLG: 0.355	1.0		3	0	0	0	1	0	0	0	0	0	0	6	7	0.00	0.000										
56 J.P. Howell, L (9,1) ERA: 5.12	1.0		3	0	0	0	1	0	0	0	0	0	0	6	7	0.00	0.000										
Inning Stats	R: 0 E: 0 K: 2 S: 9	H: 0 LOB: 0 BB: 0 P: 13	R: 1 E: 0 K: 0 S: 13	H: 1 LOB: 2 BB: 2 P: 28	R: 0 E: 0 K: 0 S: 6	H: 0 LOB: 0 BB: 1 P: 13	R: 0 E: 0 K: 1 S: 7	H: 0 LOB: 0 BB: 0 P: 11	R: 0 E: 0 K: 1 S: 5	H: 0 LOB: 0 BB: 0 P: 6	R: 0 E: 0 K: 1 S: 5	H: 0 LOB: 0 BB: 0 P: 8	R: 0 E: 0 K: 0 S: 6	H: 0 LOB: 0 BB: 0 P: 9	R: 0 E: 0 K: 0 S: 6	H: 0 LOB: 1 BB: 1 P: 12	R: 0 E: 0 K: 1 S: 7	H: 0 LOB: 0 BB: 0 P: 13	1B: 1 2B: 1 3B: 0 HR: 0	SF: 0 FAC: 0 DP: 2 HBP: 1	WP: 0 PB: 0 SB: 0 CS: 0	PA: 31					
PITCHER	IP	WLS	BF	H	R	ER	SO	BB	IBB	HBP	BLK	WP	HR	S	P	ERA	WHIP										
32 Tyler Chatwood, R (1,1) ERA: 2.79	8.0		28	8	8	8	5	3	3	1	1	0	0	0	0	0	0.500										
62 Gonzalez Gemen, R (9,1) ERA: 3.15	1.0		3	0	0	0	1	0	0	0	0	0	0	7	13	0.00	0.000										

Colorado Rockies @ Los Angeles Dodgers
 Dodger Stadium, Los Angeles, CA
 Mon Jun 06 2016, 7:12 PM - 9:37 PM PDT
 Att: 38,964 - Clear - 67 F

AB	26
R	1
H	1
RBI	1
BB	4
SO	6
LOB	8



Batter	1	2	3	4	5	6	7	8	9	AB	R	H	RBI	BB	SO	LOB	TOP		
9 DJ LeMahieu, R (1.4) OBP: 0.369, SLG: 0.445	L8		1B		2B				BB	4	1	2	0	1	1	0	Colorado Rockies @ Los Angeles Dodgers Dodger Stadium, Los Angeles, CA Tue Jun 07 2016, 7:13 PM - 10:27 PM PDT Att. 40,525 - Clear - 67 F livebaseballscorecards.com		
6 Ryan Raburn, R (1.7) OBP: 0.351, SLG: 0.506									SH1-4	3	1	2	0	1	1				
30 Jason Motte, R (7.1)									SH1-4	0	0	0	0	0	0				
62 Gonzalez Gernem, R (8.1)										0	0	0	0	0	0				
4 Nick Hundley, R (8.2) OBP: 0.391, SLG: 0.483	2B									0	0	0	0	0	0				
28 Nolan Arenado, R (1.5) OBP: 0.369, SLG: 0.597										4	0	1	1	1	0	5			
5 Carlos González, L (1.9) OBP: 0.351, SLG: 0.541										5	0	1	1	0	4	7			
27 Trevor Story, R (1.6) OBP: 0.310, SLG: 0.554										4	0	0	0	0	4	3			
12 Mark Reynolds, R (1.3) OBP: 0.275, SLG: 0.423										4	0	1	0	0	2	0			
8 Gerardo Parra, L (1.8) OBP: 0.275, SLG: 0.429										4	0	0	0	0	1	1			
13 Dustin Garneau, R (1.2) OBP: 0.283, SLG: 0.352										3	0	1	0	1	1				
48 Boone Logan, R (8.1)										0	0	0	0	0	0				
54 Carlos Estévez, R (9.1)										0	0	0	0	0	0				
31 Eddie Butler, R (1.1) OBP: 0.091, SLG: 0.091										2	0	0	0	0	0	1			
3 Daniel Descalso, L (7. PH) OBP: 0.433, SLG: 0.936										1	1	1	1	0	0	1			
19 Charlie Blackmon, L (7.8) OBP: 0.364, SLG: 0.489										1	0	0	0	0	1	1			
Inning Stats	R: 0 H: 1 E: 0 K: 2 S: 14	H: 1 LOB: 2 BB: 1 P: 24	R: 0 H: 0 E: 0 K: 1 S: 10	H: 0 LOB: 0 BB: 0 P: 17	R: 1 H: 2 E: 0 K: 2 S: 20	H: 2 LOB: 1 BB: 0 P: 28	R: 0 H: 0 E: 0 K: 2 S: 12	H: 0 LOB: 0 BB: 0 P: 17	R: 0 H: 1 E: 0 K: 1 S: 13	H: 1 LOB: 3 BB: 2 P: 19	R: 2 H: 3 E: 1 K: 2 S: 15	H: 3 LOB: 1 BB: 0 P: 25	R: 0 H: 1 E: 0 K: 2 S: 12	H: 1 LOB: 1 BB: 0 P: 17	R: 0 H: 0 E: 0 K: 1 S: 9	H: 0 LOB: 1 BB: 1 P: 16	1B: 5 2B: 3 3B: 0 HR: 1	SF: 0 SAC: 1 DP: 0 HBP: 0	WP: 0 PA: 40 PB: 0 SB: 1 CS: 0
PITCHER	IP WLS BF H R ER SO BB IBB HBP BLK WP HR S P ERA WHIP	IP WLS BF H R ER SO BB IBB HBP BLK WP HR S P ERA WHIP	IP WLS BF H R ER SO BB IBB HBP BLK WP HR S P ERA WHIP	IP WLS BF H R ER SO BB IBB HBP BLK WP HR S P ERA WHIP	IP WLS BF H R ER SO BB IBB HBP BLK WP HR S P ERA WHIP	IP WLS BF H R ER SO BB IBB HBP BLK WP HR S P ERA WHIP	IP WLS BF H R ER SO BB IBB HBP BLK WP HR S P ERA WHIP	IP WLS BF H R ER SO BB IBB HBP BLK WP HR S P ERA WHIP	IP WLS BF H R ER SO BB IBB HBP BLK WP HR S P ERA WHIP	74 Kenley Jansen, R (9.1) ERA: 1.17	1.0 W 4 0 0 0 1 1 0 0 0 0 0 0 0 0 0.00 1.000								

Batter	1	2	3	4	5	6	7	8	9	AB	R	H	RBI	BB	SO	LOB	BOTTOM				
26 Chase Utley, L (1.4) OBP: 0.355, SLG: 0.401	BB									2	1	0	0	2	1	0	Colorado Rockies @ Los Angeles Dodgers Dodger Stadium, Los Angeles, CA Tue Jun 07 2016, 7:13 PM - 10:27 PM PDT Att. 40,525 - Clear - 67 F livebaseballscorecards.com				
5 Corey Seager, L (1.6) OBP: 0.346, SLG: 0.526										2	1	1	0	2	1	1					
10 Justin Turner, R (1.5) OBP: 0.323, SLG: 0.342										3	1	1	3	0	0	2					
52 Pedro Báez, R (7.1)										0	0	0	0	0	0	0					
74 Kenley Jansen, S (9.1)										0	0	0	0	0	0	0					
28 Austin Barnes, R (9. PH) OBP: 0.200, SLG: 0.111										1	0	0	0	0	0	0					
23 Adrián González, L (1.3) OBP: 0.361, SLG: 0.392										4	0	1	0	0	0	1					
21 Trayce Thompson, R (1.9) OBP: 0.356, SLG: 0.566										3	1	1	1	1	0	0					
31 Joc Pederson, L (1.8) OBP: 0.320, SLG: 0.433										3	0	0	0	0	1	2					
47 Howie Kendrick, R (1.7) OBP: 0.272, SLG: 0.294										3	0	0	0	0	1	2					
9 Yasmani Grandal, S (1.2) OBP: 0.306, SLG: 0.374										3	0	1	0	0	0	0					
7 Julio Urias, L (1.1) ERA: 5.48										1	0	0	0	0	0	1					
67 Louis Coleman, R (5.1)										0	0	0	0	0	0	0					
36 Adam Liberatore, L (5.1)										0	0	0	0	0	0	0					
33 Scott Van Slyke, R (5. PH) ERA: 1.8										1	0	0	0	0	1	0					
55 Joe Blanton, R (8.1)										0	0	0	0	0	0	0					
14 Enrique Hernández, R (7.7) ERA: 5.19										1	0	0	0	0	0	0					
Inning Stats	R: 3 H: 2 E: 0 K: 0 S: 14	H: 2 LOB: 1 BB: 3 P: 29	R: 0 H: 1 E: 0 K: 1 S: 6	H: 1 LOB: 0 BB: 0 P: 9	R: 0 H: 1 E: 0 K: 0 S: 5	H: 1 LOB: 0 BB: 0 P: 9	R: 0 H: 0 E: 0 K: 2 S: 8	H: 0 LOB: 0 BB: 0 P: 14	R: 0 H: 0 E: 0 K: 1 S: 9	H: 0 LOB: 0 BB: 0 P: 13	R: 0 H: 0 E: 0 K: 0 S: 5	H: 0 LOB: 0 BB: 1 P: 11	R: 0 H: 0 E: 0 K: 0 S: 10	H: 0 LOB: 0 BB: 0 P: 15	R: 0 H: 0 E: 0 K: 1 S: 9	H: 0 LOB: 1 BB: 1 P: 15	R: 1 H: 1 E: 0 K: 0 S: 7	H: 1 LOB: 0 BB: 0 P: 12	1B: 3 2B: 1 3B: 0 HR: 2	SF: 0 SAC: 0 DP: 4 HBP: 0	WP: 0 PA: 32 PB: 0 SB: 0 CS: 0
PITCHER	IP WLS BF H R ER SO BB IBB HBP BLK WP HR S P ERA WHIP	IP WLS BF H R ER SO BB IBB HBP BLK WP HR S P ERA WHIP	IP WLS BF H R ER SO BB IBB HBP BLK WP HR S P ERA WHIP	IP WLS BF H R ER SO BB IBB HBP BLK WP HR S P ERA WHIP	IP WLS BF H R ER SO BB IBB HBP BLK WP HR S P ERA WHIP	IP WLS BF H R ER SO BB IBB HBP BLK WP HR S P ERA WHIP	IP WLS BF H R ER SO BB IBB HBP BLK WP HR S P ERA WHIP	IP WLS BF H R ER SO BB IBB HBP BLK WP HR S P ERA WHIP	IP WLS BF H R ER SO BB IBB HBP BLK WP HR S P ERA WHIP	IP WLS BF H R ER SO BB IBB HBP BLK WP HR S P ERA WHIP	31 Eddie Butler, R (1.1) ERA: 5.48	1.0 L 3 0 0 0 0 0 0 0 0 0 0 0 0 0.00 0.000									



Batter	1	2	3	4	5	6	7	8	9	AB	R	H	RBI	BB	SO	LOB	TOP								
19 Charlie Blackmon, L (1,8) OBP: 0.364, SLG: 0.492										3	0	1	0	0	1	1	Colorado Rockies @ Los Angeles Dodgers Dodger Stadium, Los Angeles, CA Wed Jun 08 2016, 7:12 PM - 10:15 PM PDT Att: 41,324 - Clear - 68 F								
9 DJ LeMahieu, R (1,4) OBP: 0.387, SLG: 0.441										4	0	1	0	0	1	2									
5 Carlos González, L (1,9) OBP: 0.346, SLG: 0.531										4	0	0	0	0	4	3									
28 Nolan Arenado, R (1,5) OBP: 0.364, SLG: 0.587										4	0	0	0	0	2	1									
8 Gerardo Parra, L (1,7) OBP: 0.275, SLG: 0.430										4	1	1	0	0	0	1									
4 Nick Hundley, R (1,2) OBP: 0.370, SLG: 0.452										4	0	0	0	0	1	1									
3 Daniel Descalso, L (1,3) OBP: 0.455, SLG: 0.533										2	0	1	1	1	0	0									
50 Chad Qualls, R (7,1)										0	0	0	0	0	0	0									
48 Boone Logan, R (7,1)										0	0	0	0	0	0	0									
54 Carlos Estévez, R (8,1)										0	0	0	0	0	0	0									
51 Jake McGee, L (9,1)										0	0	0	0	0	0	0									
18 Cristhian Adames, S (1,6) OBP: 0.317, SLG: 0.339										3	0	0	0	0	1	2									
52 Chris Rusin, L (1,1) OBP: 0.143, SLG: 0.143										2	0	1	0	0	0	0									
12 Mark Reynolds, R (7,3) OBP: 0.365, SLG: 0.426										1	0	1	0	0	0	0									
Inning Stats	R: 0 E: 0 K: 3 S: 12	H: 0 LOB: 0 BB: 0 P: 17	R: 0 E: 0 K: 1 S: 8	H: 0 LOB: 0 BB: 0 P: 10	R: 0 E: 0 K: 1 S: 8	H: 1 LOB: 1 BB: 0 P: 10	R: 0 E: 0 K: 2 S: 11	H: 1 LOB: 1 BB: 0 P: 17	R: 0 E: 0 K: 1 S: 9	H: 0 LOB: 0 BB: 1 P: 16	R: 0 E: 0 K: 1 S: 9	H: 1 LOB: 1 BB: 0 P: 14	R: 1 E: 0 K: 0 S: 9	H: 2 LOB: 1 BB: 0 P: 15	R: 0 E: 0 K: 1 S: 15	H: 1 LOB: 0 BB: 0 P: 20	R: 0 E: 0 K: 0 S: 10	H: 0 LOB: 0 BB: 0 P: 13	1B: 4 2B: 2 3B: 0 HR: 0	SF: 0 SAC: 1 DP: 1 HBP: 0	WP: 0 PB: 0 SB: 0 CS: 0	PA: 33			
PITCHER	IP	WLS	BF	H	R	ER	SO	BB	IBB	HBP	BLK	WP	HR	S	P	ERA	WHIP								
18 Kenta Maeda, R (1,1) ERA: 2.7	6.2	L	25	5	1	1	9	1	0	0	0	0	0	65	97	1.35	0.900								
36 Adam Liberatore, L (7,1) ERA: 1.0	0.1	1	0	0	0	0	0	0	0	0	0	0	0	1	2	0.00	0.000								
50 Casey Fien, R (8,1) ERA: 5.59	1.0	4	1	0	0	1	0	0	0	0	0	0	0	15	20	0.00	1.000								
52 Pedro Báez, R (9,1) ERA: 3.38	1.0	3	0	0	0	0	0	0	0	0	0	0	0	10	13	0.00	0.000								

AB	31
R	1
H	6
RBI	1
BB	1
SO	10
LOB	11



Batter	1	2	3	4	5	6	7	8	9	AB	R	H	RBI	BB	SO	LOB	BOTTOM								
14 Enrique Hernández, R (1,6) OBP: 0.286, SLG: 0.370										4	0	1	0	0	1	4	Colorado Rockies @ Los Angeles Dodgers Dodger Stadium, Los Angeles, CA Wed Jun 08 2016, 7:12 PM - 10:15 PM PDT Att: 41,324 - Clear - 68 F								
10 Justin Turner, R (1,5) OBP: 0.317, SLG: 0.335										4	0	0	0	0	1	4									
23 Adrián González, L (1,3) OBP: 0.363, SLG: 0.391										3	0	1	0	0	1	1									
21 Trayce Thompson, R (1,8) OBP: 0.353, SLG: 0.556										4	0	1	0	0	0	3									
33 Scott Van Slyke, R (1,9) OBP: 0.150, SLG: 0.111										4	0	0	0	0	2	3									
47 Howie Kendrick, R (1,7) OBP: 0.286, SLG: 0.287										4	0	0	0	0	1	1									
17 A.J. Ellis, R (1,2) OBP: 0.227, SLG: 0.277										2	0	1	0	0	0	0									
26 Chase Utley, L (7,PH) OBP: 0.351, SLG: 0.397										2	0	0	0	0	0	0									
28 Austin Barnes, R (1,4) OBP: 0.227, SLG: 0.105										1	0	0	0	1	0	0									
31 Joc Pederson, L (7,PH) ERA: 5.3										1	0	0	0	0	0	0									
50 Casey Fien, R (8,1)										0	0	0	0	0	0	0									
52 Pedro Báez, R (9,1) OBP: 0.345, SLG: 0.524										1	0	0	0	0	0	0									
5 Corey Seager, L (9,PH) OBP: 0.345, SLG: 0.524										1	0	0	0	0	0	0									
18 Kenta Maeda, R (1,1) OBP: 0.100, SLG: 0.250										0	0	0	0	0	0	0									
36 Adam Liberatore, L (7,1) ERA: 1.72										0	0	0	0	0	0	0									
9 Yasmani Grandal, S (7,PH) OBP: 0.310, SLG: 0.374										0	0	0	0	1	0	0									
Inning Stats	R: 0 E: 0 K: 0 S: 9	H: 1 LOB: 1 BB: 0 P: 13	R: 0 E: 0 K: 1 S: 8	H: 0 LOB: 0 BB: 0 P: 12	R: 0 E: 0 K: 0 S: 7	H: 0 LOB: 0 BB: 0 P: 9	R: 0 E: 0 K: 0 S: 8	H: 0 LOB: 1 BB: 0 P: 16	R: 0 E: 0 K: 0 S: 8	H: 1 LOB: 1 BB: 0 P: 31	R: 0 E: 0 K: 0 S: 8	H: 1 LOB: 1 BB: 0 P: 11	R: 0 E: 0 K: 3 S: 12	H: 0 LOB: 1 BB: 1 P: 11	R: 0 E: 0 K: 0 S: 9	H: 1 LOB: 0 BB: 0 P: 15	1B: 4 2B: 0 3B: 0 HR: 0	SF: 0 SAC: 1 DP: 0 HBP: 1	WP: 0 PB: 0 SB: 0 CS: 0	PA: 35					
PITCHER	IP	WLS	BF	H	R	ER	SO	BB	IBB	HBP	BLK	WP	HR	S	P	ERA	WHIP								
52 Chris Rusin, L (1,1) ERA: 4.12	6.0	W	24	3	0	0	3	1	0	0	0	0	0	59	92	0.00	0.667								
50 Chad Qualls, R (7,1) ERA: 5.3	0.1	H	1	0	0	0	0	0	0	0	0	0	0	1	2	0.00	0.000								
48 Boone Logan, L (7,1) ERA: 1.72	0.2	H	3	0	0	0	0	1	0	0	0	0	0	5	9	0.00	1.500								
54 Carlos Estévez, R (8,1) ERA: 4.91	1.0	H	4	1	0	0	3	0	0	0	0	0	0	12	21	0.00	1.000								
51 Jake McGee, L (9,1) ERA: 3.43	1.0	S	3	0	0	0	0	0	0	0	0	0	0	9	15	0.00	0.000								

AB	31
R	0
H	4
RBI	0
BB	2
SO	6
LOB	16



Batter	1	2	3	4	5	6	7	8	9	AB	R	H	RBI	BB	SO	LOB	TOP																
26 Chase Utley, L OBP: 0.354, SLG: 0.393										2	1	0	0	0	0	0	<p>Los Angeles Dodgers @ San Francisco Giants AT&T Park, San Francisco, CA Fri Jun 10 2016, 7:15 PM - 9:51 PM PDT Att: 41,208 - Partly Cloudy - 62 F</p> <p>livebaseballscorecards.com</p>																
5 Corey Seager, L OBP: 0.344, SLG: 0.519										4	1	1	0	0	1	1																	
10 Justin Turner, R OBP: 0.316, SLG: 0.349										4	1	1	1	0	1	1																	
23 Adrián González, L OBP: 0.361, SLG: 0.389										4	0	1	1	0	2	0																	
21 Trayce Thompson, R (1, 9) OBP: 0.351, SLG: 0.547										4	0	1	0	0	1	0																	
31 Joc Pederson, L OBP: 0.317, SLG: 0.432										4	0	1	0	0	0	2																	
9 Yasmani Grandal, S OBP: 0.302, SLG: 0.362										4	0	0	0	0	0	3																	
14 Enrique Hernández, R (1, 7) OBP: 0.279, SLG: 0.360										3	0	0	0	0	3	0																	
22 Clayton Kershaw, L (1, 1) OBP: 0.194, SLG: 0.222										3	0	0	0	0	1	0																	
74 Kenley Jansen, S (9, 1)										0	0	0	0	0	0	0																	
Inning Stats	R: 2 H: 3 E: 0 K: 1 S: 14	H: 3 LOB: 2 BB: 0 P: 23	R: 0 H: 0 E: 0 K: 2 S: 9	H: 0 LOB: 0 BB: 0 P: 12	R: 0 H: 0 E: 0 K: 1 S: 8	H: 0 LOB: 0 BB: 0 P: 11	R: 0 H: 0 E: 0 K: 0 S: 6	H: 0 LOB: 0 BB: 0 P: 9	R: 0 H: 0 E: 0 K: 1 S: 10	H: 0 LOB: 1 BB: 0 P: 20	R: 0 H: 0 E: 0 K: 1 S: 7	H: 0 LOB: 0 BB: 0 P: 10	R: 0 H: 0 E: 0 K: 1 S: 8	H: 0 LOB: 0 BB: 0 P: 16	R: 0 H: 0 E: 0 K: 0 S: 8	H: 0 LOB: 0 BB: 0 P: 13	R: 1 H: 2 E: 0 K: 1 S: 11	H: 2 LOB: 1 BB: 0 P: 15	1B: 3 2B: 1 3B: 0 HR: 1	SF: 0 SAC: 0 DP: 0 HBP: 2	WP: 1 PB: 0 SB: 0 CS: 0	PA: 34											
PITCHER	IP WLS BF H R ER SO BB IBB HBP BLK WP HR S P ERA WHIP																																
47 Johnny Cueto, R (1, 1) ERA: 2.16	8.0	29	3	2	2	8	0	0	2	1	1	0	70	114	2.25	0.375																	
46 Santiago Casilla, R (9, 1) ERA: 2.36	1.0	L	5	2	1	1	1	0	0	0	0	0	1	11	15	9.00	2.000																

Batter	1	2	3	4	5	6	7	8	9	AB	R	H	RBI	BB	SO	LOB	BOTTOM															
2 Denard Span, L (1, 8) OBP: 0.348, SLG: 0.346										4	0	0	0	0	3	0	<p>Los Angeles Dodgers @ San Francisco Giants AT&T Park, San Francisco, CA Fri Jun 10 2016, 7:15 PM - 9:51 PM PDT Att: 41,208 - Partly Cloudy - 62 F</p> <p>livebaseballscorecards.com</p>															
12 Joe Panik, L (1, 4) OBP: 0.305, SLG: 0.403									4	1	1	0	0	0	0	0																
5 Matt Duffy, R (1, 5) OBP: 0.302, SLG: 0.338									4	1	1	1	0	1	1	1																
28 Buster Posey, R (1, 2) OBP: 0.315, SLG: 0.451									4	0	1	1	0	0	0	0																
9 Brandon Belt, L (1, 3) OBP: 0.410, SLG: 0.505										4	0	1	0	0	2	1																
51 Mac Williamson, R (1, 7) OBP: 0.240, SLG: 0.375										3	0	1	0	0	2	0																
7 Gregor Blanco, L (9, PH) OBP: 0.317, SLG: 0.339										0	0	0	0	1	0	0																
35 Brandon Crawford, L (1, 6) OBP: 0.335, SLG: 0.418										4	0	1	0	0	2	2																
6 Jarrett Parker, L (1, 9) OBP: 0.278, SLG: 0.429									3	0	0	0	0	3	2																	
47 Johnny Cueto, R (1, 1) OBP: 0.100, SLG: 0.089									2	0	0	0	0	0	2																	
Trevor Brown, R (8, PH) OBP: 0.239, SLG: 0.397									1	0	0	0	0	1	0																	
46 Santiago Casilla, R (9, 1) ERA: 1.13									0	0	0	0	0	0	0	0																
Inning Stats	R: 1 H: 1 E: 0 K: 1 S: 10	H: 1 LOB: 0 BB: 0 P: 11	R: 0 H: 0 E: 0 K: 3 S: 10	H: 0 LOB: 0 BB: 0 P: 12	R: 0 H: 0 E: 0 K: 1 S: 7	H: 0 LOB: 0 BB: 0 P: 11	R: 0 H: 0 E: 0 K: 1 S: 9	H: 0 LOB: 0 BB: 0 P: 14	R: 0 H: 2 E: 1 K: 1 S: 13	H: 2 LOB: 2 BB: 0 P: 16	R: 1 H: 2 E: 0 K: 2 S: 14	H: 2 LOB: 1 BB: 0 P: 23	R: 0 H: 0 E: 0 K: 2 S: 8	H: 0 LOB: 0 BB: 0 P: 12	R: 0 H: 0 E: 0 K: 2 S: 7	H: 0 LOB: 0 BB: 0 P: 9	R: 0 H: 1 E: 0 K: 1 S: 10	H: 1 LOB: 2 BB: 1 P: 18	1B: 3 2B: 2 3B: 0 HR: 1	SF: 0 SAC: 0 DP: 0 HBP: 0	WP: 0 PB: 0 SB: 0 CS: 0	PA: 34										
PITCHER	IP WLS BF H R ER SO BB IBB HBP BLK WP HR S P ERA WHIP																															
22 Clayton Kershaw, L (1, 1) ERA: 1.52	8.0	W	29	5	2	2	13	0	0	0	0	0	78	108	2.25	0.625																
74 Kenley Jansen, R (9, 1) ERA: 1.13	1.0	S	5	1	0	0	1	1	0	0	0	0	10	18	0.00	2.000																



Batter	1	2	3	4	5	6	7	8	9	AB	R	H	RBI	BB	SO	LOB	TOP					
26 Chase Utley, L (1.4) OBP: 0.357, SLG: 0.395										4	0	3	0	0	0	0	Los Angeles Dodgers @ San Francisco Giants AT&T Park, San Francisco, CA Sun Jun 12 2016, 5:39 PM - 8:40 PM PDT Att: 41,583 - Clear - 64 F					
5 Cory Seager, L (1.6) OBP: 0.339, SLG: 0.508										4	0	1	0	0	0	3						
10 Justin Turner, R (1.5) OBP: 0.312, SLG: 0.348										4	0	0	0	0	1	3						
33 Scott Van Slyke, R (6.7) OBP: 0.150, SLG: 0.111										0	0	0	0	0	0	0						
23 Adrián González, L (1.3) OBP: 0.360, SLG: 0.402										4	0	0	0	0	1	2						
21 Travece Thompson, R (1.9) OBP: 0.350, SLG: 0.531										4	0	0	0	0	0	0						
31 Joc Pederson, L (1.8) OBP: 0.318, SLG: 0.449										4	1	2	1	0	1	0						
47 Howie Kendrick, R (1.7) 36 Adam Liberatore, L (7.1) 67 Louis Coleman, R (8.1)										2	0	0	0	1	0	0						
17 A.J. Ellis, R (1.2) OBP: 0.297, SLG: 0.264										3	0	0	0	0	0	2						
7 Julio Urias, L (1.1) 50 Casey Fien, R (6.1) 14 Enrique Hernández, R (7.7) OBP: 0.282, SLG: 0.357										2	0	0	0	0	1	1						
Inning Stats	R: 0 E: 0 K: 0 S: 10	H: 1 LOB: 1 BB: 0 P: 14	R: 0 E: 0 K: 1 S: 9	H: 0 LOB: 0 BB: 0 P: 16	R: 0 E: 0 K: 1 S: 13	H: 1 LOB: 1 BB: 0 P: 20	R: 0 E: 0 K: 1 S: 9	H: 0 LOB: 0 BB: 0 P: 16	R: 0 E: 0 K: 0 S: 6	H: 1 LOB: 1 BB: 1 P: 11	R: 0 E: 0 K: 0 S: 10	H: 1 LOB: 0 BB: 0 P: 13	R: 1 E: 0 K: 0 S: 11	H: 1 LOB: 0 BB: 0 P: 17	R: 0 E: 0 K: 2 S: 10	H: 1 LOB: 1 BB: 0 P: 14	R: 0 E: 0 K: 0 S: 7	H: 0 LOB: 0 BB: 0 P: 10	1B: 5 2B: 0 3B: 0 HR: 1	SF: 0 SAC: 0 DP: 1 HBP: 0	WP: 0 PB: 0 SB: 0 CS: 0	PA: 33
PITCHER	IP WLS BF H R ER SO BB IBB HBP BLK WP HR S P ERA WHIP																					
22 Jake Peavy, R (1.1) ERA: 5.83	6.0	W 22	4	0	0	3	1	0	0	0	0	0	0	0	0	0	0.00	0.833				
60 Hunter Strickland, R (7.1) ERA: 3.42	1.0	H 4	1	1	1	0	0	0	0	0	0	0	1	11	17	9.00	1.000					
70 George Kontos, R (8.1) ERA: 3.38	0.1	H 1	0	0	0	1	0	0	0	0	0	0	0	3	4	0.00	0.000					
61 Josh Osich, L (8.1) ERA: 4.05	0.1	H 2	1	0	0	0	0	0	0	0	0	0	0	4	6	0.00	3.000					
62 Cory Gearrin, R (8.1) ERA: 2.22	0.1	H 1	0	0	0	1	0	0	0	0	0	0	0	3	4	0.00	0.000					
49 Javier López, L (9.1) ERA: 4.91	0.1	H 1	0	0	0	0	0	0	0	0	0	0	0	0	0	0	0.00	0.000				
46 Santiago Casilla, R (9.1) ERA: 2.77	0.2	S 2	0	0	0	0	0	0	0	0	0	0	0	6	9	0.00	0.000					

AB	32
R	1
H	6
RBI	1
BB	1
SO	5
LOB	11



Batter	1	2	3	4	5	6	7	8	9	AB	R	H	RBI	BB	SO	LOB	BOTTOM					
2 Denard Span, L (1.8) OBP: 0.344, SLG: 0.343										3	0	0	0	1	1	2	Los Angeles Dodgers @ San Francisco Giants AT&T Park, San Francisco, CA Sun Jun 12 2016, 5:39 PM - 8:40 PM PDT Att: 41,583 - Clear - 64 F					
12 Joe Panik, L (1.4) OBP: 0.314, SLG: 0.402										3	1	1	0	1	1	1						
9 Brandon Belt, L (1.3) OBP: 0.411, SLG: 0.512										4	1	1	2	0	2	2						
28 Buster Posey, R (1.2) OBP: 0.311, SLG: 0.438										4	0	0	0	0	1	1						
5 Matt Duffy, R (1.5) OBP: 0.304, SLG: 0.336										4	0	1	0	0	0	1						
35 Brandon Crawford, L (1.6) OBP: 0.346, SLG: 0.432										3	0	2	0	0	1	1						
51 Mac Williamson, R (1.7) OBP: 0.194, SLG: 0.300										3	0	0	0	0	0	3						
7 Gregor Blanco, L (1.9) OBP: 0.308, SLG: 0.323										3	0	0	0	0	0	3						
22 Jake Peavy, R (1.1) OBP: 0.238, SLG: 0.200										2	0	0	0	0	1	0						
60 Hunter Strickland, R (7.1) ERA: 5.23										0	0	0	0	0	0	0						
21 Connor Gillespie, L (7.99) 61 Josh Osich, L (8.1) 62 Cory Gearrin, R (8.1) 49 Javier López, L (8.1) 46 Santiago Casilla, R (8.1)										0	0	0	0	0	0	0						
Inning Stats	R: 0 E: 0 K: 1 S: 9	H: 2 LOB: 2 BB: 0 P: 15	R: 0 E: 0 K: 1 S: 11	H: 2 LOB: 0 BB: 0 P: 19	R: 0 E: 0 K: 3 S: 12	H: 0 LOB: 1 BB: 1 P: 20	R: 0 E: 1 K: 1 S: 6	H: 0 LOB: 0 BB: 0 P: 12	R: 0 E: 0 K: 0 S: 8	H: 0 LOB: 0 BB: 0 P: 11	R: 2 E: 0 K: 1 S: 15	H: 2 LOB: 0 BB: 0 P: 19	R: 0 E: 0 K: 0 S: 7	H: 1 LOB: 2 BB: 1 P: 15	R: 0 E: 0 K: 0 S: 6	H: 0 LOB: 1 BB: 1 P: 13	R: 0 E: 0 K: 0 S: 6	H: 0 LOB: 1 BB: 1 P: 13	1B: 3 2B: 0 3B: 1 HR: 1	SF: 0 SAC: 0 DP: 0 HBP: 0	WP: 0 PB: 0 SB: 1 CS: 1	PA: 32
PITCHER	IP WLS BF H R ER SO BB IBB HBP BLK WP HR S P ERA WHIP																					
7 Julio Urias, L (1.1) ERA: 5.82	5.1	L 21	4	2	2	7	1	0	0	0	0	0	0	0	0	0	3.38	0.938				
50 Casey Fien, R (6.1) ERA: 5.23	1.1	L 6	1	0	0	0	0	1	0	0	0	0	0	12	21	0.00	0.750					
36 Adam Liberatore, L (7.1) ERA: 0.92	0.2	L 3	0	0	0	0	1	0	0	0	0	0	0	5	11	0.00	1.500					
67 Louis Coleman, R (8.1) ERA: 2.84	0.2	L 2	0	0	0	0	0	0	0	0	0	0	0	4	6	0.00	0.000					

AB	29
R	2
H	5
RBI	2
BB	3
SO	7
LOB	14



Batter	1	2	3	4	5	6	7	8	9	AB	R	H	RBI	BB	SO	LOB	TOP											
26 Chase Utley, L OBP: 0.350, SLG: 0.386										5	0	0	0	0	1	2	Los Angeles Dodgers @ Arizona Diamondbacks Chase Field, Phoenix, AZ Mon Jun 13 2016, 6:41 PM - 10:02 PM MST Att: 21,374 - Clear - 98 F											
5 Cory Seager, L OBP: 0.344, SLG: 0.520										4	2	2	1	1	0	1												
10 Justin Turner, R OBP: 0.314, SLG: 0.354										5	0	2	1	0	1	1												
23 Adrián González, L OBP: 0.354, SLG: 0.395										4	0	0	0	0	1	3												
21 Trayce Thompson, R OBP: 0.353, SLG: 0.524										2	0	0	0	2	1	2												
31 Joc Pederson, L OBP: 0.321, SLG: 0.452										3	0	1	0	1	0	4												
9 Yasmani Grandal, S OBP: 0.304, SLG: 0.351										3	0	0	0	1	0	1												
33 Scott Van Slyke, R 52 Pedro Báez, R 14 Enrique Hernández, R 67 Louis Coleman, R 36 Adam Liberatore, L 55 Joe Blanton, L										3	0	1	0	0	0	1												
46 Mike Bolsinger, R 56 J.P. Howell, L 47 Howie Kendrick, R										2	0	0	0	0	2	1												
Inning Stats	R: 1 H: 2 E: 0 K: 1 S: 11	H: 2 LOB: 2 BB: 1 P: 21	R: 0 H: 1 E: 0 K: 1 S: 10	H: 1 LOB: 1 BB: 0 P: 13	R: 0 H: 1 E: 0 K: 2 S: 11	H: 1 LOB: 2 BB: 1 P: 18	R: 0 H: 0 E: 0 K: 1 S: 7	H: 0 LOB: 0 BB: 0 P: 8	R: 1 H: 1 E: 0 K: 0 S: 10	H: 1 LOB: 0 BB: 0 P: 16	R: 0 H: 1 E: 0 K: 0 S: 11	H: 1 LOB: 1 BB: 0 P: 16	R: 0 H: 1 E: 0 K: 1 S: 17	H: 1 LOB: 1 BB: 0 P: 27	R: 0 H: 0 E: 0 K: 1 S: 16	H: 0 LOB: 0 BB: 3 P: 30		R: 0 H: 0 E: 0 K: 0 S: 6	H: 0 LOB: 0 BB: 0 P: 11	1B: 3 2B: 3 3B: 0 HR: 1	SF: 0 SAC: 0 DP: 0 HBP: 0	WP: 0 PB: 0 SB: 0 CS: 0	PA: 39					
PITCHER	IP	WLS	BF	H	R	ER	SO	BB	IBB	HBP	BLK	WP	HR	S	P	ERA	WHIP											
21 Zack Greinke, R ERA: 3.75	7.0	W	30	7	2	2	6	2	0	0	0	0	0	1	77	119	2.57	1.286										
41 Daniel Hudson, R ERA: 1.8	0.1	H	4	0	0	0	0	3	0	0	0	0	0	10	23	0.00	9.000											
29 Brad Ziegler, R ERA: 2.93	1.2	S	5	0	0	0	1	0	0	0	0	0	0	12	18	0.00	0.000											

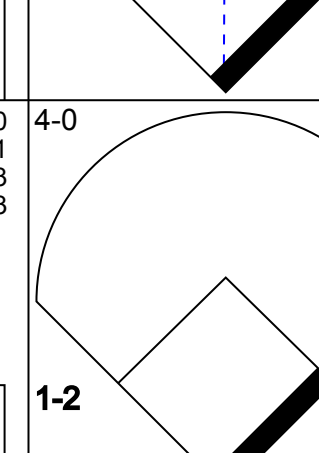
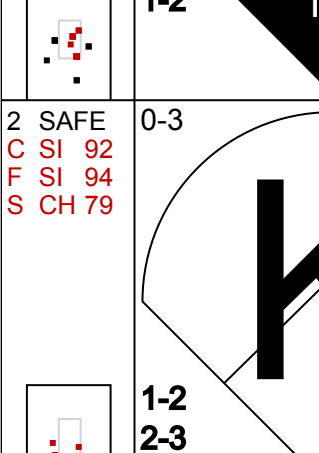


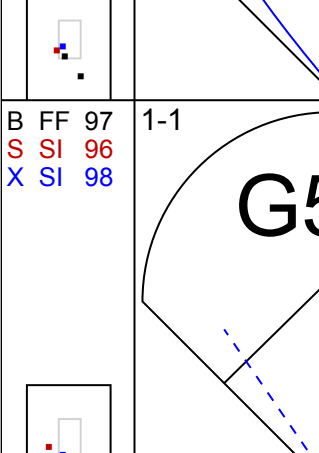
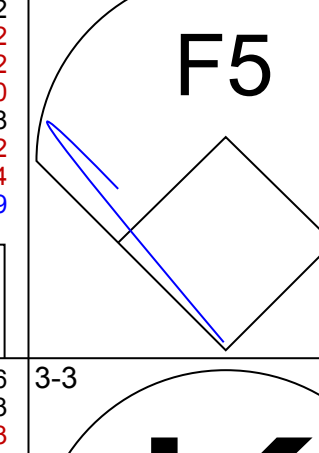
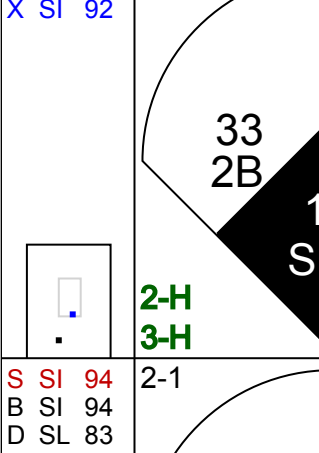
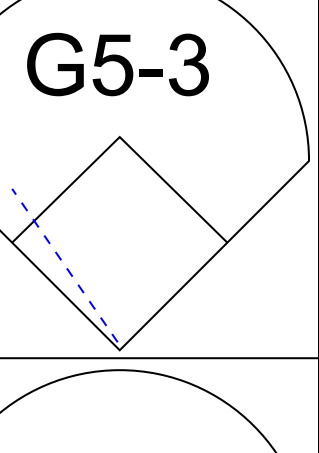
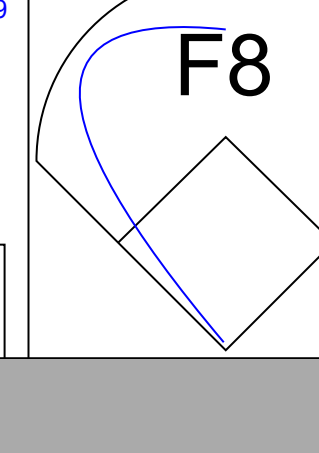

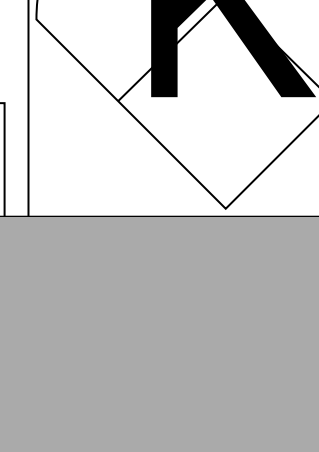
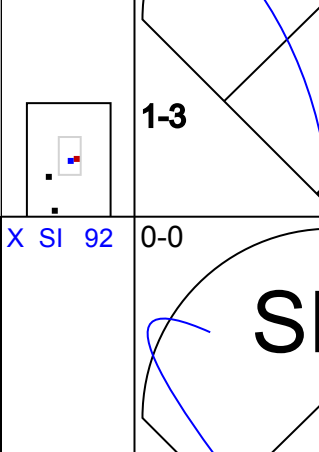
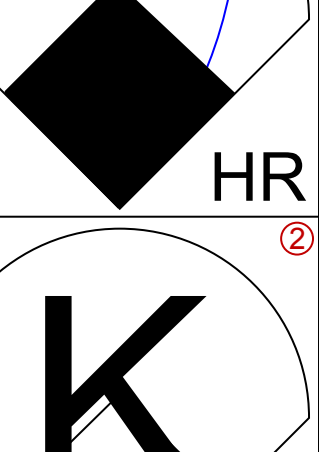



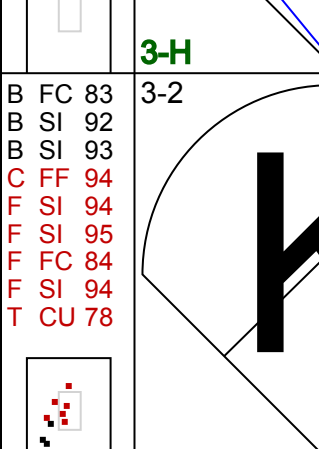
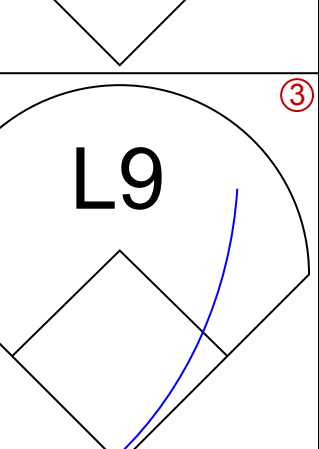





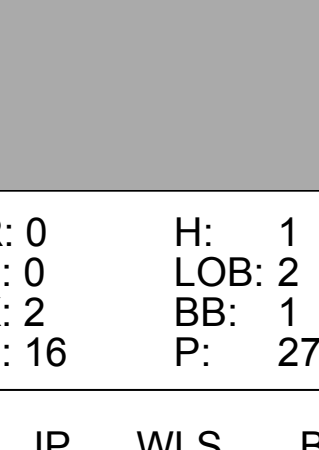
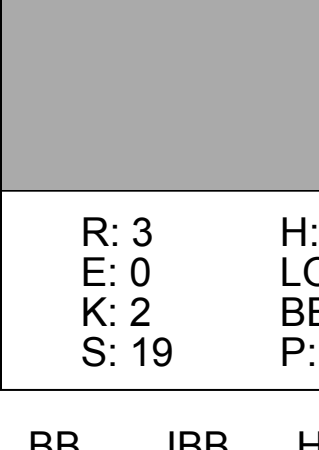
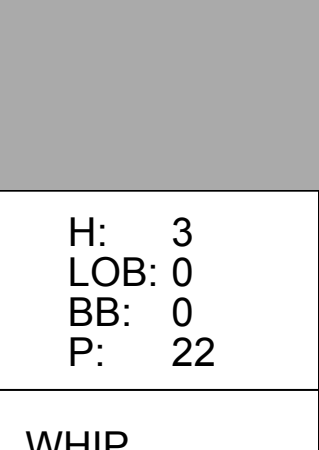
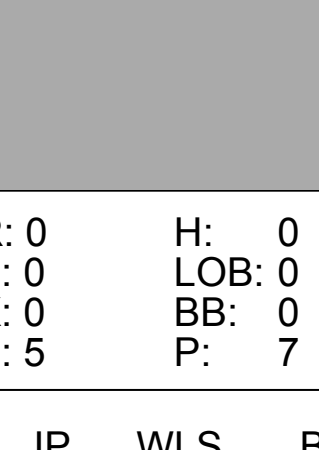


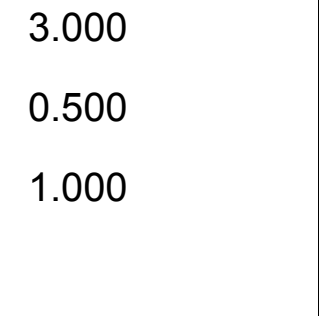

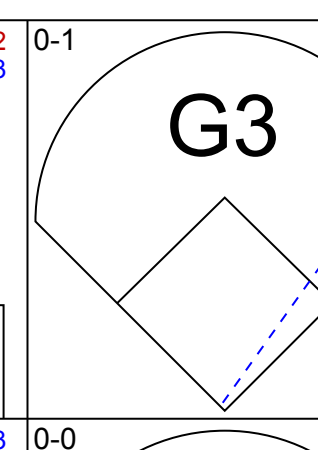
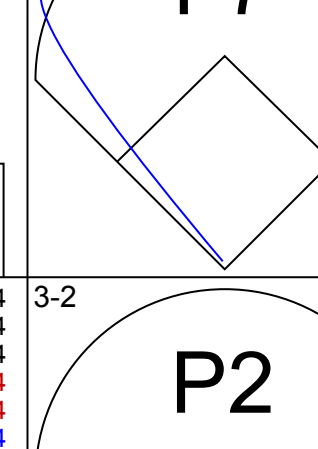
Batter	1	2	3	4	5	6	7	8	9	AB	R	H	RBI	BB	SO	LOB	BOTTOM										
2 Jean Segura, R OBP: 0.336, SLG: 0.433										4	0	2	1	0	0	0	Los Angeles Dodgers @ Arizona Diamondbacks Chase Field, Phoenix, AZ Mon Jun 13 2016, 6:41 PM - 10:02 PM MST Att: 21,374 - Clear - 98 F										
22 Jake Lamb, L OBP: 0.349, SLG: 0.531										3	1	1	1	1	0	0											
44 Paul Goldschmidt, R OBP: 0.429, SLG: 0.498										4	1	1	1	0	1	2											
6 David Peralta, L OBP: 0.310, SLG: 0.448										3	0	1	0	0	2	0											
7 Wellington Castillo, R OBP: 0.321, SLG: 0.444										3	0	0	0	0	3	1											
14 Peter O'Brien, R 1 Michael Bourn, L										2	0	0	0	0	1	0											
24 Yasmany Tomás, R OBP: 0.313, SLG: 0.425										3	0	0	0	0	0	1											
21 Zack Greinke, R 5 Rickie Weeks Jr., R 41 Daniel Hudson, R 29 Brad Ziegler, R										2	0	1	0	0	0	0											
13 Nick Ahmed, R OBP: 0.270, SLG: 0.318										3	1	0	0	0	1	1											
Inning Stats	R: 1 H: 2 E: 0 K: 1 S: 11	H: 2 LOB: 1 BB: 0 P: 15	R: 0 H: 0 E: 0 K: 0 S: 5	H: 0 LOB: 0 BB: 0 P: 8	R: 1 H: 1 E: 0 K: 1 S: 11	H: 1 LOB: 0 BB: 0 P: 18	R: 0 H: 0 E: 0 K: 3 S: 9	H: 0 LOB: 0 BB: 0 P: 16	R: 1 H: 2 E: 0 K: 0 S: 11	H: 2 LOB: 0 BB: 0 P: 21	R: 0 H: 0 E: 0 K: 2 S: 9	H: 0 LOB: 0 BB: 0 P: 12	R: 0 H: 0 E: 0 K: 1 S: 12	H: 0 LOB: 1 BB: 1 P: 20	R: 0 H: 1 E: 0 K: 0 S: 10	H: 1 LOB: 1 BB: 1 P: 19		1B: 4 2B: 0 3B: 0 HR: 2	SF: 0 SAC: 0 DP: 1 HBP: 0	WP: 1 PB: 0 SB: 1 CS: 1	PA: 31						
PITCHER	IP	WLS	BF	H	R	ER	SO	BB	IBB	HBP	BLK	WP	HR	S	P	ERA	WHIP										
46 Mike Bolsinger, R ERA: 5.78	4.2	L	19	5	3	3	5	0	0	0	0	0	0	4	7	0.00	1.071										
56 J.P. Howell, L ERA: 4.87	0.2	1	0	0	0	0	0	0	0	0	0	0	0	4	4	0.00	0.000										
52 Pedro Báez, R ERA: 3.18	1.2	6	0	0	0	3	1	0	0	0	0	1	0	19	30	0.00	0.600										
67 Louis Coleman, R ERA: 2.81	0.1	2	1	0	0	0	0	0	0	0	0	0	0	4	7	0.00	3.000										
36 Adam Liberatore, L ERA: 0.92	0.0	1	0	0	0	0	1	0	0	0	0	0	0	3	7	∞	∞										

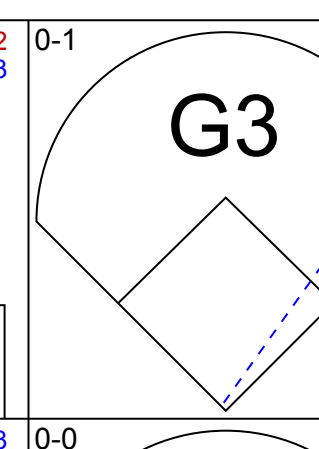
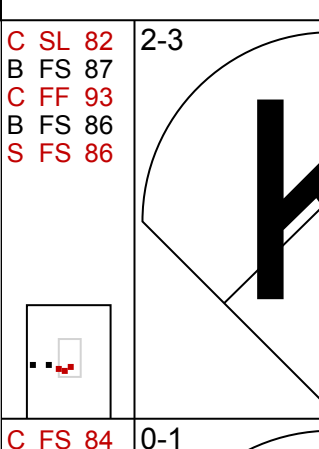

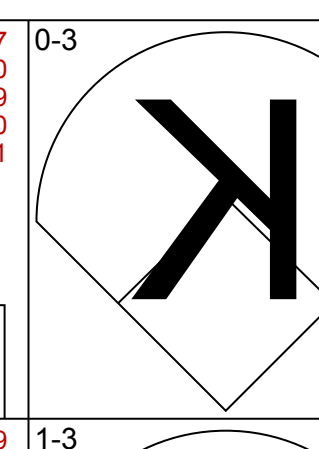
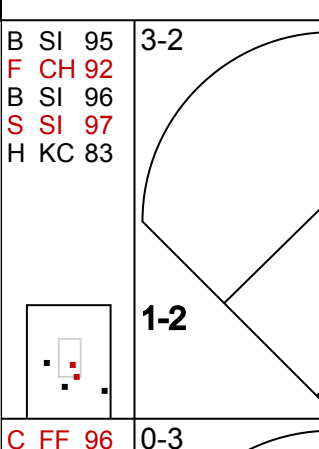
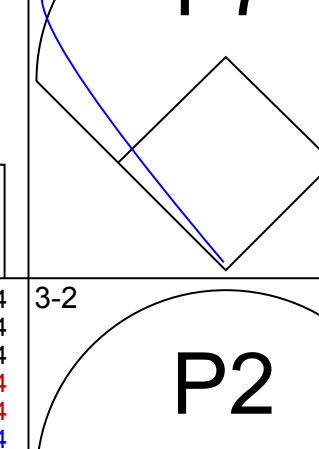
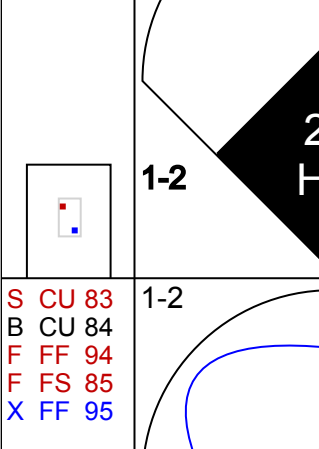
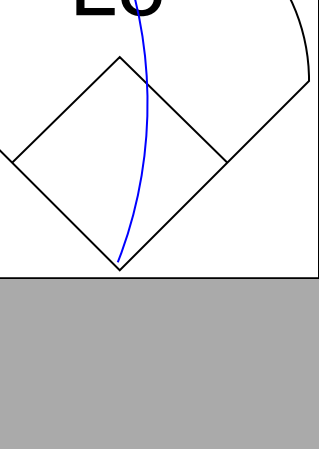

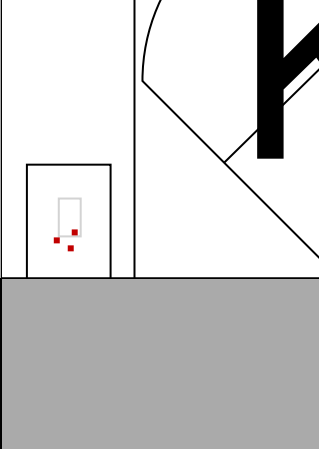
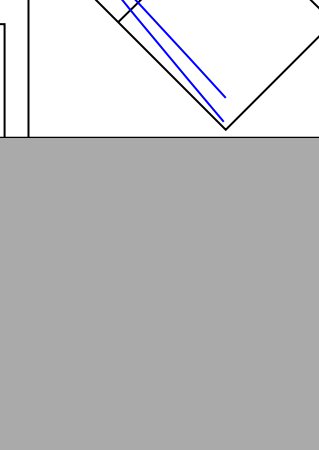
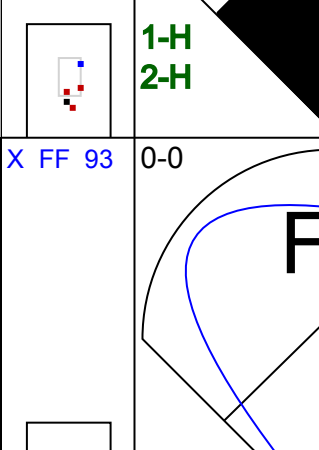











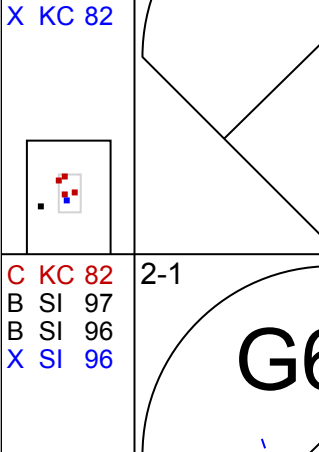

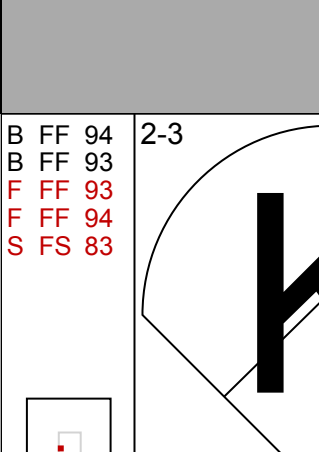
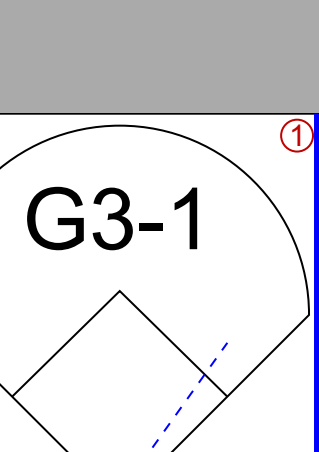

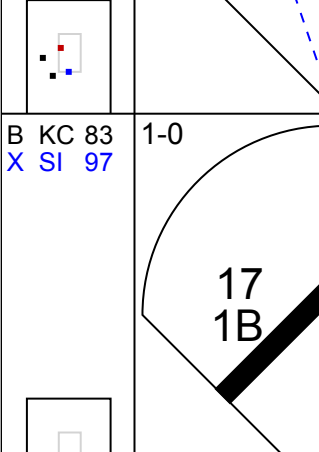

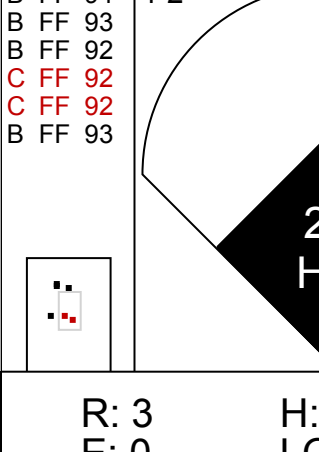
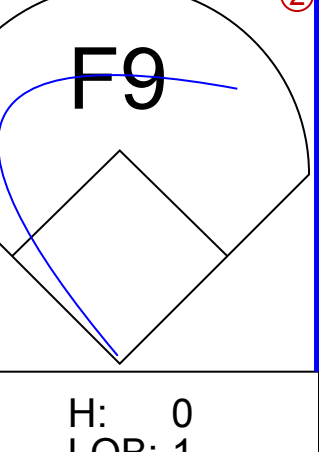
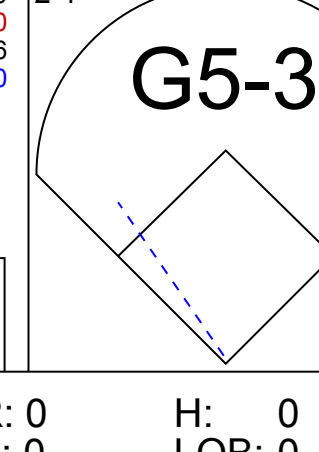
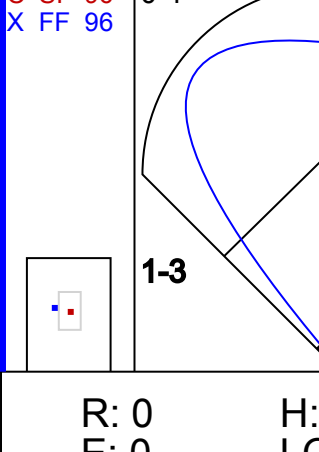



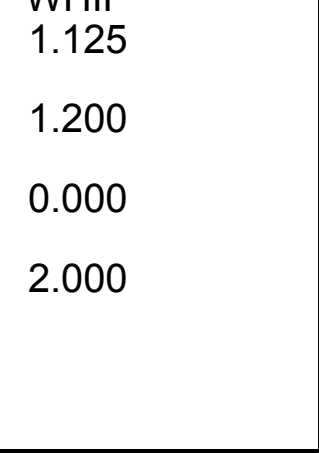


AB	34
R	2
H	7
RBI	2
BB	5
SO	7
LOB	22



AB	28
R	3
H	6
RBI	3
BB	2
SO	8
LOB	6



Batter	1	2	3	4	5	6	7	8	9	AB	R	H	RBI	BB	SO	LOB	TOP					
5 Jonathan Villar, S OBP: 0.390, SLG: 0.442										5	2	2	2	0	2	1	Milwaukee Brewers @ Los Angeles Dodgers Dodger Stadium, Los Angeles, CA Thu Jun 16 2016, 7:12 PM - 10:28 PM PDT Att: 44,183 - Clear - 71 F livebaseballscorecards.com					
9 Aaron Hill, R OBP: 0.351, SLG: 0.417									4	2	2	1	1	0	0							
8 Ryan Braun, R OBP: 0.368, SLG: 0.517									4	1	1	0	1	1	2							
20 Jonathan Lucroy, R OBP: 0.367, SLG: 0.522									4	1	1	2	0	0	3							
33 Chris Carter, R OBP: 0.301, SLG: 0.526									4	1	2	2	0	2	2							
14 Hernán Pérez, R OBP: 0.314, SLG: 0.420									3	0	0	1	0	1	0							
2 Scooter Gennett, L OBP: 0.321, SLG: 0.407									4	0	0	0	0	2	1							
23 Keon Broxton, R OBP: 0.259, SLG: 0.160									3	0	1	0	0	2	0							
10 Kirk Nieuwenhuis, L OBP: 0.339, SLG: 0.352									0	0	0	0	1	0	0							
41 Junior Guerra, R OBP: 0.125, SLG: 0.125									3	0	1	0	0	1	1							
13 Will Smith, R ERA: 5.95									0	0	0	0	0	0	0							
37 Tyler Thornburg, R ERA: 2.6									0	0	0	0	0	0	0							
18 Ramón Flores, L OBP: 0.309, SLG: 0.279									1	1	0	0	0	0	1							
21 Jeremy Jeffress, R ERA: 3.56									0	0	0	0	0	0	0							
Inning Stats	R: 0 E: 0 K: 2 S: 16	H: 1 LOB: 2 BB: 1 P: 27	R: 0 E: 0 K: 1 S: 12	H: 1 LOB: 1 BB: 0 P: 18	R: 3 E: 0 K: 2 S: 19	H: 3 LOB: 1 BB: 1 P: 30	R: 0 E: 0 K: 3 S: 12	H: 0 LOB: 0 BB: 0 P: 18	R: 3 E: 0 K: 1 S: 16	H: 3 LOB: 0 BB: 0 P: 22	R: 0 E: 0 K: 1 S: 11	H: 1 LOB: 0 BB: 0 P: 15	R: 0 E: 0 K: 0 S: 5	H: 0 LOB: 0 BB: 0 P: 7	R: 0 E: 0 K: 1 S: 9	H: 0 LOB: 0 BB: 0 P: 13	R: 2 E: 0 K: 0 S: 8	H: 1 LOB: 0 BB: 1 P: 15	1B: 6 2B: 1 3B: 0 HR: 3	SF: 1 SAC: 0 DP: 1 HBP: 0	WP: 0 PB: 0 SB: 2 CS: 0	PA: 39
PITCHER	IP WLS BF H R ER SO BB IBB HBP BLK WP HR S P ERA WHIP																					
29 Scott Kazmir, L ERA: 4.64	(1, 1) 4.0 19 5 3 3 8 2 0 0 0 0 0 0 59 93 6.75 1.750																					
50 Casey Fien, R ERA: 5.95	(5, 1) 1.0 6 3 3 3 1 0 0 0 0 0 2 16 22 27.00 3.000																					
Chris Hatcher, R ERA: 5.13	(6, 1) 2.0 6 1 0 0 1 0 0 0 0 0 0 16 22 0.00 0.500																					
52 Pedro Báez, R ERA: 3.56	(8, 1) 2.0 L 8 1 2 2 1 1 0 0 0 0 1 17 28 9.00 1.000																					

Batter	1	2	3	4	5	6	7	8	9	AB	R	H	RBI	BB	SO	LOB	BOTTOM					
26 Chase Utley, L OBP: 0.352, SLG: 0.394										3	0	0	0	0	2	1	Milwaukee Brewers @ Los Angeles Dodgers Dodger Stadium, Los Angeles, CA Thu Jun 16 2016, 7:12 PM - 10:28 PM PDT Att: 44,183 - Clear - 71 F livebaseballscorecards.com					
5 Corey Seager, L OBP: 0.334, SLG: 0.498										5	1	1	0	0	2	4						
21 Trayce Thompson, R OBP: 0.346, SLG: 0.528										4	2	2	3	0	0	0						
23 Adrián González, L OBP: 0.345, SLG: 0.379										4	0	0	0	0	1	1						
47 Howie Kendrick, R OBP: 0.293, SLG: 0.304										4	1	2	1	0	0	0						
31 Joc Pederson, L OBP: 0.321, SLG: 0.477										4	1	1	1	0	2	1						
9 Yasmani Grandal, S OBP: 0.307, SLG: 0.343										3	0	0	0	1	0	1						
25 Will Venable, L ERA: 1.08										2	0	0	0	0	1	0						
10 Justin Turner, R OBP: 0.324, SLG: 0.373										1	0	1	1	0	0	0						
29 Scott Kazmir, L OBP: 0.367, SLG: 0.130										0	1	0	0	1	0	0						
50 Casey Fien, R ERA: 5.95										0	0	0	0	0	0	0						
33 Scott Van Slyke, R Chris Hatcher, R 14 Enrique Hernández, R 52 Pedro Báez, R 17 A.J. Ellis, R 22 Clayton Kershaw, L										0	0	0	0	0	0	0						
Inning Stats	R: 0 E: 0 K: 0 S: 6	H: 0 LOB: 0 BB: 0 P: 9	R: 0 E: 0 K: 1 S: 8	H: 1 LOB: 1 BB: 0 P: 15	R: 3 E: 0 K: 2 S: 15	H: 2 LOB: 0 BB: 1 P: 24	R: 0 E: 0 K: 1 S: 6	H: 0 LOB: 0 BB: 0 P: 9	R: 0 E: 0 K: 0 S: 4	H: 0 LOB: 0 BB: 0 P: 10	R: 3 E: 2 K: 0 S: 11	H: 3 LOB: 1 BB: 1 P: 23	R: 0 E: 0 K: 2 S: 10	H: 0 LOB: 0 BB: 0 P: 13	R: 0 E: 0 K: 1 S: 8	H: 0 LOB: 0 BB: 0 P: 13	R: 0 E: 0 K: 1 S: 15	H: 2 LOB: 3 BB: 0 P: 22	1B: 6 2B: 2 3B: 0 HR: 1	SF: 1 SAC: 0 DP: 1 HBP: 2	WP: 1 PB: 0 SB: 1 CS: 0	PA: 38
PITCHER	IP WLS BF H R ER SO BB IBB HBP BLK WP HR S P ERA WHIP																					
41 Junior Guerra, R ERA: 3.81	(1, 1) 5.1 23 5 5 5 4 1 0 0 0 0 1 0 13 22 8.44 1.125																					
13 Will Smith, L ERA: 1.08	(6, 1) 1.2 B 6 1 1 0 2 1 0 0 0 0 1 0 13 22 0.00 1.200																					
37 Tyler Thornburg, R ERA: 2.6	(8, 1) 1.0 W 3 0 0 0 1 0 0 0 0 0 0 0 8 13 0.00 0.000																					
21 Jeremy Jeffress, R ERA: 2.59	(9, 1) 1.0 S 6 2 0 0 1 0 0 0 1 0 0 0 15 22 0.00 2.000																					

Batter	1	2	3	4	5	6	7	8	9	AB	R	H	RBI	BB	SO	LOB	TOP										
5 Jonathan Villar, S OBP: 0.387, SLG: 0.437	G1-3	2B	K			L4-3			F9	5	0	2	1	0	1	2	Milwaukee Brewers @ Los Angeles Dodgers Dodger Stadium, Los Angeles, CA Sat Jun 18 2016, 7:10 PM - 10:38 PM PDT Att: 44,112 - Partly Cloudy - 81 F livebaseballscorecards.com										
2 Scooter Gennett, L OBP: 0.335, SLG: 0.417	20 2B	1B		L8		L4-3			G4-3	4	1	1	1	1	0	1											
8 Ryan Braun, R OBP: 0.373, SLG: 0.532	P3	FC6-4		G6-3				HR	K	5	1	1	1	0	1	3											
20 Jonathan Lucroy, R OBP: 0.369, SLG: 0.526	1B			G6-3					G4-3	3	0	1	1	1	0	0											
33 Chris Carter, R OBP: 0.298, SLG: 0.512	F7								L9	3	1	0	0	1	0	2											
9 Aaron Hill, R OBP: 0.355, SLG: 0.415									F8	4	1	2	0	0	1	0											
10 Kirk Nieuwenhuis, L OBP: 0.341, SLG: 0.349	L5-3								K	3	0	1	0	1	1	1											
18 Ramón Flores, L OBP: 0.311, SLG: 0.283									K	4	1	2	2	0	1	1											
57 Chase Anderson, R OBP: 0.136, SLG: 0.099									K	2	1	1	0	0	1	2											
53 Jhan Mariñez, R ERA: 4.71									K	0	0	0	0	0	0	0											
50 Jacob Barnes, R ERA: 2.84									K	0	0	0	0	0	0	0											
59 Carlos Torres, R ERA: 3.82									K	0	0	0	0	0	0	0											
23 Keon Broxton, R OBP: 0.299, SLG: 0.125									K	1	0	0	0	0	0	0											
46 Corey Knebel, R ERA: 8.31									K	0	0	0	0	0	0	0											
Inning Stats	R: 1 E: 0 K: 0 S: 11	H: 1 LOB: 1 BB: 1 P: 21	R: 2 E: 0 K: 0 S: 18	H: 5 LOB: 2 BB: 0 P: 26	R: 2 E: 0 K: 2 S: 18	H: 3 LOB: 2 BB: 1 P: 30	R: 0 E: 0 K: 0 S: 8	H: 0 LOB: 1 BB: 1 P: 16	R: 0 E: 0 K: 1 S: 9	H: 0 LOB: 0 BB: 0 P: 15	R: 0 E: 0 K: 0 S: 9	H: 1 LOB: 0 BB: 0 P: 14	R: 1 E: 0 K: 0 S: 8	H: 1 LOB: 0 BB: 0 P: 9	R: 0 E: 0 K: 3 S: 10	H: 0 LOB: 0 BB: 0 P: 15	R: 0 E: 0 K: 1 S: 10	H: 0 LOB: 0 BB: 0 P: 14	1B: 9 2B: 3 3B: 0 HR: 1	SF: 0 SAC: 0 DP: 3 HBP: 0	WP: 0 PB: 0 SB: 2 CS: 0	PA: 39					
PITCHER	IP	WLS	BF	H	R	ER	SO	BB	IBB	HBP	BLK	WP	HR	S	P	ERA	WHIP										
46 Mike Bolsinger, R ERA: 6.83	2.2		18	9	5	5	1	2	0	0	0	0	0	44	73	16.88	4.125										
Chris Hatcher, R ERA: 4.71	3.1	W	8	0	0	0	2	2	0	0	0	0	0	20	35	0.00	0.857										
50 Casey Fien, R ERA: 5.84	2.0	H	7	2	1	1	0	0	0	0	0	0	1	17	23	4.50	1.000										
36 Adam Liberatore, L ERA: 0.81	2.0		6	0	0	0	4	0	0	0	0	0	0	20	29	0.00	0.000										

Batter	1	2	3	4	5	6	7	8	9	AB	R	H	RBI	BB	SO	LOB	BOTTOM										
31 Joc Pederson, L OBP: 0.322, SLG: 0.485	K					HR			F8	5	2	3	1	0	1	0	Milwaukee Brewers @ Los Angeles Dodgers Dodger Stadium, Los Angeles, CA Sat Jun 18 2016, 7:10 PM - 10:38 PM PDT Att: 44,112 - Partly Cloudy - 81 F livebaseballscorecards.com										
5 Corey Seager, L OBP: 0.340, SLG: 0.498	G5-3					2B			1B	4	2	2	0	1	1	2											
10 Justin Turner, R OBP: 0.335, SLG: 0.420	2B					1B			F9	4	2	2	3	1	0	1											
23 Adrián González, L OBP: 0.351, SLG: 0.389	2B					1B			K	5	1	3	1	0	2	1											
21 Trayce Thompson, R OBP: 0.342, SLG: 0.512	1B					K			K	4	0	1	1	0	2	3											
47 Howie Kendrick, R OBP: 0.297, SLG: 0.321	HR					G6-3			G4-6-3	3	2	1	1	1	0	2											
9 Yasmani Grandal, S OBP: 0.305, SLG: 0.340	K								F8	3	1	1	2	1	1	0											
14 Enrique Hernández, R OBP: 0.263, SLG: 0.331	F8								F9	3	0	0	0	0	1	2											
50 Casey Fien, R ERA: 3.44									F7	0	0	0	0	0	0	0											
33 Scott Van Slyke, R ERA: 3.82									F9	1	0	0	0	0	0	0											
36 Adam Liberatore, L ERA: 0.81									F9	0	0	0	0	0	0	0											
46 Mike Bolsinger, R ERA: 6.83									K	1	0	0	0	0	1	0											
Chris Hatcher, R ERA: 4.71									K	1	0	1	1	0	0	0											
25 Will Venable, L OBP: 0.222, SLG: 0.250									G4-3	2	0	0	0	0	0	1											
Inning Stats	R: 1 E: 0 K: 1 S: 15	H: 2 LOB: 2 BB: 1 P: 28	R: 1 E: 0 K: 2 S: 9	H: 1 LOB: 0 BB: 0 P: 12	R: 6 E: 0 K: 2 S: 32	H: 6 LOB: 2 BB: 2 P: 49	R: 0 E: 0 K: 2 S: 9	H: 0 LOB: 0 BB: 0 P: 13	R: 0 E: 0 K: 0 S: 10	H: 0 LOB: 1 BB: 1 P: 17	R: 2 E: 0 K: 1 S: 16	H: 4 LOB: 1 BB: 0 P: 20	R: 0 E: 0 K: 0 S: 5	H: 0 LOB: 0 BB: 0 P: 6	R: 0 E: 0 K: 1 S: 15	H: 1 LOB: 1 BB: 0 P: 22	1B: 8 2B: 3 3B: 0 HR: 3	SF: 0 SAC: 0 DP: 1 HBP: 0	WP: 0 PB: 0 SB: 1 CS: 0	PA: 40							
PITCHER	IP	WLS	BF	H	R	ER	SO	BB	IBB	HBP	BLK	WP	HR	S	P	ERA	WHIP										
57 Chase Anderson, R ERA: 5.13	2.1	L	15	6	7	7	3	3	0	0	0	0	0	21	29	5.40	1.800										
53 Jhan Mariñez, R ERA: 3.44	1.2		8	3	1	1	4	0	0	0	0	0	0	21	29	5.40	1.800										
50 Jacob Barnes, R ERA: 2.84	1.0		4	0	0	0	0	1	0	0	0	0	0	10	17	0.00	1.000										
59 Carlos Torres, R ERA: 3.82	2.0		9	4	2	2	1	0	0	0	0	0	1	21	26	9.00	2.000										
46 Corey Knebel, R ERA: 8.31	1.0		4	1	0	0	1	0	0	0	0	0	0	15	22	0.00	1.000										


Batter	1	2	3	4	5	6	7	8	9	AB	R	H	RBI	BB	SO	LOB	TOP				
5 Jonathan Villar, S OBP: 0.382, SLG: 0.430	L8		G4-3		G3-6			K		4	0	0	0	0	1	1	Milwaukee Brewers @ Los Angeles Dodgers Dodger Stadium, Los Angeles, CA Sun Jun 19 2016, 1:13 PM - 3:54 PM PDT Att: 45,931 - Sunny - 99 F				
2 Scooter Gennett, L OBP: 0.333, SLG: 0.429	HR		K		G4-3			G4-3		4	1	1	1	0	1	0					
8 Ryan Braun, R OBP: 0.376, SLG: 0.536	P4		2B		1B			G4-3		4	0	2	0	0	0	0					
33 Chris Carter, R OBP: 0.297, SLG: 0.506	G3-1		BB		K			K		3	0	0	0	1	2	0					
9 Aaron Hill, R OBP: 0.349, SLG: 0.407	F7		K		K			L6		4	0	0	0	0	2	2					
10 Kirk Nieuwenhuis, L OBP: 0.345, SLG: 0.349	18 S BB		K		1B			G3		3	0	1	0	1	1	0					
12 Martín Maldonado, R OBP: 0.293, SLG: 0.176	L9		K		P6					3	0	0	0	0	1	2					
18 Ramón Flores, L OBP: 0.318, SLG: 0.286	BB		K		G1-6-3					2	0	1	0	1	1	0					
22 Matt Garza, R OBP: 0.333, SLG: 0.333	BB		K		1B					2	0	1	0	0	1	2					
20 Jonathan Lucroy, R (7, PH) OBP: 0.368, SLG: 0.523	K				5 G3-6 1B					1	0	0	0	0	0	2					
48 Blaine Boyer, R OBP: 0.368, SLG: 0.523										0	0	0	0	0	0	0					
13 Will Smith, R OBP: 0.368, SLG: 0.523										0	0	0	0	0	0	0					
37 Tyler Thornburg, R OBP: 0.368, SLG: 0.523										0	0	0	0	0	0	0					
Inning Stats	R: 1 H: 1 E: 0 K: 0 S: 16	H: 1 LOB: 0 BB: 0 P: 20	R: 0 H: 0 E: 0 K: 1 S: 14	H: 0 LOB: 2 BB: 2 P: 26	R: 0 H: 1 E: 0 K: 2 S: 13	H: 1 LOB: 2 BB: 1 P: 21	R: 0 H: 0 E: 0 K: 3 S: 9	H: 0 LOB: 0 BB: 0 P: 13	R: 0 H: 1 E: 0 K: 2 S: 9	H: 1 LOB: 0 BB: 0 P: 7	R: 0 H: 2 E: 0 K: 0 S: 8	H: 0 LOB: 1 BB: 0 P: 11	R: 0 H: 0 E: 0 K: 1 S: 7	H: 0 LOB: 0 BB: 0 P: 10	R: 0 H: 0 E: 0 K: 1 S: 5	H: 0 LOB: 0 BB: 0 P: 6	1B: 4 2B: 1 3B: 0 HR: 1	SF: 0 SAC: 0 DP: 2 HBP: 0	WP: 0 PB: 0 SB: 1 CS: 0	PA: 33	
PITCHER	IP WLS BF H R ER SO BB IBB HBP BLK WP HR S P ERA WHIP	IP WLS BF H R ER SO BB IBB HBP BLK WP HR S P ERA WHIP	IP WLS BF H R ER SO BB IBB HBP BLK WP HR S P ERA WHIP	IP WLS BF H R ER SO BB IBB HBP BLK WP HR S P ERA WHIP	IP WLS BF H R ER SO BB IBB HBP BLK WP HR S P ERA WHIP	IP WLS BF H R ER SO BB IBB HBP BLK WP HR S P ERA WHIP	IP WLS BF H R ER SO BB IBB HBP BLK WP HR S P ERA WHIP	IP WLS BF H R ER SO BB IBB HBP BLK WP HR S P ERA WHIP	IP WLS BF H R ER SO BB IBB HBP BLK WP HR S P ERA WHIP	IP WLS BF H R ER SO BB IBB HBP BLK WP HR S P ERA WHIP	IP WLS BF H R ER SO BB IBB HBP BLK WP HR S P ERA WHIP	IP WLS BF H R ER SO BB IBB HBP BLK WP HR S P ERA WHIP	IP WLS BF H R ER SO BB IBB HBP BLK WP HR S P ERA WHIP	IP WLS BF H R ER SO BB IBB HBP BLK WP HR S P ERA WHIP	IP WLS BF H R ER SO BB IBB HBP BLK WP HR S P ERA WHIP	IP WLS BF H R ER SO BB IBB HBP BLK WP HR S P ERA WHIP	IP WLS BF H R ER SO BB IBB HBP BLK WP HR S P ERA WHIP	IP WLS BF H R ER SO BB IBB HBP BLK WP HR S P ERA WHIP	IP WLS BF H R ER SO BB IBB HBP BLK WP HR S P ERA WHIP	IP WLS BF H R ER SO BB IBB HBP BLK WP HR S P ERA WHIP	IP WLS BF H R ER SO BB IBB HBP BLK WP HR S P ERA WHIP
18 Kenta Maeda, R ERA: 2.64	6.1	26	6	1	1	8	3	0	0	0	0	0	0	0	0	0	1.42	1.421			
52 Pedro Báez, R ERA: 3.27	1.2	4	0	0	0	1	0	0	0	0	0	0	0	0	0	0	0.00	0.000			
74 Kenley Jansen, R ERA: 1.59	1.0	W 3	0	0	0	1	0	0	0	0	0	0	0	0	0	0	0.00	0.000			

Batter	1	2	3	4	5	6	7	8	9	AB	R	H	RBI	BB	SO	LOB	BOTTOM					
26 Chase Utley, L OBP: 0.351, SLG: 0.389	5 2B 23 F7-2 1B		F8		G3			G4-3		4	0	1	0	0	0	3	Milwaukee Brewers @ Los Angeles Dodgers Dodger Stadium, Los Angeles, CA Sun Jun 19 2016, 1:13 PM - 3:54 PM PDT Att: 45,931 - Sunny - 99 F					
5 Corey Seager, L OBP: 0.342, SLG: 0.502	2B		1B		G5-3			K		4	0	2	0	0	1	0						
10 Justin Turner, R OBP: 0.333, SLG: 0.417	K		F9		23 G4-6-3 1B			F7		4	0	1	0	0	1	2						
23 Adrián González, L OBP: 0.350, SLG: 0.387	F7-2		F7		G4-6-3			47 BB 21 1B 9 BB 1B		4	0	1	0	0	0	3						
33 Scott Van Slyke, R (9, PR) OBP: 0.219, SLG: 0.387	3H		F7		1-2			9 BB 47 BB 1B		0	1	0	0	0	0	0						
21 Trayce Thompson, R (1, 9) OBP: 0.340, SLG: 0.506	F8		L6		F8			9 BB 47 BB 1B		4	0	1	0	0	0	0						
31 Joc Pederson, L OBP: 0.316, SLG: 0.476	G4-3		K		P5			K		4	0	0	0	0	2	2						
47 Howie Kendrick, R OBP: 0.301, SLG: 0.321	G5-3		18 SH2-3 17 HBP 1B		K			9 BB 1-2 2-3 BB		3	0	1	0	1	1	0						
17 A.J. Ellis, R OBP: 0.294, SLG: 0.255	G6-3		18 SH2-3 HBP		K			9 BB 1-2 2-3 BB		2	0	0	0	0	1	0						
9 Yasmani Grandal, S (9, PH) OBP: 0.309, SLG: 0.540	E1		SH2-3		HR			1-2 2-3 3H BB		1	0	0	0	0	0	0						
14 Enrique Hernández, R (8, PH) OBP: 0.289, SLG: 0.351										1	1	1	1	0	0	0						
74 Kenley Jansen, S OBP: 0.309, SLG: 0.540										0	0	0	0	0	0	0						
Inning Stats	R: 0 H: 2 E: 0 K: 1 S: 10	H: 2 LOB: 1 BB: 0 P: 16	R: 0 H: 0 E: 0 K: 0 S: 6	H: 0 LOB: 0 BB: 0 P: 7	R: 0 H: 1 E: 1 K: 0 S: 6	H: 1 LOB: 2 BB: 0 P: 9	R: 0 H: 0 E: 0 K: 0 S: 7	H: 0 LOB: 0 BB: 0 P: 12	R: 0 H: 1 E: 0 K: 1 S: 10	H: 1 LOB: 2 BB: 0 P: 15	R: 0 H: 1 E: 0 K: 0 S: 6	H: 1 LOB: 0 BB: 0 P: 11	R: 0 H: 0 E: 0 K: 1 S: 6	H: 0 LOB: 0 BB: 0 P: 10	R: 1 H: 1 E: 0 K: 2 S: 12	H: 1 LOB: 0 BB: 0 P: 16	R: 1 H: 2 E: 0 K: 1 S: 11	H: 2 LOB: 3 BB: 2 P: 20	1B: 6 2B: 2 3B: 0 HR: 1	SF: 0 SAC: 1 DP: 2 HBP: 1	WP: 0 PB: 0 SB: 0 CS: 0	PA: 35
PITCHER	IP WLS BF H R ER SO BB IBB HBP BLK WP HR S P ERA WHIP	IP WLS BF H R ER SO BB IBB HBP BLK WP HR S P ERA WHIP	IP WLS BF H R ER SO BB IBB HBP BLK WP HR S P ERA WHIP	IP WLS BF H R ER SO BB IBB HBP BLK WP HR S P ERA WHIP	IP WLS BF H R ER SO BB IBB HBP BLK WP HR S P ERA WHIP	IP WLS BF H R ER SO BB IBB HBP BLK WP HR S P ERA WHIP	IP WLS BF H R ER SO BB IBB HBP BLK WP HR S P ERA WHIP	IP WLS BF H R ER SO BB IBB HBP BLK WP HR S P ERA WHIP	IP WLS BF H R ER SO BB IBB HBP BLK WP HR S P ERA WHIP	IP WLS BF H R ER SO BB IBB HBP BLK WP HR S P ERA WHIP	IP WLS BF H R ER SO BB IBB HBP BLK WP HR S P ERA WHIP	IP WLS BF H R ER SO BB IBB HBP BLK WP HR S P ERA WHIP	IP WLS BF H R ER SO BB IBB HBP BLK WP HR S P ERA WHIP	IP WLS BF H R ER SO BB IBB HBP BLK WP HR S P ERA WHIP	IP WLS BF H R ER SO BB IBB HBP BLK WP HR S P ERA WHIP	IP WLS BF H R ER SO BB IBB HBP BLK WP HR S P ERA WHIP	IP WLS BF H R ER SO BB IBB HBP BLK WP HR S P ERA WHIP	IP WLS BF H R ER SO BB IBB HBP BLK WP HR S P ERA WHIP	IP WLS BF H R ER SO BB IBB HBP BLK WP HR S P ERA WHIP	IP WLS BF H R ER SO BB IBB HBP BLK WP HR S P ERA WHIP	IP WLS BF H R ER SO BB IBB HBP BLK WP HR S P ERA WHIP	
22 Matt Garza, R ERA: 0.9	6.0	22	5	0	0	2	0	0	0	0	0	0	0	0	0	0	0.00	0.833				
48 Blaine Boyer, R ERA: 3.45	1.0	H 3	0	0	0	1	0	0	0	0	0	0	0	0	0	0	0.00	0.000				
13 Will Smith, L ERA: 1.74	1.0	B 4	1	1	1	2	0	0	0	0	1	12	16	9.00	1.000							
37 Tyler Thornburg, R ERA: 3.07	0.2	L 6	2	1	1	1	2	0	0	0	0	11	20	13.50	6.000							


Batter	1	2	3	4	5	6	7	8	9	AB	R	H	RBI	BB	SO	LOB	TOP				
3 Michael Taylor, R (1,8) OBP: 0.279, SLG: 0.405	L4		FC6-4					L6		4	0	1	0	0	0	1	Washington Nationals @ Los Angeles Dodgers Dodger Stadium, Los Angeles, CA Mon Jun 20 2016, 7:12 PM - 10:00 PM PDT Att: 44,712 - Clear - 96 F				
28 Jayson Werth, R (1,7) OBP: 0.317, SLG: 0.427	K							F8		4	0	1	0	0	2	1					
34 Bryce Harper, L (1,9) OBP: 0.404, SLG: 0.486	K									4	0	1	0	0	3	2					
20 Daniel Murphy, L (1,4) OBP: 0.397, SLG: 0.590		G3-1						G3		4	0	1	0	0	0	2					
11 Ryan Zimmerman, R (1,3) OBP: 0.286, SLG: 0.413		G3								4	1	0	0	0	1	2					
40 Wilson Ramos, R (1,2) OBP: 0.380, SLG: 0.549		G1-3								4	0	1	0	0	2	0					
6 Anthony Rendon, R (1,5) OBP: 0.330, SLG: 0.396			K							4	0	1	1	0	1	0					
8 Danny Espinosa, S (1,6) OBP: 0.310, SLG: 0.397			K							3	0	0	0	0	1	2					
52 Yusmeiro Petit, R (1,1) OBP: 0.250, SLG: 0.250										2	0	1	0	0	0	0					
14 Chris Heisey, R (7,PH) OBP: 0.268, SLG: 0.446										1	0	0	0	0	0	2					
46 Oliver Pérez, L (7,1) OBP: 0.274, SLG: 0.351										0	0	0	0	0	0	0					
36 Sammy Solis, R (8,1) OBP: 0.274, SLG: 0.351										0	0	0	0	0	0	0					
Inning Stats	R: 0 H: 0 E: 0 K: 2 S: 12	H: 0 LOB: 0 BB: 0 P: 17	R: 0 H: 0 E: 0 K: 0 S: 12	H: 0 LOB: 0 BB: 0 P: 16	R: 0 H: 1 E: 0 K: 2 S: 11	H: 1 LOB: 1 BB: 0 P: 16	R: 0 H: 1 E: 0 K: 1 S: 12	H: 0 LOB: 0 BB: 0 P: 10	R: 0 H: 1 E: 0 K: 2 S: 11	H: 1 LOB: 1 BB: 0 P: 14	R: 1 H: 3 E: 0 K: 0 S: 10	H: 3 LOB: 2 BB: 0 P: 16	R: 0 H: 1 E: 0 K: 2 S: 11	H: 1 LOB: 1 BB: 0 P: 15	R: 0 H: 0 E: 0 K: 2 S: 11	H: 0 LOB: 0 BB: 0 P: 13	1B: 6 2B: 1 3B: 0 HR: 0	SF: 0 SAC: 0 DP: 0 HBP: 0	WP: 1 PB: 0 SB: 0 CS: 0	PA: 34	
PITCHER	IP WLS BF H R ER SO BB IBB HBP BLK WP HR S P ERA WHIP	7.0 W 27 6 1 1 8 0 0 0 0 1 0 75 106 1.29 0.857	1.0 H 4 1 0 0 0 0 0 0 0 0 0 11 15 0.00 1.000	1.0 S 3 0 0 0 2 0 0 0 0 0 0 11 13 0.00 0.000	PITCHER										IP WLS BF H R ER SO BB IBB HBP BLK WP HR S P ERA WHIP						
22 Clayton Kershaw, L (1,1) ERA: 1.57											7.0 W 27 6 1 1 8 0 0 0 0 1 0 75 106 1.29 0.857										
55 Joe Blanton, R (8,1) ERA: 2.15											1.0 H 4 1 0 0 0 0 0 0 0 0 0 11 15 0.00 1.000										
74 Kenley Jansen, R (9,1) ERA: 1.53											1.0 S 3 0 0 0 2 0 0 0 0 0 0 11 13 0.00 0.000										

Batter	1	2	3	4	5	6	7	8	9	AB	R	H	RBI	BB	SO	LOB	BOTTOM				
26 Chase Utley, L (1,4) OBP: 0.350, SLG: 0.387	F8		K					G3		4	0	1	1	0	1	0	Washington Nationals @ Los Angeles Dodgers Dodger Stadium, Los Angeles, CA Mon Jun 20 2016, 7:12 PM - 10:00 PM PDT Att: 44,712 - Clear - 96 F				
5 Corey Seager, L (1,6) OBP: 0.344, SLG: 0.509	G4-3							L7		4	1	2	0	0	0	2					
10 Justin Turner, R (1,5) OBP: 0.336, SLG: 0.432	HR									4	1	2	2	0	1	1					
23 Adrián González, L (1,3) OBP: 0.349, SLG: 0.382	F8									3	0	0	0	1	0	1					
21 Trayce Thompson, R (1,9) OBP: 0.333, SLG: 0.494										4	0	0	0	0	3	2					
31 Joc Pederson, L (1,8) OBP: 0.317, SLG: 0.468										3	1	1	1	0	2	0					
47 Howie Kendrick, R (1,7) OBP: 0.301, SLG: 0.326	G6-3									3	1	1	0	0	0	0					
9 Yasmani Grandal, S (1,2) OBP: 0.303, SLG: 0.333										3	0	0	0	0	2	1					
22 Clayton Kershaw, L (1,1) OBP: 0.195, SLG: 0.200										2	0	0	0	0	0	0					
14 Enrique Hernández, R (7,PH) ERA: 4.91										0	0	0	0	1	0	0					
55 Joe Blanton, R (8,1) ERA: 2.15										0	0	0	0	0	0	0					
74 Kenley Jansen, S (9,1) ERA: 1.57										0	0	0	0	0	0	0					
Inning Stats	R: 1 H: 1 E: 0 K: 0 S: 7	H: 1 LOB: 0 BB: 0 P: 13	R: 0 H: 0 E: 0 K: 2 S: 7	H: 0 LOB: 0 BB: 0 P: 12	R: 0 H: 0 E: 0 K: 2 S: 11	H: 0 LOB: 0 BB: 0 P: 18	R: 1 H: 2 E: 0 K: 0 S: 10	H: 2 LOB: 0 BB: 0 P: 13	R: 1 H: 1 E: 0 K: 1 S: 12	H: 1 LOB: 2 BB: 1 P: 21	R: 1 H: 2 E: 0 K: 2 S: 18	H: 2 LOB: 2 BB: 1 P: 30	R: 0 H: 0 E: 0 K: 2 S: 9	H: 0 LOB: 0 BB: 0 P: 16	R: 0 H: 0 E: 0 K: 2 S: 9	H: 0 LOB: 0 BB: 0 P: 16	1B: 2 2B: 3 3B: 0 HR: 2	SF: 0 SAC: 0 DP: 1 HBP: 0	WP: 0 PB: 0 SB: 0 CS: 0	PA: 32	
PITCHER	IP WLS BF H R ER SO BB IBB HBP BLK WP HR S P ERA WHIP	6.0 L 23 5 3 3 5 1 0 0 0 0 2 60 94 4.50 1.000	1.0 6 2 1 1 2 0 1 0 0 0 0 0 18 30 9.00 2.000	1.0 3 0 0 0 2 0 0 0 0 0 0 0 9 16 0.00 0.000	PITCHER										IP WLS BF H R ER SO BB IBB HBP BLK WP HR S P ERA WHIP						
52 Yusmeiro Petit, R (1,1) ERA: 3.08											6.0 L 23 5 3 3 5 1 0 0 0 0 2 60 94 4.50 1.000										
46 Oliver Pérez, L (7,1) ERA: 4.91											1.0 6 2 1 1 2 0 1 0 0 0 0 0 18 30 9.00 2.000										
36 Sammy Solis, L (8,1) ERA: 1.57											1.0 3 0 0 0 2 0 0 0 0 0 0 0 9 16 0.00 0.000										

livebaseballscorecards.com



livebaseballscorecards.com



Batter	1	2	3	4	5	6	7	8	9	AB	R	H	RBI	BB	SO	LOB	TOP										
3 Michael Taylor, R (1, 8) OBP: 0.271, SLG: 0.393										5	0	0	0	0	5	5	Washington Nationals @ Los Angeles Dodgers Dodger Stadium, Los Angeles, CA Wed Jun 22 2016, 7:11 PM - 10:47 PM PDT Att. 43,776 - Clear - 75 F										
28 Jayson Werth, R (1, 7) OBP: 0.327, SLG: 0.438										3	0	2	0	2	0	2											
34 Bryce Harper, L (1, 9) OBP: 0.397, SLG: 0.487										5	0	0	0	0	2	6											
20 Daniel Murphy, L (1, 4) OBP: 0.390, SLG: 0.575										4	0	0	0	0	1	2											
40 Wilson Ramos, R (1, 2) OBP: 0.376, SLG: 0.557										4	1	1	1	0	1	1											
11 Ryan Zimmerman, R (1, 3) OBP: 0.285, SLG: 0.416										4	1	2	0	0	1	0											
27 Shawn Kelley, R (8, 1)										0	0	0	0	0	0	0											
6 Anthony Rendon, R (1, 5) OBP: 0.331, SLG: 0.397										3	0	1	0	1	0	2											
8 Danny Espinosa, S (1, 6) OBP: 0.320, SLG: 0.420										4	1	2	1	0	0	1											
41 Joe Ross, R (1, 1) OBP: 0.324, SLG: 0.323										3	0	2	1	0	0	0											
46 Oliver Pérez, L (7, 1)										0	0	0	0	0	0	0											
73 Felipe Vázquez, L (8, 1)										0	0	0	0	0	0	0											
25 Clint Robinson, L (8, 3) OBP: 0.304, SLG: 0.368										1	0	1	0	0	0	0											
Inning Stats	R: 0 E: 0 K: 2 S: 12	H: 0 LOB: 1 BB: 1 P: 20	R: 2 E: 0 K: 1 S: 15	H: 3 LOB: 1 BB: 0 P: 25	R: 0 E: 0 K: 2 S: 13	H: 1 LOB: 1 BB: 0 P: 18	R: 0 E: 0 K: 0 S: 7	H: 1 LOB: 0 BB: 0 P: 11	R: 0 E: 0 K: 1 S: 10	H: 0 LOB: 0 BB: 0 P: 10	R: 0 E: 0 K: 1 S: 16	H: 2 LOB: 2 BB: 1 P: 22	R: 1 E: 0 K: 1 S: 12	H: 1 LOB: 0 BB: 0 P: 18	R: 0 E: 0 K: 1 S: 20	H: 2 LOB: 3 BB: 1 P: 30	1B: 7 2B: 3 3B: 0 HR: 1	SF: 0 SAC: 0 DP: 0 HBP: 0	WP: 1 PB: 0 SB: 0 CS: 2	PA: 39							
PITCHER	IP	WLS	BF	H	R	ER	SO	BB	IBB	HBP	BLK	WP	HR	S	P	ERA	WHIP										
7 Julio Urias, L (1, 1) ERA: 4.33	5.0		21	6	2	2	6	1	0	0	0	1	0	57	94	3.60	1.400										
50 Casey Fien, R (6, 1) ERA: 5.4	2.0		8	2	0	0	2	1	0	0	0	0	0	23	32	0.00	1.500										
36 Adam Liberatore, L (8, 1) ERA: 0.75	0.2		2	0	0	0	2	0	0	0	0	0	0	4	8	0.00	0.000										
52 Pedro Báez, R (8, 1) ERA: 3.44	1.0		7	3	1	1	2	1	0	0	0	0	1	25	36	9.00	4.000										
Chris Hatcher, R (9, 1) ERA: 4.66	0.1	W	1	0	0	0	0	0	0	0	0	0	0	3	4	0.00	0.000										

AB	36
R	3
H	11
RBI	3
BB	3
SO	10
LOB	19



Batter	1	2	3	4	5	6	7	8	9	AB	R	H	RBI	BB	SO	LOB	BOTTOM										
26 Chase Utley, L (1, 4) OBP: 0.349, SLG: 0.384										3	1	1	0	0	0	0	Washington Nationals @ Los Angeles Dodgers Dodger Stadium, Los Angeles, CA Wed Jun 22 2016, 7:11 PM - 10:47 PM PDT Att. 43,776 - Clear - 75 F										
14 Enrique Hernández, R (7, PH) OBP: 0.272, SLG: 0.355										4	1	3	1	0	0	2											
5 Corey Seager, L (1, 6) OBP: 0.348, SLG: 0.519										4	0	0	0	0	1	3											
10 Justin Turner, R (1, 5) OBP: 0.326, SLG: 0.417										4	0	0	0	0	1	3											
23 Adrián González, L (1, 3) OBP: 0.344, SLG: 0.380										4	0	0	0	0	0	1											
21 Trayce Thompson, R (1, 7) OBP: 0.325, SLG: 0.480										4	0	0	0	0	2	1											
31 Joc Pederson, L (1, 8) OBP: 0.324, SLG: 0.491										3	0	0	0	1	2	0											
9 Yasmani Grandal, S (1, 2) OBP: 0.310, SLG: 0.395										3	0	2	0	0	0	0											
33 Scott Van Slyke, R (7, PH) OBP: 0.270, SLG: 0.340										0	0	0	0	0	0	0											
36 Adam Liberatore, L (8, 1) ERA: 0.75										0	0	0	0	0	0	0											
52 Pedro Báez, R (8, 1) OBP: 1.000, SLG: 1.000										0	0	0	0	0	0	0											
Chris Hatcher, R (9, 1) ERA: 4.66										1	1	1	0	0	0	0											
66 Yasiel Puig, R (1, 9) OBP: 0.288, SLG: 0.363										4	1	2	0	0	2	2											
7 Julio Urias, L (1, 1) ERA: 4.33										1	0	0	0	0	0	0											
25 Will Venable, L (5, PH) OBP: 0.182, SLG: 0.200										1	0	0	0	0	0	0											
50 Casey Fien, R (6, 1) ERA: 5.4										0	0	0	0	0	0	0											
17 A.J. Ellis, R (7, PH) OBP: 0.294, SLG: 0.255										0	0	0	0	0	0	0											
Inning Stats	R: 1 E: 0 K: 0 S: 11	H: 2 LOB: 1 BB: 0 P: 21	R: 0 E: 0 K: 2 S: 9	H: 0 LOB: 0 BB: 0 P: 15	R: 1 E: 0 K: 1 S: 8	H: 1 LOB: 0 BB: 0 P: 11	R: 0 E: 0 K: 1 S: 11	H: 1 LOB: 2 BB: 1 P: 17	R: 0 E: 0 K: 0 S: 10	H: 0 LOB: 1 BB: 0 P: 17	R: 0 E: 0 K: 1 S: 7	H: 2 LOB: 2 BB: 0 P: 16	R: 0 E: 0 K: 1 S: 7	H: 0 LOB: 0 BB: 0 P: 13	R: 2 E: 1 K: 1 S: 8	H: 2 LOB: 0 BB: 0 P: 12	1B: 8 2B: 0 3B: 0 HR: 1	SF: 0 SAC: 1 DP: 0 HBP: 0	WP: 1 PB: 0 SB: 0 CS: 0	PA: 35							
PITCHER	IP	WLS	BF	H	R	ER	SO	BB	IBB	HBP	BLK	WP	HR	S	P	ERA	WHIP										
41 Joe Ross, R (1, 1) ERA: 3.11	6.1		27	7	2	2	5	1	0	0	0	0	0	63	100	2.84	1.263										
46 Oliver Pérez, L (7, 1) ERA: 4.74	0.2		2	0	0	0	1	0	0	0	0	0	0	6	6	0.00	0.000										
73 Felipe Vázquez, L (8, 1) ERA: 6.47	0.2	H	2	0	0	0	0	0	0	0	0	0	0	3	7	0.00	0.000										
27 Shawn Kelley, R (8, 1) ERA: 2.39	0.2	L	4	2	2	0	2	0	0	0	0	0	0	12	18	0.00	3.000										

AB	33
R	4
H	9
RBI	1
BB	1
SO	8
LOB	11



Batter	1	2	3	4	5	6	7	8	9	AB	R	H	RBI	BB	SO	LOB	TOP										
14 Enrique Hernández, R (1.4) OBP: 0.264, SLG: 0.348 56 J.P. Howell, L (8.1)										4	0	0	0	0	2	3	Los Angeles Dodgers @ Pittsburgh Pirates PNC Park, Pittsburgh, PA Sat Jun 25 2016, 7:16 PM - 10:02 PM EDT Att: 33,590 - Clear - 84 F										
10 Justin Turner, R (1.5) OBP: 0.326, SLG: 0.418										4	0	0	0	0	1	3											
5 Corey Seager, L (1.6) OBP: 0.354, SLG: 0.527										4	0	1	0	0	1	2											
21 Trave Thompson, R (1.8) OBP: 0.317, SLG: 0.467										4	0	0	0	0	1	1											
23 Adrián González, L (1.3) OBP: 0.337, SLG: 0.372											4	0	0	0	0	1											
66 Yasiel Puig, R (1.9) OBP: 0.296, SLG: 0.383											4	0	2	0	0	0											
33 Scott Van Slyke, R (1.7) OBP: 0.283, SLG: 0.400 31 Joc Pederson, L (9. PH) OBP: 0.321, SLG: 0.484											3	1	1	0	0	1											
17 A.J. Ellis, R (1.2) OBP: 0.304, SLG: 0.278											3	0	2	1	0	0											
18 Kenta Maeda, R (1.1) OBP: 0.125, SLG: 0.250 55 Joe Blanton, R (6.1) 52 Pedro Báez, R (7.1) 47 Howie Kendrick, R (8. PH) OBP: 0.300, SLG: 0.328											2	0	1	0	0	0											
											0	0	0	0	0	0											
Inning Stats	R: 0 E: 0 K: 1 S: 7	H: 0 LOB: 0 BB: 0 P: 11	R: 0 E: 0 K: 0 S: 6	H: 0 LOB: 0 BB: 0 P: 8	R: 0 E: 0 K: 0 S: 10	H: 0 LOB: 0 BB: 0 P: 13	R: 0 E: 0 K: 0 S: 6	H: 0 LOB: 0 BB: 0 P: 11	R: 0 E: 0 K: 0 S: 9	H: 0 LOB: 0 BB: 0 P: 14	R: 1 E: 0 K: 0 S: 8	H: 3 LOB: 1 BB: 0 P: 14	R: 0 E: 0 K: 2 S: 12	H: 2 LOB: 2 BB: 0 P: 18	R: 0 E: 0 K: 3 S: 14	H: 2 LOB: 2 BB: 0 P: 23	R: 0 E: 1 K: 0 S: 7	H: 1 LOB: 1 BB: 0 P: 11	1B: 4 2B: 4 3B: 0 HR: 0	SF: 0 SAC: 0 DP: 0 HBP: 0	WP: 0 PB: 0 SB: 0 CS: 1	PA: 34					
PITCHER	IP	WLS	BF	H	R	ER	SO	BB	IBB	HBP	BLK	WP	HR	S	P	ERA	WHIP										
49 Jeff Locke, L (1.1) ERA: 5.12	7.0	W	25	5	1	1	3	0	0	0	0	0	0	58	89	1.29	0.714										
44 Tony Watson, L (8.1) ERA: 3.33	1.0		5	2	0	0	3	0	0	0	0	0	0	14	23	0.00	2.000										
31 A.J. Schugel, R (9.1) ERA: 3.96	1.0		4	1	0	0	0	0	0	0	0	0	0	7	11	0.00	1.000										

Batter	1	2	3	4	5	6	7	8	9	AB	R	H	RBI	BB	SO	LOB	BOTTOM										
28 John Jaso, L (1.3) OBP: 0.354, SLG: 0.404 3 Sean Rodriguez, R (7.3) OBP: 0.320, SLG: 0.467										1	1	0	0	2	0	0	Los Angeles Dodgers @ Pittsburgh Pirates PNC Park, Pittsburgh, PA Sat Jun 25 2016, 7:16 PM - 10:02 PM EDT Att: 33,590 - Clear - 84 F										
6 Starling Marte, R (1.7) OBP: 0.365, SLG: 0.492										4	1	1	0	0	1	1											
22 Andrew McCutchen, R (1.8) OBP: 0.320, SLG: 0.423										4	2	2	4	0	1	1											
23 David Freese, R (1.5) OBP: 0.371, SLG: 0.447										3	0	1	0	1	0	1											
17 Matt Joyce, L (1.9) OBP: 0.429, SLG: 0.602										3	1	0	0	1	0	2											
5 Josh Harrison, R (1.4) OBP: 0.314, SLG: 0.391										3	0	0	0	0	1	2											
10 Jordy Mercer, R (1.6) OBP: 0.357, SLG: 0.367										3	1	1	2	0	0	0											
38 Erik Kratz, R (1.2) OBP: 0.071, SLG: 0.127										3	0	0	0	0	1	0											
49 Jeff Locke, L (1.1) OBP: 0.143, SLG: 0.111 26 Adam Frazier, L (7. PH) OBP: 0.333, SLG: 0.333 44 Tony Watson, L (8.1) 31 A.J. Schugel, R (9.1)										2	0	0	0	0	1	0											
										0	0	0	0	0	0	0											
Inning Stats	R: 0 E: 0 K: 1 S: 9	H: 0 LOB: 1 BB: 1 P: 17	R: 0 E: 0 K: 0 S: 8	H: 0 LOB: 0 BB: 0 P: 12	R: 0 E: 0 K: 2 S: 10	H: 0 LOB: 0 BB: 0 P: 17	R: 1 E: 0 K: 1 S: 11	H: 2 LOB: 1 BB: 0 P: 19	R: 0 E: 0 K: 0 S: 8	H: 0 LOB: 0 BB: 0 P: 12	R: 5 E: 0 K: 1 S: 22	H: 3 LOB: 2 BB: 0 P: 46	R: 0 E: 0 K: 0 S: 9	H: 0 LOB: 0 BB: 0 P: 13	R: 0 E: 0 K: 0 S: 4	H: 0 LOB: 0 BB: 1 P: 12	R: 0 E: 0 K: 0 S: 7	H: 1 LOB: 1 BB: 0 P: 11	1B: 2 2B: 0 3B: 0 HR: 3	SF: 0 SAC: 0 DP: 1 HBP: 0	WP: 1 PB: 0 SB: 1 CS: 0	PA: 32					
PITCHER	IP	WLS	BF	H	R	ER	SO	BB	IBB	HBP	BLK	WP	HR	S	P	ERA	WHIP										
18 Kenta Maeda, R (1.1) ERA: 2.91	5.0	L	21	4	4	4	4	1	0	0	0	0	1	16	31	18.00	2.000										
55 Joe Blanton, R (6.1) ERA: 2.56	1.0		5	1	2	2	1	1	0	0	0	0	0	9	13	0.00	0.000										
52 Pedro Báez, R (7.1) ERA: 3.34	1.0		3	0	0	0	0	0	0	0	0	0	0	4	12	0.00	1.000										
56 J.P. Howell, L (8.1) ERA: 4.7	1.0		3	0	0	0	0	1	0	0	0	0	0	4	12	0.00	1.000										



Batter	1	2	3	4	5	6	7	8	9	AB	R	H	RBI	BB	SO	LOB	TOP					
26 Chase Utley, L OBP: 0.344, SLG: 0.382	L3		F7		F8		P5			4	0	0	0	0	0	0	Los Angeles Dodgers @ Pittsburgh Pirates PNC Park, Pittsburgh, PA Sun Jun 26 2016, 8:10 PM - 10:49 PM EDT Att: 32,228 - Partly Cloudy - 85 F					
5 Corey Seager, L OBP: 0.356, SLG: 0.528	G6-3		10 HR		2B			L9		3	2	1	0	1	0	0						
10 Justin Turner, R OBP: 0.332, SLG: 0.437	31 BB 47 1B		HR		2B		G4-3	G4-3		3	1	2	3	1	0	0						
47 Howie Kendrick, R OBP: 0.299, SLG: 0.327	66 FC5 31 BB		G4-3		G4-3			K		4	0	1	0	0	1	1						
31 Joc Pederson, L OBP: 0.324, SLG: 0.480	66 FC5				2-1		L9		P4	2	0	0	0	2	0	0						
66 Yasiel Puig, R OBP: 0.290, SLG: 0.376	FC5				K		G6-3		G5-3	4	0	0	0	0	1	4						
9 Yasmani Grandal, S OBP: 0.297, SLG: 0.341			K		K		G1-4-3		K	4	0	0	0	0	3	0						
33 Scott Van Slyke, R OBP: 0.250, SLG: 0.378			F8		K		G6-3			2	0	0	0	0	1	0						
23 Adrián González, L OBP: 0.336, SLG: 0.371					K					1	0	0	0	0	0	0						
22 Clayton Kershaw, L OBP: 0.186, SLG: 0.190			K		F7		F9			2	0	0	0	0	1	0						
21 Trayce Thompson, R OBP: 0.316, SLG: 0.465										1	0	0	0	0	0	0						
50 Casey Fien, R OBP: 0.316, SLG: 0.465										0	0	0	0	0	0	0						
Inning Stats	R: 0 E: 0 K: 0 S: 8	H: 1 LOB: 3 BB: 2 P: 20	R: 0 E: 0 K: 2 S: 7	H: 0 LOB: 0 BB: 10 P: 10	R: 2 E: 0 K: 1 S: 12	H: 2 LOB: 1 BB: 1 P: 22	R: 0 E: 0 K: 2 S: 10	H: 0 LOB: 0 BB: 1 P: 15	R: 1 E: 0 K: 0 S: 7	H: 1 LOB: 1 BB: 1 P: 14	R: 0 E: 0 K: 0 S: 6	H: 0 LOB: 0 BB: 0 P: 9	R: 0 E: 0 K: 1 S: 6	H: 0 LOB: 0 BB: 0 P: 6	R: 0 E: 0 K: 1 S: 8	H: 0 LOB: 0 BB: 0 P: 11	R: 0 E: 0 K: 1 S: 6	H: 0 LOB: 0 BB: 0 P: 9	1B: 1 2B: 2 3B: 0 HR: 1	SF: 0 SAC: 0 DP: 0 HBP: 0	WP: 0 PB: 0 SB: 0 CS: 0	PA: 34
PITCHER	IP WLS BF H R ER SO BB IBB HBP BLK WP HR S P ERA WHIP																					
39 Chad Kuhl, R ERA: 5.4	5.0 W 23 4 3 3 5 4 0 0 0 0 0 1 44 81 5.40 1.600																					
12 Juan Nicasio, R ERA: 5.74	1.0 H 3 0 0 0 0 0 0 0 0 0 0 0 6 9 0.00 0.000																					
31 A.J. Schugel, R ERA: 3.76	2.0 H 6 0 0 0 1 0 0 0 0 0 0 0 14 17 0.00 0.000																					
35 Mark Melancon, R ERA: 1.48	1.0 S 3 0 0 0 1 0 0 0 0 0 0 0 6 9 0.00 0.000																					

Batter	1	2	3	4	5	6	7	8	9	AB	R	H	RBI	BB	SO	LOB	BOTTOM			
10 Jordy Mercer, R OBP: 0.359, SLG: 0.369	23 FC5-4						L7			1	0	1	0	0	0	0	Los Angeles Dodgers @ Pittsburgh Pirates PNC Park, Pittsburgh, PA Sun Jun 26 2016, 8:10 PM - 10:49 PM EDT Att: 32,228 - Partly Cloudy - 85 F			
26 Adam Frazier, L OBP: 0.500, SLG: 0.500	23 2B						G4-3			3	1	2	1	0	0	0				
23 David Freese, R OBP: 0.369, SLG: 0.448	FC5-4 22 WP					K	G4-3			4	0	1	3	0	1	1				
22 Andrew McCutchen, R OBP: 0.316, SLG: 0.417	G5-3					K	K			4	0	0	0	0	2	2				
17 Matt Joyce, L OBP: 0.429, SLG: 0.602	F8					K	K			0	0	0	0	0	0	0				
27 Jung Ho Kang, R OBP: 0.325, SLG: 0.558	G5-3					G5-3				4	0	0	0	0	1	1				
6 Starling Marte, R OBP: 0.367, SLG: 0.489	F8					G5-3				4	0	1	0	0	0	0				
5 Josh Harrison, R OBP: 0.313, SLG: 0.389	3 BB 19 1B					F7				4	1	1	0	0	0	1				
19 Chris Stewart, R OBP: 0.316, SLG: 0.294	26 1B 23 2B					P3				3	1	2	0	0	0	0				
3 Sean Rodriguez, R OBP: 0.333, SLG: 0.471	26 1B 23 2B					39 SH3				1	1	1	0	2	0	0				
39 Chad Kuhl, R ERA: 5.4						SH3				1	0	0	0	0	1	3				
12 Juan Nicasio, R ERA: 1.79						K				0	0	0	0	0	0	0				
25 Gregory Polanco, L OBP: 0.377, SLG: 0.517										1	0	0	0	0	1	2				
31 A.J. Schugel, R ERA: 3.76										0	0	0	0	0	0	0				
35 Mark Melancon, R ERA: 1.48										0	0	0	0	0	0	0				
Inning Stats	R: 0 E: 0 K: 0 S: 11	H: 1 LOB: 1 BB: 0 P: 16	R: 4 E: 0 K: 1 S: 21	H: 4 LOB: 1 BB: 1 P: 30	R: 0 E: 0 K: 0 S: 6	H: 0 LOB: 0 BB: 0 P: 8	R: 0 E: 0 K: 0 S: 6	H: 2 LOB: 2 BB: 0 P: 10	R: 0 E: 0 K: 2 S: 10	H: 0 LOB: 0 BB: 0 P: 12	R: 0 E: 0 K: 1 S: 12	H: 2 LOB: 2 BB: 1 P: 22	R: 0 E: 0 K: 1 S: 9	H: 0 LOB: 0 BB: 0 P: 15	R: 0 E: 0 K: 1 S: 9	H: 0 LOB: 0 BB: 0 P: 11	1B: 7 2B: 2 3B: 0 HR: 0	SF: 0 SAC: 1 DP: 0 HBP: 0	WP: 1 PB: 0 SB: 0 CS: 1	PA: 33
PITCHER	IP WLS BF H R ER SO BB IBB HBP BLK WP HR S P ERA WHIP																			
22 Clayton Kershaw, L ERA: 1.79	6.0 L 27 9 4 4 4 1 1 0 0 0 0 0 0 18 26 6.00 1.667																			
50 Casey Fien, R ERA: 4.97	2.0 6 0 0 0 2 0 0 0 0 0 0 0 0 18 26 0.00 0.000																			

AB	30
R	3
H	4
RBI	3
BB	4
SO	7
LOB	5



AB	30
R	4
H	9
RBI	4
BB	2
SO	6
LOB	10



Batter	1	2	3	4	5	6	7	8	9	AB	R	H	RBI	BB	SO	LOB	TOP					
14 Enrique Hernández, R (1.7) OBP: 0.290, SLG: 0.348 23 Adrián González, L (6,PH) OBP: 0.307, SLG: 0.312 (6,3)										0 1 0 0 3 0 0 2 0 1 0 0 0 0												
10 Justin Turner, R (1.5) OBP: 0.330, SLG: 0.438 5 Corey Seager, L (9,6) OBP: 0.356, SLG: 0.528										4 1 1 1 0 1 3 0 0 0 0 0 0 0												
21 Trayce Thompson, R (1.8) OBP: 0.313, SLG: 0.455										4 1 0 0 1 0 4												
66 Yasiel Puig, R (1.9) OBP: 0.293, SLG: 0.373										4 1 1 2 0 0 1												
47 Howie Kendrick, R (1.4) OBP: 0.296, SLG: 0.324										5 0 1 1 0 0 3												
33 Scott Van Skike, R (1.3) OBP: 0.261, SLG: 0.326 67 Louis Coleman, R (8,1) 56 J.P. Howell, L (8,1) 55 Joe Blanton, R (7,1) 26 Chase Utley, L (8,PH) 52 Pedro Báez, R (8,1) 74 Kenley Jansen, S (8,1)										3 0 1 0 0 1 2 0 1 0 0 0 0 0 0 0 0 0 0 0 0 0 0 0												
17 A.J. Ellis, R (1.2) OBP: 0.310, SLG: 0.280										3 0 1 1 1 0 1												
3 Chris Taylor, R (1.6) OBP: 0.286, SLG: 0.571 (9,5)										4 1 1 0 0 0 5												
29 Scott Kazmir, L (1,1) OBP: 0.148, SLG: 0.115 31 Joc Pederson, L (6,PH) OBP: 0.326, SLG: 0.478 (6,8)										2 0 0 0 0 2 1 1 0 0 0 1 0 0												
Inning Stats	R: 0 E: 0 K: 1 S: 10	H: 0 LOB: 1 BB: 1 P: 17	R: 0 E: 0 K: 0 S: 8	H: 0 LOB: 0 BB: 0 P: 12	R: 1 E: 0 K: 1 S: 16	H: 1 LOB: 1 BB: 1 P: 26	R: 0 E: 0 K: 0 S: 11	H: 1 LOB: 2 BB: 1 P: 19	R: 4 E: 1 K: 2 S: 17	H: 4 LOB: 2 BB: 2 P: 32	R: 0 E: 0 K: 0 S: 7	H: 0 LOB: 0 BB: 0 P: 10	R: 0 E: 0 K: 0 S: 9	H: 0 LOB: 0 BB: 1 P: 15	R: 0 E: 0 K: 0 S: 12	H: 1 LOB: 3 BB: 1 P: 24	1B: 5 2B: 1 3B: 1 HR: 0	SF: 1 SAC: 0 DP: 1 HBP: 1	WP: 0 PB: 0 SB: 1 CS: 0	PA: 41		
PITCHER	IP WLS BF H R ER SO BB IBB HBP BLK WP HR S P ERA WHIP	IP WLS BF H R ER SO BB IBB HBP BLK WP HR S P ERA WHIP	IP WLS BF H R ER SO BB IBB HBP BLK WP HR S P ERA WHIP	IP WLS BF H R ER SO BB IBB HBP BLK WP HR S P ERA WHIP	IP WLS BF H R ER SO BB IBB HBP BLK WP HR S P ERA WHIP	IP WLS BF H R ER SO BB IBB HBP BLK WP HR S P ERA WHIP	IP WLS BF H R ER SO BB IBB HBP BLK WP HR S P ERA WHIP	IP WLS BF H R ER SO BB IBB HBP BLK WP HR S P ERA WHIP	IP WLS BF H R ER SO BB IBB HBP BLK WP HR S P ERA WHIP	IP WLS BF H R ER SO BB IBB HBP BLK WP HR S P ERA WHIP	IP WLS BF H R ER SO BB IBB HBP BLK WP HR S P ERA WHIP	IP WLS BF H R ER SO BB IBB HBP BLK WP HR S P ERA WHIP	IP WLS BF H R ER SO BB IBB HBP BLK WP HR S P ERA WHIP	IP WLS BF H R ER SO BB IBB HBP BLK WP HR S P ERA WHIP	IP WLS BF H R ER SO BB IBB HBP BLK WP HR S P ERA WHIP	IP WLS BF H R ER SO BB IBB HBP BLK WP HR S P ERA WHIP	IP WLS BF H R ER SO BB IBB HBP BLK WP HR S P ERA WHIP	IP WLS BF H R ER SO BB IBB HBP BLK WP HR S P ERA WHIP	IP WLS BF H R ER SO BB IBB HBP BLK WP HR S P ERA WHIP	IP WLS BF H R ER SO BB IBB HBP BLK WP HR S P ERA WHIP	IP WLS BF H R ER SO BB IBB HBP BLK WP HR S P ERA WHIP	IP WLS BF H R ER SO BB IBB HBP BLK WP HR S P ERA WHIP

Los Angeles Dodgers @ Pittsburgh Pirates
PNC Park, Pittsburgh, PA
Mon Jun 27 2016, 12:38 PM - 4:10 PM EDT
Att: 26,925 - Cloudy - 83 F

AB	32
R	5
H	7
RBI	5
BB	7
SO	4
LOB	20



Batter	1	2	3	4	5	6	7	8	9	AB	R	H	RBI	BB	SO	LOB	BOTTOM					
10 Jordy Mercer, R (1,6) OBP: 0.360, SLG: 0.365										3 1 0 0 2 0 1												
23 David Freese, R (1,3) OBP: 0.363, SLG: 0.439										4 0 0 0 0 2 2												
22 Andrew McCutchen, R (1,8) OBP: 0.319, SLG: 0.421										4 1 2 0 0 0 1												
27 Jung Ho Kang, R (1,5) OBP: 0.329, SLG: 0.550										2 1 0 0 2 2 0												
6 Starling Marte, R (1,7) OBP: 0.366, SLG: 0.485										4 1 1 1 1 0 3 2												
5 Josh Harrison, R (1,4) OBP: 0.309, SLG: 0.383										4 0 0 0 0 1 3												
3 Sean Rodriguez, R (1,9) OBP: 0.338, SLG: 0.475										3 0 1 1 1 0 0												
38 Erik Kratz, R (1,2) OBP: 0.085, SLG: 0.138 25 Gregory Polanco, L (9,PH) OBP: 0.375, SLG: 0.515										3 0 1 2 0 0 1 1 0 0 0 0 1 0												
47 Francisco Lirio, L (1,1) OBP: 0.296, SLG: 0.327 17 Matt Joyce, L (8,PH) 12 Juan Nicasio, R (8,PH) 26 John Jaso, L (8,PH) 26 Adam Frazier, L (8,PH) OBP: 0.300, SLG: 0.500										2 0 0 0 0 0 2 0 0 0 0 0 0 0 1 0 0 0 0 0 1 0 0 0 0 0 0 0 0 0 0 0 1 0 0 0 0 0 0 0 0 0												
Inning Stats	R: 4 E: 0 K: 0 S: 21	H: 3 LOB: 3 BB: 3 P: 40	R: 0 E: 0 K: 1 S: 7	H: 0 LOB: 0 BB: 0 P: 10	R: 0 E: 0 K: 2 S: 7	H: 0 LOB: 0 BB: 0 P: 8	R: 0 E: 0 K: 0 S: 10	H: 0 LOB: 0 BB: 0 P: 14	R: 0 E: 0 K: 1 S: 13	H: 1 LOB: 1 BB: 1 P: 25	R: 0 E: 0 K: 1 S: 12	H: 0 LOB: 0 BB: 0 P: 18	R: 0 E: 0 K: 1 S: 7	H: 0 LOB: 0 BB: 1 P: 15	R: 0 E: 0 K: 3 S: 10	H: 0 LOB: 0 BB: 0 P: 13	R: 0 E: 0 K: 1 S: 12	H: 0 LOB: 2 BB: 1 P: 18	1B: 3 2B: 2 3B: 0 HR: 0	SF: 0 SAC: 0 DP: 0 HBP: 0	WP: 0 PB: 0 SB: 1 CS: 1	PA: 38
PITCHER	IP WLS BF H R ER SO BB IBB HBP BLK WP HR S P ERA WHIP	IP WLS BF H R ER SO BB IBB HBP BLK WP HR S P ERA WHIP	IP WLS BF H R ER SO BB IBB HBP BLK WP HR S P ERA WHIP	IP WLS BF H R ER SO BB IBB HBP BLK WP HR S P ERA WHIP	IP WLS BF H R ER SO BB IBB HBP BLK WP HR S P ERA WHIP	IP WLS BF H R ER SO BB IBB HBP BLK WP HR S P ERA WHIP	IP WLS BF H R ER SO BB IBB HBP BLK WP HR S P ERA WHIP	IP WLS BF H R ER SO BB IBB HBP BLK WP HR S P ERA WHIP	IP WLS BF H R ER SO BB IBB HBP BLK WP HR S P ERA WHIP	IP WLS BF H R ER SO BB IBB HBP BLK WP HR S P ERA WHIP	IP WLS BF H R ER SO BB IBB HBP BLK WP HR S P ERA WHIP	IP WLS BF H R ER SO BB IBB HBP BLK WP HR S P ERA WHIP	IP WLS BF H R ER SO BB IBB HBP BLK WP HR S P ERA WHIP	IP WLS BF H R ER SO BB IBB HBP BLK WP HR S P ERA WHIP	IP WLS BF H R ER SO BB IBB HBP BLK WP HR S P ERA WHIP	IP WLS BF H R ER SO BB IBB HBP BLK WP HR S P ERA WHIP	IP WLS BF H R ER SO BB IBB HBP BLK WP HR S P ERA WHIP	IP WLS BF H R ER SO BB IBB HBP BLK WP HR S P ERA WHIP	IP WLS BF H R ER SO BB IBB HBP BLK WP HR S P ERA WHIP	IP WLS BF H R ER SO BB IBB HBP BLK WP HR S P ERA WHIP	IP WLS BF H R ER SO BB IBB HBP BLK WP HR S P ERA WHIP	IP WLS BF H R ER SO BB IBB HBP BLK WP HR S P ERA WHIP

Los Angeles Dodgers @ Pittsburgh Pirates
PNC Park, Pittsburgh, PA
Mon Jun 27 2016, 12:38 PM - 4:10 PM EDT
Att: 26,925 - Cloudy - 83 F

AB	31
R	4
H	5
RBI	4
BB	6
SO	10
LOB	13



Batter	1	2	3	4	5	6	7	8	9	AB	R	H	RBI	BB	SO	LOB	TOP										
26 Chase Utley, L OBP: 0.343, SLG: 0.374	G4-3		K			P2			F8	4	0	0	0	0	1	0	Los Angeles Dodgers @ Milwaukee Brewers Miller Park, Milwaukee, WI Wed Jun 29 2016, 7:11 PM - 9:40 PM CDT Att: 26,566 - Clear - 77 F livebaseballscorecards.com										
5 Corey Seager, L OBP: 0.355, SLG: 0.531	10 F9 2B		G6-3			L7			K	4	0	1	0	0	1	0											
10 Justin Turner, R OBP: 0.329, SLG: 0.432	F9					G6-3			F9	3	0	0	0	1	0	1											
23 Adrián González, L OBP: 0.292, SLG: 0.381										1	0	0	0	1	1	1											
33 Scott Van Slyke, R OBP: 0.244, SLG: 0.357										1	0	0	0	0	0	0											
47 Howie Kendrick, R OBP: 0.295, SLG: 0.326										3	0	0	0	0	2	3											
21 Travis Thompson, R OBP: 0.315, SLG: 0.445										3	0	0	0	0	1	1											
66 Yasiel Puig, R OBP: 0.348, SLG: 0.371										3	0	1	0	0	0	0											
3 Chris Taylor, R OBP: 0.250, SLG: 0.417										0	0	0	0	0	0	0											
17 A.J. Ellis, R OBP: 0.303, SLG: 0.272										3	0	0	0	0	0	1											
51 Brock Stewart, L										2	0	0	0	0	2	0											
56 J.P. Howell, L										0	0	0	0	0	0	0											
Chris Hatcher, R OBP: 0.500, SLG: 0.500										1	0	0	0	0	0	0											
Inning Stats	R: 0 H: 1 E: 0 K: 0 S: 8	L: 1 LOB: 2 BB: 1 P: 18	R: 0 H: 0 E: 0 K: 1 S: 7	H: 0 LOB: 0 BB: 0 P: 14	R: 0 H: 0 E: 0 K: 2 S: 8	H: 0 LOB: 0 BB: 0 P: 12	R: 0 H: 0 E: 0 K: 2 S: 8	H: 0 LOB: 1 BB: 1 P: 14	R: 0 H: 1 E: 0 K: 1 S: 7	H: 0 LOB: 0 BB: 0 P: 7	R: 0 H: 0 E: 0 K: 0 S: 10	H: 0 LOB: 0 BB: 0 P: 16	R: 0 H: 0 E: 0 K: 1 S: 9	H: 0 LOB: 0 BB: 0 P: 14	R: 0 H: 0 E: 0 K: 0 S: 9	H: 0 LOB: 0 BB: 0 P: 14	R: 0 H: 0 E: 0 K: 1 S: 8	H: 0 LOB: 0 BB: 0 P: 12	1B: 1 2B: 1 3B: 0 HR: 0	SF: 0 SAC: 0 DP: 1 HBP: 0	WP: 0 PB: 0 SB: 0 CS: 0	PA: 30					
PITCHER	IP	WLS	BF	H	R	ER	SO	BB	IBB	HBP	BLK	WP	HR	S	P	ERA	WHIP										
41 Junior Guerra, R ERA: 3.25	8.0	W	27	2	0	0	7	2	0	0	0	0	0	66	109	0.00	0.500										
54 Michael Blazek, R ERA: 4.23	1.0		3	0	0	0	1	0	0	0	0	0	0	8	12	0.00	0.000										

Batter	1	2	3	4	5	6	7	8	9	AB	R	H	RBI	BB	SO	LOB	BOTTOM										
5 Jonathan Villar, S OBP: 0.382, SLG: 0.432	K	2 BB 1B		2 L3 1B					8 HR 1B	4	2	3	0	0	1	0	Los Angeles Dodgers @ Milwaukee Brewers Miller Park, Milwaukee, WI Wed Jun 29 2016, 7:11 PM - 9:40 PM CDT Att: 26,566 - Clear - 77 F livebaseballscorecards.com										
2 Scooter Gennett, L OBP: 0.333, SLG: 0.428	K	8 BB 2B		L3					P6	3	0	0	0	1	1	2											
8 Ryan Braun, R OBP: 0.381, SLG: 0.557	G6-3								HR	4	1	2	4	0	0	0											
20 Jonathan Lucroy, R OBP: 0.362, SLG: 0.502		G6-3							1B	3	0	1	0	1	1	0											
33 Chris Carter, R OBP: 0.306, SLG: 0.500									1B	4	1	1	0	0	3	4											
9 Aaron Hill, R OBP: 0.356, SLG: 0.414										4	1	2	0	0	0	0											
10 Kirk Nieuwenhuis, L OBP: 0.333, SLG: 0.394										4	1	2	3	0	0	1											
18 Ramón Flores, L OBP: 0.309, SLG: 0.277										3	0	0	0	1	2	2											
41 Junior Guerra, R OBP: 0.158, SLG: 0.158										3	1	1	0	0	2	0											
7 Jake Elmore, R										1	0	0	0	0	1	1											
54 Michael Blazek, R										0	0	0	0	0	0	0											
Inning Stats	R: 0 H: 0 E: 0 K: 2 S: 8	H: 0 LOB: 0 BB: 0 P: 12	R: 5 H: 6 E: 1 K: 1 S: 21	H: 6 LOB: 3 BB: 2 P: 37	R: 0 H: 1 E: 0 K: 1 S: 10	H: 1 LOB: 0 BB: 0 P: 15	R: 0 H: 1 E: 0 K: 1 S: 11	H: 1 LOB: 0 BB: 0 P: 14	R: 0 H: 0 E: 0 K: 2 S: 13	H: 0 LOB: 0 BB: 0 P: 17	R: 0 H: 1 E: 0 K: 1 S: 7	H: 1 LOB: 1 BB: 0 P: 12	R: 2 H: 3 E: 0 K: 2 S: 13	H: 3 LOB: 1 BB: 0 P: 16	R: 0 H: 0 E: 0 K: 1 S: 11	H: 0 LOB: 1 BB: 1 P: 22	R: 0 H: 0 E: 0 K: 1 S: 11	H: 0 LOB: 1 BB: 1 P: 22	1B: 9 2B: 4 3B: 0 HR: 2	SF: 0 SAC: 0 DP: 3 HBP: 0	WP: 0 PB: 0 SB: 0 CS: 2	PA: 36					
PITCHER	IP	WLS	BF	H	R	ER	SO	BB	IBB	HBP	BLK	WP	HR	S	P	ERA	WHIP										
51 Brock Stewart, R ERA: 9.0	5.0	L	23	8	0	5	7	1	0	0	0	0	0	63	9.00	1.800											
56 J.P. Howell, L ERA: 4.44	1.0		3	1	0	0	1	0	0	0	0	0	0	7	12	0.00	1.000										
Chris Hatcher, R ERA: 4.91	2.0		10	3	2	2	3	1	0	0	0	0	1	24	38	9.00	2.000										

Batter	1	2	3	4	5	6	7	8	9	AB	R	H	RBI	BB	SO	LOB	TOP										
19 Charlie Blackmon, L (1,8) OBP: 0.374, SLG: 0.513	F8		P6							4	0	2	0	0	0	0	Colorado Rockies @ Los Angeles Dodgers Dodger Stadium, Los Angeles, CA Fri Jul 01 2016, 7:11 PM - 10:04 PM PDT Att: 43,644 - Clear - 73 F										
18 Cristian Adams, S (1,6) OBP: 0.323, SLG: 0.313	G4-3		G4-3							4	0	0	0	0	0	2											
28 Nolan Arenado, R (1,5) OBP: 0.368, SLG: 0.570	K			K						4	0	0	0	0	3	1											
5 Carlos González, L (1,9) OBP: 0.373, SLG: 0.578		K			L4					3	0	0	0	1	1	0											
12 Mark Reynolds, R (1,3) OBP: 0.356, SLG: 0.458		K			K					3	0	0	0	1	3	1											
3 Daniel Descalso, L (1,4) OBP: 0.485, SLG: 0.509										3	0	1	0	1	1	2											
4 Nick Hundley, R (1,2) OBP: 0.346, SLG: 0.440										2	0	0	0	0	0	2											
1 Brandon Barnes, R (1,7) OBP: 0.282, SLG: 0.353										3	0	0	0	0	1	2											
29 Jorge De La Rosa, L (1,1) OBP: 0.235, SLG: 0.188										2	0	0	0	0	2	0											
6 Ryan Raburn, R (8,PH) OBP: 0.320, SLG: 0.470										1	0	0	0	0	1	0											
62 Gonzalez Germen, R (8,1)										0	0	0	0	0	0	0											
50 Chad Qualls, R (8,1)										0	0	0	0	0	0	0											
Inning Stats	R: 0 E: 0 K: 1 S: 5	H: 0 LOB: 0 BB: 0 P: 8	R: 0 E: 0 K: 3 S: 14	H: 1 LOB: 2 BB: 0 P: 18	R: 0 E: 0 K: 1 S: 15	H: 0 LOB: 0 BB: 0 P: 21	R: 0 E: 0 K: 2 S: 8	H: 0 LOB: 0 BB: 1 P: 13	R: 0 E: 0 K: 0 S: 7	H: 0 LOB: 0 BB: 1 P: 11	R: 0 E: 0 K: 1 S: 14	H: 1 LOB: 1 BB: 0 P: 17	R: 0 E: 0 K: 1 S: 14	H: 0 LOB: 1 BB: 1 P: 25	R: 0 E: 0 K: 1 S: 10	H: 1 LOB: 1 BB: 0 P: 15	R: 0 E: 0 K: 2 S: 11	H: 0 LOB: 1 BB: 1 P: 17	1B: 2 2B: 1 3B: 0 HR: 0	SF: 0 SAC: 0 DP: 1 HBP: 1	WP: 0 PB: 0 SB: 1 CS: 0	PA: 33					
PITCHER	IP	WLS	BF	H	R	ER	SO	BB	IBB	HBP	BLK	WP	HR	S	P	ERA	WHIP										
28 Bud Norris, R (1,1) ERA: 3.89	6.0	W	21	2	0	0	8	1	0	1	0	0	0	63	88	0.00	0.500										
36 Adam Liberatore, L (7,1) ERA: 0.7	0.2	H	3	0	0	0	1	1	0	0	0	0	0	10	19	0.00	1.500										
67 Louis Coleman, R (7,1) ERA: 3.64	0.1	H	1	0	0	0	0	0	0	0	0	0	0	4	6	0.00	0.000										
55 Joe Blanton, R (8,1) ERA: 2.38	1.0	H	4	1	0	0	1	0	0	0	0	0	0	10	15	0.00	1.000										
52 Pedro Báez, R (9,1) ERA: 3.69	1.0		4	0	0	0	2	1	0	0	0	0	0	11	17	0.00	1.000										
Batter	1	2	3	4	5	6	7	8	9	AB	R	H	RBI	BB	SO	LOB	BOTTOM										
26 Chase Utley, L (1,4) OBP: 0.342, SLG: 0.374	L7									3	1	0	0	1	0	0	Colorado Rockies @ Los Angeles Dodgers Dodger Stadium, Los Angeles, CA Fri Jul 01 2016, 7:11 PM - 10:04 PM PDT Att: 43,644 - Clear - 73 F										
5 Corey Seager, L (1,6) OBP: 0.380, SLG: 0.540	K									4	1	2	0	0	1	0											
10 Justin Turner, R (1,5) OBP: 0.336, SLG: 0.438	L7									3	1	1	0	1	1	2											
23 Adrián González, L (1,3) OBP: 0.351, SLG: 0.387		F7								4	1	2	2	0	0	1											
47 Howie Kendrick, R (1,7) OBP: 0.296, SLG: 0.327										4	1	2	1	0	0	2											
52 Pedro Báez, R (9,1)										0	0	0	0	0	0	0											
66 Yasiel Puig, R (1,9) OBP: 0.303, SLG: 0.379										2	0	1	0	1	1	0											
55 Joe Blanton, R (8,1)										0	0	0	0	0	0	0											
33 Scott Van Slyke, R (8,PH) OBP: 0.234, SLG: 0.349										0	0	0	1	0	0	0											
21 Trayce Thompson, R (1,8) OBP: 0.316, SLG: 0.456										3	0	0	0	1	0	5											
9 Yasmani Grandal, S (1,2) OBP: 0.293, SLG: 0.347										3	0	1	0	0	0	1											
28 Bud Norris, R (1,1) OBP: 0.333, SLG: 0.286										2	0	0	0	0	1	0											
36 Adam Liberatore, L (7,1)										0	0	0	0	0	0	0											
67 Louis Coleman, R (7,1)										0	0	0	0	0	0	0											
25 Will Venable, L (7,PH) OBP: 0.167, SLG: 0.182										1	0	0	0	0	0	1											
Inning Stats	R: 0 E: 0 K: 1 S: 6	H: 0 LOB: 0 BB: 0 P: 9	R: 0 E: 0 K: 1 S: 7	H: 0 LOB: 0 BB: 0 P: 12	R: 0 E: 0 K: 0 S: 5	H: 0 LOB: 1 BB: 1 P: 12	R: 1 E: 0 K: 1 S: 10	H: 2 LOB: 3 BB: 2 P: 20	R: 0 E: 0 K: 1 S: 7	H: 0 LOB: 0 BB: 0 P: 7	R: 0 E: 0 K: 0 S: 7	H: 0 LOB: 1 BB: 1 P: 12	R: 1 E: 0 K: 0 S: 10	H: 3 LOB: 1 BB: 0 P: 19	R: 3 E: 0 K: 0 S: 14	H: 4 LOB: 1 BB: 0 P: 21	1B: 7 2B: 3 3B: 0 HR: 0	SF: 1 SAC: 0 DP: 3 HBP: 0	WP: 0 PB: 1 SB: 0 CS: 0	PA: 34							
PITCHER	IP	WLS	BF	H	R	ER	SO	BB	IBB	HBP	BLK	WP	HR	S	P	ERA	WHIP										
29 Jorge De La Rosa, L (1,1) ERA: 5.98	7.0	L	27	5	2	2	4	4	0	0	0	0	0	52	91	2.57	1.286										
62 Gonzalez Germen, R (8,1) ERA: 4.85	0.1		4	3	3	3	0	0	0	0	0	0	0	7	9	81.00	9.000										
50 Chad Qualls, R (8,1) ERA: 5.63	0.2		3	1	0	0	0	0	0	0	0	0	0	7	12	0.00	1.500										

Batter	1	2	3	4	5	6	7	8	9	AB	R	H	RBI	BB	SO	LOB	TOP
19 Charlie Blackmon, L (1, 8) OBP: 0.376, SLG: 0.511										3	0	1	0	0	0	0	Colorado Rockies @ Los Angeles Dodgers Dodger Stadium, Los Angeles, CA Sat Jul 02 2016, 7:12 PM - 10:22 PM PDT Att: 46,608 - Clear - 72 F
9 DJ LeMahieu, R (1, 4) OBP: 0.395, SLG: 0.500										4	0	2	0	0	2	2	
28 Nolan Arenado, R (1, 5) OBP: 0.367, SLG: 0.576										4	1	1	1	0	3	3	
5 Carlos González, L (1, 9) OBP: 0.372, SLG: 0.572										3	0	0	0	1	1	3	
6 Ryan Raburn, R (1, 7) OBP: 0.314, SLG: 0.459 60 Justin Miller, R (7, 1)										3	0	0	0	0	1	1	
3 Daniel Descalso, L (9, PH) OBP: 0.478, SLG: 0.500										4	0	0	0	0	2	1	
12 Mark Reynolds, R (1, 3) OBP: 0.351, SLG: 0.451										4	0	0	0	0	2	1	
18 Cristhian Adames, S (1, 6) OBP: 0.320, SLG: 0.322										4	0	1	0	0	2	1	
14 Tony Wolters, L (1, 2) OBP: 0.297, SLG: 0.316										3	0	0	0	0	1	1	
35 Chad Bettis, R (1, 1) OBP: 0.074, SLG: 0.038 51 Jake McGee, L (7, 1) 1 Brandon Barnes, R (7, 7) OBP: 0.278, SLG: 0.348										2	0	0	0	0	2	1	
Inning Stats	R: 0 E: 0 K: 2 S: 11	H: 0 LOB: 1 BB: 0 P: 18	R: 0 E: 0 K: 1 S: 7	H: 0 LOB: 0 BB: 0 P: 11	R: 0 E: 0 K: 1 S: 11	H: 1 LOB: 1 BB: 0 P: 19	R: 0 E: 0 K: 3 S: 10	H: 1 LOB: 1 BB: 0 P: 18	R: 0 E: 0 K: 2 S: 11	H: 0 LOB: 0 BB: 0 P: 13	R: 0 E: 0 K: 1 S: 11	H: 1 LOB: 1 BB: 1 P: 27	1B: 2 2B: 2 3B: 0 HR: 1	SF: 0 SAC: 0 DP: 0 HBP: 1	WP: 0 PB: 0 SB: 1 CS: 0	PA: 34	
PITCHER	IP: 6.0 WLS: W BF: 22 ERA: 4.37	H: 3 R: 0 ER: 0 SO: 10	BB: 0 IBB: 0 HBP: 1 BLK: 0	WP: 0 HR: 0 S: 61 P: 100	ERA: 0.00 WHIP: 0.500	IP: 1.0 WLS: 3 BF: 0 ERA: 4.5	H: 0 R: 0 ER: 0 SO: 1	BB: 0 IBB: 0 HBP: 0 BLK: 0	WP: 0 HR: 8 S: 13 P: 19	ERA: 0.00 WHIP: 0.000	IP: 1.0 WLS: 4 BF: 1 ERA: 4.1	H: 1 R: 0 ER: 1 SO: 2	BB: 1 IBB: 0 HBP: 1 BLK: 0	WP: 1 PB: 0 SB: 0 CS: 0	PA: 27		

Batter	1	2	3	4	5	6	7	8	9	AB	R	H	RBI	BB	SO	LOB	BOTTOM
47 Howie Kendrick, R (1, 4) OBP: 0.298, SLG: 0.330										4	1	1	0	1	1	0	Colorado Rockies @ Los Angeles Dodgers Dodger Stadium, Los Angeles, CA Sat Jul 02 2016, 7:12 PM - 10:22 PM PDT Att: 46,608 - Clear - 72 F
5 Corey Seager, L (1, 6) OBP: 0.381, SLG: 0.536										4	2	1	0	1	2	3	
10 Justin Turner, R (1, 5) OBP: 0.341, SLG: 0.446										4	2	3	0	0	1	0	
23 Adrián González, L (1, 3) OBP: 0.353, SLG: 0.387										2	1	1	2	1	0	0	
66 Yasiel Puig, R (1, 9) OBP: 0.307, SLG: 0.378										3	0	1	1	0	0	3	
21 Travece Thompson, R (1, 8) OBP: 0.319, SLG: 0.462										4	0	2	2	0	0	3	
33 Scott Van Slyke, R (1, 7) OBP: 0.235, SLG: 0.340										4	0	1	0	0	0	4	
17 A.J. Ellis, R (1, 2) OBP: 0.293, SLG: 0.262										4	0	0	0	0	1	3	
29 Scott Kazmir, L (1, 1) OBP: 0.388, SLG: 0.507 50 Casey Fien, R (7, 1) 3 Chris Taylor, R (7, PH) 56 J.P. Howell, L (8, 1) 25 Will Venables, L (8, PH) Chris Hatcher, R (9, 1) OBP: 0.500, SLG: 0.500										2	0	0	0	0	1	0	
Inning Stats	R: 2 E: 0 K: 0 S: 17	H: 4 LOB: 2 BB: 0 P: 26	R: 0 E: 0 K: 0 S: 5	H: 0 LOB: 0 BB: 0 P: 6	R: 2 E: 0 K: 0 S: 16	H: 2 LOB: 1 BB: 1 P: 29	R: 0 E: 0 K: 2 S: 9	H: 0 LOB: 0 BB: 0 P: 13	R: 0 E: 0 K: 0 S: 7	H: 0 LOB: 1 BB: 0 P: 12	R: 2 E: 1 K: 1 S: 23	H: 2 LOB: 1 BB: 1 P: 38	1B: 7 2B: 3 3B: 0 HR: 0	SF: 1 SAC: 0 DP: 0 HBP: 1	WP: 2 PB: 0 SB: 0 CS: 0	PA: 38	
PITCHER	IP: 6.0 WLS: L BF: 26 ERA: 5.85	H: 4 R: 4 ER: 4 SO: 4	BB: 1 IBB: 0 HBP: 0 BLK: 0	WP: 0 HR: 0 S: 63 P: 100	ERA: 6.00 WHIP: 1.167	IP: 1.2 WLS: 9 BF: 3 ERA: 5.32	H: 2 R: 0 ER: 0 SO: 2	BB: 1 IBB: 0 HBP: 0 BLK: 0	WP: 2 HR: 28 S: 45 P: 100	ERA: 0.00 WHIP: 2.400	IP: 1.1 WLS: 0.1 BF: 3 ERA: 5.85	H: 2 R: 3 ER: 3 SO: 3	BB: 3 IBB: 0 HBP: 0 BLK: 0	WP: 0 PB: 0 SB: 0 CS: 0	PA: 22		



Batter	1	2	3	4	5	6	7	8	9	AB	R	H	RBI	BB	SO	LOB	TOP							
2 B.J. Upton, R OBP: 0.308, SLG: 0.439										5	1	1	1	0	1	5								
4 Wil Myers, R OBP: 0.355, SLG: 0.535										5	0	0	0	0	1	0								
27 Matt Kemp, R OBP: 0.283, SLG: 0.464										5	1	1	0	0	0	0								
26 Yangelvis Solarte, S OBP: 0.385, SLG: 0.516										5	1	1	1	0	1	0								
3 Derek Norris, R OBP: 0.275, SLG: 0.399										2	2	2	0	2	0	0								
24 Alex Dickerson, L OBP: 0.324, SLG: 0.559										4	1	2	2	0	0	2								
16 Travis Jankowski, L OBP: 0.363, SLG: 0.313										0	0	0	0	0	0	0								
10 Alexei Ramirez, R OBP: 0.272, SLG: 0.321										4	0	2	1	0	0	3								
11 Ryan Schimpf, L OBP: 0.323, SLG: 0.519										3	0	0	0	1	1	3								
13 Drew Pomeranz, R OBP: 0.152, SLG: 0.242										3	0	1	1	0	2	1								
39 Brett Wallace, L OBP: 0.344, SLG: 0.368										1	0	0	0	0	1	3								
40 Ryan Buchter, L OBP: 0.344, SLG: 0.368										0	0	0	0	0	0	0								
47 Paul Clemens, R OBP: 0.323, SLG: 0.519										0	0	0	0	0	0	0								
Inning Stats	R: 1 H: 1 E: 0 K: 1 S: 12	H: 1 BB: 0 LOB: 2 P: 16	R: 1 H: 2 E: 0 K: 1 S: 12	H: 2 BB: 1 LOB: 19 P: 19	R: 0 H: 0 E: 0 K: 1 S: 7	H: 0 BB: 0 LOB: 10 P: 10	R: 1 H: 2 E: 1 K: 1 S: 14	H: 2 BB: 0 LOB: 24 P: 24	R: 3 H: 3 E: 0 K: 0 S: 15	H: 3 BB: 1 LOB: 28 P: 28	R: 0 H: 0 E: 0 K: 1 S: 5	H: 0 BB: 0 LOB: 7 P: 7	R: 0 H: 0 E: 0 K: 0 S: 8	H: 0 BB: 0 LOB: 12 P: 12	R: 0 H: 2 E: 0 K: 2 S: 13	H: 2 BB: 3 LOB: 26 P: 26	R: 0 H: 0 E: 0 K: 0 S: 3	H: 0 BB: 0 LOB: 7 P: 7	1B: 4 2B: 4 3B: 1 HR: 1	SF: 0 SAC: 0 DP: 0 HBP: 0	WP: 0 PB: 0 SB: 0 CS: 0	PA: 40		
PITCHER	IP WLS BF H R ER SO BB IBB HBP BLK WP HR S P ERA WHIP	IP WLS BF H R ER SO BB IBB HBP BLK WP HR S P ERA WHIP	IP WLS BF H R ER SO BB IBB HBP BLK WP HR S P ERA WHIP	IP WLS BF H R ER SO BB IBB HBP BLK WP HR S P ERA WHIP	IP WLS BF H R ER SO BB IBB HBP BLK WP HR S P ERA WHIP	IP WLS BF H R ER SO BB IBB HBP BLK WP HR S P ERA WHIP	IP WLS BF H R ER SO BB IBB HBP BLK WP HR S P ERA WHIP	IP WLS BF H R ER SO BB IBB HBP BLK WP HR S P ERA WHIP	IP WLS BF H R ER SO BB IBB HBP BLK WP HR S P ERA WHIP	IP WLS BF H R ER SO BB IBB HBP BLK WP HR S P ERA WHIP	IP WLS BF H R ER SO BB IBB HBP BLK WP HR S P ERA WHIP	IP WLS BF H R ER SO BB IBB HBP BLK WP HR S P ERA WHIP	IP WLS BF H R ER SO BB IBB HBP BLK WP HR S P ERA WHIP	IP WLS BF H R ER SO BB IBB HBP BLK WP HR S P ERA WHIP	IP WLS BF H R ER SO BB IBB HBP BLK WP HR S P ERA WHIP	IP WLS BF H R ER SO BB IBB HBP BLK WP HR S P ERA WHIP	IP WLS BF H R ER SO BB IBB HBP BLK WP HR S P ERA WHIP	IP WLS BF H R ER SO BB IBB HBP BLK WP HR S P ERA WHIP	IP WLS BF H R ER SO BB IBB HBP BLK WP HR S P ERA WHIP	IP WLS BF H R ER SO BB IBB HBP BLK WP HR S P ERA WHIP	IP WLS BF H R ER SO BB IBB HBP BLK WP HR S P ERA WHIP	IP WLS BF H R ER SO BB IBB HBP BLK WP HR S P ERA WHIP	IP WLS BF H R ER SO BB IBB HBP BLK WP HR S P ERA WHIP	IP WLS BF H R ER SO BB IBB HBP BLK WP HR S P ERA WHIP

San Diego Padres @ Los Angeles Dodgers
Dodger Stadium, Los Angeles, CA
Thu Jul 07 2016, 7:12 PM - 9:52 PM PDT
Att. 44,759 - Clear - 73 F

AB 37
R 6
H 10
RBI 6
BB 3
SO 7
LOB 17



Batter	1	2	3	4	5	6	7	8	9	AB	R	H	RBI	BB	SO	LOB	BOTTOM							
47 Howie Kendrick, R OBP: 0.305, SLG: 0.335										2	0	1	0	2	0	0								
5 Corey Seager, L OBP: 0.359, SLG: 0.531										4	0	0	0	0	2	3								
10 Justin Turner, R OBP: 0.329, SLG: 0.438										4	0	0	0	0	1	3								
23 Adrián González, L OBP: 0.361, SLG: 0.391										3	0	0	0	1	0	2								
66 Yasiel Puig, R OBP: 0.307, SLG: 0.382										4	0	0	0	0	1	1								
21 Trave Thompson, R OBP: 0.306, SLG: 0.445										4	0	1	0	0	2	1								
33 Scott Van Slyke, R OBP: 0.250, SLG: 0.315										3	0	0	0	0	1	2								
17 A.J. Ellis, R OBP: 0.300, SLG: 0.259										2	0	0	0	1	1	1								
99 Hyun Jin Ryu, R OBP: 0.300, SLG: 0.259										1	0	0	0	0	0	2								
50 Casey Fien, R OBP: 0.269, SLG: 0.333										0	0	0	0	0	0	0								
3 Chris Taylor, R OBP: 0.263, SLG: 0.333										1	0	0	0	0	0	0								
77 Carlos Frias, R ERA: 5.25										1	0	0	0	0	1	0								
Inning Stats	R: 0 H: 0 E: 0 K: 2 S: 12	H: 0 BB: 1 LOB: 1 P: 24	R: 0 H: 0 E: 0 K: 1 S: 10	H: 0 BB: 1 LOB: 19 P: 19	R: 0 H: 1 E: 0 K: 0 S: 6	H: 1 BB: 0 LOB: 10 P: 10	R: 0 H: 1 E: 0 K: 1 S: 11	H: 1 BB: 0 LOB: 16 P: 16	R: 0 H: 0 E: 0 K: 0 S: 6	H: 0 BB: 0 LOB: 9 P: 9	R: 0 H: 0 E: 0 K: 0 S: 7	H: 0 BB: 0 LOB: 12 P: 12	R: 0 H: 0 E: 0 K: 2 S: 9	H: 0 BB: 0 LOB: 15 P: 15	R: 0 H: 0 E: 0 K: 2 S: 13	H: 0 BB: 1 LOB: 17 P: 17	R: 0 H: 0 E: 0 K: 1 S: 6	H: 0 BB: 1 LOB: 13 P: 13	1B: 1 2B: 1 3B: 0 HR: 0	SF: 0 SAC: 0 DP: 0 HBP: 1	WP: 1 PB: 0 SB: 0 CS: 0	PA: 34		
PITCHER	IP WLS BF H R ER SO BB IBB HBP BLK WP HR S P ERA WHIP	IP WLS BF H R ER SO BB IBB HBP BLK WP HR S P ERA WHIP	IP WLS BF H R ER SO BB IBB HBP BLK WP HR S P ERA WHIP	IP WLS BF H R ER SO BB IBB HBP BLK WP HR S P ERA WHIP	IP WLS BF H R ER SO BB IBB HBP BLK WP HR S P ERA WHIP	IP WLS BF H R ER SO BB IBB HBP BLK WP HR S P ERA WHIP	IP WLS BF H R ER SO BB IBB HBP BLK WP HR S P ERA WHIP	IP WLS BF H R ER SO BB IBB HBP BLK WP HR S P ERA WHIP	IP WLS BF H R ER SO BB IBB HBP BLK WP HR S P ERA WHIP	IP WLS BF H R ER SO BB IBB HBP BLK WP HR S P ERA WHIP	IP WLS BF H R ER SO BB IBB HBP BLK WP HR S P ERA WHIP	IP WLS BF H R ER SO BB IBB HBP BLK WP HR S P ERA WHIP	IP WLS BF H R ER SO BB IBB HBP BLK WP HR S P ERA WHIP	IP WLS BF H R ER SO BB IBB HBP BLK WP HR S P ERA WHIP	IP WLS BF H R ER SO BB IBB HBP BLK WP HR S P ERA WHIP	IP WLS BF H R ER SO BB IBB HBP BLK WP HR S P ERA WHIP	IP WLS BF H R ER SO BB IBB HBP BLK WP HR S P ERA WHIP	IP WLS BF H R ER SO BB IBB HBP BLK WP HR S P ERA WHIP	IP WLS BF H R ER SO BB IBB HBP BLK WP HR S P ERA WHIP	IP WLS BF H R ER SO BB IBB HBP BLK WP HR S P ERA WHIP	IP WLS BF H R ER SO BB IBB HBP BLK WP HR S P ERA WHIP	IP WLS BF H R ER SO BB IBB HBP BLK WP HR S P ERA WHIP	IP WLS BF H R ER SO BB IBB HBP BLK WP HR S P ERA WHIP	IP WLS BF H R ER SO BB IBB HBP BLK WP HR S P ERA WHIP

San Diego Padres @ Los Angeles Dodgers
Dodger Stadium, Los Angeles, CA
Thu Jul 07 2016, 7:12 PM - 9:52 PM PDT
Att. 44,759 - Clear - 73 F

AB 29
R 0
H 2
RBI 0
BB 4
SO 9
LOB 15



Batter	1	2	3	4	5	6	7	8	9	AB	R	H	RBI	BB	SO	LOB	TOP														
16 Travis Jankowski, L (1.8) OBP: 0.364, SLG: 0.310										3	1	1	1	1	2	0	San Diego Padres @ Los Angeles Dodgers Dodger Stadium, Los Angeles, CA Sat Jul 09 2016, 4:16 PM - 7:00 PM PDT Att: 48,411 - Sunny - 82 F														
4 Wil Myers, R (1.3) OBP: 0.355, SLG: 0.528										4	0	0	0	0	3	2															
27 Matt Kemp, R (1.9) OBP: 0.278, SLG: 0.453										3	0	0	0	1	0	2															
26 Yangervis Solarte, S (1.5) OBP: 0.382, SLG: 0.527										4	1	1	2	0	0	1															
2 B.J. Upton, R (1.7) OBP: 0.311, SLG: 0.458										4	0	0	0	0	3	1															
11 Ryan Schimpf, L (1.4) OBP: 0.319, SLG: 0.491										3	0	0	0	1	2	0															
3 Derek Norris, R (1.2) OBP: 0.273, SLG: 0.393										3	0	0	0	0	2	2															
10 Alexei Ramirez, R (1.6) OBP: 0.274, SLG: 0.326										3	1	1	0	0	0	0															
61 Luis Perdomo, R (1.1) OBP: 0.200, SLG: 0.200										2	0	0	0	0	1	1															
39 Brett Wallace, L (7. PH) OBP: 0.346, SLG: 0.370										1	0	0	0	0	1	0															
52 Brad Hand, L (7.1)										0	0	0	0	0	0	0															
40 Ryan Buchter, L (8.1)										0	0	0	0	0	0	0															
Inning Stats	R: 2 E: 0 K: 2 S: 9	H: 1 LOB: 0 BB: 1 P: 15	R: 0 E: 0 K: 0 S: 10	H: 0 LOB: 0 BB: 0 P: 15	R: 0 E: 0 K: 2 S: 9	H: 0 LOB: 2 BB: 2 P: 10	R: 0 E: 0 K: 1 S: 10	H: 0 LOB: 2 BB: 2 P: 21	R: 1 E: 0 K: 2 S: 9	H: 2 LOB: 1 BB: 0 P: 16	R: 0 E: 0 K: 2 S: 11	H: 0 LOB: 0 BB: 0 P: 16	R: 0 E: 0 K: 2 S: 8	H: 0 LOB: 0 BB: 0 P: 13	R: 0 E: 0 K: 2 S: 9	H: 0 LOB: 0 BB: 0 P: 14	R: 0 E: 0 K: 2 S: 8	H: 0 LOB: 0 BB: 0 P: 10	1B: 1 2B: 1 3B: 0 HR: 1	SF: 0 SAC: 0 DP: 0 HBP: 0	WP: 0 PB: 0 SB: 1 CS: 1	PA: 33									
PITCHER	IP WLS BF H R ER SO BB IBB HBP BLK WP HR S P ERA WHIP	38 Brandon McCarthy, R (1.1) ERA: 2.7 50 Casey Fien, R (6.1) ERA: 4.58 Chris Hatcher, R (7.1) ERA: 5.02 36 Adam Liberatore, L (7.1) ERA: 0.61 55 Joe Blanton, R (8.1) ERA: 2.14															74 Kenley Jansen, R (9.1) ERA: 1.19														

Batter	1	2	3	4	5	6	7	8	9	AB	R	H	RBI	BB	SO	LOB	BOTTOM														
26 Chase Utley, L (1.4) OBP: 0.346, SLG: 0.377										4	1	0	0	0	0	2	San Diego Padres @ Los Angeles Dodgers Dodger Stadium, Los Angeles, CA Sat Jul 09 2016, 4:16 PM - 7:00 PM PDT Att: 48,411 - Sunny - 82 F														
5 Corey Seager, L (1.6) OBP: 0.358, SLG: 0.524										4	1	2	0	0	1	0															
10 Justin Turner, R (1.5) OBP: 0.335, SLG: 0.451										4	0	1	0	0	1	2															
23 Adrián González, L (1.3) OBP: 0.369, SLG: 0.401											4	1	2	1	0	0															
66 Yasiel Puig, R (1.9) OBP: 0.316, SLG: 0.389										3	1	1	0	1	1	1															
9 Yasmani Grandal, S (1.2) OBP: 0.320, SLG: 0.433										3	0	1	0	1	2	2															
47 Howie Kendrick, R (1.7) OBP: 0.304, SLG: 0.349										4	0	1	2	0	0	1															
74 Kenley Jansen, S (9.1)										0	0	0	0	0	0	0															
60 Andrew Toles, L (1.8) OBP: 0.286, SLG: 0.429										3	0	1	0	0	1	2															
Chris Hatcher, R (7.1) ERA: 5.02										0	0	0	0	0	0	0															
36 Adam Liberatore, L (7.1) ERA: 0.61										0	0	0	0	0	0	0															
55 Joe Blanton, R (8.1) ERA: 2.14										0	0	0	0	0	0	0															
33 Scott Van Slyke, R (9.7) OBP: 0.246, SLG: 0.309										2	0	0	0	0	0	2															
38 Brandon McCarthy, R (1.1) ERA: 2.7										0	0	0	0	0	0	0															
50 Casey Fien, R (6.1) ERA: 4.58										1	0	0	0	0	1																
21 Trayce Thompson, R (6. PH) OBP: 0.306, SLG: 0.444										0	0	0	0	0	0	0															
Inning Stats	R: 1 E: 1 K: 1 S: 13	H: 3 LOB: 2 BB: 0 P: 15	R: 0 E: 0 K: 1 S: 11	H: 0 LOB: 0 BB: 0 P: 16	R: 0 E: 0 K: 0 S: 4	H: 0 LOB: 0 BB: 0 P: 6	R: 2 E: 0 K: 0 S: 9	H: 3 LOB: 2 BB: 1 P: 13	R: 1 E: 1 K: 0 S: 7	H: 2 LOB: 0 BB: 0 P: 10	R: 0 E: 0 K: 1 S: 8	H: 1 LOB: 1 BB: 0 P: 13	R: 0 E: 0 K: 2 S: 9	H: 0 LOB: 0 BB: 0 P: 12	R: 0 E: 0 K: 1 S: 15	H: 0 LOB: 1 BB: 1 P: 25	1B: 7 2B: 2 3B: 0 HR: 0	SF: 0 SAC: 0 DP: 2 HBP: 0	WP: 1 PB: 0 SB: 0 CS: 0	PA: 34											
PITCHER	IP WLS BF H R ER SO BB IBB HBP BLK WP HR S P ERA WHIP	61 Luis Perdomo, R (1.1) ERA: 7.48 52 Brad Hand, L (7.1) ERA: 3.19 40 Ryan Buchter, L (8.1) ERA: 2.61															61 Luis Perdomo, R (1.1) ERA: 7.48 52 Brad Hand, L (7.1) ERA: 3.19 40 Ryan Buchter, L (8.1) ERA: 2.61														



Batter	1	2	3	4	5	6	7	8	9	AB	R	H	RBI	BB	SO	LOB	TOP						
2 B.J. Upton, R OBP: 0.311, SLG: 0.454										3	0	0	0	1	3	0	San Diego Padres @ Los Angeles Dodgers Dodger Stadium, Los Angeles, CA Sun Jul 10 2016, 1:11 PM - 3:59 PM PDT Att: 42,801 - Sunny - 83 F						
4 Wil Myers, R OBP: 0.351, SLG: 0.522										4	0	0	0	0	3	2							
27 Matt Kemp, R OBP: 0.275, SLG: 0.448										4	0	0	0	0	3	2							
26 Yangelis Solarte, S OBP: 0.374, SLG: 0.514										4	0	0	0	0	0	2							
24 Alex Dickerson, L OBP: 0.333, SLG: 0.524										3	0	1	0	0	0	0							
3 Derek Norris, R OBP: 0.274, SLG: 0.404										3	1	1	1	0	2	1							
11 Ryan Schimpf, L OBP: 0.306, SLG: 0.467										3	0	0	0	0	2	1							
10 Alexei Ramirez, R OBP: 0.272, SLG: 0.323										3	0	0	0	0	1	0							
53 Christian Friedrich, R OBP: 0.196, SLG: 0.105										1	0	0	0	0	1	0							
39 Brett Wallace, L OBP: 0.344, SLG: 0.366										1	0	0	0	0	1	0							
23 Carlos Villanueva, R ERA: 4.65										0	0	0	0	0	0	0							
52 Brad Hand, L ERA: 3.1										0	0	0	0	0	0	0							
37 Brandon Maurer, R ERA: 5.53										0	0	0	0	0	0	0							
16 Travis Jankowski, L OBP: 0.370, SLG: 0.537										1	0	1	0	0	0	0							
Inning Stats	R: 0 E: 0 K: 2 S: 9	H: 0 LOB: 0 BB: 0 P: 15	R: 0 E: 0 K: 2 S: 14	H: 1 LOB: 1 BB: 0 P: 18	R: 0 E: 0 K: 2 S: 9	H: 0 LOB: 0 BB: 0 P: 14	R: 0 E: 0 K: 1 S: 7	H: 0 LOB: 0 BB: 0 P: 10	R: 1 E: 0 K: 2 S: 11	H: 1 LOB: 0 BB: 0 P: 13	R: 0 E: 0 K: 3 S: 11	H: 0 LOB: 0 BB: 0 P: 16	R: 0 E: 0 K: 1 S: 8	H: 0 LOB: 0 BB: 0 P: 11	R: 0 E: 0 K: 1 S: 9	H: 0 LOB: 0 BB: 0 P: 12	R: 0 E: 0 K: 2 S: 21	H: 1 LOB: 2 BB: 1 P: 30	1B: 2 2B: 0 3B: 0 HR: 1	SF: 0 SAC: 0 DP: 0 HBP: 0	WP: 0 PB: 0 SB: 0 CS: 0	PA: 31	
PITCHER	IP: 7.0 WLS: W BF: 23	H: 2 R: 1 ER: 1 SO: 13	BB: 0 IBB: 0 HBP: 0 BLK: 0	WP: 0 HR: 1 S: 69 P: 97	ERA: 1.29 WHIP: 0.286	IP: 1.0 WLS: H BF: 3	H: 0 R: 0 ER: 0 SO: 1	BB: 0 IBB: 0 HBP: 0 BLK: 0	WP: 0 HR: 0 S: 9 P: 12	ERA: 0.00 WHIP: 0.000	IP: 1.0 WLS: S BF: 5	H: 1 R: 0 ER: 0 SO: 2	BB: 1 IBB: 0 HBP: 0 BLK: 0	WP: 0 HR: 0 S: 21 P: 30	ERA: 0.00 WHIP: 2.000								

AB	30
R	1
H	3
RBI	1
BB	1
SO	16
LOB	8



Batter	1	2	3	4	5	6	7	8	9	AB	R	H	RBI	BB	SO	LOB	BOTTOM						
47 Howie Kendrick, R OBP: 0.311, SLG: 0.359										4	1	3	1	0	0	0	San Diego Padres @ Los Angeles Dodgers Dodger Stadium, Los Angeles, CA Sun Jul 10 2016, 1:11 PM - 3:59 PM PDT Att: 42,801 - Sunny - 83 F						
5 Corey Seager, L OBP: 0.357, SLG: 0.521										4	0	1	1	0	2	4							
10 Justin Turner, R OBP: 0.331, SLG: 0.445										4	0	0	0	0	3	3							
23 Adrián González, L OBP: 0.370, SLG: 0.412										4	1	2	1	0	1	1							
66 Yasiel Puig, R OBP: 0.319, SLG: 0.386										2	0	0	0	1	0	1							
Trayce Thompson, R OBP: 0.302, SLG: 0.436										4	0	0	0	0	2	3							
9 Yasmani Grandal, S OBP: 0.323, SLG: 0.434										4	0	2	0	0	1	0							
33 Scott Van Slyke, R OBP: 0.262, SLG: 0.322										4	1	2	0	0	0	2							
18 Kenta Maeda, R OBP: 0.103, SLG: 0.207										3	0	0	0	0	1	3							
55 Joe Blanton, R										0	0	0	0	0	0	0							
74 Kenley Jansen, S										0	0	0	0	0	0	0							
Inning Stats	R: 1 E: 0 K: 2 S: 13	H: 2 LOB: 2 BB: 0 P: 20	R: 1 E: 0 K: 1 S: 13	H: 3 LOB: 2 BB: 0 P: 14	R: 0 E: 0 K: 1 S: 9	H: 1 LOB: 2 BB: 1 P: 17	R: 0 E: 0 K: 2 S: 12	H: 0 LOB: 0 BB: 0 P: 14	R: 1 E: 0 K: 1 S: 11	H: 1 LOB: 0 BB: 0 P: 15	R: 0 E: 0 K: 2 S: 15	H: 2 LOB: 2 BB: 0 P: 18	R: 0 E: 0 K: 0 S: 12	H: 1 LOB: 0 BB: 0 P: 17	R: 0 E: 0 K: 1 S: 11	H: 0 LOB: 0 BB: 0 P: 15	R: 0 E: 0 K: 1 S: 9	H: 0 LOB: 0 BB: 0 P: 15	1B: 8 2B: 1 3B: 0 HR: 1	SF: 0 SAC: 0 DP: 1 HBP: 1	WP: 0 PB: 0 SB: 0 CS: 0	PA: 35	
PITCHER	IP: 5.0 WLS: L BF: 24	H: 4 R: 2 ER: 3 SO: 7	BB: 1 IBB: 0 HBP: 1 BLK: 0	WP: 0 HR: 1 S: 58 P: 80	ERA: 5.40 WHIP: 1.600	IP: 0.2 WLS: 4 BF: 2	H: 2 R: 0 ER: 0 SO: 1	BB: 0 IBB: 0 HBP: 0 BLK: 0	WP: 0 HR: 0 S: 12 P: 15	ERA: 0.00 WHIP: 3.000	IP: 1.1 WLS: 4 BF: 1	H: 1 R: 0 ER: 0 SO: 1	BB: 0 IBB: 0 HBP: 0 BLK: 0	WP: 0 HR: 0 S: 15 P: 20	ERA: 0.00 WHIP: 0.750								

AB	33
R	3
H	10
RBI	3
BB	1
SO	10
LOB	17




Batter	1	2	3	4	5	6	7	8	9	AB	R	H	RBI	BB	SO	LOB	TOP									
47 Howie Kendrick, R OBP: 0.318, SLG: 0.364										5	2	3	1	1	1	1	Los Angeles Dodgers @ Arizona Diamondbacks Chase Field, Phoenix, AZ Fri Jul 15 2016, 6:41 PM - 10:31 PM MST Att: 30,639 - Roof Closed - 82 F									
5 Cory Seager, L OBP: 0.357, SLG: 0.620										5	1	1	0	1	1	5										
10 Justin Turner, R OBP: 0.337, SLG: 0.456										4	2	2	1	1	1	1										
23 Adrián González, L OBP: 0.370, SLG: 0.409										5	1	1	0	1	2	7										
66 Yasiel Puig, R OBP: 0.322, SLG: 0.389										6	1	3	3	0	2	3										
33 Scott Van Slyke, R OBP: 0.282, SLG: 0.328										5	1	2	0	0	1	5										
9 Yasmani Grandal, S OBP: 0.321, SLG: 0.429										5	1	1	0	0	2	5										
3 Chris Taylor, R OBP: 0.320, SLG: 0.625										5	3	3	6	0	1	1										
28 Bud Norris, R 60 Andrew Liles, L 52 Pedro Báez, R 50 Casey Fien, R 56 J.P. Howell, L 26 Chase Utley, R Chris Hatcher, R										3	1	1	1	0	0	1										
Inning Stats	R: 1 E: 0 K: 3 S: 12	H: 1 LOB: 1 BB: 1 P: 24	R: 0 E: 0 K: 1 S: 6	H: 0 LOB: 0 BB: 0 P: 8	R: 1 E: 2 K: 2 S: 11	H: 1 LOB: 2 BB: 0 P: 18	R: 5 E: 0 K: 1 S: 16	H: 5 LOB: 2 BB: 2 P: 31	R: 1 E: 0 K: 0 S: 12	H: 4 LOB: 0 BB: 0 P: 17	R: 4 E: 0 K: 2 S: 22	H: 5 LOB: 2 BB: 0 P: 34	R: 0 E: 0 K: 1 S: 8	H: 0 LOB: 0 BB: 0 P: 13	R: 0 E: 0 K: 1 S: 10	H: 0 LOB: 1 BB: 0 P: 17		R: 1 E: 0 K: 0 S: 16	H: 2 LOB: 2 BB: 1 P: 27	1B: 13 2B: 2 3B: 1 HR: 2	SF: 0 SAC: 0 DP: 1 HBP: 2	WP: 1 PB: 0 SB: 0 CS: 0	PA: 51			
PITCHER	IP WLS BF H R ER SO BB IBB HBP BLK WP HR S P ERA WHIP	IP WLS BF H R ER SO BB IBB HBP BLK WP HR S P ERA WHIP	IP WLS BF H R ER SO BB IBB HBP BLK WP HR S P ERA WHIP	IP WLS BF H R ER SO BB IBB HBP BLK WP HR S P ERA WHIP	IP WLS BF H R ER SO BB IBB HBP BLK WP HR S P ERA WHIP	IP WLS BF H R ER SO BB IBB HBP BLK WP HR S P ERA WHIP	IP WLS BF H R ER SO BB IBB HBP BLK WP HR S P ERA WHIP	IP WLS BF H R ER SO BB IBB HBP BLK WP HR S P ERA WHIP	IP WLS BF H R ER SO BB IBB HBP BLK WP HR S P ERA WHIP	4.0 L 23 7 7 6 7 3 0 0 0 1 1 45 81 13.50 2.500	1.0 L 6 2 1 1 0 1 0 0 0 0 0 9 13 13.50 6.000	7.5 L 3 1 2 2 0 0 0 0 0 0 6 11 54.00 3.000	15.95 L 7 4 2 2 2 0 0 0 0 0 1 19 27 18.00 4.000	7.82 L 7 0 0 0 2 0 0 1 0 0 0 0 18 30 0.00 0.000	1.0 L 6 2 1 1 0 1 0 0 0 0 0 0 9 13 13.50 2.500	4.27 L 6 2 1 1 0 1 0 0 0 0 0 0 9 13 13.50 6.000	9.1 L 6 2 1 1 0 1 0 0 0 0 0 0 9 13 13.50 2.500	9.00 L 6 2 1 1 0 1 0 0 0 0 0 0 9 13 13.50 2.500	9.00 L 6 2 1 1 0 1 0 0 0 0 0 0 9 13 13.50 2.500	9.00 L 6 2 1 1 0 1 0 0 0 0 0 0 9 13 13.50 2.500	9.00 L 6 2 1 1 0 1 0 0 0 0 0 0 9 13 13.50 2.500	9.00 L 6 2 1 1 0 1 0 0 0 0 0 0 9 13 13.50 2.500	9.00 L 6 2 1 1 0 1 0 0 0 0 0 0 9 13 13.50 2.500			
Batter	1	2	3	4	5	6	7	8	9	AB	R	H	RBI	BB	SO	LOB	BOTTOM									
2 Jean Segura, R OBP: 0.356, SLG: 0.446										5	1	1	1	0	1	2	Los Angeles Dodgers @ Arizona Diamondbacks Chase Field, Phoenix, AZ Fri Jul 15 2016, 6:41 PM - 10:31 PM MST Att: 30,639 - Roof Closed - 82 F									
1 Michael Bourn, L OBP: 0.308, SLG: 0.378										5	2	2	2	0	0	0										
44 Paul Goldschmidt, R OBP: 0.417, SLG: 0.520										5	2	2	3	0	0	0										
22 Jake Lamb, L OBP: 0.372, SLG: 0.611										4	0	2	1	0	1	0										
7 Wellington Castillo, R OBP: 0.309, SLG: 0.437										4	0	1	0	0	2	2										
10 Chris Herrmann, L 55 Josh Collmenter, R 5 Rickie Weeks Jr., R 48 Randall Delgado, R										3	0	1	0	0	1	2										
24 Yasmany Tomás, R OBP: 0.298, SLG: 0.439										4	0	1	0	0	2	2										
46 Patrick Corbin, L 15 Phil Gosselin, R 54 Dominic Leone, R 43 Edwin Escobar, L 61 Silvino Bracho, R 27 Brandon Drury, R										1	1	1	0	0	0	0										
Inning Stats	R: 0 E: 0 K: 1 S: 10	H: 0 LOB: 0 BB: 0 P: 14	R: 0 E: 0 K: 1 S: 12	H: 2 LOB: 1 BB: 0 P: 20	R: 3 E: 0 K: 2 S: 26	H: 4 LOB: 2 BB: 0 P: 36	R: 0 E: 0 K: 1 S: 6	H: 0 LOB: 0 BB: 0 P: 9	R: 1 E: 0 K: 0 S: 12	H: 2 LOB: 1 BB: 0 P: 19	R: 0 E: 0 K: 0 S: 7	H: 0 LOB: 0 BB: 0 P: 10	R: 3 E: 0 K: 1 S: 16	H: 3 LOB: 0 BB: 0 P: 21	R: 0 E: 0 K: 2 S: 14	H: 1 LOB: 1 BB: 0 P: 21		R: 0 E: 0 K: 0 S: 11	H: 0 LOB: 0 BB: 0 P: 16	1B: 9 2B: 0 3B: 1 HR: 2	SF: 0 SAC: 0 DP: 1 HBP: 0	WP: 1 PB: 0 SB: 2 CS: 0	PA: 39			
PITCHER	IP WLS BF H R ER SO BB IBB HBP BLK WP HR S P ERA WHIP	IP WLS BF H R ER SO BB IBB HBP BLK WP HR S P ERA WHIP	IP WLS BF H R ER SO BB IBB HBP BLK WP HR S P ERA WHIP	IP WLS BF H R ER SO BB IBB HBP BLK WP HR S P ERA WHIP	IP WLS BF H R ER SO BB IBB HBP BLK WP HR S P ERA WHIP	IP WLS BF H R ER SO BB IBB HBP BLK WP HR S P ERA WHIP	IP WLS BF H R ER SO BB IBB HBP BLK WP HR S P ERA WHIP	IP WLS BF H R ER SO BB IBB HBP BLK WP HR S P ERA WHIP	IP WLS BF H R ER SO BB IBB HBP BLK WP HR S P ERA WHIP	5.0 L 23 8 4 4 4 0 0 0 0 0 0 7 10 0.00 0.000	1.0 L 3 0 0 0 0 0 0 0 0 0 0 2 10 13 81.00 9.000	5.3 L 4 3 3 3 0 0 0 0 0 0 2 10 13 81.00 9.000	5.3 L 4 3 3 3 0 0 0 0 0 0 2 10 13 81.00 9.000	3.72 L 2 0 0 0 1 0 0 0 0 0 0 6 8 0.00 0.000	4.78 L 7 1 0 0 2 0 0 0 0 0 0 25 37 0.00 0.500	4.17 L 3 0 0 0 0 0 0 0 0 0 0 7 10 0.00 0.000		3.12 L 3 0 0 0 0 0 0 0 0 0 0 7 10 0.00 0.000	5.3 L 4 3 3 3 0 0 0 0 0 0 2 10 13 81.00 9.000	5.3 L 4 3 3 3 0 0 0 0 0 0 2 10 13 81.00 9.000	3.72 L 2 0 0 0 1 0 0 0 0 0 0 6 8 0.00 0.000	3.72 L 2 0 0 0 1 0 0 0 0 0 0 6 8 0.00 0.000	4.78 L 7 1 0 0 2 0 0 0 0 0 0 25 37 0.00 0.500	4.78 L 7 1 0 0 2 0 0 0 0 0 0 25 37 0.00 0.500	4.78 L 7 1 0 0 2 0 0 0 0 0 0 25 37 0.00 0.500	4.78 L 7 1 0 0 2 0 0 0 0 0 0 25 37 0.00 0.500

Batter	1	2	3	4	5	6	7	8	9	AB	R	H	RBI	BB	SO	LOB	TOP										
47 Howie Kendrick, R OBP: 0.337, SLG: 0.379										3	0	1	0	1	2	0											
3 Chris Taylor, R OBP: 0.342, SLG: 0.543										4	0	0	0	0	1	2											
10 Justin Turner, R OBP: 0.341, SLG: 0.461										4	0	0	0	0	1	1											
23 Adrián González, L OBP: 0.361, SLG: 0.396											3	0	0	0	0	0											
56 J.P. Howell, L										0	0	0	0	0	0												
60 Andrew Toles, L OBP: 0.353, SLG: 0.333										1	0	0	0	0	0												
33 Scott Van Slyke, R OBP: 0.304, SLG: 0.352											4	1	1	0	0	0											
66 Yasiel Puig, R OBP: 0.319, SLG: 0.379										3	0	1	0	0	1												
9 Yasmani Grandal, S OBP: 0.321, SLG: 0.425										2	0	0	0	1	0	1											
6 Charlie Culberson, R OBP: 0.290, SLG: 0.333										3	0	1	1	0	0	0											
28 Bud Norris, R OBP: 0.333, SLG: 0.300										2	0	0	0	0	1	2											
67 Louis Coleman, R										0	0	0	0	0	0												
43 Luis Avilán, L										0	0	0	0	0	0												
48 Zach Walters, S										1	0	0	0	0	1	0											
Inning Stats	R: 0 E: 0 K: 1 S: 9	H: 0 LOB: 0 BB: 1 P: 15	R: 1 E: 0 K: 2 S: 15	H: 2 LOB: 2 BB: 1 P: 28	R: 0 E: 0 K: 1 S: 10	H: 0 LOB: 0 BB: 0 P: 17	R: 0 E: 0 K: 0 S: 8	H: 1 LOB: 1 BB: 0 P: 15	R: 0 E: 0 K: 1 S: 6	H: 0 LOB: 0 BB: 0 P: 8	R: 0 E: 0 K: 1 S: 8	H: 0 LOB: 0 BB: 0 P: 14	R: 0 E: 0 K: 0 S: 11	H: 0 LOB: 0 BB: 0 P: 14	R: 0 E: 0 K: 1 S: 8	H: 1 LOB: 1 BB: 0 P: 15	R: 0 E: 0 K: 0 S: 4	H: 0 LOB: 0 BB: 0 P: 4	1B: 2 2B: 2 3B: 0 HR: 0	SF: 0 SAC: 0 DP: 1 HBP: 0	WP: 0 PB: 0 SB: 1 CS: 0	PA: 32					
PITCHER	IP	WLS	BF	H	R	ER	SO	BB	IBB	HBP	BLK	WP	HR	S	P	ERA	WHIP										
47 Gio González, L ERA: 4.53	6.0	W	22	3	1	1	6	2	0	0	0	0	0	56	97	1.50	0.833										
73 Felipe Vázquez, L ERA: 4.53	2.0		7	1	0	0	1	0	0	0	0	0	0	19	29	0.00	0.500										
32 Koda Glover, R ERA:	1.0		3	0	0	0	0	0	0	0	0	0	0	4	4	0.00	0.000										

Los Angeles Dodgers @ Washington Nationals
 Nationals Park, Washington, DC
 Wed Jul 20 2016, 7:09 PM - 10:05 PM EDT
 Att: 34,050 - Partly Cloudy - 84 F


AB 30
 R 1
 H 4
 RBI 1
 BB 2
 SO 7
 LOB 7



Batter	1	2	3	4	5	6	7	8	9	AB	R	H	RBI	BB	SO	LOB	BOTTOM										
9 Ben Revere, L OBP: 0.265, SLG: 0.306										4	1	1	1	0	1	1											
28 Jason Werth, R OBP: 0.340, SLG: 0.408										4	1	1	1	0	2	0											
20 Daniel Murphy, L OBP: 0.388, SLG: 0.612										4	1	1	0	0	1	0											
34 Bryce Harper, L OBP: 0.391, SLG: 0.479										3	2	1	2	1	2	0											
40 Wilson Ramos, R OBP: 0.381, SLG: 0.526										4	1	2	1	0	0	0											
6 Anthony Rendon, R OBP: 0.343, SLG: 0.422										4	1	2	1	0	1	1											
7 Trea Turner, R OBP: 0.333, SLG: 0.500										4	1	1	1	0	1	2											
8 Danny Espinosa, S OBP: 0.330, SLG: 0.439										3	0	0	0	0	2	0											
47 Gio González, R OBP: 0.129, SLG: 0.138										2	0	0	0	0	2	0											
25 Clint Robinson, L ERA: 4.0										1	0	0	0	0	0	1											
73 Felipe Vázquez, L										0	0	0	0	0	0	0											
32 Koda Glover, R										0	0	0	0	0	0	0											
Inning Stats	R: 2 E: 0 K: 2 S: 17	H: 4 LOB: 2 BB: 0 P: 27	R: 0 E: 0 K: 2 S: 9	H: 0 LOB: 0 BB: 0 P: 12	R: 0 E: 0 K: 1 S: 7	H: 0 LOB: 0 BB: 0 P: 10	R: 0 E: 0 K: 1 S: 6	H: 0 LOB: 0 BB: 0 P: 11	R: 2 E: 0 K: 2 S: 15	H: 2 LOB: 0 BB: 0 P: 22	R: 3 E: 0 K: 1 S: 18	H: 2 LOB: 1 BB: 1 P: 31	R: 0 E: 0 K: 2 S: 9	H: 0 LOB: 0 BB: 0 P: 16	R: 1 E: 0 K: 1 S: 11	H: 1 LOB: 0 BB: 0 P: 20	1B: 2 2B: 2 3B: 1 HR: 4	SF: 0 SAC: 0 DP: 0 HBP: 1	WP: 0 PB: 0 SB: 2 CS: 0	PA: 35							
PITCHER	IP	WLS	BF	H	R	ER	SO	BB	IBB	HBP	BLK	WP	HR	S	P	ERA	WHIP										
28 Bud Norris, R ERA: 4.53	5.0	L	23	7	6	6	8	1	0	0	0	0	0	7	12	0.00	3.000										
67 Louis Coleman, R ERA: 4.0	0.1		3	1	0	0	0	0	0	1	0	0	0	7	12	0.00	3.000										
43 Luis Avilán, L ERA: 5.79	1.2		5	0	1	1	3	0	0	0	0	0	0	17	27	5.40	0.000										
56 J.P. Howell, L ERA: 3.69	1.0		4	1	1	1	1	0	0	0	0	0	1	11	20	9.00	1.000										

Los Angeles Dodgers @ Washington Nationals
 Nationals Park, Washington, DC
 Wed Jul 20 2016, 7:09 PM - 10:05 PM EDT
 Att: 34,050 - Partly Cloudy - 84 F

AB 33
 R 8
 H 9
 RBI 7
 BB 1
 SO 12
 LOB 5



Batter	1	2	3	4	5	6	7	8	9	AB	R	H	RBI	BB	SO	LOB	TOP					
26 Chase Utley, L OBP: 0.346, SLG: 0.387	F9		47 1B	L8			G6-3			4	1	1	0	0	0	0	Los Angeles Dodgers @ Washington Nationals Nationals Park, Washington, DC Thu Jul 21 2016, 12:09 PM - 3:42 PM EDT Att: 38,586 - Partly Cloudy - 84 F					
47 Howie Kendrick, R OBP: 0.335, SLG: 0.377	L9		23 1B				K			4	1	1	0	0	2	0						
23 Adrián González, L OBP: 0.362, SLG: 0.491	10 HR		10 HR				K			4	2	2	1	0	1	0						
10 Justin Turner, R OBP: 0.345, SLG: 0.482	2H		HR				K			3	2	2	5	1	1	0						
31 Joc Pederson, L OBP: 0.321, SLG: 0.462	K		P5				K			4	0	0	0	0	3	1						
3 Chris Taylor, R OBP: 0.310, SLG: 0.487	P3		K				K			4	0	0	0	0	2	0						
60 Andrew Toles, L OBP: 0.350, SLG: 0.333			K				K			3	0	1	0	0	1	0						
55 Joe Blanton, R			K2-3				G3			0	0	0	0	0	0	0						
36 Adam Liberatore, L			17 F9				G3			1	0	0	0	0	0	0						
18 Kenta Maeda, R OBP: 0.094, SLG: 0.188			1B				G3			4	0	1	0	0	1	1						
74 Kenley Jansen, S										2	0	0	0	0	0	0						
17 A.J. Ellis, R OBP: 0.288, SLG: 0.256	F9						G5-3			2	0	0	0	0	0	0						
7 Julio Urias, L OBP: 0.091, SLG: 0.091										0	0	0	0	0	0	0						
52 Pedro Sánchez, R										0	0	0	0	0	0	0						
43 Luis Avilán, L										0	0	0	0	0	0	0						
67 Louis Coleman, R										0	0	0	0	0	0	0						
56 J.P. Howell, L										1	0	0	0	0	0	0						
66 Yasiel Puig, R OBP: 0.180, SLG: 0.378										0	0	0	0	0	0	0						
33 Scott Van Slyke, R OBP: 0.162, SLG: 0.347										1	0	0	0	0	0	1						
Inning Stats	R: 2 H: 2 E: 0 K: 1 S: 14	H: 2 R: 0 ER: 0 LOB: 1 BB: 0 P: 21	R: 0 H: 1 E: 0 K: 1 S: 7	H: 1 R: 0 ER: 0 LOB: 1 BB: 0 P: 10	R: 4 H: 4 E: 0 K: 2 S: 16	H: 4 R: 0 ER: 0 LOB: 0 BB: 0 P: 24	R: 0 H: 0 E: 0 K: 2 S: 12	H: 0 R: 0 ER: 0 LOB: 1 BB: 1 P: 17	R: 0 H: 0 E: 0 K: 3 S: 12	H: 0 R: 0 ER: 0 LOB: 0 BB: 1 P: 19	R: 0 H: 0 E: 0 K: 1 S: 9	H: 0 R: 0 ER: 0 LOB: 0 BB: 0 P: 12	R: 0 H: 0 E: 0 K: 1 S: 7	H: 0 R: 0 ER: 0 LOB: 0 BB: 0 P: 8	R: 0 H: 0 E: 0 K: 2 S: 12	H: 1 R: 0 ER: 0 LOB: 1 BB: 0 P: 15	1B: 4 2B: 2 3B: 0 HR: 2	SF: 0 SAC: 0 DP: 0 HBP: 0	WP: 0 PB: 1 SB: 0 CS: 0	PA: 36		
PITCHER	IP WLS BF H R ER SO BB IBB HBP BLK WP HR S P ERA WHIP	IP WLS BF H R ER SO BB IBB HBP BLK WP HR S P ERA WHIP	IP WLS BF H R ER SO BB IBB HBP BLK WP HR S P ERA WHIP	IP WLS BF H R ER SO BB IBB HBP BLK WP HR S P ERA WHIP	IP WLS BF H R ER SO BB IBB HBP BLK WP HR S P ERA WHIP	IP WLS BF H R ER SO BB IBB HBP BLK WP HR S P ERA WHIP	IP WLS BF H R ER SO BB IBB HBP BLK WP HR S P ERA WHIP	IP WLS BF H R ER SO BB IBB HBP BLK WP HR S P ERA WHIP	IP WLS BF H R ER SO BB IBB HBP BLK WP HR S P ERA WHIP	IP WLS BF H R ER SO BB IBB HBP BLK WP HR S P ERA WHIP	IP WLS BF H R ER SO BB IBB HBP BLK WP HR S P ERA WHIP	IP WLS BF H R ER SO BB IBB HBP BLK WP HR S P ERA WHIP	IP WLS BF H R ER SO BB IBB HBP BLK WP HR S P ERA WHIP	IP WLS BF H R ER SO BB IBB HBP BLK WP HR S P ERA WHIP	IP WLS BF H R ER SO BB IBB HBP BLK WP HR S P ERA WHIP	IP WLS BF H R ER SO BB IBB HBP BLK WP HR S P ERA WHIP	IP WLS BF H R ER SO BB IBB HBP BLK WP HR S P ERA WHIP	IP WLS BF H R ER SO BB IBB HBP BLK WP HR S P ERA WHIP	IP WLS BF H R ER SO BB IBB HBP BLK WP HR S P ERA WHIP	IP WLS BF H R ER SO BB IBB HBP BLK WP HR S P ERA WHIP	IP WLS BF H R ER SO BB IBB HBP BLK WP HR S P ERA WHIP	IP WLS BF H R ER SO BB IBB HBP BLK WP HR S P ERA WHIP

AB	35
R	6
H	8
RBI	6
BB	1
SO	14
LOB	4



Batter	1	2	3	4	5	6	7	8	9	AB	R	H	RBI	BB	SO	LOB	BOTTOM					
7 Trea Turner, R OBP: 0.313, SLG: 0.452	34 SF7		K				P5			5	1	1	0	0	2	5	Los Angeles Dodgers @ Washington Nationals Nationals Park, Washington, DC Thu Jul 21 2016, 12:09 PM - 3:42 PM EDT Att: 38,586 - Partly Cloudy - 84 F					
3 Michael Taylor, R OBP: 0.279, SLG: 0.379	34 S		G6-3				F7			4	1	1	0	1	0	2						
20 Daniel Murphy, L OBP: 0.388, SLG: 0.607	F6		L7				34 BB			4	0	1	1	0	0	2						
34 Bryce Harper, L OBP: 0.391, SLG: 0.478	SF7		K				HBP			3	0	1	1	1	2	1						
6 Anthony Rendon, R OBP: 0.339, SLG: 0.416	K		G6-3				L7			5	0	0	0	0	1	6						
40 Wilson Ramos, R OBP: 0.382, SLG: 0.522	37 1B		G5-3				G5-3			4	0	1	0	1	1	1						
14 Chris Heisey, R OBP: 0.315, SLG: 0.446	L6		L6				8 C6-4			4	1	2	0	0	0	3						
8 Danny Espinosa, S OBP: 0.329, SLG: 0.440	K		K				FC6-4			4	0	1	1	0	2	2						
37 Stephen Strasburg, R ERA: 4.69							34 BB			1	0	1	0	1	0	0						
9 Ben Revere, L ERA: 3.0							20 HBP			1	0	0	0	0	0	0						
46 Oliver Pérez, L ERA: 5.79										0	0	0	0	0	0	0						
28 Jayson Werth, R ERA: 4.17										1	0	1	0	0	0	0						
32 Koda Glover, R ERA: 3.66										0	0	0	0	0	0	0						
Inning Stats	R: 1 H: 2 E: 0 K: 1 S: 18	H: 2 R: 0 ER: 0 LOB: 2 BB: 0 P: 27	R: 0 H: 2 E: 0 K: 2 S: 14	H: 2 R: 0 ER: 0 LOB: 0 BB: 0 P: 20	R: 0 H: 0 E: 0 K: 1 S: 10	H: 0 R: 0 ER: 0 LOB: 0 BB: 0 P: 15	R: 0 H: 1 E: 0 K: 0 S: 9	H: 1 R: 0 ER: 0 LOB: 1 BB: 0 P: 15	R: 0 H: 0 E: 0 K: 0 S: 17	H: 0 R: 0 ER: 0 LOB: 3 BB: 2 P: 30	R: 1 H: 2 E: 0 K: 1 S: 12	H: 2 R: 0 ER: 0 LOB: 1 BB: 0 P: 21	R: 1 H: 1 E: 0 K: 1 S: 16	H: 1 R: 0 ER: 0 LOB: 2 BB: 2 P: 29	R: 0 H: 1 E: 0 K: 2 S: 9	H: 1 R: 0 ER: 0 LOB: 1 BB: 0 P: 12	R: 0 H: 1 E: 0 K: 1 S: 16	H: 1 R: 0 ER: 0 LOB: 1 BB: 0 P: 21	1B: 8 2B: 2 3B: 0 HR: 0	SF: 1 SAC: 0 DP: 0 HBP: 1	WP: 0 PB: 0 SB: 4 CS: 0	PA: 42
PITCHER	IP WLS BF H R ER SO BB IBB HBP BLK WP HR S P ERA WHIP	IP WLS BF H R ER SO BB IBB HBP BLK WP HR S P ERA WHIP	IP WLS BF H R ER SO BB IBB HBP BLK WP HR S P ERA WHIP	IP WLS BF H R ER SO BB IBB HBP BLK WP HR S P ERA WHIP	IP WLS BF H R ER SO BB IBB HBP BLK WP HR S P ERA WHIP	IP WLS BF H R ER SO BB IBB HBP BLK WP HR S P ERA WHIP	IP WLS BF H R ER SO BB IBB HBP BLK WP HR S P ERA WHIP	IP WLS BF H R ER SO BB IBB HBP BLK WP HR S P ERA WHIP	IP WLS BF H R ER SO BB IBB HBP BLK WP HR S P ERA WHIP	IP WLS BF H R ER SO BB IBB HBP BLK WP HR S P ERA WHIP	IP WLS BF H R ER SO BB IBB HBP BLK WP HR S P ERA WHIP	IP WLS BF H R ER SO BB IBB HBP BLK WP HR S P ERA WHIP	IP WLS BF H R ER SO BB IBB HBP BLK WP HR S P ERA WHIP	IP WLS BF H R ER SO BB IBB HBP BLK WP HR S P ERA WHIP	IP WLS BF H R ER SO BB IBB HBP BLK WP HR S P ERA WHIP	IP WLS BF H R ER SO BB IBB HBP BLK WP HR S P ERA WHIP	IP WLS BF H R ER SO BB IBB HBP BLK WP HR S P ERA WHIP	IP WLS BF H R ER SO BB IBB HBP BLK WP HR S P ERA WHIP	IP WLS BF H R ER SO BB IBB HBP BLK WP HR S P ERA WHIP	IP WLS BF H R ER SO BB IBB HBP BLK WP HR S P ERA WHIP	IP WLS BF H R ER SO BB IBB HBP BLK WP HR S P ERA WHIP	IP WLS BF H R ER SO BB IBB HBP BLK WP HR S P ERA WHIP

AB	36
R	3
H	10
RBI	3
BB	4
SO	9
LOB	23



Batter	1	2	3	4	5	6	7	8	9	AB	R	H	RBI	BB	SO	LOB	TOP				
26 Chase Utley, L OBP: 0.340, SLG: 0.379										5	1	1	0	1	1	4					
5 Corey Seager, L OBP: 0.383, SLG: 0.625										5	1	2	0	0	0	4					
10 Justin Turner, R OBP: 0.348, SLG: 0.491										4	2	2	0	1	0	0					
23 Adrián González, L OBP: 0.360, SLG: 0.412										5	2	3	4	0	1	2					
47 Howie Kendrick, R OBP: 0.334, SLG: 0.395										5	2	2	2	0	0	3					
9 Yasmani Grandal, S OBP: 0.330, SLG: 0.418										3	0	0	0	1	1	2					
60 Andrew Toles, L OBP: 0.400, SLG: 0.407										4	0	0	0	1	2	2					
31 Joc Pederson, L OBP: 0.325, SLG: 0.454										3	1	2	0	2	0	1					
29 Scott Kazmir, L ERA: 4.075										3	0	1	2	0	2	1					
52 Pedro Báez, R ERA: 2.57										4	1	1	0	1	2	1					
33 Scott Van Slyke, R ERA: 3.91										3	0	0	1	0	0	2					
36 Adam Liberatore, L ERA: 1.35										4	1	2	2	0	0	1					
55 Joe Blanton, R ERA: 2.06										4	0	1	1	0	1	1					
3 Chris Taylor, R ERA: 1.78										4	0	0	0	0	1	1					
74 Kenley Jansen, S ERA: 1.44										3	1	1	0	0	0	0					
Inning Stats	R: 6 H: 5 E: 0 K: 1 S: 25	H: 5 LOB: 1 BB: 2 P: 45	R: 3 H: 3 E: 0 K: 0 S: 24	H: 3 LOB: 0 BB: 0 P: 32	R: 0 H: 1 E: 0 K: 1 S: 9	H: 1 LOB: 1 BB: 0 P: 12	R: 0 H: 1 E: 0 K: 0 S: 12	H: 1 LOB: 1 BB: 0 P: 18	R: 0 H: 1 E: 0 K: 2 S: 8	H: 1 LOB: 0 BB: 0 P: 8	R: 0 H: 2 E: 0 K: 2 S: 11	H: 2 LOB: 2 BB: 0 P: 13	R: 0 H: 0 E: 0 K: 0 S: 8	H: 0 LOB: 0 BB: 0 P: 15	R: 0 H: 0 E: 0 K: 1 S: 17	H: 0 LOB: 2 BB: 1 P: 27	1B: 9 2B: 2 3B: 0 HR: 2	SF: 0 SAC: 0 DP: 1 HBP: 1	WP: 0 PA: 46 PB: 0 SB: 1 CS: 0		
PITCHER	IP WLS BF H R ER SO BB IBB HBP BLK WP HR S P ERA WHIP	IP WLS BF H R ER SO BB IBB HBP BLK WP HR S P ERA WHIP	IP WLS BF H R ER SO BB IBB HBP BLK WP HR S P ERA WHIP	IP WLS BF H R ER SO BB IBB HBP BLK WP HR S P ERA WHIP	IP WLS BF H R ER SO BB IBB HBP BLK WP HR S P ERA WHIP	IP WLS BF H R ER SO BB IBB HBP BLK WP HR S P ERA WHIP	IP WLS BF H R ER SO BB IBB HBP BLK WP HR S P ERA WHIP	IP WLS BF H R ER SO BB IBB HBP BLK WP HR S P ERA WHIP	IP WLS BF H R ER SO BB IBB HBP BLK WP HR S P ERA WHIP	IP WLS BF H R ER SO BB IBB HBP BLK WP HR S P ERA WHIP	IP WLS BF H R ER SO BB IBB HBP BLK WP HR S P ERA WHIP	IP WLS BF H R ER SO BB IBB HBP BLK WP HR S P ERA WHIP	IP WLS BF H R ER SO BB IBB HBP BLK WP HR S P ERA WHIP	IP WLS BF H R ER SO BB IBB HBP BLK WP HR S P ERA WHIP	IP WLS BF H R ER SO BB IBB HBP BLK WP HR S P ERA WHIP	IP WLS BF H R ER SO BB IBB HBP BLK WP HR S P ERA WHIP	IP WLS BF H R ER SO BB IBB HBP BLK WP HR S P ERA WHIP	IP WLS BF H R ER SO BB IBB HBP BLK WP HR S P ERA WHIP	IP WLS BF H R ER SO BB IBB HBP BLK WP HR S P ERA WHIP	IP WLS BF H R ER SO BB IBB HBP BLK WP HR S P ERA WHIP	
59 Mike Mayers, R ERA: 4.35	1.1 L 14 8 9 9 1 2 0 0 0 0 0 2 38 62 60.75 7.500	3.2 13 3 0 0 3 0 0 0 0 0 0 40 53 0.00 0.818	1.0 8 2 0 0 2 3 0 0 0 0 0 18 32 0.00 5.000	2.0 6 0 0 0 0 1 0 0 0 0 0 13 25 0.00 0.500	1.0 5 0 0 0 1 1 0 1 0 0 0 17 27 0.00 1.000																
43 Seth Maness, R ERA: 3.91																					
44 Trevor Rosenthal, R ERA: 5.13																					
67 Matt Bowman, R ERA: 3.05																					
26 Seungwan Oh, R ERA: 1.78																					

Los Angeles Dodgers @ St. Louis Cardinals
 Busch Stadium, St. Louis, MO
 Sun Jul 24 2016, 7:12 PM - 10:59 PM CDT
 Att: 41,423 - Clear - 96 F

livebaseballscores.com

AB 38
 R 9
 H 13
 RBI 8
 BB 7
 SO 7
 LOB 22

Batter	1	2	3	4	5	6	7	8	9	AB	R	H	RBI	BB	SO	LOB	BOTTOM
15 Randal Grichuk, R OBP: 0.287, SLG: 0.430										4	1	1	0	1	2	1	
36 Aledmys Díaz, R OBP: 0.382, SLG: 0.521										3	0	0	1	0	0	2	
55 Stephen Piscotty, R OBP: 0.366, SLG: 0.490										4	1	2	2	0	0	1	
7 Matt Holliday, R OBP: 0.312, SLG: 0.455										4	0	1	1	0	1	1	
3 Jedd Gyorko, R OBP: 0.315, SLG: 0.476										4	0	0	0	0	1	1	
4 Yadier Molina, R OBP: 0.328, SLG: 0.349										3	1	1	0	0	0	0	
28 Tommy Pham, R OBP: 0.307, SLG: 0.525										4	1	1	2	0	2	0	
26 Seungwan Oh, R ERA: 1.78										4	1	1	0	0	0	0	
16 Kolten Wong, L OBP: 0.322, SLG: 0.299										4	1	1	0	0	0	0</	

Batter	1	2	3	4	5	6	7	8	9	AB	R	H	RBI	BB	SO	LOB	TOP					
2 Jean Segura, R OBP: 0.380, SLG: 0.455										4	1	2	2	0	0	1	Arizona Diamondbacks @ Los Angeles Dodgers Dodger Stadium, Los Angeles, CA Sat Jul 30 2016, 6:12 PM - 9:34 PM PDT Att. 49,540 - Clear - 82 F					
27 Brandon Drury, R OBP: 0.304, SLG: 0.425										4	0	1	1	0	0	1						
44 Paul Goldschmidt, R OBP: 0.414, SLG: 0.593										4	0	0	0	0	1	2						
5 Rickie Weeks Jr., R OBP: 0.331, SLG: 0.424										3	0	1	0	0	1	0						
1 Michael Bourj, L OBP: 0.302, SLG: 0.362										1	0	0	0	0	0	0						
7 Wellington Castillo, R OBP: 0.310, SLG: 0.435										4	0	0	0	0	2	1						
24 Yasmany Tomás, R OBP: 0.305, SLG: 0.481										4	1	2	0	0	1	0						
33 Jake Barrett, R										0	0	0	0	0	0	0						
22 Jake Lamb, L OBP: 0.358, SLG: 0.588										4	0	1	0	0	1	1						
16 Chris Owings, R OBP: 0.314, SLG: 0.385										4	1	1	1	0	1	2						
35 Braden Shipley, R OBP: 0.200, SLG: 0.400										2	0	0	0	0	2	2						
15 Phil Gosselin, R OBP: 0.315, SLG: 0.375										1	1	1	0	0	0	0						
36 Enrique Burgos, R										0	0	0	0	0	0	0						
58 Adam Loewen, L										0	0	0	0	0	0	0						
6 David Peralta, L OBP: 0.305, SLG: 0.453										1	0	1	0	0	0	0						
Inning Stats	R: 1 E: 0 K: 1 S: 13	H: 2 LOB: 1 BB: 0 P: 17	R: 2 E: 0 K: 1 S: 17	H: 3 LOB: 1 BB: 0 P: 23	R: 0 E: 0 K: 0 S: 6	H: 0 LOB: 0 BB: 0 P: 9	R: 0 E: 0 K: 2 S: 14	H: 2 LOB: 1 BB: 0 P: 20	R: 0 E: 0 K: 0 S: 11	H: 0 LOB: 0 BB: 0 P: 15	R: 0 E: 0 K: 3 S: 9	H: 0 LOB: 0 BB: 0 P: 15	R: 1 E: 0 K: 0 S: 11	H: 2 LOB: 2 BB: 0 P: 15	R: 0 E: 0 K: 1 S: 8	H: 0 LOB: 0 BB: 0 P: 11	R: 0 E: 0 K: 1 S: 9	H: 1 LOB: 1 BB: 0 P: 14	1B: 4 2B: 4 3B: 1 HR: 1	SF: 0 SAC: 0 DP: 0 HBP: 1	WP: 0 PB: 0 SB: 0 CS: 2	PA: 37
PITCHER	IP WLS BF H R ER SO BB IBB HBP BLK WP HR S P ERA WHIP																					
29 Scott Kazmir, L ERA: 4.41	6.2 L 27 8 4 4 7 0 0 0 0 0 0 1 77 109 5.40 1.200																					
52 Pedro Báez, R ERA: 2.74	1.1 6 1 0 0 1 0 0 0 1 0 0 0 12 16 0.00 0.750																					
56 J.P. Howell, L ERA: 3.41	0.2 3 1 0 0 1 0 0 0 0 0 0 0 7 12 0.00 1.500																					
67 Louis Coleman, R ERA: 3.92	0.1 1 0 0 0 0 0 0 0 0 0 0 0 2 2 0.00 0.000																					

Batter	1	2	3	4	5	6	7	8	9	AB	R	H	RBI	BB	SO	LOB	BOTTOM					
26 Chase Utley, L OBP: 0.335, SLG: 0.382										4	0	1	0	0	0	0	Arizona Diamondbacks @ Los Angeles Dodgers Dodger Stadium, Los Angeles, CA Sat Jul 30 2016, 6:12 PM - 9:34 PM PDT Att. 49,540 - Clear - 82 F					
5 Corey Seager, L OBP: 0.382, SLG: 0.524										3	0	1	0	1	0	1						
10 Justin Turner, R OBP: 0.343, SLG: 0.480										4	0	1	0	0	1	2						
23 Adrián González, L OBP: 0.361, SLG: 0.407										3	0	2	0	1	0	0						
47 Howie Kendrick, R OBP: 0.333, SLG: 0.388										3	0	0	0	0	0	3						
52 Pedro Báez, R										0	0	0	0	0	0	0						
3 Chris Taylor, R OBP: 0.286, SLG: 0.422										1	0	0	0	0	0	2						
56 J.P. Howell, L										0	0	0	0	0	0	0						
67 Louis Coleman, R										0	0	0	0	0	0	0						
9 Yasmani Grandal, S OBP: 0.326, SLG: 0.422										4	0	1	0	0	1	0						
60 Andrew Toles, L OBP: 0.381, SLG: 0.378										3	1	0	0	1	1	1						
31 Joc Pederson, L OBP: 0.329, SLG: 0.473										4	1	1	1	0	0	1						
29 Scott Kazmir, L OBP: 0.135, SLG: 0.111										2	0	0	0	0	2	0						
33 Scott Van Slyke, R OBP: 0.302, SLG: 0.345										2	0	1	1	0	1	0						
Inning Stats	R: 0 E: 0 K: 0 S: 8	H: 1 LOB: 2 BB: 1 P: 16	R: 0 E: 0 K: 1 S: 10	H: 0 LOB: 0 BB: 0 P: 16	R: 0 E: 0 K: 1 S: 13	H: 1 LOB: 1 BB: 0 P: 21	R: 0 E: 0 K: 0 S: 9	H: 2 LOB: 1 BB: 0 P: 14	R: 0 E: 0 K: 1 S: 12	H: 1 LOB: 1 BB: 0 P: 18	R: 0 E: 0 K: 1 S: 15	H: 0 LOB: 0 BB: 0 P: 21	R: 1 E: 0 K: 0 S: 10	H: 1 LOB: 0 BB: 1 P: 19	R: 0 E: 0 K: 0 S: 13	H: 1 LOB: 2 BB: 1 P: 21	R: 1 E: 0 K: 1 S: 12	H: 1 LOB: 0 BB: 0 P: 20	1B: 4 2B: 3 3B: 0 HR: 1	SF: 0 SAC: 0 DP: 1 HBP: 0	WP: 0 PB: 1 SB: 0 CS: 1	PA: 37
PITCHER	IP WLS BF H R ER SO BB IBB HBP BLK WP HR S P ERA WHIP																					
35 Braden Shipley, R ERA: 4.76	6.0 W 23 5 0 0 4 1 0 0 0 0 0 0 9 16 0.00 1.000																					
36 Enrique Burgos, R ERA: 3.86	0.2 4 1 1 0 1 1 0 0 0 0 0 0 9 16 0.00 3.000																					
58 Adam Loewen, L ERA:	1.0 H 4 1 0 0 0 1 0 0 0 0 0 0 11 21 0.00 2.000																					
33 Jake Barrett, R ERA: 2.79	1.1 S 5 1 1 1 1 0 0 0 0 0 1 15 23 6.75 0.750																					

Batter	1	2	3	4	5	6	7	8	9	AB	R	H	RBI	BB	SO	LOB	TOP			
26 Chase Utley, L OBP: 0.332, SLG: 0.380										4	0	0	0	0	0	2	Los Angeles Dodgers @ Colorado Rockies Coors Field, Denver, CO Tue Aug 02 2016, 6:43 PM - 10:47 PM MDT Att: 32,607 - Overcast - 86 F			
5 Corey Seager, L OBP: 0.384, SLG: 0.528										3	1	0	0	1	3	0				
10 Justin Turner, R OBP: 0.345, SLG: 0.488										4	0	2	2	0	0	0				
11 Josh Reddick, L OBP: 0.362, SLG: 0.441 67 Louis Coleman, R OBP: 0.345, SLG: 0.488										4	0	0	0	0	0	2				
23 Adrián González, L OBP: 0.359, SLG: 0.403										3	0	0	0	1	1	0				
9 Yasmani Grandal, S OBP: 0.337, SLG: 0.455										3	1	1	1	1	0	2				
31 Joc Pederson, L OBP: 0.327, SLG: 0.480										4	0	0	0	0	2	1				
47 Howie Kendrick, R OBP: 0.332, SLG: 0.386										4	1	1	0	0	2	0				
38 Brandon McCarthy, R 43 Luis Avilán, L 33 Scott Van Slyke, R 56 J.P. Howell, L 58 Jesse Chavez, R 55 Joe Blanton, R 14 Enrique Hernández, R										1	0	0	0	0	0	1				
Inning Stats	R: 0 E: 0 K: 1 S: 12	H: 0 LOB: 0 BB: 0 P: 18	R: 0 E: 0 K: 1 S: 17	H: 0 LOB: 1 BB: 1 P: 26	R: 0 E: 0 K: 2 S: 10	H: 0 LOB: 0 BB: 0 P: 13	R: 0 E: 0 K: 1 S: 10	H: 1 LOB: 2 BB: 0 P: 21	R: 0 E: 0 K: 1 S: 16	H: 0 LOB: 0 BB: 0 P: 15	R: 0 E: 0 K: 1 S: 9	H: 0 LOB: 0 BB: 0 P: 11	R: 2 E: 0 K: 0 S: 12	H: 2 LOB: 1 BB: 0 P: 21	R: 1 E: 0 K: 1 S: 14	H: 1 LOB: 0 BB: 0 P: 20		1B: 1 2B: 3 3B: 0 HR: 1	SF: 0 SAC: 0 DP: 0 HBP: 0	WP: 0 PB: 0 SB: 0 CS: 0
PITCHER	IP WLS BF H R ER SO BB IBB HBP BLK WP HR S P ERA WHIP																			
55 Jon Gray, R ERA: 3.77	5.0 W 19 2 2 0 6 1 1 0 0 0 0 65 96 0.00 0.600																			
52 Chris Rusin, L ERA: 4.21	3.0 H 12 2 2 2 2 1 0 0 0 0 0 28 47 6.00 1.000																			
51 Jake McGee, L ERA: 5.58	0.2 3 1 1 1 0 0 0 0 0 0 0 1 11 16 13.50 1.500																			
0 Adam Ottavino, R ERA:	0.1 1 0 0 0 1 0 0 0 0 0 0 0 3 4 0.00 0.000																			

Batter	1	2	3	4	5	6	7	8	9	AB	R	H	RBI	BB	SO	LOB	BOTTOM			
19 Charlie Blackmon, L OBP: 0.368, SLG: 0.472										3	2	1	1	1	1	0	Los Angeles Dodgers @ Colorado Rockies Coors Field, Denver, CO Tue Aug 02 2016, 6:43 PM - 10:47 PM MDT Att: 32,607 - Overcast - 86 F			
9 DJ LeMahieu, R OBP: 0.387, SLG: 0.462										3	1	1	0	2	1	3				
5 Carlos González, L OBP: 0.372, SLG: 0.556										5	0	3	4	0	3					
28 Nolan Arenado, R OBP: 0.347, SLG: 0.549										4	1	1	0	1	0	4				
26 David Dahl, L OBP: 0.394, SLG: 0.581										4	0	1	0	1	1	5				
12 Mark Reynolds, R OBP: 0.344, SLG: 0.433										3	1	1	1	1	0	3				
3 Daniel Descalso, L OBP: 0.429, SLG: 0.438										2	1	1	0	2	1	0				
4 Nick Hundley, R OBP: 0.333, SLG: 0.427										4	1	2	1	0	0	4				
55 Jon Gray, R OBP: 0.156, SLG: 0.129 43 Rafael Ynoa, S 52 Chris Rusin, L 51 Jake McGee, L 0 Adam Ottavino, S										1	0	0	0	0	1	0				
Inning Stats	R: 0 E: 0 K: 1 S: 23	H: 1 LOB: 3 BB: 2 P: 38	R: 0 E: 0 K: 1 S: 5	H: 1 LOB: 0 BB: 0 P: 9	R: 1 E: 0 K: 0 S: 16	H: 1 LOB: 1 BB: 1 P: 26	R: 3 E: 1 K: 2 S: 17	H: 1 LOB: 3 BB: 3 P: 33	R: 0 E: 0 K: 2 S: 10	H: 1 LOB: 1 BB: 0 P: 14	R: 3 E: 0 K: 0 S: 19	H: 4 LOB: 2 BB: 2 P: 32	R: 0 E: 0 K: 0 S: 6	H: 0 LOB: 0 BB: 0 P: 7	R: 0 E: 0 K: 0 S: 8	H: 2 LOB: 0 BB: 0 P: 14		1B: 9 2B: 2 3B: 0 HR: 0	SF: 0 SAC: 1 DP: 3 HBP: 1	WP: 1 PB: 0 SB: 0 CS: 0
PITCHER	IP WLS BF H R ER SO BB IBB HBP BLK WP HR S P ERA WHIP																			
38 Brandon McCarthy, R ERA: 2.76	3.0 L 16 3 3 2 2 5 0 1 1 0 0 0 48 85 6.00 2.667																			
43 Luis Avilán, L ERA: 3.86	1.0 7 1 1 0 2 0 1 1 0 0 0 13 21 0.00 1.000																			
56 J.P. Howell, L ERA: 3.47	1.0 5 2 1 1 2 0 0 0 0 0 0 12 16 9.00 2.000																			
58 Jesse Chavez, R ERA: 4.89	1.0 7 3 2 2 0 2 0 0 0 0 0 17 30 18.00 5.000																			
55 Joe Blanton, R ERA: 2.76	1.0 3 0 0 0 0 0 0 0 0 0 0 6 7 0.00 0.000																			
PITCHER	IP WLS BF H R ER SO BB IBB HBP BLK WP HR S P ERA WHIP																			
67 Louis Coleman, R ERA: 3.7	1.0 3 2 0 0 0 0 0 0 0 0 0 6 7 0.00 0.000																			



Batter	1	2	3	4	5	6	7	8	9	AB	R	H	RBI	BB	SO	LOB	TOP							
26 Chase Utley, L OBP: 0.332, SLG: 0.379										4	0	1	0	0	2	2								
5 Corey Seager, L OBP: 0.361, SLG: 0.529										5	1	1	1	0	2	3								
10 Justin Turner, R OBP: 0.346, SLG: 0.496										5	1	1	0	0	2	2								
11 Josh Reddick, L OBP: 0.359, SLG: 0.434										4	1	0	0	1	0	2								
23 Adrián González, L OBP: 0.361, SLG: 0.403										4	1	2	0	0	0	0								
9 Yasmani Grandal, S OBP: 0.336, SLG: 0.464										4	0	2	2	0	2	3								
47 Howie Kendrick, R OBP: 0.331, SLG: 0.383										4	0	2	1	0	1	2								
31 Joc Pederson, L OBP: 0.332, SLG: 0.482										3	0	2	0	1	1	0								
18 Kenta Maeda, R OBP: 0.125, SLG: 0.179										2	0	0	0	1	0	5								
52 Pedro Báez, R OBP: 0.290, SLG: 0.320										0	0	0	0	0	0	0								
55 Joe Blanton, R OBP: 0.339, SLG: 0.464										1	0	0	0	0	1	1								
74 Kenley Jansen, S OBP: 0.359, SLG: 0.434										0	0	0	0	0	0	0								
Inning Stats	R: 0 H: 1 E: 0 K: 2 S: 12	H: 1 LOB: 1 BB: 0 P: 16	R: 0 H: 2 E: 0 K: 1 S: 10	H: 2 LOB: 2 BB: 0 P: 16	R: 0 H: 0 E: 0 K: 0 S: 3	H: 0 LOB: 0 BB: 0 P: 7	R: 1 H: 2 E: 0 K: 1 S: 12	H: 2 LOB: 2 BB: 2 P: 21	R: 3 H: 4 E: 0 K: 2 S: 15	H: 4 LOB: 1 BB: 0 P: 26	R: 0 H: 0 E: 1 K: 1 S: 10	H: 0 LOB: 1 BB: 1 P: 19	R: 0 H: 0 E: 0 K: 1 S: 10	H: 0 LOB: 1 BB: 0 P: 15	R: 0 H: 2 E: 0 K: 2 S: 10	H: 2 LOB: 1 BB: 0 P: 16	R: 0 H: 0 E: 0 K: 2 S: 11	H: 0 LOB: 0 BB: 0 P: 15	1B: 7 2B: 2 3B: 1 HR: 1	SF: 0 SAC: 0 DP: 2 HBP: 1	WP: 0 PB: 0 SB: 0 CS: 0	PA: 40		
PITCHER	IP WLS BF H R ER SO BB IBB HBP BLK WP HR S P ERA WHIP	IP WLS BF H R ER SO BB IBB HBP BLK WP HR S P ERA WHIP	IP WLS BF H R ER SO BB IBB HBP BLK WP HR S P ERA WHIP	IP WLS BF H R ER SO BB IBB HBP BLK WP HR S P ERA WHIP	IP WLS BF H R ER SO BB IBB HBP BLK WP HR S P ERA WHIP	IP WLS BF H R ER SO BB IBB HBP BLK WP HR S P ERA WHIP	IP WLS BF H R ER SO BB IBB HBP BLK WP HR S P ERA WHIP	IP WLS BF H R ER SO BB IBB HBP BLK WP HR S P ERA WHIP	IP WLS BF H R ER SO BB IBB HBP BLK WP HR S P ERA WHIP	IP WLS BF H R ER SO BB IBB HBP BLK WP HR S P ERA WHIP	IP WLS BF H R ER SO BB IBB HBP BLK WP HR S P ERA WHIP	IP WLS BF H R ER SO BB IBB HBP BLK WP HR S P ERA WHIP	IP WLS BF H R ER SO BB IBB HBP BLK WP HR S P ERA WHIP	IP WLS BF H R ER SO BB IBB HBP BLK WP HR S P ERA WHIP	IP WLS BF H R ER SO BB IBB HBP BLK WP HR S P ERA WHIP	IP WLS BF H R ER SO BB IBB HBP BLK WP HR S P ERA WHIP	IP WLS BF H R ER SO BB IBB HBP BLK WP HR S P ERA WHIP	IP WLS BF H R ER SO BB IBB HBP BLK WP HR S P ERA WHIP	IP WLS BF H R ER SO BB IBB HBP BLK WP HR S P ERA WHIP	IP WLS BF H R ER SO BB IBB HBP BLK WP HR S P ERA WHIP	IP WLS BF H R ER SO BB IBB HBP BLK WP HR S P ERA WHIP	IP WLS BF H R ER SO BB IBB HBP BLK WP HR S P ERA WHIP	IP WLS BF H R ER SO BB IBB HBP BLK WP HR S P ERA WHIP	IP WLS BF H R ER SO BB IBB HBP BLK WP HR S P ERA WHIP

Los Angeles Dodgers @ Colorado Rockies
Coors Field, Denver, CO
Thu Aug 04 2016, 6:42 PM - 9:49 PM MDT
Att: 31,117 - Overcast - 69 F

AB	36
R	4
H	11
RBI	4
BB	3
SO	11
LOB	20



Batter	1	2	3	4	5	6	7	8	9	AB	R	H	RBI	BB	SO	LOB	BOTTOM						
19 Charlie Blackmon, L OBP: 0.367, SLG: 0.467										3	0	0	0	0	0	1							
9 DJ LeMahieu, R OBP: 0.389, SLG: 0.468										4	0	0	0	0	0	1							
28 Nolan Arenado, R OBP: 0.351, SLG: 0.557										4	1	2	0	0	0	0							
26 David Dahl, L OBP: 0.405, SLG: 0.625										4	1	1	2	0	1	1							
12 Mark Reynolds, R OBP: 0.347, SLG: 0.442										4	0	1	0	0	2	0							
3 Daniel Descalso, L OBP: 0.417, SLG: 0.423										1	0	0	0	0	0	0							
43 Rafael Ynoa, S OBP: 0.291, SLG: 0.265										3	0	0	0	0	2	0							
14 Tony Wolters, L OBP: 0.325, SLG: 0.345										3	0	0	0	0	1	1							
32 Tyler Chatwood, R OBP: 0.200, SLG: 0.158										2	0	0	0	0	1	0							
48 Boone Logan, R OBP: 0.313, SLG: 0.427										0	0	0	0	0	0	0							
6 Ryan Raburn, R OBP: 0.313, SLG: 0.427										1	0	1	0	0	0	0							
0 Adam Ottavino, S OBP: 0.325, SLG: 0.345										0	0	0	0	0	0	0							
54 Carlos Estévez, R OBP: 0.325, SLG: 0.345										0	0	0	0	0	0	0							
Inning Stats	R: 0 H: 1 E: 0 K: 1 S: 10	H: 0 LOB: 0 BB: 0 P: 11	R: 0 H: 0 E: 0 K: 1 S: 9	H: 0 LOB: 1 BB: 0 P: 13	R: 2 H: 2 E: 0 K: 3 S: 18	H: 2 LOB: 1 BB: 0 P: 30	R: 0 H: 0 E: 0 K: 0 S: 8	H: 0 LOB: 0 BB: 0 P: 13	R: 0 H: 1 E: 0 K: 0 S: 10	H: 1 LOB: 1 BB: 0 P: 18	R: 0 H: 0 E: 0 K: 1 S: 12	H: 0 LOB: 0 BB: 0 P: 20	R: 0 H: 0 E: 0 K: 0 S: 12	H: 0 LOB: 0 BB: 0 P: 18	R: 0 H: 0 E: 0 K: 2 S: 12	H: 0 LOB: 0 BB: 0 P: 14	1B: 4 2B: 0 3B: 0 HR: 1	SF: 0 SAC: 0 DP: 0 HBP: 2	WP: 1 PB: 0 SB: 0 CS: 0	PA: 34			
PITCHER	IP WLS BF H R ER SO BB IBB HBP BLK WP HR S P ERA WHIP	IP WLS BF H R ER SO BB IBB HBP BLK WP HR S P ERA WHIP	IP WLS BF H R ER SO BB IBB HBP BLK WP HR S P ERA WHIP	IP WLS BF H R ER SO BB IBB HBP BLK WP HR S P ERA WHIP	IP WLS BF H R ER SO BB IBB HBP BLK WP HR S P ERA WHIP	IP WLS BF H R ER SO BB IBB HBP BLK WP HR S P ERA WHIP	IP WLS BF H R ER SO BB IBB HBP BLK WP HR S P ERA WHIP	IP WLS BF H R ER SO BB IBB HBP BLK WP HR S P ERA WHIP	IP WLS BF H R ER SO BB IBB HBP BLK WP HR S P ERA WHIP	IP WLS BF H R ER SO BB IBB HBP BLK WP HR S P ERA WHIP	IP WLS BF H R ER SO BB IBB HBP BLK WP HR S P ERA WHIP	IP WLS BF H R ER SO BB IBB HBP BLK WP HR S P ERA WHIP	IP WLS BF H R ER SO BB IBB HBP BLK WP HR S P ERA WHIP	IP WLS BF H R ER SO BB IBB HBP BLK WP HR S P ERA WHIP	IP WLS BF H R ER SO BB IBB HBP BLK WP HR S P ERA WHIP	IP WLS BF H R ER SO BB IBB HBP BLK WP HR S P ERA WHIP	IP WLS BF H R ER SO BB IBB HBP BLK WP HR S P ERA WHIP	IP WLS BF H R ER SO BB IBB HBP BLK WP HR S P ERA WHIP	IP WLS BF H R ER SO BB IBB HBP BLK WP HR S P ERA WHIP	IP WLS BF H R ER SO BB IBB HBP BLK WP HR S P ERA WHIP	IP WLS BF H R ER SO BB IBB HBP BLK WP HR S P ERA WHIP	IP WLS BF H R ER SO BB IBB HBP BLK WP HR S P ERA WHIP	IP WLS BF H R ER SO BB IBB HBP BLK WP HR S P ERA WHIP

Los Angeles Dodgers @ Colorado Rockies
Coors Field, Denver, CO
Thu Aug 04 2016, 6:42 PM - 9:49 PM MDT
Att: 31,117 - Overcast - 69 F

AB	32
R	2
H	5
RBI	2
BB	0
SO	8
LOB	5



Batter	1	2	3	4	5	6	7	8	9	AB	R	H	RBI	BB	SO	LOB	TOP						
50 Mookie Betts, R OBP: 0.350, SLG: 0.546										4	0	2	0	0	0	0	Boston Red Sox @ Los Angeles Dodgers Dodger Stadium, Los Angeles, CA Sat Aug 06 2016, 1:07 PM - 3:59 PM PDT Att: 47,696 - Sunny - 79 F						
12 Brock Holt, L OBP: 0.326, SLG: 0.387										4	0	1	0	0	0	1							
2 Xander Bogaerts, R OBP: 0.374, SLG: 0.468										4	0	1	0	0	1	3							
34 David Ortiz, L OBP: 0.395, SLG: 0.617										3	0	0	0	0	1	3							
18 Aaron Hill, R OBP: 0.348, SLG: 0.398										1	0	0	0	0	0	1							
25 Jackie Bradley Jr., L OBP: 0.370, SLG: 0.524										3	0	0	0	1	1	0							
3 Sandy León, S OBP: 0.403, SLG: 0.582									3	0	0	0	1	1	3								
47 Travis Shaw, L OBP: 0.327, SLG: 0.467									4	0	1	0	0	3	1								
40 Andrew Benintendi, L OBP: 0.222, SLG: 0.222									3	0	0	0	0	1	2								
52 Eduardo Rodríguez, L OBP: 0.351, SLG: 0.445									2	0	0	0	0	2	0								
68 Matt Barnes, R OBP: 0.291, SLG: 0.412									0	0	0	0	0	0	0								
13 Hanley Ramírez, R OBP: 0.391, SLG: 0.475									1	0	0	0	0	1	1								
28 Robbie Ross Jr., L OBP: 0.353, SLG: 0.425									0	0	0	0	0	0	0								
11 Clay Buchholz, L OBP: 0.333, SLG: 0.425									0	0	0	0	0	0	0								
Inning Stats	R: 0 E: 0 K: 1 S: 14	H: 2 LOB: 3 BB: 1 P: 25	R: 0 E: 0 K: 2 S: 8	H: 0 LOB: 0 BB: 0 P: 10	R: 0 E: 0 K: 0 S: 12	H: 1 LOB: 1 BB: 0 P: 20	R: 0 E: 0 K: 0 S: 8	H: 1 LOB: 1 BB: 0 P: 11	R: 0 E: 0 K: 1 S: 7	H: 0 LOB: 0 BB: 0 P: 9	R: 0 E: 0 K: 1 S: 7	H: 0 LOB: 0 BB: 0 P: 9	R: 0 E: 0 K: 3 S: 12	H: 0 LOB: 1 BB: 1 P: 19	R: 0 E: 0 K: 0 S: 10	H: 1 LOB: 1 BB: 0 P: 17	R: 0 E: 0 K: 3 S: 12	H: 0 LOB: 0 BB: 0 P: 15	1B: 5 2B: 0 3B: 0 HR: 0	SF: 0 SAC: 0 DP: 0 HBP: 0	WP: 0 PB: 0 SB: 0 CS: 0	PA: 34	
PITCHER	IP: 5.0 WLS: W BF: 20 ERA: 3.79	H: 4 R: 0 ER: 0 SO: 4	BB: 1 IBB: 0 HBP: 0 BLK: 0	WP: 0 HR: 0 S: 49 P: 75	ERA: 0.00 WHIP: 1.000	IP: 2.0 WLS: H BF: 7 ERA: 6.75	H: 0 R: 0 ER: 0 SO: 4	BB: 1 IBB: 0 HBP: 0 BLK: 0	WP: 0 HR: 19 S: 28 P: 17	ERA: 0.00 WHIP: 0.500	IP: 1.0 WLS: H BF: 4 ERA: 2.68	H: 1 R: 0 ER: 0 SO: 0	BB: 0 IBB: 0 HBP: 0 BLK: 0	WP: 0 HR: 10 S: 10 P: 18	ERA: 0.00 WHIP: 1.000	IP: 1.0 WLS: S BF: 3 ERA: 1.31	H: 0 R: 0 ER: 0 SO: 3	BB: 0 IBB: 0 HBP: 0 BLK: 0	WP: 0 HR: 12 S: 15 P: 15	ERA: 0.00 WHIP: 0.000			

Batter	1	2	3	4	5	6	7	8	9	AB	R	H	RBI	BB	SO	LOB	BOTTOM						
47 Howie Kendrick, R OBP: 0.327, SLG: 0.376										3	1	0	0	1	1	0	Boston Red Sox @ Los Angeles Dodgers Dodger Stadium, Los Angeles, CA Sat Aug 06 2016, 1:07 PM - 3:59 PM PDT Att: 47,696 - Sunny - 79 F						
5 Corey Seager, L OBP: 0.357, SLG: 0.523										4	0	1	1	0	1	0							
10 Justin Turner, R OBP: 0.345, SLG: 0.495										4	0	1	0	0	1	2							
23 Adrián González, L OBP: 0.362, SLG: 0.404										4	1	3	1	0	1	1							
14 Enrique Hernández, R OBP: 0.295, SLG: 0.355										2	0	2	0	0	0	0							
31 Joc Pederson, L OBP: 0.330, SLG: 0.475										2	0	0	0	0	1	2							
11 Josh Reddick, L OBP: 0.353, SLG: 0.425										4	0	1	0	0	1	6							
33 Scott Van Slyke, R OBP: 0.286, SLG: 0.314										4	0	1	0	0	2	5							
17 A.J. Ellis, R OBP: 0.295, SLG: 0.267										4	0	1	1	0	1	4							
68 Ross Stripling, R OBP: 0.133, SLG: 0.071										1	0	0	0	0	1	2							
3 Chris Taylor, R OBP: 0.291, SLG: 0.412										1	1	1	0	0	0	0							
75 Grant Dayton, L OBP: 0.286, SLG: 0.314										1	0	0	0	0	0	0							
55 Joe Blanton, R OBP: 0.295, SLG: 0.267										0	0	0	0	0	0	0							
74 Kenley Jansen, S OBP: 0.333, SLG: 0.425										0	0	0	0	0	0	0							
Inning Stats	R: 0 E: 0 K: 1 S: 9	H: 0 LOB: 0 BB: 0 P: 15	R: 1 E: 0 K: 2 S: 18	H: 3 LOB: 2 BB: 0 P: 26	R: 0 E: 0 K: 1 S: 11	H: 0 LOB: 0 BB: 0 P: 16	R: 0 E: 0 K: 1 S: 11	H: 2 LOB: 2 BB: 0 P: 17	R: 2 E: 0 K: 1 S: 15	H: 3 LOB: 2 BB: 1 P: 25	R: 0 E: 0 K: 2 S: 12	H: 1 LOB: 0 BB: 0 P: 18	R: 0 E: 0 K: 2 S: 12	H: 1 LOB: 1 BB: 0 P: 19	R: 0 E: 0 K: 1 S: 8	H: 1 LOB: 1 BB: 0 P: 11	1B: 10 2B: 1 3B: 0 HR: 0	SF: 0 SAC: 0 DP: 0 HBP: 0	WP: 0 PB: 0 SB: 0 CS: 1	PA: 35			
PITCHER	IP: 4.1 WLS: L BF: 22 ERA: 5.93	H: 3 R: 3 ER: 3 SO: 5	BB: 1 IBB: 0 HBP: 0 BLK: 0	WP: 0 HR: 6 S: 88 P: 6.23	ERA: 2.077 WHIP: 2.077	IP: 1.2 WLS: 5 BF: 5 ERA: 3.0	H: 1 R: 0 ER: 0 SO: 3	BB: 0 IBB: 0 HBP: 0 BLK: 0	WP: 0 HR: 20 S: 29 P: 29	ERA: 0.00 WHIP: 0.600	IP: 1.1 WLS: 6 BF: 6 ERA: 3.76	H: 2 R: 0 ER: 0 SO: 2	BB: 0 IBB: 0 HBP: 0 BLK: 0	WP: 0 HR: 15 S: 22 P: 15	ERA: 0.00 WHIP: 1.500	IP: 0.2 WLS: 2 BF: 2 ERA: 5.74	H: 0 R: 0 ER: 0 SO: 1	BB: 0 IBB: 0 HBP: 0 BLK: 0	WP: 0 HR: 5 S: 8 P: 8	ERA: 0.00 WHIP: 0.000			

Batter	1	2	3	4	5	6	7	8	9	AB	R	H	RBI	BB	SO	LOB	TOP		
16 César Hernández, S (1,4) OBP: 0.347, SLG: 0.377	L FF 92 B CH 91 X FF 92 G6-3		S CU 78 S CH 79 B CH 80 F CH 81 X FF 93 G6-3	C CU 78 X SL 88 L5		C KC 79 B FF 95 X KC 79 G1-3		C FF 96 B SL 97 X SL 84 3B		5	0	1	0	0	0	2			
23 Aaron Altherr, R (1,9) OBP: 0.346, SLG: 0.422	C FF 93 B FF 92 B CH 91 F FF 93 F FF 94 X CU 78 L7		D FF 94 B CU 79 B FF 94 B FF 94 FC1 19 E	X FF 94 0-0 FC6-4		C KC 78 X FF 96 F9		B FF 96 B SL 97 F FF 96 F FF 96 D SL 96 X FF 96 G6-3		4	1	0	0	1	0	2			
7 Maikel Franco, R (1,5) OBP: 0.303, SLG: 0.441	C FF 94 F CH 82 X FF 93 1B		F SL 91 B CH 79 X CH 81 FC6 19 E 29 1B		B CU 77 B CH 79 F FF 92 F CU 78 X SL 86 L5		B SL 97 C SL 97 S CH 89 K			4	1	1	0	0	1	2			
19 Tommy Joseph, R (1,3) OBP: 0.306, SLG: 0.507		C FF 90 B CU 75 X FF 91 P3	B FF 92 S FF 93 X CH 82 FC1 37 FC5-4 29 1B		B CH 79 X CU 78 G1-3		C SL 98 X SL 98 HR			4	1	1	1	0	0	1			
29 Cameron Rupp, R (1,2) OBP: 0.330, SLG: 0.496	C FF 93 B FF 92 B CH 91 F CH 82 B FF 93 B FF 94 B FF 94 2B		B FF 94 X CH 81 FC5-4 37 FC5-4 1B		B FF 94 S CH 89 S FF 93 K		C SL 89 X SL 90 1B			3	0	2	1	1	1	0			
37 Odúbel Herrera, L (1,8) OBP: 0.363, SLG: 0.419	C CU 78 B FF 93 F CU 78 X FF 93 K		B FF 93 C FF 94 X FF 94 FC5-4 2 FC6-4 1B		B SI 84 S SI 84 S KC 79 T KC 79 K		F FF 97 X FF 98 L8			4	0	0	0	0	2	4			
2 Tyler Goeddel, R (1,7) 41 Jimmy Paredes, S (8,PH) OBP: 0.243, SLG: 0.314 OBP: 0.243, SLG: 0.377	C CU 77 B FF 94 F CU 78 X FF 94 1B		C CU 90 B SAFE F FF 94 B SAFE C CU 80 B SL 84 F SL 87 X SL 87 FC6-4 1-2 2-3		F SI 86 S KC 79 X KC 79 G6-3		B SI 97 F FF 97 F SL 98 X CH 89 G3			3	0	1	0	0	0	2			
13 Freddy Galvis, S (1,6) OBP: 0.256, SLG: 0.350	C FF 95 X CH 80 L7		M CU 76 B SL 82 X CH 79 P2		C SI 86 B SI 85 F FF 94 X KC 80 F9		C SI 97 B SL 98 F SL 93 X SL 93 K			4	0	0	0	0	1	2			
56 Zach Eflin, R (1,1) 52 Severino González, R (4,1) 25 Cody Asche, L (7,PH) 31 Michael Mariot, R (7,1) 57 Luis García, R (8,1) 21 Taylor Featherston, R (8,PH) OBP: 0.281, SLG: 0.346 OBP: 0.286, SLG: 0.355 OBP: 0.286, SLG: 0.355 OBP: 0.286, SLG: 0.355 OBP: 0.286, SLG: 0.355 OBP: 0.286, SLG: 0.355			C FF 90 X FF 91 FC6 7 FC1 19 FC1 2B		F FF 93 X FF 93 FC6-4 23 FC6-4 1B		B FF 94 S FF 95 F FF 96 F FF 96 X KC 82 K		F FF 97 B SL 98 F SL 93 X SL 93 K	2	1	2	0	0	0	0			
Inning Stats	R: 0 E: 0 K: 0 S: 9	H: 1 LOB: 1 BB: 0 P: 13	R: 0 E: 0 K: 1 S: 14	H: 1 LOB: 2 BB: 1 P: 21	R: 3 E: 1 K: 0 S: 22	H: 2 LOB: 2 BB: 1 P: 33	R: 0 E: 0 K: 0 S: 8	H: 1 LOB: 0 BB: 0 P: 9	R: 0 E: 0 K: 1 S: 11	H: 0 LOB: 0 BB: 0 P: 12	R: 0 E: 0 K: 1 S: 11	H: 0 LOB: 0 BB: 0 P: 14	R: 0 E: 0 K: 1 S: 14	H: 2 LOB: 1 BB: 0 P: 17	R: 0 E: 0 K: 2 S: 14	H: 1 LOB: 1 BB: 0 P: 21	1B: 5 2B: 1 3B: 1 HR: 1	SF: 0 SAC: 0 DP: 0 HBP: 0	WP: 0 PA: 38 PB: 0 SB: 0 CS: 0
PITCHER	IP WLS BF H R ER SO BB IBB HBP BLK WP HR S P ERA WHIP	IP WLS BF H R ER SO BB IBB HBP BLK WP HR S P ERA WHIP	IP WLS BF H R ER SO BB IBB HBP BLK WP HR S P ERA WHIP	IP WLS BF H R ER SO BB IBB HBP BLK WP HR S P ERA WHIP	IP WLS BF H R ER SO BB IBB HBP BLK WP HR S P ERA WHIP	IP WLS BF H R ER SO BB IBB HBP BLK WP HR S P ERA WHIP	IP WLS BF H R ER SO BB IBB HBP BLK WP HR S P ERA WHIP	IP WLS BF H R ER SO BB IBB HBP BLK WP HR S P ERA WHIP	IP WLS BF H R ER SO BB IBB HBP BLK WP HR S P ERA WHIP	IP WLS BF H R ER SO BB IBB HBP BLK WP HR S P ERA WHIP	IP WLS BF H R ER SO BB IBB HBP BLK WP HR S P ERA WHIP	IP WLS BF H R ER SO BB IBB HBP BLK WP HR S P ERA WHIP	IP WLS BF H R ER SO BB IBB HBP BLK WP HR S P ERA WHIP	IP WLS BF H R ER SO BB IBB HBP BLK WP HR S P ERA WHIP	IP WLS BF H R ER SO BB IBB HBP BLK WP HR S P ERA WHIP	IP WLS BF H R ER SO BB IBB HBP BLK WP HR S P ERA WHIP	IP WLS BF H R ER SO BB IBB HBP BLK WP HR S P ERA WHIP	IP WLS BF H R ER SO BB IBB HBP BLK WP HR S P ERA WHIP	

Philadelphia Phillies @ Los Angeles Dodgers
Dodger Stadium, Los Angeles, CA
Mon Aug 08 2016, 7:11 PM - 10:00 PM PDT
Att. 48,370 - Clear - 74 F

AB	36
R	4
H	8
RBI	2
BB	2
SO	7
LOB	16



Batter	1	2	3	4	5	6	7	8	9	AB	R	H	RBI	BB	SO	LOB	BOTTOM		
26 Chase Utley, L (1,4) OBP: 0.327, SLG: 0.379	C FF 93 X FF 93 F7	C SI 91 B SL 85 B SI 91 X FF 94 HR		X FF 93 0-0 F7		B CU 75 R SI 84 X SI 84 G3				4	1	1	1	0	0	0			
5 Corey Seager, L (1,6) OBP: 0.357, SLG: 0.532	B FF 93 X SI 90 HR	X SL 86 0-0 P6		C FF 94 B CU 82 F SI 91 X CH 87 G1-3		X CU 76 0-0 HR				4	2	2	2	0	0	0			
10 Justin Turner, R (1,5) OBP: 0.342, SLG: 0.499	F SL 85 T FF 94 B SI 92 X SI 96 2B	C FF 94 B CH 86 X CH 87 F8		C FF 94 B CH 86 C CU 91 S CH 86 K		F FF 93 F SL 85 F SL 85 K				4	1	1	0	0	2	0			
11 Josh Reddick, L (1,9) OBP: 0.350, SLG: 0.417	B SI 93 B FF 92 B CH 86 B FF 93 BB	B SL 87 C FF 91 X CH 87 1B		X SI 91 0-0 L1-3		C SI 92 F SL 84 K				3	1	1	0	1	1	0			
23 Adrián González, L (1,3) OBP: 0.367, SLG: 0.418	C FF 93 X SI 91 1B	1 SAFE C FF 90 X SI 89 L8		B FF 92 B CU 81 F FF 92 B SI 92 X FF 92 1B		C SI 92 F SL 84 K		C SI 97 B SL 98 X SL 86 G6-3		4	1	2	1	0	0	1			
9 Yasmani Grandal, S (1,2) OBP: 0.353, SLG: 0.482	C SI 92 C SL 84 D SL 85 D SL 84 B FF 93 BB		B FF 90 C CH 85 X FF 91 HR		X FF 92 0-0 G4-6-3		B SI 98 X SI 97 2B			3	3	2	1	1	0	1			
31 Joc Pederson, L (1,8) OBP: 0.332, SLG: 0.482	B SL 84 B FF 94 F CH 87 D SI 85 F CU 78 X SI 96 2B		B CH 80 B FF 94 C SI 85 C FF 93 X CH 86 L4		C CU 78 X FF 91 P4		C SL 86 B SI 96 B SL 85 X SI 97 2B			4	0	2	3	0	0	0			
25 Rob Segedin, R (1,7) OBP: 0.333, SLG: 0.600	F SL 86 B SL 83 F SL 83 D SL 80 X FF 93 SF9		C FF 94 B FF 93 B FF 91 X SL 78 L8		F CU 91 X CU 78 L8		F SI 97 B SL 86 B SL 85 X SL 85 F8			2	0	0	1	0	0	0			
46 Josh Fields, R (7,1) 52 Pedro Báez, R (8,1) 47 Howie Kendrick, R (8,PH) 71 Josh Ravin, R (9,1)	D SL 80 X FF 93 2-3 3-H		C FF 94 B FF 93 B FF 91 X SL 78 L8		F CU 91 X CU 78 L8		F SI 97 B SL 86 B SL 85 X SL 85 F8			0	0	0	0	0	0	0			
7 Julio Urias, L (1,1) 56 J.P. Howell, L (6,1) 14 Enrique Hernández, R (6,PH) OBP: 0.071, SLG: 0.071 OBP: 0.296, SLG: 0.371	X FF 92 G4-3		B FF 92 C FF 91 X SI 90 G1-3		B CU 79 B CU 80 X CU 80 P5		S SL 85 B SL 96 F FF 96 K			2	0	0	0	0	0	1			
Inning Stats	R: 5 E: 0 K: 0 S: 22	H: 4 LOB: 1 BB: 2 P: 36	R: 1 E: 0 K: 0 S: 10	H: 2 LOB: 1 BB: 0 P: 15	R: 1 E: 0 K: 0 S: 11	H: 1 LOB: 0 BB: 0 P: 19	R: 0 E: 0 K: 1 S: 7	H: 0 LOB: 0 BB: 0 P: 10	R: 0 E: 0 K: 0 S: 4	H: 1 LOB: 0 BB: 0 P: 7	R: 0 E: 0 K: 0 S: 6	H: 0 LOB: 0 BB: 0 P: 9	R: 1 E: 0 K: 2 S: 8	H: 1 LOB: 0 BB: 0 P: 10	R: 1 E: 0 K: 1 S: 14	H: 2 LOB: 1 BB: 0 P: 21	1B: 3 2B: 4 3B: 0 HR: 4	SF: 1 SAC: 0 DP: 1 HBP: 0	WP: 0 PA: 36 PB: 0 SB: 0 CS: 0
PITCHER	IP WLS BF H R ER SO BB IBB HBP BLK WP HR S P ERA WHIP	IP WLS BF H R ER SO BB IBB HBP BLK WP HR S P ERA WHIP	IP WLS BF H R ER SO BB IBB HBP BLK WP HR S P ERA WHIP	IP WLS BF H R ER SO BB IBB HBP BLK WP HR S P ERA WHIP	IP WLS BF H R ER SO BB IBB HBP BLK WP HR S P ERA WHIP	IP WLS BF H R ER SO BB IBB HBP BLK WP HR S P ERA WHIP	IP WLS BF H R ER SO BB IBB HBP BLK WP HR S P ERA WHIP	IP WLS BF H R ER SO BB IBB HBP BLK WP HR S P ERA WHIP	IP WLS BF H R ER SO BB IBB HBP BLK WP HR S P ERA WHIP	IP WLS BF H R ER SO BB IBB HBP BLK WP HR S P ERA WHIP	IP WLS BF H R ER SO BB IBB HBP BLK WP HR S P ERA WHIP	IP WLS BF H R ER SO BB IBB HBP BLK WP HR S P ERA WHIP	IP WLS BF H R ER SO BB IBB HBP BLK WP HR S P ERA WHIP	IP WLS BF H R ER SO BB IBB HBP BLK WP HR S P ERA WHIP	IP WLS BF H R ER SO BB IBB HBP BLK WP HR S P ERA WHIP	IP WLS BF H R ER SO BB IBB HBP BLK WP HR S P ERA WHIP	IP WLS BF H R ER SO BB IBB HBP BLK WP HR S P ERA WHIP	IP WLS BF H R ER SO BB IBB HBP BLK WP HR S P ERA WHIP	

Philadelphia Phillies @ Los Angeles Dodgers
Dodger Stadium, Los Angeles, CA
Mon Aug 08 2016, 7:11 PM - 10:00 PM PDT
Att. 48,370 - Clear - 74 F

AB	33
R	9
H	11
RBI	9
BB	2
SO	4
LOB	5



Batter	1	2	3	4	5	6	7	8	9	AB	R	H	RBI	BB	SO	LOB	TOP				
16 César Hernández, S (1.4) OBP: 0.345, SLG: 0.373										4	0	0	0	1	0	3	Philadelphia Phillies @ Los Angeles Dodgers Dodger Stadium, Los Angeles, CA Tue Aug 09 2016, 7:11 PM - 10:26 PM PDT Att. 42,859 - Clear - 75 F				
37 Odúbel Herrera, L (1.8) 30 David Hernández, R (7.1)										4	0	1	0	0	2	3					
7 Maikel Franco, R (1.5) OBP: 0.305, SLG: 0.442										4	0	2	0	0	0	2					
6 Ryan Howard, L (1.3) OBP: 0.235, SLG: 0.413										4	0	0	0	0	1	4					
29 Cameron Rupp, R (1.2) OBP: 0.329, SLG: 0.491										3	1	0	0	1	2	2					
23 Aaron Altherr, R (1.9) OBP: 0.329, SLG: 0.469										4	1	1	2	0	1	0					
13 Freddy Galvis, S (1.6) 59 Elvis Araujo, L (6.1)										3	1	2	1	0	0	0					
41 Jimmy Paredes, S (7.9) OBP: 0.250, SLG: 0.383										1	0	1	0	0	0	0					
25 Cody Asche, L (1.7) 2 Tyler Goeddel, R (9. PH) OBP: 0.281, SLG: 0.362										3	0	1	0	0	0	1					
28 Vince Velasquez, R (1.1) 57 Luis García, R (5.1) 21 Taylor Featherston, R (6.4) OBP: 0.222, SLG: 0.125										2	0	0	0	0	2	1					
Inning Stats	R: 0 E: 0 K: 0 S: 7	H: 0 LOB: 0 BB: 0 P: 14	R: 2 E: 0 K: 1 S: 19	H: 2 LOB: 1 BB: 1 P: 32	R: 0 E: 0 K: 1 S: 15	H: 1 LOB: 2 BB: 1 P: 23	R: 1 E: 0 K: 2 S: 15	H: 1 LOB: 0 BB: 0 P: 20	R: 0 E: 0 K: 1 S: 9	H: 0 LOB: 1 BB: 0 P: 15	R: 0 E: 0 K: 1 S: 12	H: 2 LOB: 2 BB: 0 P: 21	R: 0 E: 0 K: 2 S: 8	H: 0 LOB: 0 BB: 0 P: 10	R: 0 E: 0 K: 2 S: 8	H: 1 LOB: 1 BB: 0 P: 18	1B: 7 2B: 0 3B: 0 HR: 2	SF: 0 SAC: 0 DP: 1 HBP: 0	WP: 0 PB: 0 SB: 2 CS: 0	PA: 37	
PITCHER	IP WLS BF H R ER SO BB IBB HBP BLK WP HR S P ERA WHIP	5.0 W 22 6 3 3 4 2 0 0 0 0 2 65 104 5.40 1.600	2.0 8 2 0 0 2 0 0 0 0 0 0 19 31 0.00 1.000	1.0 3 0 0 0 2 0 0 0 0 0 0 8 10 0.00 0.000	1.0 4 1 0 0 1 0 0 0 0 0 0 11 18 0.00 1.000	PITCHER															

Batter	1	2	3	4	5	6	7	8	9	AB	R	H	RBI	BB	SO	LOB	BOTTOM				
26 Chase Utley, L (1.4) OBP: 0.328, SLG: 0.380										5	1	2	0	0	2	1	Philadelphia Phillies @ Los Angeles Dodgers Dodger Stadium, Los Angeles, CA Tue Aug 09 2016, 7:11 PM - 10:26 PM PDT Att. 42,859 - Clear - 75 F				
5 Corey Seager, L (1.6) OBP: 0.357, SLG: 0.531										5	0	2	1	0	2	1					
10 Justin Turner, R (1.5) OBP: 0.343, SLG: 0.505										5	1	2	2	0	2	3					
11 Josh Reddick, L (1.9) OBP: 0.346, SLG: 0.411										4	0	0	0	0	2	3					
23 Adrián González, L (1.3) OBP: 0.368, SLG: 0.424										4	2	2	0	0	0	2					
9 Yasmani Grandal, S (1.2) OBP: 0.355, SLG: 0.492										3	1	1	2	1	1	1					
31 Joc Pederson, L (1.8) OBP: 0.337, SLG: 0.482										2	2	1	1	2	0	1					
47 Howie Kendrick, R (1.7) OBP: 0.326, SLG: 0.385										4	1	2	3	0	0	2					
18 Kenta Maeda, R (1.1) 25 Rob Segedin, R (5. PH) 58 Jesse Chavez, R (6.1) 14 Enrique Hernández, R (7. PH) 75 Grant Dayton, L (8.1) 56 J.P. Howell, L (9.1)										2	1	1	0	0	0	0					
Inning Stats	R: 0 E: 0 K: 3 S: 11	H: 1 LOB: 1 BB: 0 P: 18	R: 4 E: 0 K: 1 S: 15	H: 5 LOB: 1 BB: 0 P: 25	R: 2 E: 0 K: 1 S: 12	H: 2 LOB: 0 BB: 1 P: 21	R: 2 E: 0 K: 0 S: 11	H: 2 LOB: 0 BB: 0 P: 16	R: 1 E: 0 K: 2 S: 13	H: 1 LOB: 1 BB: 1 P: 23	R: 0 E: 0 K: 1 S: 15	H: 2 LOB: 2 BB: 0 P: 21	R: 0 E: 0 K: 1 S: 7	H: 0 LOB: 1 BB: 1 P: 14	R: 0 E: 0 K: 2 S: 9	H: 0 LOB: 0 BB: 0 P: 14		1B: 6 2B: 4 3B: 0 HR: 3	SF: 0 SAC: 0 DP: 1 HBP: 0	WP: 0 PB: 0 SB: 0 CS: 0	PA: 39
PITCHER	IP WLS BF H R ER SO BB IBB HBP BLK WP HR S P ERA WHIP	4.2 L 26 11 9 9 6 2 0 0 0 0 0 3 59 100 17.36 2.786	0.2 4 2 0 0 2 0 0 0 0 0 0 14 18 0.00 3.000	1.0 4 0 0 0 0 1 0 0 0 0 0 7 14 0.00 1.000	1.2 5 0 0 0 3 0 0 0 0 0 0 13 20 0.00 0.000	PITCHER															

Batter	1	2	3	4	5	6	7	8	9	AB	R	H	RBI	BB	SO	LOB	TOP					
16 César Hernández, S (1.4) OBP: 0.344, SLG: 0.370										5	0	1	0	0	3	3						
23 Aaron Altherr, R (1.8) OBP: 0.326, SLG: 0.463										5	0	1	0	0	2	2						
7 Maikel Franco, R (1.5) OBP: 0.302, SLG: 0.438										4	0	0	0	0	0	3						
19 Tommy Joseph, R (1.3) OBP: 0.301, SLG: 0.498										4	0	0	0	0	2	0						
51 Carlos Ruiz, R (1.2) OBP: 0.372, SLG: 0.361										2	2	1	0	2	0	0						
41 Jimmy Paredes, S (1.9) OBP: 0.250, SLG: 0.373										3	1	0	0	1	1	2						
2 Tyler Goeddel, R (1.7) 37 Odúbel Herrera, L (9. PH) OBP: 0.363, SLG: 0.418										2	0	0	0	1	2	3						
13 Freddy Galvis, S (1.6) OBP: 0.261, SLG: 0.367										3	2	1	3	1	0	1						
56 Jeremy Hellickson, R (1.1) 59 Elvis Araujo, L (6.1) 21 Taylor Featherston, R (7. PH) 61 Eudibray Ramos, R (7.1) 50 Héctor Neris, R (7.1) 6 Ryan Howard, L (9. PH) 46 Jeanmar Gómez, R (9.1)										2	0	0	0	0	0	1						
Inning Stats	R: 0 E: 0 K: 1 S: 6	H: 1 LOB: 0 BB: 0 P: 7	R: 0 E: 0 K: 1 S: 11	H: 0 LOB: 1 BB: 1 P: 20	R: 0 E: 0 K: 1 S: 14	H: 2 LOB: 2 BB: 0 P: 19	R: 0 E: 0 K: 0 S: 7	H: 0 LOB: 0 BB: 0 P: 9	R: 0 E: 0 K: 2 S: 16	H: 0 LOB: 1 BB: 0 P: 22	R: 0 E: 0 K: 1 S: 7	H: 0 LOB: 0 BB: 0 P: 12	R: 3 E: 0 K: 2 S: 20	H: 2 LOB: 0 BB: 1 P: 31	R: 0 E: 0 K: 2 S: 9	H: 0 LOB: 0 BB: 0 P: 11	R: 3 E: 0 K: 2 S: 19	H: 2 LOB: 2 BB: 2 P: 31	1B: 4 2B: 2 3B: 0 HR: 1	SF: 0 SAC: 0 DP: 1 HBP: 0	WP: 0 PB: 0 SB: 2 CS: 0	PA: 38
PITCHER	IP WLS BF H R ER SO BB IBB HBP BLK WP HR S P ERA WHIP																					
29 Scott Kazmir, L (1.1) ERA: 4.44	6.0 L 24 4 2 2 6 3 0 0 0 0 0 0 65 100 3.00 1.167																					
75 Grant Dayton, L (7.1) ERA: 1.5	1.0 B 4 1 1 1 2 0 0 0 0 0 0 1 16 20 9.00 1.000																					
46 Josh Fields, R (8.1) ERA: 5.49	1.0 3 0 0 0 2 0 0 0 0 0 0 0 9 11 0.00 0.000																					
74 Kenley Jansen, R (9.1) ERA: 1.81	0.2 6 2 3 3 2 1 1 0 0 0 0 0 16 28 40.50 4.500																					
71 Josh Ravin, R (9.1) ERA:	0.1 1 0 0 0 0 0 0 0 0 0 0 0 3 3 0.00 0.000																					

Philadelphia Phillies @ Los Angeles Dodgers
Dodger Stadium, Los Angeles, CA
Wed Aug 10 2016, 12:10 PM - 3:27 PM PDT
Att: 41,098 - Sunny - 81 F

AB	33
R	6
H	7
RBI	6
BB	5
SO	12
LOB	15



Batter	1	2	3	4	5	6	7	8	9	AB	R	H	RBI	BB	SO	LOB	BOTTOM			
26 Chase Utley, L (1.4) OBP: 0.326, SLG: 0.375										4	0	0	0	1	2	1				
11 Josh Reddick, L (1.9) OBP: 0.346, SLG: 0.411										5	1	2	0	0	0	2				
5 Corey Seager, L (1.6) OBP: 0.360, SLG: 0.534										3	0	2	0	0	0	0				
23 Adrián González, L (1.3) OBP: 0.367, SLG: 0.425										4	0	1	1	0	1	3				
9 Yasmani Grandal, S (1.2) OBP: 0.354, SLG: 0.487										3	0	0	0	1	2	4				
31 Joc Pederson, L (1.8) OBP: 0.336, SLG: 0.477										3	0	0	0	1	1	2				
47 Howie Kendrick, R (1.7) OBP: 0.328, SLG: 0.390										4	1	2	0	0	1	3				
25 Rob Segedin, R (1.5) OBP: 0.273, SLG: 0.400										4	0	1	1	0	1	1				
29 Scott Kazmir, L (1.1) 75 Grant Dayton, L (7.1) 10 Justin Turner, R (8.1) 46 Josh Fields, R (8.1) 74 Kenley Jansen, S (9.1) 71 Josh Ravin, R (9.1) 14 Enrique Hernández, R (9. PH) OBP: 0.228, SLG: 0.396										2	0	0	0	0	1	0				
Inning Stats	R: 1 E: 0 K: 3 S: 18	H: 3 LOB: 3 BB: 1 P: 31	R: 0 E: 0 K: 1 S: 9	H: 0 LOB: 0 BB: 0 P: 13	R: 0 E: 0 K: 0 S: 3	H: 0 LOB: 0 BB: 0 P: 6	R: 0 E: 0 K: 1 S: 6	H: 0 LOB: 0 BB: 0 P: 9	R: 0 E: 0 K: 2 S: 9	H: 1 LOB: 1 BB: 0 P: 17	R: 1 E: 0 K: 2 S: 20	H: 2 LOB: 1 BB: 0 P: 28	R: 0 E: 0 K: 1 S: 12	H: 1 LOB: 2 BB: 1 P: 20	R: 0 E: 0 K: 1 S: 9	H: 1 LOB: 2 BB: 1 P: 19	1B: 5 2B: 3 3B: 0 HR: 0	SF: 0 SAC: 0 DP: 0 HBP: 1	WP: 0 PB: 0 SB: 0 CS: 1	PA: 39
PITCHER	IP WLS BF H R ER SO BB IBB HBP BLK WP HR S P ERA WHIP																			
58 Jeremy Hellickson, R (1.1) ERA: 3.65	5.0 19 3 1 0 0 0 0 0 0 0 0 0 45 71 1.80 0.800																			
59 Elvis Araujo, L (6.1) ERA: 5.19	1.0 W 4 1 0 0 0 0 0 0 1 0 0 0 11 17 0.00 1.000																			
61 Eudibray Ramos, R (7.1) ERA: 0.56	0.2 H 4 2 1 1 2 0 0 0 0 0 0 0 16 23 13.50 3.000																			
50 Héctor Neris, R (7.1) ERA: 2.44	1.1 H 6 1 0 0 1 1 0 0 0 0 0 0 16 25 0.00 1.500																			
46 Jeanmar Gómez, R (9.1) ERA: 2.56	1.0 5 1 0 0 1 1 0 0 0 0 0 0 9 19 0.00 2.000																			

Philadelphia Phillies @ Los Angeles Dodgers
Dodger Stadium, Los Angeles, CA
Wed Aug 10 2016, 12:10 PM - 3:27 PM PDT
Att: 41,098 - Sunny - 81 F

AB	34
R	2
H	8
RBI	2
BB	3
SO	11
LOB	18



Batter	1	2	3	4	5	6	7	8	9	AB	R	H	RBI	BB	SO	LOB	TOP													
5 Josh Harrison, R OBP: 0.298, SLG: 0.381										4	1	1	0	0	0	0														
6 Starling Marte, R OBP: 0.372, SLG: 0.460										4	1	1	0	0	0	0														
22 Andrew McCutchen, R OBP: 0.320, SLG: 0.408										4	2	2	2	0	1	0														
25 Gregory Polanco, L OBP: 0.348, SLG: 0.488										4	0	0	0	0	1	2														
23 David Freese, R OBP: 0.365, SLG: 0.450										4	0	2	1	0	1	0														
10 Jordy Mercer, R OBP: 0.346, SLG: 0.380										4	1	1	2	0	0	2														
3 Sean Rodriguez, R OBP: 0.329, SLG: 0.485										4	0	0	0	0	1	2														
24 Eric Fryer, R OBP: 0.333, SLG: 0.329										3	0	0	0	0	1	0														
46 Ivan Nova, R ERA: 4.07										2	0	0	0	0	0	0														
59 Antonio Bastardo, R ERA: 4.53										0	0	0	0	0	0	0														
28 John Jaso, L ERA: 4.07										0	0	0	0	0	0	0														
73 Felipe Vázquez, L ERA: 4.07										0	0	0	0	0	0	0														
30 Neftali Feliz, R ERA: 3.0										0	0	0	0	0	0	0														
12 Juan Nicasio, R ERA: 4.96										0	0	0	0	0	0	0														
44 Tony Watson, L ERA: 2.76										0	0	0	0	0	0	0														
Inning Stats	R: 3 H: 4 E: 0 K: 1 S: 19	H: 4 LOB: 1 BB: 0 P: 26	R: 0 H: 0 E: 0 K: 0 S: 10	H: 0 LOB: 0 BB: 0 P: 14	R: 1 H: 1 E: 0 K: 1 S: 12	H: 1 LOB: 0 BB: 0 P: 15	R: 0 H: 0 E: 0 K: 1 S: 7	H: 0 LOB: 0 BB: 0 P: 11	R: 0 H: 0 E: 0 K: 1 S: 7	H: 0 LOB: 0 BB: 0 P: 7	R: 0 H: 0 E: 0 K: 0 S: 6	H: 0 LOB: 0 BB: 0 P: 9	R: 1 H: 1 E: 0 K: 0 S: 7	H: 1 LOB: 0 BB: 0 P: 10	R: 0 H: 0 E: 0 K: 1 S: 8	H: 0 LOB: 0 BB: 0 P: 14	R: 0 H: 1 E: 0 K: 1 S: 12	H: 1 LOB: 1 BB: 0 P: 17	1B: 5 2B: 0 3B: 0 HR: 2	SF: 0 SAC: 0 DP: 0 HBP: 0	WP: 0 PB: 0 SB: 1 CS: 0	PA: 34								
PITCHER	IP: 7.0 WLS: L BF: 27	H: 6 R: 5 ER: 5 SO: 4	BB: 0 IBB: 0 HBP: 0 BLK: 0	WP: 0 HR: 2 S: 68 P: 92	ERA: 6.43 WHIP: 0.857											IP: 2.0 WLS: 7 BF: 1	H: 0 R: 0 ER: 0 SO: 2	BB: 0 IBB: 0 HBP: 0 BLK: 0	WP: 0 HR: 0 S: 20 P: 31	ERA: 0.00 WHIP: 0.500										

Pittsburgh Pirates @ Los Angeles Dodgers
Dodger Stadium, Los Angeles, CA
Fri Aug 12 2016, 7:11 PM - 10:07 PM PDT
Att: 47,438 - Clear - 73 F

AB	34
R	5
H	7
RBI	5
BB	0
SO	6
LOB	6



Batter	1	2	3	4	5	6	7	8	9	AB	R	H	RBI	BB	SO	LOB	BOTTOM													
26 Chase Utley, L OBP: 0.328, SLG: 0.378										3	0	2	0	0	0	0														
25 Rob Segedin, R OBP: 0.250, SLG: 0.364										1	0	0	0	0	1	0														
58 Jesse Chavez, R OBP: 0.304, SLG: 0.423										0	0	0	0	0	0	0														
3 Chris Taylor, R OBP: 0.341, SLG: 0.501										1	0	1	0	0	0	3														
5 Cory Seager, L OBP: 0.381, SLG: 0.532										5	0	2	0	0	0	4														
10 Justin Turner, R OBP: 0.341, SLG: 0.501										4	0	1	0	0	0	3														
11 Josh Reddick, L OBP: 0.342, SLG: 0.405										4	0	0	0	0	0	3														
23 Adrián González, L OBP: 0.366, SLG: 0.426										4	0	1	0	0	0	0														
9 Yasmani Grandal, S OBP: 0.349, SLG: 0.479										4	0	0	0	0	0	1														
31 Joc Pederson, L OBP: 0.338, SLG: 0.485										4	1	2	0	0	2	1														
47 Howie Kendrick, R OBP: 0.332, SLG: 0.394										4	0	3	1	0	0	1														
68 Ross Stripling, R OBP: 0.118, SLG: 0.063										2	0	0	0	0	2	3														
14 Enrique Hernández, R OBP: 0.288, SLG: 0.361										2	0	0	0	0	2	1														
Inning Stats	R: 0 H: 1 E: 0 K: 0 S: 10	H: 2 LOB: 1 BB: 0 P: 13	R: 1 H: 2 E: 0 K: 1 S: 15	H: 2 LOB: 1 BB: 0 P: 21	R: 0 H: 2 E: 0 K: 1 S: 7	H: 2 LOB: 2 BB: 0 P: 12	R: 0 H: 2 E: 0 K: 1 S: 10	H: 2 LOB: 1 BB: 0 P: 15	R: 0 H: 1 E: 0 K: 0 S: 7	H: 1 LOB: 1 BB: 0 P: 13	R: 0 H: 1 E: 0 K: 1 S: 14	H: 1 LOB: 1 BB: 0 P: 21	R: 0 H: 1 E: 0 K: 2 S: 13	H: 1 LOB: 0 BB: 0 P: 17	R: 0 H: 0 E: 0 K: 0 S: 9	H: 0 LOB: 0 BB: 0 P: 11	R: 0 H: 2 E: 0 K: 2 S: 15	H: 2 LOB: 2 BB: 0 P: 23	1B: 9 2B: 4 3B: 0 HR: 0	SF: 0 SAC: 0 DP: 1 HBP: 0	WP: 1 PB: 0 SB: 0 CS: 0	PA: 38								
PITCHER	IP: 5.1 WLS: W BF: 24	H: 9 R: 1 ER: 1 SO: 1	BB: 0 IBB: 0 HBP: 0 BLK: 0	WP: 0 HR: 0 S: 55 P: 82	ERA: 1.69 WHIP: 1.688											IP: 0.1 WLS: S BF: 1	H: 0 R: 0 ER: 0 SO: 0	BB: 0 IBB: 0 HBP: 0 BLK: 0	WP: 0 HR: 0 S: 3 P: 4	ERA: 0.00 WHIP: 0.000										

Pittsburgh Pirates @ Los Angeles Dodgers
Dodger Stadium, Los Angeles, CA
Fri Aug 12 2016, 7:11 PM - 10:07 PM PDT
Att: 47,438 - Clear - 73 F

AB	38
R	1
H	12
RBI	1
BB	0
SO	7
LOB	17



Batter	1	2	3	4	5	6	7	8	9	AB	R	H	RBI	BB	SO	LOB	TOP						
5 Josh Harrison, R OBP: 0.304, SLG: 0.386										6	2	4	2	0	1	1							
10 Jordy Mercer, R OBP: 0.342, SLG: 0.382										6	1	1	2	0	1	3							
22 Andrew McCutchen, R OBP: 0.323, SLG: 0.403										5	0	1	1	1	1	4							
23 David Freese, R OBP: 0.363, SLG: 0.443										3	0	0	0	2	1	0							
27 Jung Ho Kang, R OBP: 0.323, SLG: 0.475										4	2	1	1	1	1	4							
29 Francisco Cervelli, R OBP: 0.300, SLG: 0.318										5	2	2	0	0	1	2							
3 Sean Rodriguez, R OBP: 0.336, SLG: 0.502										4	1	3	4	1	1	0							
25 Gregory Polanco, L OBP: 0.348, SLG: 0.486										0	1	0	0	0	0	0							
26 Adam Frazier, L OBP: 0.375, SLG: 0.507										5	2	4	0	0	0	1							
39 Chad Kuhl, R OBP: 0.100, SLG: 0.100										3	0	0	0	0	0	3							
59 Antonio Bastardo, R ERA: 4.66										0	0	0	0	0	0	0							
73 Felipe Vázquez, L ERA: 4.66										0	0	0	0	0	0	0							
17 Matt Joyce, L OBP: 0.398, SLG: 0.538										1	0	0	0	0	2								
12 Juan Nicasio, R OBP: 0.158, SLG: 0.158										0	0	0	0	0	0	0							
Inning Stats	R: 5 E: 0 K: 0 S: 19	H: 5 LOB: 1 BB: 1 P: 30	R: 0 E: 0 K: 2 S: 15	H: 0 LOB: 2 BB: 2 P: 26	R: 0 E: 0 K: 0 S: 12	H: 0 LOB: 1 BB: 1 P: 21	R: 1 E: 0 K: 0 S: 13	H: 2 LOB: 2 BB: 1 P: 24	R: 1 E: 0 K: 0 S: 21	H: 3 LOB: 2 BB: 0 P: 28	R: 0 E: 0 K: 2 S: 8	H: 0 LOB: 0 BB: 0 P: 12	R: 0 E: 0 K: 2 S: 13	H: 1 LOB: 1 BB: 0 P: 14	R: 0 E: 0 K: 1 S: 9	H: 0 LOB: 0 BB: 0 P: 15	R: 4 E: 1 K: 0 S: 17	H: 5 LOB: 2 BB: 0 P: 28	1B: 11 2B: 3 3B: 0 HR: 3	SF: 0 SAC: 1 DP: 1 HBP: 0	WP: 0 PB: 1 CS: 1	PA: 48	
PITCHER	IP: 1.0 WLS: L BF: 9	H: 5 R: 5 ER: 5 SO: 0	BB: 1 IBB: 0 HBP: 0 BLK: 0	WP: 0 HR: 2 S: 19 P: 30	ERA: 45.00 WHIP: 6.000	IP: 2.1 WLS: L BF: 7	H: 5 R: 4 ER: 3 SO: 0	BB: 0 IBB: 0 HBP: 0 BLK: 0	WP: 0 HR: 1 S: 14 P: 22	ERA: 81.00 WHIP: 15.000	IP: 0.1 WLS: L BF: 1	H: 0 R: 0 ER: 0 SO: 0	BB: 0 IBB: 0 HBP: 0 BLK: 0	WP: 0 HR: 0 S: 3 P: 6	ERA: 0.00 WHIP: 0.000								
35 Brett Anderson, L ERA: 45.0																							
51 Brock Stewart, R ERA: 11.25																							
56 J.P. Howell, L ERA: 3.4																							
58 Jesse Chavez, R ERA: 4.65																							
75 Grant Dayton, L ERA: 1.13																							
Batter	1	2	3	4	5	6	7	8	9	AB	R	H	RBI	BB	SO	LOB	BOTTOM						
26 Chase Utley, L OBP: 0.326, SLG: 0.379										4	0	0	0	0	0	1							
11 Josh Reddick, L OBP: 0.345, SLG: 0.410										4	1	2	0	0	1	1							
5 Corey Seager, L OBP: 0.362, SLG: 0.531										4	0	1	0	0	0	1							
23 Adrián González, L OBP: 0.368, SLG: 0.425										3	0	1	1	0	0	2							
9 Yasmani Grandal, S OBP: 0.345, SLG: 0.472										4	0	0	0	0	3	2							
31 Joc Pederson, L OBP: 0.342, SLG: 0.508										3	1	1	1	0	1	0							
75 Grant Dayton, L ERA: 4.66										0	0	0	0	0	0	0							
17 A.J. Ellis, R OBP: 0.292, SLG: 0.259										1	0	0	0	0	1	1							
46 Josh Fields, R ERA: 4.66										0	0	0	0	0	0	0							
52 Pedro Báez, R ERA: 4.66										0	0	0	0	0	0	0							
47 Howie Kendrick, R OBP: 0.335, SLG: 0.402										3	1	1	0	1	0	0							
25 Rob Segedin, R OBP: 0.286, SLG: 0.350										4	0	1	0	0	1	1							
35 Brett Anderson, L ERA: 45.0																							
51 Brock Stewart, L ERA: 3.73																							
3 Chris Taylor, R OBP: 0.266, SLG: 0.415																							
56 J.P. Howell, L ERA: 3.4																							
58 Jesse Chavez, R ERA: 4.65																							
14 Enrique Hernández, R OBP: 0.234, SLG: 0.331										0	0	0	0	0	0	0							
Inning Stats	R: 1 E: 0 K: 1 S: 15	H: 2 LOB: 1 BB: 0 P: 20	R: 0 E: 0 K: 0 S: 9	H: 0 LOB: 0 BB: 0 P: 16	R: 0 E: 0 K: 1 S: 12	H: 2 LOB: 2 BB: 0 P: 17	R: 1 E: 0 K: 1 S: 13	H: 2 LOB: 1 BB: 0 P: 20	R: 0 E: 0 K: 0 S: 5	H: 0 LOB: 0 BB: 0 P: 9	R: 0 E: 0 K: 2 S: 13	H: 0 LOB: 0 BB: 0 P: 12	R: 1 E: 0 K: 1 S: 17	H: 1 LOB: 1 BB: 1 P: 29	R: 0 E: 0 K: 2 S: 11	H: 0 LOB: 1 BB: 0 P: 19	R: 0 E: 0 K: 1 S: 7	H: 0 LOB: 0 BB: 0 P: 12	1B: 4 2B: 2 3B: 0 HR: 1	SF: 0 SAC: 0 DP: 0 HBP: 1	WP: 1 PB: 0 SB: 0 CS: 0	PA: 36	
PITCHER	IP: 6.0 WLS: W BF: 24	H: 6 R: 2 ER: 2 SO: 5	BB: 0 IBB: 0 HBP: 0 BLK: 1	WP: 0 HR: 1 S: 12 P: 102	ERA: 3.00 WHIP: 1.000	IP: 0.2 WLS: L BF: 4	H: 1 R: 1 ER: 1 SO: 0	BB: 0 IBB: 0 HBP: 0 BLK: 0	WP: 0 HR: 0 S: 14 P: 25	ERA: 13.50 WHIP: 3.000	IP: 1.1 WLS: L BF: 5	H: 0 R: 0 ER: 0 SO: 3	BB: 0 IBB: 0 HBP: 0 BLK: 0	WP: 0 HR: 0 S: 14 P: 23	ERA: 0.00 WHIP: 0.000	IP: 1.0 WLS: L BF: 3	H: 0 R: 0 ER: 0 SO: 1	BB: 0 IBB: 0 HBP: 0 BLK: 0	WP: 0 HR: 0 S: 7 P: 12	1B: 4 2B: 2 3B: 0 HR: 1	SF: 0 SAC: 0 DP: 0 HBP: 1	WP: 1 PB: 0 SB: 0 CS: 0	PA: 36
39 Chad Kuhl, R ERA: 3.73																							
59 Antonio Bastardo, L ERA: 4.66																							
73 Felipe Vázquez, L ERA: 4.66																							
12 Juan Nicasio, R ERA: 4.89																							

Pittsburgh Pirates @ Los Angeles Dodgers
Dodger Stadium, Los Angeles, CA
Sun Aug 14 2016, 1:10 PM - 4:49 PM PDT
Att: 43,468 - Sunny - 90 F

AB 42
R 11
H 16
RBI 10
BB 5
SO 7
LOB 20



Pittsburgh Pirates @ Los Angeles Dodgers
Dodger Stadium, Los Angeles, CA
Sun Aug 14 2016, 1:10 PM - 4:49 PM PDT
Att: 43,468 - Sunny - 90 F

AB 34
R 3
H 7
RBI 2
SO 9
LOB 12



Batter	1	2	3	4	5	6	7	8	9	AB	R	H	RBI	BB	SO	LOB	TOP				
26 Chase Utley, L OBP: 0.325, SLG: 0.390										4	1	1	0	0	1	0	Los Angeles Dodgers @ Philadelphia Phillies Citizens Bank Park, Philadelphia, PA Thu Aug 18 2016, 7:08 PM - 10:01 PM EDT Att: 29,187 - Partly Cloudy - 86 F				
5 Corey Seager, L OBP: 0.383, SLG: 0.530										4	1	2	0	0	0	0					
10 Justin Turner, R OBP: 0.343, SLG: 0.513										3	1	2	3	1	0	0					
11 Josh Reddick, L OBP: 0.339, SLG: 0.397										4	0	0	0	0	1	3					
23 Adrián González, L OBP: 0.370, SLG: 0.439										4	0	1	0	0	1	0					
9 Yasmani Grandal, S OBP: 0.348, SLG: 0.489										4	1	1	1	0	1	1					
31 Joc Pederson, L OBP: 0.348, SLG: 0.506										4	0	0	0	0	2	1					
47 Howie Kendrick, R OBP: 0.337, SLG: 0.413										3	0	0	0	1	1	0					
68 Ross Stripling, R ERA: 3.91										2	0	0	0	0	1	0					
25 Ross Stripling, R ERA: 3.91										1	0	0	0	0	1	2					
50 Casey Fien, R ERA: 5.3										0	0	0	0	0	0	0					
75 Grant Dayton, L ERA: 2.7										0	0	0	0	0	0	0					
55 Joe Blanton, R ERA: 2.51										0	0	0	0	0	0	0					
46 Josh Fields, R ERA: 5.87										1	0	0	0	0	0	0					
Inning Stats	R: 3 E: 0 K: 2 S: 12	H: 3 LOB: 0 BB: 0 P: 23	R: 0 E: 0 K: 1 S: 6	H: 0 LOB: 0 BB: 0 P: 8	R: 0 E: 0 K: 1 S: 10	H: 1 LOB: 1 BB: 0 P: 15	R: 1 E: 0 K: 1 S: 7	H: 1 LOB: 0 BB: 0 P: 12	R: 0 E: 0 K: 2 S: 13	H: 1 LOB: 2 BB: 1 P: 21	R: 0 E: 0 K: 0 S: 6	H: 0 LOB: 0 BB: 0 P: 10	R: 0 E: 0 K: 1 S: 8	H: 0 LOB: 0 BB: 0 P: 13	R: 0 E: 0 K: 0 S: 9	H: 0 LOB: 0 BB: 0 P: 12	1B: 3 2B: 2 3B: 0 HR: 2	SF: 0 SAC: 0 DP: 0 HBP: 0	WP: 1 PB: 0 SB: 0 CS: 0	PA: 36	
PITCHER	IP WLS BF H R ER SO BB IBB HBP BLK WP HR S P ERA WHIP	IP WLS BF H R ER SO BB IBB HBP BLK WP HR S P ERA WHIP	IP WLS BF H R ER SO BB IBB HBP BLK WP HR S P ERA WHIP	IP WLS BF H R ER SO BB IBB HBP BLK WP HR S P ERA WHIP	IP WLS BF H R ER SO BB IBB HBP BLK WP HR S P ERA WHIP	IP WLS BF H R ER SO BB IBB HBP BLK WP HR S P ERA WHIP	IP WLS BF H R ER SO BB IBB HBP BLK WP HR S P ERA WHIP	IP WLS BF H R ER SO BB IBB HBP BLK WP HR S P ERA WHIP	IP WLS BF H R ER SO BB IBB HBP BLK WP HR S P ERA WHIP	IP WLS BF H R ER SO BB IBB HBP BLK WP HR S P ERA WHIP	IP WLS BF H R ER SO BB IBB HBP BLK WP HR S P ERA WHIP	IP WLS BF H R ER SO BB IBB HBP BLK WP HR S P ERA WHIP	IP WLS BF H R ER SO BB IBB HBP BLK WP HR S P ERA WHIP	IP WLS BF H R ER SO BB IBB HBP BLK WP HR S P ERA WHIP	IP WLS BF H R ER SO BB IBB HBP BLK WP HR S P ERA WHIP	IP WLS BF H R ER SO BB IBB HBP BLK WP HR S P ERA WHIP	IP WLS BF H R ER SO BB IBB HBP BLK WP HR S P ERA WHIP	IP WLS BF H R ER SO BB IBB HBP BLK WP HR S P ERA WHIP	IP WLS BF H R ER SO BB IBB HBP BLK WP HR S P ERA WHIP	IP WLS BF H R ER SO BB IBB HBP BLK WP HR S P ERA WHIP	IP WLS BF H R ER SO BB IBB HBP BLK WP HR S P ERA WHIP

AB	34
R	4
H	7
RBI	4
BB	2
SO	9
LOB	7



Batter	1	2	3	4	5	6	7	8	9	AB	R	H	RBI	BB	SO	LOB	BOTTOM				
37 Odúbel Herrera, L OBP: 0.363, SLG: 0.412										4	0	0	0	1	2	1	Los Angeles Dodgers @ Philadelphia Phillies Citizens Bank Park, Philadelphia, PA Thu Aug 18 2016, 7:08 PM - 10:01 PM EDT Att: 29,187 - Partly Cloudy - 86 F				
13 Freddy Galvis, S OBP: 0.286, SLG: 0.363										5	1	1	0	0	0	2					
7 Maikel Franco, R OBP: 0.305, SLG: 0.443										4	1	2	2	0	0	0					
6 Ryan Howard, L OBP: 0.251, SLG: 0.451										3	1	1	1	1	1	0					
29 Cameron Rupp, R OBP: 0.332, SLG: 0.491										3	1	1	0	1	0	0					
41 Jimmy Paredes, S OBP: 0.258, SLG: 0.402										4	0	0	0	0	3	4					
50 Héctor Neris, R ERA: 2.31										0	0	0	0	0	0	0					
46 Jeanmar Gómez, R ERA: 2.75										0	0	0	0	0	0	0					
23 Aaron Altherr, R OBP: 0.322, SLG: 0.405										4	1	2	1	0	2	0					
21 Taylor Featherston, R OBP: 0.179, SLG: 0.154										4	0	1	1	0	0	2					
48 Jerad Eickhoff, R OBP: 0.188, SLG: 0.234										2	0	0	0	0	1	3					
2 Tyler Goeddel, R OBP: 0.249, SLG: 0.303										0	0	0	0	1	0	0					
31 Michael Mariot, R ERA: 5.3										0	0	0	0	0	0	0					
17 Peter Bourjos, R OBP: 0.292, SLG: 0.382										1	0	1	0	0	0	0					
Inning Stats	R: 0 E: 0 K: 0 S: 8	H: 0 LOB: 0 BB: 0 P: 11	R: 1 E: 1 K: 1 S: 17	H: 2 LOB: 2 BB: 0 P: 25	R: 0 E: 0 K: 0 S: 8	H: 0 LOB: 0 BB: 0 P: 10	R: 2 E: 0 K: 2 S: 18	H: 3 LOB: 1 BB: 0 P: 24	R: 0 E: 0 K: 2 S: 13	H: 1 LOB: 3 BB: 2 P: 24	R: 0 E: 0 K: 2 S: 12	H: 0 LOB: 1 BB: 1 P: 19	R: 2 E: 0 K: 1 S: 11	H: 2 LOB: 0 BB: 0 P: 16	R: 0 E: 0 K: 1 S: 12	H: 1 LOB: 2 BB: 1 P: 21	1B: 4 2B: 3 3B: 0 HR: 2	SF: 0 SAC: 0 DP: 0 HBP: 0	WP: 0 PB: 0 SB: 1 CS: 0	PA: 38	
PITCHER	IP WLS BF H R ER SO BB IBB HBP BLK WP HR S P ERA WHIP	IP WLS BF H R ER SO BB IBB HBP BLK WP HR S P ERA WHIP	IP WLS BF H R ER SO BB IBB HBP BLK WP HR S P ERA WHIP	IP WLS BF H R ER SO BB IBB HBP BLK WP HR S P ERA WHIP	IP WLS BF H R ER SO BB IBB HBP BLK WP HR S P ERA WHIP	IP WLS BF H R ER SO BB IBB HBP BLK WP HR S P ERA WHIP	IP WLS BF H R ER SO BB IBB HBP BLK WP HR S P ERA WHIP	IP WLS BF H R ER SO BB IBB HBP BLK WP HR S P ERA WHIP	IP WLS BF H R ER SO BB IBB HBP BLK WP HR S P ERA WHIP	IP WLS BF H R ER SO BB IBB HBP BLK WP HR S P ERA WHIP	IP WLS BF H R ER SO BB IBB HBP BLK WP HR S P ERA WHIP	IP WLS BF H R ER SO BB IBB HBP BLK WP HR S P ERA WHIP	IP WLS BF H R ER SO BB IBB HBP BLK WP HR S P ERA WHIP	IP WLS BF H R ER SO BB IBB HBP BLK WP HR S P ERA WHIP	IP WLS BF H R ER SO BB IBB HBP BLK WP HR S P ERA WHIP	IP WLS BF H R ER SO BB IBB HBP BLK WP HR S P ERA WHIP	IP WLS BF H R ER SO BB IBB HBP BLK WP HR S P ERA WHIP	IP WLS BF H R ER SO BB IBB HBP BLK WP HR S P ERA WHIP	IP WLS BF H R ER SO BB IBB HBP BLK WP HR S P ERA WHIP	IP WLS BF H R ER SO BB IBB HBP BLK WP HR S P ERA WHIP	IP WLS BF H R ER SO BB IBB HBP BLK WP HR S P ERA WHIP

AB	34
R	5
H	9
RBI	5
BB	4
SO	9
LOB	12



Batter	1	2	3	4	5	6	7	8	9	AB	R	H	RBI	BB	SO	LOB	TOP							
26 Chase Utley, L OBP: 0.326, SLG: 0.391 3 Chris Taylor, R OBP: 0.288, SLG: 0.400										4	0	2	0	0	1	1								
5 Corey Seager, L OBP: 0.341, SLG: 0.531										3	1	2	1	2	0	0								
10 Justin Turner, R OBP: 0.341, SLG: 0.514										5	0	1	0	0	1	7								
11 Josh Reddick, L OBP: 0.340, SLG: 0.395										4	0	1	0	1	1	5								
23 Adrián González, L OBP: 0.369, SLG: 0.439 36 Adam Liberatore, L										4	0	1	0	0	1	7								
17 A.J. Ellis, R OBP: 0.290, SLG: 0.257										4	0	0	0	0	0	0								
9 Yasmani Grandal, S OBP: 0.246, SLG: 0.483										4	0	0	0	1	2	1								
31 Joc Pederson, L OBP: 0.349, SLG: 0.502										3	0	0	0	0	0	2								
47 Howie Kendrick, R OBP: 0.334, SLG: 0.410 56 J.P. Howell, L										3	0	0	0	0	0	0								
52 Pedro Báez, R										3	0	0	0	0	0	0								
14 Enrique Hernández, R OBP: 0.285, SLG: 0.353										1	0	1	0	0	0	0								
28 Bud Norris, R OBP: 0.321, SLG: 0.292 58 Jesse Chavez, R										2	0	1	0	0	0	1								
25 Rob Segedin, R OBP: 0.370, SLG: 0.375										0	0	0	0	0	0	0								
										1	1	1	0	1	0	0								
Inning Stats	R: 0 E: 0 K: 2 S: 11	H: 1 LOB: 1 BB: 0 P: 15	R: 0 E: 0 K: 0 S: 8	H: 1 LOB: 1 BB: 0 P: 13	R: 0 E: 0 K: 0 S: 13	H: 1 LOB: 3 BB: 2 P: 23	R: 0 E: 0 K: 0 S: 13	H: 0 LOB: 1 BB: 0 P: 17	R: 0 E: 0 K: 1 S: 12	H: 2 LOB: 2 BB: 0 P: 20	R: 0 E: 0 K: 1 S: 6	H: 0 LOB: 0 BB: 0 P: 8	R: 1 E: 0 K: 1 S: 14	H: 2 LOB: 2 BB: 1 P: 25	R: 0 E: 0 K: 1 S: 13	H: 2 LOB: 2 BB: 0 P: 17	R: 1 E: 0 K: 0 S: 12	H: 1 LOB: 2 BB: 2 P: 27	1B: 8 2B: 1 3B: 1 HR: 0	SF: 0 SAC: 0 DP: 1 HBP: 2	WP: 0 PB: 0 SB: 0 CS: 0	PA: 43		
PITCHER	IP WLS BF H R ER SO BB IBB HBP BLK WP HR S P ERA WHIP	5.0 W 23 5 0 0 3 2 0 0 0 0 0 57 28 0.00 1.400	1.1 7 2 1 1 2 1 0 0 0 0 0 17 29 6.75 2.250	1.2 7 2 0 0 1 0 0 0 0 0 0 16 21 0.00 1.200	1.0 6 1 1 1 0 2 0 0 0 0 0 12 27 9.00 3.000																			

Los Angeles Dodgers @ Cincinnati Reds
Great American Ball Park, Cincinnati, OH
Fri Aug 19 2016, 7:12 PM - 10:50 PM EDT
Att: 28,184 - Partly Cloudy - 83 F

livebaseballscores.com

AB 36
R 2
H 10
RBI 2
BB 5
SO 6
LOB 30

Batter	1	2	3	4	5	6	7	8	9	AB	R	H	RBI	BB	SO	LOB	BOTTOM					
6 Billy Hamilton, S OBP: 0.323, SLG: 0.361										3	1	1	0	2	1	1						
3 Iván De Jesús Jr, R OBP: 0.297, SLG: 0.298										5	1	2	0	0	1	2						
19 Joey Votto, L OBP: 0.431, SLG: 0.515										3	2	2	4	1	1	0						
4 Brandon Phillips, R OBP: 0.322, SLG: 0.408										4	1	2	0	0	0	3						
7 Eugenio Suárez, R OBP: 0.306, SLG: 0.425										4	1	2	0	0	1	2						
43 Scott Schebler, L OBP: 0.256, SLG: 0.322										4	0	0	0	0	1	5						
49 Tony Renda, R OBP: 0.240, SLG: 0.174 27 Ross Ohlendorf, R										3	0	0	0	0	0	3						
21 Michael Lorenzen, R OBP: 0.250, SLG: 1.000 48 Keyvius Sampson, R										0	0	0	0	0	0	0						
16 Tucker Barnhart, L OBP: 0.329, SLG: 0.401										3	1	0	0	1	1	0						
46 Tim Adleman, R OBP: 0.100, SLG: 0.200 40 Tyler Holt, R										2	1	1	2	0	1	0						
										2	0	1	0	0	1	0						
Inning Stats	R: 3 E: 0 K: 0 S: 15	H: 4 LOB: 1 BB: 1 P: 27	R: 0 E: 0 K: 2 S: 13	H: 0 LOB: 0 BB: 0 P: 17	R: 0 E: 0 K: 1 S: 10	H: 0 LOB: 0 BB: 0 P: 12	R: 3 E: 0 K: 0 S: 26	H: 3 LOB: 3 BB: 3 P: 47	R: 0 E: 0 K: 0 S: 11	H: 0 LOB: 0 BB: 0 P: 15	R: 0 E: 0 K: 1 S: 13	H: 1 LOB: 1 BB: 0 P: 22	R: 3 E: 0 K: 3 S: 15	H: 3 LOB: 0 BB: 0 P: 22	R: 0 E: 0 K: 1 S: 8	H: 1 LOB: 0 BB: 0 P: 11	1B: 9 2B: 1 3B: 0 HR: 2	SF: 0 SAC: 0 DP: 2 HBP: 0	WP: 1 PB: 0 SB: 0 CS: 0	PA: 38		
PITCHER	IP WLS BF H R ER SO BB IBB HBP BLK WP HR S P ERA WHIP	3.2 L 21 7 6 6 3 3 0 0 0 0 0 0 17 24 0.00 0.000	1.1 4 0 0 0 0 0 0 0 0 0 0 0 13 22 0.00 1.000	1.0 6 3 3 3 3 0 0 0 0 0 0 1 15 22 27.00 3.000	1.0 3 1 0 0 1 0 0 0 0 0 0 8 11 0.00 1.000																	

Los Angeles Dodgers @ Cincinnati Reds
Great American Ball Park, Cincinnati, OH
Fri Aug 19 2016, 7:12 PM - 10:50 PM EDT
Att: 28,184 - Partly Cloudy - 83 F

livebaseballscores.com

AB 34
R 9
H 12
RBI 9
BB 4
SO 8
LOB 16

Batter	1	2	3	4	5	6	7	8	9	AB	R	H	RBI	BB	SO	LOB	TOP				
47 Howie Kendrick, R OBP: 0.333, SLG: 0.406	F9		FC4-6 BB			G4-3		G1-3		3	0	0	0	1	0	1	Los Angeles Dodgers @ Cincinnati Reds Great American Ball Park, Cincinnati, OH Sat Aug 20 2016, 7:11 PM - 11:24 PM EDT Att: 29,735 - Overcast - 76 F livebaseballscorecards.com				
14 Enrique Hernández, R OBP: 0.294, SLG: 0.349	FC3-6 BB		FC4-6			L8		G2-3		3	0	0	0	1	0	1					
23 Adrián González, L OBP: 0.368, SLG: 0.439	FC3-6									3	0	1	0	0	0	1					
74 Kenley Jansen, S										0	0	0	0	0	0	0					
55 Joe Blanton, R										0	0	0	0	0	0	0					
56 J.P. Howell, L										0	0	0	0	0	0	0					
5 Corey Seager, L OBP: 0.369, SLG: 0.532										1	1	1	0	0	0	0					
10 Justin Turner, R OBP: 0.340, SLG: 0.514	G5-3									4	0	1	0	0	1	2					
25 Rob Segedin, R OBP: 0.323, SLG: 0.321	G5-3									4	0	0	1	0	1	2					
31 Joc Pederson, L OBP: 0.345, SLG: 0.495	K									4	0	0	0	0	4	2					
17 A.J. Ellis, R OBP: 0.285, SLG: 0.252	L8									3	0	0	0	0	0	0					
3 Chris Taylor, R OBP: 0.274, SLG: 0.379										3	0	0	0	0	2	0					
35 Brett Anderson, L										1	0	0	0	0	1	0					
75 Grant Dayton, L										0	0	0	0	0	0	0					
46 Josh Fields, R										0	0	0	0	0	0	0					
11 Josh Reddick, L OBP: 0.296, SLG: 0.356										1	0	0	0	0	1	0					
36 Adam Liberatore, L										0	0	0	0	0	0	0					
9 Yasmani Grandal, S OBP: 0.341, SLG: 0.483										0	0	0	0	1	0	0					
Inning Stats	R: 0 E: 0 K: 0 S: 11	H: 0 LOB: 1 BB: 1 P: 18	R: 0 E: 0 K: 1 S: 10	H: 0 LOB: 0 BB: 0 P: 12	R: 0 E: 0 K: 2 S: 8	H: 0 LOB: 1 BB: 1 P: 16	R: 0 E: 0 K: 1 S: 9	H: 0 LOB: 0 BB: 0 P: 8	R: 0 E: 0 K: 1 S: 6	H: 0 LOB: 0 BB: 0 P: 8	R: 0 E: 0 K: 2 S: 10	H: 1 LOB: 1 BB: 0 P: 15	R: 0 E: 0 K: 1 S: 9	H: 0 LOB: 1 BB: 1 P: 17	R: 1 E: 0 K: 1 S: 9	H: 2 LOB: 1 BB: 0 P: 13	1B: 2 2B: 1 3B: 0 HR: 0	SF: 0 SAC: 0 DP: 0 HBP: 0	WP: 0 PB: 0 SB: 0 CS: 0	PA: 33	
PITCHER	IP WLS BF H R ER SO BB IBB HBP BLK WP HR S P ERA WHIP	IP WLS BF H R ER SO BB IBB HBP BLK WP HR S P ERA WHIP	IP WLS BF H R ER SO BB IBB HBP BLK WP HR S P ERA WHIP	IP WLS BF H R ER SO BB IBB HBP BLK WP HR S P ERA WHIP	IP WLS BF H R ER SO BB IBB HBP BLK WP HR S P ERA WHIP	IP WLS BF H R ER SO BB IBB HBP BLK WP HR S P ERA WHIP	IP WLS BF H R ER SO BB IBB HBP BLK WP HR S P ERA WHIP	IP WLS BF H R ER SO BB IBB HBP BLK WP HR S P ERA WHIP	IP WLS BF H R ER SO BB IBB HBP BLK WP HR S P ERA WHIP	IP WLS BF H R ER SO BB IBB HBP BLK WP HR S P ERA WHIP	IP WLS BF H R ER SO BB IBB HBP BLK WP HR S P ERA WHIP	IP WLS BF H R ER SO BB IBB HBP BLK WP HR S P ERA WHIP	IP WLS BF H R ER SO BB IBB HBP BLK WP HR S P ERA WHIP	IP WLS BF H R ER SO BB IBB HBP BLK WP HR S P ERA WHIP	IP WLS BF H R ER SO BB IBB HBP BLK WP HR S P ERA WHIP	IP WLS BF H R ER SO BB IBB HBP BLK WP HR S P ERA WHIP	IP WLS BF H R ER SO BB IBB HBP BLK WP HR S P ERA WHIP	IP WLS BF H R ER SO BB IBB HBP BLK WP HR S P ERA WHIP	IP WLS BF H R ER SO BB IBB HBP BLK WP HR S P ERA WHIP	IP WLS BF H R ER SO BB IBB HBP BLK WP HR S P ERA WHIP	IP WLS BF H R ER SO BB IBB HBP BLK WP HR S P ERA WHIP
29 Brandon Finnegan, L ERA: 4.32	7.0	W	24	1	0	0	8	2	0	0	0	0	0	0	0	0	0.00	0.429			
70 Jumbo Diaz, R ERA: 3.2	1.0		4	0	0	0	1	0	0	0	0	0	0	0	0	0	0.00	1.000			
73 Josh Smith, R ERA: 4.34	1.0		5	2	1	1	1	0	0	0	0	0	0	0	0	0	9.00	2.000			

Batter	1	2	3	4	5	6	7	8	9	AB	R	H	RBI	BB	SO	LOB	BOTTOM				
6 Billy Hamilton, S OBP: 0.324, SLG: 0.359	G4-3 1B									4	1	1	1	1	0	3	Los Angeles Dodgers @ Cincinnati Reds Great American Ball Park, Cincinnati, OH Sat Aug 20 2016, 7:11 PM - 11:24 PM EDT Att: 29,735 - Overcast - 76 F livebaseballscorecards.com				
9 José Peraza, R OBP: 0.308, SLG: 0.333	1B									5	2	3	3	0	0	3					
19 Joey Votto, L OBP: 0.433, SLG: 0.516	1B									3	1	2	1	1	0	0					
49 Tony Renda, R OBP: 0.269, SLG: 0.250	1B									1	1	1	0	0	0	0					
23 Adam Duvall, R OBP: 0.296, SLG: 0.523	1B									5	2	2	4	0	1	2					
4 Brandon Phillips, R OBP: 0.321, SLG: 0.407	G4-3									4	1	1	0	0	0	1					
70 Jumbo Diaz, R										0	0	0	0	0	0	0					
40 Tyler Holt, R OBP: 0.281, SLG: 0.262										1	0	0	0	0	0	1					
73 Josh Smith, R OBP: 0.290, SLG: 0.500										0	0	0	0	0	0	0					
43 Scott Schebler, L OBP: 0.261, SLG: 0.349	G5-3									5	1	2	2	0	0	2					
7 Eugenio Suárez, R OBP: 0.311, SLG: 0.430										4	0	3	0	1	0	0					
37 Ramón Cabrera, S OBP: 0.282, SLG: 0.330	G2-3									5	0	1	0	0	1	3					
29 Brandon Finnegan, L ERA: 0.173, SLG: 0.163										2	2	1	0	1	1	3					
3 Ivan De Jesús Jr., R OBP: 0.291, SLG: 0.292										1	0	1	0	0	0	0					
Inning Stats	R: 4 E: 0 K: 0 S: 15	H: 5 LOB: 1 BB: 0 P: 21	R: 1 E: 0 K: 1 S: 10	H: 3 LOB: 1 BB: 0 P: 17	R: 0 E: 0 K: 0 S: 7	H: 1 LOB: 1 BB: 1 P: 14	R: 2 E: 0 K: 0 S: 15	H: 1 LOB: 0 BB: 1 P: 27	R: 1 E: 0 K: 1 S: 21	H: 3 LOB: 3 BB: 1 P: 29	R: 0 E: 0 K: 0 S: 7	H: 0 LOB: 1 BB: 1 P: 14	R: 0 E: 0 K: 0 S: 9	H: 1 LOB: 1 BB: 0 P: 13	R: 3 E: 0 K: 1 S: 15	H: 4 LOB: 1 BB: 0 P: 19	1B: 12 2B: 3 3B: 0 HR: 3	SF: 0 SAC: 0 DP: 0 HBP: 0	WP: 1 PB: 0 SB: 1 CS: 1	PA: 44	
PITCHER	IP WLS BF H R ER SO BB IBB HBP BLK WP HR S P ERA WHIP	IP WLS BF H R ER SO BB IBB HBP BLK WP HR S P ERA WHIP	IP WLS BF H R ER SO BB IBB HBP BLK WP HR S P ERA WHIP	IP WLS BF H R ER SO BB IBB HBP BLK WP HR S P ERA WHIP	IP WLS BF H R ER SO BB IBB HBP BLK WP HR S P ERA WHIP	IP WLS BF H R ER SO BB IBB HBP BLK WP HR S P ERA WHIP	IP WLS BF H R ER SO BB IBB HBP BLK WP HR S P ERA WHIP	IP WLS BF H R ER SO BB IBB HBP BLK WP HR S P ERA WHIP	IP WLS BF H R ER SO BB IBB HBP BLK WP HR S P ERA WHIP	IP WLS BF H R ER SO BB IBB HBP BLK WP HR S P ERA WHIP	IP WLS BF H R ER SO BB IBB HBP BLK WP HR S P ERA WHIP	IP WLS BF H R ER SO BB IBB HBP BLK WP HR S P ERA WHIP	IP WLS BF H R ER SO BB IBB HBP BLK WP HR S P ERA WHIP	IP WLS BF H R ER SO BB IBB HBP BLK WP HR S P ERA WHIP	IP WLS BF H R ER SO BB IBB HBP BLK WP HR S P ERA WHIP	IP WLS BF H R ER SO BB IBB HBP BLK WP HR S P ERA WHIP	IP WLS BF H R ER SO BB IBB HBP BLK WP HR S P ERA WHIP	IP WLS BF H R ER SO BB IBB HBP BLK WP HR S P ERA WHIP	IP WLS BF H R ER SO BB IBB HBP BLK WP HR S P ERA WHIP	IP WLS BF H R ER SO BB IBB HBP BLK WP HR S P ERA WHIP	IP WLS BF H R ER SO BB IBB HBP BLK WP HR S P ERA WHIP
35 Brett Anderson, L ERA: 24.75	3.0	L	18	9	6	6	1	0	0	0	0	0	0	0	0	0	18.00	3.667			
75 Grant Dayton, L ERA: 3.27	1.0		4	1	1	1	0	0	0	1	1	15	23	9.00	1.000						
46 Josh Fields, R ERA: 6.0	1.0		7	3	1	1	1	1	0	0	0	21	29	9.00	4.000						
36 Adam Liberatore, L ERA: 1.53	1.0		4	0	0	0	0	1	0	0	0	7	14	0.00	1.000						
74 Kenley Jansen, R ERA: 1.6	0.0		0	0	0	0	0	0	0	0	0	0	0	0	0	∞	∞				
PITCHER	IP WLS BF H R ER SO BB IBB HBP BLK WP HR S P ERA WHIP	IP WLS BF H R ER SO BB IBB HBP BLK WP HR S P ERA WHIP	IP WLS BF H R ER SO BB IBB HBP BLK WP HR S P ERA WHIP	IP WLS BF H R ER SO BB IBB HBP BLK WP HR S P ERA WHIP	IP WLS BF H R ER SO BB IBB HBP BLK WP HR S P ERA WHIP	IP WLS BF H R ER SO BB IBB HBP BLK WP HR S P ERA WHIP	IP WLS BF H R ER SO BB IBB HBP BLK WP HR S P ERA WHIP	IP WLS BF H R ER SO BB IBB HBP BLK WP HR S P ERA WHIP	IP WLS BF H R ER SO BB IBB HBP BLK WP HR S P ERA WHIP	IP WLS BF H R ER SO BB IBB HBP BLK WP HR S P ERA WHIP	IP WLS BF H R ER SO BB IBB HBP BLK WP HR S P ERA WHIP	IP WLS BF H R ER SO BB IBB HBP BLK WP HR S P ERA WHIP	IP WLS BF H R ER SO BB IBB HBP BLK WP HR S P ERA WHIP	IP WLS BF H R ER SO BB IBB HBP BLK WP HR S P ERA WHIP	IP WLS BF H R ER SO BB IBB HBP BLK WP HR S P ERA WHIP	IP WLS BF H R ER SO BB IBB HBP BLK WP HR S P ERA WHIP	IP WLS BF H R ER SO BB IBB HBP BLK WP HR S P ERA WHIP	IP WLS BF H R ER SO BB IBB HBP BLK WP HR S P ERA WHIP	IP WLS BF H R ER SO BB IBB HBP BLK WP HR S P ERA WHIP	IP WLS BF H R ER SO BB IBB HBP BLK WP HR S P ERA WHIP	IP WLS BF H R ER SO BB IBB HBP BLK WP HR S P ERA WHIP
55 Joe Blanton, R ERA: 2.47	1.0		7	4	3	3	1	0	0	0	0	0	0	0	0	0	0.00	1.000			
56 J.P. Howell, L ERA: 4.01	1.0		7	4	3	3	1	0	0	0	1	15	19	27.00	4.000						



Batter	1	2	3	4	5	6	7	8	9	AB	R	H	RBI	BB	SO	LOB	TOP								
26 Chase Utley, L OBP: 0.332, SLG: 0.401										5	4	3	0	1	0	2									
5 Corey Seager, L OBP: 0.375, SLG: 0.540										5	3	4	3	1	1	0									
23 Adrián González, L OBP: 0.369, SLG: 0.458										6	3	3	8	0	1	3									
9 Yasmani Grandal, S OBP: 0.347, SLG: 0.490										6	1	2	1	0	0	3									
31 Joc Pederson, L OBP: 0.347, SLG: 0.491										5	2	1	0	1	1	1									
47 Howie Kendrick, R OBP: 0.338, SLG: 0.409										5	2	3	0	1	1	0									
60 Andrew Toles, L OBP: 0.396, SLG: 0.457										5	1	2	4	0	1	1									
25 Rob Segedin, R OBP: 0.333, SLG: 0.419										3	1	1	2	0	1	1									
56 J.P. Howell, L										1	0	0	0	0	0	0									
28 Bud Norris, R OBP: 0.321, SLG: 0.292										0	0	0	0	0	0	0									
46 Josh Fields, R										0	0	0	0	0	0	0									
29 Scott Kazmir, L OBP: 0.136, SLG: 0.219										2	0	1	0	0	0	0									
58 Jesse Chavez, R										0	0	0	0	0	0	0									
11 Josh Reddick, L OBP: 0.340, SLG: 0.387										1	0	0	0	0	0	0									
75 Grant Dayton, L										0	0	0	0	0	0	0									
52 Pedro Báez, R										0	0	0	0	0	0	0									
14 Enrique Hernández, R OBP: 0.281, SLG: 0.348										2	1	1	0	0	0	0									
26 Pedro Báez, R										0	0	0	0	0	0	0									
14 Enrique Hernández, R OBP: 0.281, SLG: 0.348										2	1	1	0	0	0	0									
Inning Stats	R: 4 E: 0 K: 0 S: 23	H: 4 LOB: 1 BB: 1 P: 32	R: 0 E: 0 K: 0 S: 10	H: 2 LOB: 2 BB: 0 P: 15	R: 2 E: 0 K: 0 S: 10	H: 3 LOB: 1 BB: 0 P: 16	R: 0 E: 0 K: 2 S: 12	H: 1 LOB: 0 BB: 0 P: 19	R: 6 E: 0 K: 0 S: 17	H: 5 LOB: 0 BB: 1 P: 27	R: 0 E: 0 K: 2 S: 8	H: 0 LOB: 0 BB: 0 P: 11	R: 4 E: 0 K: 2 S: 21	H: 3 LOB: 1 BB: 2 P: 40	R: 2 E: 0 K: 1 S: 16	H: 3 LOB: 1 BB: 0 P: 24	R: 0 E: 0 K: 0 S: 4	H: 0 LOB: 0 BB: 0 P: 5	1B: 14 2B: 0 3B: 0 HR: 7	SF: 2 2B: 0 SAC: 0 DP: 0 HBP: 0	WP: 0 PB: 0 SB: 0 CS: 0	PA: 52			
PITCHER	IP: 2.1 WLS: L BF: 17 ERA: 5.73	IP: 3.2 WLS: L BF: 17 ERA: 5.73	IP: 1.1 WLS: L BF: 5 ERA: 5.73	IP: 2.3 WLS: L BF: 5 ERA: 5.73	IP: 1.0 WLS: L BF: 5 ERA: 5.73	IP: 2.1 WLS: L BF: 5 ERA: 5.73	IP: 2.1 WLS: L BF: 5 ERA: 5.73	IP: 2.1 WLS: L BF: 5 ERA: 5.73	IP: 2.1 WLS: L BF: 5 ERA: 5.73	IP: 2.1 WLS: L BF: 5 ERA: 5.73	IP: 1.0 WLS: L BF: 3 ERA: 5.73	IP: 1.0 WLS: L BF: 3 ERA: 5.73	IP: 1.0 WLS: L BF: 3 ERA: 5.73	IP: 1.0 WLS: L BF: 3 ERA: 5.73	IP: 1.0 WLS: L BF: 3 ERA: 5.73	IP: 1.0 WLS: L BF: 3 ERA: 5.73	IP: 1.0 WLS: L BF: 3 ERA: 5.73	IP: 1.0 WLS: L BF: 3 ERA: 5.73	IP: 1.0 WLS: L BF: 3 ERA: 5.73	IP: 1.0 WLS: L BF: 3 ERA: 5.73	IP: 1.0 WLS: L BF: 3 ERA: 5.73	IP: 1.0 WLS: L BF: 3 ERA: 5.73	IP: 1.0 WLS: L BF: 3 ERA: 5.73	IP: 1.0 WLS: L BF: 3 ERA: 5.73	IP: 1.0 WLS: L BF: 3 ERA: 5.73

Los Angeles Dodgers @ Cincinnati Reds
Great American Ball Park, Cincinnati, OH
Mon Aug 22 2016, 12:36 PM - 4:38 PM EDT
Att: 15,690 - Partly Cloudy - 76 F

livebaseballscorecards.com

AB 46
R 18
H 21
RBI 18
BB 4
SO 7
LOB 12

Batter	1	2	3	4	5	6	7	8	9	AB	R	H	RBI	BB	SO	LOB	BOTTOM							
6 Billy Hamilton, S OBP: 0.323, SLG: 0.356										5	2	1	0	1	1	4								
9 José Peraza, R OBP: 0.333, SLG: 0.379										6	3	4	0	0	1	3								
19 Joey Votto, L OBP: 0.433, SLG: 0.522										6	2	3	4	0	0	4								
23 Adam Duvall, R OBP: 0.296, SLG: 0.525										4	2	2	2	1	0	2								
4 Brandon Phillips, R OBP: 0.321, SLG: 0.404										4	0	0	0	1	0	5								
49 Tony Reneta, R OBP: 0.259, SLG: 0.240										1	0	0	0	0	1	1								
43 Scott Schebler, L OBP: 0.276, SLG: 0.364										4	0	3	2	1	0	0								
7 Eugenio Suárez, R OBP: 0.315, SLG: 0.432										3	0	0	0	1	1	5								
36 Blake Wood, R										0	0	0	0	0	0	0								
21 Michael Lorenzen, R OBP: 0.250, SLG: 1.000										0	0	0	0	0	0	0								
40 Tyler Holt, R OBP: 0.282, SLG: 0.284										1	0	0	0	0	0	1								
16 Tucker Barnhart, L OBP: 0.330, SLG: 0.397										4	0	1	1	1	0	2								
34 Homer Bailey, R OBP: 0.200, SLG: 0.111										0	0	0	0	1	0	0								
73 Jesse Chavez, R OBP: 0.250, SLG: 0.400										1	0	0	0	0	0	2								
70 Jumbo Diaz, R										1	0	0	0	0	0	1								
3 Iván De Jesús Jr., R OBP: 0.287, SLG: 0.283										1	0	0	0	1	0	2								
Inning Stats	R: 1 E: 0 K: 0 S: 11	H: 1 LOB: 1 BB: 1 P: 19	R: 0 E: 0 K: 0 S: 10	H: 1 LOB: 2 BB: 1 P: 21	R: 3 E: 0 K: 1 S: 23	H: 4 LOB: 2 BB: 1 P: 39	R: 1 E: 0 K: 1 S: 11	H: 2 LOB: 1 BB: 0 P: 15	R: 0 E: 0 K: 0 S: 9	H: 0 LOB: 1 BB: 1 P: 17	R: 2 E: 0 K: 0 S: 16	H: 2 LOB: 2 BB: 2 P: 28	R: 0 E: 0 K: 1 S: 9	H: 0 LOB: 2 BB: 1 P: 18	R: 1 E: 0 K: 0 S: 10	H: 2 LOB: 1 BB: 0 P: 19	R: 1 E: 0 K: 1 S: 11	H: 2 LOB: 1 BB: 0 P: 14	1B: 7 2B: 5 3B: 2 HR: 0	SF: 1 2B: 0 SAC: 0 DP: 0 HBP: 0	WP: 0 PB: 0 SB: 0 CS: 0	PA: 50		
PITCHER	IP: 2.2 WLS: W BF: 6 ERA: 4.59	IP: 1.1 WLS: W BF: 6 ERA: 4.59	IP: 1.1 WLS: W BF: 6 ERA: 4.59	IP: 1.1 WLS: W BF: 6 ERA: 4.59	IP: 1.1 WLS: W BF: 6 ERA: 4.59	IP: 1.1 WLS: W BF: 6 ERA: 4.59	IP: 1.1 WLS: W BF: 6 ERA: 4.59	IP: 1.1 WLS: W BF: 6 ERA: 4.59	IP: 1.1 WLS: W BF: 6 ERA: 4.59	IP: 1.1 WLS: W BF: 6 ERA: 4.59	IP: 0.2 WLS: L BF: 5 ERA: 4.69	IP: 0.2 WLS: L BF: 5 ERA: 4.69	IP: 0.2 WLS: L BF: 5 ERA: 4.69	IP: 0.2 WLS: L BF: 5 ERA: 4.69	IP: 0.2 WLS: L BF: 5 ERA: 4.69	IP: 0.2 WLS: L BF: 5 ERA: 4.69	IP: 0.2 WLS: L BF: 5 ERA: 4.69	IP: 0.2 WLS: L BF: 5 ERA: 4.69	IP: 0.2 WLS: L BF: 5 ERA: 4.69	IP: 0.2 WLS: L BF: 5 ERA: 4.69	IP: 0.2 WLS: L BF: 5 ERA: 4.69	IP: 0.2 WLS: L BF: 5 ERA: 4.69	IP: 0.2 WLS: L BF: 5 ERA: 4.69	IP: 0.2 WLS: L BF: 5 ERA: 4.69

Los Angeles Dodgers @ Cincinnati Reds
Great American Ball Park, Cincinnati, OH
Mon Aug 22 2016, 12:36 PM - 4:38 PM EDT
Att: 15,690 - Partly Cloudy - 76 F

livebaseballscorecards.com

AB 41
R 9
H 14
RBI 9
BB 8
SO 4
LOB 32

Batter	1	2	3	4	5	6	7	8	9	AB	R	H	RBI	BB	SO	LOB	TOP										
2 Denard Span, L OBP: 0.337, SLG: 0.385										4	2	2	1	1	0	1	San Francisco Giants @ Los Angeles Dodgers Dodger Stadium, Los Angeles, CA Tue Aug 23 2016, 7:13 PM - 10:46 PM PDT Att. 46,899 - Clear - 75 F										
16 Angel Pagan, S OBP: 0.353, SLG: 0.442										5	1	2	1	0	0	1											
9 Brandon Belt, L OBP: 0.390, SLG: 0.476										4	0	1	1	0	2	3											
28 Buster Posey, R OBP: 0.366, SLG: 0.451										4	0	1	1	0	1	2											
35 Brandon Crawford, L OBP: 0.342, SLG: 0.436										3	0	0	0	1	0	2											
8 Hunter Pence, R OBP: 0.342, SLG: 0.425										4	0	0	0	0	1	2											
10 Eduardo Núñez, R OBP: 0.326, SLG: 0.438										3	1	1	0	1	0	0											
12 Joe Panik, L OBP: 0.322, SLG: 0.380										3	1	1	0	1	0	1											
40 Madison Bumgarner, R ERA: 4.54										2	0	0	0	0	2	3											
Inning Stats	R: 0 E: 0 K: 0 S: 9	H: 1 LOB: 1 BB: 0 P: 17	R: 0 E: 0 K: 0 S: 6	H: 0 LOB: 0 BB: 0 P: 8	R: 2 E: 0 K: 2 S: 16	H: 3 LOB: 2 BB: 1 P: 28	R: 0 E: 0 K: 1 S: 9	H: 0 LOB: 1 BB: 2 P: 21	R: 1 E: 0 K: 1 S: 15	H: 2 LOB: 2 BB: 1 P: 29	R: 0 E: 0 K: 0 S: 10	H: 2 LOB: 0 BB: 0 P: 14	R: 0 E: 0 K: 2 S: 11	H: 0 LOB: 0 BB: 0 P: 13	R: 0 E: 0 K: 0 S: 5	H: 0 LOB: 0 BB: 0 P: 8	R: 1 E: 0 K: 1 S: 10	H: 1 LOB: 0 BB: 0 P: 14	1B: 7 2B: 1 3B: 0 HR: 1	SF: 0 SAC: 0 DP: 1 HBP: 0	WP: 2 PB: 1 CS: 2	PA: 38					
PITCHER	IP	WLS	BF	H	R	ER	SO	BB	IBB	HBP	BLK	WP	HR	S	P	ERA	WHIP										
18 Kenta Maeda, R ERA: 3.37	5.0	W	24	6	3	3	4	3	1	0	0	2	0	55	103	5.40	1.800										
56 Jesse Chavez, R ERA: 4.54	0.1	H	3	2	1	1	0	0	0	0	0	0	0	7	10	27.00	6.000										
36 Adam Liberatore, L ERA: 1.5	0.2	H	1	0	0	0	0	0	0	0	0	0	0	3	4	0.00	0.000										
55 Joe Blanton, R ERA: 2.37	1.2	H	5	0	0	0	2	0	0	0	0	0	0	15	20	0.00	0.000										
74 Kentley Jansen, R ERA: 1.89	1.1	S	5	1	1	1	1	0	0	0	0	0	1	11	15	6.75	0.750										

Batter	1	2	3	4	5	6	7	8	9	AB	R	H	RBI	BB	SO	LOB	BOTTOM										
14 Enrique Hernández, R OBP: 0.291, SLG: 0.352										4	0	2	1	0	2	0	San Francisco Giants @ Los Angeles Dodgers Dodger Stadium, Los Angeles, CA Tue Aug 23 2016, 7:13 PM - 10:46 PM PDT Att. 46,899 - Clear - 75 F										
55 Joe Blanton, R ERA: 2.37										5	1	0	0	0	2	2											
31 Joc Pederson, L OBP: 0.346, SLG: 0.489										4	3	3	0	1	0	1											
47 Howie Kendrick, R OBP: 0.334, SLG: 0.404										4	0	3	1	1	1	1											
5 Corey Seager, L OBP: 0.379, SLG: 0.544										4	0	3	1	1	1	1											
10 Justin Turner, R OBP: 0.342, SLG: 0.512										4	0	2	3	0	2	2											
23 Adrián González, L OBP: 0.369, SLG: 0.458										4	0	2	3	0	2	2											
9 Yasmani Grandal, S OBP: 0.343, SLG: 0.483										4	0	0	0	0	2	5											
25 Rob Segedin, R OBP: 0.325, SLG: 0.486										4	1	1	1	0	1	2											
74 Kenley Jansen, S ERA: 1.89										0	0	0	0	0	0	0											
6 Charlie Culberson, R OBP: 0.273, SLG: 0.313										2	0	0	0	0	1	0											
26 Chase Utley, L OBP: 0.333, SLG: 0.402										1	1	1	0	0	0	0											
11 Josh Reddick, L OBP: 0.336, SLG: 0.387										0	1	0	0	1	0	0											
18 Kenta Maeda, R ERA: 3.37										2	2	2	3	0	0	0											
Inning Stats	R: 1 E: 0 K: 1 S: 15	H: 3 LOB: 2 BB: 0 P: 23	R: 1 E: 0 K: 2 S: 12	H: 1 LOB: 0 BB: 0 P: 17	R: 1 E: 0 K: 1 S: 11	H: 2 LOB: 1 BB: 0 P: 15	R: 0 E: 0 K: 2 S: 10	H: 0 LOB: 0 BB: 0 P: 13	R: 2 E: 0 K: 1 S: 20	H: 3 LOB: 2 BB: 1 P: 28	R: 2 E: 0 K: 2 S: 13	H: 3 LOB: 1 BB: 0 P: 18	R: 0 E: 0 K: 1 S: 7	H: 0 LOB: 0 BB: 0 P: 11	R: 2 E: 0 K: 2 S: 16	H: 2 LOB: 2 BB: 2 P: 33	1B: 10 2B: 2 3B: 0 HR: 2	SF: 1 SAC: 0 DP: 0 HBP: 0	WP: 0 PB: 1 CS: 0	PA: 41							
PITCHER	IP	WLS	BF	H	R	ER	SO	BB	IBB	HBP	BLK	WP	HR	S	P	ERA	WHIP										
40 Madison Bumgarner, L ERA: 4.89	5.0	L	25	9	5	5	7	1	0	0	0	0	0	9	11	54.00	9.000										
62 Cory Gearrin, R ERA: 4.89	0.1		4	3	2	2	1	0	0	0	0	0	0	10	17	0.00	0.000										
13 Will Smith, L ERA: 4.96	1.1		4	0	0	0	2	0	0	0	0	0	0	3	7	27.00	3.000										
70 George Kontos, R ERA: 2.6	0.1		2	0	1	1	0	1	0	0	0	0	0	3	7	27.00	3.000										
49 Javier López, L ERA: 4.22	1.0		6	2	1	1	2	1	0	0	0	0	1	14	27	9.00	3.000										

AB 34
R 5
H 9
RBI 5
BB 4
SO 7
LOB 15



AB 37
R 9
H 14
RBI 9
BB 3
SO 12
LOB 13



Batter	1	2	3	4	5	6	7	8	9	AB	R	H	RBI	BB	SO	LOB	TOP			
2 Denard Span, L (1,8) OBP: 0.335, SLG: 0.381	L7		G4-3	K					G1-3	5	0	1	1	0	1	0	San Francisco Giants @ Los Angeles Dodgers Dodger Stadium, Los Angeles, CA Thu Aug 25 2016, 7:12 PM - 10:13 PM PDT Att: 53,297 - Clear - 72 F			
16 Angel Pagan, S (1,7) OBP: 0.350, SLG: 0.435	1B		G4-3		G4-3	K			L6	5	0	1	0	0	1	2				
28 Buster Posey, R (1,2) OBP: 0.368, SLG: 0.454	F9			1B					L4	4	0	2	0	0	0	1				
8 Hunter Pence, R (1,9) OBP: 0.341, SLG: 0.422	P3			1B						3	0	0	0	0	0	3				
66 Corys Hernández, R (6,9) OBP: 0.333, SLG: 0.333			G5-3		G4-3				K	1	0	0	0	0	1	0				
35 Brandon Crawford, L (1,6) OBP: 0.341, SLG: 0.435					F8				F7	4	1	2	0	0	0	1				
10 Eduardo Núñez, R (1,5) OBP: 0.320, SLG: 0.430	K								F9	4	0	0	0	0	1	2				
9 Brandon Belt, L (1,3) OBP: 0.388, SLG: 0.470	P5								G4-3	4	1	1	1	0	1	1				
12 Joe Panik, L (1,4) OBP: 0.327, SLG: 0.389									L8	2	2	1	2	2	0	0				
45 Matt Moore, L (1,1) OBP: 0.125, SLG: 0.125									K	4	0	0	0	0	1	3				
46 Santiago Casilla, R (9,1)	G1-3									0	0	0	0	0	0	0				
Inning Stats	R: 0 H: 1 E: 0 K: 0 S: 10	H: 1 LOB: 1 BB: 0 P: 15	R: 0 H: 1 E: 0 K: 1 S: 12	H: 1 LOB: 2 BB: 1 P: 20	R: 0 H: 1 E: 0 K: 1 S: 14	H: 1 LOB: 1 BB: 0 P: 21	R: 3 H: 3 E: 0 K: 1 S: 14	H: 3 LOB: 0 BB: 0 P: 19	R: 0 H: 1 E: 0 K: 0 S: 9	H: 0 LOB: 1 BB: 0 P: 15	R: 0 H: 0 E: 0 K: 1 S: 12	H: 0 LOB: 0 BB: 0 P: 17	R: 0 H: 0 E: 0 K: 0 S: 10	H: 0 LOB: 0 BB: 0 P: 15	R: 0 H: 0 E: 0 K: 1 S: 10	H: 0 LOB: 0 BB: 0 P: 16	1B: 5 2B: 2 HR: 1	SF: 0 SAC: 0 DP: 0 HBP: 0	WP: 0 PB: 0 SB: 0 CS: 0	PA: 38
PITCHER	IP WLS BF H R ER SO BB IBB HBP BLK WP HR S P ERA WHIP																			
68 Ross Stripling, R (1,1) ERA: 4.13	5.0 L 23 7 3 3 2 0 1 0 0 0 1 59 90 5.40 1.400																			
75 Grant Dayton, L (6,1) ERA: 2.77	1.0 6 1 1 0 2 1 0 0 0 0 0 19 32 0.00 2.000																			
58 Jesse Chavez, R (7,1) ERA: 4.47	2.0 6 0 0 0 1 0 0 0 0 0 0 22 32 0.00 0.000																			
56 J.P. Howell, L (9,1) ERA: 3.8	1.0 3 0 0 0 1 0 0 0 0 0 0 10 16 0.00 0.000																			

Batter	1	2	3	4	5	6	7	8	9	AB	R	H	RBI	BB	SO	LOB	BOTTOM					
14 Enrique Hernández, R (1,8) OBP: 0.285, SLG: 0.343	K		L8						L8	4	0	0	0	0	1	0	San Francisco Giants @ Los Angeles Dodgers Dodger Stadium, Los Angeles, CA Thu Aug 25 2016, 7:12 PM - 10:13 PM PDT Att: 53,297 - Clear - 72 F					
47 Howie Kendrick, R (1,7) OBP: 0.331, SLG: 0.402	L8								G5-3	4	0	0	0	0	1	0						
5 Corey Seager, L (1,6) OBP: 0.377, SLG: 0.538	G4-3									3	0	1	0	1	0	0						
10 Justin Turner, R (1,5) OBP: 0.342, SLG: 0.515			G5-3		F9				BB	4	0	0	0	1	2							
23 Adrián González, L (1,3) OBP: 0.367, SLG: 0.455			L8						P4	3	0	0	0	0	1							
9 Yasmani Grandal, S (1,2) OBP: 0.348, SLG: 0.482										1	0	0	0	2	0	0						
25 Rob Segedin, R (1,9) ERA: 3.95										2	0	0	0	0	0	1						
75 Grant Dayton, L (6,1)										0	0	0	0	0	0	0						
58 Jesse Chavez, R (7,1)										0	0	0	0	0	1	1						
26 Chase Utley, L (8,PH) OBP: 0.330, SLG: 0.398										0	0	0	0	0	0	0						
56 J.P. Howell, L (9,1)										3	0	0	0	0	1	1						
6 Charlie Culberson, R (1,4) OBP: 0.250, SLG: 0.286										3	0	0	0	0	1	1						
68 Ross Stripling, R (1,1) ERA: 4.13										1	0	0	0	0	1	0						
31 Joc Pederson, L (6,8) OBP: 0.341, SLG: 0.482										2	0	0	0	0	1	1						
Inning Stats	R: 0 H: 0 E: 0 K: 1 S: 10	H: 0 LOB: 0 BB: 0 P: 15	R: 0 H: 0 E: 0 K: 0 S: 15	H: 0 LOB: 1 BB: 1 P: 22	R: 0 H: 0 E: 0 K: 2 S: 8	H: 0 LOB: 0 BB: 0 P: 11	R: 0 H: 0 E: 0 K: 1 S: 8	H: 0 LOB: 0 BB: 0 P: 10	R: 0 H: 0 E: 0 K: 0 S: 4	H: 0 LOB: 0 BB: 0 P: 7	R: 0 H: 0 E: 0 K: 1 S: 6	H: 0 LOB: 0 BB: 0 P: 8	R: 0 H: 0 E: 0 K: 1 S: 13	H: 0 LOB: 1 BB: 1 P: 22	R: 0 H: 0 E: 0 K: 1 S: 15	H: 0 LOB: 1 BB: 1 P: 24	R: 0 H: 1 E: 0 K: 0 S: 10	H: 1 LOB: 0 BB: 0 P: 15	1B: 1 2B: 0 HR: 0	SF: 0 SAC: 0 DP: 0 HBP: 0	WP: 0 PB: 0 SB: 0 CS: 0	PA: 31
PITCHER	IP WLS BF H R ER SO BB IBB HBP BLK WP HR S P ERA WHIP																					
45 Matt Moore, L (1,1) ERA: 3.12	0.1 W 30 1 0 0 0 0 0 0 0 0 0 1 1 0.00 0.000																					

AB	36
R	4
H	8
RBI	4
BB	2
SO	6
LOB	13



AB	28
R	0
H	1
RBI	0
BB	3
SO	7
LOB	7



Batter	1	2	3	4	5	6	7	8	9	AB	R	H	RBI	BB	SO	LOB	TOP					
24 Dexter Fowler, S OBP: 0.392, SLG: 0.449										2	1	1	0	2	1	1	Chicago Cubs @ Los Angeles Dodgers Dodger Stadium, Los Angeles, CA Sat Aug 27 2016, 1:10 PM - 4:15 PM PDT Att: 49,522 - Partly Cloudy - 73 F					
17 Kris Bryant, R OBP: 0.395, SLG: 0.586										3	0	1	0	1	0	1						
44 Anthony Rizzo, L OBP: 0.396, SLG: 0.557										4	0	2	1	0	1	3						
18 Ben Zobrist, S OBP: 0.386, SLG: 0.452										3	0	1	0	0	1	1						
27 Addison Russell, R OBP: 0.329, SLG: 0.434										4	0	0	0	0	2	4						
68 Jorge Soler, R OBP: 0.321, SLG: 0.423										3	0	0	0	1	1	3						
37 Travis Wood, R OBP: 0.300, SLG: 0.222										0	0	0	0	0	0	0						
40 Wilson Contreras, R OBP: 0.353, SLG: 0.454										4	1	2	0	0	1	1						
9 Javier Báez, R OBP: 0.310, SLG: 0.434										4	0	0	0	0	0	3						
39 Jason Hammel, R OBP: 0.263, SLG: 0.304										1	0	0	0	0	1	1						
29 Rob Zastryzny, R										1	0	0	0	0	1	0						
22 Jason Heyward, L OBP: 0.305, SLG: 0.325										1	0	1	1	0	0	0						
53 Trevor Cahill, R OBP: 0.222, SLG: 0.125										0	0	0	0	0	0	0						
20 Matt Szczur, R OBP: 0.329, SLG: 0.444										1	0	0	0	0	1	0						
Inning Stats	R: 1 E: 0 K: 2 S: 18	H: 2 LOB: 2 BB: 1 P: 31	R: 0 E: 0 K: 2 S: 9	H: 1 LOB: 1 BB: 0 P: 13	R: 0 E: 0 K: 1 S: 9	H: 1 LOB: 1 BB: 0 P: 13	R: 0 E: 0 K: 0 S: 6	H: 0 LOB: 0 BB: 0 P: 12	R: 0 E: 0 K: 2 S: 10	H: 1 LOB: 0 BB: 0 P: 13	R: 0 E: 0 K: 1 S: 8	H: 1 LOB: 0 BB: 0 P: 12	R: 1 E: 1 K: 0 S: 20	H: 2 LOB: 2 BB: 2 P: 32	R: 0 E: 0 K: 0 S: 6	H: 0 LOB: 0 BB: 0 P: 10	R: 0 E: 0 K: 2 S: 8	H: 0 LOB: 0 BB: 0 P: 10	1B: 8 2B: 0 3B: 0 HR: 0	SF: 0 SAC: 1 DP: 2 HBP: 0	WP: 0 PB: 0 SB: 0 CS: 1	PA: 36
PITCHER	IP WLS BF H R ER SO BB IBB HBP BLK WP HR S P ERA WHIP																					
7 Julio Urias, L ERA: 3.71	6.0 W 24 6 1 1 8 2 0 0 0 0 0 0 60 94 1.50 1.333																					
52 Pedro Báez, R ERA: 3.5	0.2 H 5 2 1 0 0 2 0 0 0 1 0 0 18 29 0.00 6.000																					
36 Adam Liberatore, L ERA: 1.91	0.1 H 1 0 0 0 0 0 0 0 0 0 0 0 2 3 0.00 0.000																					
58 Jesse Chavez, R ERA: 4.4	1.0 H 3 0 0 0 0 0 0 0 0 0 0 0 6 10 0.00 0.000																					
74 Kentley Jansen, R ERA: 1.95	1.0 S 3 0 0 0 2 0 0 0 0 0 0 0 8 10 0.00 0.000																					

Batter	1	2	3	4	5	6	7	8	9	AB	R	H	RBI	BB	SO	LOB	BOTTOM			
26 Chase Utley, L OBP: 0.328, SLG: 0.396										4	1	1	1	0	0	0	Chicago Cubs @ Los Angeles Dodgers Dodger Stadium, Los Angeles, CA Sat Aug 27 2016, 1:10 PM - 4:15 PM PDT Att: 49,522 - Partly Cloudy - 73 F			
5 Corey Seager, L OBP: 0.376, SLG: 0.545										4	1	1	1	0	0	2				
10 Justin Turner, R OBP: 0.337, SLG: 0.507										4	0	1	1	0	0	0				
23 Adrián González, L OBP: 0.363, SLG: 0.455										3	0	0	0	0	0	2				
9 Yasmani Grandal, S OBP: 0.345, SLG: 0.477										3	0	0	0	0	1	2				
11 Josh Reddick, L OBP: 0.329, SLG: 0.377										3	0	0	0	0	0	0				
31 Joc Pederson, L OBP: 0.338, SLG: 0.476										3	0	0	0	0	2	0				
60 Andrew Toles, L OBP: 0.417, SLG: 0.566										3	1	2	0	0	1	0				
7 Julio Urias, L OBP: 0.198, SLG: 0.159										2	0	1	0	0	1	1				
52 Pedro Báez, R ERA: 3.5										0	0	0	0	0	0	0				
36 Adam Liberatore, L ERA: 1.91										0	0	0	0	0	0	0				
6 Charlie Culberson, R OBP: 0.283, SLG: 0.299										1	0	0	0	0	1	0				
58 Jesse Chavez, R ERA: 4.4										0	0	0	0	0	0	0				
74 Kentley Jansen, S ERA: 1.95										0	0	0	0	0	0	0				
Inning Stats	R: 1 E: 0 K: 0 S: 10	H: 1 LOB: 0 BB: 0 P: 13	R: 0 E: 0 K: 1 S: 8	H: 0 LOB: 0 BB: 0 P: 11	R: 2 E: 0 K: 0 S: 16	H: 4 LOB: 2 BB: 0 P: 22	R: 0 E: 0 K: 2 S: 13	H: 1 LOB: 1 BB: 0 P: 18	R: 0 E: 0 K: 0 S: 6	H: 0 LOB: 0 BB: 0 P: 9	R: 0 E: 0 K: 1 S: 9	H: 0 LOB: 0 BB: 0 P: 11	R: 0 E: 0 K: 2 S: 9	H: 0 LOB: 0 BB: 0 P: 14	R: 0 E: 0 K: 0 S: 12	H: 0 LOB: 0 BB: 0 P: 19	1B: 4 2B: 1 3B: 0 HR: 1	SF: 0 SAC: 0 DP: 0 HBP: 0	WP: 1 PB: 0 SB: 0 CS: 0	PA: 30
PITCHER	IP WLS BF H R ER SO BB IBB HBP BLK WP HR S P ERA WHIP																			
39 Jason Hammel, R ERA: 3.21	2.1 L 12 5 3 3 1 0 0 0 0 0 0 0 34 45 0.00 0.273																			
29 Rob Zastryzny, L ERA: 3.1	3.2 12 1 0 0 3 0 0 0 0 0 0 0 34 45 0.00 0.273																			
53 Trevor Cahill, R ERA: 2.7	1.0 3 0 0 0 2 0 0 0 0 0 0 0 9 14 0.00 0.000																			
37 Travis Wood, L ERA: 3.08	1.0 3 0 0 0 0 0 0 0 0 0 0 0 12 19 0.00 0.000																			

AB	31
R	2
H	8
RBI	2
BB	4
SO	10
LOB	18



AB	30
R	3
H	6
RBI	3
BB	0
SO	6
LOB	7



Batter	1	2	3	4	5	6	7	8	9	AB	R	H	RBI	BB	SO	LOB	TOP						
24 Dexter Fowler, S OBP: 0.389, SLG: 0.444										4	0	0	0	0	2	3							
17 Kris Bryant, R OBP: 0.388, SLG: 0.588										3	0	2	0	1	1	0							
44 Anthony Rizzo, L OBP: 0.393, SLG: 0.552										4	0	0	0	0	1	3							
18 Ben Zobrist, S OBP: 0.385, SLG: 0.449										3	0	0	0	1	1	2							
27 Addison Russell, R OBP: 0.327, SLG: 0.430										4	0	0	0	0	0	3							
22 Jason Heyward, L OBP: 0.306, SLG: 0.326										4	0	2	0	0	0	2							
9 Javier Báez, R OBP: 0.306, SLG: 0.429										4	0	0	0	0	1	2							
3 David Ross, R OBP: 0.349, SLG: 0.442										3	0	0	0	1	3	1							
34 Jon Lester, L OBP: 0.154, SLG: 0.106										1	0	0	0	0	1	0							
68 Jorge Soler, R OBP: 0.324, SLG: 0.423										0	0	0	0	1	0	0							
52 Justin Grimm, R OBP: 0.222, SLG: 0.125										0	0	0	0	0	0	0							
53 Trevor Cahill, R OBP: 0.222, SLG: 0.125										0	0	0	0	0	0	0							
6 Carl Edwards Jr., R OBP: 0.222, SLG: 0.125										0	0	0	0	0	0	0							
Inning Stats	R: 0 E: 0 K: 2 S: 12	H: 0 LOB: 1 BB: 1 P: 21	R: 0 E: 0 K: 2 S: 10	H: 1 LOB: 1 BB: 0 P: 11	R: 0 E: 0 K: 3 S: 12	H: 0 LOB: 0 BB: 0 P: 15	R: 0 E: 0 K: 1 S: 9	H: 0 LOB: 1 BB: 1 P: 11	R: 0 E: 0 K: 0 S: 14	H: 1 LOB: 2 BB: 1 P: 22	R: 0 E: 0 K: 0 S: 12	H: 0 LOB: 1 BB: 1 P: 20	R: 0 E: 0 K: 1 S: 11	H: 0 LOB: 1 BB: 1 P: 17	R: 0 E: 0 K: 0 S: 5	H: 1 LOB: 1 BB: 0 P: 6	R: 0 E: 0 K: 1 S: 10	H: 0 LOB: 0 BB: 0 P: 12	1B: 3 2B: 1 3B: 0 HR: 0	SF: 0 SAC: 1 DP: 0 HBP: 0	WP: 0 PB: 0 SB: 0 CS: 0	PA: 35	
PITCHER	IP WLS BF H R ER SO BB IBB HBP BLK WP HR S P ERA WHIP	IP WLS BF H R ER SO BB IBB HBP BLK WP HR S P ERA WHIP	IP WLS BF H R ER SO BB IBB HBP BLK WP HR S P ERA WHIP	IP WLS BF H R ER SO BB IBB HBP BLK WP HR S P ERA WHIP	IP WLS BF H R ER SO BB IBB HBP BLK WP HR S P ERA WHIP	IP WLS BF H R ER SO BB IBB HBP BLK WP HR S P ERA WHIP	IP WLS BF H R ER SO BB IBB HBP BLK WP HR S P ERA WHIP	IP WLS BF H R ER SO BB IBB HBP BLK WP HR S P ERA WHIP	IP WLS BF H R ER SO BB IBB HBP BLK WP HR S P ERA WHIP	IP WLS BF H R ER SO BB IBB HBP BLK WP HR S P ERA WHIP	IP WLS BF H R ER SO BB IBB HBP BLK WP HR S P ERA WHIP	IP WLS BF H R ER SO BB IBB HBP BLK WP HR S P ERA WHIP	IP WLS BF H R ER SO BB IBB HBP BLK WP HR S P ERA WHIP	IP WLS BF H R ER SO BB IBB HBP BLK WP HR S P ERA WHIP	IP WLS BF H R ER SO BB IBB HBP BLK WP HR S P ERA WHIP	IP WLS BF H R ER SO BB IBB HBP BLK WP HR S P ERA WHIP	IP WLS BF H R ER SO BB IBB HBP BLK WP HR S P ERA WHIP	IP WLS BF H R ER SO BB IBB HBP BLK WP HR S P ERA WHIP	IP WLS BF H R ER SO BB IBB HBP BLK WP HR S P ERA WHIP	IP WLS BF H R ER SO BB IBB HBP BLK WP HR S P ERA WHIP	IP WLS BF H R ER SO BB IBB HBP BLK WP HR S P ERA WHIP	IP WLS BF H R ER SO BB IBB HBP BLK WP HR S P ERA WHIP	IP WLS BF H R ER SO BB IBB HBP BLK WP HR S P ERA WHIP

Chicago Cubs @ Los Angeles Dodgers
Dodger Stadium, Los Angeles, CA
Sun Aug 28 2016, 1:12 PM - 4:18 PM PDT
Att: 44,745 - Sunny - 81 F

AB 30
R 0
H 4
RBI 0
BB 4
SO 10
LOB 16



Batter	1	2	3	4	5	6	7	8	9	AB	R	H	RBI	BB	SO	LOB	BOTTOM							
47 Howie Kendrick, R OBP: 0.333, SLG: 0.398										3	0	0	0	1	0	2								
5 Corey Seager, L OBP: 0.377, SLG: 0.543										2	0	0	0	2	1	1								
10 Justin Turner, R OBP: 0.335, SLG: 0.502										4	0	0	0	0	3	5								
23 Adrián González, L OBP: 0.364, SLG: 0.456										4	0	2	1	0	1	3								
14 Enrique Hernández, R OBP: 0.288, SLG: 0.337											2	0	0	0	0	1	2							
31 Joc Pederson, L OBP: 0.336, SLG: 0.473											2	0	0	0	0	2	4							
25 Rob Segedin, R OBP: 0.304, SLG: 0.439											3	0	1	0	0	1	1							
74 Kenley Jansen, S OBP: 0.342, SLG: 0.472											3	0	0	0	0	1	2							
6 Charlie Culberson, R OBP: 0.250, SLG: 0.282											2	0	0	0	0	1	1							
26 Chase Utley, L OBP: 0.327, SLG: 0.395											1	0	0	0	0	0	0							
Inning Stats	R: 0 E: 1 K: 3 S: 10	H: 0 LOB: 1 BB: 1 P: 19	R: 0 E: 0 K: 1 S: 7	H: 0 LOB: 0 BB: 0 P: 9	R: 0 E: 0 K: 1 S: 11	H: 1 LOB: 0 BB: 0 P: 15	R: 0 E: 0 K: 0 S: 14	H: 1 LOB: 1 BB: 1 P: 21	R: 0 E: 0 K: 1 S: 10	H: 0 LOB: 0 BB: 0 P: 17	R: 0 E: 0 K: 3 S: 13	H: 1 LOB: 1 BB: 0 P: 21	R: 1 E: 1 K: 3 S: 17	H: 0 LOB: 3 BB: 1 P: 31	R: 0 E: 0 K: 3 S: 17	H: 0 LOB: 0 BB: 0 P: 21	R: 0 E: 0 K: 3 S: 10	H: 0 LOB: 0 BB: 0 P: 12	1B: 4 2B: 0 3B: 0 HR: 0	SF: 0 SAC: 0 DP: 2 HBP: 1	WP: 0 PB: 0 SB: 0 CS: 0	PA: 32		
PITCHER	IP WLS BF H R ER SO BB IBB HBP BLK WP HR S P ERA WHIP	IP WLS BF H R ER SO BB IBB HBP BLK WP HR S P ERA WHIP	IP WLS BF H R ER SO BB IBB HBP BLK WP HR S P ERA WHIP	IP WLS BF H R ER SO BB IBB HBP BLK WP HR S P ERA WHIP	IP WLS BF H R ER SO BB IBB HBP BLK WP HR S P ERA WHIP	IP WLS BF H R ER SO BB IBB HBP BLK WP HR S P ERA WHIP	IP WLS BF H R ER SO BB IBB HBP BLK WP HR S P ERA WHIP	IP WLS BF H R ER SO BB IBB HBP BLK WP HR S P ERA WHIP	IP WLS BF H R ER SO BB IBB HBP BLK WP HR S P ERA WHIP	IP WLS BF H R ER SO BB IBB HBP BLK WP HR S P ERA WHIP	IP WLS BF H R ER SO BB IBB HBP BLK WP HR S P ERA WHIP	IP WLS BF H R ER SO BB IBB HBP BLK WP HR S P ERA WHIP	IP WLS BF H R ER SO BB IBB HBP BLK WP HR S P ERA WHIP	IP WLS BF H R ER SO BB IBB HBP BLK WP HR S P ERA WHIP	IP WLS BF H R ER SO BB IBB HBP BLK WP HR S P ERA WHIP	IP WLS BF H R ER SO BB IBB HBP BLK WP HR S P ERA WHIP	IP WLS BF H R ER SO BB IBB HBP BLK WP HR S P ERA WHIP	IP WLS BF H R ER SO BB IBB HBP BLK WP HR S P ERA WHIP	IP WLS BF H R ER SO BB IBB HBP BLK WP HR S P ERA WHIP	IP WLS BF H R ER SO BB IBB HBP BLK WP HR S P ERA WHIP	IP WLS BF H R ER SO BB IBB HBP BLK WP HR S P ERA WHIP	IP WLS BF H R ER SO BB IBB HBP BLK WP HR S P ERA WHIP	IP WLS BF H R ER SO BB IBB HBP BLK WP HR S P ERA WHIP	IP WLS BF H R ER SO BB IBB HBP BLK WP HR S P ERA WHIP

Chicago Cubs @ Los Angeles Dodgers
Dodger Stadium, Los Angeles, CA
Sun Aug 28 2016, 1:12 PM - 4:18 PM PDT
Att: 44,745 - Sunny - 81 F

AB 28
R 1
H 4
RBI 1
BB 3
SO 12
LOB 22



Batter	1	2	3	4	5	6	7	8	9	AB	R	H	RBI	BB	SO	LOB	TOP		
26 Chase Utley, L OBP: 0.329, SLG: 0.394 6 Charlie Culberson, R OBP: 0.264, SLG: 0.275	2-2 5 BB 1B		2-2 G4-3		1-1 G6-3		2-3 K		0-0 G6-3	4	0	1	0	0	1	0			
47 Howie Kendrick, R OBP: 0.336, SLG: 0.396	0-0 B1		4-2 5 BB		4-2 5 HBP BB		1-3 K		4-1 3-H BB	2	0	0	0	3	1	1			
5 Corey Seager, L OBP: 0.379, SLG: 0.540	4-1 BB		1-2 BB		1-2 HBP		1-1 HBP		2-1 F9	2	0	0	0	1	1	2			
23 Adrián González, L OBP: 0.361, SLG: 0.452	0-3 K		1-1 G5-3		0-0 L8		0-0 G3			4	0	0	0	0	1	6			
9 Yasmani Grandal, S OBP: 0.341, SLG: 0.468	2-3 K				1-1 F9				4-1 11 FC4-6 BB	3	0	0	0	1	2	4			
11 Josh Reddick, L OBP: 0.327, SLG: 0.374		0-1 G4-3		1-2 25 BB 1B		1-1 G4-3		1-1 FC4-6 31 G4-6-3		4	0	1	0	0	0	1			
31 Joc Pederson, L OBP: 0.332, SLG: 0.468		2-3 K		0-1 F8		2-3 K		1-1 G4-6-3		4	0	0	0	0	2	2			
25 Rob Segedin, R OBP: 0.340, SLG: 0.455		3-2 1B		2-2 1B		2-1 HBP			3-2 G6-3	3	0	2	0	0	0	0			
18 Kenta Maeda, R OBP: 0.125, SLG: 0.195 14 Enrique Hernández, R OBP: 0.266, SLG: 0.330 75 Grant Laysan, L OBP: 0.252, SLG: 0.414 36 Adam Liberatore, L OBP: 0.284, SLG: 0.284 52 Pedro Báez, R OBP: 0.361, SLG: 0.452 56 J.P. Howell, L OBP: 0.333, SLG: 0.320 60 Andrew Toles, L OBP: 0.264, SLG: 0.275		0-3 K		0-1 G2-3		2-3 K		1-0 G6-3 3B		2	0	0	0	0	1	3			
Inning Stats	R: 0 E: 0 K: 2 S: 11	H: 1 LOB: 2 BB: 1 P: 19	R: 0 E: 0 K: 2 S: 13	H: 1 LOB: 1 BB: 0 P: 18	R: 0 E: 0 K: 1 S: 12	H: 0 LOB: 1 BB: 1 P: 22	R: 0 E: 0 K: 1 S: 14	H: 2 LOB: 2 BB: 0 P: 20	R: 0 E: 0 K: 0 S: 9	H: 0 LOB: 1 BB: 0 P: 16	R: 0 E: 0 K: 2 S: 8	H: 0 LOB: 0 BB: 0 P: 12	R: 0 E: 0 K: 0 S: 5	H: 0 LOB: 0 BB: 1 P: 11	R: 1 E: 0 K: 0 S: 8	H: 1 LOB: 1 BB: 1 P: 18	1B: 4 2B: 0 3B: 1 HR: 0	SF: 0 SAC: 0 DP: 1 HBP: 3	WP: 0 PA: 39 PB: 0 SB: 1 CS: 0
PITCHER	IP WLS BF H R ER SO BB IBB HBP BLK WP HR S P ERA WHIP	6.0 W 27 4 0 0 8 3 0 2 0 0 0 68 111 0.00 1.167	7.1 H 4 0 0 0 2 0 0 1 0 0 0 8 12 0.00 0.000	8.1 3 0 0 0 0 1 0 0 0 0 0 5 11 0.00 1.000	9.1 5 1 1 1 0 1 0 0 0 0 0 8 18 9.00 2.000				PITCHER	IP WLS BF H R ER SO BB IBB HBP BLK WP HR S P ERA WHIP	6.0 W 27 4 0 0 8 3 0 2 0 0 0 68 111 0.00 1.167	7.1 H 4 0 0 0 2 0 0 1 0 0 0 8 12 0.00 0.000	8.1 3 0 0 0 0 1 0 0 0 0 0 5 11 0.00 1.000	9.1 5 1 1 1 0 1 0 0 0 0 0 8 18 9.00 2.000					

Los Angeles Dodgers @ Colorado Rockies
Coors Field, Denver, CO
Mon Aug 29 2016, 6:42 PM - 10:17 PM MDT
Att: 24,308 - Cloudy - 70 F

AB	31
R	1
H	5
RBI	1
BB	5
SO	10
LOB	20



Batter	1	2	3	4	5	6	7	8	9	AB	R	H	RBI	BB	SO	LOB	BOTTOM		
19 Charlie Blackmon, L OBP: 0.378, SLG: 0.539	1-0 G3-1		3-2 2B		2-2 L4		1-0 9 2B 1B		1-2 9 FC3-6 1B	5	1	3	1	0	0	0			
9 DJ LeMahieu, R OBP: 0.417, SLG: 0.499	3-1 5 BB 1B		0-0 G1-3		2-3 K		2-2 28 2B 2B		1-0 FC3-6	5	1	2	3	0	1	2			
5 Carlos González, L OBP: 0.362, SLG: 0.577 61 Matt Carasiti, R OBP: 0.292, SLG: 0.247	4-2 BB		2-1 P5		2-3 K		1-1 L7		3-2 L9	4	0	0	0	1	0	3			
28 Nolan Arenado, R OBP: 0.362, SLG: 0.577 18 Christian Adames, S OBP: 0.292, SLG: 0.247	2-3 K				1-1 K		0-1 1B		3-2 8 1B 2B	4	1	2	1	0	2	2			
26 David Dahl, L OBP: 0.374, SLG: 0.543	3-1 L7				1-2 8 FC4-6 1B		1-1 P6		4-1 8 1B BB	3	0	1	0	1	0	3			
8 Gerardo Parra, L OBP: 0.271, SLG: 0.389		2-3 K			0-0 FC4-6 4 HR		2-3 K		1-2 1B	4	1	1	1	0	2	2			
4 Nick Hundley, R OBP: 0.317, SLG: 0.424		1-3 K			1-2 HR					4	1	1	2	0	3	2			
3 Daniel Descalso, L OBP: 0.376, SLG: 0.399		1-1 G4-3			2-2 G3-1					4	1	1	0	0	0	0			
55 Jon Gray, R OBP: 0.265, SLG: 0.291 52 Chris Rusin, L OBP: 0.176, SLG: 0.200 6 Ryan Raborn, L OBP: 0.252, SLG: 0.414 51 Jake McClellan, L OBP: 0.284, SLG: 0.284 65 Stephen Cardullo, R OBP: 0.333, SLG: 0.320			0-3 K		1-1 G5-3				3-2 G4-3	2	0	0	0	0	1	0			
Inning Stats	R: 0 E: 0 K: 1 S: 12	H: 1 LOB: 1 BB: 1 P: 25	R: 0 E: 0 K: 2 S: 8	H: 0 LOB: 0 BB: 0 P: 12	R: 0 E: 0 K: 1 S: 9	H: 1 LOB: 0 BB: 0 P: 14	R: 2 E: 0 K: 1 S: 15	H: 2 LOB: 0 BB: 0 P: 21	R: 0 E: 0 K: 1 S: 11	H: 0 LOB: 0 BB: 0 P: 16	R: 0 E: 0 K: 1 S: 11	H: 1 LOB: 1 BB: 0 P: 17	R: 5 E: 0 K: 2 S: 28	H: 5 LOB: 2 BB: 2 P: 44	R: 1 E: 0 K: 0 S: 14	H: 2 LOB: 1 BB: 0 P: 24	1B: 8 2B: 3 3B: 0 HR: 1	SF: 0 SAC: 0 DP: 0 HBP: 0	WP: 0 PA: 39 PB: 0 SB: 0 CS: 0
PITCHER	IP WLS BF H R ER SO BB IBB HBP BLK WP HR S P ERA WHIP	5.0 L 20 4 2 2 6 1 0 0 0 0 0 11 17 0.00 1.000	6.1 4 1 0 0 1 0 0 0 0 0 0 0 11 17 0.00 1.000	7.1 5 3 4 4 1 1 0 0 0 0 0 0 16 25 108.00 12.000	8.1 2 5 2 1 1 1 1 0 0 0 0 0 12 19 13.50 4.500	9.1 5 2 1 1 0 0 0 0 0 0 0 0 14 24 9.00 2.000			PITCHER	IP WLS BF H R ER SO BB IBB HBP BLK WP HR S P ERA WHIP	5.0 L 20 4 2 2 6 1 0 0 0 0 0 11 17 0.00 1.000	6.1 4 1 0 0 1 0 0 0 0 0 0 0 11 17 0.00 1.000	7.1 5 3 4 4 1 1 0 0 0 0 0 0 16 25 108.00 12.000	8.1 2 5 2 1 1 1 1 0 0 0 0 0 12 19 13.50 4.500	9.1 5 2 1 1 0 0 0 0 0 0 0 0 14 24 9.00 2.000				


Los Angeles Dodgers @ Colorado Rockies
Coors Field, Denver, CO
Mon Aug 29 2016, 6:42 PM - 10:17 PM MDT
Att: 24,308 - Cloudy - 70 F

AB	36
R	8
H	12
RBI	8
BB	3
SO	9
LOB	14




Batter	1	2	3	4	5	6	7	8	9	AB	R	H	RBI	BB	SO	LOB	TOP										
47 Howie Kendrick, R OBP: 0.338, SLG: 0.396										3	0	1	0	1	2	2	Los Angeles Dodgers @ Colorado Rockies Coors Field, Denver, CO Wed Aug 31 2016, 1:12 PM - 4:06 PM MDT Att: 24,790 - Sunny - 69 F										
5 Corey Seager, L OBP: 0.377, SLG: 0.536										4	0	0	0	0	1	2											
10 Justin Turner, R OBP: 0.336, SLG: 0.502										4	0	2	0	0	0	0											
23 Adrián González, L OBP: 0.361, SLG: 0.452										4	0	1	0	0	1	3											
25 Rob Segedin, R OBP: 0.315, SLG: 0.417										4	0	0	0	0	1	3											
14 Enrique Hernández, R OBP: 0.286, SLG: 0.329										3	0	0	0	1	1												
51 Carlos Ruiz, R OBP: 0.371, SLG: 0.349										4	0	1	0	0	0	2											
6 Charlie Culberson, R OBP: 0.250, SLG: 0.279										3	0	1	0	0	0	1											
68 Ross Stripling, R OBP: 0.091, SLG: 0.048										2	0	0	0	0	1	1											
9 Yasmani Grandal, S (7, PH)										1	0	0	0	0	1	2											
50 Casey Fien, R (7, 1)										0	0	0	0	0	0	0											
56 J.P. Howell, L (8, 1)										0	0	0	0	0	0	0											
Inning Stats	R: 0 E: 0 K: 1 S: 9	H: 0 LOB: 0 BB: 0 P: 11	R: 0 E: 0 K: 0 S: 11	H: 1 LOB: 1 BB: 0 P: 17	R: 0 E: 0 K: 1 S: 7	H: 0 LOB: 1 BB: 1 P: 15	R: 0 E: 0 K: 0 S: 6	H: 1 LOB: 0 BB: 0 P: 7	R: 0 E: 0 K: 0 S: 10	H: 1 LOB: 1 BB: 0 P: 10	R: 0 E: 0 K: 3 S: 15	H: 2 LOB: 2 BB: 0 P: 26	R: 0 E: 0 K: 2 S: 13	H: 1 LOB: 2 BB: 1 P: 22	R: 0 E: 0 K: 0 S: 12	H: 0 LOB: 0 BB: 0 P: 13	R: 0 E: 0 K: 1 S: 8	H: 0 LOB: 0 BB: 0 P: 13	1B: 5 2B: 1 3B: 0 HR: 0	SF: 0 SAC: 0 DP: 1 HBP: 0	WP: 0 PB: 0 SB: 0 CS: 0	PA: 34					
PITCHER	IP	WLS	BF	H	R	ER	SO	BB	IBB	HBP	BLK	WP	HR	S	P	ERA	WHIP										
44 Tyler Anderson, L ERA: 3.43	6.1	W	26	6	0	0	5	2	0	0	0	0	0	64	97	0.00	1.263										
52 Chris Rusin, L ERA: 4.03	0.2	H	2	0	0	0	2	0	0	0	0	0	0	7	11	0.00	0.000										
48 Boone Logan, L ERA: 3.15	1.0		3	0	0	0	0	0	0	0	0	0	0	12	13	0.00	0.000										
54 Carlos Estévez, R ERA: 5.01	1.0		3	0	0	0	1	0	0	0	0	0	0	8	13	0.00	0.000										

AB	32
R	0
H	6
RBI	0
BB	2
SO	8
LOB	17



Batter	1	2	3	4	5	6	7	8	9	AB	R	H	RBI	BB	SO	LOB	BOTTOM										
19 Charlie Blackmon, L OBP: 0.377, SLG: 0.536										5	0	1	1	0	1	2	Los Angeles Dodgers @ Colorado Rockies Coors Field, Denver, CO Wed Aug 31 2016, 1:12 PM - 4:06 PM MDT Att: 24,790 - Sunny - 69 F										
9 DJ LeMahieu, R OBP: 0.417, SLG: 0.498										5	1	2	0	0	1	1											
5 Carlos González, L OBP: 0.354, SLG: 0.531										3	0	0	0	1	1	2											
28 Nolan Arenado, R OBP: 0.363, SLG: 0.578										3	0	1	1	1	1	1											
26 David Dahl, L OBP: 0.378, SLG: 0.549										4	2	2	0	0	0	2											
8 Gerardo Parra, L OBP: 0.274, SLG: 0.398										3	1	2	1	0	0	0											
12 Mark Reynolds, R OBP: 0.353, SLG: 0.445										1	0	0	0	0	1	1											
18 Cristhian Adames, S OBP: 0.302, SLG: 0.271										4	1	3	1	0	0	1											
14 Tony Wolters, L OBP: 0.330, SLG: 0.397										3	0	0	0	0	1	4											
44 Tyler Anderson, L ERA: 3.43	6.0	L	26	9	3	3	2	1	0	0	0	0	0	55	86	4.50		1.667									
50 Casey Fien, R ERA: 5.4	1.0		5	1	1	1	2	1	0	0	0	0	1	21	32	9.00	2.000										
56 J.P. Howell, L ERA: 4.4	1.0		7	4	3	3	2	0	0	0	0	0	0	14	20	27.00	4.000										
Inning Stats	R: 1 E: 0 K: 1 S: 12	H: 2 LOB: 1 BB: 0 P: 15	R: 1 E: 0 K: 0 S: 8	H: 3 LOB: 1 BB: 0 P: 10	R: 0 E: 0 K: 0 S: 12	H: 1 LOB: 1 BB: 1 P: 22	R: 0 E: 0 K: 0 S: 5	H: 1 LOB: 0 BB: 0 P: 7	R: 0 E: 0 K: 1 S: 8	H: 0 LOB: 0 BB: 0 P: 14	R: 1 E: 0 K: 0 S: 10	H: 2 LOB: 1 BB: 0 P: 18	R: 1 E: 0 K: 2 S: 21	H: 1 LOB: 1 BB: 1 P: 32	R: 3 E: 0 K: 2 S: 14	H: 4 LOB: 1 BB: 0 P: 20	1B: 7 2B: 6 3B: 1 HR: 1	SF: 0 SAC: 1 DP: 2 HBP: 0	WP: 0 PB: 0 SB: 2 CS: 0	PA: 38							
PITCHER	IP	WLS	BF	H	R	ER	SO	BB	IBB	HBP	BLK	WP	HR	S	P	ERA	WHIP										

AB	35
R	7
H	14
RBI	7
BB	2
SO	6
LOB	15



Batter	1	2	3	4	5	6	7	8	9	AB	R	H	RBI	BB	SO	LOB	TOP			
2 Luis Sardinas, S OBP: 0.268, SLG: 0.327										3	1	1	0	1	1	0				
10 Alexei Ramirez, R OBP: 0.275, SLG: 0.330										4	0	1	0	0	0	1	2			
4 Wil Myers, R OBP: 0.335, SLG: 0.463										4	0	1	1	0	0	1	2			
26 Yangelvis Solarte, S OBP: 0.335, SLG: 0.467										4	0	1	0	0	0	2				
3 Derek Norris, R OBP: 0.248, SLG: 0.327										4	0	0	0	0	3	1				
11 Ryan Schimpf, L OBP: 0.351, SLG: 0.585										3	0	0	0	1	2	0				
9 Adam Rosales, R OBP: 0.313, SLG: 0.440										1	0	0	0	1	1	0				
24 Alex Dickerson, L OBP: 0.310, SLG: 0.459										2	0	0	0	0	1	2				
16 Travis Jankowski, L OBP: 0.347, SLG: 0.325										3	0	0	0	0	1	3				
61 Luis Perdomo, R OBP: 0.161, SLG: 0.194										2	0	0	0	0	1	0				
54 Keith Hessler, L										0	0	0	0	0	0	0				
5 Alexi Amarista, L OBP: 0.327, SLG: 0.297										1	0	0	0	0	1	0				
62 José Domínguez, R										0	0	0	0	0	0	0				
Inning Stats	R: 0 E: 0 K: 2 S: 10	H: 0 LOB: 1 BB: 1 P: 16	R: 0 E: 0 K: 1 S: 8	H: 0 LOB: 0 BB: 0 P: 12	R: 0 E: 0 K: 1 S: 6	H: 0 LOB: 0 BB: 0 P: 11	R: 0 E: 0 K: 0 S: 12	H: 0 LOB: 0 BB: 0 P: 16	R: 0 E: 0 K: 2 S: 13	H: 1 LOB: 1 BB: 0 P: 13	R: 0 E: 0 K: 1 S: 13	H: 1 LOB: 2 BB: 1 P: 23	R: 1 E: 0 K: 1 S: 9	H: 2 LOB: 1 BB: 0 P: 14	R: 0 E: 0 K: 3 S: 12	H: 0 LOB: 0 BB: 0 P: 15	1B: 3 2B: 1 3B: 0 HR: 0	SF: 0 SAC: 0 DP: 0 HBP: 0	WP: 0 PB: 0 SB: 1 CS: 0	PA: 34
PITCHER	IP WLS BF H R ER SO BB IBB HBP BLK WP HR S P ERA WHIP																			
44 Rich Hill, L ERA: 1.94	(1, 1) 6.0 W 21 1 0 0 8 2 0 0 0 0 0 0 0 59 89 0.00 0.500																			
55 Joe Blanton, R ERA: 2.55	(7, 1) 1.0 5 1 0 0 1 1 0 0 0 0 0 0 0 13 23 0.00 2.000																			
50 Casey Fien, R ERA: 5.49	(8, 1) 1.0 5 2 1 1 1 0 0 0 0 0 0 0 0 9 14 9.00 2.000																			
74 Kenley Jansen, R ERA: 1.85	(9, 1) 1.0 3 0 0 0 3 0 0 0 0 0 0 0 0 12 15 0.00 0.000																			

San Diego Padres @ Los Angeles Dodgers
 Dodger Stadium, Los Angeles, CA
 Sat Sep 03 2016, 6:10 PM - 8:44 PM PDT
 Att: 47,590 - Clear - 72 F

livebaseballscorecards.com

AB 31
 R 1
 H 4
 RBI 1
 BB 3
 SO 13
 LOB 12

Batter	1	2	3	4	5	6	7	8	9	AB	R	H	RBI	BB	SO	LOB	BOTTOM			
26 Chase Utley, L OBP: 0.324, SLG: 0.397										4	0	1	0	0	2	1				
5 Corey Seager, L OBP: 0.376, SLG: 0.529										3	1	2	0	1	0	1				
10 Justin Turner, R OBP: 0.333, SLG: 0.493										4	1	1	0	0	0	4				
23 Adrián González, L OBP: 0.359, SLG: 0.448										3	1	1	1	1	1	1				
9 Yasmani Grandal, S OBP: 0.345, SLG: 0.475										4	1	1	3	0	2	1				
11 Josh Reddick, L OBP: 0.337, SLG: 0.391										4	1	3	1	0	0	1				
47 Howie Kendrick, R OBP: 0.339, SLG: 0.397										3	0	0	0	0	0	2				
31 Joc Pederson, L OBP: 0.336, SLG: 0.473										3	0	0	0	0	1	0				
44 Rich Hill, L ERA: 1.94	(1, 1) 6.0 L 25 9 5 5 5 0 0 0 0 0 0 0 0 2 48 7.50 1.500																			
55 Joe Blanton, R ERA: 5.92	(7, 1) 1.0 5 0 0 0 1 2 0 0 0 0 0 0 0 17 28 0.00 2.000																			
14 Enrique Hernández, R ERA: 6.92	(8, 1) 1.0 3 0 0 0 1 1 0 0 0 0 0 0 0 6 14 0.00 1.000																			
50 Casey Fien, R ERA: 5.49	(9, 1) 1.0 3 0 0 0 1 1 0 0 0 0 0 0 0 6 14 0.00 1.000																			
74 Kenley Jansen, S ERA: 4.85	(9, 1) 1.0 3 0 0 0 1 1 0 0 0 0 0 0 0 6 14 0.00 1.000																			
Inning Stats	R: 0 E: 0 K: 2 S: 9	H: 1 LOB: 1 BB: 0 P: 13	R: 0 E: 0 K: 1 S: 7	H: 1 LOB: 0 BB: 0 P: 7	R: 0 E: 0 K: 1 S: 8	H: 0 LOB: 0 BB: 0 P: 13	R: 4 E: 0 K: 1 S: 11	H: 5 LOB: 0 BB: 0 P: 14	R: 0 E: 0 K: 0 S: 6	H: 1 LOB: 1 BB: 0 P: 10	R: 1 E: 0 K: 0 S: 7	H: 1 LOB: 2 BB: 0 P: 10	R: 0 E: 0 K: 1 S: 17	H: 0 LOB: 0 BB: 2 P: 28	R: 0 E: 0 K: 1 S: 6	H: 0 LOB: 0 BB: 1 P: 14	1B: 7 2B: 0 3B: 0 HR: 2	SF: 0 SAC: 0 DP: 3 HBP: 0	WP: 0 PB: 0 SB: 0 CS: 0	PA: 33
PITCHER	IP WLS BF H R ER SO BB IBB HBP BLK WP HR S P ERA WHIP																			
61 Luis Perdomo, R ERA: 5.92	(1, 1) 6.0 L 25 9 5 5 5 0 0 0 0 0 0 0 0 2 48 7.50 1.500																			
54 Keith Hessler, L ERA: 6.92	(7, 1) 1.0 5 0 0 0 1 2 0 0 0 0 0 0 0 17 28 0.00 2.000																			
62 José Domínguez, R ERA: 4.85	(8, 1) 1.0 3 0 0 0 1 1 0 0 0 0 0 0 0 6 14 0.00 1.000																			

San Diego Padres @ Los Angeles Dodgers
 Dodger Stadium, Los Angeles, CA
 Sat Sep 03 2016, 6:10 PM - 8:44 PM PDT
 Att: 47,590 - Clear - 72 F

livebaseballscorecards.com

AB 30
 R 5
 H 9
 RBI 5
 BB 3
 SO 7
 LOB 11

Batter	1	2	3	4	5	6	7	8	9	AB	R	H	RBI	BB	SO	LOB	TOP				
16 Travis Jankowski, L OBP: 0.345, SLG: 0.524	G6-3		4 HR 1B		E1 4 1B 26 SF9		K			4	2	1	0	0	1	1	San Diego Padres @ Los Angeles Dodgers Dodger Stadium, Los Angeles, CA Sun Sep 04 2016, 1:11 PM - 4:19 PM PDT Att: 46,441 - Partly Cloudy - 76 F				
4 Wil Myers, R OBP: 0.335, SLG: 0.461	K		G6-3					P4		4	0	1	0	0	1	1					
26 Yangelis Solarte, S OBP: 0.340, SLG: 0.451	24 HBP 1B				SF9			24 G6-3 1B		3	1	3	3	0	0	0					
24 Alex Dickerson, L OBP: 0.309, SLG: 0.451					PO			G6-3		3	0	0	0	0	1	1					
11 Ryan Schimpf, L OBP: 0.346, SLG: 0.574	K									4	0	0	0	0	4	2					
44 Héctor Sánchez, S OBP: 0.327, SLG: 0.485	G6-3									4	0	1	0	0	1	0					
34 Oswaldo Arcia, L OBP: 0.296, SLG: 0.408	P6									3	0	0	0	1	1	0					
5 Alexi Amarista, L OBP: 0.327, SLG: 0.298	K									3	1	1	0	0	2	1					
53 Christian Friedrich, R 59 Kevin Quackenbush, R 52 Brad Hand, L 2 Luis Sardinas, S 40 Ryan Buchter, L 57 Leonel Campos, R										1	0	0	0	0	1	0					
Inning Stats	R: 0 E: 0 K: 2 S: 13	H: 1 LOB: 2 BB: 0 P: 20	R: 0 E: 0 K: 1 S: 7	H: 0 LOB: 0 BB: 0 P: 10	R: 2 E: 0 K: 1 S: 9	H: 2 LOB: 0 BB: 0 P: 14	R: 0 E: 0 K: 2 S: 8	H: 0 LOB: 0 BB: 0 P: 14	R: 2 E: 1 K: 0 S: 11	H: 2 LOB: 0 BB: 0 P: 14	R: 0 E: 0 K: 3 S: 10	H: 0 LOB: 1 BB: 1 P: 24	R: 0 E: 0 K: 0 S: 11	H: 1 LOB: 0 BB: 0 P: 14	R: 0 E: 0 K: 1 S: 8	H: 1 LOB: 0 BB: 0 P: 13	1B: 6 2B: 0 3B: 0 HR: 1	SF: 1 SAC: 1 DP: 1 HBP: 1	WP: 0 PB: 0 SB: 0 CS: 0	PA: 35	
PITCHER	IP WLS BF H R ER SO BB IBB HBP BLK WP HR S P ERA WHIP	IP WLS BF H R ER SO BB IBB HBP BLK WP HR S P ERA WHIP	IP WLS BF H R ER SO BB IBB HBP BLK WP HR S P ERA WHIP	IP WLS BF H R ER SO BB IBB HBP BLK WP HR S P ERA WHIP	IP WLS BF H R ER SO BB IBB HBP BLK WP HR S P ERA WHIP	IP WLS BF H R ER SO BB IBB HBP BLK WP HR S P ERA WHIP	IP WLS BF H R ER SO BB IBB HBP BLK WP HR S P ERA WHIP	IP WLS BF H R ER SO BB IBB HBP BLK WP HR S P ERA WHIP	IP WLS BF H R ER SO BB IBB HBP BLK WP HR S P ERA WHIP	IP WLS BF H R ER SO BB IBB HBP BLK WP HR S P ERA WHIP	IP WLS BF H R ER SO BB IBB HBP BLK WP HR S P ERA WHIP	IP WLS BF H R ER SO BB IBB HBP BLK WP HR S P ERA WHIP	IP WLS BF H R ER SO BB IBB HBP BLK WP HR S P ERA WHIP	IP WLS BF H R ER SO BB IBB HBP BLK WP HR S P ERA WHIP	IP WLS BF H R ER SO BB IBB HBP BLK WP HR S P ERA WHIP	IP WLS BF H R ER SO BB IBB HBP BLK WP HR S P ERA WHIP	IP WLS BF H R ER SO BB IBB HBP BLK WP HR S P ERA WHIP	IP WLS BF H R ER SO BB IBB HBP BLK WP HR S P ERA WHIP	IP WLS BF H R ER SO BB IBB HBP BLK WP HR S P ERA WHIP	IP WLS BF H R ER SO BB IBB HBP BLK WP HR S P ERA WHIP	IP WLS BF H R ER SO BB IBB HBP BLK WP HR S P ERA WHIP

Batter	1	2	3	4	5	6	7	8	9	AB	R	H	RBI	BB	SO	LOB	BOTTOM				
47 Howie Kendrick, R OBP: 0.338, SLG: 0.394	G4-3									5	0	1	0	0	1	2	San Diego Padres @ Los Angeles Dodgers Dodger Stadium, Los Angeles, CA Sun Sep 04 2016, 1:11 PM - 4:19 PM PDT Att: 46,441 - Partly Cloudy - 76 F				
14 Enrique Hernández, R 31 Joc Pederson, L			L7					L3		3	0	1	0	1	1	1					
10 Justin Turner, R OBP: 0.336, SLG: 0.491										1	2	0	0	3	1	1					
23 Adrián González, L OBP: 0.358, SLG: 0.447	F8									4	1	1	0	0	1	3					
66 Yasiel Puig, R OBP: 0.328, SLG: 0.399	FC6-4									2	3	1	3	2	0	2					
26 Chase Utley, L OBP: 0.324, SLG: 0.396	G3									4	0	1	1	0	1	1					
15 Austin Barnes, R 75 Grant Dayton, L										2	0	1	0	0	0	0					
9 Yasmani Grandal, S OBP: 0.348, SLG: 0.488										2	1	2	3	0	0	0					
6 Charlie Culberson, R 5 Corey Seager, L										2	0	1	0	0	1	0					
87 José De León, R 25 Rob Segedin, R 75 Grant Dayton, L 55 Joe Blanton, R 60 Andrew Toles, L 74 Kenley Jansen, S										2	0	0	0	0	0	2					
Inning Stats	R: 0 E: 0 K: 0 S: 13	H: 1 LOB: 2 BB: 1 P: 23	R: 0 E: 0 K: 0 S: 9	H: 2 LOB: 0 BB: 0 P: 15	R: 3 E: 0 K: 1 S: 14	H: 2 LOB: 0 BB: 1 P: 22	R: 0 E: 0 K: 2 S: 16	H: 1 LOB: 1 BB: 0 P: 22	R: 2 E: 0 K: 2 S: 19	H: 2 LOB: 2 BB: 2 P: 32	R: 0 E: 0 K: 2 S: 9	H: 0 LOB: 1 BB: 1 P: 15	R: 2 E: 0 K: 0 S: 10	H: 1 LOB: 0 BB: 0 P: 18	R: 0 E: 0 K: 0 S: 9	H: 0 LOB: 0 BB: 0 P: 13	1B: 7 2B: 0 3B: 0 HR: 2	SF: 0 SAC: 0 DP: 0 HBP: 0	WP: 2 PB: 0 SB: 0 CS: 0	PA: 38	
PITCHER	IP WLS BF H R ER SO BB IBB HBP BLK WP HR S P ERA WHIP	IP WLS BF H R ER SO BB IBB HBP BLK WP HR S P ERA WHIP	IP WLS BF H R ER SO BB IBB HBP BLK WP HR S P ERA WHIP	IP WLS BF H R ER SO BB IBB HBP BLK WP HR S P ERA WHIP	IP WLS BF H R ER SO BB IBB HBP BLK WP HR S P ERA WHIP	IP WLS BF H R ER SO BB IBB HBP BLK WP HR S P ERA WHIP	IP WLS BF H R ER SO BB IBB HBP BLK WP HR S P ERA WHIP	IP WLS BF H R ER SO BB IBB HBP BLK WP HR S P ERA WHIP	IP WLS BF H R ER SO BB IBB HBP BLK WP HR S P ERA WHIP	IP WLS BF H R ER SO BB IBB HBP BLK WP HR S P ERA WHIP	IP WLS BF H R ER SO BB IBB HBP BLK WP HR S P ERA WHIP	IP WLS BF H R ER SO BB IBB HBP BLK WP HR S P ERA WHIP	IP WLS BF H R ER SO BB IBB HBP BLK WP HR S P ERA WHIP	IP WLS BF H R ER SO BB IBB HBP BLK WP HR S P ERA WHIP	IP WLS BF H R ER SO BB IBB HBP BLK WP HR S P ERA WHIP	IP WLS BF H R ER SO BB IBB HBP BLK WP HR S P ERA WHIP	IP WLS BF H R ER SO BB IBB HBP BLK WP HR S P ERA WHIP	IP WLS BF H R ER SO BB IBB HBP BLK WP HR S P ERA WHIP	IP WLS BF H R ER SO BB IBB HBP BLK WP HR S P ERA WHIP	IP WLS BF H R ER SO BB IBB HBP BLK WP HR S P ERA WHIP	IP WLS BF H R ER SO BB IBB HBP BLK WP HR S P ERA WHIP



Batter	1	2	3	4	5	6	7	8	9	AB	R	H	RBI	BB	SO	LOB	TOP										
2 Jean Segura, R OBP: 0.365, SLG: 0.471										4	0	0	0	0	0	1											
16 Chris Owings, R OBP: 0.337, SLG: 0.421										4	1	1	0	0	1	1											
11 AJ Pollock, R OBP: 0.350, SLG: 0.444										4	1	1	1	0	1	1											
44 Paul Goldschmidt, R OBP: 0.411, SLG: 0.488										4	0	1	0	0	3	0											
22 Jake Lamb, L OBP: 0.334, SLG: 0.530										3	0	0	1	0	1	0											
7 Wellington Castillo, R OBP: 0.329, SLG: 0.441										3	0	1	0	0	1	1											
24 Yasmani Tomás, R OBP: 0.303, SLG: 0.499										3	0	0	0	0	1	1											
27 Brandon Drury, R OBP: 0.306, SLG: 0.408										2	0	0	0	1	0	0											
26 Shelby Miller, R OBP: 0.125, SLG: 0.192										2	0	0	0	0	0	0											
43 Edwin Escobar, L OBP: 0.155, SLG: 0.166										0	0	0	0	0	0	0											
48 Randall Delgado, R OBP: 0.155, SLG: 0.166										0	0	0	0	0	0	0											
5 Rickie Weeks Jr., R OBP: 0.155, SLG: 0.166										1	0	0	0	0	1	1											
56 Steve Hathaway, L OBP: 0.155, SLG: 0.166										0	0	0	0	0	0	0											
33 Jake Barrett, R OBP: 0.155, SLG: 0.166										0	0	0	0	0	0	0											
Inning Stats	R: 1 E: 0 K: 1 S: 13	H: 1 LOB: 0 BB: 0 P: 23	R: 0 E: 0 K: 2 S: 8	H: 0 LOB: 0 BB: 0 P: 13	R: 0 E: 0 K: 1 S: 5	H: 0 LOB: 0 BB: 0 P: 5	R: 1 E: 0 K: 1 S: 9	H: 2 LOB: 1 BB: 0 P: 12	R: 0 E: 0 K: 0 S: 6	H: 0 LOB: 0 BB: 0 P: 13	R: 0 E: 0 K: 0 S: 7	H: 0 LOB: 0 BB: 0 P: 9	R: 0 E: 0 K: 1 S: 11	H: 1 LOB: 1 BB: 0 P: 17	R: 0 E: 0 K: 2 S: 9	H: 0 LOB: 1 BB: 1 P: 13	R: 0 E: 0 K: 2 S: 8	H: 0 LOB: 0 BB: 0 P: 10	1B: 1 2B: 2 3B: 0 HR: 1	SF: 1 SAC: 0 DP: 0 HBP: 0	WP: 0 PB: 0 SB: 0 CS: 0	PA: 32					
PITCHER	IP	WLS	BF	H	R	ER	SO	BB	IBB	HBP	BLK	WP	HR	S	P	ERA	WHIP										
68 Ross Stripling, R ERA: 4.12	5.0	W	18	3	2	2	5	0	0	0	0	0	1	41	66	3.60	0.600										
46 Josh Fields, R ERA: 5.6	1.0	H	3	0	0	0	0	0	0	0	0	0	0	7	9	0.00	0.000										
52 Pedro Báez, R ERA: 3.55	1.0	H	4	1	0	0	1	0	0	0	0	0	0	11	17	0.00	1.000										
55 Joe Blanton, R ERA: 2.48	1.0	H	4	0	0	0	2	1	0	0	0	0	0	9	13	0.00	1.000										
74 Kenley Jansen, R ERA: 1.79	1.0	S	3	0	0	0	2	0	0	0	0	0	0	8	10	0.00	0.000										

Arizona Diamondbacks @ Los Angeles Dodgers
Dodger Stadium, Los Angeles, CA
Tue Sep 06 2016, 7:13 PM - 9:59 PM PDT
Att. 42,457 - Clear - 71 F

AB	30
R	2
H	4
RBI	2
BB	1
SO	10
LOB	6



Batter	1	2	3	4	5	6	7	8	9	AB	R	H	RBI	BB	SO	LOB	BOTTOM										
26 Chase Utley, L OBP: 0.322, SLG: 0.392										4	0	0	0	0	0	1											
5 Corey Seager, L OBP: 0.378, SLG: 0.535										4	2	2	0	0	2	0											
10 Justin Turner, R OBP: 0.336, SLG: 0.498										4	1	2	1	0	0	0											
23 Adrián González, L OBP: 0.356, SLG: 0.452										4	0	1	0	0	1	3											
9 Yasmani Grandal, S OBP: 0.344, SLG: 0.488										4	0	0	1	0	1	3											
11 Josh Reddick, L OBP: 0.339, SLG: 0.395										3	1	2	1	0	1	1											
66 Yasiel Puig, R OBP: 0.327, SLG: 0.398										1	0	0	0	0	0	0											
31 Joc Pederson, L OBP: 0.341, SLG: 0.479										2	0	1	0	2	0	1											
60 Andrew Toles, L OBP: 0.446, SLG: 0.662										3	1	2	1	0	0	2											
47 Howie Kendrick, R OBP: 0.338, SLG: 0.391										1	0	0	0	0	0	1											
68 Ross Stripling, R ERA: 4.12	4.1	L	23	11	5	4	2	0	0	0	0	0	0	56	90	8.31	2.538										
43 Edwin Escobar, L ERA: 6.89	1.2		6	0	0	0	3	1	0	0	0	0	0	14	23	0.00	0.600										
48 Randall Delgado, R ERA: 4.21	1.0		3	0	0	0	1	0	0	0	0	0	0	7	13	0.00	0.000										
56 Steve Hathaway, L ERA: 5.99	0.1		2	0	0	0	0	1	0	0	0	0	0	4	8	0.00	3.000										
33 Jake Barrett, R ERA: 4.03	0.2		1	0	0	0	0	0	0	0	0	0	0	4	5	0.00	0.000										
Inning Stats	R: 1 E: 0 K: 0 S: 12	H: 2 LOB: 1 BB: 0 P: 18	R: 1 E: 0 K: 0 S: 14	H: 3 LOB: 1 BB: 0 P: 22	R: 3 E: 0 K: 0 S: 15	H: 5 LOB: 2 BB: 0 P: 28	R: 0 E: 0 K: 1 S: 10	H: 0 LOB: 0 BB: 0 P: 12	R: 0 E: 0 K: 2 S: 11	H: 1 LOB: 2 BB: 1 P: 21	R: 0 E: 0 K: 2 S: 8	H: 0 LOB: 0 BB: 0 P: 12	R: 0 E: 0 K: 1 S: 7	H: 0 LOB: 0 BB: 0 P: 13	R: 0 E: 0 K: 0 S: 8	H: 0 LOB: 0 BB: 1 P: 13	R: 0 E: 0 K: 2 S: 8	H: 0 LOB: 0 BB: 0 P: 10	1B: 8 2B: 3 3B: 0 HR: 0	SF: 0 SAC: 0 DP: 1 HBP: 0	WP: 0 PB: 1 SB: 0 CS: 0	PA: 35					
PITCHER	IP	WLS	BF	H	R	ER	SO	BB	IBB	HBP	BLK	WP	HR	S	P	ERA	WHIP										
26 Shelby Miller, R ERA: 6.89	4.1	L	23	11	5	4	2	0	0	0	0	0	0	56	90	8.31	2.538										
43 Edwin Escobar, L ERA: 6.89	1.2		6	0	0	0	3	1	0	0	0	0	0	14	23	0.00	0.600										
48 Randall Delgado, R ERA: 4.21	1.0		3	0	0	0	1	0	0	0	0	0	0	7	13	0.00	0.000										
56 Steve Hathaway, L ERA: 5.99	0.1		2	0	0	0	0	1	0	0	0	0	0	4	8	0.00	3.000										
33 Jake Barrett, R ERA: 4.03	0.2		1	0	0	0	0	0	0	0	0	0	0	4	5	0.00	0.000										

Arizona Diamondbacks @ Los Angeles Dodgers
Dodger Stadium, Los Angeles, CA
Tue Sep 06 2016, 7:13 PM - 9:59 PM PDT
Att. 42,457 - Clear - 71 F

AB	33
R	5
H	11
RBI	5
BB	2
SO	6
LOB	14



Batter	1	2	3	4	5	6	7	8	9	AB	R	H	RBI	BB	SO	LOB	TOP										
2 Jean Segura, R OBP: 0.364, SLG: 0.469	G6-3		E3 44 1B	G4-3			G5-3 16 G5-3 1B		K	5	0	1	0	0	1	2	Arizona Diamondbacks @ Los Angeles Dodgers Dodger Stadium, Los Angeles, CA Wed Sep 07 2016, 7:11 PM - 10:16 PM PDT Att. 44,352 - Clear - 74 F										
16 Chris Owings, R OBP: 0.335, SLG: 0.418	G6-3		F9				G5-3		F9	5	0	1	0	0	0	3											
11 AJ Pollock, R OBP: 0.333, SLG: 0.400			F8						F8	4	1	0	0	1	1	4											
44 Paul Goldschmidt, R OBP: 0.414, SLG: 0.491										3	0	2	1	1	1	1											
22 Jake Lamb, L OBP: 0.332, SLG: 0.527										3	0	0	0	0	1	3											
5 Rickie Weeks Jr., R OBP: 0.332, SLG: 0.463										1	0	0	0	0	1	3											
48 Randall Delgado, R										0	0	0	0	0	0	0											
43 Edwin Escobar, L										0	0	0	0	0	0	0											
33 Jake Barrett, R										0	0	0	0	0	0	0											
24 Yasmany Tomás, R OBP: 0.305, SLG: 0.498										3	0	1	0	1	2	0											
10 Chris Herrmann, L OBP: 0.348, SLG: 0.493										3	0	0	0	1	1	2											
30 Sócrates Brito, L OBP: 0.194, SLG: 0.379										2	0	0	0	0	0	2											
19 Mitch Haniger, R OBP: 0.311, SLG: 0.533										1	0	0	0	1	0	1											
38 Robbie Ray, L OBP: 0.220, SLG: 0.306										2	0	1	0	0	0	1											
15 Phil Gosselin, R OBP: 0.327, SLG: 0.380										2	0	1	0	0	0	1											
Inning Stats	R: 1 E: 0 K: 0 S: 9	H: 1 LOB: 1 BB: 1 P: 17	R: 0 E: 0 K: 0 S: 13	H: 0 LOB: 1 BB: 0 P: 18	R: 0 E: 1 K: 0 S: 11	H: 1 LOB: 2 BB: 0 P: 15	R: 0 E: 0 K: 1 S: 10	H: 2 LOB: 0 BB: 0 P: 14	R: 0 E: 0 K: 2 S: 11	H: 0 LOB: 1 BB: 1 P: 18	R: 0 E: 0 K: 2 S: 12	H: 2 LOB: 3 BB: 1 P: 23	R: 0 E: 0 K: 2 S: 12	H: 0 LOB: 0 BB: 1 P: 21	R: 0 E: 0 K: 1 S: 8	H: 0 LOB: 0 BB: 0 P: 8	1B: 6 2B: 1 3B: 0 HR: 0	SF: 0 LOB: 0 DP: 0 HBP: 0	WP: 0 PB: 0 SB: 0 CS: 1	PA: 39							
PITCHER	IP	WLS	BF	H	R	ER	SO	BB	IBB	HBP	BLK	WP	HR	S	P	ERA	WHIP										
48 Brock Stewart, R ERA: 6.55	5.0	W	22	5	1	1	1	2	0	0	0	0	0	55	79	1.80	1.400										
56 J.P. Howell, L ERA: 4.34	0.1	H	1	0	0	0	1	0	0	0	0	0	0	3	5	0.00	0.000										
67 Luis Coleman, R ERA: 3.59	0.1	H	1	0	0	0	1	0	0	0	0	0	0	3	3	0.00	0.000										
43 Luis Avilán, L ERA: 5.4	0.0		1	0	0	0	0	1	0	0	0	0	0	2	6	∞	∞										
58 Jesse Chavez, R ERA: 4.23	1.0	H	6	2	0	0	1	0	1	0	0	0	0	10	19	0.00	2.000										
75 Grant Dayton, L ERA: 1.83	0.1	H	1	0	0	0	1	0	0	0	0	0	0	5	8	0.00	0.000										
52 Pedro Báez, R ERA: 3.5	1.0	H	4	0	0	0	2	1	0	0	0	0	0	12	21	0.00	1.000										
74 Kenley Jansen, R ERA: 1.76	1.0	S	3	0	0	0	1	0	0	0	0	0	0	8	8	0.00	0.000										

Batter	1	2	3	4	5	6	7	8	9	AB	R	H	RBI	BB	SO	LOB	BOTTOM										
47 Howie Kendrick, R OBP: 0.338, SLG: 0.389										3	1	0	0	1	1	0	Arizona Diamondbacks @ Los Angeles Dodgers Dodger Stadium, Los Angeles, CA Wed Sep 07 2016, 7:11 PM - 10:16 PM PDT Att. 44,352 - Clear - 74 F										
14 Enrique Hernández, R OBP: 0.292, SLG: 0.332										4	0	1	0	0	2	2											
5 Corey Seager, L OBP: 0.378, SLG: 0.536										4	1	2	1	0	2	0											
10 Justin Turner, R OBP: 0.336, SLG: 0.495										3	0	0	0	1	1	2											
66 Yasiel Puig, R OBP: 0.329, SLG: 0.409										2	1	1	2	1	0	2											
51 Carlos Ruiz, R OBP: 0.369, SLG: 0.343										2	0	0	0	1	1	1											
9 Yasmani Grandal, S OBP: 0.344, SLG: 0.488										0	0	0	0	0	0	0											
25 Rob Segedin, R OBP: 0.283, SLG: 0.370										3	0	0	0	0	2	2											
23 Adrián González, L OBP: 0.356, SLG: 0.452										0	0	0	0	0	0	0											
6 Charlie Culberson, R OBP: 0.250, SLG: 0.277										2	0	0	0	0	1	0											
26 Chase Utley, L OBP: 0.321, SLG: 0.391										1	0	0	0	0	0	0											
48 Brock Street, L										2	0	0	0	0	0	0											
86 J.P. Howell, L										0	0	0	0	0	0	0											
87 Luis Coleman, R										0	0	0	0	0	0	0											
43 Luis Avilán, L										0	0	0	0	0	0	0											
58 Jesse Chavez, R										0	0	0	0	0	0	0											
75 Grant Dayton, L										0	0	0	0	0	0	0											
60 Andrew Tate, L										0	0	0	0	0	0	0											
82 Pedro Báez, R										0	0	0	0	0	0	0											
74 Kenley Jansen, S										0	0	0	0	0	0	0											
Inning Stats	R: 2 E: 0 K: 2 S: 16	H: 1 LOB: 2 BB: 3 P: 31	R: 0 E: 0 K: 3 S: 14	H: 0 LOB: 0 BB: 0 P: 15	R: 0 E: 0 K: 2 S: 8	H: 0 LOB: 1 BB: 1 P: 16	R: 0 E: 0 K: 2 S: 7	H: 0 LOB: 0 BB: 0 P: 12	R: 0 E: 0 K: 2 S: 8	H: 0 LOB: 0 BB: 0 P: 14	R: 1 E: 0 K: 1 S: 10	H: 1 LOB: 0 BB: 0 P: 13	R: 0 E: 0 K: 0 S: 6	H: 0 LOB: 0 BB: 0 P: 10	R: 0 E: 0 K: 0 S: 7	H: 2 LOB: 1 BB: 0 P: 12	1B: 2 2B: 1 3B: 0 HR: 1	SF: 1 LOB: 0 DP: 1 HBP: 0	WP: 1 PB: 1 SB: 0 CS: 0	PA: 32							
PITCHER	IP	WLS	BF	H	R	ER	SO	BB	IBB	HBP	BLK	WP	HR	S	P	ERA	WHIP										
38 Robbie Ray, L ERA: 4.46	6.0	L	25	2	3	3	12	4	0	0	0	0	0	8	13	0.00	1.000										
48 Randall Delgado, R ERA: 4.14	1.0		4	1	0	0	0	0	0	0	0	0	0	8	13	0.00	1.000										
43 Edwin Escobar, L ERA: 6.86	0.0		1	1	0	0	0	0	0	0	0	0	0	2	2	∞	∞										
33 Jake Barrett, R ERA: 3.96	1.0		2	0	0	0	0	0	0	0	0	0	0	3	7	0.00	0.000										



Batter	1	2	3	4	5	6	7	8	9	AB	R	H	RBI	BB	SO	LOB	TOP										
26 Chase Utley, L OBP: 0.318, SLG: 0.387	G3	G6-3			K			G1-3	K	5	0	0	0	0	2	5	Los Angeles Dodgers @ Miami Marlins Marlins Park, Miami, FL Fri Sep 09 2016, 7:12 PM - 10:20 PM EDT Att: 22,940 - Roof Closed - 77 F										
5 Corey Seager, L OBP: 0.378, SLG: 0.534	G4-3		K		L7			1B		4	0	1	0	0	1	1											
10 Justin Turner, R OBP: 0.335, SLG: 0.492	BB		K		K			K		3	0	0	0	1	3	2											
23 Adrián González, L OBP: 0.355, SLG: 0.450	1B		K					G5-3		4	0	1	0	0	1	1											
9 Yasmani Grandal, S OBP: 0.343, SLG: 0.494	K				K			HR		4	1	1	1	0	3	2											
11 Josh Reddick, L OBP: 0.342, SLG: 0.402		SH1-4			2B			1B		4	0	3	0	0	0	0											
31 Joc Pederson, L OBP: 0.342, SLG: 0.478		BB						1B		3	0	1	0	1	2	1											
60 Andrew Toles, L OBP: 0.418, SLG: 0.614		K			K			F7		4	0	0	0	0	3	5											
23 Clayton Kershaw, L 67 Louis Coleman, R 47 Howie Kendrick, R 29 Brad Pendergast, R 56 J.P. Howell, L 46 Jose Yanez, R 43 Luis Avilan, L 69 Yasiel Puig, R 71 Josh Fields, R 36 Adam Liberatore, L 81 Carlos Ruiz, R		SH1-4			BB			K		0	0	0	0	0	0	0											
Inning Stats	R: 0 H: 1 E: 0 K: 1 S: 11	H: 1 LOB: 2 BB: 1 P: 19	R: 0 H: 1 E: 0 K: 1 S: 9	H: 3 LOB: 2 BB: 1 P: 14	R: 0 H: 0 E: 0 K: 3 S: 9	H: 0 LOB: 0 BB: 0 P: 16	R: 0 H: 1 E: 0 K: 3 S: 11	H: 1 LOB: 1 BB: 0 P: 14	R: 0 H: 0 E: 0 K: 2 S: 8	H: 0 LOB: 0 BB: 1 P: 15	R: 0 H: 0 E: 0 K: 1 S: 8	H: 0 LOB: 0 BB: 0 P: 11	R: 0 H: 1 E: 0 K: 1 S: 11	H: 1 LOB: 1 BB: 0 P: 14	R: 1 H: 3 E: 0 K: 2 S: 19	H: 3 LOB: 2 BB: 0 P: 27		1B: 5 2B: 1 3B: 0 HR: 1	SF: 0 SAC: 1 DP: 0 HBP: 0	WP: 0 PB: 0 SB: 0 CS: 0	PA: 37						
PITCHER	IP	WLS	BF	H	R	ER	SO	BB	IBB	HBP	BLK	WP	HR	S	P	ERA	WHIP										
José Fernández, R ERA: 2.9	7.0	W	27	3	0	0	14	3	0	0	0	0	0	66	102	0.00	0.857										
46 Kyle Barraclough, R ERA: 2.98	1.0		4	1	0	0	1	0	0	0	0	0	0	11	14	0.00	1.000										
56 Fernando Rodney, R ERA: 2.91	0.0		3	3	1	1	0	0	0	0	0	0	1	11	16	∞	∞										
44 A.J. Ramos, R ERA: 3.15	1.0	S	3	0	0	0	2	0	0	0	0	0	0	8	11	0.00	0.000										

AB	33
R	1
H	7
RBI	1
BB	3
SO	17
LOB	19



Batter	1	2	3	4	5	6	7	8	9	AB	R	H	RBI	BB	SO	LOB	BOTTOM										
9 Dee Strange-Gordon, L OBP: 0.292, SLG: 0.310	G4-3	K			1B			G6-3		4	1	1	0	0	1	3	Los Angeles Dodgers @ Miami Marlins Marlins Park, Miami, FL Fri Sep 09 2016, 7:12 PM - 10:20 PM EDT Att: 22,940 - Roof Closed - 77 F										
11 J.T. Realmuto, R OBP: 0.353, SLG: 0.441	HR		F8		1B			G1-3		3	2	1	1	1	0	1											
14 Martín Prado, R OBP: 0.363, SLG: 0.421	G2-3		K		F8			G6-3		4	0	0	0	0	1	2											
21 Christian Yelich, L OBP: 0.378, SLG: 0.486	G4-3		1B		1B			P6		4	0	2	1	0	0	0											
13 Marcell Ozuna, R OBP: 0.323, SLG: 0.469	K		K		1B			K		3	0	0	0	1	3	1											
5 Jeff Francoeur, R OBP: 0.301, SLG: 0.392		2B			BB			L4		2	1	1	0	0	0	0											
51 Ichiro Suzuki, L OBP: 0.365, SLG: 0.383					HBP			F7		1	0	0	1	0	0	0											
12 Chris Johnson, R OBP: 0.293, SLG: 0.355					K			F7		2	0	1	1	0	1	0											
32 Derek Dietrich, L OBP: 0.364, SLG: 0.397		1B			K			F7		0	0	0	0	0	0	0											
27 Giancarlo Stanton, R OBP: 0.329, SLG: 0.495		1B			K			F7		1	0	0	0	0	1	3											
19 Miguel Rojas, R OBP: 0.289, SLG: 0.330		1B			K			F7		1	0	0	0	0	0	0											
3 Adeiny Hechavarria, R OBP: 0.289, SLG: 0.319		K			F8			F9		4	0	1	0	0	1	1											
José Fernández, R OBP: 0.298, SLG: 0.326										2	0	1	0	0	0	0											
46 Kyle Barraclough, R ERA: 3.5										0	0	0	0	0	0	0											
56 Fernando Rodney, R ERA: 2.91										0	0	0	0	0	0	0											
44 A.J. Ramos, R ERA: 3.15										0	0	0	0	0	0	0											
Inning Stats	R: 1 H: 1 E: 0 K: 0 S: 9	H: 3 LOB: 2 BB: 0 P: 29	R: 0 H: 1 E: 0 K: 3 S: 14	H: 1 LOB: 0 BB: 0 P: 23	R: 0 H: 0 E: 0 K: 1 S: 6	H: 0 LOB: 0 BB: 0 P: 10	R: 2 H: 2 E: 0 K: 1 S: 15	H: 2 LOB: 3 BB: 2 P: 31	R: 0 H: 1 E: 0 K: 0 S: 8	H: 1 LOB: 1 BB: 0 P: 14	R: 0 H: 0 E: 0 K: 1 S: 11	H: 0 LOB: 0 BB: 0 P: 17	R: 0 H: 0 E: 0 K: 0 S: 5	H: 0 LOB: 0 BB: 0 P: 7	1B: 6 2B: 1 3B: 0 HR: 1	SF: 0 SAC: 1 DP: 0 HBP: 1	WP: 0 PB: 0 SB: 1 CS: 0	PA: 35									
PITCHER	IP	WLS	BF	H	R	ER	SO	BB	IBB	HBP	BLK	WP	HR	S	P	ERA	WHIP										
22 Clayton Kershaw, L ERA: 1.89	3.0	L	14	5	2	2	5	0	0	0	0	0	0	6	10	0.00	0.000										
67 Louis Coleman, R ERA: 3.5	1.0		3	0	0	0	1	0	0	0	0	0	0	6	10	0.00	0.000										
28 Bud Norris, R ERA: 5.05	0.2		4	1	2	2	0	1	0	0	0	0	0	7	15	27.00	3.000										
56 J.P. Howell, L ERA: 4.34	0.0		1	1	0	0	0	0	0	0	0	0	0	1	1	∞	∞										
46 Josh Fields, R ERA: 5.6	0.0		2	0	0	0	0	1	0	1	0	0	0	3	9	∞	∞										

AB	31
R	4
H	8
RBI	4
BB	2
SO	8
LOB	11



Batter	1	2	3	4	5	6	7	8	9	AB	R	H	RBI	BB	SO	LOB	TOP
22 Clayton Kershaw, L ERA: 1.89	3.0	L	14	5	2	2	5	0	0	0	0	0	0	6	10	0.00	0.000
67 Louis Coleman, R ERA: 3.5	1.0		3	0	0	0	1	0	0	0	0	0	0	6	10	0.00	0.000
28 Bud Norris, R ERA: 5.05	0.2		4	1	2	2	0	1	0	0	0	0	0	7	15	27.00	3.000
56 J.P. Howell, L ERA: 4.34	0.0		1	1	0	0	0	0	0	0	0	0	0	1	1	∞	∞
46 Josh Fields, R ERA: 5.6	0.0		2	0	0	0	0	1	0	1	0	0	0	3	9	∞	∞

Batter	1	2	3	4	5	6	7	8	9	AB	R	H	RBI	BB	SO	LOB	TOP	
43 Luis Avilan, L ERA: 4.85	1.1		5	1	0	0	1	0	0	0	0	0	0	0	11	17	0.00	0.000
71 Josh Ravin, R ERA: 4.85	1.0		3	0	0	0	1	0	0	0	0	0	0	0	11	17	0.00	0.000
36 Adam Liberatore, L ERA: 3.2	1.0		3	0	0	0	0	0	0	0	0	0	0	5	7	0.00	0.000	

Batter	1	2	3	4	5	6	7	8	9	AB	R	H	RBI	BB	SO	LOB	TOP					
26 Chase Utley, L (1.4) OBP: 0.315, SLG: 0.384	G6-3			F7		G4-3			G3	4	0	0	0	0	0	0	Los Angeles Dodgers @ Miami Marlins Marlins Park, Miami, FL Sun Sep 11 2016, 1:13 PM - 3:38 PM EDT Att: 20,188 - Roof Closed - 75 F					
11 Josh Reddick, L (1.9) OBP: 0.338, SLG: 0.395	P6			F8			G6-3		G3	4	0	1	0	0	0	0						
5 Corey Seager, L (1.6) OBP: 0.377, SLG: 0.537	K			G4-3					G4-3	4	0	1	0	0	1	1						
23 Adrián González, L (1.3) OBP: 0.355, SLG: 0.448		K			K					3	0	1	0	0	2	0						
9 Yasmani Grandal, S (1.2) OBP: 0.337, SLG: 0.484		F7			F7					3	0	0	0	0	0	2						
31 Joc Pederson, L (1.8) OBP: 0.348, SLG: 0.497			G4-3							3	0	1	0	0	0	0						
16 Andre Ethier, L (1.7)				P6						3	0	0	0	0	0	1						
47 Howie Kendrick, R (1.5) OBP: 0.336, SLG: 0.383				G5-3						3	0	0	0	0	0	0						
18 Kenta Maeda, R (1.1) OBP: 0.135, SLG: 0.196				G4-3						2	0	0	0	0	1	0						
43 Luis Avilán, L (7.1)				G4-3						0	0	0	0	0	0	0						
58 Jesse Chavez, R (8.1)										0	0	0	0	0	0	0						
60 Andrew Toles, L (9, PH) OBP: 0.413, SLG: 0.606									F7	1	0	0	0	0	0	0						
Inning Stats	R: 0 E: 0 K: 1 S: 7	H: 0 LOB: 0 BB: 0 P: 11	R: 0 E: 0 K: 1 S: 5	H: 0 LOB: 0 BB: 0 P: 7	R: 0 E: 0 K: 0 S: 7	H: 0 LOB: 0 BB: 0 P: 8	R: 0 E: 0 K: 0 S: 9	H: 0 LOB: 0 BB: 0 P: 15	R: 0 E: 0 K: 1 S: 8	H: 1 LOB: 1 BB: 0 P: 15	R: 0 E: 0 K: 1 S: 7	H: 0 LOB: 0 BB: 0 P: 9	R: 0 E: 0 K: 0 S: 9	H: 2 LOB: 1 BB: 0 P: 14	R: 0 E: 0 K: 0 S: 9	H: 0 LOB: 0 BB: 0 P: 16	R: 0 E: 0 K: 0 S: 12	H: 1 LOB: 1 BB: 0 P: 15	1B: 4 2B: 0 3B: 0 HR: 0	SF: 0 SAC: 0 DP: 1 HBP: 0	WP: 0 PB: 0 SB: 0 CS: 0	PA: 30
PITCHER	IP WLS BF H R ER SO BB IBB HBP BLK WP HR S P ERA WHIP	8.2 W 29 4 0 0 4 0 0 0 0 0 0 71 108 0.00 0.462	0.1 S 1 0 0 0 0 0 0 0 0 0 0 0 2 2 0.00 0.000											ERA WHIP								

Batter	1	2	3	4	5	6	7	8	9	AB	R	H	RBI	BB	SO	LOB	BOTTOM			
9 Dee Strange-Gordon, L (1.4) OBP: 0.291, SLG: 0.308	G1-6-3			K2-3		L8			B2-6-4	4	0	1	0	0	1	1	Los Angeles Dodgers @ Miami Marlins Marlins Park, Miami, FL Sun Sep 11 2016, 1:13 PM - 3:38 PM EDT Att: 20,188 - Roof Closed - 75 F			
51 Ichiro Suzuki, L (1.9) OBP: 0.364, SLG: 0.381	G1-6-3					F9			L7	4	1	1	0	0	0	1				
14 Martín Prado, R (1.5) OBP: 0.362, SLG: 0.419	L8									4	2	2	0	0	0	0				
21 Christian Yelich, L (1.8) OBP: 0.377, SLG: 0.483		G3								4	0	2	1	0	1	0				
41 Justin Bour, L (1.3) OBP: 0.344, SLG: 0.516		G4-3								2	0	0	1	0	0	1				
5 Jeff Francoeur, R (7.7) OBP: 0.304, SLG: 0.393										1	0	1	0	0	0	0				
11 J.T. Realmuto, R (1.2) OBP: 0.352, SLG: 0.440										4	0	1	0	0	2	2				
32 Derek Dietrich, L (1.7) OBP: 0.366, SLG: 0.398										2	0	1	0	1	0	0				
19 Miguel Rojas, R (7.3) OBP: 0.289, SLG: 0.330										0	0	0	0	0	0	0				
3 Adeiny Hechavarria, R (1.6) OBP: 0.285, SLG: 0.315										3	0	0	0	0	0	5				
62 José Ureña, R (1.1) OBP: 0.235, SLG: 0.188										3	0	1	0	0	1	0				
44 AJ Ramos, R (9.1)										0	0	0	0	0	0	0				
Inning Stats	R: 0 E: 0 K: 0 S: 4	H: 1 LOB: 0 BB: 0 P: 4	R: 0 E: 0 K: 0 S: 10	H: 0 LOB: 0 BB: 0 P: 15	R: 0 E: 0 K: 1 S: 8	H: 0 LOB: 0 BB: 0 P: 11	R: 2 E: 0 K: 1 S: 20	H: 5 LOB: 3 BB: 0 P: 32	R: 0 E: 0 K: 0 S: 9	H: 0 LOB: 0 BB: 0 P: 11	R: 1 E: 1 K: 1 S: 12	H: 2 LOB: 2 BB: 1 P: 20	R: 0 E: 0 K: 0 S: 7	H: 1 LOB: 0 BB: 0 P: 8	R: 0 E: 0 K: 2 S: 18	H: 1 LOB: 1 BB: 0 P: 26	1B: 10 2B: 0 3B: 0 HR: 0	SF: 1 SAC: 0 DP: 2 HBP: 0	WP: 0 PB: 0 SB: 0 CS: 0	PA: 33
PITCHER	IP WLS BF H R ER SO BB IBB HBP BLK WP HR S P ERA WHIP	6.0 L 26 8 3 2 3 0 0 0 0 0 0 7 8 3.00 1.333	1.0 3 1 0 0 0 0 0 0 0 0 0 7 8 0.00 1.000	1.0 4 1 0 0 2 0 0 0 0 0 0 18 26 0.00 1.000											ERA WHIP					



Batter	1	2	3	4	5	6	7	8	9	AB	R	H	RBI	BB	SO	LOB	TOP								
26 Chase Utley, L OBP: 0.318, SLG: 0.389										4	2	2	2	0	1	0	Los Angeles Dodgers @ New York Yankees Yankee Stadium, Bronx, NY Mon Sep 12 2016, 7:09 PM - 10:20 PM EDT Att: 32,058 - Clear - 71 F livebaseballscorecards.com								
5 Corey Seager, L OBP: 0.378, SLG: 0.536										5	0	2	1	0	2	1									
10 Justin Turner, R OBP: 0.335, SLG: 0.501										5	1	1	1	0	0	4									
23 Adrián González, L (1, 10) OBP: 0.353, SLG: 0.445										5	0	1	1	0	1	2									
9 Yasmani Grandal, S (1, 2) OBP: 0.335, SLG: 0.480										5	1	1	0	0	1	2									
11 Josh Reddick, L (1, 9) OBP: 0.338, SLG: 0.398										3	1	1	0	0	0	0									
14 Enrique Hernández, R (8, PH) OBP: 0.290, SLG: 0.330										1	0	0	0	0	0	0									
47 Howie Kendrick, R (1, 3) OBP: 0.340, SLG: 0.385										3	1	2	1	1	1	0									
31 Joc Pederson, L (1, 8) OBP: 0.346, SLG: 0.493										3	0	0	0	0	2	4									
66 Yasiel Puig, R (8, PH) OBP: 0.320, SLG: 0.416										1	1	1	1	0	0	0									
60 Andrew Toles, L (1, 7) OBP: 0.405, SLG: 0.587										4	1	1	0	0	1	1									
Inning Stats	R: 1 E: 0 K: 1 S: 11	H: 2 LOB: 1 BB: 0 P: 13	R: 3 E: 0 K: 1 S: 13	H: 4 LOB: 1 BB: 0 P: 23	R: 2 E: 0 K: 2 S: 14	H: 3 LOB: 1 BB: 0 P: 23	R: 0 E: 0 K: 2 S: 12	H: 0 LOB: 1 BB: 0 P: 18	R: 0 E: 0 K: 0 S: 10	H: 0 LOB: 0 BB: 1 P: 17	R: 0 E: 0 K: 1 S: 11	H: 0 LOB: 0 BB: 0 P: 14	R: 0 E: 0 K: 0 S: 8	H: 0 LOB: 0 BB: 0 P: 12	R: 1 E: 0 K: 1 S: 11	H: 1 LOB: 1 BB: 0 P: 18	R: 1 E: 0 K: 1 S: 18	H: 2 LOB: 1 BB: 0 P: 23	1B: 8 2B: 1 3B: 1 HR: 2	SF: 0 SAC: 0 DP: 0 HBP: 1	WP: 0 PB: 0 CS: 3 SB: 0	PA: 41			
PITCHER	IP WLS BF H R ER SO BB IBB HBP BLK WP HR S P ERA WHIP	IP WLS BF H R ER SO BB IBB HBP BLK WP HR S P ERA WHIP	IP WLS BF H R ER SO BB IBB HBP BLK WP HR S P ERA WHIP	IP WLS BF H R ER SO BB IBB HBP BLK WP HR S P ERA WHIP	IP WLS BF H R ER SO BB IBB HBP BLK WP HR S P ERA WHIP	IP WLS BF H R ER SO BB IBB HBP BLK WP HR S P ERA WHIP	IP WLS BF H R ER SO BB IBB HBP BLK WP HR S P ERA WHIP	IP WLS BF H R ER SO BB IBB HBP BLK WP HR S P ERA WHIP	IP WLS BF H R ER SO BB IBB HBP BLK WP HR S P ERA WHIP	IP WLS BF H R ER SO BB IBB HBP BLK WP HR S P ERA WHIP	IP WLS BF H R ER SO BB IBB HBP BLK WP HR S P ERA WHIP	IP WLS BF H R ER SO BB IBB HBP BLK WP HR S P ERA WHIP	IP WLS BF H R ER SO BB IBB HBP BLK WP HR S P ERA WHIP	IP WLS BF H R ER SO BB IBB HBP BLK WP HR S P ERA WHIP	IP WLS BF H R ER SO BB IBB HBP BLK WP HR S P ERA WHIP	IP WLS BF H R ER SO BB IBB HBP BLK WP HR S P ERA WHIP	IP WLS BF H R ER SO BB IBB HBP BLK WP HR S P ERA WHIP	IP WLS BF H R ER SO BB IBB HBP BLK WP HR S P ERA WHIP	IP WLS BF H R ER SO BB IBB HBP BLK WP HR S P ERA WHIP	IP WLS BF H R ER SO BB IBB HBP BLK WP HR S P ERA WHIP	IP WLS BF H R ER SO BB IBB HBP BLK WP HR S P ERA WHIP	IP WLS BF H R ER SO BB IBB HBP BLK WP HR S P ERA WHIP	IP WLS BF H R ER SO BB IBB HBP BLK WP HR S P ERA WHIP	IP WLS BF H R ER SO BB IBB HBP BLK WP HR S P ERA WHIP	IP WLS BF H R ER SO BB IBB HBP BLK WP HR S P ERA WHIP
55 Bryan Mitchell, R (1, 1) ERA: 6.14	2.1	16	9	6	5	2	0	0	0	0	0	30	42	19.29	3.857										
45 Chasen Shreve, L (3, 1) ERA: 5.12	0.2	2	0	0	0	2	0	0	0	0	0	8	12	0.00	0.000										
54 Richard Bleier, L (4, 1) ERA: 2.5	4.0	14	0	0	0	3	1	0	1	0	0	41	61	0.00	0.250										
67 James Pazos, L (8, 1) ERA: 9.0	1.0	4	1	1	1	1	0	0	0	0	1	11	18	9.00	1.000										
61 Ben Heller, R (9, 1) ERA: 6.75	1.0	5	2	1	1	1	0	0	0	0	1	18	23	9.00	2.000										
Batter	1	2	3	4	5	6	7	8	9	AB	R	H	RBI	BB	SO	LOB	BOTTOM								
11 Brett Gardner, L (1, 7) OBP: 0.351, SLG: 0.364										3	0	0	0	1	1	1	Los Angeles Dodgers @ New York Yankees Yankee Stadium, Bronx, NY Mon Sep 12 2016, 7:09 PM - 10:20 PM EDT Att: 32,058 - Clear - 71 F livebaseballscorecards.com								
22 Jacoby Ellsbury, L (1, 8) OBP: 0.331, SLG: 0.384										4	0	1	0	0	0	1									
24 Gary Sánchez, R (1, 2) OBP: 0.411, SLG: 0.697										3	0	0	0	0	2	1									
14 Starlin Castro, R (1, 4) OBP: 0.297, SLG: 0.433										4	1	2	1	0	1	2									
34 Brian McCann, L (1, 10) OBP: 0.330, SLG: 0.411										3	0	0	0	1	1	1									
12 Chase Headley, S (1, 5) OBP: 0.331, SLG: 0.395										3	0	0	0	1	0	1									
26 Tyler Austin, R (1, 3) OBP: 0.258, SLG: 0.387										4	0	0	0	0	4	2									
99 Aaron Judge, R (1, 9) OBP: 0.258, SLG: 0.349										4	1	1	1	0	2	2									
17 Ronald Torreyes, R (1, 6) OBP: 0.333, SLG: 0.419										4	0	1	0	0	0	1									
Inning Stats	R: 0 E: 0 K: 0 S: 6	H: 0 LOB: 0 BB: 0 P: 11	R: 1 E: 0 K: 1 S: 15	H: 1 LOB: 1 BB: 1 P: 26	R: 0 E: 0 K: 0 S: 8	H: 0 LOB: 2 BB: 1 P: 17	R: 0 E: 0 K: 1 S: 9	H: 0 LOB: 0 BB: 0 P: 14	R: 1 E: 0 K: 1 S: 9	H: 2 LOB: 1 BB: 0 P: 15	R: 0 E: 0 K: 1 S: 10	H: 0 LOB: 0 BB: 0 P: 17	R: 0 E: 0 K: 3 S: 11	H: 1 LOB: 0 BB: 0 P: 18	R: 0 E: 0 K: 2 S: 13	H: 1 LOB: 1 BB: 0 P: 20		R: 0 E: 0 K: 2 S: 12	H: 0 LOB: 1 BB: 1 P: 21	1B: 2 2B: 1 3B: 0 HR: 2	SF: 0 SAC: 0 DP: 0 HBP: 1	WP: 0 PB: 0 CS: 0	PA: 36		
PITCHER	IP WLS BF H R ER SO BB IBB HBP BLK WP HR S P ERA WHIP	IP WLS BF H R ER SO BB IBB HBP BLK WP HR S P ERA WHIP	IP WLS BF H R ER SO BB IBB HBP BLK WP HR S P ERA WHIP	IP WLS BF H R ER SO BB IBB HBP BLK WP HR S P ERA WHIP	IP WLS BF H R ER SO BB IBB HBP BLK WP HR S P ERA WHIP	IP WLS BF H R ER SO BB IBB HBP BLK WP HR S P ERA WHIP	IP WLS BF H R ER SO BB IBB HBP BLK WP HR S P ERA WHIP	IP WLS BF H R ER SO BB IBB HBP BLK WP HR S P ERA WHIP	IP WLS BF H R ER SO BB IBB HBP BLK WP HR S P ERA WHIP	IP WLS BF H R ER SO BB IBB HBP BLK WP HR S P ERA WHIP	IP WLS BF H R ER SO BB IBB HBP BLK WP HR S P ERA WHIP	IP WLS BF H R ER SO BB IBB HBP BLK WP HR S P ERA WHIP	IP WLS BF H R ER SO BB IBB HBP BLK WP HR S P ERA WHIP	IP WLS BF H R ER SO BB IBB HBP BLK WP HR S P ERA WHIP	IP WLS BF H R ER SO BB IBB HBP BLK WP HR S P ERA WHIP	IP WLS BF H R ER SO BB IBB HBP BLK WP HR S P ERA WHIP	IP WLS BF H R ER SO BB IBB HBP BLK WP HR S P ERA WHIP	IP WLS BF H R ER SO BB IBB HBP BLK WP HR S P ERA WHIP	IP WLS BF H R ER SO BB IBB HBP BLK WP HR S P ERA WHIP	IP WLS BF H R ER SO BB IBB HBP BLK WP HR S P ERA WHIP	IP WLS BF H R ER SO BB IBB HBP BLK WP HR S P ERA WHIP	IP WLS BF H R ER SO BB IBB HBP BLK WP HR S P ERA WHIP	IP WLS BF H R ER SO BB IBB HBP BLK WP HR S P ERA WHIP	IP WLS BF H R ER SO BB IBB HBP BLK WP HR S P ERA WHIP	IP WLS BF H R ER SO BB IBB HBP BLK WP HR S P ERA WHIP
87 José De León, R (1, 1) ERA: 4.09	5.0	21	3	2	2	3	2	0	0	0	0	18	30	0.00	0.600										
52 Pedro Báez, R (6, 1) ERA: 3.41	1.2	6	1	0	0	3	0	0	0	0	0	6	9	0.00	0.000										
75 Grant Dayton, L (7, 1) ERA: 1.71	0.2	2	0	0	0	1	0	0	0	0	0	10	16	0.00	1.500										
55 Joe Blanton, R (8, 1) ERA: 2.42	0.2	3	1	0	0	2	0	0	0	0	0	12	21	0.00	1.000										
46 Josh Fields, R (9, 1) ERA: 5.4	1.0	4	0	0	0	2	1	0	0	0	0	12	21	0.00	1.000										

Batter	1	2	3	4	5	6	7	8	9	AB	R	H	RBI	BB	SO	LOB	TOP										
26 Chase Utley, L OBP: 0.314, SLG: 0.383	F7		K		F7			K		4	0	0	0	0	2	0	Los Angeles Dodgers @ New York Yankees Yankee Stadium, Bronx, NY Wed Sep 14, 2016, 4:10 PM - 8:06 PM EDT Att: 30,254 - Partly Cloudy - 88 F										
5 Corey Seager, L OBP: 0.374, SLG: 0.530	G1		G4-3		G4-3			E4		4	1	0	0	0	0												
10 Justin Turner, R OBP: 0.338, SLG: 0.502					L5			1B		3	1	2	1	1	0												
23 Adrián González, L OBP: 0.350, SLG: 0.439	K				G1-6-3			L7		3	0	0	0	1	1												
9 Yasmani Grandal, S OBP: 0.333, SLG: 0.479					BB			FC1		4	0	1	0	0	1												
11 Josh Reddick, L OBP: 0.338, SLG: 0.396					CI			K		3	0	1	0	0	1												
16 Andre Ethier, L (1, 10)					G3-6-1			G3-1		4	0	0	0	0	1												
31 Joc Pederson, L OBP: 0.342, SLG: 0.487					G3-1			K		3	0	0	0	0	2												
60 Andrew Toles, L OBP: 0.391, SLG: 0.564					K2-3			G3		3	0	0	0	0	1												
Inning Stats	R: 0 E: 0 K: 1 S: 8	H: 0 LOB: 1 BB: 1 P: 17	R: 0 E: 0 K: 2 S: 16	H: 1 LOB: 1 BB: 0 P: 25	R: 0 E: 0 K: 2 S: 11	H: 0 LOB: 0 BB: 0 P: 17	R: 0 E: 0 K: 0 S: 15	H: 1 LOB: 2 BB: 1 P: 23	R: 0 E: 0 K: 0 S: 8	H: 0 LOB: 0 BB: 0 P: 12	R: 0 E: 0 K: 0 S: 6	H: 1 LOB: 0 BB: 0 P: 9	R: 0 E: 0 K: 1 S: 8	H: 0 LOB: 0 BB: 0 P: 15	R: 0 E: 0 K: 2 S: 8	H: 0 LOB: 1 BB: 0 P: 13	R: 2 E: 2 K: 1 S: 14	H: 1 LOB: 1 BB: 0 P: 20	1B: 2 2B: 2 3B: 0 HR: 0	SF: 0 SAC: 0 DP: 2 HBP: 0	WP: 0 PB: 0 CS: 1	PA: 34					
PITCHER	IP	WLS	BF	H	R	ER	SO	BB	IBB	HBP	BLK	WP	HR	S	P	ERA	WHIP										
35 Michael Pineda, R ERA: 4.94	4.0		16	2	0	0	5	2	0	0	0	0	0	50	82	0.00	1.000										
39 Tommy Layne, L ERA: 3.4	1.0		3	0	0	0	0	0	0	0	0	0	0	8	12	0.00	0.000										
40 Luis Severino, R ERA: 5.98	2.0		6	1	0	0	1	0	0	0	0	0	0	14	24	0.00	0.500										
29 Tyler Clippard, R ERA: 3.02	1.0		3	0	0	0	2	0	0	0	0	0	0	8	13	0.00	0.000										
68 Delin Betances, R ERA: 2.33	1.0	L	6	1	2	0	1	0	0	0	0	0	0	14	20	0.00	1.000										
Batter	1	2	3	4	5	6	7	8	9	AB	R	H	RBI	BB	SO	LOB	BOTTOM										
11 Brett Gardner, L OBP: 0.348, SLG: 0.359	G4-3				P3			K		3	0	0	0	1	1	0	Los Angeles Dodgers @ New York Yankees Yankee Stadium, Bronx, NY Wed Sep 14, 2016, 4:10 PM - 8:06 PM EDT Att: 30,254 - Partly Cloudy - 88 F										
22 Jacoby Ellsbury, L OBP: 0.330, SLG: 0.388	K2-3				G6-3			K		4	0	0	0	0	3	1											
24 Gary Sánchez, R OBP: 0.396, SLG: 0.686	G5-3				K			G5-3		4	0	0	0	0	2	0											
14 Starlin Castro, R OBP: 0.302, SLG: 0.436					L7			E5		4	0	2	0	0	0												
12 Chase Headley, S OBP: 0.331, SLG: 0.393					G2-3			1B		3	0	1	0	1	1												
18 Didi Gregorius, L OBP: 0.301, SLG: 0.447					F7			SH2-3		3	0	0	0	0	1	3											
38 Rob Refsnyder, R OBP: 0.338, SLG: 0.329					G5-3			K		2	0	0	0	0	1	2											
34 Brian McCann, L OBP: 0.330, SLG: 0.408					K			K		1	0	0	0	0	1	2											
66 Mason Williams, L (8, 9)					K			K		0	0	0	0	0	0	0											
27 Austin Romine, R OBP: 0.264, SLG: 0.383					G6-3			K		3	0	0	0	0	1	2											
26 Tyler Austin, R OBP: 0.246, SLG: 0.369					K			K		3	0	0	0	0	3	0											
Inning Stats	R: 0 E: 0 K: 1 S: 6	H: 0 LOB: 0 BB: 0 P: 11	R: 0 E: 0 K: 0 S: 7	H: 0 LOB: 0 BB: 0 P: 10	R: 0 E: 0 K: 1 S: 6	H: 0 LOB: 0 BB: 0 P: 9	R: 0 E: 0 K: 1 S: 10	H: 0 LOB: 0 BB: 0 P: 14	R: 0 E: 0 K: 3 S: 9	H: 0 LOB: 0 BB: 0 P: 13	R: 0 E: 0 K: 1 S: 12	H: 1 LOB: 2 BB: 1 P: 20	R: 0 E: 0 K: 2 S: 11	H: 0 LOB: 1 BB: 1 P: 21	R: 0 E: 0 K: 3 S: 11	H: 1 LOB: 1 BB: 0 P: 14	1B: 3 2B: 0 3B: 0 HR: 0	SF: 0 SAC: 1 DP: 0 HBP: 0	WP: 0 PB: 0 CS: 0	PA: 33							
PITCHER	IP	WLS	BF	H	R	ER	SO	BB	IBB	HBP	BLK	WP	HR	S	P	ERA	WHIP										
22 Clayton Kershaw, L ERA: 1.81	5.0		17	1	0	0	5	0	0	0	0	0	0	9	64	0.00	0.200										
75 Grant Dayton, L ERA: 1.64	1.0		3	0	0	0	3	0	0	0	0	0	0	9	13	0.00	0.000										
52 Pedro Báez, R ERA: 3.38	0.2		4	1	0	0	0	1	0	0	0	0	0	9	15	0.00	3.000										
43 Luis Avilán, L ERA: 4.11	1.1	W	5	0	0	0	3	1	0	0	0	0	0	14	26	0.00	0.750										
74 Kenley Jansen, R ERA: 1.72	1.0	S	4	1	0	0	3	0	0	0	0	0	0	11	14	0.00	1.000										

Batter	1	2	3	4	5	6	7	8	9	AB	R	H	RBI	BB	SO	LOB	TOP										
26 Chase Utley, L OBP: 0.320, SLG: 0.392										4	1	2	0	0	0	0	Los Angeles Dodgers @ Arizona Diamondbacks Chase Field, Phoenix, AZ Fri Sep 16 2016, 6:40 PM - 10:12 PM MST Att: 28,211 - Clear - 92 F										
5 Corey Seager, L OBP: 0.373, SLG: 0.625										3	0	0	0	1	2	2											
10 Justin Turner, R OBP: 0.336, SLG: 0.504										4	1	1	1	0	1	1											
23 Adrián González, L OBP: 0.349, SLG: 0.435										3	1	1	0	1	0	1											
9 Yasmani Grandal, S OBP: 0.329, SLG: 0.471										4	0	0	0	0	1	2											
11 Josh Reddick, L OBP: 0.337, SLG: 0.391										3	0	0	0	1	0	0											
47 Howie Kendrick, R OBP: 0.339, SLG: 0.383										4	0	1	0	0	1	1											
31 Joc Pederson, L OBP: 0.341, SLG: 0.481										3	0	0	0	1	1	1											
18 Kenta Maeda, R OBP: 0.136, SLG: 0.159										2	0	0	0	0	0	3											
56 J.P. Howell, L										0	0	0	0	0	0	0											
46 Josh Fields, R										0	0	0	0	0	0	0											
66 Yasiel Puig, R										1	0	0	0	0	0	0											
52 Pedro Báez, R										0	0	0	0	0	0	0											
75 Grant Dayton, L										0	0	0	0	0	0	0											
55 Joe Blanton, R										0	0	0	0	0	0	0											
74 Kenley Jansen, S										0	0	0	0	0	0	0											
Inning Stats	R: 2 E: 0 K: 1 S: 13	H: 2 LOB: 0 BB: 1 P: 23	R: 0 E: 0 K: 1 S: 9	H: 1 LOB: 1 BB: 0 P: 11	R: 0 E: 0 K: 2 S: 11	H: 0 LOB: 0 BB: 0 P: 15	R: 1 E: 1 K: 0 S: 11	H: 1 LOB: 2 BB: 2 P: 23	R: 0 E: 0 K: 0 S: 13	H: 0 LOB: 0 BB: 0 P: 13	R: 0 E: 0 K: 0 S: 7	H: 0 LOB: 1 BB: 1 P: 21	R: 0 E: 0 K: 0 S: 9	H: 1 LOB: 0 BB: 0 P: 12	R: 0 E: 0 K: 1 S: 6	H: 0 LOB: 0 BB: 0 P: 10	R: 0 E: 0 K: 1 S: 11	H: 0 LOB: 0 BB: 0 P: 16	1B: 3 2B: 1 3B: 1 HR: 0	SF: 0 SAC: 0 DP: 1 HBP: 0	WP: 1 PB: 1 SB: 0 CS: 0	PA: 35					
PITCHER	IP	WLS	BF	H	R	ER	SO	BB	IBB	HBP	BLK	WP	HR	S	P	ERA	WHIP										
21 Zack Greinke, R ERA: 4.42	6.0	L	25	4	3	1	4	3	1	0	0	1	0	64	106	1.50	1.167										
56 Steve Hathaway, L ERA: 4.75	1.0		4	1	0	0	0	0	0	0	0	0	0	9	12	0.00	1.000										
48 Randall Delgado, R ERA: 4.24	0.1		1	0	0	0	0	0	0	0	0	0	0	2	3	0.00	0.000										
43 Edwin Escobar, L ERA: 7.89	0.2		2	0	0	0	1	0	0	0	0	0	0	4	7	0.00	0.000										
33 Jake Barrett, R ERA: 3.61	1.0		3	0	0	0	1	0	0	0	0	0	0	11	16	0.00	0.000										

AB	31
R	3
H	5
RBI	1
BB	4
SO	6
LOB	11



Batter	1	2	3	4	5	6	7	8	9	AB	R	H	RBI	BB	SO	LOB	BOTTOM										
2 Jean Segura, R OBP: 0.362, SLG: 0.483										5	0	2	0	0	1	0	Los Angeles Dodgers @ Arizona Diamondbacks Chase Field, Phoenix, AZ Fri Sep 16 2016, 6:40 PM - 10:12 PM MST Att: 28,211 - Clear - 92 F										
16 Chris Owings, R OBP: 0.329, SLG: 0.430										5	1	1	0	0	2	2											
44 Paul Goldschmidt, R OBP: 0.416, SLG: 0.494										4	0	0	1	0	3	2											
22 Jake Lamb, L OBP: 0.336, SLG: 0.532										5	0	1	0	0	2	1											
7 Wellington Castillo, R OBP: 0.327, SLG: 0.436										2	1	1	0	2	0	0											
24 Yasmany Tomás, R OBP: 0.308, SLG: 0.504										3	0	0	0	1	2	3											
27 Brandon Drury, R OBP: 0.326, SLG: 0.450										2	0	1	0	2	1	2											
19 Mitch Haniger, R OBP: 0.324, SLG: 0.393										2	0	0	1	2	0	4											
21 Zack Greinke, R ERA: 3.24	5.0	W	21	3	1	1	6	3	0	0	0	0	0	0	4	0											
56 J.P. Howell, L ERA: 4.31	0.0		1	1	0	0	0	0	0	0	0	0	0	1	0	0											
46 Josh Fields, R ERA: 5.22	1.0	H	4	0	0	0	2	1	0	0	0	0	0	11	16	0.00	1.000										
52 Pedro Báez, R ERA: 3.33	1.0	H	4	1	0	0	2	0	0	0	0	0	0	9	12	0.00	1.000										
75 Grant Dayton, L ERA: 1.61	0.1	H	1	0	0	0	1	0	0	0	0	0	0	4	6	0.00	0.000										
Inning Stats	R: 0 E: 0 K: 2 S: 10	H: 0 LOB: 0 BB: 0 P: 14	R: 1 E: 0 K: 0 S: 10	H: 1 LOB: 2 BB: 2 P: 24	R: 0 E: 0 K: 3 S: 13	H: 1 LOB: 0 BB: 0 P: 18	R: 0 E: 0 K: 0 S: 14	H: 1 LOB: 1 BB: 1 P: 23	R: 0 E: 0 K: 1 S: 10	H: 0 LOB: 0 BB: 0 P: 15	R: 0 E: 0 K: 2 S: 12	H: 1 LOB: 2 BB: 1 P: 19	R: 0 E: 0 K: 2 S: 9	H: 1 LOB: 0 BB: 0 P: 12	R: 0 E: 0 K: 2 S: 12	H: 0 LOB: 3 BB: 3 P: 27	R: 1 E: 0 K: 0 S: 16	H: 1 LOB: 0 BB: 0 P: 22	1B: 3 2B: 2 3B: 1 HR: 0	SF: 1 SAC: 0 DP: 0 HBP: 0	WP: 1 PB: 0 SB: 0 CS: 0	PA: 40					
PITCHER	IP	WLS	BF	H	R	ER	SO	BB	IBB	HBP	BLK	WP	HR	S	P	ERA	WHIP										
55 Joe Blanton, R ERA: 2.4	(8.1)		5	0	0	0	0	3	0	0	0	0	0	8	21	0.00	4.500										
74 Kenley Jansen, R ERA: 1.54	(9.1)	S	4	1	1	1	0	0	0	0	0	0	0	16	22	9.00	1.000										

AB	32
R	2
H	6
RBI	2
BB	7
SO	12
LOB	21



Batter	1	2	3	4	5	6	7	8	9	10	11	12	AB	R	H	RBI	BB	SO	LOB	TOP								
47 Howie Kendrick, R OBP: 0.341, SLG: 0.388	G4-3			K										6	1	3	2	0	1	1								
10 Justin Turner, R OBP: 0.332, SLG: 0.499	K			K			G4-3	K		G5-3			5	1	1	1	0	3	1									
5 Corey Seager, L OBP: 0.373, SLG: 0.524	K			K		G3-1			L6				5	0	0	0	1	3	1									
66 Yasiel Puig, R OBP: 0.320, SLG: 0.401		G5-3			G4-3	P3	F8				G5-3		5	0	0	0	1	0	2									
25 Rob Segedin, R OBP: 0.289, SLG: 0.356		G5-3											2	1	0	0	1	1	0									
71 Josh Ravin, R													0	0	0	0	0	0	0									
60 Andrew Toles, L OBP: 0.396, SLG: 0.573													1	0	0	0	0	0	1									
46 Josh Fields, R													0	0	0	0	0	0	0									
16 Andre Ethier, L OBP: 0.143, SLG: 0.077													2	0	0	0	0	1	1									
14 Enrique Hernández, R OBP: 0.295, SLG: 0.354													3	2	2	2	0	0	0									
11 Josh Reddick, L OBP: 0.342, SLG: 0.397													2	1	1	0	1	0	0									
6 Charlie Culberson, R 31 Jico Pederson, L													2	0	1	0	0	0	0									
67 Louis Coleman, R													1	1	0	0	1	1	1									
36 Adam Liberatore, L													0	0	0	0	0	0	0									
68 Ross Stripling, R													1	0	0	0	0	0	1									
26 Chase Lilly, L													2	0	0	0	0	1	2									
15 Austin Barnes, R OBP: 0.294, SLG: 0.207													4	2	1	1	2	1	0									
87 José De León, R													1	0	0	0	0	1	0									
58 Jesse Chavez, R													0	0	0	0	0	0	2									
51 Carlos Ruiz, R													0	0	0	0	0	0	0									
56 J.P. Howell, L													0	0	0	0	0	0	0									
28 Bud Norris, R													0	0	0	0	0	0	0									
23 Adrián González, L													3	0	1	3	0	1	2									
Inning Stats	R: 0 E: 0 K: 2 S: 10	H: 0 LOB: 0 BB: 0 P: 15	R: 0 E: 0 K: 0 S: 8	H: 0 LOB: 0 BB: 0 P: 12	R: 0 E: 0 K: 2 S: 9	H: 0 LOB: 0 BB: 0 P: 12	R: 0 E: 0 K: 3 S: 9	H: 0 LOB: 0 BB: 0 P: 12	R: 1 E: 0 K: 1 S: 13	H: 2 LOB: 2 BB: 1 P: 22	R: 6 E: 0 K: 0 S: 24	H: 4 LOB: 3 BB: 3 P: 45	R: 0 E: 0 K: 0 S: 4	H: 1 LOB: 1 BB: 1 P: 8	R: 2 E: 0 K: 2 S: 14	H: 2 LOB: 1 BB: 1 P: 23	R: 0 E: 0 K: 1 S: 12	H: 1 LOB: 2 BB: 1 P: 20	R: 0 E: 0 K: 2 S: 9	H: 0 LOB: 0 BB: 0 P: 14	R: 0 E: 0 K: 0 S: 3	H: 0 LOB: 0 BB: 0 P: 7	R: 0 E: 0 K: 0 S: 3	H: 0 LOB: 0 BB: 0 P: 7	1B: 5 2B: 4 3B: 0 HR: 1	SF: 0 SAC: 0 DP: 0 HBP: 0	WP: 0 PB: 0 SB: 1 CS: 0	PA: 53
PITCHER	IP 5.2	WLS 5.2	BF 24	H 5	R 5	ER 5	SO 8	BB 2	IBB 0	HBP 0	BLK 0	WP 0	HR 1	S 68	P 103	ERA 7.94	WHIP 1.235											
38 Robbie Ray, L ERA: 4.66											PITCHER																	
48 Randall Delgado, R ERA: 4.5											41 Daniel Hudson, R ERA: 5.6																	
43 Edwin Escobar, L ERA: 3.53											52 Zack Godley, R ERA: 6.55																	
33 Jake Barrett, R ERA: 3.53											56 Matt Koch, R ERA:																	
36 Enrique Burgos, R ERA: 5.67																												

Los Angeles Dodgers @ Arizona Diamondbacks
Chase Field, Phoenix, AZ
Sun Sep 18 2016, 1:12 PM - 5:39 PM MST
Att. 26,159 - Roof Closed - 73 F

livebaseballscorecards.com

AB 46
R 9
H 10
RBI 9
BB 7
SO 14
LOB 15




Batter	1	2	3	4	5	6	7	8	9	10	11	12	AB	R	H	RBI	BB	SO	LOB	BOTTOM								
2 Jean Segura, R OBP: 0.365, SLG: 0.490	G4-3					G4-3								6	0	3	2	1	1	1								
16 Chris Owings, R OBP: 0.325, SLG: 0.433	G4-3													7	1	2	3	0	2	3								
44 Paul Goldschmidt, R OBP: 0.412, SLG: 0.478	K													6	1	1	0	1	1	3								
22 Jake Lamb, L OBP: 0.333, SLG: 0.523	G1-3													5	0	0	0	2	2	1								
27 Brandon Drury, R OBP: 0.334, SLG: 0.461														5	3	4	2	2	0	0								
19 Mitch Haniger, R OBP: 0.350, SLG: 0.449														5	2	3	2	1	0	3								
30 Sócrates Brito, L OBP: 0.200, SLG: 0.367														3	1	0	1	0	0	2								
36 Enrique Burgos, R ERA: 4.28														0	0	0	0	0	0	0								
7 Wellington Castillo, R OBP: 0.327, SLG: 0.441														1	0	0	0	1	1	0								
8 Tuffy Gossweisch, R														3	1	0	0	0	0	3								
15 Phil Gossweisch, L														1	0	0	0	0	0	0								
41 Daniel Hudson, R														0	0	0	0	0	0	0								
29 Kyle Jensen, R														1	0	0	0	0	1	0								
42 Zach Coles, R														0	0	0	0	0	0	0								
14 Matt Koch, L														1	0	0	0	0	1	0								
55 Matt Koch, L														0	0	0	0	0	0	0								
38 Robbie Ray, L														0	0	0	0	0	0	0								
48 Randall Delgado, R														0	0	0	0	0	0	0								
43 Edwin Escobar, L														4	1	2	0	0	2	1								
33 Jake Barrett, R														1	0	0	0	0	1	0								
24 Ysamarly Tomás, R														0	0	0	0	0	0	0								
5 Rickie Weeks, Jr., R														1	0	0	0	0	1	2								
Inning Stats	R: 0 E: 0 K: 1 S: 8	H: 1 LOB: 1 BB: 1 P: 11	R: 3 E: 1 K: 0 S: 14	H: 2 LOB: 1 BB: 1 P: 21	R: 0 E: 0 K: 1 S: 10	H: 0 LOB: 0 BB: 0 P: 10	R: 3 E: 0 K: 0 S: 14	H: 4 LOB: 2 BB: 1 P: 24	R: 1 E: 0 K: 1 S: 12	H: 2 LOB: 1 BB: 1 P: 17	R: 0 E: 0 K: 2 S: 8	H: 0 LOB: 0 BB: 0 P: 12	R: 0 E: 0 K: 0 S: 4	H: 1 LOB: 2 BB: 1 P: 22	R: 2 E: 0 K: 3 S: 13	H: 2 LOB: 3 BB: 3 P: 30	R: 0 E: 0 K: 0 S: 15	H: 2 LOB: 2 BB: 2 P: 21	R: 0 E: 0 K: 0 S: 4	H: 0 LOB: 0 BB: 0 P: 7	R: 0 E: 0 K: 1 S: 9	H: 0 LOB: 1 BB: 1 P: 16	R: 1 E: 0 K: 0 S: 6	H: 2 LOB: 2 BB: 1 P: 12	1B: 9 2B: 4 3B: 0 HR: 3	SF: 0 SAC: 2 DP: 0 HBP: 0	WP: 1 PB: 0 SB: 1 CS: 0	PA: 59
PITCHER	IP 3.2	WLS 3.2	BF 20	H 7	R 6	ER 4	SO 2	BB 1	IBB 1	HBP 0	BLK 0	WP 0	HR 1	S 42	P 64	ERA 9.82	WHIP 2.182											
87 José De León, R											PITCHER																	
58 Jesse Chavez, R ERA: 4.22											46 Josh Fields, R ERA: 5.04																	
56 J.P. Howell, L											67 Louis Coleman, R ERA: 4.3																	
28 Bud Norris, R ERA: 5.1											36 Adam Liberatore, L ERA: 3.15																	
71 Josh Ravin, R ERA:											68 Ross Stripling, R ERA: 4.12																	

Los Angeles Dodgers @ Arizona Diamondbacks
Chase Field, Phoenix, AZ
Sun Sep 18 2016, 1:12 PM - 5:39 PM MST
Att. 26,159 - Roof Closed - 73 F

livebaseballscorecards.com

AB 49
R 10
H 16
RBI 10
BB 8
SO 12
LOB 20



Batter	1	2	3	4	5	6	7	8	9	AB	R	H	RBI	BB	SO	LOB	TOP								
2 Denard Span, L (1, 8) OBP: 0.326, SLG: 0.374										3	1	2	0	1	0	0	San Francisco Giants @ Los Angeles Dodgers Dodger Stadium, Los Angeles, CA Wed Sep 21 2016, 7:11 PM - 10:13 PM PDT Att: 45,983 - Clear - 73 F								
16 Angel Pagan, S (1, 7) OBP: 0.326, SLG: 0.411										3	0	1	1	0	0	1									
22 Jake Peavy, R (5, 1) OBP: 0.241, SLG: 0.185										0	0	0	0	0	0	0									
37 Kelby Tomlinson, R (6, 5) OBP: 0.374, SLG: 0.319										1	0	0	0	0	0	1									
28 Buster Posey, R (1, 2) OBP: 0.441, SLG: 0.441										3	0	0	0	0	1	1									
Trevor Brown, R (6, 2) OBP: 0.283, SLG: 0.367										1	0	0	0	0	0	0									
8 Hunter Pence, R (1, 9) OBP: 0.359, SLG: 0.458										3	1	1	0	0	1	1									
7 Gregor Blanco, L (6, 9) OBP: 0.310, SLG: 0.313										0	0	0	0	0	0	0									
66 Gorkys Hernández, R (8, PH) OBP: 0.325, SLG: 0.526										1	0	0	0	0	0	0									
9 Brandon Belt, L (1, 3) OBP: 0.387, SLG: 0.466										4	0	1	1	0	1	1									
10 Eduardo Núñez, R (1, 5) OBP: 0.328, SLG: 0.438										2	0	0	0	1	1	1									
50 Ty Blach, R (6, 1) OBP: 0.312, SLG: 0.409										0	0	0	0	0	0	0									
51 Mac Williamson, R (8, PH) OBP: 0.312, SLG: 0.409										4	0	0	0	0	1	2									
12 Joe Panik, L (1, 4) OBP: 0.316, SLG: 0.379										4	1	2	1	0	1	0									
1 Ehire Adrianza, S (1, 6) OBP: 0.364, SLG: 0.471										1	0	0	0	0	1	0									
45 Matt Moore, L (1, 1) OBP: 0.083, SLG: 0.083										0	0	0	0	0	0	0									
18 Matt Cain, R (2, 1) OBP: 0.074, SLG: 0.222										0	0	0	0	0	0	0									
61 Josh Osich, L (4, 1) OBP: 0.356, SLG: 0.397										3	0	0	0	0	1	1									
6 Jarrett Parker, L (5, PH) OBP: 0.356, SLG: 0.397										0	0	0	0	0	0	0									
Inning Stats	R: 1 E: 1 K: 2 S: 11	H: 1 LOB: 1 BB: 1 P: 24	R: 1 E: 0 K: 2 S: 13	H: 1 LOB: 0 BB: 0 P: 18	R: 0 E: 0 K: 1 S: 9	H: 0 LOB: 0 BB: 0 P: 13	R: 0 E: 0 K: 0 S: 8	H: 0 LOB: 1 BB: 1 P: 16	R: 0 E: 0 K: 1 S: 10	H: 1 LOB: 1 BB: 0 P: 17	R: 0 E: 0 K: 0 S: 11	H: 2 LOB: 1 BB: 0 P: 17	R: 0 E: 0 K: 1 S: 11	H: 1 LOB: 1 BB: 0 P: 16	R: 0 E: 0 K: 0 S: 7	H: 0 LOB: 0 BB: 0 P: 12	R: 0 E: 0 K: 2 S: 12	H: 1 LOB: 1 BB: 0 P: 20	1B: 5 2B: 1 3B: 0 HR: 1	SF: 0 SAC: 0 DP: 0 HBP: 0	WP: 0 PB: 1 SB: 0 CS: 0	PA: 36			
PITCHER	IP WLS BF H R ER SO BB IBB HBP BLK WP HR S P ERA WHIP	IP WLS BF H R ER SO BB IBB HBP BLK WP HR S P ERA WHIP	IP WLS BF H R ER SO BB IBB HBP BLK WP HR S P ERA WHIP	IP WLS BF H R ER SO BB IBB HBP BLK WP HR S P ERA WHIP	IP WLS BF H R ER SO BB IBB HBP BLK WP HR S P ERA WHIP	IP WLS BF H R ER SO BB IBB HBP BLK WP HR S P ERA WHIP	IP WLS BF H R ER SO BB IBB HBP BLK WP HR S P ERA WHIP	IP WLS BF H R ER SO BB IBB HBP BLK WP HR S P ERA WHIP	IP WLS BF H R ER SO BB IBB HBP BLK WP HR S P ERA WHIP	IP WLS BF H R ER SO BB IBB HBP BLK WP HR S P ERA WHIP	IP WLS BF H R ER SO BB IBB HBP BLK WP HR S P ERA WHIP	IP WLS BF H R ER SO BB IBB HBP BLK WP HR S P ERA WHIP	IP WLS BF H R ER SO BB IBB HBP BLK WP HR S P ERA WHIP	IP WLS BF H R ER SO BB IBB HBP BLK WP HR S P ERA WHIP	IP WLS BF H R ER SO BB IBB HBP BLK WP HR S P ERA WHIP	IP WLS BF H R ER SO BB IBB HBP BLK WP HR S P ERA WHIP	IP WLS BF H R ER SO BB IBB HBP BLK WP HR S P ERA WHIP	IP WLS BF H R ER SO BB IBB HBP BLK WP HR S P ERA WHIP	IP WLS BF H R ER SO BB IBB HBP BLK WP HR S P ERA WHIP	IP WLS BF H R ER SO BB IBB HBP BLK WP HR S P ERA WHIP	IP WLS BF H R ER SO BB IBB HBP BLK WP HR S P ERA WHIP	IP WLS BF H R ER SO BB IBB HBP BLK WP HR S P ERA WHIP	IP WLS BF H R ER SO BB IBB HBP BLK WP HR S P ERA WHIP	IP WLS BF H R ER SO BB IBB HBP BLK WP HR S P ERA WHIP	IP WLS BF H R ER SO BB IBB HBP BLK WP HR S P ERA WHIP

AB	34
R	3
H	7
RBI	3
BB	2
SO	9
LOB	9



Batter	1	2	3	4	5	6	7	8	9	AB	R	H	RBI	BB	SO	LOB	BOTTOM			
47 Howie Kendrick, R (1, 7) OBP: 0.340, SLG: 0.387										4	1	2	2	0	0	1	San Francisco Giants @ Los Angeles Dodgers Dodger Stadium, Los Angeles, CA Wed Sep 21 2016, 7:11 PM - 10:13 PM PDT Att: 45,983 - Clear - 73 F			
5 Corey Seager, L (1, 6) OBP: 0.375, SLG: 0.525										4	1	2	0	0	0	1				
10 Justin Turner, R (1, 5) OBP: 0.332, SLG: 0.495										2	1	0	1	1	0	1				
23 Adrián González, L (1, 3) OBP: 0.347, SLG: 0.432										4	1	1	1	0	1	2				
66 Yasiel Puig, R (1, 9) OBP: 0.318, SLG: 0.408										4	2	2	0	0	0	0				
51 Carlos Ruiz, R (1, 2) OBP: 0.361, SLG: 0.335										4	2	2	0	0	0	0				
14 Enrique Hernández, R (1, 8) OBP: 0.293, SLG: 0.347										3	1	1	0	1	2	1				
6 Charlie Culberson, R (1, 4) OBP: 0.289, SLG: 0.294										2	1	1	0	0	0	2				
60 Andrew Toles, L (5, PH) OBP: 0.398, SLG: 0.568										2	0	1	1	0	0	0				
18 Kenta Maeda, R (1, 1) OBP: 0.143, SLG: 0.200										2	0	1	1	0	1	2				
16 Andre Ethier, L (5, PH) OBP: 0.325, SLG: 0.507										1	0	0	0	0	0	1				
7 Julio Uribe, R (8, 1) OBP: 0.285, SLG: 0.350										0	0	0	0	0	0	0				
57 Alex Wood, R (8, 1) OBP: 0.143, SLG: 0.143										0	0	0	0	0	0	0				
25 Rod Segean, R (8, PH) OBP: 0.293, SLG: 0.344										1	0	0	0	0	0	0				
56 J.P. Howell, L (9, 1) OBP: 0.356, SLG: 0.397										0	0	0	0	0	0	0				
Inning Stats	R: 5 E: 0 K: 0 S: 22	H: 6 LOB: 2 BB: 1 P: 36	R: 1 E: 1 K: 0 S: 15	H: 1 LOB: 1 BB: 0 P: 24	R: 2 E: 0 K: 2 S: 13	H: 3 LOB: 1 BB: 0 P: 18	R: 0 E: 0 K: 1 S: 10	H: 1 LOB: 1 BB: 0 P: 16	R: 1 E: 0 K: 0 S: 10	H: 1 LOB: 1 BB: 1 P: 20	R: 0 E: 0 K: 0 S: 5	H: 0 LOB: 0 BB: 0 P: 10	R: 0 E: 0 K: 1 S: 5	H: 0 LOB: 0 BB: 0 P: 9	R: 0 E: 0 K: 0 S: 6	H: 0 LOB: 0 BB: 0 P: 7	1B: 9 2B: 2 3B: 0 HR: 1	SF: 1 SAC: 0 DP: 0 HBP: 1	WP: 1 PB: 0 SB: 1 CS: 0	PA: 37
PITCHER	IP WLS BF H R ER SO BB IBB HBP BLK WP HR S P ERA WHIP	IP WLS BF H R ER SO BB IBB HBP BLK WP HR S P ERA WHIP	IP WLS BF H R ER SO BB IBB HBP BLK WP HR S P ERA WHIP	IP WLS BF H R ER SO BB IBB HBP BLK WP HR S P ERA WHIP	IP WLS BF H R ER SO BB IBB HBP BLK WP HR S P ERA															

Batter	1	2	3	4	5	6	7	8	9	AB	R	H	RBI	BB	SO	LOB	TOP			
19 Charlie Blackmon, L (1.8)										4	0	1	1	0	2	0	Colorado Rockies @ Los Angeles Dodgers Dodger Stadium, Los Angeles, CA Thu Sep 22 2016, 7:11 PM - 10:02 PM PDT Att. 48,344 - Clear - 70 F			
9 DJ LeMahieu, R (1.4)										4	1	2	1	0	0	2				
28 Nolan Arenado, R (1.5)										4	0	0	0	0	2	1				
18 Cristhian Adames, S (8.5)										0	0	0	0	0	0	0				
5 Carlos González, L (1.9)										4	1	1	0	0	0	1				
4 Nick Hundley, R (1.2)										4	1	1	0	0	2	0				
26 David Dahl, L (1.7)										4	1	1	0	0	1	0				
65 Stephen Cardullo, R (1.3)										3	0	0	0	1	0	0				
3 Daniel Descalso, L (1.6)										2	0	1	1	0	0	0				
32 Tyler Chatwood, R (1.1)										1	0	0	0	0	0	1				
23 Tom Murphy, R (7.1)										1	0	0	0	0	0	0				
24 Jordan Lyles, R (7.1)										0	0	0	0	0	0	0				
48 Boone Logan, R (7.1)										0	0	0	0	0	0	0				
51 Jake McGee, L (7.1)										0	0	0	0	0	0	0				
60 Justin Miller, R (8.1)										0	0	0	0	0	0	0				
Inning Stats	R: 0 E: 0 K: 1 S: 10	H: 0 LOB: 0 BB: 0 P: 15	R: 3 E: 1 K: 0 S: 13	H: 4 LOB: 2 BB: 1 P: 22	R: 0 E: 0 K: 0 S: 5	H: 0 LOB: 0 BB: 0 P: 6	R: 0 E: 0 K: 0 S: 7	H: 1 LOB: 1 BB: 0 P: 10	R: 1 E: 0 K: 1 S: 11	H: 1 LOB: 0 BB: 0 P: 19	R: 0 E: 0 K: 1 S: 6	H: 0 LOB: 0 BB: 0 P: 9	R: 0 E: 0 K: 1 S: 7	H: 1 LOB: 0 BB: 0 P: 10	R: 0 E: 0 K: 2 S: 10	H: 0 LOB: 0 BB: 0 P: 13	1B: 5 2B: 1 3B: 0 HR: 1	SF: 1 SAC: 1 DP: 1 HBP: 0	WP: 1 PB: 0 SB: 0 CS: 0	PA: 34
PITCHER	IP WLS BF H R ER SO BB IBB HBP BLK WP HR S P ERA WHIP																			
35 Brett Anderson, L (1.1)	5.0	22	6	4	4	2	1	0	0	0	0	1	1	46	72	7.20	1.400			
71 Josh Ravin, R (6.1)	1.0	3	0	0	0	1	0	0	0	0	0	0	0	6	9	0.00	0.000			
43 Luis Avilán, L (7.1)	1.0	W	3	0	0	0	1	0	0	0	0	0	0	7	10	0.00	0.000			
55 Joe Blanton, R (8.1)	1.0	H	3	1	0	0	1	0	0	0	0	0	0	8	12	0.00	1.000			
74 Kentley Jansen, R (9.1)	1.0	S	3	0	0	0	2	0	0	0	0	0	0	10	13	0.00	0.000			


Batter	1	2	3	4	5	6	7	8	9	AB	R	H	RBI	BB	SO	LOB	BOTTOM			
26 Chase Utley, L (1.4)										2	0	1	0	1	1	0	Colorado Rockies @ Los Angeles Dodgers Dodger Stadium, Los Angeles, CA Thu Sep 22 2016, 7:11 PM - 10:02 PM PDT Att. 48,344 - Clear - 70 F			
10 Justin Turner, R (7.1)										2	0	0	0	0	0	1				
60 Andrew Toles, L (1.7)										3	0	0	0	0	1	2				
66 Yasiel Puig, R (7.1)										1	1	1	0	1	0	0				
5 Corey Seager, L (1.6)										4	1	0	0	1	1	3				
23 Adrián González, L (1.3)										2	2	1	1	2	0	0				
9 Yasmani Grandal, S (1.2)										4	2	4	5	0	0	0				
11 Josh Reddick, L (1.9)										4	0	1	1	0	0	3				
31 Joc Pederson, L (1.8)										1	0	0	0	3	1	2				
47 Howie Kendrick, R (1.5)										4	0	0	0	0	0	6				
35 Brett Anderson, L (1.1)										1	0	0	0	0	0	0				
25 Rob Segedin, R (5.1)										1	0	0	0	0	0	1				
71 Josh Ravin, R (6.1)										0	0	0	0	0	0	0				
43 Luis Avilán, L (7.1)										0	0	0	0	0	0	0				
16 Andre Ethier, L (7.1)										1	1	1	0	0	0	0				
55 Joe Blanton, R (8.1)										0	0	0	0	0	0	0				
17 Micah Johnson, L (8.1)										1	0	0	0	0	1	0				
74 Kentley Jansen, S (9.1)										0	0	0	0	0	0	0				
Inning Stats	R: 0 E: 0 K: 1 S: 7	H: 1 LOB: 0 BB: 0 P: 10	R: 1 E: 0 K: 0 S: 8	H: 1 LOB: 1 BB: 1 P: 19	R: 0 E: 0 K: 1 S: 12	H: 0 LOB: 1 BB: 1 P: 21	R: 0 E: 0 K: 1 S: 10	H: 1 LOB: 2 BB: 1 P: 20	R: 0 E: 0 K: 2 S: 9	H: 0 LOB: 0 BB: 0 P: 13	R: 1 E: 0 K: 0 S: 11	H: 2 LOB: 2 BB: 1 P: 19	R: 5 E: 0 K: 0 S: 16	H: 3 LOB: 4 BB: 4 P: 35	R: 0 E: 0 K: 1 S: 8	H: 1 LOB: 0 BB: 0 P: 15	1B: 5 2B: 2 3B: 0 HR: 2	SF: 0 SAC: 0 DP: 1 HBP: 0	WP: 0 PB: 0 SB: 0 CS: 1	PA: 39
PITCHER	IP WLS BF H R ER SO BB IBB HBP BLK WP HR S P ERA WHIP																			
32 Tyler Chatwood, R (1.1)	6.0	26	5	2	2	5	4	0	0	0	0	0	0	1	2	3.00	1.500			
24 Jordan Lyles, R (7.1)	0.0	1	1	1	1	0	0	0	0	0	0	1	2	∞	∞					
48 Boone Logan, L (7.1)	0.1	L	5	1	4	4	3	0	0	0	0	1	10	24	108.00	12.000				
51 Jake McGee, L (7.1)	0.2	3	1	0	0	0	1	0	0	0	0	0	5	9	0.00	3.000				
60 Justin Miller, R (8.1)	1.0	4	1	0	0	1	0	0	0	1	0	0	8	15	0.00	1.000				



Batter	1	2	3	4	5	6	7	8	9	AB	R	H	RBI	BB	SO	LOB	TOP																																																																																																																																																																	
19 Charlie Blackmon, L (1.8) OBP: 0.382, SLG: 0.554										4	0	2	0	0	0	0	Colorado Rockies @ Los Angeles Dodgers Dodger Stadium, Los Angeles, CA Fri Sep 23 2016, 7:49 PM - 11:26 PM PDT Att: 52,320 - Clear - 72 F																																																																																																																																																																	
9 DJ LeMahieu, R (1.4) OBP: 0.419, SLG: 0.499										4	0	0	0	0	0	3																																																																																																																																																																		
28 Nolan Arenado, R (1.5) OBP: 0.359, SLG: 0.572										4	1	1	1	0	2	3																																																																																																																																																																		
5 Carlos González, L (1.9) OBP: 0.352, SLG: 0.513										4	0	2	0	0	1	0																																																																																																																																																																		
6 Ryan Raburn, R (1.7) OBP: 0.311, SLG: 0.407										2	0	0	0	0	1	0																																																																																																																																																																		
26 David Dahl, L (6.7) OBP: 0.361, SLG: 0.492										2	1	1	0	0	1	1																																																																																																																																																																		
23 Tom Murphy, R (1.2) OBP: 0.311, SLG: 0.758										3	0	1	1	1	1	1																																																																																																																																																																		
65 Stephen Cardullo, R (1.3) OBP: 0.273, SLG: 0.439										3	0	0	0	1	1	1																																																																																																																																																																		
18 Cristhian Adames, S (1.6) OBP: 0.310, SLG: 0.307										4	0	1	0	0	1	3																																																																																																																																																																		
55 Jon Gray, R (1.1) OBP: 0.175, SLG: 0.179										0	0	0	0	0	0	0																																																																																																																																																																		
74 Paul Vukobratovic, R (6.7) OBP: 0.330, SLG: 0.600										1	0	0	0	0	1	0																																																																																																																																																																		
34 Jeff Hoffman, R (6.7) OBP: 0.330, SLG: 0.600										0	0	0	0	0	0	0																																																																																																																																																																		
68 Rajmet Tapia, L (7.7) OBP: 0.330, SLG: 0.600										0	0	0	0	0	0	0																																																																																																																																																																		
54 Carlos Estevez, R (7.1) OBP: 0.330, SLG: 0.600										0	0	0	0	0	0	0																																																																																																																																																																		
30 Jason Motte, R (8.1) OBP: 0.330, SLG: 0.600										0	0	0	0	0	0	0																																																																																																																																																																		
3 Daniel Descalso, L (9.7) OBP: 0.330, SLG: 0.600										1	0	0	0	0	1	0																																																																																																																																																																		
Inning Stats	R: 0 H: 2 E: 1 K: 0 S: 13	H: 2 R: 0 ER: 0 LOB: 2 BB: 0 P: 19	R: 0 H: 0 E: 0 K: 1 S: 9	H: 0 R: 0 ER: 0 LOB: 2 BB: 0 P: 15	R: 0 H: 2 E: 0 K: 1 S: 13	H: 2 R: 0 ER: 0 LOB: 2 BB: 0 P: 21	R: 0 H: 0 E: 0 K: 2 S: 11	H: 0 R: 0 ER: 0 LOB: 0 BB: 0 P: 21	R: 0 H: 0 E: 0 K: 1 S: 7	H: 3 R: 0 ER: 0 LOB: 1 BB: 0 P: 8	R: 2 H: 0 E: 1 K: 0 S: 20	H: 0 R: 0 ER: 0 LOB: 0 BB: 0 P: 10	R: 0 H: 1 E: 0 K: 3 S: 13	H: 0 R: 0 ER: 0 LOB: 1 BB: 0 P: 17	R: 0 H: 0 E: 0 K: 2 S: 9	H: 0 R: 0 ER: 0 LOB: 0 BB: 0 P: 14	1B: 6 R: 0 H: 0 RBI: 0 BB: 0 SO: 11 LOB: 12	WP: 1 PB: 0 SB: 2 CS: 0	PA: 36																																																																																																																																																															
PITCHER	IP: 1.0 WLS: 4 BF: 4 ERA: 4.56	IP: 3.0 WLS: 13 BF: 13 ERA: 3.57	IP: 1.0 WLS: 3 BF: 3 ERA: 5.01	IP: 1.1 WLS: 4 BF: 4 ERA: 3.15	IP: 1.0 WLS: 4 BF: 4 ERA: 3.15	IP: 1.0 WLS: 4 BF: 4 ERA: 3.15	IP: 1.0 WLS: 4 BF: 4 ERA: 3.15	IP: 1.0 WLS: 4 BF: 4 ERA: 3.15	IP: 1.0 WLS: 4 BF: 4 ERA: 3.15	IP: 1.0 WLS: 4 BF: 4 ERA: 3.15	IP: 1.0 WLS: 4 BF: 4 ERA: 3.15	IP: 1.0 WLS: 4 BF: 4 ERA: 3.15	IP: 1.0 WLS: 4 BF: 4 ERA: 3.15	IP: 1.0 WLS: 4 BF: 4 ERA: 3.15	IP: 1.0 WLS: 4 BF: 4 ERA: 3.15	IP: 1.0 WLS: 4 BF: 4 ERA: 3.15	IP: 1.0 WLS: 4 BF: 4 ERA: 3.15	IP: 1.0 WLS: 4 BF: 4 ERA: 3.15	IP: 1.0 WLS: 4 BF: 4 ERA: 3.15	IP: 1.0 WLS: 4 BF: 4 ERA: 3.15	IP: 1.0 WLS: 4 BF: 4 ERA: 3.15																																																																																																																																																													
29 Scott Kazmir, L (1.1) ERA: 4.56	26 Chase Utley, L (1.4) OBP: 0.317, SLG: 0.387	5 Corey Seager, L (1.6) OBP: 0.372, SLG: 0.518	10 Justin Turner, R (1.5) OBP: 0.334, SLG: 0.494	23 Adrián González, L (1.3) OBP: 0.351, SLG: 0.432	9 Yasmani Grandal, S (1.2) OBP: 0.336, SLG: 0.489	11 Josh Reddick, L (1.9) OBP: 0.340, SLG: 0.393	60 Andrew Toles, L (1.7) OBP: 0.381, SLG: 0.537	31 Joc Pederson, L (1.8) OBP: 0.349, SLG: 0.492	28 Scott Knepper, L (1.1) OBP: 0.175, SLG: 0.179	68 Ross Stripling, R (2.1) ERA: 3.57	43 Luis Avilán, L (5.1) ERA: 3.57	46 Josh Fields, R (6.1) ERA: 5.01	52 Pedro Báez, R (7.1) ERA: 3.15	75 Grant Dayton, L (8.1) ERA: 1.82	74 Kenley Jansen, R (9.1) ERA: 1.76	26 Chase Utley, L (1.4) OBP: 0.317, SLG: 0.387	5 Corey Seager, L (1.6) OBP: 0.372, SLG: 0.518	10 Justin Turner, R (1.5) OBP: 0.334, SLG: 0.494	23 Adrián González, L (1.3) OBP: 0.351, SLG: 0.432	9 Yasmani Grandal, S (1.2) OBP: 0.336, SLG: 0.489	11 Josh Reddick, L (1.9) OBP: 0.340, SLG: 0.393	60 Andrew Toles, L (1.7) OBP: 0.381, SLG: 0.537	31 Joc Pederson, L (1.8) OBP: 0.349, SLG: 0.492	28 Scott Knepper, L (1.1) OBP: 0.175, SLG: 0.179	68 Ross Stripling, R (2.1) ERA: 3.57	43 Luis Avilán, L (5.1) ERA: 3.57	46 Josh Fields, R (6.1) ERA: 5.01	52 Pedro Báez, R (7.1) ERA: 3.15	75 Grant Dayton, L (8.1) ERA: 1.82	74 Kenley Jansen, R (9.1) ERA: 1.76	26 Chase Utley, L (1.4) OBP: 0.317, SLG: 0.387	5 Corey Seager, L (1.6) OBP: 0.372, SLG: 0.518	10 Justin Turner, R (1.5) OBP: 0.334, SLG: 0.494	23 Adrián González, L (1.3) OBP: 0.351, SLG: 0.432	9 Yasmani Grandal, S (1.2) OBP: 0.336, SLG: 0.489	11 Josh Reddick, L (1.9) OBP: 0.340, SLG: 0.393	60 Andrew Toles, L (1.7) OBP: 0.381, SLG: 0.537	31 Joc Pederson, L (1.8) OBP: 0.349, SLG: 0.492	28 Scott Knepper, L (1.1) OBP: 0.175, SLG: 0.179	68 Ross Stripling, R (2.1) ERA: 3.57	43 Luis Avilán, L (5.1) ERA: 3.57	46 Josh Fields, R (6.1) ERA: 5.01	52 Pedro Báez, R (7.1) ERA: 3.15	75 Grant Dayton, L (8.1) ERA: 1.82	74 Kenley Jansen, R (9.1) ERA: 1.76	26 Chase Utley, L (1.4) OBP: 0.317, SLG: 0.387	5 Corey Seager, L (1.6) OBP: 0.372, SLG: 0.518	10 Justin Turner, R (1.5) OBP: 0.334, SLG: 0.494	23 Adrián González, L (1.3) OBP: 0.351, SLG: 0.432	9 Yasmani Grandal, S (1.2) OBP: 0.336, SLG: 0.489	11 Josh Reddick, L (1.9) OBP: 0.340, SLG: 0.393	60 Andrew Toles, L (1.7) OBP: 0.381, SLG: 0.537	31 Joc Pederson, L (1.8) OBP: 0.349, SLG: 0.492	28 Scott Knepper, L (1.1) OBP: 0.175, SLG: 0.179	68 Ross Stripling, R (2.1) ERA: 3.57	43 Luis Avilán, L (5.1) ERA: 3.57	46 Josh Fields, R (6.1) ERA: 5.01	52 Pedro Báez, R (7.1) ERA: 3.15	75 Grant Dayton, L (8.1) ERA: 1.82	74 Kenley Jansen, R (9.1) ERA: 1.76	26 Chase Utley, L (1.4) OBP: 0.317, SLG: 0.387	5 Corey Seager, L (1.6) OBP: 0.372, SLG: 0.518	10 Justin Turner, R (1.5) OBP: 0.334, SLG: 0.494	23 Adrián González, L (1.3) OBP: 0.351, SLG: 0.432	9 Yasmani Grandal, S (1.2) OBP: 0.336, SLG: 0.489	11 Josh Reddick, L (1.9) OBP: 0.340, SLG: 0.393	60 Andrew Toles, L (1.7) OBP: 0.381, SLG: 0.537	31 Joc Pederson, L (1.8) OBP: 0.349, SLG: 0.492	28 Scott Knepper, L (1.1) OBP: 0.175, SLG: 0.179	68 Ross Stripling, R (2.1) ERA: 3.57	43 Luis Avilán, L (5.1) ERA: 3.57	46 Josh Fields, R (6.1) ERA: 5.01	52 Pedro Báez, R (7.1) ERA: 3.15	75 Grant Dayton, L (8.1) ERA: 1.82	74 Kenley Jansen, R (9.1) ERA: 1.76	26 Chase Utley, L (1.4) OBP: 0.317, SLG: 0.387	5 Corey Seager, L (1.6) OBP: 0.372, SLG: 0.518	10 Justin Turner, R (1.5) OBP: 0.334, SLG: 0.494	23 Adrián González, L (1.3) OBP: 0.351, SLG: 0.432	9 Yasmani Grandal, S (1.2) OBP: 0.336, SLG: 0.489	11 Josh Reddick, L (1.9) OBP: 0.340, SLG: 0.393	60 Andrew Toles, L (1.7) OBP: 0.381, SLG: 0.537	31 Joc Pederson, L (1.8) OBP: 0.349, SLG: 0.492	28 Scott Knepper, L (1.1) OBP: 0.175, SLG: 0.179	68 Ross Stripling, R (2.1) ERA: 3.57	43 Luis Avilán, L (5.1) ERA: 3.57	46 Josh Fields, R (6.1) ERA: 5.01	52 Pedro Báez, R (7.1) ERA: 3.15	75 Grant Dayton, L (8.1) ERA: 1.82	74 Kenley Jansen, R (9.1) ERA: 1.76	26 Chase Utley, L (1.4) OBP: 0.317, SLG: 0.387	5 Corey Seager, L (1.6) OBP: 0.372, SLG: 0.518	10 Justin Turner, R (1.5) OBP: 0.334, SLG: 0.494	23 Adrián González, L (1.3) OBP: 0.351, SLG: 0.432	9 Yasmani Grandal, S (1.2) OBP: 0.336, SLG: 0.489	11 Josh Reddick, L (1.9) OBP: 0.340, SLG: 0.393	60 Andrew Toles, L (1.7) OBP: 0.381, SLG: 0.537	31 Joc Pederson, L (1.8) OBP: 0.349, SLG: 0.492	28 Scott Knepper, L (1.1) OBP: 0.175, SLG: 0.179	68 Ross Stripling, R (2.1) ERA: 3.57	43 Luis Avilán, L (5.1) ERA: 3.57	46 Josh Fields, R (6.1) ERA: 5.01	52 Pedro Báez, R (7.1) ERA: 3.15	75 Grant Dayton, L (8.1) ERA: 1.82	74 Kenley Jansen, R (9.1) ERA: 1.76	26 Chase Utley, L (1.4) OBP: 0.317, SLG: 0.387	5 Corey Seager, L (1.6) OBP: 0.372, SLG: 0.518	10 Justin Turner, R (1.5) OBP: 0.334, SLG: 0.494	23 Adrián González, L (1.3) OBP: 0.351, SLG: 0.432	9 Yasmani Grandal, S (1.2) OBP: 0.336, SLG: 0.489	11 Josh Reddick, L (1.9) OBP: 0.340, SLG: 0.393	60 Andrew Toles, L (1.7) OBP: 0.381, SLG: 0.537	31 Joc Pederson, L (1.8) OBP: 0.349, SLG: 0.492	28 Scott Knepper, L (1.1) OBP: 0.175, SLG: 0.179	68 Ross Stripling, R (2.1) ERA: 3.57	43 Luis Avilán, L (5.1) ERA: 3.57	46 Josh Fields, R (6.1) ERA: 5.01	52 Pedro Báez, R (7.1) ERA: 3.15	75 Grant Dayton, L (8.1) ERA: 1.82	74 Kenley Jansen, R (9.1) ERA: 1.76	26 Chase Utley, L (1.4) OBP: 0.317, SLG: 0.387	5 Corey Seager, L (1.6) OBP: 0.372, SLG: 0.518	10 Justin Turner, R (1.5) OBP: 0.334, SLG: 0.494	23 Adrián González, L (1.3) OBP: 0.351, SLG: 0.432	9 Yasmani Grandal, S (1.2) OBP: 0.336, SLG: 0.489	11 Josh Reddick, L (1.9) OBP: 0.340, SLG: 0.393	60 Andrew Toles, L (1.7) OBP: 0.381, SLG: 0.537	31 Joc Pederson, L (1.8) OBP: 0.349, SLG: 0.492	28 Scott Knepper, L (1.1) OBP: 0.175, SLG: 0.179	68 Ross Stripling, R (2.1) ERA: 3.57	43 Luis Avilán, L (5.1) ERA: 3.57	46 Josh Fields, R (6.1) ERA: 5.01	52 Pedro Báez, R (7.1) ERA: 3.15	75 Grant Dayton, L (8.1) ERA: 1.82	74 Kenley Jansen, R (9.1) ERA: 1.76	26 Chase Utley, L (1.4) OBP: 0.317, SLG: 0.387	5 Corey Seager, L (1.6) OBP: 0.372, SLG: 0.518	10 Justin Turner, R (1.5) OBP: 0.334, SLG: 0.494	23 Adrián González, L (1.3) OBP: 0.351, SLG: 0.432	9 Yasmani Grandal, S (1.2) OBP: 0.336, SLG: 0.489	11 Josh Reddick, L (1.9) OBP: 0.340, SLG: 0.393	60 Andrew Toles, L (1.7) OBP: 0.381, SLG: 0.537	31 Joc Pederson, L (1.8) OBP: 0.349, SLG: 0.492	28 Scott Knepper, L (1.1) OBP: 0.175, SLG: 0.179	68 Ross Stripling, R (2.1) ERA: 3.57	43 Luis Avilán, L (5.1) ERA: 3.57	46 Josh Fields, R (6.1) ERA: 5.01	52 Pedro Báez, R (7.1) ERA: 3.15	75 Grant Dayton, L (8.1) ERA: 1.82	74 Kenley Jansen, R (9.1) ERA: 1.76	26 Chase Utley, L (1.4) OBP: 0.317, SLG: 0.387	5 Corey Seager, L (1.6) OBP: 0.372, SLG: 0.518	10 Justin Turner, R (1.5) OBP: 0.334, SLG: 0.494	23 Adrián González, L (1.3) OBP: 0.351, SLG: 0.432	9 Yasmani Grandal, S (1.2) OBP: 0.336, SLG: 0.489	11 Josh Reddick, L (1.9) OBP: 0.340, SLG: 0.393	60 Andrew Toles, L (1.7) OBP: 0.381, SLG: 0.537	31 Joc Pederson, L (1.8) OBP: 0.349, SLG: 0.492	28 Scott Knepper, L (1.1) OBP: 0.175, SLG: 0.179	68 Ross Stripling, R (2.1) ERA: 3.57	43 Luis Avilán, L (5.1) ERA: 3.57	46 Josh Fields, R (6.1) ERA: 5.01	52 Pedro Báez, R (7.1) ERA: 3.15	75 Grant Dayton, L (8.1) ERA: 1.82	74 Kenley Jansen, R (9.1) ERA: 1.76	26 Chase Utley, L (1.4) OBP: 0.317, SLG: 0.387	5 Corey Seager, L (1.6) OBP: 0.372, SLG: 0.518	10 Justin Turner, R (1.5) OBP: 0.334, SLG: 0.494	23 Adrián González, L (1.3) OBP: 0.351, SLG: 0.432	9 Yasmani Grandal, S (1.2) OBP: 0.336, SLG: 0.489	11 Josh Reddick, L (1.9) OBP: 0.340, SLG: 0.393	60 Andrew Toles, L (1.7) OBP: 0.381, SLG: 0.537	31 Joc Pederson, L (1.8) OBP: 0.349, SLG: 0.492	28 Scott Knepper, L (1.1) OBP: 0.175, SLG: 0.179	68 Ross Stripling, R (2.1) ERA: 3.57	43 Luis Avilán, L (5.1) ERA: 3.57	46 Josh Fields, R (6.1) ERA: 5.01	52 Pedro Báez, R (7.1) ERA: 3.15</

Batter	1	2	3	4	5	6	7	8	9	AB	R	H	RBI	BB	SO	LOB	TOP					
19 Charlie Blackmon, L (1,8) OBP: 0.380, SLG: 0.551 68 Ramel Tapia, L (7,8) OBP: 0.297, SLG: 0.265	P5			G4-3		L8			K	3	0	0	0	0	0	0	Colorado Rockies @ Los Angeles Dodgers Dodger Stadium, Los Angeles, CA Sat Sep 24 2016, 6:13 PM - 9:16 PM PDT Att: 53,299 - Clear - 80 F					
3 Daniel Descalso, L (1,6) OBP: 0.362, SLG: 0.444 31 Eddie Butler, R (6,1) OBP: 0.067, SLG: 0.067 26 David Dahl, L (7,9) OBP: 0.359, SLG: 0.490	F9			F9		F8			G3	3	0	0	0	0	0							
28 Nolan Arenado, R (1,5) OBP: 0.360, SLG: 0.573 72 Jordan Patterson, L (7,7) OBP: 0.375, SLG: 0.286	K			1B		1B			1B	3	0	2	0	0	1							
6 Ryan Raburn, R (1,7) OBP: 0.309, SLG: 0.404 13 Dustin Garneau, R (7,PH) OBP: 0.296, SLG: 0.359	G6-3			L8		K			1B	2	0	0	0	0	1							
8 Gerardo Parra, L (1,9) OBP: 0.270, SLG: 0.402 36 Christian Bergman, R (7,1) OBP: 0.333, SLG: 0.333 23 Tom Murphy, R (9,PH) OBP: 0.351, SLG: 0.735	G5-3			P2		K			L6	3	0	0	0	0	1							
65 Stephen Cardullo, R (1,3) OBP: 0.277, SLG: 0.455	K			2B		K			G6-3	3	0	1	0	0	1							
74 Pat Valaika, R (1,4) OBP: 0.333, SLG: 0.778				F9		K			HR	3	1	1	1	0	1							
14 Tony Wolters, L (1,2) OBP: 0.329, SLG: 0.389				G4-3		G4-3			G3	3	0	0	0	0	1							
35 Chad Bettis, R (1,1) OBP: 0.115, SLG: 0.042 61 Matt Carastiti, R (5,1) ERA: 4.29 18 Cristhian Adames, S (6,PH) OBP: 0.307, SLG: 0.303				K		F8			K	1	0	0	0	0	1							
Inning Stats	R: 0 H: 0 E: 0 K: 1 S: 10	H: 0 LOB: 0 BB: 0 P: 16	R: 0 H: 0 E: 0 K: 1 S: 12	H: 0 LOB: 0 BB: 0 P: 17	R: 0 H: 0 E: 0 K: 1 S: 9	H: 0 LOB: 0 BB: 0 P: 11	R: 0 H: 1 E: 0 K: 0 S: 9	H: 1 LOB: 1 BB: 0 P: 13	R: 0 H: 0 E: 0 K: 0 S: 4	H: 0 LOB: 0 BB: 0 P: 5	R: 0 H: 1 E: 0 K: 2 S: 9	H: 1 LOB: 0 BB: 0 P: 12	R: 1 H: 1 E: 0 K: 1 S: 12	H: 1 LOB: 0 BB: 0 P: 14	R: 0 H: 2 E: 0 K: 1 S: 12	H: 2 LOB: 2 BB: 0 P: 15		1B: 4 2B: 1 3B: 0 HR: 1	SF: 0 SAC: 0 DP: 0 HBP: 0	WP: 0 PB: 0 SB: 0 CS: 0	PA: 32	
PITCHER	IP WLS BF H R ER SO BB IBB HBP BLK WP HR S P ERA WHIP	IP WLS BF H R ER SO BB IBB HBP BLK WP HR S P ERA WHIP	IP WLS BF H R ER SO BB IBB HBP BLK WP HR S P ERA WHIP	IP WLS BF H R ER SO BB IBB HBP BLK WP HR S P ERA WHIP	IP WLS BF H R ER SO BB IBB HBP BLK WP HR S P ERA WHIP	IP WLS BF H R ER SO BB IBB HBP BLK WP HR S P ERA WHIP	IP WLS BF H R ER SO BB IBB HBP BLK WP HR S P ERA WHIP	IP WLS BF H R ER SO BB IBB HBP BLK WP HR S P ERA WHIP	IP WLS BF H R ER SO BB IBB HBP BLK WP HR S P ERA WHIP	IP WLS BF H R ER SO BB IBB HBP BLK WP HR S P ERA WHIP	IP WLS BF H R ER SO BB IBB HBP BLK WP HR S P ERA WHIP	IP WLS BF H R ER SO BB IBB HBP BLK WP HR S P ERA WHIP	IP WLS BF H R ER SO BB IBB HBP BLK WP HR S P ERA WHIP	IP WLS BF H R ER SO BB IBB HBP BLK WP HR S P ERA WHIP	IP WLS BF H R ER SO BB IBB HBP BLK WP HR S P ERA WHIP	IP WLS BF H R ER SO BB IBB HBP BLK WP HR S P ERA WHIP	IP WLS BF H R ER SO BB IBB HBP BLK WP HR S P ERA WHIP	IP WLS BF H R ER SO BB IBB HBP BLK WP HR S P ERA WHIP	IP WLS BF H R ER SO BB IBB HBP BLK WP HR S P ERA WHIP	IP WLS BF H R ER SO BB IBB HBP BLK WP HR S P ERA WHIP	IP WLS BF H R ER SO BB IBB HBP BLK WP HR S P ERA WHIP	IP WLS BF H R ER SO BB IBB HBP BLK WP HR S P ERA WHIP

Batter	1	2	3	4	5	6	7	8	9	AB	R	H	RBI	BB	SO	LOB	BOTTOM					
26 Chase Utley, L (1,4) OBP: 0.318, SLG: 0.386 6 Charlie Culberson, R (8,PH) OBP: 0.283, SLG: 0.366	K			E7		G3-1			E5	4	2	1	0	1	1	2	Colorado Rockies @ Los Angeles Dodgers Dodger Stadium, Los Angeles, CA Sat Sep 24 2016, 6:13 PM - 9:16 PM PDT Att: 53,299 - Clear - 80 F					
5 Corey Seager, L (1,6) OBP: 0.370, SLG: 0.514 25 Rob Segedin, R (8,PH) OBP: 0.292, SLG: 0.333	G4-3			F8		K			F8	5	0	0	1	0	1	5						
10 Justin Turner, R (1,5) OBP: 0.359, SLG: 0.497 3 Chris Taylor, R (9,5) OBP: 0.274, SLG: 0.379	1B			23		11			11	3	2	3	2	2	0	0						
23 Adrián González, L (1,3) OBP: 0.350, SLG: 0.430 15 Austin Barnes, R (9,2) OBP: 0.294, SLG: 0.297	G3			FC5-6		K			11	5	1	1	2	0	1	5						
9 Yasmani Grandal, S (1,2) OBP: 0.339, SLG: 0.488 36 Adam Liberatore, L (9,1)	1B			G3		G3-1			11	3	2	1	0	2	0	0						
11 Josh Reddick, L (1,9) OBP: 0.346, SLG: 0.407	1B			G4-3		22			11	4	3	3	5	1	0	0						
47 Howie Kendrick, R (1,7) OBP: 0.335, SLG: 0.381	1B			K		K			G6-3	5	1	1	0	0	3	3						
31 Joc Pederson, L (1,8) OBP: 0.354, SLG: 0.494 60 Andrew Toles, L (8,PH) OBP: 0.377, SLG: 0.531	1B			22		22			G3	1	3	1	2	2	0	0						
22 Clayton Kershaw, L (1,1) OBP: 0.200, SLG: 0.205 16 Andre Ethier, L (7,PH) OBP: 0.211, SLG: 0.389 58 Jesse Chavez, R (8,1) ERA: 7.3 17 Micah Johnson, L (8,PH) ERA: 8.51	SH1-4			SH1-3		22			G6-3	1	0	0	0	0	0	0						
Inning Stats	R: 0 H: 1 E: 0 K: 1 S: 15	H: 4 LOB: 2 BB: 2 P: 32	R: 0 H: 0 E: 0 K: 1 S: 7	H: 0 LOB: 0 BB: 0 P: 10	R: 2 H: 1 E: 1 K: 0 S: 11	H: 1 LOB: 1 BB: 1 P: 18	R: 1 H: 2 E: 0 K: 1 S: 11	H: 2 LOB: 2 BB: 1 P: 24	R: 1 H: 1 E: 0 K: 3 S: 14	H: 1 LOB: 2 BB: 2 P: 29	R: 6 H: 3 E: 1 K: 1 S: 25	H: 3 LOB: 0 BB: 2 P: 39	R: 0 H: 1 E: 1 K: 0 S: 12	H: 1 LOB: 1 BB: 0 P: 19	1B: 11 2B: 1 3B: 0 HR: 1	SF: 0 SAC: 2 DP: 0 HBP: 1		WP: 0 PB: 0 SB: 1 CS: 0	PA: 47			
PITCHER	IP WLS BF H R ER SO BB IBB HBP BLK WP HR S P ERA WHIP	IP WLS BF H R ER SO BB IBB HBP BLK WP HR S P ERA WHIP	IP WLS BF H R ER SO BB IBB HBP BLK WP HR S P ERA WHIP	IP WLS BF H R ER SO BB IBB HBP BLK WP HR S P ERA WHIP	IP WLS BF H R ER SO BB IBB HBP BLK WP HR S P ERA WHIP	IP WLS BF H R ER SO BB IBB HBP BLK WP HR S P ERA WHIP	IP WLS BF H R ER SO BB IBB HBP BLK WP HR S P ERA WHIP	IP WLS BF H R ER SO BB IBB HBP BLK WP HR S P ERA WHIP	IP WLS BF H R ER SO BB IBB HBP BLK WP HR S P ERA WHIP	IP WLS BF H R ER SO BB IBB HBP BLK WP HR S P ERA WHIP	IP WLS BF H R ER SO BB IBB HBP BLK WP HR S P ERA WHIP	IP WLS BF H R ER SO BB IBB HBP BLK WP HR S P ERA WHIP	IP WLS BF H R ER SO BB IBB HBP BLK WP HR S P ERA WHIP	IP WLS BF H R ER SO BB IBB HBP BLK WP HR S P ERA WHIP	IP WLS BF H R ER SO BB IBB HBP BLK WP HR S P ERA WHIP	IP WLS BF H R ER SO BB IBB HBP BLK WP HR S P ERA WHIP	IP WLS BF H R ER SO BB IBB HBP BLK WP HR S P ERA WHIP	IP WLS BF H R ER SO BB IBB HBP BLK WP HR S P ERA WHIP	IP WLS BF H R ER SO BB IBB HBP BLK WP HR S P ERA WHIP	IP WLS BF H R ER SO BB IBB HBP BLK WP HR S P ERA WHIP	IP WLS BF H R ER SO BB IBB HBP BLK WP HR S P ERA WHIP	IP WLS BF H R ER SO BB IBB HBP BLK WP HR S P ERA WHIP



Batter	1	2	3	4	5	6	7	8	9	AB	R	H	RBI	BB	SO	LOB	TOP			
26 Chase Utley, L OBP: 0.322, SLG: 0.400			G5-3	F8			L5			4	1	1	1	0	0	1	Los Angeles Dodgers @ San Diego Padres Petco Park, San Diego, CA Wed Sep 28 2016, 7:12 PM - 9:56 PM PDT Att: 29,471 - Clear - 71 F			
47 Howie Kendrick, R OBP: 0.335, SLG: 0.376	G5-3		G5-3		G5-3		G4-3			4	0	0	0	0	0	1				
5 Corey Seager, L OBP: 0.369, SLG: 0.519	G3			23 2B	G1-3			K		4	1	1	0	0	1	0				
23 Adrián González, L OBP: 0.349, SLG: 0.435								K		3	1	2	2	0	0	0				
25 Rob Segedin, R OBP: 0.254, SLG: 0.323	HR				G3			K		1	0	0	0	0	1	0				
9 Yasmani Grandal, S OBP: 0.337, SLG: 0.479	B1-3							K		3	0	0	0	1	2	1				
11 Josh Reddick, L OBP: 0.347, SLG: 0.408										4	0	2	0	0	1	1				
60 Andrew Toles, L OBP: 0.363, SLG: 0.505		FC4-6						F8		4	1	1	0	0	0	2				
31 Joc Pederson, L OBP: 0.353, SLG: 0.496								K		4	1	1	2	0	3	2				
87 José De León, R 71 Josh Ravin, R 14 Enrique Hernández, R 68 Ross Stripling, R 66 Yasiel Puig, R 58 Jesse Chavez, R 43 Luis Avilán, L 16 Andre Ethier, L	G4-3							K		1	0	0	0	0	0	1				
Inning Stats	R: 2 E: 0 K: 0 S: 10	H: 2 LOB: 0 BB: 0 P: 16	R: 0 E: 0 K: 1 S: 7	H: 1 LOB: 1 BB: 0 P: 9	R: 1 E: 0 K: 1 S: 11	H: 2 LOB: 1 BB: 0 P: 14	R: 2 E: 0 K: 0 S: 12	H: 2 LOB: 0 BB: 0 P: 18	R: 0 E: 0 K: 0 S: 6	H: 0 LOB: 0 BB: 0 P: 7	R: 0 E: 0 K: 1 S: 7	H: 0 LOB: 0 BB: 0 P: 13	R: 0 E: 0 K: 3 S: 9	H: 0 LOB: 0 BB: 0 P: 14	R: 0 E: 0 K: 2 S: 10	H: 1 LOB: 1 BB: 0 P: 13	1B: 5 2B: 2 3B: 0 HR: 3	SF: 0 SAC: 0 DP: 1 HBP: 0	WP: 0 PB: 0 SB: 1 CS: 1	PA: 36
PITCHER	IP WLS BF H R ER SO BB IBB HBP BLK WP HR S P ERA WHIP																PITCHER	IP WLS BF H R ER SO BB IBB HBP BLK WP HR S P ERA WHIP		
61 Luis Perdomo, R ERA: 5.71	5.0 W 23 7 5 5 2 1 0 0 0 0 0 3 47 69 9.00 1.600																			
77 Buddy Baumann, L ERA: 3.72	1.0 H 2 0 0 0 1 0 0 0 0 0 0 6 8 0.00 0.000																			
54 Keith Hessler, L ERA: 4.22	1.0 H 4 1 0 0 1 0 0 0 0 0 0 11 17 0.00 1.000																			
52 Brad Hand, L ERA: 2.77	1.0 H 3 0 0 0 3 0 0 0 0 0 0 9 14 0.00 0.000																			
37 Brandon Maurer, R ERA: 4.52	1.0 S 4 1 0 0 2 0 0 0 0 0 0 10 13 0.00 1.000																			
7 Manuel Margot, R OBP: 0.333, SLG: 0.556		L7								4	2	2	0	0	0	1	Los Angeles Dodgers @ San Diego Padres Petco Park, San Diego, CA Wed Sep 28 2016, 7:12 PM - 9:56 PM PDT Att: 29,471 - Clear - 71 F			
4 Wil Myers, R OBP: 0.335, SLG: 0.463	F7	L7								4	0	0	1	0	1	3				
26 Yangelis Solarte, S OBP: 0.345, SLG: 0.472										4	1	1	0	0	1	1				
24 Alex Dickerson, L OBP: 0.335, SLG: 0.459										2	1	1	0	2	1	0				
16 Travis Jankowski, L OBP: 0.333, SLG: 0.314										0	0	0	0	0	0	0				
10 Hunter Renfroe, R OBP: 0.409, SLG: 1.000										4	2	2	4	0	2	1				
11 Ryan Schimpf, L OBP: 0.336, SLG: 0.532										3	0	1	1	1	1	1				
18 Austin Hedges, R OBP: 0.111, SLG: 0.118										3	0	0	0	0	2	2				
5 Alexi Amarista, L OBP: 0.297, SLG: 0.273										3	0	1	0	0	0	1				
61 Luis Perdomo, R 77 Buddy Baumann, L 39 Brett Wallace, L 54 Keith Hessler, L 52 Brad Hand, L 37 Brandon Maurer, R										1	0	0	0	0	0	0				
Inning Stats	R: 3 E: 1 K: 1 S: 16	H: 3 LOB: 1 BB: 1 P: 26	R: 0 E: 0 K: 0 S: 11	H: 0 LOB: 1 BB: 0 P: 18	R: 2 E: 0 K: 1 S: 19	H: 1 LOB: 1 BB: 2 P: 31	R: 1 E: 0 K: 1 S: 10	H: 1 LOB: 0 BB: 0 P: 14	R: 0 E: 0 K: 3 S: 9	H: 0 LOB: 0 BB: 0 P: 15	R: 0 E: 0 K: 0 S: 9	H: 1 LOB: 0 BB: 0 P: 14	R: 0 E: 0 K: 1 S: 6	H: 1 LOB: 1 BB: 0 P: 8	R: 0 E: 0 K: 1 S: 6	H: 1 LOB: 1 BB: 0 P: 8	1B: 5 2B: 3 3B: 0 HR: 1	SF: 0 SAC: 0 DP: 2 HBP: 1	WP: 1 PB: 0 SB: 1 CS: 1	PA: 33
PITCHER	IP WLS BF H R ER SO BB IBB HBP BLK WP HR S P ERA WHIP																PITCHER	IP WLS BF H R ER SO BB IBB HBP BLK WP HR S P ERA WHIP		
87 José De León, R ERA: 6.35	2.1 15 4 5 3 1 3 0 0 0 0 1 0 4 6 11.57 3.000																			
71 Josh Ravin, R ERA: 3.96	0.2 2 0 0 0 1 0 0 0 0 0 1 0 4 6 0.00 0.000																			
68 Ross Stripling, R ERA: 3.96	3.0 L 10 2 1 1 4 0 0 0 0 0 0 28 43 3.00 0.667																			
58 Jesse Chavez, R ERA: 4.23	1.0 3 1 0 0 1 0 0 0 0 0 0 11 15 0.00 1.000																			
43 Luis Avilán, L ERA: 3.26	1.0 3 1 0 0 1 0 0 0 0 0 0 6 8 0.00 1.000																			

Batter	1	2	3	4	5	6	7	8	9	AB	R	H	RBI	BB	SO	LOB	TOP						
47 Howie Kendrick, R OBP: 0.330, SLG: 0.372										5	0	0	0	0	2	3							
6 Charlie Culberson, R OBP: 0.313, SLG: 0.397										5	1	1	0	0	2	2							
10 Justin Turner, R OBP: 0.325, SLG: 0.499										4	2	3	1	0	0	0							
15 Austin Barnes, R OBP: 0.286, SLG: 0.200										4	2	2	0	0	0	1							
66 Yasiel Puig, R OBP: 0.325, SLG: 0.418										4	0	2	2	1	0	2							
51 Carlos Ruiz, R OBP: 0.362, SLG: 0.345										4	0	2	2	1	0	2							
14 Enrique Hernández, R OBP: 0.293, SLG: 0.329									5	0	0	0	0	1	6								
25 Rob Segedin, R OBP: 0.382, SLG: 0.382										3	2	2	0	1	0	1							
60 Andrew Toles, L OBP: 0.368, SLG: 0.510										3	2	2	0	1	0	1							
31 Joc Pederson, L OBP: 0.354, SLG: 0.500										5	0	2	3	0	2	4							
7 Julio Urias, L OBP: 0.136, SLG: 0.136										1	0	0	0	0	0	0							
58 Jesse Chavez, R OBP: 0.339, SLG: 0.381										0	0	0	0	0	0	0							
3 Chris Taylor, R OBP: 0.339, SLG: 0.381										1	0	0	0	0	0	1							
35 Brett Anderson, L OBP: 0.296, SLG: 0.250										0	0	0	0	0	0	0							
46 Josh Fields, R OBP: 0.296, SLG: 0.250										0	0	0	0	0	0	0							
16 Andre Ethier, L OBP: 0.303, SLG: 0.350										1	0	1	1	0	0	0							
57 Alex Wood, R OBP: 0.354, SLG: 0.500										0	0	0	0	0	0	0							
36 Adam Liberatore, L OBP: 0.354, SLG: 0.500										0	0	0	0	0	0	0							
Inning Stats	R: 0 E: 0 K: 2 S: 11	H: 1 LOB: 1 BB: 0 P: 16	R: 0 E: 0 K: 0 S: 13	H: 1 LOB: 1 BB: 0 P: 15	R: 0 E: 0 K: 0 S: 7	H: 0 LOB: 0 BB: 0 P: 9	R: 0 E: 0 K: 0 S: 10	H: 0 LOB: 0 BB: 0 P: 12	R: 1 E: 0 K: 1 S: 9	H: 2 LOB: 1 BB: 0 P: 13	R: 4 E: 0 K: 1 S: 18	H: 4 LOB: 1 BB: 1 P: 32	R: 2 E: 0 K: 2 S: 14	H: 3 LOB: 1 BB: 0 P: 22	R: 1 E: 0 K: 1 S: 9	H: 2 LOB: 2 BB: 0 P: 14	R: 1 E: 0 K: 1 S: 14	H: 2 LOB: 1 BB: 1 P: 26	1B: 7 2B: 7 3B: 1 HR: 0	SF: 0 SAC: 0 DP: 0 HBP: 0	WP: 1 PB: 0 SB: 0 CS: 0	PA: 44	
PITCHER	IP WLS BF H R ER SO BB IBB HBP BLK WP HR S P ERA WHIP	5.2 L 25 2 1 0 5 3 1 0 0 0 0 0 61 7 10 7.94 1.412	0.1 2 1 0 0 1 0 0 0 0 0 0 7 10 0.00 3.000	1.0 6 3 2 2 2 0 0 0 0 0 0 14 22 18.00 3.000	1.0 5 2 1 1 1 0 0 0 0 0 0 9 14 9.00 2.000	1.0 6 2 1 1 1 1 0 0 0 0 0 0 14 26 9.00 3.000																	
53 Christian Friedrich, L ERA: 4.8																							
76 José Torres, L ERA: 5.97																							
57 Leonel Campos, R ERA: 4.5																							
64 Jake Smith, R ERA: 5.29																							
62 José Domínguez, R ERA: 5.29																							
Batter	1	2	3	4	5	6	7	8	9	AB	R	H	RBI	BB	SO	LOB	BOTTOM						
7 Manuel Margot, R OBP: 0.348, SLG: 0.565											5	1	2	0	0	2	2						
24 Jon Jay, L OBP: 0.339, SLG: 0.381											4	1	2	1	0	0							
4 Wily Myers, R OBP: 0.335, SLG: 0.462											4	0	1	0	1	2							
26 Yangelvis Solarte, S OBP: 0.346, SLG: 0.473										5	0	2	1	0	0	4							
10 Hunter Renfroe, R OBP: 0.370, SLG: 0.846										5	1	1	0	0	1	7							
3 Derek Norris, R OBP: 0.256, SLG: 0.328										4	1	1	0	1	2	3							
63 Carlos Asuaje, L OBP: 0.338, SLG: 0.300										4	0	2	1	0	1	1							
2 Luis Sardinas, S OBP: 0.284, SLG: 0.341																							

Batter	1	2	3	4	5	6	7	8	9	AB	R	H	RBI	BB	SO	LOB	TOP					
47 Howie Kendrick, R OBP: 0.327, SLG: 0.369 17 Micah Johnson, L OBP: 0.167, SLG: 0.167	P4	G6-3			L8		K			4	0	0	0	0	1	1	Los Angeles Dodgers @ San Francisco Giants AT&T Park, San Francisco, CA Fri Sep 30 2016, 7:25 PM - 10:39 PM PDT Att: 41,359 - Clear - 59 F					
10 Justin Turner, R OBP: 0.341, SLG: 0.497 56 J.P. Howell, L	5 1B		F9		G6-3		F9			4	0	1	0	0	0	0						
67 Louis Coleman, R	1B									0	0	0	0	0	0	0						
5 Corey Seager, L OBP: 0.322, SLG: 0.518 60 Andrew Toles, L OBP: 0.365, SLG: 0.505	66 2B		F8		F7		F7			3	1	1	0	0	0	0						
66 Yasiel Puig, R OBP: 0.327, SLG: 0.422	51 1B				L8		K			4	1	2	1	0	1	0						
51 Carlos Ruiz, R OBP: 0.365, SLG: 0.348	2B									4	1	2	1	0	0	1						
25 Rob Segedin, R OBP: 0.305, SLG: 0.380 16 Andre Ethier, L OBP: 0.240, SLG: 0.348	K		G4-3		G5-3					3	0	1	0	0	1	1						
14 Enrique Hernández, R OBP: 0.286, SLG: 0.329		6 1B			K					3	0	1	1	1	2	0						
6 Charlie Culberson, R OBP: 0.313, SLG: 0.394 38 Brandon McCarthy, R					G6-3		G5-3			3	0	1	0	0	0	2						
71 Josh Ravin, R 3 Chris Taylor, R OBP: 0.282, SLG: 0.361										0	0	0	0	0	0	0						
44 Rich Hill, L 26 Chase Utley, L OBP: 0.322, SLG: 0.490 15 Austin Barnes, R OBP: 0.278, SLG: 0.194					K		L6			2	0	0	0	0	2	1						
										1	0	0	0	0	0	0						
Inning Stats	R: 2 E: 0 K: 1 S: 15	H: 4 LOB: 1 BB: 0 P: 23	R: 0 E: 0 K: 1 S: 10	H: 1 LOB: 1 BB: 1 P: 16	R: 0 E: 0 K: 0 S: 7	H: 1 LOB: 0 BB: 0 P: 11	R: 0 E: 0 K: 1 S: 7	H: 0 LOB: 0 BB: 0 P: 14	R: 0 E: 0 K: 1 S: 7	H: 0 LOB: 0 BB: 0 P: 7	R: 1 E: 0 K: 0 S: 10	H: 3 LOB: 2 BB: 0 P: 16	R: 0 E: 0 K: 1 S: 11	H: 0 LOB: 0 BB: 0 P: 14	R: 0 E: 0 K: 1 S: 9	H: 0 LOB: 0 BB: 0 P: 17	R: 0 E: 0 K: 1 S: 6	H: 0 LOB: 0 BB: 0 P: 10	1B: 8 2B: 1 3B: 0 HR: 0	SF: 0 SAC: 0 DP: 0 HBP: 0	WP: 0 PB: 0 SB: 0 CS: 0	PA: 35
PITCHER	IP WLS BF H R ER SO BB IBB HBP BLK WP HR S P ERA WHIP																					
40 Madison Bumgarner, L ERA: 2.74	(1, 1) 7.1 W 30 9 3 3 5 1 0 0 0 0 0 0 70 107 3.68 1.364																					
64 Derek Law, R ERA: 2.13	(8, 1) 0.2 2 0 0 0 1 0 0 0 0 0 0 6 11 0.00 0.000																					
46 Santiago Casilla, R ERA: 3.57	(9, 1) 1.0 3 0 0 0 1 0 0 0 0 0 0 6 10 0.00 0.000																					


Batter	1	2	3	4	5	6	7	8	9	AB	R	H	RBI	BB	SO	LOB	BOTTOM			
66 Gorkys Hernández, R OBP: 0.321, SLG: 0.500 2 Denard Span, L OBP: 0.359, SLG: 0.376	28 1B	F8			F8	9 HR	G5-3			3	1	1	0	0	0	0	Los Angeles Dodgers @ San Francisco Giants AT&T Park, San Francisco, CA Fri Sep 30 2016, 7:25 PM - 10:39 PM PDT Att: 41,359 - Clear - 59 F			
9 Brandon Belt, L OBP: 0.393, SLG: 0.475	8 1B									3	2	3	3	1	0	0				
28 Buster Posey, R OBP: 0.359, SLG: 0.433	8 1B				L9					4	0	1	1	1	2	3				
8 Hunter Pence, R OBP: 0.360, SLG: 0.456	FC6-4				K					5	0	0	0	0	2	6				
16 Angel Pagán, S OBP: 0.326, SLG: 0.407	SF7				K					2	1	0	1	2	0	2				
35 Brandon Crawford, L OBP: 0.342, SLG: 0.433										4	1	3	0	1	0	1				
37 Kelby Tomlinson, R ERA: 2.12 12 Joe Panik, L OBP: 0.317, SLG: 0.383	K				F8					4	1	1	0	0	1	3				
17 Gordon Beckham, R OBP: 0.298, SLG: 0.351 21 Conor Gillaspie, L OBP: 0.303, SLG: 0.436		G6-3			G1-3					2	0	0	0	0	0	1				
40 Madison Bumgarner, R OBP: 0.288, SLG: 0.360 64 Derek Law, R 46 Santiago Casilla, R					K					4	1	2	2	0	1	1				
										0	0	0	0	0	0	0				
Inning Stats	R: 2 E: 0 K: 1 S: 18	H: 3 LOB: 2 BB: 1 P: 26	R: 0 E: 0 K: 0 S: 9	H: 0 LOB: 0 BB: 0 P: 15	R: 0 E: 0 K: 1 S: 9	H: 1 LOB: 1 BB: 0 P: 13	R: 0 E: 0 K: 1 S: 13	H: 1 LOB: 1 BB: 0 P: 17	R: 0 E: 0 K: 1 S: 9	H: 1 LOB: 1 BB: 0 P: 11	R: 7 E: 0 K: 0 S: 29	H: 6 LOB: 1 BB: 2 P: 47	R: 0 E: 0 K: 1 S: 8	H: 1 LOB: 1 BB: 0 P: 15	R: 0 E: 0 K: 1 S: 10	H: 0 LOB: 3 BB: 2 P: 26	1B: 8 2B: 4 3B: 0 HR: 1	SF: 1 SAC: 0 DP: 0 HBP: 1	WP: 0 PB: 0 SB: 0 CS: 0	PA: 43
PITCHER	IP WLS BF H R ER SO BB IBB HBP BLK WP HR S P ERA WHIP																			
44 Rich Hill, L	(1, 1) 5.0 22 6 2 2 4 1 0 0 0 0 0 58 82 3.60 1.400																			
38 Brandon McCarthy, R ERA: 4.95	(6, 1) 0.0 L 6 5 6 6 0 1 0 0 0 0 0 0 16 27 " "																			
71 Josh Ravin, R ERA: 0.93	(6, 1) 1.0 5 1 1 1 1 1 0 0 0 0 0 1 13 20 9.00 2.000																			
56 J.P. Howell, L ERA: 4.09	(7, 1) 1.0 5 1 0 0 0 0 0 0 1 0 0 0 9 18 0.00 1.000																			
67 Louis Coleman, R ERA: 4.69	(8, 1) 1.0 5 0 0 0 1 2 0 0 0 0 0 0 9 23 0.00 2.000																			




Batter	1	2	3	4	5	6	7	8	9	AB	R	H	RBI	BB	SO	LOB	TOP				
47 Howie Kendrick, R (1,7) OBP: 0.325, SLG: 0.366 11 Josh Reddick, L (9,PH) OBP: 0.346, SLG: 0.407	G4-3		K			B5-3			G4-3	3	0	0	0	0	1	0	Los Angeles Dodgers @ San Francisco Giants AT&T Park, San Francisco, CA Sat Oct 01 2016, 1:06 PM - 3:20 PM PDT Att: 41,320 - Sunny - 65 F				
10 Justin Turner, R (1,5) OBP: 0.339, SLG: 0.494	F9				G6-3	G4-3			G6-3	4	0	0	0	0	0	0					
5 Corey Seager, L (1,6) OBP: 0.367, SLG: 0.514	G6-3				G4-3		G3		K	4	0	0	0	0	1	0					
66 Yasiel Puig, R (1,9) OBP: 0.327, SLG: 0.421	P3				1B		K			3	0	1	0	0	1	0					
23 Adrián González, L (1,3) OBP: 0.349, SLG: 0.435	9 BB 1B				F8		G4-3			3	0	1	0	0	0	1					
9 Yasmani Grandal, S (1,2) OBP: 0.337, SLG: 0.477	31 BB G6-4-3				K				G6-3	2	0	0	0	1	1	0					
31 Joc Pederson, L (1,8) OBP: 0.354, SLG: 0.499	G6-4-3				P5				26 FC5-4 1B	3	0	1	0	0	0	2					
26 Chase Utley, L (1,4) OBP: 0.320, SLG: 0.398					G4-3				FC5-4	3	0	0	0	0	1	1					
22 Clayton Kershaw, L (1,1) OBP: 0.191, SLG: 0.196 14 Enrique Hernández, R (8,PH) OBP: 0.255, SLG: 0.327 74 Kenley Jansen, S (8,1)					K		G2-3		K	2	0	0	0	0	1	0					
					K				K	1	0	0	0	0	1	1					
										0	0	0	0	0	0	0					
Inning Stats	R: 0 E: 0 K: 0 S: 8	H: 0 LOB: 0 BB: 0 P: 12	R: 0 E: 0 K: 0 S: 9	H: 1 LOB: 1 BB: 1 P: 14	R: 0 E: 0 K: 3 S: 10	H: 0 LOB: 0 BB: 0 P: 15	R: 0 E: 0 K: 0 S: 14	H: 1 LOB: 1 BB: 0 P: 22	R: 0 E: 0 K: 1 S: 5	H: 0 LOB: 0 BB: 0 P: 5	R: 0 E: 0 K: 1 S: 6	H: 0 LOB: 0 BB: 0 P: 9	R: 0 E: 0 K: 1 S: 6	H: 1 LOB: 1 BB: 0 P: 14	R: 0 E: 0 K: 1 S: 9	H: 0 LOB: 0 BB: 0 P: 11	1B: 3 2B: 0 3B: 0 HR: 0	SF: 0 SAC: 0 DP: 1 HBP: 0	WP: 0 PB: 0 SB: 0 CS: 0	PA: 30	
PITCHER	IP WLS BF H R ER SO BB IBB HBP BLK WP HR S P ERA WHIP	8.0 W 27 3 0 0 6 1 0 0 0 0 0 67 99 0.00 0.500	1.0 S 3 0 0 0 1 0 0 0 0 0 9 11 0.00 0.000																		

Batter	1	2	3	4	5	6	7	8	9	AB	R	H	RBI	BB	SO	LOB	BOTTOM			
66 Gorkys Hernández, R (1,8) OBP: 0.299, SLG: 0.463	K			G4-3		FC5-4 28 BB	F9			4	0	0	0	0	1	2	Los Angeles Dodgers @ San Francisco Giants AT&T Park, San Francisco, CA Sat Oct 01 2016, 1:06 PM - 3:20 PM PDT Att: 41,320 - Sunny - 65 F			
9 Brandon Belt, L (1,3) OBP: 0.392, SLG: 0.472	L8			K		F7		16 BB 8 BB 1B		3	0	0	0	1	1	1				
28 Buster Posey, R (1,2) OBP: 0.360, SLG: 0.433	F7			1B		BB		F9		3	0	1	0	1	0	1				
8 Hunter Pence, R (1,9) OBP: 0.359, SLG: 0.454	K2-3			P3		G5-3		16 BB 1B		4	0	1	0	0	1	3				
16 Ángel Pagán, S (1,7) OBP: 0.329, SLG: 0.414	P2			HR		E		1-2 2-3 BB		3	2	2	1	1	0	0				
35 Brandon Crawford, L (1,6) OBP: 0.341, SLG: 0.432	G6-3			G3		E5 17 SF8 1B		K		4	1	1	0	0	1	3				
17 Gordon Beckham, R (1,5) OBP: 0.294, SLG: 0.347	F7			K		SF8		K		3	0	0	1	0	2	3				
12 Joe Panik, L (1,4) OBP: 0.315, SLG: 0.380	G1-3			G4-3		G5-3				3	0	0	0	0	0	0				
50 Ty Blach, R (1,1) OBP: 0.500, SLG: 0.500 54 Sergio Romo, R (9,1)	G1-3					66 FC5-4 1B		1B		3	0	2	0	0	0	0				
										0	0	0	0	0	0	0				
Inning Stats	R: 0 E: 0 K: 1 S: 7	H: 0 LOB: 0 BB: 0 P: 7	R: 0 E: 0 K: 1 S: 5	H: 0 LOB: 0 BB: 0 P: 8	R: 0 E: 0 K: 0 S: 8	H: 0 LOB: 0 BB: 0 P: 11	R: 0 E: 0 K: 1 S: 7	H: 1 LOB: 1 BB: 0 P: 9	R: 1 E: 0 K: 1 S: 9	H: 1 LOB: 0 BB: 0 P: 11	R: 0 E: 0 K: 0 S: 14	H: 3 LOB: 1 BB: 0 P: 13	R: 2 E: 1 K: 0 S: 10	H: 0 LOB: 3 BB: 2 P: 25	R: 0 E: 0 K: 2 S: 15	H: 1 LOB: 3 BB: 2 P: 25	1B: 6 2B: 0 3B: 0 HR: 1	SF: 1 SAC: 0 DP: 0 HBP: 0	WP: 0 PB: 0 SB: 0 CS: 0	PA: 34
PITCHER	IP WLS BF H R ER SO BB IBB HBP BLK WP HR S P ERA WHIP	7.0 L 28 6 3 2 4 6 3 2 4 0 0 60 82 2.57 1.000	1.0 6 1 0 0 2 2 0 0 0 0 0 15 25 0.00 3.000																	

AB 29
R 0
H 3
RBI 0
BB 1
SO 7
LOB 5



AB 30
R 3
H 7
RBI 2
BB 3
SO 6
LOB 13



Batter	1	2	3	4	5	6	7	8	9	AB	R	H	RBI	BB	SO	LOB	TOP			
47 Howie Kendrick, R OBP: 0.326, SLG: 0.366			L6		G6-3			G3-1		1	0	0	0	1	0	0	Los Angeles Dodgers @ San Francisco Giants AT&T Park, San Francisco, CA Sun Oct 02 2016, 12:08 PM - 3:11 PM PDT Att: 41,445 - Cloudy - 62 F			
11 Josh Reddick, L OBP: 0.345, SLG: 0.405										2	0	0	0	0	0	0				
10 Justin Turner, R OBP: 0.338, SLG: 0.493	F7									3	1	1	0	0	1	1				
55 Joe Blanton, R										0	0	0	0	0	0	0				
16 Andre Ethier, L OBP: 0.269, SLG: 0.375										1	0	1	0	0	0	0				
5 Corey Seager, L OBP: 0.365, SLG: 0.512	G4-6-3									3	0	0	0	0	1	2				
15 Austin Barnes, R OBP: 0.270, SLG: 0.188										1	0	0	0	0	0	1				
66 Yasiel Puig, R OBP: 0.323, SLG: 0.416										4	0	0	0	0	2	2				
23 Adrián González, L OBP: 0.349, SLG: 0.435										2	0	1	0	0	0	0				
25 Rob Segedin, R OBP: 0.301, SLG: 0.370										2	0	0	0	0	0	1				
9 Yasmani Grandal, S OBP: 0.339, SLG: 0.477										2	0	1	1	1	0	0				
3 Chris Taylor, R OBP: 0.262, SLG: 0.361										0	0	0	0	0	0	0				
31 Joc Pederson, L OBP: 0.352, SLG: 0.495										3	0	0	0	0	2	3				
26 Chase Utley, L OBP: 0.305, SLG: 0.396										2	0	0	0	0	0	1				
57 Alex Wood, R OBP: 0.264, SLG: 0.296										0	0	0	0	0	0	0				
75 Grant Dayton, L										0	0	0	0	0	0	0				
52 Pedro Báez, R										0	0	0	0	0	0	0				
6 Charlie Culberson, R OBP: 0.265, SLG: 0.368										1	0	0	0	0	0	0				
18 Kenta Maeda, R OBP: 0.138, SLG: 0.193										1	0	0	0	0	0	0				
43 Luis Avilán, L										0	0	0	0	0	0	0				
46 Josh Fields, R										0	0	0	0	0	0	0				
14 Enrique Hernández, R OBP: 0.283, SLG: 0.324										2	0	0	0	0	0	0				
Inning Stats	R: 0 E: 0 K: 0 S: 9	H: 0 LOB: 0 BB: 1 P: 15	R: 0 E: 0 K: 1 S: 13	H: 0 LOB: 1 BB: 1 P: 22	R: 0 E: 0 K: 0 S: 8	H: 0 LOB: 0 BB: 0 P: 11	R: 1 E: 0 K: 2 S: 16	H: 3 LOB: 2 BB: 0 P: 18	R: 0 E: 0 K: 1 S: 10	H: 0 LOB: 0 BB: 0 P: 15	R: 0 E: 0 K: 1 S: 7	H: 0 LOB: 0 BB: 0 P: 10	R: 0 E: 0 K: 0 S: 7	H: 0 LOB: 0 BB: 0 P: 9	R: 0 E: 0 K: 1 S: 11	H: 1 LOB: 1 BB: 0 P: 13	1B: 4 2B: 0 3B: 0 HR: 0	SF: 0 SAC: 0 DP: 1 HBP: 0	WP: 0 PB: 0 SB: 0 CS: 0	PA: 32
PITCHER	IP WLS BF H R ER SO BB IBB HBP BLK WP HR S P ERA WHIP																			
45 Matt Moore, L ERA: 4.08	8.0 W 28 3 1 1 6 2 0 0 0 0 0 0 76 107 1.12 0.625																			
54 Sergio Romo, R ERA: 2.64	1.0 4 1 0 0 1 0 0 0 0 0 0 0 11 13 0.00 1.000																			

Batter	1	2	3	4	5	6	7	8	9	AB	R	H	RBI	BB	SO	LOB	BOTTOM	
2 Denard Span, L OBP: 0.331, SLG: 0.381										5	3	3	2	0	2	3	Los Angeles Dodgers @ San Francisco Giants AT&T Park, San Francisco, CA Sun Oct 02 2016, 12:08 PM - 3:11 PM PDT Att: 41,445 - Cloudy - 62 F	
9 Brandon Belt, L OBP: 0.394, SLG: 0.474										4	1	2	0	1	0	1		
28 Buster Posey, R OBP: 0.362, SLG: 0.434										5	0	3	3	0	1	2		
8 Hunter Pence, R OBP: 0.357, SLG: 0.451										5	1	1	1	0	2	5		
35 Brandon Crawford, L OBP: 0.342, SLG: 0.430										4	0	1	1	1	3	2		
16 Ángel Pagán, S OBP: 0.331, SLG: 0.418										5	0	3	0	0	1	0		
12 Joe Panik, L OBP: 0.315, SLG: 0.379										4	0	1	0	1	0	5		
21 Conor Gillaspie, L OBP: 0.307, SLG: 0.440										3	1	1	0	1	1	3		
45 Matt Moore, L OBP: 0.097, SLG: 0.097										4	1	1	0	0	1	5		
54 Sergio Romo, R										0	0	0	0	0	0	0		
Inning Stats	R: 2 E: 0 K: 2 S: 14	H: 3 LOB: 0 BB: 0 P: 19	R: 3 E: 0 K: 0 S: 20	H: 4 LOB: 2 BB: 1 P: 32	R: 0 E: 0 K: 2 S: 14	H: 2 LOB: 3 BB: 1 P: 22	R: 0 E: 0 K: 2 S: 12	H: 1 LOB: 1 BB: 0 P: 15	R: 0 E: 0 K: 2 S: 11	H: 0 LOB: 1 BB: 1 P: 17	R: 0 E: 0 K: 1 S: 9	H: 1 LOB: 2 BB: 1 P: 21	R: 2 E: 1 K: 1 S: 19	H: 4 LOB: 2 BB: 0 P: 24	1B: 12 2B: 3 3B: 1 HR: 0	SF: 0 SAC: 0 DP: 0 HBP: 0	WP: 0 PB: 0 SB: 2 CS: 1	PA: 44
PITCHER	IP WLS BF H R ER SO BB IBB HBP BLK WP HR S P ERA WHIP																	
18 Kenta Maeda, R ERA: 3.48	2.2 L 18 5 5 5 3 1 0 0 0 0 0 0 5 7 0.00 3.000																	
43 Luis Avilán, L ERA: 3.2	0.1 2 1 0 0 1 0 0 0 0 0 0 0 5 7 0.00 3.000																	
46 Josh Fields, R ERA: 4.63	1.0 3 0 0 0 2 0 0 0 0 0 0 0 11 14 0.00 0.000																	
57 Alex Wood, L ERA: 3.73	1.0 4 0 0 0 2 1 0 0 0 0 0 0 11 17 0.00 1.000																	
75 Grant Dayton, L ERA: 2.05	1.0 4 1 0 0 1 0 0 0 0 0 0 0 9 15 0.00 1.000																	
52 Pedro Báez, R ERA: 3.04	1.0 5 1 0 0 0 1 0 0 0 0 0 0 10 21 0.00 2.000																	
55 Joe Blanton, R ERA: 2.49	1.0 7 4 2 2 1 0 0 0 0 0 0 0 19 24 18.00 4.000																	

Batter	1	2	3	4	5	6	7	8	9	AB	R	H	RBI	BB	SO	LOB	TOP																		
47 Howie Kendrick, R OBP: 0.308, SLG: 0.333 26 Chase Utley, L OBP: 0.300, SLG: 0.176	G5-3		F8		G6-3			BB	L3-6	3	0	0	0	0	0	0																			
10 Justin Turner, R OBP: 0.538, SLG: 0.632	G6-3		L8			F9		BB		4	0	1	0	0	0	0																			
5 Corey Seager, L OBP: 0.148, SLG: 0.407	FC6-4		L3			K		K		4	0	1	0	0	2	3																			
66 Yasiel Puig, R 55 Joe Blanton, R 75 Grant Dayton, L	FC6-4		L3		G5-3	G3-1		K		4	0	0	0	0	1	4																			
23 Adrián González, L OBP: 0.280, SLG: 0.375		K			K		G4-3			4	0	2	2	0	1	0																			
51 Carlos Ruiz, R OBP: 0.333, SLG: 0.833 9 Yasmani Grandal, S OBP: 0.238, SLG: 0.111	L5		L8				K	G6-3		2	0	0	0	0	0	1																			
14 Enrique Hernández, R OBP: 0.200, SLG: 1.000 52 Pedro Báez, R OBP: 0.087, SLG: 1.887 68 Ross Stripling, R OBP: 0.087, SLG: 1.887 60 Andrew Toles, L OBP: 0.462, SLG: 0.462	BB		L6						G5-3	2	0	0	0	2	0	0																			
31 Joc Pederson, L OBP: 0.409, SLG: 0.526	K		B5-3				K			4	1	1	0	0	2	3																			
18 Kenta Maeda, R OBP: 0.200, SLG: 1.000 16 Andre Ethier, L OBP: 0.087, SLG: 1.887 52 Pedro Báez, R OBP: 0.087, SLG: 1.887 68 Ross Stripling, R OBP: 0.087, SLG: 1.887 60 Andrew Toles, L OBP: 0.462, SLG: 0.462	1B		HR					1B	2B	1	0	1	0	0	0	0																			
Inning Stats	R: 0 E: 0 K: 0 S: 8	H: 1 LOB: 1 BB: 0 P: 11	R: 0 E: 0 K: 1 S: 10	H: 2 LOB: 2 BB: 1 P: 20	R: 0 E: 0 K: 1 S: 8	H: 0 LOB: 0 BB: 0 P: 12	R: 0 E: 0 K: 1 S: 8	H: 0 LOB: 0 BB: 0 P: 13	R: 1 E: 0 K: 1 S: 5	H: 1 LOB: 0 BB: 0 P: 12	R: 0 E: 0 K: 1 S: 5	H: 0 LOB: 0 BB: 0 P: 9	R: 0 E: 0 K: 2 S: 11	H: 0 LOB: 1 BB: 1 P: 18	R: 2 E: 0 K: 2 S: 18	H: 3 LOB: 2 BB: 1 P: 28	R: 1 E: 0 K: 0 S: 11	H: 2 LOB: 0 BB: 0 P: 15	1B: 7 2B: 2 3B: 0 HR: 1	SF: 0 SAC: 0 DP: 1 HBP: 0	WP: 0 PB: 0 SB: 1 CS: 0	PA: 37													
PITCHER	IP	WLS	BF	H	R	ER	SO	BB	IBB	HBP	BLK	WP	HR	S	P	ERA	WHIP	PITCHER	IP	WLS	BF	H	R	ER	SO	BB	IBB	HBP	BLK	WP	HR	S	P	ERA	WHIP
34 Jon Lester, L ERA: 0.64	6.0		22	4	1	1	3	1	0	0	0	0	1	47	77	1.50	0.833	54 Aroldis Chapman, L ERA: 2.08	1.0	W	4	1	1	1	2	0	0	0	0	0	0	13	17	9.00	1.000
37 Travis Wood, L ERA: 2.45	0.1	H	1	0	0	0	0	0	0	0	0	0	0	1	3	0.00	0.000	56 Héctor Rondón, R ERA: 6.75	1.0		4	2	1	1	0	0	0	0	0	0	11	15	9.00	2.000	
6 Carl Edwards Jr., R ERA: 3.19	0.1	H	2	0	0	0	1	1	0	0	0	0	0	6	11	0.00	3.000																		
38 Mike Montgomery, L ERA: 3.19	0.1	H	2	1	1	1	1	0	0	0	0	0	0	5	5	27.00	3.000																		
46 Pedro Strop, R ERA: 13.5	0.0		2	1	0	0	0	1	0	0	0	0	0	4	10	=	=																		

Los Angeles Dodgers @ Chicago Cubs
Wrigley Field, Chicago, IL
Sat Oct 15 2016, 7:13 PM - 10:49 PM CDT
Att: 42,376 - Cloudy - 72 F

livebaseballscorecards.com

AB 34
R 4
H 9
RBI 4
BB 3
SO 7
LOB 14



Batter	1	2	3	4	5	6	7	8	9	AB	R	H	RBI	BB	SO	LOB	BOTTOM																		
24 Dexter Fowler, S OBP: 0.273, SLG: 0.400	17 2B	P5		K			F8	HR		5	2	2	1	0	1	2																			
17 Kris Bryant, R OBP: 0.455, SLG: 0.750	2B	P4					G6-3	2B		4	0	2	1	1	0	1																			
44 Anthony Rizzo, L OBP: 0.136, SLG: 0.050	L7		K				L8	P5		5	0	0	0	0	2	3																			
18 Ben Zobrist, S OBP: 0.250, SLG: 0.368	L7		FC5-4 BB				P5	8 47 HR	2B	3	1	1	0	1	0	2																			
27 Addison Russell, R OBP: 0.100, SLG: 0.053	G1-3		FC5-4 FC4-6				K	G5-3		4	0	0	0	0	1	4																			
22 Jason Heyward, L OBP: 0.188, SLG: 0.333	9 2B	3B	FC4-6				F7	8 47 HR	IBB	3	2	1	0	1	0	1																			
9 Javier Báez, R OBP: 0.429, SLG: 0.650	34 WP 34 S	2B						F9		4	1	2	1	0	0	2																			
3 David Ross, R OBP: 0.100, SLG: 0.444 8 Chris Coghlan, L	F8									3	0	0	0	0	1	2																			
40 Wilson Contreras, R OBP: 0.714, SLG: 0.687							K	47 HR	IBB	0	1	0	0	1	0	0																			
34 Jon Lester, L 68 Jorge Soler, R 37 Travis Wood, L 6 Carl Edwards Jr., R 38 Mike Montgomery, L 46 Pedro Strop, R 54 Aroldis Chapman, L 47 Miguel Montero, L 56 Héctor Rondón, R										0	0	0	0	0	0	0																			
Inning Stats	R: 1 E: 0 K: 0 S: 13	H: 2 LOB: 1 BB: 0 P: 17	R: 2 E: 0 K: 0 S: 12	H: 2 LOB: 1 BB: 1 P: 20	R: 0 E: 0 K: 1 S: 7	H: 0 LOB: 1 BB: 1 P: 12	R: 0 E: 0 K: 1 S: 9	H: 0 LOB: 1 BB: 1 P: 17	R: 0 E: 0 K: 2 S: 12	H: 0 LOB: 1 BB: 1 P: 20	R: 0 E: 0 K: 1 S: 9	H: 1 LOB: 0 BB: 0 P: 14	R: 0 E: 0 K: 0 S: 6	H: 0 LOB: 0 BB: 0 P: 10	R: 5 E: 0 K: 0 S: 16	H: 4 LOB: 1 BB: 2 P: 31	1B: 1 2B: 5 3B: 1 HR: 2	SF: 0 SAC: 0 DP: 0 HBP: 0	WP: 1 PB: 0 SB: 1 CS: 0	PA: 39															
PITCHER	IP	WLS	BF	H	R	ER	SO	BB	IBB	HBP	BLK	WP	HR	S	P	ERA	WHIP	PITCHER	IP	WLS	BF	H	R	ER	SO	BB	IBB	HBP	BLK	WP	HR	S	P	ERA	WHIP
18 Kenta Maeda, R ERA: 9.0	4.0		19	4	3	3	2	3	0	0	0	0	0	21	34	0.00	1.000																		
52 Pedro Báez, R ERA: 13.5	2.0		8	1	0	0	3	1	0	0	0	0	0	21	34	0.00	1.000																		
68 Ross Stripling, R ERA: 13.5	1.0		3	0	0	0	0	0	0	0	0	0	0	6	10	0.00	0.000																		
55 Joe Blanton, R ERA: 7.54	0.2	L	8	4	5	5	0	0	2	0	0	0	2	13	28	67.50	6.000																		
75 Grant Dayton, L ERA: 13.5	0.1		1	0	0	0	0	0	0	0	0	0	0	3	3	0.00	0.000																		

Los Angeles Dodgers @ Chicago Cubs
Wrigley Field, Chicago, IL
Sat Oct 15 2016, 7:13 PM - 10:49 PM CDT
Att: 42,376 - Cloudy - 72 F

livebaseballscorecards.com

AB 33
R 8
H 9
RBI 7
BB 6
SO 5
LOB 18



Batter	1	2	3	4	5	6	7	8	9	AB	R	H	RBI	BB	SO	LOB	TOP						
26 Chase Utley, L (1.4) OBP: 0.292, SLG: 0.150										3	0	0	0	1	2	1	Los Angeles Dodgers @ Chicago Cubs Wrigley Field, Chicago, IL Sun Oct 16 2016, 7:10 PM - 9:54 PM CDT Att: 42,384 - Overcast - 70 F						
5 Corey Seager, L (1.6) OBP: 0.161, SLG: 0.367										3	0	0	0	1	1	3							
10 Justin Turner, R (1.5) OBP: 0.533, SLG: 0.571										2	0	0	0	1	0	0							
23 Adrián González, L (1.3) OBP: 0.310, SLG: 0.481										3	1	1	1	1	1	3							
11 Josh Reddick, L (1.9) OBP: 0.300, SLG: 0.263										4	0	1	0	0	0	0							
74 Kenley Jansen, S (8.1)									0	0	0	0	0	0	0	0							
31 Joc Pederson, L (1.8) OBP: 0.385, SLG: 0.455									3	0	0	0	1	0	2								
9 Yasmani Grandal, S (1.2) OBP: 0.292, SLG: 0.105									1	0	0	0	2	0	0								
60 Andrew Toles, L (1.7) OBP: 0.400, SLG: 0.385										2	0	0	0	0	1	1							
14 Enrique Hernández, R (7.7) OBP: 0.385, SLG: 0.455										2	0	0	0	0	0	2							
22 Clayton Kershaw, L (1.1) OBP: 0.429, SLG: 0.500									3	0	1	0	0	1	1								
66 Yasiel Puig, R (8.9)									1	0	0	0	0	0	1								
Inning Stats	R: 0 E: 0 K: 2 S: 9	H: 0 LOB: 0 BB: 0 P: 12	R: 1 E: 0 K: 0 S: 10	H: 1 LOB: 1 BB: 1 P: 17	R: 0 E: 0 K: 2 S: 14	H: 0 LOB: 2 BB: 2 P: 27	R: 0 E: 0 K: 0 S: 8	H: 0 LOB: 0 BB: 0 P: 14	R: 0 E: 0 K: 1 S: 9	H: 1 LOB: 1 BB: 0 P: 13	R: 0 E: 0 K: 0 S: 6	H: 1 LOB: 1 BB: 2 P: 10	R: 0 E: 0 K: 1 S: 8	H: 0 LOB: 2 BB: 2 P: 18	R: 0 E: 0 K: 0 S: 9	H: 0 LOB: 0 BB: 0 P: 14	R: 0 E: 0 K: 0 S: 7	H: 0 LOB: 1 BB: 1 P: 14	1B: 2 2B: 0 3B: 0 HR: 1	SF: 0 SAC: 1 DP: 2 HBP: 1	WP: 0 PB: 0 SB: 1 CS: 0	PA: 36	
PITCHER	IP WLS BF H R ER SO BB IBB HBP BLK WP HR S P ERA WHIP	IP WLS BF H R ER SO BB IBB HBP BLK WP HR S P ERA WHIP	IP WLS BF H R ER SO BB IBB HBP BLK WP HR S P ERA WHIP	IP WLS BF H R ER SO BB IBB HBP BLK WP HR S P ERA WHIP	IP WLS BF H R ER SO BB IBB HBP BLK WP HR S P ERA WHIP	IP WLS BF H R ER SO BB IBB HBP BLK WP HR S P ERA WHIP	IP WLS BF H R ER SO BB IBB HBP BLK WP HR S P ERA WHIP	IP WLS BF H R ER SO BB IBB HBP BLK WP HR S P ERA WHIP	IP WLS BF H R ER SO BB IBB HBP BLK WP HR S P ERA WHIP	IP WLS BF H R ER SO BB IBB HBP BLK WP HR S P ERA WHIP	IP WLS BF H R ER SO BB IBB HBP BLK WP HR S P ERA WHIP	IP WLS BF H R ER SO BB IBB HBP BLK WP HR S P ERA WHIP	IP WLS BF H R ER SO BB IBB HBP BLK WP HR S P ERA WHIP	IP WLS BF H R ER SO BB IBB HBP BLK WP HR S P ERA WHIP	IP WLS BF H R ER SO BB IBB HBP BLK WP HR S P ERA WHIP	IP WLS BF H R ER SO BB IBB HBP BLK WP HR S P ERA WHIP	IP WLS BF H R ER SO BB IBB HBP BLK WP HR S P ERA WHIP	IP WLS BF H R ER SO BB IBB HBP BLK WP HR S P ERA WHIP	IP WLS BF H R ER SO BB IBB HBP BLK WP HR S P ERA WHIP	IP WLS BF H R ER SO BB IBB HBP BLK WP HR S P ERA WHIP	IP WLS BF H R ER SO BB IBB HBP BLK WP HR S P ERA WHIP	IP WLS BF H R ER SO BB IBB HBP BLK WP HR S P ERA WHIP	IP WLS BF H R ER SO BB IBB HBP BLK WP HR S P ERA WHIP

Batter	1	2	3	4	5	6	7	8	9	AB	R	H	RBI	BB	SO	LOB	BOTTOM						
24 Dexter Fowler, S (1.8) OBP: 0.231, SLG: 0.333										4	0	0	0	0	1	0	Los Angeles Dodgers @ Chicago Cubs Wrigley Field, Chicago, IL Sun Oct 16 2016, 7:10 PM - 9:54 PM CDT Att: 42,384 - Overcast - 70 F						
17 Kris Bryant, R (1.5) OBP: 0.385, SLG: 0.625										4	0	0	0	0	2	0							
44 Anthony Rizzo, L (1.3) OBP: 0.154, SLG: 0.043										3	0	0	0	1	0	0							
18 Ben Zobrist, S (1.7) OBP: 0.217, SLG: 0.318									3	0	0	0	0	1	1								
27 Addison Russell, R (1.6) OBP: 0.087, SLG: 0.045									3	0	0	0	0	0	1								
9 Javier Báez, R (1.4) OBP: 0.417, SLG: 0.609									3	0	1	0	0	1	1								
40 Wilson Contreras, R (1.2) OBP: 0.600, SLG: 0.956										3	0	1	0	0	2	0							
22 Jason Heyward, L (1.9) OBP: 0.158, SLG: 0.278										3	0	0	0	0	2								
28 Kyle Hendricks, R (1.1) OBP: 0.600, SLG: 0.956										1	0	0	0	0	1	0							
6 Carl Edwards Jr., R (8.1) ERA: 3.0									0	0	0	0	0	0	0	0							
68 Jorge Soler, R (8.1) ERA: 3.72									0	0	0	0	0	0	0	0							
38 Mike Montgomery, L (7.1) ERA: 2.7									0	0	0	0	0	0	0	0							
46 Pedro Strop, R (8.1) ERA: 5.4									0	0	0	0	0	0	0	0							
47 Miguel Montero, L (8.1) ERA: 1.68									0	0	0	0	0	0	0	0							
54 Aroldis Chapman, L (9.1) ERA: 1.68									0	0	0	0	0	0	0	0							
Inning Stats	R: 0 E: 0 K: 1 S: 7	H: 0 LOB: 0 BB: 0 P: 11	R: 0 E: 0 K: 1 S: 8	H: 0 LOB: 0 BB: 0 P: 10	R: 0 E: 0 K: 2 S: 7	H: 0 LOB: 0 BB: 0 P: 10	R: 0 E: 0 K: 0 S: 5	H: 0 LOB: 0 BB: 0 P: 9	R: 0 E: 0 K: 1 S: 9	H: 2 LOB: 2 BB: 0 P: 11	R: 0 E: 0 K: 1 S: 13	H: 0 LOB: 0 BB: 0 P: 21	R: 0 E: 0 K: 1 S: 6	H: 0 LOB: 1 BB: 1 P: 12	R: 0 E: 0 K: 2 S: 9	H: 0 LOB: 0 BB: 0 P: 10	R: 0 E: 0 K: 2 S: 7	H: 0 LOB: 0 BB: 0 P: 8	1B: 2 2B: 0 3B: 0 HR: 0	SF: 0 SAC: 0 DP: 0 HBP: 0	WP: 0 PB: 0 SB: 0 CS: 0	PA: 30	
PITCHER	IP WLS BF H R ER SO BB IBB HBP BLK WP HR S P ERA WHIP	IP WLS BF H R ER SO BB IBB HBP BLK WP HR S P ERA WHIP	IP WLS BF H R ER SO BB IBB HBP BLK WP HR S P ERA WHIP	IP WLS BF H R ER SO BB IBB HBP BLK WP HR S P ERA WHIP	IP WLS BF H R ER SO BB IBB HBP BLK WP HR S P ERA WHIP	IP WLS BF H R ER SO BB IBB HBP BLK WP HR S P ERA WHIP	IP WLS BF H R ER SO BB IBB HBP BLK WP HR S P ERA WHIP	IP WLS BF H R ER SO BB IBB HBP BLK WP HR S P ERA WHIP	IP WLS BF H R ER SO BB IBB HBP BLK WP HR S P ERA WHIP	IP WLS BF H R ER SO BB IBB HBP BLK WP HR S P ERA WHIP	IP WLS BF H R ER SO BB IBB HBP BLK WP HR S P ERA WHIP	IP WLS BF H R ER SO BB IBB HBP BLK WP HR S P ERA WHIP	IP WLS BF H R ER SO BB IBB HBP BLK WP HR S P ERA WHIP	IP WLS BF H R ER SO BB IBB HBP BLK WP HR S P ERA WHIP	IP WLS BF H R ER SO BB IBB HBP BLK WP HR S P ERA WHIP	IP WLS BF H R ER SO BB IBB HBP BLK WP HR S P ERA WHIP	IP WLS BF H R ER SO BB IBB HBP BLK WP HR S P ERA WHIP	IP WLS BF H R ER SO BB IBB HBP BLK WP HR S P ERA WHIP	IP WLS BF H R ER SO BB IBB HBP BLK WP HR S P ERA WHIP	IP WLS BF H R ER SO BB IBB HBP BLK WP HR S P ERA WHIP	IP WLS BF H R ER SO BB IBB HBP BLK WP HR S P ERA WHIP	IP WLS BF H R ER SO BB IBB HBP BLK WP HR S P ERA WHIP	IP WLS BF H R ER SO BB IBB HBP BLK WP HR S P ERA WHIP



Batter	1	2	3	4	5	6	7	8	9	AB	R	H	RBI	BB	SO	LOB	TOP			
24 Dexter Fowler, S OBP: 0.233, SLG: 0.357	F8		L9			G5-3		K		4	0	1	0	0	0	0	Chicago Cubs @ Los Angeles Dodgers Dodger Stadium, Los Angeles, CA Tue Oct 18 2016, 5:10 PM - 8:27 PM PDT Att: 54,269 - Clear - 72 F			
17 Kris Bryant, R OBP: 0.400, SLG: 0.607	K		1B			1B		K		4	0	2	0	0	2	1				
18 Ben Zobrist, S OBP: 0.185, SLG: 0.269	F8		FC6-4			P2				4	0	0	0	0	0	2				
44 Anthony Rizzo, L OBP: 0.200, SLG: 0.077		BB			F9			K		3	0	1	0	1	1	1				
9 Javier Báez, R OBP: 0.357, SLG: 0.519	P4				P5			L5		4	0	0	0	0	1	2				
68 Jorge Soler, R 8 Chris Coghlan, L	BB				K			G3		1	0	0	0	1	1	0				
27 Addison Russell, R 22 Jason Heyward, L	K				L9			K		2	0	0	0	0	1	2				
47 Miguel Montero, L 40 Wilson Contreras, R	G4-3				L4			K		2	0	0	0	0	0	2				
49 Jake Arrieta, R 37 Travis Wood, R 52 Justin Grimm, R 5 Albert Almora Jr., R 38 Mike Montgomery, L	K				K			G4-3		0	0	0	0	0	0	0				
Inning Stats	R: 0 E: 0 K: 1 S: 8	H: 0 LOB: 0 BB: 0 P: 11	R: 0 E: 0 K: 1 S: 17	H: 0 LOB: 2 BB: 2 P: 30	R: 0 E: 0 K: 1 S: 9	H: 1 LOB: 1 BB: 0 P: 14	R: 0 E: 0 K: 1 S: 8	H: 0 LOB: 0 BB: 0 P: 14	R: 0 E: 0 K: 1 S: 10	H: 0 LOB: 0 BB: 0 P: 11	R: 0 E: 0 K: 1 S: 8	H: 1 LOB: 1 BB: 0 P: 13	R: 0 E: 0 K: 2 S: 14	H: 1 LOB: 1 BB: 0 P: 21	R: 0 E: 0 K: 1 S: 12	H: 1 LOB: 1 BB: 0 P: 16		1B: 3 2B: 1 3B: 0 HR: 0	SF: 0 SAC: 0 DP: 0 HBP: 0	WP: 0 PB: 1 SB: 1 CS: 0
PITCHER	IP WLS BF H R ER SO BB IBB HBP BLK WP HR S P ERA WHIP																			
44 Rich Hill, L ERA: 3.46	6.0 W 22 2 0 0 6 2 0 0 0 0 0 0 60 93 0.00 0.667																			
55 Joe Blanton, R ERA: 6.75	1.0 3 0 0 0 1 0 0 0 0 0 0 0 10 13 0.00 0.000																			
75 Grant Dayton, L ERA: 10.13	0.2 3 1 0 0 1 0 0 0 0 0 0 0 11 16 0.00 1.500																			
74 Kenley Jansen, R ERA: 4.15	1.1 5 1 0 0 2 0 0 0 0 0 0 0 15 21 0.00 0.750																			

Batter	1	2	3	4	5	6	7	8	9	AB	R	H	RBI	BB	SO	LOB	BOTTOM			
26 Chase Utley, L 74 Kenley Jansen, S	G4-3		P5		F8		K			4	0	0	0	0	1	1	Chicago Cubs @ Los Angeles Dodgers Dodger Stadium, Los Angeles, CA Tue Oct 18 2016, 5:10 PM - 8:27 PM PDT Att: 54,269 - Clear - 72 F			
5 Corey Seager, L	1B		1B		K		1B			4	0	3	1	0	1	0				
10 Justin Turner, R	P6		K			HR	G4-3			4	1	1	1	0	1	3				
23 Adrián González, L	F9		L9		K		L8			4	0	0	0	0	1	1				
11 Josh Reddick, L 66 Yasiel Puig, R	F8		1B		1B		1B			2	1	1	0	0	0	0				
31 Joc Pederson, L	K		K		K		P5			2	1	2	0	0	0	0				
9 Yasmani Grandal, S	K		HR		1B		BB			4	1	1	1	0	2	2				
60 Andrew Toles, L 47 Howie Kendrick, R			1B		F7		G4-3			3	1	1	3	1	1	0				
44 Rich Hill, L 55 Joe Blanton, R 16 Andre Ethier, L 75 Grant Dayton, L 14 Enrique Hernández, R	G5-3		G5-3		B1-3		F7			2	0	0	0	0	0	1				
Inning Stats	R: 0 E: 0 K: 0 S: 10	H: 1 LOB: 1 BB: 0 P: 18	R: 0 E: 0 K: 2 S: 11	H: 0 LOB: 0 BB: 0 P: 16	R: 1 E: 0 K: 1 S: 11	H: 2 LOB: 1 BB: 0 P: 16	R: 2 E: 0 K: 1 S: 14	H: 2 LOB: 0 BB: 0 P: 23	R: 0 E: 0 K: 1 S: 6	H: 0 LOB: 0 BB: 0 P: 9	R: 1 E: 0 K: 1 S: 16	H: 2 LOB: 2 BB: 1 P: 25	R: 0 E: 0 K: 1 S: 7	H: 1 LOB: 1 BB: 0 P: 9	R: 2 E: 0 K: 1 S: 13	H: 2 LOB: 0 BB: 0 P: 21		1B: 7 2B: 1 3B: 0 HR: 2	SF: 0 SAC: 0 DP: 0 HBP: 0	WP: 0 PB: 3 SB: 3 CS: 0
PITCHER	IP WLS BF H R ER SO BB IBB HBP BLK WP HR S P ERA WHIP																			
49 Jake Arrieta, R ERA: 4.91	5.0 L 21 4 4 4 4 0 0 0 0 0 0 2 53 83 7.20 1.200																			
37 Travis Wood, L ERA: 2.08	0.2 4 1 0 0 1 1 0 0 0 0 0 0 12 19 0.00 3.000																			
52 Justin Grimm, R ERA: 7.71	1.1 5 1 0 0 1 0 0 0 0 0 0 0 10 14 0.00 0.750																			
38 Mike Montgomery, L ERA: 4.7	1.0 5 2 2 2 1 0 0 0 0 0 0 0 13 21 18.00 2.000																			

Batter	1	2	3	4	5	6	7	8	9	AB	R	H	RBI	BB	SO	LOB	TOP					
24 Dexter Fowler, S OBP: 0.275, SLG: 0.395										5	2	2	1	0	0	2	Chicago Cubs @ Los Angeles Dodgers Dodger Stadium, Los Angeles, CA Thu Oct 20 2016, 5:11 PM - 9:26 PM PDT Att: 54,449 - Clear - 89 F					
17 Kris Bryant, R OBP: 0.425, SLG: 0.571										5	1	2	1	0	2	1						
44 Anthony Rizzo, L OBP: 0.275, SLG: 0.306										5	0	2	1	0	1	3						
18 Ben Zobrist, S OBP: 0.270, SLG: 0.273										2	1	0	0	3	1	1						
46 Pedro Strop, R										0	0	0	0	0	0	0						
54 Aroldis Chapman, L										0	0	0	0	0	0	0						
9 Javier Báez, R OBP: 0.395, SLG: 0.571										5	1	3	3	0	1	4						
22 Jason Heyward, L OBP: 0.133, SLG: 0.179										4	0	0	0	0	2	6						
27 Addison Russell, R OBP: 0.200, SLG: 0.353										5	2	2	2	0	2	2						
3 David Ross, R OBP: 0.231, SLG: 0.545										2	0	1	0	1	0	2						
40 Wilson Contreras, R OBP: 0.444, SLG: 0.412										2	1	1	0	0	0	1						
34 Jon Lester, L										3	0	0	0	0	0	4						
5 Albert Almora Jr., R										1	0	0	0	0	0	1						
Inning Stats	R: 1 E: 0 K: 2 S: 14	H: 2 LOB: 2 BB: 1 P: 26	R: 0 E: 0 K: 1 S: 10	H: 0 LOB: 1 BB: 1 P: 19	R: 0 E: 0 K: 2 S: 9	H: 0 LOB: 0 BB: 0 P: 12	R: 0 E: 0 K: 1 S: 14	H: 1 LOB: 2 BB: 0 P: 24	R: 0 E: 0 K: 1 S: 9	H: 1 LOB: 1 BB: 0 P: 17	R: 2 E: 0 K: 1 S: 12	H: 3 LOB: 1 BB: 0 P: 15	R: 0 E: 0 K: 1 S: 14	H: 1 LOB: 2 BB: 1 P: 25	R: 5 E: 1 K: 0 S: 19	H: 4 LOB: 1 BB: 1 P: 33	R: 0 E: 0 K: 0 S: 8	H: 1 LOB: 0 BB: 0 P: 12	1B: 7 2B: 5 3B: 0 HR: 1	SF: 0 SAC: 1 DP: 1 HBP: 1	WP: 0 PB: 0 SB: 1 CS: 0	PA: 45
PITCHER	IP: 3.2 WLS: 0 BF: 17 ERA: 6.75	H: 3 R: 1 ER: 1 SO: 6	BB: 2 IBB: 0 HBP: 1 BLK: 0	WP: 0 HR: 0 S: 44 P: 76	ERA: 2.46 WHIP: 1.364	IP: 0.2 WLS: 0 BF: 7 ERA: 2.57	H: 3 R: 5 ER: 1 SO: 0	BB: 1 IBB: 0 HBP: 0 BLK: 0	WP: 0 HR: 0 S: 6 P: 10	ERA: 0.00 WHIP: 1.500	IP: 1.1 WLS: 0 BF: 5 ERA: 8.31	H: 2 R: 0 ER: 0 SO: 0	BB: 0 IBB: 0 HBP: 0 BLK: 0	WP: 0 HR: 0 S: 11 P: 18	ERA: 0.00 WHIP: 1.500							

Chicago Cubs @ Los Angeles Dodgers
 Dodger Stadium, Los Angeles, CA
 Thu Oct 20 2016, 5:11 PM - 9:26 PM PDT
 Att: 54,449 - Clear - 89 F

AB	39
R	8
H	13
RBI	8
BB	4
SO	9
LOB	27



Batter	1	2	3	4	5	6	7	8	9	AB	R	H	RBI	BB	SO	LOB	BOTTOM	
14 Enrique Hernández, R OBP: 0.455, SLG: 0.474										2	0	0	0	1	1	0	Chicago Cubs @ Los Angeles Dodgers Dodger Stadium, Los Angeles, CA Thu Oct 20 2016, 5:11 PM - 9:26 PM PDT Att: 54,449 - Clear - 89 F	
60 Andrew Toles, L OBP: 0.488, SLG: 0.553										4	0	1	0	0	1	2		
10 Justin Turner, R OBP: 0.488, SLG: 0.553										4	0	1	0	0	1	2		
5 Corey Seager, L OBP: 0.273, SLG: 0.390										4	0	2	0	0	1	3		
51 Carlos Ruiz, R OBP: 0.273, SLG: 0.636										4	0	1	1	0	0	3		
47 Howie Kendrick, R OBP: 0.273, SLG: 0.333										4	1	1	0	0	1	4		
23 Adrián González, L OBP: 0.268, SLG: 0.368										3	1	0	1	1	1	0		
66 Yasiel Puig, R OBP: 0.333, SLG: 0.222										4	0	1	0	0	0	0		
31 Joc Pederson, L OBP: 0.342, SLG: 0.412										4	1	1	0	0	0	2		
18 Kenta Maeda, R										1	0	0	0	0	0	0		
Inning Stats	R: 0 E: 0 K: 1 S: 9	H: 1 LOB: 2 BB: 1 P: 18	R: 0 E: 0 K: 1 S: 11	H: 1 LOB: 0 BB: 0 P: 19	R: 1 E: 0 K: 0 S: 9	H: 1 LOB: 0 BB: 0 P: 15	R: 0 E: 0 K: 2 S: 12	H: 1 LOB: 1 BB: 0 P: 16	R: 0 E: 0 K: 0 S: 9	H: 1 LOB: 1 BB: 0 P: 13	R: 1 E: 0 K: 0 S: 11	H: 2 LOB: 1 BB: 0 P: 17	R: 2 E: 0 K: 0 S: 11	H: 2 LOB: 1 BB: 1 P: 19	1B: 6 2B: 3 3B: 0 HR: 0	SF: 1 SAC: 0 DP: 1 HBP: 1	WP: 0 PB: 0 SB: 3 CS: 0	PA: 38
PITCHER	IP: 7.0 WLS: 0 BF: 27 ERA: 0.86	H: 1 R: 1 ER: 1 SO: 6	BB: 1 IBB: 0 HBP: 0 BLK: 0	WP: 0 HR: 0 S: 67 P: 108	ERA: 1.29 WHIP: 0.857	IP: 1.0 WLS: 5 BF: 5 ERA: 4.51	H: 2 R: 1 ER: 1 SO: 0	BB: 0 IBB: 0 HBP: 1 BLK: 0	WP: 0 HR: 0 S: 11 P: 17	ERA: 9.00 WHIP: 2.000	IP: 1.0 WLS: 6 BF: 6 ERA: 4.26	H: 2 R: 2 ER: 2 SO: 0	BB: 1 IBB: 0 HBP: 0 BLK: 0	WP: 0 HR: 0 S: 11 P: 19	ERA: 18.00 WHIP: 3.000			

Chicago Cubs @ Los Angeles Dodgers
 Dodger Stadium, Los Angeles, CA
 Thu Oct 20 2016, 5:11 PM - 9:26 PM PDT
 Att: 54,449 - Clear - 89 F

AB	34
R	4
H	9
RBI	4
BB	2
SO	6
LOB	15



