

# Los Angeles Dodgers - 2017














Batter	1	2	3	4	5	6	7	8	9	AB	R	H	RBI	BB	SO	LOB	TOP					
15 Whit Merrifield, R OBP: 0.308, SLG: 0.364 67 Samir Duenes, L OBP: 0.167, SLG: 0.167	G4-3	16 BB 12 SF8		19 SF8		K		K									2 2 1 0 1 0 0 2 0 0 0 0 2 1					
19 Cheslor Cuthbert, R OBP: 0.308, SLG: 0.111 27 Adalberto Mondesi, S OBP: 0.500, SLG: 0.800	F7	12 SF8 16 BB		SF8					38 1B								1 0 0 1 1 1 0 0 2 1 2 1 0 0 0 0					
16 Paulo Orlando, R OBP: 0.538, SLG: 0.667 38 Jorge Bonifacio, R OBP: 0.500, SLG: 0.571				12 FC6-4													1 0 1 1 2 0 0 2 0 1 0 0 1 1 0					
12 Jorge Soler, R	L7	SF8		FC6-4													3 0 0 1 0 0 2 1 0 0 0 0 1 2					
7 Peter O'Brien, R OBP: 0.375, SLG: 0.929																	5 0 1 0 0 4 4					
25 Brayan Peña, S OBP: 0.556, SLG: 0.625 71 Parker Morin, L OBP: 0.200, SLG: 0.200		17 1B 24 2B															2 1 1 0 1 1 0 2 0 0 0 0 1 3					
17 Hunter Dozier, R OBP: 0.167, SLG: 0.333 49 Garin Cecchini, L OBP: 0.200, SLG: 0.200		24 2B 11 1B		P3													3 1 1 0 0 1 1 1 0 0 0 0 0 0					
24 Christian Colón, R OBP: 0.167, SLG: 0.333 68 Humberto Arteaga, R OBP: 0.143, SLG: 0.143		11 1B		G6-3													3 1 1 1 0 0 1 1 0 0 0 0 0 0					
11 Bubba Starling, R OBP: 0.400, SLG: 0.333 81 Alfredo Escalera, R OBP: 0.667, SLG: 1.000		19 BB 16 BB		G5-3													3 1 1 2 0 0 0 1 0 1 0 0 0 0					
<b>Inning Stats</b>	R: 0 E: 0 K: 0 S: 4	H: 0 LOB: 1 BB: 1 P: 8	R: 5 E: 0 K: 2 S: 10	H: 3 LOB: 2 BB: 4 P: 26	R: 0 E: 0 K: 1 S: 5	H: 0 LOB: 0 BB: 0 P: 5	R: 1 E: 0 K: 0 S: 5	H: 2 LOB: 1 BB: 0 P: 5	R: 0 E: 0 K: 2 S: 8	H: 1 LOB: 0 BB: 0 P: 8	R: 1 E: 0 K: 2 S: 8	H: 1 LOB: 0 BB: 0 P: 8	R: 0 E: 0 K: 1 S: 6	H: 1 LOB: 0 BB: 0 P: 6	R: 0 E: 0 K: 2 S: 9	H: 2 LOB: 2 BB: 0 P: 9	1B: 7 2B: 2 3B: 1 HR: 1	SF: 2 SAC: 0 DP: 0 HBP: 0	WP: 0 PB: 0 SB: 0 CS: 1	PA: 43		
<b>PITCHER</b>	IP WLS BF H R ER SO BB IBB HBP BLK WP HR S P ERA WHIP	44 Rich Hill, L ERA: 10.8	1.1 L 9 3 4 1 1 2 0 0 0 0 0 0 10 18 27.00 3.750	63 Layne Somsen, R ERA: 5.4	0.2 5 0 1 1 1 3 0 0 0 0 0 0 4 16 13.50 4.500	68 Ross Stripling, R ERA: 9.0	2.0 8 2 1 1 1 0 0 0 0 0 0 0 10 10 4.50 1.000	75 Grant Dayton, L ERA: 33.75	1.0 4 1 0 0 2 0 0 0 0 0 0 0 8 8 0.00 1.000	46 Josh Fields, R ERA: 33.75	1.0 4 1 1 1 2 0 0 0 0 0 0 1 8 8 9.00 1.000	<b>PITCHER</b>	IP WLS BF H R ER SO BB IBB HBP BLK WP HR S P ERA WHIP	43 Luis Avilan, L ERA:	1.0 3 1 0 0 1 0 0 0 0 0 0 0 5 6 0.00 1.000	36 Adam Liberatore, L ERA:	0.2 3 1 0 0 0 0 0 0 0 0 0 0 3 3 0.00 1.500	94 Alex Hermeling, R ERA:	1.0 5 2 0 0 3 0 0 0 0 0 0 0 11 11 0.00 2.000	83 Scott Griggs, R ERA:	0.1 1 0 0 0 0 0 0 0 0 0 0 0 1 1 0.00 0.000	
Batter	1	2	3	4	5	6	7	8	9	AB	R	H	RBI	BB	SO	LOB	BOTTOM					
26 Chase Utley, L OBP: 0.333, SLG: 0.400 87 José Miguel Fernández, LPR	G4-3		SF9		FC4-6			P5									2 0 0 2 0 0 1 1 0 0 0 0 0 1					
9 Yasmani Grandal, S OBP: 0.385, SLG: 0.462 65 Kyle Farmer, R	G5-3		F9		L9			P6									3 0 0 0 0 0 2 1 0 0 0 0 0 1					
10 Justin Turner, R OBP: 0.667, SLG: 0.500 93 Edwin Ríos, L	F9			G5-3				K									2 0 0 0 0 0 0 2 0 0 0 0 1 1					
66 Yasiel Puig, R OBP: 0.273, SLG: 0.455 73 Stetson Allie, R OBP: 0.167, SLG: 0.333		G6-3															3 0 1 0 0 0 0 1 0 0 0 0 0 0					
28 Franklin Gutierrez, R OBP: 0.375, SLG: 0.500 94 Johan Mieses, R OBP: 0.167, SLG: 0.333																	2 0 0 0 1 1 1 1 0 0 0 0 0 0					
14 Enrique Hernández, R OBP: 0.200, SLG: 0.077 37 Darnell Sweeney, S OBP: 0.300, SLG: 0.300																	3 0 1 0 0 1 2 1 0 0 0 0 0 0					
50 Brett Eibner, R OBP: 0.375, SLG: 0.538 84 Logan Landon, R																	3 1 1 0 0 0 1 0 0 0 0 0 0 0					
61 Cody Bellinger, L OBP: 0.357, SLG: 0.500 90 Matt Beaty, L																	2 1 1 0 1 0 1 0 0 0 0 0 0 0					
47 Tyler Holt, R OBP: 0.556, SLG: 0.667 25 Rob Segedin, R OBP: 0.583, SLG: 0.900																	2 0 1 0 0 0 2 1 0 1 0 0 0 0					
<b>Inning Stats</b>	R: 0 E: 0 K: 0 S: 3	H: 0 LOB: 0 BB: 0 P: 3	R: 0 E: 0 K: 0 S: 2	H: 0 LOB: 0 BB: 1 P: 6	R: 1 E: 0 K: 0 S: 5	H: 2 LOB: 1 BB: 0 P: 5	R: 0 E: 0 K: 2 S: 8	H: 1 LOB: 1 BB: 0 P: 8	R: 1 E: 0 K: 0 S: 4	H: 1 LOB: 1 BB: 1 P: 8	R: 0 E: 0 K: 0 S: 3	H: 0 LOB: 0 BB: 0 P: 3	R: 0 E: 0 K: 0 S: 3	H: 1 LOB: 1 BB: 0 P: 3	R: 0 E: 0 K: 1 S: 6	H: 1 LOB: 0 BB: 0 P: 6	R: 0 E: 0 K: 0 S: 3	H: 0 LOB: 0 BB: 0 P: 3	1B: 5 2B: 1 3B: 0 HR: 0	SF: 1 SAC: 0 DP: 2 HBP: 0	WP: 0 PB: 0 SB: 0 CS: 0	PA: 33
<b>PITCHER</b>	IP WLS BF H R ER SO BB IBB HBP BLK WP HR S P ERA WHIP	31 Ian Kennedy, R ERA:	2.0 W 6 3 1 1 2 1 0 0 0 0 0 0 13 13 4.50 1.500	84 Josh Staumont, R ERA: 3.0	1.0 5 1 1 1 0 1 0 0 0 0 0 0 4 8 9.00 2.000	74 Luke Farrell, R ERA:	1.0 3 0 0 0 0 0 0 0 0 0 0 0 3 3 0.00 0.000	72 Yender Cáramo, R ERA:	1.0 3 1 0 0 0 0 0 0 0 0 0 0 3 3 0.00 1.000	<b>PITCHER</b>	IP WLS BF H R ER SO BB IBB HBP BLK WP HR S P ERA WHIP	85 Eric Stout, L ERA:	1.0 4 1 0 0 0 0 0 0 0 0 0 0 6 6 0.00 1.000	75 Malcom Culver, R ERA: 3.0	1.0 3 0 0 0 0 0 0 0 0 0 0 0 3 3 0.00 0.000							

Kansas City Royals @ Los Angeles Dodgers  
Camelback Ranch, Glendale, AZ  
Fri Mar 03 2017, 3:07 PM - 6:15 PM EST  
Att: 6,536 - Partly Cloudy - 76 F

AB 35  
R 7  
H 11  
RBI 7  
BB 5  
SO 11  
LOB 14



Kansas City Royals @ Los Angeles Dodgers  
Camelback Ranch, Glendale, AZ  
Fri Mar 03 2017, 3:07 PM - 6:15 PM EST  
Att: 6,536 - Partly Cloudy - 76 F

AB 30  
R 2  
H 6  
RBI 2  
BB 2  
SO 3  
LOB 13





Batter	1	2	3	4	5	6	7	8	9	AB	R	H	RBI	BB	SO	LOB	TOP										
11 Logan Forsythe, R OBP: 0.571, SLG: 0.714 3 Chris Taylor, R OBP: 0.429, SLG: 0.333	L7		G5-4-3			16 BB	E3		K2-3	3	0	2	0	0	0	0	<b>Los Angeles Dodgers @ Arizona Diamondbacks</b> <b>Salt River Fields at Talking Stick, Scottsdale, AZ</b> Fri Mar 03 2017, 3:11 PM - 6:13 PM EST Att: 11,079 - Overcast - 75 F										
5 Corey Seager, L 78 Henry Ramos, S OBP: 0.364, SLG: 0.800	K		G5-4-3			F8			K	3	0	0	0	0	1	3											
16 Andre Ethier, L 94 DJ Peters, R OBP: 0.367, SLG: 0.833										0	0	0	0	2	0	0											
33 Scott Van Slyke, R 79 Okoyea Dickson, R OBP: 0.500, SLG: 0.875	CS	L8		G5-4-3		K			G6-3	3	0	0	0	0	1	3											
31 Joc Pederson, L 92 Mike Ahmed, R OBP: 0.667, SLG: 1.667		G3				K				3	0	0	0	0	1	2											
60 Andrew Toles, L 91 Kyle Garlick, R OBP: 0.231, SLG: 0.308										3	0	1	0	0	0	0											
15 Austin Barnes, R 64 Jack Murphy, S OBP: 0.250, SLG: 0.250										4	1	2	0	0	0	1											
6 Charlie Culberson, R 0 Erick Mejia, S OBP: 1.000, SLG: 3.000										3	0	0	0	0	1	2											
83 Alex Verdugo, L OBP: 0.333, SLG: 0.778										4	1	2	1	0	0	2											
<b>Inning Stats</b>	R: 0 H: 0 E: 0 K: 1 S: 12	H: 0 LOB: 0 BB: 1 P: 21	R: 0 H: 1 E: 0 K: 0 S: 6	H: 1 LOB: 1 BB: 0 P: 15	R: 0 H: 2 E: 0 K: 0 S: 12	H: 2 LOB: 1 BB: 0 P: 18	R: 0 H: 0 E: 0 K: 0 S: 4	H: 0 LOB: 0 BB: 0 P: 8	R: 0 H: 1 E: 0 K: 0 S: 6	H: 1 LOB: 1 BB: 0 P: 10	R: 0 H: 1 E: 0 K: 2 S: 10	H: 1 LOB: 2 BB: 1 P: 18	R: 2 H: 4 E: 1 K: 2 S: 17	H: 4 LOB: 2 BB: 0 P: 24	R: 1 H: 1 E: 0 K: 0 S: 11	H: 0 LOB: 0 BB: 0 P: 19		R: 0 H: 1 E: 0 K: 2 S: 9	H: 1 LOB: 1 BB: 0 P: 13	1B: 8 2B: 1 3B: 2 HR: 0	SF: 0 SAC: 0 DP: 2 HBP: 1	WP: 0 PB: 0 SB: 0 CS: 1	PA: 39				
<b>PITCHER</b>	IP	WLS	BF	H	R	ER	SO	BB	IBB	HBP	BLK	WP	HR	S	P	ERA	WHIP										
21 Zack Greinke, R 34 Braden Shipley, R 59 Jorge De La Rosa, L 15 Brian Matusz, L 47 Keyvius Sampson, R	1.2	W	6	1	0	0	1	0	0	0	0	0	0	17	33	0.00	1.200										

Batter	1	2	3	4	5	6	7	8	9	AB	R	H	RBI	BB	SO	LOB	BOTTOM										
5 Grégor Blanco, L 73 Ildemaro Vargas, S OBP: 0.222, SLG: 0.222	G5-3		BB			G4-6-3				3	1	0	0	1	0	3	<b>Los Angeles Dodgers @ Arizona Diamondbacks</b> <b>Salt River Fields at Talking Stick, Scottsdale, AZ</b> Fri Mar 03 2017, 3:11 PM - 6:13 PM EST Att: 11,079 - Overcast - 75 F										
3 Daniel Descalso, L 31 Oswaldo Arcia, L OBP: 0.487, SLG: 0.667										3	2	2	1	1	0	0											
44 Paul Goldschmidt, R 30 Jason Pridie, L OBP: 0.500, SLG: 0.750										2	2	2	4	0	0	0											
22 Jake Lamb, L 76 Jack Reinheimer, R OBP: 0.556, SLG: 1.000	G5-3									4	1	1	1	0	2	3											
16 Chris Owings, R 66 Rey Fuentes, L OBP: 0.313, SLG: 0.333	P3									4	0	1	1	0	0	3											
41 Jeremy Hazelbaker, L 74 Domingo Leyba, S OBP: 0.267, SLG: 0.286										3	0	0	0	0	1	4											
13 Nick Ahmed, R 28 Oscar Hernández, R OBP: 0.455, SLG: 1.000										3	0	1	0	0	0	1											
19 Sócrates Brito, L 14 Kristopher Negron, R OBP: 0.286, SLG: 0.308										3	0	0	0	0	0	2											
2 Jeff Mathis, R 29 Josh Thole, L OBP: 0.250, SLG: 0.250										1	2	1	0	2	0	0											
<b>Inning Stats</b>	R: 2 H: 2 E: 0 K: 0 S: 11	H: 2 LOB: 0 BB: 0 P: 21	R: 0 H: 0 E: 0 K: 0 S: 7	H: 0 LOB: 0 BB: 0 P: 12	R: 5 H: 3 E: 1 K: 0 S: 18	H: 3 LOB: 1 BB: 3 P: 36	R: 1 H: 2 E: 1 K: 2 S: 16	H: 2 LOB: 3 BB: 0 P: 26	R: 0 H: 1 E: 0 K: 1 S: 9	H: 1 LOB: 1 BB: 0 P: 10	R: 0 H: 0 E: 0 K: 1 S: 6	H: 0 LOB: 0 BB: 0 P: 8	R: 7 H: 7 E: 0 K: 0 S: 24	H: 7 LOB: 0 BB: 0 P: 33	R: 0 H: 0 E: 0 K: 0 S: 2	H: 0 LOB: 0 BB: 0 P: 1		1B: 8 2B: 5 3B: 1 HR: 2	SF: 1 SAC: 0 DP: 1 HBP: 1	WP: 0 PB: 0 SB: 0 CS: 0	PA: 45						
<b>PITCHER</b>	IP	WLS	BF	H	R	ER	SO	BB	IBB	HBP	BLK	WP	HR	S	P	ERA	WHIP										
88 Trevor Oaks, R 67 Jacob Rhame, R 97 Wilmer Font, R	2.0	L	8	2	2	2	0	0	0	0	0	0	0	4	16	9.00	1.000										

Batter	1	2	3	4	5	6	7	8	9	AB	R	H	RBI	BB	SO	LOB	TOP								
16 Andre Ethier, L (1, 7) OBP: 0.667, SLG: 0.750 61 Cody Bellinger, L (5, 7) OBP: 0.375, SLG: 0.462	G4-3			26 E 1B	26 1B BB		K			2	1	1	0	1	0	0	<b>Los Angeles Dodgers @ Chicago Cubs</b> Sloan Park, Mesa, AZ Sat Mar 04 2017, 3:06 PM - 5:49 PM EST Att: 15,438 - Partly Cloudy - 78 F								
26 Chase Utley, L (1, 4) OBP: 0.400, SLG: 0.538 78 Henry Ramos, S (5, 8)	P5			E6 1B				79 G4-3 14 BB 1B	G1-3	3	1	2	2	0	0	0									
31 Joc Pederson, L (1, 8) OBP: 0.394, SLG: 0.305 87 José Miguel Fernández, L (6, 4)	B1-3			60 FC6-4 1B	G4-3			F9		3	0	1	1	0	0	2									
14 Enrique Hernández, R (1, 6) OBP: 0.316, SLG: 0.188 0 Tim Lincecum, R (8, 6)				F7 1B				79 G4-3 1B		3	0	2	0	1	0	1									
60 Andrew Toles, L (1, 9) OBP: 0.188, SLG: 0.250 79 O'Koyea Dickson, R (6, 7) OBP: 0.455, SLG: 0.778	G6-3			FC6-4 25 FC6-4 1B				G4-3		3	0	0	0	0	0	3									
25 Rob Segedin, R (1, 3) OBP: 0.533, SLG: 0.846 93 Edwin Ríos, L (7, 3)	K			FC6-4 1B				K		3	0	1	0	0	1	1									
6 Charlie Culberson, R (1, 5) OBP: 0.211, SLG: 0.211 76 Wynston Sawyer, R (7, 2) OBP: 0.500, SLG: 0.500				G5-3				K		3	0	0	0	0	2	1									
35 Bobby Wilson, R (1, 2) OBP: 0.182, SLG: 0.182 92 Mike Ahmed, R (7, 5) OBP: 0.500, SLG: 1.250				K				K2-3		3	0	0	0	0	3	0									
47 Tyler Holt, R (1, 10) OBP: 0.500, SLG: 0.750 73 Stetson Allie, R (9, PH) OBP: 0.286, SLG: 0.333	G1-3			G1-3				K		3	1	1	0	0	1	0									
<b>Inning Stats</b>	R: 0 E: 0 K: 1 S: 4	H: 0 LOB: 0 BB: 4 P: 4	R: 0 E: 0 K: 1 S: 5	H: 1 LOB: 0 BB: 0 P: 5	R: 0 E: 0 K: 1 S: 5	H: 0 LOB: 0 BB: 0 P: 5	R: 2 E: 0 K: 0 S: 6	H: 3 LOB: 1 BB: 0 P: 6	R: 1 E: 0 K: 2 S: 9	H: 2 LOB: 2 BB: 1 P: 13	R: 0 E: 0 K: 1 S: 7	H: 2 LOB: 1 BB: 0 P: 7	R: 0 E: 0 K: 3 S: 9	H: 0 LOB: 0 BB: 0 P: 9	R: 0 E: 0 K: 1 S: 6	H: 1 LOB: 2 BB: 1 P: 10	R: 0 E: 0 K: 0 S: 4	H: 0 LOB: 2 BB: 2 P: 12	1B: 6 2B: 2 3B: 1 HR: 0	SF: 0 SAC: 0 DP: 2 HBP: 0	WP: 0 PB: 0 SB: 0 CS: 0	PA: 38			
<b>PITCHER</b>	IP	WLS	BF	H	R	ER	SO	BB	IBB	HBP	BLK	WP	HR	S	P	ERA	WHIP								
28 Kyle Hendricks, R (1, 1) ERA: 2.0	2.0		6	1	0	0	1	0	0	0	0	0	0	9	9	0.00	0.500								
37 Brett Anderson, L (3, 1) ERA: 6.0	2.0	W	9	3	2	2	1	0	0	0	0	0	0	11	11	9.00	1.500								
46 Pedro Strop, R (5, 1) ERA: 9.0	1.0		6	2	1	1	2	1	0	0	0	0	0	9	13	9.00	3.000								
56 Héctor Rondón, R (6, 1) ERA: 1.0	1.0		4	2	0	0	1	0	0	0	0	0	0	7	7	0.00	2.000								
6 Carl Edwards Jr., R (7, 1) ERA: 1.0	1.0		3	0	0	0	3	0	0	0	0	0	0	9	9	0.00	0.000								

Batter	1	2	3	4	5	6	7	8	9	AB	R	H	RBI	BB	SO	LOB	BOTTOM									
22 Jason Heyward, L (1, 10) OBP: 0.316, SLG: 0.529 68 Eloy Jiménez, R (6, PH) OBP: 0.316, SLG: 0.529	K	P5		17 HR BB						2	1	0	1	1	1	0	<b>Los Angeles Dodgers @ Chicago Cubs</b> Sloan Park, Mesa, AZ Sat Mar 04 2017, 3:06 PM - 5:49 PM EST Att: 15,438 - Partly Cloudy - 78 F									
17 Kris Bryant, R (1, 5) OBP: 0.231, SLG: 0.417 75 Jacob Hannemann, L (6, 8) OBP: 0.308, SLG: 0.273	E5 18 G4-3			L6						3	1	1	4	0	0	0										
18 Ben Zobrist, S (1, 4) OBP: 0.313, SLG: 0.333 86 Ian Hapo, S (6, 4) OBP: 0.313, SLG: 0.333	G4-3			F9						2	0	0	0	1	0	1										
12 Kyle Schwarber, L (1, 7) OBP: 0.250, SLG: 0.100 78 Mark Zagunis, R (6, PR) OBP: 0.200, SLG: 0.111				G4-3						2	0	0	1	2	1	1										
27 Addison Russell, R (1, 6) OBP: 0.500, SLG: 1.125 66 Munenori Kawasaki, L (5, 6) OBP: 0.308, SLG: 0.250	F8			G4-3						1	1	0	0	0	0	2										
47 Miguel Montero, L (1, 2) OBP: 0.250, SLG: 0.231 72 John Andreoli, R (7, 7) OBP: 0.250, SLG: 0.231				7 2B 22 BB HBP						2	0	0	0	0	3											
30 Jon Jay, L (1, 8) OBP: 0.267, SLG: 0.286 85 Chesny Young, R (6, 5) OBP: 0.267, SLG: 0.214				P5						3	0	0	0	0	1	1										
7 Jeimer Candelario, S (1, 3) OBP: 0.286, SLG: 0.524 73 Victor Caratini, S (7, 2) OBP: 0.500, SLG: 0.727				K						3	1	1	0	0	1	1										
20 Matt Szczur, R (1, 9) OBP: 0.400, SLG: 0.643 82 Taylor Davis, R (7, 3) OBP: 0.500, SLG: 0.400				K						1	1	1	0	0	0	0										
<b>Inning Stats</b>	R: 0 E: 1 K: 1 S: 6	H: 0 LOB: 2 BB: 1 P: 10	R: 2 E: 1 K: 1 S: 7	H: 2 LOB: 0 BB: 0 P: 7	R: 0 E: 0 K: 0 S: 3	H: 0 LOB: 0 BB: 0 P: 3	R: 5 E: 0 K: 2 S: 11	H: 2 LOB: 1 BB: 2 P: 22	R: 0 E: 0 K: 0 S: 3	H: 0 LOB: 0 BB: 0 P: 3	R: 1 E: 0 K: 0 S: 4	H: 1 LOB: 3 BB: 3 P: 16	R: 1 E: 0 K: 2 S: 9	H: 2 LOB: 1 BB: 0 P: 10	R: 0 E: 0 K: 2 S: 7	H: 0 LOB: 0 BB: 0 P: 7	1B: 3 2B: 2 3B: 1 HR: 1	SF: 0 SAC: 0 DP: 0 HBP: 2	WP: 0 PB: 0 SB: 0 CS: 0	PA: 40						
<b>PITCHER</b>	IP	WLS	BF	H	R	ER	SO	BB	IBB	HBP	BLK	WP	HR	S	P	ERA	WHIP									
18 Kenta Maeda, R (1, 1) ERA: 1.8	2.0		10	2	2	2	2	1	0	0	0	0	0	13	17	9.00	1.500									
48 Brock Stewart, R (3, 1) ERA: 18.9	1.2	L	10	2	5	5	1	1	0	2	0	0	0	1	11	18	27.00	1.800								
72 Ralston Cash, R (4, 1) ERA: 18.9	0.1		2	0	0	0	1	1	0	0	0	0	0	3	7	0.00	3.000									
62 Patrick Schuster, L (5, 1) ERA: 18.9	1.0		3	0	0	0	0	0	0	0	0	0	0	3	3	0.00	0.000									
59 Madison Younginer, R (6, 1) ERA: 5.4	1.0		7	1	1	1	0	3	0	0	0	0	0	4	16	9.00	4.000									

AB 34  
R 3  
H 9  
RBI 3  
BB 4  
SO 9  
LOB 15

AB 32  
R 9  
H 7  
RBI 8  
BB 6  
SO 8  
LOB 13



Batter	1	2	3	4	5	6	7	8	9	AB	R	H	RBI	BB	SO	LOB	TOP									
1 Jarrod Dyson, L (1,8) 83 Ian Miller, L (5,8)										3	0	0	0	0	1	2										
21 Taylor Motter, R (1,6) 83 Chris Torres, S (6,6)										3	1	1	0	0	1	1										
17 Mitch Haniger, R (1,9) 86 Chuck Taylor, S (6,7)										2	0	0	0	1	1	1										
26 Danny Valencia, R (1,3) 93 Dario Pizzano, L (6,3)										3	0	1	0	0	1	1										
3 Mike Zunino, R (1,10) OBP: 0.467, SLG: 0.600										2	1	0	0	2	1	2										
16 Ben Gamel, L (1,7) 44 Kyle Waldrop, L (4,7) OBP: 0.182, SLG: 0.636										2	0	0	0	0	2											
71 Steven Baron, R (1,2) 10 Nevin Ashley, R (6,2) OBP: 0.400, SLG: 0.600										3	0	0	0	0	1	1										
13 Tyler Smith, R (1,4) 82 Jay Baum, R (7,4)										3	0	1	0	0	1	0										
2B Zach Shank, R (1,5) 81 Joe Rizzo, L (6,5)										2	0	1	0	0	0	1										
<b>Inning Stats</b>	R: 0 E: 0 K: 2 S: 7	H: 0 LOB: 0 BB: 0 P: 8	R: 0 E: 0 K: 0 S: 3	H: 0 LOB: 1 BB: 0 P: 7	R: 0 E: 0 K: 2 S: 8	H: 1 LOB: 1 BB: 0 P: 8	R: 0 E: 0 K: 0 S: 3	H: 1 LOB: 1 BB: 0 P: 7	R: 0 E: 0 K: 0 S: 4	H: 1 LOB: 1 BB: 0 P: 4	R: 3 E: 0 K: 2 S: 9	H: 2 LOB: 0 BB: 1 P: 13	R: 0 E: 0 K: 0 S: 3	H: 0 LOB: 0 BB: 0 P: 3	R: 0 E: 0 K: 2 S: 7	H: 0 LOB: 0 BB: 0 P: 7	1B: 2 2B: 1 3B: 1 HR: 1	SF: 0 SAC: 0 DP: 1 HBP: 0	WP: 0 PB: 0 SB: 0 CS: 0	PA: 34						
<b>PITCHER</b>	IP WLS BF H R ER SO BB IBB HBP BLK WP HR S P ERA WHIP	IP WLS BF H R ER SO BB IBB HBP BLK WP HR S P ERA WHIP																								
7 Julio Urias, L (1,1) ERA: 3.0	2.0 7 0 0 0 2 1 0 0 0 0 0 0 10 15 0.00 0.500	54 Sergio Romo, R (3,1) ERA:	1.0 4 1 0 0 2 0 0 0 0 0 0 0 8 8 0.00 1.000	81 Yaisel Sierra, R (4,1) ERA:	2.0 8 2 0 0 0 1 0 0 0 0 0 0 7 11 0.00 1.500	71 Josh Ravin, R (6,1) ERA: 18.0	1.0 W 6 2 3 3 2 1 0 0 0 0 0 1 9 13 27.00 3.000	89 Josh Sborz, R (7,1) ERA:	2.0 H 6 0 0 0 0 0 0 0 0 0 0 0 6 6 0.00 0.000	69 Andrew Imler, R (9,1) ERA:	1.0 3 0 0 0 2 0 0 0 0 0 0 0 7 7 0.00 0.000															

Seattle Mariners @ Los Angeles Dodgers  
 Camelback Ranch, Glendale, AZ  
 Sun Mar 05 2017, 3:06 PM - 5:37 PM EST  
 Att: 8,240 - Cloudy - 71 F

AB	31
R	3
H	5
RBI	3
BB	3
SO	8
LOB	11



Batter	1	2	3	4	5	6	7	8	9	AB	R	H	RBI	BB	SO	LOB	BOTTOM											
11 Logan Forsythe, R (1,4) 84 Willie Calhoun, L (6,4) OBP: 1.000, SLG: 1.000										3	0	0	0	0	1	1												
10 Justin Turner, R (1,5) 47 Tyler Holt, R (7,7) OBP: 0.538, SLG: 0.769										2	0	1	0	0	0	0												
28 Franklin Gutierrez, R (1,7) 37 Darnell Sweeney, S (7,5) OBP: 0.273, SLG: 0.273										3	1	0	0	0	1	2												
66 Yasiel Puig, R (1,9) 78 Henry Ramos, S (7,9) OBP: 0.429, SLG: 0.769										3	2	1	1	0	0	1												
33 Scott Van Slyke, R (1,10) 87 José Miguel Fernández, L (8,10)										3	0	1	0	0	1	2												
61 Cody Bellinger, L (1,3) 79 O'Koyea Dickson, R (7,3) OBP: 0.417, SLG: 0.700										3	1	2	1	0	1	1												
15 Austin Barnes, R (1,2) 64 Jack Murphy, S (7,2) OBP: 0.200, SLG: 0.200										3	0	0	0	0	3													
50 Brett Eibner, R (1,8) 73 Stetson Allie, R (8,9) OBP: 0.250, SLG: 0.286										3	0	0	0	2	1													
6 Charlie Culberson, R (1,6) 92 Mike Ahmed, R (8,6) OBP: 0.400, SLG: 1.000										3	1	1	0	0	0	2												
<b>Inning Stats</b>	R: 0 E: 0 K: 0 S: 2	H: 0 LOB: 0 BB: 0 P: 3	R: 0 E: 0 K: 1 S: 6	H: 1 LOB: 1 BB: 0 P: 6	R: 0 E: 0 K: 1 S: 5	H: 0 LOB: 0 BB: 0 P: 5	R: 1 E: 0 K: 2 S: 8	H: 1 LOB: 0 BB: 0 P: 8	R: 1 E: 1 K: 0 S: 6	H: 2 LOB: 1 BB: 0 P: 7	R: 3 E: 1 K: 1 S: 10	H: 4 LOB: 2 BB: 0 P: 11	R: 0 E: 0 K: 2 S: 7	H: 0 LOB: 0 BB: 0 P: 7	1B: 7 2B: 1 3B: 0 HR: 1	SF: 1 SAC: 0 DP: 1 HBP: 1	WP: 3 PB: 0 SB: 0 CS: 0	PA: 36										
<b>PITCHER</b>	IP WLS BF H R ER SO BB IBB HBP BLK WP HR S P ERA WHIP	IP WLS BF H R ER SO BB IBB HBP BLK WP HR S P ERA WHIP																										
74 Andrew Moore, R (1,1) ERA:	2.0 7 1 0 0 1 0 0 0 0 0 0 0 5 5 0.00 0.000	39 Edwin Díaz, R (3,1) ERA:	1.0 3 0 0 0 1 0 0 0 0 0 0 0 5 5 0.00 0.000	61 Pat Venditte, S (4,1) ERA: 6.0	1.0 4 1 1 1 2 0 0 0 0 0 0 1 8 8 9.00 1.000	45 Dean Kiekhefer, L (5,1) ERA:	1.0 5 1 1 0 1 0 0 0 0 0 1 0 7 8 0.00 1.000	35 Micah Owings, R (6,1) ERA:	1.0 L 6 2 2 0 0 0 0 0 0 0 1 0 6 7 0.00 2.000	48 Jonathan Aro, R (7,1) ERA: 3.0	1.0 8 4 3 1 1 0 0 0 0 0 0 0 7 7 9.00 4.000	69 Dylan Unsworth, R (8,1) ERA:	1.0 3 0 0 0 2 0 0 0 0 0 0 0 7 7 0.00 0.000															

Seattle Mariners @ Los Angeles Dodgers  
 Camelback Ranch, Glendale, AZ  
 Sun Mar 05 2017, 3:06 PM - 5:37 PM EST  
 Att: 8,240 - Cloudy - 71 F

AB	34
R	7
H	9
RBI	5
BB	0
SO	8
LOB	17



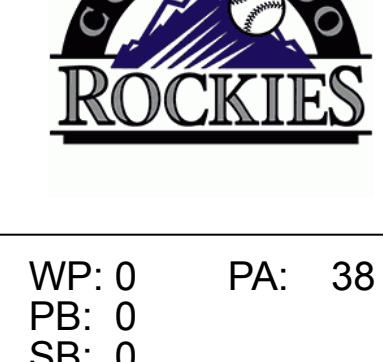
Batter	1	2	3	4	5	6	7	8	9	AB	R	H	RBI	BB	SO	LOB	TOP										
16 Andre Ethier, L (1,7) OBP: 0.688, SLG: 0.778 50 Brett Eibner, R (3,PH) OBP: 0.435, SLG: 0.737	1B		2B		3B		BB	2B		1	0	1	0	0	0	0	<b>Los Angeles Dodgers @ Colorado Rockies</b> Salt River Fields at Talking Stick, Scottsdale, AZ Mon Mar 06 2017, 3:11 PM - 6:29 PM EST Att: 7,427 - Sunny - 65 F										
26 Chase Utley, L (1,4) OBP: 0.500, SLG: 0.438 84 Willie Calhoun, L (5,4)	L6		F8		K		F7-2	G4-3		3	0	0	0	0	1	3											
10 Justin Turner, R (1,5) OBP: 0.600, SLG: 0.490 37 Darnell Sweeney, S (5,5)	BB		G6-3		F9			1B	1B	2	0	0	0	1	0	2											
23 Adrián González, L (1,10) 65 Kyle Farmer, R (6,PH) (6,10)	G4-3			F7		G6-3		K	P3	2	0	0	0	0	0	1											
9 Yasmani Grandal, S (1,2) OBP: 0.375, SLG: 0.438 35 Bobby Wilson, R (6,2) OBP: 0.308, SLG: 0.182	G6-3									3	0	1	0	0	1	0											
31 Joc Pederson, L (1,8) OBP: 0.290, SLG: 0.625 79 O'Koyea Dickson, R (6,7) OBP: 0.429, SLG: 0.667	HR									3	1	2	1	0	1	0											
33 Scott Van Slyke, R (1,3) 61 Cody Bellinger, L (6,3) OBP: 0.409, SLG: 0.444	G5-3									2	0	0	0	0	0	2											
14 Enrique Hernández, R (1,6) OBP: 0.364, SLG: 0.316 3 Chris Taylor, R (7,6) OBP: 0.500, SLG: 0.385	K									1	1	1	1	1	0	0											
78 Henry Ramos, S (1,9) OBP: 0.400, SLG: 0.714 73 Stetson Allie, R (3,9) OBP: 0.384, SLG: 0.500	B1-3									3	1	2	1	0	1	1											
<b>Inning Stats</b>	R: 0 E: 0 K: 0 S: 9	H: 1 LOB: 1 BB: 1 P: 16	R: 1 E: 0 K: 1 S: 7	H: 1 LOB: 0 BB: 0 P: 11	R: 0 E: 0 K: 0 S: 7	H: 1 LOB: 1 BB: 0 P: 13	R: 0 E: 0 K: 0 S: 8	H: 2 LOB: 1 BB: 0 P: 14	R: 1 E: 0 K: 2 S: 12	H: 2 LOB: 1 BB: 0 P: 16	R: 0 E: 0 K: 2 S: 8	H: 0 LOB: 0 BB: 1 P: 10	R: 0 E: 0 K: 0 S: 7	H: 2 LOB: 2 BB: 1 P: 18	R: 5 E: 0 K: 1 S: 11	H: 3 LOB: 1 BB: 3 P: 28		R: 2 E: 0 K: 0 S: 17	H: 3 LOB: 1 BB: 1 P: 31	1B: 9 2B: 6 3B: 1 HR: 1	SF: 0 SAC: 0 DP: 3 HBP: 0	WP: 3 PB: 0 CS: 2	PA: 45				
<b>PITCHER</b>	IP	WLS	BF	H	R	ER	SO	BB	IBB	HBP	BLK	WP	HR	S	P	ERA	WHIP										
32 Tyler Chatwood, R (1,1) ERA: 3.8	3.0	W	12	3	1	1	1	1	0	0	0	0	1	23	40	3.00	1.333										
82 Harrison Musgrave, L (4,1) ERA: 3.0	2.0	H	9	4	1	1	2	0	0	0	0	0	0	20	30	4.50	2.000										
0 Adam Ottavino, R (6,1) ERA: 3.0	1.0		3	0	0	0	2	0	0	0	0	0	0	8	10	0.00	0.000										
45 Scott Oberg, R (7,1) ERA: 2.7	1.0		5	2	0	0	0	1	0	0	0	0	0	7	18	0.00	3.000										
46 Miguel Castro, R (8,1) ERA: 12.0	0.2		6	1	4	4	1	3	0	0	0	1	0	6	21	54.00	6.000										
<b>PITCHER</b>	IP	WLS	BF	H	R	ER	SO	BB	IBB	HBP	BLK	WP	HR	S	P	ERA	WHIP										
78 Shane Bieber, R (8,1) ERA: 11.25	1.0	H	9	5	3	3	0	1	0	0	0	0	0	20	34	27.00	6.000										
70 Johendi Jiminian, R (9,1) ERA: 13.5	0.1	S	0	0	0	0	0	0	0	0	0	0	0	2	4	0.00	0.000										

AB	38
R	9
H	15
RBI	7
BB	6
SO	6
LOB	19



Batter	1	2	3	4	5	6	7	8	9	AB	R	H	RBI	BB	SO	LOB	BOTTOM										
19 Charlie Blackmon, L (1,8) OBP: 0.596, SLG: 0.714 85 Ryan McMahon, L (6,5) OBP: 0.091, SLG: 0.091	K		9 2B		9 F9		P5	G4-3		2	1	1	0	1	1	0	<b>Los Angeles Dodgers @ Colorado Rockies</b> Salt River Fields at Talking Stick, Scottsdale, AZ Mon Mar 06 2017, 3:11 PM - 6:29 PM EST Att: 7,427 - Sunny - 65 F										
9 DJ LeMahieu, R (1,4) OBP: 0.444, SLG: 0.529 80 Mike Tauchman, L (6,8) OBP: 0.333, SLG: 0.375	G4-3		BB		F9		P6	K		3	0	2	1	0	0	1											
5 Carlos González, L (1,9) OBP: 0.296, SLG: 0.350 18 Cristhian Adames, S (5,PR) OBP: 0.500, SLG: 0.938	G4-6-3									3	0	1	0	0	0	2											
20 Ian Desmond, R (1,3) OBP: 0.278, SLG: 0.500 59 Rosell Herrera, S (6,PR) OBP: 0.296, SLG: 0.296	K									3	0	1	1	0	2	1											
12 Mark Reynolds, R (1,5) OBP: 0.474, SLG: 0.667 72 Jordan Patterson, L (6,3) OBP: 0.333, SLG: 0.600	HR									1	0	0	0	0	1	1											
8 Gerardo Parra, L (1,7) OBP: 0.450, SLG: 0.588 43 Rafael Ynoa, S (6,7) OBP: 0.235, SLG: 0.133	HR									3	1	1	2	0	0	1											
74 Pat Valaika, R (1,10) OBP: 0.385, SLG: 1.154 65 Stephen Cardullo, R (6,PH) OBP: 0.353, SLG: 0.643 75 Noel Cuevas, R (9,PR) OBP: 0.333, SLG: 0.444	HR									3	2	2	2	0	0	2											
2 Alex Amarista, L (1,6) OBP: 0.375, SLG: 0.385 6 Daniel Castro, R (6,6) OBP: 0.250, SLG: 0.200	K									0	0	0	0	1	0	0											
13 Dustin Garneau, R (1,2) OBP: 0.667, SLG: 1.667 81 Anthony Bemboom, L (7,2) OBP: 0.200, SLG: 0.800	K									2	1	1	2	1	1	0											
<b>Inning Stats</b>	R: 0 E: 0 K: 1 S: 10	H: 3 LOB: 0 BB: 0 P: 13	R: 3 E: 0 K: 3 S: 17	H: 3 LOB: 0 BB: 0 P: 26	R: 1 E: 0 K: 1 S: 15	H: 1 LOB: 1 BB: 1 P: 25	R: 3 E: 0 K: 0 S: 16	H: 4 LOB: 0 BB: 0 P: 20	R: 1 E: 0 K: 1 S: 13	H: 2 LOB: 2 BB: 0 P: 18	R: 0 E: 0 K: 0 S: 12	H: 0 LOB: 1 BB: 1 P: 18	R: 0 E: 0 K: 2 S: 9	H: 1 LOB: 1 BB: 0 P: 11	R: 2 E: 0 K: 1 S: 11	H: 1 LOB: 1 BB: 1 P: 18		1B: 3 2B: 4 3B: 1 HR: 5	SF: 0 SAC: 0 DP: 1 HBP: 0	WP: 0 PB: 0 SB: 0 CS: 0	PA: 38						
<b>PITCHER</b>	IP	WLS	BF	H	R	ER	SO	BB	IBB	HBP	BLK	WP	HR	S	P	ERA	WHIP										
29 Scott Kazmir, L (1,1) ERA: 3.38	1.0		3	1	0	0	1	0	0	0	0	0	0	13	18	9.00	2.000										
72 Ralston Cash, R (2,1) ERA: 8.1	1.0	L	6	3	3	3	3	0	0	0	0	0	2	17	26	27.00	3.000										
62 Patrick Schuster, L (3,1) ERA: 2.45	0.2		4	1	1	1	1	1	0	0	0	0	0	12	20	13.50	3.000										
83 Scott Griggs, R (3,1) ERA: 2.45	0.1		1	0	0	0	0	0	0	0	0	0	0	3	5	0.00	0.000										
41 Chris Hatcher, R (4,1) ERA: 18.0	1.0		6	4	3	3	0	0	0	0	0	0	2	16	20	27.00	4.000										
<b>PITCHER</b>	IP	WLS	BF	H	R	ER	SO	BB	IBB	HBP	BLK	WP	HR	S	P	ERA	WHIP										
17 Brandon Morrow, R (5,1) ERA: 12.0	1.0		5	2	1	1	1	0	0	0	0	0	0	13	18	9.00	2.000										
67 Jacob Rhame, R (6,1) ERA: 36.0	1.0		4	0	0	0	0	1	0	0	0	0	0	12	18	0.00	1.000										
92 Colt Hynes, L (7,1) ERA: 6.0	1.0		4	1	0	0	2	0	0	0	0	0	0	9	11	0.00	1.000										
94 Alex Hermeling, R (8,1) ERA: 6.0	1.0		5	1	2	2	1	1	0	0	0	0	1	11	18	18.00	2.000										

AB	35
R	10
H	13
RBI	10
BB	3
SO	9
LOB	16

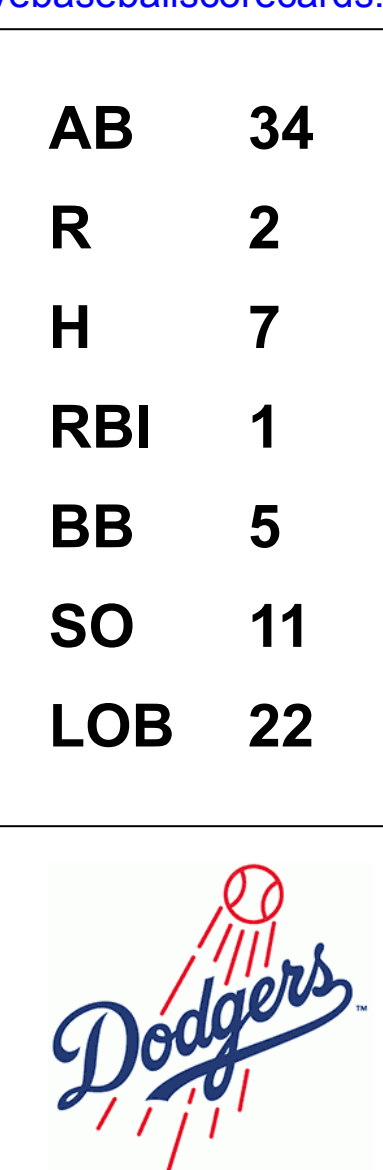


Batter	1	2	3	4	5	6	7	8	9	AB	R	H	RBI	BB	SO	LOB	TOP							
66 Gorkys Hernández, R (1.8) OBP: 0.222, SLG: 0.250 78 Steven Duggar, L (6.8) OBP: 0.462, SLG: 0.455	4-0 CS BB			G6-3	F9		K		G6-4-3 1B	2	0	0	0	1	0	1	<b>San Francisco Giants @ Los Angeles Dodgers</b> <b>Camelback Ranch, Glendale, AZ</b> Tue Mar 07 2017, 3:08 PM - 6:03 PM EST Att: 10,777 - Partly Cloudy - 71 F							
12 Joe Panik, L (1.4) OBP: 0.500, SLG: 0.706 Trevor Brown, R (6.4) OBP: 0.333, SLG: 0.500	1-0 1-2			G4	1B	K		F7	G6-4-3 1B	3	1	1	0	0	1	1								
51 Mac Williamson, R (1.7) OBP: 0.375, SLG: 0.571 87 Winton Bernard, R (6.7) OBP: 0.273, SLG: 0.222	0-3			F7			HR	G6-3		4	1	1	1	0	1	1								
9 Brandon Belt, L (1.3) OBP: 0.300, SLG: 0.500 83 Ryder Jones, L (6.3) OBP: 0.400, SLG: 0.444		P6		1B		G3			63 E 1B	3	0	1	1	0	0	0								
39 Justin Ruggiano, R (1.9) OBP: 0.125, SLG: 0.133 63 Orlando Calixte, R (6.9) OBP: 0.278, SLG: 0.294		G6-3		K		K			E5	3	0	0	0	0	2	1								
49 Chris Marrero, R (1.10) OBP: 0.273, SLG: 0.667 90 Miguel Gómez, S (8. PH) OBP: 0.125, SLG: 0.125				K			HR		F8	3	1	1	1	0	1	0								
1 Jae-Gyun Hwang, R (1.5) OBP: 0.313, SLG: 0.750 89 Austin Slater, R (7.9) OBP: 0.214, SLG: 0.286			G1-3		HR				G4-3	3	1	1	1	0	0	0								
58 Gordon Beckham, R (1.6) OBP: 0.412, SLG: 0.385 22 Christian Ariroyo, R (7.6) OBP: 0.400, SLG: 0.400			K2-3			F7			77 E 77 1B 1B	3	0	1	0	0	1	0								
72 Tim Federowicz, R (1.2) 77 Aramis Garcia, R (7.2) OBP: 0.333, SLG: 0.333			G5-3				BB		E7 1B	2	0	0	0	1	1	1								
<b>Inning Stats</b>	R: 0 E: 0 K: 1 S: 4	H: 0 LOB: 0 BB: 1 P: 9	R: 0 E: 0 K: 1 S: 5	H: 0 LOB: 0 BB: 0 P: 5	R: 0 E: 0 K: 1 S: 5	H: 0 LOB: 0 BB: 0 P: 5	R: 1 E: 0 K: 1 S: 7	H: 2 LOB: 1 BB: 0 P: 7	R: 1 E: 0 K: 1 S: 7	H: 2 LOB: 1 BB: 0 P: 9	R: 1 E: 0 K: 1 S: 8	H: 1 LOB: 1 BB: 1 P: 8	R: 1 E: 0 K: 1 S: 7	H: 1 LOB: 1 BB: 1 P: 12	R: 0 E: 1 K: 0 S: 5	H: 1 LOB: 2 BB: 0 P: 5		R: 0 E: 1 K: 0 S: 5	H: 3 LOB: 2 BB: 0 P: 5	1B: 6 2B: 0 3B: 1 HR: 3	SF: 0 SAC: 0 DP: 1 HBP: 0	WP: 0 PB: 0 SB: 0 CS: 1	PA: 38	
<b>PITCHER</b>	IP WLS BF H R ER SO BB IBB HBP BLK WP HR S P ERA WHIP	22 Clayton Kershaw, L (1.1) ERA: 3.0	46 Josh Fields, R (4.1) ERA: 23.14	51 Steve Geltz, R (5.1) ERA: 3.0	43 Luis Avilán, L (6.1) ERA: 3.0	75 Grant Dayton, L (7.1) ERA: 4.5	36 Adam Liberatore, L (8.1) ERA:	91 Shea Spitzbarth, R (9.1) ERA:	IP WLS BF H R ER SO BB IBB HBP BLK WP HR S P ERA WHIP	36 Adam Liberatore, L (8.1) ERA:	91 Shea Spitzbarth, R (9.1) ERA:	IP WLS BF H R ER SO BB IBB HBP BLK WP HR S P ERA WHIP	36 Adam Liberatore, L (8.1) ERA:	91 Shea Spitzbarth, R (9.1) ERA:	IP WLS BF H R ER SO BB IBB HBP BLK WP HR S P ERA WHIP	36 Adam Liberatore, L (8.1) ERA:	91 Shea Spitzbarth, R (9.1) ERA:	IP WLS BF H R ER SO BB IBB HBP BLK WP HR S P ERA WHIP	36 Adam Liberatore, L (8.1) ERA:	91 Shea Spitzbarth, R (9.1) ERA:	IP WLS BF H R ER SO BB IBB HBP BLK WP HR S P ERA WHIP	36 Adam Liberatore, L (8.1) ERA:	91 Shea Spitzbarth, R (9.1) ERA:	IP WLS BF H R ER SO BB IBB HBP BLK WP HR S P ERA WHIP

AB	36
R	4
H	10
RBI	4
BB	2
SO	8
LOB	12



Batter	1	2	3	4	5	6	7	8	9	AB	R	H	RBI	BB	SO	LOB	BOTTOM							
11 Logan Forsythe, R (1.4) OBP: 0.462, SLG: 0.538 61 Cody Bellinger, L (5.3) OBP: 0.417, SLG: 0.450	0-0 23 1B 1B			66 E 1B					K	3	0	2	1	0	1	2	<b>San Francisco Giants @ Los Angeles Dodgers</b> <b>Camelback Ranch, Glendale, AZ</b> Tue Mar 07 2017, 3:08 PM - 6:03 PM EST Att: 10,777 - Partly Cloudy - 71 F							
66 Yasiel Puig, R (1.9) OBP: 0.294, SLG: 0.563 15 Austin Barnes, R (6.2) OBP: 0.250, SLG: 0.200	0-3			E4		F9			G5-3	2	0	0	0	1	1	2								
23 Adrián González, L (1.3) OBP: 0.230, SLG: 0.230 87 José Miguel Fernández, L (6.4)	0-0 9 WP 1B			P6			L6		G4-3	3	0	1	0	0	1	3								
9 Yasmani Grandal, S (1.2) OBP: 0.368, SLG: 0.421 73 Stetson Allie, R (6. PR) OBP: 0.333, SLG: 0.455	1-3			G5-3					K	3	0	1	0	0	1	3								
28 Franklin Gutierrez, R (1.10) 84 Willie Calhoun, L (7. PH) OBP: 0.500, SLG: 0.333	0-0			G4-3					K	3	0	0	0	0	1	4								
47 Tyler Holt, R (1.7) OBP: 0.625, SLG: 0.786 93 Edwin Ríos, L (7.5)	0-0			3 1B 1B					FC4-6 BB	1	1	1	0	2	0	0								
6 Charlie Culberson, R (1.6) OBP: 0.230, SLG: 0.230 76 Wynston Sawyer, R (7.3) OBP: 0.333, SLG: 0.333	0-3			F8					G6-3	3	0	0	0	0	1	4								
37 Darnell Sweeney, S (1.5) OBP: 0.313, SLG: 0.313 0 Enck Mejia, S (7.6) OBP: 0.667, SLG: 2.000	0-0			F9					F9	3	0	0	0	0	2	2								
3 Chris Taylor, R (1.8) OBP: 0.526, SLG: 0.400 94 Johan Mieses, R (7.8)	4-0			11 1B 66 E 1B					K	2	1	1	0	1	0	0								
<b>Inning Stats</b>	R: 0 E: 0 K: 2 S: 9	H: 2 LOB: 2 BB: 0 P: 10	R: 0 E: 0 K: 2 S: 8	H: 1 LOB: 1 BB: 1 P: 12	R: 0 E: 0 K: 1 S: 5	H: 0 LOB: 1 BB: 1 P: 9	R: 2 E: 1 K: 1 S: 8	H: 2 LOB: 2 BB: 1 P: 12	R: 0 E: 0 K: 1 S: 5	H: 1 LOB: 1 BB: 0 P: 9	R: 0 E: 0 K: 1 S: 6	H: 1 LOB: 1 BB: 0 P: 6	R: 0 E: 0 K: 1 S: 5	H: 0 LOB: 1 BB: 1 P: 9	R: 0 E: 0 K: 1 S: 5	H: 0 LOB: 0 BB: 0 P: 5		R: 0 E: 0 K: 1 S: 5	H: 0 LOB: 0 BB: 0 P: 5	1B: 7 2B: 0 3B: 0 HR: 0	SF: 0 SAC: 0 DP: 1 HBP: 0	WP: 3 PB: 0 SB: 1 CS: 0	PA: 39	
<b>PITCHER</b>	IP WLS BF H R ER SO BB IBB HBP BLK WP HR S P ERA WHIP	45 Matt Moore, L (1.1) ERA: 6.43	67 Joan Gregorio, R (4.1) ERA: 20.25	54 Matt Reynolds, L (4.1) ERA: 20.25	32 Tyler Beede, R (5.1) ERA:	70 George Kontos, R (7.1) ERA: 6.75	59 Neil Ramirez, R (8.1) ERA:	53 José Domínguez, R (9.1) ERA:	IP WLS BF H R ER SO BB IBB HBP BLK WP HR S P ERA WHIP	59 Neil Ramirez, R (8.1) ERA:	53 José Domínguez, R (9.1) ERA:	IP WLS BF H R ER SO BB IBB HBP BLK WP HR S P ERA WHIP	59 Neil Ramirez, R (8.1) ERA:	53 José Domínguez, R (9.1) ERA:	IP WLS BF H R ER SO BB IBB HBP BLK WP HR S P ERA WHIP	59 Neil Ramirez, R (8.1) ERA:	53 José Domínguez, R (9.1) ERA:	IP WLS BF H R ER SO BB IBB HBP BLK WP HR S P ERA WHIP	59 Neil Ramirez, R (8.1) ERA:	53 José Domínguez, R (9.1) ERA:	IP WLS BF H R ER SO BB IBB HBP BLK WP HR S P ERA WHIP	59 Neil Ramirez, R (8.1) ERA:	53 José Domínguez, R (9.1) ERA:	IP WLS BF H R ER SO BB IBB HBP BLK WP HR S P ERA WHIP



Batter	1	2	3	4	5	6	7	8	9	AB	R	H	RBI	BB	SO	LOB	TOP					
31 Joc Pederson, L OBP: 0.263, SLG: 0.737 65 Kyle Farmer, R (6.5)			L6			G4-3		F8		3	1	1	1	0	0	1	<b>Los Angeles Dodgers @ Milwaukee Brewers</b> Maryvale Baseball Park, Phoenix, AZ Wed Mar 08 2017, 3:08 PM - 6:12 PM EST Att: 3,689 - Sunny - 77 F					
66 Yasiel Puig, R OBP: 0.250, SLG: 0.474 90 Drew Jackson, R (6.6)	P4		P2			E5		K		3	0	0	0	0	0	0						
61 Cody Bellinger, L OBP: 0.370, SLG: 0.391 64 Jack Murphy, S (9, FH) OBP: 0.333, SLG: 0.200	K					G1			76 L4-3 BB	3	0	0	0	0	2	1						
28 Franklin Gutierrez, R (1.7) 76 Wynston Sawyer, R OBP: 0.250, SLG: 0.250 (7.3)	G5-3					F8		K	L4-3	3	0	0	0	0	1	0						
33 Scott Van Slyke, R OBP: 0.435, SLG: 0.278 73 Stetson Allie, R OBP: 0.385, SLG: 0.455 (7.7)		84 G3 BB				K		K	50 1B 47 WP 15 BB BB	2	0	0	0	1	2	0						
35 Bobby Wilson, R OBP: 0.267, SLG: 0.154 15 Austin Barnes, R OBP: 0.278, SLG: 0.188 (5.2)	F8					F9		F7	47 WP 50 1B BB	2	0	0	0	0	0	1						
84 Willie Calhoun, L OBP: 0.333, SLG: 0.200 50 Brett Eibner, R OBP: 0.440, SLG: 0.714 (6.8)	G3					G6-3		G6-3	47 WP 1B	2	0	0	0	0	0	1						
3 Chris Taylor, R OBP: 0.476, SLG: 0.353 47 Tyler Holt, R OBP: 0.611, SLG: 0.733 (6.9)	K					K		65 FB 87 BB BB	G4-3	2	0	0	0	0	2	1						
37 Darnell Sweeney, S OBP: 0.333, SLG: 0.333 87 José Miguel Fernández, L (6.4)						G4-3			1-2 2-3 3-H BB	2	0	1	0	0	0	0						
<b>Inning Stats</b>	R: 1 E: 0 K: 1 S: 8	H: 1 LOB: 0 BB: 0 P: 11	R: 0 E: 0 K: 1 S: 5	H: 0 LOB: 1 BB: 1 P: 9	R: 0 E: 0 K: 0 S: 3	H: 1 LOB: 0 BB: 0 P: 3	R: 0 E: 0 K: 2 S: 7	H: 0 LOB: 0 BB: 0 P: 7	R: 0 E: 0 K: 1 S: 5	H: 0 LOB: 0 BB: 0 P: 5	R: 0 E: 0 K: 0 S: 4	H: 0 LOB: 1 BB: 0 P: 4	R: 0 E: 0 K: 0 S: 7	H: 0 LOB: 0 BB: 0 P: 7	R: 0 E: 0 K: 1 S: 5	H: 0 LOB: 2 BB: 3 P: 13		R: 1 E: 0 K: 0 S: 3	H: 1 LOB: 2 BB: 3 P: 16	1B: 2 2B: 2 3B: 0 HR: 1	SF: 0 SAC: 0 DP: 2 HBP: 0	WP: 1 PB: 0 SB: 0 CS: 0
<b>PITCHER</b>	IP	WLS	BF	H	R	ER	SO	BB	IBB	HBP	BLK	WP	HR	S	P	ERA	WHIP			ERA	WHIP	
41 Junior Guerra, R ERA: 1.5	3.0	W	11	2	1	1	2	1	0	0	0	0	1	16	23	3.00	1.000			0.00	2.000	
37 Nefthali Feliz, R ERA: 4.5	1.0	H	3	0	0	0	2	0	0	0	0	0	0	7	7	0.00	0.000			13.50	6.000	
50 Jacob Barnes, R ERA: 1.8	1.0		3	0	0	0	1	0	0	0	0	0	0	5	5	0.00	0.000			0.00	0.000	
53 Jhan Mariñez, R ERA: 4.5	1.0		4	0	0	0	0	0	0	0	0	0	0	4	4	0.00	0.000			0.00	0.000	
48 Andy Oliver, L ERA: 4.5	1.0		3	0	0	0	2	0	0	0	0	0	0	7	7	0.00	0.000			0.00	0.000	

Batter	1	2	3	4	5	6	7	8	9	AB	R	H	RBI	BB	SO	LOB	BOTTOM				
23 Keon Broxton, R OBP: 0.462, SLG: 0.783 94 Kyle Wren, L OBP: 0.500, SLG: 0.714 (7.8)	G5-3	70 1B BB		70 CS 1B		K		FC6-4		3	0	1	0	1	1	0	<b>Los Angeles Dodgers @ Milwaukee Brewers</b> Maryvale Baseball Park, Phoenix, AZ Wed Mar 08 2017, 3:08 PM - 6:12 PM EST Att: 3,689 - Sunny - 77 F				
70 Ryan Cordell, R OBP: 0.524, SLG: 0.733 (1.7)				K		G3-1		K		4	0	1	2	1	2	3					
24 Jesús Aguilar, R OBP: 0.528, SLG: 0.882 99 Art Charles, L (7.3)	L7	G5-3		47 1B 1B				F7		4	1	2	2	0	0	3					
47 Jett Bandy, R OBP: 0.381, SLG: 0.450 (1.10)	K			25 1B 2B		K				4	1	2	0	0	2	1					
25 Michael Reed, R OBP: 0.429, SLG: 0.214 92 Luis Aviles Jr., R (7.9)		G6-3	18 WP 1B			K		L1-4		4	0	1	1	0	1	2					
18 Eric Sogard, L OBP: 0.333, SLG: 0.077 91 Gilbert Lara, R (8.6)				G4-3		29 S 1B		G4-3		3	2	1	0	1	0	1					
13 Andrew Susac, R OBP: 0.318, SLG: 0.283 76 René García, R OBP: 0.200, SLG: 0.400 (7.2)		13 2B BB				K		G5-3		3	1	1	1	0	2	2					
29 Yadiel Rivera, R OBP: 0.375, SLG: 0.692 93 Gabriel Noriega, R (6.4)		28 G6-3 70 1B 2B		K		K		G3-1		1	0	0	0	0	0	0					
90 Nate Orf, R OBP: 0.583, SLG: 0.625 (1.5)						90 S 1B				2	2	1	0	2	1	1					
<b>Inning Stats</b>	R: 0 E: 0 K: 1 S: 5	H: 0 LOB: 1 BB: 1 P: 9	R: 3 E: 0 K: 0 S: 5	H: 2 LOB: 3 BB: 3 P: 17	R: 1 E: 0 K: 2 S: 9	H: 2 LOB: 1 BB: 0 P: 10	R: 2 E: 0 K: 2 S: 10	H: 2 LOB: 1 BB: 1 P: 16	R: 1 E: 0 K: 3 S: 12	H: 2 LOB: 1 BB: 0 P: 12	R: 0 E: 0 K: 1 S: 7	H: 2 LOB: 2 BB: 0 P: 7	R: 0 E: 0 K: 0 S: 3	H: 0 LOB: 0 BB: 0 P: 3	R: 0 E: 0 K: 1 S: 6	H: 1 LOB: 1 BB: 0 P: 6		1B: 8 2B: 2 3B: 0 HR: 1	SF: 0 SAC: 0 DP: 0 HBP: 0	WP: 1 PB: 0 SB: 3 CS: 1	PA: 39
<b>PITCHER</b>	IP	WLS	BF	H	R	ER	SO	BB	IBB	HBP	BLK	WP	HR	S	P	ERA	WHIP			ERA	WHIP
44 Rich Hill, L ERA: 12.8	1.2	L	10	1	3	3	1	4	0	0	0	0	0	2	2	0.00	3.000			0.00	1.000
83 Layne Somsen, R ERA: 4.5	0.1		2	1	0	0	0	0	0	0	0	0	0	2	2	0.00	3.000			0.00	1.000
68 Ross Stripling, R ERA: 7.1	1.0		5	2	1	1	2	0	0	0	0	1	0	9	10	9.00	2.000			0.00	1.000
80 Fabio Castillo, R ERA: 7.7	1.0		5	2	2	2	2	1	0	0	0	0	1	10	16	18.00	3.000			0.00	1.000
59 Madison Younginer, R ERA: 6.2	1.0		5	2	1	1	3	0	0	0	0	0	0	12	12	9.00	2.000			0.00	1.000

AB 29  
R 2  
H 3  
RBI 1  
BB 6  
SO 8  
LOB 12




AB 34  
R 7  
H 11  
RBI 7  
BB 5  
SO 10  
LOB 17



Batter	1	2	3	4	5	6	7	8	9	AB	R	H	RBI	BB	SO	LOB	TOP				
3 Delino DeShields, R OBP: 0.385, SLG: 0.273 70 César Puello, R (6, 8)	G6-3		K			K		G6-3		3	0	0	0	0	2	1	<b>Texas Rangers @ Los Angeles Dodgers</b> Camelback Ranch, Glendale, AZ Fri Mar 10 2017, 9:05 PM - 12:16 AM EST Att: 13,077 - Clear - 81 F				
45 Travis Snider, L OBP: 0.333, SLG: 0.333 31 Jared Hoyer, L OBP: 0.300, SLG: 0.529	G4-3			K		G6-3		K		3	0	0	0	0	1	1					
16 Ryan Rua, R OBP: 0.289, SLG: 0.490 67 Ronald Guzmán, L (7, PR) (7, 3)	1B			K				K		3	0	2	0	0	1	0					
13 Joey Gallo, L OBP: 0.286, SLG: 0.391 94 Scott Heineman, R OBP: 0.300, SLG: 0.222	K			K				K		3	1	1	2	0	2	1					
15 Will Middlebrooks, R OBP: 0.190, SLG: 0.286 97 Jason Martinson, R OBP: 0.300, SLG: 0.256	G5-3					K		K		3	0	0	0	0	2	1					
18 James Loney, L OBP: 0.190, SLG: 0.150 90 Alex Burg, R (7, PR) (7, 10)	E3			G4-3				F8		3	0	1	0	0	0	0					
18 Drew Robinson, L OBP: 0.333, SLG: 0.500 98 Isiah Kiner-Falefa, R OBP: 0.500, SLG: 1.000	G4-6-3			K				1B		2	0	0	0	0	1	1					
79 A.J. Jimenez, R OBP: 0.500, SLG: 0.333 93 Matt Lipka, R (6, PR) (6, 2)			K					1B		1	0	0	0	1	1	0					
63 Doug Bernier, R OBP: 0.273, SLG: 0.211 99 Michael De León, S (6, PR) OBP: 0.182, SLG: 0.182	G5-3					FC5-4		G4-3		2	0	0	0	0	0	1					
										1	0	0	0	0	0	2					
<b>Inning Stats</b>	R: 0 E: 0 K: 1 S: 6	H: 1 LOB: 1 BB: 0 P: 6	R: 0 E: 1 K: 0 S: 3	H: 0 LOB: 0 BB: 0 P: 3	R: 0 E: 0 K: 2 S: 7	H: 0 LOB: 0 BB: 0 P: 7	R: 0 E: 0 K: 3 S: 9	H: 0 LOB: 0 BB: 0 P: 9	R: 0 E: 0 K: 1 S: 5	H: 0 LOB: 1 BB: 1 P: 9	R: 2 E: 0 K: 2 S: 12	H: 4 LOB: 2 BB: 0 P: 12	R: 0 E: 0 K: 2 S: 7	H: 0 LOB: 0 BB: 0 P: 7	R: 0 E: 0 K: 0 S: 3	H: 0 LOB: 0 BB: 0 P: 3		1B: 4 2B: 0 3B: 0 HR: 1	SF: 0 SAC: 0 DP: 1 HBP: 0	WP: 0 PB: 0 SB: 0 CS: 0	PA: 33
<b>PITCHER</b>	IP	WLS	BF	H	R	ER	SO	BB	IBB	HBP	BLK	WP	HR	S	P	ERA		WHIP			ERA
38 Brandon McCarthy, R ERA: 3.8	3.0	W	10	1	0	0	3	0	0	0	0	0	0	16	16	0.00	0.333			0.00	0.000
17 Brandon Morrow, R ERA: 9.0	1.0		3	0	0	0	3	0	0	0	0	0	0	9	9	0.00	0.000				
7 Julio Urias, L ERA: 1.8	2.0		7	0	0	0	3	1	0	0	0	0	0	12	16	0.00	0.500				
71 Josh Ravin, R ERA: 18.0	1.0		7	4	2	2	2	0	0	0	0	0	1	12	12	18.00	4.000				
62 Patrick Schuster, L ERA: 1.8	1.0		3	0	0	0	2	0	0	0	0	0	0	7	7	0.00	0.000				

Batter	1	2	3	4	5	6	7	8	9	AB	R	H	RBI	BB	SO	LOB	BOTTOM				
11 Logan Forsythe, R OBP: 0.563, SLG: 0.688 84 Willie Calhoun, L OBP: 0.250, SLG: 0.143	66 HR	66 HR	10 1B	P4		G3-6-3				3	3	3	1	0	0	0	<b>Texas Rangers @ Los Angeles Dodgers</b> Camelback Ranch, Glendale, AZ Fri Mar 10 2017, 9:05 PM - 12:16 AM EST Att: 13,077 - Clear - 81 F				
66 Yasiel Puig, R OBP: 0.348, SLG: 0.810 47 Tyler Holt, R OBP: 0.600, SLG: 0.688	2B	1B	10 1B			G6-3		73 F9-6	61 WP	2	2	2	4	1	0	0					
10 Justin Turner, R OBP: 0.611, SLG: 0.417 61 Cody Bellinger, L OBP: 0.378, SLG: 0.375	HR	HR	BB					BB		2	1	1	2	1	0	0					
28 Franklin Gutierrez, R OBP: 0.683, SLG: 0.174 73 Stetson Allie, R OBP: 0.357, SLG: 0.417	28 HR	P4	1B			50 WP	9 BB	K		2	1	1	2	1	1	1					
28 Franklin Gutierrez, R OBP: 0.683, SLG: 0.174 73 Stetson Allie, R OBP: 0.357, SLG: 0.417	HR	L4	K			K		F9-6		4	1	1	2	0	2	3					
9 Yasmani Grandal, S OBP: 0.435, SLG: 0.455 64 Jack Murphy, S OBP: 0.286, SLG: 0.167	L8		33 1B	31 WP	87 F9	6 1B	31 1B			3	2	2	0	1	0	0					
31 Joc Pederson, L OBP: 0.384, SLG: 0.750 50 Brett Eibner, R OBP: 0.407, SLG: 0.652	G5-3		15 1B	33 1B	11 1B	6 1B		G6-3		1	1	1	0	2	0	0					
33 Scott Van Slyke, R OBP: 0.423, SLG: 0.286 37 Darnell Sweeney, S OBP: 0.400, SLG: 0.550	G5-3		G6-4-3	15 1B						3	0	1	0	0	1	3					
15 Austin Barnes, R OBP: 0.250, SLG: 0.187 87 José Miguel Fernández, L (PH) OBP: 0.287, SLG: 0.091	G6-3		G6-4-3	F9				HR		2	1	2	1	0	0	0					
6 Charlie Culberson, R OBP: 0.250, SLG: 0.259 65 Kyle Farmer, R (6, 5)			F9	11 1B	10 1B			F8		2	0	0	0	0	0	3					
										3	0	1	0	0	0	3					
<b>Inning Stats</b>	R: 4 E: 0 K: 0 S: 7	H: 3 LOB: 1 BB: 2 P: 18	R: 2 E: 0 K: 0 S: 7	H: 2 LOB: 0 BB: 0 P: 8	R: 4 E: 0 K: 1 S: 8	H: 4 LOB: 2 BB: 3 P: 20	R: 1 E: 0 K: 0 S: 5	H: 2 LOB: 0 BB: 0 P: 8	R: 0 E: 0 K: 1 S: 4	H: 0 LOB: 0 BB: 1 P: 9	R: 0 E: 0 K: 2 S: 8	H: 1 LOB: 1 BB: 0 P: 8	1B: 10 2B: 2 3B: 0 HR: 4	SF: 0 SAC: 0 DP: 3 HBP: 0	WP: 3 PB: 0 SB: 0 CS: 0	PA: 44					
<b>PITCHER</b>	IP	WLS	BF	H	R	ER	SO	BB	IBB	HBP	BLK	WP	HR	S	P	ERA	WHIP			ERA	WHIP
35 Cole Hamels, L ERA: 108.0	0.1	L	6	3	4	4	0	2	0	0	0	0	2	5	16	108.00	15.000			9.00	2.000
95 Anthony Carter, R ERA:	0.2		2	0	0	0	0	0	0	0	0	0	0	2	2	0.00	0.000			0.00	1.200
22 Nick Martinez, R ERA: 12.71	1.2		11	5	6	6	0	2	0	0	0	1	1	11	20	32.40	4.200				
87 Nick Bibens-Dirkx, R ERA: 2.08	1.1		9	4	1	1	2	1	0	0	0	0	0	12	16	6.75	3.750				
52 Tanner Scheppers, R ERA:	1.0		5	0	0	0	1	2	0	0	0	1	0	5	14	0.00	2.000			0.00	0.000
<b>PITCHER</b>	IP	WLS	BF	H	R	ER	SO	BB	IBB	HBP	BLK	WP	HR	S	P	ERA	WHIP			ERA	WHIP
98 Jaye Chapman, R ERA: 9.0	1.0		4	2	1	1	0	0	0	0	0	0	0	5	8	9.00	2.000				
62 José Leclerc, R ERA: 4.15	1.2		6	1	0	0	3	1	0	0	0	1	0	11	16	0.00	1.200				
83 Reed Garrett, R ERA:	0.1		1	0	0	0	0	0	0	0	0	0	0	1	1	0.00	0.000				









Batter	1	2	3	4	5	6	7	8	9	AB	R	H	RBI	BB	SO	LOB	TOP					
26 Chase Utley, L OBP: 0.292, SLG: 0.350 87 José Miguel Fernández, L OBP: 0.276, SLG: 0.077	G4-3	31 1B 10 2B BB	K			G3		73 66-4-3 BB		2	1	0	0	1	1	1	<b>Los Angeles Dodgers @ Kansas City Royals</b> Surprise Stadium, Surprise, AZ Sun Mar 12 2017, 4:06 PM - 6:40 PM EDT Att: 9,197 - Partly Cloudy - 80 F					
31 Joc Pederson, L OBP: 0.333, SLG: 0.640 73 Stetson Allie, R OBP: 0.353, SLG: 0.600	K	10 2B 1B		G4-3		K		G6-4-3		3	0	1	1	0	1	0						
10 Justin Turner, R OBP: 0.348, SLG: 0.438 0 Brendon Davis, R OBP: 0.353, SLG: 0.600	E5 BB	1B		E5		F9		K		4	0	1	2	0	0	0						
9 Yasmani Grandal, S OBP: 0.448, SLG: 0.444 65 Kyle Farmer, R OBP: 0.192, SLG: 0.100	BB	G3		G6-3		90 1B 1B		90 BB 1B		3	0	1	0	1	0	3						
61 Cody Bellinger, L OBP: 0.306, SLG: 0.290 91 Kyle Garlick, R OBP: 0.353, SLG: 0.600	K	K		G4-3		K		K		4	0	0	0	0	3	6						
6 Charles Culberson, R OBP: 0.323, SLG: 0.379 90 Drew Jackson, R OBP: 0.500, SLG: 0.333		47 1B 50 2B BB	47 G1-4-3 50 2B 1B		47 G4-6-3 BB		1B	47 G6-4-3 BB		2	2	2	0	1	0	0						
47 Tyler Holt, R OBP: 0.556, SLG: 0.591	26 BB 31 1B 1B	G1-4-3		G4-6-3		P3		G6-4-3		5	1	1	1	0	0	6						
50 Brett Eibner, R OBP: 0.394, SLG: 0.621 90 Matt Beatty, L	K	K		K		F7		F7		4	0	2	1	0	1	3						
22 Clayton Kershaw, L OBP: 0.500, SLG: 0.000 76 Winston Sawyer, R OBP: 0.233, SLG: 0.333 80 Fabio Castillo, R OBP: 0.353, SLG: 0.600 72 Ralston Cash, R OBP: 0.353, SLG: 0.600 76 Winston Sawyer, R OBP: 0.353, SLG: 0.600 91 Shea Spitzbarth, R OBP: 0.353, SLG: 0.600 97 Wilmer Font, R OBP: 0.353, SLG: 0.600 92 Colt Hynes, L OBP: 0.353, SLG: 0.600	31 1B 10 2B 1B	31 1B 26 BB 1B	FC5-4		FC5-4		73 C6-4-3 87 BB 1B			2	1	1	0	0	1	1						
<b>Inning Stats</b>	R: 0 E: 1 K: 2 S: 11	H: 0 LOB: 2 BB: 1 P: 20	R: 4 E: 0 K: 2 S: 29	H: 5 LOB: 2 BB: 1 P: 41	R: 1 E: 0 K: 2 S: 14	H: 2 LOB: 1 BB: 0 P: 21	R: 0 E: 1 K: 0 S: 8	H: 0 LOB: 1 BB: 0 P: 16	R: 0 E: 0 K: 1 S: 10	H: 1 LOB: 0 BB: 1 P: 16	R: 0 E: 0 K: 1 S: 10	H: 2 LOB: 2 BB: 0 P: 15	R: 0 E: 0 K: 1 S: 7	H: 1 LOB: 1 BB: 1 P: 14	R: 0 E: 0 K: 1 S: 8	H: 1 LOB: 1 BB: 1 P: 16		1B: 9 2B: 2 3B: 1 HR: 0	SF: 0 SAC: 0 DP: 3 HBP: 0	WP: 0 PB: 0 SB: 1 CS: 0	PA: 43	
<b>PITCHER</b>	IP WLS BF H R ER SO BB IBB HBP BLK WP HR S P ERA WHIP	55 Nate Karns, R ERA: 7.71	2.0 L 14 5 4 4 4 2 0 0 0 0 0 0 40 61 18.00 3.500	60 Andrew Edwards, R ERA: 1.69	1.0 5 2 1 1 2 0 0 0 0 0 0 0 14 21 9.00 2.000	40 Kelvin Herrera, R ERA: 1.69	1.0 4 0 0 0 0 0 0 0 0 0 0 8 16 0.00 0.000	26 Mike Minor, L ERA: 1.69	2.0 7 1 0 0 1 1 0 0 0 0 0 0 19 30 0.00 1.000	75 Malcom Culver, R ERA: 1.69	1.0 5 2 0 0 1 0 0 0 0 0 0 0 10 15 0.00 2.000	<b>PITCHER</b>	IP WLS BF H R ER SO BB IBB HBP BLK WP HR S P ERA WHIP	54 Scott Alexander, L ERA: 1.6	1.0 4 1 0 0 1 1 0 0 0 0 0 0 7 14 0.00 2.000	61 Kevin McCarthy, R ERA: 1.6	1.0 4 1 0 0 1 1 0 0 0 0 0 0 8 16 0.00 2.000					
Batter	1	2	3	4	5	6	7	8	9	AB	R	H	RBI	BB	SO	LOB	BOTTOM					
14 Billy Burns, S OBP: 0.364, SLG: 0.600	G6-3		F8		F9		1B		L4	5	0	1	1	0	0	1	<b>Los Angeles Dodgers @ Kansas City Royals</b> Surprise Stadium, Surprise, AZ Sun Mar 12 2017, 4:06 PM - 6:40 PM EDT Att: 9,197 - Partly Cloudy - 80 F					
8 Mike Moustakas, L OBP: 0.231, SLG: 0.417 49 Garin Cecchini, L OBP: 0.231, SLG: 0.250	HR		F7		G3		BB		G1-3	3	1	1	1	0	0	1						
6 Lorenzo Cain, R OBP: 0.391, SLG: 0.632 0 Terrance Gore, R OBP: 0.429, SLG: 0.500 38 Jorge Bonifacio, R OBP: 0.455, SLG: 0.714	L3		1B		F8		K		G6-3	3	0	1	0	0	0	0						
12 Jorge Soler, R OBP: 0.229, SLG: 0.103	66 WP BB		K		15 PB 1B		G4-3			3	0	1	0	1	1	1						
66 Ryan O'Hearn, L OBP: 0.250, SLG: 0.429 17 Hunter Dozier, R OBP: 0.421, SLG: 0.706	K		G4-3		F7		F9			3	0	0	0	0	1	2						
19 Cheslor Cuthbert, R OBP: 0.321, SLG: 0.227 15 Whit Merrifield, R OBP: 0.345, SLG: 0.292	FC6-4		K		K		78 BB 7 2B 1B			2	0	0	0	0	1	2						
25 Brayan Peña, S OBP: 0.389, SLG: 0.529 78 Zane Evans, R OBP: 0.333, SLG: 0.400		G5-3		G4-3		L9		7 2B 68 WP BB		0	1	0	0	1	0	0						
11 Bubba Starling, R OBP: 0.412, SLG: 0.333 7 Peter O'Brien, R OBP: 0.355, SLG: 0.786	K		G6-3		G6-3		F9		68 WP 2B	2	0	0	0	0	1	0						
68 Humberto Arteaga, R OBP: 0.198, SLG: 0.111	G3		1B		14 WP 14 S 14 1B BB		G4-3			3	1	1	0	1	0	1						
<b>Inning Stats</b>	R: 1 E: 0 K: 1 S: 9	H: 1 LOB: 2 BB: 1 P: 18	R: 0 E: 0 K: 1 S: 6	H: 0 LOB: 0 BB: 0 P: 8	R: 0 E: 0 K: 1 S: 11	H: 1 LOB: 1 BB: 0 P: 15	R: 0 E: 0 K: 1 S: 10	H: 0 LOB: 0 BB: 0 P: 14	R: 0 E: 0 K: 0 S: 7	H: 1 LOB: 1 BB: 1 P: 13	R: 0 E: 0 K: 0 S: 8	H: 1 LOB: 1 BB: 2 P: 16	R: 1 E: 0 K: 1 S: 11	H: 1 LOB: 1 BB: 2 P: 23	R: 2 E: 0 K: 0 S: 16	H: 2 LOB: 1 BB: 1 P: 28		R: 0 E: 0 K: 0 S: 4	H: 0 LOB: 0 BB: 0 P: 7	1B: 5 2B: 1 3B: 0 HR: 1	SF: 0 SAC: 0 DP: 0 HBP: 0	WP: 3 PB: 1 SB: 1 CS: 0
<b>PITCHER</b>	IP WLS BF H R ER SO BB IBB HBP BLK WP HR S P ERA WHIP	22 Clayton Kershaw, L ERA: 0.9	4.0 W 16 2 1 1 4 1 0 0 0 0 0 0 15 29 0.00 1.500	80 Fabio Castillo, R ERA: 5.4	2.0 9 2 0 0 0 1 0 0 0 0 0 0 15 29 0.00 1.500	72 Ralston Cash, R ERA: 8.31	1.0 5 1 1 1 1 2 0 0 0 0 1 0 11 23 9.00 3.000	91 Shea Spitzbarth, R ERA: 3.86	0.2 H 5 2 2 2 0 1 0 0 0 0 0 0 12 22 27.00 4.500	97 Wilmer Font, R ERA: 4.5	0.1 H 1 0 0 0 0 0 0 0 0 0 1 0 4 6 0.00 0.000	<b>PITCHER</b>	IP WLS BF H R ER SO BB IBB HBP BLK WP HR S P ERA WHIP	92 Colt Hynes, L ERA: 4.5	1.0 S 3 3 0 0 0 0 0 0 0 0 0 0 4 7 0.00 0.000							



Batter	1	2	3	4	5	6	7	8	9	AB	R	H	RBI	BB	SO	LOB	TOP					
26 Chase Utley, L (1,4) OBP: 0.296, SLG: 0.348 84 Willie Calhoun, L (6,4) OBP: 0.462, SLG: 0.500	F7		10 2B		K			37 G6-4-3		3	0	1	0	0	1	0	<b>Los Angeles Dodgers @ Los Angeles Angels</b> Tempe Diablo Stadium, Tempe, AZ Mon Mar 13 2017, 4:13 PM - 6:54 PM EDT Att: 9,111 - Partly Cloudy - 88 F					
10 Justin Turner, R (1,5) OBP: 0.520, SLG: 0.474 37 Darnell Sweeney, S (6,8) OBP: 0.333, SLG: 0.556	P3		1-H 3-H				F9	1-2f		3	0	1	1	0	0	0						
21 Trayce Thompson, R (1,8) 0 Brendon Davis, R (6,5)	F8				F9		35 FC5-4			2	0	0	0	1	0	0						
61 Cody Bellinger, L (1,3) 91 Kyle Garlick, R (8,7)	F9				15 WP 15 HR		K	35 L4-3		2	1	0	0	1	1	1						
35 Bobby Wilson, R (1,10)	P5				K		FC5-4	1-2f		4	0	0	0	0	1	3						
15 Austin Barnes, R (1,2) 73 Stetson Allie, R (7,9) OBP: 0.353, SLG: 0.600	K				3-2					3	1	1	2	0	1	0						
60 Andrew Toles, L (1,9) 64 Jack Murphy, S (7,2) OBP: 0.333, SLG: 0.143	G4-3				G5-3			P5		3	0	0	0	0	0	1						
6 Charlie Culberson, R (1,6) 0 Erick Mejia, S (8,6) OBP: 0.400, SLG: 1.200	G4-3						F8	79 PO		2	0	0	0	1	0	0						
79 O'Koyea Dickson, R (1,7) 0 Tim Locastro, R (8,3)	26 1B 10 2B				K			PO	1-2	3	1	1	0	0	2	0						
								K2-3		0	0	0	0	0	0	0						
<b>Inning Stats</b>	R: 0 E: 0 K: 0 S: 3	H: 0 LOB: 0 BB: 0 P: 3	R: 0 E: 0 K: 1 S: 5	H: 0 LOB: 0 BB: 0 P: 5	R: 1 E: 0 K: 0 S: 5	H: 3 LOB: 2 BB: 0 P: 5	R: 2 E: 0 K: 1 S: 8	H: 1 LOB: 0 BB: 1 P: 15	R: 0 E: 0 K: 2 S: 7	H: 0 LOB: 0 BB: 0 P: 7	R: 0 E: 0 K: 1 S: 5	H: 0 LOB: 1 BB: 1 P: 9	R: 0 E: 1 K: 0 S: 3	H: 0 LOB: 0 BB: 1 P: 7	R: 0 E: 0 K: 1 S: 5	H: 1 LOB: 0 BB: 0 P: 5	R: 0 E: 0 K: 0 S: 2	H: 0 LOB: 0 BB: 1 P: 6	1B: 3 2B: 2 3B: 0 HR: 1	SF: 0 SAC: 0 DP: 2 HBP: 0	WP: 1 PB: 0 SB: 0 CS: 0	PA: 33
<b>PITCHER</b>	IP	WLS	BF	H	R	ER	SO	BB	IBB	HBP	BLK	WP	HR	S	P	ERA	WHIP					
47 Ricky Nolasco, R (1,1) ERA: 4.0	4.0	L	16	4	3	3	2	1	0	0	0	1	1	21	28	6.75	1.250					
36 José Vázquez, R (5,1) ERA: 1.3	1.0		3	0	0	0	2	0	0	0	0	0	0	7	7	0.00	0.000					
39 Kirby Yates, R (6,1) ERA: 5.4	1.0		4	0	0	0	1	1	0	0	0	0	0	5	9	0.00	1.000					
62 Brooks Pounders, R (7,1) ERA: 5.4	1.0		3	0	0	0	0	1	0	0	0	0	0	3	7	0.00	1.000					
65 Cody Ege, L (8,1) ERA:	1.0		3	1	0	0	1	0	0	0	0	0	0	5	5	0.00	1.000					
81 Eduardo Paredes, R (9,1) ERA:	1.0		3	0	0	0	0	1	0	0	0	0	0	2	6	0.00	1.000					

Batter	1	2	3	4	5	6	7	8	9	AB	R	H	RBI	BB	SO	LOB	BOTTOM				
0 Yunel Escobar, R (1,5) OBP: 0.280, SLG: 0.182 83 Sherman Johnson, L (7,5) OBP: 0.200, SLG: 0.200	K		K			G6-3		K		3	0	0	0	0	2	1	<b>Los Angeles Dodgers @ Los Angeles Angels</b> Tempe Diablo Stadium, Tempe, AZ Mon Mar 13 2017, 4:13 PM - 6:54 PM EDT Att: 9,111 - Partly Cloudy - 88 F				
56 Kole Calhoun, L (1,9) OBP: 0.289, SLG: 0.462 17 Shane Robinson, R (7,8) OBP: 0.500, SLG: 0.700	K		G3			L6		88 1B		3	0	0	0	0	1	1					
27 Mike Trout, R (1,8) OBP: 0.370, SLG: 0.364 88 Matt Williams, R (7,6) OBP: 0.250, SLG: 0.167	K				F8		F9	44 S		3	0	0	0	0	1	0					
5 Albert Pujols, R (1,10) OBP: 0.444, SLG: 0.857 44 Ryan LaMarre, R (8, PH) OBP: 0.313, SLG: 0.357	HR				G5-3		F7	L7		3	1	1	1	0	0	0					
9 Cameron Maybin, R (1,7) 22 Kaleb Cowart, S (8,5) OBP: 0.240, SLG: 0.162	F9						FC4-6	19 S		1	0	0	0	2	0	0					
19 Jefry Marte, R (1,3) OBP: 0.410, SLG: 0.545 84 Michael Hermosillo, R (7, PH) OBP: 0.357, SLG: 0.692 13 Rey Navarro, S (8,4) OBP: 0.273, SLG: 0.300	G5-3									2	0	0	0	1	0	1					
3 Danny Espinosa, S (1,4) OBP: 0.214, SLG: 0.160 96 Francisco Arcia, L (8,2) OBP: 0.167, SLG: 0.167 86 David Fletcher, R (9, PH) OBP: 0.444, SLG: 0.435	K					G4-3		FC4-6		3	0	0	0	0	1	2					
12 Martin Maldonado, R (1,2) OBP: 0.120, SLG: 0.043 25 Ben Revere, L (7, PH) OBP: 0.571, SLG: 0.609	K					K		G6-3		2	0	0	0	0	2	0					
49 Nolan Fontana, L (1,6) OBP: 0.304, SLG: 0.316 8 Eric Young Jr., S (7,9) OBP: 0.300, SLG: 0.208	K					F8		G1-3		2	0	0	0	0	1	0					
										1	0	0	0	0	0	0					
<b>Inning Stats</b>	R: 0 E: 0 K: 3 S: 9	H: 1 LOB: 0 BB: 0 P: 9	R: 1 E: 0 K: 1 S: 7	H: 1 LOB: 0 BB: 0 P: 8	R: 0 E: 0 K: 3 S: 10	H: 0 LOB: 0 BB: 0 P: 11	R: 0 E: 0 K: 0 S: 3	H: 0 LOB: 1 BB: 1 P: 7	R: 0 E: 0 K: 1 S: 5	H: 0 LOB: 0 BB: 0 P: 5	R: 0 E: 0 K: 0 S: 3	H: 0 LOB: 0 BB: 0 P: 3	R: 0 E: 0 K: 1 S: 8	H: 2 LOB: 2 BB: 0 P: 8	R: 0 E: 0 K: 0 S: 3	H: 0 LOB: 0 BB: 0 P: 3	1B: 2 2B: 0 3B: 0 HR: 1	SF: 0 SAC: 0 DP: 0 HBP: 0	WP: 2 PB: 0 SB: 2 CS: 0	PA: 34	
<b>PITCHER</b>	IP	WLS	BF	H	R	ER	SO	BB	IBB	HBP	BLK	WP	HR	S	P	ERA	WHIP				
18 Kenta Maeda, R (1,1) ERA: 4.7	3.2	W	13	1	1	1	7	0	0	0	0	0	0	6	10	0.00	0.750				
71 Josh Ravin, R (4,1) ERA: 13.5	1.1	H	5	0	0	0	1	1	0	0	0	0	0	3	3	0.00	0.000				
17 Brandon Morrow, R (6,1) ERA: 7.2	1.0	H	3	0	0	0	0	0	0	0	0	0	0	9	17	0.00	2.400				
88 Trevor Oaks, R (7,1) ERA:	1.2	H	9	2	0	0	1	2	0	0	0	0	0	5	5	0.00	0.000				
62 Patrick Schuster, L (8,1) ERA: 1.5	1.1	S	4	0	0	0	0	0	0	0	0	0	0	5	5	0.00	0.000				

AB 28  
R 3  
H 5  
RBI 3  
BB 4  
SO 6  
LOB 6



AB 31  
R 1  
H 3  
RBI 1  
BB 3  
SO 9  
LOB 9











Batter	1	2	3	4	5	6	7	8	9	AB	R	H	RBI	BB	SO	LOB	TOP								
12 Leony Martin, L (1.8) OBP: 0.289, SLG: 0.500 87 Braden Bishop, R (5.8) OBP: 0.375, SLG: 0.286										2	1	1	1	1	1	0	<b>Seattle Mariners @ Los Angeles Dodgers</b> Camelback Ranch, Glendale, AZ Fri Mar 17 2017, 10:05 PM - 1:04 AM EDT Att: 13,094 - Clear - 88 F								
17 Mitch Haniger, R (1.9) OBP: 0.458, SLG: 0.705 80 Luis Liberato, L (6.9) OBP: 0.500, SLG: 1.000										4	0	1	0	0	1	5									
26 Danny Valencia, R (1.3) OBP: 0.279, SLG: 0.289 44 Kyle Waldrop, R (7.3) OBP: 0.136, SLG: 0.381										3	2	1	1	1	2	1									
70 Tyler O'Neill, R (1.7) OBP: 0.414, SLG: 0.600 85 James Ramsey, L (7.7) OBP: 0.364, SLG: 0.222										4	1	2	2	0	2	1									
52 Carlos Ruiz, R (1.2) OBP: 0.321, SLG: 0.308 71 Steven Baron, R (8.2) OBP: 0.333, SLG: 0.364										4	0	0	0	0	1	1									
13 Tyler Smith, R (1.5) OBP: 0.372, SLG: 0.610 28 Zach Shank, R (7.7) OBP: 0.524, SLG: 0.471										4	0	2	0	0	1	1									
36 Shawn O'Malley, S (1.6) OBP: 0.333, SLG: 0.231 84 Gianfranco Wawoe, R (7.7) OBP: 0.524, SLG: 0.471										4	0	0	0	0	1	3									
95 Joe DeCarlo, R (1.10) OBP: 0.643, SLG: 0.818										4	0	2	0	0	2	2									
81 Rayder Ascanio, R (1.4) OBP: 0.300, SLG: 0.176										4	0	1	0	0	1	4									
<b>Inning Stats</b>	R: 0 E: 0 K: 3 S: 10	H: 1 LOB: 2 BB: 0 P: 11	R: 0 E: 0 K: 1 S: 5	H: 0 LOB: 0 BB: 0 P: 5	R: 0 E: 0 K: 1 S: 5	H: 1 LOB: 1 BB: 1 P: 9	R: 2 E: 1 K: 1 S: 8	H: 2 LOB: 2 BB: 1 P: 12	R: 2 E: 0 K: 2 S: 9	H: 2 LOB: 0 BB: 0 P: 9	R: 0 E: 1 K: 2 S: 9	H: 2 LOB: 3 BB: 1 P: 13	R: 1 E: 1 K: 2 S: 10	H: 2 LOB: 2 BB: 0 P: 10	R: 0 E: 0 K: 1 S: 6	H: 1 LOB: 1 BB: 0 P: 7		R: 0 E: 0 K: 1 S: 5	H: 0 LOB: 0 BB: 0 P: 5	1B: 8 2B: 0 3B: 0 HR: 3	SF: 0 SAC: 0 DP: 1 HBP: 0	WP: 1 PB: 0 SB: 0 CS: 0	PA: 42		
<b>PITCHER</b>	IP	WLS	BF	H	R	ER	SO	BB	IBB	HBP	BLK	WP	HR	S	P	ERA	WHIP								
22 Clayton Kershaw, L (1.1) ERA: 3.0	5.0	L	23	6	4	4	8	2	0	0	0	0	3	37	46	7.20	1.600								
74 Kentley Jansen, R (6.1) ERA: 8.1	0.2		5	2	0	0	2	1	0	0	0	0	0	8	12	0.00	4.500								
91 Shea Spitzbarth, R (6.1) ERA: 3.38	0.1		1	0	0	0	2	0	0	0	0	0	0	1	1	0.00	0.000								
68 Ross Stripling, R (7.1) ERA: 4.0	3.0		13	3	1	0	4	0	0	0	0	1	0	21	22	0.00	1.000								
68 Ross Stripling, R (8.1) ERA: 4.0	3.0		13	3	1	0	4	0	0	0	0	1	0	21	22	0.00	1.000								

Batter	1	2	3	4	5	6	7	8	9	AB	R	H	RBI	BB	SO	LOB	BOTTOM								
11 Logan Forsythe, R (1.4) OBP: 0.500, SLG: 0.560 87 José Miguel Fernández, R (6.4) OBP: 0.240, SLG: 0.150										1	1	0	0	2	0	0	<b>Seattle Mariners @ Los Angeles Dodgers</b> Camelback Ranch, Glendale, AZ Fri Mar 17 2017, 10:05 PM - 1:04 AM EDT Att: 13,094 - Clear - 88 F								
66 Yasiel Puig, R (1.9) OBP: 0.333, SLG: 0.594 73 Stetson Allie, R (8.9) OBP: 0.286, SLG: 0.474										4	0	2	0	0	1	2									
28 Franklin Gutierrez, R (1.7) OBP: 0.171, SLG: 0.255 83 Alex Verdugo, L (6.7) OBP: 0.300, SLG: 0.700										3	0	1	2	0	1	2									
9 Yasmani Grandal, S (1.2) OBP: 0.432, SLG: 0.514 79 O'Koyea Dickson, R (7.3) OBP: 0.385, SLG: 0.455										3	0	1	0	0	0	3									
33 Scott Van Slyke, R (1.3) OBP: 0.371, SLG: 0.241 92 Paul Hoenecke, L (7.5)										3	0	0	0	0	0	3									
21 Travis Thompson, R (1.8) OBP: 0.385, SLG: 0.545 0 Tim Lincecum, R (7.6) OBP: 0.400, SLG: 0.500										3	0	1	0	0	2	0									
37 Darnell Sweeney, S (1.5) OBP: 0.353, SLG: 0.500 84 Logan Landon, R (7.7)										3	0	1	0	0	1	0									
6 Charlie Culberson, R (1.6) OBP: 0.333, SLG: 0.351 64 Jack Murphy, S (7.2) OBP: 0.250, SLG: 0.100										3	0	0	0	0	2	2									
22 Clayton Kershaw, L (1.1) OBP: 0.500, SLG: 0.560 74 Kentley Jansen, R (6.1) ERA: 8.1 91 Shea Spitzbarth, R (6.1) ERA: 3.38 68 Ross Stripling, R (7.1) ERA: 4.0 16 Andre Ethier, L (7.7) OBP: 0.340, SLG: 0.700 68 Ross Stripling, R (8.1) ERA: 4.0										1	1	0	0	1	0	1									
<b>Inning Stats</b>	R: 0 E: 0 K: 1 S: 6	H: 1 LOB: 2 BB: 1 P: 10	R: 0 E: 0 K: 3 S: 9	H: 0 LOB: 0 BB: 0 P: 9	R: 2 E: 0 K: 0 S: 4	H: 2 LOB: 1 BB: 2 P: 13	R: 0 E: 1 K: 1 S: 7	H: 0 LOB: 1 BB: 0 P: 7	R: 0 E: 0 K: 1 S: 6	H: 2 LOB: 1 BB: 0 P: 7	R: 0 E: 0 K: 0 S: 2	H: 0 LOB: 0 BB: 0 P: 3	R: 0 E: 0 K: 1 S: 5	H: 0 LOB: 0 BB: 0 P: 5	R: 0 E: 0 K: 1 S: 5	H: 1 LOB: 0 BB: 0 P: 5		1B: 7 2B: 0 3B: 0 HR: 0	SF: 0 SAC: 0 DP: 2 HBP: 1	WP: 0 PB: 0 SB: 3 CS: 0	PA: 35				
<b>PITCHER</b>	IP	WLS	BF	H	R	ER	SO	BB	IBB	HBP	BLK	WP	HR	S	P	ERA	WHIP								
37 Ariel Miranda, L (1.1) ERA: 5.91	3.0		14	3	2	2	4	3	0	0	0	0	0	19	32	6.00	2.000								
76 Max Povse, R (4.1) ERA: 5.91	4.0	W	15	3	0	0	3	0	0	1	0	0	0	21	24	0.00	0.750								
45 Dean Kiekhefer, L (8.1) ERA: 1.35	1.0	H	3	0	0	0	1	0	0	0	0	0	0	5	5	0.00	0.000								
67 Ryan Weber, R (9.1) ERA: 18.0	1.0	S	3	1	0	0	1	0	0	0	0	0	0	5	5	0.00	1.000								





Batter	1	2	3	4	5	6	7	8	9	AB	R	H	RBI	BB	SO	LOB	TOP						
31 Joc Pederson, L OBP: 0.289, SLG: 0.583 50 Brett Eibner, R OBP: 0.390, SLG: 0.639 76 Wynston Sawyer, R OBP: 0.444, SLG: 0.286	P5		F9		26 WP 26 2B	HR	HBP		47 1B BB	3	1	1	0	0	0	0	<b>Los Angeles Dodgers @ Chicago White Sox</b> Camelback Ranch, Glendale, AZ Sat Mar 18 2017, 4:08 PM - 7:43 PM EDT Att: 13,169 - Sunny - 92 F						
26 Chase Utley, L OBP: 0.353, SLG: 0.414 47 Tyler Holt, R OBP: 0.515, SLG: 0.536	16 1B 21 1B		16 2B BB		61 1B 2B	K	F8		1B	2	3	2	1	1	0	0							
16 Andre Ethier, L OBP: 0.384, SLG: 0.833 60 Andrew Toles, L OBP: 0.281, SLG: 0.375	21 1B		1-H 2B		G1-3	G4-3		83 FC6-5 83 WP	K	2	0	2	1	0	0	0							
21 Trave Thompson, R OBP: 0.353, SLG: 0.467 83 Alex Verdugo, L OBP: 0.273, SLG: 0.636	33 G5-4-3 35-4-3		K		K	G6-3		FC6-5 FC4-6		4	0	1	1	0	2	2							
33 Scott Van Slyke, R OBP: 0.368, SLG: 0.226 84 Willie Calhoun, L OBP: 0.333, SLG: 0.391 0 Zach McKinstry, L	G5-4-3				G5-3	61 1B 25 2B HBP		G3-1	FC4-6	2	1	0	0	0	0	2							
61 Cody Bellinger, L OBP: 0.280, SLG: 0.262 79 O'Koyea Dickson, R OBP: 0.429, SLG: 0.667		P6			F7	25 2B 1B		87 G4-3 37 2B	HR	3	1	1	1	0	0	0							
25 Rob Segedin, R OBP: 0.222, SLG: 0.136 87 José Miguel Fernández, L OBP: 0.222, SLG: 0.136		HR			E6 35 HBP	1-H 2B		G4-3	G3	3	1	2	3	0	0	0							
35 Bobby Wilson, R OBP: 0.276, SLG: 0.423 15 Austin Barnes, R OBP: 0.306, SLG: 0.419		F9				1-2 HBP		37 2B BB		2	1	1	1	0	0	0							
6 Charlie Culberson, R OBP: 0.333, SLG: 0.350 37 Darrell Sweeney, S OBP: 0.351, SLG: 0.559		P3			K			50 HR 1B		3	0	1	0	0	1	2							
<b>Inning Stats</b>	R: 1 E: 0 K: 0 S: 5	H: 3 LOB: 1 BB: 0 P: 5	R: 1 E: 0 K: 0 S: 5	H: 1 LOB: 0 BB: 0 P: 6	R: 1 E: 0 K: 1 S: 5	H: 1 LOB: 0 BB: 1 P: 9	R: 0 E: 1 K: 1 S: 6	H: 0 LOB: 2 BB: 0 P: 7	R: 4 E: 0 K: 1 S: 8	H: 4 LOB: 1 BB: 0 P: 10	R: 3 E: 0 K: 1 S: 11	H: 3 LOB: 1 BB: 0 P: 15	R: 1 E: 0 K: 0 S: 5	H: 2 LOB: 3 BB: 1 P: 10	R: 2 E: 0 K: 0 S: 5	H: 2 LOB: 2 BB: 0 P: 8		R: 0 E: 0 K: 1 S: 6	H: 1 LOB: 2 BB: 1 P: 10	1B: 8 2B: 5 3B: 0 HR: 4	SF: 0 SAC: 0 DP: 1 HBP: 3	WP: 2 PB: 0 SB: 0 CS: 0	PA: 48
<b>PITCHER</b>	IP WLS BF H R ER SO BB IBB HBP BLK WP HR S P ERA WHIP	4.0 L 18 5 3 3 2 1 0 0 0 0 1 0 3 4 6.75 1.500	0.1 3 2 2 2 0 0 0 0 0 0 1 0 3 4 54.00 6.000	0.2 4 2 2 2 1 0 0 0 1 0 0 0 5 6 27.00 3.000	1.0 6 3 3 3 1 0 0 0 0 0 2 11 15 27.00 3.000	0.2 6 2 1 1 0 1 0 1 0 0 0 0 4 9 13.50 4.500	<b>PITCHER</b>	IP WLS BF H R ER SO BB IBB HBP BLK WP HR S P ERA WHIP	1.1 6 2 2 2 0 0 0 0 0 0 1 1 6 9 13.50 1.500	1.0 5 1 0 0 1 1 0 0 0 0 0 6 10 0.00 2.000													

Batter	1	2	3	4	5	6	7	8	9	AB	R	H	RBI	BB	SO	LOB	BOTTOM						
32 Jacob May, S OBP: 0.386, SLG: 0.548	28 G4-3 1B				G3				G5-3	6	2	4	0	0	0	3	<b>Los Angeles Dodgers @ Chicago White Sox</b> Camelback Ranch, Glendale, AZ Sat Mar 18 2017, 4:08 PM - 7:43 PM EDT Att: 13,169 - Sunny - 92 F						
28 Leury Garcia, S OBP: 0.386, SLG: 0.436 39 Everth Cabrera, S OBP: 0.278, SLG: 0.344	G4-3				K			79 1B 1B	92 1B 3B	3	0	0	0	0	1	4							
79 José Abreu, R OBP: 0.365, SLG: 0.366 92 Mason Robbins, L OBP: 1.000, SLG: 1.000	F8				F8			24 FC5-4 32 1B	G1-3	4	0	1	1	0	0	0							
21 Todd Frazier, R OBP: 0.250, SLG: 0.333 24 Matt Davidson, R OBP: 0.326, SLG: 0.324	G6-3				G5-3			26 G4-3 2B	FC5-4 63 1B 32 1B	3	0	1	0	0	0	0							
26 Avisail García, R OBP: 0.390, SLG: 0.564 32 Rymer Liriano, R OBP: 0.325, SLG: 0.457	K				F8			82 1B 63 1B	32 1B 1B	2	0	2	2	0	0	0							
25 Cody Asche, L OBP: 0.583, SLG: 0.909 63 Adam Engel, R OBP: 0.324, SLG: 0.167								5 1B 36 1B	82 1B 1B	1	1	1	0	1	0	0							
82 Nicky Delmonico, L OBP: 0.289, SLG: 0.512								36 1B 2B		2	0	1	0	1	0	2							
5 Yolmer Sánchez, S OBP: 0.341, SLG: 0.432 10 Yoán Moncada, S OBP: 0.366, SLG: 0.556					G3					5	0	1	1	0	2	5							
36 Kevan Smith, R OBP: 0.545, SLG: 0.750 85 Roberto Peña, R OBP: 0.167, SLG: 0.116					G5-3			32 G3 1B	E6 32 1B 39 1B	2	0	1	1	0	0	0							
<b>Inning Stats</b>	R: 0 E: 0 K: 0 S: 3	H: 1 LOB: 0 BB: 0 P: 3	R: 0 E: 0 K: 1 S: 5	H: 0 LOB: 1 BB: 1 P: 9	R: 0 E: 0 K: 0 S: 4	H: 1 LOB: 1 BB: 0 P: 4	R: 0 E: 0 K: 0 S: 3	H: 0 LOB: 0 BB: 0 P: 3	R: 1 E: 0 K: 1 S: 8	H: 3 LOB: 2 BB: 0 P: 8	R: 0 E: 0 K: 1 S: 6	H: 1 LOB: 3 BB: 1 P: 10	R: 4 E: 1 K: 1 S: 12	H: 6 LOB: 3 BB: 0 P: 12	R: 2 E: 0 K: 0 S: 7	H: 4 LOB: 2 BB: 0 P: 7		R: 0 E: 0 K: 1 S: 6	H: 1 LOB: 1 BB: 0 P: 6	1B: 13 2B: 3 3B: 1 HR: 0	SF: 0 SAC: 0 DP: 1 HBP: 0	WP: 0 PB: 0 SB: 0 CS: 0	PA: 46
<b>PITCHER</b>	IP WLS BF H R ER SO BB IBB HBP BLK WP HR S P ERA WHIP	1.1 5 1 0 0 1 0 0 0 0 0 0 0 7 7 0.00 0.750	1.1 5 1 0 0 1 0 0 0 0 0 0 0 3 7 0.00 3.000	0.2 6 3 4 1 1 0 0 0 0 0 0 0 8 8 13.50 4.500	1.1 7 2 2 0 0 0 0 0 0 0 0 0 11 11 13.50 5.250	<b>PITCHER</b>	IP WLS BF H R ER SO BB IBB HBP BLK WP HR S P ERA WHIP	1.0 4 1 0 0 0 0 0 0 0 0 0 0 0 6 6 0.00 1.000															



Batter	1	2	3	4	5	6	7	8	9	AB	R	H	RBI	BB	SO	LOB	TOP			
23 Tetsuto Yamada, R OBP: 0.167, SLG: 0.167 (7, 4)	G6-3		1B		K		K			4	0	1	0	0	2	2	<p><b>Japan @ Los Angeles Dodgers</b> Camelback Ranch, Glendale, AZ</p> <p>Sun Mar 19 2017, 4:08 PM - 7:03 PM EDT Att: 6,873 - Sunny - 92 F</p>			
4 Ryosuke Kikuchi, R OBP: 0.375, SLG: 0.714 66 Yoshihisa Hirano, R 35 Kazuhisa Makita, R 10 Yuki Matsui, L (1, 4) (7, 1) (8, 1) (9, 1)	K		G4-3				K			4	0	1	0	0	2	2				
6 Hayato Sakamoto, R OBP: 0.500, SLG: 0.500 3 Nobuhiro Matsuda, R (1, 6) (6, 5)	G6-3				F9		P6			3	0	1	0	0	0	2				
25 Yoshi Tsutsugo, L OBP: 0.667, SLG: 1.000 8 Ryosuke Hirata, R OBP: 0.200, SLG: 0.200 (1, 7) (6, 7)		2B				2B		K		3	1	2	0	0	1	1				
13 Sho Nakata, R OBP: 0.200, SLG: 0.200 22 Seiji Kobayashi, R OBP: 0.500, SLG: 0.500 (1, 3) (7, 2)	G6-3				F7		G6-3			3	0	1	1	0	0	2				
7 Norichika Aoki, L 55 Shogo Akiyama, L (1, 8) (6, PH) (6, 8)	F7				FC6-4		F8		F7	2	0	0	0	0	0	2				
51 Seiya Suzuki, R OBP: 0.250, SLG: 0.143 (1, 9)	G6-3					BB		K		3	1	0	0	1	2	2				
2 Kosuke Tanaka, L OBP: 0.250, SLG: 0.143 (1, 5) (6, 6)			F7			G3		G1-3		3	0	0	0	1	0	1				
9 Gjinjro Sumitani, R OBP: 0.500, SLG: 0.500 (1, 2) (7, 3)					FC4-6			G1-3		4	0	2	1	0	0	1				
<b>Inning Stats</b>	R: 0 E: 0 K: 1 S: 5	H: 0 LOB: 0 BB: 0 P: 6	R: 0 E: 0 K: 0 S: 4	H: 1 LOB: 1 BB: 0 P: 4	R: 0 E: 0 K: 0 S: 4	H: 2 LOB: 1 BB: 0 P: 5	R: 0 E: 0 K: 1 S: 6	H: 1 LOB: 1 BB: 0 P: 6	R: 1 E: 0 K: 1 S: 7	H: 2 LOB: 1 BB: 0 P: 8	R: 0 E: 0 K: 2 S: 8	H: 1 LOB: 0 BB: 0 P: 8	R: 0 E: 0 K: 1 S: 5	H: 0 LOB: 0 BB: 0 P: 5	R: 0 E: 0 K: 1 S: 5	H: 0 LOB: 0 BB: 0 P: 5	1B: 6 2B: 2 3B: 0 HR: 0	SF: 0 SAC: 0 DP: 0 HBP: 0	WP: 1 PB: 0 SB: 2 CS: 0	PA: 36
<b>PITCHER</b>	IP WLS BF H R ER SO	IP WLS BF H R ER SO	IP WLS BF H R ER SO	IP WLS BF H R ER SO	IP WLS BF H R ER SO	IP WLS BF H R ER SO	IP WLS BF H R ER SO	IP WLS BF H R ER SO	IP WLS BF H R ER SO	IP WLS BF H R ER SO	IP WLS BF H R ER SO	IP WLS BF H R ER SO	IP WLS BF H R ER SO	IP WLS BF H R ER SO	IP WLS BF H R ER SO	IP WLS BF H R ER SO	ERA WHIP	ERA WHIP		
88 Trevor Oaks, R ERA: (1, 1)	3.0 11 3 0 0 1	43 Luis Avila'n, L ERA: (4, 1)	0.2 3 1 0 0 1	75 Grant Dayton, L ERA: 13.5 17 Brandon Morrow, R ERA: 6.75 92 Colt Hynes, L ERA: (6, 1)	0.2 4 1 1 1 2	89 Mitch White, R ERA: (7, 1)	2.0 7 1 0 0 3	62 Michael Johnson, L ERA: (9, 1)	1.0 3 0 0 0 1	0.00 1.000 13.50 3.000 6.75 2.250 0.00 0.000	0.00 1.000 13.50 3.000 6.75 2.250 0.00 0.000	0.00 1.000 13.50 3.000 6.75 2.250 0.00 0.000	0.00 1.000 13.50 3.000 6.75 2.250 0.00 0.000	0.00 1.000 13.50 3.000 6.75 2.250 0.00 0.000	0.00 1.000 13.50 3.000 6.75 2.250 0.00 0.000	0.00 1.000 13.50 3.000 6.75 2.250 0.00 0.000	0.00 1.000 13.50 3.000 6.75 2.250 0.00 0.000	0.00 1.000 13.50 3.000 6.75 2.250 0.00 0.000	0.00 1.000 13.50 3.000 6.75 2.250 0.00 0.000	

Batter	1	2	3	4	5	6	7	8	9	AB	R	H	RBI	BB	SO	LOB	BOTTOM			
60 Andrew Toles, L OBP: 0.333, SLG: 0.333 79 O'Koyea Dickson, R OBP: 1.000, SLG: 2.000 (1, 7) (6, 7)	G3		1B		G3		2B		2B	3	0	1	0	0	0	0	<p><b>Japan @ Los Angeles Dodgers</b> Camelback Ranch, Glendale, AZ</p> <p>Sun Mar 19 2017, 4:08 PM - 7:03 PM EDT Att: 6,873 - Sunny - 92 F</p>			
11 Logan Forsythe, R 87 José Miguel Fernández, L (1, 4) (6, 4)	G5-3						G4-3			1	0	0	0	2	0	0				
9 Yasmani Grandal, S 37 Darnell Sweeney, S (1, 2) (7, 5)	F9		P2		F8				B1-3	3	0	0	0	0	0	4				
23 Adrián González, L 47 Tyler Holt, R (1, 3) (6, 9)	F7		P4		K				K	3	0	0	0	1	4	1				
28 Franklin Gutierrez, R OBP: 1.000, SLG: 1.000 61 Cody Bellinger, L OBP: 0.500, SLG: 0.500 (1, 9) (6, 3)						1B			F7	2	1	2	0	0	0	0				
25 Rob Segedin, R OBP: 0.333, SLG: 0.333 83 Alex Verdugo, L (1, 5) (7, 8)	F9					G6-4-3			G6-3	3	0	1	1	0	0	2				
77 Ike Davis, L 84 Willie Calhoun, L (1, 10) (9, PH)	G4-3				K					3	0	0	0	0	1	2				
50 Brett Eibner, R OBP: 0.500, SLG: 0.500 15 Austin Barnes, R (1, 8) (7, 2)					F9					2	0	1	0	0	0	1				
3 Chris Taylor, R 91 Omar Estévez, R (1, 6) (8, 6)										3	0	0	0	0	2	2				
<b>Inning Stats</b>	R: 0 E: 0 K: 0 S: 3	H: 0 LOB: 0 BB: 0 P: 3	R: 0 E: 0 K: 0 S: 4	H: 1 LOB: 1 BB: 0 P: 4	R: 0 E: 0 K: 1 S: 7	H: 2 LOB: 3 BB: 1 P: 11	R: 1 E: 0 K: 1 S: 7	H: 2 LOB: 1 BB: 0 P: 8	R: 0 E: 0 K: 1 S: 5	H: 0 LOB: 0 BB: 0 P: 9	R: 0 E: 0 K: 2 S: 8	H: 1 LOB: 1 BB: 0 P: 8	R: 0 E: 0 K: 1 S: 5	H: 0 LOB: 0 BB: 0 P: 5	R: 2 E: 0 K: 1 S: 5	H: 1 LOB: 2 BB: 2 P: 13	1B: 6 2B: 2 3B: 0 HR: 0	SF: 0 SAC: 0 DP: 1 HBP: 0	WP: 2 PB: 0 SB: 0 CS: 0	PA: 37
<b>PITCHER</b>	IP WLS BF H R ER SO	IP WLS BF H R ER SO	IP WLS BF H R ER SO	IP WLS BF H R ER SO	IP WLS BF H R ER SO	IP WLS BF H R ER SO	IP WLS BF H R ER SO	IP WLS BF H R ER SO	IP WLS BF H R ER SO	IP WLS BF H R ER SO	IP WLS BF H R ER SO	IP WLS BF H R ER SO	IP WLS BF H R ER SO	IP WLS BF H R ER SO	IP WLS BF H R ER SO	IP WLS BF H R ER SO	ERA WHIP	ERA WHIP		
30 Shota Takeda, R ERA: 2.25 34 Toshiya Okada, L ERA: (1, 1)	1.0 4 0 0 0 1	12 Ryo Akiyoshi, R ERA: (6, 1)	1.0 3 1 0 0 0	66 Yoshihisa Hirano, R ERA: (7, 1)	1.0 4 1 0 0 2	10 Yuki Matsui, L ERA: 16.2 (9, 1)	0.2 5 1 0 0 1	0.2 5 1 0 0 1	0.2 5 1 0 0 1	0.00 1.000 2.25 1.500 0.00 1.000 0.00 1.000 0.00 0.000	0.00 1.000 2.25 1.500 0.00 1.000 0.00 1.000 0.00 0.000	0.00 1.000 2.25 1.500 0.00 1.000 0.00 1.000 0.00 0.000	0.00 1.000 2.25 1.500 0.00 1.000 0.00 1.000 0.00 0.000	0.00 1.000 2.25 1.500 0.00 1.000 0.00 1.000 0.00 0.000	0.00 1.000 2.25 1.500 0.00 1.000 0.00 1.000 0.00 0.000	0.00 1.000 2.25 1.500 0.00 1.000 0.00 1.000 0.00 0.000	0.00 1.000 2.25 1.500 0.00 1.000 0.00 1.000 0.00 0.000	0.00 1.000 2.25 1.500 0.00 1.000 0.00 1.000 0.00 0.000	0.00 1.000 2.25 1.500 0.00 1.000 0.00 1.000 0.00 0.000	



Batter	1	2	3	4	5	6	7	8	9	AB	R	H	RBI	BB	SO	LOB	TOP					
31 Joc Pederson, L (1, 8) OBP: 0.293, SLG: 0.641 37 Darnell Sweeney, S (5, 8) OBP: 0.342, SLG: 0.500	G3-1		K		HR	K		F7		3	1	1	1	0	1	0	<b>Los Angeles Dodgers @ Cleveland Indians</b> Goodyear Ballpark, Goodyear, AZ Mon Mar 20 2017, 4:08 PM - 7:17 PM EDT Att: 7,214 - Sunny - 92 F					
26 Chase Utley, L (1, 4) OBP: 0.395, SLG: 0.576 84 Willie Calhoun, L (7, 4) OBP: 0.360, SLG: 0.542	2B		HR		1B		G4-3	HR		4	2	3	1	0	0	0						
10 Justin Turner, R (1, 5) OBP: 0.459, SLG: 0.548 87 José Miguel Fernández, L (PR) (7, 5) OBP: 0.250, SLG: 0.174	1B		G5-3		F7		E5	1B		4	0	1	1	0	0	1						
9 Yasmani Grandal, S (1, 2) OBP: 0.425, SLG: 0.486 35 Bobby Wilson, R (6, 2) OBP: 0.256, SLG: 0.393	F7				P4		P5	F9		2	0	0	0	1	0	2						
77 Ike Davis, L (1, 3) OBP: 0.429, SLG: 0.333 61 Cody Bellinger, L (7, 3) OBP: 0.294, SLG: 0.302	G4-3		L9		F9		L4	2B		4	0	0	0	0	0	4						
21 Travis Thompson, R (1, 9) OBP: 0.429, SLG: 0.500 83 Alex Verdugo, L (8, PR) (8, 9) OBP: 0.250, SLG: 0.583	1B				K		BB	1B		3	0	2	0	1	1	0						
60 Andrew Toles, L (1, 10) OBP: 0.325, SLG: 0.371 47 Tyler Holt, R (8, PH) (8, 10) OBP: 0.486, SLG: 0.500	1B				K		L4	L9		3	0	1	0	0	1	1						
79 O'Koyea Dickson, R (1, 7) OBP: 0.387, SLG: 0.593 50 Brett Eibner, R (6, 7) OBP: 0.405, SLG: 0.639	G5-4-3				E5		K	6 WP HBP		3	0	0	0	0	1	3						
6 Charlie Culberson, R (1, 6) OBP: 0.327, SLG: 0.326	G4-3				F8			F9		3	0	0	0	1	0	4						
<b>Inning Stats</b>	R: 1 E: 0 K: 0 S: 5	H: 2 LOB: 1 BB: 0 P: 5	R: 0 E: 0 K: 0 S: 4	H: 2 LOB: 1 BB: 0 P: 4	R: 1 E: 0 K: 1 S: 8	H: 1 LOB: 1 BB: 1 P: 12	R: 0 E: 1 K: 2 S: 8	H: 0 LOB: 1 BB: 0 P: 8	R: 1 E: 0 K: 0 S: 5	H: 2 LOB: 1 BB: 0 P: 6	R: 0 E: 0 K: 2 S: 7	H: 0 LOB: 1 BB: 2 P: 15	R: 0 E: 1 K: 0 S: 4	H: 0 LOB: 1 BB: 0 P: 4	R: 0 E: 0 K: 0 S: 4	H: 1 LOB: 3 BB: 0 P: 6		R: 2 E: 0 K: 0 S: 8	H: 3 LOB: 1 BB: 0 P: 9	1B: 6 2B: 2 3B: 0 HR: 3	SF: 0 SAC: 0 DP: 1 HBP: 1	WP: 1 PB: 0 SB: 0 CS: 0
<b>PITCHER</b>	IP WLS BF H R ER SO BB IBB HBP BLK WP HR S P ERA WHIP																					
47 Trevor Bauer, R (1, 1) ERA: 4.58	5.0 W 24	7 3 3 3	2 0 0 0	0 0 0 0	0 0 0 0	0 0 0 0	0 0 0 0	0 0 0 0	0 0 0 0	0 0 0 0	0 0 0 0	0 0 0 0	0 0 0 0	0 0 0 0	0 0 0 0	0 0 0 0	5.40 1.800					
68 Tyler Olson, L (6, 1) ERA: 6.0	1.0	4 0 0 0	2 1 0 0	0 0 0 0	0 0 0 0	0 0 0 0	0 0 0 0	0 0 0 0	0 0 0 0	0 0 0 0	0 0 0 0	0 0 0 0	0 0 0 0	0 0 0 0	0 0 0 0	0 0 0 0	0.00 1.000					
37 Cody Allen, R (7, 1) ERA: 6.0	1.0	4 0 0 0	2 0 0 0	0 0 0 0	0 0 0 0	0 0 0 0	0 0 0 0	0 0 0 0	0 0 0 0	0 0 0 0	0 0 0 0	0 0 0 0	0 0 0 0	0 0 0 0	0 0 0 0	0 0 0 0	0.00 0.000					
27 Bryan Shaw, R (8, 1) ERA: 10.5	1.0	5 1 0 0	0 0 0 0	0 0 0 0	0 0 0 0	0 0 0 0	0 0 0 0	0 0 0 0	0 0 0 0	0 0 0 0	0 0 0 0	0 0 0 0	0 0 0 0	0 0 0 0	0 0 0 0	0 0 0 0	0.00 1.000					
58 Carlos Frias, R (9, 1) ERA: 4.15	1.0	6 3 2 2	0 0 0 0	0 0 0 0	0 0 0 0	0 0 0 0	0 0 0 0	0 0 0 0	0 0 0 0	0 0 0 0	0 0 0 0	0 0 0 0	0 0 0 0	0 0 0 0	0 0 0 0	0 0 0 0	18.00 3.000					

Batter	1	2	3	4	5	6	7	8	9	AB	R	H	RBI	BB	SO	LOB	BOTTOM			
6 Brandon Guyer, R (1, 9) OBP: 0.385, SLG: 0.455 78 Bradley Zimmer, L (6, 9) OBP: 0.404, SLG: 0.646	1B	G5-3			F8	F7		HR		3	1	1	0	0	0	1	<b>Los Angeles Dodgers @ Cleveland Indians</b> Goodyear Ballpark, Goodyear, AZ Mon Mar 20 2017, 4:08 PM - 7:17 PM EDT Att: 7,214 - Sunny - 92 F			
23 Michael Brantley, L (1, 7) OBP: 0.467, SLG: 0.67 99 Daniel Robertson, R (5, PR) (6, 7) OBP: 0.419, SLG: 0.478	1B	E3			8 BB 72 HR	F9		HR		3	1	2	1	0	0	1				
8 Lonnie Chisenhall, L (1, 8) OBP: 0.325, SLG: 0.456 4 Gabriel Mejia, R (5, PR) (6, 8) OBP: 0.667, SLG: 0.500	1B	G6-4-3			72 HR	BB		P4		2	1	1	1	1	0	1				
72 Yandy Diaz, R (1, 5) OBP: 0.548, SLG: 0.625 39 Gio Urshela, R (6, 5) OBP: 0.510, SLG: 0.400 64 Erlin Cerda, R (8, PR) (9, 5) OBP: 0.276, SLG: 0.500	1B				G1-6-3			BB		3	2	2	4	0	0	0				
13 Chris Colabello, R (1, 3) OBP: 0.457, SLG: 0.552 7 Joe Sever, R (6, 3) OBP: 0.286, SLG: 0.569	2B				F8			F7		3	0	1	1	0	1	1				
4 Richie Shaffer, R (1, 10) OBP: 0.286, SLG: 0.569 35 Abraham Almonte, R (7, PH) (8, 10) OBP: 0.400, SLG: 0.571	1B	SF8			F7			K		2	0	0	1	0	0	1				
45 Erik Kratz, R (1, 2) OBP: 0.276, SLG: 0.571 53 Adam Moore, R (6, 2) OBP: 0.348, SLG: 0.636	G1-3				K			HR		2	0	0	0	0	1	1				
1 Michael Martinez, S (1, 4) OBP: 0.386, SLG: 0.524 13 Angel Miguel, R (6, PR) (7, 4) OBP: 0.295, SLG: 0.419	G5-3				G4-3			1B		3	0	1	0	0	0	1				
9 Erik González, R (1, 6) OBP: 0.295, SLG: 0.419 4 Ivan Castillo, S (7, 6) OBP: 0.348, SLG: 0.636	1B				G4-3			G3		3	1	1	0	0	1	1				
<b>Inning Stats</b>	R: 4 E: 1 K: 0 S: 9	H: 4 LOB: 1 BB: 0 P: 9	R: 1 E: 0 K: 0 S: 4	H: 2 LOB: 0 BB: 0 P: 4	R: 0 E: 0 K: 1 S: 5	H: 0 LOB: 0 BB: 0 P: 5	R: 0 E: 0 K: 1 S: 5	H: 0 LOB: 0 BB: 0 P: 5	R: 3 E: 0 K: 0 S: 7	H: 2 LOB: 1 BB: 0 P: 7	R: 3 E: 0 K: 0 S: 5	H: 1 LOB: 1 BB: 3 P: 18	R: 2 E: 0 K: 1 S: 10	H: 2 LOB: 1 BB: 1 P: 18	R: 2 E: 0 K: 1 S: 10	H: 2 LOB: 1 BB: 1 P: 18		1B: 7 2B: 1 3B: 0 HR: 5	SF: 1 SAC: 0 DP: 1 HBP: 0	WP: 0 PB: 0 SB: 0 CS: 0
<b>PITCHER</b>	IP WLS BF H R ER SO BB IBB HBP BLK WP HR S P ERA WHIP																			
38 Brandon McCarthy, R (1, 1) ERA: 4.85	4.1 L 19	6 5 2 2	0 0 0 0	0 0 0 0	0 0 0 0	0 0 0 0	0 0 0 0	0 0 0 0	0 0 0 0	0 0 0 0	0 0 0 0	0 0 0 0	0 0 0 0	0 0 0 0	0 0 0 0	0 0 0 0	40.50 4.500			
36 Adam Liberatore, L (5, 1) ERA: 5.79	0.2	5 2 3 3	0 1 0 0	0 0 0 0	0 0 0 0	0 0 0 0	0 0 0 0	0 0 0 0	0 0 0 0	0 0 0 0	0 0 0 0	0 0 0 0	0 0 0 0	0 0 0 0	0 0 0 0	0 0 0 0	40.50 4.500			
51 Steve Geltz, R (6, 1) ERA: 2.57	1.0	5 2 1 1	0 0 0 0	0 0 0 0	0 0 0 0	0 0 0 0	0 0 0 0	0 0 0 0	0 0 0 0	0 0 0 0	0 0 0 0	0 0 0 0	0 0 0 0	0 0 0 0	0 0 0 0	0 0 0 0	9.00 2.000			
81 Yaisel Sierra, R (7, 1) ERA: 3.72	1.0	7 1 3 3	0 0 0 0	0 0 0 0	0 0 0 0	0 0 0 0	0 0 0 0	0 0 0 0	0 0 0 0	0 0 0 0	0 0 0 0	0 0 0 0	0 0 0 0	0 0 0 0	0 0 0 0	0 0 0 0	27.00 4.000			
91 Shea Spitzbarth, R (8, 1) ERA: 5.68	1.0	6 2 2 2	0 0 0 0	0 0 0 0	0 0 0 0	0 0 0 0	0 0 0 0	0 0 0 0	0 0 0 0	0 0 0 0	0 0 0 0	0 0 0 0	0 0 0 0	0 0 0 0	0 0 0 0	0 0 0 0	18.00 3.000			





Batter	1	2	3	4	5	6	7	8	9	AB	R	H	RBI	BB	SO	LOB	TOP				
11 Logan Forsythe, R (1.5) 25 Rob Segedin, R (7.5) OBP: 0.472, SLG: 0.515 OBP: 0.500, SLG: 1.050	1-2 26 HR 1B		1-1 E4 31 G3-1 26 1B 66 E	2-2 31 BB 1B		0-3 K		2-2 HR	0-3 K	4	2	2	1	0	1	1					
26 Chase Utley, L (1.3) 61 Cody Bellinger, L (7.3) OBP: 0.429, SLG: 0.676 OBP: 0.286, SLG: 0.277	3-1 1-H HR		2-0 31 G3-1 66 E	3-2 K		2-2 9 BB 1B		4-0 33 BB 15 BB 91 1B BB	2-0 F8	4	2	3	2	0	1	1					
31 Joc Pederson, L (1.8) 21 Trayce Thompson, R (7.8) OBP: 0.271, SLG: 0.556 OBP: 0.409, SLG: 0.474	0-0 F8		1-0 G3-1	4-1 9 FC6-4 BB		3-1 F9		2-2 F9		3	0	0	0	0	1	0					
9 Yasmani Grandal, S (1.2) 15 Austin Barnes, R (7.2) OBP: 0.545, SLG: 0.450 OBP: 0.350, SLG: 0.496	1-3 K		1-0 P6	0-0 FC6-4 BB		4-1 BB		4-2 33 BB 91 1B BB		3	0	0	0	1	1	4					
66 Yasiel Puig, R (1.9) 33 Scott Van Slyke, R (7.9) OBP: 0.325, SLG: 0.556 OBP: 0.405, SLG: 0.273	0-0 F9		2-2 E4 60 2B 1B			0-3 K		4-2 91 1B BB		4	1	1	2	0	1	3					
60 Andrew Toles, L (1.7) 79 O'Koyea Dickson, R (7.7) OBP: 0.333, SLG: 0.452 OBP: 0.353, SLG: 0.533		3-2 G3-1	1-0 3 PB 2B			1-2 3 F8 1B		1-1 P2		4	0	2	1	0	0	0					
3 Chris Taylor, R (1.4) 91 Omar Estévez, R (8. PH) OBP: 0.559, SLG: 0.559 OBP: 0.500, SLG: 0.500	0-1 6 1B 2B		3-3 K			2-2 F8		2-2 K		4	1	1	0	0	2	2					
6 Charlie Culberson, R (1.6) 90 Drew Jackson, R (8. PH) OBP: 0.358, SLG: 0.348 OBP: 0.429, SLG: 0.200	2-1 22 G6-4-3 1B		2-3 K			1-2 L8		1-3 2-H 3-H K		3	1	2	1	1	0	1					
22 Clayton Kershaw, L (1.1) 77 Ike Davis, L (7. PH) 75 Grant Dayton, L (7.1) 17 Brandon Morrow, R (8.1) 77 Ike Davis, L (9. PH) 17 Brandon Morrow, R (9.1) 93 Joe Broussard, R (9.1)	1 SAFE G6-4-3		0-1 SH1-4			4-1 26 1B 26 WP BB		1-0 F8		1	0	0	0	1	0	1					
<b>Inning Stats</b>	R: 2 H: 2 E: 0 K: 1 S: 12	H: 2 R: 0 LOB: 0 BB: 0 P: 17	R: 1 H: 2 E: 0 K: 0 S: 12	H: 2 R: 0 LOB: 0 BB: 0 P: 19	R: 3 H: 3 E: 2 K: 1 S: 13	LOB: 1 BB: 0 P: 24	R: 1 H: 2 E: 0 K: 1 S: 13	H: 2 R: 0 LOB: 2 BB: 1 P: 22	R: 0 H: 1 E: 0 K: 2 S: 13	H: 1 R: 0 LOB: 1 BB: 2 P: 26	R: 0 H: 0 E: 0 K: 1 S: 6	H: 0 R: 0 LOB: 1 BB: 1 P: 11	R: 3 H: 2 E: 0 K: 1 S: 24	H: 2 R: 0 LOB: 2 BB: 3 P: 44	R: 0 H: 0 E: 0 K: 1 S: 10	H: 0 R: 0 LOB: 0 BB: 0 P: 14	1B: 9 2B: 2 3B: 0 HR: 2	SF: 0 SAC: 1 DP: 1 HBP: 0	WP: 1 PB: 1 SB: 0 CS: 0	PA: 47	
<b>PITCHER</b>	IP WLS BF H R ER SO BB IBB HBP BLK WP HR S P ERA WHIP	IP WLS BF H R ER SO BB IBB HBP BLK WP HR S P ERA WHIP	IP WLS BF H R ER SO BB IBB HBP BLK WP HR S P ERA WHIP	IP WLS BF H R ER SO BB IBB HBP BLK WP HR S P ERA WHIP	IP WLS BF H R ER SO BB IBB HBP BLK WP HR S P ERA WHIP	IP WLS BF H R ER SO BB IBB HBP BLK WP HR S P ERA WHIP	IP WLS BF H R ER SO BB IBB HBP BLK WP HR S P ERA WHIP	IP WLS BF H R ER SO BB IBB HBP BLK WP HR S P ERA WHIP	IP WLS BF H R ER SO BB IBB HBP BLK WP HR S P ERA WHIP	IP WLS BF H R ER SO BB IBB HBP BLK WP HR S P ERA WHIP	IP WLS BF H R ER SO BB IBB HBP BLK WP HR S P ERA WHIP	IP WLS BF H R ER SO BB IBB HBP BLK WP HR S P ERA WHIP	IP WLS BF H R ER SO BB IBB HBP BLK WP HR S P ERA WHIP	IP WLS BF H R ER SO BB IBB HBP BLK WP HR S P ERA WHIP	IP WLS BF H R ER SO BB IBB HBP BLK WP HR S P ERA WHIP	IP WLS BF H R ER SO BB IBB HBP BLK WP HR S P ERA WHIP	IP WLS BF H R ER SO BB IBB HBP BLK WP HR S P ERA WHIP	IP WLS BF H R ER SO BB IBB HBP BLK WP HR S P ERA WHIP	IP WLS BF H R ER SO BB IBB HBP BLK WP HR S P ERA WHIP	IP WLS BF H R ER SO BB IBB HBP BLK WP HR S P ERA WHIP	IP WLS BF H R ER SO BB IBB HBP BLK WP HR S P ERA WHIP

Los Angeles Dodgers @ Texas Rangers  
 Surprise Stadium, Surprise, AZ  
 Thu Mar 23 2017, 7:09 PM - 10:34 PM EDT  
 Att: 7,556 - Cloudy - 70 F

AB 39  
 R 10  
 H 13  
 RBI 10  
 BB 7  
 SO 8  
 LOB 24



Batter	1	2	3	4	5	6	7	8	9	AB	R	H	RBI	BB	SO	LOB	BOTTOM				
3 Delino DeShields, R (1.10) 31 Jared Hoyer, L (8. PH) OBP: 0.382, SLG: 0.244 OBP: 0.286, SLG: 0.378	3-3 K		0-0 SH1-3			0-3 K		2-3 K		2	0	0	0	0	2	0					
19 Jurickson Profar, S (1.8) 70 César Puello, R (7.8) OBP: 0.300, SLG: 0.143 OBP: 0.194, SLG: 0.433	2-3 K		2-2 G6-3			1-3 K		1-1 G3		3	0	0	0	0	2	1					
29 Adrián Beltré, R (1.5) 97 Jason Martinson, R (6.5) OBP: 0.350, SLG: 0.647	0-3 K			0-1 F8		1-3 K		2-1 E6 63 FC5-4		2	0	0	0	0	1	0					
12 Rougned Odor, L (1.4) 63 Doug Bernier, R (7.4) OBP: 0.340, SLG: 0.244 OBP: 0.295, SLG: 0.222		1-3 K		3-2 F8		0-1 F9		2-2 FC5-4 18 HR		2	0	0	0	0	1	0					
5 Mike Napoli, R (1.3) 18 Drew Robinson, L (4. PR) OBP: 0.333, SLG: 0.438 OBP: 0.351, SLG: 0.542		3-2 F8		3-2 1B		2-3 K		0-0 HR		2	0	1	0	0	0	0					
30 Nomar Mazara, L (1.7) 49 Royce Bolinger, R (7.7) OBP: 0.286, SLG: 0.425 OBP: 0.429, SLG: 0.571		1-2 1B		3-3 K		1-1 G1-3		2-3 K		2	0	1	0	0	1	1					
16 Ryan Rua, R (1.9) 67 Preston Beck, L (7.9) OBP: 0.340, SLG: 0.481 OBP: 0.333, SLG: 0.375		0-3 K			0-0 G4-3			1-2 99 1B 1B		2	0	0	0	1	1	0					
61 Robinson Chirinos, R (1.2) 38 Steven LeRud, L (7.2) OBP: 0.364, SLG: 0.250 OBP: 0.353, SLG: 0.154			4-2 3 SH1-3 BB			2-3 K		2-3 K		1	0	0	0	1	1	0					
1 Elvis Andrus, R (1.6) 99 Michael De León, S (6.6) OBP: 0.238, SLG: 0.333 OBP: 0.211, SLG: 0.211			0-1 L6			1-3 K		0-1 1B		2	0	0	0	0	1	1					
<b>Inning Stats</b>	R: 0 H: 0 E: 0 K: 3 S: 9	H: 0 R: 0 LOB: 0 BB: 0 P: 14	R: 0 H: 1 E: 0 K: 2 S: 13	H: 1 R: 0 LOB: 1 BB: 0 P: 18	R: 0 H: 0 E: 0 K: 0 S: 9	H: 0 R: 0 LOB: 1 BB: 1 P: 15	R: 0 H: 1 E: 0 K: 1 S: 15	H: 1 R: 0 LOB: 1 BB: 0 P: 24	R: 0 H: 0 E: 0 K: 2 S: 7	H: 0 R: 0 LOB: 0 BB: 0 P: 10	R: 0 H: 0 E: 0 K: 1 S: 7	H: 0 R: 0 LOB: 0 BB: 0 P: 10	R: 0 H: 2 E: 0 K: 2 S: 13	H: 2 R: 0 LOB: 2 BB: 0 P: 19	R: 2 H: 1 E: 1 K: 1 S: 13	H: 1 R: 0 LOB: 0 BB: 0 P: 21	1B: 4 2B: 0 3B: 0 HR: 1	SF: 0 SAC: 1 DP: 0 HBP: 0	WP: 0 PB: 0 SB: 0 CS: 0	PA: 34	
<b>PITCHER</b>	IP WLS BF H R ER SO BB IBB HBP BLK WP HR S P ERA WHIP	IP WLS BF H R ER SO BB IBB HBP BLK WP HR S P ERA WHIP	IP WLS BF H R ER SO BB IBB HBP BLK WP HR S P ERA WHIP	IP WLS BF H R ER SO BB IBB HBP BLK WP HR S P ERA WHIP	IP WLS BF H R ER SO BB IBB HBP BLK WP HR S P ERA WHIP	IP WLS BF H R ER SO BB IBB HBP BLK WP HR S P ERA WHIP	IP WLS BF H R ER SO BB IBB HBP BLK WP HR S P ERA WHIP	IP WLS BF H R ER SO BB IBB HBP BLK WP HR S P ERA WHIP	IP WLS BF H R ER SO BB IBB HBP BLK WP HR S P ERA WHIP	IP WLS BF H R ER SO BB IBB HBP BLK WP HR S P ERA WHIP	IP WLS BF H R ER SO BB IBB HBP BLK WP HR S P ERA WHIP	IP WLS BF H R ER SO BB IBB HBP BLK WP HR S P ERA WHIP	IP WLS BF H R ER SO BB IBB HBP BLK WP HR S P ERA WHIP	IP WLS BF H R ER SO BB IBB HBP BLK WP HR S P ERA WHIP	IP WLS BF H R ER SO BB IBB HBP BLK WP HR S P ERA WHIP	IP WLS BF H R ER SO BB IBB HBP BLK WP HR S P ERA WHIP	IP WLS BF H R ER SO BB IBB HBP BLK WP HR S P ERA WHIP	IP WLS BF H R ER SO BB IBB HBP BLK WP HR S P ERA WHIP	IP WLS BF H R ER SO BB IBB HBP BLK WP HR S P ERA WHIP	IP WLS BF H R ER SO BB IBB HBP BLK WP HR S P ERA WHIP	IP WLS BF H R ER SO BB IBB HBP BLK WP HR S P ERA WHIP

Los Angeles Dodgers @ Texas Rangers  
 Surprise Stadium, Surprise, AZ  
 Thu Mar 23 2017, 7:09 PM - 10:34 PM EDT  
 Att: 7,556 - Cloudy - 70 F

AB 32  
 R 2  
 H 5  
 RBI 2  
 BB 1  
 SO 15  
 LOB 10







Batter	1	2	3	4	5	6	7	8	9	AB	R	H	RBI	BB	SO	LOB	TOP										
11 Logan Forsythe, R OBP: 0.500, SLG: 0.514 6 Charlie Culberson, R OBP: 0.345, SLG: 0.333	G6-3		1B		G1-3			K		3	0	1	0	0	0	1	<b>Los Angeles Dodgers @ Texas Rangers</b> Surprise Stadium, Surprise, AZ Sun Mar 26 2017, 4:08 PM - 6:58 PM EDT Att: 7,839 - Sunny - 80 F										
14 Enrique Hernández, R OBP: 0.333, SLG: 0.309 91 Omar Esquivel, R OBP: 0.333, SLG: 0.333	F7		FC6-4			K		L7		4	0	0	0	0	1	1											
10 Justin Turner, R OBP: 0.500, SLG: 0.721 60 Andrew Toles, L OBP: 0.340, SLG: 0.511	G5-3		G5-3			F8		G1-3		3	0	0	0	0	0	1											
28 Franklin Gutierrez, R OBP: 0.244, SLG: 0.316 35 Bobby Wilson, R OBP: 0.325, SLG: 0.514		BB			K			2B		2	0	1	0	1	1	0											
9 Yasmani Grandal, S OBP: 0.373, SLG: 0.404 25 Rob Segedin, R OBP: 0.448, SLG: 0.889		FC6-4			G6-3			G4-3		3	1	0	0	0	0	2											
66 Yasiel Puig, R OBP: 0.298, SLG: 0.512 79 O'Koyea Dickson, R9, PH OBP: 0.324, SLG: 0.485		2B			F8			L8		3	0	1	0	0	0	0											
33 Scott Van Slyke, R OBP: 0.250, SLG: 0.200 77 Ike Davis, L OBP: 0.250, SLG: 0.200		FC6-5-4			F8			P6		2	0	0	1	1	0	1											
21 Trayce Thompson, R OBP: 0.414, SLG: 0.391 47 Tyler Holt, R OBP: 0.450, SLG: 0.441		L9			BB			P4		2	0	0	0	1	0	2											
3 Chris Taylor, R OBP: 0.529, SLG: 0.575 61 Cody Bellinger, L OBP: 0.271, SLG: 0.260					K			K		3	0	0	0	0	2	2											
<b>Inning Stats</b>	R: 0 E: 0 K: 0 S: 5	H: 0 LOB: 0 BB: 0 P: 12	R: 1 E: 0 K: 0 S: 11	H: 1 LOB: 1 BB: 1 P: 19	R: 0 E: 0 K: 1 S: 11	H: 1 LOB: 1 BB: 0 P: 17	R: 0 E: 0 K: 1 S: 7	H: 0 LOB: 0 BB: 0 P: 9	R: 0 E: 0 K: 1 S: 9	H: 1 LOB: 1 BB: 1 P: 16	R: 0 E: 0 K: 1 S: 10	H: 0 LOB: 1 BB: 1 P: 17	R: 0 E: 0 K: 1 S: 9	H: 0 LOB: 0 BB: 0 P: 14	R: 1 E: 0 K: 0 S: 8	H: 2 LOB: 1 BB: 0 P: 13		1B: 2 2B: 3 3B: 0 HR: 0	SF: 0 SAC: 0 DP: 0 HBP: 0	WP: 1 PB: 0 SB: 3 CS: 0	PA: 35						
<b>PITCHER</b>	IP	WLS	BF	H	R	ER	SO	BB	IBB	HBP	BLK	WP	HR	S	P	ERA	WHIP										
35 Cole Hamels, L ERA: 5.79	5.0	W	19	2	1	1	2	2	0	0	0	0	0	43	74	1.80	0.800										
62 José Leclerc, R ERA: 4.35	1.0	H	4	1	0	0	1	0	0	0	0	0	0	10	16	0.00	1.000										
39 Dario Álvarez, L ERA: 0.87	1.0	H	4	0	0	0	1	1	0	0	0	0	0	7	17	0.00	1.000										
60 Anthony Bass, R ERA: 4.5	2.0	S	8	2	1	1	1	0	0	0	0	0	0	17	27	4.50	1.000										

Batter	1	2	3	4	5	6	7	8	9	AB	R	H	RBI	BB	SO	LOB	BOTTOM										
3 Delino DeShields, R OBP: 0.413, SLG: 0.294 49 Royce Bolinger, R OBP: 0.376, SLG: 0.500	BB			G5-3				L8		2	1	1	0	2	0	0	<b>Los Angeles Dodgers @ Texas Rangers</b> Surprise Stadium, Surprise, AZ Sun Mar 26 2017, 4:08 PM - 6:58 PM EDT Att: 7,839 - Sunny - 80 F										
1 Elvis Andrus, R OBP: 0.286, SLG: 0.462 99 Michael De León, S OBP: 0.200, SLG: 0.200	BB	BB		1B				K2-3		2	0	1	1	0	0	1											
29 Adrián Beltré, R 19 Jurickson Profar, S OBP: 0.211, SLG: 0.067	BB	P3		1B						0	0	0	1	0	0	0											
5 Mike Napoli, R OBP: 0.333, SLG: 0.500 95 Juremi Profar, R OBP: 0.357, SLG: 0.643	K			HR				2B		3	1	1	1	0	1	5											
12 Rougned Odor, L OBP: 0.286, SLG: 0.250 97 Jason Martinson, R OBP: 0.350, SLG: 0.647	SF9			G1-3				G4-3		2	0	0	1	1	0	3											
25 Jonathan Lucroy, R OBP: 0.400, SLG: 0.467 86 Jonah McReynolds, R OBP: 0.300, SLG: 0.125	G3			1B				K		3	0	1	0	0	0	3											
17 Shin-Soo Choo, L OBP: 0.311, SLG: 0.237		BB		1B				G1-3		2	1	0	0	1	1	2											
30 Nomar Mazara, L OBP: 0.327, SLG: 0.429		1B		1B				G3-1		4	0	2	0	0	0	1											
18 Drew Robinson, L OBP: 0.338, SLG: 0.500 94 Scott Heineman, R OBP: 0.400, SLG: 0.611		1B		G4-3				2B		2	0	0	0	0	1	2											
<b>Inning Stats</b>	R: 1 E: 0 K: 1 S: 16	H: 0 LOB: 3 BB: 2 P: 31	R: 1 E: 0 K: 0 S: 10	H: 1 LOB: 2 BB: 2 P: 20	R: 1 E: 0 K: 0 S: 7	H: 2 LOB: 2 BB: 1 P: 15	R: 0 E: 1 K: 0 S: 10	H: 1 LOB: 2 BB: 0 P: 16	R: 0 E: 0 K: 1 S: 9	H: 1 LOB: 1 BB: 0 P: 12	R: 0 E: 0 K: 1 S: 10	H: 1 LOB: 1 BB: 0 P: 17	R: 0 E: 0 K: 1 S: 10	H: 1 LOB: 1 BB: 0 P: 20	R: 0 E: 0 K: 1 S: 12	H: 1 LOB: 1 BB: 0 P: 15		1B: 5 2B: 2 3B: 0 HR: 1	SF: 2 SAC: 1 DP: 1 HBP: 2	WP: 1 PB: 0 SB: 5 CS: 1	PA: 38						
<b>PITCHER</b>	IP	WLS	BF	H	R	ER	SO	BB	IBB	HBP	BLK	WP	HR	S	P	ERA	WHIP										
29 Scott Kazmir, L ERA: 6.35	3.0	L	18	3	3	3	1	5	0	2	0	0	0	10	16	9.00	2.667										
36 Adam Liberatore, L ERA: 4.05	1.0		5	1	0	0	0	0	0	0	0	0	0	9	12	0.00	1.000										
17 Brandon Morrow, R ERA: 4.32	1.0		3	1	0	0	1	0	0	0	0	0	0	31	52	0.00	1.000										
68 Ross Stripling, R ERA: 2.83	3.0		12	3	0	0	3	0	0	0	0	0	0	31	52	0.00	1.000										





Batter	1	2	3	4	5	6	7	8	9	AB	R	H	RBI	BB	SO	LOB	TOP										
32 Jacob May, S OBP: 0.361, SLG: 0.525	K		FC3-6 53 FC6-4		G5-3		K			4	0	0	0	0	2	1	<b>Chicago White Sox @ Los Angeles Dodgers</b> Camelback Ranch, Glendale, AZ Mon Mar 27 2017, 4:09 PM - 6:50 PM EDT Att: 8,192 - Partly Cloudy - 82 F										
7 Tim Anderson, R OBP: 0.398, SLG: 0.442 39 Everth Cabrera, S OBP: 0.289, SLG: 0.415	F9		K					G4-3		3	0	1	0	0	1	1											
53 Melky Cabrera, S OBP: 0.289, SLG: 0.357 25 Cody Asche, L OBP: 0.460, SLG: 0.744	HR		FC6-4		F9			K		3	1	1	1	0	0	2											
21 Todd Frazier, R OBP: 0.222, SLG: 0.371	E6				G6-3			HR		4	2	2	1	0	0	0											
26 Avisail García, R OBP: 0.328, SLG: 0.448 88 Jason Bourgeois, R(8, PR) OBP: 0.500, SLG: 0.875	K				G6-3			HR		4	0	1	0	0	1	2											
24 Matt Davidson, R OBP: 0.328, SLG: 0.481			G4-3					CS		3	1	2	1	0	0	0											
5 Yolmer Sánchez, S OBP: 0.339, SLG: 0.559			F7		HR					4	1	1	2	0	1	1											
38 Omar Narváez, L OBP: 0.364, SLG: 0.300 85 Zack Collins, L OBP: 0.583, SLG: 0.500			G4-3		P3					3	0	0	0	0	0	0											
28 Leury García, S OBP: 0.355, SLG: 0.424 82 Nicky Delmonico, L OBP: 0.333, SLG: 0.579								G5-4-3		3	0	1	0	0	1	0											
										1	0	0	0	0	0	2											
<b>Inning Stats</b>	R: 1 E: 1 K: 2 S: 10	H: 1 LOB: 1 BB: 0 P: 11	R: 0 E: 0 K: 0 S: 3	H: 0 LOB: 0 BB: 0 P: 3	R: 0 E: 0 K: 1 S: 6	H: 1 LOB: 1 BB: 0 P: 6	R: 2 E: 0 K: 0 S: 6	H: 2 LOB: 0 BB: 0 P: 7	R: 0 E: 0 K: 1 S: 6	H: 1 LOB: 0 BB: 0 P: 6	R: 0 E: 0 K: 1 S: 5	H: 0 LOB: 0 BB: 0 P: 5	R: 1 E: 0 K: 1 S: 8	H: 2 LOB: 1 BB: 0 P: 9	R: 0 E: 0 K: 0 S: 3	H: 1 LOB: 1 BB: 1 P: 7	1B: 5 2B: 1 3B: 0 HR: 3	SF: 1 SAC: 0 DP: 1 HBP: 0	WP: 0 PB: 0 CS: 1	PA: 37							
<b>PITCHER</b>	IP	WLS	BF	H	R	ER	SO	BB	IBB	HBP	BLK	WP	HR	S	P	ERA	WHIP										
99 Hyun Jin Ryu, L ERA: 2.57	5.0	L	21	5	3	3	4	0	0	0	0	0	2	31	33	5.40	1.000										
17 Brandon Morrow, R ERA: 4.92	1.0		4	1	1	1	1	0	0	0	0	0	0	6	6	9.00	1.000										
43 Luis Avilán, L ERA: 6.75	1.0		3	0	0	0	1	0	0	0	0	0	0	5	5	0.00	0.000										
69 Andrew Istler, R ERA: 7.2	1.0		4	2	1	1	1	0	0	0	0	0	1	8	9	9.00	2.000										
91 Shea Spitzbarth, R ERA: 4.91	1.0		4	1	0	0	0	1	0	0	0	0	0	3	7	0.00	2.000										

Batter	1	2	3	4	5	6	7	8	9	AB	R	H	RBI	BB	SO	LOB	BOTTOM										
11 Logan Forsythe, R OBP: 0.500, SLG: 0.512 90 Drew Jackson, R OBP: 0.375, SLG: 0.167	HR		G6-3				F9		G6-3	4	1	2	0	0	0	1	<b>Chicago White Sox @ Los Angeles Dodgers</b> Camelback Ranch, Glendale, AZ Mon Mar 27 2017, 4:09 PM - 6:50 PM EDT Att: 8,192 - Partly Cloudy - 82 F										
14 Enrique Hernández, R OBP: 0.294, SLG: 0.297 0 Erick Mejia, S OBP: 0.333, SLG: 1.000	F9		F8		F8		G1-6-3			4	0	0	0	0	0	3											
28 Franklin Gutierrez, R OBP: 0.273, SLG: 0.350 33 Scott Van Slyke, R OBP: 0.420, SLG: 0.289	HR		K							2	1	1	0	1	1	0											
9 Yasmani Grandal, S OBP: 0.364, SLG: 0.392 15 Austin Barnes, R OBP: 0.366, SLG: 0.424					G4-3		FC6-4		K	4	0	1	2	0	1	3											
23 Adrián González, L OBP: 0.381, SLG: 0.278 61 Cody Bellinger, L OBP: 0.267, SLG: 0.255	G6-3						F9		F7	2	0	0	0	1	0	1											
66 Yasiel Puig, R OBP: 0.294, SLG: 0.489 79 O'Koyea Dickson, R OBP: 0.324, SLG: 0.485	G6-3								G5-3	4	0	1	0	0	0	2											
31 Joc Pederson, L OBP: 0.250, SLG: 0.491			F8		FC4-6		G6-3		K	4	0	0	0	0	1	2											
26 Chase Utley, L OBP: 0.429, SLG: 0.628 25 Rob Segedin, R OBP: 0.467, SLG: 0.893	G6-3				F8					3	0	1	0	0	0	2											
99 Hyun Jin Ryu, R ERA: 2.57 17 Brandon Morrow, R ERA: 4.92 43 Luis Avilán, L ERA: 6.75 77 Ike Davis, L OBP: 0.222, SLG: 0.176 69 Andrew Istler, R ERA: 7.2 91 Shea Spitzbarth, R ERA: 4.91 77 Ike Davis, L OBP: 0.222, SLG: 0.176	G6-3									2	0	0	0	0	0	0											
										0	0	0	0	0	0	0											
<b>Inning Stats</b>	R: 2 E: 0 K: 0 S: 6	H: 3 LOB: 1 BB: 0 P: 6	R: 0 E: 0 K: 0 S: 3	H: 0 LOB: 0 BB: 0 P: 3	R: 0 E: 0 K: 1 S: 5	H: 0 LOB: 0 BB: 0 P: 5	R: 0 E: 0 K: 0 S: 4	H: 1 LOB: 2 BB: 1 P: 8	R: 0 E: 0 K: 0 S: 4	H: 1 LOB: 1 BB: 0 P: 8	R: 0 E: 0 K: 0 S: 3	H: 0 LOB: 0 BB: 0 P: 3	R: 0 E: 0 K: 1 S: 6	H: 1 LOB: 1 BB: 0 P: 6	R: 0 E: 0 K: 2 S: 8	H: 1 LOB: 1 BB: 0 P: 8	1B: 7 2B: 1 3B: 0 HR: 0	SF: 0 SAC: 0 DP: 0 HBP: 0	WP: 0 PB: 0 CS: 0	PA: 37							
<b>PITCHER</b>	IP	WLS	BF	H	R	ER	SO	BB	IBB	HBP	BLK	WP	HR	S	P	ERA	WHIP										
45 Derek Holland, L ERA: 5.74	6.0	W	25	5	2	2	1	2	0	0	0	0	0	25	33	3.00	1.167										
52 Jake Petricka, R ERA: 4.0	1.0	H	5	2	0	0	0	0	0	0	0	0	0	5	5	0.00	2.000										
75 Brian Clark, L ERA: 1.93	1.0	H	3	0	0	0	1	0	0	0	0	0	0	5	5	0.00	0.000										
57 Zach Putnam, R ERA: 14.21	1.0	S	4	1	0	0	2	0	0	0	0	0	0	8	8	0.00	1.000										



Batter	1	2	3	4	5	6	7	8	9	AB	R	H	RBI	BB	SO	LOB	TOP			
26 Chase Utley, L (1,4) OBP: 0.396, SLG: 0.574 0 Erick Mejia, S (8,4) OBP: 0.333, SLG: 1.000										4	0	0	0	0	1	1	<b>Los Angeles Dodgers @ Cincinnati Reds</b> Goodyear Ballpark, Goodyear, AZ Tue Mar 28 2017, 4:06 PM - 6:40 PM EDT Att: 2/671 - Partly Cloudy - 75 F			
15 Austin Barnes, R (1,2) OBP: 0.356, SLG: 0.389 93 Michael Medina, R (8,9)										3	0	0	0	1	0	0				
21 Trayce Thompson, R (1,7) OBP: 0.394, SLG: 0.370 90 Ariel Sandoval, R (8,7)										4	0	1	0	0	2	1				
25 Rob Segedin, R (1,5) OBP: 0.441, SLG: 0.844 92 Paul Hoenecke, L (8,5)										4	1	1	0	0	1	1				
14 Enrique Hernández, R (1,6) OBP: 0.324, SLG: 0.313 90 Will Smith, R (8,2) OBP: 0.500, SLG: 2.000										2	0	1	0	0	0	1				
61 Cody Bellinger, L (1,3) OBP: 0.270, SLG: 0.315 94 DJ Peters, R (7,8) OBP: 0.167, SLG: 0.333										3	1	1	2	0	1	2				
47 Tyler Holt, R (1,9) OBP: 0.428, SLG: 0.857 92 Mike Ahmed, R (8,6) OBP: 0.428, SLG: 0.857										2	0	0	0	1	0	0				
3 Chris Taylor, R (1,8) OBP: 0.519, SLG: 0.558 81 Walker Buehler, R (7,1) 51 Steve Geltz, R (8,1) 97 Matt Jones, L (9,PH)										3	0	1	0	0	0	2				
57 Alex Wood, R (1,1) 77 Ike Davis, L (7,PH) OBP: 0.200, SLG: 0.158										2	0	0	0	0	0	1				
<b>Inning Stats</b>	R: 0 E: 0 K: 0 S: 3	H: 0 LOB: 0 BB: 0 P: 3	R: 2 E: 0 K: 0 S: 7	H: 3 LOB: 1 BB: 0 P: 9	R: 0 E: 0 K: 2 S: 6	H: 0 LOB: 0 BB: 1 P: 11	R: 0 E: 0 K: 1 S: 6	H: 1 LOB: 2 BB: 1 P: 10	R: 0 E: 0 K: 0 S: 3	H: 0 LOB: 0 BB: 0 P: 3	R: 0 E: 1 K: 0 S: 4	H: 0 LOB: 1 BB: 0 P: 4	R: 0 E: 0 K: 0 S: 3	H: 1 LOB: 0 BB: 0 P: 3	R: 1 E: 0 K: 2 S: 10	H: 1 LOB: 1 BB: 0 P: 13		1B: 2 2B: 2 3B: 0 HR: 2	SF: 0 SAC: 0 DP: 1 HBP: 2	WP: 0 PB: 0 SB: 0 CS: 1
<b>PITCHER</b>	IP WLS BF H R ER SO BB IBB HBP BLK WP HR S P ERA WHIP																			
37 Scott Feldman, R (1,1) ERA: 3.86	5.2 W 23 4 2 2 4 2 0 1 0 0 1 29 41 3.18 1.059																			
48 Barrett Astin, R (6,1) ERA: 3.85	2.1 8 1 0 0 1 0 0 0 0 0 0 10 10 0.00 0.429																			
65 Lucas Luetge, L (9,1) ERA: 2.61	1.0 5 1 1 1 2 0 0 1 0 0 0 1 10 13 9.00 1.000																			

Batter	1	2	3	4	5	6	7	8	9	AB	R	H	RBI	BB	SO	LOB	BOTTOM	
6 Billy Hamilton, S (1,8) OBP: 0.259, SLG: 0.240										5	2	2	0	0	0	5	<b>Los Angeles Dodgers @ Cincinnati Reds</b> Goodyear Ballpark, Goodyear, AZ Tue Mar 28 2017, 4:06 PM - 6:40 PM EDT Att: 2/671 - Partly Cloudy - 75 F	
2 Zack Cozart, R (1,6) OBP: 0.404, SLG: 0.633										4	1	2	1	0	1	2		
19 Joey Volto, L (1,3) OBP: 0.373, SLG: 0.255										3	2	0	0	2	2	4		
23 Adam Duvall, R (1,7) OBP: 0.351, SLG: 0.608										4	2	3	4	0	0	2		
7 Eugenio Suárez, R (1,5) OBP: 0.339, SLG: 0.431										4	0	1	1	0	0	2		
43 Scott Schebler, L (1,9) OBP: 0.371, SLG: 0.490										4	0	1	1	0	1	0		
67 Rob Brantly, L (1,2) OBP: 0.350, SLG: 0.343										4	0	0	0	0	0	2		
30 Arismendy Alcántara, S (1,4) OBP: 0.303, SLG: 0.594 30 Josh VanMeter, L (6,PH) OBP: 0.250, SLG: 0.250										3	1	2	1	0	1	2		
37 Scott Feldman, L (1,1) OBP: 0.500, SLG: 0.500 48 Barrett Astin, R (6,1) 49 Tony Renda, R (6,PH) 65 Lucas Luetge, L (9,1)										2	0	1	0	0	0	0		
<b>Inning Stats</b>	R: 1 E: 0 K: 1 S: 8	H: 3 LOB: 1 BB: 0 P: 8	R: 1 E: 1 K: 0 S: 6	H: 2 LOB: 2 BB: 0 P: 9	R: 2 E: 0 K: 1 S: 8	H: 3 LOB: 2 BB: 1 P: 12	R: 1 E: 1 K: 1 S: 6	H: 1 LOB: 0 BB: 0 P: 6	R: 1 E: 0 K: 0 S: 8	H: 1 LOB: 2 BB: 0 P: 9	R: 2 E: 0 K: 0 S: 5	H: 1 LOB: 0 BB: 0 P: 11	R: 1 E: 1 K: 1 S: 6	H: 1 LOB: 2 BB: 1 P: 11	1B: 9 2B: 1 3B: 0 HR: 3	SF: 1 SAC: 1 DP: 1 HBP: 0		WP: 0 PB: 0 SB: 1 CS: 0
<b>PITCHER</b>	IP WLS BF H R ER SO BB IBB HBP BLK WP HR S P ERA WHIP																	
57 Alex Wood, L (1,1) ERA: 4.67	6.0 L 29 11 6 5 4 1 0 0 0 0 0 1 7 17 7.50 4.000																	
81 Walker Buehler, R (7,1) ERA: 27.0	1.0 8 2 3 3 0 2 0 0 0 0 0 1 7 17 27.00 4.000																	
51 Steve Geltz, R (8,1) ERA: 3.24	1.0 2 0 0 0 0 1 0 0 0 0 0 0 4 5 0.00 0.000																	











Batter	1	2	3	4	5	6	7	8	9	AB	R	H	RBI	BB	SO	LOB	TOP			
7 Manuel Margot, R OBP: 0.250, SLG: 0.500										4	0	1	1	0	1	0	<b>San Diego Padres @ Los Angeles Dodgers</b> Dodger Stadium, Los Angeles, CA Mon Apr 03 2017, 1:11 PM - 4:02 PM PDT Att: 53,701 - Sunny - 67°F <a href="http://livebaseballscorecards.com">livebaseballscorecards.com</a>			
4 Wil Myers, R										4	1	0	0	0	2	1				
26 Yangervis Solarte, S OBP: 0.250, SLG: 0.250										4	0	1	1	0	1	0				
10 Hunter Renfroe, R										4	0	0	0	0	0	1				
11 Ryan Schimpf, L OBP: 0.500, SLG: 1.250										4	1	2	1	0	0	1				
18 Austin Hedges, R										3	0	0	0	0	0	2				
34 Craig Stammen, R										0	0	0	0	0	0	0				
76 José Torres, L										1	0	0	0	0	0	0				
44 Héctor Sánchez, S (9, PH)										1	0	0	0	0	0	1				
8 Erick Aybar, S										2	0	0	0	0	1	0				
17 Allen Córdoba, R (8, PH)										1	0	0	0	0	0	0				
46 Jhoulys Chacin, R										1	0	0	0	0	0	0				
12 Christian Bethancourt, R (4, 1)										1	0	0	0	0	1	0				
43 Miguel Diaz, R										0	0	0	0	0	0	0				
21 Luis Torrens, R										1	0	0	0	0	0	0				
16 Travis Jankowski, L OBP: 0.333, SLG: 0.333										3	1	1	0	0	1	0				
<b>Inning Stats</b>	R: 1 E: 1 K: 1 S: 12	H: 1 LOB: 1 BB: 0 P: 18	R: 0 E: 0 K: 1 S: 6	H: 0 LOB: 0 BB: 0 P: 7	R: 0 E: 0 K: 1 S: 13	H: 0 LOB: 0 BB: 0 P: 18	R: 0 E: 0 K: 1 S: 6	H: 0 LOB: 0 BB: 0 P: 10	R: 0 E: 0 K: 1 S: 8	H: 0 LOB: 0 BB: 0 P: 10	R: 1 E: 0 K: 1 S: 8	H: 1 LOB: 0 BB: 0 P: 13	R: 1 E: 0 K: 1 S: 12	H: 2 LOB: 1 BB: 0 P: 18	R: 0 E: 0 K: 0 S: 8	H: 1 LOB: 1 BB: 0 P: 13	1B: 3 2B: 1 3B: 0 HR: 1	SF: 0 SAC: 0 DP: 0 HBP: 0	WP: 1 PB: 0 SB: 0 CS: 0	PA: 33
<b>PITCHER</b>	IP WLS BF H R ER SO BB IBB HBP BLK WP HR S P ERA WHIP																			
22 Clayton Kershaw, L ERA: 1.29	7.0 W 24 2 2 1 8 0 0 0 0 1 1 61 84 1.29 0.286																			
41 Chris Hatcher, R ERA: 4.5	2.0 9 3 1 1 1 0 0 0 0 0 0 20 31 4.50 1.500																			

Batter	1	2	3	4	5	6	7	8	9	AB	R	H	RBI	BB	SO	LOB	BOTTOM				
60 Andrew Toles, L OBP: 0.400, SLG: 0.400										5	1	2	0	0	0	2	<b>San Diego Padres @ Los Angeles Dodgers</b> Dodger Stadium, Los Angeles, CA Mon Apr 03 2017, 1:11 PM - 4:02 PM PDT Att: 53,701 - Sunny - 67°F <a href="http://livebaseballscorecards.com">livebaseballscorecards.com</a>				
5 Corey Seager, L OBP: 0.400, SLG: 1.000										5	1	2	3	0	1	2					
41 Chris Hatcher, R										5	2	3	1	0	0	2					
10 Justin Turner, R OBP: 0.600, SLG: 1.000										2	2	1	0	2	0	1					
23 Adrián González, L OBP: 0.750, SLG: 1.000										1	0	0	0	0	0	0					
33 Scott Van Slyke, R (8, PH)										3	2	1	0	0	0	1					
11 Logan Forsythe, R OBP: 0.600, SLG: 0.333										3	1	1	5	0	1	1					
31 Joc Pederson, L OBP: 0.250, SLG: 1.333										1	0	0	0	0	1	1					
28 Franklin Gutierrez, R (8, PH)										5	2	2	3	0	1	1					
9 Yasmani Grandal, S OBP: 0.400, SLG: 1.600										3	1	1	0	2	1	0					
66 Yasiel Puig, R OBP: 0.600, SLG: 0.667										2	2	1	0	1	0	2					
22 Clayton Kershaw, L OBP: 0.667, SLG: 0.500										1	0	0	0	0	0	1					
26 Chase Utley, L										0	0	0	0	0	0	0					
14 Enrique Hernández, R (8, 6)										2	2	1	0	1	0	2					
<b>Inning Stats</b>	R: 0 E: 0 K: 0 S: 7	H: 0 LOB: 0 BB: 0 P: 9	R: 1 E: 0 K: 1 S: 13	H: 2 LOB: 1 BB: 1 P: 20	R: 5 E: 0 K: 0 S: 12	H: 3 LOB: 0 BB: 1 P: 23	R: 3 E: 0 K: 1 S: 12	H: 3 LOB: 1 BB: 1 P: 22	R: 3 E: 0 K: 0 S: 15	H: 3 LOB: 1 BB: 1 P: 24	R: 0 E: 0 K: 1 S: 9	H: 0 LOB: 0 BB: 0 P: 13	R: 0 E: 0 K: 0 S: 14	H: 2 LOB: 2 BB: 1 P: 23	R: 2 E: 0 K: 2 S: 8	H: 1 LOB: 0 BB: 0 P: 12		1B: 6 2B: 4 3B: 0 HR: 4	SF: 1 SAC: 0 DP: 0 HBP: 2	WP: 3 PB: 0 SB: 0 CS: 0	PA: 44
<b>PITCHER</b>	IP WLS BF H R ER SO BB IBB HBP BLK WP HR S P ERA WHIP																				
46 Jhoulys Chacin, R ERA: 24.3	3.1 L 21 8 9 9 2 0 0 2 1 0 0 65 24.30 2.400																				
12 Christian Bethancourt, R ERA: 20.25	1.1 9 3 3 3 0 2 0 0 0 0 1 1 18 31 20.25 3.750																				
43 Miguel Diaz, R ERA:	1.1 4 0 0 0 1 0 0 0 0 1 0 10 15 0.00 0.000																				
34 Craig Stammen, R ERA:	1.0 5 2 0 0 0 1 0 0 0 0 0 0 14 23 0.00 3.000																				
76 José Torres, L ERA: 18.0	1.0 5 1 2 2 2 0 0 0 1 0 0 1 8 12 18.00 1.000																				







Batter	1	2	3	4	5	6	7	8	9	AB	R	H	RBI	BB	SO	LOB	TOP										
7 Manuel Margot, R OBP: 0.333, SLG: 0.364										3	0	0	0	1	1	1	<b>San Diego Padres @ Los Angeles Dodgers</b> Dodger Stadium, Los Angeles, CA Wed Apr 05 2017, 7:11 PM - 9:53 PM PDT Att: 38,373 - Clear - 70 F										
4 Wil Myers, R OBP: 0.333, SLG: 0.417										4	0	2	0	0	1	2											
26 Yangervis Solarte, S OBP: 0.250, SLG: 0.550										4	0	0	0	0	0	3											
10 Hunter Renfroe, R OBP: 0.167, SLG: 0.417										4	1	1	1	0	2	1											
11 Ryan Schimpf, L OBP: 0.250, SLG: 0.545										4	0	0	0	0	2	0											
18 Austin Hedges, R OBP: 0.167, SLG: 0.417										2	0	0	0	1	0	0											
8 Erick Aybar, S OBP: 0.356, SLG: 0.714										2	0	0	0	1	0	1											
38 Trevor Cahill, R OBP: 0.167, SLG: 0.417										1	0	0	0	0	0	0											
76 José Torres, L OBP: 0.167, SLG: 0.417										0	0	0	0	0	0	0											
2 Luis Sardinas, S OBP: 0.167, SLG: 0.417										0	0	0	0	0	0	0											
43 Miguel Diaz, R OBP: 0.167, SLG: 0.417										0	0	0	0	0	0	0											
40 Ryan Buchter, L OBP: 0.167, SLG: 0.417										0	0	0	0	0	0	0											
16 Travis Jankowski, L OBP: 0.273, SLG: 0.111										2	0	0	0	1	1	1											
<b>Inning Stats</b>	R: 0 H: 0 E: 0 K: 1 S: 7	H: 0 LOB: 0 BB: 1 P: 12	R: 0 H: 0 E: 0 K: 1 S: 12	H: 0 LOB: 1 BB: 1 P: 21	R: 0 H: 0 E: 0 K: 2 S: 7	H: 0 LOB: 0 BB: 0 P: 12	R: 1 H: 2 E: 0 K: 1 S: 9	H: 2 LOB: 0 BB: 0 P: 14	R: 0 H: 0 E: 0 K: 0 S: 11	H: 0 LOB: 1 BB: 1 P: 16	R: 0 H: 1 E: 0 K: 0 S: 9	H: 1 LOB: 1 BB: 0 P: 11	R: 0 H: 0 E: 0 K: 1 S: 9	H: 0 LOB: 0 BB: 0 P: 10	R: 0 H: 0 E: 0 K: 0 S: 7	H: 0 LOB: 1 BB: 1 P: 12	R: 0 H: 0 E: 0 K: 1 S: 7	H: 0 LOB: 0 BB: 0 P: 8	1B: 1 2B: 1 3B: 0 HR: 1	SF: 0 SAC: 1 DP: 1 HBP: 0	WP: 0 PB: 0 SB: 0 CS: 1	PA: 32					
<b>PITCHER</b>	IP	WLS	BF	H	R	ER	SO	BB	IBB	HBP	BLK	WP	HR	S	P	ERA	WHIP										
44 Rich Hill, L ERA: 1.8	5.0	W	18	2	1	1	5	3	0	0	0	0	1	46	75	1.80	1.000										
54 Sergio Romo, R ERA: 1.8	1.0	H	4	1	0	0	0	0	0	0	0	0	0	9	11	0.00	1.000										
57 Alex Wood, L ERA: 1.8	2.0	H	7	0	0	0	1	1	0	0	0	0	0	16	22	0.00	0.500										
74 Kenley Jansen, R ERA: 1.8	1.0	S	3	0	0	0	1	0	0	0	0	0	0	7	8	0.00	0.000										

Batter	1	2	3	4	5	6	7	8	9	AB	R	H	RBI	BB	SO	LOB	BOTTOM											
60 Andrew Toles, L OBP: 0.375, SLG: 0.286										2	0	0	0	1	1	1	<b>San Diego Padres @ Los Angeles Dodgers</b> Dodger Stadium, Los Angeles, CA Wed Apr 05 2017, 7:11 PM - 9:53 PM PDT Att: 38,373 - Clear - 70 F											
33 Scott Van Slyke, R OBP: 0.375, SLG: 0.286									4	1	1	0	0	3	1													
5 Corey Seager, L OBP: 0.231, SLG: 0.538									4	0	2	0	0	0	1													
10 Justin Turner, R OBP: 0.462, SLG: 0.692									3	1	1	1	1	0	3													
23 Adrián González, L OBP: 0.545, SLG: 0.625									4	0	0	0	0	3	3													
11 Logan Forsythe, R OBP: 0.462, SLG: 0.300										3	0	0	0	1	2	1												
31 Joc Pederson, L OBP: 0.250, SLG: 0.667										4	0	0	0	0	0	1												
9 Yasmani Grandal, S OBP: 0.167, SLG: 0.667									3	1	2	1	0	0	0													
66 Yasiel Puig, R OBP: 0.455, SLG: 0.778									1	0	0	0	0	1	0													
44 Rich Hill, L ERA: 3.18	5.2	L	26	5	3	2	7	3	0	1	0	0	0	0	0	0												
76 José Torres, L ERA: 7.71	1.1		5	1	0	0	3	0	0	0	0	0	0	0	0	0												
43 Miguel Diaz, R ERA: 7.71	0.1		1	0	0	0	1	0	0	0	0	0	0	0	0	0												
40 Ryan Buchter, L ERA: 7.71	0.2		2	0	0	0	1	0	0	0	0	0	0	0	0	0												
<b>Inning Stats</b>	R: 2 H: 2 E: 1 K: 2 S: 12	H: 2 LOB: 1 BB: 0 P: 18	R: 0 H: 0 E: 0 K: 0 S: 8	H: 0 LOB: 0 BB: 0 P: 11	R: 0 H: 0 E: 0 K: 2 S: 11	H: 0 LOB: 1 BB: 1 P: 19	R: 1 H: 1 E: 0 K: 1 S: 10	H: 1 LOB: 0 BB: 1 P: 17	R: 0 H: 1 E: 0 K: 2 S: 13	H: 1 LOB: 2 BB: 1 P: 22	R: 0 H: 1 E: 0 K: 1 S: 11	H: 1 LOB: 1 BB: 0 P: 16	R: 0 H: 1 E: 0 K: 2 S: 15	H: 1 LOB: 0 BB: 0 P: 22	R: 0 H: 0 E: 0 K: 2 S: 12	H: 0 LOB: 0 BB: 0 P: 17	1B: 2 2B: 3 3B: 0 HR: 1	SF: 0 SAC: 0 DP: 1 HBP: 1	WP: 0 PB: 0 SB: 1 CS: 0	PA: 34								
<b>PITCHER</b>	IP	WLS	BF	H	R	ER	SO	BB	IBB	HBP	BLK	WP	HR	S	P	ERA	WHIP											
38 Trevor Cahill, R ERA: 3.18	5.2	L	26	5	3	2	7	3	0	1	0	0	0	0	0	0	3.18	1.412										
76 José Torres, L ERA: 7.71	1.1		5	1	0	0	3	0	0	0	0	0	0	0	0	0	0.00	0.750										
43 Miguel Diaz, R ERA: 7.71	0.1		1	0	0	0	1	0	0	0	0	0	0	0	0	0	0.00	0.000										
40 Ryan Buchter, L ERA: 7.71	0.2		2	0	0	0	1	0	0	0	0	0	0	0	0	0	0.00	0.000										








Batter	1	2	3	4	5	6	7	8	9	AB	R	H	RBI	BB	SO	LOB	TOP							
60 Andrew Toles, L OBP: 0.294, SLG: 0.400	G3		G3-6-3		HR		CS	10 F9 23 1B 2B		3	1	1	1	0	0	1								
28 Franklin Gutierrez, R OBP: 0.250, SLG: 0.375										1	1	1	0	0	0	0								
5 Corey Seager, L OBP: 0.333, SLG: 0.500	G4-3		L7		G4-3			G5-3		4	0	0	0	0	0	1								
10 Justin Turner, R OBP: 0.381, SLG: 0.571	G6-3									4	0	0	0	0	1	1								
23 Adrián González, L OBP: 0.524, SLG: 0.500		G4-3		G3-1						4	0	2	1	0	0	0								
31 Joc Pederson, L OBP: 0.333, SLG: 0.385		L5								1	0	0	0	1	0	0								
33 Scott Van Slyke, R OBP: 0.333, SLG: 0.286					9 BB					2	0	0	0	0	2	2								
9 Yasmani Grandal, S OBP: 0.211, SLG: 0.471										2	0	0	0	2	1	1								
66 Yasiel Puig, R OBP: 0.500, SLG: 0.947										4	0	2	0	0	1	2								
26 Chase Utley, L OBP: 0.083, SLG: 0.083										4	0	0	0	0	1	3								
22 Clayton Kershaw, L OBP: 0.600, SLG: 0.500										2	0	1	0	0	0	0								
11 Logan Forsythe, R OBP: 0.304, SLG: 0.158										1	0	0	0	0	1	1								
75 Grant Dayton, L										0	0	0	0	0	0	0								
41 Chris Hatcher, R										0	0	0	0	0	0	0								
<b>Inning Stats</b>	R: 0 E: 0 K: 0 S: 7	H: 0 LOB: 0 BB: 0 P: 13	R: 0 E: 0 K: 0 S: 9	H: 1 LOB: 2 BB: 1 P: 18	R: 0 E: 0 K: 0 S: 10	H: 1 LOB: 0 BB: 0 P: 15	R: 0 E: 0 K: 1 S: 11	H: 0 LOB: 2 BB: 2 P: 24	R: 1 E: 0 K: 0 S: 9	H: 1 LOB: 1 BB: 0 P: 16	R: 0 E: 0 K: 1 S: 12	H: 1 LOB: 1 BB: 0 P: 19	R: 0 E: 0 K: 2 S: 12	H: 1 LOB: 0 BB: 0 P: 21	R: 1 E: 0 K: 1 S: 13	H: 2 LOB: 1 BB: 0 P: 19	R: 0 E: 0 K: 2 S: 9	H: 0 LOB: 0 BB: 0 P: 16	1B: 4 2B: 2 3B: 0 HR: 1	SF: 0 SAC: 0 DP: 1 HBP: 0	WP: 1 PB: 0 SB: 0 CS: 1	PA: 36		
<b>PITCHER</b>	IP WLS BF H R ER SO BB IBB HBP BLK WP HR S P ERA WHIP	5.1 2 22 4 1 1 1 3 0 0 0 1 1 53 96 1.69 1.312	0.2 W 2 0 0 0 1 0 0 0 0 0 5 9 0.00 0.000	1.0 H 3 1 0 0 2 0 0 0 0 0 12 21 0.00 1.000	1.0 H 5 2 1 1 1 0 0 0 0 0 13 19 9.00 2.000	1.0 S 3 0 0 0 2 0 0 0 0 0 9 16 0.00 0.000																		

Los Angeles Dodgers @ Colorado Rockies  
Coors Field, Denver, CO  
Sat Apr 08 2017, 6:14 PM - 9:11 PM MDT  
Att: 48,012 - Partly Cloudy - 75 F

livebaseballscorecards.com

AB 32  
R 2  
H 7  
RBI 2  
BB 3  
SO 7  
LOB 12




Batter	1	2	3	4	5	6	7	8	9	AB	R	H	RBI	BB	SO	LOB	BOTTOM						
19 Charlie Blackmon, L OBP: 0.289, SLG: 0.261	G1-3									4	0	2	0	0	0	0							
9 DJ LeMahieu, R OBP: 0.160, SLG: 0.087										4	0	0	0	0	1	2							
28 Nolan Arenado, R OBP: 0.440, SLG: 0.727										4	2	2	1	0	0	0							
27 Trevor Story, R OBP: 0.292, SLG: 0.333										4	0	1	0	0	1	1							
12 Mark Reynolds, R OBP: 0.458, SLG: 0.955										4	1	2	2	0	1	1							
8 Gerardo Parra, L OBP: 0.429, SLG: 0.600										4	1	2	1	0	0	1							
16 Stephen Cardullo, R										3	0	0	0	0	0	2							
13 Dustin Garneau, R OBP: 0.455, SLG: 0.778										3	0	0	0	0	3	0							
55 Jon Gray, R										2	0	0	0	0	1	0							
38 Mike Dunn, L										0	0	0	0	0	0	0							
0 Adam Ottavino, S										0	0	0	0	0	0	0							
18 Cristhian Adames, S										1	0	0	0	0	0	0							
51 Jake McGee, L										0	0	0	0	0	0	0							
56 Greg Holland, R										0	0	0	0	0	0	0							
<b>Inning Stats</b>	R: 1 E: 0 K: 1 S: 15	H: 1 LOB: 0 BB: 0 P: 23	R: 0 E: 0 K: 1 S: 7	H: 0 LOB: 0 BB: 0 P: 10	R: 0 E: 0 K: 2 S: 11	H: 1 LOB: 1 BB: 0 P: 16	R: 0 E: 0 K: 0 S: 10	H: 2 LOB: 2 BB: 0 P: 17	R: 0 E: 0 K: 1 S: 12	H: 1 LOB: 1 BB: 0 P: 18	R: 3 E: 0 K: 1 S: 10	H: 3 LOB: 0 BB: 0 P: 16	R: 0 E: 0 K: 0 S: 6	H: 0 LOB: 0 BB: 0 P: 9	R: 0 E: 0 K: 1 S: 10	H: 1 LOB: 1 BB: 0 P: 15	1B: 4 2B: 1 3B: 1 HR: 3	SF: 0 SAC: 0 DP: 0 HBP: 0	WP: 0 PB: 0 SB: 0 CS: 0	PA: 33			
<b>PITCHER</b>	IP WLS BF H R ER SO BB IBB HBP BLK WP HR S P ERA WHIP	6.0 L 26 8 4 4 0 6 0 0 0 0 3 65 100 6.00 1.333	1.0 3 0 0 0 0 0 0 0 0 0 0 6 9 0.00 0.000	1.0 4 1 0 0 1 0 0 0 0 0 0 10 15 0.00 1.000																			

Los Angeles Dodgers @ Colorado Rockies  
Coors Field, Denver, CO  
Sat Apr 08 2017, 6:14 PM - 9:11 PM MDT  
Att: 48,012 - Partly Cloudy - 75 F

livebaseballscorecards.com

AB 33  
R 4  
H 9  
RBI 4  
BB 0  
SO 7  
LOB 7



Batter	1	2	3	4	5	6	7	8	9	AB	R	H	RBI	BB	SO	LOB	TOP						
11 Logan Forsythe, R (1.4) OBP: 0.379, SLG: 0.292										5	2	3	1	1	0	3							
5 Corey Seager, L (1.6) OBP: 0.379, SLG: 0.615										4	2	2	2	1	1	2							
10 Justin Turner, R (1.5) OBP: 0.423, SLG: 0.600										4	1	2	2	1	0	0							
28 Franklin Gutierrez, R (1.7) OBP: 0.379, SLG: 0.385										5	1	1	0	0	0	5							
66 Yasiel Puig, R (1.9) OBP: 0.414, SLG: 0.750										5	0	0	0	0	2	4							
23 Adrián González, L (1.3) OBP: 0.500, SLG: 0.450										4	2	1	1	1	1	2							
14 Enrique Hernández, R (1.8) OBP: 0.381, SLG: 0.438										1	1	0	0	1	0	2	AB 40						
15 Austin Barnes, R (1.2) OBP: 0.364, SLG: 0.444										5	1	2	0	0	2	3	R 10						
18 Kenta Maeda, R (1.1) OBP: 0.333, SLG: 0.438										1	0	0	0	0	0	0	H 15						
60 Andrew Toles, L (6. PH) ERA: 3.0										1	0	0	0	0	0	0	RBI 9						
46 Josh Fields, R (6.1) ERA: 3.0										1	0	1	0	0	0	0	BB 5						
43 Luis Avilán, L (6.1) ERA: 3.0										0	0	0	0	0	0	0	SO 8						
54 Sergio Romo, R (6.1) ERA: 3.0										0	0	0	0	0	0	0	LOB 23						
33 Scott Van Slyke, R (6. PH) ERA: 3.0										1	0	0	0	0	0	0							
74 Kenley Jansen, S (9.1) ERA: 9.0										0	0	0	0	0	0	0							
<b>Inning Stats</b>	R: 2 E: 0 K: 0 S: 15	H: 2 LOB: 2 BB: 2 P: 31	R: 2 E: 0 K: 0 S: 8	H: 1 LOB: 0 BB: 1 P: 16	R: 0 E: 0 K: 0 S: 7	H: 0 LOB: 0 BB: 0 P: 11	R: 1 E: 0 K: 1 S: 12	H: 1 LOB: 1 BB: 1 P: 20	R: 0 E: 0 K: 2 S: 12	H: 1 LOB: 1 BB: 0 P: 17	R: 1 E: 0 K: 1 S: 10	H: 2 LOB: 0 BB: 0 P: 18	R: 3 E: 1 K: 2 S: 27	H: 4 LOB: 2 BB: 1 P: 42	R: 0 E: 0 K: 1 S: 13	H: 2 LOB: 1 BB: 0 P: 17	R: 1 E: 1 K: 1 S: 11	H: 2 LOB: 2 BB: 0 P: 18	1B: 10 2B: 4 3B: 1 HR: 1	SF: 0 SAC: 1 DP: 2 HBP: 0	WP: 2 PB: 1 SB: 1 CS: 0	PA: 46	
<b>PITCHER</b>	IP WLS BF H R ER SO BB IBB HBP BLK WP HR S P ERA WHIP	IP WLS BF H R ER SO BB IBB HBP BLK WP HR S P ERA WHIP	IP WLS BF H R ER SO BB IBB HBP BLK WP HR S P ERA WHIP	IP WLS BF H R ER SO BB IBB HBP BLK WP HR S P ERA WHIP	IP WLS BF H R ER SO BB IBB HBP BLK WP HR S P ERA WHIP	IP WLS BF H R ER SO BB IBB HBP BLK WP HR S P ERA WHIP	IP WLS BF H R ER SO BB IBB HBP BLK WP HR S P ERA WHIP	IP WLS BF H R ER SO BB IBB HBP BLK WP HR S P ERA WHIP	IP WLS BF H R ER SO BB IBB HBP BLK WP HR S P ERA WHIP	IP WLS BF H R ER SO BB IBB HBP BLK WP HR S P ERA WHIP	IP WLS BF H R ER SO BB IBB HBP BLK WP HR S P ERA WHIP	IP WLS BF H R ER SO BB IBB HBP BLK WP HR S P ERA WHIP	IP WLS BF H R ER SO BB IBB HBP BLK WP HR S P ERA WHIP	IP WLS BF H R ER SO BB IBB HBP BLK WP HR S P ERA WHIP	IP WLS BF H R ER SO BB IBB HBP BLK WP HR S P ERA WHIP	IP WLS BF H R ER SO BB IBB HBP BLK WP HR S P ERA WHIP	IP WLS BF H R ER SO BB IBB HBP BLK WP HR S P ERA WHIP	IP WLS BF H R ER SO BB IBB HBP BLK WP HR S P ERA WHIP	IP WLS BF H R ER SO BB IBB HBP BLK WP HR S P ERA WHIP	IP WLS BF H R ER SO BB IBB HBP BLK WP HR S P ERA WHIP	IP WLS BF H R ER SO BB IBB HBP BLK WP HR S P ERA WHIP	IP WLS BF H R ER SO BB IBB HBP BLK WP HR S P ERA WHIP	
44 Tyler Anderson, L (1.1) ERA: 8.44	5.0	L	24	5	5	5	3	4	0	0	0	0	0	0	0	0	1	1	54	95	9.00	1.800	
45 Scott Oberg, R (6.1) ERA: 3.0	1.0		4	2	1	1	1	0	0	0	0	0	0	0	0	0	0	0	10	18	9.00	2.000	
24 Jordan Lyles, R (7.1) ERA: 15.0	1.0		8	4	3	3	2	1	0	0	0	0	1	0	27	42	27.00	5.000					
52 Chris Rusin, L (8.1) ERA:	2.0		10	4	1	0	2	0	0	0	0	0	0	0	24	35	0.00	2.000					
<b>Batter</b>	<b>1</b>	<b>2</b>	<b>3</b>	<b>4</b>	<b>5</b>	<b>6</b>	<b>7</b>	<b>8</b>	<b>9</b>	<b>AB</b>	<b>R</b>	<b>H</b>	<b>RBI</b>	<b>BB</b>	<b>SO</b>	<b>LOB</b>	<b>BOTTOM</b>						
19 Charlie Blackmon, L (1.8) OBP: 0.290, SLG: 0.393										5	2	2	3	0	0	1							
8 Gerardo Parra, L (1.7) OBP: 0.462, SLG: 0.600										5	0	3	1	0	1	1							
5 Carlos González, L (1.9) OBP: 0.192, SLG: 0.250										4	0	0	1	0	2	3							
28 Nolan Arenado, R (1.5) OBP: 0.379, SLG: 0.615										4	0	0	0	0	1	1							
27 Trevor Story, R (1.6) OBP: 0.286, SLG: 0.292										3	0	0	0	1	2	0							
12 Mark Reynolds, R (1.3) OBP: 0.393, SLG: 0.808										4	0	0	0	0	3	1							
2 Alex Amarista, L (1.4) OBP: 0.200, SLG: 0.400										3	0	0	0	0	1	2	AB 35						
24 Jordan Lyles, R (7.1) ERA: 15.0										0	0	0	0	0	0	0	R 6						
52 Chris Rusin, L (8.1) ERA:										0	0	0	0	0	0	0	H 9						
16 Stephen Cardullo, R (9. PH) ERA: 9.0										1	0	0	0	0	1	0	RBI 6						
14 Tony Wolters, L (1.2) OBP: 0.400, SLG: 0.308										3	3	2	0	1	0	1	BB 2						
44 Tyler Anderson, L (1.1) OBP: 0.333, SLG: 0.333										0	0	0	0	0	0	0	SO 11						
18 Christian Adames, S (6. PH) ERA: 3.0										1	0	0	0	0	0	1	LOB 11						
45 Scott Oberg, R (6.1) ERA: 3.0										0	0	0	0	0	0	0							
9 DJ LeMahieu, R (7.4) OBP: 0.222, SLG: 0.240										2	1	2	1	0	0	0							
<b>Inning Stats</b>	R: 0 E: 0 K: 1 S: 8	H: 0 LOB: 0 BB: 0 P: 13	R: 0 E: 0 K: 2 S: 11	H: 0 LOB: 0 BB: 0 P: 16	R: 2 E: 0 K: 1 S: 11	H: 3 LOB: 1 BB: 0 P: 18	R: 0 E: 1 K: 1 S: 11	H: 0 LOB: 1 BB: 0 P: 13	R: 2 E: 0 K: 0 S: 12	H: 2 LOB: 1 BB: 1 P: 23	R: 0 E: 0 K: 1 S: 12	H: 0 LOB: 1 BB: 1 P: 18	R: 0 E: 0 K: 2 S: 11	H: 1 LOB: 0 BB: 0 P: 18	R: 0 E: 0 K: 2 S: 9	H: 0 LOB: 0 BB: 0 P: 12	R: 2 E: 0 K: 1 S: 14	H: 3 LOB: 1 BB: 0 P: 17	1B: 7 2B: 0 3B: 1 HR: 1	SF: 1 SAC: 1 DP: 0 HBP: 0	WP: 0 PB: 0 SB: 0 CS: 0	PA: 39	
<b>PITCHER</b>	IP WLS BF H R ER SO BB IBB HBP BLK WP HR S P ERA WHIP	IP WLS BF H R ER SO BB IBB HBP BLK WP HR S P ERA WHIP	IP WLS BF H R ER SO BB IBB HBP BLK WP HR S P ERA WHIP	IP WLS BF H R ER SO BB IBB HBP BLK WP HR S P ERA WHIP	IP WLS BF H R ER SO BB IBB HBP BLK WP HR S P ERA WHIP	IP WLS BF H R ER SO BB IBB HBP BLK WP HR S P ERA WHIP	IP WLS BF H R ER SO BB IBB HBP BLK WP HR S P ERA WHIP	IP WLS BF H R ER SO BB IBB HBP BLK WP HR S P ERA WHIP	IP WLS BF H R ER SO BB IBB HBP BLK WP HR S P ERA WHIP	IP WLS BF H R ER SO BB IBB HBP BLK WP HR S P ERA WHIP	IP WLS BF H R ER SO BB IBB HBP BLK WP HR S P ERA WHIP	IP WLS BF H R ER SO BB IBB HBP BLK WP HR S P ERA WHIP	IP WLS BF H R ER SO BB IBB HBP BLK WP HR S P ERA WHIP	IP WLS BF H R ER SO BB IBB HBP BLK WP HR S P ERA WHIP	IP WLS BF H R ER SO BB IBB HBP BLK WP HR S P ERA WHIP	IP WLS BF H R ER SO BB IBB HBP BLK WP HR S P ERA WHIP	IP WLS BF H R ER SO BB IBB HBP BLK WP HR S P ERA WHIP	IP WLS BF H R ER SO BB IBB HBP BLK WP HR S P ERA WHIP	IP WLS BF H R ER SO BB IBB HBP BLK WP HR S P ERA WHIP	IP WLS BF H R ER SO BB IBB HBP BLK WP HR S P ERA WHIP	IP WLS BF H R ER SO BB IBB HBP BLK WP HR S P ERA WHIP	IP WLS BF H R ER SO BB IBB HBP BLK WP HR S P ERA WHIP	IP WLS BF H R ER SO BB IBB HBP BLK WP HR S P ERA WHIP
18 Kenta Maeda, R (1.1) ERA: 6.3	5.0	W	22	5	4	0	4	1	0	0	0	0	0	0	0	0	1	0	53	83	7.20	1.200	
46 Josh Fields, R (6.1) ERA:	0.1	H	2	0	0	0	1	1	0	0	0	0	0	0	5	9	0.00	3.000					
43 Luis Avilán, L (6.1) ERA:	1.2	H	6	1	0	0	2	0	0	0	0	0	0	0	18	27	0.00	0.600					
54 Sergio Romo, R (8.1) ERA:	1.0		3	0	0	0	2	0	0	0	0	0	0	0	9	12	0.00	0.000					
74 Kenley Jansen, R (9.1) ERA: 9.0	1.0		6	3	2	2	1	0	0	0	0	0	0	0	14	17	18.00	3.000					

Los Angeles Dodgers @ Colorado Rockies  
Coors Field, Denver, CO  
Sun Apr 09 2017, 1:13 PM - 5:01 PM MDT  
Att: 33,529 - Sunny - 59 F

Los Angeles Dodgers @ Colorado Rockies  
Coors Field, Denver, CO  
Sun Apr 09 2017, 1:13 PM - 5:01 PM MDT  
Att: 33,529 - Sunny - 59 F













Batter	1	2	3	4	5	6	7	8	9	AB	R	H	RBI	BB	SO	LOB	TOP				
41 Jeremy Hazelbaker, L (1,8) OBP: 0.615, SLG: 0.636 11 A.J. Pollock, R (7,PH) OBP: 0.229, SLG: 0.383	G1-3		K		E5		FC6-4			3	0	0	0	0	1	0					
6 David Peralta, L (1,9) OBP: 0.244, SLG: 0.366	K		K		FC1-5			G4-3		4	0	0	0	0	2	1					
44 Paul Goldschmidt, R (1,3) OBP: 0.385, SLG: 0.485	K		F8		G6-3			1B		4	0	1	0	0	1	1					
22 Jake Lamb, L (1,5) OBP: 0.404, SLG: 0.595		13 HR			P6		F7	K		4	1	1	0	0	1	1					
27 Brandon Drury, R (1,4) OBP: 0.317, SLG: 0.400 56 Fernando Rodney, R (8,1)	K				13 1B		G6-3	L4		4	1	1	0	0	1	2					
3 Daniel Descalso, L (1,7) OBP: 0.286, SLG: 0.167		13 HR			L7		G4-3			3	1	0	0	1	1	1					
13 Nick Ahmed, R (1,6) OBP: 0.389, SLG: 0.588		1H 2H					K			4	1	2	4	0	2	0					
10 Chris Herrmann, L (1,2) OBP: 0.250, SLG: 0.200	F8				F7		E4			4	0	0	0	0	1	1					
46 Patrick Corbin, L (1,1) 24 Yasmani Tomás, R (7,PH) 29 Jorge De La Rosa, L (7,1) 60 J.J. Hoover, R (8,1) 16 Chris Owings, R (8,4) OBP: 0.372, SLG: 0.488	G6-3						K			2	0	0	0	0	1	0					
<b>Inning Stats</b>	R: 0 E: 0 K: 2 S: 8	H: 0 LOB: 0 BB: 0 P: 11	R: 3 E: 0 K: 1 S: 17	H: 2 LOB: 0 BB: 1 P: 28	R: 0 E: 0 K: 2 S: 9	H: 0 LOB: 0 BB: 0 P: 15	R: 1 E: 0 K: 0 S: 11	H: 2 LOB: 1 BB: 0 P: 17	R: 0 E: 2 K: 1 S: 9	H: 0 LOB: 1 BB: 0 P: 13	R: 0 E: 1 K: 0 S: 7	H: 0 LOB: 1 BB: 0 P: 15	R: 0 E: 0 K: 1 S: 12	H: 1 LOB: 0 BB: 0 P: 10	R: 0 E: 0 K: 3 S: 10	H: 0 LOB: 0 BB: 0 P: 16	1B: 3 2B: 1 3B: 0 HR: 1	SF: 0 SAC: 0 DP: 0 HBP: 0	WP: 0 PB: 0 SB: 1 CS: 0	PA: 35	
<b>PITCHER</b>	IP	WLS	BF	H	R	ER	SO	BB	IBB	HBP	BLK	WP	HR	S	P	ERA	WHIP				
18 Kenta Maeda, R (1,1) ERA: 7.07	4.0		17	4	4	4	5	1	0	0	0	0	1	45	71	9.00	1.250				
57 Alex Wood, L (5,1) ERA: 1.0	3.1	W	12	0	0	0	3	0	0	0	0	0	0	29	41	0.00	0.000				
54 Sergio Romo, R (8,1) ERA: 2.7	0.0		1	1	0	0	0	0	0	0	0	0	0	3	3	∞	∞				
43 Luis Avilán, L (8,1) ERA:	0.1	H	1	0	0	0	1	0	0	0	0	0	0	3	4	0.00	0.000				
74 Kenley Jansen, R (8,1) ERA: 3.88	1.1	S	4	0	0	0	3	0	0	0	0	0	0	14	22	0.00	0.000				

Arizona Diamondbacks @ Los Angeles Dodgers  
Dodger Stadium, Los Angeles, CA  
Sat Apr 15 2017, 6:11 PM - 9:14 PM PDT  
Att. 48,070 - Clear - 72 F

AB	34
R	4
H	5
RBI	4
BB	1
SO	12
LOB	9



Batter	1	2	3	4	5	6	7	8	9	AB	R	H	RBI	BB	SO	LOB	BOTTOM				
11 Logan Forsythe, R (1,4) OBP: 0.408, SLG: 0.357 57 Alex Wood, R (5,1)	5 1B			66 1B				K		3	1	3	0	0	0	0					
54 Sergio Romo, R (8,1) 43 Luis Avilán, L (8,1) 9 Yasmani Grandal, S (8,2) OBP: 0.333, SLG: 0.452		5 BB								0	0	0	0	0	1	1					
5 Corey Seager, L (1,6) OBP: 0.404, SLG: 0.578	10 2B			SF7			G3-1			3	2	2	2	1	0	0					
10 Justin Turner, R (1,5) OBP: 0.444, SLG: 0.538	66 SF9						F9			3	1	1	0	0	2	2					
66 Yasiel Puig, R (1,9) OBP: 0.440, SLG: 0.692	SF9							66 HR		3	1	3	4	1	0	0					
23 Adrián González, L (1,3) OBP: 0.356, SLG: 0.289	K2-3							66 HR		3	1	3	4	1	0	0					
21 Trayce Thompson, R (1,8) OBP: 0.333, SLG: 0.462	G1-3							66 HR		4	0	0	0	1	1	6					
14 Enrique Hernández, R (1,7) OBP: 0.333, SLG: 0.462		G5-3								5	0	0	0	0	2	3					
15 Austin Barnes, R (1,2) OBP: 0.313, SLG: 0.571 74 Kenley Jansen, S (8,1)										4	1	1	1	0	1	1					
18 Kenta Maeda, R (1,1) 33 Scott Van Slyke, R (4,PH) OBP: 0.294, SLG: 0.214 31 Joc Pederson, L (8,PH) OBP: 0.343, SLG: 0.379		G5-3								1	0	0	0	0	0	0					
<b>Inning Stats</b>	R: 2 E: 0 K: 1 S: 13	H: 3 LOB: 1 BB: 0 P: 18	R: 1 E: 0 K: 0 S: 11	H: 2 LOB: 2 BB: 1 P: 17	R: 0 E: 0 K: 0 S: 8	H: 1 LOB: 1 BB: 0 P: 12	R: 1 E: 1 K: 0 S: 9	H: 2 LOB: 3 BB: 0 P: 16	R: 1 E: 0 K: 2 S: 10	H: 1 LOB: 1 BB: 1 P: 16	R: 0 E: 0 K: 0 S: 7	H: 0 LOB: 1 BB: 1 P: 16	R: 0 E: 0 K: 1 S: 9	H: 0 LOB: 0 BB: 0 P: 13	R: 3 E: 0 K: 3 S: 17	H: 2 LOB: 1 BB: 1 P: 27	1B: 5 2B: 4 3B: 0 HR: 2	SF: 2 SAC: 0 DP: 0 HBP: 2	WP: 0 PB: 0 SB: 2 CS: 0	PA: 42	
<b>PITCHER</b>	IP	WLS	BF	H	R	ER	SO	BB	IBB	HBP	BLK	WP	HR	S	P	ERA	WHIP				
46 Patrick Corbin, L (1,1) ERA: 2.81	6.0	L	32	5	5	3	3	2	1	1	0	0	0	58	95	4.50	1.833				
29 Jorge De La Rosa, L (7,1) ERA: 3.6	1.0		3	0	0	0	1	0	0	0	0	0	0	9	13	0.00	0.000				
60 J.J. Hoover, R (8,1) ERA: 0.98	0.2		2	0	0	0	2	0	0	0	0	0	0	6	7	0.00	0.000				
56 Fernando Rodney, R (8,1) ERA: 12.46	0.1		5	2	3	3	1	1	0	1	0	0	1	11	20	81.00	9.000				

Arizona Diamondbacks @ Los Angeles Dodgers  
Dodger Stadium, Los Angeles, CA  
Sat Apr 15 2017, 6:11 PM - 9:14 PM PDT  
Att. 48,070 - Clear - 72 F

AB	34
R	8
H	11
RBI	7
BB	4
SO	7
LOB	14





Batter	1	2	3	4	5	6	7	8	9	AB	R	H	RBI	BB	SO	LOB	TOP								
11 AJ Pollock, R (1, 8) OBP: 0.276, SLG: 0.393										5	1	4	1	0	1	0	<b>Arizona Diamondbacks @ Los Angeles Dodgers</b> <b>Dodger Stadium, Los Angeles, CA</b> Mon Apr 17 2017, 7:13 PM - 10:17 PM PDT Att: 35,448 - Partly Cloudy - 64 F								
6 David Peralta, L (1, 9) OBP: 0.276, SLG: 0.420									5	0	4	2	0	0	0										
44 Paul Goldschmidt, R (1, 3) OBP: 0.410, SLG: 0.449									2	0	0	0	3	1	4										
22 Jake Lamb, L (1, 5) OBP: 0.411, SLG: 0.604										4	1	1	1	1	2	4									
24 Yasmany Tomás, R (1, 7) OBP: 0.304, SLG: 0.477										4	0	0	0	0	2	2									
3 Daniel Descalso, L (1, 4) OBP: 0.240, SLG: 0.136										4	0	0	0	0	2	1									
16 Chris Owings, R (1, 6) OBP: 0.273, SLG: 0.458										3	1	0	0	1	1	1									
2 Jeff Mathis, R (1, 2) OBP: 0.207, SLG: 0.321										4	0	0	0	0	2	1									
38 Robbie Ray, L (1, 1) OBP: 0.500, SLG: 0.500										2	1	1	0	0	1	0									
41 Jeremy Hazelbaker, L (7, PH) ERA: 2.79										1	0	0	0	0	1	0									
60 J.J. Hoover, R (7, 1) ERA: 2.79										0	0	0	0	0	0	0									
10 Chris Herrmann, L (9, PH) ERA: 2.79										1	0	0	0	0	1	0									
56 Fernando Rodney, R (9, 1) ERA: 2.79										0	0	0	0	0	0	0									
<b>Inning Stats</b>	R: 0 E: 0 K: 0 S: 13	H: 2 LOB: 1 BB: 1 P: 21	R: 0 E: 0 K: 2 S: 9	H: 0 LOB: 0 BB: 0 P: 14	R: 0 E: 0 K: 2 S: 9	H: 0 LOB: 0 BB: 0 P: 10	R: 0 E: 0 K: 2 S: 13	H: 0 LOB: 1 BB: 1 P: 19	R: 2 E: 0 K: 2 S: 16	H: 3 LOB: 2 BB: 1 P: 22	R: 0 E: 0 K: 0 S: 11	H: 0 LOB: 1 BB: 0 P: 18	R: 0 E: 0 K: 1 S: 14	H: 2 LOB: 2 BB: 0 P: 20	R: 1 E: 0 K: 2 S: 10	H: 1 LOB: 0 BB: 0 P: 14	R: 1 E: 0 K: 3 S: 14	H: 2 LOB: 2 BB: 1 P: 20	1B: 8 2B: 0 3B: 1 HR: 1	SF: 0 SAC: 0 DP: 0 HBP: 0	WP: 0 PB: 0 SB: 1 CS: 2	PA: 40			
<b>PITCHER</b>	IP	WLS	BF	H	R	ER	SO	BB	IBB	HBP	BLK	WP	HR	S	P	ERA	WHIP								
38 Brandon McCarthy, R (1, 1) ERA: 2.12	5.0		21	5	2	2	8	3	0	0	0	0	0	60	86	3.60	1.600								
75 Grant Dayton, L (6, 1) ERA: 2.79	1.0		4	0	0	0	0	1	0	0	0	0	0	11	18	0.00	1.000								
41 Chris Hatcher, R (7, 1) ERA: 2.79	2.2	L	12	4	2	2	5	0	0	0	0	0	1	34	47	6.75	1.500								
43 Luis Avilán, L (9, 1) ERA: 2.79	0.1		3	1	0	0	1	0	1	0	0	0	0	4	7	0.00	3.000								

Batter	1	2	3	4	5	6	7	8	9	AB	R	H	RBI	BB	SO	LOB	BOTTOM								
11 Logan Forsythe, R (1, 4) OBP: 0.396, SLG: 0.341										2	0	0	1	1	2	1	<b>Arizona Diamondbacks @ Los Angeles Dodgers</b> <b>Dodger Stadium, Los Angeles, CA</b> Mon Apr 17 2017, 7:13 PM - 10:17 PM PDT Att: 35,448 - Partly Cloudy - 64 F								
5 Corey Seager, L (1, 6) OBP: 0.350, SLG: 0.491										4	0	0	0	0	4	4									
10 Justin Turner, R (1, 5) OBP: 0.453, SLG: 0.543										3	0	1	0	1	1	0									
66 Yasiel Puig, R (1, 9) OBP: 0.414, SLG: 0.630										3	0	0	0	1	0	3									
9 Yasmani Grandal, S (1, 2) OBP: 0.364, SLG: 0.432										4	0	1	0	0	1	4									
14 Enrique Hernández, R (1, 8) OBP: 0.316, SLG: 0.588										4	1	1	1	0	1	2									
25 Rob Segedin, R (1, 3) OBP: 0.333, SLG: 0.333										3	1	1	0	0	1	1									
41 Chris Hatcher, R (7, 1) ERA: 2.79										0	0	0	0	0	0	0									
43 Luis Avilán, L (9, 1) ERA: 2.79										0	0	0	0	0	0	0									
60 Andrew Toles, L (9, PH) OBP: 0.270, SLG: 0.486										1	0	0	0	1	1	0									
33 Scott Van Slyke, R (7, 3) OBP: 0.300, SLG: 0.188										2	0	1	0	0	1	0									
23 Adrián González, L (7, PH) OBP: 0.353, SLG: 0.295										2	0	1	0	0	1	0									
38 Brandon McCarthy, R (1, 1) OBP: 0.400, SLG: 0.250										1	0	0	0	0	1	0									
75 Grant Dayton, L (6, 1) ERA: 2.79										0	0	0	0	0	0	0									
31 Joc Pederson, L (7, 8) OBP: 0.317, SLG: 0.324										2	0	0	0	0	2	1									
<b>Inning Stats</b>	R: 0 E: 0 K: 1 S: 10	H: 0 LOB: 2 BB: 2 P: 22	R: 1 E: 1 K: 2 S: 15	H: 1 LOB: 2 BB: 1 P: 27	R: 0 E: 0 K: 1 S: 7	H: 0 LOB: 0 BB: 1 P: 14	R: 1 E: 0 K: 3 S: 12	H: 1 LOB: 0 BB: 0 P: 16	R: 0 E: 0 K: 3 S: 10	H: 0 LOB: 0 BB: 0 P: 13	R: 0 E: 0 K: 0 S: 4	H: 1 LOB: 1 BB: 0 P: 7	R: 0 E: 0 K: 3 S: 12	H: 1 LOB: 1 BB: 0 P: 19	R: 0 E: 0 K: 0 S: 4	H: 1 LOB: 1 BB: 0 P: 5	R: 0 E: 0 K: 2 S: 9	H: 0 LOB: 0 BB: 0 P: 12	1B: 3 2B: 1 3B: 0 HR: 1	SF: 1 SAC: 1 DP: 0 HBP: 0	WP: 1 PB: 0 SB: 0 CS: 1	PA: 36			
<b>PITCHER</b>	IP	WLS	BF	H	R	ER	SO	BB	IBB	HBP	BLK	WP	HR	S	P	ERA	WHIP								
38 Robbie Ray, L (1, 1) ERA: 1.96	6.0		25	3	2	1	10	4	0	0	0	0	0	58	99	1.50	1.167								
60 J.J. Hoover, R (7, 1) ERA: 2.79	2.0	W	8	2	0	0	3	0	0	0	0	0	0	16	24	0.00	1.000								
56 Fernando Rodney, R (9, 1) ERA: 8.53	1.0	S	3	0	0	0	2	0	0	0	0	0	0	9	12	0.00	0.000								










Batter	1	2	3	4	5	6	7	8	9	AB	R	H	RBI	BB	SO	LOB	TOP					
14 Enrique Hernández, R OBP: 0.355, SLG: 0.704										2	2	1	1	1	0	0	<b>Los Angeles Dodgers @ Arizona Diamondbacks</b> <b>Chase Field, Phoenix, AZ</b> Sat Apr 22 2017, 5:12 PM - 8:30 PM MST Att: 36,294 - Roof Closed - 74 F					
23 Adrián González, L OBP: 0.354, SLG: 0.299										4	0	2	1	1	1	0						
41 Chris Hatcher, R OBP: 0.115, SLG: 0.042										5	0	2	1	0	1	4						
26 Chase Utley, L OBP: 0.355, SLG: 0.492										4	1	1	0	1	1	3						
33 Scott Van Slyke, R OBP: 0.300, SLG: 0.320										4	1	1	0	0	2	2						
31 Joc Pederson, L OBP: 0.305, SLG: 0.319										4	0	0	0	0	3	3						
15 Austin Barnes, R OBP: 0.333, SLG: 0.571										3	1	2	1	1	0	1						
50 Brett Eibner, R OBP: 0.200, SLG: 0.200										2	0	1	0	0	1	1						
5 Corey Seager, L OBP: 0.360, SLG: 0.507										2	0	0	0	0	0	2						
18 Kenta Maeda, R OBP: 0.283, SLG: 0.442										2	0	0	0	0	0	3						
<b>Inning Stats</b>	R: 1 E: 0 K: 1 S: 10	H: 1 LOB: 0 BB: 0 P: 16	R: 0 E: 0 K: 2 S: 12	H: 2 LOB: 1 BB: 0 P: 21	R: 1 E: 0 K: 0 S: 7	H: 2 LOB: 1 BB: 1 P: 17	R: 0 E: 0 K: 2 S: 13	H: 0 LOB: 1 BB: 1 P: 23	R: 0 E: 0 K: 0 S: 6	H: 1 LOB: 0 BB: 0 P: 10	R: 3 E: 0 K: 2 S: 21	H: 4 LOB: 3 BB: 2 P: 42	R: 0 E: 0 K: 1 S: 8	H: 0 LOB: 1 BB: 1 P: 18	R: 0 E: 0 K: 0 S: 10	H: 1 LOB: 0 BB: 0 P: 14	1B: 8 2B: 2 3B: 0 HR: 1	SF: 0 SAC: 0 DP: 3 HBP: 0	WP: 1 PB: 0 SB: 0 CS: 0	PA: 40		
<b>PITCHER</b>	IP: 5.1 WLS: 1 BF: 25	H: 9 R: 5 ER: 5 SO: 6	BB: 2 IBB: 0 HBP: 0 BLK: 0	WP: 0 HR: 1 S: 58 P: 102	ERA: 8.44 WHIP: 2.062	IP: 6.1 WLS: 3 BF: 31	H: 4 R: 0 ER: 0 SO: 2	BB: 2 IBB: 0 HBP: 0 BLK: 0	WP: 0 HR: 7 S: 16 P: 20	ERA: 0.00 WHIP: 6.000	IP: 7.1 WLS: 5 BF: 31	H: 5 R: 0 ER: 0 SO: 0	BB: 0 IBB: 0 HBP: 0 BLK: 0	WP: 0 HR: 15 S: 23 P: 23	ERA: 0.00 WHIP: 0.000	IP: 1.0 WLS: 3 BF: 3	H: 1 R: 0 ER: 0 SO: 1	BB: 0 IBB: 0 HBP: 0 BLK: 0	WP: 0 HR: 6 S: 9 P: 9	ERA: 0.00 WHIP: 1.000		

Batter	1	2	3	4	5	6	7	8	9	AB	R	H	RBI	BB	SO	LOB	BOTTOM				
11 AJ Pollock, R OBP: 0.341, SLG: 0.487										5	1	2	0	0	1	0	<b>Los Angeles Dodgers @ Arizona Diamondbacks</b> <b>Chase Field, Phoenix, AZ</b> Sat Apr 22 2017, 5:12 PM - 8:30 PM MST Att: 36,294 - Roof Closed - 74 F				
6 David Peralta, L OBP: 0.338, SLG: 0.485										5	3	4	0	0	0	2					
44 Paul Goldschmidt, R OBP: 0.495, SLG: 0.418										4	1	1	2	1	0	4					
22 Jake Lamb, L OBP: 0.367, SLG: 0.536										5	2	1	2	0	1	3					
24 Yasmany Tomás, R OBP: 0.328, SLG: 0.607										3	2	2	3	1	0	0					
41 Jeremy Hazelbaker, L OBP: 0.500, SLG: 0.625										1	0	0	0	0	1	0					
3 Daniel Descalso, L OBP: 0.313, SLG: 0.192										2	0	0	0	1	0	0					
60 J.J. Hoover, R OBP: 0.162, SLG: 0.250										0	0	0	0	0	0	0					
16 Chris Owings, R OBP: 0.353, SLG: 0.422										4	1	2	2	0	1	1					
10 Chris Herrmann, L OBP: 0.208, SLG: 0.304										3	1	1	2	0	1	0					
29 Jorge De La Rosa, L OBP: 0.276, SLG: 0.393										0	0	0	0	0	0	0					
38 Robbie Ray, L OBP: 0.500, SLG: 0.500										2	0	1	0	0	1	0					
54 Tom Wilhelmsen, R OBP: 0.276, SLG: 0.393										0	0	0	0	0	0	0					
13 Nick Ahmed, R OBP: 0.276, SLG: 0.393										2	0	0	0	0	0	3					
<b>Inning Stats</b>	R: 3 E: 0 K: 2 S: 17	H: 3 LOB: 1 BB: 1 P: 28	R: 0 E: 0 K: 1 S: 13	H: 2 LOB: 2 BB: 0 P: 21	R: 0 E: 0 K: 1 S: 6	H: 0 LOB: 0 BB: 0 P: 9	R: 2 E: 0 K: 1 S: 10	H: 3 LOB: 1 BB: 0 P: 14	R: 1 E: 0 K: 0 S: 6	H: 1 LOB: 0 BB: 0 P: 11	R: 0 E: 0 K: 0 S: 7	H: 0 LOB: 0 BB: 0 P: 13	R: 3 E: 1 K: 1 S: 12	H: 2 LOB: 3 BB: 2 P: 22	R: 2 E: 0 K: 1 S: 16	H: 3 LOB: 0 BB: 0 P: 22	1B: 5 2B: 5 3B: 0 HR: 4	SF: 0 SAC: 1 DP: 1 HBP: 0	WP: 0 PB: 0 SB: 0 CS: 0	PA: 41	
<b>PITCHER</b>	IP: 5.0 WLS: 1 BF: 25	H: 9 R: 6 ER: 6 SO: 5	BB: 1 IBB: 0 HBP: 0 BLK: 0	WP: 0 HR: 4 S: 52 P: 83	ERA: 10.80 WHIP: 2.000	IP: 2.0 WLS: 1 BF: 11	H: 2 R: 3 ER: 2 SO: 1	BB: 0 IBB: 0 HBP: 0 BLK: 0	WP: 0 HR: 19 S: 35 P: 35	ERA: 9.00 WHIP: 2.000	IP: 8.1 WLS: 5 BF: 33	H: 3 R: 2 ER: 2 SO: 2	BB: 0 IBB: 0 HBP: 0 BLK: 0	WP: 0 HR: 16 S: 22 P: 22	ERA: 18.00 WHIP: 3.000						




Batter	1	2	3	4	5	6	7	8	9	AB	R	H	RBI	BB	SO	LOB	TOP				
60 Andrew Toles, L (1,7) OBP: 0.278, SLG: 0.400										4	0	0	0	0	1	1	<b>Los Angeles Dodgers @ San Francisco Giants</b> <b>AT&amp;T Park, San Francisco, CA</b> Mon Apr 24 2017, 7:15 PM - 10:13 PM PDT Att: 41,399 - Overcast - 59 F				
5 Corey Seager, L (1,6) OBP: 0.381, SLG: 0.514										4	0	1	0	0	1	0					
10 Justin Turner, R (1,5) OBP: 0.421, SLG: 0.478										4	0	1	0	0	0	1					
9 Yasmani Grandal, S (1,2) OBP: 0.344, SLG: 0.442										4	0	0	0	0	2	2					
23 Adrián González, L (1,3) OBP: 0.347, SLG: 0.328										3	0	0	0	0	0	0					
66 Yasiel Puig, R (1,9) OBP: 0.337, SLG: 0.457										3	0	1	0	0	1	0					
26 Chase Utley, L (1,4) OBP: 0.152, SLG: 0.034										1	1	0	0	2	0	1					
14 Enrique Hernández, R (1,8) OBP: 0.371, SLG: 0.677										3	0	1	0	0	0	2					
99 Hyun Jin Ryu, R (1,1) OBP: 0.286, SLG: 0.167										2	0	0	0	0	1	1					
36 Adam Liberatore, L (7,1)										0	0	0	0	0	0	0					
46 Josh Fields, R (7,1)										0	0	0	0	0	0	0					
3 Chris Taylor, R (8,PH)										1	0	0	1	0	0	1					
54 Sergio Romo, R (8,1)										0	0	0	0	0	0	0					
<b>Inning Stats</b>	R: 0 E: 0 K: 1 S: 10	H: 1 LOB: 1 BB: 0 P: 17	R: 0 E: 0 K: 0 S: 7	H: 0 LOB: 1 BB: 1 P: 14	R: 0 E: 0 K: 1 S: 7	H: 0 LOB: 0 BB: 0 P: 10	R: 0 E: 0 K: 0 S: 6	H: 0 LOB: 0 BB: 0 P: 9	R: 0 E: 0 K: 1 S: 9	H: 1 LOB: 1 BB: 0 P: 14	R: 0 E: 0 K: 0 S: 4	H: 0 LOB: 0 BB: 0 P: 6	R: 0 E: 0 K: 1 S: 6	H: 0 LOB: 0 BB: 0 P: 10	R: 1 E: 0 K: 1 S: 8	H: 1 LOB: 0 BB: 1 P: 16	R: 0 E: 0 K: 1 S: 10	H: 1 LOB: 0 BB: 0 P: 15	1B: 4 2B: 0 3B: 0 HR: 0	SF: 0 SAC: 0 DP: 0 HBP: 0	WP: 2 PA: 33
<b>PITCHER</b>	IP WLS BF H R ER SO BB IBB HBP BLK WP HR S P ERA WHIP																				
18 Matt Cain, R (1,1) ERA: 2.42	6.0 W 21 2 0 0 3 1 0 0 0 0 0 0 43 70 0.00 0.500																				
48 Steven Okert, L (7,1) ERA: 2.45	0.2 H 2 0 0 0 0 0 0 0 0 0 0 3 6 0.00 0.000																				
70 George Kontos, R (7,1) ERA: 5.68	0.1 H 1 0 0 0 1 0 0 0 0 0 0 3 4 0.00 0.000																				
64 Derek Law, R (8,1) ERA: 3.86	1.0 H 4 1 1 1 1 1 0 0 0 1 0 8 16 9.00 2.000																				
41 Mark Melancon, R (9,1) ERA: 3.19	1.0 S 3 1 0 0 1 0 0 0 0 0 1 0 10 15 0.00 1.000																				

AB	29
R	1
H	4
RBI	1
BB	2
SO	6
LOB	9



Batter	1	2	3	4	5	6	7	8	9	AB	R	H	RBI	BB	SO	LOB	BOTTOM		
8 Hunter Pence, R (1,9) OBP: 0.378, SLG: 0.411										4	0	2	1	0	1	0	<b>Los Angeles Dodgers @ San Francisco Giants</b> <b>AT&amp;T Park, San Francisco, CA</b> Mon Apr 24 2017, 7:15 PM - 10:13 PM PDT Att: 41,399 - Overcast - 59 F		
9 Brandon Belt, L (1,3) OBP: 0.360, SLG: 0.507										3	0	1	0	1	1	3			
10 Eduardo Núñez, R (1,7) OBP: 0.303, SLG: 0.310										3	0	0	0	1	0	3			
28 Buster Posey, R (1,2) OBP: 0.415, SLG: 0.447										4	0	2	0	0	0	1			
35 Brandon Crawford, L (1,6) OBP: 0.286, SLG: 0.444										4	1	2	0	0	0	2			
22 Christian Arroyo, R (1,5) OBP: 0.286, SLG: 0.444										4	0	0	0	0	1	2			
12 Joe Panik, L (1,4) OBP: 0.403, SLG: 0.484										2	1	1	1	0	0	0			
46 Drew Stubbs, R (1,8) OBP: 0.286, SLG: 0.444										2	0	0	0	1	0	0			
18 Matt Cain, R (1,1) OBP: 0.286, SLG: 0.444										2	0	0	0	0	2	0			
48 Steven Okert, L (7,1) ERA: 2.45										0	0	0	0	0	0	0			
70 George Kontos, R (7,1) ERA: 5.68										0	0	0	0	0	0	0			
66 Gorkys Hernández, R (7,PH)										1	0	0	0	0	0	2			
21 Connor Gillaspie, L (8,1) OBP: 0.221, SLG: 0.153										0	0	0	0	0	0	0			
64 Derek Law, R (8,1) ERA: 3.86										0	0	0	0	0	0	0			
41 Mark Melancon, R (9,1) ERA: 3.19										0	0	0	0	0	0	0			
<b>Inning Stats</b>	R: 0 E: 0 K: 1 S: 8	H: 1 LOB: 2 BB: 1 P: 13	R: 1 E: 0 K: 0 S: 10	H: 1 LOB: 0 BB: 0 P: 17	R: 0 E: 0 K: 1 S: 15	H: 1 LOB: 1 BB: 0 P: 21	R: 0 E: 0 K: 0 S: 6	H: 0 LOB: 0 BB: 0 P: 10	R: 0 E: 0 K: 1 S: 11	H: 0 LOB: 0 BB: 0 P: 16	R: 0 E: 0 K: 0 S: 11	H: 2 LOB: 2 BB: 0 P: 19	R: 1 E: 0 K: 1 S: 22	H: 2 LOB: 2 BB: 1 P: 33	R: 0 E: 0 K: 1 S: 12	H: 1 LOB: 1 BB: 1 P: 22	1B: 7 2B: 1 3B: 0 HR: 0	SF: 1 SAC: 0 DP: 0 HBP: 0	WP: 0 PA: 33
<b>PITCHER</b>	IP WLS BF H R ER SO BB IBB HBP BLK WP HR S P ERA WHIP																		
99 Hyun Jin Ryu, L (1,1) ERA: 4.64	6.0 L 23 5 1 1 3 1 0 0 0 0 0 0 10 18 1.50 1.000																		
36 Adam Liberatore, L (7,1) ERA: 27.0	0.1 3 1 1 1 0 1 0 0 0 0 0 0 10 18 27.00 6.000																		
46 Josh Fields, R (7,1) ERA: 27.0	0.2 3 1 0 0 1 0 0 0 0 0 0 0 12 15 0.00 1.500																		
54 Sergio Romo, R (8,1) ERA: 8.59	1.0 4 1 0 0 1 1 0 0 0 0 0 0 12 22 0.00 2.000																		

AB	29
R	2
H	8
RBI	2
BB	3
SO	5
LOB	13





Batter	1	2	3	4	5	6	7	8	9	10	AB	R	H	RBI	BB	SO	LOB	TOP						
35 Cody Bellinger, L OBP: 0.222, SLG: 0.125											5	0	0	0	0	3	0							
5 Corey Seager, L OBP: 0.387, SLG: 0.537											5	1	2	1	0	0	0							
10 Justin Turner, R OBP: 0.435, SLG: 0.487											5	1	3	0	0	0	0							
23 Adrián González, L OBP: 0.333, SLG: 0.319											4	0	0	0	1	1	4							
9 Yasmani Grandal, S OBP: 0.329, SLG: 0.417											5	1	1	0	0	0	4							
66 Yasiel Puig, R OBP: 0.363, SLG: 0.461											3	0	2	0	1	1	0							
26 Chase Utley, L OBP: 0.162, SLG: 0.061											4	0	1	1	0	0	3							
60 Andrew Toles, L OBP: 0.250, SLG: 0.357											4	0	0	1	0	0	2							
57 Alex Wood, R 54 Sergio Romo, R 43 Luis Avilán, L 52 Pedro Báez, R 3 Chris Taylor, R 68 Ross Stripling, R											3	0	0	0	0	1	2							
<b>Inning Stats</b>	R: 0 E: 0 K: 1 S: 11	H: 2 LOB: 2 BB: 0 P: 12	R: 0 E: 0 K: 1 S: 6	H: 0 LOB: 0 BB: 0 P: 8	R: 0 E: 0 K: 2 S: 11	H: 0 LOB: 0 BB: 0 P: 17	R: 0 E: 0 K: 2 S: 12	H: 1 LOB: 2 BB: 1 P: 19	R: 0 E: 0 K: 1 S: 11	H: 0 LOB: 0 BB: 0 P: 13	R: 3 E: 0 K: 0 S: 16	H: 4 LOB: 2 BB: 1 P: 26	R: 0 E: 0 K: 0 S: 5	H: 0 LOB: 0 BB: 0 P: 9	R: 0 E: 0 K: 1 S: 13	H: 1 LOB: 1 BB: 0 P: 17	R: 0 E: 0 K: 0 S: 8	H: 0 LOB: 0 BB: 0 P: 14	R: 0 E: 0 K: 0 S: 8	H: 1 LOB: 1 BB: 0 P: 13	1B: 7 2B: 1 3B: 0 HR: 1	SF: 0 SAC: 0 DP: 0 HBP: 0	WP: 0 PB: 0 SB: 0 CS: 0	PA: 41
<b>PITCHER</b>	IP WLS BF H R ER SO BB IBB HBP BLK WP HR S P ERA WHIP	47 Johnny Cueto, R ERA: 5.1	48 Steven Okert, L ERA: 1.69	60 Hunter Strickland, R ERA: 1.69	41 Mark Melancon, R ERA: 2.7	64 Derek Law, R ERA: 3.48	<b>PITCHER</b>	IP WLS BF H R ER SO BB IBB HBP BLK WP HR S P ERA WHIP	47 Johnny Cueto, R ERA: 5.1	48 Steven Okert, L ERA: 1.69	60 Hunter Strickland, R ERA: 1.69	41 Mark Melancon, R ERA: 2.7	64 Derek Law, R ERA: 3.48											

Los Angeles Dodgers @ San Francisco Giants  
 AT&T Park, San Francisco, CA  
 Wed Apr 26 2017, 7:15 PM - 10:26 PM PDT  
 Att: 41,573 - Overcast - 58 F

AB	39
R	3
H	9
RBI	3
BB	2
SO	6
LOB	15



Batter	1	2	3	4	5	6	7	8	9	10	AB	R	H	RBI	BB	SO	LOB	BOTTOM						
8 Hunter Pence, R OBP: 0.352, SLG: 0.383											4	0	0	1	0	1	1							
9 Brandon Belt, L OBP: 0.363, SLG: 0.487											2	0	0	0	2	1	1							
10 Eduardo Núñez, R OBP: 0.274, SLG: 0.278											4	0	0	0	0	0	2							
28 Buster Posey, R OBP: 0.443, SLG: 0.463											4	1	2	0	0	0	1							
22 Christian Arroyo, R OBP: 0.167, SLG: 0.417											4	1	1	2	0	1	1							
12 Joe Panik, L OBP: 0.375, SLG: 0.443											4	0	0	0	0	1	0							
66 Gorkys Hernández, R OBP: 0.217, SLG: 0.167											4	1	1	0	0	1	0							
46 Drew Stubbs, R OBP: 0.222, SLG: 0.125											2	0	1	0	0	0	0							
21 Conor Gillaspie, L OBP: 0.240, SLG: 0.143											1	0	0	0	1	1	0							
47 Johnny Cueto, R 37 Kelly Tomlinson, R 48 Steven Okert, L 60 Hunter Strickland, R 38 Michael Morse, R 41 Mark Melancon, R 64 Derek Law, R 5 Nick Hundley, R											1	0	0	0	0	1	0							
<b>Inning Stats</b>	R: 0 E: 0 K: 2 S: 7	H: 0 LOB: 0 BB: 0 P: 10	R: 0 E: 0 K: 2 S: 9	H: 0 LOB: 0 BB: 0 P: 17	R: 0 E: 0 K: 1 S: 7	H: 0 LOB: 0 BB: 0 P: 8	R: 0 E: 0 K: 0 S: 7	H: 0 LOB: 1 BB: 1 P: 13	R: 0 E: 0 K: 0 S: 7	H: 0 LOB: 0 BB: 0 P: 12	R: 0 E: 0 K: 0 S: 12	H: 1 LOB: 1 BB: 0 P: 17	R: 2 E: 0 K: 1 S: 12	H: 2 LOB: 0 BB: 0 P: 19	R: 1 E: 0 K: 1 S: 13	H: 1 LOB: 1 BB: 0 P: 20	R: 0 E: 0 K: 0 S: 8	H: 1 LOB: 0 BB: 0 P: 10	R: 1 E: 0 K: 0 S: 12	H: 1 LOB: 2 BB: 1 P: 21	1B: 4 2B: 0 3B: 0 HR: 2	SF: 1 SAC: 1 DP: 1 HBP: 0	WP: 0 PB: 1 SB: 1 CS: 0	PA: 37
<b>PITCHER</b>	IP WLS BF H R ER SO BB IBB HBP BLK WP HR S P ERA WHIP	57 Alex Wood, L ERA: 2.29	54 Sergio Romo, R ERA: 10.57	43 Luis Avilán, L ERA: 3.18	52 Pedro Báez, R ERA: 1.08	68 Ross Stripling, R ERA: 4.5	<b>PITCHER</b>	IP WLS BF H R ER SO BB IBB HBP BLK WP HR S P ERA WHIP	57 Alex Wood, L ERA: 2.29	54 Sergio Romo, R ERA: 10.57	43 Luis Avilán, L ERA: 3.18	52 Pedro Báez, R ERA: 1.08	68 Ross Stripling, R ERA: 4.5											

Los Angeles Dodgers @ San Francisco Giants  
 AT&T Park, San Francisco, CA  
 Wed Apr 26 2017, 7:15 PM - 10:26 PM PDT  
 Att: 41,573 - Overcast - 58 F

AB	32
R	4
H	6
RBI	4
BB	3
SO	7
LOB	7



Batter	1	2	3	4	5	6	7	8	9	10	AB	R	H	RBI	BB	SO	LOB	TOP									
14 Enrique Hernández, R OBP: 0.302, SLG: 0.553	F9		G5-3		K			G6-3		SF3	4	0	0	1	0	1	1	<b>Los Angeles Dodgers @ San Francisco Giants</b> <b>AT&amp;T Park, San Francisco, CA</b> Thu Apr 27 2017, 12:46 PM - 4:13 PM PDT Att. 41,580 - Partly Cloudy - 65 F									
5 Corey Seager, L OBP: 0.398, SLG: 0.565	HR					G4-3		G4-1		IBB	3	1	1	1	2	0	0										
10 Justin Turner, R OBP: 0.433, SLG: 0.475						L9					4	0	1	1	1	2	1										
66 Yasiel Puig, R OBP: 0.344, SLG: 0.432						L7					5	0	0	0	0	2	4										
3 Chris Taylor, R OBP: 0.450, SLG: 0.667	FC4-6					P4					4	0	1	1	1	1	1										
15 Austin Barnes, R OBP: 0.296, SLG: 0.500																											
23 Adrián González, L OBP: 0.341, SLG: 0.319	G2-3										3	0	0	0	0	1	1										
68 Ross Stripling, R OBP: 0.341, SLG: 0.319											0	0	0	0	1	0	0										
41 Chris Hatcher, R OBP: 0.341, SLG: 0.319											1	1	0	0	0	0	3										
33 Scott Van Slyke, R OBP: 0.257, SLG: 0.267											0	0	0	0	0	0	0										
26 Chase Utley, L OBP: 0.184, SLG: 0.088	P3										1	1	1	0	0	0	0										
35 Cody Bellinger, L OBP: 0.250, SLG: 0.100											0	0	0	0	0	0	0										
43 Luis Avilán, L OBP: 0.184, SLG: 0.088											0	0	0	0	0	0	0										
74 Kenley Jansen, S OBP: 0.338, SLG: 0.417											0	1	0	0	1	0	0										
9 Yasmani Grandal, S OBP: 0.338, SLG: 0.417											0	1	0	0	1	0	0										
7 Julio Urias, L OBP: 0.258, SLG: 0.362	G1-3										1	0	0	0	0	0	0										
46 Josh Fields, R OBP: 0.258, SLG: 0.362											0	0	0	0	0	0	0										
60 Andrew Toles, L OBP: 0.258, SLG: 0.362											2	1	1	1	0	1	0										
<b>Inning Stats</b>	R: 1 E: 0 K: 1 S: 11	H: 1 LOB: 1 BB: 1 P: 22	R: 0 E: 0 K: 1 S: 7	H: 0 LOB: 0 BB: 0 P: 11	R: 0 E: 0 K: 1 S: 9	H: 0 LOB: 1 BB: 1 P: 15	R: 0 E: 0 K: 2 S: 8	H: 0 LOB: 0 BB: 0 P: 12	R: 0 E: 0 K: 1 S: 12	H: 0 LOB: 1 BB: 1 P: 19	R: 0 E: 0 K: 0 S: 5	H: 0 LOB: 0 BB: 0 P: 6	R: 0 E: 0 K: 2 S: 10	H: 1 LOB: 1 BB: 0 P: 19	R: 0 E: 0 K: 1 S: 9	H: 0 LOB: 0 BB: 0 P: 12	R: 0 E: 0 K: 2 S: 18	H: 0 LOB: 0 BB: 0 P: 9	R: 4 E: 0 K: 0 S: 18	H: 3 LOB: 3 BB: 4 P: 35	1B: 4 2B: 0 3B: 0 HR: 1	SF: 1 DP: 0 HBP: 0	WP: 1 PB: 0 SB: 0 CS: 0	PA: 42			
<b>PITCHER</b>	IP	WLS	BF	H	R	ER	SO	BB	IBB	HBP	BLK	WP	HR	S	P	ERA	WHIP										
45 Matt Moore, L ERA: 4.8	7.0		26	2	1	1	8	3	0	0	0	0	1	62	104	1.29	0.714										
70 George Kontos, R ERA: 4.5	1.0		3	0	0	0	1	0	0	0	0	0	0	9	12	0.00	0.000										
41 Mark Melancon, R ERA: 2.35	1.0		3	0	0	0	2	0	0	0	0	0	0	7	9	0.00	0.000										
62 Cory Gearin, R ERA: 1.42	0.0	L	1	0	1	1	0	1	0	0	0	0	0	3	7	∞	∞										
48 Steven Okert, L ERA: 6.75	0.0		3	2	0	0	0	1	0	0	0	0	0	11	19	∞	∞										

AB	33
R	5
H	5
RBI	5
BB	7
SO	11
LOB	13



Batter	1	2	3	4	5	6	7	8	9	10	AB	R	H	RBI	BB	SO	LOB	BOTTOM									
8 Hunter Pence, R OBP: 0.344, SLG: 0.372	G4-3		K			L1				F8	5	0	1	0	0	1	0	<b>Los Angeles Dodgers @ San Francisco Giants</b> <b>AT&amp;T Park, San Francisco, CA</b> Thu Apr 27 2017, 12:46 PM - 4:13 PM PDT Att. 41,580 - Partly Cloudy - 65 F									
9 Brandon Belt, L OBP: 0.365, SLG: 0.475	K										4	1	1	0	1	1	1										
10 Eduardo Núñez, R OBP: 0.273, SLG: 0.277	F8										4	0	1	0	0	1	2										
28 Buster Posey, R OBP: 0.446, SLG: 0.446											2	0	0	0	2	0	3										
22 Christian Arroyo, R OBP: 0.290, SLG: 0.438											4	0	2	1	0	1	0										
5 Nick Hundley, R OBP: 0.213, SLG: 0.370											4	0	0	0	0	1	4										
37 Kelby Tomlinson, R OBP: 0.400, SLG: 0.400											4	0	2	0	0	0	2										
59 Neil Ramirez, R ERA: 3.55											0	0	0	0	0	0	0										
66 Gorkys Hernández, R OBP: 0.220, SLG: 0.156											3	0	0	0	1	2	1										
45 Matt Moore, L ERA: 1.59											2	0	0	0	0	1	2										
21 Connor Gillaspie, L OBP: 0.301, SLG: 0.195											1	0	0	0	0	0	0										
70 George Kontos, R ERA: 4.5											0	0	0	0	0	0	0										
41 Mark Melancon, R ERA: 2.35											0	0	0	0	0	0	0										
62 Cory Gearin, R ERA: 1.42											0	0	0	0	0	0	0										
48 Steven Okert, L ERA: 6.75											0	0	0	0	0	0	0										
60 Hunter Strickland, R ERA: 4.15											1	0	0	0	0	0	0										
12 Joe Panik, L OBP: 0.270, SLG: 0.437											1	0	0	0	0	0	0										
<b>Inning Stats</b>	R: 0 E: 0 K: 1 S: 10	H: 0 LOB: 0 BB: 0 P: 16	R: 0 E: 0 K: 0 S: 7	H: 1 LOB: 1 BB: 1 P: 13	R: 0 E: 0 K: 2 S: 9	H: 0 LOB: 0 BB: 0 P: 10	R: 0 E: 0 K: 0 S: 8	H: 1 LOB: 0 BB: 0 P: 12	R: 0 E: 0 K: 0 S: 13	H: 1 LOB: 2 BB: 2 P: 19	R: 1 E: 1 K: 1 S: 9	H: 1 LOB: 2 BB: 2 P: 19	R: 0 E: 0 K: 1 S: 7	H: 0 LOB: 0 BB: 0 P: 12	R: 0 E: 0 K: 0 S: 7	H: 2 LOB: 1 BB: 0 P: 10	R: 0 E: 0 K: 3 S: 18	H: 1 LOB: 1 BB: 0 P: 24	R: 0 E: 0 K: 0 S: 11	H: 0 LOB: 0 BB: 0 P: 14	1B: 7 2B: 0 3B: 0 HR: 0	SF: 0 SAC: 3 DP: 3 HBP: 0	WP: 0 PB: 0 SB: 1 CS: 0	PA: 38			
<b>PITCHER</b>	IP	WLS	BF	H	R	ER	SO	BB	IBB	HBP	BLK	WP	HR	S	P	ERA	WHIP										
7 Julio Urias, L ERA: 1.59	5.2		23	4	1	1	4	3	1	0	0	0	0	55	90	1.59	1.235										
46 Josh Fields, R ERA: 6.1	1.0		3	0	0	0	1	0	0	0	0	0	0	5	9	0.00	0.000										
43 Luis Avilán, L ERA: 2.57	1.1		5	2	0	0	0	0	0	0	0	0	0	10	15	0.00	1.500										
74 Kenley Jansen, R ERA: 2.16	1.0	W	4	1	0	0	3	0	0	0	0	0	0	18	24	0.00	1.000										
41 Chris Hatcher, R ERA: 3.55	1.0		3	0	0	0	0	0	0	0	0	0	0	11	14	0.00	0.000										



Batter	1	2	3	4	5	6	7	8	9	AB	R	H	RBI	BB	SO	LOB	TOP			
16 César Hernández, S (1.4) OBP: 0.362, SLG: 0.523	L9		13 2B		F7			L7		4	1	1	0	0	0	1	Philadelphia Phillies @ Los Angeles Dodgers Dodger Stadium, Los Angeles, CA Fri Apr 28 2017, 7:10 PM - 10:12 PM PDT Att: 46,729 - Clear - 77 F			
13 Freddy Galvis, S (1.6) OBP: 0.284, SLG: 0.487	G3		1-H 2B		G3			7 WP 7 SF8 1B		4	1	2	2	0	0	1				
37 Odúbel Herrera, L (1.8) OBP: 0.333, SLG: 0.372	G4-3		G4-3			K		7 SF8 7 WP 1B		4	0	1	0	0	1	1				
7 Maikel Franco, R (1.5) OBP: 0.278, SLG: 0.388		L3		G4-3		G3		SF8		3	0	0	1	0	0	0				
5 Michael Saunders, L (1.9) OBP: 0.301, SLG: 0.391		K		23 PB 1B		K		K		4	0	1	0	0	3	1				
46 Jeanmar Gómez, R (8.1)		K				K		K		0	0	0	0	0	0	0				
23 Aaron Altherr, R (1.7) OBP: 0.376, SLG: 0.561		K				K				4	0	0	0	0	3	1				
19 Tommy Joseph, R (1.3) OBP: 0.235, SLG: 0.270			K				L1		K	4	0	0	0	0	3	1				
29 Cameron Rupp, R (1.2) OBP: 0.300, SLG: 0.340							P3		K	4	0	0	0	0	3	1				
48 Jerad Eickhoff, R (1.1) OBP: 0.111, SLG: 0.111							P4		K	3	0	1	0	1	1	0				
57 Luis García, R (6.1)									K	2	1	1	0	0	0	1				
15 Ty Kelly, S (7,PH)										0	0	0	0	0	0	0				
59 Mark Leiter Jr., R (7.1)										1	0	0	0	0	1	1				
25 Daniel Nava, S (8.7)										0	0	0	0	0	0	0				
<b>Inning Stats</b>	R: 0 E: 0 K: 0 S: 7	H: 0 LOB: 0 BB: 0 P: 10	R: 0 E: 0 K: 2 S: 8	H: 0 LOB: 0 BB: 0 P: 12	R: 2 E: 0 K: 1 S: 13	H: 2 LOB: 1 BB: 1 P: 24	R: 0 E: 0 K: 2 S: 9	H: 1 LOB: 1 BB: 0 P: 15	R: 0 E: 0 K: 2 S: 11	H: 0 LOB: 0 BB: 0 P: 15	R: 0 E: 0 K: 1 S: 8	H: 1 LOB: 1 BB: 0 P: 10	R: 1 E: 0 K: 1 S: 19	H: 2 LOB: 1 BB: 0 P: 26	R: 0 E: 0 K: 3 S: 11	H: 0 LOB: 0 BB: 0 P: 15	1B: 5 2B: 2 3B: 0 HR: 0	SF: 1 SAC: 0 DP: 0 HBP: 0	WP: 1 PB: 1 SB: 0 CS: 0	PA: 35
<b>PITCHER</b>	IP WLS BF H R ER SO	IP WLS BF H R ER SO	IP WLS BF H R ER SO	IP WLS BF H R ER SO	IP WLS BF H R ER SO	IP WLS BF H R ER SO	IP WLS BF H R ER SO	IP WLS BF H R ER SO	IP WLS BF H R ER SO	IP WLS BF H R ER SO	IP WLS BF H R ER SO	IP WLS BF H R ER SO	IP WLS BF H R ER SO	IP WLS BF H R ER SO	IP WLS BF H R ER SO	IP WLS BF H R ER SO	ERA WHIP	ERA WHIP	ERA WHIP	
18 Kenta Maeda, R (1.1) ERA: 6.58	7.0	W	27	5	2	2	8	1	0	0	0	0	0	0	0	0	0	2.57	0.857	
46 Josh Fields, R (8.1) ERA: 1.23	0.2	H	4	2	1	1	0	0	0	0	0	0	0	0	1	0	13	17	13.50	3.000
43 Luis Avilán, L (8.1) ERA: 2.45	0.1	H	1	0	0	0	1	0	0	0	0	0	0	0	0	6	9	0.00	0.000	
74 Kenley Jansen, R (9.1) ERA: 1.93	1.0	S	3	0	0	0	3	0	0	0	0	0	0	0	0	11	15	0.00	0.000	

Batter	1	2	3	4	5	6	7	8	9	AB	R	H	RBI	BB	SO	LOB	BOTTOM			
60 Andrew Toles, L (1.8) OBP: 0.269, SLG: 0.365	K		10 1B 23 WP	B1-3				G4-3		5	2	2	0	0	1	2	Philadelphia Phillies @ Los Angeles Dodgers Dodger Stadium, Los Angeles, CA Fri Apr 28 2017, 7:10 PM - 10:12 PM PDT Att: 46,729 - Clear - 77 F			
5 Corey Seager, L (1.6) OBP: 0.402, SLG: 0.552	F7		F7		23 1B 9 SF9 BB			10 2B BB		2	2	0	0	2	0	1				
10 Justin Turner, R (1.5) OBP: 0.447, SLG: 0.500			23 WP 1B		L7			L7		4	0	3	2	0	0	1				
23 Adrián González, L (1.3) OBP: 0.337, SLG: 0.316	K		G6-3		L7			L7		4	0	1	0	0	1	3				
9 Yasmani Grandal, S (1.2) OBP: 0.320, SLG: 0.397			K		G3			SF9		3	0	0	1	0	1	0				
26 Chase Utley, L (1.4) OBP: 0.190, SLG: 0.105					G5-3			F7		4	0	1	0	0	0	0				
35 Cody Bellinger, L (1.7) OBP: 0.375, SLG: 0.231								G3-1		3	1	2	0	1	0	0				
14 Enrique Hernández, R (1.9) OBP: 0.298, SLG: 0.548			F9					L8		4	0	1	1	0	1	1				
18 Kenta Maeda, R (1.1) OBP: 0.111, SLG: 0.111					G6-3			P3		3	0	0	0	0	0	1				
46 Josh Fields, R (8.1)					E6			K		0	0	0	0	0	0	0				
43 Luis Avilán, L (8.1)								K		0	0	0	0	0	0	0				
3 Chris Taylor, R (8,PH)										1	0	0	0	0	1	0				
74 Kenley Jansen, S (9.1)										0	0	0	0	0	0	0				
<b>Inning Stats</b>	R: 0 E: 0 K: 2 S: 10	H: 1 LOB: 1 BB: 0 P: 15	R: 0 E: 0 K: 1 S: 10	H: 0 LOB: 1 BB: 1 P: 17	R: 1 E: 0 K: 0 S: 8	H: 2 LOB: 1 BB: 0 P: 13	R: 1 E: 1 K: 0 S: 13	H: 2 LOB: 2 BB: 0 P: 20	R: 1 E: 0 K: 0 S: 10	H: 3 LOB: 2 BB: 1 P: 18	R: 2 E: 0 K: 0 S: 18	H: 2 LOB: 1 BB: 1 P: 28	R: 0 E: 0 K: 0 S: 6	H: 0 LOB: 0 BB: 0 P: 12	R: 0 E: 0 K: 2 S: 8	H: 0 LOB: 0 BB: 0 P: 13	1B: 8 2B: 2 3B: 0 HR: 0	SF: 1 SAC: 0 DP: 0 HBP: 0	WP: 2 PB: 0 SB: 0 CS: 0	PA: 37
<b>PITCHER</b>	IP WLS BF H R ER SO	IP WLS BF H R ER SO	IP WLS BF H R ER SO	IP WLS BF H R ER SO	IP WLS BF H R ER SO	IP WLS BF H R ER SO	IP WLS BF H R ER SO	IP WLS BF H R ER SO	IP WLS BF H R ER SO	IP WLS BF H R ER SO	IP WLS BF H R ER SO	IP WLS BF H R ER SO	IP WLS BF H R ER SO	IP WLS BF H R ER SO	IP WLS BF H R ER SO	IP WLS BF H R ER SO	ERA WHIP	ERA WHIP	ERA WHIP	
48 Jerad Eickhoff, R (1.1) ERA: 3.56	5.2	L	29	9	5	5	3	3	0	0	0	0	0	0	0	0	0	7.94	2.118	
57 Luis García, R (6.1) ERA: 1.23	0.1		2	1	0	0	0	0	0	0	0	6	10	0.00	3.000					
59 Mark Leiter Jr., R (7.1) ERA: 1.23	1.0		3	0	0	0	0	0	0	0	0	6	12	0.00	0.000					
46 Jeanmar Gómez, R (8.1) ERA: 8.59	1.0		3	0	0	0	2	0	0	0	0	8	13	0.00	0.000					





Batter	1	2	3	4	5	6	7	8	9	AB	R	H	RBI	BB	SO	LOB	TOP				
16 César Hernández, S (1.4) OBP: 0.375, SLG: 0.531										4	1	1	0	1	2	0					
13 Freddy Galvis, S (1.6) OBP: 0.292, SLG: 0.471										3	0	1	1	1	0	1					
25 Daniel Nava, S (1.7) OBP: 0.500, SLG: 0.594										1	0	0	0	3	1	1					
7 Maikel Franco, R (1.5) OBP: 0.273, SLG: 0.382										4	0	0	0	0	3	6					
23 Aaron Altherr, R (1.8) OBP: 0.354, SLG: 0.523										3	0	0	0	0	1	3					
46 Jeanmar Gómez, R (6.1)										0	0	0	0	0	0	0					
4 Andrés Blanco, S (8. PH) OBP: 0.385, SLG: 0.636										1	0	0	0	0	0	2					
61 Edubray Ramos, R (8.1)										0	0	0	0	0	0	0					
5 Michael Saunders, L (1.9) OBP: 0.280, SLG: 0.359										4	0	0	0	0	2	2					
19 Tommy Joseph, R (1.3) OBP: 0.222, SLG: 0.254										4	0	0	0	0	2	0					
29 Cameron Rupp, R (1.2) OBP: 0.328, SLG: 0.407										4	1	3	0	0	0	0					
43 Nick Pivetta, R (1.1)										2	0	0	0	0	2	1					
37 Odúbel Herrera, L (6.8) OBP: 0.340, SLG: 0.417										2	1	1	2	0	0	1					
<b>Inning Stats</b>	R: 1 H: 2 E: 0 K: 2 S: 14	H: 2 BB: 1 P: 24	R: 0 H: 0 E: 0 K: 1 S: 9	H: 0 LOB: 1 BB: 1 P: 11	R: 0 H: 0 E: 0 K: 2 S: 9	H: 0 LOB: 1 BB: 1 P: 19	R: 0 H: 0 E: 0 K: 2 S: 8	H: 1 LOB: 0 BB: 0 P: 12	R: 0 H: 0 E: 0 K: 3 S: 14	H: 1 LOB: 1 BB: 0 P: 21	R: 0 H: 0 E: 0 K: 0 S: 8	H: 0 LOB: 2 BB: 2 P: 16	R: 2 H: 2 E: 0 K: 2 S: 10	H: 2 LOB: 0 BB: 0 P: 14	1B: 2 2B: 2 3B: 1 HR: 1	SF: 0 SAC: 0 DP: 0 HBP: 0	WP: 0 PA: 37				
<b>PITCHER</b>	IP WLS BF H R ER SO BB IBB HBP BLK WP HR S P ERA WHIP	IP WLS BF H R ER SO BB IBB HBP BLK WP HR S P ERA WHIP	IP WLS BF H R ER SO BB IBB HBP BLK WP HR S P ERA WHIP	IP WLS BF H R ER SO BB IBB HBP BLK WP HR S P ERA WHIP	IP WLS BF H R ER SO BB IBB HBP BLK WP HR S P ERA WHIP	IP WLS BF H R ER SO BB IBB HBP BLK WP HR S P ERA WHIP	IP WLS BF H R ER SO BB IBB HBP BLK WP HR S P ERA WHIP	IP WLS BF H R ER SO BB IBB HBP BLK WP HR S P ERA WHIP	IP WLS BF H R ER SO BB IBB HBP BLK WP HR S P ERA WHIP	99 Hyun Jin Ryu, L (1.1) ERA: 4.05	5.1 W 21 3 1 1 9 3 0 0 0 0 0 56 93 1.69 1.125	54 Sergio Romo, R (6.1) ERA: 9.72	0.2 H 2 0 0 0 2 0 0 0 0 0 0 6 8 0.00 0.000	43 Luis Avilán, L (7.1) ERA: 2.16	1.0 4 1 0 0 0 2 0 0 0 0 0 0 8 16 0.00 1.000	52 Pedro Báez, R (8.1) ERA: 0.96	1.0 5 0 0 0 0 2 0 0 0 0 0 0 8 16 0.00 2.000	75 Grant Dayton, L (9.1) ERA: 2.25	0.2 4 2 2 2 1 0 0 0 0 0 1 7 11 27.00 3.000	74 Kenley Jansen, R (9.1) ERA: 1.86	0.1 S 1 0 0 0 1 0 0 0 0 0 0 3 3 0.00 0.000
<b>Batter</b>	<b>1</b>	<b>2</b>	<b>3</b>	<b>4</b>	<b>5</b>	<b>6</b>	<b>7</b>	<b>8</b>	<b>9</b>	<b>AB</b>	<b>R</b>	<b>H</b>	<b>RBI</b>	<b>BB</b>	<b>SO</b>	<b>LOB</b>	<b>BOTTOM</b>				
60 Andrew Toles, L (1.8) OBP: 0.289, SLG: 0.465										4	2	2	3	0	1	3					
35 Cody Bellinger, L (1.7) OBP: 0.375, SLG: 0.571										4	0	1	0	0	0	2					
10 Justin Turner, R (1.5) OBP: 0.465, SLG: 0.562										4	0	3	1	0	0	0					
23 Adrián González, L (1.3) OBP: 0.337, SLG: 0.318										4	0	1	0	0	1	4					
66 Yasiel Puig, R (1.9) OBP: 0.327, SLG: 0.438										4	0	0	0	0	2	5					
9 Yasmani Grandal, S (1.2) OBP: 0.325, SLG: 0.408										4	1	3	0	0	0	0					
3 Chris Taylor, R (1.4) OBP: 0.345, SLG: 0.593										4	1	1	1	0	3	4					
14 Enrique Hernández, R (1.6) OBP: 0.288, SLG: 0.532										4	0	1	0	0	1	2					
99 Hyun Jin Ryu, R (1.1) OBP: 0.444, SLG: 0.526										1	0	1	0	1	0	0					
54 Sergio Romo, R (6.1) ERA: 9.64										0	0	0	0	0	0	0					
26 Chase Utley, L (8. PH) OBP: 0.146										0	0	0	0	0	0	0					
43 Luis Avilán, L (7.1)										0	0	0	0	0	0	0					
52 Pedro Báez, R (8.1)										0	0	0	0	0	0	0					
33 Scott Van Slyke, R (8. PH) OBP: 0.200, SLG: 0.296										1	0	0	0	0	0	1					
75 Grant Dayton, L (9.1) ERA: 2.25										0	0	0	0	0	0	0					
74 Kenley Jansen, S (9.1) ERA: 1.86										0	0	0	0	0	0	0					
<b>Inning Stats</b>	R: 1 H: 3 E: 0 K: 1 S: 15	H: 3 LOB: 1 BB: 0 P: 20	R: 1 H: 2 E: 1 K: 1 S: 15	H: 2 LOB: 2 BB: 1 P: 26	R: 0 H: 2 E: 0 K: 2 S: 14	H: 2 LOB: 2 BB: 0 P: 24	R: 0 H: 1 E: 0 K: 0 S: 7	H: 1 LOB: 0 BB: 0 P: 10	R: 0 H: 1 E: 0 K: 1 S: 8	H: 1 LOB: 1 BB: 0 P: 11	R: 3 H: 2 E: 0 K: 2 S: 15	H: 2 LOB: 0 BB: 1 P: 28	R: 0 H: 1 E: 0 K: 0 S: 7	H: 1 LOB: 1 BB: 0 P: 12	1B: 7 2B: 4 3B: 0 HR: 2	SF: 0 SAC: 0 DP: 3 HBP: 0	WP: 1 PA: 36				
<b>PITCHER</b>	IP WLS BF H R ER SO BB IBB HBP BLK WP HR S P ERA WHIP	IP WLS BF H R ER SO BB IBB HBP BLK WP HR S P ERA WHIP	IP WLS BF H R ER SO BB IBB HBP BLK WP HR S P ERA WHIP	IP WLS BF H R ER SO BB IBB HBP BLK WP HR S P ERA WHIP	IP WLS BF H R ER SO BB IBB HBP BLK WP HR S P ERA WHIP	IP WLS BF H R ER SO BB IBB HBP BLK WP HR S P ERA WHIP	IP WLS BF H R ER SO BB IBB HBP BLK WP HR S P ERA WHIP	IP WLS BF H R ER SO BB IBB HBP BLK WP HR S P ERA WHIP	IP WLS BF H R ER SO BB IBB HBP BLK WP HR S P ERA WHIP	43 Nick Pivetta, R (1.1) ERA: 3.6	5.0 L 23 1 0 2 2 5 1 0 0 0 1 1 22 37 13.50 2.000	46 Jeanmar Gómez, R (6.1) ERA: 9.64	2.0 9 3 3 3 2 1 0 0 0 1 1 22 37 13.50 2.000	61 Edubray Ramos, R (8.1) ERA: 5.79	1.0 4 1 0 0 1 0 0 0 0 0 0 7 12 0.00 1.000						

Philadelphia Phillies @ Los Angeles Dodgers  
 Dodger Stadium, Los Angeles, CA  
 Sun Apr 30 2017, 1:11 PM - 4:16 PM PDT  
 Att: 48,961 - Sunny - 87 F

AB 32  
 R 3  
 H 6  
 RBI 3  
 BB 5  
 SO 13  
 LOB 17



Philadelphia Phillies @ Los Angeles Dodgers  
 Dodger Stadium, Los Angeles, CA  
 Sun Apr 30 2017, 1:11 PM - 4:16 PM PDT  
 Att: 48,961 - Sunny - 87 F

AB 34  
 R 5  
 H 13  
 RBI 5  
 SO 8  
 LOB 21





Batter	1	2	3	4	5	6	7	8	9	AB	R	H	RBI	BB	SO	LOB	TOP			
66 Gorkys Hernández, R (1.8) OBP: 0.242, SLG: 0.213										5	0	2	0	0	1	2	<b>San Francisco Giants @ Los Angeles Dodgers</b> <b>Dodger Stadium, Los Angeles, CA</b> Tue May 02 2017, 7:12 PM - 10:34 PM PDT Att. 43,471 - Clear - 73 F			
9 Brandon Belt, L (1.7) OBP: 0.371, SLG: 0.469										5	0	2	2	0	2	1				
8 Hunter Pence, R (1.9) OBP: 0.325, SLG: 0.363										4	0	1	0	0	2	3				
46 Drew Stubbs, R (7.8) OBP: 0.174, SLG: 0.095										1	0	0	0	0	1	1				
28 Buster Posey, R (1.3) OBP: 0.415, SLG: 0.452										4	1	1	0	0	1	3				
61 Josh Osich, L (7.1) OBP: 0.278, SLG: 0.226										0	0	0	0	0	0	0				
70 George Kontos, R (8.1) OBP: 0.278, SLG: 0.226										0	0	0	0	0	0	0				
21 Conor Gillaspie, L (9,PH) OBP: 0.278, SLG: 0.226										1	0	0	0	0	1	1				
22 Christian Arroyo, R (1.5) OBP: 0.297, SLG: 0.444										4	1	2	0	0	1	1				
10 Eduardo Núñez, R (1.6) OBP: 0.276, SLG: 0.300										4	1	1	0	0	0	2				
12 Joe Panik, L (1.4) OBP: 0.359, SLG: 0.396										4	0	1	1	0	1	3				
5 Nick Hundley, R (1.2) OBP: 0.211, SLG: 0.345										3	1	1	0	1	1	1				
45 Matt Moore, L (1.1) OBP: 0.111, SLG: 0.111										2	1	1	1	0	1	0				
62 Cory Gearrin, R (4.1) OBP: 0.400, SLG: 0.400										0	0	0	0	0	0	0				
57 Bryan Morris, L (6.1) OBP: 0.400, SLG: 0.400										0	0	0	0	0	0	0				
37 Kelby Tomlinson, R (7,PH) OBP: 0.400, SLG: 0.400										2	0	0	0	0	2	2				
<b>Inning Stats</b>	R: 0 E: 0 K: 2 S: 11	H: 1 LOB: 0 P: 18	R: 4 E: 1 K: 1 S: 19	H: 4 LOB: 1 BB: 33	R: 1 E: 0 K: 1 S: 13	H: 2 LOB: 1 BB: 0 P: 16	R: 0 E: 0 K: 2 S: 12	H: 0 LOB: 0 BB: 0 P: 15	R: 0 E: 0 K: 0 S: 4	H: 0 LOB: 0 BB: 0 P: 7	R: 0 E: 0 K: 0 S: 4	H: 2 LOB: 2 BB: 0 P: 26	R: 0 E: 0 K: 1 S: 16	H: 2 LOB: 2 BB: 0 P: 19	R: 0 E: 0 K: 3 S: 17	H: 1 LOB: 1 BB: 0 P: 27	1B: 10 2B: 2 3B: 0 HR: 0	SF: 0 SAC: 0 DP: 0 HBP: 0	WP: 0 PB: 0 SB: 0 CS: 0	PA: 40
<b>PITCHER</b>	IP WLS BF H R ER SO BB IBB HBP BLK WP HR S P ERA WHIP	5.0 W 23 7 5 4 8 1 0 0 0 0 0 63 94 7.20 1.600	1.0 3 0 0 0 0 0 0 0 0 0 0 4 7 0.00 0.000	1.0 5 2 0 0 2 0 0 0 0 0 0 18 26 0.00 2.000	2.0 9 3 0 0 4 0 0 0 0 0 0 33 46 0.00 1.500	<b>PITCHER</b>										IP WLS BF H R ER SO BB IBB HBP BLK WP HR S P ERA WHIP				

AB	39
R	5
H	12
RBI	4
BB	1
SO	14
LOB	20



Batter	1	2	3	4	5	6	7	8	9	AB	R	H	RBI	BB	SO	LOB	BOTTOM			
14 Enrique Hernández, R (1.8) OBP: 0.281, SLG: 0.490										4	1	0	0	1	0	2	<b>San Francisco Giants @ Los Angeles Dodgers</b> <b>Dodger Stadium, Los Angeles, CA</b> Tue May 02 2017, 7:12 PM - 10:34 PM PDT Att. 43,471 - Clear - 73 F			
5 Corey Seager, L (1.6) OBP: 0.405, SLG: 0.531										4	1	1	0	1	0	1				
10 Justin Turner, R (1.5) OBP: 0.444, SLG: 0.531										3	1	1	2	0	1	0				
28 Franklin Gutierrez, R (1.7) OBP: 0.294, SLG: 0.563										3	2	1	2	0	1	3				
60 Andrew Toles, L (7.7) OBP: 0.293, SLG: 0.468										2	1	1	0	0	0	0				
3 Chris Taylor, R (1.4) OBP: 0.429, SLG: 0.586										1	1	0	0	4	1	2				
66 Yasiel Puig, R (1.9) OBP: 0.327, SLG: 0.429										5	2	3	4	0	1	2				
15 Austin Barnes, R (1.2) OBP: 0.324, SLG: 0.448										3	1	0	0	2	0	3				
35 Cody Bellinger, L (1.3) OBP: 0.406, SLG: 0.655										4	2	2	3	0	0	2				
57 Alex Wood, R (1.1) OBP: 0.111, SLG: 0.111										2	1	1	1	0	1	1				
26 Chase Utley, L (5,PH) OBP: 0.220, SLG: 0.336										0	0	0	0	0	0	0				
54 Sergio Romo, R (8.1) OBP: 0.220, SLG: 0.336										0	0	0	0	0	0	0				
23 Adrián González, L (6,PH) OBP: 0.220, SLG: 0.336										1	0	1	1	0	0	0				
43 Luis Avilán, L (7.1) OBP: 0.220, SLG: 0.336										0	0	0	0	0	0	0				
41 Chris Hatcher, R (8.1) OBP: 0.220, SLG: 0.336										0	0	0	0	0	0	0				
<b>Inning Stats</b>	R: 0 E: 0 K: 1 S: 5	H: 0 LOB: 0 P: 6	R: 6 E: 0 K: 1 S: 24	H: 5 LOB: 2 BB: 39	R: 0 E: 0 K: 0 S: 3	H: 0 LOB: 0 BB: 1 P: 7	R: 4 E: 0 K: 1 S: 14	H: 2 LOB: 3 P: 30	R: 0 E: 0 K: 0 S: 10	H: 0 LOB: 1 BB: 1 P: 18	R: 3 E: 0 K: 1 S: 12	H: 4 LOB: 2 BB: 1 P: 24	R: 0 E: 0 K: 0 S: 5	H: 0 LOB: 0 BB: 0 P: 10	R: 0 E: 0 K: 1 S: 14	H: 0 LOB: 1 BB: 1 P: 24	1B: 7 2B: 2 3B: 1 HR: 1	SF: 1 SAC: 0 DP: 1 HBP: 1	WP: 0 PB: 0 SB: 1 CS: 0	PA: 43
<b>PITCHER</b>	IP WLS BF H R ER SO BB IBB HBP BLK WP HR S P ERA WHIP	3.1 L 20 6 9 9 3 5 0 0 0 0 1 39 69 24.30 3.300	1.2 9 1 1 1 0 2 0 1 0 0 0 17 31 5.40 1.800	1.0 7 4 3 3 1 1 0 0 0 0 0 12 24 27.00 5.000	1.0 3 0 0 0 0 0 0 0 0 0 0 5 10 0.00 0.000	1.0 4 0 0 0 1 1 0 0 0 0 0 14 24 0.00 1.000	<b>PITCHER</b>										IP WLS BF H R ER SO BB IBB HBP BLK WP HR S P ERA WHIP			

AB	32
R	13
H	11
RBI	13
BB	9
SO	5
LOB	16



Batter	1	2	3	4	5	6	7	8	9	10	11	AB	R	H	RBI	BB	SO	LOB	TOP				
66 Gorkys Hernández, R OBP: 0.250, SLG: 0.227	F8		F8		BB		K			F9	2B	5	1	1	1	1	1	1					
9 Brandon Belt, L OBP: 0.353, SLG: 0.470	BB		BB		BB		K			2B	1B	2	0	1	1	4	1	0					
8 Hunter Pence, R OBP: 0.325, SLG: 0.364	F7		K		F9					2B	SF8	5	1	2	1	0	1	6					
28 Buster Posey, R OBP: 0.420, SLG: 0.449	F8				1B		F9		G4-3	1B	BB	5	0	2	1	1	0	1					
22 Christian Arroyo, R OBP: 0.256, SLG: 0.381	G4-3		FC5-4		K		K		K	K	FC4-6	6	0	0	0	0	3	6					
10 Eduardo Núñez, R OBP: 0.292, SLG: 0.314					G6-4-3				P4			5	0	2	0	0	0	4					
46 Drew Stubbs, R OBP: 0.174, SLG: 0.095										F9		0	0	0	0	0	0	0					
12 Joe Panik, L OBP: 0.370, SLG: 0.411	G5-6-3											4	1	2	0	1	1	1					
37 Kelby Tomlinson, R OBP: 0.357, SLG: 0.357					L9		G3			K	SH3-4	4	0	1	0	0	1	3					
29 Jeff Samardzija, R OBP: 0.282, SLG: 0.314												2	0	0	0	0	1	1					
38 Michael Morse, R OBP: 0.282, SLG: 0.314												1	0	0	0	0	1	0					
48 Steven Okert, L OBP: 0.174, SLG: 0.095												0	0	0	0	0	0	0					
5 Nick Hundley, R OBP: 0.357, SLG: 0.357												0	0	0	0	1	0	0					
41 Mark Melancon, R OBP: 0.357, SLG: 0.357												0	0	0	0	0	0	0					
<b>Inning Stats</b>	R: 0 E: 0 K: 0 S: 4	H: 0 LOB: 1 BB: 1 P: 11	R: 0 E: 0 K: 0 S: 10	H: 1 LOB: 0 BB: 0 P: 14	R: 0 E: 0 K: 1 S: 13	H: 1 LOB: 2 BB: 1 P: 22	R: 0 E: 0 K: 0 S: 11	H: 1 LOB: 0 BB: 0 P: 14	R: 0 E: 0 K: 1 S: 11	H: 0 LOB: 0 BB: 2 P: 14	R: 1 E: 0 K: 1 S: 8	H: 1 LOB: 0 BB: 0 P: 11	R: 0 E: 0 K: 3 S: 9	H: 0 LOB: 0 BB: 0 P: 12	R: 0 E: 0 K: 1 S: 17	H: 2 LOB: 3 BB: 1 P: 26	R: 3 E: 0 K: 0 S: 12	H: 3 LOB: 2 BB: 2 P: 23	1B: 8 2B: 3 3B: 0 HR: 0	SF: 1 SAC: 2 DP: 2 HBP: 0	WP: 2 PB: 0 SB: 0 CS: 0	PA: 50	
<b>PITCHER</b>	7 Julio Urias, L ERA: 0.84	52 Pedro Báez, R ERA: 0.87	66 Ross Stripling, R ERA: 3.94	74 Kenley Jansen, R ERA: 1.69	46 Josh Fields, R ERA: 0.9	<b>PITCHER</b>	75 Grant Dayton, L ERA: 5.0																

San Francisco Giants @ Los Angeles Dodgers  
Dodger Stadium, Los Angeles, CA  
Wed May 03 2017, 7:18 PM - 11:08 PM PDT  
Att. 50,215 - Clear - 71 F

AB 39  
R 4  
H 11  
RBI 4  
BB 8  
SO 10  
LOB 23



Batter	1	2	3	4	5	6	7	8	9	10	11	AB	R	H	RBI	BB	SO	LOB	BOTTOM
60 Andrew Toles, L OBP: 0.310, SLG: 0.476	1B				G6-3		K					5	0	3	0	0	1	1	
5 Corey Seager, L OBP: 0.368, SLG: 0.505	G4-3				K		L7			G4-6-3	G5-3	5	0	0	0	0	1	4	
10 Justin Turner, R OBP: 0.438, SLG: 0.515	K				G4-3		K					3	0	0	0	0	2	0	
9 Yasmani Grandal, S OBP: 0.308, SLG: 0.380							K					4	0	1	0	0	1	1	
35 Cody Bellinger, L OBP: 0.361, SLG: 0.576					L7		G3					4	0	0	0	0	1	2	
23 Adrián González, L OBP: 0.327, SLG: 0.509					F7		G5-3					4	0	0	0	0	2	1	
66 Yasiel Puig, R OBP: 0.316, SLG: 0.412					G5-3		E4			G3-1		4	1	0	0	0	0	0	
26 Chase Utley, L OBP: 0.204, SLG: 0.125							K					4	0	0	0	0	3	1	
7 Julio Urias, L ERA: 5.03	82 Pedro Báez, R ERA: 2.77	3 Chris Taylor, R ERA: 4.15	64 Derek Law, R ERA: 2.53	48 Steven Okert, L ERA: 2.53	41 Mark Melancon, R ERA: 2.53	<b>PITCHER</b>	75 Grant Dayton, L ERA: 5.0												

San Francisco Giants @ Los Angeles Dodgers  
Dodger Stadium, Los Angeles, CA  
Wed May 03 2017, 7:18 PM - 11:08 PM PDT  
Att. 50,215 - Clear - 71 F

AB 37  
R 1  
H 6  
RBI 1  
BB 0  
SO 13  
LOB 10





Batter	1	2	3	4	5	6	7	8	9	AB	R	H	RBI	BB	SO	LOB	TOP
3 Chris Taylor, R OBP: 0.488, SLG: 0.588										2	2	0	0	3	1	1	<b>Los Angeles Dodgers @ San Diego Padres</b> Petco Park, San Diego, CA Sat May 06 2017, 5:41 PM - 9:06 PM PDT Att: 36,337 - Cloudy - 59 F
5 Corey Seager, L OBP: 0.382, SLG: 0.482										5	0	1	0	0	2	4	
10 Justin Turner, R OBP: 0.451, SLG: 0.509										3	3	1	0	2	1	2	
28 Franklin Gutierrez, R OBP: 0.409, SLG: 0.579										1	1	0	0	2	1	1	
60 Andrew Toles, L OBP: 0.309, SLG: 0.466										1	1	0	0	1	0	0	
35 Cody Bellinger, L OBP: 0.413, SLG: 0.786										4	2	2	5	1	0	3	
14 Enrique Hernández, R OBP: 0.274, SLG: 0.452										4	0	1	2	0	2	3	
74 Kenley Jansen, S ERA: 0.75										1	0	0	0	0	0	0	
41 Chris Hatcher, R ERA: 1.54										0	0	0	0	0	0	0	
66 Yasiel Puig, R OBP: 0.317, SLG: 0.405										4	0	1	1	0	1	3	
15 Austin Barnes, R OBP: 0.342, SLG: 0.485										4	0	2	0	0	1	0	
22 Clayton Kershaw, L OBP: 0.250, SLG: 0.200										2	0	0	0	0	0	2	
52 Pedro Báez, R ERA: 0.75										0	0	0	0	0	0	0	
31 Joc Pederson, L OBP: 0.338, SLG: 0.321										0	1	0	0	0	0	0	
										0	0	1	0	0	0	0	
										0	0	0	0	0	0	0	
										0	0	0	0	0	0	0	
										0	0	0	0	0	0	0	
										0	0	0	0	0	0	0	
										0	0	0	0	0	0	0	
										0	0	0	0	0	0	0	
										0	0	0	0	0	0	0	
										0	0	0	0	0	0	0	
										0	0	0	0	0	0	0	
										0	0	0	0	0	0	0	
										0	0	0	0	0	0	0	
										0	0	0	0	0	0	0	
										0	0	0	0	0	0	0	
										0	0	0	0	0	0	0	
										0	0	0	0	0	0	0	
										0	0	0	0	0	0	0	
										0	0	0	0	0	0	0	
										0	0	0	0	0	0	0	
										0	0	0	0	0	0	0	
										0	0	0	0	0	0	0	
										0	0	0	0	0	0	0	
										0	0	0	0	0	0	0	
										0	0	0	0	0	0	0	
										0	0	0	0	0	0	0	
										0	0	0	0	0	0	0	
										0	0	0	0	0	0	0	
										0	0	0	0	0	0	0	
										0	0	0	0	0	0	0	
										0	0	0	0	0	0	0	
										0	0	0	0	0	0	0	
										0	0	0	0	0	0	0	
										0	0	0	0	0	0	0	
										0	0	0	0	0	0	0	
										0	0	0	0	0	0	0	
										0	0	0	0	0	0	0	
										0	0	0	0	0	0	0	
										0	0	0	0	0	0	0	
										0	0	0	0	0	0	0	
										0	0	0	0	0	0	0	
										0	0	0	0	0	0	0	
										0	0	0	0	0	0	0	
										0	0	0	0	0	0	0	
										0	0	0	0	0	0	0	
										0	0	0	0	0	0	0	
										0	0	0	0	0	0	0	
										0	0	0	0	0	0	0	
										0	0	0	0	0	0	0	
										0	0	0	0	0	0	0	
										0	0	0	0	0	0	0	
										0	0	0	0	0	0	0	
										0	0	0	0	0	0	0	
										0	0	0	0	0	0	0	
										0	0	0	0	0	0	0	
										0	0	0	0	0	0	0	

Batter	1	2	3	4	5	6	7	8	9	AB	R	H	RBI	BB	SO	LOB	TOP							
5 Josh Harrison, R OBP: 0.361, SLG: 0.477 61 Gift Ngoepe, R OBP: 0.333, SLG: 0.417			FC6-4				G5-3			4	0	0	0	0	2	3								
10 Jordy Mercer, R OBP: 0.328, SLG: 0.311 37 Alen Hanson, S OBP: 0.216, SLG: 0.286							22 2B 64 1B 1B	G1-3		3	0	1	0	0	2	0								
22 Andrew McCutchen, R OBP: 0.355, SLG: 0.497	G6-3						64 1B 1B			3	0	1	0	1	1	0								
25 Gregory Polanco, L OBP: 0.348, SLG: 0.357 47 Josh Lindblom, R OBP: 0.236, SLG: 0.250 28 John Jaso, L OBP: 0.236, SLG: 0.250 41 Daniel Hudson, R OBP: 0.327, SLG: 0.468																								
64 José Osuna, R OBP: 0.327, SLG: 0.468	G3		FC6-4																					
55 Josh Bell, S OBP: 0.323, SLG: 0.446																								
29 Francisco Cervelli, R OBP: 0.316, SLG: 0.420 19 Chris Stewart, R OBP: 0.320, SLG: 0.391																								
62 Max Moroff, S OBP: 0.297, SLG: 0.509																								
57 Trevor Williams, R OBP: 0.357, SLG: 0.362 63 Christopher Bostick, R OBP: 0.321, SLG: 0.684																								
Inning Stats	R: 0 E: 0 K: 2 S: 12	H: 0 LOB: 0 BB: 0 P: 20	R: 0 E: 0 K: 2 S: 7	H: 0 LOB: 0 BB: 0 P: 9	R: 0 E: 0 K: 2 S: 15	H: 0 LOB: 1 BB: 1 P: 21	R: 0 E: 0 K: 2 S: 12	H: 1 LOB: 1 BB: 0 P: 17	R: 0 E: 1 K: 3 S: 14	H: 1 LOB: 2 BB: 0 P: 21	R: 1 E: 0 K: 3 S: 17	H: 3 LOB: 2 BB: 0 P: 25	R: 0 E: 0 K: 2 S: 10	H: 0 LOB: 0 BB: 0 P: 14	R: 0 E: 0 K: 0 S: 10	H: 0 LOB: 0 BB: 1 P: 16	R: 0 E: 0 K: 1 S: 8	H: 0 LOB: 0 BB: 0 P: 11	1B: 4 2B: 1 3B: 0 HR: 0	SF: 0 SAC: 0 DP: 1 HBP: 0	WP: 0 PB: 0 SB: 0 CS: 0	PA: 34		
PITCHER	IP	WLS	BF	H	R	ER	SO	BB	IBB	HBP	BLK	WP	HR	S	P	ERA	WHIP							
57 Alex Wood, L ERA: 2.73 68 Ross Stripling, R ERA: 3.79 36 Adam Liberatore, L ERA: 6.75	5.0	W	19	2	0	0	11	1	0	0	0	0	0	60	88	0.00	0.600							
60 Andrew Toles, L OBP: 0.313, SLG: 0.462																								
5 Corey Seager, L OBP: 0.381, SLG: 0.478 14 Enrique Hernández, R OBP: 0.297, SLG: 0.509																								
10 Justin Turner, R OBP: 0.448, SLG: 0.505 26 Chase Utley, L OBP: 0.207, SLG: 0.118																								
35 Cody Bellinger, L OBP: 0.392, SLG: 0.717																								
31 Joc Pederson, L OBP: 0.357, SLG: 0.362																								
3 Chris Taylor, R OBP: 0.251, SLG: 0.684																								
9 Yasmani Grandal, S OBP: 0.307, SLG: 0.582																								
66 Yasiel Puig, R OBP: 0.323, SLG: 0.435																								
57 Alex Wood, R OBP: 0.083, SLG: 0.083 68 Ross Stripling, R ERA: 8.31 36 Adam Liberatore, L ERA: 7.24																								
Inning Stats	R: 6 E: 1 K: 1 S: 25	H: 4 LOB: 0 BB: 1 P: 41	R: 0 E: 0 K: 1 S: 9	H: 0 LOB: 0 BB: 0 P: 11	R: 2 E: 0 K: 0 S: 16	H: 3 LOB: 1 BB: 0 P: 23	R: 2 E: 0 K: 0 S: 19	H: 4 LOB: 2 BB: 0 P: 30	R: 0 E: 0 K: 1 S: 8	H: 0 LOB: 0 BB: 0 P: 9	R: 0 E: 0 K: 1 S: 13	H: 0 LOB: 1 BB: 1 P: 22	R: 2 E: 0 K: 2 S: 16	H: 3 LOB: 3 BB: 2 P: 26	R: 0 E: 0 K: 1 S: 6	H: 1 LOB: 0 BB: 0 P: 8	1B: 10 2B: 3 3B: 0 HR: 2	SF: 0 SAC: 0 DP: 1 HBP: 0	WP: 0 PB: 0 SB: 0 CS: 0	PA: 43				
PITCHER	IP	WLS	BF	H	R	ER	SO	BB	IBB	HBP	BLK	WP	HR	S	P	ERA	WHIP							
57 Trevor Williams, R ERA: 7.98 47 Josh Lindblom, R ERA: 8.31 41 Daniel Hudson, R ERA: 7.24	3.0	L	18	7	4	4	4	3	0	0	0	0	0	56	87	9.00	2.500							

**Pittsburgh Pirates @ Los Angeles Dodgers**  
**Dodger Stadium, Los Angeles, CA**  
 Mon May 08 2017, 7:12 PM - 10:18 PM PDT  
 Att: 37,314 - Partly Cloudy - 63 F

AB 32  
 R 1  
 H 5  
 RBI 1  
 BB 2  
 SO 17  
 LOB 18

Batter	1	2	3	4	5	6	7	8	9	AB	R	H	RBI	BB	SO	LOB	BOTTOM					
60 Andrew Toles, L OBP: 0.313, SLG: 0.462		G6-3								5	2	2	0	0	1	3						
5 Corey Seager, L OBP: 0.381, SLG: 0.478 14 Enrique Hernández, R OBP: 0.297, SLG: 0.509										3	2	1	0	0	0	1						
10 Justin Turner, R OBP: 0.448, SLG: 0.505 26 Chase Utley, L OBP: 0.207, SLG: 0.118										3	0	1	1	0	1	2						
35 Cody Bellinger, L OBP: 0.392, SLG: 0.717										4	1	0	0	1	0	6						
31 Joc Pederson, L OBP: 0.357, SLG: 0.362										5	2	3	2	0	2	1						
3 Chris Taylor, R OBP: 0.251, SLG: 0.684										4	3	3	4	1	0	2						
9 Yasmani Grandal, S OBP: 0.307, SLG: 0.582										5	1	2	2	0	0	3						
66 Yasiel Puig, R OBP: 0.323, SLG: 0.435										4	1	2	1	0	0	1						
57 Alex Wood, R OBP: 0.083, SLG: 0.083 68 Ross Stripling, R ERA: 8.31 36 Adam Liberatore, L ERA: 7.24										3	0	0	0	0	2	1						
Inning Stats	R: 6 E: 1 K: 1 S: 25	H: 4 LOB: 0 BB: 1 P: 41	R: 0 E: 0 K: 1 S: 9	H: 0 LOB: 0 BB: 0 P: 11	R: 2 E: 0 K: 0 S: 16	H: 3 LOB: 1 BB: 0 P: 23	R: 2 E: 0 K: 0 S: 19	H: 4 LOB: 2 BB: 0 P: 30	R: 0 E: 0 K: 1 S: 8	H: 0 LOB: 0 BB: 0 P: 9	R: 0 E: 0 K: 1 S: 13	H: 0 LOB: 1 BB: 1 P: 22	R: 2 E: 0 K: 2 S: 16	H: 3 LOB: 3 BB: 2 P: 26	R: 0 E: 0 K: 1 S: 6	H: 1 LOB: 0 BB: 0 P: 8	1B: 10 2B: 3 3B: 0 HR: 2	SF: 0 SAC: 0 DP: 1 HBP: 0	WP: 0 PB: 0 SB: 0 CS: 0	PA: 43		
PITCHER	IP	WLS	BF	H	R	ER	SO	BB	IBB	HBP	BLK	WP	HR	S	P	ERA	WHIP					
57 Trevor Williams, R ERA: 7.98 47 Josh Lindblom, R ERA: 8.31 41 Daniel Hudson, R ERA: 7.24	3.0	L	18	7	4	4	4	3	0	0	0	0	0	56	87	9.00	2.500					

**Pittsburgh Pirates @ Los Angeles Dodgers**  
**Dodger Stadium, Los Angeles, CA**  
 Mon May 08 2017, 7:12 PM - 10:18 PM PDT  
 Att: 37,314 - Partly Cloudy - 63 F

AB 39  
 R 12  
 H 15  
 RBI 12  
 BB 4  
 SO 7  
 LOB 24







Batter	1	2	3	4	5	6	7	8	9	AB	R	H	RBI	BB	SO	LOB	TOP										
31 Joc Pederson, L OBP: 0.333, SLG: 0.324										4	0	1	0	1	1	1											
5 Corey Seager, L OBP: 0.351, SLG: 0.476										3	0	1	0	1	1	2											
14 Enrique Hernández, R OBP: 0.303, SLG: 0.525										1	1	1	0	0	0	0											
10 Justin Turner, R OBP: 0.445, SLG: 0.483										3	0	1	0	0	1	2											
46 Josh Fields, R										0	0	0	0	0	0	0											
50 Brett Eibner, R OBP: 0.286, SLG: 0.286										2	1	1	1	0	0	1											
35 Cody Bellinger, L OBP: 0.385, SLG: 0.695										5	1	2	0	0	3	4											
3 Chris Taylor, R OBP: 0.452, SLG: 0.569										5	0	1	0	0	2	1											
26 Chase Utley, L OBP: 0.269, SLG: 0.267										5	1	3	1	0	0	2											
66 Yasiel Puig, R OBP: 0.308, SLG: 0.406										5	1	0	0	0	2	4											
15 Austin Barnes, R OBP: 0.372, SLG: 0.541										3	1	1	1	1	0	1											
99 Hyun-Jin Ryu, R OBP: 0.430, SLG: 0.290										1	0	0	0	0	1	0											
33 Scott Van Slyke, R OBP: 0.263, SLG: 0.364										2	1	1	1	0	0	1											
41 Chris Hatcher, R OBP: 0.367, SLG: 0.646										0	0	0	0	0	0	0											
9 Yasmani Grandal, S OBP: 0.397, SLG: 0.494										1	0	1	2	0	0	0											
75 Grant Dayton, L										0	0	0	0	0	0	0											
<b>Inning Stats</b>	R: 0 E: 0 K: 3 S: 14	H: 0 LOB: 1 BB: 1 P: 24	R: 0 E: 0 K: 1 S: 6	H: 1 LOB: 1 BB: 0 P: 7	R: 0 E: 0 K: 3 S: 15	H: 1 LOB: 2 BB: 1 P: 20	R: 0 E: 0 K: 0 S: 7	H: 0 LOB: 0 BB: 0 P: 9	R: 1 E: 0 K: 0 S: 7	H: 2 LOB: 1 BB: 0 P: 12	R: 2 E: 0 K: 2 S: 15	H: 3 LOB: 1 BB: 0 P: 22	R: 0 E: 0 K: 1 S: 7	H: 1 LOB: 0 BB: 0 P: 12	R: 2 E: 0 K: 0 S: 10	H: 2 LOB: 1 BB: 1 P: 21	R: 2 E: 0 K: 1 S: 12	H: 4 LOB: 1 BB: 0 P: 21	1B: 7 2B: 5 3B: 1 HR: 1	SF: 0 SAC: 0 DP: 1 HBP: 0	WP: 0 PB: 0 SB: 0 CS: 0	PA: 43					
<b>PITCHER</b>	IP 5.1	WLS W	BF 24	H 6	R 3	ER 3	SO 8	BB 2	IBB 0	HBP 0	BLK 0	WP 0	HR 1	S 58	P 86	ERA 5.06	WHIP 1.500										
34 Jeff Hoffman, R ERA: 5.4	(1, 1)																										
24 Jordan Lyles, R ERA: 7.94	(6, 1)																										
45 Scott Oberg, R ERA: 5.65	(8, 1)																										
56 Greg Holland, R ERA: 1.13	(9, 1)																										

Los Angeles Dodgers @ Colorado Rockies  
Coors Field, Denver, CO  
Thu May 11 2017, 6:42 PM - 10:04 PM MDT  
Att: 27,265 - Clear - 64 F

AB	40
R	7
H	14
RBI	6
BB	3
SO	11
LOB	19




Batter	1	2	3	4	5	6	7	8	9	AB	R	H	RBI	BB	SO	LOB	BOTTOM										
19 Charlie Blackmon, L OBP: 0.333, SLG: 0.581										5	0	0	0	0	3	5											
9 DJ LeMahieu, R OBP: 0.344, SLG: 0.343										4	1	0	0	1	0	2											
28 Nolan Arenado, R OBP: 0.364, SLG: 0.603										4	3	3	2	1	0	0											
12 Mark Reynolds, R OBP: 0.411, SLG: 0.669										5	1	2	1	0	1	4											
20 Ian Desmond, R OBP: 0.340, SLG: 0.500										3	2	2	2	1	1	1											
45 Scott Oberg, R										0	0	0	0	0	0	0											
56 Greg Holland, R										0	0	0	0	0	0	0											
5 Carlos González, L OBP: 0.269, SLG: 0.302										4	1	2	3	1	1	2											
4 Pat Valaika, R OBP: 0.344, SLG: 0.533										4	0	1	1	1	1	2											
30 Ryan Hanigan, R OBP: 0.381, SLG: 0.500										4	1	1	0	1	0	2											
34 Jeff Hoffman, R ERA: 4.99	(1, 1)																										
24 Jordan Lyles, R ERA: 0.68	(6, 1)																										
8 Gerardo Parra, L OBP: 0.303, SLG: 0.389	(8, 7)																										
<b>Inning Stats</b>	R: 2 E: 0 K: 1 S: 17	H: 2 LOB: 2 BB: 2 P: 30	R: 5 E: 1 K: 1 S: 19	H: 4 LOB: 2 BB: 2 P: 33	R: 0 E: 0 K: 1 S: 5	H: 0 LOB: 0 BB: 0 P: 7	R: 3 E: 0 K: 1 S: 16	H: 2 LOB: 2 BB: 2 P: 31	R: 0 E: 0 K: 0 S: 15	H: 2 LOB: 2 BB: 0 P: 18	R: 0 E: 0 K: 1 S: 9	H: 1 LOB: 1 BB: 0 P: 14	R: 0 E: 0 K: 2 S: 11	H: 1 LOB: 1 BB: 0 P: 16	R: 0 E: 0 K: 2 S: 11	H: 0 LOB: 0 BB: 0 P: 17	1B: 6 2B: 6 3B: 0 HR: 0	SF: 0 SAC: 0 DP: 0 HBP: 1	WP: 0 PB: 0 SB: 1 CS: 0	PA: 44							
<b>PITCHER</b>	IP 4.0	WLS L	BF 28	H 8	R 10	ER 5	SO 5	BB 5	IBB 1	HBP 0	BLK 0	WP 0	HR 1	S 57	P 101	ERA 11.25	WHIP 3.250										
99 Hyun-Jin Ryu, L ERA: 4.99	(1, 1)																										
46 Josh Fields, R ERA: 0.68	(5, 1)																										
41 Chris Hatcher, R ERA: 3.0	(6, 1)																										
75 Grant Dayton, L ERA: 4.09	(8, 1)																										


Los Angeles Dodgers @ Colorado Rockies  
Coors Field, Denver, CO  
Thu May 11 2017, 6:42 PM - 10:04 PM MDT  
Att: 27,265 - Clear - 64 F

AB	37
R	10
H	12
RBI	9
BB	6
SO	9
LOB	21





Batter	1	2	3	4	5	6	7	8	9	AB R H RBI BB SO LOB	TOP											
3 Chris Taylor, R OBP: 0.423, SLG: 0.508	G5-3	P4			K		10 2B		G1-3	5 1 1 0 0 1 1	<b>Los Angeles Dodgers @ Colorado Rockies</b> Coors Field, Denver, CO Sat May 13 2017, 6:11 PM - 9:28 PM MDT Att: 43,534 - Partly Cloudy - 85 F  livebaseballscores.com  AB 32 R 4 H 7 RBI 4 BB 4 SO 12 LOB 11  											
5 Corey Seager, L OBP: 0.374, SLG: 0.470	K		G5-3		F7		K			4 0 0 0 0 2 1												
10 Justin Turner, R OBP: 0.434, SLG: 0.476			L8			G5-3				4 0 2 1 0 0 0												
28 Franklin Gutierrez, R OBP: 0.385, SLG: 0.565										3 0 1 0 0 1 1												
31 Joc Pederson, L OBP: 0.333, SLG: 0.538	K		G5-3			15 WP	F7			1 0 0 0 0 0 1												
14 Enrique Hernández, R OBP: 0.310, SLG: 0.524					L5		K			3 1 1 0 1 1 1												
35 Cody Bellinger, L OBP: 0.344, SLG: 0.692										3 0 0 0 1 3 2												
15 Austin Barnes, R OBP: 0.383, SLG: 0.550										3 1 1 1 1 1 1												
50 Brett Eibner, R OBP: 0.364, SLG: 0.600										3 1 1 1 1 1 3												
57 Alex Wood, R OBP: 0.077, SLG: 0.077										1 0 0 0 1 0 1 0												
26 Chase Utley, L OBP: 0.286, SLG: 0.306										1 0 0 0 0 0 1 0												
46 Josh Fields, R ERA: 0.63										0 0 0 0 0 0 0 0												
52 Pedro Báez, R ERA: 1.23										1 0 0 0 0 0 0 0												
33 Scott Van Slyke, R OBP: 0.303, SLG: 0.464										1 0 0 0 0 0 0 0												
74 Kenley Jansen, S ERA: 1.23										0 0 0 0 0 0 0 0												
<b>Inning Stats</b>	R: 0 E: 0 K: 2 S: 12	H: 1 LOB: 1 BB: 0 P: 16	R: 2 E: 0 K: 1 S: 13	H: 2 LOB: 1 BB: 1 P: 20	R: 0 E: 0 K: 0 S: 7	H: 0 LOB: 0 BB: 0 P: 10	R: 0 E: 0 K: 2 S: 14	H: 0 LOB: 0 BB: 0 P: 21	R: 1 E: 0 K: 2 S: 11	H: 1 LOB: 0 BB: 0 P: 17	R: 0 E: 0 K: 2 S: 18	H: 1 LOB: 3 BB: 2 P: 30	R: 1 E: 0 K: 2 S: 12	H: 2 LOB: 1 BB: 0 P: 23	R: 0 E: 0 K: 1 S: 9	H: 0 LOB: 0 BB: 1 P: 15	R: 0 E: 0 K: 0 S: 5	H: 0 LOB: 0 BB: 0 P: 8	1B: 2 2B: 4 3B: 0 HR: 1	SF: 0 SAC: 1 DP: 1 HBP: 0	WP: 1 PB: 0 SB: 1 CS: 0	PA: 37
<b>PITCHER</b>	IP WLS BF H R ER SO BB IBB HBP BLK WP HR S P ERA WHIP											IP WLS BF H R ER SO BB IBB HBP BLK WP HR S P ERA WHIP										
44 Tyler Anderson, L ERA: 6.43	5.2 L 24 5 3 3 8 2 0 0 0 0 0 1 68 102 4.76 1.235																					
45 Scott Oberg, R ERA: 5.52	0.1 2 0 0 0 1 1 0 0 0 0 1 0 7 12 0.00 3.000																					
38 Mike Dunn, L ERA: 3.6	1.0 5 2 1 1 2 0 0 0 0 0 0 0 12 23 9.00 2.000																					
0 Adam Ottavino, R ERA: 2.45	1.0 3 0 0 0 1 1 0 0 0 0 0 0 9 15 0.00 1.000																					
50 Chad Qualls, R ERA: 2.45	1.0 3 0 0 0 0 0 0 0 0 0 0 0 5 8 0.00 0.000																					

Batter	1	2	3	4	5	6	7	8	9	AB R H RBI BB SO LOB	BOTTOM									
9 DJ LeMahieu, R OBP: 0.358, SLG: 0.359	K									4 0 3 0 0 1 0	<b>Los Angeles Dodgers @ Colorado Rockies</b> Coors Field, Denver, CO Sat May 13 2017, 6:11 PM - 9:28 PM MDT Att: 43,534 - Partly Cloudy - 85 F  livebaseballscores.com  AB 33 R 0 H 7 RBI 0 BB 1 SO 14 LOB 18  									
20 Ian Desmond, R OBP: 0.327, SLG: 0.462										4 0 1 0 0 2 3										
28 Nolan Arenado, R OBP: 0.352, SLG: 0.573										3 0 0 0 1 2 3										
12 Mark Reynolds, R OBP: 0.403, SLG: 0.641										4 0 1 0 0 2 3										
5 Carlos González, L OBP: 0.275, SLG: 0.315										4 0 1 0 0 1 2										
4 Pat Valaika, R OBP: 0.282, SLG: 0.432										4 0 0 0 0 1 2										
8 Gerardo Parra, L OBP: 0.301, SLG: 0.384										4 0 1 0 0 2 1										
30 Ryan Hanigan, R OBP: 0.333, SLG: 0.435										3 0 0 0 0 1 2										
44 Tyler Anderson, L ERA: 2.27										2 0 0 0 0 2 2										
45 Scott Oberg, R ERA: 0.63										0 0 0 0 0 0 0 0										
38 Mike Dunn, L ERA: 1.23										0 0 0 0 0 0 0 0										
0 Adam Ottavino, S ERA: 1.23										1 0 0 0 0 0 0 0										
2 Alex Arrieta, L ERA: 1.23										0 0 0 0 0 0 0 0										
50 Chad Qualls, R ERA: 1.23										0 0 0 0 0 0 0 0										
<b>Inning Stats</b>	R: 0 E: 0 K: 2 S: 10	H: 1 LOB: 1 BB: 0 P: 14	R: 0 E: 0 K: 2 S: 10	H: 2 LOB: 2 BB: 0 P: 15	R: 0 E: 0 K: 3 S: 12	H: 1 LOB: 1 BB: 0 P: 16	R: 0 E: 0 K: 0 S: 10	H: 0 LOB: 0 BB: 0 P: 13	R: 0 E: 0 K: 1 S: 7	H: 0 LOB: 0 BB: 1 P: 13	R: 0 E: 0 K: 1 S: 14	H: 0 LOB: 0 BB: 0 P: 21	R: 0 E: 0 K: 0 S: 12	H: 1 LOB: 1 BB: 0 P: 16	R: 0 E: 0 K: 3 S: 12	H: 1 LOB: 0 BB: 0 P: 16	1B: 7 2B: 1 3B: 0 HR: 0	SF: 0 SAC: 0 DP: 1 HBP: 0	WP: 0 PB: 0 SB: 1 CS: 0	PA: 34
<b>PITCHER</b>	IP WLS BF H R ER SO BB IBB HBP BLK WP HR S P ERA WHIP											IP WLS BF H R ER SO BB IBB HBP BLK WP HR S P ERA WHIP								
57 Alex Wood, L ERA: 2.27	6.0 W 23 5 0 0 10 1 0 0 0 0 0 0 60 88 0.00 1.000																			
46 Josh Fields, R ERA: 0.63	1.0 3 0 0 0 1 0 0 0 0 0 0 0 14 21 0.00 0.000																			
52 Pedro Báez, R ERA: 1.23	1.0 4 1 0 0 0 0 0 0 0 0 0 0 12 16 0.00 1.000																			
74 Kenley Jansen, R ERA: 1.23	1.0 4 1 0 0 3 0 0 0 0 0 0 0 12 16 0.00 1.000																			






Batter	1	2	3	4	5	6	7	8	9	AB	R	H	RBI	BB	SO	LOB	TOP				
3 Chris Taylor, R OBP: 0.440, SLG: 0.563										3	1	2	1	1	1	0	<b>Los Angeles Dodgers @ San Francisco Giants</b> AT&T Park, San Francisco, CA Tue May 16 2017, 7:15 PM - 10:01 PM PDT Att: 41,366 - Overcast - 56 F				
28 Franklin Gutierrez, R OBP: 0.397, SLG: 0.636										3	0	1	0	0	0	1					
5 Corey Seager, L OBP: 0.370, SLG: 0.476										3	0	2	0	1	1	1					
10 Justin Turner, R OBP: 0.442, SLG: 0.478										4	0	2	0	0	0	2					
14 Enrique Hernández, R OBP: 0.316, SLG: 0.514										4	0	0	0	0	0	4					
15 Austin Barnes, R OBP: 0.365, SLG: 0.511										4	0	0	0	0	0	4					
66 Yasiel Puig, R OBP: 0.310, SLG: 0.418										3	0	0	0	0	0	4					
52 Pedro Báez, R										0	0	0	0	0	0	0					
46 Josh Fields, R										0	0	0	0	0	0	0					
9 Yasmani Grandal, S OBP: 0.360, SLG: 0.477										1	0	0	0	0	1	0					
31 Joc Pederson, L OBP: 0.320, SLG: 0.318										4	0	0	0	0	0	0					
33 Scott Van Slyke, R OBP: 0.234, SLG: 0.293										3	0	0	0	0	2	0					
44 Rich Hill, L										2	0	0	0	0	0	0					
43 Luis Avilán, L										0	0	0	0	0	0	0					
35 Cody Bellinger, L OBP: 0.373, SLG: 0.649										1	0	0	0	0	0	0					
<b>Inning Stats</b>	R: 0 E: 0 K: 0 S: 6	H: 0 LOB: 1 BB: 2 P: 14	R: 0 E: 0 K: 0 S: 9	H: 0 LOB: 0 BB: 0 P: 13	R: 0 E: 0 K: 1 S: 11	H: 0 LOB: 0 BB: 0 P: 14	R: 0 E: 0 K: 0 S: 9	H: 2 LOB: 2 BB: 0 P: 19	R: 0 E: 0 K: 1 S: 9	H: 0 LOB: 0 BB: 0 P: 13	R: 1 E: 0 K: 1 S: 15	H: 3 LOB: 2 BB: 0 P: 22	R: 0 E: 0 K: 0 S: 10	H: 2 LOB: 1 BB: 0 P: 14	R: 0 E: 0 K: 1 S: 6	H: 0 LOB: 0 BB: 0 P: 9	1B: 5 2B: 1 3B: 0 HR: 1	SF: 0 SAC: 0 DP: 2 HBP: 0	WP: 0 PB: 0 SB: 0 CS: 0	PA: 34	
<b>PITCHER</b>	IP WLS BF H R ER SO BB IBB HBP BLK WP HR S P ERA WHIP	7.0 W 27 5 1 1 4 2 0 0 0 0 1 67 109 1.29 1.000	1.0 H 4 2 0 0 0 0 0 0 0 0 0 0 10 14 0.00 2.000	1.0 S 3 0 0 0 0 1 0 0 0 0 0 0 6 9 0.00 0.000																	

Batter	1	2	3	4	5	6	7	8	9	AB	R	H	RBI	BB	SO	LOB	BOTTOM			
2 Denard Span, L OBP: 0.301, SLG: 0.430										3	0	1	0	0	0	1	<b>Los Angeles Dodgers @ San Francisco Giants</b> AT&T Park, San Francisco, CA Tue May 16 2017, 7:15 PM - 10:01 PM PDT Att: 41,366 - Overcast - 56 F			
22 Christian Arroyo, R OBP: 0.278, SLG: 0.354										4	0	1	0	0	2	3				
9 Brandon Belt, L OBP: 0.355, SLG: 0.465										4	2	2	1	0	0	1				
28 Buster Posey, R OBP: 0.455, SLG: 0.595										4	0	2	0	0	0	2				
35 Brandon Crawford, L OBP: 0.292, SLG: 0.424										4	0	2	1	0	2	1				
39 Justin Ruggiano, R OBP: 0.286, SLG: 0.360										4	0	1	0	0	3	3				
10 Eduardo Núñez, R OBP: 0.288, SLG: 0.324										3	0	1	0	0	0	4				
51 Mac Williamson, R OBP: 0.429, SLG: 0.429										3	0	1	0	0	1	3				
50 Ty Blach, R OBP: 0.125, SLG: 0.286										1	0	0	0	0	1	0				
37 Kelsey Tomlinson, R OBP: 0.269, SLG: 0.260										1	0	0	0	0	0	0				
60 Hunter Strickland, R										0	0	0	0	0	0	0				
64 Derek Law, R										0	0	0	0	0	0	0				
<b>Inning Stats</b>	R: 0 E: 0 K: 1 S: 11	H: 0 LOB: 1 BB: 0 P: 20	R: 0 E: 0 K: 2 S: 12	H: 1 LOB: 0 BB: 0 P: 16	R: 0 E: 0 K: 2 S: 9	H: 1 LOB: 0 BB: 0 P: 16	R: 1 E: 0 K: 1 S: 10	H: 3 LOB: 1 BB: 0 P: 16	R: 0 E: 0 K: 0 S: 11	H: 1 LOB: 1 BB: 0 P: 14	R: 1 E: 0 K: 1 S: 18	H: 3 LOB: 2 BB: 0 P: 28	R: 0 E: 0 K: 0 S: 8	H: 1 LOB: 0 BB: 0 P: 11	R: 0 E: 0 K: 2 S: 10	H: 1 LOB: 1 BB: 0 P: 12	1B: 10 2B: 0 3B: 0 HR: 1	SF: 0 SAC: 1 DP: 1 HBP: 1	WP: 1 PB: 0 SB: 2 CS: 2	PA: 35
<b>PITCHER</b>	IP WLS BF H R ER SO BB IBB HBP BLK WP HR S P ERA WHIP	5.0 L 20 6 1 1 0 0 0 0 0 0 1 0 9 14 27.00 6.000	0.1 L 3 2 1 1 0 0 0 0 0 0 0 0 9 14 0.00 1.500	0.2 3 1 0 0 1 0 0 0 0 0 0 0 9 14 0.00 1.500	2.0 7 2 0 0 2 0 0 0 0 0 0 0 18 23 0.00 1.000															



Batter	1	2	3	4	5	6	7	8	9	AB	R	H	RBI	BB	SO	LOB	TOP										
26 Chase Utley, L OBP: 0.293, SLG: 0.292 14 Enrique Hernández, R (7, PH) OBP: 0.376, SLG: 0.500	G3-1		SH5-3 10 WP 1B		L8		G6-3		K	3	1	1	0	0	0	0	<b>Los Angeles Dodgers @ San Francisco Giants</b> <b>AT&amp;T Park, San Francisco, CA</b> Wed May 17 2017, 12:45 PM - 3:20 PM PDT Att: 41,588 - Partly Cloudy - 64 F										
5 Corey Seager, L OBP: 0.446, SLG: 0.476	10 2B 9 2B 1B		9 WP 10 SH5-3 1B		G4-3		35 2B 66 1B 1B		F7	4	2	2	0	1	0	0											
10 Justin Turner, R OBP: 0.446, SLG: 0.489	9 2B 2B		SH5-3				35 2B 66 1B 1B		F8	3	2	2	0	0	0	1											
35 Cody Bellinger, L OBP: 0.379, SLG: 0.667	K		L3				66 1B 2B		1-H 2B	4	1	2	1	0	1	4											
9 Yasmani Grandal, S OBP: 0.357, SLG: 0.478	2B		F8				G3-4		K	4	0	1	2	0	1	4											
3 Chris Taylor, R OBP: 0.432, SLG: 0.541	K		2-3 3-H				G4-3		G4-3	3	0	0	0	1	2	1											
31 Joc Pederson, L OBP: 0.308, SLG: 0.304		P5			G4-3		66 1B BB		K	4	0	0	0	0	2	3											
66 Yasiel Puig, R OBP: 0.309, SLG: 0.414		L6			F8		22 S 1B		F8	4	0	1	2	0	0	0											
22 Clayton Kershaw, L OBP: 0.227, SLG: 0.190 52 Pedro Báez, R (8, 1) 28 Franklin Gutierrez, R OBP: 0.373, SLG: 0.517 54 Sergio Romo, R (9, 1)		K			L7		K		G6-3	3	0	0	0	0	2	2											
<b>Inning Stats</b>	R: 2 E: 0 K: 2 S: 17	H: 3 LOB: 1 BB: 0 P: 25	R: 0 E: 0 K: 1 S: 8	H: 0 LOB: 0 BB: 0 P: 10	R: 1 E: 0 K: 0 S: 7	H: 2 LOB: 1 BB: 0 P: 10	R: 0 E: 0 K: 1 S: 10	H: 0 LOB: 0 BB: 0 P: 16	R: 0 E: 0 K: 0 S: 5	H: 0 LOB: 0 BB: 0 P: 6	R: 2 E: 0 K: 2 S: 19	H: 3 LOB: 2 BB: 1 P: 35	R: 1 E: 0 K: 1 S: 13	H: 1 LOB: 1 BB: 1 P: 20	R: 0 E: 0 K: 1 S: 6	H: 0 LOB: 0 BB: 0 P: 7			R: 0 E: 0 K: 1 S: 7	H: 0 LOB: 0 BB: 0 P: 10	1B: 5 2B: 4 3B: 0 HR: 0	SF: 0 SAC: 1 DP: 0 HBP: 0	WP: 1 PB: 0 SB: 1 CS: 0	PA: 38			
<b>PITCHER</b>	IP	WLS	BF	H	R	ER	SO	BB	IBB	HBP	BLK	WP	HR	S	P	ERA	WHIP										
47 Johnny Cueto, R ERA: 4.5 61 Josh Osich, L ERA: 4.7 57 Bryan Morris, R ERA: 5.19 62 Cory Gearrin, R ERA: 1.62	6.0	L	27	8	5	5	6	1	0	0	0	1	0	66	102	7.50	1.500										

Batter	1	2	3	4	5	6	7	8	9	AB	R	H	RBI	BB	SO	LOB	BOTTOM										
10 Eduardo Núñez, R OBP: 0.287, SLG: 0.342	K			G4-3		FC4-6			HR	4	1	1	1	0	1	1	<b>Los Angeles Dodgers @ San Francisco Giants</b> <b>AT&amp;T Park, San Francisco, CA</b> Wed May 17 2017, 12:45 PM - 3:20 PM PDT Att: 41,588 - Partly Cloudy - 64 F										
39 Justin Ruggiano, R OBP: 0.281, SLG: 0.345	K			22 G6-4-3 1B			P4		K	4	0	1	0	0	2	0											
22 Christian Arroyo, R OBP: 0.266, SLG: 0.337	F9			G6-4-3			L4		G5-3	4	0	0	0	0	0	1											
28 Buster Posey, R OBP: 0.452, SLG: 0.588		P4				P6			1B	3	0	1	0	0	0	0											
38 Michael Morse, R OBP: 0.207, SLG: 0.333		F8				K			F8	3	0	0	0	0	1	1											
51 Mac Williamson, R OBP: 0.300, SLG: 0.300						K			G5-3	3	0	0	0	0	2	0											
12 Joe Panik, L OBP: 0.316, SLG: 0.350				G5-3		P5			G1-3	3	0	0	0	0	0	0											
66 Gorkys Hernández, R OBP: 0.245, SLG: 0.225 61 Josh Osich, L (7, 1) 57 Bryan Morris, L (8, 1) 35 Brandon Crawford, L (8, PH) 62 Cory Gearrin, R (9, 1)				G5-3		L8			G4-3	2	0	0	0	0	0	0											
47 Johnny Cueto, R OBP: 0.056, SLG: 0.056 5 Nick Hundley, R (6, PH) OBP: 0.257, SLG: 0.357				G6-3		10 FC4-6 1B			K	1	0	0	0	0	0	0											
<b>Inning Stats</b>	R: 0 E: 0 K: 2 S: 8	H: 0 LOB: 0 BB: 0 P: 10	R: 0 E: 0 K: 1 S: 8	H: 0 LOB: 0 BB: 0 P: 13	R: 0 E: 0 K: 0 S: 11	H: 0 LOB: 0 BB: 0 P: 16	R: 0 E: 0 K: 0 S: 9	H: 1 LOB: 0 BB: 0 P: 11	R: 0 E: 0 K: 2 S: 10	H: 0 LOB: 0 BB: 0 P: 14	R: 0 E: 0 K: 0 S: 11	H: 1 LOB: 1 BB: 0 P: 16	R: 0 E: 0 K: 0 S: 6	H: 1 LOB: 1 BB: 0 P: 9	R: 0 E: 0 K: 0 S: 7	H: 0 LOB: 0 BB: 0 P: 10		R: 1 E: 0 K: 2 S: 14	H: 1 LOB: 0 BB: 0 P: 19	1B: 3 2B: 0 3B: 0 HR: 1	SF: 0 SAC: 0 DP: 1 HBP: 0	WP: 0 PB: 0 SB: 0 CS: 0	PA: 30				
<b>PITCHER</b>	IP	WLS	BF	H	R	ER	SO	BB	IBB	HBP	BLK	WP	HR	S	P	ERA	WHIP										
22 Clayton Kershaw, L ERA: 2.15 52 Pedro Báez, R ERA: 1.1 54 Sergio Romo, R ERA: 8.1	7.0	W	23	3	0	0	0	0	0	0	0	0	0	63	89	0.00	0.429										





Batter	1	2	3	4	5	6	7	8	9	AB	R	H	RBI	BB	SO	LOB	TOP			
9 Dee Strange-Gordon, L OBP: 0.302, SLG: 0.302	G6-3		G1-3		HBP		K			3	0	0	0	0	1	0	<b>Miami Marlins @ Los Angeles Dodgers</b> Dodger Stadium, Los Angeles, CA Thu May 18 2017, 7:11 PM - 10:26 PM PDT Att: 41,717 - Clear - 69 F			
21 Christian Yelich, L OBP: 0.327, SLG: 0.409	G3		HR		G6-3			BB		3	1	1	1	1	0	2				
13 Marcell Ozuna, R OBP: 0.379, SLG: 0.564	K		F9		L6			BB		3	0	0	0	1	1	0				
27 Giancarlo Stanton, R OBP: 0.339, SLG: 0.533		2B		G5-3		1B		F8		4	0	2	0	0	0	2				
41 Justin Bour, L OBP: 0.359, SLG: 0.508		HR		BB		1B		K		3	1	2	1	1	1	2				
11 J.T. Realmuto, R OBP: 0.345, SLG: 0.440		2B		K		K		K		4	0	1	0	0	3	5				
10 Christian Colón, R OBP: 0.200, SLG: 0.158	L9			FC4-6		K				2	0	0	0	0	0	2				
32 Derek Dietrich, L OBP: 0.337, SLG: 0.318										2	0	0	0	0	2	2				
39 JT Riddle, L OBP: 0.237, SLG: 0.324	L8									4	0	1	0	0	2	1				
36 Edinson Volquez, R OBP: 0.273, SLG: 0.273			G6-3							2	0	0	0	0	1	1				
28 Tyler Moore, R OBP: 0.238, SLG: 0.429					K					1	0	0	0	0	0	0				
49 Brian Ellington, R OBP: 0.345, SLG: 0.429										0	0	0	0	0	0	0				
43 Odrisamer Despaigne, R OBP: 0.345, SLG: 0.429										0	0	0	0	0	0	0				
51 Ichiro Suzuki, L OBP: 0.216, SLG: 0.271										1	0	0	0	0	1	0				
<b>Inning Stats</b>	R: 0 E: 0 K: 1 S: 7	H: 0 LOB: 0 BB: 0 P: 9	R: 1 E: 0 K: 0 S: 9	H: 3 LOB: 1 BB: 0 P: 15	R: 1 E: 0 K: 0 S: 13	H: 1 LOB: 0 BB: 0 P: 18	R: 0 E: 0 K: 1 S: 6	H: 0 LOB: 1 BB: 1 P: 11	R: 0 E: 0 K: 2 S: 14	H: 2 LOB: 2 BB: 0 P: 24	R: 0 E: 0 K: 3 S: 10	H: 0 LOB: 0 BB: 0 P: 19	R: 0 E: 0 K: 2 S: 10	H: 0 LOB: 2 BB: 2 P: 21	R: 0 E: 0 K: 3 S: 9	H: 0 LOB: 0 BB: 0 P: 9	1B: 3 2B: 2 3B: 0 HR: 2	SF: 0 SAC: 0 DP: 1 HBP: 1	WP: 0 PB: 0 CS: 0	PA: 36
<b>PITCHER</b>	IP WLS BF H R ER SO BB IBB HBP BLK WP HR S P ERA WHIP																			
99 Hyun Jin Ryu, L ERA: 4.75	5.1 W 23 7 2 2 3 1 0 1 0 0 2 48 79 3.38 1.500																			
41 Chris Hatcher, R ERA: 3.43	0.2 H 2 0 0 0 2 0 0 0 0 0 0 6 9 0.00 0.000																			
43 Luis Avilán, L ERA: 2.25	1.0 H 4 0 0 0 3 1 0 0 0 0 0 0 11 24 0.00 1.000																			
46 Josh Fields, R ERA: 0.53	0.2 H 3 0 0 0 1 1 0 0 0 0 0 5 11 0.00 1.500																			
74 Kentley Jansen, R ERA: 1.13	1.1 S 4 0 0 0 4 0 0 0 0 0 0 0 13 14 0.00 0.000																			

Batter	1	2	3	4	5	6	7	8	9	AB	R	H	RBI	BB	SO	LOB	BOTTOM			
26 Chase Utley, L OBP: 0.314, SLG: 0.311	1B			SH1-3				SF7		2	1	2	2	1	0	0	<b>Miami Marlins @ Los Angeles Dodgers</b> Dodger Stadium, Los Angeles, CA Thu May 18 2017, 7:11 PM - 10:26 PM PDT Att: 41,717 - Clear - 69 F			
5 Corey Seager, L OBP: 0.383, SLG: 0.473	1B		L4-6		1B			BB		3	0	1	0	2	1	2				
10 Justin Turner, R OBP: 0.453, SLG: 0.493	1B									3	1	2	0	1	0	3				
3 Chris Taylor, R OBP: 0.438, SLG: 0.541	1B			G6-4-3				BB		0	0	0	1	1	0	0				
35 Cody Bellinger, L OBP: 0.370, SLG: 0.634	1B									4	0	0	1	1	1	6				
9 Yasmani Grandal, S OBP: 0.353, SLG: 0.471	1B									4	0	1	0	0	1	3				
23 Adrián González, L OBP: 0.324, SLG: 0.306			G4-3							4	0	1	1	0	1	0				
31 Joc Pederson, L OBP: 0.315, SLG: 0.305										3	2	1	0	1	1	1				
66 Yasiel Puig, R OBP: 0.319, SLG: 0.435										2	2	1	2	2	0	0				
99 Hyun Jin Ryu, R ERA: 4.75										1	1	1	0	0	0	0				
41 Chris Hatcher, R ERA: 3.43										0	0	0	0	0	0	0				
14 Enrique Hernández, R OBP: 0.365, SLG: 0.465										1	0	0	0	0	0	0				
43 Luis Avilán, L ERA: 2.25										0	0	0	0	0	0	0				
46 Josh Fields, R ERA: 0.53										0	0	0	0	0	0	0				
74 Kentley Jansen, S ERA: 1.13										1	0	1	0	0	0	0				
<b>Inning Stats</b>	R: 1 E: 0 K: 0 S: 7	H: 3 LOB: 1 BB: 0 P: 12	R: 3 E: 0 K: 0 S: 13	H: 4 LOB: 0 BB: 0 P: 18	R: 1 E: 0 K: 3 S: 15	H: 1 LOB: 1 BB: 1 P: 24	R: 0 E: 0 K: 0 S: 3	H: 0 LOB: 2 BB: 2 P: 11	R: 0 E: 0 K: 1 S: 9	H: 0 LOB: 0 BB: 0 P: 10	R: 0 E: 0 K: 0 S: 4	H: 0 LOB: 0 BB: 0 P: 6	R: 0 E: 0 K: 1 S: 18	H: 2 LOB: 2 BB: 2 P: 32	R: 2 E: 0 K: 0 S: 18	H: 1 LOB: 3 BB: 4 P: 38	1B: 9 2B: 3 3B: 0 HR: 1	SF: 1 SAC: 1 DP: 4 HBP: 1	WP: 0 PB: 0 CS: 1	PA: 40
<b>PITCHER</b>	IP WLS BF H R ER SO BB IBB HBP BLK WP HR S P ERA WHIP																			
36 Edinson Volquez, R ERA: 4.87	6.0 L 27 8 2 2 0 4 2 1 1 0 0 0 51 81 7.50 1.667																			
49 Brian Ellington, R ERA: 7.94	1.0 5 2 0 0 1 2 0 0 0 0 0 0 18 32 0.00 4.000																			
43 Odrisamer Despaigne, R ERA: 7.94	1.0 8 1 2 2 0 4 0 0 0 0 0 0 18 38 18.00 5.000																			





Batter	1	2	3	4	5	6	7	8	9	AB	R	H	RBI	BB	SO	LOB	TOP											
9 Dee Strange-Gordon, L OBP: 0.319, SLG: 0.322										4	1	2	0	0	2	0	<b>Miami Marlins @ Los Angeles Dodgers</b> Dodger Stadium, Los Angeles, CA Sun May 21 2017, 1:10 PM - 3:56 PM PDT Att: 44,646 - Sunny - 87 F											
21 Christian Yelich, L OBP: 0.326, SLG: 0.387										2	0	0	0	2	0													
13 Marcell Ozuna, R OBP: 0.385, SLG: 0.553										4	0	1	1	0	0	2												
27 Giancarlo Stanton, R OBP: 0.332, SLG: 0.527										4	0	0	0	0	0	4												
41 Justin Bour, L OBP: 0.349, SLG: 0.524										4	1	1	1	0	2	0												
32 Derek Dietrich, L OBP: 0.342, SLG: 0.357										4	1	2	0	0	0	0												
17 A.J. Ellis, R OBP: 0.220, SLG: 0.135										4	0	1	1	0	0	1												
39 JT Riddle, L OBP: 0.255, SLG: 0.435										4	0	0	0	0	0	2												
45 Vance Worley, R 66 Jarlin Garcia, L 51 Ichiro Suzuki, L 29 Brad Ziegler, R 35 David Phelps, R 28 Tyler Moore, R 49 Brian Ellington, R										1	0	0	0	0	0	1		0										
<b>Inning Stats</b>	R: 0 E: 0 K: 1 S: 7	H: 0 LOB: 0 BB: 0 P: 8	R: 0 E: 0 K: 0 S: 7	H: 0 LOB: 0 BB: 0 P: 10	R: 0 E: 0 K: 1 S: 8	H: 0 LOB: 0 BB: 0 P: 12	R: 0 E: 0 K: 1 S: 8	H: 0 LOB: 0 BB: 0 P: 11	R: 1 E: 0 K: 1 S: 12	H: 2 LOB: 1 BB: 0 P: 14	R: 0 E: 0 K: 1 S: 12	H: 1 LOB: 2 BB: 1 P: 20	R: 0 E: 0 K: 1 S: 8	H: 0 LOB: 0 BB: 0 P: 13	R: 1 E: 0 K: 0 S: 12	H: 2 LOB: 2 BB: 0 P: 20		R: 1 E: 0 K: 0 S: 7	H: 2 LOB: 0 BB: 0 P: 10	1B: 4 2B: 2 3B: 0 HR: 1	SF: 0 SAC: 0 DP: 1 HBP: 0	WP: 0 PB: 0 SB: 0 CS: 0	PA: 35					
<b>PITCHER</b>	IP	WLS	BF	H	R	ER	SO	BB	IBB	HBP	BLK	WP	HR	S	P	ERA	WHIP											
38 Brandon McCarthy, R ERA: 3.76	(1.1)	6.0	W	22	3	1	1	5	1	0	0	0	0	0	54	75	1.50	0.667										
43 Luis Avilan, L ERA: 3.21	(7.1)	0.2		2	0	0	0	1	0	0	0	0	0	5	7	0.00	0.000											
46 Josh Fields, R ERA: 0.98	(7.1)	0.1		1	0	0	0	0	0	0	0	0	0	3	6	0.00	0.000											
52 Pedro Báez, R ERA: 1.47	(8.1)	1.0		6	2	1	1	1	1	0	0	0	0	12	20	9.00	3.000											
74 Kenley Jansen, R ERA: 1.99	(9.1)	1.0		4	2	1	1	0	0	0	0	0	0	7	10	9.00	2.000											

Batter	1	2	3	4	5	6	7	8	9	AB	R	H	RBI	BB	SO	LOB	BOTTOM										
26 Chase Utley, L OBP: 0.302, SLG: 0.289										4	0	1	0	0	0	1	<b>Miami Marlins @ Los Angeles Dodgers</b> Dodger Stadium, Los Angeles, CA Sun May 21 2017, 1:10 PM - 3:56 PM PDT Att: 44,646 - Sunny - 87 F										
5 Corey Seager, L OBP: 0.392, SLG: 0.497										4	0	0	0	1	1	2											
35 Cody Bellinger, L OBP: 0.362, SLG: 0.653										5	1	1	0	0	4	3											
9 Yasmani Grandal, S OBP: 0.362, SLG: 0.496										4	2	3	0	0	1	0											
23 Adrián González, L OBP: 0.328, SLG: 0.330										4	0	3	3	0	0	0											
3 Chris Taylor, R OBP: 0.446, SLG: 0.583										4	0	1	0	0	0	4											
31 Joc Pederson, L OBP: 0.317, SLG: 0.324										2	2	1	1	1	0	1											
14 Enrique Hernández, R OBP: 0.319, SLG: 0.524										4	1	1	0	0	0	1											
38 Brandon McCarthy, R 50 Brian Esposito, R 43 Luis Avilan, L 46 Josh Fields, R 52 Pedro Báez, R 66 Jarlin Garcia, L 74 Kenley Jansen, S										1	0	0	0	0	0	0		0									
<b>Inning Stats</b>	R: 2 E: 0 K: 1 S: 18	H: 3 LOB: 1 BB: 0 P: 28	R: 0 E: 0 K: 0 S: 11	H: 0 LOB: 1 BB: 1 P: 18	R: 0 E: 0 K: 1 S: 12	H: 2 LOB: 2 BB: 0 P: 20	R: 1 E: 0 K: 0 S: 8	H: 1 LOB: 0 BB: 0 P: 16	R: 1 E: 0 K: 1 S: 11	H: 2 LOB: 1 BB: 0 P: 18	R: 2 E: 0 K: 1 S: 9	H: 2 LOB: 1 BB: 0 P: 15	R: 0 E: 0 K: 1 S: 13	H: 1 LOB: 1 BB: 0 P: 16	R: 0 E: 0 K: 2 S: 11	H: 1 LOB: 2 BB: 1 P: 20		1B: 5 2B: 6 3B: 0 HR: 1	SF: 0 SAC: 1 DP: 1 HBP: 2	WP: 0 PB: 0 SB: 0 CS: 0	PA: 39						
<b>PITCHER</b>	IP	WLS	BF	H	R	ER	SO	BB	IBB	HBP	BLK	WP	HR	S	P	ERA	WHIP										
45 Vance Worley, R ERA: 6.75	(1.1)	4.0	L	19	6	3	3	2	1	0	0	0	0	11	49	6.75	1.750										
66 Jarlin Garcia, L ERA: 5.02	(5.1)	1.0		5	2	1	1	1	0	0	0	0	0	9	15	18.00	2.000										
29 Brad Ziegler, R ERA: 7.13	(6.1)	1.0		6	2	2	2	1	0	0	2	0	0	9	15	18.00	2.000										
35 David Phelps, R ERA: 3.88	(7.1)	1.0		4	1	0	0	1	0	0	0	0	0	13	16	0.00	1.000										
49 Brian Ellington, R ERA:	(8.1)	1.0		5	1	0	0	2	1	0	0	0	0	11	20	0.00	2.000										

Batter	1	2	3	4	5	6	7	8	9	10	11	12	13	AB	R	H	RBI	BB	SO	LOB	TOP	
25 Dexter Fowler, S OBP: 0.306, SLG: 0.431				L9		K			F7			G4-3		5	0	0	0	0	2	1		
55 Stephen Piscotty, R OBP: 0.373, SLG: 0.567	G3-1			L9					K			G6-3		5	0	1	0	0	0	1	0	
13 Matt Carpenter, L OBP: 0.370, SLG: 0.474				G5-3					F7			G3-1		5	0	0	0	0	2	1		
3 Jedd Gyorko, R OBP: 0.366, SLG: 0.568		P4				K			G3				G6-3	5	0	0	0	0	2	0		
4 Yadier Molina, R OBP: 0.304, SLG: 0.378						F7			K			F9		5	0	1	0	0	0	1	0	
27 Jhonny Peralta, R OBP: 0.270, SLG: 0.326						G6-3			K													
26 Seungwhan Oh, R OBP: 0.400, SLG: 0.596									K													
35 Greg Garcia, L OBP: 0.370, SLG: 0.567									K													
30 Jonathan Broxton, R OBP: 0.372, SLG: 0.424									K													
36 Aledmys Diaz, R OBP: 0.288, SLG: 0.402	CS		L4						K			G5-3		4	0	1	0	0	1	0		
15 Randal Grichuk, R OBP: 0.293, SLG: 0.404			G5-3						K													
31 Lance Lynn, S OBP: 0.111, SLG: 0.089									K													
28 Tommy Pham, R OBP: 0.361, SLG: 0.538									K													
44 Trevor Rosenthal, R OBP: 0.372, SLG: 0.424									K													
67 Matt Bowman, R OBP: 0.372, SLG: 0.424									K													
16 Kolten Wong, L OBP: 0.372, SLG: 0.424									K													
<b>Inning Stats</b>	R: 0 E: 0 K: 2	H: 0 LOB: 0 BB: 0 P: 12	R: 0 E: 0 K: 1	H: 1 LOB: 0 BB: 0 P: 16	R: 0 E: 0 K: 0	H: 0 LOB: 0 BB: 0 P: 10	R: 0 E: 0 K: 0	H: 0 LOB: 0 BB: 0 P: 8	R: 0 E: 0 K: 1	H: 0 LOB: 0 BB: 0 P: 13	R: 0 E: 0 K: 0	H: 0 LOB: 0 BB: 0 P: 9	R: 0 E: 0 K: 1	H: 0 LOB: 0 BB: 0 P: 15	R: 0 E: 0 K: 1	H: 0 LOB: 0 BB: 0 P: 14	R: 0 E: 0 K: 1	H: 1 LOB: 1 BB: 0 P: 18	1B: 3 2B: 1 3B: 0 HR: 0	SF: 0 SAC: 0 DP: 0 HBP: 0	WP: 2 PB: 0 SB: 0 CS: 1	PA: 43
<b>PITCHER</b>	IP	WLS	BF	H	R	ER	SO	BB	IBB	HBP	BLK	WP	HR	S	P	ERA	WHIP					
22 Clayton Kershaw, L ERA: 2.01	9.0		29	3	1	1	10	0	0	0	0	0	0	0	69	1.00	0.333					
74 Kentley Jansen, R ERA: 1.5	1.0		3	0	0	0	1	0	0	0	0	0	0	13	15	0.00	0.000					
52 Pedro Báez, R ERA: 1.4	1.0		3	0	0	0	1	0	0	0	0	0	0	14	10	0.00	0.000					
43 Luis Avilán, L ERA: 3.0	1.0		4	1	0	0	1	0	0	0	0	0	0	9	14	0.00	1.000					
46 Josh Fields, R ERA: 0.92	1.0	W	3	0	0	0	1	0	0	0	0	0	0	14	18	0.00	0.000					

St. Louis Cardinals @ Los Angeles Dodgers  
Dodger Stadium, Los Angeles, CA  
Tue May 23 2017, 7:11 PM - 11:45 PM PDT  
Att. 41,248 - Clear - 70 F

AB 42  
R 1  
H 4  
RBI 0  
BB 0  
SO 14  
LOB 6



Batter	1	2	3	4	5	6	7	8	9	10	11	12	13	AB	R	H	RBI	BB	SO	LOB	BOTTOM	
11 Logan Forsythe, R OBP: 0.400, SLG: 0.547														5	0	1	1	1	4	2		
5 Corey Seager, L OBP: 0.387, SLG: 0.485				F7					G4-3					4	0	0	0	1	2	0		
9 Yasmani Grandal, S OBP: 0.363, SLG: 0.511																						
35 Cody Bellinger, L OBP: 0.345, SLG: 0.620	G4-3													5	0	0	0	0	3	1		
23 Adrián González, L OBP: 0.314, SLG: 0.315		G6-3												5	0	0	0	0	1	1		
31 Joc Pederson, L OBP: 0.309, SLG: 0.314																						
3 Chris Taylor, R OBP: 0.437, SLG: 0.570																						
26 Chase Utley, L OBP: 0.300, SLG: 0.287																						
52 Pedro Báez, R ERA: 1.4		G3																				
43 Luis Avilán, L ERA: 3.0																						
46 Josh Fields, R ERA: 0.92																						
15 Austin Barnes, R OBP: 0.362, SLG: 0.460																						
66 Yasiel Puig, R OBP: 0.310, SLG: 0.416																						
22 Clayton Kershaw, L OBP: 0.240, SLG: 0.174																						
74 Kentley Jansen, S OBP: 0.500, SLG: 0.600																						
14 Enrique Hernández, R OBP: 0.323, SLG: 0.519																						
<b>Inning Stats</b>	R: 1 E: 0 K: 2 S: 13	H: 1 LOB: 0 BB: 0 P: 23	R: 0 E: 0 K: 1 S: 6	H: 0 LOB: 0 BB: 0 P: 15	R: 0 E: 0 K: 1 S: 6	H: 0 LOB: 1 BB: 0 P: 11	R: 0 E: 0 K: 0 S: 9	H: 0 LOB: 0 BB: 0 P: 15	R: 0 E: 0 K: 2 S: 13	H: 1 LOB: 2 BB: 1 P: 23	R: 0 E: 0 K: 1 S: 8	H: 0 LOB: 0 BB: 0 P: 14	R: 0 E: 0 K: 2 S: 8	H: 0 LOB: 2 BB: 2 P: 23	R: 0 E: 0 K: 3 S: 10	H: 0 LOB: 0 BB: 0 P: 16	R: 0 E: 0 K: 1 S: 10	H: 1 LOB: 1 BB: 1 P: 20	1B: 1 2B: 1 3B: 0 HR: 1	SF: 0 SAC: 0 DP: 0 HBP: 0	WP: 1 PB: 0 SB: 0 CS: 0	PA: 46
<b>PITCHER</b>	IP	WLS	BF	H	R	ER	SO	BB	IBB	HBP	BLK	WP	HR	S	P	ERA	WHIP					
31 Lance Lynn, R ERA: 2.93	8.0		28	2	1	1	10	2	0	0	0	0	1	76	123	1.12	0.500					
44 Trevor Rosenthal, R ERA: 2.6	1.0		3	0	0	0	1	0	0	0	0	0	0	8	14	0.00	0.000					
67 Matt Bowman, R ERA: 2.7	1.2		6	0	0	0	3	1	0	0	0	0	0	15	27	0.00	0.600					
26 Seungwhan Oh, R ERA: 3.13	1.1		5	0	0	0	4	1	0	0	0	1	0	14	25	0.00	0.750					
30 Jonathan Broxton, R ERA: 6.75	0.2	L	4	1	1	1	1	1	0	0	0	0	0	10	20	13.50	3.000					

St. Louis Cardinals @ Los Angeles Dodgers  
Dodger Stadium, Los Angeles, CA  
Tue May 23 2017, 7:11 PM - 11:45 PM PDT  
Att. 41,248 - Clear - 70 F

AB 41  
R 2  
H 3  
RBI 2  
BB 5  
SO 19  
LOB 7





Batter	1	2	3	4	5	6	7	8	9	AB	R	H	RBI	BB	SO	LOB	TOP											
25 Dexter Fowler, S OBP: 0.302, SLG: 0.411										5	1	1	0	0	0	1												
28 Tommy Pham, R OBP: 0.385, SLG: 0.545										3	1	2	0	1	1	0												
13 Matt Carpenter, L OBP: 0.374, SLG: 0.465										3	0	0	0	0	2	4												
3 Jedd Gyorko, R OBP: 0.384, SLG: 0.579										4	1	2	2	0	1	2												
4 Yadier Molina, R OBP: 0.305, SLG: 0.397										4	0	2	1	0	0	1												
55 Stephen Piscotty, R OBP: 0.353, SLG: 0.357										4	0	0	0	0	0	3												
36 Aledmys Diaz, R OBP: 0.296, SLG: 0.409										4	0	1	0	0	2	2												
16 Kolten Wong, L OBP: 0.386, SLG: 0.423										2	0	1	0	2	0	2												
52 Michael Wacha, R ERA: 3.68										2	0	0	0	0	0	0												
21 Brett Cecil, L ERA: 5.08										2	0	0	0	0	0	0												
27 Jhonny Peralta, R ERA: 6.87										2	0	0	0	0	0	0												
63 Miguel Socolovich, R ERA: 6.87										2	0	0	0	0	0	0												
46 Kevin Siegrist, L ERA: 6.0										2	0	0	0	0	0	0												
30 Jonathan Broxton, R ERA: 8.28										2	0	0	0	0	0	1												
<b>Inning Stats</b>	R: 3 E: 0 K: 1 S: 15	H: 4 LOB: 3 BB: 2 P: 25	R: 0 E: 0 K: 0 S: 10	H: 1 LOB: 1 BB: 0 P: 15	R: 0 E: 0 K: 1 S: 10	H: 2 LOB: 2 BB: 0 P: 19	R: 0 E: 0 K: 1 S: 8	H: 0 LOB: 0 BB: 0 P: 10	R: 0 E: 0 K: 0 S: 6	H: 0 LOB: 0 BB: 0 P: 9	R: 0 E: 0 K: 0 S: 7	H: 1 LOB: 1 BB: 0 P: 11	R: 0 E: 0 K: 1 S: 10	H: 1 LOB: 1 BB: 0 P: 16	R: 0 E: 0 K: 1 S: 10	H: 0 LOB: 0 BB: 0 P: 15	R: 0 E: 0 K: 0 S: 3	H: 0 LOB: 0 BB: 0 P: 9	1B: 7 2B: 2 3B: 0 HR: 0	SF: 0 SAC: 0 DP: 2 HBP: 1	WP: 1 PB: 0 SB: 0 CS: 0	PA: 37						
<b>PITCHER</b>	IP: 5.0 WLS: W BF: 24	H: 7 R: 3 ER: 3 SO: 4	BB: 1 IBB: 1 HBP: 1 BLK: 0	WP: 1 HR: 0 S: 49 P: 78	ERA: 5.40 WHIP: 1.600	<b>PITCHER</b>										IP: 4.0 WLS: S BF: 14	H: 2 R: 0 ER: 0 SO: 2	BB: 1 IBB: 0 HBP: 0 BLK: 0	WP: 0 HR: 0 S: 30 P: 51	ERA: 0.00 WHIP: 0.750								
18 Kenta Maeda, R ERA: 5.08	(1, 1)	5.0	W	24	7	3	3	4	1	1	1	0	1	0	49	78	5.40	1.600										
99 Hyun Jin Ryu, L ERA: 4.28	(6, 1)	4.0	S	14	2	0	0	2	1	0	0	0	0	0	30	51	0.00	0.750										

**St. Louis Cardinals @ Los Angeles Dodgers**  
**Dodger Stadium, Los Angeles, CA**  
 Thu May 25 2017, 7:12 PM - 10:14 PM PDT  
 Att: 47,427 - Partly Cloudy - 63 F

livebaseballscorecards.com

AB 33  
R 3  
H 9  
RBI 3  
BB 3  
SO 6  
LOB 17

Batter	1	2	3	4	5	6	7	8	9	AB	R	H	RBI	BB	SO	LOB	BOTTOM										
3 Chris Taylor, R OBP: 0.445, SLG: 0.581										4	1	3	1	0	0	0											
5 Corey Seager, L OBP: 0.381, SLG: 0.477										3	1	0	0	1	2	2											
9 Yasmani Grandal, S OBP: 0.359, SLG: 0.496										3	0	1	0	1	0	1											
23 Adrián González, L OBP: 0.313, SLG: 0.331										4	0	1	1	0	0	3											
35 Cody Bellinger, L OBP: 0.342, SLG: 0.604										4	1	1	0	0	2	3											
26 Chase Utley, L OBP: 0.292, SLG: 0.312										3	1	1	1	0	1	2											
99 Hyun Jin Ryu, R OBP: 0.462, SLG: 0.400										1	0	0	0	0	1	0											
14 Enrique Hernández, R OBP: 0.324, SLG: 0.516										4	2	2	0	0	1	0											
66 Yasiel Puig, R OBP: 0.304, SLG: 0.404										4	1	1	1	0	2	1											
18 Kenta Maeda, R OBP: 0.133, SLG: 0.133										2	0	1	2	0	0	0											
11 Logan Forsythe, R OBP: 0.375, SLG: 0.321										1	0	0	0	0	1	1											
<b>Inning Stats</b>	R: 0 E: 0 K: 2 S: 16	H: 1 LOB: 2 BB: 1 P: 23	R: 1 E: 0 K: 1 S: 12	H: 1 LOB: 0 BB: 0 P: 15	R: 0 E: 0 K: 1 S: 9	H: 0 LOB: 0 BB: 0 P: 17	R: 3 E: 0 K: 1 S: 24	H: 4 LOB: 1 BB: 0 P: 32	R: 2 E: 0 K: 0 S: 14	H: 2 LOB: 1 BB: 1 P: 23	R: 1 E: 0 K: 2 S: 11	H: 2 LOB: 1 BB: 0 P: 20	R: 0 E: 0 K: 1 S: 9	H: 1 LOB: 0 BB: 0 P: 12	R: 0 E: 0 K: 2 S: 8	H: 0 LOB: 0 BB: 0 P: 12	1B: 7 2B: 3 3B: 0 HR: 1	SF: 0 SAC: 0 DP: 1 HBP: 0	WP: 2 PB: 0 SB: 1 CS: 0	PA: 35							
<b>PITCHER</b>	IP: 4.0 WLS: L BF: 20	H: 6 R: 6 ER: 5 SO: 5	BB: 2 IBB: 0 HBP: 0 BLK: 0	WP: 1 HR: 1 S: 69 P: 100	ERA: 13.50 WHIP: 2.250	<b>PITCHER</b>										IP: 4.0 WLS: S BF: 14	H: 2 R: 0 ER: 0 SO: 2	BB: 1 IBB: 0 HBP: 0 BLK: 0	WP: 0 HR: 0 S: 30 P: 51	ERA: 0.00 WHIP: 0.750							
52 Michael Wacha, R ERA: 3.68	(1, 1)	4.0	L	20	6	6	5	2	0	0	0	0	0	69	100	13.50	2.250										
21 Brett Cecil, L ERA: 5.08	(5, 1)	1.0		4	1	0	0	0	0	0	0	0	0	6	10	0.00	1.000										
63 Miguel Socolovich, R ERA: 6.87	(6, 1)	1.0		5	2	1	1	2	0	0	0	0	0	11	20	9.00	2.000										
46 Kevin Siegrist, L ERA: 6.0	(7, 1)	1.0		3	1	0	0	1	0	0	0	0	0	9	12	0.00	1.000										
30 Jonathan Broxton, R ERA: 8.28	(8, 1)	1.0		3	0	0	0	2	0	0	0	0	0	8	12	0.00	0.000										

**St. Louis Cardinals @ Los Angeles Dodgers**  
**Dodger Stadium, Los Angeles, CA**  
 Thu May 25 2017, 7:12 PM - 10:14 PM PDT  
 Att: 47,427 - Partly Cloudy - 63 F

livebaseballscorecards.com

AB 33  
R 7  
H 11  
RBI 6  
BB 2  
SO 10  
LOB 13





Batter	1	2	3	4	5	6	7	8	9	AB	R	H	RBI	BB	SO	LOB	TOP								
30 Jon Jay L (1.8) OBP: 0.392, SLG: 0.386										4	0	0	0	0	0	2	Chicago Cubs @ Los Angeles Dodgers Dodger Stadium, Los Angeles, CA Sat May 27 2017, 4:16 PM - 6:57 PM PDT Att: 48,322 - Sunny - 70 F								
12 Kyle Schwarber L (1.7) OBP: 0.293, SLG: 0.344										3	0	0	0	1	1	2									
17 Kris Bryant R (1.5) OBP: 0.389, SLG: 0.549										4	0	0	0	0	1	1									
44 Anthony Rizzo L (1.3) OBP: 0.369, SLG: 0.458										4	0	0	0	0	0	1									
8 Ian Happ S (1.4) OBP: 0.385, SLG: 0.545										3	0	1	0	0	1	0									
22 Jason Heyward L (1.9) OBP: 0.326, SLG: 0.415										3	0	0	0	0	1	1									
47 Miguel Montero L (1.2) OBP: 0.362, SLG: 0.500										3	0	1	0	0	1	1									
27 Addison Russell R (1.6) OBP: 0.283, SLG: 0.341										3	0	1	0	0	2	2									
41 John Lackey R (1.1) OBP: 0.222, SLG: 0.278										2	0	0	0	0	1	1									
32 Brian Duensing L (6.1)										0	0	0	0	0	0	0									
46 Pedro Strop R (7.1)										0	0	0	0	0	0	0									
5 Albert Almora Jr. R (8. PH)										1	0	0	0	0	0	1									
56 Héctor Rondón R (8.1)										0	0	0	0	0	0	0									
<b>Inning Stats</b>	R: 0 E: 0 K: 0 S: 10	H: 0 LOB: 1 BB: 1 P: 15	R: 0 E: 0 K: 2 S: 9	H: 0 LOB: 1 BB: 0 P: 15	R: 0 E: 0 K: 1 S: 7	H: 0 LOB: 0 BB: 0 P: 11	R: 0 E: 0 K: 0 S: 6	H: 1 LOB: 1 BB: 0 P: 8	R: 0 E: 0 K: 1 S: 8	H: 1 LOB: 1 BB: 0 P: 14	R: 0 E: 0 K: 2 S: 10	H: 0 LOB: 0 BB: 0 P: 16	R: 0 E: 0 K: 1 S: 7	H: 0 LOB: 0 BB: 0 P: 10	R: 0 E: 1 K: 1 S: 19	H: 1 LOB: 2 BB: 0 P: 24	R: 0 E: 0 K: 0 S: 7	H: 0 LOB: 0 BB: 0 P: 10	1B: 3 2B: 0 3B: 0 HR: 0	SF: 0 SAC: 0 DP: 0 HBP: 1	WP: 0 PB: 0 SB: 0 CS: 0	PA: 32			
<b>PITCHER</b>	IP	WLS	BF	H	R	ER	SO	BB	IBB	HBP	BLK	WP	HR	S	P	ERA	WHIP								
38 Brandon McCarthy R (1.1) ERA: 3.28	6.0	W	21	2	0	0	6	1	0	1	0	0	0	50	79	0.00	0.500								
68 Ross Stripling R (7.1) ERA: 2.54	3.0	S	11	1	0	0	2	0	0	0	0	0	0	33	44	0.00	0.333								

AB	30
R	0
H	3
RBI	0
BB	1
SO	8
LOB	12



Batter	1	2	3	4	5	6	7	8	9	AB	R	H	RBI	BB	SO	LOB	BOTTOM								
3 Chris Taylor R (1.8) OBP: 0.424, SLG: 0.574										5	1	1	2	0	2	1	Chicago Cubs @ Los Angeles Dodgers Dodger Stadium, Los Angeles, CA Sat May 27 2017, 4:16 PM - 6:57 PM PDT Att: 48,322 - Sunny - 70 F								
5 Corey Seager L (1.6) OBP: 0.386, SLG: 0.472										3	0	0	0	1	1	1									
9 Yasmani Grandal S (1.2) OBP: 0.360, SLG: 0.493										4	1	1	0	0	1	2									
23 Adrián González L (1.3) OBP: 0.309, SLG: 0.349										4	0	1	0	0	0	1									
14 Enrique Hernández R (1.5) OBP: 0.318, SLG: 0.510										4	2	1	0	0	1	2									
35 Cody Bellinger L (1.7) OBP: 0.347, SLG: 0.582										1	0	0	0	3	0	1									
26 Chase Utley L (1.4) OBP: 0.310, SLG: 0.354										4	0	2	3	0	1	2									
66 Yasiel Puig R (1.9) OBP: 0.293, SLG: 0.387										4	0	0	0	0	3	5									
38 Brandon McCarthy R (1.1) OBP: 0.286, SLG: 0.091										1	1	0	0	1	1	0									
28 Franklin Gutiérrez R (6. PH) OBP: 0.342, SLG: 0.441										0	0	0	0	1	0	0									
68 Ross Stripling R (7.1) ERA: 3.63										1	0	0	0	0	1	0									
<b>Inning Stats</b>	R: 0 E: 0 K: 0 S: 12	H: 0 LOB: 1 BB: 1 P: 18	R: 0 E: 1 K: 1 S: 10	H: 0 LOB: 0 BB: 0 P: 15	R: 0 E: 0 K: 3 S: 9	H: 0 LOB: 0 BB: 0 P: 14	R: 1 E: 0 K: 1 S: 14	H: 2 LOB: 2 BB: 1 P: 20	R: 4 E: 0 K: 0 S: 13	H: 4 LOB: 2 BB: 2 P: 28	R: 0 E: 0 K: 1 S: 10	H: 0 LOB: 1 BB: 1 P: 18	R: 0 E: 0 K: 2 S: 10	H: 0 LOB: 1 BB: 1 P: 17	R: 0 E: 0 K: 3 S: 12	H: 0 LOB: 0 BB: 0 P: 15	1B: 4 2B: 1 3B: 0 HR: 1	SF: 0 SAC: 0 DP: 0 HBP: 0	WP: 0 PB: 0 SB: 1 CS: 0	PA: 37					
<b>PITCHER</b>	IP	WLS	BF	H	R	ER	SO	BB	IBB	HBP	BLK	WP	HR	S	P	ERA	WHIP								
41 John Lackey R (1.1) ERA: 5.18	5.0	L	26	6	5	5	5	4	0	0	0	0	0	10	95	9.00	2.000								
32 Brian Duensing L (6.1) ERA: 3.57	1.0		4	0	0	0	1	1	0	0	0	0	0	10	18	0.00	1.000								
46 Pedro Strop R (7.1) ERA: 3.52	1.0		4	0	0	0	2	1	0	0	0	0	0	10	17	0.00	1.000								
56 Héctor Rondón R (8.1) ERA: 3.63	1.0		3	0	0	0	3	0	0	0	0	0	0	12	15	0.00	0.000								

AB	31
R	5
H	6
RBI	5
BB	6
SO	11
LOB	15









Batter	1	2	3	4	5	6	7	8	9	AB	R	H	RBI	BB	SO	LOB	TOP										
11 Logan Forsythe, R (1,5) OBP: 0.384, SLG: 0.333										3	0	0	0	1	1	0	<b>Los Angeles Dodgers @ St. Louis Cardinals</b> Busch Stadium, St. Louis, MO Wed May 31 2017, 7:16 PM - 9:34 PM CDT Att: 40,304 - Cloudy - 80 F										
5 Corey Seager, L (1,6) OBP: 0.390, SLG: 0.466										3	1	1	0	1	1	0											
9 Yasmani Grandal, S (1,2) OBP: 0.351, SLG: 0.471										4	0	1	0	0	3	2											
23 Adrián González, L (1,3) OBP: 0.313, SLG: 0.350										3	0	1	1	0	0	2											
50 Brett Eibner, R (9, PR) OBP: 0.290, SLG: 0.478										0	0	0	0	0	0	0											
26 Chase Utley, L (1,4) OBP: 0.336, SLG: 0.414										4	0	0	0	0	1	2											
35 Cody Bellinger, L (1,7) OBP: 0.324, SLG: 0.567										3	0	0	0	1	1	1											
3 Chris Taylor, R (1,8) OBP: 0.412, SLG: 0.530										4	0	1	0	0	2	2											
14 Enrique Hernández, R (1,9) OBP: 0.325, SLG: 0.528										3	0	1	0	0	0	2											
99 Hyun Jin Ryu, R (1,1) OBP: 0.400, SLG: 0.333										2	0	0	0	0	1	1											
15 Austin Barnes, R (7, PH) OBP: 0.365, SLG: 0.545										1	0	0	0	0	1	1											
68 Ross Stripling, R (7,1)										0	0	0	0	0	0	0											
<b>Inning Stats</b>	R: 0 H: 1 E: 0 K: 1 S: 7	H: 1 LOB: 1 BB: 1 P: 14	R: 0 H: 0 E: 0 K: 0 S: 9	H: 1 LOB: 1 BB: 0 P: 11	R: 0 H: 0 E: 0 K: 1 S: 9	H: 0 LOB: 0 BB: 0 P: 12	R: 0 H: 0 E: 0 K: 1 S: 11	H: 0 LOB: 0 BB: 0 P: 14	R: 0 H: 0 E: 0 K: 2 S: 9	H: 0 LOB: 1 BB: 1 P: 16	R: 1 H: 1 E: 0 K: 0 S: 6	H: 1 LOB: 1 BB: 1 P: 12	R: 0 H: 1 E: 0 K: 2 S: 10	H: 1 LOB: 1 BB: 0 P: 13	R: 0 H: 0 E: 0 K: 2 S: 9	H: 1 LOB: 1 BB: 0 P: 14	S: 10	R: 0 H: 1 E: 0 K: 2 S: 10	H: 1 LOB: 1 BB: 0 P: 17	1B: 4 2B: 1 3B: 0 HR: 0	SF: 1 SAC: 0 DP: 1 HBP: 0	WP: 0 PB: 0 SB: 0 CS: 0	PA: 34				
<b>PITCHER</b>	IP	WLS	BF	H	R	ER	SO	BB	IBB	HBP	BLK	WP	HR	S	P	ERA	WHIP										
18 Carlos Martínez, R (1,1) ERA: 3.08	8.0	W	30	4	1	1	9	3	0	0	0	0	0	70	106	1.12	0.875										
26 Seungwhan Oh, R (9,1) ERA: 2.95	1.0	S	4	1	0	0	2	0	0	0	0	0	0	10	17	0.00	1.000										

Batter	1	2	3	4	5	6	7	8	9	AB	R	H	RBI	BB	SO	LOB	BOTTOM										
25 Dexter Fowler, S (1,8) OBP: 0.313, SLG: 0.433										4	1	1	1	0	0	0	<b>Los Angeles Dodgers @ St. Louis Cardinals</b> Busch Stadium, St. Louis, MO Wed May 31 2017, 7:16 PM - 9:34 PM CDT Att: 40,304 - Cloudy - 80 F										
13 Matt Carpenter, L (1,3) OBP: 0.360, SLG: 0.429										4	0	0	0	0	1	0											
4 Yadier Molina, R (1,2) OBP: 0.296, SLG: 0.394										3	0	0	0	0	0	0											
3 Jedd Gyorko, R (1,5) OBP: 0.361, SLG: 0.548										3	0	0	0	0	1	0											
28 Tommy Pham, R (1,7) OBP: 0.404, SLG: 0.573										3	1	1	0	0	2	0											
55 Stephen Piscotty, R (1,9) OBP: 0.381, SLG: 0.356										3	0	2	0	0	0	1											
11 Paul DeJong, R (1,4) OBP: 0.364, SLG: 0.818										3	0	1	1	0	0	2											
36 Aledmys Díaz, R (1,6) OBP: 0.293, SLG: 0.397										2	0	0	0	1	0	0											
18 Carlos Martínez, R (1,1) OBP: 0.174, SLG: 0.261										2	0	0	0	0	1	2											
58 José Martínez, R (8, PH) OBP: 0.322, SLG: 0.411										1	0	0	0	0	0	0											
26 Seungwhan Oh, R (9,1)										0	0	0	0	0	0	0											
<b>Inning Stats</b>	R: 0 H: 0 E: 0 K: 0 S: 9	H: 2 LOB: 2 BB: 1 P: 13	R: 1 H: 2 E: 0 K: 0 S: 8	H: 0 LOB: 0 BB: 1 P: 13	R: 0 H: 0 E: 0 K: 1 S: 8	H: 0 LOB: 0 BB: 0 P: 14	R: 0 H: 1 E: 0 K: 2 S: 13	H: 1 LOB: 0 BB: 0 P: 18	R: 0 H: 0 E: 0 K: 1 S: 8	H: 0 LOB: 0 BB: 0 P: 12	R: 0 H: 0 E: 0 K: 0 S: 5	H: 0 LOB: 0 BB: 0 P: 6	R: 0 H: 1 E: 0 K: 1 S: 7	H: 1 LOB: 0 BB: 0 P: 10	R: 1 H: 1 E: 0 K: 0 S: 13	H: 1 LOB: 0 BB: 0 P: 18	1B: 2 2B: 2 3B: 0 HR: 1	SF: 0 SAC: 0 DP: 1 HBP: 0	WP: 0 PB: 0 SB: 0 CS: 0	PA: 29							
<b>PITCHER</b>	IP	WLS	BF	H	R	ER	SO	BB	IBB	HBP	BLK	WP	HR	S	P	ERA	WHIP										
99 Hyun Jin Ryu, L (1,1) ERA: 3.91	6.0	L	22	3	1	1	4	0	0	0	0	0	0	51	77	1.50	0.500										
68 Ross Stripling, R (7,1) ERA: 2.67	2.0	L	7	2	1	1	1	0	0	0	0	0	1	20	28	4.50	1.000										

AB	30
R	1
H	5
RBI	1
BB	3
SO	11
LOB	13





Batter	1	2	3	4	5	6	7	8	9	10	11	12	AB	R	H	RBI	BB	SO	LOB	TOP					
11 Logan Forsythe, R OBP: 0.359, SLG: 0.307														5	0	0	0	0	3	2					
5 Corey Seager, L OBP: 0.379, SLG: 0.449													5	0	1	0	0	1	0						
9 Yasmani Grandal, S OBP: 0.344, SLG: 0.479													5	1	1	1	0	3	1						
23 Adrián González, R OBP: 0.310, SLG: 0.362													4	0	2	0	0	0	1						
14 Enrique Hernández, R (PH) OBP: 0.315, SLG: 0.509													5	0	0	0	0	0	2						
26 Chase Utley, L OBP: 0.336, SLG: 0.398													4	1	1	1	1	3	1						
35 Cody Bellinger, L OBP: 0.325, SLG: 0.578													4	1	1	1	1	1	3	1					
66 Yasiel Puig, R OBP: 0.306, SLG: 0.414													4	0	2	0	1	0	0						
50 Brett Eibner, R OBP: 0.290, SLG: 0.429													4	0	1	0	1	2	4						
22 Clayton Kershaw, L ERA: 3.38													2	0	0	0	0	2	0						
42 Pedro Báez, R ERA: 1.09													1	0	0	0	0	0	2						
15 Austin Barnes, R ERA: 2.89													1	0	0	0	0	0	0						
75 Grant Dayton, L ERA: 4.4													1	0	0	0	0	0	1						
74 Kenley Jansen, S ERA: 1.23													1	0	0	0	0	0	1						
<b>Inning Stats</b>	R: 0 E: 0 K: 2 S: 10	H: 1 LOB: 1 BB: 0 P: 16	R: 0 E: 0 K: 1 S: 8	H: 0 LOB: 0 BB: 0 P: 9	R: 0 E: 0 K: 3 S: 11	H: 0 LOB: 0 BB: 0 P: 14	R: 0 E: 0 K: 1 S: 9	H: 0 LOB: 0 BB: 0 P: 13	R: 0 E: 0 K: 1 S: 9	H: 1 LOB: 1 BB: 0 P: 17	R: 0 E: 0 K: 2 S: 14	H: 2 LOB: 1 BB: 0 P: 16	R: 1 E: 0 K: 2 S: 12	H: 0 LOB: 0 BB: 0 P: 23	R: 0 E: 0 K: 2 S: 10	H: 0 LOB: 0 BB: 0 P: 16	R: 0 E: 0 K: 1 S: 9	H: 0 LOB: 0 BB: 0 P: 10	R: 1 E: 0 K: 0 S: 12	H: 1 LOB: 0 BB: 1 P: 20	1B: 4 2B: 2 3B: 0 HR: 2	SF: 0 SAC: 0 DP: 2 HBP: 0	WP: 0 PB: 0 SB: 1 CS: 0	PA: 45	
<b>PITCHER</b>	IP WLS BF H R ER SO BB IBB HBP BLK WP HR S P ERA WHIP	52 Jimmy Nelson, R ERA: 3.38	46 Corey Knebel, R ERA: 1.33	50 Jacob Barnes, R ERA: 2.89	59 Carlos Torres, R ERA: 3.1	37 Nefali Feliz, R ERA: 5.25																			

Los Angeles Dodgers @ Milwaukee Brewers  
Miller Park, Milwaukee, WI  
Fri Jun 02 2017, 7:11 PM - 11:07 PM CDT  
Att: 30,140 - Clear - 80 F

livebaseballscorecards.com

AB 42  
R 2  
H 8  
RBI 2  
BB 3  
SO 16  
LOB 14

Batter	1	2	3	4	5	6	7	8	9	10	11	12	AB	R	H	RBI	BB	SO	LOB	BOTTOM				
23 Keon Broxton, R OBP: 0.314, SLG: 0.444													5	0	1	0	0	3	1					
7 Eric Thames, L OBP: 0.313, SLG: 0.395													2	0	0	0	2	1	0					
46 Corey Knebel, R ERA: 1.33													0	0	0	0	0	0	0					
50 Jacob Barnes, R ERA: 2.89													0	0	0	0	0	0	0					
59 Carlos Torres, R ERA: 3.1													0	0	0	0	0	0	0					
37 Nefali Feliz, R ERA: 5.25													1	0	0	0	0	0	0					
24 Jesús Aquilar, R OBP: 0.333, SLG: 0.515													4	0	0	0	0	4	4					
14 Hernán Pérez, R OBP: 0.304, SLG: 0.459													5	0	0	0	0	3	3					
16 Domingo Santana, R (PH) OBP: 0.365, SLG: 0.476													5	1	1	1	0	2	3					
9 Manny Pina, R OBP: 0.342, SLG: 0.442													5	0	1	0	0	3	0					
5 Jonathan Villar, S OBP: 0.285, SLG: 0.324													5	0	1	0	0	4	2					
3 Orlando Arcia, R OBP: 0.289, SLG: 0.367													5	0	1	0	0	2	1					
52 Jimmy Nelson, R OBP: 0.285, SLG: 0.095													2	0	0	0	0	2	0					
21 Travis Shaw, L OBP: 0.330, SLG: 0.518													3	0	0	0	0	2	2					
<b>Inning Stats</b>	R: 0 E: 0 K: 2 S: 10	H: 1 LOB: 2 BB: 1 P: 17	R: 0 E: 0 K: 2 S: 8	H: 0 LOB: 0 BB: 0 P: 8	R: 0 E: 0 K: 3 S: 10	H: 0 LOB: 0 BB: 0 P: 16	R: 0 E: 0 K: 2 S: 10	H: 0 LOB: 0 BB: 0 P: 13	R: 0 E: 0 K: 1 S: 9	H: 1 LOB: 1 BB: 0 P: 17	R: 0 E: 0 K: 3 S: 11	H: 1 LOB: 1 BB: 0 P: 16	R: 0 E: 0 K: 2 S: 12	H: 0 LOB: 0 BB: 0 P: 21	R: 0 E: 0 K: 3 S: 10	H: 0 LOB: 0 BB: 0 P: 13	R: 0 E: 0 K: 2 S: 12	H: 0 LOB: 1 BB: 0 P: 17	R: 0 E: 0 K: 0 S: 13	H: 1 LOB: 1 BB: 1 P: 16	1B: 1 2B: 3 3B: 0 HR: 1	SF: 0 SAC: 0 DP: 0 HBP: 1	WP: 0 PB: 0 SB: 1 CS: 0	PA: 45
<b>PITCHER</b>	IP WLS BF H R ER SO BB IBB HBP BLK WP HR S P ERA WHIP	22 Clayton Kershaw, L ERA: 2.28, SLG: 0.095	52 Pedro Báez, R ERA: 1.09	75 Grant Dayton, L ERA: 4.4	74 Kenley Jansen, R ERA: 1.23																			

Los Angeles Dodgers @ Milwaukee Brewers  
Miller Park, Milwaukee, WI  
Fri Jun 02 2017, 7:11 PM - 11:07 PM CDT  
Att: 30,140 - Clear - 80 F


livebaseballscorecards.com

AB 42  
R 1  
H 5  
RBI 1  
BB 2  
SO 26  
LOB 16

Batter	1	2	3	4	5	6	7	8	9	AB	R	H	RBI	BB	SO	LOB	TOP					
26 Chase Utley, L OBP: 0.331, SLG: 0.390	G3-1		G3	G3		G5-3			L4-3	5	1	1	0	0	0	4	<b>Los Angeles Dodgers @ Milwaukee Brewers</b> Miller Park, Milwaukee, WI Sat Jun 03 2017, 3:11 PM - 7:19 PM CDT Att: 34,354 - Partly Cloudy - 76 F					
5 Corey Seager, L OBP: 0.384, SLG: 0.445	23 BB		FC3-6		G6-3		F7		15 BB	2	2	0	0	3	0	0						
9 Yasmani Grandal, S OBP: 0.335, SLG: 0.464	P4		FC3-6		L8		K		FC3	5	1	0	0	0	1	3						
23 Adrián González, L OBP: 0.309, SLG: 0.356			G3-1		G6-3		F7			4	0	1	1	0	0	1						
46 Josh Fields, R										0	0	0	0	0	0	0						
17 Brandon Morrow, R										0	0	0	0	0	0	0						
15 Austin Barnes, R (PH)										1	1	1	0	0	0	0						
74 Kenley Jansen, S OBP: 0.333, SLG: 0.333										0	0	0	0	0	0	0						
35 Cody Bellinger, L OBP: 0.327, SLG: 0.568	K									4	1	1	1	1	2	1						
3 Chris Taylor, R OBP: 0.425, SLG: 0.560										4	3	3	4	1	1	0						
14 Enrique Hernández, R OBP: 0.319, SLG: 0.590	G4-3		F4						B1-3	4	1	1	0	1	0	2						
66 Yasiel Puig, R OBP: 0.313, SLG: 0.416	P3									4	0	2	2	1	0	1						
44 Rich Hill, L										2	0	0	0	0	0	3						
68 Ross Stripling, R										0	0	0	0	0	0	0						
28 Franklin Gutierrez, R (PH)										1	0	0	0	0	0	1						
41 Chris Hatcher, R										0	0	0	0	0	0	0						
50 Brett Eibner, R OBP: 0.273, SLG: 0.400										2	0	0	0	0	1	2						
<b>Inning Stats</b>	R: 1 E: 0 K: 1 S: 11	H: 1 LOB: 1 BB: 1 P: 18	R: 0 E: 0 K: 1 S: 6	H: 0 LOB: 0 BB: 0 P: 9	R: 1 E: 1 K: 0 S: 9	H: 1 LOB: 1 BB: 1 P: 15	R: 0 E: 0 K: 0 S: 11	H: 1 LOB: 3 BB: 2 P: 22	R: 0 E: 0 K: 1 S: 15	H: 0 LOB: 0 BB: 0 P: 15	R: 2 E: 0 K: 1 S: 15	H: 3 LOB: 1 BB: 0 P: 19	R: 0 E: 0 K: 1 S: 12	H: 0 LOB: 0 BB: 0 P: 16	R: 1 E: 0 K: 0 S: 12	H: 1 LOB: 1 BB: 1 P: 23	R: 5 E: 1 K: 1 S: 18	H: 3 LOB: 1 BB: 2 P: 31	1B: 7 2B: 2 3B: 0 HR: 1	SF: 0 SAC: 0 DP: 0 HBP: 0	WP: 2 PB: 0 SB: 7 CS: 0	PA: 45
<b>PITCHER</b>	IP WLS BF H R ER SO BB IBB HBP BLK WP HR S P ERA WHIP																					
22 Matt Garza, R ERA: 3.83	4.0		3	2	1	2	3	1	0	0	0	0	0	0	0	37	64	2.25	1.500			
51 Oliver Drake, R ERA: 5.25	1.1		4	0	0	1	0	0	0	0	0	0	0	0	16	21	0.00	0.000				
48 Jared Hughes, R ERA: 4.79	0.2	B	5	3	2	2	0	0	0	0	1	0	0	10	13	27.00	4.500					
38 Willy Peralta, R ERA: 5.77	2.0		8	1	1	1	1	0	0	0	1	0	24	39	4.50	1.000						
59 Carlos Torres, R ERA: 4.2	1.0	L	9	3	5	4	1	2	0	0	0	1	18	31	36.00	5.000						

Batter	1	2	3	4	5	6	7	8	9	AB	R	H	RBI	BB	SO	LOB	BOTTOM					
23 Keon Broxton, R OBP: 0.316, SLG: 0.440	16 BB		G6-3		FC5		F8			4	1	1	0	1	0	3	<b>Los Angeles Dodgers @ Milwaukee Brewers</b> Miller Park, Milwaukee, WI Sat Jun 03 2017, 3:11 PM - 7:19 PM CDT Att: 34,354 - Partly Cloudy - 76 F					
16 Domingo Santana, R OBP: 0.396, SLG: 0.477	24 BB		F7							4	2	1	0	1	2	1						
24 Jesús Aguilar, R OBP: 0.336, SLG: 0.534	21 BB									4	2	1	2	1	2	1						
21 Travis Shaw, L OBP: 0.341, SLG: 0.538	21 BB									4	1	3	4	1	1	1						
14 Hernán Pérez, R OBP: 0.301, SLG: 0.460										5	1	1	1	0	2	3						
47 Jett Bandy, R OBP: 0.323, SLG: 0.464										4	0	0	0	1	1	1						
5 Jonathan Villar, S OBP: 0.284, SLG: 0.319										3	0	0	0	1	1	1						
3 Orlando Arcia, R OBP: 0.289, SLG: 0.367										3	0	1	0	0	1	1						
38 Willy Peralta, R OBP: 0.308, SLG: 0.250										0	0	0	0	0	0	0						
7 Eric Thames, L (PH)										1	0	0	0	0	1	0						
59 Carlos Torres, R										0	0	0	0	0	0	0						
22 Matt Garza, R OBP: 0.143, SLG: 0.077										1	0	0	0	0	1	1						
2 Nick Franklin, S OBP: 0.242, SLG: 0.290										1	0	0	0	0	1	2						
51 Oliver Drake, R										0	0	0	0	0	0	0						
48 Jared Hughes, R										0	0	0	0	0	0	0						
18 Eric Sogard, L OBP: 0.554, SLG: 0.634										1	1	0	0	1	1	0						
<b>Inning Stats</b>	R: 2 E: 1 K: 2 S: 13	H: 1 LOB: 0 BB: 1 P: 25	R: 0 E: 0 K: 2 S: 13	H: 0 LOB: 1 BB: 1 P: 23	R: 1 E: 0 K: 0 S: 16	H: 1 LOB: 1 BB: 1 P: 23	R: 0 E: 0 K: 1 S: 17	H: 1 LOB: 2 BB: 1 P: 26	R: 0 E: 0 K: 3 S: 12	H: 0 LOB: 0 BB: 0 P: 16	R: 0 E: 0 K: 2 S: 9	H: 0 LOB: 1 BB: 0 P: 12	R: 5 E: 0 K: 0 S: 18	H: 2 LOB: 3 BB: 3 P: 39	R: 0 E: 0 K: 3 S: 11	H: 1 LOB: 1 BB: 0 P: 18	R: 0 E: 0 K: 1 S: 13	H: 1 LOB: 1 BB: 0 P: 15	1B: 4 2B: 2 3B: 0 HR: 3	SF: 0 SAC: 0 DP: 1 HBP: 0	WP: 1 PB: 2 SB: 0 CS: 0	PA: 42
<b>PITCHER</b>	IP WLS BF H R ER SO BB IBB HBP BLK WP HR S P ERA WHIP																					
44 Rich Hill, L ERA: 4.15	4.0		3	3	2	5	4	0	0	0	0	0	0	0	0	12	16	0.00	1.000			
68 Ross Stripling, R	1.0		4	1	0	3	0	0	0	0	0	0	0	1	0	15	32	20.25	2.250			
41 Chris Hatcher, R ERA: 4.3	1.1	H	7	0	3	3	3	0	0	1	0	0	15	32	20.25	2.250						
46 Josh Fields, R ERA: 1.57	0.2	B	4	2	2	2	0	0	0	0	0	2	12	19	27.00	3.000						
17 Brandon Morrow, R ERA	1.0	W	4	1	0	0	3	0	0	0	0	0	11	18	0.00	1.000						
<b>PITCHER</b>	IP WLS BF H R ER SO BB IBB HBP BLK WP HR S P ERA WHIP																					
74 Kenley Jansen, R ERA: 1.17	1.0		4	1	0	0	1	0	0	0	0	0	15	32	20.25	2.250						

AB 38  
R 10  
H 10  
RBI 8  
BB 7  
SO 5  
LOB 18



AB 35  
R 8  
H 8  
RBI 7  
BB 7  
SO 14  
LOB 15



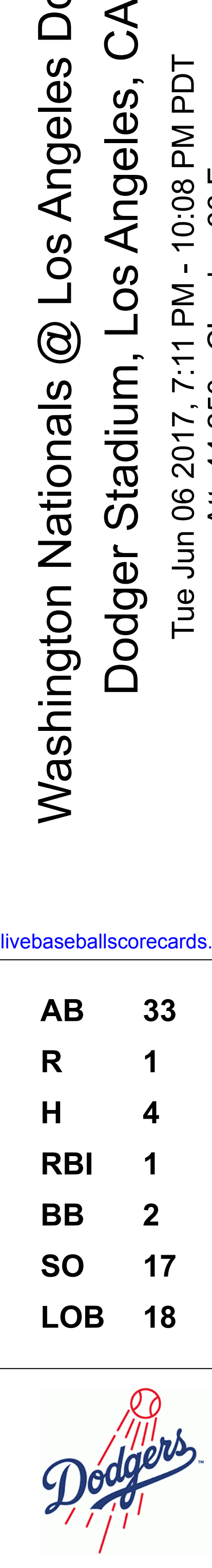






Batter	1	2	3	4	5	6	7	8	9	AB	R	H	RBI	BB	SO	LOB	TOP			
7 Trea Turner, R OBP: 0.296, SLG: 0.424										3	1	1	0	1	0	0	Washington Nationals @ Los Angeles Dodgers Dodger Stadium, Los Angeles, CA Tue Jun 06 2017, 7:11 PM - 10:08 PM PDT Att: 44,250 - Cloudy - 66 F			
8 Brian Goodwin, L OBP: 0.289, SLG: 0.452										3	0	0	0	1	0	2				
34 Bryce Harper, L OBP: 0.434, SLG: 0.639										3	1	1	1	0	1	1				
11 Ryan Zimmerman, R (1, 3)										4	0	0	0	0	0	2				
20 Daniel Murphy, L OBP: 0.384, SLG: 0.559										3	0	1	1	0	0	0				
6 Anthony Rendon, R OBP: 0.390, SLG: 0.538										3	0	1	0	1	0	2				
32 Matt Wieters, S OBP: 0.337, SLG: 0.418										3	0	0	0	0	1	2				
3 Michael Taylor, R OBP: 0.297, SLG: 0.453										3	0	0	0	0	3	0				
31 Max Scherzer, R OBP: 0.179, SLG: 0.148										2	0	0	0	0	1	0				
10 Stephen Drew, L (8, PH) OBP: 0.231, SLG: 0.227										1	0	0	0	0	0	0				
46 Oliver Pérez, L (8, 1) OBP: 0.231, SLG: 0.227										0	0	0	0	0	0	0				
30 Koda Glover, R (9, 1)										0	0	0	0	0	0	0				
<b>Inning Stats</b>	R: 1 E: 0 K: 0 S: 8	H: 1 LOB: 0 BB: 0 P: 12	R: 0 E: 0 K: 0 S: 5	H: 1 LOB: 0 BB: 0 P: 7	R: 0 E: 0 K: 2 S: 10	H: 0 LOB: 1 BB: 1 P: 17	R: 1 E: 0 K: 0 S: 11	H: 1 LOB: 0 BB: 0 P: 15	R: 0 E: 0 K: 2 S: 9	H: 0 LOB: 0 BB: 0 P: 11	R: 0 E: 0 K: 0 S: 6	H: 0 LOB: 1 BB: 0 P: 10	R: 0 E: 0 K: 1 S: 12	H: 0 LOB: 0 BB: 0 P: 21	R: 0 E: 0 K: 1 S: 13	H: 1 LOB: 2 BB: 1 P: 22	1B: 3 2B: 2 3B: 0 HR: 0	SF: 2 SAC: 0 DP: 1 HBP: 0	WP: 0 PB: 1 SB: 2 CS: 0	PA: 33
<b>PITCHER</b>	IP WLS BF H R ER SO BB IBB HBP BLK WP HR S P ERA WHIP																			
38 Brandon McCarthy, R ERA: 3.28	7.0 L 25 3 2 2 4 2 0 0 0 0 0 0 59 87 2.57 0.714																			
52 Pedro Báez, R ERA: 1.05	1.0 3 0 0 0 1 0 0 0 0 0 0 0 12 21 0.00 0.000																			
75 Grant Dayton, L ERA: 3.94	0.2 4 1 0 0 1 1 0 0 0 0 0 0 11 18 0.00 3.000																			
41 Chris Hatcher, R ERA: 4.25	0.1 1 0 0 0 0 0 0 0 0 0 0 0 2 4 0.00 0.000																			

Batter	1	2	3	4	5	6	7	8	9	AB	R	H	RBI	BB	SO	LOB	BOTTOM			
26 Chase Utley, L OBP: 0.338, SLG: 0.386										3	1	1	0	1	0	1	Washington Nationals @ Los Angeles Dodgers Dodger Stadium, Los Angeles, CA Tue Jun 06 2017, 7:11 PM - 10:08 PM PDT Att: 44,250 - Cloudy - 66 F			
5 Corey Seager, L OBP: 0.382, SLG: 0.441										4	0	0	0	0	1	2				
9 Yasmani Grandal, S OBP: 0.323, SLG: 0.444										4	0	0	0	0	3	3				
23 Adrián González, L OBP: 0.318, SLG: 0.355										3	0	1	1	1	1	0				
35 Cody Bellinger, L OBP: 0.321, SLG: 0.554										4	0	0	0	0	3	4				
3 Chris Taylor, R OBP: 0.405, SLG: 0.533										4	0	1	0	0	2	5				
11 Logan Forsythe, R OBP: 0.327, SLG: 0.267										4	0	0	0	0	2	1				
66 Yasiel Puig, R OBP: 0.314, SLG: 0.411										4	0	1	0	0	2	1				
38 Brandon McCarthy, R OBP: 0.235, SLG: 0.071										2	0	0	0	0	2	1				
15 Austin Barnes, R OBP: 0.372, SLG: 0.463										1	0	0	0	0	1	0				
52 Pedro Báez, R (8, 1)										0	0	0	0	0	0	0				
75 Grant Dayton, L (8, 1)										0	0	0	0	0	0	0				
41 Chris Hatcher, R (9, 1)										0	0	0	0	0	0	0				
<b>Inning Stats</b>	R: 1 E: 1 K: 3 S: 15	H: 2 LOB: 2 BB: 0 P: 18	R: 0 E: 0 K: 3 S: 9	H: 0 LOB: 0 BB: 0 P: 10	R: 0 E: 0 K: 3 S: 13	H: 0 LOB: 3 BB: 2 P: 25	R: 0 E: 0 K: 2 S: 12	H: 1 LOB: 1 BB: 0 P: 19	R: 0 E: 0 K: 1 S: 7	H: 0 LOB: 0 BB: 0 P: 8	R: 0 E: 0 K: 1 S: 7	H: 0 LOB: 0 BB: 0 P: 12	R: 0 E: 0 K: 2 S: 13	H: 0 LOB: 0 BB: 0 P: 16	R: 0 E: 0 K: 1 S: 10	H: 1 LOB: 1 BB: 0 P: 16	1B: 3 2B: 1 3B: 0 HR: 0	SF: 0 SAC: 0 DP: 0 HBP: 0	WP: 0 PB: 1 SB: 1 CS: 0	PA: 35
<b>PITCHER</b>	IP WLS BF H R ER SO BB IBB HBP BLK WP HR S P ERA WHIP																			
31 Max Scherzer, R ERA: 2.35	7.0 W 28 3 1 0 14 2 0 0 0 0 0 0 73 105 0.00 0.714																			
46 Oliver Pérez, L ERA: 4.53	1.0 H 3 0 0 0 2 0 0 0 0 0 0 0 13 16 0.00 0.000																			
30 Koda Glover, R ERA: 4.34	1.0 S 4 1 0 0 1 0 0 0 0 0 0 0 10 16 0.00 1.000																			



Batter	1	2	3	4	5	6	7	8	9	AB	R	H	RBI	BB	SO	LOB	TOP				
7 Trea Turner, R OBP: 0.295, SLG: 0.430	F8		K		K			K		4	0	1	0	0	2	1	Washington Nationals @ Los Angeles Dodgers Dodger Stadium, Los Angeles, CA Wed Jun 07 2017, 12:10 PM - 2:55 PM PDT Att: 43,230 - Overcast - 67 F				
18 Ryan Raburn, R OBP: 0.125, SLG: 0.125	K		F8					K		4	0	1	0	0	2	2					
34 Bryce Harper, L OBP: 0.427, SLG: 0.626	K		K					K		4	0	0	0	0	2	3					
11 Ryan Zimmerman, R (1,3) OBP: 0.407, SLG: 0.696		HR			L9			L9		4	1	1	1	0	0	1					
20 Daniel Murphy, L OBP: 0.386, SLG: 0.558		P4			FC6-4			L7		4	0	2	0	0	0	0					
6 Anthony Rendon, R OBP: 0.392, SLG: 0.533					BB			K		2	0	0	0	2	1	1					
3 Michael Taylor, R OBP: 0.292, SLG: 0.444					BB			K		3	0	0	0	0	1	3					
26 Adam Lind, L (9, PH) OBP: 0.408, SLG: 0.606					FC6-4			K		1	0	0	0	0	1	1					
59 Jose Lobaton, S OBP: 0.183, SLG: 0.228					G6-3			L8		3	0	0	0	0	1	3					
32 Matt Wieters, S (9, PH) OBP: 0.335, SLG: 0.416								P6		1	0	0	0	0	0	1					
37 Stephen Strasburg, R OBP: 0.160, SLG: 0.250										1	0	0	0	1	0	0					
1 Wilner Difo, S (7, PH) OBP: 0.253, SLG: 0.275										1	0	0	0	0	1	0					
43 Matt Albers, L (7, 1) OBP: 0.275, SLG: 0.275										0	0	0	0	0	0	0					
72 Enny Romero, R (8, 1) OBP: 0.275, SLG: 0.275										0	0	0	0	0	0	0					
<b>Inning Stats</b>	R: 0 E: 0 K: 2 S: 8	H: 0 LOB: 0 BB: 0 P: 13	R: 1 E: 0 K: 2 S: 11	H: 1 LOB: 1 BB: 1 P: 19	R: 0 E: 0 K: 2 S: 11	H: 0 LOB: 1 BB: 1 P: 17	R: 0 E: 0 K: 0 S: 9	H: 1 LOB: 2 BB: 1 P: 17	R: 0 E: 0 K: 1 S: 6	H: 0 LOB: 0 BB: 0 P: 9	R: 0 E: 0 K: 1 S: 7	H: 0 LOB: 0 BB: 0 P: 11	R: 0 E: 0 K: 1 S: 10	H: 1 LOB: 1 BB: 0 P: 16	R: 0 E: 0 K: 1 S: 8	H: 1 LOB: 1 BB: 0 P: 10	1B: 3 2B: 0 3B: 1 HR: 1	SF: 0 SAC: 0 DP: 0 HBP: 0	WP: 0 PB: 0 SB: 1 CS: 0	PA: 35	
<b>PITCHER</b>	IP WLS BF H R ER SO BB IBB HBP BLK WP HR S P ERA WHIP	7.0 W 27 3 1 1 9 3 0 0 0 0 1 60 95 1.29 0.857	0.2 H 3 1 0 0 1 0 0 0 0 0 0 7 11 0.00 1.500	1.1 S 5 1 0 0 1 0 0 0 0 0 0 0 11 15 0.00 0.750																	

Batter	1	2	3	4	5	6	7	8	9	AB	R	H	RBI	BB	SO	LOB	BOTTOM				
3 Chris Taylor, R OBP: 0.395, SLG: 0.518	G3		G5-3			G6-3		K		4	0	0	0	0	1	0	Washington Nationals @ Los Angeles Dodgers Dodger Stadium, Los Angeles, CA Wed Jun 07 2017, 12:10 PM - 2:55 PM PDT Att: 43,230 - Overcast - 67 F				
5 Corey Seager, L OBP: 0.378, SLG: 0.451	K		K			HR		G4-3		4	1	1	1	0	2	0					
23 Adrián González, L OBP: 0.316, SLG: 0.352						K		E4		4	1	1	0	0	2	0					
9 Yasmani Grandal, S OBP: 0.323, SLG: 0.448		P2				K		CS		3	0	1	1	0	1	1					
35 Cody Bellinger, L OBP: 0.321, SLG: 0.547		G4-3				K				2	0	0	0	1	1	0					
11 Logan Forsythe, R OBP: 0.318, SLG: 0.258						K				3	0	0	0	0	2	2					
26 Chase Utley, L OBP: 0.331, SLG: 0.377		E8				P5				3	0	0	0	0	0	0					
66 Yasiel Puig, R OBP: 0.310, SLG: 0.405						G6-3		K		3	0	0	0	0	1	1					
22 Clayton Kershaw, L OBP: 0.219, SLG: 0.167						G4-3				3	0	0	0	0	1	0					
52 Pedro Báez, R (8, 1) OBP: 0.333, SLG: 0.333								K		0	0	0	0	0	0	0					
<b>Inning Stats</b>	R: 0 E: 0 K: 1 S: 10	H: 1 LOB: 1 BB: 0 P: 14	R: 0 E: 1 K: 1 S: 10	H: 0 LOB: 0 BB: 0 P: 13	R: 0 E: 0 K: 1 S: 9	H: 0 LOB: 0 BB: 0 P: 14	R: 0 E: 0 K: 3 S: 10	H: 0 LOB: 0 BB: 0 P: 16	R: 0 E: 0 K: 1 S: 9	H: 0 LOB: 0 BB: 0 P: 12	R: 2 E: 0 K: 1 S: 22	H: 2 LOB: 2 BB: 1 P: 35	R: 0 E: 0 K: 2 S: 8	H: 0 LOB: 0 BB: 0 P: 10	R: 0 E: 1 K: 1 S: 8	H: 0 LOB: 0 BB: 0 P: 14	1B: 1 2B: 1 3B: 0 HR: 1	SF: 0 SAC: 0 DP: 0 HBP: 0	WP: 0 PB: 1 SB: 0 CS: 1	PA: 31	
<b>PITCHER</b>	IP WLS BF H R ER SO BB IBB HBP BLK WP HR S P ERA WHIP	6.0 L 24 3 2 1 8 1 1 0 0 0 0 0 13 18 0.00 0.000	1.1 4 0 0 0 3 0 0 0 0 0 0 0 3 6 0.00 0.000	0.2 2 0 0 0 0 0 0 0 0 0 0 0 3 6 0.00 0.000																	

Batter	1	2	3	4	5	6	7	8	9	AB	R	H	RBI	BB	SO	LOB	TOP					
6 Billy Hamilton, S OBP: 0.295, SLG: 0.310										4	0	0	0	0	1	1						
2 Zack Cozart, R OBP: 0.427, SLG: 0.603										3	0	0	0	1	2	0						
19 Joey Votto, L OBP: 0.420, SLG: 0.603										4	1	1	1	0	0	2						
7 Eugenio Suárez, R OBP: 0.366, SLG: 0.500										3	1	0	0	1	2	2						
43 Scott Schebler, L OBP: 0.318, SLG: 0.543										4	0	0	0	0	1	1						
3 Patrick Kivshansky, R OBP: 0.310, SLG: 0.429										4	0	1	0	0	2	1						
9 José Peraza, R OBP: 0.289, SLG: 0.338										4	0	3	1	0	0	0						
16 Tucker Barnhart, L OBP: 0.320, SLG: 0.361										4	0	0	0	0	1	5						
50 Amir Garrett, R OBP: 0.063, SLG: 0.175										0	0	0	0	0	0	0						
41 Jake Buchanan, R ERA: 7.94										0	0	0	0	1	0	0						
36 Blake Wood, R ERA: 4.25										0	0	0	0	0	1	0						
31 Drew Storen, R ERA: 2.08										0	0	0	0	0	0	0						
30 Arismendy Alcántara, S OBP: 0.320, SLG: 0.392										0	0	0	0	0	1	0						
52 Tony Cingrani, L ERA: 2.7										0	0	0	0	0	0	0						
<b>Inning Stats</b>	R: 0 E: 0 K: 2 S: 10	H: 0 LOB: 0 BB: 0 P: 14	R: 1 E: 1 K: 0 S: 13	H: 1 LOB: 1 BB: 1 P: 22	R: 0 E: 0 K: 0 S: 22	H: 0 LOB: 2 BB: 2 P: 35	R: 0 E: 0 K: 1 S: 12	H: 1 LOB: 1 BB: 0 P: 16	R: 0 E: 0 K: 2 S: 9	H: 0 LOB: 0 BB: 0 P: 11	R: 0 E: 0 K: 2 S: 7	H: 0 LOB: 0 BB: 0 P: 11	R: 0 E: 0 K: 2 S: 11	H: 0 LOB: 0 BB: 0 P: 15	R: 0 E: 0 K: 1 S: 11	H: 0 LOB: 0 BB: 0 P: 15	R: 1 E: 0 K: 1 S: 13	H: 3 LOB: 2 BB: 0 P: 19	1B: 4 2B: 0 3B: 0 HR: 1	SF: 0 SAC: 0 DP: 1 HBP: 0	WP: 0 PB: 0 SB: 0 CS: 0	PA: 35
<b>PITCHER</b>	IP WLS BF H R ER SO BB IBB HBP BLK WP HR S P ERA WHIP																					
44 Rich Hill, L ERA: 3.77	5.0 W 20 2 1 1 5 3 0 0 0 0 0 0 66 98 1.80 1.000																					
18 Kenta Maeda, R ERA: 4.95	4.0 S 15 3 1 1 6 0 0 0 0 0 0 1 42 60 2.25 0.750																					

Cincinnati Reds @ Los Angeles Dodgers  
Dodger Stadium, Los Angeles, CA  
Fri Jun 09 2017, 7:11 PM - 10:12 PM PDT  
Att: 44,036 - Partly Cloudy - 67 F

AB	32
R	2
H	5
RBI	2
BB	3
SO	11
LOB	12



Batter	1	2	3	4	5	6	7	8	9	AB	R	H	RBI	BB	SO	LOB	BOTTOM			
3 Chris Taylor, R OBP: 0.401, SLG: 0.524										4	2	2	0	1	1	0				
5 Corey Seager, L OBP: 0.380, SLG: 0.445										3	2	0	0	2	0	2				
10 Justin Turner, R OBP: 0.455, SLG: 0.510										3	1	1	2	0	0	2				
28 Franklin Gutierrez, R OBP: 0.333, SLG: 0.395										3	1	2	2	0	1	0				
18 Kenta Maeda, R OBP: 0.105, SLG: 0.105										1	0	0	0	0	0	0				
11 Logan Forsythe, R OBP: 0.324, SLG: 0.261										3	0	1	0	1	1	2				
15 Austin Barnes, R OBP: 0.378, SLG: 0.493										4	0	2	1	0	1	1				
35 Cody Bellinger, L OBP: 0.320, SLG: 0.536										3	0	0	0	1	1	2				
14 Enrique Hernández, R OBP: 0.300, SLG: 0.488										4	1	1	1	0	1	4				
44 Rich Hill, L ERA: 3.77										2	0	0	0	0	0	1				
66 Yasiel Puig, R OBP: 0.307, SLG: 0.401										2	0	0	0	0	0	0				
<b>Inning Stats</b>	R: 2 E: 0 K: 2 S: 10	H: 1 LOB: 0 BB: 1 P: 20	R: 0 E: 0 K: 1 S: 9	H: 1 LOB: 1 BB: 0 P: 14	R: 2 E: 1 K: 0 S: 17	H: 3 LOB: 2 BB: 3 P: 29	R: 2 E: 0 K: 0 S: 12	H: 2 LOB: 1 BB: 1 P: 23	R: 0 E: 0 K: 1 S: 9	H: 0 LOB: 0 BB: 0 P: 13	R: 0 E: 0 K: 1 S: 9	H: 0 LOB: 1 BB: 1 P: 18	R: 0 E: 0 K: 1 S: 11	H: 1 LOB: 0 BB: 0 P: 18	R: 1 E: 0 K: 0 S: 9	H: 1 LOB: 0 BB: 0 P: 12	1B: 6 2B: 1 3B: 0 HR: 2	SF: 0 SAC: 0 DP: 1 HBP: 1	WP: 0 PB: 0 SB: 0 CS: 0	PA: 38
<b>PITCHER</b>	IP WLS BF H R ER SO BB IBB HBP BLK WP HR S P ERA WHIP																			
50 Amir Garrett, L ERA: 7.4	1.0 L 6 2 2 2 2 2 1 0 0 0 0 0 34 57 15.43 3.000																			
41 Jake Buchanan, R ERA: 7.94	2.1 16 5 4 4 1 2 1 1 0 0 0 0 34 57 15.43 3.000																			
36 Blake Wood, R ERA: 4.25	8 0 0 0 0 2 1 0 0 0 0 0 0 21 37 0.00 0.375																			
31 Drew Storen, R ERA: 2.08	1.0 4 1 0 0 1 0 0 0 0 0 0 0 11 18 0.00 1.000																			
52 Tony Cingrani, L ERA: 2.7	1.0 4 1 1 1 0 0 0 0 0 0 0 1 9 12 9.00 1.000																			

Cincinnati Reds @ Los Angeles Dodgers  
Dodger Stadium, Los Angeles, CA  
Fri Jun 09 2017, 7:11 PM - 10:12 PM PDT  
Att: 44,036 - Partly Cloudy - 67 F

AB	32
R	7
H	9
RBI	6
BB	5
SO	6
LOB	14



Batter	1	2	3	4	5	6	7	8	9	AB	R	H	RBI	BB	SO	LOB	TOP			
9 José Peraza, R OBP: 0.288, SLG: 0.336	G3		2H 1B		G5-3		K			4	0	1	1	0	1	1	<b>Cincinnati Reds @ Los Angeles Dodgers</b> Dodger Stadium, Los Angeles, CA Sat Jun 10 2017, 7:10 PM - 10:14 PM PDT Att: 43,439 - Partly Cloudy - 69 F			
2 Zack Cozart, R OBP: 0.424, SLG: 0.594	K		G5-3			7 HR HBP		P3		3	1	0	0	0	1					
19 Joey Votto, L OBP: 0.422, SLG: 0.601	G4-3						F8		7 1B		4	0	2	0	0	0				
7 Eugenio Suárez, R OBP: 0.368, SLG: 0.500	G6-3				FC6-4 43 G1-3				1B		4	1	2	0	0	0				
43 Scott Schebler, L OBP: 0.313, SLG: 0.532	K				G1-3		K		F8		4	0	0	0	0	2				
39 Devin Mesoraco, R OBP: 0.337, SLG: 0.437	K				F7				P6		4	1	1	3	0	1				
4 Scooter Gennett, L OBP: 0.336, SLG: 0.563											4	1	1	0	0	1				
3 Patrick Kivlehan, R OBP: 0.307, SLG: 0.418											4	0	1	0	0	2				
65 Asher Wojciechowski, R 53 Wandy Peralta, L 30 Arismendy Alcántara, S 21 Michael Lorenzen, R 23 Adam Duvall, R 31 Drew Storen, S 52 Tony Cingrani, L											2	0	0	0	0	0				
<b>Inning Stats</b>	R: 0 E: 0 K: 1 S: 7	H: 0 LOB: 0 BB: 0 P: 9	R: 0 E: 0 K: 2 S: 9	H: 0 LOB: 0 BB: 0 P: 14	R: 1 E: 0 K: 1 S: 11	H: 2 LOB: 1 BB: 0 P: 16	R: 0 E: 0 K: 0 S: 12	H: 1 LOB: 1 BB: 0 P: 16	R: 0 E: 0 K: 2 S: 11	H: 1 LOB: 0 BB: 0 P: 15	R: 3 E: 0 K: 1 S: 14	H: 2 LOB: 0 BB: 0 P: 20	R: 0 E: 0 K: 3 S: 13	H: 0 LOB: 0 BB: 0 P: 19	R: 0 E: 0 K: 0 S: 11	H: 0 LOB: 2 BB: 0 P: 15		1B: 6 2B: 1 HR: 1	SF: 0 SAC: 0 DP: 0 HBP: 1	WP: 0 PB: 0 SB: 0 CS: 0
<b>PITCHER</b>	IP WLS BF H R ER SO BB IBB HBP BLK WP HR S P ERA WHIP	5.2 B 5 1 1 3 0 0 0 0 0 0 1 16 22 4.76 0.882	1.1 B 5 2 0 0 0 0 0 0 0 0 11 15 0.00 2.000	1.0 W 3 0 0 0 1 0 0 0 0 0 9 11 0.00 0.000	<b>PITCHER</b>										IP WLS BF H R ER SO BB IBB HBP BLK WP HR S P ERA WHIP					

AB	35
R	4
H	8
RBI	4
BB	0
SO	11
LOB	15



Batter	1	2	3	4	5	6	7	8	9	AB	R	H	RBI	BB	SO	LOB	BOTTOM			
26 Chase Utley, L OBP: 0.342, SLG: 0.403	5 2B									4	1	3	1	0	0	1	<b>Cincinnati Reds @ Los Angeles Dodgers</b> Dodger Stadium, Los Angeles, CA Sat Jun 10 2017, 7:10 PM - 10:14 PM PDT Att: 43,439 - Partly Cloudy - 69 F			
28 Franklin Gutierrez, R OBP: 0.327, SLG: 0.385	P4									1	0	0	0	0	1					
5 Corey Seager, L OBP: 0.384, SLG: 0.455	3 F8		L7		F8					4	1	2	2	1	0	1				
3 Chris Taylor, R OBP: 0.392, SLG: 0.510	F8		G1-3		E6					4	0	0	0	0	0	4				
23 Adrián González, L OBP: 0.309, SLG: 0.346	SF8		F8		P6					3	0	0	1	0	0	2				
35 Cody Bellinger, L OBP: 0.318, SLG: 0.548	HR		G4-3		G4-3					4	1	1	1	0	1	0				
9 Yasmani Grandal, S OBP: 0.317, SLG: 0.438	F9		P5		G6-3					4	0	0	0	0	0	0				
11 Logan Forsythe, R OBP: 0.322, SLG: 0.260										4	0	1	0	0	2	0				
66 Yasiel Puig, R OBP: 0.310, SLG: 0.408	FC5-4 57 SH1-4				SH2-3 26 2B					4	2	2	0	0	0	1				
57 Alex Wood, R OBP: 0.288, SLG: 0.359										0	0	0	0	0	0	0				
46 Josh Fields, R ERA: 5.21										0	0	0	0	0	0	0				
14 Enrique Hernández, R ERA: 2.65										0	0	0	0	0	0	0				
52 Pedro Báez, R ERA: 2.99										0	0	0	0	0	0	0				
74 Kenley Jansen, S ERA: 2.39										0	0	0	0	0	0	0				
10 Justin Turner, R OBP: 0.408, SLG: 0.514										1	0	1	0	0	0	0				
<b>Inning Stats</b>	R: 3 E: 0 K: 0 S: 15	H: 3 LOB: 0 BB: 0 P: 20	R: 0 E: 0 K: 0 S: 10	H: 1 LOB: 1 BB: 0 P: 12	R: 0 E: 0 K: 0 S: 13	H: 0 LOB: 0 BB: 0 P: 17	R: 0 E: 0 K: 1 S: 13	H: 0 LOB: 0 BB: 0 P: 19	R: 1 E: 0 K: 0 S: 9	H: 2 LOB: 2 BB: 0 P: 13	R: 0 E: 0 K: 0 S: 11	H: 0 LOB: 0 BB: 0 P: 18	R: 0 E: 0 K: 0 S: 7	H: 1 LOB: 2 BB: 1 P: 10	R: 0 E: 0 K: 1 S: 11	H: 0 LOB: 0 BB: 0 P: 17	1B: 4 2B: 5 HR: 1	SF: 1 SAC: 2 DP: 0 HBP: 0	WP: 0 PB: 0 SB: 0 CS: 0	PA: 38
<b>PITCHER</b>	IP WLS BF H R ER SO BB IBB HBP BLK WP HR S P ERA WHIP	5.0 B 3 0 0 0 0 0 0 0 0 0 18 27 7.20 1.200	1.0 L 3 2 1 1 0 0 0 0 0 0 7 10 0.00 6.000	0.1 L 2 1 0 0 1 0 0 0 0 0 5 5 0.00 3.000	<b>PITCHER</b>										IP WLS BF H R ER SO BB IBB HBP BLK WP HR S P ERA WHIP					









Batter	1	2	3	4	5	6	7	8	9	AB	R	H	RBI	BB	SO	LOB	TOP										
26 Chase Utley, L OBP: 0.343, SLG: 0.408 14 Enrique Hernández, R (8, PH) OBP: 0.399, SLG: 0.594										3	0	0	0	0	1	1	<b>Los Angeles Dodgers @ Cleveland Indians</b> Progressive Field, Cleveland, OH Wed Jun 14 2017, 8:01 PM - 11:35 PM EDT Att: 21,051 - Partly Cloudy - 73 F <a href="http://livebaseballscorecards.com">livebaseballscorecards.com</a>										
5 Corey Seager, L OBP: 0.388, SLG: 0.470										5	1	2	0	0	3	0											
10 Justin Turner, R OBP: 0.453, SLG: 0.506										4	1	1	0	1	0	2											
35 Cody Bellinger, L OBP: 0.332, SLG: 0.615										4	1	0	0	1	2	3											
9 Yasmani Grandal, S OBP: 0.321, SLG: 0.431										3	1	0	1	1	1	3											
3 Chris Taylor, R OBP: 0.386, SLG: 0.497										4	1	2	2	0	1	0											
11 Logan Forsythe, R OBP: 0.336, SLG: 0.255										3	0	0	0	1	1	2											
31 Joc Pederson, L OBP: 0.311, SLG: 0.304										3	0	1	1	0	0	2											
66 Yasiel Puig, R OBP: 0.311, SLG: 0.415										4	0	1	0	0	2	1											
<b>Inning Stats</b>	R: 0 E: 0 K: 2 S: 9	H: 0 LOB: 0 BB: 0 P: 14	R: 2 E: 0 K: 0 S: 19	H: 3 LOB: 1 BB: 1 P: 28	R: 0 E: 0 K: 1 S: 8	H: 0 LOB: 0 BB: 0 P: 12	R: 0 E: 0 K: 1 S: 8	H: 0 LOB: 1 BB: 0 P: 14	R: 0 E: 0 K: 3 S: 11	H: 1 LOB: 1 BB: 0 P: 16	R: 0 E: 0 K: 2 S: 7	H: 0 LOB: 0 BB: 0 P: 10	R: 4 E: 0 K: 0 S: 19	H: 3 LOB: 2 BB: 3 P: 34	R: 0 E: 0 K: 1 S: 14	H: 2 LOB: 2 BB: 0 P: 22		1B: 6 2B: 2 3B: 0 HR: 1	SF: 0 SAC: 0 DP: 0 HBP: 1	WP: 0 PB: 0 SB: 3 CS: 1	PA: 41						
<b>PITCHER</b>	IP	WLS	BF	H	R	ER	SO	BB	IBB	HBP	BLK	WP	HR	S	P	ERA	WHIP										
28 Corey Kluber, R ERA: 4.15	7.0		26	4	2	2	10	1	0	1	0	0	0	71	106	2.57	0.714										
24 Andrew Miller, L ERA: 1.8	0.2	L	6	2	4	4	0	2	0	0	0	0	1	13	24	54.00	6.000										
34 Zach McAllister, R ERA: 2.96	0.2		5	2	0	0	1	1	0	0	0	0	0	4	22	0.00	4.500										
57 Kyle Crockett, L ERA: 27.0	0.0		1	1	0	0	0	0	0	0	0	0	0	4	6	∞	∞										
61 Dan Otero, R ERA: 3.55	0.2		2	0	0	0	0	0	0	0	0	0	0	2	4	0.00	0.000										

Batter	1	2	3	4	5	6	7	8	9	AB	R	H	RBI	BB	SO	LOB	BOTTOM										
Bradley Zimmer, L OBP: 0.342, SLG: 0.508 99 Daniel Robertson, R (8, PH) OBP: 0.327, SLG: 0.451										3	1	1	0	0	0	0	<b>Los Angeles Dodgers @ Cleveland Indians</b> Progressive Field, Cleveland, OH Wed Jun 14 2017, 8:01 PM - 11:35 PM EDT Att: 21,051 - Partly Cloudy - 73 F <a href="http://livebaseballscorecards.com">livebaseballscorecards.com</a>										
12 Francisco Lindor, S OBP: 0.321, SLG: 0.492										4	1	2	0	0	0	0											
23 Michael Brantley, L OBP: 0.360, SLG: 0.432										2	1	2	2	1	0	0											
41 Carlos Santana, S OBP: 0.305, SLG: 0.384										4	0	0	0	0	0	4											
10 Edwin Encarnación, R (1, 10)										3	0	1	1	1	0	1											
11 José Ramírez, S OBP: 0.341, SLG: 0.482										4	1	2	1	0	0	1											
8 Lonnie Chisenhall, L OBP: 0.329, SLG: 0.557										4	0	0	0	0	0	3											
7 Yan Gomes, R OBP: 0.324, SLG: 0.392										3	0	0	0	1	0	0											
9 Erik González, R OBP: 0.273, SLG: 0.318										4	0	0	0	0	2	1											
<b>Inning Stats</b>	R: 0 E: 0 K: 0 S: 14	H: 1 LOB: 1 BB: 0 P: 22	R: 0 E: 0 K: 0 S: 6	H: 0 LOB: 0 BB: 1 P: 14	R: 0 E: 0 K: 0 S: 4	H: 0 LOB: 0 BB: 0 P: 9	R: 0 E: 0 K: 0 S: 14	H: 0 LOB: 1 BB: 1 P: 21	R: 0 E: 0 K: 0 S: 7	H: 0 LOB: 0 BB: 0 P: 11	R: 1 E: 0 K: 0 S: 12	H: 2 LOB: 1 BB: 0 P: 18	R: 1 E: 0 K: 1 S: 16	H: 1 LOB: 1 BB: 1 P: 25	R: 2 E: 0 K: 0 S: 18	H: 4 LOB: 2 BB: 0 P: 24		R: 0 E: 0 K: 1 S: 11	H: 0 LOB: 0 BB: 0 P: 14	1B: 3 2B: 4 3B: 0 HR: 1	SF: 1 SAC: 0 DP: 1 HBP: 0	WP: 0 PB: 0 SB: 1 CS: 0	PA: 37				
<b>PITCHER</b>	IP	WLS	BF	H	R	ER	SO	BB	IBB	HBP	BLK	WP	HR	S	P	ERA	WHIP										
38 Brandon McCarthy, R ERA: 3.14	5.1		20	3	1	1	0	2	0	0	0	0	0	54	89	1.69	0.938										
75 Grant Dayton, L ERA: 3.78	0.2	H	2	0	0	0	0	0	0	0	0	0	0	3	6	0.00	0.000										
46 Josh Fields, R ERA: 2.05	1.0	W	5	1	1	1	1	1	0	0	0	0	1	16	25	9.00	2.000										
43 Luis Avilán, L ERA: 3.78	0.2		4	2	2	2	0	0	0	0	0	0	0	10	15	27.00	3.000										
52 Pedro Báez, R ERA: 0.94	0.1	H	3	2	0	0	0	0	0	0	0	0	0	8	9	0.00	6.000										

Batter	1	2	3	4	5	6	7	8	9	AB	R	H	RBI	BB	SO	LOB	TOP											
3 Chris Taylor, R OBP: 0.392, SLG: 0.515										4	1	2	2	1	1	2	<b>Los Angeles Dodgers @ Cleveland Indians</b> Progressive Field, Cleveland, OH Thu Jun 15 2017, 12:12 PM - 3:43 PM EDT Att: 23,339 - Cloudy - 77 F <a href="http://livebaseballscorecards.com">livebaseballscorecards.com</a>											
5 Corey Seager, L OBP: 0.389, SLG: 0.469										3	0	1	0	0	2	1												
28 Franklin Gutierrez, R OBP: 0.327, SLG: 0.370										1	1	0	0	1	1	0												
10 Justin Turner, R OBP: 0.452, SLG: 0.500										4	0	1	0	0	1	3												
35 Cody Bellinger, L OBP: 0.333, SLG: 0.624										4	1	1	1	1	0	4												
14 Enrique Hernández, R OBP: 0.300, SLG: 0.493										3	0	0	0	0	2	1												
26 Chase Utley, L OBP: 0.341, SLG: 0.406										1	0	0	1	0	0	1												
15 Austin Barnes, R OBP: 0.328, SLG: 0.487										4	0	1	0	0	1	1												
11 Logan Forsythe, R OBP: 0.333, SLG: 0.248										3	0	0	0	1	3	0												
31 Joc Pederson, L OBP: 0.309, SLG: 0.310										4	1	1	0	0	0	2												
66 Yasiel Puig, R OBP: 0.315, SLG: 0.421										4	1	2	1	0	0	0												
<b>Inning Stats</b>	R: 0 E: 0 K: 1 S: 10	H: 0 LOB: 1 BB: 1 P: 20	R: 0 E: 0 K: 2 S: 8	H: 0 LOB: 0 BB: 0 P: 12	R: 0 E: 0 K: 0 S: 8	H: 2 LOB: 2 BB: 0 P: 11	R: 1 E: 0 K: 2 S: 14	H: 1 LOB: 0 BB: 0 P: 20	R: 3 E: 0 K: 2 S: 15	H: 3 LOB: 1 BB: 1 P: 29	R: 0 E: 0 K: 0 S: 13	H: 2 LOB: 2 BB: 1 P: 22	R: 1 E: 0 K: 1 S: 9	H: 0 LOB: 1 BB: 1 P: 18	R: 0 E: 0 K: 1 S: 8	H: 0 LOB: 0 BB: 0 P: 12	R: 0 E: 0 K: 2 S: 9	H: 1 LOB: 0 BB: 0 P: 13	1B: 4 2B: 4 3B: 0 HR: 2	SF: 0 SAC: 0 DP: 1 HBP: 1	WP: 0 PB: 1 SB: 0 CS: 0	PA: 40						
<b>PITCHER</b>	IP	WLS	BF	H	R	ER	SO	BB	IBB	HBP	BLK	WP	HR	S	P	ERA	WHIP											
43 Josh Tomlin, R ERA: 5.83	(1, 1)	5.0	W	24	7	4	4	7	2	0	0	0	0	2	60	99	7.20	1.800										
Nick Goody, R ERA: 1.05	(6, 1)	1.0		4	1	0	0	0	1	0	0	0	0	0	8	15	0.00	2.000										
57 Kyle Crockett, L ERA: 27.0	(7, 1)	0.1		3	0	1	0	0	1	0	1	0	0	5	12	27.00	3.000											
27 Bryan Shaw, R ERA: 2.61	(7, 1)	0.2		2	0	0	0	1	0	0	0	0	0	4	6	0.00	0.000											
34 Zach McAllister, R ERA: 2.75	(8, 1)	2.0		7	1	0	0	3	0	0	0	0	0	17	25	0.00	0.500											

Batter	1	2	3	4	5	6	7	8	9	AB	R	H	RBI	BB	SO	LOB	BOTTOM											
12 Francisco Lindor, S OBP: 0.319, SLG: 0.486										5	1	1	0	0	1	0	<b>Los Angeles Dodgers @ Cleveland Indians</b> Progressive Field, Cleveland, OH Thu Jun 15 2017, 12:12 PM - 3:43 PM EDT Att: 23,339 - Cloudy - 77 F <a href="http://livebaseballscorecards.com">livebaseballscorecards.com</a>											
99 Daniel Robertson, R OBP: 0.333, SLG: 0.446										5	1	2	0	0	1	0												
11 José Ramírez, S OBP: 0.346, SLG: 0.489										5	2	3	2	0	0	0												
10 Edwin Encarnación, R OBP: 0.367, SLG: 0.463										3	4	3	1	1	0	0												
41 Carlos Santana, S OBP: 0.307, SLG: 0.382										4	2	1	0	1	0	4												
26 Austin Jackson, R OBP: 0.350, SLG: 0.471										2	0	0	0	0	1	3												
8 Lonnie Chisenhall, L OBP: 0.330, SLG: 0.587										3	1	2	5	0	0	1												
55 Roberto Pérez, R OBP: 0.236, SLG: 0.215										4	0	1	2	1	3	1												
Bradley Zimmer, L OBP: 0.351, SLG: 0.500										3	0	1	1	0	1	2												
9 Enik González, R OBP: 0.269, SLG: 0.423										4	1	1	1	0	2	4												
<b>Inning Stats</b>	R: 3 E: 0 K: 1 S: 24	H: 4 LOB: 3 BB: 1 P: 40	R: 2 E: 0 K: 0 S: 14	H: 3 LOB: 0 BB: 0 P: 22	R: 0 E: 0 K: 3 S: 13	H: 0 LOB: 1 BB: 0 P: 17	R: 0 E: 0 K: 0 S: 8	H: 0 LOB: 0 BB: 0 P: 14	R: 3 E: 0 K: 2 S: 21	H: 2 LOB: 0 BB: 1 P: 36	R: 3 E: 0 K: 0 S: 20	H: 4 LOB: 2 BB: 1 P: 35	R: 1 E: 0 K: 2 S: 11	H: 1 LOB: 0 BB: 0 P: 17	R: 0 E: 0 K: 1 S: 15	H: 1 LOB: 1 BB: 0 P: 21	1B: 11 2B: 1 3B: 0 HR: 3	SF: 0 SAC: 0 DP: 0 HBP: 2	WP: 0 PB: 0 SB: 0 CS: 1	PA: 43								
<b>PITCHER</b>	IP	WLS	BF	H	R	ER	SO	BB	IBB	HBP	BLK	WP	HR	S	P	ERA	WHIP											
44 Rich Hill, L ERA: 5.14	(1, 1)	4.0	L	23	8	7	7	4	2	0	0	0	1	64	105	15.75	2.500											
Ross Stripling, R ERA: 4.0	(5, 1)	1.2		11	5	4	4	2	1	0	0	0	0	1	33	53	21.60	3.600										
75 Grant Dayton, L ERA: 3.71	(6, 1)	0.1		1	0	0	0	0	0	0	0	0	0	3	6	0.00	0.000											
41 Chris Hatcher, R ERA: 4.86	(7, 1)	2.0		8	2	1	1	3	0	0	0	0	1	26	38	4.50	1.000											

Batter	1	2	3	4	5	6	7	8	9	AB	R	H	RBI	BB	SO	LOB	TOP				
26 Chase Utley, L OBP: 0.341, SLG: 0.400 14 Enrique Hernández, R (7, PH) OBP: 0.266, SLG: 0.455	G4-3		L8	HBP			K	G5-3		2	0	0	0	0	0	0					
5 Corey Seager, L OBP: 0.385, SLG: 0.461	G3-1		G6-3	F8			BB	K		4	0	0	0	1	1	3					
10 Justin Turner, R OBP: 0.461, SLG: 0.503	1B		BB	BB			BB	G5-3		3	1	2	0	2	0	0					
35 Cody Bellinger, L OBP: 0.330, SLG: 0.612	L8		BB	BB			L1-3	K		5	0	1	0	0	1	3					
3 Chris Taylor, R OBP: 0.389, SLG: 0.515	G6-3		BB	BB			P5	G5-3		4	0	1	1	0	0	1					
9 Yasmani Grandal, S OBP: 0.315, SLG: 0.423	K		BB	BB			K	G3		4	0	0	0	0	2	1					
31 Joc Pederson, L OBP: 0.321, SLG: 0.353	HR		BB	BB			G1-3	BB		3	2	2	1	1	0	0					
66 Yasiel Puig, R OBP: 0.317, SLG: 0.417	BB		K	BB			K	BB		2	0	0	0	2	2	1					
57 Alex Wood, R OBP: 0.143, SLG: 0.100 74 Kenley Jansen, S OBP: 0.333, SLG: 0.333	G5-3		BB	BB			G6-3	1B		3	0	1	1	1	0	1					
<b>Inning Stats</b>	R: 0 H: 1 E: 0 K: 0 S: 10	H: 1 LOB: 1 BB: 0 P: 13	R: 1 H: 1 E: 0 K: 1 S: 13	H: 1 LOB: 1 BB: 1 P: 24	R: 1 H: 2 E: 0 K: 0 S: 8	H: 2 LOB: 2 BB: 1 P: 14	R: 0 H: 1 E: 0 K: 1 S: 10	H: 1 LOB: 3 BB: 1 P: 19	R: 0 H: 0 E: 0 K: 1 S: 12	H: 0 LOB: 0 BB: 0 P: 18	R: 0 H: 1 E: 0 K: 1 S: 14	H: 1 LOB: 1 BB: 1 P: 22	R: 1 H: 1 E: 0 K: 0 S: 9	H: 1 LOB: 2 BB: 2 P: 20	R: 0 H: 0 E: 0 K: 2 S: 10	H: 0 LOB: 0 BB: 0 P: 14	1B: 4 2B: 2 3B: 0 HR: 1	SF: 0 SAC: 0 DP: 0 HBP: 1	WP: 0 PB: 0 SB: 0 CS: 1	PA: 40	
<b>PITCHER</b>	IP WLS BF H R ER SO BB IBB HBP BLK WP HR S P ERA WHIP	IP WLS BF H R ER SO BB IBB HBP BLK WP HR S P ERA WHIP	IP WLS BF H R ER SO BB IBB HBP BLK WP HR S P ERA WHIP	IP WLS BF H R ER SO BB IBB HBP BLK WP HR S P ERA WHIP	IP WLS BF H R ER SO BB IBB HBP BLK WP HR S P ERA WHIP	IP WLS BF H R ER SO BB IBB HBP BLK WP HR S P ERA WHIP	IP WLS BF H R ER SO BB IBB HBP BLK WP HR S P ERA WHIP	IP WLS BF H R ER SO BB IBB HBP BLK WP HR S P ERA WHIP	IP WLS BF H R ER SO BB IBB HBP BLK WP HR S P ERA WHIP	IP WLS BF H R ER SO BB IBB HBP BLK WP HR S P ERA WHIP	IP WLS BF H R ER SO BB IBB HBP BLK WP HR S P ERA WHIP	IP WLS BF H R ER SO BB IBB HBP BLK WP HR S P ERA WHIP	IP WLS BF H R ER SO BB IBB HBP BLK WP HR S P ERA WHIP	IP WLS BF H R ER SO BB IBB HBP BLK WP HR S P ERA WHIP	IP WLS BF H R ER SO BB IBB HBP BLK WP HR S P ERA WHIP	IP WLS BF H R ER SO BB IBB HBP BLK WP HR S P ERA WHIP	IP WLS BF H R ER SO BB IBB HBP BLK WP HR S P ERA WHIP	IP WLS BF H R ER SO BB IBB HBP BLK WP HR S P ERA WHIP	IP WLS BF H R ER SO BB IBB HBP BLK WP HR S P ERA WHIP	IP WLS BF H R ER SO BB IBB HBP BLK WP HR S P ERA WHIP	IP WLS BF H R ER SO BB IBB HBP BLK WP HR S P ERA WHIP

Los Angeles Dodgers @ Cincinnati Reds  
Great American Ball Park, Cincinnati, OH  
Fri Jun 16 2017, 7:11 PM - 9:56 PM EDT  
Att: 35,613 - Clear - 90 F

AB 32  
R 3  
H 7  
RBI 3  
BB 7  
SO 7  
LOB 12



Batter	1	2	3	4	5	6	7	8	9	AB	R	H	RBI	BB	SO	LOB	BOTTOM				
6 Billy Hamilton, S OBP: 0.290, SLG: 0.305	K		G5-3			K			BB	4	0	1	0	0	2	0					
2 Zack Cozart, R OBP: 0.404, SLG: 0.561	L6		F7			F9			K	4	0	0	0	0	1	1					
19 Joey Votto, L OBP: 0.415, SLG: 0.601	BB		G6-3			G3			K	4	0	1	0	0	1	1					
23 Adam Duvall, R OBP: 0.316, SLG: 0.527	K2-3		G5-3			F7			K	4	0	0	0	0	2	2					
7 Eugenio Suárez, R OBP: 0.372, SLG: 0.489	BB		BB			K			K	2	0	1	0	0	1	0					
43 Scott Schebler, L OBP: 0.322, SLG: 0.541	G4-3		HBP			F7			G4-3	3	0	0	0	0	2						
9 José Peraza, R OBP: 0.286, SLG: 0.344	FC6-2		BB			BB			G4-3	3	0	1	0	0	0	1					
39 Devin Mesoraco, R OBP: 0.340, SLG: 0.506	CS		L9			G1-4-3			HR	3	1	1	1	0	0	2					
46 Tim Lincecum, R OBP: 0.106, SLG: 0.195 30 Aramis Adamska, S OBP: 0.278, SLG: 0.370 53 Wandy Peralta, L OBP: 0.322, SLG: 0.541 31 Drew Storen, S OBP: 0.333, SLG: 0.333 3 Patrick Kivlehan, R OBP: 0.333, SLG: 0.333 36 Blake Wood, R OBP: 0.333, SLG: 0.333	K		K			G6-3			G3	1	0	0	0	0	1	0					
<b>Inning Stats</b>	R: 0 H: 1 E: 0 K: 2 S: 14	H: 1 LOB: 1 BB: 0 P: 18	R: 0 H: 0 E: 0 K: 1 S: 9	H: 0 LOB: 0 BB: 0 P: 13	R: 0 H: 0 E: 0 K: 0 S: 5	H: 0 LOB: 0 BB: 0 P: 7	R: 0 H: 1 E: 0 K: 0 S: 7	H: 0 LOB: 0 BB: 0 P: 8	R: 0 H: 0 E: 0 K: 1 S: 11	H: 0 LOB: 0 BB: 0 P: 16	R: 0 H: 0 E: 0 K: 1 S: 9	H: 0 LOB: 0 BB: 0 P: 11	R: 1 H: 1 E: 0 K: 0 S: 9	H: 1 LOB: 0 BB: 0 P: 11	R: 0 H: 1 E: 0 K: 3 S: 13	H: 1 LOB: 1 BB: 0 P: 14	1B: 2 2B: 2 3B: 0 HR: 1	SF: 0 SAC: 0 DP: 1 HBP: 1	WP: 0 PB: 0 SB: 0 CS: 1	PA: 32	
<b>PITCHER</b>	IP WLS BF H R ER SO BB IBB HBP BLK WP HR S P ERA WHIP	IP WLS BF H R ER SO BB IBB HBP BLK WP HR S P ERA WHIP	IP WLS BF H R ER SO BB IBB HBP BLK WP HR S P ERA WHIP	IP WLS BF H R ER SO BB IBB HBP BLK WP HR S P ERA WHIP	IP WLS BF H R ER SO BB IBB HBP BLK WP HR S P ERA WHIP	IP WLS BF H R ER SO BB IBB HBP BLK WP HR S P ERA WHIP	IP WLS BF H R ER SO BB IBB HBP BLK WP HR S P ERA WHIP	IP WLS BF H R ER SO BB IBB HBP BLK WP HR S P ERA WHIP	IP WLS BF H R ER SO BB IBB HBP BLK WP HR S P ERA WHIP	IP WLS BF H R ER SO BB IBB HBP BLK WP HR S P ERA WHIP	IP WLS BF H R ER SO BB IBB HBP BLK WP HR S P ERA WHIP	IP WLS BF H R ER SO BB IBB HBP BLK WP HR S P ERA WHIP	IP WLS BF H R ER SO BB IBB HBP BLK WP HR S P ERA WHIP	IP WLS BF H R ER SO BB IBB HBP BLK WP HR S P ERA WHIP	IP WLS BF H R ER SO BB IBB HBP BLK WP HR S P ERA WHIP	IP WLS BF H R ER SO BB IBB HBP BLK WP HR S P ERA WHIP	IP WLS BF H R ER SO BB IBB HBP BLK WP HR S P ERA WHIP	IP WLS BF H R ER SO BB IBB HBP BLK WP HR S P ERA WHIP	IP WLS BF H R ER SO BB IBB HBP BLK WP HR S P ERA WHIP	IP WLS BF H R ER SO BB IBB HBP BLK WP HR S P ERA WHIP	IP WLS BF H R ER SO BB IBB HBP BLK WP HR S P ERA WHIP

Los Angeles Dodgers @ Cincinnati Reds  
Great American Ball Park, Cincinnati, OH  
Fri Jun 16 2017, 7:11 PM - 9:56 PM EDT  
Att: 35,613 - Clear - 90 F

AB 30  
R 1  
H 5  
RBI 1  
BB 0  
SO 8  
LOB 9







Batter	1	2	3	4	5	6	7	8	9	AB	R	H	RBI	BB	SO	LOB	TOP					
30 Michael Conforto, L (1.8)										5	0	0	0	0	2	3						
54 T.J. Rivera, R (1.5)										5	0	0	0	0	4	1						
52 Yoenis Cespedes, R (1.7)										4	0	1	0	0	1	0						
19 Jay Bruce, L (1.9)										3	1	1	1	1	2	0						
4 Wilmer Flores, R (1.3)										4	0	0	0	0	0	2						
18 Travis d'Arnaud, R (1.2)										2	2	1	0	2	1	0						
7 José Reyes, S (1.6)										4	2	2	3	0	2	4						
2 Gavin Cecchini, R (1.4)										3	1	1	2	0	1	0						
9 Brandon Nimmo, L (9, PH)										1	0	1	0	0	0	0						
45 Zack Wheeler, L (1.1)										0	0	0	0	0	0	0						
15 Matt Reynolds, R (3, PH)										1	0	1	0	0	0	0						
50 Rafael Montero, R (3.1)										1	0	0	0	0	0	0						
66 Josh Edgin, R (8.1)										1	0	0	0	0	0	0						
3 Curtis Granderson, L (7, PH)										0	0	0	0	0	1	0						
59 Fernando Salas, R (7.1)										0	0	0	0	0	0	0						
55 Neil Ramirez, R (8.1)										1	0	0	0	0	0	0						
21 Lucas Duda, L (8, PH)										1	0	0	0	0	0	1						
<b>Inning Stats</b>	R: 0 E: 0 K: 1 S: 8	H: 0 LOB: 0 BB: 0 P: 16	R: 0 E: 0 K: 2 S: 8	H: 0 LOB: 0 BB: 0 P: 13	R: 1 E: 0 K: 1 S: 10	H: 2 LOB: 0 BB: 0 P: 13	R: 1 E: 0 K: 1 S: 12	H: 1 LOB: 0 BB: 0 P: 16	R: 2 E: 0 K: 2 S: 20	H: 1 LOB: 0 BB: 1 P: 29	R: 0 E: 0 K: 3 S: 10	H: 0 LOB: 0 BB: 0 P: 13	R: 2 E: 0 K: 0 S: 14	H: 2 LOB: 1 BB: 1 P: 24	R: 0 E: 0 K: 2 S: 14	H: 1 LOB: 3 BB: 2 P: 26	R: 0 E: 0 K: 1 S: 9	H: 1 LOB: 1 BB: 0 P: 14	1B: 4 2B: 0 3B: 0 HR: 4	SF: 0 SAC: 0 DP: 1 HBP: 0	WP: 1 PB: 0 SB: 0 CS: 0	PA: 38
<b>PITCHER</b>	IP WLS BF H R ER SO BB IBB HBP BLK WP HR S P ERA WHIP																					
22 Clayton Kershaw, L (1.1)	6.1 W 25 6 6 6 10 1 0 0 0 0 4 76 112 8.53 1.105																					
75 Grant Dayton, L (7.1)	0.2 H 3 0 0 0 0 1 0 0 0 0 0 6 12 0.00 1.500																					
41 Chris Hatcher, R (8.1)	2.0 10 2 0 0 3 2 0 0 0 1 0 23 40 0.00 2.000																					

New York Mets @ Los Angeles Dodgers  
Dodger Stadium, Los Angeles, CA  
Mon Jun 19 2017, 7:11 PM - 10:37 PM PDT  
Att. 43,266 - Clear - 75 F

AB 34  
R 6  
H 8  
RBI 6  
BB 4  
SO 13  
LOB 11



Batter	1	2	3	4	5	6	7	8	9	AB	R	H	RBI	BB	SO	LOB	BOTTOM			
26 Chase Utley, L (1.4)										4	2	2	1	1	0	1				
5 Corey Seager, L (1.6)										5	1	2	0	0	2	4				
10 Justin Turner, R (1.5)										4	2	4	4	1	0	0				
35 Cody Bellinger, L (1.3)										5	2	3	4	0	1	3				
3 Chris Taylor, R (1.7)										5	1	2	1	0	3	2				
31 Joc Pederson, L (1.8)										4	0	1	0	1	2	1				
9 Yasmani Grandal, S (1.2)										5	1	1	0	0	2	5				
14 Enrique Hernández, R (1.9)										5	0	0	0	0	1	6				
22 Clayton Kershaw, L (1.1)										3	1	1	0	0	1	0				
75 Grant Dayton, L (7.1)										0	0	0	0	0	0	0				
28 Franklin Gutierrez, R (7, PH)										1	0	1	0	0	0	0				
41 Chris Hatcher, R (8.1)										0	0	0	0	0	0	0				
<b>Inning Stats</b>	R: 4 E: 0 K: 1 S: 19	H: 5 LOB: 1 BB: 0 P: 26	R: 3 E: 0 K: 1 S: 14	H: 3 LOB: 0 BB: 0 P: 26	R: 0 E: 0 K: 1 S: 6	H: 0 LOB: 0 BB: 0 P: 10	R: 0 E: 0 K: 2 S: 15	H: 1 LOB: 2 BB: 1 P: 22	R: 0 E: 0 K: 1 S: 9	H: 1 LOB: 1 BB: 0 P: 17	R: 1 E: 0 K: 1 S: 10	H: 1 LOB: 1 BB: 1 P: 16	R: 2 E: 0 K: 3 S: 23	H: 4 LOB: 2 BB: 0 P: 34	R: 0 E: 0 K: 2 S: 14	H: 2 LOB: 3 BB: 1 P: 26	1B: 12 2B: 1 3B: 0 HR: 4	SF: 0 SAC: 0 DP: 0 HBP: 0	WP: 0 PB: 0 SB: 1 CS: 0	PA: 44
<b>PITCHER</b>	IP WLS BF H R ER SO BB IBB HBP BLK WP HR S P ERA WHIP																			
45 Zack Wheeler, R (1.1)	2.0 L 14 8 7 7 2 0 0 0 0 0 0 39 64 2.46 1.364																			
50 Rafael Montero, R (3.1)	3.2 16 3 1 1 5 2 0 0 0 0 0 39 64 2.46 1.364																			
66 Josh Edgin, L (6.1)	0.1 1 0 0 0 0 0 0 0 0 0 0 1 1 0.00 0.000																			
59 Fernando Salas, R (7.1)	1.0 7 4 2 2 3 0 0 0 0 0 1 23 34 18.00 4.000																			
55 Neil Ramirez, R (8.1)	1.0 6 2 0 0 2 1 0 0 0 0 0 14 26 0.00 3.000																			

New York Mets @ Los Angeles Dodgers  
Dodger Stadium, Los Angeles, CA  
Mon Jun 19 2017, 7:11 PM - 10:37 PM PDT  
Att. 43,266 - Clear - 75 F

AB 41  
R 10  
H 17  
RBI 10  
BB 3  
SO 12  
LOB 22



Batter	1	2	3	4	5	6	7	8	9	AB	R	H	RBI	BB	SO	LOB	TOP						
30 Michael Conforto, L OBP: 0.286, SLG: 0.550										2	0	0	0	1	2	0	<b>New York Mets @ Los Angeles Dodgers</b> Dodger Stadium, Los Angeles, CA Tue Jun 20 2017, 7:12 PM - 10:11 PM PDT Att. 47,715 - Clear - 78 F						
7 José Reyes, S OBP: 0.269, SLG: 0.328										3	0	0	0	0	1	3							
15 Matt Reynolds, R OBP: 0.267, SLG: 0.296										1	0	0	0	0	0	0							
52 Yoenis Cespedes, R OBP: 0.383, SLG: 0.638										3	0	0	0	0	0	0							
59 Fernando Salas, R OBP: 1.000, SLG: 1.000										0	0	0	0	0	0	0							
3 Curtis Granderson, L OBP: 0.303, SLG: 0.384										1	0	0	0	0	0	0							
51 Paul Sewald, R OBP: 0.267, SLG: 0.296										0	0	0	0	0	0	0							
19 Jay Bruce, L OBP: 0.339, SLG: 0.551										4	0	1	0	0	2	0							
21 Lucas Duda, L OBP: 0.351, SLG: 0.528										3	0	0	0	1	0	1							
54 T.J. Rivera, R OBP: 0.324, SLG: 0.400										4	0	1	0	0	0	2							
44 René Rivera, R OBP: 0.304, SLG: 0.376										2	0	1	0	0	0	0							
2 Gavin Cecchini, R OBP: 0.286, SLG: 0.714										3	0	1	0	0	1	3							
65 Robert Gsellman, R OBP: 0.200, SLG: 0.095										1	0	0	0	0	1	0							
66 Josh Edgin, R OBP: 0.333, SLG: 0.333										0	0	0	0	0	0	0							
9 Brandon Nimmo, L OBP: 0.333, SLG: 0.333										1	0	0	0	0	1	1							
<b>Inning Stats</b>	R: 0 H: 0 E: 0 K: 1 S: 15	H: 0 LOB: 0 BB: 0 P: 20	R: 0 H: 2 E: 0 K: 1 S: 12	H: 2 LOB: 2 BB: 0 P: 20	R: 0 H: 0 E: 0 K: 1 S: 8	H: 0 LOB: 0 BB: 0 P: 13	R: 0 H: 1 E: 0 K: 0 S: 12	H: 1 LOB: 1 BB: 0 P: 17	R: 0 H: 1 E: 0 K: 1 S: 10	H: 1 LOB: 2 BB: 1 P: 15	R: 0 H: 0 E: 0 K: 0 S: 7	H: 0 LOB: 0 BB: 0 P: 10	R: 0 H: 0 E: 0 K: 2 S: 10	H: 0 LOB: 1 BB: 0 P: 16	R: 0 H: 0 E: 0 K: 1 S: 8	H: 0 LOB: 0 BB: 0 P: 11	R: 0 H: 0 E: 0 K: 1 S: 7	H: 0 LOB: 0 BB: 0 P: 13	1B: 4 2B: 0 3B: 0 HR: 0	SF: 0 SAC: 1 DP: 2 HBP: 2	WP: 0 PB: 0 SB: 0 CS: 0	PA: 33	
<b>PITCHER</b>	IP: 6.0 WLS: W BF: 23 ERA: 2.87	WLS: W BF: 10 ERA: 0.00	H: 4 R: 0 ER: 0 SO: 4 BB: 1 IBB: 0 HBP: 1 BLK: 0	H: 2 R: 0 ER: 0 SO: 4 BB: 0 IBB: 0 HBP: 1 BLK: 0	H: 0 R: 0 ER: 0 SO: 4 BB: 1 IBB: 0 HBP: 1 BLK: 0	H: 0 R: 0 ER: 0 SO: 4 BB: 0 IBB: 0 HBP: 1 BLK: 0	H: 1 R: 0 ER: 0 SO: 25 BB: 0 IBB: 0 HBP: 0 BLK: 0	H: 1 R: 0 ER: 0 SO: 40 BB: 0 IBB: 0 HBP: 0 BLK: 0	H: 1 R: 0 ER: 0 SO: 25 BB: 0 IBB: 0 HBP: 0 BLK: 0	H: 2 R: 0 ER: 0 SO: 25 BB: 0 IBB: 0 HBP: 0 BLK: 0	H: 0 R: 0 ER: 0 SO: 40 BB: 0 IBB: 0 HBP: 0 BLK: 0	H: 0 R: 0 ER: 0 SO: 40 BB: 0 IBB: 0 HBP: 0 BLK: 0	H: 0 R: 0 ER: 0 SO: 40 BB: 0 IBB: 0 HBP: 0 BLK: 0	H: 0 R: 0 ER: 0 SO: 40 BB: 0 IBB: 0 HBP: 0 BLK: 0	H: 0 R: 0 ER: 0 SO: 40 BB: 0 IBB: 0 HBP: 0 BLK: 0	H: 0 R: 0 ER: 0 SO: 40 BB: 0 IBB: 0 HBP: 0 BLK: 0	H: 0 R: 0 ER: 0 SO: 40 BB: 0 IBB: 0 HBP: 0 BLK: 0	H: 0 R: 0 ER: 0 SO: 40 BB: 0 IBB: 0 HBP: 0 BLK: 0	H: 0 R: 0 ER: 0 SO: 40 BB: 0 IBB: 0 HBP: 0 BLK: 0	WP: 0 HR: 0 S: 0	ERA: 0.00 WHIP: 0.833	ERA: 0.00 WHIP: 0.333	ERA: 0.00 WHIP: 0.333

Batter	1	2	3	4	5	6	7	8	9	AB	R	H	RBI	BB	SO	LOB	BOTTOM						
11 Logan Forsythe, R OBP: 0.338, SLG: 0.283										5	2	2	1	1	1	2	<b>New York Mets @ Los Angeles Dodgers</b> Dodger Stadium, Los Angeles, CA Tue Jun 20 2017, 7:12 PM - 10:11 PM PDT Att. 47,715 - Clear - 78 F						
5 Corey Seager, L OBP: 0.399, SLG: 0.506										5	3	4	6	0	0	3							
10 Justin Turner, R OBP: 0.469, SLG: 0.537										4	1	0	0	0	0	1							
14 Enrique Hernández, R OBP: 0.301, SLG: 0.483										1	0	0	0	0	0	0							
35 Cody Bellinger, L OBP: 0.342, SLG: 0.668										3	1	1	2	1	0	0							
15 Austin Barnes, R OBP: 0.370, SLG: 0.475										1	0	0	0	0	1	0							
3 Chris Taylor, R OBP: 0.380, SLG: 0.514										4	0	0	0	1	3	0							
9 Yasmani Grandal, S OBP: 0.316, SLG: 0.431										5	2	3	1	0	1	3							
66 Yasiel Puig, R OBP: 0.318, SLG: 0.441										4	2	2	0	1	0	1							
31 Joc Pederson, L OBP: 0.338, SLG: 0.373										2	1	1	1	2	0	0							
38 Brandon McCarthy, R OBP: 0.200, SLG: 0.059										3	0	0	0	0	1	3							
28 Franklin Gutiérrez, R OBP: 0.339, SLG: 0.367										0	0	0	1	1	0	0							
48 Brock Stewart, L OBP: 0.333, SLG: 0.333										1	0	0	0	0	0	2							
<b>Inning Stats</b>	R: 4 H: 4 E: 1 K: 1 S: 23	H: 4 LOB: 2 BB: 1 P: 36	R: 0 H: 1 E: 0 K: 0 S: 11	H: 1 LOB: 3 BB: 2 P: 20	R: 0 H: 0 E: 0 K: 0 S: 7	H: 0 LOB: 0 BB: 0 P: 9	R: 1 H: 1 E: 0 K: 0 S: 9	H: 1 LOB: 0 BB: 0 P: 17	R: 5 H: 4 E: 0 K: 2 S: 18	H: 4 LOB: 0 BB: 1 P: 28	R: 2 H: 3 E: 0 K: 0 S: 20	H: 3 LOB: 3 BB: 2 P: 36	R: 0 H: 0 E: 0 K: 2 S: 9	H: 0 LOB: 0 BB: 0 P: 10	R: 0 H: 0 E: 0 K: 2 S: 13	H: 0 LOB: 2 BB: 1 P: 23	R: 0 H: 0 E: 0 K: 2 S: 13	H: 0 LOB: 1 BB: 1 P: 23	1B: 5 2B: 3 3B: 0 HR: 5	SF: 0 SAC: 0 DP: 0 HBP: 1	WP: 1 PB: 0 SB: 0 CS: 0	PA: 46	
<b>PITCHER</b>	IP: 4.1 WLS: L BF: 10 ERA: 6.04	WLS: L BF: 10 ERA: 6.04	H: 3 R: 4 ER: 4 SO: 1 BB: 3 IBB: 0 HBP: 0 BLK: 0	H: 1 R: 4 ER: 4 SO: 1 BB: 2 IBB: 0 HBP: 0 BLK: 0	H: 0 R: 0 ER: 0 SO: 7 BB: 0 IBB: 0 HBP: 0 BLK: 0	H: 0 R: 0 ER: 0 SO: 9 BB: 0 IBB: 0 HBP: 0 BLK: 0	H: 1 R: 1 ER: 1 SO: 23 BB: 0 IBB: 1 HBP: 1 BLK: 0	H: 1 R: 1 ER: 1 SO: 23 BB: 0 IBB: 1 HBP: 1 BLK: 0	H: 4 R: 6 ER: 6 SO: 42 BB: 0 IBB: 0 HBP: 0 BLK: 0	H: 4 R: 14 ER: 14 SO: 42 BB: 0 IBB: 0 HBP: 0 BLK: 0	H: 3 R: 6 ER: 6 SO: 42 BB: 0 IBB: 0 HBP: 0 BLK: 0	H: 3 R: 14 ER: 14 SO: 42 BB: 0 IBB: 0 HBP: 0 BLK: 0	H: 0 R: 0 ER: 0 SO: 42 BB: 0 IBB: 0 HBP: 0 BLK: 0	H: 0 R: 0 ER: 0 SO: 42 BB: 0 IBB: 0 HBP: 0 BLK: 0	H: 0 R: 0 ER: 0 SO: 42 BB: 0 IBB: 0 HBP: 0 BLK: 0	H: 0 R: 0 ER: 0 SO: 42 BB: 0 IBB: 0 HBP: 0 BLK: 0	H: 0 R: 0 ER: 0 SO: 42 BB: 0 IBB: 0 HBP: 0 BLK: 0	H: 0 R: 0 ER: 0 SO: 42 BB: 0 IBB: 0 HBP: 0 BLK: 0	H: 0 R: 0 ER: 0 SO: 42 BB: 0 IBB: 0 HBP: 0 BLK: 0	WP: 0 HR: 5 S: 0	ERA: 14.54 WHIP: 4.500	ERA: 0.00 WHIP: 0.750	ERA: 0.00 WHIP: 1.000

Batter	1	2	3	4	5	6	7	8	9	AB	R	H	RBI	BB	SO	LOB	TOP			
3 Curtis Granderson, L (1.8) OBP: 0.309, SLG: 0.417										5	1	3	2	0	0	0	<b>New York Mets @ Los Angeles Dodgers</b> Dodger Stadium, Los Angeles, CA Wed Jun 21 2017, 7:11 PM - 10:22 PM PDT Att. 42,330 - Clear - 78 F			
4 Wilmer Flores, R (1.3) OBP: 0.306, SLG: 0.456										5	0	1	0	0	3	2				
52 Yoenis Cespedes, R (1.7) OBP: 0.387, SLG: 0.629										3	0	1	0	1	2	2				
19 Jay Bruce, L (1.9) OBP: 0.341, SLG: 0.547										2	0	0	0	2	1	2				
18 Travis d'Arnaud, R (1.2) OBP: 0.294, SLG: 0.442										4	0	1	0	0	2	4				
54 T.J. Rivera, R (1.5) OBP: 0.315, SLG: 0.388										4	0	0	0	0	1	3				
7 José Reyes, S (1.6) OBP: 0.285, SLG: 0.322										4	0	0	0	0	2	3				
2 Gavin Cecchini, R (1.4) OBP: 0.273, SLG: 0.545										4	0	1	0	0	2	3				
56 Tyler Pili, L (1.1)										2	0	0	0	0	1	3				
9 Brandon Nimmo, L (7. Ph) OBP: 0.250, SLG: 0.250										1	0	0	0	0	1	0				
55 Neil Ramirez, R (7.1)										0	0	0	0	0	0	0				
62 Erik Goeddel, R (8.1)										0	0	0	0	0	0	0				
30 Michael Conforto, L (9. Ph) OBP: 0.402, SLG: 0.547										1	1	0	0	0	0	1				
<b>Inning Stats</b>	R: 1 E: 0 K: 2 S: 11	H: 2 LOB: 1 BB: 0 P: 17	R: 0 E: 0 K: 1 S: 8	H: 0 LOB: 0 BB: 0 P: 11	R: 0 E: 0 K: 1 S: 10	H: 1 LOB: 1 BB: 0 P: 18	R: 0 E: 0 K: 3 S: 18	H: 1 LOB: 3 BB: 1 P: 27	R: 0 E: 0 K: 1 S: 11	H: 0 LOB: 0 BB: 2 P: 25	R: 0 E: 0 K: 2 S: 9	H: 0 LOB: 0 BB: 0 P: 15	R: 0 E: 0 K: 2 S: 10	H: 1 LOB: 1 BB: 0 P: 15	R: 0 E: 0 K: 2 S: 8	H: 1 LOB: 1 BB: 0 P: 19	1B: 3 2B: 3 3B: 0 HR: 1	SF: 0 SAC: 0 DP: 0 HBP: 0	WP: 1 PB: 0 SB: 0 CS: 0	PA: 38
<b>PITCHER</b>	IP WLS BF H R ER SO BB IBB HBP BLK WP HR S P ERA WHIP																			
44 Rich Hill, L (1.1) ERA: 4.73	5.0 W 23 4 1 1 8 3 0 0 0 0 1 1 58 98 1.80 1.400																			
54 Sergio Romo, R (6.1) ERA: 6.1	1.0 3 0 0 0 2 0 0 0 0 0 0 0 9 15 0.00 0.000																			
75 Grant Dayton, L (7.1) ERA: 3.66	1.0 3 0 0 0 2 0 0 0 0 0 0 0 10 15 0.00 0.000																			
17 Brandon Morrow, R (8.1) ERA: 3.79	1.0 4 1 0 0 2 0 0 0 0 0 0 0 8 11 0.00 1.000																			
43 Luis Avilán, L (9.1) ERA: 3.79	1.0 5 2 1 1 1 0 0 0 0 0 0 0 12 19 9.00 2.000																			

Batter	1	2	3	4	5	6	7	8	9	AB	R	H	RBI	BB	SO	LOB	BOTTOM			
26 Chase Utley, L (1.4) OBP: 0.333, SLG: 0.388										5	0	0	0	0	2	3	<b>New York Mets @ Los Angeles Dodgers</b> Dodger Stadium, Los Angeles, CA Wed Jun 21 2017, 7:11 PM - 10:22 PM PDT Att. 42,330 - Clear - 78 F			
43 Luis Avilán, L (9.1)										0	0	0	0	0	0	0				
5 Cory Seager, L (1.6) OBP: 0.400, SLG: 0.504										3	0	1	0	1	1	0				
3 Chris Taylor, R (1.7) OBP: 0.373, SLG: 0.503										4	0	0	0	0	1	3				
35 Cody Bellinger, L (1.3) OBP: 0.341, SLG: 0.665										4	1	1	0	0	2	1				
11 Logan Forsythe, R (1.5) OBP: 0.336, SLG: 0.290										4	1	1	1	0	1	1				
9 Yasmani Grandal, S (1.2) OBP: 0.319, SLG: 0.459										4	2	2	2	0	1	1				
31 Joc Pederson, L (1.8) OBP: 0.348, SLG: 0.370										1	3	0	0	3	1	0				
66 Yasiel Puig, R (1.9) OBP: 0.321, SLG: 0.452										3	1	1	3	1	0	1				
44 Rich Hill, L (1.1) ERA: 4.73										1	0	0	1	0	0	0				
54 Sergio Romo, R (6.1) ERA: 6.1										0	0	0	0	0	0	0				
14 Enrique Hernández, R (6. Ph) OBP: 0.266, SLG: 0.276										0	0	0	0	0	0	0				
75 Grant Dayton, L (7.1) ERA: 3.66										0	0	0	0	0	0	0				
17 Brandon Morrow, R (8.1) ERA: 3.79										0	0	0	0	0	0	0				
15 Austin Barnes, R (9.4) OBP: 0.376, SLG: 0.491										1	0	1	1	0	0	0				
<b>Inning Stats</b>	R: 0 E: 0 K: 1 S: 7	H: 0 LOB: 0 BB: 0 P: 10	R: 0 E: 0 K: 1 S: 11	H: 0 LOB: 0 BB: 0 P: 16	R: 1 E: 1 K: 0 S: 11	H: 0 LOB: 2 BB: 2 P: 21	R: 4 E: 1 K: 1 S: 13	H: 3 LOB: 0 BB: 1 P: 26	R: 0 E: 0 K: 2 S: 8	H: 1 LOB: 1 BB: 0 P: 13	R: 1 E: 0 K: 1 S: 10	H: 1 LOB: 0 BB: 0 P: 21	R: 0 E: 0 K: 2 S: 8	H: 0 LOB: 0 BB: 0 P: 11	R: 2 E: 0 K: 1 S: 21	H: 2 LOB: 2 BB: 2 P: 35	1B: 2 2B: 2 3B: 0 HR: 3	SF: 1 SAC: 0 DP: 0 HBP: 0	WP: 0 PB: 0 SB: 1 CS: 0	PA: 37
<b>PITCHER</b>	IP WLS BF H R ER SO BB IBB HBP BLK WP HR S P ERA WHIP																			
56 Tyler Pili, R (1.1) ERA: 5.0	6.0 L 27 5 6 5 6 1 2 0 0 0 0 1 27 43 7.50 2.400																			
55 Neil Ramirez, R (7.1) ERA: 6.66	1.2 9 2 2 2 3 2 0 0 0 0 0 1 27 43 10.80 2.400																			
62 Erik Goeddel, R (8.1) ERA: 3.66	0.1 1 0 0 0 0 0 0 0 0 0 0 0 2 3 0.00 0.000																			









Batter	1	2	3	4	5	6	7	8	9	AB	R	H	RBI	BB	SO	LOB	TOP		
19 Charlie Blackmon, L OBP: 0.371, SLG: 0.593	F9	G4-3	G6-3	G1-3	P2					5	0	0	0	0	0	2			
9 DJ LeMahieu, R OBP: 0.344, SLG: 0.385	F9		G6-3	G6-3	G6-3	G6-3			F9	5	1	2	0	0	0	0			
28 Nolan Arenado, R OBP: 0.347, SLG: 0.559	K		FC6	K	K	K			F9	4	2	1	0	1	2	1			
12 Mark Reynolds, R OBP: 0.337, SLG: 0.545			FC3-6						K	2	1	1	1	3	1	1			
7 Raimel Tapia, L OBP: 0.333, SLG: 0.345			FC3-6	P6					L6	4	1	0	1	1	0	5			
20 Ian Desmond, R OBP: 0.303, SLG: 0.390			G5-3							4	1	3	1	0	0	1			
4 Pat Valaika, R OBP: 0.256, SLG: 0.512			G6-3							4	0	0	0	0	1	6			
0 Adam Ottavino, S										0	0	0	0	0	0	0			
56 Greg Holland, R										0	0	0	0	0	0	0			
14 Tony Wolters, L OBP: 0.393, SLG: 0.347			F8	G4-3				K		4	0	1	1	0	1	0			
44 Tyler Anderson, L OBP: 0.096, SLG: 0.350			K					K		1	0	0	0	0	1	1			
24 Jordan Lyles, R OBP: 0.292, SLG: 0.280			K					K		1	0	0	0	0	0	0			
45 Scott Oberg, R ERA: 4.03			K					K		0	0	0	0	0	0	0			
2 Alexi Amarista, L OBP: 0.175, SLG: 0.248										0	0	0	0	0	1	0			
51 Jake McGee, L ERA: 6.94										0	0	0	0	0	0	0			
27 Trevor Story, R OBP: 0.308, SLG: 0.412										1	0	0	0	0	0	1			
<b>Inning Stats</b>	R: 0 E: 0 K: 1 S: 9	H: 0 LOB: 0 BB: 0 P: 13	R: 3 E: 0 K: 1 S: 14	H: 2 LOB: 1 BB: 2 P: 29	R: 2 E: 0 K: 0 S: 15	H: 2 LOB: 1 BB: 0 P: 22	R: 0 E: 0 K: 1 S: 9	H: 0 LOB: 2 BB: 1 P: 15	R: 1 E: 0 K: 1 S: 13	H: 2 LOB: 2 BB: 1 P: 23	R: 0 E: 0 K: 0 S: 12	H: 1 LOB: 2 BB: 1 P: 18	R: 0 E: 0 K: 2 S: 10	H: 0 LOB: 0 BB: 0 P: 17	R: 0 E: 0 K: 1 S: 10	H: 0 LOB: 1 BB: 1 P: 16	1B: 8 2B: 0 3B: 0 HR: 0	SF: 0 SAC: 0 DP: 0 HBP: 0	WP: 3 PA: 41 CS: 1
<b>PITCHER</b>	IP WLS BF H R ER SO BB IBB HBP BLK WP HR S P ERA WHIP	IP WLS BF H R ER SO BB IBB HBP BLK WP HR S P ERA WHIP	IP WLS BF H R ER SO BB IBB HBP BLK WP HR S P ERA WHIP	IP WLS BF H R ER SO BB IBB HBP BLK WP HR S P ERA WHIP	IP WLS BF H R ER SO BB IBB HBP BLK WP HR S P ERA WHIP	IP WLS BF H R ER SO BB IBB HBP BLK WP HR S P ERA WHIP	IP WLS BF H R ER SO BB IBB HBP BLK WP HR S P ERA WHIP	IP WLS BF H R ER SO BB IBB HBP BLK WP HR S P ERA WHIP	IP WLS BF H R ER SO BB IBB HBP BLK WP HR S P ERA WHIP	IP WLS BF H R ER SO BB IBB HBP BLK WP HR S P ERA WHIP	IP WLS BF H R ER SO BB IBB HBP BLK WP HR S P ERA WHIP	IP WLS BF H R ER SO BB IBB HBP BLK WP HR S P ERA WHIP	IP WLS BF H R ER SO BB IBB HBP BLK WP HR S P ERA WHIP	IP WLS BF H R ER SO BB IBB HBP BLK WP HR S P ERA WHIP	IP WLS BF H R ER SO BB IBB HBP BLK WP HR S P ERA WHIP	IP WLS BF H R ER SO BB IBB HBP BLK WP HR S P ERA WHIP	IP WLS BF H R ER SO BB IBB HBP BLK WP HR S P ERA WHIP	IP WLS BF H R ER SO BB IBB HBP BLK WP HR S P ERA WHIP	IP WLS BF H R ER SO BB IBB HBP BLK WP HR S P ERA WHIP

Colorado Rockies @ Los Angeles Dodgers  
Dodger Stadium, Los Angeles, CA  
Sun Jun 25 2017, 1:11 PM - 5:30 PM PDT  
Att: 41,605 - Sunny - 87 F

AB	35
R	6
H	8
RBI	4
BB	6
SO	8
LOB	17



Batter	1	2	3	4	5	6	7	8	9	AB	R	H	RBI	BB	SO	LOB	BOTTOM		
3 Chris Taylor, R OBP: 0.372, SLG: 0.482	35 1B 35 S BB		14 WP 14 HR BB	K		K		14 S 14 WP 10 BB BB		2	2	0	0	3	2	1			
14 Enrique Hernández, R OBP: 0.315, SLG: 0.503	F9		HR	10 BB BB				K	K	4	1	1	2	1	2	2			
10 Justin Turner, R OBP: 0.478, SLG: 0.555	F8		35 HR 2B	1-2 2-3 BB				11 2B 9 WP 1B	35 HR BB	3	3	2	0	2	0	1			
35 Cody Bellinger, L OBP: 0.342, SLG: 0.679	1B		HR	F7				L8	HR	5	2	3	4	0	0	4			
11 Logan Forsythe, R OBP: 0.333, SLG: 0.288	F8		G6-3	F8				9 WP 2B	74 2B 1B	5	2	2	0	0	0	2			
15 Austin Barnes, R OBP: 0.410, SLG: 0.494	G1-3		G6-3	K				9 WP BB	HR	3	1	1	0	1	1	0			
74 Kenley Jansen, S OBP: 0.500, SLG: 0.750			FC5-6	K				9 WP BB	HR	1	0	1	1	0	0	0			
9 Yasmani Grandal, S OBP: 0.316, SLG: 0.454	G6-3		FC5-6	L8				K	K	5	0	0	0	0	2	2			
31 Joc Pederson, L OBP: 0.364, SLG: 0.438				10 BB 37 G6-3 1B				K	26 L9 14 WP 2B	4	1	3	0	0	1	0			
38 Brandon McCarthy, R OBP: 0.195, SLG: 0.056				G6-3				K	L9	1	0	0	0	0	0	1			
43 Luis Avila, L OBP: 0.287, SLG: 0.287								K		0	0	0	0	0	0	1			
37 Mike Freeman, L OBP: 0.317, SLG: 0.375								K		0	0	0	0	0	0	0			
68 Ross Stripling, R ERA: 4.73								K		0	0	0	0	0	0	0			
66 Yasiel Puig, R OBP: 0.267, SLG: 0.457								K		1	0	0	0	0	0	1			
52 Pedro Báez, R ERA: 3.09								K		0	0	0	0	0	0	0			
75 Grant Dayton, L ERA: 6.94								K		0	0	0	0	0	0	0			
26 Chase Utley, R OBP: 0.330, SLG: 0.386								K		1	0	0	0	0	0	1			
<b>Inning Stats</b>	R: 0 E: 0 K: 0 S: 13	H: 1 LOB: 2 BB: 1 P: 24	R: 0 E: 0 K: 0 S: 6	H: 1 LOB: 0 BB: 0 P: 8	R: 4 E: 0 K: 1 S: 18	H: 4 LOB: 1 BB: 1 P: 29	R: 0 E: 0 K: 1 S: 21	H: 1 LOB: 3 BB: 2 P: 40	R: 0 E: 0 K: 3 S: 10	H: 0 LOB: 0 BB: 0 P: 14	R: 3 E: 0 K: 2 S: 15	H: 2 LOB: 0 BB: 1 P: 27	R: 5 E: 0 K: 2 S: 22	H: 4 LOB: 1 BB: 2 P: 42	R: 0 E: 0 K: 0 S: 6	H: 0 LOB: 0 BB: 0 P: 5	1B: 5 2B: 5 3B: 0 HR: 3	SF: 0 SAC: 0 DP: 0 HBP: 0	WP: 6 PA: 43 CS: 0
<b>PITCHER</b>	IP WLS BF H R ER SO BB IBB HBP BLK WP HR S P ERA WHIP	IP WLS BF H R ER SO BB IBB HBP BLK WP HR S P ERA WHIP	IP WLS BF H R ER SO BB IBB HBP BLK WP HR S P ERA WHIP	IP WLS BF H R ER SO BB IBB HBP BLK WP HR S P ERA WHIP	IP WLS BF H R ER SO BB IBB HBP BLK WP HR S P ERA WHIP	IP WLS BF H R ER SO BB IBB HBP BLK WP HR S P ERA WHIP	IP WLS BF H R ER SO BB IBB HBP BLK WP HR S P ERA WHIP	IP WLS BF H R ER SO BB IBB HBP BLK WP HR S P ERA WHIP	IP WLS BF H R ER SO BB IBB HBP BLK WP HR S P ERA WHIP	IP WLS BF H R ER SO BB IBB HBP BLK WP HR S P ERA WHIP	IP WLS BF H R ER SO BB IBB HBP BLK WP HR S P ERA WHIP	IP WLS BF H R ER SO BB IBB HBP BLK WP HR S P ERA WHIP	IP WLS BF H R ER SO BB IBB HBP BLK WP HR S P ERA WHIP	IP WLS BF H R ER SO BB IBB HBP BLK WP HR S P ERA WHIP	IP WLS BF H R ER SO BB IBB HBP BLK WP HR S P ERA WHIP	IP WLS BF H R ER SO BB IBB HBP BLK WP HR S P ERA WHIP	IP WLS BF H R ER SO BB IBB HBP BLK WP HR S P ERA WHIP	IP WLS BF H R ER SO BB IBB HBP BLK WP HR S P ERA WHIP	IP WLS BF H R ER SO BB IBB HBP BLK WP HR S P ERA WHIP

Colorado Rockies @ Los Angeles Dodgers  
Dodger Stadium, Los Angeles, CA  
Sun Jun 25 2017, 1:11 PM - 5:30 PM PDT  
Att: 41,605 - Sunny - 87 F

AB	36
R	12
H	13
RBI	7
BB	7
SO	10
LOB	14





Batter	1	2	3	4	5	6	7	8	9	AB	R	H	RBI	BB	SO	LOB	TOP					
8 Eric Young Jr. S (1,8) OBP: 0.368, SLG: 0.440										4	0	2	0	0	1	0	<b>Los Angeles Angels @ Los Angeles Dodgers</b> Dodger Stadium, Los Angeles, CA Tue Jun 27 2017, 7:11 PM - 9:40 PM PDT Att: 47,245 - Clear - 79 F <a href="http://livebaseballscorecards.com">livebaseballscorecards.com</a>					
56 Kole Calhoun, L (1,9) OBP: 0.325, SLG: 0.380										4	0	0	0	0	0	2						
0 Yunel Escobar, R (1,5) OBP: 0.336, SLG: 0.418										4	0	2	0	0	0	0						
18 Luis Valbuena, L (1,3) OBP: 0.281, SLG: 0.313										4	0	0	0	0	0	2		3				
2 Andrelton Simmons, R (1,6) OBP: 0.331, SLG: 0.409										3	0	0	0	0	1	2						
25 Ben Revere, L (1,7) OBP: 0.231, SLG: 0.308										3	0	0	0	0	0	0						
12 Martin Maldonado, R (1,2) OBP: 0.323, SLG: 0.425										3	0	0	0	0	1	0						
7 Cliff Pennington, S (1,4) OBP: 0.336, SLG: 0.320										3	0	1	0	0	0	0						
40 Jesse Chavez, R (1,1)										2	0	0	0	0	0	2		1				
48 Jose Alvarez, L (6,1)										0	0	0	0	0	0	0						
16 Huston Street, R (7,1)										0	0	0	0	0	0	0						
19 Jefry Marte, R (8,PH) 53 Blake Parker, R (8,1)										0	0	0	0	0	0	0						
<b>Inning Stats</b>	R: 0 E: 0 K: 0 S: 11	H: 1 LOB: 0 BB: 0 P: 17	R: 0 E: 0 K: 0 S: 5	H: 0 LOB: 0 BB: 0 P: 9	R: 0 E: 0 K: 2 S: 11	H: 0 LOB: 0 BB: 0 P: 16	R: 0 E: 0 K: 1 S: 10	H: 2 LOB: 2 BB: 0 P: 14	R: 0 E: 0 K: 1 S: 13	H: 1 LOB: 1 BB: 0 P: 17	R: 0 E: 0 K: 0 S: 5	H: 0 LOB: 0 BB: 0 P: 8	R: 0 E: 0 K: 2 S: 9	H: 0 LOB: 0 BB: 0 P: 11	R: 0 E: 0 K: 0 S: 5	H: 0 LOB: 0 BB: 0 P: 6	R: 0 E: 0 K: 1 S: 7	H: 1 LOB: 1 BB: 0 P: 10	1B: 4 2B: 1 3B: 0 HR: 0	SF: 0 SAC: 0 DP: 0 HBP: 0	WP: 0 PB: 0 SB: 0 CS: 1	PA: 31
<b>PITCHER</b>	IP WLS BF H R ER SO BB IBB HBP BLK WP HR S P ERA WHIP	7.0 W 24 4 0 0 6 0 0 0 0 0 0 64 92 0.00 0.571	2.0 7 1 0 0 1 0 0 0 0 0 0 12 16 0.00 0.500																			

Batter	1	2	3	4	5	6	7	8	9	AB	R	H	RBI	BB	SO	LOB	BOTTOM				
26 Chase Utley, L (1,4) OBP: 0.328, SLG: 0.391										4	1	1	0	0	2	0	<b>Los Angeles Angels @ Los Angeles Dodgers</b> Dodger Stadium, Los Angeles, CA Tue Jun 27 2017, 7:11 PM - 9:40 PM PDT Att: 47,245 - Clear - 79 F <a href="http://livebaseballscorecards.com">livebaseballscorecards.com</a>				
11 Logan Forsythe, R (1,5) OBP: 0.331, SLG: 0.282									3	1	0	0	1	0	0						
3 Chris Taylor, R (1,7) OBP: 0.368, SLG: 0.483									4	0	1	0	0	1	2						
35 Cody Bellinger, L (1,3) OBP: 0.347, SLG: 0.668									2	1	1	1	2	0	0						
15 Austin Barnes, R (1,2) OBP: 0.398, SLG: 0.478									3	0	0	0	0	2	5						
31 Joc Pederson, L (1,8) OBP: 0.361, SLG: 0.447									3	1	1	3	0	0	1						
14 Enrique Hernández, R (1,6) OBP: 0.316, SLG: 0.500									2	0	0	0	1	1	0						
21 Trayce Thompson, R (1,9)									3	0	0	0	0	1	1						
18 Kenta Maeda, R (1,1) OBP: 0.130, SLG: 0.174 37 Mike Freeman, L (7,PH) 17 Brandon Morrow, R (8,1)									2	0	0	0	0	0	1						
<b>Inning Stats</b>	R: 0 E: 0 K: 2 S: 9	H: 0 LOB: 0 BB: 0 P: 16	R: 0 E: 0 K: 1 S: 8	H: 0 LOB: 1 BB: 1 P: 18	R: 0 E: 0 K: 0 S: 9	H: 0 LOB: 0 BB: 0 P: 14	R: 0 E: 0 K: 2 S: 12	H: 1 LOB: 2 BB: 1 P: 23	R: 0 E: 0 K: 0 S: 7	H: 0 LOB: 1 BB: 1 P: 13	R: 4 E: 0 K: 1 S: 16	H: 3 LOB: 0 BB: 1 P: 26	R: 0 E: 0 K: 1 S: 6	H: 0 LOB: 0 BB: 0 P: 9	R: 0 E: 0 K: 0 S: 4	H: 0 LOB: 0 BB: 0 P: 8		1B: 1 2B: 2 3B: 0 HR: 1	SF: 0 SAC: 0 DP: 0 HBP: 0	WP: 0 PB: 0 SB: 0 CS: 1	PA: 32
<b>PITCHER</b>	IP WLS BF H R ER SO BB IBB HBP BLK WP HR S P ERA WHIP	5.1 L 21 2 2 2 1 0 0 0 0 0 0 1 7 10 27.00 3.000	1.0 3 0 0 0 1 0 0 0 0 0 0 6 9 0.00 0.000	1.0 3 0 0 0 0 0 0 0 0 0 0 4 8 0.00 0.000																	

Batter	1	2	3	4	5	6	7	8	9	AB	R	H	RBI	BB	SO	LOB	TOP	
26 Chase Utley, L OBP: 0.332, SLG: 0.386										2	0	0	0	2	0	0	<b>Los Angeles Dodgers @ Los Angeles Angels</b> Angel Stadium of Anaheim, Anaheim, CA Wed Jun 28 2017, 7:11 PM - 10:21 PM PDT Att. 44,669 - Clear - 72 F	
31 Joc Pederson, L OBP: 0.355, SLG: 0.436										4	0	0	0	0	2	2		
10 Justin Turner, R OBP: 0.466, SLG: 0.535										3	0	0	0	1	0	1		
35 Cody Bellinger, L OBP: 0.341, SLG: 0.656										4	0	0	0	0	3	3		
3 Chris Taylor, R OBP: 0.361, SLG: 0.474										4	0	0	0	0	2	2		
9 Yasmani Grandal, S OBP: 0.322, SLG: 0.464										3	1	2	1	1	0	0		
11 Logan Forsythe, R OBP: 0.335, SLG: 0.283										3	0	1	0	1	0	1		
66 Yasiel Puig, R OBP: 0.326, SLG: 0.451										4	0	0	0	0	3	3		
21 Trayce Thompson, R OBP: 0.071, SLG: 0.286										3	1	1	1	0	1	2		
<b>Inning Stats</b>	R: 0 H: 0 E: 0 K: 1 S: 9	H: 0 LOB: 1 BB: 1 P: 17	R: 0 H: 0 E: 0 K: 1 S: 11	H: 0 LOB: 2 BB: 2 P: 24	R: 0 H: 0 E: 0 K: 1 S: 13	H: 1 LOB: 0 BB: 0 P: 11	R: 0 H: 0 E: 0 K: 0 S: 6	H: 0 LOB: 0 BB: 0 P: 9	R: 0 H: 0 E: 0 K: 1 S: 7	H: 0 LOB: 0 BB: 0 P: 10	R: 0 H: 0 E: 0 K: 0 S: 10	H: 1 LOB: 0 BB: 0 P: 14	R: 1 H: 2 E: 0 K: 1 S: 10	H: 0 LOB: 1 BB: 0 P: 13	1B: 2 2B: 0 3B: 0 HR: 2	SF: 0 SAC: 0 DP: 1 HBP: 0	WP: 0 PB: 0 SB: 0 CS: 0	PA: 35
<b>PITCHER</b>	IP WLS BF H R ER SO BB IBB HBP BLK WP HR S P ERA WHIP																	
23 Alex Meyer, R ERA: 3.74	(1, 1) 6.0 23 1 0 0 4 5 0 0 0 0 0 0 54 99 0.00 1.000																	
36 Yasuhiro Nishitani, R ERA: 2.27	(7, 1) 1.0 3 0 0 0 0 0 0 0 0 0 0 7 10 0.00 0.000																	
39 Keynan Middleton, R ERA: 3.38	(8, 1) 1.0 4 1 1 1 1 0 0 0 0 0 1 10 14 9.00 1.000																	
32 Cam Bedrosian, R ERA: 2.25	(9, 1) 1.0 5 2 1 1 1 0 0 0 0 0 1 10 13 9.00 2.000																	

Batter	1	2	3	4	5	6	7	8	9	AB	R	H	RBI	BB	SO	LOB	BOTTOM		
9 Cameron Maybin, R OBP: 0.360, SLG: 0.409										5	0	0	0	0	4	2	<b>Los Angeles Dodgers @ Los Angeles Angels</b> Angel Stadium of Anaheim, Anaheim, CA Wed Jun 28 2017, 7:11 PM - 10:21 PM PDT Att. 44,669 - Clear - 72 F		
56 Kole Calhoun, L OBP: 0.325, SLG: 0.382										4	1	1	0	0	1	0			
5 Albert Pujols, R OBP: 0.279, SLG: 0.375										4	0	0	0	0	3	1			
0 Yunel Escobar, R OBP: 0.338, SLG: 0.417										3	0	1	0	1	0	1			
2 Andrelton Simmons, R OBP: 0.333, SLG: 0.420										4	1	2	2	0	0	1			
12 Martín Maldonado, R OBP: 0.324, SLG: 0.422										4	0	1	0	0	1	3			
19 Jefry Marte, R OBP: 0.291, SLG: 0.317										3	0	2	0	0	0	0			
18 Luis Valbuena, L OBP: 0.281, SLG: 0.310										1	0	0	0	0	0	1			
3 Danny Espinosa, S OBP: 0.251, SLG: 0.295										3	0	0	0	1	1	1			
25 Ben Revere, L OBP: 0.232, SLG: 0.306										4	1	1	0	0	0	4			
<b>Inning Stats</b>	R: 0 H: 0 E: 0 K: 2 S: 7	H: 0 LOB: 0 BB: 0 P: 12	R: 0 H: 0 E: 0 K: 1 S: 7	H: 0 LOB: 0 BB: 0 P: 11	R: 0 H: 1 E: 0 K: 1 S: 8	H: 1 LOB: 2 BB: 1 P: 18	R: 0 H: 1 E: 0 K: 2 S: 10	H: 1 LOB: 1 BB: 0 P: 15	R: 2 H: 4 E: 0 K: 1 S: 15	H: 0 LOB: 0 BB: 1 P: 23	R: 0 H: 0 E: 0 K: 0 S: 8	H: 1 LOB: 0 BB: 0 P: 14	R: 0 H: 1 E: 0 K: 0 S: 5	H: 0 LOB: 1 BB: 0 P: 7	R: 1 H: 0 E: 2 K: 1 S: 11	H: 0 LOB: 0 2B: 1 3B: 0 HR: 1	SF: 0 SAC: 0 DP: 0 HBP: 0	WP: 1 PB: 1 SB: 0 CS: 0	PA: 37
<b>PITCHER</b>	IP WLS BF H R ER SO BB IBB HBP BLK WP HR S P ERA WHIP																		
99 Hyun Jin Ryu, L ERA: 4.21	(1, 1) 5.2 25 7 2 2 8 1 0 0 0 0 0 3 57 3.18 1.412																		
75 Grant Dayton, L ERA: 3.49	(6, 1) 0.1 2 0 0 0 0 1 0 0 0 0 0 3 8 0.00 3.000																		
48 Brock Stewart, R ERA:	(7, 1) 2.0 7 1 0 0 1 0 0 0 0 0 0 13 21 0.00 0.500																		
52 Pedro Báez, R ERA: 1.32	(9, 1) 0.1 3 0 1 0 1 0 0 0 0 1 0 11 17 0.00 0.000																		



Batter	1	2	3	4	5	6	7	8	9	AB R H RBI BB SO LOB	TOP																
26 Chase Utley, L OBP: 0.329, SLG: 0.400	G4-3		SF8		HR		K		G1-3	4 1 1 2 0 1 1	<b>Los Angeles Dodgers @ Los Angeles Angels</b> Angel Stadium of Anaheim, Anaheim, CA Thu Jun 29 2017, 7:11 PM - 10:16 PM PDT Att: 44,807 - Clear - 71 F <a href="http://livebaseballscorecards.com">livebaseballscorecards.com</a>																
5 Corey Seager, L OBP: 0.397, SLG: 0.498	G2-3		FC4-2		K		K		G5-3	4 0 0 0 0 2 2																	
14 Enrique Hernández, R OBP: 0.314, SLG: 0.497	G2-3		FC4-2		K		K		G5-3	1 0 0 0 0 0 1																	
10 Justin Turner, R OBP: 0.466, SLG: 0.535	G4-3		G4-3							4 1 2 0 0 0 2																	
35 Cody Bellinger, L OBP: 0.340, SLG: 0.654		F7								4 1 1 0 0 0 1																	
9 Yasmani Grandal, S OBP: 0.317, SLG: 0.456	L8		G4-3							4 0 0 0 0 1 2																	
31 Joc Pederson, L OBP: 0.351, SLG: 0.450	K		G1-3							4 1 1 3 0 1 0																	
11 Logan Forsythe, R OBP: 0.333, SLG: 0.282			G4-3							4 1 1 0 0 0 0																	
66 Yasiel Puig, R OBP: 0.329, SLG: 0.463			FC6							4 1 2 1 0 1 1																	
21 Trayce Thompson, R OBP: 0.167, SLG: 0.353			FC4-2							3 0 1 0 1 0 1																	
<b>Inning Stats</b>	R: 0 H: 0 E: 0 K: 0 S: 10	H: 0 LOB: 0 BB: 0 P: 17	R: 0 H: 0 E: 0 K: 1 S: 6	H: 0 LOB: 0 BB: 0 P: 12	R: 1 H: 1 E: 1 K: 0 S: 10	H: 1 LOB: 2 BB: 1 P: 17	R: 0 H: 0 E: 0 K: 0 S: 4	H: 0 LOB: 0 BB: 0 P: 9	R: 2 H: 2 E: 0 K: 1 S: 11	H: 2 LOB: 0 BB: 0 P: 18	R: 3 H: 4 E: 0 K: 1 S: 17	H: 4 LOB: 1 BB: 0 P: 23	R: 0 H: 1 E: 0 K: 2 S: 8	H: 1 LOB: 1 BB: 0 P: 11	R: 0 H: 0 E: 0 K: 0 S: 9	H: 0 LOB: 0 BB: 0 P: 11	R: 0 H: 1 E: 0 K: 1 S: 10	H: 1 LOB: 1 BB: 0 P: 17	1B: 4 2B: 2 3B: 0 HR: 3	SF: 1 2B: 2 SAC: 0 DP: 0 HBP: 0	WP: 0 PB: 0 SB: 0 CS: 0	PA: 38					
<b>PITCHER</b>	IP WLS BF H R ER SO BB IBB HBP BLK WP HR S P ERA WHIP	IP WLS BF H R ER SO BB IBB HBP BLK WP HR S P ERA WHIP	IP WLS BF H R ER SO BB IBB HBP BLK WP HR S P ERA WHIP	IP WLS BF H R ER SO BB IBB HBP BLK WP HR S P ERA WHIP	IP WLS BF H R ER SO BB IBB HBP BLK WP HR S P ERA WHIP	IP WLS BF H R ER SO BB IBB HBP BLK WP HR S P ERA WHIP	IP WLS BF H R ER SO BB IBB HBP BLK WP HR S P ERA WHIP	IP WLS BF H R ER SO BB IBB HBP BLK WP HR S P ERA WHIP	IP WLS BF H R ER SO BB IBB HBP BLK WP HR S P ERA WHIP	IP WLS BF H R ER SO BB IBB HBP BLK WP HR S P ERA WHIP	IP WLS BF H R ER SO BB IBB HBP BLK WP HR S P ERA WHIP	IP WLS BF H R ER SO BB IBB HBP BLK WP HR S P ERA WHIP	IP WLS BF H R ER SO BB IBB HBP BLK WP HR S P ERA WHIP	IP WLS BF H R ER SO BB IBB HBP BLK WP HR S P ERA WHIP	IP WLS BF H R ER SO BB IBB HBP BLK WP HR S P ERA WHIP	IP WLS BF H R ER SO BB IBB HBP BLK WP HR S P ERA WHIP	IP WLS BF H R ER SO BB IBB HBP BLK WP HR S P ERA WHIP	IP WLS BF H R ER SO BB IBB HBP BLK WP HR S P ERA WHIP	IP WLS BF H R ER SO BB IBB HBP BLK WP HR S P ERA WHIP	IP WLS BF H R ER SO BB IBB HBP BLK WP HR S P ERA WHIP	IP WLS BF H R ER SO BB IBB HBP BLK WP HR S P ERA WHIP	IP WLS BF H R ER SO BB IBB HBP BLK WP HR S P ERA WHIP	IP WLS BF H R ER SO BB IBB HBP BLK WP HR S P ERA WHIP	IP WLS BF H R ER SO BB IBB HBP BLK WP HR S P ERA WHIP	IP WLS BF H R ER SO BB IBB HBP BLK WP HR S P ERA WHIP	IP WLS BF H R ER SO BB IBB HBP BLK WP HR S P ERA WHIP	IP WLS BF H R ER SO BB IBB HBP BLK WP HR S P ERA WHIP
66 JC Ramirez, R ERA: 4.6	5.2	L	26	7	6	5	3	1	0	0	0	0	0	0	0	1	2	0.00	0.000								
53 Blake Parker, R ERA: 2.04	0.1	1	0	0	0	0	0	0	0	0	0	0	0	0	1	2	0.00	0.500									
48 Jose Alvarez, L ERA: 5.4	2.0	7	1	0	0	2	0	0	0	0	0	0	0	17	22	0.00	0.500										
16 Huston Street, R ERA:	1.0	4	1	0	0	1	0	0	0	0	0	0	0	10	17	0.00	1.000										

Batter	1	2	3	4	5	6	7	8	9	AB R H RBI BB SO LOB	BOTTOM																
9 Cameron Maybin, R OBP: 0.362, SLG: 0.410	K									4 1 2 0 0 1 0	<b>Los Angeles Dodgers @ Los Angeles Angels</b> Angel Stadium of Anaheim, Anaheim, CA Thu Jun 29 2017, 7:11 PM - 10:16 PM PDT Att: 44,807 - Clear - 71 F <a href="http://livebaseballscorecards.com">livebaseballscorecards.com</a>																
56 Kole Calhoun, L OBP: 0.324, SLG: 0.380	K									4 0 1 1 0 2 1																	
5 Albert Pujols, R OBP: 0.279, SLG: 0.377	K									4 0 1 1 0 2 2																	
0 Yunel Escobar, R OBP: 0.348, SLG: 0.419										1 0 1 0 2 0 0																	
19 Jeffy Marte, R OBP: 0.283, SLG: 0.308										3 0 0 0 0 2 5																	
18 Luis Valbuena, L OBP: 0.280, SLG: 0.308										1 0 0 0 0 1 3																	
12 Martín Maldonado, R OBP: 0.317, SLG: 0.414										4 0 0 0 0 1 6																	
3 Danny Espinosa, S OBP: 0.247, SLG: 0.290										4 0 0 0 0 2 0																	
8 Eric Young Jr., S OBP: 0.354, SLG: 0.420										4 0 0 0 0 2 0																	
7 Cliff Pennington, S OBP: 0.333, SLG: 0.317										4 1 1 0 0 2 0																	
<b>Inning Stats</b>	R: 0 H: 0 E: 0 K: 3 S: 9	H: 1 LOB: 0 BB: 0 P: 12	R: 0 H: 1 E: 0 K: 0 S: 6	H: 1 LOB: 0 BB: 0 P: 8	R: 0 H: 0 E: 0 K: 1 S: 8	H: 0 LOB: 0 BB: 0 P: 9	R: 1 H: 1 E: 0 K: 2 S: 15	H: 1 LOB: 2 BB: 1 P: 25	R: 0 H: 0 E: 0 K: 3 S: 9	H: 0 LOB: 0 BB: 0 P: 10	R: 0 H: 1 E: 0 K: 2 S: 11	H: 1 LOB: 2 BB: 1 P: 16	R: 0 H: 0 E: 0 K: 1 S: 9	H: 0 LOB: 0 BB: 0 P: 13	R: 1 H: 3 E: 0 K: 2 S: 17	H: 3 LOB: 3 BB: 0 P: 24	R: 0 H: 0 E: 0 K: 1 S: 6	H: 0 LOB: 0 BB: 0 P: 8	1B: 5 2B: 1 3B: 0 HR: 0	SF: 0 2B: 1 SAC: 0 DP: 1 HBP: 1	WP: 0 PB: 0 SB: 0 CS: 0	PA: 36					
<b>PITCHER</b>	IP WLS BF H R ER SO BB IBB HBP BLK WP HR S P ERA WHIP	IP WLS BF H R ER SO BB IBB HBP BLK WP HR S P ERA WHIP	IP WLS BF H R ER SO BB IBB HBP BLK WP HR S P ERA WHIP	IP WLS BF H R ER SO BB IBB HBP BLK WP HR S P ERA WHIP	IP WLS BF H R ER SO BB IBB HBP BLK WP HR S P ERA WHIP	IP WLS BF H R ER SO BB IBB HBP BLK WP HR S P ERA WHIP	IP WLS BF H R ER SO BB IBB HBP BLK WP HR S P ERA WHIP	IP WLS BF H R ER SO BB IBB HBP BLK WP HR S P ERA WHIP	IP WLS BF H R ER SO BB IBB HBP BLK WP HR S P ERA WHIP	IP WLS BF H R ER SO BB IBB HBP BLK WP HR S P ERA WHIP	IP WLS BF H R ER SO BB IBB HBP BLK WP HR S P ERA WHIP	IP WLS BF H R ER SO BB IBB HBP BLK WP HR S P ERA WHIP	IP WLS BF H R ER SO BB IBB HBP BLK WP HR S P ERA WHIP	IP WLS BF H R ER SO BB IBB HBP BLK WP HR S P ERA WHIP	IP WLS BF H R ER SO BB IBB HBP BLK WP HR S P ERA WHIP	IP WLS BF H R ER SO BB IBB HBP BLK WP HR S P ERA WHIP	IP WLS BF H R ER SO BB IBB HBP BLK WP HR S P ERA WHIP	IP WLS BF H R ER SO BB IBB HBP BLK WP HR S P ERA WHIP	IP WLS BF H R ER SO BB IBB HBP BLK WP HR S P ERA WHIP	IP WLS BF H R ER SO BB IBB HBP BLK WP HR S P ERA WHIP	IP WLS BF H R ER SO BB IBB HBP BLK WP HR S P ERA WHIP	IP WLS BF H R ER SO BB IBB HBP BLK WP HR S P ERA WHIP	IP WLS BF H R ER SO BB IBB HBP BLK WP HR S P ERA WHIP	IP WLS BF H R ER SO BB IBB HBP BLK WP HR S P ERA WHIP	IP WLS BF H R ER SO BB IBB HBP BLK WP HR S P ERA WHIP	IP WLS BF H R ER SO BB IBB HBP BLK WP HR S P ERA WHIP	IP WLS BF H R ER SO BB IBB HBP BLK WP HR S P ERA WHIP
22 Clayton Kershaw, L ERA: 2.32	7.0	W	26	3	1	1	0	2	0	0	0	0	0	0	7	10	0.00	0.714									
43 Luis Avilán, L ERA: 3.99	0.0	3	3	1	1	0	0	0	0	0	0	0	0	7	11	0.00	0.000										
17 Brandon Morrow, R ERA:	0.2	H	3	0	0	0	2	0	0	1	0	0	0	9	11	0.00	0.000										
74 Kenley Jansen, R ERA: 0.79	1.1	S	4	0	0	0	1	0	0	0	0	0	0	9	11	0.00	0.000										









Batter	1	2	3	4	5	6	7	8	9	AB	R	H	RBI	BB	SO	LOB	TOP										
11 AJ Pollock, R (1,8) OBP: 0.335, SLG: 0.456										4	0	1	0	0	1	0	Arizona Diamondbacks @ Los Angeles Dodgers Dodger Stadium, Los Angeles, CA Tue Jul 04 2017, 6:13 PM - 9:36 PM PDT Att: 53,159 - Clear - 76 F										
6 David Peralta, L (1,9) OBP: 0.358, SLG: 0.474										4	0	0	0	0	0	1											
44 Paul Goldschmidt, R (1,3) OBP: 0.435, SLG: 0.987										4	1	1	0	0	2	0											
16 Chris Owings, R (1,6) OBP: 0.331, SLG: 0.503										4	0	1	0	0	0	1		1									
27 Brandon Drury, R (1,4) OBP: 0.330, SLG: 0.462										4	1	1	0	0	3	1											
8 Chris Iannetta, R (1,2) OBP: 0.314, SLG: 0.512										2	0	1	0	2	0	2											
3 Daniel Descalso, L (1,7) (5,5)										4	1	1	3	0	1	4											
4 Ketel Marte, S (1,5) OBP: 0.250, SLG: 0.364										2	0	0	0	0	1	1											
48 Randall Delgado, R (5,1) OBP: 0.346, SLG: 0.583										1	0	0	0	0	0	0											
29 Jorge De La Rosa, L (8,1) OBP: 0.378, SLG: 0.540										0	0	0	0	0	0	0											
46 Patrick Corbin, L (1,1) OBP: 0.147, SLG: 0.065										1	0	0	0	0	1	0											
14 Rey Fuentes, L (5,7) OBP: 0.289, SLG: 0.337										2	0	0	0	0	2	0											
10 Chris Herrmann, L (9, PH) OBP: 0.284, SLG: 0.388										1	0	0	0	0	1	1											
<b>Inning Stats</b>	R: 0 E: 0 K: 1 S: 14	H: 0 LOB: 0 BB: 0 P: 19	R: 0 E: 0 K: 1 S: 7	H: 0 LOB: 1 BB: 1 P: 13	R: 0 E: 0 K: 1 S: 8	H: 0 LOB: 0 BB: 0 P: 9	R: 0 E: 0 K: 1 S: 10	H: 0 LOB: 1 BB: 1 P: 15	R: 0 E: 0 K: 3 S: 12	H: 0 LOB: 0 BB: 0 P: 19	R: 0 E: 0 K: 2 S: 10	H: 2 LOB: 2 BB: 0 P: 17	R: 0 E: 0 K: 1 S: 8	H: 1 LOB: 1 BB: 0 P: 14	R: 3 E: 0 K: 1 S: 19	H: 3 LOB: 1 BB: 1 P: 31	1B: 3 2B: 2 3B: 0 HR: 1	SF: 0 SAC: 0 DP: 0 HBP: 0	WP: 0 PB: 0 SB: 0 CS: 0	PA: 36							
<b>PITCHER</b>	IP	WLS	BF	H	R	ER	SO	BB	IBB	HBP	BLK	WP	HR	S	P	ERA	WHIP										
22 Clayton Kershaw, L (1,1) ERA: 2.19	7.0	W	25	2	0	0	11	2	0	0	0	0	0	76	117	0.00	0.571										
43 Luis Avilán, L (8,1) ERA: 3.53	0.2	H	2	0	0	0	1	0	0	0	0	0	0	5	7	0.00	0.000										
52 Pedro Báez, R (8,1) ERA: 1.26	0.1	H	2	1	0	0	0	0	0	0	1	0	0	3	7	0.00	3.000										
17 Brandon Morrow, R (9,1) ERA: 1.38	0.1	S	3	2	2	2	0	0	0	0	0	0	0	9	14	54.00	6.000										
74 Kentley Jansen, R (9,1) ERA: 1.04	0.2	S	4	1	1	1	1	1	0	0	0	0	1	10	17	13.50	3.000										

Batter	1	2	3	4	5	6	7	8	9	AB	R	H	RBI	BB	SO	LOB	BOTTOM										
11 Logan Forsythe, R (1,4) OBP: 0.367, SLG: 0.333										3	1	1	0	1	0	0	Arizona Diamondbacks @ Los Angeles Dodgers Dodger Stadium, Los Angeles, CA Tue Jul 04 2017, 6:13 PM - 9:36 PM PDT Att: 53,159 - Clear - 76 F										
5 Corey Seager, L (1,6) OBP: 0.399, SLG: 0.512										4	0	0	0	0	3	3											
10 Justin Turner, R (1,5) OBP: 0.472, SLG: 0.589										4	1	2	2	0	0	0											
35 Cody Bellinger, L (1,3) OBP: 0.335, SLG: 0.620										3	0	1	0	1	1	0											
3 Chris Taylor, R (1,7) OBP: 0.370, SLG: 0.487										4	2	2	0	0	2	3											
14 Enrique Hernández, R (1,8) OBP: 0.369, SLG: 0.458										3	0	0	0	1	1	4											
9 Yasmani Grandal, S (1,2) OBP: 0.325, SLG: 0.474										4	0	3	2	0	0	2											
66 Yasiel Puig, R (1,9) OBP: 0.327, SLG: 0.452										4	0	0	0	0	0	3											
22 Clayton Kershaw, L (1,1) ERA: 2.25, SLG: 0.162										3	0	0	0	0	2	1											
43 Luis Avilán, L (8,1) ERA: 3.15										0	0	0	0	0	0	0											
52 Pedro Báez, R (8,1) ERA: 1.26										0	0	0	0	0	0	0											
21 Trayce Thompson, R (8, PH) OBP: 0.260, SLG: 0.376										1	0	0	0	0	0	1											
17 Brandon Morrow, R (9,1) ERA: 1.38										0	0	0	0	0	0	0											
74 Kentley Jansen, S (9,1) ERA: 1.04										0	0	0	0	0	0	0											
<b>Inning Stats</b>	R: 1 E: 0 K: 3 S: 18	H: 2 LOB: 2 BB: 1 P: 27	R: 0 E: 0 K: 2 S: 13	H: 1 LOB: 2 BB: 1 P: 23	R: 2 E: 0 K: 1 S: 18	H: 3 LOB: 1 BB: 0 P: 28	R: 0 E: 0 K: 1 S: 11	H: 0 LOB: 0 BB: 0 P: 16	R: 0 E: 0 K: 1 S: 16	H: 1 LOB: 2 BB: 1 P: 27	R: 0 E: 0 K: 1 S: 7	H: 0 LOB: 0 BB: 0 P: 11	R: 0 E: 0 K: 0 S: 8	H: 0 LOB: 0 BB: 0 P: 11	R: 1 E: 0 K: 0 S: 14	H: 2 LOB: 1 BB: 0 P: 25	1B: 5 2B: 3 3B: 0 HR: 1	SF: 0 SAC: 0 DP: 0 HBP: 0	WP: 1 PB: 0 SB: 1 CS: 0	PA: 36							
<b>PITCHER</b>	IP	WLS	BF	H	R	ER	SO	BB	IBB	HBP	BLK	WP	HR	S	P	ERA	WHIP										
46 Patrick Corbin, L (1,1) ERA: 4.81	4.2	L	23	7	3	3	8	2	0	0	0	1	1	70	109	5.79	1.929										
48 Randall Delgado, R (5,1) ERA: 3.15	2.1		8	0	0	0	1	1	0	0	0	0	0	21	34	0.00	0.429										
29 Jorge De La Rosa, L (8,1) ERA: 0.94	1.0		5	2	1	1	0	0	0	0	0	0	0	14	25	9.00	2.000										

AB	33
R	3
H	6
RBI	3
BB	3
SO	13
LOB	11



AB	33
R	4
H	9
RBI	4
BB	3
SO	9
LOB	17



Batter	1	2	3	4	5	6	7	8	9	AB	R	H	RBI	BB	SO	LOB	TOP				
5 Grégor Blanco, L (1,8) OBP: 0.333, SLG: 0.380										4	0	1	0	0	1	2	<b>Arizona Diamondbacks @ Los Angeles Dodgers</b> <b>Dodger Stadium, Los Angeles, CA</b> Wed Jul 05 2017, 7:11 PM - 10:06 PM PDT Att. 40,997 - Clear - 79 F				
4 Ketel Marte, S (1,6) OBP: 0.250, SLG: 0.286										3	0	0	0	1	0	2					
44 Paul Goldschmidt, R (1,3) OBP: 0.433, SLG: 0.583										4	0	1	0	0	2	2					
16 Chris Owings, R (1,9) OBP: 0.327, SLG: 0.497										4	0	0	0	0	2	3					
22 Jake Lamb, L (1,5) OBP: 0.376, SLG: 0.540										4	0	1	0	0	3	2					
27 Brandon Drury, R (1,4) OBP: 0.329, SLG: 0.459										4	0	1	0	0	2	2					
14 Rey Fuentes, L (9,FR) OBP: 0.289, SLG: 0.337										0	0	0	0	0	0	0					
10 Chris Herrmann, L (1,7) OBP: 0.276, SLG: 0.376										4	0	0	0	0	2	1					
2 Jeff Mathis, R (1,2) OBP: 0.226, SLG: 0.310										2	0	0	0	1	1	0					
52 Zack Godley, R (1,1) OBP: 0.174, SLG: 0.095										1	0	0	0	0	1	0					
40 Andrew Chafin, R (6,1)										0	0	0	0	0	0	0					
12 Rubby De La Rosa, R (7,1)										0	0	0	0	0	0	0					
11 AJ Pollock, R (8,PH)										0	0	0	0	1	0	0					
25 Archie Bradley, R (8,1)										0	0	0	0	0	0	0					
<b>Inning Stats</b>	R: 0 E: 0 K: 0 S: 5	H: 0 LOB: 0 BB: 0 P: 6	R: 0 E: 0 K: 2 S: 9	H: 0 LOB: 0 BB: 0 P: 11	R: 0 E: 0 K: 0 S: 8	H: 0 LOB: 1 BB: 1 P: 12	R: 0 E: 0 K: 3 S: 11	H: 1 LOB: 2 BB: 1 P: 19	R: 0 E: 0 K: 1 S: 9	H: 2 LOB: 2 BB: 0 P: 11	R: 0 E: 0 K: 2 S: 10	H: 0 LOB: 0 BB: 0 P: 14	R: 0 E: 0 K: 2 S: 11	H: 0 LOB: 1 BB: 0 P: 19	R: 0 E: 0 K: 2 S: 11	H: 1 LOB: 1 BB: 0 P: 16	1B: 3 2B: 1 3B: 0 HR: 0	SF: 0 SAC: 1 DP: 0 HBP: 0	WP: 0 PB: 0 SB: 0 CS: 0	PA: 34	
<b>PITCHER</b>	IP	WLS	BF	H	R	ER	SO	BB	IBB	HBP	BLK	WP	HR	S	P	ERA	WHIP				
57 Alex Wood, L (1,1) ERA: 1.67	7.0	W	26	3	0	0	10	2	0	0	0	0	0	61	85	0.00	0.714				
52 Pedro Báez, R (8,1) ERA: 1.23	1.0	H	4	0	0	0	2	1	0	0	0	0	0	11	19	0.00	1.000				
74 Kenley Jansen, R (9,1) ERA: 1.01	1.0	S	4	1	0	0	2	0	0	0	0	0	0	11	16	0.00	1.000				

Batter	1	2	3	4	5	6	7	8	9	AB	R	H	RBI	BB	SO	LOB	BOTTOM				
26 Chase Utley, L (1,3) OBP: 0.323, SLG: 0.387										3	0	0	0	0	2	0	<b>Arizona Diamondbacks @ Los Angeles Dodgers</b> <b>Dodger Stadium, Los Angeles, CA</b> Wed Jul 05 2017, 7:11 PM - 10:06 PM PDT Att. 40,997 - Clear - 79 F				
74 Kenley Jansen, S (9,1) OBP: 0.500, SLG: 0.750										4	0	1	0	0	1	1					
5 Corey Seager, L (1,6) OBP: 0.397, SLG: 0.512										3	0	1	0	1	1	1					
10 Justin Turner, R (1,5) OBP: 0.473, SLG: 0.571										3	0	1	0	1	1	1					
35 Cody Bellinger, L (1,9) OBP: 0.333, SLG: 0.613										3	0	0	0	1	1	4					
31 Joc Pederson, L (1,8) OBP: 0.357, SLG: 0.446										2	0	0	0	0	0	1					
14 Enrique Hernández, R (7,PH) OBP: 0.312, SLG: 0.469										3	1	1	0	0	2	1					
3 Chris Taylor, R (1,7) OBP: 0.369, SLG: 0.485										3	0	1	1	0	1	1					
9 Yasmani Grandal, S (1,2) OBP: 0.325, SLG: 0.476										3	0	1	1	0	1	1					
11 Logan Forsythe, R (1,4) OBP: 0.362, SLG: 0.327										3	0	0	0	0	1	2					
57 Alex Wood, R (1,1) OBP: 0.100, SLG: 0.069										2	0	0	0	0	1	1					
52 Pedro Báez, R (8,1)										0	0	0	0	0	0	0					
66 Yasiel Puig, R (8,PH) (9,9)										1	0	0	0	0	0	0					
<b>Inning Stats</b>	R: 0 E: 0 K: 2 S: 14	H: 1 LOB: 1 BB: 0 P: 24	R: 1 E: 0 K: 0 S: 11	H: 2 LOB: 1 BB: 0 P: 15	R: 0 E: 0 K: 0 S: 10	H: 0 LOB: 0 BB: 0 P: 16	R: 0 E: 0 K: 1 S: 5	H: 0 LOB: 0 BB: 1 P: 12	R: 0 E: 0 K: 2 S: 8	H: 0 LOB: 0 BB: 0 P: 13	R: 0 E: 0 K: 1 S: 10	H: 0 LOB: 1 BB: 0 P: 17	R: 0 E: 0 K: 2 S: 12	H: 0 LOB: 1 BB: 1 P: 18	R: 0 E: 0 K: 2 S: 12	H: 1 LOB: 2 BB: 1 P: 20	1B: 1 2B: 3 3B: 0 HR: 0	SF: 0 SAC: 0 DP: 1 HBP: 1	WP: 0 PB: 0 SB: 0 CS: 0	PA: 31	
<b>PITCHER</b>	IP	WLS	BF	H	R	ER	SO	BB	IBB	HBP	BLK	WP	HR	S	P	ERA	WHIP				
52 Zack Godley, R (1,1) ERA: 2.99	5.2	L	21	3	1	1	6	1	0	1	0	0	0	55	92	1.59	0.706				
40 Andrew Chafin, L (6,1) ERA: 1.91	0.1		1	0	0	0	0	0	0	0	0	0	0	3	5	0.00	0.000				
12 Rubby De La Rosa, R (7,1) ERA: 5.4	1.0		4	0	0	0	2	1	0	0	1	0	0	12	18	0.00	1.000				
25 Archie Bradley, R (8,1) ERA: 1.19	1.0		5	1	0	0	2	0	1	0	0	0	0	12	20	0.00	1.000				

**AB 30**  
**R 0**  
**H 4**  
**RBI 0**  
**BB 3**  
**SO 14**  
**LOB 14**

**AB 27**  
**R 1**  
**H 4**  
**RBI 1**  
**BB 3**  
**SO 10**  
**LOB 12**

Batter	1	2	3	4	5	6	7	8	9	AB	R	H	RBI	BB	SO	LOB	TOP										
11 AJ Pollock, R (1,8) OBP: 0.337, SLG: 0.451	L7		L7			G6-3		44 1B		4	0	1	0	0	0	0	<b>Arizona Diamondbacks @ Los Angeles Dodgers</b> <b>Dodger Stadium, Los Angeles, CA</b> Thu Jul 06 2017, 7:12 PM - 10:18 PM PDT Att: 41,999 - Clear - 80 F										
6 David Peralta, L (1,9) OBP: 0.360, SLG: 0.473	1B			44 FC5-4 HBP		F7		F7		3	0	1	0	0	0	1											
44 Paul Goldschmidt, R (1,3) OBP: 0.431, SLG: 0.578	F7			FC5-4		F9		1B		4	0	1	0	0	0	1											
16 Chris Owings, R (1,6) (7,4) OBP: 0.323, SLG: 0.490		K		K		K		K2-3		4	0	0	0	0	4	3											
8 Chris Iannetta, R (1,2) OBP: 0.312, SLG: 0.512	L8			K		K		14 FC4-6 4 BLK		4	1	1	0	0	2	1											
27 Brandon Drury, R (1,4) OBP: 0.325, SLG: 0.454	E5			K		G6-3		K		3	0	0	0	0	1	0											
25 Archie Bradley, R (7,1)										0	0	0	0	0	0	0											
10 Chris Herrmann, L (9,PH) OBP: 0.275, SLG: 0.375										1	0	0	0	0	1	1											
56 Fernando Rodney, R (9,1)										0	0	0	0	0	0	0											
30 T.J. McFarland, L (9,1)										0	0	0	0	0	0	0											
22 Jake Lamb, L (1,5) OBP: 0.380, SLG: 0.561	G3					HR		HR		3	2	2	2	1	0	1											
14 Rey Fuentes, L (1,7) OBP: 0.277, SLG: 0.323			G5-3			K		G3		4	0	0	0	0	1	2											
38 Robbie Ray, L (1,1) OBP: 0.243, SLG: 0.278								FC4-6 4 BLK		2	0	0	0	0	2	0											
40 Andrew Chafin, R (7,1)										0	0	0	0	0	0	0											
4 Ketel Marte, S (7,6) OBP: 0.278, SLG: 0.500			K			K		HR		2	1	1	1	0	0	1											
								1-2 3-H		2	1	1	1	0	0	1											
<b>Inning Stats</b>	R: 0 H: 1 E: 0 K: 0 S: 10	H: 1 LOB: 0 BB: 0 P: 14	R: 0 H: 0 E: 1 K: 1 S: 14	H: 0 LOB: 1 BB: 0 P: 16	R: 0 H: 0 E: 0 K: 1 S: 6	H: 0 LOB: 0 BB: 0 P: 8	R: 0 H: 0 E: 0 K: 2 S: 10	H: 0 LOB: 1 BB: 0 P: 15	R: 1 H: 1 E: 0 K: 3 S: 14	H: 1 LOB: 0 BB: 0 P: 16	R: 0 H: 0 E: 0 K: 0 S: 9	H: 0 LOB: 0 BB: 0 P: 11	R: 0 H: 0 E: 0 K: 2 S: 13	H: 0 LOB: 0 BB: 0 P: 15	R: 2 H: 4 E: 0 K: 1 S: 19	H: 4 LOB: 2 BB: 0 P: 24	R: 1 H: 1 E: 0 K: 1 S: 12	H: 1 LOB: 1 BB: 1 P: 15	1B: 3 2B: 1 3B: 0 HR: 3	SF: 0 SAC: 0 DP: 0 HBP: 1	WP: 0 PB: 0 SB: 0 CS: 0	PA: 36					
<b>PITCHER</b>	IP	WLS	BF	H	R	ER	SO	BB	IBB	HBP	BLK	WP	HR	S	P	ERA	WHIP										
44 Rich Hill, L (1,1) ERA: 3.69	7.0		24	2	1	1	9	0	0	1	0	0	1	76	95	1.29	0.286										
43 Luis Avilan, L (8,1) ERA: 4.37	0.1		3	2	2	2	0	0	0	0	0	0	2	9	13	54.00	6.000										
17 Brandon Morrow, R (8,1) ERA: 1.32	0.2		4	2	0	0	1	0	0	0	0	0	0	10	11	0.00	3.000										
46 Josh Fields, R (9,1) ERA: 3.03	1.0	W	5	1	1	1	1	0	1	0	1	0	0	12	15	9.00	1.000										

AB	34
R	4
H	7
RBI	3
BB	1
SO	11
LOB	11



Batter	1	2	3	4	5	6	7	8	9	AB	R	H	RBI	BB	SO	LOB	BOTTOM										
11 Logan Forsythe, R (1,4) OBP: 0.368, SLG: 0.349	K		3 CS			HR		K		4	2	2	2	1	2	1	<b>Arizona Diamondbacks @ Los Angeles Dodgers</b> <b>Dodger Stadium, Los Angeles, CA</b> Thu Jul 06 2017, 7:12 PM - 10:18 PM PDT Att: 41,999 - Clear - 80 F										
5 Corey Seager, L (1,6) OBP: 0.397, SLG: 0.509	K		1B			K		BB		4	0	1	2	1	3	1											
10 Justin Turner, R (1,5) OBP: 0.475, SLG: 0.566	3 BB		K			3 BB		K		2	0	0	0	3	2	2											
3 Chris Taylor, R (1,7) OBP: 0.377, SLG: 0.500	15 BB		CS			2B		F9		5	0	4	1	0	0	0											
15 Austin Barnes, R (1,2) OBP: 0.402, SLG: 0.520	1B					2B		F7		2	0	0	0	1	2	3											
26 Chase Utley, L (8,PH) OBP: 0.321, SLG: 0.385	14 FC6-4 BB					K		K		1	0	0	0	0	0	0											
14 Enrique Hernández, R (1,3) OBP: 0.313, SLG: 0.461	FC6-4					K		K		2	0	0	0	1	1	4											
9 Yasmani Grandal, S (8,PH) OBP: 0.324, SLG: 0.474										1	0	0	0	0	1	0											
66 Yasiel Puig, R (1,9) OBP: 0.325, SLG: 0.448	G6-3					G4-3		K		4	1	1	0	0	1	4											
21 Trayce Thompson, R (1,8) OBP: 0.219, SLG: 0.250	K					K		K		3	0	0	0	0	3	3											
31 Joc Pederson, L (9,PH) OBP: 0.350, SLG: 0.446						K		K		0	1	0	0	1	0	0											
44 Rich Hill, L (1,1) ERA: 3.69										2	0	0	0	0	1	0											
33 Scott Koenig, R (7,PH) ERA: 1.89										0	0	0	0	0	0	0											
43 Luis Avilan, L (8,1) ERA: 4.37										0	0	0	0	0	0	0											
17 Brandon Morrow, R (8,1) ERA: 1.32										0	0	0	0	0	0	0											
46 Josh Fields, R (9,1) ERA: 3.03										0	0	0	0	0	0	0											
35 Cody Bellinger, L (9,PH) OBP: 0.336, SLG: 0.513										0	1	0	0	1	0	0											
<b>Inning Stats</b>	R: 0 H: 1 E: 0 K: 2 S: 12	H: 0 LOB: 3 BB: 2 P: 24	R: 0 H: 0 E: 0 K: 1 S: 8	H: 0 LOB: 0 BB: 0 P: 11	R: 0 H: 1 E: 0 K: 2 S: 9	H: 1 LOB: 0 BB: 0 P: 14	R: 0 H: 1 E: 0 K: 2 S: 11	H: 1 LOB: 1 BB: 0 P: 13	R: 1 H: 1 E: 0 K: 3 S: 12	H: 1 LOB: 0 BB: 0 P: 18	R: 0 H: 1 E: 0 K: 3 S: 16	H: 1 LOB: 3 BB: 2 P: 26	R: 0 H: 0 E: 0 K: 2 S: 9	H: 0 LOB: 2 BB: 2 P: 17	R: 0 H: 0 E: 0 K: 1 S: 5	H: 0 LOB: 0 BB: 0 P: 6	R: 4 H: 3 E: 0 K: 0 S: 7	H: 3 LOB: 3 BB: 4 P: 21	1B: 5 2B: 2 3B: 0 HR: 1	SF: 0 SAC: 0 DP: 0 HBP: 0	WP: 0 PB: 0 SB: 0 CS: 1	PA: 41					
<b>PITCHER</b>	IP	WLS	BF	H	R	ER	SO	BB	IBB	HBP	BLK	WP	HR	S	P	ERA	WHIP										
38 Robbie Ray, L (1,1) ERA: 2.97	6.0		26	5	1	1	10	3	1	0	0	0	0	68	106	1.50	1.333										
40 Andrew Chafin, L (7,1) ERA: 1.89	0.2		3	0	0	0	1	2	0	0	0	0	0	6	14	0.00	3.000										
25 Archie Bradley, R (7,1) ERA: 1.15	1.1		4	0	0	0	2	0	0	0	0	0	0	8	9	0.00	0.000										
56 Fernando Rodney, R (9,1) ERA: 5.84	0.0	L	6	2	4	4	0	3	1	0	0	0	0	6	20	∞	∞										
30 T.J. McFarland, L (9,1) ERA: 1.78	0.0		1	1	0	0	0	0	0	0	0	0	0	1	1	∞	∞										









Batter	1	2	3	4	5	6	7	8	9	AB	R	H	RBI	BB	SO	LOB	TOP			
15 Whit Merrifield, R OBP: 0.319, SLG: 0.449										4	0	0	0	0	3	1	<b>Kansas City Royals @ Los Angeles Dodgers</b> Dodger Stadium, Los Angeles, CA Sun Jul 09 2017, 1:11 PM - 3:26 PM PDT Att: 41,524 - Partly Cloudy - 94 F <a href="http://livebaseballscorecards.com">livebaseballscorecards.com</a>			
46 Ramón Torres, S OBP: 0.347, SLG: 0.341										4	0	0	0	0	3	0				
6 Lorenzo Cain, R OBP: 0.346, SLG: 0.435										4	1	1	0	0	2	0				
35 Eric Hosmer, L OBP: 0.374, SLG: 0.492										4	1	3	2	0	0	0				
38 Jorge Bonifacio, R OBP: 0.322, SLG: 0.448										4	0	1	0	0	1	2				
2 Alcides Escobar, R OBP: 0.242, SLG: 0.306										4	0	0	0	0	2	2				
12 Jorge Soler, R OBP: 0.253, SLG: 0.284										3	0	0	0	0	1	1				
9 Drew Butera, R OBP: 0.243, SLG: 0.361										3	0	0	0	0	0	0				
41 Danny Duffy, L OBP: 0.500, SLG: 0.500										2	0	1	0	0	1	0				
37 Brandon Moss, L OBP: 0.285, SLG: 0.392										1	0	0	0	0	0	0				
62 Al Albuquerque, R OBP: 0.285, SLG: 0.392										0	0	0	0	0	0	0				
<b>Inning Stats</b>	R: 0 E: 0 K: 2 S: 7	H: 0 LOB: 0 BB: 0 P: 10	R: 0 E: 0 K: 2 S: 10	H: 1 LOB: 1 BB: 0 P: 14	R: 0 E: 0 K: 2 S: 8	H: 0 LOB: 0 BB: 0 P: 10	R: 2 E: 0 K: 1 S: 9	H: 2 LOB: 0 BB: 0 P: 14	R: 0 E: 0 K: 3 S: 10	H: 1 LOB: 1 BB: 0 P: 15	R: 0 E: 0 K: 0 S: 7	H: 0 LOB: 0 BB: 0 P: 8	R: 0 E: 0 K: 1 S: 5	H: 0 LOB: 0 BB: 0 P: 7	R: 0 E: 0 K: 1 S: 7	H: 1 LOB: 1 BB: 0 P: 10	1B: 4 2B: 1 3B: 0 HR: 1	SF: 0 SAC: 0 DP: 0 HBP: 0	WP: 0 PB: 0 SB: 0 CS: 0	PA: 33
<b>PITCHER</b> 22 Clayton Kershaw, L ERA: 2.18	IP: 9.0 WLS: W BF: 33 H: 6 R: 2 ER: 2 SO: 13 BB: 0 IBB: 0 HBP: 0 BLK: 0 WP: 0 HR: 1 S: 73 P: 99 ERA: 2.00 WHIP: 0.667																			

Batter	1	2	3	4	5	6	7	8	9	AB	R	H	RBI	BB	SO	LOB	BOTTOM			
11 Logan Forsythe, R OBP: 0.369, SLG: 0.345										4	1	1	1	0	2	0	<b>Kansas City Royals @ Los Angeles Dodgers</b> Dodger Stadium, Los Angeles, CA Sun Jul 09 2017, 1:11 PM - 3:26 PM PDT Att: 41,524 - Partly Cloudy - 94 F <a href="http://livebaseballscorecards.com">livebaseballscorecards.com</a>			
3 Chris Taylor, R OBP: 0.385, SLG: 0.480										4	0	0	0	0	1	1				
10 Justin Turner, R OBP: 0.473, SLG: 0.583										4	2	2	3	0	1	0				
35 Cody Bellinger, L OBP: 0.342, SLG: 0.619										3	0	0	0	0	0	0				
15 Austin Barnes, R OBP: 0.397, SLG: 0.538										3	1	1	1	0	1	0				
14 Enrique Hernández, R OBP: 0.398, SLG: 0.452										3	0	1	0	0	1	0				
66 Yasiel Puig, R OBP: 0.324, SLG: 0.453										3	0	0	0	0	1	1				
21 Trayce Thompson, R OBP: 0.229, SLG: 0.323										3	1	1	0	0	1	1				
22 Clayton Kershaw, L OBP: 0.209, SLG: 0.150										3	0	0	0	0	1	1				
<b>Inning Stats</b>	R: 1 E: 0 K: 1 S: 9	H: 1 LOB: 0 BB: 0 P: 12	R: 0 E: 0 K: 3 S: 12	H: 0 LOB: 0 BB: 0 P: 16	R: 3 E: 0 K: 1 S: 16	H: 3 LOB: 0 BB: 0 P: 26	R: 0 E: 0 K: 1 S: 10	H: 1 LOB: 1 BB: 0 P: 13	R: 0 E: 0 K: 1 S: 8	H: 0 LOB: 0 BB: 0 P: 9	R: 1 E: 0 K: 1 S: 14	H: 1 LOB: 0 BB: 0 P: 18	R: 0 E: 0 K: 0 S: 7	H: 0 LOB: 0 BB: 0 P: 8	R: 0 E: 0 K: 0 S: 7	H: 0 LOB: 0 BB: 0 P: 10	1B: 2 2B: 0 3B: 1 HR: 3	SF: 0 SAC: 0 DP: 0 HBP: 0	WP: 0 PB: 0 SB: 0 CS: 0	PA: 30
<b>PITCHER</b> 41 Danny Duffy, L ERA: 3.76	IP: 7.0 WLS: L BF: 27 H: 6 R: 5 ER: 5 SO: 9 BB: 0 IBB: 0 HBP: 0 BLK: 0 WP: 0 HR: 3 S: 76 P: 102 ERA: 6.43 WHIP: 0.857																			
62 Al Albuquerque, R ERA: 5.4	IP: 1.0 WLS: L BF: 3 H: 0 R: 0 ER: 0 SO: 0 BB: 0 IBB: 0 HBP: 0 BLK: 0 WP: 0 HR: 0 S: 7 P: 10 ERA: 0.00 WHIP: 0.000																			

Batter	1	2	3	4	5	6	7	8	9	AB	R	H	RBI	BB	SO	LOB	TOP					
3 Chris Taylor, R OBP: 0.370, SLG: 0.482										3	0	2	0	1	0	0	<b>Los Angeles Dodgers @ Miami Marlins</b> Marlins Park, Miami, FL Fri Jul 14 2017, 7:12 PM - 10:11 PM EDT Att: 21,858 - Roof Closed - 76 F					
5 Corey Seager, L OBP: 0.394, SLG: 0.508										4	1	1	1	0	0	2						
10 Justin Turner, R OBP: 0.469, SLG: 0.578										4	0	1	0	0	0	0						
35 Cody Bellinger, L OBP: 0.341, SLG: 0.613										4	0	1	0	0	1	2						
11 Logan Forsythe, R OBP: 0.362, SLG: 0.337										4	0	0	0	0	1	2						
31 Joc Pederson, L OBP: 0.383, SLG: 0.472										4	2	2	0	0	0	0						
9 Yasmani Grandal, S OBP: 0.322, SLG: 0.467										3	0	1	0	1	1	0						
21 Trayce Thompson, R OBP: 0.229, SLG: 0.323										0	1	0	0	0	0	0						
15 Austin Barnes, R OBP: 0.397, SLG: 0.538										0	0	0	0	0	0	0						
66 Yasiel Puig, R OBP: 0.326, SLG: 0.474										4	2	2	4	0	0	2						
38 Brandon McCarthy, R OBP: 0.306, SLG: 0.487										2	0	0	0	0	1	2						
68 Ross Stripling, R OBP: 0.307, SLG: 0.487										0	0	0	0	0	0	0						
14 Enrique Hernández, R OBP: 0.307, SLG: 0.487										0	0	0	0	0	0	0						
17 Brandon Morrow, R OBP: 0.307, SLG: 0.487										0	0	0	0	0	0	0						
46 Josh Fields, R OBP: 0.307, SLG: 0.487										0	0	0	0	0	0	0						
26 Chase Utley, L OBP: 0.326, SLG: 0.474										1	0	0	0	0	0	1						
74 Kenley Jansen, S OBP: 0.306, SLG: 0.487										0	0	0	0	0	0	0						
<b>Inning Stats</b>	R: 0 H: 2 E: 0 K: 0 S: 14	H: 2 R: 0 BB: 0 P: 20	R: 1 H: 3 E: 0 K: 1 S: 13	H: 3 R: 0 LOB: 2 P: 17	R: 0 H: 1 E: 0 K: 0 S: 9	H: 1 R: 0 LOB: 0 P: 14	R: 0 H: 0 E: 0 K: 0 S: 5	H: 0 R: 0 LOB: 0 P: 9	R: 2 H: 2 E: 0 K: 0 S: 16	H: 2 R: 0 LOB: 0 P: 24	R: 0 H: 0 E: 0 K: 1 S: 5	H: 0 R: 0 LOB: 0 P: 7	R: 0 H: 0 E: 0 K: 2 S: 8	H: 0 R: 0 LOB: 0 P: 12	R: 0 H: 0 E: 0 K: 0 S: 6	H: 0 R: 0 LOB: 0 P: 13	R: 3 H: 2 E: 0 K: 1 S: 15	H: 2 R: 1 LOB: 1 P: 29	1B: 6 2B: 1 3B: 0 HR: 3	SF: 0 SAC: 0 DP: 1 HBP: 0	WP: 2 PB: 0 SB: 0 CS: 3	PA: 37
<b>PITCHER</b>	IP WLS BF H R ER SO BB IBB HBP BLK WP HR S P ERA WHIP																					
58 Dan Straily, R ERA: 3.32	5.0	21	8	3	2	1	0	0	0	0	0	2	57	84	3.60	1.600						
25 Junichi Tazawa, R ERA: 5.63	1.0	3	0	0	0	1	0	0	0	0	0	0	5	7	0.00	0.000						
46 Kyle Barraclough, R ERA: 3.48	1.0	3	0	0	0	2	0	0	0	0	0	8	12	0.00	0.000							
35 David Phelps, R ERA: 3.6	1.0	3	0	0	0	0	1	0	0	0	0	6	13	0.00	1.000							
44 AJ Ramos, R ERA: 4.19	1.0	6	2	3	3	1	1	0	0	0	2	1	15	29	27.00	3.000						

Batter	1	2	3	4	5	6	7	8	9	AB	R	H	RBI	BB	SO	LOB	BOTTOM			
9 Dee Strange-Gordon, L OBP: 0.338, SLG: 0.353										5	1	0	0	0	0	2	<b>Los Angeles Dodgers @ Miami Marlins</b> Marlins Park, Miami, FL Fri Jul 14 2017, 7:12 PM - 10:11 PM EDT Att: 21,858 - Roof Closed - 76 F			
27 Giancarlo Stanton, R OBP: 0.362, SLG: 0.613										3	1	1	1	1	0	0				
21 Christian Yelich, L OBP: 0.359, SLG: 0.494										4	0	1	0	0	2	2				
13 Marcell Ozuna, R OBP: 0.375, SLG: 0.564										3	1	1	0	1	1	0				
41 Justin Bour, L OBP: 0.366, SLG: 0.555										4	0	1	2	0	1	2				
14 Martín Prado, R OBP: 0.299, SLG: 0.385										4	1	2	0	0	0	1				
11 J.T. Realmuto, R OBP: 0.356, SLG: 0.458										4	0	1	1	0	2	1				
39 JT Riddle, L OBP: 0.285, SLG: 0.368										4	0	0	0	0	2	2				
58 Dan Straily, R ERA: 3.32	4.2	23	7	4	4	3	2	0	1	0	0	0	0	0	0	1				
68 Ross Stripling, R ERA: 3.79	1.1	5	1	0	0	2	0	0	0	0	0	0	0	0	0	0				
17 Brandon Morrow, R ERA: 1.8	1.0	3	0	0	0	2	0	0	0	0	0	0	0	0	0	0				
46 Kyle Barraclough, R ERA: 2.84	1.0	3	0	0	0	1	0	0	0	0	0	0	0	0	0	0				
35 David Phelps, R ERA: 3.6	1.0	3	0	0	0	1	0	0	0	0	0	0	0	0	0	0				
44 AJ Ramos, R ERA: 4.19	1.0	6	2	3	3	1	1	0	0	0	0	0	0	0	0	0				
32 Derek Dietrich, L ERA: 3.26	1.0	3	0	0	0	1	0	0	0	0	0	0	0	0	0	0				
<b>Inning Stats</b>	R: 0 H: 2 E: 0 K: 1 S: 12	H: 1 R: 0 LOB: 1 P: 12	R: 0 H: 0 E: 0 K: 0 S: 7	H: 0 R: 0 LOB: 0 P: 15	R: 1 H: 2 E: 0 K: 0 S: 13	H: 2 R: 0 LOB: 1 P: 18	R: 3 H: 2 E: 0 K: 1 S: 11	H: 2 R: 0 LOB: 1 P: 20	R: 0 H: 1 E: 0 K: 2 S: 11	H: 1 R: 0 LOB: 0 P: 14	R: 0 H: 0 E: 0 K: 2 S: 8	H: 0 R: 0 LOB: 0 P: 13	R: 0 H: 0 E: 0 K: 1 S: 8	H: 0 R: 0 LOB: 0 P: 15	R: 0 H: 0 E: 0 K: 1 S: 10	H: 0 R: 0 LOB: 0 P: 13	1B: 4 2B: 4 3B: 0 HR: 0	SF: 0 SAC: 0 DP: 1 HBP: 1	WP: 0 PB: 1 SB: 0 CS: 0	PA: 37
<b>PITCHER</b>	IP WLS BF H R ER SO BB IBB HBP BLK WP HR S P ERA WHIP																			
38 Brandon McCarthy, R ERA: 3.38	4.2	23	7	4	4	3	2	0	1	0	0	0	0	0	0	1				
68 Ross Stripling, R ERA: 3.79	1.1	5	1	0	0	2	0	0	0	0	0	0	0	0	0	0				
17 Brandon Morrow, R ERA: 1.8	1.0	3	0	0	0	2	0	0	0	0	0	0	0	0	0	0				
46 Kyle Barraclough, R ERA: 2.84	1.0	3	0	0	0	1	0	0	0	0	0	0	0	0	0	0				
35 David Phelps, R ERA: 3.6	1.0	3	0	0	0	1	0	0	0	0	0	0	0	0	0	0				
44 AJ Ramos, R ERA: 4.19	1.0	6	2	3	3	1	1	0	0	0	0	0	0	0	0	0				
32 Derek Dietrich, L ERA: 3.26	1.0	3	0	0	0	1	0	0	0	0	0	0	0	0	0	0				



Batter	1	2	3	4	5	6	7	8	9	AB	R	H	RBI	BB	SO	LOB	TOP							
3 Chris Taylor, R OBP: 0.371, SLG: 0.488										5	1	2	0	0	3	2	<b>Los Angeles Dodgers @ Miami Marlins</b> Marlins Park, Miami, FL Sat Jul 15, 2017, 7:14 PM - 10:32 PM EDT Att: 22,609 - Roof Closed - 77 F							
5 Corey Seager, L OBP: 0.394, SLG: 0.505										4	0	1	0	1	2	3								
10 Justin Turner, R OBP: 0.449, SLG: 0.570 14 Enrique Hernández, R OBP: 0.306, SLG: 0.447										3	1	0	0	1	0	4								
35 Cody Bellinger, L OBP: 0.349, SLG: 0.639										5	2	4	3	0	0	0								
11 Logan Forsythe, R OBP: 0.363, SLG: 0.342										3	1	1	1	1	1	3								
31 Joc Pederson, L OBP: 0.365, SLG: 0.478										4	1	2	0	1	0	0								
9 Yasmani Grandal, S OBP: 0.319, SLG: 0.474										5	1	1	3	0	0	3								
66 Yasiel Puig, R OBP: 0.328, SLG: 0.471 21 Trayce Thompson, R OBP: 0.229, SLG: 0.323										2	0	0	0	2	1	1								
57 Alex Wood, R OBP: 0.091, SLG: 0.063 52 Pedro Báez, R (7, 1) 43 Luis Avilán, L (7, 1) 26 Chase Utley, L OBP: 0.328, SLG: 0.391 48 Brock Stewart, L (8, 1)										3	0	0	0	0	3	2								
<b>Inning Stats</b>	R: 0 E: 0 K: 1 S: 8	H: 1 LOB: 2 BB: 1 P: 14	R: 0 E: 0 K: 1 S: 11	H: 1 LOB: 1 BB: 0 P: 20	R: 5 E: 0 K: 1 S: 27	H: 5 LOB: 1 BB: 2 P: 48	R: 1 E: 0 K: 3 S: 13	H: 1 LOB: 1 BB: 1 P: 21	R: 0 E: 0 K: 1 S: 14	H: 0 LOB: 0 BB: 0 P: 20	R: 0 E: 0 K: 2 S: 10	H: 1 LOB: 1 BB: 0 P: 16	R: 1 E: 0 K: 0 S: 9	H: 1 LOB: 0 BB: 0 P: 12	R: 0 E: 0 K: 1 S: 10	H: 1 LOB: 2 BB: 1 P: 19		R: 0 E: 0 K: 0 S: 11	H: 1 LOB: 2 BB: 1 P: 20	1B: 5 2B: 3 3B: 2 HR: 2	SF: 1 SAC: 0 DP: 2 HBP: 0	WP: 1 PB: 0 SB: 0 CS: 0	PA: 43	
<b>PITCHER</b>	IP WLS BF H R ER SO BB IBB HBP BLK WP HR S P ERA WHIP	IP WLS BF H R ER SO BB IBB HBP BLK WP HR S P ERA WHIP	IP WLS BF H R ER SO BB IBB HBP BLK WP HR S P ERA WHIP	IP WLS BF H R ER SO BB IBB HBP BLK WP HR S P ERA WHIP	IP WLS BF H R ER SO BB IBB HBP BLK WP HR S P ERA WHIP	IP WLS BF H R ER SO BB IBB HBP BLK WP HR S P ERA WHIP	IP WLS BF H R ER SO BB IBB HBP BLK WP HR S P ERA WHIP	IP WLS BF H R ER SO BB IBB HBP BLK WP HR S P ERA WHIP	IP WLS BF H R ER SO BB IBB HBP BLK WP HR S P ERA WHIP	IP WLS BF H R ER SO BB IBB HBP BLK WP HR S P ERA WHIP	IP WLS BF H R ER SO BB IBB HBP BLK WP HR S P ERA WHIP	IP WLS BF H R ER SO BB IBB HBP BLK WP HR S P ERA WHIP	IP WLS BF H R ER SO BB IBB HBP BLK WP HR S P ERA WHIP	IP WLS BF H R ER SO BB IBB HBP BLK WP HR S P ERA WHIP	IP WLS BF H R ER SO BB IBB HBP BLK WP HR S P ERA WHIP	IP WLS BF H R ER SO BB IBB HBP BLK WP HR S P ERA WHIP	IP WLS BF H R ER SO BB IBB HBP BLK WP HR S P ERA WHIP	IP WLS BF H R ER SO BB IBB HBP BLK WP HR S P ERA WHIP	IP WLS BF H R ER SO BB IBB HBP BLK WP HR S P ERA WHIP	IP WLS BF H R ER SO BB IBB HBP BLK WP HR S P ERA WHIP	IP WLS BF H R ER SO BB IBB HBP BLK WP HR S P ERA WHIP	IP WLS BF H R ER SO BB IBB HBP BLK WP HR S P ERA WHIP	IP WLS BF H R ER SO BB IBB HBP BLK WP HR S P ERA WHIP	IP WLS BF H R ER SO BB IBB HBP BLK WP HR S P ERA WHIP

AB	36
R	7
H	12
RBI	7
BB	6
SO	10
LOB	18



Batter	1	2	3	4	5	6	7	8	9	AB	R	H	RBI	BB	SO	LOB	BOTTOM							
9 Dee Strange-Gordon, L OBP: 0.335, SLG: 0.350 64 Nick Wittgren, R (7, 1) 22 Dustin McGowan, R (8, 1) 51 Ichiro Suzuki, L OBP: 0.265, SLG: 0.291 66 Jarlin Garcia, L (9, 1)										3	0	0	0	0	0	0	<b>Los Angeles Dodgers @ Miami Marlins</b> Marlins Park, Miami, FL Sat Jul 15, 2017, 7:14 PM - 10:32 PM EDT Att: 22,609 - Roof Closed - 77 F							
27 Giancarlo Stanton, R OBP: 0.361, SLG: 0.566										3	0	0	0	1	2	0								
21 Christian Yelich, L OBP: 0.362, SLG: 0.496										4	0	3	0	0	1	1								
13 Marcell Ozuna, R OBP: 0.374, SLG: 0.561										4	0	1	0	0	0	2								
14 Martín Prado, R OBP: 0.291, SLG: 0.373										4	1	1	0	0	0	0								
41 Justin Bour, L OBP: 0.394, SLG: 0.554										4	1	1	0	0	0	0								
11 J.T. Realmuto, R OBP: 0.361, SLG: 0.460										3	0	2	0	1	0	0								
39 JT Riddle, L OBP: 0.284, SLG: 0.366										4	0	1	1	0	0	2								
62 José Ureña, R OBP: 0.043, SLG: 0.043 28 Tyler Moore, R OBP: 0.297, SLG: 0.570 71 Drew Steckenrider, R (4, 1) 25 Junichi Tazawa, R (8, 1) 32 Derek Dietrich, L OBP: 0.326, SLG: 0.336 (7, 4)										0	0	0	0	0	0	0								
<b>Inning Stats</b>	R: 0 E: 0 K: 1 S: 9	H: 1 LOB: 1 BB: 0 P: 12	R: 0 E: 0 K: 0 S: 17	H: 1 LOB: 0 BB: 0 P: 23	R: 0 E: 0 K: 1 S: 8	H: 0 LOB: 0 BB: 0 P: 11	R: 0 E: 0 K: 1 S: 7	H: 1 LOB: 0 BB: 0 P: 10	R: 0 E: 0 K: 0 S: 6	H: 0 LOB: 0 BB: 0 P: 8	R: 0 E: 0 K: 1 S: 9	H: 0 LOB: 1 BB: 1 P: 16	R: 1 E: 0 K: 1 S: 20	H: 3 LOB: 2 BB: 0 P: 31	R: 0 E: 0 K: 1 S: 12	H: 2 LOB: 2 BB: 0 P: 19		R: 0 E: 0 K: 0 S: 7	H: 0 LOB: 0 BB: 1 P: 15	1B: 7 2B: 1 3B: 0 HR: 0	SF: 0 SAC: 0 DP: 2 HBP: 0	WP: 0 PB: 0 SB: 0 CS: 0	PA: 35	
<b>PITCHER</b>	IP WLS BF H R ER SO BB IBB HBP BLK WP HR S P ERA WHIP	IP WLS BF H R ER SO BB IBB HBP BLK WP HR S P ERA WHIP	IP WLS BF H R ER SO BB IBB HBP BLK WP HR S P ERA WHIP	IP WLS BF H R ER SO BB IBB HBP BLK WP HR S P ERA WHIP	IP WLS BF H R ER SO BB IBB HBP BLK WP HR S P ERA WHIP	IP WLS BF H R ER SO BB IBB HBP BLK WP HR S P ERA WHIP	IP WLS BF H R ER SO BB IBB HBP BLK WP HR S P ERA WHIP	IP WLS BF H R ER SO BB IBB HBP BLK WP HR S P ERA WHIP	IP WLS BF H R ER SO BB IBB HBP BLK WP HR S P ERA WHIP	IP WLS BF H R ER SO BB IBB HBP BLK WP HR S P ERA WHIP	IP WLS BF H R ER SO BB IBB HBP BLK WP HR S P ERA WHIP	IP WLS BF H R ER SO BB IBB HBP BLK WP HR S P ERA WHIP	IP WLS BF H R ER SO BB IBB HBP BLK WP HR S P ERA WHIP	IP WLS BF H R ER SO BB IBB HBP BLK WP HR S P ERA WHIP	IP WLS BF H R ER SO BB IBB HBP BLK WP HR S P ERA WHIP	IP WLS BF H R ER SO BB IBB HBP BLK WP HR S P ERA WHIP	IP WLS BF H R ER SO BB IBB HBP BLK WP HR S P ERA WHIP	IP WLS BF H R ER SO BB IBB HBP BLK WP HR S P ERA WHIP	IP WLS BF H R ER SO BB IBB HBP BLK WP HR S P ERA WHIP	IP WLS BF H R ER SO BB IBB HBP BLK WP HR S P ERA WHIP	IP WLS BF H R ER SO BB IBB HBP BLK WP HR S P ERA WHIP	IP WLS BF H R ER SO BB IBB HBP BLK WP HR S P ERA WHIP	IP WLS BF H R ER SO BB IBB HBP BLK WP HR S P ERA WHIP	IP WLS BF H R ER SO BB IBB HBP BLK WP HR S P ERA WHIP

AB	33
R	1
H	8
RBI	1
BB	2
SO	6
LOB	9



Batter	1	2	3	4	5	6	7	8	9	AB	R	H	RBI	BB	SO	LOB	TOP									
11 Logan Forsythe, R (1,4) OBP: 0.364, SLG: 0.340										4	1	1	0	1	1	0										
5 Corey Seager, L (1,6) OBP: 0.394, SLG: 0.502										4	0	1	0	1	1	0										
10 Justin Turner, R (1,5) OBP: 0.469, SLG: 0.584										3	1	2	2	1	0	0										
35 Cody Bellinger, L (1,3) OBP: 0.348, SLG: 0.632										3	0	0	0	1	2	2										
3 Chris Taylor, R (1,7) OBP: 0.389, SLG: 0.492										4	1	1	0	0	0	1										
15 Austin Barnes, R (1,2) OBP: 0.400, SLG: 0.536										4	0	2	1	0	0	0										
14 Enrique Hernández, R (1,9) OBP: 0.309, SLG: 0.442										2	0	0	0	2	1	1										
21 Trayce Thompson, R (1,8) OBP: 0.216, SLG: 0.303										2	0	0	0	0	1	2										
31 Joc Pederson, L (7,PH) OBP: 0.365, SLG: 0.473										2	0	0	0	0	1	3										
44 Rich Hill, L (1,1) OBP: 0.130, SLG: 0.095										2	0	0	0	0	1	1										
46 Josh Fields, R (6,1) OBP: 0.277, SLG: 0.459										0	0	0	0	0	0	0										
66 Yasiel Puig, R (7,PH) OBP: 0.307, SLG: 0.355										0	0	0	0	0	0	0										
43 Luis Avilán, L (7,1) OBP: 0.307, SLG: 0.355										0	0	0	0	0	0	0										
26 Chase Utley, L (8,PH) OBP: 0.326, SLG: 0.355										0	0	0	0	0	0	0										
17 Brandon Morrow, R (8,1) OBP: 0.260, SLG: 0.376										0	0	0	0	0	0	0										
74 Kenley Jansen, S (8,1) OBP: 0.260, SLG: 0.376										0	0	0	0	0	0	0										
<b>Inning Stats</b>	R: 1 E: 0 K: 1 S: 8	H: 1 LOB: 0 BB: 0 P: 14	R: 0 E: 0 K: 0 S: 10	H: 0 LOB: 1 BB: 1 P: 18	R: 1 E: 0 K: 1 S: 14	H: 1 LOB: 1 BB: 1 P: 24	R: 1 E: 0 K: 2 S: 13	H: 2 LOB: 1 BB: 0 P: 17	R: 0 E: 0 K: 0 S: 10	H: 0 LOB: 0 BB: 0 P: 18	R: 0 E: 0 K: 0 S: 4	H: 0 LOB: 0 BB: 0 P: 7	R: 0 E: 0 K: 0 S: 11	H: 1 LOB: 2 BB: 2 P: 26	R: 0 E: 0 K: 1 S: 15	H: 1 LOB: 2 BB: 2 P: 26	R: 0 E: 0 K: 1 S: 7	H: 0 LOB: 0 BB: 0 P: 12	1B: 5 2B: 0 3B: 1 HR: 1	SF: 1 SAC: 0 DP: 0 HBP: 0	WP: 0 PB: 0 SB: 0 CS: 0	PA: 40				
<b>PITCHER</b>	IP WLS BF H R ER SO BB IBB HBP BLK WP HR S P ERA WHIP	5.0 L 22 5 3 3 6 2 0 0 0 0 0 1 55 91 5.40 1.400	1.0 3 0 0 0 0 0 0 0 0 0 0 0 3 4 0.00 0.000	0.1 1 0 0 0 0 0 0 0 0 0 0 0 3 4 0.00 0.000	0.2 4 1 0 0 0 2 0 0 0 0 0 0 8 22 0.00 4.500	1.0 6 1 0 0 1 2 0 0 0 0 0 0 15 26 0.00 3.000																				
50 Chris O'Grady, L (1,1) ERA: 5.22																										
64 Nick Wittgren, R (6,1) ERA: 3.66																										
66 Jarlin Garcia, L (7,1) ERA: 3.45																										
46 Kyle Barraclough, R (7,1) ERA: 3.4																										
35 David Phelps, R (8,1) ERA: 3.52																										

Los Angeles Dodgers @ Miami Marlins  
Marlins Park, Miami, FL  
Sun Jul 16 2017, 1:12 PM - 4:30 PM EDT  
Att: 22,119 - Roof Closed - 74 F

AB 32  
R 3  
H 7  
RBI 3  
BB 6  
SO 8  
LOB 13

Batter	1	2	3	4	5	6	7	8	9	AB	R	H	RBI	BB	SO	LOB	BOTTOM
14 Martín Prado, R (1,5) OBP: 0.283, SLG: 0.362										4	0	0	0	0	1	3	
27 Giancarlo Stanton, R (1,9) OBP: 0.307, SLG: 0.561																	

Batter	1	2	3	4	5	6	7	8	9	AB	R	H	RBI	BB	SO	LOB	TOP										
3 Chris Taylor, R OBP: 0.376, SLG: 0.502	1-1 5 S 35 1B		0-1 5 G3-6 1B	0-3 SAFE CU 75 SL 87			0-1 2B		1-2 1B	5	1	4	0	0	1	1	<b>Los Angeles Dodgers @ Chicago White Sox</b> Guaranteed Rate Field, Chicago, IL Tue Jul 18 2017, 7:12 PM - 10:32 PM CDT Att: 23,088 - Clear - 83 F <a href="http://livebaseballscorecards.com">livebaseballscorecards.com</a>										
5 Corey Seager, L OBP: 0.394, SLG: 0.502	4-2 35 1B BB		0-1 G3-6 1B	1-1 SAFE SI 90 SL 88		1-1 2B			2-1 SAFE SI 90 SL 88	4	0	1	0	1	0	3											
10 Justin Turner, R OBP: 0.464, SLG: 0.580	1-3 K		2-2 1B BB 2B	0-3 CU 78 SL 80 SI 92					1-2 SAFE SI 90 SL 88	5	0	1	0	0	2	5											
35 Cody Bellinger, L OBP: 0.356, SLG: 0.635	0-2 11 BB 1B		0-0 11 BB IBB	4-1 SI 84 SL 86 SI 88 SI 85					2-2 SAFE SI 90 SL 88	2	0	2	1	2	0	0											
11 Logan Forsythe, R OBP: 0.371, SLG: 0.342	4-2 31 G3-6 BB		4-2 IBB	2-2 SAFE SI 90 SL 88					2-2 SAFE SI 90 SL 88	2	0	1	0	2	0	2											
31 Joc Pederson, L OBP: 0.360, SLG: 0.465	0-0 G3-6-1		1-3 K	0-3 SI 90 SL 88 SI 91					0-0 IBB G4-3	3	0	0	0	0	2	6											
14 Enrique Hernández, R (8, PH) OBP: 0.312, SLG: 0.442	1-2 G3-6-1		2-3 K	1-2 SI 90 SL 88 SI 91					1-2 IBB G4-3	0	0	0	0	1	0	0											
9 Yasmani Grandal, S OBP: 0.315, SLG: 0.467		3-1 F7	2-2 G4-3	1-2 SI 90 SL 88 SI 91					0-3 K	4	0	0	0	0	1	3											
66 Yasiel Puig, R OBP: 0.323, SLG: 0.463		1-2 P4	2-2 L8	0-0 SI 87					1-1 G4-3	4	0	0	0	0	0	3											
26 Chase Utley, L OBP: 0.326, SLG: 0.385		0-2 L9	1-2 HBP						2-3 K	2	0	0	0	0	0	0											
15 Austin Barnes, R (9, PH) OBP: 0.397, SLG: 0.532										1	0	0	0	0	1	0											
<b>Inning Stats</b>	R: 1 H: 2 E: 0 K: 1 S: 15	H: 2 LOB: 2 BB: 2 P: 25	R: 0 H: 0 E: 0 K: 0 S: 8	H: 0 LOB: 0 BB: 0 P: 12	R: 0 H: 2 E: 0 K: 1 S: 13	H: 2 LOB: 3 BB: 2 P: 20	R: 0 H: 0 E: 0 K: 1 S: 14	H: 0 LOB: 1 BB: 0 P: 19	R: 0 H: 1 E: 0 K: 1 S: 9	H: 1 LOB: 1 BB: 1 P: 16	R: 0 H: 0 E: 0 K: 1 S: 8	H: 0 LOB: 0 BB: 0 P: 9	R: 0 H: 1 E: 0 K: 0 S: 5	H: 2 LOB: 2 BB: 0 P: 9	R: 0 H: 1 E: 0 K: 1 S: 14	H: 1 LOB: 1 BB: 1 P: 18	1B: 6 2B: 3 3B: 0 HR: 0	SF: 0 SAC: 0 DP: 4 HBP: 1	WP: 0 PB: 0 SB: 1 CS: 0	PA: 39							
<b>PITCHER</b>	IP	WLS	BF	H	R	ER	SO	BB	IBB	HBP	BLK	WP	HR	S	P	ERA	WHIP										
58 Miguel González, R (1, 1)	6.0	L	26	5	1	1	5	4	1	1	0	0	0	67	101	1.50	1.500										
64 David Holmberg, L (7, 1)	0.2		3	1	0	0	0	0	0	0	0	0	0	4	5	0.00	1.500										
34 Anthony Swarzak, R (7, 1)	0.1		3	2	0	0	0	0	0	0	0	0	0	10	17	0.00	6.000										
43 Dan Jennings, L (8, 1)	1.1		4	0	0	0	2	0	1	0	0	0	0	8	11	0.00	0.000										
45 Gregory Infante, R (9, 1)	0.2		3	1	0	0	0	0	0	0	0	0	0	9	13	0.00	1.500										

Batter	1	2	3	4	5	6	7	8	9	AB	R	H	RBI	BB	SO	LOB	BOTTOM										
7 Tim Anderson, R OBP: 0.268, SLG: 0.370	1-0 79 S 1B		0-1 G1-3							4	0	2	0	0	0	2	<b>Los Angeles Dodgers @ Chicago White Sox</b> Guaranteed Rate Field, Chicago, IL Tue Jul 18 2017, 7:12 PM - 10:32 PM CDT Att: 23,088 - Clear - 83 F <a href="http://livebaseballscorecards.com">livebaseballscorecards.com</a>										
53 Melky Cabrera, S OBP: 0.330, SLG: 0.417	1-3 K		0-0 P4							4	0	0	0	0	2	1											
79 José Abreu, R OBP: 0.344, SLG: 0.507	1-2 F9		3-2 G5-3							4	0	0	0	0	1	1											
26 Avisail García, R OBP: 0.361, SLG: 0.513	4-1 BB		0-0 24 BLK 1B							3	0	2	0	1	0	0											
24 Matt Davidson, R OBP: 0.279, SLG: 0.500	1-0 G4-3		2-2 P3							4	0	1	0	0	0	3											
20 Tyler Saladino, R OBP: 0.296, SLG: 0.277		2-2 36 CI 1B	2-3 K							3	0	1	0	0	1	2											
39 Alen Hanson, S (9, PH)										1	0	0	0	0	0	0											
5 Yolmer Sánchez, S OBP: 0.325, SLG: 0.391		1-3 K	2-1 36 G6-4-3 1B							4	0	2	0	0	1	3											
36 Kevan Smith, R OBP: 0.289, SLG: 0.345		2-2 CI	0-0 G6-4-3							2	0	0	0	0	0	1											
38 Omar Narváez, L OBP: 0.350, SLG: 0.304		1-2 K	1-2 K							1	0	0	0	0	1	1											
41 Adam Engel, R OBP: 0.317, SLG: 0.333		2-3 K	1-3 K							3	0	0	0	0	2	2											
<b>Inning Stats</b>	R: 0 H: 1 E: 0 K: 1 S: 9	H: 1 LOB: 1 BB: 1 P: 17	R: 0 H: 1 E: 1 K: 2 S: 14	H: 1 LOB: 2 BB: 0 P: 21	R: 0 H: 1 E: 0 K: 0 S: 9	H: 1 LOB: 1 BB: 0 P: 14	R: 0 H: 1 E: 0 K: 1 S: 8	H: 1 LOB: 0 BB: 0 P: 12	R: 0 H: 0 E: 0 K: 2 S: 9	H: 2 LOB: 2 BB: 0 P: 17	R: 0 H: 1 E: 0 K: 0 S: 8	H: 1 LOB: 0 BB: 0 P: 10	R: 0 H: 0 E: 0 K: 0 S: 8	H: 0 LOB: 0 BB: 0 P: 13	R: 0 H: 1 E: 0 K: 1 S: 11	H: 1 LOB: 1 BB: 0 P: 13	1B: 8 2B: 0 3B: 0 HR: 0	SF: 0 SAC: 0 DP: 1 HBP: 0	WP: 0 PB: 0 SB: 1 CS: 0	PA: 36							
<b>PITCHER</b>	IP	WLS	BF	H	R	ER	SO	BB	IBB	HBP	BLK	WP	HR	S	P	ERA	WHIP										
22 Clayton Kershaw, L (1, 1)	7.0	W	28	7	0	0	7	1	0	0	0	0	0	70	103	0.00	1.143										
52 Pedro Báez, R (8, 1)	1.0	H	3	0	0	0	0	0	0	0	0	0	0	8	13	0.00	0.000										
74 Kenley Jansen, R (9, 1)	1.0	S	4	1	0	0	1	0	0	0	0	0	0	11	13	0.00	1.000										





Batter	1	2	3	4	5	6	7	8	9	AB	R	H	RBI	BB	SO	LOB	TOP								
11 Ender Inciarte, L OBP: 0.353, SLG: 0.416										5	1	2	1	0	2	0									
4 Brandon Phillips, R OBP: 0.338, SLG: 0.446										3	1	1	0	0	0	2									
7 Dansby Swanson, R OBP: 0.293, SLG: 0.316										4	1	2	2	0	1	1									
5 Freddie Freeman, L OBP: 0.432, SLG: 0.695										4	1	2	2	0	1	1									
27 Matt Kemp, R OBP: 0.338, SLG: 0.478										4	0	1	0	0	1	1									
53 Jim Johnson, R										0	0	0	0	0	0	0									
18 Matt Adams, L OBP: 0.337, SLG: 0.557										4	0	2	1	0	1	0									
22 Nick Markakis, L OBP: 0.358, SLG: 0.388										2	1	0	0	2	0	2									
24 Kurt Suzuki, R OBP: 0.342, SLG: 0.471										4	1	2	2	0	0	2									
17 Johan Camargo, S OBP: 0.338, SLG: 0.465										4	1	1	0	0	1	2									
26 Mike Folytyniewicz, R										2	0	0	0	0	2	0									
57 Rex Brothers, L										0	0	0	0	0	0	0									
38 Arodys Vizcaino, R										0	0	0	0	0	0	0									
23 Danny Santana, S										1	0	0	0	0	0	0									
<b>Inning Stats</b>	R: 2 H: 4 E: 0 K: 0 S: 14	H: 4 BB: 0 P: 22	R: 0 H: 0 E: 0 K: 3 S: 11	H: 0 LOB: 0 BB: 0 P: 13	R: 1 H: 2 E: 0 K: 1 S: 10	H: 2 LOB: 0 BB: 0 P: 13	R: 3 H: 3 E: 0 K: 1 S: 18	H: 3 LOB: 1 BB: 1 P: 24	R: 0 H: 0 E: 0 K: 1 S: 7	H: 0 LOB: 0 BB: 0 P: 12	R: 0 H: 0 E: 0 K: 1 S: 7	H: 0 LOB: 0 BB: 0 P: 7	R: 0 H: 0 E: 0 K: 1 S: 8	H: 0 LOB: 0 BB: 0 P: 11	R: 0 H: 2 E: 0 K: 0 S: 10	H: 2 LOB: 2 BB: 1 P: 18	R: 0 H: 0 E: 0 K: 1 S: 12	H: 0 LOB: 0 BB: 0 P: 16	1B: 8 2B: 1 3B: 1 HR: 1	SF: 0 SAC: 1 DP: 1 HBP: 0	WP: 0 PB: 0 SB: 0 CS: 0	PA: 38			
<b>PITCHER</b>	IP WLS BF H R ER SO BB IBB HBP BLK WP HR S P ERA WHIP	IP WLS BF H R ER SO BB IBB HBP BLK WP HR S P ERA WHIP	IP WLS BF H R ER SO BB IBB HBP BLK WP HR S P ERA WHIP	IP WLS BF H R ER SO BB IBB HBP BLK WP HR S P ERA WHIP	IP WLS BF H R ER SO BB IBB HBP BLK WP HR S P ERA WHIP	IP WLS BF H R ER SO BB IBB HBP BLK WP HR S P ERA WHIP	IP WLS BF H R ER SO BB IBB HBP BLK WP HR S P ERA WHIP	IP WLS BF H R ER SO BB IBB HBP BLK WP HR S P ERA WHIP	IP WLS BF H R ER SO BB IBB HBP BLK WP HR S P ERA WHIP	IP WLS BF H R ER SO BB IBB HBP BLK WP HR S P ERA WHIP	IP WLS BF H R ER SO BB IBB HBP BLK WP HR S P ERA WHIP	IP WLS BF H R ER SO BB IBB HBP BLK WP HR S P ERA WHIP	IP WLS BF H R ER SO BB IBB HBP BLK WP HR S P ERA WHIP	IP WLS BF H R ER SO BB IBB HBP BLK WP HR S P ERA WHIP	IP WLS BF H R ER SO BB IBB HBP BLK WP HR S P ERA WHIP	IP WLS BF H R ER SO BB IBB HBP BLK WP HR S P ERA WHIP	IP WLS BF H R ER SO BB IBB HBP BLK WP HR S P ERA WHIP	IP WLS BF H R ER SO BB IBB HBP BLK WP HR S P ERA WHIP	IP WLS BF H R ER SO BB IBB HBP BLK WP HR S P ERA WHIP	IP WLS BF H R ER SO BB IBB HBP BLK WP HR S P ERA WHIP	IP WLS BF H R ER SO BB IBB HBP BLK WP HR S P ERA WHIP	IP WLS BF H R ER SO BB IBB HBP BLK WP HR S P ERA WHIP	IP WLS BF H R ER SO BB IBB HBP BLK WP HR S P ERA WHIP	IP WLS BF H R ER SO BB IBB HBP BLK WP HR S P ERA WHIP	IP WLS BF H R ER SO BB IBB HBP BLK WP HR S P ERA WHIP

Atlanta Braves @ Los Angeles Dodgers  
Dodger Stadium, Los Angeles, CA  
Thu Jul 20 2017, 7:10 PM - 9:59 PM PDT  
Att: 45,636 - Clear - 78 F

AB 35  
R 6  
H 11  
RBI 6  
BB 2  
SO 9  
LOB 10



Batter	1	2	3	4	5	6	7	8	9	AB	R	H	RBI	BB	SO	LOB	BOTTOM
26 Chase Utley, L OBP: 0.325, SLG: 0.387										3	0	1	0	0	1	0	
14 Enrique Hernández, R OBP: 0.314, SLG: 0.412										4	1	1	0	0	2	1	
48 Brock Stewart, L										4	1	1	0	0	2	1	
21 Trayce Thompson, R OBP: 0.238, SLG: 0.324										2	0	0	0	2	0	1	
5 Corey Seager, L OBP: 0.396, SLG: 0.514										4	1	1	0	0	2	1	
10 Justin Turner, R OBP: 0.467, SLG: 0.574										2	0	0	0	2	0	1	
35 Cody Bellinger, L OBP: 0.353, SLG: 0.622										4	0	1	1	0	1	1	
3 Chris Taylor, R OBP: 0.383, SLG: 0.524										4	1	2	0	0	1	2	
9 Yasmani Grandal, S OBP: 0.318, SLG: 0.482										4	1	2	0	0	1	2	
31 Joc Pederson, L OBP: 0.352, SLG: 0.453										4	1	2	2	0	1	3	
66 Yasiel Puig, R OBP: 0.322, SLG: 0.461										4	0	0	0	0	2		
38 Brandon McCarthy, R OBP: 0.165, SLG: 0.042										1	0	0	0	0	1	0	
43 Luis Avilán, L										0	0	0	0	0	0	0	
11 Logan Forsythe, R OBP: 0.252, SLG: 0.334										1	0	0	0	0	0	0	
17 Brandon Morrow, R																	

Batter	1	2	3	4	5	6	7	8	9	AB	R	H	RBI	BB	SO	LOB	TOP					
11 Ender Inciarte, L OBP: 0.352, SLG: 0.414										5	1	1	0	1	1	1	<b>Atlanta Braves @ Los Angeles Dodgers</b> Dodger Stadium, Los Angeles, CA Fri Jul 21 2017, 7:11 PM - 10:18 PM PDT Att: 46,083 - Clear - 77 F					
17 Johan Camargo, S OBP: 0.341, SLG: 0.470										5	2	2	1	0	1	3						
5 Freddie Freeman, L OBP: 0.333, SLG: 0.707										4	1	2	1	0	0	2						
18 Matt Adams, L OBP: 0.336, SLG: 0.555										1	0	0	0	0	0	0						
27 Matt Kemp, R OBP: 0.342, SLG: 0.480										5	2	3	0	0	0	2						
46 Ian Krol, L										0	0	0	0	0	0	0						
60 Akeel Morris, R										0	0	0	0	0	0	0						
25 Tyler Flowers, R OBP: 0.388, SLG: 0.453										4	2	2	4	1	1	1						
22 Nick Markakis, L OBP: 0.358, SLG: 0.388										5	1	2	0	0	0	3						
15 Sean Rodriguez, R										3	2	0	0	2	1	4						
7 Dansby Swanson, R OBP: 0.289, SLG: 0.311										5	0	0	0	0	2	5						
54 Jaime Garcia, L OBP: 0.188, SLG: 0.290										3	1	1	4	1	0	0						
23 Danny Santana, S OBP: 0.266, SLG: 0.383										1	0	0	0	0	1	0						
<b>Inning Stats</b>	R: 2 H: 4 E: 0 K: 0 S: 15	H: 4 LOB: 2 BB: 0 P: 23	R: 0 H: 0 E: 0 K: 2 S: 10	H: 0 LOB: 0 BB: 0 P: 12	R: 0 H: 1 E: 0 K: 0 S: 6	H: 1 LOB: 0 BB: 0 P: 11	R: 2 H: 1 E: 1 K: 1 S: 16	H: 1 LOB: 2 BB: 2 P: 28	R: 5 H: 3 E: 0 K: 1 S: 18	H: 3 LOB: 0 BB: 2 P: 27	R: 3 H: 3 E: 0 K: 0 S: 13	H: 3 LOB: 0 BB: 0 P: 19	R: 0 H: 0 E: 0 K: 1 S: 12	H: 0 LOB: 1 BB: 1 P: 20	R: 0 H: 1 E: 0 K: 1 S: 12	H: 2 LOB: 2 BB: 0 P: 17	R: 0 H: 0 E: 0 K: 1 S: 5	H: 0 LOB: 0 BB: 0 P: 6	1B: 9 2B: 1 3B: 0 HR: 3	SF: 0 SAC: 0 DP: 1 HBP: 0	WP: 0 PB: 0 SB: 0 CS: 0	PA: 46
<b>PITCHER</b>	IP WLS BF H R ER SO BB IBB HBP BLK WP HR S P ERA WHIP																					
57 Alex Wood, L ERA: 2.17	4.2 L 27 9 9 7 4 3 1 0 0 0 0 2 64 100 13.50 2.571																					
68 Ross Stripling, R ERA: 3.59	0.1 1 0 0 0 0 0 0 0 0 0 0 0 1 1 0.00 0.000																					
75 Grant Dayton, L ERA: 4.63	1.0 6 3 3 3 0 0 0 0 0 0 0 1 13 19 27.00 3.000																					
43 Luis Avilan, L ERA: 3.76	1.0 4 0 0 0 1 1 0 0 0 0 0 0 12 20 0.00 1.000																					
46 Josh Fields, R ERA: 2.6	2.0 8 1 0 0 2 0 0 0 0 0 0 0 17 23 0.00 0.500																					
<b>Batter</b>	<b>1</b>	<b>2</b>	<b>3</b>	<b>4</b>	<b>5</b>	<b>6</b>	<b>7</b>	<b>8</b>	<b>9</b>	<b>AB</b>	<b>R</b>	<b>H</b>	<b>RBI</b>	<b>BB</b>	<b>SO</b>	<b>LOB</b>	<b>BOTTOM</b>					
3 Chris Taylor, R OBP: 0.378, SLG: 0.516										4	0	0	0	0	1	2	<b>Atlanta Braves @ Los Angeles Dodgers</b> Dodger Stadium, Los Angeles, CA Fri Jul 21 2017, 7:11 PM - 10:18 PM PDT Att: 46,083 - Clear - 77 F					
46 Josh Fields, R										0	0	0	0	0	0	0						
5 Corey Seager, L OBP: 0.393, SLG: 0.509										3	0	0	0	0	1	0						
43 Luis Avilan, L										0	0	0	0	0	0	0						
31 Joc Pederson, L OBP: 0.351, SLG: 0.451										1	0	0	0	0	0	0						
10 Justin Turner, R OBP: 0.467, SLG: 0.578										2	0	1	0	0	0	0						
75 Grant Dayton, L										0	0	0	0	0	0	0						
21 Trayce Thompson, R, (PH) OBP: 0.227, SLG: 0.308										2	0	0	0	0	1	0						
35 Cody Bellinger, L OBP: 0.352, SLG: 0.617										4	1	1	0	0	0	1						
11 Logan Forsythe, R OBP: 0.365, SLG: 0.330										3	0	0	0	1	1	1						
14 Enrique Hernández, R OBP: 0.317, SLG: 0.452										4	2	2	1	0	0	1						
9 Yasmani Grandal, S OBP: 0.320, SLG: 0.486										4	0	2	1	0	0	1						
66 Yasiel Puig, R OBP: 0.321, SLG: 0.456										3	0	0	1	1	1	3						
57 Alex Wood, R OBP: 0.088, SLG: 0.061										1	0	0	0	0	1	0						
68 Ross Stripling, R										0	0	0	0	0	0	0						
15 Austin Barnes, R OBP: 0.396, SLG: 0.513										2	0	1	0	0	0	1						
<b>Inning Stats</b>	R: 0 H: 0 E: 0 K: 0 S: 6	H: 0 LOB: 0 BB: 0 P: 9	R: 0 H: 0 E: 0 K: 0 S: 6	H: 0 LOB: 0 BB: 0 P: 9	R: 0 H: 1 E: 0 K: 1 S: 8	H: 1 LOB: 0 BB: 0 P: 9	R: 0 H: 1 E: 0 K: 1 S: 11	H: 1 LOB: 1 BB: 0 P: 20	R: 1 H: 2 E: 0 K: 1 S: 12	H: 2 LOB: 1 BB: 0 P: 15	R: 0 H: 0 E: 0 K: 0 S: 6	H: 0 LOB: 0 BB: 0 P: 10	R: 2 H: 3 E: 0 K: 1 S: 10	H: 3 LOB: 2 BB: 1 P: 19	R: 0 H: 0 E: 0 K: 1 S: 8	H: 0 LOB: 0 BB: 0 P: 15	R: 0 H: 0 E: 0 K: 1 S: 11	H: 0 LOB: 1 BB: 1 P: 18	1B: 4 2B: 2 3B: 1 HR: 0	SF: 0 SAC: 0 DP: 1 HBP: 0	WP: 0 PB: 0 SB: 0 CS: 0	PA: 35
<b>PITCHER</b>	IP WLS BF H R ER SO BB IBB HBP BLK WP HR S P ERA WHIP																					
54 Jaime Garcia, L ERA: 4.3	7.0 W 28 7 3 3 4 1 0 0 0 0 0 0 8 15 3.86 1.143																					
46 Ian Krol, L ERA: 5.45	1.0 3 0 0 0 1 0 0 0 0 0 0 0 8 15 0.00 0.000																					
60 Akeel Morris, R ERA:	1.0 4 0 0 0 1 1 0 0 0 0 0 0 11 18 0.00 1.000																					



Batter	1	2	3	4	5	6	7	8	9	AB	R	H	RBI	BB	SO	LOB	TOP			
11 Ender Inciarte, L (1, 8) OBP: 0.349, SLG: 0.410										4	0	0	0	0	1	1	Atlanta Braves @ Los Angeles Dodgers Dodger Stadium, Los Angeles, CA Sat Jul 22 2017, 6:12 PM - 9:01 PM PDT Att: 47,497 - Clear - 80 F			
17 Johan Camargo, S (1, 4) OBP: 0.345, SLG: 0.485										4	1	2	0	0	1	0				
5 Freddie Freeman, L (1, 3) OBP: 0.430, SLG: 0.696										3	0	0	1	1	1	1				
27 Matt Kemp, R (1, 7) OBP: 0.341, SLG: 0.477										4	0	1	1	0	1	2				
25 Tyler Flowers, R (1, 2) OBP: 0.386, SLG: 0.449										4	0	1	0	0	2	0				
22 Nick Markakis, L (1, 9) OBP: 0.395, SLG: 0.388										3	0	1	0	1	0	2				
15 Sean Rodriguez, R (1, 5) OBP: 0.333, SLG: 0.077										4	0	1	0	0	1	1				
7 Dansby Swanson, R (1, 6) OBP: 0.286, SLG: 0.307										4	0	0	0	0	2	3				
49 Julio Teheran, R (1, 1) OBP: 0.189, SLG: 0.147										2	1	0	0	0	1	0				
39 Sam Freeman, R (7, 1)										0	0	0	0	0	0	0				
58 Luke Jackson, R (8, 1)										0	0	0	0	0	0	0				
18 Matt Adams, L (9, PH) OBP: 0.335, SLG: 0.552										1	0	0	0	0	0	0				
<b>Inning Stats</b>	R: 0 E: 0 K: 3 S: 10	H: 0 LOB: 0 BB: 0 P: 16	R: 0 E: 0 K: 2 S: 12	H: 2 LOB: 2 BB: 0 P: 15	R: 0 E: 0 K: 1 S: 12	H: 1 LOB: 2 BB: 1 P: 21	R: 0 E: 0 K: 2 S: 10	H: 0 LOB: 1 BB: 1 P: 17	R: 2 E: 0 K: 0 S: 12	H: 3 LOB: 2 BB: 0 P: 17	R: 0 E: 0 K: 0 S: 4	H: 0 LOB: 0 BB: 0 P: 6	R: 0 E: 0 K: 1 S: 10	H: 0 LOB: 0 BB: 0 P: 12	R: 0 E: 0 K: 1 S: 10	H: 0 LOB: 0 BB: 0 P: 14	1B: 4 2B: 2 3B: 0 HR: 0	SF: 0 SAC: 0 DP: 0 HBP: 1	WP: 0 PB: 0 SB: 1 CS: 0	PA: 36
<b>PITCHER</b>	IP WLS BF H R ER SO BB IBB HBP BLK WP HR S P ERA WHIP																			
44 Rich Hill, L (1, 1) ERA: 3.48	6.1 W 28 6 2 2 8 2 0 1 0 0 0 63 98 2.84 1.263																			
52 Pedro Báez, R (7, 1) ERA: 1.54	1.2 H 5 0 0 0 1 0 0 0 0 0 0 13 18 0.00 0.000																			
17 Brandon Morrow, R (9, 1) ERA: 1.93	1.0 3 0 0 0 1 0 0 0 0 0 0 10 14 0.00 0.000																			

Batter	1	2	3	4	5	6	7	8	9	AB	R	H	RBI	BB	SO	LOB	BOTTOM			
26 Chase Utley, L (1, 4) OBP: 0.322, SLG: 0.397										5	1	1	1	0	0	1	Atlanta Braves @ Los Angeles Dodgers Dodger Stadium, Los Angeles, CA Sat Jul 22 2017, 6:12 PM - 9:01 PM PDT Att: 47,497 - Clear - 80 F			
5 Corey Seager, L (1, 6) OBP: 0.392, SLG: 0.515										4	1	1	1	0	2	0				
35 Cody Bellinger, L (1, 3) OBP: 0.351, SLG: 0.612										4	0	1	0	0	0	0				
9 Yasmani Grandal, S (1, 2) OBP: 0.322, SLG: 0.486										4	1	2	0	0	0	1				
11 Logan Forsythe, R (1, 5) OBP: 0.363, SLG: 0.328										4	0	1	0	0	2	1				
31 Joc Pederson, L (1, 8) OBP: 0.351, SLG: 0.449										3	0	1	0	0	0	2				
14 Enrique Hernández, R (8, PH) OBP: 0.320, SLG: 0.485										1	1	1	0	0	0	0				
66 Yasiel Puig, R (1, 9) OBP: 0.323, SLG: 0.455										3	0	1	0	1	0	1				
21 Trayce Thompson, R (1, 7) OBP: 0.213, SLG: 0.286										3	0	0	0	0	3	4				
52 Pedro Báez, R (7, 1) ERA: 1.54										0	0	0	0	0	0	0				
15 Austin Barnes, R (8, PH) OBP: 0.400, SLG: 0.517										1	1	1	0	0	0	0				
17 Brandon Morrow, R (9, 1) ERA: 1.93										0	0	0	0	0	0	0				
44 Rich Hill, L (1, 1) OBP: 0.120, SLG: 0.087										2	0	0	0	0	0	3				
3 Chris Taylor, R (7, 7) OBP: 0.382, SLG: 0.538										2	1	2	3	0	0	0				
<b>Inning Stats</b>	R: 1 E: 0 K: 1 S: 11	H: 2 LOB: 1 BB: 0 P: 20	R: 0 E: 0 K: 1 S: 8	H: 1 LOB: 1 BB: 0 P: 12	R: 1 E: 0 K: 1 S: 8	H: 1 LOB: 0 BB: 0 P: 11	R: 0 E: 0 K: 2 S: 12	H: 1 LOB: 2 BB: 1 P: 20	R: 0 E: 0 K: 0 S: 5	H: 0 LOB: 0 BB: 0 P: 6	R: 1 E: 1 K: 1 S: 12	H: 2 LOB: 1 BB: 0 P: 17	R: 1 E: 0 K: 1 S: 13	H: 2 LOB: 1 BB: 0 P: 18	R: 2 E: 0 K: 0 S: 16	H: 3 LOB: 1 BB: 0 P: 21	1B: 8 2B: 0 3B: 1 HR: 3	SF: 0 SAC: 0 DP: 1 HBP: 0	WP: 0 PB: 0 SB: 1 CS: 0	PA: 37
<b>PITCHER</b>	IP WLS BF H R ER SO BB IBB HBP BLK WP HR S P ERA WHIP																			
49 Julio Teheran, R (1, 1) ERA: 4.67	6.1 L 28 8 4 3 6 1 0 0 0 0 0 3 61 94 4.26 1.421																			
39 Sam Freeman, L (7, 1) ERA: 3.73	1.0 4 1 0 0 1 0 0 0 0 0 0 11 14 0.00 1.000																			
58 Luke Jackson, R (8, 1) ERA: 3.77	0.2 5 3 2 2 0 0 0 0 0 0 0 13 17 27.00 4.500																			



Batter	1	2	3	4	5	6	7	8	9	AB	R	H	RBI	BB	SO	LOB	TOP								
2 Brian Dozier, R OBP: 0.336, SLG: 0.442	L9		K		K	F9			P5	5	0	0	0	0	2	4	<b>Minnesota Twins @ Los Angeles Dodgers</b> Dodger Stadium, Los Angeles, CA Mon Jul 24 2017, 7:10 PM - 10:07 PM PDT Att: 47,754 - Cloudy - 74 F								
7 Joe Mauer, L OBP: 0.364, SLG: 0.393	K						G4-3			3	0	1	0	2	1	0									
22 Miguel Sanó, R OBP: 0.366, SLG: 0.525				G6-4-3	L7					4	1	1	0	0	1	4									
5 Eduardo Escobar, S OBP: 0.327, SLG: 0.435										3	1	0	0	1	0	2									
9 Matt Belisle, R OBP: 0.266, SLG: 0.309	P4					F8	P6			0	0	0	0	0	0	0									
55 Taylor Rogers, L OBP: 0.345, SLG: 0.411										0	0	0	0	0	0	0									
11 Jorge Polanco, S OBP: 0.312, SLG: 0.370										1	0	0	0	0	0	1									
20 Eddie Rosario, L OBP: 0.333, SLG: 0.484										4	2	3	3	0	1	0									
36 Robbie Grossman, S OBP: 0.377, SLG: 0.378										2	0	1	0	1	0	0									
62 Buddy Boshers, L OBP: 0.326, SLG: 0.423										0	0	0	0	0	0	0									
16 Ehire Adrianza, S OBP: 0.345, SLG: 0.411										1	0	0	0	0	0	1									
21 Jason Castro, L OBP: 0.312, SLG: 0.370										4	0	2	1	0	0	0									
8 Zack Granite, L OBP: 0.341, SLG: 0.282										3	0	1	0	1	0	0									
40 Bartolo Colon, R OBP: 0.326, SLG: 0.423										1	0	0	0	0	1	0									
26 Max Kepler, L OBP: 0.326, SLG: 0.423										2	0	0	0	0	1	3									
<b>Inning Stats</b>	R: 0 H: 1 E: 0 K: 1 S: 9	H: 1 LOB: 1 BB: 0 P: 14	R: 0 H: 0 E: 0 K: 1 S: 8	H: 0 LOB: 0 BB: 0 P: 13	R: 0 H: 0 E: 0 K: 2 S: 9	H: 0 LOB: 0 BB: 0 P: 11	R: 2 H: 3 E: 0 K: 0 S: 13	H: 3 LOB: 2 BB: 2 P: 24	R: 0 H: 1 E: 0 K: 1 S: 11	H: 1 LOB: 3 BB: 1 P: 17	R: 1 H: 3 E: 0 K: 1 S: 15	H: 3 LOB: 3 BB: 1 P: 26	R: 1 H: 1 E: 0 K: 0 S: 10	H: 1 LOB: 1 BB: 0 P: 14	R: 0 H: 0 E: 0 K: 0 S: 7	H: 0 LOB: 1 BB: 0 P: 11	R: 0 H: 0 E: 0 K: 1 S: 10	H: 0 LOB: 1 BB: 1 P: 17	1B: 4 2B: 4 3B: 0 HR: 1	SF: 0 SAC: 1 DP: 1 HBP: 1	WP: 0 PB: 0 SB: 0 CS: 0	PA: 40			
<b>PITCHER</b>	IP WLS BF H R ER SO BB IBB HBP BLK WP HR S P ERA WHIP	5.0 B 21 5 2 2 5 3 0 0 0 0 0 50 79 3.60 1.600	0.1 B 4 3 1 1 0 0 0 0 0 1 9 15 27.00 9.000	1.2 8 1 1 1 1 1 0 0 0 0 0 16 25 5.40 1.200	1.0 W 3 0 0 0 0 0 0 0 0 7 11 0.00 0.000	1.0 S 4 0 0 0 1 1 0 0 0 0 10 17 0.00 1.000																			

Batter	1	2	3	4	5	6	7	8	9	AB	R	H	RBI	BB	SO	LOB	BOTTOM							
3 Chris Taylor, R OBP: 0.387, SLG: 0.538										4	1	3	1	0	0	1	<b>Minnesota Twins @ Los Angeles Dodgers</b> Dodger Stadium, Los Angeles, CA Mon Jul 24 2017, 7:10 PM - 10:07 PM PDT Att: 47,754 - Cloudy - 74 F							
5 Corey Seager, L OBP: 0.388, SLG: 0.506										4	0	1	0	0	1	2								
10 Justin Turner, R OBP: 0.463, SLG: 0.569										4	1	2	0	0	0	2								
35 Cody Bellinger, L OBP: 0.350, SLG: 0.622										4	1	1	3	0	1	0								
11 Logan Forsythe, R OBP: 0.362, SLG: 0.330										4	0	0	0	0	3	0								
9 Yasmani Grandal, S OBP: 0.320, SLG: 0.491										4	1	1	1	1	0	2								
31 Joc Pederson, L OBP: 0.349, SLG: 0.455										3	1	1	1	0	1	0								
66 Yasiel Puig, R OBP: 0.325, SLG: 0.462										3	1	2	0	0	0	0								
99 Hyun Jin Ryu, R OBP: 0.319, SLG: 0.222										0	0	0	0	0	0	0								
26 Chase Utley, L OBP: 0.291, SLG: 0.395										1	0	0	0	0	0	0								
75 Grant Laysan, L OBP: 0.266, SLG: 0.309										0	0	0	0	0	0	0								
46 Josh Fields, R OBP: 0.266, SLG: 0.309										0	0	0	0	0	0	0								
14 Enrique Hernández, R OBP: 0.320, SLG: 0.491										1	0	0	0	0	0	1								
58 Edward Paredes, L OBP: 0.300, SLG: 0.378										0	0	0	0	0	0	0								
74 Kenley Jansen, S OBP: 0.312, SLG: 0.370										0	0	0	0	0	0	0								
<b>Inning Stats</b>	R: 0 H: 1 E: 0 K: 0 S: 5	H: 0 LOB: 0 BB: 0 P: 7	R: 0 H: 0 E: 0 K: 0 S: 9	H: 0 LOB: 0 BB: 0 P: 15	R: 0 H: 1 E: 0 K: 1 S: 7	H: 1 LOB: 1 BB: 0 P: 11	R: 0 H: 1 E: 0 K: 0 S: 10	H: 1 LOB: 0 BB: 0 P: 14	R: 3 H: 5 E: 0 K: 1 S: 13	H: 5 LOB: 2 BB: 0 P: 17	R: 0 H: 0 E: 0 K: 3 S: 9	H: 0 LOB: 0 BB: 0 P: 16	R: 0 H: 0 E: 0 K: 1 S: 8	H: 0 LOB: 0 BB: 0 P: 9	R: 3 H: 3 E: 0 K: 3 S: 19	H: 3 LOB: 0 BB: 0 P: 25	1B: 7 2B: 0 3B: 1 HR: 3	SF: 0 SAC: 1 DP: 1 HBP: 0	WP: 0 PB: 0 SB: 0 CS: 0	PA: 33				
<b>PITCHER</b>	IP WLS BF H R ER SO BB IBB HBP BLK WP HR S P ERA WHIP	5.0 B 21 5 2 2 5 3 0 0 0 0 0 50 79 3.60 1.600	1.0 H 3 0 0 0 1 0 0 0 0 0 8 9 0.00 0.000	1.0 L 6 3 3 3 3 0 0 0 0 0 1 19 25 27.00 3.000																				



Batter	1	2	3	4	5	6	7	8	9	AB	R	H	RBI	BB	SO	LOB	TOP					
2 Brian Dozier, R OBP: 0.333, SLG: 0.438	G5-3		K		E6 7 1B		L7			4	1	0	0	0	1	2	<b>Minnesota Twins @ Los Angeles Dodgers</b> Dodger Stadium, Los Angeles, CA Tue Jul 25 2017, 7:10 PM - 10:46 PM PDT Att: 44,403 - Clear - 75 F					
8 Zack Granito, L OBP: 0.333, SLG: 0.279	F7		K		K		G1-3			4	0	1	1	0	1	1						
7 Joe Mauer, L OBP: 0.368, SLG: 0.394	G5-3									2	0	1	0	2	0	0						
5 Eduardo Escobar, S OBP: 0.325, SLG: 0.432			K		G4-3					4	0	1	1	0	1	4						
20 Eddie Rosario, L OBP: 0.333, SLG: 0.482	G6-3									3	0	1	0	0	0	2						
57 Ryan Pressly, R (6, 1)										0	0	0	0	0	0	0						
22 Miguel Sanó, R OBP: 0.365, SLG: 0.524										1	0	0	0	0	1	1						
67 Alan Busenitz, R (8, 1)										0	0	0	0	0	0	0						
26 Max Kepler, L OBP: 0.323, SLG: 0.418	L7				F7					4	0	0	0	0	1	2						
11 Jorge Polanco, S OBP: 0.266, SLG: 0.306					L7					3	1	0	0	1	1	1						
21 Jason Castro, L OBP: 0.311, SLG: 0.368					L8					4	0	1	0	0	1	1						
17 José Berrios, R OBP: 0.333, SLG: 0.333										1	0	0	0	0	1	2						
36 Robbie Grossman, S OBP: 0.375, SLG: 0.375										1	0	0	0	0	0	0						
39 Trevor Hildenberger, R (5, 1)										0	0	0	0	0	0	0						
16 Ehre Adrianza, S OBP: 0.337, SLG: 0.400										2	0	0	0	0	0	0						
<b>Inning Stats</b>	R: 0 E: 0 K: 0 S: 9	H: 0 LOB: 0 BB: 0 P: 10	R: 0 E: 0 K: 1 S: 7	H: 0 LOB: 0 BB: 0 P: 10	R: 1 E: 0 K: 2 S: 22	H: 2 LOB: 3 BB: 2 P: 35	R: 0 E: 0 K: 0 S: 8	H: 1 LOB: 1 BB: 0 P: 15	R: 1 E: 1 K: 3 S: 16	H: 2 LOB: 2 BB: 0 P: 21	R: 0 E: 0 K: 3 S: 10	H: 0 LOB: 0 BB: 0 P: 15	R: 0 E: 0 K: 1 S: 6	H: 0 LOB: 0 BB: 0 P: 8	R: 0 E: 0 K: 1 S: 8	H: 0 LOB: 1 BB: 0 P: 12	R: 0 E: 0 K: 0 S: 8	H: 0 LOB: 0 BB: 0 P: 13	1B: 5 2B: 0 3B: 0 HR: 0	SF: 0 SAC: 0 DP: 0 HBP: 0	WP: 0 PB: 0 SB: 0 CS: 0	PA: 36
<b>PITCHER</b>	IP WLS BF H R ER SO BB IBB HBP BLK WP HR S P ERA WHIP																					
18 Kenta Maeda, R ERA: 4.09	5.0 W 23 5 2 1 4 2 0 0 0 0 0 0 62 91 1.80 1.400																					
43 Luis Avilán, L ERA: 3.41	1.0 H 3 0 0 0 3 0 0 0 0 0 0 0 10 15 0.00 0.000																					
71 Josh Ravin, R ERA:	3.0 S 10 0 0 0 1 1 0 0 0 0 0 0 22 33 0.00 0.333																					

Batter	1	2	3	4	5	6	7	8	9	AB	R	H	RBI	BB	SO	LOB	BOTTOM			
3 Chris Taylor, R OBP: 0.388, SLG: 0.545	F9		K		E7					4	0	2	3	0	1	1	<b>Minnesota Twins @ Los Angeles Dodgers</b> Dodger Stadium, Los Angeles, CA Tue Jul 25 2017, 7:10 PM - 10:46 PM PDT Att: 44,403 - Clear - 75 F			
5 Corey Seager, L OBP: 0.386, SLG: 0.503	K				G4-3					4	0	1	0	0	2	2				
10 Justin Turner, R OBP: 0.457, SLG: 0.561	F8									4	0	0	0	0	2	2				
35 Cody Bellinger, L OBP: 0.352, SLG: 0.620										3	1	1	0	1	0	0				
9 Yasmani Grandal, S OBP: 0.316, SLG: 0.485										4	0	0	0	0	1	2				
31 Joc Pederson, L OBP: 0.351, SLG: 0.459										3	2	1	1	0	0	1				
26 Chase Utley, L OBP: 0.324, SLG: 0.397										4	1	2	0	0	1	2				
66 Yasiel Puig, R OBP: 0.330, SLG: 0.466										4	1	3	1	0	0	1				
18 Kenta Maeda, R OBP: 0.154, SLG: 0.192										0	0	0	0	0	0	0				
43 Luis Avilán, L ERA: 3.78										0	0	0	0	0	0	0				
11 Logan Forsythe, R OBP: 0.365, SLG: 0.333										1	1	1	1	0	0	0				
71 Josh Ravin, R ERA: 1.86										0	0	0	0	0	0	0				
<b>Inning Stats</b>	R: 0 E: 0 K: 1 S: 11	H: 0 LOB: 0 BB: 0 P: 18	R: 0 E: 0 K: 1 S: 12	H: 0 LOB: 1 BB: 1 P: 21	R: 0 E: 0 K: 1 S: 11	H: 2 LOB: 0 BB: 0 P: 14	R: 4 E: 1 K: 0 S: 18	H: 5 LOB: 1 BB: 0 P: 27	R: 0 E: 0 K: 1 S: 9	H: 0 LOB: 0 BB: 0 P: 13	R: 2 E: 0 K: 1 S: 13	H: 3 LOB: 1 BB: 0 P: 21	R: 0 E: 0 K: 2 S: 10	H: 0 LOB: 0 BB: 0 P: 13	R: 0 E: 0 K: 0 S: 8	H: 1 LOB: 0 BB: 0 P: 11	1B: 8 2B: 3 3B: 0 HR: 0	SF: 0 SAC: 2 DP: 1 HBP: 1	WP: 0 PB: 0 SB: 1 CS: 0	PA: 35
<b>PITCHER</b>	IP WLS BF H R ER SO BB IBB HBP BLK WP HR S P ERA WHIP																			
17 José Berrios, R ERA: 3.78	4.0 L 20 7 4 4 3 1 0 0 0 0 0 0 13 24 6.75 2.000																			
39 Trevor Hildenberger, R ERA: 3.52	1.1 5 0 1 1 1 0 0 0 1 0 0 0 13 24 6.75 2.000																			
57 Ryan Pressly, R ERA: 6.75	1.2 7 3 1 1 3 0 0 0 0 0 0 0 19 23 5.40 1.800																			
67 Alan Busenitz, R ERA: 1.86	1.0 3 1 0 0 0 0 0 0 0 0 0 0 8 11 0.00 1.000																			





Batter	1	2	3	4	5	6	7	8	9	AB	R	H	RBI	BB	SO	LOB	TOP						
2 Denard Span, L (1,8) OBP: 0.332, SLG: 0.443										4	0	0	0	0	1	1	San Francisco Giants @ Los Angeles Dodgers Dodger Stadium, Los Angeles, CA Sat Jul 29 2017, 1:09 PM - 3:50 PM PDT Att: 47,792 - Sunny - 84 F						
52 Miguel Gómez, S (1,4) OBP: 0.273, SLG: 0.381										4	0	1	0	0	1	0							
8 Hunter Pence, R (1,9) OBP: 0.288, SLG: 0.346										4	1	1	1	0	0	1							
28 Buster Posey, R (1,2) OBP: 0.412, SLG: 0.494										3	0	0	0	1	0	0							
35 Brandon Crawford, L (1,6) OBP: 0.275, SLG: 0.383										3	0	1	0	1	1	0							
1 Jae-Gyun Hwang, R (1,3) (8,5)										4	0	0	0	0	1	3							
66 Gorkys Hernández, R (1,7) OBP: 0.333, SLG: 0.322										3	0	1	0	0	0	0							
37 Kelby Tomlinson, R (1,5) OBP: 0.309, SLG: 0.276										1	0	0	0	1	0	0							
21 Conor Gillaspie, L (8,PH) (8,3)										0	0	0	0	1	0	0							
50 Ty Blach, R (1,1) OBP: 0.229, SLG: 0.194										2	0	0	0	0	1	2							
39 Carlos Moncrief, L (8,PH) 62 Cory Gearrin, R (8,1)										0	0	0	0	1	0	0							
										0	0	0	0	0	0	0							
<b>Inning Stats</b>	R: 0 H: 0 E: 0 K: 1 S: 12	H: 0 R: 0 ER: 0 LOB: 0 BB: 0 P: 18	R: 0 H: 0 E: 0 K: 0 S: 7	H: 0 R: 0 ER: 0 LOB: 0 BB: 0 P: 11	R: 0 H: 0 E: 0 K: 0 S: 9	H: 0 R: 0 ER: 0 LOB: 0 BB: 0 P: 11	R: 1 H: 1 E: 0 K: 1 S: 12	H: 1 R: 0 ER: 1 LOB: 2 BB: 2 P: 15	R: 0 H: 0 E: 0 K: 0 S: 9	H: 0 R: 0 ER: 0 LOB: 0 BB: 0 P: 14	R: 0 H: 0 E: 0 K: 1 S: 7	H: 0 R: 0 ER: 0 LOB: 1 BB: 1 P: 10	R: 0 H: 0 E: 0 K: 0 S: 9	H: 0 R: 0 ER: 0 LOB: 2 BB: 2 P: 16	R: 0 H: 2 E: 0 K: 1 S: 9	H: 2 R: 0 ER: 0 LOB: 2 BB: 1 P: 16	1B: 2 2B: 1 3B: 0 HR: 1	SF: 0 SAC: 0 DP: 1 HBP: 0	WP: 0 PB: 0 SB: 0 CS: 1	PA: 33			
<b>PITCHER</b>	IP WLS BF H R ER SO BB IBB HBP BLK WP HR S P ERA WHIP	IP WLS BF H R ER SO BB IBB HBP BLK WP HR S P ERA WHIP	IP WLS BF H R ER SO BB IBB HBP BLK WP HR S P ERA WHIP	IP WLS BF H R ER SO BB IBB HBP BLK WP HR S P ERA WHIP	IP WLS BF H R ER SO BB IBB HBP BLK WP HR S P ERA WHIP	IP WLS BF H R ER SO BB IBB HBP BLK WP HR S P ERA WHIP	IP WLS BF H R ER SO BB IBB HBP BLK WP HR S P ERA WHIP	IP WLS BF H R ER SO BB IBB HBP BLK WP HR S P ERA WHIP	IP WLS BF H R ER SO BB IBB HBP BLK WP HR S P ERA WHIP	IP WLS BF H R ER SO BB IBB HBP BLK WP HR S P ERA WHIP	IP WLS BF H R ER SO BB IBB HBP BLK WP HR S P ERA WHIP	IP WLS BF H R ER SO BB IBB HBP BLK WP HR S P ERA WHIP	IP WLS BF H R ER SO BB IBB HBP BLK WP HR S P ERA WHIP	IP WLS BF H R ER SO BB IBB HBP BLK WP HR S P ERA WHIP	IP WLS BF H R ER SO BB IBB HBP BLK WP HR S P ERA WHIP	IP WLS BF H R ER SO BB IBB HBP BLK WP HR S P ERA WHIP	IP WLS BF H R ER SO BB IBB HBP BLK WP HR S P ERA WHIP	IP WLS BF H R ER SO BB IBB HBP BLK WP HR S P ERA WHIP	IP WLS BF H R ER SO BB IBB HBP BLK WP HR S P ERA WHIP	IP WLS BF H R ER SO BB IBB HBP BLK WP HR S P ERA WHIP	IP WLS BF H R ER SO BB IBB HBP BLK WP HR S P ERA WHIP	IP WLS BF H R ER SO BB IBB HBP BLK WP HR S P ERA WHIP	
44 Rich Hill, L (1,1) ERA: 3.35	5.2 W 20 2 1 1 3 1 1 0 0 0 0 1 61 86 1.59 0.529	1.1 H 4 0 0 0 1 0 0 0 0 0 0 0 8 12 0.00 0.000	0.1 H 1 0 0 0 0 0 0 0 0 0 0 0 4 6 0.00 0.000	0.2 H 3 0 0 0 0 1 0 0 0 0 0 0 5 10 0.00 1.500	1.0 S 5 2 0 0 1 1 0 0 0 0 0 0 9 16 0.00 3.000																		

AB	29
R	1
H	4
RBI	1
BB	4
SO	5
LOB	7



Batter	1	2	3	4	5	6	7	8	9	AB	R	H	RBI	BB	SO	LOB	BOTTOM				
3 Chris Taylor, R (1,7) OBP: 0.385, SLG: 0.540										4	0	1	0	0	1	2	San Francisco Giants @ Los Angeles Dodgers Dodger Stadium, Los Angeles, CA Sat Jul 29 2017, 1:09 PM - 3:50 PM PDT Att: 47,792 - Sunny - 84 F				
5 Corey Seager, L (1,6) OBP: 0.389, SLG: 0.524										4	2	3	0	0	0	1					
10 Justin Turner, R (1,5) OBP: 0.457, SLG: 0.549										2	0	0	0	2	1	2					
35 Cody Bellinger, L (1,3) OBP: 0.346, SLG: 0.602										4	0	2	2	0	1	2					
11 Logan Forsythe, R (1,4) OBP: 0.356, SLG: 0.323										3	0	0	0	1	1	1					
66 Yasiel Puig, R (1,9) OBP: 0.325, SLG: 0.466										3	0	0	0	0	0	4					
9 Yasmani Grandal, S (1,2) OBP: 0.322, SLG: 0.487										3	0	2	0	0	0	0					
31 Joc Pederson, L (1,8) OBP: 0.356, SLG: 0.476										2	0	0	0	0	1	2					
15 Austin Barnes, R (7,PH) OBP: 0.413, SLG: 0.536										1	0	0	0	0	0	0					
46 Josh Fields, R (8,1) 43 Luis Avilán, L (8,1) 74 Kenley Jansen, S (9,1) OBP: 0.500, SLG: 0.750										0	0	0	0	0	0	0					
44 Rich Hill, L (1,1) OBP: 0.111, SLG: 0.080										2	0	0	0	0	0	2					
52 Pedro Báez, R (6,1) 14 Enrique Hernández, R (7,PH) OBP: 0.319, SLG: 0.489										1	0	0	0	0	0	0					
<b>Inning Stats</b>	R: 1 H: 2 E: 0 K: 0 S: 13	H: 2 R: 0 ER: 0 LOB: 2 BB: 2 P: 28	R: 0 H: 1 E: 0 K: 0 S: 4	H: 1 R: 0 ER: 0 LOB: 1 BB: 0 P: 6	R: 1 H: 2 E: 0 K: 0 S: 10	H: 2 R: 0 ER: 0 LOB: 1 BB: 0 P: 14	R: 0 H: 1 E: 0 K: 2 S: 11	H: 1 R: 0 ER: 0 LOB: 1 BB: 0 P: 18	R: 0 H: 0 E: 0 K: 1 S: 8	H: 0 R: 0 ER: 0 LOB: 0 BB: 0 P: 12	R: 0 H: 0 E: 0 K: 0 S: 6	H: 0 R: 0 ER: 0 LOB: 1 BB: 1 P: 9	R: 0 H: 1 E: 0 K: 0 S: 9	H: 1 R: 0 ER: 0 LOB: 1 BB: 0 P: 14	R: 0 H: 0 E: 0 K: 2 S: 9	H: 0 R: 0 ER: 0 LOB: 2 BB: 1 P: 14	1B: 5 2B: 3 3B: 0 HR: 0	SF: 0 SAC: 0 DP: 2 HBP: 0	WP: 0 PB: 0 SB: 0 CS: 1	PA: 32	
<b>PITCHER</b>	IP WLS BF H R ER SO BB IBB HBP BLK WP HR S P ERA WHIP	IP WLS BF H R ER SO BB IBB HBP BLK WP HR S P ERA WHIP	IP WLS BF H R ER SO BB IBB HBP BLK WP HR S P ERA WHIP	IP WLS BF H R ER SO BB IBB HBP BLK WP HR S P ERA WHIP	IP WLS BF H R ER SO BB IBB HBP BLK WP HR S P ERA WHIP	IP WLS BF H R ER SO BB IBB HBP BLK WP HR S P ERA WHIP	IP WLS BF H R ER SO BB IBB HBP BLK WP HR S P ERA WHIP	IP WLS BF H R ER SO BB IBB HBP BLK WP HR S P ERA WHIP	IP WLS BF H R ER SO BB IBB HBP BLK WP HR S P ERA WHIP	IP WLS BF H R ER SO BB IBB HBP BLK WP HR S P ERA WHIP	IP WLS BF H R ER SO BB IBB HBP BLK WP HR S P ERA WHIP	IP WLS BF H R ER SO BB IBB HBP BLK WP HR S P ERA WHIP	IP WLS BF H R ER SO BB IBB HBP BLK WP HR S P ERA WHIP	IP WLS BF H R ER SO BB IBB HBP BLK WP HR S P ERA WHIP	IP WLS BF H R ER SO BB IBB HBP BLK WP HR S P ERA WHIP	IP WLS BF H R ER SO BB IBB HBP BLK WP HR S P ERA WHIP	IP WLS BF H R ER SO BB IBB HBP BLK WP HR S P ERA WHIP	IP WLS BF H R ER SO BB IBB HBP BLK WP HR S P ERA WHIP	IP WLS BF H R ER SO BB IBB HBP BLK WP HR S P ERA WHIP	IP WLS BF H R ER SO BB IBB HBP BLK WP HR S P ERA WHIP	IP WLS BF H R ER SO BB IBB HBP BLK WP HR S P ERA WHIP
50 Ty Blach, L (1,1) ERA: 4.38	7.0 L 29 8 2 2 3 2 0 0 0 0 0 0 61 101 2.57 1.429	1.0 3 0 0 0 2 1 0 0 0 0 0 0 9 14 0.00 1.000																			

AB	29
R	2
H	8
RBI	2
BB	3
SO	5
LOB	16







Batter	1	2	3	4	5	6	7	8	9	AB	R	H	RBI	BB	SO	LOB	TOP					
3 Chris Taylor, R OBP: 0.377, SLG: 0.529										4	0	1	1	0	1	1	<b>Los Angeles Dodgers @ Atlanta Braves</b> SunTrust Park, Atlanta, GA Tue Aug 01 2017, 7:37 PM - 10:29 PM EDT Att: 32,174 - Partly Cloudy - 84 F					
5 Corey Seager, L OBP: 0.391, SLG: 0.523										4	0	0	0	0	0	2						
10 Justin Turner, R OBP: 0.453, SLG: 0.539										4	0	1	0	0	0	2						
35 Cody Bellinger, L OBP: 0.351, SLG: 0.608										4	1	2	1	0	0	1						
31 Joc Pederson, L OBP: 0.355, SLG: 0.468										2	0	0	0	1	1	0						
11 Logan Forsythe, R OBP: 0.345, SLG: 0.320										4	0	1	0	0	1	2						
9 Yasmani Grandal, S OBP: 0.317, SLG: 0.479										4	0	0	0	0	0	3						
66 Yasiel Puig, R OBP: 0.328, SLG: 0.469										4	2	2	0	0	1	1						
18 Kenta Maeda, R OBP: 0.148, SLG: 0.185										1	0	0	0	0	0	1						
26 Chase Utley, L OBP: 0.335, SLG: 0.410										1	0	1	0	0	0	0						
71 Josh Ravin, R (8, 1)										0	0	0	0	0	0	0						
33 Tony Watson, L (8, 1)										0	0	0	0	0	0	0						
74 Kenley Jansen, S OBP: 0.500, SLG: 0.750										0	0	0	0	0	0	0						
<b>Inning Stats</b>	R: 0 E: 0 K: 0 S: 11	H: 1 LOB: 1 BB: 0 P: 19	R: 0 E: 0 K: 2 S: 10	H: 1 LOB: 1 BB: 0 P: 15	R: 1 E: 0 K: 0 S: 14	H: 2 LOB: 1 BB: 0 P: 21	R: 1 E: 0 K: 1 S: 13	H: 1 LOB: 0 BB: 0 P: 17	R: 1 E: 0 K: 0 S: 9	H: 1 LOB: 0 BB: 0 P: 12	R: 0 E: 0 K: 0 S: 5	H: 0 LOB: 0 BB: 0 P: 8	R: 0 E: 0 K: 1 S: 8	H: 0 LOB: 0 BB: 0 P: 14	R: 0 E: 1 K: 1 S: 11	H: 2 LOB: 2 BB: 0 P: 14	R: 0 E: 0 K: 2 S: 10	H: 0 LOB: 1 BB: 1 P: 16	1B: 5 2B: 3 3B: 0 HR: 1	SF: 0 SAC: 1 DP: 1 HBP: 1	WP: 0 PB: 0 SB: 1 CS: 1	PA: 35
<b>PITCHER</b>	IP WLS BF H R ER SO BB IBB HBP BLK WP HR S P ERA WHIP	IP WLS BF H R ER SO BB IBB HBP BLK WP HR S P ERA WHIP	IP WLS BF H R ER SO BB IBB HBP BLK WP HR S P ERA WHIP	IP WLS BF H R ER SO BB IBB HBP BLK WP HR S P ERA WHIP	IP WLS BF H R ER SO BB IBB HBP BLK WP HR S P ERA WHIP	IP WLS BF H R ER SO BB IBB HBP BLK WP HR S P ERA WHIP	IP WLS BF H R ER SO BB IBB HBP BLK WP HR S P ERA WHIP	IP WLS BF H R ER SO BB IBB HBP BLK WP HR S P ERA WHIP	IP WLS BF H R ER SO BB IBB HBP BLK WP HR S P ERA WHIP	IP WLS BF H R ER SO BB IBB HBP BLK WP HR S P ERA WHIP	IP WLS BF H R ER SO BB IBB HBP BLK WP HR S P ERA WHIP	IP WLS BF H R ER SO BB IBB HBP BLK WP HR S P ERA WHIP	IP WLS BF H R ER SO BB IBB HBP BLK WP HR S P ERA WHIP	IP WLS BF H R ER SO BB IBB HBP BLK WP HR S P ERA WHIP	IP WLS BF H R ER SO BB IBB HBP BLK WP HR S P ERA WHIP	IP WLS BF H R ER SO BB IBB HBP BLK WP HR S P ERA WHIP	IP WLS BF H R ER SO BB IBB HBP BLK WP HR S P ERA WHIP					


AB	32
R	3
H	8
RBI	2
BB	1
SO	7
LOB	12




Batter	1	2	3	4	5	6	7	8	9	AB	R	H	RBI	BB	SO	LOB	BOTTOM					
11 Ender Inciarte, L OBP: 0.342, SLG: 0.397										3	0	1	0	0	0	0	<b>Los Angeles Dodgers @ Atlanta Braves</b> SunTrust Park, Atlanta, GA Tue Aug 01 2017, 7:37 PM - 10:29 PM EDT Att: 32,174 - Partly Cloudy - 84 F					
23 Danny Santana, S OBP: 0.255, SLG: 0.376										4	0	0	0	0	0	2						
5 Freddie Freeman, L OBP: 0.416, SLG: 0.645										3	0	0	0	1	1	2						
18 Matt Adams, L OBP: 0.326, SLG: 0.532										2	0	0	0	0	1	1						
15 Sean Rodriguez, R OBP: 0.308, SLG: 0.323										2	0	0	0	0	0	2						
25 Tyler Flowers, R OBP: 0.387, SLG: 0.453										4	0	1	0	0	0	3						
22 Nick Markakis, L OBP: 0.385, SLG: 0.386										4	0	0	0	0	1	1						
1 Ozzie Albies, S (1, 4)										2	1	0	0	1	0	1						
17 Johan Camargo, S OBP: 0.322, SLG: 0.473										3	1	1	2	0	0	1						
50 Lucas Sims, R (1, 1)										1	0	0	0	0	1	0						
16 Lane Adams, R OBP: 0.275, SLG: 0.376										1	0	0	0	0	0	0						
53 Jim Johnson, R (7, 1)										0	0	0	0	0	0	0						
58 Luke Jackson, R ERA: 3.89										0	0	0	0	0	0	0						
46 Ian Krol, L ERA: 5.82										0	0	0	0	0	0	0						
4 Brandon Phillips, R OBP: 0.305, SLG: 0.529										1	0	1	0	0	0	0						
52 José Ramirez, R ERA: 2.47										0	0	0	0	0	0	0						
<b>Inning Stats</b>	R: 0 E: 0 K: 1 S: 7	H: 0 LOB: 1 BB: 1 P: 12	R: 0 E: 0 K: 1 S: 9	H: 0 LOB: 0 BB: 0 P: 13	R: 0 E: 0 K: 1 S: 7	H: 0 LOB: 0 BB: 0 P: 9	R: 0 E: 0 K: 0 S: 8	H: 0 LOB: 0 BB: 0 P: 14	R: 0 E: 0 K: 0 S: 6	H: 1 LOB: 1 BB: 0 P: 12	R: 0 E: 0 K: 1 S: 12	H: 1 LOB: 1 BB: 0 P: 17	R: 0 E: 0 K: 2 S: 12	H: 0 LOB: 0 BB: 0 P: 17	R: 2 E: 0 K: 0 S: 11	H: 2 LOB: 1 BB: 1 P: 17	R: 0 E: 0 K: 3 S: 9	H: 0 LOB: 0 BB: 0 P: 14	1B: 3 2B: 0 3B: 0 HR: 1	SF: 0 SAC: 1 DP: 0 HBP: 0	WP: 0 PB: 0 SB: 0 CS: 0	PA: 33
<b>PITCHER</b>	IP WLS BF H R ER SO BB IBB HBP BLK WP HR S P ERA WHIP	IP WLS BF H R ER SO BB IBB HBP BLK WP HR S P ERA WHIP	IP WLS BF H R ER SO BB IBB HBP BLK WP HR S P ERA WHIP	IP WLS BF H R ER SO BB IBB HBP BLK WP HR S P ERA WHIP	IP WLS BF H R ER SO BB IBB HBP BLK WP HR S P ERA WHIP	IP WLS BF H R ER SO BB IBB HBP BLK WP HR S P ERA WHIP	IP WLS BF H R ER SO BB IBB HBP BLK WP HR S P ERA WHIP	IP WLS BF H R ER SO BB IBB HBP BLK WP HR S P ERA WHIP	IP WLS BF H R ER SO BB IBB HBP BLK WP HR S P ERA WHIP	IP WLS BF H R ER SO BB IBB HBP BLK WP HR S P ERA WHIP	IP WLS BF H R ER SO BB IBB HBP BLK WP HR S P ERA WHIP	IP WLS BF H R ER SO BB IBB HBP BLK WP HR S P ERA WHIP	IP WLS BF H R ER SO BB IBB HBP BLK WP HR S P ERA WHIP	IP WLS BF H R ER SO BB IBB HBP BLK WP HR S P ERA WHIP	IP WLS BF H R ER SO BB IBB HBP BLK WP HR S P ERA WHIP	IP WLS BF H R ER SO BB IBB HBP BLK WP HR S P ERA WHIP	IP WLS BF H R ER SO BB IBB HBP BLK WP HR S P ERA WHIP					

AB	30
R	2
H	4
RBI	2
BB	2
SO	9
LOB	8



Batter	1	2	3	4	5	6	7	8	9	AB	R	H	RBI	BB	SO	LOB	TOP										
26 Chase Utley, L OBP: 0.335, SLG: 0.409 14 Enrique Hernández, R (7, PH) OBP: 0.317, SLG: 0.455 43 Luis Avilán, L (7, 1) 52 Pedro Báez, R (8, 1)	L7		K		2H 1B		K			3	0	1	1	0	1	1	<b>Los Angeles Dodgers @ Atlanta Braves</b> SunTrust Park, Atlanta, GA Wed Aug 02 2017, 7:37 PM - 10:32 PM EDT Att: 28,107 - Partly Cloudy - 82 F										
5 Corey Seager, L OBP: 0.388, SLG: 0.518	G4-3		K				K		P3	4	0	0	0	0	2	1											
3 Chris Taylor, R OBP: 0.375, SLG: 0.524	F7						F9		K	3	1	0	0	0	1	0											
35 Cody Bellinger, L OBP: 0.353, SLG: 0.616		HR					F9		G3	4	1	2	1	0	0	1											
31 Joc Pederson, L OBP: 0.350, SLG: 0.459	G3						1B		F9	4	0	0	1	0	0	1											
11 Logan Forsythe, R OBP: 0.354, SLG: 0.316 (7, 4)	P4								F8	3	0	0	0	1	1	0											
9 Yasmani Grandal, S OBP: 0.316, SLG: 0.476									F8	4	0	1	0	0	2	0											
66 Yasiel Puig, R OBP: 0.331, SLG: 0.474									K	3	1	2	0	0	1	2											
48 Brock Stewart, L (1, 1) 65 Kyle Farmer, R (5, PH) OBP: 0.500, SLG: 1.000 68 Ross Stripling, R (5, 1) 10 Justin Turner, R (7, PH) OBP: 0.451, SLG: 0.537 (7, 5)										0	0	0	0	0	0	0											
<b>Inning Stats</b>	R: 0 E: 0 K: 0 S: 5	H: 0 LOB: 0 BB: 0 P: 7	R: 1 E: 0 K: 1 S: 10	H: 1 LOB: 0 BB: 0 P: 16	R: 0 E: 0 K: 2 S: 10	H: 1 LOB: 1 BB: 0 P: 12	R: 1 E: 0 K: 1 S: 10	H: 0 LOB: 0 BB: 0 P: 14	R: 1 E: 0 K: 0 S: 9	H: 2 LOB: 1 BB: 0 P: 15	R: 0 E: 0 K: 1 S: 12	H: 1 LOB: 1 BB: 0 P: 17	R: 0 E: 0 K: 2 S: 15	H: 1 LOB: 2 BB: 1 P: 24	R: 0 E: 0 K: 1 S: 5	H: 0 LOB: 0 BB: 0 P: 6			R: 0 E: 0 K: 1 S: 5	H: 0 LOB: 0 BB: 0 P: 9	1B: 4 2B: 1 3B: 0 HR: 1	SF: 0 SAC: 1 DP: 0 HBP: 1	WP: 0 PB: 0 SB: 1 CS: 0	PA: 34			
<b>PITCHER</b>	IP	WLS	BF	H	R	ER	SO	BB	IBB	HBP	BLK	WP	HR	S	P	ERA	WHIP										
49 Julio Teheran, R ERA: 5.1	5.0		19	4	3	3	4	0	0	1	0	0	1	44	64	5.40	0.800										
39 Sam Freeman, L ERA: 3.72	1.0		4	1	0	0	1	0	0	0	0	0	0	12	17	0.00	1.000										
53 Jim Johnson, R ERA: 4.03	0.2		4	1	0	0	1	1	0	0	0	0	0	12	21	0.00	3.000										
57 Rex Brothers, L ERA: 5.56	1.1	W	4	0	0	0	2	0	0	0	0	0	0	8	9	0.00	0.000										
38 Aroldys Vizcaino, R ERA: 2.56	1.0	S	3	0	0	0	1	0	0	0	0	0	0	5	9	0.00	0.000										

Batter	1	2	3	4	5	6	7	8	9	AB	R	H	RBI	BB	SO	LOB	BOTTOM											
11 Ender Inciarte, L OBP: 0.343, SLG: 0.397	F8		K							5	1	2	0	0	1	2	<b>Los Angeles Dodgers @ Atlanta Braves</b> SunTrust Park, Atlanta, GA Wed Aug 02 2017, 7:37 PM - 10:32 PM EDT Att: 28,107 - Partly Cloudy - 82 F											
4 Brandon Phillips, R OBP: 0.331, SLG: 0.430	F9		G4-3						P4	5	0	0	0	0	0	2												
5 Freddie Freeman, L OBP: 0.421, SLG: 0.645	G3									3	0	2	1	1	0	0												
24 Kurt Suzuki, R OBP: 0.339, SLG: 0.522	L3		G6-3							3	0	0	0	1	1	2												
22 Nick Markakis, L OBP: 0.368, SLG: 0.386										2	1	1	0	2	0	1												
23 Danny Santana, S OBP: 0.285, SLG: 0.393										4	1	1	2	0	0	2												
1 Ozzie Albies, S (1, 4) 49 Julio Teheran, R OBP: 0.175, SLG: 0.135 39 Sam Freeman, L ERA: 3.72 16 Lane Adams, R (5, PH) OBP: 0.265, SLG: 0.344 53 Jim Johnson, R (7, 1) 57 Rex Brothers, L (7, 1) 25 Tyler Flowers, R (8, PH) OBP: 0.309, SLG: 0.404 38 Aroldys Vizcaino, R (9, 1)										3	0	0	0	1	2	0												
<b>Inning Stats</b>	R: 0 E: 0 K: 0 S: 7	H: 0 LOB: 0 BB: 0 P: 8	R: 2 E: 0 K: 1 S: 16	H: 2 LOB: 2 BB: 2 P: 25	R: 0 E: 0 K: 0 S: 13	H: 1 LOB: 2 BB: 1 P: 22	R: 0 E: 0 K: 0 S: 7	H: 0 LOB: 0 BB: 0 P: 11	R: 1 E: 0 K: 1 S: 11	H: 2 LOB: 1 BB: 0 P: 16	R: 0 E: 0 K: 1 S: 10	H: 1 LOB: 1 BB: 0 P: 15	R: 0 E: 0 K: 0 S: 11	H: 1 LOB: 2 BB: 2 P: 22	R: 2 E: 0 K: 1 S: 9	H: 2 LOB: 1 BB: 1 P: 16			1B: 7 2B: 0 3B: 0 HR: 2	SF: 0 SAC: 1 DP: 0 HBP: 0	WP: 0 PB: 0 SB: 1 CS: 0	PA: 38						
<b>PITCHER</b>	IP	WLS	BF	H	R	ER	SO	BB	IBB	HBP	BLK	WP	HR	S	P	ERA		WHIP										
48 Brock Stewart, R ERA: 0.87	4.0		18	3	2	2	1	3	0	0	0	0	0	43	66	4.50		1.500										
68 Ross Stripling, R (5, 1)	2.0		9	3	1	1	2	0	0	0	0	0	0	21	31	4.50	1.500											
43 Luis Avilán, L (7, 1)	1.0		5	1	0	0	0	2	0	0	0	0	0	11	22	0.00	3.000											
52 Pedro Báez, R (8, 1)	1.0	L	6	2	2	2	1	1	0	0	0	0	1	9	16	18.00	3.000											



Batter	1	2	3	4	5	6	7	8	9	AB	R	H	RBI	BB	SO	LOB	TOP							
3 Chris Taylor, R OBP: 0.383, SLG: 0.545 14 Enrique Hernández, R OBP: 0.317, SLG: 0.459										3	3	2	1	1	1	0								
5 Corey Seager, L OBP: 0.397, SLG: 0.528										4	0	3	0	1	0	0								
10 Justin Turner, R OBP: 0.443, SLG: 0.526										3	0	0	1	0	0	3								
35 Cody Bellinger, L OBP: 0.344, SLG: 0.599										4	0	0	0	0	2	3								
31 Joc Pederson, L OBP: 0.351, SLG: 0.453										2	0	0	0	2	0	1								
9 Yasmani Grandal, S OBP: 0.315, SLG: 0.471										3	1	0	0	1	2	4								
26 Chase Utley, L 43 Luis Avilán, L										4	1	1	2	0	2	0								
66 Yasiel Puig, R OBP: 0.331, SLG: 0.476										4	1	1	1	0	1	0								
21 Yu Darvish, R 46 Josh Fields, R 15 Austin Barnes, R OBP: 0.410, SLG: 0.519										3	0	0	0	0	3	0								
<b>Inning Stats</b>	R: 1 E: 0 K: 2 S: 20	H: 2 LOB: 2 BB: 1 P: 31	R: 1 E: 0 K: 2 S: 11	H: 1 LOB: 0 BB: 0 P: 18	R: 0 E: 0 K: 1 S: 21	H: 0 LOB: 2 BB: 2 P: 32	R: 0 E: 0 K: 3 S: 9	H: 0 LOB: 0 BB: 0 P: 10	R: 1 E: 0 K: 0 S: 8	H: 2 LOB: 0 BB: 0 P: 8	R: 2 E: 0 K: 1 S: 11	H: 1 LOB: 0 BB: 1 P: 19	R: 1 E: 0 K: 0 S: 8	H: 1 LOB: 1 BB: 1 P: 16	R: 0 E: 0 K: 2 S: 8	H: 0 LOB: 0 BB: 0 P: 11	R: 0 E: 0 K: 0 S: 7	H: 0 LOB: 0 BB: 0 P: 9	1B: 2 2B: 2 3B: 0 HR: 3	SF: 1 SAC: 0 DP: 1 HBP: 0	WP: 0 PB: 0 SB: 1 CS: 0	PA: 38		
<b>PITCHER</b>	IP WLS BF H R ER SO BB IBB HBP BLK WP HR S P ERA WHIP	IP WLS BF H R ER SO BB IBB HBP BLK WP HR S P ERA WHIP	IP WLS BF H R ER SO BB IBB HBP BLK WP HR S P ERA WHIP	IP WLS BF H R ER SO BB IBB HBP BLK WP HR S P ERA WHIP	IP WLS BF H R ER SO BB IBB HBP BLK WP HR S P ERA WHIP	IP WLS BF H R ER SO BB IBB HBP BLK WP HR S P ERA WHIP	IP WLS BF H R ER SO BB IBB HBP BLK WP HR S P ERA WHIP	IP WLS BF H R ER SO BB IBB HBP BLK WP HR S P ERA WHIP	IP WLS BF H R ER SO BB IBB HBP BLK WP HR S P ERA WHIP	IP WLS BF H R ER SO BB IBB HBP BLK WP HR S P ERA WHIP	IP WLS BF H R ER SO BB IBB HBP BLK WP HR S P ERA WHIP	IP WLS BF H R ER SO BB IBB HBP BLK WP HR S P ERA WHIP	IP WLS BF H R ER SO BB IBB HBP BLK WP HR S P ERA WHIP	IP WLS BF H R ER SO BB IBB HBP BLK WP HR S P ERA WHIP	IP WLS BF H R ER SO BB IBB HBP BLK WP HR S P ERA WHIP	IP WLS BF H R ER SO BB IBB HBP BLK WP HR S P ERA WHIP	IP WLS BF H R ER SO BB IBB HBP BLK WP HR S P ERA WHIP	IP WLS BF H R ER SO BB IBB HBP BLK WP HR S P ERA WHIP	IP WLS BF H R ER SO BB IBB HBP BLK WP HR S P ERA WHIP	IP WLS BF H R ER SO BB IBB HBP BLK WP HR S P ERA WHIP	IP WLS BF H R ER SO BB IBB HBP BLK WP HR S P ERA WHIP	IP WLS BF H R ER SO BB IBB HBP BLK WP HR S P ERA WHIP	IP WLS BF H R ER SO BB IBB HBP BLK WP HR S P ERA WHIP	IP WLS BF H R ER SO BB IBB HBP BLK WP HR S P ERA WHIP

Los Angeles Dodgers @ New York Mets  
Citi Field, Flushing, NY  
Fri Aug 04 2017, 7:13 PM - 10:17 PM EDT  
Att: 41,187 - Clear - 79 F

AB 32  
R 6  
H 7  
RBI 5  
BB 5  
SO 11  
LOB 11



Batter	1	2	3	4	5	6	7	8	9	AB	R	H	RBI	BB	SO	LOB	BOTTOM								
30 Michael Conforto, L OBP: 0.399, SLG: 0.566										4	0	2	0	0	2	2									
13 Adrián Cabrera, S OBP: 0.336, SLG: 0.466										4	0	0	0	0	2	3									
19 Jay Bruce, L OBP: 0.324, SLG: 0.528										3	0	0	0	1	1										
52 Yoanis Céspedes, R OBP: 0.325, SLG: 0.498										3	0	0	0	1	0	2									
3 Curtis Granderson, L OBP: 0.332, SLG: 0.452										4	0	0	0	0	2	3									
20 Neil Walker, S OBP: 0.333, SLG: 0.434										4	0	0	0	0	2	1									
1 Amed Rosario, R OBP: 0.267, SLG: 0.533										3	0	1	0	0	2	0									
18 Travis d'Arnaud, R OBP: 0.294, SLG: 0.423										3	0	0	0	0	0	1									
48 Jacob deGrom, L 9 Brandon Nimmo, L 49 Josh Smoker, L 46 Chasen Bradford, R 7 José Reyes, S 62 Erik Goeddel, R										1	0	1	0	0	0	0									
<b>Inning Stats</b>	R: 0 E: 0 K: 1 S: 11	H: 1 LOB: 2 BB: 1 P: 18	R: 0 E: 0 K: 2 S: 10	H: 0 LOB: 0 BB: 0 P: 13	R: 0 E: 0 K: 2 S: 15	H: 1 LOB: 1 BB: 0 P: 21	R: 0 E: 0 K: 1 S: 6	H: 0 LOB: 0 BB: 0 P: 7	R: 0 E: 0 K: 1 S: 8	H: 1 LOB: 1 BB: 0 P: 15	R: 0 E: 0 K: 0 S: 4	H: 0 LOB: 0 BB: 0 P: 5	R: 0 E: 0 K: 3 S: 14	H: 0 LOB: 0 BB: 0 P: 20	R: 0 E: 0 K: 0 S: 10	H: 1 LOB: 1 BB: 0 P: 14	R: 0 E: 0 K: 1 S: 6	H: 0 LOB: 1 BB: 1 P: 14	1B: 4 2B: 0 3B: 0 HR: 0	SF: 0 SAC: 0 DP: 0 HBP: 0	WP: 0 PB: 0 SB: 2 CS: 0	PA: 33			
<b>PITCHER</b>	IP WLS BF H R ER SO BB IBB HBP BLK WP HR S P ERA WHIP	IP WLS BF H R ER SO BB IBB HBP BLK WP HR S P ERA WHIP	IP WLS BF H R ER SO BB IBB HBP BLK WP HR S P ERA WHIP	IP WLS BF H R ER SO BB IBB HBP BLK WP HR S P ERA WHIP	IP WLS BF H R ER SO BB IBB HBP BLK WP HR S P ERA WHIP	IP WLS BF H R ER SO BB IBB HBP BLK WP HR S P ERA WHIP	IP WLS BF H R ER SO BB IBB HBP BLK WP HR S P ERA WHIP	IP WLS BF H R ER SO BB IBB HBP BLK WP HR S P ERA WHIP	IP WLS BF H R ER SO BB IBB HBP BLK WP HR S P ERA WHIP	IP WLS BF H R ER SO BB IBB HBP BLK WP HR S P ERA WHIP	IP WLS BF H R ER SO BB IBB HBP BLK WP HR S P ERA WHIP	IP WLS BF H R ER SO BB IBB HBP BLK WP HR S P ERA WHIP	IP WLS BF H R ER SO BB IBB HBP BLK WP HR S P ERA WHIP	IP WLS BF H R ER SO BB IBB HBP BLK WP HR S P ERA WHIP	IP WLS BF H R ER SO BB IBB HBP BLK WP HR S P ERA WHIP	IP WLS BF H R ER SO BB IBB HBP BLK WP HR S P ERA WHIP	IP WLS BF H R ER SO BB IBB HBP BLK WP HR S P ERA WHIP	IP WLS BF H R ER SO BB IBB HBP BLK WP HR S P ERA WHIP	IP WLS BF H R ER SO BB IBB HBP BLK WP HR S P ERA WHIP	IP WLS BF H R ER SO BB IBB HBP BLK WP HR S P ERA WHIP	IP WLS BF H R ER SO BB IBB HBP BLK WP HR S P ERA WHIP	IP WLS BF H R ER SO BB IBB HBP BLK WP HR S P ERA WHIP	IP WLS BF H R ER SO BB IBB HBP BLK WP HR S P ERA WHIP	IP WLS BF H R ER SO BB IBB HBP BLK WP HR S P ERA WHIP	IP WLS BF H R ER SO BB IBB HBP BLK WP HR S P ERA WHIP

Los Angeles Dodgers @ New York Mets  
Citi Field, Flushing, NY  
Fri Aug 04 2017, 7:13 PM - 10:17 PM EDT  
Att: 41,187 - Clear - 79 F

AB 31  
R 0  
H 4  
RBI 0  
BB 2  
SO 11  
LOB 14



Batter	1	2	3	4	5	6	7	8	9	AB	R	H	RBI	BB	SO	LOB	TOP					
3 Chris Taylor, R OBP: 0.380, SLG: 0.549										5	2	1	1	0	0	1	<b>Los Angeles Dodgers @ New York Mets</b> Citi Field, Flushing, NY Sat Aug 05 2017, 4:07 PM - 7:24 PM EDT Att: 40,060 - Partly Cloudy - 80 F					
5 Corey Seager, L OBP: 0.397, SLG: 0.533										4	1	1	2	1	2	0						
10 Justin Turner, R OBP: 0.442, SLG: 0.534										5	2	2	1	0	0	1						
35 Cody Bellinger, L OBP: 0.342, SLG: 0.602										5	1	1	2	0	1	1						
31 Joc Pederson, L OBP: 0.315, SLG: 0.447										3	0	0	0	0	1	0						
14 Enrique Hernández, R (8, PH) OBP: 0.316, SLG: 0.457										1	0	0	0	0	0	1						
11 Logan Forsythe, R OBP: 0.360, SLG: 0.314										2	0	0	0	2	1	0						
9 Yasmani Grandal, S OBP: 0.410, SLG: 0.519										4	0	1	0	0	1	3						
15 Austin Barnes, R OBP: 0.410, SLG: 0.519										0	0	0	0	0	0	0						
66 Yasiel Puig, R OBP: 0.332, SLG: 0.483										3	1	1	1	1	0	2						
44 Rich Hill, L OBP: 0.103, SLG: 0.074										2	0	0	0	0	2	2						
17 Brandon Morrow, R OBP: 0.352, SLG: 0.418										0	0	0	0	0	0	0						
26 Chase Utley, L OBP: 0.352, SLG: 0.418										1	0	0	0	0	0	0						
52 Pedro Báez, R OBP: 0.299, SLG: 0.379										0	0	0	0	0	0	0						
33 Tony Watson, L OBP: 0.299, SLG: 0.379										1	0	1	0	0	0	0						
65 Kyle Farmer, R OBP: 0.299, SLG: 0.379										0	0	0	0	0	0	0						
68 Ross Stripling, R OBP: 0.299, SLG: 0.379										0	0	0	0	0	0	0						
<b>Inning Stats</b>	R: 0 E: 0 K: 0 S: 10	H: 0 LOB: 1 BB: 1 P: 16	R: 0 E: 0 K: 1 S: 7	H: 0 LOB: 0 BB: 0 P: 11	R: 0 E: 0 K: 1 S: 8	H: 0 LOB: 0 BB: 0 P: 14	R: 0 E: 0 K: 1 S: 9	H: 0 LOB: 0 BB: 0 P: 16	R: 0 E: 0 K: 2 S: 10	H: 1 LOB: 2 BB: 1 P: 13	R: 3 E: 0 K: 0 S: 16	H: 3 LOB: 1 BB: 1 P: 28	R: 1 E: 0 K: 1 S: 9	H: 1 LOB: 0 BB: 0 P: 10	R: 1 E: 0 K: 2 S: 14	H: 1 LOB: 2 BB: 1 P: 25	R: 2 E: 0 K: 0 S: 17	H: 2 LOB: 0 BB: 0 P: 25	1B: 2 2B: 1 3B: 0 HR: 5	SF: 0 SAC: 0 DP: 0 HBP: 0	WP: 1 PB: 1 SB: 0 CS: 0	PA: 40
<b>PITCHER</b>	IP WLS BF H R ER SO BB IBB HBP BLK WP HR S P ERA WHIP																					
67 Seth Lugo, R ERA: 4.55	5.2		23	4	3	3	5	1	1	0	0	0	0	0	2	54	88	4.76	0.882			
51 Paul Sewald, R ERA: 4.27	1.1	L	7	2	2	2	1	1	0	0	0	0	0	0	2	16	22	13.50	2.250			
39 Jerry Blevins, L ERA: 2.91	0.2		4	0	0	0	2	1	0	0	0	1	0	11	20	0.00	1.500					
59 Fernando Salas, R ERA: 6.0	1.1		6	2	2	2	0	0	0	0	0	0	1	19	28	13.50	1.500					

AB	36
R	7
H	8
RBI	7
BB	4
SO	8
LOB	11



Batter	1	2	3	4	5	6	7	8	9	AB	R	H	RBI	BB	SO	LOB	BOTTOM					
30 Michael Conforto, L OBP: 0.398, SLG: 0.571										4	1	1	1	0	2	2	<b>Los Angeles Dodgers @ New York Mets</b> Citi Field, Flushing, NY Sat Aug 05 2017, 4:07 PM - 7:24 PM EDT Att: 40,060 - Partly Cloudy - 80 F					
59 Fernando Salas, R OBP: 0.299, SLG: 0.379										0	0	0	0	0	0	0						
18 Travis d'Arnaud, R OBP: 0.293, SLG: 0.421										1	0	0	0	0	0	0						
13 Adrián Beltrán, S OBP: 0.334, SLG: 0.461										4	0	0	0	0	0	2						
52 Yoenis Céspedes, R (1, 7) OBP: 0.328, SLG: 0.496										3	0	1	0	1	1	2						
4 Wilmer Flores, R OBP: 0.319, SLG: 0.490										3	1	1	1	0	2	1						
51 Paul Sewald, R ERA: 4.27										0	0	0	0	0	0	0						
39 Jerry Blevins, L ERA: 2.91										0	0	0	0	0	0	0						
9 Brandon Nimmo, L OBP: 0.393, SLG: 0.533										1	0	0	0	0	1	1						
3 Curtis Granderson, L OBP: 0.337, SLG: 0.463										2	1	1	1	2	1	1						
20 Neil Walker, S OBP: 0.332, SLG: 0.431										4	0	1	0	0	0	3						
1 Amed Rosario, R OBP: 0.211, SLG: 0.421										4	0	0	0	0	2	2						
44 René Rivera, R OBP: 0.293, SLG: 0.398										4	1	2	1	0	2	1						
67 Seth Lugo, R OBP: 0.167, SLG: 0.444										2	0	0	0	0	1	1						
7 José Reyes, S OBP: 0.286, SLG: 0.379										2	0	0	0	0	1	0						
<b>Inning Stats</b>	R: 3 E: 0 K: 1 S: 20	H: 4 LOB: 1 BB: 0 P: 26	R: 0 E: 1 K: 2 S: 17	H: 1 LOB: 2 BB: 0 P: 22	R: 0 E: 0 K: 1 S: 8	H: 0 LOB: 0 BB: 1 P: 15	R: 0 E: 0 K: 2 S: 11	H: 0 LOB: 0 BB: 0 P: 12	R: 0 E: 0 K: 2 S: 11	H: 1 LOB: 1 BB: 0 P: 16	R: 0 E: 0 K: 1 S: 10	H: 0 LOB: 1 BB: 1 P: 17	R: 0 E: 0 K: 1 S: 10	H: 0 LOB: 0 BB: 0 P: 13	R: 0 E: 0 K: 2 S: 14	H: 0 LOB: 1 BB: 1 P: 22	R: 1 E: 0 K: 1 S: 12	H: 1 LOB: 0 BB: 0 P: 14	1B: 3 2B: 0 3B: 0 HR: 4	SF: 0 SAC: 0 DP: 0 HBP: 0	WP: 0 PB: 0 SB: 1 CS: 1	PA: 37
<b>PITCHER</b>	IP WLS BF H R ER SO BB IBB HBP BLK WP HR S P ERA WHIP																					
44 Rich Hill, L ERA: 3.47	5.0		22	6	3	3	8	1	0	0	0	0	0	0	10	17	0.00	1.000				
17 Brandon Morrow, R ERA: 1.92	1.0	W	4	0	0	0	1	1	0	0	0	0	0	0	14	21	0.00	1.000				
52 Pedro Báez, R ERA: 1.74	1.0	H	4	0	0	0	1	1	0	0	0	0	0	10	14	0.00	0.000					
33 Tony Watson, L ERA: 3.51	1.0	H	3	0	0	0	2	0	0	0	0	0	0	10	14	0.00	0.000					
68 Ross Stripling, R ERA: 3.53	1.0		4	1	1	1	1	0	0	0	0	0	1	12	14	9.00	1.000					

AB	34
R	4
H	7
RBI	4
BB	3
SO	13
LOB	16





Batter	1	2	3	4	5	6	7	8	9	AB	R	H	RBI	BB	SO	LOB	TOP			
3 Chris Taylor, R OBP: 0.376, SLG: 0.546										4	0	1	0	0	1	1				
5 Corey Seager, L OBP: 0.398, SLG: 0.530										4	0	1	0	0	0	1				
10 Justin Turner, R OBP: 0.443, SLG: 0.566										4	2	2	2	0	1	1				
35 Cody Bellinger, L OBP: 0.343, SLG: 0.607										4	1	1	0	0	1	0				
9 Yasmani Grandal, S OBP: 0.317, SLG: 0.473										3	0	1	0	1	1	1				
11 Logan Forsythe, R OBP: 0.367, SLG: 0.318										3	0	1	1	1	0	2				
31 Joc Pederson, L OBP: 0.341, SLG: 0.437										4	0	0	0	0	2	3				
66 Yasiel Puig, R OBP: 0.331, SLG: 0.476										4	0	1	0	0	1	1				
18 Kenta Maeda, R OBP: 0.138, SLG: 0.172										2	0	0	0	0	0	1				
52 Pedro Báez, R OBP: 0.256, SLG: 0.369										0	0	0	0	0	0	0				
65 Kyle Farmer, R OBP: 0.256, SLG: 0.369										1	0	1	0	0	0	0				
17 Brandon Morrow, R OBP: 0.256, SLG: 0.369										0	0	0	0	0	0	0				
33 Tony Watson, L OBP: 0.256, SLG: 0.369										0	0	0	0	0	0	0				
68 Ross Stripling, R OBP: 0.256, SLG: 0.369										0	0	0	0	0	0	0				
<b>Inning Stats</b>	R: 0 E: 0 K: 1 S: 8	H: 1 LOB: 0 BB: 0 P: 11	R: 0 E: 0 K: 1 S: 9	H: 0 LOB: 1 BB: 1 P: 18	R: 0 E: 0 K: 1 S: 8	H: 0 LOB: 0 BB: 0 P: 14	R: 2 E: 0 K: 1 S: 14	H: 3 LOB: 1 BB: 0 P: 20	R: 0 E: 0 K: 0 S: 7	H: 1 LOB: 0 BB: 0 P: 10	R: 1 E: 0 K: 1 S: 11	H: 2 LOB: 1 BB: 0 P: 16	R: 0 E: 0 K: 0 S: 7	H: 1 LOB: 0 BB: 0 P: 17	R: 0 E: 0 K: 2 S: 9	H: 0 LOB: 1 BB: 1 P: 15	1B: 5 2B: 2 3B: 0 HR: 2	SF: 0 SAC: 0 DP: 3 HBP: 0	WP: 0 PB: 0 SB: 0 CS: 0	PA: 35
<b>PITCHER</b>	IP WLS BF H R ER SO BB IBB HBP BLK WP HR S P ERA WHIP																			
52 Zack Godley, R ERA: 2.94	6.2	27	8	3	3	5	1	0	0	0	0	0	0	0	2	65	101	4.05	1.350	
47 David Hernandez, R ERA: 2.08	0.1	W	1	0	0	0	0	0	0	0	0	0	0	0	0	3	5	0.00	0.000	
25 Archie Bradley, R ERA: 1.42	1.0	H	3	1	0	0	0	0	0	0	0	0	0	0	7	7	0.00	1.000		
56 Fernando Rodney, R ERA: 4.84	1.0	S	4	0	0	0	1	0	0	0	0	0	0	0	9	15	0.00	1.000		

Los Angeles Dodgers @ Arizona Diamondbacks  
Chase Field, Phoenix, AZ  
Tue Aug 08 2017, 6:42 PM - 9:40 PM MST  
Att: 24,810 - Roof Closed - 81 F

AB 33  
R 3  
H 9  
RBI 3  
BB 2  
SO 8  
LOB 11

Batter	1	2	3	4	5	6	7	8	9	AB	R	H	RBI	BB	SO	LOB	BOTTOM			
6 David Peralta, L OBP: 0.356, SLG: 0.458										4	0	1	0	0	0	3				
11 AJ Pollock, R OBP: 0.338, SLG: 0.471										2	1	0	0	2	1	1				
22 Jake Lamb, L OBP: 0.378, SLG: 0.540										4	2	2	5	0	1	2				
44 Paul Goldschmidt, R OBP: 0.437, SLG: 0.592										4	0	1	0	0	0	2				
28 J.D. Martinez, R OBP: 0.374, SLG: 0.621										3	0	0	0	1	1	2				
3 Daniel Descalso, L OBP: 0.336, SLG: 0.385										4	0	0	0	0	1	2				
8 Chris Iannetta, R OBP: 0.316, SLG: 0.479										4	2	2	1	0	0	0				
4 Ketel Marte, S OBP: 0.337, SLG: 0.500										4	0	2	0	0	1	1				
52 Zack Godley, R ERA: 3.89										2	0	0	0	0	2	2				
47 David Hernandez, R ERA: 1.89										0	0	0	0	0	0	0				
10 Chris Herrmann, L ERA: 1.89										0	0	0	0	0	0	0				
9 Adam Rosales, R ERA: 1.89										0	1	0	0	0	0	0				
25 Archie Bradley, R ERA: 1.42										0	0	0	0	0	0	0				
5 Grégor Blanco, L ERA: 3.89										0	1	0	0	0	1	0				
56 Fernando Rodney, R ERA: 3.46										0	0	0	0	0	0	0				
<b>Inning Stats</b>	R: 0 E: 0 K: 1 S: 13	H: 1 LOB: 2 BB: 1 P: 25	R: 0 E: 0 K: 1 S: 12	H: 1 LOB: 1 BB: 0 P: 16	R: 0 E: 0 K: 2 S: 9	H: 0 LOB: 0 BB: 0 P: 15	R: 0 E: 0 K: 1 S: 13	H: 0 LOB: 0 BB: 0 P: 17	R: 1 E: 1 K: 1 S: 13	H: 2 LOB: 1 BB: 0 P: 19	R: 1 E: 0 K: 0 S: 10	H: 1 LOB: 0 BB: 0 P: 15	R: 4 E: 0 K: 1 S: 24	H: 3 LOB: 2 BB: 2 P: 32	R: 0 E: 0 K: 1 S: 8	H: 0 LOB: 0 BB: 0 P: 13	1B: 3 2B: 2 3B: 0 HR: 3	SF: 0 SAC: 0 DP: 0 HBP: 1	WP: 1 PB: 0 SB: 2 CS: 0	PA: 36
<b>PITCHER</b>	IP WLS BF H R ER SO BB IBB HBP BLK WP HR S P ERA WHIP																			
18 Kenta Maeda, R ERA: 3.89	5.0	20	4	1	1	0	1	0	0	0	0	0	0	0	1	10	15	9.00	1.000	
52 Pedro Báez, R ERA: 1.89	1.0	H	4	1	1	1	0	0	0	0	0	0	0	0	1	10	13	27.00	3.000	
17 Brandon Morrow, R ERA: 2.16	0.1	H	2	1	1	1	0	0	0	0	0	0	0	0	1	14	19	40.50	3.000	
33 Tony Watson, L ERA: 4.01	0.2	L	7	2	3	3	0	0	2	1	0	0	0	1	14	19	40.50	3.000		
68 Ross Stripling, R ERA: 3.46	1.0		3	0	0	0	1	0	0	0	0	0	0	0	8	13	0.00	0.000		


Los Angeles Dodgers @ Arizona Diamondbacks  
Chase Field, Phoenix, AZ  
Tue Aug 08 2017, 6:42 PM - 9:40 PM MST  
Att: 24,810 - Roof Closed - 81 F

AB 32  
R 6  
H 8  
RBI 6  
BB 3  
SO 8  
LOB 15

Batter	1	2	3	4	5	6	7	8	9	AB	R	H	RBI	BB	SO	LOB	TOP			
3 Chris Taylor, R OBP: 0.375, SLG: 0.541	G6-3		K			BB		L4		3	0	0	0	1	1	1				
5 Corey Seager, L OBP: 0.397, SLG: 0.526	G1-4-3 BB			L9		K		L7		3	0	0	0	1	1	1				
10 Justin Turner, R OBP: 0.441, SLG: 0.561	G1-4-3			BB		F8		L8		3	0	0	0	1	0	2				
35 Cody Bellinger, L OBP: 0.344, SLG: 0.617		HR		K				G3		4	2	2	1	0	1	1				
9 Yasmani Grandal, S OBP: 0.313, SLG: 0.467		K2-3		L8				G3		4	0	0	0	0	1	2				
26 Chase Utley, L OBP: 0.329, SLG: 0.412		K		G3-1				G3-1		3	0	0	0	0	1	1				
14 Enrique Hernández, R (9, PH) OBP: 0.319, SLG: 0.450								BB		1	0	1	0	0	0	0				
31 Joc Pederson, L OBP: 0.343, SLG: 0.440				K				BB		3	1	1	1	1	2	0				
66 Yasiel Puig, R OBP: 0.335, SLG: 0.476				L6				BB		2	0	1	1	2	0	0				
57 Alex Wood, R OBP: 0.075, SLG: 0.051				L7				FC4-6		2	0	0	0	0	1	1				
15 Austin Barnes, R (7, PH) OBP: 0.404, SLG: 0.514										1	0	0	0	0	1	1				
46 Josh Fields, R (7, 1) OBP: 0.429, SLG: 0.571										0	0	0	0	0	0	0				
65 Kyle Farmer, R (9, PH) OBP: 0.300, SLG: 0.750										0	0	0	0	0	0	0				
74 Kenley Jansen, S OBP: 0.300, SLG: 0.750										0	0	0	0	0	0	0				
<b>Inning Stats</b>	R: 0 E: 0 K: 0 S: 3	H: 0 LOB: 0 BB: 1 P: 8	R: 1 E: 0 K: 3 S: 11	H: 1 LOB: 0 BB: 0 P: 17	R: 0 E: 0 K: 1 S: 6	H: 0 LOB: 1 BB: 1 P: 13	R: 0 E: 0 K: 1 S: 8	H: 0 LOB: 1 BB: 1 P: 15	R: 0 E: 0 K: 1 S: 7	H: 0 LOB: 0 BB: 0 P: 9	R: 0 E: 0 K: 2 S: 12	H: 0 LOB: 1 BB: 1 P: 19	R: 2 E: 0 K: 1 S: 11	H: 3 LOB: 1 BB: 0 P: 19	R: 0 E: 0 K: 0 S: 6	H: 0 LOB: 3 BB: 2 P: 23	1B: 1 2B: 4 3B: 0 HR: 1	SF: 0 SAC: 0 DP: 2 HBP: 0	WP: 0 PB: 0 SB: 0 CS: 1	PA: 36
<b>PITCHER</b>	IP WLS BF H R ER SO BB IBB HBP BLK WP HR S P ERA WHIP	IP WLS BF H R ER SO BB IBB HBP BLK WP HR S P ERA WHIP	IP WLS BF H R ER SO BB IBB HBP BLK WP HR S P ERA WHIP	IP WLS BF H R ER SO BB IBB HBP BLK WP HR S P ERA WHIP	IP WLS BF H R ER SO BB IBB HBP BLK WP HR S P ERA WHIP	IP WLS BF H R ER SO BB IBB HBP BLK WP HR S P ERA WHIP	IP WLS BF H R ER SO BB IBB HBP BLK WP HR S P ERA WHIP	IP WLS BF H R ER SO BB IBB HBP BLK WP HR S P ERA WHIP	IP WLS BF H R ER SO BB IBB HBP BLK WP HR S P ERA WHIP	IP WLS BF H R ER SO BB IBB HBP BLK WP HR S P ERA WHIP	IP WLS BF H R ER SO BB IBB HBP BLK WP HR S P ERA WHIP	IP WLS BF H R ER SO BB IBB HBP BLK WP HR S P ERA WHIP	IP WLS BF H R ER SO BB IBB HBP BLK WP HR S P ERA WHIP	IP WLS BF H R ER SO BB IBB HBP BLK WP HR S P ERA WHIP	IP WLS BF H R ER SO BB IBB HBP BLK WP HR S P ERA WHIP	IP WLS BF H R ER SO BB IBB HBP BLK WP HR S P ERA WHIP	IP WLS BF H R ER SO BB IBB HBP BLK WP HR S P ERA WHIP	IP WLS BF H R ER SO BB IBB HBP BLK WP HR S P ERA WHIP	IP WLS BF H R ER SO BB IBB HBP BLK WP HR S P ERA WHIP	IP WLS BF H R ER SO BB IBB HBP BLK WP HR S P ERA WHIP

Los Angeles Dodgers @ Arizona Diamondbacks  
Chase Field, Phoenix, AZ  
Wed Aug 09 2017, 6:41 PM - 9:29 PM MST  
Att: 22,670 - Roof Closed - 80 F


AB 30  
R 3  
H 5  
RBI 3  
BB 6  
SO 9  
LOB 13



Batter	1	2	3	4	5	6	7	8	9	AB	R	H	RBI	BB	SO	LOB	BOTTOM					
6 David Peralta, L OBP: 0.355, SLG: 0.454	G4-3		BB			K		K		3	0	0	0	1	2	1						
9 Adam Rosales, R OBP: 0.272, SLG: 0.341	G6-3					K				3	0	0	0	0	2	1						
3 Daniel Descalso, L (8, PH) OBP: 0.338, SLG: 0.388								BB		1	0	1	0	0	0	0						
11 AJ Pollock, R OBP: 0.337, SLG: 0.471	L8			F9				F7		4	1	1	0	0	0	1						
44 Paul Goldschmidt, R OBP: 0.435, SLG: 0.596		L5		HR		G6-3		G6-4-3		4	1	1	1	0	0	2						
28 J.D. Martinez, R OBP: 0.375, SLG: 0.623		2B		P3		BB		K		4	0	2	1	0	1	0						
4 Ketel Marte, S OBP: 0.345, SLG: 0.506		F9		G5-3						3	0	1	0	0	0	1						
22 Jake Lamb, L OBP: 0.374, SLG: 0.535	F7					G5-3		G3		4	0	0	0	0	0	4						
2 Jeff Mathis, R OBP: 0.277, SLG: 0.335						P4				3	0	0	0	0	1	0						
5 Gregor Blanco, L (9, PH) OBP: 0.333, SLG: 0.386								K		1	0	0	0	0	1	1						
21 Zack Greinke, R OBP: 0.240, SLG: 0.213						P3				2	0	1	0	0	0	0						
33 Jake Barrett, R (7, 1) OBP: 0.325, SLG: 0.437								F8		0	0	0	0	0	0	0						
27 Brandon Drury, R (7, PH) OBP: 0.325, SLG: 0.437										1	0	0	0	0	0	0						
25 Archie Bradley, R (8, 1) OBP: 0.325, SLG: 0.437										0	0	0	0	0	0	0						
40 Andrew Chafin, R (9, 1) ERA: 1.28										0	0	0	0	0	0	0						
<b>Inning Stats</b>	R: 0 E: 0 K: 0 S: 5	H: 0 LOB: 0 BB: 0 P: 7	R: 0 E: 0 K: 0 S: 11	H: 1 LOB: 1 BB: 0 P: 16	R: 0 E: 0 K: 2 S: 11	H: 0 LOB: 1 BB: 1 P: 20	R: 0 E: 0 K: 0 S: 8	H: 1 LOB: 0 BB: 0 P: 11	R: 0 E: 0 K: 1 S: 10	H: 1 LOB: 1 BB: 0 P: 14	R: 1 E: 0 K: 1 S: 14	H: 3 LOB: 2 BB: 0 P: 20	R: 0 E: 0 K: 1 S: 5	H: 0 LOB: 0 BB: 0 P: 7	R: 0 E: 0 K: 0 S: 4	H: 1 LOB: 0 BB: 0 P: 6	R: 0 E: 0 K: 2 S: 10	H: 0 LOB: 1 BB: 0 P: 17	1B: 3 2B: 3 3B: 0 HR: 1	SF: 0 SAC: 0 DP: 1 HBP: 1	WP: 0 PB: 0 SB: 0 CS: 0	PA: 35
<b>PITCHER</b>	IP WLS BF H R ER SO BB IBB HBP BLK WP HR S P ERA WHIP	IP WLS BF H R ER SO BB IBB HBP BLK WP HR S P ERA WHIP	IP WLS BF H R ER SO BB IBB HBP BLK WP HR S P ERA WHIP	IP WLS BF H R ER SO BB IBB HBP BLK WP HR S P ERA WHIP	IP WLS BF H R ER SO BB IBB HBP BLK WP HR S P ERA WHIP	IP WLS BF H R ER SO BB IBB HBP BLK WP HR S P ERA WHIP	IP WLS BF H R ER SO BB IBB HBP BLK WP HR S P ERA WHIP	IP WLS BF H R ER SO BB IBB HBP BLK WP HR S P ERA WHIP	IP WLS BF H R ER SO BB IBB HBP BLK WP HR S P ERA WHIP	IP WLS BF H R ER SO BB IBB HBP BLK WP HR S P ERA WHIP	IP WLS BF H R ER SO BB IBB HBP BLK WP HR S P ERA WHIP	IP WLS BF H R ER SO BB IBB HBP BLK WP HR S P ERA WHIP	IP WLS BF H R ER SO BB IBB HBP BLK WP HR S P ERA WHIP	IP WLS BF H R ER SO BB IBB HBP BLK WP HR S P ERA WHIP	IP WLS BF H R ER SO BB IBB HBP BLK WP HR S P ERA WHIP	IP WLS BF H R ER SO BB IBB HBP BLK WP HR S P ERA WHIP	IP WLS BF H R ER SO BB IBB HBP BLK WP HR S P ERA WHIP	IP WLS BF H R ER SO BB IBB HBP BLK WP HR S P ERA WHIP	IP WLS BF H R ER SO BB IBB HBP BLK WP HR S P ERA WHIP	IP WLS BF H R ER SO BB IBB HBP BLK WP HR S P ERA WHIP		

Los Angeles Dodgers @ Arizona Diamondbacks  
Chase Field, Phoenix, AZ  
Wed Aug 09 2017, 6:41 PM - 9:29 PM MST  
Att: 22,670 - Roof Closed - 80 F

AB 33  
R 2  
H 7  
RBI 2  
BB 1  
SO 7  
LOB 11











Batter	1	2	3	4	5	6	7	8	9	AB	R	H	RBI	BB	SO	LOB	TOP
7 Manuel Margot, R OBP: 0.310, SLG: 0.443	F9		L4			15 HR		G4-3		4	1	2	0	0	0	0	<b>San Diego Padres @ Los Angeles Dodgers</b> Dodger Stadium, Los Angeles, CA Sun Aug 13 2017, 1:12 PM - 3:46 PM PDT Att: 46,128 - Sunny - 85 F
15 Cory Spangenberg, L OBP: 0.354, SLG: 0.414	HR		F7			HR		G4-3		4	2	2	3	0	0	1	
2 José Pirela, R OBP: 0.349, SLG: 0.532	E5 26 4 SF8		K			G5-3		K		4	1	0	0	0	2	1	
26 Yangeris Solarte, S OBP: 0.347, SLG: 0.428	1B					G6-3		G6-3		3	0	1	0	1	0	1	
4 Wil Myers, R OBP: 0.320, SLG: 0.464	SF8					P2		P4		3	0	0	1	0	0	1	
10 Hunter Renfroe, R OBP: 0.284, SLG: 0.447	K					K		F8		4	0	0	0	0	3	2	
9 Dusty Coleman, R OBP: 0.283, SLG: 0.545			K			K		K		2	0	0	0	0	2	0	
20 Carlos Asuaje, L OBP: 0.343, SLG: 0.382						K		K		2	0	0	0	0	1	0	
21 Luis Torrens, R OBP: 0.248, SLG: 0.224			L9			K		K		3	0	0	0	0	2	0	
61 Luis Perdomo, R OBP: 0.156, SLG: 0.355			K			K		F8		2	0	0	0	0	2	0	
23 Matt Szczur, R OBP: 0.355, SLG: 0.363										1	0	0	0	0	0	0	
50 José Vázquez, R										0	0	0	0	0	0	0	
<b>Inning Stats</b>	R: 2 H: 2 E: 1 K: 1 S: 14	H: 2 LOB: 1 BB: 0 P: 20	R: 0 H: 0 E: 0 K: 2 S: 7	H: 0 LOB: 0 BB: 0 P: 10	R: 0 H: 0 E: 0 K: 1 S: 9	H: 0 LOB: 0 BB: 0 P: 14	R: 0 H: 0 E: 0 K: 3 S: 9	H: 0 LOB: 0 BB: 0 P: 11	R: 2 H: 2 E: 0 K: 0 S: 14	H: 1 LOB: 1 BB: 0 P: 24	R: 0 H: 0 E: 0 K: 1 S: 5	H: 0 LOB: 0 BB: 0 P: 9	1B: 2 2B: 1 3B: 0 HR: 2	SF: 1 SAC: 0 DP: 0 HBP: 0	WP: 0 PB: 0 SB: 0 CS: 0	PA: 34	
<b>PITCHER</b>	IP WLS BF H R ER SO BB IBB HBP BLK WP HR S P ERA WHIP																
18 Kenta Maeda, R ERA: 3.76	5.1 W 22 4 4 3 8 1 0 0 0 0 2 55 85 5.06 0.938																
46 Josh Fields, R ERA: 2.51	0.2 H 2 0 0 0 0 0 0 0 0 0 0 5 8 0.00 0.000																
52 Pedro Báez, R ERA: 1.81	1.0 H 3 0 0 0 2 0 0 0 0 0 0 10 16 0.00 0.000																
43 Luis Avilán, L ERA: 3.0	1.0 H 4 1 0 0 1 0 0 0 0 0 0 14 24 0.00 1.000																
74 Kentley Jansen, R ERA: 1.2	1.0 S 3 0 0 0 1 0 0 0 0 0 0 5 9 0.00 0.000																

Batter	1	2	3	4	5	6	7	8	9	AB	R	H	RBI	BB	SO	LOB	BOTTOM			
3 Chris Taylor, R OBP: 0.377, SLG: 0.549	G1-3			10 HR	G4-3			L5		3	1	0	0	0	0	0	<b>San Diego Padres @ Los Angeles Dodgers</b> Dodger Stadium, Los Angeles, CA Sun Aug 13 2017, 1:12 PM - 3:46 PM PDT Att: 46,128 - Sunny - 85 F			
5 Corey Seager, L OBP: 0.398, SLG: 0.518	K			10 HR	F7			P5		4	1	1	0	0	1	0				
10 Justin Turner, R OBP: 0.436, SLG: 0.573	F7			1B	G6-3			HR		4	2	2	4	0	0	0				
35 Cody Bellinger, L OBP: 0.351, SLG: 0.620			G5-3	9 HR				F7		3	1	1	0	1	0	0				
26 Chase Utley, L OBP: 0.322, SLG: 0.407	F7			F7				F7		4	0	0	0	0	0	2				
9 Yasmani Grandal, S OBP: 0.313, SLG: 0.471			G6-3					HR		3	1	1	2	0	0	1				
31 Joc Pederson, L OBP: 0.330, SLG: 0.420			F7	G4-3				G4-3		3	0	0	0	0	0	1				
66 Yasiel Puig, R OBP: 0.335, SLG: 0.466			G6-3	E6				K		3	0	0	0	0	1	0				
18 Kenta Maeda, R OBP: 0.128, SLG: 0.151			G1-3	G5-3				L8		2	0	0	0	0	0	1				
46 Josh Fields, R										0	0	0	0	0	0	0				
52 Pedro Báez, R										0	0	0	0	0	0	0				
14 Enrique Hernández, R OBP: 0.313, SLG: 0.451										1	0	0	0	0	0	0				
43 Luis Avilán, L										0	0	0	0	0	0	0				
74 Kentley Jansen, S OBP: 0.500, SLG: 0.790										0	0	0	0	0	0	0				
<b>Inning Stats</b>	R: 0 H: 0 E: 0 K: 1 S: 7	H: 0 LOB: 0 BB: 0 P: 11	R: 0 H: 0 E: 0 K: 0 S: 8	H: 0 LOB: 0 BB: 0 P: 13	R: 0 H: 0 E: 0 K: 0 S: 8	H: 0 LOB: 0 BB: 0 P: 13	R: 5 H: 4 E: 1 K: 0 S: 14	H: 4 LOB: 1 BB: 0 P: 25	R: 0 H: 0 E: 0 K: 0 S: 6	H: 0 LOB: 0 BB: 1 P: 8	R: 0 H: 0 E: 0 K: 0 S: 5	H: 0 LOB: 1 BB: 1 P: 10	R: 0 H: 0 E: 0 K: 1 S: 10	H: 1 LOB: 0 BB: 0 P: 12	R: 1 H: 1 E: 0 K: 0 S: 8	H: 1 LOB: 0 BB: 0 P: 14	1B: 1 2B: 1 3B: 0 HR: 3	SF: 0 SAC: 0 DP: 0 HBP: 1	WP: 0 PB: 0 SB: 0 CS: 0	PA: 32
<b>PITCHER</b>	IP WLS BF H R ER SO BB IBB HBP BLK WP HR S P ERA WHIP																			
61 Luis Perdomo, R ERA: 4.95	6.0 L 25 4 5 5 1 1 0 0 0 0 1 48 80 7.50 0.833																			
50 José Vázquez, R ERA: 6.92	2.0 7 1 1 1 1 0 0 0 0 0 1 18 26 4.50 0.500																			



Batter	1	2	3	4	5	6	7	8	9	AB	R	H	RBI	BB	SO	LOB	TOP											
7 Tim Anderson, R OBP: 0.262, SLG: 0.392										4	1	1	1	0	0	1	<b>Chicago White Sox @ Los Angeles Dodgers</b> Dodger Stadium, Los Angeles, CA Tue Aug 15 2017, 7:11 PM - 10:15 PM PDT Att: 46,385 - Partly Cloudy - 72 F											
20 Tyler Saladino, R OBP: 0.276, SLG: 0.257										4	0	0	0	0	0	0												
79 José Abreu, R OBP: 0.344, SLG: 0.511										4	0	1	0	0	0	0												
26 Avisail García, R OBP: 0.354, SLG: 0.489										4	0	0	0	0	1	1												
36 Kevan Smith, R OBP: 0.307, SLG: 0.378										3	0	1	0	0	1	0												
38 Omar Narváez, L (9, PH) OBP: 0.357, SLG: 0.315										0	0	0	0	1	0	0												
28 Leury García, S OBP: 0.336, SLG: 0.440										4	0	2	0	0	0	3												
10 Yoán Moncada, S OBP: 0.333, SLG: 0.338										4	0	0	0	0	3	3												
41 Adam Engel, R OBP: 0.279, SLG: 0.327										3	0	1	0	0	1	2												
58 Miguel González, R (1, 1)										1	0	0	0	0	0	0												
39 Aïen Hanson, S (7, PH)										1	0	0	0	0	1	1												
37 Juan Minaya, R (7, 1)										0	0	0	0	0	0	0												
70 Aaron Bummer, L (8, 1)										0	0	0	0	0	0	0												
52 Jake Petricka, R (8, 1)										0	0	0	0	0	0	0												
<b>Inning Stats</b>	R: 1 E: 0 K: 1 S: 14	H: 3 LOB: 2 BB: 0 P: 19	R: 0 E: 0 K: 1 S: 10	H: 1 LOB: 1 BB: 0 P: 13	R: 0 E: 0 K: 0 S: 3	H: 0 LOB: 0 BB: 0 P: 5	R: 0 E: 0 K: 2 S: 9	H: 1 LOB: 1 BB: 0 P: 10	R: 0 E: 0 K: 1 S: 8	H: 0 LOB: 0 BB: 0 P: 11	R: 0 E: 0 K: 1 S: 6	H: 1 LOB: 1 BB: 0 P: 9	R: 0 E: 0 K: 0 S: 6	H: 0 LOB: 0 BB: 0 P: 10	R: 0 E: 0 K: 1 S: 16	H: 0 LOB: 1 BB: 1 P: 24	1B: 4 2B: 1 3B: 0 HR: 1	SF: 0 SAC: 1 DP: 0 HBP: 0	WP: 0 PB: 1 CS: 0	PA: 34								
<b>PITCHER</b>	IP: 7.0 ERA: 2.3	WLS: 3 LOB: 2	BF: 27	H: 6 R: 1 ER: 1 SO: 6	BB: 0 IBB: 0 HBP: 0 BLK: 0	WP: 0 HR: 1 S: 58 P: 79	ERA: 1.29 WHIP: 0.857	IP: 1.0 ERA: 2.5	WLS: 0 LOB: 0	BF: 3	H: 0 R: 0 ER: 0 SO: 0	BB: 0 IBB: 0 HBP: 0 BLK: 0	WP: 0 HR: 0 S: 6 P: 10	ERA: 0.00 WHIP: 0.000	IP: 0.2 ERA: 2.47	WLS: 0 LOB: 0	BF: 3	H: 0 R: 0 ER: 0 SO: 0	BB: 1 IBB: 0 HBP: 0 BLK: 0	WP: 0 HR: 0 S: 11 P: 17	ERA: 0.00 WHIP: 1.500	IP: 0.1 ERA: 5.81	WLS: 1 LOB: 0	BF: 1	H: 0 R: 0 ER: 0 SO: 1	BB: 0 IBB: 0 HBP: 0 BLK: 0	WP: 0 HR: 0 S: 5 P: 7	ERA: 0.00 WHIP: 0.000

Batter	1	2	3	4	5	6	7	8	9	AB	R	H	RBI	BB	SO	LOB	BOTTOM											
3 Chris Taylor, R OBP: 0.375, SLG: 0.544										5	0	1	0	0	2	1	<b>Chicago White Sox @ Los Angeles Dodgers</b> Dodger Stadium, Los Angeles, CA Tue Aug 15 2017, 7:11 PM - 10:15 PM PDT Att: 46,385 - Partly Cloudy - 72 F											
5 Corey Seager, L OBP: 0.398, SLG: 0.519										5	0	2	2	0	3	1												
10 Justin Turner, R OBP: 0.436, SLG: 0.571										5	0	2	0	0	1	3												
35 Cody Bellinger, L OBP: 0.355, SLG: 0.620										2	1	1	0	2	0	1												
9 Yasmani Grandal, S OBP: 0.315, SLG: 0.470										3	1	1	0	1	0	4												
66 Yasiel Puig, R OBP: 0.336, SLG: 0.463										2	1	0	0	2	1	0												
11 Logan Forsythe, R OBP: 0.361, SLG: 0.312										3	1	1	1	0	0	3												
31 Joc Pederson, L OBP: 0.329, SLG: 0.415										3	1	0	1	0	0	1												
57 Alex Wood, R OBP: 0.271, SLG: 0.469										2	0	0	0	0	0	1												
26 Chase Utley, R (7, PH)										0	0	0	0	0	0	0												
17 Brandon Morrow, R (8, 1)										0	0	0	0	0	0	0												
15 Austin Barnes, R (8, PH)										1	1	2	0	0	0	0												
46 Josh Fields, R (9, 1)										0	0	0	0	0	0	0												
54 Tony Cingrani, L (9, 1)										0	0	0	0	0	0	0												
<b>Inning Stats</b>	R: 0 E: 0 K: 1 S: 13	H: 1 LOB: 2 BB: 1 P: 21	R: 0 E: 0 K: 1 S: 9	H: 1 LOB: 1 BB: 0 P: 15	R: 0 E: 0 K: 0 S: 14	H: 1 LOB: 2 BB: 1 P: 24	R: 0 E: 0 K: 0 S: 6	H: 0 LOB: 0 BB: 0 P: 11	R: 0 E: 0 K: 2 S: 10	H: 0 LOB: 0 BB: 0 P: 13	R: 1 E: 0 K: 0 S: 9	H: 2 LOB: 1 BB: 1 P: 16	R: 0 E: 0 K: 2 S: 12	H: 0 LOB: 0 BB: 1 P: 20	R: 0 E: 0 K: 1 S: 17	H: 4 LOB: 2 BB: 2 P: 38	1B: 8 2B: 2 3B: 0 HR: 0	SF: 1 SAC: 0 DP: 1 HBP: 1	WP: 0 PB: 1 CS: 0	PA: 39								
<b>PITCHER</b>	IP: 6.0 ERA: 4.67	WLS: 5 LOB: 1	BF: 25	H: 5 R: 1 ER: 1 SO: 4	BB: 3 IBB: 0 HBP: 0 BLK: 0	WP: 0 HR: 0 S: 61 P: 100	ERA: 1.50 WHIP: 1.333	IP: 1.0 ERA: 4.75	WLS: 1 LOB: 1	BF: 5	H: 1 R: 1 ER: 1 SO: 2	BB: 1 IBB: 0 HBP: 0 BLK: 0	WP: 0 HR: 0 S: 13 P: 23	ERA: 9.00 WHIP: 2.000	IP: 0.1 ERA: 6.0	WLS: 0 LOB: 0	BF: 3	H: 0 R: 0 ER: 0 SO: 0	BB: 2 IBB: 0 HBP: 0 BLK: 0	WP: 0 HR: 0 S: 4 P: 13	ERA: 0.00 WHIP: 6.000	IP: 0.2 ERA: 8.05	WLS: 3 LOB: 4	BF: 6	H: 3 R: 4 ER: 4 SO: 1	BB: 0 IBB: 0 HBP: 1 BLK: 0	WP: 0 HR: 0 S: 12 P: 22	ERA: 54.00 WHIP: 4.500


Batter	1	2	3	4	5	6	7	8	9	AB	R	H	RBI	BB	SO	LOB	TOP					
28 Leury García, S OBP: 0.337, SLG: 0.451			G4-6-3				FC4-6		G1	5	1	2	1	0	0	2	<b>Chicago White Sox @ Los Angeles Dodgers</b> Dodger Stadium, Los Angeles, CA Wed Aug 16 2017, 7:12 PM - 10:11 PM PDT Att: 52,413 - Clear - 72 F <a href="http://livebaseballscorecards.com">livebaseballscorecards.com</a>					
5 Yolmer Sánchez, S OBP: 0.304, SLG: 0.373	G3		L7		G4-3					4	0	1	0	0	0	2						
79 José Abreu, R OBP: 0.345, SLG: 0.517				P3					L3	4	1	2	1	0	0	2						
30 Nicky Delmonico, L OBP: 0.463, SLG: 0.625										4	2	3	2	0	0	1						
41 Adam Engel, R OBP: 0.279, SLG: 0.327										0	0	0	0	0	0	0						
26 Avisail García, R OBP: 0.353, SLG: 0.486										4	0	1	0	0	0	1						
10 Yadir Moncada, S OBP: 0.320, SLG: 0.321										4	0	0	0	0	2	2						
38 Omar Narváez, L OBP: 0.360, SLG: 0.516										3	0	1	0	1	1	2						
7 Tim Anderson, R OBP: 0.262, SLG: 0.391										4	0	1	0	0	0	2						
55 Carlos Rodón, L OBP: 0.333, SLG: 0.320										3	0	1	0	0	0	2						
37 Juan Minaya, R										0	0	0	0	0	0	0						
20 Tyler Saladino, R										1	0	0	0	0	1	0						
45 Gregory Infante, R										0	0	0	0	0	0	0						
70 Aaron Bummer, L										0	0	0	0	0	0	0						
52 Jake Petricka, R										0	0	0	0	0	0	0						
<b>Inning Stats</b>	R: 1 H: 2 E: 0 K: 0 S: 8	H: 2 LOB: 0 BB: 0 P: 11	R: 0 H: 1 E: 0 K: 0 S: 10	H: 1 LOB: 1 BB: 0 P: 16	R: 0 H: 1 E: 0 K: 0 S: 8	H: 1 LOB: 0 BB: 0 P: 12	R: 1 H: 1 E: 0 K: 0 S: 8	H: 1 LOB: 0 BB: 0 P: 10	R: 0 H: 1 E: 0 K: 0 S: 9	H: 2 LOB: 2 BB: 1 P: 20	R: 1 H: 2 E: 0 K: 2 S: 13	H: 2 LOB: 1 BB: 0 P: 21	R: 0 H: 2 E: 0 K: 1 S: 10	H: 2 LOB: 0 BB: 0 P: 14	R: 1 H: 2 E: 0 K: 1 S: 9	H: 2 LOB: 0 BB: 0 P: 12	R: 0 H: 0 E: 0 K: 1 S: 7	H: 0 LOB: 0 BB: 0 P: 11	1B: 8 2B: 1 3B: 0 HR: 4	SF: 0 SAC: 0 DP: 3 HBP: 0	WP: 1 PB: 0 CS: 1 S: 0	PA: 37
<b>PITCHER</b>	IP WLS BF H R ER SO BB IBB HBP BLK WP HR S P ERA WHIP	IP WLS BF H R ER SO BB IBB HBP BLK WP HR S P ERA WHIP	IP WLS BF H R ER SO BB IBB HBP BLK WP HR S P ERA WHIP	IP WLS BF H R ER SO BB IBB HBP BLK WP HR S P ERA WHIP	IP WLS BF H R ER SO BB IBB HBP BLK WP HR S P ERA WHIP	IP WLS BF H R ER SO BB IBB HBP BLK WP HR S P ERA WHIP	IP WLS BF H R ER SO BB IBB HBP BLK WP HR S P ERA WHIP	IP WLS BF H R ER SO BB IBB HBP BLK WP HR S P ERA WHIP	IP WLS BF H R ER SO BB IBB HBP BLK WP HR S P ERA WHIP	IP WLS BF H R ER SO BB IBB HBP BLK WP HR S P ERA WHIP	IP WLS BF H R ER SO BB IBB HBP BLK WP HR S P ERA WHIP	IP WLS BF H R ER SO BB IBB HBP BLK WP HR S P ERA WHIP	IP WLS BF H R ER SO BB IBB HBP BLK WP HR S P ERA WHIP	IP WLS BF H R ER SO BB IBB HBP BLK WP HR S P ERA WHIP	IP WLS BF H R ER SO BB IBB HBP BLK WP HR S P ERA WHIP	IP WLS BF H R ER SO BB IBB HBP BLK WP HR S P ERA WHIP	IP WLS BF H R ER SO BB IBB HBP BLK WP HR S P ERA WHIP					
21 Yu Darvish, R ERA: 3.83	6.0	25	8	3	3	2	1	0	0	0	0	0	0	0	0	0	1	3	56	90	4.50	1.500
17 Brandon Morrow, R ERA: 2.51	1.0	5	2	0	0	0	0	0	0	0	0	0	0	0	0	0	0	0	10	14	0.00	2.000
33 Tony Watson, L ERA: 4.01	1.0	4	2	1	1	1	0	0	0	0	0	1	9	12	9.00	2.000						
68 Ross Stripling, R ERA: 3.6	1.0	W	3	0	0	0	1	0	0	0	0	0	0	7	11	0.00	0.000					

Batter	1	2	3	4	5	6	7	8	9	AB	R	H	RBI	BB	SO	LOB	BOTTOM					
3 Chris Taylor, R OBP: 0.374, SLG: 0.540	G1-3									3	0	0	0	1	0	0	<b>Chicago White Sox @ Los Angeles Dodgers</b> Dodger Stadium, Los Angeles, CA Wed Aug 16 2017, 7:12 PM - 10:11 PM PDT Att: 52,413 - Clear - 72 F <a href="http://livebaseballscorecards.com">livebaseballscorecards.com</a>					
5 Corey Seager, L OBP: 0.399, SLG: 0.519										4	0	2	0	0	0	0						
10 Justin Turner, R OBP: 0.434, SLG: 0.567										4	0	1	0	0	0	2						
14 Enrique Hernández, R OBP: 0.317, SLG: 0.464										2	1	1	1	1	0	1						
35 Cody Bellinger, L OBP: 0.357, SLG: 0.621										1	1	1	0	0	0	0						
11 Logan Forsythe, R OBP: 0.366, SLG: 0.324										3	2	2	1	1	0	2						
15 Austin Barnes, R OBP: 0.411, SLG: 0.513										4	1	1	0	0	0	2						
66 Yasiel Puig, R OBP: 0.338, SLG: 0.465										3	0	1	2	1	1	0						
25 Rob Segedin, R OBP: 0.143, SLG: 0.143										3	0	0	0	0	0	0						
21 Yu Darvish, R										2	0	0	0	0	2	0						
17 Brandon Morrow, R										0	0	0	0	0	0	0						
33 Tony Watson, L										0	0	0	0	0	0	0						
26 Chase Utley, L OBP: 0.324, SLG: 0.405										1	0	0	0	0	1	0						
68 Ross Stripling, R										0	0	0	0	0	0	0						
<b>Inning Stats</b>	R: 0 H: 1 E: 0 K: 0 S: 7	H: 1 LOB: 0 BB: 0 P: 11	R: 1 H: 1 E: 0 K: 0 S: 10	H: 1 LOB: 0 BB: 0 P: 14	R: 0 H: 1 E: 0 K: 1 S: 7	H: 1 LOB: 1 BB: 1 P: 11	R: 0 H: 1 E: 0 K: 0 S: 14	H: 1 LOB: 0 BB: 2 P: 27	R: 0 H: 0 E: 0 K: 1 S: 5	H: 0 LOB: 0 BB: 0 P: 8	R: 0 H: 1 E: 0 K: 0 S: 7	H: 1 LOB: 1 BB: 1 P: 15	R: 0 H: 0 E: 0 K: 1 S: 9	H: 0 LOB: 0 BB: 0 P: 15	R: 0 H: 0 E: 0 K: 1 S: 7	H: 0 LOB: 0 BB: 0 P: 10	R: 3 H: 4 E: 0 K: 0 S: 13	H: 4 LOB: 1 BB: 0 P: 22	1B: 5 2B: 3 3B: 0 HR: 1	SF: 0 SAC: 0 DP: 2 HBP: 0	WP: 1 PB: 0 CS: 1 S: 1	PA: 35
<b>PITCHER</b>	IP WLS BF H R ER SO BB IBB HBP BLK WP HR S P ERA WHIP	IP WLS BF H R ER SO BB IBB HBP BLK WP HR S P ERA WHIP	IP WLS BF H R ER SO BB IBB HBP BLK WP HR S P ERA WHIP	IP WLS BF H R ER SO BB IBB HBP BLK WP HR S P ERA WHIP	IP WLS BF H R ER SO BB IBB HBP BLK WP HR S P ERA WHIP	IP WLS BF H R ER SO BB IBB HBP BLK WP HR S P ERA WHIP	IP WLS BF H R ER SO BB IBB HBP BLK WP HR S P ERA WHIP	IP WLS BF H R ER SO BB IBB HBP BLK WP HR S P ERA WHIP	IP WLS BF H R ER SO BB IBB HBP BLK WP HR S P ERA WHIP	IP WLS BF H R ER SO BB IBB HBP BLK WP HR S P ERA WHIP	IP WLS BF H R ER SO BB IBB HBP BLK WP HR S P ERA WHIP	IP WLS BF H R ER SO BB IBB HBP BLK WP HR S P ERA WHIP	IP WLS BF H R ER SO BB IBB HBP BLK WP HR S P ERA WHIP	IP WLS BF H R ER SO BB IBB HBP BLK WP HR S P ERA WHIP	IP WLS BF H R ER SO BB IBB HBP BLK WP HR S P ERA WHIP	IP WLS BF H R ER SO BB IBB HBP BLK WP HR S P ERA WHIP						
55 Carlos Rodón, L ERA: 4.0	7.1	27	5	2	2	4	4	0	0	0	0	0	0	0	0	0	1	1	62	104	2.46	1.227
37 Juan Minaya, R ERA: 4.65	0.2	H	2	0	0	0	0	0	0	0	0	4	7	0.00	0.000							
45 Gregory Infante, R ERA: 4.5	0.1	H	1	0	0	0	0	0	0	0	0	2	5	0.00	0.000							
70 Aaron Bummer, L ERA: 7.0	0.0	L	1	1	0	0	0	0	0	0	0	3	5	∞	∞							
52 Jake Petricka, R ERA: 9.0	0.0	L	3	3	3	3	0	0	0	0	0	8	12	∞	∞							

Batter	1	2	3	4	5	6	7	8	9	AB	R	H	RBI	BB	SO	LOB	TOP											
3 Chris Taylor, R OBP: 0.379, SLG: 0.549	G5-3	5 1B 2B		10 F9 2H 2B		35 S 2-3 1B		5 G4-6-3 1B		5	1	4	2	0	0	0	<b>Los Angeles Dodgers @ Detroit Tigers</b> Comerica Park, Detroit, MI Fri Aug 18 2017, 7:10 PM - 10:30 PM EDT Att: 32,841 - Partly Cloudy - 76 F											
5 Corey Seager, L OBP: 0.397, SLG: 0.517	P6					SF8		G4-6-3 1-2		4	0	1	3	0	1	2												
10 Justin Turner, R OBP: 0.436, SLG: 0.565		F8		F9		35 BB IBB			66 1B 23 35 BB SF8-4-5 BB	3	1	1	0	2	0	2												
35 Cody Bellinger, L OBP: 0.357, SLG: 0.616	K								23 66 1B BB	3	0	0	0	2	2	2												
9 Yasmani Grandal, S OBP: 0.311, SLG: 0.470		23 2B 11 1B BB							K	4	1	1	0	1	1	5												
66 Yasiel Puig, R OBP: 0.336, SLG: 0.462		F8								5	0	1	0	0	1	2												
23 Adrián González, L OBP: 0.301, SLG: 0.343		11 1B 3 2B 2B		F9						4	1	1	1	0	1	1												
11 Logan Forsythe, R OBP: 0.371, SLG: 0.332		3 2B 5 1B 1B				31 2B BB				3	3	2	1	1	0	0												
31 Joc Pederson, L OBP: 0.329, SLG: 0.418										3	1	1	1	0	0	3												
14 Enrique Hernández, R (8, PH) OBP: 0.316, SLG: 0.462	P6					3 2B 1H 2B				1	0	0	0	0	1	0												
<b>Inning Stats</b>	R: 0 E: 0 K: 1 S: 10	H: 1 LOB: 1 BB: 0 P: 14	R: 4 E: 0 K: 0 S: 14	H: 4 LOB: 1 BB: 1 P: 21	R: 0 E: 0 K: 1 S: 8	H: 1 LOB: 1 BB: 0 P: 12	R: 2 E: 0 K: 2 S: 14	H: 2 LOB: 1 BB: 1 P: 24	R: 0 E: 0 K: 1 S: 8	H: 0 LOB: 0 BB: 0 P: 11	R: 1 E: 0 K: 0 S: 12	H: 2 LOB: 3 BB: 2 P: 19	R: 0 E: 0 K: 0 S: 5	H: 0 LOB: 0 BB: 0 P: 9	R: 0 E: 0 K: 1 S: 8	H: 1 LOB: 0 BB: 0 P: 14	R: 1 E: 0 K: 1 S: 9	H: 1 LOB: 1 BB: 2 P: 19	1B: 6 2B: 7 3B: 0 HR: 0	SF: 2 SAC: 0 DP: 2 HBP: 0	WP: 0 PB: 0 SB: 1 CS: 0	PA: 43						
<b>PITCHER</b>	IP	WLS	BF	H	R	ER	SO	BB	IBB	HBP	BLK	WP	HR	S	P	ERA	WHIP	<b>PITCHER</b>										
27 Jordan Zimmermann, R ERA: 3.97	5.1	L	28	10	7	7	5	2	0	0	0	0	0	60	91	11.81	2.250											
68 Daniel Stumpf, L ERA: 2.63	0.2		4	0	0	0	0	1	1	0	0	0	0	6	10	0.00	1.500											
53 Warwick Saupold, R ERA: 3.47	1.0		3	0	0	0	0	0	0	0	0	0	0	5	9	0.00	0.000											
48 Matthew Boyd, L ERA: 5.7	1.1		6	1	1	1	2	2	0	0	0	0	0	14	30	6.75	2.250											
77 Joe Jiménez, R ERA: 11.7	0.2		2	1	0	0	0	0	0	0	0	0	0	3	3	0.00	1.500											
<b>Batter</b>	<b>1</b>	<b>2</b>	<b>3</b>	<b>4</b>	<b>5</b>	<b>6</b>	<b>7</b>	<b>8</b>	<b>9</b>	<b>AB</b>	<b>R</b>	<b>H</b>	<b>RBI</b>	<b>BB</b>	<b>SO</b>	<b>LOB</b>	<b>BOTTOM</b>											
3 Ian Kinsler, R OBP: 0.327, SLG: 0.396	15 S 8 2B BB		F9		F9			L3		4	1	0	0	1	1	3	<b>Los Angeles Dodgers @ Detroit Tigers</b> Comerica Park, Detroit, MI Fri Aug 18 2017, 7:10 PM - 10:30 PM EDT Att: 32,841 - Partly Cloudy - 76 F											
15 Mikie Mahtook, R OBP: 0.353, SLG: 0.486	K		L7		8 1B 2B				K	5	0	2	0	0	2	1												
8 Justin Upton, R OBP: 0.368, SLG: 0.545		24 2B 3H 2B								5	3	4	3	0	1	1												
24 Miguel Cabrera, R OBP: 0.343, SLG: 0.411										5	0	2	1	0	2	3												
9 Nick Castellanos, R OBP: 0.306, SLG: 0.435	F9									5	0	1	0	0	1	4												
41 Victor Martínez, S OBP: 0.327, SLG: 0.382	L5									5	1	2	1	0	2	3												
34 James McCann, R OBP: 0.327, SLG: 0.444		P6								5	0	2	0	0	1	2												
14 Alex Presley, L OBP: 0.371, SLG: 0.397										2	0	1	0	2	1	2												
1 Jose Iglesias, R OBP: 0.281, SLG: 0.351		G6-4-3								4	0	0	0	0	0	6												
<b>Inning Stats</b>	R: 2 E: 0 K: 1 S: 16	H: 2 LOB: 1 BB: 1 P: 22	R: 0 E: 0 K: 0 S: 4	H: 0 LOB: 0 BB: 1 P: 10	R: 1 E: 0 K: 1 S: 13	H: 1 LOB: 0 BB: 0 P: 21	R: 0 E: 0 K: 1 S: 9	H: 1 LOB: 2 BB: 1 P: 17	R: 0 E: 0 K: 2 S: 13	H: 2 LOB: 2 BB: 0 P: 14	R: 1 E: 0 K: 0 S: 16	H: 2 LOB: 1 BB: 0 P: 21	R: 0 E: 0 K: 1 S: 9	H: 1 LOB: 0 BB: 0 P: 13	R: 0 E: 0 K: 1 S: 15	H: 2 LOB: 2 BB: 0 P: 20		R: 1 E: 0 K: 3 S: 16	H: 3 LOB: 0 BB: 0 P: 23	1B: 8 2B: 3 3B: 0 HR: 3	SF: 0 SAC: 0 DP: 1 HBP: 0	WP: 0 PB: 0 SB: 2 CS: 0	PA: 43					
<b>PITCHER</b>	IP	WLS	BF	H	R	ER	SO	BB	IBB	HBP	BLK	WP	HR	S	P	ERA	WHIP	<b>PITCHER</b>										
44 Rich Hill, L ERA: 3.54	5.0	W	23	6	3	3	5	3	0	0	0	0	0	1	55	84	5.40	1.800										
46 Josh Fields, R ERA: 2.62	1.0		5	2	1	1	1	0	0	0	0	0	0	16	21	9.00	2.000											
52 Pedro Báez, R ERA: 1.74	2.0	H	9	3	0	0	2	0	0	0	0	0	0	24	33	0.00	1.500											
74 Kenley Jansen, R ERA: 1.35	1.0		6	3	1	1	3	0	0	0	0	0	0	1	16	23	9.00	3.000										


livebaseballscores.com

AB 35  
R 8  
H 12  
RBI 8  
BB 6  
SO 7  
LOB 17



livebaseballscores.com

AB 40  
R 5  
H 14  
RBI 5  
BB 3  
SO 11  
LOB 25







Batter	1	2	3	4	5	6	7	8	9	AB	R	H	RBI	BB	SO	LOB	TOP										
6 Curtis Granderson, L (1,7) OBP: 0.330, SLG: 0.481										4	1	1	1	0	2	0	<b>Los Angeles Dodgers @ Detroit Tigers</b> Comerica Park, Detroit, MI Sun Aug 20 2017, 1:13 PM - 3:43 PM EDT Att: 30,901 - Sunny - 80 F										
5 Corey Seager, L (1,6) OBP: 0.394, SLG: 0.512										4	0	1	0	0	0	0											
10 Justin Turner, R (1,5) OBP: 0.430, SLG: 0.554										4	0	0	0	0	0	1											
23 Adrián González, L (1,3) OBP: 0.294, SLG: 0.333										4	0	0	0	0	0	3											
66 Yasiel Puig, R (1,9) OBP: 0.335, SLG: 0.457										2	0	0	0	1	0	0											
26 Chase Utley, L (1,10) OBP: 0.324, SLG: 0.401										3	0	0	0	0	2	1											
11 Logan Forsythe, R (1,4) OBP: 0.363, SLG: 0.323										3	0	0	0	0	2	1											
15 Austin Barnes, R (1,2) OBP: 0.410, SLG: 0.510										3	0	1	0	0	0	0											
14 Enrique Hernández, R (1,8) OBP: 0.313, SLG: 0.456										3	0	0	0	0	1	1											
<b>Inning Stats</b>	R: 0 E: 0 K: 1 S: 8	H: 0 LOB: 0 BB: 0 P: 14	R: 0 E: 0 K: 2 S: 8	H: 0 LOB: 0 BB: 0 P: 10	R: 0 E: 0 K: 1 S: 9	H: 0 LOB: 0 BB: 0 P: 14	R: 0 E: 0 K: 1 S: 6	H: 0 LOB: 1 BB: 0 P: 9	R: 0 E: 0 K: 3 S: 12	H: 0 LOB: 1 BB: 1 P: 17	R: 1 E: 0 K: 1 S: 16	H: 1 LOB: 0 BB: 0 P: 20	R: 0 E: 0 K: 0 S: 9	H: 0 LOB: 0 BB: 0 P: 17	R: 0 E: 0 K: 0 S: 8	H: 1 LOB: 1 BB: 0 P: 11		R: 0 E: 0 K: 1 S: 10	H: 1 LOB: 1 BB: 0 P: 16	1B: 2 2B: 0 3B: 0 HR: 1	SF: 0 SAC: 0 DP: 0 HBP: 0	WP: 0 PB: 0 SB: 0 CS: 0	PA: 31				
<b>PITCHER</b>	IP	WLS	BF	H	R	ER	SO	BB	IBB	HBP	BLK	WP	HR	S	P	ERA	WHIP										
35 Justin Verlander, R (1,1) ERA: 3.86	8.0	W	27	2	1	1	9	1	0	0	0	0	1	76	112	1.12	0.375										
68 Daniel Stumpf, L (9,1) ERA: 2.52	1.0		4	1	0	0	1	0	0	0	0	0	0	10	16	0.00	1.000										

Batter	1	2	3	4	5	6	7	8	9	AB	R	H	RBI	BB	SO	LOB	BOTTOM										
3 Ian Kinsler, R (1,4) OBP: 0.330, SLG: 0.397										4	1	1	0	0	2	1	<b>Los Angeles Dodgers @ Detroit Tigers</b> Comerica Park, Detroit, MI Sun Aug 20 2017, 1:13 PM - 3:43 PM EDT Att: 30,901 - Sunny - 80 F										
14 Alex Presley, L (1,9) OBP: 0.380, SLG: 0.384										3	0	0	0	0	0	1											
40 JaCoby Jones, R (8,PH) OBP: 0.250, SLG: 0.264										0	1	0	0	1	0	0											
8 Justin Upton, R (1,7) OBP: 0.366, SLG: 0.546										4	1	1	2	0	2	2											
24 Miguel Cabrera, R (1,3) OBP: 0.344, SLG: 0.413										4	0	2	2	0	1	0											
15 Mikie Mahtook, R (1,8) OBP: 0.343, SLG: 0.471										4	0	0	0	0	2	2											
41 Victor Martínez, S (1,10) OBP: 0.323, SLG: 0.375										4	0	0	0	0	1	1											
55 John Hicks, R (1,2) OBP: 0.343, SLG: 0.525										3	1	1	0	0	0	0											
17 Andrew Romine, S (1,5) OBP: 0.296, SLG: 0.350										3	1	2	0	0	0	0											
49 Dixon Machado, R (1,6) OBP: 0.333, SLG: 0.363										3	1	1	2	0	1	1											
<b>Inning Stats</b>	R: 0 E: 0 K: 2 S: 7	H: 0 LOB: 0 BB: 0 P: 11	R: 0 E: 0 K: 2 S: 13	H: 0 LOB: 0 BB: 0 P: 19	R: 0 E: 0 K: 0 S: 8	H: 0 LOB: 0 BB: 0 P: 12	R: 0 E: 0 K: 1 S: 7	H: 0 LOB: 0 BB: 0 P: 7	R: 0 E: 0 K: 1 S: 10	H: 1 LOB: 1 BB: 0 P: 12	R: 4 E: 0 K: 1 S: 17	H: 5 LOB: 1 BB: 0 P: 24	R: 0 E: 0 K: 2 S: 9	H: 1 LOB: 1 BB: 0 P: 14	R: 2 E: 0 K: 0 S: 14	H: 2 LOB: 1 BB: 1 P: 23	1B: 3 2B: 4 3B: 0 HR: 1	SF: 0 SAC: 0 DP: 0 HBP: 0	WP: 1 PB: 0 SB: 1 CS: 0	PA: 33							
<b>PITCHER</b>	IP	WLS	BF	H	R	ER	SO	BB	IBB	HBP	BLK	WP	HR	S	P	ERA	WHIP										
18 Kenta Maeda, R (1,1) ERA: 3.88	6.0	L	23	5	4	4	7	0	0	0	0	0	0	9	14	0.00	1.000										
43 Luis Avilán, L (7,1) ERA: 2.91	1.0		4	1	0	0	2	0	0	0	0	0	0	9	14	0.00	1.000										
54 Tony Cingrani, L (8,1) ERA: 6.26	1.0		6	2	2	2	0	1	0	0	0	1	0	14	23	18.00	3.000										

AB	30
R	1
H	3
RBI	1
BB	1
SO	10
LOB	5




Batter	1	2	3	4	5	6	7	8	9	10	11	12	AB	R	H	RBI	BB	SO	LOB	TOP						
3 Chris Taylor, R OBP: 0.377, SLG: 0.540	F9		G5-3		K		FC6-4 10 1B 5 1B 6 HR	K		F7			6	1	0	0	0	2	5							
5 Corey Seager, L OBP: 0.392, SLG: 0.507	G6-3		G3			K				G6-3			6	1	1	1	0	1	0							
10 Justin Turner, R OBP: 0.431, SLG: 0.552	F8												5	1	2	0	0	0	0							
6 Curtis Granderson, L OBP: 0.333, SLG: 0.489													5	1	2	4	1	3	1							
9 Yasmani Grandal, S OBP: 0.318, SLG: 0.477													5	0	1	0	1	2	3							
66 Yasiel Puig, R OBP: 0.337, SLG: 0.466													5	1	2	1	1	0	3							
23 Adrián González, L OBP: 0.295, SLG: 0.330													5	0	1	0	1	0	4							
26 Chase Utley, L OBP: 0.320, SLG: 0.395													6	1	1	0	0	1	5							
47 Alex Wood, L ERA: 4.16													2	0	0	0	0	1	3							
11 Wade Miley, R ERA: 2.56													0	0	0	0	0	0	0							
46 Josh Fields, R ERA: 2.56													0	0	0	0	0	0	0							
33 Tony Watson, L ERA: 1.9													0	0	0	0	0	0	0							
52 Pedro Báez, R ERA: 1.9													0	0	0	0	0	0	0							
17 Brandon Morrow, R ERA: 2.32													0	0	0	0	0	0	0							
<b>Inning Stats</b>	R: 0 E: 0 K: 0 S: 4	H: 1 LOB: 0 BB: 0 P: 7	R: 0 E: 0 K: 2 S: 15	H: 2 LOB: 3 BB: 1 P: 23	R: 0 E: 0 K: 1 S: 9	H: 1 LOB: 1 BB: 0 P: 15	R: 0 E: 0 K: 1 S: 8	H: 0 LOB: 0 BB: 0 P: 12	R: 0 E: 0 K: 2 S: 10	H: 0 LOB: 0 BB: 0 P: 12	R: 0 E: 1 K: 1 S: 14	H: 1 LOB: 3 BB: 0 P: 21	R: 5 E: 0 K: 0 S: 19	H: 5 LOB: 1 BB: 1 P: 30	R: 0 E: 0 K: 1 S: 7	H: 0 LOB: 0 BB: 0 P: 10	R: 0 E: 0 K: 0 S: 11	H: 0 LOB: 3 BB: 3 P: 25	R: 0 E: 0 K: 1 S: 6	H: 0 LOB: 1 BB: 1 P: 13	R: 1 E: 0 K: 0 S: 10	H: 1 LOB: 0 BB: 0 P: 14	1B: 6 2B: 2 3B: 0 HR: 2	SF: 0 SAC: 0 DP: 0 HBP: 1	WP: 1 PB: 0 SB: 0 CS: 0	PA: 54
<b>PITCHER</b>	IP WLS BF H R ER SO BB IBB HBP BLK WP HR S P ERA WHIP	45 Gerrit Cole, R ERA: 1.37	31 A.J. Schugel, R ERA: 1.37	41 Daniel Hudson, R ERA: 1.37	12 Juan Nicasio, R ERA: 3.0	53 Joaquín Benoit, R ERA: 4.74	<b>PITCHER</b>	IP WLS BF H R ER SO BB IBB HBP BLK WP HR S P ERA WHIP	66 Dovydas Neverauskas, R ERA: 3.08	1.0 L 4 1 1 1 0 0 0 0 0 0 0 14 9.00 1.000																

Los Angeles Dodgers @ Pittsburgh Pirates  
PNC Park, Pittsburgh, PA  
Mon Aug 21 2017, 7:07 PM - 11:42 PM EDT  
Att. 19,094 - Partly Cloudy - 83 F

livebaseballscorecards.com

AB 47  
R 6  
H 10  
RBI 6  
BB 6  
SO 10  
LOB 24




Batter	1	2	3	4	5	6	7	8	9	10	11	12	AB	R	H	RBI	BB	SO	LOB	BOTTOM						
6 Starling Marte, R OBP: 0.332, SLG: 0.390	G5-3		L9		G1-5-3			K		P3		L9	6	0	0	0	0	1	3							
5 Josh Harrison, R OBP: 0.349, SLG: 0.440													5	2	3	2	0	0	1							
53 Joaquín Benoit, R ERA: 4.74													0	0	0	0	0	0	0							
66 Dovydas Neverauskas, R ERA: 3.08													0	0	0	0	0	0	0							
39 Chad Kuhl, R ERA: 4.15													1	0	0	0	0	0	0							
22 Andrew McCutchen, R OBP: 0.379, SLG: 0.508													5	0	1	0	1	1	1							
23 David Freese, R OBP: 0.373, SLG: 0.373													5	0	0	0	1	2	2							
64 José Osuna, R OBP: 0.288, SLG: 0.481													3	1	1	1	0	0	0							
55 Josh Bell, S OBP: 0.342, SLG: 0.493													2	0	1	1	1	0	2							
3 Sean Rodríguez, R OBP: 0.342, SLG: 0.469													3	1	1	1	0	2	0							
28 John Jaso, L OBP: 0.320, SLG: 0.398													0	0	0	0	1	0	0							
12 Juan Nicasio, R ERA: 3.0													0	0	0	0	0	0	0							
62 Max Moroff, S OBP: 0.250, SLG: 0.258													2	0	0	0	0	1	3							
10 Jordy Mercer, R OBP: 0.321, SLG: 0.396													5	0	1	0	0	0	3							
19 Chris Stewart, R OBP: 0.233, SLG: 0.236													2	0	0	0	0	0	1							
32 Elias Díaz, R OBP: 0.296, SLG: 0.370													3	0	1	0	0	0	0							
45 Gerrit Cole, R OBP: 0.156, SLG: 0.136													2	0	0	0	0	2	0							
31 A.J. Schugel, R ERA: 1.37													0	0	0	0	0	0	0							
41 Daniel Hudson, R ERA: 1.37													0	0	0	0	0	0	0							
26 Adam Frazier, L OBP: 0.352, SLG: 0.396													2	1	1	0	0	1	1							
<b>Inning Stats</b>	R: 0 E: 0 K: 0 S: 12	H: 1 LOB: 1 BB: 0 P: 19	R: 2 E: 0 K: 1 S: 10	H: 2 LOB: 0 BB: 0 P: 17	R: 1 E: 0 K: 2 S: 10	H: 1 LOB: 0 BB: 0 P: 13	R: 0 E: 0 K: 1 S: 14	H: 1 LOB: 1 BB: 0 P: 20	R: 0 E: 0 K: 1 S: 6	H: 0 LOB: 0 BB: 0 P: 9	R: 0 E: 0 K: 0 S: 12	H: 0 LOB: 3 BB: 3 P: 18	R: 2 E: 0 K: 1 S: 20	H: 1 LOB: 3 BB: 3 P: 40	R: 0 E: 0 K: 1 S: 12	H: 1 LOB: 1 BB: 0 P: 21	R: 0 E: 0 K: 2 S: 13	H: 1 LOB: 1 BB: 0 P: 20	R: 0 E: 0 K: 0 S: 10	H: 1 LOB: 1 BB: 1 P: 15	R: 0 E: 0 K: 0 S: 9	H: 1 LOB: 2 BB: 1 P: 15	1B: 6 2B: 1 3B: 0 HR: 3	SF: 0 SAC: 0 DP: 0 HBP: 1	WP: 0 PB: 0 SB: 0 CS: 0	PA: 51
<b>PITCHER</b>	IP WLS BF H R ER SO BB IBB HBP BLK WP HR S P ERA WHIP	57 Alex Wood, L ERA: 4.50	46 Josh Fields, R ERA: 2.56	33 Tony Watson, L ERA: 1.9	52 Pedro Báez, R ERA: 1.9	17 Brandon Morrow, R ERA: 2.32	<b>PITCHER</b>	IP WLS BF H R ER SO BB IBB HBP BLK WP HR S P ERA WHIP	74 Kenley Jansen, R ERA: 1.3	43 Luis Avilán, L ERA: 2.83	68 Ross Stripling, R ERA: 3.41	1.0 W 4 1 0 0 0 0 0 0 0 0 15 0.00 1.000	1.0 S 5 1 0 0 0 0 0 0 0 0 9 0.00 1.000													

Los Angeles Dodgers @ Pittsburgh Pirates  
PNC Park, Pittsburgh, PA  
Mon Aug 21 2017, 7:07 PM - 11:42 PM EDT  
Att. 19,094 - Partly Cloudy - 83 F

livebaseballscorecards.com

AB 46  
R 5  
H 10  
RBI 5  
BB 4  
SO 10  
LOB 17



Batter	1	2	3	4	5	6	7	8	9	AB	R	H	RBI	BB	SO	LOB	TOP					
3 Chris Taylor, R OBP: 0.380, SLG: 0.543										5	1	3	3	0	0	2						
5 Corey Seager, L OBP: 0.392, SLG: 0.506										5	0	2	1	0	0	5						
10 Justin Turner, R OBP: 0.425, SLG: 0.544										5	0	0	1	0	0	3						
6 Curtis Granderson, L OBP: 0.333, SLG: 0.484											3	1	0	0	2	0						
9 Yasmani Grandal, S OBP: 0.316, SLG: 0.481											5	1	1	2	0	1						
66 Yasiel Puig, R OBP: 0.340, SLG: 0.467											4	2	2	0	1	2						
23 Adrián González, L OBP: 0.298, SLG: 0.333											4	2	1	0	1	2						
11 Logan Forsythe, R OBP: 0.370, SLG: 0.322											1	1	0	0	3	1						
48 Brock Stewart, L OBP: 0.330, SLG: 0.330																						
71 Josh Ravin, R																						
33 Tony Watson, L																						
26 Chase Utley, L OBP: 0.350, SLG: 0.492																						
54 Tony Cingrani, L																						
14 Enrique Hernández, R																						
46 Josh Fields, R																						
74 Kenley Jansen, S OBP: 0.000, SLG: 0.000																						
<b>Inning Stats</b>	R: 1 E: 0 K: 0 S: 12	H: 1 LOB: 0 BB: 0 P: 18	R: 3 E: 0 K: 0 S: 11	H: 3 LOB: 1 BB: 2 P: 24	R: 0 E: 0 K: 0 S: 13	H: 0 LOB: 0 BB: 0 P: 19	R: 1 E: 0 K: 0 S: 11	H: 1 LOB: 2 BB: 2 P: 25	R: 0 E: 0 K: 1 S: 7	H: 0 LOB: 1 BB: 1 P: 15	R: 1 E: 0 K: 1 S: 13	H: 2 LOB: 2 BB: 1 P: 21	R: 2 E: 0 K: 2 S: 13	H: 1 LOB: 0 BB: 1 P: 19	R: 0 E: 0 K: 0 S: 7	H: 1 LOB: 1 BB: 0 P: 8	R: 0 E: 0 K: 2 S: 14	H: 1 LOB: 1 BB: 0 P: 20	1B: 7 2B: 3 3B: 0 HR: 1	SF: 0 SAC: 1 DP: 1 HBP: 0	WP: 0 PB: 0 SB: 1 CS: 0	PA: 43
<b>PITCHER</b>	IP WLS BF H R ER SO BB IBB HBP BLK WP HR S P ERA WHIP																					
50 Jameson Taillon, R ERA: 4.85	5.0	L	24	5	5	5	1	5	0	0	0	0	0	0	0	54	101	9.00	2.000			
51 Johnny Barbato, R ERA: 5.01	1.0	L	6	2	1	1	1	1	0	0	0	0	0	0	0	13	21	9.00	3.000			
37 Edgar Santana, R ERA: 6.52	2.0		9	2	2	2	2	0	0	0	0	0	0	0	1	20	27	9.00	1.500			
41 Daniel Hudson, R ERA: 4.5	1.0		4	1	0	0	2	0	0	0	0	0	0	0	0	14	20	0.00	1.000			

Los Angeles Dodgers @ Pittsburgh Pirates  
PNC Park, Pittsburgh, PA  
Tue Aug 22 2017, 7:09 PM - 10:32 PM EDT  
Att: 17,288 - Cloudy - 74 F

AB 35  
R 8  
H 10  
RBI 8  
BB 7  
SO 6  
LOB 16



Batter	1	2	3	4	5	6	7	8	9	AB	R	H	RBI	BB	SO	LOB	BOTTOM					
6 Starling Marte, R OBP: 0.329, SLG: 0.372										5	1	1	2	0	2	1						
26 Adam Frazier, L OBP: 0.354, SLG: 0.394										2	1	0	0	2	1	0						
22 Andrew McCutchen, R OBP: 0.378, SLG: 0.593										4	1	1	0	0	1	1						
55 Josh Bell, S OBP: 0.345, SLG: 0.494										3	1	2	0	1	0	0						
5 Josh Harrison, R OBP: 0.348, SLG: 0.440										4	0	1	2	0	1	2						
28 John Jaso, L OBP: 0.323, SLG: 0.395										2	0	0	1	2	0	1						
32 Elias Díaz, R OBP: 0.284, SLG: 0.354										4	0	0	0	0	2	3						
10 Jordy Mercer, R OBP: 0.323, SLG: 0.396										3	0	1	0	1	2	0						
50 Jameson Taillon, R ERA: 3.38	2.0		4	0	0	0	0	4	0	0	0	0	0	0	0	1	14	0.00	0.000			
71 Josh Ravin, R ERA: 2.45	2.0		1	0	0	3	0	0	1	0	0	0	0	0	0	22	30	0.00	0.500			
33 Tony Watson, L ERA: 4.08	1.0	W	3	0	0	0	0	0	0	0	0	0	0	0	0	8	9	0.00	0.000			
54 Tony Cingrani, L ERA: 5.83	2.0	H	7	2	0	0	2	0	0	0	0	0	0	0	0	17	29	0.00	1.000			
46 Josh Fields, R ERA: 2.51	1.0	H	3	0	0	0	1	0	0	0	0	0	0	0	0	5	9	0.00	1.000			
<b>Inning Stats</b>	R: 0 E: 0 K: 1 S: 11	H: 1 LOB: 2 BB: 1 P: 18	R: 0 E: 0 K: 1 S: 12	H: 0 LOB: 0 BB: 1 P: 22	R: 5 E: 0 K: 2 S: 24	H: 4 LOB: 2 BB: 3 P: 41	R: 0 E: 0 K: 1 S: 10	H: 0 LOB: 0 BB: 0 P: 14	R: 0 E: 0 K: 0 S: 8	H: 0 LOB: 0 BB: 0 P: 9	R: 0 E: 0 K: 1 S: 9	H: 1 LOB: 1 BB: 0 P: 15	R: 0 E: 0 K: 1 S: 8	H: 1 LOB: 0 BB: 0 P: 14	R: 0 E: 0 K: 1 S: 5	H: 0 LOB: 0 BB: 1 P: 9	R: 0 E: 0 K: 3 S: 11	H: 0 LOB: 0 BB: 0 P: 14	1B: 5 2B: 1 3B: 0 HR: 1	SF: 0 SAC: 0 DP: 2 HBP: 0	WP: 0 PB: 0 SB: 0 CS: 0	PA: 38
<b>PITCHER</b>	IP WLS BF H R ER SO BB IBB HBP BLK WP HR S P ERA WHIP																					
74 Kenley Jansen, R ERA: 1.28	1.0	S	3	0	0	0	3	0	0	0	0	0	0	0	0	0	0	0.00	0.000			

Los Angeles Dodgers @ Pittsburgh Pirates  
PNC Park, Pittsburgh, PA  
Tue Aug 22 2017, 7:09 PM - 10:32 PM EDT  
Att: 17,288 - Cloudy - 74 F

AB 31  
R 5  
H 7  
RBI 5  
BB 6  
SO 11  
LOB 11



Batter	1	2	3	4	5	6	7	8	9	10	AB	R	H	RBI	BB	SO	LOB	TOP					
3 Chris Taylor, R OBP: 0.380, SLG: 0.540	(1, 8) F8		(2, 3) K		(1, 0) F8		(4, 0) BB		(0, 0) 1B		4	0	1	0	1	1	1	<b>Los Angeles Dodgers @ Pittsburgh Pirates</b> PNC Park, Pittsburgh, PA Wed Aug 23 2017, 7:08 PM - 9:41 PM EDT Att. 19,859 - Cloudy - 73 F					
5 Corey Seager, L OBP: 0.394, SLG: 0.507	(1, 6) 1B		(0, 0) 1B		(1, 1) G4-3		(1, 0) G4-3		(0, 2) G4-3		5	0	3	0	0	0	3						
6 Curtis Granderson, L OBP: 0.332, SLG: 0.479	(1, 7) F8		(2, 1) G4-3		(0, 0) G4-6-3		(4, 2) 66 HBP		(1, 2) F9		4	0	0	0	1	0	4						
23 Adrián González, L OBP: 0.295, SLG: 0.330	(1, 3) L6		(1, 1) G4-3		(0, 0) G3		(0, 3) K		(2, 0) F7		5	0	1	0	0	1	2						
66 Yasiel Puig, R OBP: 0.343, SLG: 0.466	(1, 9) K		(0, 1) G4-3		(4, 2) 26 G4-6-3		(1, 1) HBP		(1, 3) K		3	0	1	0	1	2	0						
26 Chase Utley, L OBP: 0.315, SLG: 0.387	(1, 4) F7		(0, 1) F9		(1, 0) G4-6-3		(3, 2) F8				4	0	0	0	0	0	5						
11 Logan Forsythe, R OBP: 0.368, SLG: 0.325	(1, 5) K		(3, 2) G4-3		(1, 1) 2B		(3, 2) L6				4	0	1	0	0	1	4						
15 Austin Barnes, R OBP: 0.415, SLG: 0.506			(1, 1) 1B		(0, 0) G1-3				(1, 0) G6-3		3	0	1	0	1	0	1						
44 Rich Hill, L OBP: 0.111, SLG: 0.061			(0, 3) K		(0, 2) L7				(0, 3) K		4	0	0	0	0	2	5						
<b>Inning Stats</b>	R: 0 E: 0 K: 0 S: 7	H: 1 LOB: 1 BB: 0 P: 15	R: 0 E: 0 K: 2 S: 7	H: 0 LOB: 0 BB: 0 P: 13	R: 0 E: 0 K: 2 S: 12	H: 2 LOB: 2 BB: 0 P: 17	R: 0 E: 0 K: 0 S: 12	H: 2 LOB: 3 BB: 1 P: 16	R: 0 E: 0 K: 0 S: 4	H: 0 LOB: 0 BB: 0 P: 6	R: 0 E: 0 K: 0 S: 4	H: 0 LOB: 0 BB: 1 P: 9	R: 0 E: 0 K: 0 S: 4	H: 1 LOB: 2 BB: 1 P: 11	R: 0 E: 0 K: 1 S: 8	H: 0 LOB: 0 BB: 0 P: 9	R: 0 E: 0 K: 1 S: 9		H: 0 LOB: 0 BB: 0 P: 13	1B: 7 2B: 1 3B: 0 HR: 0	SF: 0 SAC: 0 DP: 2 HBP: 1	WP: 0 PB: 0 SB: 0 CS: 0	PA: 41
<b>PITCHER</b>	IP WLS BF H R ER SO BB IBB HBP BLK WP HR S P ERA WHIP	8.0 34 7 0 0 5 3 1 1 0 0 0 0 67 114 0.00 1.250	1.0 4 1 0 0 1 0 0 0 0 0 0 0 8 9 0.00 1.000	1.0 3 0 0 0 1 0 0 0 0 0 0 0 9 13 0.00 0.000																			

AB	36
R	0
H	8
RBI	0
BB	4
SO	7
LOB	25



Batter	1	2	3	4	5	6	7	8	9	10	AB	R	H	RBI	BB	SO	LOB	BOTTOM				
6 Starling Marte, R OBP: 0.322, SLG: 0.364	(1, 7) K				(1, 0) P3		(0, 1) G4-3		(0, 0) G6-3		4	0	0	0	0	1	1	<b>Los Angeles Dodgers @ Pittsburgh Pirates</b> PNC Park, Pittsburgh, PA Wed Aug 23 2017, 7:08 PM - 9:41 PM EDT Att. 19,859 - Cloudy - 73 F				
5 Josh Harrison, R OBP: 0.347, SLG: 0.445	(1, 4) K				(0, 0) B3		(0, 3) K		(2, 1) HR		4	1	1	1	0	2	0					
22 Andrew McCutchen, R OBP: 0.376, SLG: 0.500	(1, 8) F9				(2, 0) G1		(1, 2) G4-3				3	0	0	0	0	0	0					
55 Josh Bell, S OBP: 0.343, SLG: 0.491			(0, 2) G3-1		(2, 3) K		(0, 2) L4				3	0	0	0	0	1	0					
23 David Freese, R OBP: 0.370, SLG: 0.370			(1, 2) F9		(0, 2) F9		(1, 1) P3				3	0	0	0	0	0	0					
3 Sean Rodriguez, R OBP: 0.325, SLG: 0.441			(1, 3) K		(2, 3) K		(3, 3) K				3	0	0	0	0	3	0					
10 Jordy Mercer, R OBP: 0.321, SLG: 0.393			(3, 2) F8		(1, 3) K		(0, 0) E5				3	0	0	0	0	1	0					
19 Chris Stewart, R OBP: 0.229, SLG: 0.232			(0, 2) L7		(0, 2) G5-3		(1, 1) SH3-4				2	0	0	0	0	0	0					
57 Trevor Williams, R OBP: 0.111, SLG: 0.059			(0, 3) K		(0, 3) K		(1, 1) G5-3				2	0	0	0	0	2	0					
73 Felipe Vázquez, L OBP: 0.295, SLG: 0.476											0	0	0	0	0	0	0					
64 José Osuna, R OBP: 0.295, SLG: 0.476											1	0	0	0	0	0	1					
12 Juan Nicasio, R OBP: 0.295, SLG: 0.476											0	0	0	0	0	0	0					
<b>Inning Stats</b>	R: 0 E: 0 K: 2 S: 7	H: 0 LOB: 0 BB: 0 P: 9	R: 0 E: 0 K: 1 S: 10	H: 0 LOB: 0 BB: 0 P: 12	R: 0 E: 0 K: 0 S: 3	H: 0 LOB: 0 BB: 0 P: 6	R: 0 E: 0 K: 0 S: 3	H: 0 LOB: 0 BB: 0 P: 15	R: 0 E: 0 K: 2 S: 11	H: 0 LOB: 0 BB: 0 P: 10	R: 0 E: 0 K: 1 S: 8	H: 0 LOB: 0 BB: 0 P: 9	R: 0 E: 0 K: 1 S: 10	H: 0 LOB: 0 BB: 0 P: 14	R: 0 E: 1 K: 0 S: 6	H: 0 LOB: 1 BB: 0 P: 8	R: 1 E: 0 K: 0 S: 2	H: 1 LOB: 0 BB: 0 P: 4	1B: 0 2B: 0 3B: 0 HR: 1	SF: 0 SAC: 1 DP: 0 HBP: 0	WP: 0 PB: 0 SB: 0 CS: 0	PA: 29
<b>PITCHER</b>	IP WLS BF H R ER SO BB IBB HBP BLK WP HR S P ERA WHIP	9.0 29 1 1 1 10 0 0 0 0 0 0 1 75 99 1.00 0.111																				

AB	28
R	1
H	1
RBI	1
BB	0
SO	10
LOB	2



Batter	1	2	3	4	5	6	7	8	9	AB	R	H	RBI	BB	SO	LOB	TOP							
3 Chris Taylor, R OBP: 0.384, SLG: 0.544										5	0	3	1	1	0	1								
6 Curtis Granderson, L OBP: 0.336, SLG: 0.486										3	1	1	1	3	1	4								
10 Justin Turner, R OBP: 0.420, SLG: 0.537										5	0	0	0	0	0	7								
9 Yasmani Grandal, S OBP: 0.318, SLG: 0.487										4	1	1	1	1	1	3								
23 Adrián González, L OBP: 0.293, SLG: 0.342										5	1	1	1	0	1	3								
66 Yasiel Puig, R OBP: 0.346, SLG: 0.469										4	1	2	0	1	1	3								
11 Logan Forsythe, R OBP: 0.369, SLG: 0.324										4	0	1	0	1	1	2								
14 Enrique Hernández, R OBP: 0.318, SLG: 0.453										4	1	2	1	1	1	0								
99 Hyun Jin Ryu, R OBP: 0.387, SLG: 0.192										2	0	1	0	0	0	0								
15 Austin Barnes, R OBP: 0.418, SLG: 0.510										1	0	1	0	0	0	0								
46 Josh Fields, R ERA: 2.68										0	0	0	0	0	0	0								
33 Tony Watson, L ERA: 4.05										0	0	0	0	0	0	0								
52 Pedro Báez, R ERA: 1.86										1	0	0	0	0	0	0								
26 Chase Utley, L OBP: 0.375, SLG: 0.536										0	0	0	0	0	0	0								
17 Brandon Morrow, R ERA: 2.25										0	0	0	0	0	0	0								
<b>Inning Stats</b>	R: 0 E: 0 K: 2 S: 17	H: 1 LOB: 3 BB: 2 P: 29	R: 1 E: 0 K: 0 S: 18	H: 2 LOB: 2 BB: 2 P: 33	R: 0 E: 0 K: 0 S: 8	H: 2 LOB: 2 BB: 1 P: 16	R: 1 E: 0 K: 0 S: 8	H: 1 LOB: 0 BB: 0 P: 15	R: 0 E: 0 K: 2 S: 11	H: 0 LOB: 1 BB: 1 P: 19	R: 0 E: 0 K: 1 S: 17	H: 2 LOB: 3 BB: 1 P: 27	R: 1 E: 0 K: 1 S: 17	H: 3 LOB: 3 BB: 1 P: 27	R: 2 E: 0 K: 0 S: 11	H: 2 LOB: 0 BB: 0 P: 19	R: 0 E: 0 K: 0 S: 9	H: 1 LOB: 0 BB: 0 P: 18	1B: 8 2B: 3 HR: 3	SF: 0 SAC: 1 DP: 0 HBP: 0	WP: 0 PB: 0 SB: 1 CS: 0	PA: 47		
<b>PITCHER</b>	IP WLS BF H R ER SO BB IBB HBP BLK WP HR S P ERA WHIP	IP WLS BF H R ER SO BB IBB HBP BLK WP HR S P ERA WHIP	IP WLS BF H R ER SO BB IBB HBP BLK WP HR S P ERA WHIP	IP WLS BF H R ER SO BB IBB HBP BLK WP HR S P ERA WHIP	IP WLS BF H R ER SO BB IBB HBP BLK WP HR S P ERA WHIP	IP WLS BF H R ER SO BB IBB HBP BLK WP HR S P ERA WHIP	IP WLS BF H R ER SO BB IBB HBP BLK WP HR S P ERA WHIP	IP WLS BF H R ER SO BB IBB HBP BLK WP HR S P ERA WHIP	IP WLS BF H R ER SO BB IBB HBP BLK WP HR S P ERA WHIP	IP WLS BF H R ER SO BB IBB HBP BLK WP HR S P ERA WHIP	IP WLS BF H R ER SO BB IBB HBP BLK WP HR S P ERA WHIP	IP WLS BF H R ER SO BB IBB HBP BLK WP HR S P ERA WHIP	IP WLS BF H R ER SO BB IBB HBP BLK WP HR S P ERA WHIP	IP WLS BF H R ER SO BB IBB HBP BLK WP HR S P ERA WHIP	IP WLS BF H R ER SO BB IBB HBP BLK WP HR S P ERA WHIP	IP WLS BF H R ER SO BB IBB HBP BLK WP HR S P ERA WHIP	IP WLS BF H R ER SO BB IBB HBP BLK WP HR S P ERA WHIP	IP WLS BF H R ER SO BB IBB HBP BLK WP HR S P ERA WHIP	IP WLS BF H R ER SO BB IBB HBP BLK WP HR S P ERA WHIP	IP WLS BF H R ER SO BB IBB HBP BLK WP HR S P ERA WHIP	IP WLS BF H R ER SO BB IBB HBP BLK WP HR S P ERA WHIP	IP WLS BF H R ER SO BB IBB HBP BLK WP HR S P ERA WHIP	IP WLS BF H R ER SO BB IBB HBP BLK WP HR S P ERA WHIP	IP WLS BF H R ER SO BB IBB HBP BLK WP HR S P ERA WHIP

Los Angeles Dodgers @ Pittsburgh Pirates  
PNC Park, Pittsburgh, PA  
Thu Aug 24 2017, 4:08 PM - 7:44 PM EDT  
Att: 22,115 - Overcast - 72 F

livebaseballscorecards.com

AB 38  
R 5  
H 14  
RBI 5  
BB 8  
SO 6  
LOB 23

Batter	1	2	3	4	5	6	7	8	9	AB	R	H	RBI	BB	SO	LOB	BOTTOM
5 Josh Harrison, R OBP: 0.348, SLG: 0.443										4	0	1	0	1	0	0	
26 Adam Frazier, L OBP: 0.353, SLG: 0.392										4	0	1	1	0	1	1	
59 Angel Sánchez, R OBP: 0.294, SLG: 0.474										1	0	0	0	0	0	0	
64 José Osuna, R OBP: 0.294, SLG: 0.474										1	0	0	0	0	0	0	
22 Andrew McCutchen, R OBP: 0.375, SLG: 0.497										3	0	0	0	1	1	2	
55 Josh Bell, S OBP: 0.340, SLG: 0.486										4	0	0	0	0	0	1	
23 David Freese, R OBP: 0.372, SLG: 0.369										3	0	1	0	1	0	0	
3 Sean Rodríguez, R OBP: 0.333, SLG: 0.429										2	1	0	0	1	1	1	
32 Elias Díaz, R OBP: 0.283, SLG: 0.350										4	0	1	0	0	1	2	
10 Jordy Mercer, R OBP: 0.322, SLG: 0.396										4	1	2	1	0	0	2	
39 Chad Kuhl, R OBP: 0.105, SLG: 0.108										1	0	0	0	0	0	2	
43 Steven Brault, L OBP: 0.250, SLG: 0.250										1	0	0	0	0	0	0	
51 Johnny Barbatto, R ERA: 4.05										0	0	0	0	0	0	0	
28 John Jaso, L OBP: 0.321, SLG: 0.391																	



Batter	1	2	3	4	5	6	7	8	9	AB	R	H	RBI	BB	SO	LOB	TOP			
7 Eric Thames, L (1,3) OBP: 0.354, SLG: 0.515										4	0	0	0	0	3	0	<b>Milwaukee Brewers @ Los Angeles Dodgers</b> Dodger Stadium, Los Angeles, CA Fri Aug 25 2017, 7:13 PM - 10:10 PM PDT Att: 52,455 - Clear - 72 F			
15 Neil Walker, S (1,4) OBP: 0.352, SLG: 0.448										4	0	0	0	0	0	0				
8 Ryan Braun, R (1,7) OBP: 0.347, SLG: 0.506										4	0	0	0	0	2	0				
21 Travis Shaw, L (1,5) OBP: 0.356, SLG: 0.542										2	0	0	0	1	1	0				
16 Domingo Santana, R (1,9) OBP: 0.389, SLG: 0.475										1	1	1	1	2	0	0				
12 Stephen Vogt, L (1,2) OBP: 0.294, SLG: 0.426										3	0	0	0	0	0	3				
23 Keon Broxton, R (1,8) OBP: 0.304, SLG: 0.456										3	0	0	0	0	1	0				
3 Orlando Arcia, R (1,6) OBP: 0.321, SLG: 0.411										2	0	0	0	0	1	0				
18 Eric Sogard, L (8,PH) OBP: 0.359, SLG: 0.415										1	0	0	0	0	1	0				
57 Chase Anderson, R (1,1) OBP: 0.143, SLG: 0.171										2	0	0	0	0	1	0				
48 Jared Hughes, R (6,1)										0	0	0	0	0	0	0				
51 Oliver Drake, R (6,1)										0	0	0	0	0	0	0				
5 Jonathan Villar, S (8,PH) OBP: 0.283, SLG: 0.348										1	0	0	0	0	1	0				
32 Jeremy Jeffress, R (8,1)										0	0	0	0	0	0	0				
<b>Inning Stats</b>	R: 0 E: 0 K: 2 S: 11	H: 0 LOB: 0 BB: 0 P: 16	R: 1 E: 0 K: 1 S: 14	H: 1 LOB: 0 BB: 0 P: 18	R: 0 E: 0 K: 1 S: 7	H: 0 LOB: 0 BB: 0 P: 8	R: 0 E: 0 K: 0 S: 11	H: 0 LOB: 2 BB: 2 P: 22	R: 0 E: 0 K: 1 S: 8	H: 0 LOB: 0 BB: 0 P: 11	R: 0 E: 0 K: 2 S: 8	H: 0 LOB: 0 BB: 0 P: 9	R: 0 E: 0 K: 0 S: 6	H: 0 LOB: 0 BB: 1 P: 14	R: 0 E: 0 K: 3 S: 9	H: 0 LOB: 0 BB: 0 P: 11	1B: 0 2B: 1 3B: 0 HR: 1	SF: 0 SAC: 0 DP: 1 HBP: 0	WP: 0 PB: 0 SB: 0 CS: 0	PA: 30
<b>PITCHER</b>	IP WLS BF H R ER SO BB IBB HBP BLK WP HR S P ERA WHIP																			
18 Kenta Maeda, R (1,1) ERA: 3.76	6.0 W 21 1 1 1 7 2 0 0 0 0 0 1 59 84 1.50 0.500																			
54 Tony Ginchani, L (7,1) ERA: 5.84	1.0 H 3 0 0 0 0 1 0 0 0 0 0 0 6 14 0.00 1.000																			
71 Josh Ravin, R (8,1) ERA: 2.16	1.0 H 3 0 0 0 3 0 0 0 0 0 0 0 9 11 0.00 0.000																			
74 Kenley Jansen, R (9,1) ERA: 1.26	1.0 S 3 0 0 0 1 0 0 0 0 0 0 0 7 8 0.00 0.000																			

Batter	1	2	3	4	5	6	7	8	9	AB	R	H	RBI	BB	SO	LOB	BOTTOM			
3 Chris Taylor, R (1,8) OBP: 0.383, SLG: 0.539										3	0	0	0	1	1	0	<b>Milwaukee Brewers @ Los Angeles Dodgers</b> Dodger Stadium, Los Angeles, CA Fri Aug 25 2017, 7:13 PM - 10:10 PM PDT Att: 52,455 - Clear - 72 F			
5 Corey Seager, L (1,6) OBP: 0.395, SLG: 0.507										4	0	2	0	0	0	0				
10 Justin Turner, R (1,5) OBP: 0.424, SLG: 0.536										2	1	1	0	2	1	3				
9 Yasmani Grandal, S (1,2) OBP: 0.317, SLG: 0.485										4	0	1	1	0	2	3				
23 Adrián González, L (1,3) OBP: 0.292, SLG: 0.340										4	0	1	0	0	0	3				
66 Yasiel Puig, R (1,9) OBP: 0.347, SLG: 0.476										4	1	2	1	0	1	0				
11 Logan Forsythe, R (1,4) OBP: 0.370, SLG: 0.335										3	1	1	1	1	2	2				
14 Enrique Hernández, R (1,7) OBP: 0.311, SLG: 0.446										4	0	0	0	0	3	3				
18 Kenta Maeda, R (1,1) OBP: 0.118, SLG: 0.147										2	0	0	0	0	0	2				
26 Chase Utley, L (5,PH) OBP: 0.316, SLG: 0.382										1	0	0	0	0	0	1				
54 Tony Ginchani, L (7,1) ERA: 3.65										0	0	0	0	0	0	0				
71 Josh Ravin, R (8,1) ERA: 4.72										0	0	0	0	0	0	0				
65 Kyle Farmer, R (8,PH) OBP: 0.266, SLG: 0.376										1	0	0	0	0	0	0				
74 Kenley Jansen, S (9,1) ERA: 5.07										0	0	0	0	0	0	0				
<b>Inning Stats</b>	R: 0 E: 0 K: 0 S: 9	H: 1 LOB: 1 BB: 0 P: 18	R: 0 E: 0 K: 2 S: 14	H: 2 LOB: 2 BB: 0 P: 24	R: 0 E: 0 K: 2 S: 14	H: 1 LOB: 2 BB: 1 P: 21	R: 1 E: 0 K: 2 S: 9	H: 1 LOB: 0 BB: 0 P: 13	R: 1 E: 0 K: 0 S: 13	H: 1 LOB: 1 BB: 1 P: 20	R: 1 E: 0 K: 1 S: 17	H: 2 LOB: 3 BB: 2 P: 34	R: 0 E: 0 K: 1 S: 8	H: 0 LOB: 0 BB: 0 P: 9	R: 0 E: 0 K: 2 S: 12	H: 0 LOB: 0 BB: 0 P: 18	1B: 6 2B: 0 3B: 0 HR: 2	SF: 0 SAC: 0 DP: 0 HBP: 0	WP: 0 PB: 0 SB: 2 CS: 0	PA: 36
<b>PITCHER</b>	IP WLS BF H R ER SO BB IBB HBP BLK WP HR S P ERA WHIP																			
57 Chase Anderson, R (1,1) ERA: 2.87	5.0 L 23 6 2 2 2 2 0 0 0 0 0 1 59 96 3.60 1.600																			
48 Jared Hughes, R (6,1) ERA: 3.65	0.2 5 1 1 1 0 2 0 0 0 0 0 1 12 25 13.50 4.500																			
51 Oliver Drake, R (6,1) ERA: 4.72	1.1 5 1 0 0 2 0 0 0 0 0 0 0 13 18 0.00 0.750																			
32 Jeremy Jeffress, R (8,1) ERA: 5.07	1.0 3 0 0 0 2 0 0 0 0 0 0 0 12 18 0.00 0.000																			







Batter	1	2	3	4	5	6	7	8	9	AB	R	H	RBI	BB	SO	LOB	TOP			
3 Chris Taylor, R OBP: 0.376, SLG: 0.534	F9		HR		G6-3		K		1B	5	1	2	3	0	1	1	<b>Los Angeles Dodgers @ Arizona Diamondbacks</b> Chase Field, Phoenix, AZ Tue Aug 29 2017, 6:42 PM - 9:48 PM MST Att: 25,219 - Roof Closed - 80 F  <b>livebaseballscores.com</b>  <b>AB 37</b> <b>R 6</b> <b>H 10</b> <b>RBI 6</b> <b>BB 2</b> <b>SO 10</b> <b>LOB 14</b> 			
6 Curtis Granderson, L OBP: 0.331, SLG: 0.472	F8		K		K		K		1B	5	0	0	0	0	4	2				
10 Justin Turner, R OBP: 0.420, SLG: 0.531	P6		2B		G6-3		K		HBP	4	1	1	0	0	1	0				
9 Yasmani Grandal, S OBP: 0.314, SLG: 0.476	G6-3		1B		G4-3		G5-3		G5-3	5	0	3	1	0	0	2				
66 Yasiel Puig, R OBP: 0.348, SLG: 0.485	HR		BB		G5-3		FC4-6			3	2	1	1	1	0	2				
23 Adrián González, L OBP: 0.288, SLG: 0.338	G3		F7		G4-3		G4-3		2B	4	0	1	1	0	0	3				
11 Logan Forsythe, R OBP: 0.365, SLG: 0.326	K				F8		K		K	4	0	0	0	0	3	2				
14 Enrique Hernández, R OBP: 0.306, SLG: 0.437			K		F9		BB		2B	2	0	0	0	0	1	0				
26 Chase Utley, L OBP: 0.329, SLG: 0.404							G3-1		2B	1	1	1	0	1	0	0				
44 Rich Hill, L ERA: 3.28			HR		G6-3		G3-1		G5-3	2	1	1	0	0	0	0				
68 Ross Stripling, R ERA: 4.47										0	0	0	0	0	0	0				
58 Edward Paredes, L ERA: 1.35										0	0	0	0	0	0	0				
15 Austin Barnes, R ERA: 3.27										0	0	0	0	0	0	0				
71 Josh Ravin, R ERA: 5.4										0	0	0	0	0	0	0				
54 Tony Cinquani, L ERA: 5.4										0	0	0	0	0	0	0				
5 Corey Seager, L ERA: 3.27										1	0	0	0	0	0	1				
<b>Inning Stats</b>	R: 0 E: 0 K: 0 S: 8	H: 0 LOB: 0 BB: 0 P: 14	R: 1 E: 0 K: 1 S: 10	H: 1 LOB: 0 BB: 0 P: 18	R: 3 E: 0 K: 2 S: 18	H: 4 LOB: 2 BB: 1 P: 33	R: 0 E: 0 K: 1 S: 6	H: 0 LOB: 0 BB: 0 P: 6	R: 0 E: 0 K: 0 S: 8	H: 1 LOB: 1 BB: 0 P: 13	R: 0 E: 0 K: 2 S: 11	H: 0 LOB: 0 BB: 0 P: 10	R: 1 E: 0 K: 2 S: 11	H: 2 LOB: 1 BB: 0 P: 16	R: 1 E: 0 K: 1 S: 18	H: 2 LOB: 2 BB: 0 P: 31	1B: 5 2B: 3 3B: 0 HR: 2	SF: 0 SAC: 0 DP: 0 HBP: 1	WP: 2 PB: 0 SB: 0 CS: 0	PA: 40
<b>PITCHER</b>	IP WLS BF H R ER SO BB IBB HBP BLK WP HR S P ERA WHIP																IP WLS BF H R ER SO BB IBB HBP BLK WP HR S P ERA WHIP			
52 Zack Godley, R ERA: 2.56	6.0 W 25 6 4 4 5 1 0 0 0 0 2 61 102 6.00 1.167																			
47 David Hernandez, R ERA: 2.56	0.2 H 3 0 0 0 1 1 0 0 0 0 0 0 10 18 0.00 1.500																			
29 Jorge De La Rosa, L ERA: 4.47	0.1 H 1 0 0 0 1 0 0 0 0 0 0 4 6 0.00 0.000																			
25 Archie Bradley, R ERA: 1.35	1.0 H 5 2 1 1 2 0 0 0 0 0 0 11 16 9.00 2.000																			
56 Fernando Rodney, R ERA: 4.63	1.0 S 6 2 1 1 1 0 0 1 0 2 0 18 31 9.00 2.000																			
<b>Batter</b>	<b>1</b>	<b>2</b>	<b>3</b>	<b>4</b>	<b>5</b>	<b>6</b>	<b>7</b>	<b>8</b>	<b>9</b>	<b>AB</b>	<b>R</b>	<b>H</b>	<b>RBI</b>	<b>BB</b>	<b>SO</b>	<b>LOB</b>	<b>BOTTOM</b>			
6 David Peralta, L OBP: 0.356, SLG: 0.464	HR	F7					F8			4	1	2	1	0	0	0	<b>Los Angeles Dodgers @ Arizona Diamondbacks</b> Chase Field, Phoenix, AZ Tue Aug 29 2017, 6:42 PM - 9:48 PM MST Att: 25,219 - Roof Closed - 80 F  <b>livebaseballscores.com</b>  <b>AB 33</b> <b>R 7</b> <b>H 10</b> <b>RBI 7</b> <b>BB 1</b> <b>SO 10</b> <b>LOB 8</b> 			
8 Chris Iannetta, R OBP: 0.326, SLG: 0.483	K						F8			4	0	1	0	0	1	2				
11 AJ Pollock, R OBP: 0.319, SLG: 0.446	HR						K			4	1	1	2	0	1	1				
44 Paul Goldschmidt, R OBP: 0.427, SLG: 0.599	2B						HR			4	2	2	1	0	0	0				
28 J.D. Martinez, R OBP: 0.360, SLG: 0.618	2B						K			4	1	1	0	0	2	0				
27 Brandon Drury, R OBP: 0.320, SLG: 0.449	2B						K			4	1	2	2	0	1	0				
22 Jake Lamb, L OBP: 0.366, SLG: 0.517	1B									3	0	1	1	1	1	1				
9 Adam Rosales, R OBP: 0.274, SLG: 0.354	K						K			3	0	0	0	0	2	2				
52 Zack Godley, R ERA: 3.71										2	1	0	0	0	1	2				
14 Ross Stripling, L ERA: 3.32										1	0	0	0	0	1	0				
47 David Hernandez, R ERA: 2.56										0	0	0	0	0	0	0				
29 Jorge De La Rosa, L ERA: 4.47										0	0	0	0	0	0	0				
25 Archie Bradley, R ERA: 1.35										0	0	0	0	0	0	0				
56 Fernando Rodney, R ERA: 4.63										0	0	0	0	0	0	0				
<b>Inning Stats</b>	R: 5 E: 0 K: 3 S: 27	H: 6 LOB: 1 BB: 0 P: 35	R: 0 E: 0 K: 0 S: 6	H: 1 LOB: 0 BB: 0 P: 6	R: 0 E: 0 K: 1 S: 9	H: 0 LOB: 0 BB: 0 P: 13	R: 1 E: 0 K: 0 S: 10	H: 1 LOB: 1 BB: 1 P: 20	R: 1 E: 0 K: 2 S: 11	H: 1 LOB: 0 BB: 0 P: 18	R: 0 E: 0 K: 2 S: 10	H: 0 LOB: 0 BB: 0 P: 17	R: 0 E: 0 K: 1 S: 7	H: 0 LOB: 0 BB: 0 P: 10	R: 0 E: 0 K: 1 S: 12	H: 1 LOB: 1 BB: 0 P: 19	1B: 4 2B: 2 3B: 2 HR: 2	SF: 0 SAC: 0 DP: 1 HBP: 0	WP: 0 PB: 0 SB: 0 CS: 0	PA: 34
<b>PITCHER</b>	IP WLS BF H R ER SO BB IBB HBP BLK WP HR S P ERA WHIP																IP WLS BF H R ER SO BB IBB HBP BLK WP HR S P ERA WHIP			
44 Rich Hill, L ERA: 3.71	3.2 L 19 8 6 6 4 1 0 0 0 0 0 1 50 70 6.75 0.750																			
68 Ross Stripling, R ERA: 3.32	1.1 5 1 1 1 2 0 0 0 0 0 1 13 22 6.75 0.750																			
58 Edward Paredes, L ERA: 1.35	1.0 3 0 0 0 2 0 0 0 0 0 0 10 17 0.00 0.000																			
71 Josh Ravin, R ERA: 3.27	1.2 6 1 0 0 1 0 0 0 0 0 0 16 24 0.00 0.600																			
54 Tony Cinquani, L ERA: 5.4	0.1 1 0 0 0 1 0 0 0 0 0 0 3 5 0.00 0.000																			



Batter	1	2	3	4	5	6	7	8	9	AB	R	H	RBI	BB	SO	LOB	TOP				
3 Chris Taylor, R OBP: 0.376, SLG: 0.530										3	0	1	0	1	0	0	<b>Los Angeles Dodgers @ Arizona Diamondbacks</b> <b>Chase Field, Phoenix, AZ</b> Thu Aug 31 2017, 12:43 PM - 3:42 PM MST Att: 19,862 - Dome - 76 F				
6 Curtis Granderson, L OBP: 0.330, SLG: 0.474										4	0	0	0	0	1	2					
10 Justin Turner, R OBP: 0.419, SLG: 0.529 43 Luis Avilán, L 52 Pedro Báez, R 14 Enrique Hernández, R (8, PH) 68 Ross Stripling, R										3	0	1	0	0	1	0					
35 Cody Bellinger, L OBP: 0.353, SLG: 0.602										4	0	0	0	0	1	3					
9 Yasmani Grandal, S OBP: 0.315, SLG: 0.475										4	1	2	0	0	0	2					
66 Yasiel Puig, R OBP: 0.346, SLG: 0.480										4	0	0	0	0	1	2					
23 Adrián González, L OBP: 0.286, SLG: 0.340										4	0	1	1	0	2	0					
11 Logan Forsythe, R OBP: 0.365, SLG: 0.321										3	0	0	0	1	1	0					
18 Kenta Maeda, R OBP: 0.114, SLG: 0.143 54 Tony Cingrani, L 26 Chase Utley, L 71 Josh Ravin, R 15 Austin Barnes, R										1	0	0	0	0	1	2					
<b>Inning Stats</b>	R: 0 E: 0 K: 1 S: 9	H: 0 LOB: 0 BB: 1 P: 12	R: 1 E: 0 K: 1 S: 18	H: 2 LOB: 2 BB: 1 P: 30	R: 0 E: 0 K: 0 S: 6	H: 0 LOB: 0 BB: 0 P: 7	R: 0 E: 0 K: 1 S: 8	H: 0 LOB: 1 BB: 1 P: 12	R: 0 E: 0 K: 2 S: 11	H: 1 LOB: 0 BB: 0 P: 19	R: 0 E: 0 K: 0 S: 9	H: 0 LOB: 0 BB: 0 P: 14	R: 0 E: 0 K: 1 S: 10	H: 1 LOB: 2 BB: 1 P: 18	R: 0 E: 0 K: 1 S: 8	H: 0 LOB: 0 BB: 0 P: 12		1B: 3 2B: 2 HR: 0	SF: 0 SAC: 0 DP: 0 HBP: 0	WP: 4 PB: 0 SB: 0 CS: 0	PA: 35
<b>PITCHER</b>	IP WLS BF H R ER SO BB IBB HBP BLK WP HR S P ERA WHIP	IP WLS BF H R ER SO BB IBB HBP BLK WP HR S P ERA WHIP	IP WLS BF H R ER SO BB IBB HBP BLK WP HR S P ERA WHIP	IP WLS BF H R ER SO BB IBB HBP BLK WP HR S P ERA WHIP	IP WLS BF H R ER SO BB IBB HBP BLK WP HR S P ERA WHIP	IP WLS BF H R ER SO BB IBB HBP BLK WP HR S P ERA WHIP	IP WLS BF H R ER SO BB IBB HBP BLK WP HR S P ERA WHIP	IP WLS BF H R ER SO BB IBB HBP BLK WP HR S P ERA WHIP	IP WLS BF H R ER SO BB IBB HBP BLK WP HR S P ERA WHIP	IP WLS BF H R ER SO BB IBB HBP BLK WP HR S P ERA WHIP	IP WLS BF H R ER SO BB IBB HBP BLK WP HR S P ERA WHIP	IP WLS BF H R ER SO BB IBB HBP BLK WP HR S P ERA WHIP	IP WLS BF H R ER SO BB IBB HBP BLK WP HR S P ERA WHIP	IP WLS BF H R ER SO BB IBB HBP BLK WP HR S P ERA WHIP	IP WLS BF H R ER SO BB IBB HBP BLK WP HR S P ERA WHIP	IP WLS BF H R ER SO BB IBB HBP BLK WP HR S P ERA WHIP	IP WLS BF H R ER SO BB IBB HBP BLK WP HR S P ERA WHIP	IP WLS BF H R ER SO BB IBB HBP BLK WP HR S P ERA WHIP	IP WLS BF H R ER SO BB IBB HBP BLK WP HR S P ERA WHIP	IP WLS BF H R ER SO BB IBB HBP BLK WP HR S P ERA WHIP	IP WLS BF H R ER SO BB IBB HBP BLK WP HR S P ERA WHIP

AB	32
R	1
H	5
RBI	1
BB	3
SO	8
LOB	11



Batter	1	2	3	4	5	6	7	8	9	AB	R	H	RBI	BB	SO	LOB	BOTTOM				
5 Grégor Blanco, L OBP: 0.329, SLG: 0.369										4	2	3	1	0	1	0	<b>Los Angeles Dodgers @ Arizona Diamondbacks</b> <b>Chase Field, Phoenix, AZ</b> Thu Aug 31 2017, 12:43 PM - 3:42 PM MST Att: 19,862 - Dome - 76 F				
8 Chris Iannetta, R OBP: 0.333, SLG: 0.498										2	1	1	2	2	1	0					
22 Jake Lamb, L OBP: 0.363, SLG: 0.512										4	1	0	0	0	1	4					
44 Paul Goldschmidt, R OBP: 0.428, SLG: 0.607										4	1	2	2	0	1	0					
28 J.D. Martinez, R OBP: 0.361, SLG: 0.610 33 Jake Barrett, R										3	1	0	0	1	2	2					
11 AJ Pollock, R OBP: 0.323, SLG: 0.453										3	1	1	2	0	0	1					
3 Daniel Descalso, L OBP: 0.339, SLG: 0.397										4	0	1	1	0	2	0					
4 Ketel Marte, S OBP: 0.344, SLG: 0.416										4	1	2	0	0	0	2					
21 Zack Greinke, R OBP: 0.214, SLG: 0.189 9 Adam Rosales, R 30 T.J. McFarland, L 14 Rey Fuentes, L										2	0	0	0	0	1	2					
										1	0	0	0	0	0	0					
										1	0	0	0	0	0	0					
<b>Inning Stats</b>	R: 2 E: 0 K: 0 S: 8	H: 2 LOB: 1 BB: 1 P: 17	R: 3 E: 0 K: 2 S: 23	H: 3 LOB: 0 BB: 0 P: 31	R: 2 E: 0 K: 2 S: 13	H: 3 LOB: 1 BB: 0 P: 20	R: 0 E: 0 K: 2 S: 9	H: 0 LOB: 0 BB: 0 P: 16	R: 1 E: 0 K: 1 S: 9	H: 1 LOB: 1 BB: 1 P: 14	R: 0 E: 0 K: 0 S: 10	H: 1 LOB: 1 BB: 1 P: 20	R: 0 E: 0 K: 1 S: 11	H: 0 LOB: 0 BB: 0 P: 16	R: 0 E: 0 K: 1 S: 7	H: 0 LOB: 0 BB: 0 P: 8	1B: 4 2B: 4 3B: 0 HR: 2	SF: 0 SAC: 0 DP: 2 HBP: 1	WP: 0 PB: 0 SB: 1 CS: 0	PA: 36	
<b>PITCHER</b>	IP WLS BF H R ER SO BB IBB HBP BLK WP HR S P ERA WHIP	IP WLS BF H R ER SO BB IBB HBP BLK WP HR S P ERA WHIP	IP WLS BF H R ER SO BB IBB HBP BLK WP HR S P ERA WHIP	IP WLS BF H R ER SO BB IBB HBP BLK WP HR S P ERA WHIP	IP WLS BF H R ER SO BB IBB HBP BLK WP HR S P ERA WHIP	IP WLS BF H R ER SO BB IBB HBP BLK WP HR S P ERA WHIP	IP WLS BF H R ER SO BB IBB HBP BLK WP HR S P ERA WHIP	IP WLS BF H R ER SO BB IBB HBP BLK WP HR S P ERA WHIP	IP WLS BF H R ER SO BB IBB HBP BLK WP HR S P ERA WHIP	IP WLS BF H R ER SO BB IBB HBP BLK WP HR S P ERA WHIP	IP WLS BF H R ER SO BB IBB HBP BLK WP HR S P ERA WHIP	IP WLS BF H R ER SO BB IBB HBP BLK WP HR S P ERA WHIP	IP WLS BF H R ER SO BB IBB HBP BLK WP HR S P ERA WHIP	IP WLS BF H R ER SO BB IBB HBP BLK WP HR S P ERA WHIP	IP WLS BF H R ER SO BB IBB HBP BLK WP HR S P ERA WHIP	IP WLS BF H R ER SO BB IBB HBP BLK WP HR S P ERA WHIP	IP WLS BF H R ER SO BB IBB HBP BLK WP HR S P ERA WHIP	IP WLS BF H R ER SO BB IBB HBP BLK WP HR S P ERA WHIP	IP WLS BF H R ER SO BB IBB HBP BLK WP HR S P ERA WHIP	IP WLS BF H R ER SO BB IBB HBP BLK WP HR S P ERA WHIP	IP WLS BF H R ER SO BB IBB HBP BLK WP HR S P ERA WHIP

AB	32
R	8
H	10
RBI	8
BB	3
SO	9
LOB	11



Batter	1	2	3	4	5	6	7	8	9	AB R H RBI BB SO LOB	TOP									
3 Chris Taylor, R OBP: 0.376, SLG: 0.529	0-3 K		2-2 10 CS 1B		2-3 K		1-2 6 G4-3 1B		1-3 K	5 0 2 0 0 3 3	<b>Los Angeles Dodgers @ San Diego Padres</b> Petco Park, San Diego, CA Fri Sep 01 2017, 7:11 PM - 10:07 PM PDT Att: 36,767 - Partly Cloudy - 81 F									
6 Curtis Granderson, L OBP: 0.308, SLG: 0.467	1-2 P6		0-2 F7		2-3 K		3-2 G4-3		0-0 L8	5 0 0 0 0 1 5										
10 Justin Turner, R OBP: 0.422, SLG: 0.534	0-3 K		0-2 CS		1-2 1B		0-0 35 1B 26 1B 1B		0-2 35 G4-3 2B	4 1 3 0 0 1 0										
35 Cody Bellinger, L OBP: 0.352, SLG: 0.598		2-3 K		1-3 K		0-0 26 1B 1B		1-0 G4-3		4 0 1 0 0 2 2										
9 Yasmani Grandal, S OBP: 0.314, SLG: 0.471		4-1 26 BB BB		2-3 K		1-2 K		1-3 K		3 0 0 0 1 3 4										
66 Yasiel Puig, R OBP: 0.345, SLG: 0.476		0-0 L8		1-3 K		2-1 P3		3-0 26 S IBB		3 0 0 0 1 1 4										
26 Chase Utley, L OBP: 0.331, SLG: 0.400		4-1 1B BB		1-3 K		1-2 1B		3-2 P5		3 0 1 1 1 1 2										
61 Alex Verdugo, L (1, 8)		1-2 G5-3		4-1 22 1B BB		1-2 G3		1-2 G1-3		3 0 0 0 1 0 4										
22 Clayton Kershaw, L OBP: 0.222, SLG: 0.167 16 Andre Ethier, L OBP: 0.308, SLG: 0.471 17 Brandon Morrow, R OBP: 0.314, SLG: 0.471 33 Tony Watson, L OBP: 0.314, SLG: 0.471 14 Enrique Hernández, R OBP: 0.314, SLG: 0.471 74 Kenley Jansen, S OBP: 0.314, SLG: 0.471			1-1 F7		0-0 1B		2-1 G6-3		2-1 1B	2 0 1 0 0 0 0 1 0 1 0 1 0 0 0 0 0 0 0 0 0 0 0										
<b>Inning Stats</b>	R: 0 E: 0 K: 2 S: 12	H: 0 LOB: 0 BB: 0 P: 13	R: 0 E: 0 K: 1 S: 9	H: 0 LOB: 2 BB: 2 P: 20	R: 0 E: 0 K: 0 S: 13	H: 1 LOB: 0 BB: 0 P: 16	R: 0 E: 0 K: 3 S: 12	H: 1 LOB: 1 BB: 0 P: 17	R: 0 E: 0 K: 3 S: 15	H: 3 LOB: 2 BB: 0 P: 20		R: 0 E: 0 K: 1 S: 8	H: 1 LOB: 0 BB: 0 P: 14	R: 0 E: 0 K: 1 S: 10	H: 1 LOB: 2 BB: 1 P: 18	R: 0 E: 0 K: 1 S: 9	H: 1 LOB: 1 BB: 0 P: 13	1B: 8 2B: 1 3B: 0 HR: 0	SF: 0 SAC: 0 DP: 0 HBP: 0	WP: 0 PB: 0 SB: 1 CS: 1
<b>PITCHER</b>	IP WLS BF H R ER SO BB IBB HBP BLK WP HR S P ERA WHIP																			
64 Dinelson Lamet, R ERA: 4.4	6.0 L 26 6 1 1 10 3 0 0 0 0 0 0 73 107 1.50 1.500																			
88 Phil Maton, R ERA: 4.32	1.0 4 2 0 0 0 0 0 0 0 0 0 0 11 17 0.00 2.000																			
38 Kyle McGrath, L ERA: 4.7	1.0 4 0 0 0 1 0 1 0 0 0 0 0 7 15 0.00 0.000																			
76 José Torres, L ERA: 4.65	1.0 4 1 0 0 1 0 0 0 0 0 0 0 9 13 0.00 1.000																			

Batter	1	2	3	4	5	6	7	8	9	AB R H RBI BB SO LOB	BOTTOM											
7 Manuel Margot, R OBP: 0.310, SLG: 0.428	0-2 20 G1-3 1B		1-3 K			0-0 P3			1-2 P2	4 0 1 0 0 1 0	<b>Los Angeles Dodgers @ San Diego Padres</b> Petco Park, San Diego, CA Fri Sep 01 2017, 7:11 PM - 10:07 PM PDT Att: 36,767 - Partly Cloudy - 81 F											
20 Carlos Asuaje, L OBP: 0.335, SLG: 0.376	0-1 G1-3			0-3 K		3-2 G6-3			1-3 K	3 0 0 0 0 1 1												
44 Héctor Sánchez, S OBP: 0.261, SLG: 0.491	1-2 G1-3									1 0 0 0 0 1 0												
2 José Pirela, R OBP: 0.342, SLG: 0.493	2-1 P4			2-3 K2-3						3 0 0 0 0 2 1												
4 Wil Myers, R OBP: 0.317, SLG: 0.438	0-0 G6-3			0-3 K						3 0 0 0 0 2 1												
26 Yangervis Solarte, S OBP: 0.328, SLG: 0.413		1-3 K			2-2 1B					3 0 1 0 0 2 0												
32 Jabari Blash, R OBP: 0.354, SLG: 0.402		0-0 G5-3			0-3 K					3 0 0 0 0 2 1												
15 Cory Spangenberg, L OBP: 0.321, SLG: 0.422		1-1 G4-3			2-3 K					3 0 0 0 0 1 1												
18 Austin Hedges, R OBP: 0.251, SLG: 0.399			1-2 G3-1		0-1 G5-3					3 0 0 0 0 1 1												
64 Dinelson Lamet, R ERA: 4.4 23 Matt Szczur, R OBP: 0.345, SLG: 0.350 88 Phil Maton, R ERA: 4.32 38 Kyle McGrath, L ERA: 4.7 76 José Torres, L ERA: 4.65 8 Erick Aybar, S OBP: 0.294, SLG: 0.345			1-0 G5-3		1-2 G6-3					1 0 0 0 0 0 0 1 0 1 0 0 0 0 0 0												
<b>Inning Stats</b>	R: 0 E: 0 K: 0 S: 8	H: 1 LOB: 1 BB: 0 P: 10	R: 0 E: 0 K: 1 S: 6	H: 0 LOB: 0 BB: 0 P: 8	R: 0 E: 0 K: 1 S: 10	H: 0 LOB: 0 BB: 0 P: 13	R: 0 E: 0 K: 3 S: 9	H: 0 LOB: 0 BB: 0 P: 11	R: 0 E: 0 K: 2 S: 13	H: 1 LOB: 1 BB: 0 P: 17	R: 0 E: 0 K: 0 S: 7	H: 0 LOB: 0 BB: 0 P: 11	R: 0 E: 0 K: 3 S: 10	H: 0 LOB: 0 BB: 0 P: 15	R: 0 E: 0 K: 2 S: 7	H: 0 LOB: 0 BB: 0 P: 10	R: 0 E: 0 K: 1 S: 8	H: 0 LOB: 0 BB: 0 P: 12	1B: 2 2B: 0 3B: 0 HR: 0	SF: 0 SAC: 0 DP: 0 HBP: 0	WP: 0 PB: 0 SB: 0 CS: 0	PA: 29
<b>PITCHER</b>	IP WLS BF H R ER SO BB IBB HBP BLK WP HR S P ERA WHIP																					
22 Clayton Kershaw, L ERA: 1.95	6.0 W 20 2 0 0 7 0 0 0 0 0 0 0 10 15 0.00 0.333																					
17 Brandon Morrow, R ERA: 2.06	1.0 H 3 0 0 0 3 0 0 0 0 0 0 0 7 10 0.00 0.000																					
33 Tony Watson, L ERA: 3.77	1.0 H 3 0 0 0 2 0 0 0 0 0 0 0 7 10 0.00 0.000																					
74 Kenley Jansen, R ERA: 1.21	1.0 S 3 0 0 0 1 0 0 0 0 0 0 0 8 12 0.00 0.000																					

AB 34  
R 1  
H 9  
RBI 1  
BB 4  
SO 12  
LOB 24



AB 29  
R 0  
H 2  
RBI 0  
BB 0  
SO 13  
LOB 6







Batter	1	2	3	4	5	6	7	8	9	AB	R	H	RBI	BB	SO	LOB	TOP								
3 Chris Taylor, R OBP: 0.375, SLG: 0.533										4	1	1	1	0	2	0	<b>Los Angeles Dodgers @ San Diego Padres</b> Petco Park, San Diego, CA Sun Sep 03 2017, 1:43 PM - 4:33 PM PDT Att: 33,949 - Overcast - 79 F <a href="http://livebaseballscorecards.com">livebaseballscorecards.com</a>								
6 Curtis Granderson, L OBP: 0.325, SLG: 0.462										4	1	0	0	0	2	0									
10 Justin Turner, R OBP: 0.423, SLG: 0.544										4	0	1	1	0	1	0									
35 Cody Bellinger, L OBP: 0.352, SLG: 0.614										4	2	2	1	0	1	1									
9 Yasmani Grandal, S OBP: 0.312, SLG: 0.465										2	0	0	1	0	0	1									
14 Enrique Hernández, R (8, PH) OBP: 0.307, SLG: 0.430										1	0	0	0	0	0	0									
66 Yasiel Puig, R OBP: 0.347, SLG: 0.479										4	0	2	0	0	0	1									
61 Alex Verdugo, L OBP: 0.333, SLG: 0.200										3	0	1	0	0	0	0									
15 Austin Barnes, R (8, PH) OBP: 0.408, SLG: 0.489										1	0	0	0	0	0	1									
11 Logan Forsythe, R OBP: 0.361, SLG: 0.315										3	0	0	0	0	1	2									
57 Alex Wood, R OBP: 0.065, SLG: 0.044										2	0	0	0	0	1	0									
59 Fabio Castillo, R (7, 1)										0	0	0	0	0	0	0									
43 Luis Avilán, L (7, 1)										0	0	0	0	0	0	0									
16 Andre Ethier, R (8, PH)										0	0	0	0	0	0	0									
54 Tony Cingrani, L (8, 1)										0	0	0	0	0	0	0									
<b>Inning Stats</b>	R: 0 E: 0 K: 3 S: 9	H: 0 LOB: 0 BB: 0 P: 13	R: 0 E: 0 K: 0 S: 5	H: 0 LOB: 0 BB: 0 P: 6	R: 0 E: 0 K: 0 S: 6	H: 0 LOB: 0 BB: 0 P: 10	R: 2 E: 1 K: 1 S: 21	H: 2 LOB: 1 BB: 0 P: 31	R: 0 E: 0 K: 2 S: 10	H: 0 LOB: 0 BB: 0 P: 14	R: 0 E: 0 K: 2 S: 7	H: 0 LOB: 0 BB: 0 P: 11	R: 1 E: 0 K: 0 S: 12	H: 3 LOB: 1 BB: 0 P: 14	R: 0 E: 0 K: 0 S: 5	H: 0 LOB: 0 BB: 0 P: 8	R: 1 E: 0 K: 0 S: 13	H: 2 LOB: 1 BB: 0 P: 22	1B: 2 2B: 2 3B: 1 HR: 2	SF: 1 SAC: 0 DP: 1 HBP: 0	WP: 0 PB: 0 SB: 0 CS: 0	PA: 34			
<b>PITCHER</b>	IP	WLS	BF	H	R	ER	SO	BB	IBB	HBP	BLK	WP	HR	S	P	ERA	WHIP	<b>PITCHER</b>							
46 Jhoulys Chacín, R ERA: 3.96	7.0	W	26	5	3	2	8	0	0	0	0	0	1	70	99	2.57	0.714								
39 Kirby Yates, R ERA: 4.25	1.0	H	3	0	0	0	0	0	0	0	0	0	0	5	8	0.00	0.000								
52 Brad Hand, L ERA: 2.44	1.0	S	5	2	1	1	0	0	0	0	0	0	1	13	22	9.00	2.000								
Batter	1	2	3	4	5	6	7	8	9	AB	R	H	RBI	BB	SO	LOB	BOTTOM								
7 Manuel Margot, R OBP: 0.312, SLG: 0.423										4	1	1	0	0	2	1	<b>Los Angeles Dodgers @ San Diego Padres</b> Petco Park, San Diego, CA Sun Sep 03 2017, 1:43 PM - 4:33 PM PDT Att: 33,949 - Overcast - 79 F <a href="http://livebaseballscorecards.com">livebaseballscorecards.com</a>								
20 Carlos Asuaje, L OBP: 0.336, SLG: 0.383										3	1	1	0	1	0	0									
2 José Pirela, R OBP: 0.350, SLG: 0.503										2	2	2	1	2	0	0									
4 Wil Myers, R OBP: 0.324, SLG: 0.448										4	0	3	2	0	1	2									
26 Yangervis Solarte, S OBP: 0.328, SLG: 0.416										3	0	0	0	1	0	5									
23 Matt Szczur, R OBP: 0.348, SLG: 0.364										4	1	1	0	0	1	4									
8 Erick Aybar, S OBP: 0.302, SLG: 0.364										4	1	1	2	0	1	0									
18 Austin Hedges, R OBP: 0.251, SLG: 0.394										4	0	1	0	0	2	0									
46 Jhoulys Chacín, R ERA: 2.57										2	0	0	0	0	1	0									
39 Kirby Yates, L ERA: 13.5										0	0	0	0	0	0	0									
32 Jabari Blash, R (8, PH) OBP: 0.350, SLG: 0.383										1	0	0	0	0	1	0									
52 Brad Hand, L (9, 1)										0	0	0	0	0	0	0									
<b>Inning Stats</b>	R: 1 E: 0 K: 1 S: 15	H: 1 LOB: 2 BB: 2 P: 28	R: 0 E: 0 K: 0 S: 9	H: 1 LOB: 0 BB: 0 P: 13	R: 0 E: 0 K: 1 S: 10	H: 1 LOB: 1 BB: 1 P: 17	R: 2 E: 0 K: 1 S: 11	H: 2 LOB: 0 BB: 0 P: 14	R: 1 E: 0 K: 1 S: 11	H: 2 LOB: 1 BB: 0 P: 15	R: 0 E: 0 K: 3 S: 9	H: 0 LOB: 0 BB: 0 P: 11	R: 2 E: 0 K: 0 S: 12	H: 3 LOB: 1 BB: 1 P: 24	R: 0 E: 0 K: 2 S: 10	H: 0 LOB: 0 BB: 0 P: 12	1B: 7 2B: 1 3B: 0 HR: 2	SF: 0 SAC: 1 DP: 2 HBP: 0	WP: 2 PB: 0 SB: 1 CS: 0	PA: 36					
<b>PITCHER</b>	IP	WLS	BF	H	R	ER	SO	BB	IBB	HBP	BLK	WP	HR	S	P	ERA	WHIP	<b>PITCHER</b>							
57 Alex Wood, L ERA: 2.57	6.0	L	27	7	4	4	7	3	0	0	0	1	0	65	98	6.00	1.667								
59 Fabio Castillo, R ERA: 13.5	0.0		4	3	2	2	0	1	0	0	0	1	0	8	16	∞	∞								
43 Luis Avilán, L ERA: 2.63	1.0		2	0	0	0	0	0	0	0	0	0	0	4	8	0.00	0.000								
54 Tony Cingrani, L ERA: 4.93	1.0		3	0	0	0	2	0	0	0	0	0	0	10	12	0.00	0.000								







Batter	1	2	3	4	5	6	7	8	9	AB	R	H	RBI	BB	SO	LOB	TOP				
6 David Peralta, L OBP: 0.350, SLG: 0.450											5	0	2	0	0	2	1	<b>Arizona Diamondbacks @ Los Angeles Dodgers</b> <b>Dodger Stadium, Los Angeles, CA</b> Wed Sep 06 2017, 7:11 PM - 10:28 PM PDT Att. 48,612 - Clear - 74 F <a href="http://livebaseballscorecards.com">livebaseballscorecards.com</a>			
8 Chris Iannetta, R OBP: 0.338, SLG: 0.498										4	0	1	0	1	2	2					
22 Jake Lamb, L OBP: 0.363, SLG: 0.500										5	0	1	0	0	0	4					
28 J.D. Martinez, R OBP: 0.363, SLG: 0.643										4	0	0	0	1	3	4					
3 Daniel Descalso, L OBP: 0.341, SLG: 0.403										3	0	0	1	1	0	4					
11 AJ Pollock, R OBP: 0.326, SLG: 0.450										3	1	0	0	1	1	4					
27 Brandon Drury, R OBP: 0.315, SLG: 0.449										4	0	0	0	0	2	3					
4 Ketel Marte, S OBP: 0.352, SLG: 0.429										4	1	2	0	0	0	1					
99 Tajuan Walker, R OBP: 0.256, SLG: 0.319										2	0	1	1	0	1	2					
9 Adonis Rossier, R OBP: 0.276, SLG: 0.385										1	1	1	1	0	0	0					
29 Jorge De La Rosa, L OBP: 0.276, SLG: 0.385										0	0	0	0	0	0	0					
5 Gregor Blanco, L OBP: 0.256, SLG: 0.319										0	0	0	0	0	0	0					
25 Archie Bradley, R OBP: 0.256, SLG: 0.319										0	0	0	0	0	0	0					
56 Fernando Rodney, R OBP: 0.256, SLG: 0.319										0	0	0	0	0	0	0					
<b>Inning Stats</b>	R: 0 H: 2 E: 0 K: 1 S: 10	H: 2 LOB: 0 BB: 12	R: 1 H: 1 E: 1 K: 2 S: 13	H: 1 LOB: 1 BB: 20	R: 0 H: 0 E: 0 K: 2 S: 10	H: 0 LOB: 0 BB: 16	R: 0 H: 1 E: 0 K: 3 S: 14	H: 1 LOB: 2 BB: 1	R: 0 H: 0 E: 0 K: 0 S: 6	H: 0 LOB: 1 BB: 1 P: 11	R: 2 H: 3 E: 0 K: 1 S: 18	H: 3 LOB: 3 BB: 1 P: 29	R: 0 H: 0 E: 0 K: 0 S: 6	H: 0 LOB: 0 BB: 0 P: 10	R: 0 H: 1 E: 0 K: 2 S: 15	H: 1 LOB: 2 BB: 1 P: 26	1B: 6 2B: 2 3B: 0 HR: 0	SF: 0 SAC: 0 DP: 0 HBP: 1	WP: 1 PB: 0 SB: 1 CS: 0	PA: 41	
<b>PITCHER</b>	IP WLS BF H R ER SO BB IBB HBP BLK WP HR S P ERA WHIP	5.0 0 21 4 0 1 0 8 1 0 0 0 0 1 0 53 85 0.00 1.000	6.1 1.0 4 0 0 0 0 1 0 0 0 0 0 0 0 7 11 0.00 1.000	7.1 0.2 L 7 3 2 2 1 0 1 0 1 0 0 0 0 0 14 23 27.00 4.500	7.1 1.1 4 0 0 0 0 0 0 0 0 0 0 0 0 10 16 0.00 0.000	9.1 1.0 5 1 0 0 2 1 0 0 0 0 0 0 0 15 26 0.00 2.000	<b>PITCHER</b>														

Batter	1	2	3	4	5	6	7	8	9	AB	R	H	RBI	BB	SO	LOB	BOTTOM
3 Chris Taylor, R OBP: 0.370, SLG: 0.525										4	1	1	0	0	0	0	<b>Arizona Diamondbacks @ Los Angeles Dodgers</b> <b>Dodger Stadium, Los Angeles, CA</b> Wed Sep 06 2017, 7:11 PM - 10:28 PM PDT Att. 48,612 - Clear - 74 F <a href="http://livebaseballscorecards.com">livebaseballscorecards.com</a>
6 Curtis Granderson, L OBP: 0.321, SLG: 0.453										3	0	0	0	1	0	1	
10 Justin Turner, R OBP: 0.418, SLG: 0.534										2	0	0	0	1	1	1	
11 Logan Forsythe, R OBP: 0.381, SLG: 0.316										0	0	0	0	0	0	0	
5 Corey Seager, R OBP: 0.390, SLG: 0.499										1	0	0	0	0	0	1	
37 Charlie Culberson, R										0	0	0	0	0	0	0	
35 Cody Bellinger, L OBP: 0.347, SLG: 0.601										4	0	1	1	0	1	1	
9 Yasmani Grandal, S OBP: 0.308, SLG: 0.465										4	0	0	0	0	2	3	
66 Yasiel Puig, R OBP: 0.346, SLG: 0.475										3	0	1	0	1	0	0	
26 Chase Utley, L OBP: 0.324, SLG: 0.390										2	0	0	0	0	0	2	
15 Austin Barnes, R OBP: 0.405, SLG: 0.480										0	0	0	0	0	0	0	
31 Joc Pederson, L OBP: 0.330, SLG: 0.419										2	0	1	0	0	0	0	
14 Enrique Hernández, R OBP: 0.302, SLG: 0.422										1	0	0	0	0	0	1	
18 Kenta Maeda, R OBP: 0.211, SLG: 0.139										1	0	0	0	0	1	1	
16 Adonis Rossier, R OBP: 0.276, SLG: 0.385										0	0	0	0	0	0	0	
46 Josh Fields, R OBP: 0.182, SLG: 0.100																	





Batter	1	2	3	4	5	6	7	8	9	AB	R	H	RBI	BB	SO	LOB	TOP				
19 Charlie Blackmon, L (1,8) OBP: 0.405, SLG: 0.621										5	1	2	1	0	1	1	<b>Colorado Rockies @ Los Angeles Dodgers</b> Dodger Stadium, Los Angeles, CA Sat Sep 09 2017, 6:12 PM - 9:39 PM PDT Att: 52,884 - Clear - 78 F				
9 DJ LeMahieu, R (1,4) OBP: 0.376, SLG: 0.410										4	0	0	0	1	0	2					
28 Nolan Arenado, R (1,5) OBP: 0.368, SLG: 0.581										5	1	3	1	0	1	1					
12 Mark Reynolds, R (1,3) OBP: 0.360, SLG: 0.497										5	0	1	0	0	2	5					
8 Gerardo Parra, L (1,9) OBP: 0.362, SLG: 0.484										5	2	3	1	0	1	1					
27 Trevor Story, R (1,6) OBP: 0.303, SLG: 0.435										5	1	2	3	0	2	2					
20 Ian Desmond, R (1,7) OBP: 0.325, SLG: 0.368										4	1	0	0	0	1	3					
21 Jonathan Lucroy, R (1,2) OBP: 0.323, SLG: 0.349										2	0	0	0	2	0	1					
35 Chad Bettis, R (1,1) ERA: 3.05										2	0	0	0	0	0	4					
4 Pat Valaika, L (8,PH) ERA: 3.54										0	0	0	0	0	0	0					
56 Greg Holland, R (9,1) ERA: 1.32										0	0	0	0	0	0	0					
<b>Inning Stats</b>	R: 0 E: 0 K: 1 S: 11	H: 1 LOB: 1 BB: 0 P: 16	R: 4 E: 0 K: 1 S: 18	H: 4 LOB: 2 BB: 1 P: 30	R: 0 E: 1 K: 0 S: 11	H: 1 LOB: 2 BB: 1 P: 13	R: 0 E: 0 K: 0 S: 6	H: 0 LOB: 0 BB: 0 P: 11	R: 1 E: 0 K: 0 S: 11	H: 2 LOB: 2 BB: 1 P: 18	R: 0 E: 0 K: 1 S: 13	H: 0 LOB: 0 BB: 0 P: 17	R: 0 E: 1 K: 2 S: 14	H: 0 LOB: 1 BB: 0 P: 13	R: 1 E: 0 K: 2 S: 14	H: 2 LOB: 1 BB: 0 P: 16	1B: 5 2B: 5 3B: 0 HR: 1	SF: 0 SAC: 2 DP: 0 HBP: 1	WP: 0 PA: 43 PB: 0 SB: 1 CS: 0		
<b>PITCHER</b>	IP WLS BF H R ER SO BB IBB HBP BLK WP HR S P ERA WHIP	5.0 L 27 8 5 5 2 1 2 1 0 0 0 1 57 88 9.00 1.800	1.0 4 1 0 0 1 0 0 0 0 0 0 0 13 19 0.00 1.000	1.0 3 0 0 0 2 0 0 0 0 0 0 0 14 17 0.00 0.000	1.0 4 0 0 0 1 0 0 0 0 0 0 0 8 13 0.00 0.000	1.0 5 2 1 1 2 0 0 0 0 0 0 0 14 16 9.00 2.000	<b>PITCHER</b>														
57 Alex Wood, L (1,1) ERA: 2.81	IP WLS BF H R ER SO BB IBB HBP BLK WP HR S P ERA WHIP	5.0 L 27 8 5 5 2 1 2 1 0 0 0 1 57 88 9.00 1.800	1.0 4 1 0 0 1 0 0 0 0 0 0 0 13 19 0.00 1.000	1.0 3 0 0 0 2 0 0 0 0 0 0 0 14 17 0.00 0.000	1.0 4 0 0 0 1 0 0 0 0 0 0 0 8 13 0.00 0.000	1.0 5 2 1 1 2 0 0 0 0 0 0 0 14 16 9.00 2.000															
68 Ross Stripling, R (6,1) ERA: 3.05	IP WLS BF H R ER SO BB IBB HBP BLK WP HR S P ERA WHIP	1.0 4 1 0 0 1 0 0 0 0 0 0 0 13 19 0.00 1.000	1.0 3 0 0 0 2 0 0 0 0 0 0 0 14 17 0.00 0.000	1.0 4 0 0 0 1 0 0 0 0 0 0 0 8 13 0.00 0.000	1.0 5 2 1 1 2 0 0 0 0 0 0 0 14 16 9.00 2.000																
17 Brandon Morrow, R (7,1) ERA: 2.41	IP WLS BF H R ER SO BB IBB HBP BLK WP HR S P ERA WHIP	1.0 3 0 0 0 2 0 0 0 0 0 0 0 14 17 0.00 0.000	1.0 4 0 0 0 1 0 0 0 0 0 0 0 8 13 0.00 0.000	1.0 5 2 1 1 2 0 0 0 0 0 0 0 14 16 9.00 2.000																	
33 Tony Watson, L (8,1) ERA: 3.54	IP WLS BF H R ER SO BB IBB HBP BLK WP HR S P ERA WHIP	1.0 4 0 0 0 1 0 0 0 0 0 0 0 8 13 0.00 0.000	1.0 5 2 1 1 2 0 0 0 0 0 0 0 14 16 9.00 2.000																		
74 Kentley Jansen, R (9,1) ERA: 1.32	IP WLS BF H R ER SO BB IBB HBP BLK WP HR S P ERA WHIP	1.0 5 2 1 1 2 0 0 0 0 0 0 0 14 16 9.00 2.000																			
<b>Batter</b>	1	2	3	4	5	6	7	8	9	AB	R	H	RBI	BB	SO	LOB	BOTTOM				
3 Chris Taylor, R (1,8) OBP: 0.368, SLG: 0.520										5	1	0	0	0	1	0	<b>Colorado Rockies @ Los Angeles Dodgers</b> Dodger Stadium, Los Angeles, CA Sat Sep 09 2017, 6:12 PM - 9:39 PM PDT Att: 52,884 - Clear - 78 F				
5 Corey Seager, L (1,6) OBP: 0.388, SLG: 0.496										4	0	1	0	0	1	1					
10 Justin Turner, R (1,5) OBP: 0.416, SLG: 0.537										4	1	1	1	0	0	1					
35 Cody Bellinger, L (1,3) OBP: 0.346, SLG: 0.598										3	1	1	0	1	1	1					
66 Yasiel Puig, R (1,9) OBP: 0.346, SLG: 0.474										4	0	2	2	0	1	1					
9 Yasmani Grandal, S (1,2) OBP: 0.302, SLG: 0.456										3	0	0	0	0	2	2					
15 Austin Barnes, R (8,PH) OBP: 0.410, SLG: 0.478										1	0	0	0	0	0	1					
11 Logan Forsythe, R (1,4) OBP: 0.359, SLG: 0.326										4	1	2	1	0	0	1					
31 Joc Pederson, L (1,7) OBP: 0.326, SLG: 0.406										4	0	0	0	0	2	3					
57 Alex Wood, R (1,1) ERA: 4.98	IP WLS BF H R ER SO BB IBB HBP BLK WP HR S P ERA WHIP	5.0 W 22 4 3 3 3 0 0 0 0 0 0 0 14 21 5.40 1.200	1.0 H 4 1 0 0 3 0 0 0 0 0 0 0 14 21 0.00 1.000	1.0 H 3 0 0 0 0 0 0 0 0 0 0 0 13 19 0.00 0.000	1.0 H 4 0 0 0 0 1 0 0 0 0 0 0 11 21 0.00 1.000	1.0 S 4 1 1 1 2 0 0 0 0 0 0 1 13 21 9.00 1.000	<b>PITCHER</b>														
16 Andre Ethier, L (5,PH) ERA: 5.22	IP WLS BF H R ER SO BB IBB HBP BLK WP HR S P ERA WHIP	5.0 W 22 4 3 3 3 0 0 0 0 0 0 0 14 21 5.40 1.200	1.0 H 4 1 0 0 3 0 0 0 0 0 0 0 14 21 0.00 1.000	1.0 H 3 0 0 0 0 0 0 0 0 0 0 0 13 19 0.00 0.000	1.0 H 4 0 0 0 0 1 0 0 0 0 0 0 11 21 0.00 1.000	1.0 S 4 1 1 1 2 0 0 0 0 0 0 1 13 21 9.00 1.000															
17 Brandon Morrow, R (7,PH) ERA: 1.44	IP WLS BF H R ER SO BB IBB HBP BLK WP HR S P ERA WHIP	1.0 H 4 1 0 0 3 0 0 0 0 0 0 0 14 21 0.00 1.000	1.0 H 3 0 0 0 0 0 0 0 0 0 0 0 13 19 0.00 0.000	1.0 H 4 0 0 0 0 1 0 0 0 0 0 0 11 21 0.00 1.000	1.0 S 4 1 1 1 2 0 0 0 0 0 0 1 13 21 9.00 1.000																
26 Chase Utley, L (7,PH) ERA: 3.54	IP WLS BF H R ER SO BB IBB HBP BLK WP HR S P ERA WHIP	1.0 H 4 1 0 0 3 0 0 0 0 0 0 0 14 21 0.00 1.000	1.0 H 3 0 0 0 0 0 0 0 0 0 0 0 13 19 0.00 0.000	1.0 H 4 0 0 0 0 1 0 0 0 0 0 0 11 21 0.00 1.000	1.0 S 4 1 1 1 2 0 0 0 0 0 0 1 13 21 9.00 1.000																
74 Kentley Jansen, S (9,PH) ERA: 3.76	IP WLS BF H R ER SO BB IBB HBP BLK WP HR S P ERA WHIP	1.0 S 4 1 1 1 2 0 0 0 0 0 0 1 13 21 9.00 1.000																			
<b>Inning Stats</b>	R: 0 E: 0 K: 1 S: 6	H: 0 LOB: 0 BB: 0 P: 12	R: 0 E: 0 K: 0 S: 9	H: 1 LOB: 0 BB: 0 P: 16	R: 0 E: 0 K: 1 S: 6	H: 0 LOB: 0 BB: 0 P: 12	R: 3 E: 2 K: 1 S: 19	H: 3 LOB: 2 BB: 0 P: 32	R: 1 E: 0 K: 2 S: 10	H: 2 LOB: 1 BB: 0 P: 16	R: 0 E: 0 K: 3 S: 14	H: 1 LOB: 0 BB: 0 P: 21	R: 0 E: 0 K: 0 S: 13	H: 0 LOB: 0 BB: 0 P: 19	R: 0 E: 0 K: 0 S: 11	H: 0 LOB: 1 BB: 1 P: 21	R: 1 E: 0 K: 2 S: 13	H: 1 LOB: 0 BB: 0 P: 21	1B: 3 2B: 3 3B: 0 HR: 2	SF: 0 SAC: 0 DP: 1 HBP: 0	WP: 1 PA: 37 PB: 0 SB: 0 CS: 0
<b>PITCHER</b>	IP WLS BF H R ER SO BB IBB HBP BLK WP HR S P ERA WHIP	5.0 W 22 4 3 3 3 0 0 0 0 0 0 0 14 21 5.40 1.200	1.0 H 4 1 0 0 3 0 0 0 0 0 0 0 14 21 0.00 1.000	1.0 H 3 0 0 0 0 0 0 0 0 0 0 0 13 19 0.00 0.000	1.0 H 4 0 0 0 0 1 0 0 0 0 0 0 11 21 0.00 1.000	1.0 S 4 1 1 1 2 0 0 0 0 0 0 1 13 21 9.00 1.000	<b>PITCHER</b>														
35 Chad Bettis, R (1,1) ERA: 4.98	IP WLS BF H R ER SO BB IBB HBP BLK WP HR S P ERA WHIP	5.0 W 22 4 3 3 3 0 0 0 0 0 0 0 14 21 5.40 1.200	1.0 H 4 1 0 0 3 0 0 0 0 0 0 0 14 21 0.00 1.000	1.0 H 3 0 0 0 0 0 0 0 0 0 0 0 13 19 0.00 0.000	1.0 H 4 0 0 0 0 1 0 0 0 0 0 0 11 21 0.00 1.000	1.0 S 4 1 1 1 2 0 0 0 0 0 0 1 13 21 9.00 1.000															
45 Scott Oberg, R (6,1) ERA: 5.22	IP WLS BF H R ER SO BB IBB HBP BLK WP HR S P ERA WHIP	1.0 H 4 1 0 0 3 0 0 0 0 0 0 0 14 21 0.00 1.000	1.0 H 3 0 0 0 0 0 0 0 0 0 0 0 13 19 0.00 0.000	1.0 H 4 0 0 0 0 1 0 0 0 0 0 0 11 21 0.00 1.000	1.0 S 4 1 1 1 2 0 0 0 0 0 0 1 13 21 9.00 1.000																
37 Pat Neshek, R (7,1) ERA: 1.44	IP WLS BF H R ER SO BB IBB HBP BLK WP HR S P ERA WHIP	1.0 H 4 1 0 0 3 0 0 0 0 0 0 0 14 21 0.00 1.000	1.0 H 3 0 0 0 0 0 0 0 0 0 0 0 13 19 0.00 0.000	1.0 H 4 0 0 0 0 1 0 0 0 0 0 0 11 21 0.00 1.000	1.0 S 4 1 1 1 2 0 0 0 0 0 0 1 13 21 9.00 1.000																
51 Jake McGee, L (8,1) ERA: 3.54	IP WLS BF H R ER SO BB IBB HBP BLK WP HR S P ERA WHIP	1.0 H 4 1 0 0 3 0 0 0 0 0 0 0 14 21 0.00 1.000	1.0 H 3 0 0 0 0 0 0 0 0 0 0 0 13 19 0.00 0.000	1.0 H 4 0 0 0 0 1 0 0 0 0 0 0 11 21 0.00 1.000	1.0 S 4 1 1 1 2 0 0 0 0 0 0 1 13 21 9.00 1.000																
56 Greg Holland, R (9,1) ERA: 3.76	IP WLS BF H R ER SO BB IBB HBP BLK WP HR S P ERA WHIP	1.0 S 4 1 1 1 2 0 0 0 0 0 0 1 13 21 9.00 1.000																			
<b>Inning Stats</b>	R: 0 E: 0 K: 1 S: 6	H: 0 LOB: 0 BB: 0 P: 12	R: 0 E: 0 K: 0 S: 9	H: 1 LOB: 0 BB: 0 P: 16	R: 0 E: 0 K: 1 S: 6	H: 0 LOB: 0 BB: 0 P: 12	R: 3 E: 2 K: 1 S: 19	H: 3 LOB: 2 BB: 0 P: 32	R: 1 E: 0 K: 2 S: 10	H: 2 LOB: 1 BB: 0 P: 16	R: 0 E: 0 K: 3 S: 14	H: 1 LOB: 0 BB: 0 P: 21	R: 0 E: 0 K: 0 S: 13	H: 0 LOB: 0 BB: 0 P: 19	R: 0 E: 0 K: 0 S: 11	H: 0 LOB: 1 BB: 1 P: 21	R: 1 E: 0 K: 2 S: 13	H: 1 LOB: 0 BB: 0 P: 21	1B: 3 2B: 3 3B: 0 HR: 2	SF: 0 SAC: 0 DP: 1 HBP: 0	WP: 1 PA: 37 PB: 0 SB: 0 CS: 0
<b>PITCHER</b>	IP WLS BF H R ER SO BB IBB HBP BLK WP HR S P ERA WHIP	5.0 W 22 4 3 3 3 0 0 0 0 0 0 0 14 21 5.40 1.200	1.0 H 4 1 0 0 3 0 0 0 0 0 0 0 14 21 0.00 1.000	1.0 H 3 0 0 0 0 0 0 0 0 0 0 0 13 19 0.00 0.000	1.0 H 4 0 0 0 0 1 0 0 0 0 0 0 11 21 0.00 1.000	1.0 S 4 1 1 1 2 0 0 0 0 0 0 1 13 21 9.00 1.000	<b>PITCHER</b>														
35 Chad Bettis, R (1,1) ERA: 4.98	IP WLS BF H R ER SO BB IBB HBP BLK WP HR S P ERA WHIP	5.0 W 22 4 3 3 3 0 0 0 0 0 0 0 14 21 5.40 1.200	1.0 H 4 1 0 0 3 0 0 0 0 0 0 0 14 21 0.00 1.000	1.0 H 3 0 0 0 0 0 0 0 0 0 0 0 13 19 0.00 0.000	1.0 H 4 0 0 0 0 1 0 0 0 0 0 0 11 21 0.00 1.000	1.0 S 4 1 1 1 2 0 0 0 0 0 0 1 13 21 9.00 1.000															
45 Scott Oberg, R (6,1) ERA: 5.22	IP WLS BF H R ER SO BB IBB HBP BLK WP HR S P ERA WHIP	1.0 H 4 1 0 0 3 0 0 0 0 0 0 0 14 21 0.00 1.000	1.0 H																		



Batter	1	2	3	4	5	6	7	8	9	AB	R	H	RBI	BB	SO	LOB	TOP					
4 Curtis Granderson, L 14 Eric Hosmer, R 43 Luis Avila, L 71 Jose Reyes, R 84 Tony Cingrani, L 81 Mike Trout, L 62 Pedro Martinez, L 16 Andre Ethier, L 33 Tony Gwynn, R 46 Juan Pineda, R	 <b>K</b>		 <b>FC4-6</b>	 <b>F8</b>		 <b>G4-3</b>	 <b>K</b>			2	0	0	0	0	1	1						
5 Cory Seager, L OBP: 0.387, SLG: 0.492	 <b>G3</b>		 <b>L6</b>	 <b>10 S</b>		 <b>10 2B</b>		 <b>G4-3</b>		4	1	1	2	1	0	1						
10 Justin Turner, R OBP: 0.417, SLG: 0.535			 <b>FC4-6</b>			 <b>1-H</b>		 <b>K</b>		3	0	1	1	2	1	1						
35 Cody Bellinger, L OBP: 0.346, SLG: 0.590	 <b>P5</b>							 <b>P6</b>		4	1	1	0	1	0	4						
66 Yasiel Puig, R OBP: 0.346, SLG: 0.479		 <b>P4</b>		 <b>11 1B</b>	 <b>9B</b>	 <b>P4</b>			 <b>K</b>	5	2	2	1	0	1	2						
23 Adrian González, L OBP: 0.285, SLG: 0.341		 <b>G3-1</b>		 <b>L7</b>	 <b>F9</b>			 <b>G4-3</b>		5	0	0	0	0	0	2						
9 Yasmani Grandal, S 47 Travece Thompson, R (PR)		 <b>FC4-6</b>		 <b>3B</b>	 <b>11 1B</b>			 <b>11 DI</b>		2	1	0	0	3	1	0						
26 Chase Utley, L 11 Logan Forsythe, R (2, PH)	 <b>FC4-6</b>			 <b>3 1B</b>	 <b>G5-3</b>			 <b>G4-3</b>		0	0	0	0	0	0	0						
18 Kenta Maeda, R 3 Chris Taylor, R (4, PH)			 <b>FC4-6</b>	 <b>5 1B</b>		 <b>K</b>		 <b>E6</b>		1	0	1	0	0	0	0						
<b>Inning Stats</b>	R: 0 H: 0 E: 0 K: 1 S: 13	H: 0 LOB: 1 P: 22	R: 0 H: 0 E: 0 K: 0 S: 7	H: 1 LOB: 1 P: 15	R: 0 H: 1 E: 0 K: 0 S: 9	H: 1 LOB: 3 P: 12	R: 4 H: 5 E: 0 K: 0 S: 15	H: 5 LOB: 3 P: 27	R: 1 H: 1 E: 0 K: 1 S: 11	H: 1 LOB: 2 P: 20	R: 0 H: 0 E: 1 K: 2 S: 11	H: 0 LOB: 2 P: 19	R: 0 H: 0 E: 0 K: 1 S: 8	H: 0 LOB: 1 P: 17	R: 0 H: 0 E: 0 K: 1 S: 8	H: 0 LOB: 2 P: 17	1B: 6 2B: 1 3B: 0 HR: 1	SF: 0 SAC: 0 DP: 0 HBP: 0	WP: 0 PB: 0 SB: 1 CS: 0	PA: 44		
<b>PITCHER</b>	IP WLS BF H R ER SO BB IBB HBP BLK WP HR S P ERA WHIP	IP WLS BF H R ER SO BB IBB HBP BLK WP HR S P ERA WHIP	IP WLS BF H R ER SO BB IBB HBP BLK WP HR S P ERA WHIP	IP WLS BF H R ER SO BB IBB HBP BLK WP HR S P ERA WHIP	IP WLS BF H R ER SO BB IBB HBP BLK WP HR S P ERA WHIP	IP WLS BF H R ER SO BB IBB HBP BLK WP HR S P ERA WHIP	IP WLS BF H R ER SO BB IBB HBP BLK WP HR S P ERA WHIP	IP WLS BF H R ER SO BB IBB HBP BLK WP HR S P ERA WHIP	IP WLS BF H R ER SO BB IBB HBP BLK WP HR S P ERA WHIP	IP WLS BF H R ER SO BB IBB HBP BLK WP HR S P ERA WHIP	IP WLS BF H R ER SO BB IBB HBP BLK WP HR S P ERA WHIP	IP WLS BF H R ER SO BB IBB HBP BLK WP HR S P ERA WHIP	IP WLS BF H R ER SO BB IBB HBP BLK WP HR S P ERA WHIP	IP WLS BF H R ER SO BB IBB HBP BLK WP HR S P ERA WHIP	IP WLS BF H R ER SO BB IBB HBP BLK WP HR S P ERA WHIP	IP WLS BF H R ER SO BB IBB HBP BLK WP HR S P ERA WHIP	IP WLS BF H R ER SO BB IBB HBP BLK WP HR S P ERA WHIP	IP WLS BF H R ER SO BB IBB HBP BLK WP HR S P ERA WHIP	IP WLS BF H R ER SO BB IBB HBP BLK WP HR S P ERA WHIP	IP WLS BF H R ER SO BB IBB HBP BLK WP HR S P ERA WHIP	IP WLS BF H R ER SO BB IBB HBP BLK WP HR S P ERA WHIP	IP WLS BF H R ER SO BB IBB HBP BLK WP HR S P ERA WHIP

Los Angeles Dodgers @ San Francisco Giants  
 AT&T Park, San Francisco, CA  
 Mon Sep 11 2017, 7:58 PM - 2:11 AM PDT  
 Att: 40,409 - Cloudy - 71 F

livebaseballscores.com

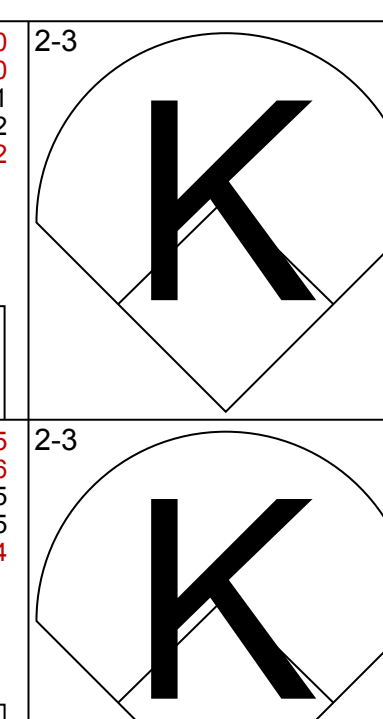
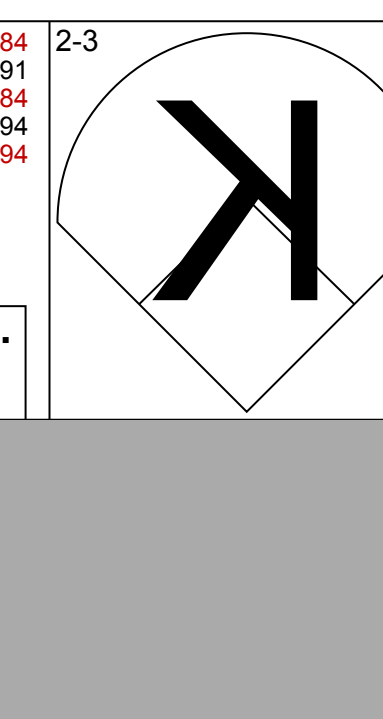
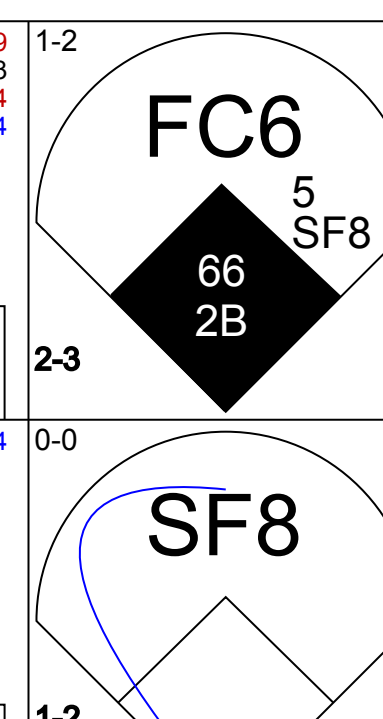
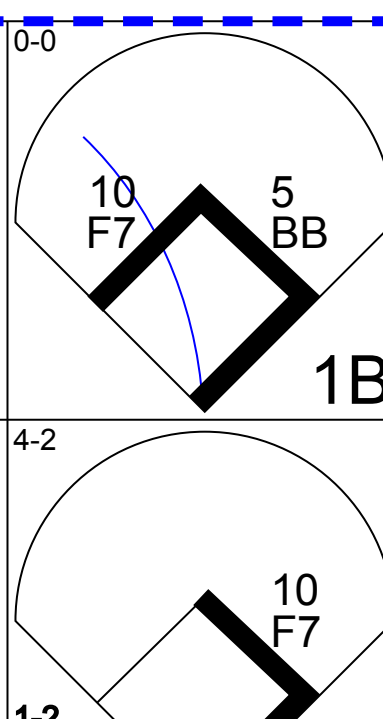
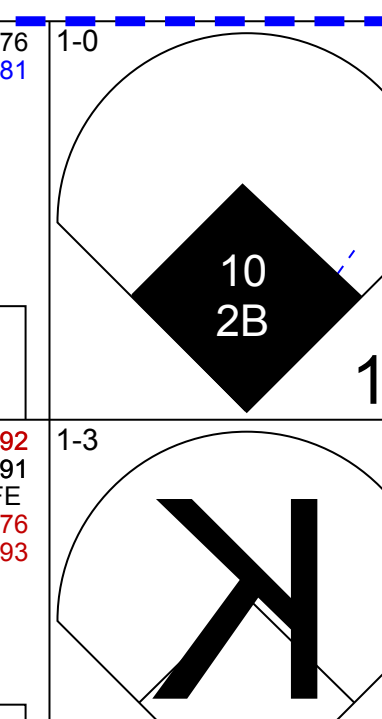
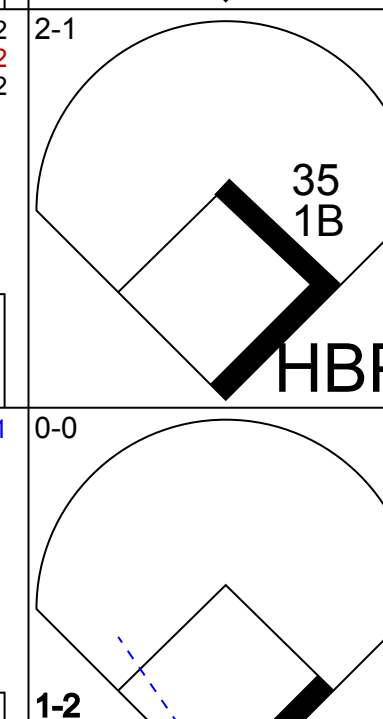
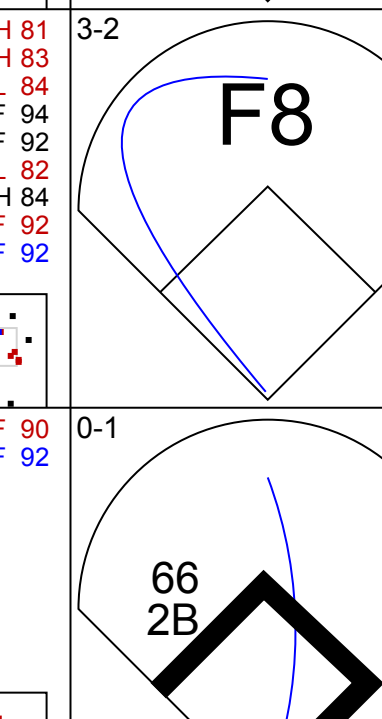
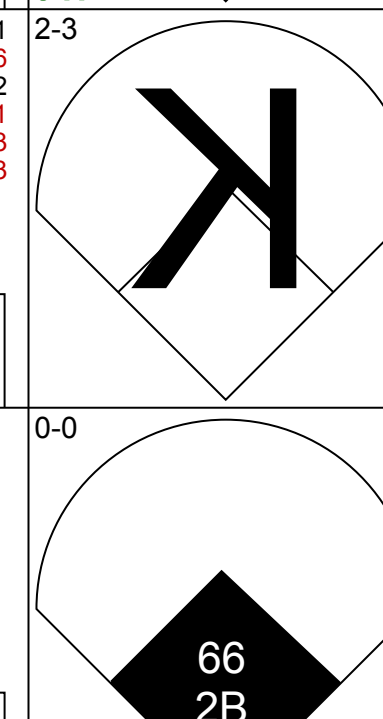
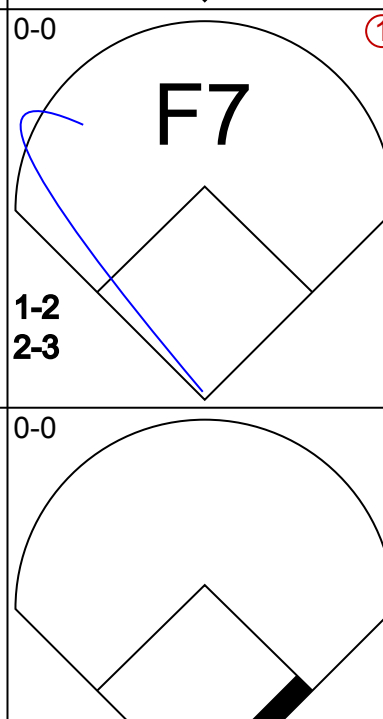
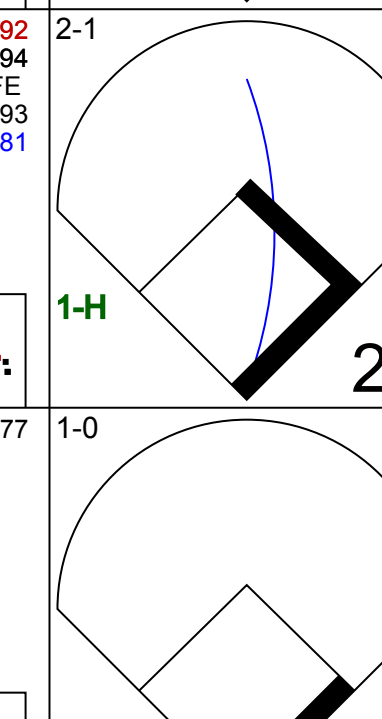
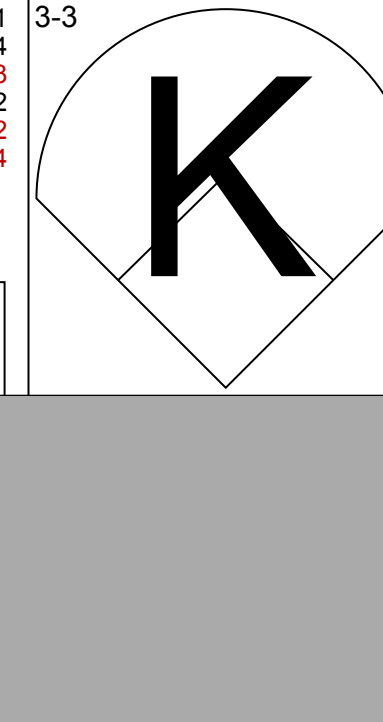
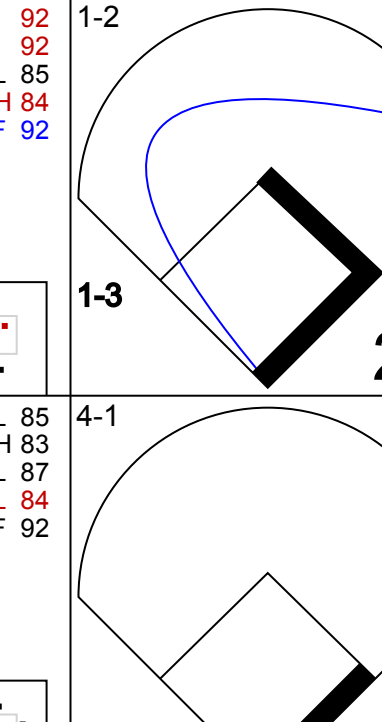
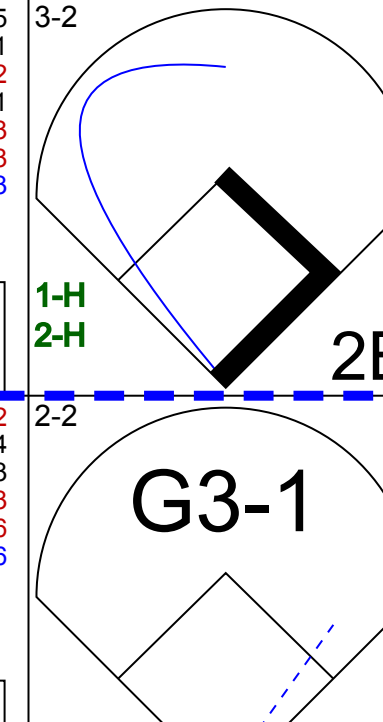
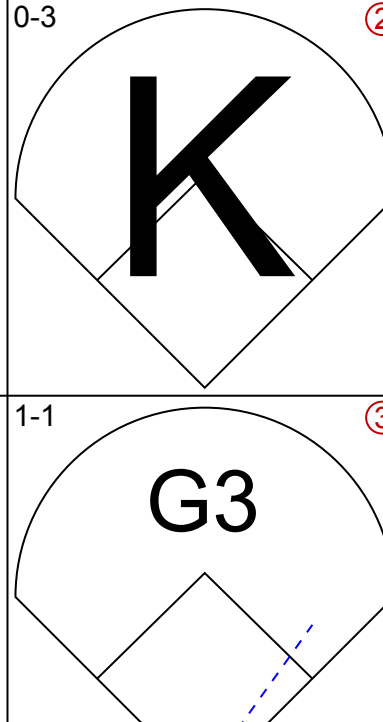
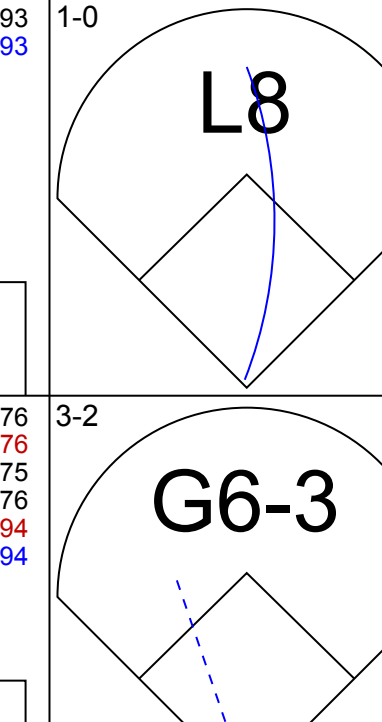


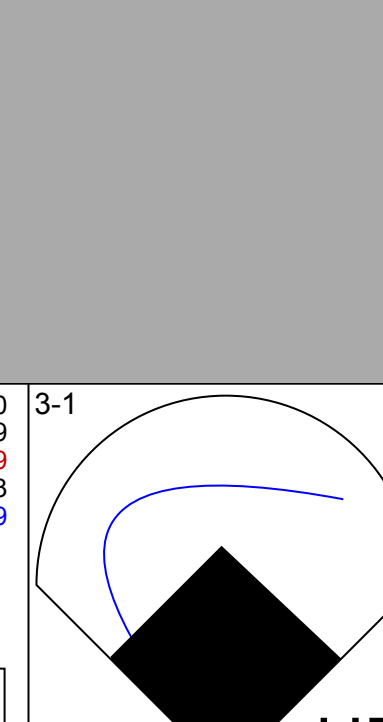



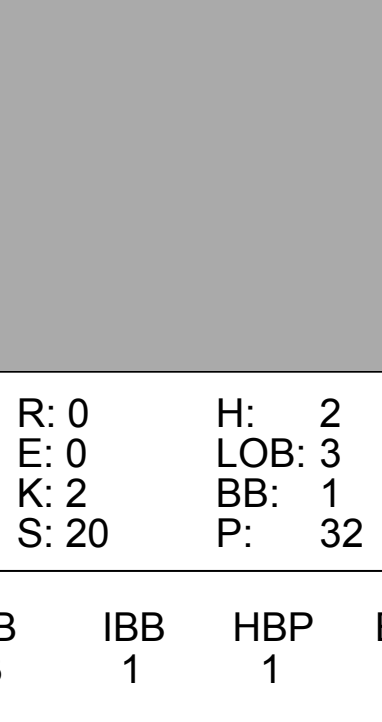
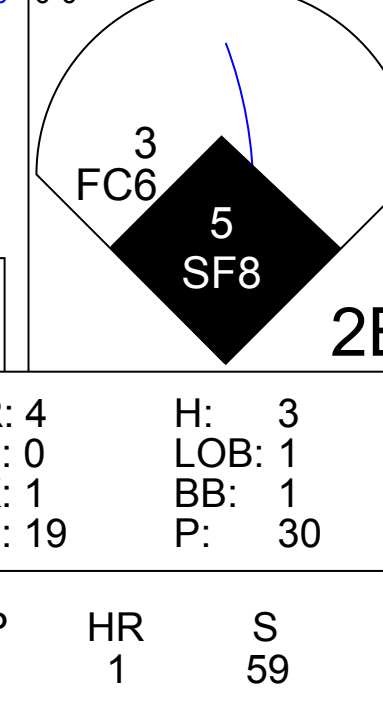
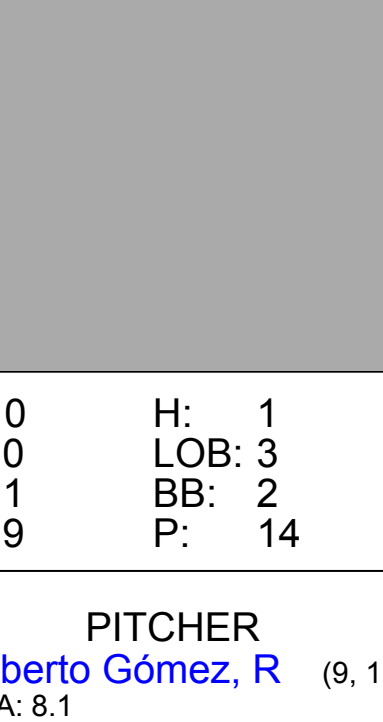
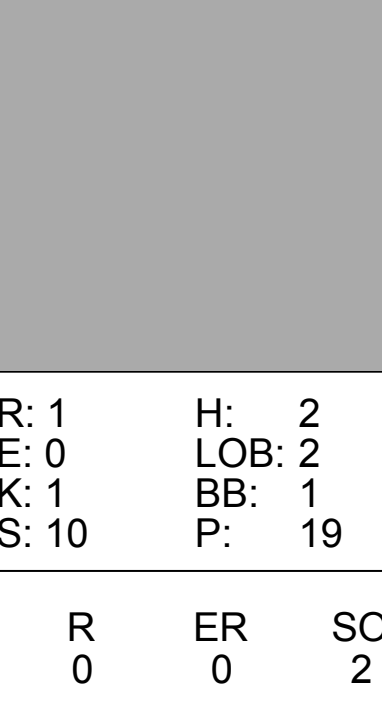
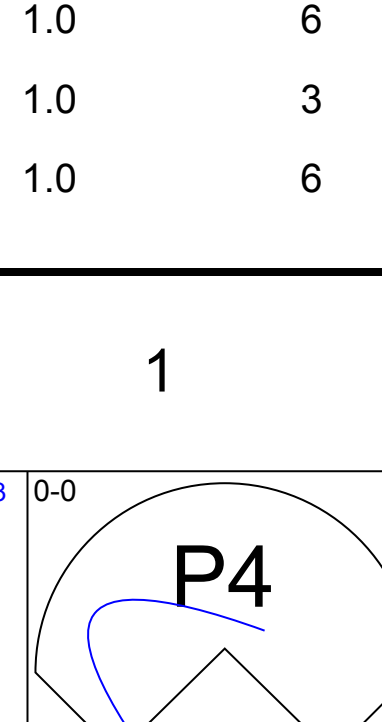
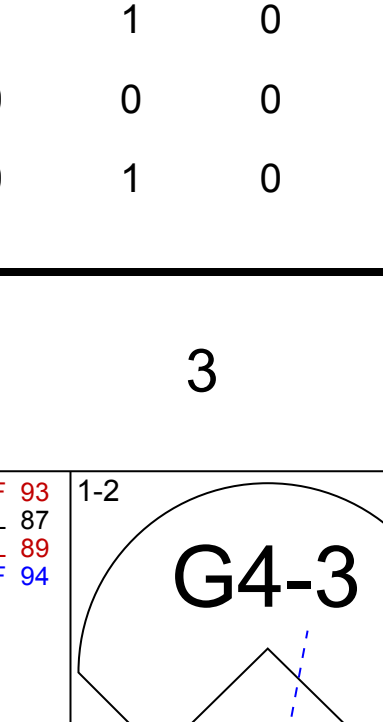
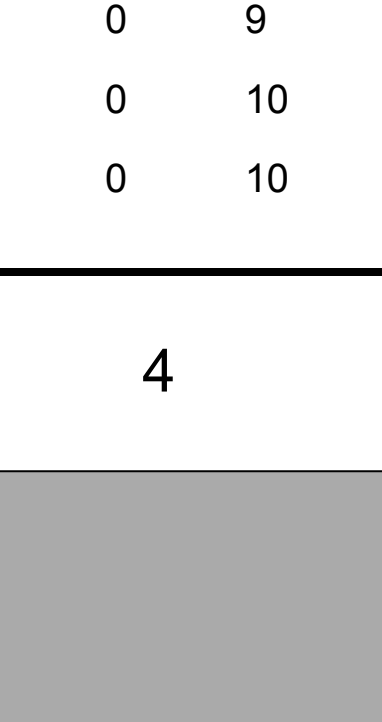
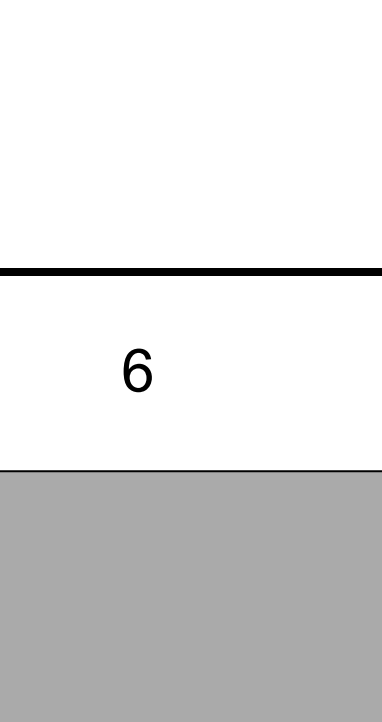
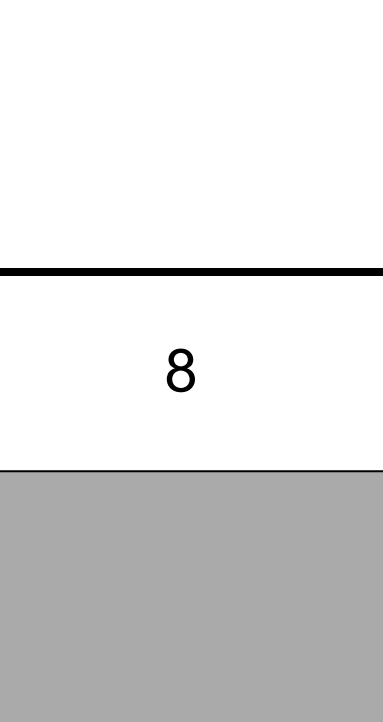
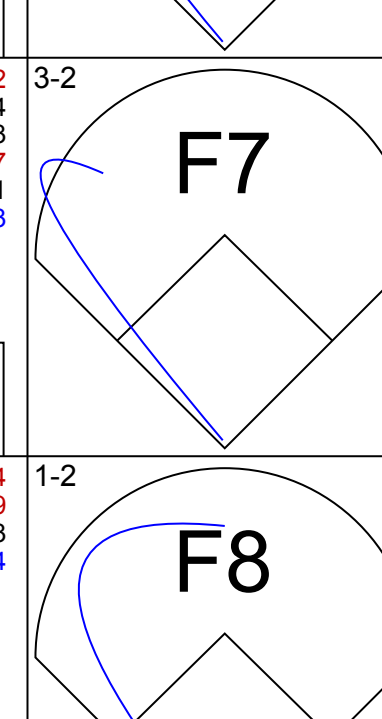
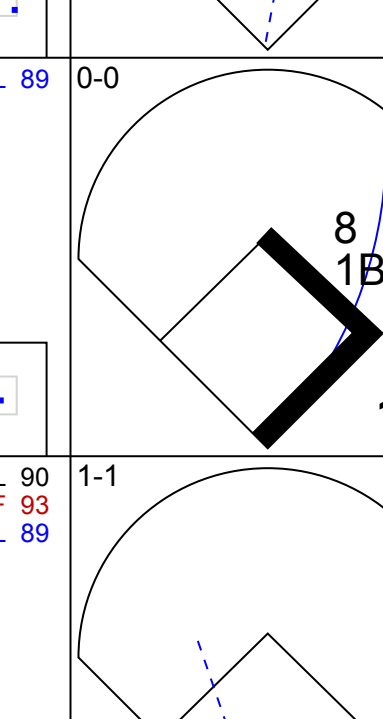

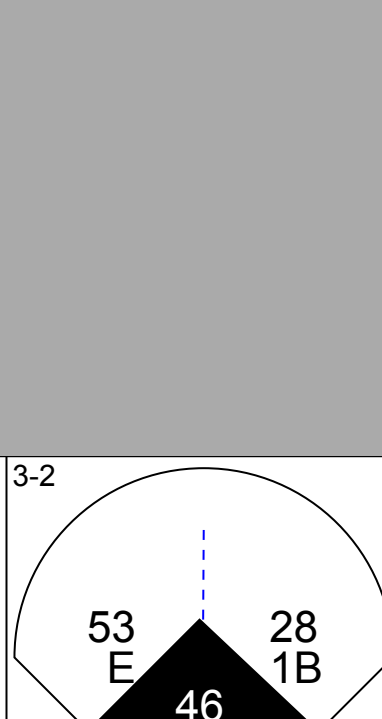


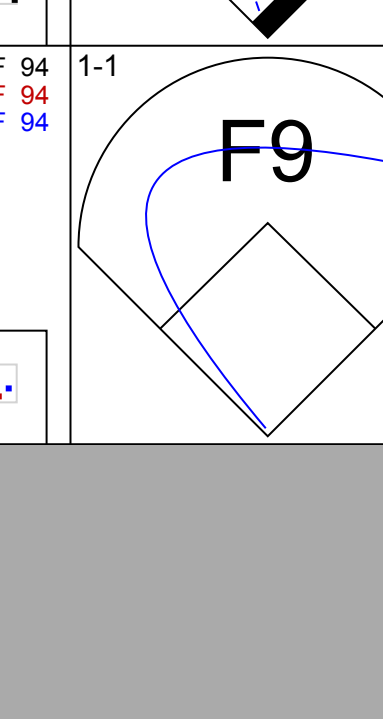
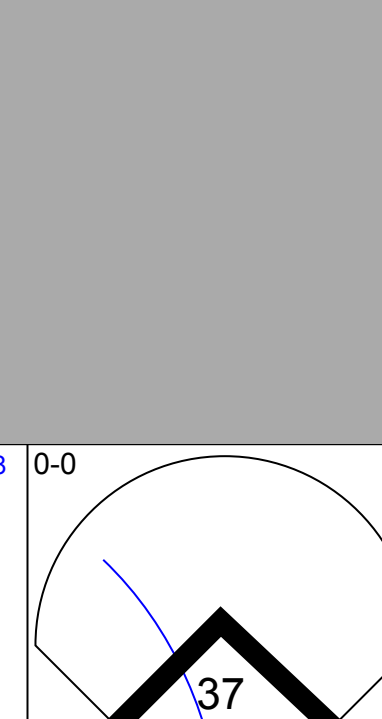
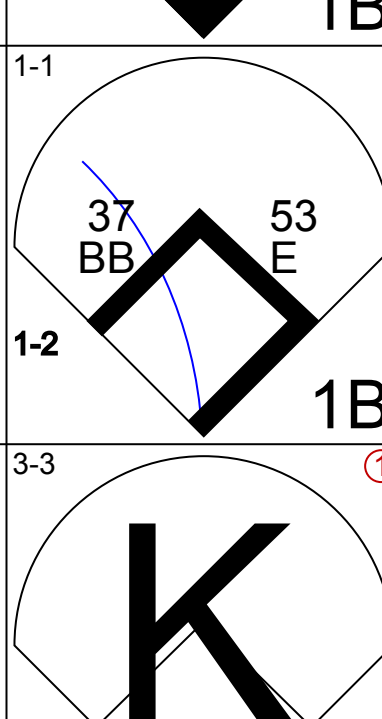
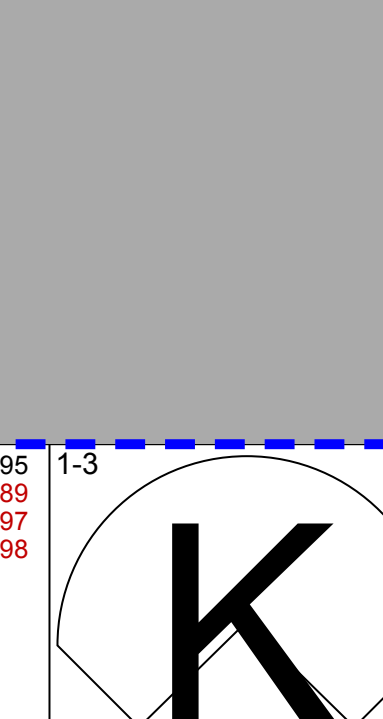


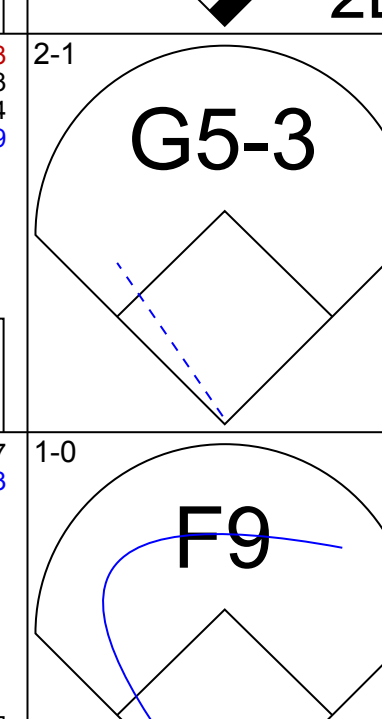
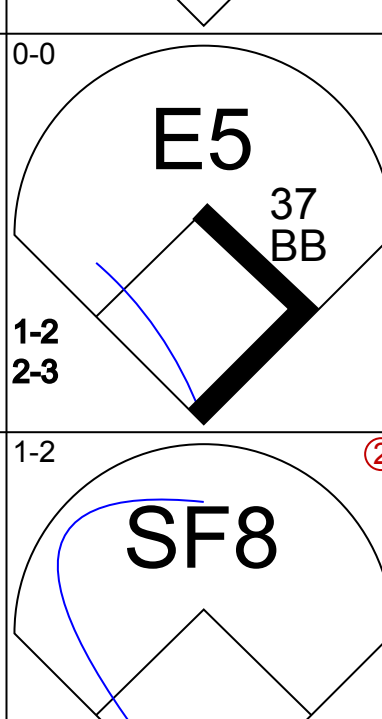
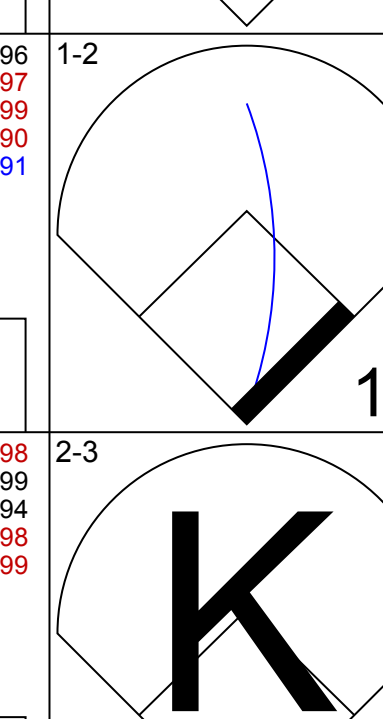
**AB 36**  
**R 6**  
**H 8**  
**RBI 6**  
**BB 8**  
**SO 6**  
**LOB 19**

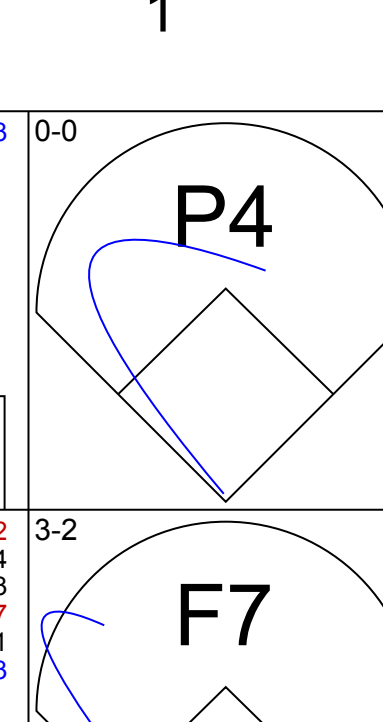
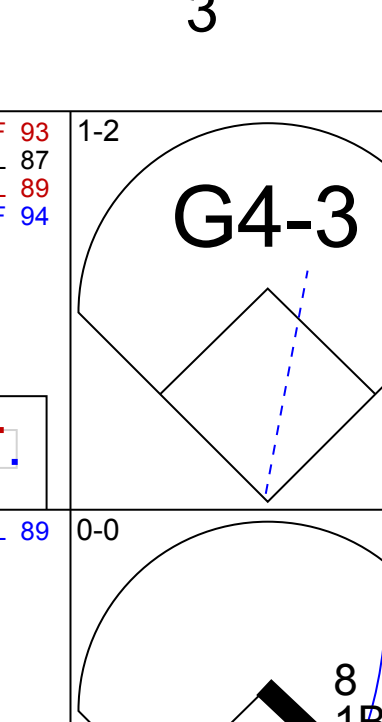
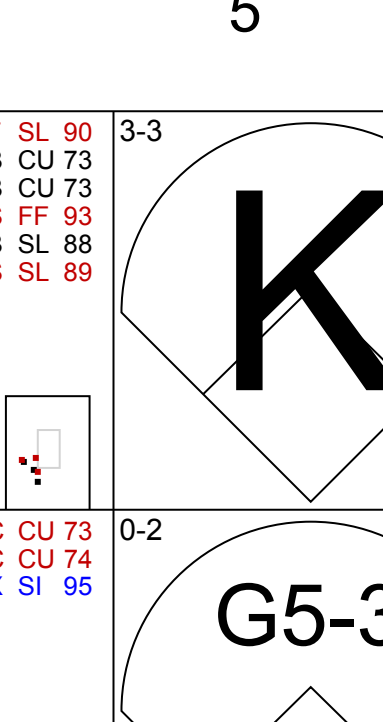
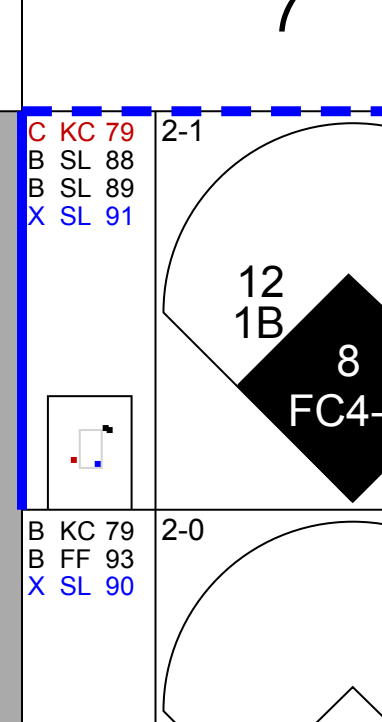
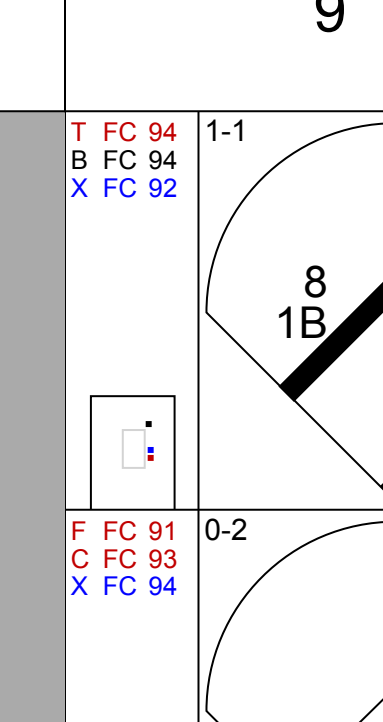
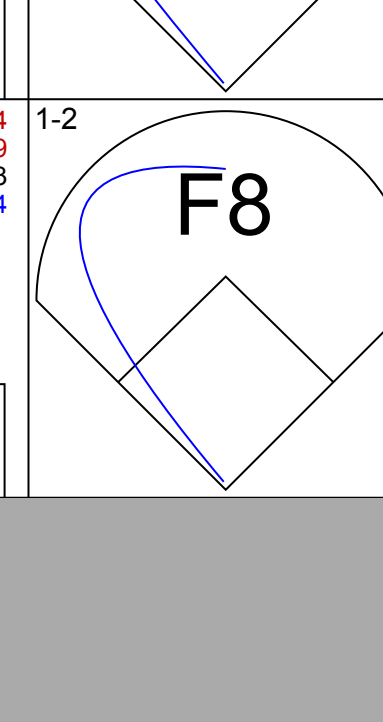
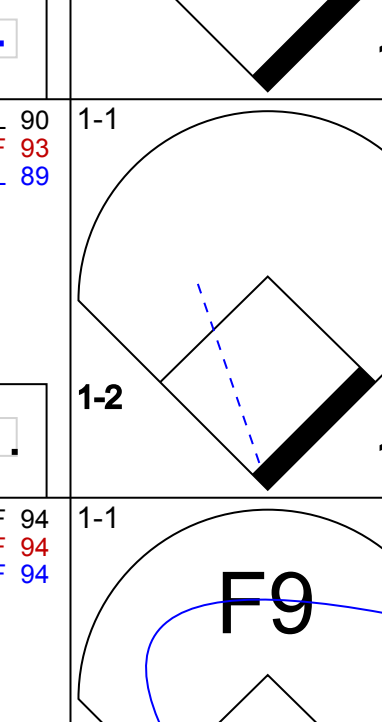

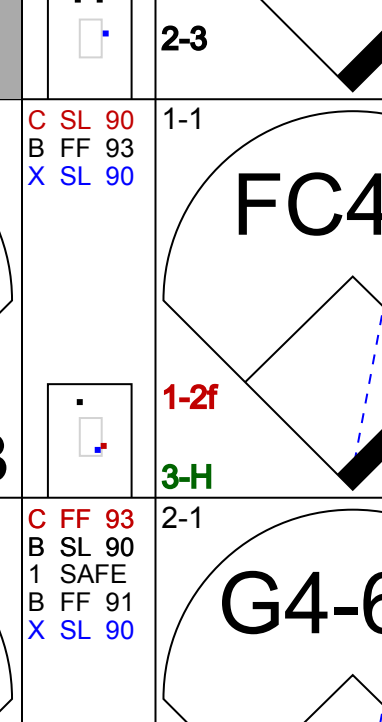
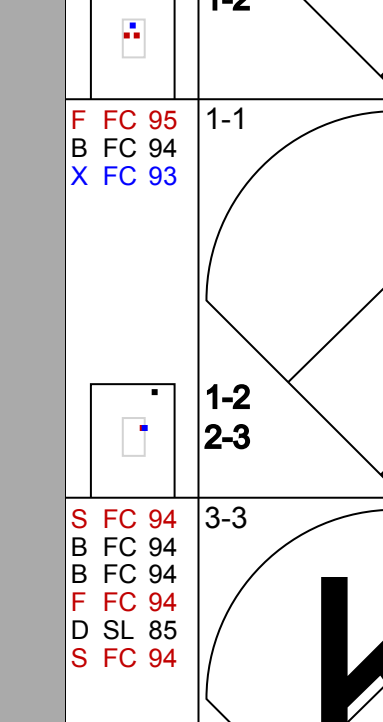




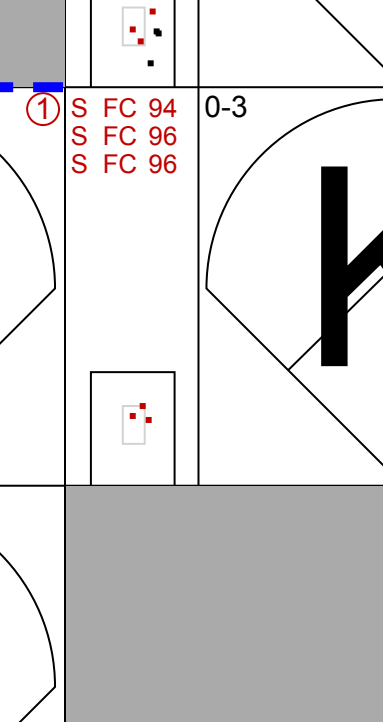

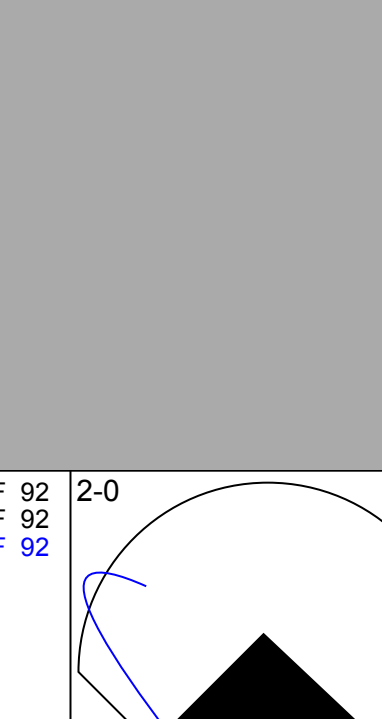


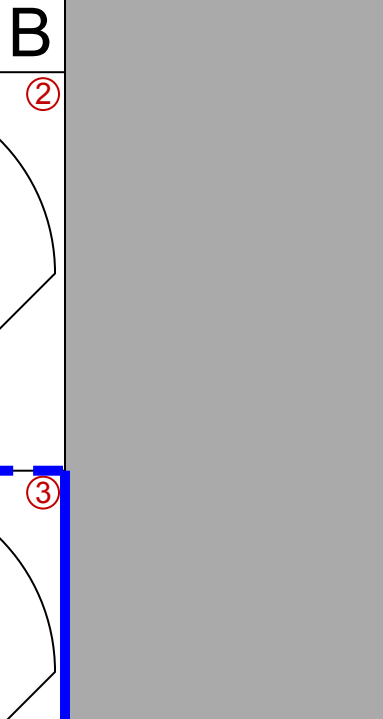
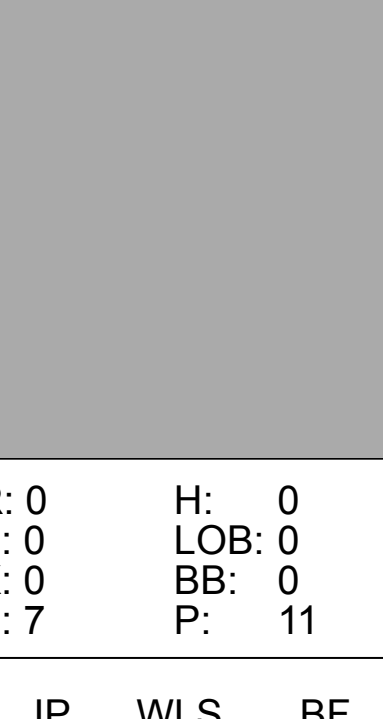
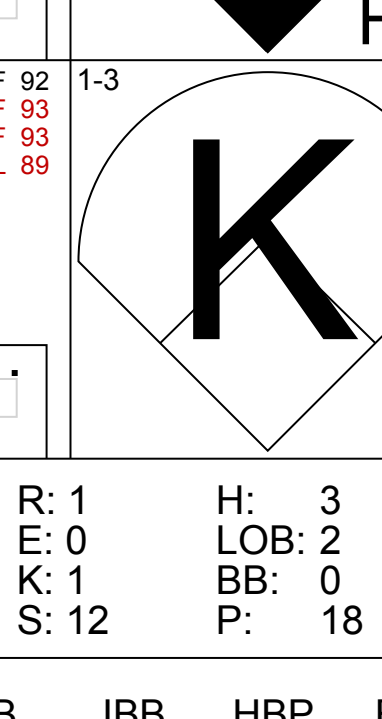
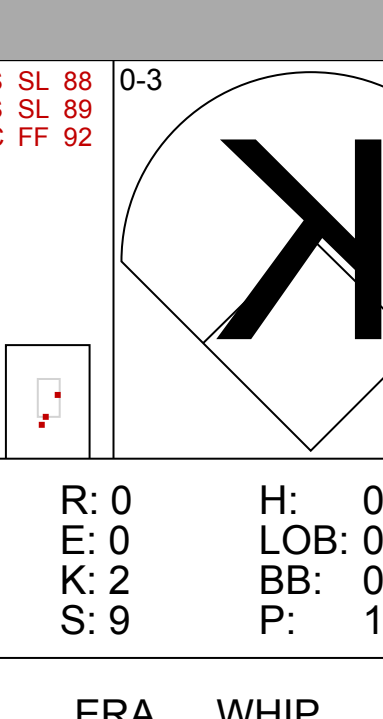
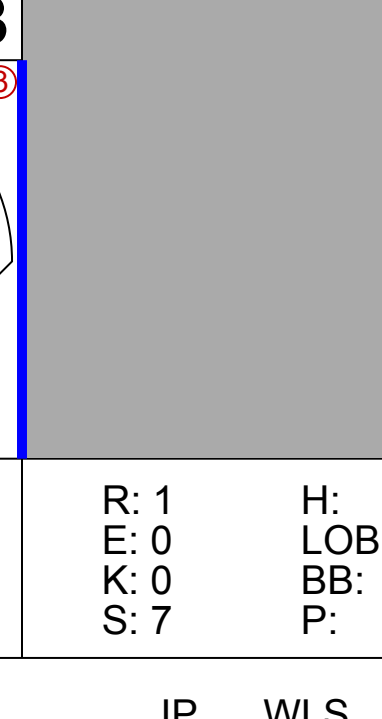
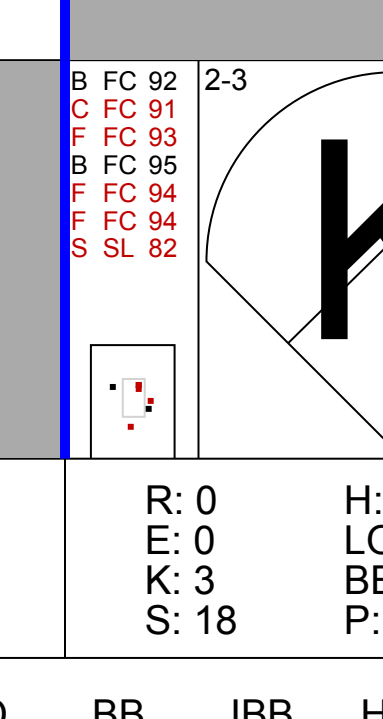
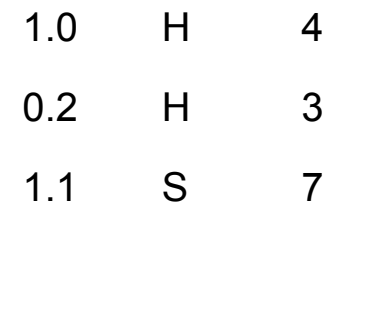

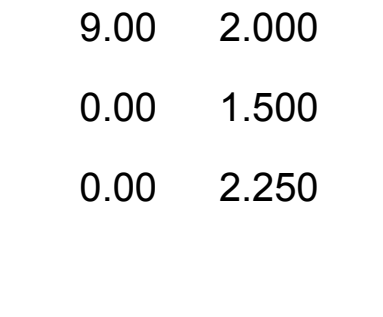


Batter	1	2	3	4	5	6	7	8	9	AB	R	H	RBI	BB	SO	LOB	BOTTOM				
8 Hunter Pence, R OBP: 0.307, SLG: 0.371	 <b>K</b>		 <b>12 G4-3</b>		 <b>2 1B</b>	 <b>12 SH5-4</b>	 <b>1B</b>	 <b>F9</b>		5	2	3	1	0	1	0					
12 Joe Panik, L OBP: 0.344, SLG: 0.420	 <b>2 HR</b>		 <b>G4-3</b>		 <b>SH5-4</b>	 <b>F9</b>				3	1	1	1	0	0	2					
2 Denard Span, L OBP: 0.327, SLG: 0.430	 <b>1-H</b>		 <b>F7</b>		 <b>28 1B</b>		 <b>28 2B</b>			3	2	2	3	1	0	0					
28 Buster Posey, R OBP: 0.407, SLG: 0.467	 <b>G5-3</b>		 <b>L7</b>		 <b>35 G4-6-3</b>	 <b>1B</b>	 <b>35 G4-3</b>			4	0	2	2	0	0	0					
35 Brandon Crawford, L OBP: 0.298, SLG: 0.401	 <b>G4-3</b>			 <b>6 G4-3</b>	 <b>G4-6-3</b>		 <b>G4-3</b>			4	0	1	0	0	0	3					
6 Jarrett Parker, L OBP: 0.289, SLG: 0.441		 <b>HR</b>		 <b>G4-3</b>		 <b>P6</b>	 <b>K</b>			4	1	1	1	0	1	2					
60 Hunter Strickland, R 49 Sam Dyson, R				 <b>1-2</b>						0	0	0	0	0	0	0					
48 Pablo Sandoval, S 32 Steven Okert, L 62 Cory Geamin, R		 <b>K</b>		 <b>G6-3</b>		 <b>5 1B</b>	 <b>F9</b>			3	1	1	0	0	1	1					
66 Gorkys Hernández, R OBP: 0.322, SLG: 0.319				 <b>1-2</b>		 <b>8 1B</b>				0	0	0	0	0	0	0					
5 Nick Hundley, R OBP: 0.281, SLG: 0.445	 <b>K</b>		 <b>K</b>		 <b>8 1B</b>		 <b>K</b>			4	0	1	0	0	3	1					
34 Chris Stratton, R 50 Ty Blach, R 59 Kyle Crick, L 63 Ryder Jones, L 64 Derek Law, R 37 Kelly Tomlinson, R		 <b>K</b>		 <b>K</b>		 <b>12 SH5-4</b>	 <b>8 1B</b>	 <b>G1-3</b>		0	0	0	0	0	0	0					
<b>Inning Stats</b>	R: 2 H: 2 E: 0 K: 1 S: 9	H: 1 LOB: 0 P: 13	R: 1 H: 1 E: 0 K: 3 S: 12	H: 1 LOB: 0 P: 18	R: 1 H: 1 E: 0 K: 0 S: 11	H: 1 LOB: 0 P: 16	R: 0 H: 1 E: 0 K: 1 S: 11	H: 1 LOB: 1 P: 19	R: 2 H: 3 E: 0 K: 0 S: 15	H: 3 LOB: 1 P: 29	R: 1 H: 3 E: 0 K: 1 S: 15	H: 3 LOB: 2 P: 18	R: 1 H: 1 E: 0 K: 1 S: 15	H: 1 LOB: 1 P: 25	R: 0 H: 0 E: 0 K: 1 S: 9	H: 0 LOB: 0 P: 16	1B: 8 2B: 1 3B: 1 HR: 2	SF: 0 SAC: 1 DP: 1 HBP: 0	WP: 0 PB: 0 SB: 0 CS: 0	PA: 37	
<b>PITCHER</b>	IP WLS BF H R ER SO BB IBB HBP BLK WP HR S P ERA WHIP	IP WLS BF H R ER SO BB IBB HBP BLK WP HR S P ERA WHIP	IP WLS BF H R ER SO BB IBB HBP BLK WP HR S P ERA WHIP	IP WLS BF H R ER SO BB IBB HBP BLK WP HR S P ERA WHIP	IP WLS BF H R ER SO BB IBB HBP BLK WP HR S P ERA WHIP	IP WLS BF H R ER SO BB IBB HBP BLK WP HR S P ERA WHIP	IP WLS BF H R ER SO BB IBB HBP BLK WP HR S P ERA WHIP	IP WLS BF H R ER SO BB IBB HBP BLK WP HR S P ERA WHIP	IP WLS BF H R ER SO BB IBB HBP BLK WP HR S P ERA WHIP	IP WLS BF H R ER SO BB IBB HBP BLK WP HR S P ERA WHIP	IP WLS BF H R ER SO BB IBB HBP BLK WP HR S P ERA WHIP	IP WLS BF H R ER SO BB IBB HBP BLK WP HR S P ERA WHIP	IP WLS BF H R ER SO BB IBB HBP BLK WP HR S P ERA WHIP	IP WLS BF H R ER SO BB IBB HBP BLK WP HR S P ERA WHIP	IP WLS BF H R ER SO BB IBB HBP BLK WP HR S P ERA WHIP	IP WLS BF H R ER SO BB IBB HBP BLK WP HR S P ERA WHIP	IP WLS BF H R ER SO BB IBB HBP BLK WP HR S P ERA WHIP	IP WLS BF H R ER SO BB IBB HBP BLK WP HR S P ERA WHIP	IP WLS BF H R ER SO BB IBB HBP BLK WP HR S P ERA WHIP	IP WLS BF H R ER SO BB IBB HBP BLK WP HR S P ERA WHIP	IP WLS BF H R ER SO BB IBB HBP BLK WP HR S P ERA WHIP

Los Angeles Dodgers @ San Francisco Giants  
 AT&T Park, San Francisco, CA  
 Mon Sep 11 2017, 7:58 PM - 2:11 AM PDT  
 Att: 40,409 - Cloudy - 71 F

livebaseballscores.com

**AB 34**  
**R 8**  
**H 12**  
**RBI 8**  
**BB 2**  
**SO 8**  
**LOB 12**

Batter	1	2	3	4	5	6	7	8	9	AB	R	H	RBI	BB	SO	LOB	TOP					
3 Chris Taylor, R (1,8) OBP: 0.364, SLG: 0.512										5	2	2	0	0	2	3	<p>Los Angeles Dodgers @ San Francisco Giants AT&amp;T Park, San Francisco, CA Tue Sep 12 2017, 7:16 PM - 10:44 PM PDT Att: 38,727 - Overcast - 67 F</p>					
5 Corey Seager, L (1,6) OBP: 0.355, SLG: 0.489										3	0	0	1	1	3	1						
10 Justin Turner, R (1,5) OBP: 0.417, SLG: 0.535										4	0	1	1	0	1	3						
35 Cody Bellinger, L (1,3) OBP: 0.353, SLG: 0.592										2	1	2	0	3	0	0						
66 Yasiel Puig, R (1,9) OBP: 0.346, SLG: 0.482										5	0	2	2	0	2	7						
6 Curtis Granderson, L (1,7) 68 Ross Stripling, R (7,1) 15 Austin Barnes, R (8,PH) 17 Brandon Morrow, R (8,1) 74 Kenley Jansen, S (8,1) OBP: 0.303, SLG: 0.442 OBP: 0.412, SLG: 0.476 OBP: 0.500, SLG: 0.750										3	0	0	0	1	0	4						
9 Yasmani Grandal, S (1,2) OBP: 0.305, SLG: 0.449										4	0	0	0	1	3	3						
26 Chase Utley, L (1,4) 11 Logan Forsythe, R (7,PH) OBP: 0.323, SLG: 0.396 OBP: 0.320, SLG: 0.520										3	1	1	1	0	1	1						
22 Clayton Kershaw, L (1,1) 14 Enrique Hernández, R (7,PH) OBP: 0.245, SLG: 0.200 OBP: 0.352, SLG: 0.422										2	1	1	0	1	0	0						
<b>Inning Stats</b>	R: 0 E: 0 K: 3 S: 11	H: 1 LOB: 2 BB: 0 P: 20	R: 0 E: 0 K: 2 S: 13	H: 0 LOB: 2 BB: 2 P: 25	R: 0 E: 0 K: 2 S: 20	H: 2 LOB: 3 BB: 1 P: 32	R: 4 E: 0 K: 1 S: 19	H: 3 LOB: 1 BB: 1 P: 30	R: 0 E: 0 K: 0 S: 8	H: 0 LOB: 0 BB: 0 P: 14	R: 0 E: 0 K: 1 S: 9	H: 1 LOB: 3 BB: 2 P: 14	R: 0 E: 0 K: 1 S: 10	H: 0 LOB: 0 BB: 0 P: 12	R: 1 E: 0 K: 1 S: 10	H: 2 LOB: 2 BB: 1 P: 19		R: 0 E: 0 K: 2 S: 10	H: 0 LOB: 0 BB: 0 P: 12	1B: 4 2B: 4 3B: 0 HR: 1	SF: 1 2B: 4 3B: 0 DP: 0 HBP: 1	WP: 0 PB: 0 SB: 0 CS: 0
<b>PITCHER</b>	IP WLS BF H R ER SO BB IBB HBP BLK WP HR S P ERA WHIP	IP WLS BF H R ER SO BB IBB HBP BLK WP HR S P ERA WHIP	IP WLS BF H R ER SO BB IBB HBP BLK WP HR S P ERA WHIP	IP WLS BF H R ER SO BB IBB HBP BLK WP HR S P ERA WHIP	IP WLS BF H R ER SO BB IBB HBP BLK WP HR S P ERA WHIP	IP WLS BF H R ER SO BB IBB HBP BLK WP HR S P ERA WHIP	IP WLS BF H R ER SO BB IBB HBP BLK WP HR S P ERA WHIP	IP WLS BF H R ER SO BB IBB HBP BLK WP HR S P ERA WHIP	IP WLS BF H R ER SO BB IBB HBP BLK WP HR S P ERA WHIP	47 Johnny Cueto, R (1,1) ERA: 4.58	56 Albert Suárez, R (4,1) ERA: 5.59	54 Reyes Moronta, R (6,1) ERA: 3.38	61 Josh Osich, L (7,1) ERA: 6.58	64 Derek Law, R (8,1) ERA: 5.59	67 Roberto Gómez, R (9,1) ERA: 8.1							

Batter	1	2	3	4	5	6	7	8	9	AB	R	H	RBI	BB	SO	LOB	BOTTOM					
66 Gorkys Hernández, R (1,8) OBP: 0.319, SLG: 0.316										3	0	0	0	0	1	0	<p>Los Angeles Dodgers @ San Francisco Giants AT&amp;T Park, San Francisco, CA Tue Sep 12 2017, 7:16 PM - 10:44 PM PDT Att: 38,727 - Overcast - 67 F</p>					
2 Denard Span, L (7,PH) OBP: 0.359, SLG: 0.435										5	0	3	0	0	0	0						
12 Joe Panik, L (1,4) OBP: 0.346, SLG: 0.422										5	1	3	1	0	0	1						
8 Hunter Pence, R (1,9) OBP: 0.310, SLG: 0.373										5	0	1	0	0	1	6						
28 Buster Posey, R (1,3) OBP: 0.405, SLG: 0.464										5	0	1	0	0	4	5						
5 Nick Hundley, R (1,2) OBP: 0.280, SLG: 0.444										4	0	2	0	0	0	3						
53 Austin Stater, R (1,7) OBP: 0.333, SLG: 0.411										2	0	0	1	0	0	2						
46 Orlando Calixte, R (1,5) 48 Pablo Sandoval, S (8,PH) OBP: 0.250, SLG: 0.308										1	0	0	0	0	1	1						
37 Kelby Tomlinson, R (1,6) OBP: 0.355, SLG: 0.331										2	1	2	1	1	0	0						
6 Jarrett Parker, L (8,PH) 67 Roberto Gómez, R (9,1) OBP: 0.297, SLG: 0.438										1	0	0	0	0	0	1						
47 Johnny Cueto, R (1,1) 56 Albert Suárez, R (4,1) 51 Mac Williamson, R (8,PH) 54 Reyes Moronta, R (6,1) 43 Tim Federowicz, R (8,PH) 61 Josh Osich, L (7,1) 64 Derek Law, R (8,1) 35 Brandon Crawford, L (8,6) OBP: 0.298, SLG: 0.277 OBP: 0.315, SLG: 0.356 OBP: 0.355, SLG: 0.489 OBP: 0.353, SLG: 0.592 OBP: 0.303, SLG: 0.449 OBP: 0.323, SLG: 0.396 OBP: 0.320, SLG: 0.520 OBP: 0.352, SLG: 0.422										1	0	0	0	0	1	0						
<b>Inning Stats</b>	R: 0 E: 0 K: 0 S: 7	H: 0 LOB: 0 BB: 0 P: 11	R: 0 E: 0 K: 1 S: 6	H: 1 LOB: 1 BB: 0 P: 8	R: 1 E: 0 K: 1 S: 12	H: 3 LOB: 2 BB: 0 P: 18	R: 0 E: 0 K: 0 S: 5	H: 2 LOB: 2 BB: 0 P: 8	R: 0 E: 0 K: 2 S: 9	H: 0 LOB: 0 BB: 0 P: 12	R: 1 E: 0 K: 2 S: 21	H: 2 LOB: 3 BB: 1 P: 34	R: 1 E: 0 K: 0 S: 7	H: 2 LOB: 0 BB: 0 P: 14	R: 0 E: 0 K: 2 S: 13	H: 1 LOB: 1 BB: 0 P: 18	R: 0 E: 0 K: 3 S: 18	H: 3 LOB: 3 BB: 0 P: 25	1B: 11 2B: 2 3B: 0 HR: 1	SF: 1 2B: 4 3B: 0 DP: 1 HBP: 0	WP: 0 PB: 0 SB: 1 CS: 0	PA: 41
<b>PITCHER</b>	IP WLS BF H R ER SO BB IBB HBP BLK WP HR S P ERA WHIP	IP WLS BF H R ER SO BB IBB HBP BLK WP HR S P ERA WHIP	IP WLS BF H R ER SO BB IBB HBP BLK WP HR S P ERA WHIP	IP WLS BF H R ER SO BB IBB HBP BLK WP HR S P ERA WHIP	IP WLS BF H R ER SO BB IBB HBP BLK WP HR S P ERA WHIP	IP WLS BF H R ER SO BB IBB HBP BLK WP HR S P ERA WHIP	IP WLS BF H R ER SO BB IBB HBP BLK WP HR S P ERA WHIP	IP WLS BF H R ER SO BB IBB HBP BLK WP HR S P ERA WHIP	IP WLS BF H R ER SO BB IBB HBP BLK WP HR S P ERA WHIP	22 Clayton Kershaw, L (1,1) ERA: 2.12	68 Ross Stripling, R (7,1) ERA: 3.15	17 Brandon Morrow, R (8,1) ERA: 2.37	74 Kenley Jansen, R (8,1) ERA: 1.29	67 Roberto Gómez, R (9,1) ERA: 8.1								







Batter	1	2	3	4	5	6	7	8	9	AB	R	H	RBI	BB	SO	LOB	TOP
26 Chase Utley, L OBP: 0.324, SLG: 0.406 46 Josh Fields, R 17 Brandon Morrow, R 68 Ross Stripling, R 33 Tony Watson, L 23 Adrián González, L 74 Kenley Jansen, S OBP: 0.300, SLG: 0.370	G6-3		G4-3 5 1B 2B			P6			G4-6-3 1-2	4	2	2	0	0	0	2	<b>Los Angeles Dodgers @ Washington Nationals</b> <b>Nationals Park, Washington, DC</b> Sat Sep 16 2017, 1:07 PM - 3:53 PM EDT Att: 39,387 - Partly Cloudy - 82 F
5 Cory Seager, L OBP: 0.382, SLG: 0.489	P5		G4-3						K	5	0	1	0	0	2	1	
10 Justin Turner, R OBP: 0.415, SLG: 0.536	K		HBP						K	2	0	0	1	0	1	0	
35 Cody Bellinger, L OBP: 0.360, SLG: 0.611									K	3	1	2	2	1	1	0	
66 Yasiel Puig, R OBP: 0.346, SLG: 0.487	L7		L8						G5-3	4	0	0	0	0	0	4	
6 Curtis Granderson, L OBP: 0.351, SLG: 0.441									P3	3	0	1	0	1	1	0	
15 Austin Barnes, R OBP: 0.419, SLG: 0.476										2	0	1	0	1	1	1	
31 Joc Pederson, L OBP: 0.325, SLG: 0.402 3 Chris Taylor, R OBP: 0.350, SLG: 0.501									BB	2	0	0	0	0	1	2	
44 Rich Hill, L OBP: 0.116, SLG: 0.075 11 Logan Forsythe, R OBP: 0.358, SLG: 0.322									FC5-4	2	0	0	0	0	1	3	
										2	0	0	0	0	1	3	
										2	0	0	0	0	1	2	
										2	0	0	0	0	1	3	
										2	0	0	0	0	1	2	
										1	0	0	0	0	1	2	
										2	0	0	0	0	1	1	
										1	0	0	0	0	1	2	
										2	0	0	0	0	1	1	
										1	0	0	0	0	1	2	
										2	0	0	0	0	1	1	
										1	0	0	0	0	1	2	
										2	0	0	0	0	1	1	
										1	0	0	0	0	1	2	
										2	0	0	0	0	1	1	
										1	0	0	0	0	1	2	
										2	0	0	0	0	1	1	
										1	0	0	0	0	1	2	
										2	0	0	0	0	1	1	
										1	0	0	0	0	1	2	
										2	0	0	0	0	1	1	
										1	0	0	0	0	1	2	
										2	0	0	0	0	1	1	
										1	0	0	0	0	1	2	
										2	0	0	0	0	1	1	
										1	0	0	0	0	1	2	
										2	0	0	0	0	1	1	
										1	0	0	0	0	1	2	
										2	0	0	0	0	1	1	
										1	0	0	0	0	1	2	
										2	0	0	0	0	1	1	
										1	0	0	0	0	1	2	
										2	0	0	0	0	1	1	
										1	0	0	0	0	1	2	
										2	0	0	0	0	1	1	
										1	0	0	0	0	1	2	
										2	0	0	0	0	1	1	
										1	0	0	0	0	1	2	
										2	0	0	0	0	1	1	
										1	0	0	0	0	1	2	
										2	0	0	0	0	1	1	
										1	0	0	0	0	1	2	
										2	0	0	0	0	1	1	
										1	0	0	0	0	1	2	
										2	0	0	0	0	1	1	
										1	0	0	0	0	1	2	
										2	0	0	0	0	1	1	
										1	0	0	0	0	1	2	
										2	0	0	0	0	1	1	
										1	0	0	0	0	1	2	
										2	0	0	0	0	1	1	
										1	0	0	0	0	1	2	
										2	0	0	0	0	1	1	
										1	0	0	0	0	1	2	
										2	0	0	0	0	1	1	
										1	0	0	0	0	1	2	
										2	0	0	0	0	1	1	
										1	0	0	0	0	1	2	
										2	0	0	0	0	1	1	
										1	0	0	0	0	1	2	
										2	0	0	0	0	1	1	
										1	0	0	0	0	1	2	
										2	0	0	0	0	1	1	
										1	0	0	0	0	1	2	
										2	0	0	0	0	1	1	
										1	0	0	0	0	1	2	
										2	0	0	0	0	1	1	
										1	0	0	0	0	1	2	
										2	0	0	0	0	1	1	
										1	0	0	0	0	1	2	
										2	0	0	0	0	1	1	
										1	0	0	0	0	1	2	
										2	0	0	0	0	1	1	
										1	0	0	0	0	1	2	
										2	0	0	0	0	1	1	
										1	0	0	0	0	1	2	
										2	0	0	0	0	1	1	
										1	0	0	0	0	1	2	
										2	0	0	0	0	1	1	
										1	0	0	0	0	1	2	
										2	0	0	0	0	1	1	
										1	0	0	0	0	1	2	
										2	0	0	0	0	1	1	
										1	0	0	0	0	1	2	
										2	0	0	0	0	1	1	
										1	0	0	0	0	1	2	
										2	0	0	0	0	1	1	
										1	0	0	0	0	1	2	
										2	0	0	0	0	1	1	
										1	0	0	0	0	1	2	
										2	0	0	0	0	1	1	
										1	0	0	0	0	1	2	
										2	0	0	0	0	1	1	
										1	0	0	0	0	1	2	
										2	0	0	0	0	1	1	
										1	0	0	0	0	1	2	
										2	0	0	0	0	1	1	
										1	0	0	0	0	1	2	
										2	0	0	0	0	1	1	
										1	0	0	0	0	1	2	
										2	0	0	0	0	1	1	
										1	0	0	0	0	1	2	

Batter	1	2	3	4	5	6	7	8	9	AB	R	H	RBI	BB	SO	LOB	TOP							
3 Chris Taylor, R OBP: 0.356, SLG: 0.496										5	0	0	0	0	2	2								
5 Corey Seager, L OBP: 0.383, SLG: 0.488										3	0	1	0	0	1	0								
10 Justin Turner, R OBP: 0.416, SLG: 0.535										3	0	1	0	1	0	1								
35 Cody Bellinger, L OBP: 0.357, SLG: 0.606										4	0	0	0	0	1	4								
66 Yasiel Puig, R OBP: 0.345, SLG: 0.485										4	1	1	0	0	1	3								
6 Curtis Granderson, L OBP: 0.321, SLG: 0.439										2	0	0	0	1	1	1								
15 Austin Barnes, R OBP: 0.417, SLG: 0.474										1	0	0	0	0	1	0								
9 Yasmani Grandal, S OBP: 0.356, SLG: 0.444										3	0	1	0	1	1	2								
11 Logan Forsythe, R OBP: 0.356, SLG: 0.319										3	0	0	0	1	0	1								
99 Hyun Jin Ryu, R OBP: 0.295, SLG: 0.187										2	0	0	0	0	2	2								
68 Ross Stripling, R OBP: 0.333, SLG: 0.293										1	0	0	0	0	0	0								
16 Andre Ethier, L OBP: 0.333, SLG: 0.293										0	0	0	0	0	0	0								
64 Walker Buehler, R OBP: 0.357, SLG: 0.599										0	0	0	0	0	0	0								
71 Josh Ravin, R OBP: 0.285, SLG: 0.338										1	0	0	0	0	0	2								
23 Adrián González, L OBP: 0.285, SLG: 0.338										0	0	0	0	0	0	2								
<b>Inning Stats</b>	R: 0 E: 0 K: 1 S: 6	H: 0 LOB: 1 BB: 1 P: 13	R: 1 E: 1 K: 1 S: 14	H: 1 LOB: 1 BB: 0 P: 17	R: 0 E: 0 K: 1 S: 11	H: 1 LOB: 2 BB: 0 P: 15	R: 0 E: 0 K: 2 S: 11	H: 0 LOB: 1 BB: 1 P: 19	R: 0 E: 0 K: 2 S: 10	H: 0 LOB: 0 BB: 0 P: 15	R: 0 E: 0 K: 1 S: 7	H: 0 LOB: 1 BB: 1 P: 15	R: 0 E: 1 K: 1 S: 8	H: 1 LOB: 1 BB: 0 P: 10	R: 0 E: 0 K: 1 S: 13	H: 1 LOB: 1 BB: 1 P: 18	1B: 4 2B: 0 3B: 0 HR: 0	SF: 0 SAC: 0 DP: 0 HBP: 1	WP: 0 PB: 0 SB: 3 CS: 0	PA: 37				
<b>PITCHER</b>	IP: 6.0 WLS: 2 BF: 25 ERA: 2.95	IP: 1.0 WLS: 3 BF: 4 ERA: 2.74	IP: 1.0 WLS: 4 BF: 5 ERA: 1.79	IP: 1.0 WLS: 5 BF: 1 ERA: 2.66	IP: 6.0 WLS: 2 BF: 24 ERA: 0.00	IP: 1.0 WLS: 3 BF: 4 ERA: 2.74	IP: 1.0 WLS: 4 BF: 5 ERA: 1.79	IP: 1.0 WLS: 5 BF: 1 ERA: 2.66	IP: 6.0 WLS: 2 BF: 24 ERA: 0.00	IP: 1.0 WLS: 3 BF: 4 ERA: 2.74	IP: 1.0 WLS: 4 BF: 5 ERA: 1.79	IP: 1.0 WLS: 5 BF: 1 ERA: 2.66	IP: 6.0 WLS: 2 BF: 24 ERA: 0.00	IP: 1.0 WLS: 3 BF: 4 ERA: 2.74	IP: 1.0 WLS: 4 BF: 5 ERA: 1.79	IP: 1.0 WLS: 5 BF: 1 ERA: 2.66	IP: 6.0 WLS: 2 BF: 24 ERA: 0.00	IP: 1.0 WLS: 3 BF: 4 ERA: 2.74	IP: 1.0 WLS: 4 BF: 5 ERA: 1.79	IP: 1.0 WLS: 5 BF: 1 ERA: 2.66	IP: 6.0 WLS: 2 BF: 24 ERA: 0.00	IP: 1.0 WLS: 3 BF: 4 ERA: 2.74	IP: 1.0 WLS: 4 BF: 5 ERA: 1.79	IP: 1.0 WLS: 5 BF: 1 ERA: 2.66

Los Angeles Dodgers @ Washington Nationals  
 Nationals Park, Washington, DC  
 Sun Sep 17 2017, 8:10 PM - 11:31 PM EDT  
 Att: 29,155 - Clear - 78 F

livebaseballscorecards.com

AB 32  
 R 1  
 H 4  
 RBI 0  
 BB 4  
 SO 11  
 LOB 18

Batter	1	2	3	4	5	6	7	8	9	AB	R	H	RBI	BB	SO	LOB	BOTTOM							
7 Trea Turner, R OBP: 0.331, SLG: 0.440										4	0	0	0	1	1	0								
28 Jayson Werth, R OBP: 0.333, SLG: 0.404										3	1	0	0	1	0	2								
6 Anthony Rendon, R OBP: 0.403, SLG: 0.540										3	1	1	1	1	1	0								
20 Daniel Murphy, L OBP: 0.379, SLG: 0.538										4	1	2	0	0	0	1								
11 Ryan Zimmerman, R OBP: 0.356, SLG: 0.561										4	2	3	4	0	1	1								
4 Howie Kendrick, R OBP: 0.375, SLG: 0.479										4	0	1	0	0	0	1								
3 Michael Taylor, R OBP: 0.314, SLG: 0.478										4	0	0	0	0	2	2								
32 Matt Wieters, S OBP: 0.285, SLG: 0.343										3	1	0	0	1	1	2								
37 Stephen Strasburg, R OBP: 0.176, SLG: 0.265										1	0	0	0	1	1	0								
21 Brandon Kintzler, R ERA: 3.46										0	0	0	0	0	0	0								
1 Wilmer Difo, S ERA: 3.58										1	0	0	0	0	0	0								
44 Ryan Madson, L ERA: 12.46										0	0	0	0	0	0	0								
26 Adam Lind, L ERA: 6.48										1	1	1	2	0	0	0								
62 Sean Doolittle, L ERA: 6.48										0	0	0	0	0	0	0								
<b>Inning Stats</b>	R: 0 E: 0 K: 0 S: 9	H: 2 LOB: 2 BB: 0 P: 18	R: 0 E: 0 K: 1 S: 14	H: 2 LOB: 0 BB: 0 P: 19	R: 0 E: 0 K: 1 S: 7	H: 0 LOB: 0 BB: 0 P: 14	R: 0 E: 0 K: 2 S: 9	H: 1 LOB: 1 BB: 0 P: 17	R: 0 E: 0 K: 1 S: 21	H: 0 LOB: 2 BB: 2 P: 34	R: 3 E: 0 K: 1 S: 15	H: 2 LOB: 0 BB: 1 P: 26	R: 1 E: 0 K: 2 S: 13	H: 1 LOB: 1 BB: 1 P: 21	R: 3 E: 0 K: 0 S: 19	H: 2 LOB: 0 BB: 1 P: 24	1B: 4 2B: 1 3B: 0 HR: 3	SF: 0 SAC: 0 DP: 0 HBP: 0	WP: 1 PB: 0 SB: 0 CS: 0	PA: 37				
<b>PITCHER</b>	IP: 4.2 WLS: 1 BF: 19 ERA: 3.46	IP: 1.1 WLS: 7 BF: 7 ERA: 3.58	IP: 1.0 WLS: 5 BF: 1 ERA: 12.46	IP: 1.0 WLS: 6 BF: 2 ERA: 6.48	IP: 4.2 WLS: 2 BF: 24 ERA: 0.00	IP: 1.0 WLS: 3 BF: 4 ERA: 2.74	IP: 1.0 WLS: 4 BF: 5 ERA: 1.79	IP: 1.0 WLS: 5 BF: 1 ERA: 2.66	IP: 6.0 WLS: 2 BF: 24 ERA: 0.00	IP: 1.0 WLS: 3 BF: 4 ERA: 2.74	IP: 1.0 WLS: 4 BF: 5 ERA: 1.79	IP: 1.0 WLS: 5 BF: 1 ERA: 2.66	IP: 6.0 WLS: 2 BF: 24 ERA: 0.00	IP: 1.0 WLS: 3 BF: 4 ERA: 2.74	IP: 1.0 WLS: 4 BF: 5 ERA: 1.79	IP: 1.0 WLS: 5 BF: 1 ERA: 2.66	IP: 6.0 WLS: 2 BF: 24 ERA: 0.00	IP: 1.0 WLS: 3 BF: 4 ERA: 2.74	IP: 1.0 WLS: 4 BF: 5 ERA: 1.79	IP: 1.0 WLS: 5 BF: 1 ERA: 2.66	IP: 6.0 WLS: 2 BF: 24 ERA: 0.00	IP: 1.0 WLS: 3 BF: 4 ERA: 2.74	IP: 1.0 WLS: 4 BF: 5 ERA: 1.79	IP: 1.0 WLS: 5 BF: 1 ERA: 2.66

Los Angeles Dodgers @ Washington Nationals  
 Nationals Park, Washington, DC  
 Sun Sep 17 2017, 8:10 PM - 11:31 PM EDT  
 Att: 29,155 - Clear - 78 F

livebaseballscorecards.com

AB 32  
 R 7  
 H 8  
 RBI 7  
 BB 5  
 SO 8  
 LOB 9



Batter	1	2	3	4	5	6	7	8	9	AB	R	H	RBI	BB	SO	LOB	TOP					
3 Chris Taylor, R OBP: 0.358, SLG: 0.501										4	0	1	0	0	1	1	<b>Los Angeles Dodgers @ Philadelphia Phillies</b> Citizens Bank Park, Philadelphia, PA Tue Sep 19 2017, 7:35 PM - 10:57 PM EDT Att: 20,145 - Cloudy - 71 F					
5 Corey Seager, L OBP: 0.378, SLG: 0.483										4	0	0	0	0	2	2						
10 Justin Turner, R OBP: 0.415, SLG: 0.539										4	0	2	0	0	0	0						
35 Cody Bellinger, L OBP: 0.357, SLG: 0.601										4	1	2	0	0	2	1						
6 Curtis Granderson, L OBP: 0.322, SLG: 0.448										4	0	1	1	0	1	3						
26 Chase Utley, L OBP: 0.321, SLG: 0.401										4	0	1	0	0	0	1						
9 Yasmani Grandal, S OBP: 0.305, SLG: 0.449										3	1	1	1	1	0	2						
16 Andre Ethier, L OBP: 0.346, SLG: 0.458										4	0	1	0	0	2	1						
21 Yu Darvish, R OBP: 0.285, SLG: 0.087										1	0	0	0	1	1	0						
33 Tony Watson, L OBP: 0.285, SLG: 0.087										0	0	0	0	0	0	0						
61 Alex Verdugo, L OBP: 0.285, SLG: 0.087										0	0	0	0	0	0	0						
52 Pedro Báez, R OBP: 0.285, SLG: 0.087										0	0	0	0	0	0	0						
54 Tony Cingrani, L OBP: 0.285, SLG: 0.087										0	0	0	0	0	0	0						
48 Brock Stewart, L OBP: 0.285, SLG: 0.087										0	0	0	0	0	0	0						
15 Austin Barnes, R OBP: 0.285, SLG: 0.087										1	0	0	0	0	0	1						
<b>Inning Stats</b>	R: 0 E: 0 K: 2 S: 9	H: 0 LOB: 0 BB: 0 P: 10	R: 0 E: 0 K: 1 S: 7	H: 0 LOB: 0 BB: 0 P: 12	R: 1 E: 0 K: 2 S: 11	H: 1 LOB: 1 BB: 1 P: 17	R: 1 E: 0 K: 0 S: 10	H: 2 LOB: 1 BB: 0 P: 14	R: 0 E: 0 K: 1 S: 8	H: 1 LOB: 1 BB: 0 P: 11	R: 0 E: 0 K: 0 S: 4	H: 1 LOB: 1 BB: 1 P: 9	R: 0 E: 0 K: 0 S: 7	H: 3 LOB: 2 BB: 0 P: 8	R: 0 E: 0 K: 1 S: 12	H: 1 LOB: 1 BB: 0 P: 14	1B: 7 2B: 1 3B: 0 HR: 1	SF: 0 SAC: 0 DP: 2 HBP: 0	WP: 0 PB: 0 SB: 0 CS: 0	PA: 36		
<b>PITCHER</b>	IP WLS BF H R ER SO BB IBB HBP BLK WP HR S P ERA WHIP	7.0 W 27 5 2 2 8 2 0 0 0 0 1 64 94 2.57 1.000	1.0 H 5 3 0 0 0 0 0 0 0 0 0 7 8 0.00 3.000	1.0 4 1 0 0 1 0 0 0 0 0 0 12 14 0.00 1.000																		

AB	34
R	2
H	9
RBI	2
BB	2
SO	9
LOB	14



Batter	1	2	3	4	5	6	7	8	9	AB	R	H	RBI	BB	SO	LOB	BOTTOM			
16 César Hernández, S OBP: 0.360, SLG: 0.415										3	2	1	0	1	0	0	<b>Los Angeles Dodgers @ Philadelphia Phillies</b> Citizens Bank Park, Philadelphia, PA Tue Sep 19 2017, 7:35 PM - 10:57 PM EDT Att: 20,145 - Cloudy - 71 F			
13 Freddy Galvis, S OBP: 0.308, SLG: 0.388										4	0	0	0	0	2	5				
37 Odúbel Herrera, L OBP: 0.334, SLG: 0.463										3	1	2	1	1	0	0				
17 Rhys Hoskins, R OBP: 0.428, SLG: 0.739										3	0	2	4	1	0	1				
5 Nick Williams, L OBP: 0.338, SLG: 0.475										4	0	1	0	0	2	3				
23 Aaron Altherr, R OBP: 0.347, SLG: 0.527										4	1	1	1	0	0	5				
2 J.P. Crawford, L OBP: 0.352, SLG: 0.391										3	1	1	0	1	1	1				
38 Jorge Alfaro, R OBP: 0.340, SLG: 0.455										3	1	0	0	0	1	1				
27 Aaron Nola, R OBP: 0.160, SLG: 0.087										2	0	0	0	0	2	0				
7 Maikel Franco, R OBP: 0.284, SLG: 0.399										1	0	0	0	0	0	2				
57 Luis García, R OBP: 0.311, SLG: 0.297										0	0	0	0	0	0	0				
31 Hyun Soo Kim, L OBP: 0.311, SLG: 0.297										0	0	0	0	0	0	0				
50 Héctor Neris, R OBP: 0.311, SLG: 0.297										0	0	0	0	0	0	0				
<b>Inning Stats</b>	R: 0 E: 0 K: 0 S: 7	H: 0 LOB: 0 BB: 0 P: 12	R: 0 E: 0 K: 1 S: 10	H: 0 LOB: 1 BB: 1 P: 19	R: 0 E: 0 K: 3 S: 13	H: 1 LOB: 1 BB: 0 P: 21	R: 0 E: 0 K: 1 S: 9	H: 1 LOB: 1 BB: 0 P: 13	R: 0 E: 0 K: 1 S: 8	H: 0 LOB: 0 BB: 0 P: 14	R: 1 E: 1 K: 1 S: 18	H: 3 LOB: 2 BB: 0 P: 24	R: 4 E: 0 K: 1 S: 25	H: 2 LOB: 1 BB: 2 P: 39	R: 1 E: 0 K: 1 S: 9	H: 1 LOB: 0 BB: 1 P: 16	1B: 4 2B: 2 3B: 1 HR: 1	SF: 0 SAC: 0 DP: 2 HBP: 1	WP: 0 PB: 0 SB: 0 CS: 0	PA: 36
<b>PITCHER</b>	IP WLS BF H R ER SO BB IBB HBP BLK WP HR S P ERA WHIP	5.1 2 1 0 0 0 1 0 0 0 0 0 6 6 0.00 1.500	0.2 H 7 2 4 4 0 2 0 1 0 0 0 22 36 54.00 6.000	0.1 1 0 0 0 1 0 0 0 0 0 0 3 3 0.00 0.000	1.0 4 1 1 1 1 1 0 0 0 0 1 9 16 9.00 2.000															

AB	31
R	6
H	8
RBI	6
BB	4
SO	9
LOB	18





Batter	1	2	3	4	5	6	7	8	9	AB	R	H	RBI	BB	SO	LOB	TOP	
3 Chris Taylor, R OBP: 0.361, SLG: 0.509	E7 66 SF8 1B		G5-3		P4		G5-3	G5-3		5	2	2	0	0	0	3		
10 Justin Turner, R OBP: 0.414, SLG: 0.534			K		G5-3		G5-3			0	0	0	0	0	0	0		
15 Austin Barnes, R OBP: 0.407, SLG: 0.458	HBP									4	0	0	0	0	2	1		
35 Cody Bellinger, L OBP: 0.356, SLG: 0.596	L5				F7		G3-4			5	1	1	1	0	0	2		
66 Yasiel Puig, R OBP: 0.342, SLG: 0.478	SF8									4	0	1	1	0	2	0		
6 Curtis Granderson, L OBP: 0.320, SLG: 0.449										3	1	1	1	0	0	2		
14 Enrique Hernández, R OBP: 0.350, SLG: 0.419	G4-3		E3							0	0	0	0	1	0	0		
26 Chase Utley, L OBP: 0.320, SLG: 0.404		K2-3			G3-1					3	0	0	0	0	1	2		
37 Charlie Culberson, R OBP: 0.167, SLG: 0.167										1	0	0	0	0	1	1		
9 Yasmani Grandal, S OBP: 0.306, SLG: 0.450										3	0	1	0	1	1	1		
11 Logan Forsythe, R OBP: 0.353, SLG: 0.313										3	0	0	0	1	0	2		
18 Kenta Maeda, R OBP: 0.336, SLG: 0.480										1	0	0	0	0	0	1		
Inning Stats	R: 1 H: 1 E: 0 K: 0 S: 8	H: 1 LOB: 1 BB: 0 P: 14	R: 0 H: 0 E: 0 K: 1 S: 7	H: 0 LOB: 1 BB: 1 P: 14	R: 1 H: 2 E: 1 K: 1 S: 15	H: 2 LOB: 2 BB: 0 P: 21	R: 0 H: 0 E: 0 K: 0 S: 6	H: 0 LOB: 0 BB: 0 P: 11	R: 0 H: 0 E: 0 K: 1 S: 10	H: 2 LOB: 1 BB: 0 P: 18	R: 2 H: 2 E: 0 K: 1 S: 10	H: 2 LOB: 3 BB: 3 P: 26	R: 0 H: 0 E: 0 K: 2 S: 11	H: 0 LOB: 0 BB: 0 P: 14	1B: 3 2B: 1 3B: 1 HR: 2	SF: 1 SAC: 0 DP: 0 HBP: 0	WP: 0 PB: 0 SB: 0 CS: 0	PA: 40
PITCHER	IP WLS BF H R ER SO BB IBB HBP BLK WP HR S P ERA WHIP																	
59 Mark Leiter Jr., R ERA: 4.69	6.0	L	26	5	3	1	3	1	0	1	0	0	0	0	0	0	1.50	1.000
51 Ricardo Pinto, R ERA: 7.99	0.1	L	3	2	2	2	0	0	0	0	0	0	0	1	5	9	54.00	6.000
55 Hoby Milner, L ERA: 2.28	0.2		3	0	0	0	1	1	0	0	0	0	0	6	14	0.00	1.500	
64 Victor Arano, R ERA: 1.69	1.0		5	0	0	0	2	2	0	0	0	0	0	10	21	0.00	2.000	
61 Eudray Ramos, R ERA: 4.61	1.0		3	0	0	0	1	0	0	0	0	0	0	9	14	0.00	0.000	

Los Angeles Dodgers @ Philadelphia Phillies  
Citizens Bank Park, Philadelphia, PA  
Thu Sep 21 2017, 1:08 PM - 4:46 PM EDT  
Att: 18,735 - Sunny - 85 F

AB 34  
R 5  
H 7  
RBI 4  
BB 4  
SO 7  
LOB 15



Batter	1	2	3	4	5	6	7	8	9	AB	R	H	RBI	BB	SO	LOB	BOTTOM			
16 César Hernández, S OBP: 0.363, SLG: 0.417										4	2	3	0	1	1	1				
13 Freddy Galvis, S OBP: 0.306, SLG: 0.385										5	1	2	0	0	0	3				
5 Nick Williams, L OBP: 0.336, SLG: 0.480										5	1	1	2	0	3	5				
17 Rhys Hoskins, R OBP: 0.425, SLG: 0.721										4	0	1	2	0	2	3				
23 Aaron Altherr, R OBP: 0.350, SLG: 0.534										3	0	0	0	1	1	2				
37 Odbel Herrera, L OBP: 0.329, SLG: 0.455										4	0	0	0	0	2	4				
38 Jorge Alfaro, R OBP: 0.327, SLG: 0.435										4	0	0	0	0	1	0				
2 J.P. Crawford, L OBP: 0.379, SLG: 0.383										1	0	0	0	3	0	0				
59 Mark Leiter Jr., R ERA: 4.69	3.0									2	0	0	0	0	0	1				
19 Tommy Joseph, R ERA: 2.93	1.0									1	0	0	0	0	0	0				
51 Ricardo Pinto, R ERA: 7.99	0.1									0	0	0	0	0	0	0				
55 Hoby Milner, L ERA: 2.28	0.2									0	0	0	0	0	0	0				
64 Victor Arano, R ERA: 1.69	1.0									0	0	0	0	0	0	0				
7 Maikel Franco, R ERA: 2.16	1.0									0	0	0	0	1	1	0				
61 Eudray Ramos, R ERA: 4.61	1.0									0	0	0	0	0	0	0				
Inning Stats	R: 0 H: 1 E: 0 K: 3 S: 15	H: 0 LOB: 3 BB: 2 P: 31	R: 0 H: 0 E: 0 K: 0 S: 10	H: 0 LOB: 0 BB: 0 P: 14	R: 2 H: 2 E: 0 K: 0 S: 11	H: 2 LOB: 0 BB: 0 P: 16	R: 0 H: 0 E: 0 K: 1 S: 11	H: 0 LOB: 1 BB: 1 P: 16	R: 2 H: 2 E: 1 K: 2 S: 13	H: 2 LOB: 1 BB: 0 P: 20	R: 0 H: 0 E: 0 K: 2 S: 11	H: 0 LOB: 1 BB: 1 P: 19	R: 0 H: 1 E: 0 K: 2 S: 12	H: 0 LOB: 1 BB: 0 P: 19	R: 0 H: 0 E: 0 K: 2 S: 13	H: 0 LOB: 1 BB: 1 P: 22	1B: 4 2B: 2 3B: 0 HR: 1	SF: 0 SAC: 0 DP: 1 HBP: 0	WP: 0 PB: 0 SB: 1 CS: 0	PA: 39
PITCHER	IP WLS BF H R ER SO BB IBB HBP BLK WP HR S P ERA WHIP																			
54 Tony Cingrani, L ERA: 4.46	0.2									0	0	0	0	0	0	0	0.00	1.500		
74 Kenley Jansen, R ERA: 1.25	1.1	S	4	1	0	0	1	0	0	0	0	0	0	0	0	0	0.00	0.750		

Los Angeles Dodgers @ Philadelphia Phillies  
Citizens Bank Park, Philadelphia, PA  
Thu Sep 21 2017, 1:08 PM - 4:46 PM EDT  
Att: 18,735 - Sunny - 85 F

AB 34  
R 4  
H 7  
RBI 4  
BB 5  
SO 12  
LOB 21





Batter	1	2	3	4	5	6	7	8	9	AB R H RBI BB SO LOB	TOP								
66 Gorkys Hernández, R (1.8) OBP: 0.323, SLG: 0.316 63 Ryder Jones, L (9, PH) OBP: 0.253, SLG: 0.293	1-1 12 S 1B		0-3 K		0-3 K		4-2 BB		1-3 K	3 1 1 0 1 2 0 1 0 0 0 0 1 0	<b>San Francisco Giants @ Los Angeles Dodgers</b> <b>Dodger Stadium, Los Angeles, CA</b> Fri Sep 22 2017, 7:11 PM - 10:06 PM PDT Att: 51,159 - Clear - 65 F								
12 Joe Panik, L (1.4) OBP: 0.353, SLG: 0.430	3-2 P6		3-1 HBP		3-2 1B		0-1 G5-3			3 0 1 0 0 0 3									
28 Buster Posey, R (1.3) OBP: 0.396, SLG: 0.454	1-0 35 1B 2-H		1-1 L7		1-1 F8			1-2 F9		4 0 1 1 0 0 2									
8 Hunter Pence, R (1.9) OBP: 0.310, SLG: 0.378	1-3 K		1-2 L9			0-0 P6		1-0 P3		4 0 0 0 0 1 2									
35 Brandon Crawford, L (1.6) OBP: 0.302, SLG: 0.402	0-2 1B			4-2 5 1B BB		2-3 K		0-1 1B		3 0 2 0 1 1 0									
5 Nick Hundley, R (1.2) OBP: 0.274, SLG: 0.422	1-1 F9		3-2 51 G5-4-3 1B		0-3 K			0-0 L4		4 0 1 0 0 1 3									
48 Pablo Sandoval, S (1.5) OBP: 0.260, SLG: 0.349		1-3 K	1-2 L8				2-2 F8		1-0 HR	4 1 1 1 0 1 2									
51 Mac Williamson, R (1.7) OBP: 0.254, SLG: 0.339 2 Denard Span, L (9, PH) OBP: 0.220, SLG: 0.420		2-3 K	0-1 G5-4-3				3-2 66 BB 1B		2-3 K	3 0 1 0 0 1 2 1 0 0 0 0 1 0									
29 Jeff Samardzija, R (1.1) OBP: 0.097, SLG: 0.177 61 Josh Osich, L (5.1) 37 Kelly Tomlinson, R (7, PH) 54 Reyes Moronta, R (7.1) 64 Derek Law, R (8.1) 6 Jarrett Parker, L (9, PH) OBP: 0.276, SLG: 0.465		1-3 K			0-3 K		2-3 K		1-3 K	2 0 0 0 0 0 2 0 0 0 0 0 0 0 0 0 1 0 0 0 0 0 1 1 0 0 0 0 0 0 0 0 0 0 0 0 0 0 0 0 1 0 0 0 0 0 1 0									
<b>Inning Stats</b>	R: 1 E: 0 K: 1 S: 16	H: 3 LOB: 2 BB: 0 P: 23	R: 0 E: 0 K: 3 S: 9	H: 0 LOB: 0 BB: 0 P: 13	R: 0 E: 0 K: 1 S: 9	H: 0 LOB: 1 BB: 0 P: 14	R: 0 E: 0 K: 0 S: 13	H: 1 LOB: 1 BB: 1 P: 21	R: 0 E: 0 K: 2 S: 12	H: 0 LOB: 0 BB: 0 P: 16		R: 0 E: 0 K: 2 S: 7	H: 1 LOB: 2 BB: 1 P: 27	R: 0 E: 0 K: 0 S: 7	H: 1 LOB: 1 BB: 0 P: 9	R: 1 E: 0 K: 3 S: 11	H: 1 LOB: 0 BB: 0 P: 16	1B: 7 2B: 0 3B: 0 HR: 1	SF: 0 SAC: 0 DP: 1 HBP: 1
<b>PITCHER</b>	IP WLS BF H R ER SO BB IBB HBP BLK WP HR S P ERA WHIP											IP WLS BF H R ER SO BB IBB HBP BLK WP HR S P ERA WHIP							
44 Rich Hill, L (1.1) ERA: 3.5	6.0 W 24 5 1 1 9 1 0 1 0 0 0 66 96 1.50 1.000																		
33 Tony Watson, L (7.1) ERA: 3.49	1.0 H 5 1 0 0 1 1 0 0 0 0 0 16 27 0.00 2.000																		
46 Josh Fields, R (8.1) ERA: 2.95	1.0 H 4 1 0 0 0 0 0 0 0 0 0 7 9 0.00 1.000																		
74 Kenley Jansen, R (9.1) ERA: 1.36	1.0 S 4 1 1 1 3 0 0 0 0 0 0 1 11 16 9.00 1.000																		

Batter	1	2	3	4	5	6	7	8	9	AB R H RBI BB SO LOB	BOTTOM								
3 Chris Taylor, R (1.8) OBP: 0.358, SLG: 0.505	2-3 K		3-2 FC6-5 35 HR		3-2 F9		0-0 F8			4 1 0 0 0 1 1	<b>San Francisco Giants @ Los Angeles Dodgers</b> <b>Dodger Stadium, Los Angeles, CA</b> Fri Sep 22 2017, 7:11 PM - 10:06 PM PDT Att: 51,159 - Clear - 65 F								
5 Corey Seager, L (1.6) OBP: 0.377, SLG: 0.477	2-1 P5		4-2 35 HR BB		0-1 6 WP 35 BB 1B		2-2 G3			3 1 1 0 1 0 0									
35 Cody Bellinger, L (1.3) OBP: 0.357, SLG: 0.601	1-3 K		2-1 HR		4-0 6 WP BB		2-1 F8			3 1 1 3 1 1 0									
6 Curtis Granderson, L (1.9) OBP: 0.320, SLG: 0.448 74 Kenley Jansen, S (9.1) OBP: 0.500, SLG: 0.750		2-3 K	2-1 HBP		2-3 K			1-2 G4-3		3 0 0 0 0 2 2 0 0 0 0 0 0 0 0									
16 Andre Ethier, L (1.7) OBP: 0.345, SLG: 0.556 14 Enrique Hernández, R (6, PH) OBP: 0.302, SLG: 0.419		2-2 K	2-1 L4		4-2 BB			1-0 G5-3		2 0 0 0 0 1 1 1 0 0 0 1 0 0 0									
9 Yasmani Grandal, S (1.2) OBP: 0.303, SLG: 0.445		2-2 F8		2-2 F9		3-3 K		3-1 G3-1		4 0 0 0 0 1 3									
26 Chase Utley, L (1.4) OBP: 0.317, SLG: 0.490			1-2 F7		2-1 F8		2-3 K			3 0 0 0 0 1 0									
11 Logan Forsythe, R (1.5) OBP: 0.355, SLG: 0.320			1-0 44 2B		3-2 1B		1-2 L7			3 1 2 0 0 0 0									
44 Rich Hill, L (1.1) OBP: 0.133, SLG: 0.119 37 Charlie Culberson, R (6, PH) OBP: 0.143, SLG: 0.143 33 Tony Watson, L (7.1) 46 Josh Fields, R (8.1) 66 Yasiel Puig, R (9.9) OBP: 0.342, SLG: 0.478			0-0 2B		0-1 1B		3-3 K			2 0 1 1 0 0 1 1 0 0 0 0 1 0									
<b>Inning Stats</b>	R: 0 E: 0 K: 2 S: 11	H: 0 LOB: 0 BB: 0 P: 16	R: 0 E: 0 K: 2 S: 11	H: 0 LOB: 0 BB: 0 P: 17	R: 4 E: 0 K: 0 S: 15	H: 3 LOB: 1 BB: 1 P: 30	R: 0 E: 0 K: 0 S: 10	H: 1 LOB: 1 BB: 0 P: 17	R: 0 E: 0 K: 2 S: 18	H: 1 LOB: 3 BB: 2 P: 34		R: 0 E: 0 K: 2 S: 10	H: 0 LOB: 0 BB: 0 P: 16	R: 0 E: 0 K: 0 S: 6	H: 0 LOB: 0 BB: 0 P: 10	R: 0 E: 0 K: 0 S: 6	H: 0 LOB: 0 BB: 0 P: 11	1B: 2 2B: 2 3B: 0 HR: 1	SF: 0 SAC: 0 DP: 0 HBP: 1
<b>PITCHER</b>	IP WLS BF H R ER SO BB IBB HBP BLK WP HR S P ERA WHIP											IP WLS BF H R ER SO BB IBB HBP BLK WP HR S P ERA WHIP							
29 Jeff Samardzija, R (1.1) ERA: 4.51	4.1 L 21 5 4 4 4 4 1 0 0 0 1 0 56 96 8.31 1.615																		
61 Josh Osich, L (5.1) ERA: 6.31	1.2 6 0 0 0 4 1 0 0 0 0 1 0 19 34 0.00 0.600																		
54 Reyes Moronta, R (7.1) ERA: 1.93	1.0 3 0 0 0 0 0 0 0 0 0 0 6 10 0.00 0.000																		
64 Derek Law, R (8.1) ERA: 5.25	1.0 3 0 0 0 0 0 0 0 0 0 0 6 11 0.00 0.000																		





Batter	1	2	3	4	5	6	7	8	9	AB	R	H	RBI	BB	SO	LOB	TOP			
20 Carlos Asuaje, L (1,4) OBP: 0.333, SLG: 0.366	G1-3			K		G3		FC5-4 17 1B		4	0	1	1	0	1	1	<b>San Diego Padres @ Los Angeles Dodgers</b> Dodger Stadium, Los Angeles, CA Mon Sep 25 2017, 7:12 PM - 10:16 PM PDT Att: 49,419 - Partly Cloudy - 76 F			
8 Erick Aybar, S (1,6) OBP: 0.298, SLG: 0.345	G5-3			K		K		FC5-4		3	0	0	0	0	2	1				
17 Allen Córdoba, R (7,6) OBP: 0.284, SLG: 0.303				K		K		FC5-4		1	0	0	0	0	0	1				
4 Wil Myers, R (1,3) OBP: 0.330, SLG: 0.464	K			K		F7		P3		4	0	0	0	0	2	2				
26 Yangeriver Solarte, S (1,5) OBP: 0.270, SLG: 0.185		G3				K				3	0	0	0	0	1	0				
22 Christian Villanueva, R (7,5) OBP: 0.368, SLG: 0.842										1	0	1	0	0	0	0				
15 Cory Spangenberg, L (1,7) OBP: 0.318, SLG: 0.401		F8								3	1	0	0	0	1	1				
10 Hunter Renfroe, R (1,9) OBP: 0.285, SLG: 0.464										3	0	1	1	0	2	0				
54 Tim Melville, R (7,1)										0	0	0	0	0	0	0				
44 Héctor Sánchez, S (6,PH) OBP: 0.246, SLG: 0.430										1	0	0	0	0	1	1				
16 Travis Jankowski, L (1,8) OBP: 0.222, SLG: 0.556										2	0	0	0	0	1	1				
60 Cory Mazzoni, R (5,1)										0	0	0	0	0	0	0				
32 Jabari Blash, R (7,9) OBP: 0.333, SLG: 0.346										2	0	1	0	0	1	0				
18 Austin Hedges, R (1,2) OBP: 0.262, SLG: 0.401										3	1	0	0	0	1	3				
37 Travis Wood, R (1,1) OBP: 0.222, SLG: 0.556										1	0	0	0	0	0	0				
23 Matt Szczur, R (5,8) OBP: 0.352, SLG: 0.356										2	1	2	0	0	0	0				
<b>Inning Stats</b>	R: 0 E: 0 K: 1 S: 11	H: 0 LOB: 0 BB: 0 P: 16	R: 0 E: 0 K: 1 S: 8	H: 0 LOB: 0 BB: 0 P: 11	R: 0 E: 0 K: 0 S: 4	H: 0 LOB: 0 BB: 0 P: 6	R: 0 E: 0 K: 3 S: 10	H: 0 LOB: 0 BB: 0 P: 15	R: 1 E: 0 K: 2 S: 13	H: 1 LOB: 1 BB: 0 P: 17	R: 0 E: 0 K: 1 S: 7	H: 0 LOB: 0 BB: 0 P: 9	R: 2 E: 1 K: 1 S: 11	H: 2 LOB: 1 BB: 0 P: 18	R: 0 E: 0 K: 3 S: 15	H: 2 LOB: 2 BB: 0 P: 21	1B: 4 2B: 2 3B: 0 HR: 0	SF: 0 SAC: 0 DP: 0 HBP: 2	WP: 1 PB: 0 SB: 0 CS: 0	PA: 35
<b>PITCHER</b>	IP WLS BF H R ER SO BB IBB HBP BLK WP HR S P ERA WHIP																			
21 Yu Darvish, R (1,1) ERA: 3.86	7.0 W 24 2 1 1 9 0 0 1 0 0 0 66 91 1.29 0.286																			
18 Kenta Maeda, R (8,1) ERA: 4.29	1.0 6 2 2 1 1 0 0 1 0 1 0 11 18 9.00 2.000																			
52 Pedro Báez, R (9,1) ERA: 3.06	1.0 5 2 0 0 3 0 0 0 0 0 0 15 21 0.00 2.000																			

Batter	1	2	3	4	5	6	7	8	9	AB	R	H	RBI	BB	SO	LOB	BOTTOM			
3 Chris Taylor, R (1,8) OBP: 0.354, SLG: 0.499	5 PB 11 2B			L9		K		K		3	1	1	1	0	1	0	<b>San Diego Padres @ Los Angeles Dodgers</b> Dodger Stadium, Los Angeles, CA Mon Sep 25 2017, 7:12 PM - 10:16 PM PDT Att: 49,419 - Partly Cloudy - 76 F			
61 Alex Verdugo, L (7,8) OBP: 0.238, SLG: 0.316		SF8						K		1	0	0	0	0	1	1				
5 Corey Seager, L (1,6) OBP: 0.373, SLG: 0.469										3	1	1	0	1	0	0				
37 Charlie Culberson, R (7,6) OBP: 0.162, SLG: 0.273										1	0	0	0	0	0	1				
14 Enrique Hernández, R (1,9) OBP: 0.394, SLG: 0.417										1	2	0	0	2	0	1				
31 Joc Pederson, L (7,PH) OBP: 0.329, SLG: 0.401										1	0	0	0	0	1	0				
35 Cody Bellinger, L (1,7) OBP: 0.355, SLG: 0.595										3	0	0	0	1	1	4				
47 Trayce Thompson, R (8,9) OBP: 0.196, SLG: 0.261										0	0	0	0	0	0	0				
11 Logan Forsythe, R (1,5) OBP: 0.358, SLG: 0.336										3	2	3	4	1	0	0				
65 Kyle Farmer, R (9,5) OBP: 0.313, SLG: 0.375										0	0	0	0	0	0	0				
15 Austin Barnes, R (1,4) OBP: 0.408, SLG: 0.483										3	1	1	3	1	0	3				
9 Yasmani Grandal, S (1,2) OBP: 0.307, SLG: 0.457										4	1	2	0	0	1	2				
25 Rob Segedin, R (1,3) OBP: 0.211, SLG: 0.316										4	1	2	1	0	0	1				
21 Yu Darvish, R (1,1) OBP: 0.111, SLG: 0.059										2	0	0	0	0	1	0				
18 Kenta Maeda, R (8,1) ERA: 19.0										0	0	0	0	0	0	0				
23 Adrián González, L (6,PH) OBP: 0.283, SLG: 0.335										1	0	0	0	0	1	1				
52 Pedro Báez, R (9,1)										0	0	0	0	0	0	0				
<b>Inning Stats</b>	R: 3 E: 0 K: 2 S: 16	H: 2 LOB: 1 BB: 2 P: 35	R: 1 E: 0 K: 0 S: 20	H: 2 LOB: 1 BB: 0 P: 26	R: 1 E: 0 K: 0 S: 12	H: 1 LOB: 0 BB: 1 P: 22	R: 0 E: 0 K: 0 S: 6	H: 0 LOB: 0 BB: 0 P: 9	R: 3 E: 0 K: 0 S: 16	H: 2 LOB: 1 BB: 2 P: 32	R: 0 E: 0 K: 2 S: 9	H: 0 LOB: 0 BB: 0 P: 15	R: 0 E: 0 K: 1 S: 12	H: 1 LOB: 1 BB: 1 P: 21	R: 1 E: 0 K: 2 S: 14	H: 2 LOB: 1 BB: 0 P: 21	1B: 4 2B: 4 3B: 0 HR: 2	SF: 1 SAC: 1 DP: 2 HBP: 0	WP: 0 PB: 1 SB: 0 CS: 0	PA: 38
<b>PITCHER</b>	IP WLS BF H R ER SO BB IBB HBP BLK WP HR S P ERA WHIP																			
37 Travis Wood, L (1,1) ERA: 6.6	4.2 L 22 5 6 6 2 2 4 0 0 0 0 0 1 62 10.57 1.929																			
60 Cory Mazzoni, R (5,1) ERA: 19.0	1.1 7 2 2 2 2 1 0 0 0 0 0 1 17 32 13.50 2.250																			
54 Tim Melville, R (7,1) ERA: 11.12	2.0 9 3 1 1 3 1 0 0 0 0 0 0 26 42 4.50 2.000																			



Batter	1	2	3	4	5	6	7	8	9	AB	R	H	RBI	BB	SO	LOB	TOP										
7 Manuel Margot, R OBP: 0.320, SLG: 0.419										5	0	1	0	0	1	0	<b>San Diego Padres @ Los Angeles Dodgers</b> Dodger Stadium, Los Angeles, CA Tue Sep 26 2017, 7:10 PM - 10:33 PM PDT Att. 47,432 - Clear - 73 F										
22 Christian Villanueva, R OBP: 0.391, SLG: 0.915										4	1	2	1	0	1	1											
4 Wil Myers, R OBP: 0.329, SLG: 0.462										4	0	1	0	0	0	1											
10 Hunter Renfroe, R OBP: 0.287, SLG: 0.471										4	1	2	1	0	0	3											
26 Yangervis Solarte, S OBP: 0.315, SLG: 0.416										4	0	1	0	0	0	0											
20 Carlos Asuaje, L OBP: 0.333, SLG: 0.366										4	0	2	0	0	0	1											
32 Jabari Blash, R OBP: 0.337, SLG: 0.350										4	0	0	0	0	0	3											
8 Erick Aybar, S OBP: 0.340, SLG: 0.340										3	0	0	0	1	1	2											
60 Cory Mazzoni, R OBP: 0.283, SLG: 0.302										2	0	0	0	0	0	2											
23 Matt Szczur, R OBP: 0.350, SLG: 0.354										1	0	0	0	0	1	1											
38 Kyle McGrath, L OBP: 0.353, SLG: 0.412										0	0	0	0	0	0	0											
43 Miguel Diaz, R OBP: 0.287, SLG: 0.355										0	0	0	0	0	0	0											
17 Allen Córdoba, R OBP: 0.283, SLG: 0.302										1	0	0	0	0	0	0											
<b>Inning Stats</b>	R: 0 E: 0 K: 0 S: 5	H: 1 LOB: 1 BB: 0 P: 6	R: 0 E: 0 K: 0 S: 10	H: 1 LOB: 1 BB: 0 P: 16	R: 0 E: 0 K: 0 S: 11	H: 2 LOB: 2 BB: 0 P: 17	R: 0 E: 0 K: 0 S: 8	H: 1 LOB: 2 BB: 1 P: 14	R: 2 E: 0 K: 0 S: 11	H: 2 LOB: 0 BB: 0 P: 17	R: 0 E: 0 K: 1 S: 11	H: 1 LOB: 1 BB: 0 P: 16	R: 0 E: 0 K: 2 S: 9	H: 1 LOB: 2 BB: 0 P: 13	R: 0 E: 0 K: 0 S: 9	H: 0 LOB: 0 BB: 0 P: 10	R: 0 E: 0 K: 1 S: 8	H: 0 LOB: 0 BB: 0 P: 13	1B: 6 2B: 1 3B: 0 HR: 2	SF: 0 SAC: 0 DP: 0 HBP: 0	WP: 0 PB: 0 SB: 0 CS: 0	PA: 37					
<b>PITCHER</b>	IP	WLS	BF	H	R	ER	SO	BB	IBB	HBP	BLK	WP	HR	S	P	ERA	WHIP										
57 Alex Wood, L ERA: 2.72	6.0	W	27	8	2	2	1	0	1	0	0	0	2	56	86	3.00	1.333										
46 Josh Fields, R ERA: 2.89	1.0	H	4	1	0	0	2	0	0	0	0	0	0	9	13	0.00	1.000										
33 Tony Watson, L ERA: 3.43	1.0		3	0	0	0	0	0	0	0	0	0	0	9	10	0.00	0.000										
48 Brock Stewart, R ERA: 3.51	1.0		3	0	0	0	1	0	0	0	0	0	0	8	13	0.00	0.000										

Batter	1	2	3	4	5	6	7	8	9	AB	R	H	RBI	BB	SO	LOB	BOTTOM										
26 Chase Utley, L OBP: 0.321, SLG: 0.401										2	1	1	0	1	0	0	<b>San Diego Padres @ Los Angeles Dodgers</b> Dodger Stadium, Los Angeles, CA Tue Sep 26 2017, 7:10 PM - 10:33 PM PDT Att. 47,432 - Clear - 73 F										
11 Logan Forsythe, R OBP: 0.358, SLG: 0.335										4	1	2	4	1	1	1											
5 Corey Seager, L OBP: 0.375, SLG: 0.475										4	1	1	0	1	1	3											
37 Charlie Culberson, R OBP: 0.182, SLG: 0.273										0	0	0	0	0	0	0											
10 Justin Turner, R OBP: 0.414, SLG: 0.531										2	1	0	1	2	1	2											
33 Tony Watson, L OBP: 0.250, SLG: 0.250										4	1	1	3	0	2	4											
48 Brock Stewart, L OBP: 0.250, SLG: 0.250										0	0	0	0	0	0	0											
35 Cody Bellinger, L OBP: 0.356, SLG: 0.592										2	0	1	2	1	2	2											
61 Alex Verdugo, L OBP: 0.227, SLG: 0.300										1	0	0	0	0	0	0											
9 Yasmani Grandal, S OBP: 0.307, SLG: 0.462										4	1	1	3	0	2	4											
31 Joc Pederson, L OBP: 0.331, SLG: 0.401										0	0	0	0	1	0	0											
66 Yasiel Puig, R OBP: 0.341, SLG: 0.476										3	0	1	0	1	1	0											
65 Kyle Farmer, R OBP: 0.353, SLG: 0.412										1	0	1	0	0	0	0											
23 Adrián González, L OBP: 0.396, SLG: 0.423										4	1	2	1	0	1	2											
15 Austin Barnes, R OBP: 0.406, SLG: 0.481										1	0	0	0	0	0	2											
16 Andre Ethier, L OBP: 0.333, SLG: 0.500										3	0	0	0	1	1	1											
67 Okoyea Dickson, R OBP: 0.333, SLG: 0.143										1	0	0	0	0	0	2											
57 Alex Wood, R OBP: 0.093, SLG: 0.058										2	0	0	0	0	1	3											
14 Enrique Hernández, R OBP: 0.306, SLG: 0.423										1	1	1	0	0	0	0											
46 Josh Fields, R ERA: 3.09										0	0	0	0	0	0	0											
6 Curtis Granderson, L OBP: 0.322, SLG: 0.449										1	1	1	0	0	0	0											
25 Rob Segedin, R OBP: 0.211, SLG: 0.316										0	0	0	0	0	0	0											
<b>Inning Stats</b>	R: 0 E: 0 K: 3 S: 11	H: 0 LOB: 1 BB: 1 P: 20	R: 0 E: 0 K: 2 S: 15	H: 1 LOB: 2 BB: 1 P: 20	R: 1 E: 0 K: 0 S: 8	H: 1 LOB: 1 BB: 1 P: 16	R: 0 E: 0 K: 2 S: 8	H: 1 LOB: 0 BB: 0 P: 13	R: 3 E: 0 K: 0 S: 11	H: 1 LOB: 3 BB: 3 P: 29	R: 1 E: 0 K: 1 S: 19	H: 3 LOB: 1 BB: 1 P: 29	R: 4 E: 0 K: 1 S: 15	H: 3 LOB: 0 BB: 1 P: 27	R: 0 E: 0 K: 0 S: 8	H: 1 LOB: 2 BB: 1 P: 18	1B: 4 2B: 4 3B: 0 HR: 3	SF: 0 SAC: 0 DP: 0 HBP: 0	WP: 0 PB: 1 SB: 1 CS: 0	PA: 44							
<b>PITCHER</b>	IP	WLS	BF	H	R	ER	SO	BB	IBB	HBP	BLK	WP	HR	S	P	ERA	WHIP										
64 Dinelson Lamet, R ERA: 4.57	5.0	L	25	4	4	4	7	5	1	0	0	0	1	53	98	7.20	1.800										
38 Kyle McGrath, L ERA: 3.09	1.0		7	3	1	1	1	1	0	0	0	0	0	19	29	9.00	4.000										
43 Miguel Diaz, R ERA: 7.49	1.0		7	3	4	4	1	1	0	0	0	0	2	15	27	36.00	4.000										
60 Cory Mazzoni, R ERA: 15.43	1.0		5	1	0	0	0	1	0	0	0	0	0	8	18	0.00	2.000										











Batter	1	2	3	4	5	6	7	8	9	AB	R	H	RBI	BB	SO	LOB	TOP								
3 Chris Taylor, R OBP: 0.354, SLG: 0.496 37 Charlie Culberson, R OBP: 0.267, SLG: 0.231	G5-3		G3						G4-3	3	0	1	0	0	0	0	<b>Los Angeles Dodgers @ Colorado Rockies</b> Coors Field, Denver, CO Sun Oct 01 2017, 1:11 PM - 4:49 PM MDT Att: 32,946 - Partly Cloudy - 72 F <a href="http://livebaseballscorecards.com">livebaseballscorecards.com</a>								
5 Corey Seager, L OBP: 0.375, SLG: 0.479 18 Kenta Maeda, R OBP: 0.128, SLG: 0.154 65 Kyle Farmer, R OBP: 0.300, SLG: 0.350	2B		10 2B 14 SF8							3	2	3	1	0	0	0									
10 Justin Turner, R OBP: 0.326, SLG: 0.423 26 Chase Utley, R OBP: 0.305, SLG: 0.445 38 Brandon McCarthy, R OBP: 0.154, SLG: 0.184 70 Tim Lincecum, R	L6		14 SF8							2	0	1	0	0	0	1									
35 Cody Bellinger, L OBP: 0.352, SLG: 0.581	2B									3	0	1	1	2	1	0									
14 Enrique Hernández, R OBP: 0.308, SLG: 0.421 61 Alex Verdugo, L OBP: 0.240, SLG: 0.304 64 Walker Buehler, R OBP: 0.218, SLG: 0.265	2B		SF8							1	1	1	1	1	0	0									
11 Logan Forsythe, R OBP: 0.351, SLG: 0.327 25 Rob Segedin, R OBP: 0.200, SLG: 0.300	1B		2-3							4	0	0	0	0	0	5									
9 Yasmani Grandal, S OBP: 0.308, SLG: 0.459 15 Austin Barnes, R OBP: 0.408, SLG: 0.486	G5-3		G4-3							1	0	0	0	0	1										
66 Yasiel Puig, R OBP: 0.346, SLG: 0.487 31 Joc Pederson, R OBP: 0.331, SLG: 0.407	F7		F7							2	1	0	0	1	0	0									
68 Ross Stripling, R OBP: 0.316, SLG: 0.441 47 Trayce Thompson, R OBP: 0.218, SLG: 0.265	G6-3		G6-3							1	1	1	0	1	0	0									
58 Edward Paredes, L OBP: 0.218, SLG: 0.265 16 Andre Ethier, L OBP: 0.316, SLG: 0.441 47 Trayce Thompson, R OBP: 0.218, SLG: 0.265	2B		3 1B 5 1B							3	0	2	2	0	1	1									
68 Ross Stripling, R OBP: 0.316, SLG: 0.441 47 Trayce Thompson, R OBP: 0.218, SLG: 0.265	G4-3		L7							1	0	0	0	0	0	0									
68 Ross Stripling, R OBP: 0.316, SLG: 0.441 47 Trayce Thompson, R OBP: 0.218, SLG: 0.265	G4-3		L7							0	0	0	0	0	0	1									
68 Ross Stripling, R OBP: 0.316, SLG: 0.441 47 Trayce Thompson, R OBP: 0.218, SLG: 0.265	G4-3		L7							2	0	0	0	1	2	2									
<b>Inning Stats</b>	R: 1 E: 0 K: 0 S: 14	H: 3 LOB: 2 BB: 0 P: 25	R: 0 E: 0 K: 0 S: 5	H: 0 LOB: 0 BB: 0 P: 9	R: 1 E: 0 K: 0 S: 14	H: 2 LOB: 2 BB: 1 P: 27	R: 1 E: 0 K: 0 S: 16	H: 2 LOB: 2 BB: 1 P: 26	R: 2 E: 0 K: 1 S: 18	H: 1 LOB: 3 BB: 4 P: 38	R: 0 E: 0 K: 0 S: 8	H: 0 LOB: 0 BB: 0 P: 14	R: 1 E: 0 K: 1 S: 13	H: 2 LOB: 2 BB: 1 P: 21	R: 0 E: 0 K: 0 S: 9	H: 0 LOB: 1 BB: 1 P: 18	R: 0 E: 0 K: 2 S: 12	H: 0 LOB: 1 BB: 1 P: 23	1B: 5 2B: 5 3B: 0 HR: 0	SF: 1 SAC: 0 DP: 0 HBP: 0	WP: 1 PB: 1 SB: 0 CS: 0	PA: 46			
<b>PITCHER</b>	IP	WLS	BF	H	R	ER	SO	BB	IBB	HBP	BLK	WP	HR	S	P	ERA	WHIP								
31 Kyle Freeland, L ERA: 4.1 34 Jeff Hoffman, R ERA: 5.89 45 Scott Oberg, R ERA: 4.94 49 Antonio Senzatele, R ERA: 4.68 0 Adam Ottavino, R ERA: 5.98	3.0	L	15	5	2	2	0	1	0	0	0	0	0	33	61	6.00	2.000								
54 Carlos Estévez, R ERA: 5.57	1.0		4	0	0	0	2	1	0	0	0	0	0	12	23	0.00	1.000								

Batter	1	2	3	4	5	6	7	8	9	AB	R	H	RBI	BB	SO	LOB	BOTTOM								
19 Charlie Blackmon, L OBP: 0.399, SLG: 0.601 24 Ryan McMahon, L OBP: 0.333, SLG: 0.211	G3									2	0	1	0	0	0	0	<b>Los Angeles Dodgers @ Colorado Rockies</b> Coors Field, Denver, CO Sun Oct 01 2017, 1:11 PM - 4:49 PM MDT Att: 32,946 - Partly Cloudy - 72 F <a href="http://livebaseballscorecards.com">livebaseballscorecards.com</a>								
7 Raimel Tapia, L OBP: 0.329, SLG: 0.425	L7									5	0	1	1	0	1	3									
28 Nolan Arenado, R OBP: 0.370, SLG: 0.596 34 Jeff Hoffman, R ERA: 5.89 45 Scott Oberg, R ERA: 4.94 27 Trevor Story, R OBP: 0.326, SLG: 0.423 49 Antonio Senzatele, R ERA: 4.68 0 Adam Ottavino, R ERA: 5.98	L7									1	0	0	0	1	0	1									
8 Gerardo Parra, L OBP: 0.341, SLG: 0.452	G6-3									3	0	0	0	1	0	2									
20 Ian Desmond, R OBP: 0.326, SLG: 0.375 30 Ryan Hanigan, R OBP: 0.324, SLG: 0.347	L8									3	0	0	0	1	0	2									
21 Jonathan Lucroy, R OBP: 0.345, SLG: 0.371 14 Tony Wolters, L OBP: 0.341, SLG: 0.284	F8									2	0	0	0	1	0	0									
4 Pat Valaika, R OBP: 0.284, SLG: 0.533	G4-3									2	0	1	0	0	0	2									
2 Alexi Amarista, L OBP: 0.269, SLG: 0.351	K									1	0	1	0	1	0	0									
31 Kyle Freeland, L OBP: 0.170, SLG: 0.231 3 Mike Tauchman, L OBP: 0.344, SLG: 0.296	G6-3									4	0	0	0	0	1	5									
68 Ross Stripling, R ERA: 4.1 58 Edward Paredes, L ERA: 3.24 18 Kenta Maeda, R ERA: 4.22 38 Brandon McCarthy, R ERA: 3.98 64 Walker Buehler, R ERA: 1.71	F9									4	1	1	0	0	1	3									
68 Ross Stripling, R ERA: 4.1 58 Edward Paredes, L ERA: 3.24 18 Kenta Maeda, R ERA: 4.22 38 Brandon McCarthy, R ERA: 3.98 64 Walker Buehler, R ERA: 1.71	G6-3									4	1	1	0	0	1	3									
68 Ross Stripling, R ERA: 4.1 58 Edward Paredes, L ERA: 3.24 18 Kenta Maeda, R ERA: 4.22 38 Brandon McCarthy, R ERA: 3.98 64 Walker Buehler, R ERA: 1.71	G6-3									4	1	1	0	0	1	3									
<b>Inning Stats</b>	R: 0 E: 0 K: 0 S: 6	H: 0 LOB: 1 BB: 1 P: 10	R: 0 E: 0 K: 0 S: 8	H: 1 LOB: 1 BB: 0 P: 13	R: 0 E: 0 K: 2 S: 16	H: 1 LOB: 1 BB: 0 P: 23	R: 0 E: 0 K: 1 S: 9	H: 0 LOB: 1 BB: 1 P: 16	R: 0 E: 0 K: 1 S: 9	H: 2 LOB: 1 BB: 0 P: 12	R: 1 E: 0 K: 1 S: 14	H: 2 LOB: 1 BB: 1 P: 22	R: 2 E: 0 K: 1 S: 19	H: 3 LOB: 1 BB: 0 P: 23	R: 0 E: 0 K: 0 S: 13	H: 1 LOB: 1 BB: 1 P: 22	R: 0 E: 0 K: 1 S: 9	H: 0 LOB: 0 BB: 0 P: 11	1B: 7 2B: 2 3B: 1 HR: 0	SF: 0 SAC: 0 DP: 3 HBP: 0	WP: 0 PB: 0 SB: 0 CS: 0	PA: 38			
<b>PITCHER</b>	IP	WLS	BF	H	R	ER	SO	BB	IBB	HBP	BLK	WP	HR	S	P	ERA	WHIP								
46 Josh Fields, R ERA: 2.84	2.0		8	1	0	0	2	0	0	0	0	0	0	14	23	0.00	1.000								
46 Josh Fields, R ERA: 2.84	1.0		3	0	0	0	1	0	0	0	0	0	0	9	11	0.00	0.000								



Batter	1	2	3	4	5	6	7	8	9	AB	R	H	RBI	BB	SO	LOB	TOP						
6 David Peralta, L OBP: 0.400, SLG: 0.333										4	0	0	0	1	0	2	<b>Arizona Diamondbacks @ Los Angeles Dodgers</b> <b>Dodger Stadium, Los Angeles, CA</b> Fri Oct 06 2017, 7:34 PM - 11:08 PM PDT Att: 54,707 - Clear - 79 F						
11 AJ Pollock, R OBP: 0.444, SLG: 1.125										3	1	1	1	1	0	2							
44 Paul Goldschmidt, R OBP: 0.222, SLG: 0.556										4	0	0	0	0	1	2							
28 J.D. Martinez, R OBP: 0.444, SLG: 0.750										4	1	3	1	0	1	1							
27 Brandon Drury, R										4	0	0	0	0	2	2							
9 Adam Rosales, R										2	0	0	0	1	0	0							
5 Gregor Blanco, L										1	0	0	0	0	0	0							
4 Ketel Marte, S										4	2	2	1	0	1	2							
2 Jeff Mathis, R										3	1	1	1	0	1	1							
3 Daniel Descalso, L										0	0	0	0	1	0	0							
99 Tajuan Walker, R										0	0	0	0	0	0	0							
52 Zack Godley, R										2	0	0	0	0	1	0							
53 Christian Walker, R										1	0	0	0	0	0	0							
47 David Hernandez, R										0	0	0	0	0	0	0							
40 Andrew Chafin, R										0	0	0	0	0	0	0							
54 Jimmie Sherry, R										0	0	0	0	0	0	0							
22 Jake Lamb, L										1	0	0	0	0	0	1							
<b>Inning Stats</b>	R: 0 H: 0 E: 0 K: 2 S: 14	H: 0 LOB: 1 BB: 1 P: 22	R: 0 H: 0 E: 0 K: 3 S: 11	H: 0 LOB: 1 BB: 0 P: 15	R: 1 H: 1 E: 0 K: 1 S: 10	H: 1 LOB: 0 BB: 0 P: 12	R: 0 H: 1 E: 0 K: 0 S: 6	H: 1 LOB: 1 BB: 0 P: 14	R: 0 H: 0 E: 0 K: 0 S: 10	H: 0 LOB: 0 BB: 0 P: 13	R: 1 H: 1 E: 0 K: 1 S: 7	H: 1 LOB: 0 BB: 0 P: 16	R: 2 H: 3 E: 0 K: 0 S: 10	H: 3 LOB: 1 BB: 0 P: 12	R: 0 H: 1 E: 0 K: 0 S: 4	H: 1 LOB: 1 BB: 0 P: 6	R: 1 H: 1 E: 1 K: 0 S: 10	H: 1 LOB: 1 BB: 1 P: 16	1B: 4 2B: 0 3B: 0 HR: 4	SF: 0 SAC: 0 DP: 3 HBP: 0	WP: 0 PB: 0 SB: 0 CS: 0	PA: 37	
<b>PITCHER</b>	IP: 6.1 WLS: W BF: 26 ERA: 5.88	H: 5 R: 4 ER: 4 SO: 7	BB: 3 IBB: 0 HBP: 0 BLK: 0	WP: 0 HR: 4 S: 64 P: 100	ERA: 5.68 WHIP: 1.263	IP: 7.1 WLS: H BF: 2 ERA: 0.00	H: 1 R: 0 ER: 0 SO: 0	BB: 0 IBB: 0 HBP: 0 BLK: 0	WP: 0 HR: 0 S: 3 P: 3	ERA: 0.00 WHIP: 3.000	IP: 7.1 WLS: 1.1 BF: 4 ERA: 0.00	H: 1 R: 0 ER: 0 SO: 0	BB: 0 IBB: 0 HBP: 0 BLK: 0	WP: 0 HR: 0 S: 5 P: 7	ERA: 0.00 WHIP: 0.750	IP: 9.1 WLS: 1.0 BF: 5 ERA: 0.00	H: 1 R: 1 ER: 0 SO: 0	BB: 1 IBB: 0 HBP: 0 BLK: 0	WP: 0 HR: 0 S: 10 P: 16	ERA: 0.00 WHIP: 2.000			

Batter	1	2	3	4	5	6	7	8	9	AB	R	H	RBI	BB	SO	LOB	BOTTOM						
3 Chris Taylor, R OBP: 0.400, SLG: 0.250										4	2	1	0	1	2	2	<b>Arizona Diamondbacks @ Los Angeles Dodgers</b> <b>Dodger Stadium, Los Angeles, CA</b> Fri Oct 06 2017, 7:34 PM - 11:08 PM PDT Att: 54,707 - Clear - 79 F						
5 Corey Seager, L OBP: 0.600, SLG: 1.000										4	3	2	2	1	0	0							
10 Justin Turner, R OBP: 0.800, SLG: 1.500										4	1	3	5	1	0	0							
35 Cody Bellinger, L OBP: 0.200, SLG: 0.200										5	1	1	0	0	2	4							
66 Yasiel Puig, R OBP: 0.400, SLG: 1.000										5	0	2	2	0	0	3							
6 Curtis Granderson, L										4	0	0	0	0	2	4							
14 Enrique Hernández, R										0	0	0	0	0	0	0							
9 Yasmani Grandal, S										4	0	0	0	0	2	2							
11 Logan Forsythe, R OBP: 0.500, SLG: 0.333										3	1	1	0	1	0	1							
22 Clayton Kershaw, L										2	0	1	0	0	1	2							
33 Tony Watson, L										0	0	0	0	0	0	0							
17 Brandon Morrow, R										0	0	0	0	0	0	0							
26 Chase Utley, L										0	0	0	0	0	0	0							
15 Austin Barnes, R										0	0	0	0	0	0	0							
74 Kenley Jansen, S										0	0	0	0	0	0	0							
<b>Inning Stats</b>	R: 4 H: 4 E: 0 K: 3 S: 27	H: 4 LOB: 2 BB: 2 P: 48	R: 0 H: 0 E: 0 K: 2 S: 11	H: 0 LOB: 1 BB: 1 P: 23	R: 0 H: 0 E: 0 K: 2 S: 12	H: 0 LOB: 0 BB: 0 P: 17	R: 3 H: 3 E: 1 K: 0 S: 17	H: 3 LOB: 2 BB: 1 P: 30	R: 0 H: 1 E: 0 K: 1 S: 10	H: 1 LOB: 1 BB: 0 P: 15	R: 0 H: 0 E: 0 K: 0 S: 8	H: 0 LOB: 0 BB: 0 P: 15	R: 0 H: 1 E: 0 K: 0 S: 7	H: 1 LOB: 1 BB: 0 P: 12	R: 2 H: 3 E: 0 K: 1 S: 15	H: 3 LOB: 1 BB: 0 P: 21	R: 0 H: 1 E: 0 K: 0 S: 10	H: 1 LOB: 1 BB: 1 P: 16	1B: 8 2B: 1 3B: 2 HR: 1	SF: 0 SAC: 1 DP: 0 HBP: 0	WP: 1 PB: 0 SB: 0 CS: 0	PA: 41	
<b>PITCHER</b>	IP: 1.0 WLS: L BF: 9 ERA: 36.0	H: 4 R: 4 ER: 4 SO: 5	BB: 1 IBB: 0 HBP: 0 BLK: 0	WP: 1 HR: 0 S: 27 P: 100	ERA: 36.00 WHIP: 5.000	IP: 5.0 WLS: 2 BF: 22 ERA: 3.60	H: 4 R: 3 ER: 2 SO: 5	BB: 2 IBB: 0 HBP: 0 BLK: 0	WP: 1 HR: 0 S: 58 P: 100	ERA: 3.60 WHIP: 1.200	IP: 1.0 WLS: 4 BF: 1 ERA: 0.00	H: 1 R: 0 ER: 0 SO: 0	BB: 0 IBB: 0 HBP: 0 BLK: 0	WP: 0 HR: 0 S: 7 P: 12	ERA: 0.00 WHIP: 1.000	IP: 8.1 WLS: 0 BF: 1 ERA: 27.0	H: 1 R: 1 ER: 1 SO: 0	BB: 0 IBB: 0 HBP: 0 BLK: 0	WP: 0 HR: 0 S: 13 P: 9.00	ERA: 27.00 WHIP: 2.000			

Batter	1	2	3	4	5	6	7	8	9	AB	R	H	RBI	BB	SO	LOB	TOP			
6 David Peralta, L OBP: 0.267, SLG: 0.214	P5	G1-6-3			G4-3		F7		G5-3	5	0	0	0	0	0	1				
11 AJ Pollock, R OBP: 0.385, SLG: 0.818	44 HR BB		G1		K		K			3	1	0	0	1	2	0				
44 Paul Goldschmidt, R OBP: 0.399, SLG: 0.750	1-H HR		28 1B BB		G6-3		F8			3	1	2	1	1	0	0				
28 J.D. Martinez, R OBP: 0.385, SLG: 0.583	F8		8 FC3-6 1B			K			K	4	0	1	0	0	2	0				
3 Daniel Descalso, L OBP: 0.600, SLG: 1.000					K		G3			3	0	1	0	1	1	2				
8 Chris Iannetta, R	K		FC3-6		L9				K	4	0	0	0	0	2	4				
22 Jake Lamb, L OBP: 0.600, SLG: 0.600					P4				G5-3	4	1	2	0	0	0	1				
4 Ketel Marte, S OBP: 0.462, SLG: 1.000		F9			K		27 HR 1B		P6	4	1	1	0	0	1	1				
38 Robbie Ray, L 54 Jimmie Sherry, R 29 Jorge De La Rosa, L 27 Brandon Drury, R 25 Archie Bradley, R 5 Gregor Blanco, L		SH5-4			K				K	1	0	0	0	0	1	0				
<b>Inning Stats</b>	R: 2 E: 0 K: 1 S: 14	H: 1 LOB: 2 BB: 2 P: 27	R: 0 E: 0 K: 0 S: 7	H: 1 LOB: 1 BB: 0 P: 11	R: 0 E: 0 K: 1 S: 14	H: 0 LOB: 0 BB: 1 P: 17	R: 0 E: 0 K: 1 S: 9	H: 0 LOB: 0 BB: 0 P: 11	R: 3 E: 0 K: 1 S: 16	H: 3 LOB: 0 BB: 0 P: 19	R: 0 E: 0 K: 2 S: 12	H: 1 LOB: 1 BB: 0 P: 16	R: 0 E: 0 K: 1 S: 7	H: 0 LOB: 0 BB: 0 P: 10	1B: 4 2B: 1 3B: 0 HR: 2	SF: 0 SAC: 1 DP: 0 HBP: 0	WP: 0 PB: 0 SB: 0 CS: 0	PA: 37		
<b>PITCHER</b>	IP WLS BF H R ER SO BB IBB HBP BLK WP HR S P ERA WHIP	44 Rich Hill, L ERA: 4.5	54 Tony Cinigrani, L ERA:	18 Kenta Maeda, R ERA:	33 Tony Watson, L ERA: 18.0	17 Brandon Morrow, R ERA: 3.66	46 Josh Fields, R ERA:	74 Kenley Jansen, R ERA:												

Arizona Diamondbacks @ Los Angeles Dodgers  
Dodger Stadium, Los Angeles, CA  
Sat Oct 07 2017, 6:10 PM - 9:57 PM PDT  
Att: 54,726 - Clear - 83 F

AB	33
R	5
H	7
RBI	5
BB	3
SO	10
LOB	9



Batter	1	2	3	4	5	6	7	8	9	AB	R	H	RBI	BB	SO	LOB	BOTTOM			
3 Chris Taylor, R OBP: 0.400, SLG: 0.250	G6-3		35 WP 10 G5-3 BB			F9		E6		4	0	1	1	1	0	2				
5 Corey Seager, L OBP: 0.500, SLG: 0.625										4	0	1	0	1	3	6				
10 Justin Turner, R OBP: 0.600, SLG: 0.875	P2									4	0	1	0	0	0	5				
35 Cody Bellinger, L OBP: 0.100, SLG: 0.100	K									5	1	0	0	0	4	5				
14 Enrique Hernández, R 6 Curtis Granderson, L 17 Brandon Morrow, R 46 Josh Fields, R 74 Kenley Jansen, S			66 WP 66 G6-3 BB							2	1	1	0	0	1	0				
11 Logan Forsythe, R OBP: 0.556, SLG: 0.500	F9									5	3	3	1	0	0	1				
15 Austin Barnes, R OBP: 0.800, SLG: 1.000										3	2	2	2	1	1	1				
66 Yasiel Puig, R OBP: 0.556, SLG: 0.889	G5-3									4	0	3	2	0	0	1				
44 Rich Hill, L 65 Kyle Farmer, R 54 Tony Cinigrani, L 18 Kenta Maeda, R 33 Tony Watson, L 16 Andre Ethier, L										1	0	0	0	0	1	1				
<b>Inning Stats</b>	R: 0 E: 0 K: 1 S: 7	H: 0 LOB: 1 BB: 1 P: 14	R: 1 E: 0 K: 1 S: 12	H: 0 LOB: 1 BB: 2 P: 25	R: 0 E: 0 K: 2 S: 12	H: 0 LOB: 1 BB: 1 P: 18	R: 2 E: 0 K: 2 S: 21	H: 4 LOB: 2 BB: 0 P: 27	R: 4 E: 0 K: 0 S: 15	H: 4 LOB: 0 BB: 0 P: 22	R: 0 E: 0 K: 2 S: 17	H: 2 LOB: 2 BB: 0 P: 28	R: 1 E: 1 K: 2 S: 18	H: 2 LOB: 3 BB: 1 P: 28	R: 0 E: 0 K: 2 S: 8	H: 0 LOB: 0 BB: 0 P: 12	1B: 11 2B: 1 3B: 0 HR: 0	SF: 0 SAC: 0 DP: 0 HBP: 1	WP: 3 PB: 0 SB: 4 CS: 1	PA: 42
<b>PITCHER</b>	IP WLS BF H R ER SO BB IBB HBP BLK WP HR S P ERA WHIP	38 Robbie Ray, L ERA: 6.75	54 Jimmie Sherry, R ERA: 36.0	29 Jorge De La Rosa, L ERA:	25 Archie Bradley, R ERA: 5.4															

Arizona Diamondbacks @ Los Angeles Dodgers  
Dodger Stadium, Los Angeles, CA  
Sat Oct 07 2017, 6:10 PM - 9:57 PM PDT  
Att: 54,726 - Clear - 83 F

AB	36
R	8
H	12
RBI	6
BB	5
SO	12
LOB	27



Batter	1	2	3	4	5	6	7	8	9	AB	R	H	RBI	BB	SO	LOB	TOP			
3 Chris Taylor, R (1,8) OBP: 0.333, SLG: 0.308										5	1	1	0	0	1	2				
5 Corey Seager, L (1,6) OBP: 0.497, SLG: 0.455										3	0	0	0	2	0	0				
10 Justin Turner, R (1,5) OBP: 0.533, SLG: 0.692										5	0	2	0	0	1	2				
35 Cody Bellinger, L (1,3) OBP: 0.267, SLG: 0.429										4	1	2	2	1	0	3				
66 Yasiel Puig, R (1,9) OBP: 0.538, SLG: 0.727										2	0	0	0	2	1	1				
15 Austin Barnes, R (1,2) OBP: 0.596, SLG: 1.000										4	1	1	1	0	1	5				
6 Curtis Granderson, L (1,7) OBP: 0.125, SLG: 0.135										2	0	0	0	0	1	0				
14 Enrique Hernández, R (6,PH) OBP: 0.500, SLG: 0.667										2	0	1	0	0	0	0				
26 Chase Utley, L (1,4)										2	0	0	0	2	0	1				
18 Kenta Maeda, R (8,1)										0	0	0	0	0	0	0				
74 Kenley Jansen, S (9,1)										0	0	0	0	0	0	0				
21 Yu Darvish, R (1,1)										2	0	0	0	0	1	2				
54 Tony Cingrani, L (6,1)										0	0	0	0	0	0	0				
17 Brandon Morrow, R (6,1)										0	0	0	0	0	0	0				
11 Logan Forsythe, R (8,PH) OBP: 0.500, SLG: 0.444										1	0	0	0	0	0	0				
<b>Inning Stats</b>	R: 1 E: 0 K: 0 S: 17	H: 1 LOB: 1 BB: 1 P: 29	R: 0 E: 0 K: 1 S: 15	H: 0 LOB: 1 BB: 2 P: 25	R: 0 E: 0 K: 0 S: 9	H: 1 LOB: 3 BB: 2 P: 17	R: 0 E: 0 K: 1 S: 10	H: 0 LOB: 0 BB: 1 P: 17	R: 1 E: 0 K: 2 S: 9	H: 2 LOB: 1 BB: 0 P: 19	R: 0 E: 0 K: 1 S: 11	H: 0 LOB: 2 BB: 2 P: 26	R: 0 E: 0 K: 0 S: 9	H: 0 LOB: 0 BB: 0 P: 13	R: 0 E: 0 K: 0 S: 9	H: 2 LOB: 2 BB: 0 P: 14	1B: 3 2B: 2 3B: 0 HR: 2	SF: 0 SAC: 1 DP: 0 HBP: 0	WP: 0 PB: 0 SB: 0 CS: 0	PA: 40
<b>PITCHER</b>	IP WLS BF H R ER SO BB IBB HBP BLK WP HR S P ERA WHIP																			
21 Zack Greinke, R (1,1) ERA: 7.27	5.0 L 24 4 3 3 4 5 0 0 0 0 0 2 62 105 5.40 1.800																			
29 Jorge De La Rosa, L (6,1) ERA:	0.1 2 1 0 0 0 0 0 0 0 0 0 0 4 6 0.00 3.000																			
47 David Hernandez, R (6,1) ERA:	0.2 2 0 0 0 1 0 0 0 0 0 0 6 11 0.00 0.000																			
25 Archie Bradley, R (7,1) ERA: 3.0	2.2 11 1 0 0 1 2 0 0 0 0 0 26 48 0.00 1.125																			
40 Andrew Chafin, L (9,1) ERA: 13.5	0.1 1 1 0 0 0 0 0 0 0 0 0 3 5 0.00 3.000																			

Los Angeles Dodgers @ Arizona Diamondbacks  
Chase Field, Phoenix, AZ  
Mon Oct 09 2017, 7:11 PM - 10:44 PM MST  
Att: 48,641 - Clear - 84 F

livebaseballscorecards.com

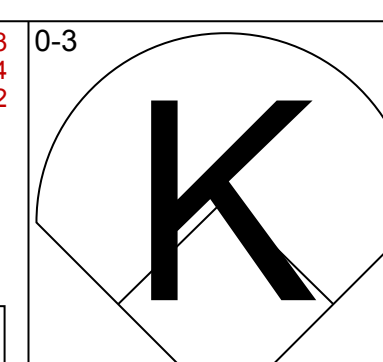
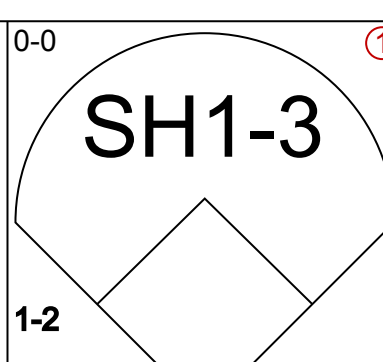
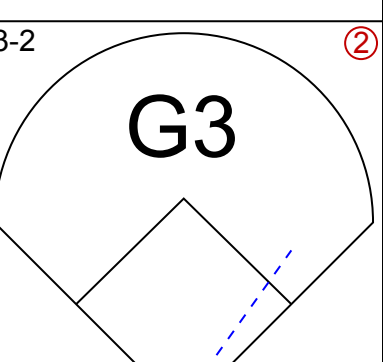
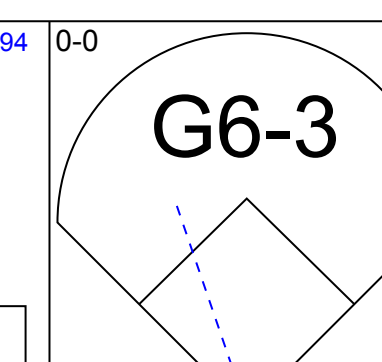
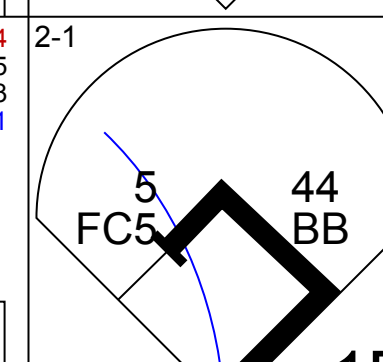
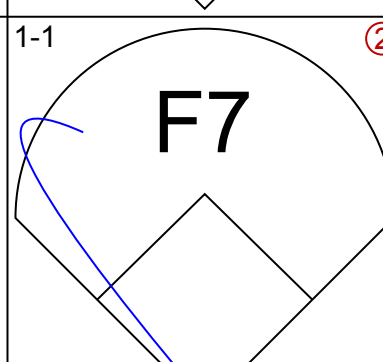
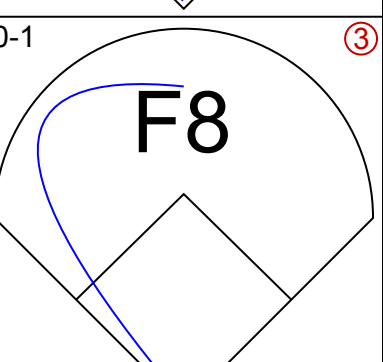
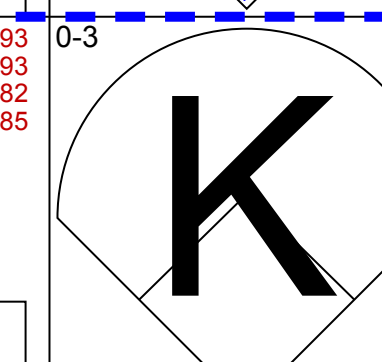
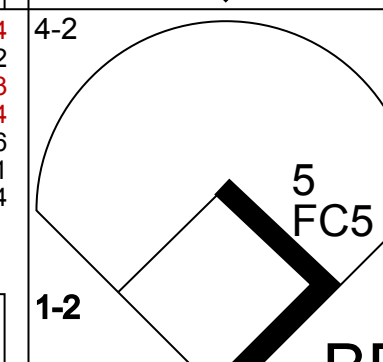
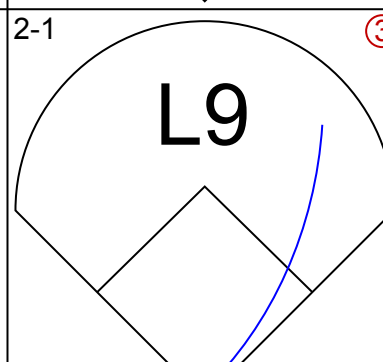
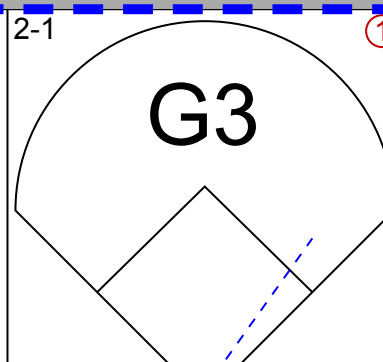
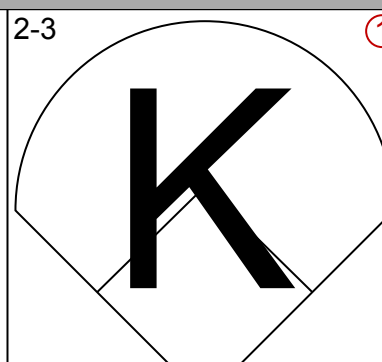
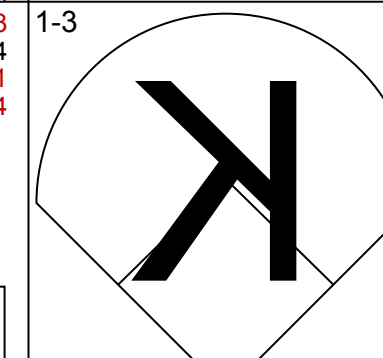
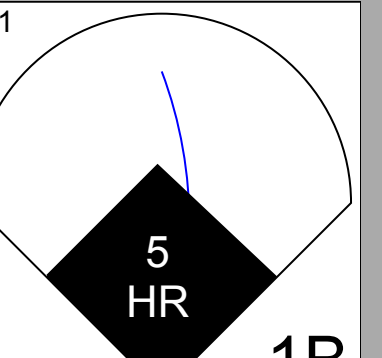
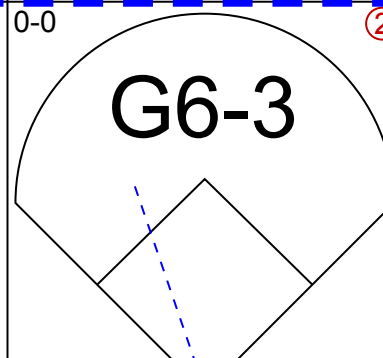
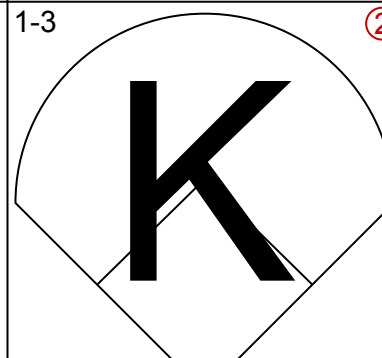
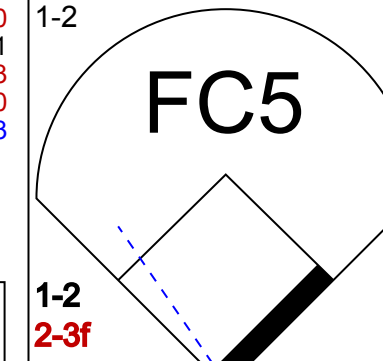
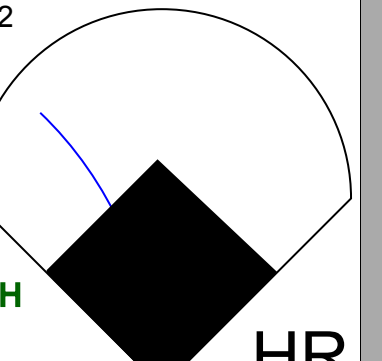
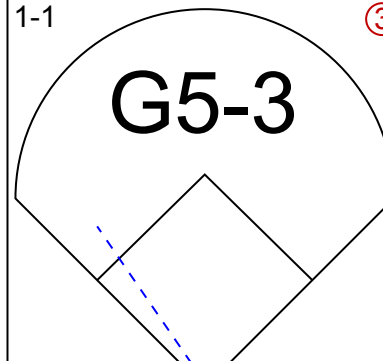
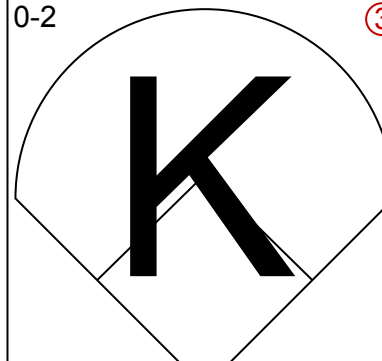
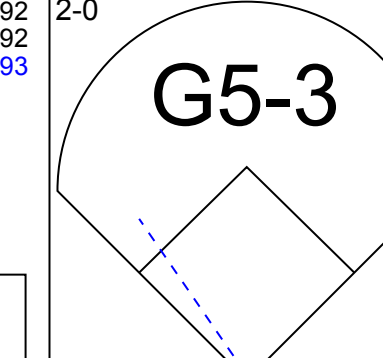
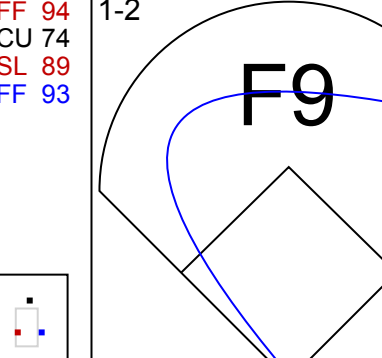
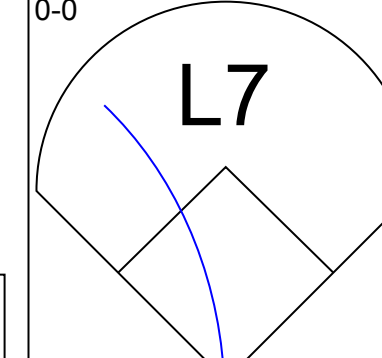
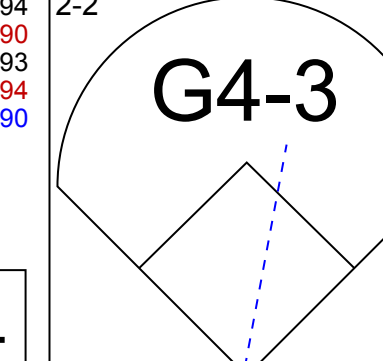
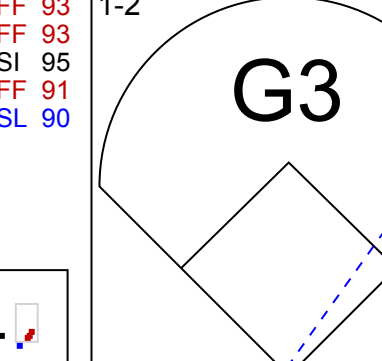
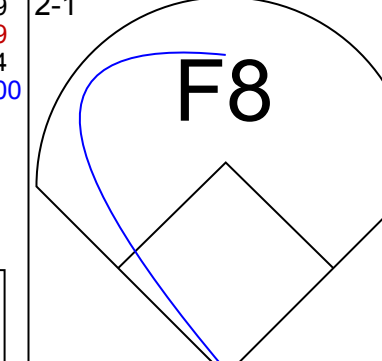
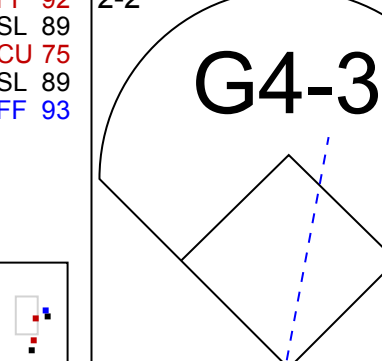
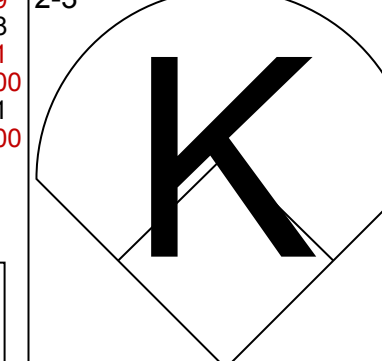
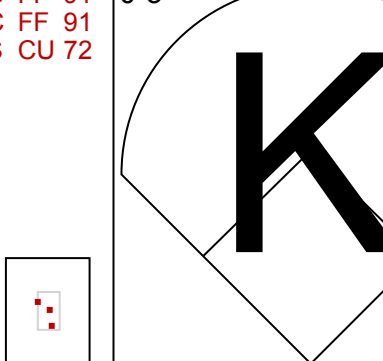
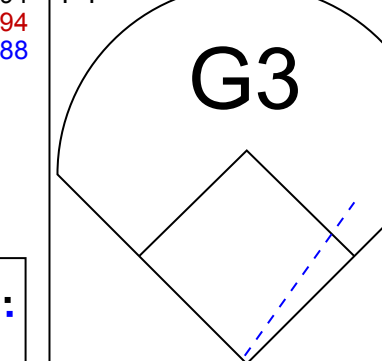
AB 32  
R 3  
H 7  
RBI 3  
BB 7  
SO 6  
LOB 16

Batter	1	2	3	4	5	6	7	8	9	AB	R	H	RBI	BB	SO	LOB	BOTTOM					
6 David Peralta, L (1,7) OBP: 0.263, SLG: 0.222										4	0	1	0	0	1	1						
4 Ketel Marte, S (1,6) OBP: 0.412, SLG: 0.824										4	0	1	0	0	1	1						
44 Paul Goldschmidt, R (1,3) OBP: 0.235, SLG: 0.563										4	0	0	0	0	2	2						
28 J.D. Martinez, R (1,9) OBP: 0.313, SLG: 0.467										3	0	0	0	0	1	1						
22 Jake Lamb, L (1,5) OBP: 0.462, SLG: 0.462										3	0	0	0	0	2	0						
11 AJ Pollock, R (1,8) OBP: 0.313, SLG: 0.643										3	0	0	0	0	1	0						
3 Daniel Descalso, L (1,4) OBP: 0.538, SLG: 1.111										3	1	1	1	0	1	0						
2 Jeff Mathis, R (1,2) OBP: 0.300, SLG: 0.556										2	0	0	0	0	0	0						
8 Chris Iannetta, R (8,PH) OBP: 0.313, SLG: 0.444										1	0	0	0	0	1	0						
21 Zack Greinke, R (1,1) ERA: 1.8	5.0 W 18 2 1 1 7 0 0 0 0 0 0 1 52 74 1.80 0.400																					
54 Tony Cingrani, L (6,1) ERA:	0.2 H 1 0 0 0 0 0 0 0 0 0 0 1 2 0.00 0.000																					
17 Brandon Morrow, R (6,1) ERA: 2.45	1.1 H 4 0 0 0 0 0 0 0 0 0 6 10 0.00 0.000																					
18 Kenta Maeda, R (8,1) ERA:	1.0 H 3 0 0 0 2 0 0 0 0 0 7 12 0.00 0.000																					
74 Kenley Jansen, R (9,1) ERA:	1.0 S 4 1 0 0 2 0 0 0 0 0 0 11 16 0.00 1.000																					
<b>Inning Stats</b>	R: 0 E: 0 K: 1 S: 9	H: 1 LOB: 0 BB: 0 P: 12	R: 0 E: 0 K: 2 S: 7	H: 0 LOB: 0 BB: 0 P: 11	R: 0 E: 0 K: 0 S: 6	H: 0 LOB: 0 BB: 0 P: 7	R: 0 E: 0 K: 3 S: 12	H: 0 LOB: 0 BB: 0 P: 16	R: 1 E: 0 K: 1 S: 13	H: 1 LOB: 0 BB: 0 P: 20	R: 0 E: 0 K: 0 S: 7	H: 0 LOB: 0 BB: 0 P: 13	R: 0 E: 0 K: 0 S: 5	H: 0 LOB: 0 BB: 0 P: 7	R: 0 E: 0 K: 2 S: 7	H: 0 LOB: 0 BB: 0 P: 12	R: 0 E: 0 K: 2 S: 11	H: 1 LOB: 1 BB: 0 P: 16	1B: 2 2B: 0 3B: 0 HR: 1	SF: 0 SAC: 0 DP: 1 HBP: 1	WP: 0 PB: 0 SB: 0 CS: 0	PA: 30
<b>PITCHER</b>	IP WLS BF H R ER SO BB IBB HBP BLK WP HR S P ERA WHIP																					
21 Yu Darvish, R (1,1) ERA: 1.8	5.0 W 18 2 1 1 7 0 0 0 0 0 0 1 52 74 1.80 0.400																					
54 Tony Cingrani, L (6,1) ERA:	0.2 H 1 0 0 0 0 0 0 0 0 0 1 2 0.00 0.000																					
17 Brandon Morrow, R (6,1) ERA: 2.45	1.1 H 4 0 0 0 0 0 0 0 0 0 6 10 0.00 0.000																					
18 Kenta Maeda, R (8,1) ERA:	1.0 H 3 0 0 0 2 0 0 0 0 0 7 12 0.00 0.000																					
74 Kenley Jansen, R (9,1) ERA:	1.0 S 4 1 0 0 2 0 0 0 0 0 0 11 16 0.00 1.000																					

Los Angeles Dodgers @ Arizona Diamondbacks  
Chase Field, Phoenix, AZ  
Mon Oct 09 2017, 7:11 PM - 10:44 PM MST  
Att: 48,641 - Clear - 84 F

livebaseballscorecards.com

AB 29  
R 1  
H 3  
RBI 1  
BB 0  
SO 11  
LOB 5

Batter	1	2	3	4	5	6	7	8	9	AB	R	H	RBI	BB	SO	LOB	TOP			
30 Jon Jay, L OBP: 0.353, SLG: 0.357 (1, 9)			SH1-3 1-2 		G3 3-2 			G6-3 0-0 		3	0	0	0	0	1	0	<b>Chicago Cubs @ Los Angeles Dodgers</b> Dodger Stadium, Los Angeles, CA Sat Oct 14 2017, 5:09 PM - 8:33 PM PDT Att: 54,289 - Clear - 84 F			
17 Kris Bryant, R OBP: 0.240, SLG: 0.292 (1, 5)			F7 1-1 		F8 0-1 			K 0-3 		4	0	1	0	0	1	1				
44 Anthony Rizzo, L OBP: 0.240, SLG: 0.348 (1, 3)			L9 2-1 				G3 2-1 		K 2-3 	3	0	0	0	1	1	1				
40 Wilson Contreras, R OBP: 0.417, SLG: 0.389 (1, 2)					1B 3-1 		G6-3 0-0 		K 1-3 	4	1	1	0	0	2	2				
5 Albert Almora Jr., R OBP: 0.400, SLG: 0.667 38 Mike Montgomery, L 8 Ian Happ, S (1, 8)					HR 1-H 		G5-3 1-1 		K 0-2 	3	1	1	2	0	0	2				
27 Addison Russell, R OBP: 0.281, SLG: 0.286 (1, 6)		G5-3 2-0 		F9 1-2 			L7 0-0 			3	0	0	0	0	0	0				
12 Kyle Schwarber, L OBP: 0.222, SLG: 0.125 (1, 7)		G4-3 2-2 		G3 1-2 			F8 2-1 			3	0	0	0	0	0	0				
9 Javier Báez, R 41 John Lackey, R (1, 4)				G4-3 2-3 			K 2-3 			3	0	0	0	0	2	0				
62 Jose Quintana, R 56 Héctor Rondón, R 18 Ben Zobrist, S OBP: 0.263, SLG: 0.333 (1, 1)					K 0-3 			G3 1-1 		2	0	1	0	0	1	0				
										0	0	0	0	0	0	0				
										1	0	0	0	0	0	0				
<b>Inning Stats</b>	R: 0 H: 1 E: 0 K: 2 S: 15	H: 1 LOB: 2 BB: 1 P: 23	R: 0 H: 0 E: 0 K: 1 S: 7	H: 0 LOB: 0 BB: 0 P: 13	R: 0 H: 1 E: 0 K: 0 S: 7	H: 1 LOB: 1 BB: 0 P: 12	R: 2 H: 2 E: 0 K: 0 S: 15	H: 2 LOB: 0 BB: 0 P: 25	R: 0 H: 0 E: 0 K: 1 S: 11	H: 0 LOB: 0 BB: 0 P: 14	R: 0 H: 0 E: 0 K: 0 S: 5	H: 0 LOB: 0 BB: 0 P: 8	R: 0 H: 0 E: 0 K: 1 S: 7	H: 0 LOB: 0 BB: 0 P: 11	R: 0 H: 0 E: 0 K: 3 S: 10	H: 0 LOB: 0 BB: 0 P: 13	1B: 3 2B: 0 3B: 0 HR: 1	SF: 0 SAC: 1 DP: 0 HBP: 0	WP: 0 PA: 32 PB: 0 SB: 0 CS: 0	
<b>PITCHER</b>	IP WLS BF H R ER SO BB IBB HBP BLK WP HR S P ERA WHIP	IP WLS BF H R ER SO BB IBB HBP BLK WP HR S P ERA WHIP	IP WLS BF H R ER SO BB IBB HBP BLK WP HR S P ERA WHIP	IP WLS BF H R ER SO BB IBB HBP BLK WP HR S P ERA WHIP	IP WLS BF H R ER SO BB IBB HBP BLK WP HR S P ERA WHIP	IP WLS BF H R ER SO BB IBB HBP BLK WP HR S P ERA WHIP	IP WLS BF H R ER SO BB IBB HBP BLK WP HR S P ERA WHIP	IP WLS BF H R ER SO BB IBB HBP BLK WP HR S P ERA WHIP	IP WLS BF H R ER SO BB IBB HBP BLK WP HR S P ERA WHIP	IP WLS BF H R ER SO BB IBB HBP BLK WP HR S P ERA WHIP	IP WLS BF H R ER SO BB IBB HBP BLK WP HR S P ERA WHIP	IP WLS BF H R ER SO BB IBB HBP BLK WP HR S P ERA WHIP	IP WLS BF H R ER SO BB IBB HBP BLK WP HR S P ERA WHIP	IP WLS BF H R ER SO BB IBB HBP BLK WP HR S P ERA WHIP	IP WLS BF H R ER SO BB IBB HBP BLK WP HR S P ERA WHIP	IP WLS BF H R ER SO BB IBB HBP BLK WP HR S P ERA WHIP	IP WLS BF H R ER SO BB IBB HBP BLK WP HR S P ERA WHIP	IP WLS BF H R ER SO BB IBB HBP BLK WP HR S P ERA WHIP	IP WLS BF H R ER SO BB IBB HBP BLK WP HR S P ERA WHIP	
22 Clayton Kershaw, L ERA: 4.76 54 Tony Cintrani, L 18 Kenta Maeda, R 17 Brandon Morrow, R 33 Tony Watson, L (1, 1)	5.0 0.1 1.0 0.2 0.2	WLS BF H R ER SO BB IBB HBP BLK WP HR S P ERA WHIP	WLS BF H R ER SO BB IBB HBP BLK WP HR S P ERA WHIP	WLS BF H R ER SO BB IBB HBP BLK WP HR S P ERA WHIP	WLS BF H R ER SO BB IBB HBP BLK WP HR S P ERA WHIP	WLS BF H R ER SO BB IBB HBP BLK WP HR S P ERA WHIP	WLS BF H R ER SO BB IBB HBP BLK WP HR S P ERA WHIP	WLS BF H R ER SO BB IBB HBP BLK WP HR S P ERA WHIP	WLS BF H R ER SO BB IBB HBP BLK WP HR S P ERA WHIP	WLS BF H R ER SO BB IBB HBP BLK WP HR S P ERA WHIP	WLS BF H R ER SO BB IBB HBP BLK WP HR S P ERA WHIP	WLS BF H R ER SO BB IBB HBP BLK WP HR S P ERA WHIP	WLS BF H R ER SO BB IBB HBP BLK WP HR S P ERA WHIP	WLS BF H R ER SO BB IBB HBP BLK WP HR S P ERA WHIP	WLS BF H R ER SO BB IBB HBP BLK WP HR S P ERA WHIP	WLS BF H R ER SO BB IBB HBP BLK WP HR S P ERA WHIP	WLS BF H R ER SO BB IBB HBP BLK WP HR S P ERA WHIP	WLS BF H R ER SO BB IBB HBP BLK WP HR S P ERA WHIP	WLS BF H R ER SO BB IBB HBP BLK WP HR S P ERA WHIP	
22 Clayton Kershaw, L 65 Kyle Farmer, R 54 Tony Cintrani, L 18 Kenta Maeda, R 17 Brandon Morrow, R 31 Joc Pederson, L (1, 1)	5.0 0.1 1.0 1.2	WLS BF H R ER SO BB IBB HBP BLK WP HR S P ERA WHIP	WLS BF H R ER SO BB IBB HBP BLK WP HR S P ERA WHIP	WLS BF H R ER SO BB IBB HBP BLK WP HR S P ERA WHIP	WLS BF H R ER SO BB IBB HBP BLK WP HR S P ERA WHIP	WLS BF H R ER SO BB IBB HBP BLK WP HR S P ERA WHIP	WLS BF H R ER SO BB IBB HBP BLK WP HR S P ERA WHIP	WLS BF H R ER SO BB IBB HBP BLK WP HR S P ERA WHIP	WLS BF H R ER SO BB IBB HBP BLK WP HR S P ERA WHIP	WLS BF H R ER SO BB IBB HBP BLK WP HR S P ERA WHIP	WLS BF H R ER SO BB IBB HBP BLK WP HR S P ERA WHIP	WLS BF H R ER SO BB IBB HBP BLK WP HR S P ERA WHIP	WLS BF H R ER SO BB IBB HBP BLK WP HR S P ERA WHIP	WLS BF H R ER SO BB IBB HBP BLK WP HR S P ERA WHIP	WLS BF H R ER SO BB IBB HBP BLK WP HR S P ERA WHIP	WLS BF H R ER SO BB IBB HBP BLK WP HR S P ERA WHIP	WLS BF H R ER SO BB IBB HBP BLK WP HR S P ERA WHIP	WLS BF H R ER SO BB IBB HBP BLK WP HR S P ERA WHIP	WLS BF H R ER SO BB IBB HBP BLK WP HR S P ERA WHIP	WLS BF H R ER SO BB IBB HBP BLK WP HR S P ERA WHIP
62 Jose Quintana, L 56 Héctor Rondón, R 38 Mike Montgomery, L 41 John Lackey, R (1, 1)	5.0 0.1 1.0 1.2	WLS BF H R ER SO BB IBB HBP BLK WP HR S P ERA WHIP	WLS BF H R ER SO BB IBB HBP BLK WP HR S P ERA WHIP	WLS BF H R ER SO BB IBB HBP BLK WP HR S P ERA WHIP	WLS BF H R ER SO BB IBB HBP BLK WP HR S P ERA WHIP	WLS BF H R ER SO BB IBB HBP BLK WP HR S P ERA WHIP	WLS BF H R ER SO BB IBB HBP BLK WP HR S P ERA WHIP	WLS BF H R ER SO BB IBB HBP BLK WP HR S P ERA WHIP	WLS BF H R ER SO BB IBB HBP BLK WP HR S P ERA WHIP	WLS BF H R ER SO BB IBB HBP BLK WP HR S P ERA WHIP	WLS BF H R ER SO BB IBB HBP BLK WP HR S P ERA WHIP	WLS BF H R ER SO BB IBB HBP BLK WP HR S P ERA WHIP	WLS BF H R ER SO BB IBB HBP BLK WP HR S P ERA WHIP	WLS BF H R ER SO BB IBB HBP BLK WP HR S P ERA WHIP	WLS BF H R ER SO BB IBB HBP BLK WP HR S P ERA WHIP	WLS BF H R ER SO BB IBB HBP BLK WP HR S P ERA WHIP	WLS BF H R ER SO BB IBB HBP BLK WP HR S P ERA WHIP	WLS BF H R ER SO BB IBB HBP BLK WP HR S P ERA WHIP	WLS BF H R ER SO BB IBB HBP BLK WP HR S P ERA WHIP	WLS BF H R ER SO BB IBB HBP BLK WP HR S P ERA WHIP
<b>Inning Stats</b>	R: 0 H: 0 E: 0 K: 2 S: 14	H: 0 LOB: 0 BB: 0 P: 22	R: 0 H: 1 E: 0 K: 0 S: 7	H: 1 LOB: 0 BB: 0 P: 9	R: 0 H: 0 E: 0 K: 0 S: 9	H: 0 LOB: 0 BB: 0 P: 12	R: 0 H: 0 E: 0 K: 1 S: 11	H: 0 LOB: 0 BB: 0 P: 17	R: 2 H: 1 E: 0 K: 1 S: 16	H: 1 LOB: 1 BB: 2 P: 29	R: 1 H: 2 E: 0 K: 0 S: 15	H: 2 LOB: 2 BB: 1 P: 29	R: 2 H: 4 E: 0 K: 0 S: 14	H: 4 LOB: 2 BB: 0 P: 26	R: 0 H: 0 E: 0 K: 1 S: 8	H: 0 LOB: 1 BB: 1 P: 14	1B: 4 2B: 2 3B: 0 HR: 2	SF: 1 SAC: 0 DP: 2 HBP: 0	WP: 1 PA: 34 PB: 0 SB: 1 CS: 0	
<b>PITCHER</b>	IP WLS BF H R ER SO BB IBB HBP BLK WP HR S P ERA WHIP	IP WLS BF H R ER SO BB IBB HBP BLK WP HR S P ERA WHIP	IP WLS BF H R ER SO BB IBB HBP BLK WP HR S P ERA WHIP	IP WLS BF H R ER SO BB IBB HBP BLK WP HR S P ERA WHIP	IP WLS BF H R ER SO BB IBB HBP BLK WP HR S P ERA WHIP	IP WLS BF H R ER SO BB IBB HBP BLK WP HR S P ERA WHIP	IP WLS BF H R ER SO BB IBB HBP BLK WP HR S P ERA WHIP	IP WLS BF H R ER SO BB IBB HBP BLK WP HR S P ERA WHIP	IP WLS BF H R ER SO BB IBB HBP BLK WP HR S P ERA WHIP	IP WLS BF H R ER SO BB IBB HBP BLK WP HR S P ERA WHIP	IP WLS BF H R ER SO BB IBB HBP BLK WP HR S P ERA WHIP	IP WLS BF H R ER SO BB IBB HBP BLK WP HR S P ERA WHIP	IP WLS BF H R ER SO BB IBB HBP BLK WP HR S P ERA WHIP	IP WLS BF H R ER SO BB IBB HBP BLK WP HR S P ERA WHIP	IP WLS BF H R ER SO BB IBB HBP BLK WP HR S P ERA WHIP	IP WLS BF H R ER SO BB IBB HBP BLK WP HR S P ERA WHIP	IP WLS BF H R ER SO BB IBB HBP BLK WP HR S P ERA WHIP	IP WLS BF H R ER SO BB IBB HBP BLK WP HR S P ERA WHIP	IP WLS BF H R ER SO BB IBB HBP BLK WP HR S P ERA WHIP	IP WLS BF H R ER SO BB IBB HBP BLK WP HR S P ERA WHIP
62 Jose Quintana, L 56 Héctor Rondón, R 38 Mike Montgomery, L 41 John Lackey, R (1, 1)	5.0 0.1 1.0 1.2	WLS BF H R ER SO BB IBB HBP BLK WP HR S P ERA WHIP	WLS BF H R ER SO BB IBB HBP BLK WP HR S P ERA WHIP	WLS BF H R ER SO BB IBB HBP BLK WP HR S P ERA WHIP	WLS BF H R ER SO BB IBB HBP BLK WP HR S P ERA WHIP	WLS BF H R ER SO BB IBB HBP BLK WP HR S P ERA WHIP	WLS BF H R ER SO BB IBB HBP BLK WP HR S P ERA WHIP	WLS BF H R ER SO BB IBB HBP BLK WP HR S P ERA WHIP	WLS BF H R ER SO BB IBB HBP BLK WP HR S P ERA WHIP	WLS BF H R ER SO BB IBB HBP BLK WP HR S P ERA WHIP	WLS BF H R ER SO BB IBB HBP BLK WP HR S P ERA WHIP	WLS BF H R ER SO BB IBB HBP BLK WP HR S P ERA WHIP	WLS BF H R ER SO BB IBB HBP BLK WP HR S P ERA WHIP	WLS BF H R ER SO BB IBB HBP BLK WP HR S P ERA WHIP	WLS BF H R ER SO BB IBB HBP BLK WP HR S P ERA WHIP	WLS BF H R ER SO BB IBB HBP BLK WP HR S P ERA WHIP	WLS BF H R ER SO BB IBB HBP BLK WP HR S P ERA WHIP	WLS BF H R ER SO BB IBB HBP BLK WP HR S P ERA WHIP	WLS BF H R ER SO BB IBB HBP BLK WP HR S P ERA WHIP	WLS BF H R ER SO BB IBB HBP BLK WP HR S P ERA WHIP

AB	30
R	2
H	4
RBI	2
BB	1
SO	9
LOB	6



AB	29
R	5
H	8
RBI	5
BB	4
SO	6
LOB	11



Batter	1	2	3	4	5	6	7	8	9	AB R H RBI BB SO LOB	TOP									
30 Jon Jay, L OBP: 0.333, SLG: 0.333										4 0 1 0 0 0 2	<p>Chicago Cubs @ Los Angeles Dodgers Dodger Stadium, Los Angeles, CA Sun Oct 15 2017, 4:40 PM - 7:59 PM PDT Att: 54,479 - Sunny - 92 F</p> <p>livebaseballscores.com</p>									
17 Kris Bryant, R OBP: 0.297, SLG: 0.250										4 0 0 0 0 2 2										
44 Anthony Rizzo, L OBP: 0.241, SLG: 0.308										3 0 0 0 0 2 1										
40 Wilson Contreras, R OBP: 0.357, SLG: 0.318										4 0 0 0 0 3 2										
5 Albert Almora Jr., R 41 John Lackey, R										4 0 0 0 0 1 1 0 0 0 0 0 0 0										
27 Addison Russell, R OBP: 0.289, SLG: 0.417										3 1 1 1 0 2 0										
22 Jason Heyward, L 46 Pedro Strop, R 32 Brian Duensing, L 24 Leonys Martin, L										3 0										
9 Javier Báez, R										2 0 0 0 1 1 0										
34 Jon Lester, L 6 Carl Edwards Jr., R 18 Ben Zobrist, S										2 0 1 0 0 1 1 0 0 0 0 0 0 0 1 0 0 0 0 0 0										
<b>Inning Stats</b>	R: 0 H: 1 E: 0 K: 2 S: 12	H: 1 LOB: 0 BB: 0 P: 18	R: 0 H: 0 E: 0 K: 1 S: 10	H: 0 LOB: 0 BB: 0 P: 12	R: 0 H: 0 E: 0 K: 2 S: 12	H: 0 LOB: 1 BB: 1 P: 20	R: 0 H: 0 E: 0 K: 2 S: 8	H: 0 LOB: 0 BB: 0 P: 11	R: 1 H: 2 E: 0 K: 1 S: 13	H: 2 LOB: 1 BB: 0 P: 18		R: 0 H: 0 E: 0 K: 1 S: 7	H: 0 LOB: 0 BB: 0 P: 8	R: 0 H: 0 E: 0 K: 0 S: 6	H: 0 LOB: 0 BB: 0 P: 8	R: 0 H: 0 E: 0 K: 2 S: 11	H: 0 LOB: 1 BB: 0 P: 13	1B: 2 2B: 0 3B: 0 HR: 1	SF: 0 SAC: 0 DP: 0 HBP: 1	WP: 1 PB: 0 SB: 1 CS: 0
<b>PITCHER</b>	IP WLS BF H R ER SO BB IBB HBP BLK WP HR S P ERA WHIP											IP WLS BF H R ER SO BB IBB HBP BLK WP HR S P ERA WHIP								
44 Rich Hill, L ERA: 3.0	5.0 19 3 1 1 8 1 0 0 0 0 1 1 55 79 1.80 0.800																			
17 Brandon Morrow, R ERA: 1.42	2.0 6 0 0 0 2 0 0 0 0 0 0 0 15 18 0.00 0.000																			
46 Josh Fields, R ERA: 7.71	0.1 1 0 0 0 0 0 0 0 0 0 0 0 1 2 0.00 0.000																			
33 Tony Watson, L ERA: 7.71	0.2 2 0 0 0 0 0 0 0 0 0 0 0 5 6 0.00 0.000																			
74 Kentley Jansen, R ERA: 7.71	1.0 W 4 0 0 0 2 0 0 1 0 0 0 0 11 13 0.00 0.000																			

Batter	1	2	3	4	5	6	7	8	9	AB R H RBI BB SO LOB	BOTTOM											
3 Chris Taylor, R OBP: 0.375, SLG: 0.450										3 1 0 0 2 0 1	<p>Chicago Cubs @ Los Angeles Dodgers Dodger Stadium, Los Angeles, CA Sun Oct 15 2017, 4:40 PM - 7:59 PM PDT Att: 54,479 - Sunny - 92 F</p> <p>livebaseballscores.com</p>											
10 Justin Turner, R OBP: 0.500, SLG: 0.714										4 1 2 4 1 0 1												
35 Cody Bellinger, L OBP: 0.348, SLG: 0.476										3 0 2 0 1 0 0												
14 Enrique Hernández, R 26 Chase Utley, L 17 Brandon Morrow, R 31 Joc Pederson, L										1 0 0 0 1 0 2 1 0 0 0 0 1 2 0 0 0 0 0 0 0 0 0 0 0 0 0 0												
11 Logan Forsythe, R OBP: 0.500, SLG: 0.357										3 0 0 0 1 1 1												
15 Austin Barnes, R OBP: 0.412, SLG: 0.571										4 0 0 0 0 1 3												
66 Yasiel Puig, R OBP: 0.571, SLG: 0.875										1 1 0 0 3 1 0												
37 Charlie Culberson, R OBP: 0.333, SLG: 0.800										3 1 1 0 0 0 2												
44 Rich Hill, L 6 Curtis Granderson, L 46 Josh Fields, R 33 Tony Watson, L 74 Kenley Jansen, S 65 Kyle Famer, R										1 0 0 0 0 1 0 2 0 0 0 0 0 1 0 0 0 0 0 0 0 0 0 0 0 0 0 0 1 0 0 0 0 1 1												
<b>Inning Stats</b>	R: 0 H: 0 E: 0 K: 0 S: 6	H: 0 LOB: 0 BB: 0 P: 7	R: 0 H: 0 E: 0 K: 1 S: 14	H: 0 LOB: 2 BB: 2 P: 28	R: 0 H: 1 E: 0 K: 1 S: 11	H: 1 LOB: 2 BB: 1 P: 20	R: 0 H: 0 E: 0 K: 0 S: 10	H: 0 LOB: 0 BB: 1 P: 22	R: 1 H: 2 E: 0 K: 1 S: 17	H: 2 LOB: 2 BB: 1 P: 30		R: 0 H: 0 E: 0 K: 2 S: 14	H: 0 LOB: 0 BB: 0 P: 19	R: 0 H: 0 E: 0 K: 0 S: 8	H: 0 LOB: 1 BB: 1 P: 19	R: 0 H: 1 E: 0 K: 0 S: 6	H: 1 LOB: 1 BB: 1 P: 10	R: 3 H: 1 E: 0 K: 1 S: 7	H: 0 LOB: 0 BB: 2 P: 19	1B: 2 2B: 2 3B: 0 HR: 1	SF: 0 SAC: 2 DP: 1 HBP: 0	WP: 0 PB: 0 SB: 0 CS: 1
<b>PITCHER</b>	IP WLS BF H R ER SO BB IBB HBP BLK WP HR S P ERA WHIP											IP WLS BF H R ER SO BB IBB HBP BLK WP HR S P ERA WHIP										
34 Jon Lester, L ERA: 1.88	4.2 21 3 1 1 2 5 0 0 0 0 0 0 17 23 1.93 1.714																					
6 Carl Edwards Jr., R ERA: 14.73	1.1 4 0 0 0 3 0 0 0 0 0 0 0 17 23 0.00 0.000																					
46 Pedro Strop, R ERA: 2.08	1.0 4 0 0 0 0 1 0 0 0 0 0 0 8 19 0.00 1.000																					
32 Brian Duensing, L ERA: 3.0	1.2 L 7 1 1 1 1 1 1 0 0 0 0 0 10 21 5.40 1.200																					
41 John Lackey, R ERA: 10.8	0.0 2 1 2 2 0 1 0 0 0 0 0 1 3 8 " " " "																					

AB	30
R	1
H	3
RBI	1
BB	1
SO	12
LOB	9



AB	27
R	4
H	5
RBI	4
BB	9
SO	6
LOB	14









Batter	1	2	3	4	5	6	7	8	9	AB	R	H	RBI	BB	SO	LOB	TOP	
3 Chris Taylor, R OBP: 0.410, SLG: 0.594										4	2	2	0	1	0	1		
10 Justin Turner, R OBP: 0.500, SLG: 0.677										5	1	1	1	0	2	3		
35 Cody Bellinger, L OBP: 0.316, SLG: 0.500										5	2	3	1	0	2	0		
66 Yasiel Puig, R OBP: 0.514, SLG: 0.655										5	3	2	0	0	0	3		
11 Logan Forsythe, R OBP: 0.458, SLG: 0.368										5	0	1	2	0	1	5		
14 Enrique Hernández, R OBP: 0.333, SLG: 1.250										4	3	3	7	1	0	1		
15 Austin Barnes, R OBP: 0.370, SLG: 0.435										5	0	1	0	0	1	1		
37 Charlie Culberson, R OBP: 0.417, SLG: 0.818										5	0	3	0	0	1	0		
22 Clayton Kershaw, L 18 Kenta Maeda, R 65 Kyle Farmer, R 17 Brandon Morrow, R 31 Joc Pederson, L 74 Kenley Jansen, S										3	0	0	0	0	1	1		
<b>Inning Stats</b>	R: 1 E: 0 K: 1 S: 16	H: 1 LOB: 1 BB: 1 P: 26	R: 5 E: 0 K: 2 S: 25	H: 6 LOB: 1 BB: 0 P: 31	R: 2 E: 0 K: 1 S: 16	H: 3 LOB: 1 BB: 0 P: 23	R: 0 E: 0 K: 1 S: 10	H: 0 LOB: 0 BB: 0 P: 12	R: 0 E: 0 K: 1 S: 7	H: 0 LOB: 1 BB: 1 P: 11	R: 0 E: 0 K: 0 S: 11	H: 1 LOB: 1 BB: 0 P: 19	R: 2 E: 0 K: 2 S: 15	H: 4 LOB: 2 BB: 0 P: 24	1B: 9 2B: 3 3B: 1 HR: 3	SF: 0 SAC: 0 DP: 0 HBP: 0	WP: 2 PA: 45 PB: 0 SB: 0 CS: 0	
<b>PITCHER</b>	IP WLS BF H R ER SO BB IBB HBP BLK WP HR S P ERA WHIP	2.0 L 13 6 6 6 1 1 0 0 0 0 1 36 50 27.00 3.500	1.0 5 2 1 1 2 0 0 0 0 0 1 13 17 9.00 2.000	2.0 9 3 2 2 2 0 0 0 0 2 0 26 35 9.00 1.500	2.0 7 0 0 0 2 1 0 0 0 0 0 15 28 0.00 0.500	2.0 11 5 2 2 2 0 0 0 0 0 1 26 43 9.00 2.500												

Los Angeles Dodgers @ Chicago Cubs  
Wrigley Field, Chicago, IL  
Thu Oct 19 2017, 7:12 PM - 10:15 PM CDT  
Att. 42,735 - Clear - 62 F

livebaseballscores.com

AB 43  
R 11  
H 16  
RBI 11  
BB 2  
SO 9  
LOB 18

Batter	1	2	3	4	5	6	7	8	9	AB	R	H	RBI	BB	SO	LOB	BOTTOM		
5 Albert Almora Jr., R OBP: 0.261, SLG: 0.409										4	0	0	0	0	2	1			
12 Kyle Schwarber, L OBP: 0.300, SLG: 0.353										3	0	1	0	1	2	1			
17 Kris Bryant, R OBP: 0.220, SLG: 0.325										4	1	1	1	0	0	2			
44 Anthony Rizzo, L OBP: 0.200, SLG: 0.243										4	0	0	0	0	0	2			
40 Wilson Contreras, R OBP: 0.342, SLG: 0.406										4	0	1	0	0	1	0			
27 Addison Russell, R OBP: 0.222, SLG: 0.324										3	0	0	0	0	0	1			
9 Javier Báez, R 38 Mike Montgomery, L										3	0	0	0	0	3	0			
18 Ben Zobrist, S OBP: 0.185, SLG: 0.231										3	0	0	0	0	2	0			
62 Jose Quintana, R 56 Héctor Rondón, R 41 John Lackey, R 32 Brian Duensing, L 38 Mike Montgomery, L										0	0	0	0	0	0	0			
<b>Inning Stats</b>	R: 0 E: 0 K: 1 S: 11	H: 0 LOB: 1 BB: 1 P: 18	R: 0 E: 0 K: 1 S: 9	H: 0 LOB: 0 BB: 0 P: 15	R: 1 E: 0 K: 1 S: 14	H: 2 LOB: 1 BB: 0 P: 19	R: 0 E: 0 K: 0 S: 11	H: 0 LOB: 0 BB: 0 P: 16	R: 0 E: 0 K: 0 S: 8	H: 1 LOB: 1 BB: 0 P: 12	R: 0 E: 0 K: 2 S: 8	H: 0 LOB: 0 BB: 0 P: 10	R: 0 E: 0 K: 3 S: 16	H: 1 LOB: 1 BB: 0 P: 21	R: 0 E: 0 K: 0 S: 5	H: 0 LOB: 0 BB: 0 P: 8	1B: 3 2B: 0 3B: 0 HR: 1	SF: 0 SAC: 0 DP: 0 HBP: 0	WP: 0 PA: 32 PB: 0 SB: 0 CS: 0
<b>PITCHER</b>	IP WLS BF H R ER SO BB IBB HBP BLK WP HR S P ERA WHIP	6.0 W 22 3 0 0 0 1 0 0 0 0 0 8 10 1.50 0.667	1.0 3 0 0 0 2 0 0 0 0 0 0 8 10 0.00 0.000	1.0 4 1 0 0 3 0 0 0 0 0 0 16 21 0.00 1.000	1.0 3 0 0 0 0 0 0 0 0 0 0 5 8 0.00 0.000														

Los Angeles Dodgers @ Chicago Cubs  
Wrigley Field, Chicago, IL  
Thu Oct 19 2017, 7:12 PM - 10:15 PM CDT  
Att. 42,735 - Clear - 62 F

livebaseballscores.com

AB 31  
R 1  
H 4  
RBI 1  
BB 1  
SO 10  
LOB 7





Batter	1	2	3	4	5	6	7	8	9	AB	R	H	RBI	BB	SO	LOB	TOP		
3 Chris Taylor, R OBP: 0.393, SLG: 0.533										4	0	1	0	0	1	2			
5 Corey Seager, L OBP: 0.387, SLG: 0.462										4	1	1	0	0	1	3			
10 Justin Turner, R OBP: 0.400, SLG: 0.574										3	0	0	0	1	1	1			
37 Charlie Culberson, R OBP: 0.429, SLG: 1.000										0	1	0	0	0	0	0			
35 Cody Bellinger, L OBP: 0.264, SLG: 0.431										4	2	2	1	0	1	0			
66 Yasiel Puig, R OBP: 0.392, SLG: 0.533										4	0	0	0	0	1	3			
11 Logan Forsythe, R OBP: 0.471, SLG: 0.346										3	1	1	1	1	1	0			
15 Austin Barnes, R OBP: 0.300, SLG: 0.324										2	0	0	1	0	0	1			
31 Joc Pederson, L OBP: 0.333, SLG: 0.857										4	1	1	3	0	2	1			
14 Enrique Hernández, R OBP: 0.462, SLG: 0.818										4	0	1	0	0	1	1			
<b>Inning Stats</b>	R: 0 E: 0 K: 1 S: 7	H: 1 LOB: 0 BB: 0 P: 10	R: 0 E: 0 K: 0 S: 6	H: 0 LOB: 0 BB: 0 P: 9	R: 0 E: 0 K: 2 S: 8	H: 0 LOB: 0 BB: 0 P: 14	R: 0 E: 0 K: 2 S: 7	H: 0 LOB: 0 BB: 0 P: 8	R: 0 E: 0 K: 0 S: 12	H: 1 LOB: 2 BB: 0 P: 18	R: 1 E: 0 K: 0 S: 9	H: 2 LOB: 1 BB: 0 P: 17	R: 0 E: 0 K: 1 S: 7	H: 0 LOB: 0 BB: 0 P: 12	R: 5 E: 0 K: 1 S: 14	H: 3 LOB: 1 BB: 2 P: 23	1B: 4 2B: 2 3B: 0 HR: 1	SF: 1 SAC: 0 DP: 0 HBP: 1	WP: 0 PA: 37 PB: 0 SB: 0 CS: 1
<b>PITCHER</b>	IP WLS BF H R ER SO BB IBB HBP BLK WP HR S P ERA WHIP																		
50 Charlie Morton, R ERA: 4.66	6.1	B 22	3	1	1	7	0	0	1	0	0	0	0	0	51	76	1.42	0.474	
36 Will Harris, R ERA: 2.45	0.2	B 3	1	0	0	0	0	0	0	0	0	0	0	5	9	0.00	1.500		
47 Chris Devenski, R ERA: 7.11	1.0	B 3	0	0	0	1	0	0	0	0	0	0	0	7	12	0.00	0.000		
53 Ken Giles, R ERA: 11.74	0.0	L 3	2	3	3	0	1	0	0	0	0	0	0	3	8	∞	∞		
59 Joe Musgrove, R ERA: 9.64	1.0	B 5	1	2	2	1	0	1	0	0	0	0	1	11	15	18.00	1.000		

Los Angeles Dodgers @ Houston Astros  
Minute Maid Park, Houston, TX  
Sat Oct 28 2017, 7:21 PM - 10:27 PM CDT  
Att: 43,322 - Roof Closed - 67 F

livebaseballscorecards.com

AB 32  
R 6  
H 7  
RBI 6  
BB 2  
SO 9  
LOB 12

Batter	1	2	3	4	5	6	7	8	9	AB	R	H	RBI	BB	SO	LOB	BOTTOM				
4 George Springer, R OBP: 0.324, SLG: 0.459										4	1	1	1	0	1	1					
2 Alex Bregman, R OBP: 0.250, SLG: 0.458										4	1	1	1	0	0	0					
27 Jose Altuve, R OBP: 0.403, SLG: 0.644										4	0	0	0	0	0	0					
1 Carlos Correa, R OBP: 0.328, SLG: 0.550										2	0	0	0	1	0	0					
10 Yuli Gurriel, R OBP: 0.367, SLG: 0.518										3	0	0	0	0	1	1					
22 Josh Reddick, L OBP: 0.254, SLG: 0.218										3	0	0	0	0	0	0					
11 Evan Gattis, R OBP: 0.424, SLG: 0.480										3	0	0	0	0	0	0					
9 Marwin Gonzalez, S OBP: 0.268, SLG: 0.265										2	0	0	0	1	0	0					
16 Brian McCann, L OBP: 0.250, SLG: 0.213										3	0	0	0	0	2	1					
<b>Inning Stats</b>	R: 0 E: 0 K: 0 S: 9	H: 0 LOB: 0 BB: 0 P: 16	R: 0 E: 0 K: 0 S: 4	H: 0 LOB: 0 BB: 1 P: 11	R: 0 E: 0 K: 1 S: 11	H: 0 LOB: 1 BB: 1 P: 20	R: 0 E: 0 K: 0 S: 6	H: 0 LOB: 0 BB: 0 P: 11	R: 0 E: 0 K: 1 S: 11	H: 0 LOB: 0 BB: 0 P: 15	R: 1 E: 0 K: 1 S: 10	H: 1 LOB: 0 BB: 0 P: 13	R: 0 E: 0 K: 0 S: 7	H: 0 LOB: 0 BB: 0 P: 12	R: 0 E: 0 K: 0 S: 6	H: 0 LOB: 0 BB: 0 P: 9	R: 1 E: 0 K: 1 S: 9	H: 1 LOB: 0 BB: 0 P: 14	1B: 0 2B: 0 3B: 0 HR: 2	SF: 0 SAC: 0 DP: 1 HBP: 0	WP: 0 PA: 30 PB: 0 SB: 0 CS: 0
<b>PITCHER</b>	IP WLS BF H R ER SO BB IBB HBP BLK WP HR S P ERA WHIP																				
57 Alex Wood, L ERA: 3.48	5.2	B 19	1	1	1	3	2	0	0	0	0	0	0	0	9	14	0.00	0.529			
17 Brandon Morrow, R ERA: 1.46	1.1	B 4	0	0	0	0	0	0	0	0	0	0	0	9	14	0.00	0.000				
33 Tony Watson, L ERA: 3.0	1.0	W 3	0	0	0	0	0	0	0	0	0	0	0	6	9	0.00	0.000				
74 Kenley Jansen, R ERA: 1.5	1.0	B 4	1	1	1	1	0	0	0	0	0	1	9	14	9.00	1.000					

Los Angeles Dodgers @ Houston Astros  
Minute Maid Park, Houston, TX  
Sat Oct 28 2017, 7:21 PM - 10:27 PM CDT  
Att: 43,322 - Roof Closed - 67 F

livebaseballscorecards.com

AB 28  
R 2  
H 2  
RBI 2  
BB 2  
SO 4  
LOB 3

Batter	1	2	3	4	5	6	7	8	9	10	AB	R	H	RBI	BB	SO	LOB	TOP				
3 Chris Taylor, R OBP: 0.403, SLG: 0.520	(1, 8) (8, 4) 14 BB 10 BB 11 1B	G5-3		K		F9		HBP			5	1	2	1	0	1	3					
5 Corey Seager, L OBP: 0.378, SLG: 0.452	(1, 6) K		G3-1		10 BB 35 HR				L8		5	1	1	1	1	2	3					
10 Justin Turner, R OBP: 0.410, SLG: 0.569	(1, 10) 14 BB 11 1B		P4		35 HR			L9		L7	4	2	1	0	2	0	2					
14 Enrique Hernández, R OBP: 0.433, SLG: 0.720	(1, 7) (6, 4) 11 1B 66 CS		G1-3					FC1-5		G3	3	2	0	0	1	1	3					
16 Andre Ethier, L OBP: 0.385, SLG: 0.545	(8, PH) (8, 7) 11 1B 66 CS							FC1-5		G3	2	0	1	0	0	0	2					
35 Cody Bellinger, L OBP: 0.298, SLG: 0.518	(1, 3) K										5	2	2	4	1	2	4					
11 Logan Forsythe, R OBP: 0.450, SLG: 0.375	(1, 5) 66 CS 1B				HR						6	1	2	2	0	2	3					
66 Yasiel Puig, R OBP: 0.375, SLG: 0.560	(1, 9) G2-3										5	1	1	2	0	2	3					
15 Austin Barnes, R OBP: 0.311, SLG: 0.359	(1, 2) F9										5	1	2	1	0	2	0					
37 Charlie Culberson, R OBP: 0.438, SLG: 0.833	(1, 4) 3 WP 37 1B										2	0	1	0	0	0	0					
31 Joc Pederson, L OBP: 0.388, SLG: 0.875	(8, PH) (6, 7) (8, 8) G6-3										2	1	1	0	1	0	1					
<b>Inning Stats</b>	R: 3 E: 0 K: 2 S: 15	H: 2 LOB: 1 BB: 2 P: 32	R: 0 E: 0 K: 0 S: 7	H: 0 LOB: 0 BB: 0 P: 13	R: 0 E: 0 K: 0 S: 7	H: 0 LOB: 0 BB: 0 P: 12	R: 1 E: 0 K: 3 S: 20	H: 3 LOB: 2 BB: 0 P: 35	R: 3 E: 0 K: 2 S: 17	H: 1 LOB: 0 BB: 2 P: 29	R: 0 E: 0 K: 2 S: 11	H: 0 LOB: 1 BB: 1 P: 20	R: 1 E: 0 K: 1 S: 16	H: 2 LOB: 1 BB: 0 P: 24	R: 1 E: 0 K: 0 S: 15	H: 2 LOB: 2 BB: 0 P: 21	R: 3 E: 0 K: 1 S: 7	H: 3 LOB: 1 BB: 0 P: 9	1B: 6 2B: 5 3B: 1 HR: 2	SF: 0 SAC: 0 DP: 0 HBP: 1	WP: 1 PB: 0 SB: 0 CS: 2	PA: 51
<b>PITCHER</b>	IP WLS BF H R ER SO BB IBB HBP BLK WP HR S P ERA WHIP	60 Dallas Keuchel, L ERA: 3.58	44 Luke Gregerson, R ERA: 4.5	31 Colin McHugh, R ERA: 4.5	41 Brad Peacock, R ERA: 6.1	36 Will Harris, R ERA: 2.25	<b>PITCHER</b>	IP WLS BF H R ER SO BB IBB HBP BLK WP HR S P ERA WHIP	47 Chris Devenski, R ERA: 9.39	59 Joe Musgrove, R ERA: 7.94												

Los Angeles Dodgers @ Houston Astros  
Minute Maid Park, Houston, TX  
Sun Oct 29 2017, 7:22 PM - 12:38 AM CDT  
Att: 43,300 - Roof Closed - 69 F

AB	44
R	12
H	14
RBI	11
BB	6
SO	12
LOB	24



Batter	1	2	3	4	5	6	7	8	9	10	AB	R	H	RBI	BB	SO	LOB	BOTTOM						
4 George Springer, R OBP: 0.365, SLG: 0.516	(1, 8) (10, 9) G5-3			27 BB 1 2B		27 HR 2 BB					3	3	2	1	3	0	0							
2 Alex Bregman, R OBP: 0.271, SLG: 0.453	(1, 5) F8			F7		27 HR BB					5	2	2	1	1	0	2							
27 Jose Altuve, R OBP: 0.417, SLG: 0.703	(1, 4) K			10 HR 1B		HR					5	3	3	4	0	1	0							
1 Carlos Correa, R OBP: 0.348, SLG: 0.615	(1, 6) G3			10 HR 2B		E5 1B					5	2	3	3	0	0	0							
10 Yuli Gurriel, R OBP: 0.389, SLG: 0.574	(1, 3) P3					G6-3					5	1	2	3	0	1	1							
3 Cameron Maybin, R OBP: 0.500, SLG: 0.400	(9, PR) (10, 8) HR										0	0	0	0	0	0	0							
22 Josh Reddick, L OBP: 0.234, SLG: 0.200	(1, 9) (10, 7) F8					P3					5	0	0	0	0	2	1							
11 Evan Gattis, R OBP: 0.421, SLG: 0.448	(1, 10) F7					F7					4	0	1	0	1	0	0							
9 Marwin Gonzalez, S OBP: 0.246, SLG: 0.241	(1, 7) (10, 3) G5-4-3					F7					5	0	0	0	0	1	2							
16 Brian McCann, L OBP: 0.263, SLG: 0.275	(1, 2) G4-3										4	1	1	1	0	1	1							
21 Derek Fisher, L ERA: 1.8	(10, PR) G4-3										0	1	0	0	0	0	0							
<b>Inning Stats</b>	R: 0 E: 0 K: 1 S: 9	H: 0 LOB: 0 BB: 0 P: 12	R: 0 E: 0 K: 0 S: 8	H: 0 LOB: 0 BB: 0 P: 12	R: 0 E: 0 K: 0 S: 10	H: 1 LOB: 0 BB: 0 P: 15	R: 4 E: 0 K: 0 S: 15	H: 2 LOB: 0 BB: 1 P: 28	R: 3 E: 1 K: 1 S: 24	H: 2 LOB: 1 BB: 2 P: 40	R: 0 E: 0 K: 1 S: 14	H: 0 LOB: 0 BB: 1 P: 21	R: 4 E: 0 K: 2 S: 15	H: 4 LOB: 0 BB: 0 P: 21	R: 1 E: 0 K: 0 S: 8	H: 2 LOB: 0 BB: 0 P: 13	R: 0 E: 0 K: 0 S: 9	H: 1 LOB: 1 BB: 0 P: 12	R: 1 E: 0 K: 1 S: 10	H: 1 LOB: 2 BB: 1 P: 21	1B: 6 2B: 3 3B: 0 HR: 5	SF: 0 SAC: 0 DP: 2 HBP: 1	WP: 1 PB: 0 SB: 0 CS: 0	PA: 47
<b>PITCHER</b>	IP WLS BF H R ER SO BB IBB HBP BLK WP HR S P ERA WHIP	22 Clayton Kershaw, L ERA: 4.34	18 Kenta Maeda, R ERA: 0.91	33 Tony Watson, L ERA: 2.7	17 Brandon Morrow, R ERA: 4.38	54 Tony Cingrani, L ERA: 1.8	<b>PITCHER</b>	IP WLS BF H R ER SO BB IBB HBP BLK WP HR S P ERA WHIP	68 Ross Stripling, R ERA: 1.98	74 Kenley Jansen, R ERA: 1.98														

Los Angeles Dodgers @ Houston Astros  
Minute Maid Park, Houston, TX  
Sun Oct 29 2017, 7:22 PM - 12:38 AM CDT  
Att: 43,300 - Roof Closed - 69 F

AB	41
R	13
H	14
RBI	13
BB	5
SO	6
LOB	7



Batter	1	2	3	4	5	6	7	8	9	AB	R	H	RBI	BB	SO	LOB	TOP			
4 George Springer, R OBP: 0.385, SLG: 0.567										3	1	2	1	1	1	0	<b>Houston Astros @ Los Angeles Dodgers</b> Dodger Stadium, Los Angeles, CA Tue Oct 31 2017, 5:22 PM - 8:43 PM PDT Att: 54,128 - Overcast - 67 F			
2 Alex Bregman, R OBP: 0.270, SLG: 0.441										4	0	1	0	0	0	5				
27 Jose Altuve, R OBP: 0.395, SLG: 0.662										4	0	0	0	0	1	4				
1 Carlos Correa, R OBP: 0.329, SLG: 0.580										4	0	0	0	0	1	1				
10 Yuli Gurriel, R OBP: 0.362, SLG: 0.554										4	0	1	0	0	0	0				
16 Brian McCann, L OBP: 0.279, SLG: 0.278										3	0	1	0	0	1	0				
9 Marwin Gonzalez, S OBP: 0.246, SLG: 0.259										4	0	1	0	0	0	2				
22 Josh Reddick, L OBP: 0.235, SLG: 0.190										3	0	0	0	1	2	2				
35 Justin Verlander, R ERA: 2.55										2	0	0	0	0	2	2				
11 Eyan Gattis, R ERA: 4.05										1	0	0	0	0	1	0				
21 Derek Fisher, L ERA: 2.57										0	0	0	0	0	0	0				
59 Joe Musgrove, R ERA: 0.84										0	0	0	0	0	0	0				
44 Luke Gregerson, L ERA: 1.72										0	0	0	0	0	0	0				
15 Carlos Beltran, S ERA: 1.72										1	0	0	0	0	1	0				
<b>Inning Stats</b>	R: 0 E: 0 K: 2 S: 11	H: 1 LOB: 1 BB: 0 P: 12	R: 0 E: 0 K: 0 S: 9	H: 0 LOB: 0 BB: 0 P: 12	R: 1 E: 0 K: 1 S: 7	H: 1 LOB: 0 BB: 0 P: 9	R: 0 E: 0 K: 0 S: 9	H: 0 LOB: 0 BB: 0 P: 12	R: 0 E: 0 K: 2 S: 11	H: 2 LOB: 3 BB: 1 P: 15	R: 0 E: 0 K: 1 S: 13	H: 1 LOB: 3 BB: 0 P: 19	R: 0 E: 0 K: 0 S: 10	H: 0 LOB: 0 BB: 0 P: 7	R: 0 E: 0 K: 2 S: 11	H: 0 LOB: 0 BB: 0 P: 12	1B: 4 2B: 1 3B: 0 HR: 1	SF: 0 SAC: 0 DP: 0 HBP: 1	WP: 0 PB: 0 SB: 0 CS: 0	PA: 36
<b>PITCHER</b>	IP: 4.2 WLS: 2 BF: 19 H: 4 R: 1 ER: 1 SO: 5 BB: 0 IBB: 1 HBP: 0 BLK: 0 WP: 0 HR: 1 S: 45 P: 58 ERA: 1.93 WHIP: 0.857	IP: 1.0 WLS: 0 BF: 4 H: 1 R: 0 ER: 0 SO: 1 BB: 0 IBB: 0 HBP: 0 BLK: 0 WP: 0 HR: 0 S: 12 P: 14 ERA: 0.00 WHIP: 1.000	IP: 0.1 WLS: 0 BF: 3 H: 0 R: 0 ER: 0 SO: 0 BB: 1 IBB: 0 HBP: 1 BLK: 0 WP: 0 HR: 0 S: 4 P: 12 ERA: 0.00 WHIP: 3.000	IP: 1.0 WLS: 0 BF: 4 H: 1 R: 0 ER: 0 SO: 0 BB: 0 IBB: 0 HBP: 0 BLK: 0 WP: 0 HR: 0 S: 9 P: 14 ERA: 0.00 WHIP: 1.000	IP: 2.0 WLS: 0 BF: 6 H: 0 R: 0 ER: 0 SO: 3 BB: 0 IBB: 0 HBP: 0 BLK: 0 WP: 0 HR: 1 S: 18 P: 19 ERA: 0.00 WHIP: 0.000												IP: 4.2 WLS: 2 BF: 19 H: 4 R: 1 ER: 1 SO: 5 BB: 0 IBB: 1 HBP: 0 BLK: 0 WP: 0 HR: 1 S: 45 P: 58 ERA: 1.93 WHIP: 0.857			

Batter	1	2	3	4	5	6	7	8	9	AB	R	H	RBI	BB	SO	LOB	BOTTOM			
3 Chris Taylor, R OBP: 0.384, SLG: 0.519										4	0	1	1	0	1	1	<b>Houston Astros @ Los Angeles Dodgers</b> Dodger Stadium, Los Angeles, CA Tue Oct 31 2017, 5:22 PM - 8:43 PM PDT Att: 54,128 - Overcast - 67 F			
5 Corey Seager, L OBP: 0.341, SLG: 0.412										3	0	0	1	0	2	1				
10 Justin Turner, R OBP: 0.400, SLG: 0.537										3	0	0	0	1	1	1				
35 Cody Bellinger, L OBP: 0.270, SLG: 0.483										4	0	0	0	0	4	3				
66 Yasiel Puig, R OBP: 0.373, SLG: 0.547										3	0	1	0	0	0	0				
31 Joc Pederson, L OBP: 0.381, SLG: 0.947										3	1	1	1	0	1	1				
11 Logan Forsythe, R ERA: 2.21										2	0	0	0	0	1	1				
33 Tony Watson, L ERA: 8.1										0	0	0	0	0	0	0				
18 Kenta Maeda, R ERA: 0.50										0	0	0	0	0	0	0				
16 Andre Ethier, L OBP: 0.357, SLG: 0.500										1	0	0	0	0	0	0				
74 Kenley Jansen, S ERA: 0.471, SLG: 0.938										0	0	0	0	0	0	0				
15 Austin Barnes, R OBP: 0.313, SLG: 0.357										3	1	1	0	0	1	0				
44 Rich Hill, L ERA: 2.21										1	0	0	0	0	1	0				
17 Brandon Morrow, R ERA: 2.21										0	0	0	0	0	0	0				
26 Chase Utley, L ERA: 2.21										0	0	0	0	0	0	0				
37 Charlie Culberson, R ERA: 4.5										1	0	1	0	0	0	0				
<b>Inning Stats</b>	R: 0 E: 0 K: 1 S: 5	H: 0 LOB: 0 BB: 0 P: 7	R: 0 E: 0 K: 2 S: 15	H: 1 LOB: 1 BB: 0 P: 23	R: 0 E: 0 K: 2 S: 12	H: 0 LOB: 0 BB: 0 P: 13	R: 0 E: 0 K: 2 S: 10	H: 0 LOB: 0 BB: 0 P: 15	R: 0 E: 0 K: 1 S: 6	H: 0 LOB: 0 BB: 0 P: 11	R: 2 E: 0 K: 1 S: 17	H: 2 LOB: 1 BB: 0 P: 24	R: 1 E: 0 K: 0 S: 9	H: 1 LOB: 0 BB: 0 P: 13	R: 0 E: 0 K: 2 S: 15	H: 1 LOB: 2 BB: 1 P: 27	1B: 3 2B: 1 3B: 0 HR: 1	SF: 1 SAC: 0 DP: 0 HBP: 1	WP: 0 PB: 0 SB: 0 CS: 0	PA: 31
<b>PITCHER</b>	IP: 6.0 WLS: 2 BF: 22 H: 3 R: 2 ER: 2 SO: 9 BB: 0 IBB: 0 HBP: 1 BLK: 0 WP: 0 HR: 1 S: 65 P: 93 ERA: 3.000 WHIP: 0.500	IP: 1.0 WLS: 0 BF: 4 H: 1 R: 1 ER: 1 SO: 1 BB: 0 IBB: 0 HBP: 0 BLK: 0 WP: 0 HR: 0 S: 9 P: 13 ERA: 9.000 WHIP: 1.000	IP: 0.1 WLS: 0 BF: 3 H: 0 R: 0 ER: 0 SO: 0 BB: 1 IBB: 0 HBP: 0 BLK: 0 WP: 0 HR: 0 S: 4 P: 12 ERA: 0.000 WHIP: 3.000	IP: 1.0 WLS: 0 BF: 4 H: 1 R: 0 ER: 0 SO: 0 BB: 0 IBB: 0 HBP: 0 BLK: 0 WP: 0 HR: 0 S: 9 P: 14 ERA: 0.000 WHIP: 1.000	IP: 2.0 WLS: 0 BF: 6 H: 0 R: 0 ER: 0 SO: 3 BB: 0 IBB: 0 HBP: 0 BLK: 0 WP: 0 HR: 1 S: 18 P: 19 ERA: 0.000 WHIP: 0.000												IP: 6.0 WLS: 2 BF: 22 H: 3 R: 2 ER: 2 SO: 9 BB: 0 IBB: 0 HBP: 1 BLK: 0 WP: 0 HR: 1 S: 65 P: 93 ERA: 3.000 WHIP: 0.500			



Batter	1	2	3	4	5	6	7	8	9	AB	R	H	RBI	BB	SO	LOB	TOP			
4 George Springer, R OBP: 0.386, SLG: 0.611										5	2	2	2	0	1	0	<b>Houston Astros @ Los Angeles Dodgers</b> <b>Dodger Stadium, Los Angeles, CA</b> Wed Nov 01 2017, 5:22 PM - 8:58 PM PDT Att: 54,124 - Overcast - 69 F			
2 Alex Bregman, R OBP: 0.255, SLG: 0.417										4	1	0	0	0	3	0				
27 Jose Altuve, R OBP: 0.388, SLG: 0.634										3	0	0	1	1	0	0				
1 Carlos Correa, R OBP: 0.325, SLG: 0.562										4	0	1	0	0	0	1				
10 Yuli Gurriel, R OBP: 0.342, SLG: 0.522										4	0	0	0	0	1	1				
16 Brian McCann, L OBP: 0.277, SLG: 0.263										3	1	0	0	1	2	1				
9 Marwin Gonzalez, S OBP: 0.275, SLG: 0.295										3	1	2	0	1	0	0				
22 Josh Reddick, L OBP: 0.229, SLG: 0.185										2	0	0	0	0	0	3				
11 Evan Gattis, R OBP: 0.425, SLG: 0.433										0	0	0	0	1	0	0				
50 Charlie Morton, R OBP: 0.375, SLG: 0.286										1	0	0	0	0	1	0				
43 Lance McCullers Jr., L										1	0	0	0	0	0	1				
41 Brad Peacock, R										0	0	0	0	0	0	0				
46 Francisco Liriano, L										0	0	0	0	0	0	0				
47 Chris Devenski, R										0	0	0	0	0	0	0				
3 Cameron Maybin, R										2	0	0	0	0	1	3				
<b>Inning Stats</b>	R: 2 H: 1 E: 1 K: 0 S: 18	H: 1 BB: 0 P: 24	R: 3 H: 2 E: 0 K: 1 S: 15	H: 2 BB: 1 P: 26	R: 0 H: 0 E: 0 K: 1 S: 5	H: 0 BB: 0 P: 10	R: 0 H: 1 E: 0 K: 1 S: 9	H: 1 BB: 0 P: 11	R: 0 H: 0 E: 0 K: 2 S: 10	H: 0 BB: 1 P: 12	R: 0 H: 0 E: 0 K: 1 S: 12	H: 0 BB: 1 P: 20	R: 0 H: 0 E: 0 K: 1 S: 9	H: 0 BB: 0 P: 14	R: 0 H: 0 E: 0 K: 2 S: 9	H: 0 BB: 0 P: 11	1B: 2 2B: 2 3B: 0 HR: 1	SF: 0 SAC: 0 DP: 0 HBP: 0	WP: 1 PB: 0 CS: 2	PA: 37
<b>PITCHER</b>	IP WLS BF H R ER SO BB IBB HBP BLK WP HR S P ERA WHIP																			
21 Yu Darvish, R ERA: 6.14	1.2 L 10 3 5 4 0 1 0 0 0 0 0 1 30 47 21.60 2.400																			
17 Brandon Morrow, R ERA: 3.95	0.1 1 0 0 0 1 0 0 0 0 0 0 0 3 3 0.00 0.000																			
22 Clayton Kershaw, L ERA: 3.82	4.0 16 2 0 0 4 0 2 0 0 1 0 34 43 0.00 0.500																			
74 Kenley Jansen, R ERA: 1.62	1.0 4 0 0 0 1 1 0 0 0 0 0 12 20 0.00 1.000																			
57 Alex Wood, L ERA: 2.92	2.0 6 0 0 0 3 0 0 0 0 0 0 18 25 0.00 0.000																			

Batter	1	2	3	4	5	6	7	8	9	AB	R	H	RBI	BB	SO	LOB	BOTTOM			
3 Chris Taylor, R OBP: 0.380, SLG: 0.508										5	0	1	0	0	1	4	<b>Houston Astros @ Los Angeles Dodgers</b> <b>Dodger Stadium, Los Angeles, CA</b> Wed Nov 01 2017, 5:22 PM - 8:58 PM PDT Att: 54,124 - Overcast - 69 F			
5 Corey Seager, L OBP: 0.348, SLG: 0.395										4	0	1	0	1	1	3				
10 Justin Turner, R OBP: 0.420, SLG: 0.536										2	0	1	0	0	0	0				
35 Cody Bellinger, L OBP: 0.254, SLG: 0.453										4	0	0	0	0	3	6				
66 Yasiel Puig, R OBP: 0.365, SLG: 0.518										3	0	0	0	0	0	4				
31 Joc Pederson, L OBP: 0.360, SLG: 0.826										4	1	1	0	0	2	5				
11 Logan Forsythe, R OBP: 0.435, SLG: 0.351										3	0	1	0	1	0	0				
15 Austin Barnes, R OBP: 0.288, SLG: 0.326										4	0	0	0	0	0	3				
21 Yu Darvish, R										0	0	0	0	0	0	0				
17 Brandon Morrow, R										0	0	0	0	0	0	0				
14 Enrique Hernández, R										1	0	1	0	0	0	0				
22 Clayton Kershaw, L										0	0	0	0	0	0	0				
16 Andre Ethier, R										0	0	0	0	0	0	0				
74 Kenley Jansen, S										0	0	0	0	0	0	0				
57 Alex Wood, R										0	0	0	0	0	0	0				
26 Chase Utley, L										1	0	0	0	0	1	0				
<b>Inning Stats</b>	R: 0 H: 1 E: 0 K: 2 S: 14	H: 1 BB: 3 P: 25	R: 0 H: 1 E: 0 K: 2 S: 12	H: 1 BB: 0 P: 19	R: 0 H: 0 E: 0 K: 1 S: 9	H: 0 BB: 0 P: 13	R: 0 H: 1 E: 0 K: 0 S: 17	H: 1 BB: 1 P: 26	R: 1 H: 2 E: 0 K: 1 S: 14	H: 2 BB: 1 P: 20	R: 0 H: 0 E: 0 K: 1 S: 7	H: 0 BB: 0 P: 11	R: 0 H: 0 E: 0 K: 1 S: 9	H: 0 BB: 0 P: 12	R: 0 H: 0 E: 0 K: 1 S: 7	H: 0 BB: 0 P: 9	1B: 5 2B: 2 3B: 0 HR: 0	SF: 0 SAC: 0 DP: 1 HBP: 4	WP: 0 PB: 0 CS: 0	PA: 38
<b>PITCHER</b>	IP WLS BF H R ER SO BB IBB HBP BLK WP HR S P ERA WHIP																			
43 Lance McCullers Jr., R ERA: 2.61	2.1 13 3 1 0 0 2 1 0 0 0 0 0 24 37 0.00 1.000																			
41 Brad Peacock, R ERA: 5.11	2.0 8 1 0 0 0 2 1 0 0 0 0 0 2 4 0.00 0.000																			
46 Francisco Liriano, L ERA: 3.98	0.1 1 0 0 0 0 0 0 0 0 0 0 0 2 4 0.00 0.000																			
47 Chris Devenski, R ERA: 9.0	0.1 1 0 0 0 0 0 0 0 0 0 0 0 5 6 0.00 0.000																			
50 Charlie Morton, R ERA: 4.24	4.0 W 15 2 1 1 4 1 0 0 0 0 0 37 52 2.25 0.750																			

livebaseballscorecards.com

livebaseballscorecards.com