

Los Angeles Dodgers - 2018

Batter	1	2	3	4	5	6	7	8	9	AB	R	H	RBI	BB	SO	LOB	TOP					
3 Chris Taylor, R OBP: 0.333, SLG: 0.250 81 Yusniel Diaz, R (5, 8)										2	0	1	0	1	0	0	Los Angeles Dodgers @ Kansas City Royals Surprise Stadium, Surprise, AZ Sat Feb 24 2018, 3:08 PM - 5:44 PM EST Att: 5,020 - Sunny - 58 F					
11 Logan Forsythe, R OBP: 0.500, SLG: 1.000 0 Omar Estévez, R OBP: 1.000, SLG: 1.000										3	0	1	2	0	0	1						
15 Austin Barnes, R (1, 10)										4	0	0	0	0	1	2						
14 Enrique Hernández, R OBP: 0.667, SLG: 1.333 0 Errol Robinson, R (5, 6)										1	0	0	0	2	0	1						
60 Andrew Toles, L (1, 7) 67 Travis Taljeron, R OBP: 0.333, SLG: 0.333 (6, 7)										3	0	0	0	0	1	4						
21 Travis Thompson, R OBP: 0.500, SLG: 0.500 62 Logan Landon, R (6, 9)										3	1	1	0	0	1	1						
83 Drew Jackson, R (1, 5) 83 Mike Ahmed, R (7, 5)										2	1	0	0	0	1	0						
79 Will Smith, R (1, 2) 88 Shawn Zarraga, S (6, 2)										3	0	0	0	0	2	3						
84 Matt Beatty, L OBP: 0.333, SLG: 1.333 62 Wes Darvill, L (7, 3)										3	2	1	2	0	0	2						
Inning Stats	R: 0 E: 0 K: 1 S: 6	H: 1 LOB: 2 BB: 1 P: 11	R: 2 E: 0 K: 1 S: 6	H: 2 LOB: 2 BB: 1 P: 11	R: 0 E: 1 K: 1 S: 6	H: 0 LOB: 0 BB: 0 P: 6	R: 1 E: 1 K: 1 S: 6	H: 0 LOB: 0 BB: 0 P: 6	R: 0 E: 0 K: 1 S: 5	H: 0 LOB: 1 BB: 1 P: 9	R: 0 E: 0 K: 1 S: 5	H: 0 LOB: 0 BB: 0 P: 5	R: 1 E: 0 K: 0 S: 5	H: 2 LOB: 0 BB: 0 P: 7	R: 0 E: 0 K: 0 S: 4	H: 1 LOB: 1 BB: 0 P: 5		R: 0 E: 0 K: 2 S: 7	H: 0 LOB: 0 BB: 0 P: 7	1B: 5 2B: 0 3B: 0 HR: 1	SF: 0 SAC: 0 DP: 1 HBP: 1	WP: 1 PB: 0 SB: 0 CS: 0
PITCHER	IP	WLS	BF	H	R	ER	SO	BB	IBB	HBP	BLK	WP	HR	S	P	ERA	WHIP					
32 Jesse Hahn, R ERA: 10.8	1.2		10	2	2	2	2	2	0	1	0	0	0	11	21	10.80	2.400					
61 Kevin McCarthy, R ERA:	1.1	B	5	1	0	0	1	0	0	0	0	0	0	7	7	0.00	0.750					
64 Burch Smith, R ERA:	2.0	W	8	0	1	0	2	1	0	0	0	0	0	11	15	0.00	0.500					
52 Eric Stout, L ERA:	1.0	H	3	0	0	0	1	0	0	0	0	0	0	5	5	0.00	0.000					
63 Seth Maness, R ERA: 9.0	1.0	H	4	2	1	1	0	0	0	0	0	0	1	5	7	9.00	2.000					

Batter	1	2	3	4	5	6	7	8	9	AB	R	H	RBI	BB	SO	LOB	BOTTOM					
2 Alcides Escobar, R (1, 6) 1 Ryan Goins, L OBP: 0.500, SLG: 0.500 (5, 4)										2	0	0	0	0	0	0	Los Angeles Dodgers @ Kansas City Royals Surprise Stadium, Surprise, AZ Sat Feb 24 2018, 3:08 PM - 5:44 PM EST Att: 5,020 - Sunny - 58 F					
9 Drew Butera, R OBP: 0.667, SLG: 0.667 22 Meibrys Viloria, L (6, 2)										3	1	2	0	0	0	0						
13 Salvador Perez, R OBP: 0.500, SLG: 0.500 69 Frank Schwindel, R OBP: 0.500, SLG: 0.500 (6, 10)										2	1	1	0	0	1	1						
4 Alex Gordon, L OBP: 0.500, SLG: 1.000 11 Bubba Starling, R (5, 8)										2	0	1	1	0	0	0						
12 Jorge Soler, R (1, 7) 66 Ryan O'Hearn, L (5, PH) (6, 3) 0 Terrance Gore, R (8, PR) 67 Samir Dúñez, L (9, 3)										2	0	0	0	0	2	1						
15 Whit Merrifield, R OBP: 0.500, SLG: 0.500 27 Adalberto Mondesi, S OBP: 0.500, SLG: 2.000										2	1	1	0	0	0	0						
19 Cheslor Cuthbert, R OBP: 0.500, SLG: 0.500 16 Paulo Orlando, R OBP: 1.000, SLG: 2.000										2	1	2	1	0	0	0						
38 Jorge Bonifacio, R OBP: 0.500, SLG: 1.000 25 Cody Asche, L (6, 5)										2	1	1	1	0	0	0						
17 Hunter Dozier, R (1, 3) 14 Billy Burns, S (6, 7)										1	0	0	1	0	1	0						
Inning Stats	R: 1 E: 0 K: 1 S: 7	H: 2 LOB: 1 BB: 0 P: 7	R: 2 E: 0 K: 0 S: 5	H: 3 LOB: 0 BB: 0 P: 5	R: 0 E: 0 K: 1 S: 5	H: 0 LOB: 0 BB: 0 P: 5	R: 0 E: 0 K: 1 S: 5	H: 0 LOB: 0 BB: 0 P: 5	R: 2 E: 0 K: 0 S: 8	H: 3 LOB: 2 BB: 1 P: 12	R: 1 E: 0 K: 0 S: 7	H: 2 LOB: 1 BB: 0 P: 9	R: 0 E: 1 K: 0 S: 3	H: 0 LOB: 0 BB: 0 P: 3	R: 2 E: 0 K: 0 S: 4	H: 1 LOB: 1 BB: 1 P: 10		R: 0 E: 0 K: 2 S: 4	H: 0 LOB: 0 BB: 0 P: 7	1B: 7 2B: 5 3B: 0 HR: 1	SF: 2 SAC: 0 DP: 2 HBP: 0	WP: 1 PB: 0 SB: 1 CS: 1
PITCHER	IP	WLS	BF	H	R	ER	SO	BB	IBB	HBP	BLK	WP	HR	S	P	ERA	WHIP					
49 Zach Neal, R ERA: 13.5	2.0		10	5	3	3	1	0	0	0	0	0	0	12	12	13.50	2.500					
94 Malcolm Culver, R ERA:	2.0		6	1	0	0	2	0	0	0	0	0	0	10	10	0.00	0.500					
90 Joe Broussard, R ERA: 9.0	1.0	L	7	3	2	1	1	1	0	0	0	0	0	8	12	9.00	4.000					
69 Parker Curry, R ERA: 9.0	1.0		5	2	1	1	0	0	0	0	0	0	1	7	9	9.00	2.000					
92 César Ramos, L ERA: 10.8	1.2		7	1	2	2	0	1	0	0	0	0	1	6	12	10.80	1.200					

AB 33
R 4
H 6
RBI 4
BB 3
SO 8
LOB 16



AB 32
R 8
H 12
RBI 7
BB 2
SO 4
LOB 10



Batter	1	2	3	4	5	6	7	8	9	AB	R	H	RBI	BB	SO	LOB	TOP				
1 Grégor Blanco, L OBP: 0.500, SLG: 1.000 80 Eury Pérez, R										4	0	2	0	0	1	2	<p>San Francisco Giants @ Los Angeles Dodgers Camelback Ranch, Glendale, AZ Sat Feb 24 2018, 3:07 PM - 6:22 PM EST Att: 13,141 - Sunny - 57 F</p>				
9 Brandon Belt, L 80 Kyle Jensen, R OBP: 0.500, SLG: 2.000										4	0	0	0	0	2	4					
6 Jarrett Parker, L 79 Luigi Rodriguez, L										4	0	0	0	0	3	3					
57 Héctor Sánchez, S 74 Aramis Garcia, R 80 Chris Heston, R										3	2	2	1	0	0	1					
79 Chris Shaw, L 72 Justin O'Conner, R OBP: 1.000, SLG: 1.000										4	0	0	0	0	1	1					
19 Josh Rutledge, R 52 Miguel Gómez, S 88 Myles Schroder, S										2	1	1	0	0	0	0					
51 Mac Williamson, R 74 Dylan Davis, R										3	2	2	3	0	0	0					
2 Chase d'Arnaud, R 83 Ryan Howard, R										3	1	2	2	0	0	0					
46 Orlando Calixte, R 86 Ali Castillo, R										3	0	2	1	0	1	1					
										1B: 10	SF: 0	2B: 1	SAC: 0	3B: 1	DP: 0	HR: 3		HBP: 0			
Inning Stats	R: 0 E: 0 K: 2 S: 8	H: 1 LOB: 1 BB: 0 P: 9	R: 0 E: 0 K: 0 S: 3	H: 0 LOB: 0 BB: 0 P: 3	R: 0 E: 0 K: 1 S: 6	H: 1 LOB: 1 BB: 0 P: 6	R: 4 E: 0 K: 2 S: 12	H: 5 LOB: 1 BB: 0 P: 12	R: 1 E: 0 K: 0 S: 4	H: 1 LOB: 0 BB: 0 P: 6	R: 2 E: 0 K: 2 S: 11	H: 4 LOB: 2 BB: 0 P: 13	R: 0 E: 0 K: 2 S: 8	H: 1 LOB: 1 BB: 0 P: 11	R: 2 E: 1 K: 1 S: 8	H: 1 LOB: 0 BB: 0 P: 12		R: 0 E: 0 K: 1 S: 7	H: 1 LOB: 1 BB: 0 P: 9	WP: 0 PB: 0 SB: 3 CS: 0	PA: 43
PITCHER	IP WLS BF H R ER SO BB IBB HBP BLK WP HR S P ERA WHIP	IP WLS BF H R ER SO BB IBB HBP BLK WP HR S P ERA WHIP	IP WLS BF H R ER SO BB IBB HBP BLK WP HR S P ERA WHIP	IP WLS BF H R ER SO BB IBB HBP BLK WP HR S P ERA WHIP	IP WLS BF H R ER SO BB IBB HBP BLK WP HR S P ERA WHIP	IP WLS BF H R ER SO BB IBB HBP BLK WP HR S P ERA WHIP	IP WLS BF H R ER SO BB IBB HBP BLK WP HR S P ERA WHIP	IP WLS BF H R ER SO BB IBB HBP BLK WP HR S P ERA WHIP	IP WLS BF H R ER SO BB IBB HBP BLK WP HR S P ERA WHIP	IP WLS BF H R ER SO BB IBB HBP BLK WP HR S P ERA WHIP	IP WLS BF H R ER SO BB IBB HBP BLK WP HR S P ERA WHIP	IP WLS BF H R ER SO BB IBB HBP BLK WP HR S P ERA WHIP	IP WLS BF H R ER SO BB IBB HBP BLK WP HR S P ERA WHIP	IP WLS BF H R ER SO BB IBB HBP BLK WP HR S P ERA WHIP	IP WLS BF H R ER SO BB IBB HBP BLK WP HR S P ERA WHIP	IP WLS BF H R ER SO BB IBB HBP BLK WP HR S P ERA WHIP		IP WLS BF H R ER SO BB IBB HBP BLK WP HR S P ERA WHIP	IP WLS BF H R ER SO BB IBB HBP BLK WP HR S P ERA WHIP	IP WLS BF H R ER SO BB IBB HBP BLK WP HR S P ERA WHIP	

AB	43
R	9
H	15
RBI	9
BB	0
SO	11
LOB	15



Batter	1	2	3	4	5	6	7	8	9	AB	R	H	RBI	BB	SO	LOB	BOTTOM				
26 Chase Utley, L 70 Tim Lincecum, R OBP: 0.250, SLG: 0.250										2	0	0	0	1	1	3	<p>San Francisco Giants @ Los Angeles Dodgers Camelback Ranch, Glendale, AZ Sat Feb 24 2018, 3:07 PM - 6:22 PM EST Att: 13,141 - Sunny - 57 F</p>				
31 Joc Pederson, L 78 Edwin Ríos, L OBP: 1.000, SLG: 1.500										3	0	1	0	0	2	2					
35 Cody Bellinger, L 87 Jake Peter, L OBP: 0.250, SLG: 0.250										3	0	1	0	0	1	1					
66 Yasiel Puig, R 89 DJ Peters, R OBP: 0.333, SLG: 0.333										3	0	0	0	0	0	2					
72 Henry Ramos, S 94 Johan Mieses, R OBP: 0.500, SLG: 1.000										2	0	0	0	1	1	1					
61 Alex Verdugo, L 77 Zach McKinstry, L										3	0	1	0	1	1	1					
65 Kyle Farmer, R 80 Keibert Ruiz, S										3	1	2	0	0	1	0					
13 Max Muncy, L 0 Brandon Montgomery, R										3	0	1	1	0	1	2					
17 Donovan Solano, R 84 Angelo Mora, S										2	0	0	0	1	2	1					
										1B: 3	SF: 0	2B: 6	SAC: 0	3B: 1	DP: 0	HR: 0		HBP: 0			
Inning Stats	R: 0 E: 0 K: 0 S: 4	H: 2 LOB: 3 BB: 1 P: 4	R: 0 E: 0 K: 2 S: 9	H: 2 LOB: 1 BB: 0 P: 13	R: 0 E: 0 K: 3 S: 8	H: 1 LOB: 1 BB: 0 P: 8	R: 1 E: 0 K: 3 S: 11	H: 2 LOB: 2 BB: 1 P: 15	R: 0 E: 0 K: 1 S: 5	H: 0 LOB: 1 BB: 1 P: 9	R: 0 E: 0 K: 2 S: 7	H: 0 LOB: 1 BB: 0 P: 7	R: 1 E: 0 K: 0 S: 5	H: 2 LOB: 1 BB: 0 P: 5	R: 0 E: 0 K: 2 S: 10	H: 0 LOB: 2 BB: 2 P: 21		R: 1 E: 0 K: 1 S: 7	H: 2 LOB: 1 BB: 0 P: 7	WP: 1 PB: 0 SB: 0 CS: 0	PA: 42
PITCHER	IP WLS BF H R ER SO BB IBB HBP BLK WP HR S P ERA WHIP	IP WLS BF H R ER SO BB IBB HBP BLK WP HR S P ERA WHIP	IP WLS BF H R ER SO BB IBB HBP BLK WP HR S P ERA WHIP	IP WLS BF H R ER SO BB IBB HBP BLK WP HR S P ERA WHIP	IP WLS BF H R ER SO BB IBB HBP BLK WP HR S P ERA WHIP	IP WLS BF H R ER SO BB IBB HBP BLK WP HR S P ERA WHIP	IP WLS BF H R ER SO BB IBB HBP BLK WP HR S P ERA WHIP	IP WLS BF H R ER SO BB IBB HBP BLK WP HR S P ERA WHIP	IP WLS BF H R ER SO BB IBB HBP BLK WP HR S P ERA WHIP	IP WLS BF H R ER SO BB IBB HBP BLK WP HR S P ERA WHIP	IP WLS BF H R ER SO BB IBB HBP BLK WP HR S P ERA WHIP	IP WLS BF H R ER SO BB IBB HBP BLK WP HR S P ERA WHIP	IP WLS BF H R ER SO BB IBB HBP BLK WP HR S P ERA WHIP	IP WLS BF H R ER SO BB IBB HBP BLK WP HR S P ERA WHIP	IP WLS BF H R ER SO BB IBB HBP BLK WP HR S P ERA WHIP	IP WLS BF H R ER SO BB IBB HBP BLK WP HR S P ERA WHIP		IP WLS BF H R ER SO BB IBB HBP BLK WP HR S P ERA WHIP	IP WLS BF H R ER SO BB IBB HBP BLK WP HR S P ERA WHIP	IP WLS BF H R ER SO BB IBB HBP BLK WP HR S P ERA WHIP	

AB	37
R	3
H	10
RBI	3
BB	5
SO	13
LOB	22



Batter	1	2	3	4	5	6	7	8	9	AB	R	H	RBI	BB	SO	LOB	TOP																	
3 Chris Taylor, R OBP: 0.400, SLG: 0.167 84 Matt Beatty, L OBP: 0.200, SLG: 0.800										2	1	0	0	2	0	0																		
35 Cody Bellinger, L OBP: 0.444, SLG: 0.625 78 Edwin Rios, L OBP: 0.600, SLG: 0.750										2	1	1	2	1	0	1																		
66 Yasiel Puig, R OBP: 0.167, SLG: 0.167 89 DJ Peters, R OBP: 0.600, SLG: 0.600										3	0	1	0	0	0	2																		
14 Enrique Hernández, R OBP: 0.667, SLG: 1.500 17 Donovan Solano, R OBP: 0.375, SLG: 0.429										3	1	2	1	0	0	0																		
15 Austin Barnes, R OBP: 0.200, SLG: 0.200										3	1	0	0	1	0	4																		
65 Kyle Farmer, R OBP: 0.700, SLG: 0.875 83 Drew Jackson, R OBP: 0.143, SLG: 0.143										3	1	3	3	1	0	0																		
21 Trayce Thompson, R OBP: 0.400, SLG: 0.400 80 Keibert Ruiz, S OBP: 0.143, SLG: 0.143										4	0	1	0	0	0	3																		
87 Jake Peter, L OBP: 0.125, SLG: 0.143 81 Yusniel Díaz, R OBP: 0.143, SLG: 0.143										2	1	0	1	0	0	1																		
72 Henry Ramos, S OBP: 0.143, SLG: 0.143										2	0	0	1	0	1	2																		
70 Tim Locastro, R OBP: 0.143, SLG: 0.143										2	0	0	0	0	1	0																		
Inning Stats	R: 0 E: 0 K: 0 S: 5	H: 2 LOB: 2 BB: 1 P: 9	R: 3 E: 1 K: 0 S: 5	H: 1 LOB: 1 BB: 2 P: 14	R: 0 E: 0 K: 0 S: 4	H: 1 LOB: 1 BB: 0 P: 4	R: 0 E: 0 K: 0 S: 3	H: 0 LOB: 0 BB: 0 P: 3	R: 3 E: 0 K: 1 S: 8	H: 3 LOB: 2 BB: 2 P: 16	R: 3 E: 0 K: 1 S: 9	H: 3 LOB: 1 BB: 0 P: 9	R: 0 E: 0 K: 1 S: 5	H: 0 LOB: 2 BB: 0 P: 9	R: 0 E: 0 K: 2 S: 8	H: 1 LOB: 2 BB: 0 P: 9	R: 0 E: 0 K: 3 S: 9	H: 0 LOB: 0 BB: 0 P: 9	R: 0 E: 0 K: 2 S: 8	H: 0 LOB: 0 BB: 0 P: 9	R: 0 E: 0 K: 3 S: 9	H: 0 LOB: 0 BB: 0 P: 9	1B: 7 2B: 4 3B: 1 HR: 0	SF: 2 SAC: 0 DP: 1 HBP: 1	WP: 2 PB: 0 SB: 0 CS: 0	PA: 45								
PITCHER	IP WLS BF H R ER SO BB IBB HBP BLK WP HR S P ERA WHIP	36 Mike Minor, L ERA: 1.2	97 Tyler Wagner, R ERA: 27.0	32 Kevin Jepsen, R ERA: 0.0	43 Tony Barnette, R ERA: 0.0	52 Steve Delabar, R ERA: 40.5	59 Ryne Slack, L ERA: 0.0	82 Taylor Scott, R ERA: 27.0	65 Yohander Méndez, L ERA: 0.0	45 Nick Gardewine, R ERA: 40.5	59 Ryne Slack, L ERA: 0.0	82 Taylor Scott, R ERA: 27.0	65 Yohander Méndez, L ERA: 0.0	45 Nick Gardewine, R ERA: 40.5	59 Ryne Slack, L ERA: 0.0	82 Taylor Scott, R ERA: 27.0	65 Yohander Méndez, L ERA: 0.0	45 Nick Gardewine, R ERA: 40.5	59 Ryne Slack, L ERA: 0.0	82 Taylor Scott, R ERA: 27.0	65 Yohander Méndez, L ERA: 0.0	45 Nick Gardewine, R ERA: 40.5	59 Ryne Slack, L ERA: 0.0	82 Taylor Scott, R ERA: 27.0	65 Yohander Méndez, L ERA: 0.0	45 Nick Gardewine, R ERA: 40.5	59 Ryne Slack, L ERA: 0.0	82 Taylor Scott, R ERA: 27.0	65 Yohander Méndez, L ERA: 0.0	45 Nick Gardewine, R ERA: 40.5	59 Ryne Slack, L ERA: 0.0	82 Taylor Scott, R ERA: 27.0	65 Yohander Méndez, L ERA: 0.0	45 Nick Gardewine, R ERA: 40.5

Los Angeles Dodgers @ Texas Rangers
 Surprise Stadium, Surprise, AZ
 Mon Feb 26 2018, 3:07 PM - 8:07 PM EST
 Att: 3,109 - Sunny - 63 F

AB	37
R	9
H	11
RBI	9
BB	5
SO	8
LOB	19



Batter	1	2	3	4	5	6	7	8	9	AB	R	H	RBI	BB	SO	LOB	BOTTOM													
3 Delino DeShields, R OBP: 0.333, SLG: 0.200 18 Drew Robinson, L OBP: 0.500, SLG: 0.333										2	1	1	0	1	0	0														
17 Shin-Soo Choo, L OBP: 0.400, SLG: 0.400										1	1	0	0	1	0	0														
19 Jurickson Profar, S OBP: 0.250, SLG: 0.250 73 Isiah Kiner-Falefa, R OBP: 0.250, SLG: 0.500										3	0	0	0	0	2	4														
30 Nomar Mazara, L OBP: 0.400, SLG: 0.600 85 Scott Heineman, R OBP: 0.400, SLG: 0.600										3	0	2	1	0	1	2														
67 Ronald Guzmán, L OBP: 0.429, SLG: 0.500 77 Yanio Pérez, R OBP: 0.500, SLG: 0.333										3	0	1	0	0	2	3														
80 Christian Lopes, R OBP: 0.400, SLG: 0.250										1	0	0	0	1	0	1														
16 Ryan Rua, R OBP: 0.250, SLG: 0.500 5 Willie Calhoun, L OBP: 0.333, SLG: 0.333										2	0	0	0	0	2	2														
20 Darwin Barney, R OBP: 0.333, SLG: 0.333										2	0	0	0	0	0	2														
8 Juan Centeno, L OBP: 0.333, SLG: 0.333										1	0	0	0	0	0	0														
6 Brett Nicholas, L OBP: 0.500, SLG: 0.500 77 Mike Oltman, R OBP: 0.500, SLG: 0.333										2	0	0	0	0	1	2														
Inning Stats	R: 2 E: 0 K: 1 S: 6	H: 1 LOB: 1 BB: 2 P: 15	R: 0 E: 0 K: 1 S: 5	H: 0 LOB: 0 BB: 0 P: 5	R: 0 E: 0 K: 1 S: 5	H: 0 LOB: 0 BB: 0 P: 5	R: 0 E: 0 K: 2 S: 8	H: 1 LOB: 2 BB: 1 P: 12	R: 0 E: 0 K: 2 S: 9	H: 2 LOB: 2 BB: 0 P: 9	R: 1 E: 0 K: 1 S: 7	H: 2 LOB: 1 BB: 0 P: 8	R: 3 E: 0 K: 0 S: 6	H: 3 LOB: 1 BB: 1 P: 11	R: 0 E: 1 K: 1 S: 5	H: 0 LOB: 1 BB: 0 P: 5	R: 0 E: 0 K: 1 S: 4	H: 0 LOB: 1 BB: 2 P: 13	R: 0 E: 0 K: 3 S: 9	H: 0 LOB: 1 BB: 0 P: 9	1B: 6 2B: 4 3B: 0 HR: 0	SF: 0 SAC: 0 DP: 1 HBP: 0	WP: 2 PB: 0 SB: 1 CS: 0	PA: 42						
PITCHER	IP WLS BF H R ER SO BB IBB HBP BLK WP HR S P ERA WHIP	57 Alex Wood, L ERA: 18.0	63 Yimi García, R ERA: 54.0	36 Adam Liberatore, L ERA: 0.0	58 Edward Paredes, L ERA: 0.0	41 Pat Venditte, S ERA: 2.00	56 Daniel Corcino, R ERA: 5.4	69 Andrew Robinson, R ERA: 54.0	76 Brian Moran, L ERA: 0.0	91 Ryan Moseley, R ERA: 2.00	56 Daniel Corcino, R ERA: 5.4	69 Andrew Robinson, R ERA: 54.0	76 Brian Moran, L ERA: 0.0	91 Ryan Moseley, R ERA: 2.00	56 Daniel Corcino, R ERA: 5.4	69 Andrew Robinson, R ERA: 54.0	76 Brian Moran, L ERA: 0.0	91 Ryan Moseley, R ERA: 2.00	56 Daniel Corcino, R ERA: 5.4	69 Andrew Robinson, R ERA: 54.0	76 Brian Moran, L ERA: 0.0	91 Ryan Moseley, R ERA: 2.00	56 Daniel Corcino, R ERA: 5.4	69 Andrew Robinson, R ERA: 54.0	76 Brian Moran, L ERA: 0.0	91 Ryan Moseley, R ERA: 2.00	56 Daniel Corcino, R ERA: 5.4	69 Andrew Robinson, R ERA: 54.0	76 Brian Moran, L ERA: 0.0	91 Ryan Moseley, R ERA: 2.00

Los Angeles Dodgers @ Texas Rangers
 Surprise Stadium, Surprise, AZ
 Mon Feb 26 2018, 3:07 PM - 8:07 PM EST
 Att: 3,109 - Sunny - 63 F

AB	35
R	6
H	9
RBI	4
BB	6
SO	10
LOB	24



Batter	1	2	3	4	5	6	7	8	9	AB	R	H	RBI	BB	SO	LOB	TOP					
60 Andrew Toles, L OBP: 0.267, SLG: 0.500 62 Logan Landon, R (5, 7)	P4	1-2 2-3 1B	BB	4-0 BB		1B		89 HR BB		3	0	2	0	1	0	0	Los Angeles Dodgers @ Chicago White Sox Camelback Ranch, Glendale, AZ Fri Mar 02 2018, 3:09 PM - 6:55 PM EST Att: 7,423 - Sunny - 71 F					
31 Joc Pederson, L OBP: 0.176, SLG: 0.188 89 DJ Peters, R OBP: 0.455, SLG: 0.727 (1, 7) (4, 7) (5, 8)	P5	P5	P2		P4			HR		3	0	0	0	0	0	6						
9 Yasmani Grandal, S OBP: 0.350, SLG: 0.154 79 Will Smith, R OBP: 0.333, SLG: 0.750 (1, 2) (4, 2)	67 1B BB					P5		91 G6-4-3 BB		2	1	1	0	1	1	3						
67 Travis Taljeron, R OBP: 0.462, SLG: 0.455 91 Rocky Gale, R (6, PH) (6, 10)	1-3 1B		61 1B 87 HR 1B	K		K		G6-4-3		3	1	2	1	0	1	0						
61 Alex Verdugo, L OBP: 0.438, SLG: 0.733 13 Max Muncy, L OBP: 0.333, SLG: 0.571 (1, 9) (5, 5)	G3-1		87 HR 1B	HR		G6-3				3	2	2	1	0	0	2						
87 Jake Peter, L OBP: 0.267, SLG: 0.714 84 Matt Beatty, L OBP: 0.250, SLG: 0.625 0 Brandon Montgomery, R (8, 4)		G3	HR	K			P5			3	1	1	3	0	1	0						
78 Edwin Rios, L OBP: 0.355, SLG: 0.500 81 Yusniel Diaz, R OBP: 0.222, SLG: 0.500 (1, 3) (5, 9)		60 1B 0 1B 1B	70 1B 2B	K			K2-3			3	0	2	0	0	1	0						
70 Tim Lincecum, R OBP: 0.188, SLG: 0.188 0 Errol Robinson, R (1, 4) (5, 6)	F7				G5-3		G6-3			3	0	1	0	0	0	1						
0 Omar Estévez, R OBP: 0.500, SLG: 1.000 83 Mike Ahmed, R (1, 6) (5, 3)	1-2 60 1B 1B		G5-3		K			P3		3	0	1	0	0	1	2						
Inning Stats	R: 0 E: 0 K: 0 S: 4	H: 1 LOB: 2 BB: 1 P: 8	R: 0 E: 0 K: 0 S: 6	H: 3 LOB: 3 BB: 0 P: 6	R: 4 E: 0 K: 1 S: 11	H: 6 LOB: 3 BB: 1 P: 15	R: 1 E: 0 K: 3 S: 12	H: 1 LOB: 0 BB: 0 P: 13	R: 0 E: 0 K: 1 S: 5	H: 0 LOB: 0 BB: 1 P: 5	R: 0 E: 0 K: 1 S: 5	H: 0 LOB: 0 BB: 0 P: 5	R: 2 E: 0 K: 0 S: 5	H: 1 LOB: 0 BB: 2 P: 16	R: 0 E: 0 K: 2 S: 7	H: 0 LOB: 0 BB: 0 P: 7		1B: 8 2B: 2 3B: 0 HR: 3	SF: 0 SAC: 0 DP: 1 HBP: 0	WP: 0 PB: 0 SB: 0 CS: 0	PA: 43	
PITCHER	IP	WLS	BF	H	R	ER	SO	BB	IBB	HBP	BLK	WP	HR	S	P	ERA	WHIP					
58 Miguel González, R ERA: 13.5 (1, 1)	2.0		11	4	0	0	0	1	0	0	0	0	0	10	14	0.00	2.500					
48 Joakim Soria, R ERA: 3.38 (3, 1)	0.0		5	5	4	4	0	0	0	0	0	0	1	5	5	∞	∞					
54 Chris Beck, R ERA: 3.38 (4, 1)	1.0		5	1	0	0	1	1	0	0	0	0	0	6	10	0.00	2.000					
41 Xavier Cedeño, L ERA: 3.38 (5, 1)	1.0		4	1	1	1	3	0	0	0	0	0	1	12	13	9.00	1.000					
25 Jeanmar Gómez, R ERA: 0.500 (7, 1)	2.0		7	1	0	0	2	0	0	0	0	0	0	11	11	0.00	0.500					
43 Danny Farquhar, R ERA: 13.5 (7, 1)	1.0		3	0	0	0	1	0	0	0	0	0	0	5	5	0.00	0.000					
80 Connor Walsh, R ERA: 5.4 (8, 1)	0.1	L	4	1	2	2	0	2	0	0	0	0	0	1	4	15	54.00	9.000				
66 Chris Volstad, R ERA: 0.000 (8, 1)	1.2		4	0	0	0	2	0	0	0	0	0	0	8	8	0.00	0.000					

Batter	1	2	3	4	5	6	7	8	9	AB	R	H	RBI	BB	SO	LOB	BOTTOM				
10 Yoán Moncada, S OBP: 0.250, SLG: 0.077 93 Jake Elmore, R OBP: 0.500, SLG: 0.333 (1, 4) (7, 4)	G6-3		28 G3 26 1B BB	28 E BB		K			G5-3	2	2	0	0	2	1	0	Los Angeles Dodgers @ Chicago White Sox Camelback Ranch, Glendale, AZ Fri Mar 02 2018, 3:09 PM - 6:55 PM EST Att: 7,423 - Sunny - 71 F				
28 Leury García, S OBP: 0.353, SLG: 0.438 91 Eddy Alvarez, L OBP: 1.000, SLG: 2.500 (1, 6) (8, 6)	79 E 1B		G3	E9		G1-3			HR	4	1	2	0	0	0	1					
79 José Abreu, R OBP: 0.400, SLG: 0.583 62 Casey Gillaspie, S OBP: 0.357, SLG: 0.643 (1, 3) (4, 3)	SAFE G6-3		24 BB 21 SF9 BB	26 1B 1B		K			G3-1	1	1	0	0	1	0	1					
26 Avisail García, R OBP: 0.400, SLG: 0.429 32 Jacob May, S OBP: 0.571, SLG: 0.400 (1, 9) (5, 9)	G6-3		21 SF9 24 BB 1B	F7						3	0	1	1	0	0	2					
24 Matt Davidson, R OBP: 0.421, SLG: 0.750 77 Micker Adolfo, R (7, PH) (8, 10)		K	21 SF9 BB		G6-3		K			2	0	0	0	1	1	0					
21 Wellington Castillo, R OBP: 0.333, SLG: 0.444 (1, 2) (7, 2)		BB	SF9		K				G6-3	1	0	0	1	1	1	0					
30 Nicky Delmonico, L OBP: 0.386, SLG: 0.611 49 Ryan Cordell, R OBP: 0.444, SLG: 0.286 (1, 7) (6, 7)		BB	1-2 2-3 3-H							1	0	0	0	0	0	0					
5 Yolmer Sánchez, S OBP: 0.250, SLG: 0.267 89 Matt Skole, L OBP: 0.375, SLG: 0.500 (1, 5) (7, 5)					G4-3					3	0	0	0	0	2	1					
15 Adam Engel, R OBP: 0.538, SLG: 0.778 92 Luis Robert Jr., R OBP: 0.333, SLG: 0.200 (1, 8) (7, 8)									F9	1	0	0	0	0	0	0					
Inning Stats	R: 0 E: 1 K: 0 S: 4	H: 1 LOB: 1 BB: 0 P: 4	R: 0 E: 0 K: 2 S: 7	H: 0 LOB: 1 BB: 1 P: 11	R: 3 E: 0 K: 0 S: 6	H: 2 LOB: 2 BB: 3 P: 20	R: 2 E: 1 K: 0 S: 5	H: 3 LOB: 1 BB: 1 P: 9	R: 0 E: 0 K: 1 S: 5	H: 0 LOB: 0 BB: 0 P: 5	R: 0 E: 0 K: 2 S: 7	H: 0 LOB: 1 BB: 1 P: 12	R: 0 E: 0 K: 0 S: 3	H: 0 LOB: 0 BB: 0 P: 3	R: 1 E: 0 K: 0 S: 6	H: 1 LOB: 0 BB: 0 P: 9		1B: 5 2B: 0 3B: 0 HR: 2	SF: 1 SAC: 0 DP: 0 HBP: 0	WP: 0 PB: 0 SB: 2 CS: 0	PA: 39
PITCHER	IP	WLS	BF	H	R	ER	SO	BB	IBB	HBP	BLK	WP	HR	S	P	ERA	WHIP				
22 Clayton Kershaw, L ERA: 20.25 (1, 1)	2.0		8	1	0	0	2	1	0	0	0	0	0	11	15	0.00	1.000				
55 Tom Koehler, R ERA: 7.71 (3, 1)	0.1	B	4	1	3	3	0	2	0	0	0	0	1	3	11	81.00	9.000				
48 Brock Stewart, R ERA: 7.71 (4, 1)	1.1		9	4	2	1	0	2	0	0	0	0	0	7	17	6.75	4.500				
91 Josh Sborz, R ERA: 0.000 (6, 1)	1.1		4	0	0	0	1	0	0	0	0	0	0	6	6	0.00	0.000				
36 Adam Liberatore, L ERA: 0.000 (6, 1)	1.0		3	0	0	0	2	0	0	0	0	0	0	7	7	0.00	0.000				
81 Corey Copping, R ERA: 7.71 (7, 1)	2.0		7	0	0	0	2	1	0	0	0	0	0	10	15	0.00	0.500				
90 Andrew Isler, R ERA: 7.71 (9, 1)	1.0	S	4	1	1	1	0	0	0	0	0	0	0	6	9	9.00	1.000				



Batter	1	2	3	4	5	6	7	8	9	AB	R	H	RBI	BB	SO	LOB	TOP				
14 Rev Fuentes, L (1.8) OBP: 0.421, SLG: 0.563 76 Jack Reinheimer, R (6.4) OBP: 0.190, SLG: 0.056	0-0 16 S 2B		4-0 4 1B 28 BB 16 HBP BB	0-0 G3-1			0-0 F8		1-0 41 WP HBP	2	1	1	0	1	0	0					
16 Chris Owing, R (1.6) OBP: 0.417, SLG: 0.125 15 Ildemaro Vargas, S (6.5) OBP: 0.300, SLG: 0.176	0-3 2-3		1-4 28 BB 4 1B 53 WP HBP		0-3 K		0-0 P5		0-3 K	2	1	0	0	0	2	1					
4 Ketel Marte, S (1.4) OBP: 0.429, SLG: 0.500 71 César Puello, R (6.7) OBP: 0.500, SLG: 0.667	0-3 K		0-0 53 WP 24 BB 28 BB 1B		4-0 K		0-0 C4-3 28 BB		0-0 P3	2	1	1	0	1	1	1					
28 Steven Souza Jr., R (1.9) OBP: 0.471, SLG: 0.727	0-3 K		4-0 24 1B 53 WP BB		0-0 G4-3		0-0 K		4-0 BB	2	0	0	1	1	1	2					
53 Christian Walker, R (1.3) OBP: 0.364, SLG: 0.611 68 Kevin Cron, R (6.3) OBP: 0.222, SLG: 0.462		0-0 HR	4-0 24 1B BB			0-0 G6-3		2-2 HR	0-0 G4-3	2	1	1	1	1	0	0					
24 Yasmany Tomás, R (1.7) OBP: 0.571, SLG: 0.667 70 Ramón Flores, L (6. PR) OBP: 0.158, SLG: 0.176		0-0 2 G6-4-3 1B	0-0 2 G5-4-3 1B			0-0 2B				3	0	3	1	0	0	0					
2 Jeff Mathis, R (1.2) 9 Josh Thole, L (6.2)		0-0 G6-4-3 1-2	0-0 G5-4-3 1-2			0-0 G6-3		0-3 K		3	0	0	0	0	0	5					
19 Sócrates Brito, L (1.10) 4 Kevin Medrano, L (6.6) OBP: 0.500, SLG: 0.500		0-0 G1-3		0-0 P6		4-0 BB		0-0 G1-3		2	0	0	0	1	0	0					
45 Kristopher Negrón, R (1.5) OBP: 0.222, SLG: 0.353 80 Gallí Cribbs Jr., L (6.10) OBP: 0.714, SLG: 1.143			0-0 F9		0-3 K		0-0 G6-3		0-0 76 HBP 41 E 1B	3	0	0	0	0	1	2					
Inning Stats	R: 0 E: 0 K: 3 S: 10	H: 1 LOB: 1 BB: 0 P: 10	R: 1 E: 0 K: 0 S: 4	H: 2 LOB: 0 BB: 4	R: 3 E: 0 K: 0 S: 4	H: 2 LOB: 2 BB: 3 P: 17	R: 0 E: 0 K: 1 S: 5	H: 0 LOB: 0 BB: 5	R: 0 E: 0 K: 1 S: 4	H: 0 LOB: 0 BB: 1 P: 8	R: 0 E: 0 K: 1 S: 6	H: 1 LOB: 1 BB: 0 P: 6	R: 1 E: 0 K: 1 S: 8	H: 1 LOB: 2 BB: 1 P: 10	R: 1 E: 0 K: 1 S: 6	H: 1 LOB: 2 BB: 1 P: 11	1B: 4 2B: 3 3B: 0 HR: 2	SF: 0 SAC: 0 DP: 3 HBP: 2	WP: 3 PB: 0 SB: 1 CS: 0	PA: 41	
PITCHER	IP WLS BF H R ER SO BB IBB HBP BLK WP HR S P ERA WHIP	57 Alex Wood, L (1.1) ERA: 10.8	50 Brian Schlitter, R (3.1) ERA: 8.75	47 JT Chargois, R (4.1) ERA: 12.0	51 C.C. Lee, R (5.1) ERA: 12.0	90 Joe Broussard, R (6.1) ERA: 3.0	91 Justin De Fratus, R (7.1) ERA: 1.8	95 Jordan Jankowski, R (8.1) ERA: 3.38	IP WLS BF H R ER SO BB IBB HBP BLK WP HR S P ERA WHIP	91 Justin De Fratus, R (7.1) ERA: 1.8	95 Jordan Jankowski, R (8.1) ERA: 3.38	IP WLS BF H R ER SO BB IBB HBP BLK WP HR S P ERA WHIP	91 Justin De Fratus, R (7.1) ERA: 1.8	95 Jordan Jankowski, R (8.1) ERA: 3.38	IP WLS BF H R ER SO BB IBB HBP BLK WP HR S P ERA WHIP	91 Justin De Fratus, R (7.1) ERA: 1.8	95 Jordan Jankowski, R (8.1) ERA: 3.38	1B: 4 2B: 3 3B: 0 HR: 2	SF: 0 SAC: 0 DP: 3 HBP: 2	WP: 3 PB: 0 SB: 1 CS: 0	PA: 41

Arizona Diamondbacks @ Los Angeles Dodgers
Camelback Ranch, Glendale, AZ
Sat Mar 03 2018, 3:07 PM - 6:25 PM EST
Att: 13,186 - Sunny - 74 F

AB 33
R 6
H 9
RBI 4
BB 6
SO 8
LOB 18



Batter	1	2	3	4	5	6	7	8	9	AB	R	H	RBI	BB	SO	LOB	BOTTOM				
3 Chris Taylor, R (1.8) OBP: 0.474, SLG: 0.462 72 Henry Ramos, S (5.8)	0-0 16 S BB			0-0 L8		4-0 60 3B BB		0-0 G6-3		2	0	0	0	1	0	1					
10 Justin Turner, R (1.5) OBP: 0.500, SLG: 1.000 60 Andrew Toles, L (6.7) OBP: 0.353, SLG: 0.714	0-1 27 HR 2B	0-0 F8		3-1 HR		0-0 87 3B 1-1 2-H		0-0 87 HR 1B		3	2	2	1	0	0	0					
27 Matt Kemp, R (1.7) OBP: 0.357, SLG: 0.769 87 Jake Peter, L (6.5) OBP: 0.353, SLG: 1.063	1-0 2-H HR	0-0 G6-3		0-0 F9		0-0 80 1B 3-H		1-1 80 HR HR		3	1	1	2	0	0	0					
66 Yasiel Puig, R (1.9) OBP: 0.333, SLG: 0.417 89 DJ Peters, R (6.9) OBP: 0.462, SLG: 0.692	0-0 F9	0-0 2B		0-0 E4 17 G6-4-3 1B		0-0 80 1B 3-H		0-0 88 G4-3 80 1B 1B		3	1	2	0	0	0	0					
65 Kyle Farmer, R (1.2) OBP: 0.692, SLG: 1.091 80 Keibert Ruiz, S (6. PH) OBP: 0.714, SLG: 0.714	3-1 HR	0-0 G6-3		1-1 17 G6-4-3 1B		0-0 80 1B 3-H		0-0 88 G4-3 80 1B 1B		3	1	2	1	0	0	1					
67 Travis Tajerón, R (1.10) OBP: 0.438, SLG: 0.429 88 Shawn Zarraga, S (6. PH) OBP: 0.167, SLG: 0.167	0-0 84 1B 1B		0-3 K		0-3 K		0-3 K		0-0 G4-3	3	1	1	0	0	2	1					
17 Donovan Solano, R (1.6) OBP: 0.438, SLG: 0.444 0 Errol Robinson, R (6.6)	4-0 84 1B 0 2B BB		0-0 84 L4-3 1B		0-0 G6-4-3 1-2		0-0 F8		0-0 P6	2	1	1	0	1	0	1					
84 Matt Beatty, L (1.3) OBP: 0.364, SLG: 0.636 83 Mike Ahmed, R (7.3)	0-0 0 2B 1B		0-0 L4-3		0-0 72 BB 60 3B 1B		0-0 F7			3	2	2	1	0	0	1					
0 Omar Estévez, R (1.4) OBP: 0.500, SLG: 1.000 70 Tim Lcastro, R (6. PH) OBP: 0.167, SLG: 0.167	0-0 1-H 2-H 3-H 2B		0-3 K		0-0 P4		0-0 P4			2	0	1	2	0	1	0					
Inning Stats	R: 6 E: 0 K: 0 S: 10	H: 6 LOB: 1 BB: 2 P: 22	R: 0 E: 0 K: 0 S: 4	H: 1 LOB: 1 BB: 0 P: 4	R: 0 E: 0 K: 1 S: 5	H: 1 LOB: 0 BB: 0 P: 5	R: 1 E: 0 K: 1 S: 7	H: 1 LOB: 0 BB: 0 P: 10	R: 1 E: 1 K: 1 S: 6	H: 2 LOB: 0 BB: 0 P: 6	R: 4 E: 0 K: 1 S: 9	H: 4 LOB: 1 BB: 1 P: 13	R: 0 E: 0 K: 0 S: 3	H: 0 LOB: 0 BB: 0 P: 3	R: 2 E: 0 K: 0 S: 8	H: 4 LOB: 2 BB: 0 P: 9	1B: 10 2B: 4 3B: 2 HR: 4	SF: 0 SAC: 0 DP: 2 HBP: 0	WP: 0 PB: 0 SB: 0 CS: 1	PA: 43	
PITCHER	IP WLS BF H R ER SO BB IBB HBP BLK WP HR S P ERA WHIP	38 Robbie Ray, L (1.1) ERA: 16.88	65 Joey Krehbiel, R (1.1) ERA: 2.7	37 Nefthali Feliz, R (3.1) ERA: 4.5	58 Antonio Bastardo, L (4.1) ERA: 4.5	30 T.J. McFarland, L (5.1) ERA: 4.5	72 Taylor Clarke, R (6.1) ERA: 9.0	90 David Carpenter, R (8.1) ERA: 47.25	IP WLS BF H R ER SO BB IBB HBP BLK WP HR S P ERA WHIP	72 Taylor Clarke, R (6.1) ERA: 9.0	90 David Carpenter, R (8.1) ERA: 47.25	IP WLS BF H R ER SO BB IBB HBP BLK WP HR S P ERA WHIP	72 Taylor Clarke, R (6.1) ERA: 9.0	90 David Carpenter, R (8.1) ERA: 47.25	IP WLS BF H R ER SO BB IBB HBP BLK WP HR S P ERA WHIP	72 Taylor Clarke, R (6.1) ERA: 9.0	90 David Carpenter, R (8.1) ERA: 47.25	1B: 10 2B: 4 3B: 2 HR: 4	SF: 0 SAC: 0 DP: 2 HBP: 0	WP: 0 PB: 0 SB: 0 CS: 1	PA: 43

Arizona Diamondbacks @ Los Angeles Dodgers
Camelback Ranch, Glendale, AZ
Sat Mar 03 2018, 3:07 PM - 6:25 PM EST
Att: 13,186 - Sunny - 74 F

AB 40
R 14
H 19
RBI 13
BB 3
SO 4
LOB 12



Batter	1	2	3	4	5	6	7	8	9	AB	R	H	RBI	BB	SO	LOB	TOP						
3 Chris Taylor, R OBP: 0.500, SLG: 0.429	1-0 P4	4-0		4-0						1	1	0	0	2	0	0	Los Angeles Dodgers @ San Francisco Giants Scottsdale Stadium, Scottsdale, AZ Sun Mar 04 2018, 3:07 PM - 7:00 PM EST Att: 12,141 - Partly Cloudy - 65 F						
21 Trayce Thompson, R OBP: 0.385, SLG: 0.385	P4	1-2 BB		26 BB					P2	3	0	1	0	0	0	1							
26 Chase Utley, L OBP: 0.187, SLG: 0.182	0-3	0-0		0-0					0-0	3	0	1	1	0	1	3							
61 Alex Verdugo, L OBP: 0.389, SLG: 0.647	K	L8		35 F8					F9	2	0	0	0	0	0	2							
81 Ysniel Diaz, R OBP: 0.200, SLG: 0.444				1-H						1	0	0	0	0	0	1							
35 Cody Bellinger, L OBP: 0.417, SLG: 0.545	0-0			0-0					0-0	3	1	1	0	0	0	1							
72 Henry Ramos, S	66 BB			2-3					79 BB	2	1	0	0	1	0	1							
66 Yasiel Puig, R OBP: 0.400, SLG: 0.533	0-0			0-0					0-0	3	1	2	1	0	1	1							
79 Will Smith, R OBP: 0.364, SLG: 0.800	1-H			9 HR					1-3	2	1	1	0	0	0	0							
9 Yasmani Grandal, S OBP: 0.263, SLG: 0.375	0-0			0-0					0-0	3	1	1	2	0	0	2							
17 Donovan Solano, R OBP: 0.538, SLG: 0.727	G4-3			1-H						2	1	2	2	0	0	0							
31 Joc Pederson, L OBP: 0.190, SLG: 0.158										3	0	0	0	0	1	0							
84 Matt Beatty, L OBP: 0.385, SLG: 0.615		K		G4-3						2	1	1	0	0	0	1							
11 Logan Forsythe, R OBP: 0.400, SLG: 0.571										3	0	2	0	0	0	0							
78 Edwin Rios, L OBP: 0.400, SLG: 0.571				15 CS						2	1	1	1	0	1	1							
15 Austin Barnes, R OBP: 0.273, SLG: 0.111										2	0	1	0	1	0	1							
91 Rocky Gale, R OBP: 0.200, SLG: 0.200				3 BB						2	0	1	1	0	0	1							
14 Enrique Hernández, R OBP: 0.583, SLG: 1.125										2	0	0	0	1	0	3							
83 Drew Jackson, R										1	0	0	0	1	1	1							
Inning Stats	R: 1 E: 0 K: 7 S: 7	H: 2 LOB: 1 P: 8	R: 0 E: 0 K: 5 S: 5	H: 1 LOB: 3 BB: 17	R: 2 E: 0 K: 8 S: 8	H: 3 LOB: 1 BB: 9	R: 1 E: 0 K: 6 S: 6	H: 1 LOB: 1 BB: 10	R: 0 E: 0 K: 4 S: 4	H: 1 LOB: 1 BB: 4	R: 0 E: 0 K: 3 S: 3	H: 0 LOB: 0 BB: 3	R: 3 E: 1 K: 10 S: 10	H: 5 LOB: 2 BB: 0 P: 10	R: 2 E: 0 K: 7 S: 7	H: 2 LOB: 1 BB: 11	R: 0 E: 0 K: 3 S: 3	H: 0 LOB: 1 BB: 7	1B: 8 2B: 6 3B: 0 HR: 1	SF: 0 SAC: 0 DP: 0 HBP: 0	WP: 0 PB: 0 SB: 0 CS: 1	PA: 48	
PITCHER	IP WLS BF H R ER SO BB IBB HBP BLK WP HR S P ERA WHIP	2.0 L 11 3 1 2 2 3 0 0 0 0 0 0 12 25 4.50 3.000	1.0 7 3 2 2 0 0 0 0 0 0 0 1 8 9 18.00 3.000	1.0 5 1 1 1 1 1 0 0 0 0 0 0 6 10 9.00 2.000	1.0 4 1 0 0 0 0 0 0 0 0 0 0 4 4 0.00 1.000	1.0 3 0 0 0 0 0 0 0 0 0 0 0 3 3 0.00 0.000	0.2 7 5 3 3 1 0 0 0 0 0 0 0 0 0 40.50 7.500	1.1 7 2 2 2 1 1 0 0 0 0 0 0 0 8 12 13.50 2.250	1.0 4 0 0 0 0 1 0 0 0 0 0 0 0 3 7 0.00 1.000														

Batter	1	2	3	4	5	6	7	8	9	AB	R	H	RBI	BB	SO	LOB	BOTTOM					
12 Joe Panik, L OBP: 0.500, SLG: 0.750	G4-3									2	0	1	0	1	0	0	Los Angeles Dodgers @ San Francisco Giants Scottsdale Stadium, Scottsdale, AZ Sun Mar 04 2018, 3:07 PM - 7:00 PM EST Att: 12,141 - Partly Cloudy - 65 F					
82 Aien Hanson, S OBP: 0.333, SLG: 0.412										2	0	0	0	0	1	2						
9 Brandon Belt, L OBP: 0.500, SLG: 0.500	P6									3	1	1	0	1	1	1						
80 Kyle Jensen, R OBP: 0.706, SLG: 1.700										1	0	0	0	0	1	1						
22 Andrew McCutchen, R OBP: 0.444, SLG: 0.375	G5-3									3	0	1	0	0	1	2						
51 Mac Williamson, R OBP: 0.429, SLG: 0.952										2	0	1	2	0	1	1						
10 Evan Longoria, R OBP: 0.429, SLG: 0.545										2	0	0	0	0	0	2						
52 Miguel Gómez, S OBP: 0.296, SLG: 0.550										2	0	0	0	0	1	3						
48 Pablo Sandoval, S OBP: 0.294, SLG: 0.600										2	0	1	0	0	0	0						
19 Josh Rutledge, R OBP: 0.182, SLG: 0.182										2	0	0	0	0	2	3						
6 Jarrett Parker, L OBP: 0.282, SLG: 0.476										2	0	0	0	0	2	1						
79 Chris Shaw, L OBP: 0.429, SLG: 0.684										2	0	0	0	0	1	0						
5 Nick Hundley, R OBP: 0.125, SLG: 0.125										1	0	0	0	1	1	1						
74 Aramis Garcia, R OBP: 0.125, SLG: 0.125										2	0	0	0	0	1	0						
78 Steven Duggar, L OBP: 0.474, SLG: 1.000										1	1	1	1	1	0	0						
46 Orlando Calixte, R OBP: 0.333, SLG: 0.294										2	0	0	0	0	0	0						
37 Kelby Tomlinson, R OBP: 0.211, SLG: 0.278										1	0	0	0	0	1	0						
1 Grégor Blanco, L OBP: 0.588, SLG: 1.077										2	1	1	0	1	0	2						
Inning Stats	R: 0 E: 0 K: 3 S: 3	H: 0 LOB: 0 P: 3	R: 0 E: 0 K: 2 S: 8	H: 1 LOB: 1 BB: 0 P: 8	R: 1 E: 0 K: 2 S: 10	H: 2 LOB: 2 BB: 1 P: 14	R: 0 E: 0 K: 1 S: 5	H: 0 LOB: 2 BB: 2 P: 13	R: 0 E: 0 K: 3 S: 10	H: 1 LOB: 2 BB: 1 P: 14	R: 0 E: 0 K: 1 S: 5	H: 0 LOB: 0 BB: 0 P: 5	R: 2 E: 0 K: 2 S: 9	H: 2 LOB: 1 BB: 1 P: 14	R: 0 E: 0 K: 1 S: 5	H: 0 LOB: 0 BB: 5 P: 5	R: 0 E: 0 K: 2 S: 8	H: 1 LOB: 1 BB: 0 P: 8	1B: 3 2B: 3 3B: 0 HR: 1	SF: 0 SAC: 0 DP: 0 HBP: 0	WP: 2 PB: 0 SB: 0 CS: 0	PA: 39
PITCHER	IP WLS BF H R ER SO BB IBB HBP BLK WP HR S P ERA WHIP	2.1 W 9 2 1 1 1 1 1 0 0 0 0 0 5 9 0.00 3.000	0.2 H 4 1 0 0 1 1 0 0 0 0 0 0 4 12 0.00 3.000	0.2 H 4 0 0 0 1 2 0 0 0 0 1 0 4 12 0.00 3.000	1.1 H 6 1 0 0 3 1 0 0 0 0 0 0 11 15 0.00 1.500	1.0 H 3 0 0 0 1 0 0 0 0 0 0 0 5 5 0.00 0.000	1.0 3 0 0 0 1 0 0 0 0 0 0 0 8 8 0.00 1.000															

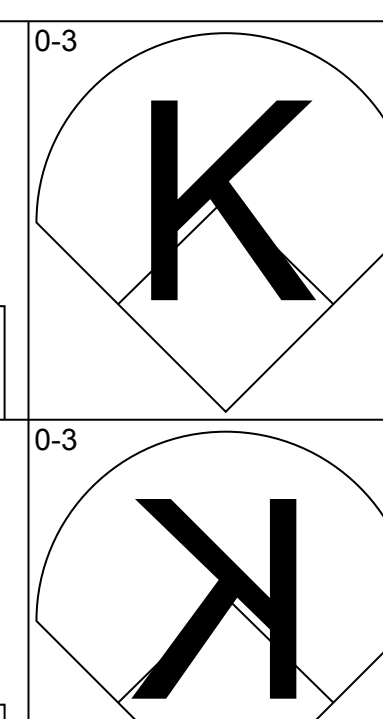
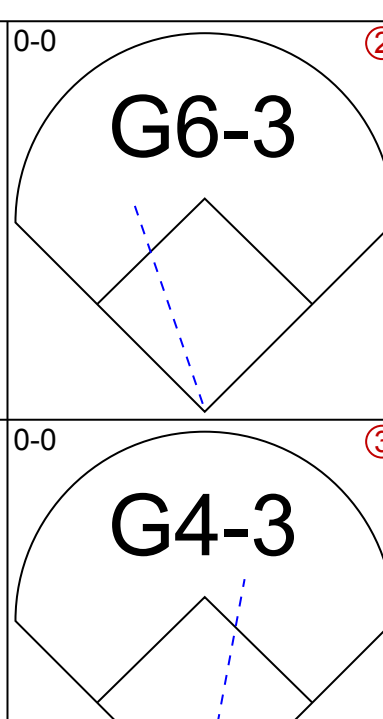
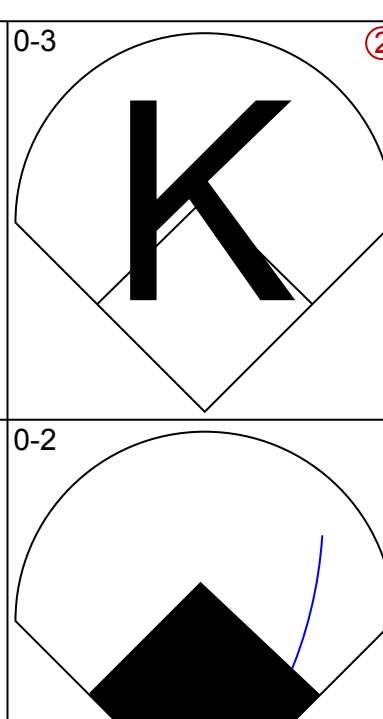
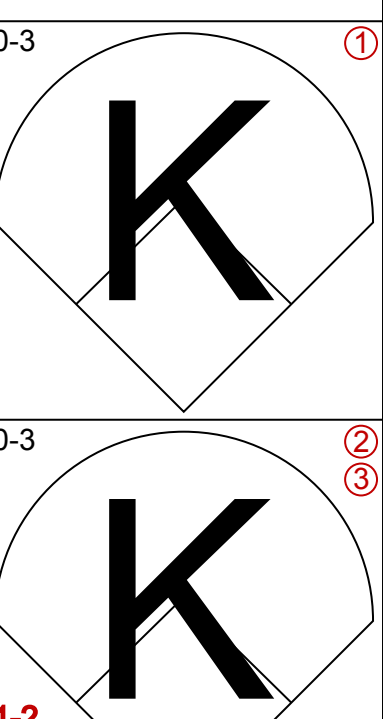
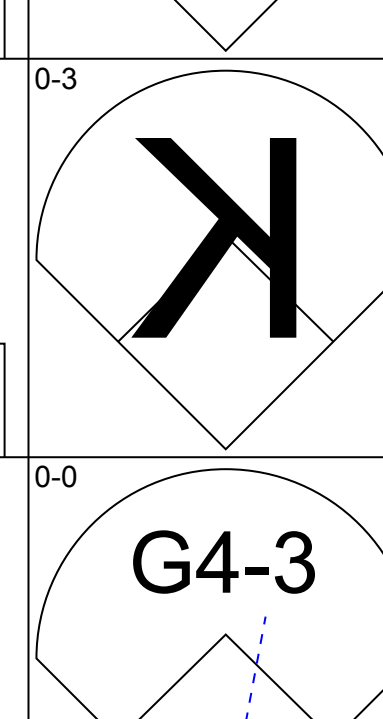
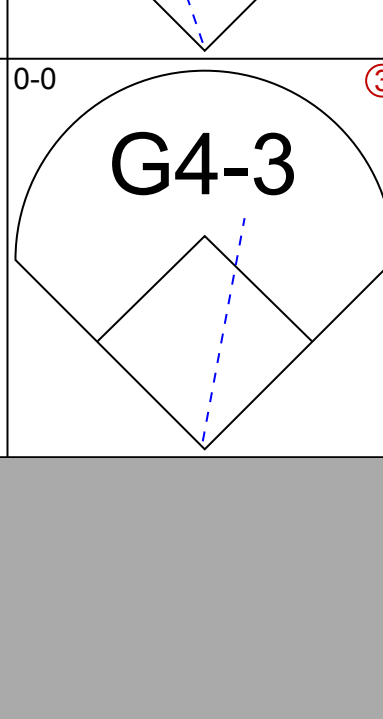
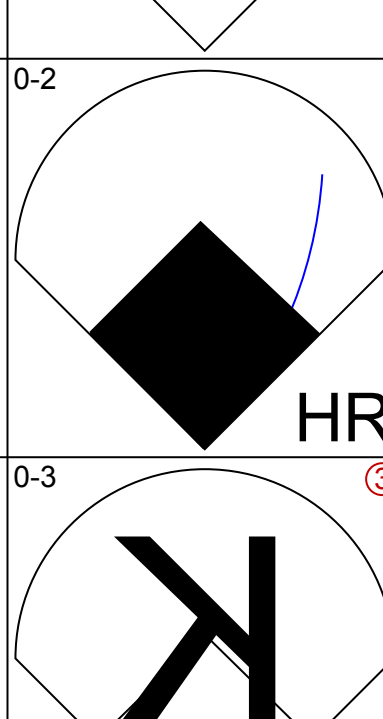
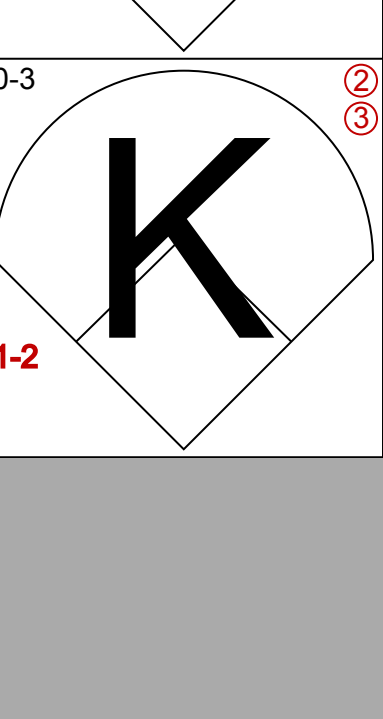
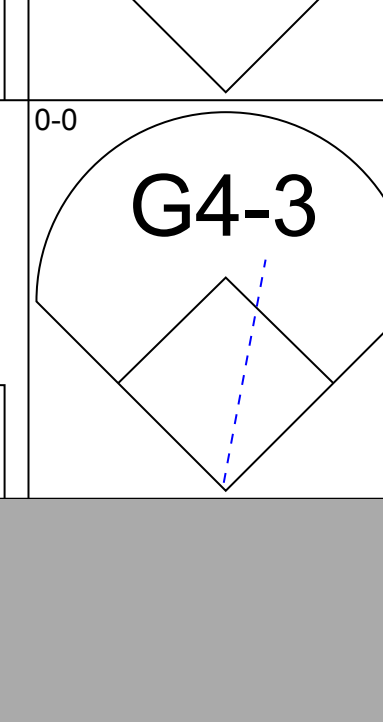
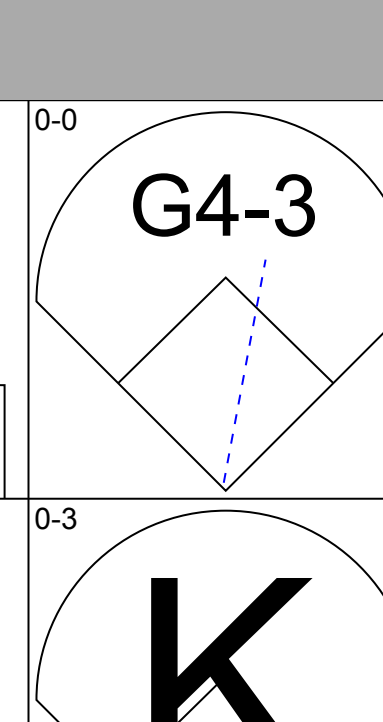
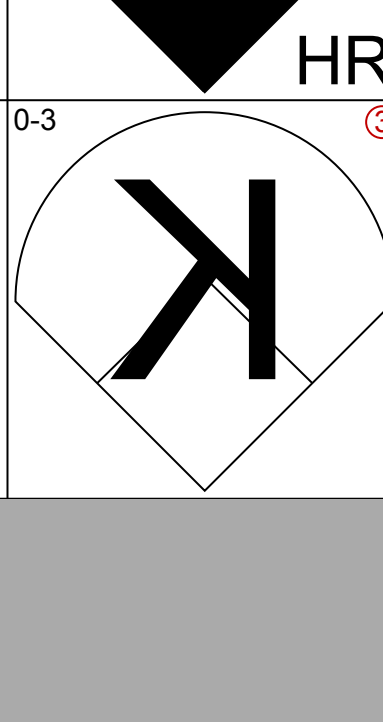
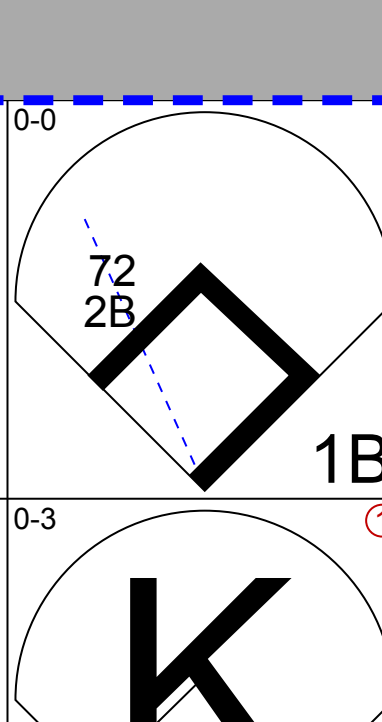
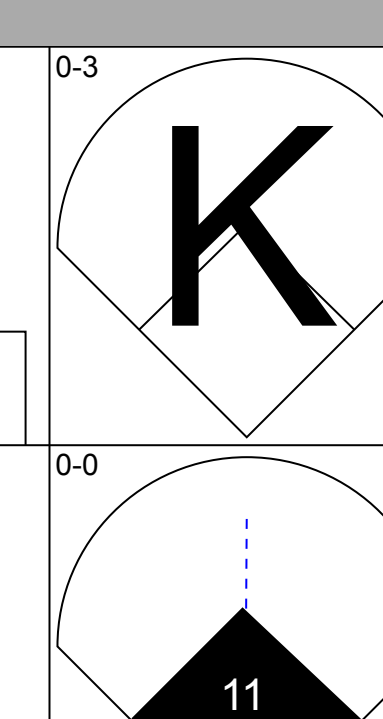
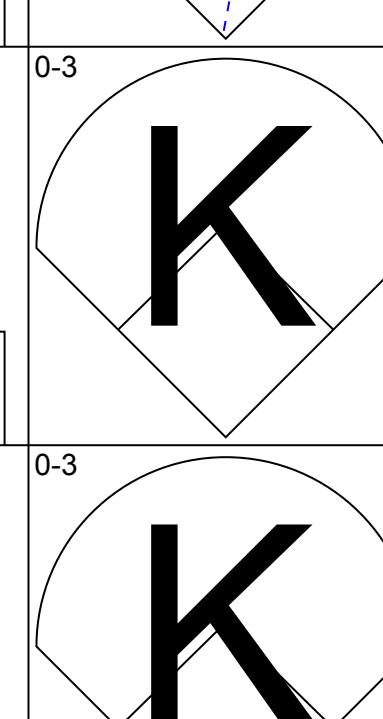
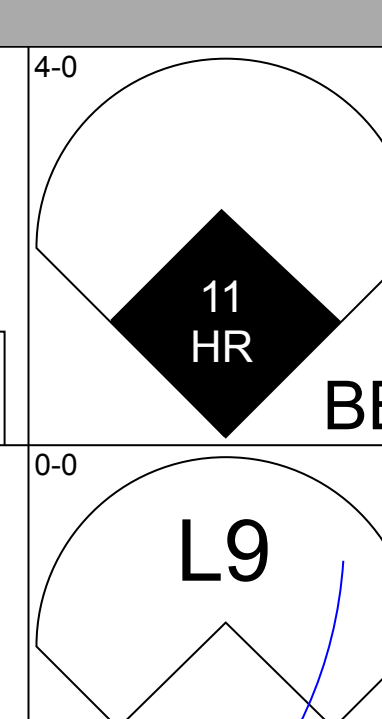
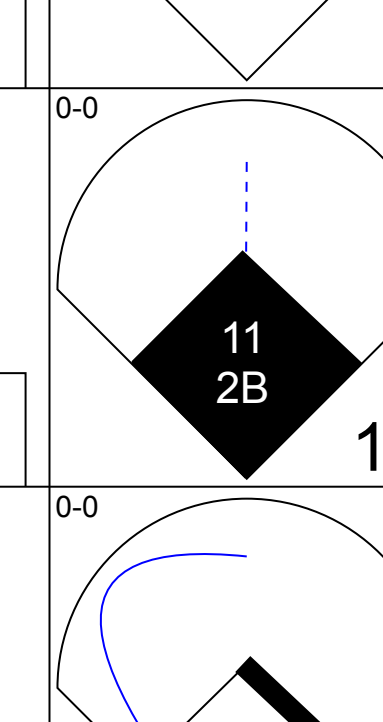
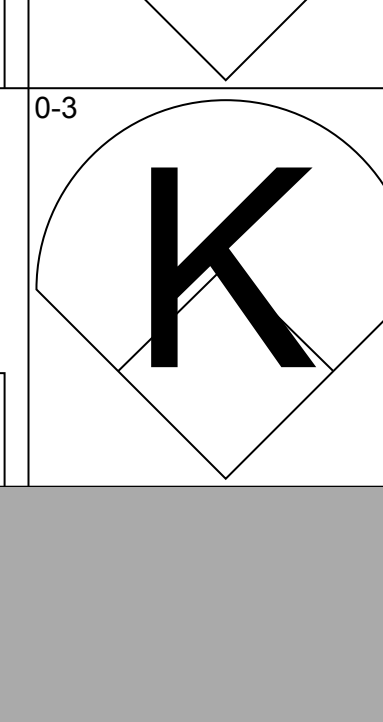
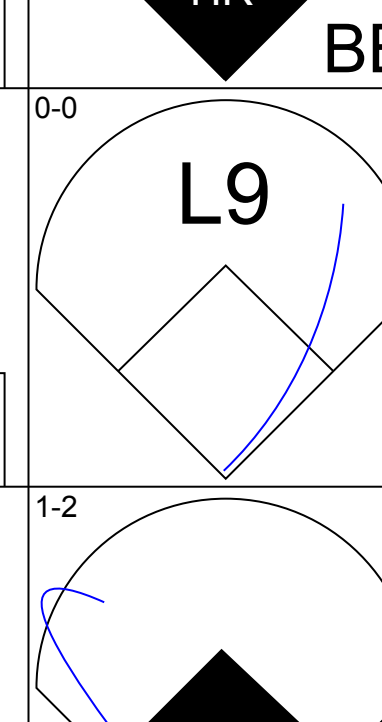
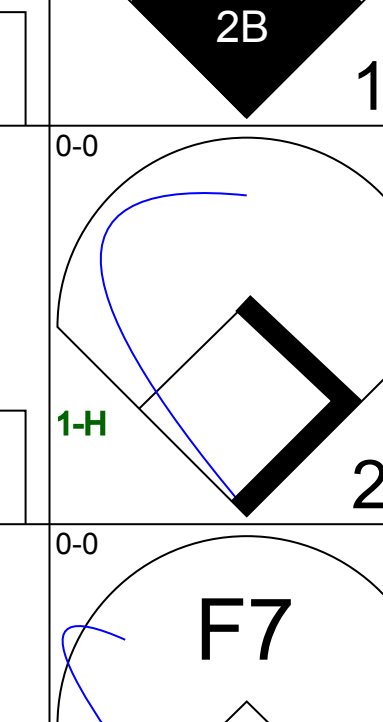
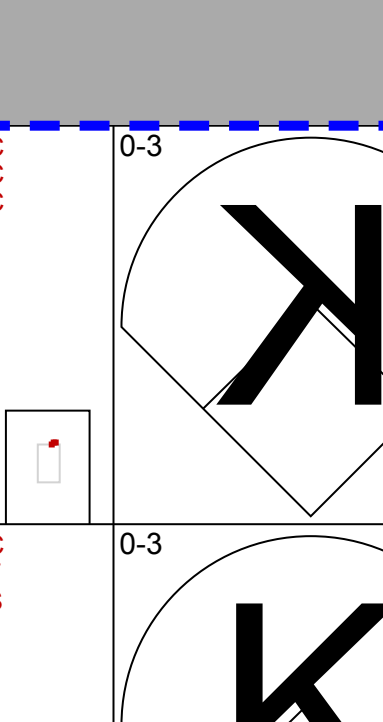
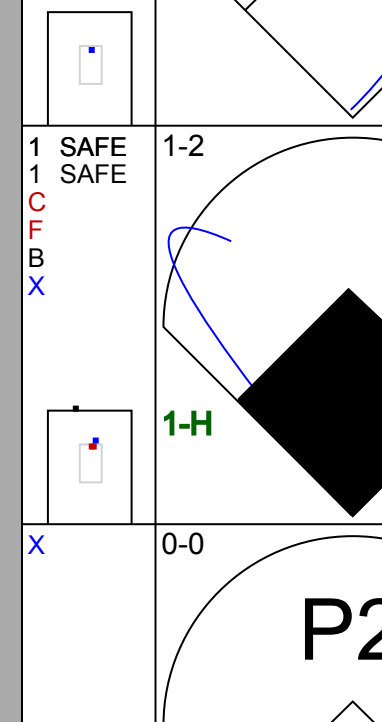
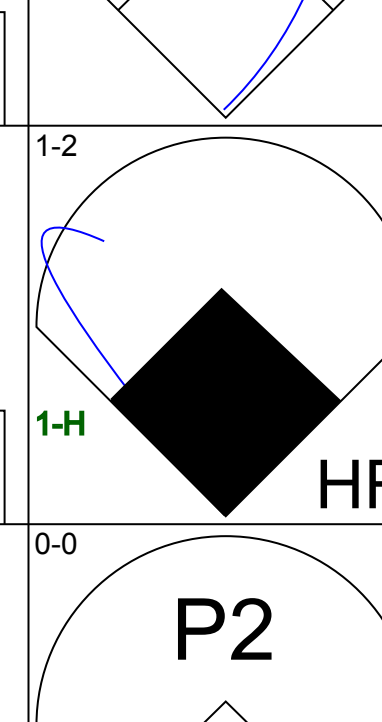
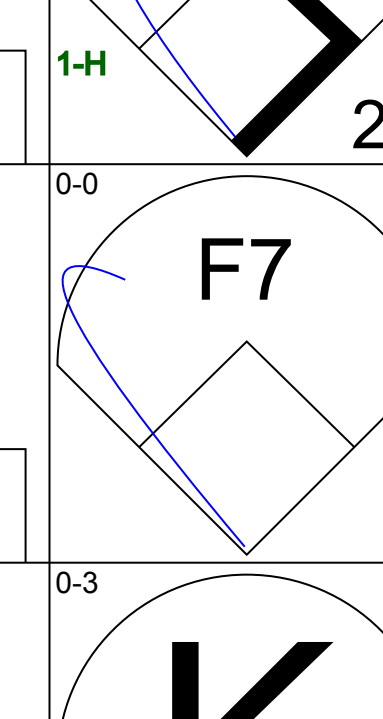
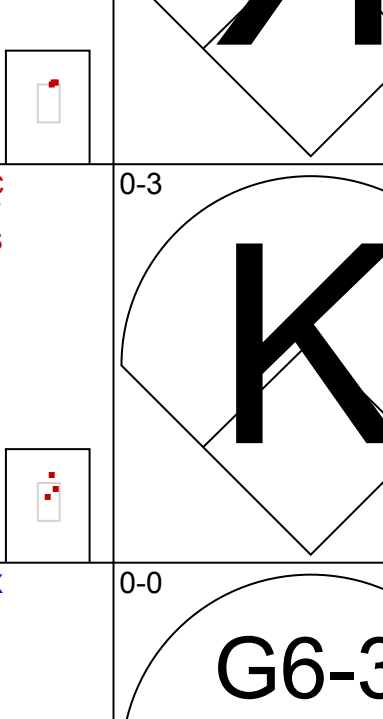
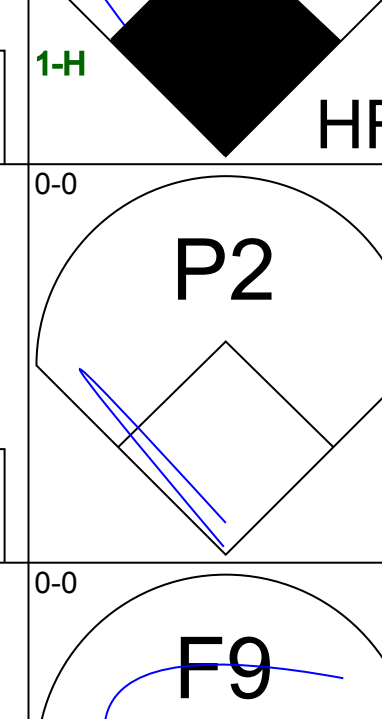
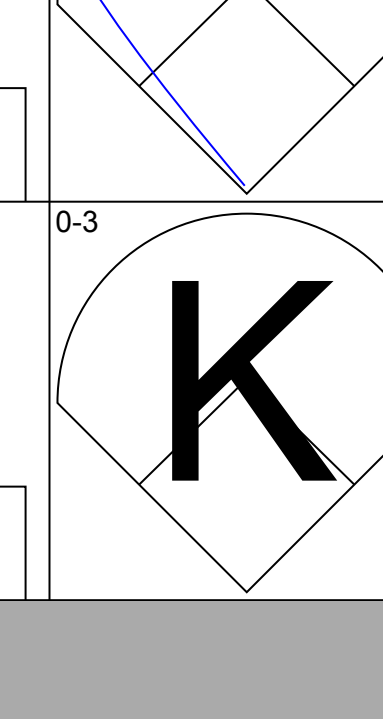
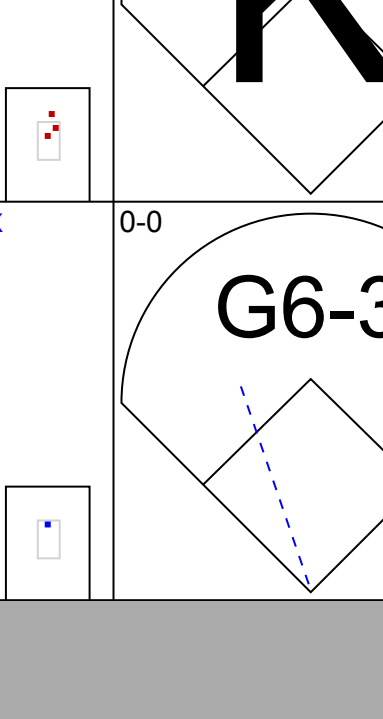
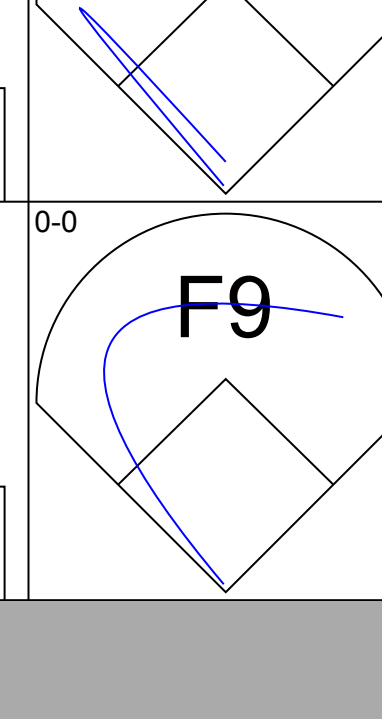
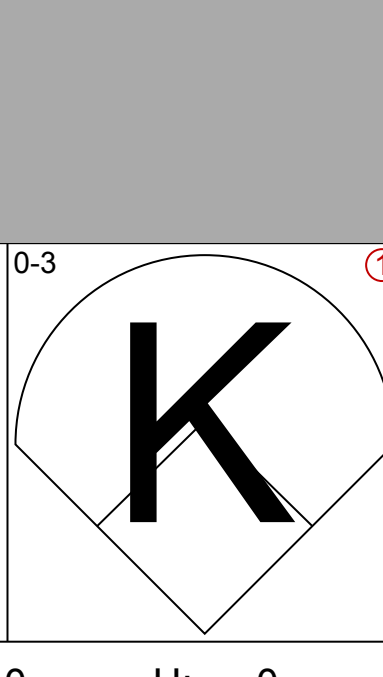
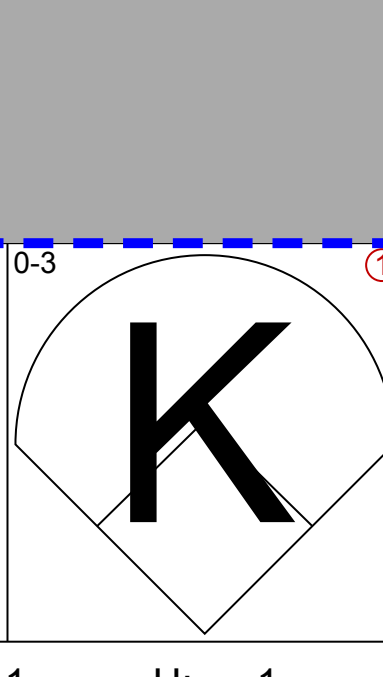
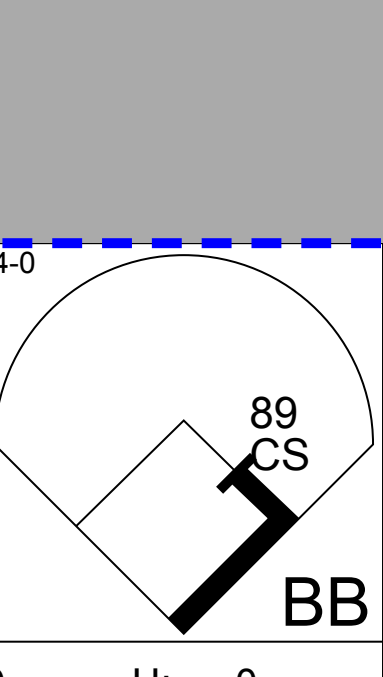
AB	42
R	9
H	15
RBI	8
BB	6
SO	5
LOB	20

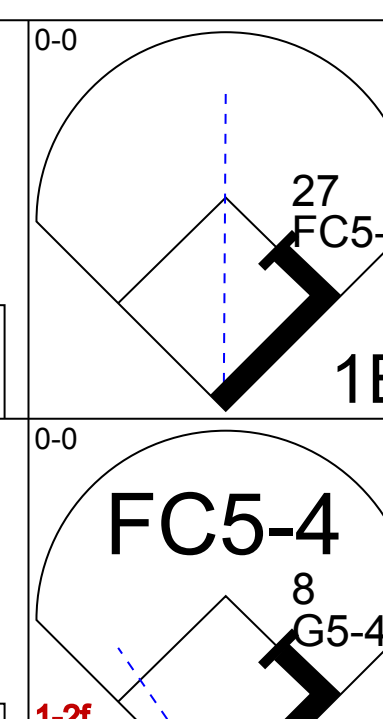
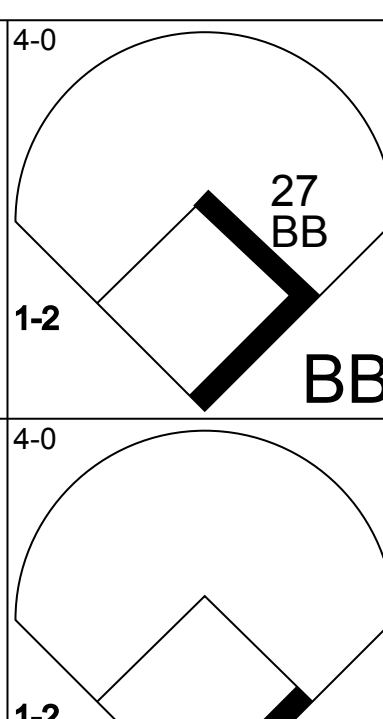
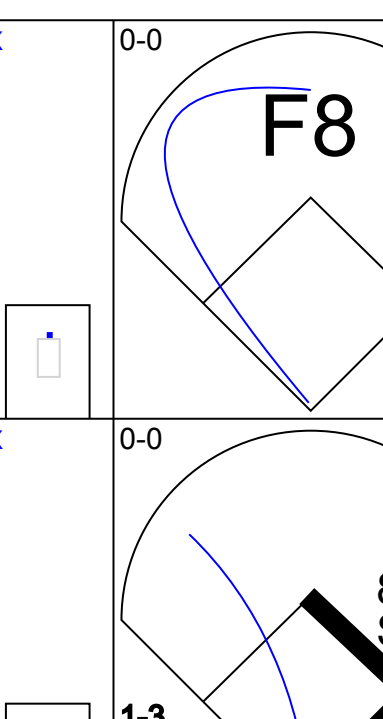
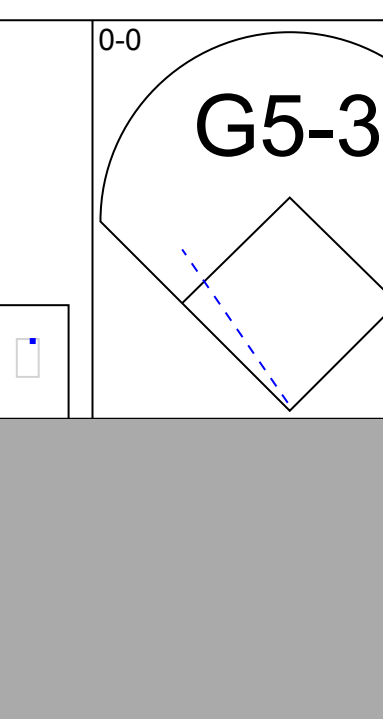
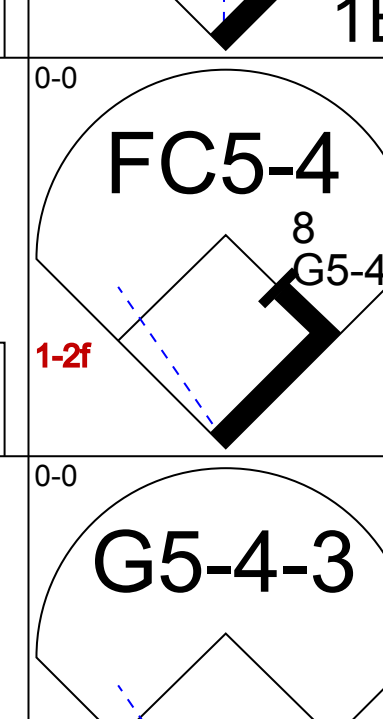
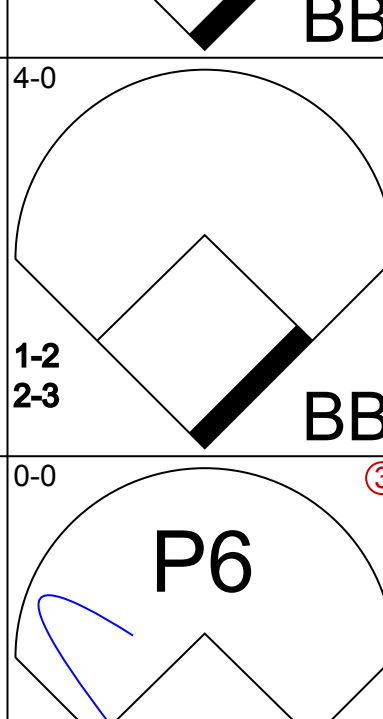
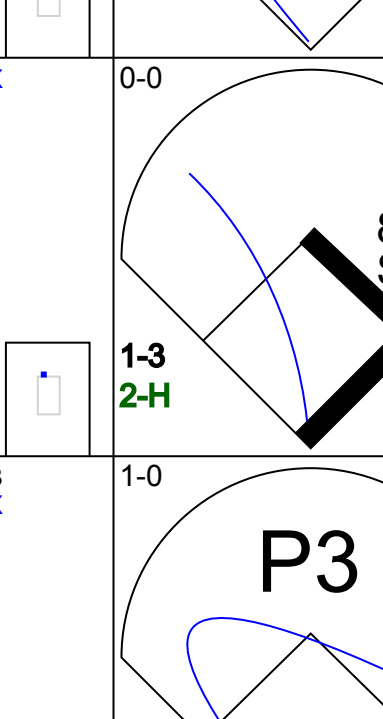
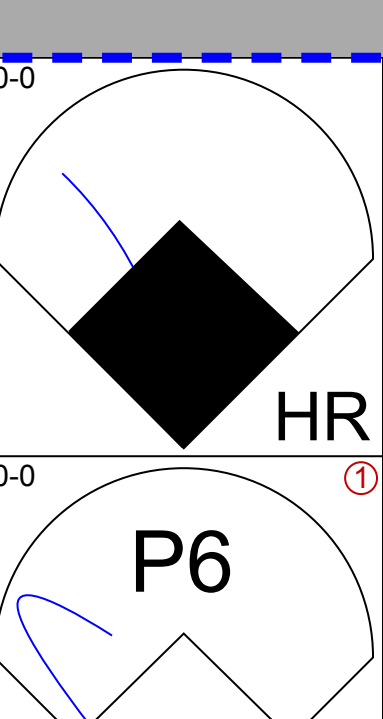
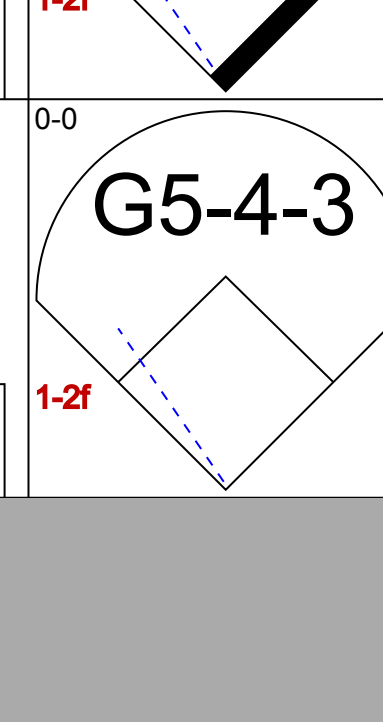
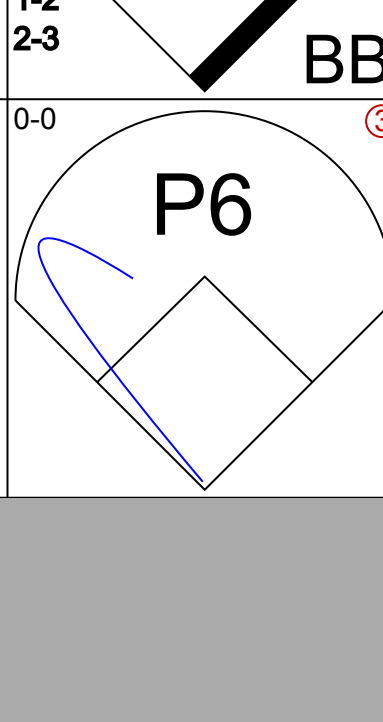
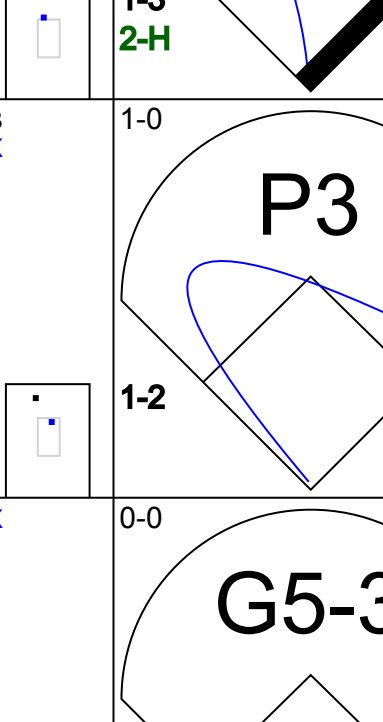
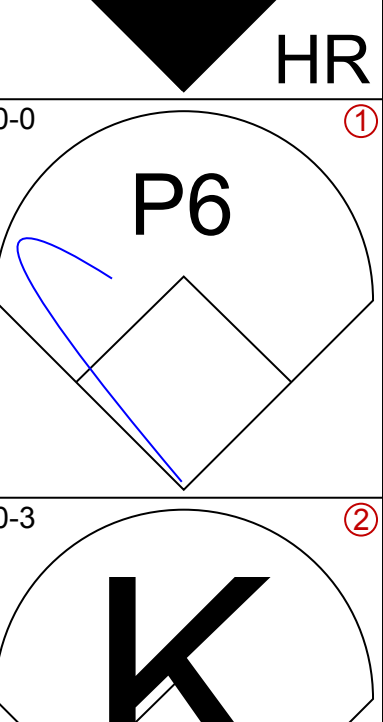
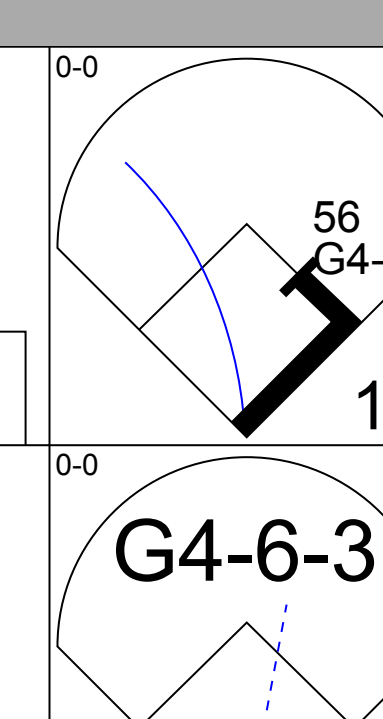
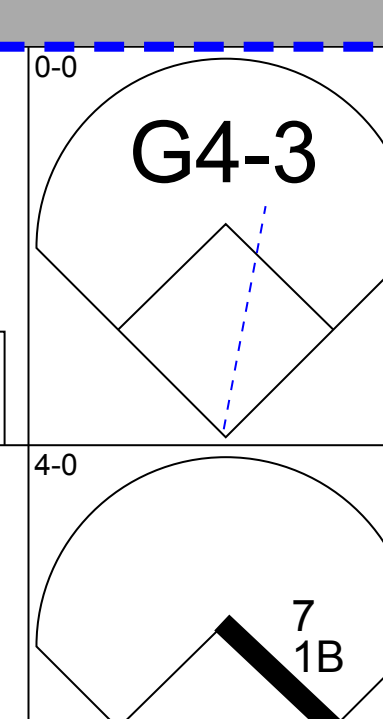
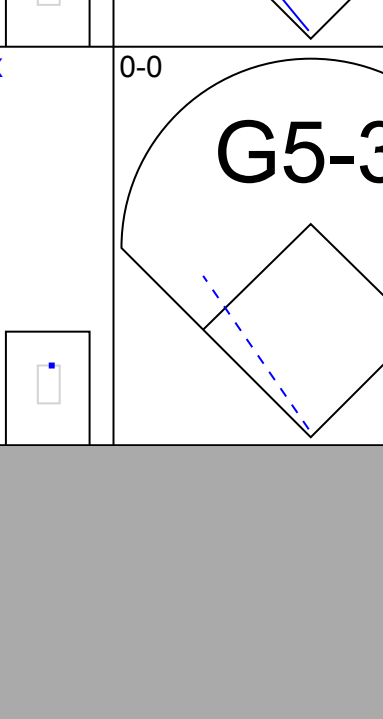
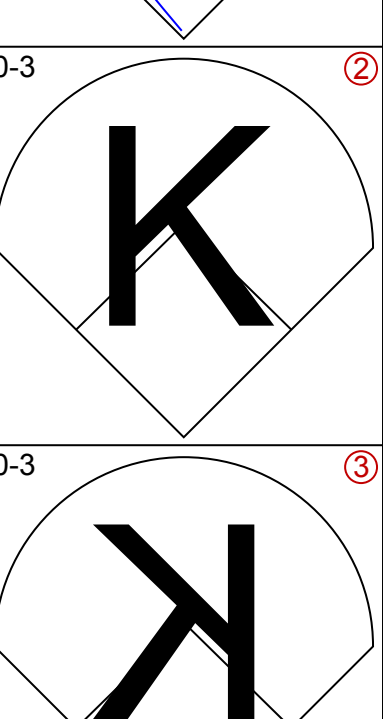
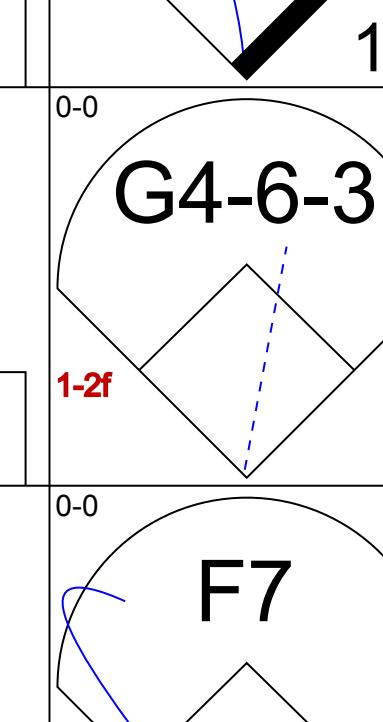
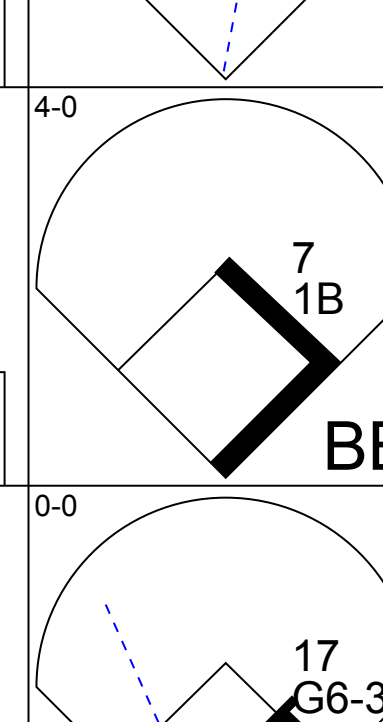
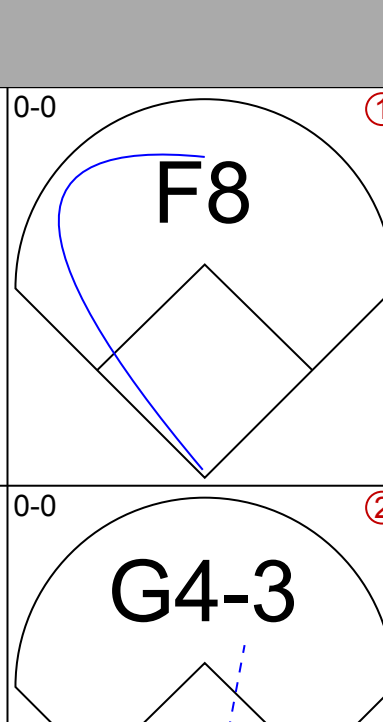
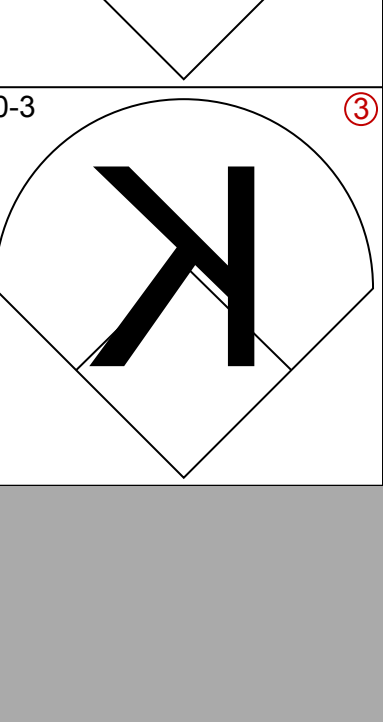
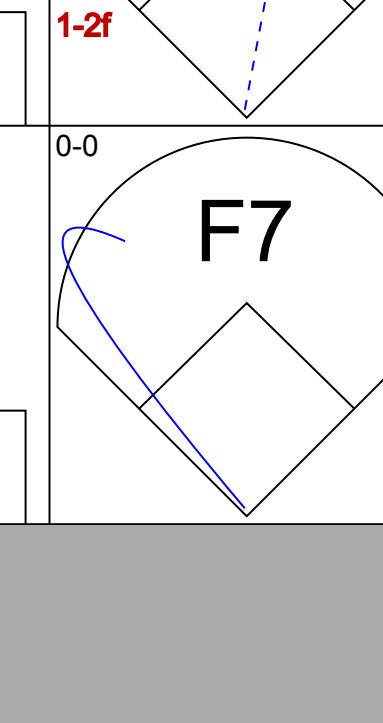
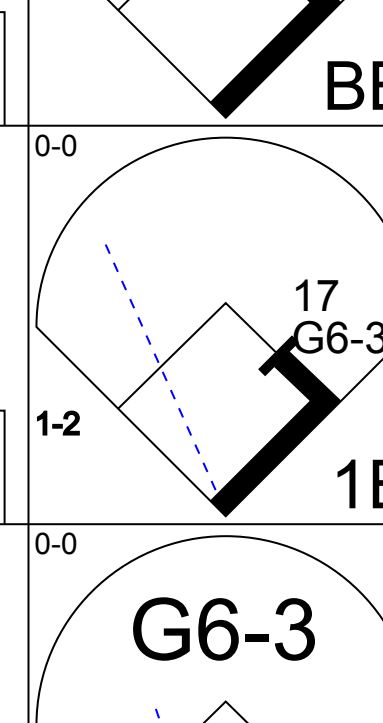
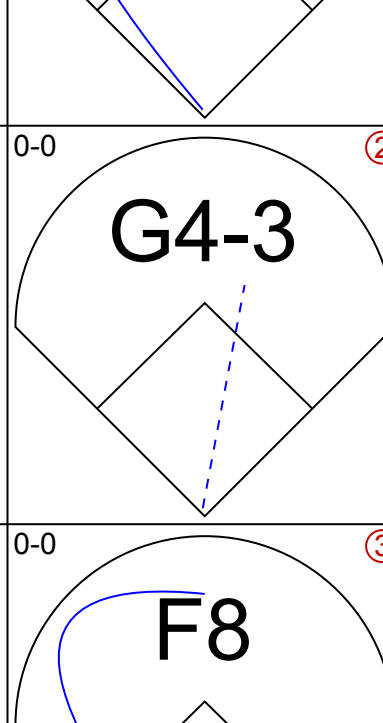
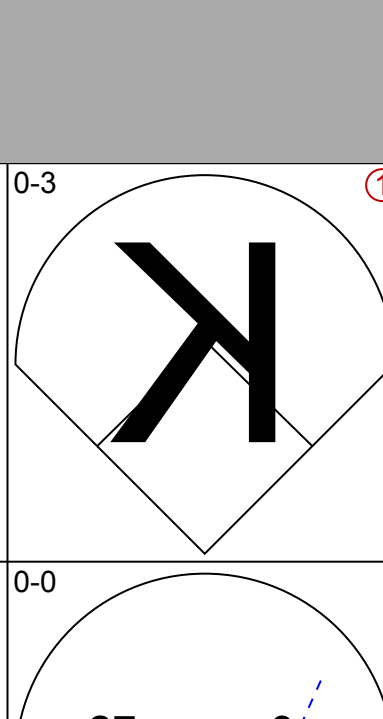
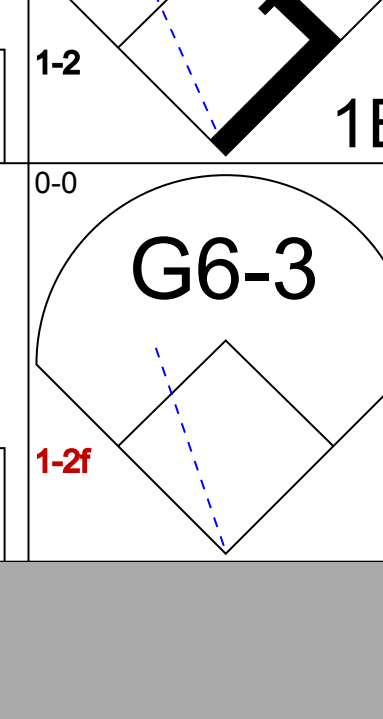
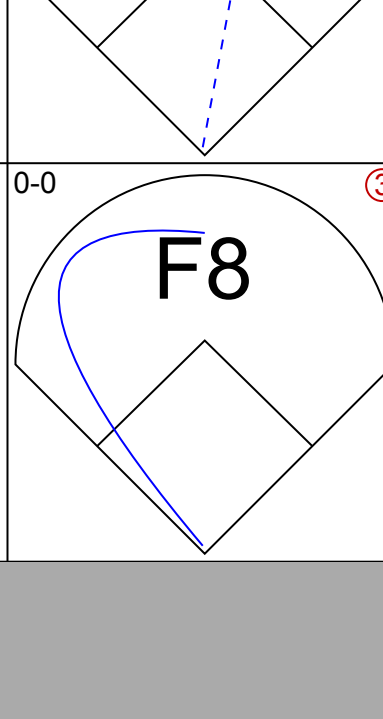
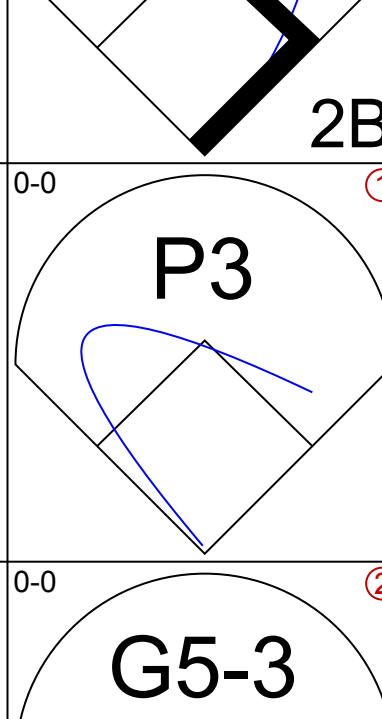
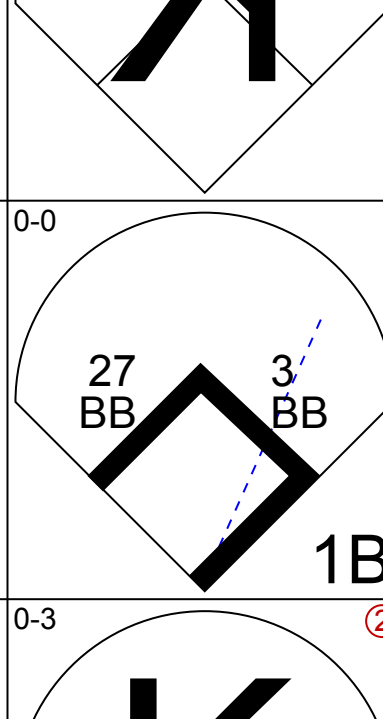
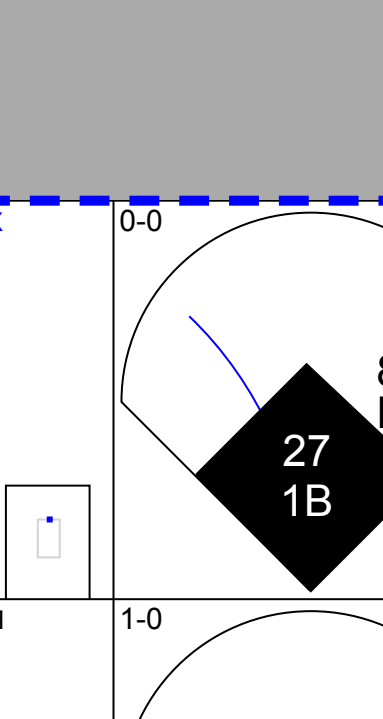
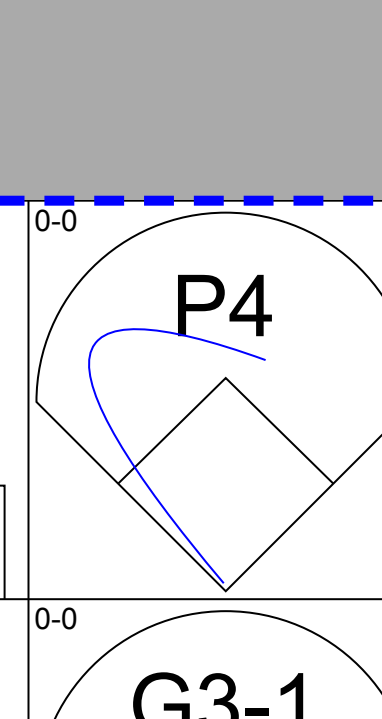
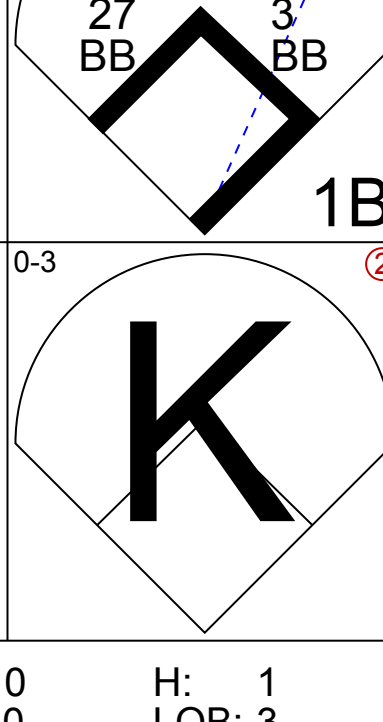
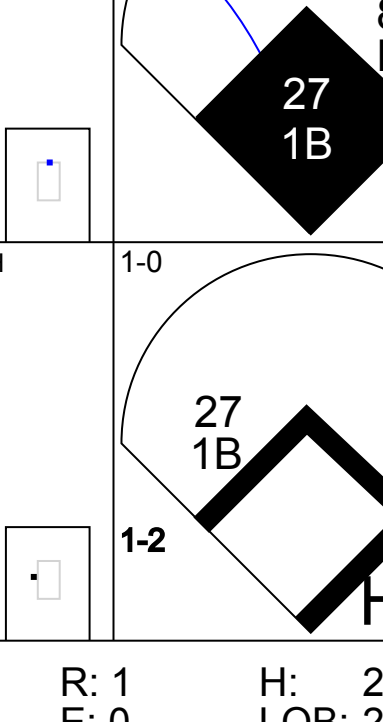
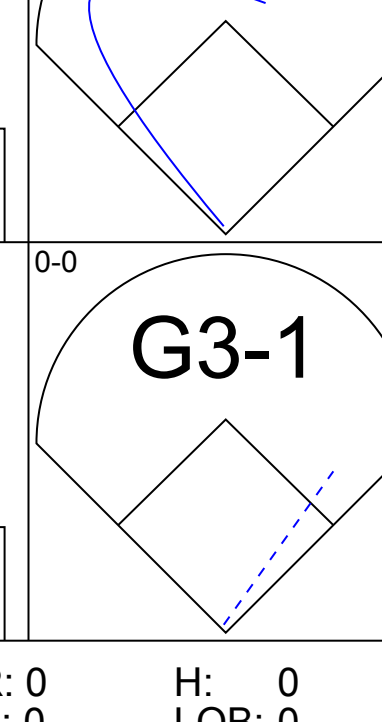
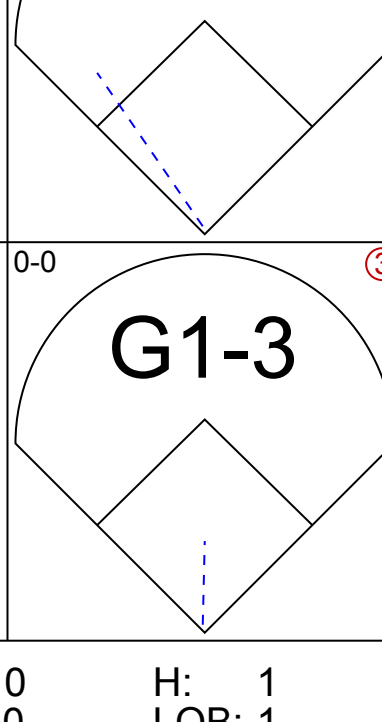


AB	34
R	3
H	7
RBI	3
BB	5
SO	14
LOB	19



Batter	1	2	3	4	5	6	7	8	9	AB	R	H	RBI	BB	SO	LOB	TOP								
10 Edwin Encarnación, R (1.3) OBP: 0.188, SLG: 0.333 79 Bobby Bradley, L (6.3) OBP: 0.353, SLG: 0.500										3	0	0	0	0	3	0	Cleveland Indians @ Los Angeles Dodgers Camelback Ranch, Glendale, AZ Mon Mar 05 2018, 3:05 PM - 5:38 PM EST Att: 6,889 - Sunny - 72 F								
7 Yan Gomes, R (1.2) OBP: 0.353, SLG: 0.400 45 Ryan Hanigan, R (6.2)										2	1	0	0	0	1	0									
11 José Ramírez, S (1.5) OBP: 0.350, SLG: 0.353 39 Gio Urshela, R (7.5) OBP: 0.529, SLG: 0.813										3	0	0	0	0	2	1									
17 Yonder Alonso, L (1.10) OBP: 0.471, SLG: 0.786 62 Richie Shaffer, R (7, PR) OBP: 0.529, SLG: 1.000										3	0	2	1	0	0	0									
30 Tyler Naquin, L (1.7) OBP: 0.389, SLG: 0.625 35 Abraham Almonte, S (7.7) OBP: 0.222, SLG: 0.353										3	0	0	0	0	1	2									
0 B.J. Upton, R (1.8) OBP: 0.200, SLG: 0.316 53 Greg Allen, S (7.8) OBP: 0.450, SLG: 0.632										2	0	0	0	1	0	0									
13 Brandon Barnes, R (1.9) OBP: 0.100, SLG: 0.167 55 Taylor Murphy, L (7.9)										2	0	0	0	1	1	0									
66 Eric Stamets, R (1.4) OBP: 0.353, SLG: 0.667 9 Enk González, R (5.4) OBP: 0.417, SLG: 0.400										2	0	0	0	0	0	0									
73 Willi Castro, S (1.6) OBP: 0.364, SLG: 0.364 70 Drew Maggi, R (6.4) OBP: 0.533, SLG: 0.643										2	0	0	0	0	1	0									
Inning Stats	R: 1 E: 0 K: 1 S: 6	H: 1 LOB: 1 BB: 0 P: 7	R: 0 E: 0 K: 1 S: 5	H: 0 LOB: 0 BB: 0 P: 5	R: 0 E: 0 K: 2 S: 7	H: 0 LOB: 0 BB: 0 P: 7	R: 0 E: 0 K: 1 S: 5	H: 0 LOB: 0 BB: 0 P: 5	R: 0 E: 0 K: 0 S: 3	H: 0 LOB: 0 BB: 0 P: 3	R: 0 E: 0 K: 2 S: 7	H: 0 LOB: 0 BB: 0 P: 7	R: 0 E: 0 K: 3 S: 10	H: 1 LOB: 3 BB: 2 P: 18	R: 0 E: 0 K: 2 S: 8	H: 1 LOB: 1 BB: 0 P: 8		R: 0 E: 0 K: 2 S: 8	H: 1 LOB: 1 BB: 0 P: 8	1B: 1 2B: 3 3B: 0 HR: 0	SF: 0 SAC: 0 DP: 0 HBP: 1	WP: 0 PB: 0 SB: 0 CS: 0	PA: 34		
PITCHER	IP WLS BF H R ER SO BB IBB HBP BLK WP HR S P ERA WHIP	44 Rich Hill, L (1.1) ERA: 3.0 36 Adam Liberatore, L (4.1) ERA: 4.5 68 Ross Stripling, R (7.1) ERA: 9.0 58 Edward Paredes, L (7.1) ERA: 9.0 81 Corey Copping, R (7.1) ERA: 4.0																75 Scott Alexander, L (8.1) ERA: 3.0 41 Pat Venditte, S (9.1) ERA:	IP WLS BF H R ER SO BB IBB HBP BLK WP HR S P ERA WHIP	1.0 4 1 0 0 2 0 0 0 0 0 0 5 10 3.00 0.333	1.0 4 1 0 0 2 0 0 0 0 0 0 10 10 0.00 0.000	1.0 4 1 0 0 2 0 0 0 0 0 0 7 11 0.00 3.000	1.0 4 1 0 0 2 0 0 0 0 0 0 3 7 0.00 3.000	1.0 4 1 0 0 2 0 0 0 0 0 0 8 8 0.00 1.000	1.0 4 1 0 0 2 0 0 0 0 0 0 8 8 0.00 1.000
Batter	1	2	3	4	5	6	7	8	9	AB	R	H	RBI	BB	SO	LOB	BOTTOM								
26 Chase Utley, L (1.4) OBP: 0.133, SLG: 0.143 87 Jake Peter, L (7.5) OBP: 0.389, SLG: 1.118										3	0	0	0	0	0	1	Cleveland Indians @ Los Angeles Dodgers Camelback Ranch, Glendale, AZ Mon Mar 05 2018, 3:05 PM - 5:38 PM EST Att: 6,889 - Sunny - 72 F								
5 Corey Seager, L (1.10) OBP: 0.187, SLG: 0.250 88 Shawn Zarraga, S (7, PH) OBP: 0.143, SLG: 0.143										3	0	0	0	0	3	0									
10 Justin Turner, R (1.5) OBP: 0.412, SLG: 0.690 70 Tim Lincecum, R (7.4) OBP: 0.158, SLG: 0.158										3	0	0	0	0	2	0									
35 Cody Bellinger, L (1.3) OBP: 0.400, SLG: 0.462 84 Matt Beatty, L (8.3) OBP: 0.337, SLG: 0.571										2	0	0	0	1	2	0									
27 Matt Kemp, R (1.7) OBP: 0.353, SLG: 0.875 61 Alex Verdugo, L (8.9) OBP: 0.421, SLG: 0.833										3	1	1	1	0	1	1									
9 Yasmani Grandal, S (1.2) OBP: 0.273, SLG: 0.526 80 Keibert Ruiz, S (8, PH) OBP: 0.625, SLG: 0.625										3	2	1	1	0	0	0									
31 Joc Pederson, L (1.8) OBP: 0.374, SLG: 0.227 89 DJ Peters, R (8.8) OBP: 0.500, SLG: 0.929										3	1	1	1	0	1	0									
14 Enrique Hernández, R (1.6) OBP: 0.533, SLG: 1.000 17 Donovan Solano, R (8.6) OBP: 0.500, SLG: 0.667										3	1	1	1	0	2	0									
21 Trayce Thompson, R (1.9) OBP: 0.375, SLG: 0.333 94 Kyle Garlick, R (8.7)										2	0	0	0	1	1	1									
Inning Stats	R: 0 E: 0 K: 2 S: 7	H: 0 LOB: 0 BB: 0 P: 7	R: 0 E: 0 K: 2 S: 7	H: 0 LOB: 0 BB: 0 P: 7	R: 0 E: 0 K: 2 S: 7	H: 0 LOB: 1 BB: 1 P: 11	R: 1 E: 0 K: 2 S: 8	H: 1 LOB: 0 BB: 0 P: 8	R: 0 E: 0 K: 1 S: 5	H: 0 LOB: 0 BB: 0 P: 5	R: 4 E: 1 K: 1 S: 10	H: 4 LOB: 1 BB: 0 P: 10	R: 3 E: 1 K: 0 S: 8	H: 2 LOB: 0 BB: 0 P: 8	R: 3 E: 1 K: 0 S: 8	H: 2 LOB: 0 BB: 0 P: 8		1B: 0 2B: 3 3B: 0 HR: 4	SF: 0 SAC: 0 DP: 0 HBP: 0	WP: 0 PB: 0 SB: 0 CS: 0	PA: 35				
PITCHER	IP WLS BF H R ER SO BB IBB HBP BLK WP HR S P ERA WHIP	52 Mike Clevinger, R (1.1) ERA: 1.5 24 Andrew Miller, L (4.1) ERA: 4.5 37 Cody Allen, R (5.1) ERA: 4.5 54 Ryan Merritt, L (6.1) ERA: 3.86 50 Evan Marshall, R (8.1) ERA: 6.0																PITCHER	IP WLS BF H R ER SO BB IBB HBP BLK WP HR S P ERA WHIP	3.0 10 0 0 0 2 1 0 0 0 0 0 7 11 0.00 1.000	1.0 4 1 0 0 2 0 0 0 0 0 0 1 8 8 9.00 1.000	2.0 11 4 4 2 2 0 0 0 0 0 0 1 15 15 9.00 2.000	1.0 6 2 3 1 0 0 0 0 0 0 0 2 8 8 9.00 2.000	1.0 4 1 0 0 2 0 0 0 0 0 0 8 8 0.00 1.000	1.0 4 1 0 0 2 0 0 0 0 0 0 8 8 0.00 1.000

Batter	1	2	3	4	5	6	7	8	9	AB	R	H	RBI	BB	SO	LOB	TOP					
26 Chase Utley, L (1, 10) OBP: 0.111, SLG: 0.118 84 Matt Beatty, L (8, PH) OBP: 0.353, SLG: 0.706 (8, 10)										3	0	0	0	0	2	0	Los Angeles Dodgers @ Los Angeles Angels Tempe Diablo Stadium, Tempe, AZ Wed Mar 07 2018, 3:12 PM - 5:49 PM EST Att: 5,650 - Cloudy - 78 F livebaseballscorecards.com					
60 Andrew Toles, L (1, 9) OBP: 0.394, SLG: 0.789 89 DJ Peters, R (6, 9) OBP: 0.467, SLG: 0.867 (7, 7)										3	1	1	1	0	1	0						
9 Yasmani Grandal, S (1, 2) OBP: 0.240, SLG: 0.455 80 Keibert Ruiz, S (6, 2) OBP: 0.667, SLG: 0.667										3	0	0	0	0	1	0						
35 Cody Bellinger, L (1, 3) OBP: 0.389, SLG: 0.400 78 Edwin Rios, L (7, 3) OBP: 0.368, SLG: 0.667										2	1	0	0	1	2	0						
31 Joc Pederson, L (1, 7) OBP: 0.192, SLG: 0.240 87 Jake Peter, L (7, 6) OBP: 0.350, SLG: 1.000										3	1	1	0	0	1	1						
11 Logan Forsythe, R (1, 4) OBP: 0.533, SLG: 1.071 72 Henry Ramos, S (7, 8) OBP: 0.389, SLG: 0.182										3	1	2	3	0	1	0						
14 Enrique Hernández, R (1, 8) OBP: 0.389, SLG: 0.375 67 Travis Taijeron, R (7, 9) OBP: 0.389, SLG: 0.375										3	0	0	0	0	1	1						
17 Donovan Solano, R (1, 6) OBP: 0.421, SLG: 0.500 70 Tim Lincecum, R (7, 4) OBP: 0.150, SLG: 0.150										3	0	0	0	0	1	1						
25 Rob Segedin, R (1, 5) OBP: 0.625, SLG: 0.923 65 Kyle Farmer, R (6, 5) OBP: 0.625, SLG: 0.923										2	0	0	0	0	2	0						
Inning Stats	R: 0 E: 0 K: 2 S: 7	H: 0 LOB: 0 BB: 0 P: 7	R: 1 E: 0 K: 2 S: 9	H: 2 LOB: 1 BB: 0 P: 9	R: 0 E: 0 K: 1 S: 5	H: 0 LOB: 0 BB: 0 P: 5	R: 0 E: 0 K: 2 S: 7	H: 0 LOB: 0 BB: 0 P: 7	R: 0 E: 0 K: 2 S: 7	H: 0 LOB: 0 BB: 0 P: 7	R: 1 E: 0 K: 3 S: 12	H: 1 LOB: 0 BB: 0 P: 12	R: 2 E: 0 K: 0 S: 6	H: 1 LOB: 0 BB: 1 P: 11	R: 0 E: 0 K: 2 S: 6	H: 0 LOB: 1 BB: 1 P: 10		R: 0 E: 0 K: 2 S: 9	H: 2 LOB: 2 BB: 0 P: 9	1B: 2 2B: 3 3B: 0 HR: 2	SF: 0 SAC: 0 DP: 1 HBP: 0	WP: 0 PB: 0 SB: 0 CS: 1
PITCHER	IP	WLS	BF	H	R	ER	SO	BB	IBB	HBP	BLK	WP	HR	S	P	ERA	WHIP					
43 Garrett Richards, R (1, 1) ERA: 2.0	4.0		14	2	1	1	7	0	0	0	0	0	0	28	28	2.25	0.500					
33 Jim Johnson, R (5, 1) ERA: 2.25	1.0		3	0	0	0	2	0	0	0	0	0	0	7	7	0.00	0.000					
45 John Lamb, L (6, 1) ERA: 4.5	2.0	L	9	2	3	3	3	1	0	0	0	0	2	18	23	13.50	1.500					
46 Blake Wood, R (8, 1) ERA: 9.82	1.0		3	0	0	0	2	1	0	0	0	0	0	6	10	0.00	1.000					
47 Ian Krol, L (9, 1) ERA: 6.23	1.0		5	2	0	0	2	0	0	0	0	0	0	9	9	0.00	2.000					

Batter	1	2	3	4	5	6	7	8	9	AB	R	H	RBI	BB	SO	LOB	BOTTOM				
3 Ian Kinsler, R (1, 4) OBP: 0.500, SLG: 0.400 84 Michael Hermosillo, R (6, 8) OBP: 0.227, SLG: 0.211										2	0	1	0	1	0	2	Los Angeles Dodgers @ Los Angeles Angels Tempe Diablo Stadium, Tempe, AZ Wed Mar 07 2018, 3:12 PM - 5:49 PM EST Att: 5,650 - Cloudy - 78 F livebaseballscorecards.com				
27 Mike Trout, R (1, 8) OBP: 0.214, SLG: 0.083 51 Colin Walsh, S (6, 4) OBP: 0.476, SLG: 0.895										2	0	1	1	1	0	1					
8 Justin Upton, R (1, 7) OBP: 0.286, SLG: 0.615 51 Sherman Johnson, L (6, 3) OBP: 0.429, SLG: 0.333										3	0	0	0	0	0	6					
5 Albert Pujols, R (1, 3) OBP: 0.133, SLG: 0.133 9 Zach Gibbons, R (6, 9) OBP: 0.296, SLG: 0.571											3	0	1	0	0	2					
56 Kole Calhoun, L (1, 9) OBP: 0.583, SLG: 0.600 9 Eric Young Jr., S (6, 7) OBP: 0.292, SLG: 0.381											1	0	0	0	1	1					
7 Zack Cozart, R (1, 5) OBP: 0.333, SLG: 0.364 83 José Miguel Fernández, (6, 5) OBP: 0.400, SLG: 0.471											2	0	1	0	0	0					
17 Shohel Ohtani, L (1, 10) OBP: 0.286, SLG: 0.091 99 Taylor Ward, R (6, PH) OBP: 0.375, SLG: 0.286 (7, 10)											2	0	0	0	1	2					
44 René Rivera, R (1, 2) OBP: 0.500, SLG: 0.824 13 Juan Graterol, R (7, PH) OBP: 0.250, SLG: 0.250 (8, 2)										2	1	2	0	0	0	0					
86 David Fletcher, R (1, 6) OBP: 0.480, SLG: 0.455 57 Riley Unroe, S (8, 4) OBP: 1.000, SLG: 1.000 96 Francisco Arcia, L (9, PH)											2	0	0	0	0	1					
Inning Stats	R: 0 E: 0 K: 0 S: 3	H: 1 LOB: 0 BB: 0 P: 3	R: 0 E: 0 K: 0 S: 3	H: 1 LOB: 0 BB: 0 P: 3	R: 0 E: 0 K: 2 S: 8	H: 1 LOB: 2 BB: 2 P: 16	R: 0 E: 0 K: 0 S: 3	H: 1 LOB: 1 BB: 1 P: 7	R: 1 E: 0 K: 0 S: 5	H: 2 LOB: 2 BB: 0 P: 7	R: 0 E: 0 K: 0 S: 3	H: 0 LOB: 0 BB: 0 P: 3	R: 0 E: 0 K: 2 S: 8	H: 1 LOB: 0 BB: 0 P: 8	R: 0 E: 0 K: 0 S: 4	H: 1 LOB: 1 BB: 0 P: 4		1B: 6 2B: 1 3B: 0 HR: 1	SF: 0 SAC: 0 DP: 3 HBP: 1	WP: 0 PB: 0 SB: 1 CS: 0	PA: 36
PITCHER	IP	WLS	BF	H	R	ER	SO	BB	IBB	HBP	BLK	WP	HR	S	P	ERA	WHIP				
22 Clayton Kershaw, L (1, 1) ERA: 1.667	3.0		12	3	0	0	2	2	0	0	0	0	0	14	22	0.00	1.667				
50 Brian Schiller, R (4, 1) ERA: 4.91	1.0	H	4	1	0	0	0	1	0	0	0	0	0	3	7	0.00	2.000				
48 Brock Stewart, R (5, 1) ERA: 6.23	2.0	W	9	2	1	1	0	0	0	1	0	0	0	8	10	4.50	1.000				
56 Daniel Corcino, R (7, 1) ERA: 1.93	1.0	H	3	0	0	0	0	0	0	0	0	0	0	3	3	0.00	0.000				
76 Brian Moran, L (8, 1) ERA: 1.69	1.0	H	4	1	1	1	2	0	0	0	0	0	1	8	8	9.00	1.000				

Batter	1	2	3	4	5	6	7	8	9	AB	R	H	RBI	BB	SO	LOB	TOP								
3 Chris Taylor, R (1, 8) OBP: 0.429, SLG: 0.316	F8		F8			K		K2-3		3	0	0	0	0	1	0	Los Angeles Dodgers @ Cleveland Indians Goodyear Ballpark, Goodyear, AZ Thu Mar 08 2018, 8:06 PM - 10:49 PM EST Att: 8,002 - Partly Cloudy - 79 F livebaseballscorecards.com								
21 Travyce Thompson, R (5, 8) OBP: 0.353, SLG: 0.313	F8		F8			K		K2-3		1	0	0	0	0	1	0									
5 Corey Seager, L (1, 10) OBP: 0.222, SLG: 0.188	K		4-0			G3-1		F9		2	0	0	0	1	1	0									
60 Andrew Toles, L (8, PH) OBP: 0.348, SLG: 0.750	K		10 G5-4-3 BB			G3-1		F9		1	0	0	0	0	0	0									
10 Justin Turner, R (1, 5) OBP: 0.391, SLG: 0.650	K		G5-4-3			K		G6-3		3	0	0	0	0	2	1									
65 Kyle Farmer, R (7, 5) OBP: 0.588, SLG: 0.857	K		G5-4-3			K		G6-3		1	0	0	0	0	0	0									
35 Cody Bellinger, L (1, 3) OBP: 0.429, SLG: 0.588		HR				G3		K		2	1	1	1	1	0	0									
61 Alex Verdugo, L (6, 7) OBP: 0.409, SLG: 0.810		HR				G3		K		1	0	0	0	0	1	0									
27 Matt Kemp, R (1, 7) OBP: 0.391, SLG: 0.857		BB				G3		K		2	0	1	0	1	1	1									
78 Edwin Ríos, L (6, 3) OBP: 0.400, SLG: 0.667		BB				G3		K		0	0	0	0	1	0	0									
66 Yasiel Puig, R (1, 9) OBP: 0.286, SLG: 0.381	F7					G3-1		F9		3	0	0	0	0	1	2									
79 Will Smith, R (7, 2) OBP: 0.308, SLG: 0.667	F7					G3-1		F9		1	0	0	0	0	0	1									
26 Chase Utley, L (1, 4) OBP: 0.286, SLG: 0.200						G3				3	0	2	0	0	0	1									
70 Tim Lincecum, R (7, PR) OBP: 0.150, SLG: 0.150						G3				0	0	0	0	0	0	0									
15 Austin Barnes, R (1, 2) OBP: 0.188, SLG: 0.071						G6-3				3	0	0	0	0	1	3									
72 Henry Ramos, S (7, 9) OBP: 0.369, SLG: 0.182	K					G6-3		G4-3		0	0	0	0	0	0	0									
14 Enrique Hernández, R (1, 6) OBP: 0.381, SLG: 0.647	K					F8		K		3	0	0	0	0	2	2									
87 Jake Peavy, L (8, 6) OBP: 0.350, SLG: 1.000	K					F8		K		0	0	0	0	0	0	0									
Inning Stats	R: 0 E: 0 K: 2 S: 8	H: 0 LOB: 0 BB: 0 P: 8	R: 1 E: 0 K: 2 S: 9	H: 2 LOB: 2 BB: 1 P: 13	R: 0 E: 0 K: 0 S: 2	H: 0 LOB: 0 BB: 1 P: 6	R: 0 E: 0 K: 1 S: 6	H: 1 LOB: 1 BB: 0 P: 6	R: 0 E: 0 K: 1 S: 5	H: 0 LOB: 0 BB: 0 P: 5	R: 0 E: 0 K: 2 S: 7	H: 0 LOB: 1 BB: 1 P: 11	R: 0 E: 0 K: 0 S: 3	H: 1 LOB: 1 BB: 0 P: 3	R: 0 E: 0 K: 2 S: 7	H: 0 LOB: 1 BB: 1 P: 7	R: 0 E: 0 K: 1 S: 5	H: 0 LOB: 1 BB: 1 P: 9	1B: 2 2B: 1 3B: 0 HR: 1	SF: 0 SAC: 0 DP: 1 HBP: 0	WP: 0 PB: 0 SB: 0 CS: 1	PA: 33			
PITCHER	IP	WLS	BF	H	R	ER	SO	BB	IBB	HBP	BLK	WP	HR	S	P	ERA	WHIP								
43 Josh Tomlin, R (1, 1) ERA: 7.36	3.1		14	3	1	1	4	2	0	0	0	0	1	21	29	2.70	1.500								
63 Preston Claiborne, R (4, 1) ERA: 4.76	0.2		2	0	0	0	1	0	0	0	0	0	0	4	4	0.00	0.000								
37 Cody Allen, R (5, 1) ERA: 3.0	1.0		3	0	0	0	1	0	0	0	0	0	0	5	5	0.00	0.000								
57 Carlos Torres, R (6, 1) ERA: 3.6	2.0	W	7	1	0	0	2	1	0	0	0	0	0	10	14	0.00	1.000								
49 Tyler Olson, L (8, 1) ERA: 3.6	1.0	H	3	0	0	0	2	0	0	0	0	0	0	7	7	0.00	0.000								
PITCHER	IP	WLS	BF	H	R	ER	SO	BB	IBB	HBP	BLK	WP	HR	S	P	ERA	WHIP								
50 Evan Marshall, R (9, 1) ERA: 4.5	1.0	S	4	0	0	0	1	1	0	0	0	0	0	5	9	0.00	1.000								

Batter	1	2	3	4	5	6	7	8	9	AB	R	H	RBI	BB	SO	LOB	BOTTOM								
12 Francisco Lindor, S (1, 6) OBP: 0.357, SLG: 0.583	K		G5-3			HR		53 BB 81 1B 33 BB		3	1	1	1	0	1	0	Los Angeles Dodgers @ Cleveland Indians Goodyear Ballpark, Goodyear, AZ Thu Mar 08 2018, 8:06 PM - 10:49 PM EST Att: 8,002 - Partly Cloudy - 79 F livebaseballscorecards.com								
39 Gio Urshela, R (7, 6) OBP: 0.524, SLG: 0.800	K		G5-3			HR		53 BB 81 1B 33 BB		1	1	1	0	0	0	0									
26 Rajai Davis, R (1, 7) OBP: 0.333, SLG: 0.350						HR		53 BB 81 1B 33 BB		3	0	3	0	0	0	0									
33 Rob Refsnyder, R (7, 7) OBP: 0.308, SLG: 0.522						HR		53 BB 81 1B 33 BB		0	1	0	0	1	0	0									
11 José Ramírez, S (1, 5) OBP: 0.308, SLG: 0.273	K		G6-4-3			1B		53 BB 81 1B		3	0	0	0	0	1	3									
62 Richie Shaffer, R (8, 5) OBP: 0.476, SLG: 0.813	K		G6-4-3			1B		53 BB 81 1B		1	0	0	0	0	1	2									
10 Edwin Encarnación, R (1, 3) OBP: 0.227, SLG: 0.333						1B		53 BB 81 1B		3	0	1	0	0	1	1									
53 Greg Allen, S (7, PR) OBP: 0.478, SLG: 0.619	G5-3					1B		53 BB 81 1B		0	1	0	0	1	0	0									
17 Yonder Alonso, L (1, 10) OBP: 0.478, SLG: 0.833	G5-3					1B		53 BB 81 1B		2	0	0	0	1	0	0									
36 Yandy Díaz, R (7, PR) OBP: 0.412, SLG: 0.357	G5-3					1B		53 BB 81 1B		1	0	0	0	0	1	3									
30 Tyler Naquin, L (1, 8) OBP: 0.304, SLG: 0.476	G4-3					1B		53 BB 81 1B		3	0	0	0	0	1	2									
81 Nellie Rodríguez, R (8, 3) OBP: 0.365, SLG: 0.647	G4-3					1B		53 BB 81 1B		1	0	1	2	0	0	0									
55 Roberto Pérez, R (1, 2) OBP: 0.304, SLG: 0.476	G5-3					1B		53 BB 81 1B		2	0	0	0	0	1	0									
27 Francisco Mejía, S (6, 2) OBP: 0.400, SLG: 0.643	G5-3					1B		53 BB 81 1B		2	0	0	1	0	0	4									
13 Brandon Barnes, R (1, 9) OBP: 0.091, SLG: 0.150						1B		53 BB 81 1B		2	0	0	0	0	1	0									
35 Abraham Almonte, S (7, 9) OBP: 0.250, SLG: 0.333						1B		53 BB 81 1B		0	0	0	0	1	0	0									
66 Eric Stamets, R (1, 4) OBP: 0.316, SLG: 0.588						1B		53 BB 81 1B		2	0	0	0	0	2	0									
70 Drew Maggi, R (7, 4) OBP: 0.529, SLG: 0.625						1B		53 BB 81 1B		1	0	0	0	0	0	2									
Inning Stats	R: 0 E: 0 K: 2 S: 8	H: 1 LOB: 1 BB: 0 P: 8	R: 0 E: 0 K: 0 S: 3	H: 0 LOB: 0 BB: 0 P: 3	R: 0 E: 0 K: 2 S: 7	H: 0 LOB: 0 BB: 0 P: 7	R: 0 E: 0 K: 1 S: 5	H: 1 LOB: 0 BB: 0 P: 5	R: 0 E: 0 K: 2 S: 7	H: 0 LOB: 0 BB: 0 P: 7	R: 1 E: 0 K: 1 S: 8	H: 2 LOB: 1 BB: 0 P: 10	R: 1 E: 0 K: 0 S: 4	H: 1 LOB: 2 BB: 2 P: 12	R: 2 E: 0 K: 2 S: 9	H: 2 LOB: 2 BB: 2 P: 17	1B: 5 2B: 1 3B: 0 HR: 1	SF: 0 SAC: 0 DP: 1 HBP: 0	WP: 0 PB: 0 SB: 0 CS: 0	PA: 34					
PITCHER	IP	WLS	BF	H	R	ER	SO	BB	IBB	HBP	BLK	WP	HR	S	P	ERA	WHIP								
57 Alex Wood, L (1, 1) ERA: 4.91	4.0		13	2	0	0	5	0	0	0	0	0	0	23	23	0.00	0.500								
58 Edward Paredes, L (5, 1) ERA: 7.36	0.2	H	2	0	0	0	1	0	0	0	0	0	0	4	4	0.00	0.000								
41 Pat Venditte, S (5, 1) ERA: 1.5	1.1	B	6	2	1	1	2	0	0	0	0	0	1	11	13	6.75	1.500								
75 Scott Alexander, L (7, 1) ERA: 4.91	0.2	L	5	1	1	1	0	2	0	0	0	0	0	3	11	13.50	4.500								
73 Yaisel Sierra, R (7, 1) ERA: 9.82	0.2		5	1	2	2	1	2	0	0	0	0	0	5	13	27.00	4.500								
PITCHER	IP	WLS	BF	H	R	ER	SO	BB	IBB	HBP	BLK	WP	HR	S	P	ERA	WHIP								
51 C.C. Lee, R (8, 1) ERA: 9.82	0.2		5	1	2	2	1	2	0	0	0	0	0	5	13	27.00	4.500								

Batter	1	2	3	4	5	6	7	8	9	AB	R	H	RBI	BB	SO	LOB	TOP																				
8 Ian Happ, S OBP: 0.481, SLG: 1.087 98 D.J. Wilson, L OBP: 0.333, SLG: 0.333	G6-3		K						K	2	0	0	0	1	1	0	Chicago Cubs @ Los Angeles Dodgers Camelback Ranch, Glendale, AZ Sat Mar 10 2018, 9:05 PM - 11:54 PM EST Att: 13,226 - Cloudy - 62 F																				
13 Peter Bourjos, R OBP: 0.390, SLG: 0.348 82 Chris Pieters, L OBP: 1.000, SLG: 2.000	27 SF9 1B			L6						3	1	2	2	0	0																						
27 Addison Russell, R OBP: 0.375, SLG: 0.368 94 Zack Short, R	SF9			P6						2	0	0	1	0	0																						
61 Efrén Navarro, L OBP: 0.367, SLG: 0.500 87 Austin Upshaw, L	G4-3			G3						3	0	0	0	0	0																						
76 David Bote, R OBP: 0.350, SLG: 0.444 3 Jesse Hodges, R	G6-3			G4-3						3	0	0	0	0	0																						
20 Mark Zaunis, R OBP: 0.425, SLG: 0.417 86 Jeffrey Baez, R OBP: 0.333, SLG: 0.333	K			K						2	0	0	0	1	2																						
85 Chesny Young, R OBP: 0.375, SLG: 0.185 92 Giosekar Amaya, R OBP: 0.667, SLG: 1.000	F9									3	1	1	0	0	0																						
64 Ali Solís, R OBP: 0.214, SLG: 0.429 Ian Rice, R				K						3	1	1	0	0	1																						
75 Jacob Hannemann, L OBP: 0.250, SLG: 0.130 90 Eddy Martínez, R				K						3	1	1	1	0	2																						
Inning Stats	R: 1 E: 0 K: 0 S: 4	H: 1 LOB: 0 BB: 0 P: 4	R: 0 E: 0 K: 1 S: 5	H: 0 LOB: 0 BB: 0 P: 5	R: 0 E: 0 K: 3 S: 9	H: 0 LOB: 0 BB: 0 P: 9	R: 0 E: 0 K: 0 S: 3	H: 0 LOB: 0 BB: 0 P: 3	R: 3 E: 0 K: 1 S: 9	H: 4 LOB: 2 BB: 1 P: 13	R: 0 E: 0 K: 0 S: 3	H: 0 LOB: 1 BB: 0 P: 7	R: 1 E: 0 K: 2 S: 10	H: 2 LOB: 1 BB: 0 P: 10	R: 0 E: 0 K: 2 S: 7	H: 0 LOB: 0 BB: 0 P: 7		R: 0 E: 0 K: 3 S: 10	H: 1 LOB: 1 BB: 0 P: 10	1B: 7 2B: 1 3B: 0 HR: 0	SF: 1 SAC: 0 DP: 0 HBP: 0	WP: 0 PB: 0 SB: 1 CS: 1	PA: 37														
PITCHER	IP	WLS	BF	H	R	ER	SO	BB	IBB	HBP	BLK	WP	HR	S	P	ERA	WHIP	PITCHER		IP	WLS	BF	H	R	ER	SO	BB	IBB	HBP	BLK	WP	HR	S	P	ERA	WHIP	
44 Rich Hill, L ERA: 1.29	4.0		13	1	1	0	4	0	0	0	0	0	0	21	21	0.00	0.250	76 Brian Moran, L ERA: 1.59		0.1		1	0	0	0	1	0	0	0	0	0	3	3	0.00	0.000		
52 Pedro Báez, R ERA: 10.13	0.2	B	7	4	3	3	1	1	0	0	0	0	0	8	12	40.50	7.500	64 Walker Buehler, R ERA:		2.0	W	7	1	0	0	5	0	0	0	0	0	17	17	0.00	0.500		
50 Brian Schlitler, R ERA: 4.5	0.1		1	0	0	0	0	0	0	0	0	0	0	1	1	0.00	0.000																				
47 JT Chargois, R ERA:	1.0		4	0	0	0	0	1	0	0	0	0	0	3	7	0.00	1.000																				
63 Yimi García, R ERA: 10.13	0.2		4	2	1	1	1	0	0	0	0	0	0	7	7	13.50	3.000																				

Chicago Cubs @ Los Angeles Dodgers
Camelback Ranch, Glendale, AZ
Sat Mar 10 2018, 9:05 PM - 11:54 PM EST
Att: 13,226 - Cloudy - 62 F

AB	34
R	5
H	8
RBI	5
BB	2
SO	12
LOB	7



Batter	1	2	3	4	5	6	7	8	9	AB	R	H	RBI	BB	SO	LOB	BOTTOM																				
3 Chris Taylor, R OBP: 0.452, SLG: 0.455 61 Alex Verdugo, L OBP: 0.375, SLG: 0.739	60 2B		35 F9 2B							3	1	2	0	0	0	Chicago Cubs @ Los Angeles Dodgers Camelback Ranch, Glendale, AZ Sat Mar 10 2018, 9:05 PM - 11:54 PM EST Att: 13,226 - Cloudy - 62 F																					
60 Andrew Toles, L OBP: 0.393, SLG: 0.800 72 Henry Ramos, S OBP: 0.368, SLG: 0.167	35 G6-3 66 1B 2H		K							3	1	1	1	0	1																						
35 Cody Bellinger, L OBP: 0.375, SLG: 0.500 79 Will Smith, R OBP: 0.286, SLG: 0.615	G6-3		F9							3	0	0	0	1	2																						
66 Yasiel Puig, R OBP: 0.304, SLG: 0.391 21 Trayce Thompson, R OBP: 0.394, SLG: 0.333 81 Yusniel Díaz, R OBP: 0.182, SLG: 0.400	31 F7 1B		G6-3							2	0	1	1	0	0																						
31 Joc Pederson, L OBP: 0.188, SLG: 0.226 89 DJ Peters, R OBP: 0.412, SLG: 0.765	F7									3	0	1	0	0	0																						
15 Austin Barnes, R OBP: 0.197, SLG: 0.063 65 Kyle Farmer, R OBP: 0.619, SLG: 1.000	G6-3									2	0	0	0	0	1																						
14 Enrique Hernández, R ERA: 0.417, SLG: 0.759 77 Zach McKinstry, L										2	1	1	3	1	0																						
67 Travis Taijeron, R OBP: 0.421, SLG: 0.412										1	0	1	0	0	0																						
25 Rob Segedin, R										2	0	0	0	0	1																						
78 Edwin Ríos, L OBP: 0.458, SLG: 0.682										2	0	1	0	0	1																						
87 Jake Peter, L OBP: 0.348, SLG: 0.905 17 Donovan Solano, R OBP: 0.458, SLG: 0.526										2	0	0	0	0	0																						
Inning Stats	R: 2 E: 0 K: 0 S: 6	H: 3 LOB: 1 BB: 0 P: 6	R: 0 E: 0 K: 1 S: 4	H: 0 LOB: 0 BB: 1 P: 9	R: 0 E: 0 K: 1 S: 6	H: 1 LOB: 1 BB: 0 P: 6	R: 0 E: 0 K: 0 S: 3	H: 0 LOB: 0 BB: 0 P: 3	R: 0 E: 0 K: 1 S: 5	H: 0 LOB: 0 BB: 0 P: 5	R: 3 E: 0 K: 1 S: 7	H: 2 LOB: 1 BB: 1 P: 12	R: 0 E: 0 K: 1 S: 6	H: 1 LOB: 1 BB: 0 P: 7	R: 1 E: 0 K: 0 S: 3	H: 2 LOB: 2 BB: 1 P: 7	1B: 5 2B: 3 3B: 0 HR: 1	SF: 1 SAC: 0 DP: 0 HBP: 0	WP: 1 PB: 0 SB: 0 CS: 1	PA: 36																	
PITCHER	IP	WLS	BF	H	R	ER	SO	BB	IBB	HBP	BLK	WP	HR	S	P	ERA	WHIP	PITCHER		IP	WLS	BF	H	R	ER	SO	BB	IBB	HBP	BLK	WP	HR	S	P	ERA	WHIP	
59 Luke Farrell, R ERA:	2.2		12	4	2	2	2	1	0	0	0	0	0	15	20	6.75	1.875	24 Alec Mills, R ERA: 3.38		1.1	L	8	3	1	1	1	1	0	0	0	0	9	14	6.75	3.000		
Duane Underwood Jr., R ERA:	0.1		1	0	0	0	0	0	0	0	0	0	0	1	1	0.00	0.000																				
68 Dario Álvarez, L ERA: 7.2	1.0		3	0	0	0	0	0	0	0	0	0	0	3	3	0.00	0.000																				
33 Eddie Butler, R ERA: 2.7	2.0	H	6	0	0	0	1	0	0	0	0	0	0	8	8	0.00	0.000																				
36 Dillon Maples, R ERA: 12.8	1.0	B	6	2	3	3	1	1	0	0	0	0	1	7	12	27.00	3.000																				

Chicago Cubs @ Los Angeles Dodgers
Camelback Ranch, Glendale, AZ
Sat Mar 10 2018, 9:05 PM - 11:54 PM EST
Att: 13,226 - Cloudy - 62 F

AB	32
R	6
H	9
RBI	6
BB	3
SO	5
LOB	11



Batter	1	2	3	4	5	6	7	8	9	AB	R	H	RBI	BB	SO	LOB	TOP																												
3 Chris Taylor, R (1, 8) OBP: 0.457, SLG: 0.500 17 Donovan Solano, R (4, 6) OBP: 0.462, SLG: 0.524 77 Gavin Lux, L (9, 4)	L8	G4-3	G4-3	1B	1B	1B	1B		G6-3	4	0	2	3	0	0	1																													
5 Corey Seager, L (1, 10) OBP: 0.320, SLG: 0.286 79 Will Smith, R (7, PH) OBP: 0.267, SLG: 0.571 (7, 10)	BB	BB	G4-3	1B	1B	1B	F8			3	1	2	2	1	0	1																													
10 Justin Turner, R (1, 5) OBP: 0.429, SLG: 0.640 21 Trayce Thompson, R (4, 8) OBP: 0.333, SLG: 0.304	L9	E7		1B	1B	K	K			3	1	2	1	0	0	1																													
35 Cody Bellinger, L (1, 3) OBP: 0.321, SLG: 0.417 83 Mike Ahmed, R (5, 3)	K	F8		K	K	K	K			4	0	0	0	0	3	3																													
27 Matt Kemp, R (1, 7) OBP: 0.464, SLG: 0.962 65 Kyle Farmer, R (4, 5) OBP: 0.565, SLG: 0.889	66 2B	1B	HR	1B	1B	1B	F9			3	3	3	1	0	0	0																													
66 Yasiel Puig, R (1, 9) OBP: 0.346, SLG: 0.440 60 Andrew Toles, L (4, 9) OBP: 0.367, SLG: 0.741 93 Cody Thomas, L (9, 9)	9 1B	2B	G4-3	1B	1B	9 HR	G6-3			2	2	1	1	1	0	0																													
9 Yasmani Grandal, S (1, 2) OBP: 0.300, SLG: 0.593 91 Rocky Gale, R (5, 2) OBP: 0.286, SLG: 0.286	87 WP	14 BB	3 G4-3	1B	1B	1B	61 PC4-6			2	0	1	0	0	0	0																													
14 Enrique Hernández, R (1, 6) OBP: 0.444, SLG: 0.762 61 Alex Verdugo, L (4, 7) OBP: 0.346, SLG: 0.690	3 G4-3	87 WP	5 2B	BB	1B	1B	L9			2	2	1	0	1	0	0																													
87 Jake Peter, L (1, 4) OBP: 0.333, SLG: 0.800 0 Errol Robinson, R (6, 4) (9, 6)	K	1B	L8	1B	1B	3 1B	F7			4	1	1	0	0	1	5																													
Inning Stats	R: 0 E: 0 K: 1 S: 10	H: 0 LOB: 1 BB: 1 P: 18	R: 5 E: 1 K: 1 S: 17	H: 5 LOB: 1 BB: 1 P: 29	R: 3 E: 0 K: 0 S: 18	H: 4 LOB: 1 BB: 0 P: 27	R: 5 E: 0 K: 1 S: 21	H: 6 LOB: 2 BB: 1 P: 33	R: 0 E: 0 K: 2 S: 8	H: 0 LOB: 0 BB: 0 P: 9	R: 0 E: 0 K: 0 S: 16	H: 1 LOB: 1 BB: 0 P: 21	R: 0 E: 0 K: 2 S: 13	H: 1 LOB: 1 BB: 0 P: 18	R: 0 E: 0 K: 2 S: 9	H: 0 LOB: 0 BB: 0 P: 15	R: 0 E: 0 K: 0 S: 7	H: 0 LOB: 0 BB: 0 P: 8	1B: 12 2B: 3 3B: 0 HR: 2	SF: 0 SAC: 0 DP: 0 HBP: 0	WP: 1 PB: 0 SB: 1 CS: 0	PA: 46																							
PITCHER	IP WLS BF H R ER SO BB IBB HBP BLK WP HR S P ERA WHIP	48 Germán Márquez, R (1, 1) ERA: 10.57	2.2 L 19 9 8 8 2 2 0 0 0 0 1 1 43 71 27.00 4.125	79 Austin House, R (3, 1) ERA: 10.13	1.1 10 6 5 5 1 1 0 0 0 0 0 1 23 36 33.75 5.250	61 Sam Howard, L (5, 1) ERA: 2.0	3.0 11 2 0 0 4 0 0 0 0 0 0 0 37 48 0.00 0.667	52 Chris Rusin, L (8, 1) ERA: 1.93	1.2 5 0 0 0 2 0 0 0 0 0 0 0 14 21 0.00 0.000	98 DJ Johnson, R (9, 1) ERA:	0.1 1 0 0 0 0 0 0 0 0 0 0 0 2 2 0.00 0.000	PITCHER	IP WLS BF H R ER SO BB IBB HBP BLK WP HR S P ERA WHIP	38 Manny Bañuelos, L (8, 1) ERA: 8.22	2.0 8 8 2 1 1 1 2 0 0 0 0 0 15 28 4.50 1.500	62 Wilmer Font, R (5, 1) ERA: 9.45	2.0 8 2 0 0 1 1 0 0 0 0 0 0 21 39 0.00 1.500	58 Edward Paredes, L (7, 1) ERA: 10.38	0.2 6 4 2 2 1 1 0 0 0 0 0 0 14 25 27.00 7.500	81 Corey Copping, R (7, 1) ERA:	0.1 1 0 0 0 1 0 0 0 0 0 0 0 3 5 0.00 0.000	PITCHER	IP WLS BF H R ER SO BB IBB HBP BLK WP HR S P ERA WHIP	99 Hyun Jin Ryu, L (1, 1) ERA: 13.5	2.2 12 2 4 4 4 0 1 1 0 0 0 0 15 28 13.50 1.500	41 Pat Venditte, S (3, 1) ERA: 1.23	1.1 6 1 0 0 1 1 0 0 0 0 0 0 15 28 0.00 1.500	62 Wilmer Font, R (5, 1) ERA: 9.45	2.0 8 2 0 0 1 1 0 0 0 0 0 0 21 39 0.00 1.500	58 Edward Paredes, L (7, 1) ERA: 10.38	0.2 6 4 2 2 1 1 0 0 0 0 0 0 14 25 27.00 7.500	81 Corey Copping, R (7, 1) ERA:	0.1 1 0 0 0 1 0 0 0 0 0 0 0 3 5 0.00 0.000	PITCHER	IP WLS BF H R ER SO BB IBB HBP BLK WP HR S P ERA WHIP	99 Hyun Jin Ryu, L (1, 1) ERA: 13.5	2.2 12 2 4 4 4 0 1 1 0 0 0 0 15 28 13.50 1.500	41 Pat Venditte, S (3, 1) ERA: 1.23	1.1 6 1 0 0 1 1 0 0 0 0 0 0 15 28 0.00 1.500	62 Wilmer Font, R (5, 1) ERA: 9.45	2.0 8 2 0 0 1 1 0 0 0 0 0 0 21 39 0.00 1.500	58 Edward Paredes, L (7, 1) ERA: 10.38	0.2 6 4 2 2 1 1 0 0 0 0 0 0 14 25 27.00 7.500	81 Corey Copping, R (7, 1) ERA:	0.1 1 0 0 0 1 0 0 0 0 0 0 0 3 5 0.00 0.000
Inning Stats	R: 0 E: 0 K: 0 S: 5	H: 0 LOB: 0 BB: 0 P: 7	R: 2 E: 0 K: 1 S: 12	H: 1 LOB: 0 BB: 1 P: 23	R: 2 E: 0 K: 2 S: 19	H: 2 LOB: 1 BB: 1 P: 36	R: 0 E: 0 K: 0 S: 9	H: 0 LOB: 1 BB: 1 P: 18	R: 0 E: 0 K: 1 S: 15	H: 1 LOB: 1 BB: 0 P: 27	R: 0 E: 0 K: 0 S: 6	H: 1 LOB: 1 BB: 1 P: 12	R: 2 E: 0 K: 2 S: 17	H: 4 LOB: 2 BB: 1 P: 30	R: 1 E: 0 K: 1 S: 10	H: 2 LOB: 1 BB: 0 P: 16	R: 0 E: 0 K: 1 S: 9	H: 0 LOB: 0 BB: 0 P: 14	1B: 5 2B: 6 3B: 0 HR: 1	SF: 0 SAC: 0 DP: 2 HBP: 0	WP: 0 PB: 0 SB: 1 CS: 0	PA: 41																							

Los Angeles Dodgers @ Colorado Rockies
Salt River Fields at Talking Stick, Scottsdale, AZ
Sun Mar 11 2018, 4:11 PM - 7:32 PM EDT
Att: 12,640 - Partly Cloudy - 74 F

AB 43
R 13
H 17
RBI 13
BB 3
SO 9
LOB 15



Los Angeles Dodgers @ Colorado Rockies
Salt River Fields at Talking Stick, Scottsdale, AZ
Sun Mar 11 2018, 4:11 PM - 7:32 PM EDT
Att: 12,640 - Partly Cloudy - 74 F

AB 36
R 7
H 11
RBI 6
BB 5
SO 8
LOB 12



Batter	1	2	3	4	5	6	7	8	9	AB	R	H	RBI	BB	SO	LOB	TOP					
23 Keon Broxton, R OBP: 0.395, SLG: 0.367 96 Luis Aviles Jr., R (6, 6)	4-1 BB 14 S		0-3 K		4-0 16 E 16 CS BB	0-0 F8		0-0 G6-4-3		2	0	0	0	2	1	0						
14 Hernán Pérez, R OBP: 0.388, SLG: 0.529 72 Keston Hiura, R OBP: 0.440, SLG: 0.583	0-3 SAFE K		0-3 K		0-0 L7				0-0 F8	3	0	0	0	0	2	3						
16 Domingo Santana, R OBP: 0.360, SLG: 0.448 25 Tyrone Taylor, R OBP: 0.286, SLG: 0.538	0-3 K			0-3 SAFE K	0-3 SAFE K				0-0 G4-3	3	0	0	0	0	3	2						
9 Manny Piña, R OBP: 0.400, SLG: 0.600 29 Christian Bethancourt, R OBP: 0.389, SLG: 0.667	0-0 P3					0-0 G6-3			0-0 HR	3	0	0	0	0	1	1						
24 Jesús Aguilar, R OBP: 0.324, SLG: 0.438 93 Tristen Lutz, R (6, 8)		0-0 G2-3			0-0 3 BB 2B	4-0 3 BB 65 HR BB			0-0 G4-3	2	1	1	0	1	0	0						
3 Orlando Arcia, R OBP: 0.300, SLG: 0.400 90 Corey Ray, L (6, 9)			0-0 18 WP 2B		0-0 33 BB 1B	0-0 65 HR 2B				3	1	3	0	0	0	0						
33 Brett Phillips, L OBP: 0.171, SLG: 0.188 97 Henry Gatewood, R OBP: 0.750, SLG: 0.500		0-0 F7			4-0 1-2 BB	0-3 K			4-0 65 BB BB	2	0	0	0	1	1	3						
18 Eric Sogard, L OBP: 0.440, SLG: 0.579 90 Jake Hager, R OBP: 0.200, SLG: 0.200		1-3 K			0-0 F8	4-0 65 HR BB			0-3 K	2	1	0	0	1	1	4						
41 Junior Guerra, R 66 J Man Cho, L 41 Junior Guerra, R 51 Oliver Drake, R 66 J Man Cho, L 61 Jason De Fratus, R 60 J.J. Hoover, R 66 J Man Cho, L 64 Taylor Williams, S 60 Jacob Barnes, R			0-0 G4-3			0-0 14 L7 16 E 23 BB 1B			4-0 1-2 BB	1	0	0	0	0	0	0						
Inning Stats	R: 0 E: 0 K: 2 S: 8	H: 0 LOB: 1 BB: 1 P: 12	R: 0 E: 0 K: 1 S: 6	H: 1 LOB: 1 BB: 0 P: 7	R: 0 E: 0 K: 2 S: 7	H: 0 LOB: 0 BB: 0 P: 7	R: 0 E: 0 K: 2 S: 9	H: 2 LOB: 3 BB: 1 P: 13	R: 1 E: 1 K: 1 S: 5	H: 1 LOB: 1 BB: 1 P: 9	R: 4 E: 0 K: 1 S: 7	H: 2 LOB: 0 BB: 2 P: 15	R: 1 E: 0 K: 2 S: 9	H: 2 LOB: 1 BB: 0 P: 9	R: 0 E: 0 K: 1 S: 4	H: 0 LOB: 1 BB: 2 P: 12	R: 1 E: 0 K: 0 S: 4	H: 1 LOB: 0 BB: 0 P: 4	1B: 2 2B: 5 3B: 0 HR: 3	SF: 0 SAC: 0 DP: 2 HBP: 0	WP: 1 PB: 0 SB: 1 CS: 1	PA: 41
PITCHER	IP WLS BF H R ER SO BB IBB HBP BLK WP HR S P ERA WHIP	22 Clayton Kershaw, L (1, 1) 36 Adam Liberatore, L (4, 1) 36 Adam Liberatore, L (5, 1) 94 Malcom Culver, R (5, 1) 95 Jordan Jankowski, R (6, 1)	3.2 0.1 5 2 2 0 7 1 0 0 0 1 0 28 33 0.00 0.818	54 Tony Cingrani, L ERA: 4.5 91 Justin De Fratus, R ERA: 2.16 91 Justin De Fratus, R ERA: 2.16	(7, 1) (8, 1) (9, 1)	1.0 2.0 2.0	5 8 8	2 1 1	1 1 1	2 1 1	0 0 0	0 2 2	0 0 0	0 0 0	0 1 1	9 8 8	9.00 4.50 4.50	2.000 1.500 1.500				

Milwaukee Brewers @ Los Angeles Dodgers
 Camelback Ranch, Glendale, AZ
 Mon Mar 12 2018, 4:07 PM - 7:20 PM EDT
 Att: 9,164 - Sunny - 82 F

AB 34
 R 7
 H 9
 RBI 6
 BB 7
 SO 12
 LOB 18



Batter	1	2	3	4	5	6	7	8	9	AB	R	H	RBI	BB	SO	LOB	BOTTOM					
60 Andrew Toles, L OBP: 0.353, SLG: 0.677 94 Kyle Garlick, R (8, 9)	0-0 10 BB 27 FC5-2 1B			0-0 G4-3					4-0 61 BB 21 BB 65 SF8 BB	4	0	1	0	0	1	1						
10 Justin Turner, R OBP: 0.482, SLG: 0.679 21 Travece Thompson, R OBP: 0.346, SLG: 0.320	0-0 27 FC5-2 14 BB 2B				0-3 K				0-0 65 SF8 61 BB 1B	3	1	2	0	0	1	0						
27 Matt Kemp, R OBP: 0.419, SLG: 0.862 61 Alex Verdugo, L OBP: 0.357, SLG: 0.667	0-0 FC5-2 14 BB 15 FC5 31 BB 1B				0-3 K				0-0 65 SF8 1B	3	1	0	0	0	1	3						
31 Joc Pederson, L OBP: 0.200, SLG: 0.212 65 Kyle Farmer, R OBP: 0.560, SLG: 0.947	4-0 15 FC5 14 BB 15 E BB				0-0 L7				0-0 79 G6-3 0 G4-3 2B	2	1	0	0	1	0	0						
14 Enrique Hernández, R OBP: 0.433, SLG: 0.696 79 Will Smith, R OBP: 0.294, SLG: 0.533	4-0 15 E BB				0-0 G5-3				0-0 G6-3	2	0	0	1	1	1	0						
15 Austin Barnes, R OBP: 0.190, SLG: 0.056 0 Errol Robinson, R (6, PR) (7, 4)	0-0 FC5				0-3 K				0-0 G4-3	2	0	0	1	1	1	1						
26 Chase Utley, L OBP: 0.296, SLG: 0.320 62 Wes Darvill, L OBP: 0.333, SLG: 0.333	0-0 F8				0-0 17 F9 2B				0-0 0 BB 1B	3	0	2	0	0	0	2						
17 Donovan Solano, R OBP: 0.414, SLG: 0.458 0 Moises Perez, R (6, PR) (7, 6)	0-0 G6-3				0-0 F9				4-0 BB BB	3	0	0	1	0	0	4						
22 Clayton Kershaw, L 36 Adam Liberatore, L 67 Jake Peavy, L 94 Malcom Culver, R 95 Jordan Jankowski, R 67 Jake Peavy, L 61 Jason De Fratus, R 67 Jake Peavy, L 64 Taylor Williams, S 60 Jacob Barnes, R		0-0 F8				0-0 G4-3			0-0 G4-3	1	0	0	0	0	0	0						
Inning Stats	R: 3 E: 1 K: 0 S: 6	H: 2 LOB: 2 BB: 2 P: 14	R: 0 E: 0 K: 1 S: 6	H: 1 LOB: 1 BB: 0 P: 6	R: 0 E: 0 K: 1 S: 5	H: 0 LOB: 0 BB: 0 P: 5	R: 0 E: 0 K: 0 S: 4	H: 1 LOB: 1 BB: 0 P: 4	R: 0 E: 0 K: 2 S: 7	H: 0 LOB: 0 BB: 0 P: 7	R: 1 E: 0 K: 1 S: 6	H: 1 LOB: 1 BB: 1 P: 10	R: 0 E: 0 K: 0 S: 3	H: 0 LOB: 0 BB: 0 P: 3	R: 1 E: 0 K: 0 S: 5	H: 2 LOB: 2 BB: 1 P: 9	R: 1 E: 0 K: 2 S: 9	H: 2 LOB: 3 BB: 2 P: 13	1B: 6 2B: 3 3B: 0 HR: 0	SF: 1 SAC: 0 DP: 0 HBP: 0	WP: 0 PB: 0 SB: 0 CS: 0	PA: 43
PITCHER	IP WLS BF H R ER SO BB IBB HBP BLK WP HR S P ERA WHIP	41 Junior Guerra, R ERA: 2.45 41 Junior Guerra, R ERA: 2.45 51 Oliver Drake, R ERA: 7.11 51 Oliver Drake, R ERA: 7.11 60 J.J. Hoover, R ERA	4.2 4.2 1.1 1.1 1.0	21 4 6 1 0	3 2 1 1 0	2 4 1 1 0	4 2 0 0 0	27 35 7 11 7	3.86 3.86 6.75 6.75 0.00	1.286 1.286 1.500 1.500 0.000												

Milwaukee Brewers @ Los Angeles Dodgers
 Camelback Ranch, Glendale, AZ
 Mon Mar 12 2018, 4:07 PM - 7:20 PM EDT
 Att: 9,164 - Sunny - 82 F

AB 36
 R 6
 H 9
 RBI 5
 BB 6
 SO 7
 LOB 22



Batter	1	2	3	4	5	6	7	8	9	AB	R	H	RBI	BB	SO	LOB	TOP							
26 Chase Utley, L (1,4) OBP: 0.278, SLG: 0.364 94 Kyle Garlick, R (7,7)	1-1 31 2B 27 SF9 HBP		0-3 K		0-3 K			0-3 K		2	1	0	0	0	2	1	Los Angeles Dodgers @ Milwaukee Brewers Maryvale Baseball Park, Phoenix, AZ Sun Mar 18 2018, 4:05 PM - 7:12 PM EDT Att: 7,178 - Sunny - 64 F livebaseballscorecards.com							
31 Joc Pederson, L (1,8) OBP: 0.239, SLG: 0.238 DJ Peters, R (8,8)	0-0 27 SF9 9 G3-1 2B		0-0 G4-3			0-0 F8		0-0 1B		4	1	2	0	0	0	0								
27 Matt Kemp, R (1,7) OBP: 0.366, SLG: 0.711 84 Angelo Mora, S (7,4)	0-0 SF9		0-3 K			0-0 1B		0-0 F7		2	0	1	1	0	1	0								
9 Yasmani Grandal, S (1,2) OBP: 0.385, SLG: 0.686 54 Tony Cingrani, L (6,1) Zach Neal, R (7,1)	0-0 G3-1			0-0 61 FC4-6 1B		0-3 K			0-3 K	3	0	1	1	0	1	1								
61 Alex Verdugo, L (1,9)	0-0 F7			0-0 FC4-6 87 G4-6-3 1-2f		0-2 K			0-0 F7	4	0	0	0	0	1	2								
87 Jake Peter, L (1,5) OBP: 0.275, SLG: 0.579 77 Gavin Lux, L (8,6)		0-0 G4-3		0-0 G4-6-3 1-2f			0-3 K2-3		0-0 L6	3	0	0	0	0	1	1								
17 Donovan Solano, R (1,6) OBP: 0.333, SLG: 0.667 89 Cristian Santana, R (8,5)		0-0 F7			0-0 F8		0-0 F8			3	0	0	0	0	0	0								
Edwin Rios, L (1,3) OBP: 0.464, SLG: 0.885		0-0 HR			0-0 F8		0-3 K			3	1	1	1	0	1	0								
38 Manny Bañuelos, R (1,1) 69 Parker Curry, R (4,1) 83 Luke Raley, L (5,PH) OBP: 0.500, SLG: 1.000 46 Josh Fields, R (5,1) Will Smith, R (6,2) OBP: 0.276, SLG: 0.500		0-3 K			0-0 2B			0-0 L7		1	0	0	0	0	1	0								
Inning Stats	R: 2 E: 0 K: 0 S: 5	H: 1 LOB: 0 BB: 0 P: 6	R: 1 E: 0 K: 1 S: 6	H: 1 LOB: 0 BB: 0 P: 6	R: 0 E: 0 K: 2 S: 7	H: 0 LOB: 0 BB: 0 P: 7	R: 0 E: 0 K: 0 S: 3	H: 1 LOB: 1 BB: 0 P: 3	R: 0 E: 0 K: 2 S: 8	H: 1 LOB: 0 BB: 0 P: 8	R: 0 E: 0 K: 2 S: 7	H: 0 LOB: 0 BB: 0 P: 7	R: 0 E: 0 K: 1 S: 6	H: 1 LOB: 1 BB: 0 P: 6	R: 0 E: 0 K: 1 S: 5	H: 0 LOB: 0 BB: 0 P: 5		1B: 3 2B: 2 3B: 0 HR: 1	SF: 1 SAC: 0 DP: 1 HBP: 1	WP: 0 PB: 0 SB: 0 CS: 0	PA: 33			
PITCHER	IP WLS BF H R ER SO BB IBB HBP BLK WP HR S P ERA WHIP																							
57 Chase Anderson, R (1,1) ERA: 5.74	6.0 W 23	5 3 3 6	0 0 1 0	0 0 0 0	0 0 0 0	0 0 0 0	0 0 7 7	0.00 0.000	49 Yovani Gallardo, R (8,1) ERA: 4.91	1.0 4	1 0 0 2	0 0 0 0	0 0 6 6	0.00 1.000	51 Oliver Drake, R (9,1) ERA: 5.4	1.0 3	0 0 0 1	0 0 0 0	0 0 5 5	0.00 0.000				

Batter	1	2	3	4	5	6	7	8	9	AB	R	H	RBI	BB	SO	LOB	BOTTOM			
22 Christian Yelich, L (1,9) OBP: 0.477, SLG: 0.438 48 Boone Logan, R (7,1)	0-1 HR		4-0 21 BB 9 1B	0-0 8 2B 2H 3H 1B		4-0 23 CS 1-2 BB		0-0 FC5-4		2	3	2	3	2	0	0	Los Angeles Dodgers @ Milwaukee Brewers Maryvale Baseball Park, Phoenix, AZ Sun Mar 18 2018, 4:05 PM - 7:12 PM EDT Att: 7,178 - Sunny - 64 F livebaseballscorecards.com			
23 Keon Broxton, R (1,8) OBP: 0.347, SLG: 0.390	0-0 8 2B 1B		0-0 F9	0-3 K		1-2 K		1-2 2-3		4	1	1	0	0	2	4				
8 Ryan Braun, R (1,3) OBP: 0.480, SLG: 0.810 70 Nate Orf, R (7,5) OBP: 0.421, SLG: 0.548	0-0 21 G4-3 1H 2B		0-3 K	0-0 21 WP 1H 2B		0-0 78 1B 9 G5-4-3 2B				3	0	2	2	0	1	1				
21 Travis Shaw, L (1,5) OBP: 0.333, SLG: 0.676 78 Kyle Wren, L (7,9) OBP: 0.475, SLG: 0.387	0-0 G4-3		4-0 9 1B	1-3 K		0-0 9 G5-4-3 1B		0-0 G5-4-3		2	0	0	0	1	1	2				
9 Manny Pina, R (1,2) OBP: 0.400, SLG: 0.500 93 Troy Stokes Jr., R (8,7) OBP: 0.538, SLG: 0.750	0-0 G4-3		0-0 1-2 BB	2-3 K		0-0 F8		0-0 G5-4-3		4	0	1	1	0	0	2				
33 Brett Phillips, L (1,7) OBP: 0.159, SLG: 0.195 49 Yovani Gallardo, R (8,1) 51 Oliver Drake, R (9,1)	0-3 K		0-0 G4-3		0-0 G3		0-3 K			4	0	0	0	0	2	3				
3 Orlando Arcia, R (1,6) OBP: 0.310, SLG: 0.429 2 Nick Franklin, S (7,6) OBP: 0.400, SLG: 0.677		0-0 F9		0-0 57 SH2-4 22 1B 2B		0-0 P3		0-0 F8		3	1	1	0	0	0	0				
18 Eric Sogard, L (1,4) OBP: 0.405, SLG: 0.600 97 Weston Wilson, R (7,3) OBP: 0.500, SLG: 0.667		0-0 G4-3		4-0 57 SH2-4 22 1B BB		0-3 K		0-0 F8		2	1	0	0	1	1	0				
57 Chase Anderson, R (1,1) 72 Keston Hiura, R (6,PH) OBP: 0.452, SLG: 0.567		0-3 K		0-0 SH2-4		0-0 23 CS 22 BB 1B		0-0 29 FC5-4 1B		1	0	0	0	0	1	0				
Inning Stats	R: 2 E: 0 K: 1 S: 9	H: 3 LOB: 1 BB: 0 P: 9	R: 0 E: 0 K: 1 S: 5	H: 0 LOB: 0 BB: 0 P: 5	R: 1 E: 0 K: 1 S: 6	H: 1 LOB: 2 BB: 2 P: 14	R: 3 E: 0 K: 2 S: 10	H: 3 LOB: 1 BB: 1 P: 15	R: 0 E: 0 K: 0 S: 3	H: 0 LOB: 0 BB: 0 P: 3	R: 0 E: 0 K: 2 S: 7	H: 1 LOB: 1 BB: 1 P: 12	R: 1 E: 0 K: 1 S: 6	H: 2 LOB: 0 BB: 0 P: 6	R: 0 E: 0 K: 0 S: 4	H: 1 LOB: 1 BB: 0 P: 4		1B: 6 2B: 4 3B: 0 HR: 1	SF: 0 SAC: 1 DP: 1 HBP: 0	WP: 1 PB: 0 SB: 0 CS: 2
PITCHER	IP WLS BF H R ER SO BB IBB HBP BLK WP HR S P ERA WHIP																			
38 Manny Bañuelos, L (1,1) ERA: 10.64 69 Parker Curry, R (4,1) ERA: 6.75 46 Josh Fields, R (5,1) ERA: 2.25 54 Tony Cingrani, L (6,1) ERA: 2.25 Zach Neal, R (7,1) ERA: 7.2	3.1 L 19	6 6 6 3	0 0 0 0	0 0 0 0	0 0 0 0	0 0 0 0	0 0 7 8	0.00 1.500	54 Tony Cingrani, L (6,1) ERA: 2.25 Zach Neal, R (7,1) ERA: 7.2	1.0 4	1 0 0 2	1 0 0 0	0 0 7 12	0.00 2.000	7.2	4.50 1.500				

Batter	1	2	3	4	5	6	7	8	9	AB	R	H	RBI	BB	SO	LOB	TOP					
7 Manuel Margot, R OBP: 0.320, SLG: 0.302	G4-3		P4		F8		30 BB 1B		G6-3	5	0	1	0	0	0	1	San Diego Padres @ Los Angeles Dodgers Camelback Ranch, Glendale, AZ Sun Mar 18 2018, 4:03 PM - 6:52 PM EDT Att: 11,654 - Sunny - 65 F					
30 Eric Hosmer, L OBP: 0.238, SLG: 0.463	G6-3		1B		K		1-2 BB		G6-3	4	0	2	0	1	1	1						
4 Wil Myers, R OBP: 0.341, SLG: 0.512	1B		K		K		K		2-6	4	0	1	0	0	3	4						
2 José Pirela, R OBP: 0.511, SLG: 0.718	1B		G5-3		P3		G4-3			3	0	1	0	0	0	1						
15 Cory Spangenberg, L OBP: 0.350, SLG: 0.583	1B									1	0	0	0	0	0	3						
10 Hunter Renfroe, R OBP: 0.291, SLG: 0.615	P5									4	1	1	1	0	2	2						
27 Jordan Lyles, R										0	0	0	0	0	0	0						
88 Phil Maton, R										0	0	0	0	0	0	0						
12 Chase Headley, S OBP: 0.462, SLG: 0.414										3	0	1	0	1	0	0						
13 Freddy Galvis, S OBP: 0.395, SLG: 0.579										4	1	1	1	0	2	2						
18 Austin Hedges, R OBP: 0.289, SLG: 0.545										4	0	0	0	0	4	1						
36 Tyson Ross, R OBP: 0.526, SLG: 0.690										2	0	1	0	0	1	1						
34 Craig Stammen, R										0	0	0	0	0	0	0						
66 Robert Stock, L										0	0	0	0	0	0	0						
20 Carlos Asuaje, L										1	0	1	0	0	0	0						
39 Kirby Yates, L										0	0	0	0	0	0	0						
16 Travis Jankowski, L OBP: 0.366, SLG: 0.530										1	0	0	0	0	1	0						
Inning Stats	R: 0 E: 0 K: 0 S: 6	H: 2 LOB: 2 BB: 0 P: 6	R: 0 E: 0 K: 3 S: 10	H: 1 LOB: 1 BB: 0 P: 10	R: 0 E: 0 K: 1 S: 6	H: 1 LOB: 1 BB: 0 P: 6	R: 0 E: 0 K: 2 S: 7	H: 0 LOB: 0 BB: 0 P: 7	R: 0 E: 0 K: 1 S: 8	H: 1 LOB: 1 BB: 0 P: 8	R: 1 E: 0 K: 1 S: 8	H: 1 LOB: 1 BB: 1 P: 15	R: 0 E: 0 K: 2 S: 9	H: 2 LOB: 3 BB: 1 P: 13	R: 1 E: 0 K: 2 S: 10	H: 1 LOB: 0 BB: 0 P: 12	R: 0 E: 0 K: 1 S: 5	H: 1 LOB: 1 BB: 0 P: 6	1B: 8 2B: 0 3B: 0 HR: 2	SF: 0 SAC: 0 DP: 0 HBP: 0	WP: 0 PB: 0 SB: 0 CS: 0	PA: 38
PITCHER	IP WLS BF H R ER SO BB IBB HBP BLK WP HR S P ERA WHIP																					
22 Clayton Kershaw, L ERA: 3.0	(1, 1) 5.0 20 5 0 0 8 0 0 0 0 0 0 0 1 8 37 3.00 1.000																					
36 Adam Liberatore, L ERA: 8.1	(6, 1) 1.0 B 5 1 1 1 1 1 0 0 0 0 0 1 8 15 9.00 2.000																					
63 Yimi García, R ERA: 5.79	(7, 1) 1.0 6 2 0 0 2 1 0 0 0 0 0 0 9 13 0.00 3.000																					
95 Jordan Jankowski, R ERA: 2.7	(8, 1) 2.0 L 8 2 1 1 3 0 0 0 0 0 0 1 15 18 4.50 1.000																					

AB	36
R	2
H	10
RBI	2
BB	2
SO	14
LOB	16



Batter	1	2	3	4	5	6	7	8	9	AB	R	H	RBI	BB	SO	LOB	BOTTOM					
3 Chris Taylor, R OBP: 0.435, SLG: 0.457	35 G3 5 G6-3 BB		K		L9				K	2	0	0	0	1	1	1	San Diego Padres @ Los Angeles Dodgers Camelback Ranch, Glendale, AZ Sun Mar 18 2018, 4:03 PM - 6:52 PM EDT Att: 11,654 - Sunny - 65 F					
5 Corey Seager, L OBP: 0.314, SLG: 0.345	G6-3								G5-3	2	0	0	0	1	0	1						
83 Mike Ahmed, R	1-2									1	0	0	0	0	0	0						
35 Cody Bellinger, L OBP: 0.342, SLG: 0.590	G3									3	0	1	0	0	0	2						
0 Errol Robinson, R	2-3									1	0	0	0	1	0	0						
66 Yasiel Puig, R OBP: 0.278, SLG: 0.371	G4-3									3	0	0	0	0	0	3						
0 Moises Perez, R										1	0	0	0	0	0	0						
11 Logan Forsythe, R OBP: 0.370, SLG: 0.640										3	0	0	0	0	2	2						
63 Yimi García, R										0	0	0	0	0	0	0						
95 Jordan Jankowski, R										0	0	0	0	0	0	0						
81 Connor Joe, R										1	0	0	0	0	0	0						
14 Enrique Hernández, R OBP: 0.495, SLG: 0.688	F9									3	1	1	0	0	1	0						
85 Jeren Kendall, L										1	0	0	0	0	1	0						
15 Austin Barnes, R OBP: 0.300, SLG: 0.125										2	0	0	0	0	1	1						
60 Andrew Toles, L OBP: 0.326, SLG: 0.625	L9									1	0	0	0	0	0	0						
65 Kyle Farmer, R OBP: 0.529, SLG: 0.926										3	0	1	0	0	1	1						
80 Ryan Bannon, R OBP: 1.000, SLG: 1.000										0	0	0	0	0	0	0						
22 Clayton Kershaw, L OBP: 0.333, SLG: 0.667										2	0	1	1	0	1	0						
36 Adam Liberatore, L										0	0	0	0	0	0	0						
91 Rocky Gale, R OBP: 0.250, SLG: 0.250										1	0	0	0	0	1	1						
Inning Stats	R: 0 E: 0 K: 0 S: 3	H: 0 LOB: 1 BB: 1 P: 7	R: 0 E: 0 K: 1 S: 5	H: 0 LOB: 0 BB: 0 P: 5	R: 0 E: 0 K: 2 S: 7	H: 0 LOB: 0 BB: 0 P: 7	R: 0 E: 0 K: 0 S: 3	H: 0 LOB: 1 BB: 1 P: 7	R: 1 E: 0 K: 2 S: 9	H: 2 LOB: 1 BB: 0 P: 9	R: 0 E: 0 K: 1 S: 6	H: 1 LOB: 1 BB: 0 P: 6	R: 0 E: 0 K: 2 S: 8	H: 1 LOB: 1 BB: 0 P: 8	R: 0 E: 0 K: 2 S: 7	H: 0 LOB: 0 BB: 0 P: 7	R: 0 E: 0 K: 1 S: 5	H: 0 LOB: 0 BB: 0 P: 5	1B: 2 2B: 2 3B: 0 HR: 0	SF: 0 SAC: 0 DP: 0 HBP: 0	WP: 0 PB: 0 SB: 1 CS: 0	PA: 33
PITCHER	IP WLS BF H R ER SO BB IBB HBP BLK WP HR S P ERA WHIP																					
38 Tyson Ross, R ERA: 3.0	(1, 1) 4.0 15 1 1 1 3 2 0 0 0 0 0 0 9 9 2.25 0.750																					
34 Craig Stammen, R ERA: 13.5	(5, 1) 1.1 5 1 0 0 2 0 0 0 0 0 0 0 9 9 0.00 0.750																					
66 Robert Stock, R ERA: 4.91	(6, 1) 0.2 3 1 0 0 1 0 0 0 0 0 0 0 5 5 0.00 1.500																					
39 Kirby Yates, R	(7, 1) 1.0 W 4 1 0 0 2 0 0 0 0 0 0 0 8 8 0.00 1.000																					
27 Jordan Lyles, R ERA: 11.0	(8, 1) 1.0 H 3 0 0 0 2 0 0 0 0 0 0 0 7 7 0.00 0.000																					

AB	31
R	1
H	4
RBI	1
BB	2
SO	11
LOB	12




Batter	1	2	3	4	5	6	7	8	9	AB	R	H	RBI	BB	SO	LOB	TOP										
1 Franklin Barreto, R OBP: 0.347, SLG: 0.614 56 J.P. Sportman, R (8, 4)	0-3 K		0-0 G1-3		0-0 G6-3			0-3 K		4	0	0	0	0	2	0	Oakland Athletics @ Los Angeles Dodgers Camelback Ranch, Glendale, AZ Mon Mar 19 2018, 10:17 PM - 12:16 AM EDT Att: 8,535 - Partly Cloudy - 69 F										
21 Jonathan Lucroy, R (1, 2) 12 Dustin Garneau, R OBP: 0.125, SLG: 0.133 (8, 2)	0-3 K		4-0 BB		0-0 G4-3			0-0 G6-3		3	0	0	0	1	1	0											
18 Chad Pinder, R OBP: 0.250, SLG: 0.432 (1, 3)	0-0 G4-3		0-3 K			0-0 F9			0-2 HR	4	1	1	1	0	1	1											
26 Matt Chapman, R OBP: 0.233, SLG: 0.333 56 Will Toffey, L OBP: 0.222, SLG: 0.143 (7, 5)		0-0 G5-3		0-0 G6-3		0-0 F7			0-0 G3	3	0	0	0	0	0	0											
5 Jake Smolinski, R OBP: 0.318, SLG: 0.526 57 Austin Beck, R (7, 7)		0-3 K		0-3 K		0-0 G6-3			0-0 G3	3	0	0	0	0	2	0											
20 Mark Canha, R OBP: 0.415, SLG: 0.639 89 Greg Deichmann, L OBP: 0.500, SLG: 1.000 (7, 9)		0-0 73 1B		4-0 11 1B 73 1B BB				0-3 K	0-3 K	2	0	1	0	1	1	0											
73 Sheldon Neuse, R OBP: 0.385, SLG: 0.696 (1, 10)		0-0 1-2 1B		0-0 11 1B 1-2 1B				0-3 K		3	0	2	0	0	1	0											
11 Dustin Fowler, L OBP: 0.229, SLG: 0.242 (1, 8)		0-3 K		0-0 1-3 2-3 1B				0-3 K		3	0	1	0	0	2	2											
82 Nick Allen, R OBP: 0.250, SLG: 0.182 (1, 6)			0-3 K		0-0 F7			0-0 G6-3		3	0	0	0	0	1	0											
Inning Stats	R: 0 E: 0 K: 2 S: 7	H: 0 LOB: 0 BB: 0 P: 7	R: 0 E: 0 K: 2 S: 9	H: 2 LOB: 2 BB: 0 P: 9	R: 0 E: 0 K: 2 S: 7	H: 0 LOB: 1 BB: 1 P: 11	R: 0 E: 0 K: 1 S: 6	H: 2 LOB: 3 BB: 1 P: 10	R: 0 E: 0 K: 0 S: 3	H: 0 LOB: 0 BB: 0 P: 3	R: 0 E: 0 K: 3 S: 9	H: 0 LOB: 0 BB: 0 P: 9	R: 0 E: 0 K: 1 S: 5	H: 0 LOB: 0 BB: 0 P: 5	R: 1 E: 0 K: 1 S: 8	H: 1 LOB: 0 BB: 0 P: 8		1B: 4 2B: 0 3B: 0 HR: 1	SF: 0 SAC: 0 DP: 0 HBP: 0	WP: 0 PB: 0 SB: 0 CS: 0	PA: 33						
PITCHER	IP	WLS	BF	H	R	ER	SO	BB	IBB	HBP	BLK	WP	HR	S	P	ERA	WHIP	PITCHER									
57 Alex Wood, L ERA: 2.92 (1, 1)	5.0		20	4	0	0	7	2	0	0	0	0	0	32	40	0.00	1.200										
74 Kentley Jansen, R ERA: (6, 1)	1.0		3	0	0	0	0	0	0	0	0	0	0	3	3	0.00	0.000										
47 JT Chargois, R ERA: 1.29 (7, 1)	1.0	W	3	0	0	0	3	0	0	0	0	0	0	9	9	0.00	0.000										
52 Pedro Báez, R ERA: 6.35 (8, 1)	1.0	H	3	0	0	0	1	0	0	0	0	0	0	5	5	0.00	0.000										
41 Pat Venditte, S ERA: 1.74 (9, 1)	1.0	S	4	1	1	1	1	0	0	0	0	0	1	8	8	9.00	1.000										
Batter	1	2	3	4	5	6	7	8	9	AB	R	H	RBI	BB	SO	LOB	BOTTOM										
11 Logan Forsythe, R OBP: 0.400, SLG: 0.643 65 Kyle Farmer, R OBP: 0.514, SLG: 0.893 (7, 5)	0-0 5 PB 1B		0-0 G5-3			0-0 5 FC6-4 1B		0-0 G5-3		3	0	2	0	0	0	1	Oakland Athletics @ Los Angeles Dodgers Camelback Ranch, Glendale, AZ Mon Mar 19 2018, 10:17 PM - 12:16 AM EDT Att: 8,535 - Partly Cloudy - 69 F										
5 Corey Seager, L OBP: 0.288, SLG: 0.313 17 Donovan Solano, R OBP: 0.325, SLG: 0.343 (8, 6)	0-3 K		0-0 G6-3			0-0 FC6-4 1-2		0-0 G1-3		3	0	0	0	0	1	3											
10 Justin Turner, R OBP: 0.415, SLG: 0.556 17 Donovan Solano, R OBP: 0.325, SLG: 0.343 (1, PR) (2, 5)	1-0 35 G1-6-3 HBP				0-0 F9			0-0 G5-3		0	0	0	0	0	0	0											
87 Jake Peter, L OBP: 0.288, SLG: 0.564 (7, 4)						0-0 L6				3	0	0	0	0	0	1											
35 Cody Bellinger, L OBP: 0.341, SLG: 0.568 81 Connor Joe, R (8, 3)	0-0 G1-6-3 1-2				0-3 K			0-1 HR		3	1	1	1	0	1	2											
27 Matt Kemp, R OBP: 0.341, SLG: 0.659 (1, 10)		0-3 K			0-0 G4-3			0-0 L6		3	0	0	0	0	1	0											
15 Austin Barnes, R OBP: 0.273, SLG: 0.111 91 Rocky Gale, R OBP: 0.250, SLG: 0.250 (8, 2)		0-3 K				0-0 G6-3		0-3 K		3	0	0	0	0	2	0											
31 Joc Pederson, L OBP: 0.245, SLG: 0.311 77 Braylan Morales, R (9, 8)		0-0 G3				0-0 B1-3				3	1	1	1	0	0	0											
14 Enrique Hernández, R OBP: 0.409, SLG: 0.667 60 Andrew Toles, L OBP: 0.318, SLG: 0.610 (7, 7)			1-0 11 G5-3 HBP			0-3 K			0-0 G4-3	1	0	0	0	0	1	0											
21 Trayce Thompson, R OBP: 0.324, SLG: 0.444 (1, 9)			0-3 K			0-3 K			2-2 HR	3	1	1	1	0	2	1											
Inning Stats	R: 0 E: 0 K: 1 S: 5	H: 1 LOB: 2 BB: 0 P: 6	R: 0 E: 0 K: 2 S: 7	H: 0 LOB: 0 BB: 0 P: 7	R: 0 E: 0 K: 1 S: 5	H: 0 LOB: 1 BB: 0 P: 6	R: 0 E: 0 K: 1 S: 5	H: 0 LOB: 0 BB: 0 P: 5	R: 0 E: 0 K: 1 S: 6	H: 1 LOB: 1 BB: 0 P: 6	R: 2 E: 0 K: 1 S: 8	H: 2 LOB: 0 BB: 0 P: 9	R: 1 E: 0 K: 0 S: 6	H: 1 LOB: 0 BB: 0 P: 8	1B: 2 2B: 0 3B: 0 HR: 3	SF: 0 SAC: 0 DP: 1 HBP: 2	WP: 0 PB: 1 SB: 0 CS: 0	PA: 30									
PITCHER	IP	WLS	BF	H	R	ER	SO	BB	IBB	HBP	BLK	WP	HR	S	P	ERA	WHIP	PITCHER									
49 Kendall Graveman, R ERA: 7.55 (1, 1)	5.1		19	2	0	0	7	0	0	0	0	0	0	2	2	0.00	0.000										
35 Danny Coulombe, L ERA: 2.84 (7, 1)	1.0	L	5	2	2	2	1	0	0	0	0	0	2	8	9	18.00	2.000										
50 Raúl Alcántara, R ERA: 5.14 (8, 1)	1.0		4	1	1	1	0	0	0	0	0	0	1	6	8	9.00	1.000										

Batter	1	2	3	4	5	6	7	8	9	AB	R	H	RBI	BB	SO	LOB	TOP								
3 Chris Taylor, R (1, 8) 62 Logan Landon, R (5, FR) (5, 8)	1-1 HR	0-3 K2-3		0-0 L9	0-0 1B		0-0 P3			4	1	2	1	0	1	1									
5 Corey Seager, L (1, 10) 60 Andrew Toles, L (5, FH) OBP: 0.304, SLG: 0.581 (5, 10)	0-3 K	4-0 BB		0-0 27 F8 35 BB 66 2B 1B	0-0 P5			0-3 K		2	1	1	1	1	1	0									
35 Cody Bellinger, L (1, 3) 83 Mike Ahmed, R (4, 3)	4-0 66 2B BB	0-0 F9		4-0 66 2B BB			0-3 K	0-0 P6		1	2	0	0	2	0	1									
27 Matt Kemp, R (1, 7) 94 Kyle Garlick, R (5, 7)	4-0 66 2B BB	0-0 G6-3		0-0 F8			0-0 L9	0-3 K		2	1	0	0	1	0	3									
66 Yasiel Puig, R (1, 9) 0 Errol Robinson, R (5, 6) OBP: 0.275, SLG: 0.628 (5, 6)	0-0 9 2B 1-H 2-H		0-0 G6-3	0-0 9 WP 1-H 3-H			0-0 1B	0-2 K		3	1	2	4	0	0	0									
9 Yasmani Grandal, S (1, 2) 89 Cristian Santana, R (7, 5) OBP: 0.356, SLG: 0.769 (7, 5)	0-0 26 1B 2-H		1-1 HR	0-0 F8			0-0 G6-3	0-0 91 2B 1B		4	1	2	2	0	0	2									
26 Chase Utley, L (1, 4) 0 Moises Perez, R (7, 4)	0-0 2-3 1B		0-0 G3				0-0 F7	0-0 G4-3		4	0	1	0	0	0	0									
14 Enrique Hernández, R (1, 6) 91 Donovan Casey, R (5, 9) OBP: 0.404, SLG: 0.641 OBP: 1.000, SLG: 1.500 (5, 9)	0-3 K		0-0 P3				0-0 3 1B 1B	0-0 1B		3	0	1	0	0	1	2									
65 Kyle Farmer, R (1, 5) (7, 2)	0-0 G5-3			0-0 3 LG 5 1B 2B			0-0 P4	0-3 K		5	1	1	0	0	1	6									
Inning Stats	R: 4 E: 0 K: 2 S: 12	H: 4 LOB: 2 BB: 2 P: 21	R: 0 E: 0 K: 1 S: 5	H: 0 LOB: 1 BB: 1 P: 9	R: 1 E: 0 K: 0 S: 5	H: 1 LOB: 0 BB: 0 P: 6	R: 3 E: 0 K: 0 S: 6	H: 3 LOB: 1 BB: 1 P: 11	R: 0 E: 0 K: 1 S: 6	H: 1 LOB: 1 BB: 0 P: 6	R: 0 E: 0 K: 1 S: 6	H: 1 LOB: 1 BB: 0 P: 6	R: 0 E: 0 K: 2 S: 7	H: 0 LOB: 0 BB: 0 P: 7	R: 0 E: 0 K: 1 S: 7	H: 2 LOB: 2 BB: 0 P: 7	1B: 7 2B: 5 3B: 0 HR: 2	SF: 0 SAC: 0 DP: 0 HBP: 0	WP: 1 PB: 0 SB: 1 CS: 0	PA: 45					
PITCHER	IP ERA WLS BF H R ER SO BB IBB HBP BLK WP HR S P ERA WHIP	58 Paul Blackburn, R (1, 1) ERA: 6.75	67 Simon Castro, R (4, 1) ERA: 2.7	39 Blake Treinen, R (6, 1) ERA: 1.42	36 Yusmeiro Petit, R (7, 1) ERA: 1.0	86 J.B. Wendelken, R (8, 1) ERA:	64 Jake Sanchez, R (9, 1) ERA:	IP ERA WLS BF H R ER SO BB IBB HBP BLK WP HR S P ERA WHIP	54 Jake Sanchez, R (9, 1) ERA:	IP ERA WLS BF H R ER SO BB IBB HBP BLK WP HR S P ERA WHIP	58 Paul Blackburn, R (1, 1) ERA: 6.75	67 Simon Castro, R (4, 1) ERA: 2.7	39 Blake Treinen, R (6, 1) ERA: 1.42	36 Yusmeiro Petit, R (7, 1) ERA: 1.0	86 J.B. Wendelken, R (8, 1) ERA:	64 Jake Sanchez, R (9, 1) ERA:	IP ERA WLS BF H R ER SO BB IBB HBP BLK WP HR S P ERA WHIP	54 Jake Sanchez, R (9, 1) ERA:	IP ERA WLS BF H R ER SO BB IBB HBP BLK WP HR S P ERA WHIP	58 Paul Blackburn, R (1, 1) ERA: 6.75	67 Simon Castro, R (4, 1) ERA: 2.7	39 Blake Treinen, R (6, 1) ERA: 1.42	36 Yusmeiro Petit, R (7, 1) ERA: 1.0	86 J.B. Wendelken, R (8, 1) ERA:	64 Jake Sanchez, R (9, 1) ERA:

Los Angeles Dodgers @ Oakland Athletics
Hohokam Stadium, Mesa, AZ
Tue Mar 20 2018, 4:06 PM - 7:07 PM EDT
Att: 7,227 - Sunny - 73 F

livebaseballscores.com

AB 41
R 8
H 14
RBI 8
BB 4
SO 8
LOB 19




Batter	1	2	3	4	5	6	7	8	9	AB	R	H	RBI	BB	SO	LOB	BOTTOM								
23 Matt Joyce, L (1, 10) 12 Dustin Garneau, R (8, FH) OBP: 0.242, SLG: 0.516 OBP: 0.118, SLG: 0.125 (9, 10)	0-0 10 BLK 3B		0-0 G4-3				0-3 K	0-0 FC5-4		3	1	1	0	0	1	2									
10 Marcus Semien, R (1, 6) 91 Melvin Mercedes, S (7, 6)	0-0 L9						0-3 K	0-3 K		3	0	0	0	0	1	2									
8 Jed Lowrie, S (1, 4) 83 Mikey White, R (7, 4)	0-0 G4-3						0-0 F9	0-0 F8		3	0	0	0	0	0	2									
28 Matt Olson, L (1, 3) Slade Heathcott, L (7, PR) OBP: 0.242, SLG: 0.568 OBP: 0.462, SLG: 0.421 (8, 3)	0-2 K						0-0 F8	0-0 25 G6-3 11 SF8 2B		3	0	1	0	0	1	0									
25 Stephen Piscotty, R (1, 9) 76 Anthony Churin, R (8, 9)		0-0 26 G5-4-3 1B					0-0 F8	0-0 G6-3		3	0	1	0	0	0	1									
11 Dustin Fowler, L (1, 8) 93 Argenis Blanco, R (8, 8)	0-2 K						0-0 L9	0-0 SF8		2	0	0	1	0	1	1									
26 Matt Chapman, R (1, 5) 56 Will Toffey, L (7, PR) OBP: 0.242, SLG: 0.333 OBP: 0.200, SLG: 0.125 (8, 5)	0-0 G5-4-3						0-3 K	0-0 3-H 1B		3	0	1	0	0	1	1									
13 Bruce Maxwell, L (1, 2) 61 Beau Taylor, L (6, PR) OBP: 0.353, SLG: 0.500 OBP: 0.400, SLG: 0.385 (7, 2)			0-0 F8				0-0 3 BB 1B	0-3 K		2	0	1	0	0	0	0									
3 Boog Powell, L (1, 7) 97 Tyler Ramirez, L (8, 7) OBP: 0.372, SLG: 0.351 OBP: 0.500, SLG: 0.400 (8, 7)			0-0 G6-3				4-0 1B	4-0 12 FC5-4 BB		1	0	0	0	1	0	0									
Inning Stats	R: 1 E: 0 K: 1 S: 6	H: 1 LOB: 0 BB: 0 P: 6	R: 0 E: 0 K: 1 S: 5	H: 1 LOB: 0 BB: 0 P: 5	R: 0 E: 0 K: 0 S: 3	H: 0 LOB: 0 BB: 0 P: 3	R: 0 E: 0 K: 0 S: 3	H: 0 LOB: 0 BB: 0 P: 3	R: 0 E: 0 K: 2 S: 8	H: 1 LOB: 2 BB: 1 P: 12	R: 1 E: 0 K: 1 S: 7	H: 2 LOB: 2 BB: 0 P: 7	R: 0 E: 0 K: 1 S: 5	H: 0 LOB: 1 BB: 1 P: 9	R: 0 E: 0 K: 1 S: 5	H: 0 LOB: 1 BB: 1 P: 9	1B: 3 2B: 1 3B: 1 HR: 0	SF: 1 SAC: 0 DP: 1 HBP: 0	WP: 0 PB: 0 SB: 0 CS: 0	PA: 34					
PITCHER	IP ERA WLS BF H R ER SO BB IBB HBP BLK WP HR S P ERA WHIP	18 Kenta Maeda, R (1, 1) ERA: 2.19	54 Tony Ginchani, L (6, 1) ERA: 1.5	75 Scott Alexander, L (7, 1) ERA: 6.75	62 Wilmer Font, R (8, 1) ERA: 8.44	IP ERA WLS BF H R ER SO BB IBB HBP BLK WP HR S P ERA WHIP	18 Kenta Maeda, R (1, 1) ERA: 2.19	54 Tony Ginchani, L (6, 1) ERA: 1.5	75 Scott Alexander, L (7, 1) ERA: 6.75	62 Wilmer Font, R (8, 1) ERA: 8.44	IP ERA WLS BF H R ER SO BB IBB HBP BLK WP HR S P ERA WHIP	18 Kenta Maeda, R (1, 1) ERA: 2.19	54 Tony Ginchani, L (6, 1) ERA: 1.5	75 Scott Alexander, L (7, 1) ERA: 6.75	62 Wilmer Font, R (8, 1) ERA: 8.44	IP ERA WLS BF H R ER SO BB IBB HBP BLK WP HR S P ERA WHIP	18 Kenta Maeda, R (1, 1) ERA: 2.19	54 Tony Ginchani, L (6, 1) ERA: 1.5	75 Scott Alexander, L (7, 1) ERA: 6.75	62 Wilmer Font, R (8, 1) ERA: 8.44	IP ERA WLS BF H R ER SO BB IBB HBP BLK WP HR S P ERA WHIP	18 Kenta Maeda, R (1, 1) ERA: 2.19	54 Tony Ginchani, L (6, 1) ERA: 1.5	75 Scott Alexander, L (7, 1) ERA: 6.75	62 Wilmer Font, R (8, 1) ERA: 8.44

Los Angeles Dodgers @ Oakland Athletics
Hohokam Stadium, Mesa, AZ
Tue Mar 20 2018, 4:06 PM - 7:07 PM EDT
Att: 7,227 - Sunny - 73 F

livebaseballscores.com

AB 30
R 2
H 5
RBI 1
BB 3
SO 8
LOB 16



Batter	1	2	3	4	5	6	7	8	9	AB	R	H	RBI	BB	SO	LOB	TOP											
3 Ian Kinsler, R OBP: 0.375, SLG: 0.368 51 Sherman Johnson, L OBP: 0.333, SLG: 0.273 Michael Hermosillo, R OBP: 0.242, SLG: 0.241	F8		P3		F8		F8	2B		3	0	0	0	0	0	0	Los Angeles Angels @ Los Angeles Dodgers Camelback Ranch, Glendale, AZ Thu Mar 22 2018, 10:05 PM - 12:41 AM EDT Att: 13,205 - Partly Cloudy - 82 F											
27 Mike Trout, R OBP: 0.417, SLG: 0.500 37 Rymer Liriano, R OBP: 0.283, SLG: 0.244	K		1B		G6-3		1B		4	0	2	1	0	1	0													
8 Justin Upton, R OBP: 0.333, SLG: 0.535 2 Connor Justus, R OBP: 0.250, SLG: 0.250	K		1B		G4-3		K		4	0	1	0	0	2	1													
5 Albert Pujols, R OBP: 0.286, SLG: 0.300 97 Jared Walsh, L OBP: 0.500, SLG: 0.500		G4-3	P4		G4-3			F9	4	0	0	0	0	0	2													
7 Zack Cozart, R OBP: 0.413, SLG: 0.667 57 Riley Unroe, S OBP: 0.600, SLG: 0.333		1B	K		HR			K	4	1	2	1	0	2	2													
56 Kole Calhoun, L OBP: 0.490, SLG: 0.585 83 José Miguel Fernández, Jr., S OBP: 0.355, SLG: 0.444		K			G6-3			G5-3	3	0	0	0	0	1	1													
2 Andreiton Simmons, R OBP: 0.303, SLG: 0.310 97 Brandon Marsh, L		1B			G6-3			K	3	0	1	0	0	1	0													
18 Luis Valbuena, L OBP: 0.283, SLG: 0.500 9 Eric Young Jr., S OBP: 0.392, SLG: 0.488		BB			HR			G6-3	2	1	1	1	1	0	0													
12 Martín Maldonado, R OBP: 0.279, SLG: 0.425 58 Carlos Pérez, R OBP: 0.257, SLG: 0.400		K			K			K	2	0	0	0	0	2	3													
Inning Stats	R: 0 E: 0 K: 2 S: 8	H: 0 LOB: 0 BB: 0 P: 8	R: 1 E: 0 K: 2 S: 9	H: 2 LOB: 3 BB: 1 P: 13	R: 0 E: 0 K: 1 S: 7	H: 2 LOB: 2 BB: 0 P: 7	R: 1 E: 0 K: 1 S: 6	H: 1 LOB: 0 BB: 0 P: 8	R: 0 E: 0 K: 0 S: 3	H: 0 LOB: 0 BB: 0 P: 3	R: 1 E: 0 K: 1 S: 7	H: 1 LOB: 0 BB: 0 P: 8	R: 1 E: 0 K: 2 S: 10	H: 2 LOB: 2 BB: 0 P: 11	R: 0 E: 0 K: 1 S: 5	H: 0 LOB: 0 BB: 0 P: 5		R: 0 E: 0 K: 2 S: 7	H: 0 LOB: 0 BB: 0 P: 7	1B: 5 2B: 1 3B: 0 HR: 2	SF: 0 SAC: 0 DP: 0 HBP: 0	WP: 1 PB: 0 SB: 1 CS: 0	PA: 36					
PITCHER	IP	WLS	BF	H	R	ER	SO	BB	IBB	HBP	BLK	WP	HR	S	P	ERA		WHIP										
99 Hyun Jin Ryu, L ERA: 8.44 52 Pedro Báez, R ERA: 6.75 75 Scott Alexander, L ERA: 7.04 47 JT Chargois, R ERA: 1.13 46 Josh Fields, R ERA:	5.0	W	21	5	1	1	6	1	0	0	0	0	1	33	39	1.80		1.200										

Batter	1	2	3	4	5	6	7	8	9	AB	R	H	RBI	BB	SO	LOB	BOTTOM											
3 Chris Taylor, R OBP: 0.415, SLG: 0.500 21 Trayce Thompson, R OBP: 0.316, SLG: 0.432	K		F7		G1-3		K			3	0	0	0	0	1	0	Los Angeles Angels @ Los Angeles Dodgers Camelback Ranch, Glendale, AZ Thu Mar 22 2018, 10:05 PM - 12:41 AM EDT Att: 13,205 - Partly Cloudy - 82 F											
5 Corey Seager, L OBP: 0.318, SLG: 0.405 65 Kyle Farmer, R OBP: 0.463, SLG: 0.794	P5		G1-3		HR		F7		3	1	1	1	0	0	0													
27 Matt Kemp, R OBP: 0.320, SLG: 0.587 77 Gavin Lux, L OBP: 0.500, SLG: 1.000	G6-3		K		G6-3			1B	3	0	0	0	0	1	0													
35 Cody Bellinger, L OBP: 0.383, SLG: 0.625 91 Donovan Casey, R OBP: 0.697, SLG: 1.000		G4-3			BB		HR	L9	2	1	1	1	1	0	0													
66 Yasiel Puig, R OBP: 0.333, SLG: 0.537 62 Wes Darvill, L OBP: 0.400, SLG: 0.400		HR			1B		G5-3	1B	3	1	2	1	0	0	0													
11 Logan Forsythe, R OBP: 0.364, SLG: 0.581 0 Moises Perez, R		K			K		F9	K	3	0	0	0	0	2	2													
31 Joc Pederson, L OBP: 0.250, SLG: 0.298		BB			K		K		2	0	0	0	1	2	2													
15 Austin Barnes, R OBP: 0.250, SLG: 0.100 9 Yasmani Grandal, S OBP: 0.395, SLG: 0.769		K			FC6-4		F9		3	0	0	0	0	1	3													
14 Enrique Hernández, R OBP: 0.408, SLG: 0.707 60 Andrew Toles, L OBP: 0.258, SLG: 0.568					HR		L5	E3	2	1	1	1	0	0	0													
Inning Stats	R: 0 E: 0 K: 1 S: 5	H: 1 LOB: 1 BB: 1 P: 5	R: 1 E: 0 K: 2 S: 10	H: 1 LOB: 1 BB: 1 P: 15	R: 1 E: 0 K: 1 S: 6	H: 1 LOB: 0 BB: 0 P: 8	R: 0 E: 0 K: 2 S: 8	H: 1 LOB: 2 BB: 1 P: 12	R: 1 E: 0 K: 0 S: 4	H: 1 LOB: 0 BB: 0 P: 6	R: 1 E: 0 K: 1 S: 8	H: 1 LOB: 0 BB: 0 P: 9	R: 0 E: 1 K: 1 S: 6	H: 0 LOB: 1 BB: 0 P: 7	R: 0 E: 0 K: 1 S: 6	H: 2 LOB: 1 BB: 0 P: 7		1B: 3 2B: 0 3B: 0 HR: 4	SF: 0 SAC: 0 DP: 0 HBP: 0	WP: 0 PB: 0 SB: 1 CS: 0	PA: 33							
PITCHER	IP	WLS	BF	H	R	ER	SO	BB	IBB	HBP	BLK	WP	HR	S	P	ERA		WHIP										
38 Jaime Barria, R ERA: 5.19 25 Noé Ramirez, R ERA: 4.79 64 Félix Peña, R ERA: 4.5 47 Ian Krol, L ERA: 2.79 71 Taylor Cole, R ERA:	3.0	L	14	3	2	2	4	2	0	0	0	0	1	11	13	4.50		0.500										


Batter	1	2	3	4	5	6	7	8	9	AB	R	H	RBI	BB	SO	LOB	TOP					
3 Chris Taylor, R (1, 8) 60 Andrew Toles, L (3, 8) OBP: 0.411, SLG: 0.477 OBP: 0.286, SLG: 0.543	F9		G5-3			F7		G6-4-3		2	1	0	0	0	0	2	Los Angeles Dodgers @ Kansas City Royals Surprise Stadium, Surprise, AZ Fri Mar 23 2018, 4:07 PM - 6:40 PM EDT Att: 9,528 - Partly Cloudy - 80 F livebaseballscorecards.com					
5 Corey Seager, L (1, 10) DJ Peters, R (6, PH) OBP: 0.429, SLG: 0.905	F8		9 BB 11 BB 1B	HR		21 FC6-5 2B			HR	3	2	2	2	0	0	0						
66 Yasiel Puig, R (1, 9) 21 Trayce Thompson, R (3, 9) OBP: 0.364, SLG: 0.628 OBP: 0.293, SLG: 0.400	HR		11 BB 26 BB 1B	1B		FC6-5			F9	2	2	2	2	0	0	0						
35 Cody Bellinger, L (1, 3) 62 Wes Darvill, L (4, 3) OBP: 0.360, SLG: 0.581 OBP: 0.296, SLG: 0.286	K		F7	K		G4-3			G4-3	3	0	0	0	0	2	2						
27 Matt Kemp, R (1, 7) 62 Logan Landon, R (7, 7)		P2	F8	FC4 BB			K		G6-3	3	0	0	0	1	1	2						
9 Yasmani Grandal, S (1, 2) 0 Errol Robinson, R (8, 6) OBP: 0.383, SLG: 0.714 OBP: 0.067, SLG: 0.067	G3		26 BB 11 BB 14 BB BB	FC4			F7			3	1	0	0	1	0	1						
11 Logan Forsythe, R (1, 5) 65 Kyle Farmer, R (5, PR) OBP: 0.389, SLG: 0.563 OBP: 0.452, SLG: 0.771	K		26 BB 14 BB BB		FC4-6 BB		F8			1	1	0	1	2	1	0						
26 Chase Utley, L (1, 4) 84 Angelo Mora, S (8, 5)			14 BB 1B		FC4-6 14 BB G6-4-3			F7		4	1	2	1	0	0	1						
14 Enrique Hernández, R (1, 6) 0 Brandon Montgomery, R (8, PR) OBP: 0.434, SLG: 0.756			14 BB 3B							4	1	3	3	0	0	1						
			14 BB 1B							0	0	0	0	0	0	0						
Inning Stats	R: 1 E: 0 K: 1 S: 7	H: 1 LOB: 0 BB: 0 P: 7	R: 0 E: 0 K: 1 S: 5	H: 0 LOB: 0 BB: 0 P: 5	R: 7 E: 0 K: 0 S: 9	H: 6 LOB: 2 BB: 2 P: 20	R: 1 E: 0 K: 2 S: 8	H: 1 LOB: 1 BB: 1 P: 14	R: 0 E: 0 K: 0 S: 2	H: 0 LOB: 1 BB: 1 P: 6	R: 0 E: 0 K: 0 S: 4	H: 1 LOB: 1 BB: 0 P: 4	R: 0 E: 0 K: 1 S: 5	H: 0 LOB: 0 BB: 0 P: 5	R: 0 E: 0 K: 0 S: 3	H: 1 LOB: 1 BB: 0 P: 3	R: 1 E: 0 K: 0 S: 5	H: 1 LOB: 0 BB: 0 P: 6	1B: 6 2B: 1 3B: 1 HR: 3	SF: 0 SAC: 0 DP: 2 HBP: 1	WP: 2 PB: 0 CS: 0	PA: 41
PITCHER	IP WLS BF H R ER SO BB IBB HBP BLK WP HR S P ERA WHIP																					
47 Ricky Nolasco, R (1, 1) ERA: 19.64	2.2 L 16 5 8 8 2 2 0 1 0 2 1 18 23 27.00 2.625																					
43 Willy Peralta, R (3, 1) ERA: 13.5	2.1 11 3 1 1 2 2 0 0 0 0 1 13 23 3.86 2.143																					
63 Seth Maness, R (6, 1) ERA: 4.0	2.0 7 1 0 0 1 0 0 0 0 0 0 9 9 0.00 0.500																					
Tim Hill, L (8, 1) ERA: 3.0	1.0 3 1 0 0 0 0 0 0 0 0 0 3 3 0.00 1.000																					
Kevin Lenik, R (9, 1) ERA: 1.8	1.0 4 1 1 1 0 0 0 0 0 0 1 5 6 9.00 1.000																					

Batter	1	2	3	4	5	6	7	8	9	AB	R	H	RBI	BB	SO	LOB	BOTTOM			
25 Jon Jay, L (1, 8) 45 Rudy Martin, L (6, 8) OBP: 0.486, SLG: 0.483	G6-4-3 1B			G4-3		K			F7	2	0	1	0	0	0	0	Los Angeles Dodgers @ Kansas City Royals Surprise Stadium, Surprise, AZ Fri Mar 23 2018, 4:07 PM - 6:40 PM EDT Att: 9,528 - Partly Cloudy - 80 F livebaseballscorecards.com			
68 Humberto Arteaga, R (1, 6) Nicky Lopez, L (7, 6) OBP: 0.389, SLG: 0.482 OBP: 0.227, SLG: 0.190	G6-4-3			E5 13 FC5-4			F8		21 BB 2B	2	0	0	0	0	0	1				
16 Paulo Orlando, R (1, 9) 79 Khalil Lee, L (7, 9) OBP: 0.433, SLG: 0.690 OBP: 0.250, SLG: 0.250	G6-3			F9			G3		L1	2	0	0	0	0	0	1				
13 Salvador Perez, R (1, 2) 21 Xavier Fernández, R (6, 2) OBP: 0.429, SLG: 0.947 OBP: 1.000, SLG: 1.500		K		FC5-4				28 WP 49 BB 1B		2	0	0	0	0	1	1				
21 Lucas Duda, L (1, 3) 49 Nick Pratto, L (6, 3) OBP: 0.486, SLG: 0.667 OBP: 0.333, SLG: 0.800	G4-3				G3-1			28 WP BB		2	0	0	0	0	0	0				
4 Alex Gordon, L (1, 7) 28 Alfredo Escalera, R (7, 7) OBP: 0.220, SLG: 0.137 OBP: 0.273, SLG: 0.273	G1-3				F7			1-2 2-3 G6-3		2	0	0	0	0	0	2				
89 Emmanuel Rivera, R (1, 5) 82 Gabriel Cancel, R (7, 5)			K		G5-3				K	2	0	0	0	0	1	0				
1 Ryan Goins, L (1, 4) Jack López, R (7, 4) OBP: 0.426, SLG: 0.462 OBP: 0.250, SLG: 0.333				G5-3					F8	2	0	0	0	0	0	0				
Samir Dueñez, L (1, 10) OBP: 0.105, SLG: 0.235				K					F9	3	0	0	0	0	1	0				
Inning Stats	R: 0 E: 0 K: 0 S: 3	H: 1 LOB: 0 BB: 0 P: 3	R: 0 E: 0 K: 1 S: 5	H: 0 LOB: 0 BB: 0 P: 5	R: 0 E: 0 K: 2 S: 7	H: 0 LOB: 0 BB: 0 P: 7	R: 0 E: 1 K: 0 S: 4	H: 0 LOB: 1 BB: 0 P: 4	R: 0 E: 0 K: 0 S: 3	H: 0 LOB: 0 BB: 0 P: 3	R: 0 E: 0 K: 1 S: 5	H: 0 LOB: 0 BB: 0 P: 5	R: 0 E: 0 K: 1 S: 5	H: 0 LOB: 0 BB: 0 P: 5	R: 0 E: 0 K: 0 S: 5	H: 2 LOB: 2 BB: 0 P: 5		1B: 3 2B: 1 3B: 0 HR: 0	SF: 0 SAC: 0 DP: 1 HBP: 0	WP: 1 PB: 0 SB: 0 CS: 0
PITCHER	IP WLS BF H R ER SO BB IBB HBP BLK WP HR S P ERA WHIP																			
22 Clayton Kershaw, L (1, 1) ERA: 1.93	6.2 W 21 1 0 0 1 1 0 0 0 1 0 7 12 0.00 0.150																			
54 Tony Cingrani, L (9, 1) ERA: 1.5	1.0 5 2 0 0 0 0 0 0 0 0 0 5 5 0.00 2.000																			

Batter	1	2	3	4	5	6	7	8	9	AB	R	H	RBI	BB	SO	LOB	TOP								
28 Leury García, S OBP: 0.310, SLG: 0.491 88 Joel Booker, R OBP: 0.250, SLG: 0.286										3	0	1	1	0	0	2	Chicago White Sox @ Los Angeles Dodgers Camelback Ranch, Glendale, AZ Sat Mar 24 2018, 3:34 PM - 6:09 PM EDT Att: 13,160 - Sunny - 81 F								
26 Avisail García, R OBP: 0.393, SLG: 0.585 94 Luis González, L										2	0	0	1	0	1	1									
5 Yolmer Sánchez, S OBP: 0.310, SLG: 0.429 91 Dean Anna, L										3	0	0	0	0	0	2									
Matt Skole, L OBP: 0.392, SLG: 0.581										4	0	0	0	0	2	0									
20 Tyler Saladino, R OBP: 0.317, SLG: 0.385 95 Johan Cruz, R OBP: 0.667, SLG: 1.000										3	1	1	0	0	1	0									
97 Keon Barnum, L OBP: 0.250, SLG: 1.000										4	1	1	2	0	3	1									
38 Omar Narváez, L OBP: 0.351, SLG: 0.281 96 Nate Nolan, R										2	1	1	0	0	0	0									
86 Juan Perez, L OBP: 1.000, SLG: 2.333										2	2	2	1	2	0	0									
Jacob May, S OBP: 0.343, SLG: 0.323										4	0	1	1	0	2	3									
Inning Stats	R: 0 E: 0 K: 0 S: 3	H: 1 LOB: 0 BB: 0 P: 3	R: 0 E: 0 K: 2 S: 7	H: 0 LOB: 0 BB: 0 P: 7	R: 0 E: 0 K: 1 S: 5	H: 0 LOB: 1 BB: 1 P: 9	R: 0 E: 0 K: 2 S: 7	H: 0 LOB: 0 BB: 0 P: 7	R: 4 E: 2 K: 1 S: 11	H: 4 LOB: 1 BB: 0 P: 11	R: 0 E: 0 K: 1 S: 5	H: 0 LOB: 0 BB: 0 P: 5	R: 1 E: 0 K: 0 S: 8	H: 1 LOB: 0 BB: 0 P: 11	R: 0 E: 0 K: 1 S: 5	H: 0 LOB: 0 BB: 0 P: 5		R: 2 E: 0 K: 2 S: 9	H: 2 LOB: 2 BB: 2 P: 17	1B: 4 2B: 2 3B: 0 HR: 2	SF: 2 SAC: 0 DP: 1 HBP: 0	WP: 0 PB: 0 CS: 0	PA: 38		
PITCHER	IP	WLS	BF	H	R	ER	SO	BB	IBB	HBP	BLK	WP	HR	S	P	ERA	WHIP								
57 Alex Wood, L ERA: 3.63	5.0	L	21	5	4	3	6	1	0	0	0	0	1	33	37	5.40	1.200								
41 Pat Venditte, S ERA: 1.59	1.0		3	0	0	0	1	0	0	0	0	0	0	5	5	0.00	0.000								
63 Yimi García, R ERA: 6.35	1.0		4	1	1	1	0	0	0	0	0	0	1	8	11	9.00	1.000								
91 Josh Sborz, R ERA: 18.0	1.0		3	0	0	0	1	0	0	0	0	0	0	5	5	0.00	0.000								
94 Luis Ysla, L ERA: 18.0	1.0		7	2	2	2	2	2	0	0	0	0	0	9	17	18.00	4.000								

Batter	1	2	3	4	5	6	7	8	9	AB	R	H	RBI	BB	SO	LOB	BOTTOM								
26 Chase Utley, L OBP: 0.304, SLG: 0.395 87 Jake Peter, L OBP: 0.250, SLG: 0.524										2	1	1	0	0	0	0	Chicago White Sox @ Los Angeles Dodgers Camelback Ranch, Glendale, AZ Sat Mar 24 2018, 3:34 PM - 6:09 PM EDT Att: 13,160 - Sunny - 81 F								
14 Enrique Hernández, R OBP: 1.446, SLG: 0.745 0 Moises Perez, R										2	1	1	0	1	1	0									
9 Yasmani Grandal, S OBP: 0.388, SLG: 0.698 Keibert Ruiz, S OBP: 0.583, SLG: 0.583										1	0	0	0	1	0	2									
15 Austin Barnes, R OBP: 0.282, SLG: 0.219 DJ Peters, R OBP: 0.409, SLG: 0.864										2	1	1	3	1	1	2									
21 Trayce Thompson, R OBP: 0.289, SLG: 0.386 77 Brayan Morales, R OBP: 0.409, SLG: 0.864										4	0	1	0	0	0	1									
31 Joc Pederson, L OBP: 0.285, SLG: 0.286 83 Mike Ahmed, R OBP: 0.100, SLG: 0.100										2	0	0	0	1	1	0									
60 Andrew Toles, L OBP: 0.283, SLG: 0.520 94 Luis Ysla, L										4	0	1	0	0	0	2									
65 Kyle Farmer, R OBP: 0.444, SLG: 0.730 81 Connor Joe, R										2	0	0	0	1	1	2									
Edwin Ríos, L OBP: 0.419, SLG: 0.793 63 Yimi García, R 91 Josh Sborz, R 84 Romer Cuadrado, R OBP: 0.444, SLG: 0.730										3	0	0	0	0	3	1									
Inning Stats	R: 3 E: 0 K: 0 S: 7	H: 3 LOB: 2 BB: 2 P: 15	R: 0 E: 0 K: 2 S: 8	H: 1 LOB: 1 BB: 1 P: 12	R: 0 E: 0 K: 1 S: 5	H: 0 LOB: 0 BB: 0 P: 5	R: 0 E: 0 K: 3 S: 9	H: 0 LOB: 0 BB: 0 P: 9	R: 0 E: 0 K: 1 S: 5	H: 0 LOB: 1 BB: 1 P: 9	R: 0 E: 0 K: 1 S: 6	H: 1 LOB: 1 BB: 0 P: 6	R: 0 E: 0 K: 1 S: 7	H: 2 LOB: 3 BB: 0 P: 7	R: 0 E: 0 K: 2 S: 7	H: 0 LOB: 0 BB: 0 P: 7		1B: 5 2B: 1 3B: 0 HR: 1	SF: 0 SAC: 0 DP: 0 HBP: 0	WP: 1 PB: 0 CS: 0	PA: 39				
PITCHER	IP	WLS	BF	H	R	ER	SO	BB	IBB	HBP	BLK	WP	HR	S	P	ERA	WHIP								
21 Héctor Santiago, L ERA: 2.25	4.0		19	4	3	3	6	3	0	0	0	1	0	5	10	0.00	1.000								
65 Nate Jones, R ERA: 2.25	1.0	H	4	0	0	0	1	1	0	0	0	0	0	5	9	0.00	1.000								
70 Luis Avilán, L ERA: 3.6	1.0	H	4	1	0	0	1	0	0	0	0	0	0	6	6	0.00	1.000								
39 Aaron Bummer, L ERA: 3.6	1.0	H	5	2	0	0	1	0	0	0	0	0	0	7	7	0.00	2.000								
96 Drew Hasler, R ERA: 3.6	1.0	H	5	2	0	0	1	0	0	0	0	0	0	7	7	0.00	2.000								

AB	33
R	7
H	8
RBI	7
BB	3
SO	10
LOB	11



AB	34
R	3
H	7
RBI	3
BB	5
SO	12
LOB	17



Batter	1	2	3	4	5	6	7	8	9	AB	R	H	RBI	BB	SO	LOB	TOP		
7 Zack Cozart, R OBP: 0.411, SLG: 0.667 24 Chris Young, R OBP: 0.133, SLG: 0.071	L7		27 1B 5 SF8	L8						2	1	1	0	0	0	0	Los Angeles Angels @ Los Angeles Dodgers Dodger Stadium, Los Angeles, CA Tue Mar 27 20:18, 7:11 PM - 8:56 PM PDT Att: 36,937 - Clear - 70 F livebaseballscorecards.com		
27 Mike Trout, R OBP: 0.494, SLG: 0.531 86 David Fletcher, R OBP: 0.362, SLG: 0.404	F8		1B		G5-3					2	0	1	0	0	0	0			
8 Justin Upton, R OBP: 0.328, SLG: 0.481 Nolan Fontana, L OBP: 0.294, SLG: 0.400	F7		P4		5 1B 1B					2	0	0	0	0	0	2			
5 Albert Pujols, R OBP: 0.302, SLG: 0.400 37 Rymer Lirio, R OBP: 0.275, SLG: 0.239		P3	SF8		1B					2	0	1	1	0	0	0			
2 Andrelton Simmons, R OBP: 0.349, SLG: 0.359 Michael Hermosillo, R OBP: 0.222, SLG: 0.219		56 1B 19 1B	P6		K					2	1	1	0	0	0	1			
56 Kole Calhoun, L OBP: 0.384, SLG: 0.510 9 Eric Young Jr., S OBP: 0.358, SLG: 0.447		18 E 19 1B		K	F9					2	1	1	0	0	1	0			
19 Jefry Marte, R OBP: 0.391, SLG: 0.474		18 FC6-4 1B		G4-3						2	0	1	1	0	0	0			
18 Luis Valbuena, L OBP: 0.273, SLG: 0.451		FC6-4		12 1B 1B						2	0	1	0	0	0	1			
12 Martin Maldonado, R OBP: 0.292, SLG: 0.422 95 José Briceño, R		K		1B						2	0	1	0	0	1	1			
										0	0	0	0	0	0	0			
Inning Stats	R: 0 H: 0 E: 0 K: 0 S: 11	H: 0 LOB: 0 BB: 0 P: 19	R: 2 H: 3 E: 1 K: 1 S: 14	H: 3 LOB: 1 BB: 0 P: 17	R: 1 H: 2 E: 0 K: 0 S: 14	LOB: 2 BB: 1 P: 21	R: 0 H: 2 E: 0 K: 1 S: 13	H: 2 LOB: 2 BB: 0 P: 16	R: 0 H: 2 E: 0 K: 1 S: 11	H: 2 LOB: 2 BB: 0 P: 16									
PITCHER	IP WLS BF H R ER SO BB IBB HBP BLK WP HR S P ERA WHIP																		
99 Hyun Jin Ryu, L ERA: 7.04 91 Josh Sborz, R ERA:	(1, 1) (5, 1)	4.2 0.1	W S	23 1	H 0	R 0	ER 0	SO 0	BB 0	IBB 0	HBP 0	BLK 0	WP 0	HR 0	S 62	P 86		3.86 0.00	1.929 0.000

Batter	1	2	3	4	5	6	7	8	9	AB	R	H	RBI	BB	SO	LOB	BOTTOM	
3 Chris Taylor, R OBP: 0.424, SLG: 0.556	K			K						3	0	1	2	0	2	2	Los Angeles Angels @ Los Angeles Dodgers Dodger Stadium, Los Angeles, CA Tue Mar 27 20:18, 7:11 PM - 8:56 PM PDT Att: 36,937 - Clear - 70 F livebaseballscorecards.com	
5 Corey Seager, L OBP: 0.316, SLG: 0.440	G4-3		66 G6-4-3	1B	F8					3	0	1	0	0	0	0		
66 Yasiel Puig, R OBP: 0.358, SLG: 0.686 60 Andrew Toles, L OBP: 0.286, SLG: 0.566		HR	G6-4-3	K	26 1B					2	1	1	1	0	0	1		
35 Cody Bellinger, L OBP: 0.333, SLG: 0.519	F8		G5-3	K						3	0	0	0	0	1	1		
27 Matt Kemp, R OBP: 0.317, SLG: 0.561 26 Chase Utley, L OBP: 0.327, SLG: 0.413		F9		HR						2	1	1	1	0	0	0		
9 Yasmani Grandal, S OBP: 0.418, SLG: 0.714 15 Austin Barnes, R OBP: 0.256, SLG: 0.194		14 BB 3 2B 11 1B		11 FC5-4	1B					1	0	1	0	0	0	0		
31 Joc Pederson, L OBP: 0.246, SLG: 0.259		K		P6						2	0	0	0	0	1	2		
11 Logan Forsythe, R OBP: 0.372, SLG: 0.513 65 Kyle Farmer, R OBP: 0.425, SLG: 0.692		14 BB 3 2B		FC5-4	14 1B					2	1	1	0	0	0	1		
14 Enrique Hernández, R OBP: 0.444, SLG: 0.692 85 Jeren Kendall, L		3 2B BB		1B						1	0	1	0	1	0	0		
										0	0	0	0	0	0	0		
Inning Stats	R: 1 H: 1 E: 0 K: 1 S: 9	H: 1 LOB: 0 BB: 0 P: 14	R: 2 H: 3 E: 0 K: 1 S: 12	H: 3 LOB: 2 BB: 1 P: 22	R: 0 H: 1 E: 0 K: 0 S: 6	LOB: 0 BB: 0 P: 9	R: 1 H: 3 E: 0 K: 1 S: 12	H: 3 LOB: 2 BB: 0 P: 21	R: 0 H: 1 E: 0 K: 2 S: 10	H: 1 LOB: 2 BB: 0 P: 14								
PITCHER	IP WLS BF H R ER SO BB IBB HBP BLK WP HR S P ERA WHIP																	
66 JC Ramirez, R ERA: 5.4 Luke Bard, R ERA: 8.03 Jaime Barria, R ERA: 4.82	(1, 1) (4, 1) (5, 1)	3.2 0.1 0.2	L	18 0 1	H 0 0	R 0 0	ER 0 0	SO 1 0	BB 0 0	IBB 0 0	HBP 0 0	BLK 0 0	WP 0 0	HR 0 0	S 35 4	P 59 7		9.82 0.00 0.00

AB 23
R 3
H 9
RBI 2
BB 0
SO 3
LOB 11

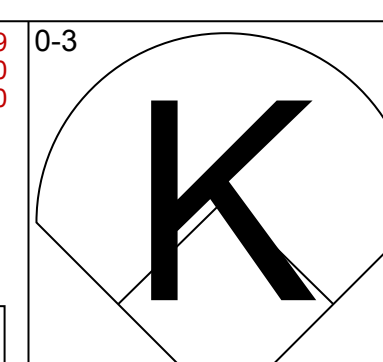
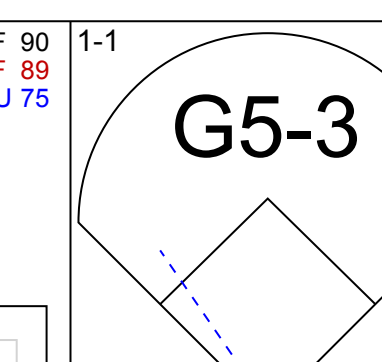
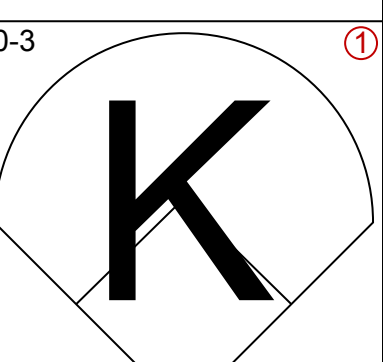
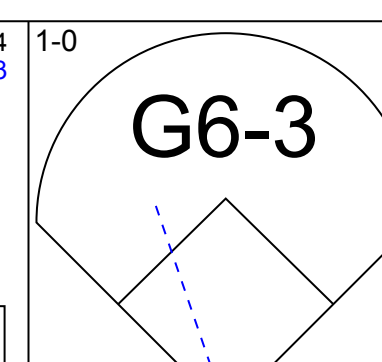

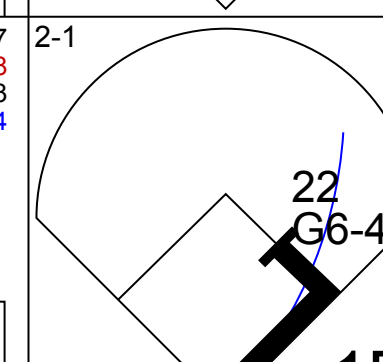
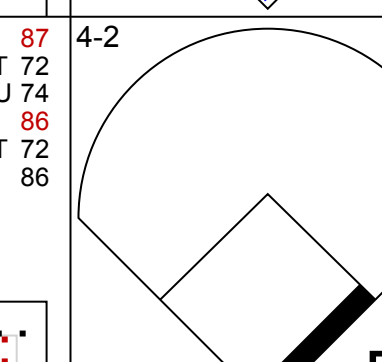
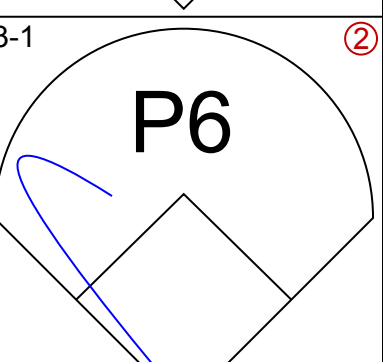

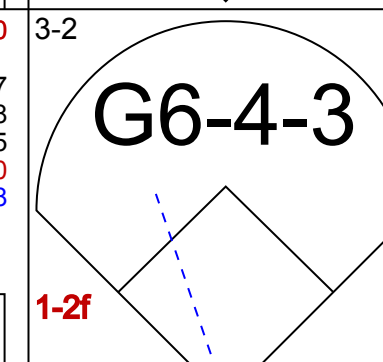
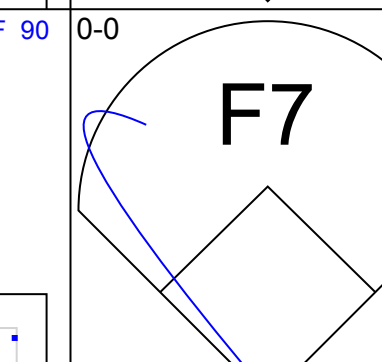
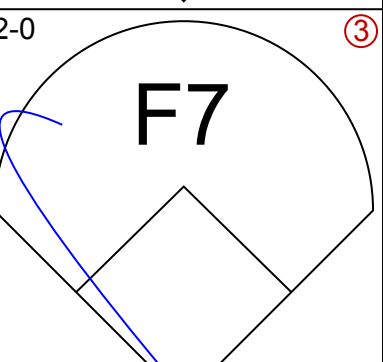

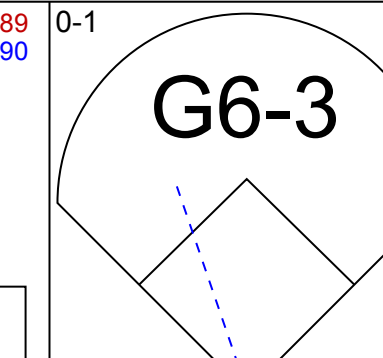
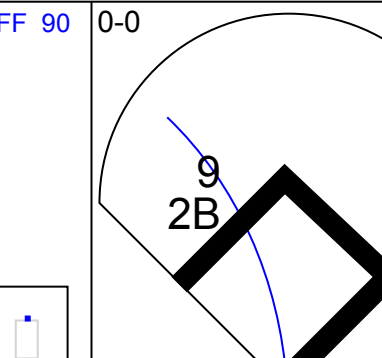
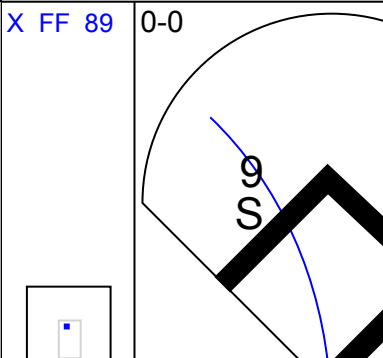
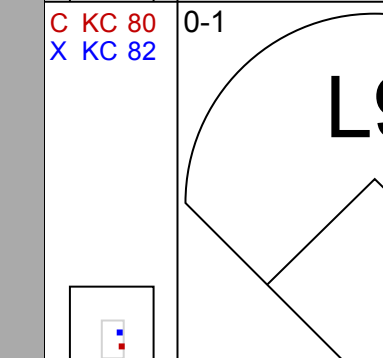
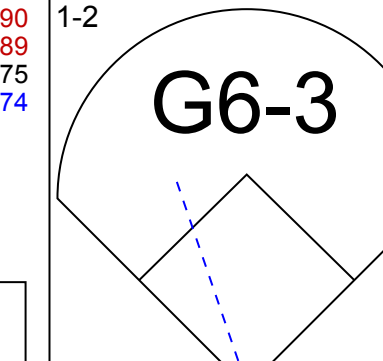
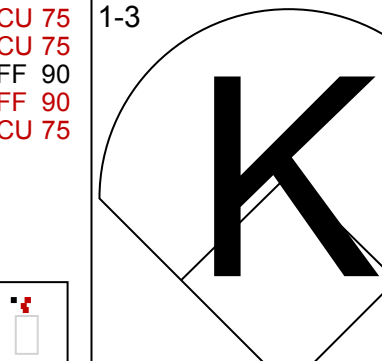
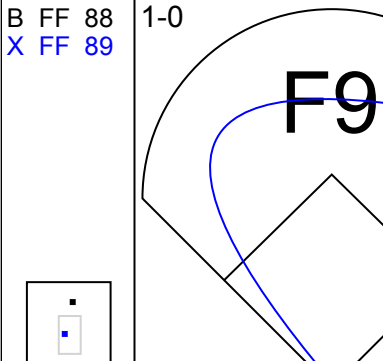

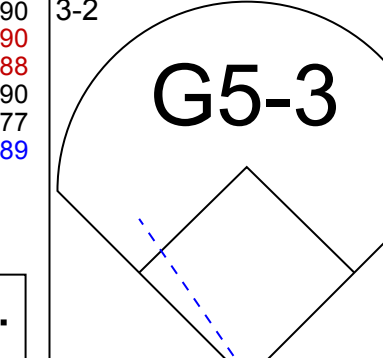
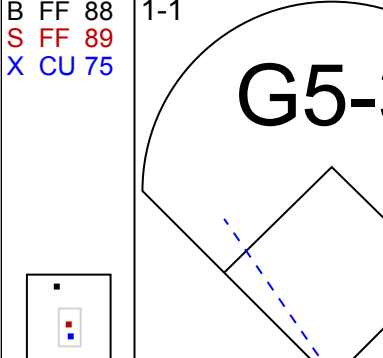
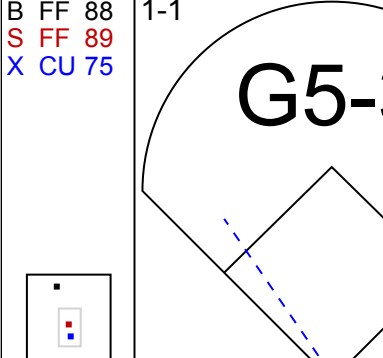

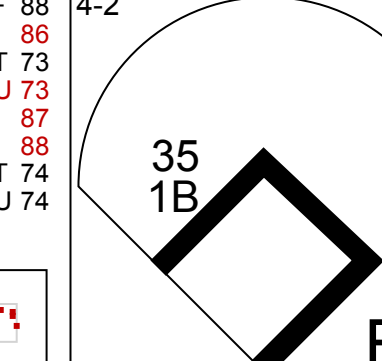
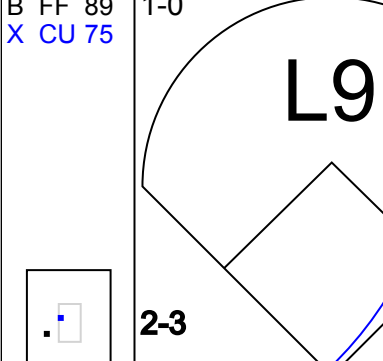

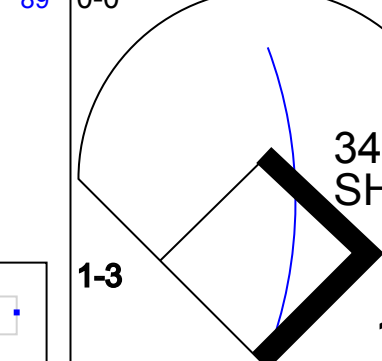

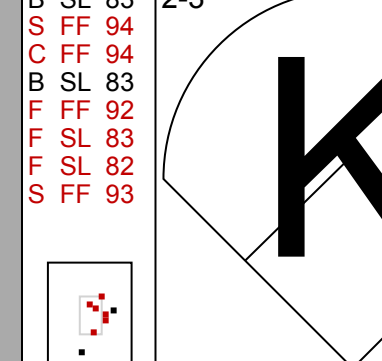
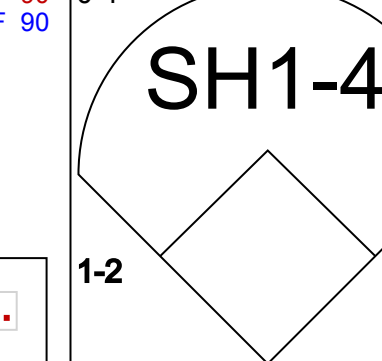
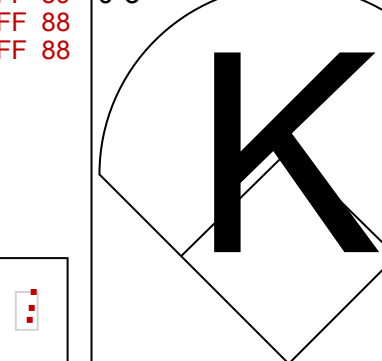



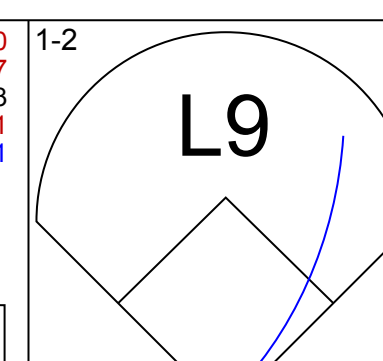
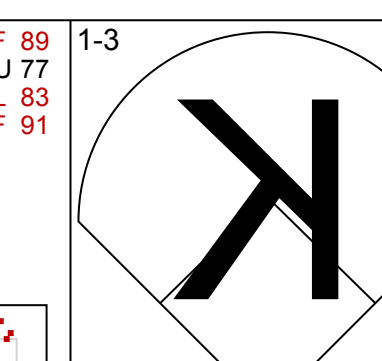
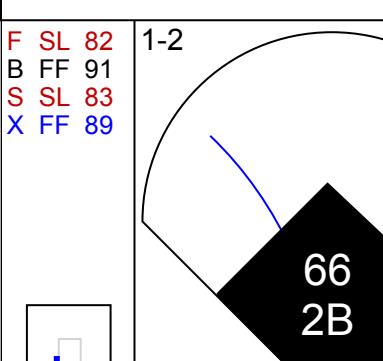
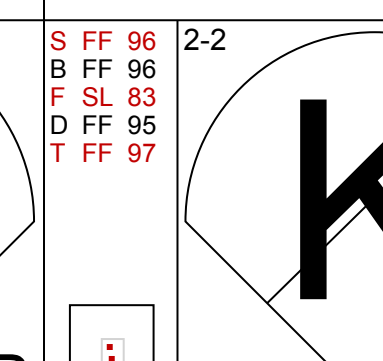

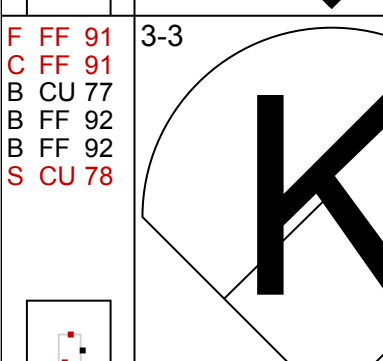
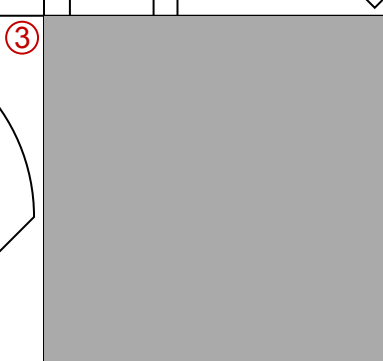
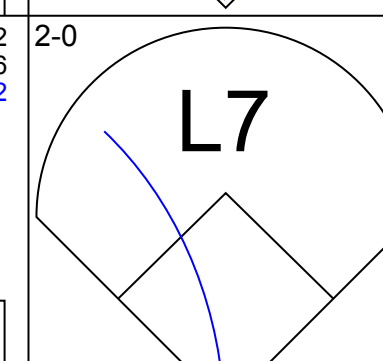
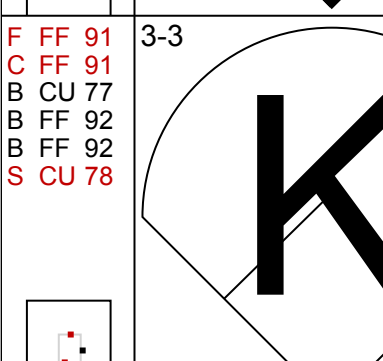
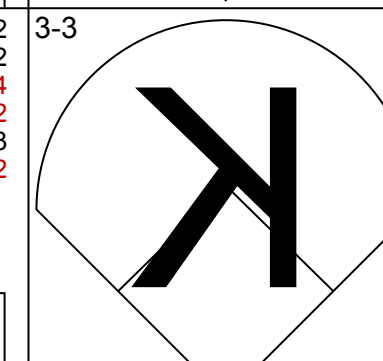
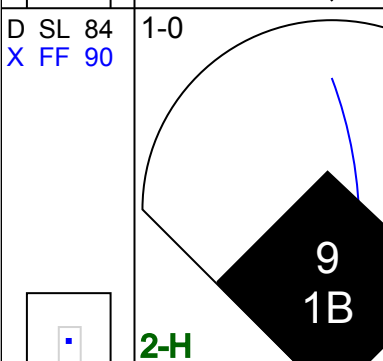
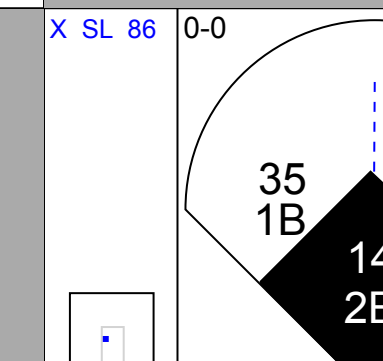
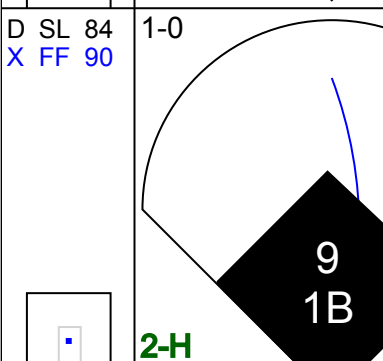
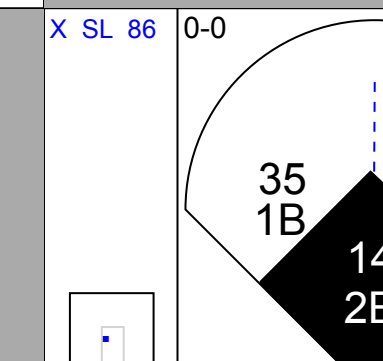
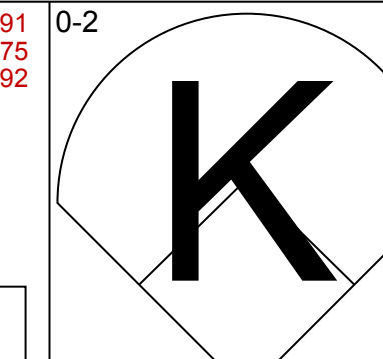
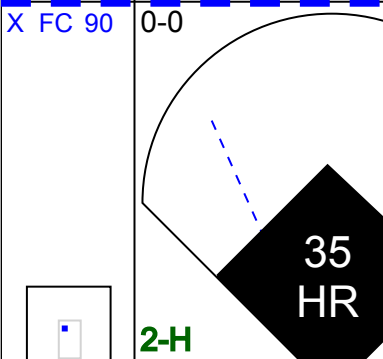
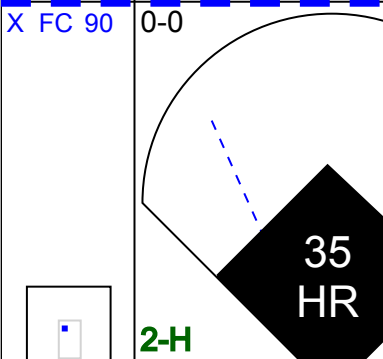
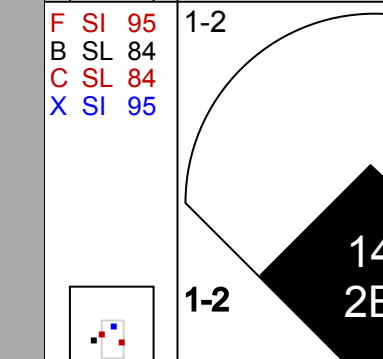
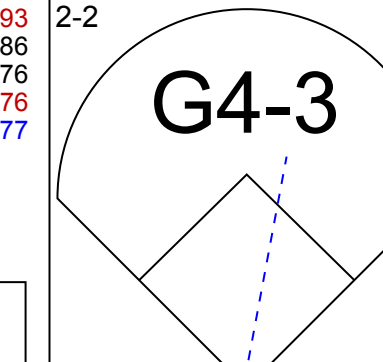
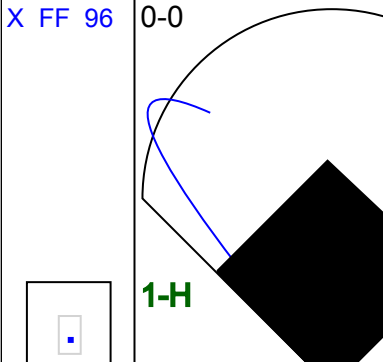
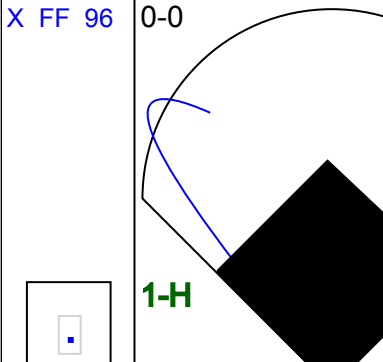
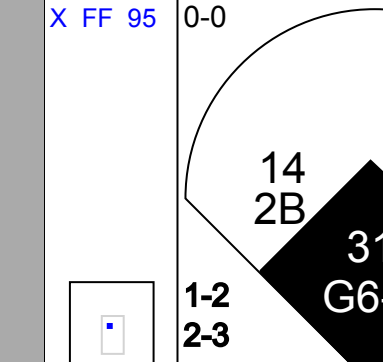
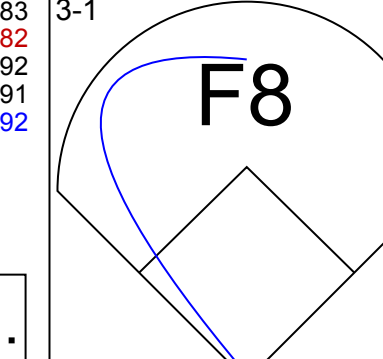
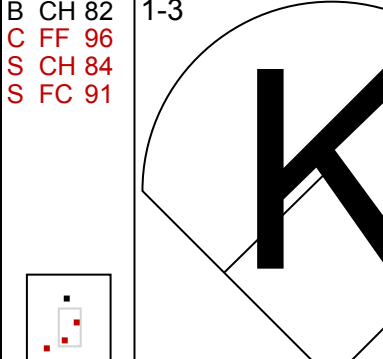
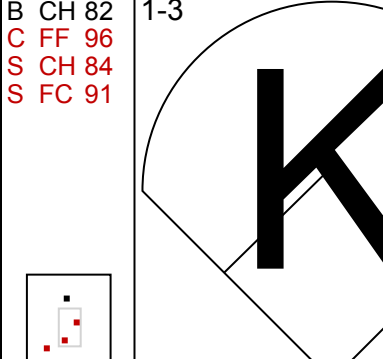
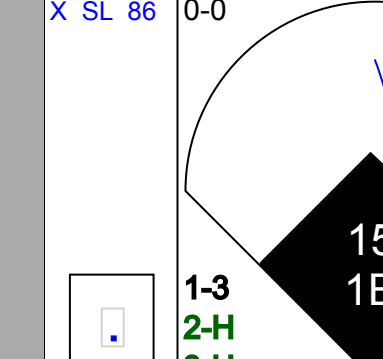
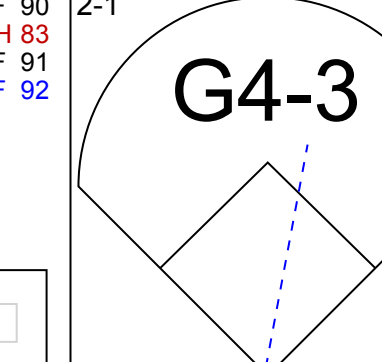
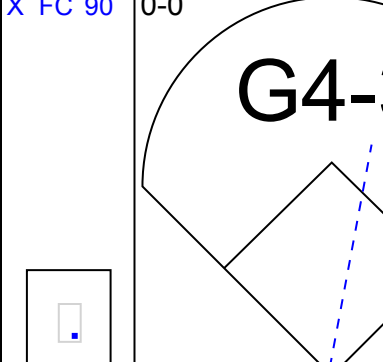
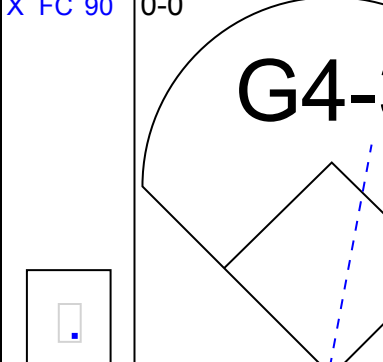
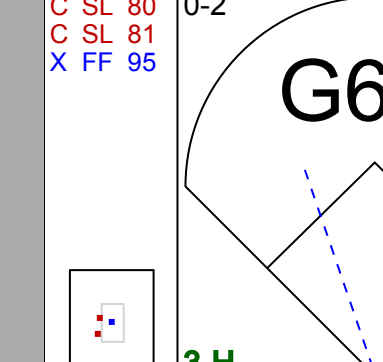
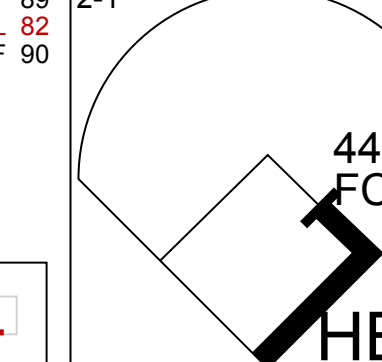


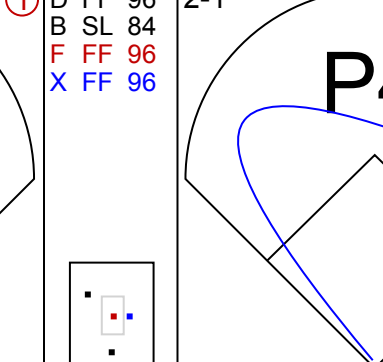
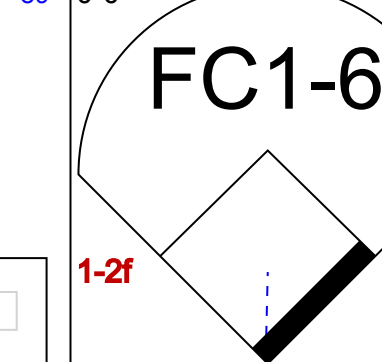
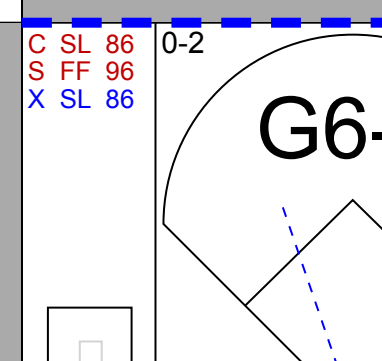

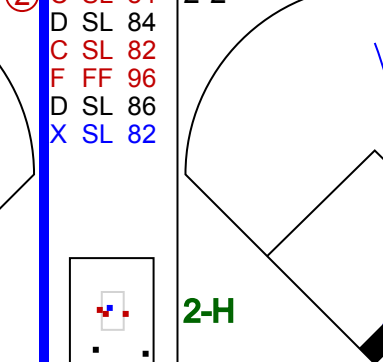
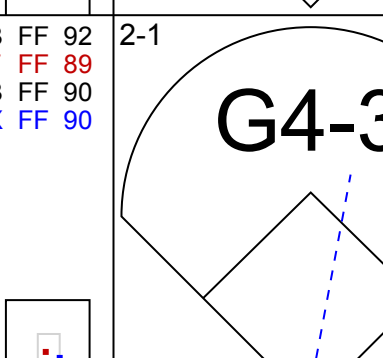
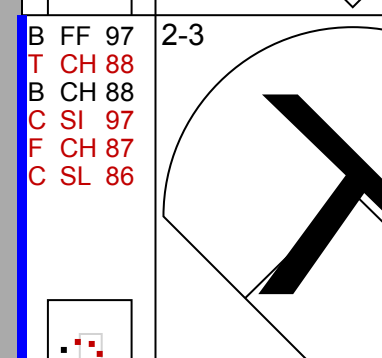
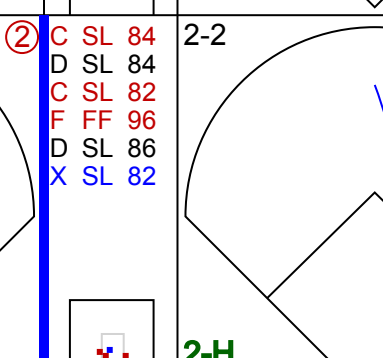
WP: 0 PA: 24
PB: 0
SB: 0
CS: 0

AB 23
R 4
H 9
RBI 4
BB 1
SO 5
LOB 9



WP: 1 PA: 24
PB: 0
SB: 0
CS: 0


Batter	1	2	3	4	5	6	7	8	9	AB	R	H	RBI	BB	SO	LOB	TOP			
16 Austin Jackson, R OBP: 0.083, SLG: 0.083										4	0	0	0	0	2	2	<p>San Francisco Giants @ Los Angeles Dodgers Dodger Stadium, Los Angeles, CA Sun Apr 01 2018, 5:38 PM - 8:24 PM PDT Att: 41,866 - Cloudy - 64 F</p> <p>livebaseballscorecards.com</p> <p>AB 31 R 0 H 6 RBI 0 BB 3 SO 7 LOB 16</p> 			
12 Joe Panik, L OBP: 0.438, SLG: 0.800										3	0	1	0	1	0	0				
22 Andrew McCutchen, R OBP: 0.063, SLG: 0.125										4	0	0	0	0	1	4				
28 Buster Posey, R OBP: 0.400, SLG: 0.462											4	0	2	0	0	0				
10 Evan Longoria, R (1, 5)										4	0	0	0	0	1	2				
8 Hunter Pence, R OBP: 0.286, SLG: 0.357										4	0	1	0	0	1	2				
9 Brandon Belt, L OBP: 0.333, SLG: 0.308										3	0	1	0	1	0	2				
35 Brandon Crawford, L OBP: 0.267, SLG: 0.214										3	0	1	0	1	1	1				
34 Chris Stratton, R (1, 1)										1	0	0	0	0	1	3				
61 Josh Osich, L (6, 1)										0	0	0	0	0	0	0				
37 Kelby Tomlinson, R (7, PH) 67 Roberto Gómez, R (7, 1) 54 Reyes Moronta, R (8, 1)										1	0	0	0	0	0	0				
Inning Stats	R: 0 E: 0 K: 1 S: 8	H: 1 LOB: 0 BB: 0 P: 13	R: 0 E: 0 K: 0 S: 8	H: 0 LOB: 0 BB: 0 P: 12	R: 0 E: 0 K: 0 S: 12	H: 1 LOB: 3 BB: 2 P: 21	R: 0 E: 0 K: 3 S: 14	H: 2 LOB: 3 BB: 1 P: 17	R: 0 E: 0 K: 0 S: 6	H: 1 LOB: 1 BB: 0 P: 8	R: 0 E: 0 K: 1 S: 10	H: 0 LOB: 0 BB: 0 P: 14	R: 0 E: 0 K: 1 S: 7	H: 0 LOB: 0 BB: 0 P: 9	R: 0 E: 0 K: 0 S: 13	H: 1 LOB: 1 BB: 0 P: 21	1B: 4 2B: 2 3B: 0 HR: 0	SF: 0 SAC: 1 DP: 1 HBP: 0	WP: 0 PB: 0 SB: 1 CS: 0	PA: 35
PITCHER	IP WLS BF H R ER SO BB IBB HBP BLK WP HR S P ERA WHIP																			
44 Rich Hill, L ERA: 5.06	(1, 1) 6.0 W 25 5 0 0 5 2 1 0 0 0 0 0 53 82 0.00 1.167																			
54 Tony Cingrani, L ERA: 10.8	(7, 1) 1.0 3 0 0 0 1 0 0 0 0 0 0 0 10 14 0.00 0.000																			
46 Josh Fields, R ERA: 36.0	(8, 1) 1.0 3 0 0 0 1 0 0 0 0 0 0 0 7 9 0.00 0.000																			
62 Wilmer Font, R ERA: 0.558	(9, 1) 1.0 4 1 0 0 0 0 0 0 0 0 0 0 13 21 0.00 1.000																			

Batter	1	2	3	4	5	6	7	8	9	AB	R	H	RBI	BB	SO	LOB	BOTTOM			
3 Chris Taylor, R OBP: 0.313, SLG: 0.467										5	1	2	0	0	2	2	<p>San Francisco Giants @ Los Angeles Dodgers Dodger Stadium, Los Angeles, CA Sun Apr 01 2018, 5:38 PM - 8:24 PM PDT Att: 41,866 - Cloudy - 64 F</p> <p>livebaseballscorecards.com</p> <p>AB 36 R 9 H 13 RBI 8 BB 0 SO 7 LOB 13</p> 			
62 Wilmer Font, R (9, 1)										4	1	1	0	0	1	2				
5 Corey Seager, L OBP: 0.091, SLG: 0.091										4	2	3	1	0	1	0				
66 Yasiel Puig, R OBP: 0.267, SLG: 0.308										4	2	2	1	0	1	2				
9 Yasmani Grandal, S OBP: 0.455, SLG: 0.400										4	2	2	2	0	0	1				
35 Cody Bellinger, L OBP: 0.214, SLG: 0.385										4	2	2	2	0	0	1				
14 Enrique Hernández, R OBP: 0.417, SLG: 0.558										4	1	2	2	0	1	0				
31 Joc Pederson, L (1, 7)										4	0	0	1	0	0	2				
17 Kyle Farmer, R (1, 5)										3	0	0	0	0	0	2				
44 Rich Hill, L ERA: 5.06 54 Tony Cingrani, L ERA: 10.8 26 Chase Utley, L OBP: 0.331, SLG: 0.333 46 Josh Fields, R ERA: 36.0 15 Austin Barnes, R OBP: 0.558, SLG: 0.333										2	0	0	0	0	0	2				
Inning Stats	R: 0 E: 0 K: 1 S: 8	H: 0 LOB: 0 BB: 0 P: 14	R: 0 E: 0 K: 1 S: 8	H: 0 LOB: 0 BB: 0 P: 13	R: 0 E: 0 K: 1 S: 7	H: 0 LOB: 1 BB: 0 P: 12	R: 1 E: 0 K: 0 S: 13	H: 2 LOB: 0 BB: 0 P: 24	R: 0 E: 0 K: 0 S: 8	H: 1 LOB: 1 BB: 0 P: 13	R: 4 E: 0 K: 2 S: 13	H: 4 LOB: 0 BB: 0 P: 19	R: 0 E: 0 K: 1 S: 12	H: 1 LOB: 1 BB: 0 P: 15	R: 4 E: 0 K: 1 S: 18	H: 5 LOB: 1 BB: 0 P: 25	1B: 9 2B: 3 3B: 0 HR: 1	SF: 0 SAC: 0 DP: 0 HBP: 1	WP: 0 PB: 0 SB: 0 CS: 1	PA: 38
PITCHER	IP WLS BF H R ER SO BB IBB HBP BLK WP HR S P ERA WHIP																			
34 Chris Stratton, R ERA: 5.06	(1, 1) 5.1 L 21 5 3 3 4 0 0 0 0 0 0 1 6 7 27.00 3.000																			
61 Josh Osich, L ERA: 10.8	(6, 1) 0.2 4 2 2 2 1 0 0 0 0 0 0 1 6 7 27.00 3.000																			
67 Roberto Gómez, R ERA: 36.0	(7, 1) 1.0 8 5 4 4 1 0 0 0 0 0 0 0 18 22 36.00 5.000																			
54 Reyes Moronta, R ERA: 0.558	(8, 1) 1.0 4 1 0 0 0 1 0 0 0 0 0 0 12 18 0.00 1.000																			

Batter	1	2	3	4	5	6	7	8	9	10	11	12	13	14	15	AB	R	H	RBI	BB	SO	LOB	TOP												
31 Joe Pederson, L OBP: 0.214, SLG: 0.231 (1.8)																7	1	2	1	1	0	2													
5 Corey Seager, L OBP: 0.263, SLG: 0.222 (1.6)																7	1	3	1	1	0	2													
66 Yasiel Puig, R OBP: 0.217, SLG: 0.238 (1.9)																8	0	1	0	0	0	4													
9 Yasmani Grandal, S OBP: 0.526, SLG: 0.688 (1.2)																6	2	3	2	2	0	2													
35 Cody Bellinger, L OBP: 0.364, SLG: 0.450 (1.3)																7	1	4	1	1	1	2													
26 Chase Utley, L OBP: 0.537, SLG: 0.250 (1.4)																6	0	1	1	2	2	3													
11 Logan Forsythe, R OBP: 0.111, SLG: 0.278 (1.5)																8	1	2	1	0	2	7													
99 Hyun Jin Ryu, R (1.1)																2	0	0	0	0	2	2													
52 Pedro Báez, R (4.1)																0	0	0	0	0	0	0													
3 Chris Taylor, R OBP: 0.286, SLG: 0.400 (6.8)																5	1	1	0	0	2	0													
Inning Stats	R: 3 E: 0 K: 1 S: 17	H: 4 LOB: 1 BB: 0 P: 29	R: 0 E: 0 K: 1 S: 12	H: 0 LOB: 0 BB: 0 P: 16	R: 0 E: 0 K: 0 S: 9	H: 1 LOB: 1 BB: 1 P: 17	R: 0 E: 0 K: 1 S: 11	H: 1 LOB: 2 BB: 1 P: 17	R: 0 E: 0 K: 1 S: 14	H: 2 LOB: 2 BB: 0 P: 19	R: 1 E: 0 K: 1 S: 6	H: 1 LOB: 0 BB: 0 P: 10	R: 1 E: 0 K: 1 S: 10	H: 2 LOB: 1 BB: 0 P: 17	R: 1 E: 0 K: 1 S: 18	H: 2 LOB: 1 BB: 0 P: 25	R: 0 E: 0 K: 1 S: 15	H: 1 LOB: 2 BB: 1 P: 23	R: 0 E: 0 K: 0 S: 8	H: 0 LOB: 1 BB: 1 P: 13	R: 0 E: 0 K: 0 S: 7	H: 0 LOB: 2 BB: 2 P: 14	R: 0 E: 0 K: 0 S: 9	H: 1 LOB: 1 BB: 0 P: 14	R: 1 E: 0 K: 0 S: 10	H: 2 LOB: 1 BB: 1 P: 13	1B: 15 2B: 2 3B: 0 HR: 2	SF: 0 SAC: 2 DP: 1 HBP: 0	WP: 1 PB: 0 SB: 0 CS: 0	PA: 71	AB 61 R 7 H 19 RBI 7 BB 8 SO 11 LOB 28				
PITCHER	IP: 5.0 ERA: 5.4	WLS: 0 BF: 24	H: 3 R: 3 ER: 3 SO: 4	BB: 2 IBB: 0 HBP: 0 BLK: 0	WP: 2 HR: 0 S: 63 P: 98	ERA: 5.40 WHIP: 2.000	PITCHER 31 Brad Boxberger, R (10.1) ERA: 1.93 25 Archie Bradley, R (11.1) ERA: 1.93 57 Fernando Salas, R (13.1) ERA: 3.0										IP: 1.0 WLS: 0 BF: 5 H: 1 R: 0 ER: 0 SO: 2 BB: 1 IBB: 0 HBP: 0 BLK: 0	WP: 0 HR: 0 S: 15 P: 27	ERA: 0.00 WHIP: 2.000																

Los Angeles Dodgers @ Arizona Diamondbacks
Chase Field, Phoenix, AZ
Mon Apr 02 2018, 6:42 PM - 12:25 AM MST
Att: 21,735 - Clear - 86 F


livebaseballscorecards.com
AB 61
R 7
H 19
RBI 7
BB 8
SO 11
LOB 28



Batter	1	2	3	4	5	6	7	8	9	10	11	12	13	14	15	AB	R	H	RBI	BB	SO	LOB	BOTTOM													
6 David Peralta, L OBP: 0.381, SLG: 0.278 (1.7)																7	1	1	0	0	1	1														
4 Ketel Marte, S OBP: 0.250, SLG: 0.500 (1.4)																7	1	3	1	0	0	0														
44 Paul Goldschmidt, R OBP: 0.450, SLG: 0.767 (1.3)																4	2	1	0	3	1	2														
11 AJ Pollock, R OBP: 0.450, SLG: 0.647 (1.8)																6	1	2	1	1	3	3														
16 Chris Owings, R OBP: 0.462, SLG: 0.636 (1.9)																6	1	1	3	1	4	3														
22 Jake Lamb, L OBP: 0.350, SLG: 0.333 (1.5)																6	1	2	1	1	1	0														
13 Nick Ahmed, R OBP: 0.528, SLG: 0.824 (1.6)																6	1	3	1	1	0	4														
5 Alex Avila, L OBP: 0.368, SLG: 0.100 (1.2)																4	0	0	0	3	1	3														
47 JT Chargois, R ERA: (7.1)																2	0	0	0	0	0	0														
Inning Stats	R: 1 E: 0 K: 1 S: 10	H: 2 LOB: 1 BB: 0 P: 17	R: 0 E: 0 K: 1 S: 6	H: 0 LOB: 1 BB: 1 P: 13	R: 0 E: 0 K: 0 S: 15	H: 1 LOB: 3 BB: 3 P: 30	R: 1 E: 0 K: 0 S: 12	H: 2 LOB: 1 BB: 1 P: 19	R: 0 E: 0 K: 1 S: 6	H: 0 LOB: 0 BB: 0 P: 12	R: 0 E: 0 K: 2 S: 15	H: 1 LOB: 2 BB: 1 P: 25	R: 0 E: 0 K: 2 S: 11	H: 1 LOB: 1 BB: 0 P: 15	R: 3 E: 0 K: 0 S: 12	H: 1 LOB: 0 BB: 2 P: 24	R: 0 E: 0 K: 0 S: 6	H: 1 LOB: 1 BB: 0 P: 9	R: 0 E: 0 K: 0 S: 13	H: 0 LOB: 0 BB: 0 P: 19	R: 0 E: 0 K: 1 S: 10	H: 1 LOB: 0 BB: 0 P: 18	R: 0 E: 0 K: 0 S: 4	H: 0 LOB: 0 BB: 0 P: 6	R: 0 E: 0 K: 0 S: 11	H: 1 LOB: 0 BB: 0 P: 13	R: 2 E: 0 K: 0 S: 13	H: 3 LOB: 2 BB: 1 P: 18	1B: 7 2B: 5 3B: 2 HR: 1	SF: 0 SAC: 0 DP: 3 HBP: 0	WP: 0 PB: 0 SB: 0 CS: 1	PA: 64	AB 53 R 8 H 14 RBI 8 BB 10 SO 11 LOB 20			
PITCHER	IP: 3.2 ERA: 7.36	WLS: 0 BF: 20	H: 5 R: 3 ER: 3 SO: 2	BB: 5 IBB: 0 HBP: 0 BLK: 0	WP: 0 HR: 0 S: 40 P: 75	ERA: 7.36 WHIP: 2.727	PITCHER 46 Josh Fields, R (8.1) ERA: 16.0 74 Kenley Jansen, R (8.1) ERA: 16.0 68 Ross Stripling, R (10.1) ERA: 3.38 62 Wilmer Font, R (11.1) ERA: 3.38										IP: 1.0 WLS: 0 BF: 4 H: 1 R: 0 ER: 0 SO: 2 BB: 0 IBB: 0 HBP: 0 BLK: 0	WP: 0 HR: 0 S: 11 P: 15	ERA: 0.00 WHIP: 1.000																	

Los Angeles Dodgers @ Arizona Diamondbacks
Chase Field, Phoenix, AZ
Mon Apr 02 2018, 6:42 PM - 12:25 AM MST
Att: 21,735 - Clear - 86 F

livebaseballscorecards.com
AB 53
R 8
H 14
RBI 8
BB 10
SO 11
LOB 20



Batter	1	2	3	4	5	6	7	8	9	AB	R	H	RBI	BB	SO	LOB	TOP			
3 Chris Taylor, R OBP: 0.241, SLG: 0.333	F9			K		G6-3			K	4	0	0	0	0	2	1	Los Angeles Dodgers @ Arizona Diamondbacks Chase Field, Phoenix, AZ Wed Apr 04 2018, 12:40 PM - 3:06 PM MST Att: 25,754 - Roof Closed - 74 F			
5 Corey Seager, L OBP: 0.222, SLG: 0.192	G3-1			G2-3			F8		F8	4	0	0	0	0	0	1				
66 Yasiel Puig, R OBP: 0.226, SLG: 0.250	K			G4-3			K			3	0	0	0	1	2	0				
14 Enrique Hernández, R OBP: 0.300, SLG: 0.313			K		G6-3				K	4	0	0	0	0	3	2				
9 Yasmani Grandal, S OBP: 0.435, SLG: 0.550			K		K				K	3	0	0	0	0	3	0				
27 Matt Kemp, R OBP: 0.333, SLG: 0.278			K		2B				BB	2	0	1	0	1	1	0				
11 Logan Forsythe, R OBP: 0.083, SLG: 0.208			G6-3		G6-3				P3	3	0	0	0	0	0	2				
17 Kyle Farmer, R OBP: 0.236, SLG: 0.360			K2-3		L8				K	2	0	0	0	0	1	0				
57 Alex Wood, R OBP: 0.556, SLG: 0.571			K		K				5 WP BB	2	0	0	0	0	2	0				
Inning Stats	R: 0 E: 0 K: 1 S: 7	H: 0 LOB: 0 BB: 0 P: 8	R: 0 E: 0 K: 3 S: 9	H: 0 LOB: 0 BB: 0 P: 15	R: 0 E: 0 K: 2 S: 9	H: 0 LOB: 0 BB: 0 P: 13	R: 0 E: 0 K: 1 S: 9	H: 0 LOB: 0 BB: 0 P: 14	R: 0 E: 0 K: 1 S: 10	H: 1 LOB: 1 BB: 0 P: 17	R: 0 E: 0 K: 1 S: 6	H: 0 LOB: 0 BB: 0 P: 10	R: 0 E: 0 K: 2 S: 12	H: 0 LOB: 1 BB: 1 P: 22	R: 0 E: 0 K: 2 S: 13	H: 0 LOB: 2 BB: 2 P: 24		1B: 0 2B: 1 3B: 0 HR: 0	SF: 0 SAC: 0 DP: 0 HBP: 0	WP: 1 PB: 0 SB: 0 CS: 0
PITCHER	IP	WLS	BF	H	R	ER	SO	BB	IBB	HBP	BLK	WP	HR	S	P	ERA	WHIP			
46 Patrick Corbin, L ERA: 1.38	7.1	W	24	1	0	0	12	1	0	0	0	0	0	62	98	0.00	0.273			
25 Archie Bradley, R ERA: 1.63	0.2	H	2	0	0	0	1	0	0	0	0	0	0	7	12	0.00	0.000			
31 Brad Boxberger, R ERA:	1.0	S	5	0	0	0	2	2	0	0	0	1	0	13	24	0.00	2.000			

Batter	1	2	3	4	5	6	7	8	9	AB	R	H	RBI	BB	SO	LOB	BOTTOM			
1 Jarrod Dyson, L OBP: 0.364, SLG: 0.600	G6-3		SH1-3		K			G3		3	1	1	0	0	1	1	Los Angeles Dodgers @ Arizona Diamondbacks Chase Field, Phoenix, AZ Wed Apr 04 2018, 12:40 PM - 3:06 PM MST Att: 25,754 - Roof Closed - 74 F			
4 Ketel Marte, S OBP: 0.240, SLG: 0.375	G6-3		1B		K			G1-3		4	0	1	1	0	1	2				
44 Paul Goldschmidt, R OBP: 0.407, SLG: 0.118	G5-3		F7		F7					3	0	0	1	0	0	1				
11 AJ Pollock, R OBP: 0.407, SLG: 0.565	G5-3		K		16 S			2B		3	0	1	0	0	1	1				
16 Chris Owings, R OBP: 0.400, SLG: 0.556	10 SF9		K		FC4-2-5-3-4					3	1	1	0	0	1	1				
3 Daniel Descalso, L OBP: 0.286, SLG: 0.462	L4		G3-1		G5-4-3			1B		3	0	1	0	0	0	1				
10 Deven Marrero, R OBP: 0.200, SLG: 0.222	SF9		F7		G5-4-3					2	0	0	1	0	0	1				
2 Jeff Mathis, R OBP: 0.429, SLG: 0.200	K		G1-3		K					3	0	0	0	0	2	0				
46 Patrick Corbin, L OBP: 0.500, SLG: 0.750			SH1-3		1B			K		2	1	2	0	0	0	0				
25 Archie Bradley, R ERA: 1.93										0	0	0	0	0	0	0				
36 John Ryan Murphy, R OBP: 0.222, SLG: 0.556										1	0	0	0	0	1	0				
31 Brad Boxberger, R ERA:										0	0	0	0	0	0	0				
Inning Stats	R: 1 E: 0 K: 0 S: 10	H: 1 LOB: 0 BB: 0 P: 17	R: 1 E: 0 K: 1 S: 11	H: 1 LOB: 0 BB: 0 P: 15	R: 1 E: 0 K: 1 S: 13	H: 2 LOB: 1 BB: 0 P: 19	R: 0 E: 0 K: 1 S: 5	H: 0 LOB: 0 BB: 0 P: 8	R: 0 E: 0 K: 2 S: 11	H: 1 LOB: 1 BB: 0 P: 14	R: 0 E: 0 K: 0 S: 12	H: 1 LOB: 0 BB: 0 P: 16	R: 0 E: 0 K: 1 S: 7	H: 1 LOB: 0 BB: 0 P: 11	R: 0 E: 0 K: 1 S: 8	H: 0 LOB: 0 BB: 0 P: 11	1B: 3 2B: 5 3B: 0 HR: 0	SF: 1 SAC: 1 DP: 2 HBP: 0	WP: 0 PB: 0 SB: 0 CS: 0	PA: 29
PITCHER	IP	WLS	BF	H	R	ER	SO	BB	IBB	HBP	BLK	WP	HR	S	P	ERA	WHIP			
57 Alex Wood, L ERA: 1.93	6.0	L	23	6	3	3	3	0	0	0	0	0	0	15	22	0.00	0.500			
68 Ross Stripling, R ERA:	2.0		6	1	0	0	2	0	0	0	0	0	0	15	22	0.00	0.500			

Batter	1	2	3	4	5	6	7	8	9	10	11	12	13	14	AB	R	H	RBI	BB	SO	LOB	TOP
3 Chris Taylor, R OBP: 0.222, SLG: 0.294															7	0	1	1	0	1	4	
5 Corey Seager, L OBP: 0.284, SLG: 0.226															5	1	2	0	2	1	2	
66 Yasiel Puig, R OBP: 0.237, SLG: 0.235															6	2	1	0	1	1	5	
35 Cody Bellinger, L OBP: 0.284, SLG: 0.344															7	0	2	0	0	2	6	
11 Logan Forsythe, R OBP: 0.194, SLG: 0.241															5	0	2	1	2	0	1	
31 Joc Pederson, L OBP: 0.286, SLG: 0.250															1	0	0	0	1	0	1	
14 Enrique Hernández, R OBP: 0.286, SLG: 0.250															3	0	0	0	0	0	1	
26 Chase Utley, L OBP: 0.381, SLG: 0.500															6	2	2	1	1	0	4	
44 Rich Hill, L															1	0	0	0	0	1	1	
27 Matt Kemp, R 52 Pedro Báez, R 9 Yasmani Grandal, S															1	0	0	0	0	0	0	
Inning Stats	R: 0 E: 0 K: 1 S: 6	H: 0 LOB: 0 BB: 1 P: 13	R: 0 E: 0 K: 1 S: 7	H: 1 LOB: 0 BB: 0 P: 13	R: 1 E: 0 K: 1 S: 14	H: 2 LOB: 1 BB: 0 P: 20	R: 0 E: 0 K: 1 S: 7	H: 0 LOB: 0 BB: 0 P: 11	R: 0 E: 0 K: 1 S: 7	H: 0 LOB: 2 BB: 2 P: 11	R: 0 E: 0 K: 1 S: 12	H: 1 LOB: 1 BB: 0 P: 19	R: 0 E: 0 K: 1 S: 13	H: 0 LOB: 3 BB: 2 P: 22	R: 0 E: 0 K: 1 S: 8	H: 0 LOB: 1 BB: 1 P: 25	R: 1 E: 0 K: 0 S: 18	H: 3 LOB: 2 BB: 0 P: 25	1B: 10 2B: 1 3B: 0 HR: 1	SF: 0 SAC: 0 DP: 2 HBP: 0	WP: 0 PB: 0 SB: 2 CS: 0	PA: 62

PITCHER	IP	WLS	BF	H	R	ER	SO	BB	IBB	HBP	BLK	WP	HR	S	P	ERA	WHIP
34 Chris Stratton, R	5.0		21	4	3	2	3	4	0	0	0	0	0	5	8	3.60	1.600
61 Josh Osich, L	0.1	H	2	0	0	0	0	1	0	0	0	0	0	2	6	0.00	3.000
26 Cory Gearrin, R	0.2	B	2	0	0	0	1	0	0	0	0	0	0	7	11	0.00	0.000
49 Sam Dyson, R	0.1	B	3	2	1	1	0	0	0	0	0	0	1	5	7	27.00	6.000
56 Tony Watson, L	1.2		8	2	0	0	1	1	0	0	0	0	0	17	25	0.00	1.800

PITCHER	IP	WLS	BF	H	R	ER	SO	BB	IBB	HBP	BLK	WP	HR	S	P	ERA	WHIP
60 Hunter Strickland, R	1.0		4	0	0	0	0	0	0	0	0	0	0	13	19	0.00	0.000
58 Pierce Johnson, R	2.0		6	0	0	0	0	0	0	0	0	0	0	16	28	0.00	0.000
54 Reyes Moronta, R	2.0		10	1	0	0	4	2	1	0	0	0	21	39	0.00	1.500	
67 Roberto Gómez, R	1.0	W	6	3	1	1	1	0	0	0	0	0	0	18	25	9.00	3.000

Batter	1	2	3	4	5	6	7	8	9	10	11	12	13	14	AB	R	H	RBI	BB	SO	LOB	BOTTOM				
16 Austin Jackson, R 54 Reyes Moronta, R 37 Kelby Tomlinson, R															6	0	2	0	0	2	1					
12 Joe Panik, L 22 Andrew McCutchen, R															7	2	3	0	0	1	2					
28 Buster Posey, R 10 Evan Longoria, R															7	2	6	4	0	0	1					
8 Hunter Pence, R 9 Brandon Belt, L															5	1	1	2	1	1	5					
35 Brandon Crawford, L 67 Roberto Gómez, R															6	0	1	0	0	3	6					
44 Rich Hill, L 52 Pedro Báez, R 54 Tony Cinigrani, L 18 Kenta Maeda, R 68 Ross Stripling, R															6	0	1	1	0	2	1					
Inning Stats	R: 1 E: 0 K: 1 S: 11	H: 2 LOB: 2 BB: 1 P: 13	R: 0 E: 0 K: 1 S: 8	H: 0 LOB: 0 BB: 0 P: 13	R: 0 E: 0 K: 2 S: 9	H: 0 LOB: 0 BB: 0 P: 11	R: 2 E: 0 K: 2 S: 21	H: 3 LOB: 2 BB: 1 P: 31	R: 0 E: 0 K: 1 S: 9	H: 1 LOB: 1 BB: 0 P: 15	R: 0 E: 0 K: 2 S: 12	H: 2 LOB: 2 BB: 0 P: 19	R: 0 E: 0 K: 1 S: 9	H: 0 LOB: 0 BB: 0 P: 15	R: 0 E: 0 K: 1 S: 14	H: 1 LOB: 1 BB: 0 P: 22	R: 0 E: 0 K: 1 S: 11	H: 0 LOB: 2 BB: 0 P: 14	R: 0 E: 0 K: 1 S: 7	H: 0 LOB: 0 BB: 0 P: 13	R: 3 E: 0 K: 0 S: 16	H: 3 LOB: 0 BB: 0 P: 21	1B: 12 2B: 4 3B: 0 HR: 2	SF: 0 SAC: 0 DP: 1 HBP: 0	WP: 0 PB: 0 SB: 2 CS: 1	PA: 57

PITCHER	IP	WLS	BF	H	R	ER	SO	BB	IBB	HBP	BLK	WP	HR	S	P	ERA	WHIP
44 Rich Hill, L	4.0		18	5	3	3	6	1	0	0	0	0	0	14	24	6.75	1.500
52 Pedro Báez, R	1.1		6	2	1	1	1	0	0	0	0	0	0	7	10	6.75	1.500
54 Tony Cinigrani, L	0.2		3	1	0	0	2	0	0	0	0	0	0	12	18	0.00	2.000
18 Kenta Maeda, R	1.0		5	2	0	0	2	0	0	0	0	0	0	12	18	0.00	2.000
68 Ross Stripling, R	1.2		6	1	0	0	4	0	0	0	0	0	0	20	32	0.00	0.600

PITCHER	IP	WLS	BF	H	R	ER	SO	BB	IBB	HBP	BLK	WP	HR	S	P	ERA	WHIP
47 JT Chargois, R	1.1		4	0	0	0	0	0	0	0	0	0	0	10	16	0.00	0.000
46 Josh Fields, R	1.0		4	1	0	0	1	0	0	0	0	0	0	11	14	0.00	1.000
74 Kenley Jansen, R	1.0		5	2	0	0	1	0	0	0	0	0	0	12	19	0.00	2.000
75 Scott Alexander, L	1.0		3	0	0	0	1	0	0	0	0	0	0	7	13	0.00	0.000
62 Wilmer Font, R	0.0	L	3	3	3	3	0	0	0	0	0	0	1	16	21	∞	∞

Los Angeles Dodgers @ San Francisco Giants
 AT&T Park, San Francisco, CA
 Sat Apr 07 2018, 3:06 PM - 8:21 PM PDT
 Att: 42,308 - Cloudy - 62 F

AB	53
R	5
H	12
RBI	4
BB	9
SO	10
LOB	39



Los Angeles Dodgers @ San Francisco Giants
 AT&T Park, San Francisco, CA
 Sat Apr 07 2018, 3:06 PM - 8:21 PM PDT
 Att: 42,308 - Cloudy - 62 F

AB	55
R	7
H	17
RBI	7
BB	2
SO	18
LOB	23



Batter	1	2	3	4	5	6	7	8	9	AB	R	H	RBI	BB	SO	LOB	TOP										
6 David Peralta, L (1, 7) OBP: 0.426, SLG: 0.500	F8		4-0 2B		P5		G6-3		1B	4	1	1	0	1	0	0	Arizona Diamondbacks @ Los Angeles Dodgers Dodger Stadium, Los Angeles, CA Sat Apr 14 2018, 6:11 PM - 9:21 PM PDT Att. 44,306 - Clear - 76 F										
4 Ketel Marte, S (1, 4) OBP: 0.306, SLG: 0.407	K		1-2 44 HR		G5-3		G5-3		G4-3	5	1	1	1	0	1												
44 Paul Goldschmidt, R (1, 3) 29 Jorge De La Rosa, L (9, 1)	1B		2-2 HR		11 HR		L8			4	2	3	2	0	0												
11 AJ Pollock, R (1, 8) OBP: 0.362, SLG: 0.647	P3		3-1 HR		HR		HR		HR	4	2	2	3	0	0	1											
16 Chris Owings, R (1, 9) OBP: 0.347, SLG: 0.457	G5-3		1-2 10 1B		G5-3		G5-3		K	4	1	1	0	0	1												
13 Nick Ahmed, R (1, 6) OBP: 0.341, SLG: 0.487	K		2-3 10 1B		K		G1-3		F8	4	0	0	0	0	2	1											
5 Alex Avila, L (1, 2) OBP: 0.300, SLG: 0.250	F7		10 1B		10 1B		G4-3		HR	3	2	1	1	1	0	0											
10 Deven Marrero, R (1, 5) OBP: 0.190, SLG: 0.200	L5		0-1 1B		P4		P4		K	4	0	1	2	0	1	0											
99 Tajuan Walker, R (1, 1) 53 Christian Walker, R (3, Ph) 30 T.J. McFarland, L (3, 1) 36 John Ryan Murphy, R (7, Ph) 57 Fernando Salas, R (7, 1) 40 Andrew Chafin, R (8, 1) 3 Daniel Descalso, L (9, Ph)	K		1-3 1B		K		F8		G3	0	0	0	0	0	0	0											
Inning Stats	R: 0 E: 0 K: 1 S: 10	H: 1 LOB: 1 BB: 0 P: 14	R: 0 E: 0 K: 1 S: 10	H: 0 LOB: 0 BB: 0 P: 14	R: 3 E: 0 K: 1 S: 19	H: 2 LOB: 1 BB: 1 P: 32	R: 2 E: 0 K: 2 S: 11	H: 2 LOB: 0 BB: 1 P: 19	R: 0 E: 0 K: 0 S: 12	H: 0 LOB: 0 BB: 0 P: 17	R: 0 E: 0 K: 0 S: 11	H: 0 LOB: 0 BB: 0 P: 19	R: 0 E: 0 K: 0 S: 5	H: 0 LOB: 0 BB: 0 P: 5	R: 1 E: 0 K: 1 S: 11	H: 1 LOB: 1 BB: 0 P: 13		R: 1 E: 0 K: 1 S: 12	H: 2 LOB: 1 BB: 0 P: 16	1B: 4 2B: 2 3B: 0 HR: 4	SF: 0 SAC: 0 DP: 0 HBP: 0	WP: 0 PB: 0 SB: 0 CS: 0	PA: 38				
PITCHER	IP	WLS	BF	H	R	ER	SO	BB	IBB	HBP	BLK	WP	HR	S	P	ERA	WHIP	PITCHER									
44 Rich Hill, L (1, 1) ERA: 6.0	5.0	L	23	7	7	7	5	2	0	0	0	0	2	62	96	12.60	1.800										
75 Scott Alexander, L (6, 1) ERA: 7.11	2.0		6	0	0	0	0	0	0	0	0	0	0	16	24	0.00	0.000										
62 Wilmer Font, R (8, 1) ERA: 12.54	2.0		9	3	2	2	2	0	0	0	0	0	2	23	29	9.00	1.500										

Batter	1	2	3	4	5	6	7	8	9	AB	R	H	RBI	BB	SO	LOB	BOTTOM										
3 Chris Taylor, R (1, 8) OBP: 0.237, SLG: 0.375	5 CS		K		G4-3		F8			3	0	0	0	1	1	3	Arizona Diamondbacks @ Los Angeles Dodgers Dodger Stadium, Los Angeles, CA Sat Apr 14 2018, 6:11 PM - 9:21 PM PDT Att. 44,306 - Clear - 76 F										
5 Corey Seager, L (1, 6) OBP: 0.288, SLG: 0.255	G3-1		G3-1		G4-3		K		K	4	0	0	0	0	1	1											
9 Yasmani Grandal, S (1, 2) OBP: 0.444, SLG: 0.564	1B		G6-3		F8		35 FC4-6		BB	3	0	1	0	1	0	0											
35 Cody Bellinger, L (1, 3) OBP: 0.327, SLG: 0.460	K		2B		K		66 FC5-4		FC4-6	4	0	1	0	0	2	2											
66 Yasiel Puig, R (1, 9) OBP: 0.286, SLG: 0.300	31 1B		F7		2B		FC5-4		FC5-4	4	1	2	0	0	0	2											
31 Joc Pederson, L (1, 7) OBP: 0.250, SLG: 0.240	44 FC1-5		26 1B		G6-3		G6-3		F7	4	0	1	1	0	0	1											
11 Logan Forsythe, R (1, 5) 14 Enrique Hernández, R (6, 5)	F9		F9		F9		P4		1B	2	0	0	0	0	0	1											
26 Chase Utley, L (1, 4) OBP: 0.375, SLG: 0.464	44 FC1-5		G4-3		G4-3		F8		F8	4	0	2	0	0	0	1											
44 Rich Hill, L (1, 1) 17 Kyle Farmer, R (5, Ph) 75 Scott Alexander, L (6, 1) 27 Matt Kemp, R (7, Ph) 62 Wilmer Font, R (8, 1) 15 Austin Barnes, R (9, Ph)	FC1-5		G6-3		G6-3		K		G1-3	1	0	0	0	0	0	2											
Inning Stats	R: 0 E: 0 K: 1 S: 12	H: 1 LOB: 1 BB: 1 P: 19	R: 1 E: 0 K: 1 S: 14	H: 3 LOB: 2 BB: 0 P: 22	R: 0 E: 0 K: 0 S: 9	H: 1 LOB: 1 BB: 0 P: 16	R: 0 E: 0 K: 0 S: 9	H: 0 LOB: 0 BB: 0 P: 15	R: 0 E: 0 K: 1 S: 8	H: 1 LOB: 1 BB: 0 P: 13	R: 0 E: 0 K: 1 S: 14	H: 1 LOB: 1 BB: 0 P: 20	R: 0 E: 0 K: 1 S: 14	H: 0 LOB: 1 BB: 1 P: 23	R: 0 E: 0 K: 0 S: 13	H: 1 LOB: 1 BB: 0 P: 21		1B: 5 2B: 3 3B: 0 HR: 0	SF: 0 SAC: 0 DP: 0 HBP: 0	WP: 0 PB: 0 SB: 0 CS: 1	PA: 36						
PITCHER	IP	WLS	BF	H	R	ER	SO	BB	IBB	HBP	BLK	WP	HR	S	P	ERA	WHIP	PITCHER									
99 Tajuan Walker, R (1, 1) ERA: 3.48	2.0		10	4	1	1	2	1	0	0	0	0	0	26	41	4.50	2.500										
30 T.J. McFarland, L (3, 1) ERA: 2.84	4.0	W	14	2	0	0	1	0	0	0	0	0	0	35	59	0.00	0.500										
57 Fernando Salas, R (7, 1) ERA: 1.69	1.0		4	1	0	0	1	0	0	0	0	0	0	14	20	0.00	1.000										
40 Andrew Chafin, L (8, 1) ERA: 1.93	1.0		4	0	0	0	1	1	0	0	0	0	0	14	23	0.00	1.000										
29 Jorge De La Rosa, L (9, 1) ERA: 2.08	1.0		4	1	0	0	0	0	0	0	0	0	0	13	21	0.00	1.000										




Batter	1	2	3	4	5	6	7	8	9	AB	R	H	RBI	BB	SO	LOB	TOP		
6 David Peralta, L (1,7) OBP: 0.431, SLG: 0.540	E5		2B			K			2B	4	1	2	0	0	1	0	Arizona Diamondbacks @ Los Angeles Dodgers Dodger Stadium, Los Angeles, CA Sun Apr 15 2018, 1:11 PM - 4:19 PM PDT Att: 47,527 - Partly Cloudy - 78 F		
4 Ketel Marte, S (1,4) OBP: 0.303, SLG: 0.397	K		G4-3			K			1B	4	0	1	1	0	2	2			
44 Paul Goldschmidt, R (1,3) OBP: 0.389, SLG: 0.537	K			G4-3				HR	1B	3	1	1	1	1	1	1			
11 AJ Pollock, R (1,8) OBP: 0.339, SLG: 0.600	G6-3			K				G5-3	F7	4	0	0	0	0	1	3			
3 Daniel Descalso, L (1,5) OBP: 0.279, SLG: 0.432	K			K				F8	F5	4	0	0	0	0	2	2			
16 Chris Owings, R (1,9) OBP: 0.321, SLG: 0.420	K			K				F9	FC6-4	4	0	0	0	0	2	2			
13 Nick Ahmed, R (1,6) OBP: 0.319, SLG: 0.452	G6-3			F8					P4	3	0	0	0	0	0	0			
2 Jeff Mathis, R (1,2) OBP: 0.250, SLG: 0.118			K						K	2	0	0	0	0	2	0			
29 Jorge De La Rosa, L (8,1) OBP: 0.279, SLG: 0.397			K						K	0	0	0	0	0	0	0			
52 Zack Godley, R (1,1) OBP: 0.394, SLG: 0.450			K						K	1	0	0	0	0	1	0			
36 John Ryan Murphy, R (5,2) OBP: 0.394, SLG: 0.450			K						K	2	0	0	0	0	1	0			
61 Silvano Bracho, R (5,1) OBP: 0.241, SLG: 0.231			K						K	0	0	0	0	0	0	0			
53 Christian Walker, R (8,PH) OBP: 0.241, SLG: 0.231			K						K	1	0	0	0	0	1	0			
Inning Stats	R: 0 H: 0 E: 1 K: 2 S: 15	H: 0 LOB: 1 BB: 0 P: 25	R: 0 H: 0 E: 0 K: 2 S: 8	H: 0 LOB: 0 BB: 0 P: 8	R: 0 H: 1 E: 0 K: 2 S: 12	H: 1 LOB: 1 BB: 0 P: 20	R: 0 H: 0 E: 0 K: 2 S: 10	H: 0 LOB: 0 BB: 0 P: 14	R: 0 H: 0 E: 0 K: 2 S: 9	H: 0 LOB: 0 BB: 0 P: 11	R: 1 H: 1 E: 0 K: 0 S: 8	H: 1 LOB: 0 BB: 0 P: 11	R: 0 H: 0 E: 0 K: 2 S: 10	H: 0 LOB: 0 BB: 0 P: 15	R: 1 H: 2 E: 0 K: 0 S: 10	H: 2 LOB: 2 BB: 1 P: 18	1B: 1 2B: 2 3B: 0 HR: 1	SF: 0 SAC: 0 DP: 0 HBP: 0	WP: 0 PA: 33 PB: 0 SB: 0 CS: 0
PITCHER	IP WLS BF H R ER SO BB IBB HBP BLK WP HR S P ERA WHIP	IP WLS BF H R ER SO BB IBB HBP BLK WP HR S P ERA WHIP	IP WLS BF H R ER SO BB IBB HBP BLK WP HR S P ERA WHIP	IP WLS BF H R ER SO BB IBB HBP BLK WP HR S P ERA WHIP	IP WLS BF H R ER SO BB IBB HBP BLK WP HR S P ERA WHIP	IP WLS BF H R ER SO BB IBB HBP BLK WP HR S P ERA WHIP	IP WLS BF H R ER SO BB IBB HBP BLK WP HR S P ERA WHIP	IP WLS BF H R ER SO BB IBB HBP BLK WP HR S P ERA WHIP	IP WLS BF H R ER SO BB IBB HBP BLK WP HR S P ERA WHIP	IP WLS BF H R ER SO BB IBB HBP BLK WP HR S P ERA WHIP	IP WLS BF H R ER SO BB IBB HBP BLK WP HR S P ERA WHIP	IP WLS BF H R ER SO BB IBB HBP BLK WP HR S P ERA WHIP	IP WLS BF H R ER SO BB IBB HBP BLK WP HR S P ERA WHIP	IP WLS BF H R ER SO BB IBB HBP BLK WP HR S P ERA WHIP	IP WLS BF H R ER SO BB IBB HBP BLK WP HR S P ERA WHIP	IP WLS BF H R ER SO BB IBB HBP BLK WP HR S P ERA WHIP	IP WLS BF H R ER SO BB IBB HBP BLK WP HR S P ERA WHIP	IP WLS BF H R ER SO BB IBB HBP BLK WP HR S P ERA WHIP	IP WLS BF H R ER SO BB IBB HBP BLK WP HR S P ERA WHIP
22 Clayton Kershaw, L (1,1) ERA: 1.73	7.0 W 24 2 1 1 12 0 0 0 0 0 0 1 71 100 1.29 0.286	1.0 3 0 0 0 2 0 0 0 0 0 0 0 10 15 0.00 0.000	1.0 6 2 1 1 0 1 0 0 0 0 0 0 10 18 9.00 3.000																

Batter	1	2	3	4	5	6	7	8	9	AB	R	H	RBI	BB	SO	LOB	BOTTOM		
3 Chris Taylor, R (1,8) OBP: 0.250, SLG: 0.443	K		G5-3	HR	2B				K	5	1	2	3	0	2	1	Arizona Diamondbacks @ Los Angeles Dodgers Dodger Stadium, Los Angeles, CA Sun Apr 15 2018, 1:11 PM - 4:19 PM PDT Att: 47,527 - Partly Cloudy - 78 F		
5 Corey Seager, L (1,6) OBP: 0.279, SLG: 0.255	G4-3		BB	1B	G3				K	4	1	1	0	1	1	1			
27 Matt Kemp, R (1,7) OBP: 0.417, SLG: 0.450	K		BB	1B	K				P6	3	1	0	0	1	3	1			
31 Joc Pederson, L (7,7) OBP: 0.241, SLG: 0.231	K		BB	1B	K				K	1	0	0	0	0	0	0			
35 Cody Bellinger, L (1,3) OBP: 0.333, SLG: 0.455	G5-3		1B	1B	G3				K	5	1	2	0	0	1	1			
66 Yasiel Puig, R (1,9) OBP: 0.283, SLG: 0.296	E6		1B	1B	G5-3				K	4	1	1	2	0	1	2			
15 Austin Barnes, R (1,2) OBP: 0.400, SLG: 0.300	14 SF8		14 SF8	26 BB	26 BB				K	2	1	1	0	2	1	1			
26 Chase Utley, L (1,4) OBP: 0.417, SLG: 0.500	14 SF8		14 SF8	26 BB	26 BB				K	2	1	1	1	2	0	0			
52 Pedro Báez, R (8,1) OBP: 0.241, SLG: 0.231	14 SF8		14 SF8	26 BB	26 BB				K	0	0	0	0	0	0	0			
68 Ross Stripling, R (9,1) OBP: 0.241, SLG: 0.231	14 SF8		14 SF8	26 BB	26 BB				K	0	0	0	0	0	0	0			
14 Enrique Hernández, R (1,5) OBP: 0.256, SLG: 0.306	SF8		FC5-2	1B	K				K	3	0	0	1	0	2	5			
22 Clayton Kershaw, L (1,1) OBP: 0.200, SLG: 0.200	G3		K2-3	K	K				BB	3	0	0	0	0	2	7			
33 Breyvic Valera, S (7,PH) OBP: 0.200, SLG: 0.200	G3		K2-3	K	K				BB	0	0	0	0	1	0	0			
Inning Stats	R: 0 H: 0 E: 0 K: 2 S: 7	H: 0 LOB: 0 BB: 0 P: 7	R: 1 H: 0 E: 1 K: 0 S: 11	H: 0 LOB: 2 BB: 2 P: 24	R: 3 H: 2 E: 0 K: 1 S: 20	H: 2 LOB: 3 BB: 4 P: 41	R: 1 H: 2 E: 0 K: 1 S: 11	H: 2 LOB: 1 BB: 0 P: 17	R: 2 H: 3 E: 0 K: 2 S: 19	H: 3 LOB: 1 BB: 0 P: 27	R: 0 H: 1 E: 0 K: 3 S: 11	H: 1 LOB: 1 BB: 0 P: 15	R: 0 H: 0 E: 0 K: 2 S: 14	H: 0 LOB: 1 BB: 1 P: 22	R: 0 H: 0 E: 0 K: 2 S: 8	H: 0 LOB: 0 BB: 0 P: 11	1B: 5 2B: 2 3B: 0 HR: 1	SF: 1 SAC: 0 DP: 0 HBP: 0	WP: 0 PA: 40 PB: 0 SB: 0 CS: 0
PITCHER	IP WLS BF H R ER SO BB IBB HBP BLK WP HR S P ERA WHIP	IP WLS BF H R ER SO BB IBB HBP BLK WP HR S P ERA WHIP	IP WLS BF H R ER SO BB IBB HBP BLK WP HR S P ERA WHIP	IP WLS BF H R ER SO BB IBB HBP BLK WP HR S P ERA WHIP	IP WLS BF H R ER SO BB IBB HBP BLK WP HR S P ERA WHIP	IP WLS BF H R ER SO BB IBB HBP BLK WP HR S P ERA WHIP	IP WLS BF H R ER SO BB IBB HBP BLK WP HR S P ERA WHIP	IP WLS BF H R ER SO BB IBB HBP BLK WP HR S P ERA WHIP	IP WLS BF H R ER SO BB IBB HBP BLK WP HR S P ERA WHIP	IP WLS BF H R ER SO BB IBB HBP BLK WP HR S P ERA WHIP	IP WLS BF H R ER SO BB IBB HBP BLK WP HR S P ERA WHIP	IP WLS BF H R ER SO BB IBB HBP BLK WP HR S P ERA WHIP	IP WLS BF H R ER SO BB IBB HBP BLK WP HR S P ERA WHIP	IP WLS BF H R ER SO BB IBB HBP BLK WP HR S P ERA WHIP	IP WLS BF H R ER SO BB IBB HBP BLK WP HR S P ERA WHIP	IP WLS BF H R ER SO BB IBB HBP BLK WP HR S P ERA WHIP	IP WLS BF H R ER SO BB IBB HBP BLK WP HR S P ERA WHIP	IP WLS BF H R ER SO BB IBB HBP BLK WP HR S P ERA WHIP	IP WLS BF H R ER SO BB IBB HBP BLK WP HR S P ERA WHIP
52 Zack Godley, R (1,1) ERA: 3.0	4.0 L 24 5 6 5 4 6 0 0 0 0 0 0 41 60 3.00 1.333	3.0 13 3 1 1 7 1 0 0 0 0 0 0 8 11 0.00 0.000	1.0 3 0 0 0 2 0 0 0 0 0 0 0 8 11 0.00 0.000																


livebaseballscorecards.com

AB 32
R 2
H 4
RBI 2
BB 1
SO 14
LOB 10



livebaseballscorecards.com

AB 32
R 7
H 8
RBI 7
BB 7
SO 13
LOB 19



Batter	1	2	3	4	5	6	7	8	9	10	11	12	AB	R	H	RBI	BB	SO	LOB	TOP	
3 Chris Taylor, R OBP: 0.240, SLG: 0.394													5	2	1	0	1	1	3		
5 Corey Seager, L OBP: 0.282, SLG: 0.318													6	1	2	0	0	0	1		
27 Matt Kemp, R OBP: 0.360, SLG: 0.600													3	1	1	3	0	1	0		
31 Joc Pederson, L OBP: 0.291, SLG: 0.322													0	0	0	0	0	0	0		
14 Enrique Hernández, R OBP: 0.280, SLG: 0.333													6	1	1	2	0	0	2		
35 Cody Bellinger, L OBP: 0.336, SLG: 0.453													3	1	1	0	2	0	2		
9 Yasmani Grandal, S OBP: 0.429, SLG: 0.612													5	0	1	0	1	1	2		
66 Yasiel Puig, R OBP: 0.282, SLG: 0.270													3	1	1	0	2	0	2		
26 Chase Utley, L OBP: 0.452, SLG: 0.485													5	0	1	2	1	1	5		
17 Kyle Farmer, R OBP: 0.360, SLG: 0.364													3	0	0	0	0	0	0		
87 Alex Wood, R ERA: 3.03																					
84 Newcombe, L ERA: 3.03																					
47 JT Chargois, R ERA: 2.57																					
82 Pedro Báez, R ERA: 1.04																					
48 Ryan Jansen, R ERA: 8.1																					
46 Juan Fields, R ERA: 1.0																					
Inning Stats	R: 2 E: 0 K: 11	H: 2 LOB: 0 BB: 18	R: 0 E: 0 K: 7	H: 0 LOB: 1 BB: 0	R: 0 E: 0 K: 7	H: 0 LOB: 0 BB: 11	R: 0 E: 0 K: 0	H: 1 LOB: 2 BB: 19	R: 0 E: 0 K: 0	H: 1 LOB: 1 BB: 13	R: 0 E: 0 K: 13	H: 1 LOB: 0 BB: 22	R: 4 E: 0 K: 17	H: 1 LOB: 2 BB: 30	R: 4 E: 0 K: 17	H: 3 LOB: 1 BB: 30	1B: 6 2B: 3 3B: 1 HR: 1	SF: 1 SAC: 0 DP: 1 HBP: 1	WP: 0 PB: 0 SB: 1 CS: 0	PA: 54	
PITCHER	IP WLS BF H R ER SO BB IBB HBP BLK WP HR S P ERA WHIP	50 Bryan Mitchell, R ERA: 3.03	34 Craig Stammen, R ERA: 2.57	27 Jordan Lyles, R ERA: 1.46	52 Brad Hand, L ERA: 1.8	88 Phil Maton, R ERA: 1.8	40 Tyler Webb, L ERA: 91.0	53 Kazuhisa Makita, R ERA: 7.71	68 Ross Stripling, R ERA: 0.79	75 Scott Alexander, L ERA: 6.48	46 Josh Fields, R ERA: 1.0	66 Yasiel Puig, R ERA: 2.70	26 Chase Utley, L ERA: 0.485	17 Kyle Farmer, R ERA: 0.364	87 Alex Wood, R ERA: 3.03	84 Newcombe, L ERA: 3.03	47 JT Chargois, R ERA: 2.57	82 Pedro Báez, R ERA: 1.04	48 Ryan Jansen, R ERA: 8.1	46 Juan Fields, R ERA: 1.0	

Los Angeles Dodgers @ San Diego Padres
Petco Park, San Diego, CA
Tue Apr 17 2018, 7:11 PM - 11:22 PM PDT
Att: 22,959 - Clear - 63 F

livebaseballscorecards.com

AB 46
R 7
H 11
RBI 7
BB 6
SO 8
LOB 23

Batter	1	2	3	4	5	6	7	8	9	10	11	12	AB	R	H	RBI	BB	SO	LOB	BOTTOM
2 José Pirela, R OBP: 0.322, SLG: 0.422													5	0	0	0	1	2	2	
13 Freddy Galvis, S OBP: 0.392, SLG: 0.373													6	0	1	0	0	3	3	
30 Eric Hoerner, L OBP: 0.342, SLG: 0.456													5	1	1	1	1	4	3	
10 Hunter Renfroe, R OBP: 0.281, SLG: 0.440													5	0	0	0	0	4	5	
22 Christian Villanueva, R OBP: 0.421, SLG: 0.776													4	0	1	0	1	2	3	
33 Franchy Cordero, L OBP: 0.259, SLG: 0.462													4	1	0	0	1	2		
17 A.J. Ellis, R OBP: 0.333, SLG: 0.418													3	0	0	0	0	0	2	
12 Chase Headley, S OBP: 0.311, SLG: 0.411													1	0	0	0	0	0	0	
52 Brad Hand, L ERA: 1.8																				
88 Phil Maton, R ERA: 1.8																				
50 Bryan Mitchell, L OBP: 0.333, SLG: 0.333																				
23 Matt Szczur, R OBP: 0.313, SLG: 0.267																				
34 Craig Stammen, R ERA: 2.57																				
15 Cory Spangenberg, L OBP: 0.299, SLG: 0.395																				
Inning Stats	R: 0 E: 0 K: 3 S: 9	H: 0 LOB: 0 BB: 16	R: 0 E: 0 K: 0 S: 7	H: 1 LOB: 0 BB: 0	R: 0 E: 0 K: 0 S: 9	H: 0 LOB: 0 BB: 9	R: 0 E: 0 K: 3 S: 9	H: 0 LOB: 0 BB: 12	R: 0 E: 0 K: 3 S: 9	H: 0 LOB: 0 BB: 12	R: 2 E: 0 K: 16 S: 14	H: 2 LOB: 1 BB: 27	R: 0 E: 0 K: 10 S: 10	H: 0 LOB: 0 BB: 11	R: 0 E: 0 K: 10 S: 10	H: 1 LOB: 0 BB: 15	1B: 2 2B: 2 3B: 0 HR: 1	SF: 0 SAC: 0 DP: 1 HBP: 0	WP: 0 PB: 0 SB: 1 CS: 0	PA: 48
PITCHER	IP WLS BF H R ER SO BB IBB HBP BLK WP HR S P ERA WHIP	57 Alex Wood, L ERA: 3.03	54 Tony Cingrani, L ERA: 2.57	47 JT Chargois, R ERA: 2.57	52 Pedro Báez, R ERA: 1.04	74 Kenley Jansen, R ERA: 8.1	68 Ross Stripling, R ERA: 0.79	75 Scott Alexander, L ERA: 6.48	46 Josh Fields, R ERA: 1.0	66 Yasiel Puig, R ERA: 2.70	26 Chase Utley, L ERA: 0.485	17 Kyle Farmer, R ERA: 0.364	87 Alex Wood, R ERA: 3.03	84 Newcombe, L ERA: 3.03	47 JT Chargois, R ERA: 2.57	82 Pedro Báez, R ERA: 1.04	48 Ryan Jansen, R ERA: 8.1	46 Juan Fields, R ERA: 1.0		

Los Angeles Dodgers @ San Diego Padres
Petco Park, San Diego, CA
Tue Apr 17 2018, 7:11 PM - 11:22 PM PDT
Att: 22,959 - Clear - 63 F

livebaseballscorecards.com

AB 41
R 3
H 5
RBI 2
BB 7
SO 20
LOB 23

Batter	1	2	3	4	5	6	7	8	9	AB	R	H	RBI	BB	SO	LOB	TOP				
3 Chris Taylor, R OBP: 0.235, SLG: 0.377										6	1	1	0	0	4	3					
5 Corey Seager, L OBP: 0.333, SLG: 0.380										5	1	4	3	1	1	1					
9 Yasmani Grandal, S OBP: 0.435, SLG: 0.611										5	1	2	1	1	0	3					
35 Cody Bellinger, L OBP: 0.342, SLG: 0.464										5	2	2	1	0	2	3					
27 Matt Kemp, R OBP: 0.389, SLG: 0.592										4	1	2	0	0	1	2					
36 Adam Liberatore, L										0	0	0	0	0	0	0					
15 Austin Barnes, R OBP: 0.370, SLG: 0.273										1	0	0	0	0	0	0					
47 JT Chargois, S										0	0	0	0	0	0	0					
62 Wilmer Font, R										0	0	0	0	0	0	0					
31 Joc Pederson, L OBP: 0.297, SLG: 0.250										5	2	2	1	0	1	1					
26 Chase Utley, L OBP: 0.450, SLG: 0.514										2	1	1	2	0	0	1					
14 Enrique Hernández, R OBP: 0.302, SLG: 0.356										3	1	2	0	0	0	0					
13 Max Muncy, L OBP: 0.500, SLG: 1.000										4	2	1	2	1	1	3					
18 Kenta Maeda, R										2	0	0	0	0	1	0					
66 Yasiel Puig, R OBP: 0.288, SLG: 0.277										2	1	1	1	0	0	1					
Inning Stats	R: 3 E: 1 K: 2 S: 17	H: 3 LOB: 1 BB: 1 P: 27	R: 1 E: 0 K: 0 S: 9	H: 1 LOB: 1 BB: 1 P: 18	R: 5 E: 0 K: 2 S: 23	H: 6 LOB: 0 BB: 0 P: 34	R: 0 E: 0 K: 1 S: 9	H: 0 LOB: 0 BB: 0 P: 12	R: 0 E: 0 K: 3 S: 12	H: 1 LOB: 2 BB: 1 P: 19	R: 0 E: 0 K: 0 S: 14	H: 1 LOB: 1 BB: 0 P: 20	R: 1 E: 0 K: 2 S: 14	H: 2 LOB: 1 BB: 0 P: 20	R: 3 E: 0 K: 2 S: 17	H: 4 LOB: 0 BB: 0 P: 25	1B: 12 2B: 5 3B: 0 HR: 1	SF: 0 SAC: 1 DP: 0 HBP: 0	WP: 0 PB: 0 SB: 0 CS: 0	PA: 48	
PITCHER	IP WLS BF H R ER SO BB IBB HBP BLK WP HR S P ERA WHIP	IP WLS BF H R ER SO BB IBB HBP BLK WP HR S P ERA WHIP	IP WLS BF H R ER SO BB IBB HBP BLK WP HR S P ERA WHIP	IP WLS BF H R ER SO BB IBB HBP BLK WP HR S P ERA WHIP	IP WLS BF H R ER SO BB IBB HBP BLK WP HR S P ERA WHIP	IP WLS BF H R ER SO BB IBB HBP BLK WP HR S P ERA WHIP	IP WLS BF H R ER SO BB IBB HBP BLK WP HR S P ERA WHIP	IP WLS BF H R ER SO BB IBB HBP BLK WP HR S P ERA WHIP	IP WLS BF H R ER SO BB IBB HBP BLK WP HR S P ERA WHIP	IP WLS BF H R ER SO BB IBB HBP BLK WP HR S P ERA WHIP	IP WLS BF H R ER SO BB IBB HBP BLK WP HR S P ERA WHIP	IP WLS BF H R ER SO BB IBB HBP BLK WP HR S P ERA WHIP	IP WLS BF H R ER SO BB IBB HBP BLK WP HR S P ERA WHIP	IP WLS BF H R ER SO BB IBB HBP BLK WP HR S P ERA WHIP	IP WLS BF H R ER SO BB IBB HBP BLK WP HR S P ERA WHIP	IP WLS BF H R ER SO BB IBB HBP BLK WP HR S P ERA WHIP	IP WLS BF H R ER SO BB IBB HBP BLK WP HR S P ERA WHIP	IP WLS BF H R ER SO BB IBB HBP BLK WP HR S P ERA WHIP	IP WLS BF H R ER SO BB IBB HBP BLK WP HR S P ERA WHIP	IP WLS BF H R ER SO BB IBB HBP BLK WP HR S P ERA WHIP	IP WLS BF H R ER SO BB IBB HBP BLK WP HR S P ERA WHIP
61 Luis Perdomo, R ERA: 8.36	3.0	21	10	9	7	4	2	0	0	0	0	0	0	0	0	0	0	21.00	4.000		
40 Tyler Webb, L ERA: 8.1	3.0	11	1	0	0	3	1	0	0	0	0	0	0	0	0	0	0	27	42	0.00	0.667
53 Kazuhisa Makita, R ERA: 6.75	1.0	4	1	0	0	0	0	0	0	0	0	0	0	0	0	0	0	14	20	0.00	1.000
90 Adam Cimber, R ERA: 1.93	1.0	5	2	1	1	2	0	0	0	0	0	0	0	0	0	0	0	14	20	9.00	2.000
34 Craig Stammen, R ERA: 2.19	1.0	7	4	3	3	2	0	0	0	0	0	0	0	0	0	0	0	17	25	27.00	4.000

Los Angeles Dodgers @ San Diego Padres
 Petco Park, San Diego, CA
 Wed Apr 18 2018, 7:11 PM - 10:36 PM PDT
 Att: 23,748 - Clear - 61 F

AB	44
R	13
H	18
RBI	11
BB	3
SO	11
LOB	19



Batter	1	2	3	4	5	6	7	8	9	AB	R	H	RBI	BB	SO	LOB	BOTTOM
2 José Pirela, R OBP: 0.304, SLG: 0.398										5	0	0	0	0	1	4	
33 Franchy Cordero, L OBP: 0.219, SLG: 0.397										5	0	0	0	0	4	2	
30 Eric Hosmer, L OBP: 0.346, SLG: 0.444										4	1	1	0	1	1	0	
22 Christian Villanueva, R OBP: 0.450, SLG: 0.790										1	2	1	0	1	0	0	
53 Kazuhisa Makita, R										0	0	0	0	0	0	0	
12 Chase Headley, S OBP: 0.235, SLG: 0.107										1	0	0	0	0	0	1	
13 Freddy Galvis, S OBP: 0.373, SLG: 0.352										4	0	0	0	0	2	5	
20 Carlos Asuaje, L OBP: 0.291, SLG: 0.310										4	1	2	2	0	1	2	
90 Adam Cimber, R										0	0	0	0	0	0	0	
34 Craig Stammen, R										0	0	0	0	0	0	0	
15 Cory Spangenberg, L OBP: 0.260, SLG: 0.404										4	0	2	0	0	2	0	
18 Austin Hedges, R OBP: 0.193, SLG: 0.296										3	0	1	1	1	1	2	
61 Luis Perdomo, R OBP: 0.333, SLG: 0.500										0	0	0	1	0	0	0	
40 Tyler Webb, L										1	0	0	0	0	1	0	
23 Matt Szczur, R OBP: 0.333, SLG: 0.294										2	0	1	0	0	0	0	
Inning Stats	R: 0 E: 0 K: 2 S: 11	H: 0 LOB: 0 BB: 0 P: 16	R: 2 E: 0 K: 0 S: 13	H: 3 LOB: 2 BB: 1 P: 22	R: 2 E: 0 K: 2 S: 17	H: 3 LOB: 1 BB: 1 P: 24	R: 0 E: 0 K: 2 S: 8	H: 0 LOB: 0 BB: 0 P: 12	R: 0 E: 0 K: 3 S: 12	H: 0 LOB: 1 BB: 0 P: 15	R: 0 E: 0 K: 2 S: 16	H: 2 LOB:					

Batter	1	2	3	4	5	6	7	8	9	AB	R	H	RBI	BB	SO	LOB	TOP										
7 Trea Turner, R OBP: 0.370, SLG: 0.338										5	1	2	1	0	0	0	Washington Nationals @ Los Angeles Dodgers Dodger Stadium, Los Angeles, CA Fri Apr 20 2018, 7:11 PM - 10:19 PM PDT Att: 50,211 - Clear - 62 F										
12 Howie Kendrick, R OBP: 0.310, SLG: 0.456										5	0	0	0	0	0	3											
34 Bryce Harper, L OBP: 0.467, SLG: 0.683										4	2	1	1	1	1	0											
11 Ryan Zimmerman, R (1, 3) OBP: 0.250, SLG: 0.394										4	1	2	1	0	1	1											
49 Moisés Sierra, R OBP: 0.296, SLG: 0.360										4	0	1	0	0	1	2											
32 Matt Wieters, S OBP: 0.393, SLG: 0.500										3	0	1	0	1	1	1											
3 Michael Taylor, R OBP: 0.253, SLG: 0.257										4	1	2	1	0	1	3											
1 Wilmer Difo, S OBP: 0.327, SLG: 0.304										3	0	0	1	1	0	3											
31 Max Scherzer, R (1, 1) ERA: 2.45										2	0	1	0	0	1	0											
19 Matt Reynolds, R (7, PH) ERA: 5.06										1	0	0	0	0	0	0											
33 Matt Grace, L (7, 1) ERA: 5.06										0	0	0	0	0	0	0											
36 Sammy Solis, R (7, 1) ERA: 5.06										0	0	0	0	0	0	0											
15 Matt Adams, L (8, PH) ERA: 6.3										1	0	0	0	0	0	3											
21 Brandon Kintzler, R (8, 1) ERA: 6.3										0	0	0	0	0	0	0											
62 Sean Doolittle, L (9, 1) ERA: 2.7										0	0	0	0	0	0	0											
Inning Stats	R: 2 E: 0 K: 0 S: 10	H: 3 LOB: 1 BB: 0 P: 15	R: 0 E: 0 K: 1 S: 9	H: 0 LOB: 0 BB: 0 P: 10	R: 0 E: 0 K: 1 S: 8	H: 0 LOB: 0 BB: 0 P: 10	R: 0 E: 0 K: 1 S: 6	H: 0 LOB: 0 BB: 0 P: 8	R: 1 E: 0 K: 0 S: 9	H: 3 LOB: 1 BB: 0 P: 10	R: 1 E: 0 K: 1 S: 17	H: 3 LOB: 2 BB: 0 P: 25	R: 0 E: 0 K: 0 S: 5	H: 0 LOB: 0 BB: 0 P: 7	R: 1 E: 0 K: 2 S: 16	H: 1 LOB: 3 BB: 3 P: 31	R: 0 E: 0 K: 0 S: 8	H: 0 LOB: 0 BB: 0 P: 11	1B: 7 2B: 3 HR: 0	SF: 0 SAC: 0 DP: 1 HBP: 0	WP: 1 PB: 0 SB: 0 CS: 0	PA: 39					
PITCHER	IP WLS BF H R ER SO BB IBB HBP BLK WP HR S P ERA WHIP	7.0 L 29 9 4 4 4 0 0 0 0 1 0 64 85 5.14 1.286	0.2 6 1 1 1 2 3 0 0 0 0 0 15 29 13.50 6.000	1.1 4 0 0 0 0 0 0 0 0 0 0 9 13 0.00 0.000	PITCHER										IP WLS BF H R ER SO BB IBB HBP BLK WP HR S P ERA WHIP												
22 Clayton Kershaw, L (1, 1) ERA: 2.45	7.0	L	29	9	4	4	4	0	0	0	0	1	0	64	85	5.14	1.286										
52 Pedro Báez, R (8, 1) ERA: 1.93	0.2		6	1	1	1	2	3	0	0	0	0	0	15	29	13.50	6.000										
36 Adam Liberatore, L (8, 1) ERA:	1.1		4	0	0	0	0	0	0	0	0	0	0	9	13	0.00	0.000										


Batter	1	2	3	4	5	6	7	8	9	AB	R	H	RBI	BB	SO	LOB	BOTTOM											
3 Chris Taylor, R OBP: 0.267, SLG: 0.425										3	0	2	0	2	0	0	Washington Nationals @ Los Angeles Dodgers Dodger Stadium, Los Angeles, CA Fri Apr 20 2018, 7:11 PM - 10:19 PM PDT Att: 50,211 - Clear - 62 F											
5 Corey Seager, L OBP: 0.337, SLG: 0.365										3	0	0	0	0	2	3												
9 Yasmani Grandal, S OBP: 0.424, SLG: 0.586										4	0	1	1	0	1	4												
35 Cody Bellinger, L OBP: 0.338, SLG: 0.444										3	0	0	0	1	3	4												
31 Joc Pederson, L (1, 7) OBP: 0.300, SLG: 0.235										2	1	0	0	1	1	3												
27 Matt Kemp, R (7, PH) OBP: 0.382, SLG: 0.580										1	0	0	0	0	0	2												
52 Pedro Báez, R (8, 1) ERA: 1.93										0	0	0	0	0	0	0												
36 Adam Liberatore, L (8, 1) ERA:										0	0	0	0	0	0	0												
26 Chase Utley, L OBP: 0.438, SLG: 0.487										4	0	1	0	0	0	1												
66 Yasiel Puig, R OBP: 0.286, SLG: 0.275										4	0	1	1	0	1	1												
13 Max Muncy, L OBP: 0.300, SLG: 0.556										4	0	0	0	0	2	2												
22 Clayton Kershaw, L (1, 1) ERA: 2.45										2	0	0	0	0	1	0												
15 Austin Barnes, R (7, PH) OBP: 0.379, SLG: 0.292										2	1	1	0	0	1	0												
Inning Stats	R: 0 E: 0 K: 2 S: 9	H: 1 LOB: 2 BB: 0 P: 16	R: 0 E: 0 K: 1 S: 8	H: 0 LOB: 0 BB: 0 P: 11	R: 0 E: 0 K: 1 S: 9	H: 0 LOB: 1 BB: 1 P: 16	R: 0 E: 0 K: 1 S: 13	H: 0 LOB: 1 BB: 1 P: 20	R: 0 E: 0 K: 1 S: 9	H: 1 LOB: 0 BB: 0 P: 14	R: 1 E: 0 K: 3 S: 20	H: 2 LOB: 2 BB: 1 P: 29	R: 1 E: 0 K: 2 S: 14	H: 2 LOB: 2 BB: 1 P: 27	R: 0 E: 0 K: 0 S: 6	H: 0 LOB: 0 BB: 0 P: 8	R: 0 E: 0 K: 1 S: 8	H: 0 LOB: 0 BB: 0 P: 10	1B: 4 2B: 1 HR: 0	SF: 0 SAC: 0 DP: 1 HBP: 2	WP: 0 PB: 0 SB: 0 CS: 0	PA: 38						
PITCHER	IP WLS BF H R ER SO BB IBB HBP BLK WP HR S P ERA WHIP	6.0 W 26 4 1 1 1 1 1 0 0 0 0 0 0 7 16 27.00 6.000	0.1 H 3 1 1 1 1 1 0 0 0 0 0 0 7 11 0.00 1.500	1.0 H 3 0 0 0 0 0 0 0 0 0 0 0 6 8 0.00 0.000	1.0 S 3 0 0 0 1 0 0 0 0 0 0 0 8 10 0.00 0.000	PITCHER										IP WLS BF H R ER SO BB IBB HBP BLK WP HR S P ERA WHIP												
31 Max Scherzer, R (1, 1) ERA: 1.93	6.0	W	26	4	1	1	1	1	1	0	0	0	0	0	7	16	27.00	6.000										
33 Matt Grace, L (7, 1) ERA: 5.06	0.1	H	3	1	1	1	1	1	0	0	0	0	0	7	11	0.00	1.500											
36 Sammy Solis, L (7, 1) ERA: 5.06	0.2	H	3	1	0	0	0	0	0	0	0	0	0	7	11	0.00	1.500											
21 Brandon Kintzler, R (8, 1) ERA: 6.3	1.0	H	3	0	0	0	0	0	0	0	0	0	0	6	8	0.00	0.000											
62 Sean Doolittle, L (9, 1) ERA: 2.7	1.0	S	3	0	0	0	1	0	0	0	0	0	0	8	10	0.00	0.000											


AB	36
R	5
H	10
RBI	5
BB	3
SO	6
LOB	16



AB	32
R	2
H	6
RBI	2
BB	4
SO	12
LOB	20



Batter	1	2	3	4	5	6	7	8	9	AB	R	H	RBI	BB	SO	LOB	TOP										
7 Trea Turner, R OBP: 0.347, SLG: 0.314	F8		G6-3		L8		K		K	5	0	0	0	0	2	3	Washington Nationals @ Los Angeles Dodgers Dodger Stadium, Los Angeles, CA Sun Apr 22 2018, 5:08 PM - 8:28 PM PDT Att: 51,297 - Clear - 78 F livebaseballscores.com AB 33 R 3 H 9 RBI 3 BB 3 SO 9 LOB 15 										
12 Howie Kendrick, R OBP: 0.286, SLG: 0.429	K		G3				K		F8	5	0	1	0	0	2	3											
34 Bryce Harper, L OBP: 0.460, SLG: 0.638	G5-3		G4-3		G4-3				K	4	0	1	0	0	1	1											
11 Ryan Zimmerman, R OBP: 0.250, SLG: 0.384		FC6-4	FC6-4		G6-3				F7	4	1	1	0	0	0	1											
3 Michael Taylor, R OBP: 0.280, SLG: 0.329		1B								3	2	3	1	1	0	0											
49 Moisés Sierra, R OBP: 0.242, SLG: 0.300	K		G5-3		G5-3				P6	2	0	0	1	0	1	2											
36 Sammy Solis, R	K									0	0	0	0	0	0	0											
26 Trevor Gott, R	K									0	0	0	0	0	0	0											
32 Matt Wieters, S	K									1	0	0	0	0	0	1											
29 Pedro Severino, R OBP: 0.378, SLG: 0.534	SF8									2	0	0	1	0	2	0											
21 Brandon Kintzler, R	SF8									0	0	0	0	0	0	0											
15 Matt Adams, L OBP: 0.375, SLG: 0.469										1	0	1	0	0	0	0											
19 Matt Reynolds, R OBP: 0.154, SLG: 0.083										0	0	0	0	0	0	0											
1 Wilmer Difo, S OBP: 0.339, SLG: 0.294										2	0	1	0	2	0	0											
58 Jeremy Hellickson, R OBP: 0.250, SLG: 0.250										2	0	1	0	0	1	2											
45 Andrew Stevenson, L	G4-3				G4-3				K	2	0	1	0	0	1	2											
Inning Stats	R: 0 H: 0 E: 0 K: 1 S: 8	H: 0 LOB: 0 BB: 0 P: 11	R: 1 H: 2 E: 0 K: 1 S: 15	H: 2 LOB: 2 BB: 1 P: 23	R: 0 H: 1 E: 0 K: 0 S: 12	H: 1 LOB: 1 BB: 0 P: 17	R: 1 H: 1 E: 0 K: 1 S: 10	H: 1 LOB: 0 BB: 0 P: 15	R: 0 H: 1 E: 0 K: 2 S: 8	H: 1 LOB: 1 BB: 1 P: 14	R: 1 H: 1 E: 0 K: 1 S: 13	H: 1 LOB: 0 BB: 0 P: 17	R: 0 H: 1 E: 0 K: 2 S: 8	H: 1 LOB: 1 BB: 1 P: 19	R: 0 H: 0 E: 0 K: 1 S: 10	H: 2 LOB: 2 BB: 0 P: 20	R: 0 H: 2 E: 0 K: 2 S: 15	1B: 5 2B: 3 3B: 0 HR: 1	SF: 2 SAC: 0 DP: 0 HBP: 0	WP: 0 PB: 0 SB: 2 CS: 0	PA: 38						
PITCHER	IP	WLS	BF	H	R	ER	SO	BB	IBB	HBP	BLK	WP	HR	S	P	ERA	WHIP										
57 Alex Wood, L ERA: 3.72	6.0		25	6	3	2	4	0	1	0	0	0	1	65	96	3.00	1.000										
46 Josh Fields, R ERA: 0.9	1.0	W	4	1	0	0	2	1	0	0	0	0	0	8	14	0.00	2.000										
54 Tony Cingrani, L ERA: 2.16	0.1	H	1	0	0	0	1	0	0	0	0	0	0	4	6	0.00	0.000										
52 Pedro Báez, R ERA: 1.8	0.2	H	3	0	0	0	0	1	0	0	0	0	0	6	13	0.00	1.500										
74 Kenley Jansen, R ERA: 6.23	1.0	S	5	2	0	0	2	0	0	0	0	0	0	15	20	0.00	2.000										

Batter	1	2	3	4	5	6	7	8	9	AB	R	H	RBI	BB	SO	LOB	BOTTOM										
3 Chris Taylor, R OBP: 0.277, SLG: 0.432	G5-3		K							4	1	2	0	0	1	0	Washington Nationals @ Los Angeles Dodgers Dodger Stadium, Los Angeles, CA Sun Apr 22 2018, 5:08 PM - 8:28 PM PDT Att: 51,297 - Clear - 78 F livebaseballscores.com AB 26 R 4 H 5 RBI 4 BB 4 SO 8 LOB 9 										
5 Corey Seager, L OBP: 0.341, SLG: 0.367	G3		G5-3							2	1	1	1	1	0	0											
9 Yasmani Grandal, S OBP: 0.446, SLG: 0.587	G3									3	1	1	2	1	1	1											
35 Cody Bellinger, L OBP: 0.341, SLG: 0.481										3	0	1	1	1	0	1											
31 Joc Pederson, L OBP: 0.304, SLG: 0.325										2	0	0	0	0	0	2											
14 Enrique Hernández, R OBP: 0.321, SLG: 0.429	F8									1	0	0	0	1	1	1											
66 Yasiel Puig, R OBP: 0.277, SLG: 0.267	K									3	0	0	0	0	2	2											
26 Chase Utley, L OBP: 0.404, SLG: 0.442										3	0	0	0	0	1	2											
46 Josh Fields, R	G3									0	0	0	0	0	0	0											
54 Tony Cingrani, L										0	0	0	0	0	0	0											
52 Pedro Báez, R										0	0	0	0	0	0	0											
74 Kenley Jansen, S										0	0	0	0	0	0	0											
13 Max Muncy, L OBP: 0.250, SLG: 0.357	K									3	0	0	0	0	1	0											
57 Alex Wood, R										1	0	0	0	0	1	0											
15 Austin Barnes, R OBP: 0.387, SLG: 0.280										1	1	0	0	0	0	0											
Inning Stats	R: 0 H: 1 E: 0 K: 0 S: 15	H: 0 LOB: 2 BB: 1 P: 25	R: 0 H: 0 E: 0 K: 2 S: 13	H: 0 LOB: 0 BB: 0 P: 18	R: 0 H: 0 E: 0 K: 2 S: 7	H: 0 LOB: 0 BB: 0 P: 12	R: 0 H: 0 E: 0 K: 1 S: 7	H: 0 LOB: 0 BB: 0 P: 12	R: 0 H: 0 E: 0 K: 0 S: 6	H: 0 LOB: 0 BB: 0 P: 8	R: 3 H: 3 E: 0 K: 2 S: 22	H: 3 LOB: 2 BB: 2 P: 40	R: 1 H: 1 E: 0 K: 0 S: 6	H: 1 LOB: 0 BB: 0 P: 9	R: 0 H: 0 E: 0 K: 1 S: 6	H: 0 LOB: 0 BB: 1 P: 14	1B: 1 2B: 4 3B: 0 HR: 0	SF: 1 SAC: 0 DP: 0 HBP: 1	WP: 1 PB: 0 SB: 0 CS: 2	PA: 34							
PITCHER	IP	WLS	BF	H	R	ER	SO	BB	IBB	HBP	BLK	WP	HR	S	P	ERA	WHIP										
58 Jeremy Hellickson, R ERA: 4.5	5.1		21	3	3	3	5	2	0	0	0	0	0	57	93	5.06	0.938										
36 Sammy Solis, L ERA: 5.53	0.0	B	2	1	0	0	0	1	0	0	0	0	0	6	11	"	"										
26 Trevor Gott, R ERA: 5.4	1.2	L	6	1	1	1	2	0	0	1	0	1	0	13	20	5.40	0.600										
21 Brandon Kintzler, R ERA: 5.73	1.0		3	0	0	0	1	1	0	0	0	0	0	6	14	0.00	1.000										

Batter	1	2	3	4	5	6	7	8	9	AB	R	H	RBI	BB	SO	LOB	TOP			
19 Miquel Rojas, R OBP: 0.308, SLG: 0.357	G4-3	G6-3			G4-3		K			5	0	1	0	0	1	1	Miami Marlins @ Los Angeles Dodgers Dodger Stadium, Los Angeles, CA Mon Apr 23 2018, 7:11 PM - 10:09 PM PDT Att: 46,909 - Partly Cloudy - 61 F			
11 J.T. Realmuto, R OBP: 0.526, SLG: 0.625	1B		G6-3		1B			HBP	F8	4	0	2	0	0	0	1				
13 Starlin Castro, R OBP: 0.347, SLG: 0.318	1B		G6-3		G4-3			FC6-4		4	1	1	0	0	0	2				
15 Brian Anderson, R OBP: 0.389, SLG: 0.359	K		G5-3					FC3-6	1B	3	0	1	1	1	1	2				
1 Cameron Maybin, R OBP: 0.314, SLG: 0.271	BB				L8			BB		2	0	1	0	2	0	1				
3 JB Shuck, L OBP: 0.273, SLG: 0.290	K				FC3-6			FC3-6		4	0	0	0	0	1	7				
9 Lewis Brinson, R OBP: 0.207, SLG: 0.263			K		BB			G4-3		3	0	0	0	1	2	3				
2 Yadiel Rivera, R OBP: 0.211, SLG: 0.118			K		G5-3					2	0	0	0	0	1	1				
18 Tomás Téles, S OBP: 0.276, SLG: 0.259								G6-3		1	0	0	0	0	0	0				
56 Tayron Guerrero, R OBP: 0.276, SLG: 0.259										0	0	0	0	0	0	0				
46 Kyle Barraclough, R OBP: 0.300, SLG: 0.344										1	0	0	0	0	0	0				
66 Jarlin García, L OBP: 0.318, SLG: 0.421								P3		1	0	0	0	1	1	0				
41 Justin Bour, L OBP: 0.318, SLG: 0.421										2	0	0	0	0	1	0				
Inning Stats	R: 0 H: 2 E: 0 K: 2 S: 16	H: 2 LOB: 3 BB: 1 P: 26	R: 0 H: 0 E: 0 K: 2 S: 13	H: 0 LOB: 1 BB: 1 P: 20	R: 0 H: 0 E: 0 K: 0 S: 10	H: 0 LOB: 0 BB: 1 P: 11	R: 0 H: 1 E: 0 K: 1 S: 10	H: 1 LOB: 1 BB: 0 P: 15	R: 0 H: 0 E: 0 K: 1 S: 12	H: 0 LOB: 0 BB: 1 P: 19	R: 0 H: 0 E: 0 K: 2 S: 9	H: 0 LOB: 0 BB: 0 P: 12	R: 1 H: 1 E: 1 K: 0 S: 9	H: 2 LOB: 2 BB: 1 P: 17	R: 0 H: 1 E: 0 K: 0 S: 8	H: 1 LOB: 1 BB: 0 P: 12	1B: 6 2B: 0 3B: 0 HR: 0	SF: 0 SAC: 0 DP: 0 HBP: 1	WP: 0 PB: 0 SB: 1 CS: 1	PA: 38
PITCHER	IP WLS BF H R ER SO BB IBB HBP BLK WP HR S P ERA WHIP	IP WLS BF H R ER SO BB IBB HBP BLK WP HR S P ERA WHIP	IP WLS BF H R ER SO BB IBB HBP BLK WP HR S P ERA WHIP	IP WLS BF H R ER SO BB IBB HBP BLK WP HR S P ERA WHIP	IP WLS BF H R ER SO BB IBB HBP BLK WP HR S P ERA WHIP	IP WLS BF H R ER SO BB IBB HBP BLK WP HR S P ERA WHIP	IP WLS BF H R ER SO BB IBB HBP BLK WP HR S P ERA WHIP	IP WLS BF H R ER SO BB IBB HBP BLK WP HR S P ERA WHIP	IP WLS BF H R ER SO BB IBB HBP BLK WP HR S P ERA WHIP	IP WLS BF H R ER SO BB IBB HBP BLK WP HR S P ERA WHIP	IP WLS BF H R ER SO BB IBB HBP BLK WP HR S P ERA WHIP	IP WLS BF H R ER SO BB IBB HBP BLK WP HR S P ERA WHIP	IP WLS BF H R ER SO BB IBB HBP BLK WP HR S P ERA WHIP	IP WLS BF H R ER SO BB IBB HBP BLK WP HR S P ERA WHIP	IP WLS BF H R ER SO BB IBB HBP BLK WP HR S P ERA WHIP	IP WLS BF H R ER SO BB IBB HBP BLK WP HR S P ERA WHIP	IP WLS BF H R ER SO BB IBB HBP BLK WP HR S P ERA WHIP			

Batter	1	2	3	4	5	6	7	8	9	AB	R	H	RBI	BB	SO	LOB	BOTTOM			
3 Chris Taylor, R OBP: 0.286, SLG: 0.440	BB		K			F8				3	1	1	0	1	1	0	Miami Marlins @ Los Angeles Dodgers Dodger Stadium, Los Angeles, CA Mon Apr 23 2018, 7:11 PM - 10:09 PM PDT Att: 46,909 - Partly Cloudy - 61 F			
14 Enrique Hernández, R OBP: 0.350, SLG: 0.510	F8				HR	1B				4	1	3	1	0	0	1				
27 Matt Kemp, R OBP: 0.351, SLG: 0.536	F8				F8					3	0	1	0	0	0	1				
47 JT Chargois, S ERA: 2.57	F8				F8					0	0	0	0	0	0	0				
36 Adam Liberatore, L ERA: 0.82	F9				K					1	0	0	0	0	1	2				
35 Cody Bellinger, L OBP: 0.326, SLG: 0.463					K			SF9		3	0	0	1	0	1	3				
9 Yasmani Grandal, S OBP: 0.423, SLG: 0.552	K				G6-3			L8		4	0	0	0	0	1	3				
66 Yasiel Puig, R OBP: 0.267, SLG: 0.256	K					L8				3	0	0	0	0	2	0				
15 Austin Barnes, R OBP: 0.412, SLG: 0.333										2	0	1	0	1	0	0				
46 Josh Fields, R OBP: 0.298, SLG: 0.317										0	0	0	0	0	0	0				
17 Kyle Farmer, R OBP: 0.321, SLG: 0.320					K					3	0	0	0	0	2	2				
21 Walker Buehler, R ERA: 1.0										1	0	0	0	0	1	0				
13 Max Muncy, L OBP: 0.235, SLG: 0.333										1	0	0	0	0	1	1				
68 Ross Stripling, R ERA: 5.25										0	0	0	0	0	0	0				
31 Joc Pederson, L OBP: 0.298, SLG: 0.317										1	0	0	0	0	1	1				
Inning Stats	R: 0 H: 0 E: 0 K: 0 S: 7	H: 0 LOB: 0 BB: 1 P: 13	R: 0 H: 0 E: 0 K: 2 S: 10	H: 0 LOB: 0 BB: 0 P: 14	R: 0 H: 0 E: 0 K: 3 S: 11	H: 0 LOB: 0 BB: 0 P: 14	R: 1 H: 1 E: 0 K: 1 S: 12	H: 1 LOB: 0 BB: 0 P: 20	R: 0 H: 1 E: 0 K: 1 S: 9	H: 1 LOB: 1 BB: 0 P: 12	R: 0 H: 2 E: 0 K: 0 S: 12	H: 2 LOB: 2 BB: 0 P: 19	R: 0 H: 0 E: 0 K: 3 S: 12	H: 0 LOB: 1 BB: 1 P: 18	R: 1 H: 2 E: 0 K: 1 S: 15	H: 2 LOB: 1 BB: 0 P: 24	1B: 3 2B: 2 3B: 0 HR: 1	SF: 1 SAC: 0 DP: 0 HBP: 0	WP: 0 PB: 0 SB: 0 CS: 0	PA: 32
PITCHER	IP WLS BF H R ER SO BB IBB HBP BLK WP HR S P ERA WHIP	IP WLS BF H R ER SO BB IBB HBP BLK WP HR S P ERA WHIP	IP WLS BF H R ER SO BB IBB HBP BLK WP HR S P ERA WHIP	IP WLS BF H R ER SO BB IBB HBP BLK WP HR S P ERA WHIP	IP WLS BF H R ER SO BB IBB HBP BLK WP HR S P ERA WHIP	IP WLS BF H R ER SO BB IBB HBP BLK WP HR S P ERA WHIP	IP WLS BF H R ER SO BB IBB HBP BLK WP HR S P ERA WHIP	IP WLS BF H R ER SO BB IBB HBP BLK WP HR S P ERA WHIP	IP WLS BF H R ER SO BB IBB HBP BLK WP HR S P ERA WHIP	IP WLS BF H R ER SO BB IBB HBP BLK WP HR S P ERA WHIP	IP WLS BF H R ER SO BB IBB HBP BLK WP HR S P ERA WHIP	IP WLS BF H R ER SO BB IBB HBP BLK WP HR S P ERA WHIP	IP WLS BF H R ER SO BB IBB HBP BLK WP HR S P ERA WHIP	IP WLS BF H R ER SO BB IBB HBP BLK WP HR S P ERA WHIP	IP WLS BF H R ER SO BB IBB HBP BLK WP HR S P ERA WHIP	IP WLS BF H R ER SO BB IBB HBP BLK WP HR S P ERA WHIP	IP WLS BF H R ER SO BB IBB HBP BLK WP HR S P ERA WHIP			



Batter	1	2	3	4	5	6	7	8	9	AB	R	H	RBI	BB	SO	LOB	TOP					
32 Derek Dietrich, L (1,7) 2 Yadiel Rivera, R (9,6)										4	1	1	0	0	2	1						
11 J.T. Realmuto, R (1,2) 13 Starlin Castro, R (1,4)										4	1	1	1	1	0	0						
41 Justin Bour, L (1,3) 29 Brad Ziegler, R (9,1)										3	0	1	0	1	1	1						
15 Brian Anderson, R (1,5)										4	1	1	0	0	2	2						
1 Cameron Maybin, R (1,9) 19 Miguel Rojas, R (1,6)										4	0	2	1	0	1	0						
9 Lewis Brinson, R (1,8)										4	0	0	0	0	0	3						
76 Dillon Peters, L (1,1) 64 Nick Wittgren, R (6,1) 56 Tayron Guerrero, R (7,1) 18 Tomás Telis, S (6,PH) 71 Drew Steckenrider, R (8,1) 3 JB Shuck, L (9,PH)											4	0	1	0	0	3						
Inning Stats	R: 0 E: 0 K: 1 S: 7	H: 0 LOB: 0 BB: 0 P: 13	R: 0 E: 0 K: 2 S: 14	H: 2 LOB: 2 BB: 0 P: 18	R: 1 E: 0 K: 3 S: 12	H: 1 LOB: 0 BB: 0 P: 15	R: 0 E: 0 K: 1 S: 10	H: 0 LOB: 0 BB: 0 P: 15	R: 0 E: 0 K: 0 S: 5	H: 1 LOB: 1 BB: 0 P: 10	R: 0 E: 0 K: 0 S: 5	H: 0 LOB: 1 BB: 1 P: 11	R: 0 E: 0 K: 2 S: 7	H: 0 LOB: 0 BB: 0 P: 11	R: 1 E: 0 K: 2 S: 15	H: 2 LOB: 1 BB: 0 P: 24	R: 1 E: 0 K: 1 S: 14	H: 2 LOB: 1 BB: 0 P: 21	1B: 4 2B: 3 HR: 1	SF: 0 2B: 3 SAC: 0 DP: 0 HBP: 0	WP: 0 PB: 0 SB: 0 CS: 0	PA: 36
PITCHER	IP WLS BF H R ER SO BB IBB HBP BLK WP HR S P ERA WHIP																					
18 Kenta Maeda, R (1,1) 41 Daniel Hudson, R (7,1) 54 Tony Cingrani, L (8,1) 52 Pedro Báez, R (9,1)	6.0 23 4 1 1 7 1 0 0 0 0 1 55 82 1.50 0.833	1.0 3 0 0 0 2 0 0 0 0 0 0 7 11 0.00 0.000	1.0 B 5 2 1 1 2 0 0 0 0 1 0 0 15 24 9.00 2.000	1.0 L 5 2 1 1 1 0 0 0 0 0 0 0 14 21 9.00 2.000																		

Miami Marlins @ Los Angeles Dodgers
Dodger Stadium, Los Angeles, CA
Tue Apr 24 2018, 7:12 PM - 10:17 PM PDT
Att: 39,284 - Partly Cloudy - 65 F

AB	35
R	3
H	8
RBI	3
BB	1
SO	12
LOB	13



Batter	1	2	3	4	5	6	7	8	9	AB	R	H	RBI	BB	SO	LOB	BOTTOM					
3 Chris Taylor, R (1,8) 5 Corey Seager, L (1,6)										5	0	1	0	0	0	1						
14 Enrique Hernández, R (1,4) 26 Chase Utley, L (7,PH) 54 Tony Cingrani, L (8,1) 52 Pedro Báez, R (9,1)										2	0	0	0	1	0	0						
35 Cody Bellinger, L (1,3)										3	0	0	0	1	2	4						
27 Matt Kemp, R (1,7)										3	0	0	0	1	2	4						
15 Austin Barnes, R (1,2)										4	1	1	0	0	1	2						
66 Yasiel Puig, R (1,9)										4	0	1	1	0	1	0						
17 Kyle Farmer, R (1,5) 13 Max Muncy, L (7,PH)										4	0	0	0	0	0	1						
18 Kenta Maeda, R (1,1) 41 Daniel Hudson, R (7,1) 31 Joc Pederson, L (7,PH)										2	0	0	0	0	1	1						
Inning Stats	R: 0 E: 0 K: 1 S: 10	H: 0 LOB: 1 BB: 1 P: 19	R: 1 E: 0 K: 1 S: 21	H: 2 LOB: 1 BB: 0 P: 31	R: 0 E: 0 K: 0 S: 9	H: 1 LOB: 2 BB: 1 P: 19	R: 0 E: 0 K: 1 S: 7	H: 0 LOB: 0 BB: 0 P: 10	R: 0 E: 0 K: 0 S: 6	H: 1 LOB: 1 BB: 0 P: 10	R: 0 E: 0 K: 2 S: 14	H: 0 LOB: 0 BB: 0 P: 22	R: 1 E: 0 K: 1 S: 17	H: 1 LOB: 3 BB: 3 P: 31	R: 0 E: 0 K: 1 S: 8	H: 0 LOB: 0 BB: 0 P: 12	R: 0 E: 0 K: 0 S: 5	H: 0 LOB: 0 BB: 0 P: 8	1B: 2 2B: 3 HR: 0	SF: 0 SAC: 0 DP: 0 HBP: 0	WP: 1 PB: 0 SB: 0 CS: 0	PA: 37
PITCHER	IP WLS BF H R ER SO BB IBB HBP BLK WP HR S P ERA WHIP																					
76 Dillon Peters, L (1,1) 64 Nick Wittgren, R (6,1) 56 Tayron Guerrero, R (7,1) 71 Drew Steckenrider, R (8,1) 29 Brad Ziegler, R (9,1)	5.1 22 6 1 1 4 2 0 0 0 0 0 0 20 31 6.75 1.500	0.1 3 0 0 0 0 2 0 0 0 0 0 0 7 15 0.00 6.000	1.0 W 3 0 0 0 1 0 0 0 0 0 0 0 8 12 0.00 0.000	1.0 S 3 0 0 0 0 0 0 0 0 0 0 0 5 8 0.00 0.000																		

Miami Marlins @ Los Angeles Dodgers
Dodger Stadium, Los Angeles, CA
Tue Apr 24 2018, 7:12 PM - 10:17 PM PDT
Att: 39,284 - Partly Cloudy - 65 F

AB	32
R	2
H	5
RBI	2
BB	5
SO	7
LOB	13



Batter	1	2	3	4	5	6	7	8	9	AB	R	H	RBI	BB	SO	LOB	TOP					
32 Derek Dietrich, L OBP: 0.282, SLG: 0.320			G1-3			F7		FC3-6 11 HR	E4	6	1	0	0	0	2	4						
11 J.T. Realmuto, R OBP: 0.448, SLG: 0.846			G5-3	P3						6	2	2	3	0	2	4						
13 Starlin Castro, R OBP: 0.355, SLG: 0.344					G5-3			E5		4	0	2	0	1	1	0						
15 Brian Anderson, R OBP: 0.385, SLG: 0.349										4	0	1	0	1	3	2						
41 Justin Bour, L OBP: 0.340, SLG: 0.415										3	1	1	0	2	1	3						
25 Junichi Tazawa, R										0	0	0	0	0	0	0						
29 Brad Ziegler, R										0	0	0	0	0	0	0						
1 Cameron Maybin, R OBP: 0.325, SLG: 0.313									F7	4	1	1	0	1	1	3						
19 Miguel Rojas, R OBP: 0.310, SLG: 0.380							G6-3		E6	4	2	2	3	1	0	1						
9 Lewis Brinson, R OBP: 0.213, SLG: 0.268										2	0	0	0	1	1	3						
77 Merandy Gonzalez, R										1	0	0	0	0	1	1						
2 Yadiel Rivera, R OBP: 0.290, SLG: 0.111										1	0	0	0	0	1	1						
63 Trevor Richards, R										2	0	0	0	0	1	6						
3 JB Shuck, L OBP: 0.297, SLG: 0.314										3	1	2	0	0	1	0						
Inning Stats	R: 0 E: 0 K: 3 S: 9	H: 0 LOB: 0 BB: 0 P: 14	R: 0 E: 0 K: 1 S: 16	H: 2 LOB: 3 BB: 1 P: 24	R: 0 E: 0 K: 0 S: 8	H: 0 LOB: 2 BB: 2 P: 20	R: 0 E: 0 K: 1 S: 17	H: 2 LOB: 3 BB: 1 P: 27	R: 3 E: 0 K: 2 S: 14	H: 1 LOB: 0 BB: 2 P: 27	R: 1 E: 0 K: 2 S: 15	H: 2 LOB: 1 BB: 0 P: 24	R: 0 E: 0 K: 2 S: 11	H: 0 LOB: 1 BB: 1 P: 19	R: 2 E: 1 K: 2 S: 16	H: 3 LOB: 1 BB: 0 P: 24	R: 2 E: 0 K: 2 S: 15	H: 1 LOB: 0 BB: 0 P: 20	1B: 6 2B: 2 HR: 3	SF: 0 SAC: 0 DP: 0 HBP: 0	WP: 2 PB: 0 CS: 0	PA: 47
PITCHER	IP: 5.0 WLS: L BF: 26 ERA: 2.84	H: 5 R: 3 ER: 3 SO: 7	BB: 6 IBB: 0 HBP: 0 BLK: 0	WP: 1 HR: 1 S: 64 P: 112	ERA: 5.40 WHIP: 2.200	IP: 1.0 WLS: L BF: 6 ERA: 5.99	H: 1 R: 2 ER: 0 SO: 2	BB: 0 IBB: 0 HBP: 0 BLK: 0	WP: 0 HR: 0 S: 15 P: 20	ERA: 0.00 WHIP: 1.000												
22 Clayton Kershaw, L	5.0	L	26	5	3	3	7	6	0	0	0	0	1	1	64	112	5.40	2.200				
41 Daniel Hudson, R	1.0	5	2	1	1	2	0	0	0	0	0	0	0	1	15	24	9.00	2.000				
36 Adam Liberatore, L	0.0	1	0	0	0	0	1	0	0	0	0	0	0	0	1	5	∞	∞				
47 JT Chargois, R	1.0	3	0	0	0	2	0	0	0	0	0	0	1	0	10	14	0.00	0.000				
75 Scott Alexander, L	1.0	6	3	2	2	2	0	0	0	0	0	0	0	1	16	24	18.00	3.000				

Miami Marlins @ Los Angeles Dodgers
Dodger Stadium, Los Angeles, CA
Wed Apr 25 2018, 4:36 PM - 8:28 PM PDT
Att: 39,004 - Sunny - 72 F

AB 40
R 8
H 11
RBI 6
BB 7
SO 15
LOB 28



livebaseballscorecards.com

Batter	1	2	3	4	5	6	7	8	9	AB	R	H	RBI	BB	SO	LOB	BOTTOM					
3 Chris Taylor, R OBP: 0.269, SLG: 0.406			F9		F7		F8			5	0	0	0	0	2	3						
5 Corey Seager, L OBP: 0.347, SLG: 0.368								G1-3		4	2	1	0	1	2	1						
9 Yasmani Grandal, S OBP: 0.422, SLG: 0.577								F9		4	1	1	2	1	1	1						
35 Cody Bellinger, L OBP: 0.327, SLG: 0.456										5	1	2	0	0	2	1						
27 Matt Kemp, R OBP: 0.348, SLG: 0.563										4	1	1	2	0	0	2						
31 Joc Pederson, L OBP: 0.321, SLG: 0.326										4	0	2	1	0	2	0						
26 Chase Utley, L OBP: 0.404, SLG: 0.413										3	0	0	0	1	1	3						
14 Enrique Hernández, R OBP: 0.343, SLG: 0.509							F8			4	1	1	0	0	2	1						
22 Clayton Kershaw, L	4.2	18	1	0	0	10	3	0	0	0	0	0	0	0	0	0						
15 Austin Barnes, R	0.0	0	0	0	0	0	0	0	0	0	0	0	0	0	0	0						
41 Daniel Hudson, R	0.0	0	0	0	0	0	0	0	0	0	0	0	0	0	0	0						
36 Adam Liberatore, L	0.0	0	0	0	0	0	0	0	0	0	0	0	0	0	0	0						
47 JT Chargois, R	0.0	0	0	0	0	0	0	0	0	0	0	0	0	0	0	0						
13 Max Muncy, L	0.0	0	0	0	0	0	0	0	0	0	0	0	0	0	0	0						
75 Scott Alexander, L	0.0	0	0	0	0	0	0	0	0	0	0	0	0	0	0	0						
74 Kenley Jansen, R	0.0	0	0	0	0	0	0	0	0	0	0	0	0	0	0	0						
17 Tony Gonsky, R	0.0	0	0	0	0	0	0	0	0	0	0	0	0	0	0	0						
Inning Stats	R: 0 E: 0 K: 3 S: 12	H: 0 LOB: 1 BB: 1 P: 23	R: 0 E: 0 K: 1 S: 7	H: 0 LOB: 0 BB: 0 P: 11	R: 0 E: 0 K: 2 S: 16	H: 1 LOB: 1 BB: 0 P: 24	R: 0 E: 0 K: 2 S: 8	H: 0 LOB: 0 BB: 0 P: 11	R: 0 E: 0 K: 2 S: 22	H: 0 LOB: 2 BB: 2 P: 37	R: 1 E: 0 K: 0 S: 23	H: 2 LOB: 1 BB: 1 P: 35	R: 0 E: 0 K: 0 S: 7	H: 0 LOB: 0 BB: 0 P: 9	R: 2 E: 0 K: 1 S: 15	H: 3 LOB: 1 BB: 0 P: 21	R: 3 E: 0 K: 1 S: 13	H: 3 LOB: 0 BB: 0 P: 20	1B: 5 2B: 1 HR: 2	SF: 0 SAC: 0 DP: 0 HBP: 0	WP: 0 PB: 0 CS: 0	PA: 40
PITCHER	IP: 4.2 WLS: W BF: 15 ERA: 6.0	H: 0 R: 1 ER: 0 SO: 3	BB: 3 IBB: 0 HBP: 0 BLK: 0	WP: 0 HR: 0 S: 45 P: 68	ERA: 0.00 WHIP: 2.000	IP: 3.0 WLS: H BF: 1 ERA: 0.04	H: 0 R: 0 ER: 0 SO: 1	BB: 0 IBB: 0 HBP: 0 BLK: 0	WP: 0 HR: 0 S: 3 P: 3	ERA: 0.00 WHIP: 0.000	IP: 1.0 WLS: L BF: 6 ERA: 8.44	H: 3 R: 3 ER: 3 SO: 2	BB: 1 IBB: 0 HBP: 0 BLK: 0	WP: 1 HR: 1 S: 13 P: 20	1B: 5 2B: 1 HR: 2	SF: 0 SAC: 0 DP: 0 HBP: 0	WP: 0 PB: 0 CS: 0	PA: 40				

Miami Marlins @ Los Angeles Dodgers
Dodger Stadium, Los Angeles, CA
Wed Apr 25 2018, 4:36 PM - 8:28 PM PDT
Att: 39,004 - Sunny - 72 F

AB 36
R 6
H 9
RBI 6
BB 4
SO 12
LOB 12



livebaseballscorecards.com

Batter	1	2	3	4	5	6	7	8	9	AB	R	H	RBI	BB	SO	LOB	TOP			
3 Chris Taylor, R (1, 8) OBP: 0.274, SLG: 0.422										4	1	1	0	0	2	3	<p>Los Angeles Dodgers @ San Francisco Giants AT&T Park, San Francisco, CA Sat Apr 28 2018, 7:16 PM - 10:14 PM PDT Att: 40,608 - Partly Cloudy - 58 F</p> <p>livebaseballscores.com</p> <p>AB 30 R 3 H 5 RBI 2 BB 5 SO 6 LOB 14</p>			
5 Corey Seager, L (1, 6) OBP: 0.351, SLG: 0.402										4	1	1	2	0	0	2				
9 Yasmani Grandal, S (1, 2) OBP: 0.394, SLG: 0.537										4	0	1	0	0	1	0				
35 Cody Bellinger, L (1, 3) OBP: 0.339, SLG: 0.455										4	0	0	0	0	0	1				
26 Chase Utley, L (1, 4) OBP: 0.412, SLG: 0.464										4	0	0	0	0	1	1				
31 Joc Pederson, L (1, 7) OBP: 0.394, SLG: 0.418										2	1	0	0	2	0	1				
61 Alex Verdugo, L (1, 9) OBP: 0.750, SLG: 0.667										3	0	2	0	1	0	0				
17 Kyle Farmer, R (1, 5) OBP: 0.372, SLG: 0.351										2	0	0	0	2	1	2				
57 Alex Wood, R (1, 1) 15 Austin Barnes, R (7, PH) 41 Daniel Hudson, R (7, 1) 47 JT Chargois, S (7, 1) 27 Matt Kemp, R (9, PH) OBP: 0.395, SLG: 0.552										1	0	0	0	0	1	0				
Inning Stats	R: 2 E: 0 K: 0 S: 18	H: 3 LOB: 1 BB: 0 P: 29	R: 0 E: 0 K: 1 S: 9	H: 0 LOB: 0 BB: 0 P: 11	R: 0 E: 0 K: 0 S: 6	H: 0 LOB: 0 BB: 0 P: 9	R: 0 E: 0 K: 1 S: 9	H: 0 LOB: 2 BB: 2 P: 16	R: 0 E: 0 K: 1 S: 8	H: 0 LOB: 0 BB: 0 P: 13	R: 1 E: 0 K: 1 S: 9	H: 1 LOB: 1 BB: 2 P: 22	R: 0 E: 0 K: 1 S: 13	H: 0 LOB: 0 BB: 0 P: 18	R: 0 E: 0 K: 1 S: 11	H: 1 LOB: 2 BB: 1 P: 23	1B: 3 2B: 1 3B: 0 HR: 1	SF: 0 SAC: 1 DP: 1 HBP: 0	WP: 0 PB: 0 SB: 0 CS: 0	PA: 36
PITCHER	IP WLS BF H R ER SO BB IBB HBP BLK WP HR S P ERA WHIP																			
47 Johnny Cueto, R (1, 1) ERA: 0.84	6.0 W 23 3 2 2 3 2 0 0 0 0 0 1 59 98 3.00 0.833																			
54 Reyes Moronta, R (7, 1) ERA: 1.29	0.0 3 1 1 1 0 2 0 0 0 0 0 0 5 14 ∞ ∞																			
49 Sam Dyson, R (7, 1) ERA: 3.86	1.0 H 2 0 0 0 1 0 0 0 0 0 0 0 4 8 0.00 0.000																			
62 D.J. Snelten, L (8, 1) ERA:	1.1 6 1 0 0 1 1 0 0 0 0 0 0 18 32 0.00 1.500																			
60 Hunter Strickland, R (9, 1) ERA: 1.42	0.2 2 0 0 0 1 0 0 0 0 0 0 0 6 9 0.00 0.000																			

Batter	1	2	3	4	5	6	7	8	9	AB	R	H	RBI	BB	SO	LOB	BOTTOM			
7 Gorkys Hernández, R (1, 7) OBP: 0.306, SLG: 0.371										5	0	0	0	0	2	2	<p>Los Angeles Dodgers @ San Francisco Giants AT&T Park, San Francisco, CA Sat Apr 28 2018, 7:16 PM - 10:14 PM PDT Att: 40,608 - Partly Cloudy - 58 F</p> <p>livebaseballscores.com</p> <p>AB 33 R 8 H 9 RBI 8 BB 4 SO 7 LOB 12</p>			
22 Andrew McCutchen, R (1, 9) OBP: 0.357, SLG: 0.537										2	2	0	0	2	1	0				
28 Buster Posey, R (1, 2) OBP: 0.330, SLG: 0.390										3	1	0	0	1	1	1				
10 Evan Longoria, R (1, 5) OBP: 0.280, SLG: 0.506										4	1	2	2	0	0	1				
9 Brandon Belt, L (1, 3) OBP: 0.411, SLG: 0.600										3	1	2	1	1	0	1				
37 Kelly Tomlinson, R (1, 4) OBP: 0.390, SLG: 0.361										4	1	2	2	0	0	1				
35 Brandon Crawford, L (1, 6) OBP: 0.290, SLG: 0.316										4	1	1	0	0	0	4				
16 Austin Jackson, R (1, 8) OBP: 0.253, SLG: 0.243										4	1	2	3	0	2	0				
47 Johnny Cueto, R (1, 1) 54 Reyes Moronta, R (7, 1) 49 Sam Dyson, R (7, 1) 48 Pablo Sandoval, S (7, PH) 62 D.J. Snelten, L (8, 1) 60 Hunter Strickland, R (9, 1) ERA: 1.93										2	0	0	0	0	0	1				
Inning Stats	R: 0 E: 0 K: 0 S: 5	H: 0 LOB: 0 BB: 0 P: 7	R: 0 E: 0 K: 0 S: 5	H: 1 LOB: 0 BB: 0 P: 7	R: 0 E: 0 K: 1 S: 6	H: 0 LOB: 0 BB: 0 P: 7	R: 0 E: 0 K: 2 S: 12	H: 0 LOB: 0 BB: 0 P: 14	R: 3 E: 0 K: 0 S: 16	H: 4 LOB: 1 BB: 0 P: 25	R: 1 E: 1 K: 1 S: 15	H: 1 LOB: 2 BB: 1 P: 25	R: 4 E: 0 K: 0 S: 16	H: 3 LOB: 2 BB: 3 P: 28	R: 0 E: 0 K: 3 S: 9	H: 0 LOB: 0 BB: 0 P: 11	1B: 7 2B: 2 3B: 0 HR: 0	SF: 0 SAC: 0 DP: 1 HBP: 0	WP: 0 PB: 0 SB: 0 CS: 0	PA: 37
PITCHER	IP WLS BF H R ER SO BB IBB HBP BLK WP HR S P ERA WHIP																			
57 Alex Wood, L (1, 1) ERA: 4.11	6.0 L 25 6 4 4 4 0 2 0 0 0 0 0 0 14 25 6.00 6.000																			
41 Daniel Hudson, R (7, 1) ERA: 16.88	0.2 6 2 4 4 0 2 0 0 0 0 0 0 0 14 25 54.00 6.000																			
47 JT Chargois, R (7, 1) ERA: 1.93	1.1 6 1 0 0 3 0 1 0 0 0 0 0 0 11 14 0.00 0.750																			

Batter	1	2	3	4	5	6	7	8	9	AB	R	H	RBI	BB	SO	LOB	TOP																		
3 Chris Taylor, R OBP: 0.271, SLG: 0.424										5	1	1	0	0	1	0																			
26 Chase Utley, L OBP: 0.389, SLG: 0.433										3	0	0	0	0	1	1																			
15 Austin Barnes, R OBP: 0.393, SLG: 0.262										3	2	3	1	0	0	0																			
9 Yasmani Grandal, S OBP: 0.402, SLG: 0.551										4	0	0	0	0	2	5																			
35 Cody Bellinger, L OBP: 0.339, SLG: 0.458										3	0	1	2	0	2	1																			
31 Joc Pederson, L OBP: 0.394, SLG: 0.458										2	0	0	0	1	1	1																			
61 Alex Verdugo, L OBP: 0.571, SLG: 0.400										2	0	0	0	0	0	0																			
41 Daniel Hudson, R										0	0	0	0	0	0	0																			
54 Tony Cingrani, L										1	0	1	1	0	0	0																			
27 Matt Kemp, R OBP: 0.359, SLG: 0.542										4	0	0	0	0	1	2																			
14 Enrique Hernández, R OBP: 0.348, SLG: 0.445										4	1	1	1	0	2	1																			
46 Josh Fields, R										1	0	0	0	0	1	0																			
13 Max Muncy, L OBP: 0.281, SLG: 0.448										4	1	1	1	0	2	1																			
68 Ross Stripling, R										1	0	0	0	0	1	0																			
17 Kyle Farmer, R OBP: 0.349, SLG: 0.325										1	0	0	0	0	0	1																			
48 Brock Stewart, L										2	0	0	0	0	0	0																			
33 Breyvic Valera, S										2	0	0	0	0	0	0																			
Inning Stats	R: 0 E: 0 K: 2 S: 11	H: 0 LOB: 1 BB: 0 P: 16	R: 0 E: 0 K: 1 S: 9	H: 0 LOB: 0 BB: 0 P: 11	R: 0 E: 0 K: 2 S: 9	H: 0 LOB: 0 BB: 0 P: 14	R: 0 E: 0 K: 1 S: 10	H: 1 LOB: 1 BB: 1 P: 15	R: 0 E: 0 K: 2 S: 11	H: 0 LOB: 1 BB: 1 P: 20	R: 2 E: 0 K: 2 S: 12	H: 3 LOB: 1 BB: 0 P: 16	R: 1 E: 0 K: 0 S: 12	H: 1 LOB: 0 BB: 0 P: 18	R: 2 E: 0 K: 0 S: 22	H: 2 LOB: 1 BB: 0 P: 35	R: 0 E: 0 K: 1 S: 5	H: 0 LOB: 0 BB: 0 P: 6	1B: 2 2B: 3 3B: 1 HR: 1	SF: 1 SAC: 0 DP: 0 HBP: 2	WP: 0 PB: 0 SB: 0 CS: 0	PA: 37													
PITCHER	IP WLS BF H R ER SO BB IBB HBP BLK WP HR S P ERA WHIP																																		
21 Zack Greinke, R ERA: 4.5	6.0	W	24	4	2	2	10	1	0	1	0	0	0	0	0	62	92	3.00	0.833																
66 Yoshitaka Hirano, R ERA: 2.03	1.0	H	4	1	1	1	0	0	0	0	0	0	0	1	12	18	9.00	1.000																	
40 Andrew Chafin, L ERA: 2.75	0.2		4	1	2	2	0	0	0	1	0	0	0	0	11	20	27.00	1.500																	
25 Archie Bradley, R ERA: 1.72	0.1	H	2	1	0	0	0	0	0	0	0	0	0	0	11	15	0.00	3.000																	
31 Brad Boxberger, R ERA: 2.25	1.0	S	3	0	0	0	1	0	0	0	0	0	0	0	5	6	0.00	0.000																	

Los Angeles Dodgers @ Arizona Diamondbacks
Chase Field, Phoenix, AZ
Mon Apr 30 2018, 6:40 PM - 10:07 PM MST
Att: 17,562 - Cloudy - 82 F

AB 33
R 5
H 7
RBI 5
BB 1
SO 11
LOB 12

Batter	1	2	3	4	5	6	7	8	9	AB	R	H	RBI	BB	SO	LOB	BOTTOM																		
6 David Peralta, L OBP: 0.393, SLG: 0.521										2	0	0	1	2	1	1																			
10 Deven Marrero, R OBP: 0.250, SLG: 0.250										0	0	0	0	0	0	0																			
1 Jarrod Dyson, L OBP: 0.235, SLG: 0.338										5	0	0	0	0	1	6																			
44 Paul Goldschmidt, R OBP: 0.395, SLG: 0.595										4	0	1	0	1	2	3																			
11 AJ Pollock, R OBP: 0.351, SLG: 0.670										5	3	3	3	0	0	3																			
3 Daniel Descalso, L OBP: 0.318, SLG: 0.443										4	1	2	0	1	1	0																			
16 Chris Owings, R OBP: 0.305, SLG: 0.351										5	1	0	0	0	0	3																			
13 Nick Ahmed, R OBP: 0.340, SLG: 0.524										5	2	3	2	0	0	1																			
2 Jeff Mathis, R OBP: 0.333, SLG: 0.258										4	1	2	0	0	0	3																			
21 Zack Greinke, R OBP: 0.333, SLG: 0.390										2	0	2	1	0	0	0																			
53 Christian Walker, R OBP: 0.285, SLG: 0.150										1	0	0	0	0	0	0																			
66 Yoshitaka Hirano, R										0	0	0	0	0	0	0																			
5 Alex Avila, L OBP: 0.336, SLG: 0.376										0	0	0	0	0	1	0																			
40 Andrew Chafin, R										0	0	0	0	0	0	0																			
25 Archie Bradley, R										0	0	0	0	0	0	0																			
31 Brad Boxberger, R										0	0	0	0	0	0	0																			
Inning Stats	R: 3 E: 0 K: 0 S: 5	H: 4 LOB: 1 BB: 0 P: 8	R: 3 E: 0 K: 1 S: 19	H: 4 LOB: 1 BB: 0 P: 27	R: 0 E: 0 K: 0 S: 9	H: 1 LOB: 0 BB: 0 P: 12	R: 1 E: 0 K: 1 S: 13	H: 3 LOB: 3 BB: 1 P: 19	R: 1 E: 0 K: 1 S: 13	H: 3 LOB: 2 BB: 0 P: 21	R: 0 E: 0 K: 2 S: 17	H: 0 LOB: 2 BB: 2 P: 27	R: 2 E: 1 K: 1 S: 19	H: 1 LOB: 3 BB: 2 P: 30	R: 1 E: 0 K: 0 S: 7	H: 1 LOB: 0 BB: 0 P: 13	1B: 6 2B: 3 3B: 0 HR: 4	SF: 0 SAC: 0 DP: 0 HBP: 1	WP: 0 PB: 0 SB: 0 CS: 1	PA: 44															
PITCHER	IP WLS BF H R ER SO BB IBB HBP BLK WP HR S P ERA WHIP																																		
68 Ross Stripling, R ERA: 2.45	4.0	L	20	8	4	4	3	0	1	0	0	0	0	0	1	25	39	5.40	2.400																
48 Brock Stewart, R ERA: 5.4	1.2		9	3	1	1	3	1	0	0	0	0	0	0	1	25	39	5.40	2.400																
41 Daniel Hudson, R ERA: 14.73	1.0		6	1	2	1	0	2	0	0	0	0	0	0	6	11	9.00	3.000																	
54 Tony Cingrani, L ERA: 6.3	0.1		4	0	0	0	1	1	0	1	0	0	0	0	6	11	9.00	3.000																	
46 Josh Fields, R ERA: 2.03	1.0		4	1	1	1	0	0	0	0	0	0	0	7	13	9.00	1.000																		

Los Angeles Dodgers @ Arizona Diamondbacks
Chase Field, Phoenix, AZ
Mon Apr 30 2018, 6:40 PM - 10:07 PM MST
Att: 17,562 - Cloudy - 82 F

AB 37
R 8
H 13
RBI 7
BB 5
SO 6
LOB 20

Batter	1	2	3	4	5	6	7	8	9	AB	R	H	RBI	BB	SO	LOB	TOP					
3 Chris Taylor, R OBP: 0.283, SLG: 0.426										4	0	2	0	1	0	0	Los Angeles Dodgers @ Arizona Diamondbacks Chase Field, Phoenix, AZ Tue May 01 2018, 6:41 PM - 9:52 PM MST Att: 18,940 - Cloudy - 75 F					
31 Joc Pederson, L OBP: 0.408, SLG: 0.443										2	0	0	0	2	1	2						
9 Yasmani Grandal, S OBP: 0.406, SLG: 0.538										2	1	0	0	2	1	3						
35 Cody Bellinger, L OBP: 0.336, SLG: 0.477										4	1	1	2	0	1	4						
27 Matt Kemp, R OBP: 0.341, SLG: 0.513										4	0	0	0	0	1	0						
26 Chase Utley, L OBP: 0.382, SLG: 0.413										3	1	0	0	1	1	0						
61 Alex Verdugo, L OBP: 0.455, SLG: 0.444										4	0	1	0	0	0	2						
13 Max Muncy, L OBP: 0.278, SLG: 0.406										3	0	0	1	1	1	1						
22 Clayton Kershaw, L OBP: 0.335, SLG: 0.441										2	0	0	0	0	1	2						
15 Austin Barnes, R OBP: 0.286, SLG: 0.296										1	0	0	0	0	0	0						
36 Adam Liberatore, L OBP: 0.294, SLG: 0.429										0	0	0	0	0	0	0						
47 JT Chargois, S OBP: 0.244, SLG: 0.347										0	0	0	0	0	0	0						
74 Kenley Jansen, S OBP: 0.285, SLG: 0.485										0	0	0	0	0	0	0						
14 Enrique Hernández, R OBP: 0.255, SLG: 0.282										1	0	0	0	0	0	0						
Inning Stats	R: 0 E: 0 K: 0 S: 10	H: 1 LOB: 1 BB: 0 P: 16	R: 0 E: 0 K: 2 S: 9	H: 1 LOB: 2 BB: 1 P: 11	R: 2 E: 0 K: 0 S: 10	H: 2 LOB: 0 BB: 1 P: 20	R: 1 E: 1 K: 0 S: 10	H: 0 LOB: 0 BB: 0 P: 16	R: 0 E: 0 K: 1 S: 14	H: 0 LOB: 1 BB: 1 P: 22	R: 0 E: 0 K: 1 S: 10	H: 0 LOB: 1 BB: 1 P: 19	R: 0 E: 0 K: 1 S: 11	H: 0 LOB: 2 BB: 2 P: 20	R: 0 E: 0 K: 1 S: 12	H: 0 LOB: 0 BB: 0 P: 16	R: 0 E: 0 K: 1 S: 9	H: 0 LOB: 1 BB: 1 P: 19	1B: 2 2B: 1 3B: 0 HR: 1	SF: 0 SAC: 0 DP: 2 HBP: 1	WP: 0 PB: 1 SB: 0 CS: 0	PA: 38
PITCHER	IP WLS BF H R ER SO BB IBB HBP BLK WP HR S P ERA WHIP																					
55 Matt Koch, R ERA: 2.37	5.0	22	4	3	2	3	2	1	1	0	0	0	0	0	0	10	19	0.00	1.000			
40 Andrew Chafin, L ERA: 2.53	1.0	4	0	0	0	1	1	0	0	0	0	0	0	0	11	20	0.00	2.000				
61 Silvano Bracho, R ERA: 2.25	1.0	W	5	0	0	1	2	0	0	0	0	0	0	0	12	16	0.00	0.000				
25 Archie Bradley, R ERA: 1.62	1.0	S	4	0	0	1	1	0	0	0	0	0	0	9	19	0.00	1.000					

Batter	1	2	3	4	5	6	7	8	9	AB	R	H	RBI	BB	SO	LOB	BOTTOM			
3 Daniel Descalso, L OBP: 0.326, SLG: 0.473										4	0	2	2	0	0	1	Los Angeles Dodgers @ Arizona Diamondbacks Chase Field, Phoenix, AZ Tue May 01 2018, 6:41 PM - 9:52 PM MST Att: 18,940 - Cloudy - 75 F			
25 Archie Bradley, R ERA: 2.53										4	0	1	0	0	1	2				
6 David Peralta, L OBP: 0.389, SLG: 0.515										4	0	0	0	0	2	3				
31 Brad Boxberger, R ERA: 2.09										3	1	1	1	1	0	2				
11 AJ Pollock, R OBP: 0.356, SLG: 0.689										4	0	1	0	0	1	2				
16 Chris Owings, R OBP: 0.302, SLG: 0.346										3	0	0	0	1	0	0				
4 Ketel Marte, S OBP: 0.259, SLG: 0.318										3	0	0	0	0	3	2				
5 Alex Avila, L OBP: 0.400, SLG: 0.250										3	1	2	0	1	0	0				
61 Silvano Bracho, R ERA: 3.6										1	0	0	0	0	1	1				
1 Jarrod Dyson, L OBP: 0.244, SLG: 0.347										1	1	1	1	0	0	0				
10 Deven Marrero, R OBP: 0.295, SLG: 0.282										2	1	1	0	0	1	2				
55 Matt Koch, L ERA: 2.86	6.0	25	6	2	2	0	1	0	0	0	0	0	0	0	0	0				
36 Adam Liberatore, L ERA: 3.6	0.0	L	3	3	2	0	0	0	0	0	0	0	0	0	0	0				
47 JT Chargois, R ERA: 1.59	1.0	4	0	0	0	2	0	1	0	0	0	0	0	0	0	0				
74 Kenley Jansen, R ERA: 5.06	1.0	5	1	0	0	1	1	0	0	0	0	0	0	0	0	0				
Inning Stats	R: 0 E: 0 K: 2 S: 8	H: 0 LOB: 0 BB: 0 P: 11	R: 1 E: 0 K: 1 S: 10	H: 1 LOB: 0 BB: 0 P: 17	R: 0 E: 1 K: 1 S: 9	H: 1 LOB: 1 BB: 0 P: 13	R: 0 E: 0 K: 1 S: 16	H: 1 LOB: 2 BB: 1 P: 26	R: 1 E: 0 K: 0 S: 14	H: 3 LOB: 2 BB: 0 P: 25	R: 0 E: 0 K: 1 S: 8	H: 0 LOB: 0 BB: 0 P: 9	R: 2 E: 0 K: 2 S: 15	H: 3 LOB: 2 BB: 1 P: 20	R: 0 E: 0 K: 1 S: 9	H: 1 LOB: 2 BB: 1 P: 16	1B: 7 2B: 0 3B: 1 HR: 2	SF: 0 SAC: 0 DP: 0 HBP: 0	WP: 0 PB: 0 SB: 3 CS: 0	PA: 37
PITCHER	IP WLS BF H R ER SO BB IBB HBP BLK WP HR S P ERA WHIP																			
22 Clayton Kershaw, L ERA: 2.86	6.0	25	6	2	2	0	1	0	0	0	0	0	0	0	0	0	0	0	0	
36 Adam Liberatore, L ERA: 3.6	0.0	L	3	3	2	0	0	0	0	0	0	0	0	0	0	0	0	0	0	
47 JT Chargois, R ERA: 1.59	1.0	4	0	0	0	2	0	1	0	0	0	0	0	0	0	0	0	0	0	
74 Kenley Jansen, R ERA: 5.06	1.0	5	1	0	0	1	1	0	0	0	0	0	0	0	0	0	0	0	0	



Batter	1	2	3	4	5	6	7	8	9	AB	R	H	RBI	BB	SO	LOB	TOP								
3 Chris Taylor, R OBP: 0.278, SLG: 0.410	G6-3		P3			G4-3		SF8	F8	4	1	0	0	1	0	1	Los Angeles Dodgers @ Arizona Diamondbacks Chase Field, Phoenix, AZ Thu May 03 2018, 12:42 PM - 3:58 PM MST Att: 21,407 - Sunny - 74 F								
14 Enrique Hernández, R 26 Chase Utley, L OBP: 0.350, SLG: 0.465	K			F8		G3		G4-3	G4-3	3	0	0	0	0	1	0									
27 Matt Kemp, R 68 Ross Stripling, R 74 Kenley Jansen, S	K					2B		1B		3	1	2	0	1	1	0									
35 Cody Bellinger, L OBP: 0.338, SLG: 0.483		F7		P5		BB		SF8		3	0	1	1	0	0	1									
15 Austin Barnes, R OBP: 0.413, SLG: 0.326		HR				2B				2	2	1	1	2	0	2									
17 Kyle Farmer, R OBP: 0.333, SLG: 0.311	G4-3			BB				IBB		4	0	1	1	0	0	2									
61 Alex Verdugo, L OBP: 0.421, SLG: 0.588	F8			FC5-4				G6-4-3		4	0	1	0	0	0	1									
70 Tim Lincecum, R OBP: 0.333, SLG: 0.311			K							3	0	0	0	0	2	1									
57 Alex Wood, R 63 Yimi Garcia, R 58 Edward Paredes, L 9 Yasmani Grandal, S 47 JT Chargois, S 31 Joc Pederson, L OBP: 0.396, SLG: 0.645	K		K			K2-3		K		2	0	0	0	0	0	2									
Inning Stats	R: 0 E: 0 K: 2 S: 9	H: 0 LOB: 0 BB: 0 P: 13	R: 1 E: 0 K: 0 S: 9	H: 1 LOB: 0 BB: 0 P: 14	R: 0 E: 0 K: 2 S: 9	H: 0 LOB: 0 BB: 0 P: 13	R: 0 E: 0 K: 0 S: 14	H: 1 LOB: 2 BB: 1 P: 24	R: 0 E: 0 K: 1 S: 6	H: 0 LOB: 0 BB: 0 P: 9	R: 0 E: 0 K: 0 S: 10	H: 1 LOB: 2 BB: 1 P: 19	R: 0 E: 0 K: 2 S: 12	H: 1 LOB: 0 BB: 0 P: 19	R: 4 E: 0 K: 0 S: 15	H: 3 LOB: 0 BB: 2 P: 25		R: 0 E: 0 K: 1 S: 9	H: 0 LOB: 1 BB: 0 P: 12	1B: 3 2B: 3 HR: 1	SF: 1 SAC: 0 HBP: 1	WP: 2 PB: 0 SB: 1 CS: 0	PA: 38		
PITCHER	IP WLS BF H R ER SO BB IBB HBP BLK WP HR S P ERA WHIP	IP WLS BF H R ER SO BB IBB HBP BLK WP HR S P ERA WHIP	IP WLS BF H R ER SO BB IBB HBP BLK WP HR S P ERA WHIP	IP WLS BF H R ER SO BB IBB HBP BLK WP HR S P ERA WHIP	IP WLS BF H R ER SO BB IBB HBP BLK WP HR S P ERA WHIP	IP WLS BF H R ER SO BB IBB HBP BLK WP HR S P ERA WHIP	IP WLS BF H R ER SO BB IBB HBP BLK WP HR S P ERA WHIP	IP WLS BF H R ER SO BB IBB HBP BLK WP HR S P ERA WHIP	IP WLS BF H R ER SO BB IBB HBP BLK WP HR S P ERA WHIP	IP WLS BF H R ER SO BB IBB HBP BLK WP HR S P ERA WHIP	IP WLS BF H R ER SO BB IBB HBP BLK WP HR S P ERA WHIP	IP WLS BF H R ER SO BB IBB HBP BLK WP HR S P ERA WHIP	IP WLS BF H R ER SO BB IBB HBP BLK WP HR S P ERA WHIP	IP WLS BF H R ER SO BB IBB HBP BLK WP HR S P ERA WHIP	IP WLS BF H R ER SO BB IBB HBP BLK WP HR S P ERA WHIP	IP WLS BF H R ER SO BB IBB HBP BLK WP HR S P ERA WHIP	IP WLS BF H R ER SO BB IBB HBP BLK WP HR S P ERA WHIP	IP WLS BF H R ER SO BB IBB HBP BLK WP HR S P ERA WHIP	IP WLS BF H R ER SO BB IBB HBP BLK WP HR S P ERA WHIP	IP WLS BF H R ER SO BB IBB HBP BLK WP HR S P ERA WHIP	IP WLS BF H R ER SO BB IBB HBP BLK WP HR S P ERA WHIP	IP WLS BF H R ER SO BB IBB HBP BLK WP HR S P ERA WHIP	IP WLS BF H R ER SO BB IBB HBP BLK WP HR S P ERA WHIP	IP WLS BF H R ER SO BB IBB HBP BLK WP HR S P ERA WHIP	IP WLS BF H R ER SO BB IBB HBP BLK WP HR S P ERA WHIP

AB	32
R	5
H	7
RBI	3
BB	4
SO	8
LOB	11



Batter	1	2	3	4	5	6	7	8	9	AB	R	H	RBI	BB	SO	LOB	BOTTOM								
16 Chris Owings, R OBP: 0.298, SLG: 0.337	1B	FC6-4				K		G6-3		4	0	1	0	0	1	2	Los Angeles Dodgers @ Arizona Diamondbacks Chase Field, Phoenix, AZ Thu May 03 2018, 12:42 PM - 3:58 PM MST Att: 21,407 - Sunny - 74 F								
13 Nick Ahmed, R OBP: 0.311, SLG: 0.469	K		F8			G5-3		G5-3		4	0	0	0	0	1	1									
44 Paul Goldschmidt, R OBP: 0.369, SLG: 0.455	K		K			E5		G5-3		4	1	0	0	0	2	1									
11 AJ Pollock, R OBP: 0.365, SLG: 0.684	K							G6-3		4	0	2	0	0	1	1									
28 Steven Souza Jr., R	K		K			L9		G6-3		4	0	0	0	0	2	3									
4 Ketel Marte, S OBP: 0.274, SLG: 0.319		1B				BB		K		3	1	2	1	1	1	0									
10 Deven Marrero, R OBP: 0.265, SLG: 0.250						G6-4-3				2	0	0	0	0	0	2									
3 Daniel Descalso, L OBP: 0.337, SLG: 0.467	F8					G6-4-3				1	0	0	0	0	0	0									
2 Jeff Mathis, R OBP: 0.333, SLG: 0.242						G6-3				2	0	0	0	1	0	3									
5 Alex Avila, L OBP: 0.283, SLG: 0.275	BB					P3		F8		1	0	0	0	0	0	0									
46 Patrick Corbin, L 36 Justin Ryan Murphy, R 40 Andrew Chafin, R 57 Fernando Salas, R 29 Jorge De La Rosa, L 61 Silvino Bracho, R 6 David Peraltá, L						K		G1-6-3		2	0	1	1	0	1	0									
Inning Stats	R: 0 E: 0 K: 3 S: 14	H: 1 LOB: 1 BB: 0 P: 21	R: 1 E: 0 K: 1 S: 18	H: 2 LOB: 1 BB: 1 P: 31	R: 0 E: 0 K: 2 S: 13	H: 1 LOB: 1 BB: 0 P: 18	R: 0 E: 0 K: 0 S: 5	H: 0 LOB: 0 BB: 1 P: 13	R: 0 E: 0 K: 2 S: 8	H: 0 LOB: 0 BB: 0 P: 13	R: 1 E: 1 K: 0 S: 16	H: 2 LOB: 3 BB: 0 P: 28	R: 0 E: 0 K: 0 S: 10	H: 0 LOB: 0 BB: 0 P: 14	R: 0 E: 0 K: 1 S: 7	H: 0 LOB: 0 BB: 0 P: 11	R: 0 E: 0 K: 0 S: 9	H: 0 LOB: 0 BB: 0 P: 8	1B: 6 2B: 0 3B: 0 HR: 0	SF: 0 SAC: 0 DP: 1 HBP: 1	WP: 0 PB: 0 SB: 2 CS: 0	PA: 36			
PITCHER	IP WLS BF H R ER SO BB IBB HBP BLK WP HR S P ERA WHIP	IP WLS BF H R ER SO BB IBB HBP BLK WP HR S P ERA WHIP	IP WLS BF H R ER SO BB IBB HBP BLK WP HR S P ERA WHIP	IP WLS BF H R ER SO BB IBB HBP BLK WP HR S P ERA WHIP	IP WLS BF H R ER SO BB IBB HBP BLK WP HR S P ERA WHIP	IP WLS BF H R ER SO BB IBB HBP BLK WP HR S P ERA WHIP	IP WLS BF H R ER SO BB IBB HBP BLK WP HR S P ERA WHIP	IP WLS BF H R ER SO BB IBB HBP BLK WP HR S P ERA WHIP	IP WLS BF H R ER SO BB IBB HBP BLK WP HR S P ERA WHIP	IP WLS BF H R ER SO BB IBB HBP BLK WP HR S P ERA WHIP	IP WLS BF H R ER SO BB IBB HBP BLK WP HR S P ERA WHIP	IP WLS BF H R ER SO BB IBB HBP BLK WP HR S P ERA WHIP	IP WLS BF H R ER SO BB IBB HBP BLK WP HR S P ERA WHIP	IP WLS BF H R ER SO BB IBB HBP BLK WP HR S P ERA WHIP	IP WLS BF H R ER SO BB IBB HBP BLK WP HR S P ERA WHIP	IP WLS BF H R ER SO BB IBB HBP BLK WP HR S P ERA WHIP	IP WLS BF H R ER SO BB IBB HBP BLK WP HR S P ERA WHIP	IP WLS BF H R ER SO BB IBB HBP BLK WP HR S P ERA WHIP	IP WLS BF H R ER SO BB IBB HBP BLK WP HR S P ERA WHIP	IP WLS BF H R ER SO BB IBB HBP BLK WP HR S P ERA WHIP	IP WLS BF H R ER SO BB IBB HBP BLK WP HR S P ERA WHIP	IP WLS BF H R ER SO BB IBB HBP BLK WP HR S P ERA WHIP	IP WLS BF H R ER SO BB IBB HBP BLK WP HR S P ERA WHIP	IP WLS BF H R ER SO BB IBB HBP BLK WP HR S P ERA WHIP	IP WLS BF H R ER SO BB IBB HBP BLK WP HR S P ERA WHIP



Batter	1	2	3	4	5	6	7	8	9	AB R H RBI BB SO LOB	TOP									
3 Chris Taylor, R OBP: 0.282, SLG: 0.428	4-2 14 1B 27 1B BB	0-2 HR		3-3 K			1-3 K		3-1 P4 2-3	4 2 1 1 1 2 2	Los Angeles Dodgers @ San Diego Padres Estadio de Beisbol Monterrey, Monterrey, MX Fri May 04 2018, 9:13 PM - 12:17 AM EDT Att: 21,536 - Cloudy - 73 F									
14 Enrique Hernández, R OBP: 0.319, SLG: 0.449	2-1 9 G5-3 27 1B 1B	3-2 HR			2-0 P2		1-3 K			4 1 2 1 0 1 0										
27 Matt Kemp, R OBP: 0.351, SLG: 0.506	1-1 17 BB 9 G5-3 1B	3-2 G6-3			1-1 L7		3-2 L7			4 0 1 1 0 0 0										
54 Tony Cingrani, L										0 0 0 0 0 0 0										
63 Yimi Garcia, R										0 0 0 0 0 0 0										
36 Adam Liberatore, L										0 0 0 0 0 0 0										
9 Yasmani Grandal, S OBP: 0.383, SLG: 0.500	1-0 G5-3		2-3 K		1-2 G6-3			2-3 K		4 0 0 0 0 2 2										
15 Austin Barnes, R OBP: 0.415, SLG: 0.319	4-2 17 BB		1-2 G1-3			2-2 61 1B 3B		2-1 G1-3		1 0 0 0 1 0 0										
26 Chase Utley, L OBP: 0.378, SLG: 0.435										2 1 1 0 0 0 0										
17 Kyle Farmer, R OBP: 0.327, SLG: 0.292	4-1 61 FC4-6 BB		0-3 K2-3			1-1 L1		0-2 G6-3		3 0 0 0 1 1 1										
61 Alex Verdugo, L OBP: 0.435, SLG: 0.571	2-2 FC4-6			1-3 K		2-2 21 1B 1B		0-1 3 WP 35 G6-3 1B		4 0 2 1 0 1 3										
70 Tim Lincecum, R OBP: 0.333, SLG: 0.400			0-3 K2-3		1-2 2B			0-2 F8		2 0 1 0 0 1 0										
31 Joc Pederson, L OBP: 0.396, SLG: 0.403										2 0 0 0 0 1 2										
21 Walker Buehler, R OBP: 0.125, SLG: 0.125		2-2 G6-3		0-0 G1-3		1 SAFE 1-2 1B		1 SAFE 3-2 G6-3		3 0 1 0 0 0 1										
35 Cody Bellinger, L OBP: 0.336, SLG: 0.479										1 0 0 0 0 0 1										
Inning Stats	R: 1 E: 0 K: 0 S: 15	H: 2 LOB: 3 BB: 3 P: 33	R: 2 E: 0 K: 1 S: 19	H: 2 LOB: 0 BB: 2 P: 27	R: 0 E: 0 K: 2 S: 9	H: 0 LOB: 1 BB: 0 P: 12	R: 0 E: 0 K: 0 S: 12	H: 1 LOB: 1 BB: 0 P: 17	R: 0 E: 0 K: 1 S: 14	H: 3 LOB: 1 BB: 0 P: 22	R: 0 E: 0 K: 1 S: 9	H: 0 LOB: 0 BB: 0 P: 14	R: 0 E: 0 K: 1 S: 9	H: 0 LOB: 0 BB: 0 P: 13	R: 0 E: 0 K: 0 S: 10	H: 1 LOB: 1 BB: 0 P: 16	1B: 5 2B: 1 3B: 1 HR: 2	SF: 0 SAC: 0 DP: 1 HBP: 0	WP: 1 PB: 0 SB: 0 CS: 0	PA: 37
PITCHER	IP WLS BF H R ER SO BB IBB HBP BLK WP HR S P ERA WHIP											IP WLS BF H R ER SO BB IBB HBP BLK WP HR S P ERA WHIP								
37 Joey Lucchesi, L ERA: 3.13	5.0 L 22 5 3 3 5 3 0 0 0 0 0 2 61 99 5.40 1.600																			
90 Adam Cimber, R ERA: 2.66	1.0 5 3 1 1 1 0 0 0 0 0 0 0 14 22 9.00 3.000																			
53 Kazuhisa Makita, R ERA: 6.75	2.0 6 0 0 0 3 0 0 0 0 0 0 0 18 27 0.00 0.000																			
88 Phil Maton, R ERA: 0.75	1.0 4 1 0 0 0 0 0 0 0 0 1 0 10 16 0.00 1.000																			

AB	34
R	4
H	9
RBI	4
BB	3
SO	9
LOB	12



Batter	1	2	3	4	5	6	7	8	9	AB R H RBI BB SO LOB	BOTTOM											
2 José Pirela, R OBP: 0.310, SLG: 0.331	0-3 K		4-0 1-2 BB			2-1 G6-3		1-2 K		3 0 0 0 1 2 0	Los Angeles Dodgers @ San Diego Padres Estadio de Beisbol Monterrey, Monterrey, MX Fri May 04 2018, 9:13 PM - 12:17 AM EDT Att: 21,536 - Cloudy - 73 F											
30 Eric Hosmer, L OBP: 0.389, SLG: 0.487	2-2 G4-3		1-2 L5-4			0-1 G6-3		0-3 K		4 0 0 0 0 1 2												
22 Christian Villanueva, R OBP: 0.369, SLG: 0.637	2-3 K			1-2 L7			3-2 L7		3-2 F7	4 0 0 0 0 1 0												
33 Franchy Cordero, L OBP: 0.325, SLG: 0.520		4-2 BB		1-3 K			4-2 0 BB BB		2-3 K	2 0 0 0 2 2 0												
0 Raffy Lopez, L		2-3 K		3-2 L9			1 SAFE 4-1 13 FC4 1-2 BB			2 0 0 0 1 1 1												
23 Matt Szczur, R OBP: 0.270, SLG: 0.343					0-0 G1-3		0-3 K			3 0 0 0 0 2 3												
13 Freddy Galvis, S OBP: 0.316, SLG: 0.280		0-2 F8			3-3 K		0-0 FC4			3 0 0 0 0 1 3												
7 Manuel Margot, R OBP: 0.220, SLG: 0.282				1-3 K			1-1 G5-3		2-3 K	3 0 0 0 0 2 0												
37 Joey Lucchesi, L ERA: 1.13				4-1 30 L5-4 2 BB BB			3-3 K		0-2 G6-3	0 0 0 0 1 0 0												
90 Adam Cimber, R ERA: 5.25										0 0 0 0 0 0 0												
8 Javy Guerra, L										1 0 0 0 0 1 0												
53 Kazuhisa Makita, R ERA: 6.75										0 0 0 0 0 0 0												
16 Travis Jankowski, L OBP: 0.309, SLG: 0.295										1 0 0 0 0 0 0												
88 Phil Maton, R ERA: 0.75										0 0 0 0 0 0 0												
Inning Stats	R: 0 E: 0 K: 2 S: 11	H: 0 LOB: 0 BB: 0 P: 15	R: 0 E: 0 K: 2 S: 15	H: 0 LOB: 1 BB: 1 P: 21	R: 0 E: 0 K: 1 S: 8	H: 0 LOB: 2 BB: 2 P: 18	R: 0 E: 0 K: 1 S: 10	H: 0 LOB: 0 BB: 0 P: 15	R: 0 E: 0 K: 1 S: 8	H: 0 LOB: 0 BB: 0 P: 12	R: 0 E: 0 K: 1 S: 7	H: 0 LOB: 2 BB: 0 P: 12	R: 0 E: 0 K: 1 S: 13	H: 0 LOB: 2 BB: 2 P: 24	R: 0 E: 0 K: 2 S: 11	H: 0 LOB: 0 BB: 0 P: 14	R: 0 E: 0 K: 2 S: 10	H: 0 LOB: 0 BB: 0 P: 15	1B: 0 2B: 1 3B: 0 HR: 0	SF: 0 SAC: 0 DP: 1 HBP: 0	WP: 0 PB: 0 SB: 0 CS: 0	PA: 31
PITCHER	IP WLS BF H R ER SO BB IBB HBP BLK WP HR S P ERA WHIP											IP WLS BF H R ER SO BB IBB HBP BLK WP HR S P ERA WHIP										
21 Walker Buehler, R ERA: 1.13	6.0 W 20 6 0 0 8 3 0 0 0 0 0 0 59 93 0.00 0.500																					
54 Tony Cingrani, L ERA: 5.25	1.0 5 0 0 0 1 2 0 0 0 0 0 0 13 24 0.00 2.000																					
63 Yimi Garcia, R ERA: 3.00	1.0 3 0 0 0 2 0 0 0 0 0 0 0 11 14 0.00 0.000																					
36 Adam Liberatore, L ERA: 3.00	1.0 3 0 0 0 2 0 0 0 0 0 0 0 10 15 0.00 0.000																					

AB	26
R	0
H	0
RBI	0
BB	5
SO	13
LOB	9



Batter	1	2	3	4	5	6	7	8	9	AB	R	H	RBI	BB	SO	LOB	TOP			
3 Chris Taylor, R (1, 6) OBP: 0.299, SLG: 0.444	L4	1-1 1-2 3-H			0-1 SH1-3	1-0 HBP			2-1 1B	4	0	3	2	0	0	0				
61 Alex Verdugo, L (1, 7) OBP: 0.386, SLG: 0.500	K	1-2 L7			0-0 SH1-3	2-0 G6-3			0-3 K	3	0	0	0	0	1	5				
14 Enrique Hernández, R (9, PH) OBP: 0.315, SLG: 0.443					2-3				1-3 K	1	0	0	0	0	1	1				
9 Yasmani Grandal, S (1, 2) OBP: 0.375, SLG: 0.480	BB				2-0 G5-3				1-3 K	4	0	0	0	1	3	2				
35 Cody Bellinger, L (1, 3) OBP: 0.331, SLG: 0.463	K				4-0 27 1B				1-3 K	4	1	0	0	1	2	3				
27 Matt Kemp, R (1, 9) OBP: 0.367, SLG: 0.549					0-0	2-1 31 F7-3			3-3 K	4	1	3	2	0	1	0				
31 Joc Pederson, L (1, 8) OBP: 0.391, SLG: 0.423					1-1	1-0			3-1 K	4	1	2	0	0	1	2				
41 Daniel Hudson, R (7, 1)					26 G6-4-3				3-1 33 BB	0	0	0	0	0	0	0				
26 Chase Utley, L (1, 4) OBP: 0.372, SLG: 0.417	G6-4-3				3-2 G3				4-2 3 HBP	3	0	0	0	1	1	1				
13 Max Muncy, L (1, 5) OBP: 0.302, SLG: 0.395					2-2				3-1 F8	3	1	1	0	1	0	2				
18 Kenta Maeda, R (1, 1) OBP: 0.182, SLG: 0.182					18 1B				3-2 L7											
33 Breyvic Valera, S (6, PH)					3 1B				1-0 G5-3											
46 Josh Fields, R (7, 1)									4-2 3 HBP											
36 Adam Liberatore, L (7, 1)					1-2 2-3															
17 Kyle Farmer, R (7, 5) OBP: 0.321, SLG: 0.286																				
Inning Stats	R: 0 E: 0 K: 2 S: 12	H: 0 LOB: 1 BB: 1 P: 21	R: 2 E: 0 K: 0 S: 13	H: 4 LOB: 2 BB: 1 P: 23	R: 1 E: 0 K: 0 S: 4	H: 1 LOB: 0 BB: 1 P: 12	R: 0 E: 0 K: 0 S: 9	H: 1 LOB: 0 BB: 0 P: 14	R: 0 E: 0 K: 1 S: 8	H: 1 LOB: 3 BB: 2 P: 9	R: 0 E: 0 K: 2 S: 10	H: 1 LOB: 1 BB: 0 P: 12	R: 0 E: 0 K: 1 S: 7	H: 0 LOB: 0 BB: 0 P: 12	R: 0 E: 0 K: 3 S: 13	H: 1 LOB: 1 BB: 0 P: 17	1B: 7 2B: 3 3B: 0 HR: 1	SF: 0 SAC: 1 DP: 3 HBP: 1	WP: 0 PB: 0 SB: 1 CS: 0	PA: 40
PITCHER	IP: 2.1 WLS: 14 BF: 5 H: 3 R: 3 ER: 3 SO: 2 BB: 3 IBB: 0 HBP: 0 BLK: 0 WP: 0 HR: 1 S: 28 P: 55 ERA: 11.57 WHIP: 3.429	IP: 2.2 WLS: 8 BF: 2 H: 2 R: 0 ER: 0 SO: 1 BB: 0 IBB: 0 HBP: 0 BLK: 0 WP: 0 HR: 18 S: 24 P: 18 ERA: 0.00 WHIP: 0.750	IP: 0.1 WLS: 3 BF: 1 H: 1 R: 1 ER: 1 SO: 1 BB: 1 IBB: 0 HBP: 0 BLK: 0 WP: 0 HR: 8 S: 18 P: 18 ERA: 27.00 WHIP: 6.000	IP: 0.2 WLS: 4 BF: 0 H: 0 R: 0 ER: 0 SO: 0 BB: 1 IBB: 0 HBP: 1 BLK: 0 WP: 0 HR: 6 S: 16 P: 16 ERA: 0.00 WHIP: 1.500	IP: 2.0 WLS: 7 BF: 1 H: 0 R: 0 ER: 0 SO: 3 BB: 0 IBB: 0 HBP: 0 BLK: 0 WP: 0 HR: 17 S: 24 P: 24 ERA: 0.00 WHIP: 0.500	PITCHER	IP: 1.0 WLS: 4 BF: 1 H: 0 R: 0 ER: 0 SO: 3 BB: 0 IBB: 0 HBP: 0 BLK: 0 WP: 0 HR: 13 S: 17 P: 17 ERA: 0.00 WHIP: 1.000													

Los Angeles Dodgers @ San Diego Padres
Estadio de Beisbol Monterrey, Monterrey, MX
Sat May 05 2018, 7:12 PM - 10:37 PM EDT
Att: 21,791 - Cloudy - 70 F

AB 33
R 4
H 10
RBI 4
BB 5
SO 10
LOB 17



Batter	1	2	3	4	5	6	7	8	9	AB	R	H	RBI	BB	SO	LOB	BOTTOM			
16 Travis Jankowski, L (1, 8) OBP: 0.353, SLG: 0.400	30 HR				2-2 G4-3				4-2 30 PB	3	1	1	0	1	0	0				
30 Eric Hosmer, L (1, 3) OBP: 0.393, SLG: 0.509					2-3 K				4-1 22 G6-4-3	3	1	1	2	1	1	0				
22 Christian Villanueva, R (1, 5) OBP: 0.364, SLG: 0.617	3-H HR				2-3 K				1-2 2-3 BB	3	1	0	0	1	1	3				
33 Franchy Cordero, L (1, 9) OBP: 0.333, SLG: 0.506					4-1 2 1B				1-3 K	2	2	0	0	2	1	1				
0 Rafly Lopez, L (1, 2) OBP: 0.364, SLG: 0.556	K				2-3 K				3-1 SAFE	4	2	2	2	0	2	1				
2 José Pirela, R (1, 7) OBP: 0.311, SLG: 0.331					2-2 G5-3				4-2 0 1B	3	0	1	0	0	1	0				
34 Craig Stammen, R (7, 1)					1-1 SAFE				0-0 K	0	0	0	0	0	0	0				
12 Chase Headley, S (8, PH) OBP: 0.271, SLG: 0.171					1-3 1B				1-3 20 1B	1	0	1	1	0	0	0				
52 Brad Hand, L (9, 1)					1-0 SF7				3-1 SAFE	3	0	1	1	0	1	2				
13 Freddy Galvis, S (1, 6) OBP: 0.314, SLG: 0.289					3-H				0-3 K	4	0	1	1	0	1	2				
20 Carlos Asuaje, L (1, 4) OBP: 0.268, SLG: 0.294					2-2 L7				1-1 20 1B											
50 Bryan Mitchell, L (1, 1) OBP: 0.125, SLG: 0.125					0-3 K				1-2 23 G5-4-3	1	0	0	0	0	1	1				
41 Robbie Erlin, R (3, 1) ERA: 2.93									2-2 30 PB	0	0	0	0	0	0	0				
7 Manuel Margot, R (5, PH) OBP: 0.237, SLG: 0.279									1-2 2-3	0	0	0	0	0	0	0				
90 Adam Cimber, R (6, 1) ERA: 3.05									2-2	0	0	0	0	0	0	0				
39 Kirby Yates, R (6, 1) ERA: 0.96									1-2	0	0	0	0	0	0	0				
23 Matt Szczur, R (7, 7) OBP: 0.262, SLG: 0.320									1-2	2	0	1	0	0	2	2				
Inning Stats	R: 2 E: 0 K: 1 S: 12	H: 2 LOB: 0 BB: 0 P: 20	R: 0 E: 0 K: 1 S: 11	H: 1 LOB: 1 BB: 0 P: 14	R: 0 E: 0 K: 2 S: 11	H: 0 LOB: 0 BB: 0 P: 17	R: 1 E: 0 K: 2 S: 11	H: 1 LOB: 1 BB: 1 P: 20	R: 0 E: 0 K: 1 S: 7	H: 0 LOB: 0 BB: 0 P: 11	R: 2 E: 0 K: 0 S: 10	H: 1 LOB: 2 BB: 2 P: 23	R: 0 E: 0 K: 1 S: 12	H: 3 LOB: 1 BB: 1 P: 19	R: 2 E: 0 K: 3 S: 13	H: 1 LOB: 1 BB: 0 P: 17	1B: 5 2B: 1 3B: 1 HR: 2	SF: 1 SAC: 0 DP: 2 HBP: 0	WP: 0 PB: 1 SB: 0 CS: 0	PA: 36
PITCHER	IP: 5.0 WLS: 20 BF: 4 H: 2 R: 2 ER: 2 SO: 7 BB: 1 IBB: 0 HBP: 0 BLK: 0 WP: 0 HR: 13 S: 52 P: 82 ERA: 5.40 WHIP: 1.000	IP: 1.0 WLS: 5 BF: 1 H: 2 R: 2 ER: 2 SO: 2 BB: 1 IBB: 0 HBP: 0 BLK: 0 WP: 0 HR: 2 S: 13 P: 24 ERA: 18.00 WHIP: 2.000	IP: 0.1 WLS: 4 BF: 1 H: 0 R: 0 ER: 0 SO: 0 BB: 2 IBB: 0 HBP: 0 BLK: 0 WP: 0 HR: 8 S: 20 P: 20 ERA: 0.00 WHIP: 9.000	IP: 1.2 WLS: 3 BF: 2 H: 2 R: 2 ER: 2 SO: 1 BB: 1 IBB: 0 HBP: 0 BLK: 0 WP: 0 HR: 14 S: 22 P: 22 ERA: 10.80 WHIP: 2.400	PITCHER	IP: 1.0 WLS: 4 BF: 1 H: 0 R: 0 ER: 0 SO: 3 BB: 0 IBB: 0 HBP: 0 BLK: 0 WP: 0 HR: 13 S: 17 P: 17 ERA: 0.00 WHIP: 1.000														

Los Angeles Dodgers @ San Diego Padres
Estadio de Beisbol Monterrey, Monterrey, MX
Sat May 05 2018, 7:12 PM - 10:37 PM EDT
Att: 21,791 - Cloudy - 70 F

AB 30
R 7
H 9
RBI 7
BB 5
SO 10
LOB 12



Batter	1	2	3	4	5	6	7	8	9	10	11	12	AB	R	H	RBI	BB	SO	LOB	TOP
6 David Peralta, L OBP: 0.380, SLG: 0.500														6	0	1	0	0	2	1
16 Chris Owings, R OBP: 0.288, SLG: 0.368														5	1	1	1	0	1	1
10 Daven Marrero, R OBP: 0.255, SLG: 0.239														0	0	0	0	0	0	
40 Andrew Chatin, R														0	0	0	0	0	0	
66 Yoshitsa Hirano, R														0	0	0	0	0	0	
5 Alex Avila, L OBP: 0.294, SLG: 0.263														1	1	1	0	0	0	
44 Paul Goldschmidt, R OBP: 0.356, SLG: 0.419														4	2	1	0	2	1	
11 AJ Pollock, R OBP: 0.361, SLG: 0.677														6	1	2	2	0	1	
28 Steven Souza Jr., R OBP: 0.267, SLG: 0.154														3	0	2	0	1	0	
31 Brad Boxberger, R														0	0	0	0	0	0	
3 Daniel Descalso, L OBP: 0.262, SLG: 0.316														2	1	1	3	0	0	
4 Ketel Marte, S OBP: 0.283, SLG: 0.291														5	0	0	0	1	0	
13 Nick Ahmed, R OBP: 0.289, SLG: 0.427														4	1	2	0	1	2	
36 John Ryan Murphy, R OBP: 0.273, SLG: 0.335														5	1	1	2	0	2	
61 Silvino Bracho, R														0	0	0	0	0	0	
30 T.J. McFarland, L														0	0	0	0	0	0	
52 Zack Godley, R OBP: 0.271, SLG: 0.357														2	0	0	0	0	2	
57 Fernando Salas, R ERA: 3.0														0	0	0	0	0	0	
29 Jorge De La Rosa, L ERA: 1.5														0	0	0	0	0	0	
25 Archie Bradley, R ERA: 2.76														2	0	0	0	0	0	
1 Jarrod Dyson, L OBP: 0.227, SLG: 0.321														2	0	0	0	0	0	
Inning Stats	R: 2 E: 0 K: 10 S: 10	H: 2 LOB: 1 BB: 1 P: 20	R: 0 E: 0 K: 7 S: 7	H: 0 LOB: 1 BB: 1 P: 15	R: 1 E: 0 K: 0 S: 12	H: 2 LOB: 1 BB: 0 P: 21	R: 2 E: 0 K: 3 S: 16	H: 3 LOB: 0 BB: 0 P: 23	R: 0 E: 0 K: 0 S: 5	H: 0 LOB: 1 BB: 2 P: 15	R: 0 E: 0 K: 2 S: 11	H: 0 LOB: 0 BB: 0 P: 18	R: 0 E: 0 K: 0 S: 6	H: 1 LOB: 1 BB: 0 P: 10	R: 0 E: 0 K: 0 S: 15	H: 2 LOB: 0 BB: 1 P: 25	1B: 7 2B: 1 3B: 0 HR: 4	SF: 0 SAC: 1 DP: 0 HBP: 0	WP: 1 PB: 0 SB: 0 CS: 2	PA: 51
PITCHER	IP 4.0	WLS 4	BF 21	H 7	R 5	ER 5	SO 5	BB 2	IBB 0	HBP 0	BLK 0	WP 0	HR 3	S 19	P 7	ERA 11.25	WHIP 2.250			
44 Rich Hill, L ERA: 4.3	2.0	7	1	0	0	0	0	0	0	0	0	0	0	0	13	0.00	0.500			
47 JT Chargois, R ERA: 1.35	1.0	3	1	0	0	0	0	0	0	0	0	0	0	11	14	0.00	1.000			
41 Daniel Hudson, R ERA: 5.64	1.0	L	6	2	3	3	0	1	0	0	0	0	1	15	25	27.00	3.000			
46 Josh Fields, R ERA: 2.76	1.0																			
36 Adam Liberatore, L ERA: 2.45	1.0																			

Arizona Diamondbacks @ Los Angeles Dodgers
Dodger Stadium, Los Angeles, CA
Tue May 08 2018, 7:11 PM - 11:39 PM PDT
Att. 45,894 - Partly Cloudy - 70 F

AB	45
R	8
H	12
RBI	8
BB	5
SO	11
LOB	16



Batter	1	2	3	4	5	6	7	8	9	10	11	12	AB	R	H	RBI	BB	SO	LOB	BOTTOM						
3 Chris Taylor, R OBP: 0.291, SLG: 0.417														4	1	0	0	1	2	1						
61 Alex Verdugo, L OBP: 0.306, SLG: 0.382														6	1	1	0	0	2	3						
9 Yasmani Grandal, S OBP: 0.381, SLG: 0.505														4	1	2	2	1	0	1						
68 Ross Stripling, R (10, PR)														0	0	0	0	0	0	0						
54 Tony Cintrani, L (11, PH)														0	0	0	0	0	0	0						
18 Kenta Maeda, R OBP: 0.182, SLG: 0.182														0	0	0	0	0	0	0						
63 Yimi Garcia, R														0	0	0	0	0	0	0						
35 Cody Bellinger, L OBP: 0.347, SLG: 0.470														5	0	2	1	1	0	2						
27 Matt Kemp, R OBP: 0.385, SLG: 0.569														6	0	3	1	0	1	4						
31 Joc Pederson, L OBP: 0.383, SLG: 0.403														5	0	0	0	1	0	4						
13 Max Muncy, L OBP: 0.292, SLG: 0.367														4	0	0	0	0	1	1						
74 Kenley Jansen, S ERA: 3.0														0	0	0	0	0	0	0						
17 Kyle Farmer, R OBP: 0.311, SLG: 0.276														2	0	0	0	0	1	3						
26 Chase Utley, L OBP: 0.355, SLG: 0.385														4	0	0	0	1	2	3						
44 Rich Hill, L ERA: 3.50														1	0	0	0	0	1	0						
70 Tim Lincecum, R OBP: 0.030, SLG: 0.040														0	0	0	0	0	0	0						
41 Daniel Hudson, R ERA: 5.64														0	0	0	0	0	0	0						
15 Austin Barnes, R ERA: 3.0														1	0	0	0	0	1	1						
40 Josh Fields, R ERA: 2.76														0	0	0	0	0	0	0						
36 Adam Liberatore, L OBP: 0.227, SLG: 0.321														0	0	0	0	0	0	0						
14 Enyeu Hernandez, R OBP: 0.200, SLG: 0.470														0	0	0	0	0	0	0						
Inning Stats	R: 1 E: 0 K: 1 S: 16	H: 1 LOB: 2 BB: 2 P: 30	R: 0 E: 0 K: 1 S: 6	H: 0 LOB: 0 BB: 0 P: 9	R: 1 E: 0 K: 0 S: 14	H: 1 LOB: 0 BB: 0 P: 14	R: 0 E: 0 K: 0 S: 6	H: 1 LOB: 0 BB: 0 P: 10	R: 2 E: 0 K: 1 S: 13	H: 3 LOB: 2 BB: 1 P: 24	R: 0 E: 0 K: 2 S: 16	H: 0 LOB: 1 BB: 1 P: 24	R: 0 E: 0 K: 0 S: 7	H: 0 LOB: 0 BB: 0 P: 13	R: 0 E: 0 K: 0 S: 12	H: 1 LOB: 1 BB: 0 P: 17	R: 1 E: 0 K: 2 S: 11	H: 1 LOB: 0 BB: 2 P: 14	R: 0 E: 0 K: 1 S: 15	H: 1 LOB: 3 BB: 2 P: 28	R: 0 E: 0 K: 1 S: 8	H: 0 LOB: 2 BB: 1 P: 18	1B: 5 2B: 2 3B: 0 HR: 2	SF: 0 SAC: 1 DP: 1 HBP: 1	WP: 1 PB: 0 SB: 0 CS: 0	PA: 52
PITCHER	IP 5.2	WLS 2	BF 26	H 6	R 4	ER 4	SO 4	BB 4	IBB 0	HBP 0	BLK 0	WP 1	HR 1	S 103	P 6	ERA 6.35	WHIP 1.765									
52 Zack Godley, R ERA: 2.81	0.0	2	1	0	0	0	0	0	0	0	0	0	0	4	10	0.00	0.000									
66 Yoshitsa Hirano, R ERA: 2.81	1.0	4	0	0	0	0	2	0	1	0	0	0	0	11	18	0.00	1.500									
61 Silvino Bracho, R ERA: 1.35	0.2	4	0	0	0	1	1	0	1	0	0	0	0	6	14	0.00	1.500									
30 T.J. McFarland, L ERA: 2.38	1.1	W	4	0	0	0	1	0	0	0	0	0	0	11	16	0.00	0.000									

Arizona Diamondbacks @ Los Angeles Dodgers
Dodger Stadium, Los Angeles, CA
Tue May 08 2018, 7:11 PM - 11:39 PM PDT
Att. 45,894 - Partly Cloudy - 70 F

AB	43
R	5
H	9
RBI	5
BB	7
SO	11
LOB	23



Batter	1	2	3	4	5	6	7	8	9	AB	R	H	RBI	BB	SO	LOB	TOP						
16 Chris Owings, R OBP: 0.284, SLG: 0.350	P3	L9	K	K	K	K	K	K	F9	5	0	0	0	0	2	4	Arizona Diamondbacks @ Los Angeles Dodgers Dodger Stadium, Los Angeles, CA Wed May 09 2018, 7:13 PM - 10:59 PM PDT Att. 45,600 - Clear - 68 F						
13 Nick Ahmed, R OBP: 0.302, SLG: 0.447	IHR	K	K	L9	L9	L9	44 E 11 G6-3 BB	G5-3	G5-3	4	2	1	1	1	1	0							
44 Paul Goldschmidt, R OBP: 0.357, SLG: 0.414	L6	L6	28 BB 11 1B	G1-3	G1-3	G1-3	E9	E9	G6-3	4	0	1	1	1	0	0							
11 AJ Pollock, R OBP: 0.365, SLG: 0.669	BB	BB	28 BB	L5	L5	L5	G6-3	G6-3	G6-3	3	0	1	1	1	0	1							
28 Steven Souza Jr., R OBP: 0.316, SLG: 0.133	F7	F7	4 G6-4-3 BB	K	K	K	4 FC6-4 BB	K	K	2	0	0	0	2	1	1							
4 Ketel Marte, S OBP: 0.270, SLG: 0.298	G6-4-3	G6-4-3	G6-4-3	G6-4-3	G6-4-3	G6-4-3	10 G5-3 1B	10 G5-3 1B	FC6-4	4	0	2	0	0	0	5							
10 Deven Marrero, R 29 Jorge De La Rosa, L	E7	E7	F7	F7	G5-3	G5-3	G5-3	G6-3	G6-3	3	0	1	0	0	0	1							
5 Alex Avila, L	K	K	G3	G3	G2-3	G2-3	G2-3	G3	G3	4	0	0	0	0	1	3							
46 Patrick Corbin, L 57 Fernando Salas, R 40 Andrew Chafin, R 3 Daniel Descalso, L 61 Silvino Bracho, R 36 John Ryan Murphy, R	K	K	K	K	K	K	16 WP 44 E 2B	K	K	2	0	1	0	0	0	1							
Inning Stats	R: 1 E: 0 K: 0 S: 14	H: 1 LOB: 1 BB: 1 P: 23	R: 0 E: 1 K: 2 S: 13	H: 2 LOB: 2 BB: 0 P: 20	R: 0 E: 0 K: 1 S: 13	H: 1 LOB: 2 BB: 2 P: 24	R: 0 E: 0 K: 1 S: 11	H: 1 LOB: 0 BB: 0 P: 10	R: 0 E: 0 K: 1 S: 12	H: 1 LOB: 1 BB: 0 P: 19	R: 2 E: 1 K: 1 S: 14	H: 2 LOB: 2 BB: 2 P: 25	R: 0 E: 0 K: 1 S: 7	H: 0 LOB: 0 BB: 0 P: 10	R: 0 E: 0 K: 0 S: 6	H: 0 LOB: 0 BB: 0 P: 9		1B: 6 2B: 1 3B: 0 HR: 1	SF: 0 SAC: 0 DP: 1 HBP: 0	WP: 1 PA: 39 PB: 0 SB: 0 CS: 0			
PITCHER	IP WLS BF H R ER SO BB IBB HBP BLK WP HR S P ERA WHIP	57 Alex Wood, L ERA: 3.6	52 Pedro Báez, R ERA: 3.79	47 JT Chargois, R ERA: 2.57	75 Scott Alexander, L ERA: 5.68	74 Kentley Jansen, R ERA: 4.02	PITCHER	IP WLS BF H R ER SO BB IBB HBP BLK WP HR S P ERA WHIP	57 Alex Wood, L ERA: 3.6	52 Pedro Báez, R ERA: 3.79	47 JT Chargois, R ERA: 2.57	75 Scott Alexander, L ERA: 5.68	74 Kentley Jansen, R ERA: 4.02	57 Alex Wood, L ERA: 3.6	52 Pedro Báez, R ERA: 3.79	47 JT Chargois, R ERA: 2.57	75 Scott Alexander, L ERA: 5.68	74 Kentley Jansen, R ERA: 4.02	57 Alex Wood, L ERA: 3.6	52 Pedro Báez, R ERA: 3.79	47 JT Chargois, R ERA: 2.57	75 Scott Alexander, L ERA: 5.68	74 Kentley Jansen, R ERA: 4.02

Batter	1	2	3	4	5	6	7	8	9	AB	R	H	RBI	BB	SO	LOB	BOTTOM						
3 Chris Taylor, R OBP: 0.306, SLG: 0.418	BB	BB	BB	9 BB 14 S 15 WP 1B	27 FC5 BB	14 WP HBP	L8	L8	L8	2	1	1	1	2	0	1	Arizona Diamondbacks @ Los Angeles Dodgers Dodger Stadium, Los Angeles, CA Wed May 09 2018, 7:13 PM - 10:59 PM PDT Att. 45,600 - Clear - 68 F						
14 Enrique Hernández, R OBP: 0.304, SLG: 0.443	K	K	K	F7	F8	K	F7	F7	F7	5	0	0	0	0	2	8							
27 Matt Kemp, R OBP: 0.381, SLG: 0.552	L8	L8	L8	15 WP 9 BB BB	FC5	FC5	P6	P6	P6	3	0	0	0	1	0	4							
9 Yasmani Grandal, S OBP: 0.385, SLG: 0.500	2-4	L7	L7	15 WP BB	FC5	FC5	L7	L7	L7	3	1	1	0	1	0	0							
35 Cody Bellinger, L OBP: 0.338, SLG: 0.456	K	K	K	K	K	K	G4-3	G4-3	G4-3	4	0	0	0	0	3	4							
15 Austin Barnes, R OBP: 0.405, SLG: 0.309	K2-3	K2-3	K2-3	K2-3	K2-3	K2-3	13 BB 66 1B 3 HBP 1B	66 1B 26 2B BB	66 1B 26 2B BB	3	2	1	0	1	2	2							
66 Yasiel Puig, R OBP: 0.270, SLG: 0.272	F9	F9	F9	F9	F9	F9	17 1B 3 HBP 13 BB 1B	26 2B 14 WP 1B	26 2B 14 WP 1B	4	2	3	0	0	0	0							
17 Kyle Farmer, R OBP: 0.308, SLG: 0.281	G4-3	G4-3	G4-3	G4-3	G4-3	G4-3	SF7	SF7	SF7	3	0	1	1	0	1	2							
57 Alex Wood, R 70 Tim Lincecum, R 52 Pedro Báez, R 13 Max Muncy, L 47 JT Chargois, S 75 Scott Alexander, L 26 Chase Utley, R 74 Kentley Jansen, S	K	K	K	K	K	K	14 WP 3 HBP BB	3 L8 2B	3 L8 2B	1	0	0	0	0	1	0							
Inning Stats	R: 0 E: 0 K: 1 S: 6	H: 0 LOB: 1 BB: 1 P: 13	R: 0 E: 0 K: 2 S: 8	H: 0 LOB: 0 BB: 0 P: 11	R: 0 E: 0 K: 1 S: 8	H: 0 LOB: 0 BB: 0 P: 15	R: 1 E: 0 K: 2 S: 14	H: 1 LOB: 2 BB: 2 P: 30	R: 0 E: 0 K: 1 S: 14	H: 2 LOB: 3 BB: 1 P: 27	R: 3 E: 0 K: 2 S: 17	H: 3 LOB: 2 BB: 1 P: 31	R: 0 E: 0 K: 0 S: 10	H: 0 LOB: 0 BB: 0 P: 14	R: 2 E: 0 K: 1 S: 21	H: 2 LOB: 1 BB: 1 P: 34		1B: 7 2B: 1 3B: 0 HR: 0	SF: 1 SAC: 0 DP: 0 HBP: 1	WP: 2 PA: 38 PB: 0 SB: 1 CS: 0			
PITCHER	IP WLS BF H R ER SO BB IBB HBP BLK WP HR S P ERA WHIP	46 Patrick Corbin, L ERA: 2.12	57 Fernando Salas, R ERA: 4.34	40 Andrew Chafin, L ERA: 2.31	61 Silvino Bracho, R ERA: 1.13	29 Jorge De La Rosa, L ERA: 2.77	PITCHER	IP WLS BF H R ER SO BB IBB HBP BLK WP HR S P ERA WHIP	46 Patrick Corbin, L ERA: 2.12	57 Fernando Salas, R ERA: 4.34	40 Andrew Chafin, L ERA: 2.31	61 Silvino Bracho, R ERA: 1.13	29 Jorge De La Rosa, L ERA: 2.77	46 Patrick Corbin, L ERA: 2.12	57 Fernando Salas, R ERA: 4.34	40 Andrew Chafin, L ERA: 2.31	61 Silvino Bracho, R ERA: 1.13	29 Jorge De La Rosa, L ERA: 2.77	46 Patrick Corbin, L ERA: 2.12	57 Fernando Salas, R ERA: 4.34	40 Andrew Chafin, L ERA: 2.31	61 Silvino Bracho, R ERA: 1.13	29 Jorge De La Rosa, L ERA: 2.77



Batter	1	2	3	4	5	6	7	8	9	AB	R	H	RBI	BB	SO	LOB	TOP		
33 Jesse Winker, L (1,9) OBP: 0.375, SLG: 0.327										5	1	1	0	0	1	3	Cincinnati Reds @ Los Angeles Dodgers Dodger Stadium, Los Angeles, CA Thu May 10 2018, 7:12 PM - 10:10 PM PDT Att: 47,383 - Partly Cloudy - 67 F		
23 Adam Duval, R (1,7) OBP: 0.254, SLG: 0.382										4	0	0	0	0	3	1			
19 Joey Votto, L (1,3) OBP: 0.402, SLG: 0.430										4	1	2	0	0	0	0			
3 Scooter Gennett, L (1,4) OBP: 0.345, SLG: 0.485										4	1	3	3	0	0	0			
26 Raisel Iglesias, R (8,1)										0	0	0	0	0	0	0			
7 Eugenio Suárez, R (1,5) OBP: 0.383, SLG: 0.580										4	0	0	0	0	2	3			
16 Tucker Barnhart, L (1,2) OBP: 0.397, SLG: 0.416										4	1	1	0	0	0	0			
2 Alex Blandino, R (1,6) OBP: 0.309, SLG: 0.279										3	0	0	0	0	0	1			
30 Tyler Mahle, R (1,1) OBP: 0.091, SLG: 0.091										2	0	0	0	0	1	0			
63 Dylan Floro, L (6,1)										0	0	0	0	0	0	0			
43 Scott Schebler, L (7, PH) OBP: 0.325, SLG: 0.440										1	0	0	0	0	1	1			
53 Wandy Peralta, L (7,1)										0	0	0	0	0	0	0			
9 José Peraza, R (8,6) OBP: 0.305, SLG: 0.377										1	0	0	0	0	0	1			
6 Billy Hamilton, S (1,8) OBP: 0.315, SLG: 0.327										4	0	2	1	0	1	0			
Inning Stats	R: 0 H: 2 E: 0 K: 2 S: 11	H: 2 LOB: 2 BB: 0 P: 16	R: 0 H: 0 E: 0 K: 0 S: 6	H: 0 LOB: 3 BB: 0 P: 8	R: 0 H: 0 E: 0 K: 1 S: 8	H: 0 LOB: 0 BB: 0 P: 9	R: 0 H: 0 E: 0 K: 1 S: 7	H: 0 LOB: 0 BB: 0 P: 10	R: 0 H: 0 E: 0 K: 1 S: 11	H: 0 LOB: 0 BB: 0 P: 15	R: 2 H: 3 E: 0 K: 3 S: 27	H: 3 LOB: 1 BB: 0 P: 35	R: 1 H: 1 E: 0 K: 0 S: 6	H: 1 LOB: 0 BB: 0 P: 7	R: 0 H: 1 E: 1 K: 0 S: 12	H: 1 LOB: 2 BB: 0 P: 18	1B: 5 2B: 2 3B: 1 HR: 1	SF: 0 SAC: 1 DP: 0 HBP: 0	WP: 0 PA: 37 PB: 0 SB: 0 CS: 0
PITCHER	IP WLS BF H R ER SO BB IBB HBP BLK WP HR S P ERA WHIP	IP WLS BF H R ER SO BB IBB HBP BLK WP HR S P ERA WHIP	IP WLS BF H R ER SO BB IBB HBP BLK WP HR S P ERA WHIP	IP WLS BF H R ER SO BB IBB HBP BLK WP HR S P ERA WHIP	IP WLS BF H R ER SO BB IBB HBP BLK WP HR S P ERA WHIP	IP WLS BF H R ER SO BB IBB HBP BLK WP HR S P ERA WHIP	IP WLS BF H R ER SO BB IBB HBP BLK WP HR S P ERA WHIP	IP WLS BF H R ER SO BB IBB HBP BLK WP HR S P ERA WHIP	IP WLS BF H R ER SO BB IBB HBP BLK WP HR S P ERA WHIP	IP WLS BF H R ER SO BB IBB HBP BLK WP HR S P ERA WHIP	IP WLS BF H R ER SO BB IBB HBP BLK WP HR S P ERA WHIP	IP WLS BF H R ER SO BB IBB HBP BLK WP HR S P ERA WHIP	IP WLS BF H R ER SO BB IBB HBP BLK WP HR S P ERA WHIP	IP WLS BF H R ER SO BB IBB HBP BLK WP HR S P ERA WHIP	IP WLS BF H R ER SO BB IBB HBP BLK WP HR S P ERA WHIP	IP WLS BF H R ER SO BB IBB HBP BLK WP HR S P ERA WHIP	IP WLS BF H R ER SO BB IBB HBP BLK WP HR S P ERA WHIP	IP WLS BF H R ER SO BB IBB HBP BLK WP HR S P ERA WHIP	
21 Walker Buehler, R (1,1) ERA: 1.64	6.0 L	23 5	2 2	2 2	8 8	0 0	0 0	0 0	0 0	0 0	0 0	70 12	93 21	3.00 9.00	0.833 2.000				
52 Pedro Báez, R (7,1) ERA: 4.09	1.0	5	2	1	1	1	0	0	0	0	0	0	1	6	7	9.00	1.000		
41 Daniel Hudson, R (8,1) ERA: 8.68	1.0	4	1	1	1	0	0	0	0	0	0	0	1	6	7	9.00	1.000		
46 Josh Fields, R (9,1) ERA: 2.6	1.0	5	1	0	0	0	0	0	0	0	0	0	0	12	18	0.00	1.000		

Batter	1	2	3	4	5	6	7	8	9	AB	R	H	RBI	BB	SO	LOB	BOTTOM				
3 Chris Taylor, R (1,6) OBP: 0.299, SLG: 0.408										4	0	0	0	0	0	2	Cincinnati Reds @ Los Angeles Dodgers Dodger Stadium, Los Angeles, CA Thu May 10 2018, 7:12 PM - 10:10 PM PDT Att: 47,383 - Partly Cloudy - 67 F				
31 Joc Pederson, L (1,8) OBP: 0.381, SLG: 0.392										2	1	0	0	1	0	2					
14 Enrique Hernández, R (7, PH) OBP: 0.311, SLG: 0.449										1	0	1	0	0	0	0					
9 Yasmani Grandal, S (1,2) OBP: 0.381, SLG: 0.487										3	0	0	0	1	0	2					
35 Cody Bellinger, L (1,3) OBP: 0.329, SLG: 0.443										4	0	0	0	0	2	5					
27 Matt Kemp, R (1,7) OBP: 0.376, SLG: 0.537										3	0	0	0	1	0	0					
26 Chase Utley, L (1,4) OBP: 0.371, SLG: 0.415										3	0	2	1	0	0	0					
70 Tim Lincecum, R (8, PH) OBP: 0.417, SLG: 0.333										1	0	0	0	0	0	0					
66 Yasiel Puig, R (1,9) OBP: 0.260, SLG: 0.260										4	0	0	0	0	2	4					
13 Max Muncy, L (1,5) OBP: 0.321, SLG: 0.356										3	0	1	0	1	2	0					
21 Walker Buehler, R (1,1) ERA: 1.64	5.0 W	24 3	1 1	1 1	2 2	4 4	0 0	0 0	0 0	0 0	0 0	63 13	109 16	0.00 0.000	1.400 0.600						
63 Dylan Floro, R (6,1) ERA: 0.64	1.0	H	3	0	0	0	0	0	0	0	0	8	13	0.00	0.000						
53 Wandy Peralta, L (7,1) ERA: 4.26	1.2	H	5	1	0	0	0	0	0	0	0	12	16	0.00	0.600						
26 Raisel Iglesias, R (8,1) ERA: 1.5	1.1	S	4	0	0	0	3	0	0	0	0	16	23	0.00	0.000						
Inning Stats	R: 1 H: 1 E: 1 K: 1 S: 18	H: 1 LOB: 3 BB: 2 P: 33	R: 0 H: 1 E: 0 K: 0 S: 18	H: 1 LOB: 3 BB: 1 P: 30	R: 0 H: 1 E: 0 K: 0 S: 12	H: 1 LOB: 2 BB: 1 P: 22	R: 0 H: 0 E: 0 K: 0 S: 7	H: 0 LOB: 0 BB: 0 P: 10	R: 0 H: 0 E: 0 K: 1 S: 8	H: 0 LOB: 0 BB: 0 P: 14	R: 0 H: 0 E: 0 K: 2 S: 8	H: 0 LOB: 0 BB: 0 P: 13	R: 0 H: 1 E: 0 K: 0 S: 7	H: 1 LOB: 0 BB: 0 P: 9	R: 0 H: 0 E: 0 K: 0 S: 11	H: 0 LOB: 0 BB: 0 P: 16	R: 0 H: 0 E: 0 K: 3 S: 10	H: 0 LOB: 0 BB: 0 P: 14	1B: 4 2B: 0 3B: 0 HR: 0	SF: 0 SAC: 1 DP: 1 HBP: 0	WP: 0 PA: 36 PB: 0 SB: 0 CS: 0
PITCHER	IP WLS BF H R ER SO BB IBB HBP BLK WP HR S P ERA WHIP	IP WLS BF H R ER SO BB IBB HBP BLK WP HR S P ERA WHIP	IP WLS BF H R ER SO BB IBB HBP BLK WP HR S P ERA WHIP	IP WLS BF H R ER SO BB IBB HBP BLK WP HR S P ERA WHIP	IP WLS BF H R ER SO BB IBB HBP BLK WP HR S P ERA WHIP	IP WLS BF H R ER SO BB IBB HBP BLK WP HR S P ERA WHIP	IP WLS BF H R ER SO BB IBB HBP BLK WP HR S P ERA WHIP	IP WLS BF H R ER SO BB IBB HBP BLK WP HR S P ERA WHIP	IP WLS BF H R ER SO BB IBB HBP BLK WP HR S P ERA WHIP	IP WLS BF H R ER SO BB IBB HBP BLK WP HR S P ERA WHIP	IP WLS BF H R ER SO BB IBB HBP BLK WP HR S P ERA WHIP	IP WLS BF H R ER SO BB IBB HBP BLK WP HR S P ERA WHIP	IP WLS BF H R ER SO BB IBB HBP BLK WP HR S P ERA WHIP	IP WLS BF H R ER SO BB IBB HBP BLK WP HR S P ERA WHIP	IP WLS BF H R ER SO BB IBB HBP BLK WP HR S P ERA WHIP	IP WLS BF H R ER SO BB IBB HBP BLK WP HR S P ERA WHIP	IP WLS BF H R ER SO BB IBB HBP BLK WP HR S P ERA WHIP	IP WLS BF H R ER SO BB IBB HBP BLK WP HR S P ERA WHIP			
30 Tyler Mahle, R (1,1) ERA: 3.86	5.0	W	24	3	1	0	2	0	0	0	0	63	109	0.00	1.400						
63 Dylan Floro, R (6,1) ERA: 0.64	1.0	H	3	0	0	0	0	0	0	0	0	8	13	0.00	0.000						
53 Wandy Peralta, L (7,1) ERA: 4.26	1.2	H	5	1	0	0	0	0	0	0	0	12	16	0.00	0.600						
26 Raisel Iglesias, R (8,1) ERA: 1.5	1.1	S	4	0	0	0	3	0	0	0	0	16	23	0.00	0.000						

Batter	1	2	3	4	5	6	7	8	9	AB	R	H	RBI	BB	SO	LOB	TOP										
33 Jesse Winker, L OBP: 0.375, SLG: 0.333 6 Billy Hamilton, S OBP: 0.304, SLG: 0.314	G5-3		G5-3			G5-3			G5-3	4	0	1	1	0	0	2	<p>Cincinnati Reds @ Los Angeles Dodgers Dodger Stadium, Los Angeles, CA Sat May 12 2018, 6:10 PM - 9:27 PM PDT Att: 49,911 - Cloudy - 62°F</p> <p>livebaseballscorecards.com</p>										
9 José Peraza, R OBP: 0.299, SLG: 0.372	G6-3			K	FC6-4				K	5	0	1	0	0	2	1											
19 Joey Votto, L OBP: 0.408, SLG: 0.427	F7								F8	5	0	2	0	0	1	0											
3 Scooter Gennett, L OBP: 0.368, SLG: 0.521										5	1	3	0	0	1	2											
7 Eugenio Suárez, R OBP: 0.365, SLG: 0.544	L9									5	1	1	0	0	1	5											
43 Scott Schebler, L OBP: 0.319, SLG: 0.451										4	1	1	3	0	1	4											
16 Tucker Barnhart, L OBP: 0.372, SLG: 0.431										4	1	1	0	0	2	0											
23 Adam Duvall, R OBP: 0.259, SLG: 0.383										4	1	2	0	0	1	1											
34 Homer Bailey, R OBP: 0.077, SLG: 0.077 2 Alex Blandino, R OBP: 0.329, SLG: 0.306 37 David Hernandez, R OBP: 0.319, SLG: 0.451 53 Wandy Peralta, L OBP: 0.319, SLG: 0.451 48 Jared Hughes, R OBP: 0.319, SLG: 0.451										1	0	0	0	0	1	1											
										1	0	1	1	0	0	0											
										1	0	0	0	0	0	0											
										0	0	0	0	0	0	0											
Inning Stats	R: 0 E: 0 K: 0 S: 9	H: 0 LOB: 0 BB: 0 P: 12	R: 0 E: 0 K: 2 S: 11	H: 0 LOB: 0 BB: 0 P: 16	R: 0 E: 0 K: 2 S: 12	H: 1 LOB: 1 BB: 0 P: 15	R: 0 E: 0 K: 1 S: 13	H: 2 LOB: 2 BB: 0 P: 16	R: 1 E: 0 K: 1 S: 9	H: 2 LOB: 1 BB: 0 P: 12	R: 4 E: 0 K: 2 S: 21	H: 5 LOB: 1 BB: 0 P: 32	R: 0 E: 1 K: 1 S: 20	H: 1 LOB: 2 BB: 0 P: 23	R: 0 E: 0 K: 0 S: 7	H: 0 LOB: 0 BB: 0 P: 13	R: 0 E: 0 K: 1 S: 16	H: 2 LOB: 2 BB: 0 P: 23	1B: 10 2B: 2 3B: 0 HR: 1	SF: 0 SAC: 1 DP: 0 HBP: 0	WP: 0 PA: 41 PB: 0 SB: 0 CS: 0						
PITCHER	IP	WLS	BF	H	R	ER	SO	BB	IBB	HBP	BLK	WP	HR	S	P	ERA	WHIP										
68 Ross Stripling, R ERA: 2.2	5.1		22	6	2	2	7	0	0	0	0	0	0	59	79	3.38	1.125										
47 JT Chargois, R ERA: 4.4	0.1	L	5	4	3	3	1	0	0	0	0	0	1	12	17	81.00	12.000										
43 Pat Venditte, S ERA:	1.1		6	1	0	0	1	0	0	0	0	0	0	24	30	0.00	0.750										
46 Josh Fields, R ERA: 2.45	1.0		3	0	0	0	0	0	0	0	0	0	0	7	13	0.00	0.000										
52 Pedro Báez, R ERA: 3.89	1.0		5	2	0	0	1	0	0	0	0	0	0	16	23	0.00	2.000										

Batter	1	2	3	4	5	6	7	8	9	AB	R	H	RBI	BB	SO	LOB	BOTTOM										
26 Chase Utley, L OBP: 0.356, SLG: 0.393 17 Kyle Farmer, R OBP: 0.309, SLG: 0.283	L8	F7		L6		L4				4	0	0	0	0	0	3	<p>Cincinnati Reds @ Los Angeles Dodgers Dodger Stadium, Los Angeles, CA Sat May 12 2018, 6:10 PM - 9:27 PM PDT Att: 49,911 - Cloudy - 62°F</p> <p>livebaseballscorecards.com</p>										
31 Joc Pederson, L OBP: 0.371, SLG: 0.379 66 Yasiel Puig, R OBP: 0.250, SLG: 0.250 52 Pedro Báez, R ERA: 3.89										4	0	2	1	0	0	2											
27 Matt Kemp, R OBP: 0.360, SLG: 0.509										5	0	1	0	0	1	1											
35 Cody Bellinger, L OBP: 0.329, SLG: 0.466										5	1	1	1	0	1	2											
3 Chris Taylor, R OBP: 0.306, SLG: 0.424										4	1	2	0	1	1	0											
13 Max Muncy, L OBP: 0.344, SLG: 0.472										4	0	2	1	0	1	4											
14 Enrique Hernández, R OBP: 0.306, SLG: 0.436										4	0	1	0	0	1	3											
15 Austin Barnes, R OBP: 0.413, SLG: 0.317										3	1	2	0	1	0	0											
68 Ross Stripling, R ERA: 5.99 37 David Hernandez, R ERA: 2.0 53 Wandy Peralta, L ERA: 4.26 48 Jared Hughes, R ERA: 1.52										2	0	0	0	0	2	4											
										0	0	0	0	0	0	0											
										0	0	0	0	0	0	0											
										0	0	0	0	0	0	0											
Inning Stats	R: 0 E: 0 K: 1 S: 14	H: 2 LOB: 3 BB: 1 P: 21	R: 0 E: 0 K: 1 S: 9	H: 2 LOB: 0 BB: 0 P: 14	R: 1 E: 0 K: 1 S: 9	H: 2 LOB: 1 BB: 0 P: 13	R: 1 E: 0 K: 0 S: 10	H: 2 LOB: 1 BB: 0 P: 15	R: 1 E: 0 K: 1 S: 10	H: 2 LOB: 2 BB: 1 P: 18	R: 0 E: 0 K: 1 S: 9	H: 0 LOB: 0 BB: 0 P: 12	R: 0 E: 0 K: 2 S: 11	H: 1 LOB: 1 BB: 0 P: 16	R: 0 E: 0 K: 0 S: 7	H: 1 LOB: 1 BB: 1 P: 13	R: 0 E: 0 K: 0 S: 7	H: 0 LOB: 0 BB: 0 P: 14	1B: 9 2B: 3 3B: 0 HR: 1	SF: 0 SAC: 1 DP: 1 HBP: 0	WP: 1 PA: 41 PB: 0 SB: 0 CS: 0						
PITCHER	IP	WLS	BF	H	R	ER	SO	BB	IBB	HBP	BLK	WP	HR	S	P	ERA	WHIP										
34 Homer Bailey, R ERA: 5.99	5.0		27	10	3	3	4	1	0	0	0	0	0	52	81	5.40	2.200										
37 David Hernandez, R ERA: 2.0	2.1	H	8	1	0	0	3	0	0	0	0	0	0	22	31	0.00	0.429										
53 Wandy Peralta, L ERA: 4.26	0.0		2	1	0	0	0	1	0	0	0	0	0	4	9	∞	∞										
48 Jared Hughes, R ERA: 1.52	1.2	S	4	0	0	0	0	0	0	0	0	0	0	8	15	0.00	0.000										

Batter	1	2	3	4	5	6	7	8	9	AB	R	H	RBI	BB	SO	LOB	TOP				
3 Chris Taylor, R OBP: 0.305, SLG: 0.415										3	0	1	0	1	0	1	Los Angeles Dodgers @ Miami Marlins Marlins Park, Miami, FL Tue May 15 2018, 7:11 PM - 10:04 PM EDT Att: 6,242 - Roof Closed - 78 F				
14 Enrique Hernández, R 31 Joc Pederson, L OBP: 0.351, SLG: 0.355										2	0	0	0	1	2	2					
10 Justin Turner, R OBP: 0.250, SLG: 0.250										4	0	1	0	0	0	3					
27 Matt Kemp, R OBP: 0.346, SLG: 0.484										4	0	0	0	0	2	2					
15 Austin Barnes, R 9 Yasmani Grandal, S OBP: 0.379, SLG: 0.492										2	0	1	0	0	0	0					
35 Cody Bellinger, L OBP: 0.326, SLG: 0.474										4	1	1	1	0	1	2					
11 Logan Forsythe, R OBP: 0.208, SLG: 0.260										4	0	0	0	0	0	2					
66 Yasiel Puig, R OBP: 0.270, SLG: 0.314										2	1	1	1	2	1	0					
57 Alex Wood, R										1	0	0	0	0	0	1					
13 Max Muncy, L 36 Adam Liberatore, L 47 JT Chargois, S 43 Pat Venditte, L										1	0	0	0	0	0	0					
Inning Stats	R: 0 H: 0 E: 0 K: 1 S: 12	H: 0 LOB: 1 BB: 1 P: 20	R: 0 H: 0 E: 0 K: 1 S: 9	H: 0 LOB: 0 BB: 0 P: 14	R: 0 H: 0 E: 0 K: 1 S: 9	H: 0 LOB: 1 BB: 1 P: 19	R: 0 H: 2 E: 0 K: 0 S: 13	H: 1 LOB: 2 BB: 1 P: 22	R: 0 H: 0 E: 0 K: 0 S: 8	H: 0 LOB: 0 BB: 0 P: 12	R: 1 H: 1 E: 0 K: 0 S: 8	H: 1 LOB: 0 BB: 0 P: 13	R: 0 H: 0 E: 0 K: 1 S: 12	H: 0 LOB: 0 BB: 0 P: 15	R: 1 H: 1 E: 0 K: 1 S: 10	H: 1 LOB: 0 BB: 0 P: 15	1B: 3 2B: 0 3B: 0 HR: 2	SF: 0 SAC: 1 DP: 0 HBP: 0	WP: 0 PB: 0 SB: 0 CS: 0	PA: 35	
PITCHER	IP WLS BF H R ER SO BB IBB HBP BLK WP HR S P ERA WHIP	4.1 19 3 0 0 3 3 0 0 0 0 0 48 24 0.00 1.385	1.2 5 0 0 0 0 0 0 0 0 0 0 15 24 0.00 0.000	1.0 4 1 1 1 0 0 0 0 0 0 0 8 13 9.00 1.000	1.0 3 0 0 0 1 0 0 0 0 0 0 12 15 0.00 0.000	1.0 4 1 1 1 1 0 0 0 0 0 0 10 15 9.00 1.000															

AB	31
R	2
H	5
RBI	2
BB	3
SO	5
LOB	15



Batter	1	2	3	4	5	6	7	8	9	AB	R	H	RBI	BB	SO	LOB	BOTTOM			
14 Martín Prado, R OBP: 0.219, SLG: 0.183										4	1	2	0	0	1	1	Los Angeles Dodgers @ Miami Marlins Marlins Park, Miami, FL Tue May 15 2018, 7:11 PM - 10:04 PM EDT Att: 6,242 - Roof Closed - 78 F			
11 J.T. Realmuto, R OBP: 0.384, SLG: 0.544										4	1	3	1	0	1	0				
13 Starlin Castro, R OBP: 0.331, SLG: 0.368										3	0	0	0	1	2	4				
15 Brian Anderson, R OBP: 0.359, SLG: 0.389										4	1	2	1	0	0	3				
41 Justin Bour, L OBP: 0.379, SLG: 0.462										4	0	2	0	0	1	1				
1 Cameron Maybin, R OBP: 0.320, SLG: 0.321										4	0	1	0	0	0	3				
19 Miguel Rojas, R OBP: 0.304, SLG: 0.389										3	0	0	1	0	0	2				
9 Lewis Brinson, R 64 Nick Wittgren, R 56 Tayron Guerrero, R 2 Yadiel Rivera, R 46 Kyle Barraclough, R 29 Brad Ziegler, R										2	0	1	0	0	1	1				
54 Wei-Yin Chen, R 3 JB Shuck, L OBP: 0.200, SLG: 0.268										1	0	0	0	0	0	2				
Inning Stats	R: 1 H: 2 E: 1 K: 2 S: 12	H: 2 LOB: 1 BB: 0 P: 17	R: 0 H: 2 E: 0 K: 0 S: 10	H: 2 LOB: 1 BB: 0 P: 12	R: 0 H: 0 E: 0 K: 1 S: 6	H: 0 LOB: 0 BB: 0 P: 9	R: 1 H: 2 E: 0 K: 1 S: 15	H: 2 LOB: 1 BB: 0 P: 26	R: 0 H: 2 E: 0 K: 1 S: 11	H: 2 LOB: 2 BB: 0 P: 16	R: 0 H: 1 E: 0 K: 0 S: 9	H: 1 LOB: 0 BB: 0 P: 13	R: 2 H: 3 E: 0 K: 1 S: 12	H: 3 LOB: 1 BB: 1 P: 25	R: 0 H: 0 E: 0 K: 0 S: 7	H: 0 LOB: 0 BB: 0 P: 12		1B: 10 2B: 3 3B: 0 HR: 0	SF: 1 SAC: 1 DP: 2 HBP: 0	WP: 0 PB: 0 SB: 0 CS: 0
PITCHER	IP WLS BF H R ER SO BB IBB HBP BLK WP HR S P ERA WHIP	6.0 L 25 9 2 1 5 0 0 0 0 0 0 63 93 1.50 1.500	0.1 2 1 1 1 0 0 0 0 0 0 0 2 3 27.00 3.000	0.2 4 2 1 1 1 1 0 0 0 0 0 10 22 13.50 4.500	1.0 3 0 0 0 0 0 0 0 0 0 0 7 12 0.00 0.000															

AB	31
R	4
H	12
RBI	3
BB	1
SO	6
LOB	17



Batter	1	2	3	4	5	6	7	8	9	AB	R	H	RBI	BB	SO	LOB	TOP					
26 Chase Utley, L OBP: 0.339, SLG: 0.371	G6-3		G6-3		F7		K		G4-6-3	5	0	1	0	0	1	0	Los Angeles Dodgers @ Miami Marlins Marlins Park, Miami, FL Wed May 16 2018, 7:12 PM - 10:12 PM EDT Att: 5,721 - Roof Closed - 77 F					
31 Joc Pederson, L OBP: 0.345, SLG: 0.357	G3		G4-3			10 L9 9 1B	F8		F8	5	1	1	0	0	0	1						
10 Justin Turner, R OBP: 0.333, SLG: 0.333			F8			L9			G4-6-3	5	0	2	0	0	0	2						
9 Yasmani Grandal, S OBP: 0.383, SLG: 0.516	G6-3				HR	35 2B 3 1B			K	4	2	2	2	0	1	2						
35 Cody Bellinger, L OBP: 0.330, SLG: 0.478					P4				E4	3	1	1	0	1	0	0						
3 Chris Taylor, R OBP: 0.306, SLG: 0.417					K				K	4	1	2	1	0	2	1						
13 Max Muncy, L OBP: 0.338, SLG: 0.458					F7				K	3	0	1	2	0	1	2						
66 Yasiel Puig, R OBP: 0.261, SLG: 0.303									F4	4	0	0	0	0	1	5						
21 Walker Buehler, R ERA: 2.07, SLG: 0.091 27 Matt Kemp, R ERA: 2.93, SLG: 0.460 52 Pedro Báez, R ERA: 4.12 46 Josh Fields, R ERA: 2.33 15 Austin Barnes, R ERA: 6.75 41 Daniel Hudson, R ERA: 6.75 75 Scott Alexander, L ERA: 5.14									FC6-4	2	0	0	0	0	0	0						
Inning Stats	R: 0 E: 0 K: 0 S: 11	H: 1 LOB: 1 BB: 0 P: 18	R: 0 E: 0 K: 1 S: 11	H: 1 LOB: 2 BB: 1 P: 17	R: 0 E: 0 K: 1 S: 8	H: 0 LOB: 0 BB: 0 P: 10	R: 1 E: 0 K: 1 S: 12	H: 1 LOB: 0 BB: 0 P: 20	R: 0 E: 0 K: 0 S: 6	H: 0 LOB: 0 BB: 0 P: 10	R: 4 E: 0 K: 2 S: 17	H: 5 LOB: 1 BB: 0 P: 22	R: 0 E: 0 K: 2 S: 18	H: 1 LOB: 1 BB: 0 P: 24	R: 0 E: 0 K: 1 S: 9	H: 0 LOB: 2 BB: 0 P: 15	R: 0 E: 0 K: 0 S: 6	H: 1 LOB: 0 BB: 0 P: 7	1B: 6 2B: 3 3B: 0 HR: 1	SF: 0 SAC: 0 DP: 1 HBP: 1	WP: 0 PB: 0 SB: 0 CS: 0	PA: 39
PITCHER	IP WLS BF H R ER SO BB IBB HBP BLK WP HR S P ERA WHIP	IP WLS BF H R ER SO BB IBB HBP BLK WP HR S P ERA WHIP	IP WLS BF H R ER SO BB IBB HBP BLK WP HR S P ERA WHIP	IP WLS BF H R ER SO BB IBB HBP BLK WP HR S P ERA WHIP	IP WLS BF H R ER SO BB IBB HBP BLK WP HR S P ERA WHIP	IP WLS BF H R ER SO BB IBB HBP BLK WP HR S P ERA WHIP	IP WLS BF H R ER SO BB IBB HBP BLK WP HR S P ERA WHIP	IP WLS BF H R ER SO BB IBB HBP BLK WP HR S P ERA WHIP	IP WLS BF H R ER SO BB IBB HBP BLK WP HR S P ERA WHIP	IP WLS BF H R ER SO BB IBB HBP BLK WP HR S P ERA WHIP	IP WLS BF H R ER SO BB IBB HBP BLK WP HR S P ERA WHIP	IP WLS BF H R ER SO BB IBB HBP BLK WP HR S P ERA WHIP	IP WLS BF H R ER SO BB IBB HBP BLK WP HR S P ERA WHIP	IP WLS BF H R ER SO BB IBB HBP BLK WP HR S P ERA WHIP	IP WLS BF H R ER SO BB IBB HBP BLK WP HR S P ERA WHIP	IP WLS BF H R ER SO BB IBB HBP BLK WP HR S P ERA WHIP						

AB	37
R	5
H	10
RBI	5
BB	1
SO	7
LOB	18



Batter	1	2	3	4	5	6	7	8	9	AB	R	H	RBI	BB	SO	LOB	BOTTOM					
14 Martín Prado, R OBP: 0.232, SLG: 0.188			E6		K				F9	4	2	1	0	1	1	2	Los Angeles Dodgers @ Miami Marlins Marlins Park, Miami, FL Wed May 16 2018, 7:12 PM - 10:12 PM EDT Att: 5,721 - Roof Closed - 77 F					
11 J.T. Realmuto, R OBP: 0.375, SLG: 0.558			G5-3		G5-3				P3	5	1	1	1	0	1	3						
13 Starlin Castro, R OBP: 0.345, SLG: 0.388									K	5	1	4	1	0	1	1						
41 Justin Bour, L OBP: 0.387, SLG: 0.484 29 Brad Ziegler, R ERA: 1.83										3	1	1	2	2	2	3						
15 Brian Anderson, R OBP: 0.362, SLG: 0.392									K	0	0	0	0	0	0	0						
32 Derek Dietrich, L OBP: 0.294, SLG: 0.360 71 Drew Steckenrider, R ERA: 4.12 1 Cameron Maybin, R OBP: 0.317, SLG: 0.318 46 Kyle Barracough, R ERA: 2.33 2 Yadiel Rivera, R OBP: 0.259, SLG: 0.176										4	1	2	1	0	1	3						
19 Miguel Rojas, R OBP: 0.309, SLG: 0.397										4	1	2	1	0	1	3						
9 Lewis Brinson, R OBP: 0.221, SLG: 0.293										2	0	1	0	1	0	2						
57 Eliaser Hernández, R ERA: 2.67 25 Pedro Báez, R ERA: 4.12 46 Josh Fields, R ERA: 2.33 41 Daniel Hudson, R ERA: 6.75 75 Scott Alexander, L ERA: 5.14										2	0	0	0	0	0	0						
										2	0	0	0	0	0	0						
Inning Stats	R: 1 E: 0 K: 2 S: 16	H: 2 LOB: 2 BB: 1 P: 24	R: 0 E: 0 K: 1 S: 5	H: 0 LOB: 0 BB: 0 P: 9	R: 1 E: 1 K: 1 S: 11	H: 1 LOB: 1 BB: 0 P: 17	R: 0 E: 0 K: 3 S: 14	H: 0 LOB: 2 BB: 1 P: 19	R: 3 E: 0 K: 0 S: 21	H: 4 LOB: 1 BB: 0 P: 28	R: 1 E: 0 K: 1 S: 17	H: 2 LOB: 2 BB: 1 P: 24	R: 0 E: 0 K: 0 S: 10	H: 1 LOB: 0 BB: 0 P: 11	R: 0 E: 0 K: 1 S: 12	H: 1 LOB: 2 BB: 1 P: 17	R: 0 E: 0 K: 1 S: 12	H: 1 LOB: 2 BB: 1 P: 17	1B: 7 2B: 2 3B: 0 HR: 2	SF: 1 SAC: 0 DP: 0 HBP: 1	WP: 0 PB: 0 SB: 0 CS: 0	PA: 40
PITCHER	IP WLS BF H R ER SO BB IBB HBP BLK WP HR S P ERA WHIP	IP WLS BF H R ER SO BB IBB HBP BLK WP HR S P ERA WHIP	IP WLS BF H R ER SO BB IBB HBP BLK WP HR S P ERA WHIP	IP WLS BF H R ER SO BB IBB HBP BLK WP HR S P ERA WHIP	IP WLS BF H R ER SO BB IBB HBP BLK WP HR S P ERA WHIP	IP WLS BF H R ER SO BB IBB HBP BLK WP HR S P ERA WHIP	IP WLS BF H R ER SO BB IBB HBP BLK WP HR S P ERA WHIP	IP WLS BF H R ER SO BB IBB HBP BLK WP HR S P ERA WHIP	IP WLS BF H R ER SO BB IBB HBP BLK WP HR S P ERA WHIP	IP WLS BF H R ER SO BB IBB HBP BLK WP HR S P ERA WHIP	IP WLS BF H R ER SO BB IBB HBP BLK WP HR S P ERA WHIP	IP WLS BF H R ER SO BB IBB HBP BLK WP HR S P ERA WHIP	IP WLS BF H R ER SO BB IBB HBP BLK WP HR S P ERA WHIP	IP WLS BF H R ER SO BB IBB HBP BLK WP HR S P ERA WHIP	IP WLS BF H R ER SO BB IBB HBP BLK WP HR S P ERA WHIP	IP WLS BF H R ER SO BB IBB HBP BLK WP HR S P ERA WHIP						

AB	34
R	6
H	11
RBI	6
BB	4
SO	9
LOB	19



Batter	1	2	3	4	5	6	7	8	9	AB	R	H	RBI	BB	SO	LOB	TOP								
3 Chris Taylor, R OBP: 0.317, SLG: 0.419										4	2	2	0	1	1	0	Los Angeles Dodgers @ Miami Marlins Marlins Park, Miami, FL Thu May 17 2018, 12:12 PM - 3:16 PM EDT Att: 13,820 - Roof Closed - 76 F								
15 Austin Barnes, R OBP: 0.404, SLG: 0.299										3	2	0	0	2	0	1									
10 Justin Turner, R OBP: 0.462, SLG: 0.615										4	1	3	5	0	1	0									
13 Max Muncy, L OBP: 0.333, SLG: 0.450										1	0	0	0	0	0	1									
27 Matt Kemp, R OBP: 0.355, SLG: 0.504										4	0	3	1	0	0	0									
31 Joc Pederson, L OBP: 0.354, SLG: 0.354										1	0	0	0	0	0	1									
14 Enrique Hernández, R OBP: 0.284, SLG: 0.402										5	0	0	0	0	1	5									
35 Cody Bellinger, L OBP: 0.311, SLG: 0.469										3	0	0	0	2	0	1									
11 Logan Forsythe, R OBP: 0.190, SLG: 0.236										5	0	0	0	0	2	2									
66 Yasiel Puig, R OBP: 0.282, SLG: 0.339										3	2	2	1	2	1	1									
18 Kenta Maeda, R OBP: 0.133, SLG: 0.133										3	0	0	0	0	1	2									
74 Kenley Jansen, S OBP: 0.133, SLG: 0.133										0	0	0	0	0	0	0									
Inning Stats	R: 0 E: 0 K: 2 S: 8	H: 0 LOB: 0 BB: 0 P: 15	R: 0 E: 0 K: 1 S: 12	H: 0 LOB: 1 BB: 1 P: 21	R: 4 E: 0 K: 1 S: 23	H: 2 LOB: 1 BB: 3 P: 41	R: 3 E: 0 K: 2 S: 20	H: 4 LOB: 2 BB: 1 P: 32	R: 0 E: 0 K: 0 S: 9	H: 0 LOB: 1 BB: 1 P: 16	R: 0 E: 0 K: 0 S: 12	H: 2 LOB: 2 BB: 0 P: 14	R: 0 E: 0 K: 0 S: 9	H: 1 LOB: 1 BB: 0 P: 14	R: 0 E: 0 K: 0 S: 10	H: 1 LOB: 1 BB: 0 P: 15	R: 0 E: 0 K: 1 S: 14	H: 0 LOB: 1 BB: 1 P: 24	1B: 5 2B: 4 3B: 0 HR: 1	SF: 0 SAC: 1 DP: 0 HBP: 0	WP: 0 PB: 1 SB: 0 CS: 0	PA: 44			
PITCHER	IP WLS BF H R ER SO BB IBB HBP BLK WP HR S P ERA WHIP	3.0 L 15 2 4 4 4 4 0 0 0 0 0 43 77 12.00 2.000	1.0 8 4 3 3 2 1 0 0 0 0 1 20 32 27.00 5.000	5.0 21 4 0 0 1 2 0 0 0 0 0 54 83 0.00 1.200																					

Batter	1	2	3	4	5	6	7	8	9	AB	R	H	RBI	BB	SO	LOB	BOTTOM						
14 Martín Prado, R OBP: 0.225, SLG: 0.182										2	0	0	0	0	1	1	Los Angeles Dodgers @ Miami Marlins Marlins Park, Miami, FL Thu May 17 2018, 12:12 PM - 3:16 PM EDT Att: 13,820 - Roof Closed - 76 F						
3 JB Shuck, L OBP: 0.281, SLG: 0.267										2	0	1	0	0	0	0							
13 Starlin Castro, R OBP: 0.341, SLG: 0.383										2	0	0	0	0	1	1							
1 Cameron Maybin, R OBP: 0.320, SLG: 0.321										2	0	1	0	0	0	0							
41 Justin Bour, L OBP: 0.377, SLG: 0.468										4	0	0	0	0	1	2							
15 Brian Anderson, R OBP: 0.354, SLG: 0.382										4	0	0	0	0	3	2							
32 Derek Dietrich, L OBP: 0.294, SLG: 0.366										3	0	1	0	0	0	0							
19 Miguel Rojas, R OBP: 0.304, SLG: 0.390										3	0	0	0	0	2	1							
9 Lewis Brinson, R OBP: 0.217, SLG: 0.287										3	0	0	0	0	1	1							
28 Bryan Holaday, R OBP: 0.234, SLG: 0.256										3	0	0	0	0	0	0							
31 Caleb Smith, R OBP: 0.275, SLG: 0.200										0	0	0	0	0	0	0							
2 Yadiel Rivera, R OBP: 0.275, SLG: 0.200										1	0	1	0	0	0	0							
25 Junichi Tazawa, R OBP: 0.304, SLG: 0.390										0	0	0	0	0	0	0							
67 Tyler Cloyd, R OBP: 0.371, SLG: 0.552										1	0	0	0	0	1	0							
11 J.T. Realmuto, R OBP: 0.371, SLG: 0.552										1	0	0	0	0	1	0							
Inning Stats	R: 0 E: 0 K: 0 S: 9	H: 0 LOB: 0 BB: 0 P: 14	R: 0 E: 0 K: 3 S: 10	H: 1 LOB: 1 BB: 0 P: 13	R: 0 E: 0 K: 2 S: 11	H: 1 LOB: 1 BB: 0 P: 14	R: 0 E: 0 K: 1 S: 9	H: 0 LOB: 0 BB: 0 P: 14	R: 0 E: 0 K: 0 S: 8	H: 0 LOB: 0 BB: 0 P: 10	R: 0 E: 0 K: 1 S: 9	H: 0 LOB: 0 BB: 0 P: 13	R: 0 E: 0 K: 0 S: 7	H: 0 LOB: 0 BB: 0 P: 9	R: 0 E: 0 K: 1 S: 8	H: 0 LOB: 0 BB: 0 P: 9	R: 0 E: 0 K: 3 S: 21	H: 2 LOB: 2 BB: 0 P: 24	1B: 3 2B: 1 3B: 0 HR: 0	SF: 0 SAC: 0 DP: 0 HBP: 0	WP: 0 PB: 0 SB: 0 CS: 0	PA: 31	
PITCHER	IP WLS BF H R ER SO BB IBB HBP BLK WP HR S P ERA WHIP	8.0 W 26 2 0 0 8 0 0 0 0 0 0 71 96 0.00 0.250	1.0 5 2 0 0 3 0 0 0 0 0 0 21 24 0.00 2.000																				



Batter	1	2	3	4	5	6	7	8	9	AB	R	H	RBI	BB	SO	LOB	TOP								
31 Joc Pederson, L (1.7) OBP: 0.344, SLG: 0.375										5	1	2	0	0	1	2									
35 Cody Bellinger, L (1.8) OBP: 0.324, SLG: 0.458										4	0	0	1	0	3	2									
10 Justin Turner, R (1.5) OBP: 0.471, SLG: 0.563										3	1	1	0	0	0	1									
9 Yasmani Grandal, S (1.2) OBP: 0.386, SLG: 0.516										2	1	1	1	1	0	0									
27 Matt Kemp, R (1.9) OBP: 0.345, SLG: 0.489										4	0	0	0	0	0	4									
46 Josh Fields, R (8.1)										0	0	0	0	0	0	0									
74 Kenley Jansen, S (9.1)										0	0	0	0	0	0	0									
13 Max Muncy, L (1.3) OBP: 0.329, SLG: 0.460										3	0	1	2	0	2	0									
3 Chris Taylor, R (1.6) OBP: 0.315, SLG: 0.412										3	0	0	0	1	2	1									
11 Logan Forsythe, R (1.4) OBP: 0.210, SLG: 0.271										4	1	2	0	0	0	2									
68 Ross Stripling, R (1.1)										2	0	0	0	0	1	2									
26 Chase Utley, L (7,PH) OBP: 0.336, SLG: 0.367										1	0	0	0	0	0	0									
47 JT Chargois, S (7.1)										0	0	0	0	0	0	0									
66 Yasiel Puig, R (8.9) OBP: 0.280, SLG: 0.336										1	0	0	0	0	0	0									
Inning Stats	R: 1 H: 1 E: 0 K: 1 S: 13	H: 1 LOB: 1 BB: 0 P: 21	R: 0 H: 1 E: 1 K: 1 S: 10	H: 1 LOB: 2 BB: 0 P: 16	R: 0 H: 0 E: 0 K: 1 S: 9	H: 0 LOB: 0 BB: 0 P: 14	R: 0 H: 0 E: 0 K: 2 S: 11	H: 0 LOB: 0 BB: 0 P: 18	R: 1 H: 2 E: 0 K: 1 S: 10	H: 2 LOB: 1 BB: 0 P: 16	R: 1 H: 2 E: 0 K: 0 S: 12	H: 2 LOB: 1 BB: 0 P: 19	R: 0 H: 0 E: 0 K: 2 S: 9	H: 0 LOB: 0 BB: 0 P: 13	R: 1 H: 1 E: 0 K: 1 S: 8	H: 1 LOB: 0 BB: 1 P: 14	R: 0 H: 0 E: 0 K: 0 S: 7	H: 0 LOB: 0 BB: 0 P: 9	1B: 4 2B: 2 3B: 1 HR: 0	SF: 2 SAC: 0 DP: 1 HBP: 1	WP: 0 PB: 0 SB: 0 CS: 0	PA: 37			
PITCHER	IP	WLS	BF	H	R	ER	SO	BB	IBB	HBP	BLK	WP	HR	S	P	ERA	WHIP								
57 Tanner Roark, R (1.1) ERA: 3.39	7.0	L	29	6	3	3	8	1	0	1	0	0	0	74	117	3.86	1.000								
26 Trevor Gott, R (8.1) ERA: 5.65	1.0		5	1	1	1	1	1	0	0	0	0	0	8	14	9.00	2.000								
59 Carlos Torres, R (9.1) ERA: 7.27	1.0		3	0	0	0	0	0	0	0	0	0	0	7	9	0.00	0.000								

Los Angeles Dodgers @ Washington Nationals
 Nationals Park, Washington, DC
 Sat May 19 2018, 2:09 PM - 5:05 PM EDT
 Att: 26,740 - Drizzlie - 65 F

AB	32
R	4
H	7
RBI	4
BB	2
SO	9
LOB	14



Batter	1	2	3	4	5	6	7	8	9	AB	R	H	RBI	BB	SO	LOB	BOTTOM								
7 Trea Turner, R (1.6) OBP: 0.376, SLG: 0.417										4	0	0	0	0	2	3									
34 Bryce Harper, L (1.9) OBP: 0.394, SLG: 0.524										4	0	1	1	0	2	0									
6 Anthony Rendon, R (1.5) OBP: 0.352, SLG: 0.462										4	0	0	0	0	2	2									
15 Matt Adams, L (1.3) OBP: 0.370, SLG: 0.604										4	0	0	0	0	1	0									
Howie Kendrick, R (1.7) OBP: 0.331, SLG: 0.474										3	0	1	0	0	0	0									
45 Andrew Stevenson, L (8.7) OBP: 0.304, SLG: 0.317										1	0	0	0	0	0	0									
3 Michael Taylor, R (1.8) OBP: 0.255, SLG: 0.311										3	0	1	0	0	0	0									
1 Wilmer Difo, S (1.4) OBP: 0.357, SLG: 0.367										3	1	2	0	0	0	1									
64 Spencer Kieboom, R (1.2) OBP: 0.333, SLG: 0.333										3	0	1	0	0	0	2									
57 Tanner Roark, R (1.1) OBP: 0.158, SLG: 0.111										2	0	0	0	0	2	3									
26 Trevor Gott, R (8.1) ERA: 4.5										0	0	0	0	0	0	0									
14 Mark Reynolds, R (8,PH) OBP: 0.500, SLG: 1.250										1	0	0	0	0	1	0									
59 Carlos Torres, R (9.1) ERA: 3.38										0	0	0	0	0	0	0									
Inning Stats	R: 0 H: 0 E: 0 K: 3 S: 10	H: 0 LOB: 0 BB: 0 P: 15	R: 0 H: 0 E: 0 K: 0 S: 8	H: 0 LOB: 0 BB: 0 P: 11	R: 1 H: 3 E: 0 K: 1 S: 17	H: 3 LOB: 2 BB: 0 P: 27	R: 0 H: 0 E: 0 K: 0 S: 12	H: 0 LOB: 0 BB: 0 P: 16	R: 0 H: 1 E: 0 K: 2 S: 10	H: 1 LOB: 1 BB: 0 P: 13	R: 0 H: 0 E: 0 K: 3 S: 9	H: 0 LOB: 0 BB: 0 P: 14	R: 0 H: 2 E: 0 K: 0 S: 9	H: 2 LOB: 1 BB: 0 P: 15	R: 0 H: 0 E: 0 K: 1 S: 11	H: 0 LOB: 0 BB: 0 P: 14	R: 0 H: 0 E: 0 K: 0 S: 10	H: 0 LOB: 0 BB: 0 P: 15	1B: 6 2B: 0 3B: 0 HR: 0	SF: 0 SAC: 0 DP: 0 HBP: 0	WP: 0 PB: 0 SB: 1 CS: 0	PA: 32			
PITCHER	IP	WLS	BF	H	R	ER	SO	BB	IBB	HBP	BLK	WP	HR	S	P	ERA	WHIP								
68 Ross Stripling, R (1.1) ERA: 2.08	6.0	W	22	4	1	1	9	0	0	0	0	0	0	66	96	1.50	0.667								
47 JT Chargois, R (7.1) ERA: 4.5	1.0	H	4	2	0	0	0	0	0	0	0	0	0	9	15	0.00	2.000								
46 Josh Fields, R (8.1) ERA: 2.21	1.0	H	3	0	0	0	1	0	0	0	0	0	0	11	14	0.00	0.000								
74 Kenley Jansen, R (9.1) ERA: 3.38	1.0	S	3	0	0	0	0	0	0	0	0	0	0	10	15	0.00	0.000								

Los Angeles Dodgers @ Washington Nationals
 Nationals Park, Washington, DC
 Sat May 19 2018, 2:09 PM - 5:05 PM EDT
 Att: 26,740 - Drizzlie - 65 F

AB	32
R	1
H	6
RBI	1
BB	0
SO	10
LOB	11



Batter	1	2	3	4	5	6	7	8	9	AB	R	H	RBI	BB	SO	LOB	TOP	
31 Joc Pederson, L OBP: 0.349, SLG: 0.383										3	1	1	0	1	1	1	Los Angeles Dodgers @ Washington Nationals Nationals Park, Washington, DC Sat May 19 2018, 8:06 PM - 11:32 PM EDT Att: 32,378 - Cloudy - 69 F	
27 Matt Kemp, R OBP: 0.350, SLG: 0.500										1	0	1	2	0	0	0		
13 Max Muncy, L OBP: 0.351, SLG: 0.515										3	1	2	2	1	0	1		
14 Enrique Hernández, R OBP: 0.282, SLG: 0.398										1	0	0	0	0	1	1		
9 Yasmani Grandal, S OBP: 0.373, SLG: 0.496										5	0	0	0	0	3	4		
35 Cody Bellinger, L OBP: 0.321, SLG: 0.468										5	1	1	1	0	1	4		
3 Chris Taylor, R OBP: 0.314, SLG: 0.419										4	0	1	0	0	2	1		
26 Chase Utley, L OBP: 0.328, SLG: 0.356										3	0	0	0	0	2	0		
54 Tony Cingrani, L										0	0	0	0	0	0	0		
41 Daniel Hudson, R										4	0	1	0	0	2	3		
10 Justin Turner, R OBP: 0.500, SLG: 0.563										0	0	0	0	0	0	0		
66 Yasiel Puig, R OBP: 0.279, SLG: 0.342										4	0	0	0	0	0	0		
62 Erik Goeddel, R										0	0	0	0	0	0	0		
74 Kenley Jansen, S										4	1	2	0	0	2	1		
15 Austin Barnes, R OBP: 0.409, SLG: 0.310										1	1	1	0	1	0	0		
44 Rich Hill, L										0	0	0	0	0	0	0		
75 Scott Alexander, L										1	0	0	0	0	1	0		
52 Pedro Báez, R										1	0	0	0	0	0	2		
63 Yimi García, R										0	0	0	0	0	0	0		
11 Logan Forsythe, R OBP: 0.234, SLG: 0.283										1	1	1	0	1	0	0		
Inning Stats	R: 1 H: 2 E: 0 K: 3 S: 14	H: 2 LOB: 1 BB: 0 P: 22	R: 0 H: 0 E: 0 K: 2 S: 16	H: 0 LOB: 0 BB: 0 P: 18	R: 0 H: 0 E: 0 K: 1 S: 12	H: 0 LOB: 2 BB: 2 P: 20	R: 0 H: 1 E: 0 K: 2 S: 14	H: 1 LOB: 0 BB: 0 P: 16	R: 0 H: 0 E: 0 K: 3 S: 14	H: 0 LOB: 1 BB: 1 P: 13	R: 1 H: 2 E: 0 K: 0 S: 8	H: 2 LOB: 1 BB: 1 P: 16	R: 2 H: 3 E: 0 K: 2 S: 15	H: 3 LOB: 1 BB: 0 P: 24	1B: 4 2B: 3 3B: 1 HR: 2	SF: 0 SAC: 0 DP: 2 HBP: 0	WP: 0 PB: 1 SB: 1 CS: 0	PA: 40
PITCHER	IP WLS BF H R ER SO BB IBB HBP BLK WP HR S P ERA WHIP	IP WLS BF H R ER SO BB IBB HBP BLK WP HR S P ERA WHIP	IP WLS BF H R ER SO BB IBB HBP BLK WP HR S P ERA WHIP	IP WLS BF H R ER SO BB IBB HBP BLK WP HR S P ERA WHIP	IP WLS BF H R ER SO BB IBB HBP BLK WP HR S P ERA WHIP	IP WLS BF H R ER SO BB IBB HBP BLK WP HR S P ERA WHIP	IP WLS BF H R ER SO BB IBB HBP BLK WP HR S P ERA WHIP	IP WLS BF H R ER SO BB IBB HBP BLK WP HR S P ERA WHIP	IP WLS BF H R ER SO BB IBB HBP BLK WP HR S P ERA WHIP	IP WLS BF H R ER SO BB IBB HBP BLK WP HR S P ERA WHIP	IP WLS BF H R ER SO BB IBB HBP BLK WP HR S P ERA WHIP	IP WLS BF H R ER SO BB IBB HBP BLK WP HR S P ERA WHIP	IP WLS BF H R ER SO BB IBB HBP BLK WP HR S P ERA WHIP	IP WLS BF H R ER SO BB IBB HBP BLK WP HR S P ERA WHIP	IP WLS BF H R ER SO BB IBB HBP BLK WP HR S P ERA WHIP	IP WLS BF H R ER SO BB IBB HBP BLK WP HR S P ERA WHIP	IP WLS BF H R ER SO BB IBB HBP BLK WP HR S P ERA WHIP	
31 Max Scherzer, R ERA: 1.78	7.0	29	5	2	2	13	3	0	0	0	0	0	0	0	0	0	2.57	1.143
36 Sammy Solis, L ERA: 4.32	0.1	H	2	1	1	1	0	0	0	0	0	0	0	0	0	0	27.00	3.000
21 Brandon Kintzler, R ERA: 4.5	0.2	H	3	1	0	0	0	1	0	0	0	0	0	0	0	0	0.00	1.500
62 Sean Doolittle, L ERA: 2.18	1.0	L	6	3	2	2	2	0	0	0	0	0	0	0	0	0	18.00	3.000

Batter	1	2	3	4	5	6	7	8	9	AB	R	H	RBI	BB	SO	LOB	BOTTOM					
7 Trea Turner, R OBP: 0.371, SLG: 0.416										5	1	1	0	0	3	1	Los Angeles Dodgers @ Washington Nationals Nationals Park, Washington, DC Sat May 19 2018, 8:06 PM - 11:32 PM EDT Att: 32,378 - Cloudy - 69 F					
1 Wilmer Difo, S OBP: 0.354, SLG: 0.357										3	0	0	0	1	1	1						
34 Bryce Harper, L OBP: 0.391, SLG: 0.513										3	1	0	0	0	1	1						
6 Anthony Rendon, R OBP: 0.349, SLG: 0.448										3	0	0	0	1	0	3						
14 Mark Reynolds, R OBP: 0.500, SLG: 1.091										3	1	1	1	1	0	2						
3 Michael Taylor, R OBP: 0.255, SLG: 0.305										3	1	0	0	1	2	3						
29 Pedro Severino, R ERA: 6.2										2	0	0	0	0	1	0						
15 Matt Adams, L OBP: 0.375, SLG: 0.608										1	0	1	2	0	0	0						
64 Spencer Kieboom, R OBP: 0.250, SLG: 0.250										0	0	0	0	0	0	0						
31 Max Scherzer, R ERA: 1.78	0.0	0	0	0	0	0	0	0	0	0	0	0	0	0	0	0		20.25	1.500			
75 Scott Alexander, L ERA: 3.74	2.0	6	0	0	0	4	1	0	0	0	0	0	0	0	0	0	0.00	1.000				
52 Pedro Báez, R ERA: 7.71	2.0	9	0	0	0	1	1	0	0	0	0	0	0	0	0	0	0.00	0.000				
63 Yimi García, R ERA: 7.71	1.1	5	1	1	1	1	0	0	0	0	0	0	0	0	0	0	6.75	0.750				
54 Tony Cingrani, L ERA: 7.53	0.1	H	4	1	0	0	0	1	0	0	0	0	0	0	0	0	0.00	3.000				
Inning Stats	R: 0 H: 0 E: 0 K: 3 S: 9	H: 0 LOB: 0 BB: 0 P: 11	R: 0 H: 0 E: 0 K: 1 S: 4	H: 0 LOB: 0 BB: 1 P: 12	R: 0 H: 0 E: 0 K: 1 S: 12	H: 0 LOB: 1 BB: 0 P: 21	R: 0 H: 0 E: 1 K: 0 S: 10	H: 0 LOB: 2 BB: 1 P: 18	R: 0 H: 0 E: 0 K: 1 S: 8	H: 0 LOB: 0 BB: 0 P: 10	R: 4 H: 4 E: 0 K: 0 S: 14	H: 4 LOB: 2 BB: 1 P: 23	R: 0 H: 0 E: 0 K: 0 S: 7	H: 0 LOB: 0 BB: 0 P: 9	R: 0 H: 0 E: 0 K: 1 S: 10	H: 0 LOB: 1 BB: 1 P: 16	R: 0 H: 0 E: 0 K: 1 S: 13	H: 0 LOB: 0 BB: 0 P: 19	1B: 2 2B: 2 3B: 0 HR: 0	SF: 0 SAC: 0 DP: 1 HBP: 2	WP: 0 PB: 0 SB: 0 CS: 0	PA: 37
PITCHER	IP WLS BF H R ER SO BB IBB HBP BLK WP HR S P ERA WHIP	IP WLS BF H R ER SO BB IBB HBP BLK WP HR S P ERA WHIP	IP WLS BF H R ER SO BB IBB HBP BLK WP HR S P ERA WHIP	IP WLS BF H R ER SO BB IBB HBP BLK WP HR S P ERA WHIP	IP WLS BF H R ER SO BB IBB HBP BLK WP HR S P ERA WHIP	IP WLS BF H R ER SO BB IBB HBP BLK WP HR S P ERA WHIP	IP WLS BF H R ER SO BB IBB HBP BLK WP HR S P ERA WHIP	IP WLS BF H R ER SO BB IBB HBP BLK WP HR S P ERA WHIP	IP WLS BF H R ER SO BB IBB HBP BLK WP HR S P ERA WHIP	IP WLS BF H R ER SO BB IBB HBP BLK WP HR S P ERA WHIP	IP WLS BF H R ER SO BB IBB HBP BLK WP HR S P ERA WHIP	IP WLS BF H R ER SO BB IBB HBP BLK WP HR S P ERA WHIP	IP WLS BF H R ER SO BB IBB HBP BLK WP HR S P ERA WHIP	IP WLS BF H R ER SO BB IBB HBP BLK WP HR S P ERA WHIP	IP WLS BF H R ER SO BB IBB HBP BLK WP HR S P ERA WHIP	IP WLS BF H R ER SO BB IBB HBP BLK WP HR S P ERA WHIP	IP WLS BF H R ER SO BB IBB HBP BLK WP HR S P ERA WHIP					
41 Daniel Hudson, R ERA: 6.08	6.1	6	2	3	3	0	0	0	0	0	0	0	0	0	0	0	0.00	0.500				
62 Erik Goeddel, R ERA: 1.09	1.0	W	4	0	0	1	1	0	0	0	0	0	0	0	0	0	0.00	1.000				
74 Kenley Jansen, R ERA: 3.2	1.0	S	3	0	0	0	1	0	0	0	0	0	0	0	0	0	0.00	0.000				

Batter	1	2	3	4	5	6	7	8	9	AB	R	H	RBI	BB	SO	LOB	TOP								
13 Max Muncy, L OBP: 0.354, SLG: 0.493										3	0	0	0	2	1	1	Los Angeles Dodgers @ Washington Nationals Nationals Park, Washington, DC Sun May 20 2018, 1:39 PM - 4:45 PM EDT Att: 40,201 - Partly Cloudy - 86 F								
35 Cody Bellinger, L OBP: 0.313, SLG: 0.455										5	0	0	1	0	2	3									
10 Justin Turner, R OBP: 0.391, SLG: 0.429										5	0	0	0	0	1	1									
9 Yasmani Grandal, S OBP: 0.370, SLG: 0.511										4	1	1	1	0	2	0									
27 Matt Kemp, R OBP: 0.361, SLG: 0.511										3	1	2	0	1	0	0									
62 Erik Goeddel, R										0	0	0	0	0	0	0									
46 Josh Fields, R										0	0	0	0	0	0	0									
66 Yasiel Puig, R OBP: 0.278, SLG: 0.364										4	1	1	2	0	0	2									
11 Logan Forsythe, R OBP: 0.250, SLG: 0.302										3	1	1	0	1	1	0									
14 Enrique Hernández, R OBP: 0.298, SLG: 0.429										2	2	1	2	2	1	1									
57 Alex Wood, R										3	0	0	0	0	1	1									
54 Tony Cinigrani, L										0	0	0	0	0	0	0									
31 Joc Pederson, L OBP: 0.354, SLG: 0.398										1	1	1	1	0	0	0									
Inning Stats	R: 0 E: 0 K: 1 S: 10	H: 0 LOB: 0 BB: 0 P: 13	R: 1 E: 0 K: 1 S: 17	H: 3 LOB: 1 BB: 0 P: 24	R: 0 E: 0 K: 0 S: 8	H: 0 LOB: 1 BB: 1 P: 17	R: 0 E: 0 K: 1 S: 6	H: 0 LOB: 0 BB: 0 P: 9	R: 2 E: 0 K: 2 S: 11	H: 1 LOB: 0 BB: 1 P: 19	R: 0 E: 0 K: 1 S: 9	H: 1 LOB: 1 BB: 0 P: 13	R: 0 E: 0 K: 2 S: 16	H: 0 LOB: 2 BB: 2 P: 26	R: 2 E: 0 K: 0 S: 12	H: 1 LOB: 0 BB: 1 P: 17	R: 2 E: 0 K: 1 S: 12	H: 1 LOB: 0 BB: 1 P: 20	1B: 1 2B: 3 3B: 0 HR: 3	SF: 0 SAC: 0 DP: 1 HBP: 0	WP: 0 PB: 0 SB: 1 CS: 0	PA: 39			
PITCHER	IP WLS BF H R ER SO BB IBB HBP BLK WP HR S P ERA WHIP	IP WLS BF H R ER SO BB IBB HBP BLK WP HR S P ERA WHIP	IP WLS BF H R ER SO BB IBB HBP BLK WP HR S P ERA WHIP	IP WLS BF H R ER SO BB IBB HBP BLK WP HR S P ERA WHIP	IP WLS BF H R ER SO BB IBB HBP BLK WP HR S P ERA WHIP	IP WLS BF H R ER SO BB IBB HBP BLK WP HR S P ERA WHIP	IP WLS BF H R ER SO BB IBB HBP BLK WP HR S P ERA WHIP	IP WLS BF H R ER SO BB IBB HBP BLK WP HR S P ERA WHIP	IP WLS BF H R ER SO BB IBB HBP BLK WP HR S P ERA WHIP	IP WLS BF H R ER SO BB IBB HBP BLK WP HR S P ERA WHIP	IP WLS BF H R ER SO BB IBB HBP BLK WP HR S P ERA WHIP	IP WLS BF H R ER SO BB IBB HBP BLK WP HR S P ERA WHIP	IP WLS BF H R ER SO BB IBB HBP BLK WP HR S P ERA WHIP	IP WLS BF H R ER SO BB IBB HBP BLK WP HR S P ERA WHIP	IP WLS BF H R ER SO BB IBB HBP BLK WP HR S P ERA WHIP	IP WLS BF H R ER SO BB IBB HBP BLK WP HR S P ERA WHIP	IP WLS BF H R ER SO BB IBB HBP BLK WP HR S P ERA WHIP	IP WLS BF H R ER SO BB IBB HBP BLK WP HR S P ERA WHIP	IP WLS BF H R ER SO BB IBB HBP BLK WP HR S P ERA WHIP	IP WLS BF H R ER SO BB IBB HBP BLK WP HR S P ERA WHIP	IP WLS BF H R ER SO BB IBB HBP BLK WP HR S P ERA WHIP	IP WLS BF H R ER SO BB IBB HBP BLK WP HR S P ERA WHIP	IP WLS BF H R ER SO BB IBB HBP BLK WP HR S P ERA WHIP	IP WLS BF H R ER SO BB IBB HBP BLK WP HR S P ERA WHIP	IP WLS BF H R ER SO BB IBB HBP BLK WP HR S P ERA WHIP

Batter	1	2	3	4	5	6	7	8	9	AB	R	H	RBI	BB	SO	LOB	BOTTOM								
7 Trea Turner, R OBP: 0.374, SLG: 0.435										4	1	2	2	0	0	0	Los Angeles Dodgers @ Washington Nationals Nationals Park, Washington, DC Sun May 20 2018, 1:39 PM - 4:45 PM EDT Att: 40,201 - Partly Cloudy - 86 F								
34 Bryce Harper, L OBP: 0.388, SLG: 0.503										3	0	0	0	1	2	0									
6 Anthony Rendon, R OBP: 0.345, SLG: 0.434										3	0	0	0	1	0	2									
14 Mark Reynolds, R OBP: 0.500, SLG: 0.929										3	0	1	0	1	0	1									
15 Matt Adams, L OBP: 0.363, SLG: 0.585										4	0	0	0	0	2	2									
3 Michael Taylor, R OBP: 0.248, SLG: 0.297										4	0	0	0	0	2	2									
29 Pedro Severino, R OBP: 0.358, SLG: 0.325										4	0	0	0	0	2	1									
37 Stephen Strasburg, R ERA: 3.32										2	0	0	0	0	1	0									
36 Sammy Solis, L ERA: 7.04										0	0	0	0	0	0	0									
51 Wander Suero, R ERA: 1.0										0	0	0	0	0	0	0									
5 Adrián Sánchez, R ERA: 1.0										0	0	0	0	0	0	0									
22 Juan Sotho, R ERA: 1.333										0	0	0	0	0	0	0									
27 Shawn Kelley, R ERA: 5.63										0	0	0	0	0	0	0									
1 Wilmer Difo, S OBP: 0.353, SLG: 0.357										3	1	1	0	0	0	0									
Inning Stats	R: 0 E: 0 K: 1 S: 12	H: 0 LOB: 0 BB: 0 P: 20	R: 0 E: 0 K: 0 S: 5	H: 0 LOB: 0 BB: 0 P: 7	R: 2 E: 0 K: 2 S: 13	H: 2 LOB: 0 BB: 0 P: 18	R: 0 E: 0 K: 1 S: 12	H: 1 LOB: 1 BB: 0 P: 18	R: 0 E: 0 K: 0 S: 6	H: 0 LOB: 0 BB: 0 P: 8	R: 0 E: 0 K: 0 S: 5	H: 0 LOB: 1 BB: 1 P: 11	R: 0 E: 0 K: 3 S: 11	H: 0 LOB: 0 BB: 0 P: 19	R: 0 E: 0 K: 1 S: 13	H: 1 LOB: 2 BB: 1 P: 22	R: 0 E: 0 K: 2 S: 12	H: 0 LOB: 1 BB: 1 P: 20	1B: 3 2B: 0 3B: 0 HR: 1	SF: 0 SAC: 0 DP: 0 HBP: 0	WP: 0 PB: 0 SB: 0 CS: 0	PA: 34			
PITCHER	IP WLS BF H R ER SO BB IBB HBP BLK WP HR S P ERA WHIP	IP WLS BF H R ER SO BB IBB HBP BLK WP HR S P ERA WHIP	IP WLS BF H R ER SO BB IBB HBP BLK WP HR S P ERA WHIP	IP WLS BF H R ER SO BB IBB HBP BLK WP HR S P ERA WHIP	IP WLS BF H R ER SO BB IBB HBP BLK WP HR S P ERA WHIP	IP WLS BF H R ER SO BB IBB HBP BLK WP HR S P ERA WHIP	IP WLS BF H R ER SO BB IBB HBP BLK WP HR S P ERA WHIP	IP WLS BF H R ER SO BB IBB HBP BLK WP HR S P ERA WHIP	IP WLS BF H R ER SO BB IBB HBP BLK WP HR S P ERA WHIP	IP WLS BF H R ER SO BB IBB HBP BLK WP HR S P ERA WHIP	IP WLS BF H R ER SO BB IBB HBP BLK WP HR S P ERA WHIP	IP WLS BF H R ER SO BB IBB HBP BLK WP HR S P ERA WHIP	IP WLS BF H R ER SO BB IBB HBP BLK WP HR S P ERA WHIP	IP WLS BF H R ER SO BB IBB HBP BLK WP HR S P ERA WHIP	IP WLS BF H R ER SO BB IBB HBP BLK WP HR S P ERA WHIP	IP WLS BF H R ER SO BB IBB HBP BLK WP HR S P ERA WHIP	IP WLS BF H R ER SO BB IBB HBP BLK WP HR S P ERA WHIP	IP WLS BF H R ER SO BB IBB HBP BLK WP HR S P ERA WHIP	IP WLS BF H R ER SO BB IBB HBP BLK WP HR S P ERA WHIP	IP WLS BF H R ER SO BB IBB HBP BLK WP HR S P ERA WHIP	IP WLS BF H R ER SO BB IBB HBP BLK WP HR S P ERA WHIP	IP WLS BF H R ER SO BB IBB HBP BLK WP HR S P ERA WHIP	IP WLS BF H R ER SO BB IBB HBP BLK WP HR S P ERA WHIP	IP WLS BF H R ER SO BB IBB HBP BLK WP HR S P ERA WHIP	IP WLS BF H R ER SO BB IBB HBP BLK WP HR S P ERA WHIP



Batter	1	2	3	4	5	6	7	8	9	AB	R	H	RBI	BB	SO	LOB	TOP								
19 Charlie Blackmon, L (1,8) OBP: 0.366, SLG: 0.518	G4-3			K		G2-3		P5		4	0	0	0	0	1	2	Colorado Rockies @ Los Angeles Dodgers Dodger Stadium, Los Angeles, CA Mon May 21, 2018, 7:12 PM - 9:45 PM PDT Att: 42,805 - Overcast - 63 F								
26 David Dahl, L (1,9) OBP: 0.307, SLG: 0.429	G6-3			G6-3		K		G4-3		3	0	0	0	0	1	1									
56 Noel Cuevas, R (9,PH) OBP: 0.352, SLG: 0.360	G6-3			K				G4-3		1	0	0	0	0	0	0									
28 Nolan Arenado, R (1,5) OBP: 0.414, SLG: 0.556	G6-3			K				G5-3	BB	3	0	0	0	1	2	0									
8 Gerardo Parra, L (1,7) OBP: 0.322, SLG: 0.394		K			HR			E4		4	1	1	1	0	1	1									
27 Trevor Story, R (1,6) OBP: 0.328, SLG: 0.500		G5-3			L1-3			G5-3		4	0	0	0	0	0	2									
20 Ian Desmond, R (1,3) OBP: 0.227, SLG: 0.356		G5-3			G6-3			P3		3	0	0	0	0	0	0									
14 Tony Wolters, L (1,2) OBP: 0.247, SLG: 0.217				L7		L9				2	1	0	0	1	0	0									
4 Pat Valaika, R (1,4) OBP: 0.195, SLG: 0.183				K				P4		3	0	0	0	0	2	1									
48 Germán Márquez, R (1,1) OBP: 0.313, SLG: 0.313				G5-3				E4		2	0	1	0	0	0	0									
5 Carlos González, L (8,PH) OBP: 0.270, SLG: 0.387										1	0	1	1	0	0	0									
0 Adam Ottavino, S (8,1)										0	0	0	0	0	0	0									
71 Wade Davis, R (9,1)										0	0	0	0	0	0	0									
Inning Stats	R: 0 E: 0 K: 0 S: 9	H: 0 LOB: 0 BB: 0 P: 15	R: 0 E: 0 K: 1 S: 10	H: 0 LOB: 0 BB: 0 P: 15	R: 0 E: 0 K: 1 S: 7	H: 0 LOB: 0 BB: 0 P: 12	R: 0 E: 0 K: 2 S: 7	H: 0 LOB: 0 BB: 0 P: 8	R: 1 E: 0 K: 0 S: 13	H: 1 LOB: 0 BB: 0 P: 18	R: 0 E: 0 K: 1 S: 8	H: 1 LOB: 1 BB: 0 P: 11	R: 0 E: 0 K: 1 S: 7	H: 0 LOB: 0 BB: 0 P: 11	R: 1 E: 1 K: 1 S: 12	H: 1 LOB: 1 BB: 1 P: 24	R: 0 E: 1 K: 0 S: 8	H: 0 LOB: 1 BB: 1 P: 14	1B: 2 2B: 0 3B: 0 HR: 1	SF: 0 SAC: 0 DP: 1 HBP: 0	WP: 0 PB: 0 SB: 1 CS: 0	PA: 32			
PITCHER	IP WLS BF H R ER SO BB IBB HBP BLK WP HR S P ERA WHIP	IP WLS BF H R ER SO BB IBB HBP BLK WP HR S P ERA WHIP	IP WLS BF H R ER SO BB IBB HBP BLK WP HR S P ERA WHIP	IP WLS BF H R ER SO BB IBB HBP BLK WP HR S P ERA WHIP	IP WLS BF H R ER SO BB IBB HBP BLK WP HR S P ERA WHIP	IP WLS BF H R ER SO BB IBB HBP BLK WP HR S P ERA WHIP	IP WLS BF H R ER SO BB IBB HBP BLK WP HR S P ERA WHIP	IP WLS BF H R ER SO BB IBB HBP BLK WP HR S P ERA WHIP	IP WLS BF H R ER SO BB IBB HBP BLK WP HR S P ERA WHIP	IP WLS BF H R ER SO BB IBB HBP BLK WP HR S P ERA WHIP	IP WLS BF H R ER SO BB IBB HBP BLK WP HR S P ERA WHIP	IP WLS BF H R ER SO BB IBB HBP BLK WP HR S P ERA WHIP	IP WLS BF H R ER SO BB IBB HBP BLK WP HR S P ERA WHIP	IP WLS BF H R ER SO BB IBB HBP BLK WP HR S P ERA WHIP	IP WLS BF H R ER SO BB IBB HBP BLK WP HR S P ERA WHIP	IP WLS BF H R ER SO BB IBB HBP BLK WP HR S P ERA WHIP	IP WLS BF H R ER SO BB IBB HBP BLK WP HR S P ERA WHIP	IP WLS BF H R ER SO BB IBB HBP BLK WP HR S P ERA WHIP	IP WLS BF H R ER SO BB IBB HBP BLK WP HR S P ERA WHIP	IP WLS BF H R ER SO BB IBB HBP BLK WP HR S P ERA WHIP	IP WLS BF H R ER SO BB IBB HBP BLK WP HR S P ERA WHIP	IP WLS BF H R ER SO BB IBB HBP BLK WP HR S P ERA WHIP	IP WLS BF H R ER SO BB IBB HBP BLK WP HR S P ERA WHIP	IP WLS BF H R ER SO BB IBB HBP BLK WP HR S P ERA WHIP	IP WLS BF H R ER SO BB IBB HBP BLK WP HR S P ERA WHIP

Batter	1	2	3	4	5	6	7	8	9	AB	R	H	RBI	BB	SO	LOB	BOTTOM								
31 Joc Pederson, L (1,7) OBP: 0.344, SLG: 0.384	P5		P5		L7			K		4	0	0	0	0	1	2	Colorado Rockies @ Los Angeles Dodgers Dodger Stadium, Los Angeles, CA Mon May 21, 2018, 7:12 PM - 9:45 PM PDT Att: 42,805 - Overcast - 63 F								
13 Max Muncy, L (1,3) OBP: 0.372, SLG: 0.535	F7			HR		BB				2	1	1	1	2	0	0									
10 Justin Turner, R (1,5) OBP: 0.333, SLG: 0.360	G4-3			G5-3		F7		G6-4-3		4	0	0	0	0	0	2									
9 Yasmani Grandal, S (1,2) OBP: 0.361, SLG: 0.496		L7		F9		K		K		4	0	0	0	0	2	1									
35 Cody Bellinger, L (1,8) OBP: 0.307, SLG: 0.444		G1-3		G6-3		K		K		4	0	0	0	0	1	1									
27 Matt Kemp, R (1,9) OBP: 0.394, SLG: 0.518		2B						F8		4	0	2	0	0	1	0									
3 Chris Taylor, R (1,6) OBP: 0.319, SLG: 0.417		G3						1B		1	0	0	0	1	0	1									
26 Chase Utley, L (1,4) OBP: 0.319, SLG: 0.346				G4-3		FC6		F7		3	0	0	0	0	0	2									
21 Walker Buehler, R (1,1) OBP: 0.077, SLG: 0.077								G4-3		2	0	0	0	0	2	2									
15 Austin Barnes, R (7,PH) OBP: 0.404, SLG: 0.306				K						1	0	0	0	0	0	1									
52 Pedro Báez, R (8,1)										0	0	0	0	0	0	0									
75 Scott Alexander, L (8,1)										0	0	0	0	0	0	0									
41 Daniel Hudson, R (9,1)										0	0	0	0	0	0	0									
Inning Stats	R: 0 E: 0 K: 0 S: 7	H: 0 LOB: 0 BB: 0 P: 13	R: 0 E: 0 K: 0 S: 10	H: 1 LOB: 1 BB: 0 P: 16	R: 0 E: 0 K: 1 S: 8	H: 0 LOB: 0 BB: 0 P: 15	R: 1 E: 0 K: 0 S: 10	H: 1 LOB: 0 BB: 0 P: 11	R: 0 E: 1 K: 2 S: 10	H: 0 LOB: 2 BB: 0 P: 12	R: 0 E: 0 K: 2 S: 9	H: 0 LOB: 1 BB: 1 P: 15	R: 0 E: 0 K: 0 S: 8	H: 0 LOB: 1 BB: 1 P: 12	R: 0 E: 0 K: 1 S: 5	H: 0 LOB: 0 BB: 1 P: 10	R: 0 E: 0 K: 1 S: 8	H: 1 LOB: 1 BB: 0 P: 13	1B: 1 2B: 1 3B: 0 HR: 1	SF: 0 SAC: 0 DP: 1 HBP: 1	WP: 0 PB: 0 SB: 0 CS: 0	PA: 33			
PITCHER	IP WLS BF H R ER SO BB IBB HBP BLK WP HR S P ERA WHIP	IP WLS BF H R ER SO BB IBB HBP BLK WP HR S P ERA WHIP	IP WLS BF H R ER SO BB IBB HBP BLK WP HR S P ERA WHIP	IP WLS BF H R ER SO BB IBB HBP BLK WP HR S P ERA WHIP	IP WLS BF H R ER SO BB IBB HBP BLK WP HR S P ERA WHIP	IP WLS BF H R ER SO BB IBB HBP BLK WP HR S P ERA WHIP	IP WLS BF H R ER SO BB IBB HBP BLK WP HR S P ERA WHIP	IP WLS BF H R ER SO BB IBB HBP BLK WP HR S P ERA WHIP	IP WLS BF H R ER SO BB IBB HBP BLK WP HR S P ERA WHIP	IP WLS BF H R ER SO BB IBB HBP BLK WP HR S P ERA WHIP	IP WLS BF H R ER SO BB IBB HBP BLK WP HR S P ERA WHIP	IP WLS BF H R ER SO BB IBB HBP BLK WP HR S P ERA WHIP	IP WLS BF H R ER SO BB IBB HBP BLK WP HR S P ERA WHIP	IP WLS BF H R ER SO BB IBB HBP BLK WP HR S P ERA WHIP	IP WLS BF H R ER SO BB IBB HBP BLK WP HR S P ERA WHIP	IP WLS BF H R ER SO BB IBB HBP BLK WP HR S P ERA WHIP	IP WLS BF H R ER SO BB IBB HBP BLK WP HR S P ERA WHIP	IP WLS BF H R ER SO BB IBB HBP BLK WP HR S P ERA WHIP	IP WLS BF H R ER SO BB IBB HBP BLK WP HR S P ERA WHIP	IP WLS BF H R ER SO BB IBB HBP BLK WP HR S P ERA WHIP	IP WLS BF H R ER SO BB IBB HBP BLK WP HR S P ERA WHIP	IP WLS BF H R ER SO BB IBB HBP BLK WP HR S P ERA WHIP	IP WLS BF H R ER SO BB IBB HBP BLK WP HR S P ERA WHIP	IP WLS BF H R ER SO BB IBB HBP BLK WP HR S P ERA WHIP	IP WLS BF H R ER SO BB IBB HBP BLK WP HR S P ERA WHIP



Batter	1	2	3	4	5	6	7	8	9	AB	R	H	RBI	BB	SO	LOB	TOP			
19 Charlie Blackmon, L (1.8) OBP: 0.364, SLG: 0.512	L4		1B		F9		F7			4	1	1	0	0	0	0	Colorado Rockies @ Los Angeles Dodgers Dodger Stadium, Los Angeles, CA Tue May 22 2018, 7:11 PM - 9:58 PM PDT Att: 43,779 - Partly Cloudy - 65 F			
8 Gerardo Parra, L (1.7) OBP: 0.327, SLG: 0.397	1B		1B		G4-3		K			4	0	2	0	0	1	0				
28 Nolan Arenado, R (1.5) OBP: 0.411, SLG: 0.549	G5-4-3		1B		G4-3		K			4	0	1	1	0	1	1				
27 Trevor Story, R (1.6) OBP: 0.327, SLG: 0.492		L7		F8		BB		P3		3	1	0	0	1	0	2				
5 Carlos González, L (1.9) OBP: 0.261, SLG: 0.373	G4-3			F8		K		L7		4	0	0	0	0	1	1				
20 Ian Desmond, R (1.3) OBP: 0.233, SLG: 0.377	HR			E5		1B		L6		4	1	2	2	0	0	0				
42 Chris Iannetta, R (1.2) OBP: 0.315, SLG: 0.370	G5-3			P6		K		2B		4	0	1	0	0	1	2				
6 Daniel Castro, R (1.4) OBP: 0.171, SLG: 0.250			L5					G4-3		2	0	0	0	1	1	1				
26 David Dahl, L (9, PH) OBP: 0.203, SLG: 0.423										1	0	0	0	0	0	1				
35 Chad Bettis, R (1.1) OBP: 0.130, SLG: 0.150										2	0	0	0	0	1	2				
29 Bryan Shaw, S (6.1) OBP: 0.045, SLG: 0.055										0	0	0	0	0	0	0				
56 Noel Cuevas, R (7, PH) OBP: 0.045, SLG: 0.055										0	0	0	0	0	0	0				
38 Mike Dunn, L (7.1) OBP: 0.045, SLG: 0.055										0	0	0	0	0	0	0				
52 Chris Rusin, L (8.1) OBP: 0.192, SLG: 0.193										0	0	0	0	0	0	0				
4 Pat Valaika, R (9, PH) OBP: 0.192, SLG: 0.193										1	0	0	0	0	1	1				
Inning Stats	R: 0 E: 0 K: 0 S: 7	H: 1 LOB: 0 BB: 0 P: 12	R: 1 E: 0 K: 0 S: 6	H: 1 LOB: 0 BB: 0 P: 12	R: 1 E: 0 K: 1 S: 18	H: 3 LOB: 2 BB: 0 P: 26	R: 0 E: 1 K: 0 S: 9	H: 0 LOB: 2 BB: 1 P: 13	R: 0 E: 0 K: 3 S: 14	H: 0 LOB: 1 BB: 1 P: 21	R: 0 E: 0 K: 1 S: 8	H: 0 LOB: 0 BB: 0 P: 13	R: 0 E: 0 K: 1 S: 8	H: 0 LOB: 0 BB: 0 P: 12	R: 0 E: 0 K: 1 S: 14	H: 1 LOB: 1 BB: 0 P: 20	1B: 5 2B: 1 3B: 0 HR: 1	SF: 0 SAC: 0 DP: 1 HBP: 0	WP: 0 PB: 1 SB: 1 CS: 0	PA: 36
PITCHER	IP WLS BF H R ER SO BB IBB HBP BLK WP HR S P ERA WHIP																			
48 Brock Stewart, R (1.1) ERA: 3.72	4.0	18	5	2	2	1	0	1	0	0	0	0	0	0	1	40	63	4.50	1.250	
62 Erik Coeddel, R (5.1) ERA: 0.9	1.0	3	0	0	0	0	0	0	0	0	0	0	0	0	7	11	0.00	0.000		
47 JT Chargois, R (6.1) ERA: 4.76	1.0	W 5	1	1	1	3	1	0	0	0	0	0	0	0	14	21	9.00	2.000		
54 Tony Cingrani, L (7.1) ERA: 6.61	1.0	H 3	0	0	0	1	0	0	0	0	0	0	0	0	8	13	0.00	0.000		
46 Josh Fields, R (8.1) ERA: 1.99	1.0	H 3	0	0	0	1	0	0	0	0	0	0	0	0	8	12	0.00	0.000		



Batter	1	2	3	4	5	6	7	8	9	AB	R	H	RBI	BB	SO	LOB	BOTTOM			
13 Max Muncy, L (1.3) OBP: 0.356, SLG: 0.507	K		K		L8		K2-3			4	0	0	0	0	3	0	Colorado Rockies @ Los Angeles Dodgers Dodger Stadium, Los Angeles, CA Tue May 22 2018, 7:11 PM - 9:58 PM PDT Att: 43,779 - Partly Cloudy - 65 F			
10 Justin Turner, R (1.5) OBP: 0.323, SLG: 0.379	1B		G5-3		F8		L8			4	1	1	0	0	0	0				
9 Yasmani Grandal, S (1.2) OBP: 0.353, SLG: 0.483	G3		G3-1		P5		G5-3			4	0	0	0	0	0	1				
27 Matt Kemp, R (1.7) OBP: 0.368, SLG: 0.517	1B		K				K			4	1	2	1	0	2	0				
74 Kenley Jansen, S (9.1)	1B									0	0	0	0	0	0	0				
35 Cody Bellinger, L (1.8) OBP: 0.305, SLG: 0.446	2B		G4-3		FC4-6		F7			4	1	1	0	0	0	1				
3 Chris Taylor, R (1.6) OBP: 0.322, SLG: 0.432	BB		G6-3		HR		G5-3			3	1	1	2	1	0	0				
66 Yasiel Puig, R (1.9) OBP: 0.294, SLG: 0.393	BB									1	1	1	2	2	0	0				
11 Logan Forsythe, R (1.4) OBP: 0.239, SLG: 0.288	F9				F9		G4-3			3	0	0	0	0	0	4				
48 Brock Stewart, L (1.1) ERA: 3.3										1	0	0	0	0	0	1				
26 Chase Utley, L (4, PH) OBP: 0.217, SLG: 0.340										0	0	0	0	0	0	0				
62 Erik Coeddel, R (5.1) ERA: 5.92										0	0	0	0	0	0	0				
47 JT Chargois, S (6.1) ERA: 7.3										0	0	0	0	0	0	0				
14 Enrique Hernández, R (7.1) OBP: 0.366, SLG: 0.429										0	0	0	0	0	0	0				
54 Tony Cingrani, L (7.1) OBP: 0.045, SLG: 0.055										0	0	0	0	0	0	0				
46 Josh Fields, R (8.1) OBP: 0.192, SLG: 0.193										0	0	0	0	0	0	0				
31 Joe Pederson, L (9.1) OBP: 0.192, SLG: 0.193										0	0	0	0	0	0	0				
Inning Stats	R: 2 E: 0 K: 1 S: 18	H: 3 LOB: 3 BB: 2 P: 34	R: 0 E: 0 K: 2 S: 11	H: 0 LOB: 0 BB: 0 P: 17	R: 0 E: 0 K: 1 S: 8	H: 0 LOB: 0 BB: 0 P: 15	R: 0 E: 0 K: 0 S: 10	H: 0 LOB: 1 BB: 1 P: 14	R: 0 E: 0 K: 0 S: 6	H: 0 LOB: 0 BB: 0 P: 9	R: 3 E: 0 K: 0 S: 12	H: 3 LOB: 0 BB: 0 P: 19	R: 0 E: 0 K: 1 S: 8	H: 0 LOB: 0 BB: 0 P: 10	R: 0 E: 0 K: 1 S: 8	H: 0 LOB: 0 BB: 0 P: 12	1B: 2 2B: 2 3B: 0 HR: 2	SF: 0 SAC: 0 DP: 0 HBP: 0	WP: 0 PB: 0 SB: 0 CS: 0	PA: 33
PITCHER	IP WLS BF H R ER SO BB IBB HBP BLK WP HR S P ERA WHIP																			
35 Chad Bettis, R (1.1) ERA: 3.3	5.0	21	3	2	2	4	3	0	0	0	0	0	0	0	0	0	0	3.60	1.200	
29 Bryan Shaw, R (6.1) ERA: 5.92	1.0	L 6	3	3	3	0	0	0	0	0	2	12	19	27.00	3.000					
38 Mike Dunn, L (7.1) ERA: 7.3	1.0	3	0	0	0	1	0	0	0	0	0	8	10	0.00	0.000					
52 Chris Rusin, L (8.1) ERA: 6.43	1.0	3	0	0	0	1	0	0	0	0	0	8	12	0.00	0.000					



Batter	1	2	3	4	5	6	7	8	9	AB	R	H	RBI	BB	SO	LOB	TOP
19 Charlie Blackmon, L (1,8) OBP: 0.367, SLG: 0.599	L8		G5-4-3			26 1B BB		26 G6-3 1B		3	0	1	0	1	0	1	Colorado Rockies @ Los Angeles Dodgers Dodger Stadium, Los Angeles, CA Wed May 23 2018, 7:11 PM - 9:49 PM PDT Att: 45,884 - Clear - 64 F
26 David Dahl, L (1,9) OBP: 0.300, SLG: 0.413	K					1B		G6-3		4	0	1	0	0	2	1	
28 Nolan Arenado, R (1,5)						1B				3	0	0	0	1	3	2	
8 Gerardo Parra, L (1,7) OBP: 0.318, SLG: 0.386	G3					1B				4	0	0	0	0	3	3	
27 Trevor Story, R (1,6) OBP: 0.325, SLG: 0.486	F7					1B				4	0	1	0	0	2	0	
20 Ian Desmond, R (1,3) OBP: 0.234, SLG: 0.374	G5-3					1B				4	0	1	0	0	2	1	
42 Chris Iannetta, R (1,2) OBP: 0.315, SLG: 0.364						1B				2	0	0	0	1	2	1	
6 Daniel Castro, R (1,4) OBP: 0.163, SLG: 0.238										2	0	0	0	0	0	1	
5 Carlos González, L (7,PH) OBP: 0.256, SLG: 0.359										1	0	0	0	0	0	1	
4 Pat Valaika, R (7,4) OBP: 0.192, SLG: 0.181										0	0	0	0	0	0	0	
21 Kyle Freeland, L (1,1) OBP: 0.136, SLG: 0.095										1	0	0	0	1	1	0	
0 Adam Ottavino, S (7,1)										0	0	0	0	0	0	0	
56 Noel Cuevas, R (8,PH) OBP: 0.339, SLG: 0.346										1	0	0	0	0	0	0	
50 Brooks Pounders, R (8,1) OBP: 0.318, SLG: 0.386										0	0	0	0	0	0	0	
Inning Stats	R: 0 H: 0 E: 0 K: 1 S: 9	H: 0 LOB: 1 BB: 1 P: 16	R: 0 H: 0 E: 0 K: 1 S: 10	H: 0 LOB: 0 BB: 0 P: 13	R: 0 H: 0 E: 0 K: 0 S: 11	H: 0 LOB: 0 BB: 1 P: 17	R: 0 H: 0 E: 0 K: 3 S: 11	H: 1 LOB: 1 BB: 0 P: 16	R: 0 H: 1 E: 0 K: 3 S: 14	H: 1 LOB: 2 BB: 1 P: 17	R: 0 H: 0 E: 0 K: 2 S: 11	H: 0 LOB: 1 BB: 1 P: 17	R: 0 H: 1 E: 0 K: 3 S: 12	H: 1 LOB: 0 BB: 0 P: 15	1B: 4 2B: 0 3B: 0 HR: 0	SF: 0 SAC: 0 DP: 2 HBP: 0	WP: 0 PA: 33 PB: 0 SB: 0 CS: 0
PITCHER	IP WLS BF H R ER SO BB IBB HBP BLK WP HR S P ERA WHIP																
18 Kenta Maeda, R (1,1) ERA: 3.38	6.2 W 25 2 0 0 12 4 0 0 0 0 0 0 78 111 0.00 0.900																
52 Pedro Báez, R (7,1) ERA: 3.57	0.1 H 1 0 0 0 0 0 0 0 0 0 0 0 1 3 0.00 0.000																
75 Scott Alexander, L (8,1) ERA: 4.15	1.0 H 3 1 0 0 0 0 0 0 0 0 0 0 7 7 0.00 1.000																
74 Kenley Jansen, R (9,1) ERA: 2.91	1.0 S 4 1 0 0 3 0 0 0 0 0 0 0 12 15 0.00 1.000																

Batter	1	2	3	4	5	6	7	8	9	AB	R	H	RBI	BB	SO	LOB	BOTTOM		
3 Chris Taylor, R (1,6) OBP: 0.330, SLG: 0.429	G6-3									1	0	0	0	2	0	0	Colorado Rockies @ Los Angeles Dodgers Dodger Stadium, Los Angeles, CA Wed May 23 2018, 7:11 PM - 9:49 PM PDT Att: 45,884 - Clear - 64 F		
15 Austin Barnes, R (1,2) OBP: 0.388, SLG: 0.289	G1-3									4	1	0	0	0	5				
10 Justin Turner, R (1,5) OBP: 0.343, SLG: 0.394	K									4	1	2	0	0	1	0			
27 Matt Kemp, R (1,7) OBP: 0.361, SLG: 0.510	K									2	0	0	1	0	1	1			
35 Cody Bellinger, L (8,3) OBP: 0.304, SLG: 0.443										1	0	0	0	0	0	0			
14 Enrique Hernández, R (1,8) OBP: 0.294, SLG: 0.418	F7									4	1	1	0	0	0	0			
11 Logan Forsythe, R (1,4) OBP: 0.243, SLG: 0.304	G6-3									3	0	1	1	0	0	0			
66 Yasiel Puig, R (1,9) OBP: 0.295, SLG: 0.392										3	0	1	1	0	0	1			
13 Max Muncy, L (1,3) OBP: 0.355, SLG: 0.494										2	0	0	0	1	0	1			
75 Scott Alexander, L (8,1) ERA: 1.01										0	0	0	0	0	0	0			
74 Kenley Jansen, S (9,1) ERA: 2.91										0	0	0	0	0	0	0			
18 Kenta Maeda, R (1,1) OBP: 0.125, SLG: 0.125										1	0	0	0	0	1	2			
52 Pedro Báez, R (7,1) ERA: 3.57										0	0	0	0	0	0	0			
31 Joc Pederson, L (7,PH) OBP: 0.348, SLG: 0.398										1	0	1	0	0	0	0			
Inning Stats	R: 0 H: 0 E: 0 K: 1 S: 10	H: 0 LOB: 0 BB: 0 P: 17	R: 0 H: 0 E: 0 K: 1 S: 7	H: 0 LOB: 0 BB: 0 P: 8	R: 0 H: 1 E: 0 K: 0 S: 7	H: 1 LOB: 2 BB: 0 P: 9	R: 2 H: 3 E: 0 K: 1 S: 14	H: 3 LOB: 1 BB: 1 P: 20	R: 1 H: 1 E: 0 K: 0 S: 7	H: 1 LOB: 0 BB: 1 P: 11	R: 0 H: 0 E: 0 K: 0 S: 11	H: 0 LOB: 0 BB: 0 P: 16	R: 0 H: 1 E: 0 K: 0 S: 6	H: 1 LOB: 1 BB: 1 P: 16	R: 0 H: 0 E: 0 K: 0 S: 7	H: 0 LOB: 0 BB: 0 P: 11	1B: 4 2B: 3 3B: 0 HR: 0	SF: 1 SAC: 1 DP: 2 HBP: 1	WP: 0 PA: 32 PB: 0 SB: 0 CS: 0
PITCHER	IP WLS BF H R ER SO BB IBB HBP BLK WP HR S P ERA WHIP																		
21 Kyle Freeland, L (1,1) ERA: 3.28	6.1 L 28 6 3 3 3 2 1 1 0 0 0 0 61 95 4.26 1.263																		
0 Adam Ottavino, R (7,1) ERA: 1.01	0.2 1 0 0 0 0 0 0 0 0 0 0 0 1 2 0.00 0.000																		
50 Brooks Pounders, R (8,1) ERA: 4.0	1.0 3 0 0 0 0 0 0 0 0 0 0 0 7 11 0.00 0.000																		



Batter	1	2	3	4	5	6	7	8	9	AB	R	H	RBI	BB	SO	LOB	TOP			
16 Travis Jankowski, L (1.9) OBP: 0.395, SLG: 0.416	G4-3		G4-3			G3-1		K		4	0	0	1	0	1	0	San Diego Padres @ Los Angeles Dodgers Dodger Stadium, Los Angeles, CA Fri May 25 2018, 7:11 PM - 9:36 PM PDT Att: 44,612 - Partly Cloudy - 63 F			
30 Eric Hosmer, L (1.3) OBP: 0.362, SLG: 0.464	1B		K			G6-3		K		4	0	1	0	0	2	0				
2 José Pirela, R (1.4) OBP: 0.327, SLG: 0.355	1B					1B		F8		4	0	3	0	0	0	0				
33 Franchy Cordero, L (1.7) OBP: 0.309, SLG: 0.442	G4-6-3					G3		K		4	0	0	0	0	2	4				
22 Christian Villanueva, R (1.5) OBP: 0.308, SLG: 0.535	K					P4		K		4	0	0	0	0	3	1				
13 Freddy Galvis, S (1.6) OBP: 0.296, SLG: 0.314	K					G4-3				3	0	1	0	0	1	1				
0 Raffy Lopez, L (1.2) OBP: 0.255, SLG: 0.292	K							K		3	0	0	0	0	3	1				
7 Manuel Margot, R (1.8) OBP: 0.243, SLG: 0.302			E9			G6-3		K		3	1	1	0	0	1	1				
3 Clayton Richard, L (1.1) OBP: 0.143, SLG: 0.333			G4-3					G5-3		2	0	0	0	0	2	1				
90 Adam Cimber, R (7.1)			K							0	0	0	0	0	0	0				
23 Matt Szczur, R (8. PH) OBP: 0.286, SLG: 0.333										1	0	0	0	0	0	0				
53 Kazuhisa Makita, R (8.1)										0	0	0	0	0	0	0				
Inning Stats	R: 0 E: 0 K: 0 S: 10	H: 2 LOB: 1 BB: 0 P: 13	R: 0 E: 0 K: 3 S: 11	H: 0 LOB: 0 BB: 0 P: 18	R: 1 E: 1 K: 2 S: 10	H: 1 LOB: 0 BB: 0 P: 12	R: 0 E: 0 K: 1 S: 10	H: 1 LOB: 1 BB: 0 P: 14	R: 0 E: 0 K: 3 S: 12	H: 1 LOB: 1 BB: 0 P: 16	R: 0 E: 0 K: 3 S: 16	H: 1 LOB: 1 BB: 0 P: 25	R: 0 E: 0 K: 2 S: 8	H: 0 LOB: 0 BB: 0 P: 10	R: 0 E: 0 K: 2 S: 9	H: 0 LOB: 0 BB: 0 P: 12	1B: 4 2B: 2 3B: 0 HR: 0	SF: 0 SAC: 0 DP: 1 HBP: 0	WP: 1 PB: 0 SB: 0 CS: 0	PA: 32
PITCHER	IP WLS BF H R ER SO BB IBB HBP BLK WP HR S P ERA WHIP	IP WLS BF H R ER SO BB IBB HBP BLK WP HR S P ERA WHIP	IP WLS BF H R ER SO BB IBB HBP BLK WP HR S P ERA WHIP	IP WLS BF H R ER SO BB IBB HBP BLK WP HR S P ERA WHIP	IP WLS BF H R ER SO BB IBB HBP BLK WP HR S P ERA WHIP	IP WLS BF H R ER SO BB IBB HBP BLK WP HR S P ERA WHIP	IP WLS BF H R ER SO BB IBB HBP BLK WP HR S P ERA WHIP	IP WLS BF H R ER SO BB IBB HBP BLK WP HR S P ERA WHIP	IP WLS BF H R ER SO BB IBB HBP BLK WP HR S P ERA WHIP	IP WLS BF H R ER SO BB IBB HBP BLK WP HR S P ERA WHIP	IP WLS BF H R ER SO BB IBB HBP BLK WP HR S P ERA WHIP	IP WLS BF H R ER SO BB IBB HBP BLK WP HR S P ERA WHIP	IP WLS BF H R ER SO BB IBB HBP BLK WP HR S P ERA WHIP	IP WLS BF H R ER SO BB IBB HBP BLK WP HR S P ERA WHIP	IP WLS BF H R ER SO BB IBB HBP BLK WP HR S P ERA WHIP	IP WLS BF H R ER SO BB IBB HBP BLK WP HR S P ERA WHIP	IP WLS BF H R ER SO BB IBB HBP BLK WP HR S P ERA WHIP			
68 Ross Stripling, R (1.1) ERA: 1.74	6.2	W	25	6	1	0	10	0	0	0	0	0	0	0	0	0	0.00	0.900		
52 Pedro Báez, R (7.1) ERA: 3.52	0.1	H	1	0	0	0	1	0	0	0	0	0	0	0	0	0	0.00	0.000		
54 Tony Cingrani, L (8.1) ERA: 6.23	1.0	H	3	0	0	0	2	0	0	0	0	0	0	0	0	0	0.00	0.000		
74 Kenley Jansen, R (9.1) ERA: 2.78	1.0	S	3	0	0	0	2	0	0	0	0	0	0	0	0	0	0.00	0.000		

AB	32
R	1
H	6
RBI	1
BB	0
SO	15
LOB	9



Batter	1	2	3	4	5	6	7	8	9	AB	R	H	RBI	BB	SO	LOB	BOTTOM			
3 Chris Taylor, R (1.6) OBP: 0.329, SLG: 0.423	BB		G5-3			F8		F9		3	1	0	0	1	0	0	San Diego Padres @ Los Angeles Dodgers Dodger Stadium, Los Angeles, CA Fri May 25 2018, 7:11 PM - 9:36 PM PDT Att: 44,612 - Partly Cloudy - 63 F			
10 Justin Turner, R (1.5) OBP: 0.333, SLG: 0.361	BB		K			F9		F9		3	1	0	0	1	1	0				
27 Matt Kemp, R (1.7) OBP: 0.370, SLG: 0.536	BB					F8				4	1	3	3	0	0	0				
74 Kenley Jansen, S (9.1)	HR					G5-3		1B		0	0	0	0	0	0	0				
14 Enrique Hernández, R (1.8) OBP: 0.292, SLG: 0.439	K					G5-3		F8		4	1	1	1	0	1	1				
66 Yasiel Puig, R (1.9) OBP: 0.289, SLG: 0.383	B2					F7				3	0	0	0	0	1	1				
35 Cody Bellinger, L (1.3) OBP: 0.304, SLG: 0.439	E5					P5				2	0	0	0	1	0	0				
11 Logan Forsythe, R (1.4) OBP: 0.247, SLG: 0.306	FC5-4					1B		L7		3	0	1	0	0	0	3				
15 Austin Barnes, R (1.2) OBP: 0.376, SLG: 0.278	G4-3					G4-6-3		K		3	0	0	0	0	1	1				
68 Ross Stripling, R (1.1) ERA: 4.97	6.0	L	25	4	4	4	4	0	0	0	0	0	0	0	0	0		6.00	1.167	
52 Pedro Báez, R (7.1) ERA: 2.81	1.0		3	0	0	0	1	0	0	0	0	0	0	0	0	0	0.00	0.000		
26 Chase Utley, L (7. PH) OBP: 0.314, SLG: 0.340										1	0	0	0	0	0	0	0.00	0.000		
54 Tony Cingrani, L (8.1) ERA: 7.11										0	0	0	0	0	0	0	0.00	1.000		
31 Joc Pederson, L (9.7) OBP: 0.348, SLG: 0.398										0	0	0	0	0	0	0	0.00	0.000		
Inning Stats	R: 3 E: 1 K: 1 S: 18	H: 1 LOB: 1 BB: 2 P: 30	R: 0 E: 0 K: 1 S: 9	H: 0 LOB: 0 BB: 0 P: 10	R: 1 E: 0 K: 1 S: 12	H: 1 LOB: 0 BB: 0 P: 22	R: 0 E: 0 K: 0 S: 6	H: 1 LOB: 0 BB: 0 P: 8	R: 0 E: 0 K: 0 S: 6	H: 0 LOB: 0 BB: 0 P: 12	R: 0 E: 0 K: 1 S: 9	H: 1 LOB: 2 BB: 1 P: 20	R: 0 E: 0 K: 1 S: 5	H: 0 LOB: 0 BB: 0 P: 6	R: 0 E: 0 K: 0 S: 8	H: 1 LOB: 0 BB: 0 P: 13	1B: 3 2B: 0 3B: 0 HR: 2	SF: 0 SAC: 0 DP: 1 HBP: 0	WP: 0 PB: 0 SB: 0 CS: 0	PA: 31
PITCHER	IP WLS BF H R ER SO BB IBB HBP BLK WP HR S P ERA WHIP	IP WLS BF H R ER SO BB IBB HBP BLK WP HR S P ERA WHIP	IP WLS BF H R ER SO BB IBB HBP BLK WP HR S P ERA WHIP	IP WLS BF H R ER SO BB IBB HBP BLK WP HR S P ERA WHIP	IP WLS BF H R ER SO BB IBB HBP BLK WP HR S P ERA WHIP	IP WLS BF H R ER SO BB IBB HBP BLK WP HR S P ERA WHIP	IP WLS BF H R ER SO BB IBB HBP BLK WP HR S P ERA WHIP	IP WLS BF H R ER SO BB IBB HBP BLK WP HR S P ERA WHIP	IP WLS BF H R ER SO BB IBB HBP BLK WP HR S P ERA WHIP	IP WLS BF H R ER SO BB IBB HBP BLK WP HR S P ERA WHIP	IP WLS BF H R ER SO BB IBB HBP BLK WP HR S P ERA WHIP	IP WLS BF H R ER SO BB IBB HBP BLK WP HR S P ERA WHIP	IP WLS BF H R ER SO BB IBB HBP BLK WP HR S P ERA WHIP	IP WLS BF H R ER SO BB IBB HBP BLK WP HR S P ERA WHIP	IP WLS BF H R ER SO BB IBB HBP BLK WP HR S P ERA WHIP	IP WLS BF H R ER SO BB IBB HBP BLK WP HR S P ERA WHIP				
3 Clayton Richard, L (1.1) ERA: 4.97	6.0	L	25	4	4	4	4	0	0	0	0	0	0	0	0	0	6.00	1.167		
90 Adam Cimber, R (7.1) ERA: 2.81	1.0		3	0	0	0	1	0	0	0	0	0	0	0	0	0	0.00	0.000		
53 Kazuhisa Makita, R (8.1) ERA: 7.11	1.0		3	1	0	0	0	0	0	0	0	0	0	0	0	0	0.00	1.000		

AB	28
R	4
H	5
RBI	4
BB	3
SO	5
LOB	6



Batter	1	2	3	4	5	6	7	8	9	AB	R	H	RBI	BB	SO	LOB	TOP					
16 Travis Jankowski, L (1.8) OBP: 0.389, SLG: 0.412	L7		2B		K			F7		4	0	1	0	0	1	1	San Diego Padres @ Los Angeles Dodgers Dodger Stadium, Los Angeles, CA Sun May 27 2018, 1:11 PM - 3:36 PM PDT Att: 46,650 - Sunny - 71 F					
30 Eric Hosmer, L (1.3) OBP: 0.352, SLG: 0.445	F7		L4			G1-3		F8		4	0	0	0	0	2							
2 José Pirela, R (1.7) OBP: 0.336, SLG: 0.368	2B					G6-3			1B	4	0	3	0	0	0							
22 Christian Villanueva, R (1.5) OBP: 0.304, SLG: 0.556	P6				K			K		4	0	0	0	0	2	3						
15 Cory Spangenberg, L (1.4) OBP: 0.217, SLG: 0.329					L8				L8	4	0	0	0	0	2	2						
32 Franmil Reyes, R (1.9) OBP: 0.219, SLG: 0.267	K				G1-3			K		4	0	0	0	0	2	2						
13 Freddy Galvis, S (1.6) OBP: 0.300, SLG: 0.335								K		3	1	1	0	0	2	0						
0 Rafay Lopez, L (1.2) OBP: 0.241, SLG: 0.280					F7					2	0	0	1	0	1	0						
55 Matt Strahm, R (1.1) 38 Tyson Ross, R (3. PH) 90 Adam Cimber, R (3.1) 23 Matt Szczur, R (5. PH) 53 Kazuhisa Makita, R (5.1) 17 A.J. Ellis, R (5. PH) 33 Franchy Cordero, L (5. PH) 40 Tyler Webb, L (5.1)					G6-3					0	0	0	0	0	0	0						
Inning Stats	R: 0 E: 0 K: 0 S: 8	H: 1 LOB: 1 BB: 0 P: 11	R: 0 E: 0 K: 3 S: 10	H: 0 LOB: 0 BB: 0 P: 15	R: 0 E: 0 K: 0 S: 10	H: 1 LOB: 1 BB: 0 P: 13	R: 0 E: 0 K: 1 S: 14	H: 1 LOB: 1 BB: 0 P: 18	R: 1 E: 0 K: 1 S: 8	H: 1 LOB: 0 BB: 0 P: 10	R: 0 E: 0 K: 0 S: 5	H: 0 LOB: 0 BB: 0 P: 10	R: 0 E: 0 K: 3 S: 11	H: 0 LOB: 0 BB: 0 P: 16	R: 0 E: 0 K: 1 S: 13	H: 1 LOB: 1 BB: 0 P: 20		R: 0 E: 0 K: 1 S: 10	H: 1 LOB: 1 BB: 0 P: 14	1B: 3 2B: 3 3B: 0 HR: 0	SF: 1 SAC: 0 DP: 0 HBP: 0	WP: 1 PB: 0 SB: 0 CS: 0
PITCHER	IP WLS BF H R ER SO BB IBB HBP BLK WP HR S P ERA WHIP	7.0 W 25 4 1 1 8 0 0 0 0 1 0 66 93 1.29 0.571	1.0 H 4 1 0 0 1 0 0 0 0 0 0 13 20 0.00 1.000	1.0 H 4 1 0 0 1 0 0 0 0 0 0 10 14 0.00 1.000	PITCHER										IP WLS BF H R ER SO BB IBB HBP BLK WP HR S P ERA WHIP							

Batter	1	2	3	4	5	6	7	8	9	AB	R	H	RBI	BB	SO	LOB	BOTTOM					
3 Chris Taylor, R (1.6) OBP: 0.338, SLG: 0.450	BB		10 CS		P5			13 HR		3	2	2	0	1	0	0	San Diego Padres @ Los Angeles Dodgers Dodger Stadium, Los Angeles, CA Sun May 27 2018, 1:11 PM - 3:36 PM PDT Att: 46,650 - Sunny - 71 F					
14 Enrique Hernández, R (1.8) OBP: 0.293, SLG: 0.439	P3		10 G5-4-3		K			HR		2	0	1	1	0	0	1						
13 Max Muncy, L (6.3) OBP: 0.354, SLG: 0.518			10 G5-4-3		K			HR		2	1	1	2	0	1	0						
10 Justin Turner, R (1.5) OBP: 0.333, SLG: 0.395	K		G5-4-3		K			P3		4	0	0	0	0	2	2						
9 Yasmani Grandal, S (1.2) OBP: 0.365, SLG: 0.480			27 FC6-4					35 HR		3	1	1	0	1	1	0						
27 Matt Kemp, R (1.7) OBP: 0.365, SLG: 0.522			35 FC5		FC6-4			L7		3	0	1	0	0	0	1						
31 Joc Pederson, L (8.7) OBP: 0.343, SLG: 0.390			11 B					L7		1	0	0	0	0	0	1						
35 Cody Bellinger, L (1.3) OBP: 0.302, SLG: 0.443			11 B		P6			HR		4	1	1	2	0	0	1						
11 Logan Forsythe, R (1.4) OBP: 0.247, SLG: 0.300			11 B		L8			F8		4	0	1	0	0	0	0						
66 Yasiel Puig, R (1.9) OBP: 0.288, SLG: 0.379			11 B					P4		3	0	1	0	0	0	2						
21 Walker Buehler, R (1.1) OBP: 0.133, SLG: 0.133			14 B		G5-3			K		2	1	1	0	0	0	1						
26 Chase Utley, L (7. PH) OBP: 0.311, SLG: 0.336			3 B							1	0	0	0	0	1	0						
54 Tony Cingrani, L (8.1) OBP: 0.311, SLG: 0.336			14 B							0	0	0	0	0	0	0						
46 Josh Fields, R (9.1) OBP: 0.311, SLG: 0.336			14 B							0	0	0	0	0	0	0						
Inning Stats	R: 0 E: 0 K: 1 S: 8	H: 0 LOB: 1 BB: 1 P: 12	R: 0 E: 0 K: 1 S: 13	H: 2 LOB: 2 BB: 0 P: 19	R: 2 E: 0 K: 0 S: 12	H: 4 LOB: 1 BB: 0 P: 16	R: 0 E: 0 K: 0 S: 9	H: 1 LOB: 1 BB: 0 P: 11	R: 0 E: 0 K: 2 S: 8	H: 0 LOB: 0 BB: 0 P: 13	R: 0 E: 0 K: 0 S: 5	H: 0 LOB: 0 BB: 0 P: 7	R: 0 E: 0 K: 1 S: 8	H: 0 LOB: 0 BB: 0 P: 9	R: 4 E: 0 K: 0 S: 14	H: 3 LOB: 0 BB: 1 P: 24	R: 0 E: 0 K: 1 S: 10	H: 1 LOB: 1 BB: 0 P: 14	1B: 7 2B: 2 3B: 0 HR: 2	SF: 0 SAC: 0 DP: 2 HBP: 0	WP: 0 PB: 0 SB: 0 CS: 1	PA: 34
PITCHER	IP WLS BF H R ER SO BB IBB HBP BLK WP HR S P ERA WHIP	2.0 L 10 5 2 2 0 0 0 0 0 0 0 21 27 9.00 2.500	3.0 L 9 0 0 0 3 0 0 0 0 0 0 21 29 0.00 0.000	1.0 L 7 3 4 4 0 1 0 0 0 0 2 14 24 36.00 4.000	PITCHER										IP WLS BF H R ER SO BB IBB HBP BLK WP HR S P ERA WHIP							



Batter	1	2	3	4	5	6	7	8	9	AB	R	H	RBI	BB	SO	LOB	TOP								
16 César Hernández, S (1,4) OBP: 0.380, SLG: 0.431										2	2	2	0	3	0	0									
18 Pedro Florimón, S (1,5) OBP: 0.323, SLG: 0.491										1	0	0	0	0	0	1									
7 Maikel Franco, R (1,5) OBP: 0.300, SLG: 0.455										4	0	2	1	0	1	3									
37 Odúbel Herrera, L (1,8) OBP: 0.393, SLG: 0.508										5	0	1	2	0	0	3									
41 Carlos Santana, S (1,3) OBP: 0.335, SLG: 0.441										4	0	1	1	1	1	2									
23 Aaron Altherr, R (1,9) OBP: 0.331, SLG: 0.357										4	0	1	0	1	2	2									
5 Nick Williams, L (1,7) OBP: 0.301, SLG: 0.410										5	1	1	1	0	1	3									
4 Scott Kingery, R (1,6) OBP: 0.271, SLG: 0.342										5	1	1	0	0	1	3									
38 Jorge Alfaro, R (1,2) OBP: 0.302, SLG: 0.385										4	1	2	1	0	1	0									
49 Jake Arrieta, R (1,1) OBP: 0.211, SLG: 0.118										3	0	0	0	0	0	3	2								
50 Héctor Neris, R (8,1)										0	0	0	0	0	0	0	0								
40 Tommy Hunter, R (8,1)										0	0	0	0	0	0	0	0								
17 Rhys Hoskins, R (9,PH) OBP: 0.363, SLG: 0.415										1	1	1	0	0	0	0	0								
61 Edubray Ramos, R (9,1)										0	0	0	0	0	0	0	0								
Inning Stats	R: 0 E: 0 K: 1 S: 15	H: 1 LOB: 2 BB: 1 P: 24	R: 3 E: 0 K: 1 S: 18	H: 4 LOB: 2 BB: 1 P: 27	R: 0 E: 0 K: 0 S: 8	H: 0 LOB: 0 BB: 0 P: 8	R: 0 E: 0 K: 2 S: 12	H: 0 LOB: 1 BB: 1 P: 19	R: 0 E: 0 K: 1 S: 7	H: 1 LOB: 0 BB: 0 P: 10	R: 1 E: 0 K: 2 S: 16	H: 2 LOB: 2 BB: 1 P: 22	R: 0 E: 0 K: 1 S: 9	H: 0 LOB: 0 BB: 0 P: 12	R: 0 E: 0 K: 1 S: 6	H: 0 LOB: 0 BB: 0 P: 9	R: 2 E: 0 K: 1 S: 23	H: 4 LOB: 3 BB: 1 P: 38	1B: 5 2B: 6 3B: 0 HR: 1	SF: 0 SAC: 0 DP: 0 HBP: 0	WP: 0 PB: 0 SB: 1 CS: 0	PA: 44			
PITCHER	IP: 1.2 WLS: L BF: 9 ERA: 3.61	IP: 1.1 WLS: 2 BF: 7 ERA: 4.05	IP: 2.1 WLS: 1 BF: 10 ERA: 0.69	IP: 1.0 WLS: 0 BF: 6 ERA: 5.99	IP: 1.0 WLS: 0 BF: 6 ERA: 3.65	IP: 1.0 WLS: 0 BF: 6 ERA: 3.65	IP: 2.0 WLS: 11 BF: 4 ERA: 6.35	IP: 7.1 WLS: 0 BF: 3 ERA: 2.1	IP: 8.1 WLS: 4 BF: 2 ERA: 6.35	IP: 1.0 WLS: 0 BF: 3 ERA: 2.1	IP: 2.0 WLS: 11 BF: 4 ERA: 6.35	IP: 7.1 WLS: 0 BF: 3 ERA: 2.1	IP: 8.1 WLS: 4 BF: 2 ERA: 6.35	IP: 1.0 WLS: 0 BF: 3 ERA: 2.1	IP: 2.0 WLS: 11 BF: 4 ERA: 6.35	IP: 7.1 WLS: 0 BF: 3 ERA: 2.1	IP: 8.1 WLS: 4 BF: 2 ERA: 6.35	IP: 1.0 WLS: 0 BF: 3 ERA: 2.1	IP: 2.0 WLS: 11 BF: 4 ERA: 6.35	IP: 7.1 WLS: 0 BF: 3 ERA: 2.1	IP: 8.1 WLS: 4 BF: 2 ERA: 6.35	IP: 1.0 WLS: 0 BF: 3 ERA: 2.1	IP: 2.0 WLS: 11 BF: 4 ERA: 6.35	IP: 7.1 WLS: 0 BF: 3 ERA: 2.1	IP: 8.1 WLS: 4 BF: 2 ERA: 6.35

Philadelphia Phillies @ Los Angeles Dodgers
 Dodger Stadium, Los Angeles, CA
 Tue May 29 2018, 7:12 PM - 10:37 PM PDT
 Att: 40,044 - Cloudy - 63 F

AB 38
 R 6
 H 12
 RBI 6
 BB 5
 SO 10
 LOB 19



Batter	1	2	3	4	5	6	7	8	9	AB	R	H	RBI	BB	SO	LOB	BOTTOM								
13 Max Muncy, L (1,3) OBP: 0.364, SLG: 0.522										4	1	2	0	0	0	1									
10 Justin Turner, R (1,5) OBP: 0.338, SLG: 0.392										4	0	2	1	0	0	1									
35 Cody Bellinger, L (1,8) OBP: 0.300, SLG: 0.430										3	0	0	0	1	2	2									
27 Matt Kemp, R (1,7) OBP: 0.371, SLG: 0.530										4	0	2	0	0	0	2									
3 Chris Taylor, R (1,6) OBP: 0.331, SLG: 0.438										4	0	1	0	0	2	4									
66 Yasiel Puig, R (1,9) OBP: 0.294, SLG: 0.377										3	0	0	0	1	1	4									
11 Logan Forsythe, R (1,4) OBP: 0.244, SLG: 0.294										4	0	1	0	0	1	1									
15 Austin Barnes, R (1,2) OBP: 0.368, SLG: 0.274										4	0	1	0	0	1	1									
18 Kenta Maeda, R (1,1) OBP: 0.211, SLG: 0.118										0	0	0	0	0	0	0	0								
75 Scott Alexander, L (2,1) ERA: 4.05										0	0	0	0	0	0	0	0								
62 Erik Goeddel, R (4,1) ERA: 0.69										0	0	0	0	0	0	0	0								
54 Tony Cingrani, L (5,1) ERA: 5.99										0	0	0	0	0	0	0	0								
52 Pedro Báez, R (6,1) ERA: 3.65										0	0	0	0	0	0	0	0								
Inning Stats	R: 0 E: 0 K: 1 S: 8	H: 0 LOB: 0 BB: 0 P: 12	R: 0 E: 0 K: 1 S: 7	H: 0 LOB: 0 BB: 0 P: 11	R: 0 E: 0 K: 1 S: 8	H: 1 LOB: 1 BB: 0 P: 14	R: 0 E: 0 K: 1 S: 12	H: 3 LOB: 2 BB: 0 P: 17	R: 0 E: 0 K: 1 S: 8	H: 0 LOB: 0 BB: 0 P: 12	R: 0 E: 0 K: 1 S: 10	H: 1 LOB: 2 BB: 1 P: 16	R: 0 E: 0 K: 1 S: 9	H: 1 LOB: 1 BB: 1 P: 21	R: 1 E: 0 K: 1 S: 13	H: 3 LOB: 2 BB: 0 P: 21	R: 0 E: 0 K: 1 S: 8	H: 0 LOB: 0 BB: 0 P: 12	1B: 8 2B: 1 3B: 0 HR: 0	SF: 0 SAC: 0 DP: 2 HBP: 0	WP: 1 PB: 1 SB: 0 CS: 0	PA: 36			
PITCHER	IP: 7.0 WLS: W BF: 27 ERA: 2.16	IP: 0.1 WLS: 4 BF: 3 ERA: 4.87	IP: 0.2 WLS: H BF: 2 ERA: 4.85	IP: 1.0 WLS: 3 BF: 0 ERA: 0.9	IP: 1.0 WLS: 0 BF: 6 ERA: 3.65	IP: 1.0 WLS: 0 BF: 6 ERA: 3.65	IP: 2.0 WLS: 11 BF: 4 ERA: 6.35	IP: 7.1 WLS: 0 BF: 3 ERA: 2.1	IP: 8.1 WLS: 4 BF: 2 ERA: 6.35	IP: 1.0 WLS: 0 BF: 3 ERA: 2.1	IP: 2.0 WLS: 11 BF: 4 ERA: 6.35	IP: 7.1 WLS: 0 BF: 3 ERA: 2.1	IP: 8.1 WLS: 4 BF: 2 ERA: 6.35	IP: 1.0 WLS: 0 BF: 3 ERA: 2.1	IP: 2.0 WLS: 11 BF: 4 ERA: 6.35	IP: 7.1 WLS: 0 BF: 3 ERA: 2.1	IP: 8.1 WLS: 4 BF: 2 ERA: 6.35	IP: 1.0 WLS: 0 BF: 3 ERA: 2.1	IP: 2.0 WLS: 11 BF: 4 ERA: 6.35	IP: 7.1 WLS: 0 BF: 3 ERA: 2.1	IP: 8.1 WLS: 4 BF: 2 ERA: 6.35	IP: 1.0 WLS: 0 BF: 3 ERA: 2.1	IP: 2.0 WLS: 11 BF: 4 ERA: 6.35	IP: 7.1 WLS: 0 BF: 3 ERA: 2.1	IP: 8.1 WLS: 4 BF: 2 ERA: 6.35

Philadelphia Phillies @ Los Angeles Dodgers
 Dodger Stadium, Los Angeles, CA
 Tue May 29 2018, 7:12 PM - 10:37 PM PDT
 Att: 40,044 - Cloudy - 63 F

AB 34
 R 1
 H 9
 RBI 1
 BB 2
 SO 7
 LOB 18



Batter	1	2	3	4	5	6	7	8	9	AB	R	H	RBI	BB	SO	LOB	TOP										
16 César Hernández, S (1.4) OBP: 0.379, SLG: 0.424										4	0	1	0	0	2	0	Philadelphia Phillies @ Los Angeles Dodgers Dodger Stadium, Los Angeles, CA Thu May 31 2018, 4:36 PM - 7:15 PM PDT Att: 40,986 - Sunny - 70 F										
23 Aaron Altherr, R (1.9) OBP: 0.321, SLG: 0.343										4	0	0	0	0	2	1											
37 Odúbel Herrera, L (1.8) OBP: 0.371, SLG: 0.485										4	0	0	0	0	1	0											
41 Carlos Santana, S (1.3) OBP: 0.332, SLG: 0.433										4	0	0	0	0	1	0											
7 Maikel Franco, R (1.5) OBP: 0.297, SLG: 0.444										3	1	0	0	1	1	0											
5 Nick Williams, L (1.7) OBP: 0.315, SLG: 0.438										3	0	2	0	0	0	0											
4 Scott Kingery, R (1.6) OBP: 0.271, SLG: 0.335										3	1	1	0	0	1	3											
38 Jorge Alfaro, R (1.2) OBP: 0.315, SLG: 0.404										3	0	2	2	0	1	0											
27 Aaron Nola, R (1.1) OBP: 0.087, SLG: 0.045										2	0	0	0	0	2	2											
9 Jasmuel Valentin, S (8. PH) OBP: 0.143, SLG: 0.143										1	0	0	0	0	1	0											
58 Seranthony Dominguez, R (1.1) OBP: 0.379, SLG: 0.424										0	0	0	0	0	0	0											
Inning Stats	R: 0 E: 0 K: 0 S: 6	H: 1 LOB: 0 BB: 0 P: 10	R: 1 E: 0 K: 2 S: 16	H: 2 LOB: 2 BB: 1 P: 26	R: 0 E: 0 K: 0 S: 5	H: 0 LOB: 0 BB: 0 P: 7	R: 0 E: 0 K: 0 S: 6	H: 1 LOB: 1 BB: 0 P: 8	R: 0 E: 0 K: 3 S: 9	H: 0 LOB: 0 BB: 0 P: 11	R: 0 E: 0 K: 3 S: 10	H: 0 LOB: 0 BB: 0 P: 17	R: 1 E: 0 K: 0 S: 11	H: 2 LOB: 1 BB: 0 P: 14	R: 0 E: 0 K: 3 S: 9	H: 0 LOB: 0 BB: 0 P: 13	R: 0 E: 0 K: 1 S: 8	H: 0 LOB: 0 BB: 0 P: 12	1B: 5 2B: 1 3B: 0 HR: 0	SF: 0 SAC: 0 DP: 1 HBP: 0	WP: 1 PB: 0 SB: 0 CS: 0	PA: 32					
PITCHER	IP	WLS	BF	H	R	ER	SO	BB	IBB	HBP	BLK	WP	HR	S	P	ERA	WHIP										
22 Clayton Kershaw, L (1.1) ERA: 2.76	5.0		19	4	1	1	5	1	0	0	0	1	0	42	62	1.80	1.000										
52 Pedro Báez, R (6.1) ERA: 3.51	1.0		3	0	0	0	3	0	0	0	0	0	0	10	17	0.00	0.000										
46 Josh Fields, R (7.1) ERA: 2.36	1.0	L	4	2	1	1	0	0	0	0	0	0	0	11	14	9.00	2.000										
54 Tony Cingrani, L (8.1) ERA: 5.31	1.0		3	0	0	0	3	0	0	0	0	0	0	9	13	0.00	0.000										
74 Kentley Jansen, R (9.1) ERA: 2.55	1.0		3	0	0	0	1	0	0	0	0	0	0	8	12	0.00	0.000										

Batter	1	2	3	4	5	6	7	8	9	AB	R	H	RBI	BB	SO	LOB	BOTTOM										
31 Joc Pederson, L (1.7) OBP: 0.333, SLG: 0.385										4	0	0	0	0	2	1	Philadelphia Phillies @ Los Angeles Dodgers Dodger Stadium, Los Angeles, CA Thu May 31 2018, 4:36 PM - 7:15 PM PDT Att: 40,986 - Sunny - 70 F										
13 Max Muncy, L (1.3) OBP: 0.353, SLG: 0.520										3	0	0	0	1	1	0											
10 Justin Turner, R (1.5) OBP: 0.317, SLG: 0.364										4	0	0	0	0	0	1											
9 Yasmani Grandal, S (1.2) OBP: 0.361, SLG: 0.460										4	0	0	0	0	1	2											
35 Cody Bellinger, L (1.8) OBP: 0.303, SLG: 0.425										3	0	0	0	0	1	1											
66 Yasiel Puig, R (1.9) OBP: 0.295, SLG: 0.383										3	1	1	0	0	0	0											
33 Breyvic Valera, S (1.4) OBP: 0.214, SLG: 0.083										3	0	0	0	0	1	1											
14 Enrique Hernández, R (1.6) OBP: 0.295, SLG: 0.431										3	0	1	1	0	0	0											
22 Clayton Kershaw, L (1.1) ERA: 2.18	7.0		25	2	1	1	7	1	0	0	0	0	0	15	23	0.00	0.000										
3 Chris Taylor, R (5. PH) OBP: 0.277, SLG: 0.425																											
52 Pedro Báez, R (6.1) ERA: 3.51																											
46 Josh Fields, R (7.1) ERA: 2.36																											
54 Tony Cingrani, L (8.1) ERA: 5.31																											
27 Matt Kemp, R (8. PH) OBP: 0.379, SLG: 0.520																											
74 Kentley Jansen, S (9.1) ERA: 2.55																											
Inning Stats	R: 0 E: 0 K: 0 S: 16	H: 0 LOB: 1 BB: 1 P: 25	R: 0 E: 0 K: 0 S: 8	H: 0 LOB: 0 BB: 0 P: 14	R: 0 E: 0 K: 1 S: 8	H: 0 LOB: 0 BB: 0 P: 13	R: 0 E: 1 K: 0 S: 7	H: 0 LOB: 1 BB: 0 P: 11	R: 1 E: 0 K: 2 S: 14	H: 2 LOB: 1 BB: 0 P: 21	R: 0 E: 0 K: 2 S: 8	H: 0 LOB: 0 BB: 0 P: 9	R: 0 E: 0 K: 2 S: 12	H: 0 LOB: 0 BB: 0 P: 18	R: 0 E: 0 K: 2 S: 8	H: 0 LOB: 0 BB: 0 P: 10	R: 0 E: 0 K: 0 S: 7	H: 0 LOB: 0 BB: 0 P: 13	1B: 1 2B: 1 3B: 0 HR: 0	SF: 0 SAC: 0 DP: 0 HBP: 0	WP: 1 PB: 0 SB: 0 CS: 0	PA: 31					
PITCHER	IP	WLS	BF	H	R	ER	SO	BB	IBB	HBP	BLK	WP	HR	S	P	ERA	WHIP										
27 Aaron Nola, R (1.1) ERA: 2.18	7.0		25	2	1	1	7	1	0	0	0	0	0	15	23	0.00	0.000										
58 Seranthony Dominguez, R (1.1) ERA: 2.55	2.0		6	0	0	0	2	0	0	0	0	0	0	15	23	0.00	0.000										

AB	31
R	2
H	6
RBI	2
BB	1
SO	12
LOB	6



AB	30
R	1
H	2
RBI	1
BB	1
SO	9
LOB	7



Batter	1	2	3	4	5	6	7	8	9	AB	R	H	RBI	BB	SO	LOB	TOP	
3 Chris Taylor, R OBP: 0.328, SLG: 0.459											4	2	2	4	0	1	0	
10 Justin Turner, R OBP: 0.371, SLG: 0.561											3	1	2	1	1	0	0	
27 Matt Kemp, R OBP: 0.371, SLG: 0.561											4	1	1	1	0	1	3	
54 Tony Cingrani, L											0	0	0	0	0	0	0	
74 Kenley Jansen, S											0	0	0	0	0	0	0	
14 Enrique Hernández, R OBP: 0.292, SLG: 0.417											4	0	0	0	1	0	3	
13 Max Muncy, L OBP: 0.347, SLG: 0.500											4	0	0	0	1	0	1	
11 Logan Forsythe, R OBP: 0.263, SLG: 0.297											3	1	1	1	1	0	1	
15 Austin Barnes, R OBP: 0.369, SLG: 0.273											4	2	1	0	1	1	3	AB 35
66 Yasiel Puig, R OBP: 0.311, SLG: 0.425											5	3	4	2	0	1	0	R 11
75 Scott Alexander, L											1	0	0	0	0	1	0	H 12
77 Dennis Santana, R											1	0	1	2	0	0	0	RBI 11
33 Bryan Shaw, R											0	0	0	0	0	0	0	BB 6
62 Erik Goeddel, R											0	0	0	0	0	0	0	SO 6
31 Joc Pederson, L											0	0	0	0	0	0	0	LOB 12
63 Yimi García, R											0	0	0	0	0	0	0	
35 Cody Bellinger, L OBP: 0.330, SLG: 0.523											1	0	0	0	0	1	0	
WP: 0 PA: 45																		
29 Bryan Shaw, R ERA: 5.72																		
44 Tyler Anderson, L ERA: 5.07																		
50 Brooks Pounders, R ERA: 7.94																		
45 Scott Oberg, R ERA: 4.91																		
38 Mike Dunn, L ERA: 5.74																		
29 Bryan Shaw, R ERA: 5.72																		
52 Chris Rusin, L ERA: 7.43																		
Batter	1	2	3	4	5	6	7	8	9	AB	R	H	RBI	BB	SO	LOB	BOTTOM	
9 DJ LeMahieu, R OBP: 0.365, SLG: 0.470											5	2	4	2	0	0	1	
19 Charlie Blackmon, L OBP: 0.369, SLG: 0.515											5	1	2	2	0	1	3	
28 Nolan Arenado, R OBP: 0.416, SLG: 0.591											5	2	2	1	0	0	3	
5 Carlos González, L OBP: 0.303, SLG: 0.433											5	0	2	2	0	2	1	
27 Trevor Story, R OBP: 0.324, SLG: 0.474											4	0	0	0	1	2		
8 Gerardo Parra, L OBP: 0.314, SLG: 0.376											5	0	1	1	0	2		
20 Ian Desmond, R OBP: 0.242, SLG: 0.377											5	0	0	0	0	2	3	AB 39
42 Chris Iannetta, R OBP: 0.333, SLG: 0.395											3	2	1	0	1	0	0	R 8
44 Tyler Anderson, L OBP: 0.298, SLG: 0.418											0	1	0	0	0	0	0	H 13
50 Brooks Pounders, R ERA: 12.27											0	0	0	0	0	0	0	RBI 8
45 Scott Oberg, R ERA: 0.64											0	0	0	0	0	0	0	BB 2
24 Ryan McMahon, L OBP: 0.275, SLG: 0.275											0	0	0	0	0	0	0	SO 6
38 Mike Dunn, L ERA: 5.19											0	0	0	0	0	0	0	LOB 15
29 Bryan Shaw, S											0	0	0	0	0	0	0	
56 Noel Cuevas, R OBP: 0.268, SLG: 0.385											0	0	0	0	0	0	0	
52 Chris Rusin, L ERA: 7.43											0	0	0	0	0	0	0	
WP: 1 PA: 43																		
75 Scott Alexander, L ERA: 4.22																		
77 Dennis Santana, R ERA: 12.27																		
62 Erik Goeddel, R ERA: 0.64																		
63 Yimi García, R ERA: 5.19																		
54 Tony Cingrani, L ERA: 5.14																		
WP: 0 PA: 45																		
52 Chris Rusin, L ERA: 7.43																		
74 Kenley Jansen, R ERA: 2.77																		
IP: 1.1 WLS: 8 BF: 3 H: 1 R: 1 ER: 1 SO: 0 BB: 1 IBB: 0 HBP: 0 BLK: 0 WP: 0 HR: 1 S: 14 P: 24 ERA: 6.75 WHIP: 3.000																		

Los Angeles Dodgers @ Colorado Rockies
Coors Field, Denver, CO
Fri Jun 01 2018, 6:42 PM - 10:17 PM MDT
Att: 42,711 - Clear - 87 F

Los Angeles Dodgers @ Colorado Rockies
Coors Field, Denver, CO
Fri Jun 01 2018, 6:42 PM - 10:17 PM MDT
Att: 42,711 - Clear - 87 F



Batter	1	2	3	4	5	6	7	8	9	AB	R	H	RBI	BB	SO	LOB	TOP								
3 Chris Taylor, R OBP: 0.337, SLG: 0.471										3	1	2	2	2	1	0									
10 Justin Turner, R OBP: 0.329, SLG: 0.381										5	0	1	0	0	0	3									
15 Austin Barnes, R OBP: 0.369, SLG: 0.273										0	0	0	0	0	0	0									
9 Yasmani Grandal, S OBP: 0.357, SLG: 0.452										5	1	1	1	0	2	3									
27 Matt Kemp, R OBP: 0.379, SLG: 0.580										3	2	2	2	1	1	1									
75 Scott Alexander, L										1	0	0	0	0	1	0									
41 Daniel Hudson, R										0	0	0	0	0	0	0									
35 Cody Bellinger, L OBP: 0.300, SLG: 0.415										4	1	0	0	1	2	3									
31 Joc Pederson, L OBP: 0.346, SLG: 0.449										5	4	4	2	0	0	0									
66 Yasiel Puig, R OBP: 0.313, SLG: 0.420										4	1	1	1	1	0	1									
33 Breyvic Valera, S OBP: 0.300, SLG: 0.176										5	1	2	3	0	0	1									
21 Walker Buehler, R OBP: 0.118, SLG: 0.118										2	0	0	0	0	2	2									
11 Logan Forsythe, R OBP: 0.260, SLG: 0.293										1	0	0	0	0	1	0									
52 Pedro Báez, R										0	0	0	0	0	0	0									
14 Enrique Hernández, R OBP: 0.295, SLG: 0.414										1	1	0	0	1	0	0									
Inning Stats	R: 0 E: 0 K: 2 S: 9	H: 0 LOB: 0 BB: 0 P: 11	R: 2 E: 0 K: 1 S: 10	H: 3 LOB: 1 BB: 0 P: 15	R: 0 E: 0 K: 1 S: 9	H: 1 LOB: 1 BB: 1 P: 16	R: 1 E: 0 K: 1 S: 15	H: 2 LOB: 1 BB: 0 P: 24	R: 0 E: 0 K: 2 S: 18	H: 0 LOB: 2 BB: 2 P: 31	R: 1 E: 0 K: 1 S: 10	H: 1 LOB: 0 BB: 0 P: 17	R: 8 E: 0 K: 0 S: 33	H: 6 LOB: 3 BB: 3 P: 61	R: 0 E: 0 K: 2 S: 8	H: 0 LOB: 0 BB: 0 P: 14	R: 0 E: 0 K: 0 S: 5	H: 0 LOB: 0 BB: 0 P: 8	1B: 8 2B: 1 3B: 1 HR: 3	SF: 0 SAC: 0 DP: 1 HBP: 0	WP: 3 PB: 0 SB: 0 CS: 0	PA: 45			
PITCHER	IP WLS BF H R ER SO BB IBB HBP BLK WP HR S P ERA WHIP	IP WLS BF H R ER SO BB IBB HBP BLK WP HR S P ERA WHIP	IP WLS BF H R ER SO BB IBB HBP BLK WP HR S P ERA WHIP	IP WLS BF H R ER SO BB IBB HBP BLK WP HR S P ERA WHIP	IP WLS BF H R ER SO BB IBB HBP BLK WP HR S P ERA WHIP	IP WLS BF H R ER SO BB IBB HBP BLK WP HR S P ERA WHIP	IP WLS BF H R ER SO BB IBB HBP BLK WP HR S P ERA WHIP	IP WLS BF H R ER SO BB IBB HBP BLK WP HR S P ERA WHIP	IP WLS BF H R ER SO BB IBB HBP BLK WP HR S P ERA WHIP	IP WLS BF H R ER SO BB IBB HBP BLK WP HR S P ERA WHIP	IP WLS BF H R ER SO BB IBB HBP BLK WP HR S P ERA WHIP	IP WLS BF H R ER SO BB IBB HBP BLK WP HR S P ERA WHIP	IP WLS BF H R ER SO BB IBB HBP BLK WP HR S P ERA WHIP	IP WLS BF H R ER SO BB IBB HBP BLK WP HR S P ERA WHIP	IP WLS BF H R ER SO BB IBB HBP BLK WP HR S P ERA WHIP	IP WLS BF H R ER SO BB IBB HBP BLK WP HR S P ERA WHIP	IP WLS BF H R ER SO BB IBB HBP BLK WP HR S P ERA WHIP	IP WLS BF H R ER SO BB IBB HBP BLK WP HR S P ERA WHIP	IP WLS BF H R ER SO BB IBB HBP BLK WP HR S P ERA WHIP	IP WLS BF H R ER SO BB IBB HBP BLK WP HR S P ERA WHIP	IP WLS BF H R ER SO BB IBB HBP BLK WP HR S P ERA WHIP	IP WLS BF H R ER SO BB IBB HBP BLK WP HR S P ERA WHIP	IP WLS BF H R ER SO BB IBB HBP BLK WP HR S P ERA WHIP	IP WLS BF H R ER SO BB IBB HBP BLK WP HR S P ERA WHIP	IP WLS BF H R ER SO BB IBB HBP BLK WP HR S P ERA WHIP

Los Angeles Dodgers @ Colorado Rockies
Coors Field, Denver, CO
Sat Jun 02 2018, 5:17 PM - 8:41 PM MDT
Att. 47,703 - Clear - 80 F

livebaseballscorecards.com

AB 39
R 12
H 13
RBI 11
BB 6
SO 10
LOB 14

Batter	1	2	3	4	5	6	7	8	9	AB	R	H	RBI	BB	SO	LOB	BOTTOM								
9 DJ LeMahieu, R OBP: 0.359, SLG: 0.468										5	1	1	2	0	0	2									
19 Charlie Blackmon, L OBP: 0.376, SLG: 0.517										3	0	2	1	1	0	0									
56 Noel Cuevas, R OBP: 0.343, SLG: 0.379										1	0	0	0	0	0	0									
28 Nolan Arenado, R OBP: 0.417, SLG: 0.589										4	0	2	0	0	0	1									
5 Carlos González, L OBP: 0.295, SLG: 0.420										4	0	0	0	0	2	4									
27 Trevor Story, R OBP: 0.331, SLG: 0.484										4	1	3	0	0	1	0									
6 Daniel Castro, R OBP: 0.191, SLG: 0.261										0	0	0	0	0	0	0									
8 Gerardo Parra, L OBP: 0.307, SLG: 0.367										4	0	0	0	0	1	3									
20 Ian Desmond, R OBP: 0.251, SLG: 0.375										1	1	0	0	2	1	1									
14 Tony Wolters, L OBP: 0.278, SLG: 0.232										4	1	1	1	0	0	4									
48 Germán Márquez, R ERA: 2.74										2	0	0	0	0	0	2									
24 Ryan McGilchrist, R OBP: 0.229, SLG: 0.295										1	0	0	0	0	0	0									
29 Bryan Shaw, S ERA: 3.39										0	0	0	0	0	0	0									
38 Mike Dunn, L ERA: 5.88										0	0	0	0	0	0	0									
59 Harrison Musgrave, L ERA: 5.88										0	0	0	0	0	0	0									
Inning Stats	R: 0 E: 0 K: 0 S: 8	H: 2 LOB: 1 BB: 0 P: 11	R: 4 E: 0 K: 1 S: 20	H: 5 LOB: 2 BB: 1 P: 33	R: 0 E: 0 K: 0 S: 6	H: 1 LOB: 0 BB: 0 P: 8	R: 0 E: 0 K: 0 S: 12	H: 0 LOB: 1 BB: 1 P: 19	R: 0 E: 0 K: 1 S: 8	H: 0 LOB: 0 BB: 0 P: 13	R: 0 E: 0 K: 0 S: 6	H: 1 LOB: 0 BB: 1 P: 12	R: 0 E: 0 K: 1 S: 5	H: 0 LOB: 0 BB: 0 P: 9	R: 0 E: 0 K: 2 S: 11	H: 1 LOB: 1 BB: 0 P: 17	R: 0 E: 0 K: 0 S: 10	H: 0 LOB: 0 BB: 0 P: 14	1B: 8 2B: 3 3B: 0 HR: 0	SF: 0 SAC: 0 DP: 3 HBP: 1	WP: 0 PB: 0 SB: 0 CS: 0	PA: 38			
PITCHER	IP WLS BF H R ER SO BB IBB HBP BLK WP HR S P ERA WHIP	IP WLS BF H R ER SO BB IBB HBP BLK WP HR S P ERA WHIP	IP WLS BF H R ER SO BB IBB HBP BLK WP HR S P ERA WHIP	IP WLS BF H R ER SO BB IBB HBP BLK WP HR S P ERA WHIP	IP WLS BF H R ER SO BB IBB HBP BLK WP HR S P ERA WHIP	IP WLS BF H R ER SO BB IBB HBP BLK WP HR S P ERA WHIP	IP WLS BF H R ER SO BB IBB HBP BLK WP HR S P ERA WHIP	IP WLS BF H R ER SO BB IBB HBP BLK WP HR S P ERA WHIP	IP WLS BF H R ER SO BB IBB HBP BLK WP HR S P ERA WHIP	IP WLS BF H R ER SO BB IBB HBP BLK WP HR S P ERA WHIP	IP WLS BF H R ER SO BB IBB HBP BLK WP HR S P ERA WHIP	IP WLS BF H R ER SO BB IBB HBP BLK WP HR S P ERA WHIP	IP WLS BF H R ER SO BB IBB HBP BLK WP HR S P ERA WHIP	IP WLS BF H R ER SO BB IBB HBP BLK WP HR S P ERA WHIP	IP WLS BF H R ER SO BB IBB HBP BLK WP HR S P ERA WHIP	IP WLS BF H R ER SO BB IBB HBP BLK WP HR S P ERA WHIP	IP WLS BF H R ER SO BB IBB HBP BLK WP HR S P ERA WHIP	IP WLS BF H R ER SO BB IBB HBP BLK WP HR S P ERA WHIP	IP WLS BF H R ER SO BB IBB HBP BLK WP HR S P ERA WHIP	IP WLS BF H R ER SO BB IBB HBP BLK WP HR S P ERA WHIP	IP WLS BF H R ER SO BB IBB HBP BLK WP HR S P ERA WHIP	IP WLS BF H R ER SO BB IBB HBP BLK WP HR S P ERA WHIP	IP WLS BF H R ER SO BB IBB HBP BLK WP HR S P ERA WHIP	IP WLS BF H R ER SO BB IBB HBP BLK WP HR S P ERA WHIP	IP WLS BF H R ER SO BB IBB HBP BLK WP HR S P ERA WHIP

Los Angeles Dodgers @ Colorado Rockies
Coors Field, Denver, CO
Sat Jun 02 2018, 5:17 PM - 8:41 PM MDT
Att. 47,703 - Clear - 80 F

livebaseballscorecards.com

AB 34
R 4
H 10
RBI 4
BB 3
SO 5
LOB 17

Batter	1	2	3	4	5	6	7	8	9	AB	R	H	RBI	BB	SO	LOB	TOP					
3 Chris Taylor, R OBP: 0.345, SLG: 0.470										3	1	1	0	1	1	0						
13 Max Muncy, L OBP: 0.354, SLG: 0.545										3	0	1	0	1	2	1						
9 Yasmani Grandal, S OBP: 0.346, SLG: 0.451										4	0	0	0	0	2	4						
27 Matt Kemp, R OBP: 0.374, SLG: 0.568										3	1	1	1	0	1	1						
52 Pedro Báez, R										0	0	0	0	0	0	0						
41 Daniel Hudson, R										0	0	0	0	0	0	0						
31 Joc Pederson, L OBP: 0.340, SLG: 0.458										4	1	1	2	0	0	1						
66 Yasiel Puig, R OBP: 0.316, SLG: 0.443										4	1	1	1	0	2	0						
35 Cody Bellinger, L OBP: 0.298, SLG: 0.424										4	1	1	1	0	1	0						
11 Logan Forsythe, R OBP: 0.269, SLG: 0.310										4	0	1	0	0	1	0						
68 Ross Stripling, R OBP: 0.077, SLG: 0.077										2	0	0	0	0	0	1						
75 Scott Alexander, L										0	0	0	0	0	0	0						
33 Brevic Valera, S OBP: 0.273, SLG: 0.158										1	0	0	0	0	0	0						
46 Josh Fields, R										0	0	0	0	0	0	0						
14 Enrique Hernández, R OBP: 0.295, SLG: 0.459										1	0	0	0	0	1	0						
Inning Stats	R: 0 E: 0 K: 3 S: 10	H: 0 LOB: 0 BB: 0 P: 14	R: 2 E: 0 K: 1 S: 13	H: 3 LOB: 1 BB: 0 P: 24	R: 1 E: 1 K: 1 S: 12	H: 2 LOB: 1 BB: 0 P: 15	R: 1 E: 0 K: 0 S: 9	H: 1 LOB: 0 BB: 0 P: 12	R: 0 E: 0 K: 0 S: 10	H: 0 LOB: 1 BB: 1 P: 19	R: 1 E: 0 K: 2 S: 11	H: 1 LOB: 0 BB: 0 P: 19	R: 0 E: 0 K: 1 S: 11	H: 0 LOB: 1 BB: 1 P: 18	R: 0 E: 0 K: 1 S: 8	H: 0 LOB: 0 BB: 0 P: 13	R: 0 E: 0 K: 2 S: 8	H: 0 LOB: 0 BB: 0 P: 11	1B: 4 2B: 0 3B: 0 HR: 3	SF: 1 SAC: 0 DP: 0 HBP: 0	WP: 0 PB: 0 SB: 1 CS: 0	PA: 36
PITCHER	IP	WLS	BF	H	R	ER	SO	BB	IBB	HBP	BLK	WP	HR	S	P	ERA	WHIP					
59 Joe Musgrove, R ERA: 1.89	5.0	L	22	6	4	3	5	1	0	0	0	0	2	54	84	5.40	1.400					
24 Tyler Glasnow, R ERA: 4.36	2.0		8	1	1	1	3	1	0	0	0	0	1	22	37	4.50	1.000					
48 Richard Rodriguez, R ERA: 2.45	1.0		3	0	0	0	1	0	0	0	0	0	0	8	13	0.00	0.000					
73 Felipe Vázquez, L ERA: 4.63	1.0		3	0	0	0	2	0	0	0	0	0	0	8	11	0.00	0.000					

Los Angeles Dodgers @ Pittsburgh Pirates
PNC Park, Pittsburgh, PA
Tue Jun 05 2018, 7:59 PM - 10:59 PM EDT
Att: 12,879 - Cloudy - 61 F

AB 33
R 5
H 7
RBI 5
BB 2
SO 11
LOB 8



Batter	1	2	3	4	5	6	7	8	9	AB	R	H	RBI	BB	SO	LOB	BOTTOM					
5 Josh Harrison, R OBP: 0.306, SLG: 0.375										4	0	1	0	0	1	3						
17 Austin Meadows, L OBP: 0.407, SLG: 0.745										4	0	1	0	0	0	2						
29 Francisco Cervelli, R OBP: 0.399, SLG: 0.527										4	0	1	0	0	0	3						
55 Josh Bell, S OBP: 0.312, SLG: 0.372										4	0	0	0	0	1	2						
12 Corey Dickerson, L OBP: 0.350, SLG: 0.491										4	0	2	0	0	1	1						
19 Colin Moran, L OBP: 0.355, SLG: 0.427										4	0	1	0	0	1	2						
25 Gregory Polanco, L OBP: 0.313, SLG: 0.415										4	0	0	0	0	2	3						
3 Sean Rodriguez, R OBP: 0.272, SLG: 0.313										3	0	0	0	0	1	2						
59 Joe Musgrove, R OBP: 0.297, SLG: 0.500										1	0	0	0	0	1	0						
6 Stripling, R										1	0	0	0	0	0	0						
24 Tyler Glasnow, L										0	0	0	0	0	0	0						
48 Richard Rodriguez, R										0	0	0	0	0	0	0						
26 Adam Frazier, L OBP: 0.318, SLG: 0.356										0	0	0	0	1	0	0						
73 Felipe Vázquez, L										0	0	0	0	0	0	0						
Inning Stats	R: 0 E: 0 K: 0 S: 7	H: 0 LOB: 0 BB: 0 P: 11	R: 0 E: 0 K: 1 S: 10	H: 1 LOB: 1 BB: 0 P: 15	R: 0 E: 0 K: 3 S: 9	H: 0 LOB: 0 BB: 0 P: 12	R: 0 E: 0 K: 2 S: 14	H: 1 LOB: 1 BB: 0 P: 21	R: 0 E: 0 K: 1 S: 21	H: 2 LOB: 3 BB: 0 P: 30	R: 0 E: 0 K: 0 S: 10	H: 1 LOB: 0 BB: 0 P: 16	R: 0 E: 0 K: 0 S: 6	H: 0 LOB: 0 BB: 0 P: 12	R: 0 E: 0 K: 0 S: 11	H: 1 LOB: 1 BB: 1 P: 20	R: 0 E: 0 K: 1 S: 9	H: 1 LOB: 0 BB: 0 P: 13	1B: 7 2B: 2 3B: 0 HR: 0	SF: 0 SAC: 0 DP: 2 HBP: 0	WP: 0 PB: 0 SB: 0 CS: 1	PA: 34
PITCHER	IP	WLS	BF	H	R	ER	SO	BB	IBB	HBP	BLK	WP	HR	S	P	ERA	WHIP					
68 Ross Stripling, R ERA: 1.52	5.0	W	19	4	1	0	0	0	0	0	0	0	0	10	16	0.00	1.000					
75 Scott Alexander, L ERA: 3.89	1.0		4	1	0	0	0	0	0	0	0	0	0	6	12	0.00	0.000					
46 Josh Fields, R ERA: 2.25	1.0		3	0	0	0	0	0	0	0	0	0	0	11	20	0.00	2.000					
52 Pedro Báez, R ERA: 3.25	1.0		4	1	0	0	0	1	0	0	0	0	0	9	13	0.00	1.000					
41 Daniel Hudson, R ERA: 5.4	1.0		4	1	0	0	1	0	0	0	0	0	0	9	13	0.00	1.000					

Los Angeles Dodgers @ Pittsburgh Pirates
PNC Park, Pittsburgh, PA
Tue Jun 05 2018, 7:59 PM - 10:59 PM EDT
Att: 12,879 - Cloudy - 61 F

AB 33
R 0
H 7
RBI 0
BB 1
SO 8
LOB 18



Batter	1	2	3	4	5	6	7	8	9	AB	R	H	RBI	BB	SO	LOB	TOP								
31 Joc Pederson, L (1,7) OBP: 0.347, SLG: 0.510										5	3	3	3	0	1	2	Los Angeles Dodgers @ Pittsburgh Pirates PNC Park, Pittsburgh, PA Thu Jun 07 2018, 12:38 PM - 4:13 PM EDT Att: 19,713 - Sunny - 70 F								
13 Max Muncy, L (1,5) OBP: 0.384, SLG: 0.534 74 Kenley Jansen, S (8,1)										4	0	1	0	1	1	1									
9 Yasmani Grandal, S (1,2) OBP: 0.341, SLG: 0.442										5	0	0	0	0	2	4									
27 Matt Kemp, R (1,9) OBP: 0.380, SLG: 0.589										5	1	1	1	0	2	1									
35 Cody Bellinger, L (1,3) OBP: 0.313, SLG: 0.460										4	2	3	2	1	1	0									
3 Chris Taylor, R (1,6) OBP: 0.338, SLG: 0.456										5	0	1	0	0	2	3									
33 Breyvic Valera, S (1,4) OBP: 0.321, SLG: 0.208										4	1	2	1	1	0	0									
14 Enrique Hernández, R (1,8) OBP: 0.292, SLG: 0.407										4	0	1	0	0	0	3									
41 Daniel Hudson, R 75 Scott Alexander, L 62 Pedro Báez, R 63 Vitor Garcia, R 66 Yasiel Puig, R 68 Justin Turner, R 69 Edward Paredes, L 62 Erik Cozzol, R 11 Jorge Encarnación, R 48 Brock Stewart, L 10 Justin Turner, R										0	0	0	0	0	0	0									
Inning Stats	R: 1 E: 0 K: 1 S: 11	H: 1 LOB: 0 BB: 0 P: 15	R: 0 E: 0 K: 2 S: 8	H: 0 LOB: 0 BB: 0 P: 12	R: 0 E: 0 K: 1 S: 12	H: 1 LOB: 2 BB: 1 P: 21	R: 1 E: 0 K: 1 S: 14	H: 3 LOB: 2 BB: 0 P: 20	R: 1 E: 0 K: 2 S: 17	H: 3 LOB: 2 BB: 0 P: 24	R: 1 E: 0 K: 2 S: 12	H: 1 LOB: 1 BB: 1 P: 21	R: 2 E: 0 K: 0 S: 8	H: 2 LOB: 0 BB: 0 P: 16	R: 2 E: 0 K: 0 S: 9	H: 1 LOB: 2 BB: 1 P: 16		R: 0 E: 0 K: 1 S: 14	H: 1 LOB: 2 BB: 1 P: 24	1B: 6 2B: 4 3B: 0 HR: 3	SF: 0 SAC: 1 DP: 0 HBP: 0	WP: 1 PB: 0 SB: 1 CS: 0	PA: 43		
PITCHER	IP WLS BF H R ER SO BB IBB HBP BLK WP HR S P ERA WHIP	5.0 L 24 8 3 3 7 1 0 0 0 0 1 62 92 5.40 1.800	2.0 10 3 3 3 2 1 0 0 0 1 1 20 37 13.50 2.000	2.0 9 2 2 2 1 2 0 0 0 0 1 23 40 9.00 2.000											IP WLS BF H R ER SO BB IBB HBP BLK WP HR S P ERA WHIP										

AB	38
R	8
H	13
RBI	8
BB	4
SO	10
LOB	16



Batter	1	2	3	4	5	6	7	8	9	AB	R	H	RBI	BB	SO	LOB	BOTTOM								
5 Josh Harrison, R (1,4) OBP: 0.336, SLG: 0.395										4	0	2	0	0	0	0	Los Angeles Dodgers @ Pittsburgh Pirates PNC Park, Pittsburgh, PA Thu Jun 07 2018, 12:38 PM - 4:13 PM EDT Att: 19,713 - Sunny - 70 F								
25 Gregory Polanco, L (1,9) OBP: 0.310, SLG: 0.416 24 Tyler Glasnow, L (6,1)										2	0	0	1	0	1	2									
17 Austin Meadows, L (7,PH) OBP: 0.400, SLG: 0.700 45 Michael Feliz, R (8,1)										4	1	0	0	1	2	2									
29 Francisco Cervelli, R (8,PH) OBP: 0.394, SLG: 0.536										5	1	1	1	0	2	0									
6 Starling Marte, R (1,8) OBP: 0.345, SLG: 0.468										4	1	1	0	0	2	1									
55 Josh Bell, S (1,3) OBP: 0.308, SLG: 0.371										5	1	1	1	0	2	0									
12 Corey Dickerson, L (1,7) OBP: 0.357, SLG: 0.491										4	1	1	0	0	2	1									
19 Colin Moran, L (1,5) OBP: 0.358, SLG: 0.417 23 David Freese, R (6,PH) OBP: 0.320, SLG: 0.429										1	0	0	0	1	0	0									
32 Elias Díaz, R (1,2) OBP: 0.338, SLG: 0.479										3	1	1	4	0	0	1									
10 Jordy Mercer, R (1,6) OBP: 0.314, SLG: 0.381										4	1	1	0	0	1	1									
50 Jameson Taillon, R (1,1) OBP: 0.143, SLG: 0.150 26 Adam Frazier, L (5,PH) OBP: 0.318, SLG: 0.356										0	0	0	0	0	0	0									
Inning Stats	R: 0 E: 0 K: 1 S: 10	H: 0 LOB: 0 BB: 0 P: 15	R: 0 E: 0 K: 2 S: 9	H: 0 LOB: 1 BB: 1 P: 17	R: 1 E: 0 K: 0 S: 9	H: 2 LOB: 1 BB: 0 P: 13	R: 0 E: 0 K: 0 S: 6	H: 0 LOB: 0 BB: 0 P: 9	R: 0 E: 0 K: 1 S: 15	H: 1 LOB: 2 BB: 0 P: 23	R: 2 E: 0 K: 1 S: 23	H: 2 LOB: 1 BB: 1 P: 35	R: 0 E: 0 K: 1 S: 14	H: 1 LOB: 1 BB: 0 P: 22	R: 3 E: 1 K: 1 S: 18	H: 2 LOB: 0 BB: 0 P: 24	R: 1 E: 0 K: 1 S: 12	H: 1 LOB: 0 BB: 0 P: 15	1B: 6 2B: 1 3B: 0 HR: 2	SF: 2 SAC: 1 DP: 0 HBP: 1	WP: 0 PB: 0 SB: 1 CS: 0	PA: 40			
PITCHER	IP WLS BF H R ER SO BB IBB HBP BLK WP HR S P ERA WHIP	1.0 4 0 0 0 2 1 0 0 0 0 0 9 17 0.00 1.000	2.0 W 8 2 1 1 0 0 0 0 0 0 0 15 22 4.50 1.000	1.0 H 5 1 0 0 1 0 0 0 1 0 0 0 15 23 0.00 1.000											IP WLS BF H R ER SO BB IBB HBP BLK WP HR S P ERA WHIP										

AB	34
R	7
H	9
RBI	7
BB	2
SO	8
LOB	9



Batter	1	2	3	4	5	6	7	8	9	AB	R	H	RBI	BB	SO	LOB	TOP								
1 Ozzie Albies, S OBP: 0.299, SLG: 0.487	G1-3		B1-3		K	P4		K		5	0	0	0	0	2	1									
7 Dansby Swanson, R OBP: 0.328, SLG: 0.452	K		E4 22 S 5 1B 25 2B						F7	5	3	2	0	0	1	0									
5 Freddie Freeman, L OBP: 0.433, SLG: 0.561	G5-3								F7	5	1	3	0	0	0	0									
22 Nick Markakis, L OBP: 0.390, SLG: 0.496		F9		FC4-6 8 1B 25 1B					L8	5	1	2	1	0	1	4									
25 Tyler Flowers, R OBP: 0.416, SLG: 0.444										4	0	2	3	0	1	3									
8 Charlie Culberson, R OBP: 0.320, SLG: 0.429										4	0	3	1	0	0	2									
11 Ender Inciarte, L OBP: 0.300, SLG: 0.335					G6-3	G3				4	0	0	0	0	1	4									
17 Johan Camargo, S OBP: 0.349, SLG: 0.421					K					4	0	1	0	0	1	0									
19 Anibal Sánchez, R 30 Peter Moylan, R 33 A.J. Minter, L 12 Peter Bourjos, R 58 Dan Winkler, R 38 Aroldys Vizcaino, R					K					3	0	0	0	0	3	2									
Inning Stats	R: 0 E: 0 K: 1 S: 10	H: 0 LOB: 0 BB: 0 P: 13	R: 1 E: 0 K: 1 S: 20	H: 3 LOB: 2 BB: 0 P: 32	R: 2 E: 1 K: 1 S: 15	H: 3 LOB: 2 BB: 0 P: 23	R: 0 E: 0 K: 2 S: 7	H: 0 LOB: 0 BB: 0 P: 8	R: 1 E: 0 K: 1 S: 12	H: 4 LOB: 3 BB: 0 P: 18	R: 0 E: 0 K: 1 S: 8	H: 0 LOB: 1 BB: 0 P: 9	R: 1 E: 0 K: 1 S: 9	H: 3 LOB: 1 BB: 0 P: 10	R: 0 E: 0 K: 2 S: 12	H: 1 LOB: 0 BB: 0 P: 20	R: 0 E: 0 K: 0 S: 8	H: 0 LOB: 0 BB: 0 P: 11	1B: 9 2B: 4 3B: 1 HR: 0	SF: 0 SAC: 0 DP: 1 HBP: 0	WP: 0 PB: 0 SB: 2 CS: 0	PA: 40			
PITCHER	IP WLS BF H R ER SO BB IBB HBP BLK WP HR S P ERA WHIP	IP WLS BF H R ER SO BB IBB HBP BLK WP HR S P ERA WHIP	IP WLS BF H R ER SO BB IBB HBP BLK WP HR S P ERA WHIP	IP WLS BF H R ER SO BB IBB HBP BLK WP HR S P ERA WHIP	IP WLS BF H R ER SO BB IBB HBP BLK WP HR S P ERA WHIP	IP WLS BF H R ER SO BB IBB HBP BLK WP HR S P ERA WHIP	IP WLS BF H R ER SO BB IBB HBP BLK WP HR S P ERA WHIP	IP WLS BF H R ER SO BB IBB HBP BLK WP HR S P ERA WHIP	IP WLS BF H R ER SO BB IBB HBP BLK WP HR S P ERA WHIP	IP WLS BF H R ER SO BB IBB HBP BLK WP HR S P ERA WHIP	IP WLS BF H R ER SO BB IBB HBP BLK WP HR S P ERA WHIP	IP WLS BF H R ER SO BB IBB HBP BLK WP HR S P ERA WHIP	IP WLS BF H R ER SO BB IBB HBP BLK WP HR S P ERA WHIP	IP WLS BF H R ER SO BB IBB HBP BLK WP HR S P ERA WHIP	IP WLS BF H R ER SO BB IBB HBP BLK WP HR S P ERA WHIP	IP WLS BF H R ER SO BB IBB HBP BLK WP HR S P ERA WHIP	IP WLS BF H R ER SO BB IBB HBP BLK WP HR S P ERA WHIP	IP WLS BF H R ER SO BB IBB HBP BLK WP HR S P ERA WHIP	IP WLS BF H R ER SO BB IBB HBP BLK WP HR S P ERA WHIP	IP WLS BF H R ER SO BB IBB HBP BLK WP HR S P ERA WHIP	IP WLS BF H R ER SO BB IBB HBP BLK WP HR S P ERA WHIP	IP WLS BF H R ER SO BB IBB HBP BLK WP HR S P ERA WHIP	IP WLS BF H R ER SO BB IBB HBP BLK WP HR S P ERA WHIP		
57 Alex Wood, L ERA: 4.43	4.2 L 23 9 4 2 6 0 0 0 0 0 0 0 0 62 92 3.86 1.929	0.1 2 1 0 0 0 0 0 0 0 0 0 0 2 2 0.00 3.000	1.0 3 0 0 0 1 0 0 0 0 0 0 0 8 9 0.00 0.000	1.0 5 3 1 1 1 0 0 0 0 0 0 9 10 9.00 3.000	0.2 3 1 0 0 1 0 0 0 0 0 0 0 8 13 0.00 1.500																				
41 Daniel Hudson, R ERA: 4.76	0.1 1 0 0 0 1 0 0 0 0 0 0 0 0 0 0 0.00 0.000	1.0 3 0 0 0 0 0 0 0 0 0 0 0 8 11 0.00 0.000																							
56 Daniel Corcino, R ERA:																									

Atlanta Braves @ Los Angeles Dodgers
Dodger Stadium, Los Angeles, CA
Sat Jun 09 2018, 6:13 PM - 9:21 PM PDT
Att: 52,718 - Clear - 77 F

AB 40
R 5
H 14
RBI 5
BB 0
SO 10
LOB 16

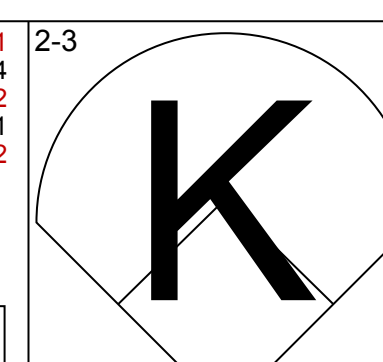
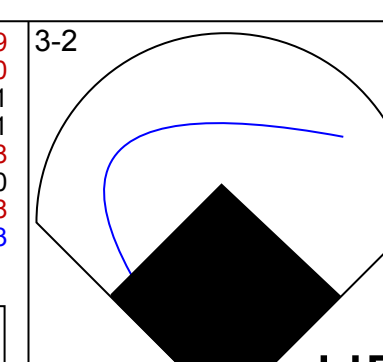
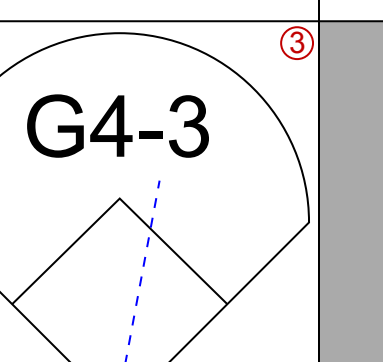
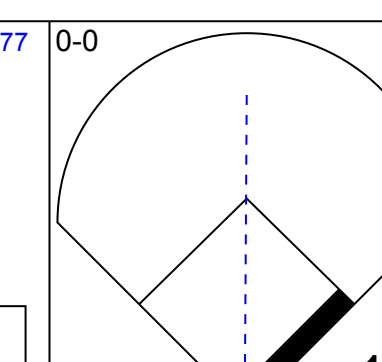
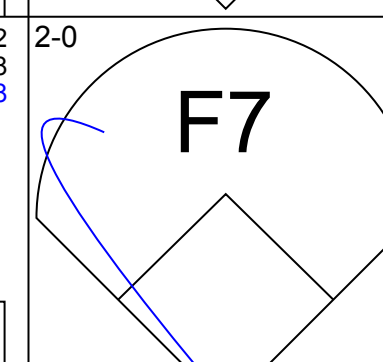
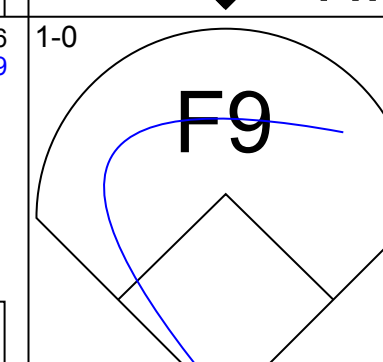
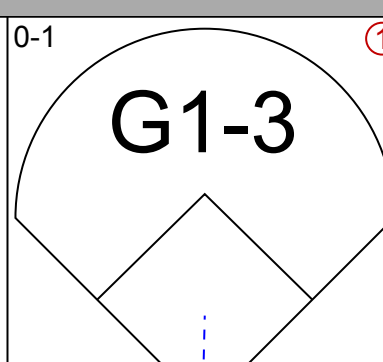
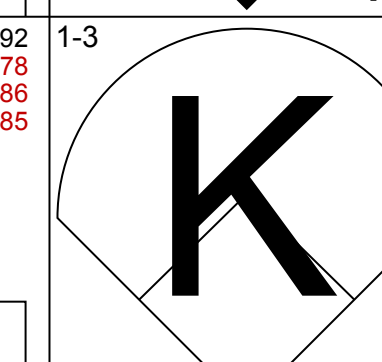
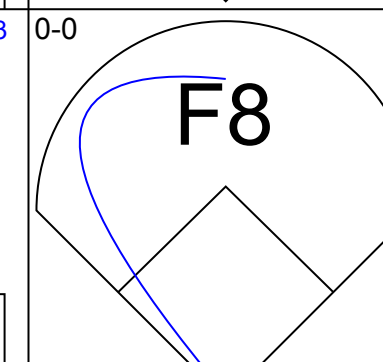
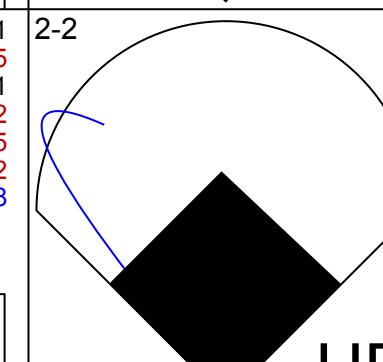
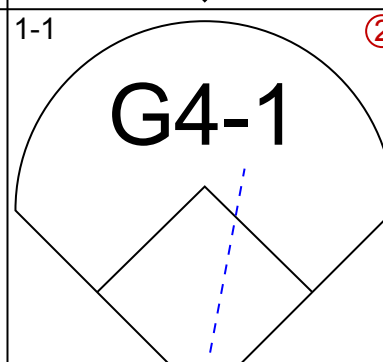
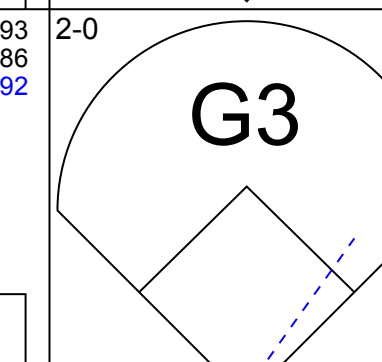
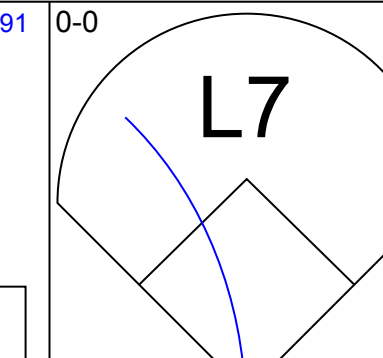
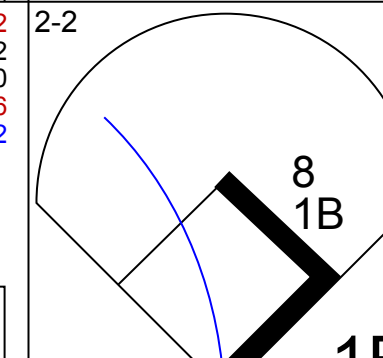
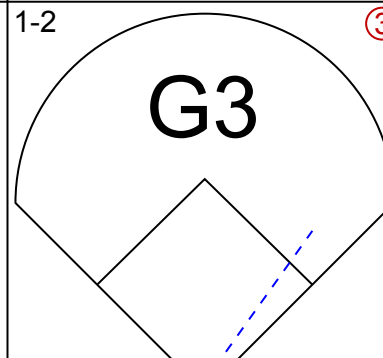

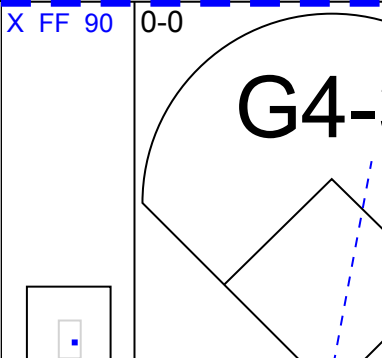
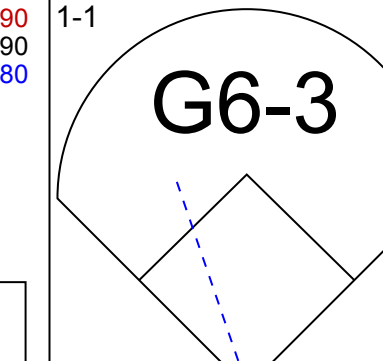
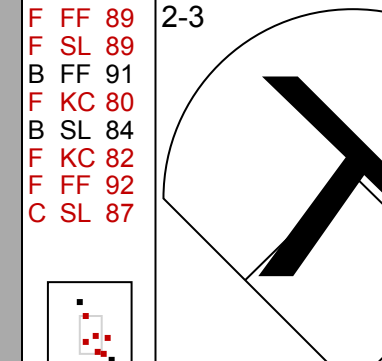
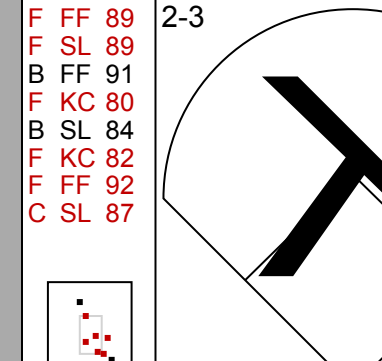
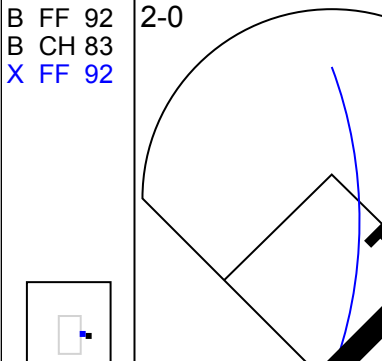
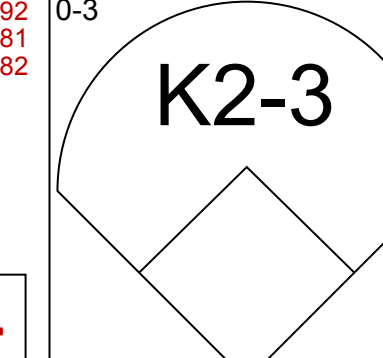
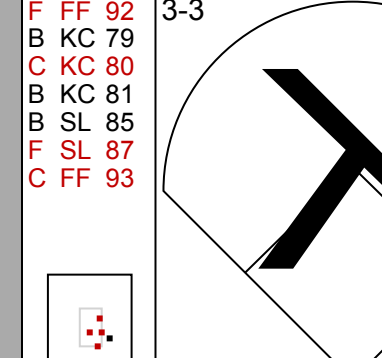
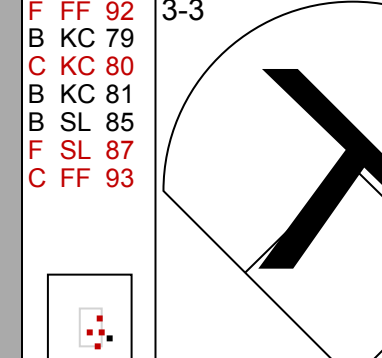
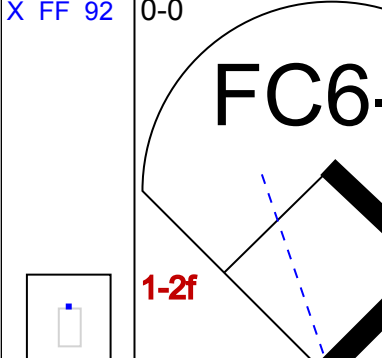
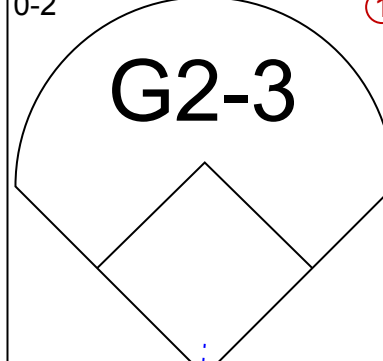
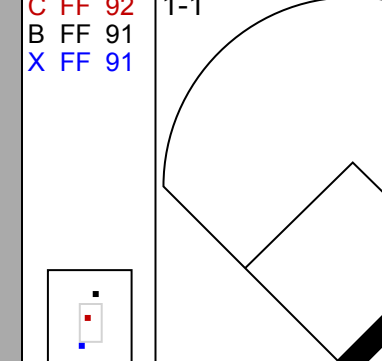
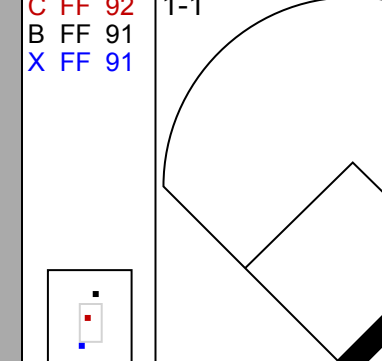
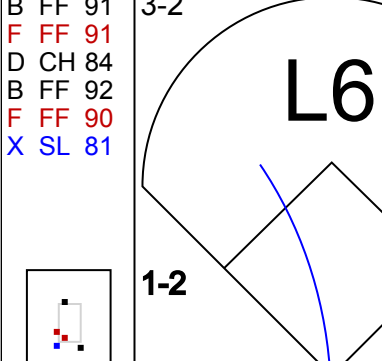
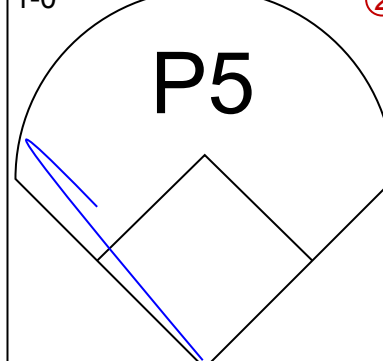
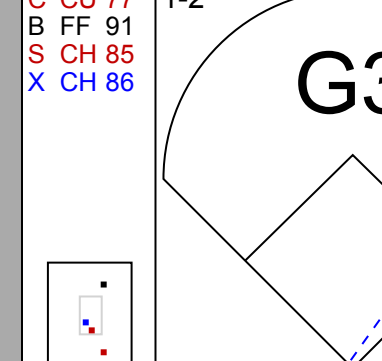
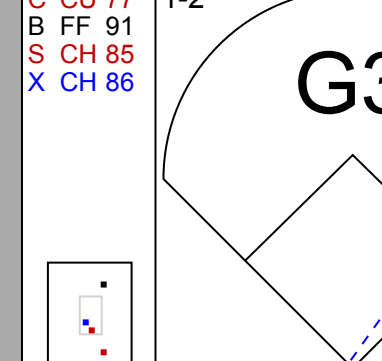

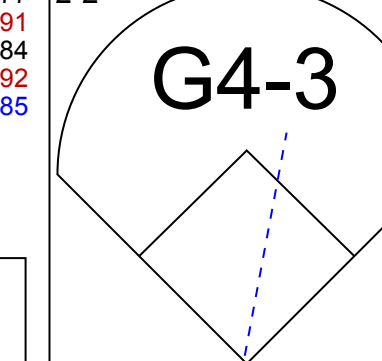
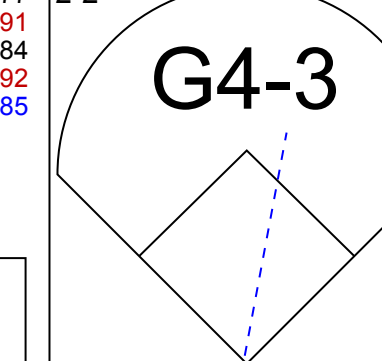


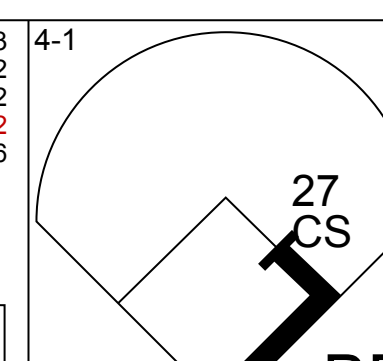
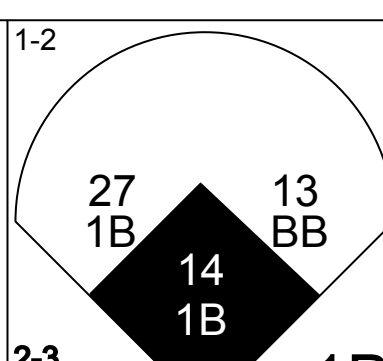
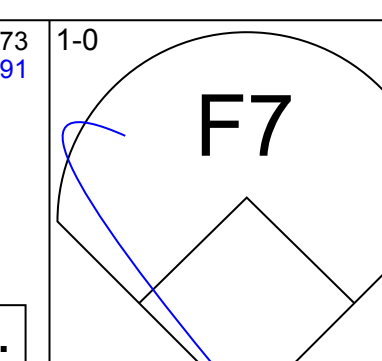
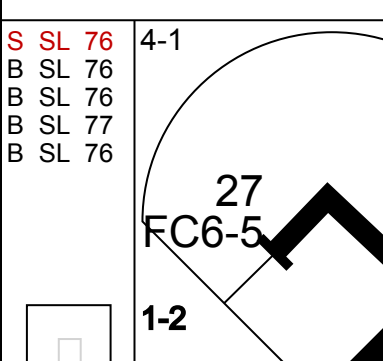
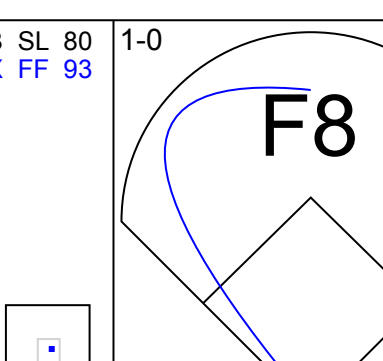
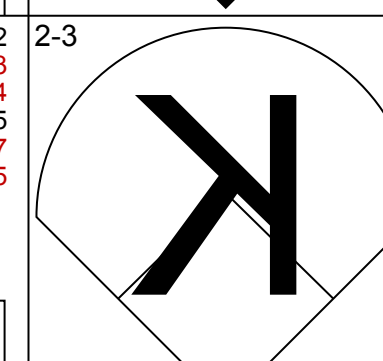
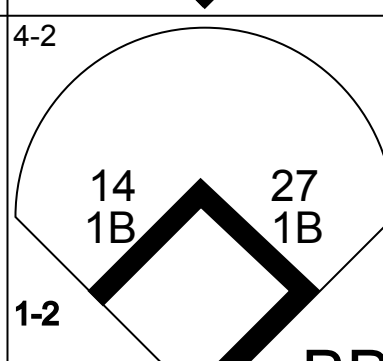

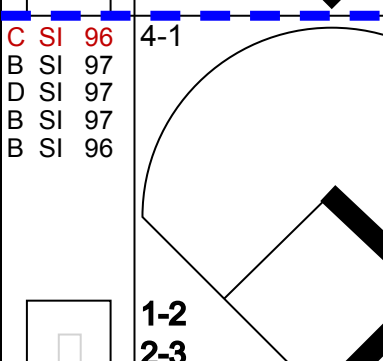
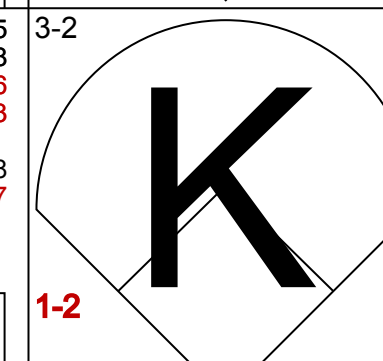
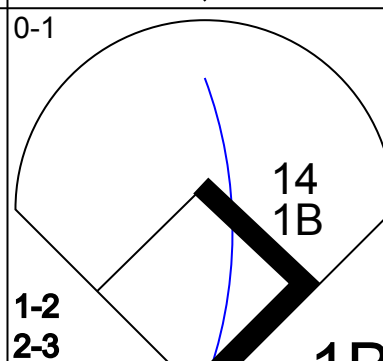

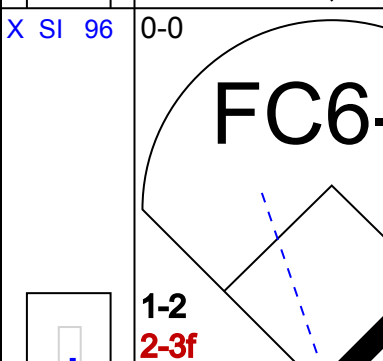
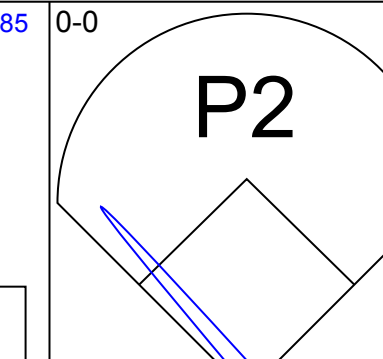
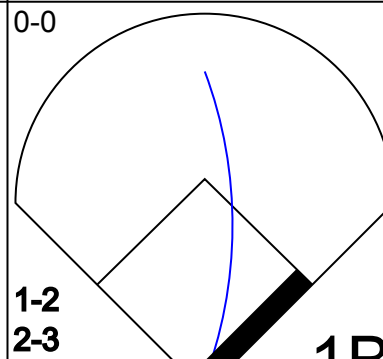
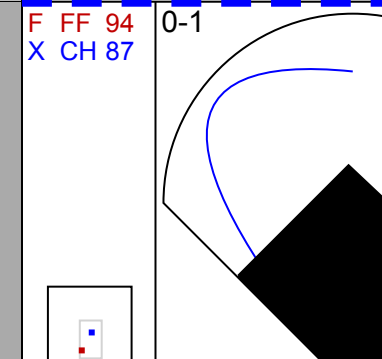
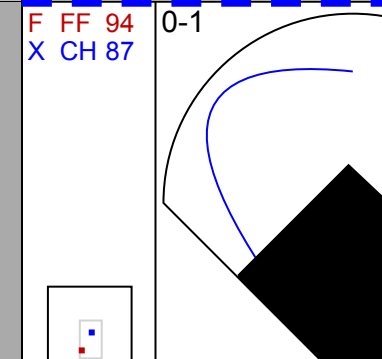
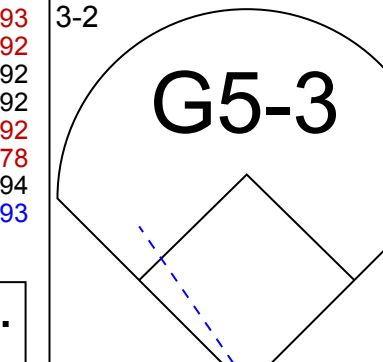
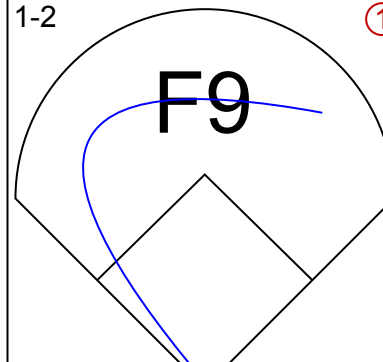
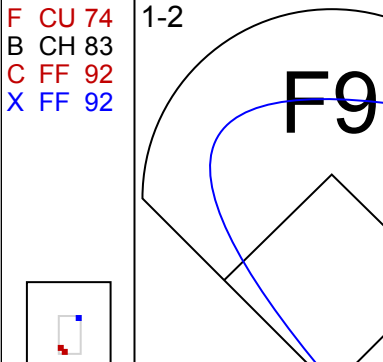
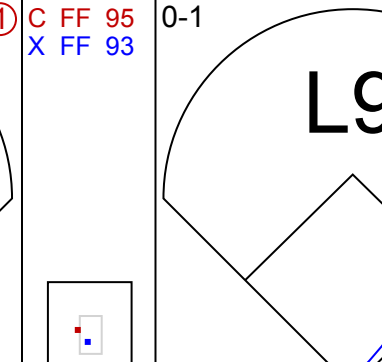

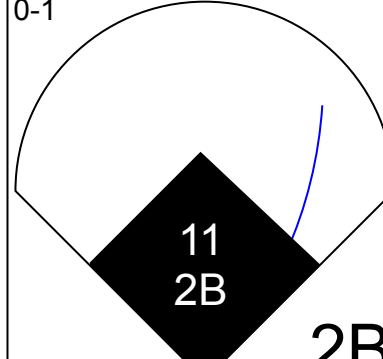
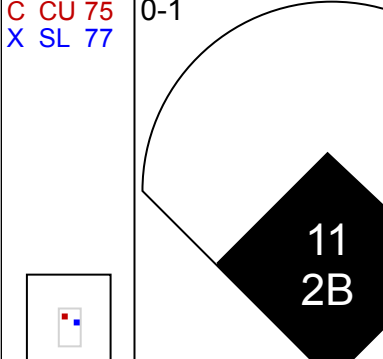
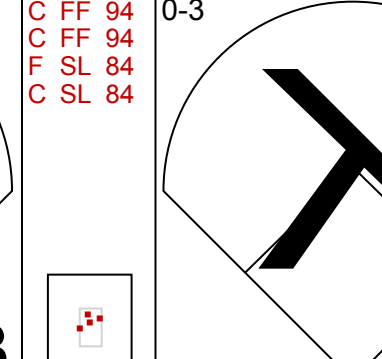
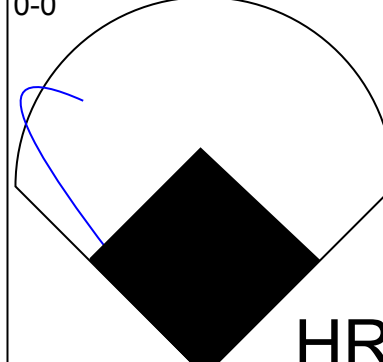
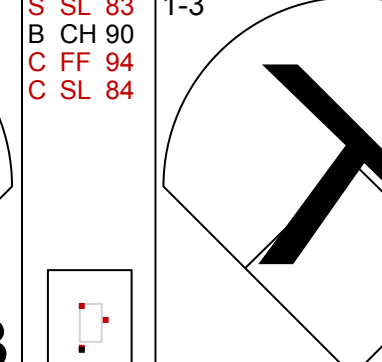
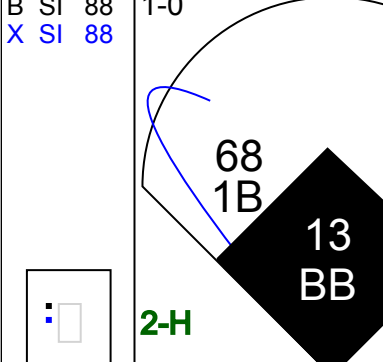
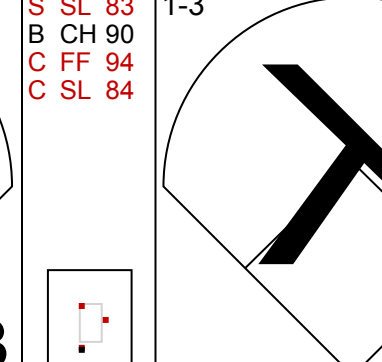
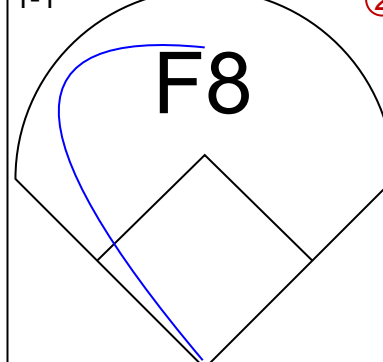
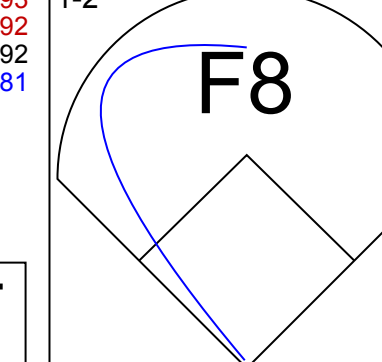
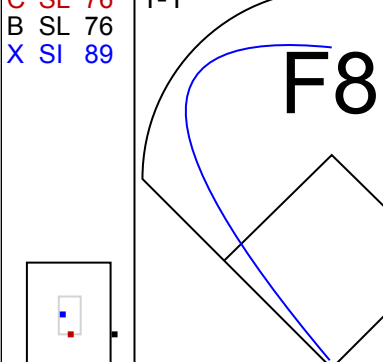
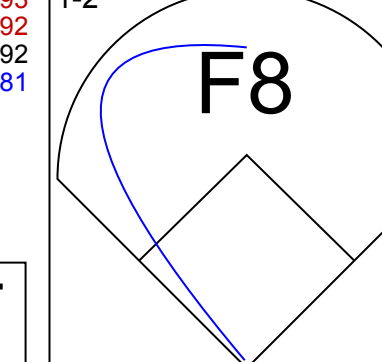

Batter	1	2	3	4	5	6	7	8	9	AB	R	H	RBI	BB	SO	LOB	BOTTOM								
3 Chris Taylor, R OBP: 0.336, SLG: 0.449	K		P3							4	0	1	0	0	1	0									
13 Max Muncy, L OBP: 0.385, SLG: 0.593										1	1	1	1	3	0	0									
27 Matt Kemp, R OBP: 0.370, SLG: 0.570										4	0	0	0	0	1	4									
35 Cody Bellinger, L OBP: 0.315, SLG: 0.465										4	0	0	0	0	3	3									
56 Daniel Corcino, R ERA:										0	0	0	0	0	0	0									
66 Yasiel Puig, R OBP: 0.324, SLG: 0.456										4	2	3	0	0	0	0									
9 Yasmani Grandal, S OBP: 0.338, SLG: 0.466										4	0	0	0	0	2	3									
31 Joc Pederson, L OBP: 0.307, SLG: 0.509										2	0	1	0	0	0	0									
14 Enrique Hernández, R (7, PH) OBP: 0.283, SLG: 0.393										2	0	0	0	0	0	1									
11 Logan Forsythe, R OBP: 0.261, SLG: 0.284										3	0	0	1	0	1	1									
67 Alex Wood, R 63 Yasiel Puig, R 33 Max Muncy, L 62 Pedro Báez, R 75 Scott Alexander, L 58 Edwin Paredes, L 41 Daniel Hudson, R 15 Austin Barnes, R										1	0	0	0	0	0	0									
Inning Stats	R: 1 E: 0 K: 1 S: 10	H: 1 LOB: 0 BB: 0 P: 16	R: 0 E: 0 K: 1 S: 8	H: 0 LOB: 0 BB: 0 P: 14	R: 0 E: 0 K: 1 S: 6	H: 0 LOB: 0 BB: 0 P: 10	R: 0 E: 0 K: 1 S: 7	H: 0 LOB: 0 BB: 1 P: 14	R: 1 E: 0 K: 1 S: 11	H: 2 LOB: 1 BB: 0 P: 19	R: 0 E: 0 K: 2 S: 10	H: 0 LOB: 1 BB: 1 P: 19	R: 1 E: 0 K: 1 S: 11	H: 1 LOB: 0 BB: 0 P: 16	R: 0 E: 0 K: 2 S: 15	H: 1 LOB: 2 BB: 1 P: 24	R: 0 E: 0 K: 0 S: 5	H: 1 LOB: 0 BB: 0 P: 8	1B: 3 2B: 2 3B: 0 HR: 1	SF: 0 SAC: 0 DP: 2 HBP: 0	WP: 1 PB: 0 SB: 0 CS: 0	PA: 34			
PITCHER	IP WLS BF H R ER SO BB IBB HBP BLK WP HR S P ERA WHIP	IP WLS BF H R ER SO BB IBB HBP BLK WP HR S P ERA WHIP	IP WLS BF H R ER SO BB IBB HBP BLK WP HR S P ERA WHIP	IP WLS BF H R ER SO BB IBB HBP BLK WP HR S P ERA WHIP	IP WLS BF H R ER SO BB IBB HBP BLK WP HR S P ERA WHIP	IP WLS BF H R ER SO BB IBB HBP BLK WP HR S P ERA WHIP	IP WLS BF H R ER SO BB IBB HBP BLK WP HR S P ERA WHIP	IP WLS BF H R ER SO BB IBB HBP BLK WP HR S P ERA WHIP	IP WLS BF H R ER SO BB IBB HBP BLK WP HR S P ERA WHIP	IP WLS BF H R ER SO BB IBB HBP BLK WP HR S P ERA WHIP	IP WLS BF H R ER SO BB IBB HBP BLK WP HR S P ERA WHIP	IP WLS BF H R ER SO BB IBB HBP BLK WP HR S P ERA WHIP	IP WLS BF H R ER SO BB IBB HBP BLK WP HR S P ERA WHIP	IP WLS BF H R ER SO BB IBB HBP BLK WP HR S P ERA WHIP	IP WLS BF H R ER SO BB IBB HBP BLK WP HR S P ERA WHIP	IP WLS BF H R ER SO BB IBB HBP BLK WP HR S P ERA WHIP	IP WLS BF H R ER SO BB IBB HBP BLK WP HR S P ERA WHIP	IP WLS BF H R ER SO BB IBB HBP BLK WP HR S P ERA WHIP	IP WLS BF H R ER SO BB IBB HBP BLK WP HR S P ERA WHIP	IP WLS BF H R ER SO BB IBB HBP BLK WP HR S P ERA WHIP	IP WLS BF H R ER SO BB IBB HBP BLK WP HR S P ERA WHIP	IP WLS BF H R ER SO BB IBB HBP BLK WP HR S P ERA WHIP	IP WLS BF H R ER SO BB IBB HBP BLK WP HR S P ERA WHIP		
19 Anibal Sánchez, R ERA: 2.37	5.1 W 20 3 2 2 5 2 0 0 0 0 0 0 4 5 0.00 0.000	0.1 H 1 0 0 0 1 0 0 0 0 0 0 0 4 5 0.00 0.000	1.1 H 5 1 1 1 2 0 0 0 0 0 1 0 14 22 6.75 0.750	1.0 H 5 1 0 0 2 1 0 0 0 0 0 0 15 24 0.00 2.000	1.0 S 3 1 0 0 0 0 0 0 0 0 0 0 5 8 0.00 1.000																				
30 Peter Moylan, R ERA: 2.85																									
33 A.J. Minter, L ERA: 3.6																									
58 Dan Winkler, R ERA: 1.03																									
38 Aroldys Vizcaino, R ERA: 2.1																									

Atlanta Braves @ Los Angeles Dodgers
Dodger Stadium, Los Angeles, CA
Sat Jun 09 2018, 6:13 PM - 9:21 PM PDT
Att: 52,718 - Clear - 77 F

AB 31
R 3
H 6
RBI 2
BB 3
SO 10
LOB 13



Batter	1	2	3	4	5	6	7	8	9	AB	R	H	RBI	BB	SO	LOB	TOP																					
1 Ozzie Albies, S OBP: 0.301, SLG: 0.498										4	1	2	1	0	1	0	Atlanta Braves @ Los Angeles Dodgers Dodger Stadium, Los Angeles, CA Sun Jun 10 2018, 1:12 PM - 3:48 PM PDT Att: 47,711 - Sunny - 81 F																					
7 Dansby Swanson, R OBP: 0.322, SLG: 0.443										4	0	0	0	0	1	1																						
5 Freddie Freeman, L OBP: 0.430, SLG: 0.568										4	1	1	1	1	0	1																						
22 Nick Markakis, L OBP: 0.388, SLG: 0.492										4	0	1	0	0	0	0																						
25 Tyler Flowers, R OBP: 0.409, SLG: 0.434										4	0	1	0	0	1	1																						
8 Charlie Culberson, R OBP: 0.317, SLG: 0.421										4	0	1	0	0	2	1																						
11 Ender Inciarte, L OBP: 0.299, SLG: 0.333										4	0	1	0	0	0	3																						
17 Johan Camargo, S OBP: 0.342, SLG: 0.411										3	0	0	0	0	0	1																						
53 Luiz Gohara, L (7.1)										0	0	0	0	0	0	0																						
15 Sean Newcomb, L OBP: 0.136, SLG: 0.143										2	0	0	0	0	2	0																						
30 Peter Moylan, R (6.1)										0	0	0	0	0	0	0																						
39 Sam Freeman, R (6.1)										0	0	0	0	0	0	0																						
27 Ryan Flaherty, L OBP: 0.353, SLG: 0.367										1	0	0	0	0	0	0																						
Inning Stats	R: 0 E: 0 K: 1 S: 5	H: 0 LOB: 0 BB: 0 P: 9	R: 0 E: 0 K: 1 S: 6	H: 0 LOB: 0 BB: 0 P: 7	R: 0 E: 0 K: 1 S: 7	H: 0 LOB: 0 BB: 0 P: 8	R: 2 E: 0 K: 0 S: 21	H: 4 LOB: 2 BB: 0 P: 33	R: 0 E: 0 K: 1 S: 9	H: 0 LOB: 0 BB: 0 P: 14	R: 0 E: 0 K: 0 S: 8	H: 0 LOB: 1 BB: 0 P: 10	R: 0 E: 0 K: 2 S: 15	H: 1 LOB: 1 BB: 0 P: 22	R: 0 E: 0 K: 1 S: 8	H: 1 LOB: 1 BB: 0 P: 13	R: 0 E: 0 K: 0 S: 6	H: 1 LOB: 1 BB: 0 P: 11	1B: 5 2B: 0 3B: 0 HR: 2	SF: 0 SAC: 0 DP: 0 HBP: 0	WP: 0 PB: 0 SB: 0 CS: 0	PA: 34																
PITCHER	IP	WLS	BF	H	R	ER	SO	BB	IBB	HBP	BLK	WP	HR	S	P	ERA	WHIP	PITCHER				IP	WLS	BF	H	R	ER	SO	BB	IBB	HBP	BLK	WP	HR	S	P	ERA	WHIP
68 Ross Stripling, R ERA: 1.65	6.2	W	24	4	2	2	6	0	0	0	0	0	2	66	96	2.70	0.600																					
62 Erik Goeddel, R ERA: 0.47	1.1		6	2	0	0	1	0	0	0	0	0	0	13	20	0.00	1.500																					
36 Adam Liberatore, L ERA: 3.27	1.0		4	1	0	0	0	0	0	0	0	0	0	6	11	0.00	1.000																					

Batter	1	2	3	4	5	6	7	8	9	AB	R	H	RBI	BB	SO	LOB	BOTTOM																					
3 Chris Taylor, R OBP: 0.340, SLG: 0.448										3	1	1	0	2	0	0	Atlanta Braves @ Los Angeles Dodgers Dodger Stadium, Los Angeles, CA Sun Jun 10 2018, 1:12 PM - 3:48 PM PDT Att: 47,711 - Sunny - 81 F																					
13 Max Muncy, L OBP: 0.395, SLG: 0.616										2	1	1	2	2	1	1																						
27 Matt Kemp, R OBP: 0.368, SLG: 0.564										4	0	1	1	0	2	4																						
14 Enrique Hernández, R OBP: 0.288, SLG: 0.417										4	1	2	2	0	0	0																						
66 Yasiel Puig, R OBP: 0.317, SLG: 0.445										4	0	0	0	0	1	3																						
35 Cody Bellinger, L OBP: 0.314, SLG: 0.466										4	1	1	0	0	3	3																						
11 Logan Forsythe, R OBP: 0.268, SLG: 0.327										4	2	2	2	0	1	0																						
15 Austin Barnes, R OBP: 0.367, SLG: 0.289										4	1	1	0	0	0	1																						
68 Ross Stripling, R OBP: 0.133, SLG: 0.133										2	0	1	0	0	0	0																						
62 Erik Goeddel, R (7.1)										0	0	0	0	0	0	0																						
33 Breyvic Valera, S OBP: 0.300, SLG: 0.192										1	0	0	0	0	0	0																						
36 Adam Liberatore, L (9.1)										0	0	0	0	0	0	0																						
Inning Stats	R: 0 E: 0 K: 2 S: 8	H: 0 LOB: 1 BB: 1 P: 17	R: 0 E: 0 K: 1 S: 10	H: 0 LOB: 0 BB: 0 P: 16	R: 3 E: 0 K: 2 S: 22	H: 5 LOB: 3 BB: 1 P: 33	R: 0 E: 0 K: 0 S: 8	H: 0 LOB: 0 BB: 0 P: 11	R: 1 E: 0 K: 1 S: 7	H: 1 LOB: 0 BB: 0 P: 11	R: 2 E: 0 K: 0 S: 13	H: 3 LOB: 3 BB: 2 P: 25	R: 1 E: 0 K: 2 S: 11	H: 1 LOB: 0 BB: 0 P: 12	R: 0 E: 0 K: 0 S: 5	H: 0 LOB: 0 BB: 0 P: 7	1B: 5 2B: 2 3B: 0 HR: 3	SF: 0 SAC: 1 DP: 0 HBP: 0	WP: 0 PB: 0 SB: 1 CS: 1	PA: 37																		
PITCHER	IP	WLS	BF	H	R	ER	SO	BB	IBB	HBP	BLK	WP	HR	S	P	ERA	WHIP	PITCHER				IP	WLS	BF	H	R	ER	SO	BB	IBB	HBP	BLK	WP	HR	S	P	ERA	WHIP
15 Sean Newcomb, L ERA: 2.92	5.1	L	24	7	5	5	6	2	0	0	0	0	2	60	94	8.44	1.688																					
30 Peter Moylan, R ERA: 3.32	0.1		4	2	0	0	0	1	0	0	0	0	0	6	13	0.00	9.000																					
39 Sam Freeman, L ERA: 3.51	0.1		2	0	1	1	0	1	0	0	0	0	0	2	6	27.00	3.000																					
53 Luiz Gohara, L ERA: 6.59	2.0		7	1	1	1	2	0	0	0	0	0	1	16	19	4.50	0.500																					

AB 34
R 2
H 7
RBI 2
BB 0
SO 7
LOB 8



AB 32
R 7
H 10
RBI 7
BB 4
SO 8
LOB 12




Batter	1	2	3	4	5	6	7	8	9	10	11	AB	R	H	RBI	BB	SO	LOB	TOP				
17 Shin-Soo Choo, L OBP: 0.384, SLG: 0.467	F8		BB		G6-3		FC4-6		BB		G4-6-3	3	0	1	0	3	0	1					
3 Delino DeShields, R OBP: 0.316, SLG: 0.297	HBP		G1-3		K		FC4-6		L4			4	0	0	0	0	1	5					
30 Nomar Mazara, L OBP: 0.329, SLG: 0.484	G6-4-3				F8		G6-3		K		G4-3	5	0	0	0	0	1	3					
29 Adrián Beltré, R OBP: 0.365, SLG: 0.434	G5-3				19 1B		BB					4	1	3	0	1	0	0					
9 Isiah Kiner-Faleola, R OBP: 0.322, SLG: 0.346					13 1B		G4-3					5	1	2	1	0	0	3					
19 Jurickson Profar, S OBP: 0.311, SLG: 0.432	P6				2-H		1B					5	0	1	1	0	3	3					
13 Joey Gallo, L OBP: 0.283, SLG: 0.452	F8				2-H		1B					5	0	1	1	0	3	3					
61 Robinson Chirinos, R OBP: 0.306, SLG: 0.387	F7						F8					1	0	0	0	0	0	0					
60 Carlos Pérez, R OBP: 0.197, SLG: 0.238												4	0	0	0	0	1	4					
12 Rougned Odor, L OBP: 0.291, SLG: 0.303												3	0	1	0	2	1	0					
35 Cole Hamels, L	FC2-6						G4-3					2	0	0	0	0	0	3					
2 Hanser Alberto, R												1	0	0	0	0	0	0					
62 José Leclerc, R												1	0	0	0	0	0	0					
41 Jake Diekman, R												1	0	0	0	0	0	0					
67 Ronald Guzman, L												1	0	0	0	0	0	0					
53 Jesse Chavez, R												1	0	0	0	0	1	1					
51 Matt Bush, R												0	0	0	0	0	0	0					
Inning Stats	R: 0 E: 0 K: 0 S: 4	H: 0 LOB: 0 BB: 0 P: 7	R: 0 E: 0 K: 5 S: 5	H: 0 LOB: 0 BB: 0 P: 7	R: 0 E: 0 K: 0 S: 11	H: 1 LOB: 2 BB: 1 P: 20	R: 2 E: 0 K: 0 S: 15	H: 3 LOB: 2 BB: 1 P: 23	R: 0 E: 0 K: 1 S: 12	H: 0 LOB: 0 BB: 0 P: 14	R: 0 E: 0 K: 1 S: 12	H: 0 LOB: 1 BB: 1 P: 17	R: 0 E: 0 K: 1 S: 9	H: 1 LOB: 1 BB: 0 P: 12	R: 0 E: 0 K: 2 S: 17	H: 0 LOB: 2 BB: 0 P: 25	R: 0 E: 0 K: 1 S: 10	H: 0 LOB: 0 BB: 1 P: 16	1B: 6 2B: 2 3B: 0 HR: 0	SF: 0 SAC: 0 DP: 2 HBP: 1	WP: 0 PB: 0 SB: 0 CS: 0	PA: 46	
PITCHER	18 Kenta Maeda, R ERA: 3.61	58 Edward Paredes, L ERA: 4.39	75 Scott Alexander, L ERA: 4.39	46 Josh Fields, R ERA: 2.7	74 Kenley Jansen, R ERA: 2.64	PITCHER	62 Erik Goeddel, R ERA: 0.45	36 Adam Liberatore, L ERA: 3.0															

Texas Rangers @ Los Angeles Dodgers
Dodger Stadium, Los Angeles, CA
Wed Jun 13 2018, 7:11 PM - 10:59 PM PDT
Att: 41,303 - Clear - 76 F

livebaseballscores.com

AB 39
R 2
H 8
RBI 2
BB 6
SO 8
LOB 23




Batter	1	2	3	4	5	6	7	8	9	10	11	AB	R	H	RBI	BB	SO	LOB	BOTTOM					
3 Chris Taylor, R OBP: 0.339, SLG: 0.450	L8		G5-3				K				K	5	0	1	0	0	2	1						
10 Justin Turner, R OBP: 0.333, SLG: 0.392	HR		G3				K				G5-3	4	1	1	1	1	1	1						
27 Matt Kemp, R OBP: 0.367, SLG: 0.555			E6				G1-3				G4-3	2	0	1	0	0	1	0						
31 Joc Pederson, L OBP: 0.350, SLG: 0.556			14 1B									3	0	0	0	0	1	2						
14 Enrique Hernández, R OBP: 0.296, SLG: 0.416	L5						G5-3				K2-3	4	1	1	0	1	1	0						
35 Cody Bellinger, L OBP: 0.328, SLG: 0.475												3	0	1	0	2	1	1						
66 Yasiel Puig, R OBP: 0.328, SLG: 0.464												2	1	0	0	3	0	2						
11 Logan Forsythe, R OBP: 0.271, SLG: 0.322												4	0	1	0	1	1	4						
15 Austin Barnes, R OBP: 0.352, SLG: 0.275												5	0	0	0	0	3	5						
18 Kenta Maeda, R												1	0	0	0	0	1	1						
33 Wang Wei, L												0	0	0	0	0	0	0						
88 Edwin Pineda, L												0	0	0	0	0	0	0						
75 Scott Alexander, L												0	0	0	0	0	0	0						
10 Max Muncy, L												0	0	0	0	0	0	0						
46 Josh Fields, R												1	0	0	0	0	0	0						
74 Kenley Jansen, R												1	0	0	0	0	0	0						
53 Jesse Chavez, R												1	0	0	0	0	0	0						
51 Matt Bush, R												0	0	0	0	0	0	0						
Inning Stats	R: 1 E: 0 K: 1 S: 8	H: 1 LOB: 0 BB: 0 P: 11	R: 1 E: 0 K: 2 S: 11	H: 0 LOB: 1 BB: 2 P: 22	R: 0 E: 1 K: 0 S: 10	H: 2 LOB: 2 BB: 1 P: 15	R: 0 E: 0 K: 0 S: 8	H: 0 LOB: 0 BB: 1 P: 16	R: 0 E: 0 K: 2 S: 10	H: 1 LOB: 1 BB: 0 P: 17	R: 0 E: 0 K: 3 S: 10	H: 0 LOB: 1 BB: 1 P: 20	R: 0 E: 0 K: 3 S: 9	H: 0 LOB: 0 BB: 0 P: 13	R: 0 E: 0 K: 0 S: 7	H: 1 LOB: 1 BB: 1 P: 15	R: 0 E: 0 K: 1 S: 9	H: 0 LOB: 0 BB: 0 P: 12	R: 1 E: 1 K: 0 S: 8	H: 0 LOB: 3 BB: 3 P: 20	1B: 3 2B: 2 3B: 0 HR: 1	SF: 0 SAC: 0 DP: 1 HBP: 0	WP: 1 PB: 0 SB: 3 CS: 1	PA: 44
PITCHER	35 Cole Hamels, L ERA: 3.69	62 José Leclerc, R ERA: 1.9	41 Jake Diekman, L ERA: 2.96	53 Jesse Chavez, R ERA: 3.27	51 Matt Bush, R ERA: 4.7	PITCHER																		

Texas Rangers @ Los Angeles Dodgers
Dodger Stadium, Los Angeles, CA
Wed Jun 13 2018, 7:11 PM - 10:59 PM PDT
Att: 41,303 - Clear - 76 F

livebaseballscores.com

AB 35
R 3
H 6
RBI 1
BB 9
SO 13
LOB 18



Batter	1	2	3	4	5	6	7	8	9	AB	R	H	RBI	BB	SO	LOB	TOP					
12 Joe Panik, L (1,4) OBP: 0.314, SLG: 0.338										4	0	1	0	0	0	0						
19 Alen Hanson, S (1,5) OBP: 0.358, SLG: 0.653										4	0	0	0	0	0	2	1					
22 Andrew McCutchen, R (1,9) OBP: 0.352, SLG: 0.455											4	0	1	0	0	1	1					
35 Brandon Crawford, L (1,6) OBP: 0.373, SLG: 0.504											4	1	0	0	0	2	2					
48 Pablo Sandoval, S (1,3) OBP: 0.348, SLG: 0.455										3	1	2	2	0	0	0						
5 Nick Hundley, R (1,2) OBP: 0.287, SLG: 0.509										3	0	0	0	0	0	2	1					
51 Mac Williamson, R (1,7) OBP: 0.296, SLG: 0.453										3	0	0	0	0	0	1						
16 Austin Jackson, R (1,8) OBP: 0.318, SLG: 0.297										3	0	0	0	0	0	1						
45 Derek Holland, S (1,1) OBP: 0.045, SLG: 0.045											1	0	0	0	0	1	0					
8 Hunter Pence, R (6,PH) OBP: 0.241, SLG: 0.213										1	0	0	0	0	0	0						
58 Pierce Johnson, R (6,1) OBP: 0.365, SLG: 0.421										1	0	0	0	0	0	0						
28 Buster Posey, R (8,PH) OBP: 0.365, SLG: 0.421										1	0	0	0	0	0	0						
13 Will Smith, R (8,1) OBP: 0.365, SLG: 0.421										0	0	0	0	0	0	0						
Inning Stats	R: 0 E: 0 K: 2 S: 11	H: 1 LOB: 1 BB: 0 P: 16	R: 0 E: 0 K: 0 S: 7	H: 0 LOB: 0 BB: 0 P: 11	R: 0 E: 0 K: 1 S: 8	H: 0 LOB: 0 BB: 0 P: 10	R: 0 E: 0 K: 1 S: 5	H: 0 LOB: 0 BB: 0 P: 7	R: 0 E: 0 K: 1 S: 10	H: 1 LOB: 1 BB: 0 P: 15	R: 0 E: 0 K: 1 S: 8	H: 0 LOB: 0 BB: 0 P: 12	R: 2 E: 0 K: 1 S: 15	H: 2 LOB: 0 BB: 0 P: 22	R: 0 E: 0 K: 0 S: 6	H: 0 LOB: 0 BB: 0 P: 9	R: 0 E: 0 K: 1 S: 8	H: 0 LOB: 0 BB: 0 P: 16	1B: 2 2B: 1 3B: 0 HR: 1	SF: 0 SAC: 0 DP: 0 HBP: 0	WP: 0 PB: 0 SB: 0 CS: 0	PA: 31
PITCHER	IP	WLS	BF	H	R	ER	SO	BB	IBB	HBP	BLK	WP	HR	S	P	ERA	WHIP					
68 Ross Stripling, R (1,1) ERA: 1.76	6.1	W	23	4	2	2	6	0	0	0	0	0	1	60	89	2.84	0.632					
46 Josh Fields, R (7,1) ERA: 2.59	1.1	H	4	0	0	0	1	0	0	0	0	0	0	9	11	0.00	0.000					
75 Scott Alexander, L (8,1) ERA: 4.33	0.1	H	1	0	0	0	0	0	0	0	0	0	0	1	2	0.00	0.000					
74 Kenley Jansen, R (9,1) ERA: 2.56	1.0	S	3	0	0	0	1	0	0	0	0	0	0	8	16	0.00	0.000					

San Francisco Giants @ Los Angeles Dodgers
 Dodger Stadium, Los Angeles, CA
 Fri Jun 15 2018, 7:11 PM - 10:03 PM PDT
 Att: 53,433 - Clear - 71 F

AB 31
 R 2
 H 4
 RBI 2
 BB 0
 SO 8
 LOB 7



Batter	1	2	3	4	5	6	7	8	9	AB	R	H	RBI	BB	SO	LOB	BOTTOM					
3 Chris Taylor, R (1,6) OBP: 0.338, SLG: 0.444										3	0	0	0	1	3	1						
14 Enrique Hernández, R (1,8) OBP: 0.301, SLG: 0.434											3	1	1	1	0	1						
10 Justin Turner, R (1,5) OBP: 0.330, SLG: 0.386											4	0	1	0	0	3						
27 Matt Kemp, R (1,7) OBP: 0.370, SLG: 0.566											3	1	1	1	1	1						
74 Kenley Jansen, S (9,1) OBP: 0.330, SLG: 0.386											0	0	0	0	0	0						
13 Max Muncy, L (1,3) OBP: 0.389, SLG: 0.612										4	0	0	0	0	2	2						
9 Yasmani Grandal, S (1,2) OBP: 0.332, SLG: 0.452											4	1	0	0	1	0						
66 Yasiel Puig, R (1,9) OBP: 0.327, SLG: 0.464											4	0	1	1	0	1						
11 Logan Forsythe, R (1,4) OBP: 0.280, SLG: 0.339											3	0	2	0	0	1						
68 Ross Stripling, R (1,1) OBP: 0.118, SLG: 0.118											2	0	0	0	1	2						
46 Josh Fields, R (7,1) ERA: 2.59											0	0	0	0	0	0						
75 Scott Alexander, L (8,1) ERA: 4.33											0	0	0	0	0	0						
31 Joc Pederson, L (9,7) OBP: 0.350, SLG: 0.556											0	0	0	0	0	0						
Inning Stats	R: 1 E: 0 K: 2 S: 14	H: 1 LOB: 0 BB: 0 P: 26	R: 0 E: 0 K: 2 S: 8	H: 0 LOB: 0 BB: 0 P: 13	R: 0 E: 0 K: 1 S: 13	H: 1 LOB: 1 BB: 1 P: 21	R: 2 E: 0 K: 1 S: 15	H: 2 LOB: 1 BB: 0 P: 21	R: 0 E: 0 K: 1 S: 11	H: 1 LOB: 1 BB: 1 P: 24	R: 0 E: 0 K: 0 S: 6	H: 1 LOB: 1 BB: 0 P: 13	R: 0 E: 0 K: 0 S: 9	H: 0 LOB: 1 BB: 1 P: 18	R: 0 E: 0 K: 2 S: 12	H: 0 LOB: 0 BB: 0 P: 17	R: 0 E: 0 K: 1 S: 8	H: 0 LOB: 0 BB: 0 P: 16	1B: 2 2B: 2 3B: 0 HR: 2	SF: 0 SAC: 1 DP: 0 HBP: 0	WP: 0 PB: 1 SB: 0 CS: 0	PA: 34
PITCHER	IP	WLS	BF	H	R	ER	SO	BB	IBB	HBP	BLK	WP	HR	S	P	ERA	WHIP					
45 Derek Holland, L (1,1) ERA: 4.48	5.0	L	23	5	3	2	7	2	0	0	0	0	2	61	105	3.60	1.400					
58 Pierce Johnson, R (6,1) ERA: 5.46	2.0		8	1	0	0	0	1	0	0	0	0	0	15	31	0.00	1.000					
13 Will Smith, L (8,1) ERA: 1.02	1.0		3	0	0	0	2	0	0	0	0	0	0	12	17	0.00	0.000					

San Francisco Giants @ Los Angeles Dodgers
 Dodger Stadium, Los Angeles, CA
 Fri Jun 15 2018, 7:11 PM - 10:03 PM PDT
 Att: 53,433 - Clear - 71 F

AB 30
 R 3
 H 6
 RBI 3
 BB 3
 SO 9
 LOB 11



Batter	1	2	3	4	5	6	7	8	9	AB	R	H	RBI	BB	SO	LOB	TOP					
7 Gorkys Hernández, R OBP: 0.343, SLG: 0.451										3	0	1	0	1	1	0	San Francisco Giants @ Los Angeles Dodgers Dodger Stadium, Los Angeles, CA Sat Jun 16 2018, 5:16 PM - 8:06 PM PDT Att: 53,706 - Cloudy - 68 F					
9 Brandon Belt, L OBP: 0.396, SLG: 0.536										4	0	0	0	0	0	3						
22 Andrew McCutchen, R OBP: 0.350, SLG: 0.452										4	0	1	0	0	0	0						
28 Buster Posey, R OBP: 0.359, SLG: 0.414										4	0	0	0	0	0	1						
35 Brandon Crawford, L OBP: 0.368, SLG: 0.496										4	0	0	0	0	1	2						
51 Mac Williamson, R OBP: 0.318, SLG: 0.455										2	1	1	0	2	0	1						
12 Joe Panik, L OBP: 0.319, SLG: 0.338										3	0	1	0	1	0	3						
40 Madison Bumgarner, R (1, 1)										2	0	0	0	0	2	2						
8 Hunter Pence, R (7, PH) 54 Reyes Moronta, R (7, 1) 48 Pablo Sandoval, S (9, PH)										1	0	0	0	0	1	1						
19 Alen Hanson, S (1, 5)										1	0	0	0	0	0	2						
Inning Stats	R: 0 E: 0 K: 0 S: 5	H: 0 LOB: 0 BB: 0 P: 7	R: 0 E: 0 K: 0 S: 7	H: 0 LOB: 1 BB: 1 P: 12	R: 0 E: 0 K: 1 S: 10	H: 0 LOB: 1 BB: 1 P: 15	R: 0 E: 0 K: 0 S: 6	H: 0 LOB: 0 BB: 0 P: 9	R: 0 E: 0 K: 1 S: 21	H: 3 LOB: 2 BB: 0 P: 29	R: 0 E: 0 K: 0 S: 12	H: 1 LOB: 1 BB: 0 P: 16	R: 0 E: 0 K: 2 S: 6	H: 0 LOB: 1 BB: 1 P: 16	R: 0 E: 0 K: 1 S: 5	H: 0 LOB: 0 BB: 0 P: 7	R: 0 E: 1 K: 1 S: 12	H: 0 LOB: 2 BB: 1 P: 23	1B: 4 2B: 1 3B: 0 HR: 0	SF: 1 SAC: 0 DP: 1 HBP: 0	WP: 0 PB: 0 CS: 1	PA: 35
PITCHER	IP WLS BF H R ER SO BB IBB HBP BLK WP HR S P ERA WHIP																					
57 Alex Wood, L (1, 1) ERA: 4.22	5.2 W 23 4 1 1 2 2 0 0 0 0 0 0 0 58 85 1.59 1.059																					
63 Yimi García, R (6, 1) ERA: 4.51	0.1 H 1 0 0 0 0 0 0 0 0 0 0 0 0 3 3 0.00 0.000																					
75 Scott Alexander, L (7, 1) ERA: 4.18	1.0 H 3 0 0 0 2 1 0 0 0 0 0 0 0 6 16 0.00 1.000																					
46 Josh Fields, R (8, 1) ERA: 2.51	1.0 H 3 0 0 0 1 0 0 0 0 0 0 0 0 5 7 0.00 0.000																					
74 Kentley Jansen, R (9, 1) ERA: 2.49	1.0 S 5 0 0 0 1 1 0 0 0 0 0 0 0 12 23 0.00 1.000																					

Batter	1	2	3	4	5	6	7	8	9	AB	R	H	RBI	BB	SO	LOB	BOTTOM			
3 Chris Taylor, R (1, 6) OBP: 0.333, SLG: 0.438										4	0	0	0	0	2	1	San Francisco Giants @ Los Angeles Dodgers Dodger Stadium, Los Angeles, CA Sat Jun 16 2018, 5:16 PM - 8:06 PM PDT Att: 53,706 - Cloudy - 68 F			
14 Enrique Hernández, R (1, 8) OBP: 0.299, SLG: 0.449										4	1	1	2	0	1	0				
10 Justin Turner, R (1, 5) OBP: 0.337, SLG: 0.395										3	0	1	0	1	0	0				
27 Matt Kemp, R (1, 7) OBP: 0.376, SLG: 0.581 74 Kentley Jansen, S (9, 1)										3	1	2	1	1	0	1				
66 Yasiel Puig, R (1, 9) OBP: 0.325, SLG: 0.457										3	0	0	0	1	0	3				
35 Cody Bellinger, L (1, 3) OBP: 0.327, SLG: 0.469										3	0	0	0	1	2	0				
11 Logan Forsythe, R (1, 4) OBP: 0.281, SLG: 0.339										3	0	1	0	0	0	3				
15 Austin Barnes, R (1, 2) OBP: 0.352, SLG: 0.276										3	1	1	0	0	1	1				
57 Alex Wood, R (1, 1) 63 Yimi García, R (6, 1) 17 Kyle Farmer, R (6, PH) 75 Scott Alexander, L (7, 1) 46 Josh Fields, R (8, 1) 31 Joc Pederson, L (9, 7) OBP: 0.350, SLG: 0.536										1	0	0	0	0	0	0				
Inning Stats	R: 0 E: 0 K: 1 S: 9	H: 0 LOB: 0 BB: 0 P: 18	R: 1 E: 0 K: 1 S: 12	H: 1 LOB: 0 BB: 0 P: 16	R: 0 E: 0 K: 0 S: 8	H: 0 LOB: 0 BB: 0 P: 14	R: 0 E: 0 K: 0 S: 10	H: 0 LOB: 3 BB: 3 P: 23	R: 2 E: 0 K: 0 S: 15	H: 3 LOB: 2 BB: 1 P: 28	R: 0 E: 0 K: 1 S: 10	H: 1 LOB: 1 BB: 0 P: 13	R: 0 E: 0 K: 2 S: 9	H: 0 LOB: 0 BB: 0 P: 14	R: 0 E: 0 K: 1 S: 7	H: 1 LOB: 0 BB: 0 P: 8		1B: 3 2B: 1 3B: 0 HR: 2	SF: 0 SAC: 1 DP: 1 HBP: 0	WP: 0 PB: 0 CS: 0
PITCHER	IP WLS BF H R ER SO BB IBB HBP BLK WP HR S P ERA WHIP																			
40 Madison Bumgarner, L (1, 1) ERA: 4.67	6.0 L 27 5 3 3 3 3 1 0 0 0 0 0 0 112 4.50 1.333																			
54 Reyes Moronta, R (7, 1) ERA: 1.93	2.0 6 1 0 0 3 0 0 0 0 0 0 0 0 16 22 0.00 0.500																			

AB	30
R	1
H	4
RBI	1
BB	4
SO	6
LOB	16



AB	28
R	3
H	6
RBI	3
BB	4
SO	6
LOB	10



Batter	1	2	3	4	5	6	7	8	9	AB	R	H	RBI	BB	SO	LOB	TOP
7 Gorkys Hernández, R (1.8) OBP: 0.339, SLG: 0.440	C FF 92 B FF 94 X CH 88 1-2 G5-3		C CU 73 B CU 73 X FF 93 2-1 E6 9 HR		S CH 82 X FF 91 0-1 L6			H FF 95 1-0 35 BB 22 S HBP	B SL 86 B SL 86 X FF 96 1-2 G4-3	4	1	0	0	0	0	1	
9 Brandon Belt, L (1.3) OBP: 0.397, SLG: 0.548	B FF 94 S CH 87 B FF 91 B FF 94 F CH 86 B FF 93 F CH 94 B CU 74 4-2 5 HR BB		C CH 89 B FF 91 S CH 87 S CU 75 B FF 91 D CU 76 X FF 92 3-2 1-H HR		C CU 76 X SL 78 2-1 G6-3		X FF 94 0-0 F7		B SL 86 B SL 86 X FF 96 1-2 K	3	2	1	2	1	0	1	
22 Andrew McCutchen, R (1.9) OBP: 0.349, SLG: 0.449	F FF 93 C FF 93 C CU 75 0-3 K		B CH 85 C FF 92 C FF 92 C FF 92 T CU 75 2-2 K		C CU 76 X FF 91 0-1 1B			C SL 86 1 SAFE F FF 95 F FF 95 B SL 86 1 SAFE C SL 85 1-3 K		4	0	1	0	0	3	2	
5 Nick Hundley, R (1.2) OBP: 0.294, SLG: 0.531	D CU 75 F FF 93 S CH 86 1 SAFE F FF 94 D CU 78 X CH 85 2-2 1-H HR		B FF 92 D CU 73 F FF 92 X FF 92 1-2 P4		B FF 91 D CU 78 F FF 91 F FF 91 S CH 85 2-3 K			B FF 94 B FF 95 F FF 95 B SL 88 B FF 95 4-1 35 BB		3	1	1	2	1	1	1	
35 Brandon Crawford, L (1.6) OBP: 0.370, SLG: 0.492	B CU 75 B FF 94 X FF 92 2-0 G3			B FF 90 B CH 82 X FF 92 0-2 G4-3				B CH 87 B CH 86 B FF 95 4-0 51 FC5-4		2	0	0	0	2	0	0	
51 Mac Williamson, R (1.7) OBP: 0.303, SLG: 0.432	C FF 90 S FF 92 B FF 92 S FF 92 S FF 92 2-3 K			S FF 91 T FF 92 X FF 92 0-2 F9				B FF 96 B CH 86 B FF 95 2-2 BB		4	0	0	0	0	1	5	
56 Tony Watson, L (8.1)	C FF 91 B CU 75 B FF 93 B CU 75 S FF 94 3-3 K			C FF 90 C FF 91 X FF 93 0-2 L4				B FF 96 B CH 87 B FF 95 4-2 BB		3	0	0	0	1	1	0	
60 Hunter Strickland, R (9.1)	C FF 92 B FF 93 S CU 76 0-3 K			C FF 90 C FF 91 X FF 93 0-2 G5-3				B FF 96 B CH 87 B FF 95 2-3 K		4	0	0	0	0	3	1	
48 Pablo Sandoval, S (1.5)	C FF 91 B CU 75 B FF 93 B CU 75 S FF 94 3-3 K			C FF 90 C FF 91 X FF 93 0-2 L4				B FF 96 B CH 87 B FF 95 4-2 BB		3	0	0	0	1	1	0	
19 Alen Hanson, S (1.4) OBP: 0.330, SLG: 0.605	C FF 92 B FF 93 S CU 76 0-3 K			C FF 90 C FF 91 X FF 93 0-2 G5-3				B FF 96 B CH 87 B FF 95 2-3 K		4	0	0	0	0	3	1	
34 Chris Stratton, R (1.1) OBP: 0.111, SLG: 0.111	C FF 91 B CU 75 B FF 93 B CU 75 S FF 94 3-3 K			C FF 90 C FF 91 X FF 93 0-2 L6				B FF 96 B CH 87 B FF 95 4-2 K		2	0	0	0	0	1	0	
8 Hunter Pence, R (7,PH) OBP: 0.236, SLG: 0.207				C FF 91 X FF 91 0-2 L6				B FF 96 B CH 87 B FF 95 2-3 K		1	0	0	0	0	0	0	
13 Will Smith, R (7.1)				C FF 91 X FF 91 0-2 L6				B FF 96 B CH 87 B FF 95 2-3 K		0	0	0	0	0	0	0	
41 Mark Melancon, R (8.1)				C FF 91 X FF 91 0-2 L6				B FF 96 B CH 87 B FF 95 2-3 K		0	0	0	0	0	0	0	
16 Austin Jackson, R (8.7) OBP: 0.316, SLG: 0.295				C FF 91 X FF 91 0-2 L6				B FF 96 B CH 87 B FF 95 2-3 K		1	0	0	0	0	1	1	
Inning Stats	R: 2 E: 0 K: 1 S: 16 H: 1 LOB: 0 BB: 1 P: 25	R: 0 E: 0 K: 3 S: 11 H: 0 LOB: 0 BB: 0 P: 16	R: 2 E: 1 K: 1 S: 16 H: 1 LOB: 0 BB: 0 P: 24	R: 0 E: 0 K: 0 S: 8 H: 0 LOB: 0 BB: 0 P: 10	R: 0 E: 0 K: 1 S: 7 H: 0 LOB: 0 BB: 0 P: 9	R: 0 E: 0 K: 1 S: 8 H: 1 LOB: 2 BB: 1 P: 13	R: 0 E: 0 K: 1 S: 11 H: 0 LOB: 0 BB: 0 P: 16	R: 0 E: 0 K: 1 S: 9 H: 0 LOB: 3 BB: 2 P: 21	R: 0 E: 0 K: 2 S: 13 H: 0 LOB: 1 BB: 1 P: 21	1B: 1 2B: 0 3B: 0 HR: 2 SF: 0 SAC: 0 DP: 0 HBP: 1	WP: 0 PB: 0 SB: 2 CS: 0	PA: 37					
PITCHER	IP WLS BF H R ER SO BB IBB HBP BLK WP HR S P ERA WHIP	IP WLS BF H R ER SO BB IBB HBP BLK WP HR S P ERA WHIP	IP WLS BF H R ER SO BB IBB HBP BLK WP HR S P ERA WHIP	IP WLS BF H R ER SO BB IBB HBP BLK WP HR S P ERA WHIP	IP WLS BF H R ER SO BB IBB HBP BLK WP HR S P ERA WHIP	IP WLS BF H R ER SO BB IBB HBP BLK WP HR S P ERA WHIP	IP WLS BF H R ER SO BB IBB HBP BLK WP HR S P ERA WHIP	IP WLS BF H R ER SO BB IBB HBP BLK WP HR S P ERA WHIP	IP WLS BF H R ER SO BB IBB HBP BLK WP HR S P ERA WHIP	IP WLS BF H R ER SO BB IBB HBP BLK WP HR S P ERA WHIP	IP WLS BF H R ER SO BB IBB HBP BLK WP HR S P ERA WHIP	IP WLS BF H R ER SO BB IBB HBP BLK WP HR S P ERA WHIP					
64 Caleb Ferguson, L (1.1) ERA: 7.59	5.0 L 19 2 4 3 6 1 0 0 0 0 2 58 84 5.40 0.600	0.1 1 0 0 0 0 0 0 0 0 0 0 2 4 0.00 0.000	1.2 7 1 0 0 2 0 1 0 0 0 0 17 25 0.00 0.600	2.0 10 0 0 0 3 3 0 1 0 0 0 22 42 0.00 1.500													

San Francisco Giants @ Los Angeles Dodgers
Dodger Stadium, Los Angeles, CA
Sun Jun 17 2018, 1:12 PM - 4:05 PM PDT
Att: 49,541 - Cloudy - 65 F

livebaseballscorecards.com

AB 31
R 4
H 3
RBI 4
BB 5
SO 11
LOB 12

GIANTS

Batter	1	2	3	4	5	6	7	8	9	AB	R	H	RBI	BB	SO	LOB	BOTTOM
31 Joc Pederson, L (1.7) OBP: 0.344, SLG: 0.546	C FF 90 B FF 92 T FF 92 X FF 91 3-2 F7		B FF 91 S CH 83 X FF 90 1-1 F8		B FF 90 C FF 80 B CU 77 B FF 90 B FF 91 X FF 90 3-2 F8			C CH 86 X CH 87 1-1 G4-3		3	0	0	0	0	0	1	
27 Matt Kemp, R (8,PH) OBP: 0.374, SLG: 0.579	B FF 91 B FF 91 B FF 91 4-0 35 F8 10 1B BB		B CU 77 B FF 90 D CU 79 X SL 90 3-1 FC4-5 1-2		B FF 90 B FF 90 B FF 90 B FF 90 X FF 91 3-2 F8			C SL 86 B SL 86 X FF 96 1-1 K		3	1	0	0	1	1	1	
13 Max Muncy, L (1.3) OBP: 0.386, SLG: 0.599	B FF 91 B FF 91 B FF 91 2-2 9 WP 1B		B FF 90 B FF 90 B FF 90 B FF 90 X FF 91 3-2 F8		C FF 90 B FF 91 X FF 91 1-3 K			C FF 90 B FF 91 X FF 91 0-1 F8		4	0	1	0	0	1	1	
35 Cody Bellinger, L (1.8) OBP: 0.323, SLG: 0.462	F CH 84 B FF 92 B FF 92 X FF 92 2-2 F8		B SL 80 S FF 90 B CU 75 B FF 91 B SL 84 X CH 83 3-2 G3-1		B FF 90 B FF 90 B FF 90 B FF 90 X FF 91 3-2 F8			B FF 96 B SL 86 B SL 86 X FF 96 2-3 K		4	0	0	0	0	2	2	
9 Yasmani Grandal, S (1.2) OBP: 0.332, SLG: 0.450	D CU 79 B CU 78 C FF 92 C FF 92 F FF 93 D CU 78 X CU 77 3-2 G1-3		B FF 91 X CU 78 1-0 66 G6-4-3 1B		C FF 90 B FF 90 B FF 90 B FF 90 X FF 91 0-0 G6-4-3			C FF 90 B FF 91 X FF 91 0-1 F8		3	0	1	0	0	1	1	
66 Yasiel Puig, R (1.9) OBP: 0.321, SLG: 0.450	B FF 91 X SL 82 2-0 F8		B FF 90 B FF 90 B FF 90 B FF 90 X FF 91 0-0 G6-4-3		S SL 83 B SL 91 B CH 89 C SL 82 S CH 83 3-3 K			B FF 96 B SL 86 B SL 86 X FF 96 2-3 K		3	0	0	0	0	0	1	
41 Daniel Hudson, R (8.1)	C FF 92 B FF 91 X CU 77 1-1 G5-3		C SL 82 B CU 79 B SL 90 X CH 82 2-1 G5-3		S FF 93 B FF 93 S FF 93 S FF 93 S FF 93 2-2 F9			B FF 96 B SL 86 B SL 86 X FF 96 3-3 K		3	0	0	0	0	0	0	
14 Enrique Hernández, R (1.6) OBP: 0.300, SLG: 0.447	C FF 92 B CU 78 X CU 77 0-2 L7		B SL 83 B SL 91 B CH 89 C SL 82 S CH 83 3-3 K		C SL 82 B CU 79 B SL 90 X CH 82 2-1 G5-3			X FC 91 0-0 1B		3	0	1	0	0	1	0	
11 Logan Forsythe, R (1.4) OBP: 0.275, SLG: 0.331	C FF 92 B FF 91 X CU 77 1-1 G5-3		C SL 83 B CU 79 B SL 90 X CH 82 2-1 G5-3		S FF 93 B FF 93 S FF 93 S FF 93 S FF 93 2-2 F9			C FF 90 B FF 91 X FF 91 0-0 L7		3	0	0	0	0	1	1	
64 Caleb Ferguson, R (1.1) ERA: 4.22	R: 1 E: 0 K: 0 S: 15 H: 1 LOB: 1 BB: 1 P: 29	R: 0 E: 0 K: 0 S: 6 H: 0 LOB: 0 BB: 0 P: 9	R: 0 E: 0 K: 0 S: 10 H: 1 LOB: 1 BB: 0 P: 19	R: 0 E: 0 K: 0 S: 6 H: 1 LOB: 0 BB: 0 P: 10	R: 0 E: 0 K: 2 S: 10 H: 0 LOB: 0 BB: 0 P: 16	R: 0 E: 0 K: 1 S: 7 H: 0 LOB: 0 BB: 0 P: 13	R: 0 E: 0 K: 2 S: 10 H: 0 LOB: 0 BB: 0 P: 16	R: 0 E: 0 K: 1 S: 8 H: 1 LOB: 1 BB: 0 P: 12	R: 0 E: 0 K: 2 S: 8 H: 0 LOB: 0 BB: 0 P: 13	1B: 4 2B: 0 3B: 0 HR: 0 SF: 0 SAC: 0 DP: 1 HBP: 0	WP: 1 PB: 0 SB: 0 CS: 0	PA: 31					
PITCHER	IP WLS BF H R ER SO BB IBB HBP BLK WP HR S P ERA WHIP	IP WLS BF H R ER SO BB IBB HBP BLK WP HR S P ERA WHIP	IP WLS BF H R ER SO BB IBB HBP BLK WP HR S P ERA WHIP	IP WLS BF H R ER SO BB IBB HBP BLK WP HR S P ERA WHIP	IP WLS BF H R ER SO BB IBB HBP BLK WP HR S P ERA WHIP	IP WLS BF H R ER SO BB IBB HBP BLK WP HR S P ERA WHIP	IP WLS BF H R ER SO BB IBB HBP BLK WP HR S P ERA WHIP	IP WLS BF H R ER SO BB IBB HBP BLK WP HR S P ERA WHIP	IP WLS BF H R ER SO BB IBB HBP BLK WP HR S P ERA WHIP	IP WLS BF H R ER SO BB IBB HBP BLK WP HR S P ERA WHIP	IP WLS BF H R ER SO BB IBB HBP BLK WP HR S P ERA WHIP	IP WLS BF H R ER SO BB IBB HBP BLK WP HR S P ERA WHIP					
34 Chris Stratton, R (1.1) ERA: 0.96	6.0 W 21 3 1 0 0 3 1 0 0 0 0 10 16 0.00 0.000	1.0 H 3 0 0 0 2 0 0 0 0 0 6 9 0.00 1.500	0.2 H 3 1 0 0 1 0 0 0 0 0 5 8 0.00 0.000	0.2 H 2 0 0 0 1 0 0 0 0 0 5 8 0.00 0.000	0.2 2 0 0 0 1 0 0 0 0 0 5 8 0.00 0.000												

San Francisco Giants @ Los Angeles Dodgers
Dodger Stadium, Los Angeles, CA
Sun Jun 17 2018, 1:12 PM - 4:05 PM PDT
Att: 49,541 - Cloudy - 65 F

livebaseballscorecards.com

AB 30
R 1
H 4
RBI 0
BB 1
SO 8
LOB 10

Dodgers

Batter	1	2	3	4	5	6	7	8	9	AB	R	H	RBI	BB	SO	LOB	TOP			
31 Joc Pederson, L OBP: 0.348, SLG: 0.560										3	1	1	1	1	0	2	Los Angeles Dodgers @ Chicago Cubs Wrigley Field, Chicago, IL Tue Jun 19 2018, 12:06 PM - 3:52 PM CDT Att: 39,273 - Partly Cloudy - 73 F			
15 Austin Barnes, R OBP: 0.357, SLG: 0.276										0	1	0	0	1	0	0				
13 Max Muncy, L OBP: 0.392, SLG: 0.590										2	0	0	0	3	0	3				
10 Justin Turner, R OBP: 0.336, SLG: 0.383										4	1	1	0	1	1	2				
9 Yasmani Grandal, S OBP: 0.329, SLG: 0.449										5	0	1	0	0	4	6				
74 Kenley Jansen, S										0	0	0	0	0	0	0				
27 Matt Kemp, R OBP: 0.371, SLG: 0.571										3	0	0	0	0	1	4				
14 Enrique Hernandez, R OBP: 0.296, SLG: 0.444										1	0	0	0	0	0	1				
63 Yimi Garcia, R OBP: 0.300, SLG: 0.444										0	0	0	0	0	0	0				
58 Edward Paredes, L OBP: 0.316, SLG: 0.332										0	0	0	0	0	0	0				
17 Kyle Farmer, R OBP: 0.316, SLG: 0.332										1	0	1	2	0	0	0				
35 Cody Bellinger, L OBP: 0.321, SLG: 0.454										4	0	0	0	1	2	4				
3 Chris Taylor, R OBP: 0.334, SLG: 0.442										3	1	1	0	0	2	1				
66 Yasiel Puig, R OBP: 0.324, SLG: 0.453										3	0	1	1	1	0	2				
18 Kenta Maeda, R OBP: 0.118, SLG: 0.118										0	0	0	0	0	0	0				
36 Adam Liberatore, L OBP: 0.292, SLG: 0.377										0	0	0	0	0	0	0				
41 Daniel Hudson, R OBP: 0.275, SLG: 0.377										0	0	0	0	0	0	0				
Breyvic Valera, S OBP: 0.275, SLG: 0.377										0	0	0	0	0	0	0				
75 Scott Alexander, L OBP: 0.275, SLG: 0.377										0	0	0	0	0	0	0				
11 Logan Forsythe, R OBP: 0.275, SLG: 0.377										1	0	0	0	0	0	1				
Inning Stats	R: 1 E: 0 K: 2 S: 17	H: 1 LOB: 2 P: 29	R: 0 E: 0 K: 1 S: 13	H: 0 LOB: 2 P: 24	R: 0 E: 0 K: 0 S: 8	H: 1 LOB: 1 BB: 0 P: 16	R: 0 E: 0 K: 0 S: 6	H: 0 LOB: 1 BB: 0 P: 13	R: 0 E: 0 K: 3 S: 11	H: 0 LOB: 1 BB: 1 P: 19	R: 0 E: 0 K: 1 S: 10	H: 0 LOB: 1 BB: 1 P: 19	R: 0 E: 0 K: 1 S: 9	H: 0 LOB: 1 BB: 1 P: 16	R: 2 E: 0 K: 2 S: 16	H: 2 LOB: 1 BB: 1 P: 27	1B: 1 2B: 3 3B: 1 HR: 1	SF: 0 SAC: 3 DP: 0 HBP: 1	WP: 2 PB: 0 SB: 0 CS: 0	PA: 42
PITCHER	IP WLS BF H R ER SO BB IBB HBP BLK WP HR S P ERA WHIP	5.0 0 23 2 1 1 6 5 0 1 0 1 1 55 101 1.80 1.400	6.1 0.2 H 4 2 1 1 0 0 0 0 0 0 0 10 14 13.50 3.000	6.1 0.1 H 2 0 0 0 0 1 0 0 0 0 0 5 10 0.00 3.000	7.1 2.0 H 7 0 0 0 2 1 0 0 0 1 0 17 29 0.00 0.500	9.1 1.0 L 6 2 2 2 2 1 0 0 0 0 0 16 27 18.00 3.000	PITCHER													


Batter	1	2	3	4	5	6	7	8	9	AB	R	H	RBI	BB	SO	LOB	BOTTOM			
17 Kris Bryant, R OBP: 0.389, SLG: 0.490										5	0	2	2	0	1	2	Los Angeles Dodgers @ Chicago Cubs Wrigley Field, Chicago, IL Tue Jun 19 2018, 12:06 PM - 3:52 PM CDT Att: 39,273 - Partly Cloudy - 73 F			
22 Jason Heyward, L OBP: 0.332, SLG: 0.407										4	1	1	0	1	0	2				
18 Ben Zobrist, S OBP: 0.379, SLG: 0.409										2	0	1	0	2	1	0				
44 Anthony Rizzo, L OBP: 0.343, SLG: 0.428										5	0	1	1	0	1	5				
8 Ian Happ, S OBP: 0.345, SLG: 0.444										5	0	0	0	0	1	3				
12 Kyle Schwarber, L OBP: 0.389, SLG: 0.472										2	1	1	0	2	1	0				
37 Justin Wilson, L OBP: 0.367, SLG: 0.432										0	0	0	0	0	0	0				
40 Wilson Contreras, R OBP: 0.367, SLG: 0.432										1	0	0	0	0	1	0				
27 Addison Russell, R OBP: 0.356, SLG: 0.392										3	1	1	0	2	1	0				
53 Chris Gimenez, R OBP: 0.250, SLG: 0.150										3	0	0	0	1	2	5				
21 Tyler Chatwood, R OBP: 0.187, SLG: 0.187										2	0	0	0	0	1	3				
2 Tommy La Stella, L OBP: 0.286, SLG: 0.371										1	0	0	0	0	1	2				
1 Steve Cistek, R OBP: 0.286, SLG: 0.371										0	0	0	0	0	0	0				
47 Randy Rosario, L OBP: 0.286, SLG: 0.371										0	0	0	0	0	0	0				
9 Javier Báez, R OBP: 0.286, SLG: 0.371										1	0	1	0	0	0	0				
46 Pedro Strop, R OBP: 0.286, SLG: 0.371										0	0	0	0	0	0	0				
5 Albert Almora Jr., R OBP: 0.286, SLG: 0.371										0	0	0	0	0	0	0				
Inning Stats	R: 0 E: 0 K: 1 S: 10	H: 1 LOB: 0 P: 14	R: 2 E: 0 K: 1 S: 15	H: 3 LOB: 1 P: 28	R: 0 E: 0 K: 0 S: 8	H: 0 LOB: 3 P: 19	R: 1 E: 0 K: 1 S: 14	H: 2 LOB: 2 P: 23	R: 0 E: 0 K: 2 S: 14	H: 0 LOB: 0 P: 23	R: 0 E: 0 K: 2 S: 10	H: 0 LOB: 0 P: 14	R: 0 E: 0 K: 1 S: 13	H: 2 LOB: 3 P: 20	R: 0 E: 0 K: 1 S: 8	H: 0 LOB: 0 P: 12	1B: 6 2B: 2 3B: 0 HR: 0	SF: 0 SAC: 0 DP: 0 HBP: 0	WP: 1 PB: 0 SB: 0 CS: 0	PA: 43
PITCHER	IP WLS BF H R ER SO BB IBB HBP BLK WP HR S P ERA WHIP	3.2 0 21 4 1 0 1 4 0 0 0 0 0 11 22 0.00 9.000	4.1 0 21 3 0 0 1 2 0 0 0 0 0 10 11 0.00 0.000	6.1 1.2 3 0 0 0 3 0 0 0 0 0 15 21 0.00 0.000	7.1 1.0 6 2 0 0 2 0 1 0 0 0 14 21 0.00 2.000	PITCHER														



Batter	1	2	3	4	5	6	7	8	9	AB	R	H	RBI	BB	SO	LOB	TOP			
3 Chris Taylor, R OBP: 0.335, SLG: 0.444 35 Cody Bellinger, L OBP: 0.324, SLG: 0.451	F8		F9-2 14 1B 10 2B		P4		L7			3	0	1	0	0	0	1				
14 Enrique Hernández, R OBP: 0.365, SLG: 0.449		BB			G1-3					3	0	2	0	1	0	1				
10 Justin Turner, R OBP: 0.339, SLG: 0.371	L9		F9-2 3-H							3	0	0	0	1	0	4				
27 Matt Kemp, R OBP: 0.358, SLG: 0.551	L9				G5-3		F9			4	0	0	0	0	1	2				
11 Logan Forsythe, R OBP: 0.291, SLG: 0.353		G6-3					L7			4	0	1	0	0	0	1				
13 Max Muncy, L OBP: 0.394, SLG: 0.582					F8					3	0	1	0	1	0	1				
9 Yasmani Grandal, S OBP: 0.321, SLG: 0.437			K		F7		L8			4	0	0	0	0	1	4				
66 Yasiel Puig, R OBP: 0.321, SLG: 0.442		L8					L8			3	0	1	0	0	0	1				
68 Ross Stripling, R OBP: 0.105, SLG: 0.105 15 Austin Barnes, R OBP: 0.353, SLG: 0.275 63 Yimi García, R OBP: 0.275, SLG: 0.275 36 Adam Liberatore, L OBP: 0.275, SLG: 0.275 41 Daniel Hudson, R OBP: 0.275, SLG: 0.275			G5-3		FC4-6		F9			2	0	0	0	0	0	1				
Inning Stats	R: 0 E: 0 K: 0 S: 11	H: 0 LOB: 1 BB: 1 P: 23	R: 0 E: 0 K: 1 S: 8	H: 1 LOB: 1 BB: 0 P: 11	R: 0 E: 0 K: 0 S: 12	H: 2 LOB: 1 BB: 0 P: 18	R: 0 E: 0 K: 0 S: 10	H: 1 LOB: 1 BB: 0 P: 15	R: 0 E: 0 K: 0 S: 14	H: 0 LOB: 2 BB: 2 P: 27	R: 0 E: 0 K: 0 S: 8	H: 0 LOB: 0 BB: 0 P: 13	R: 0 E: 0 K: 1 S: 7	H: 1 LOB: 0 BB: 0 P: 11	R: 0 E: 0 K: 0 S: 6	H: 0 LOB: 0 BB: 0 P: 7	1B: 3 2B: 5 3B: 0 HR: 0	SF: 0 SAC: 0 DP: 2 HBP: 0	WP: 0 PB: 0 SB: 0 CS: 0	PA: 34
PITCHER	IP ERA: 2.1	WLS BF	H R ER SO	BB IBB HBP BLK	WP HR S P	ERA WHIP	PITCHER	IP ERA: 1.29	WLS BF	H R ER SO	BB IBB HBP BLK	WP HR S P	ERA WHIP							
34 Jon Lester, L	7.0	W 28	5 0 0 1	3 0 0 0	0 0 70 119	0.00 1.143	45 Anthony Bass, R	2.0	6	1 0 0 1	0 0 0 0	0 0 13 18	0.00 0.500							

Los Angeles Dodgers @ Chicago Cubs
Wrigley Field, Chicago, IL
Wed Jun 20 2018, 1:25 PM - 4:07 PM CDT
Att: 41,199 - Cloudy - 71 F


AB 31
R 0
H 6
RBI 0
BB 3
SO 2
LOB 16



Batter	1	2	3	4	5	6	7	8	9	AB	R	H	RBI	BB	SO	LOB	BOTTOM			
17 Kris Bryant, R OBP: 0.387, SLG: 0.492	L8		L8				G5-4			4	0	2	1	0	0	1				
22 Jason Heyward, L OBP: 0.335, SLG: 0.415	FC5-6 18 1B 44 FC4-6		F8							4	1	2	0	0	0	1				
18 Ben Zobrist, S OBP: 0.375, SLG: 0.493 45 Anthony Bass, R OBP: 0.368, SLG: 0.438			K				FC4-2			4	0	1	0	0	1	3				
44 Anthony Rizzo, L OBP: 0.348, SLG: 0.426		FC4-6					F8			3	0	1	1	0	0	3				
5 Albert Almora Jr., R OBP: 0.368, SLG: 0.438		K					F9			4	0	1	0	0	1	2				
12 Kyle Schwarber, L OBP: 0.369, SLG: 0.495							K			3	1	1	1	1	2	0				
40 Wilson Contreras, R OBP: 0.360, SLG: 0.419							K			4	0	0	0	0	2	2				
9 Javier Báez, R OBP: 0.305, SLG: 0.532										4	2	3	0	0	0	2				
34 Jon Lester, L OBP: 0.129, SLG: 0.129 2 Tommy La Stella, L OBP: 0.368, SLG: 0.326 27 Addison Russell, R OBP: 0.358, SLG: 0.394										1	0	0	0	0	1	1				
Inning Stats	R: 1 E: 0 K: 1 S: 11	H: 2 LOB: 1 BB: 0 P: 16	R: 0 E: 0 K: 3 S: 10	H: 1 LOB: 1 BB: 0 P: 17	R: 0 E: 0 K: 1 S: 9	H: 0 LOB: 0 BB: 0 P: 15	R: 1 E: 0 K: 1 S: 9	H: 2 LOB: 0 BB: 0 P: 10	R: 1 E: 0 K: 0 S: 10	H: 3 LOB: 2 BB: 0 P: 15	R: 0 E: 0 K: 1 S: 7	H: 0 LOB: 0 BB: 0 P: 11	R: 1 E: 0 K: 0 S: 9	H: 3 LOB: 1 BB: 0 P: 15	R: 0 E: 0 K: 0 S: 8	H: 1 LOB: 2 BB: 1 P: 16	1B: 7 2B: 3 3B: 1 HR: 1	SF: 0 SAC: 1 DP: 0 HBP: 1	WP: 0 PB: 0 SB: 1 CS: 3	PA: 35
PITCHER	IP ERA: 1.99	WLS BF	H R ER SO	BB IBB HBP BLK	WP HR S P	ERA WHIP	PITCHER	IP ERA: 4.7	WLS BF	H R ER SO	BB IBB HBP BLK	WP HR S P	ERA WHIP							
68 Ross Stripling, R	6.0	L 25	8 3 3 7	0 0 0 0	0 0 56 84	4.50 1.333	63 Yimi García, R	0.2	4	3 1 1 0	0 0 0 0	0 0 7 10	13.50 4.500							
36 Adam Liberatore, L ERA: 2.77 41 Daniel Hudson, R ERA: 4.1	0.2	4	1 0 0 0	1 0 1 0	0 0 6 16	0.00 3.000	41 Daniel Hudson, R	0.2	2	0 0 0 0	0 0 0 0	0 0 4 5	0.00 0.000							

Los Angeles Dodgers @ Chicago Cubs
Wrigley Field, Chicago, IL
Wed Jun 20 2018, 1:25 PM - 4:07 PM CDT
Att: 41,199 - Cloudy - 71 F

AB 32
R 4
H 12
RBI 4
BB 1
SO 7
LOB 15




Batter	1	2	3	4	5	6	7	8	9	AB	R	H	RBI	BB	SO	LOB	TOP			
31 Joc Pederson, L (1, 7) OBP: 0.350, SLG: 0.543	G1-3		1-1 BB 1B				F8	K		4	0	1	0	1	1	0				
13 Max Muncy, L (1, 3) OBP: 0.397, SLG: 0.586	HR		4-2 BB 1-2 BB		G6-3		G3	K		4	1	1	1	1	1	2				
10 Justin Turner, R (1, 5) OBP: 0.322, SLG: 0.349	E5 FC6-4		0-0 BB		F9		P4		G5-3	5	0	0	0	0	0	2				
35 Cody Bellinger, L (1, 8) OBP: 0.328, SLG: 0.468	K		0-3 BB		K					4	1	2	0	1	2	3				
66 Yasiel Puig, R (1, 9) OBP: 0.322, SLG: 0.452	FC6-4				G3					5	0	1	0	0	2	3				
9 Yasmani Grandal, S (1, 2) OBP: 0.327, SLG: 0.435	G4-3		3-2 BB 1B				P4			3	2	1	0	2	0	1				
14 Enrique Hernández, R (1, 6) OBP: 0.303, SLG: 0.434	K		4-2 BB 1-2 BB				F7		G5-3	3	2	0	1	1	1	2				
26 Chase Utley, L (1, 4) OBP: 0.300, SLG: 0.322	G3		2-0 BB		F5		F8			4	1	1	0	0	0	2				
22 Clayton Kershaw, L (1, 1) 3 Chris Taylor, R (4, PH) 68 Ross Spangola, R (4, PH) 64 Caleb Ferguson, R (4, 1) 27 Matt Kemp, R (8, PH) 63 Yimi García, R (8, 1) 58 Edward Paredes, L (9, 1)	K		2-2 BB 1B				K			1	0	0	0	0	0	0				
Inning Stats	R: 1 E: 1 K: 1 S: 12	H: 1 LOB: 1 BB: 0 P: 15	R: 0 E: 0 K: 1 S: 9	H: 0 LOB: 0 BB: 0 P: 16	R: 0 E: 0 K: 2 S: 11	H: 1 LOB: 2 BB: 1 P: 16	R: 2 E: 0 K: 0 S: 17	H: 2 LOB: 2 BB: 2 P: 33	R: 0 E: 0 K: 1 S: 13	H: 0 LOB: 0 BB: 0 P: 19	R: 0 E: 0 K: 0 S: 8	H: 0 LOB: 0 BB: 0 P: 10	R: 5 E: 0 K: 2 S: 16	H: 4 LOB: 0 BB: 2 P: 21	R: 0 E: 0 K: 1 S: 9	H: 0 LOB: 0 BB: 2 P: 22	1B: 5 2B: 1 3B: 1 HR: 2	SF: 0 SAC: 1 DP: 0 HBP: 0	WP: 0 PB: 0 SB: 0 CS: 0	PA: 43
PITCHER	IP WLS BF H R ER SO BB IBB HBP BLK WP HR S P ERA WHIP																			
48 Jacob deGrom, R (1, 1) ERA: 1.69	6.0 L 27 5 3 3 6 3 0 0 0 0 0 1 70 112 4.50 1.333																			
65 Robert Gsellman, R (7, 1) ERA: 4.2	2.0 11 4 5 5 2 0 1 0 0 0 0 1 24 31 22.50 2.000																			
62 Drew Smith, R (9, 1) ERA:	1.0 5 0 0 0 1 2 0 0 0 0 0 0 9 22 0.00 2.000																			

Los Angeles Dodgers @ New York Mets
Citi Field, Flushing, NY
Sat Jun 23 2018, 7:17 PM - 10:17 PM EDT
Att: 37,705 - Cloudy - 65 F

livebaseballscorecards.com

AB 36
R 8
H 9
RBI 8
BB 6
SO 9
LOB 15




Batter	1	2	3	4	5	6	7	8	9	AB	R	H	RBI	BB	SO	LOB	BOTTOM			
9 Brandon Nimmo, L (1, 7) OBP: 0.400, SLG: 0.574	K		K							5	0	3	0	0	2	1				
21 Todd Frazier, R (1, 5) OBP: 0.315, SLG: 0.396	K		4 1B 1-2 BB							5	0	2	0	0	3	2				
13 Asdrubal Cabrera, S (1, 4) OBP: 0.315, SLG: 0.468	G1-3		3-2 BB 1B		F9		G4-3			4	0	0	0	0	1	5				
4 Wilmer Flores, R (1, 3) OBP: 0.319, SLG: 0.407	F7		3-2 BB 1B							4	0	1	1	0	1	2				
30 Michael Conforto, L (1, 8) OBP: 0.351, SLG: 0.393	11 2B 2B		1-3 BB 1B		K		G3			4	1	1	0	0	1	4				
11 José Bautista, R (1, 9) OBP: 0.385, SLG: 0.440	G5-3 2B		4-2 BB 1B							3	1	2	2	1	0	0				
29 Devin Mesoraco, R (1, 2) OBP: 0.318, SLG: 0.421			4-2 BB 1B		G1-3		F8		G5-3	3	0	0	0	1	0	1				
1 Amed Rosario, R (1, 6) OBP: 0.272, SLG: 0.363	G5-3		0-0 BB		K		K			3	0	0	0	0	0	0				
65 Robert Gsellman, R (7, 1) ERA: 5.02	G5-3		2-3 BB							0	0	0	0	0	0	0				
62 Drew Smith, R (9, 1) ERA: 4.96			2-3 BB							1	0	0	0	0	0	0				
22 Dominic Smith, L (9, PH) OBP: 0.303, SLG: 0.531			2-3 BB							1	0	0	0	0	0	0				
48 Jacob deGrom, L (1, 1) OBP: 0.143, SLG: 0.091			0-2 BB							2	1	1	0	0	1	1				
7 José Reyes, S (7, 6) OBP: 0.270, SLG: 0.247	4 1B 1B		1-3 BB		K					2	0	0	0	0	0	0				
Inning Stats	R: 0 E: 0 K: 2 S: 10	H: 0 LOB: 0 BB: 0 P: 12	R: 1 E: 0 K: 0 S: 11	H: 2 LOB: 1 BB: 1 P: 18	R: 1 E: 0 K: 2 S: 18	H: 3 LOB: 0 BB: 0 P: 25	R: 0 E: 0 K: 2 S: 12	H: 0 LOB: 2 BB: 1 P: 18	R: 0 E: 0 K: 1 S: 10	H: 0 LOB: 0 BB: 0 P: 14	R: 0 E: 0 K: 1 S: 7	H: 1 LOB: 1 BB: 0 P: 8	R: 1 E: 0 K: 0 S: 9	H: 1 LOB: 0 BB: 0 P: 12	R: 0 E: 0 K: 1 S: 7	H: 1 LOB: 0 BB: 0 P: 11	1B: 6 2B: 2 3B: 1 HR: 1	SF: 0 SAC: 0 DP: 1 HBP: 0	WP: 0 PB: 0 SB: 1 CS: 0	PA: 38
PITCHER	IP WLS BF H R ER SO BB IBB HBP BLK WP HR S P ERA WHIP																			
22 Clayton Kershaw, L (1, 1) ERA: 2.94	3.0 W 14 3 0 0 2 4 1 0 0 0 0 0 47 65 0.00 1.000																			
64 Caleb Ferguson, L (4, 1) ERA: 5.02	4.0 W 16 3 0 0 6 1 0 0 0 0 0 0 47 65 0.00 1.000																			
63 Yimi García, R (8, 1) ERA: 4.96	1.0 4 1 1 1 0 0 0 0 0 0 0 1 9 12 9.00 1.000																			
58 Edward Paredes, L (9, 1) ERA:	1.0 4 1 0 0 1 0 0 0 0 0 0 0 7 11 0.00 1.000																			

Los Angeles Dodgers @ New York Mets
Citi Field, Flushing, NY
Sat Jun 23 2018, 7:17 PM - 10:17 PM EDT
Att: 37,705 - Cloudy - 65 F

livebaseballscorecards.com

AB 36
R 3
H 10
RBI 3
BB 2
SO 11
LOB 19



Batter	1	2	3	4	5	6	7	8	9	AB	R	H	RBI	BB	SO	LOB	TOP			
5 Albert Almora Jr., R OBP: 0.360, SLG: 0.438 37 Justin Wilson, L 54 Justin Hancock, R	G6-3		P3			K		G6-4-3		4	0	0	0	0	1	2	Chicago Cubs @ Los Angeles Dodgers Dodger Stadium, Los Angeles, CA Mon Jun 25 2018, 7:10 PM - 9:42 PM PDT Att: 41,750 - Clear - 73 F			
22 Jason Heyward, L OBP: 0.331, SLG: 0.411	L6		F7			L7		P4		4	0	0	0	0	0					
18 Ben Zobrist, S OBP: 0.384, SLG: 0.426					F7			K		3	1	1	0	1	1	0				
44 Anthony Rizzo, L OBP: 0.338, SLG: 0.415					G5-3			G5-3		4	0	1	0	0	1	1				
9 Javier Báez, R OBP: 0.307, SLG: 0.524					K			K		3	0	0	1	0	3	0				
12 Kyle Schwarber, L OBP: 0.384, SLG: 0.484								K		4	0	2	0	0	1	1				
8 Ian Happ, S OBP: 0.359, SLG: 0.438										3	0	2	0	0	1	1				
53 Chris Gimenez, R OBP: 0.200, SLG: 0.115 40 Wilson Contreras, R OBP: 0.354, SLG: 0.426										2	0	0	0	0	1	3				
51 Duane Underwood Jr., R 2 Tommy La Stella, L 47 Randy Rosario, L 45 Anthony Bass, R 27 Addison Russell, R										1	0	0	0	0	0	0				
Inning Stats	R: 0 H: 0 E: 0 K: 1 S: 7	H: 0 LOB: 1 BB: 1 P: 13	R: 0 H: 1 E: 0 K: 3 S: 11	H: 1 LOB: 1 BB: 0 P: 14	R: 0 H: 0 E: 0 K: 0 S: 7	H: 0 LOB: 0 BB: 0 P: 7	R: 0 H: 0 E: 0 K: 1 S: 8	H: 0 LOB: 0 BB: 0 P: 11	R: 0 H: 2 E: 0 K: 2 S: 10	H: 0 LOB: 1 BB: 0 P: 16	R: 0 H: 0 E: 0 K: 2 S: 8	H: 0 LOB: 0 BB: 0 P: 10	R: 0 H: 2 E: 0 K: 0 S: 7	H: 2 LOB: 1 BB: 0 P: 11	R: 1 H: 2 E: 0 K: 0 S: 12	H: 2 LOB: 1 BB: 0 P: 15		1B: 7 2B: 1 3B: 0 HR: 0	SF: 1 SAC: 0 DP: 2 HBP: 0	WP: 0 PB: 0 SB: 0 CS: 0
PITCHER	IP WLS BF H R ER SO BB IBB HBP BLK WP HR S P ERA WHIP																			
18 Kenta Maeda, R ERA: 3.44 75 Scott Alexander, L ERA: 3.45 74 Kenley Jansen, R ERA: 2.45	7.0 W 24 3 0 0 9 1 0 0 0 0 0 59 84 0.00 0.571																			

Batter	1	2	3	4	5	6	7	8	9	AB	R	H	RBI	BB	SO	LOB	BOTTOM	
31 Joc Pederson, L OBP: 0.345, SLG: 0.541	K									4	0	0	0	0	2	0	Chicago Cubs @ Los Angeles Dodgers Dodger Stadium, Los Angeles, CA Mon Jun 25 2018, 7:10 PM - 9:42 PM PDT Att: 41,750 - Clear - 73 F	
13 Max Muncy, L OBP: 0.395, SLG: 0.591		L9			F7			K		2	0	0	0	2	0	0		
10 Justin Turner, R OBP: 0.331, SLG: 0.384										4	0	2	0	0	0	1		
35 Cody Bellinger, L OBP: 0.329, SLG: 0.491										3	0	1	0	0	1	2		
27 Matt Kemp, R OBP: 0.353, SLG: 0.546 11 Logan Forsythe, R OBP: 0.279, SLG: 0.338										2	0	0	0	1	0	1		
9 Yasmani Grandal, S OBP: 0.320, SLG: 0.425										0	0	0	0	0	0	0		
14 Enrique Hernández, R OBP: 0.309, SLG: 0.454										3	1	1	1	0	1	0		
66 Yasiel Puig, R OBP: 0.324, SLG: 0.447										3	0	0	0	0	0	0		
18 Kenta Maeda, R OBP: 0.105, SLG: 0.105 75 Scott Alexander, L 3 Chris Taylor, R OBP: 0.339, SLG: 0.461 74 Kenley Jansen, S										2	0	0	0	0	0	0		
Inning Stats	R: 0 H: 1 E: 0 K: 1 S: 26	H: 1 LOB: 3 BB: 2 P: 41	R: 1 H: 1 E: 0 K: 0 S: 9	H: 1 LOB: 0 BB: 0 P: 13	R: 0 H: 0 E: 0 K: 1 S: 6	H: 0 LOB: 0 BB: 1 P: 13	R: 0 H: 0 E: 0 K: 1 S: 6	H: 0 LOB: 0 BB: 0 P: 10	R: 0 H: 2 E: 0 K: 0 S: 5	H: 2 LOB: 1 BB: 0 P: 7	R: 0 H: 0 E: 0 K: 0 S: 6	H: 0 LOB: 0 BB: 0 P: 7	R: 1 H: 1 E: 0 K: 1 S: 10	H: 1 LOB: 0 BB: 0 P: 13	1B: 2 2B: 1 3B: 0 HR: 2	SF: 0 SAC: 0 DP: 1 HBP: 0		WP: 0 PB: 0 SB: 0 CS: 0
PITCHER	IP WLS BF H R ER SO BB IBB HBP BLK WP HR S P ERA WHIP																	
51 Duane Underwood Jr., R ERA: 2.25 47 Randy Rosario, L ERA: 1.47 45 Anthony Bass, R ERA: 0.61 37 Justin Wilson, L ERA: 3.16 54 Justin Hancock, R ERA: 1.46	4.0 L 16 2 0 0 3 3 0 0 0 0 0 10 20 0.00 1.200																	



Batter	1	2	3	4	5	6	7	8	9	AB	R	H	RBI	BB	SO	LOB	TOP							
9 DJ LeMahieu, R OBP: 0.324, SLG: 0.433										5	1	1	0	0	2	0	Colorado Rockies @ Los Angeles Dodgers Dodger Stadium, Los Angeles, CA Sun Jul 01 2018, 1:12 PM - 4:11 PM PDT Att: 45,725 - Sunny - 78 F							
8 Gerardo Parra, L OBP: 0.342, SLG: 0.424										4	1	2	0	0	0	0								
28 Nolan Arenado, R OBP: 0.391, SLG: 0.593										3	1	1	2	1	0	2								
5 Carlos González, L OBP: 0.318, SLG: 0.433										4	1	1	0	0	0	2								
27 Trevor Story, R OBP: 0.341, SLG: 0.525										4	0	2	1	0	0	0								
20 Ian Desmond, R OBP: 0.324, SLG: 0.441										4	0	1	1	0	2	1								
15 Raimel Tapia, L OBP: 0.319, SLG: 0.413										3	0	0	0	1	2	2								
23 Tom Murphy, R OBP: 0.319, SLG: 0.413										4	0	1	0	0	3	2								
35 Chad Bettis, R OBP: 0.186, SLG: 0.100										1	0	0	0	0	1	2								
4 Pat Valaichuk, R OBP: 0.186, SLG: 0.100										1	0	0	0	0	0	0								
52 Chris Rusin, R OBP: 0.205, SLG: 0.215										1	0	0	0	0	0	0								
45 Scott Oberg, R OBP: 0.205, SLG: 0.215										1	0	0	0	0	0	0								
0 Adam Ottavino, S OBP: 0.205, SLG: 0.215										1	0	0	0	0	0	0								
38 Mike Dunn, L OBP: 0.205, SLG: 0.215										1	0	0	0	0	0	0								
19 Charlie Blackmon, L OBP: 0.318, SLG: 0.433										1	0	0	0	0	0	0								
Inning Stats	R: 0 E: 0 K: 1 S: 8	H: 1 LOB: 0 BB: 0 P: 13	R: 1 E: 0 K: 2 S: 11	H: 2 LOB: 2 BB: 1 P: 17	R: 2 E: 0 K: 1 S: 15	H: 4 LOB: 2 BB: 0 P: 24	R: 0 E: 0 K: 1 S: 6	H: 0 LOB: 0 BB: 0 P: 10	R: 1 E: 0 K: 0 S: 9	H: 1 LOB: 0 BB: 0 P: 13	R: 0 E: 0 K: 2 S: 10	H: 1 LOB: 1 BB: 0 P: 15	R: 0 E: 0 K: 0 S: 8	H: 0 LOB: 0 BB: 1 P: 16	R: 0 E: 0 K: 1 S: 8	H: 0 LOB: 0 BB: 0 P: 8	R: 0 E: 0 K: 2 S: 8	H: 0 LOB: 0 BB: 0 P: 11	1B: 5 2B: 3 3B: 0 HR: 1	SF: 0 SAC: 0 DP: 1 HBP: 0	WP: 1 PB: 1 CS: 0 CS: 0	PA: 37		
PITCHER	IP WLS BF H R ER SO BB IBB HBP BLK WP HR S P ERA WHIP	6.0 27 9 4 4 7 1 0 0 0 1 1 59 92 6.00 1.667	1.0 4 0 0 0 0 1 0 0 0 0 0 8 16 0.00 1.000	1.0 W 3 0 0 0 1 0 0 0 0 0 0 8 8 0.00 0.000	1.0 S 3 0 0 0 2 0 0 0 0 0 0 8 11 0.00 0.000																			

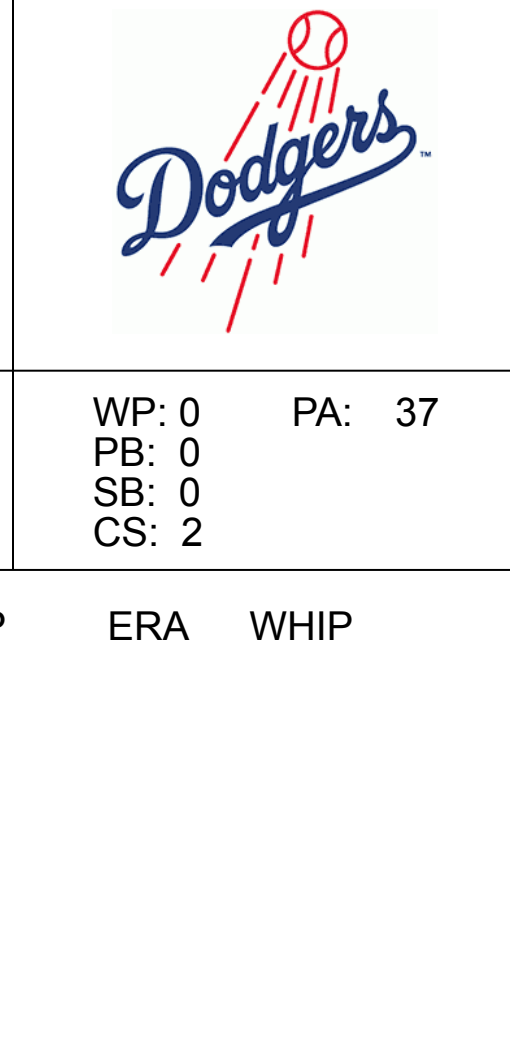
Colorado Rockies @ Los Angeles Dodgers
 Dodger Stadium, Los Angeles, CA
 Sun Jul 01 2018, 1:12 PM - 4:11 PM PDT
 Att: 45,725 - Sunny - 78 F

AB	35
R	4
H	9
RBI	4
BB	2
SO	10
LOB	12

WP	1	PA	37
PB	1	CS	0
CS	0		

Batter	1	2	3	4	5	6	7	8	9	AB	R	H	RBI	BB	SO	LOB	BOTTOM					
3 Chris Taylor, R OBP: 0.331, SLG: 0.447										3	1	0	0	0	2	0	Colorado Rockies @ Los Angeles Dodgers Dodger Stadium, Los Angeles, CA Sun Jul 01 2018, 1:12 PM - 4:11 PM PDT Att: 45,725 - Sunny - 78 F					
13 Max Muncy, L OBP: 0.416, SLG: 0.608										2	2	2	0	2	0	0						
10 Justin Turner, R OBP: 0.353, SLG: 0.419										3	1	0	0	1	4							
27 Matt Kemp, R OBP: 0.348, SLG: 0.541										4	1	3	4	0	0	1						
74 Kenley Jansen, S OBP: 0.319, SLG: 0.476										0	0	0	0	0	0	0						
35 Cody Bellinger, L OBP: 0.319, SLG: 0.476										4	0	0	1	0	1	3						
66 Yasiel Puig, R OBP: 0.322, SLG: 0.436										4	1	1	0	0	0	1						
31 Joc Pederson, L OBP: 0.348, SLG: 0.546										4	0	3	0	0	0	0						
15 Austin Barnes, R OBP: 0.340, SLG: 0.271										3	0	1	0	0	2	2						
9 Yasmani Grandal, S OBP: 0.319, SLG: 0.422										1	0	1	0	0	0	0						
68 Ross Stripling, R OBP: 0.291, SLG: 0.289										2	0	0	0	0	0	2						
11 Logan Forsythe, R OBP: 0.205, SLG: 0.215										1	0	0	0	0	0	1						
75 Scott Alexander, L OBP: 0.205, SLG: 0.215										0	0	0	0	0	0	0						
41 Daniel Hudson, R OBP: 0.205, SLG: 0.215										0	0	0	0	0	0	0						
26 Chase Utley, R OBP: 0.205, SLG: 0.215										0	0	0	0	0	0	0						
14 Enrique Hernández, R OBP: 0.318, SLG: 0.433										1	0	0	0	0	0	2						
Inning Stats	R: 1 E: 0 K: 0 S: 7	H: 0 LOB: 1 BB: 1 P: 16	R: 0 E: 0 K: 1 S: 12	H: 1 LOB: 1 BB: 0 P: 21	R: 1 E: 0 K: 1 S: 11	H: 1 LOB: 1 BB: 1 P: 21	R: 0 E: 0 K: 1 S: 15	H: 1 LOB: 1 BB: 0 P: 19	R: 2 E: 0 K: 1 S: 11	H: 2 LOB: 1 BB: 1 P: 19	R: 0 E: 0 K: 1 S: 6	H: 1 LOB: 0 BB: 0 P: 10	R: 0 E: 0 K: 1 S: 7	H: 1 LOB: 0 BB: 0 P: 13	R: 2 E: 0 K: 1 S: 19	H: 4 LOB: 1 BB: 0 P: 29	1B: 7 2B: 3 3B: 0 HR: 1	SF: 0 SAC: 0 DP: 1 HBP: 1	WP: 0 PB: 0 CS: 0 CS: 2	PA: 37		
PITCHER	IP WLS BF H R ER SO BB IBB HBP BLK WP HR S P ERA WHIP	3.0 14 2 2 2 2 2 0 0 0 0 0 29 43 3.86 2.143	2.1 4 2 1 2 1 0 0 0 0 0 0 10 18 0.00 0.600	0.1 L 5 4 2 2 1 0 0 0 0 0 0 1 14 22 54.00 12.000	0.2 1 0 0 0 0 0 0 0 0 0 0 5 7 0.00 0.000																	

AB	32
R	6
H	11
RBI	5
BB	3
SO	7
LOB	16



Batter	1	2	3	4	5	6	7	8	9	AB	R	H	RBI	BB	SO	LOB	TOP			
17 Austin Meadows, L (1,8) OBP: 0.350, SLG: 0.523	P6		F7			G5-4-3 1B		G4-3		4	0	1	0	0	0	0	Pittsburgh Pirates @ Los Angeles Dodgers Dodger Stadium, Los Angeles, CA Mon Jul 02 2018, 7:11 PM - 10:30 PM PDT Att: 45,207 - Clear - 72 F			
5 Josh Harrison, R (1,4) OBP: 0.297, SLG: 0.360	E6			F8		G5-4-3 1-2		G4-3		3	0	0	0	0	0	1				
43 Steven Brault, L (6,1) OBP: 0.214, SLG: 0.286										0	0	0	0	0	0	0				
55 Josh Bell, S (6,PH) OBP: 0.336, SLG: 0.387										1	0	1	0	0	0	0				
37 Edgar Santana, R (6,1)										0	0	0	0	0	0	0				
25 Gregory Polanco, L (1,9) OBP: 0.343, SLG: 0.460	L3			F9				L8		4	0	1	0	0	0	2				
32 Elias Diaz, R (1,2) OBP: 0.343, SLG: 0.508		HR		G5-3		K				2	1	1	1	0	0	0				
19 Colin Moran, L (1,5) OBP: 0.344, SLG: 0.424		G6-3			P4			G6-3		4	0	0	0	0	0	0				
23 David Freese, R (1,3) OBP: 0.315, SLG: 0.383					K			G6-3		4	0	0	0	0	2	0				
12 Corey Dickerson, L (1,7) OBP: 0.339, SLG: 0.452										3	0	3	0	0	0	0				
10 Jordy Mercer, R (1,6) OBP: 0.313, SLG: 0.395		CS		G6-3						3	0	2	0	0	0	0				
49 Nick Kingham, R (1,1)										1	0	0	0	0	0	0				
58 Jacob Stallings, R (4,2) OBP: 0.200, SLG: 0.200										2	0	0	0	0	0	4				
52 Tanner Anderson, R (4,1)										0	0	0	0	0	0	0				
38 Max Moroff, S (6,PH) OBP: 0.244, SLG: 0.385										2	0	0	0	0	2	1				
Inning Stats	R: 0 E: 1 K: 0 S: 9	H: 0 LOB: 0 BB: 0 P: 11	R: 1 E: 0 K: 1 S: 19	H: 2 LOB: 0 BB: 0 P: 28	R: 0 E: 0 K: 0 S: 8	H: 0 LOB: 0 BB: 0 P: 14	R: 0 E: 0 K: 0 S: 7	H: 2 LOB: 2 BB: 0 P: 9	R: 0 E: 0 K: 1 S: 13	H: 2 LOB: 3 BB: 0 P: 18	R: 0 E: 0 K: 1 S: 11	H: 2 LOB: 1 BB: 0 P: 12	R: 0 E: 0 K: 0 S: 20	H: 1 LOB: 1 BB: 0 P: 28	R: 0 E: 0 K: 1 S: 9	H: 0 LOB: 0 BB: 0 P: 13	1B: 7 2B: 2 3B: 0 HR: 1	SF: 0 SAC: 0 DP: 2 HBP: 0	WP: 0 PB: 0 SB: 0 CS: 1	PA: 34
PITCHER	IP WLS BF H R ER SO BB IBB HBP BLK WP HR S P ERA WHIP																			
57 Alex Wood, L (1,1) ERA: 3.84	6.0 W 22 6 1 1 3 0 0 0 0 0 1 67 92 1.50 1.000																			
64 Caleb Ferguson, L (7,1) ERA: 4.58	3.0 S 11 3 0 0 1 0 0 0 0 0 0 36 52 0.00 1.000																			

Batter	1	2	3	4	5	6	7	8	9	AB	R	H	RBI	BB	SO	LOB	BOTTOM			
31 Joc Pederson, L (1,8) OBP: 0.344, SLG: 0.550	G6-3	F9		HR		P5		G1-3		6	1	1	1	0	0	7	Pittsburgh Pirates @ Los Angeles Dodgers Dodger Stadium, Los Angeles, CA Mon Jul 02 2018, 7:11 PM - 10:30 PM PDT Att: 45,207 - Clear - 72 F			
13 Max Muncy, L (1,4) OBP: 0.414, SLG: 0.613	E1 35 BLK 35 1B	K			HR	G5-3		L8		5	3	1	1	1	1	1				
10 Justin Turner, R (1,5) OBP: 0.357, SLG: 0.429	L9		F8							4	2	2	0	0	0	1				
11 Logan Forsythe, R (6,4) OBP: 0.256, SLG: 0.306										2	1	1	0	0	0	0				
35 Cody Bellinger, L (1,3) OBP: 0.324, SLG: 0.488										3	3	2	2	1	0	1				
26 Chase Utley, L (6,3) OBP: 0.299, SLG: 0.320										2	0	0	0	0	1	2				
27 Matt Kemp, R (1,7) OBP: 0.359, SLG: 0.565										5	4	5	4	0	0	0				
64 Caleb Ferguson, R (7,1) OBP: 0.250, SLG: 0.250										1	0	0	0	0	1	0				
9 Yasmani Grandal, S (1,2) OBP: 0.331, SLG: 0.429										3	2	2	1	3	1	0				
3 Chris Taylor, R (1,6) OBP: 0.337, SLG: 0.450										5	1	3	2	1	2	2				
66 Yasiel Puig, R (1,9) OBP: 0.327, SLG: 0.448		G6-3	FC5-4		E8 57 G1-3					5	0	3	4	0	0	2				
57 Alex Wood, R (1,1) OBP: 0.067, SLG: 0.067										4	0	1	0	0	1	6				
14 Enrique Hernández, R (6,PH) OBP: 0.313, SLG: 0.450										1	0	0	0	0	0	2				
Inning Stats	R: 2 E: 1 K: 1 S: 18	H: 2 LOB: 2 BB: 1 P: 33	R: 0 E: 0 K: 1 S: 12	H: 1 LOB: 1 BB: 0 P: 14	R: 2 E: 0 K: 0 S: 7	H: 2 LOB: 2 BB: 2 P: 20	R: 6 E: 1 K: 0 S: 21	H: 7 LOB: 1 BB: 0 P: 31	R: 3 E: 0 K: 1 S: 15	H: 4 LOB: 3 BB: 2 P: 29	R: 4 E: 0 K: 0 S: 22	H: 5 LOB: 2 BB: 1 P: 36	R: 0 E: 0 K: 1 S: 6	H: 0 LOB: 0 BB: 0 P: 12	R: 0 E: 0 K: 3 S: 9	H: 0 LOB: 0 BB: 0 P: 11	1B: 12 2B: 5 3B: 0 HR: 4	SF: 0 SAC: 0 DP: 0 HBP: 0	WP: 0 PB: 0 SB: 0 CS: 0	PA: 52
PITCHER	IP WLS BF H R ER SO BB IBB HBP BLK WP HR S P ERA WHIP																			
49 Nick Kingham, R (1,1) ERA: 4.7	3.0 L 21 8 6 5 1 2 0 0 0 0 0 0 28 48 15.00 3.667																			
52 Tanner Anderson, R (4,1) ERA: 22.5	2.0 16 8 6 5 1 2 0 0 0 0 0 1 28 48 22.50 5.000																			
43 Steven Brault, L (6,1) ERA: 4.85	2.0 12 5 4 4 1 1 0 0 0 0 1 28 48 18.00 3.000																			
37 Edgar Santana, R (8,1) ERA: 3.82	1.0 3 0 0 0 0 3 0 0 0 0 0 0 9 11 0.00 0.000																			



Batter	1	2	3	4	5	6	7	8	9	AB	R	H	RBI	BB	SO	LOB	TOP								
17 Austin Meadows, L (1, 8) 73 Felipe Vázquez, L (8, 1)	L9		L7			F8		K		4	0	0	0	0	1	0									
5 Josh Harrison, R (1, 4) 6 Starling Marte, R (8, 8)	L8		G5-3			G6-3		K		3	0	0	0	0	0	0									
25 Gregory Polanco, L (1, 9)	F9		G5-3			F7		K		4	0	0	0	0	1	0									
32 Elias Díaz, R (1, 2) 23 David Freese, R (1, 5)	2B	2B	2B			K		K		4	2	2	0	0	2	0									
55 Josh Bell, S (1, 3)	L6		P6			F8				3	1	3	3	0	0	0									
12 Corey Dickerson, L (1, 7)	G6-3		G6-3			K				3	0	0	0	0	1	1									
10 Jordy Mercer, R (1, 6)			G5-3			G5-3		K		3	0	0	0	0	1	0									
46 Iván Nova, R (1, 1) 38 Max Moroff, S (6, 4) 66 Dovydas Neverauskas, R (1, 1)	K		K			K		F8		2	0	0	0	0	2	0									
Inning Stats	R: 0 E: 0 K: 0 S: 9	H: 0 LOB: 0 BB: 0 P: 12	R: 1 E: 0 K: 0 S: 9	H: 2 LOB: 0 BB: 0 P: 14	R: 0 E: 0 K: 1 S: 9	H: 0 LOB: 0 BB: 0 P: 10	R: 1 E: 0 K: 0 S: 13	H: 2 LOB: 1 BB: 0 P: 19	R: 0 E: 0 K: 0 S: 10	H: 0 LOB: 0 BB: 0 P: 11	R: 0 E: 0 K: 0 S: 6	H: 0 LOB: 0 BB: 0 P: 8	R: 1 E: 0 K: 2 S: 11	H: 1 LOB: 0 BB: 0 P: 17	R: 0 E: 0 K: 2 S: 8	H: 0 LOB: 0 BB: 0 P: 14	R: 0 E: 0 K: 3 S: 10	H: 0 LOB: 0 BB: 0 P: 14	1B: 2 2B: 2 HR: 1	SF: 0 SAC: 0 HBP: 0	WP: 0 PB: 0 SB: 0 CS: 0	PA: 31			
PITCHER	IP	WLS	BF	H	R	ER	SO	BB	IBB	HBP	BLK	WP	HR	S	P	ERA	WHIP								
22 Clayton Kershaw, L (1, 1) 63 Yimi García, R (7, 1) 47 JT Chargois, R (8, 1) 62 Erik Goedel, R (9, 1)	6.0	W	21	4	2	2	2	0	0	0	0	0	0	56	74	3.00	0.667								

Pittsburgh Pirates @ Los Angeles Dodgers
Dodger Stadium, Los Angeles, CA
Tue Jul 03 2018, 7:10 PM - 10:07 PM PDT
Att: 48,819 - Clear - 72 F

livebaseballscores.com

AB 31
R 3
H 5
RBI 3
BB 0
SO 9
LOB 3

P

Batter	1	2	3	4	5	6	7	8	9	AB	R	H	RBI	BB	SO	LOB	BOTTOM								
31 Joc Pederson, L (1, 7) 15 Austin Barnes, R (8, PH)	F7					K		K		3	1	1	1	0	1	2									
13 Max Muncy, L (1, 4) 66 Yasiel Puig, R (8, PH)	HR					L3		G6-3		4	2	3	2	0	0	1									
10 Justin Turner, R (1, 5) 35 Cody Bellinger, L (1, 3)	HR		HR			F7		K		3	0	1	0	1	1	1									
27 Matt Kemp, R (1, 9)	BB		G2-3			F7-4		BB		3	0	0	0	1	1	2									
9 Yasmani Grandal, S (1, 2) 3 Chris Taylor, R (1, 6)	K		G5-3			K		K		4	0	0	0	0	3	2									
14 Enrique Hernández, R (1, 8) 22 Clayton Kershaw, L (1, 1) 26 Chase Utley, L (7, 1) 63 Yimi García, R (8, 1) 47 JT Chargois, S (8, PH) 11 Logan Forsythe, R (9, 1) 62 Erik Goedel, R (9, 1)	F7		3B			HR		BB		3	2	2	1	1	0	0									
Inning Stats	R: 2 E: 0 K: 2 S: 8	H: 2 LOB: 1 BB: 1 P: 19	R: 0 E: 0 K: 0 S: 8	H: 1 LOB: 2 BB: 1 P: 16	R: 1 E: 0 K: 0 S: 8	H: 1 LOB: 0 BB: 0 P: 12	R: 2 E: 0 K: 0 S: 15	H: 2 LOB: 1 BB: 0 P: 25	R: 0 E: 0 K: 1 S: 7	H: 1 LOB: 0 BB: 0 P: 7	R: 3 E: 0 K: 3 S: 19	H: 4 LOB: 1 BB: 0 P: 32	R: 0 E: 0 K: 2 S: 15	H: 0 LOB: 2 BB: 2 P: 29	R: 0 E: 0 K: 2 S: 8	H: 0 LOB: 0 BB: 0 P: 13	R: 0 E: 0 K: 2 S: 8	H: 0 LOB: 0 BB: 0 P: 13	1B: 2 2B: 3 3B: 2 HR: 6	SF: 0 SAC: 0 DP: 2 HBP: 1	WP: 0 PB: 0 SB: 0 CS: 1	PA: 38			
PITCHER	IP	WLS	BF	H	R	ER	SO	BB	IBB	HBP	BLK	WP	HR	S	P	ERA	WHIP								
46 Iván Nova, R (1, 1) 66 Dovydas Neverauskas, R (6, 1) 73 Felipe Vázquez, L (8, 1)	5.0	L	25	7	7	7	3	2	0	1	0	0	0	53	90	12.60	2.200								

Pittsburgh Pirates @ Los Angeles Dodgers
Dodger Stadium, Los Angeles, CA
Tue Jul 03 2018, 7:10 PM - 10:07 PM PDT
Att: 48,819 - Clear - 72 F

livebaseballscores.com

AB 33
R 8
H 11
RBI 8
BB 4
SO 10
LOB 14

Dodgers

Batter	1	2	3	4	5	6	7	8	9	AB	R	H	RBI	BB	SO	LOB	TOP										
17 Austin Meadows, L (1.7) OBP: 0.329, SLG: 0.489										5	0	0	0	0	3	5											
6 Starling Marte, R (1.8) OBP: 0.319, SLG: 0.444										4	1	2	2	0	0	2											
25 Gregory Polanco, L (1.9) OBP: 0.338, SLG: 0.462										4	1	1	2	0	2	1											
32 Elias Diaz, R (1.2)										4	0	1	0	0	1	0											
23 David Freese, R (1.3) OBP: 0.327, SLG: 0.415										4	0	1	0	0	1	1											
19 Colin Moran, L (1.5) OBP: 0.338, SLG: 0.416										4	0	0	0	0	0	1											
10 Jordy Mercer, R (1.6) OBP: 0.312, SLG: 0.393										3	0	1	0	1	2	0											
38 Max Moroff, S (1.4) OBP: 0.261, SLG: 0.372										3	1	1	0	1	1	1											
48 Clay Holmes, R (1.1) ERA: 4.56										1	0	0	0	0	0	2											
44 Richard Rodriguez, R (3.1) ERA: 3.51										1	0	0	0	0	0	0											
24 Tyler Glasnow, R (5.1) ERA: 4.7										1	0	0	0	0	0	0											
37 Edgar Santana, R (8.1) ERA: 3.62										1	0	0	0	0	0	0											
30 Kyle Crick, R (7.1) ERA: 2.32										1	0	0	0	0	0	0											
Inning Stats	R: 0 E: 0 K: 1 S: 6	H: 0 LOB: 0 BB: 0 P: 9	R: 0 E: 0 K: 0 S: 8	H: 0 LOB: 0 BB: 0 P: 12	R: 2 E: 0 K: 2 S: 14	H: 2 LOB: 1 BB: 1 P: 27	R: 0 E: 0 K: 1 S: 8	H: 0 LOB: 0 BB: 0 P: 9	R: 0 E: 0 K: 1 S: 12	H: 1 LOB: 1 BB: 0 P: 11	R: 0 E: 0 K: 2 S: 11	H: 0 LOB: 1 BB: 1 P: 17	R: 2 E: 0 K: 1 S: 15	H: 3 LOB: 1 BB: 0 P: 21	R: 0 E: 0 K: 2 S: 13	H: 1 LOB: 1 BB: 0 P: 19	1B: 6 2B: 2 3B: 0 HR: 1	SF: 0 SAC: 0 DP: 1 HBP: 0	WP: 0 PB: 0 SB: 0 CS: 0	PA: 37							
PITCHER	IP	WLS	BF	H	R	ER	SO	BB	IBB	HBP	BLK	WP	HR	S	P	ERA	WHIP										
44 Rich Hill, L (1.1) ERA: 4.56	5.0	W	20	4	2	2	5	1	0	0	0	0	0	48	73	3.60	1.000										
41 Daniel Hudson, R (6.1) ERA: 3.51	0.1		2	1	0	0	1	0	0	0	0	0	0	7	10	0.00	3.000										
75 Scott Alexander, L (6.1) ERA: 3.76	1.2		5	0	0	0	2	1	0	0	0	0	0	12	18	0.00	0.600										
58 Edward Paredes, L (8.1) ERA: 6.14	0.1	S	3	2	2	2	0	0	0	0	0	0	1	6	10	54.00	6.000										
74 Kentley Jansen, R (8.1) ERA: 2.21	1.2	S	7	2	0	0	3	0	0	0	0	0	0	22	30	0.00	1.200										
Batter	1	2	3	4	5	6	7	8	9	AB	R	H	RBI	BB	SO	LOB	BOTTOM										
31 Joc Pederson, L (1.7) OBP: 0.343, SLG: 0.551										4	0	0	0	1	1	2											
13 Max Muncy, L (1.4) OBP: 0.419, SLG: 0.640										4	2	1	0	1	0	2											
10 Justin Turner, R (1.5) OBP: 0.364, SLG: 0.424										3	1	1	0	0	0	3											
35 Cody Bellinger, L (1.3) OBP: 0.326, SLG: 0.485										3	2	1	0	1	0	3											
9 Yasmani Grandal, S (1.2) OBP: 0.343, SLG: 0.460										3	1	2	3	1	0	0											
3 Chris Taylor, R (1.6) OBP: 0.347, SLG: 0.476										3	0	2	3	1	0	0											
14 Enrique Hernández, R (1.8) ERA: 7.11										4	0	0	0	0	2	6											
74 Kenley Jansen, S (8.1) ERA: 2.18										0	0	0	0	0	0	0											
66 Yasiel Puig, R (1.9) OBP: 0.325, SLG: 0.443										4	0	1	0	0	1	1											
44 Rich Hill, L (1.1) ERA: 4.56										2	0	1	0	0	0	0											
26 Chase Lundy, R (5.1) ERA: 2.18										1	0	0	0	0	0	2											
41 Daniel Hudson, R (6.1) ERA: 3.51										0	0	0	0	0	0	0											
75 Scott Alexander, L (6.1) ERA: 3.76										0	0	0	0	0	0	0											
58 Edward Paredes, L (8.1) ERA: 6.14										0	0	0	0	0	0	0											
11 Logan Forsythe, R (8.4) ERA: 2.32										0	0	0	0	1	0	0											
Inning Stats	R: 1 E: 0 K: 1 S: 15	H: 1 LOB: 3 BB: 3 P: 35	R: 0 E: 0 K: 1 S: 6	H: 0 LOB: 0 BB: 0 P: 9	R: 3 E: 0 K: 0 S: 16	H: 4 LOB: 1 BB: 0 P: 23	R: 0 E: 0 K: 0 S: 8	H: 1 LOB: 0 BB: 0 P: 13	R: 2 E: 0 K: 0 S: 11	H: 2 LOB: 2 BB: 2 P: 22	R: 0 E: 0 K: 0 S: 8	H: 1 LOB: 1 BB: 0 P: 12	R: 0 E: 0 K: 1 S: 7	H: 0 LOB: 0 BB: 0 P: 11	R: 0 E: 0 K: 1 S: 12	H: 0 LOB: 1 BB: 1 P: 19	1B: 7 2B: 4 3B: 0 HR: 0	SF: 0 SAC: 0 DP: 2 HBP: 1	WP: 3 PB: 0 SB: 0 CS: 0	PA: 38							
PITCHER	IP	WLS	BF	H	R	ER	SO	BB	IBB	HBP	BLK	WP	HR	S	P	ERA	WHIP										
68 Clay Holmes, R (1.1) ERA: 4.56	2.1	L	15	5	4	4	2	3	0	0	0	1	0	34	64	15.43	3.429										
48 Richard Rodriguez, R (3.1) ERA: 3.51	1.2		5	1	0	0	0	0	0	0	0	2	0	11	16	0.00	0.600										
24 Tyler Glasnow, R (5.1) ERA: 4.7	0.0		4	1	2	2	0	2	0	1	1	0	0	5	15	∞	∞										
37 Edgar Santana, R (5.1) ERA: 3.62	2.0		7	2	0	0	0	0	0	0	0	0	0	14	19	0.00	1.000										
30 Kyle Crick, R (7.1) ERA: 2.32	1.0		3	0	0	0	1	0	0	0	0	0	0	7	11	0.00	0.000										
PITCHER	IP	WLS	BF	H	R	ER	SO	BB	IBB	HBP	BLK	WP	HR	S	P	ERA	WHIP										
53 Josh Smoker, L (8.1) ERA: 7.2	1.0		4	0	0	0	1	1	0	0	0	0	0	12	19	0.00	1.000										

Pittsburgh Pirates @ Los Angeles Dodgers
Dodger Stadium, Los Angeles, CA
Wed Jul 04 2018, 5:12 PM - 8:35 PM PDT
Att: 53,139 - Clear - 79 F

AB 35
R 4
H 9
RBI 4
BB 2
SO 11
LOB 14



Pittsburgh Pirates @ Los Angeles Dodgers
Dodger Stadium, Los Angeles, CA
Wed Jul 04 2018, 5:12 PM - 8:35 PM PDT
Att: 53,139 - Clear - 79 F

AB 31
R 6
H 9
RBI 6
BB 6
SO 4
LOB 19



Batter	1	2	3	4	5	6	7	8	9	AB	R	H	RBI	BB	SO	LOB	TOP										
31 Joc Pederson, L OBP: 0.338, SLG: 0.540	E3 13 PB		G1-3		K2-3		K			4	0	0	0	0	2	1	Los Angeles Dodgers @ Los Angeles Angels Angel Stadium, Anaheim, CA Fri Jul 06 2018, 7:08 PM - 10:19 PM PDT Att: 44,323 - Clear - 108 F										
13 Max Muncy, L OBP: 0.413, SLG: 0.627	L9			K		K		G3-1		4	0	0	0	0	2	1											
10 Justin Turner, R OBP: 0.361, SLG: 0.415	K			K		K		G1-3		3	1	0	0	1	2	1											
35 Cody Bellinger, L OBP: 0.328, SLG: 0.487	K			K		27 BB 1B		G1-3		3	1	1	0	1	2	1											
27 Matt Kemp, R OBP: 0.356, SLG: 0.556		P4		2H 1B		9 BB 1B		G6-3		4	0	2	2	0	0	0											
9 Yasmani Grandal, S OBP: 0.342, SLG: 0.455	G1-3			P3		1-3 2H 1B		K		3	0	0	0	1	1	1											
3 Chris Taylor, R OBP: 0.343, SLG: 0.469	K					BB		G6-3		4	0	0	0	0	3	2											
66 Yasiel Puig, R OBP: 0.321, SLG: 0.437			G4-3		G5-3		F7			3	0	0	0	0	0	0											
26 Chase Utley, L OBP: 0.296, SLG: 0.315			G6-3				G6-3			3	0	1	0	0	0	0											
11 Logan Forsythe, R OBP: 0.259, SLG: 0.304						1B				0	0	0	0	0	0	0											
Inning Stats	R: 0 H: 0 E: 1 K: 2 S: 13	H: 0 LOB: 1 BB: 0 P: 19	R: 0 H: 0 E: 0 K: 1 S: 7	H: 0 LOB: 0 BB: 0 P: 9	R: 0 H: 0 E: 0 K: 0 S: 7	H: 0 LOB: 0 BB: 0 P: 9	R: 1 H: 2 E: 0 K: 2 S: 10	H: 1 LOB: 1 BB: 0 P: 14	R: 0 H: 1 E: 0 K: 2 S: 10	H: 1 LOB: 1 BB: 0 P: 13	R: 1 H: 1 E: 0 K: 2 S: 11	H: 1 LOB: 2 BB: 3 P: 28	R: 0 H: 0 E: 0 K: 1 S: 8	H: 0 LOB: 0 BB: 0 P: 10	R: 0 H: 0 E: 0 K: 1 S: 8	H: 0 LOB: 0 BB: 0 P: 13	R: 0 H: 0 E: 0 K: 1 S: 7	H: 0 LOB: 0 BB: 0 P: 8	1B: 3 2B: 1 3B: 0 HR: 0	SF: 0 SAC: 0 DP: 0 HBP: 0	WP: 0 PB: 1 SB: 0 CS: 0	PA: 34					
PITCHER	IP	WLS	BF	H	R	ER	SO	BB	IBB	HBP	BLK	WP	HR	S	P	ERA	WHIP										
64 Félix Peña, R ERA: 3.63	5.1		21	3	2	2	8	1	0	0	0	0	0	52	76	3.38	0.750										
25 Noé Ramirez, R ERA: 4.44	0.1		3	1	0	0	0	2	0	0	0	0	0	3	13	0.00	9.000										
57 Hansel Robles, R ERA: 4.78	1.1		4	0	0	0	2	0	0	0	0	0	0	11	13	0.00	0.000										
38 Justin Anderson, R ERA: 3.73	1.0		3	0	0	0	1	0	0	0	0	0	0	8	13	0.00	0.000										
53 Blake Parker, R ERA: 2.99	1.0	W	3	0	0	0	1	0	0	0	0	0	0	7	8	0.00	0.000										
Batter	1	2	3	4	5	6	7	8	9	AB	R	H	RBI	BB	SO	LOB	BOTTOM										
56 Kole Calhoun, L OBP: 0.223, SLG: 0.266	G4-3			K		K		L5		4	0	0	0	0	2	2	Los Angeles Dodgers @ Los Angeles Angels Angel Stadium, Anaheim, CA Fri Jul 06 2018, 7:08 PM - 10:19 PM PDT Att: 44,323 - Clear - 108 F										
2 Andrelton Simmons, R OBP: 0.375, SLG: 0.449	F9			2B		F7		BB		3	0	1	0	1	0	2											
27 Mike Trout, R OBP: 0.452, SLG: 0.619	G5-3			K		8 BLK IBB		P4		3	0	0	0	1	1	2											
8 Justin Upton, R OBP: 0.340, SLG: 0.439	K			K2-3		BB		G4-3		3	0	0	0	1	2	1											
5 Albert Pujols, R OBP: 0.284, SLG: 0.398	G5-3			K		K		K		4	0	0	0	0	3	3											
17 Shohei Ohtani, L OBP: 0.359, SLG: 0.508	K			P6		K		6 BB 6 S		3	1	0	0	1	2	0											
18 Luis Valbuena, L OBP: 0.259, SLG: 0.357			F8		K		K2-3			2	0	0	0	0	1	0											
6 David Fletcher, R OBP: 0.345, SLG: 0.373								3 BB 1B		2	1	1	1	0	1	0											
3 Ian Kinsler, R OBP: 0.276, SLG: 0.380	G5-3					8 BLK 10 BB 1B		G4-3		4	1	2	0	0	0	0											
10 José Briceño, R OBP: 0.324, SLG: 0.515	K					8 BLK 2 F7 1B		K		3	0	1	0	0	2	0											
Inning Stats	R: 0 H: 0 E: 0 K: 0 S: 5	H: 0 LOB: 0 BB: 0 P: 8	R: 0 H: 0 E: 0 K: 2 S: 11	H: 0 LOB: 0 BB: 0 P: 14	R: 0 H: 0 E: 0 K: 1 S: 8	H: 0 LOB: 0 BB: 0 P: 13	R: 0 H: 1 E: 0 K: 3 S: 12	H: 1 LOB: 1 BB: 0 P: 16	R: 0 H: 0 E: 0 K: 2 S: 10	H: 0 LOB: 0 BB: 0 P: 13	R: 1 H: 2 E: 0 K: 2 S: 16	H: 2 LOB: 3 BB: 2 P: 26	R: 0 H: 0 E: 0 K: 2 S: 12	H: 0 LOB: 0 BB: 0 P: 18	R: 0 H: 0 E: 0 K: 1 S: 9	H: 0 LOB: 1 BB: 1 P: 16	R: 2 H: 2 E: 1 K: 1 S: 11	H: 2 LOB: 1 BB: 1 P: 20	1B: 4 2B: 1 3B: 0 HR: 0	SF: 0 SAC: 0 DP: 0 HBP: 0	WP: 0 PB: 0 SB: 1 CS: 0	PA: 35					
PITCHER	IP	WLS	BF	H	R	ER	SO	BB	IBB	HBP	BLK	WP	HR	S	P	ERA	WHIP										
18 Kenta Maeda, R ERA: 3.24	5.2		22	3	1	1	9	1	1	0	1	0	0	59	86	1.59	0.706										
75 Scott Alexander, L ERA: 3.53	1.1	H	4	0	0	0	3	0	0	0	0	0	0	15	22	0.00	0.000										
41 Daniel Hudson, R ERA: 3.41	1.0	H	4	0	0	0	1	1	0	0	0	0	0	9	16	0.00	1.000										
74 Kenley Jansen, R ERA: 2.4	0.2	L	5	2	2	1	1	1	0	0	0	0	0	11	20	13.50	4.500										

Batter	1	2	3	4	5	6	7	8	9	AB	R	H	RBI	BB	SO	LOB	TOP										
3 Chris Taylor, R OBP: 0.338, SLG: 0.461										4	0	1	0	0	2	0	Los Angeles Dodgers @ Los Angeles Angels Angel Stadium, Anaheim, CA Sun Jul 08 2018, 5:09 PM - 7:48 PM PDT Att: 42,213 - Clear - 87 F										
14 Enrique Hernández, R OBP: 0.313, SLG: 0.475										4	0	0	0	0	1	1											
10 Justin Turner, R OBP: 0.356, SLG: 0.407										4	0	1	0	0	0	1											
13 Max Muncy, L OBP: 0.407, SLG: 0.610										4	0	1	0	0	2	0											
27 Matt Kemp, R OBP: 0.360, SLG: 0.549										2	1	1	0	2	1	0											
35 Cody Bellinger, L OBP: 0.320, SLG: 0.475										4	0	0	0	0	1	5											
11 Logan Forsythe, R OBP: 0.260, SLG: 0.301										2	1	0	0	1	1	0											
66 Yasiel Puig, R OBP: 0.325, SLG: 0.462										1	1	1	3	0	0	0											
31 Joc Pederson, L OBP: 0.332, SLG: 0.530										2	0	0	0	0	1	0											
15 Austin Barnes, R OBP: 0.331, SLG: 0.263										3	0	0	0	0	2	0											
Inning Stats	R: 0 E: 0 K: 1 S: 10	H: 0 LOB: 0 BB: 0 P: 13	R: 3 E: 0 K: 1 S: 12	H: 1 LOB: 0 BB: 2 P: 23	R: 0 E: 0 K: 1 S: 7	H: 0 LOB: 0 BB: 0 P: 11	R: 0 E: 0 K: 2 S: 8	H: 0 LOB: 0 BB: 0 P: 12	R: 0 E: 0 K: 1 S: 9	H: 2 LOB: 3 BB: 1 P: 25	R: 0 E: 0 K: 1 S: 17	H: 0 LOB: 0 BB: 1 P: 7	R: 0 E: 0 K: 0 S: 10	H: 1 LOB: 0 BB: 0 P: 16	R: 0 E: 0 K: 1 S: 10	H: 1 LOB: 0 BB: 0 P: 14	1B: 4 2B: 0 3B: 0 HR: 1	SF: 0 SAC: 0 DP: 2 HBP: 0	WP: 1 PB: 0 SB: 0 CS: 0	PA: 33							
PITCHER	IP	WLS	BF	H	R	ER	SO	BB	IBB	HBP	BLK	WP	HR	S	P	ERA	WHIP										
28 Andrew Heaney, L ERA: 3.84	7.0	W	27	3	3	3	10	3	0	0	0	1	1	69	103	3.86	0.857										
57 Hansel Robles, R ERA: 4.51	1.0	H	3	1	0	0	0	0	0	0	0	0	0	10	16	0.00	1.000										
38 Justin Anderson, R ERA: 3.62	1.0	S	3	1	0	0	1	0	0	0	0	0	0	10	14	0.00	1.000										

Batter	1	2	3	4	5	6	7	8	9	AB	R	H	RBI	BB	SO	LOB	BOTTOM										
6 David Fletcher, R OBP: 0.328, SLG: 0.351										4	1	1	0	0	0	1	Los Angeles Dodgers @ Los Angeles Angels Angel Stadium, Anaheim, CA Sun Jul 08 2018, 5:09 PM - 7:48 PM PDT Att: 42,213 - Clear - 87 F										
2 Andrelton Simmons, R OBP: 0.369, SLG: 0.438										4	0	0	0	0	0	2											
27 Mike Trout, R OBP: 0.495, SLG: 0.627										3	0	1	0	1	1	0											
8 Justin Upton, R OBP: 0.338, SLG: 0.434										4	0	1	2	0	0	1											
5 Albert Pujols, R OBP: 0.285, SLG: 0.403										2	1	1	1	1	1	2											
3 Ian Kinsler, R OBP: 0.274, SLG: 0.373										3	0	0	0	0	1	1											
19 Jefry Marte, R OBP: 0.295, SLG: 0.416										2	0	0	0	0	0	1											
17 Shohei Ohtani, L OBP: 0.354, SLG: 0.519										1	1	1	1	0	0	0											
18 Luis Valbuena, L OBP: 0.256, SLG: 0.354										0	0	0	0	0	0	0											
12 Martin Maldonado, R OBP: 0.305, SLG: 0.363										3	1	1	0	0	1	0											
56 Kole Calhoun, L OBP: 0.220, SLG: 0.260										2	0	0	0	1	1	1											
Inning Stats	R: 0 E: 0 K: 1 S: 8	H: 0 LOB: 0 BB: 0 P: 11	R: 0 E: 0 K: 1 S: 6	H: 0 LOB: 1 BB: 1 P: 14	R: 2 E: 0 K: 2 S: 14	H: 3 LOB: 2 BB: 1 P: 23	R: 0 E: 0 K: 0 S: 4	H: 0 LOB: 0 BB: 0 P: 6	R: 0 E: 0 K: 0 S: 8	H: 0 LOB: 0 BB: 0 P: 11	R: 1 E: 0 K: 0 S: 7	H: 2 LOB: 0 BB: 0 P: 11	R: 1 E: 0 K: 1 S: 13	H: 1 LOB: 1 BB: 1 P: 21	R: 0 E: 0 K: 0 S: 7	H: 0 LOB: 0 BB: 0 P: 9	1B: 4 2B: 0 3B: 0 HR: 2	SF: 0 SAC: 0 DP: 2 HBP: 0	WP: 0 PB: 0 SB: 0 CS: 0	PA: 31							
PITCHER	IP	WLS	BF	H	R	ER	SO	BB	IBB	HBP	BLK	WP	HR	S	P	ERA	WHIP										
57 Alex Wood, L ERA: 3.88	6.0	L	24	5	3	3	4	1	0	0	0	0	1	8	12	4.50	1.000										
47 JT Chargois, R ERA: 4.91	0.1	L	2	1	1	1	1	0	0	0	0	0	0	1	8	27.00	3.000										
58 Edward Paredes, L ERA: 5.87	0.0		1	0	0	0	0	1	0	0	0	0	0	2	6	∞	∞										
51 Dylan Floro, R ERA: 2.61	1.2		4	0	0	0	0	0	0	0	0	0	0	10	12	0.00	0.000										

AB 30
R 3
H 5
RBI 3
BB 3
SO 11
LOB 7



AB 28
R 4
H 6
RBI 4
BB 3
SO 5
LOB 9

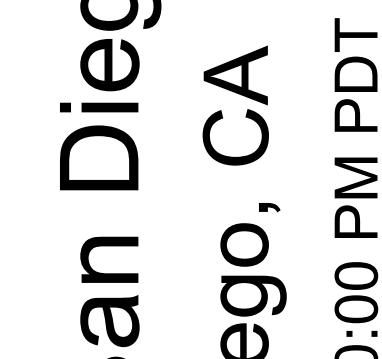


Batter	1	2	3	4	5	6	7	8	9	AB	R	H	RBI	BB	SO	LOB	TOP			
31 Joc Pederson, L OBP: 0.325, SLG: 0.518	G6-3		G5-3	FC4		F8		K		5	0	0	1	0	1	2	Los Angeles Dodgers @ San Diego Padres Petco Park, San Diego, CA Mon Jul 09 2018, 7:11 PM - 10:00 PM PDT Att: 28,110 - Partly Cloudy - 80 F livebaseballscorecards.com			
13 Max Muncy, L OBP: 0.407, SLG: 0.601	F7		P6	G3-6-3						3	1	0	0	2	0	1				
10 Justin Turner, R 64 Caleb Ferguson, R OBP: 0.250, SLG: 0.250			F8							5	0	3	2	0	0	1				
35 Cody Bellinger, L OBP: 0.324, SLG: 0.483										5	1	3	0	0	0	1				
27 Matt Kemp, R 62 Erik Goeddel, R 14 Enrique Hernández, R OBP: 0.341, SLG: 0.452										2	1	0	1	1	0	2				
9 Yasmani Grandal, S OBP: 0.341, SLG: 0.452										5	1	2	1	0	0	3				
3 Chris Taylor, R OBP: 0.339, SLG: 0.463										5	1	2	1	0	1	3				
60 Andrew Toles, L OBP: 0.750, SLG: 1.000										3	2	2	2	1	0	0				
22 Clayton Kershaw, L 26 Chase Utley, L OBP: 0.301, SLG: 0.320										3	0	0	0	0	0	4				
										1	1	1	0	0	0	0				
Inning Stats	R: 0 E: 0 K: 0 S: 7	H: 1 LOB: 1 BB: 0 P: 10	R: 0 E: 0 K: 0 S: 12	H: 3 LOB: 3 BB: 1 P: 17	R: 0 E: 0 K: 0 S: 9	H: 0 LOB: 0 BB: 0 P: 12	R: 5 E: 0 K: 0 S: 15	H: 4 LOB: 0 BB: 1 P: 29	R: 0 E: 0 K: 0 S: 5	H: 0 LOB: 0 BB: 0 P: 8	R: 1 E: 0 K: 0 S: 7	H: 1 LOB: 1 BB: 1 P: 15	R: 2 E: 0 K: 2 S: 18	H: 3 LOB: 2 BB: 1 P: 27	R: 0 E: 0 K: 0 S: 8	H: 1 LOB: 0 BB: 0 P: 11	1B: 9 2B: 5 3B: 0 HR: 0	SF: 1 SAC: 0 DP: 2 HBP: 0	WP: 2 PB: 0 SB: 1 CS: 0	PA: 43
PITCHER	IP WLS BF H R ER SO BB IBB HBP BLK WP HR S P ERA WHIP	IP WLS BF H R ER SO BB IBB HBP BLK WP HR S P ERA WHIP	IP WLS BF H R ER SO BB IBB HBP BLK WP HR S P ERA WHIP	IP WLS BF H R ER SO BB IBB HBP BLK WP HR S P ERA WHIP	IP WLS BF H R ER SO BB IBB HBP BLK WP HR S P ERA WHIP	IP WLS BF H R ER SO BB IBB HBP BLK WP HR S P ERA WHIP	IP WLS BF H R ER SO BB IBB HBP BLK WP HR S P ERA WHIP	IP WLS BF H R ER SO BB IBB HBP BLK WP HR S P ERA WHIP	IP WLS BF H R ER SO BB IBB HBP BLK WP HR S P ERA WHIP	IP WLS BF H R ER SO BB IBB HBP BLK WP HR S P ERA WHIP	IP WLS BF H R ER SO BB IBB HBP BLK WP HR S P ERA WHIP	IP WLS BF H R ER SO BB IBB HBP BLK WP HR S P ERA WHIP	IP WLS BF H R ER SO BB IBB HBP BLK WP HR S P ERA WHIP	IP WLS BF H R ER SO BB IBB HBP BLK WP HR S P ERA WHIP	IP WLS BF H R ER SO BB IBB HBP BLK WP HR S P ERA WHIP	IP WLS BF H R ER SO BB IBB HBP BLK WP HR S P ERA WHIP	IP WLS BF H R ER SO BB IBB HBP BLK WP HR S P ERA WHIP	IP WLS BF H R ER SO BB IBB HBP BLK WP HR S P ERA WHIP		

AB 38
R 8
H 14
RBI 8
BB 4
SO 2
LOB 17



AB 34
R 2
H 5
RBI 1
BB 1
SO 10
LOB 13



Batter	1	2	3	4	5	6	7	8	9	AB	R	H	RBI	BB	SO	LOB	TOP					
3 Chris Taylor, R OBP: 0.333, SLG: 0.453	L8		F8	E5		K				5	0	1	1	0	1	0	Los Angeles Dodgers @ San Diego Padres Petco Park, San Diego, CA Wed Jul 11 2018, 7:12 PM - 10:28 PM PDT Att: 26,448 - Partly Cloudy - 75 F					
14 Enrique Hernández, R OBP: 0.313, SLG: 0.469	F8		F8	FC6-4				G1-3		4	1	1	0	1	0	2						
10 Justin Turner, R OBP: 0.356, SLG: 0.395	K		K	F8					G5-3	4	0	0	0	1	2	2						
27 Matt Kemp, R OBP: 0.355, SLG: 0.535		L8			F9					5	1	2	1	0	0	2						
74 Kenley Jansen, S										0	0	0	0	0	0	0						
13 Max Muncy, L OBP: 0.416, SLG: 0.614										4	1	2	0	1	0	1						
11 Logan Forsythe, R OBP: 0.262, SLG: 0.298										2	0	1	1	1	1	1						
60 Andrew Toles, L OBP: 0.429, SLG: 0.500										2	0	0	0	0	0	3						
35 Cody Bellinger, L OBP: 0.326, SLG: 0.488										4	0	2	0	0	0	2						
15 Austin Barnes, R OBP: 0.331, SLG: 0.261										2	0	0	0	1	1	2						
9 Yasmani Grandal, S OBP: 0.340, SLG: 0.450										1	0	0	0	0	0	1						
18 Kenta Maeda, R OBP: 0.308, SLG: 0.491										3	0	0	0	0	0	3						
75 Scott Alexander, L										0	0	0	0	0	0	0						
41 Daniel Hudson, R										0	0	0	0	0	0	0						
26 Chase Utley, L OBP: 0.356, SLG: 0.533										1	1	1	0	0	0	0						
51 Dylan Floro, L										0	0	0	0	0	0	0						
31 Joc Pederson, L OBP: 0.320, SLG: 0.516										0	0	0	0	0	0	0						
Inning Stats	R: 0 E: 0 K: 1 S: 10	H: 0 LOB: 0 BB: 0 P: 17	R: 0 E: 0 K: 1 S: 13	H: 2 LOB: 3 BB: 1 P: 20	R: 3 E: 1 K: 2 S: 27	H: 4 LOB: 2 BB: 0 P: 40	R: 0 E: 0 K: 0 S: 9	H: 0 LOB: 1 BB: 0 P: 14	R: 0 E: 0 K: 1 S: 9	H: 0 LOB: 0 BB: 0 P: 14	R: 0 E: 0 K: 0 S: 6	H: 0 LOB: 2 BB: 3 P: 15	R: 1 E: 0 K: 0 S: 10	H: 3 LOB: 1 BB: 0 P: 13	R: 0 E: 0 K: 0 S: 8	H: 1 LOB: 0 BB: 0 P: 10	1B: 7 2B: 3 3B: 0 HR: 0	SF: 0 SAC: 0 DP: 2 HBP: 0	WP: 1 PB: 0 SB: 0 CS: 0	PA: 42		
PITCHER	IP WLS BF H R ER SO BB IBB HBP BLK WP HR S P ERA WHIP																					
37 Joey Lucchesi, L ERA: 3.34	4.0 L 21 6 3 2 4 0 1 0 0 0 1 0 59 91 4.50 1.500																					
88 Phil Maton, R ERA: 1.37	2.0 9 0 0 0 1 3 0 0 0 0 0 0 20 40 0.00 1.500																					
90 Adam Cimber, R ERA: 3.18	1.0 3 0 0 0 0 0 1 0 0 0 0 0 3 4 0.00 0.000																					
34 Craig Stammen, R ERA: 2.86	1.0 5 3 1 1 0 0 0 0 0 0 0 0 10 13 9.00 3.000																					
59 Phil Hughes, R ERA: 5.84	1.0 4 1 0 0 0 0 0 0 0 0 0 0 8 10 0.00 1.000																					
Batter	1	2	3	4	5	6	7	8	9	AB	R	H	RBI	BB	SO	LOB	BOTTOM					
16 Travis Jankowski, L OBP: 0.356, SLG: 0.337			G3-1							3	1	1	0	1	0	0	Los Angeles Dodgers @ San Diego Padres Petco Park, San Diego, CA Wed Jul 11 2018, 7:12 PM - 10:28 PM PDT Att: 26,448 - Partly Cloudy - 75 F					
20 Carlos Asuaje, L OBP: 0.285, SLG: 0.306			F8							4	0	1	1	0	1	1						
4 Wily Myers, R OBP: 0.350, SLG: 0.589			K							3	0	0	0	1	2	2						
30 Eric Hosmer, L OBP: 0.324, SLG: 0.401			K							4	0	0	0	0	2	3						
10 Hunter Renfroe, R OBP: 0.330, SLG: 0.450			K							2	0	0	0	0	2	1						
88 Phil Maton, R										0	0	0	0	0	0	0						
90 Adam Cimber, R										0	0	0	0	0	0	0						
2 José Pirela, R OBP: 0.336, SLG: 0.395										0	0	0	0	0	0	0						
34 Craig Stammen, R										0	0	0	0	0	0	0						
59 Phil Hughes, R										1	0	0	0	0	0	1						
7 Manuel Margot, R OBP: 0.300, SLG: 0.336										0	0	0	0	0	0	0						
13 Freddy Galvis, S OBP: 0.291, SLG: 0.328			K							4	0	0	0	0	2	1						
22 Christian Villanueva, R OBP: 0.280, SLG: 0.475			K							3	1	1	1	0	1	0						
18 Austin Hedges, R OBP: 0.279, SLG: 0.381										3	0	2	0	0	0	0						
37 Joey Lucchesi, L OBP: 0.200, SLG: 0.059										1	0	0	0	0	1	1						
32 Frammil Reyes, R OBP: 0.255, SLG: 0.447										2	0	0	0	0	1	1						
Inning Stats	R: 1 E: 0 K: 2 S: 11	H: 2 LOB: 1 BB: 0 P: 16	R: 0 E: 0 K: 3 S: 15	H: 1 LOB: 0 BB: 0 P: 21	R: 0 E: 0 K: 1 S: 10	H: 0 LOB: 0 BB: 0 P: 15	R: 0 E: 0 K: 2 S: 11	H: 0 LOB: 0 BB: 0 P: 16	R: 0 E: 0 K: 0 S: 7	H: 1 LOB: 0 BB: 0 P: 10	R: 0 E: 0 K: 1 S: 9	H: 0 LOB: 1 BB: 1 P: 15	R: 1 E: 0 K: 1 S: 9	H: 1 LOB: 0 BB: 0 P: 14	R: 0 E: 0 K: 2 S: 10	H: 0 LOB: 0 BB: 0 P: 13	R: 0 E: 0 K: 0 S: 8	H: 0 LOB: 1 BB: 1 P: 14	1B: 2 2B: 2 3B: 0 HR: 1	SF: 0 SAC: 0 DP: 1 HBP: 0	WP: 0 PB: 0 SB: 0 CS: 0	PA: 33
PITCHER	IP WLS BF H R ER SO BB IBB HBP BLK WP HR S P ERA WHIP																					
18 Kenta Maeda, R ERA: 3.13	5.2 W 21 4 1 0 0 0 1 0 0 0 0 0 1 1 1.59 0.882																					
75 Scott Alexander, L ERA: 3.57	0.1 H 1 0 0 0 0 0 0 0 0 0 0 0 1 1 0.00 0.000																					
41 Daniel Hudson, R ERA: 3.5	1.0 H 4 1 1 1 1 0 0 0 0 0 0 1 9 14 9.00 1.000																					
51 Dylan Floro, R ERA: 2.54	1.0 H 3 0 0 0 2 0 0 0 0 0 0 0 10 13 0.00 0.000																					
74 Kenley Jansen, R ERA: 2.28	1.0 S 4 0 0 0 0 1 0 0 0 0 0 0 8 14 0.00 1.000																					

Batter	1	2	3	4	5	6	7	8	9	AB	R	H	RBI	BB	SO	LOB	TOP					
56 Kole Calhoun, L (1,9) OBP: 0.233, SLG: 0.305										4	2	2	2	0	0	0						
2 Andrelton Simmons, R (1,6) OBP: 0.373, SLG: 0.439										4	0	2	0	0	0	0						
27 Mike Trout, R (1,8) OBP: 0.495, SLG: 0.614										4	0	1	0	0	2	1						
8 Justin Upton, R (1,7) OBP: 0.339, SLG: 0.435										2	0	0	0	2	1	2						
18 Luis Valbuena, L (1,5) OBP: 0.248, SLG: 0.345										4	0	0	0	0	3	5						
3 Ian Kinsler, R (1,4) OBP: 0.278, SLG: 0.370										4	0	1	0	0	1	2						
20 José Miguel Fernández, L (3,3) OBP: 0.259, SLG: 0.309										3	0	0	0	0	0	1						
32 Cam Bedrosian, R (7,1)										4	0	1	0	0	2	1						
38 Justin Anderson, L (7,1)										2	0	0	0	0	0	1						
17 Shohei Ohtani, L (9,PH) OBP: 0.364, SLG: 0.526										0	0	0	0	0	0	0						
10 José Briceño, R (1,2) OBP: 0.316, SLG: 0.486										2	0	0	0	0	0	1						
54 Jabari Blash, R (9,PR) OBP: 0.238, SLG: 0.111										0	0	0	0	0	0	0						
64 Félix Peña, R (1,1)										2	0	0	0	0	0	1						
48 Jose Alvarez, L (5,1)										0	0	0	0	0	0	0						
57 Hansel Robles, R (6,1)										0	0	0	0	0	0	0						
6 David Fletcher, R (7,PH) OBP: 0.306, SLG: 0.368										2	0	0	0	0	0	2						
Inning Stats	R: 0 H: 2 E: 0 K: 2 S: 12	H: 2 LOB: 0 BB: 0 P: 16	R: 0 H: 1 E: 0 K: 1 S: 12	H: 1 LOB: 1 BB: 0 P: 16	R: 1 H: 2 E: 0 K: 1 S: 15	H: 2 LOB: 2 BB: 1 P: 24	R: 0 H: 0 E: 0 K: 0 S: 4	H: 0 LOB: 0 BB: 0 P: 8	R: 1 H: 1 E: 0 K: 1 S: 9	H: 1 LOB: 0 BB: 0 P: 15	R: 0 H: 0 E: 0 K: 2 S: 7	H: 0 LOB: 0 BB: 0 P: 9	R: 0 H: 0 E: 0 K: 1 S: 10	H: 0 LOB: 0 BB: 0 P: 12	R: 0 H: 0 E: 0 K: 1 S: 11	H: 0 LOB: 1 BB: 0 P: 21	R: 0 H: 2 E: 0 K: 0 S: 11	H: 2 LOB: 2 BB: 0 P: 15	1B: 5 2B: 1 3B: 0 HR: 2	SF: 0 SAC: 0 DP: 1 HBP: 0	WP: 1 PB: 0 SB: 2 CS: 0	PA: 36
PITCHER	IP	WLS	BF	H	R	ER	SO	BB	IBB	HBP	BLK	WP	HR	S	P	ERA	WHIP					
21 Walker Buehler, R (1,1) ERA: 3.45	5.0		22	6	2	2	5	1	0	0	0	1	2	52	79	3.60	1.400					
64 Caleb Ferguson, L (6,1) ERA: 4.19	2.0	W	6	0	0	0	3	0	0	0	0	0	0	17	21	0.00	0.000					
62 Erik Goeddel, R (8,1) ERA: 2.76	1.0	H	4	0	0	0	1	1	0	0	0	0	0	11	21	0.00	1.000					
75 Scott Alexander, L (9,1) ERA: 3.4	1.0	S	4	2	0	0	0	0	0	0	0	0	0	11	15	0.00	2.000					

Los Angeles Angels @ Los Angeles Dodgers
 Dodger Stadium, Los Angeles, CA
 Fri Jul 13 2018, 7:10 PM - 10:23 PM PDT
 Att: 53,368 - Clear - 77 F

AB	34
R	2
H	8
RBI	2
BB	2
SO	9
LOB	15



Batter	1	2	3	4	5	6	7	8	9	AB	R	H	RBI	BB	SO	LOB	BOTTOM				
31 Joc Pederson, L (1,7) OBP: 0.329, SLG: 0.522										5	1	1	0	0	1	3					
13 Max Muncy, L (1,5) OBP: 0.415, SLG: 0.618										4	1	2	2	0	1	1					
27 Matt Kemp, R (1,9) OBP: 0.359, SLG: 0.535										3	0	1	0	1	0	1					
62 Erik Goeddel, R (8,1) ERA: 2.76										0	0	0	0	0	0	0					
75 Scott Alexander, L (9,1) ERA: 3.4										2	0	1	0	2	0	2					
9 Yasmani Grandal, S (1,2) OBP: 0.338, SLG: 0.442										3	0	1	0	1	2	3					
3 Chris Taylor, R (1,6) OBP: 0.332, SLG: 0.450										4	0	0	0	0	2	6					
60 Andrew Toles, L (1,8) OBP: 0.267, SLG: 0.286										4	0	0	0	0	1	1					
14 Enrique Hernández, R (1,4) OBP: 0.311, SLG: 0.464										4	0	1	0	0	0	1					
21 Walker Buehler, R (1,1) ERA: 3.42										1	0	0	0	0	1	1					
26 Chase Utley, L (5,PH) ERA: 2.75										1	0	1	0	0	0	0					
64 Caleb Ferguson, R (6,1) OBP: 0.250, SLG: 0.250										0	0	0	0	0	0	0					
11 Logan Forsythe, R (7,PH) OBP: 0.269, SLG: 0.300										1	1	1	0	1	0	0					
Inning Stats	R: 1 H: 2 E: 0 K: 1 S: 15	H: 1 LOB: 1 BB: 0 P: 12	R: 0 H: 0 E: 0 K: 2 S: 12	H: 0 LOB: 1 BB: 1 P: 19	R: 0 H: 0 E: 0 K: 1 S: 9	H: 0 LOB: 0 BB: 0 P: 12	R: 0 H: 2 E: 0 K: 0 S: 12	H: 2 LOB: 2 BB: 0 P: 16	R: 0 H: 1 E: 0 K: 1 S: 14	H: 1 LOB: 0 BB: 0 P: 19	R: 2 H: 3 E: 1 K: 1 S: 15	H: 3 LOB: 2 BB: 1 P: 26	R: 0 H: 0 E: 0 K: 1 S: 9	H: 0 LOB: 1 BB: 1 P: 16	1B: 5 2B: 3 3B: 0 HR: 1	SF: 0 SAC: 0 DP: 1 HBP: 0	WP: 0 PB: 0 SB: 0 CS: 0	PA: 37			
PITCHER	IP	WLS	BF	H	R	ER	SO	BB	IBB	HBP	BLK	WP	HR	S	P	ERA	WHIP				
64 Félix Peña, R (1,1) ERA: 3.42	4.0		17	3	1	1	5	3	0	0	0	0	1	44	74	2.25	1.500				
48 Jose Alvarez, L (5,1) ERA: 2.75	1.0		5	2	0	0	0	0	0	0	0	0	0	12	16	0.00	2.000				
57 Hansel Robles, R (6,1) ERA: 4.15	1.0	H	4	1	0	0	1	0	0	0	0	0	0	14	19	0.00	1.000				
32 Cam Bedrosian, R (7,1) ERA: 3.43	0.1	L	4	3	2	2	0	0	0	0	0	0	0	11	18	54.00	9.000				
38 Justin Anderson, R (7,1) ERA: 3.44	1.2		7	0	0	0	2	1	1	0	0	0	0	13	24	0.00	0.600				

Los Angeles Angels @ Los Angeles Dodgers
 Dodger Stadium, Los Angeles, CA
 Fri Jul 13 2018, 7:10 PM - 10:23 PM PDT
 Att: 53,368 - Clear - 77 F

AB	32
R	3
H	9
RBI	2
BB	5
SO	8
LOB	19



Batter	1	2	3	4	5	6	7	8	9	10	11	12	13	14	15	16	AB	R	H	RBI	BB	SO	LOB	TOP
31 Joe Pederson, L OBP: 0.348, SLG: 0.593 (1.7)			G6-3		F8		G4-3			F9		K			WP		7	1	4	1	0	1	1	
8 Manny Machado, R OBP: 0.394, SLG: 0.593 (16.6)	K		P4		F8				G6-3		F9		F7				6	0	0	0	1	1	4	
13 Max Muncy, L OBP: 0.403, SLG: 0.595 (1.5)	F7		K2-3		F7				F9		F9		K				7	0	0	0	0	2	4	
9 Yasmani Grandal, S OBP: 0.396, SLG: 0.493 (1.2)																	7	2	3	2	0	4	2	
3 Chris Taylor, R OBP: 0.331, SLG: 0.461 (16.8)	K			HR		HR											7	0	1	0	0	4	1	
35 Cody Bellinger, L OBP: 0.325, SLG: 0.471 (16.9)	K																6	0	2	0	1	2	0	
14 Enrique Hernández, R OBP: 0.304, SLG: 0.497 (14.9)	F8																7	0	0	0	0	0	4	
61 Alex Verdugo, L OBP: 0.326, SLG: 0.342 (14.1)																	4	1	0	0	2	1	0	
74 Kenley Jansen, S OBP: 0.333, SLG: 0.259 (16.4)																	0	0	0	0	0	0	0	
15 Austin Barnes, R OBP: 0.333, SLG: 0.259 (16.4)																	0	0	0	0	1	0	0	
18 Kevyn Mitchell, S OBP: 0.333, SLG: 0.259 (16.4)																	0	0	0	0	0	0	0	
19 J.T. Realmuto, C OBP: 0.333, SLG: 0.259 (16.4)																	0	0	0	0	0	0	0	
20 Javy Baisley, R OBP: 0.333, SLG: 0.259 (16.4)																	0	0	0	0	0	0	0	
21 Vince Velasquez, R OBP: 0.333, SLG: 0.259 (16.4)																	0	0	0	0	0	0	0	
22 J.P. Crawford, R OBP: 0.333, SLG: 0.259 (16.4)																	0	0	0	0	0	0	0	
23 Javy Baisley, R OBP: 0.333, SLG: 0.259 (16.4)																	0	0	0	0	0	0	0	
24 Javy Baisley, R OBP: 0.333, SLG: 0.259 (16.4)																	0	0	0	0	0	0	0	
25 Javy Baisley, R OBP: 0.333, SLG: 0.259 (16.4)																	0	0	0	0	0	0	0	
26 Javy Baisley, R OBP: 0.333, SLG: 0.259 (16.4)																	0	0	0	0	0	0	0	
27 Javy Baisley, R OBP: 0.333, SLG: 0.259 (16.4)																	0	0	0	0	0	0	0	
28 Javy Baisley, R OBP: 0.333, SLG: 0.259 (16.4)																	0	0	0	0	0	0	0	
29 Javy Baisley, R OBP: 0.333, SLG: 0.259 (16.4)																	0	0	0	0	0	0	0	
30 Javy Baisley, R OBP: 0.333, SLG: 0.259 (16.4)																	0	0	0	0	0	0	0	
31 Javy Baisley, R OBP: 0.333, SLG: 0.259 (16.4)																	0	0	0	0	0	0	0	
32 Javy Baisley, R OBP: 0.333, SLG: 0.259 (16.4)																	0	0	0	0	0	0	0	
33 Javy Baisley, R OBP: 0.333, SLG: 0.259 (16.4)																	0	0	0	0	0	0	0	
34 Javy Baisley, R OBP: 0.333, SLG: 0.259 (16.4)																	0	0	0	0	0	0	0	
35 Javy Baisley, R OBP: 0.333, SLG: 0.259 (16.4)																	0	0	0	0	0	0	0	
36 Javy Baisley, R OBP: 0.333, SLG: 0.259 (16.4)																	0	0	0	0	0	0	0	
37 Javy Baisley, R OBP: 0.333, SLG: 0.259 (16.4)																	0	0	0	0	0	0	0	
38 Javy Baisley, R OBP: 0.333, SLG: 0.259 (16.4)																	0	0	0	0	0	0	0	
39 Javy Baisley, R OBP: 0.333, SLG: 0.259 (16.4)																	0	0	0	0	0	0	0	
40 Javy Baisley, R OBP: 0.333, SLG: 0.259 (16.4)																	0	0	0	0	0	0	0	
41 Carlos Santana, S OBP: 0.351, SLG: 0.399 (1.3)																	7	1	2	0	0	0	4	
7 Mikel Franco, R OBP: 0.320, SLG: 0.478 (1.5)																	5	1	2	1	0	1	1	
57 Luis García, R OBP: 0.320, SLG: 0.478 (12.1)	K																0	0	0	0	0	0	0	
56 Zach Efflin, R OBP: 0.107, SLG: 0.292 (13. PH)																	1	0	0	0	0	1	1	
54 Austin Davis, L OBP: 0.200, SLG: 0.200 (14.1)																	1	0	0	0	0	1	2	
21 Vince Velasquez, R OBP: 0.200, SLG: 0.200 (16.1)																	0	0	0	0	0	0	0	
5 Nick Williams, L OBP: 0.329, SLG: 0.438 (1.9)																	6	1	2	1	1	1	2	
9 Jesmel Valentin, S OBP: 0.298, SLG: 0.307 (1.6)																	6	1	0	0	1	2	5	
38 Jorge Alfaro, R OBP: 0.302, SLG: 0.398 (1.2)																	6	2	1	2	1	4	3	
27 Javy Baisley, R OBP: 0.333, SLG: 0.259 (16.4)																	1	0	0	0	0	0	0	
28 Javy Baisley, R OBP: 0.333, SLG: 0.259 (16.4)																	1	0	0	0	0	0	0	
29 Javy Baisley, R OBP: 0.333, SLG: 0.259 (16.4)																	1	0	0	0	0	0	0	
30 Javy Baisley, R OBP: 0.333, SLG: 0.259 (16.4)																	1	0	0	0	0	0	0	
31 Javy Baisley, R OBP: 0.333, SLG: 0.259 (16.4)																	1	0	0	0	0	0	0	
32 Javy Baisley, R OBP: 0.333, SLG: 0.259 (16.4)																	1	0	0	0	0	0	0	
33 Javy Baisley, R OBP: 0.333, SLG: 0.259 (16.4)																	1	0	0	0	0	0	0	
34 Javy Baisley, R OBP: 0.333, SLG: 0.259 (16.4)																	1	0	0	0	0	0	0	
35 Javy Baisley, R OBP: 0.333, SLG: 0.259 (16.4)																	1	0	0	0	0	0	0	
36 Javy Baisley, R OBP: 0.333, SLG: 0.259 (16.4)																	1	0	0	0	0	0	0	
37 Javy Baisley, R OBP: 0.333, SLG: 0.259 (16.4)																	1	0	0	0	0	0	0	
38 Javy Baisley, R OBP: 0.333, SLG: 0.259 (16.4)																	1	0	0	0	0	0	0	
39 Javy Baisley, R OBP: 0.333, SLG: 0.259 (16.4)																	1	0	0	0	0	0	0	
40 Javy Baisley, R OBP: 0.333, SLG: 0.259 (16.4)																	1	0	0	0	0	0	0	
41 Daniel Hudson, R ERA: 4.08																	1	0	0	0	0	0	0	
18 Kenta Maeda, R ERA: 3.27																	1	0	0	0	0	0	0	
75 Scott Alexander, L ERA: 3.09																	1	0	0	0	0	0	0	
47 JT Chargois, R ERA: 3.86																	1	0	0	0	0	0	0	
59 Zac Rosscup, L ERA: 3.86																	1	0	0	0	0	0	0	
41 Daniel Hudson, R ERA: 4.08																	1	0	0	0	0	0	0	
62 Erik Coeddel, R ERA: 2.96																	2	0	0	0	0	0	0	
51 Dylan Floro, R ERA: 2.96																	2	1	0	0	0	0	0	
74 Kenley Jansen, R ERA: 2.96																	2	1	0	0	0	0	0	
14 Enrique Hernández, R ERA: 2.96																	2	1	0	0	0	0	0	
15 Austin Barnes, R OBP: 0.333, SLG: 0.259 (16.4)																	1	5	15	81.00	9.000			

Los Angeles Dodgers @ Philadelphia Phillies
Citizens Bank Park, Philadelphia, PA
Tue Jul 24 2018, 7:20 PM - 1:14 AM EDT
Att: 35,028 - Cloudy - 81 F

AB 57
R 1

Batter	1	2	3	4	5	6	7	8	9	AB	R	H	RBI	BB	SO	LOB	TOP					
3 Chris Taylor, R OBP: 0.335, SLG: 0.460										4	0	2	1	1	2	1	Los Angeles Dodgers @ Atlanta Braves SunTrust Park, Atlanta, GA Sat Jul 28 2018, 7:12 PM - 10:32 PM EDT Att: 41,758 - Partly Cloudy - 82 F					
8 Manny Machado, R OBP: 0.390, SLG: 0.564										3	0	2	1	2	1	0						
27 Matt Kemp, R OBP: 0.356, SLG: 0.521										4	0	0	0	0	0	6						
64 Caleb Ferguson, R OBP: 0.200, SLG: 0.200										0	0	0	0	0	0	0						
13 Max Muncy, L OBP: 0.397, SLG: 0.583										0	0	0	0	0	0	0						
62 Erik Goeddel, R OBP: 0.397, SLG: 0.583										0	0	0	0	0	0	0						
14 Enrique Hernández, R OBP: 0.300, SLG: 0.448										5	1	1	0	0	2	5						
35 Cody Bellinger, L OBP: 0.326, SLG: 0.462										3	1	0	0	1	2	3						
11 Logan Forsythe, R OBP: 0.271, SLG: 0.295										4	0	0	0	0	3	3						
66 Yasiel Puig, R OBP: 0.327, SLG: 0.475										2	2	1	3	1	0	0						
15 Austin Barnes, R OBP: 0.333, SLG: 0.252										2	1	0	0	2	2	1						
57 Alex Wood, R OBP: 0.056, SLG: 0.056										1	0	0	0	0	1	0						
47 JT Chargois, S OBP: 0.313, SLG: 0.331										0	0	0	0	0	0	0						
26 Chase Utley, L OBP: 0.340, SLG: 0.527										1	0	0	0	0	0	2						
31 Joc Pederson, L OBP: 0.340, SLG: 0.527										0	0	0	0	0	0	0						
Inning Stats	R: 0 K: 2 S: 9	H: 0 LOB: 0 BB: 0 P: 17	R: 1 E: 1 K: 1 S: 9	H: 1 LOB: 1 BB: 0 P: 16	R: 0 K: 1 S: 10	H: 1 LOB: 2 BB: 1 P: 21	R: 0 K: 2 S: 9	H: 0 LOB: 0 BB: 0 P: 13	R: 0 K: 1 S: 9	H: 0 LOB: 2 BB: 2 P: 20	R: 2 K: 2 S: 16	H: 1 LOB: 1 BB: 1 P: 25	R: 0 K: 0 S: 8	H: 1 LOB: 1 BB: 1 P: 17	R: 0 K: 2 S: 11	H: 0 LOB: 0 BB: 0 P: 16	R: 2 K: 2 S: 19	H: 2 LOB: 3 BB: 2 P: 33	1B: 5 2B: 1 3B: 0 HR: 1	SF: 1 SAC: 1 DP: 1 HBP: 2	WP: 2 PB: 0 SB: 0 CS: 0	PA: 41
PITCHER	IP: 5.0 ERA: 3.51	WLS: L BF: 21	H: 2 R: 1 ER: 1 SO: 7	R: 1 LOB: 1 BB: 0 P: 16	R: 0 K: 1 S: 10	H: 1 LOB: 2 BB: 1 P: 21	R: 0 K: 2 S: 9	H: 0 LOB: 0 BB: 0 P: 13	R: 0 K: 1 S: 9	H: 0 LOB: 2 BB: 2 P: 20	R: 2 K: 2 S: 16	H: 1 LOB: 1 BB: 1 P: 25	R: 0 K: 0 S: 8	H: 1 LOB: 1 BB: 1 P: 17	R: 0 K: 2 S: 11	H: 0 LOB: 0 BB: 0 P: 16	R: 2 K: 2 S: 19	H: 2 LOB: 3 BB: 2 P: 33	1B: 5 2B: 1 3B: 0 HR: 1	SF: 1 SAC: 1 DP: 1 HBP: 2	WP: 2 PB: 0 SB: 0 CS: 0	ERA: 0.00 WHIP: 1.500
54 Max Fried, L ERA: 3.51	IP: 5.0 WLS: L BF: 21	H: 2 R: 1 ER: 1 SO: 7	R: 1 LOB: 1 BB: 0 P: 16	R: 0 K: 1 S: 10	H: 1 LOB: 2 BB: 1 P: 21	R: 0 K: 2 S: 9	H: 0 LOB: 0 BB: 0 P: 13	R: 0 K: 1 S: 9	H: 0 LOB: 2 BB: 2 P: 20	R: 2 K: 2 S: 16	H: 1 LOB: 1 BB: 1 P: 25	R: 0 K: 0 S: 8	H: 1 LOB: 1 BB: 1 P: 17	R: 0 K: 2 S: 11	H: 0 LOB: 0 BB: 0 P: 16	R: 2 K: 2 S: 19	H: 2 LOB: 3 BB: 2 P: 33	1B: 5 2B: 1 3B: 0 HR: 1	SF: 1 SAC: 1 DP: 1 HBP: 2	WP: 2 PB: 0 SB: 0 CS: 0	ERA: 0.00 WHIP: 1.500	
64 Luke Jackson, R ERA: 5.0	IP: 1.0 WLS: L BF: 5	H: 1 R: 2 ER: 2 SO: 2	R: 1 LOB: 2 BB: 0 P: 17	R: 0 K: 1 S: 10	H: 1 LOB: 2 BB: 1 P: 21	R: 0 K: 2 S: 9	H: 0 LOB: 0 BB: 0 P: 13	R: 0 K: 1 S: 9	H: 0 LOB: 2 BB: 2 P: 20	R: 2 K: 2 S: 16	H: 1 LOB: 1 BB: 1 P: 25	R: 0 K: 0 S: 8	H: 1 LOB: 1 BB: 1 P: 17	R: 0 K: 2 S: 11	H: 0 LOB: 0 BB: 0 P: 16	R: 2 K: 2 S: 19	H: 2 LOB: 3 BB: 2 P: 33	1B: 5 2B: 1 3B: 0 HR: 1	SF: 1 SAC: 1 DP: 1 HBP: 2	WP: 2 PB: 0 SB: 0 CS: 0	ERA: 0.00 WHIP: 1.500	
30 Peter Moylan, R ERA: 4.45	IP: 1.0 WLS: L BF: 4	H: 1 R: 0 ER: 0 SO: 0	R: 1 LOB: 0 BB: 0 P: 16	R: 0 K: 1 S: 10	H: 1 LOB: 2 BB: 1 P: 21	R: 0 K: 2 S: 9	H: 0 LOB: 0 BB: 0 P: 13	R: 0 K: 1 S: 9	H: 0 LOB: 2 BB: 2 P: 20	R: 2 K: 2 S: 16	H: 1 LOB: 1 BB: 1 P: 25	R: 0 K: 0 S: 8	H: 1 LOB: 1 BB: 1 P: 17	R: 0 K: 2 S: 11	H: 0 LOB: 0 BB: 0 P: 16	R: 2 K: 2 S: 19	H: 2 LOB: 3 BB: 2 P: 33	1B: 5 2B: 1 3B: 0 HR: 1	SF: 1 SAC: 1 DP: 1 HBP: 2	WP: 2 PB: 0 SB: 0 CS: 0	ERA: 0.00 WHIP: 1.500	
58 Dan Winkler, R ERA: 3.0	IP: 1.0 WLS: L BF: 3	H: 0 R: 0 ER: 0 SO: 2	R: 1 LOB: 0 BB: 0 P: 16	R: 0 K: 1 S: 10	H: 1 LOB: 2 BB: 1 P: 21	R: 0 K: 2 S: 9	H: 0 LOB: 0 BB: 0 P: 13	R: 0 K: 1 S: 9	H: 0 LOB: 2 BB: 2 P: 20	R: 2 K: 2 S: 16	H: 1 LOB: 1 BB: 1 P: 25	R: 0 K: 0 S: 8	H: 1 LOB: 1 BB: 1 P: 17	R: 0 K: 2 S: 11	H: 0 LOB: 0 BB: 0 P: 16	R: 2 K: 2 S: 19	H: 2 LOB: 3 BB: 2 P: 33	1B: 5 2B: 1 3B: 0 HR: 1	SF: 1 SAC: 1 DP: 1 HBP: 2	WP: 2 PB: 0 SB: 0 CS: 0	ERA: 0.00 WHIP: 1.500	
39 Sam Freeman, L ERA: 5.45	IP: 0.1 WLS: L BF: 4	H: 1 R: 2 ER: 2 SO: 0	R: 1 LOB: 2 BB: 0 P: 17	R: 0 K: 1 S: 10	H: 1 LOB: 2 BB: 1 P: 21	R: 0 K: 2 S: 9	H: 0 LOB: 0 BB: 0 P: 13	R: 0 K: 1 S: 9	H: 0 LOB: 2 BB: 2 P: 20	R: 2 K: 2 S: 16	H: 1 LOB: 1 BB: 1 P: 25	R: 0 K: 0 S: 8	H: 1 LOB: 1 BB: 1 P: 17	R: 0 K: 2 S: 11	H: 0 LOB: 0 BB: 0 P: 16	R: 2 K: 2 S: 19	H: 2 LOB: 3 BB: 2 P: 33	1B: 5 2B: 1 3B: 0 HR: 1	SF: 1 SAC: 1 DP: 1 HBP: 2	WP: 2 PB: 0 SB: 0 CS: 0	ERA: 0.00 WHIP: 1.500	
Batter	1	2	3	4	5	6	7	8	9	AB	R	H	RBI	BB	SO	LOB	BOTTOM					
13 Ronald Acuña Jr., R OBP: 0.324, SLG: 0.469										3	0	0	0	0	1	1	Los Angeles Dodgers @ Atlanta Braves SunTrust Park, Atlanta, GA Sat Jul 28 2018, 7:12 PM - 10:32 PM EDT Att: 41,758 - Partly Cloudy - 82 F					
8 Charlie Culberson, R OBP: 0.329, SLG: 0.456										4	0	1	0	0	0	1						
5 Freddie Freeman, L OBP: 0.397, SLG: 0.527										4	0	0	0	0	1	2						
22 Nick Markakis, L OBP: 0.383, SLG: 0.475										3	0	0	0	1	1	2						
25 Tyler Flowers, R OBP: 0.367, SLG: 0.360										2	0	0	0	2	2	2						
17 Johan Camargo, S OBP: 0.349, SLG: 0.440										4	1	1	1	0	0	2						
11 Ender Inciarte, L OBP: 0.313, SLG: 0.339										4	0	0	0	0	0	1						
7 Dansby Swanson, R OBP: 0.305, SLG: 0.402										2	0	0	0	1	2	0						
58 Dan Winkler, R ERA: 3.0										0	0	0	0	0	0	0						
39 Sam Freeman, R ERA: 5.45										0	0	0	0	0	0	0						
48 Jonny Venters, L ERA: 5.45																						

Batter	1	2	3	4	5	6	7	8	9	AB	R	H	RBI	BB	SO	LOB	TOP					
22 Christian Yelich, L (1,7) OBP: 0.384, SLG: 0.524										4	1	2	0	0	1	1						
6 Lorenzo Cain, R (1,8) OBP: 0.388, SLG: 0.413										4	0	1	1	0	0	1						
18 Mike Moustakas, L (1,5) OBP: 0.308, SLG: 0.458										4	0	2	0	0	1	1						
24 Jesús Aguilar, R (1,3) OBP: 0.354, SLG: 0.576										4	0	0	0	0	3	2						
21 Travis Shaw, L (1,4) OBP: 0.345, SLG: 0.470										4	0	0	0	0	1	1						
32 Jeremy Jeffress, R (9,1)										3	0	0	0	0	1	0						
7 Eric Thames, L (1,9) OBP: 0.328, SLG: 0.540										3	0	0	0	0	0	0						
15 Erik Kratz, R (1,2) OBP: 0.293, SLG: 0.380										3	0	0	0	0	2	0						
3 Orlando Arcia, R (1,6) OBP: 0.233, SLG: 0.249										2	0	0	0	0	1	0						
20 Wade Miley, L (1,1) OBP: 0.200, SLG: 0.200										1	0	1	0	0	0	0						
8 Ryan Braun, R (8,PH) OBP: 0.285, SLG: 0.431										0	0	0	0	0	0	0						
48 Joakim Soria, R (8,1)										0	0	0	0	0	0	0						
14 Hernán Pérez, R (9,4) OBP: 0.287, SLG: 0.404										0	0	0	0	0	0	0						
Inning Stats	R: 0 E: 0 K: 2 S: 15	H: 1 LOB: 0 BB: 0 P: 21	R: 0 E: 0 K: 1 S: 10	H: 0 LOB: 0 BB: 0 P: 13	R: 1 E: 0 K: 1 S: 12	H: 3 LOB: 2 BB: 0 P: 18	R: 0 E: 0 K: 2 S: 14	H: 0 LOB: 0 BB: 0 P: 18	R: 0 E: 0 K: 1 S: 11	H: 0 LOB: 0 BB: 0 P: 12	R: 0 E: 0 K: 0 S: 8	H: 1 LOB: 1 BB: 0 P: 13	R: 0 E: 0 K: 0 S: 8	H: 0 LOB: 0 BB: 0 P: 10	R: 0 E: 0 K: 1 S: 7	H: 1 LOB: 0 BB: 0 P: 9	R: 0 E: 0 K: 2 S: 13	H: 0 LOB: 0 BB: 0 P: 19	1B: 5 2B: 1 3B: 0 HR: 0	SF: 0 SAC: 0 DP: 0 HBP: 0	WP: 2 PB: 2 CS: 0	PA: 32
PITCHER	IP	WLS	BF	H	R	ER	SO	BB	IBB	HBP	BLK	WP	HR	S	P	ERA	WHIP					
21 Walker Buehler, R (1,1) ERA: 3.65	7.0	L	25	5	1	1	7	0	0	0	0	1	0	78	105	1.29	0.714					
47 JT Chargois, R (8,1) ERA: 3.95	1.0		3	1	0	0	1	0	0	0	0	0	0	7	9	0.00	1.000					
64 Caleb Ferguson, L (9,1) ERA: 3.41	1.0		4	0	0	0	2	0	0	0	0	1	0	13	19	0.00	0.000					

Milwaukee Brewers @ Los Angeles Dodgers
Dodger Stadium, Los Angeles, CA
Tue Jul 31 2018, 7:13 PM - 9:27 PM PDT
Att. 44,818 - Clear - 81 F

AB	32
R	1
H	6
RBI	1
BB	0
SO	10
LOB	6



Batter	1	2	3	4	5	6	7	8	9	AB	R	H	RBI	BB	SO	LOB	BOTTOM					
3 Chris Taylor, R (1,6) OBP: 0.328, SLG: 0.448										4	0	0	0	0	1	0						
8 Manny Machado, R (1,5) OBP: 0.390, SLG: 0.563										3	0	0	0	1	1	0						
27 Matt Kemp, R (1,7) OBP: 0.346, SLG: 0.506										4	0	0	0	0	0	1						
13 Max Muncy, L (1,3) OBP: 0.388, SLG: 0.572										3	0	0	0	0	2	0						
14 Enrique Hernández, R (1,4) OBP: 0.293, SLG: 0.435										2	0	0	0	1	0	0						
35 Cody Bellinger, L (1,8) OBP: 0.323, SLG: 0.453										3	0	1	0	0	0	0						
66 Yasiel Puig, R (1,9) OBP: 0.326, SLG: 0.464										2	0	1	0	0	0	2						
15 Austin Barnes, R (1,2) OBP: 0.333, SLG: 0.253										1	0	0	0	0	1	0						
9 Yasmani Grandal, S (8,PH) OBP: 0.356, SLG: 0.488										2	0	0	0	0	2	1						
21 Walker Buehler, R (1,1) OBP: 0.120, SLG: 0.120										0	0	0	0	0	0	0						
47 JT Chargois, S (8,1)										0	0	0	0	0	0	0						
31 Joc Pederson, L (8,PH) OBP: 0.338, SLG: 0.521										1	0	0	0	0	0	0						
64 Caleb Ferguson, R (9,1) OBP: 0.200, SLG: 0.200										0	0	0	0	0	0	0						
Inning Stats	R: 0 E: 0 K: 0 S: 6	H: 0 LOB: 1 BB: 1 P: 12	R: 0 E: 0 K: 1 S: 12	H: 1 LOB: 2 BB: 1 P: 19	R: 0 E: 0 K: 2 S: 8	H: 0 LOB: 0 BB: 0 P: 13	R: 0 E: 0 K: 1 S: 10	H: 0 LOB: 0 BB: 0 P: 12	R: 0 E: 0 K: 1 S: 12	H: 1 LOB: 1 BB: 0 P: 17	R: 0 E: 0 K: 0 S: 8	H: 0 LOB: 0 BB: 0 P: 12	R: 0 E: 0 K: 0 S: 10	H: 0 LOB: 0 BB: 0 P: 16	R: 0 E: 0 K: 1 S: 5	H: 0 LOB: 0 BB: 0 P: 8	R: 0 E: 0 K: 1 S: 6	H: 0 LOB: 0 BB: 0 P: 8	1B: 2 2B: 0 3B: 0 HR: 0	SF: 0 SAC: 0 DP: 1 HBP: 0	WP: 0 PB: 0 CS: 0	PA: 30
PITCHER	IP	WLS	BF	H	R	ER	SO	BB	IBB	HBP	BLK	WP	HR	S	P	ERA	WHIP					
20 Wade Miley, L (1,1) ERA: 1.53	7.0		24	2	0	0	5	2	0	0	0	0	0	66	101	0.00	0.571					
48 Joakim Soria, R (8,1) ERA: 2.38	1.0	H	3	0	0	0	1	0	0	0	0	0	0	5	8	0.00	0.000					
32 Jeremy Jeffress, R (9,1) ERA: 1.39	1.0	S	3	0	0	0	1	0	0	0	0	0	0	6	8	0.00	0.000					

Milwaukee Brewers @ Los Angeles Dodgers
Dodger Stadium, Los Angeles, CA
Tue Jul 31 2018, 7:13 PM - 9:27 PM PDT
Att. 44,818 - Clear - 81 F

AB	28
R	0
H	2
RBI	0
BB	2
SO	7
LOB	4



Batter	1	2	3	4	5	6	7	8	9	10	AB	R	H	RBI	BB	SO	LOB	TOP																	
6 Lorenzo Cain, R OBP: 0.394, SLG: 0.425	(1, 8) F FF 91 2-1 B FF 91 X FF 91 E4 3B		(1, 2) B CU 76 1-2 C FF 91 F CU 76 X CU 74 24 WP 2B		(1, 2) B FF 89 4-2 F FF 90 F CU 74 F FF 91 B ST 75 B FF 90 B CU 74 BB		(1, 2) X SI 97 0-0 B CU 74 22 54-6-3 1B		(1, 2) F FC 91 0-2 F FC 92 X FC 94 F8		4	2	3	0	1	0	0																		
22 Christian Yelich, L OBP: 0.379, SLG: 0.517	(1, 9) F FF 90 0-3 C FF 91 S ST 75 K		(1, 2) C SI 88 0-3 C SI 88 S ST 70 K		(1, 2) X CU 75 0-0 F7		(1, 2) S SL 87 2-1 B SL 88 X SI 96 G4-6-3		(1, 2) C SI 95 1-1 B SI 94 X FC 93 G4-3		5	0	0	0	0	2	4																		
24 Jesús Aguilar, R OBP: 0.357, SLG: 0.577	(1, 3) C FF 91 0-1 X CU 76 G1-3		(1, 1) C CU 76 1-1 B CU 76 X FF 91 G1-3		(1, 2) 1 SAFE 2-2 B CU 74 C CU 75 B CU 74 X CU 76 L7		(1, 2) B SI 94 4-1 B SI 94 B SI 95 B SI 94 8 BB 2B		(1, 2) B FC 94 4-2 B FC 93 B FC 92 B FC 94 5 SO BB		3	1	1	0	2	0	1																		
3 Orlando Arcia, R OBP: 0.233, SLG: 0.249	(9, PR) (9, 6) C FF 91 0-1 X CU 76 G1-3		(1, 3) S FF 90 1-3 B CU 75 C FF 90 2H 2B		(1, 3) 1 SAFE 0-0 1 SAFE X CU 75 G5-3		(1, 3) B SI 94 2-3 B SI 94 B SI 95 S SI 94 18 BB 2B		(1, 3) 1 SAFE 1-3 1 SAFE S FC 93 1 SAFE B FC 94 S FC 94 K		5	0	0	0	0	3	4																		
5 Jonathan Schoop, R OBP: 0.270, SLG: 0.441	(1, 4) C FF 91 0-1 X CU 76 G5-3		(1, 3) S FF 90 1-3 B CU 75 C FF 90 2H 2B		(1, 3) 1 SAFE 0-0 1 SAFE X CU 75 G5-3		(1, 3) B SI 94 2-3 B SI 94 B SI 95 S SI 94 18 BB 2B		(1, 3) 1 SAFE 1-3 1 SAFE S FC 93 1 SAFE B FC 94 S FC 94 K		5	0	0	0	0	3	4																		
8 Ryan Braun, R OBP: 0.287, SLG: 0.428	(1, 7) B FF 90 2-0 B FF 90 X FF 90 14 FC5-4 1B		(1, 2) X CU 75 0-0 G6-3		(1, 2) C FF 90 3-3 B SI 88 B SI 88 C CU 75 K		(1, 2) B SI 94 4-2 B SI 94 B SI 95 B SI 94 18 BB 9 1B BB		(1, 2) C CH 85 0-1 X SI 94 G5-3		4	1	1	0	1	1	0																		
18 Mike Moustakas, L OBP: 0.307, SLG: 0.458	(1, 5) C FF 90 0-1 X SI 87 F8		(1, 2) B CU 76 2-1 C CU 74 X SI 87 G6-3		(1, 2) C CU 75 1-2 S ST 74 X CU 75 P3		(1, 2) F SI 94 0-1 B SI 93 9 1B G3-2-3 2B		(1, 2) C SI 94 1-1 X SI 87 G3		5	0	1	1	0	0	1																		
14 Hernán Pérez, R OBP: 0.289, SLG: 0.402	(1, 6) B FF 89 2-2 B FF 90 F CU 76 X CU 76 FC5-4		(1, 2) C CU 76 1-2 C SI 73 F FF 91 F FF 89 S ST 72 X CU 76 9 1B		(1, 2) C FF 91 1-1 B CU 76 X CU 75 G5-3		(1, 2) 0-0 9 1B IBB		(1, 2) B SI 88 3-1 B SI 88 C FF 93 X SI 94 L9		4	0	1	0	1	0	1																		
43 Matt Albers, L (10, 1)	(1, 2) C FF 90 0-2 X FF 90 L8		(1, 2) B CU 75 1-1 B FF 90 X CU 75 1B		(1, 2) C CU 75 1-2 B FF 90 X CU 75 1B		(1, 2) C SI 94 2-1 B SI 93 X SI 93 6 1B 1B		(1, 2) C SI 94 1-1 X SI 93 G3-2-3		4	0	3	1	0	0	1																		
9 Manny Piña, R OBP: 0.293, SLG: 0.372	(1, 2) C FF 90 0-2 X FF 90 L8		(1, 2) B CU 75 1-1 B FF 90 X CU 75 1B		(1, 2) C CU 75 1-2 B FF 90 X CU 75 1B		(1, 2) C SI 94 2-1 B SI 93 X SI 93 6 1B 1B		(1, 2) C SI 94 1-1 X SI 93 G3-2-3		4	0	3	1	0	0	1																		
57 Chase Anderson, R OBP: 0.094, SLG: 0.094	(7, PH) B FF 89 3-2 B FF 90 S FF 90 X FF 90 L5		(1, 1) B FF 89 3-2 B FF 90 S FF 90 X FF 90 L5		(1, 1) B FF 90 1-1 X FF 90 F9		(1, 1) S SI 93 0-3 B SI 93 S SI 93 S SI 93 6 1B 1B		(1, 1) B SI 93 1-1 X SI 93 G3-2-3		2	0	0	0	0	0	2																		
7 Eric Thames, L OBP: 0.329, SLG: 0.500	(7, 1) B FF 89 3-2 B FF 90 S FF 90 X FF 90 L5		(1, 1) B FF 89 3-2 B FF 90 S FF 90 X FF 90 L5		(1, 1) B FF 90 1-1 X FF 90 F9		(1, 1) S SI 93 0-3 B SI 93 S SI 93 S SI 93 6 1B 1B		(1, 1) B SI 93 1-1 X SI 93 G3-2-3		1	0	0	0	0	1	1																		
39 Corbin Burnes, R OBP: 0.329, SLG: 0.500	(7, 1) B FF 89 3-2 B FF 90 S FF 90 X FF 90 L5		(1, 1) B FF 89 3-2 B FF 90 S FF 90 X FF 90 L5		(1, 1) B FF 90 1-1 X FF 90 F9		(1, 1) S SI 93 0-3 B SI 93 S SI 93 S SI 93 6 1B 1B		(1, 1) B SI 93 1-1 X SI 93 G3-2-3		0	0	0	0	0	0	3																		
38 Dan Jennings, L OBP: 0.329, SLG: 0.500	(8, PH) B FF 89 3-2 B FF 90 S FF 90 X FF 90 L5		(1, 1) B FF 89 3-2 B FF 90 S FF 90 X FF 90 L5		(1, 1) B FF 90 1-1 X FF 90 F9		(1, 1) S SI 93 0-3 B SI 93 S SI 93 S SI 93 6 1B 1B		(1, 1) B SI 93 1-1 X SI 93 G3-2-3		0	0	0	0	0	0	0																		
21 Travis Shaw, L OBP: 0.329, SLG: 0.500	(8, PH) B FF 89 3-2 B FF 90 S FF 90 X FF 90 L5		(1, 1) B FF 89 3-2 B FF 90 S FF 90 X FF 90 L5		(1, 1) B FF 90 1-1 X FF 90 F9		(1, 1) S SI 93 0-3 B SI 93 S SI 93 S SI 93 6 1B 1B		(1, 1) B SI 93 1-1 X SI 93 G3-2-3		0	0	0	0	0	0	0																		
32 Jeremy Jeffress, R OBP: 0.329, SLG: 0.500	(8, 1) B FF 89 3-2 B FF 90 S FF 90 X FF 90 L5		(1, 1) B FF 89 3-2 B FF 90 S FF 90 X FF 90 L5		(1, 1) B FF 90 1-1 X FF 90 F9		(1, 1) S SI 93 0-3 B SI 93 S SI 93 S SI 93 6 1B 1B		(1, 1) B SI 93 1-1 X SI 93 G3-2-3		0	0	0	0	0	0	0																		
46 Corey Knebel, R OBP: 0.293, SLG: 0.380	(10, 3) B FF 89 3-2 B FF 90 S FF 90 X FF 90 L5		(1, 1) B FF 89 3-2 B FF 90 S FF 90 X FF 90 L5		(1, 1) B FF 90 1-1 X FF 90 F9		(1, 1) S SI 93 0-3 B SI 93 S SI 93 S SI 93 6 1B 1B		(1, 1) B SI 93 1-1 X SI 93 G3-2-3		0	0	0	0	0	0	0																		
15 Erik Kralz, R OBP: 0.293, SLG: 0.380	(10, 3) B FF 89 3-2 B FF 90 S FF 90 X FF 90 L5		(1, 1) B FF 89 3-2 B FF 90 S FF 90 X FF 90 L5		(1, 1) B FF 90 1-1 X FF 90 F9		(1, 1) S SI 93 0-3 B SI 93 S SI 93 S SI 93 6 1B 1B		(1, 1) B SI 93 1-1 X SI 93 G3-2-3		0	0	0	0	0	0	0																		
Inning Stats	R: 1 E: 1 K: 1 S: 9	H: 1 LOB: 0 BB: 11	R: 0 E: 0 K: 0 S: 9	H: 1 LOB: 1 BB: 13	R: 1 E: 0 K: 2 S: 16	H: 2 LOB: 1 BB: 22	R: 0 E: 0 K: 2 S: 13	H: 2 LOB: 2 BB: 18	R: 0 E: 0 K: 0 S: 9	H: 0 LOB: 1 BB: 1	P: 15	R: 0 E: 0 K: 1 S: 9	H: 2 LOB: 1 BB: 0	P: 14	R: 0 E: 0 K: 1 S: 12	H: 2 LOB: 1 BB: 0	P: 15	R: 2 E: 0 K: 1 S: 12	H: 2 LOB: 2 BB: 3	P: 25	R: 0 E: 0 K: 1 S: 10	H: 0 LOB: 2 BB: 0	P: 16	R: 0 E: 0 K: 0 S: 6	H: 0 LOB: 0 BB: 0	P: 10	1B: 6 2B: 3 3B: 1 HR: 0	SF: 0 SAC: 0 DP: 2 HBP: 0	WP: 2 PB: 0 SB: 1 CS: 0	PA: 43					
PITCHER	IP 6.0	WLS 25	BF 6	H 2	R 0	ER 1	SO 4	BB 1	IBB 0	HBP 0	BLK 0	WP 1	HR 0	S 65	P 93	ERA 1.50	WHIP 1.167	PITCHER	IP 6.0	WLS 25	BF 6	H 2	R 0	ER 1	SO 4	BB 1	IBB 0	HBP 0	BLK 0	WP 1	HR 0	S 65	P 93	ERA 1.50	WHIP 1.167
44 Rich Hill, L ERA: 3.63	(1, 1) 1.0	4	2	0	0	1	0	0	0	0	0	0	0	12	15	0.00	2.000	47 JT Chargois, R ERA: 3.51	(7, 1) 1.0	B	7	2	2	1	2	1	0	0	0	0	12	25	18.00	4.000	
75 Scott Alexander, L ERA: 3.49	(8, 1) 1.0	4	0	0	0	1	1	0	0	0	0	0	0	10	16	0.00	1.000	74 Kenley Jansen, R ERA: 2.24	(9, 1) 1.0	W	3	0	0	0	0	0	0	0	6	10	0.00	0.000			
51 Dylan Floro, R ERA: 2.74	(10, 1) 1.0	W	3	0	0	0	0	0	0	0	0	0	0	6	10	0.00	0.000																		

Milwaukee Brewers @ Los Angeles Dodgers
 Dodger Stadium, Los Angeles, CA
 Wed Aug 01 2018, 7:12 PM - 10:29 PM PDT
 Att: 41,686 - Clear - 81 F

livebaseballscorecards.com

AB 38
 R 4
 H 10
 RBI 2
 BB 5
 SO 7
 LOB 18



Batter	1	2	3	4	5	6	7	8	9	10	AB	R	H	RBI	BB	SO	LOB	BOTTOM
31 Joc Pederson, L OBP: 0.336, SLG: 0.515	(1, 8) S FF 91 0-2 C FF 93 X FF 93 P3		(1, 2) C SI 92 1-2 C SI 92 F FC 93 X CH 82 G1-3		(1, 2) S CH 82 0-2 C CH 80 X SI 92 8 BB 1B		(1, 2) B FF 92 3-1 D SI 83 C SI 91 X SI 99 G6-3		(1, 2) F FF 98 0-1 X KC 83 G3-1		5	0	1	0	0	0	3	
51 Dylan Floro, L (10, 1)	(1, 8) S FF 91 0-2 C FF 93 X FF 93 P3		(1, 2) C SI 92 1-2 C SI 92 F FC 93 X CH 82 G1-3		(1, 2) S CH 82 0-2 C CH 80 X SI 92 8 BB 1B		(1, 2) B FF 92 3-1 D SI 83 C SI 91 X SI 99 G6-3		(1, 2) F FF 98 0-1 X KC 83 G3-1		0	0	0	0	0	0	0	
8 Manny Machado, R OBP: 0.388, SLG: 0.557	(1, 5) C FF 93 1-1 C FF 93 X CH 83 F8		(1, 1) C CU 77 1-1 F FF 92 X FF 93 G6-3		(1, 2) F CH 83 4-2 B FF 93 F CU 78 F CU 77 X CH 83 9 1B BB		(1, 2) B KC 80 1-1 X FC 91 G6-3		(1, 2) S FF 98 1-2 B FF 98 T FF 99 K		4	0	0	0	1	1	1	
27 Matt Kemp, R OBP: 0.344, SLG: 0.501	(1, 7) C FF 93 1-3 B FF 92 C CU 76 K		(1, 3) B FF 89 2-3 B FF 93 S CH 83 K		(1, 3) B FF 89 2-3 B FF 93 S CH 83 K		(1, 3) C CU 75 0-0 X SI 94 L6		(1, 3) G FF 95 1-1 G FF 96 X FF 96 G4-3		5	1	1	0	0	2	2	
9 Yasmani Grandal, S OBP: 0.361, SLG: 0.510	(1, 2) B SI 91 2-1 C SI 92 X FC 89 P2		(1, 1) C CU 75 0-1 X FF 91 HR		(1, 2) C CH 82 2-2 B CH 82 X FF 93 G3-6-1		(1, 2) C KC 81 3-2 B SI 95 B FS 92 X KC 92 6 2B 1B		(1, 2) S FF 98 3-2 B SI 98 X SI 92 9 HR 1B		5	2	3	3	0	0	2	
6 Brian Dozier, R OBP: 0.311, SLG: 0.418	(1, 4) F FF 92 2-3 B SI 92 C CU 76 S FF 94 K		(1, 3) B FF 92 2-3 B SI 92 C CU 76 S FF 94 K		(1, 3) X FF 93 0-0 HR		(1, 3) B SI 88 3-2 C SI 89 C FF 95 X FF 96 66 BB 1B		(1, 3) D KC 83 1-1 C SI 95 X SI 96 2B		4	2	3	1	0	1	0	
35 Cody Bellinger, L OBP: 0.325, SLG: 0.451	(1, 3) (10, 8) S SI 92 0-2 S FF 92 X CH 81 F8		(1, 2) B CH 81 4-2 C CH 81 S FF 93 F FF 93 B CH 82 B CH 84 B CH 83 3 SO BB		(1, 2) 1 SAFE 2-2 C FF 96 D FF 96 F FF 95 1 SAFE D FF 96 F FF 96 X FF 95 L7		(1, 2) 1 SAFE 0-0 1 SAFE X FF 95 IBB		(1, 2) 2 2B 2B		2	0	0	0	2	0	1	
3 Chris Taylor, R OBP: 0.327, SLG: 0.445	(1, 6) C SI 92 0-1 X FF 92 P4		(1, 1) C SI 92 0-1 M CU 77 K		(1, 2) F SI 94 0-2 F FF 93 T FF 94 K		(1, 2) B FF 96 4-1 F FF 96 B SI 87 B FF 96 66 BB 14 SH BB		(1, 2) B KC 82 1-0 X SI 95 G5-3		3	1	0	0	1	1	4	
66 Yasiel Puig, R OBP: 0.329, SLG: 0.468	(1, 9) F FF 93 3-2 B CU 78 C CU 77 B CH 83 F FF 94 T FF 94 K		(1, 2) F FF 93 3-2 B CU 78 C CU 77 B CH 83 F FF 94 T FF 94 K		(1, 2) D CU 78 1-2 Z SAFE F CU 77 S FF 93 X FF 92 L9		(1, 2) B SI 86 1-0 X SI 87 14 SH 1B		(1, 2) B FF 98 2-2 F FF 98 C FF 98 X FF 98 31 G3-1 2B		4	0	2	1	0	1	1	
44 Rich Hill, L OBP: 0.329, SLG: 0.500	(1, 1) (7, 1) C SI 91 0-3 C SI 91 M CU 77 K		(1, 3) C SI 91 0-3 C SI 91 M CU 77 K		(1, 3) S SI 92 0-1 X SI 92 B1-3		(1, 3) X SI 80 0-0 3H SH G6-3		(1, 3) C KC 82 0-3 S KC 83 K		2	0	0	0	0	1	1	
26 Chase Utley, L OBP: 0.329, SLG: 0.500	(7, PH) C SI 91 0-3 C SI 91 M CU 77 K		(1, 3) C SI 91 0-3 C SI 91 M CU 77 K		(1, 3) S SI 92 0-1 X SI 92 B1-3		(1, 3) X SI 80 0-0 3H SH G6-3		(1, 3) C KC 82 0-3 S KC 83 K		0	0	0	0	0	0	0	
14 Enrique Hernández, R OBP: 0.329, SLG: 0.500	(7, PH) C SI 91 0-3 C SI 91 M CU 77 K		(1, 3) C SI 91 0-3 C SI 91 M CU 77 K		(1, 3) S SI 92 0-1 X SI 92 B1-3		(1, 3) X SI 80 0-0 3H SH G6-3		(1, 3) C KC 82 0-3 S KC 83 K		0	0	0	0	0	0	0	
75 Scott Alexander, L ERA: 3.1	(8, 1) C SI 91 0-3 C SI 91 M CU 77 K		(1, 3) C SI 91 0-3 C SI 91 M CU 77 K		(1, 3) S SI 92 0-1 X SI 92 B1-3		(1, 3) X SI 80 0-0 3H SH G6-3		(1, 3) C KC 82 0-3 S KC 83 K		0							

Batter	1	2	3	4	5	6	7	8	9	AB R H RBI BB SO LOB	TOP											
4 George Springer, R OBP: 0.335, SLG: 0.429											3 0 1 1 1 0 0	<p>Houston Astros @ Los Angeles Dodgers Dodger Stadium, Los Angeles, CA Fri Aug 03 2018, 7:13 PM - 10:09 PM PDT Att: 53,598 - Clear - 81 F</p> <p>livebaseballscores.com</p>										
22 Josh Reddick, L OBP: 0.323, SLG: 0.406											3 0 0 0 1 1 1											
2 Alex Bregman, R OBP: 0.381, SLG: 0.526										3 0 0 0 0 0 3												
10 Yuli Gurriel, R OBP: 0.314, SLG: 0.401										4 0 1 0 0 0 1												
28 J.D. Davis, R OBP: 0.280, SLG: 0.270										4 0 1 0 0 0 3												
30 Héctor Rondón, R										0 0 0 0 0 0 0												
9 Marwin Gonzalez, S OBP: 0.309, SLG: 0.363										4 0 0 0 0 1 1												
15 Martín Maldonado, R OBP: 0.279, SLG: 0.321										2 1 0 0 1 1 1												
6 Jake Marisnick, R OBP: 0.249, SLG: 0.380										3 1 1 0 0 1 1												
35 Justin Verlander, R OBP: 0.290, SLG: 0.200										3 0 0 0 0 1 2												
13 Tyler White, R OBP: 0.356, SLG: 0.500										1 0 0 0 0 0 1												
Inning Stats	R: 0 E: 0 K: 0 S: 10	H: 1 LOB: 2 BB: 1 P: 17	R: 2 E: 1 K: 1 S: 15	H: 2 LOB: 2 BB: 2 P: 29	R: 0 E: 0 K: 1 S: 16	H: 1 LOB: 1 BB: 0 P: 24	R: 0 E: 0 K: 1 S: 7	H: 0 LOB: 0 BB: 0 P: 11	R: 0 E: 0 K: 1 S: 9	H: 0 LOB: 1 BB: 0 P: 15	R: 0 E: 0 K: 1 S: 6	H: 0 LOB: 0 BB: 0 P: 9	R: 0 E: 0 K: 1 S: 8	H: 0 LOB: 0 BB: 0 P: 13	R: 0 E: 0 K: 0 S: 7	H: 0 LOB: 0 BB: 0 P: 10	R: 0 E: 0 K: 0 S: 8	H: 0 LOB: 1 BB: 0 P: 14	1B: 3 2B: 1 3B: 0 HR: 0	SF: 0 SAC: 0 DP: 1 HBP: 3	WP: 1 PB: 0 SB: 1 CS: 0	PA: 36
PITCHER	IP WLS BF H R ER SO BB IBB HBP BLK WP HR S P ERA WHIP											IP WLS BF H R ER SO BB IBB HBP BLK WP HR S P ERA WHIP										
57 Alex Wood, L ERA: 3.58	6.0 L 26 4 2 1 4 3 0 2 0 1 0 63 105 1.50 1.167																					
51 Dylan Floro, R ERA: 2.88	1.0 3 0 0 0 1 0 0 0 0 0 0 8 13 0.00 0.000																					
41 Daniel Hudson, R ERA: 3.92	2.0 7 0 0 0 0 0 0 1 0 0 0 15 24 0.00 0.000																					

Batter	1	2	3	4	5	6	7	8	9	AB R H RBI BB SO LOB	BOTTOM	
31 Joc Pederson, L OBP: 0.334, SLG: 0.539											4 1 1 1 0 1 2	<p>Houston Astros @ Los Angeles Dodgers Dodger Stadium, Los Angeles, CA Fri Aug 03 2018, 7:13 PM - 10:09 PM PDT Att: 53,598 - Clear - 81 F</p> <p>livebaseballscores.com</p>
8 Manny Machado, R OBP: 0.384, SLG: 0.551											4 0 0 0 0 0 2	
10 Justin Turner, R OBP: 0.360, SLG: 0.409											3 0 0 0 1 2 0	
9 Yasmani Grandal, S OBP: 0.359, SLG: 0.503											4 0 0 0 0 4 1	
35 Cody Bellinger, L OBP: 0.327, SLG: 0.457											4 0 1 0 0 2 0	
27 Matt Kemp, R OBP: 0.341, SLG: 0.497											3 0 0 0 0 2 1	
13 Max Muncy, L OBP: 0.386, SLG: 0.570											3 0 0 0 0 3 0	
41 Daniel Hudson, R											0 0 0 0 0 0 0	
3 Chris Taylor, R OBP: 0.333, SLG: 0.450												

Batter	1	2	3	4	5	6	7	8	9	AB	R	H	RBI	BB	SO	LOB	TOP					
4 George Springer, R OBP: 0.333, SLG: 0.428										6	1	1	1	0	2	0						
22 Josh Reddick, L OBP: 0.327, SLG: 0.423										5	2	3	3	0	0	0						
2 Alex Bregman, R 38 Joe Smith, R 59 Cionel Pérez, R										4	1	0	0	1	0	2						
10 Yuli Gurriel, R OBP: 0.318, SLG: 0.407										5	2	3	2	0	1	1						
9 Marwin Gonzalez, S OBP: 0.316, SLG: 0.375										3	3	2	1	2	0	1						
13 Tyler White, R OBP: 0.397, SLG: 0.500										4	1	1	1	1	1	1						
15 Martín Maldonado, R OBP: 0.282, SLG: 0.331										4	2	2	3	0	1	0						
18 Tony Kemp, L 6 Jake Marisnick, R										2	0	0	0	1	0	0						
43 Lance McCullers Jr., L 41 Brad Peacock, R 31 Collin McHugh, R 29 Tony Sipp, L 11 Evan Gattis, R 28 J.D. Davis, R										2	0	0	0	0	1	0						
Inning Stats	R: 0 H: 1 E: 0 K: 1 S: 12	H: 1 LOB: 1 BB: 0 P: 20	R: 1 H: 1 E: 0 K: 1 S: 10	H: 1 LOB: 0 BB: 0 P: 14	R: 0 H: 0 E: 0 K: 0 S: 7	H: 0 LOB: 0 BB: 0 P: 11	R: 0 H: 1 E: 0 K: 1 S: 10	H: 1 LOB: 1 BB: 0 P: 16	R: 0 H: 0 E: 0 K: 1 S: 5	H: 0 LOB: 0 BB: 0 P: 7	R: 4 H: 3 E: 0 K: 1 S: 16	H: 3 LOB: 2 BB: 3 P: 25	R: 0 H: 0 E: 0 K: 1 S: 9	H: 0 LOB: 0 BB: 0 P: 12	R: 7 H: 5 E: 0 K: 0 S: 22	H: 1 LOB: 2 BB: 2 P: 43	R: 2 H: 2 E: 0 K: 1 S: 11	H: 2 LOB: 0 BB: 0 P: 22	1B: 4 2B: 6 3B: 0 HR: 3	SF: 1 SAC: 1 DP: 0 HBP: 1	WP: 0 PB: 0 SB: 1 CS: 0	PA: 46
PITCHER	IP WLS BF H R ER SO BB IBB HBP BLK WP HR S P ERA WHIP																					
18 Kenta Maeda, R ERA: 3.73	(1, 1) 5.1 L 24 6 5 5 4 1 1 0 0 0 0 1 55 86 8.44 1.312																					
47 JT Chargois, R ERA: 3.42	(6, 1) 0.2 3 0 0 0 1 0 1 0 0 0 0 5 7 0.00 0.000																					
52 Pedro Báez, R ERA: 3.19	(7, 1) 1.0 3 0 0 0 1 0 0 0 0 0 0 9 12 0.00 0.000																					
88 John Axford, R ERA: 5.44	(8, 1) 0.1 7 3 7 7 0 2 0 1 0 0 0 14 27 189.00 15.000																					
59 Zac Rosscup, L ERA: 10.13	(8, 1) 1.2 9 4 2 2 1 0 0 0 0 0 0 2 19 38 10.80 2.400																					

Houston Astros @ Los Angeles Dodgers
Dodger Stadium, Los Angeles, CA
Sat Aug 04 2018, 6:13 PM - 9:47 PM PDT
Att: 53,119 - Clear - 85 F

livebaseballscorecards.com

AB 38
R 14
H 13
RBI 14
BB 5
SO 7
LOB 7

Batter	1	2	3	4	5	6	7	8	9	AB	R	H	RBI	BB	SO	LOB	BOTTOM					
3 Chris Taylor, R OBP: 0.332, SLG: 0.451										4	0	1	0	0	2	1						
8 Manny Machado, R OBP: 0.383, SLG: 0.548										4	0	1	0	0	2	1						
10 Justin Turner, R OBP: 0.363, SLG: 0.408										3	0	1	0	1	0	2						
27 Matt Kemp, R OBP: 0.338, SLG: 0.491										4	0	0	0	0	2	2						
6 Brian Dozier, R OBP: 0.315, SLG: 0.425										1	0	0	0	3	1	0						
66 Yasiel Puig, R OBP: 0.329, SLG: 0.486										4	0	0	0	0	1	4						
14 Enrique Hernández, R 35 Cody Bellinger, L 59 Zac Rosscup, R										2	0	0	0	0	1	0						
15 Austin Barnes, R 47 JT Chargois, S 52 Pedro Báez, R 88 John Axford, R 13 Max Muncy, L										1	0	0	0	0	0	0						
18 Kenta Maeda, R 9 Yasmani Grandal, S										1	0	0	0	0	1	0						
Inning Stats	R: 0 H: 1 E: 0 K: 3 S: 12	H: 0 LOB: 1 BB: 1 P: 17	R: 0 H: 0 E: 0 K: 0 S: 10	H: 0 LOB: 0 BB: 1 P: 16	R: 0 H: 1 E: 0 K: 1 S: 8	H: 1 LOB: 1 BB: 1 P: 14	R: 0 H: 0 E: 0 K: 1 S: 9	H: 0 LOB: 0 BB: 0 P: 13	R: 0 H: 0 E: 0 K: 3 S: 10	H: 0 LOB: 0 BB: 0 P: 17	R: 0 H: 0 E: 0 K: 1 S: 7	H: 0 LOB: 0 BB: 0 P: 10	R: 0 H: 0 E: 0 K: 1 S: 12	H: 0 LOB: 2 BB: 2 P: 22	R: 0 H: 1 E: 0 K: 2 S: 18	H: 1 LOB: 2 BB: 1 P: 29	R: 0 H: 0 E: 0 K: 0 S: 8	H: 0 LOB: 0 BB: 0 P: 15	1B: 2 2B: 1 3B: 0 HR: 0	SF: 0 SAC: 0 DP: 2 HBP: 0	WP: 1 PB: 0 SB: 0 CS: 1	PA: 33
PITCHER	IP WLS BF H R ER SO BB IBB HBP BLK WP HR S P ERA WHIP																					
43 Lance McCullers Jr., R ERA: 2.96	(1, 1) 4.0 W 6 2 0 0 0 4 2 0 0 0 0 0 0 17 27 0.00 0.000																					
31 Collin McHugh, R ERA: 1.01	(7, 1) 0.2 4 0 0 0 1 2 0 0 0 0 0 0 10 19 0.00 3.000																					
29 Tony Sipp, L ERA: 1.63	(7, 1) 0.1 1 0 0 0 0 0 0 0 0 0 0 2 3 0.00 0.000																					
38 Joe Smith, R ERA: 3.94	(8, 1) 1.0 5 1 0 0 2 1 0 0 0 0 1 0 18 29 0.00 2.000																					

Houston Astros @ Los Angeles Dodgers
Dodger Stadium, Los Angeles, CA
Sat Aug 04 2018, 6:13 PM - 9:47 PM PDT
Att: 53,119 - Clear - 85 F

livebaseballscorecards.com

AB 27
R 0
H 3
RBI 0
BB 6
SO 12
LOB 13

Batter	1	2	3	4	5	6	7	8	9	AB	R	H	RBI	BB	SO	LOB	TOP										
4 George Springer, R OBP: 0.335, SLG: 0.436 6 Jake Marisnick, R OBP: 0.256, SLG: 0.400										1	1	1	1	1	0	0	Houston Astros @ Los Angeles Dodgers Dodger Stadium, Los Angeles, CA Sun Aug 05 2018, 1:10 PM - 4:04 PM PDT Att: 50,628 - Sunny - 86 F										
22 Josh Reddick, L OBP: 0.323, SLG: 0.418										4	0	0	0	0	0	1											
2 Alex Bregman, R OBP: 0.382, SLG: 0.524										2	0	1	0	1	0	0											
9 Marwin Gonzalez, S OBP: 0.318, SLG: 0.375										3	0	1	0	1	1	1											
13 Tyler White, R OBP: 0.387, SLG: 0.481										4	0	1	0	0	2	4											
28 J.D. Davis, R OBP: 0.287, SLG: 0.256 55 Ryan Pressly, R OBP: 0.317, SLG: 0.405										3	0	0	0	0	2	4											
11 Evan Gattis, R OBP: 0.308, SLG: 0.497										1	0	0	0	0	0	1											
12 Max Stassi, R OBP: 0.330, SLG: 0.440										3	0	0	0	0	1	1											
18 Tony Kemp, L OBP: 0.382, SLG: 0.418										4	1	1	1	0	3	2											
45 Gerrit Cole, R OBP: 0.317, SLG: 0.405 36 Will Harris, R OBP: 0.317, SLG: 0.405 10 Yuli Gurriel, R OBP: 0.317, SLG: 0.405										2	0	0	0	0	1	0											
Inning Stats	R: 1 H: 1 E: 0 K: 1 S: 8	H: 1 LOB: 0 BB: 0 P: 13	R: 0 H: 0 E: 0 K: 1 S: 8	H: 0 LOB: 0 BB: 0 P: 10	R: 0 H: 0 E: 0 K: 2 S: 12	H: 0 LOB: 1 BB: 0 P: 20	R: 0 H: 1 E: 0 K: 2 S: 12	H: 1 LOB: 2 BB: 0 P: 22	R: 1 H: 1 E: 0 K: 1 S: 9	H: 1 LOB: 1 BB: 0 P: 17	R: 0 H: 0 E: 0 K: 2 S: 9	H: 0 LOB: 1 BB: 0 P: 16	R: 0 H: 0 E: 0 K: 0 S: 5	H: 0 LOB: 1 BB: 1 P: 9	R: 0 H: 1 E: 0 K: 1 S: 11	H: 1 LOB: 0 BB: 0 P: 14	1B: 2 2B: 1 3B: 0 HR: 2	SF: 0 SAC: 0 DP: 2 HBP: 3	WP: 0 PB: 0 SB: 0 CS: 1	PA: 36							
PITCHER	IP	WLS	BF	H	R	ER	SO	BB	IBB	HBP	BLK	WP	HR	S	P	ERA	WHIP										
21 Walker Buehler, R ERA: 3.63 51 Dylan Floro, R ERA: 2.59 75 Scott Alexander, L ERA: 3.42 74 Kenley Jansen, R ERA: 2.19	5.1	W	23	4	2	2	8	2	0	2	0	0	2	56	91	3.38	1.125										

Batter	1	2	3	4	5	6	7	8	9	AB	R	H	RBI	BB	SO	LOB	BOTTOM										
31 Joc Pederson, L OBP: 0.333, SLG: 0.534										3	1	0	0	1	1	1	Houston Astros @ Los Angeles Dodgers Dodger Stadium, Los Angeles, CA Sun Aug 05 2018, 1:10 PM - 4:04 PM PDT Att: 50,628 - Sunny - 86 F										
8 Manny Machado, R OBP: 0.386, SLG: 0.552										4	2	3	0	0	1	0											
9 Yasmani Grandal, S OBP: 0.356, SLG: 0.495										4	0	0	0	0	2	4											
35 Cody Bellinger, L OBP: 0.328, SLG: 0.459										4	0	2	1	0	1	3											
6 Brian Dozier, R OBP: 0.315, SLG: 0.426										4	0	1	2	0	1	2											
13 Max Muncy, L OBP: 0.382, SLG: 0.562										3	0	0	0	0	3	2											
3 Chris Taylor, R OBP: 0.330, SLG: 0.448										3	0	0	0	0	2	0											
14 Enrique Hernández, R OBP: 0.295, SLG: 0.437										3	0	1	0	0	0	0											
21 Walker Buehler, R OBP: 0.111, SLG: 0.111 51 Dylan Floro, L ERA: 2.59 27 Matt Kemp, R OBP: 0.337, SLG: 0.490 75 Scott Alexander, L ERA: 3.42 74 Kenley Jansen, S ERA: 2.19										2	0	0	0	0	1	1											
Inning Stats	R: 2 H: 2 E: 0 K: 1 S: 14	H: 1 LOB: 1 BB: 0 P: 26	R: 0 H: 1 E: 0 K: 1 S: 12	H: 1 LOB: 1 BB: 0 P: 16	R: 1 H: 2 E: 0 K: 2 S: 14	H: 2 LOB: 0 BB: 0 P: 20	R: 0 H: 0 E: 0 K: 2 S: 13	H: 0 LOB: 1 BB: 0 P: 19	R: 0 H: 1 E: 0 K: 2 S: 13	H: 1 LOB: 1 BB: 0 P: 18	R: 0 H: 0 E: 0 K: 1 S: 7	H: 0 LOB: 0 BB: 0 P: 13	R: 0 H: 0 E: 0 K: 1 S: 5	H: 0 LOB: 0 BB: 0 P: 6	R: 0 H: 1 E: 0 K: 3 S: 15	H: 1 LOB: 1 BB: 0 P: 23		1B: 3 2B: 4 3B: 0 HR: 0	SF: 0 SAC: 0 DP: 0 HBP: 0	WP: 0 PB: 0 SB: 1 CS: 0	PA: 32						
PITCHER	IP	WLS	BF	H	R	ER	SO	BB	IBB	HBP	BLK	WP	HR	S	P	ERA	WHIP										
45 Gerrit Cole, R ERA: 2.64 36 Will Harris, R ERA: 4.24 55 Ryan Pressly, R ERA: 3.29	5.0	L	22	6	3	3	8	1	0	0	0	0	0	66	99	5.40	1.400										

AB	29
R	2
H	5
RBI	2
BB	3
SO	11
LOB	16

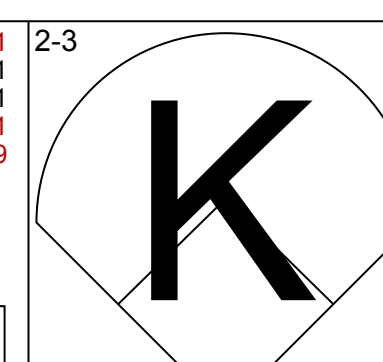
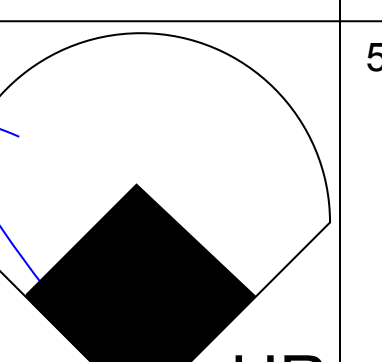
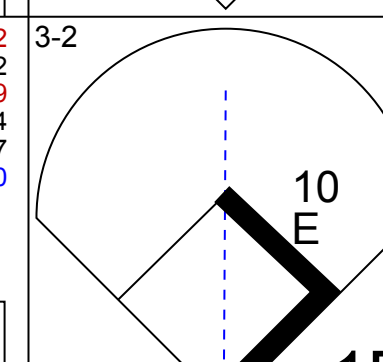
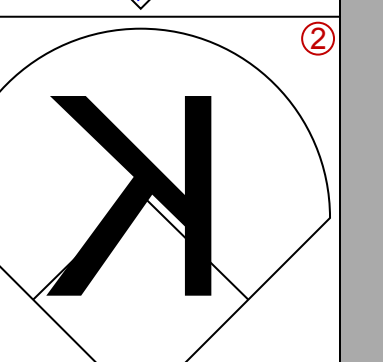
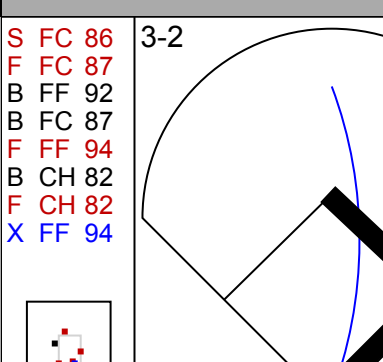
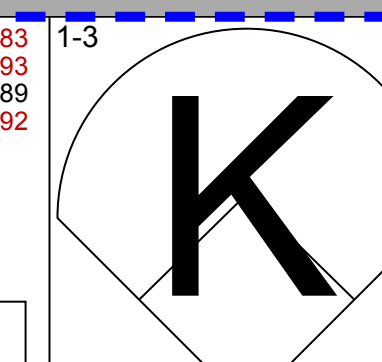
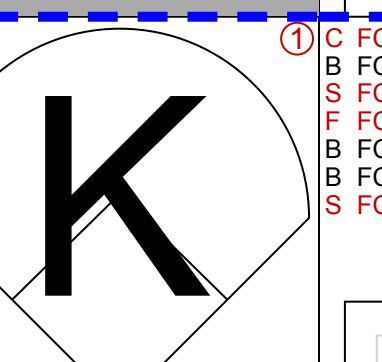
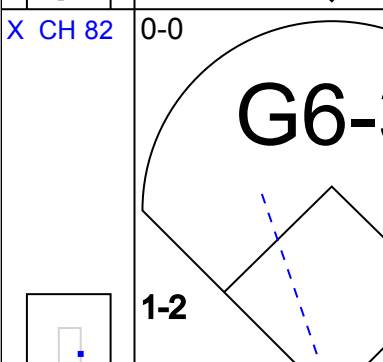
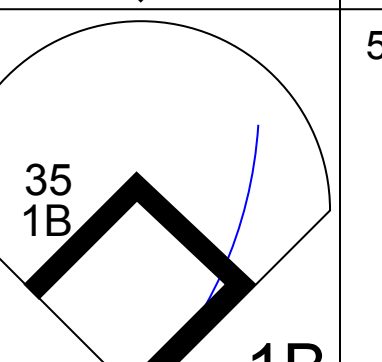
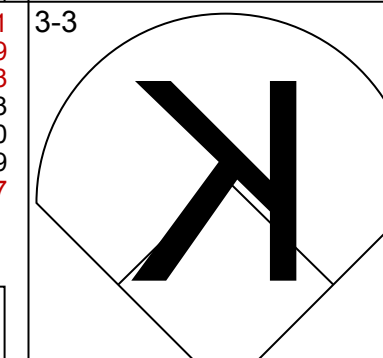
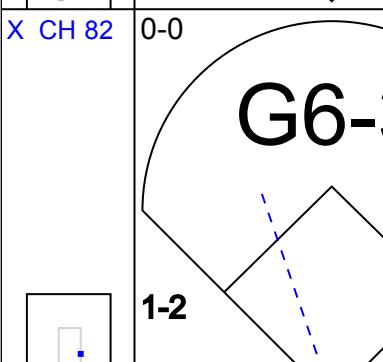
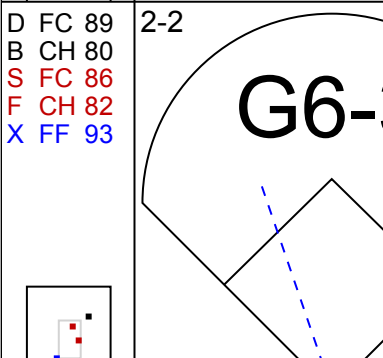
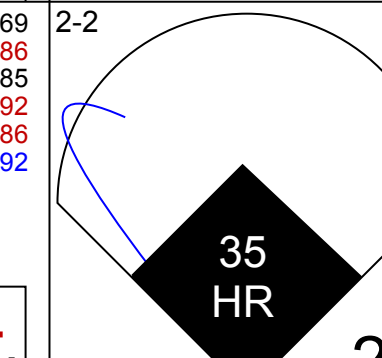
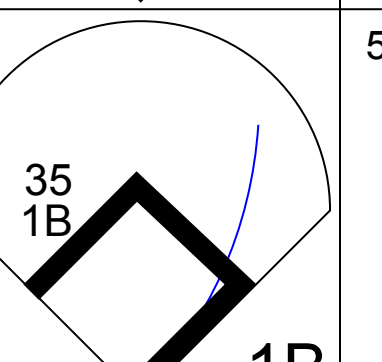
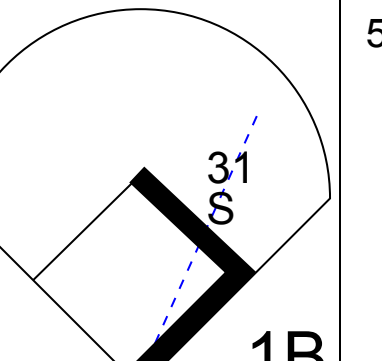

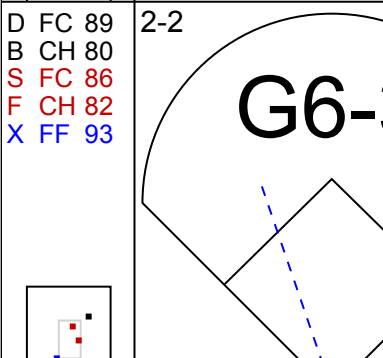
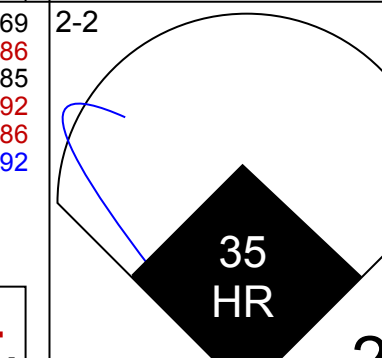
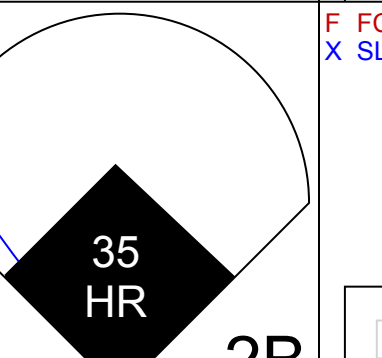

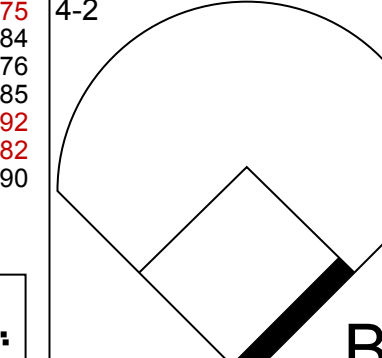
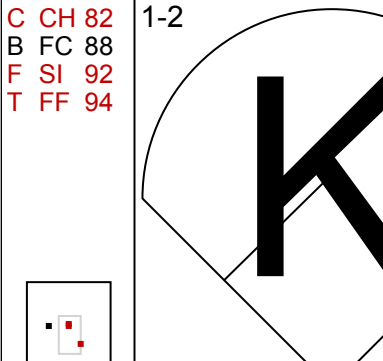
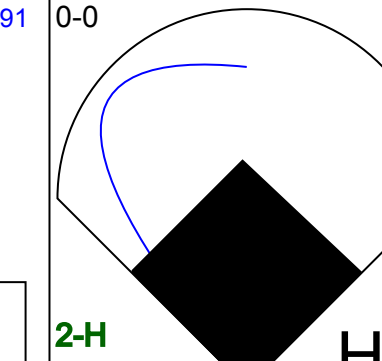
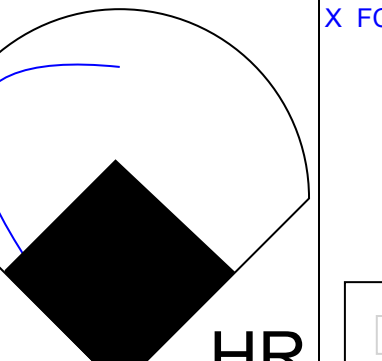
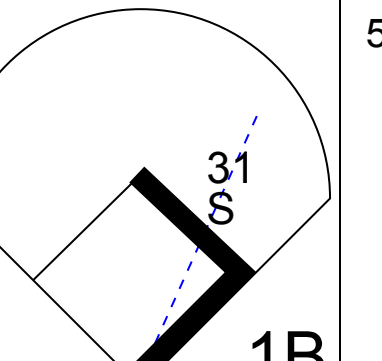

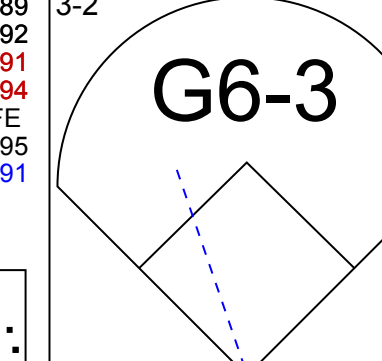

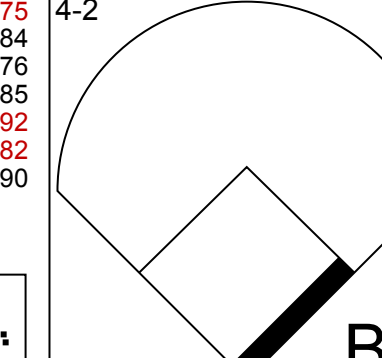
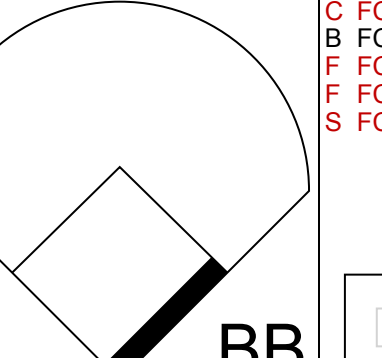
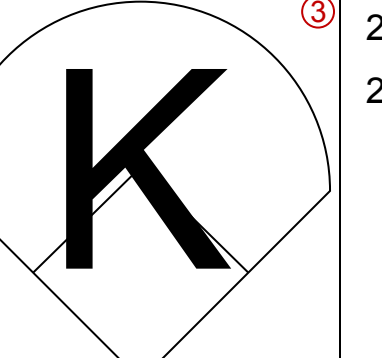



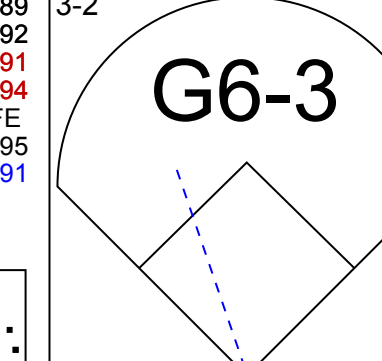
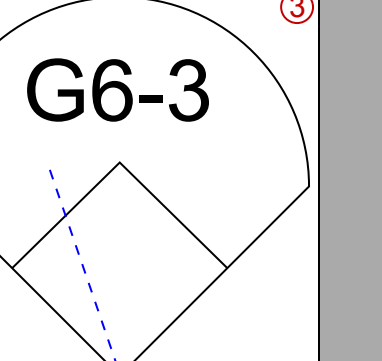





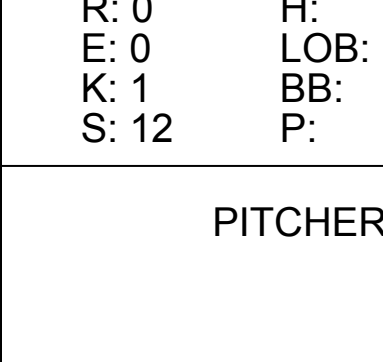
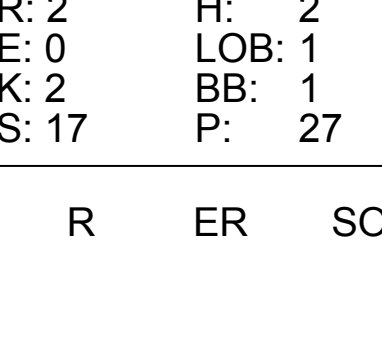
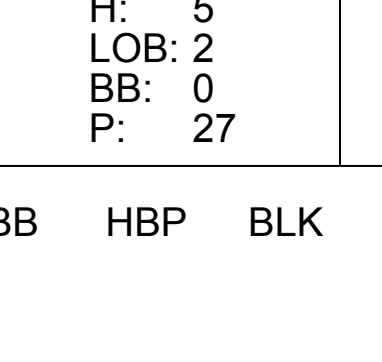






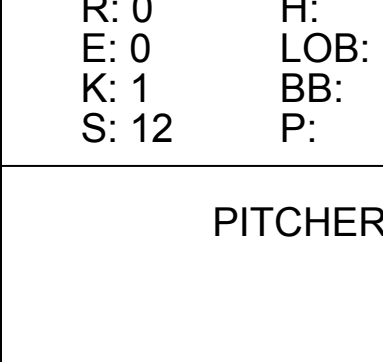
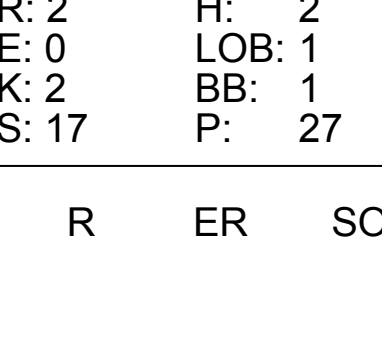
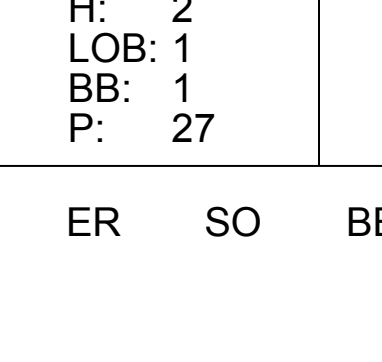
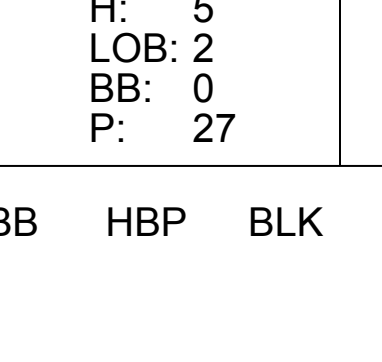


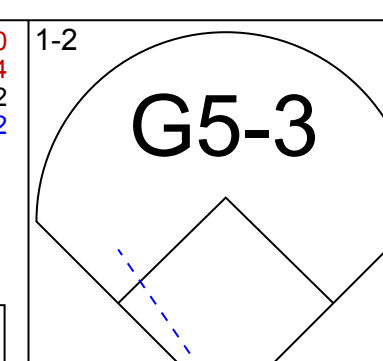
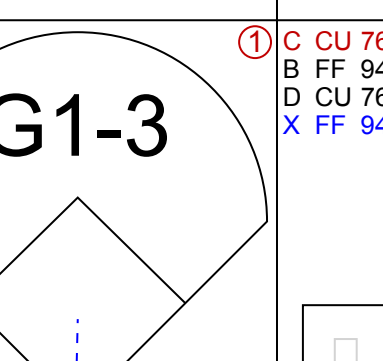
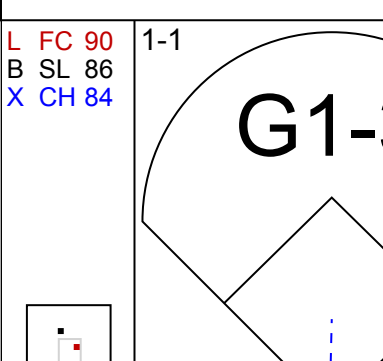
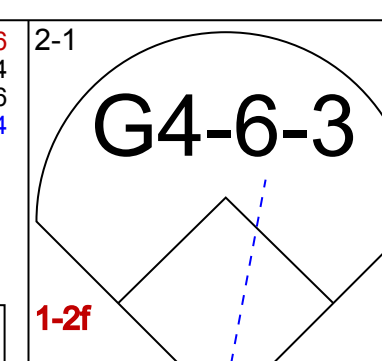
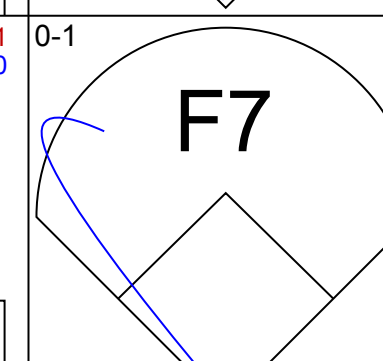
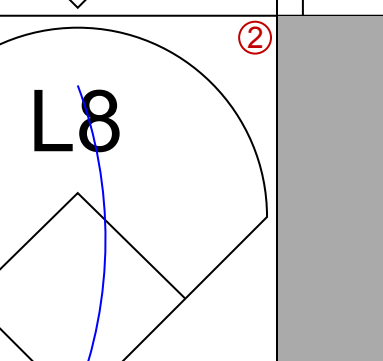
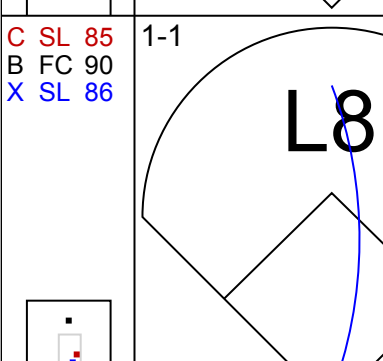
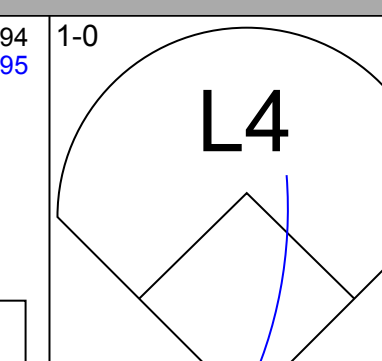
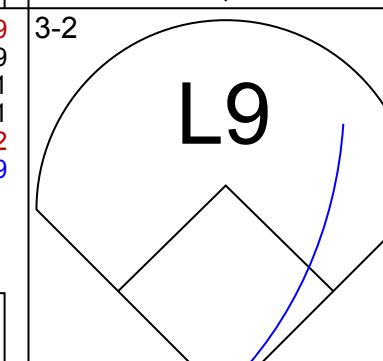
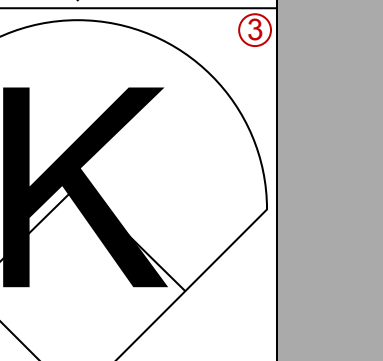
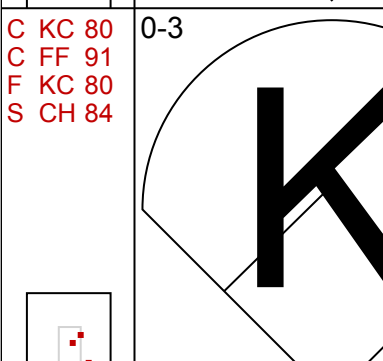
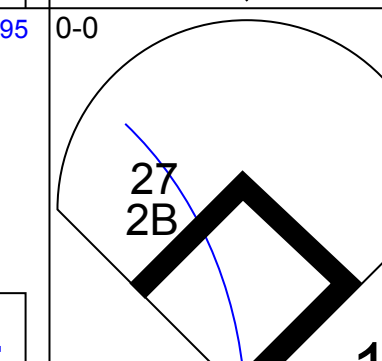



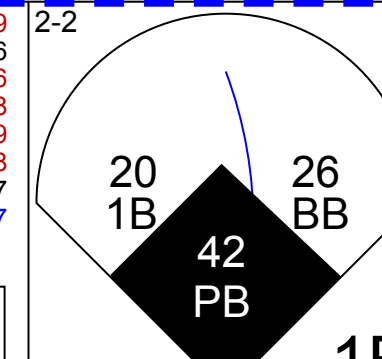
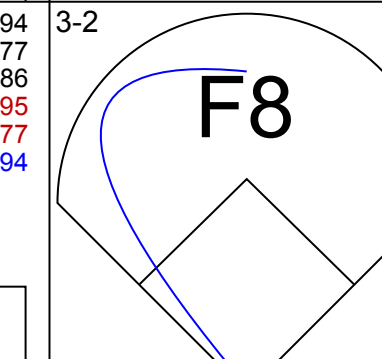

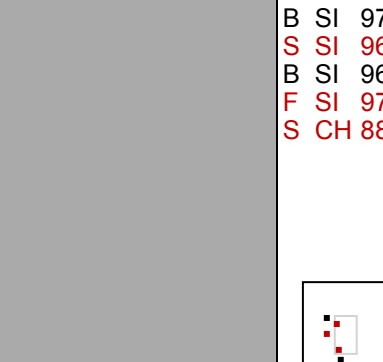

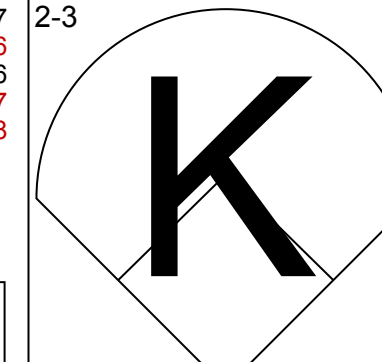
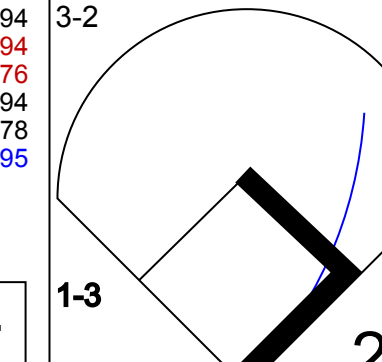



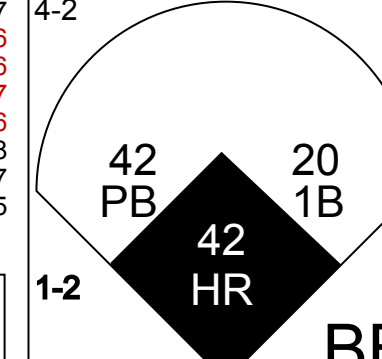
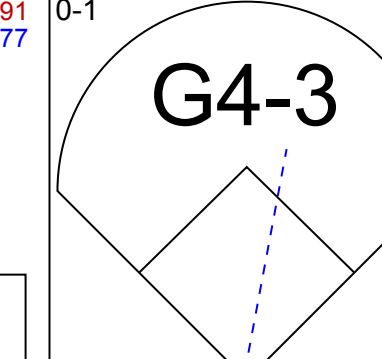

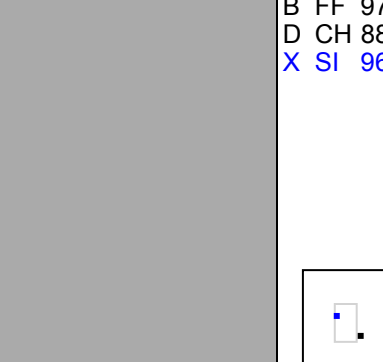

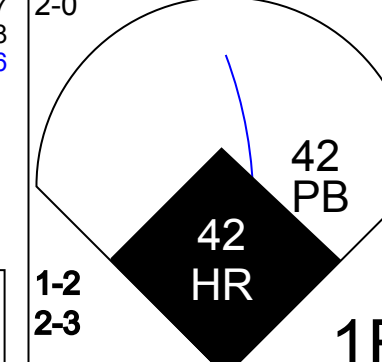


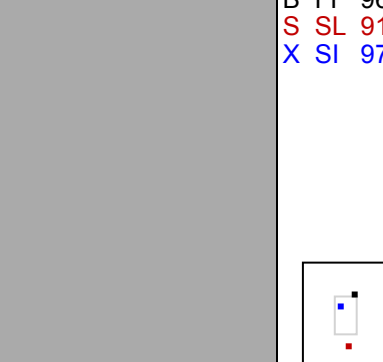

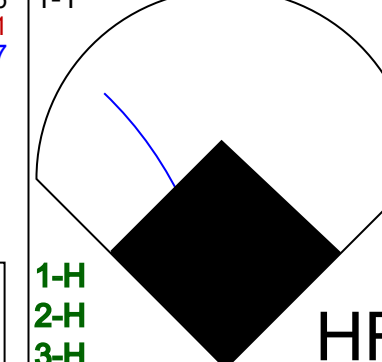

AB	31
R	3
H	7
RBI	3
BB	1
SO	13
LOB	13



Batter	1	2	3	4	5	6	7	8	9	AB	R	H	RBI	BB	SO	LOB	TOP						
6 Brian Dozier, R OBP: 0.320, SLG: 0.426	3-1 FC4-6 1B	4-2 BB		4-2 BB		4-0 BB		0-1 F7		2	0	1	0	3	0	0							
8 Manny Machado, R OBP: 0.394, SLG: 0.550	0-0 FC4-6 10 2B 14 G5-3 1-2	2-0 F9		2-3 K		1-0 F5		1-1 2B		5	1	1	0	0	1	7							
10 Justin Turner, R OBP: 0.364, SLG: 0.413	3-2 2B		0-1 27 BB 35 1B 1B		0-1 L7		2-0 L7		1-0 F8		5	1	2	0	0	5							
14 Enrique Hernández, R OBP: 0.292, SLG: 0.432	3-2 G5-3		0-1 P3		2-1 P2		1-2 27 1B 2B		3-3 K		3	0	0	1	0	0	2						
31 Joc Pederson, L OBP: 0.334, SLG: 0.537	7-7 3-H K		4-2 35 1B BB		0-2 P3		1-2 35 BB 1B		1-1 G5-3		4	0	1	1	1	1							
27 Matt Kemp, R OBP: 0.332, SLG: 0.487	1-3 K		2-2 F9		0-0 G6-3		0-3 K		0-3 K		4	1	0	0	1	2	3						
3 Chris Taylor, R OBP: 0.328, SLG: 0.443		4-2 66 1B 15 SH1-4 BB		0-2 1B		4-2 66 1B 15 FC BB		1-2 G5-4-3		2	0	1	1	2	0	1							
35 Cody Bellinger, L OBP: 0.332, SLG: 0.459	1-2 P5		0-3 K		0-1 6 BB 15 FC 1B		1-2 G5-4-3		1-2 K		4	0	2	0	0	1	4						
66 Yasiel Puig, R OBP: 0.331, SLG: 0.486	3-2 6 S 15 SH1-4 1B		1-3 1B		1-3 K		1-2 K		3-2 G3		2	0	0	1	0	1	2						
15 Austin Barnes, R OBP: 0.328, SLG: 0.245	0-0 SH1-4		1-3 K							1	0	0	0	0	0	0							
9 Yasmani Grandal, S OBP: 0.355, SLG: 0.494																							
Inning Stats	R: 1 E: 0 K: 1 S: 17	H: 2 LOB: 1 BB: 0 P: 27	R: 1 E: 0 K: 0 S: 14	H: 1 LOB: 2 BB: 2 P: 28	R: 1 E: 0 K: 1 S: 20	H: 2 LOB: 1 BB: 1 P: 26	R: 0 E: 0 K: 2 S: 13	H: 0 LOB: 1 BB: 1 P: 20	R: 0 E: 0 K: 0 S: 6	H: 1 LOB: 3 BB: 2 P: 18	R: 1 E: 0 K: 1 S: 14	H: 2 LOB: 1 BB: 1 P: 21	R: 0 E: 0 K: 2 S: 10	H: 1 LOB: 0 BB: 0 P: 15	R: 0 E: 0 K: 2 S: 8	H: 0 LOB: 0 BB: 0 P: 12	1B: 6 2B: 3 3B: 0 HR: 0	SF: 0 SAC: 1 DP: 1 HBP: 0	WP: 0 PB: 0 SB: 1 CS: 0	PA: 42			
PITCHER	IP WLS BF H R ER SO BB IBB HBP BLK WP HR S P ERA WHIP	IP WLS BF H R ER SO BB IBB HBP BLK WP HR S P ERA WHIP	IP WLS BF H R ER SO BB IBB HBP BLK WP HR S P ERA WHIP	IP WLS BF H R ER SO BB IBB HBP BLK WP HR S P ERA WHIP	IP WLS BF H R ER SO BB IBB HBP BLK WP HR S P ERA WHIP	IP WLS BF H R ER SO BB IBB HBP BLK WP HR S P ERA WHIP	IP WLS BF H R ER SO BB IBB HBP BLK WP HR S P ERA WHIP	IP WLS BF H R ER SO BB IBB HBP BLK WP HR S P ERA WHIP	IP WLS BF H R ER SO BB IBB HBP BLK WP HR S P ERA WHIP	IP WLS BF H R ER SO BB IBB HBP BLK WP HR S P ERA WHIP	IP WLS BF H R ER SO BB IBB HBP BLK WP HR S P ERA WHIP	IP WLS BF H R ER SO BB IBB HBP BLK WP HR S P ERA WHIP	IP WLS BF H R ER SO BB IBB HBP BLK WP HR S P ERA WHIP	IP WLS BF H R ER SO BB IBB HBP BLK WP HR S P ERA WHIP	IP WLS BF H R ER SO BB IBB HBP BLK WP HR S P ERA WHIP	IP WLS BF H R ER SO BB IBB HBP BLK WP HR S P ERA WHIP	IP WLS BF H R ER SO BB IBB HBP BLK WP HR S P ERA WHIP	IP WLS BF H R ER SO BB IBB HBP BLK WP HR S P ERA WHIP	IP WLS BF H R ER SO BB IBB HBP BLK WP HR S P ERA WHIP	IP WLS BF H R ER SO BB IBB HBP BLK WP HR S P ERA WHIP	IP WLS BF H R ER SO BB IBB HBP BLK WP HR S P ERA WHIP		
55 Sean Manaea, L ERA: 3.5	2.2 L 16 5 3 3 1 3 0 0 0 0 0 0 47 77 10.12 3.000	2.1 8 0 0 0 3 1 0 0 0 0 0 0 23 32 0.00 0.429	0.1 3 1 0 0 0 1 0 0 0 0 0 0 5 9 0.00 6.000	0.2 3 0 0 0 0 1 0 0 0 0 0 0 2 9 0.00 1.500	2.0 9 3 1 1 1 1 0 0 0 0 0 0 24 36 4.50 2.000	1.0 3 0 0 0 2 0 0 0 0 0 0 8 12 0.00 0.000	3.2 3 0 0 0 2 0 0 0 0 0 0 8 12 0.00 0.000	1.0 3 0 0 0 2 0 0 0 0 0 0 8 12 0.00 0.000	1.0 3 0 0 0 2 0 0 0 0 0 0 8 12 0.00 0.000	1.0 3 0 0 0 2 0 0 0 0 0 0 8 12 0.00 0.000	1.0 3 0 0 0 2 0 0 0 0 0 0 8 12 0.00 0.000	1.0 3 0 0 0 2 0 0 0 0 0 0 8 12 0.00 0.000	1.0 3 0 0 0 2 0 0 0 0 0 0 8 12 0.00 0.000	1.0 3 0 0 0 2 0 0 0 0 0 0 8 12 0.00 0.000	1.0 3 0 0 0 2 0 0 0 0 0 0 8 12 0.00 0.000	1.0 3 0 0 0 2 0 0 0 0 0 0 8 12 0.00 0.000	1.0 3 0 0 0 2 0 0 0 0 0 0 8 12 0.00 0.000	1.0 3 0 0 0 2 0 0 0 0 0 0 8 12 0.00 0.000	1.0 3 0 0 0 2 0 0 0 0 0 0 8 12 0.00 0.000	1.0 3 0 0 0 2 0 0 0 0 0 0 8 12 0.00 0.000	1.0 3 0 0 0 2 0 0 0 0 0 0 8 12 0.00 0.000		
10 Marcus Semien, R OBP: 0.315, SLG: 0.365	0-2 G6-3		1-0 F7		1-2 P6		3-2 F9			4	0	0	0	0	0	2							
26 Matt Chapman, R OBP: 0.381, SLG: 0.493	1-2 F8		2-3 K		1-2 2 HR 2B		3-3 K			4	1	1	0	0	2	0							
8 Jed Lowrie, S OBP: 0.346, SLG: 0.455	4-2 BB		3-2 F8		2-3 K		0-0 G3			3	0	0	0	1	1	1							
2 Chris Davis, R OBP: 0.330, SLG: 0.554	1-3 K		0-0 1B		1-2 HR		1-0 G6-3			4	1	2	2	0	1	1							
20 Mark Canha, R OBP: 0.330, SLG: 0.456		2-2 L7		0-1 L7		2-3 K		1-3 K		3	0	0	0	0	1	1							
38 Nick Martini, L OBP: 0.429, SLG: 0.429		2-3 K		0-0 P2		3-3 K		1-3 K		4	0	0	0	0	3	1							
28 Matt Olson, L OBP: 0.329, SLG: 0.448		4-2 BB		0-0 G5-3		0-1 G4-3 2B		0-0 G5-3		2	0	1	0	2	0	0							
25 Stephen Piscotty, R OBP: 0.317, SLG: 0.447		0-0 G5-3		4-1 21 G6-4-3 BB		4-1 21 G6-4-3 BB		0-3 K		2	0	0	0	1	1	2							
18 Chad Pinder, R OBP: 0.332, SLG: 0.449		0-0 G5-3		2-3 K		1-2 BB		0-0 G4-3		3	0	0	0	0	1	3							
21 Jonathan Lucroy, R OBP: 0.302, SLG: 0.332																							
Inning Stats	R: 0 E: 0 K: 1 S: 12	H: 0 LOB: 1 BB: 1 P: 18	R: 0 E: 0 K: 1 S: 11	H: 0 LOB: 1 BB: 1 P: 19	R: 0 E: 0 K: 2 S: 9	H: 0 LOB: 0 BB: 0 P: 14	R: 0 E: 0 K: 0 S: 7	H: 1 LOB: 1 BB: 0 P: 10	R: 0 E: 0 K: 0 S: 12	H: 2 LOB: 1 BB: 2 P: 22	R: 2 E: 0 K: 3 S: 22	H: 2 LOB: 0 BB: 0 P: 31	R: 0 E: 0 K: 1 S: 12	H: 1 LOB: 1 BB: 0 P: 15	R: 0 E: 0 K: 1 S: 5	H: 0 LOB: 0 BB: 0 P: 9	R: 0 E: 0 K: 2 S: 7	H: 0 LOB: 0 BB: 0 P: 9	1B: 1 2B: 2 3B: 0 HR: 1	SF: 0 SAC: 0 DP: 1 HBP: 0	WP: 0 PB: 0 SB: 0 CS: 0	PA: 34	
PITCHER	IP WLS BF H R ER SO BB IBB HBP BLK WP HR S P ERA WHIP	IP WLS BF H R ER SO BB IBB HBP BLK WP HR S P ERA WHIP	IP WLS BF H R ER SO BB IBB HBP BLK WP HR S P ERA WHIP	IP WLS BF H R ER SO BB IBB HBP BLK WP HR S P ERA WHIP	IP WLS BF H R ER SO BB IBB HBP BLK WP HR S P ERA WHIP	IP WLS BF H R ER SO BB IBB HBP BLK WP HR S P ERA WHIP	IP WLS BF H R ER SO BB IBB HBP BLK WP HR S P ERA WHIP	IP WLS BF H R ER SO BB IBB HBP BLK WP HR S P ERA WHIP	IP WLS BF H R ER SO BB IBB HBP BLK WP HR S P ERA WHIP	IP WLS BF H R ER SO BB IBB HBP BLK WP HR S P ERA WHIP	IP WLS BF H R ER SO BB IBB HBP BLK WP HR S P ERA WHIP	IP WLS BF H R ER SO BB IBB HBP BLK WP HR S P ERA WHIP	IP WLS BF H R ER SO BB IBB HBP BLK WP HR S P ERA WHIP	IP WLS BF H R ER SO BB IBB HBP BLK WP HR S P ERA WHIP	IP WLS BF H R ER SO BB IBB HBP BLK WP HR S P ERA WHIP	IP WLS BF H R ER SO BB IBB HBP BLK WP HR S P ERA WHIP	IP WLS BF H R ER SO BB IBB HBP BLK WP HR S P ERA WHIP	IP WLS BF H R ER SO BB IBB HBP BLK WP HR S P ERA WHIP	IP WLS BF H R ER SO BB IBB HBP BLK WP HR S P ERA WHIP	IP WLS BF H R ER SO BB IBB HBP BLK WP HR S P ERA WHIP	IP WLS BF H R ER SO BB IBB HBP BLK WP HR S P ERA WHIP		
44 Rich Hill, L ERA: 3.62	5.1 W 22 3 2 2 5 4 0 0 0 0 0 0 62 98 3.38 1.312	0.1 H 1 0 0 0 1 0 0 0 0 0 0 6 8 0.00 0.000	1.1 H 5 1 0 0 2 0 0 0 0 0 0 17 23 0.00 0.750	1.0 H 3 0 0 0 1 0 0 0 0 0 0 5 9 0.00 0.000	1.0 S 3 0 0 0 2 0 0 0 0 0 0 7 9 0.00 0.000	0.1 0-1 K X CH 85	0.1 0-1 K X CH 85	0.1 0-1 K X CH 85	0.1 0-1 K X CH 85	0.1 0-1 K X CH 85	0.1 0-1 K X CH 85	0.1 0-1 K X CH 85	0.1 0-1 K X CH 85	0.1 0-1 K X CH 85	0.1 0-1 K X CH 85	0.1 0-1 K X CH 85	0.1 0-1 K X CH 85	0.1 0-1 K X CH 85	0.1 0-1 K X CH 85	0.1 0-1 K X CH 85	0.1 0-1 K X CH 85	0.1 0-1 K X CH 85	0.1 0-1 K X CH 85
51 Dylan Floro, R ERA: 2.57	0.1 H 1 0 0 0 1 0 0 0 0 0 0 6 8 0.00 0.000	1.1 H 5 1 0 0 2 0 0 0 0 0 0 17 23 0.00 0.750	1.0 H 3 0 0 0 1 0 0 0 0 0 0 5 9 0.00 0.000	1.0 S 3 0 0 0 2 0 0 0 0 0 0 7 9 0.00 0.000	0.1 0-1 K X CH 85	0.1 0-1 K X CH 85	0.1 0-1 K X CH 85	0.1 0-1 K X CH 85	0.1 0-1 K X CH 85	0.1 0-1 K X CH 85	0.1 0-1 K X CH 85	0.1 0-1 K X CH 85	0.1 0-1 K X CH 85	0.1 0-1 K X CH 85	0.1 0-1 K X CH 85	0.1 0-1 K X CH 85	0.1 0-1 K X CH 85	0.1 0-1 K X CH 85	0.1 0-1 K X CH 85	0.1 0-1 K X CH 85	0.1 0-1 K X CH 85	0.1 0-1 K X CH 85	0.1 0-1 K X CH 85
75 Scott Alexander, L ERA: 3.33	0.1 H 1 0 0 0 1 0 0 0 0 0 0 6 8 0.00 0.000	1.1 H 5 1 0 0 2 0 0 0 0 0 0 17 23 0.00 0.750	1.0 H 3 0 0 0 1 0 0 0 0 0 0 5 9 0.00 0.000	1.0 S 3 0 0 0 2 0 0 0 0 0 0 7 9 0.00 0.000	0.1 0-1 K X CH 85	0.1 0-1 K X CH 85	0.1 0-1 K X CH 85	0.1 0-1 K X CH 85	0.1 0-1 K X CH 85	0.1 0-1 K X CH 85	0.1 0-1 K X CH 85	0.1 0-1 K X CH 85	0.1 0-1 K X CH 85	0.1 0-1 K X CH 85	0.1 0-1 K X CH 85	0.1 0-1 K X CH 85	0.1 0-1 K X CH 85	0.1 0-1 K X CH 85	0.1 0-1 K X CH 85	0.1 0-1 K X CH 85	0.1 0-1 K X CH 85	0.1 0-1 K X CH 85	0.1 0-1 K X CH 85
47 JT Chargois, R ERA: 3.29	0.1 H 1 0 0 0 1 0 0 0 0 0 0 6 8 0.00 0.000	1.1 H 5 1 0 0 2 0 0 0 0 0 0 17 23 0.00 0.750	1.0 H 3 0 0 0 1 0 0 0 0 0 0 5 9 0.00 0.000	1.0 S 3 0 0 0 2 0 0 0 0 0 0 7 9 0.00 0.000	0.1 0-1 K X CH 85	0.1 0-1 K X CH 85	0.1 0-1 K X CH 85	0.1 0-1 K X CH 85	0.1 0-1 K X CH 85	0.1 0-1 K X CH 85	0.1 0-1 K X CH 85	0.1 0-1 K X CH 85	0.1 0-1 K X CH 85	0.1 0-1 K X CH 85	0.1 0-1 K X CH 85	0.1 0-1 K X CH 85	0.1 0-1 K X CH 85	0.1 0-1 K X CH 85	0.1 0-1 K X CH 85	0.1 0-1 K X CH 85	0.1 0-1 K X CH 85	0.1 0-1 K X CH 85	0.1 0-1 K X CH 85
74 Kenley Jansen, R ERA: 2.15	0.1 H 1 0 0 0 1 0 0 0 0 0 0 6 8 0.00 0.000	1.1 H 5 1 0 0 2 0 0 0 0 0 0 17 23 0.00 0.750	1.0 H 3 0 0 0 1 0 0 0 0 0 0 5 9 0.00 0.000	1.0 S 3 0 0 0 2 0 0 0 0 0 0																			

Batter	1	2	3	4	5	6	7	8	9	AB	R	H	RBI	BB	SO	LOB	TOP						
31 Joc Pederson, L (1, 7) OBP: 0.330, SLG: 0.529										4	0	0	0	0	2	1	Los Angeles Dodgers @ Oakland Athletics Oakland Coliseum, Oakland, CA Wed Aug 08 2018, 7:10 PM - 10:09 PM PDT Att: 32,062 - Partly Cloudy - 67 F						
8 Manny Machado, R (1, 5) OBP: 0.383, SLG: 0.550										4	0	1	0	0	1	0							
10 Justin Turner, R (1, 10) OBP: 0.362, SLG: 0.410										4	0	1	0	0	1	1							
9 Yasmani Grandal, S (1, 2) OBP: 0.357, SLG: 0.502											3	1	1	1	1	2		1					
6 Brian Dozier, R (1, 4) OBP: 0.317, SLG: 0.422											4	0	0	0	0	1		3					
35 Cody Bellinger, L (1, 8) OBP: 0.333, SLG: 0.459											4	1	2	0	0	2		0					
66 Yasiel Puig, R (1, 9) OBP: 0.330, SLG: 0.481											3	0	0	0	1	0		2					
13 Max Muncy, L (1, 3) OBP: 0.380, SLG: 0.558											4	0	1	0	0	1		2					
3 Chris Taylor, R (1, 6) OBP: 0.328, SLG: 0.442											4	0	1	1	0	1		3					
Inning Stats	R: 0 H: 0 E: 0 K: 2 S: 11	H: 0 LOB: 0 BB: 0 P: 13	R: 0 H: 0 E: 0 K: 2 S: 12	H: 0 LOB: 0 BB: 0 P: 16	R: 0 H: 0 E: 0 K: 2 S: 9	H: 0 LOB: 0 BB: 0 P: 14	R: 0 H: 0 E: 0 K: 2 S: 7	H: 0 LOB: 0 BB: 0 P: 10	R: 1 H: 3 E: 0 K: 0 S: 14	H: 3 LOB: 2 BB: 0 P: 22	R: 0 H: 1 E: 0 K: 0 S: 9	H: 1 LOB: 2 BB: 1 P: 14	R: 1 H: 2 E: 0 K: 0 S: 10	H: 2 LOB: 1 BB: 0 P: 14	R: 0 H: 1 E: 0 K: 2 S: 14	H: 1 LOB: 1 BB: 2 P: 20		R: 0 H: 0 E: 0 K: 1 S: 10	H: 0 LOB: 1 BB: 1 P: 18	1B: 5 2B: 1 3B: 0 HR: 1	SF: 0 SAC: 0 DP: 0 HBP: 0	WP: 0 PB: 1 SB: 2 CS: 0	PA: 36
PITCHER	IP WLS BF H R ER SO BB IBB HBP BLK WP HR S P ERA WHIP	5.1 B 8 2 1 1 8 0 0 0 0 0 1 56 78 1.69 0.750	6.1 L 2 1 1 1 0 1 0 0 0 0 0 16 25 5.40 1.800	8.1 W 4 1 0 0 2 0 0 0 0 0 0 14 22 0.00 1.000	9.1 S 4 0 0 0 1 1 0 0 0 0 0 10 18 0.00 1.000																		
10 Marcus Semien, R (1, 6) OBP: 0.316, SLG: 0.366										4	1	2	0	0	0	0	Los Angeles Dodgers @ Oakland Athletics Oakland Coliseum, Oakland, CA Wed Aug 08 2018, 7:10 PM - 10:09 PM PDT Att: 32,062 - Partly Cloudy - 67 F						
26 Matt Chapman, R (1, 5) OBP: 0.360, SLG: 0.490										4	0	1	0	0	1	2							
8 Jed Lowrie, S (1, 4) OBP: 0.345, SLG: 0.453										4	0	1	0	0	0	1							
2 Khris Davis, R (1, 10) OBP: 0.329, SLG: 0.551										4	1	1	0	0	0	2							
20 Mark Canha, R (1, 7) OBP: 0.330, SLG: 0.455										3	1	1	0	0	0	0							
38 Nick Martini, L (8, PH) OBP: 0.422, SLG: 0.420										1	0	0	0	0	1	2							
28 Matt Olson, L (1, 3) OBP: 0.326, SLG: 0.444										4	0	0	0	0	0	4							
25 Stephen Piscotty, R (1, 9) OBP: 0.317, SLG: 0.446										3	0	1	1	0	0	0							
22 Ramon Laureano, R (1, 8) OBP: 0.333, SLG: 0.333										3	0	1	1	0	0	0							
21 Jonathan Lucroy, R (1, 2) OBP: 0.299, SLG: 0.329										3	0	0	0	0	0	2							
Inning Stats	R: 0 H: 1 E: 0 K: 0 S: 9	H: 1 LOB: 1 BB: 0 P: 15	R: 0 H: 0 E: 0 K: 0 S: 8	H: 0 LOB: 0 BB: 0 P: 11	R: 0 H: 1 E: 0 K: 0 S: 12	H: 1 LOB: 1 BB: 0 P: 16	R: 2 H: 4 E: 0 K: 0 S: 18	H: 4 LOB: 2 BB: 0 P: 28	R: 0 H: 0 E: 0 K: 1 S: 8	H: 0 LOB: 0 BB: 0 P: 14	R: 0 H: 0 E: 0 K: 0 S: 9	H: 0 LOB: 0 BB: 0 P: 13	R: 0 H: 0 E: 0 K: 0 S: 8	H: 0 LOB: 0 BB: 0 P: 9	R: 1 H: 2 E: 1 K: 1 S: 18	H: 2 LOB: 2 BB: 0 P: 30	1B: 8 2B: 0 3B: 0 HR: 0	SF: 0 SAC: 0 DP: 0 HBP: 0	WP: 0 PB: 0 SB: 0 CS: 0	PA: 33			
PITCHER	IP WLS BF H R ER SO BB IBB HBP BLK WP HR S P ERA WHIP	6.0 L 7 2 1 0 0 0 0 0 0 0 0 20 27 0.00 1.500	7.1 L 7 2 1 0 0 0 0 0 0 0 0 20 27 0.00 1.500	8.1 L 7 2 1 0 0 0 0 0 0 0 0 20 27 0.00 1.500	9.1 S 4 0 0 0 1 1 0 0 0 0 0 10 18 0.00 1.000																		
22 Clayton Kershaw, L (1, 1) ERA: 2.58																	Los Angeles Dodgers @ Oakland Athletics Oakland Coliseum, Oakland, CA Wed Aug 08 2018, 7:10 PM - 10:09 PM PDT Att: 32,062 - Partly Cloudy - 67 F						
47 JT Chargois, R (7, 1) ERA: 3.14																							
51 Dylan Floro, R (8, 1) ERA: 2.54																							
OAKLAND ATHLETICS																	AB 33 R 3 H 8 RBI 2 SO 2 LOB 13						

Batter	1	2	3	4	5	6	7	8	9	AB	R	H	RBI	BB	SO	LOB	TOP							
6 Brian Dozier, R OBP: 0.316, SLG: 0.427			G5-3		L8		G6-3			5	1	1	2	0	1	0	Los Angeles Dodgers @ Colorado Rockies Coors Field, Denver, CO Thu Aug 09 2018, 6:43 PM - 10:10 PM MDT Att: 43,076 - Clear - 86 F							
8 Manny Machado, R OBP: 0.383, SLG: 0.548										5	0	2	0	0	3	0								
10 Justin Turner, R OBP: 0.362, SLG: 0.410										5	0	2	0	0	1	2								
27 Matt Kemp, R OBP: 0.336, SLG: 0.486										5	1	1	0	0	1	4								
75 Scott Alexander, L										5	1	2	2	0	1	1								
35 Cody Bellinger, L OBP: 0.334, SLG: 0.466										5	1	1	0	0	0	0								
14 Enrique Hernández, R OBP: 0.293, SLG: 0.438										2	1	1	0	0	0	0								
31 Joc Pederson, L OBP: 0.333, SLG: 0.540										3	0	0	0	1	2	1								
9 Yasmani Grandal, S OBP: 0.356, SLG: 0.497										3	1	1	2	0	0	0								
3 Chris Taylor, R OBP: 0.327, SLG: 0.448										2	0	0	0	0	1	1								
68 Ross Stripling, R OBP: 0.089, SLG: 0.089										2	0	0	0	0	1	1								
13 Mike Moustakas, L OBP: 0.285, SLG: 0.370										1	1	1	0	0	0	0								
52 Pedro Báez, R OBP: 0.221, SLG: 0.294										0	0	0	0	0	0	0								
64 Caleb Ferguson, R OBP: 0.221, SLG: 0.294										0	0	0	0	0	0	0								
66 Yasiel Puig, R OBP: 0.332, SLG: 0.442										1	1	1	0	0	0	0								
Inning Stats	R: 0 E: 1 K: 2 S: 12	H: 1 LOB: 1 BB: 0 P: 20	R: 1 E: 0 K: 0 S: 12	H: 1 LOB: 1 BB: 1 P: 20	R: 0 E: 0 K: 1 S: 9	H: 1 LOB: 1 BB: 0 P: 11	R: 0 E: 0 K: 1 S: 15	H: 0 LOB: 0 BB: 0 P: 22	R: 0 E: 0 K: 1 S: 7	H: 0 LOB: 0 BB: 0 P: 10	R: 0 E: 0 K: 1 S: 12	H: 1 LOB: 1 BB: 0 P: 18	R: 2 E: 0 K: 1 S: 12	H: 2 LOB: 0 BB: 0 P: 16	R: 2 E: 0 K: 2 S: 17	H: 2 LOB: 1 BB: 1 P: 27	R: 3 E: 0 K: 2 S: 19	H: 5 LOB: 2 BB: 0 P: 27	1B: 6 2B: 2 3B: 0 HR: 5	SF: 1 SAC: 0 DP: 0 HBP: 0	WP: 1 PB: 0 SB: 2 CS: 0	PA: 42		
PITCHER	IP WLS BF H R ER SO BB IBB HBP BLK WP HR S P ERA WHIP	IP WLS BF H R ER SO BB IBB HBP BLK WP HR S P ERA WHIP	IP WLS BF H R ER SO BB IBB HBP BLK WP HR S P ERA WHIP	IP WLS BF H R ER SO BB IBB HBP BLK WP HR S P ERA WHIP	IP WLS BF H R ER SO BB IBB HBP BLK WP HR S P ERA WHIP	IP WLS BF H R ER SO BB IBB HBP BLK WP HR S P ERA WHIP	IP WLS BF H R ER SO BB IBB HBP BLK WP HR S P ERA WHIP	IP WLS BF H R ER SO BB IBB HBP BLK WP HR S P ERA WHIP	IP WLS BF H R ER SO BB IBB HBP BLK WP HR S P ERA WHIP	IP WLS BF H R ER SO BB IBB HBP BLK WP HR S P ERA WHIP	IP WLS BF H R ER SO BB IBB HBP BLK WP HR S P ERA WHIP	IP WLS BF H R ER SO BB IBB HBP BLK WP HR S P ERA WHIP	IP WLS BF H R ER SO BB IBB HBP BLK WP HR S P ERA WHIP	IP WLS BF H R ER SO BB IBB HBP BLK WP HR S P ERA WHIP	IP WLS BF H R ER SO BB IBB HBP BLK WP HR S P ERA WHIP	IP WLS BF H R ER SO BB IBB HBP BLK WP HR S P ERA WHIP	IP WLS BF H R ER SO BB IBB HBP BLK WP HR S P ERA WHIP	IP WLS BF H R ER SO BB IBB HBP BLK WP HR S P ERA WHIP	IP WLS BF H R ER SO BB IBB HBP BLK WP HR S P ERA WHIP	IP WLS BF H R ER SO BB IBB HBP BLK WP HR S P ERA WHIP	IP WLS BF H R ER SO BB IBB HBP BLK WP HR S P ERA WHIP	IP WLS BF H R ER SO BB IBB HBP BLK WP HR S P ERA WHIP	IP WLS BF H R ER SO BB IBB HBP BLK WP HR S P ERA WHIP	IP WLS BF H R ER SO BB IBB HBP BLK WP HR S P ERA WHIP

Batter	1	2	3	4	5	6	7	8	9	AB	R	H	RBI	BB	SO	LOB	BOTTOM							
19 Charlie Blackmon, L OBP: 0.347, SLG: 0.477										4	0	0	0	0	0	1	Los Angeles Dodgers @ Colorado Rockies Coors Field, Denver, CO Thu Aug 09 2018, 6:43 PM - 10:10 PM MDT Att: 43,076 - Clear - 86 F							
9 DJ LeMahieu, R OBP: 0.315, SLG: 0.409										4	0	0	0	0	0	0								
5 Carlos González, L OBP: 0.339, SLG: 0.494										3	1	1	0	1	1	0								
28 Nolan Arenado, R OBP: 0.391, SLG: 0.588										4	1	3	1	0	0	1								
27 Trevor Story, R OBP: 0.349, SLG: 0.549										4	0	1	0	0	2	3								
26 David Dahl, L OBP: 0.330, SLG: 0.500										3	1	1	0	1	0	3								
20 Ian Desmond, R OBP: 0.310, SLG: 0.439										3	1	1	0	1	1	1								
42 Chris Iannetta, R OBP: 0.328, SLG: 0.377										4	1	3	3	0	0	1								
44 Tyler Anderson, L OBP: 0.182, SLG: 0.180										2	0	0	0	0	0	1								
45 Scott Oberg, R ERA: 2.62										0	0	0	0	0	0	0								
24 Ryan McMahon, L OBP: 0.221, SLG: 0.294										0	0	0	0	0	0	0								
18 Seungwhan Oh, R OBP: 0.221, SLG: 0.294										0	0	0	0	0	0	0								
71 Wade Davis, R OBP: 0.221, SLG: 0.294										0	0	0	0	0	0	0								
29 Bryan Shaw, S OBP: 0.221, SLG: 0.294										0	0	0	0	0	0	0								
4 Pat Valajka, R OBP: 0.221, SLG: 0.294										1	0	0	0	0	0	1								
Inning Stats	R: 0 E: 0 K: 0 S: 8	H: 0 LOB: 0 BB: 0 P: 12	R: 0 E: 0 K: 0 S: 7	H: 1 LOB: 0 BB: 0 P: 11	R: 0 E: 0 K: 0 S: 8	H: 0 LOB: 1 BB: 1 P: 15	R: 1 E: 0 K: 1 S: 11	H: 1 LOB: 1 BB: 1 P: 20	R: 0 E: 0 K: 0 S: 6	H: 2 LOB: 1 BB: 0 P: 9	R: 0 E: 0 K: 1 S: 8	H: 0 LOB: 0 BB: 0 P: 10	R: 4 E: 0 K: 1 S: 21	H: 3 LOB: 0 BB: 2 P: 38	R: 0 E: 0 K: 0 S: 10	H: 2 LOB: 2 BB: 0 P: 17	R: 0 E: 0 K: 1 S: 7	H: 1 LOB: 0 BB: 0 P: 10	1B: 7 2B: 2 3B: 0 HR: 1	SF: 0 SAC: 0 DP: 4 HBP: 0	WP: 0 PB: 1 SB: 0 CS: 1	PA: 37		
PITCHER	IP WLS BF H R ER SO BB IBB HBP BLK WP HR S P ERA WHIP	IP WLS BF H R ER SO BB IBB HBP BLK WP HR S P ERA WHIP	IP WLS BF H R ER SO BB IBB HBP BLK WP HR S P ERA WHIP	IP WLS BF H R ER SO BB IBB HBP BLK WP HR S P ERA WHIP	IP WLS BF H R ER SO BB IBB HBP BLK WP HR S P ERA WHIP	IP WLS BF H R ER SO BB IBB HBP BLK WP HR S P ERA WHIP	IP WLS BF H R ER SO BB IBB HBP BLK WP HR S P ERA WHIP	IP WLS BF H R ER SO BB IBB HBP BLK WP HR S P ERA WHIP	IP WLS BF H R ER SO BB IBB HBP BLK WP HR S P ERA WHIP	IP WLS BF H R ER SO BB IBB HBP BLK WP HR S P ERA WHIP	IP WLS BF H R ER SO BB IBB HBP BLK WP HR S P ERA WHIP	IP WLS BF H R ER SO BB IBB HBP BLK WP HR S P ERA WHIP	IP WLS BF H R ER SO BB IBB HBP BLK WP HR S P ERA WHIP	IP WLS BF H R ER SO BB IBB HBP BLK WP HR S P ERA WHIP	IP WLS BF H R ER SO BB IBB HBP BLK WP HR S P ERA WHIP	IP WLS BF H R ER SO BB IBB HBP BLK WP HR S P ERA WHIP	IP WLS BF H R ER SO BB IBB HBP BLK WP HR S P ERA WHIP	IP WLS BF H R ER SO BB IBB HBP BLK WP HR S P ERA WHIP	IP WLS BF H R ER SO BB IBB HBP BLK WP HR S P ERA WHIP	IP WLS BF H R ER SO BB IBB HBP BLK WP HR S P ERA WHIP	IP WLS BF H R ER SO BB IBB HBP BLK WP HR S P ERA WHIP	IP WLS BF H R ER SO BB IBB HBP BLK WP HR S P ERA WHIP	IP WLS BF H R ER SO BB IBB HBP BLK WP HR S P ERA WHIP	IP WLS BF H R ER SO BB IBB HBP BLK WP HR S P ERA WHIP



Batter	1	2	3	4	5	6	7	8	9	AB	R	H	RBI	BB	SO	LOB	TOP									
31 Joc Pederson, L OBP: 0.328, SLG: 0.530	G4-3	G3			G4-3	F7			G3-1	5	0	0	0	0	0	2	Los Angeles Dodgers @ Colorado Rockies Coors Field, Denver, CO Fri Aug 10 2018, 6:43 PM - 10:14 PM MDT Att. 42,184 - Clear - 88 F									
10 Justin Turner, R OBP: 0.372, SLG: 0.419	2B		HBP		HBP		G4-3		1B	3	2	2	0	0	0	0										
9 Yasmani Grandal, S OBP: 0.354, SLG: 0.492	1B		G3-5-3		K		G6-3		G4-1	5	0	1	1	0	1	3										
6 Brian Dozier, R OBP: 0.315, SLG: 0.424	P2		L9		BB		G5-3			3	0	0	0	1	0	1										
35 Cody Bellinger, L OBP: 0.338, SLG: 0.469	1B				13 HR			F9		4	1	3	1	0	0	0										
3 Chris Taylor, R OBP: 0.324, SLG: 0.444	K		G4-3		K			L8		4	0	0	0	0	2	5										
13 Max Muncy, L OBP: 0.386, SLG: 0.590			K							4	1	3	2	0	1	0										
66 Yasiel Puig, R OBP: 0.328, SLG: 0.476			G6-3					G6-3		4	0	0	0	0	0	2										
88 John Axford, R OBP: 0.324, SLG: 0.476			G3					G6-3		0	0	0	0	0	0	0										
18 Kenta Maeda, R OBP: 0.097, SLG: 0.097			G6-3							3	0	1	0	0	0	1										
59 Zac Rosscup, R OBP: 0.341, SLG: 0.498										0	0	0	0	0	0	0										
51 Dylan Floro, L OBP: 0.383, SLG: 0.547										0	0	0	0	0	0	0										
8 Manny Machado, R OBP: 0.383, SLG: 0.547										1	0	0	0	0	1	0										
Inning Stats	R: 1 H: 3 E: 0 K: 1 S: 18	H: 3 LOB: 2 BB: 0 P: 27	R: 0 H: 1 E: 0 K: 1 S: 12	H: 1 LOB: 2 BB: 0 P: 17	R: 0 H: 0 E: 0 K: 0 S: 7	H: 0 LOB: 0 BB: 0 P: 12	R: 2 H: 2 E: 0 K: 0 S: 10	H: 2 LOB: 2 BB: 1 P: 16	R: 1 H: 1 E: 0 K: 2 S: 15	H: 1 LOB: 2 BB: 1 P: 25	R: 0 H: 0 E: 0 K: 0 S: 5	H: 0 LOB: 0 BB: 0 P: 6	R: 0 H: 1 E: 0 K: 0 S: 15	H: 1 LOB: 1 BB: 0 P: 22	R: 0 H: 1 E: 0 K: 1 S: 8	H: 1 LOB: 0 BB: 0 P: 11	1B: 6 2B: 3 3B: 0 HR: 1	SF: 0 SAC: 0 DP: 1 HBP: 2	WP: 1 PB: 0 SB: 0 CS: 0	PA: 39						
PITCHER	IP WLS BF H R ER SO BB IBB HBP BLK WP HR S P ERA WHIP	5.2 0.1 1.2 0.1 1.0	27 1 6 1 4	8 0 1 0 1	4 0 0 0 0	4 0 0 0 0	4 0 0 0 0	4 0 0 0 0	4 0 0 0 0	4 0 0 0 0	109 2 23 5 11	6.35 0.00 0.00 0.00 0.00	1.588 0.600 0.000 0.000 1.000	PITCHER	IP WLS BF H R ER SO BB IBB HBP BLK WP HR S P ERA WHIP	5.2 0.1 1.2 0.1 1.0	27 1 6 1 4	8 0 1 0 1	4 0 0 0 0	4 0 0 0 0	4 0 0 0 0	4 0 0 0 0	4 0 0 0 0	109 2 23 5 11	6.35 0.00 0.00 0.00 0.00	1.588 0.600 0.000 0.000 1.000

Batter	1	2	3	4	5	6	7	8	9	AB	R	H	RBI	BB	SO	LOB	BOTTOM	
19 Charlie Blackmon, L OBP: 0.341, SLG: 0.475	9 HR	FC1-6				K2-3			G1-3	4	1	1	0	1	1	4	Los Angeles Dodgers @ Colorado Rockies Coors Field, Denver, CO Fri Aug 10 2018, 6:43 PM - 10:14 PM MDT Att. 42,184 - Clear - 88 F	
9 DJ LeMahieu, R OBP: 0.319, SLG: 0.419	HR	K			BB				K	4	2	2	2	1	2	3		
5 Carlos González, L OBP: 0.341, SLG: 0.498	28 FC5-2				G4-3				K	3	1	1	0	1	1	3		
28 Nolan Arenado, R OBP: 0.389, SLG: 0.585	FC5-2				BB					2	0	0	0	0	1	2		
24 Ryan McMahon, L OBP: 0.324, SLG: 0.398	FC6-4				K					2	1	1	2	0	0	0		
27 Trevor Story, R OBP: 0.348, SLG: 0.549	FC6-4				BB				HR	4	0	1	1	0	1	1		
26 David Dahl, L OBP: 0.319, SLG: 0.482	G4-3				FC4-2				E7	4	0	0	0	0	1	2		
20 Ian Desmond, R OBP: 0.309, SLG: 0.437		G3-1			F8					4	0	1	0	0	1	2		
42 Chris Iannetta, R OBP: 0.331, SLG: 0.388		FC1-6								4	0	2	0	0	2	1		
55 Jon Gray, R OBP: 0.119, SLG: 0.190										1	0	0	0	0	1	0		
59 Harrison Musgrave, L OBP: 0.355, SLG: 0.579										0	0	0	0	0	0	0		
8 Gerardo Parra, L OBP: 0.355, SLG: 0.579										0	0	0	0	0	0	0		
51 Jake McCree, L OBP: 0.355, SLG: 0.579										0	0	0	0	0	0	0		
45 Scott Oberg, R OBP: 0.355, SLG: 0.579										0	0	0	0	0	0	0		
4 Pat Valaika, R OBP: 0.355, SLG: 0.579										0	0	0	0	0	0	0		
0 Adam Ottavino, S OBP: 0.355, SLG: 0.579										0	0	0	0	0	0	0		
Inning Stats	R: 2 H: 3 E: 0 K: 0 S: 13	H: 3 LOB: 1 BB: 0 P: 22	R: 0 H: 1 E: 1 K: 1 S: 10	H: 1 LOB: 2 BB: 0 P: 13	R: 1 H: 1 E: 0 K: 1 S: 10	H: 1 LOB: 1 BB: 1 P: 19	R: 0 H: 0 E: 0 K: 2 S: 8	H: 0 LOB: 2 BB: 2 P: 17	R: 0 H: 1 E: 0 K: 3 S: 14	H: 1 LOB: 1 BB: 0 P: 23	R: 2 H: 2 E: 1 K: 2 S: 17	H: 2 LOB: 1 BB: 0 P: 29	R: 0 H: 1 E: 0 K: 2 S: 9	H: 1 LOB: 1 BB: 0 P: 14	1B: 4 2B: 1 3B: 2 HR: 2	SF: 0 SAC: 1 DP: 0 HBP: 0	WP: 0 PB: 0 SB: 3 CS: 0	PA: 38
PITCHER	IP WLS BF H R ER SO BB IBB HBP BLK WP HR S P ERA WHIP	5.1 1.0 1.0 0.2 1.0	26 L 5 2 2	8 2 2 2 3	3 2 2 3 3	0 0 0 0 0	0 1 14 24	18.00 2.000	PITCHER	IP WLS BF H R ER SO BB IBB HBP BLK WP HR S P ERA WHIP	5.1 1.0 1.0 0.2 1.0	26 L 5 2 2	8 2 2 2 3	3 2 2 3 3	0 0 0 0 0	0 1 14 24	18.00 2.000	



Batter	1	2	3	4	5	6	7	8	9	AB	R	H	RBI	BB	SO	LOB	TOP																					
6 Brian Dozier, R OBP: 0.315, SLG: 0.421	G5-3	G1-3					K			3	0	0	0	1	1	2																						
8 Manny Machado, R OBP: 0.382, SLG: 0.546	2B		P3				K			4	1	1	0	0	2	1																						
10 Justin Turner, R OBP: 0.374, SLG: 0.431	3B					G5-3		L3		4	0	2	1	0	0	0																						
14 Enrique Hernández, R OBP: 0.293, SLG: 0.432	K		G5-4-3					F8		3	0	0	0	1	1	2																						
27 Matt Kemp, R OBP: 0.333, SLG: 0.482	K									3	0	0	0	0	2	2																						
3 Chris Taylor, R OBP: 0.326, SLG: 0.444			G6-3							0	0	0	0	1	0	0																						
13 Max Muncy, L OBP: 0.382, SLG: 0.582		F8								4	0	0	0	0	2	2																						
75 Scott Alexander, L ERA: 3.02			K							0	0	0	0	0	0	0																						
47 JT Chargois, S ERA: 3.42			K							0	0	0	0	0	0	0																						
66 Yasiel Puig, R OBP: 0.330, SLG: 0.486		HR								4	1	2	1	0	1	1																						
15 Austin Barnes, R OBP: 0.321, SLG: 0.239			K							4	0	0	0	0	2	2																						
21 Walker Buehler, R OBP: 0.138, SLG: 0.138										2	0	1	0	0	0	0																						
64 Caleb Ferguson, R OBP: 0.200, SLG: 0.200										0	0	0	0	0	0	0																						
35 Cody Bellinger, L OBP: 0.338, SLG: 0.469										0	0	0	0	0	0	0																						
Inning Stats	R: 1 E: 0 K: 2 S: 11	H: 2 LOB: 1 BB: 0 P: 16	R: 1 E: 0 K: 1 S: 12	H: 2 LOB: 1 BB: 0 P: 15	R: 0 E: 0 K: 0 S: 5	H: 1 LOB: 0 BB: 0 P: 10	R: 0 E: 0 K: 2 S: 10	H: 0 LOB: 0 BB: 0 P: 16	R: 0 E: 0 K: 1 S: 10	H: 0 LOB: 1 BB: 1 P: 17	R: 0 E: 0 K: 2 S: 9	H: 1 LOB: 1 BB: 0 P: 20	R: 0 E: 0 K: 1 S: 8	H: 0 LOB: 0 BB: 0 P: 13	R: 0 E: 0 K: 0 S: 10	H: 0 LOB: 1 BB: 1 P: 20	1B: 3 2B: 1 3B: 1 HR: 1	SF: 0 DP: 1 HBP: 0	WP: 0 PB: 0 SB: 1 CS: 0	PA: 35																		
PITCHER	IP	WLS	BF	H	R	ER	SO	BB	IBB	HBP	BLK	WP	HR	S	P	ERA	WHIP	PITCHER				IP	WLS	BF	H	R	ER	SO	BB	IBB	HBP	BLK	WP	HR	S	P	ERA	WHIP
21 Kyle Freeland, L ERA: 3.02	7.0		28	6	2	2	10	2	0	0	0	0	1	70	111	2.57	1.143																					
18 Seungwan Oh, R ERA: 2.59	1.0		3	0	0	0	1	0	0	0	0	0	0	8	13	0.00	0.000																					
29 Bryan Shaw, R ERA: 6.31	1.0	W	4	0	0	0	0	1	0	0	0	0	0	10	20	0.00	1.000																					

Los Angeles Dodgers @ Colorado Rockies
Coors Field, Denver, CO
Sat Aug 11 2018, 6:10 PM - 9:04 PM MDT
Att: 47,633 - Clear - 92 F

AB 31
R 2
H 6
RBI 2
BB 3
SO 11
LOB 12



Batter	1	2	3	4	5	6	7	8	9	AB	R	H	RBI	BB	SO	LOB	BOTTOM																						
19 Charlie Blackmon, L OBP: 0.347, SLG: 0.472	G6-3									3	0	0	0	1	0	0																							
9 DJ LeMahieu, R OBP: 0.318, SLG: 0.415	2B		G4-6-3							3	0	0	0	1	0	1																							
5 Carlos González, L OBP: 0.345, SLG: 0.500	1B									3	0	2	0	1	1	0																							
27 Trevor Story, R OBP: 0.347, SLG: 0.549	F9									4	1	1	0	0	1	5																							
8 Gerardo Parra, L OBP: 0.338, SLG: 0.382	G4-3									3	0	2	0	0	0	2																							
28 Nolan Arenado, R OBP: 0.390, SLG: 0.585										0	0	0	0	0	0	0																							
20 Ian Desmond, R OBP: 0.306, SLG: 0.433	G6-3									4	1	0	0	0	1	5																							
24 Ryan McMahon, L OBP: 0.322, SLG: 0.417	K									4	1	1	3	0	1	1																							
42 Chris Iannetta, R OBP: 0.327, SLG: 0.383	G5-3									3	0	0	0	0	1	1																							
21 Kyle Freeland, L OBP: 0.102, SLG: 0.085										2	0	0	0	0	2	0																							
18 Seungwan Oh, R ERA: 3.15										0	0	0	0	0	0	0																							
26 David Dahl, L OBP: 0.317, SLG: 0.477										1	0	0	0	0	1	0																							
29 Bryan Shaw, S ERA: 3.72										0	0	0	0	0	0	0																							
Inning Stats	R: 0 E: 0 K: 0 S: 9	H: 1 LOB: 2 BB: 1 P: 16	R: 0 E: 0 K: 1 S: 8	H: 0 LOB: 0 BB: 0 P: 9	R: 0 E: 0 K: 1 S: 8	H: 0 LOB: 1 BB: 1 P: 16	R: 0 E: 0 K: 1 S: 13	H: 1 LOB: 1 BB: 1 P: 20	R: 0 E: 0 K: 1 S: 6	H: 0 LOB: 0 BB: 0 P: 8	R: 0 E: 1 K: 0 S: 10	H: 1 LOB: 1 BB: 0 P: 15	R: 0 E: 0 K: 2 S: 14	H: 1 LOB: 1 BB: 0 P: 19	R: 0 E: 0 K: 1 S: 11	H: 0 LOB: 0 BB: 0 P: 15	R: 3 E: 0 K: 1 S: 10	H: 2 LOB: 0 BB: 0 P: 23	1B: 4 2B: 2 3B: 0 HR: 1	SF: 0 DP: 3 HBP: 1	WP: 0 PB: 0 SB: 0 CS: 0	PA: 34																	
PITCHER	IP	WLS	BF	H	R	ER	SO	BB	IBB	HBP	BLK	WP	HR	S	P	ERA	WHIP	PITCHER				IP	WLS	BF	H	R	ER	SO	BB	IBB	HBP	BLK	WP	HR	S	P	ERA	WHIP	
21 Walker Buehler, R ERA: 3.32	7.0		26	4	0	0	6	3	0	0	0	0	0	68	103	0.00	1.000																						
64 Caleb Ferguson, L ERA: 3.15	1.0	H	3	0	0	0	1	0	0	0	0	0	0	11	15	0.00	0.000																						
75 Scott Alexander, L ERA: 3.42	0.1	H	2	1	1	1	1	0	0	0	0	0	0	5	10	27.00	3.000																						
47 JT Chargois, R ERA: 3.72	0.1	L	3	1	2	2	0	0	0	1	0	0	1	5	13	54.00	3.000																						

Los Angeles Dodgers @ Colorado Rockies
Coors Field, Denver, CO
Sat Aug 11 2018, 6:10 PM - 9:04 PM MDT
Att: 47,633 - Clear - 92 F

AB 30
R 3
H 6
RBI 3
BB 3
SO 8
LOB 15



Batter	1	2	3	4	5	6	7	8	9	AB	R	H	RBI	BB	SO	LOB	TOP					
6 Brian Dozier, R OBP: 0.320, SLG: 0.422										3	0	2	2	2	0	0	Los Angeles Dodgers @ Colorado Rockies Coors Field, Denver, CO Sun Aug 12 2018, 1:13 PM - 3:59 PM MDT Att: 40,559 - Sunny - 83 F livebaseballscorecards.com					
8 Manny Machado, R OBP: 0.378, SLG: 0.542										4	0	0	0	0	1	4						
88 John Axford, R (7, 1)										0	0	0	0	0	0	0						
31 Joc Pederson, L OBP: 0.327, SLG: 0.529										1	0	0	0	0	0	1						
51 Dylan Floro, L (9, 1)										0	0	0	0	0	0	0						
66 Yasiel Puig, R OBP: 0.335, SLG: 0.488										3	1	2	0	1	0	1						
35 Cody Bellinger, L OBP: 0.339, SLG: 0.469										4	0	2	0	0	0	2						
27 Matt Kemp, R OBP: 0.330, SLG: 0.478										3	0	0	1	0	0	2						
3 Chris Taylor, R OBP: 0.323, SLG: 0.440										4	0	0	0	0	3	3						
9 Yasmani Grandal, S OBP: 0.352, SLG: 0.488										3	1	0	0	1	0	1						
13 Max Muncy, L OBP: 0.381, SLG: 0.576										3	0	0	0	1	1	1						
44 Rich Hill, L OBP: 0.083, SLG: 0.083										1	0	0	0	0	1	0						
10 Justin Turner, R OBP: 0.376, SLG: 0.437										2	1	1	0	0	0	0						
Inning Stats	R: 0 E: 0 K: 0 S: 8	H: 1 LOB: 1 BB: 0 P: 10	R: 0 E: 0 K: 1 S: 10	H: 0 LOB: 0 BB: 0 P: 15	R: 0 E: 0 K: 1 S: 6	H: 0 LOB: 0 BB: 0 P: 9	R: 0 E: 0 K: 0 S: 7	H: 2 LOB: 2 BB: 0 P: 13	R: 0 E: 0 K: 0 S: 4	H: 0 LOB: 0 BB: 0 P: 10	R: 2 E: 0 K: 3 S: 15	H: 2 LOB: 1 BB: 1 P: 26	R: 1 E: 0 K: 1 S: 8	H: 2 LOB: 1 BB: 0 P: 13	R: 0 E: 0 K: 0 S: 6	H: 0 LOB: 1 BB: 1 P: 12	1B: 6 2B: 1 3B: 0 HR: 0	SF: 1 SAC: 1 DP: 1 HBP: 0	WP: 0 PB: 0 SB: 3 CS: 0	PA: 38		
PITCHER	IP WLS BF H R ER SO BB IBB HBP BLK WP HR S P ERA WHIP	IP WLS BF H R ER SO BB IBB HBP BLK WP HR S P ERA WHIP	IP WLS BF H R ER SO BB IBB HBP BLK WP HR S P ERA WHIP	IP WLS BF H R ER SO BB IBB HBP BLK WP HR S P ERA WHIP	IP WLS BF H R ER SO BB IBB HBP BLK WP HR S P ERA WHIP	IP WLS BF H R ER SO BB IBB HBP BLK WP HR S P ERA WHIP	IP WLS BF H R ER SO BB IBB HBP BLK WP HR S P ERA WHIP	IP WLS BF H R ER SO BB IBB HBP BLK WP HR S P ERA WHIP	IP WLS BF H R ER SO BB IBB HBP BLK WP HR S P ERA WHIP	IP WLS BF H R ER SO BB IBB HBP BLK WP HR S P ERA WHIP	IP WLS BF H R ER SO BB IBB HBP BLK WP HR S P ERA WHIP	IP WLS BF H R ER SO BB IBB HBP BLK WP HR S P ERA WHIP	IP WLS BF H R ER SO BB IBB HBP BLK WP HR S P ERA WHIP	IP WLS BF H R ER SO BB IBB HBP BLK WP HR S P ERA WHIP	IP WLS BF H R ER SO BB IBB HBP BLK WP HR S P ERA WHIP	IP WLS BF H R ER SO BB IBB HBP BLK WP HR S P ERA WHIP	IP WLS BF H R ER SO BB IBB HBP BLK WP HR S P ERA WHIP	IP WLS BF H R ER SO BB IBB HBP BLK WP HR S P ERA WHIP	IP WLS BF H R ER SO BB IBB HBP BLK WP HR S P ERA WHIP	IP WLS BF H R ER SO BB IBB HBP BLK WP HR S P ERA WHIP	IP WLS BF H R ER SO BB IBB HBP BLK WP HR S P ERA WHIP	IP WLS BF H R ER SO BB IBB HBP BLK WP HR S P ERA WHIP

Batter	1	2	3	4	5	6	7	8	9	AB	R	H	RBI	BB	SO	LOB	BOTTOM						
19 Charlie Blackmon, L OBP: 0.346, SLG: 0.477										4	2	1	1	0	0	0	Los Angeles Dodgers @ Colorado Rockies Coors Field, Denver, CO Sun Aug 12 2018, 1:13 PM - 3:59 PM MDT Att: 40,559 - Sunny - 83 F livebaseballscorecards.com						
9 DJ LeMahieu, R OBP: 0.327, SLG: 0.419										4	2	2	0	0	1	1							
27 Trevor Story, R OBP: 0.346, SLG: 0.547										3	0	1	1	0	1	2							
26 David Dahl, L OBP: 0.323, SLG: 0.474										3	0	1	1	1	0	0							
20 Ian Desmond, R OBP: 0.304, SLG: 0.429										4	0	0	0	0	0	3							
24 Ryan McMahon, L OBP: 0.327, SLG: 0.411										2	0	0	0	1	1	0							
42 Chris Iannetta, R OBP: 0.326, SLG: 0.378										3	0	0	1	1	2	1							
4 Pat Valaika, R OBP: 0.212, SLG: 0.239										2	0	0	0	0	0	1							
8 Gerardo Parra, L OBP: 0.337, SLG: 0.381										1	0	0	0	0	0	0							
35 Chad Bettis, R OBP: 0.147, SLG: 0.094										2	0	0	0	0	0	2							
51 Jake McGee, L ERA: 5.13										0	0	0	0	0	0	0							
45 Scott Oberg, R ERA: 3.12										0	0	0	0	0	0	0							
0 Adam Ottavino, S ERA: 1.73										0	0	0	0	0	0	0							
28 Nolan Arenado, R OBP: 0.396, SLG: 0.584										0	0	0	0	0	0	0							
71 Wade Davis, R ERA: 5.4										0	0	0	0	0	0	0							
Inning Stats	R: 1 E: 1 K: 0 S: 14	H: 0 LOB: 0 BB: 0 P: 19	R: 0 E: 0 K: 0 S: 8	H: 0 LOB: 0 BB: 0 P: 10	R: 0 E: 0 K: 1 S: 12	H: 0 LOB: 0 BB: 0 P: 14	R: 1 E: 1 K: 0 S: 5	H: 2 LOB: 0 BB: 0 P: 5	R: 0 E: 0 K: 2 S: 12	H: 0 LOB: 1 BB: 0 P: 22	R: 1 E: 0 K: 1 S: 9	H: 2 LOB: 0 BB: 0 P: 15	R: 0 E: 0 K: 2 S: 11	H: 0 LOB: 0 BB: 0 P: 16	R: 0 E: 0 K: 0 S: 6	H: 0 LOB: 0 BB: 0 P: 10	R: 1 E: 1 K: 1 S: 8	H: 1 LOB: 3 BB: 3 P: 14	1B: 3 2B: 2 3B: 0 HR: 1	SF: 1 SAC: 0 DP: 1 HBP: 1	WP: 1 PB: 0 SB: 0 CS: 0	PA: 34	
PITCHER	IP WLS BF H R ER SO BB IBB HBP BLK WP HR S P ERA WHIP	IP WLS BF H R ER SO BB IBB HBP BLK WP HR S P ERA WHIP	IP WLS BF H R ER SO BB IBB HBP BLK WP HR S P ERA WHIP	IP WLS BF H R ER SO BB IBB HBP BLK WP HR S P ERA WHIP	IP WLS BF H R ER SO BB IBB HBP BLK WP HR S P ERA WHIP	IP WLS BF H R ER SO BB IBB HBP BLK WP HR S P ERA WHIP	IP WLS BF H R ER SO BB IBB HBP BLK WP HR S P ERA WHIP	IP WLS BF H R ER SO BB IBB HBP BLK WP HR S P ERA WHIP	IP WLS BF H R ER SO BB IBB HBP BLK WP HR S P ERA WHIP	IP WLS BF H R ER SO BB IBB HBP BLK WP HR S P ERA WHIP	IP WLS BF H R ER SO BB IBB HBP BLK WP HR S P ERA WHIP	IP WLS BF H R ER SO BB IBB HBP BLK WP HR S P ERA WHIP	IP WLS BF H R ER SO BB IBB HBP BLK WP HR S P ERA WHIP	IP WLS BF H R ER SO BB IBB HBP BLK WP HR S P ERA WHIP	IP WLS BF H R ER SO BB IBB HBP BLK WP HR S P ERA WHIP	IP WLS BF H R ER SO BB IBB HBP BLK WP HR S P ERA WHIP	IP WLS BF H R ER SO BB IBB HBP BLK WP HR S P ERA WHIP	IP WLS BF H R ER SO BB IBB HBP BLK WP HR S P ERA WHIP	IP WLS BF H R ER SO BB IBB HBP BLK WP HR S P ERA WHIP	IP WLS BF H R ER SO BB IBB HBP BLK WP HR S P ERA WHIP	IP WLS BF H R ER SO BB IBB HBP BLK WP HR S P ERA WHIP	IP WLS BF H R ER SO BB IBB HBP BLK WP HR S P ERA WHIP	IP WLS BF H R ER SO BB IBB HBP BLK WP HR S P ERA WHIP



Batter	1	2	3	4	5	6	7	8	9	AB R H RBI BB SO LOB	TOP																									
22 Andrew McCutchen, R OBP: 0.355, SLG: 0.413										4 0 1 1 0 1 2	San Francisco Giants @ Los Angeles Dodgers Dodger Stadium, Los Angeles, CA Mon Aug 13 2018, 7:11 PM - 10:15 PM PDT Att. 45,229 - Clear - 77 F																									
2 Chase d'Arnaud, R OBP: 0.279, SLG: 0.448										4 1 1 0 0 3 2																										
28 Buster Posey, R OBP: 0.369, SLG: 0.403										4 0 1 0 0 0 2																										
10 Evan Longoria, R OBP: 0.287, SLG: 0.434										4 1 0 0 0 1 2																										
53 Austin Slater, R OBP: 0.408, SLG: 0.327										3 1 0 0 0 1 0																										
35 Brandon Crawford, L OBP: 0.346, SLG: 0.431										2 0 0 0 0 0 0																										
19 Allen Hanson, S OBP: 0.303, SLG: 0.474										1 0 0 0 0 0 0																										
5 Nick Hundley, R OBP: 0.300, SLG: 0.466										1 1 1 2 0 0 0																										
13 Will Smith, R										0 0 0 0 0 0 0																										
7 Gorkys Hernández, R OBP: 0.310, SLG: 0.430										4 0 1 1 0 1 0																										
6 Steven Duggar, L OBP: 0.324, SLG: 0.384										4 1 2 0 0 1 1																										
40 Madison Bumgarner, R ERA: 2.47										2 0 1 0 0 1 1																										
49 Sam Dyson, R ERA: 2.78										0 0 0 0 0 0 0																										
8 Hunter Pence, R ERA: 3.55										1 0 0 0 0 0 0																										
62 Ray Black, R ERA: 3.55										0 0 0 0 0 0 0																										
12 Joe Panik, L OBP: 0.299, SLG: 0.345										1 0 0 0 0 1 2																										
Inning Stats	R: 0 E: 0 K: 1 S: 6	H: 1 LOB: 0 BB: 0 P: 10	R: 0 E: 0 K: 1 S: 12	H: 0 LOB: 0 BB: 0 P: 17	R: 0 E: 0 K: 2 S: 13	H: 1 LOB: 1 BB: 0 P: 19	R: 0 E: 0 K: 1 S: 7	H: 0 LOB: 0 BB: 0 P: 7	R: 0 E: 0 K: 0 S: 8	H: 0 LOB: 0 BB: 0 P: 10	R: 1 E: 0 K: 1 S: 14	H: 2 LOB: 1 BB: 0 P: 19	R: 0 E: 0 K: 0 S: 6	H: 0 LOB: 0 BB: 0 P: 10	R: 0 E: 0 K: 2 S: 12	H: 0 LOB: 0 BB: 0 P: 18	R: 0 E: 0 K: 1 S: 22	H: 0 LOB: 0 BB: 0 P: 31	R: 4 E: 1 K: 1 S: 22	H: 4 LOB: 2 BB: 0 P: 31	1B: 8 2B: 0 3B: 0 HR: 0	SF: 0 SAC: 0 DP: 1 HBP: 1	WP: 1 PB: 0 SB: 3 CS: 0	PA: 36												
PITCHER	IP WLS BF H R ER SO BB IBB HBP BLK WP HR S P ERA WHIP																				IP WLS BF H R ER SO BB IBB HBP BLK WP HR S P ERA WHIP															
22 Clayton Kershaw, L ERA: 2.47	8.0	27	4	1	1	9	0	0	0	0	0	1	0	78	110	1.12	0.500																			
75 Scott Alexander, L ERA: 3.55	0.2	L	8	4	4	3	0	0	0	1	0	0	0	19	28	40.50	6.000																			
52 Pedro Báez, R ERA: 4.1	0.1		1	0	0	0	1	0	0	0	0	0	0	3	3	0.00	0.000																			

Batter	1	2	3	4	5	6	7	8	9	AB R H RBI BB SO LOB	BOTTOM																									
6 Brian Dozier, R OBP: 0.319, SLG: 0.421										4 0 1 0 0 0 0	San Francisco Giants @ Los Angeles Dodgers Dodger Stadium, Los Angeles, CA Mon Aug 13 2018, 7:11 PM - 10:15 PM PDT Att. 45,229 - Clear - 77 F																									
75 Scott Alexander, L										0 0 0 0 0 0 0																										
52 Pedro Báez, R										0 0 0 0 0 0 0																										
27 Matt Kemp, R OBP: 0.329, SLG: 0.477										1 0 0 0 0 1 1																										
10 Justin Turner, R OBP: 0.378, SLG: 0.453										4 1 2 1 0 0 1																										
8 Manny Machado, R OBP: 0.378, SLG: 0.538										3 0 0 0 1 0 2																										
14 Enrique Hernández, R OBP: 0.293, SLG: 0.431										3 0 1 0 0 0 1																										
31 Joc Pederson, L OBP: 0.328, SLG: 0.527										1 0 0 0 0 0 0																										
3 Chris Taylor, R OBP: 0.322, SLG: 0.438										4 0 1 0 0 3 2																										
66 Yasiel Puig, R OBP: 0.331, SLG: 0.482										4 0 0 0 0 1 1																										
35 Cody Bellinger, L OBP: 0.338, SLG: 0.467										4 0 1 0 0 0 1																										
15 Austin Barnes, R OBP: 0.330, SLG: 0.242										2 1 1 0 2 1 1																										
22 Clayton Kershaw, L OBP: 0.316, SLG: 0.242										3 0 1 1 0 1 2																										
13 Max Muncy, L OBP: 0.380, SLG: 0.574										1 0 0 0 0 0 1																										
Inning Stats	R: 0 E: 0 K: 0 S: 10	H: 1 LOB: 1 BB: 0 P: 15	R: 0 E: 0 K: 1 S: 13	H: 1 LOB: 2 BB: 1 P: 22	R: 0 E: 0 K: 1 S: 12	H: 1 LOB: 1 BB: 1 P: 19	R: 1 E: 0 K: 0 S: 7	H: 2 LOB: 1 BB: 0 P: 14	R: 1 E: 0 K: 0 S: 7	H: 1 LOB: 0 BB: 0 P: 10	R: 0 E: 0 K: 2 S: 13	H: 1 LOB: 1 BB: 0 P: 17	R: 0 E: 0 K: 0 S: 12	H: 1 LOB: 1 BB: 0 P: 17	R: 0 E: 0 K: 2 S: 10	H: 0 LOB: 0 BB: 0 P: 16	R: 0 E: 0 K: 1 S: 12	H: 0 LOB: 1 BB: 1 P: 20	R: 0 E: 0 K: 1 S: 12	H: 0 LOB: 1 BB: 1 P: 20	1B: 6 2B: 1 3B: 0 HR: 1	SF: 0 SAC: 0 DP: 0 HBP: 0	WP: 1 PB: 0 SB: 2 CS: 0	PA: 37												
PITCHER	IP WLS BF H R ER SO BB IBB HBP BLK WP HR S P ERA WHIP																				IP WLS BF H R ER SO BB IBB HBP BLK WP HR S P ERA WHIP															
40 Madison Bumgarner, L ERA: 2.71	6.0	26	7	2	2	4	2	0	0	0	0	0	0	12	17	0.00	1.000																			
49 Sam Dyson, R ERA: 2.78	1.0	W	3	0	0	0	2	0	0	0	0	0	0	10	16	0.00	0.000																			
62 Ray Black, R ERA: 3.55	1.0	S	4	0	0	0	1	0	0	0	0	0	0	12	20	0.00	1.000																			
13 Will Smith, L ERA: 2.06	0.1		0	0	0	0	1	0	0	0	0	0	0	12	20	0.00	1.000																			



Batter	1	2	3	4	5	6	7	8	9	AB	R	H	RBI	BB	SO	LOB	TOP					
22 Andrew McCutchen, R OBP: 0.277, SLG: 0.409										4	0	0	0	0	1	1	San Francisco Giants @ Los Angeles Dodgers Dodger Stadium, Los Angeles, CA Tue Aug 14 2018, 7:11 PM - 10:19 PM PDT Att: 46,734 - Clear - 77 F					
2 Chase d'Arnaud, R OBP: 0.277, SLG: 0.452										4	0	1	0	0	1	1						
28 Buster Posey, R OBP: 0.365, SLG: 0.398										4	0	0	0	0	2	1						
10 Evan Longoria, R OBP: 0.292, SLG: 0.434										2	1	1	0	1	0	0						
5 Nick Hundley, R OBP: 0.306, SLG: 0.467										2	0	1	0	1	1	1						
9 Brandon Belt, L OBP: 0.374, SLG: 0.471										1	1	1	0	0	0	0						
53 Austin Stater, R OBP: 0.395, SLG: 0.314										4	0	0	0	0	1	5						
6 Steven Duggar, L OBP: 0.313, SLG: 0.369										4	0	0	0	0	2	5						
19 Alen Hanson, S										4	0	2	2	0	1	0						
59 Andrew Suárez, L OBP: 0.135, SLG: 0.086										2	0	1	0	0	0	2						
56 Tony Watson, L										0	0	0	0	0	0	0						
7 Gorkys Hernández, R OBP: 0.339, SLG: 0.429										1	0	0	0	0	0	0						
49 Sam Dyson, R										0	0	0	0	0	0	0						
13 Will Smith, R										0	0	0	0	0	0	0						
Inning Stats	R: 0 E: 0 K: 1 S: 8	H: 0 LOB: 0 BB: 0 P: 13	R: 1 E: 0 K: 2 S: 16	H: 2 LOB: 2 BB: 0 P: 23	R: 0 E: 0 K: 1 S: 8	H: 0 LOB: 1 BB: 0 P: 13	R: 0 E: 0 K: 1 S: 11	H: 0 LOB: 1 BB: 0 P: 20	R: 0 E: 0 K: 1 S: 15	H: 1 LOB: 1 BB: 0 P: 23	R: 0 E: 0 K: 1 S: 9	H: 0 LOB: 0 BB: 1 P: 14	R: 0 E: 0 K: 1 S: 9	H: 0 LOB: 0 BB: 0 P: 14	R: 0 E: 0 K: 0 S: 11	H: 1 LOB: 1 BB: 0 P: 15	R: 1 E: 0 K: 1 S: 9	H: 3 LOB: 2 BB: 0 P: 12	1B: 6 2B: 1 3B: 0 HR: 0	SF: 0 SAC: 0 DP: 0 HBP: 1	WP: 0 PB: 0 SB: 0 CS: 1	PA: 36
PITCHER	IP WLS BF H R ER SO BB IBB HBP BLK WP HR S P ERA WHIP																					
57 Alex Wood, L ERA: 3.51	5.0	20	3	1	1	6	1	0	1	0	0	0	0	0	58	92	1.80	0.800				
47 JT Chargois, R ERA: 3.55	1.1	4	0	0	0	1	1	0	0	0	0	0	0	12	18	0.00	0.750					
64 Caleb Ferguson, L ERA: 3.09	0.2	2	0	0	0	1	0	0	0	0	0	0	0	6	10	0.00	0.000					
51 Dylan Floro, R ERA: 2.8	1.0	4	1	0	0	0	0	0	0	0	0	0	0	11	15	0.00	1.000					
18 Kenta Maeda, R ERA: 3.85	1.0	L 5	3	1	1	1	0	0	0	0	0	0	0	9	12	9.00	3.000					

Batter	1	2	3	4	5	6	7	8	9	AB	R	H	RBI	BB	SO	LOB	BOTTOM					
6 Brian Dozier, R OBP: 0.317, SLG: 0.417										4	0	0	0	0	0	0	San Francisco Giants @ Los Angeles Dodgers Dodger Stadium, Los Angeles, CA Tue Aug 14 2018, 7:11 PM - 10:19 PM PDT Att: 46,734 - Clear - 77 F					
10 Justin Turner, R OBP: 0.397, SLG: 0.473										4	1	3	0	0	1	0						
8 Manny Machado, R OBP: 0.379, SLG: 0.537										3	0	1	1	1	0	1						
14 Enrique Hernández, R OBP: 0.293, SLG: 0.426										3	0	0	0	1	1	4						
27 Matt Kemp, R OBP: 0.328, SLG: 0.473										3	0	0	0	1	0	1						
35 Cody Bellinger, L OBP: 0.337, SLG: 0.465										4	0	1	0	0	1	3						
9 Yasmani Grandal, S OBP: 0.349, SLG: 0.482										4	0	0	0	0	1	1						
66 Yasiel Puig, R OBP: 0.328, SLG: 0.477										2	0	0	0	0	1	0						
15 Austin Barnes, R OBP: 0.330, SLG: 0.242										1	0	0	0	0	1	0						
51 Dylan Floro, R										0	0	0	0	0	0	0						
18 Kenta Maeda, R OBP: 0.097, SLG: 0.097										0	0	0	0	0	0	0						
13 Max Muncy, L OBP: 0.378, SLG: 0.572										1	0	0	0	0	1	1						
57 Alex Wood, R OBP: 0.051, SLG: 0.051										1	0	0	0	0	0	0						
3 Chris Taylor, R OBP: 0.322, SLG: 0.437										1	0	0	0	0	1	0						
47 JT Chargois, S										0	0	0	0	0	0	0						
64 Caleb Ferguson, R OBP: 0.200, SLG: 0.200										0	0	0	0	0	0	0						
31 Joc Pederson, L OBP: 0.325, SLG: 0.525										1	0	0	0	0	0	0						
Inning Stats	R: 0 E: 0 K: 0 S: 13	H: 1 LOB: 3 BB: 2 P: 26	R: 0 E: 0 K: 1 S: 10	H: 0 LOB: 0 BB: 0 P: 17	R: 0 E: 0 K: 0 S: 8	H: 1 LOB: 1 BB: 0 P: 12	R: 0 E: 0 K: 1 S: 7	H: 0 LOB: 0 BB: 0 P: 10	R: 0 E: 0 K: 1 S: 8	H: 0 LOB: 0 BB: 0 P: 12	R: 0 E: 0 K: 1 S: 12	H: 0 LOB: 1 BB: 1 P: 22	R: 0 E: 0 K: 1 S: 11	H: 0 LOB: 0 BB: 0 P: 17	R: 1 E: 0 K: 1 S: 10	H: 2 LOB: 1 BB: 0 P: 15	R: 0 E: 0 K: 2 S: 10	H: 1 LOB: 1 BB: 0 P: 16	1B: 2 2B: 3 3B: 0 HR: 0	SF: 0 SAC: 0 DP: 0 HBP: 0	WP: 0 PB: 0 SB: 2 CS: 0	PA: 35
PITCHER	IP WLS BF H R ER SO BB IBB HBP BLK WP HR S P ERA WHIP																					
59 Andrew Suárez, L ERA: 4.4	6.0	23	2	0	0	4	3	0	0	0	0	0	0	58	99	0.00	0.833					
56 Tony Watson, L ERA: 2.84	1.0	H 3	0	0	0	1	0	0	0	0	0	0	0	11	17	0.00	0.000					
49 Sam Dyson, R ERA: 2.89	1.0	W 5	2	1	1	1	0	0	0	0	0	0	0	10	15	9.00	2.000					
13 Will Smith, L ERA: 2.01	1.0	S 4	1	0	0	2	0	0	0	0	0	0	0	10	16	0.00	1.000					

Batter	1	2	3	4	5	6	7	8	9	10	11	12	AB	R	H	RBI	BB	SO	LOB	TOP						
22 Andrew McCutchen, R OBP: 0.353, SLG: 0.415	G5-3		K			L6		HR		IBB			4	1	1	3	1	1	0							
9 Brandon Belt, L OBP: 0.371, SLG: 0.470	2B			F8		F7		P5		G6-3			5	0	1	0	0	0	2							
10 Evan Longoria, R OBP: 0.288, SLG: 0.428	F9			F8		G6-3		F7			L4		5	0	0	0	0	0	1							
28 Buster Posey, R OBP: 0.361, SLG: 0.393	G6-3			G6-3		G1-3		L8		G5-3			5	0	0	0	0	0	1							
7 Gorkys Hernández, R OBP: 0.305, SLG: 0.422 68 Casey Kelly, R	K			L7		G5-3		K		K			5	0	0	0	0	0	0							
35 Brandon Crawford, L OBP: 0.345, SLG: 0.428	P5			8B 1B		K		L7			L7		5	0	1	0	0	1	0							
8 Hunter Pence, R OBP: 0.261, SLG: 0.297	G3			1B		1B		2B HR 1B		53 G6-3 2 SH1-4 1B			5	1	3	0	0	1	0							
19 Aken Hanson, S OBP: 0.304, SLG: 0.470 2 Chase d'Arnaud, R OBP: 0.264, SLG: 0.444	K			K		K		22 HR BB		SH1-4			2	0	0	0	0	2	2							
45 Derek Holland, S OBP: 0.277, SLG: 0.433 54 Reyes Moronta, R ERA: 2.17 62 Ray Black, R ERA: 4.81 50 Ty Blach, L ERA: 4.38 41 Mark Melancon, R ERA: 3.09	K			K		K		K		G6-3			2	0	0	0	0	2	2							
Inning Stats	R: 0 E: 0 K: 0 S: 11	H: 1 LOB: 1 BB: 0 P: 20	R: 0 E: 0 K: 1 S: 9	H: 0 LOB: 0 BB: 0 P: 13	R: 0 E: 0 K: 3 S: 12	H: 0 LOB: 0 BB: 0 P: 15	R: 0 E: 0 K: 0 S: 9	H: 2 LOB: 2 BB: 0 P: 16	R: 0 E: 0 K: 0 S: 7	H: 0 LOB: 0 BB: 0 P: 9	R: 0 E: 0 K: 1 S: 16	H: 2 LOB: 1 BB: 1 P: 28	R: 0 E: 0 K: 1 S: 8	H: 0 LOB: 0 BB: 0 P: 10	R: 0 E: 0 K: 0 S: 5	H: 1 LOB: 2 BB: 1 P: 5	R: 0 E: 0 K: 1 S: 6	H: 0 LOB: 0 BB: 0 P: 11	R: 0 E: 0 K: 1 S: 9	H: 0 LOB: 0 BB: 0 P: 11	1B: 4 3B: 0 HR: 1	SF: 0 SAC: 1 DP: 0 HBP: 0	WP: 0 PB: 0 SB: 0 CS: 0	PA: 44		
PITCHER	IP ERA: 1.77	WLS BF H R ER SO BB IBB HBP BLK WP HR S P ERA WHIP	6P 21 3 0 0 0 6	0 0 0 0 0 0 0	0 0 0 0 0 0 0	0 0 0 0 0 0 0	0 0 0 0 0 0 0	0 0 0 0 0 0 0	0 0 0 0 0 0 0	0 0 0 0 0 0 0	0 0 0 0 0 0 0	0 0 0 0 0 0 0	0 0 0 0 0 0 0	0 0 0 0 0 0 0	0 0 0 0 0 0 0	0 0 0 0 0 0 0	0 0 0 0 0 0 0	0 0 0 0 0 0 0	0 0 0 0 0 0 0	0 0 0 0 0 0 0	0 0 0 0 0 0 0	0 0 0 0 0 0 0	0 0 0 0 0 0 0	0 0 0 0 0 0 0	0 0 0 0 0 0 0	0 0 0 0 0 0 0
52 Pedro Báez, R ERA: 3.89	IP ERA: 3.89	2.0 WLS 6 BF 6 H 0 R 0 ER 0 SO 2 BB 0 IBB 0 HBP 0 BLK 0 WP 0 HR 0 S 60 P 89 ERA 0.00 WHIP 0.500																								

San Francisco Giants @ Los Angeles Dodgers
Dodger Stadium, Los Angeles, CA
Wed Aug 15 2018, 7:11 PM - 11:15 PM PDT
Att. 44,987 - Clear - 77 F

AB 41
R 3
H 6
RBI 3
BB 2
SO 11
LOB 11



Batter	1	2	3	4	5	6	7	8	9	10	11	12	AB	R	H	RBI	BB	SO	LOB	BOTTOM						
6 Brian Dozier, R OBP: 0.316, SLG: 0.418	F8		F8			P3		10 WP BB		10 BB		SF8	4	0	1	1	2	0	0							
10 Justin Turner, R OBP: 0.383, SLG: 0.467	K		K		G1-3		8 2B	K		1B			5	1	1	0	1	3	2							
8 Manny Machado, R OBP: 0.382, SLG: 0.540	27 BB 1B		1B		27 1B		27 1B	2B		L8		K	5	1	3	1	1	1	2							
27 Matt Kemp, R OBP: 0.333, SLG: 0.473	1B		F7		3 BB		3 FC5-4 1B	K		K		3 G5-4-3 BB	4	0	2	1	2	1	1							
3 Chris Taylor, R OBP: 0.322, SLG: 0.434	K		K		FC5-4 35 S		1B	1B		1B		G5-4-3	5	0	1	0	1	2	4							
14 Enrique Hernández, R OBP: 0.287, SLG: 0.433 35 Cody Bellinger, L OBP: 0.341, SLG: 0.465	2B		2B		P3		1B	1B		1B		IBB	2	0	2	0	0	0	0							
66 Yasiel Puig, R OBP: 0.327, SLG: 0.477 62 Erik Goeddel, R ERA: 4.81 75 Scott Alexander, L OBP: 0.324, SLG: 0.525 52 Pedro Báez, R	G1-3		K		P3		9 SF9 2B	P3		K2-3		P6	4	1	1	0	0	1	3							
15 Austin Barnes, R OBP: 0.332, SLG: 0.241 9 Yasmani Grandal, S OBP: 0.346, SLG: 0.462	K		K		IBB		F9	P3		K		13 1B 6 SF8 2B	1	0	0	0	1	1	1							
99 Hyun Jin Ryu, R OBP: 0.214, SLG: 0.231 31 Joc Pederson, L OBP: 0.324, SLG: 0.525 47 JT Chargois, S ERA: 4.81 64 Caleb Ferguson, R OBP: 0.260, SLG: 0.290 13 Max Muncy, L OBP: 0.378, SLG: 0.570	K		K		G6-3		SF9	K		G4-3		1B	2	0	0	0	0	1	3							
Inning Stats	R: 0 E: 0 K: 2 S: 17	H: 1 LOB: 2 BB: 1 P: 28	R: 0 E: 0 K: 2 S: 12	H: 1 LOB: 1 BB: 0 P: 19	R: 0 E: 0 K: 1 S: 9	H: 1 LOB: 2 BB: 1 P: 17	R: 0 E: 0 K: 0 S: 6	H: 2 LOB: 3 BB: 2 P: 11	R: 1 E: 0 K: 0 S: 11	H: 1 LOB: 0 BB: 0 P: 16	R: 2 E: 0 K: 0 S: 9	H: 3 LOB: 1 BB: 1 P: 18	R: 0 E: 0 K: 2 S: 10	H: 0 LOB: 2 BB: 1 P: 17	R: 0 E: 0 K: 2 S: 11	H: 1 LOB: 2 BB: 1 P: 18	R: 0 E: 0 K: 0 S: 12	H: 1 LOB: 2 BB: 2 P: 19	R: 0 E: 0 K: 0 S: 6	H: 0 LOB: 1 BB: 0 P: 11	R: 1 E: 0 K: 0 S: 7	H: 2 LOB: 1 BB: 0 P: 9	1B: 9 2B: 5 3B: 0 HR: 0	SF: 2 SAC: 0 DP: 1 HBP: 0	WP: 2 PB: 0 SB: 1 CS: 1	PA: 55
PITCHER	IP ERA: 1.42	1.1 WLS L BF 7 H 2 R 1 ER 1 SO 0 BB 1 IBB 0 HBP 0 BLK 0 WP 0 HR 0 S 13 P 20 ERA 6.75 WHIP 2.250																								

San Francisco Giants @ Los Angeles Dodgers
Dodger Stadium, Los Angeles, CA
Wed Aug 15 2018, 7:11 PM - 11:15 PM PDT
Att. 44,987 - Clear - 77 F


AB 43
R 4
H 14
RBI 4
BB 10
SO 13
LOB 23



Batter	1	2	3	4	5	6	7	8	9	AB	R	H	RBI	BB	SO	LOB	TOP							
6 Brian Dozier, R OBP: 0.317, SLG: 0.414	F8		K			F8		G5-4-3		4	1	0	0	1	1	1								
10 Justin Turner, R OBP: 0.383, SLG: 0.465	L9		G5-3					G5-3		5	2	2	0	0	0	0								
8 Manny Machado, R OBP: 0.382, SLG: 0.551	G5-3									5	2	2	3	0	0	2								
35 Cody Bellinger, L OBP: 0.343, SLG: 0.465										4	2	2	1	1	1	0								
27 Matt Kemp, R OBP: 0.337, SLG: 0.481										4	2	2	2	1	1	2								
14 Enrique Hernández, R OBP: 0.295, SLG: 0.431										4	0	1	1	0	0	3								
13 Max Muncy, L OBP: 0.377, SLG: 0.575										4	1	1	2	0	2	3								
9 Yasmani Grandal, S OBP: 0.349, SLG: 0.490										3	1	1	1	1	0	1								
31 Joc Pederson, L OBP: 0.324, SLG: 0.520										3	0	0	0	1	1	1								
Inning Stats	R: 0 H: 0 E: 0 K: 0 S: 5	H: 0 LOB: 0 BB: 0 P: 8	R: 0 H: 1 E: 0 K: 2 S: 14	LOB: 1 BB: 0 P: 21	R: 1 H: 1 E: 0 K: 1 S: 9	LOB: 0 BB: 0 P: 13	R: 3 H: 3 E: 0 K: 1 S: 20	H: 3 LOB: 1 BB: 1 P: 27	R: 3 H: 2 E: 1 K: 1 S: 16	LOB: 1 BB: 1 P: 25	R: 0 H: 0 E: 0 K: 1 S: 6	H: 0 LOB: 0 BB: 0 P: 7	R: 4 H: 4 E: 0 K: 0 S: 18	H: 4 LOB: 0 BB: 1 P: 27	R: 0 H: 0 E: 0 K: 0 S: 4	H: 0 LOB: 0 BB: 1 P: 10	R: 0 H: 0 E: 0 K: 0 S: 6	H: 0 LOB: 1 BB: 1 P: 15	1B: 6 2B: 0 3B: 0 HR: 5	SF: 1 SAC: 0 DP: 2 HBP: 0	WP: 0 PB: 0 SB: 0 CS: 0	PA: 42		
PITCHER	IP WLS BF H R ER SO BB IBB HBP BLK WP HR S P ERA WHIP	IP WLS BF H R ER SO BB IBB HBP BLK WP HR S P ERA WHIP	IP WLS BF H R ER SO BB IBB HBP BLK WP HR S P ERA WHIP	IP WLS BF H R ER SO BB IBB HBP BLK WP HR S P ERA WHIP	IP WLS BF H R ER SO BB IBB HBP BLK WP HR S P ERA WHIP	IP WLS BF H R ER SO BB IBB HBP BLK WP HR S P ERA WHIP	IP WLS BF H R ER SO BB IBB HBP BLK WP HR S P ERA WHIP	IP WLS BF H R ER SO BB IBB HBP BLK WP HR S P ERA WHIP	IP WLS BF H R ER SO BB IBB HBP BLK WP HR S P ERA WHIP	IP WLS BF H R ER SO BB IBB HBP BLK WP HR S P ERA WHIP	IP WLS BF H R ER SO BB IBB HBP BLK WP HR S P ERA WHIP	IP WLS BF H R ER SO BB IBB HBP BLK WP HR S P ERA WHIP	IP WLS BF H R ER SO BB IBB HBP BLK WP HR S P ERA WHIP	IP WLS BF H R ER SO BB IBB HBP BLK WP HR S P ERA WHIP	IP WLS BF H R ER SO BB IBB HBP BLK WP HR S P ERA WHIP	IP WLS BF H R ER SO BB IBB HBP BLK WP HR S P ERA WHIP	IP WLS BF H R ER SO BB IBB HBP BLK WP HR S P ERA WHIP	IP WLS BF H R ER SO BB IBB HBP BLK WP HR S P ERA WHIP	IP WLS BF H R ER SO BB IBB HBP BLK WP HR S P ERA WHIP	IP WLS BF H R ER SO BB IBB HBP BLK WP HR S P ERA WHIP	IP WLS BF H R ER SO BB IBB HBP BLK WP HR S P ERA WHIP	IP WLS BF H R ER SO BB IBB HBP BLK WP HR S P ERA WHIP	IP WLS BF H R ER SO BB IBB HBP BLK WP HR S P ERA WHIP	IP WLS BF H R ER SO BB IBB HBP BLK WP HR S P ERA WHIP

Los Angeles Dodgers @ Seattle Mariners
Safeco Field, Seattle, WA
Fri Aug 17 2018, 7:11 PM - 9:56 PM PDT
Att. 46,796 - Clear - 71 F

livebaseballscorecards.com




AB 36
R 11
H 11
RBI 10
BB 5
SO 6
LOB 13

Batter	1	2	3	4	5	6	7	8	9	AB	R	H	RBI	BB	SO	LOB	BOTTOM								
17 Mitch Haniger, R OBP: 0.360, SLG: 0.473	L4		E4					G5-3		4	0	0	0	0	1	0									
5 Guillermo Heredia, R OBP: 0.299, SLG: 0.313										0	0	0	0	0	0	0									
22 Robinson Canó, L OBP: 0.379, SLG: 0.426										3	0	0	0	1	1	0									
23 Nelson Cruz, R OBP: 0.354, SLG: 0.539										2	0	1	0	1	1	0									
1 Gordon Beckham, R OBP: 0.282, SLG: 0.250										1	0	1	0	0	0	0									
4 Denard Span, L OBP: 0.354, SLG: 0.439										4	0	0	0	0	1	5									
15 Kyle Seager, L OBP: 0.273, SLG: 0.409										4	0	0	0	0	1	3									
27 Ryon Healy, R OBP: 0.288, SLG: 0.447										4	1	1	1	1	0	2									
10 Cameron Maybin, R OBP: 0.332, SLG: 0.539										4	0	1	0	0	1	0									
3 Mike Zunino, R OBP: 0.253, SLG: 0.418										3	0	0	0	0	3	1									
26 Chris Herrmann, L OBP: 0.313, SLG: 0.429										0	0	0	0	0	0	0									
9 Dee Strange-Gordon, L OBP: 0.297, SLG: 0.342										3	0	0	0	0	0	0									
Inning Stats	R: 0 H: 1 E: 0 K: 1 S: 8	H: 1 LOB: 1 BB: 0 P: 10	R: 0 H: 1 E: 0 K: 3 S: 12	LOB: 1 BB: 0 P: 19	R: 0 H: 0 E: 1 K: 0 S: 10	LOB: 0 BB: 2 P: 22	R: 1 H: 1 E: 0 K: 2 S: 14	H: 1 LOB: 0 BB: 0 P: 19	R: 0 H: 0 E: 0 K: 2 S: 7	LOB: 0 BB: 0 P: 12	R: 0 H: 0 E: 0 K: 0 S: 8	H: 0 LOB: 0 BB: 0 P: 11	R: 0 H: 0 E: 0 K: 1 S: 6	H: 0 LOB: 0 BB: 0 P: 8	R: 0 H: 1 E: 0 K: 1 S: 12	H: 1 LOB: 1 BB: 0 P: 16	R: 0 H: 0 E: 0 K: 1 S: 10	H: 0 LOB: 0 BB: 0 P: 13	1B: 3 2B: 0 3B: 0 HR: 1	SF: 0 SAC: 0 DP: 0 HBP: 0	WP: 0 PB: 0 SB: 0 CS: 0	PA: 34			
PITCHER	IP WLS BF H R ER SO BB IBB HBP BLK WP HR S P ERA WHIP	IP WLS BF H R ER SO BB IBB HBP BLK WP HR S P ERA WHIP	IP WLS BF H R ER SO BB IBB HBP BLK WP HR S P ERA WHIP	IP WLS BF H R ER SO BB IBB HBP BLK WP HR S P ERA WHIP	IP WLS BF H R ER SO BB IBB HBP BLK WP HR S P ERA WHIP	IP WLS BF H R ER SO BB IBB HBP BLK WP HR S P ERA WHIP	IP WLS BF H R ER SO BB IBB HBP BLK WP HR S P ERA WHIP	IP WLS BF H R ER SO BB IBB HBP BLK WP HR S P ERA WHIP	IP WLS BF H R ER SO BB IBB HBP BLK WP HR S P ERA WHIP	IP WLS BF H R ER SO BB IBB HBP BLK WP HR S P ERA WHIP	IP WLS BF H R ER SO BB IBB HBP BLK WP HR S P ERA WHIP	IP WLS BF H R ER SO BB IBB HBP BLK WP HR S P ERA WHIP	IP WLS BF H R ER SO BB IBB HBP BLK WP HR S P ERA WHIP	IP WLS BF H R ER SO BB IBB HBP BLK WP HR S P ERA WHIP	IP WLS BF H R ER SO BB IBB HBP BLK WP HR S P ERA WHIP	IP WLS BF H R ER SO BB IBB HBP BLK WP HR S P ERA WHIP	IP WLS BF H R ER SO BB IBB HBP BLK WP HR S P ERA WHIP	IP WLS BF H R ER SO BB IBB HBP BLK WP HR S P ERA WHIP	IP WLS BF H R ER SO BB IBB HBP BLK WP HR S P ERA WHIP	IP WLS BF H R ER SO BB IBB HBP BLK WP HR S P ERA WHIP	IP WLS BF H R ER SO BB IBB HBP BLK WP HR S P ERA WHIP	IP WLS BF H R ER SO BB IBB HBP BLK WP HR S P ERA WHIP	IP WLS BF H R ER SO BB IBB HBP BLK WP HR S P ERA WHIP	IP WLS BF H R ER SO BB IBB HBP BLK WP HR S P ERA WHIP	IP WLS BF H R ER SO BB IBB HBP BLK WP HR S P ERA WHIP

Los Angeles Dodgers @ Seattle Mariners
Safeco Field, Seattle, WA
Fri Aug 17 2018, 7:11 PM - 9:56 PM PDT
Att. 46,796 - Clear - 71 F

livebaseballscorecards.com



AB 32
R 1
H 4
RBI 1
BB 2
SO 11
LOB 9

Batter	1	2	3	4	5	6	7	8	9	10	AB	R	H	RBI	BB	SO	LOB	TOP			
31 Joc Pederson, L OBP: 0.322, SLG: 0.513											4	1	0	0	1	1	3				
10 Justin Turner, R OBP: 0.387, SLG: 0.477											3	1	1	1	1	0	1				
8 Manny Machado, R OBP: 0.378, SLG: 0.545											5	0	0	0	0	1	5				
35 Cody Bellinger, L OBP: 0.346, SLG: 0.472											4	1	2	2	1	1	1				
6 Brian Dozier, R OBP: 0.336, SLG: 0.411											4	0	0	0	1	1	2				
9 Yasmani Grandal, S OBP: 0.346, SLG: 0.484											4	0	0	0	0	3	2				
27 Matt Kemp, R OBP: 0.336, SLG: 0.479										4	0	1	0	0	0	0					
13 Max Muncy, L OBP: 0.378, SLG: 0.583										3	1	1	1	1	0	1					
66 Yasiel Puig, R OBP: 0.326, SLG: 0.474										4	0	1	0	0	1	1					
Inning Stats	R: 1 E: 0 K: 1 S: 18	H: 1 LOB: 2 BB: 2 P: 31	R: 0 E: 0 K: 0 S: 11	H: 2 LOB: 3 BB: 0 P: 19	R: 0 E: 0 K: 1 S: 11	H: 0 LOB: 0 BB: 1 P: 13	R: 0 E: 0 K: 0 S: 9	H: 0 LOB: 0 BB: 1 P: 14	R: 0 E: 0 K: 0 S: 11	H: 0 LOB: 0 BB: 0 P: 14	R: 2 E: 0 K: 3 S: 20	H: 2 LOB: 0 BB: 0 P: 27	R: 1 E: 0 K: 2 S: 12	H: 1 LOB: 0 BB: 0 P: 18	R: 0 E: 0 K: 0 S: 9	H: 0 LOB: 1 BB: 1 P: 20	1B: 3 2B: 0 3B: 0 HR: 3	SF: 0 SAC: 0 DP: 1 HBP: 1	WP: 0 PB: 0 SB: 1 CS: 0	PA: 41	
PITCHER	IP 5.0	WLS 22	BF 3	H 1	R 1	ER 1	SO 3	BB 4	IBB 0	HBP 1	BLK 0	WP 0	HR 0	S 55	P 90	ERA 1.80	WHIP 1.400				
31 Erasmo Ramirez, R ERA: 5.49																					
50 Nick Vincent, R ERA: 4.17	1.0	H 3	R 0	ER 0	SO 0	BB 0	IBB 0	HBP 0	BLK 0	WP 0	HR 0	S 11	P 14	ERA 0.00	WHIP 0.000						
33 Zach Duke, L ERA: 4.54	1.0	H 3	R 0	ER 0	SO 0	BB 0	IBB 0	HBP 0	BLK 0	WP 0	HR 0	S 5	P 7	ERA 0.00	WHIP 0.000						
48 Alex Colomé, R ERA: 3.31	1.0	H 5	R 2	ER 2	SO 3	BB 0	IBB 0	HBP 0	BLK 0	WP 0	HR 2	S 20	P 27	ERA 18.00	WHIP 2.000						
39 Edwin Diaz, R ERA: 2.07	1.0	B 4	R 1	ER 1	SO 2	BB 0	IBB 0	HBP 0	BLK 0	WP 0	HR 1	S 12	P 18	ERA 9.00	WHIP 1.000						

Los Angeles Dodgers @ Seattle Mariners
 Safeco Field, Seattle, WA
 Sat Aug 18 2018, 7:11 PM - 10:46 PM PDT
 Att. 43,264 - Cloudy - 73 F

AB 35
R 4
H 6
RBI 4
BB 5
SO 8
LOB 16

Batter	1	2	3	4	5	6	7	8	9	10	AB	R	H	RBI	BB	SO	LOB	BOTTOM				
17 Mitch Haniger, R OBP: 0.364, SLG: 0.473											2	1	1	0	3	0	0					
10 Cameron Maybin, R OBP: 0.328, SLG: 0.333											5	1	0	0	0	1	4					
22 Robinson Cano, L OBP: 0.380, SLG: 0.425											5	1	2	0	0	1						
23 Nelson Cruz, R OBP: 0.354, SLG: 0.536											4	1	1	1	1	1	0					
15 Kyle Seager, L OBP: 0.277, SLG: 0.416											3	1	1	3	2	1	2					
27 Ryan Healy, R OBP: 0.288, SLG: 0.445											4	0	1	0	0	2	1					
7 Andrew Romine, S OBP: 0.261, SLG: 0.224											0	0	0	0	0	0	0					
3 Mike Zunino, R OBP: 0.250, SLG: 0.414											3	0	0	0	0	3	1					
4 Denard Span, L OBP: 0.355, SLG: 0.440											1	0	1	0	0	0	0					
26 Chris Herrmann, L OBP: 0.313, SLG: 0.429											4	0	0	0	0	1	2					
9 Dee Strange-Gordon, L OBP: 0.294, SLG: 0.339											4	0	0	0	0	1	2					
5 Guillermo Heredia, R OBP: 0.286, SLG: 0.312											4	0	1	0	0	1	2					
Inning Stats	R: 4 E: 1 K: 2 S: 16	H: 3 LOB: 0 BB: 1 P: 25	R: 0 E: 0 K: 1 S: 14	H: 1 LOB: 1 BB: 1 P: 21	R: 0 E: 0 K: 0 S: 6	H: 0 LOB: 0 BB: 1 P: 14	R: 0 E: 0 K: 1 S: 9	H: 0 LOB: 0 BB: 0 P: 13	R: 0 E: 0 K: 1 S: 10	H: 0 LOB: 1 BB: 1 P: 17	R: 0 E: 0 K: 3 S: 12	H: 0 LOB: 1 BB: 1 P: 21	R: 0 E: 0 K: 1 S: 8	H: 0 LOB: 0 BB: 0 P: 12	R: 0 E: 0 K: 0 S: 14	H: 2 LOB: 2 BB: 0 P: 19	R: 1 E: 0 K: 1 S: 10	H: 2 LOB: 2 BB: 1 P: 14	1B: 7 2B: 0 3B: 0 HR: 1	SF: 0 SAC: 0 DP: 0 HBP: 0	WP: 0 PB: 0 SB: 0 CS: 1	PA: 42
PITCHER	IP 6.0	WLS 25	BF 4	H 4	R 4	ER 4	SO 8	BB 5	IBB 0	HBP 0	BLK 0	WP 0	HR 1	S 67	P 111	ERA 6.00	WHIP 1.500					
44 Rich Hill, L ERA: 3.73																						
52 Pedro Báez, R ERA: 3.79	1.0	3	0	0	0	1	0	0	0	0	0	0	0	8	12	0.00	0.000					
75 Scott Alexander, L ERA: 3.72	1.1	4	0	0	0	0	0	0	0	0	0	0	0	11	16	0.00	0.000					
47 JT Chargois, R ERA: 3.45	0.0	1	1	0	0	0	0	0	0	0	0	0	0	3	4	∞	∞					
64 Caleb Ferguson, L ERA: 3.30	1.0	L 6	R 3	ER 1	SO 1	BB 0	IBB 0	HBP 0	BLK 0	WP 0	HR 0	S 16	P 19	ERA 9.00	WHIP 3.000							
PITCHER	IP 10.0	WLS 2	BF 4	H 0	R 0	ER 0	SO 0	BB 1	IBB 0	HBP 0	BLK 1	WP 0	HR 0	S 2	P 6	ERA ∞	WHIP ∞					
51 Dylan Floro, R ERA: 2.55																						

Los Angeles Dodgers @ Seattle Mariners
 Safeco Field, Seattle, WA
 Sat Aug 18 2018, 7:11 PM - 10:46 PM PDT
 Att. 43,264 - Cloudy - 73 F

AB 35
R 5
H 8
RBI 4
BB 6
SO 10
LOB 13

Batter	1	2	3	4	5	6	7	8	9	AB	R	H	RBI	BB	SO	LOB	TOP							
13 Matt Carpenter, L (1,3) OBP: 0.397, SLG: 0.582										5	2	3	1	0	1	0	St. Louis Cardinals @ Los Angeles Dodgers Dodger Stadium, Los Angeles, CA Mon Aug 20 2018, 7:12 PM - 11:20 PM PDT Att. 42,402 - Clear - 77 F							
38 José Martínez, R (1,9) OBP: 0.370, SLG: 0.474 26 Bud Norris, R (9,1)										5	2	2	2	0	0	1								
12 Paul DeJong, R (1,6) OBP: 0.316, SLG: 0.429										4	0	0	0	1	3	1								
23 Marcell Ozuna, R (1,7) OBP: 0.318, SLG: 0.402										4	0	2	0	1	1	0								
21 Patrick Wisdom, R (1,5) OBP: 0.429, SLG: 0.583 49 Jordan Hicks, R (7,1) 27 Brett Cecil, R (8,1) 41 Tyler O'Neill, R (9,PH) OBP: 0.315, SLG: 0.448										3	0	0	1	1	0	1								
48 Harrison Bader, R (1,8) OBP: 0.348, SLG: 0.445										4	0	1	0	0	3	3								
16 Kolten Wong, L (1,4) OBP: 0.323, SLG: 0.387										4	0	1	0	0	1	5								
46 Francisco Peña, R (1,2) OBP: 0.239, SLG: 0.273										3	0	0	0	1	1	4								
68 Austin Gomber, L (1,1) OBP: 0.111, SLG: 0.111 35 Greg Garcia, L (6,PH) OBP: 0.314, SLG: 0.327 43 Dakota Hudson, R (6,1) 3 Jedd Gworko, R (7,5) OBP: 0.337, SLG: 0.422										2	0	0	0	0	1	3								
Inning Stats	R: 1 E: 0 K: 2 S: 12	H: 1 LOB: 0 BB: 0 P: 15	R: 0 E: 0 K: 1 S: 10	H: 1 LOB: 1 BB: 0 P: 16	R: 0 E: 0 K: 1 S: 10	H: 1 LOB: 1 BB: 0 P: 16	R: 0 E: 0 K: 1 S: 14	H: 2 LOB: 3 BB: 1 P: 18	R: 2 E: 0 K: 2 S: 19	H: 2 LOB: 3 BB: 3 P: 35	R: 0 E: 0 K: 1 S: 7	H: 0 LOB: 0 BB: 0 P: 10	R: 0 E: 0 K: 2 S: 9	H: 0 LOB: 0 BB: 0 P: 13	R: 0 E: 0 K: 2 S: 10	H: 0 LOB: 0 BB: 0 P: 16		R: 2 E: 0 K: 2 S: 15	H: 3 LOB: 1 BB: 0 P: 24	1B: 6 2B: 1 3B: 0 HR: 3	SF: 0 DP: 0 HBP: 0	WP: 0 PB: 0 SB: 0 CS: 0	PA: 41	
PITCHER	IP WLS BF H R ER SO BB IBB HBP BLK WP HR S P ERA WHIP	4.0 0 21 7 3 3 4 1 1 0 1 0 1 48 71 6.75 2.000	0.0 1 0 0 0 0 0 1 0 0 0 0 0 2 6 ∞ ∞	2.0 7 0 0 0 3 1 0 0 0 0 0 22 33 0.00 0.500	2.0 6 0 0 0 4 0 0 0 0 0 0 19 29 0.00 0.000	1.0 L 6 3 2 2 2 0 0 0 0 0 0 2 15 24 18.00 3.000																		

Batter	1	2	3	4	5	6	7	8	9	AB	R	H	RBI	BB	SO	LOB	BOTTOM						
6 Brian Dozier, R (1,4) OBP: 0.320, SLG: 0.411										4	1	1	0	1	1	2	St. Louis Cardinals @ Los Angeles Dodgers Dodger Stadium, Los Angeles, CA Mon Aug 20 2018, 7:12 PM - 11:20 PM PDT Att. 42,402 - Clear - 77 F						
10 Justin Turner, R (1,5) OBP: 0.402, SLG: 0.592										4	1	2	0	1	1	1							
8 Manny Machado, R (1,6) OBP: 0.380, SLG: 0.540										3	0	1	1	1	0	1							
35 Cody Bellinger, L (1,3) OBP: 0.346, SLG: 0.472 74 Kenley Jansen, S (9,1)										3	1	0	1	1	1	6							
27 Matt Kemp, R (1,9) OBP: 0.338, SLG: 0.475										0	0	0	0	0	0	0							
14 Enrique Hernández, R (1,8) OBP: 0.298, SLG: 0.437 13 Max Muncy, L (7,PH) OBP: 0.379, SLG: 0.582										3	1	0	1	1	1	6							
3 Chris Taylor, R (1,7) OBP: 0.319, SLG: 0.430										4	0	0	0	1	2	3							
15 Austin Barnes, R (1,2) OBP: 0.340, SLG: 0.247 9 Yasmani Grandal, S (6,PH) OBP: 0.343, SLG: 0.480										1	0	0	0	1	2								
57 Alex Wood, R (1,1) OBP: 0.045, SLG: 0.045 47 JT Chargois, S (5,1) 52 Pedro Báez, R (5,1) 31 Joc Pederson, L (6,PH) OBP: 0.322, SLG: 0.370 18 Kenta Maeda, R (7,1) 66 Yasiel Puig, R (8,PH) OBP: 0.327, SLG: 0.472										2	0	0	0	0	1	3							
Inning Stats	R: 0 E: 0 K: 0 S: 9	H: 2 LOB: 2 BB: 0 P: 13	R: 0 E: 0 K: 1 S: 9	H: 0 LOB: 1 BB: 1 P: 14	R: 0 E: 0 K: 1 S: 6	H: 0 LOB: 1 BB: 1 P: 14	R: 0 E: 0 K: 1 S: 11	H: 1 LOB: 2 BB: 1 P: 18	R: 2 E: 0 K: 2 S: 16	H: 2 LOB: 1 BB: 1 P: 24	R: 0 E: 0 K: 2 S: 11	H: 0 LOB: 1 BB: 1 P: 19	R: 1 E: 0 K: 1 S: 16	H: 1 LOB: 3 BB: 3 P: 34	R: 0 E: 0 K: 2 S: 13	H: 1 LOB: 2 BB: 1 P: 21		R: 0 E: 0 K: 3 S: 18	H: 0 LOB: 1 BB: 1 P: 29	1B: 6 2B: 2 3B: 0 HR: 0	SF: 1 DP: 1 HBP: 1	WP: 2 PB: 0 SB: 2 CS: 0	PA: 44
PITCHER	IP WLS BF H R ER SO BB IBB HBP BLK WP HR S P ERA WHIP	5.0 2 24 5 2 2 4 4 0 1 1 0 51 83 3.60 1.800	1.2 H 8 0 1 1 2 3 0 0 0 0 0 19 37 5.40 1.800	1.0 B 6 2 0 0 3 1 0 0 0 0 0 1 18 33 0.00 3.000	0.1 W 2 0 0 0 0 0 0 1 0 0 0 0 3 4 0.00 0.000	1.0 S 4 0 0 0 3 1 0 0 0 0 0 0 18 29 0.00 1.000																	

AB	37
R	5
H	10
RBI	5
BB	4
SO	13
LOB	19

AB	32
R	3
H	7
RBI	3
BB	10
SO	12
LOB	28

Batter	1	2	3	4	5	6	7	8	9	AB	R	H	RBI	BB	SO	LOB	TOP			
38 José Martínez, R OBP: 0.369, SLG: 0.472	G6-3		4 HR		K		K		K	4	1	1	1	0	2	0	St. Louis Cardinals @ Los Angeles Dodgers Dodger Stadium, Los Angeles, CA Tue Aug 21 2018, 7:12 PM - 10:35 PM PDT Att. 43,923 - Clear - 78 F			
18 Carlos Martínez, R OBP: 0.235, SLG: 0.394	P3		1-H		12 1B 23 1B		G6-3		K	4	1	1	2	1	1	0				
39 Miles Mikolas, R OBP: 0.163, SLG: 0.217	F7		E5		P4		23 HR		K	3	1	0	0	0	0	1				
26 Bud Norris, R																				
4 Yadier Molina, R OBP: 0.324, SLG: 0.456		L8			12 1B		1-H		K	4	1	2	2	0	1	1				
41 Tyler O'Neill, R OBP: 0.312, SLG: 0.429		K			1-2				K	4	0	1	0	0	3	0				
23 Marcell Ozuna, R OBP: 0.319, SLG: 0.409		L9			2B				K	4	0	1	0	0	0	3				
12 Paul DeJong, R OBP: 0.315, SLG: 0.426																				
3 Jedd Gyorko, R OBP: 0.336, SLG: 0.423									F8	3	0	1	0	0	0	3				
48 Harrison Bader, R OBP: 0.351, SLG: 0.444			16 FC5-4		F8				16 CS	3	0	1	0	0	1	1				
16 Kolten Wong, L OBP: 0.322, SLG: 0.383			38 1B		F9				G4-3	3	1	0	0	1	0	2				
62 Daniel Ponce de Leon, R			SH2-3		IBB				K	1	0	0	0	0	1	2				
7 Luke Weaver, R OBP: 0.184, SLG: 0.162										1	0	0	0	0	0	0				
40 Chasen Shreve, L										1	0	0	0	0	0	0				
13 Matt Carpenter, L OBP: 0.386, SLG: 0.580										1	0	0	0	0	1	0				
Inning Stats	R: 0 H: 0 E: 0 K: 0 S: 7	H: 0 R: 0 ER: 0 LOB: 0 P: 10	R: 0 H: 0 E: 0 K: 1 S: 9	H: 0 R: 0 ER: 0 LOB: 0 P: 14	R: 3 H: 3 E: 1 K: 1 S: 16	H: 3 R: 1 ER: 1 LOB: 1 P: 28	R: 0 H: 1 E: 0 K: 2 S: 14	H: 1 R: 0 ER: 0 LOB: 2 P: 20	R: 0 H: 2 E: 0 K: 1 S: 10	H: 0 R: 0 ER: 0 LOB: 3 P: 11	R: 2 H: 1 E: 0 K: 2 S: 12	H: 1 R: 0 ER: 0 LOB: 0 P: 17	R: 0 H: 0 E: 0 K: 0 S: 7	H: 0 R: 0 ER: 0 LOB: 0 P: 10	R: 0 H: 0 E: 0 K: 3 S: 12	H: 0 R: 0 ER: 0 LOB: 0 P: 14	1B: 4 2B: 1 3B: 0 HR: 2	SF: 0 SAC: 1 DP: 0 HBP: 2	WP: 0 PB: 0 SB: 0 CS: 1	PA: 38
PITCHER	IP WLS BF H R ER SO BB IBB HBP BLK WP HR S P ERA WHIP																			
99 Hyun Jin Ryu, L ERA: 2.27	4.0 L 18 4 3 3 4 0 1 0 0 0 0 1 46 72 6.75 1.000																			
51 Dylan Floro, R ERA: 2.45	2.0 9 2 0 0 2 1 0 0 0 0 0 0 19 26 0.00 1.500																			
41 Daniel Hudson, R ERA: 4.11	1.1 7 1 2 2 2 0 0 2 0 0 0 1 17 25 13.50 0.750																			
75 Scott Alexander, L ERA: 3.67	0.2 1 0 0 0 0 0 0 0 0 0 0 0 2 2 0.00 0.000																			
64 Caleb Ferguson, L ERA: 3.82	1.0 3 0 0 0 3 0 0 0 0 0 0 0 12 14 0.00 0.000																			

Batter	1	2	3	4	5	6	7	8	9	AB	R	H	RBI	BB	SO	LOB	BOTTOM					
31 Joc Pederson, L OBP: 0.320, SLG: 0.505	K	F8			F8		G6-3			5	0	1	0	0	1	7	St. Louis Cardinals @ Los Angeles Dodgers Dodger Stadium, Los Angeles, CA Tue Aug 21 2018, 7:12 PM - 10:35 PM PDT Att. 43,923 - Clear - 78 F					
64 Caleb Ferguson, R OBP: 0.200, SLG: 0.200										0	0	0	0	0	0	0						
10 Justin Turner, R OBP: 0.394, SLG: 0.491	K		P4		F9		F9		G4-3	5	0	0	0	0	1	0						
8 Manny Machado, R OBP: 0.382, SLG: 0.547	K				35 C4-6		1B		G6-3	5	1	3	1	0	1	0						
35 Cody Bellinger, L OBP: 0.345, SLG: 0.469		1B			FC4-6		K		G5-3	5	1	1	0	0	2	2						
13 Max Muncy, L OBP: 0.377, SLG: 0.576	K		G1-3		G1-3					3	0	0	0	1	1	3						
9 Yasmani Grandal, S OBP: 0.347, SLG: 0.481		1B			BB		G3			3	0	2	0	1	0	1						
3 Chris Taylor, R OBP: 0.323, SLG: 0.434		1B			L6					3	0	2	0	1	0	1						
66 Yasiel Puig, R OBP: 0.326, SLG: 0.467					K		FC1		G5-4-3	3	0	0	1	0	1	4						
99 Hyun Jin Ryu, R ERA: 2.08										1	0	0	0	0	1	3						
6 Brian Dozier, R OBP: 0.220, SLG: 0.214										1	0	0	0	0	1	2						
51 Dylan Floro, L ERA: 4.65										0	0	0	0	0	0	0						
27 Matt Kemp, R OBP: 0.337, SLG: 0.524										1	0	0	0	0	1	2						
41 Daniel Hudson, R ERA: 4.11										0	0	0	0	0	0	0						
75 Scott Alexander, L ERA: 3.67										0	0	0	0	0	0	0						
14 Enrique Hernández, R OBP: 0.301, SLG: 0.437										0	0	0	0	1	0	0						
Inning Stats	R: 0 H: 0 E: 0 K: 3 S: 11	H: 0 R: 1 ER: 0 LOB: 3 P: 18	R: 1 H: 3 E: 0 K: 2 S: 26	H: 3 R: 0 ER: 0 LOB: 0 P: 36	R: 0 H: 1 E: 0 K: 1 S: 10	H: 1 R: 0 ER: 0 LOB: 1 P: 14	R: 0 H: 1 E: 0 K: 2 S: 14	H: 1 R: 0 ER: 0 LOB: 2 P: 22	R: 0 H: 1 E: 0 K: 0 S: 6	H: 1 R: 0 ER: 0 LOB: 1 P: 10	R: 0 H: 1 E: 1 K: 1 S: 11	H: 1 R: 0 ER: 0 LOB: 2 P: 16	R: 1 H: 1 E: 0 K: 1 S: 13	H: 1 R: 0 ER: 0 LOB: 1 P: 24	R: 0 H: 1 E: 0 K: 0 S: 7	H: 1 R: 0 ER: 0 LOB: 2 P: 16	R: 0 H: 0 E: 0 K: 0 S: 7	H: 0 R: 0 ER: 0 LOB: 0 P: 10	1B: 7 2B: 1 3B: 0 HR: 1	SF: 0 SAC: 0 DP: 1 HBP: 1	WP: 0 PB: 0 SB: 0 CS: 0	PA: 40
PITCHER	IP WLS BF H R ER SO BB IBB HBP BLK WP HR S P ERA WHIP																					
62 Daniel Ponce de Leon, R ERA: 4.65	4.0 W 11 3 1 1 1 0 0 0 0 0 0 1 22 35 3.86 1.286																					
40 Chasen Shreve, L ERA: 4.03	0.1 H 2 0 0 0 1 1 0 0 0 0 0 0 6 10 0.00 3.000																					
18 Carlos Martínez, R ERA: 3.36	1.1 H 5 1 0 0 0 2 0 0 0 0 0 0 9 21 0.00 2.250																					
26 Bud Norris, R ERA: 2.96	1.0 S 3 0 0 0 0 0 0 0 0 0 0 0 7 10 0.00 0.000																					

AB 33
R 5
H 7
RBI 5
BB 2
SO 11
LOB 10




AB 35
R 2
H 9
RBI 2
BB 4
SO 10
LOB 25



Batter	1	2	3	4	5	6	7	8	9	AB	R	H	RBI	BB	SO	LOB	TOP								
13 Matt Carpenter, L (1,3) OBP: 0.383, SLG: 0.575										4	0	0	0	0	0	4	St. Louis Cardinals @ Los Angeles Dodgers Dodger Stadium, Los Angeles, CA Wed Aug 22 2018, 7:12 PM - 10:12 PM PDT Att: 48,247 - Clear - 77 F								
4 Yadier Molina, R (1,2) OBP: 0.323, SLG: 0.452										3	0	0	0	1	1	0									
38 José Martínez, R (1,9) OBP: 0.365, SLG: 0.467										4	0	0	0	0	1	1									
3 Jedd Gyorko, R (1,5) OBP: 0.341, SLG: 0.431										4	1	3	0	0	0	0									
12 Paul DeJong, R (1,6) OBP: 0.314, SLG: 0.434										4	1	1	2	0	2	2									
16 Kolten Wong, L (1,4) OBP: 0.322, SLG: 0.381										4	0	1	0	0	1	1									
48 Harrison Bader, R (1,8) OBP: 0.350, SLG: 0.439										3	0	0	0	1	0	2									
34 Yairo Muñoz, R (1,7) OBP: 0.346, SLG: 0.425										4	0	1	0	0	0	1									
32 Jack Flaherty, R (1,1) OBP: 0.162, SLG: 0.139										2	0	0	0	0	1	1									
27 Brett Cecil, R (7,1)										0	0	0	0	0	0	0									
41 Tyler O'Neill, R (8,PH) OBP: 0.321, SLG: 0.479										1	1	1	1	0	0	0									
43 Dakota Hudson, R (8,1)										0	0	0	0	0	0	0									
49 Jordan Hicks, R (9,1)										0	0	0	0	0	0	0									
Inning Stats	R: 0 E: 0 K: 2 S: 9	H: 0 LOB: 0 BB: 0 P: 12	R: 0 E: 0 K: 2 S: 11	H: 0 LOB: 0 BB: 0 P: 14	R: 0 E: 0 K: 2 S: 10	H: 1 LOB: 1 BB: 1 P: 18	R: 0 E: 0 K: 0 S: 14	H: 1 LOB: 1 BB: 0 P: 17	R: 0 E: 0 K: 0 S: 6	H: 0 LOB: 0 BB: 0 P: 9	R: 0 E: 0 K: 2 S: 11	H: 0 LOB: 1 BB: 0 P: 19	R: 0 E: 0 K: 1 S: 10	H: 1 LOB: 1 BB: 0 P: 15	R: 1 E: 0 K: 1 S: 11	H: 1 LOB: 0 BB: 0 P: 15	R: 2 E: 0 K: 0 S: 14	H: 3 LOB: 1 BB: 0 P: 24	1B: 4 2B: 1 3B: 0 HR: 2	SF: 0 SAC: 0 DP: 0 HBP: 0	WP: 0 PB: 0 SB: 1 CS: 0	PA: 35			
PITCHER	IP	WLS	BF	H	R	ER	SO	BB	IBB	HBP	BLK	WP	HR	S	P	ERA	WHIP								
21 Walker Buehler, R (1,1) ERA: 2.96	7.0		25	3	0	0	9	2	0	0	0	0	0	71	104	0.00	0.714								
75 Scott Alexander, L (8,1) ERA: 3.77	1.0	B	4	1	1	1	1	0	0	0	0	0	1	11	15	9.00	1.000								
74 Kenley Jansen, R (9,1) ERA: 2.72	1.0	L	6	3	2	2	0	0	0	0	0	0	1	14	24	18.00	3.000								

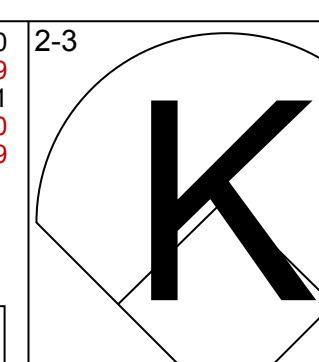
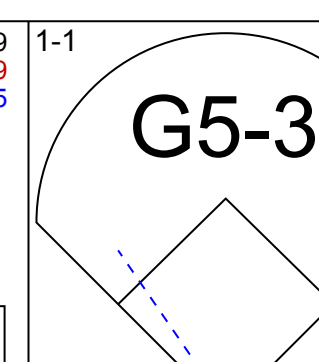
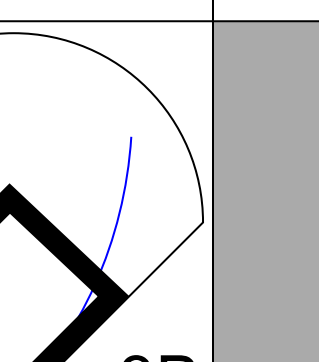
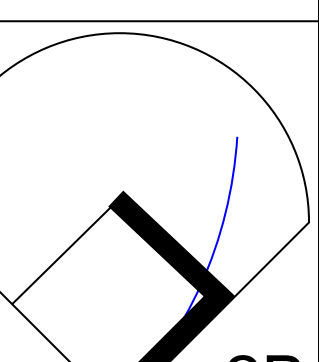
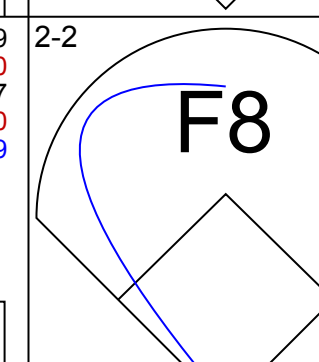
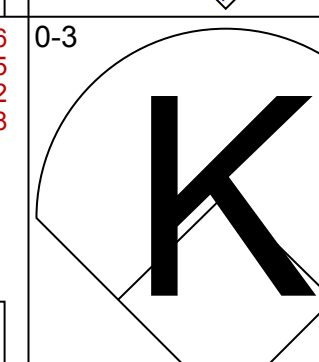
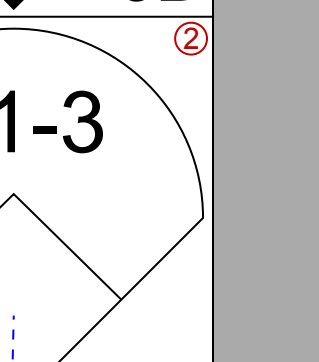
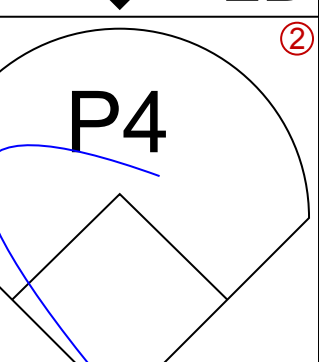
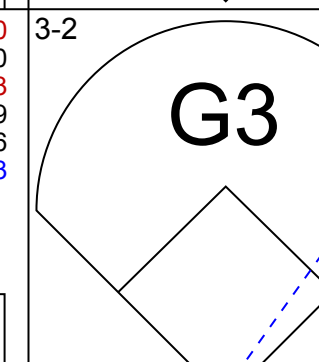
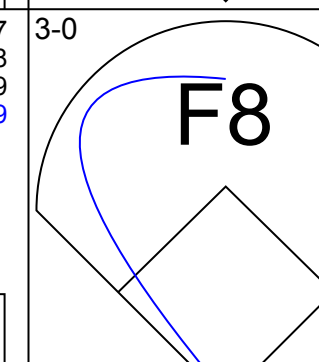
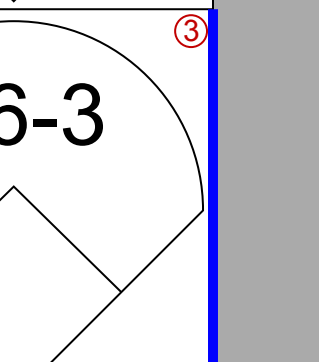
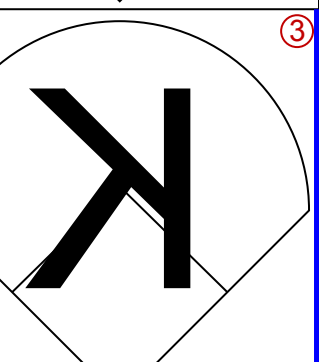

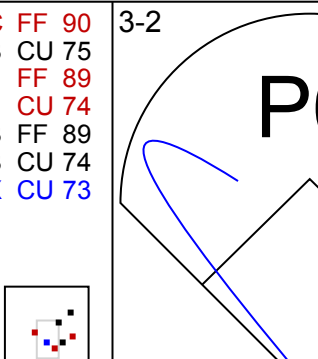
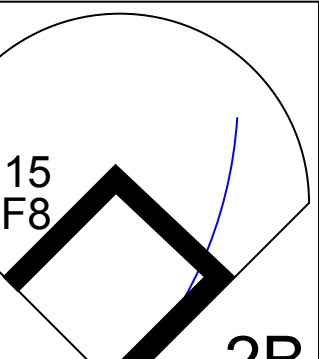
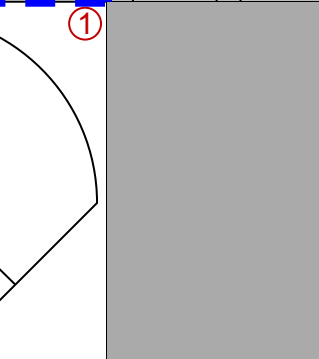
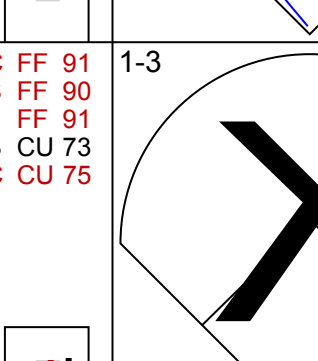
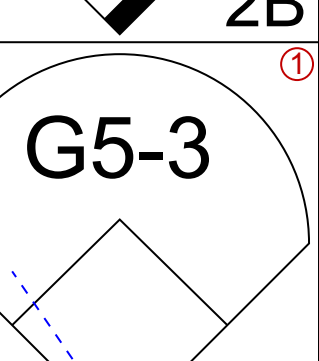
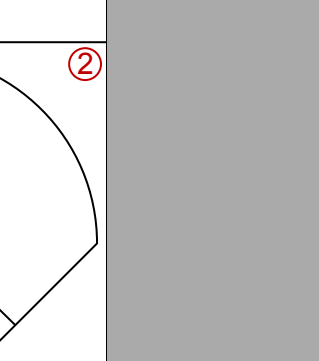
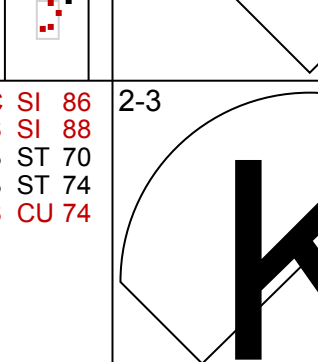
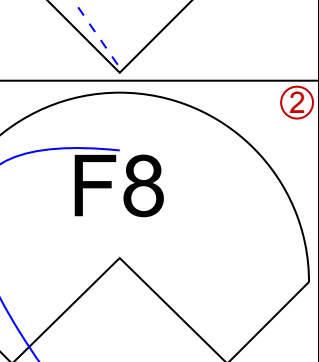
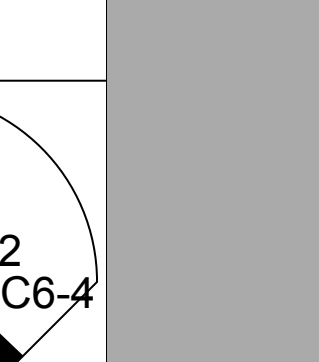
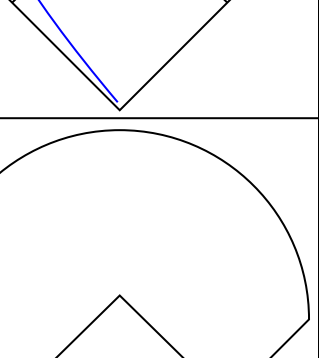
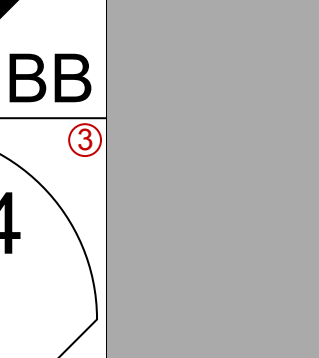
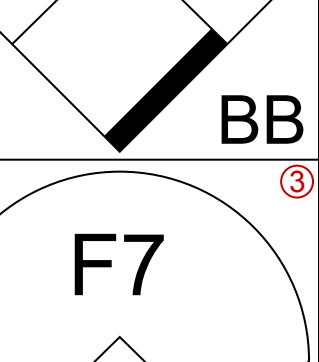
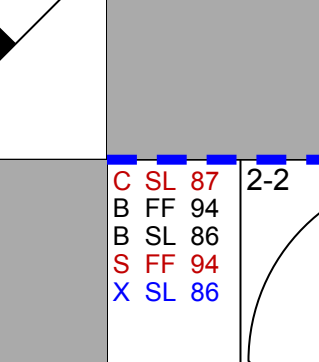
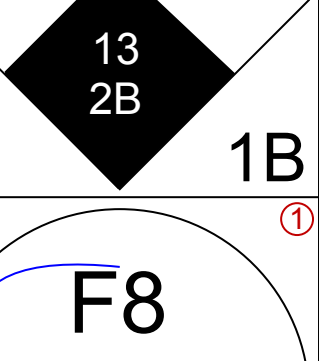
AB 33
R 3
H 7
RBI 3
BB 2
SO 10
LOB 9

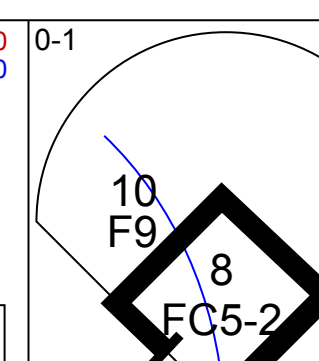
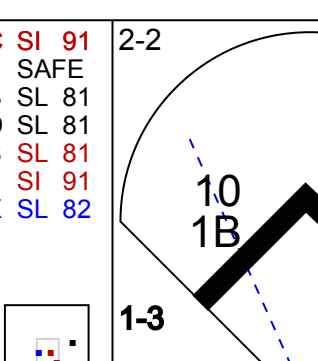
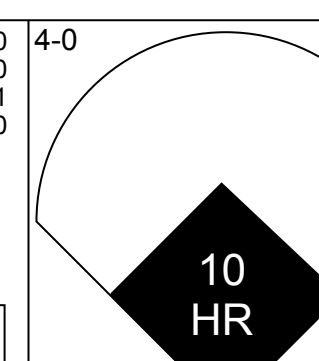
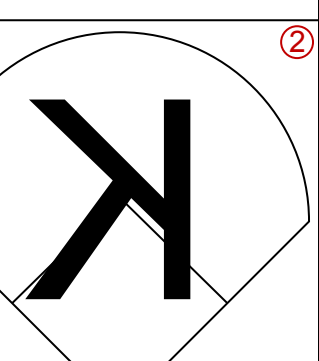
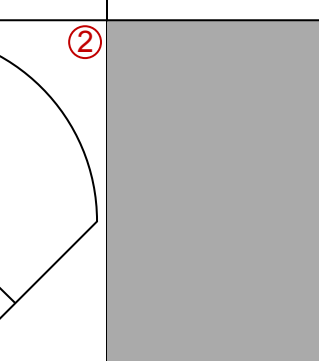
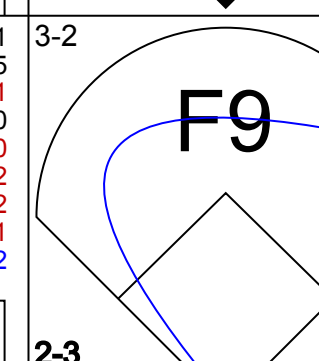
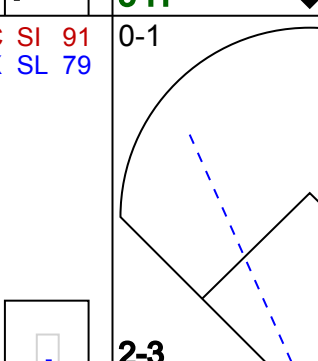
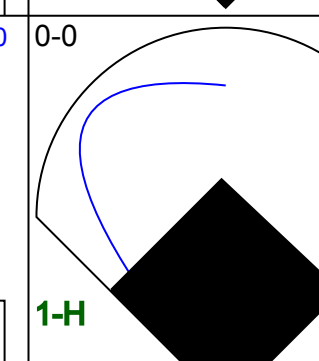
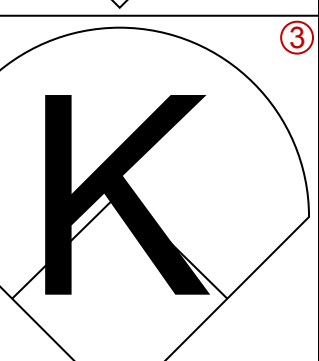
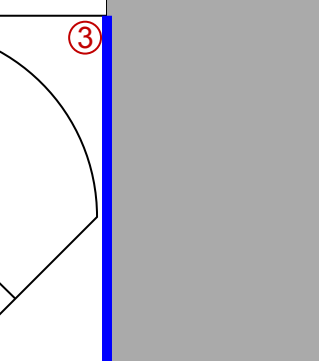
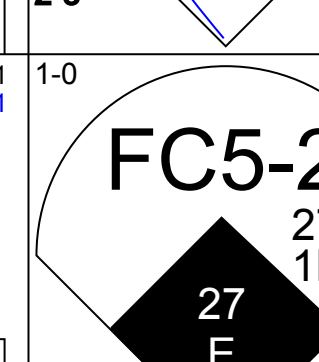
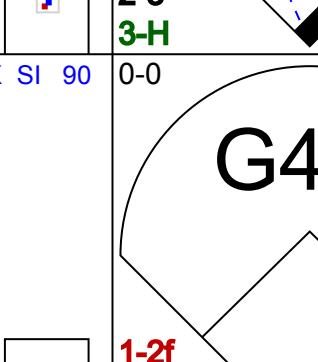
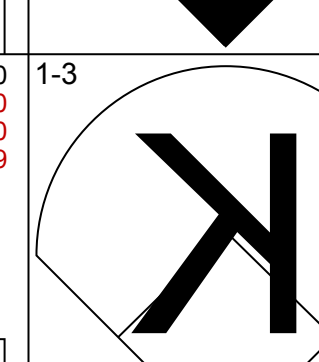
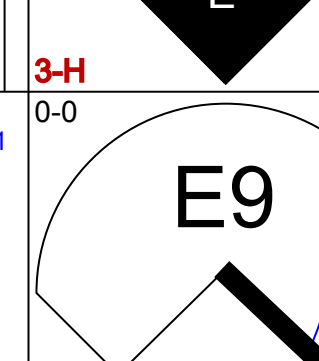
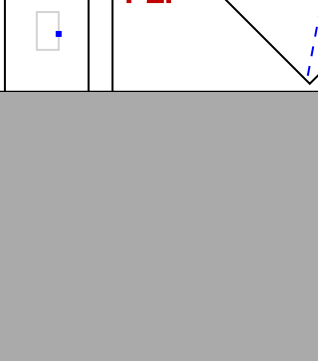
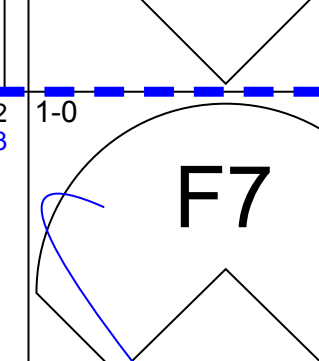
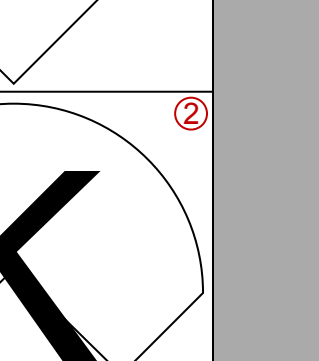
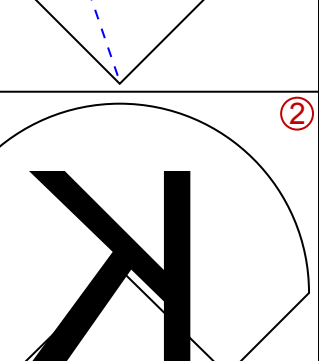
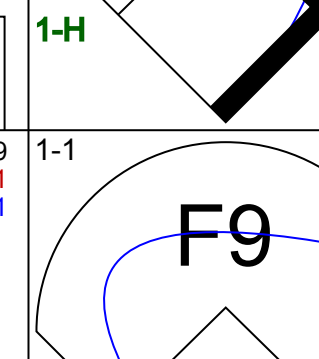
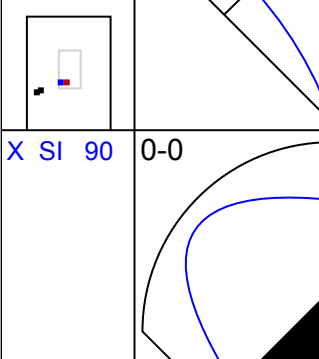
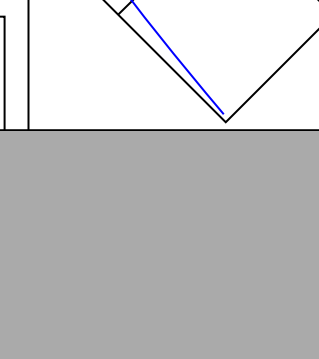
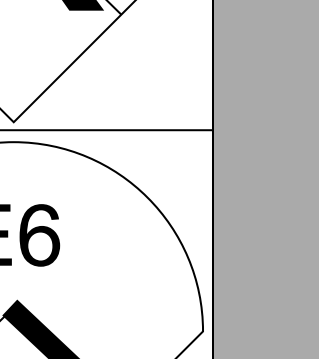
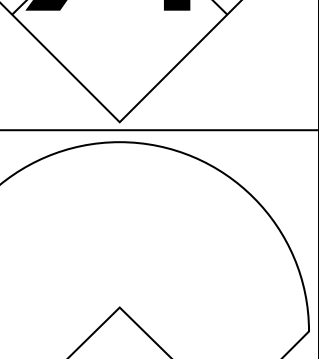
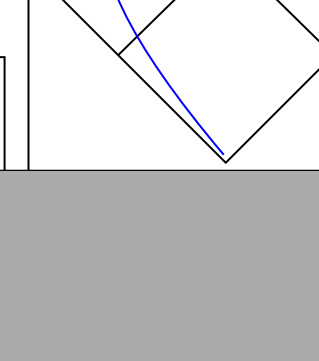

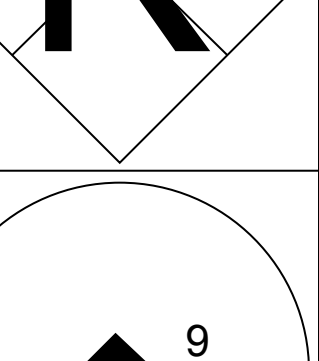
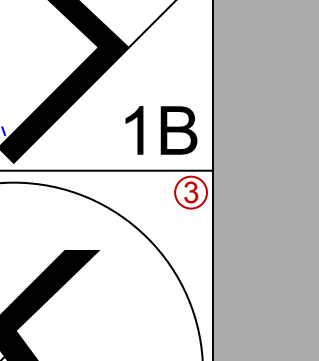
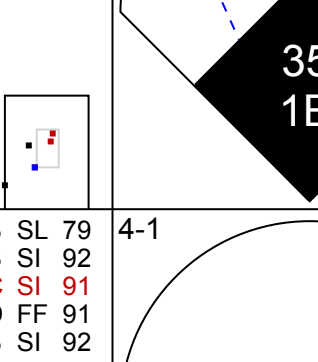
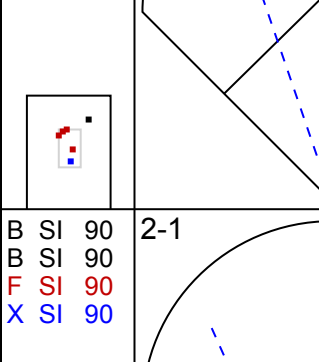
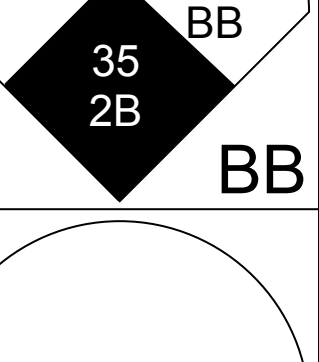
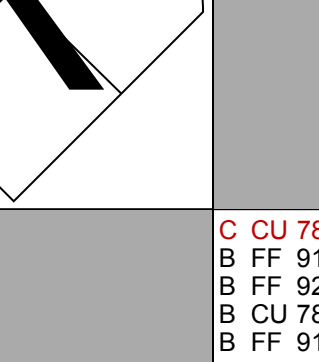

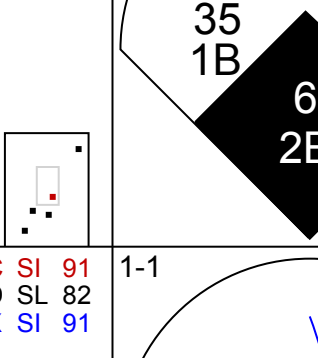
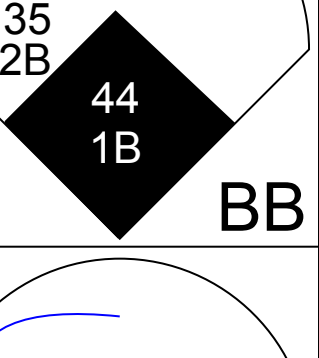
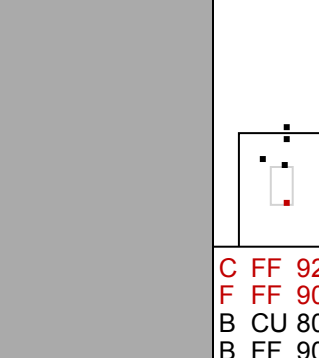

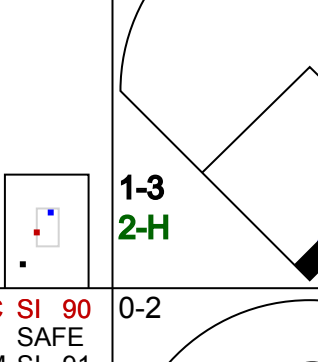
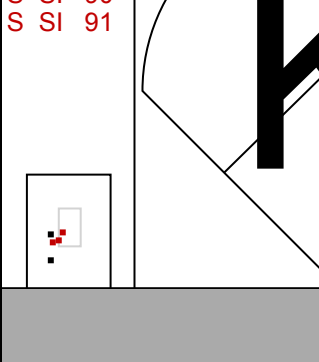
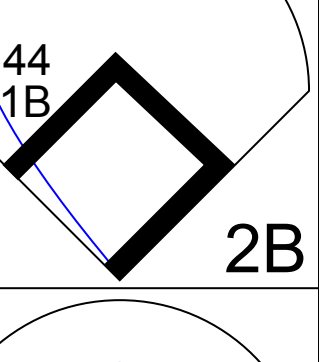


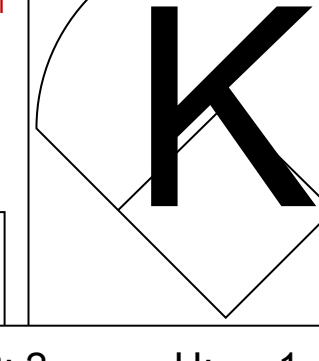
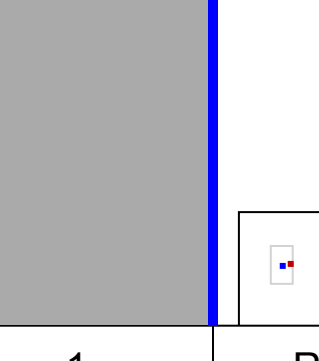

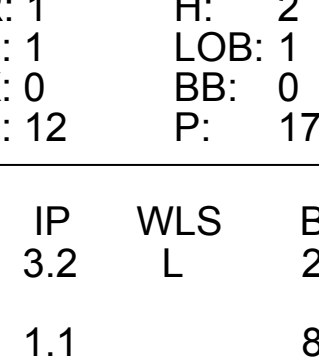


Batter	1	2	3	4	5	6	7	8	9	AB	R	H	RBI	BB	SO	LOB	BOTTOM								
31 Joc Pederson, L (1,7) OBP: 0.319, SLG: 0.511										4	1	1	1	0	1	2	St. Louis Cardinals @ Los Angeles Dodgers Dodger Stadium, Los Angeles, CA Wed Aug 22 2018, 7:12 PM - 10:12 PM PDT Att: 48,247 - Clear - 77 F								
10 Justin Turner, R (1,5) OBP: 0.375, SLG: 0.485										3	0	0	0	1	1	0									
8 Manny Machado, R (1,6) OBP: 0.381, SLG: 0.544										3	0	0	0	1	1	3									
35 Cody Bellinger, L (1,8) OBP: 0.342, SLG: 0.465										4	0	0	0	0	2	1									
6 Brian Dozier, R (1,4) OBP: 0.318, SLG: 0.407										4	0	0	0	0	2	0									
13 Max Muncy, L (1,3) OBP: 0.375, SLG: 0.573										2	0	0	0	0	2	0									
3 Chris Taylor, R (7,PH) OBP: 0.322, SLG: 0.432										2	0	0	0	0	1	0									
9 Yasmani Grandal, S (1,2) OBP: 0.347, SLG: 0.479										2	0	0	0	1	0	0									
66 Yasiel Puig, R (1,9) OBP: 0.326, SLG: 0.466										3	0	1	0	0	1	1									
21 Walker Buehler, R (1,1) OBP: 0.129, SLG: 0.129										2	0	0	0	0	2	0									
75 Scott Alexander, L (8,1)										0	0	0	0	0	0	0									
27 Matt Kemp, R (8,PH) OBP: 0.336, SLG: 0.473										1	0	0	0	0	0	1									
74 Kenley Jansen, S (9,1)										0	0	0	0	0	0	0									
Inning Stats	R: 0 E: 0 K: 3 S: 11	H: 0 LOB: 1 BB: 1 P: 20	R: 0 E: 0 K: 1 S: 11	H: 0 LOB: 0 BB: 0 P: 17	R: 0 E: 0 K: 1 S: 6	H: 0 LOB: 0 BB: 0 P: 8	R: 0 E: 0 K: 1 S: 10	H: 0 LOB: 0 BB: 0 P: 14	R: 0 E: 0 K: 3 S: 14	H: 0 LOB: 0 BB: 1 P: 25	R: 1 E: 0 K: 1 S: 12	H: 1 LOB: 0 BB: 0 P: 17	R: 0 E: 0 K: 0 S: 8	H: 0 LOB: 0 BB: 0 P: 15	R: 0 E: 1 K: 0 S: 16	H: 1 LOB: 3 BB: 1 P: 27	R: 0 E: 0 K: 3 S: 9	H: 0 LOB: 0 BB: 0 P: 11	1B: 1 2B: 0 3B: 0 HR: 1	SF: 0 SAC: 0 DP: 0 HBP: 0	WP: 0 PB: 0 SB: 0 CS: 0	PA: 33			
PITCHER	IP	WLS	BF	H	R	ER	SO	BB	IBB	HBP	BLK	WP	HR	S	P	ERA	WHIP								
32 Jack Flaherty, R (1,1) ERA: 2.97	6.0		21	1	1	1	10	2	0	0	0	0	0	64	101	1.50	0.500								
27 Brett Cecil, L (7,1) ERA: 5.09	1.0		3	0	0	0	0	0	0	0	0	0	0	8	15	0.00	0.000								
43 Dakota Hudson, R (8,1) ERA: 1.29	1.0	W	6	1	0	0	0	1	0	0	0	0	0	16	27	0.00	2.000								
49 Jordan Hicks, R (9,1) ERA: 3.08	1.0	S	3	0	0	0	3	0	0	0	0	0	0	9	11	0.00	0.000								

AB 30
R 1
H 2
RBI 1
BB 3
SO 13
LOB 8



Batter	1	2	3	4	5	6	7	8	9	AB	R	H	RBI	BB	SO	LOB	TOP					
13 Freddy Galvis, S OBP: 0.296, SLG: 0.374										4	0	2	1	0	1	0	San Diego Padres @ Los Angeles Dodgers Dodger Stadium, Los Angeles, CA Fri Aug 24 2018, 7:11 PM - 9:58 PM PDT Att: 47,559 - Clear - 74 F livebaseballscorecards.com					
4 Wil Myers, R OBP: 0.320, SLG: 0.470										4	0	0	0	0	1	2						
30 Eric Hosmer, L OBP: 0.319, SLG: 0.396 88 Phil Maton, R										3	0	0	0	0	0	1						
20 Carlos Asuaje, L OBP: 0.288, SLG: 0.283 66 Robert Stock, L										0	0	0	0	0	0	0						
10 Hunter Renfroe, R OBP: 0.304, SLG: 0.484										4	0	1	0	0	2	0						
18 Austin Hedges, R OBP: 0.291, SLG: 0.413										4	0	0	0	0	2	1						
15 Cory Spangenberg, L OBP: 0.297, SLG: 0.397										3	0	0	0	1	2	1						
32 Franmil Reyes, R OBP: 0.287, SLG: 0.451										2	0	0	0	1	1	1						
7 Manuel Margot, R OBP: 0.290, SLG: 0.372										3	1	1	0	0	1	2						
3 Clayton Richard, L OBP: 0.156, SLG: 0.190 43 Miguel Diaz, R										1	0	0	0	0	1	0						
2 José Pirela, R OBP: 0.308, SLG: 0.342										0	0	0	0	0	0	0						
Inning Stats	R: 0 E: 0 K: 1 S: 9	H: 0 LOB: 0 BB: 0 P: 16	R: 0 E: 0 K: 2 S: 11	H: 0 LOB: 0 BB: 0 P: 17	R: 0 E: 0 K: 3 S: 10	H: 0 LOB: 0 BB: 0 P: 12	R: 0 E: 0 K: 1 S: 7	H: 0 LOB: 0 BB: 0 P: 11	R: 0 E: 0 K: 0 S: 16	H: 1 LOB: 2 BB: 1 P: 23	R: 0 E: 0 K: 1 S: 10	H: 1 LOB: 1 BB: 0 P: 11	R: 0 E: 0 K: 2 S: 11	H: 0 LOB: 1 BB: 1 P: 18	R: 1 E: 0 K: 1 S: 14	H: 2 LOB: 1 BB: 0 P: 20	R: 0 E: 0 K: 2 S: 9	H: 0 LOB: 0 BB: 0 P: 12	1B: 1 2B: 2 3B: 1 HR: 0	SF: 0 SAC: 0 DP: 0 HBP: 0	WP: 0 PB: 0 SB: 0 CS: 0	PA: 33
PITCHER	IP WLS BF H R ER SO BB IBB HBP BLK WP HR S P ERA WHIP																					
44 Rich Hill, L ERA: 3.5	6.0 W 21 2 0 0 0 8 1 0 0 0 0 0 0 0 0 63 90 0.00 0.500																					
52 Pedro Báez, R ERA: 3.53	1.0 4 0 0 0 2 1 0 0 0 0 0 0 0 0 11 18 0.00 1.000																					
63 Yimi García, R ERA: 5.4	1.0 5 2 1 1 1 0 0 0 0 0 0 0 0 0 14 23 9.00 2.000																					
43 Pat Venditte, S ERA: 6.75	1.0 3 0 0 0 2 0 0 0 0 0 0 0 0 0 9 12 0.00 0.000																					

Batter	1	2	3	4	5	6	7	8	9	AB	R	H	RBI	BB	SO	LOB	BOTTOM			
6 Brian Dozier, R OBP: 0.320, SLG: 0.412										4	1	2	1	1	2	2	San Diego Padres @ Los Angeles Dodgers Dodger Stadium, Los Angeles, CA Fri Aug 24 2018, 7:11 PM - 9:58 PM PDT Att: 47,559 - Clear - 74 F livebaseballscorecards.com			
10 Justin Turner, R OBP: 0.392, SLG: 0.496 63 Yimi García, R										5	1	2	3	0	1	3				
43 Pat Venditte, L										0	0	0	0	0	0	0				
8 Manny Machado, R OBP: 0.378, SLG: 0.538										5	1	0	0	0	2	3				
27 Matt Kemp, R OBP: 0.335, SLG: 0.470										5	0	1	0	0	2	0				
3 Chris Taylor, R OBP: 0.324, SLG: 0.439										4	1	2	1	1	1	1				
14 Enrique Hernández, R OBP: 0.393, SLG: 0.438										4	2	1	0	1	2	2				
9 Yasmani Grandal, S OBP: 0.354, SLG: 0.480										1	3	1	0	3	0	0				
35 Cody Bellinger, L OBP: 0.344, SLG: 0.467										4	0	2	2	0	1	2				
44 Rich Hill, L OBP: 0.111, SLG: 0.111 52 Pedro Báez, R										3	1	1	1	0	1	2				
13 Max Muncy, L OBP: 0.377, SLG: 0.584										0	0	0	0	0	0	0				
Inning Stats	R: 1 E: 1 K: 0 S: 12	H: 2 LOB: 1 BB: 0 P: 17	R: 3 E: 0 K: 0 S: 17	H: 4 LOB: 1 BB: 1 P: 26	R: 1 E: 0 K: 1 S: 13	H: 2 LOB: 1 BB: 0 P: 20	R: 2 E: 0 K: 2 S: 8	H: 1 LOB: 0 BB: 1 P: 14	R: 2 E: 0 K: 3 S: 16	H: 2 LOB: 2 BB: 2 P: 28	R: 0 E: 1 K: 3 S: 13	H: 1 LOB: 1 BB: 0 P: 21	R: 2 E: 0 K: 1 S: 11	H: 1 LOB: 0 BB: 1 P: 19	R: 0 E: 0 K: 2 S: 8	H: 0 LOB: 1 BB: 1 P: 16	1B: 6 2B: 4 3B: 0 HR: 3	SF: 0 SAC: 0 DP: 1 HBP: 0	WP: 0 PB: 0 SB: 0 CS: 0	PA: 42
PITCHER	IP WLS BF H R ER SO BB IBB HBP BLK WP HR S P ERA WHIP																			
3 Clayton Richard, L ERA: 5.33	3.2 L 21 9 7 6 3 2 0 0 0 0 0 0 0 17 30 14.73 3.000																			
43 Miguel Diaz, R ERA: 6.14	1.1 8 2 2 2 3 2 0 0 0 0 0 0 1 24 40 9.00 1.500																			
88 Phil Maton, R ERA: 3.79	2.0 9 2 2 2 4 1 0 0 0 0 0 0 1 24 40 9.00 1.500																			
66 Robert Stock, R ERA: 2.25	1.0 4 0 0 0 2 1 0 0 0 0 0 0 0 8 16 0.00 1.000																			



Batter	1	2	3	4	5	6	7	8	9	10	11	12	AB	R	H	RBI	BB	SO	LOB	TOP				
13 Freddy Galvis, S OBP: 0.296, SLG: 0.373													6	1	2	1	0	1	2					
4 Wil Myers, R OBP: 0.317, SLG: 0.484													5	0	1	0	0	1	2					
30 Eric Hoerner, L OBP: 0.316, SLG: 0.392													5	0	0	1	0	1	3					
10 Hunter Renfroe, R OBP: 0.306, SLG: 0.482													5	0	2	0	0	2	2					
32 Franmil Reyes, R OBP: 0.286, SLG: 0.465													4	1	1	1	0	2	0					
15 Cory Spangenberg, L OBP: 0.298, SLG: 0.368													1	0	0	0	0	1	1					
18 Austin Hedges, R OBP: 0.263, SLG: 0.426													5	1	2	1	0	1	1					
2 José Pirela, R OBP: 0.305, SLG: 0.338													4	0	0	0	0	2	1					
34 Craig Stammen, R OBP: 0.287, SLG: 0.282													0	0	0	0	0	0	0					
65 José Castillo, L OBP: 0.287, SLG: 0.282													1	0	0	0	0	1	0					
66 Robert Stock, L OBP: 0.291, SLG: 0.375													0	0	0	0	0	0	0					
7 Manuel Margot, R OBP: 0.291, SLG: 0.375													5	1	2	0	0	2	0					
60 Brett Kennedy, R OBP: 0.287, SLG: 0.368													1	0	0	0	0	1	0					
55 Matt Strahm, L OBP: 0.287, SLG: 0.368													0	0	0	0	0	0	0					
17 A.J. Ellis, R OBP: 0.287, SLG: 0.368													1	0	0	0	0	0	0					
58 Trey Wingenter, R OBP: 0.287, SLG: 0.368													0	0	0	0	0	0	0					
16 Travis Jankowski, L OBP: 0.335, SLG: 0.330													2	0	1	0	0	0	1					
Inning Stats	R: 0 E: 0 K: 2 S: 11	H: 0 LOB: 0 BB: 0	R: 0 E: 0 K: 1 S: 10	H: 1 LOB: 1 BB: 0	R: 1 E: 0 K: 0 S: 7	H: 3 LOB: 0 BB: 0	R: 0 E: 0 K: 2 S: 9	H: 0 LOB: 0 BB: 0	R: 0 E: 0 K: 1 S: 8	H: 0 LOB: 0 BB: 0	R: 1 E: 0 K: 1 S: 11	H: 2 LOB: 2 BB: 0	R: 0 E: 0 K: 1 S: 7	H: 1 LOB: 0 BB: 0	R: 0 E: 0 K: 2 S: 10	H: 1 LOB: 1 BB: 0	R: 0 E: 0 K: 1 S: 10	H: 1 LOB: 1 BB: 0	1B: 8 2B: 1 3B: 0 HR: 2	SF: 0 SAC: 1 DP: 0 HBP: 0	WP: 0 PB: 0 SB: 0 CS: 1	PA: 46		
PITCHER	IP WLS BF H R ER SO BB IBB HBP BLK WP HR S P ERA WHIP												IP WLS BF H R ER SO BB IBB HBP BLK WP HR S P ERA WHIP											
22 Clayton Kershaw, L ERA: 2.39	1.0	B	4	1	1	1	2	0	0	0	0	0	0	1	11	16	9.00	1.000						
74 Kenley Jansen, R ERA: 2.83	1.0		3	1	0	0	1	0	0	0	0	0	0	0	7	12	0.00	1.000						
18 Kenta Maeda, R ERA: 3.74	2.0	W	8	2	0	0	3	0	0	0	0	0	0	0	20	28	0.00	1.000						

San Diego Padres @ Los Angeles Dodgers
Dodger Stadium, Los Angeles, CA
Sat Aug 25 2018, 6:13 PM - 9:57 PM PDT
Att. 53,528 - Clear - 77 F

livebaseballscorecards.com

AB 45
R 4
H 11
RBI 4
BB 0
SO 15
LOB 13

Batter	1	2	3	4	5	6	7	8	9	10	11	12	AB	R	H	RBI	BB	SO	LOB	BOTTOM				
13 Max Muncy, L OBP: 0.391, SLG: 0.594													3	2	2	1	1	1	1					
14 Enrique Hernández, R OBP: 0.302, SLG: 0.437													1	0	0	0	0	0	0					
10 Justin Turner, R OBP: 0.394, SLG: 0.498													5	1	2	1	0	0	3					
8 Manny Machado, R OBP: 0.378, SLG: 0.543													5	1	2	3	0	0	1					
35 Cody Bellinger, L OBP: 0.342, SLG: 0.464													5	0	1	0	0	3	1					
6 Brian Dozier, R OBP: 0.319, SLG: 0.410													5	0	1	0	0	1	1					
9 Yasmani Grandal, S OBP: 0.349, SLG: 0.473													5	0	0	0	0	3	2					
3 Chris Taylor, R OBP: 0.323, SLG: 0.438													5	0	1	0	0	2	2					
66 Yasiel Puig, R OBP: 0.327, SLG: 0.463													4	0	1	0	1	1	2					
22 Clayton Kershaw, L ERA: 2.39	5.0	WLS	23	5	3	3	5	2	0	1	0	0	0	0	0	0	0	0	3					
55 Matt Strahm, L ERA: 2.22	2.0	7	3	1	1	2	0	0	0	0	0	0	0	0	0	0	0	0	0					
58 Trey Wingenter, R ERA: 2.22	1.0	5	2	0	0	2	0	0	0	0	0	0	0	0	0	0	0	0	0					
34 Craig Stammen, R ERA: 2.6	2.0	6	0	0	0	0	0	0	0	0	0	0	0	0	0	0	0	0	0					
65 José Castillo, L ERA: 3.16	1.0	3	0	0	0	2	0	0	0	0	0	0	0	0	0	0	0	0	0					
PITCHER	IP WLS BF H R ER SO BB IBB HBP BLK WP HR S P ERA WHIP												IP WLS BF H R ER SO BB IBB HBP BLK WP HR S P ERA WHIP											
60 Brett Kennedy, R ERA: 2.59	0.1	L	3	1	1	1	0	1	0	0	0	0	0	0	2	6	27.00	6.000						
66 Robert Stock, R ERA: 2.59	0.1		3	1	1	1	0	1	0	0	0	0	0	0	2	6	27.00	6.000						

San Diego Padres @ Los Angeles Dodgers
Dodger Stadium, Los Angeles, CA
Sat Aug 25 2018, 6:13 PM - 9:57 PM PDT
Att. 53,528 - Clear - 77 F

livebaseballscorecards.com

AB 42
R 5
H 11
RBI 5
BB 3
SO 11
LOB 16

Batter	1	2	3	4	5	6	7	8	9	AB	R	H	RBI	BB	SO	LOB	TOP			
13 Freddy Galvis, S OBP: 0.297, SLG: 0.374			L7							5	0	2	0	0	2	2	San Diego Padres @ Los Angeles Dodgers Dodger Stadium, Los Angeles, CA Sun Aug 26 2018, 1:11 PM - 4:16 PM PDT Att: 43,252 - Sunny - 81 F			
4 Wil Myers, R OBP: 0.319, SLG: 0.472			E9							5	1	2	0	0	1	5				
10 Hunter Renfroe, R OBP: 0.310, SLG: 0.495										5	1	3	2	0	1	2				
30 Eric Hosmer, L OBP: 0.315, SLG: 0.390										5	0	1	0	0	3	3				
32 Framil Reyes, R 88 Phil Maton, R 66 Robert Stock, L 20 Carlos Asuaje, L 43 Miguel Diaz, R 2 José Pirela, R OBP: 0.304, SLG: 0.338										2	1	1	1	1	1	1				
18 Austin Hedges, R OBP: 0.291, SLG: 0.421										5	0	1	0	0	0	4				
15 Cory Spangenberg, L OBP: 0.296, SLG: 0.366										4	0	1	0	0	1	1				
7 Manuel Margot, R OBP: 0.293, SLG: 0.376										4	0	2	0	0	1	1				
41 Robbie Erlin, R OBP: 0.294, SLG: 0.250										2	0	1	0	0	1	1				
16 Travis Jankowski, L OBP: 0.336, SLG: 0.331										2	0	1	0	0	0	2				
Inning Stats	R: 0 E: 0 K: 3 S: 10	H: 1 LOB: 1 BB: 0 P: 13	R: 1 E: 0 K: 2 S: 14	H: 2 LOB: 1 BB: 0 P: 14	R: 1 E: 1 K: 2 S: 12	H: 2 LOB: 1 BB: 0 P: 17	R: 0 E: 0 K: 0 S: 7	H: 2 LOB: 2 BB: 1 P: 20	R: 0 E: 0 K: 1 S: 11	H: 1 LOB: 1 BB: 0 P: 16	R: 0 E: 0 K: 2 S: 11	H: 2 LOB: 2 BB: 0 P: 19	R: 1 E: 0 K: 0 S: 6	H: 1 LOB: 0 BB: 0 P: 7	1B: 11 2B: 2 3B: 0 HR: 2	SF: 0 SAC: 0 DP: 0 HBP: 0	WP: 0 PA: 42 PB: 0 SB: 1 CS: 0			
PITCHER	IP: 5.2 WLS: W BF: 28 ERA: 2.18	H: 11 R: 2 ER: 1 SO: 8	BB: 1 IBB: 0 HBP: 0 BLK: 0	WP: 0 HR: 1 S: 64 P: 86	ERA: 1.59 WHIP: 2.118	PITCHER										IP: 5.2 WLS: W BF: 28 ERA: 2.18	H: 11 R: 2 ER: 1 SO: 8	BB: 1 IBB: 0 HBP: 0 BLK: 0	WP: 0 HR: 1 S: 64 P: 86	ERA: 1.59 WHIP: 2.118
99 Hyun Jin Ryu, L ERA: 2.18	IP: 5.2 WLS: W BF: 28 ERA: 2.18	H: 11 R: 2 ER: 1 SO: 8	BB: 1 IBB: 0 HBP: 0 BLK: 0	WP: 0 HR: 1 S: 64 P: 86	ERA: 1.59 WHIP: 2.118	PITCHER										IP: 5.2 WLS: W BF: 28 ERA: 2.18	H: 11 R: 2 ER: 1 SO: 8	BB: 1 IBB: 0 HBP: 0 BLK: 0	WP: 0 HR: 1 S: 64 P: 86	ERA: 1.59 WHIP: 2.118
52 Pedro Báez, R ERA: 3.5	IP: 0.1 WLS: H BF: 1 ERA: 3.5	H: 0 R: 0 ER: 0 SO: 0	BB: 0 IBB: 0 HBP: 0 BLK: 0	WP: 0 HR: 0 S: 1 P: 0	ERA: 0.00 WHIP: 0.000	PITCHER										IP: 0.1 WLS: H BF: 1 ERA: 3.5	H: 0 R: 0 ER: 0 SO: 0	BB: 0 IBB: 0 HBP: 0 BLK: 0	WP: 0 HR: 0 S: 1 P: 0	ERA: 0.00 WHIP: 0.000
51 Dylan Floro, R ERA: 2.37	IP: 2.0 WLS: 9 BF: 3 ERA: 2.37	H: 0 R: 0 ER: 0 SO: 4	BB: 0 IBB: 0 HBP: 0 BLK: 0	WP: 0 HR: 0 S: 20 P: 35	ERA: 0.00 WHIP: 1.500	PITCHER										IP: 2.0 WLS: 9 BF: 3 ERA: 2.37	H: 0 R: 0 ER: 0 SO: 4	BB: 0 IBB: 0 HBP: 0 BLK: 0	WP: 0 HR: 0 S: 20 P: 35	ERA: 0.00 WHIP: 1.500
63 Yimi Garcia, R ERA: 5.57	IP: 1.0 WLS: 4 BF: 1 ERA: 5.57	H: 1 R: 1 ER: 1 SO: 0	BB: 0 IBB: 0 HBP: 0 BLK: 0	WP: 0 HR: 1 S: 6 P: 7	ERA: 9.00 WHIP: 1.000	PITCHER										IP: 1.0 WLS: 4 BF: 1 ERA: 5.57	H: 1 R: 1 ER: 1 SO: 0	BB: 0 IBB: 0 HBP: 0 BLK: 0	WP: 0 HR: 1 S: 6 P: 7	ERA: 9.00 WHIP: 1.000
Inning Stats	R: 0 E: 0 K: 3 S: 7	H: 0 LOB: 0 BB: 0 P: 11	R: 0 E: 1 K: 2 S: 15	H: 1 LOB: 2 BB: 0 P: 21	R: 0 E: 0 K: 0 S: 11	H: 1 LOB: 1 BB: 0 P: 17	R: 0 E: 0 K: 0 S: 6	H: 1 LOB: 0 BB: 0 P: 9	R: 4 E: 0 K: 2 S: 29	H: 5 LOB: 3 BB: 2 P: 47	R: 2 E: 0 K: 0 S: 12	H: 1 LOB: 0 BB: 2 P: 26	R: 0 E: 0 K: 3 S: 12	H: 1 LOB: 1 BB: 0 P: 18	R: 1 E: 1 K: 1 S: 14	1B: 6 2B: 4 3B: 0 HR: 1	SF: 0 SAC: 0 DP: 2 HBP: 0	WP: 1 PA: 39 PB: 0 SB: 0 CS: 0		
PITCHER	IP: 4.2 WLS: L BF: 23 ERA: 3.69	H: 8 R: 4 ER: 4 SO: 3	BB: 1 IBB: 0 HBP: 0 BLK: 0	WP: 0 HR: 1 S: 63 P: 94	ERA: 7.71 WHIP: 1.929	PITCHER										IP: 4.2 WLS: L BF: 23 ERA: 3.69	H: 8 R: 4 ER: 4 SO: 3	BB: 1 IBB: 0 HBP: 0 BLK: 0	WP: 0 HR: 1 S: 63 P: 94	ERA: 7.71 WHIP: 1.929
8 Phil Maton, R ERA: 4.2	IP: 0.1 WLS: 4 BF: 0 ERA: 4.2	H: 0 R: 2 ER: 2 SO: 1	BB: 3 IBB: 0 HBP: 0 BLK: 0	WP: 0 HR: 9 S: 23 P: 23	ERA: 54.00 WHIP: 9.000	PITCHER										IP: 0.1 WLS: 4 BF: 0 ERA: 4.2	H: 0 R: 2 ER: 2 SO: 1	BB: 3 IBB: 0 HBP: 0 BLK: 0	WP: 0 HR: 9 S: 23 P: 23	ERA: 54.00 WHIP: 9.000
66 Robert Stock, R ERA: 2.49	IP: 1.0 WLS: 3 BF: 1 ERA: 2.49	H: 0 R: 0 ER: 0 SO: 0	BB: 0 IBB: 0 HBP: 0 BLK: 0	WP: 1 HR: 0 S: 8 P: 14	ERA: 0.00 WHIP: 1.000	PITCHER										IP: 1.0 WLS: 3 BF: 1 ERA: 2.49	H: 0 R: 0 ER: 0 SO: 0	BB: 0 IBB: 0 HBP: 0 BLK: 0	WP: 1 HR: 0 S: 8 P: 14	ERA: 0.00 WHIP: 1.000
43 Miguel Diaz, R ERA: 5.79	IP: 2.0 WLS: 9 BF: 2 ERA: 5.79	H: 2 R: 1 ER: 1 SO: 4	BB: 1 IBB: 0 HBP: 0 BLK: 0	WP: 0 HR: 26 S: 44 P: 44	ERA: 4.50 WHIP: 1.500	PITCHER										IP: 2.0 WLS: 9 BF: 2 ERA: 5.79	H: 2 R: 1 ER: 1 SO: 4	BB: 1 IBB: 0 HBP: 0 BLK: 0	WP: 0 HR: 26 S: 44 P: 44	ERA: 4.50 WHIP: 1.500
6 Brian Dozier, R OBP: 0.318, SLG: 0.407										4	1	0	0	1	0	4	San Diego Padres @ Los Angeles Dodgers Dodger Stadium, Los Angeles, CA Sun Aug 26 2018, 1:11 PM - 4:16 PM PDT Att: 43,252 - Sunny - 81 F			
10 Justin Turner, R OBP: 0.398, SLG: 0.598										5	1	3	5	0	1					
8 Manny Machado, R OBP: 0.376, SLG: 0.545										5	1	1	2	0	3					
27 Matt Kemp, R OBP: 0.338, SLG: 0.472										4	0	2	0	0	1	0				
35 Cody Bellinger, L OBP: 0.342, SLG: 0.464										0	0	0	0	0	0	0				
14 Enrique Hernández, R OBP: 0.307, SLG: 0.444										4	0	3	0	0	0	1				
3 Chris Taylor, R OBP: 0.323, SLG: 0.436										3	0	0	0	1	1	3				
66 Yasiel Puig, R OBP: 0.323, SLG: 0.458										4	0	0	0	0	3	6				
15 Austin Barnes, R OBP: 0.337, SLG: 0.244										2	0	0	0	0	2	2				
9 Yasmani Grandal, S OBP: 0.350, SLG: 0.472										1	1	0	0	1	1	0				
99 Hyun Jin Ryu, R 52 Pedro Báez, R 31 Joc Pederson, L 51 Dylan Floro, L 13 Max Muncy, L 63 Yimi Garcia, R										2	1	2	0	0	0	0				
Inning Stats	R: 0 E: 0 K: 3 S: 7	H: 0 LOB: 0 BB: 0 P: 11	R: 0 E: 1 K: 2 S: 15	H: 1 LOB: 2 BB: 0 P: 21	R: 0 E: 0 K: 0 S: 11	H: 1 LOB: 1 BB: 0 P: 17	R: 0 E: 0 K: 0 S: 6	H: 1 LOB: 0 BB: 0 P: 9	R: 4 E: 0 K: 2 S: 29	H: 5 LOB: 3 BB: 2 P: 47	R: 2 E: 0 K: 0 S: 12	H: 1 LOB: 0 BB: 2 P: 26	R: 0 E: 0 K: 3 S: 12	H: 1 LOB: 1 BB: 0 P: 18	R: 1 E: 1 K: 1 S: 14	1B: 6 2B: 4 3B: 0 HR: 1	SF: 0 SAC: 0 DP: 2 HBP: 0	WP: 1 PA: 39 PB: 0 SB: 0 CS: 0		
PITCHER	IP: 4.2 WLS: L BF: 23 ERA: 3.69	H: 8 R: 4 ER: 4 SO: 3	BB: 1 IBB: 0 HBP: 0 BLK: 0	WP: 0 HR: 1 S: 63 P: 94	ERA: 7.71 WHIP: 1.929	PITCHER										IP: 4.2 WLS: L BF: 23 ERA: 3.69	H: 8 R: 4 ER: 4 SO: 3	BB: 1 IBB: 0 HBP: 0 BLK: 0	WP: 0 HR: 1 S: 63 P: 94	ERA: 7.71 WHIP: 1.929
8 Phil Maton, R ERA: 4.2	IP: 0.1 WLS: 4 BF: 0 ERA: 4.2	H: 0 R: 2 ER: 2 SO: 1	BB: 3 IBB: 0 HBP: 0 BLK: 0	WP: 0 HR: 9 S: 23 P: 23	ERA: 54.00 WHIP: 9.000	PITCHER										IP: 0.1 WLS: 4 BF: 0 ERA: 4.2	H: 0 R: 2 ER: 2 SO: 1	BB: 3 IBB: 0 HBP: 0 BLK: 0	WP: 0 HR: 9 S: 23 P: 23	ERA: 54.00 WHIP: 9.000
66 Robert Stock, R ERA: 2.49	IP: 1.0 WLS: 3 BF: 1 ERA: 2.49	H: 0 R: 0 ER: 0 SO: 0	BB: 0 IBB: 0 HBP: 0 BLK: 0	WP: 1 HR: 0 S: 8 P: 14	ERA: 0.00 WHIP: 1.000	PITCHER										IP: 1.0 WLS: 3 BF: 1 ERA: 2.49	H: 0 R: 0 ER: 0 SO: 0	BB: 0 IBB: 0 HBP: 0 BLK: 0	WP: 1 HR: 0 S: 8 P: 14	ERA: 0.00 WHIP: 1.000
43 Miguel Diaz, R ERA: 5.79	IP: 2.0 WLS: 9 BF: 2 ERA: 5.79	H: 2 R: 1 ER: 1 SO: 4	BB: 1 IBB: 0 HBP: 0 BLK: 0	WP: 0 HR: 26 S: 44 P: 44	ERA: 4.50 WHIP: 1.500	PITCHER										IP: 2.0 WLS: 9 BF: 2 ERA: 5.79	H: 2 R: 1 ER: 1 SO: 4	BB: 1 IBB: 0 HBP: 0 BLK: 0	WP: 0 HR: 26 S: 44 P: 44	ERA: 4.50 WHIP: 1.500

Batter	1	2	3	4	5	6	7	8	9	AB	R	H	RBI	BB	SO	LOB	TOP				
6 Brian Dozier, R OBP: 0.318, SLG: 0.410										3	0	0	0	1	0	1					
10 Justin Turner, R OBP: 0.399, SLG: 0.506										2	0	0	0	2	2	1					
8 Manny Machado, R OBP: 0.376, SLG: 0.548										4	1	1	1	0	2	2					
27 Matt Kemp, R OBP: 0.335, SLG: 0.468										4	0	0	0	0	0	0					
31 Joc Pederson, L OBP: 0.321, SLG: 0.506										0	0	0	0	0	0	0					
14 Enrique Hernández, R OBP: 0.310, SLG: 0.446										4	0	0	0	0	2	0					
3 Chris Taylor, R OBP: 0.321, SLG: 0.430										4	0	0	0	0	2	0					
66 Yasiel Puig, R OBP: 0.323, SLG: 0.462										3	0	1	0	0	1	0					
35 Cody Bellinger, L OBP: 0.343, SLG: 0.473										3	1	1	1	0	0	0					
9 Yasmani Grandal, S OBP: 0.350, SLG: 0.475										2	1	1	1	1	1	0					
Inning Stats	R: 0 E: 0 K: 2 S: 12	H: 0 LOB: 0 BB: 0 P: 15	R: 0 E: 0 K: 1 S: 7	H: 0 LOB: 0 BB: 0 P: 8	R: 1 E: 0 K: 2 S: 16	H: 1 LOB: 1 BB: 1 P: 25	R: 1 E: 0 K: 1 S: 8	H: 1 LOB: 0 BB: 0 P: 13	R: 0 E: 0 K: 0 S: 4	H: 0 LOB: 0 BB: 1 P: 10	R: 0 E: 0 K: 0 S: 9	H: 1 LOB: 0 BB: 0 P: 14	R: 1 E: 0 K: 1 S: 10	H: 1 LOB: 1 BB: 0 P: 20	R: 0 E: 0 K: 2 S: 8	H: 0 LOB: 0 BB: 0 P: 11	1B: 0 2B: 0 3B: 1 HR: 3	SF: 0 SAC: 0 DP: 1 HBP: 0	WP: 0 PB: 0 SB: 0 CS: 1	PA: 34	
PITCHER	IP WLS BF H R ER SO BB IBB HBP BLK WP HR S P ERA WHIP	IP WLS BF H R ER SO BB IBB HBP BLK WP HR S P ERA WHIP	IP WLS BF H R ER SO BB IBB HBP BLK WP HR S P ERA WHIP	IP WLS BF H R ER SO BB IBB HBP BLK WP HR S P ERA WHIP	IP WLS BF H R ER SO BB IBB HBP BLK WP HR S P ERA WHIP	IP WLS BF H R ER SO BB IBB HBP BLK WP HR S P ERA WHIP	IP WLS BF H R ER SO BB IBB HBP BLK WP HR S P ERA WHIP	IP WLS BF H R ER SO BB IBB HBP BLK WP HR S P ERA WHIP	IP WLS BF H R ER SO BB IBB HBP BLK WP HR S P ERA WHIP	IP WLS BF H R ER SO BB IBB HBP BLK WP HR S P ERA WHIP	IP WLS BF H R ER SO BB IBB HBP BLK WP HR S P ERA WHIP	IP WLS BF H R ER SO BB IBB HBP BLK WP HR S P ERA WHIP	IP WLS BF H R ER SO BB IBB HBP BLK WP HR S P ERA WHIP	IP WLS BF H R ER SO BB IBB HBP BLK WP HR S P ERA WHIP	IP WLS BF H R ER SO BB IBB HBP BLK WP HR S P ERA WHIP	IP WLS BF H R ER SO BB IBB HBP BLK WP HR S P ERA WHIP	IP WLS BF H R ER SO BB IBB HBP BLK WP HR S P ERA WHIP	IP WLS BF H R ER SO BB IBB HBP BLK WP HR S P ERA WHIP	IP WLS BF H R ER SO BB IBB HBP BLK WP HR S P ERA WHIP	IP WLS BF H R ER SO BB IBB HBP BLK WP HR S P ERA WHIP	IP WLS BF H R ER SO BB IBB HBP BLK WP HR S P ERA WHIP
36 Mike Minor, L ERA: 4.33	6.0	L	22	2	2	2	7	3	0	0	0	0	0	0	0	0	1	11	18	6.75	1.500
58 Alex Claudio, L ERA: 4.79	1.1		5	2	1	1	0	0	0	0	0	0	0	0	0	0	0	8	16	0.00	1.500
44 Cory Gearrin, R ERA: 3.51	0.2		3	0	0	0	1	1	0	0	0	0	0	0	0	0	0	8	11	0.00	0.000
62 José Leclerc, R ERA: 1.81	1.0		3	0	0	0	2	0	0	0	0	0	0	0	0	0	0	8	11	0.00	0.000

Los Angeles Dodgers @ Texas Rangers
 Globe Life Park in Arlington, Arlington, TX
 Wed Aug 29 2018, 8:08 PM - 10:56 PM EDT
 Att: 29,181 - Clear - 95 F

AB 29
 R 3
 H 4
 RBI 3
 BB 4
 SO 10
 LOB 4

Batter	1	2	3	4	5	6	7	8	9	AB	R	H	RBI	BB	SO	LOB	BOTTOM					
17 Shin-Soo Choo, L OBP: 0.389, SLG: 0.472										4	0	1	0	0	0	1						
12 Rougned Odor, L OBP: 0.344, SLG: 0.469										4	0	0	0	0	1	2						
1 Elvis Andrus, R OBP: 0.316, SLG: 0.382										3	0	0	0	1	2	1						
30 Nomar Mazara, L OBP: 0.326, SLG: 0.435										3	1	0	0	1	0	3						
29 Adrian Beltré, R OBP: 0.332, SLG: 0.385										4	0	1	1	0	2	0						
19 Jurickson Proffer, S OBP: 0.337, SLG: 0.447										3	0	1	0	1	0	1						
9 Isiah Kiner-Falefa, R OBP: 0.330, SLG: 0.375										3	0	1	0	0	0	1						
13 Joey Gallo, L OBP: 0.321, SLG: 0.500										0	0	0	0	0	1	0						
67 Ronald Guzmán, L OBP: 0.309, SLG: 0.409										4	0	0	0	0	1	5						
15 Carlos Tocci, R OBP: 0.255, SLG: 0.243										3	0	1	0	0	1	0						
Inning Stats	R: 0 E: 0 K: 1 S: 15	H: 1 LOB: 1 BB: 0 P: 19	R: 0 E: 0 K: 1 S: 10	H: 2 LOB: 1 BB: 0 P: 13	R: 0 E: 0 K: 0 S: 5	H: 0 LOB: 0 BB: 0 P: 6	R: 0 E: 0 K: 1 S: 7	H: 0 LOB: 0 BB: 0 P: 11	R: 0 E: 0 K: 1 S: 7	H: 0 LOB: 0 BB: 0 P: 11	R: 0 E: 1 K: 1 S: 12	H: 1 LOB: 2 BB: 1 P: 19	R: 0 E: 0 K: 0 S: 11	H: 0 LOB: 1 BB: 1 P: 19	R: 0 E: 0 K: 1 S: 8	H: 0 LOB: 0 BB: 0 P: 12	R: 1 E: 0 K: 1 S: 13	H: 1 LOB: 2 BB: 2 P: 27	1B: 4 2B: 1 3B: 0 HR: 0	SF: 0 SAC: 0 DP: 1 HBP: 0	WP: 0 PB: 0 SB: 1 CS: 0	PA: 35
PITCHER	IP WLS BF H R ER SO BB IBB HBP BLK WP HR S P ERA WHIP	IP WLS BF H R ER SO BB IBB HBP BLK WP HR S P ERA WHIP	IP WLS BF H R ER SO BB IBB HBP BLK WP HR S P ERA WHIP	IP WLS BF H R ER SO BB IBB HBP BLK WP HR S P ERA WHIP	IP WLS BF H R ER SO BB IBB HBP BLK WP HR S P ERA WHIP	IP WLS BF H R ER SO BB IBB HBP BLK WP HR S P ERA WHIP	IP WLS BF H R ER SO BB IBB HBP BLK WP HR S P ERA WHIP	IP WLS BF H R ER SO BB IBB HBP BLK WP HR S P ERA WHIP	IP WLS BF H R ER SO BB IBB HBP BLK WP HR S P ERA WHIP	IP WLS BF H R ER SO BB IBB HBP BLK WP HR S P ERA WHIP	IP WLS BF H R ER SO BB IBB HBP BLK WP HR S P ERA WHIP	IP WLS BF H R ER SO BB IBB HBP BLK WP HR S P ERA WHIP	IP WLS BF H R ER SO BB IBB HBP BLK WP HR S P ERA WHIP	IP WLS BF H R ER SO BB IBB HBP BLK WP HR S P ERA WHIP	IP WLS BF H R ER SO BB IBB HBP BLK WP HR S P ERA WHIP	IP WLS BF H R ER SO BB IBB HBP BLK WP HR S P ERA WHIP	IP WLS BF H R ER SO BB IBB HBP BLK WP HR S P ERA WHIP	IP WLS BF H R ER SO BB IBB HBP BLK WP HR S P ERA WHIP	IP WLS BF H R ER SO BB IBB HBP BLK WP HR S P ERA WHIP	IP WLS BF H R ER SO BB IBB HBP BLK WP HR S P ERA WHIP	IP WLS BF H R ER SO BB IBB HBP BLK WP HR S P ERA WHIP	
57 Alex Wood, L ERA: 3.42	7.0	W	26	4	0	0	5	2	0	0	0	0	0	0	0	0	0	8	12	0.00	0.000	
75 Scott Alexander, L ERA: 3.64	1.0	H	3	0	0	0	1	0	0	0	0	0	0	0	0	0	0	8	12	0.00	0.000	
18 Kenta Maeda, R ERA: 3.79	1.0	S	6	1	1	1	1	2	0	0	0	0	0	0	0	0	0	13	27	9.00	3.000	

Los Angeles Dodgers @ Texas Rangers
 Globe Life Park in Arlington, Arlington, TX
 Wed Aug 29 2018, 8:08 PM - 10:56 PM EDT
 Att: 29,181 - Clear - 95 F

AB 31
 R 1
 H 5
 RBI 1
 BB 4
 SO 7
 LOB 14

Batter	1	2	3	4	5	6	7	8	9	AB	R	H	RBI	BB	SO	LOB	TOP						
28 Steven Souza Jr. R OBP: 0.321, SLG: 0.410										4	1	2	0	0	0	1							
11 AJ Pollock R OBP: 0.318, SLG: 0.491										4	0	0	0	0	1	2							
44 Paul Goldschmidt R OBP: 0.390, SLG: 0.549										4	1	2	2	0	0	1							
6 David Peralta L OBP: 0.358, SLG: 0.536											4	0	0	0	0	2	1						
14 Eduardo Escobar S OBP: 0.340, SLG: 0.503											4	0	1	0	0	0	1						
13 Nick Ahmed R OBP: 0.296, SLG: 0.433											3	0	0	0	0	0	1						
4 Ketel Marte S OBP: 0.325, SLG: 0.416										3	0	1	0	0	1	0							
2 Jeff Mathis R OBP: 0.291, SLG: 0.281										3	0	0	0	0	0	3	1						
21 Zack Greinke R OBP: 0.276, SLG: 0.309										2	0	0	0	0	0	0	0						
41 Jake Diekman R										0	0	0	0	0	0	0							
Inning Stats	R: 2 H: 2 E: 0 K: 2 S: 13	H: 2 LOB: 0 BB: 0 P: 19	R: 0 H: 0 E: 0 K: 1 S: 7	H: 0 LOB: 0 BB: 0 P: 11	R: 0 H: 1 E: 0 K: 0 S: 10	H: 1 LOB: 1 BB: 0 P: 17	R: 0 H: 0 E: 0 K: 0 S: 6	H: 0 LOB: 0 BB: 0 P: 10	R: 0 H: 0 E: 0 K: 2 S: 8	H: 0 LOB: 0 BB: 0 P: 10	R: 0 H: 0 E: 0 K: 0 S: 4	H: 0 LOB: 0 BB: 0 P: 6	R: 0 H: 0 E: 0 K: 0 S: 8	H: 0 LOB: 0 BB: 0 P: 13	R: 0 H: 1 E: 0 K: 1 S: 12	H: 1 LOB: 1 BB: 0 P: 18	R: 0 H: 1 E: 0 K: 1 S: 10	H: 1 LOB: 1 BB: 0 P: 16	1B: 4 2B: 1 3B: 0 HR: 1	SF: 0 SAC: 1 DP: 1 HBP: 0	WP: 1 PB: 0 CS: 0	PA: 32	
PITCHER	IP WLS BF H R ER SO BB IBB HBP BLK WP HR S P ERA WHIP	IP WLS BF H R ER SO BB IBB HBP BLK WP HR S P ERA WHIP	IP WLS BF H R ER SO BB IBB HBP BLK WP HR S P ERA WHIP	IP WLS BF H R ER SO BB IBB HBP BLK WP HR S P ERA WHIP	IP WLS BF H R ER SO BB IBB HBP BLK WP HR S P ERA WHIP	IP WLS BF H R ER SO BB IBB HBP BLK WP HR S P ERA WHIP	IP WLS BF H R ER SO BB IBB HBP BLK WP HR S P ERA WHIP	IP WLS BF H R ER SO BB IBB HBP BLK WP HR S P ERA WHIP	IP WLS BF H R ER SO BB IBB HBP BLK WP HR S P ERA WHIP	IP WLS BF H R ER SO BB IBB HBP BLK WP HR S P ERA WHIP	IP WLS BF H R ER SO BB IBB HBP BLK WP HR S P ERA WHIP	IP WLS BF H R ER SO BB IBB HBP BLK WP HR S P ERA WHIP	IP WLS BF H R ER SO BB IBB HBP BLK WP HR S P ERA WHIP	IP WLS BF H R ER SO BB IBB HBP BLK WP HR S P ERA WHIP	IP WLS BF H R ER SO BB IBB HBP BLK WP HR S P ERA WHIP	IP WLS BF H R ER SO BB IBB HBP BLK WP HR S P ERA WHIP	IP WLS BF H R ER SO BB IBB HBP BLK WP HR S P ERA WHIP	IP WLS BF H R ER SO BB IBB HBP BLK WP HR S P ERA WHIP	IP WLS BF H R ER SO BB IBB HBP BLK WP HR S P ERA WHIP	IP WLS BF H R ER SO BB IBB HBP BLK WP HR S P ERA WHIP	IP WLS BF H R ER SO BB IBB HBP BLK WP HR S P ERA WHIP	IP WLS BF H R ER SO BB IBB HBP BLK WP HR S P ERA WHIP	IP WLS BF H R ER SO BB IBB HBP BLK WP HR S P ERA WHIP

Arizona Diamondbacks @ Los Angeles Dodgers
Dodger Stadium, Los Angeles, CA
Fri Aug 31 2018, 7:12 PM - 9:44 PM PDT
Att. 48,965 - Clear - 76 F

AB	31
R	2
H	6
RBI	2
BB	0
SO	7
LOB	8



Batter	1	2	3	4	5	6	7	8	9	AB	R	H	RBI	BB	SO	LOB	BOTTOM						
31 Joc Pederson L OBP: 0.320, SLG: 0.503										4	0	1	1	0	1	0							
10 Justin Turner R OBP: 0.405, SLG: 0.517										3	1	2	1	0	0	0							
8 Manny Machado R OBP: 0.376, SLG: 0.551										4	0	0	0	0	2	3							
35 Cody Bellinger L OBP: 0.341, SLG: 0.472										4	0	1	0	0	0	2							
9 Yasmani Grandal S OBP: 0.346, SLG: 0.469										4	0	0	0	0	2	1							
13 Max Muncy L OBP: 0.381, SLG: 0.584										2	0	0	0	1	0	1							
6 Brian Dozier R OBP: 0.316, SLG: 0.406										3	0	0	0	0	1	2							
66 Yasiel Puig R OBP: 0.320, SLG: 0.456										3	1	1	0	0	0	1							
99 Hyun Jin Ryu R OBP: 0.278, SLG: 0.294										1	0	0	0	0	0	0							
14 Enrique Hernández R (7, Ph)										1	1	1	1	0	0	0							
51 Dylan Floro L										0	0	0	0	0	0	0							
74 Kenley Jansen S										0	0	0	0	0	0	0							
Inning Stats	R: 0 H: 0 E: 0 K: 1 S: 6	H: 0 LOB: 0 BB: 0 P: 8	R: 0 H: 1 E: 0 K: 0 S: 10	H: 1 LOB: 1 BB: 0 P: 11	R: 1 H: 3 E: 0 K: 1 S: 15	H: 3 LOB: 2 BB: 0 P: 20	R: 0 H: 0 E: 0 K: 1 S: 7	H: 0 LOB: 1 BB: 1 P: 15	R: 0 H: 0 E: 0 K: 0 S: 5	H: 0 LOB: 0 BB: 0 P: 6	R: 0 H: 0 E: 0 K: 0 S: 6	H: 0 LOB: 0 BB: 0 P: 10	R: 1 H: 1 E: 0 K: 1 S: 15	H: 1 LOB: 0 BB: 0 P: 21	R: 1 H: 1 E: 0 K: 2 S: 12	H: 1 LOB: 0 BB: 0 P: 19	1B: 3 2B: 1 3B: 0 HR: 2	SF: 0 SAC: 1 DP: 0 HBP: 1	WP: 1 PB: 0 CS: 0	PA: 32			
PITCHER	IP WLS BF H R ER SO BB IBB HBP BLK WP HR S P ERA WHIP	IP WLS BF H R ER SO BB IBB HBP BLK WP HR S P ERA WHIP	IP WLS BF H R ER SO BB IBB HBP BLK WP HR S P ERA WHIP	IP WLS BF H R ER SO BB IBB HBP BLK WP HR S P ERA WHIP	IP WLS BF H R ER SO BB IBB HBP BLK WP HR S P ERA WHIP	IP WLS BF H R ER SO BB IBB HBP BLK WP HR S P ERA WHIP	IP WLS BF H R ER SO BB IBB HBP BLK WP HR S P ERA WHIP	IP WLS BF H R ER SO BB IBB HBP BLK WP HR S P ERA WHIP	IP WLS BF H R ER SO BB IBB HBP BLK WP HR S P ERA WHIP	IP WLS BF H R ER SO BB IBB HBP BLK WP HR S P ERA WHIP	IP WLS BF H R ER SO BB IBB HBP BLK WP HR S P ERA WHIP	IP WLS BF H R ER SO BB IBB HBP BLK WP HR S P ERA WHIP	IP WLS BF H R ER SO BB IBB HBP BLK WP HR S P ERA WHIP	IP WLS BF H R ER SO BB IBB HBP BLK WP HR S P ERA WHIP	IP WLS BF H R ER SO BB IBB HBP BLK WP HR S P ERA WHIP	IP WLS BF H R ER SO BB IBB HBP BLK WP HR S P ERA WHIP	IP WLS BF H R ER SO BB IBB HBP BLK WP HR S P ERA WHIP	IP WLS BF H R ER SO BB IBB HBP BLK WP HR S P ERA WHIP	IP WLS BF H R ER SO BB IBB HBP BLK WP HR S P ERA WHIP	IP WLS BF H R ER SO BB IBB HBP BLK WP HR S P ERA WHIP	IP WLS BF H R ER SO BB IBB HBP BLK WP HR S P ERA WHIP	IP WLS BF H R ER SO BB IBB HBP BLK WP HR S P ERA WHIP	IP WLS BF H R ER SO BB IBB HBP BLK WP HR S P ERA WHIP

Arizona Diamondbacks @ Los Angeles Dodgers
Dodger Stadium, Los Angeles, CA
Fri Aug 31 2018, 7:12 PM - 9:44 PM PDT
Att. 48,965 - Clear - 76 F

AB	29
R	3
H	6
RBI	3
BB	1
SO	6
LOB	10



Batter	1	2	3	4	5	6	7	8	9	AB	R	H	RBI	BB	SO	LOB	TOP					
28 Steven Souza Jr. R OBP: 0.315, SLG: 0.402	F9		G6-3			G6-3		K		4	0	0	0	0	1	0	Arizona Diamondbacks @ Los Angeles Dodgers Dodger Stadium, Los Angeles, CA Sat Sep 01 2018, 6:12 PM - 9:09 PM PDT Att: 52,394 - Clear - 77 F					
11 AJ Pollock R OBP: 0.315, SLG: 0.485	L8		F8			G5-3		K		4	0	0	0	0	1	0						
44 Paul Goldschmidt R OBP: 0.390, SLG: 0.547	CI				G6-3			F7		3	0	1	0	0	0	0						
6 David Peralta L OBP: 0.355, SLG: 0.531	F7				G4-3		E4			4	0	0	0	0	0	2						
14 Eduardo Escobar S OBP: 0.340, SLG: 0.507					G6-3		G1-3			4	1	1	1	0	1	2						
13 Nick Ahmed R OBP: 0.296, SLG: 0.433					G4-3		F8			4	0	1	0	0	0	0						
4 Ketel Marte S OBP: 0.324, SLG: 0.415					G5-3		P3			4	0	1	0	0	0	1						
2 Jeff Mathis R OBP: 0.286, SLG: 0.276					F8		K			3	0	0	0	0	2	1						
46 Patrick Corbin L ERA: 3.08					K					1	0	0	0	0	1	0						
53 Christian Walker R ERA: 3.75										1	1	1	0	0	0	0						
66 Yoshitsugu Hirano R ERA: 2.05										0	0	0	0	0	0	0						
16 Chris Owings R ERA: 4.16										0	0	0	0	0	0	1						
29 Brad Ziegler R ERA: 1.82										0	0	0	0	0	0	0						
30 T.J. McFarland L ERA: 1.82										0	0	0	0	0	0	0						
25 Archie Bradley R ERA: 3.57										0	0	0	0	0	0	0						
40 Andrew Chafin R ERA: 2.03										0	0	0	0	0	0	0						
Inning Stats	R: 0 H: 0 E: 0 K: 0 S: 11	H: 0 LOB: 1 BB: 0 P: 16	R: 1 H: 1 E: 0 K: 0 S: 7	H: 1 LOB: 0 BB: 0 P: 8	R: 0 H: 0 E: 0 K: 1 S: 10	H: 0 LOB: 0 BB: 0 P: 13	R: 0 H: 0 E: 0 K: 0 S: 10	H: 0 LOB: 0 BB: 0 P: 12	R: 0 H: 0 E: 0 K: 1 S: 6	H: 0 LOB: 0 BB: 0 P: 10	R: 1 H: 2 E: 1 K: 0 S: 15	H: 2 LOB: 2 BB: 0 P: 20	R: 0 H: 1 E: 0 K: 1 S: 8	H: 1 LOB: 1 BB: 0 P: 12	R: 0 H: 0 E: 0 K: 2 S: 8	H: 0 LOB: 0 BB: 0 P: 11	R: 0 H: 1 E: 0 K: 1 S: 10	H: 1 LOB: 1 BB: 0 P: 18	1B: 2 2B: 1 3B: 0 HR: 2	SF: 0 SAC: 0 DP: 0 HBP: 0	WP: 0 PB: 0 SB: 0 CS: 0	PA: 34
PITCHER	IP WLS BF H R ER SO BB IBB HBP BLK WP HR S P ERA WHIP	7.0 27 4 2 2 3 0 0 0 0 0 2 67 91 2.57 0.571	1.0 W 3 0 0 0 2 0 0 0 0 0 0 8 11 0.00 0.000	1.0 S 4 1 0 0 1 0 0 0 0 0 0 10 18 0.00 1.000	PITCHER										IP WLS BF H R ER SO BB IBB HBP BLK WP HR S P ERA WHIP	7.0 27 4 2 2 3 0 0 0 0 0 2 67 91 2.57 0.571	1.0 W 3 0 0 0 2 0 0 0 0 0 0 8 11 0.00 0.000	1.0 S 4 1 0 0 1 0 0 0 0 0 0 10 18 0.00 1.000				

Batter	1	2	3	4	5	6	7	8	9	AB	R	H	RBI	BB	SO	LOB	BOTTOM			
6 Brian Dozier R OBP: 0.314, SLG: 0.404	G5-3		K			G4-3		K2-3		3	0	0	0	0	1	0	Arizona Diamondbacks @ Los Angeles Dodgers Dodger Stadium, Los Angeles, CA Sat Sep 01 2018, 6:12 PM - 9:09 PM PDT Att: 52,394 - Clear - 77 F			
13 Max Muncy L OBP: 0.380, SLG: 0.582										1	0	0	0	0	1	0				
61 Alex Verdugo L OBP: 0.345, SLG: 0.440										0	0	0	0	0	0	0				
10 Justin Turner R OBP: 0.410, SLG: 0.523										3	1	2	0	1	1	0				
8 Manny Machado R OBP: 0.375, SLG: 0.548										3	1	0	0	1	2	2				
27 Matt Kemp R OBP: 0.336, SLG: 0.473										4	1	1	3	0	2	2				
74 Kenley Jansen S ERA: 2.98										0	0	0	0	0	0	0				
25 David Freese R OBP: 0.340, SLG: 0.444										2	0	1	0	0	1	0				
31 Joc Pederson L OBP: 0.322, SLG: 0.505										1	0	1	0	0	0	0				
14 Enrique Hernández R OBP: 0.310, SLG: 0.452										4	0	0	0	0	3	3				
66 Yasiel Puig R ERA: 3.08										2	0	0	0	0	2	0				
35 Cody Bellinger L OBP: 0.339, SLG: 0.470										2	0	0	0	0	1	1				
15 Austin Barnes R OBP: 0.338, SLG: 0.249										2	0	1	0	0	0	2				
26 Chase Utley L OBP: 0.319, SLG: 0.340										1	0	0	0	0	0	0				
18 Kenta Maeda R OBP: 0.094, SLG: 0.094										0	0	0	0	0	0	0				
3 Chris Taylor R OBP: 0.318, SLG: 0.427										0	0	0	0	0	0	0				
22 Clayton Kershaw L OBP: 0.302, SLG: 0.237										2	0	0	0	0	1	4				
9 Yasmani Grandal S OBP: 0.346, SLG: 0.468										1	0	0	0	0	0	0				
Inning Stats	R: 0 H: 0 E: 0 K: 0 S: 11	H: 2 LOB: 2 BB: 0 P: 20	R: 0 H: 1 E: 0 K: 3 S: 15	H: 1 LOB: 0 BB: 0 P: 21	R: 0 H: 0 E: 0 K: 1 S: 13	H: 0 LOB: 2 BB: 0 P: 20	R: 0 H: 0 E: 0 K: 2 S: 12	H: 0 LOB: 0 BB: 0 P: 15	R: 0 H: 0 E: 0 K: 3 S: 11	H: 0 LOB: 0 BB: 0 P: 16	R: 0 H: 0 E: 0 K: 1 S: 6	H: 0 LOB: 0 BB: 0 P: 11	R: 3 H: 3 E: 0 K: 2 S: 22	H: 3 LOB: 1 BB: 1 P: 34	1B: 4 2B: 1 3B: 0 HR: 1	SF: 0 SAC: 0 DP: 0 HBP: 1	WP: 0 PB: 0 SB: 0 CS: 0	PA: 34		
PITCHER	IP WLS BF H R ER SO BB IBB HBP BLK WP HR S P ERA WHIP	5.0 21 3 0 0 3 1 0 0 0 0 0 11 16 0.00 0.000	1.0 H 3 0 0 0 3 0 0 0 0 0 0 4 7 0.00 0.000	0.2 H 1 0 0 0 0 0 0 0 0 0 2 4 0.00 0.000	0.1 H 1 0 0 0 0 0 0 0 0 0 1 15 23 81.00 9.000	PITCHER										IP WLS BF H R ER SO BB IBB HBP BLK WP HR S P ERA WHIP	5.0 21 3 0 0 3 1 0 0 0 0 0 11 16 0.00 0.000	1.0 H 3 0 0 0 3 0 0 0 0 0 0 4 7 0.00 0.000	0.2 H 1 0 0 0 0 0 0 0 0 0 2 4 0.00 0.000	0.1 H 1 0 0 0 0 0 0 0 0 0 1 15 23 81.00 9.000

Batter	1	2	3	4	5	6	7	8	9	AB	R	H	RBI	BB	SO	LOB	TOP										
9 Jon Jay, L OBP: 0.342, SLG: 0.360 28 Steven Souza Jr., R OBP: 0.317, SLG: 0.400										3	0	0	0	0	2	1											
11 AJ Pollock, R OBP: 0.317, SLG: 0.483										3	0	1	0	1	0	1											
6 David Peralta, L OBP: 0.352, SLG: 0.527										4	0	0	0	0	0	4											
44 Paul Goldschmidt, R OBP: 0.398, SLG: 0.548										3	1	2	0	1	1	0											
14 Eduardo Escobar, S OBP: 0.337, SLG: 0.503 40 Andrew Chafin, R 31 Brad Boxberger, R 25 Archie Bradley, R										4	0	0	0	0	3	5											
3 Daniel Descalso, L OBP: 0.397, SLG: 0.456 16 Chris Owings, R OBP: 0.296, SLG: 0.286										3	1	1	1	1	2	0											
4 Ketel Marte, S OBP: 0.323, SLG: 0.412										3	0	0	0	1	1	0											
5 Alex Avila, L OBP: 0.293, SLG: 0.304										3	0	1	1	0	0	0											
32 Clay Buchholz, L OBP: 0.397, SLG: 0.394 30 T.J. McFarland, L 19 Socrates Brito, L 61 Silvino Bracho, R 41 Jake Diekman, R 66 Yoshihisa Hirano, R 13 Nick Ahmed, R										1	0	0	0	1	1	0											
Inning Stats	R: 0 E: 0 K: 2 S: 12	H: 1 LOB: 2 BB: 1 P: 19	R: 0 E: 0 K: 2 S: 11	H: 0 LOB: 0 BB: 0 P: 15	R: 0 E: 0 K: 1 S: 11	H: 0 LOB: 1 BB: 1 P: 18	R: 0 E: 0 K: 3 S: 9	H: 0 LOB: 0 BB: 0 P: 13	R: 0 E: 0 K: 1 S: 9	H: 0 LOB: 0 BB: 0 P: 13	R: 0 E: 0 K: 0 S: 5	H: 0 LOB: 0 BB: 0 P: 6	R: 1 E: 0 K: 1 S: 17	H: 1 LOB: 2 BB: 2 P: 33	R: 0 E: 0 K: 1 S: 12	H: 1 LOB: 2 BB: 2 P: 18	R: 1 E: 0 K: 1 S: 11	H: 2 LOB: 1 BB: 0 P: 13	1B: 3 2B: 1 3B: 0 HR: 1	SF: 1 SAC: 0 DP: 1 HBP: 0	WP: 0 PB: 0 SB: 0 CS: 0	PA: 37					
PITCHER	IP	WLS	BF	H	R	ER	SO	BB	IBB	HBP	BLK	WP	HR	S	P	ERA	WHIP										
21 Walker Buehler, R ERA: 2.92	6.1		24	2	1	1	9	3	0	0	0	0	0	67	103	1.42	0.789										
50 Ryan Madson, R ERA: 5.2	0.2	B	3	0	0	0	1	1	0	0	0	0	0	7	14	0.00	1.500										
64 Caleb Ferguson, L ERA: 3.56	1.0		6	2	1	1	1	1	0	0	0	0	1	14	21	9.00	3.000										
74 Kenley Jansen, R ERA: 2.93	1.0	W	4	1	0	0	1	0	0	0	0	0	0	9	10	0.00	1.000										

Arizona Diamondbacks @ Los Angeles Dodgers
Dodger Stadium, Los Angeles, CA
Sun Sep 02 2018, 1:11 PM - 4:45 PM PDT
Att: 48,517 - Partly Cloudy - 76 F

AB 30
R 2
H 5
RBI 2
BB 6
SO 12
LOB 15



Batter	1	2	3	4	5	6	7	8	9	AB	R	H	RBI	BB	SO	LOB	BOTTOM										
31 Joc Pederson, L OBP: 0.324, SLG: 0.505 25 David Freese, R OBP: 0.338, SLG: 0.443 64 Caleb Ferguson, R OBP: 0.200, SLG: 0.200 74 Kenley Jansen, S										2	0	1	0	0	0	0											
10 Justin Turner, R OBP: 0.408, SLG: 0.517										3	0	0	0	1	0	3											
8 Manny Machado, R OBP: 0.374, SLG: 0.544										3	0	0	0	1	0	3											
35 Cody Bellinger, L OBP: 0.337, SLG: 0.466										4	0	0	0	0	2	1											
6 Brian Dozier, R OBP: 0.312, SLG: 0.401										4	0	0	0	0	1	2											
9 Yasmani Grandal, S OBP: 0.343, SLG: 0.464 3 Chris Taylor, R OBP: 0.318, SLG: 0.427 61 Alex Verdugo, L OBP: 0.357, SLG: 0.440										3	0	0	0	0	3	2											
13 Max Muncy, L OBP: 0.362, SLG: 0.589 70 Tim Lincecum, R OBP: 0.357, SLG: 0.273										3	1	1	1	1	1	2											
14 Enrique Hernández, R OBP: 0.310, SLG: 0.449										2	0	0	0	1	0	0											
21 Walker Buehler, R OBP: 0.182, SLG: 0.182 50 Ryan Madson, L 26 Chase Utley, L OBP: 0.319, SLG: 0.340 27 Matt Kemp, R OBP: 0.336, SLG: 0.476										2	0	2	0	0	0	0											
Inning Stats	R: 0 E: 0 K: 0 S: 4	H: 0 LOB: 0 BB: 0 P: 6	R: 0 E: 0 K: 2 S: 12	H: 0 LOB: 0 BB: 0 P: 15	R: 0 E: 0 K: 0 S: 17	H: 1 LOB: 3 BB: 1 P: 27	R: 0 E: 0 K: 2 S: 9	H: 0 LOB: 0 BB: 0 P: 14	R: 1 E: 0 K: 3 S: 12	H: 3 LOB: 1 BB: 0 P: 19	R: 0 E: 1 K: 3 S: 18	H: 0 LOB: 2 BB: 1 P: 29	R: 0 E: 0 K: 2 S: 8	H: 0 LOB: 1 BB: 1 P: 13	R: 0 E: 0 K: 0 S: 5	H: 0 LOB: 0 BB: 0 P: 11	R: 2 E: 0 K: 0 S: 5	H: 1 LOB: 2 BB: 2 P: 13	1B: 3 2B: 2 3B: 0 HR: 1	SF: 0 SAC: 1 DP: 1 HBP: 1	WP: 0 PB: 1 SB: 0 CS: 0	PA: 36					
PITCHER	IP	WLS	BF	H	R	ER	SO	BB	IBB	HBP	BLK	WP	HR	S	P	ERA	WHIP										
32 Clay Buchholz, R ERA: 2.05	5.0		21	4	1	1	4	2	0	0	0	0	0	15	22	0.00	0.000										
30 T.J. McFarland, L ERA: 1.79	1.0		4	0	0	0	3	0	0	0	0	0	0	1	5	∞	∞										
61 Silvino Bracho, R ERA: 2.04	0.0		1	0	0	0	0	1	0	0	0	0	0	3	3	∞	∞										
41 Jake Diekman, L ERA: 3.66	0.1		1	0	0	0	1	0	0	0	0	0	0	3	3	∞	∞										
66 Yoshihisa Hirano, R ERA: 2.02	1.0		3	0	0	0	1	0	0	0	0	0	0	6	9	0.00	0.000										
PITCHER	IP	WLS	BF	H	R	ER	SO	BB	IBB	HBP	BLK	WP	HR	S	P	ERA	WHIP										
40 Andrew Chafin, L ERA: 2.0	0.2		2	0	0	0	0	0	0	0	0	0	0	4	12	54.00	6.000										
31 Brad Boxberger, R ERA: 3.5	0.1	L	3	0	2	0	0	2	0	0	0	0	0	0	1	∞	∞										
25 Archie Bradley, R ERA: 3.57	0.0	B	1	1	0	0	0	0	0	0	0	0	0	0	1	∞	∞										

Arizona Diamondbacks @ Los Angeles Dodgers
Dodger Stadium, Los Angeles, CA
Sun Sep 02 2018, 1:11 PM - 4:45 PM PDT
Att: 48,517 - Partly Cloudy - 76 F

AB 29
R 3
H 5
RBI 3
BB 5
SO 9
LOB 15



Batter	1	2	3	4	5	6	7	8	9	AB	R	H	RBI	BB	SO	LOB	TOP							
1 Amed Rosario, R OBP: 0.292, SLG: 0.376										5	0	3	0	0	1	1								
16 Austin Jackson, R OBP: 0.328, SLG: 0.348										5	0	1	0	0	2	6								
4 Wilmer Flores, R OBP: 0.322, SLG: 0.428										5	0	1	0	0	0	2								
30 Michael Conforto, L OBP: 0.341, SLG: 0.403										4	0	0	0	0	0	1								
21 Todd Frazier, R OBP: 0.306, SLG: 0.414										3	0	0	0	1	1	1								
19 Jay Bruce, L OBP: 0.294, SLG: 0.335										3	2	1	0	1	1	1								
65 Robert Gsellman, R (9, 1)										0	0	0	0	0	0	0								
29 Devin Mesoraco, R OBP: 0.295, SLG: 0.374										2	0	1	0	0	0	0								
7 José Reyes, S OBP: 0.267, SLG: 0.337										0	0	0	0	0	0	0								
26 Kevin Plawecki, R OBP: 0.339, SLG: 0.396										3	1	1	0	0	0	2								
68 Jeff McNeil, L OBP: 0.390, SLG: 0.465										2	0	2	1	0	0	0								
48 Jacob deGrom, L OBP: 0.296, SLG: 0.148										1	0	0	0	0	0	2								
72 Jacob deGrom, L OBP: 0.296, SLG: 0.148										1	0	0	0	0	0	0								
67 Seth Lugo, R OBP: 0.299, SLG: 0.287										0	0	0	0	0	0	0								
62 Drew Smith, R OBP: 0.299, SLG: 0.448										1	1	1	3	0	0	0								
9 Brandon Nimmo, L OBP: 0.338, SLG: 0.524										1	1	1	3	0	0	0								
Inning Stats	R: 0 E: 0 K: 1 S: 10	H: 1 LOB: 0 BB: 0 P: 13	R: 0 E: 0 K: 0 S: 8	H: 0 LOB: 0 BB: 1 P: 16	R: 0 E: 0 K: 1 S: 12	H: 2 LOB: 2 BB: 0 P: 17	R: 0 E: 0 K: 1 S: 12	H: 0 LOB: 0 BB: 0 P: 17	R: 1 E: 0 K: 0 S: 14	H: 2 LOB: 1 BB: 1 P: 24	R: 0 E: 0 K: 0 S: 11	H: 1 LOB: 3 BB: 0 P: 14	R: 0 E: 0 K: 1 S: 13	H: 2 LOB: 3 BB: 1 P: 24	R: 0 E: 0 K: 0 S: 12	H: 0 LOB: 0 BB: 0 P: 17	R: 3 E: 0 K: 1 S: 16	H: 3 LOB: 1 BB: 0 P: 23	1B: 9 2B: 1 3B: 0 HR: 1	SF: 0 DP: 2 HBP: 1	WP: 0 PB: 1 SB: 1 CS: 1	PA: 40		
PITCHER	IP WLS BF H R ER SO BB IBB HBP BLK WP HR S P ERA WHIP	5.0 1 19 5 1 1 3 2 0 0 0 0 0 0 0 1.80 1.400	0.1 2 1 0 0 0 0 0 0 0 0 0 0 0 3 0.00 3.000	0.1 1 0 0 0 0 0 0 0 0 0 0 0 0 3 0.00 0.000	0.1 1 0 0 0 0 0 0 0 0 0 0 0 0 3 0.00 0.000	1.0 6 2 0 0 1 1 0 0 0 0 0 0 0 13 0.00 3.000	PITCHER	IP WLS BF H R ER SO BB IBB HBP BLK WP HR S P ERA WHIP	1.1 L 7 2 3 3 0 0 0 0 1 0 0 0 0 0 20.25 1.500	0.2 3 1 0 0 1 0 0 0 0 0 0 0 0 0 9 0.00 1.500														

New York Mets @ Los Angeles Dodgers
Dodger Stadium, Los Angeles, CA
Mon Sep 03 2018, 5:13 PM - 8:40 PM PDT
Att. 45,206 - Clear - 78 F

AB	34
R	4
H	11
RBI	4
BB	3
SO	5
LOB	16



Batter	1	2	3	4	5	6	7	8	9	AB	R	H	RBI	BB	SO	LOB	BOTTOM							
31 Joc Pederson, L OBP: 0.321, SLG: 0.499										4	0	0	0	0	1	1								
10 Justin Turner, R OBP: 0.409, SLG: 0.526										3	1	1	1	1	1	1								
8 Manny Machado, R OBP: 0.375, SLG: 0.546										4	0	2	0	0	1	1								
13 Max Muncy, L OBP: 0.379, SLG: 0.584										3	0	0	0	0	0	2								
14 Enrique Hernández, R OBP: 0.309, SLG: 0.448										1	0	0	0	0	0	2								
61 Alex Verdugo, L OBP: 0.367, SLG: 0.463										4	1	2	0	0	0	0								
35 Cody Bellinger, L OBP: 0.338, SLG: 0.466										4	0	2	0	0	1	0								
9 Yasmani Grandal, S OBP: 0.340, SLG: 0.460										3	0	0	1	0	1	2								
66 Yasiel Puig, R OBP: 0.318, SLG: 0.451										2	0	0	0	1	0	2								
18 Kenta Maeda, R OBP: 0.094, SLG: 0.094										0	0	0	0	0	0	0								
50 Ryan Madson, L (9, 1)										0	0	0	0	0	0	0								
27 Matt Kemp, R OBP: 0.336, SLG: 0.475										1	0	0	0	0	1	1								
57 Alex Wood, R OBP: 0.248, SLG: 0.048										1	0	0	0	0	1	1								
60 Andrew Tompkins, L OBP: 0.289, SLG: 0.330										0	0	0	0	0	0	0								
52 Pedro Báez, R OBP: 0.299, SLG: 0.287										0	0	0	0	0	0	0								
59 Zac Rosscup, R (8, 1)										0	0	0	0	0	0	0								
51 Dylan Floro, L (7, 1)										0	0	0	0	0	0	0								
75 Scott Alexander, L OBP: 0.307, SLG: 0.524										1	0	0	0	0	1	0								
Inning Stats	R: 1 E: 0 K: 0 S: 10	H: 1 LOB: 0 BB: 0 P: 19	R: 0 E: 0 K: 0 S: 7	H: 0 LOB: 0 BB: 0 P: 9	R: 0 E: 0 K: 2 S: 11	H: 0 LOB: 1 BB: 1 P: 19	R: 0 E: 0 K: 0 S: 8	H: 1 LOB: 0 BB: 0 P: 9	R: 0 E: 0 K: 2 S: 15	H: 0 LOB: 1 BB: 0 P: 19	R: 0 E: 1 K: 2 S: 24	H: 0 LOB: 1 BB: 0 P: 34	R: 0 E: 0 K: 1 S: 8	H: 2 LOB: 1 BB: 0 P: 11	R: 0 E: 0 K: 1 S: 12	H: 1 LOB: 2 BB: 1 P: 20	R: 1 E: 0 K: 0 S: 8	H: 2 LOB: 0 BB: 0 P: 14	1B: 4 2B: 2 3B: 0 HR: 1	SF: 1 DP: 3 HBP: 0	WP: 0 PB: 0 SB: 1 CS: 0	PA: 35		
PITCHER	IP WLS BF H R ER SO BB IBB HBP BLK WP HR S P ERA WHIP	6.0 1 22 2 0 1 1 0 0 0 0 0 0 0 1.68 0.500	1.0 4 2 0 0 1 0 0 0 0 0 0 0 8 0.00 2.000	1.0 W 5 1 0 0 1 1 0 0 0 0 0 0 12 0.00 2.000	1.0 S 4 2 1 1 0 0 0 0 0 0 0 0 8 9.00 2.000	PITCHER	IP WLS BF H R ER SO BB IBB HBP BLK WP HR S P ERA WHIP																	

New York Mets @ Los Angeles Dodgers
Dodger Stadium, Los Angeles, CA
Mon Sep 03 2018, 5:13 PM - 8:40 PM PDT
Att. 45,206 - Clear - 78 F

AB	32
R	2
H	7
RBI	2
BB	2
SO	8
LOB	14



Batter	1	2	3	4	5	6	7	8	9	AB	R	H	RBI	BB	SO	LOB	TOP								
6 Brian Dozier, R OBP: 0.308, SLG: 0.392	L4		K		G5-3			HBP		3	0	0	0	0	1	0	Los Angeles Dodgers @ Colorado Rockies Coors Field, Denver, CO Sat Sep 08 2018, 6:10 PM - 8:50 PM MDT Att: 47,867 - Partly Cloudy - 86 F livebaseballscorecards.com								
26 Chase Utley, L OBP: 0.324, SLG: 0.336										0	0	0	0	0	0	0									
10 Justin Turner, R OBP: 0.400, SLG: 0.510	1B		K2-3				L6			4	0	1	0	0	2	1									
8 Manny Machado, R OBP: 0.377, SLG: 0.544	G1-4-3									3	0	0	0	1	0	2									
27 Matt Kemp, R OBP: 0.334, SLG: 0.469		K			G5-3					4	0	0	0	0	2	2									
25 David Freese, R OBP: 0.342, SLG: 0.456		G4-3								3	0	1	0	0	1	1									
43 Pat Venditte, L										0	0	0	0	0	0	0									
59 Zac Rosscup, R										0	0	0	0	0	0	0									
46 Josh Fields, R										0	0	0	0	0	0	0									
66 Yasiel Puig, R OBP: 0.319, SLG: 0.458										1	0	0	0	1	1	1									
14 Enrique Hernández, R OBP: 0.318, SLG: 0.443										2	0	0	0	0	2	0									
61 Alex Verdugo, L OBP: 0.324, SLG: 0.403										2	1	2	1	0	0	0									
3 Chris Taylor, R OBP: 0.324, SLG: 0.438										1	1	1	0	1	0	0									
35 Cody Bellinger, L OBP: 0.342, SLG: 0.477										1	1	1	0	1	0	0									
15 Austin Barnes, R OBP: 0.333, SLG: 0.262										2	0	0	0	0	1	2									
13 Max Muncy, L OBP: 0.376, SLG: 0.586										2	0	1	1	0	1	1									
21 Walker Buehler, R OBP: 0.171, SLG: 0.171										2	0	0	0	0	1	0									
31 Joc Pederson, L OBP: 0.318, SLG: 0.487										1	0	0	0	0	1	1									
9 Yasmani Grandal, S OBP: 0.339, SLG: 0.455										1	0	0	0	0	1	1									
Inning Stats	R: 0 E: 0 K: 0 S: 7	H: 1 LOB: 0 BB: 0 P: 8	R: 0 E: 0 K: 1 S: 12	H: 1 LOB: 2 BB: 1 P: 22	R: 0 E: 0 K: 3 S: 10	H: 0 LOB: 0 BB: 0 P: 15	R: 0 E: 0 K: 1 S: 11	H: 1 LOB: 1 BB: 0 P: 18	R: 1 E: 0 K: 1 S: 12	H: 1 LOB: 0 BB: 0 P: 21	R: 0 E: 0 K: 2 S: 10	H: 0 LOB: 1 BB: 1 P: 16	R: 0 E: 0 K: 3 S: 14	H: 0 LOB: 1 BB: 1 P: 22	R: 0 E: 0 K: 1 S: 11	H: 0 LOB: 0 BB: 0 P: 17	R: 1 E: 0 K: 2 S: 15	H: 2 LOB: 1 BB: 0 P: 27	1B: 3 2B: 1 3B: 1 HR: 1	SF: 0 SAC: 0 DP: 1 HBP: 1	WP: 0 PB: 0 SB: 1 CS: 0	PA: 36			
PITCHER	IP	WLS	BF	H	R	ER	SO	BB	IBB	HBP	BLK	WP	HR	S	P	ERA	WHIP								
21 Kyle Freeland, L ERA: 2.91	6.0	W	23	4	1	1	8	2	0	0	0	0	1	62	100	1.50	1.000								
45 Scott Oberg, R ERA: 2.47	1.0	H	4	0	0	0	3	1	0	0	0	0	0	14	22	0.00	1.000								
0 Adam Ottavino, R ERA: 1.93	1.0	H	4	0	0	0	1	0	0	1	0	0	0	11	17	0.00	0.000								
71 Wade Davis, R ERA: 4.63	1.0	S	5	2	1	1	2	0	0	0	0	0	0	15	27	9.00	2.000								

Batter	1	2	3	4	5	6	7	8	9	AB	R	H	RBI	BB	SO	LOB	BOTTOM								
19 Charlie Blackmon, L OBP: 0.346, SLG: 0.473	G6-3		K					K		4	1	1	2	0	2	0	Los Angeles Dodgers @ Colorado Rockies Coors Field, Denver, CO Sat Sep 08 2018, 6:10 PM - 8:50 PM MDT Att: 47,867 - Partly Cloudy - 86 F livebaseballscorecards.com								
9 DJ LeMahieu, R OBP: 0.324, SLG: 0.439										3	0	2	0	1	0	0									
5 Carlos González, L OBP: 0.335, SLG: 0.472										4	0	0	0	0	2	3									
27 Trevor Story, R OBP: 0.351, SLG: 0.559	FC4-6									4	0	0	0	0	1	2									
26 David Dahl, L OBP: 0.316, SLG: 0.494		G3								3	1	1	0	0	1	0									
20 Ian Desmond, R OBP: 0.296, SLG: 0.424										3	0	1	1	0	0	0									
24 Ryan McMahon, L OBP: 0.309, SLG: 0.387										3	0	0	0	0	0	0									
42 Chris Iannetta, R OBP: 0.340, SLG: 0.398										3	2	2	1	0	0	0									
21 Kyle Freeland, L OBP: 0.103, SLG: 0.089										2	0	0	0	0	2	1									
45 Scott Oberg, R										0	0	0	0	0	0	0									
15 Raimel Tapia, L OBP: 0.286, SLG: 0.474										1	0	0	0	0	0	0									
0 Adam Ottavino, S										0	0	0	0	0	0	0									
71 Wade Davis, R										0	0	0	0	0	0	0									
Inning Stats	R: 0 E: 0 K: 1 S: 12	H: 1 LOB: 1 BB: 0 P: 20	R: 0 E: 0 K: 0 S: 12	H: 0 LOB: 0 BB: 0 P: 16	R: 1 E: 0 K: 2 S: 11	H: 1 LOB: 1 BB: 1 P: 16	R: 1 E: 0 K: 0 S: 9	H: 2 LOB: 0 BB: 0 P: 14	R: 2 E: 0 K: 2 S: 11	H: 2 LOB: 0 BB: 0 P: 17	R: 0 E: 0 K: 2 S: 9	H: 0 LOB: 0 BB: 0 P: 13	R: 0 E: 0 K: 0 S: 9	H: 0 LOB: 0 BB: 0 P: 12	R: 0 E: 0 K: 1 S: 10	H: 1 LOB: 1 BB: 0 P: 12		1B: 3 2B: 2 3B: 0 HR: 2	SF: 0 SAC: 0 DP: 0 HBP: 0	WP: 0 PB: 0 SB: 0 CS: 0	PA: 31				
PITCHER	IP	WLS	BF	H	R	ER	SO	BB	IBB	HBP	BLK	WP	HR	S	P	ERA		WHIP							
21 Walker Buehler, R ERA: 3.09	6.0	L	24	4	4	4	7	1	0	0	0	0	2	64	96	6.00	1.167								
43 Pat Venditte, S ERA: 3.86	1.0		3	0	0	0	0	0	0	0	0	0	0	9	12	0.00	0.000								
59 Zac Rosscup, L ERA: 5.19	0.2		3	1	0	0	1	0	0	0	0	0	0	9	11	0.00	1.500								
46 Josh Fields, R ERA: 2.34	0.1		1	0	0	0	0	0	0	0	0	0	0	1	1	0.00	0.000								

AB 32
R 2
H 6
RBI 2
BB 3
SO 14
LOB 12



AB 30
R 4
H 7
RBI 4
BB 1
SO 8
LOB 6



Batter	1	2	3	4	5	6	7	8	9	AB	R	H	RBI	BB	SO	LOB	TOP					
6 Brian Dozier, R OBP: 0.308, SLG: 0.391 35 Cody Bellinger, L OBP: 0.342, SLG: 0.475										2	1	0	0	1	1	0						
10 Justin Turner, R OBP: 0.406, SLG: 0.532										5	2	4	2	1	0	0						
8 Manny Machado, R OBP: 0.375, SLG: 0.542										6	1	1	1	0	0	5						
27 Matt Kemp, R OBP: 0.335, SLG: 0.469 70 Tim Lincecum, R OBP: 0.337, SLG: 0.273 66 Yasiel Puig, R OBP: 0.321, SLG: 0.458										4	1	2	0	0	0	1						
25 David Freese, R OBP: 0.348, SLG: 0.459 13 Max Muncy, L OBP: 0.377, SLG: 0.584										3	1	2	1	1	0	1						
18 Kenta Maeda, R OBP: 0.094, SLG: 0.094 75 Scott Alexander, L										0	0	0	0	0	0	0						
3 Chris Taylor, R OBP: 0.324, SLG: 0.439										4	0	1	2	1	2	4						
14 Enrique Hernández, R OBP: 0.317, SLG: 0.457										4	2	2	1	1	0	1						
15 Austin Barnes, R OBP: 0.326, SLG: 0.255										5	0	0	0	0	2	4						
44 Rich Hill, L ERA: 4.89 52 Pedro Báez, R ERA: 3.33 17 Kyle Farmer, R ERA: 3.33 64 Caleb Ferguson, R ERA: 3.33 61 Alex Verdugo, L OBP: 0.333, SLG: 0.413										3	0	0	0	0	0	1						
Inning Stats	R: 2 E: 0 K: 1 S: 24	H: 3 LOB: 1 BB: 0 P: 35	R: 2 E: 1 K: 0 S: 12	H: 1 LOB: 1 BB: 1 P: 21	R: 0 E: 0 K: 1 S: 12	H: 1 LOB: 2 BB: 1 P: 22	R: 0 E: 0 K: 0 S: 11	H: 1 LOB: 1 BB: 0 P: 13	R: 2 E: 0 K: 2 S: 17	H: 2 LOB: 1 BB: 1 P: 23	R: 2 E: 0 K: 1 S: 15	H: 2 LOB: 2 BB: 1 P: 29	R: 0 E: 0 K: 1 S: 11	H: 1 LOB: 1 BB: 0 P: 16	R: 0 E: 0 K: 0 S: 11	H: 1 LOB: 2 BB: 2 P: 22	R: 1 E: 0 K: 2 S: 15	H: 2 LOB: 2 BB: 1 P: 27	1B: 6 2B: 4 3B: 2 HR: 2	SF: 0 2B: 4 3B: 2 HR: 2	WP: 2 PB: 0 SB: 1 CS: 0	PA: 48
PITCHER	44 Tyler Anderson, L ERA: 4.89 35 Chad Bettis, R ERA: 5.23 63 DJ Johnson, R ERA: 2.13 62 Yency Almonte, R ERA: 2.13 51 Jake McGee, L ERA: 6.32	IP: 2.2 WLS: 1 BF: 16 H: 5 R: 4 ER: 3 SO: 2 BB: 2 IBB: 0 HBP: 0 BLK: 0 WP: 0 HR: 1 S: 45 P: 72 ERA: 10.12 WHIP: 2.625	18 Seungwhan Oh, R ERA: 2.78 59 Harrison Musgrave, L ERA: 4.91 29 Bryan Shaw, R ERA: 6.27	IP: 0.1 WLS: 0 BF: 3 H: 1 R: 0 ER: 0 SO: 0 BB: 1 IBB: 0 HBP: 0 BLK: 0 WP: 1 HR: 0 S: 10 P: 12 ERA: 0.00 WHIP: 0.000																		

Los Angeles Dodgers @ Colorado Rockies
Coors Field, Denver, CO
Sun Sep 09 2018, 1:15 PM - 5:03 PM MDT
Att: 40,157 - Partly Cloudy - 85 F

AB	41
R	9
H	14
RBI	8
BB	7
SO	8
LOB	21



Batter	1	2	3	4	5	6	7	8	9	AB	R	H	RBI	BB	SO	LOB	BOTTOM					
19 Charlie Blackmon, L OBP: 0.349, SLG: 0.488										4	3	3	2	0	1	0						
9 DJ LeMahieu, R OBP: 0.326, SLG: 0.446										4	2	2	1	0	1	0						
28 Nolan Arenado, R OBP: 0.380, SLG: 0.552										3	1	1	2	1	1	1						
27 Trevor Story, R OBP: 0.348, SLG: 0.555										4	0	0	1	0	2	1						
7 Matt Holliday, R OBP: 0.459, SLG: 0.581 15 Raimel Tapia, L OBP: 0.286, SLG: 0.474										4	0	0	0	0	2	1						
20 Ian Desmond, R OBP: 0.296, SLG: 0.423										4	0	1	0	0	0	1						
8 Gerardo Parra, L OBP: 0.332, SLG: 0.363										4	0	1	0	0	2	1						
42 Chris Iannetta, R OBP: 0.335, SLG: 0.392										4	0	0	0	0	0	2						
44 Tyler Anderson, L ERA: 3.88 52 Pedro Báez, R ERA: 3.33 64 Caleb Ferguson, L ERA: 3.63 18 Kenta Maeda, R ERA: 3.89 75 Scott Alexander, L ERA: 3.47										0	0	0	0	0	0	0						
Inning Stats	R: 1 E: 0 K: 1 S: 9	H: 1 LOB: 0 BB: 0 P: 16	R: 0 E: 0 K: 2 S: 9	H: 0 LOB: 0 BB: 0 P: 14	R: 0 E: 0 K: 1 S: 9	H: 0 LOB: 0 BB: 0 P: 12	R: 1 E: 1 K: 1 S: 12	H: 1 LOB: 1 BB: 0 P: 18	R: 0 E: 0 K: 2 S: 7	H: 0 LOB: 0 BB: 0 P: 9	R: 3 E: 0 K: 2 S: 23	H: 3 LOB: 0 BB: 0 P: 31	R: 0 E: 0 K: 0 S: 10	H: 1 LOB: 0 BB: 0 P: 16	R: 1 E: 0 K: 1 S: 10	H: 1 LOB: 1 BB: 1 P: 18	R: 0 E: 0 K: 0 S: 12	H: 1 LOB: 1 BB: 0 P: 17	1B: 2 2B: 3 3B: 1 HR: 3	SF: 0 2B: 3 3B: 1 HR: 3	WP: 0 PB: 0 SB: 1 CS: 0	PA: 36
PITCHER	44 Tyler Anderson, L ERA: 3.88 52 Pedro Báez, R ERA: 3.33 64 Caleb Ferguson, L ERA: 3.63 18 Kenta Maeda, R ERA: 3.89 75 Scott Alexander, L ERA: 3.47	IP: 5.0 WLS: 1 BF: 20 H: 4 R: 4 ER: 4 SO: 7 BB: 0 IBB: 0 HBP: 0 BLK: 0 WP: 0 HR: 1 S: 52 P: 78 ERA: 7.20 WHIP: 0.800	18 Seungwhan Oh, R ERA: 2.78 59 Harrison Musgrave, L ERA: 4.91 29 Bryan Shaw, R ERA: 6.27	IP: 0.1 WLS: 0 BF: 3 H: 1 R: 0 ER: 0 SO: 0 BB: 1 IBB: 0 HBP: 0 BLK: 0 WP: 1 HR: 0 S: 10 P: 12 ERA: 0.00 WHIP: 0.000																		

Los Angeles Dodgers @ Colorado Rockies
Coors Field, Denver, CO
Sun Sep 09 2018, 1:15 PM - 5:03 PM MDT
Att: 40,157 - Partly Cloudy - 85 F

AB	35
R	6
H	8
RBI	6
BB	1
SO	10
LOB	9



Batter	1	2	3	4	5	6	7	8	9	AB	R	H	RBI	BB	SO	LOB	TOP	
3 Chris Taylor, R OBP: 0.325, SLG: 0.443										5	2	2	1	0	0	4		
10 Justin Turner, R OBP: 0.403, SLG: 0.526										4	1	1	1	0	2	3		
8 Manny Machado, R OBP: 0.374, SLG: 0.545										4	2	3	3	0	0	0		
25 David Freese, R OBP: 0.351, SLG: 0.463										3	1	1	2	0	2	1		
35 Cody Bellinger, L OBP: 0.340, SLG: 0.466										2	0	1	0	0	0	0		
27 Matt Kemp, R OBP: 0.335, SLG: 0.467										4	0	2	1	0	0	1		
18 Kenta Maeda, R OBP: 0.094, SLG: 0.094										0	0	0	0	0	0	0		
64 Caleb Ferguson, R OBP: 0.200, SLG: 0.200										0	0	0	0	0	0	0		
66 Yasiel Puig, R OBP: 0.326, SLG: 0.459										1	0	0	0	0	0	1		
74 Kenley Jansen, S OBP: 0.305, SLG: 0.389										5	0	0	0	0	1	4		
14 Enrique Hernández, R OBP: 0.316, SLG: 0.450										3	1	2	0	1	0	0		
15 Austin Barnes, R OBP: 0.330, SLG: 0.262										3	1	2	0	0	1	1		
9 Yasmani Grandal, S OBP: 0.344, SLG: 0.467										1	0	0	0	0	1	1		
22 Clayton Kershaw, L OBP: 0.333, SLG: 0.286											2	1	1	1	0	0	1	
61 Alex Verdugo, L OBP: 0.338, SLG: 0.391</																		

Batter	1	2	3	4	5	6	7	8	9	AB R H RBI BB SO LOB	TOP											
31 Joc Pederson, L OBP: 0.318, SLG: 0.500	F9		P5		G4-3		PB		1B	6 0 0 0 0 1 3	Los Angeles Dodgers @ St. Louis Cardinals Busch Stadium, St. Louis, MO Fri Sep 14 2018, 7:18 PM - 10:21 PM CDT Att: 46,036 - Partly Cloudy - 85 F											
10 Justin Turner, R OBP: 0.407, SLG: 0.526	13 1B BB		8 G6-4-3 1B			K		P5	K	2 0 1 0 2 1 0												
8 Manny Machado, R OBP: 0.372, SLG: 0.541	K		G6-4-3			K		G1-3	BB	4 0 0 0 0 2 3												
13 Max Muncy, L OBP: 0.382, SLG: 0.576					F9			G1-3		2 0 1 0 2 0 0												
3 Chris Taylor, R OBP: 0.325, SLG: 0.443						BB				0 0 0 0 0 0 0												
9 Yasmani Grandal, S OBP: 0.341, SLG: 0.462	G2-3				P6			G4-3		4 0 0 0 0 1 5												
35 Cody Bellinger, L OBP: 0.340, SLG: 0.465					F8				BB	3 1 0 0 0 1 0												
66 Yasiel Puig, R OBP: 0.330, SLG: 0.479							26 F7 66 1B HBP			4 2 3 2 0 1 0												
14 Enrique Hernández, R OBP: 0.316, SLG: 0.451									G3-1	2 0 1 0 0 0 1 0												
26 Chase Utley, L OBP: 0.316, SLG: 0.327										1 0 0 0 0 0 2												
6 Brian Dozier, R OBP: 0.305, SLG: 0.388										1 0 0 0 0 1 0												
21 Walker Buehler, R OBP: 0.158, SLG: 0.158										3 0 0 0 0 3 3												
27 Matt Kemp, R OBP: 0.337, SLG: 0.468										1 0 1 0 0 0 0												
74 Kenley Jansen, S										0 0 0 0 0 0 0												
Inning Stats	R: 0 E: 0 K: 1 S: 9	H: 1 LOB: 2 BB: 1 P: 16	R: 1 E: 0 K: 3 S: 18	H: 1 LOB: 0 BB: 0 P: 30	R: 0 E: 0 K: 0 S: 8	H: 1 LOB: 0 BB: 0 P: 11	R: 0 E: 0 K: 0 S: 8	H: 0 LOB: 0 BB: 0 P: 12	R: 0 E: 0 K: 2 S: 12	H: 1 LOB: 1 BB: 0 P: 15	R: 0 E: 0 K: 2 S: 10	H: 0 LOB: 1 BB: 0 P: 19	R: 1 E: 0 K: 1 S: 9	H: 1 LOB: 1 BB: 0 P: 14	R: 0 E: 0 K: 1 S: 15	H: 0 LOB: 2 BB: 2 P: 25	R: 1 E: 0 K: 2 S: 16	H: 2 LOB: 1 BB: 0 P: 26	1B: 5 2B: 0 3B: 0 HR: 2	SF: 0 SAC: 0 DP: 1 HBP: 1	WP: 1 PB: 1 CS: 0	PA: 38
PITCHER	IP WLS BF H R ER SO BB IBB HBP BLK WP HR S P ERA WHIP											IP WLS BF H R ER SO BB IBB HBP BLK WP HR S P ERA WHIP										
32 Jack Flaherty, R ERA: 2.86	6.0 L 23 4 1 1 8 2 0 0 0 1 1 65 103 1.50 1.000																					
43 Dakota Hudson, R ERA: 3.1	1.0 5 1 1 0 1 0 0 1 0 0 0 9 14 0.00 1.000																					
55 Dominic Leone, R ERA: 4.29	0.2 4 0 0 0 0 2 0 0 0 0 0 0 9 17 0.00 3.000																					
26 Bud Norris, R ERA: 3.49	0.1 1 0 0 0 1 0 0 0 0 0 0 6 8 0.00 0.000																					
30 Tyler Webb, L ERA: 4.58	1.0 5 2 1 1 2 0 0 0 0 0 1 16 26 9.00 2.000																					

Batter	1	2	3	4	5	6	7	8	9	AB R H RBI BB SO LOB	BOTTOM									
13 Matt Carpenter, L OBP: 0.383, SLG: 0.548	K			G2-3		K		K		4 0 0 0 0 3 2	Los Angeles Dodgers @ St. Louis Cardinals Busch Stadium, St. Louis, MO Fri Sep 14 2018, 7:18 PM - 10:21 PM CDT Att: 46,036 - Partly Cloudy - 85 F									
34 Yairo Muñoz, R OBP: 0.350, SLG: 0.433	G1-3			K		K			12 DI HBP	3 0 0 0 0 2 0										
15 Matt Adams, L OBP: 0.314, SLG: 0.485	P2			P4				F9	L3	4 0 0 0 0 0 1										
23 Marcell Ozuna, R OBP: 0.319, SLG: 0.432		G5-3			G5-3			F8	P5	4 0 0 0 0 0 1										
12 Paul DeJong, R OBP: 0.309, SLG: 0.424	F9				48 1B			F8		4 0 1 0 0 1 1										
16 Kolten Wong, L OBP: 0.325, SLG: 0.379					L9				48 FC4-6 BB	2 0 0 0 1 1 1										
48 Harrison Bader, R OBP: 0.340, SLG: 0.423					K				FC4-6 BB	3 0 1 0 0 1 1										
4 Yadier Molina, R OBP: 0.323, SLG: 0.443					F8				P5	3 0 0 0 0 0 3										
32 Jack Flaherty, R ERA: 2.86										1 0 0 0 0 1 0										
21 Patrick Wisdom, R OBP: 0.198, SLG: 0.146										1 0 0 0 0 0 1 0										
43 Dakota Hudson, R ERA: 3.1										0 0 0 0 0 0 0 0										
55 Dominic Leone, R ERA: 4.29										0 0 0 0 0 0 0 0										
26 Bud Norris, R ERA: 3.49										0 0 0 0 0 0 0 0										
3 Jedd Gyorko, R OBP: 0.305, SLG: 0.423										0 0 0 0 0 1 0 0										
28 Adolis García, R OBP: 0.145, SLG: 0.274										0 0 0 0 0 0 0 0										
30 Tyler Webb, L ERA: 4.58										0 0 0 0 0 0 0 0										
Inning Stats	R: 0 E: 0 K: 1 S: 10	H: 0 LOB: 0 BB: 0 P: 15	R: 0 E: 0 K: 1 S: 8	H: 0 LOB: 0 BB: 0 P: 12	R: 0 E: 0 K: 2 S: 7	H: 0 LOB: 0 BB: 0 P: 11	R: 0 E: 0 K: 1 S: 10	H: 0 LOB: 0 BB: 0 P: 13	R: 0 E: 0 K: 3 S: 11	H: 0 LOB: 2 BB: 0 P: 8	R: 0 E: 0 K: 0 S: 7	H: 0 LOB: 0 BB: 0 P: 10	R: 0 E: 0 K: 1 S: 12	H: 0 LOB: 2 BB: 2 P: 24	R: 0 E: 0 K: 1 S: 10	H: 0 LOB: 1 BB: 0 P: 11	1B: 2 2B: 0 3B: 0 HR: 0	SF: 0 SAC: 0 DP: 0 HBP: 1	WP: 0 PB: 0 SB: 0 CS: 0	PA: 32
PITCHER	IP WLS BF H R ER SO BB IBB HBP BLK WP HR S P ERA WHIP											IP WLS BF H R ER SO BB IBB HBP BLK WP HR S P ERA WHIP								
21 Walker Buehler, R ERA: 2.88	8.0 W 28 2 0 0 9 2 0 0 0 0 0 105 105 0.00 0.500																			
74 Kenley Jansen, R ERA: 2.89	1.0 S 4 0 0 0 1 0 0 1 0 0 0 10 11 0.00 0.000																			



Batter	1	2	3	4	5	6	7	8	9	10	AB	R	H	RBI	BB	SO	LOB	TOP							
19 Charlie Blackmon, L (1, 8) OBP: 0.355, SLG: 0.495	F7		F9 BB		HR		BB			G4-3	3	1	1	1	2	0	0	Colorado Rockies @ Los Angeles Dodgers Dodger Stadium, Los Angeles, CA Tue Sep 18 2018, 7:10 PM - 10:24 PM PDT Att: 49,537 - Clear - 72 F							
9 DJ LeMahieu, R (1, 4) OBP: 0.324, SLG: 0.443	G6-3		E5		G5-3		G5-3			K	5	0	0	0	0	1	3								
28 Nolan Arenado, R (1, 5) OBP: 0.374, SLG: 0.552	G5-3		G5-3		F8					K	5	0	0	0	0	2	2								
7 Matt Holliday, R (1, 7) OBP: 0.448, SLG: 0.500	G5-3		G4-3		L4					K	4	0	0	0	0	1	0								
56 Noel Cuevas, R (8, 9) OBP: 0.272, SLG: 0.319										K	0	0	0	0	0	0	0								
0 Adam Ottavino, S (9, 1)										K	0	0	0	0	0	0	0								
20 Ian Desmond, R (1, 3) OBP: 0.300, SLG: 0.421	K				G4-3 1B					K	3	0	1	0	1	2	0								
8 Gerardo Parra, L (1, 9) OBP: 0.337, SLG: 0.366	L7		G4-3		P6					42 S 1B	4	0	1	0	0	0	2								
42 Chris Iannetta, R (1, 2) OBP: 0.337, SLG: 0.378			L6		CS					F9	3	0	0	0	1	1	1								
1 Garrett Hampson, R (1, 6) OBP: 0.438, SLG: 0.400					FC5-4 BB					K	2	1	1	0	1	0	2								
26 David Dahl, L (9, PH) OBP: 0.323, SLG: 0.500			19 S BB		FC5-4					P4	1	0	0	0	0	0	1								
21 Kyle Freeland, L (1, 1) OBP: 0.127, SLG: 0.131										SH1-4 1B	2	0	0	0	0	2	1								
45 Scott Oberg, R (7, 1)										G3	0	0	0	0	0	0	0								
24 Ryan McMahon, L (9, PH) OBP: 0.309, SLG: 0.385											1	0	0	0	0	0	1								
4 Pat Valaika, R (9, 6) OBP: 0.209, SLG: 0.233											0	0	0	0	0	0	0								
Inning Stats	R: 0 E: 0 K: 0 S: 6	H: 0 LOB: 0 BB: 0 P: 8	R: 0 E: 0 K: 1 S: 7	H: 0 LOB: 0 BB: 0 P: 8	R: 1 E: 1 K: 1 S: 15	H: 0 LOB: 2 BB: 2 P: 27	R: 0 E: 0 K: 1 S: 15	H: 1 LOB: 2 BB: 1 P: 24	R: 1 E: 0 K: 1 S: 7	H: 1 LOB: 0 BB: 0 P: 11	R: 0 E: 0 K: 0 S: 4	H: 0 LOB: 0 BB: 1 P: 9	R: 0 E: 0 K: 3 S: 9	H: 0 LOB: 0 BB: 0 P: 10	R: 0 E: 0 K: 1 S: 9	H: 1 LOB: 1 BB: 0 P: 14	R: 0 E: 0 K: 2 S: 7	H: 0 LOB: 0 BB: 0 P: 10	1B: 3 2B: 0 3B: 0 HR: 1	SF: 0 SAC: 1 DP: 0 HBP: 0	WP: 0 PB: 0 SB: 3 CS: 1	PA: 40			
PITCHER	IP 7.0	WLS 29	BF 3	H 2	R 2	ER 1	SO 3	BB 5	IBB 0	HBP 0	BLK 0	WP 0	HR 1	S 60	P 97	ERA 1.29	WHIP 1.143								
22 Clayton Kershaw, L (1, 1) ERA: 2.45																									
18 Kenta Maeda, R (8, 1) ERA: 3.85																									
74 Kenley Jansen, R (9, 1) ERA: 2.85																									
75 Scott Alexander, L (10, 1) ERA: 3.38																									
51 Dylan Floro, R (10, 1) ERA: 2.15																									

Batter	1	2	3	4	5	6	7	8	9	10	AB	R	H	RBI	BB	SO	LOB	BOTTOM							
3 Chris Taylor, R (1, 7) OBP: 0.327, SLG: 0.448	F9		F9 BB		E5 1B		P3			HR	4	1	2	1	1	0	1	Colorado Rockies @ Los Angeles Dodgers Dodger Stadium, Los Angeles, CA Tue Sep 18 2018, 7:10 PM - 10:24 PM PDT Att: 49,537 - Clear - 72 F							
10 Justin Turner, R (1, 5) OBP: 0.418, SLG: 0.531	G4-3		F7-4		1B		G6-3				4	0	1	0	0	0	2								
8 Manny Machado, R (1, 6) OBP: 0.369, SLG: 0.539	25 WP 27 1B		1B		F9					K	4	1	2	0	0	1	2								
25 David Freese, R (1, 3) OBP: 0.315, SLG: 0.460	27 1B		F9		K					K2-3	2	0	0	0	1	1	3								
18 Kenta Maeda, R (8, 1) OBP: 0.094, SLG: 0.094											0	0	0	0	0	0	0								
31 Joc Pederson, L (8, PH) OBP: 0.323, SLG: 0.518	2-3 BB										1	0	0	0	0	1	0								
27 Matt Kemp, R (1, 9) OBP: 0.464, SLG: 0.464					F9					K	4	0	1	1	0	1	0								
74 Kenley Jansen, S (9, 1)										G6-3	0	0	0	0	0	0	0								
61 Alex Verdugo, L (10, 9) OBP: 0.329, SLG: 0.380	1-3 1B										0	0	0	0	0	0	0								
6 Brian Dozier, R (1, 4) OBP: 0.308, SLG: 0.389			F8		K					G3-1	3	0	0	0	0	1	0								
35 Cody Bellinger, L (9, PH) OBP: 0.344, SLG: 0.470					L4					F9	2	0	0	0	0	1	0								
14 Enrique Hernández, R (1, 8) OBP: 0.318, SLG: 0.446											1	0	0	0	0	0	0								
26 Chase Utley, L (9, PH) OBP: 0.304, SLG: 0.313											0	0	0	0	0	0	0								
75 Scott Alexander, L (10, 1)											0	0	0	0	0	0	0								
51 Dylan Floro, L (10, 1)											0	0	0	0	0	0	0								
15 Austin Barnes, R (1, 2) OBP: 0.329, SLG: 0.258			F9		22 SH2-4 BB					E5 10 S	2	1	0	0	1	0	1								
70 Tim Lincecum, R (7, PR) ERA: 2.17											0	0	0	0	0	0	0								
9 Yasmani Grandal, S (8, 2) OBP: 0.342, SLG: 0.453										F7	1	0	0	0	0	0	0								
22 Clayton Kershaw, L (1, 1) OBP: 0.327, SLG: 0.279			G6-3		SH2-4					K	1	0	0	0	0	0	1								
13 Max Muncy, L (7, PH) OBP: 0.386, SLG: 0.574											2	0	0	0	0	1	1								
Inning Stats	R: 1 E: 0 K: 0 S: 10	H: 2 LOB: 2 BB: 1 P: 17	R: 0 E: 0 K: 0 S: 8	H: 0 LOB: 1 BB: 1 P: 13	R: 0 E: 0 K: 0 S: 10	H: 1 LOB: 1 BB: 1 P: 17	R: 0 E: 0 K: 1 S: 10	H: 0 LOB: 0 BB: 0 P: 17	R: 1 E: 1 K: 1 S: 13	H: 2 LOB: 2 BB: 1 P: 20	R: 0 E: 0 K: 1 S: 7	H: 0 LOB: 0 BB: 0 P: 8	R: 0 E: 0 K: 2 S: 10	H: 0 LOB: 0 BB: 0 P: 13	R: 0 E: 0 K: 1 S: 8	H: 0 LOB: 0 BB: 0 P: 14	R: 1 E: 0 K: 0 S: 5	H: 1 LOB: 0 BB: 0 P: 10	1B: 4 2B: 2 3B: 0 HR: 1	SF: 0 SAC: 1 DP: 0 HBP: 0	WP: 1 PB: 0 SB: 1 CS: 0	PA: 37			
PITCHER	IP 6.2	WLS 28	BF 4	H 2	R 2	ER 2	SO 4	BB 4	IBB 0	HBP 0	BLK 0	WP 1	HR 0	S 66	P 103	ERA 2.70	WHIP 1.350								
21 Kyle Freeland, L (1, 1) ERA: 2.95																									
45 Scott Oberg, R (7, 1) ERA: 2.17																									
0 Adam Ottavino, R (9, 1) ERA: 2.33																									



AB	33
R	2
H	4
RBI	1
BB	5
SO	9
LOB	13

AB	32
R	3
H	6
RBI	2
BB	4
SO	7
LOB	11

WP:	0	PA:	40
PB:	0		
SB:	3		
CS:	1		

Batter	1	2	3	4	5	6	7	8	9	AB	R	H	RBI	BB	SO	LOB	TOP					
19 Charlie Blackmon, L (1,8) OBP: 0.354, SLG: 0.493										4	0	1	0	0	2	0						
9 DJ LeMahieu, R (1,4) OBP: 0.321, SLG: 0.439										4	1	0	0	0	2	1						
26 David Dahl, L (1,9) OBP: 0.326, SLG: 0.498										3	1	1	0	1	1	0						
28 Nolan Arenado, R (1,5) OBP: 0.373, SLG: 0.550										4	0	1	0	0	3	5						
8 Gerardo Parra, L (1,7) OBP: 0.337, SLG: 0.364										2	0	0	0	0	1	5						
7 Matt Holliday, R (8,PH) OBP: 0.439, SLG: 0.489										1	0	0	0	0	0	1						
56 Noel Cueva, R (8,7) OBP: 0.272, SLG: 0.319										0	0	0	0	0	0	0						
20 Ian Desmond, R (1,6) OBP: 0.300, SLG: 0.419										4	0	1	2	0	0	3						
24 Ryan McMahon, L (1,3) OBP: 0.305, SLG: 0.379										3	0	0	0	0	2	3						
1 Garrett Hampson, R (6,8) OBP: 0.424, SLG: 0.385										1	0	0	0	0	1	0						
42 Chris Iannetta, R (1,2) OBP: 0.333, SLG: 0.373										4	0	0	0	0	1	0						
44 Tyler Anderson, L (7,PH) OBP: 0.195, SLG: 0.383										2	0	0	0	0	2	0						
15 Ramiro Erazo, R (7,PH) OBP: 0.265, SLG: 0.499										1	0	0	0	0	1	0						
45 Scott Oberg, R (7,1) OBP: 0.265, SLG: 0.499										0	0	0	0	0	0	0						
52 Chris Rusin, L (7,1) OBP: 0.265, SLG: 0.499										0	0	0	0	0	0	0						
18 Seungwhan Oh, R (8,1) OBP: 0.265, SLG: 0.499										0	0	0	0	0	0	0						
51 Jake McGee, L (8,1) OBP: 0.265, SLG: 0.499										0	0	0	0	0	0	0						
Inning Stats	R: 2 H: 2 E: 0 K: 2 S: 22	H: 2 LOB: 2 BB: 1 P: 36	R: 0 H: 0 E: 0 K: 3 S: 10	H: 0 LOB: 0 BB: 0 P: 13	R: 0 H: 1 E: 0 K: 2 S: 11	H: 1 LOB: 2 BB: 0 P: 16	R: 0 H: 0 E: 0 K: 1 S: 6	H: 0 LOB: 0 BB: 0 P: 7	R: 0 H: 0 E: 0 K: 2 S: 8	H: 0 LOB: 0 BB: 0 P: 11	R: 0 H: 0 E: 0 K: 1 S: 13	H: 0 LOB: 1 BB: 0 P: 18	R: 0 H: 0 E: 0 K: 1 S: 8	H: 0 LOB: 0 BB: 0 P: 9	R: 0 H: 1 E: 0 K: 2 S: 8	H: 1 LOB: 1 BB: 0 P: 11	R: 0 H: 0 E: 0 K: 1 S: 8	H: 0 LOB: 0 BB: 0 P: 11	1B: 4 2B: 0 3B: 0 HR: 0	SF: 0 SAC: 0 DP: 0 HBP: 1	WP: 0 PB: 0 SB: 0 CS: 0	PA: 35
PITCHER	IP: 6.0 WLS: 1 BF: 25 ERA: 2.74	WLS: 1 BF: 25 ERA: 2.74	H: 3 R: 2 ER: 0 SO: 12	H: 2 R: 2 ER: 0 SO: 12	H: 3 R: 2 ER: 0 SO: 12	H: 2 R: 2 ER: 0 SO: 12	H: 3 R: 2 ER: 0 SO: 12	H: 2 R: 2 ER: 0 SO: 12	H: 3 R: 2 ER: 0 SO: 12	H: 2 R: 2 ER: 0 SO: 12	H: 3 R: 2 ER: 0 SO: 12	H: 2 R: 2 ER: 0 SO: 12	H: 3 R: 2 ER: 0 SO: 12	H: 2 R: 2 ER: 0 SO: 12	H: 3 R: 2 ER: 0 SO: 12	H: 2 R: 2 ER: 0 SO: 12	H: 3 R: 2 ER: 0 SO: 12	H: 2 R: 2 ER: 0 SO: 12	WP: 0 HR: 0 S: 8 P: 11	ERA: 0.00 WHIP: 0.000	ERA: 0.00 WHIP: 0.000	ERA: 0.00 WHIP: 0.000
21 Walker Buehler, R (1,1) ERA: 2.74	IP: 6.0 WLS: 1 BF: 25 ERA: 2.74	IP: 6.0 WLS: 1 BF: 25 ERA: 2.74	H: 3 R: 2 ER: 0 SO: 12	H: 2 R: 2 ER: 0 SO: 12	H: 3 R: 2 ER: 0 SO: 12	H: 2 R: 2 ER: 0 SO: 12	H: 3 R: 2 ER: 0 SO: 12	H: 2 R: 2 ER: 0 SO: 12	H: 3 R: 2 ER: 0 SO: 12	H: 2 R: 2 ER: 0 SO: 12	H: 3 R: 2 ER: 0 SO: 12	H: 2 R: 2 ER: 0 SO: 12	H: 3 R: 2 ER: 0 SO: 12	H: 2 R: 2 ER: 0 SO: 12	H: 3 R: 2 ER: 0 SO: 12	H: 2 R: 2 ER: 0 SO: 12	H: 3 R: 2 ER: 0 SO: 12	H: 2 R: 2 ER: 0 SO: 12	WP: 0 HR: 0 S: 8 P: 11	ERA: 0.00 WHIP: 0.000	ERA: 0.00 WHIP: 0.000	ERA: 0.00 WHIP: 0.000
52 Pedro Báez, R (7,1) ERA: 3.19	IP: 0.1 WLS: 0 BF: 1 ERA: 3.19	IP: 0.1 WLS: 0 BF: 1 ERA: 3.19	H: 0 R: 0 ER: 0 SO: 0	H: 0 R: 0 ER: 0 SO: 0	H: 0 R: 0 ER: 0 SO: 0	H: 0 R: 0 ER: 0 SO: 0	H: 0 R: 0 ER: 0 SO: 0	H: 0 R: 0 ER: 0 SO: 0	H: 0 R: 0 ER: 0 SO: 0	H: 0 R: 0 ER: 0 SO: 0	H: 0 R: 0 ER: 0 SO: 0	H: 0 R: 0 ER: 0 SO: 0	H: 0 R: 0 ER: 0 SO: 0	H: 0 R: 0 ER: 0 SO: 0	H: 0 R: 0 ER: 0 SO: 0	H: 0 R: 0 ER: 0 SO: 0	H: 0 R: 0 ER: 0 SO: 0	H: 0 R: 0 ER: 0 SO: 0	WP: 0 HR: 0 S: 8 P: 11	ERA: 0.00 WHIP: 0.000	ERA: 0.00 WHIP: 0.000	ERA: 0.00 WHIP: 0.000
64 Caleb Ferguson, L (7,1) ERA: 3.45	IP: 0.2 WLS: 0 BF: 2 ERA: 3.45	IP: 0.2 WLS: 0 BF: 2 ERA: 3.45	H: 0 R: 0 ER: 0 SO: 1	H: 0 R: 0 ER: 0 SO: 1	H: 0 R: 0 ER: 0 SO: 1	H: 0 R: 0 ER: 0 SO: 1	H: 0 R: 0 ER: 0 SO: 1	H: 0 R: 0 ER: 0 SO: 1	H: 0 R: 0 ER: 0 SO: 1	H: 0 R: 0 ER: 0 SO: 1	H: 0 R: 0 ER: 0 SO: 1	H: 0 R: 0 ER: 0 SO: 1	H: 0 R: 0 ER: 0 SO: 1	H: 0 R: 0 ER: 0 SO: 1	H: 0 R: 0 ER: 0 SO: 1	H: 0 R: 0 ER: 0 SO: 1	H: 0 R: 0 ER: 0 SO: 1	H: 0 R: 0 ER: 0 SO: 1	WP: 0 HR: 0 S: 8 P: 11	ERA: 0.00 WHIP: 0.000	ERA: 0.00 WHIP: 0.000	ERA: 0.00 WHIP: 0.000
18 Kenta Maeda, R (8,1) ERA: 3.83	IP: 0.2 WLS: 0 BF: 3 ERA: 3.83	IP: 0.2 WLS: 0 BF: 3 ERA: 3.83	H: 1 R: 0 ER: 0 SO: 2	H: 0 R: 0 ER: 0 SO: 2	H: 1 R: 0 ER: 0 SO: 2	H: 0 R: 0 ER: 0 SO: 2	H: 1 R: 0 ER: 0 SO: 2	H: 0 R: 0 ER: 0 SO: 2	H: 1 R: 0 ER: 0 SO: 2	H: 0 R: 0 ER: 0 SO: 2	H: 1 R: 0 ER: 0 SO: 2	H: 0 R: 0 ER: 0 SO: 2	H: 1 R: 0 ER: 0 SO: 2	H: 0 R: 0 ER: 0 SO: 2	H: 1 R: 0 ER: 0 SO: 2	H: 0 R: 0 ER: 0 SO: 2	H: 1 R: 0 ER: 0 SO: 2	H: 0 R: 0 ER: 0 SO: 2	WP: 0 HR: 0 S: 8 P: 11	ERA: 0.00 WHIP: 0.000	ERA: 0.00 WHIP: 0.000	ERA: 0.00 WHIP: 0.000
75 Scott Alexander, L (8,1) ERA: 3.99	IP: 0.1 WLS: 0 BF: 1 ERA: 3.99	IP: 0.1 WLS: 0 BF: 1 ERA: 3.99	H: 0 R: 0 ER: 0 SO: 0	H: 0 R: 0 ER: 0 SO: 0	H: 0 R: 0 ER: 0 SO: 0	H: 0 R: 0 ER: 0 SO: 0	H: 0 R: 0 ER: 0 SO: 0	H: 0 R: 0 ER: 0 SO: 0	H: 0 R: 0 ER: 0 SO: 0	H: 0 R: 0 ER: 0 SO: 0	H: 0 R: 0 ER: 0 SO: 0	H: 0 R: 0 ER: 0 SO: 0	H: 0 R: 0 ER: 0 SO: 0	H: 0 R: 0 ER: 0 SO: 0	H: 0 R: 0 ER: 0 SO: 0	H: 0 R: 0 ER: 0 SO: 0	H: 0 R: 0 ER: 0 SO: 0	H: 0 R: 0 ER: 0 SO: 0	WP: 0 HR: 0 S: 8 P: 11	ERA: 0.00 WHIP: 0.000	ERA: 0.00 WHIP: 0.000	ERA: 0.00 WHIP: 0.000
Batter	1	2	3	4	5	6	7	8	9	AB	R	H	RBI	BB	SO	LOB	BOTTOM					
3 Chris Taylor, R (1,7) OBP: 0.325, SLG: 0.444										4	0	0	0	0	3	1						
10 Justin Turner, R (1,5) OBP: 0.416, SLG: 0.526										3	0	0	0	1	0	0						
8 Manny Machado, R (1,6) OBP: 0.366, SLG: 0.535										4	0	0	0	0	0	1						
35 Cody Bellinger, L (1,3) OBP: 0.342, SLG: 0.466																						

Batter	1	2	3	4	5	6	7	8	9	AB	R	H	RBI	BB	SO	LOB	TOP
31 Joc Pederson, L OBP: 0.320, SLG: 0.515										3	0	0	0	0	1	2	Los Angeles Dodgers @ Arizona Diamondbacks Chase Field, Phoenix, AZ Wed Sep 26 2018, 6:42 PM - 9:55 PM MST Att: 31,149 - Clear - 95 F
14 Enrique Hernández, R OBP: 0.353, SLG: 0.453										3	0	0	0	0	1	1	
10 Justin Turner, R OBP: 0.411, SLG: 0.520										4	0	1	0	0	1	1	
13 Max Muncy, L OBP: 0.391, SLG: 0.565										4	1	2	0	0	0	0	
8 Manny Machado, R OBP: 0.366, SLG: 0.539										4	0	1	0	0	0	2	
35 Cody Bellinger, L OBP: 0.346, SLG: 0.471										3	0	2	1	1	1	0	
66 Yasiel Puig, R OBP: 0.328, SLG: 0.492										4	0	0	0	0	0	6	
9 Yasmani Grandal, S OBP: 0.349, SLG: 0.467										4	1	1	0	0	1	3	
3 Chris Taylor, R OBP: 0.329, SLG: 0.445										3	0	0	0	0	2	1	
60 Andrew Toles, L OBP: 0.256, SLG: 0.276										1	0	0	0	0	0	0	
48 Ross Stripling, R ERA: 3.21										1	0	0	1	1	0	0	
41 Jake Diekmann, L ERA: 4.75										1	0	0	0	0	0	0	
29 Brad Ziegler, R ERA: 3.82										1	0	0	0	0	0	0	
25 Archie Bradley, R ERA: 3.49										1	0	0	0	0	0	0	
48 Ross Stripling, R ERA: 3.21										1	0	0	0	0	0	0	
41 Jake Diekmann, L ERA: 4.75										1	0	0	0	0	0	0	
29 Brad Ziegler, R ERA: 3.82										1	0	0	0	0	0	0	
25 Archie Bradley, R ERA: 3.49										1	0	0	0	0	0	0	
48 Ross Stripling, R ERA: 3.21										1	0	0	0	0	0	0	
41 Jake Diekmann, L ERA: 4.75										1	0	0	0	0	0	0	
29 Brad Ziegler, R ERA: 3.82										1	0	0	0	0	0	0	
25 Archie Bradley, R ERA: 3.49										1	0	0	0	0	0	0	
48 Ross Stripling, R ERA: 3.21										1	0	0	0	0	0	0	
41 Jake Diekmann, L ERA: 4.75										1	0	0	0	0	0	0	
29 Brad Ziegler, R ERA: 3.82										1	0	0	0	0	0	0	
25 Archie Bradley, R ERA: 3.49										1	0	0	0	0	0	0	
48 Ross Stripling, R ERA: 3.21										1	0	0	0	0	0	0	
41 Jake Diekmann, L ERA: 4.75										1	0	0	0	0	0	0	
29 Brad Ziegler, R ERA: 3.82										1	0	0	0	0	0	0	
25 Archie Bradley, R ERA: 3.49										1	0	0	0	0	0	0	
48 Ross Stripling, R ERA: 3.21										1	0	0	0	0	0	0	
41 Jake Diekmann, L ERA: 4.75										1	0	0	0	0	0	0	
29 Brad Ziegler, R ERA: 3.82										1	0	0	0	0	0	0	
25 Archie Bradley, R ERA: 3.49										1	0	0	0	0	0	0	
48 Ross Stripling, R ERA: 3.21										1	0	0	0	0	0	0	
41 Jake Diekmann, L ERA: 4.75										1	0	0	0	0	0	0	
29 Brad Ziegler, R ERA: 3.82										1	0	0	0	0	0	0	
25 Archie Bradley, R ERA: 3.49										1	0	0	0	0	0	0	
48 Ross Stripling, R ERA: 3.21										1	0	0	0	0	0	0	
41 Jake Diekmann, L ERA: 4.75										1	0	0	0	0	0	0	
29 Brad Ziegler, R ERA: 3.82										1	0	0	0	0	0	0	
25 Archie Bradley, R ERA: 3.49										1	0	0	0	0	0	0	
48 Ross Stripling, R ERA: 3.21										1	0	0	0	0	0	0	
41 Jake Diekmann, L ERA: 4.75										1	0	0	0	0	0	0	
29 Brad Ziegler, R ERA: 3.82										1	0	0	0	0	0	0	
25 Archie Bradley, R ERA: 3.49										1	0	0	0	0	0	0	
48 Ross Stripling, R ERA: 3.21										1	0	0	0	0	0	0	
41 Jake Diekmann, L ERA: 4.75										1	0	0	0	0	0	0	
29 Brad Ziegler, R ERA: 3.82										1	0	0	0	0	0	0	
25 Archie Bradley, R ERA: 3.49										1	0	0	0	0	0	0	
48 Ross Stripling, R ERA: 3.21										1	0	0	0	0	0	0	
41 Jake Diekmann, L ERA: 4.75										1	0	0	0	0	0	0	
29 Brad Ziegler, R ERA: 3.82										1	0	0	0	0	0	0	
2																	

Batter	1	2	3	4	5	6	7	8	9	AB	R	H	RBI	BB	SO	LOB	TOP			
14 Enrique Hernández, R OBP: 0.327, SLG: 0.458										4	2	3	0	0	1	0	Los Angeles Dodgers @ San Francisco Giants AT&T Park, San Francisco, CA Fri Sep 28 2018, 7:20 PM - 10:36 PM PDT Att: 41,167 - Partly Cloudy - 60 F			
10 Justin Turner, R OBP: 0.409, SLG: 0.525										4	1	1	2	0	1	2				
25 David Freese, R OBP: 0.369, SLG: 0.569 75 Scott Alexander, L 52 Pedro Báez, R 57 Alex Wood, L 31 Joe Flender, L OBP: 0.320, SLG: 0.514										2	0	1	0	1	0	1				
8 Manny Machado, R OBP: 0.365, SLG: 0.537										4	0	1	1	0	0	3				
27 Matt Kemp, R OBP: 0.333, SLG: 0.472 35 Cody Bellinger, L OBP: 0.347, SLG: 0.472										3	0	0	0	0	2	5				
3 Chris Taylor, R OBP: 0.327, SLG: 0.442										4	0	0	0	0	3	1				
18 Kenta Maeda, R OBP: 0.094, SLG: 0.094 74 Kenley Jansen, S										0	0	0	0	0	0	0				
9 Yasmani Grandal, S OBP: 0.350, SLG: 0.470										4	0	2	0	0	0	0				
6 Brian Dozier, R OBP: 0.303, SLG: 0.384 13 Max Muncy, L OBP: 0.390, SLG: 0.554										3	0	0	0	0	1	1				
99 Hyun Jin Ryu, R OBP: 0.321, SLG: 0.308 66 Yasiel Puig, R OBP: 0.326, SLG: 0.490										2	0	0	0	0	1	1				
Inning Stats	R: 0 E: 1 K: 1 S: 12	H: 1 LOB: 2 BB: 0 P: 16	R: 0 E: 0 K: 2 S: 18	H: 1 LOB: 1 BB: 0 P: 22	R: 1 E: 0 K: 0 S: 11	H: 2 LOB: 1 BB: 1 P: 16	R: 0 E: 0 K: 1 S: 10	H: 0 LOB: 0 BB: 0 P: 16	R: 2 E: 0 K: 1 S: 17	H: 3 LOB: 1 BB: 0 P: 26	R: 0 E: 0 K: 1 S: 13	H: 0 LOB: 0 BB: 0 P: 16	R: 0 E: 0 K: 2 S: 14	H: 1 LOB: 1 BB: 0 P: 20	R: 0 E: 0 K: 0 S: 7	H: 1 LOB: 0 BB: 0 P: 12	1B: 7 2B: 2 3B: 0 HR: 1	SF: 0 SAC: 0 DP: 2 HBP: 0	WP: 0 PB: 0 SB: 1 CS: 0	PA: 36
PITCHER	IP WLS BF H R ER SO BB IBB HBP BLK WP HR S P ERA WHIP																			
40 Madison Bumgarner, L ERA: 3.28	6.0 L 26 7 3 3 6 1 0 0 0 0 0 1 81 112 4.50 1.333																			
54 Reyes Moronta, R ERA: 2.49	1.0 3 0 0 0 2 0 0 0 0 0 0 0 11 15 0.00 0.000																			
49 Sam Dyson, R ERA: 2.69	1.0 4 1 0 0 2 0 0 0 0 0 0 0 14 20 0.00 1.000																			
60 Hunter Strickland, R ERA: 3.4	1.0 3 1 0 0 0 0 0 0 0 0 0 0 7 12 0.00 1.000																			

Batter	1	2	3	4	5	6	7	8	9	AB	R	H	RBI	BB	SO	LOB	BOTTOM					
8 Hunter Pence, R OBP: 0.258, SLG: 0.326										4	0	0	0	0	0	0	Los Angeles Dodgers @ San Francisco Giants AT&T Park, San Francisco, CA Fri Sep 28 2018, 7:20 PM - 10:36 PM PDT Att: 41,167 - Partly Cloudy - 60 F					
12 Joe Panik, L OBP: 0.308, SLG: 0.333										4	0	2	0	0	0	0						
10 Evan Longoria, R OBP: 0.281, SLG: 0.414										4	0	0	0	0	0	2						
5 Nick Hundley, R OBP: 0.302, SLG: 0.415										4	1	1	1	0	1	1						
35 Brandon Crawford, L OBP: 0.327, SLG: 0.397										1	0	1	0	2	0	0						
16 Aramis García, R OBP: 0.345, SLG: 0.554										3	0	2	0	1	0	1						
53 Austin Slater, R OBP: 0.333, SLG: 0.307 37 Kelby Tomlinson, R (4, PH) 1 Gregor Blanco, L OBP: 0.262, SLG: 0.313										1	0	0	0	0	2							
7 Gorkys Hernández, R OBP: 0.287, SLG: 0.395										1	0	0	0	0	3							
40 Madison Bumgarner, R ERA: 3.68 19 Allen Hanson, S 2 Chase d'Arnaud, R 49 Sam Dyson, R 60 Hunter Strickland, R										2	0	0	0	0	2	0						
Inning Stats	R: 0 E: 0 K: 0 S: 7	H: 0 LOB: 0 BB: 0 P: 13	R: 1 E: 0 K: 0 S: 11	H: 1 LOB: 1 BB: 2 P: 22	R: 0 E: 0 K: 1 S: 8	H: 0 LOB: 0 BB: 0 P: 13	R: 0 E: 1 K: 1 S: 10	H: 2 LOB: 2 BB: 0 P: 17	R: 0 E: 0 K: 1 S: 9	H: 0 LOB: 0 BB: 0 P: 13	R: 0 E: 0 K: 0 S: 6	H: 1 LOB: 0 BB: 0 P: 7	R: 0 E: 0 K: 3 S: 17	H: 1 LOB: 2 BB: 1 P: 27	R: 0 E: 0 K: 0 S: 7	H: 1 LOB: 0 BB: 0 P: 12		R: 0 E: 0 K: 0 S: 11	H: 0 LOB: 0 BB: 0 P: 17	1B: 5 2B: 0 3B: 0 HR: 1	SF: 0 SAC: 0 DP: 5 HBP: 1	WP: 0 PB: 0 SB: 0 CS: 0
PITCHER	IP WLS BF H R ER SO BB IBB HBP BLK WP HR S P ERA WHIP																					
99 Hyun Jin Ryu, L ERA: 1.97	6.0 W 22 4 1 1 3 2 0 0 0 0 0 0 3 7 1.50 1.000																					
75 Scott Alexander, L ERA: 3.68	0.0 1 0 0 0 0 1 0 0 0 0 0 0 3 7 0.00 0.000																					
52 Pedro Báez, R ERA: 2.91	0.2 H 3 1 0 0 2 0 0 0 0 0 0 0 11 15 0.00 1.500																					
57 Alex Wood, L ERA: 3.71	0.1 H 1 0 0 0 1 0 0 0 0 0 0 0 3 5 0.00 0.000																					
18 Kenta Maeda, R ERA: 3.85	1.0 H 3 1 0 0 0 0 0 0 0 0 0 0 7 12 0.00 1.000																					

livebaseballscores.com

Los Angeles Dodgers @ San Francisco Giants
AT&T Park, San Francisco, CA
 Fri Sep 28 2018, 7:20 PM - 10:36 PM PDT
 Att: 41,167 - Partly Cloudy - 60 F

AB 35
R 3
H 9
RBI 3
BB 1
SO 10
LOB 15

livebaseballscores.com

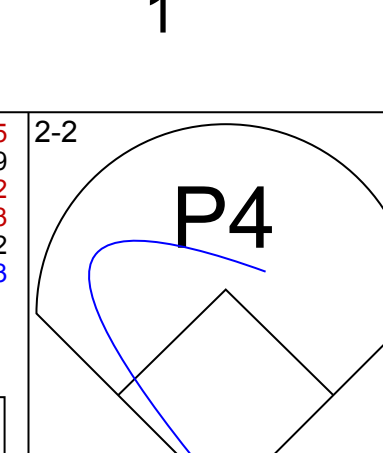
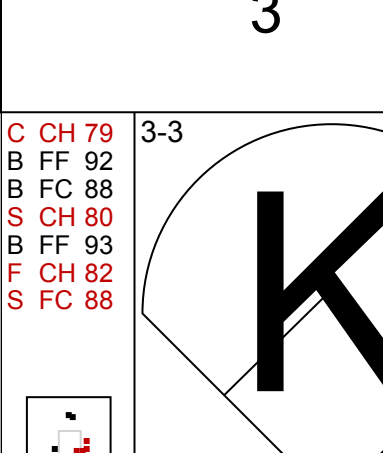
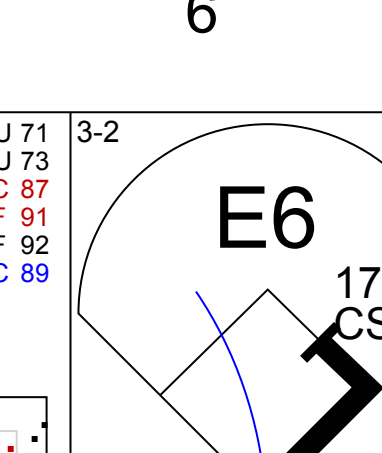
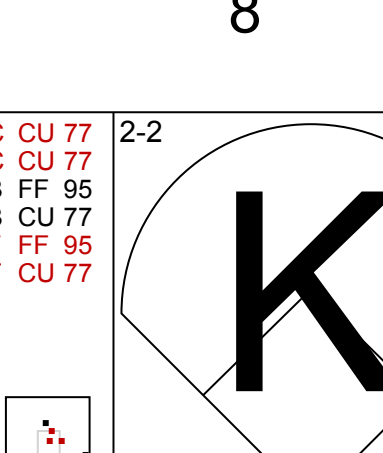
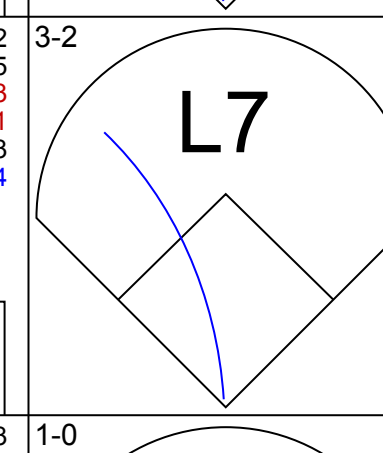
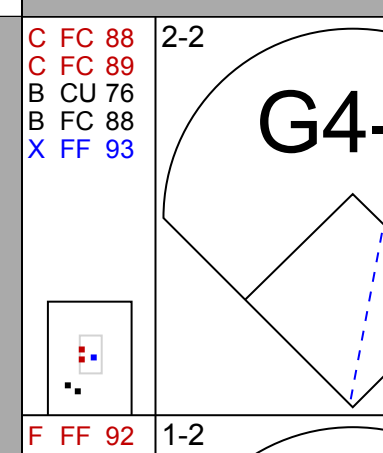
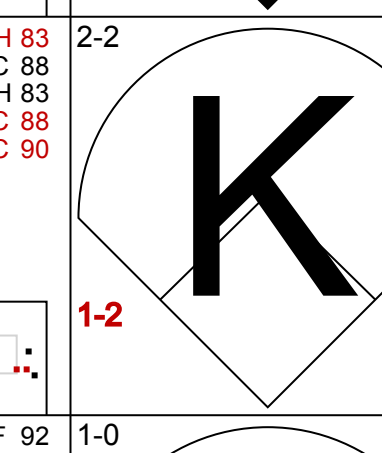
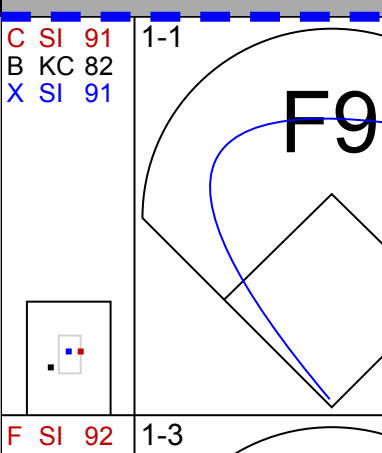
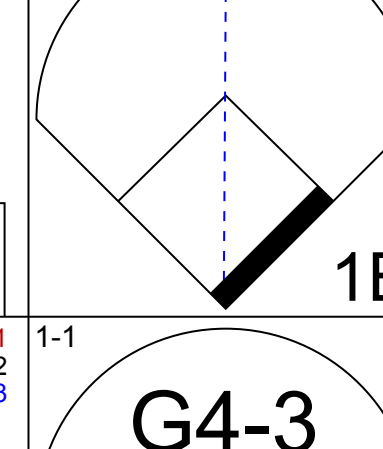
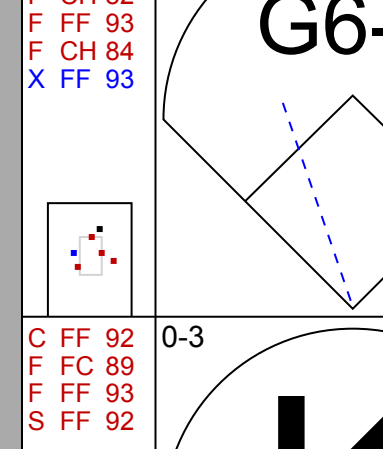
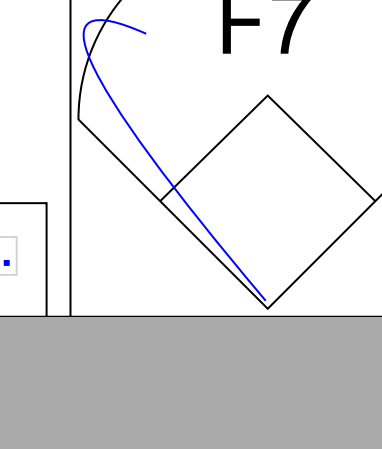
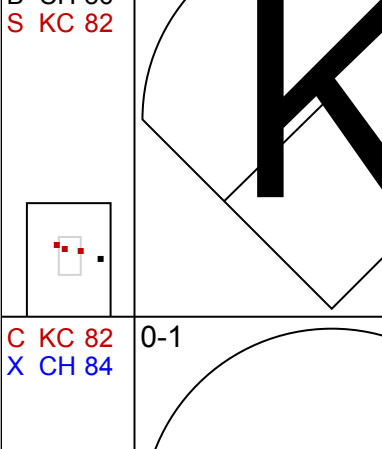
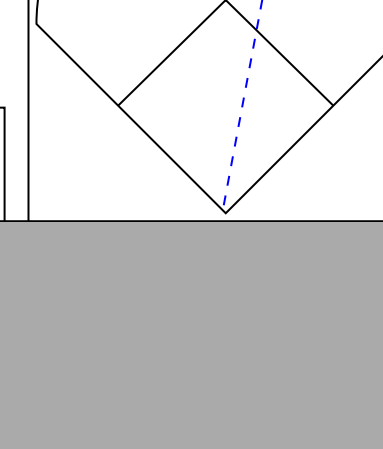
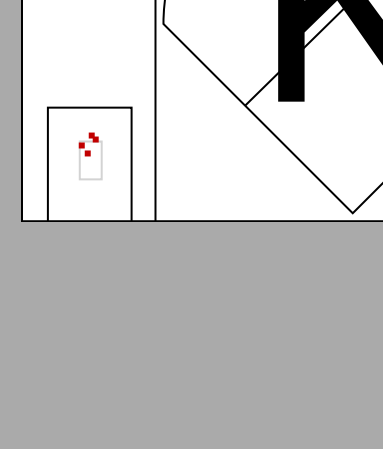

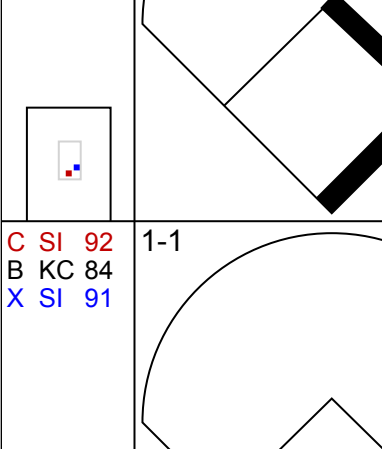
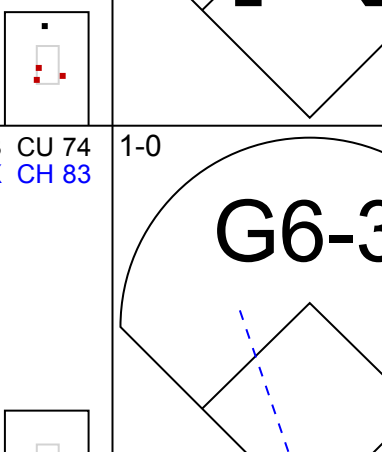
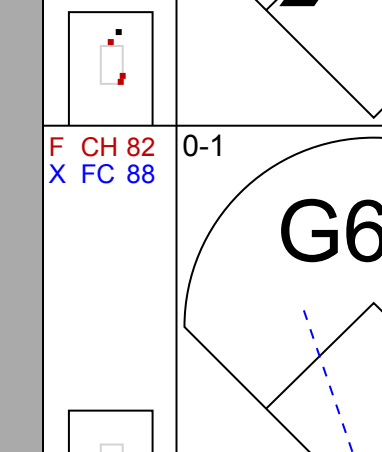
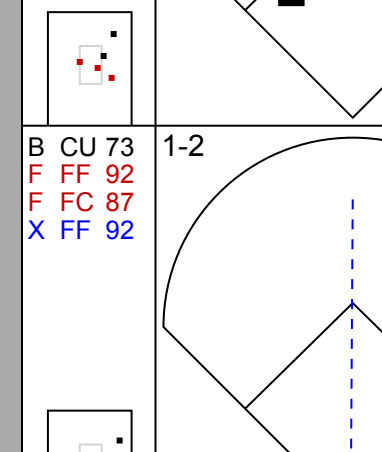
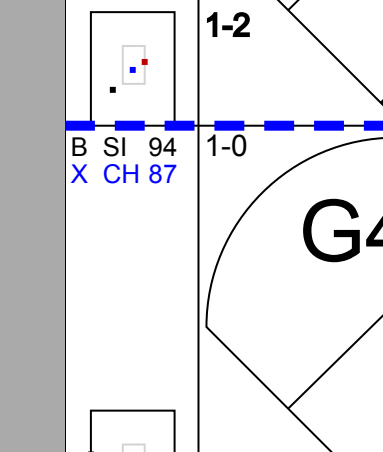
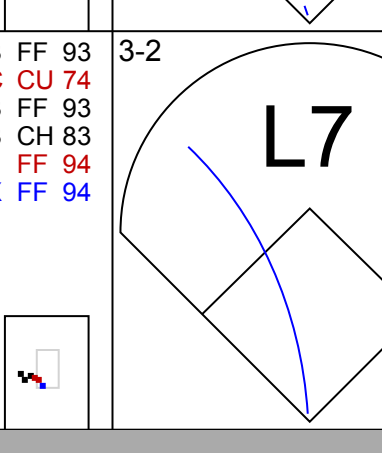
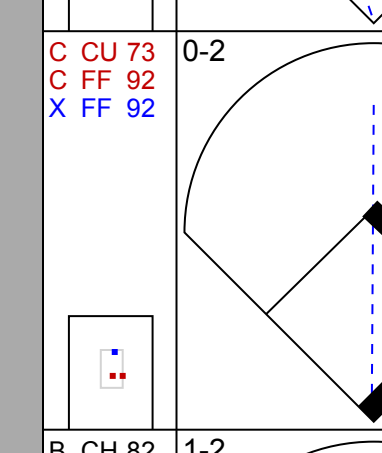
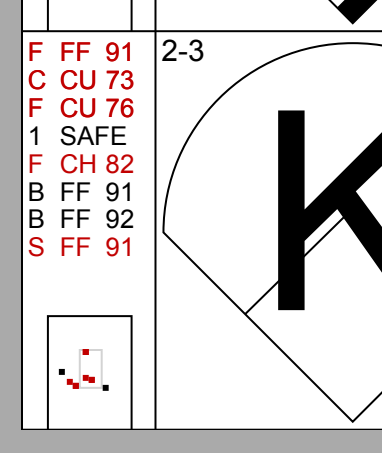


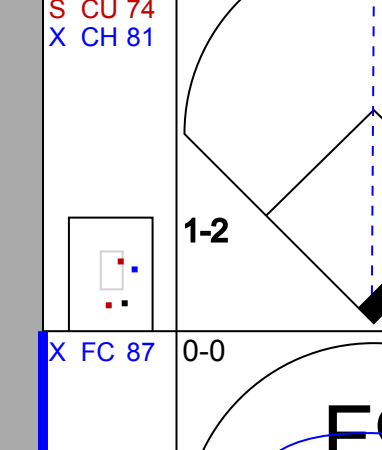

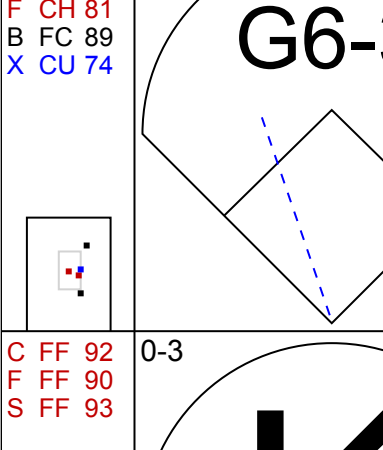
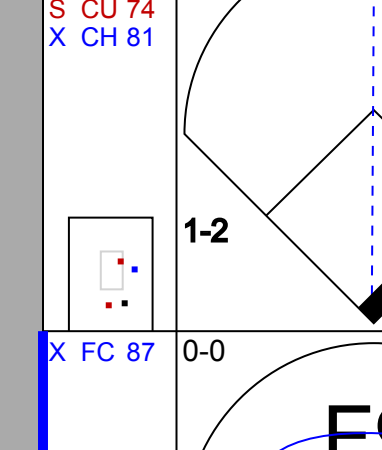
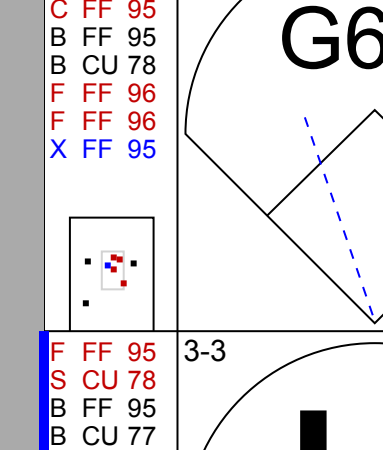
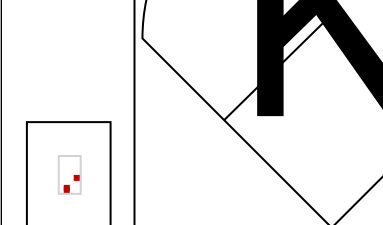
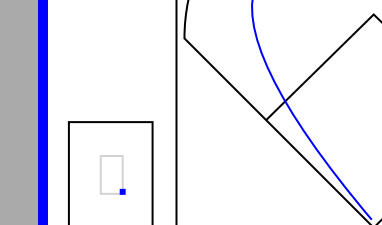
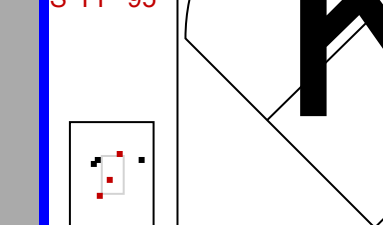

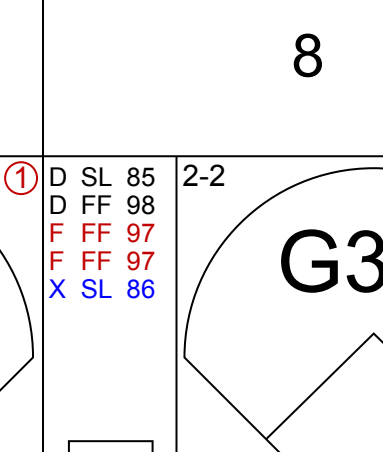
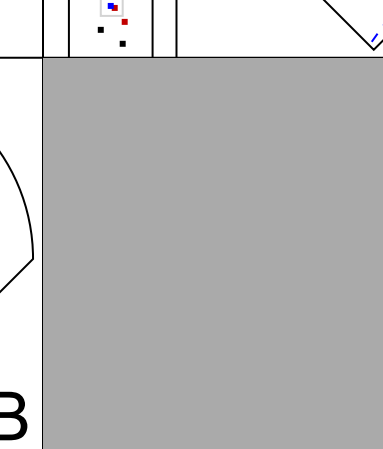

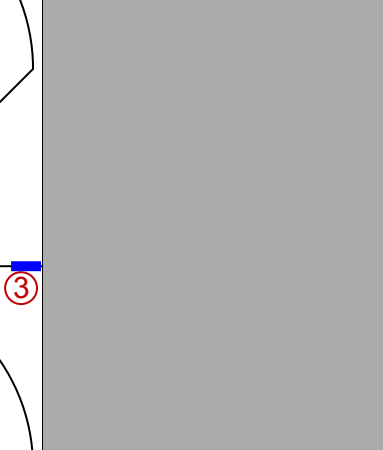
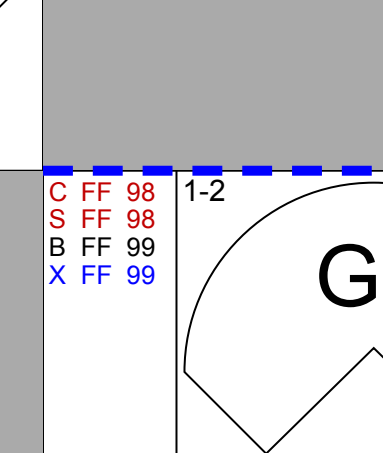
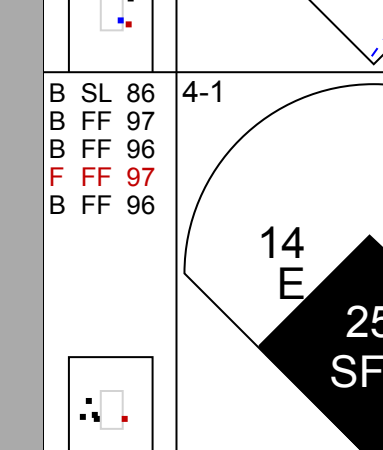
Los Angeles Dodgers @ San Francisco Giants
AT&T Park, San Francisco, CA
 Fri Sep 28 2018, 7:20 PM - 10:36 PM PDT
 Att: 41,167 - Partly Cloudy - 60 F

AB 29
R 1
H 6
RBI 1
BB 3
SO 6
LOB 16

Batter	1	2	3	4	5	6	7	8	9	AB	R	H	RBI	BB	SO	LOB	TOP			
19 Charlie Blackmon, L (1.8) OBP: 0.358, SLG: 0.502	G4-3		BB			G4-3		G5-3		3	0	2	0	1	0	0	Colorado Rockies @ Los Angeles Dodgers Dodger Stadium, Los Angeles, CA Mon Oct 01 2018, 1:10 PM - 4:30 PM PDT Att: 47,816 - Sunny - 90 F			
9 DJ LeMahieu, R (1.4) OBP: 0.321, SLG: 0.428	F7		G6-3			G4-3		G5-3		4	0	0	0	0	0	4				
26 David Dahl, L (1.7) OBP: 0.325, SLG: 0.534	G4-3					G3		K		3	0	0	0	1	1	2				
28 Nolan Arenado, R (1.5) OBP: 0.374, SLG: 0.561		P3				P6		F9		4	1	1	1	0	0	1				
27 Trevor Story, R (1.6) OBP: 0.348, SLG: 0.567		G1-3				F7		F9		4	1	1	1	0	0	1				
5 Carlos González, L (1.9) OBP: 0.329, SLG: 0.467						CS		F8		3	0	0	0	1	1	0				
20 Ian Desmond, R (1.3) OBP: 0.307, SLG: 0.422						K		K		2	0	0	0	1	2	0				
14 Tony Wolters, L (1.2) OBP: 0.295, SLG: 0.396 59 Harrison Musgrave, L (8.1) 7 Matt Holliday, R (7.7) 45 Scott Oberg, R (7.1) 51 Jake McGee, L (7.1) 63 DJ Johnson, L (8.1) 8 Gerardo Parra, L (6.7) OBP: 0.342, SLG: 0.372						FC6-4		G3		2	0	0	0	0	0	1				
48 Germán Márquez, R (1.1) OBP: 0.300, SLG: 0.350 42 Chris Iannetta, R (5.2) OBP: 0.345, SLG: 0.385						SH1-4		K		2	0	0	0	0	1	0				
Inning Stats	R: 0 E: 0 K: 0 S: 9	H: 0 LOB: 0 BB: 0 P: 13	R: 0 E: 0 K: 1 S: 7	H: 0 LOB: 0 BB: 0 P: 10	R: 0 E: 0 K: 0 S: 12	H: 0 LOB: 1 BB: 1 P: 19	R: 0 E: 0 K: 0 S: 10	H: 0 LOB: 0 BB: 1 P: 17	R: 0 E: 0 K: 1 S: 7	H: 1 LOB: 1 BB: 0 P: 10	R: 0 E: 0 K: 1 S: 8	H: 0 LOB: 2 BB: 2 P: 19	R: 0 E: 0 K: 1 S: 12	H: 1 LOB: 1 BB: 0 P: 21	R: 2 E: 0 K: 2 S: 16	H: 2 LOB: 0 BB: 0 P: 21		1B: 2 2B: 0 3B: 0 HR: 2	SF: 0 SAC: 1 DP: 0 HBP: 1	WP: 0 PB: 0 SB: 0 CS: 1
PITCHER	IP WLS BF H R ER SO BB IBB HBP BLK WP HR S P ERA WHIP																			
21 Walker Buehler, R (1.1) ERA: 2.62	6.2 W 24 1 0 0 3 3 0 1 0 0 0 59 93 0.00 0.600																			
52 Pedro Báez, R (7.1) ERA: 2.99	0.2 3 0 0 0 0 1 0 0 0 0 0 5 10 0.00 1.500																			
75 Scott Alexander, L (8.1) ERA: 3.68	0.0 1 1 0 0 0 0 0 0 0 0 0 3 6 ∞ ∞																			
18 Kenta Maeda, R (8.1) ERA: 3.81	0.2 2 0 0 0 1 0 0 0 0 0 0 8 11 0.00 0.000																			
74 Kentley Jansen, R (9.1) ERA: 3.91	1.0 5 2 2 2 2 0 0 0 0 0 2 16 21 18.00 2.000																			

Batter	1	2	3	4	5	6	7	8	9	AB	R	H	RBI	BB	SO	LOB	BOTTOM			
31 Joc Pederson, L (1.7) OBP: 0.321, SLG: 0.522	K		F8			F8		F8		4	1	1	0	0	1	2	Colorado Rockies @ Los Angeles Dodgers Dodger Stadium, Los Angeles, CA Mon Oct 01 2018, 1:10 PM - 4:30 PM PDT Att: 47,816 - Sunny - 90 F			
10 Justin Turner, R (1.5) OBP: 0.406, SLG: 0.518	G5-3		K2-3			K2-3		K		4	0	1	0	0	2	2				
13 Max Muncy, L (1.3) OBP: 0.391, SLG: 0.582 3 Chris Taylor, R (9.8) OBP: 0.331, SLG: 0.444						K		K		4	2	2	2	0	2	0				
8 Manny Machado, R (1.6) OBP: 0.367, SLG: 0.538						K		G1-4-3		0	0	0	0	0	0	0				
9 Yasmani Grandal, S (1.2) OBP: 0.349, SLG: 0.466						K		G1-4-3		4	0	1	0	0	1	3				
35 Cody Bellinger, L (1.8) OBP: 0.343, SLG: 0.470						K		K		4	0	0	0	0	2	3				
66 Yasiel Puig, R (1.9) OBP: 0.327, SLG: 0.494						K		K		4	1	1	2	0	0	1				
14 Enrique Hernández, R (1.4) OBP: 0.336, SLG: 0.470						K		K		4	0	1	0	0	1	1				
21 Walker Buehler, R (1.1) OBP: 0.200, SLG: 0.163 52 Pedro Báez, R (7.1) ERA: 3.77 75 Scott Alexander, L (8.1) ERA: 2.45 18 Kenta Maeda, R (8.1) OBP: 0.094, SLG: 0.094 74 Kentley Jansen, S (9.1) ERA: 4.26						K		K		2	0	1	1	1	1	2				
Inning Stats	R: 0 E: 0 K: 2 S: 9	H: 1 LOB: 1 BB: 0 P: 13	R: 0 E: 0 K: 1 S: 9	H: 1 LOB: 1 BB: 0 P: 11	R: 0 E: 0 K: 1 S: 10	H: 0 LOB: 1 BB: 1 P: 17	R: 2 E: 0 K: 4 S: 17	H: 2 LOB: 2 BB: 1 P: 26	R: 2 E: 0 K: 1 S: 16	H: 2 LOB: 0 BB: 0 P: 23	R: 1 E: 0 K: 0 S: 7	H: 2 LOB: 1 BB: 0 P: 13	R: 0 E: 0 K: 1 S: 11	H: 2 LOB: 1 BB: 0 P: 15	R: 0 E: 0 K: 0 S: 6	H: 0 LOB: 0 BB: 0 P: 9		1B: 4 2B: 3 3B: 0 HR: 2	SF: 0 SAC: 0 DP: 1 HBP: 0	WP: 0 PB: 1 SB: 0 CS: 0
PITCHER	IP WLS BF H R ER SO BB IBB HBP BLK WP HR S P ERA WHIP																			
48 Germán Márquez, R (1.1) ERA: 3.77	4.2 L 22 5 4 2 9 1 1 0 0 0 0 2 58 84 3.86 1.286																			
59 Harrison Musgrave, L (5.1) ERA: 4.63	1.1 6 2 1 1 0 0 0 0 0 0 0 10 19 6.75 1.500																			
45 Scott Oberg, R (7.1) ERA: 2.45	0.2 3 2 0 0 0 0 0 0 0 0 0 7 8 0.00 3.000																			
51 Jake McGee, L (7.1) ERA: 6.49	1.0 3 0 0 0 1 0 0 0 0 0 0 9 15 0.00 0.000																			
63 DJ Johnson, R (8.1) ERA: 4.26	0.1 1 0 0 0 0 0 0 0 0 0 0 1 1 0.00 0.000																			

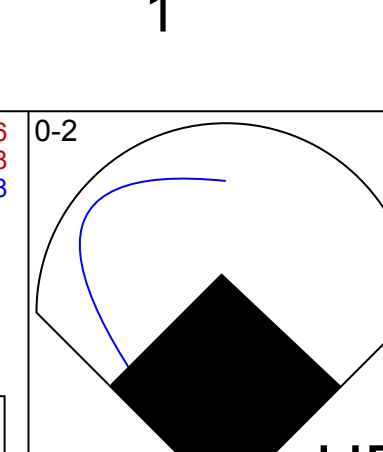
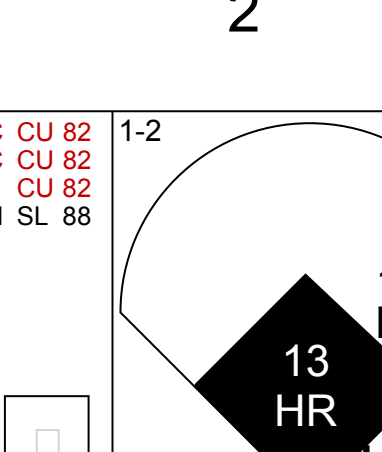
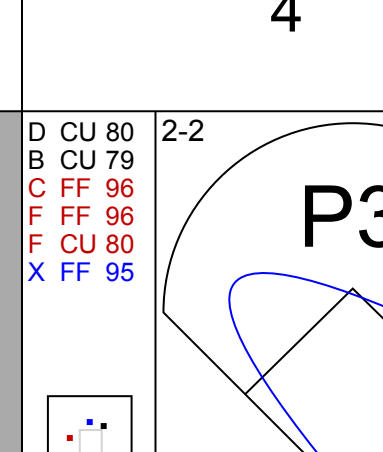
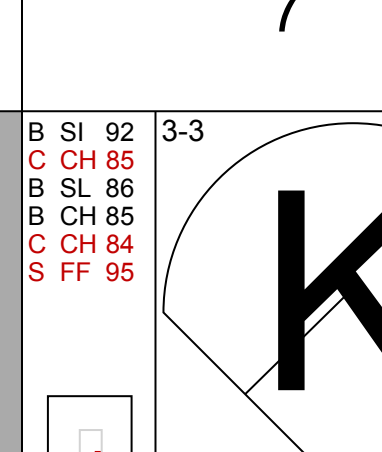
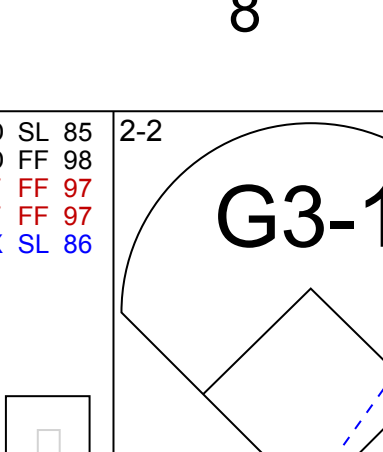
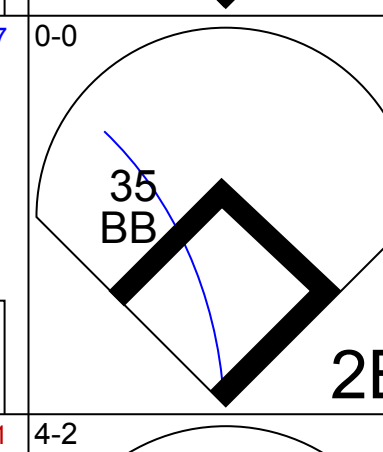
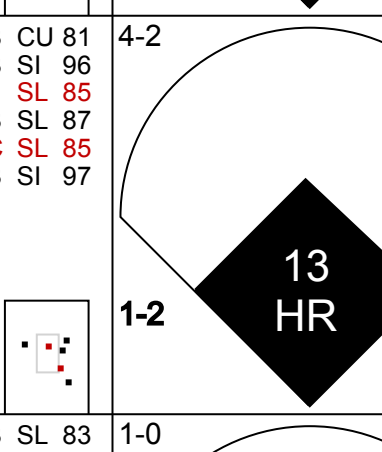
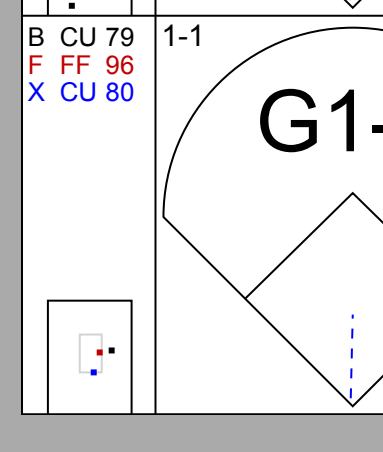
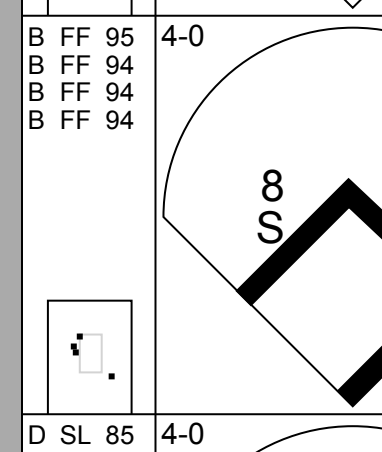

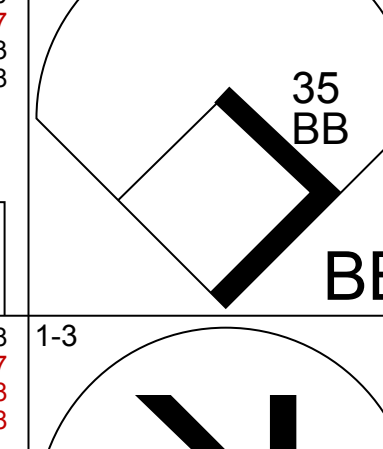
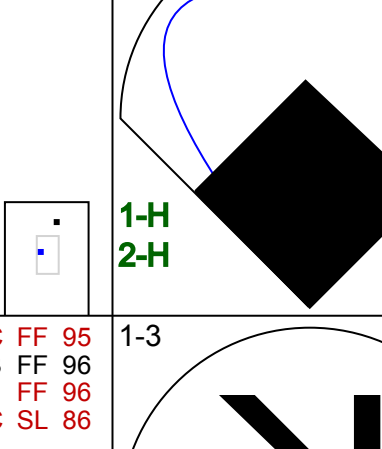
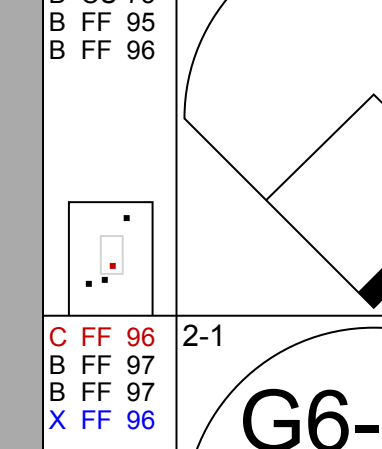
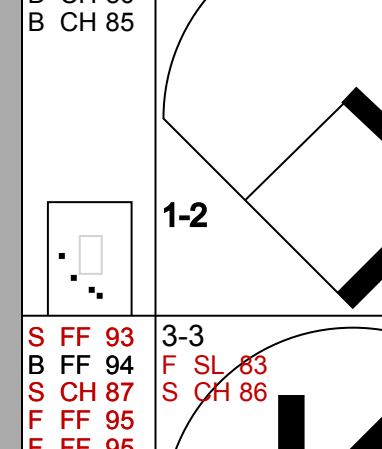

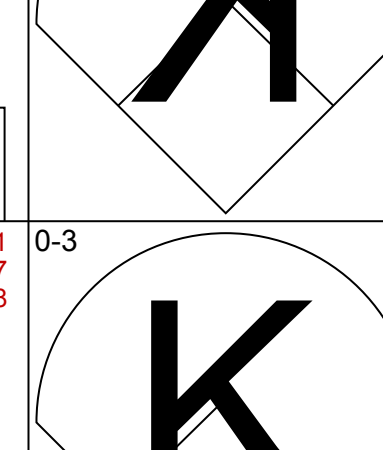
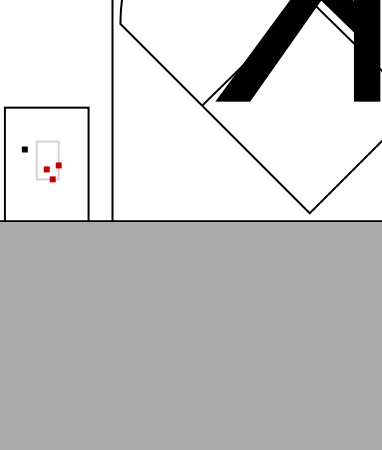
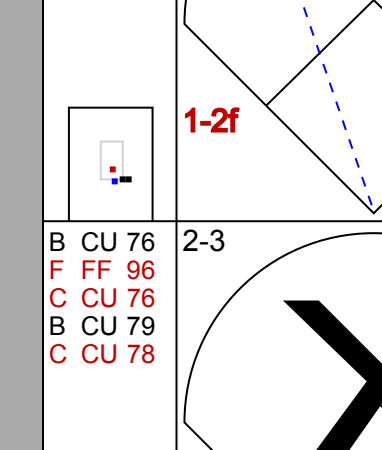
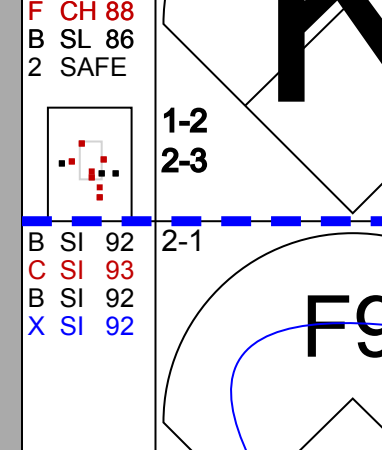

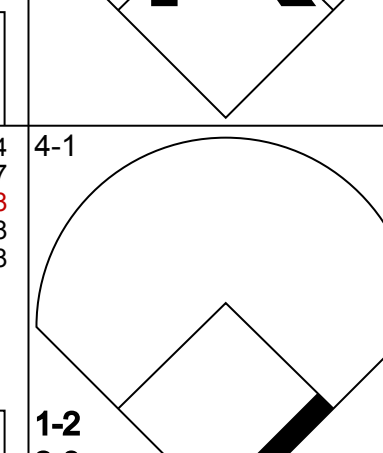
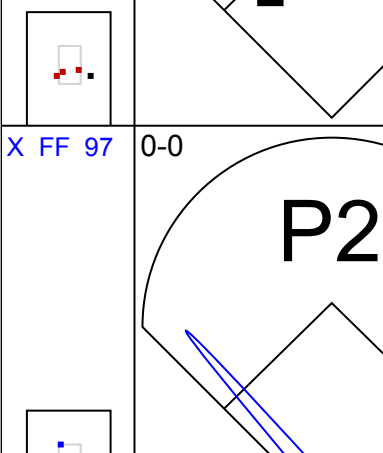
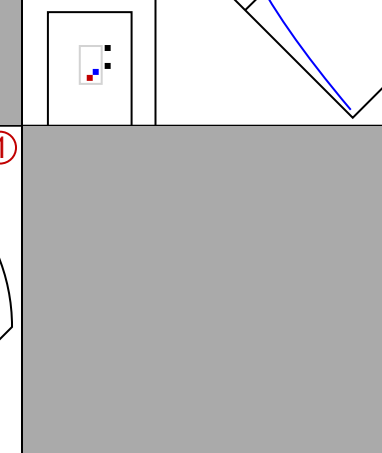
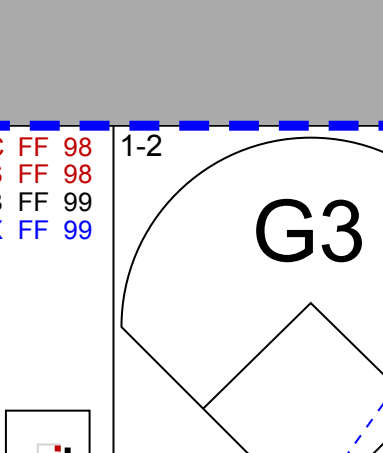
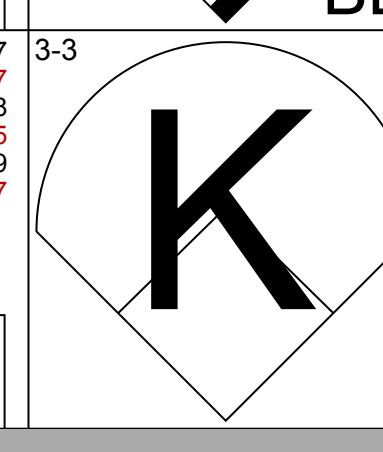
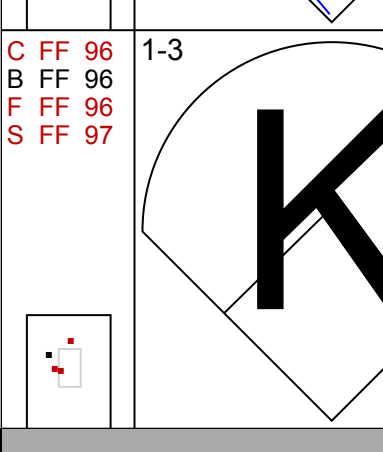

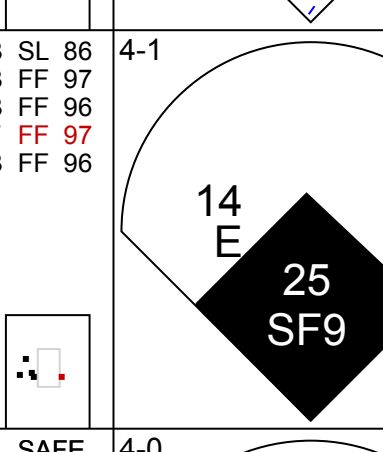



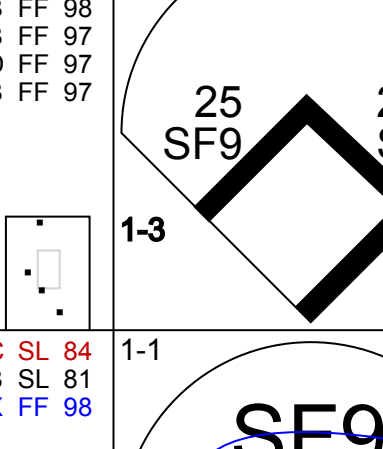
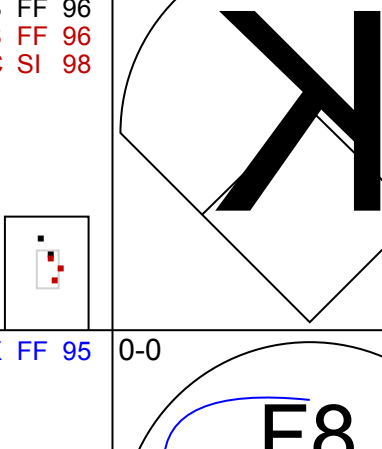
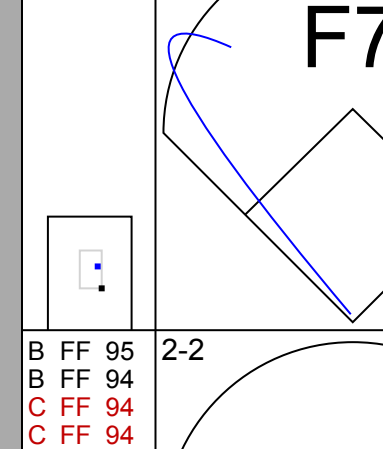

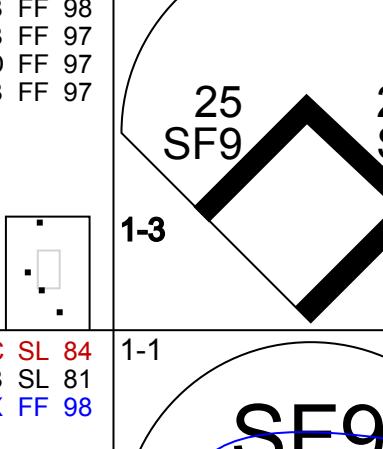
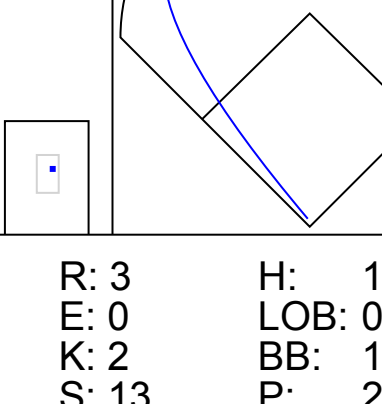
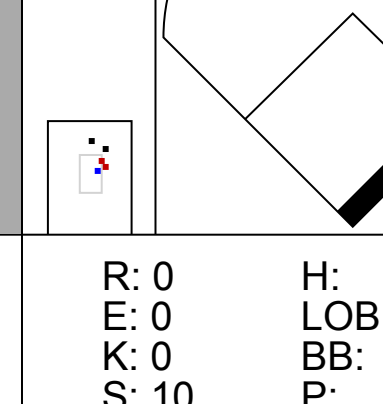
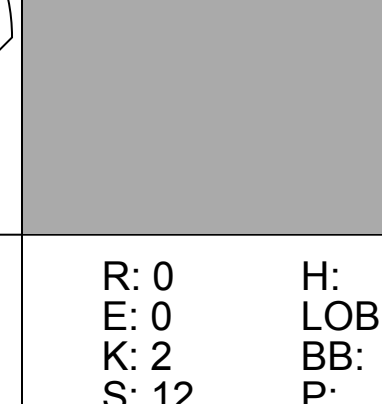
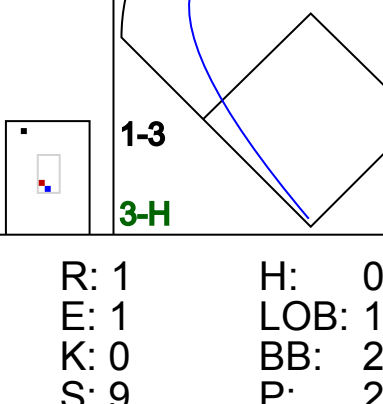
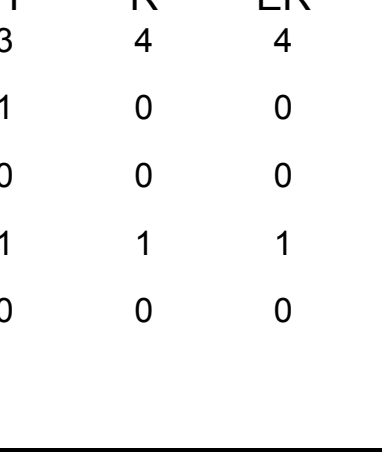
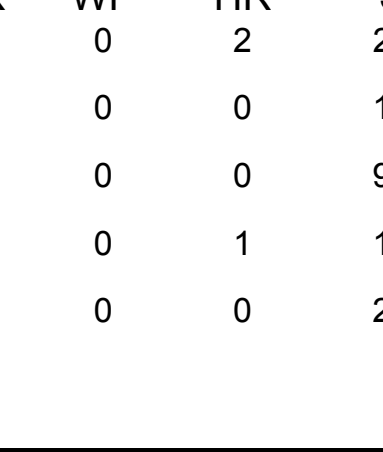







Batter	1	2	3	4	5	6	7	8	9	AB	R	H	RBI	BB	SO	LOB	TOP					
13 Ronald Acuña Jr., R (1.7)											4	0	0	0	0	2	0	Atlanta Braves @ Los Angeles Dodgers Dodger Stadium, Los Angeles, CA Thu Oct 04 2018, 5:40 PM - 8:51 PM PDT Att: 50,947 - Partly Cloudy - 72 F				
17 Johan Camargo, S (1.5)										4	0	0	0	0	1	1						
5 Freddie Freeman, L (1.3)										4	0	1	0	0	1	0						
22 Nick Markakis, L (1.9)										4	0	1	0	0	1	1						
25 Tyler Flowers, R (1.2)											4	0	1	0	0	3	0					
1 Ozzie Albies, S (1.4)											4	0	1	0	0	0	2					
11 Ender Inciarte, L (1.8)											3	0	1	0	0	1	1					
8 Charlie Culberson, R (1.6)											3	0	1	0	0	0	0					
26 Mike Folynewicz, R (1.1)											1	0	0	0	0	0	0					
15 Sean Newcomb, L (3.1)											0	0	0	0	0	0	0					
24 Kurt Suzuki, R (5. PH)											0	0	0	0	0	0	0					
54 Max Fried, L (5.1)											0	0	0	0	0	0	0					
46 Brad Brach, R (6.1)											0	0	0	0	0	0	0					
48 Jonny Venters, L (7.1)											0	0	0	0	0	0	0					
18 Lane Adams, R (8. PH)											0	0	0	0	0	0	0					
61 Chad Sobotka, R (8.1)											0	0	0	0	0	0	0					
Inning Stats	R: 0 E: 0 K: 0 S: 10	H: 1 LOB: 1 BB: 0 P: 17	R: 0 E: 0 K: 1 S: 7	H: 0 LOB: 0 BB: 0 P: 12	R: 0 E: 0 K: 2 S: 10	H: 0 LOB: 0 BB: 0 P: 15	R: 0 E: 0 K: 1 S: 12	H: 2 LOB: 2 BB: 0 P: 14	R: 0 E: 1 K: 1 S: 7	H: 0 LOB: 0 BB: 0 P: 13	R: 0 E: 0 K: 2 S: 13	H: 1 LOB: 1 BB: 0 P: 18	R: 0 E: 0 K: 2 S: 12	H: 0 LOB: 0 BB: 0 P: 20	R: 0 E: 0 K: 1 S: 10	H: 2 LOB: 2 BB: 0 P: 14	1B: 6 2B: 1 3B: 0 HR: 0	SF: 0 SAC: 0 DP: 1 HBP: 0	WP: 0 PB: 0 SB: 0 CS: 1	PA: 33		
PITCHER	IP WLS BF H R ER SO BB IBB HBP BLK WP HR S P ERA WHIP	7.0 W 25 4 0 0 8 0 0 0 0 0 0 0 12 20 0.00 0.000	1.0 3 0 0 0 2 0 0 0 0 0 0 0 9 12 0.00 3.000	0.2 4 2 0 0 1 0 0 0 0 0 0 0 1 2 0.00 0.000	0.1 1 0 0 0 0 0 0 0 0 0 0 0 1 2 0.00 0.000																	

Atlanta Braves @ Los Angeles Dodgers
 Dodger Stadium, Los Angeles, CA
 Thu Oct 04 2018, 5:40 PM - 8:51 PM PDT
 Att: 50,947 - Partly Cloudy - 72 F

AB 33
 R 0
 H 6
 RBI 0
 BB 0
 SO 11
 LOB 7



Batter	1	2	3	4	5	6	7	8	9	AB	R	H	RBI	BB	SO	LOB	BOTTOM			
31 Joc Pederson, L (1.7)										4	2	1	1	0	1	2	Atlanta Braves @ Los Angeles Dodgers Dodger Stadium, Los Angeles, CA Thu Oct 04 2018, 5:40 PM - 8:51 PM PDT Att: 50,947 - Partly Cloudy - 72 F			
10 Justin Turner, R (1.5)										2	1	1	0	2	0	1				
13 Max Muncy, L (1.3)										1	1	1	3	3	0	0				
8 Manny Machado, R (1.6)										4	0	0	0	0	3	5				
9 Yasmani Grandal, S (1.2)										4	0	0	0	0	3	4				
35 Cody Bellinger, L (1.8)										3	0	0	0	1	0	0				
66 Yasiel Puig, R (1.9)										3	1	0	0	1	2	3				
14 Enrique Hernández, R (1.4)										3	1	1	1	1	1	0				
99 Hyun Jin Ryu, R (1.1)										3	0	1	0	0	0	0				
64 Caleb Ferguson, R (8.1)										0	0	0	0	0	0	0				
25 David Freese, R (8. PH)											0	0	0	0	0	0				
57 Alex Wood, R (9.1)											0	0	0	0	0	0				
51 Dylan Floro, L (9.1)											0	0	0	0	0	0				
Inning Stats	R: 1 E: 0 K: 3 S: 16	H: 2 LOB: 3 BB: 2 P: 28	R: 3 E: 0 K: 2 S: 13	H: 1 LOB: 0 BB: 1 P: 22	R: 0 E: 0 K: 2 S: 7	H: 0 LOB: 0 BB: 0 P: 9	R: 0 E: 0 K: 0 S: 10	H: 1 LOB: 1 BB: 0 P: 16	R: 0 E: 0 K: 1 S: 6	H: 0 LOB: 0 BB: 1 P: 14	R: 1 E: 0 K: 0 S: 8	H: 1 LOB: 2 BB: 0 P: 11	R: 0 E: 0 K: 2 S: 12	H: 0 LOB: 2 BB: 2 P: 28	R: 1 E: 1 K: 0 S: 9	H: 0 LOB: 1 BB: 2 P: 21	1B: 1 2B: 1 3B: 0 HR: 3	SF: 1 SAC: 0 DP: 1 HBP: 1	WP: 0 PB: 0 SB: 3 CS: 0	PA: 37
PITCHER	IP WLS BF H R ER SO BB IBB HBP BLK WP HR S P ERA WHIP	2.0 L 13 3 4 4 5 3 0 0 0 0 0 0 17 25 0.00 0.500	2.0 7 1 0 0 2 0 0 0 0 0 0 0 9 18 0.00 0.750	1.1 4 0 0 0 1 1 0 0 0 0 0 1 15 31 6.75 2.250	0.1 1 0 0 0 0 0 0 0 0 0 0 0 2 4 0.00 0.000															

AB 27
 R 6
 H 5
 RBI 6
 BB 8
 SO 10
 LOB 15



Batter	1	2	3	4	5	6	7	8	9	AB	R	H	RBI	BB	SO	LOB	TOP							
13 Ronald Acuña Jr., R OBP: 0.250, SLG: 0.375										4	0	2	0	0	0	1	Atlanta Braves @ Los Angeles Dodgers Dodger Stadium, Los Angeles, CA Fri Oct 05 2018, 6:38 PM - 9:13 PM PDT Att: 54,452 - Partly Cloudy - 71 F							
17 Johan Camargo, S (1.5)										4	0	0	0	0	0	3								
5 Freddie Freeman, L OBP: 0.125, SLG: 0.125										4	0	0	0	0	1	2								
22 Nick Markakis, L OBP: 0.143, SLG: 0.143										3	0	0	0	0	1	1								
24 Kurt Suzuki, R (1.2)										3	0	0	0	0	0	0								
1 Ozzie Albies, S OBP: 0.143, SLG: 0.143										3	0	0	0	0	0	0								
11 Ender Inciarte, L OBP: 0.333, SLG: 0.333										3	0	1	0	0	1	0								
8 Charlie Culberson, R OBP: 0.167, SLG: 0.167										3	0	0	0	0	1	1								
19 Anibal Sánchez, R 54 Max Fried, L 18 Lane Adams, R 62 Touki Toussaint, R 38 Aroldys Vizcaino, R 25 Tyler Flowers, R 20 Lucas Duda, L											1	0	0	0	0	0		0						
Inning Stats	R: 0 E: 0 K: 1 S: 10	H: 1 LOB: 1 BB: 0 P: 14	R: 0 E: 0 K: 0 S: 4	H: 0 LOB: 0 BB: 0 P: 6	R: 0 E: 0 K: 0 S: 8	H: 0 LOB: 0 BB: 0 P: 9	R: 0 E: 0 K: 0 S: 8	H: 0 LOB: 0 BB: 0 P: 10	R: 0 E: 0 K: 0 S: 12	H: 1 LOB: 1 BB: 0 P: 16	R: 0 E: 0 K: 0 S: 4	H: 0 LOB: 0 BB: 0 P: 5	R: 0 E: 0 K: 2 S: 9	H: 0 LOB: 0 BB: 0 P: 13	R: 0 E: 0 K: 2 S: 8	H: 0 LOB: 0 BB: 0 P: 12		R: 0 E: 0 K: 1 S: 9	H: 1 LOB: 1 BB: 0 P: 14	1B: 2 2B: 1 3B: 0 HR: 0	SF: 0 SAC: 0 DP: 1 HBP: 1	WP: 0 PB: 0 SB: 0 CS: 0	PA: 30	
PITCHER	IP WLS BF H R ER SO BB IBB HBP BLK WP HR S P ERA WHIP	8.0 W 26 2 0 0 3 0 0 1 0 0 0 63 85 0.00 0.250	1.0 S 4 1 0 0 1 0 0 0 0 0 0 9 14 0.00 1.000											IP WLS BF H R ER SO BB IBB HBP BLK WP HR S P ERA WHIP										

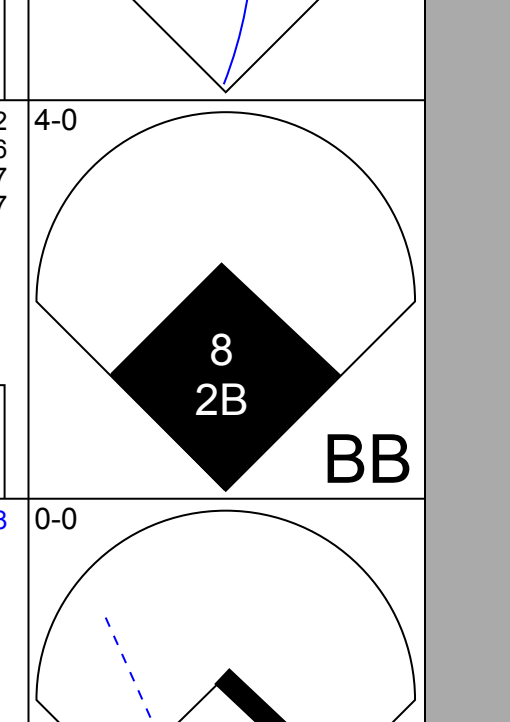
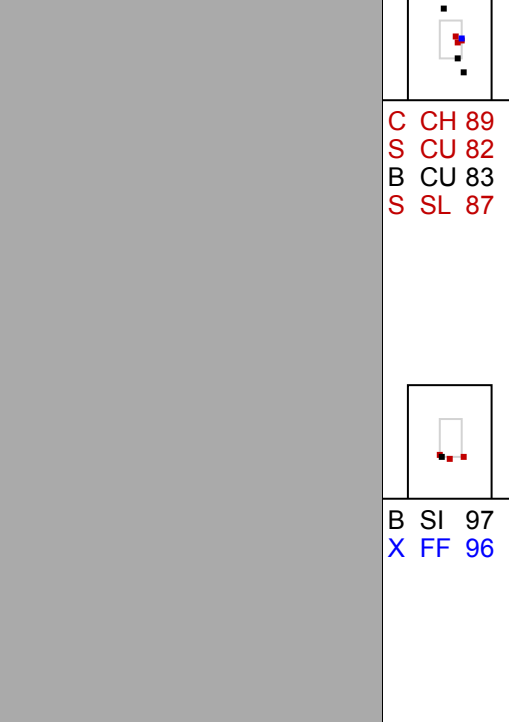
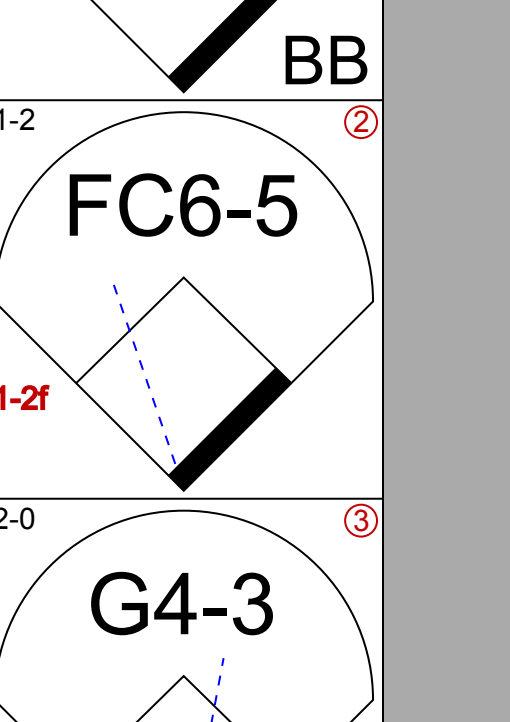
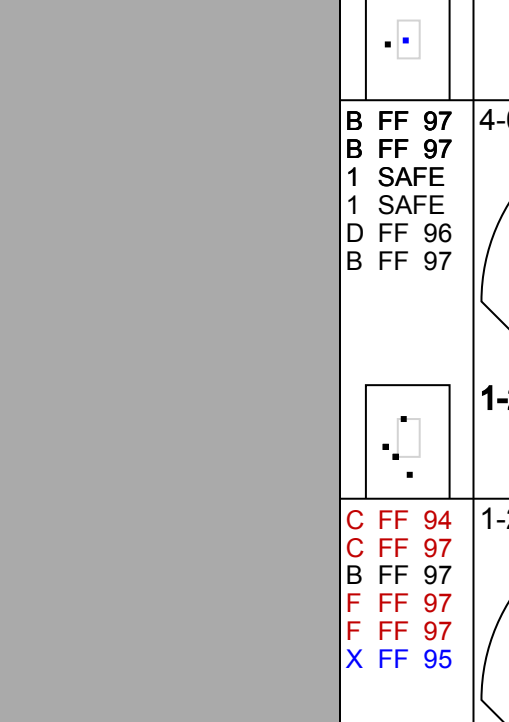
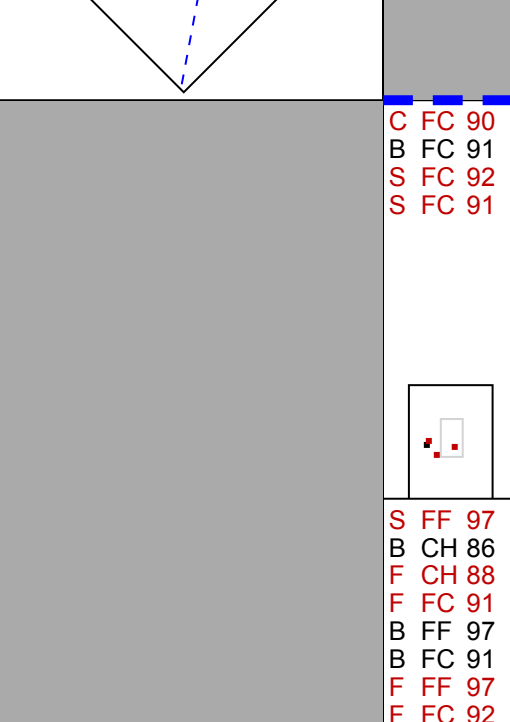
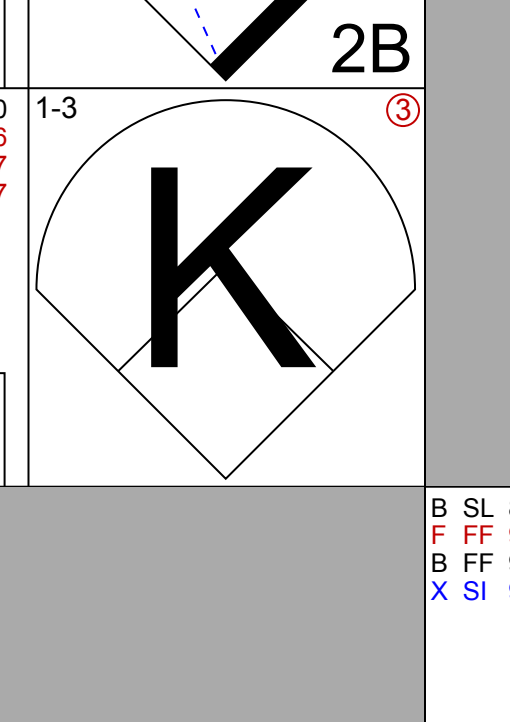
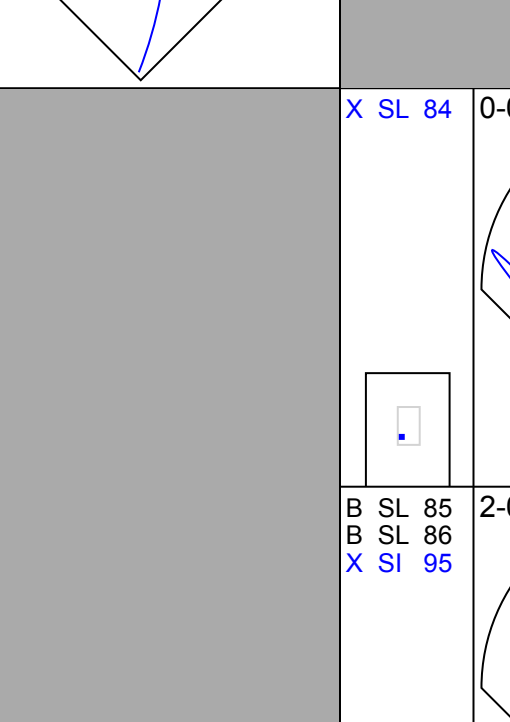
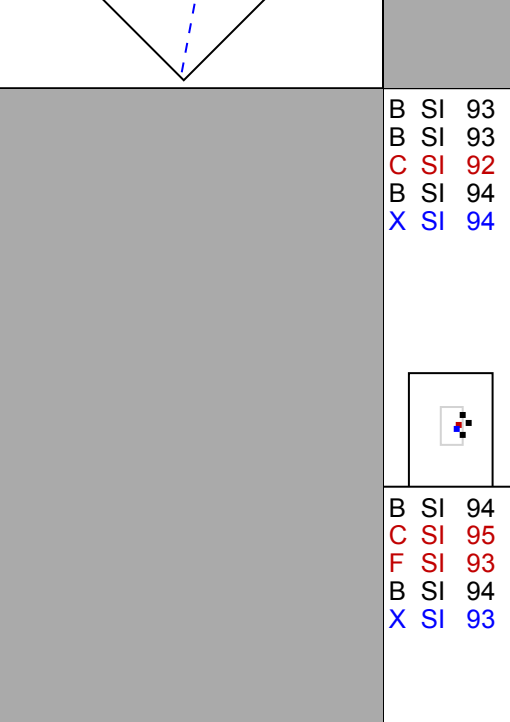
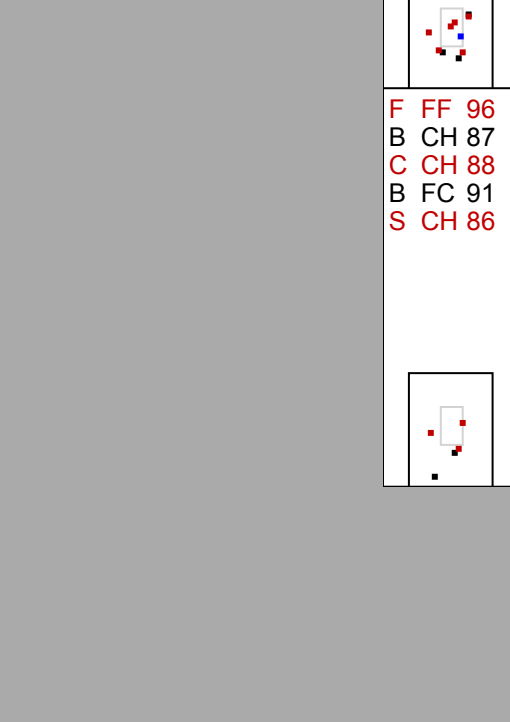
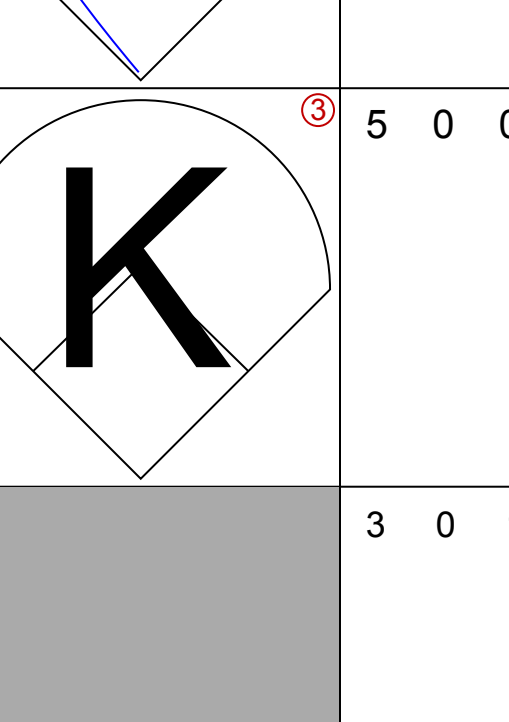
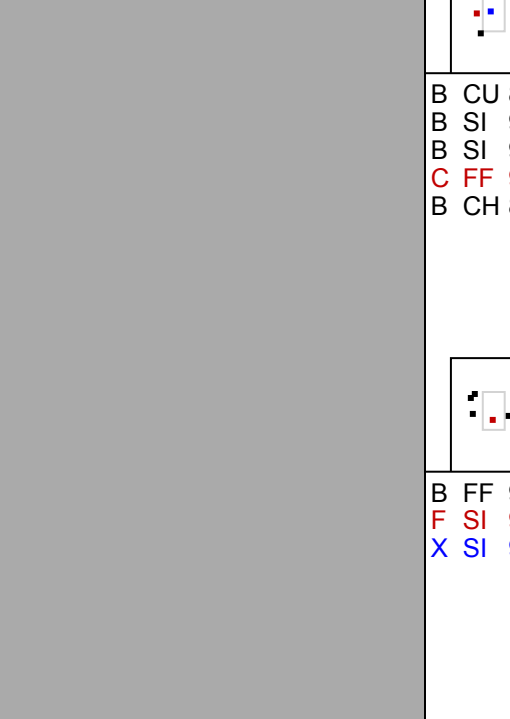
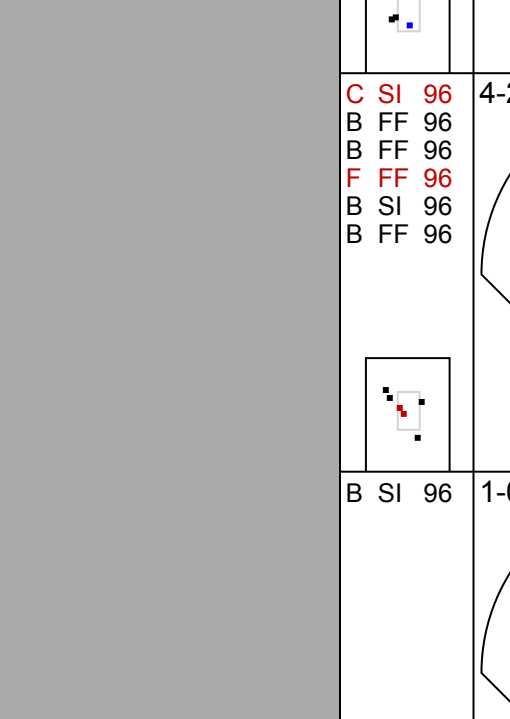
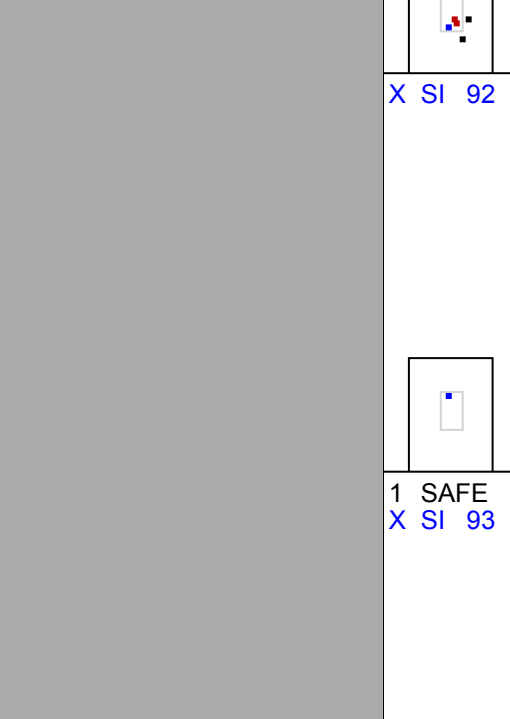


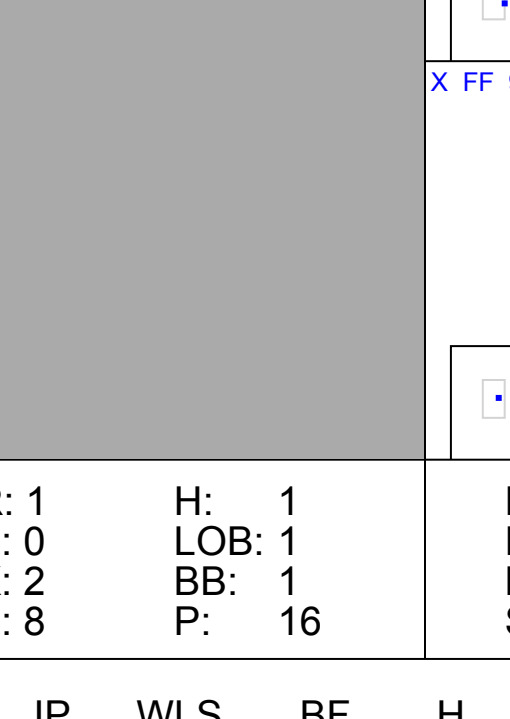
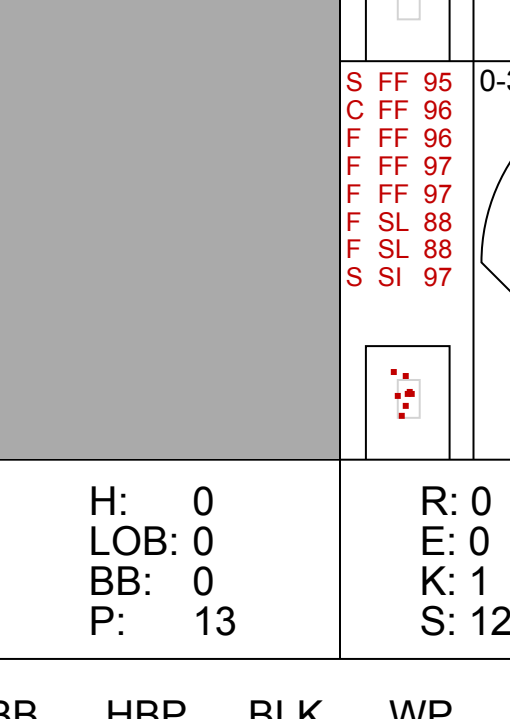
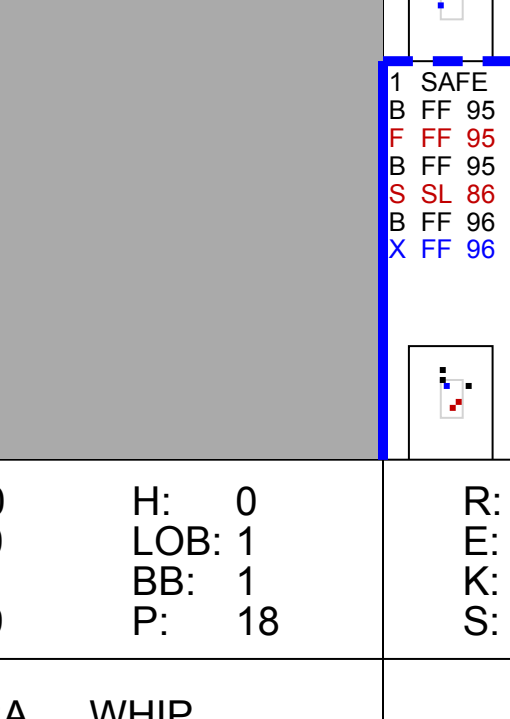
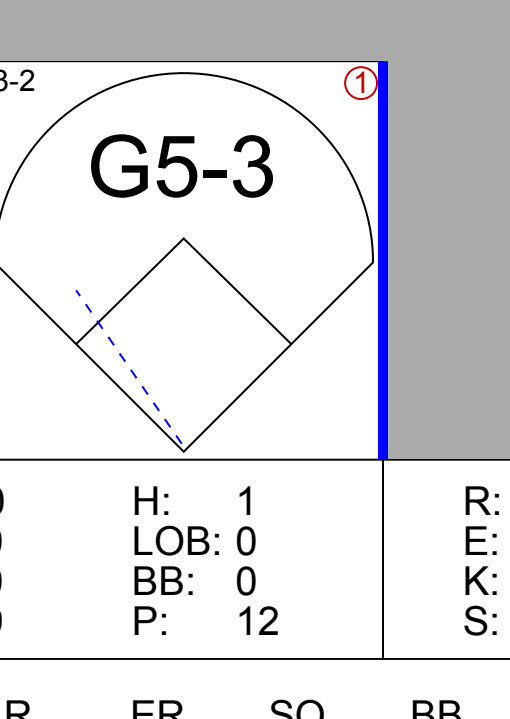
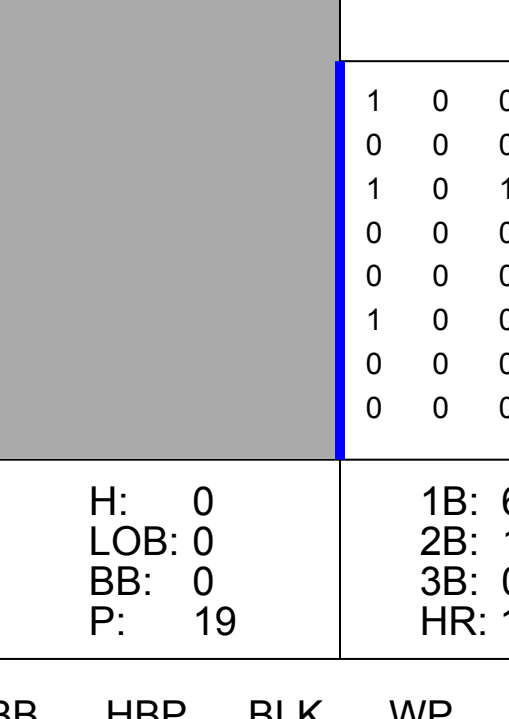
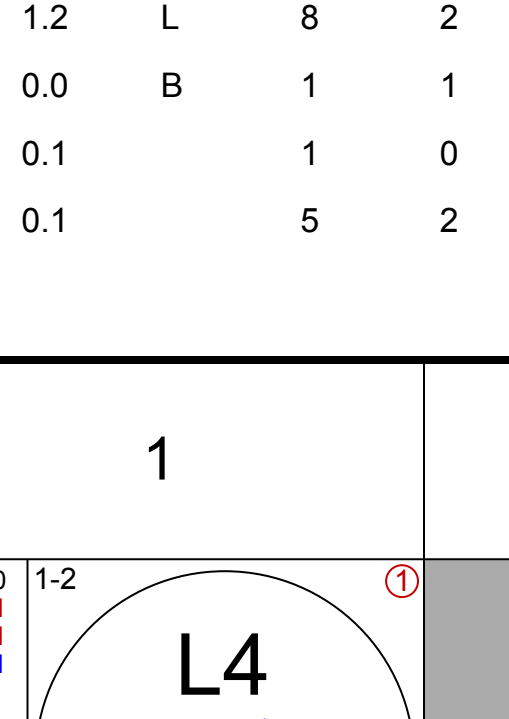
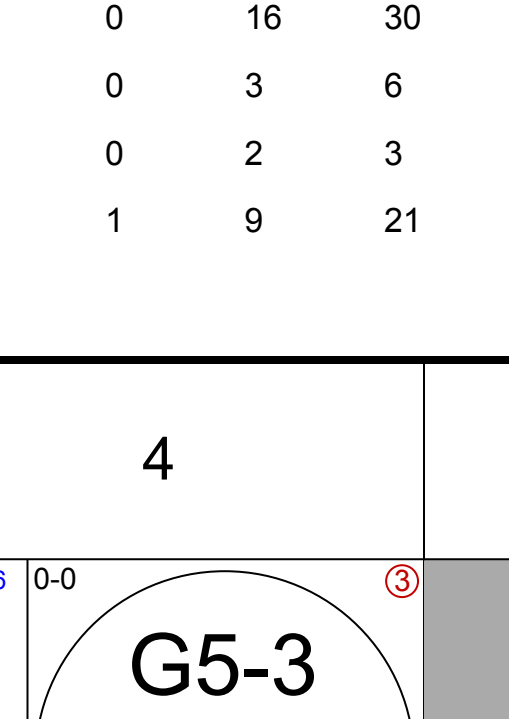
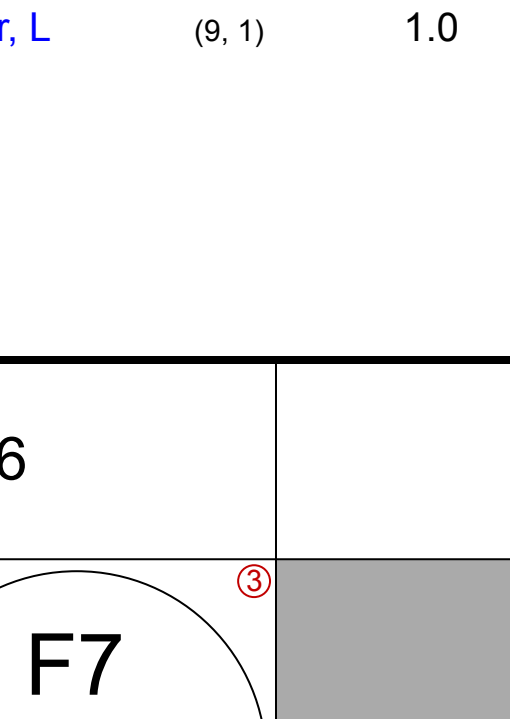
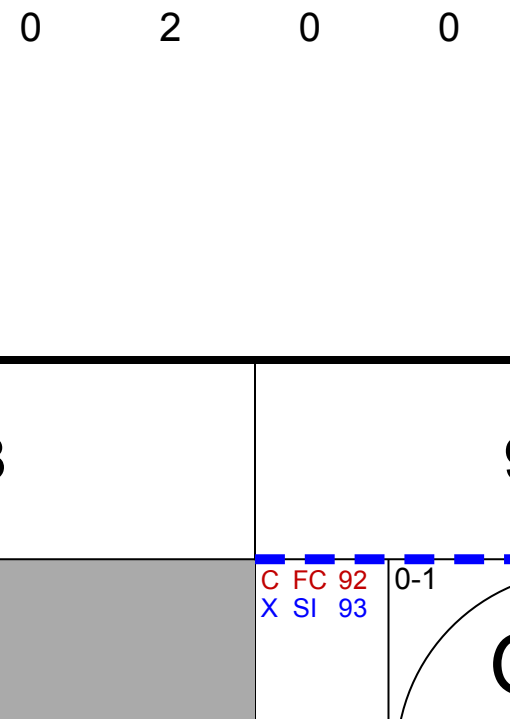
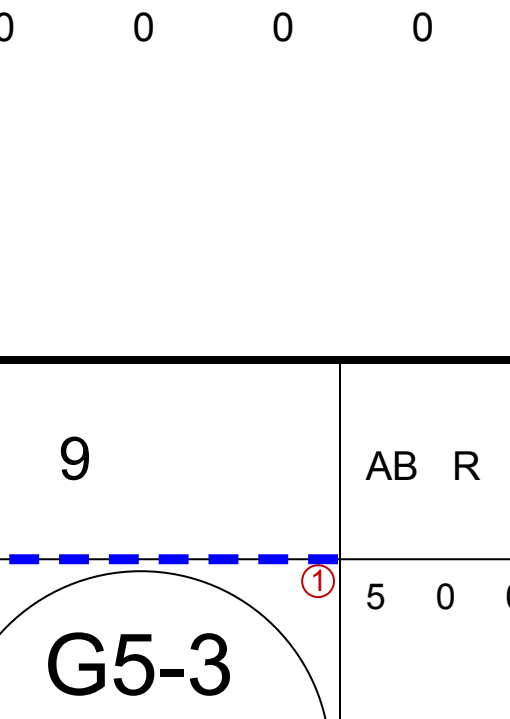
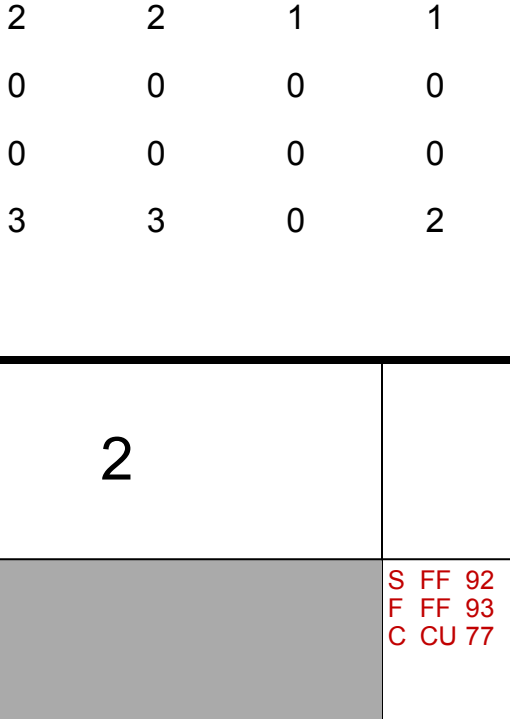
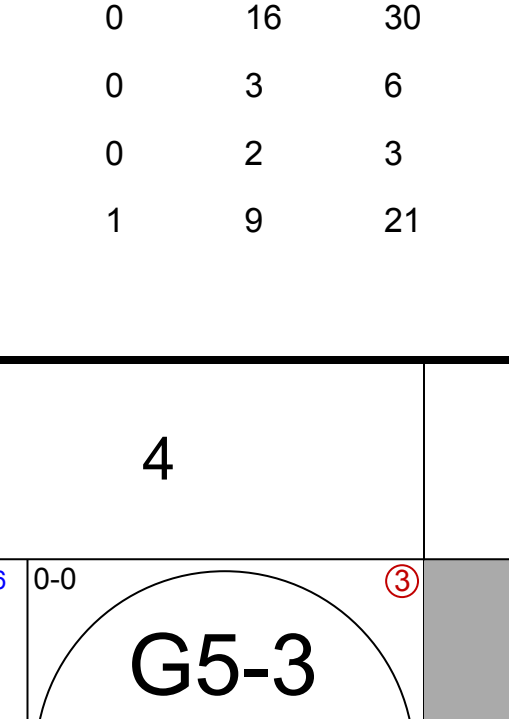
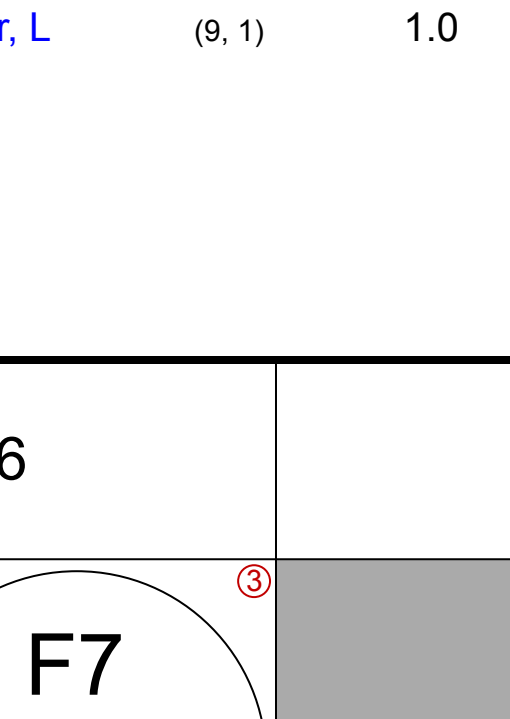
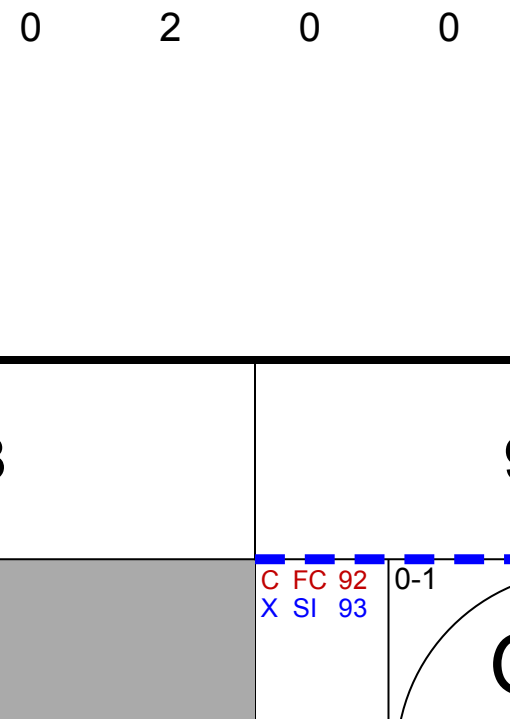
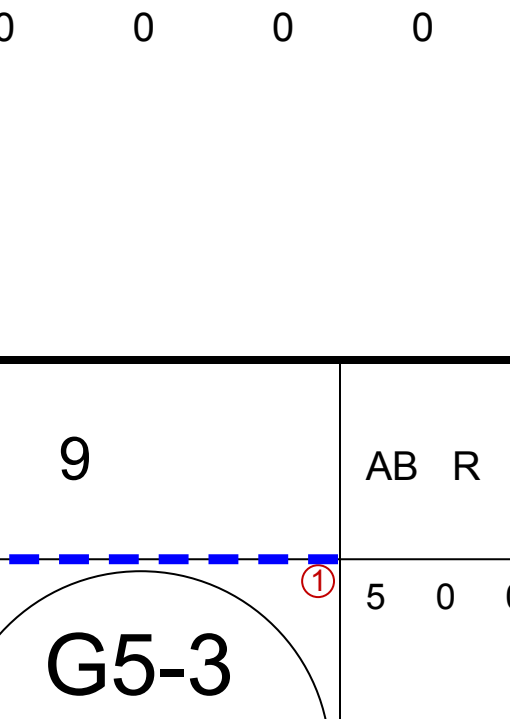
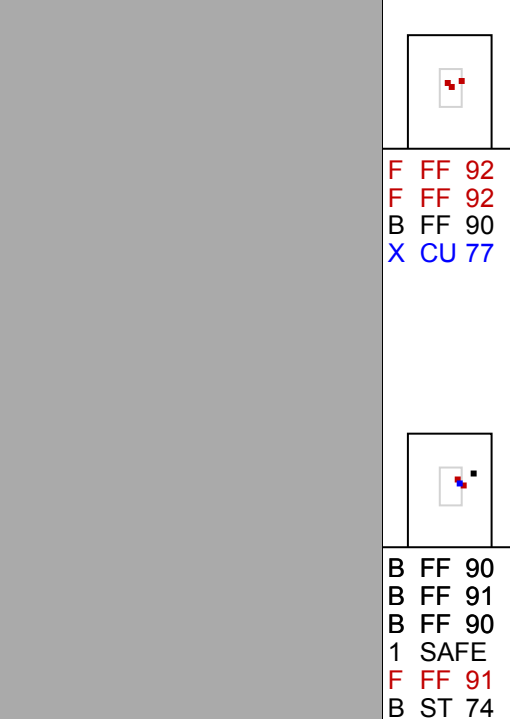
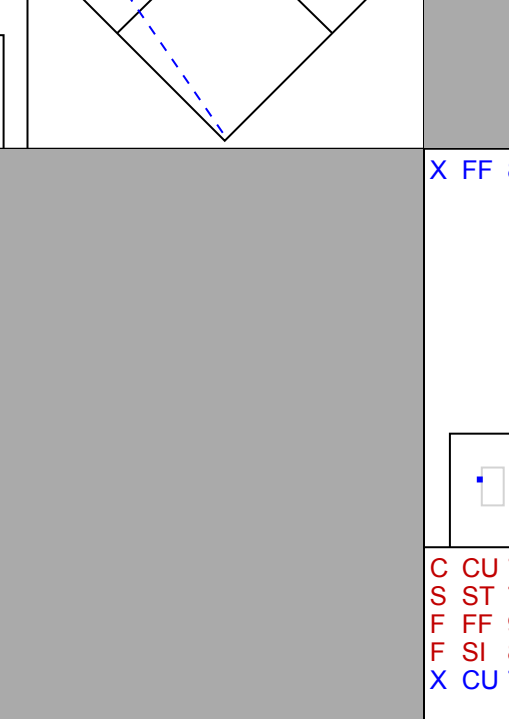
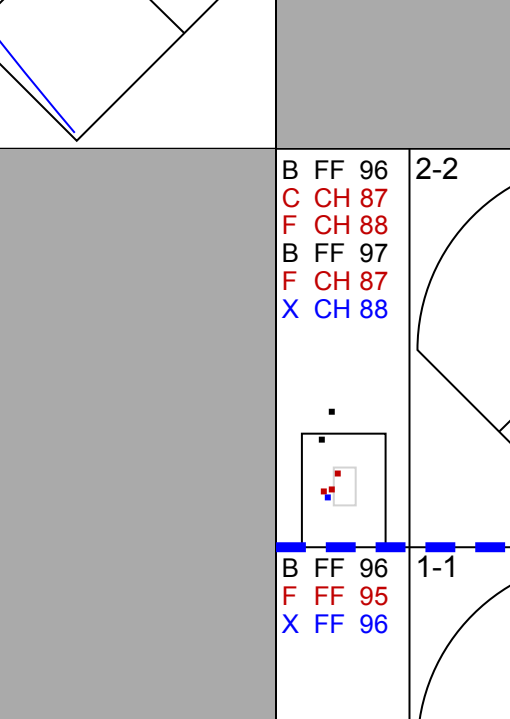
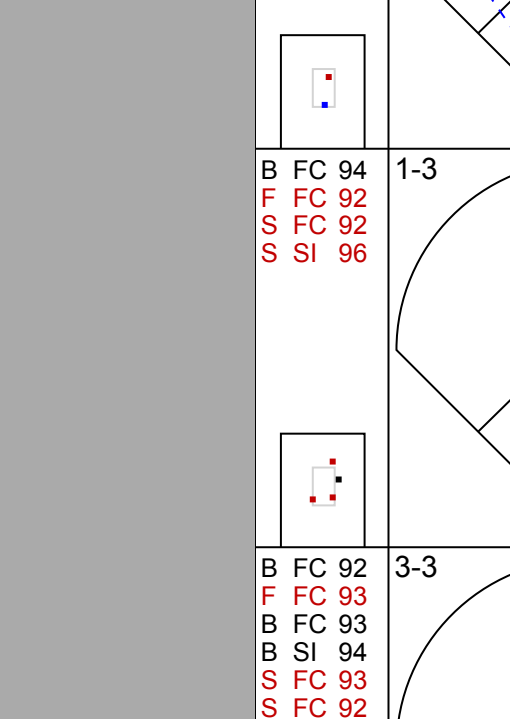
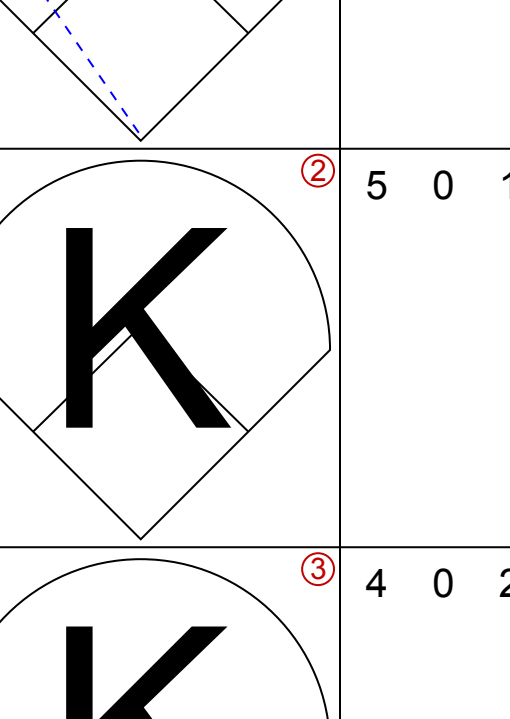
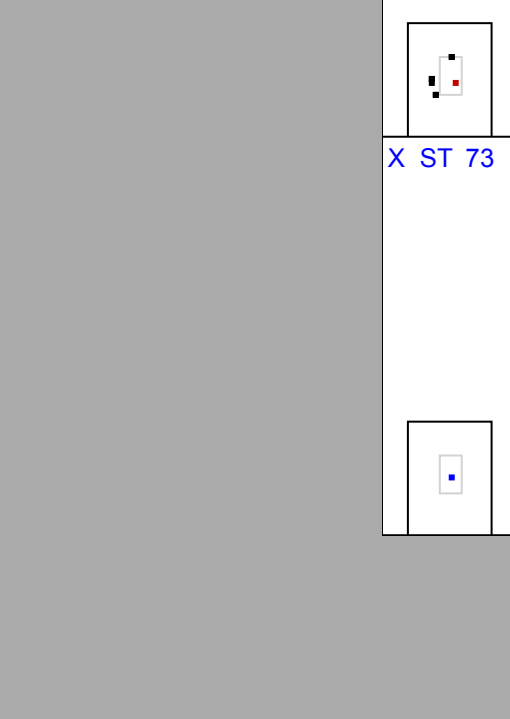
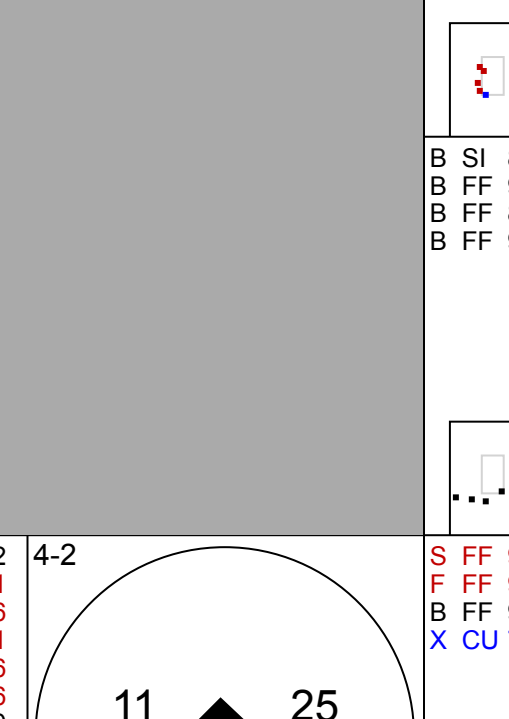
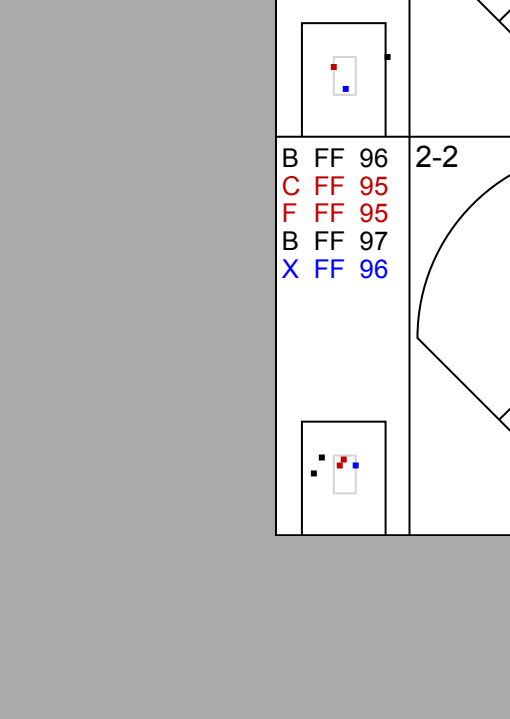
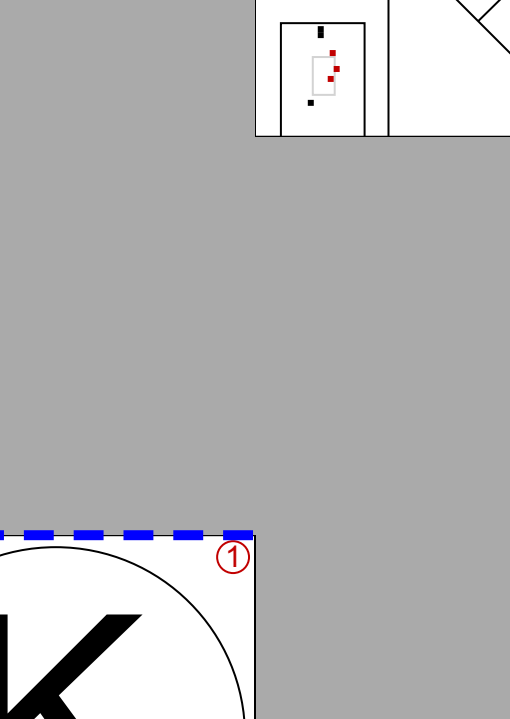
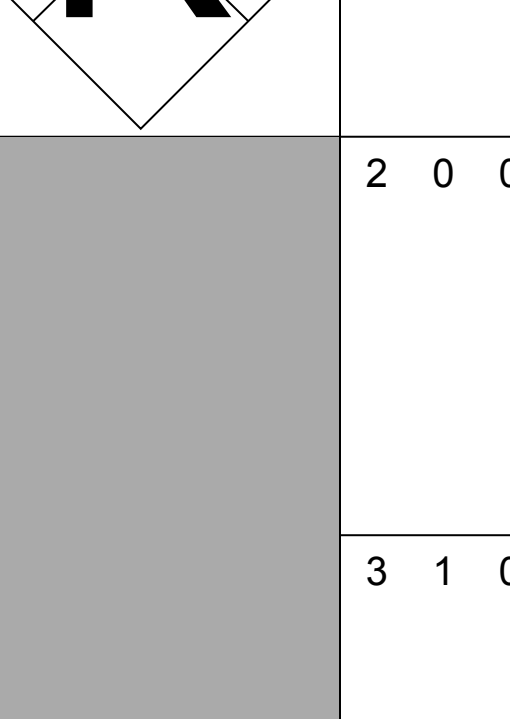
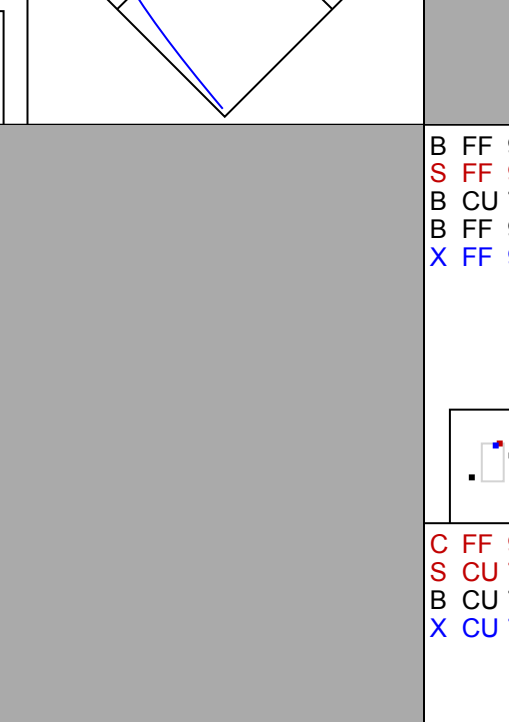
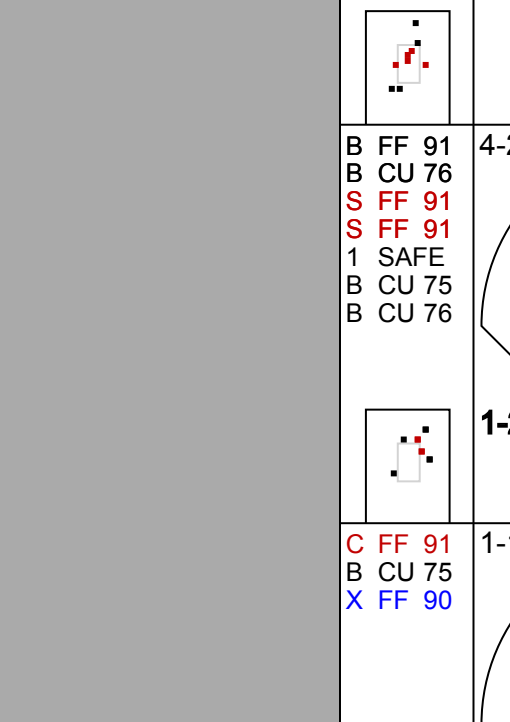
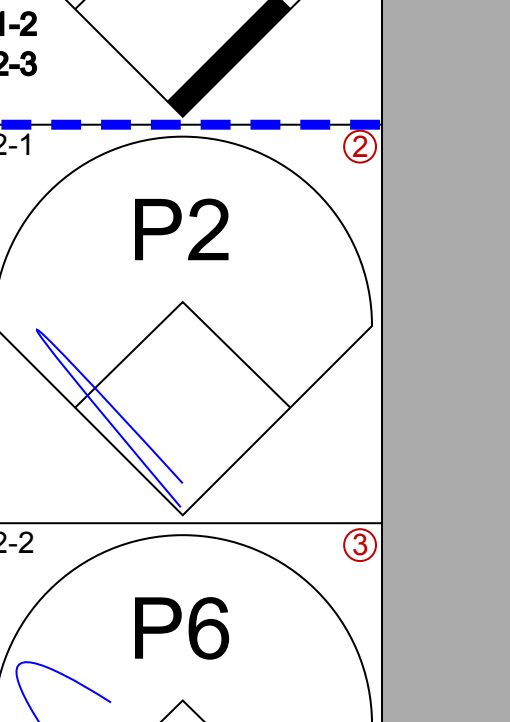
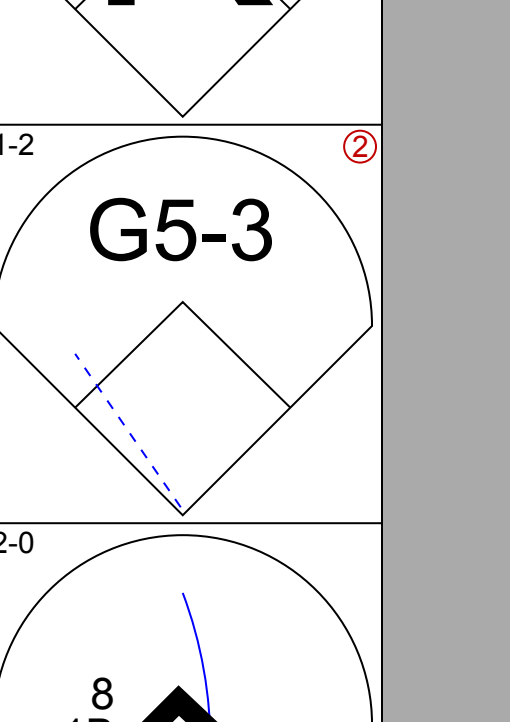

AB 29
R 0
H 3
RBI 0
BB 0
SO 4
LOB 8



Batter	1	2	3	4	5	6	7	8	9	AB	R	H	RBI	BB	SO	LOB	BOTTOM									
31 Joc Pederson, L OBP: 0.333, SLG: 0.750										4	1	1	0	0	0	1	Atlanta Braves @ Los Angeles Dodgers Dodger Stadium, Los Angeles, CA Fri Oct 05 2018, 6:38 PM - 9:13 PM PDT Att: 54,452 - Partly Cloudy - 71 F									
10 Justin Turner, R OBP: 0.500, SLG: 0.500										4	0	1	0	0	0	1										
13 Max Muncy, L OBP: 0.500, SLG: 0.800 3 Chris Taylor, R										4	0	0	0	0	2	2										
8 Manny Machado, R OBP: 0.125, SLG: 0.500										4	1	1	2	0	2	0										
66 Yasiel Puig, R OBP: 0.429, SLG: 0.200										2	0	1	0	1	0	0										
35 Cody Bellinger, L (1.8) (9.3)										2	0	0	0	1	1	2										
14 Enrique Hernández, R OBP: 0.286, SLG: 0.667										3	0	0	0	0	0	2										
9 Yasmani Grandal, S OBP: 0.143, SLG: 0.571										3	1	1	1	0	0	1										
22 Clayton Kershaw, L (1.1) 74 Kenley Jansen, S (9.1)										2	0	0	0	1	2	1										
Inning Stats	R: 2 E: 0 K: 1 S: 12	H: 2 LOB: 0 BB: 0 P: 23	R: 0 E: 0 K: 1 S: 13	H: 0 LOB: 1 BB: 1 P: 21	R: 0 E: 0 K: 0 S: 7	H: 0 LOB: 0 BB: 0 P: 11	R: 0 E: 0 K: 0 S: 7	H: 1 LOB: 1 BB: 0 P: 8	R: 1 E: 0 K: 1 S: 14	H: 2 LOB: 1 BB: 0 P: 18	R: 0 E: 0 K: 2 S: 7	H: 0 LOB: 0 BB: 1 P: 15	R: 0 E: 0 K: 0 S: 9	H: 0 LOB: 1 BB: 1 P: 18	R: 0 E: 0 K: 2 S: 7	H: 0 LOB: 0 BB: 0 P: 7		R: 0 E: 0 K: 2 S: 7	H: 0 LOB: 0 BB: 0 P: 7	1B: 2 2B: 1 3B: 0 HR: 2	SF: 0 SAC: 0 DP: 0 HBP: 0	WP: 0 PB: 0 SB: 2 CS: 1	PA: 31			
PITCHER	IP WLS BF H R ER SO BB IBB HBP BLK WP HR S P ERA WHIP	4.2 L 20 5 3 3 3 1 0 0 0 0 0 0 1 1 0.00 0.000	0.1 1 0 0 0 0 0 0 0 0 0 0 0 1 1 0.00 0.000	2.0 7 0 0 0 2 2 0 0 0 0 0 0 16 33 0.00 1.000	1.0 3 0 0 0 2 0 0 0 0 0 0 0 7 7 0.00 0.000											IP WLS BF H R ER SO BB IBB HBP BLK WP HR S P ERA WHIP										

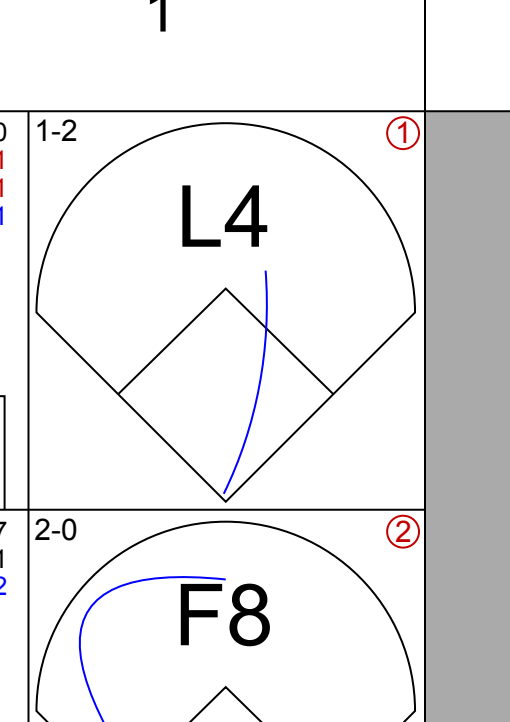
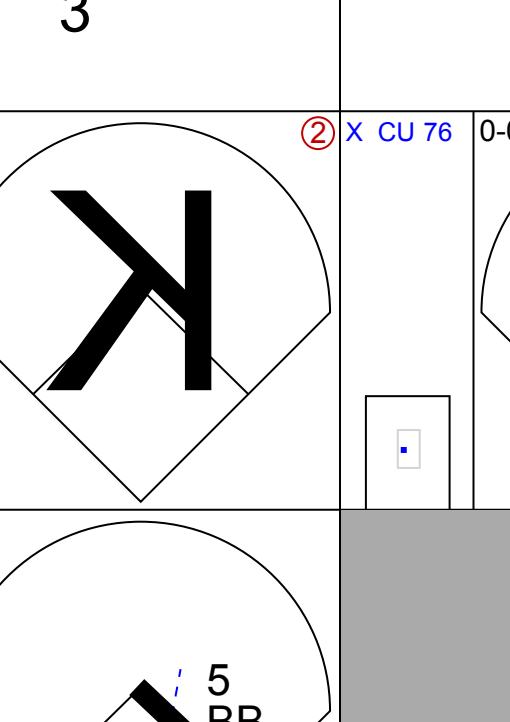
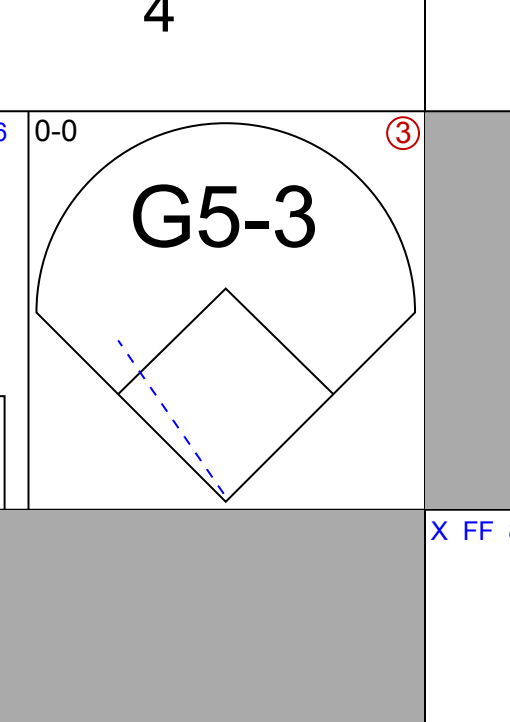
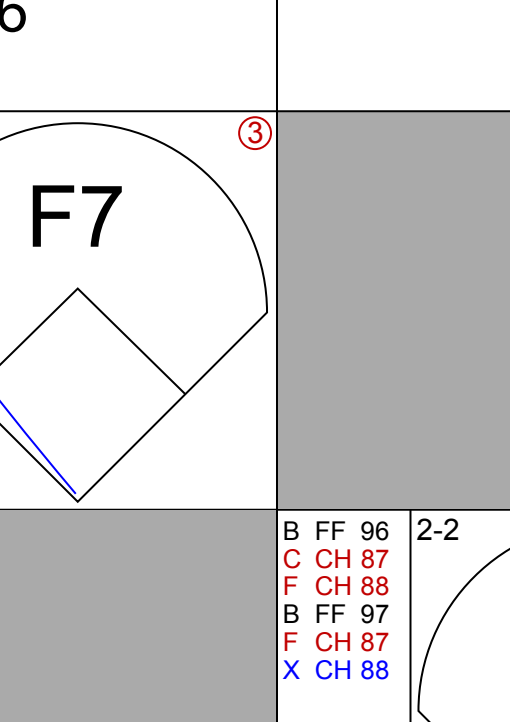
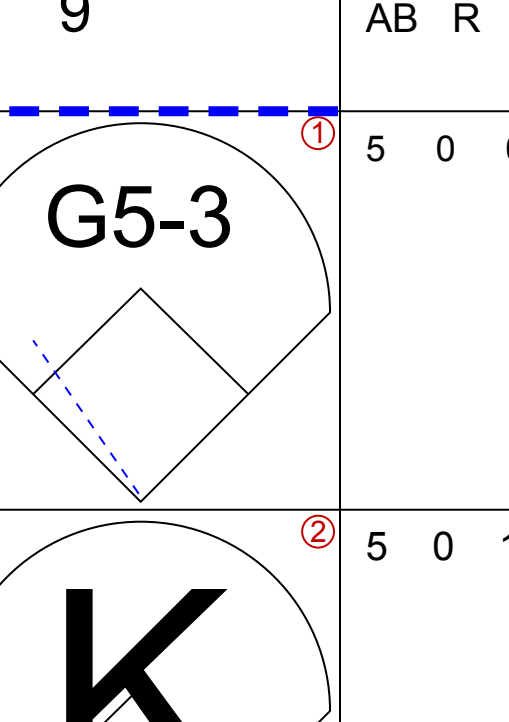
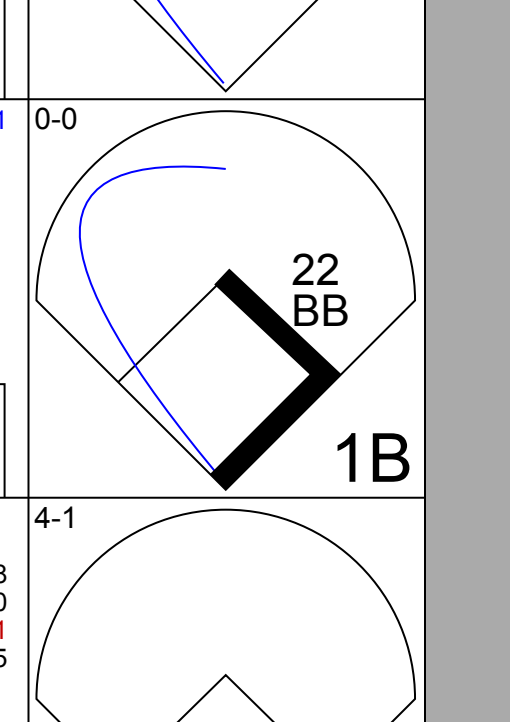
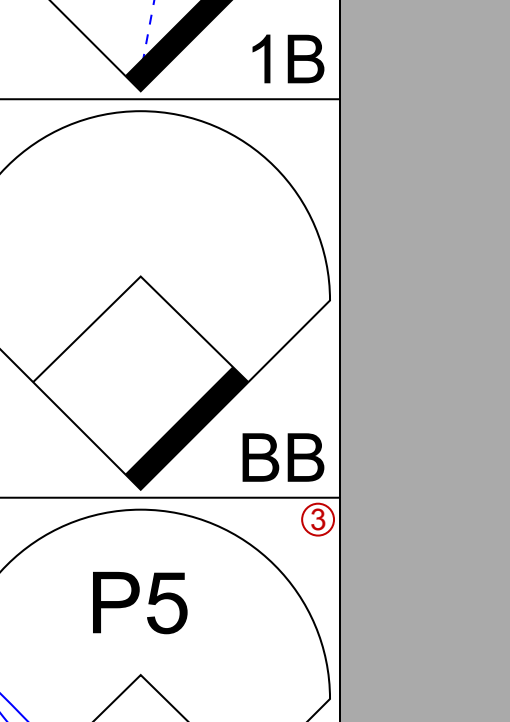
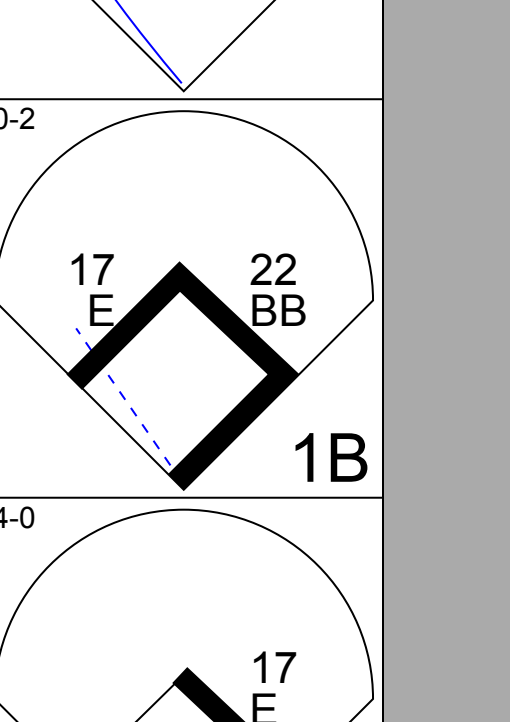
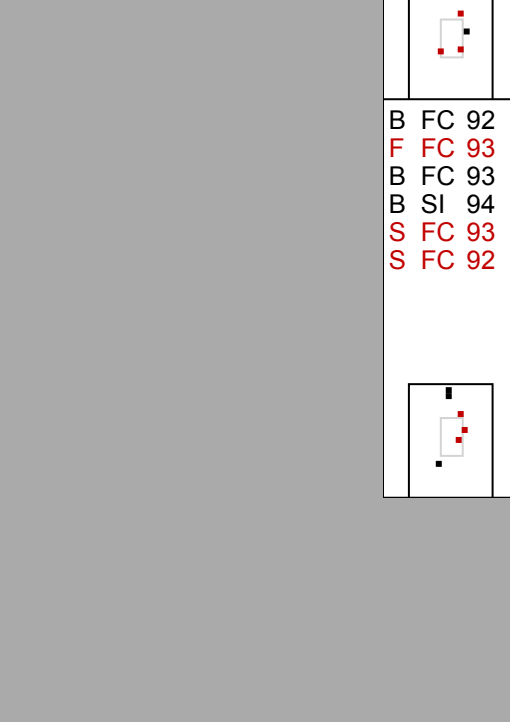
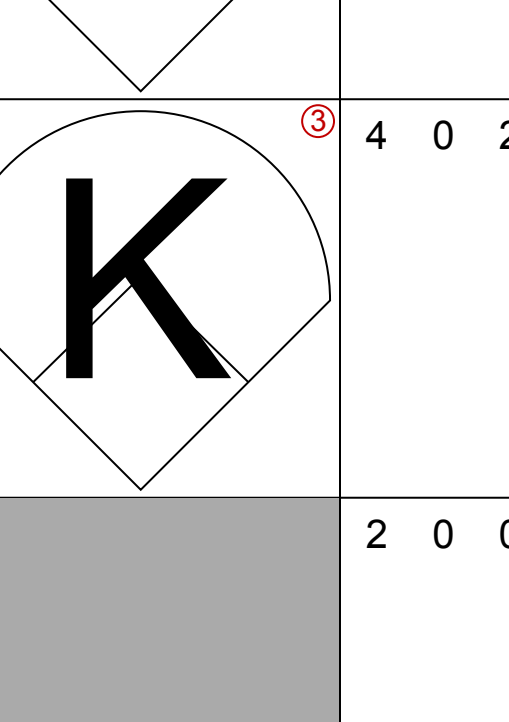

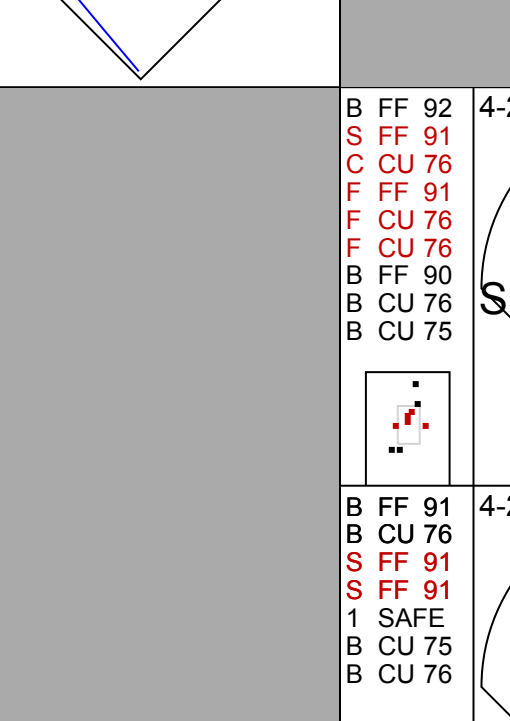
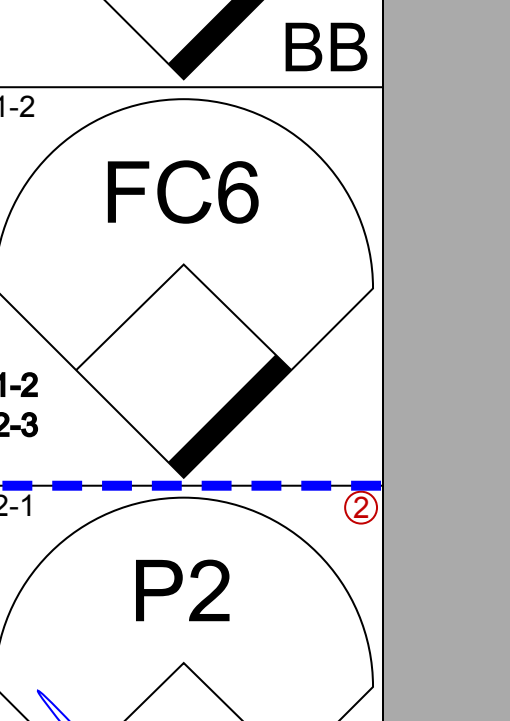
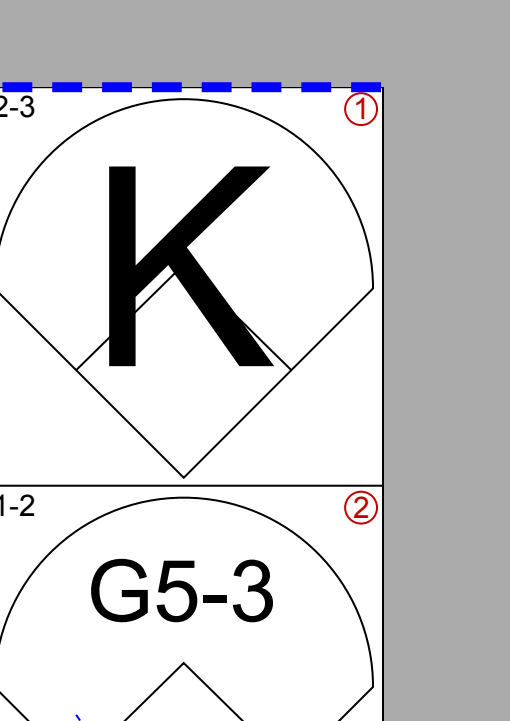

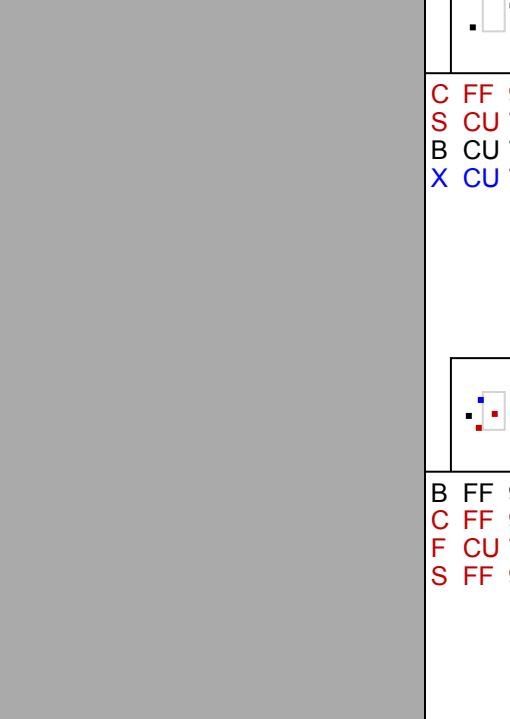
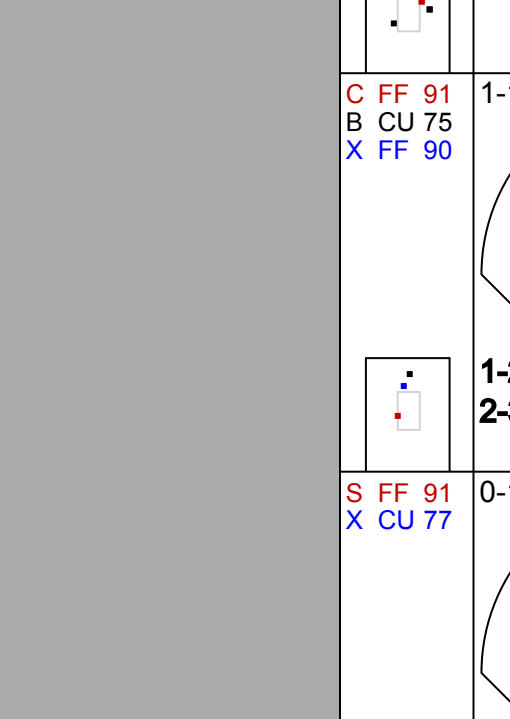
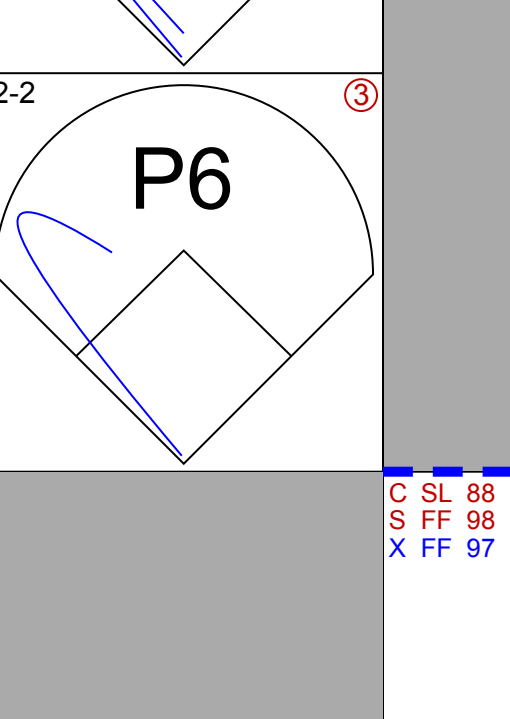
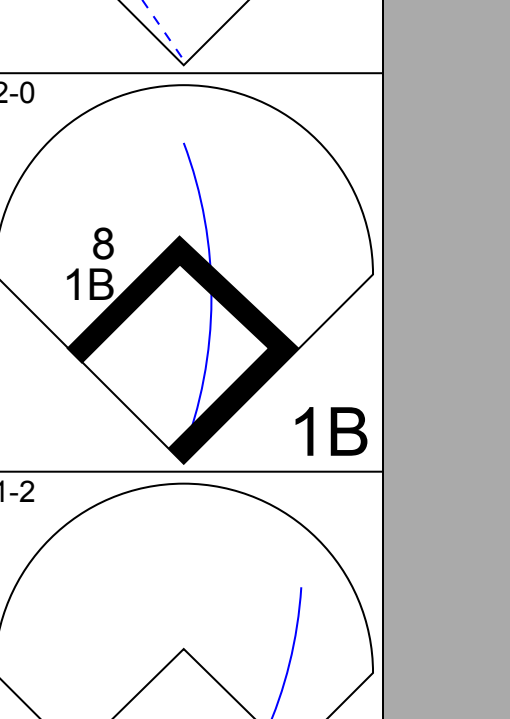

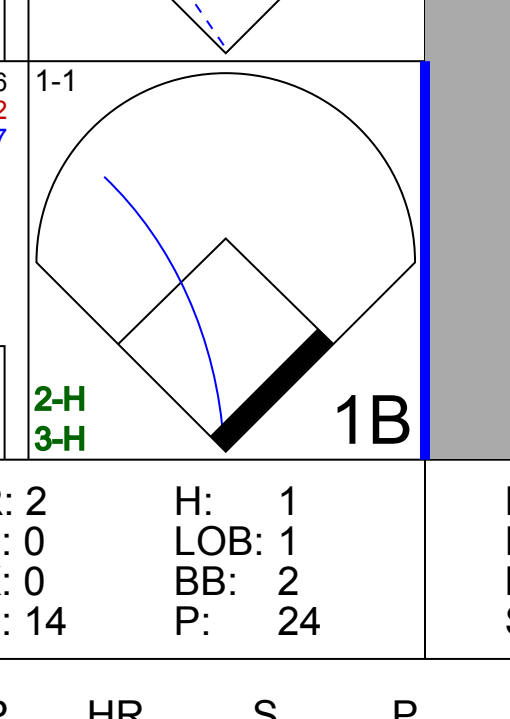
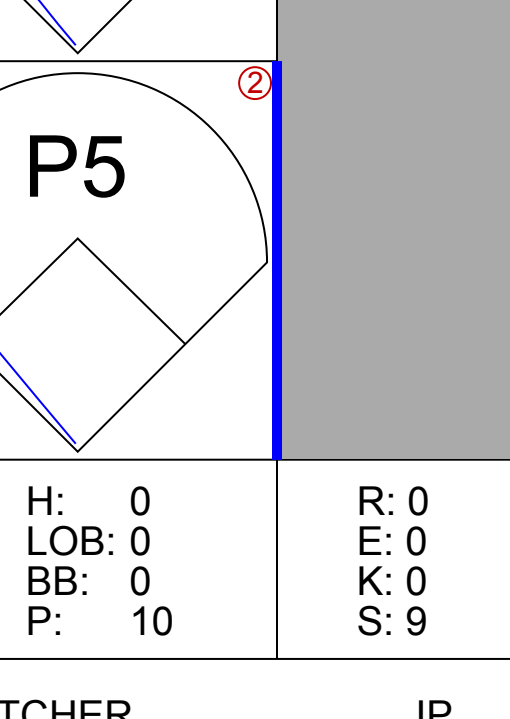
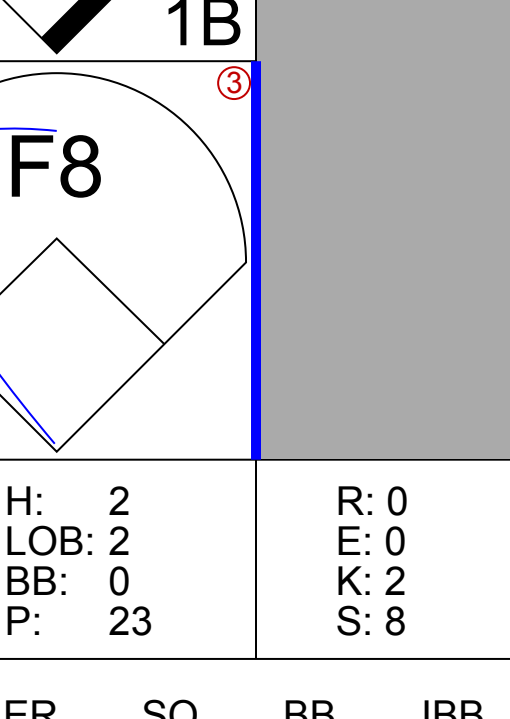




AB 28
R 3
H 5
RBI 3
BB 3
SO 7
LOB 10




Batter	1	2	3	4	5	6	7	8	9	AB	R	H	RBI	BB	SO	LOB	TOP			
31 Joc Pederson, L OBP: 0.333, SLG: 0.571										5	0	1	0	0	3	3	Los Angeles Dodgers @ Atlanta Braves SunTrust Park, Atlanta, GA Mon Oct 08 2018, 4:34 PM - 8:15 PM EDT Att: 39,586 - Cloudy - 82 F			
10 Justin Turner, R OBP: 0.500, SLG: 0.429										4	1	1	0	1	0	0				
13 Max Muncy, L OBP: 0.471, SLG: 0.727 74 Kenley Jansen, S										3	2	0	0	2	2	1				
8 Manny Machado, R OBP: 0.222, SLG: 0.588										5	1	2	4	0	0	1				
9 Yasmani Grandal, S OBP: 0.250, SLG: 0.308											5	0	0	0	0	2		1		
14 Enrique Hernández, R OBP: 0.333, SLG: 0.417											3	0	1	0	1	0		0		
35 Cody Bellinger, L											2	1	0	0	2	1		2		
66 Yasiel Puig, R OBP: 0.538, SLG: 0.333											3	1	2	0	1	1		1		
44 Rich Hill, L 50 Ryan Madson, L 25 David Freese, R 52 Pedro Báez, R 64 Caleb Ferguson, R 27 Matt Kemp, R 18 Kenta Maeda, R 3 Chris Taylor, R										1	0	0	0	0	1	2				
Inning Stats	R: 1 E: 0 K: 2 S: 8	H: 1 LOB: 1 BB: 1 P: 16	R: 0 E: 0 K: 1 S: 9	H: 1 LOB: 2 BB: 1 P: 16	R: 0 E: 0 K: 1 S: 8	H: 0 LOB: 0 BB: 0 P: 13	R: 0 E: 0 K: 1 S: 12	H: 0 LOB: 2 BB: 2 P: 19	R: 0 E: 0 K: 1 S: 9	H: 0 LOB: 1 BB: 1 P: 18	R: 3 E: 0 K: 2 S: 15	H: 2 LOB: 1 BB: 2 P: 27	R: 0 E: 0 K: 0 S: 9	H: 1 LOB: 0 BB: 0 P: 12	R: 0 E: 0 K: 2 S: 13	H: 0 LOB: 0 BB: 0 P: 19		1B: 6 2B: 1 3B: 0 HR: 1	SF: 0 SAC: 1 DP: 0 HBP: 0	WP: 0 PB: 0 SB: 3 CS: 0
PITCHER	IP WLS BF H R ER SO	IP WLS BF H R ER SO	IP WLS BF H R ER SO	IP WLS BF H R ER SO	IP WLS BF H R ER SO	IP WLS BF H R ER SO	IP WLS BF H R ER SO	IP WLS BF H R ER SO	IP WLS BF H R ER SO	IP WLS BF H R ER SO	IP WLS BF H R ER SO	IP WLS BF H R ER SO	IP WLS BF H R ER SO	IP WLS BF H R ER SO	IP WLS BF H R ER SO	IP WLS BF H R ER SO	ERA WHIP	ERA WHIP	ERA WHIP	
26 Mike Folynewicz, R ERA: 7.5	4.0	18	2	1	1	5	3	1	0	0	0	0	0	0	0	0	2.25	1.250		
48 Jonny Venters, L ERA: 9.0	1.2	8	2	2	2	1	1	0	0	0	0	0	0	0	0	0	10.80	1.800		
46 Brad Brach, R ERA: 0.75	0.0	1	1	0	0	0	0	0	0	0	0	0	0	0	0	0	∞	∞		
54 Max Fried, L ERA: 3.86	0.1	1	0	0	0	0	0	0	0	0	0	0	0	0	0	0	0.00	0.000		
61 Chad Sobotka, R ERA: 11.87	0.1	5	2	3	3	0	2	0	0	0	0	0	0	0	0	0	81.00	12.000		
49 Julio Teheran, R ERA:	7.1	1.2	5	1	0	0	2	0	0	0	0	0	0	0	0	0	0.00	0.600		
33 A.J. Minter, L ERA:	9.1	1.0	3	0	0	0	2	0	0	0	0	0	0	0	0	0	0.00	0.000		

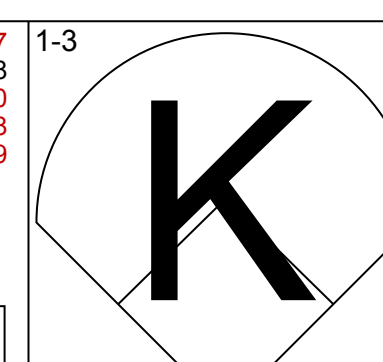
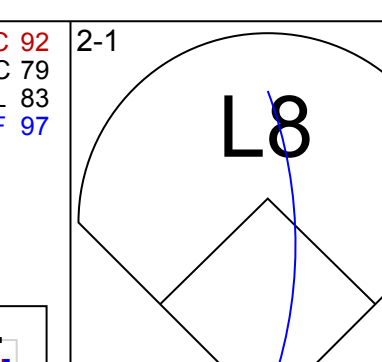
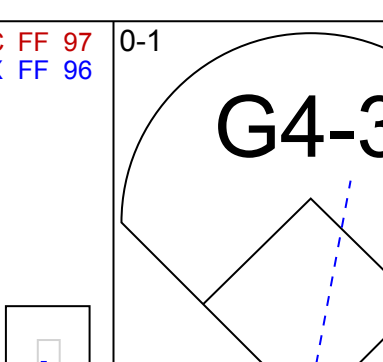
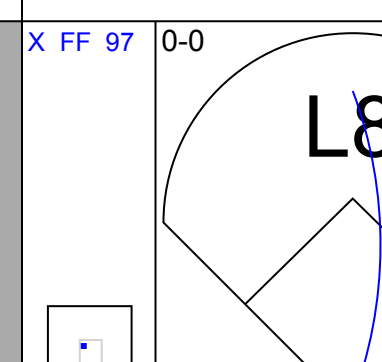
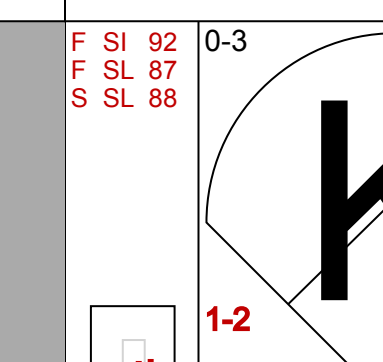
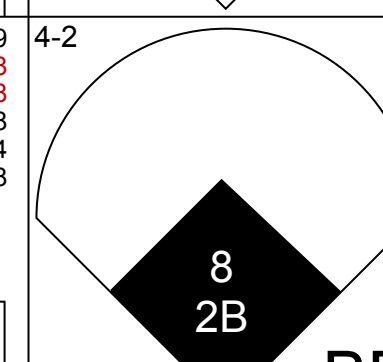
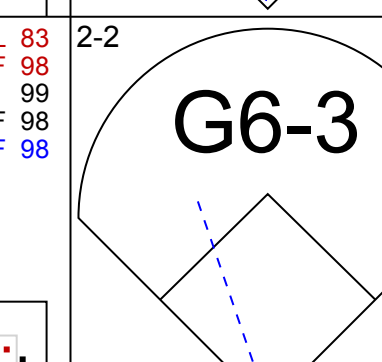
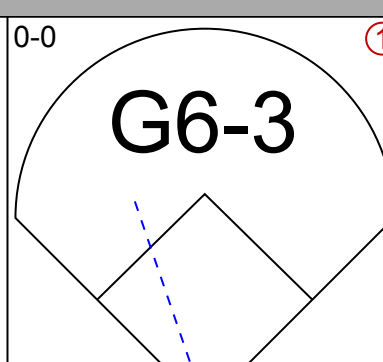
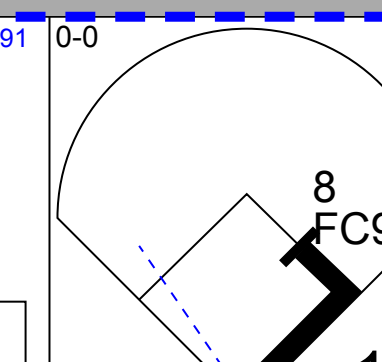
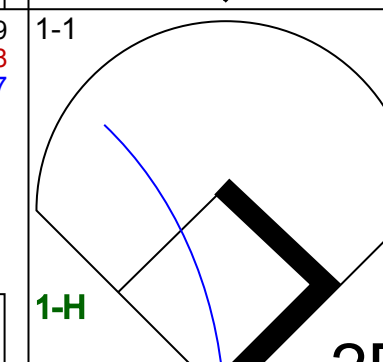
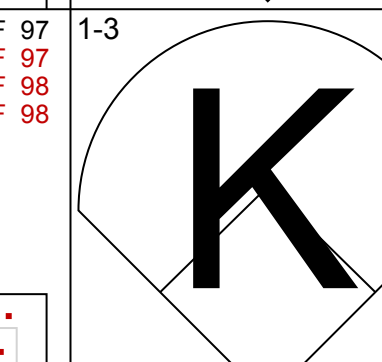
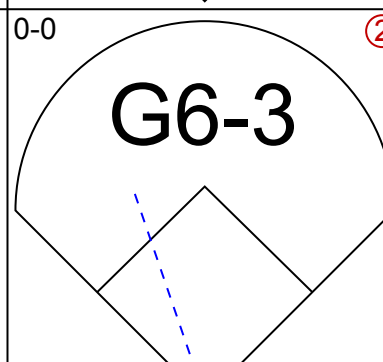
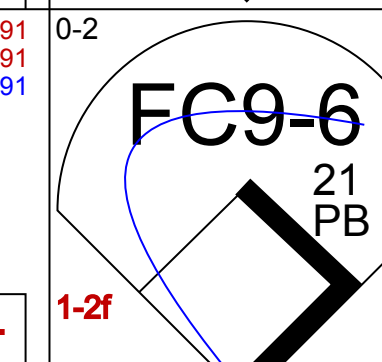
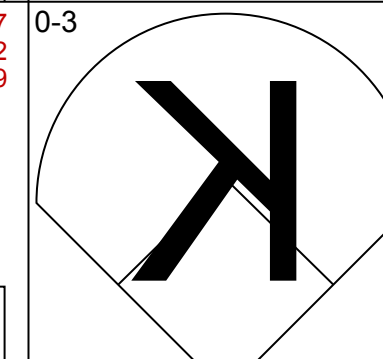
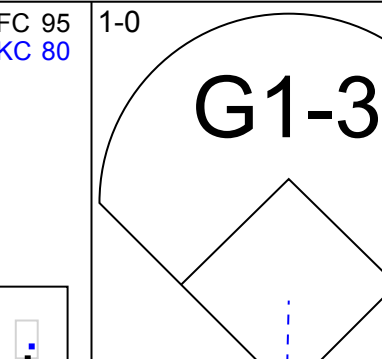
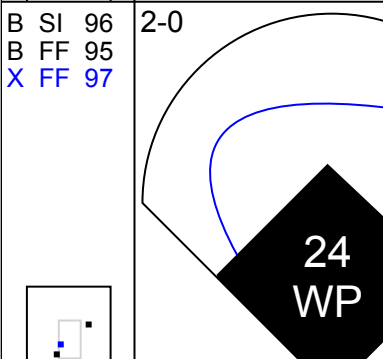
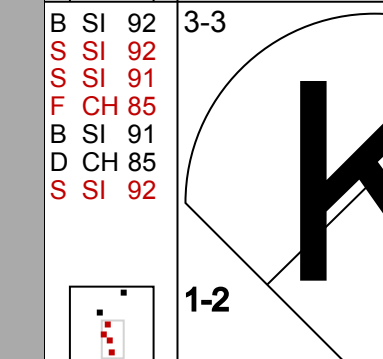
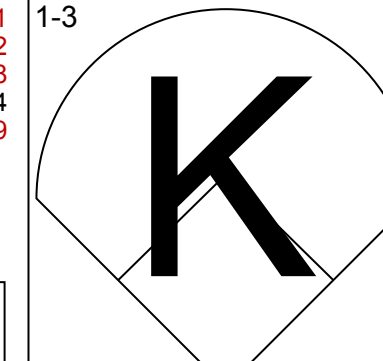
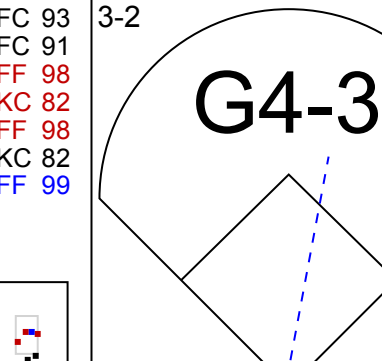
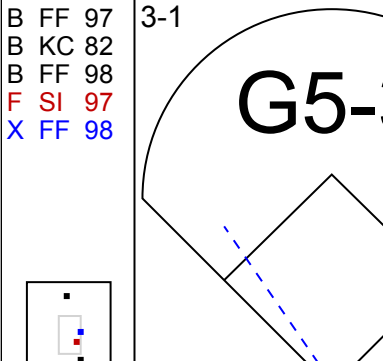
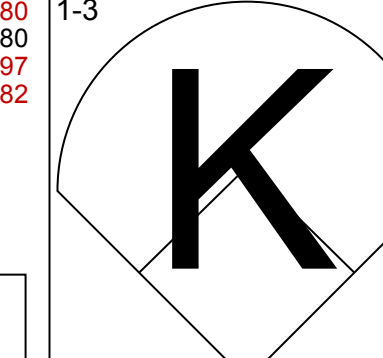
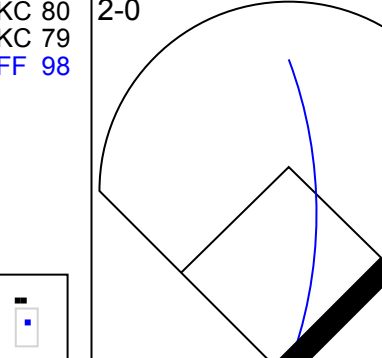

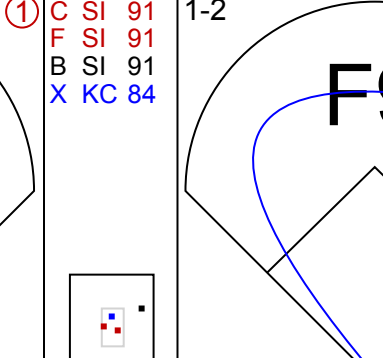
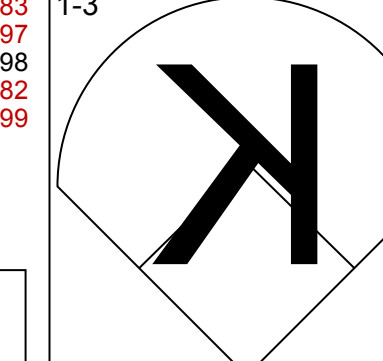
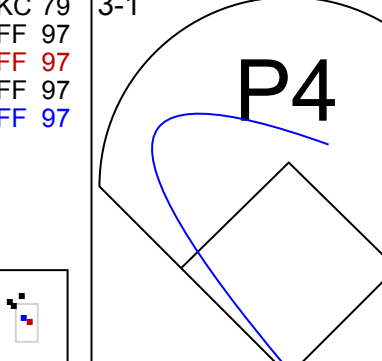

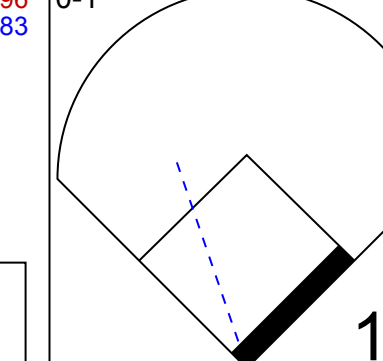
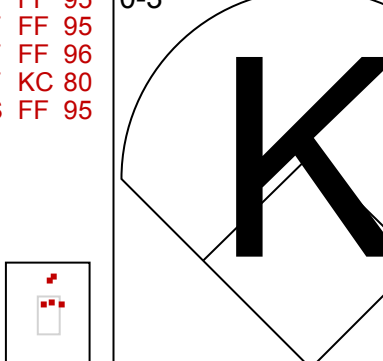
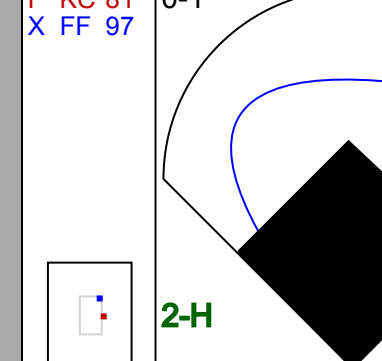
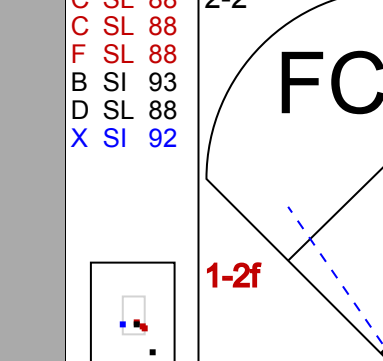
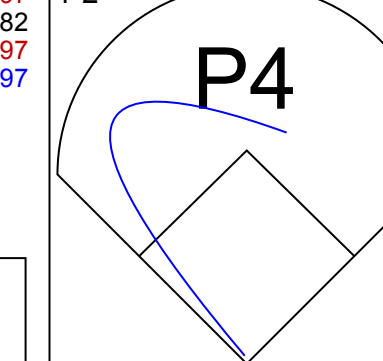
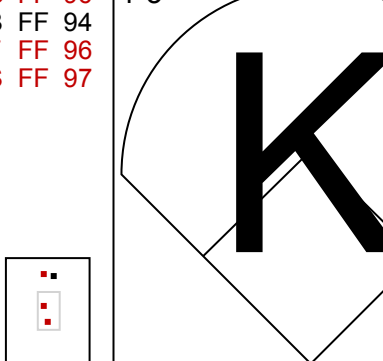
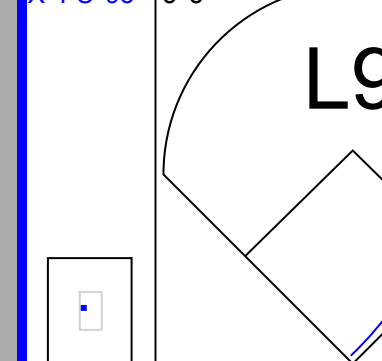
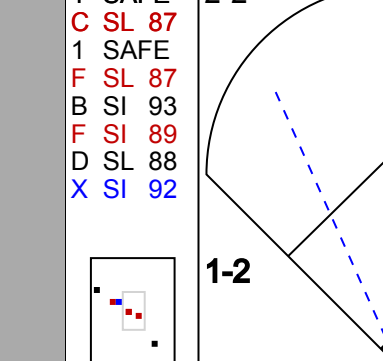
AB	33
R	6
H	8
RBI	6
BB	7
SO	10
LOB	11

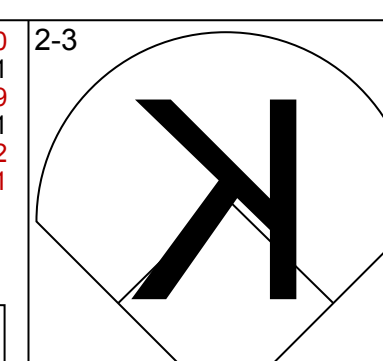
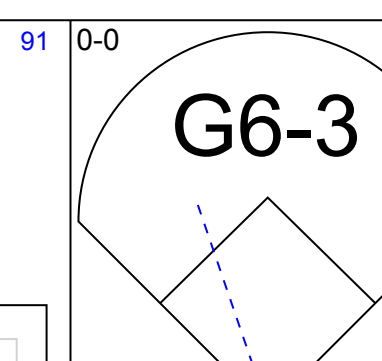
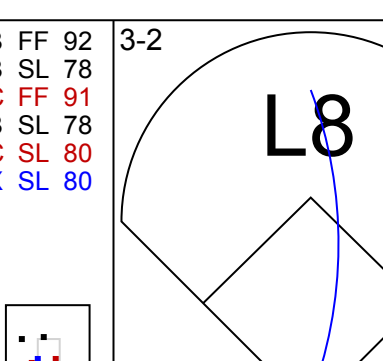
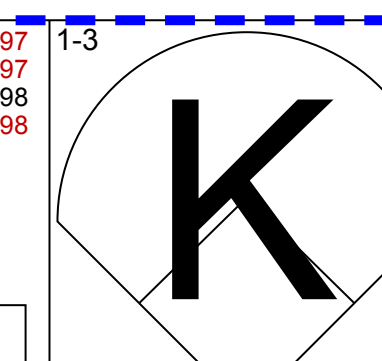
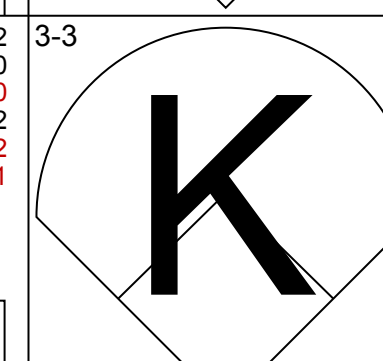
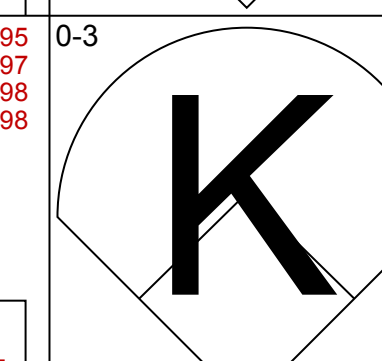
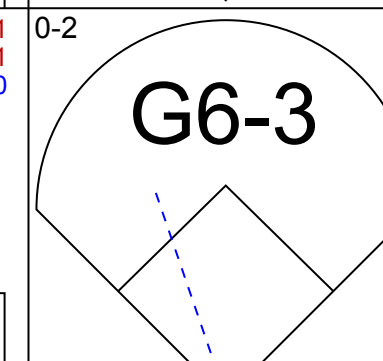
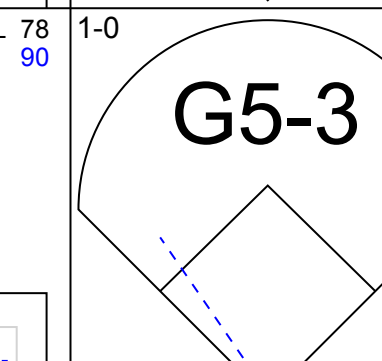
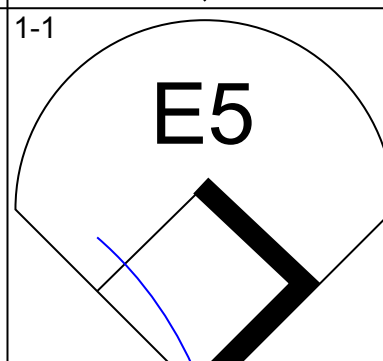



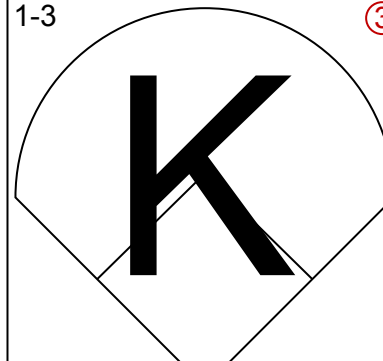
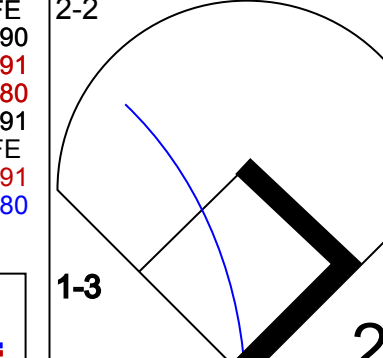
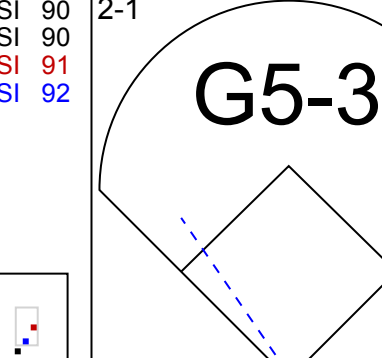

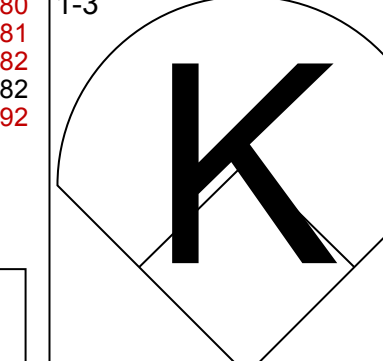


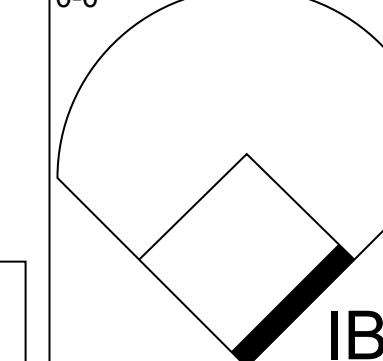

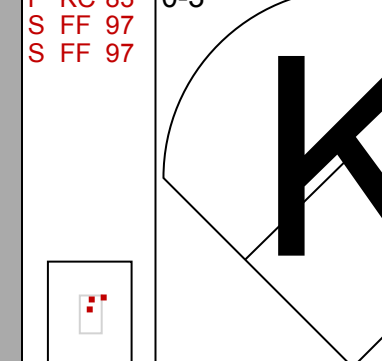
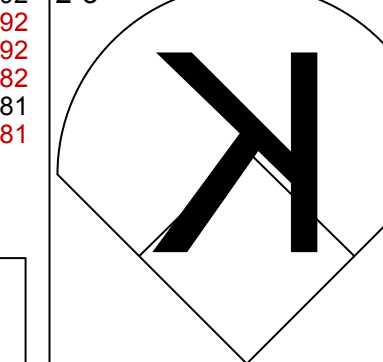
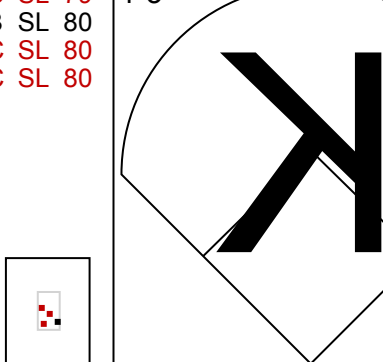

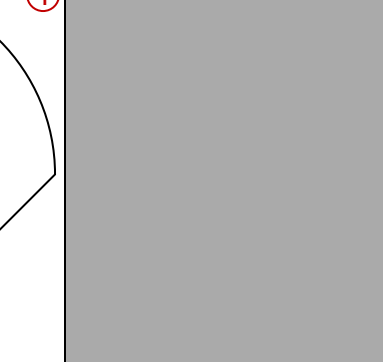
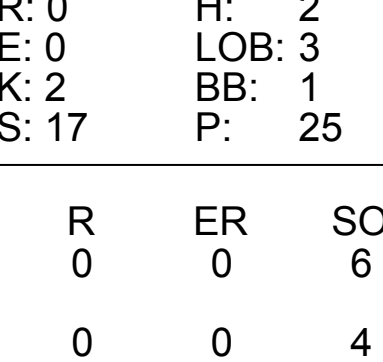
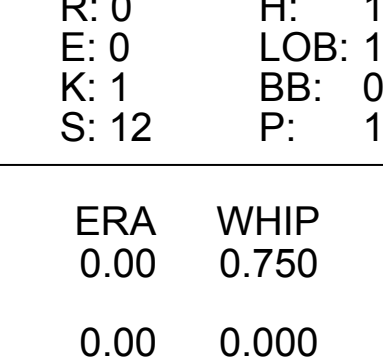
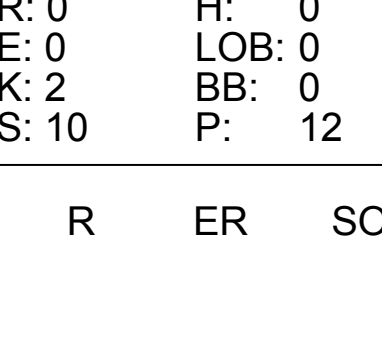


Batter	1	2	3	4	5	6	7	8	9	AB	R	H	RBI	BB	SO	LOB	BOTTOM			
13 Ronald Acuña Jr., R OBP: 0.231, SLG: 0.438										5	0	0	0	0	1	1	Los Angeles Dodgers @ Atlanta Braves SunTrust Park, Atlanta, GA Mon Oct 08 2018, 4:34 PM - 8:15 PM EDT Att: 39,586 - Cloudy - 82 F			
1 Ozzie Albies, S OBP: 0.200, SLG: 0.200										5	0	1	0	0	1	0				
5 Freddie Freeman, L OBP: 0.294, SLG: 0.438										4	0	2	0	1	1	0				
22 Nick Markakis, L OBP: 0.267, SLG: 0.083										2	0	0	0	2	0	2				
17 Johan Camargo, S											3	1	0	0	1	1		4		
25 Tyler Flowers, R OBP: 0.250, SLG: 0.143										3	1	0	0	1	0	3				
11 Ender Inciarte, L OBP: 0.231, SLG: 0.231										3	0	1	0	0	0	3				
8 Charlie Culberson, R OBP: 0.231, SLG: 0.167										4	0	1	0	0	1	2				
26 Mike Folynewicz, R 24 Kurt Suzuki, R 48 Jonny Venters, L 49 Brad Brach, R 54 Max Fried, L 27 Matt Kemp, R 61 Chad Sobotka, R 49 Julio Teheran, R 20 Lucas Oltz, L 33 A.J. Minter, L										1	0	0	0	0	1	0				
Inning Stats	R: 0 E: 0 K: 0 S: 7	H: 1 LOB: 2 BB: 1 P: 14	R: 0 E: 0 K: 1 S: 8	H: 0 LOB: 0 BB: 0 P: 13	R: 0 E: 0 K: 2 S: 11	H: 1 LOB: 2 BB: 1 P: 17	R: 2 E: 0 K: 0 S: 14	H: 1 LOB: 3 BB: 2 P: 24	R: 0 E: 0 K: 0 S: 7	H: 0 LOB: 0 BB: 0 P: 10	R: 0 E: 0 K: 0 S: 9	H: 0 LOB: 0 BB: 0 P: 14	R: 0 E: 0 K: 1 S: 14	H: 2 LOB: 2 BB: 0 P: 23	R: 0 E: 0 K: 2 S: 8	H: 0 LOB: 0 BB: 0 P: 12		1B: 6 2B: 0 3B: 0 HR: 0	SF: 0 SAC: 1 DP: 0 HBP: 0	WP: 0 PB: 0 SB: 0 CS: 0
PITCHER	IP WLS BF H R ER SO	IP WLS BF H R ER SO	IP WLS BF H R ER SO	IP WLS BF H R ER SO	IP WLS BF H R ER SO	IP WLS BF H R ER SO	IP WLS BF H R ER SO	IP WLS BF H R ER SO	IP WLS BF H R ER SO	IP WLS BF H R ER SO	IP WLS BF H R ER SO	IP WLS BF H R ER SO	IP WLS BF H R ER SO	IP WLS BF H R ER SO	IP WLS BF H R ER SO	IP WLS BF H R ER SO	ERA WHIP	ERA WHIP	ERA WHIP	
44 Rich Hill, L ERA: 4.15	4.1	23	4	2	2	3	5	0	0	0	0	0	0	0	0	0	4.15	2.077		
50 Ryan Madson, R	0.2	2	0	0	0	0	0	0	0	0	0	0	0	0	0	0	0.00	0.000		
52 Pedro Báez, R ERA:	1.1	4	0	0	0	0	0	0	0	0	0	0	0	0	0	0	0.00	0.000		
64 Caleb Ferguson, L ERA:	0.2	2	0	0	0	0	0	0	0	0	0	0	0	0	0	0	0.00	0.000		
18 Kenta Maeda, R ERA:	1.0	5	2	0	0	1	0	0	0	0	0	0	0	0	0	0	0.00	2.000		
74 Kenley Jansen, R ERA:	9.1	1.0	3	0	0	0	2	0	0	0	0	0	0	0	0	0	0.00	0.000		

AB	33
R	2
H	6
RBI	2
BB	5
SO	6
LOB	17



Batter	1	2	3	4	5	6	7	8	9	AB	R	H	RBI	BB	SO	LOB	TOP										
6 Lorenzo Cain, R OBP: 0.276, SLG: 0.269										5	0	0	0	0	2	2	Milwaukee Brewers @ Los Angeles Dodgers Dodger Stadium, Los Angeles, CA Mon Oct 15 2018, 4:41 PM - 8:05 PM PDT Att: 52,793 - Sunny - 81 F										
22 Christian Yelich, L OBP: 0.464, SLG: 0.368									3	1	1	0	1	0	0												
8 Ryan Braun, R OBP: 0.280, SLG: 0.320									4	0	1	1	0	1	1												
21 Travis Shaw, L OBP: 0.417, SLG: 0.619									4	1	1	0	0	2	2												
24 Jesús Aguilar, R OBP: 0.191, SLG: 0.040									3	0	0	0	0	0	1												
46 Corey Knebel, R OBP: 0.060, SLG: 0.000									0	0	0	0	0	0	0												
16 Domingo Santana, R OBP: 0.060, SLG: 0.000									0	0	0	0	0	0	0												
48 Joakim Soria, R ERA: 5.4									0	0	0	0	0	0	0												
71 Josh Hader, L ERA: 0.000									0	0	0	0	0	0	0												
32 Jeremy Jeffress, R ERA: 6.35									0	0	0	0	0	0	0												
18 Mike Moustakas, L OBP: 0.360, SLG: 0.318									4	0	1	0	0	1	2												
15 Erik Kratz, R OBP: 0.438, SLG: 0.533									3	1	1	0	1	1	1												
3 Orlando Arcia, R OBP: 0.300, SLG: 0.750									4	1	2	2	0	1	1												
45 Jhoulys Chacín, R ERA: 1.1									2	0	0	0	0	1	1												
14 Hernán Pérez, R OBP: 0.333, SLG: 0.500									2	0	1	0	0	0	0												
Inning Stats	R: 1 H: 1 E: 0 K: 3 S: 15	L: 1 LOB: 1 BB: 1 P: 22	R: 0 H: 1 E: 0 K: 2 S: 12	L: 1 LOB: 1 BB: 0 P: 15	R: 0 H: 0 E: 0 K: 1 S: 8	L: 0 LOB: 0 BB: 0 P: 13	R: 0 H: 1 E: 0 K: 0 S: 8	L: 1 LOB: 1 BB: 0 P: 17	R: 0 H: 0 E: 0 K: 2 S: 10	L: 0 LOB: 0 BB: 0 P: 11	R: 1 H: 1 E: 0 K: 0 S: 5	L: 1 LOB: 0 BB: 0 P: 10	R: 2 H: 2 E: 0 K: 0 S: 9	L: 2 LOB: 0 BB: 0 P: 12	R: 0 H: 1 E: 0 K: 1 S: 11	L: 2 LOB: 2 BB: 1 P: 15	R: 0 H: 1 E: 0 K: 1 S: 13	L: 1 LOB: 2 BB: 1 P: 21	1B: 4 2B: 3 3B: 1 HR: 1	SF: 0 SAC: 0 DP: 1 HBP: 0	WP: 1 PB: 1 SB: 0 CS: 0	PA: 37					
PITCHER	IP	WLS	BF	H	R	ER	SO	BB	IBB	HBP	BLK	WP	HR	S	P	ERA	WHIP										
21 Walker Buehler, R ERA: 6.75	7.0	L	28	6	4	4	8	1	0	0	0	1	1	67	100	5.14	1.000										
57 Alex Wood, L ERA: 7.71	1.0		5	1	0	0	1	0	1	0	0	0	0	11	15	0.00	1.000										
51 Dylan Floro, R ERA:	1.0		4	1	0	0	1	1	0	0	0	0	0	13	21	0.00	2.000										

Batter	1	2	3	4	5	6	7	8	9	AB	R	H	RBI	BB	SO	LOB	BOTTOM										
31 Joc Pederson, L OBP: 0.364, SLG: 0.500										3	0	0	0	0	1	1	Milwaukee Brewers @ Los Angeles Dodgers Dodger Stadium, Los Angeles, CA Mon Oct 15 2018, 4:41 PM - 8:05 PM PDT Att: 52,793 - Sunny - 81 F										
25 David Freese, R OBP: 0.143, SLG: 0.167										1	0	0	0	0	1	0											
13 Max Muncy, L OBP: 0.440, SLG: 0.529										3	0	0	0	0	2	0											
27 Matt Kemp, R OBP: 0.273, SLG: 0.364										1	0	0	0	0	1	0											
10 Justin Turner, R OBP: 0.387, SLG: 0.444										4	0	1	0	0	0	0											
8 Manny Machado, R OBP: 0.333, SLG: 0.679										3	0	2	0	1	0	1											
35 Cody Bellinger, L OBP: 0.200, SLG: 0.048										4	0	0	0	0	1	5											
66 Yasiel Puig, R OBP: 0.409, SLG: 0.294										3	0	1	0	1	1	0											
9 Yasmani Grandal, S OBP: 0.240, SLG: 0.318										4	0	1	0	0	3	5											
14 Enrique Hernández, R OBP: 0.304, SLG: 0.278										2	0	0	0	1	1	1											
57 Alex Wood, R ERA: 1.35										0	0	0	0	0	0	0											
51 Dylan Floro, L ERA: 5.4										0	0	0	0	0	0	0											
6 Brian Dozier, R OBP: 0.200, SLG: 0.200										1	0	0	0	0	1	3											
21 Walker Buehler, R ERA: 6.75										2	0	0	0	0	2	4											
3 Chris Taylor, R OBP: 0.500, SLG: 0.846										1	0	0	0	0	0	0											
Inning Stats	R: 0 H: 0 E: 0 K: 2 S: 10	L: 2 LOB: 3 BB: 1 P: 25	R: 0 H: 0 E: 0 K: 2 S: 17	L: 0 LOB: 0 BB: 1 P: 25	R: 0 H: 0 E: 0 K: 0 S: 5	L: 0 LOB: 0 BB: 0 P: 8	R: 0 H: 0 E: 0 K: 0 S: 5	L: 0 LOB: 0 BB: 1 P: 12	R: 0 H: 1 E: 0 K: 1 S: 12	L: 0 LOB: 0 BB: 0 P: 19	R: 0 H: 0 E: 0 K: 2 S: 10	L: 0 LOB: 1 BB: 0 P: 13	R: 0 H: 0 E: 0 K: 3 S: 10	L: 0 LOB: 0 BB: 0 P: 13	R: 0 H: 0 E: 0 K: 2 S: 10	L: 2 LOB: 3 BB: 1 P: 21	1B: 2 2B: 4 3B: 0 HR: 0	SF: 0 SAC: 0 DP: 1 HBP: 0	WP: 0 PB: 0 SB: 0 CS: 0	PA: 35							
PITCHER	IP	WLS	BF	H	R	ER	SO	BB	IBB	HBP	BLK	WP	HR	S	P	ERA	WHIP										
45 Jhoulys Chacín, R ERA: 1.35	5.1		21	5	0	0	4	0	0	0	0	0	0	15	19	0.00	0.750										
46 Corey Knebel, R ERA: 1.35	1.2	H	5	0	0	0	4	0	0	0	0	0	0	15	19	0.00	0.000										
48 Joakim Soria, R ERA: 5.4	0.1		1	0	0	0	0	0	0	0	0	0	0	3	4	0.00	0.000										
71 Josh Hader, L ERA: 0.000	0.2		2	0	0	0	2	0	0	0	0	0	0	7	8	0.00	0.000										
32 Jeremy Jeffress, R ERA: 6.35	1.0		6	2	0	0	2	1	0	0	0	0	0	13	21	0.00	3.000										

AB	34
R	4
H	8
RBI	3
BB	3
SO	10
LOB	11




AB	32
R	0
H	5
RBI	0
BB	3
SO	14
LOB	20



Batter	1	2	3	4	5	6	7	8	9	10	11	12	13	AB	R	H	RBI	BB	SO	LOB	TOP
6 Lorenzo Cain, R OBP: 0.228, SLG: 0.219														6	0	0	0	0	0	3	2
22 Christian Yelich, L OBP: 0.441, SLG: 0.333														5	0	1	0	1	1	1	1
8 Ryan Braun, R OBP: 0.323, SLG: 0.355														6	0	3	0	0	1	2	
24 Jesús Aguilar, R OBP: 0.222, SLG: 0.400														5	0	1	0	1	2	4	
18 Mike Moustakas, L OBP: 0.290, SLG: 0.250														6	0	0	0	0	2	5	
5 Jonathan Schoop, R (1, 4)														5	0	0	0	0	2	3	
9 Manny Piña, R OBP: 0.667, SLG: 0.571														2	0	1	0	2	1	0	
14 Hernán Pérez, R OBP: 0.333, SLG: 0.500														0	0	0	0	0	0	0	
15 Erik Kratz, R OBP: 0.412, SLG: 0.500														0	0	0	0	0	0	0	
3 Orlando Arcia, R OBP: 0.280, SLG: 0.640														0	0	0	0	0	0	0	
47 Gio González, R ERA: 6.0	R: 0 E: 0 K: 1 S: 7	H: 0 LOB: 0 BB: 0 P: 9	R: 0 E: 0 K: 1 S: 8	H: 0 LOB: 2 BB: 2 P: 18	R: 0 E: 0 K: 1 S: 9	H: 1 LOB: 0 BB: 0 P: 12	R: 0 E: 0 K: 2 S: 10	H: 1 LOB: 1 BB: 0 P: 13	R: 0 E: 0 K: 1 S: 7	H: 1 LOB: 1 BB: 0 P: 12	R: 0 E: 0 K: 1 S: 16	H: 0 LOB: 0 BB: 0 P: 11	R: 0 E: 0 K: 2 S: 7	H: 0 LOB: 0 BB: 0 P: 11	R: 0 E: 0 K: 1 S: 10	H: 1 LOB: 1 BB: 0 P: 14	1B: 6 2B: 2 3B: 0 HR: 0	SF: 0 SAC: 0 DP: 1 HBP: 0	WIP: 0 PB: 0 SB: 1 CS: 0	PA: 50	
44 Rich Hill, L ERA: 2.89	IP: 5.0	WLS: 20	H: 3	R: 1	ER: 1	SO: 6	BB: 3	IBB: 0	HBP: 0	BLK: 0	WP: 0	HR: 0	S: 46	P: 71	ERA: 1.80	WHIP: 1.200					
52 Pedro Báez, R ERA: 4.17	1.0	4	1	0	0	2	0	0	0	0	0	0	10	13	0.00	1.000					
18 Kenta Maeda, R ERA: 3.00	0.1	2	1	0	0	0	0	0	0	0	0	3	3	0.00	3.000						
64 Caleb Ferguson, L ERA: 0.00	0.1	1	0	0	0	0	0	0	0	0	0	4	6	0.00	0.000						
50 Ryan Madson, R ERA: 0.00	1.1	5	1	0	0	1	0	0	0	0	0	8	14	0.00	0.750						
3 Chris Taylor, R OBP: 0.450, SLG: 0.647														4	1	0	0	2	3	3	
10 Justin Turner, R OBP: 0.351, SLG: 0.375													5	0	0	0	1	1	3		
25 David Freese, R OBP: 0.250, SLG: 0.167													0	0	0	0	0	0	0		
13 Max Muncy, L OBP: 0.400, SLG: 0.455													5	0	1	0	0	2	3		
8 Manny Machado, R OBP: 0.306, SLG: 0.588													6	1	1	0	0	2	3		
6 Brian Dozier, R OBP: 0.364, SLG: 0.222													4	0	1	1	1	1	2		
14 Enrique Hernández, R OBP: 0.280, SLG: 0.250													2	0	0	0	0	1	3		
35 Cody Bellinger, L OBP: 0.241, SLG: 0.120													4	0	2	1	0	1	1		
66 Yasiel Puig, R OBP: 0.290, SLG: 0.290													3	0	1	0	0	2	2		
50 Ryan Madson, R ERA: 0.00	R: 1 E: 0 K: 0 S: 10	H: 1 LOB: 2 BB: 1 P: 25	R: 0 E: 0 K: 2 S: 9	H: 1 LOB: 3 BB: 2 P: 18	R: 0 E: 0 K: 2 S: 12	H: 0 LOB: 1 BB: 1 P: 22	R: 0 E: 0 K: 1 S: 8	H: 0 LOB: 0 BB: 0 P: 10	R: 0 E: 0 K: 1 S: 11	H: 1 LOB: 1 BB: 0 P: 12	R: 0 E: 0 K: 2 S: 15	H: 2 LOB: 2 BB: 0 P: 20	R: 0 E: 0 K: 1 S: 8	H: 0 LOB: 0 BB: 0 P: 15	R: 0 E: 0 K: 2 S: 9	H: 0 LOB: 0 BB: 0 P: 12	1B: 7 2B: 0 3B: 0 HR: 0	SF: 0 SAC: 0 DP: 0 HBP: 2	WIP: 1 PB: 0 SB: 1 CS: 1	PA: 52	
47 Gio González, L ERA: 6.0	IP: 1.0	WLS: 7	H: 2	R: 1	ER: 1	SO: 6	BB: 1	IBB: 0	HBP: 1	BLK: 0	WP: 0	HR: 0	S: 26	P: 48	ERA: 9.00	WHIP: 3.000					
51 Freddy Peralta, R ERA: 2.84	3.0	12	0	0	0	6	3	0	0	0	0	28	48	0.00	1.000						
39 Corbin Burnes, R ERA: 2.84	2.0	6	0	0	0	3	0	0	0	0	0	16	22	0.00	0.000						
48 Joakim Soria, R ERA: 4.15	1.0	4	1	0	0	0	0	0	0	0	0	11	14	0.00	1.000						
71 Josh Hader, L ERA: 0.00	1.0	5	2	0	0	2	0	0	0	0	0	15	20	0.00	2.000						
46 Corey Knebel, R ERA: 1.17	IP: 1.0	WLS: 4	H: 0	R: 0	ER: 0	SO: 1	BB: 1	IBB: 0	HBP: 0	BLK: 0	WP: 0	HR: 0	S: 18	P: 33	ERA: 0.00	WHIP: 1.000					
41 Junior Guerra, R ERA: 1.93	3.2	L: 13	H: 2	R: 1	ER: 1	SO: 4	BB: 0	IBB: 0	HBP: 0	BLK: 0	WP: 1	HR: 0	S: 33	P: 51	2.46	0.545					

Milwaukee Brewers @ Los Angeles Dodgers
Dodger Stadium, Los Angeles, CA
Tue Oct 16 2018, 6:12 PM - 11:25 PM PDT
Att: 53,764 - Clear - 74 F

AB 46
R 1
H 8
RBI 1
BB 4
SO 15
LOB 24



Milwaukee Brewers @ Los Angeles Dodgers
Dodger Stadium, Los Angeles, CA
Tue Oct 16 2018, 6:12 PM - 11:25 PM PDT
Att: 53,764 - Clear - 74 F

AB 44
R 2
H 7
RBI 2
BB 5
SO 17
LOB 25



Batter	1	2	3	4	5	6	7	8	9	AB	R	H	RBI	BB	SO	LOB	TOP					
25 David Freese, R 57 Alex Wood, R 51 Dylan Floro, L 64 Caleb Ferguson, R 9 Yasmani Grandal, S OBP: 0.222, SLG: 0.292										3	1	2	2	0	0	2	Los Angeles Dodgers @ Milwaukee Brewers Miller Park, Milwaukee, WI Fri Oct 19, 2018, 7:41 PM - 11:14 PM CDT Att. 43,619 - Roof Closed - 66 F					
13 Max Muncy, L OBP: 0.388, SLG: 0.379										3	0	0	0	1	1							
10 Justin Turner, R OBP: 0.378, SLG: 0.385										4	0	1	0	0	1	2						
8 Manny Machado, R OBP: 0.295, SLG: 0.500										4	0	0	0	0	2	3						
35 Cody Bellinger, L OBP: 0.243, SLG: 0.156										4	0	0	0	0	1	1						
3 Chris Taylor, R OBP: 0.423, SLG: 0.565 31 Joc Pederson, L OBP: 0.345, SLG: 0.423										2	0	1	0	0	0	0						
66 Yasiel Puig, R OBP: 0.387, SLG: 0.346										4	0	0	0	0	1	2						
15 Austin Barnes, R OBP: 0.250, SLG: 0.143 18 Kenta Maeda, R 44 Rich Hill, L 27 Matt Kemp, R OBP: 0.214, SLG: 0.286										3	0	0	0	0	2	2						
99 Hyun Jin Ryu, R OBP: 0.400, SLG: 0.400 7 Julio Urias, L 6 Brian Dozier, R OBP: 0.357, SLG: 0.182										1	0	1	0	0	0	0						
										1	1	0	0	1	0	0						
Inning Stats	R: 1 H: 2 E: 0 K: 1 S: 15	H: 2 LOB: 1 BB: 0 P: 25	R: 0 H: 2 E: 0 K: 1 S: 13	H: 2 LOB: 2 BB: 0 P: 20	R: 0 H: 0 E: 0 K: 1 S: 9	H: 0 LOB: 0 BB: 0 P: 13	R: 0 H: 0 E: 0 K: 1 S: 7	H: 1 LOB: 2 BB: 2 P: 27	R: 0 H: 0 E: 0 K: 1 S: 13	H: 0 LOB: 1 BB: 0 P: 14	R: 0 H: 0 E: 0 K: 1 S: 10	H: 0 LOB: 0 BB: 0 P: 13	R: 0 H: 0 E: 0 K: 2 S: 8	H: 0 LOB: 0 BB: 0 P: 12	R: 0 H: 0 E: 0 K: 2 S: 8	H: 0 LOB: 0 BB: 0 P: 12	1B: 3 2B: 1 3B: 0 HR: 1	SF: 0 SAC: 0 DP: 0 HBP: 1	WP: 0 PB: 0 SB: 0 CS: 0	PA: 35		
PITCHER	IP WLS BF H R ER SO BB IBB HBP BLK WP HR S P ERA WHIP	IP WLS BF H R ER SO BB IBB HBP BLK WP HR S P ERA WHIP	IP WLS BF H R ER SO BB IBB HBP BLK WP HR S P ERA WHIP	IP WLS BF H R ER SO BB IBB HBP BLK WP HR S P ERA WHIP	IP WLS BF H R ER SO BB IBB HBP BLK WP HR S P ERA WHIP	IP WLS BF H R ER SO BB IBB HBP BLK WP HR S P ERA WHIP	IP WLS BF H R ER SO BB IBB HBP BLK WP HR S P ERA WHIP	IP WLS BF H R ER SO BB IBB HBP BLK WP HR S P ERA WHIP	IP WLS BF H R ER SO BB IBB HBP BLK WP HR S P ERA WHIP	IP WLS BF H R ER SO BB IBB HBP BLK WP HR S P ERA WHIP	IP WLS BF H R ER SO BB IBB HBP BLK WP HR S P ERA WHIP	IP WLS BF H R ER SO BB IBB HBP BLK WP HR S P ERA WHIP	IP WLS BF H R ER SO BB IBB HBP BLK WP HR S P ERA WHIP	IP WLS BF H R ER SO BB IBB HBP BLK WP HR S P ERA WHIP	IP WLS BF H R ER SO BB IBB HBP BLK WP HR S P ERA WHIP	IP WLS BF H R ER SO BB IBB HBP BLK WP HR S P ERA WHIP	IP WLS BF H R ER SO BB IBB HBP BLK WP HR S P ERA WHIP	IP WLS BF H R ER SO BB IBB HBP BLK WP HR S P ERA WHIP	IP WLS BF H R ER SO BB IBB HBP BLK WP HR S P ERA WHIP	IP WLS BF H R ER SO BB IBB HBP BLK WP HR S P ERA WHIP	IP WLS BF H R ER SO BB IBB HBP BLK WP HR S P ERA WHIP	IP WLS BF H R ER SO BB IBB HBP BLK WP HR S P ERA WHIP

Batter	1	2	3	4	5	6	7	8	9	AB	R	H	RBI	BB	SO	LOB	BOTTOM					
6 Lorenzo Cain, R OBP: 0.273, SLG: 0.293										5	2	2	0	0	1	0	Los Angeles Dodgers @ Milwaukee Brewers Miller Park, Milwaukee, WI Fri Oct 19, 2018, 7:41 PM - 11:14 PM CDT Att. 43,619 - Roof Closed - 66 F					
22 Christian Yelich, L OBP: 0.395, SLG: 0.313										4	1	1	0	1	1	1						
8 Ryan Braun, R OBP: 0.350, SLG: 0.368										4	1	2	1	1	2	2						
21 Travis Shaw, L OBP: 0.367, SLG: 0.500 14 Hernán Pérez, R OBP: 0.250, SLG: 0.357										3	0	0	0	1	2	4						
24 Jesús Aguilar, R OBP: 0.308, SLG: 0.515										4	2	3	3	1	1	1						
18 Mike Moustakas, L OBP: 0.275, SLG: 0.250										4	1	1	1	1	2	5						
15 Erik Kratz, R OBP: 0.301, SLG: 0.429 28 Curtis Granderson, L OBP: 0.167, SLG: 0.333 9 Manny Pina, R OBP: 0.667, SLG: 0.571										2	0	1	1	0	0	0						
3 Orilando Arcia, R OBP: 0.323, SLG: 0.600										1	0	0	0	0	1	2						
20 Wade Miley, L OBP: 0.333, SLG: 0.500 46 Corey Knebel, R 32 Jeremy Jeffress, R 16 Domingo Santana, R 39 Corbin Burnes, R										2	0	0	0	0	0	0						
										1	0	0	0	0	1	3						
										0	0	0	0	0	0	0						
										0	0	0	0	0	0	0						
										0	0	0	0	0	1	1						
										0	0	0	0	0	0	0						
Inning Stats	R: 4 H: 5 E: 0 K: 1 S: 19	H: 5 LOB: 2 BB: 1 P: 31	R: 1 H: 2 E: 0 K: 1 S: 12	H: 2 LOB: 2 BB: 1 P: 16	R: 0 H: 0 E: 0 K: 1 S: 8	H: 0 LOB: 0 BB: 0 P: 10	R: 0 H: 0 E: 0 K: 2 S: 10	H: 0 LOB: 0 BB: 0 P: 16	R: 0 H: 1 E: 0 K: 2 S: 12	H: 1 LOB: 1 BB: 0 P: 17	R: 1 H: 1 E: 0 K: 2 S: 17	H: 1 LOB: 1 BB: 1 P: 24	R: 1 H: 2 E: 0 K: 1 S: 12	H: 2 LOB: 2 BB: 1 P: 21	1B: 6 2B: 5 3B: 0 HR: 0	SF: 0 SAC: 0 DP: 0 HBP: 1	WP: 1 PB: 0 SB: 0 CS: 0	PA: 42				
PITCHER	IP WLS BF H R ER SO BB IBB HBP BLK WP HR S P ERA WHIP	IP WLS BF H R ER SO BB IBB HBP BLK WP HR S P ERA WHIP	IP WLS BF H R ER SO BB IBB HBP BLK WP HR S P ERA WHIP	IP WLS BF H R ER SO BB IBB HBP BLK WP HR S P ERA WHIP	IP WLS BF H R ER SO BB IBB HBP BLK WP HR S P ERA WHIP	IP WLS BF H R ER SO BB IBB HBP BLK WP HR S P ERA WHIP	IP WLS BF H R ER SO BB IBB HBP BLK WP HR S P ERA WHIP	IP WLS BF H R ER SO BB IBB HBP BLK WP HR S P ERA WHIP	IP WLS BF H R ER SO BB IBB HBP BLK WP HR S P ERA WHIP	IP WLS BF H R ER SO BB IBB HBP BLK WP HR S P ERA WHIP	IP WLS BF H R ER SO BB IBB HBP BLK WP HR S P ERA WHIP	IP WLS BF H R ER SO BB IBB HBP BLK WP HR S P ERA WHIP	IP WLS BF H R ER SO BB IBB HBP BLK WP HR S P ERA WHIP	IP WLS BF H R ER SO BB IBB HBP BLK WP HR S P ERA WHIP	IP WLS BF H R ER SO BB IBB HBP BLK WP HR S P ERA WHIP	IP WLS BF H R ER SO BB IBB HBP BLK WP HR S P ERA WHIP	IP WLS BF H R ER SO BB IBB HBP BLK WP HR S P ERA WHIP	IP WLS BF H R ER SO BB IBB HBP BLK WP HR S P ERA WHIP	IP WLS BF H R ER SO BB IBB HBP BLK WP HR S P ERA WHIP	IP WLS BF H R ER SO BB IBB HBP BLK WP HR S P ERA WHIP	IP WLS BF H R ER SO BB IBB HBP BLK WP HR S P ERA WHIP	IP WLS BF H R ER SO BB IBB HBP BLK WP HR S P ERA WHIP

livebaseballscorecards.com

AB 32
R 2
H 5
RBI 2
BB 2
SO 9
LOB 12

livebaseballscorecards.com

AB 35
R 7
H 11
RBI 6
BB 6
SO 13
LOB 25

Batter	1	2	3	4	5	6	7	8	9	AB	R	H	RBI	BB	SO	LOB	TOP					
6 Brian Dozier, R (1,4) OBP: 0.353, SLG: 0.154 13 Max Muncy, L (7,PH) OBP: 0.378, SLG: 0.371										2	1	0	0	1	1	0	Los Angeles Dodgers @ Boston Red Sox Fenway Park, Boston, MA Tue Oct 23 2018, 8:13 PM - 12:03 AM EDT Att: 38,454 - Clear - 53 F					
10 Justin Turner, R (1,5) OBP: 0.389, SLG: 0.396										5	1	3	0	0	2	0						
25 David Freese, R (1,3) OBP: 0.400, SLG: 0.692 9 Yasmani Grandal, S (7,PH) OBP: 0.250, SLG: 0.292										3	0	2	0	0	1	2						
8 Manny Machado, R (1,6) OBP: 0.308, SLG: 0.489										3	0	1	3	0	0	2						
3 Chris Taylor, R (1,7) OBP: 0.438, SLG: 0.556 35 Cody Bellinger, L (5,PH) OBP: 0.233, SLG: 0.237										4	1	1	1	0	1	2						
27 Matt Kemp, R (1,10) OBP: 0.283, SLG: 0.444										4	0	0	0	0	2	0						
14 Enrique Hernández, R (1,8) OBP: 0.229, SLG: 0.200										3	0	0	0	1	1	0						
66 Yasiel Puig, R (1,9) OBP: 0.410, SLG: 0.485										2	0	0	0	0	1	1						
15 Austin Barnes, R (1,2) OBP: 0.182, SLG: 0.100 31 Joc Pederson, L (7,PH) OBP: 0.313, SLG: 0.379										2	0	0	0	0	1	1						
Inning Stats	R: 0 H: 1 E: 0 K: 2 S: 13	H: 1 LOB: 1 BB: 0 P: 21	R: 1 H: 1 E: 0 K: 2 S: 17	H: 1 LOB: 1 BB: 1 P: 30	R: 1 H: 3 E: 0 K: 1 S: 14	H: 3 LOB: 2 BB: 0 P: 21	R: 0 H: 0 E: 0 K: 2 S: 9	H: 0 LOB: 0 BB: 0 P: 14	R: 1 H: 1 E: 0 K: 1 S: 11	H: 1 LOB: 1 BB: 1 P: 19	R: 0 H: 0 E: 0 K: 2 S: 11	H: 0 LOB: 0 BB: 0 P: 14	R: 1 H: 2 E: 0 K: 0 S: 12	H: 2 LOB: 2 BB: 1 P: 21	R: 0 H: 0 E: 0 K: 0 S: 10	H: 0 LOB: 0 BB: 0 P: 16		R: 0 H: 0 E: 0 K: 2 S: 10	H: 0 LOB: 0 BB: 0 P: 13	1B: 7 2B: 0 3B: 0 HR: 1	SF: 1 SAC: 0 DP: 0 HBP: 0	WP: 1 PB: 0 SB: 0 CS: 0
PITCHER	IP WLS BF H R ER SO BB IBB HBP BLK WP HR S P ERA WHIP	4.0 1.0 19 5 3 3 7 2 0 0 0 0 1 54 91 6.75 1.750	1.0 W 4 1 0 0 1 0 0 0 0 0 0 10 14 0.00 1.000	1.0 H 3 0 0 0 2 0 0 0 0 0 11 14 0.00 0.000	0.2 H 5 2 1 1 0 1 0 0 0 0 11 18 13.50 4.500	0.1 H 1 0 0 0 0 0 0 0 0 0 1 3 0.00 0.000	PITCHER	IP WLS BF H R ER SO BB IBB HBP BLK WP HR S P ERA WHIP	1.0 3 0 0 0 0 2 0 0 0 0 0 0 10 16 0.00 0.000	1.0 3 0 0 0 0 2 0 0 0 0 0 10 13 0.00 0.000	6.14	8.1 1.0 3 0 0 0 2 0 0 0 0 0 10 16 0.00 0.000	9.1 1.0 3 0 0 0 2 0 0 0 0 0 10 13 0.00 0.000	6.14								

Batter	1	2	3	4	5	6	7	8	9	AB	R	H	RBI	BB	SO	LOB	BOTTOM			
50 Mookie Betts, R (1,9) OBP: 0.306, SLG: 0.279										4	2	1	0	1	2	1	Los Angeles Dodgers @ Boston Red Sox Fenway Park, Boston, MA Tue Oct 23 2018, 8:13 PM - 12:03 AM EDT Att: 38,454 - Clear - 53 F			
16 Andrew Benintendi, L (1,7) OBP: 0.362, SLG: 0.365										5	3	4	1	0	0	1				
25 Steve Pearce, R (1,3) OBP: 0.382, SLG: 0.393 18 Mitch Moreland, L (7,PH) OBP: 0.500, SLG: 0.500										2	1	0	0	1	0	2				
28 J.D. Martinez, R (1,10) OBP: 0.444, SLG: 0.571										3	1	2	2	1	1	3				
2 Xander Bogaerts, R (1,6) OBP: 0.333, SLG: 0.359										3	0	0	1	1	1	5				
11 Rafael Devers, L (1,5) OBP: 0.440, SLG: 0.500 36 Eduardo Núñez, R (7,PH) OBP: 0.316, SLG: 0.471										2	0	1	1	1	1	2				
5 Ian Kinsler, R (1,4) OBP: 0.241, SLG: 0.321										4	0	0	0	0	2	3				
3 Sandy León, S (1,2) OBP: 0.182, SLG: 0.182										4	0	2	0	0	2	0				
19 Jackie Bradley Jr., L (1,8) OBP: 0.333, SLG: 0.419										4	0	0	0	0	2	3				
Inning Stats	R: 2 H: 3 E: 0 K: 0 S: 13	H: 3 LOB: 0 BB: 0 P: 20	R: 0 H: 1 E: 0 K: 1 S: 11	H: 1 LOB: 1 BB: 1 P: 17	R: 1 H: 2 E: 0 K: 2 S: 12	H: 2 LOB: 1 BB: 1 P: 19	R: 0 H: 0 E: 0 K: 2 S: 10	H: 0 LOB: 0 BB: 0 P: 13	R: 2 H: 2 E: 0 K: 1 S: 13	H: 2 LOB: 2 BB: 2 P: 24	R: 0 H: 0 E: 0 K: 2 S: 8	H: 0 LOB: 0 BB: 0 P: 12	R: 3 H: 2 E: 0 K: 2 S: 13	H: 2 LOB: 0 BB: 1 P: 17	R: 0 H: 1 E: 0 K: 2 S: 11	H: 1 LOB: 1 BB: 0 P: 17		1B: 8 2B: 2 3B: 0 HR: 1	SF: 0 SAC: 0 DP: 1 HBP: 0	WP: 1 PB: 0 SB: 1 CS: 1
PITCHER	IP WLS BF H R ER SO BB IBB HBP BLK WP HR S P ERA WHIP	4.0 L 20 7 5 5 5 2 1 0 0 0 1 7 14 11.25 2.250	5.1 5 1 0 0 1 1 0 0 0 0 1 0 7 14 0.00 2.000	1.0 4 1 1 1 2 0 0 0 0 0 0 7 10 9.00 1.000	0.2 3 0 0 0 2 0 1 0 0 0 0 7 10 0.00 0.000	1.1 6 2 2 2 2 0 0 0 0 0 1 14 21 13.50 1.500	PITCHER	IP WLS BF H R ER SO BB IBB HBP BLK WP HR S P ERA WHIP	1.1 3 0 0 0 0 2 0 0 0 0 0 10 16 0.00 0.000	1.1 3 0 0 0 0 2 0 0 0 0 10 13 0.00 0.000	6.14	8.1 1.0 3 0 0 0 2 0 0 0 0 10 16 0.00 0.000	9.1 1.0 3 0 0 0 2 0 0 0 0 10 13 0.00 0.000	6.14						




Batter	1	2	3	4	5	6	7	8	9	AB	R	H	RBI	BB	SO	LOB	TOP					
6 Brian Dozier, R (1,4) OBP: 0.350, SLG: 0.133 35 Cody Bellinger, L (5,8) OBP: 0.227, SLG: 0.231	G5-3		FC5-4 BB		L7			K		2	0	0	0	1	0	0	Los Angeles Dodgers @ Boston Red Sox Fenway Park, Boston, MA Wed Oct 24 2018, 8:10 PM - 11:22 PM EDT Att: 38,644 - Cloudy - 47 F					
10 Justin Turner, R (1,5) OBP: 0.362, SLG: 0.365	K		FC5-4		G5-3			G6-3		4	0	0	0	0	1	1						
25 David Freese, R (1,3) OBP: 0.444, SLG: 0.667 31 Joc Pederson, L (6,PH) OBP: 0.303, SLG: 0.367					F8			F7		2	1	1	0	1	0	0						
8 Manny Machado, R (1,6) OBP: 0.304, SLG: 0.471	P3				BB 27 SF8 1B					1	0	0	0	0	0	0						
3 Chris Taylor, R (1,7) OBP: 0.417, SLG: 0.500					BB 66 1B			F7		4	1	1	0	0	0	1						
27 Matt Kemp, R (1,10) OBP: 0.217, SLG: 0.381					BB 66 1B			B5-3		3	0	0	0	1	1	0						
14 Enrique Hernández, R (1,8) OBP: 0.216, SLG: 0.185					BB 66 1B			G4-3		3	0	0	0	1	1	0						
13 Max Muncy, L (7,PH) OBP: 0.370, SLG: 0.361					SF8			G5-3		3	0	0	1	0	1	0						
66 Yasiel Puig, R (1,9) OBP: 0.405, SLG: 0.472					3-H					2	0	0	0	0	1	2						
15 Austin Barnes, R (1,2) OBP: 0.167, SLG: 0.091 9 Yasmani Grandal, S (7,PH) OBP: 0.241, SLG: 0.280					K			K		1	0	0	0	0	1	0						
Inning Stats	R: 0 E: 0 K: 1 S: 8	H: 0 LOB: 1 BB: 1 P: 13	R: 0 E: 0 K: 2 S: 10	H: 0 LOB: 0 BB: 0 P: 13	R: 0 E: 0 K: 0 S: 9	H: 0 LOB: 1 BB: 1 P: 17	R: 2 E: 0 K: 2 S: 16	H: 3 LOB: 2 BB: 1 P: 24	R: 0 E: 0 K: 0 S: 10	H: 0 LOB: 0 BB: 0 P: 8	R: 0 E: 0 K: 2 S: 8	H: 0 LOB: 0 BB: 0 P: 11	R: 0 E: 0 K: 1 S: 9	H: 0 LOB: 0 BB: 0 P: 13	R: 0 E: 0 K: 0 S: 7	H: 0 LOB: 0 BB: 0 P: 9	1B: 3 2B: 0 3B: 0 HR: 0	SF: 1 SAC: 0 DP: 0 HBP: 0	WP: 0 PB: 0 SB: 0 CS: 0	PA: 33		
PITCHER	IP WLS BF H R ER SO BB IBB HBP BLK WP HR S P ERA WHIP	IP WLS BF H R ER SO BB IBB HBP BLK WP HR S P ERA WHIP	IP WLS BF H R ER SO BB IBB HBP BLK WP HR S P ERA WHIP	IP WLS BF H R ER SO BB IBB HBP BLK WP HR S P ERA WHIP	IP WLS BF H R ER SO BB IBB HBP BLK WP HR S P ERA WHIP	IP WLS BF H R ER SO BB IBB HBP BLK WP HR S P ERA WHIP	IP WLS BF H R ER SO BB IBB HBP BLK WP HR S P ERA WHIP	IP WLS BF H R ER SO BB IBB HBP BLK WP HR S P ERA WHIP	IP WLS BF H R ER SO BB IBB HBP BLK WP HR S P ERA WHIP	IP WLS BF H R ER SO BB IBB HBP BLK WP HR S P ERA WHIP	IP WLS BF H R ER SO BB IBB HBP BLK WP HR S P ERA WHIP	IP WLS BF H R ER SO BB IBB HBP BLK WP HR S P ERA WHIP	IP WLS BF H R ER SO BB IBB HBP BLK WP HR S P ERA WHIP	IP WLS BF H R ER SO BB IBB HBP BLK WP HR S P ERA WHIP	IP WLS BF H R ER SO BB IBB HBP BLK WP HR S P ERA WHIP	IP WLS BF H R ER SO BB IBB HBP BLK WP HR S P ERA WHIP	IP WLS BF H R ER SO BB IBB HBP BLK WP HR S P ERA WHIP	IP WLS BF H R ER SO BB IBB HBP BLK WP HR S P ERA WHIP	IP WLS BF H R ER SO BB IBB HBP BLK WP HR S P ERA WHIP	IP WLS BF H R ER SO BB IBB HBP BLK WP HR S P ERA WHIP	IP WLS BF H R ER SO BB IBB HBP BLK WP HR S P ERA WHIP	IP WLS BF H R ER SO BB IBB HBP BLK WP HR S P ERA WHIP

Batter	1	2	3	4	5	6	7	8	9	AB	R	H	RBI	BB	SO	LOB	BOTTOM					
50 Mookie Betts, R (1,9) OBP: 0.340, SLG: 0.340	G6-3				BB 25 BB 16 BB 28 1B					4	1	3	0	0	0	0	Los Angeles Dodgers @ Boston Red Sox Fenway Park, Boston, MA Wed Oct 24 2018, 8:10 PM - 11:22 PM EDT Att: 38,644 - Cloudy - 47 F					
16 Andrew Benintendi, L (1,7) OBP: 0.353, SLG: 0.370	K				BB 28 1B					3	1	0	0	1	2	2						
25 Steve Pearce, R (1,3) OBP: 0.378, SLG: 0.387 18 Mitch Moreland, L (7,PH) OBP: 0.462, SLG: 0.455	P3				BB 28 1B					2	0	0	1	1	0	1						
28 J.D. Martinez, R (1,10) OBP: 0.429, SLG: 0.538					BB 28 1B					1	0	0	0	0	1	1						
2 Xander Bogaerts, R (1,6) OBP: 0.327, SLG: 0.372					BB 28 1B					4	0	1	2	0	0	0						
11 Rafael Devers, L (1,5) OBP: 0.379, SLG: 0.423					BB 28 1B					4	1	1	0	0	2	2						
5 Ian Kinsler, R (1,4) OBP: 0.250, SLG: 0.323					BB 28 1B					2	0	0	0	0	2	1						
19 Jackie Bradley Jr., L (1,8) OBP: 0.333, SLG: 0.412					BB 28 1B					3	0	1	1	0	0	0						
7 Christian Vázquez, R (1,2) OBP: 0.289, SLG: 0.400					BB 28 1B					3	1	1	0	0	1	0						
Inning Stats	R: 0 E: 0 K: 1 S: 6	H: 0 LOB: 0 BB: 0 P: 11	R: 1 E: 0 K: 1 S: 11	H: 3 LOB: 2 BB: 0 P: 16	R: 0 E: 0 K: 1 S: 9	H: 1 LOB: 0 BB: 0 P: 11	R: 0 E: 0 K: 2 S: 8	H: 0 LOB: 0 BB: 0 P: 13	R: 3 E: 0 K: 1 S: 17	H: 3 LOB: 2 BB: 2 P: 30	R: 0 E: 0 K: 0 S: 8	H: 0 LOB: 0 BB: 0 P: 9	R: 0 E: 0 K: 2 S: 11	H: 1 LOB: 1 BB: 0 P: 19	R: 0 E: 0 K: 0 S: 4	H: 0 LOB: 0 BB: 0 P: 5		1B: 6 2B: 2 3B: 0 HR: 0	SF: 0 SAC: 0 DP: 0 HBP: 0	WP: 1 PB: 0 SB: 0 CS: 0	PA: 33	
PITCHER	IP WLS BF H R ER SO BB IBB HBP BLK WP HR S P ERA WHIP	IP WLS BF H R ER SO BB IBB HBP BLK WP HR S P ERA WHIP	IP WLS BF H R ER SO BB IBB HBP BLK WP HR S P ERA WHIP	IP WLS BF H R ER SO BB IBB HBP BLK WP HR S P ERA WHIP	IP WLS BF H R ER SO BB IBB HBP BLK WP HR S P ERA WHIP	IP WLS BF H R ER SO BB IBB HBP BLK WP HR S P ERA WHIP	IP WLS BF H R ER SO BB IBB HBP BLK WP HR S P ERA WHIP	IP WLS BF H R ER SO BB IBB HBP BLK WP HR S P ERA WHIP	IP WLS BF H R ER SO BB IBB HBP BLK WP HR S P ERA WHIP	IP WLS BF H R ER SO BB IBB HBP BLK WP HR S P ERA WHIP	IP WLS BF H R ER SO BB IBB HBP BLK WP HR S P ERA WHIP	IP WLS BF H R ER SO BB IBB HBP BLK WP HR S P ERA WHIP	IP WLS BF H R ER SO BB IBB HBP BLK WP HR S P ERA WHIP	IP WLS BF H R ER SO BB IBB HBP BLK WP HR S P ERA WHIP	IP WLS BF H R ER SO BB IBB HBP BLK WP HR S P ERA WHIP	IP WLS BF H R ER SO BB IBB HBP BLK WP HR S P ERA WHIP	IP WLS BF H R ER SO BB IBB HBP BLK WP HR S P ERA WHIP	IP WLS BF H R ER SO BB IBB HBP BLK WP HR S P ERA WHIP	IP WLS BF H R ER SO BB IBB HBP BLK WP HR S P ERA WHIP	IP WLS BF H R ER SO BB IBB HBP BLK WP HR S P ERA WHIP	IP WLS BF H R ER SO BB IBB HBP BLK WP HR S P ERA WHIP	IP WLS BF H R ER SO BB IBB HBP BLK WP HR S P ERA WHIP

Los Angeles Dodgers @ Boston Red Sox
 Fenway Park, Boston, MA
 Wed Oct 24 2018, 8:10 PM - 11:22 PM EDT
 Att: 38,644 - Cloudy - 47 F

AB 29
R 2
H 3
RBI 2
BB 3
SO 8
LOB 6



Los Angeles Dodgers @ Boston Red Sox
 Fenway Park, Boston, MA
 Wed Oct 24 2018, 8:10 PM - 11:22 PM EDT
 Att: 38,644 - Cloudy - 47 F

AB 31
R 4
H 8
RBI 4
BB 2
SO 8
LOB 7



