

# Los Angeles Dodgers - 2019









Batter	1	2	3	4	5	6	7	8	9	AB	R	H	RBI	BB	SO	LOB	TOP			
85 Trent Giambrone, R (1,4) OBP: 0.500, SLG: 1.167 65 Vimala Machin, L (7,4)	0-0 92 1B 12 F8-2 2B		3-2 HR	G1-3			0-0 G5-3		0-0 G3	4	1	2	1	0	0	2				
92 Christian Adams, S (1,6) OBP: 0.300, SLG: 0.300 90 Jhonny Bethencourt, R (7,6)	0-0 97 BB 8 BB 2-3 1B		0-0 P6	K			0-3 K			4	0	1	0	0	2	2				
8 Ian Happ, S (1,8) 75 Jacob Hannemann, L (5,8) OBP: 0.571, SLG: 0.400	4-0 97 BB 1-2 BB		0-0 G6-3			0-0 P5			0-0 G4-3	2	0	0	0	1	0	0				
12 Kyle Schwarber, L (1,10) OBP: 0.667, SLG: 0.667 37 James Adduci, L (8,PH) OBP: 0.167, SLG: 0.167	0-0 F8-2		4-0 BB			0-3 K			0-3 K	2	0	0	0	1	1	3				
97 Yasiel Balaguert, R (1,3) 86 Tyler Durma, L (8,3)	4-0 83 FC4 1-2 2-3 BB		0-0 G5-3			0-0 G6-3			0-0 F9	3	0	0	0	1	0	1				
83 Johnny Field, R (1,7) OBP: 0.333, SLG: 0.571 0 Wynton Bernard, R (8,7)	0-0 FC4		4-0 91 1B 60 BB 91 E BB			0-3 K			0-0 G6-3	3	1	0	0	1	1	3				
60 Francisco Arcia, L (1,2) 86 P.J. Higgins, R (6,2)		0-0 L6	4-0 91 E 1-2 BB			4-0 BB			0-0 G5-3	1	0	0	0	2	0	0				
91 Jose Cardona, R (1,9) OBP: 0.500, SLG: 0.333		0-0 F9	0-0 E7			0-3 K			4-0 19 WP BB	3	0	1	0	1	1	1				
58 Chesny Young, R (1,5) 19 Jesse Hodges, R (6,5)		0-0 G6-3	0-0 G3			0-3 K			1-0 F7	3	0	0	0	0	1	3				
<b>Inning Stats</b>	R: 0 E: 0 K: 0 S: 4	H: 2 LOB: 3 BB: 2 P: 12	R: 0 E: 0 K: 0 S: 3	H: 0 LOB: 0 BB: 0 P: 3	R: 1 E: 0 K: 0 S: 6	H: 1 LOB: 1 BB: 1 P: 13	R: 1 E: 1 K: 1 S: 6	H: 1 LOB: 2 BB: 2 P: 14	R: 0 E: 0 K: 1 S: 5	H: 0 LOB: 0 BB: 0 P: 5	R: 0 E: 0 K: 1 S: 5	H: 0 LOB: 1 BB: 1 P: 5	R: 0 E: 0 K: 1 S: 5	H: 0 LOB: 0 BB: 0 P: 5	R: 0 E: 0 K: 0 S: 3	H: 0 LOB: 1 BB: 1 P: 8	1B: 2 2B: 2 3B: 0 HR: 1	SF: 0 SAC: 0 DP: 1 HBP: 0	WP: 1 PB: 0 SB: 0 CS: 0	PA: 37
<b>PITCHER</b>	IP WLS BF H R ER SO	IP WLS BF H R ER SO	IP WLS BF H R ER SO	IP WLS BF H R ER SO	IP WLS BF H R ER SO	IP WLS BF H R ER SO	IP WLS BF H R ER SO	IP WLS BF H R ER SO	IP WLS BF H R ER SO	IP WLS BF H R ER SO	IP WLS BF H R ER SO	IP WLS BF H R ER SO	IP WLS BF H R ER SO	IP WLS BF H R ER SO	IP WLS BF H R ER SO	IP WLS BF H R ER SO	ERA WHIP	ERA WHIP	ERA WHIP	
48 Brock Stewart, R (1,1) ERA: 0.00	1.0 W 6 2 0 0 0	1.0 H 3 0 0 0 0	1.0 H 5 1 1 1 0	2.0 H 9 1 1 0 2	1.0 H 4 0 0 0 3	2.0 H 9 1 1 0 2	1.0 H 4 0 0 0 3	2.0 H 6 0 0 0 2	1.0 H 4 0 0 0 0	1.0 H 4 0 0 0 0	1.0 H 4 0 0 0 0	1.0 H 4 0 0 0 0	1.0 H 4 0 0 0 0	1.0 H 4 0 0 0 0	1.0 H 4 0 0 0 0	1.0 H 4 0 0 0 0	0.00 4.000	0.00 0.000	0.00 1.000	
47 JT Chargois, R (2,1) ERA: 9.0	1.0 H 3 0 0 0 0	1.0 H 5 1 1 1 0	2.0 H 9 1 1 0 2	1.0 H 4 0 0 0 3	2.0 H 9 1 1 0 2	1.0 H 4 0 0 0 3	2.0 H 6 0 0 0 2	1.0 H 4 0 0 0 0	1.0 H 4 0 0 0 0	1.0 H 4 0 0 0 0	1.0 H 4 0 0 0 0	1.0 H 4 0 0 0 0	1.0 H 4 0 0 0 0	1.0 H 4 0 0 0 0	1.0 H 4 0 0 0 0	1.0 H 4 0 0 0 0	0.00 2.000	9.00 2.000	0.00 1.500	
46 Josh Fields, R (3,1) ERA: 9.0	1.0 H 3 0 0 0 0	1.0 H 5 1 1 1 0	2.0 H 9 1 1 0 2	1.0 H 4 0 0 0 3	2.0 H 9 1 1 0 2	1.0 H 4 0 0 0 3	2.0 H 6 0 0 0 2	1.0 H 4 0 0 0 0	1.0 H 4 0 0 0 0	1.0 H 4 0 0 0 0	1.0 H 4 0 0 0 0	1.0 H 4 0 0 0 0	1.0 H 4 0 0 0 0	1.0 H 4 0 0 0 0	1.0 H 4 0 0 0 0	1.0 H 4 0 0 0 0	0.00 1.000	0.00 1.000	0.00 1.500	
89 Justin De Fratus, R (4,1) ERA: 9.0	1.0 H 3 0 0 0 0	1.0 H 5 1 1 1 0	2.0 H 9 1 1 0 2	1.0 H 4 0 0 0 3	2.0 H 9 1 1 0 2	1.0 H 4 0 0 0 3	2.0 H 6 0 0 0 2	1.0 H 4 0 0 0 0	1.0 H 4 0 0 0 0	1.0 H 4 0 0 0 0	1.0 H 4 0 0 0 0	1.0 H 4 0 0 0 0	1.0 H 4 0 0 0 0	1.0 H 4 0 0 0 0	1.0 H 4 0 0 0 0	1.0 H 4 0 0 0 0	0.00 1.000	0.00 1.000	0.00 1.500	
92 Luis Vasquez, R (6,1) ERA: 9.0	1.0 H 3 0 0 0 0	1.0 H 5 1 1 1 0	2.0 H 9 1 1 0 2	1.0 H 4 0 0 0 3	2.0 H 9 1 1 0 2	1.0 H 4 0 0 0 3	2.0 H 6 0 0 0 2	1.0 H 4 0 0 0 0	1.0 H 4 0 0 0 0	1.0 H 4 0 0 0 0	1.0 H 4 0 0 0 0	1.0 H 4 0 0 0 0	1.0 H 4 0 0 0 0	1.0 H 4 0 0 0 0	1.0 H 4 0 0 0 0	1.0 H 4 0 0 0 0	0.00 1.000	0.00 1.000	0.00 1.500	

Chicago Cubs @ Los Angeles Dodgers  
Camelback Ranch, Glendale, AZ  
Mon Feb 25 2019, 3:05 PM - 5:59 PM EST  
Att: 7,535 - Partly Cloudy - 63 F

AB 30  
R 2  
H 4  
RBI 1  
BB 7  
SO 7  
LOB 17



Batter	1	2	3	4	5	6	7	8	9	AB	R	H	RBI	BB	SO	LOB	BOTTOM			
31 Joc Pederson, L (1,7) OBP: 0.333, SLG: 0.800 27 Shane Peterson, L (5,7)	4-0 10 HR BB		0-3 K	1-3 K2-3	0-0 G3-1		0-0 G4-3			2	1	0	0	1	2	1				
10 Justin Turner, R (1,5) OBP: 1.000, SLG: 2.667 88 Omar Estévez, R (5,4) OBP: 0.250, SLG: 1.000	0-1 HR		4-0 15 FC4-6 14 1B 16 SF7 BB	0-0 15 1B 2B		0-0 G5-3	0-0 G6-3			2	3	2	3	1	0	0				
14 Enrique Hernández, R (1,4) OBP: 0.667, SLG: 0.667 41 Ezequiel Carrera, L (5,9) OBP: 1.000, SLG: 1.000	0-0 P3		0-0 15 FC4-6 1B	4-0 15 1B BB		4-0 9 2B BB			0-0 9 1B 58 1B 1B	2	0	1	0	1	0	0				
15 Austin Barnes, R (1,2) OBP: 0.500, SLG: 0.667 9 Daniel Castro, R (6,6) OBP: 0.500, SLG: 0.833	0-0 F7		0-0 FC4-6 72 1B 1-2 2-3 1B	0-0 15 1B BB		0-0 58 SF7 2B			0-0 89 BB 58 1B 1B	3	0	1	1	0	0	2				
16 Paulo Orlando, R (1,9) OBP: 0.333, SLG: 0.500 84 Cody Asche, L (5,5)	0-0 72 1B 2B		0-0 SF7	0-0 P3		4-0 BB			0-3 K	2	1	1	1	0	0	2				
72 Matt Bealy, L (1,3) OBP: 0.444, SLG: 0.778 58 Rocky Gale, R (6,2) OBP: 0.333, SLG: 0.500 28 Josh Thole, L (9,2)	0-0 80 FC6-4 1B		0-0 3H 1B	0-0 1B		0-0 L7	0-0 SF7		0-0 89 BB 1-2 1B	3	0	2	1	0	0	0				
80 DJ Peters, R (1,8) OBP: 0.286, SLG: 1.143 43 Cameron Perkins, R (6,3) OBP: 0.200, SLG: 0.200	0-0 FC6-4		0-0 P2	0-0 K		0-3 K	0-0 L8		0-3 K	3	0	0	0	0	1	3				
67 Will Smith, R (1,10) OBP: 0.250, SLG: 0.250 89 Kyle Garlick, R (7,PH) OBP: 0.167, SLG: 0.167		0-0 P5	0-0 E5	0-0 81 FC5-4 1B		0-0 81 2B 1B			0-3 K	1	0	0	0	1	1	0				
81 Gavin Lux, L (1,6) OBP: 0.400, SLG: 0.600 0 Logan Landon, R (6,8) OBP: 0.500, SLG: 2.000		0-0 F8	0-0 FC5-4 10 2B 31 S 1-2	0-0 10 2B 2B		0-0 HR			0-3 K	3	1	1	1	0	0	1				
<b>Inning Stats</b>	R: 3 E: 0 K: 0 S: 7	H: 3 LOB: 1 BB: 1 P: 11	R: 0 E: 0 K: 1 S: 5	H: 0 LOB: 0 BB: 0 P: 5	R: 1 E: 0 K: 0 S: 5	H: 2 LOB: 2 BB: 1 P: 9	R: 2 E: 1 K: 1 S: 8	H: 2 LOB: 2 BB: 1 P: 13	R: 1 E: 0 K: 1 S: 7	H: 2 LOB: 1 BB: 0 P: 7	R: 2 E: 0 K: 0 S: 4	H: 1 LOB: 1 BB: 2 P: 12	R: 1 E: 0 K: 1 S: 8	H: 1 LOB: 0 BB: 0 P: 10	R: 1 E: 0 K: 3 S: 12	H: 3 LOB: 3 BB: 1 P: 16	1B: 8 2B: 4 3B: 0 HR: 2	SF: 2 SAC: 0 DP: 0 HBP: 0	WP: 0 PB: 0 SB: 1 CS: 0	PA: 45
<b>PITCHER</b>	IP WLS BF H R ER SO	IP WLS BF H R ER SO	IP WLS BF H R ER SO	IP WLS BF H R ER SO	IP WLS BF H R ER SO	IP WLS BF H R ER SO	IP WLS BF H R ER SO	IP WLS BF H R ER SO	IP WLS BF H R ER SO	IP WLS BF H R ER SO	IP WLS BF H R ER SO	IP WLS BF H R ER SO	IP WLS BF H R ER SO	IP WLS BF H R ER SO	IP WLS BF H R ER SO	IP WLS BF H R ER SO	ERA WHIP	ERA WHIP	ERA WHIP	
79 Christian Bergman, R (1,1) ERA: 5.4	1.2 L 12 4 3 1 1	1.1 L 6 2 1 1 1	2.0 L 10 2 3 3 1	2.0 L 10 2 3 3 1	0.2 L 5 3 1 1 2	0.1 L 2 0 0 0 0	0.1 L 2 0 0 0 0	0.1 L 2 0 0 0 0	0.1 L 2 0 0 0 0	0.1 L 2 0 0 0 0	0.1 L 2 0 0 0 0	0.1 L 2 0 0 0 0	0.1 L 2 0 0 0 0	0.1 L 2 0 0 0 0	0.1 L 2 0 0 0 0	0.1 L 2 0 0 0 0	5.40 3.600	6.75 1.500	13.50 2.000	
67 Rob Scallil, R (4,1) ERA: 6.75	1.1 L 6 2 1 1 1	2.0 L 10 2 3 3 1	2.0 L 10 2 3 3 1	2.0 L 10 2 3 3 1	0.2 L 5 3 1 1 2	0.1 L 2 0 0 0 0	0.1 L 2 0 0 0 0	0.1 L 2 0 0 0 0	0.1 L 2 0 0 0 0	0.1 L 2 0 0 0 0	0.1 L 2 0 0 0 0	0.1 L 2 0 0 0 0	0.1 L 2 0 0 0 0	0.1 L 2 0 0 0 0	0.1 L 2 0 0 0 0	0.1 L 2 0 0 0 0	6.75 1.500	13.50 2.000	13.50 4.500	
82 Ian Clarkin, L (6,1) ERA: 13.5	1.1 L 6 2 1 1 1	2.0 L 10 2 3 3 1	2.0 L 10 2 3 3 1	2.0 L 10 2 3 3 1	0.2 L 5 3 1 1 2	0.1 L 2 0 0 0 0	0.1 L 2 0 0 0 0	0.1 L 2 0 0 0 0	0.1 L 2 0 0 0 0	0.1 L 2 0 0 0 0	0.1 L 2 0 0 0 0	0.1 L 2 0 0 0 0	0.1 L 2 0 0 0 0	0.1 L 2 0 0 0 0	0.1 L 2 0 0 0 0	0.1 L 2 0 0 0 0	13.50 2.000	13.50 4.500	13.50 4.500	
92 Rob Zastynny, L (8,1) ERA: 13.5	1.1 L 6 2 1 1 1	2.0 L 10 2 3 3 1	2.0 L 10 2 3 3 1	2.0 L 10 2 3 3 1	0.2 L 5 3 1 1 2	0.1 L 2 0 0 0 0	0.1 L 2 0 0 0 0	0.1 L 2 0 0 0 0	0.1 L 2 0 0 0 0	0.1 L 2 0 0 0 0	0.1 L 2 0 0 0 0	0.1 L 2 0 0 0 0	0.1 L 2 0 0 0 0	0.1 L 2 0 0 0 0	0.1 L 2 0 0 0 0	0.1 L 2 0 0 0 0	13.50 4.500	13.50 4.500	13.50 4.500	

Chicago Cubs @ Los Angeles Dodgers  
Camelback Ranch, Glendale, AZ  
Mon Feb 25 2019, 3:05 PM - 5:59 PM EST  
Att: 7,535 - Partly Cloudy - 63 F

AB 37  
R 11  
H 14  
RBI 11  
BB 6  
SO 7  
LOB 18





Batter	1	2	3	4	5	6	7	8	9	AB	R	H	RBI	BB	SO	LOB	TOP			
11 AJ Pollock, R OBP: 0.500, SLG: 0.400 43 Cameron Perkins, R OBP: 0.286, SLG: 0.286	4-1 BB 13 E 13 G3 BB		0-0 1B			0-0 1B		0-0 1B	0-3 K2-3	2	0	2	0	1	0	0	<b>Los Angeles Dodgers @ Kansas City Royals</b> Surprise Stadium, Surprise, AZ Tue Feb 26 2019, 3:10 PM - 6:05 PM EST Att: 3,419 - Partly Cloudy - 68 F			
13 Max Muncy, L 83 Jake Peter, L OBP: 0.600, SLG: 0.333	0-0 G3		0-0 FC5 3 CS			0-0 P4		4-0 BB 89 G6-4-3		3	0	0	0	0	0	3				
3 Chris Taylor, R 89 Kyle Garlick, R	0-0 F8		1-0 CS	0-0 F7		0-0 F9		0-0 BB 1-2		3	0	0	0	0	0	2				
35 Cody Bellinger, L 84 Cody Asche, L	0-0 G1-3			4-0 BB		0-0 G4-3			0-0 L3	2	0	0	0	1	0	2				
55 Russell Martin, R 67 Will Smith, R OBP: 0.167, SLG: 0.167		0-0 G5-3		0-0 F9			0-0 P2		0-0 F9	2	0	0	0	0	0	1				
25 David Freese, R 27 Shane Peterson, L OBP: 0.333, SLG: 0.833		0-0 L3		0-0 G4-3			0-0 16 WP 1B		3-1 HR	2	0	0	0	0	0	1				
27 Alex Verdugo, L 16 Paulo Orlando, R OBP: 0.375, SLG: 0.400					0-0 G5-3		0-1 P6		4-0 BB 41 BB 88 1B	2	0	1	0	0	0	0				
71 Edwin Rios, L 41 Ezequiel Carrera, L OBP: 0.833, SLG: 0.750					0-0 L6		0-0 G6-3		4-0 BB 88 1B	2	0	0	0	0	0	1				
9 Daniel Castro, R 88 Omar Estévez, R OBP: 0.333, SLG: 0.833			0-3 K			0-0 G1-3		0-0 G5-3	1-3 2-H 1B	2	0	0	0	0	0	0				
<b>Inning Stats</b>	R: 0 E: 1 K: 0 S: 4	H: 0 LOB: 1 BB: 1 P: 8	R: 0 E: 0 K: 0 S: 4	H: 1 LOB: 1 BB: 0 P: 4	R: 0 E: 0 K: 1 S: 5	H: 1 LOB: 0 BB: 0 P: 6	R: 0 E: 0 K: 0 S: 3	H: 0 LOB: 1 BB: 1 P: 7	R: 0 E: 0 K: 0 S: 3	H: 0 LOB: 0 BB: 0 P: 3	R: 0 E: 0 K: 0 S: 4	H: 1 LOB: 1 BB: 0 P: 4	R: 0 E: 0 K: 0 S: 5	H: 1 LOB: 1 BB: 0 P: 5	R: 0 E: 0 K: 0 S: 3	H: 1 LOB: 2 BB: 2 P: 7		1B: 6 2B: 0 3B: 0 HR: 1	SF: 0 SAC: 0 DP: 1 HBP: 0	WP: 1 PB: 0 SB: 0 CS: 1
<b>PITCHER</b>	IP WLS BF H R ER SO BB IBB HBP BLK WP HR S P ERA WHIP	31 Ian Kennedy, R ERA: 18.0	73 Michael Ynoa, R ERA: 0.00	43 Willy Peralta, L ERA: 0.00	64 Scott Blewett, R ERA: 1.00	54 Tim Hill, L ERA: 2.00	80 Kevin Lenik, R ERA: 18.0	IP WLS BF H R ER SO BB IBB HBP BLK WP HR S P ERA WHIP	1.0 7 7 2 2 2 1 2 0 0 0 0 0 1 8 12 0.00 1.000											

Batter	1	2	3	4	5	6	7	8	9	AB	R	H	RBI	BB	SO	LOB	BOTTOM			
15 Whit Merrifield, R OBP: 0.375, SLG: 0.429 18 D.J. Burt, R OBP: 0.500, SLG: 0.500	0-3 K			0-0 13 BB 6 BB 1B		0-0 G5-3	0-0 F8	0-0 E7 11 BB 1B		3	0	1	0	0	1	0	<b>Los Angeles Dodgers @ Kansas City Royals</b> Surprise Stadium, Surprise, AZ Tue Feb 26 2019, 3:10 PM - 6:05 PM EST Att: 3,419 - Partly Cloudy - 68 F			
6 Billy Hamilton, S 11 Bubba Starling, R OBP: 0.875, SLG: 1.857	0-3 K			4-0 13 BB BB		0-0 BB 25 BB 2B		1-1 2-H BB 1B		1	0	0	0	1	1	0				
4 Alex Gordon, L 44 Khalil Lee, L OBP: 0.667, SLG: 0.500	0-0 G4-3			0-0 P5		4-0 BB 25 BB 13 BB BB		0-0 BB 1B G4-3		2	0	0	0	0	0	2				
13 Salvador Perez, R 67 Samir Dúezel, L OBP: 0.667, SLG: 0.800		0-3 K		4-0 25 G4-6-3 BB		4-0 BB 2 G5-3 25 BB BB		1-2 2-3 BB 1B	4-0 BB 1 BB 16 WP 22 G4-6-3 BB	1	0	0	0	2	1	0				
25 Brian Goodwin, L 16 Elier Hernandez, R OBP: 0.750, SLG: 1.500		0-3 K		0-0 G4-6-3		4-0 BB 1-2 2-3 3-H BB		4-0 BB 22 G4-6-3 1 BB 89 1B BB		2	0	0	1	1	1	3				
2 Chris Owens, R 1 Humberto Arteaga, R OBP: 0.333, SLG: 0.333		0-3 K				0-0 F9		0-0 G5-3	1-2 2-3 3-H 1B	3	0	0	0	0	1	3				
69 Frank Schwindel, R 22 Nick Pratto, L				0-0 F9		0-0 L9		0-3 K	0-0 G4-6-3	2	0	0	0	0	0	0				
75 Kelvin Gutiérrez, R 89 Emmanuel Rivera, R OBP: 0.500, SLG: 0.500				0-0 G5-3		0-0 1B		0-2 K	0-0 BB 78 BB 18 E 1B	2	0	1	0	0	0	0				
36 Cam Gallagher, R 78 Sebastián Rivera, R OBP: 0.500, SLG: 0.667				0-0 F9		0-0 F7		0-0 2B	4-0 BB 18 E 18 1B BB	2	0	0	0	0	0	1				
<b>Inning Stats</b>	R: 0 E: 0 K: 2 S: 7	H: 0 LOB: 0 BB: 0 P: 7	R: 0 E: 0 K: 3 S: 9	H: 0 LOB: 0 BB: 0 P: 9	R: 0 E: 0 K: 0 S: 3	H: 0 LOB: 0 BB: 0 P: 3	R: 0 E: 0 K: 0 S: 3	H: 1 LOB: 2 BB: 2 P: 11	R: 0 E: 0 K: 0 S: 3	H: 1 LOB: 1 BB: 0 P: 4	R: 1 E: 0 K: 0 S: 3	H: 1 LOB: 2 BB: 3 P: 15	R: 0 E: 0 K: 2 S: 8	H: 1 LOB: 1 BB: 0 P: 8	R: 7 E: 1 K: 0 S: 7	H: 5 LOB: 1 BB: 4 P: 23		1B: 7 2B: 2 3B: 0 HR: 0	SF: 0 SAC: 0 DP: 3 HBP: 0	WP: 1 PB: 0 SB: 0 CS: 0
<b>PITCHER</b>	IP WLS BF H R ER SO BB IBB HBP BLK WP HR S P ERA WHIP	18 Kenta Maeda, R ERA: 6.75	63 Yimi García, R ERA: 0.00	59 Kevin Quackenbush, R ERA: 0.00	57 Josh Smoker, L ERA: 0.00	50 Jaime Schultz, R ERA: 1.00	76 Josh Sborz, R ERA: 6.75	82 Louis Head, R ERA: 0.00	73 Stetson Allie, R ERA: 0.00	91 Ben Holmes, L ERA: 108.0	80 Shea Spitzbarth, R ERA: 21.6	IP WLS BF H R ER SO BB IBB HBP BLK WP HR S P ERA WHIP	0.1 5 5 1 1 1 0 3 0 0 0 0 0 0 2 7 7 0.00 27.000							



Batter	1	2	3	4	5	6	7	8	9	AB	R	H	RBI	BB	SO	LOB	TOP
27 Alex Verdugo, L (1, 8) 80 DJ Peters, R (4, 8) OBP: 0.300, SLG: 0.333 OBP: 0.222, SLG: 1.000										3	1	2	0	0	0	0	
41 Ezequiel Carrera, L (1, 9) 27 Shane Peterson, L (4, 9) 84 Mike Ahmed, R (8, 7)										3	1	1	0	0	0	1	
14 Enrique Hernández, R (1, 4) 83 Jake Peter, L (5, 4)									3	0	1	1	0	0	0		
31 Joc Pederson, L (1, 7) 89 Kyle Garlick, R (5, 7) OBP: 0.222, SLG: 0.500 OBP: 0.429, SLG: 0.500									3	0	0	0	0	0	1	2	
15 Austin Barnes, R (1, 2) 81 Gavin Lux, L (5, 6) OBP: 0.333, SLG: 0.444 OBP: 0.286, SLG: 0.429									3	0	0	0	0	0	2	2	
72 Matt Bealy, L (1, 3) 43 Cameron Perkins, R (6, PH) OBP: 0.545, SLG: 0.800 OBP: 0.222, SLG: 0.222									1	0	1	0	1	0	0		
28 Josh Thole, L (1, 10) 70 Keibert Ruiz, S (6, PH) (6, 10)									1	0	0	0	1	0	1		
84 Cody Asche, L (1, 5) 87 Cristian Santana, R (6, PH) OBP: 0.500, SLG: 1.000									1	0	0	0	1	1	3		
88 Omar Estévez, R (1, 6) 58 Rocky Gale, R (5, 2) OBP: 0.250, SLG: 0.625 OBP: 0.400, SLG: 1.000									2	0	0	0	0	1	2		
<b>Inning Stats</b>	R: 2 E: 1 K: 0 S: 6	H: 3 LOB: 0 BB: 0 P: 6	R: 0 E: 0 K: 0 S: 5	H: 2 LOB: 3 BB: 1 P: 9	R: 0 E: 1 K: 2 S: 8	H: 0 LOB: 0 BB: 2 P: 16	R: 0 E: 0 K: 2 S: 7	H: 0 LOB: 0 BB: 0 P: 7	R: 0 E: 0 K: 1 S: 6	H: 1 LOB: 1 BB: 0 P: 4	R: 3 E: 0 K: 1 S: 8	H: 3 LOB: 1 BB: 0 P: 10	1B: 5 2B: 3 3B: 1 HR: 0	SF: 1 SAC: 0 DP: 1 HBP: 1	WP: 3 PB: 0 SB: 1 CS: 0	PA: 41	
<b>PITCHER</b>	IP WLS BF H R ER SO BB IBB HBP BLK WP HR S P ERA WHIP	33 Daniel Mengden, R (1, 1) ERA: 12.0	48 Joaquin Soria, R (3, 1) ERA:	66 Ryan Dull, R (3, 1) ERA:	39 Blake Treinen, R (4, 1) ERA:	62 Lou Trivino, R (5, 1) ERA:	44 Jesús Luzardo, L (6, 1) ERA:	63 Dean Kiekhefer, L (8, 1) ERA:	70 Norge Ruiz, R (9, 1) ERA: 22.5	IP WLS BF H R ER SO BB IBB HBP BLK WP HR S P ERA WHIP	44 Jesús Luzardo, L (6, 1) ERA:	63 Dean Kiekhefer, L (8, 1) ERA:	70 Norge Ruiz, R (9, 1) ERA: 22.5	IP WLS BF H R ER SO BB IBB HBP BLK WP HR S P ERA WHIP	44 Jesús Luzardo, L (6, 1) ERA:	63 Dean Kiekhefer, L (8, 1) ERA:	70 Norge Ruiz, R (9, 1) ERA: 22.5

Los Angeles Dodgers @ Oakland Athletics  
Hohokam Stadium, Mesa, AZ  
Wed Feb 27 2019, 3:06 PM - 6:08 PM EST  
Att. 4,821 - Partly Cloudy - 70 F

AB	36
R	5
H	9
RBI	4
BB	3
SO	10
LOB	20



Batter	1	2	3	4	5	6	7	8	9	AB	R	H	RBI	BB	SO	LOB	BOTTOM	
17 Robbie Grossman, S (1, 7) 72 Skye Bolt, S (6, 7) OBP: 0.364, SLG: 0.333 OBP: 0.333, SLG: 0.143										3	0	0	0	0	0	0		
10 Marcus Semien, R (1, 6) 64 Sheldon Neuse, R (6, 5) OBP: 0.333, SLG: 0.273 OBP: 0.308, SLG: 0.333										3	0	0	0	0	0	0		
26 Matt Chapman, R (1, 10) 46 Beau Taylor, L (8, PH) (9, 10)										2	0	0	0	1	1	0		
28 Matt Olson, L (1, 3) 8 Eric Campbell, R (7, 3)										3	0	0	0	0	0	1		
25 Stephen Piscotty, R (1, 9) 79 Luis Barrera, L (7, 9) OBP: 0.450, SLG: 0.778 OBP: 0.444, SLG: 0.296										3	0	0	0	0	2	0		
20 Mark Canha, R (1, 8) 1 Franklin Barreto, R (6, 6) OBP: 0.333, SLG: 0.375 OBP: 0.500, SLG: 0.636										1	1	1	0	1	0	0		
23 Jurickson Profar, S (1, 4) 76 Corban Joseph, L (8, 4)										2	0	0	0	1	1	1		
18 Chad Pinder, R (1, 5) 11 Dustin Fowler, L (6, 8) OBP: 0.364, SLG: 0.500 OBP: 0.308, SLG: 0.500										2	0	1	1	0	0	2		
Chris Herrmann, L (1, 2) 3 Nick Hundley, R (6, 2) OBP: 0.500, SLG: 0.889										2	0	0	0	0	1	4		
<b>Inning Stats</b>	R: 0 E: 0 K: 1 S: 5	H: 0 LOB: 0 BB: 0 P: 5	R: 0 E: 1 K: 1 S: 6	H: 0 LOB: 3 BB: 2 P: 14	R: 0 E: 0 K: 2 S: 9	H: 2 LOB: 1 BB: 0 P: 9	R: 0 E: 0 K: 0 S: 3	H: 0 LOB: 0 BB: 0 P: 3	R: 0 E: 0 K: 2 S: 7	H: 1 LOB: 1 BB: 0 P: 7	R: 0 E: 0 K: 0 S: 4	H: 0 LOB: 1 BB: 1 P: 7	R: 2 E: 0 K: 0 S: 9	H: 4 LOB: 2 BB: 0 P: 11	1B: 4 2B: 2 3B: 0 HR: 1	SF: 0 SAC: 0 DP: 1 HBP: 1	WP: 1 PB: 0 SB: 0 CS: 0	PA: 39
<b>PITCHER</b>	IP WLS BF H R ER SO BB IBB HBP BLK WP HR S P ERA WHIP	7 Julio Urias, L (1, 1) ERA:	56 Daniel Corcino, R (2, 1) ERA:	79 Joe Broussard, R (4, 1) ERA: 33.75	62 Adam McCreery, L (5, 1) ERA: 13.5	80 Parker Curry, R (6, 1) ERA:	87 Ryan Moseley, R (8, 1) ERA:	89 Michael Johnson, L (9, 1) ERA: 16.0	IP WLS BF H R ER SO BB IBB HBP BLK WP HR S P ERA WHIP	87 Ryan Moseley, R (8, 1) ERA:	89 Michael Johnson, L (9, 1) ERA: 16.0	IP WLS BF H R ER SO BB IBB HBP BLK WP HR S P ERA WHIP	87 Ryan Moseley, R (8, 1) ERA:	89 Michael Johnson, L (9, 1) ERA: 16.0	IP WLS BF H R ER SO BB IBB HBP BLK WP HR S P ERA WHIP	87 Ryan Moseley, R (8, 1) ERA:	89 Michael Johnson, L (9, 1) ERA: 16.0	

Los Angeles Dodgers @ Oakland Athletics  
Hohokam Stadium, Mesa, AZ  
Wed Feb 27 2019, 3:06 PM - 6:08 PM EST  
Att. 4,821 - Partly Cloudy - 70 F

AB	34
R	3
H	7
RBI	3
BB	4
SO	6
LOB	16













Batter	1	2	3	4	5	6	7	8	9	AB	R	H	RBI	BB	SO	LOB	TOP				
16 Travis Jankowski, L (1.8) 92 Esteban Quiroz, L (6.4)	F8		7 2B	K			F8			3	1	1	0	0	1	0	<b>San Diego Padres @ Los Angeles Dodgers</b> Camelback Ranch, Glendale, AZ Fri Mar 01 2019, 8:04 PM - 10:44 PM EST Att: 9,651 - Cloudy - 77 F				
7 Manuel Margot, R (1.10) 24 Alex Dickerson, L (7.7)	F8		9 1B 32 G5-4-3			F9	G4-3			3	1	1	2	0	0	0					
9 Luis Urias, R (1.6) 21 Luis Torrens, R (6.2)			32 G5-4-3	1B		32 F9 32 S		F8		3	0	3	0	0	0	0					
32 Franmil Reyes, R (1.9) 95 Michael Reed, S (6.8)	G6-3		G5-4-3			F9		11 WP 11 S	1B	3	0	0	0	0	0	3					
33 Franchy Cordero, L (1.7) 11 Allen Craig, R (6.3)			18 CS	K		L8		K		3	0	1	0	0	1	1					
18 Austin Hedges, R (1.2) 8 Javy Guerra, L (6.6)		K		K		F9		G3		3	0	0	0	0	2	1					
2 José Pirela, R (1.3) 79 Jacob Scavuzzo, R (6.7)	E5			HR		G5-3		G6-3		3	1	1	1	0	0	0					
5 Greg Garcia, L (1.4) 1 Boog Powell, L (6.9)		K		K		G4-3		K		3	0	0	0	0	2	1					
67 Ty France, R (1.5) 94 Hudson Potts, R (7.5)			16 1B 7 2B	HR		L5		K		3	2	2	1	0	0	0					
<b>Inning Stats</b>	R: 0 E: 0 K: 0 S: 4	H: 1 LOB: 1 BB: 0 P: 4	R: 0 E: 1 K: 2 S: 8	H: 1 LOB: 1 BB: 0 P: 9	R: 3 E: 0 K: 1 S: 9	H: 4 LOB: 0 BB: 0 P: 9	R: 2 E: 0 K: 3 S: 11	H: 2 LOB: 0 BB: 0 P: 14	R: 0 E: 0 K: 0 S: 3	H: 0 LOB: 0 BB: 0 P: 3	R: 0 E: 0 K: 0 S: 3	H: 0 LOB: 0 BB: 0 P: 3	R: 0 E: 0 K: 1 S: 6	H: 1 LOB: 1 BB: 0 P: 8	R: 0 E: 0 K: 2 S: 7	H: 0 LOB: 0 BB: 0 P: 7		1B: 6 2B: 2 3B: 0 HR: 2	SF: 0 SAC: 0 DP: 1 HBP: 0	WP: 1 PB: 0 SB: 3 CS: 1	PA: 36
<b>PITCHER</b>	IP WLS BF H R ER SO	IP WLS BF H R ER SO	IP WLS BF H R ER SO	IP WLS BF H R ER SO	IP WLS BF H R ER SO	IP WLS BF H R ER SO	IP WLS BF H R ER SO	IP WLS BF H R ER SO	IP WLS BF H R ER SO	IP WLS BF H R ER SO	IP WLS BF H R ER SO	IP WLS BF H R ER SO	IP WLS BF H R ER SO	IP WLS BF H R ER SO	IP WLS BF H R ER SO	IP WLS BF H R ER SO		ERA WHIP	ERA WHIP	ERA WHIP	
99 Hyun Jin Ryu, L (3.1) 59 Kevin Quackenbush, R (9.0) 52 Pedro Báez, R (4.1) 73 Stetson Allie, L (5.1) 75 Scott Alexander, L (6.1)	2.0 L 6 4 3 0 2	1.0 L 6 2 2 0 3	1.0 L 4 1 0 0 0	1.0 L 3 0 0 0 0	2.0 L 7 1 0 0 0 1	1.0 L 3 0 0 0 0 2	2.0 L 7 1 0 0 0 1	1.0 L 3 0 0 0 0 2	2.0 L 7 1 0 0 0 1	2.0 L 7 1 0 0 0 1	2.0 L 7 1 0 0 0 1	2.0 L 7 1 0 0 0 1	2.0 L 7 1 0 0 0 1	2.0 L 7 1 0 0 0 1	2.0 L 7 1 0 0 0 1	2.0 L 7 1 0 0 0 1		2.0 L 7 1 0 0 0 1	0.00 1.000	0.00 1.000	0.00 0.000
84 Tony Gonsolin, R (7.1) 81 Layne Somsen, R (9.1)	2.0 L 7 1 0 0 0 1	1.0 L 3 0 0 0 0 2	1.0 L 3 0 0 0 0 2	1.0 L 3 0 0 0 0 2	2.0 L 7 1 0 0 0 1	1.0 L 3 0 0 0 0 2	2.0 L 7 1 0 0 0 1	1.0 L 3 0 0 0 0 2	2.0 L 7 1 0 0 0 1	2.0 L 7 1 0 0 0 1	2.0 L 7 1 0 0 0 1	2.0 L 7 1 0 0 0 1	2.0 L 7 1 0 0 0 1	2.0 L 7 1 0 0 0 1	2.0 L 7 1 0 0 0 1	2.0 L 7 1 0 0 0 1	0.00 1.000	0.00 0.000	0.00 0.000		

Batter	1	2	3	4	5	6	7	8	9	AB	R	H	RBI	BB	SO	LOB	BOTTOM			
11 AJ Pollock, R (1.8) 83 Jeren Kendall, L (5.8)	K		G1-3	K					F9	3	0	0	0	0	2	2	<b>San Diego Padres @ Los Angeles Dodgers</b> Camelback Ranch, Glendale, AZ Fri Mar 01 2019, 8:04 PM - 10:44 PM EST Att: 9,651 - Cloudy - 77 F			
13 Max Muncy, L (1.3) 58 Rocky Gale, R (6.2)			F7			58 FC6-4 BB		F9		2	0	1	1	1	0	0				
25 David Freese, R (1.10) 0 Connor Wong, R (7.7)				1B		FC6-4		F9		2	0	0	0	0	0	2				
15 Austin Barnes, R (1.2) 0 Donovan Casey, R (6.9)	P4							K		3	0	1	0	0	1	3				
41 Ezequiel Carrera, L (1.9) 0 Zach McKinstry, L (6.4)			G3			E1 83 2B 84 SF9		F7		3	1	0	0	0	0	0				
83 Jake Peter, L (1.4) 89 Jared Walker, L (6.3)						84 SF9 82 2B		L4		2	1	1	0	1	0	0				
89 Kyle Garlick, R (1.7) 87 Angelo Mora, S (7.5)						82 2B 13 1B				1	1	0	0	2	1	1				
84 Cody Asche, L (1.5) 0 Chris Roller, R (7.7)								G6-3		1	0	0	0	0	0	0				
82 Errol Robinson, R (1.6)								K		1	0	0	0	0	1	0				
								G6-3		2	0	0	1	0	1	2				
								K		1	0	0	0	0	1	0				
<b>Inning Stats</b>	R: 0 E: 0 K: 2 S: 7	H: 0 LOB: 1 BB: 1 P: 11	R: 0 E: 0 K: 1 S: 5	H: 0 LOB: 1 BB: 1 P: 9	R: 1 E: 0 K: 1 S: 7	H: 2 LOB: 1 BB: 0 P: 8	R: 3 E: 1 K: 1 S: 9	H: 3 LOB: 2 BB: 1 P: 13	R: 0 E: 0 K: 0 S: 3	H: 0 LOB: 0 BB: 0 P: 3	R: 0 E: 0 K: 2 S: 7	H: 0 LOB: 0 BB: 0 P: 7	R: 0 E: 0 K: 1 S: 5	H: 0 LOB: 0 BB: 0 P: 5	R: 0 E: 0 K: 1 S: 5	H: 0 LOB: 0 BB: 0 P: 5		1B: 1 2B: 3 3B: 1 HR: 0	SF: 1 SAC: 0 DP: 0 HBP: 0	WP: 1 PB: 0 SB: 0 CS: 0
<b>PITCHER</b>	IP WLS BF H R ER SO	IP WLS BF H R ER SO	IP WLS BF H R ER SO	IP WLS BF H R ER SO	IP WLS BF H R ER SO	IP WLS BF H R ER SO	IP WLS BF H R ER SO	IP WLS BF H R ER SO	IP WLS BF H R ER SO	IP WLS BF H R ER SO	IP WLS BF H R ER SO	IP WLS BF H R ER SO	IP WLS BF H R ER SO	IP WLS BF H R ER SO	IP WLS BF H R ER SO	IP WLS BF H R ER SO	ERA WHIP	ERA WHIP	ERA WHIP	
63 Jacob Nix, R (1.1) 73 Tyler Higgins, R (3.1) 34 Craig Stammen, R (5.1) 58 Trey Wingenter, R (6.1) 72 Gerardo Reyes, R (7.1)	2.2 H 11 4 3 1 2	1.1 H 3 0 0 0 0	1.0 H 3 0 0 0 0	1.0 H 5 0 0 0 2	1.0 H 3 0 0 0 2	1.0 H 3 0 0 0 2	2.2 H 11 4 3 1 2	1.1 H 3 0 0 0 0	1.1 H 3 0 0 0 2	1.1 H 3 0 0 0 2	1.1 H 3 0 0 0 2	1.1 H 3 0 0 0 2	1.1 H 3 0 0 0 2	1.1 H 3 0 0 0 2	1.1 H 3 0 0 0 2	1.1 H 3 0 0 0 2	6.75 3.750	0.00 0.000	0.00 2.000	
68 Pedro Avila, R (8.1)	2.0 L 7 1 0 0 0 1	1.0 L 3 0 0 0 0 2	1.0 L 3 0 0 0 0 2	1.0 L 3 0 0 0 0 2	2.0 L 7 1 0 0 0 1	1.0 L 3 0 0 0 0 2	2.0 L 7 1 0 0 0 1	1.0 L 3 0 0 0 0 2	2.0 L 7 1 0 0 0 1	2.0 L 7 1 0 0 0 1	2.0 L 7 1 0 0 0 1	2.0 L 7 1 0 0 0 1	2.0 L 7 1 0 0 0 1	2.0 L 7 1 0 0 0 1	2.0 L 7 1 0 0 0 1	2.0 L 7 1 0 0 0 1	0.00 1.125	0.00 1.125	0.00 0.000	









Batter	1	2	3	4	5	6	7	8	9	AB	R	H	RBI	BB	SO	LOB	TOP			
24 Hunter Pence, R OBP: 0.421, SLG: 0.467										3	1	2	0	1	0	0	<b>Texas Rangers @ Los Angeles Dodgers</b> Camelback Ranch, Glendale, AZ Sun Mar 03 2019, 3:06 PM - 5:38 PM EST Att: 8,909 - Partly Cloudy - 72 F			
5 Willie Calhoun, L OBP: 0.211, SLG: 0.263 1 Josh Altman, R (6, 7)										3	0	1	0	0	0	2				
30 Nomar Mazara, L OBP: 0.333, SLG: 0.364 60 Eleazer Alvarez, L OBP: 1.000, SLG: 1.000										3	1	0	1	0	1	3				
40 Matt Davidson, R OBP: 0.471, SLG: 1.067 18 Charles Leblanc, R (6, 5)										3	1	1	2	0	0	1				
11 Ronald Guzmán, L OBP: 0.500, SLG: 1.143 56 Preston Beck, L OBP: 0.417, SLG: 0.364										3	0	1	0	0	1	0				
41 Logan Forsythe, R OBP: 0.200, SLG: 0.200 48 Anderson Tejada, S (6, 6)										3	0	0	0	0	1	1				
80 Eji White, R OBP: 0.105, SLG: 0.056 4 Bubba Thompson, R (7, 8)										2	0	0	0	1	1	1				
86 Andy Ibañez, R OBP: 0.294, SLG: 0.471 51 Yonny Hernández, S OBP: 0.222, SLG: 0.222										3	0	0	0	0	1	2				
71 Jose Trevino, R (1, 2) 63 Adam Moore, R (7, 2)										3	0	0	0	0	0	0				
<b>Inning Stats</b>	R: 3 E: 0 K: 1 S: 9	H: 2 LOB: 0 BB: 1 P: 16	R: 0 E: 0 K: 2 S: 7	H: 0 LOB: 0 BB: 0 P: 7	R: 0 E: 1 K: 1 S: 6	H: 0 LOB: 1 BB: 0 P: 7	R: 0 E: 0 K: 0 S: 4	H: 1 LOB: 1 BB: 0 P: 4	R: 0 E: 0 K: 1 S: 5	H: 0 LOB: 0 BB: 0 P: 5	R: 0 E: 0 K: 0 S: 2	H: 0 LOB: 0 BB: 1 P: 7	R: 0 E: 0 K: 0 S: 3	H: 1 LOB: 1 BB: 1 P: 7	R: 0 E: 0 K: 0 S: 3	H: 0 LOB: 0 BB: 0 P: 3		1B: 3 2B: 2 3B: 0 HR: 1	SF: 0 SAC: 0 DP: 1 HBP: 0	WP: 0 PB: 0 SB: 1 CS: 1
<b>PITCHER</b>	IP WLS BF H R ER SO BB IBB HBP BLK WP HR S P ERA WHIP	18 Kenta Maeda, R ERA: 9.0	2.0 0 9 2 3 3 3 1 0 0 0 0 0 1 16 23 13.50 1.500	74 Kentley Jansen, R ERA: 9.0	3.1 1.0 W 4 0 0 0 1 0 0 0 0 0 0 0 6 7 0.00 0.000	17 Joe Kelly, R ERA: 4.5	4.1 1.0 H 4 1 0 0 0 0 0 0 0 0 0 0 4 4 0.00 1.000	54 Tony Cingrani, L ERA: 3.0	5.1 1.0 H 4 1 0 0 0 0 0 0 0 0 0 0 4 4 0.00 1.000	46 Josh Fields, R ERA: 3.0	6.1 1.0 H 3 0 0 0 0 1 0 0 0 0 0 0 5 5 0.00 0.000	<b>PITCHER</b>	IP WLS BF H R ER SO BB IBB HBP BLK WP HR S P ERA WHIP	47 JT Chargois, R ERA: 6.0	7.1 1.0 H 3 0 0 0 0 1 0 0 0 0 0 0 2 7 0.00 1.000	62 Adam McCreery, L ERA: 7.71	8.1 1.0 H 4 1 0 0 0 0 1 0 0 0 0 0 0 3 7 0.00 2.000	92 Luis Vasquez, R ERA: 7.71	9.1 1.0 S 3 0 0 0 0 0 0 0 0 0 0 0 0 3 3 0.00 0.000	

AB 31  
R 3  
H 5  
RBI 3  
BB 3  
SO 5  
LOB 13



Batter	1	2	3	4	5	6	7	8	9	AB	R	H	RBI	BB	SO	LOB	BOTTOM			
11 AJ Pollock, R OBP: 0.267, SLG: 0.214 80 DJ Peters, R OBP: 0.188, SLG: 0.600										3	0	0	0	0	2	3	<b>Texas Rangers @ Los Angeles Dodgers</b> Camelback Ranch, Glendale, AZ Sun Mar 03 2019, 3:06 PM - 5:38 PM EST Att: 8,909 - Partly Cloudy - 72 F			
13 Max Muncy, L OBP: 0.529, SLG: 0.364 72 Matt Beaty, L OBP: 0.412, SLG: 0.667										3	0	1	0	0	2	2				
25 David Freese, R OBP: 0.417, SLG: 0.333 28 Josh Thole, L OBP: 0.400, SLG: 0.286										2	1	0	0	1	2	1				
27 Alex Verdugo, L OBP: 0.316, SLG: 0.444 67 Will Smith, R OBP: 0.167, SLG: 0.100										3	2	2	2	0	0	1				
15 Austin Barnes, R OBP: 0.333, SLG: 0.357 16 Paulo Orlando, R OBP: 0.267, SLG: 0.250										2	0	1	3	1	0	0				
41 Ezequiel Carrera, L OBP: 0.375, SLG: 0.357 89 Kyle Garlick, R OBP: 0.467, SLG: 0.667										3	0	0	0	0	0	3				
71 Edwin Ríos, L OBP: 0.250, SLG: 0.364 83 Jake Peter, L OBP: 0.357, SLG: 0.273										3	0	1	0	0	0	0				
81 Gavin Lux, L OBP: 0.267, SLG: 0.429										2	1	0	0	1	0	2				
88 Omar Estévez, R OBP: 0.385, SLG: 0.923										3	2	2	1	0	1	1				
<b>Inning Stats</b>	R: 0 E: 0 K: 3 S: 9	H: 0 LOB: 0 BB: 0 P: 9	R: 1 E: 0 K: 0 S: 4	H: 1 LOB: 0 BB: 0 P: 5	R: 4 E: 1 K: 2 S: 10	H: 3 LOB: 1 BB: 2 P: 18	R: 0 E: 1 K: 1 S: 6	H: 0 LOB: 1 BB: 0 P: 6	R: 0 E: 0 K: 0 S: 6	H: 1 LOB: 2 BB: 1 P: 10	R: 1 E: 0 K: 0 S: 5	H: 2 LOB: 0 BB: 0 P: 7	R: 0 E: 0 K: 0 S: 3	H: 0 LOB: 0 BB: 0 P: 3	R: 0 E: 0 K: 0 S: 3	H: 0 LOB: 0 BB: 0 P: 3		1B: 3 2B: 4 3B: 0 HR: 1	SF: 0 SAC: 0 DP: 1 HBP: 0	WP: 1 PB: 0 SB: 0 CS: 0
<b>PITCHER</b>	IP WLS BF H R ER SO BB IBB HBP BLK WP HR S P ERA WHIP	35 Lance Lynn, R ERA: 16.88	2.2 L 13 3 5 5 5 2 0 0 0 0 0 0 14 18 0.00 1.286	53 Jesse Chavez, R ERA: 4.15	3.1 2.1 11 2 0 0 2 1 0 0 0 0 0 0 14 18 0.00 1.286	83 Miguel Del Pozo, L ERA: 9.0	6.1 1.0 4 2 1 1 0 0 0 0 0 0 1 5 7 9.00 2.000	78 Jordan Romano, R ERA: 9.0	7.1 1.0 3 0 0 0 0 0 0 0 0 0 0 3 3 0.00 0.000	46 Jeanmar Gómez, R ERA: 9.0	8.1 1.0 3 0 0 0 0 0 0 0 0 0 0 3 3 0.00 0.000	<b>PITCHER</b>	IP WLS BF H R ER SO BB IBB HBP BLK WP HR S P ERA WHIP	71 Edwin Ríos, R ERA: 9.0	7.1 1.0 H 3 0 0 0 0 1 0 0 0 0 0 0 2 7 0.00 1.000	62 Adam McCreery, L ERA: 7.71	8.1 1.0 H 4 1 0 0 0 0 1 0 0 0 0 0 0 3 7 0.00 2.000	92 Luis Vasquez, R ERA: 7.71	9.1 1.0 S 3 0 0 0 0 0 0 0 0 0 0 0 0 3 3 0.00 0.000	

AB 31  
R 6  
H 7  
RBI 6  
BB 3  
SO 7  
LOB 13





Batter	1	2	3	4	5	6	7	8	9	AB	R	H	RBI	BB	SO	LOB	TOP			
31 Joc Pederson, L (1, 7) 80 DJ Peters, R (6, PH) OBP: 0.222, SLG: 0.286 OBP: 0.222, SLG: 0.706	4-0 BB		G4-3	SF8		43 2B	K			1	0	0	1	1	0	0	<b>Los Angeles Dodgers @ San Francisco Giants</b> <b>Scottsdale Stadium, Scottsdale, AZ</b> Mon Mar 04 2019, 3:06 PM - 6:05 PM EST Att: 9,842 - Partly Cloudy - 71 F			
13 Max Muncy, L (1, 3) 43 Cameron Perkins, R (6, PH) OBP: 0.450, SLG: 0.286 OBP: 0.350, SLG: 0.368	0-3 K		G5-3	G4-3						3	0	0	0	0	1	3				
10 Justin Turner, R (1, 5) 70 Keibert Ruiz, S (6, PH) OBP: 0.714, SLG: 1.200 OBP: 0.214, SLG: 0.083	0-0 1B		F9			35 2B	G6-3			2	1	1	0	1	0	0				
35 Cody Bellinger, L (1, 9) 71 Edwin Rios, L (6, PH) OBP: 0.500, SLG: 1.000 OBP: 0.296, SLG: 0.615	0-3 K		E3				F9			2	1	0	0	1	1	2				
11 AJ Pollock, R (1, 8) 72 Matt Beatty, L (6, 3) OBP: 0.278, SLG: 0.235 OBP: 0.421, SLG: 0.647	0-0 G5-3									3	0	1	0	0	1	4				
3 Chris Taylor, R (1, 6) 88 Omar Estévez, R (6, 6) OBP: 0.400, SLG: 0.571 OBP: 0.400, SLG: 0.933										3	1	2	1	0	1	0				
14 Enrique Hernández, R (1, 4) 81 Gavin Lux, L (6, 4) OBP: 0.333, SLG: 0.438 OBP: 0.235, SLG: 0.375	0-0 P4									3	1	0	1	0	1	4				
15 Austin Barnes, R (1, 2) 16 Paulo Orlando, R (6, 9) OBP: 0.389, SLG: 0.375 OBP: 0.294, SLG: 0.286	4-0 BB									2	0	1	1	1	0	2				
83 Jake Peter, L (1, 10) 89 Kyle Garlick, R (7, PH) OBP: 0.353, SLG: 0.231 OBP: 0.438, SLG: 0.615	0-3 K									2	0	0	0	1	2	1				
										1	0	0	0	0	1	1				
<b>Inning Stats</b>	R: 0 E: 0 K: 2 S: 8	H: 1 LOB: 2 BB: 1 P: 12	R: 0 E: 0 K: 2 S: 7	H: 0 LOB: 1 BB: 1 P: 11	R: 0 E: 0 K: 0 S: 3	H: 0 LOB: 0 BB: 0 P: 3	R: 3 E: 1 K: 0 S: 7	H: 3 LOB: 2 BB: 1 P: 11	R: 1 E: 0 K: 1 S: 7	H: 1 LOB: 2 BB: 2 P: 16	R: 2 E: 0 K: 2 S: 10	H: 3 LOB: 1 BB: 0 P: 10	R: 1 E: 0 K: 1 S: 6	H: 2 LOB: 0 BB: 0 P: 8	R: 0 E: 0 K: 0 S: 3	H: 0 LOB: 0 BB: 0 P: 3	1B: 7 2B: 3 3B: 1 HR: 1	SF: 1 SAC: 0 DP: 1 HBP: 0	WP: 0 PB: 0 SB: 0 CS: 0	PA: 44
<b>PITCHER</b>	IP WLS BF H R ER SO BB IBB HBP BLK WP HR S P ERA WHIP	29 Jeff Samardzija, R (1, 1) ERA: 3.0 41 Mark Melancon, R (4, 1) ERA: 10.8 87 Garrett Williams, L (4, 1) ERA: 0.1 49 Sam Dyson, R (5, 1) ERA: 4.5 59 Andrew Suárez, L (6, 1) ERA: 7.2	IP WLS BF H R ER SO BB IBB HBP BLK WP HR S P ERA WHIP	61 Nick Vincent, R (9, 1) ERA: 1.0	IP WLS BF H R ER SO BB IBB HBP BLK WP HR S P ERA WHIP															

AB 38  
R 8  
H 12  
RBI 8  
BB 5  
SO 10  
LOB 22



Batter	1	2	3	4	5	6	7	8	9	AB	R	H	RBI	BB	SO	LOB	BOTTOM					
5 Cameron Maybin, R (1, 8) 52 Drew Ferguson, R (7, 8) OBP: 0.150, SLG: 0.158 OBP: 0.278, SLG: 0.071	0-0 L4									3	0	2	0	0	0	0	<b>Los Angeles Dodgers @ San Francisco Giants</b> <b>Scottsdale Stadium, Scottsdale, AZ</b> Mon Mar 04 2019, 3:06 PM - 6:05 PM EST Att: 9,842 - Partly Cloudy - 71 F					
22 Yanervis Solarte, S (1, 7) 26 Chris Shaw, L (7, 7) OBP: 0.375, SLG: 0.067 OBP: 0.333, SLG: 0.706	0-3 K									3	0	0	0	0	1	2						
28 Buster Posey, R (1, 10) 21 Stephen Vogt, L (6, PH) OBP: 0.333, SLG: 0.333 OBP: 0.200, SLG: 0.200	0-3 K									2	0	0	0	0	2	0						
10 Evan Longoria, R (1, 5) 7 Donovan Solano, R (7, 5) OBP: 0.571, SLG: 1.091 OBP: 0.400, SLG: 0.333	3-2 HR									2	1	1	1	0	1	0						
16 Aramis Garcia, R (1, 2) 58 Cameron Rupp, R (7, 2) OBP: 0.286, SLG: 0.500 OBP: 0.364, SLG: 0.500	0-3 K									2	0	0	0	0	1	0						
35 Brandon Crawford, L (1, 6) 19 Allen Hanson, S (6, 6) OBP: 0.071, SLG: 0.071 OBP: 0.235, SLG: 0.412	0-0 F8									2	0	0	0	0	0	0						
8 Gerardo Parra, L (1, 9) 16 Aramis Garcia, R (7, PR) OBP: 0.333, SLG: 0.615 OBP: 0.286, SLG: 0.500	0-0 G3-1									3	0	1	0	0	0	0						
53 Austin Slater, R (1, 3) 48 Pablo Sandoval, S (6, 3) OBP: 0.267, SLG: 0.357 OBP: 0.250, SLG: 0.333	0-0 G4-3									2	0	0	0	0	0	0						
12 Joe Panik, L (1, 4) 1 Breyvic Valera, S (7, 4) OBP: 0.500, SLG: 0.727 OBP: 0.250, SLG: 0.333	0-0 G4-3									2	0	0	0	0	0	0						
										1	0	0	0	0	0	2						
<b>Inning Stats</b>	R: 0 E: 0 K: 2 S: 7	H: 0 LOB: 0 BB: 0 P: 7	R: 1 E: 0 K: 1 S: 8	H: 1 LOB: 0 BB: 0 P: 11	R: 0 E: 0 K: 0 S: 4	H: 0 LOB: 1 BB: 0 P: 4	R: 0 E: 0 K: 2 S: 7	H: 0 LOB: 0 BB: 0 P: 7	R: 0 E: 0 K: 0 S: 3	H: 0 LOB: 0 BB: 0 P: 3	R: 0 E: 0 K: 0 S: 4	H: 1 LOB: 1 BB: 0 P: 4	R: 1 E: 1 K: 1 S: 7	H: 1 LOB: 2 BB: 0 P: 9	R: 0 E: 0 K: 0 S: 4	H: 2 LOB: 1 BB: 0 P: 4	R: 0 E: 0 K: 0 S: 7	H: 0 LOB: 0 BB: 0 P: 7	1B: 4 2B: 1 3B: 0 HR: 1	SF: 0 SAC: 0 DP: 1 HBP: 1	WP: 1 PB: 0 SB: 0 CS: 0	PA: 34
<b>PITCHER</b>	IP WLS BF H R ER SO BB IBB HBP BLK WP HR S P ERA WHIP	7 Julio Urias, L (1, 1) 59 Kevin Quackenbush, R (3, 1) ERA: 6.75 73 Stetson Allie, R (4, 1) ERA: 0.0 75 Scott Alexander, L (5, 1) ERA: 0.0 51 Dylan Floro, R (6, 1) ERA: 4.5	IP WLS BF H R ER SO BB IBB HBP BLK WP HR S P ERA WHIP	56 Daniel Corcino, R (7, 1) ERA: 1.8 91 Yordy Cabrera, R (9, 1) ERA: 0.0	IP WLS BF H R ER SO BB IBB HBP BLK WP HR S P ERA WHIP																	

AB 32  
R 2  
H 6  
RBI 1  
BB 0  
SO 7  
LOB 11














Batter	1	2	3	4	5	6	7	8	9	AB	R	H	RBI	BB	SO	LOB	TOP																					
15 Whit Merrifield, R OBP: 0.435, SLG: 0.611 82 Gabriel Cancel, R OBP: 0.250, SLG: 0.500	L9		B1-3					K	L4	3	1	1	3	0	0	0																						
27 Adalberto Mondesi, S OBP: 0.351, SLG: 0.559 47 Jeksson Flores, R OBP: 0.421, SLG: 0.625	G4-3			K				P4		3	0	0	0	0	1	0																						
12 Jorge Soler, R OBP: 0.333, SLG: 0.462 90 Nick Heath, L	K									2	0	0	0	1	1	0																						
69 Frank Schwindel, R OBP: 0.462, SLG: 0.550 67 Samir Duenes, L OBP: 0.015, SLG: 0.556		G5-3		F9				BB	BB	3	0	0	0	0	0	1																						
19 Cheslor Cuthbert, R OBP: 0.417, SLG: 0.364 75 Kelvin Gutiérrez, R OBP: 0.417, SLG: 0.400				K						3	0	1	0	0	1	1																						
2 Chris Owings, R OBP: 0.286, SLG: 0.538 16 Elier Hernandez, R OBP: 0.417, SLG: 0.556										3	1	1	0	0	1	1																						
81 Kyle Isbel, L OBP: 0.333, SLG: 0.333 91 Anderson Miller, L OBP: 0.417, SLG: 0.400										3	1	1	0	0	1	1																						
0 Terrance Gore, R OBP: 0.435, SLG: 0.250 14 Brett Phillips, L OBP: 0.394, SLG: 0.133				K						1	0	0	0	1	1	0																						
36 Cam Gallagher, R OBP: 0.188, SLG: 0.133 71 Nick Dini, R OBP: 0.250, SLG: 0.375										3	1	0	0	0	0	2																						
<b>Inning Stats</b>	R: 0 E: 0 K: 1 S: 6	H: 0 LOB: 0 BB: 0 P: 6	R: 0 E: 0 K: 1 S: 6	H: 1 LOB: 1 BB: 0 P: 6	R: 0 E: 0 K: 1 S: 5	H: 0 LOB: 0 BB: 0 P: 5	R: 0 E: 0 K: 2 S: 7	H: 0 LOB: 1 BB: 1 P: 12	R: 4 E: 0 K: 0 S: 8	H: 3 LOB: 0 BB: 1 P: 12	R: 0 E: 0 K: 0 S: 3	H: 0 LOB: 0 BB: 0 P: 3	R: 0 E: 0 K: 1 S: 5	H: 0 LOB: 1 BB: 2 P: 5	R: 3 E: 0 K: 1 S: 7	H: 2 LOB: 1 BB: 2 P: 15	R: 0 E: 0 K: 2 S: 7	H: 0 LOB: 0 BB: 0 P: 7	1B: 4 2B: 1 3B: 0 HR: 1	SF: 0 SAC: 0 DP: 0 HBP: 0	WP: 2 PA: 37 PB: 0 SB: 1 CS: 0																	
<b>PITCHER</b>	IP	WLS	BF	H	R	ER	SO	BB	IBB	HBP	BLK	WP	HR	S	P	ERA	WHIP	<b>PITCHER</b>				IP	WLS	BF	H	R	ER	SO	BB	IBB	HBP	BLK	WP	HR	S	P	ERA	WHIP
99 Hyun Jin Ryu, L ERA: 3.86	3.0		10	1	0	0	3	0	0	0	0	0	0	17	27	0.00	0.333	92 Luis Vasquez, R ERA:				1.0		3	0	0	0	2	0	0	0	0	0	7	7	0.00	0.000	
77 Dennis Santana, R ERA: 7.94	2.2	B	13	3	4	4	2	2	0	0	0	0	2	1	17	26	13.50	1.875																				
59 Kevin Quackenbush, R ERA: 5.06	1.1		4	0	0	0	1	0	0	0	0	0	0	6	6	0.00	0.000																					
73 Stetson Allie, R ERA: 3.86	0.2	L	4	0	2	2	1	2	0	0	0	0	0	4	12	27.00	3.000																					
90 Michael Boyle, L ERA: 27.0	0.1		3	2	1	1	0	0	0	0	0	0	0	3	3	27.00	6.000																					

**Kansas City Royals @ Los Angeles Dodgers**  
 Camelback Ranch, Glendale, AZ  
 Fri Mar 08 2019, 9:07 PM - 12:05 AM EST  
 Att: 13,132 - Partly Cloudy - 64 F


AB 33  
 R 7  
 H 6  
 RBI 6  
 BB 4  
 SO 9  
 LOB 7



Batter	1	2	3	4	5	6	7	8	9	AB	R	H	RBI	BB	SO	LOB	BOTTOM																					
31 Joc Pederson, L OBP: 0.208, SLG: 0.400 88 Omar Estévez, R OBP: 0.368, SLG: 0.778	F7								G5-3	3	1	1	1	0	1	0																						
10 Justin Turner, R OBP: 0.600, SLG: 0.867 72 Matt Beaty, L OBP: 0.333, SLG: 0.500	G5-3								G4-3	3	0	1	0	0	0	0																						
13 Max Muncy, L OBP: 0.385, SLG: 0.250 41 Ezequiel Carrera, L OBP: 0.381, SLG: 0.368										3	1	1	0	0	0	1																						
11 AJ Pollock, R OBP: 0.360, SLG: 0.381 83 Jake Peter, L OBP: 0.333, SLG: 0.188										2	0	1	1	0	0	0																						
3 Chris Taylor, R OBP: 0.333, SLG: 0.421 70 Keibert Ruiz, S OBP: 0.188, SLG: 0.071										1	1	1	2	2	0	0																						
45 Brad Miller, L OBP: 0.571, SLG: 0.400 28 Josh Thole, L OBP: 0.385, SLG: 0.300										2	0	1	0	1	0	1																						
15 Austin Barnes, R OBP: 0.435, SLG: 0.450 43 Cameron Perkins, R OBP: 0.308, SLG: 0.320										2	0	1	0	0	1	2																						
81 Gavin Lux, L OBP: 0.200, SLG: 0.316 16 Paulo Orlando, R OBP: 0.304, SLG: 0.263										2	0	0	0	0	0	1																						
80 DJ Peters, R OBP: 0.182, SLG: 0.571 71 Edwin Ríos, L OBP: 0.273, SLG: 0.500										2	0	0	0	0	1	0																						
<b>Inning Stats</b>	R: 2 E: 0 K: 1 S: 8	H: 3 LOB: 2 BB: 1 P: 12	R: 1 E: 0 K: 0 S: 6	H: 1 LOB: 0 BB: 0 P: 8	R: 0 E: 0 K: 0 S: 3	H: 0 LOB: 1 BB: 1 P: 7	R: 0 E: 0 K: 1 S: 5	H: 1 LOB: 0 BB: 0 P: 5	R: 0 E: 1 K: 2 S: 8	H: 0 LOB: 2 BB: 1 P: 12	R: 0 E: 0 K: 0 S: 3	H: 0 LOB: 0 BB: 0 P: 3	R: 0 E: 0 K: 2 S: 8	H: 1 LOB: 1 BB: 0 P: 8	R: 1 E: 0 K: 0 S: 4	H: 1 LOB: 2 BB: 1 P: 9	1B: 6 2B: 0 3B: 0 HR: 2	SF: 0 SAC: 0 DP: 1 HBP: 1	WP: 0 PA: 41 PB: 0 SB: 0 CS: 0																			
<b>PITCHER</b>	IP	WLS	BF	H	R	ER	SO	BB	IBB	HBP	BLK	WP	HR	S	P	ERA	WHIP	<b>PITCHER</b>				IP	WLS	BF	H	R	ER	SO	BB	IBB	HBP	BLK	WP	HR	S	P	ERA	WHIP
39 Arnaldo Hernandez, R ERA:	2.0		4	3	3	1	1	1	0	0	0	0	0	8	12	0.00	1.000	92 Luis Vasquez, R ERA:				1.0		3	0	0	0	2	0	0	0	0	7	7	0.00	0.000		
60 Foster Griffin, L ERA: 5.06	2.0	B	10	1	0	0	4	2	0	0	0	0	0	16	25	0.00	1.500																					
57 Glenn Sparkman, R ERA: 4.5	2.0	W	7	1	0	0	2	0	0	0	0	0	0	11	11	0.00	0.500																					
52 Sam McWilliams, R ERA: 8.31	1.0	S	6	1	1	1	0	1	0	1	0	0	0	4	9	9.00	2.000																					

**Kansas City Royals @ Los Angeles Dodgers**  
 Camelback Ranch, Glendale, AZ  
 Fri Mar 08 2019, 9:07 PM - 12:05 AM EST  
 Att: 13,132 - Partly Cloudy - 64 F

AB 35  
 R 4  
 H 8  
 RBI 4  
 BB 5  
 SO 8  
 LOB 20





















Batter	1	2	3	4	5	6	7	8	9	AB	R	H	RBI	BB	SO	LOB	TOP						
43 Scott Schebler, L 21 Michael Lorenzen, R 26 Raisel Iglesias, R 12 Daniel Sweet, S 53 Wandy Peralta, L																							
66 Yasiel Puig, R 73 Mariel Bautista, R																							
3 Scooter Gennett, L 77 Christian Colón, R																							
33 Jesse Winker, L 17 Connor Joe, R																							
22 Derek Dietrich, L 68 Juan Graterol, R																							
9 José Peraza, R 92 Shard Munroe, L																							
16 Tucker Barnhart, L 32 Zach Duke, L 37 David Hernandez, R 16 Stuart Fairchild, R																							
4 Jose Iglesias, R 52 Kyle Farmer, R																							
6 Phillip Ervin, R 51 Blake Trahan, R																							
<b>Inning Stats</b>	R: 2 E: 0 K: 1 S: 9	H: 4 LOB: 2 BB: 0 P: 10	R: 0 E: 0 K: 1 S: 5	H: 0 LOB: 0 BB: 0 P: 5	R: 0 E: 0 K: 1 S: 5	H: 0 LOB: 0 BB: 0 P: 5	R: 0 E: 0 K: 0 S: 4	H: 1 LOB: 1 BB: 0 P: 4	R: 1 E: 0 K: 1 S: 8	H: 1 LOB: 0 BB: 0 P: 9	R: 0 E: 0 K: 1 S: 5	H: 0 LOB: 1 BB: 1 P: 9	R: 0 E: 0 K: 0 S: 4	H: 1 LOB: 2 BB: 1 P: 8	R: 0 E: 1 K: 1 S: 7	H: 2 LOB: 2 BB: 0 P: 7	R: 0 E: 0 K: 1 S: 5	H: 0 LOB: 0 BB: 0 P: 5	1B: 8 2B: 0 3B: 0 HR: 1	SF: 0 SAC: 0 DP: 0 HBP: 0	WP: 0 PB: 0 SB: 1 CS: 0	PA: 38	
<b>PITCHER</b>	IP WLS BF H R ER SO BB IBB HBP BLK WP HR S P ERA WHIP	99 Hyun Jin Ryu, L 75 Scott Alexander, L 51 Dylan Floro, R 50 Jaime Schultz, R 52 Pedro Báez, R	4.0 17 5 2 2 3 0 0 0 0 0 0 0 23 24 4.50 1.250	1.0 4 1 1 1 1 0 0 0 0 0 0 1 8 9 9.00 1.000	1.0 5 1 0 0 1 1 0 0 0 0 0 0 6 10 0.00 2.000	1.0 4 0 0 0 0 1 0 0 0 0 0 0 3 7 0.00 1.000	1.0 5 2 0 0 1 0 0 0 0 0 0 0 7 7 0.00 2.000		<b>PITCHER</b>	IP WLS BF H R ER SO BB IBB HBP BLK WP HR S P ERA WHIP	87 Karch Kowalczyk, R	1.0 3 0 0 0 1 0 0 0 0 0 0 0 5 5 0.00 0.000											

**Cincinnati Reds @ Los Angeles Dodgers**  
 Camelback Ranch, Glendale, AZ  
 Thu Mar 14 2019, 4:05 PM - 6:44 PM EDT  
 Att: 9,195 - Sunny - 62 F

AB 36  
 R 3  
 H 9  
 RBI 3  
 BB 2  
 SO 7  
 LOB 15

Batter	1	2	3	4	5	6	7	8	9	AB	R	H	RBI	BB	SO	LOB	BOTTOM					
27 Alex Verdugo, L 91 Carlos Rincon, R																						
10 Justin Turner, R 87 Cristian Santana, R																						
14 Enrique Hernández, R 0 Zach McKinstry, L																						
41 Ezequiel Carrera, L 67 Will Smith, R																						
84 Cody Asche, L																						
16 Paulo Orlando, R 91 Zach Reks, L																						
0 Jeter Downs, R																						
89 Hyun Jin Ryu, R 75 Scott Alexander, L 0 Connor Wong, R 91 Dylan Floro, L 50 Jaime Schultz, R 92 Shard Munroe, L 62 Pedro Báez, R 87 Karch Kowalczyk, R 0 Connor Wong, R																						
<b>Inning Stats</b>	R: 0 E: 0 K: 0 S: 3	H: 0 LOB: 0 BB: 0 P: 3	R: 0 E: 0 K: 0 S: 3	H: 0 LOB: 0 BB: 0 P: 3	R: 0 E: 0 K: 1 S: 5	H: 0 LOB: 0 BB: 0 P: 5	R: 2 E: 1 K: 0 S: 5	H: 2 LOB: 1 BB: 1 P: 9	R: 0 E: 0 K: 0 S: 4	H: 1 LOB: 1 BB: 0 P: 4	R: 1 E: 0 K: 1 S: 7	H: 2 LOB: 1 BB: 1 P: 11	R: 0 E: 0 K: 0 S: 4	H: 1 LOB: 2 BB: 1 P: 8	R: 0 E: 0 K: 1 S: 6	H: 1 LOB: 1 BB: 0 P: 6	R: 0 E: 0 K: 1 S: 5	H: 1 LOB: 1 BB: 1 P: 9	1B: 6 2B: 2 3B: 0 HR: 0	SF: 0 SAC: 0 DP: 2 HBP: 0	WP: 0 PB: 0 SB: 1 CS: 0	PA: 37
<b>PITCHER</b>	IP WLS BF H R ER SO BB IBB HBP BLK WP HR S P ERA WHIP	54 Sonny Gray, R 21 Michael Lorenzen, R 32 Zach Duke, L 37 David Hernandez, R 26 Raisel Iglesias, R	3.0 10 3 2 1 0 0 0 0 0 0 0 0 9 13 4.50 2.000	2.0 10 3 2 1 0 1 0 0 0 0 0 0 7 11 9.00 3.000	1.0 5 1 0 0 0 1 0 0 0 0 0 0 4 8 0.00 2.000	1.0 4 1 0 0 1 0 0 0 0 0 0 0 6 6 0.00 1.000		<b>PITCHER</b>	IP WLS BF H R ER SO BB IBB HBP BLK WP HR S P ERA WHIP	53 Wandy Peralta, L	1.0 4 1 0 0 1 1 0 0 0 0 0 0 5 9 0.00 2.000											

**Cincinnati Reds @ Los Angeles Dodgers**  
 Camelback Ranch, Glendale, AZ  
 Thu Mar 14 2019, 4:05 PM - 6:44 PM EDT  
 Att: 9,195 - Sunny - 62 F

AB 33  
 R 3  
 H 8  
 RBI 2  
 BB 4  
 SO 4  
 LOB 17



Batter	1	2	3	4	5	6	7	8	9	AB	R	H	RBI	BB	SO	LOB	TOP							
11 AJ Pollock, R (1, 8) 83 Jeren Kendall, L (6, 8)										3 3 2 0 1 0 0 1 0 0 0 1 1 2														
25 David Freese, R (1, 3) 0 Donovan Casey, R (6, FR)										4 1 2 1 0 1 3 1 0 0 0 0 0 1														
35 Cody Bellinger, L (1, 9) 83 Deacon Liput, L (6, 4)										4 1 1 2 0 2 4 0 0 0 0 1 0 0														
3 Chris Taylor, R (1, 4) 84 Mike Ahmed, R (6, 3)										4 1 2 1 0 1 1 1 0 0 0 0 1 2														
31 Joc Pederson, L (1, 7) 0 Chris Roller, R (7, 9)										4 1 1 3 0 1 0 1 1 0 0 0 0 0														
15 Austin Barnes, R (1, 2) 28 Josh Thole, L (8, 2)										2 2 2 2 2 0 0 1 0 1 1 0 0 0														
45 Brad Miller, L (1, 5) 47 JT Chargois, S (8, 1)										4 1 1 2 0 0 2 0 0 0 0 0 0 0														
88 Hunter Feduccia, L (9, PH) 73 Stetson Allie, R (9, 1)										5 0 1 0 0 4 3														
18 Kenta Maeda, R (1, 1) 87 James Outman, L (5, PH) 85 Dustin May, R (5, 1) 82 Brandon Montgomery, R (8, 5)										2 1 1 0 0 1 0 1 0 0 0 0 0 1 0 0 0 0 0 0 0 2 0 0 0 0 0 2														
<b>Inning Stats</b>	R: 1 E: 0 K: 1 S: 8	H: 2 LOB: 0 BB: 0 P: 8	R: 1 E: 0 K: 2 S: 10	H: 1 LOB: 0 BB: 0 P: 11	R: 6 E: 0 K: 2 S: 13	H: 5 LOB: 0 BB: 1 P: 17	R: 3 E: 0 K: 2 S: 12	H: 3 LOB: 0 BB: 0 P: 12	R: 0 E: 0 K: 0 S: 3	H: 1 LOB: 1 BB: 1 P: 7	R: 0 E: 0 K: 1 S: 6	H: 1 LOB: 1 BB: 0 P: 6	R: 0 E: 0 K: 1 S: 5	H: 0 LOB: 1 BB: 1 P: 9	R: 0 E: 0 K: 1 S: 5	H: 0 LOB: 2 BB: 2 P: 13	R: 1 E: 1 K: 2 S: 10	H: 2 LOB: 2 BB: 0 P: 10	1B: 6 2B: 6 3B: 0 HR: 3	SF: 0 SAC: 0 DP: 1 HBP: 0	WP: 0 PB: 0 SB: 0 CS: 1	PA: 47		
<b>PITCHER</b>	IP ERA WLS BF H R ER SO BB IBB HBP BLK WP HR S P ERA WHIP	IP ERA WLS BF H R ER SO BB IBB HBP BLK WP HR S P ERA WHIP	IP ERA WLS BF H R ER SO BB IBB HBP BLK WP HR S P ERA WHIP	IP ERA WLS BF H R ER SO BB IBB HBP BLK WP HR S P ERA WHIP	IP ERA WLS BF H R ER SO BB IBB HBP BLK WP HR S P ERA WHIP	IP ERA WLS BF H R ER SO BB IBB HBP BLK WP HR S P ERA WHIP	IP ERA WLS BF H R ER SO BB IBB HBP BLK WP HR S P ERA WHIP	IP ERA WLS BF H R ER SO BB IBB HBP BLK WP HR S P ERA WHIP	IP ERA WLS BF H R ER SO BB IBB HBP BLK WP HR S P ERA WHIP	IP ERA WLS BF H R ER SO BB IBB HBP BLK WP HR S P ERA WHIP	IP ERA WLS BF H R ER SO BB IBB HBP BLK WP HR S P ERA WHIP	IP ERA WLS BF H R ER SO BB IBB HBP BLK WP HR S P ERA WHIP	IP ERA WLS BF H R ER SO BB IBB HBP BLK WP HR S P ERA WHIP	IP ERA WLS BF H R ER SO BB IBB HBP BLK WP HR S P ERA WHIP	IP ERA WLS BF H R ER SO BB IBB HBP BLK WP HR S P ERA WHIP	IP ERA WLS BF H R ER SO BB IBB HBP BLK WP HR S P ERA WHIP	IP ERA WLS BF H R ER SO BB IBB HBP BLK WP HR S P ERA WHIP	IP ERA WLS BF H R ER SO BB IBB HBP BLK WP HR S P ERA WHIP	IP ERA WLS BF H R ER SO BB IBB HBP BLK WP HR S P ERA WHIP	IP ERA WLS BF H R ER SO BB IBB HBP BLK WP HR S P ERA WHIP	IP ERA WLS BF H R ER SO BB IBB HBP BLK WP HR S P ERA WHIP	IP ERA WLS BF H R ER SO BB IBB HBP BLK WP HR S P ERA WHIP	IP ERA WLS BF H R ER SO BB IBB HBP BLK WP HR S P ERA WHIP	IP ERA WLS BF H R ER SO BB IBB HBP BLK WP HR S P ERA WHIP

Los Angeles Dodgers @ San Diego Padres  
Peoria Stadium, Peoria, AZ  
Thu Mar 14 2019, 9:40 PM - 12:27 AM EDT  
Att. 9,342 - Clear - 65 F

AB 41  
R 12  
H 15  
RBI 12  
BB 5  
SO 12  
LOB 21



Batter	1	2	3	4	5	6	7	8	9	AB	R	H	RBI	BB	SO	LOB	BOTTOM								
7 Manuel Margot, R (1, 8) 67 Ty France, R (7, 3)										3 0 1 0 0 1 0 1 0 0 0 0 0 1															
30 Eric Hosmer, L (1, 3) 23 Jawuan Harris, R (7, 8)										3 0 1 0 0 1 1 1 0 0 0 0 1 1															
13 Manny Machado, R (1, 5) 2 José Pirela, R (8, 7)										3 0 0 0 0 0 1 1 0 0 0 0 0 1															
32 Franmil Reyes, R (1, 10)										3 0 1 0 0 2 0															
4 Wil Myers, R (1, 7) 94 Hudson Potts, R (8, 5)										3 0 0 0 0 3 1 0 0 0 0 0 0 0															
33 Franchy Cordero, L (1, 9) 87 Josh Naylor, L (9, 9)										3 0 0 0 0 1 1 0 0 0 0 0 0 0															
84 Fernando Tatis Jr., R (1, 6) 8 Javy Guerra, L (9, 6)										3 0 0 0 0 1 1 0 0 0 0 0 0 0															
9 Luis Urias, R (1, 4) 93 Jason Vosler, L (9, 5)										3 0 0 0 0 1 0 0 0 0 0 0 0 0															
18 Austin Hedges, R (1, 2) 76 Webster Rivas, R (9, FR)										2 0 0 0 1 1 0 0 0 0 0 0 0 0															
<b>Inning Stats</b>	R: 0 E: 0 K: 0 S: 3	H: 1 LOB: 0 BB: 0 P: 3	R: 0 E: 0 K: 2 S: 8	H: 1 LOB: 0 BB: 0 P: 8	R: 0 E: 0 K: 2 S: 7	H: 0 LOB: 0 BB: 0 P: 7	R: 0 E: 0 K: 2 S: 7	H: 0 LOB: 0 BB: 0 P: 7	R: 0 E: 0 K: 1 S: 5	H: 0 LOB: 0 BB: 0 P: 5	R: 0 E: 0 K: 0 S: 4	H: 1 LOB: 1 BB: 0 P: 4	R: 0 E: 0 K: 2 S: 7	H: 0 LOB: 0 BB: 0 P: 7	R: 0 E: 0 K: 2 S: 7	H: 0 LOB: 0 BB: 0 P: 7	R: 0 E: 0 K: 2 S: 5	H: 0 LOB: 1 BB: 1 P: 9	1B: 2 2B: 1 3B: 0 HR: 0	SF: 0 SAC: 0 DP: 1 HBP: 0	WP: 0 PB: 0 SB: 0 CS: 0	PA: 30			
<b>PITCHER</b>	IP ERA WLS BF H R ER SO BB IBB HBP BLK WP HR S P ERA WHIP	IP ERA WLS BF H R ER SO BB IBB HBP BLK WP HR S P ERA WHIP	IP ERA WLS BF H R ER SO BB IBB HBP BLK WP HR S P ERA WHIP	IP ERA WLS BF H R ER SO BB IBB HBP BLK WP HR S P ERA WHIP	IP ERA WLS BF H R ER SO BB IBB HBP BLK WP HR S P ERA WHIP	IP ERA WLS BF H R ER SO BB IBB HBP BLK WP HR S P ERA WHIP	IP ERA WLS BF H R ER SO BB IBB HBP BLK WP HR S P ERA WHIP	IP ERA WLS BF H R ER SO BB IBB HBP BLK WP HR S P ERA WHIP	IP ERA WLS BF H R ER SO BB IBB HBP BLK WP HR S P ERA WHIP	IP ERA WLS BF H R ER SO BB IBB HBP BLK WP HR S P ERA WHIP	IP ERA WLS BF H R ER SO BB IBB HBP BLK WP HR S P ERA WHIP	IP ERA WLS BF H R ER SO BB IBB HBP BLK WP HR S P ERA WHIP	IP ERA WLS BF H R ER SO BB IBB HBP BLK WP HR S P ERA WHIP	IP ERA WLS BF H R ER SO BB IBB HBP BLK WP HR S P ERA WHIP	IP ERA WLS BF H R ER SO BB IBB HBP BLK WP HR S P ERA WHIP	IP ERA WLS BF H R ER SO BB IBB HBP BLK WP HR S P ERA WHIP	IP ERA WLS BF H R ER SO BB IBB HBP BLK WP HR S P ERA WHIP	IP ERA WLS BF H R ER SO BB IBB HBP BLK WP HR S P ERA WHIP	IP ERA WLS BF H R ER SO BB IBB HBP BLK WP HR S P ERA WHIP	IP ERA WLS BF H R ER SO BB IBB HBP BLK WP HR S P ERA WHIP	IP ERA WLS BF H R ER SO BB IBB HBP BLK WP HR S P ERA WHIP	IP ERA WLS BF H R ER SO BB IBB HBP BLK WP HR S P ERA WHIP	IP ERA WLS BF H R ER SO BB IBB HBP BLK WP HR S P ERA WHIP	IP ERA WLS BF H R ER SO BB IBB HBP BLK WP HR S P ERA WHIP	IP ERA WLS BF H R ER SO BB IBB HBP BLK WP HR S P ERA WHIP

Los Angeles Dodgers @ San Diego Padres  
Peoria Stadium, Peoria, AZ  
Thu Mar 14 2019, 9:40 PM - 12:27 AM EDT  
Att. 9,342 - Clear - 65 F

AB 29  
R 0  
H 3  
RBI 0  
BB 1  
SO 12  
LOB 8





















Batter	1	2	3	4	5	6	7	8	9	AB	R	H	RBI	BB	SO	LOB	TOP						
13 Hanley Ramirez, R OBP: 0.300, SLG: 0.321 38 Eric Haase, R OBP: 0.400, SLG: 0.833 (7, 10)										3	0	1	0	0	1	2	<b>Cleveland Indians @ Los Angeles Dodgers</b> Camelback Ranch, Glendale, AZ Tue Mar 19 2019, 10:07 PM - 1:15 AM EDT Att: 8,986 - Partly Cloudy - 75 F						
30 Tyler Naquin, L OBP: 0.296, SLG: 0.357 89 Kai'i Tom, L OBP: 0.667, SLG: 1.000 (1, 9) (5, 9)										3	1	2	0	0	0	0							
11 Jose Ramirez, S OBP: 0.333, SLG: 0.450 7 Ryan Flaherty, L OBP: 0.333, SLG: 0.459 (1, 5) (5, 5)										3	0	1	0	0	1	2							
10 Jake Bauers, L OBP: 0.273, SLG: 0.425 88 Nello Rodriguez, R OBP: 0.188, SLG: 0.077 (1, 3) (5, 3)										3	0	1	1	0	0	2							
27 Kevin Plawecki, R OBP: 0.303, SLG: 0.276 17 Dioner Navarro, S OBP: 0.389, SLG: 0.313 (1, 2) (6, 2)										3	0	0	0	0	0	4							
1 Greg Allen, S OBP: 0.486, SLG: 0.676 63 Oscar Gonzalez, R (1, 7) (6, 7)										3	0	2	0	0	0	0							
32 Trayce Thompson, R OBP: 0.385, SLG: 0.588 (1, 8)										4	0	0	0	0	3	2							
26 Max Moroff, S OBP: 0.300, SLG: 0.378 74 Alexis Pantoja, L OBP: 0.500, SLG: 1.000 (1, 4) (6, 4)										3	0	0	0	0	2	2							
66 Eric Stamets, R OBP: 0.362, SLG: 0.368 73 Miguel Eladio, R (1, 6) (7, 6)										1	1	0	0	1	0	0							
										1	0	0	0	0	1								
<b>Inning Stats</b>	R: 0 E: 0 K: 1 S: 7	H: 2 LOB: 2 BB: 7	R: 0 E: 0 K: 1 S: 5	H: 0 LOB: 0 BB: 5	R: 1 E: 0 K: 0 S: 6	H: 3 LOB: 2 BB: 6	R: 0 E: 0 K: 2 S: 8	H: 1 LOB: 2 BB: 9	R: 0 E: 0 K: 3 S: 10	H: 0 LOB: 0 BB: 3	R: 0 E: 0 K: 2 S: 8	H: 1 LOB: 1 BB: 8	R: 2 E: 0 K: 2 S: 11	H: 2 LOB: 1 BB: 18	R: 0 E: 0 K: 1 S: 6	H: 1 LOB: 1 BB: 6	R: 1 E: 0 K: 0 S: 4	H: 1 LOB: 1 BB: 8	1B: 8 2B: 2 3B: 0 HR: 1	SF: 1 SAC: 0 DP: 0 HBP: 1	WP: 0 PB: 0 SB: 3 CS: 0	PA: 41	
<b>PITCHER</b>	IP WLS BF H R ER SO BB IBB HBP BLK WP HR S P ERA WHIP	2.2 11 3 2 1 1 2 0 0 0 0 0 0 0 3 3 3.38 1.125	0.1 3 2 0 0 0 0 0 0 0 0 0 0 0 3 3 0.00 6.000	1.0 5 1 0 0 2 0 0 0 1 0 0 0 0 8 9 0.00 1.000	1.0 3 0 0 0 0 0 0 0 0 0 0 0 0 3 3 0.00 0.000	1.0 H 4 1 0 0 2 0 0 0 0 0 0 0 0 8 8 0.00 1.000	0.2 L 5 2 2 2 1 1 0 0 0 0 0 0 0 1 8 15 27.00 4.500	0.1 1 0 0 0 1 0 0 0 0 0 0 0 0 3 3 0.00 0.000	1.0 4 1 0 0 1 0 0 0 0 0 0 0 0 6 6 0.00 1.000	1.0 5 1 1 1 0 1 0 0 0 0 0 0 0 4 8 9.00 2.000													
21 Walker Buehler, R ERA: 3.38 63 Yimi Garcia, R ERA: 3.0 52 Pedro Baez, R ERA: 3.0 90 Logan Salow, L ERA: 1.5 51 Dylan Floro, R ERA: 1.5																							
47 JT Chargois, R ERA: 5.4 80 Parker Curry, R ERA: 6.75 91 Yordy Cabrera, R ERA: 6.75 87 Ryan Moseley, R ERA: 1.99																							
31 Joc Pederson, L OBP: 0.261, SLG: 0.500 16 Paulo Orlando, R OBP: 0.263, SLG: 0.333 (1, 7) (7, 7)										3	0	0	0	0	1	3	<b>Cleveland Indians @ Los Angeles Dodgers</b> Camelback Ranch, Glendale, AZ Tue Mar 19 2019, 10:07 PM - 1:15 AM EDT Att: 8,986 - Partly Cloudy - 75 F						
13 Max Muncy, L OBP: 0.288, SLG: 0.200 94 Cody Thomas, L OBP: 0.500, SLG: 0.500 (1, 3) (7, 9)										3	0	0	0	0	2	3							
11 AJ Pollock, R OBP: 0.375, SLG: 0.488 84 Mike Ahmed, R (1, 8) (7, 3)										3	1	2	1	0	1	0							
35 Cody Bellinger, L OBP: 0.273, SLG: 0.525 83 Deacon Liput, L (1, 9) (7, 6)										3	0	1	0	0	0	0							
25 David Freese, R OBP: 0.343, SLG: 0.406 82 Brandon Montgomery, R (1, 5) (7, 4)										3	0	0	0	0	0	1							
55 Russell Martin, R OBP: 0.280, SLG: 0.542 28 Josh Thole, L OBP: 0.524, SLG: 0.400 (1, 2) (7, 2)										3	1	1	1	0	0	1							
27 Alex Verdugo, L OBP: 0.279, SLG: 0.350 (1, 10)										3	0	0	0	0	1	0							
45 Brad Miller, L OBP: 0.417, SLG: 0.636 41 Ezequiel Carrera, L OBP: 0.316, SLG: 0.294 (1, 4) (7, 8)										2	0	1	0	0	1	0							
9 Daniel Castro, R OBP: 0.407, SLG: 0.500 0 Zach McKinstry, L OBP: 0.250, SLG: 0.250 (1, 6) (7, 5)										2	0	2	0	0	0	0							
										1	0	0	0	0	0	0							
<b>Inning Stats</b>	R: 0 E: 0 K: 1 S: 5	H: 0 LOB: 0 BB: 5	R: 0 E: 0 K: 0 S: 3	H: 0 LOB: 0 BB: 3	R: 0 E: 0 K: 2 S: 9	H: 2 LOB: 0 BB: 9	R: 2 E: 0 K: 0 S: 8	H: 2 LOB: 0 BB: 12	R: 0 E: 1 K: 3 S: 10	H: 1 LOB: 1 BB: 0	R: 0 E: 0 K: 0 S: 4	H: 2 LOB: 1 BB: 4	R: 0 E: 0 K: 2 S: 7	H: 0 LOB: 0 BB: 7	R: 0 E: 0 K: 2 S: 7	H: 0 LOB: 0 BB: 7	R: 0 E: 0 K: 2 S: 7	1B: 4 2B: 1 3B: 0 HR: 2	SF: 0 SAC: 0 DP: 0 HBP: 0	WP: 0 PB: 0 SB: 2 CS: 0	PA: 33		
<b>PITCHER</b>	IP WLS BF H R ER SO BB IBB HBP BLK WP HR S P ERA WHIP	5.0 20 5 2 2 2 6 0 0 0 0 0 0 0 2 2 3.60 1.000	0.1 2 2 0 0 0 0 0 0 0 0 0 0 0 2 2 0.00 6.000	0.2 W 2 0 0 0 0 0 0 0 0 0 0 0 0 2 2 0.00 0.000	1.0 H 3 0 0 0 0 0 0 0 0 0 0 0 0 3 3 0.00 0.000	1.0 H 3 0 0 0 2 0 0 0 0 0 0 0 0 7 7 0.00 0.000	1.0 S 3 3 0 0 2 0 0 0 0 0 0 0 0 7 7 0.00 0.000																
57 Shane Bieber, R ERA: 1.42 34 Justin Grimm, R ERA: 1.04 49 Tyler Olson, L ERA: 1.29 36 A.J. Cole, R ERA: 4.5 44 Nick Goody, R ERA: 4.5																							
83 Jared Robinson, R ERA: 1.0																							



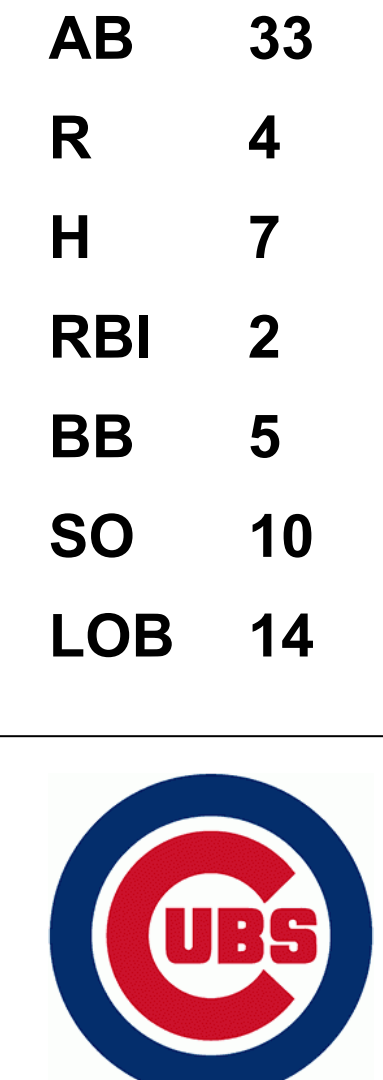


Batter	1	2	3	4	5	6	7	8	9	AB	R	H	RBI	BB	SO	LOB	TOP										
11 AJ Pollock, R OBP: 0.385, SLG: 0.556 45 Brad Miller, L OBP: 0.400, SLG: 0.609										4	1	2	1	0	0	3	<b>Los Angeles Dodgers @ Chicago Cubs</b> Sloan Park, Mesa, AZ Wed Mar 20 2019, 10:06 PM - 1:08 AM EDT Att: 16,061 - Cloudy - 77 F										
10 Justin Turner, R OBP: 0.571, SLG: 0.750 41 Ezequiel Carrera, L OBP: 0.308, SLG: 0.286										3	1	1	0	0	2	0											
5 Corey Seager, L OBP: 0.333, SLG: 2.000 9 Daniel Castro, R OBP: 0.414, SLG: 0.500										2	1	1	2	0	0	0											
14 Enrique Hernández, R OBP: 0.392, SLG: 0.600 16 Paulo Orlando, R OBP: 0.256, SLG: 0.324										4	0	1	0	0	1	2											
35 Cody Bellinger, L OBP: 0.292, SLG: 0.535 87 Cristian Santana, R OBP: 0.214, SLG: 0.231										3	1	1	0	1	1	3											
3 Chris Taylor, R OBP: 0.240, SLG: 0.340 82 Errol Robinson, R OBP: 0.444, SLG: 0.750										3	0	0	0	1	1	2											
15 Austin Barnes, R OBP: 0.395, SLG: 0.541 28 Josh Thole, L OBP: 0.524, SLG: 0.400										3	0	1	0	1	0	2											
Edwin Ríos, L OBP: 0.270, SLG: 0.382										4	0	1	1	0	2	1											
85 Dustin May, R OBP: 0.500, SLG: 0.500 17 Jose Kelly, R 7 Julio Urias, L 92 Luis Vazquez, R 0 Zach McKinstry, L 73 Stetson Allie, R 96 Nolan Long, R										2	0	1	0	0	0	1											
<b>Inning Stats</b>	R: 1 E: 0 K: 1 S: 6	H: 1 LOB: 0 BB: 0 P: 7	R: 1 E: 1 K: 0 S: 5	H: 1 LOB: 2 BB: 1 P: 9	R: 1 E: 0 K: 1 S: 8	H: 2 LOB: 1 BB: 0 P: 8	R: 0 E: 0 K: 1 S: 6	H: 2 LOB: 1 BB: 0 P: 6	R: 1 E: 0 K: 0 S: 4	H: 1 LOB: 1 BB: 1 P: 8	R: 0 E: 0 K: 2 S: 7	H: 0 LOB: 0 BB: 0 P: 7	R: 0 E: 2 K: 3 S: 10	H: 1 LOB: 2 BB: 0 P: 11	R: 0 E: 0 K: 1 S: 5	H: 1 LOB: 1 BB: 1 P: 9		R: 0 E: 0 K: 2 S: 8	H: 1 LOB: 1 BB: 0 P: 8	1B: 6 2B: 2 3B: 0 HR: 2	SF: 1 SAC: 0 DP: 1 HBP: 1	WP: 1 PB: 0 SB: 0 CS: 0	PA: 40				
<b>PITCHER</b>	IP	WLS	BF	H	R	ER	SO	BB	IBB	HBP	BLK	WP	HR	S	P	ERA	WHIP										
35 Cole Hamels, L ERA: 5.4	6.0		27	7	4	4	5	2	0	0	0	1	2	36	45	6.00	1.500										
38 Mike Montgomery, L ERA: 1.5	0.1		3	1	0	0	1	0	0	1	0	0	0	4	5	0.00	3.000										
16 Junichi Tazawa, R ERA: 7.5	1.0		3	0	0	0	3	0	0	0	0	0	0	9	9	0.00	0.000										
30 George Kontos, R ERA: 3.39	0.2		3	1	0	0	0	1	0	0	0	0	0	2	6	0.00	3.000										
56 Kyle Ryan, L	1.0		4	1	0	0	2	0	0	0	0	0	0	8	8	0.00	1.000										

AB	35
R	4
H	10
RBI	4
BB	3
SO	11
LOB	19



Batter	1	2	3	4	5	6	7	8	9	AB	R	H	RBI	BB	SO	LOB	BOTTOM										
18 Ben Zobrist, S OBP: 0.243, SLG: 0.265 91 Zack Short, R OBP: 0.367, SLG: 0.292										4	0	1	0	0	0	0	<b>Los Angeles Dodgers @ Chicago Cubs</b> Sloan Park, Mesa, AZ Wed Mar 20 2019, 10:06 PM - 1:08 AM EDT Att: 16,061 - Cloudy - 77 F										
17 Kris Bryant, R OBP: 0.410, SLG: 0.484 65 Vimal Machin, L OBP: 0.273, SLG: 0.111										2	0	0	0	1	0	0											
44 Anthony Rizzo, L OBP: 0.390, SLG: 0.533 92 Cristhian Adames, S OBP: 0.467, SLG: 0.775										3	1	1	1	0	0	1											
9 Javier Báez, R OBP: 0.300, SLG: 0.333 65 Nico Hoerner, R OBP: 0.647, SLG: 1.266										3	0	0	0	0	2	0											
12 Kyle Schwarber, L OBP: 0.500, SLG: 0.484 38 Mike Montgomery, L 16 Junichi Tazawa, R 30 George Kontos, R 2 Mark Zagunis, R 56 Kyle Ryan, L										3	1	2	0	0	1	0											
40 Wilson Contreras, R OBP: 0.412, SLG: 0.633 53 Taylor Davis, R OBP: 0.462, SLG: 0.522										3	0	1	0	0	0	2											
22 Jason Heyward, L OBP: 0.273, SLG: 0.241 0 D.J. Wilson, L										1	0	0	0	0	1	1											
35 Cole Hamels, L OBP: 0.333, SLG: 0.333 83 Johnny Field, R OBP: 0.389, SLG: 0.500										2	0	1	1	0	0	0											
8 Ian Happ, S OBP: 0.200, SLG: 0.213 86 Donnie Dewees, L										3	1	0	0	0	1	3											
<b>Inning Stats</b>	R: 0 E: 0 K: 0 S: 2	H: 0 LOB: 1 BB: 1 P: 6	R: 1 E: 0 K: 3 S: 12	H: 3 LOB: 2 BB: 0 P: 12	R: 0 E: 0 K: 0 S: 3	H: 0 LOB: 0 BB: 0 P: 3	R: 0 E: 0 K: 1 S: 6	H: 1 LOB: 1 BB: 0 P: 6	R: 0 E: 0 K: 0 S: 3	H: 0 LOB: 0 BB: 0 P: 3	R: 1 E: 0 K: 2 S: 9	H: 1 LOB: 0 BB: 0 P: 9	R: 2 E: 2 K: 0 S: 5	H: 2 LOB: 2 BB: 2 P: 13	R: 0 E: 0 K: 2 S: 7	H: 0 LOB: 1 BB: 1 P: 11		R: 0 E: 0 K: 2 S: 7	H: 0 LOB: 1 BB: 1 P: 11	1B: 6 2B: 1 3B: 0 HR: 1	SF: 0 SAC: 0 DP: 2 HBP: 0	WP: 0 PB: 0 SB: 2 CS: 0	PA: 38				
<b>PITCHER</b>	IP	WLS	BF	H	R	ER	SO	BB	IBB	HBP	BLK	WP	HR	S	P	ERA	WHIP										
85 Dustin May, R ERA: 1.0	3.0		12	3	1	1	3	1	0	0	0	0	0	17	21	3.00	1.333										
17 Joe Kelly, R ERA: 1.5	1.0	H	4	1	0	0	1	0	0	0	0	0	0	6	6	0.00	1.000										
7 Julio Urias, L ERA: 2.31	2.2	H	12	3	3	2	2	1	0	0	0	0	1	16	20	6.75	1.500										
92 Luis Vazquez, R ERA: 1.42	0.1	B	2	0	0	0	0	1	0	0	0	0	0	1	5	0.00	3.000										
73 Stetson Allie, R ERA: 4.32	1.0		4	0	0	0	2	1	0	0	0	0	0	7	11	0.00	1.000										
<b>PITCHER</b>	IP	WLS	BF	H	R	ER	SO	BB	IBB	HBP	BLK	WP	HR	S	P	ERA	WHIP										
96 Nolan Long, R ERA: 3.39	1.0		4	0	0	0	2	1	0	0	0	0	0	7	11	0.00	1.000										





Batter	1	2	3	4	5	6	7	8	9	AB	R	H	RBI	BB	SO	LOB	TOP											
31 Joc Pederson, L (1, 7) OBP: 0.250, SLG: 0.476 Brad Miller, L (4, 7) OBP: 0.429, SLG: 0.615										2	0	0	0	0	1	0	<b>Los Angeles Dodgers @ Milwaukee Brewers</b> American Family Fields of Phoenix, Phoenix, AZ Thu Mar 21 2019, 3:08 PM - 6:14 PM CDT Att: 10,006 - Sunny - 68 F											
10 Justin Turner, R (1, 5) OBP: 0.556, SLG: 0.800 84 Cody Asche, L (5, 5) OBP: 0.211, SLG: 0.267										3	1	1	3	0	0	0												
13 Max Muncy, L (1, 3) OBP: 0.289, SLG: 0.256 82 Errol Robinson, R (7, 4) OBP: 0.400, SLG: 0.667										4	0	2	0	0	1	0												
14 Enrique Hernández, R (1, 4) OBP: 0.389, SLG: 0.574 9 Daniel Castro, R (5, 4) OBP: 0.387, SLG: 0.467										2	0	0	0	1	1	0												
3 Chris Taylor, R (1, 6) OBP: 0.241, SLG: 0.320 51 Dylan Floro, L (7, 1) 90 Logan Salow, L (7, 1) 63 Yimi García, R (8, 1)										3	0	0	0	1	2	3												
55 Russell Martin, R (1, 2) OBP: 0.286, SLG: 0.500 64 Caleb Ferguson, R (6, 1) 89 Chris Parmelee, L (7, 3) OBP: 0.250, SLG: 0.250										2	0	0	0	1	2	1												
27 Alex Verdugo, L (1, 8) OBP: 0.349, SLG: 0.349 0 Donovan Casey, R (7, 9)										3	0	1	0	0	1	2												
41 Ezequiel Carrera, L (1, 9) OBP: 0.279, SLG: 0.256										4	0	0	0	0	1	2												
99 Hyun Jin Ryu, R (1, 1) OBP: 0.333, SLG: 0.333 52 Pedro Báez, R (6, 1) 28 Josh Thole, L (6, 2) OBP: 0.522, SLG: 0.412										2	1	1	0	0	1	1												
<b>Inning Stats</b>	R: 0 E: 0 K: 2 S: 8	H: 1 LOB: 2 BB: 1 P: 13	R: 0 E: 0 K: 2 S: 8	H: 1 LOB: 1 BB: 0 P: 8	R: 0 E: 0 K: 1 S: 5	H: 0 LOB: 0 BB: 0 P: 5	R: 0 E: 0 K: 2 S: 7	H: 0 LOB: 1 BB: 1 P: 11	R: 3 E: 0 K: 1 S: 10	H: 3 LOB: 0 BB: 0 P: 11	R: 0 E: 0 K: 1 S: 5	H: 0 LOB: 1 BB: 0 P: 10	R: 2 E: 0 K: 0 S: 7	H: 3 LOB: 1 BB: 0 P: 9	R: 0 E: 0 K: 1 S: 5	H: 0 LOB: 0 BB: 0 P: 5		R: 0 E: 1 K: 1 S: 7	H: 1 LOB: 2 BB: 0 P: 7	1B: 6 2B: 1 3B: 0 HR: 2	SF: 0 SAC: 0 DP: 0 HBP: 0	WP: 1 PB: 0 SB: 0 CS: 0	PA: 40					
<b>PITCHER</b>	IP	WLS	BF	H	R	ER	SO	BB	IBB	HBP	BLK	WP	HR	S	P	ERA	WHIP											
39 Corbin Burnes, R (1, 1) ERA: 5.79	5.0		22	5	3	3	9	2	0	0	0	0	1	38	48	5.40	1.400											
36 Jake Petricka, R (6, 1) ERA: 2.7	1.0	W	4	0	0	0	1	1	0	0	0	0	1	0	5	10	0.00	1.000										
93 Rodrigo Benoit, R (7, 1) ERA: 6.75	1.0		6	3	2	2	0	0	0	0	0	0	1	7	9	18.00	3.000											
54 Taylor Williams, R (8, 1) ERA: 0.96	1.0		3	0	0	0	1	0	0	0	0	0	0	5	5	0.00	0.000											
99 Luke Barker, R (9, 1) ERA:	1.0		5	1	0	0	1	0	0	0	0	0	0	7	7	0.00	1.000											
<b>Batter</b>	<b>1</b>	<b>2</b>	<b>3</b>	<b>4</b>	<b>5</b>	<b>6</b>	<b>7</b>	<b>8</b>	<b>9</b>	<b>AB</b>	<b>R</b>	<b>H</b>	<b>RBI</b>	<b>BB</b>	<b>SO</b>	<b>LOB</b>	<b>BOTTOM</b>											
16 Ben Gamel, L (1, 8) OBP: 0.327, SLG: 0.409 93 Rodrigo Benoit, R (7, 1) 72 Keston Hiura, R (8, 4) OBP: 0.341, SLG: 0.538										4	1	1	0	0	0	2	<b>Los Angeles Dodgers @ Milwaukee Brewers</b> American Family Fields of Phoenix, Phoenix, AZ Thu Mar 21 2019, 3:08 PM - 6:14 PM CDT Att: 10,006 - Sunny - 68 F											
22 Christian Yelich, L (1, 9) OBP: 0.459, SLG: 0.838 97 Dillon Thomas, L (7, PR) OBP: 0.500, SLG: 0.333										4	1	2	0	0	0	0												
8 Ryan Braun, R (1, 7) 94 Chad McClanahan, Jr. (7, PR) OBP: 0.200, SLG: 0.400										3	1	1	1	1	1	0												
21 Travis Shaw, L (1, 3) 77 Lucas Erceg, L (7, 3) OBP: 0.194, SLG: 0.457										3	0	0	0	0	2	3												
14 Hernán Pérez, R (1, 6) 90 Devin Hairston, R (7, PR) OBP: 0.500, SLG: 0.500										4	2	2	1	0	0	2												
10 Yasmani Grandal, S (1, 2) 78 Corey Ray, L (7, 8) OBP: 0.298, SLG: 0.512										2	2	1	3	1	1	0												
11 Mike Moustakas, L (1, 4) 54 Taylor Williams, S (8, 1) 99 Luke Barker, R (9, 1)										3	0	2	1	0	0	0												
13 Tyler Saladino, R (1, 5) 29 Tuffy Gosewisch, R (7, 2) OBP: 0.414, SLG: 0.245										3	1	1	3	0	0	1												
39 Corbin Burnes, R (1, 1) 5 Cory Spangenberg, L (5, PR) 36 Jake Petricka, R (8, 1) 70 Nate Orf, R (7, 9) OBP: 0.376, SLG: 0.333										0	0	0	0	0	0	0												
<b>Inning Stats</b>	R: 0 E: 0 K: 0 S: 3	H: 0 LOB: 0 BB: 0 P: 3	R: 0 E: 0 K: 2 S: 7	H: 0 LOB: 0 BB: 0 P: 7	R: 0 E: 0 K: 1 S: 4	H: 1 LOB: 1 BB: 0 P: 4	R: 0 E: 0 K: 1 S: 5	H: 0 LOB: 0 BB: 0 P: 5	R: 2 E: 0 K: 1 S: 6	H: 2 LOB: 1 BB: 0 P: 6	R: 6 E: 1 K: 1 S: 10	H: 3 LOB: 1 BB: 2 P: 20	R: 3 E: 0 K: 1 S: 10	H: 5 LOB: 3 BB: 0 P: 10	R: 0 E: 0 K: 2 S: 7	H: 0 LOB: 0 BB: 0 P: 7		1B: 6 2B: 3 3B: 0 HR: 2	SF: 1 SAC: 1 DP: 0 HBP: 1	WP: 0 PB: 0 SB: 0 CS: 0	PA: 39							
<b>PITCHER</b>	IP	WLS	BF	H	R	ER	SO	BB	IBB	HBP	BLK	WP	HR	S	P	ERA	WHIP											
99 Hyun Jin Ryu, L (1, 1) ERA: 3.0	5.0	L	20	5	4	4	3	0	0	0	0	0	0	4	8	0.00	3.000											
52 Pedro Báez, R (6, 1) ERA: 2.84	0.1	B	3	0	0	0	1	1	0	0	0	0	0	1	4	10	13.50	3.000										
64 Caleb Ferguson, L (6, 1) ERA: 10.57	0.2		5	1	4	1	0	1	0	1	0	0	0	7	7	40.50	7.500											
51 Dylan Floro, R (7, 1) ERA: 5.4	0.2		7	5	3	3	0	0	0	0	0	0	0	3	3	0.00	0.000											
90 Logan Salow, L (7, 1) ERA:	0.1		1	0	0	0	1	0	0	0	0	0	0	3	3	0.00	0.000											



Batter	1	2	3	4	5	6	7	8	9	AB	R	H	RBI	BB	SO	LOB	TOP			
10 Yoán Moncada, S OBP: 0.482, SLG: 0.689 87 Danny Mendick, R OBP: 0.425, SLG: 0.594	0-0 2B E	0-1 HR		0-0 2B		0-0 F9			4-0 84 1B BB	4	2	3	1	0	0	0	Chicago White Sox @ Los Angeles Dodgers Camelback Ranch, Glendale, AZ Sat Mar 23 2019, 3:04 PM - 5:40 PM EDT Att: 13,207 - Sunny - 72 F			
7 Tim Anderson, R OBP: 0.315, SLG: 0.462 20 José Róndón, R OBP: 0.351, SLG: 0.424	0-0 G4-3	0-0 G5-3		0-3 K			0-0 G6-3		0-2 K	4	0	0	0	0	1	2				
79 José Abreu, R OBP: 0.323, SLG: 0.596	0-3 K	0-0 G6-3					0-0 F7		0-3 K	5	0	0	0	0	3	2				
17 Yonder Alonso, L OBP: 0.328, SLG: 0.566 84 Matt Skole, L OBP: 0.436, SLG: 0.385	4-0 21 E 18 2B BB			0-0 F7			0-0 G3		0-0 1B	3	1	1	0	1	0	0				
21 Wellington Castillo, R OBP: 0.240, SLG: 0.480 89 Alfredo González, R OBP: 0.263, SLG: 0.125	0-0 E5 1-3 2H 18 2B			0-3 K			0-0 1B		0-3 1B	3	1	1	0	0	1	1				
Eloy Jiménez, R OBP: 0.267, SLG: 0.517 32 Preston Tucker, L OBP: 0.323, SLG: 0.269	4-0 18 2B BB			0-0 1B			0-0 1B		2-0 HR	3	1	3	1	1	0	0				
18 Daniel Palka, L OBP: 0.219 93 Joel Booker, R	0-0 1-3 2H 2B			0-3 K			0-0 G5-3		0-3 K	4	0	1	2	0	2	3				
5 Yolmer Sánchez, S OBP: 0.360, SLG: 0.256 38 Ryan Goins, L OBP: 0.205, SLG: 0.278	0-0 G3			0-0 1B			0-0 G3-1		0-2 K	4	0	1	0	0	1	2				
15 Adam Engel, R OBP: 0.345, SLG: 0.447 91 Luis González, L OBP: 0.300, SLG: 0.316		0-0 L8		0-3 K			0-0 P5		0-0 G1-3	4	0	0	0	0	1	0				
<b>Inning Stats</b>	R: 3 E: 1 K: 1 S: 8	H: 2 LOB: 2 BB: 2 P: 16	R: 1 E: 0 K: 0 S: 5	H: 1 LOB: 0 BB: 0 P: 5	R: 0 E: 0 K: 2 S: 8	H: 1 LOB: 1 BB: 0 P: 8	R: 0 E: 0 K: 2 S: 8	H: 2 LOB: 1 BB: 0 P: 8	R: 0 E: 0 K: 1 S: 7	H: 0 LOB: 0 BB: 0 P: 3	R: 0 E: 0 K: 0 S: 4	H: 1 LOB: 1 BB: 0 P: 4	R: 1 E: 0 K: 2 S: 8	H: 1 LOB: 0 BB: 0 P: 10	R: 0 E: 0 K: 3 S: 10	H: 1 LOB: 2 BB: 1 P: 14		1B: 6 2B: 3 3B: 0 HR: 2	SF: 0 SAC: 0 DP: 0 HBP: 0	WP: 0 PB: 0 CS: 0
<b>PITCHER</b>	IP WLS BF H R ER SO BB IBB HBP BLK WP HR S P ERA WHIP																			
48 Brock Stewart, R ERA: 2.84	(1, 1)	3.1 L 17 5 4 1 3 2 0 0 0 0 0 1 22 30 2.70 2.100																		
73 Stetson Allie, R ERA: 4.0	(4, 1)	0.2 3 1 0 0 2 0 0 0 0 0 0 0 7 7 0.00 1.500																		
89 Justin De Fratus, R ERA:	(5, 1)	3.0 12 3 0 0 1 0 0 0 0 0 0 14 14 0.00 1.000																		
91 Ben Holmes, L ERA: 19.29	(8, 1)	2.0 9 2 1 1 5 1 0 0 0 0 0 1 18 24 4.50 1.500																		

Batter	1	2	3	4	5	6	7	8	9	AB	R	H	RBI	BB	SO	LOB	BOTTOM					
3 Chris Taylor, R OBP: 0.263, SLG: 0.385 84 Cody Asche, L OBP: 0.200, SLG: 0.250	2-1 HR		4-0 13 G6-3 BB			0-0 G4-3		0-0 F8		2	1	1	1	1	0	0	Chicago White Sox @ Los Angeles Dodgers Camelback Ranch, Glendale, AZ Sat Mar 23 2019, 3:04 PM - 5:40 PM EDT Att: 13,207 - Sunny - 72 F					
13 Max Muncy, L OBP: 0.275, SLG: 0.244 80 DJ Peters, R OBP: 0.167, SLG: 0.522	0-3 K		0-0 G6-3			0-0 L7		0-0 L8		3	0	0	0	0	1	1						
15 Austin Barnes, R OBP: 0.363, SLG: 0.500 28 Josh Thole, L OBP: 0.481, SLG: 0.381	4-0 27 G3 BB			0-0 F7		0-0 G3-1		0-3 K		1	0	0	0	1	0	0						
27 Alex Verdugo, L OBP: 0.265, SLG: 0.326 0 Donovan Casey, R	0-0 G3			0-0 F8			0-0 G1-3		0-3 K	3	0	0	0	0	1	1						
16 Paulo Orlando, R OBP: 0.286, SLG: 0.351 94 Cody Thomas, L OBP: 0.333, SLG: 0.333	0-0 F9			0-0 1B			0-0 FC3-6 1B			3	0	2	0	0	0	1						
9 Daniel Castro, R OBP: 0.353, SLG: 0.424 0 Jacob Amaya, R		0-0 G5-3		0-0 G1-3			0-0 FC3-6		0-0 K	3	0	0	0	0	2	0						
41 Ezequiel Carrera, L OBP: 0.243, SLG: 0.222 83 Deacon Liput, L OBP: 0.500, SLG: 0.250		0-0 G1-3				0-0 L4		0-3 K		2	0	0	0	0	0	1						
87 Cristian Santana, R OBP: 0.158, SLG: 0.167		0-3 K				0-0 G6-3		0-3 K		3	0	0	0	2	0	0						
82 Errol Robinson, R OBP: 0.308, SLG: 0.500			0-0 G6-3			0-3 K		0-3 K		3	0	0	0	2	0	0						
<b>Inning Stats</b>	R: 1 E: 0 K: 1 S: 7	H: 1 LOB: 1 BB: 1 P: 13	R: 0 E: 0 K: 1 S: 5	H: 0 LOB: 0 BB: 0 P: 5	R: 0 E: 0 K: 0 S: 2	H: 0 LOB: 1 BB: 1 P: 6	R: 0 E: 0 K: 0 S: 4	H: 1 LOB: 0 BB: 0 P: 4	R: 0 E: 0 K: 1 S: 5	H: 0 LOB: 0 BB: 0 P: 5	R: 0 E: 0 K: 0 S: 3	H: 0 LOB: 0 BB: 0 P: 3	R: 0 E: 0 K: 2 S: 6	H: 0 LOB: 0 BB: 0 P: 6	R: 0 E: 0 K: 2 S: 7	H: 0 LOB: 0 BB: 0 P: 7		R: 0 E: 0 K: 2 S: 7	H: 0 LOB: 0 BB: 0 P: 7	1B: 2 2B: 0 3B: 0 HR: 1	SF: 0 SAC: 0 DP: 1 HBP: 0	WP: 0 PB: 0 CS: 0
<b>PITCHER</b>	IP WLS BF H R ER SO BB IBB HBP BLK WP HR S P ERA WHIP																					
58 Manny Bañuelos, L ERA: 4.26	(1, 1)	5.0 W 18 2 1 1 3 2 0 0 0 0 0 0 9 9 1.80 0.800																				
68 Dylan Covey, R ERA: 2.45	(6, 1)	2.0 H 7 1 0 0 1 0 0 0 0 0 0 0 9 9 0.00 0.500																				
61 Ryan Burr, R ERA: 2.61	(8, 1)	0.2 2 0 0 0 2 0 0 0 0 0 0 0 6 6 0.00 0.000																				
53 Caleb Frare, L ERA: 7.88	(8, 1)	0.1 1 0 0 0 0 0 0 0 0 0 0 0 1 1 0.00 0.000																				
60 José Ruiz, R ERA: 2.7	(9, 1)	1.0 3 0 0 0 2 0 0 0 0 0 0 0 7 7 0.00 0.000																				











Batter	1	2	3	4	5	6	7	8	9	AB	R	H	RBI	BB	SO	LOB	TOP					
56 Kole Calhoun, L OBP: 0.411, SLG: 0.592 48 César Puello, R OBP: 0.359, SLG: 0.351										1	0	0	0	1	0		<b>Los Angeles Angels @ Los Angeles Dodgers</b> Dodger Stadium, Los Angeles, CA Tue Mar 26 2019, 7:12 PM - 10:00 PM PDT Att: 34,162 - Partly Cloudy - 62 F					
27 Mike Trout, R OBP: 0.346, SLG: 0.625 89 Brandon Marsh, L OBP: 0.333, SLG: 0.280										1	0	0	0	0	0							
2 Andreton Simmons, R OBP: 0.143, SLG: 0.140 Luis Rengifo, S OBP: 0.323, SLG: 0.280										3	0	1	0	0	0							
5 Albert Pujols, R OBP: 0.396, SLG: 0.558 75 Jared Walsh, L OBP: 0.424, SLG: 0.704										1	0	0	0	0	0							
41 Justin Bour, L OBP: 0.354, SLG: 0.550 85 Matt Thaiss, L OBP: 0.413, SLG: 0.674										1	0	0	0	0	0							
7 Zack Cozart, R OBP: 0.375, SLG: 0.545 6 David Fletcher, R OBP: 0.355, SLG: 0.382										1	0	0	0	1	0							
20 Jonathan Lucroy, R OBP: 0.413, SLG: 0.590 95 Roberto Peña, R OBP: 0.333, SLG: 0.222										1	0	0	0	0	0							
25 Peter Bourjos, R OBP: 0.345, SLG: 0.547 81 Brennan Lund, L OBP: 0.255, SLG: 0.362										1	0	0	0	1	0							
9 Tommy La Stella, L OBP: 0.245, SLG: 0.229 7 Connor Justus, R OBP: 0.409, SLG: 0.500										2	0	0	0	0	2							
<b>Inning Stats</b>	R: 0 H: 0 E: 0 K: 1 S: 6	H: 0 LOB: 0 BB: 0 P: 10	R: 0 H: 0 E: 0 K: 1 S: 8	H: 0 LOB: 0 BB: 0 P: 11	R: 0 H: 0 E: 0 K: 1 S: 7	H: 0 LOB: 0 BB: 0 P: 10	R: 0 H: 0 E: 0 K: 1 S: 7	H: 0 LOB: 0 BB: 0 P: 11	R: 1 H: 1 E: 0 K: 0 S: 13	H: 1 LOB: 2 BB: 0 P: 23	R: 0 H: 1 E: 0 K: 0 S: 6	H: 1 LOB: 1 BB: 0 P: 11	R: 1 H: 1 E: 0 K: 1 S: 9	H: 1 LOB: 0 BB: 0 P: 17	R: 0 H: 1 E: 0 K: 0 S: 12	H: 1 LOB: 2 BB: 0 P: 19		R: 0 H: 2 E: 0 K: 1 S: 11	H: 2 LOB: 0 BB: 0 P: 17	1B: 4 2B: 2 3B: 0 HR: 0	SF: 0 SAC: 0 DP: 0 HBP: 1	WP: 2 PB: 0 SB: 0 CS: 0
<b>PITCHER</b>	IP WLS BF H R ER SO BB IBB HBP BLK WP HR S P ERA WHIP																					
7 Julio Urias, L ERA: 1.72	4.0 W 12 0 0 0 4 0 0 0 0 0 0 0 28 42 0.00 0.000																					
51 Dylan Floro, R ERA: 6.48	0.2 4 1 1 0 0 0 0 0 0 0 1 0 9 16 0.00 1.500																					
Jaime Schultz, R ERA: 4.7	0.1 2 0 0 0 0 0 0 0 1 0 0 0 4 7 0.00 0.000																					
85 Dustin May, R ERA: 1.46	3.1 16 5 1 1 1 1 0 0 0 0 0 32 55 2.70 1.800																					
85 Dustin May, R ERA: 1.46	3.1 16 5 1 1 1 1 0 0 0 0 0 32 55 2.70 1.800																					

Batter	1	2	3	4	5	6	7	8	9	AB	R	H	RBI	BB	SO	LOB	BOTTOM					
31 Joc Pederson, L OBP: 0.263, SLG: 0.460 3 Chris Taylor, R OBP: 0.297, SLG: 0.404 85 Dustin May, R OBP: 0.500, SLG: 0.500 73 Stetson Allie, R ERA: 1.46										2	1	1	1	1	0	1	<b>Los Angeles Angels @ Los Angeles Dodgers</b> Dodger Stadium, Los Angeles, CA Tue Mar 26 2019, 7:12 PM - 10:00 PM PDT Att: 34,162 - Partly Cloudy - 62 F					
5 Corey Seager, L OBP: 0.412, SLG: 0.455 Edwin Ríos, L OBP: 0.279, SLG: 0.359										2	1	0	0	1	2							
10 Justin Turner, R OBP: 0.552, SLG: 0.783 0 Jeter Downs, R OBP: 0.400, SLG: 0.444										3	0	1	1	0	1							
13 Max Muncy, L OBP: 0.300, SLG: 0.321 27 Alex Verdugo, L OBP: 0.296, SLG: 0.365										2	2	1	0	1	1							
11 AJ Pollock, R OBP: 0.385, SLG: 0.518 67 Will Smith, R OBP: 0.208, SLG: 0.143										2	2	1	1	1	0	1						
35 Cody Bellinger, L OBP: 0.306, SLG: 0.528 Matt Beaty, L OBP: 0.333, SLG: 0.423										3	1	1	3	0	1							
14 Enrique Hernández, R OBP: 0.339, SLG: 0.474 88 Omar Estévez, R OBP: 0.321, SLG: 0.593										3	0	0	0	0	1							
55 Russell Martin, R OBP: 0.314, SLG: 0.484 91 Carlos Rincon, R OBP: 0.250, SLG: 0.250										2	1	1	1	1	0							
15 Austin Barnes, R OBP: 0.396, SLG: 0.489 83 Jeren Kendall, L OBP: 0.364, SLG: 0.667										2	1	2	0	1	0							
<b>Inning Stats</b>	R: 0 H: 0 E: 0 K: 1 S: 6	H: 4 LOB: 1 BB: 4 P: 11	R: 7 H: 7 E: 1 K: 1 S: 18	H: 4 LOB: 4 BB: 4 P: 44	R: 0 H: 0 E: 0 K: 2 S: 9	H: 0 LOB: 0 BB: 0 P: 14	R: 0 H: 1 E: 0 K: 1 S: 8	H: 1 LOB: 1 BB: 0 P: 14	R: 2 H: 3 E: 0 K: 1 S: 15	H: 3 LOB: 2 BB: 2 P: 28	R: 0 H: 0 E: 0 K: 1 S: 5	H: 0 LOB: 0 BB: 1 P: 9	R: 0 H: 0 E: 0 K: 3 S: 13	H: 0 LOB: 0 BB: 0 P: 17	R: 0 H: 0 E: 0 K: 0 S: 7	H: 0 LOB: 0 BB: 0 P: 10		R: 0 H: 0 E: 0 K: 0 S: 7	H: 0 LOB: 0 BB: 0 P: 17	1B: 4 2B: 3 3B: 0 HR: 1	SF: 0 SAC: 0 DP: 2 HBP: 0	WP: 1 PB: 0 SB: 0 CS: 0
<b>PITCHER</b>	IP WLS BF H R ER SO BB IBB HBP BLK WP HR S P ERA WHIP																					
67 Patrick Sandoval, L ERA: 47.25	1.1 L 11 3 7 7 1 5 0 0 0 0 1 0 17 43 47.25 6.000																					
78 Jeremy Rhoades, R ERA: 3.38	1.1 5 1 0 0 2 0 0 0 0 0 1 0 11 18 0.00 0.750																					
57 Hansel Robles, R ERA: 6.97	0.1 1 0 0 0 1 0 0 0 0 0 0 0 5 8 0.00 0.000																					
16 Adrian De Horta, R ERA: 9.0	2.0 12 4 2 2 2 2 0 0 0 0 0 0 23 42 9.00 3.000																					
John Curtiss, R ERA: 4.66	1.0 3 0 0 0 1 1 0 0 0 0 0 0 5 9 0.00 1.000																					

AB 34  
R 2  
H 6  
RBI 2  
BB 1  
SO 6  
LOB 17



AB 30  
R 9  
H 8  
RBI 7  
BB 8  
SO 10  
LOB 14





Batter	1	2	3	4	5	6	7	8	9	AB	R	H	RBI	BB	SO	LOB	TOP										
10 Adam Jones, R (1.9) OBP: 0.500, SLG: 1.250										4	1	2	1	0	1	0	<b>Arizona Diamondbacks @ Los Angeles Dodgers</b> <b>Dodger Stadium, Los Angeles, CA</b> Thu Mar 28 2019, 1:14 PM - 4:01 PM PDT Att: 53,086 - Partly Cloudy - 69 F										
5 Eduardo Escobar, S (1.5) 15 Idemaro Vargas, S (8.5)										4	0	2	0	0	1	1											
41 Wilmer Flores, R (1.4) OBP: 0.250, SLG: 0.500										4	1	1	0	0	2	2											
6 David Peralta, L (1.7) OBP: 0.250, SLG: 0.250										4	1	1	0	0	1	2											
53 Christian Walker, R (1.3) OBP: 0.500, SLG: 1.500										4	2	2	2	0	0	0											
4 Ketel Marte, S (1.8)									3	0	0	1	0	1	0												
13 Nick Ahmed, R (1.6) OBP: 0.250, SLG: 0.667										3	0	1	1	0	0	0											
36 John Ryan Murphy, R (1.2)										4	0	0	0	0	2	1											
21 Zack Greinke, R (1.1) 55 Matt Koch, L (4.1)										1	0	0	0	0	0	0											
										2	0	0	0	0	2	0											
<b>Inning Stats</b>	R: 0 E: 0 K: 3 S: 15	H: 1 LOB: 1 BB: 0 P: 22	R: 0 E: 0 K: 0 S: 8	H: 0 LOB: 0 BB: 0 P: 12	R: 0 E: 0 K: 1 S: 9	H: 0 LOB: 0 BB: 0 P: 13	R: 0 E: 0 K: 2 S: 7	H: 0 LOB: 0 BB: 0 P: 9	R: 0 E: 0 K: 1 S: 9	H: 1 LOB: 1 BB: 0 P: 14	R: 1 E: 0 K: 1 S: 11	H: 2 LOB: 1 BB: 0 P: 12	R: 1 E: 0 K: 1 S: 10	H: 1 LOB: 0 BB: 0 P: 12	R: 0 E: 0 K: 1 S: 10	H: 1 LOB: 0 BB: 0 P: 12		R: 3 E: 0 K: 0 S: 12	H: 3 LOB: 0 BB: 0 P: 19	1B: 3 2B: 4 3B: 0 HR: 2	SF: 2 SAC: 0 DP: 1 HBP: 0	WP: 0 PB: 0 SB: 0 CS: 0	PA: 35				
<b>PITCHER</b>	IP: 6.0 WLS: W BF: 22 ERA: 1.5	WLS: 4 R: 1 ER: 1 SO: 8	WLS: 1 R: 1 ER: 1 SO: 1	WLS: 4 R: 3 ER: 3 SO: 1	WLS: 0 R: 0 ER: 0 SO: 0	WLS: 0 R: 0 ER: 0 SO: 0	WLS: 0 R: 0 ER: 0 SO: 0	WLS: 0 R: 0 ER: 0 SO: 0	WLS: 0 R: 0 ER: 0 SO: 0	WLS: 1 R: 1 ER: 1 SO: 12	WLS: 10 R: 12 ER: 9.00 SO: 2.000	WLS: 10 R: 12 ER: 13.50 SO: 2.000	WLS: 10 R: 12 ER: 13.50 SO: 2.000	WLS: 10 R: 12 ER: 13.50 SO: 2.000	WLS: 10 R: 12 ER: 13.50 SO: 2.000	WLS: 10 R: 12 ER: 13.50 SO: 2.000	WLS: 10 R: 12 ER: 13.50 SO: 2.000	WLS: 10 R: 12 ER: 13.50 SO: 2.000	WLS: 10 R: 12 ER: 13.50 SO: 2.000	WLS: 10 R: 12 ER: 13.50 SO: 2.000	WLS: 10 R: 12 ER: 13.50 SO: 2.000	WLS: 10 R: 12 ER: 13.50 SO: 2.000	WLS: 10 R: 12 ER: 13.50 SO: 2.000	WLS: 10 R: 12 ER: 13.50 SO: 2.000	WLS: 10 R: 12 ER: 13.50 SO: 2.000	WLS: 10 R: 12 ER: 13.50 SO: 2.000	WLS: 10 R: 12 ER: 13.50 SO: 2.000

Batter	1	2	3	4	5	6	7	8	9	AB	R	H	RBI	BB	SO	LOB	BOTTOM											
31 Joc Pederson, L (1.7) OBP: 0.600, SLG: 2.000										5	3	3	4	0	1	0	<b>Arizona Diamondbacks @ Los Angeles Dodgers</b> <b>Dodger Stadium, Los Angeles, CA</b> Thu Mar 28 2019, 1:14 PM - 4:01 PM PDT Att: 53,086 - Partly Cloudy - 69 F											
5 Corey Seager, L (1.6) 63 Yimi Garcia, R (7.1) 48 Brock Stewart, L (8.1)										3	1	1	1	1	1	0												
10 Justin Turner, R (1.5)										5	0	0	0	0	2	2												
13 Max Muncy, L (1.3)										4	1	1	2	0	1	1												
11 AJ Pollock, R (1.8)										3	0	0	0	1	0	0												
35 Cody Bellinger, L (1.9) OBP: 0.500, SLG: 1.250										4	2	2	1	0	0	2												
14 Enrique Hernández, R (1.4) OBP: 0.750, SLG: 2.667										3	3	2	3	1	0	0												
15 Austin Barnes, R (1.2) 99 Hyun Jin Ryu, R (1.1) 27 Alex Verdugo, L (6,PH) 3 Chris Taylor, R (7.6)										4	2	3	1	0	0	1												
										1	0	0	0	0	0	0												
										1	0	0	0	0	0	1												
										1	0	0	0	0	0	1												
<b>Inning Stats</b>	R: 1 E: 0 K: 0 S: 16	H: 1 LOB: 2 BB: 2 P: 30	R: 2 E: 0 K: 1 S: 14	H: 2 LOB: 0 BB: 0 P: 19	R: 0 E: 0 K: 1 S: 8	H: 0 LOB: 0 BB: 0 P: 11	R: 4 E: 0 K: 1 S: 17	H: 4 LOB: 0 BB: 0 P: 27	R: 0 E: 0 K: 0 S: 6	H: 0 LOB: 0 BB: 0 P: 12	R: 2 E: 0 K: 0 S: 11	H: 1 LOB: 0 BB: 1 P: 20	R: 3 E: 0 K: 0 S: 12	H: 4 LOB: 1 BB: 0 P: 16	R: 0 E: 0 K: 0 S: 8	H: 0 LOB: 0 BB: 0 P: 9	1B: 3 2B: 1 3B: 0 HR: 8	SF: 0 SAC: 1 DP: 0 HBP: 0	WP: 0 PB: 0 SB: 0 CS: 0	PA: 39								
<b>PITCHER</b>	IP: 3.2 WLS: L BF: 20 ERA: 17.18	WLS: 7 R: 7 ER: 7 SO: 3	WLS: 5 R: 5 ER: 5 SO: 0	WLS: 5 R: 5 ER: 5 SO: 0	WLS: 1 R: 0 ER: 0 SO: 0	WLS: 0 R: 0 ER: 0 SO: 0	WLS: 4 R: 4 ER: 4 SO: 4	WLS: 52 R: 52 ER: 17.18 SO: 2.455	WLS: 4 R: 4 ER: 10.38 SO: 1.385	WLS: 4 R: 4 ER: 10.38 SO: 1.385	WLS: 4 R: 4 ER: 10.38 SO: 1.385	WLS: 4 R: 4 ER: 10.38 SO: 1.385	WLS: 4 R: 4 ER: 10.38 SO: 1.385	WLS: 4 R: 4 ER: 10.38 SO: 1.385	WLS: 4 R: 4 ER: 10.38 SO: 1.385	WLS: 4 R: 4 ER: 10.38 SO: 1.385	WLS: 4 R: 4 ER: 10.38 SO: 1.385	WLS: 4 R: 4 ER: 10.38 SO: 1.385	WLS: 4 R: 4 ER: 10.38 SO: 1.385	WLS: 4 R: 4 ER: 10.38 SO: 1.385	WLS: 4 R: 4 ER: 10.38 SO: 1.385	WLS: 4 R: 4 ER: 10.38 SO: 1.385	WLS: 4 R: 4 ER: 10.38 SO: 1.385	WLS: 4 R: 4 ER: 10.38 SO: 1.385	WLS: 4 R: 4 ER: 10.38 SO: 1.385	WLS: 4 R: 4 ER: 10.38 SO: 1.385	WLS: 4 R: 4 ER: 10.38 SO: 1.385	WLS: 4 R: 4 ER: 10.38 SO: 1.385





Batter	1	2	3	4	5	6	7	8	9	10	11	12	13	AB R H RBI BB SO LOB	TOP
1 Jarrod Dyson, L OBP: 0.450, SLG: 0.200														5 0 1 0 2 2 0	
5 Eduardo Escobar, S OBP: 0.162, SLG: 0.273														7 0 0 0 0 2 5	
6 David Peralta, L OBP: 0.400, SLG: 0.500														6 1 3 0 0 1 1	
10 Adam Jones, R OBP: 0.300, SLG: 0.700														6 0 1 0 0 1 3	
22 Jake Lamb, L OBP: 0.333, SLG: 0.200														5 0 1 0 1 3 0	
4 Ketel Marte, S OBP: 0.333, SLG: 0.200														6 0 0 1 0 1 4	
13 Nick Ahmed, R OBP: 0.300, SLG: 0.375														5 2 1 0 1 1 4	
31 Alex Avila, L OBP: 0.500, SLG: 0.250														4 1 1 0 2 1 0	
20 Freddie Freese, R OBP: 0.100, SLG: 0.100														3 0 0 0 0 0 0	
26 Juan Lopez, R OBP: 0.100, SLG: 0.100														3 0 0 0 0 0 0	
20 Yordanis Cabrera, R OBP: 0.100, SLG: 0.100														3 0 0 0 0 0 0	
26 Andrew Bradley, R OBP: 0.100, SLG: 0.100														3 0 0 0 0 0 0	
41 Victor Martinez, R OBP: 0.100, SLG: 0.100														3 0 0 0 0 0 0	
40 Andrew Chafin, L OBP: 0.100, SLG: 0.100														3 0 0 0 0 0 0	
16 Gregor Blanco, R OBP: 0.100, SLG: 0.100														3 0 0 0 0 0 0	
16 Gregor Blanco, R OBP: 0.100, SLG: 0.100														3 0 0 0 0 0 0	
16 Gregor Blanco, R OBP: 0.100, SLG: 0.100														3 0 0 0 0 0 0	
16 Gregor Blanco, R OBP: 0.100, SLG: 0.100														3 0 0 0 0 0 0	
16 Gregor Blanco, R OBP: 0.100, SLG: 0.100														3 0 0 0 0 0 0	
16 Gregor Blanco, R OBP: 0.100, SLG: 0.100														3 0 0 0 0 0 0	
16 Gregor Blanco, R OBP: 0.100, SLG: 0.100														3 0 0 0 0 0 0	
16 Gregor Blanco, R OBP: 0.100, SLG: 0.100														3 0 0 0 0 0 0	
16 Gregor Blanco, R OBP: 0.100, SLG: 0.100														3 0 0 0 0 0 0	
16 Gregor Blanco, R OBP: 0.100, SLG: 0.100														3 0 0 0 0 0 0	
16 Gregor Blanco, R OBP: 0.100, SLG: 0.100														3 0 0 0 0 0 0	
16 Gregor Blanco, R OBP: 0.100, SLG: 0.100														3 0 0 0 0 0 0	
16 Gregor Blanco, R OBP: 0.100, SLG: 0.100														3 0 0 0 0 0 0	
16 Gregor Blanco, R OBP: 0.100, SLG: 0.100														3 0 0 0 0 0 0	
16 Gregor Blanco, R OBP: 0.100, SLG: 0.100														3 0 0 0 0 0 0	
16 Gregor Blanco, R OBP: 0.100, SLG: 0.100														3 0 0 0 0 0 0	
16 Gregor Blanco, R OBP: 0.100, SLG: 0.100														3 0 0 0 0 0 0	
16 Gregor Blanco, R OBP: 0.100, SLG: 0.100														3 0 0 0 0 0 0	
16 Gregor Blanco, R OBP: 0.100, SLG: 0.100														3 0 0 0 0 0 0	
16 Gregor Blanco, R OBP: 0.100, SLG: 0.100														3 0 0 0 0 0 0	
16 Gregor Blanco, R OBP: 0.100, SLG: 0.100														3 0 0 0 0 0 0	
16 Gregor Blanco, R OBP: 0.100, SLG: 0.100														3 0 0 0 0 0 0	
16 Gregor Blanco, R OBP: 0.100, SLG: 0.100														3 0 0 0 0 0 0	
16 Gregor Blanco, R OBP: 0.100, SLG: 0.100														3 0 0 0 0 0 0	
16 Gregor Blanco, R OBP: 0.100, SLG: 0.100														3 0 0 0 0 0 0	
16 Gregor Blanco, R OBP: 0.100, SLG: 0.100														3 0 0 0 0 0 0	
16 Gregor Blanco, R OBP: 0.100, SLG: 0.100														3 0 0 0 0 0 0	
16 Gregor Blanco, R OBP: 0.100, SLG: 0.100														3 0 0 0 0 0 0	
16 Gregor Blanco, R OBP: 0.100, SLG: 0.100														3 0 0 0 0 0 0	
16 Gregor Blanco, R OBP: 0.100, SLG: 0.100														3 0 0 0 0 0 0	
16 Gregor Blanco, R OBP: 0.100, SLG: 0.100														3 0 0 0 0 0 0	
16 Gregor Blanco, R OBP: 0.100, SLG: 0.100														3 0 0 0 0 0 0	
16 Gregor Blanco, R OBP: 0.100, SLG: 0.100														3 0 0 0 0 0 0	
16 Gregor Blanco, R OBP: 0.100, SLG: 0.100														3 0 0 0 0 0 0	
16 Gregor Blanco, R OBP: 0.100, SLG: 0.100														3 0 0 0 0 0 0	
16 Gregor Blanco, R OBP: 0.100, SLG: 0.100														3 0 0 0 0 0 0	
16 Gregor Blanco, R OBP: 0.100, SLG: 0.100														3 0 0 0 0 0 0	
16 Gregor Blanco, R OBP: 0.100, SLG: 0.100														3 0 0 0 0 0 0	
16 Gregor Blanco, R OBP: 0.100, SLG: 0.100														3 0 0 0 0 0 0	
16 Gregor Blanco, R OBP: 0.100, SLG: 0.100														3 0 0 0 0 0 0	
16 Gregor Blanco, R OBP: 0.100, SLG: 0.100														3 0 0 0 0 0 0	
16 Gregor Blanco, R OBP: 0.100, SLG: 0.100														3 0 0 0 0 0 0	
16 Gregor Blanco, R OBP: 0.100, SLG: 0.100															











Batter	1	2	3	4	5	6	7	8	9	AB	R	H	RBI	BB	SO	LOB	TOP										
6 Steven Duggar, L (1.8) OBP: 0.318, SLG: 0.350										5	1	2	0	0	2	2	<b>San Francisco Giants @ Los Angeles Dodgers</b> <b>Dodger Stadium, Los Angeles, CA</b> Mon Apr 01 2019, 7:12 PM - 10:10 PM PDT Att: 40,477 - Partly Cloudy - 72 F										
9 Brandon Belt, L (1.3) OBP: 0.294, SLG: 0.467										4	1	2	3	0	1	2											
10 Evan Longoria, R (1.5) OBP: 0.313, SLG: 0.467										4	0	0	0	0	1	1											
28 Buster Posey, R (1.2) OBP: 0.188, SLG: 0.200										4	0	0	0	0	1	0											
35 Brandon Crawford, L (1.6) OBP: 0.250, SLG: 0.375										4	0	1	0	0	2	0											
18 Connor Joe, R (1.7) OBP: 0.287, SLG: 0.450										2	0	0	0	0	0	1											
26 Yanevis Solarte, S (7.7) OBP: 0.287, SLG: 0.450										3	0	1	0	0	0	2											
56 Tony Watson, L (8.1) OBP: 0.287, SLG: 0.450										2	0	0	0	0	1	2											
13 Will Smith, R (9.1) OBP: 0.287, SLG: 0.450										4	0	1	0	0	1	1											
8 Gerardo Parra, L (1.9) OBP: 0.286, SLG: 0.250										3	0	1	0	0	0	2											
12 Joe Panik, L (1.4) OBP: 0.313, SLG: 0.286										2	0	0	0	0	1	2											
37 Drew Pomeranz, R (1.1) OBP: 0.286, SLG: 0.250										2	0	0	0	0	1	2											
58 Trevor Gott, R (6.1) OBP: 0.286, SLG: 0.250										1	1	1	1	0	0	0											
48 Pablo Sandoval, S (7.7) OBP: 0.429, SLG: 0.714										1	1	1	1	0	0	0											
41 Mark Melancon, R (7.1) OBP: 0.429, SLG: 0.714										1	0	0	0	0	0	0											
52 Michael Reed, R (8.7) OBP: 0.429, SLG: 0.714										1	0	0	0	0	1	1											
<b>Inning Stats</b>	R: 0 E: 0 K: 1 S: 8	H: 0 LOB: 0 BB: 0 P: 12	R: 0 E: 0 K: 1 S: 8	H: 0 LOB: 0 BB: 0 P: 13	R: 0 E: 0 K: 2 S: 12	H: 1 LOB: 2 BB: 0 P: 18	R: 0 E: 0 K: 1 S: 11	H: 1 LOB: 1 BB: 0 P: 18	R: 0 E: 0 K: 2 S: 12	H: 1 LOB: 1 BB: 0 P: 16	R: 1 E: 0 K: 2 S: 10	H: 1 LOB: 0 BB: 0 P: 14	R: 3 E: 0 K: 0 S: 22	H: 4 LOB: 1 BB: 0 P: 32	R: 0 E: 0 K: 1 S: 6	H: 0 LOB: 0 BB: 0 P: 8	R: 0 E: 1 K: 1 S: 8	H: 1 LOB: 1 BB: 0 P: 14	1B: 4 2B: 4 3B: 0 HR: 1	SF: 0 DP: 0 HBP: 1	WP: 0 PA: 37 PB: 0 SB: 0 CS: 0						
<b>PITCHER</b>	IP	WLS	BF	H	R	ER	SO	BB	IBB	HBP	BLK	WP	HR	S	P	ERA	WHIP										
7 Julio Urias, L (1.1) ERA: 18.0	5.0		19	3	0	0	7	0	0	1	0	0	0	51	77	0.00	0.600										
17 Joe Kelly, R (6.1) ERA: 18.0	1.2	L	9	4	4	4	2	0	0	0	0	0	1	28	37	21.60	2.400										
75 Scott Alexander, L (7.1) ERA: 18.0	0.0		1	1	0	0	0	0	0	0	0	0	0	2	4	∞	∞										
51 Dylan Floro, R (7.1) ERA: 4.91	0.1		1	0	0	0	0	0	0	0	0	0	0	2	5	0.00	0.000										
52 Pedro Báez, R (8.1) ERA: 4.91	2.0		7	1	0	0	2	0	0	0	0	0	0	14	22	0.00	0.500										
<b>Batter</b>	<b>1</b>	<b>2</b>	<b>3</b>	<b>4</b>	<b>5</b>	<b>6</b>	<b>7</b>	<b>8</b>	<b>9</b>	<b>AB</b>	<b>R</b>	<b>H</b>	<b>RBI</b>	<b>BB</b>	<b>SO</b>	<b>LOB</b>	<b>BOTTOM</b>										
14 Enrique Hernández, R (1.4) OBP: 0.450, SLG: 0.750										4	0	2	0	0	1	0	<b>San Francisco Giants @ Los Angeles Dodgers</b> <b>Dodger Stadium, Los Angeles, CA</b> Mon Apr 01 2019, 7:12 PM - 10:10 PM PDT Att: 40,477 - Partly Cloudy - 72 F										
10 Justin Turner, R (1.5) OBP: 0.435, SLG: 0.278										3	0	1	0	1	1	2											
5 Corey Seager, L (1.6) OBP: 0.250, SLG: 0.333										4	0	0	0	0	2	3											
11 AJ Pollock, R (1.8) OBP: 0.417, SLG: 0.571										4	0	0	0	0	0	1											
25 David Freese, R (1.3) OBP: 0.300, SLG: 0.125										2	0	0	0	0	1	0											
13 Max Muncy, L (6.7) OBP: 0.250, SLG: 0.313										1	0	0	0	1	0	0											
35 Cody Bellinger, L (1.9) OBP: 0.480, SLG: 0.958										4	0	1	0	0	1	1											
3 Chris Taylor, R (1.7) OBP: 0.313, SLG: 0.385										4	1	2	1	0	1	1											
15 Austin Barnes, R (1.2) OBP: 0.538, SLG: 1.000										3	0	0	0	0	0	2											
7 Julio Urias, L (1.1) OBP: 0.344, SLG: 1.000										1	0	0	0	0	1	0											
27 Alex Verdugo, L (5.7) OBP: 0.344, SLG: 1.000										1	1	1	1	0	0	0											
17 Jose Kelly, R (8.1) ERA: 3.39										0	0	0	0	0	0	0											
75 Scott Alexander, L (7.1) ERA: 3.39										0	0	0	0	0	0	0											
51 Dylan Floro, L (7.1) ERA: 3.39										0	0	0	0	0	0	0											
31 Joe Pederson, L (7.7) ERA: 3.39										0	0	0	0	0	0	0											
52 Pedro Báez, R (8.1) ERA: 3.39										0	0	0	0	0	0	0											
<b>Inning Stats</b>	R: 0 E: 0 K: 1 S: 17	H: 0 LOB: 1 BB: 1 P: 26	R: 0 E: 0 K: 1 S: 11	H: 2 LOB: 1 BB: 0 P: 18	R: 0 E: 0 K: 2 S: 11	H: 1 LOB: 1 BB: 0 P: 14	R: 0 E: 0 K: 0 S: 5	H: 0 LOB: 0 BB: 0 P: 10	R: 2 E: 0 K: 2 S: 13	H: 3 LOB: 1 BB: 0 P: 22	R: 0 E: 0 K: 0 S: 8	H: 0 LOB: 0 BB: 0 P: 11	R: 0 E: 0 K: 0 S: 8	H: 0 LOB: 0 BB: 0 P: 12	R: 0 E: 0 K: 0 S: 6	H: 1 LOB: 0 BB: 0 P: 7	R: 0 E: 0 K: 2 S: 8	H: 0 LOB: 1 BB: 1 P: 16	1B: 5 2B: 0 3B: 0 HR: 2	SF: 0 DP: 2 HBP: 0	WP: 0 PA: 34 PB: 0 SB: 0 CS: 0						
<b>PITCHER</b>	IP	WLS	BF	H	R	ER	SO	BB	IBB	HBP	BLK	WP	HR	S	P	ERA	WHIP										
37 Drew Pomeranz, L (1.1) ERA: 3.6	5.0		21	6	2	2	6	1	0	0	0	0	0	8	11	0.00	0.000										
58 Trevor Gott, R (6.1) ERA: 3.39	1.0	W	3	0	0	0	0	0	0	0	0	0	0	8	12	0.00	0.000										
41 Mark Melancon, R (7.1) ERA: 3.39	1.0	H	3	0	0	0	0	0	0	0	0	0	0	6	7	0.00	1.000										
56 Tony Watson, L (8.1) ERA: 3.39	1.0	H	3	1	0	0	0	0	0	0	0	0	0	6	7	0.00	1.000										
13 Will Smith, L (9.1) ERA: 3.39	1.0	S	4	0	0	0	2	1	0	0	0	0	0	8	16	0.00	1.000										
<b>PITCHER</b>	IP	WLS	BF	H	R	ER	SO	BB	IBB	HBP	BLK	WP	HR	S	P	ERA	WHIP										
37 Drew Pomeranz, L (1.1) ERA: 3.6	5.0		21	6	2	2	6	1	0	0	0	0	0	8	11	0.00	0.000										
58 Trevor Gott, R (6.1) ERA: 3.39	1.0	W	3	0	0	0	0	0	0	0	0	0	0	8	12	0.00	0.000										
41 Mark Melancon, R (7.1) ERA: 3.39	1.0	H	3	0	0	0	0	0	0	0	0	0	0	6	7	0.00	1.000										
56 Tony Watson, L (8.1) ERA: 3.39	1.0	H	3	1	0	0	0	0	0	0	0	0	0	6	7	0.00	1.000										
13 Will Smith, L (9.1) ERA: 3.39	1.0	S	4	0	0	0	2	1	0	0	0	0	0	8	16	0.00	1.000										







Batter	1	2	3	4	5	6	7	8	9	AB	R	H	RBI	BB	SO	LOB	TOP			
6 Steven Duggar, L OBP: 0.333, SLG: 0.464	G4-3			HR	K		K			4	1	1	1	0	2	0	San Francisco Giants @ Los Angeles Dodgers Dodger Stadium, Los Angeles, CA Wed Apr 03 2019, 7:11 PM - 10:09 PM PDT Att: 51,170 - Partly Cloudy - 61 F			
12 Joe Panik, L OBP: 0.286, SLG: 0.263	G4-3			G3				F7		4	0	1	0	0	0	0				
10 Evan Longoria, R OBP: 0.292, SLG: 0.435	G5-3				HR			F8		4	1	1	0	0	1	1				
9 Brandon Belt, L OBP: 0.280, SLG: 0.522		F9			HR			P6		4	1	1	2	0	0	1				
35 Brandon Crawford, L OBP: 0.250, SLG: 0.333		G3-1						K		4	0	1	0	0	1	0				
1 Kevin Pillar, R OBP: 0.045, SLG: 0.048	L6				G1-3			F9		4	0	0	0	0	0	1				
8 Gerardo Parra, L OBP: 0.364, SLG: 0.316								G3		3	0	1	0	1	0	0				
5 Erik Kratz, R										2	0	0	0	0	0	0				
45 Derek Holland, S 49 Sam Dyson, R 48 Pablo Sandoval, S 54 Reyes Moronta, R 56 Tony Watson, L 41 Mark Melancon, R										2	0	0	0	0	1	3				
<b>Inning Stats</b>	R: 0 E: 0 K: 0 S: 7	H: 0 LOB: 0 BB: 0 P: 9	R: 0 E: 0 K: 0 S: 6	H: 0 LOB: 0 BB: 0 P: 9	R: 0 E: 0 K: 1 S: 6	H: 1 LOB: 0 BB: 0 P: 9	R: 3 E: 0 K: 0 S: 20	H: 4 LOB: 3 BB: 1 P: 34	R: 0 E: 0 K: 2 S: 12	H: 0 LOB: 0 BB: 0 P: 14	R: 0 E: 0 K: 1 S: 10	H: 0 LOB: 0 BB: 0 P: 13	R: 0 E: 0 K: 0 S: 6	H: 0 LOB: 0 BB: 0 P: 14	R: 0 E: 0 K: 1 S: 10	H: 0 LOB: 0 BB: 0 P: 14		1B: 4 2B: 0 3B: 0 HR: 2	SF: 0 SAC: 0 DP: 0 HBP: 1	WP: 1 PB: 0 SB: 0 CS: 0
<b>PITCHER</b>	IP WLS BF H R ER SO	IP WLS BF H R ER SO	IP WLS BF H R ER SO	IP WLS BF H R ER SO	IP WLS BF H R ER SO	IP WLS BF H R ER SO	IP WLS BF H R ER SO	IP WLS BF H R ER SO	IP WLS BF H R ER SO	IP WLS BF H R ER SO	IP WLS BF H R ER SO	IP WLS BF H R ER SO	IP WLS BF H R ER SO	IP WLS BF H R ER SO	IP WLS BF H R ER SO	IP WLS BF H R ER SO	ERA WHIP	ERA WHIP		
68 Ross Stripling, R ERA: 2.31	6.1	26	6	3	3	3	1	0	1	0	0	0	0	0	0	0	4.26	1.105		
75 Scott Alexander, L ERA:	0.2	2	0	0	0	1	0	0	0	0	0	0	0	0	0	0	0.00	0.000		
64 Caleb Ferguson, L ERA:	1.0	3	0	0	0	0	0	0	0	0	0	0	0	0	0	0	0.00	0.000		
74 Kenley Jansen, R ERA:	1.0	3	0	0	0	1	0	0	0	0	0	10	14	0.00	0.000					

Batter	1	2	3	4	5	6	7	8	9	AB	R	H	RBI	BB	SO	LOB	BOTTOM			
14 Enrique Hernández, R OBP: 0.500, SLG: 0.870	HR	P4			FC5			25 2B		3	2	2	1	1	0	0	San Francisco Giants @ Los Angeles Dodgers Dodger Stadium, Los Angeles, CA Wed Apr 03 2019, 7:11 PM - 10:09 PM PDT Att: 51,170 - Partly Cloudy - 61 F			
10 Justin Turner, R OBP: 0.323, SLG: 0.200	K						F9			4	0	0	0	0	3	3				
25 David Freese, R OBP: 0.429, SLG: 0.300	5 BB							5 WP		2	1	1	2	2	0	0				
5 Corey Seager, L OBP: 0.286, SLG: 0.261	35 1B						FC5			2	0	0	0	2	0	3				
11 AJ Pollock, R OBP: 0.375, SLG: 0.483	P2									4	0	0	0	0	1	3				
35 Cody Bellinger, L OBP: 0.455, SLG: 0.906										4	1	2	1	0	2	0				
3 Chris Taylor, R OBP: 0.292, SLG: 0.350	K									4	0	1	1	0	2	2				
15 Austin Barnes, R OBP: 0.471, SLG: 0.867		F7								4	1	1	0	0	1	1				
68 Ross Stripling, R 75 Scott Alexander, L 27 Alex Verdugo, L 64 Caleb Ferguson, R 31 Joc Pederson, L 74 Kenley Jansen, S										2	0	0	0	0	0	0				
<b>Inning Stats</b>	R: 2 E: 0 K: 2 S: 17	H: 2 LOB: 2 BB: 2 P: 32	R: 0 E: 0 K: 0 S: 10	H: 0 LOB: 0 BB: 0 P: 14	R: 0 E: 0 K: 1 S: 14	H: 0 LOB: 1 BB: 1 P: 25	R: 0 E: 0 K: 3 S: 10	H: 0 LOB: 0 BB: 0 P: 12	R: 0 E: 0 K: 1 S: 10	H: 1 LOB: 2 BB: 1 P: 15	R: 0 E: 0 K: 2 S: 10	H: 0 LOB: 0 BB: 0 P: 15	R: 2 E: 0 K: 1 S: 16	H: 2 LOB: 1 BB: 1 P: 29	R: 1 E: 0 K: 0 S: 13	H: 2 LOB: 1 BB: 0 P: 21		1B: 2 2B: 4 3B: 0 HR: 1	SF: 0 SAC: 0 DP: 0 HBP: 0	WP: 1 PB: 0 SB: 0 CS: 0
<b>PITCHER</b>	IP WLS BF H R ER SO	IP WLS BF H R ER SO	IP WLS BF H R ER SO	IP WLS BF H R ER SO	IP WLS BF H R ER SO	IP WLS BF H R ER SO	IP WLS BF H R ER SO	IP WLS BF H R ER SO	IP WLS BF H R ER SO	IP WLS BF H R ER SO	IP WLS BF H R ER SO	IP WLS BF H R ER SO	IP WLS BF H R ER SO	IP WLS BF H R ER SO	IP WLS BF H R ER SO	IP WLS BF H R ER SO	ERA WHIP	ERA WHIP		
45 Derek Holland, L ERA: 5.0	5.0	22	3	2	2	7	4	0	0	0	0	0	0	0	0	0	3.60	1.400		
49 Sam Dyson, R ERA:	1.0	3	0	0	0	2	0	0	0	0	0	10	15	0.00	0.000					
54 Reyes Moronta, R ERA: 6.75	0.2	5	2	2	2	1	1	0	0	0	0	15	26	27.00	4.500					
56 Tony Watson, L ERA: 3.38	0.2	4	2	1	1	0	0	0	0	0	0	9	14	13.50	3.000					
41 Mark Melancon, R ERA:	0.2	2	0	0	0	0	0	0	0	0	0	5	10	0.00	0.000					



Batter	1	2	3	4	5	6	7	8	9	AB	R	H	RBI	BB	SO	LOB	TOP						
14 Enrique Hernández, R (1.4) OBP: 0.333, SLG: 0.741										4	1	0	0	1	1	4							
5 Corey Seager, L (1.6) OBP: 0.333, SLG: 0.296										4	1	2	1	1	0	1							
10 Justin Turner, R (1.5) OBP: 0.333, SLG: 0.267										5	1	2	1	0	1	2							
35 Cody Bellinger, L (1.9) OBP: 0.447, SLG: 0.917										4	2	1	3	1	0	2							
11 AJ Pollock, R (1.8) OBP: 0.378, SLG: 0.471										5	2	2	0	0	0	0							
13 Max Muncy, L (1.3) OBP: 0.310, SLG: 0.542										4	1	3	3	1	0	1							
3 Chris Taylor, R (1.7) OBP: 0.500, SLG: 0.850										2	0	0	0	0	1	1	AB 37						
31 Joc Pederson, L (5.7) OBP: 0.310, SLG: 0.850										3	0	0	0	0	2	3	R 10						
55 Russell Martin, R (1.2) OBP: 0.556, SLG: 0.750										3	2	2	2	1	0	1	H 13						
18 Kenta Maeda, R (1.1) OBP: 0.306, SLG: 0.343										2	0	0	0	0	0	1	RBI 10						
25 David Peralta, R (1.1) OBP: 0.306, SLG: 0.343										2	0	0	0	0	0	1	BB 6						
48 Brock Stewart, R (7.1) ERA: 18.0										2	0	0	0	0	0	1	SO 5						
75 Scott Alexander, L (7.1) ERA: 18.0										2	0	0	0	0	0	1	LOB 17						
27 Alex Verdugo, L (1.1) OBP: 0.306, SLG: 0.343										2	0	0	0	0	0	1							
17 Joe Kelly, R (9.1) ERA: 16.2										2	0	0	0	0	0	1							
63 Yimi García, R (9.1) ERA: 14.73										2	0	0	0	0	0	1							
Inning Stats	R: 0 E: 0 K: 0 S: 6	H: 0 LOB: 0 BB: 1 P: 11	R: 0 E: 0 K: 0 S: 9	H: 1 LOB: 1 BB: 0 P: 14	R: 1 E: 0 K: 1 S: 13	H: 3 LOB: 2 BB: 0 P: 22	R: 1 E: 0 K: 1 S: 13	H: 1 LOB: 1 BB: 1 P: 21	R: 4 E: 0 K: 1 S: 19	H: 4 LOB: 0 BB: 1 P: 31	R: 1 E: 0 K: 1 S: 12	H: 2 LOB: 1 BB: 0 P: 19	R: 2 E: 0 K: 1 S: 16	H: 2 LOB: 2 BB: 2 P: 28	R: 0 E: 0 K: 0 S: 4	H: 0 LOB: 0 BB: 0 P: 5	R: 1 E: 1 K: 0 S: 10	H: 0 LOB: 1 BB: 1 P: 19	1B: 7 2B: 3 3B: 1 HR: 3	SF: 1 SAC: 1 DP: 2 HBP: 0	WP: 0 PB: 0 SB: 0 CS: 0	PA: 45	
PITCHER	IP	WLS	BF	H	R	ER	SO	BB	IBB	HBP	BLK	WP	HR	S	P	ERA	WHIP						
44 Tyler Anderson, L (1.1) ERA: 11.0	4.0	L	23	9	6	6	2	3	0	0	0	0	2	49	82	13.50	3.000						
54 Carlos Estévez, R (5.1) ERA: 5.4	2.0		7	2	1	1	2	0	0	0	0	0	1	23	36	4.50	1.000						
38 Mike Dunn, L (7.1) ERA: 7.71	0.2		6	2	2	2	0	2	0	0	0	0	0	13	25	27.00	6.000						
63 DJ Johnson, R (7.1) ERA: 7.36	1.1		4	0	0	0	0	0	0	0	0	0	7	8	0.00	0.000							
29 Bryan Shaw, R (9.1) ERA: 7.36	1.0		5	0	1	0	0	1	0	0	0	0	0	10	19	0.00	1.000						

Los Angeles Dodgers @ Colorado Rockies  
Coors Field, Denver, CO  
Fri Apr 05 2019, 2:13 PM - 6:04 PM MDT  
Att: 48,404 - Cloudy - 69 F

AB	37
R	10
H	13
RBI	10
BB	6
SO	5
LOB	17



Batter	1	2	3	4	5	6	7	8	9	AB	R	H	RBI	BB	SO	LOB	BOTTOM					
19 Charlie Blackmon, L (1.9) OBP: 0.306, SLG: 0.343										5	0	3	0	0	0	2						
26 David Dahl, L (1.7) OBP: 0.333, SLG: 0.533										4	1	1	1	1	2	5						
28 Nolan Arenado, R (1.5) OBP: 0.294, SLG: 0.323										3	1	1	2	1	0	1						
27 Trevor Story, R (1.6) OBP: 0.303, SLG: 0.533										5	2	2	3	0	2	5						
24 Ryan McMahon, L (1.3) OBP: 0.310, SLG: 0.280										3	0	0	0	2	1	0						
20 Ian Desmond, R (1.8) OBP: 0.179, SLG: 0.154										3	0	0	0	1	2	1						
1 Garrett Hampson, R (1.4) OBP: 0.053, SLG: 0.053										2	0	0	0	0	0	2	AB 34					
38 Mike Dunn, L (7.1) ERA: 7.71										0	0	0	0	0	0	0	R 6					
63 DJ Johnson, L (7.1) ERA: 7.36										0	0	0	0	0	0	0	H 10					
12 Mark Reynolds, R (6.7) OBP: 0.167, SLG: 0.167										1	0	0	0	0	0	0	RBI 6					
29 Bryan Shaw, S (9.1) ERA: 7.36										0	0	0	0	0	0	0	BB 6					
14 Tony Wolters, L (1.2) OBP: 0.308, SLG: 0.462										4	0	1	0	0	0	3	SO 7					
44 Tyler Anderson, L (1.1) OBP: 0.333, SLG: 0.333										1	1	1	0	0	0	0	LOB 20					
4 Pat Valaika, R (5.4) ERA: 18.0										2	1	0	0	1	0	1						
54 Carlos Estévez, R (5.1) ERA: 18.0										0	0	0	0	0	0	0						
15 Raimel Tapia, L (6.7) OBP: 0.167, SLG: 0.167										1	0	1	0	0	0	0						
Inning Stats	R: 0 E: 0 K: 0 S: 7	H: 1 LOB: 0 BB: 0 P: 11	R: 0 E: 0 K: 1 S: 14	H: 0 LOB: 2 BB: 2 P: 28	R: 1 E: 0 K: 0 S: 10	H: 2 LOB: 1 BB: 1 P: 18	R: 0 E: 0 K: 2 S: 15	H: 1 LOB: 3 BB: 1 P: 23	R: 0 E: 0 K: 0 S: 9	H: 1 LOB: 0 BB: 0 P: 14	R: 3 E: 0 K: 2 S: 21	H: 3 LOB: 1 BB: 2 P: 38	R: 0 E: 0 K: 0 S: 5	H: 0 LOB: 0 BB: 0 P: 9	R: 2 E: 0 K: 1 S: 12	H: 2 LOB: 0 BB: 0 P: 22	1B: 7 2B: 1 3B: 0 HR: 3	SF: 1 SAC: 0 DP: 2 HBP: 0	WP: 1 PB: 0 SB: 0 CS: 0	PA: 41		
PITCHER	IP	WLS	BF	H	R	ER	SO	BB	IBB	HBP	BLK	WP	HR	S	P	ERA	WHIP					
18 Kenta Maeda, R (1.1) ERA: 3.09	5.0	W	22	4	1	1	4	4	0	0	0	0	0	9	14	0.00	1.000					
51 Dylan Floro, R (6.1) ERA: 18.0	1.0		4	1	0	0	0	0	0	0	0	0	1	14	25	40.50	6.000					
48 Brock Stewart, R (7.1) ERA: 18.0	0.2		5	3	3	3	1	1	0	0	0	0	0	4	8	∞	∞					
75 Scott Alexander, L (7.1) ERA: 18.0	0.0		1	0	0	0	0	1	0	0	0	0	0	4	8	∞	∞					
52 Pedro Báez, R (7.1) ERA: 3.6	1.1		4	0	0	0	1	0	0	0	0	0	0	8	14	0.00	0.000					

Los Angeles Dodgers @ Colorado Rockies  
Coors Field, Denver, CO  
Fri Apr 05 2019, 2:13 PM - 6:04 PM MDT  
Att: 48,404 - Cloudy - 69 F

AB	34
R	6
H	10
RBI	6
BB	6
SO	7
LOB	20









Batter	1	2	3	4	5	6	7	8	9	AB	R	H	RBI	BB	SO	LOB	TOP										
31 Joc Pederson, L OBP: 0.389, SLG: 0.607	G6-3	BB	L9		SF8		F9		L7	4	0	0	1	1	0	3	<b>Los Angeles Dodgers @ Colorado Rockies</b> Coors Field, Denver, CO Sun Apr 07 2019, 6:37 PM - 10:29 PM MDT Att: 41,232 - Partly Cloudy - 66 F <a href="http://livebaseballscorecards.com">livebaseballscorecards.com</a>										
10 Justin Turner, R OBP: 0.383, SLG: 0.325	5 BB	F8		K		G4-3		L7	6	0	2	0	0	1	4												
5 Corey Seager, L OBP: 0.364, SLG: 0.361	11 G6-4-3		25 2B	35 E		K		L3	4	2	2	0	2	1	3												
11 AJ Pollock, R OBP: 0.326, SLG: 0.405	G6-4-3		G6-3	P3		G6-3		G6-4-3	5	0	0	0	0	0	5												
35 Cody Bellinger, L OBP: 0.489, SLG: 1.023		14 F9	25 2B	14 2B		E9		13 HR	4	4	3	1	1	0	0												
25 David Freese, R OBP: 0.471, SLG: 0.417	G6-3		G6-3	14 2B		F7		HR	2	1	1	1	0	0	1												
13 Max Muncy, L OBP: 0.361, SLG: 0.643		G6-3	14 2B			F7		HR	2	1	1	2	1	0	1												
14 Enrique Hernández, R 64 Caleb Ferguson, R 77 Dennis Santana, R	F9		F9	15 1B		17 SH2-4	15 BB		G5-3	3	2	1	2	1	1												
15 Austin Barnes, R OBP: 0.336, SLG: 0.789	7 1B		7 1B	7 SH2-4		31 SF8	17 BB			2	2	1	1	3	1												
7 Julio Urias, L 17 Joe Kelly, R	E9		SH2-4			31 SF8	17 SH2-4			1	0	1	1	0	0												
3 Chris Taylor, R OBP: 0.276, SLG: 0.292	1-H		SH2-4			10 WP				1	0	0	0	0	0												
Inning Stats	R: 0 E: 0 K: 0 S: 9	H: 1 LOB: 1 BB: 1 P: 17	R: 2 E: 1 K: 0 S: 15	H: 2 LOB: 2 BB: 2 P: 30	R: 4 E: 0 K: 0 S: 12	H: 4 LOB: 1 BB: 1 P: 21	R: 1 E: 0 K: 1 S: 12	H: 1 LOB: 0 BB: 2 P: 21	R: 2 E: 0 K: 2 S: 14	H: 2 LOB: 0 BB: 2 P: 20	R: 0 E: 0 K: 0 S: 5	H: 0 LOB: 0 BB: 0 P: 9	R: 1 E: 0 K: 0 S: 15	H: 1 LOB: 1 BB: 2 P: 28	R: 0 E: 0 K: 0 S: 15	H: 0 LOB: 2 BB: 2 P: 27	1B: 5 2B: 5 3B: 0 HR: 2	SF: 1 SAC: 2 DP: 2 HBP: 0	WP: 1 PB: 0 SB: 0 CS: 0	PA: 48							
PITCHER	IP	WLS	BF	H	R	ER	SO	BB	IBB	HBP	BLK	WP	HR	S	P	ERA	WHIP										
35 Chad Bettis, R ERA: 11.88	2.2	L	18	7	6	5	0	3	1	0	0	0	0	35	66	16.88	3.750										
42 Yancy Almonte, R ERA: 10.8	1.2		9	1	3	2	1	2	0	0	0	0	0	19	37	10.80	1.800										
54 Carlos Estévez, R ERA: 7.2	1.2		8	3	2	2	3	0	0	0	0	1	1	21	32	10.80	1.800										
29 Bryan Shaw, R ERA: 1.42	2.0		8	1	1	1	0	2	0	0	0	0	1	20	37	4.50	1.500										
59 Harrison Musgrave, L ERA: 4.91	1.0		5	0	0	0	0	2	0	0	0	0	0	15	27	0.00	2.000										

Batter	1	2	3	4	5	6	7	8	9	AB	R	H	RBI	BB	SO	LOB	BOTTOM										
19 Charlie Blackmon, L OBP: 0.356, SLG: 0.425	12 BB		27 1B			SF9				2	1	2	1	2	0	0	<b>Los Angeles Dodgers @ Colorado Rockies</b> Coors Field, Denver, CO Sun Apr 07 2019, 6:37 PM - 10:29 PM MDT Att: 41,232 - Partly Cloudy - 66 F <a href="http://livebaseballscorecards.com">livebaseballscorecards.com</a>										
27 Trevor Story, R OBP: 0.317, SLG: 0.472	P6		28 3B		K			F8	3	1	1	1	0	1	2												
14 Tony Wolters, L OBP: 0.278, SLG: 0.353			28 3B		K			F8	1	0	0	0	0	0	1												
28 Nolan Arenado, R 59 Harrison Musgrave, L	12 BB		20 FC6-4		15 G1			K	4	1	3	2	1	1	1												
26 David Dahl, L 15 Raimel Tapia, L	K		20 FC6-4		G1			K	3	1	1	0	1	1	1												
12 Mark Reynolds, R			K		K			42 1B	2	0	0	1	1	2	3												
20 Ian Desmond, R	F9		FC6-4		G4-3			K	5	0	0	1	0	1	6												
42 Chris Iannetta, R OBP: 0.381, SLG: 0.471	F8		L4		K			G5-3	5	0	1	0	0	1	1												
1 Garrett Hampson, R OBP: 0.083, SLG: 0.083	L9		G6-3		G6-3			G5-3	4	1	1	0	0	0	2												
35 Chad Bettis, R 42 Yancy Almonte, R 54 Carlos Estévez, R 4 Pat Valaika, R 29 Bryan Shaw, S 8 Joshua Fuentes, R	G4-3		L9		L9			F9	1	0	0	0	0	0	0												
Inning Stats	R: 0 E: 0 K: 1 S: 10	H: 0 LOB: 3 BB: 3 P: 23	R: 0 E: 0 K: 0 S: 7	H: 0 LOB: 0 BB: 0 P: 10	R: 3 E: 0 K: 1 S: 21	H: 3 LOB: 1 BB: 1 P: 31	R: 0 E: 0 K: 1 S: 9	H: 1 LOB: 1 BB: 0 P: 15	R: 0 E: 0 K: 1 S: 9	H: 1 LOB: 2 BB: 0 P: 11	R: 2 E: 0 K: 1 S: 12	H: 3 LOB: 2 BB: 0 P: 20	R: 0 E: 0 K: 2 S: 11	H: 1 LOB: 0 BB: 1 P: 18	R: 0 E: 0 K: 1 S: 10	H: 0 LOB: 1 BB: 1 P: 15	R: 1 E: 0 K: 0 S: 10	H: 1 LOB: 0 BB: 0 P: 13	1B: 6 2B: 1 3B: 3 HR: 0	SF: 2 SAC: 0 DP: 0 HBP: 2	WP: 1 PB: 0 SB: 0 CS: 0	PA: 43					
PITCHER	IP	WLS	BF	H	R	ER	SO	BB	IBB	HBP	BLK	WP	HR	S	P	ERA	WHIP										
7 Julio Urias, L ERA: 3.12	3.2		19	4	3	3	2	4	0	0	0	0	0	44	74	7.36	2.182										
17 Joe Kelly, R ERA: 14.4	1.2	W	8	3	2	2	3	0	0	0	0	1	0	19	27	10.80	1.800										
64 Caleb Ferguson, L ERA:	1.0		4	1	0	0	1	0	0	0	1	0	0	8	13	0.00	1.000										
77 Dennis Santana, R ERA: 3.38	2.2		12	2	1	1	2	1	0	1	0	0	0	28	42	3.38	1.125										





Batter	1	2	3	4	5	6	7	8	9	AB	R	H	RBI	BB	SO	LOB	TOP					
31 Joc Pederson, L OBP: 0.400, SLG: 0.567										2	1	0	0	0	0	0	<b>Los Angeles Dodgers @ St. Louis Cardinals</b> Busch Stadium, St. Louis, MO Mon Apr 08 2019, 6:47 PM - 9:28 PM CDT Att: 35,858 - Sunny - 75 F					
5 Corey Seager, L OBP: 0.375, SLG: 0.375										4	0	2	1	0	1	0						
35 Cody Bellinger, L OBP: 0.490, SLG: 0.978										2	1	0	1	2	0	1						
11 AJ Pollock, R OBP: 0.320, SLG: 0.413										4	0	1	1	0	1	4						
13 Max Muncy, L OBP: 0.350, SLG: 0.594										4	0	1	0	0	1	2						
27 Alex Verdugo, L OBP: 0.350, SLG: 0.850										4	0	0	0	0	1	2						
14 Enrique Hernández, R OBP: 0.476, SLG: 0.727										3	0	1	0	1	0	0						
55 Russell Martin, R OBP: 0.500, SLG: 0.600										3	1	0	0	0	0	3						
99 Hyun Jin Ryu, R ERA: 6.19										1	0	0	0	0	1	0						
51 Dylan Floro, L ERA: 1.13										0	0	0	0	0	0	1						
3 Chris Taylor, R ERA: 2.7										0	0	0	0	0	0	0						
75 Scott Alexander, L ERA: 2.7										0	0	0	0	0	0	0						
17 Joe Kelly, R ERA: 13.5										0	0	0	0	0	0	0						
25 David Freese, R ERA: 1.13										1	0	0	0	0	0	0						
52 Pedro Báez, R ERA: 2.25										0	0	0	0	0	0	0						
10 Justin Turner, R OBP: 0.375, SLG: 0.317										1	0	0	0	0	0	1						
<b>Inning Stats</b>	R: 2 E: 0 K: 0 S: 12	H: 2 LOB: 1 BB: 0 P: 18	R: 0 E: 0 K: 1 S: 9	H: 0 LOB: 0 BB: 0 P: 17	R: 0 E: 0 K: 1 S: 4	H: 0 LOB: 0 BB: 0 P: 10	R: 0 E: 0 K: 1 S: 8	H: 0 LOB: 0 BB: 0 P: 13	R: 1 E: 0 K: 1 S: 14	H: 1 LOB: 3 BB: 1 P: 26	R: 0 E: 0 K: 0 S: 10	H: 2 LOB: 1 BB: 0 P: 16	R: 0 E: 0 K: 1 S: 7	H: 0 LOB: 0 BB: 0 P: 9	R: 0 E: 0 K: 0 S: 3	H: 0 LOB: 1 BB: 1 P: 9	R: 0 E: 0 K: 1 S: 8	H: 0 LOB: 1 BB: 1 P: 14	1B: 3 2B: 3 3B: 0 HR: 0	SF: 0 SAC: 0 DP: 2 HBP: 3	WP: 0 PB: 0 SB: 0 CS: 0	PA: 36
<b>PITCHER</b>	IP	WLS	BF	H	R	ER	SO	BB	IBB	HBP	BLK	WP	HR	S	P	ERA	WHIP					
39 Miles Mikolas, R	6.0	W	26	5	3	3	3	1	0	3	0	0	0	57	100	4.50	1.000					
53 John Gant, R	2.0	H	6	0	0	0	1	1	0	0	0	0	0	10	18	0.00	0.500					
49 Jordan Hicks, R	1.0	S	4	0	0	0	1	1	0	0	0	0	0	8	14	0.00	1.000					

Batter	1	2	3	4	5	6	7	8	9	AB	R	H	RBI	BB	SO	LOB	BOTTOM				
13 Matt Carpenter, L OBP: 0.326, SLG: 0.410										4	1	1	0	0	0	0	<b>Los Angeles Dodgers @ St. Louis Cardinals</b> Busch Stadium, St. Louis, MO Mon Apr 08 2019, 6:47 PM - 9:28 PM CDT Att: 35,858 - Sunny - 75 F				
46 Paul Goldschmidt, R OBP: 0.348, SLG: 0.555										2	1	0	0	2	1	0					
38 José Martínez, R OBP: 0.150, SLG: 0.200									3	1	1	1	0	0	1	0					
53 John Gant, R										0	0	0	0	0	0	0					
25 Dexter Fowler, S OBP: 0.313, SLG: 0.192										0	0	0	0	0	0	0					
49 Jordan Hicks, R										0	0	0	0	0	0	0					
23 Marcell Ozuna, R OBP: 0.250, SLG: 0.429										3	1	1	2	0	0	2					
12 Paul DeJong, R OBP: 0.311, SLG: 0.548										3	0	2	0	0	1	0					
4 Yadier Molina, R OBP: 0.233, SLG: 0.225										3	0	0	0	0	0	2					
48 Harrison Bader, R OBP: 0.353, SLG: 0.483										3	0	0	0	0	1	0					
16 Kolten Wong, L OBP: 0.447, SLG: 0.788										3	0	0	0	0	1	0					
39 Miles Mikolas, R OBP: 0.200, SLG: 0.200										2	0	0	0	0	0	0					
41 Tyler O'Neill, R OBP: 0.250, SLG: 0.375										1	0	0	0	0	0	0					
<b>Inning Stats</b>	R: 2 E: 0 K: 0 S: 12	H: 2 LOB: 1 BB: 1 P: 25	R: 0 E: 0 K: 1 S: 10	H: 0 LOB: 0 BB: 0 P: 12	R: 0 E: 0 K: 1 S: 7	H: 0 LOB: 0 BB: 0 P: 10	R: 0 E: 0 K: 1 S: 10	H: 0 LOB: 0 BB: 0 P: 13	R: 2 E: 0 K: 0 S: 11	H: 3 LOB: 1 BB: 1 P: 21	R: 0 E: 0 K: 0 S: 5	H: 0 LOB: 0 BB: 0 P: 8	R: 0 E: 0 K: 0 S: 7	H: 0 LOB: 0 BB: 0 P: 12	R: 0 E: 0 K: 0 S: 7	H: 0 LOB: 0 BB: 0 P: 12	1B: 3 2B: 1 3B: 0 HR: 1	SF: 0 SAC: 0 DP: 1 HBP: 0	WP: 1 PB: 0 SB: 0 CS: 0	PA: 30	
<b>PITCHER</b>	IP	WLS	BF	H	R	ER	SO	BB	IBB	HBP	BLK	WP	HR	S	P	ERA	WHIP				
99 Hyun Jin Ryu, L	1.2		7	0	0	0	2	0	0	0	0	0	0	21	27	0.00	0.000				
51 Dylan Floro, R	2.1	H	4	1	1	1	1	0	0	0	0	0	0	11	14	9.00	1.000				
75 Scott Alexander, L	1.0	L	5	2	1	1	0	1	0	0	0	1	0	8	17	9.00	3.000				
17 Joe Kelly, R	2.0		6	0	0	0	0	0	0	0	0	0	0	12	20	0.00	0.000				





Batter	1	2	3	4	5	6	7	8	9	AB	R	H	RBI	BB	SO	LOB	TOP							
31 <b>Joc Pederson, L</b> OBP: 0.386, SLG: 0.515 25 <b>David Freese, R</b> OBP: 0.421, SLG: 0.357 63 <b>Yimi Garcia, R</b> (8, 1)	F8		35 LG 10 BB BB		G4-3	K		L6		3	0	0	0	1	1	1	<b>Los Angeles Dodgers @ St. Louis Cardinals</b> Busch Stadium, St. Louis, MO Tue Apr 09 2019, 6:45 PM - 10:02 PM CDT Att: 36,353 - Sunny - 71 F <a href="http://livebaseballscorecards.com">livebaseballscorecards.com</a>							
10 <b>Justin Turner, R</b> OBP: 0.396, SLG: 0.318	35 1B 35 WP 1B				L8			K		3	0	1	0	2	1	0								
35 <b>Cody Bellinger, L</b> OBP: 0.500, SLG: 0.960					L6			P4		4	0	2	0	1	0	3								
11 <b>AJ Pollock, R</b> OBP: 0.309, SLG: 0.392	K				G6-3	E5		K		5	0	1	0	0	2	4								
13 <b>Max Muncy, L</b> OBP: 0.364, SLG: 0.571	K				G4-3	13 BB 1B		K		3	0	1	0	1	2	3								
14 <b>Enrique Hernández, R</b> OBP: 0.478, SLG: 0.739					G4-3			K		4	0	2	0	0	1	3								
3 <b>Chris Taylor, R</b> OBP: 0.294, SLG: 0.259 (8, 7)					G4-3			BB		2	0	0	0	2	0	2								
15 <b>Austin Barnes, R</b> OBP: 0.500, SLG: 0.682					G3-1			K		3	0	0	0	1	1	3								
68 <b>Ross Stripling, R</b> 27 <b>Alex Verdugo, L</b> 64 <b>Caleb Ferguson, R</b> 47 <b>JT Chargois, S</b> 5 <b>Corey Seager, L</b> OBP: 0.307, SLG: 0.366					K			P5		2	0	0	0	0	2	3								
					K			K		1	0	0	0	0	1	2								
<b>Inning Stats</b>	R: 0 E: 0 K: 2 S: 14	H: 2 LOB: 2 BB: 0 P: 23	R: 0 E: 0 K: 0 S: 9	H: 0 LOB: 0 BB: 0 P: 13	R: 0 E: 0 K: 1 S: 10	H: 0 LOB: 1 BB: 2 P: 20	R: 0 E: 0 K: 1 S: 14	H: 2 LOB: 3 BB: 1 P: 21	R: 0 E: 0 K: 1 S: 15	H: 2 LOB: 3 BB: 1 P: 27	R: 0 E: 0 K: 2 S: 11	H: 0 LOB: 1 BB: 1 P: 20	R: 0 E: 0 K: 2 S: 9	H: 0 LOB: 1 BB: 1 P: 13	R: 0 E: 0 K: 1 S: 17	H: 1 LOB: 2 BB: 1 P: 28	R: 0 E: 0 K: 1 S: 5	H: 0 LOB: 0 BB: 1 P: 11	1B: 5 2B: 3 3B: 0 HR: 0	SF: 0 SAC: 0 DP: 2 HBP: 0	WP: 1 PB: 0 SB: 0 CS: 0	PA: 40		
<b>PITCHER</b>	IP WLS BF ERA	WLS BF ERA	H R ER SO	H R ER SO	BB IBB HBP BLK	BB IBB HBP BLK	WP HR S P	ERA WHIP	IP WLS BF ERA	IP WLS BF ERA	H R ER SO	H R ER SO	BB IBB HBP BLK	BB IBB HBP BLK	WP HR S P	ERA WHIP								
43 <b>Dakota Hudson, R</b> ERA: 2.79	4.2	23	6	0	0	4	3	1	0	0	0	0	0	0	0	0	1	0	59	100	0.00	1.929		
60 <b>John Brebbia, R</b> ERA: 1.0	1.1	5	0	0	0	3	1	0	0	0	0	0	0	0	0	0	0	14	24	0.00	0.750			
53 <b>John Gant, R</b> ERA: 1.0	1.0	4	0	0	0	2	1	0	0	0	0	0	0	0	0	0	0	9	13	0.00	1.000			
59 <b>Mike Mayers, R</b> ERA: 1.5	0.1	3	1	0	0	0	1	0	0	0	0	0	0	0	0	0	0	9	17	0.00	6.000			
21 <b>Andrew Miller, L</b> ERA: 8.31	0.2	2	0	0	0	1	0	0	0	0	0	0	0	0	0	0	0	8	11	0.00	0.000			

Batter	1	2	3	4	5	6	7	8	9	AB	R	H	RBI	BB	SO	LOB	BOTTOM							
13 <b>Matt Carpenter, L</b> OBP: 0.320, SLG: 0.381	P6		46 FC5-4 BB		K			L3		3	0	0	0	1	1	0	<b>Los Angeles Dodgers @ St. Louis Cardinals</b> Busch Stadium, St. Louis, MO Tue Apr 09 2019, 6:45 PM - 10:02 PM CDT Att: 36,353 - Sunny - 71 F <a href="http://livebaseballscorecards.com">livebaseballscorecards.com</a>							
46 <b>Paul Goldschmidt, R</b> OBP: 0.340, SLG: 0.634	K		FC5-4 12 BB 2B		HR			F9		4	2	1	1	0	1	1								
12 <b>Paul DeJong, R</b> OBP: 0.367, SLG: 0.614	4 2B 2B		4 2B BB		G6-3			23 G6-3 BB		2	2	2	0	2	0	0								
23 <b>Marcell Ozuna, R</b> OBP: 0.250, SLG: 0.395	4 2B BB		F7		G6-3			K		3	0	0	0	1	1	4								
4 <b>Yadier Molina, R</b> OBP: 0.255, SLG: 0.295	2B		G6-3		G6-3			L9		4	0	2	3	0	0	1								
25 <b>Dexter Fowler, S</b> OBP: 0.306, SLG: 0.200	G3		F8					K		4	0	1	0	0	1	3								
16 <b>Kolten Wong, L</b> OBP: 0.429, SLG: 0.722			G5-3		K			K		3	0	0	0	0	2	1								
48 <b>Harrison Bader, R</b> OBP: 0.316, SLG: 0.424	K		K		K			E2		4	0	0	0	0	3	2								
43 <b>Dakota Hudson, R</b> 60 <b>John Brebbia, L</b> 38 <b>José Martínez, R</b> 53 <b>John Gant, R</b> 59 <b>Mike Mayers, R</b> 21 <b>Andrew Miller, L</b> 41 <b>Tyler O'Neill, R</b> 55 <b>Dominic Leone, R</b>			K		K			L9		2	0	0	0	0	2	0								
			K		K			K		0	0	0	0	0	0	0								
<b>Inning Stats</b>	R: 1 E: 0 K: 1 S: 16	H: 2 LOB: 2 BB: 1 P: 25	R: 0 E: 0 K: 2 S: 8	H: 0 LOB: 0 BB: 0 P: 9	R: 2 E: 0 K: 0 S: 14	H: 1 LOB: 1 BB: 2 P: 26	R: 0 E: 0 K: 3 S: 10	H: 0 LOB: 0 BB: 0 P: 13	R: 1 E: 0 K: 1 S: 14	H: 2 LOB: 1 BB: 0 P: 21	R: 0 E: 0 K: 2 S: 11	H: 1 LOB: 1 BB: 0 P: 15	R: 0 E: 0 K: 1 S: 7	H: 0 LOB: 1 BB: 1 P: 14	R: 0 E: 1 K: 2 S: 17	H: 0 LOB: 2 BB: 0 P: 22	R: 0 E: 1 K: 2 S: 17	H: 0 LOB: 0 BB: 0 P: 22	1B: 1 2B: 4 3B: 0 HR: 1	SF: 0 SAC: 0 DP: 0 HBP: 1	WP: 0 PB: 0 SB: 1 CS: 0	PA: 36		
<b>PITCHER</b>	IP WLS BF ERA	IP WLS BF ERA	H R ER SO	H R ER SO	BB IBB HBP BLK	BB IBB HBP BLK	WP HR S P	ERA WHIP	IP WLS BF ERA	IP WLS BF ERA	H R ER SO	H R ER SO	BB IBB HBP BLK	BB IBB HBP BLK	WP HR S P	ERA WHIP								
68 <b>Ross Stripling, R</b> ERA: 3.78	5.0	23	5	4	4	7	3	0	0	0	0	0	0	0	0	0	1	62	94	7.20	1.600			
64 <b>Caleb Ferguson, L</b> ERA: 1.0	1.1	5	1	0	0	2	0	0	0	0	0	0	0	0	0	0	0	12	18	0.00	0.750			
47 <b>JT Chargois, R</b> ERA: 1.0	0.2	3	0	0	0	1	1	0	0	0	0	0	0	0	0	0	0	6	11	0.00	1.500			
63 <b>Yimi Garcia, R</b> ERA: 11.12	1.0	5	0	0	0	2	0	0	0	0	0	0	1	0	0	0	0	17	22	0.00	0.000			













Batter	1	2	3	4	5	6	7	8	9	AB	R	H	RBI	BB	SO	LOB	TOP		
6 Lorenzo Cain, R OBP: 0.397, SLG: 0.482										5	1	1	0	0	0	3			
22 Christian Yelich, L OBP: 0.477, SLG: 0.736										4	3	2	0	0	0	1			
8 Ryan Braun, R OBP: 0.224, SLG: 0.438										4	1	0	0	1	1	3			
24 Jesús Aguilar, R OBP: 0.234, SLG: 0.150										4	0	1	2	0	1	3			
10 Yasmani Grandal, S OBP: 0.444, SLG: 0.718										4	1	3	3	1	0	0			
11 Mike Moustakas, L OBP: 0.315, SLG: 0.511										5	1	1	1	0	2	3			
14 Hernán Pérez, R OBP: 0.292, SLG: 0.522										4	1	1	2	0	1	2			
3 Orlando Arcia, R OBP: 0.289, SLG: 0.390										4	0	0	0	0	1	0			
39 Corbin Burnes, R OBP: 0.420, SLG: 0.400										2	0	1	0	0	1	0			
43 Matt Albers, L										0	0	0	0	0	0	0			
7 Eric Thames, L										1	0	0	0	0	0	0			
58 Alex Claudio, L										0	0	0	0	0	0	0			
41 Junior Guerra, R										0	0	0	0	0	0	0			
16 Ben Gamel, L										1	0	1	0	0	0	0			
71 Josh Hader, L										0	0	0	0	0	0	0			
12 Alex Wilson, R										0	0	0	0	0	0	0			
<b>Inning Stats</b>	R: 2 H: 3 E: 0 K: 1 S: 19	H: 3 LOB: 2 BB: 1 P: 31	R: 0 H: 0 E: 0 K: 2 S: 9	H: 0 LOB: 0 BB: 0 P: 13	R: 0 H: 0 E: 0 K: 0 S: 7	H: 2 LOB: 1 BB: 0 P: 10	R: 2 H: 2 E: 0 K: 1 S: 13	H: 1 LOB: 0 BB: 0 P: 13	R: 0 H: 1 E: 0 K: 1 S: 9	H: 1 LOB: 1 BB: 0 P: 14	R: 1 H: 3 E: 0 K: 0 S: 14	H: 3 LOB: 1 BB: 0 P: 22	R: 0 H: 1 E: 0 K: 2 S: 8	H: 1 LOB: 1 BB: 0 P: 10	R: 1 H: 1 E: 0 K: 2 S: 12	H: 1 LOB: 1 BB: 1 P: 19	1B: 9 2B: 1 3B: 0 HR: 2	SF: 1 SAC: 0 DP: 1 HBP: 1	WP: 0 PA: 42 PB: 0 SB: 1 CS: 0
<b>PITCHER</b>	IP WLS BF H R ER SO BB IBB HBP BLK WP HR S P ERA WHIP																		
7 Julio Urias, L ERA: 5.27	(1, 1) 5.0 L 24 6 6 5 4 1 0 1 0 0 2 54 87 9.00 1.400																		
17 Joe Kelly, R ERA: 12.27	(6, 1) 1.1 7 3 1 1 1 0 0 0 0 0 0 18 29 6.75 2.250																		
75 Scott Alexander, L ERA: 1.93	(7, 1) 0.2 2 1 0 0 0 0 0 0 0 0 5 7 0.00 1.500																		
51 Dylan Floro, R ERA:	(8, 1) 1.0 4 1 0 0 0 0 0 0 0 0 8 10 0.00 1.000																		
74 Kenley Jansen, R ERA: 1.42	(9, 1) 1.0 5 1 1 1 2 1 0 0 1 0 0 12 19 9.00 2.000																		

Milwaukee Brewers @ Los Angeles Dodgers  
 Dodger Stadium, Los Angeles, CA  
 Fri Apr 12 2019, 7:11 PM - 11:05 PM PDT  
 Att: 43,643 - Clear - 69 F

AB 38  
 R 8  
 H 12  
 RBI 8  
 BB 2  
 SO 7  
 LOB 15

Batter	1	2	3	4	5	6	7	8	9	AB	R	H	RBI	BB	SO	LOB	BOTTOM		
31 Joc Pederson, L OBP: 0.368, SLG: 0.630										4	1	1	2	0	1	1			
13 Max Muncy, L OBP: 0.346, SLG: 0.581										1	0	0	0	0	1	2			
5 Corey Seager, L OBP: 0.410, SLG: 0.480										3	2	2	1	2	0	0			
10 Justin Turner, R OBP: 0.321, SLG: 0.521										5	0	1	0	0	1	5			
74 Kenley Jansen, S										0	0	0	0	0	0	0			
35 Cody Bellinger, L OBP: 0.478, SLG: 0.900										4	1	2	2	1	0	0			
11 AJ Pollock, R OBP: 0.308, SLG: 0.362										4	0	1	0	1	1	3			
27 Alex Verdugo, L OBP: 0.300, SLG: 0.633										5	0	1	0	0	1	4			
14 Enrique Hernández, R OBP: 0.350, SLG: 0.674										3	0	0	0	0	0	2			
17 Joe Kelly, R										0	0	0	0	0	0	0			
75 Scott Alexander, L										0	0	0	0	0	0	0			
51 Dylan Floro, L										0	0	0	0	0	0	0			
29 David Freese, R OBP: 0.458, SLG: 0.632										2	0	1	0	0	0	1			
15 Austin Barnes, R OBP: 0.474, SLG: 0.586										4	1	2	0	0	1	3			
7 Julio Urias, L OBP: 0.500, SLG: 0.500										0	0	0	0	0	0	0			
3 Chris Taylor, R OBP: 0.275, SLG: 0.242										2	0	1	0	0	0	0			
<b>Inning Stats</b>	R: 1 H: 3 E: 0 K: 2 S: 19	H: 3 LOB: 2 BB: 0 P: 24	R: 0 H: 1 E: 0 K: 0 S: 7	H: 1 LOB: 1 BB: 0 P: 9	R: 2 H: 2 E: 0 K: 1 S: 15	H: 2 LOB: 1 BB: 1 P: 23	R: 2 H: 2 E: 0 K: 0 S: 11	H: 2 LOB: 1 BB: 1 P: 19	R: 0 H: 1 E: 0 K: 1 S: 14	H: 1 LOB: 0 BB: 1 P: 28	R: 0 H: 0 E: 0 K: 0 S: 8	H: 0 LOB: 0 BB: 0 P: 12	R: 0 H: 0 E: 0 K: 2 S: 18	H: 2 LOB: 3 BB: 1 P: 32	R: 0 H: 1 E: 0 K: 0 S: 11	H: 1 LOB: 1 BB: 0 P: 16	1B: 6 2B: 3 3B: 0 HR: 3	SF: 0 SAC: 2 DP: 0 HBP: 0	WP: 0 PA: 43 PB: 0 SB: 1 CS: 0
<b>PITCHER</b>	IP WLS BF H R ER SO BB IBB HBP BLK WP HR S P ERA WHIP																		
39 Corbin Burnes, R ERA: 10.05	(1, 1) 4.1 W 24 6 6 5 3 2 0 0 0 0 0 4 9 10.38 2.538																		
43 Matt Albers, R ERA: 4.5	(5, 1) 0.2 W 2 0 0 0 1 0 0 0 0 0 0 4 9 0.00 0.000																		
58 Alex Claudio, L ERA: 2.57	(6, 1) 1.0 H 3 0 0 0 0 0 0 0 0 0 8 12 0.00 0.000																		
41 Junior Guerra, R ERA: 2.25	(7, 1) 1.0 H 4 0 0 0 0 1 0 0 0 0 6 12 0.00 1.000																		
71 Josh Hader, L ERA:	(8, 1) 1.1 H 7 2 0 0 2 1 0 0 0 0 0 22 38 0.00 2.250																		

Milwaukee Brewers @ Los Angeles Dodgers  
 Dodger Stadium, Los Angeles, CA  
 Fri Apr 12 2019, 7:11 PM - 11:05 PM PDT  
 Att: 43,643 - Clear - 69 F

AB 37  
 R 5  
 H 12  
 RBI 5  
 BB 4  
 SO 6  
 LOB 21



Batter	1	2	3	4	5	6	7	8	9	AB	R	H	RBI	BB	SO	LOB	TOP					
6 Lorenzo Cain, R (1.8) OBP: 0.382, SLG: 0.450	G6-3	L9		BB	F7			F9		4	0	0	0	1	0	4	<b>Milwaukee Brewers @ Los Angeles Dodgers</b> Dodger Stadium, Los Angeles, CA Sat Apr 13 2019, 6:11 PM - 9:04 PM PDT Att: 53,922 - Clear - 71 F <a href="http://livebaseballscorecards.com">livebaseballscorecards.com</a>					
22 Christian Yelich, L (1.9) OBP: 0.443, SLG: 0.872	G4-3		L3	K	G6-3			G4-3		5	0	0	0	0	1	1						
8 Ryan Braun, R (1.7) OBP: 0.222, SLG: 0.415		1B	G5-3	K2-3	G5-3			F9		5	0	1	0	0	1	1						
10 Yasmani Grandal, S (1.2) OBP: 0.460, SLG: 0.721			2B		G5-3			1B		4	1	2	0	0	1	1						
11 Mike Moustakas, L (1.4) OBP: 0.339, SLG: 0.569		HR		2B				G3		4	2	2	1	1	0	1						
14 Hernán Pérez, R (9.4) OBP: 0.292, SLG: 0.522				1B				G5-4-3		0	0	0	0	0	0	0						
24 Jesús Aguilar, R (1.3) OBP: 0.275, SLG: 0.167		1B		BB						2	0	1	0	2	1	0						
21 Travis Shaw, L (1.5) OBP: 0.340, SLG: 0.256				BB						4	0	2	2	0	1	4						
3 Orlando Arcia, R (1.6) OBP: 0.286, SLG: 0.444				HR				FC6-4		4	1	1	1	0	2	4						
27 Zach Davies, R (1.1) OBP: 0.250, SLG: 0.143										2	0	0	0	1	2	2						
7 Eric Thames, L (8, PH) OBP: 0.240, SLG: 0.458										1	0	0	0	0	1	0						
41 Junior Guerra, R (8.1)										0	0	0	0	0	0	0						
<b>Inning Stats</b>	R: 0 E: 0 K: 1 S: 11	H: 1 LOB: 1 BB: 0 P: 11	R: 1 E: 0 K: 1 S: 15	H: 2 LOB: 2 BB: 1 P: 25	R: 0 E: 0 K: 1 S: 14	H: 1 LOB: 3 BB: 2 P: 25	R: 1 E: 0 K: 3 S: 14	H: 1 LOB: 1 BB: 2 P: 22	R: 2 E: 0 K: 2 S: 12	H: 2 LOB: 2 BB: 1 P: 22	R: 0 E: 0 K: 0 S: 7	H: 0 LOB: 0 BB: 0 P: 10	R: 0 E: 0 K: 1 S: 8	H: 1 LOB: 1 BB: 0 P: 11	R: 0 E: 0 K: 1 S: 10	H: 0 LOB: 0 BB: 0 P: 14	R: 0 E: 0 K: 0 S: 9	H: 1 LOB: 0 BB: 0 P: 13	1B: 6 2B: 1 3B: 0 HR: 2	SF: 0 SAC: 0 DP: 1 HBP: 1	WP: 1 PB: 0 CS: 0	PA: 41
<b>PITCHER</b>	IP WLS BF H R ER SO BB IBB HBP BLK WP HR S P ERA WHIP																					
64 Caleb Ferguson, L (1.1) ERA: 1.0	2.2 L 14 4 1 1 2 2 0 0 0 0 0 1 36 51 3.38 2.250																					
77 Dennis Santana, R (3.1) ERA: 7.2	1.1 11 3 3 3 4 3 0 1 0 0 1 1 23 45 20.25 4.500																					
63 Yimi García, R (5.1) ERA: 9.39	1.0 3 0 0 0 2 0 0 0 0 0 0 0 7 9 0.00 0.000																					
75 Scott Alexander, L (6.1) ERA: 1.35	2.0 7 1 0 0 1 0 0 0 0 0 0 0 15 21 0.00 0.500																					
52 Pedro Báez, R (8.1) ERA: 4.5	1.0 3 0 0 0 1 0 0 0 0 0 0 0 10 14 0.00 0.000																					

Batter	1	2	3	4	5	6	7	8	9	AB	R	H	RBI	BB	SO	LOB	BOTTOM					
11 AJ Pollock, R (1.8) OBP: 0.290, SLG: 0.339	G1-4-3		F7					G5-3		4	0	0	0	0	1	2	<b>Milwaukee Brewers @ Los Angeles Dodgers</b> Dodger Stadium, Los Angeles, CA Sat Apr 13 2019, 6:11 PM - 9:04 PM PDT Att: 53,922 - Clear - 71 F <a href="http://livebaseballscorecards.com">livebaseballscorecards.com</a>					
5 Corey Seager, L (1.6) OBP: 0.385, SLG: 0.444	F7		G1-6-3		G3-6-3			L8		4	0	0	0	0	0	2						
50 Jaime Schultz, R (9.1)										0	0	0	0	0	0	0						
10 Justin Turner, R (1.5) OBP: 0.366, SLG: 0.317					G6-3			G5-3		4	0	1	0	0	0	0						
35 Cody Bellinger, L (1.9) OBP: 0.479, SLG: 0.922								K		4	1	2	1	0	1	0						
14 Enrique Hernández, R (1.4) OBP: 0.407, SLG: 0.640					HR			L9		4	0	1	0	0	0	2						
13 Max Muncy, L (1.3) OBP: 0.345, SLG: 0.565										3	0	1	0	0	0	1						
3 Chris Taylor, R (1.7) OBP: 0.279, SLG: 0.250										3	0	1	0	0	2	1						
15 Austin Barnes, R (1.2) OBP: 0.439, SLG: 0.531										3	0	0	0	0	2	3						
64 Caleb Ferguson, R (1.1) ERA: 1.0										0	0	0	0	0	0	0						
77 Dennis Santana, R (3.1) ERA: 7.2										1	0	0	0	0	0	0						
63 Yimi García, R (5.1) ERA: 9.39										0	0	0	0	0	0	0						
27 Alex Verdugo, L (5, PH) OBP: 0.330, SLG: 0.644										0	0	0	0	0	0	0						
75 Scott Alexander, L (6.1) ERA: 1.35										0	0	0	0	0	0	0						
52 Pedro Báez, R (8.1) ERA: 4.5										0	0	0	0	0	0	0						
31 Joc Pederson, L (8, PH) OBP: 0.260, SLG: 0.347										1	0	0	0	0	0	0						
<b>Inning Stats</b>	R: 0 E: 0 K: 0 S: 9	H: 2 LOB: 2 BB: 0 P: 14	R: 0 E: 0 K: 1 S: 9	H: 1 LOB: 0 BB: 0 P: 13	R: 0 E: 0 K: 0 S: 4	H: 1 LOB: 0 BB: 0 P: 5	R: 1 E: 0 K: 1 S: 13	H: 3 LOB: 2 BB: 0 P: 22	R: 0 E: 0 K: 1 S: 6	H: 1 LOB: 0 BB: 0 P: 11	R: 0 E: 0 K: 1 S: 8	H: 0 LOB: 0 BB: 0 P: 12	R: 0 E: 0 K: 2 S: 10	H: 0 LOB: 0 BB: 0 P: 17	R: 0 E: 0 K: 0 S: 9	H: 0 LOB: 0 BB: 0 P: 16	R: 0 E: 0 K: 0 S: 8	H: 0 LOB: 0 BB: 0 P: 13	1B: 7 2B: 0 3B: 0 HR: 1	SF: 0 SAC: 0 DP: 3 HBP: 0	WP: 0 PB: 0 CS: 0	PA: 32
<b>PITCHER</b>	IP WLS BF H R ER SO BB IBB HBP BLK WP HR S P ERA WHIP																					
27 Zach Davies, R (1.1) ERA: 1.53	7.0 W 26 8 1 1 6 0 0 0 0 0 0 0 1 59 94 1.29 1.143																					
41 Junior Guerra, R (8.1) ERA: 1.8	2.0 S 6 0 0 0 0 0 0 0 0 0 0 0 0 17 29 0.00 0.000																					

AB	35
R	4
H	9
RBI	4
BB	5
SO	10
LOB	18



AB	32
R	1
H	8
RBI	1
BB	0
SO	6
LOB	11





Batter	1	2	3	4	5	6	7	8	9	AB	R	H	RBI	BB	SO	LOB	TOP											
6 Lorenzo Cain, R OBP: 0.361, SLG: 0.422 36 Jake Petricka, R (8, 1)	F9		G6-4-3			K		G4-3		4	0	0	0	0	1	2	<b>Milwaukee Brewers @ Los Angeles Dodgers</b> Dodger Stadium, Los Angeles, CA Sun Apr 14 2019, 1:10 PM - 3:44 PM PDT Att: 45,235 - Partly Cloudy - 74 F											
22 Christian Yelich, L OBP: 0.425, SLG: 0.839 50 Jacob Barnes, R 14 Hernán Pérez, R OBP: 0.320, SLG: 0.522	P3			G3		G4-3			BB	3	0	0	0	0	0	0												
21 Travis Shaw, L OBP: 0.333, SLG: 0.277	2B			G3			L5		F7	4	0	1	0	0	0	1												
10 Yasmani Grandal, S OBP: 0.453, SLG: 0.696 9 Manny Piña, R OBP: 0.395, SLG: 0.200	G3				1B				K	3	0	1	0	0	0	1												
11 Mike Moustakas, L OBP: 0.317, SLG: 0.527		L6			P5				K	4	0	0	0	0	2	2												
24 Jesús Aguilar, R OBP: 0.278, SLG: 0.200	L8				P3					3	1	1	0	0	0	0												
16 Ben Gamel, L OBP: 0.355, SLG: 0.370	F8				G5-3				BB	2	0	0	0	1	0	0												
3 Orlando Arcia, R OBP: 0.269, SLG: 0.417			G5-3			F9			G5-3	3	0	0	0	0	0	2												
45 Jhoulys Chacín, R OBP: 0.667, SLG: 1.200 57 Chase Anderson, R (3, 1)						K			SF9	1	0	1	0	0	0	0												
7 Eric Thames, L OBP: 0.222, SLG: 0.440			G6-4-3							0	0	0	0	0	0	0												
<b>Inning Stats</b>	R: 0 H: 1 E: 0 K: 0 S: 10	H: 1 LOB: 1 BB: 0 P: 14	R: 0 H: 0 E: 0 K: 0 S: 5	H: 0 LOB: 0 BB: 0 P: 8	R: 0 H: 1 E: 0 K: 0 S: 4	H: 1 LOB: 0 BB: 0 P: 6	R: 0 H: 1 E: 0 K: 0 S: 9	H: 1 LOB: 0 BB: 0 P: 13	R: 0 H: 0 E: 0 K: 0 S: 8	H: 0 LOB: 0 BB: 0 P: 10	R: 0 H: 0 E: 0 K: 2 S: 10	H: 0 LOB: 0 BB: 0 P: 14	R: 0 H: 0 E: 0 K: 1 S: 6	H: 0 LOB: 0 BB: 0 P: 11	R: 1 H: 1 E: 0 K: 0 S: 7	H: 1 LOB: 1 BB: 1 P: 12	R: 0 H: 0 E: 0 K: 2 S: 12	H: 0 LOB: 1 BB: 1 P: 21	1B: 2 2B: 2 3B: 0 HR: 0	SF: 1 SAC: 0 DP: 1 HBP: 0	WP: 0 PB: 0 SB: 0 CS: 0	PA: 32						
<b>PITCHER</b>	IP	WLS	BF	H	R	ER	SO	BB	IBB	HBP	BLK	WP	HR	S	P	ERA	WHIP											
68 Ross Stripling, R ERA: 2.92 50 Jaime Schultz, R ERA:	8.0	W	28	4	1	1	3	1	0	0	0	0	0	59	88	1.12	0.625											
31 Joc Pederson, L OBP: 0.365, SLG: 0.647	K		F9		P5															4	1	1	1	1	1	3		
5 Corey Seager, L OBP: 0.397, SLG: 0.407	F7		F8		G6-3															5	0	0	0	0	0	2		
35 Cody Bellinger, L OBP: 0.500, SLG: 0.909	BB																			2	2	1	0	3	1	0		
11 AJ Pollock, R OBP: 0.297, SLG: 0.343	BB																			5	2	2	0	0	1	4		
13 Max Muncy, L OBP: 0.356, SLG: 0.551	BB																			3	1	1	1	1	1	2		
27 Alex Verdugo, L OBP: 0.343, SLG: 0.714	BB																			4	1	2	3	0	0	2		
3 Chris Taylor, R OBP: 0.298, SLG: 0.300	K																			4	0	2	2	0	1	2		
15 Austin Barnes, R OBP: 0.400, SLG: 0.472	K																			4	0	0	0	0	1	2		
68 Ross Stripling, R OBP: 0.143, SLG: 0.143 25 David Freese, R OBP: 0.460, SLG: 0.700 50 Jaime Schultz, R (8, PH)	G5-3																			3	0	1	0	0	1	1		
<b>Inning Stats</b>	R: 2 H: 2 E: 0 K: 2 S: 15	H: 2 LOB: 2 BB: 2 P: 32	R: 1 H: 1 E: 0 K: 1 S: 8	H: 1 LOB: 0 BB: 0 P: 14	R: 3 H: 4 E: 0 K: 0 S: 12	H: 4 LOB: 2 BB: 1 P: 21	R: 0 H: 1 E: 0 K: 2 S: 12	H: 1 LOB: 1 BB: 0 P: 20	R: 1 H: 2 E: 0 K: 1 S: 9	H: 2 LOB: 1 BB: 0 P: 14	R: 0 H: 0 E: 0 K: 1 S: 5	H: 0 LOB: 0 BB: 0 P: 8	R: 0 H: 0 E: 0 K: 1 S: 9	H: 0 LOB: 0 BB: 0 P: 13	R: 0 H: 1 E: 0 K: 0 S: 11	H: 1 LOB: 3 BB: 2 P: 22	1B: 7 2B: 2 3B: 0 HR: 2	SF: 0 SAC: 0 DP: 0 HBP: 0	WP: 0 PB: 0 SB: 1 CS: 0	PA: 40								
<b>PITCHER</b>	IP	WLS	BF	H	R	ER	SO	BB	IBB	HBP	BLK	WP	HR	S	P	ERA	WHIP											
45 Jhoulys Chacín, R ERA: 6.52 57 Chase Anderson, R ERA: 5.19 50 Jacob Barnes, R ERA: 4.76 36 Jake Petricka, R ERA: 9.0	2.1	L	16	6	6	6	3	3	0	0	0	0	0	1	24	38	3.38	1.500										
	2.0		6	0	0	0	2	0	0	0	0	0	0	14	21	0.00	0.000											
	1.0		6	1	0	0	0	2	0	0	0	0	0	11	22	0.00	3.000											

AB	29
R	1
H	4
RBI	1
BB	2
SO	5
LOB	9



Batter	1	2	3	4	5	6	7	8	9	AB	R	H	RBI	BB	SO	LOB	BOTTOM											
31 Joc Pederson, L OBP: 0.365, SLG: 0.647	K		F9		P5					4	1	1	1	1	1	3	<b>Milwaukee Brewers @ Los Angeles Dodgers</b> Dodger Stadium, Los Angeles, CA Sun Apr 14 2019, 1:10 PM - 3:44 PM PDT Att: 45,235 - Partly Cloudy - 74 F											
5 Corey Seager, L OBP: 0.397, SLG: 0.407	F7		F8		G6-3					5	0	0	0	0	0	2												
35 Cody Bellinger, L OBP: 0.500, SLG: 0.909	BB									2	2	1	0	3	1	0												
11 AJ Pollock, R OBP: 0.297, SLG: 0.343	BB									5	2	2	0	0	1	4												
13 Max Muncy, L OBP: 0.356, SLG: 0.551	BB									3	1	1	1	1	1	2												
27 Alex Verdugo, L OBP: 0.343, SLG: 0.714	BB									4	1	2	3	0	0	2												
3 Chris Taylor, R OBP: 0.298, SLG: 0.300	K									4	0	2	2	0	1	2												
15 Austin Barnes, R OBP: 0.400, SLG: 0.472	K									4	0	0	0	0	1	2												
68 Ross Stripling, R OBP: 0.143, SLG: 0.143 25 David Freese, R OBP: 0.460, SLG: 0.700 50 Jaime Schultz, R (8, PH)	G5-3									3	0	1	0	0	1	1												
										0	0	0	0	0	0	0												
<b>Inning Stats</b>	R: 2 H: 2 E: 0 K: 2 S: 15	H: 2 LOB: 2 BB: 2 P: 32	R: 1 H: 1 E: 0 K: 1 S: 8	H: 1 LOB: 0 BB: 0 P: 14	R: 3 H: 4 E: 0 K: 0 S: 12	H: 4 LOB: 2 BB: 1 P: 21	R: 0 H: 1 E: 0 K: 2 S: 12	H: 1 LOB: 1 BB: 0 P: 20	R: 1 H: 2 E: 0 K: 1 S: 9	H: 2 LOB: 1 BB: 0 P: 14	R: 0 H: 0 E: 0 K: 1 S: 5	H: 0 LOB: 0 BB: 0 P: 8	R: 0 H: 0 E: 0 K: 1 S: 9	H: 0 LOB: 0 BB: 0 P: 13	R: 0 H: 1 E: 0 K: 0 S: 11	H: 1 LOB: 3 BB: 2 P: 22	1B: 7 2B: 2 3B: 0 HR: 2	SF: 0 SAC: 0 DP: 0 HBP: 0	WP: 0 PB: 0 SB: 1 CS: 0	PA: 40								
<b>PITCHER</b>	IP	WLS	BF	H	R	ER	SO	BB	IBB	HBP	BLK	WP	HR	S	P	ERA	WHIP											
45 Jhoulys Chacín, R ERA: 6.52 57 Chase Anderson, R ERA: 5.19 50 Jacob Barnes, R ERA: 4.76 36 Jake Petricka, R ERA: 9.0	2.1	L	16	6	6	6	3	3	0	0	0	0	0	1	24	38	3.38	1.500										
	2.0		6	0	0	0	2	0	0	0	0	0	0	14	21	0.00	0.000											
	1.0		6	1	0	0	0	2	0	0	0	0	0	11	22	0.00	3.000											






Batter	1	2	3	4	5	6	7	8	9	AB	R	H	RBI	BB	SO	LOB	TOP										
12 Curt Casali, R OBP: 0.381, SLG: 0.550	G6-3		G6-3			K			2B	4	1	1	0	0	1	0	<b>Cincinnati Reds @ Los Angeles Dodgers</b> Dodger Stadium, Los Angeles, CA Mon Apr 15 2019, 7:13 PM - 10:00 PM PDT Att: 52,974 - Partly Cloudy - 60 F										
7 Eugenio Suárez, R OBP: 0.411, SLG: 0.543	1B		K			K			K	4	1	1	0	0	3	1											
66 Yasiel Puig, R OBP: 0.224, SLG: 0.383	HR								F9	4	1	2	2	0	1	1											
27 Matt Kemp, R OBP: 0.195, SLG: 0.268	G5-3					FC5-4			1B	4	0	2	1	0	0	1											
9 José Peraza, R OBP: 0.184, SLG: 0.250 55 Robert Stephenson, R OBP: 0.271, SLG: 0.465 33 Jesse Winker, L OBP: 0.271, SLG: 0.465 26 Raisel Iglesias, R OBP: 0.316, SLG: 0.412	K					FC5-4			F9	3	0	0	0	0	1	2											
4 José Iglesias, R OBP: 0.316, SLG: 0.412	G5-3					CS			F8	3	0	1	0	0	0	1											
43 Scott Schebler, L OBP: 0.295, SLG: 0.326	G4-3					G6-4-3			K	3	0	0	0	0	1	1											
52 Kyle Farmer, R OBP: 0.133, SLG: 0.533	G5-3					G5-3			K	2	0	0	0	0	0	0											
19 Joey Votto, L OBP: 0.333, SLG: 0.400									K	1	0	0	0	0	1	0											
58 Luis Castillo, R OBP: 0.400, SLG: 0.500 21 Michael Lorenzen, R OBP: 0.294, SLG: 0.710	F9-3								F7	1	0	0	0	0	0	0											
<b>Inning Stats</b>	R: 2 H: 2 E: 0 K: 1 S: 13	H: 2 LOB: 0 BB: 0 P: 18	R: 0 H: 0 E: 0 K: 0 S: 6	H: 0 LOB: 0 BB: 0 P: 9	R: 0 H: 0 E: 0 K: 1 S: 8	H: 0 LOB: 0 BB: 0 P: 13	R: 0 H: 1 E: 0 K: 1 S: 9	H: 1 LOB: 0 BB: 0 P: 12	R: 0 H: 0 E: 0 K: 3 S: 9	H: 0 LOB: 0 BB: 0 P: 12	R: 0 H: 1 E: 0 K: 0 S: 6	H: 1 LOB: 1 BB: 0 P: 10	R: 0 H: 0 E: 0 K: 2 S: 9	H: 0 LOB: 0 BB: 0 P: 17	R: 1 H: 2 E: 0 K: 2 S: 16	H: 2 LOB: 1 BB: 0 P: 20	1B: 5 2B: 1 3B: 0 HR: 1	SF: 0 SAC: 0 DP: 1 HBP: 0	WP: 0 PB: 0 SB: 0 CS: 1	PA: 33							
<b>PITCHER</b>	IP	WLS	BF	H	R	ER	SO	BB	IBB	HBP	BLK	WP	HR	S	P	ERA	WHIP										
22 Clayton Kershaw, L ERA: 2.57	7.0		24	5	2	2	6	0	0	0	0	0	1	57	84	2.57	0.714										
52 Pedro Báez, R ERA: 4.09	1.0		3	0	0	0	2	0	0	0	0	0	0	9	17	0.00	0.000										
74 Kenley Jansen, R ERA: 2.45	1.0	W	5	2	1	1	2	0	0	0	0	0	0	16	20	9.00	2.000										

Batter	1	2	3	4	5	6	7	8	9	AB	R	H	RBI	BB	SO	LOB	BOTTOM										
31 Joc Pederson, L OBP: 0.382, SLG: 0.691	BB		G6-3			FC6-5			HR	4	2	2	2	1	0	2	<b>Cincinnati Reds @ Los Angeles Dodgers</b> Dodger Stadium, Los Angeles, CA Mon Apr 15 2019, 7:13 PM - 10:00 PM PDT Att: 52,974 - Partly Cloudy - 60 F										
5 Corey Seager, L OBP: 0.338, SLG: 0.381	F8		K			FC4-5			K	4	1	0	0	0	2	3											
10 Justin Turner, R OBP: 0.387, SLG: 0.333	1B		BB			1B			L8	3	0	2	0	1	0	0											
35 Cody Bellinger, L OBP: 0.513, SLG: 0.925 27 Alex Verdugo, L OBP: 0.351, SLG: 0.694	1B		BB			1B			G3-1	1	0	1	1	0	0	0											
11 AJ Pollock, R OBP: 0.295, SLG: 0.329	2B		HBP			BB			G6-3	1	0	0	0	1	0	0											
13 Max Muncy, L OBP: 0.333, SLG: 0.509	K		K			BB			G1-3	4	0	0	0	0	3	7											
14 Enrique Hernández, R OBP: 0.361, SLG: 0.593	K		K			L8			K	4	0	0	0	0	2	3											
15 Austin Barnes, R OBP: 0.388, SLG: 0.436	BB		BB			G6-3			K	3	0	0	0	1	1	0											
22 Clayton Kershaw, L ERA: 1.48 52 Pedro Báez, R ERA: 2.16 74 Kenley Jansen, S ERA: 0.96 25 David Freese, R OBP: 0.500, SLG: 0.700 3 Chris Taylor, R OBP: 0.286, SLG: 0.300	SH1-4		BB			G1-3			E3	2	0	0	0	0	0	0											
31 HR									BB	0	0	0	0	0	0	0											
<b>Inning Stats</b>	R: 1 H: 2 E: 0 K: 2 S: 15	H: 2 LOB: 2 BB: 1 P: 23	R: 0 H: 0 E: 0 K: 1 S: 8	H: 0 LOB: 1 BB: 1 P: 14	R: 0 H: 0 E: 0 K: 3 S: 15	H: 0 LOB: 2 BB: 1 P: 25	R: 0 H: 0 E: 0 K: 0 S: 7	H: 0 LOB: 0 BB: 0 P: 10	R: 1 H: 2 E: 0 K: 1 S: 12	H: 2 LOB: 3 BB: 2 P: 26	R: 0 H: 0 E: 1 K: 1 S: 10	H: 0 LOB: 1 BB: 0 P: 18	R: 0 H: 0 E: 0 K: 0 S: 5	H: 0 LOB: 0 BB: 0 P: 8	R: 0 H: 0 E: 0 K: 2 S: 8	H: 0 LOB: 0 BB: 0 P: 14	R: 2 H: 1 E: 0 K: 0 S: 3	H: 1 LOB: 1 BB: 1 P: 8	1B: 3 2B: 1 3B: 0 HR: 1	SF: 0 SAC: 1 DP: 0 HBP: 1	WP: 0 PB: 0 SB: 0 CS: 0	PA: 37					
<b>PITCHER</b>	IP	WLS	BF	H	R	ER	SO	BB	IBB	HBP	BLK	WP	HR	S	P	ERA	WHIP										
58 Luis Castillo, R ERA: 2.16	5.0		25	4	2	2	7	5	0	1	0	0	0	4	7	0.00	0.000										
53 Wandy Peralta, L ERA: 0.96	0.2		2	0	0	0	1	0	0	0	0	0	0	6	11	0.00	0.000										
55 Robert Stephenson, R ERA: 0.96	2.0		6	0	0	0	2	0	0	0	0	0	0	13	22	0.00	0.000										
26 Raisel Iglesias, R ERA: 0.75	0.0	L	2	1	2	2	0	1	0	0	0	0	1	3	8	"	"										

AB 32  
R 3  
H 7  
RBI 3  
BB 0  
SO 10  
LOB 8



AB 29  
R 4  
H 5  
RBI 4  
BB 6  
SO 10  
LOB 19





Batter	1	2	3	4	5	6	7	8	9	AB	R	H	RBI	BB	SO	LOB	TOP			
19 Joey Votto, L (1,3) OBP: 0.328, SLG: 0.407										4	0	1	1	0	2	0	<b>Cincinnati Reds @ Los Angeles Dodgers</b> Dodger Stadium, Los Angeles, CA Tue Apr 16 2019, 7:13 PM - 10:02 PM PDT Att: 45,406 - Partly Cloudy - 61 F			
7 Eugenio Suárez, R (1,5) OBP: 0.383, SLG: 0.500										4	0	0	0	0	0	1				
33 Jesse Winker, L (1,8) OBP: 0.269, SLG: 0.447										4	0	1	0	0	0	1				
66 Yasiel Puig, R (1,9) OBP: 0.208, SLG: 0.353										4	0	0	0	0	1	1				
27 Matt Kemp, R (1,7) OBP: 0.200, SLG: 0.289										4	0	1	0	0	0	0				
22 Derek Dietrich, L (1,4) OBP: 0.316, SLG: 0.667										2	0	0	0	2	0	0				
9 José Peraza, R (1,6) OBP: 0.170, SLG: 0.231										4	0	0	0	0	0	3				
16 Tucker Barnhart, L (1,2) OBP: 0.419, SLG: 0.324										2	0	0	0	1	1	0				
30 Tyler Mahle, R (1,1) OBP: 0.250, SLG: 0.500										2	1	1	0	0	1	3				
12 Curt Casali, R (7,PH) OBP: 0.364, SLG: 0.524										1	0	0	0	0	1	0				
32 Zach Duke, L (7,1) OBP: 0.291, SLG: 0.324										0	0	0	0	0	0	0				
48 Jared Hughes, R (8,1) OBP: 0.291, SLG: 0.324										0	0	0	0	0	0	0				
<b>Inning Stats</b>	R: 0 E: 0 K: 1 S: 7	H: 0 LOB: 0 BB: 0 P: 12	R: 0 E: 0 K: 0 S: 8	H: 0 LOB: 1 BB: 1 P: 13	R: 1 E: 0 K: 0 S: 11	H: 2 LOB: 1 BB: 0 P: 17	R: 0 E: 0 K: 2 S: 17	H: 1 LOB: 3 BB: 2 P: 28	R: 0 E: 0 K: 0 S: 6	H: 0 LOB: 0 BB: 0 P: 10	R: 0 E: 0 K: 3 S: 9	H: 0 LOB: 0 BB: 0 P: 14	R: 0 E: 0 K: 0 S: 9	H: 0 LOB: 0 BB: 0 P: 12	R: 0 E: 0 K: 0 S: 11	H: 0 LOB: 0 BB: 0 P: 16	1B: 1 2B: 3 3B: 0 HR: 0	SF: 0 SAC: 0 DP: 0 HBP: 0	WP: 0 PB: 0 SB: 0 CS: 0	PA: 34
<b>PITCHER</b>	IP WLS BF H R ER SO BB IBB HBP BLK WP HR S P ERA WHIP																			
18 Kenta Maeda, R (1,1) ERA: 3.8	6.2 W 27 4 1 1 5 3 0 0 0 0 0 0 62 98 1.35 1.050																			
75 Scott Alexander, L (7,1) ERA: 1.29	0.1 H 1 0 0 0 1 0 0 0 0 0 0 0 3 5 0.00 0.000																			
17 Joe Kelly, R (8,1) ERA: 10.8	1.0 3 0 0 0 0 0 0 0 0 0 0 0 9 12 0.00 0.000																			
63 Yimi García, R (9,1) ERA: 8.31	1.0 3 0 0 0 0 0 0 0 0 0 0 0 11 16 0.00 0.000																			

Batter	1	2	3	4	5	6	7	8	9	AB	R	H	RBI	BB	SO	LOB	BOTTOM			
31 Joc Pederson, L (1,7) OBP: 0.380, SLG: 0.724										3	1	1	2	0	0	0	<b>Cincinnati Reds @ Los Angeles Dodgers</b> Dodger Stadium, Los Angeles, CA Tue Apr 16 2019, 7:13 PM - 10:02 PM PDT Att: 45,406 - Partly Cloudy - 61 F			
11 AJ Pollock, R (7,PH) OBP: 0.291, SLG: 0.324										4	2	3	0	0	0	0				
5 Corey Seager, L (1,6) OBP: 0.359, SLG: 0.418										4	2	3	0	0	0	0				
13 Max Muncy, L (1,5) OBP: 0.343, SLG: 0.526										4	1	2	0	0	1	2				
14 Enrique Hernández, R (1,4) OBP: 0.403, SLG: 0.596										3	1	2	1	1	0	0				
27 Alex Verdugo, L (1,9) OBP: 0.390, SLG: 0.725										4	0	3	3	0	0	2				
25 David Freese, R (1,3) OBP: 0.433, SLG: 0.583										4	0	0	0	0	1	4				
3 Chris Taylor, R (1,8) OBP: 0.294, SLG: 0.295										4	0	1	0	0	0	0				
58 Rocky Gale, R (1,2) OBP: 0.125, SLG: 0.125										4	1	1	0	0	1	1				
18 Kenta Maeda, R (1,1) OBP: 0.222, SLG: 0.444										3	0	0	0	0	1	1				
75 Scott Alexander, L (7,1) ERA: 1.29										0	0	0	0	0	0	0				
17 Joe Kelly, R (8,1) ERA: 10.8										1	0	0	0	0	1	0				
63 Yimi García, R (9,1) ERA: 8.31										0	0	0	0	0	0	0				
<b>Inning Stats</b>	R: 1 E: 0 K: 1 S: 14	H: 3 LOB: 2 BB: 0 P: 25	R: 3 E: 0 K: 0 S: 22	H: 5 LOB: 2 BB: 0 P: 33	R: 0 E: 0 K: 0 S: 5	H: 1 LOB: 0 BB: 0 P: 7	R: 0 E: 0 K: 1 S: 13	H: 1 LOB: 1 BB: 0 P: 15	R: 0 E: 0 K: 0 S: 8	H: 0 LOB: 0 BB: 0 P: 11	R: 0 E: 0 K: 1 S: 7	H: 0 LOB: 0 BB: 0 P: 8	R: 2 E: 0 K: 0 S: 14	H: 2 LOB: 1 BB: 1 P: 24	R: 0 E: 0 K: 2 S: 11	H: 0 LOB: 0 BB: 0 P: 15	1B: 9 2B: 3 3B: 0 HR: 1	SF: 0 SAC: 0 DP: 2 HBP: 0	WP: 0 PB: 0 SB: 0 CS: 0	PA: 36
<b>PITCHER</b>	IP WLS BF H R ER SO BB IBB HBP BLK WP HR S P ERA WHIP																			
30 Tyler Mahle, R (1,1) ERA: 2.65	6.0 L 27 11 4 4 3 0 0 0 0 0 0 1 69 99 6.00 1.833																			
32 Zach Duke, L (7,1) ERA: 10.13	1.0 6 2 2 2 0 0 1 0 0 0 0 0 14 24 18.00 2.000																			
48 Jared Hughes, R (8,1) ERA: 7.04	1.0 3 0 0 0 0 2 0 0 0 0 0 0 11 15 0.00 0.000																			

livebaseballscores.com

AB 31  
R 1  
H 4  
RBI 1  
BB 3  
SO 6  
LOB 9

livebaseballscores.com

AB 35  
R 6  
H 13  
RBI 6  
BB 1  
SO 5  
LOB 10



Batter	1	2	3	4	5	6	7	8	9	AB	R	H	RBI	BB	SO	LOB	TOP							
19 Joey Votto, L (1,3) OBP: 0.323, SLG: 0.386										3	0	0	0	1	2	1	<b>Cincinnati Reds @ Los Angeles Dodgers</b> Dodger Stadium, Los Angeles, CA Wed Apr 17 2019, 12:11 PM - 2:47 PM PDT Att: 42,691 - Sunny - 73 F							
66 Yasiel Puig, R (1,9) OBP: 0.211, SLG: 0.345										4	2	1	0	0	1	1								
33 Jesse Winker, L (1,8) OBP: 0.350, SLG: 0.412										4	0	0	0	0	1	3								
27 Matt Kemp, R (1,7) OBP: 0.204, SLG: 0.292										3	0	1	1	0	0	1								
22 Derek Dietrich, L (1,4) OBP: 0.300, SLG: 0.629										2	0	0	0	0	0	0								
7 Eugenio Suárez, R (7,PH) OBP: 0.371, SLG: 0.481										2	0	0	0	0	0	2								
12 Curt Casali, R (1,2) OBP: 0.333, SLG: 0.478										1	0	0	0	0	0	1								
16 Tucker Barnhart, L (7,PH) OBP: 0.409, SLG: 0.314										2	0	0	0	0	0	2								
4 Jose Iglesias, R (1,6) OBP: 0.317, SLG: 0.405										3	0	1	0	0	2	0								
52 Kyle Farmer, R (1,5) OBP: 0.167, SLG: 0.471										2	0	0	0	0	1	0								
54 Sonny Gray, R (1,1)										2	0	0	0	0	1	0								
37 David Hernandez, R (7,1)										0	0	0	0	0	0	0								
43 Scott Schebler, L (8,PH) OBP: 0.250, SLG: 0.319										1	0	0	0	0	0	1								
50 Amir Garrett, R (8,1)										0	0	0	0	0	0	0								
<b>Inning Stats</b>	R: 0 H: 0 E: 0 K: 1 S: 9	H: 0 LOB: 1 BB: 1 P: 17	R: 0 H: 1 E: 0 K: 1 S: 10	H: 1 LOB: 0 BB: 0 P: 17	R: 0 H: 0 E: 0 K: 2 S: 10	H: 0 LOB: 0 BB: 0 P: 15	R: 0 H: 0 E: 0 K: 0 S: 4	H: 0 LOB: 0 BB: 0 P: 6	R: 0 H: 0 E: 0 K: 2 S: 9	H: 0 LOB: 0 BB: 0 P: 14	R: 0 H: 0 E: 0 K: 2 S: 8	H: 0 LOB: 0 BB: 0 P: 12	R: 1 H: 2 E: 0 K: 0 S: 12	H: 2 LOB: 1 BB: 0 P: 19	R: 0 H: 0 E: 0 K: 1 S: 11	H: 0 LOB: 1 BB: 0 P: 19	R: 1 H: 0 E: 2 K: 1 S: 7	H: 0 LOB: 0 BB: 0 P: 8	1B: 3 2B: 0 3B: 0 HR: 0	SF: 1 SAC: 0 DP: 0 HBP: 1	WP: 0 PB: 1 SB: 1 CS: 0	PA: 33		
<b>PITCHER</b>	IP WLS BF H R ER SO BB IBB HBP BLK WP HR S P ERA WHIP	IP WLS BF H R ER SO BB IBB HBP BLK WP HR S P ERA WHIP	IP WLS BF H R ER SO BB IBB HBP BLK WP HR S P ERA WHIP	IP WLS BF H R ER SO BB IBB HBP BLK WP HR S P ERA WHIP	IP WLS BF H R ER SO BB IBB HBP BLK WP HR S P ERA WHIP	IP WLS BF H R ER SO BB IBB HBP BLK WP HR S P ERA WHIP	IP WLS BF H R ER SO BB IBB HBP BLK WP HR S P ERA WHIP	IP WLS BF H R ER SO BB IBB HBP BLK WP HR S P ERA WHIP	IP WLS BF H R ER SO BB IBB HBP BLK WP HR S P ERA WHIP	IP WLS BF H R ER SO BB IBB HBP BLK WP HR S P ERA WHIP	IP WLS BF H R ER SO BB IBB HBP BLK WP HR S P ERA WHIP	IP WLS BF H R ER SO BB IBB HBP BLK WP HR S P ERA WHIP	IP WLS BF H R ER SO BB IBB HBP BLK WP HR S P ERA WHIP	IP WLS BF H R ER SO BB IBB HBP BLK WP HR S P ERA WHIP	IP WLS BF H R ER SO BB IBB HBP BLK WP HR S P ERA WHIP	IP WLS BF H R ER SO BB IBB HBP BLK WP HR S P ERA WHIP	IP WLS BF H R ER SO BB IBB HBP BLK WP HR S P ERA WHIP	IP WLS BF H R ER SO BB IBB HBP BLK WP HR S P ERA WHIP	IP WLS BF H R ER SO BB IBB HBP BLK WP HR S P ERA WHIP	IP WLS BF H R ER SO BB IBB HBP BLK WP HR S P ERA WHIP	IP WLS BF H R ER SO BB IBB HBP BLK WP HR S P ERA WHIP	IP WLS BF H R ER SO BB IBB HBP BLK WP HR S P ERA WHIP	IP WLS BF H R ER SO BB IBB HBP BLK WP HR S P ERA WHIP	IP WLS BF H R ER SO BB IBB HBP BLK WP HR S P ERA WHIP

AB	29
R	2
H	3
RBI	2
BB	1
SO	10
LOB	9



Batter	1	2	3	4	5	6	7	8	9	AB	R	H	RBI	BB	SO	LOB	BOTTOM						
31 Joc Pederson, L (1,7) OBP: 0.365, SLG: 0.689										3	0	0	0	0	3	1	<b>Cincinnati Reds @ Los Angeles Dodgers</b> Dodger Stadium, Los Angeles, CA Wed Apr 17 2019, 12:11 PM - 2:47 PM PDT Att: 42,691 - Sunny - 73 F						
10 Justin Turner, R (8,PH) OBP: 0.382, SLG: 0.328										1	0	0	0	0	1	0							
74 Kenley Jansen, S (9,1)										0	0	0	0	0	0	0							
35 Cody Bellinger, L (1,3) OBP: 0.512, SLG: 0.900										3	1	1	0	1	0	0							
11 AJ Pollock, R (1,8) OBP: 0.293, SLG: 0.365										3	1	1	3	0	1	1							
13 Max Muncy, L (1,5) OBP: 0.329, SLG: 0.500										3	0	0	0	0	1	1							
14 Enrique Hernández, R (1,4) OBP: 0.386, SLG: 0.567										3	0	0	0	0	1	0							
27 Alex Verdugo, L (1,9) OBP: 0.386, SLG: 0.698										3	0	1	0	0	1	0							
3 Chris Taylor, R (1,6) OBP: 0.276, SLG: 0.277										3	0	0	0	0	1	1							
15 Austin Barnes, R (1,2) OBP: 0.385, SLG: 0.415										2	1	0	0	1	0	1							
21 Walker Buehler, R (1,1) OBP: 0.167, SLG: 0.667										2	0	0	0	0	2	1							
75 Scott Alexander, L (7,1) ERA: 3.86										0	0	0	0	0	0	0							
52 Pedro Báez, R (7,1) ERA: 3.65										0	0	0	0	0	0	0							
25 David Freese, R (8,PH) OBP: 0.419, SLG: 0.560										1	0	0	0	0	0	0							
5 Corey Seager, L (9,6) OBP: 0.359, SLG: 0.418										0	0	0	0	0	0	0							
<b>Inning Stats</b>	R: 0 H: 0 E: 0 K: 2 S: 8	H: 0 LOB: 0 BB: 0 P: 12	R: 0 H: 0 E: 0 K: 2 S: 8	H: 0 LOB: 0 BB: 0 P: 11	R: 0 H: 0 E: 0 K: 1 S: 9	H: 0 LOB: 0 BB: 0 P: 15	R: 0 H: 1 E: 0 K: 1 S: 11	H: 1 LOB: 0 BB: 0 P: 15	R: 0 H: 0 E: 0 K: 1 S: 8	H: 0 LOB: 0 BB: 0 P: 12	R: 3 H: 1 E: 0 K: 2 S: 10	H: 1 LOB: 2 BB: 2 P: 22	R: 0 H: 1 E: 0 K: 1 S: 10	H: 1 LOB: 1 BB: 0 P: 15	R: 0 H: 0 E: 0 K: 1 S: 9	H: 0 LOB: 0 BB: 0 P: 14	1B: 2 2B: 0 3B: 0 HR: 1	SF: 0 SAC: 0 DP: 0 HBP: 0	WP: 0 PB: 0 SB: 1 CS: 0	PA: 29			
<b>PITCHER</b>	IP WLS BF H R ER SO BB IBB HBP BLK WP HR S P ERA WHIP	IP WLS BF H R ER SO BB IBB HBP BLK WP HR S P ERA WHIP	IP WLS BF H R ER SO BB IBB HBP BLK WP HR S P ERA WHIP	IP WLS BF H R ER SO BB IBB HBP BLK WP HR S P ERA WHIP	IP WLS BF H R ER SO BB IBB HBP BLK WP HR S P ERA WHIP	IP WLS BF H R ER SO BB IBB HBP BLK WP HR S P ERA WHIP	IP WLS BF H R ER SO BB IBB HBP BLK WP HR S P ERA WHIP	IP WLS BF H R ER SO BB IBB HBP BLK WP HR S P ERA WHIP	IP WLS BF H R ER SO BB IBB HBP BLK WP HR S P ERA WHIP	IP WLS BF H R ER SO BB IBB HBP BLK WP HR S P ERA WHIP	IP WLS BF H R ER SO BB IBB HBP BLK WP HR S P ERA WHIP	IP WLS BF H R ER SO BB IBB HBP BLK WP HR S P ERA WHIP	IP WLS BF H R ER SO BB IBB HBP BLK WP HR S P ERA WHIP	IP WLS BF H R ER SO BB IBB HBP BLK WP HR S P ERA WHIP	IP WLS BF H R ER SO BB IBB HBP BLK WP HR S P ERA WHIP	IP WLS BF H R ER SO BB IBB HBP BLK WP HR S P ERA WHIP	IP WLS BF H R ER SO BB IBB HBP BLK WP HR S P ERA WHIP	IP WLS BF H R ER SO BB IBB HBP BLK WP HR S P ERA WHIP	IP WLS BF H R ER SO BB IBB HBP BLK WP HR S P ERA WHIP	IP WLS BF H R ER SO BB IBB HBP BLK WP HR S P ERA WHIP	IP WLS BF H R ER SO BB IBB HBP BLK WP HR S P ERA WHIP	IP WLS BF H R ER SO BB IBB HBP BLK WP HR S P ERA WHIP	IP WLS BF H R ER SO BB IBB HBP BLK WP HR S P ERA WHIP

AB	27
R	3
H	3
RBI	3
BB	2
SO	11
LOB	6





Batter	1	2	3	4	5	6	7	8	9	AB	R	H	RBI	BB	SO	LOB	TOP										
31 Joc Pederson, L OBP: 0.359, SLG: 0.656										3	0	0	0	1	1	1	<b>Los Angeles Dodgers @ Milwaukee Brewers</b> Miller Park, Milwaukee, WI Thu Apr 18 2019, 7:12 PM - 10:12 PM CDT Att: 33,281 - Roof Closed - 64 F										
64 Caleb Ferguson, R 17 Joe Kelly, R 74 Kenley Jansen, S										0	0	0	0	0	0	0											
5 Cory Seager, L OBP: 0.341, SLG: 0.394										4	0	0	0	0	1	2											
10 Justin Turner, R OBP: 0.375, SLG: 0.313										3	0	0	0	1	0	0											
35 Cody Bellinger, L OBP: 0.512, SLG: 0.919										4	1	2	1	0	1	1											
11 AJ Pollock, R OBP: 0.302, SLG: 0.397										4	1	2	0	0	0	2											
13 Max Muncy, L OBP: 0.311, SLG: 0.571										3	1	2	2	1	0	0											
14 Enrique Hernández, R OBP: 0.365, SLG: 0.531										4	0	0	0	0	1	3											
15 Austin Barnes, R OBP: 0.375, SLG: 0.386										3	0	0	0	1	0	0											
7 Julio Urias, L OBP: 0.333, SLG: 0.333										1	0	0	0	0	0	0											
27 Alex Verdugo, L OBP: 0.378, SLG: 0.682										1	0	0	0	0	1	0											
<b>Inning Stats</b>	R: 0 E: 0 K: 1 S: 9	H: 0 LOB: 0 BB: 0 P: 15	R: 0 E: 0 K: 0 S: 19	H: 2 LOB: 1 BB: 0 P: 27	R: 0 E: 0 K: 0 S: 7	H: 0 LOB: 1 BB: 1 P: 16	R: 0 E: 0 K: 1 S: 10	H: 1 LOB: 2 BB: 1 P: 18	R: 0 E: 0 K: 1 S: 12	H: 0 LOB: 1 BB: 1 P: 21	R: 3 E: 0 K: 1 S: 15	H: 3 LOB: 0 BB: 0 P: 27	R: 0 E: 0 K: 2 S: 13	H: 0 LOB: 0 BB: 0 P: 20	R: 0 E: 0 K: 0 S: 6	H: 0 LOB: 0 BB: 1 P: 12	R: 0 E: 0 K: 0 S: 5	H: 0 LOB: 0 BB: 0 P: 8	1B: 2 2B: 2 3B: 1 HR: 2	SF: 0 SAC: 1 DP: 1 HBP: 0	WP: 0 PB: 0 SB: 0 CS: 1	PA: 35					
<b>PITCHER</b>	IP	WLS	BF	H	R	ER	SO	BB	IBB	HBP	BLK	WP	HR	S	P	ERA	WHIP										
27 Zach Davies, R ERA: 1.19	5.0		20	3	0	0	2	3	0	0	0	0	0	57	97	0.00	1.200										
43 Matt Albers, R ERA: 7.04	1.0	L	6	3	3	3	1	0	0	0	0	0	2	15	27	27.00	3.000										
50 Jacob Barnes, R ERA: 3.52	1.0		3	0	0	0	2	0	0	0	0	0	0	13	20	0.00	0.000										
32 Jeremy Jeffress, R ERA: 4.5	1.0		3	0	0	0	0	1	0	0	0	0	0	6	12	0.00	1.000										
36 Jake Petricka, R ERA: 4.5	1.0		3	0	0	0	0	0	0	0	0	0	0	5	8	0.00	0.000										

Batter	1	2	3	4	5	6	7	8	9	AB	R	H	RBI	BB	SO	LOB	BOTTOM										
6 Lorenzo Cain, R OBP: 0.384, SLG: 0.453										3	0	1	0	1	2	0	<b>Los Angeles Dodgers @ Milwaukee Brewers</b> Miller Park, Milwaukee, WI Thu Apr 18 2019, 7:12 PM - 10:12 PM CDT Att: 33,281 - Roof Closed - 64 F										
22 Christian Yelich, L OBP: 0.440, SLG: 0.792										4	1	1	1	0	0	1											
8 Ryan Braun, R OBP: 0.221, SLG: 0.369										3	0	0	0	1	1	0											
10 Yasmani Grandal, S OBP: 0.403, SLG: 0.633										4	0	0	0	0	1	1											
24 Jesús Aguilar, R OBP: 0.254, SLG: 0.190										4	0	1	0	0	3	0											
21 Travis Shaw, L OBP: 0.311, SLG: 0.281										4	0	0	0	0	1	1											
14 Hernán Pérez, R OBP: 0.345, SLG: 0.556										3	0	1	0	0	1	0											
3 Orlando Arcia, R OBP: 0.288, SLG: 0.393										3	0	1	0	0	1	1											
27 Zach Davies, R ERA: 3.66	6.0	W	21	1	0	0	0	2	0	0	0	0	0	0	0	0											
7 Eric Thames, L OBP: 0.222, SLG: 0.125	0.2	H	2	1	0	0	0	0	0	0	0	0	0	0	0	0											
43 Matt Albers, L ERA: 0.97	1.0	S	5	2	1	1	1	0	0	0	0	0	0	0	0	0											
50 Jacob Barnes, R ERA: 10.0	0.2	H	2	1	0	0	0	0	0	0	0	0	0	0	0	0											
32 Jeremy Jeffress, R ERA: 2.89	1.0	S	5	2	1	1	1	0	0	0	0	0	0	0	0	0											
<b>Inning Stats</b>	R: 0 E: 0 K: 1 S: 7	H: 0 LOB: 1 BB: 1 P: 16	R: 0 E: 0 K: 3 S: 9	H: 0 LOB: 0 BB: 0 P: 12	R: 0 E: 0 K: 3 S: 9	H: 0 LOB: 0 BB: 0 P: 14	R: 0 E: 0 K: 2 S: 9	H: 0 LOB: 0 BB: 0 P: 14	R: 0 E: 0 K: 1 S: 16	H: 1 LOB: 1 BB: 0 P: 21	R: 0 E: 0 K: 1 S: 6	H: 0 LOB: 0 BB: 0 P: 9	R: 0 E: 0 K: 1 S: 8	H: 0 LOB: 0 BB: 0 P: 15	R: 0 E: 0 K: 1 S: 12	H: 2 LOB: 2 BB: 0 P: 17	R: 1 E: 0 K: 1 S: 14	H: 2 LOB: 1 BB: 0 P: 20	1B: 4 2B: 0 3B: 0 HR: 1	SF: 0 SAC: 0 DP: 0 HBP: 0	WP: 0 PB: 0 SB: 1 CS: 0	PA: 33					
<b>PITCHER</b>	IP	WLS	BF	H	R	ER	SO	BB	IBB	HBP	BLK	WP	HR	S	P	ERA	WHIP										
7 Julio Urias, L ERA: 3.66	6.0		21	1	0	0	0	2	0	0	0	0	0	16	25	0.00	0.750										
64 Caleb Ferguson, L ERA: 0.97	1.1	H	5	1	0	0	2	0	0	0	0	0	0	4	7	0.00	1.500										
17 Joe Kelly, R ERA: 10.0	0.2	H	2	1	0	0	0	0	0	0	0	0	0	4	7	0.00	1.500										
74 Kenley Jansen, R ERA: 2.89	1.0	S	5	2	1	1	1	0	0	0	0	0	0	14	20	9.00	2.000										

AB	30
R	3
H	6
RBI	3
BB	4
SO	5
LOB	9





Batter	1	2	3	4	5	6	7	8	9	AB	R	H	RBI	BB	SO	LOB	TOP										
31 Joc Pederson, L OBP: 0.358, SLG: 0.636 3 Chris Taylor, R OBP: 0.286, SLG: 0.286										2	0	0	0	1	0	1	<b>Los Angeles Dodgers @ Milwaukee Brewers</b> Miller Park, Milwaukee, WI Fri Apr 19, 2019, 7:12 PM - 10:58 PM CDT Att: 36,776 - Roof Closed - 64 F <a href="http://livebaseballscorecards.com">livebaseballscorecards.com</a>										
5 Corey Seager, L OBP: 0.356, SLG: 0.392										3	0	1	0	2	0	1											
10 Justin Turner, R OBP: 0.376, SLG: 0.310										4	0	1	0	1	1	5											
35 Cody Bellinger, L OBP: 0.495, SLG: 0.885										4	1	1	1	0	1	5											
11 AJ Pollock, R OBP: 0.308, SLG: 0.383										3	1	0	0	2	1	3											
13 Max Muncy, L OBP: 0.329, SLG: 0.529										5	0	0	0	0	3	4											
27 Alex Verdugo, L 51 Dylan Floro, L 52 Pedro Báez, R 25 David Freese, R 17 Joe Kelly, R 74 Kenley Jansen, S										3	0	1	1	0	0	0											
15 Austin Barnes, R OBP: 0.367, SLG: 0.375										4	0	1	0	0	3	3											
68 Ross Stripling, R 75 Scott Alexander, L 14 Enrique Hernández, R										1	1	0	0	1	1	1											
<b>Inning Stats</b>	R: 0 H: 0 E: 0 K: 0 S: 5	H: 0 LOB: 0 BB: 1 P: 12	R: 1 H: 2 E: 0 K: 3 S: 16	H: 2 LOB: 1 BB: 0 P: 28	R: 1 H: 1 E: 0 K: 0 S: 10	H: 1 LOB: 2 BB: 2 P: 20	R: 0 H: 1 E: 0 K: 2 S: 12	H: 1 LOB: 1 BB: 0 P: 18	R: 0 H: 1 E: 0 K: 0 S: 10	H: 0 LOB: 0 BB: 0 P: 8	R: 0 H: 1 E: 0 K: 3 S: 20	H: 1 LOB: 3 BB: 2 P: 35	R: 3 H: 1 E: 0 K: 2 S: 17	H: 1 LOB: 0 BB: 2 P: 28	R: 0 H: 0 E: 0 K: 0 S: 11	H: 0 LOB: 2 BB: 2 P: 20		1B: 5 2B: 1 3B: 0 HR: 1	SF: 1 SAC: 0 DP: 1 HBP: 0	WP: 0 PB: 0 SB: 0 CS: 0	PA: 42						
<b>PITCHER</b>	IP	WLS	BF	H	R	ER	SO	BB	IBB	HBP	BLK	WP	HR	S	P	ERA	WHIP										
45 Jhoulys Chacín, R ERA: 5.92	5.0		22	5	2	2	5	3	0	0	0	0	0	53	94	3.60	1.600										
58 Alex Claudio, L ERA: 4.66	1.1		5	0	0	0	1	1	0	0	0	0	0	15	22	0.00	0.750										
41 Junior Guerra, R ERA: 1.5	0.1		3	1	0	0	1	1	0	0	0	0	0	7	14	0.00	6.000										
71 Josh Hader, L ERA: 3.27	1.0	L	6	1	3	3	3	2	0	0	0	0	1	21	34	27.00	3.000										
12 Alex Wilson, R ERA: 8.0	0.1		1	0	0	0	0	0	0	0	0	0	0	1	1	0.00	0.000										

Batter	1	2	3	4	5	6	7	8	9	AB	R	H	RBI	BB	SO	LOB	BOTTOM										
6 Lorenzo Cain, R OBP: 0.385, SLG: 0.443										4	1	1	0	0	0	0	<b>Los Angeles Dodgers @ Milwaukee Brewers</b> Miller Park, Milwaukee, WI Fri Apr 19, 2019, 7:12 PM - 10:58 PM CDT Att: 36,776 - Roof Closed - 64 F <a href="http://livebaseballscorecards.com">livebaseballscorecards.com</a>										
22 Christian Yelich, L OBP: 0.442, SLG: 0.813										3	1	1	2	1	1	1											
11 Mike Moustakas, L OBP: 0.350, SLG: 0.559										3	0	1	0	1	1	2											
10 Yasmani Grandal, S OBP: 0.408, SLG: 0.613										2	0	0	0	2	2	1											
21 Travis Shaw, L OBP: 0.295, SLG: 0.265										4	0	0	0	0	2	4											
7 Enc Thames, L OBP: 0.289, SLG: 0.514										4	1	2	1	0	1	1											
16 Ben Gamel, L OBP: 0.364, SLG: 0.342										4	0	2	0	0	2	0											
3 Orlando Arcia, R OBP: 0.275, SLG: 0.375 71 Josh Hader, L										3	0	0	0	0	1	3											
12 Alex Wilson, R 38 Donnie Hart, L 8 Ryan Braun, R 45 Jhoulys Chacín, R 24 Jesús Aguilar, R 58 Alex Claudio, L 41 Junior Guerra, R 14 Hernán Pérez, R										1	0	0	0	0	1	0											
<b>Inning Stats</b>	R: 2 H: 2 E: 0 K: 2 S: 16	H: 2 LOB: 1 BB: 1 P: 27	R: 0 H: 1 E: 0 K: 2 S: 8	H: 1 LOB: 0 BB: 0 P: 11	R: 0 H: 1 E: 0 K: 2 S: 12	H: 1 LOB: 2 BB: 1 P: 22	R: 0 H: 0 E: 0 K: 1 S: 7	H: 0 LOB: 0 BB: 0 P: 11	R: 0 H: 0 E: 0 K: 1 S: 8	H: 0 LOB: 1 BB: 1 P: 15	R: 0 H: 2 E: 0 K: 0 S: 12	H: 2 LOB: 2 BB: 1 P: 23	R: 0 H: 0 E: 0 K: 2 S: 15	H: 0 LOB: 1 BB: 0 P: 21	R: 1 H: 1 E: 0 K: 3 S: 11	H: 1 LOB: 0 BB: 0 P: 18		R: 0 H: 0 E: 0 K: 1 S: 8	H: 0 LOB: 0 BB: 0 P: 12	1B: 5 2B: 1 3B: 0 HR: 2	SF: 0 SAC: 0 DP: 2 HBP: 1	WP: 0 PB: 0 SB: 0 CS: 1	PA: 37				
<b>PITCHER</b>	IP	WLS	BF	H	R	ER	SO	BB	IBB	HBP	BLK	WP	HR	S	P	ERA	WHIP										
68 Ross Stripling, R ERA: 3.07	4.2		20	4	2	2	8	3	0	0	0	0	0	10	21	0.00	3.000										
75 Scott Alexander, L ERA: 1.08	1.0		5	2	0	0	0	1	0	0	0	0	0	8	11	0.00	0.000										
51 Dylan Floro, R ERA:	0.2		3	0	0	0	1	0	0	1	0	0	0	8	11	0.00	0.000										
52 Pedro Báez, R ERA: 3.46	0.2	W	2	0	0	0	1	0	0	0	0	0	0	10	14	0.00	0.000										
17 Joe Kelly, R ERA: 9.9	1.0	H	4	1	1	1	3	0	0	0	0	0	1	11	18	9.00	1.000										















Batter	1	2	3	4	5	6	7	8	9	AB	R	H	RBI	BB	SO	LOB	TOP							
14 Enrique Hernández, R OBP: 0.356, SLG: 0.500										3	0	0	0	2	1	1	<b>Los Angeles Dodgers @ Chicago Cubs</b> Wrigley Field, Chicago, IL Wed Apr 24 2019, 7:07 PM - 9:55 PM CDT Att: 35,743 - Cloudy - 57 F							
10 Justin Turner, R OBP: 0.369, SLG: 0.294										4	0	0	0	1	0	3								
25 David Freese, R OBP: 0.349, SLG: 0.400										3	0	0	0	1	1									
5 Corey Seager, L OBP: 0.375, SLG: 0.422										3	2	1	0	1	2	2								
11 AJ Pollock, R OBP: 0.301, SLG: 0.359										4	1	1	0	0	2	4								
35 Cody Bellinger, L OBP: 0.500, SLG: 0.891										3	2	2	2	1	0	0								
3 Chris Taylor, R OBP: 0.282, SLG: 0.259										2	0	1	1	0	1	0								
27 Alex Verdugo, L OBP: 0.375, SLG: 0.685										2	1	1	3	0	0	0								
15 Austin Barnes, R OBP: 0.333, SLG: 0.310										4	0	0	0	0	2	2								
21 Walker Buehler, R ERA: 3.16										2	0	0	0	0	1	0								
75 Scott Alexander, L ERA: 3.72										0	0	0	0	0	0	0								
31 Joc Pederson, L OBP: 0.386, SLG: 0.697										1	0	0	0	0	0	0								
17 Joe Kelly, R ERA: 9.82										0	0	0	0	0	0	0								
63 Yimi Garcia, R ERA: 6.17										0	0	0	0	0	0	0								
13 Max Muncy, L OBP: 0.376, SLG: 0.490										0	0	0	0	1	0	0								
<b>Inning Stats</b>	R: 0 E: 0 K: 1 S: 16	H: 0 LOB: 2 BB: 2 P: 28	R: 0 E: 0 K: 1 S: 7	H: 0 LOB: 0 BB: 0 P: 11	R: 0 E: 0 K: 1 S: 8	H: 0 LOB: 0 BB: 1 P: 14	R: 1 E: 0 K: 3 S: 16	H: 1 LOB: 2 BB: 2 P: 29	R: 0 E: 0 K: 0 S: 11	H: 0 LOB: 1 BB: 1 P: 18	R: 2 E: 0 K: 2 S: 15	H: 2 LOB: 0 BB: 0 P: 23	R: 0 E: 0 K: 0 S: 6	H: 0 LOB: 0 BB: 0 P: 8	R: 3 E: 0 K: 1 S: 15	H: 3 LOB: 0 BB: 0 P: 23	R: 0 E: 0 K: 1 S: 7	H: 0 LOB: 0 BB: 1 P: 13	1B: 4 2B: 0 3B: 0 HR: 2	SF: 0 SAC: 0 DP: 2 HBP: 0	WP: 0 PB: 0 SB: 0 CS: 0	PA: 38		
<b>PITCHER</b>	IP WLS BF H R ER SO BB IBB HBP BLK WP HR S P ERA WHIP	5.1 24 3 3 3 7 6 0 0 0 0 1 67 112 5.06 1.688	0.2 W 2 0 0 0 1 0 0 0 0 0 0 6 11 0.00 0.000	1.0 H 3 0 0 0 0 0 0 0 0 0 6 8 0.00 0.000	1.0 6 3 3 3 1 0 0 0 0 0 1 15 23 27.00 3.000	1.0 S 3 0 0 0 1 1 0 0 0 0 0 7 13 0.00 1.000																		

AB 31  
R 6  
H 6  
RBI 6  
BB 7  
SO 10  
LOB 13



Batter	1	2	3	4	5	6	7	8	9	AB	R	H	RBI	BB	SO	LOB	BOTTOM					
3 Daniel Descalso, L OBP: 0.394, SLG: 0.448										3	1	1	0	1	1	0	<b>Los Angeles Dodgers @ Chicago Cubs</b> Wrigley Field, Chicago, IL Wed Apr 24 2019, 7:07 PM - 9:55 PM CDT Att: 35,743 - Cloudy - 57 F					
41 Steve Cishek, R ERA: 2.61										0	0	0	0	0	0	0						
46 Pedro Strop, R ERA: 5.59										0	0	0	0	0	0	0						
17 Kris Bryant, R OBP: 0.358, SLG: 0.375										3	1	2	0	0	0	1						
44 Anthony Rizzo, L OBP: 0.367, SLG: 0.423										3	1	1	1	1	0	1						
9 Javier Báez, R OBP: 0.347, SLG: 0.656										4	1	1	3	0	0	2						
12 Kyle Schwarber, L OBP: 0.257, SLG: 0.338										2	0	0	0	0	0	0						
13 David Bote, R OBP: 0.385, SLG: 0.478										2	1	1	0	0	0	0						
40 Wilson Contreras, R OBP: 0.456, SLG: 0.677										3	1	0	0	1	1	0						
22 Jason Heyward, L OBP: 0.450, SLG: 0.587										4	1	1	3	0	0	0						
5 Albert Almora Jr., R OBP: 0.250, SLG: 0.182										3	0	0	0	0	0	0						
35 Cole Hamels, L ERA: 5.25										1	0	0	0	0	0	0						
29 Mark Zaganis, R OBP: 0.266, SLG: 0.444										0	0	0	0	0	0	0						
20 Brandon Kintzler, R ERA: 9.82										0	0	0	0	0	0	0						
18 Ben Zobrist, S OBP: 0.338, SLG: 0.246										0	0	0	0	0	0	0						
<b>Inning Stats</b>	R: 0 E: 0 K: 0 S: 12	H: 1 LOB: 1 BB: 0 P: 22	R: 0 E: 0 K: 0 S: 7	H: 0 LOB: 0 BB: 0 P: 11	R: 0 E: 0 K: 0 S: 7	H: 1 LOB: 2 BB: 1 P: 14	R: 0 E: 0 K: 0 S: 6	H: 0 LOB: 0 BB: 0 P: 12	R: 0 E: 0 K: 0 S: 9	H: 0 LOB: 0 BB: 0 P: 14	R: 6 E: 0 K: 1 S: 20	H: 4 LOB: 2 BB: 2 P: 33	R: 1 E: 0 K: 1 S: 10	H: 1 LOB: 1 BB: 0 P: 14	R: 0 E: 0 K: 1 S: 6	H: 0 LOB: 0 BB: 0 P: 10	1B: 2 2B: 3 3B: 0 HR: 2	SF: 0 SAC: 0 DP: 0 HBP: 1	WP: 0 PB: 0 SB: 0 CS: 0	PA: 34		
<b>PITCHER</b>	IP WLS BF H R ER SO BB IBB HBP BLK WP HR S P ERA WHIP	5.2 22 4 3 3 0 2 0 1 0 0 0 1 55 96 81.00 6.000	0.1 L 4 2 3 3 0 0 1 0 0 0 0 1 6 10 81.00 6.000	1.0 5 1 1 1 1 0 0 1 0 0 0 0 10 14 9.00 1.000	1.0 3 0 0 0 1 0 0 0 0 0 0 6 10 0.00 0.000																	

AB 30  
R 7  
H 7  
RBI 7  
BB 3  
SO 3  
LOB 4





Batter	1	2	3	4	5	6	7	8	9	AB	R	H	RBI	BB	SO	LOB	TOP										
14 Enrique Hernández, R OBP: 0.364, SLG: 0.475										4	0	0	0	0	1	2											
10 Justin Turner, R OBP: 0.364, SLG: 0.284										3	0	0	0	0	0	0											
25 David Freese, R OBP: 0.333, SLG: 0.378										2	0	0	0	0	0	0											
13 Max Muncy, L OBP: 0.322, SLG: 0.474										1	0	0	0	1	1	0											
35 Cody Bellinger, L OBP: 0.500, SLG: 0.894										2	0	1	1	1	0	0											
11 AJ Pollock, R OBP: 0.299, SLG: 0.354										4	0	1	0	0	3	4											
17 Joe Kelly, R										0	0	0	0	0	0	0											
74 Kenley Jansen, S										0	0	0	0	0	0	0											
27 Alex Verdugo, L OBP: 0.367, SLG: 0.690										4	1	1	0	0	1	1											
3 Chris Taylor, R OBP: 0.246, SLG: 0.242										4	0	0	0	0	1	1											
58 Rocky Gale, R OBP: 0.143, SLG: 0.143										4	0	1	0	0	3	0											
68 Ross Stripling, R OBP: 0.182, SLG: 0.100										2	0	0	0	0	0	2											
52 Pedro Báez, R										0	0	0	0	0	0	0											
64 Caleb Ferguson, R										0	0	0	0	0	0	0											
5 Corey Seager, L OBP: 0.381, SLG: 0.422										0	1	0	0	1	0	0											
<b>Inning Stats</b>	R: 0 E: 0 K: 1 S: 6	H: 0 LOB: 0 BB: 0 P: 11	R: 0 E: 0 K: 2 S: 10	H: 1 LOB: 1 BB: 0 P: 18	R: 0 E: 0 K: 1 S: 12	H: 0 LOB: 0 BB: 0 P: 15	R: 0 E: 0 K: 1 S: 10	H: 1 LOB: 1 BB: 0 P: 13	R: 1 E: 0 K: 0 S: 16	H: 2 LOB: 1 BB: 0 P: 22	R: 0 E: 0 K: 2 S: 10	H: 0 LOB: 1 BB: 1 P: 18	R: 0 E: 0 K: 1 S: 9	H: 0 LOB: 0 BB: 0 P: 14	R: 1 E: 0 K: 1 S: 7	H: 0 LOB: 2 BB: 2 P: 20	R: 0 E: 0 K: 1 S: 10	H: 0 LOB: 0 BB: 0 P: 15	1B: 2 2B: 1 3B: 1 HR: 0	SF: 1 SAC: 0 DP: 1 HBP: 1	WP: 0 PB: 0 SB: 0 CS: 0	PA: 35					
<b>PITCHER</b>	IP	WLS	BF	H	R	ER	SO	BB	IBB	HBP	BLK	WP	HR	S	P	ERA	WHIP										
34 Jon Lester, L ERA: 2.37	5.0	L	19	4	1	1	5	0	0	0	0	0	0	54	79	1.80	0.800										
29 Brad Brach, R ERA: 3.38	2.0		7	0	0	0	3	1	0	0	0	0	0	19	32	0.00	0.500										
47 Randy Rosario, L ERA: 6.43	0.0		1	0	1	1	0	1	0	0	0	0	0	4	∞	∞	∞										
20 Brandon Kintzler, R ERA: 2.53	0.1		2	0	0	0	0	0	0	1	0	0	0	1	4	0.00	0.000										
56 Kyle Ryan, L ERA: 2.28	1.2		6	0	0	0	2	1	0	0	0	0	0	16	27	0.00	0.600										

Los Angeles Dodgers @ Chicago Cubs  
Wrigley Field, Chicago, IL  
Thu Apr 25 2019, 1:22 PM - 4:29 PM CDT  
Att: 35,451 - Sunny - 61 F

AB 30  
R 2  
H 4  
RBI 1  
BB 3  
SO 10  
LOB 10



Batter	1	2	3	4	5	6	7	8	9	AB	R	H	RBI	BB	SO	LOB	BOTTOM										
18 Ben Zobrist, S OBP: 0.320, SLG: 0.231										4	0	0	0	0	0	3											
47 Randy Rosario, L										2	0	0	0	2	1	0											
20 Brandon Kintzler, R										4	0	1	0	0	1	3											
56 Kyle Ryan, L										4	0	2	0	0	1	1											
17 Kris Bryant, R OBP: 0.364, SLG: 0.366										2	0	0	0	2	1	0											
44 Anthony Rizzo, L OBP: 0.383, SLG: 0.415										4	0	1	0	0	1	3											
9 Javier Báez, R OBP: 0.353, SLG: 0.649										4	0	2	0	0	1	1											
3 Daniel Descalso, L OBP: 0.371, SLG: 0.419										4	0	0	0	0	3	1											
40 Wilson Contreras, R OBP: 0.446, SLG: 0.652										4	0	1	0	0	2	0											
22 Jason Heyward, L OBP: 0.440, SLG: 0.567										4	0	1	0	0	1	0											
12 Kyle Schwarber, L OBP: 0.263, SLG: 0.357										2	0	1	0	0	0	2											
5 Albert Almora Jr., R OBP: 0.274, SLG: 0.250										1	1	1	1	0	0	0											
34 Jon Lester, L OBP: 0.667, SLG: 0.750										1	0	0	0	0	1	2											
2 Mark Zagunis, R OBP: 0.280, SLG: 0.400										0	0	0	0	0	0	0											
29 Brad Brach, R										0	0	0	0	0	0	0											
13 David Bote, R OBP: 0.389, SLG: 0.468										1	0	0	0	1	1	0											
<b>Inning Stats</b>	R: 0 E: 0 K: 1 S: 13	H: 2 LOB: 1 BB: 0 P: 17	R: 0 E: 0 K: 2 S: 13	H: 2 LOB: 2 BB: 0 P: 20	R: 0 E: 0 K: 1 S: 10	H: 0 LOB: 1 BB: 1 P: 16	R: 0 E: 0 K: 1 S: 8	H: 0 LOB: 0 BB: 0 P: 13	R: 0 E: 0 K: 3 S: 11	H: 0 LOB: 0 BB: 0 P: 18	R: 0 E: 0 K: 1 S: 8	H: 0 LOB: 1 BB: 1 P: 14	R: 0 E: 0 K: 1 S: 13	H: 1 LOB: 1 BB: 0 P: 18	R: 1 E: 0 K: 1 S: 8	H: 1 LOB: 0 BB: 0 P: 9	1B: 5 2B: 1 3B: 0 HR: 1	SF: 0 SAC: 0 DP: 1 HBP: 1	WP: 0 PB: 0 SB: 0 CS: 1	PA: 37							
<b>PITCHER</b>	IP	WLS	BF	H	R	ER	SO	BB	IBB	HBP	BLK	WP	HR	S	P	ERA	WHIP										
68 Ross Stripling, R ERA: 2.85	4.2		19	5	0	0	6	1	0	0	0	0	0	51	76	0.00	1.286										
52 Pedro Báez, R ERA: 4.2	1.1	W	5	0	0	0	3	1	0	0	0	0	0	14	26	0.00	0.750										
64 Caleb Ferguson, L ERA: 3.46	1.0	H	4	0	0	0	1	1	0	1	0	0	0	8	14	0.00	1.000										
17 Joe Kelly, R ERA: 9.0	1.0	H	4	1	0	0	1	0	0	0	0	0	0	13	18	0.00	1.000										
74 Kenley Jansen, R ERA: 3.55	1.0	S	4	1	1	1	1	0	0	0	0	0	0	8	9	9.00	1.000										

Los Angeles Dodgers @ Chicago Cubs  
Wrigley Field, Chicago, IL  
Thu Apr 25 2019, 1:22 PM - 4:29 PM CDT  
Att: 35,451 - Sunny - 61 F

AB 32  
R 1  
H 7  
RBI 1  
BB 3  
SO 12  
LOB 13





Batter	1	2	3	4	5	6	7	8	9	AB	R	H	RBI	BB	SO	LOB	TOP			
26 Adam Frazier, L (1,4) OBP: 0.337, SLG: 0.363											4	1	1	0	0	0	1			
53 Melky Cabrera, S (1,7) OBP: 0.333, SLG: 0.403											4	0	1	0	0	0	0			
25 Gregory Polanco, L (1,9) OBP: 0.333, SLG: 0.375											4	0	1	0	0	0	1			
55 Josh Bell, S (1,3)											4	1	1	1	0	2	1			
16 Jung Ho Kang, R (1,5) 73 Felipe Vázquez, L (8,1) OBP: 0.243, SLG: 0.397																				
29 Francisco Cervelli, R (1,2) OBP: 0.253, SLG: 0.250																				
10 Bryan Reynolds, S (1,8)																				
3 Cole Tucker, S (1,6)																				
24 Chris Archer, R (1,1) 15 Pablo Reyes, R (5,PH) 49 Nick Kingham, R (5,1) 17 JB Shuck, L (7,PH) 48 Richard Rodriguez, R (7,1) 19 Colin Moran, L (8,9) OBP: 0.307, SLG: 0.449											1	0	0	0	0	0	2			
<b>Inning Stats</b>	R: 1 E: 0 K: 1 S: 8	H: 2 LOB: 0 BB: 0 P: 12	R: 0 E: 0 K: 2 S: 12	H: 2 LOB: 2 BB: 0 P: 18	R: 0 E: 0 K: 0 S: 6	H: 0 LOB: 0 BB: 0 P: 9	R: 1 E: 0 K: 2 S: 9	H: 2 LOB: 1 BB: 0 P: 17	R: 0 E: 0 K: 3 S: 13	H: 1 LOB: 1 BB: 0 P: 21	R: 0 E: 0 K: 1 S: 11	H: 1 LOB: 1 BB: 0 P: 19	R: 0 E: 0 K: 0 S: 6	H: 1 LOB: 1 BB: 0 P: 7	R: 0 E: 0 K: 1 S: 6	H: 0 LOB: 0 BB: 0 P: 7	1B: 7 2B: 1 3B: 0 HR: 1	SF: 0 SAC: 0 DP: 1 HBP: 0	WP: 0 PB: 0 SB: 0 CS: 0	PA: 35
<b>PITCHER</b>	IP WLS BF H R ER SO BB IBB HBP BLK WP HR S P ERA WHIP																			
99 Hyun Jin Ryu, L (1,1) ERA: 2.96	7.0 W 28 8 2 2 10 0 0 0 0 0 1 66 105 2.57 1.143																			
75 Scott Alexander, L (8,1) ERA: 3.48	0.2 3 1 0 0 0 0 0 0 0 0 0 5 6 0.00 1.500																			
51 Dylan Floro, R (8,1) ERA:	0.1 1 0 0 0 0 0 0 0 0 0 0 1 1 0.00 0.000																			
63 Yimi Garcia, R (9,1) ERA: 5.88	1.0 3 0 0 0 1 0 0 0 0 0 0 6 7 0.00 0.000																			

Pittsburgh Pirates @ Los Angeles Dodgers  
Dodger Stadium, Los Angeles, CA  
Fri Apr 26 2019, 7:11 PM - 10:02 PM PDT  
Att: 50,748 - Clear - 61 F

AB	35
R	2
H	9
RBI	1
BB	0
SO	11
LOB	11



Batter	1	2	3	4	5	6	7	8	9	AB	R	H	RBI	BB	SO	LOB	BOTTOM			
31 Joc Pederson, L (1,7) OBP: 0.361, SLG: 0.654											5	0	0	0	2	4				
5 Corey Seager, L (1,6) OBP: 0.387, SLG: 0.404											4	0	0	0	1	1				
10 Justin Turner, R (1,5) OBP: 0.378, SLG: 0.304											4	1	3	0	0	0				
35 Cody Bellinger, L (1,9) OBP: 0.509, SLG: 0.918											3	1	2	2	1	0	1			
11 AJ Pollock, R (1,8) OBP: 0.297, SLG: 0.343											3	1	0	0	1	2	3			
13 Max Muncy, L (1,3) 25 David Freese, R (8,PH) OBP: 0.348, SLG: 0.378											2	1	0	0	1	1	1			
14 Enrique Hernández, R (1,4) OBP: 0.337, SLG: 0.464											4	1	1	1	0	2	1			
15 Austin Barnes, R (1,2) OBP: 0.342, SLG: 0.387											4	1	2	3	0	1	1			
99 Hyun Jin Ryu, R (1,1) 75 Scott Alexander, L (8,1) 51 Dylan Floro, L (8,1) 3 Chris Taylor, R (8,PH) 63 Yimi Garcia, R (9,1) OBP: 0.257, SLG: 0.254												1	0	0	0	1	1	0		
<b>Inning Stats</b>	R: 2 E: 0 K: 0 S: 11	H: 2 LOB: 0 BB: 0 P: 15	R: 1 E: 0 K: 2 S: 17	H: 1 LOB: 1 BB: 1 P: 28	R: 0 E: 0 K: 0 S: 10	H: 1 LOB: 0 BB: 0 P: 15	R: 3 E: 1 K: 1 S: 15	H: 2 LOB: 1 BB: 2 P: 30	R: 0 E: 0 K: 2 S: 10	H: 0 LOB: 1 BB: 1 P: 17	R: 0 E: 0 K: 2 S: 8	H: 0 LOB: 2 BB: 0 P: 12	R: 0 E: 0 K: 2 S: 14	H: 2 LOB: 0 BB: 0 P: 24	R: 0 E: 0 K: 2 S: 14	H: 1 LOB: 2 BB: 1 P: 24	1B: 6 2B: 2 3B: 0 HR: 2	SF: 0 SAC: 1 DP: 1 HBP: 0	WP: 0 PB: 1 SB: 0 CS: 0	PA: 37
<b>PITCHER</b>	IP WLS BF H R ER SO BB IBB HBP BLK WP HR S P ERA WHIP																			
24 Chris Archer, R (1,1) ERA: 4.33	4.0 L 20 6 6 6 3 3 0 0 0 0 0 2 53 88 13.50 2.250																			
49 Nick Kingham, R (5,1) ERA: 4.35	2.0 7 0 0 0 3 1 0 0 0 0 0 0 18 29 0.00 0.500																			
48 Richard Rodriguez, R (7,1) ERA: 3.75	1.0 5 2 0 0 2 0 0 0 0 0 0 0 14 24 0.00 2.000																			
73 Felipe Vázquez, L (8,1) ERA:	1.0 5 1 0 0 2 1 0 0 0 0 0 0 14 24 0.00 2.000																			

Pittsburgh Pirates @ Los Angeles Dodgers  
Dodger Stadium, Los Angeles, CA  
Fri Apr 26 2019, 7:11 PM - 10:02 PM PDT  
Att: 50,748 - Clear - 61 F

AB	31
R	6
H	9
RBI	6
BB	5
SO	10
LOB	12





Batter	1	2	3	4	5	6	7	8	9	AB	R	H	RBI	BB	SO	LOB	TOP										
26 Adam Frazier, L (1,4) OBP: 0.344, SLG: 0.361	L8		53 1B 2-H			F8		BB		3	0	1	1	1	0	0	<b>Pittsburgh Pirates @ Los Angeles Dodgers</b> Dodger Stadium, Los Angeles, CA Sat Apr 27 2019, 6:11 PM - 9:08 PM PDT Att: 47,877 - Partly Cloudy - 63 F										
53 Melky Cabrera, S (1,9) OBP: 0.329, SLG: 0.395 30 Kyle Crick, L (8,1)	K		1B			K		F7		4	0	1	0	0	2	3											
16 Jung Ho Kang, R (1,5) OBP: 0.234, SLG: 0.380 19 Colin Moran, L (8,PH) OBP: 0.351, SLG: 0.440	K		1B			G1-3		F5		3	0	0	0	0	1	2											
55 Josh Bell, S (1,3) OBP: 0.350, SLG: 0.584	L9					L6		K		4	0	0	0	0	1	3											
29 Francisco Cervelli, R (1,2) OBP: 0.241, SLG: 0.238	K					K		F9		4	0	0	0	0	2	0											
10 Bryan Reynolds, S (1,8) OBP: 0.400, SLG: 0.600	G3-1					K		G6-3		4	0	1	0	0	1	0											
15 Pablo Reyes, R (1,7) OBP: 0.194, SLG: 0.121 17 JB Shuck, L (9,PH) OBP: 0.346, SLG: 0.256			59 SH1-4 26 1B			K		F9		3	1	1	0	0	1	1											
3 Cole Tucker, S (1,6) OBP: 0.276, SLG: 0.444			1B			G5-3		BB		2	0	0	0	1	1	1											
59 Joe Musgrove, R (1,1) 47 Francisco Liriano, L (7,1) 25 Gregory Polanco, L (8,PH) OBP: 0.389, SLG: 0.412			SH1-4			G5-3		1B		1	0	0	0	0	0	0											
			1B			G5-3				1	0	1	0	0	0	0											
<b>Inning Stats</b>	R: 0 E: 0 K: 2 S: 9	H: 0 LOB: 0 BB: 0 P: 12	R: 0 E: 0 K: 1 S: 7	H: 0 LOB: 0 BB: 0 P: 10	R: 1 E: 0 K: 1 S: 13	H: 3 LOB: 2 BB: 0 P: 20	R: 0 E: 0 K: 2 S: 14	H: 0 LOB: 0 BB: 0 P: 19	R: 0 E: 0 K: 1 S: 6	H: 0 LOB: 0 BB: 0 P: 11	R: 0 E: 0 K: 1 S: 9	H: 0 LOB: 0 BB: 0 P: 13	R: 0 E: 0 K: 0 S: 9	H: 1 LOB: 1 BB: 0 P: 16	R: 0 E: 0 K: 1 S: 16	H: 1 LOB: 3 BB: 2 P: 27	R: 0 E: 0 K: 0 S: 8	H: 0 LOB: 0 BB: 0 P: 11	1B: 4 2B: 1 3B: 0 HR: 0	SF: 0 SAC: 1 DP: 0 HBP: 0	WP: 0 PB: 0 CS: 0 SB: 0	PA: 34					
<b>PITCHER</b>	IP	WLS	BF	H	R	ER	SO	BB	IBB	HBP	BLK	WP	HR	S	P	ERA	WHIP										
22 Clayton Kershaw, L (1,1) ERA: 2.25	7.0	W	25	4	1	1	8	0	0	0	0	0	0	67	101	1.29	0.571										
64 Caleb Ferguson, L (8,1) ERA: 3.46	0.0		3	1	0	0	0	2	0	0	0	0	0	9	17	∞	∞										
52 Pedro Báez, R (8,1) ERA: 3.94	1.0	H	3	0	0	0	1	0	0	0	0	0	0	7	10	0.00	0.000										
74 Kenley Jansen, R (9,1) ERA: 3.29	1.0	S	3	0	0	0	0	0	0	0	0	0	0	8	11	0.00	0.000										

Batter	1	2	3	4	5	6	7	8	9	AB	R	H	RBI	BB	SO	LOB	BOTTOM										
31 Joc Pederson, L (1,7) OBP: 0.366, SLG: 0.667 64 Caleb Ferguson, R (8,1) 52 Pedro Báez, R (8,1) 74 Kenley Jansen, S (9,1)	FC5-4 HBP		P6			K		3B		3	0	1	2	0	1	0	<b>Pittsburgh Pirates @ Los Angeles Dodgers</b> Dodger Stadium, Los Angeles, CA Sat Apr 27 2019, 6:11 PM - 9:08 PM PDT Att: 47,877 - Partly Cloudy - 63 F										
5 Corey Seager, L (1,6) OBP: 0.354, SLG: 0.388	K		G6-3			F7		K		4	0	0	0	0	2	2											
10 Justin Turner, R (1,5) OBP: 0.374, SLG: 0.302	FC5-4 1-2					K		G6-3		4	0	1	0	0	1	1											
35 Cody Bellinger, L (1,9) OBP: 0.500, SLG: 0.890	G4-3					F8		L4		3	0	0	0	1	0	2											
13 Max Muncy, L (1,3) OBP: 0.330, SLG: 0.463			3 BB 1B			K		K		4	1	2	0	0	2	2											
27 Alex Verdugo, L (1,8) OBP: 0.375, SLG: 0.677	P5					K		G1-3		4	1	2	0	0	0	2											
3 Chris Taylor, R (1,4) OBP: 0.280, SLG: 0.250			15 G6-4-3 BB			F9		SF9		1	0	0	1	1	0	2											
15 Austin Barnes, R (1,2) OBP: 0.329, SLG: 0.369	G6-4-3					G5-3		E3		3	1	0	0	0	0	3											
22 Clayton Kershaw, L (1,1) 14 Enrique Hernández, R (7,PH) OBP: 0.333, SLG: 0.459						G1-3		K		2	0	0	0	0	0	0											
						G1-5-3				1	0	0	0	0	1	2											
<b>Inning Stats</b>	R: 0 E: 0 K: 1 S: 10	H: 0 LOB: 1 BB: 0 P: 14	R: 0 E: 0 K: 0 S: 8	H: 1 LOB: 1 BB: 1 P: 17	R: 0 E: 0 K: 0 S: 5	H: 0 LOB: 0 BB: 0 P: 6	R: 0 E: 0 K: 1 S: 11	H: 2 LOB: 2 BB: 0 P: 16	R: 0 E: 0 K: 1 S: 11	H: 0 LOB: 0 BB: 0 P: 13	R: 0 E: 0 K: 1 S: 9	H: 0 LOB: 0 BB: 0 P: 12	R: 3 E: 1 K: 2 S: 16	H: 3 LOB: 1 BB: 0 P: 24	R: 0 E: 0 K: 1 S: 10	H: 0 LOB: 1 BB: 1 P: 17	1B: 5 2B: 0 3B: 1 HR: 0	SF: 1 SAC: 0 DP: 1 HBP: 1	WP: 0 PB: 0 CS: 0 SB: 1	PA: 33							
<b>PITCHER</b>	IP	WLS	BF	H	R	ER	SO	BB	IBB	HBP	BLK	WP	HR	S	P	ERA	WHIP										
59 Joe Musgrove, R (1,1) ERA: 1.54	6.2	L	28	6	3	1	5	1	0	1	0	0	0	67	99	1.35	1.050										
47 Francisco Liriano, L (7,1) ERA:	0.1		1	0	0	0	1	0	0	0	0	0	0	3	3	0.00	0.000										
30 Kyle Crick, R (8,1) ERA: 6.0	1.0		4	0	0	0	1	0	0	0	0	0	0	10	17	0.00	1.000										



Batter	1	2	3	4	5	6	7	8	9	AB	R	H	RBI	BB	SO	LOB	TOP			
26 Adam Frazier, L (1,4) OBP: 0.337, SLG: 0.345	F7	G3			G1		K			4	0	0	1	1	1	2	<b>Pittsburgh Pirates @ Los Angeles Dodgers</b> Dodger Stadium, Los Angeles, CA Sun Apr 28 2019, 1:12 PM - 4:18 PM PDT Att: 52,875 - Overcast - 67 F <a href="http://livebaseballscorecards.com">livebaseballscorecards.com</a>			
53 Melky Cabrera, S (1,7) OBP: 0.357, SLG: 0.506					P3			E9		5	3	4	3	0	0	0				
59 Joe Musgrove, R (9,FR)										0	0	0	0	0	0	0				
25 Gregory Polanco, L (1,9) OBP: 0.348, SLG: 0.333	P3				G4-3					4	0	0	0	1	2	2				
55 Josh Bell, S (1,3) OBP: 0.355, SLG: 0.591										4	0	2	1	0	2	0				
16 Jung Ho Kang, R (1,5) OBP: 0.222, SLG: 0.360										4	0	0	0	0	1	3				
32 Elias Diaz, R (1,2) OBP: 0.243, SLG: 0.083										4	1	0	0	0	0	2				
3 Cole Tucker, S (1,6) OBP: 0.273, SLG: 0.419										4	1	1	0	0	2	2				
15 Pablo Reyes, R (1,8) OBP: 0.205, SLG: 0.139										3	1	1	1	0	2	0				
17 JB Shuck, L (9,PH) OBP: 0.240, SLG: 0.250										1	0	0	0	0	1	0				
34 Trevor Williams, R (1,1) OBP: 0.266, SLG: 0.111										1	0	0	0	0	0	0				
10 Brian Reynolds, S (7,PH) OBP: 0.429, SLG: 0.812										0	0	0	0	0	0	0				
48 Richard Rodriguez, R (7,1)										0	0	0	0	0	0	0				
47 Francisco Liriano, L (7,1)										0	0	0	0	0	0	0				
35 Keone Kela, R (8,1)										0	0	0	0	0	0	0				
19 Colin Moran, L (9,PH) OBP: 0.246, SLG: 0.433										1	0	0	0	0	0	0				
<b>Inning Stats</b>	R: 1 E: 0 K: 1 S: 17	H: 2 LOB: 1 BB: 0 P: 23	R: 4 E: 1 K: 1 S: 14	H: 3 LOB: 0 BB: 0 P: 21	R: 0 E: 0 K: 1 S: 9	H: 0 LOB: 0 BB: 0 P: 13	R: 0 E: 0 K: 2 S: 8	H: 0 LOB: 0 BB: 0 P: 9	R: 0 E: 0 K: 1 S: 9	H: 0 LOB: 0 BB: 0 P: 11	R: 0 E: 0 K: 2 S: 12	H: 1 LOB: 1 BB: 0 P: 19	R: 1 E: 1 K: 1 S: 22	H: 2 LOB: 2 BB: 1 P: 28	R: 0 E: 0 K: 2 S: 14	H: 1 LOB: 2 BB: 1 P: 20	1B: 5 2B: 2 3B: 0 HR: 2	SF: 0 SAC: 1 DP: 0 HBP: 0	WP: 0 PB: 0 SB: 0 CS: 0	PA: 39
<b>PITCHER</b>	IP WLS BF H R ER SO BB IBB HBP BLK WP HR S P ERA WHIP																			
44 Rich Hill, L (1,1) ERA: 1.5	6.0	W	24	5	5	1	6	0	0	0	0	0	0	0	2	62	85	1.50	0.833	
7 Julio Urias, L (7,1) ERA: 3.42	2.0	W	10	3	1	1	3	1	0	0	0	0	0	0	0	34	47	4.50	2.000	
74 Kenley Jansen, R (9,1) ERA: 3.07	1.0	S	5	1	0	0	2	1	0	0	0	0	0	0	14	20	0.00	2.000		

Batter	1	2	3	4	5	6	7	8	9	AB	R	H	RBI	BB	SO	LOB	BOTTOM			
31 Joc Pederson, L (1,7) OBP: 0.362, SLG: 0.644										3	2	0	0	1	1	4	<b>Pittsburgh Pirates @ Los Angeles Dodgers</b> Dodger Stadium, Los Angeles, CA Sun Apr 28 2019, 1:12 PM - 4:18 PM PDT Att: 52,875 - Overcast - 67 F <a href="http://livebaseballscorecards.com">livebaseballscorecards.com</a>			
5 Corey Seager, L (1,6) OBP: 0.350, SLG: 0.392										4	1	1	2	0	1	3				
13 Max Muncy, L (1,5) OBP: 0.347, SLG: 0.477										4	0	3	2	0	1	0				
35 Cody Bellinger, L (1,3) OBP: 0.500, SLG: 0.913										3	1	2	3	0	1	1				
11 AJ Pollock, R (1,8) OBP: 0.287, SLG: 0.330										4	0	0	0	0	1	3				
27 Alex Verdugo, L (1,9) OBP: 0.353, SLG: 0.636										4	0	0	0	0	0	2				
14 Enrique Hernández, R (1,4) ERA: 3.38										3	1	2	0	0	1	0				
7 Julio Urias, L (7,1) OBP: 0.333, SLG: 0.333										0	0	0	0	0	0	0				
25 David Freese, R (9,PH) OBP: 0.340, SLG: 0.368										1	0	0	0	0	1	0				
74 Kenley Jansen, S (9,1)										0	0	0	0	0	0	0				
55 Russell Martin, R (1,2) OBP: 0.462, SLG: 0.526										4	1	1	0	0	0	1				
44 Rich Hill, L (1,1) OBP: 1.000, SLG: 1.000										1	0	1	0	0	0	0				
3 Chris Taylor, R (7,4) OBP: 0.287, SLG: 0.246										1	1	0	0	1	0	0				
<b>Inning Stats</b>	R: 1 E: 0 K: 0 S: 10	H: 1 LOB: 1 BB: 1 P: 20	R: 0 E: 0 K: 1 S: 7	H: 0 LOB: 0 BB: 0 P: 8	R: 0 E: 0 K: 1 S: 9	H: 1 LOB: 0 BB: 0 P: 12	R: 1 E: 0 K: 2 S: 13	H: 1 LOB: 0 BB: 0 P: 18	R: 3 E: 0 K: 2 S: 16	H: 4 LOB: 1 BB: 0 P: 21	R: 0 E: 0 K: 0 S: 16	H: 1 LOB: 1 BB: 0 P: 22	R: 2 E: 1 K: 0 S: 19	H: 2 LOB: 2 BB: 1 P: 31	R: 0 E: 0 K: 1 S: 12	H: 0 LOB: 0 BB: 0 P: 13	1B: 7 2B: 1 3B: 1 HR: 1	SF: 1 SAC: 1 DP: 1 HBP: 0	WP: 0 PB: 0 SB: 0 CS: 0	PA: 36
<b>PITCHER</b>	IP WLS BF H R ER SO BB IBB HBP BLK WP HR S P ERA WHIP																			
34 Trevor Williams, R (1,1) ERA: 4.38	6.0	L	4	1	2	1	0	1	0	0	0	0	0	0	11	20	27.00	6.000		
47 Francisco Liriano, L (7,1) ERA: 5.06	0.2		3	1	0	0	0	0	0	0	0	0	0	0	8	11	0.00	1.500		
35 Keone Kela, R (8,1)	1.0		3	0	0	0	1	0	0	0	0	0	0	0	12	13	0.00	0.000		





Batter	1	2	3	4	5	6	7	8	9	AB	R	H	RBI	BB	SO	LOB	TOP							
31 Joc Pederson, L (1.7) OBP: 0.355, SLG: 0.620	G3		F7			10 1B	G6-3		K	5	1	1	0	0	1	2								
5 Corey Seager, L (1.6) OBP: 0.347, SLG: 0.381	F8					F8		G4-3		3	0	0	0	1	0	1								
10 Justin Turner, R (1.5) OBP: 0.370, SLG: 0.300	G4-3					35 1B		K		4	1	1	0	0	1	1								
35 Cody Bellinger, L (1.9) OBP: 0.508, SLG: 0.906						13 2B				3	0	2	1	1	1	1								
13 Max Muncy, L (1.3) OBP: 0.352, SLG: 0.483						13 2B				3	0	1	1	1	0	2								
14 Enrique Hernández, R (1.4) OBP: 0.360, SLG: 0.478						14 1B				4	0	1	0	0	0	5								
27 Alex Verdugo, L (1.8) OBP: 0.352, SLG: 0.623										3	0	1	0	0	0	2								
3 Chris Taylor, R (0. PH) OBP: 0.263, SLG: 0.242										1	0	0	0	0	1	0								
15 Austin Barnes, R (1.2) OBP: 0.325, SLG: 0.362										4	0	1	0	0	0	2								
18 Kenta Maeda, R (1.1) OBP: 0.317, SLG: 0.331										2	0	0	0	0	0	1								
75 Scott Alexander, L (6.1) OBP: 0.286, SLG: 0.373										1	0	0	0	0	0	0								
25 David Freese, R (7. PH) OBP: 0.265, SLG: 0.388										0	0	0	0	0	0	0								
68 Ross Stripling, R (7.1) OBP: 0.265, SLG: 0.388										0	0	0	0	0	0	0								
51 Dylan Floro, L (7.1) OBP: 0.265, SLG: 0.388										0	0	0	0	0	0	0								
17 Joe Kelly, R (8.1) OBP: 0.265, SLG: 0.388										0	0	0	0	0	0	0								
55 Russell Martin, R (9. PH) OBP: 0.265, SLG: 0.388										1	0	0	0	0	0	1								
<b>Inning Stats</b>	R: 0 E: 0 K: 0 S: 8	H: 0 LOB: 0 BB: 0 P: 10	R: 0 E: 0 K: 0 S: 14	H: 1 LOB: 1 BB: 0 P: 22	R: 0 E: 0 K: 0 S: 11	H: 0 LOB: 0 BB: 0 P: 17	R: 0 E: 0 K: 1 S: 7	H: 0 LOB: 1 BB: 0 P: 13	R: 0 E: 0 K: 0 S: 13	H: 1 LOB: 1 BB: 0 P: 17	R: 2 E: 0 K: 0 S: 14	H: 4 LOB: 1 BB: 0 P: 17	R: 0 E: 0 K: 0 S: 11	H: 2 LOB: 0 BB: 0 P: 14	R: 0 E: 0 K: 1 S: 13	H: 1 LOB: 1 BB: 0 P: 20	1B: 8 2B: 2 3B: 0 HR: 0	SF: 0 SAC: 0 DP: 1 HBP: 0	WP: 0 PB: 0 SB: 0 CS: 0	PA: 37				
<b>PITCHER</b>	IP WLS BF H R ER SO BB IBB HBP BLK WP HR S P ERA WHIP																							
29 Jeff Samardzija, R (1.1) ERA: 2.53	5.0	18	2	0	0	1	1	0	0	0	0	0	0	0	0	0	0	0	0	0	53	79	0.00	0.600
56 Tony Watson, L (6.1) ERA: 4.32	0.1	5	4	2	2	0	0	0	0	0	0	0	0	0	0	0	0	0	0	0	12	14	54.00	12.000
49 Sam Dyson, R (6.1) ERA: 3.38	1.2	W	5	2	0	0	0	0	0	0	0	0	0	0	0	0	0	0	0	0	13	17	0.00	1.200
54 Reyes Moronta, R (8.1) ERA: 2.08	1.0	H	5	0	0	0	2	0	0	0	0	0	0	0	0	0	0	0	0	0	11	26	0.00	2.000
13 Will Smith, L (9.1) ERA: 3.39	1.0	S	4	1	0	0	0	0	0	0	0	0	0	0	0	0	0	0	0	0	13	20	0.00	1.000

Los Angeles Dodgers @ San Francisco Giants  
Oracle Park, San Francisco, CA  
Mon Apr 29 2019, 6:45 PM - 9:59 PM PDT  
Att: 32,212 - Clear - 58 F

AB 34  
R 2  
H 9  
RBI 2  
BB 3  
SO 4  
LOB 18



Batter	1	2	3	4	5	6	7	8	9	AB	R	H	RBI	BB	SO	LOB	BOTTOM			
12 Joe Panik, L (1.4) OBP: 0.278, SLG: 0.275	28 F9		F9			10 2B		K		4	1	2	0	1	1	1				
26 Yanoris Solarte, S (1.7) OBP: 0.286, SLG: 0.373	K									4	1	2	0	0	1	3				
54 Reyes Moronta, R (8.1) OBP: 0.265, SLG: 0.388										0	0	0	0	0	0	0				
5 Erik Kratz, R (8. PH) OBP: 0.242, SLG: 0.310										1	0	0	0	0	1	1				
13 Will Smith, R (9.1) OBP: 0.265, SLG: 0.388										0	0	0	0	0	0	0				
9 Brandon Belt, L (1.3) OBP: 0.345, SLG: 0.479										3	1	1	0	1	1	3				
28 Buster Posey, R (1.2) OBP: 0.309, SLG: 0.388										4	0	1	0	0	1	5				
48 Pablo Sandoval, S (1.5) OBP: 0.283, SLG: 0.587										2	0	0	0	0	0	2				
10 Evan Longoria, R (6. PH) OBP: 0.248, SLG: 0.380										2	0	1	3	0	0	1				
35 Brandon Crawford, L (1.6) OBP: 0.287, SLG: 0.227										2	0	1	0	2	0	1				
1 Kevin Pillar, R (1.8) OBP: 0.231, SLG: 0.380										3	0	1	0	1	0	3				
8 Gerardo Parra, L (1.9) OBP: 0.274, SLG: 0.262										4	0	0	0	0	0	3				
29 Jeff Samardzija, R (1.1) ERA: 4.41	5.0	22	7	0	0	0	2	0	0	0	0	0	0	0	0	0				
19 Tyler Austin, R (5. PH) OBP: 0.192, SLG: 0.321	1.0	H	4	0	0	0	1	0	0	0	0	0	0	0	0	0				
56 Tony Watson, L (6.1) ERA: 3.18	0.1	L	4	2	3	3	0	1	0	0	0	0	0	0	0	0				
49 Sam Dyson, R (8.1) ERA: 3.41	0.2	B	4	1	0	0	1	1	0	0	0	0	0	0	0	0				
6 Steven Duggar, L (8.9) OBP: 0.292, SLG: 0.371	1.0	4	1	0	0	2	0	0	0	0	0	0	0	0	0	0				
<b>Inning Stats</b>	R: 0 E: 0 K: 1 S: 10	H: 2 LOB: 2 BB: 0 P: 14	R: 0 E: 0 K: 1 S: 10	H: 1 LOB: 1 BB: 1 P: 17	R: 0 E: 0 K: 0 S: 9	H: 1 LOB: 0 BB: 0 P: 14	R: 0 E: 0 K: 0 S: 7	H: 1 LOB: 0 BB: 0 P: 11	R: 0 E: 0 K: 1 S: 7	H: 1 LOB: 2 BB: 1 P: 15	R: 0 E: 0 K: 0 S: 7	H: 1 LOB: 2 BB: 1 P: 12	R: 3 E: 0 K: 1 S: 14	H: 3 LOB: 2 BB: 2 P: 26	R: 0 E: 0 K: 2 S: 11	H: 1 LOB: 1 BB: 0 P: 16	1B: 7 2B: 4 3B: 0 HR: 0	SF: 0 SAC: 0 DP: 1 HBP: 0	WP: 1 PB: 0 SB: 0 CS: 0	PA: 38
<b>PITCHER</b>	IP WLS BF H R ER SO BB IBB HBP BLK WP HR S P ERA WHIP																			
18 Kenta Maeda, R (1.1) ERA: 4.41	5.0	22	7	0	0	0	2	0	0	0	0	0	0	0	0	0				
75 Scott Alexander, L (6.1) ERA: 3.18	1.0	H	4	0	0	0	1	0	0	0	0	0	0	0	0	0				
68 Ross Stripling, R (7.1) ERA: 3.41	0.1	L	4	2	3	3	0	1	0	0	0	0	0	0	0	0				
51 Dylan Floro, R (7.1) ERA: 3.18	0.2	B	4	1	0	0	1	1	0	0	0	0	0	0	0	0				
17 Joe Kelly, R (8.1) ERA: 8.31	1.0	4	1	0	0	2	0	0	0	0	0	0	0	0	0	0				

Los Angeles Dodgers @ San Francisco Giants  
Oracle Park, San Francisco, CA  
Mon Apr 29 2019, 6:45 PM - 9:59 PM PDT  
Att: 32,212 - Clear - 58 F

AB 33  
R 3  
H 11  
RBI 3  
BB 5  
SO 6  
LOB 24





Batter	1	2	3	4	5	6	7	8	9	AB R H RBI BB SO LOB	TOP											
14 Enrique Hernández, R (1.8) OBP: 0.342, SLG: 0.505										5 1 2 2 0 1 1	<p>Los Angeles Dodgers @ San Francisco Giants</p> <p>Oracle Park, San Francisco, CA</p> <p>Tue Apr 30 2019, 6:49 PM - 9:31 PM PDT</p> <p>Att: 32,017 - Clear - 57 F</p> <p>livebaseballscorecards.com</p> <p>AB 37 R 10 H 10 RBI 10 BB 5 SO 6 LOB 9</p>											
5 Corey Seager, L (1.6) OBP: 0.333, SLG: 0.364										5 0 0 0 0 1 1												
10 Justin Turner, R (1.5) OBP: 0.379, SLG: 0.337										4 2 2 1 1 1 0												
35 Cody Bellinger, L (1.9) OBP: 0.508, SLG: 0.890										3 2 1 0 1 0 0												
27 Alex Verdugo, L (7.9) OBP: 0.361, SLG: 0.623										0 0 0 0 1 0 0												
25 David Freese, R (1.3) OBP: 0.377, SLG: 0.465										4 2 2 3 1 0 2												
13 Max Muncy, L (1.4) OBP: 0.345, SLG: 0.462										4 1 0 0 1 1 3												
3 Chris Taylor, R (1.7) OBP: 0.283, SLG: 0.257										4 1 1 2 0 0 1												
15 Austin Barnes, R (1.2) OBP: 0.322, SLG: 0.370										4 1 1 2 0 1 0												
21 Walker Buehler, R (1.1) OBP: 0.091, SLG: 0.364										3 0 0 0 0 1 1												
51 Dylan Floro, L (6.1)										0 0 0 0 0 0 0												
45 Matt Beatty, L (8. PH) OBP: 1.000, SLG: 1.000										1 0 1 0 0 0 0												
63 Yimi Garcia, R (8.1)										0 0 0 0 0 0 0												
<b>Inning Stats</b>	R: 0 E: 0 K: 2 S: 13	H: 0 LOB: 0 BB: 0 P: 20	R: 0 E: 0 K: 1 S: 11	H: 0 LOB: 1 BB: 1 P: 20	R: 0 E: 0 K: 0 S: 9	H: 1 LOB: 0 BB: 0 P: 12	R: 3 E: 0 K: 0 S: 14	H: 2 LOB: 0 BB: 1 P: 25	R: 0 E: 0 K: 2 S: 7	H: 0 LOB: 0 BB: 0 P: 12	R: 6 E: 0 K: 0 S: 19	H: 4 LOB: 0 BB: 2 P: 34	R: 1 E: 0 K: 0 S: 10	H: 1 LOB: 0 BB: 0 P: 13	R: 0 E: 0 K: 1 S: 8	H: 1 LOB: 1 BB: 0 P: 10	R: 0 E: 0 K: 0 S: 6	H: 1 LOB: 2 BB: 1 P: 12	1B: 5 2B: 2 3B: 0 HR: 3	SF: 0 SAC: 0 DP: 0 HBP: 0	WP: 0 PB: 0 SB: 0 CS: 0	PA: 42
<b>PITCHER</b>	IP WLS BF H R ER SO BB IBB HBP BLK WP HR S P ERA WHIP											IP WLS BF H R ER SO BB IBB HBP BLK WP HR S P ERA WHIP										
37 Drew Pomeranz, L (1.1) ERA: 4.08	4.0 L 17 3 3 3 3 2 0 0 0 0 0 1 47 77 6.75 1.250																					
58 Trevor Gott, R (5.1)	1.0 3 0 0 0 2 0 0 0 0 0 0 7 12 0.00 0.000																					
50 Ty Blach, L (6.1) ERA: 18.9	3.1 20 7 7 7 1 3 0 0 0 0 2 41 66 18.90 3.000																					
60 Travis Bergen, L (9.1) ERA: 5.0	0.2 2 0 0 0 0 0 0 0 0 0 0 2 3 0.00 0.000																					

Batter	1	2	3	4	5	6	7	8	9	AB R H RBI BB SO LOB	BOTTOM									
12 Joe Panik, L (1.4) OBP: 0.277, SLG: 0.274										4 1 1 0 0 0 0	<p>Los Angeles Dodgers @ San Francisco Giants</p> <p>Oracle Park, San Francisco, CA</p> <p>Tue Apr 30 2019, 6:49 PM - 9:31 PM PDT</p> <p>Att: 32,017 - Clear - 57 F</p> <p>livebaseballscorecards.com</p> <p>AB 32 R 3 H 6 RBI 3 BB 1 SO 9 LOB 10</p>									
26 Yanencys Solarte, S (1.7) OBP: 0.284, SLG: 0.365										4 0 1 0 0 1 1										
28 Buster Posey, R (1.2) OBP: 0.309, SLG: 0.398										3 1 1 1 0 0 1										
5 Erik Kratz, R (7.2) OBP: 0.235, SLG: 0.300										1 0 0 0 0 0 0										
9 Brandon Belt, L (1.3) OBP: 0.351, SLG: 0.495										3 1 1 1 1 0 0										
10 Evan Longoria, R (1.5) OBP: 0.248, SLG: 0.375										4 0 1 0 0 1 1										
35 Brandon Crawford, L (1.6) OBP: 0.277, SLG: 0.218										4 0 0 0 0 2 3										
1 Kevin Pillar, R (1.8) OBP: 0.234, SLG: 0.379										3 0 1 1 0 1 0										
6 Steven Duggar, L (1.9) OBP: 0.265, SLG: 0.361										3 0 0 0 0 1 2										
37 Drew Pomeranz, R (1.1)										1 0 0 0 0 1 2										
58 Trevor Gott, R (5.1)										0 0 0 0 0 0 0										
8 Gerardo Parra, L (5. PH) OBP: 0.271, SLG: 0.259										1 0 0 0 0 1 0										
50 Ty Blach, R (6.1)										1 0 0 0 0 1 0										
60 Travis Bergen, L (9.1)										0 0 0 0 0 0 0										
<b>Inning Stats</b>	R: 0 E: 0 K: 0 S: 8	H: 1 LOB: 0 BB: 0 P: 9	R: 1 E: 0 K: 2 S: 19	H: 2 LOB: 2 BB: 1 P: 29	R: 0 E: 0 K: 0 S: 12	H: 0 LOB: 0 BB: 0 P: 17	R: 0 E: 0 K: 1 S: 9	H: 0 LOB: 0 BB: 0 P: 12	R: 0 E: 0 K: 2 S: 13	H: 3 LOB: 1 BB: 0 P: 20	R: 0 E: 0 K: 1 S: 7	H: 0 LOB: 0 BB: 0 P: 13	R: 0 E: 0 K: 0 S: 10	H: 0 LOB: 0 BB: 0 P: 14	R: 0 E: 0 K: 1 S: 9	H: 0 LOB: 0 BB: 0 P: 13	1B: 4 2B: 1 3B: 1 HR: 0	SF: 0 SAC: 0 DP: 1 HBP: 0	WP: 0 PB: 0 SB: 0 CS: 0	PA: 33
<b>PITCHER</b>	IP WLS BF H R ER SO BB IBB HBP BLK WP HR S P ERA WHIP											IP WLS BF H R ER SO BB IBB HBP BLK WP HR S P ERA WHIP								
21 Walker Buehler, R (1.1) ERA: 5.22	5.1 W 22 6 3 3 3 1 0 0 0 0 0 0 11 20 5.06 1.312																			
51 Dylan Floro, R (6.1)	1.2 5 0 0 0 2 0 0 0 0 0 0 11 20 0.00 0.000																			
63 Yimi Garcia, R (8.1) ERA: 4.91	2.0 6 0 0 0 1 0 0 0 0 0 0 19 27 0.00 0.000																			











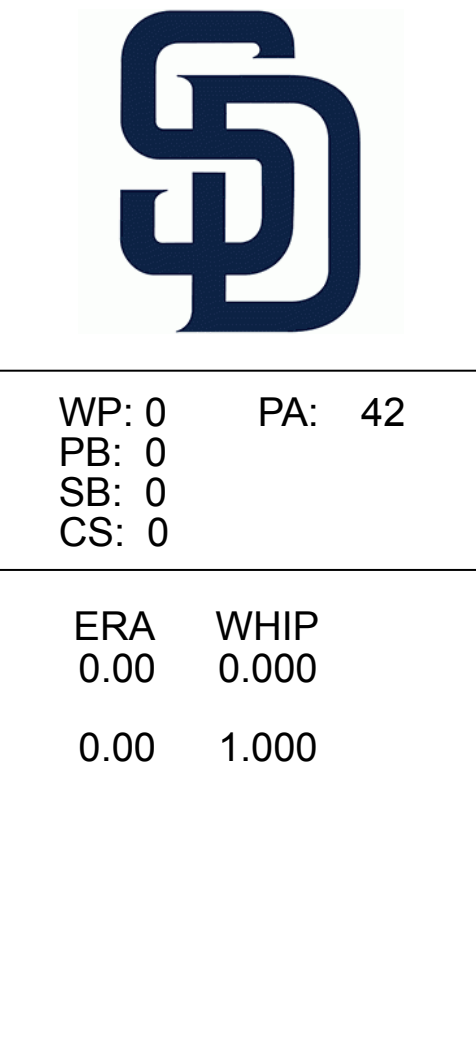
Batter	1	2	3	4	5	6	7	8	9	AB	R	H	RBI	BB	SO	LOB	TOP								
14 Enrique Hernández, R OBP: 0.317, SLG: 0.486 (9, 4)										4	0	0	0	1	2	1									
10 Justin Turner, R OBP: 0.368, SLG: 0.348 (1, 5)										4	1	2	1	1	0	2									
5 Corey Seager, L OBP: 0.317, SLG: 0.339 (1, 6)										5	1	1	0	0	2	5									
25 David Freese, R OBP: 0.368, SLG: 0.435 31 Joc Pederson, L OBP: 0.347, SLG: 0.599 (9, PH) (9, 7)										3	1	0	0	1	1	2									
13 Max Muncy, L OBP: 0.376, SLG: 0.466 (9, 3)										4	1	1	3	1	1	0									
55 Russell Martin, R OBP: 0.417, SLG: 0.385 (1, 2)										4	0	0	0	0	1	0									
27 Alex Verdugo, L OBP: 0.417, SLG: 0.605 (1, 9)										4	2	3	1	1	0	0									
3 Chris Taylor, R OBP: 0.269, SLG: 0.301 (9, 8)										5	1	2	1	0	2	4									
44 Rich Hill, L 52 Pedro Báez, R 45 Matt Joyce, L 17 Joe Kelly, R 63 Yimi García, R 75 Scott Alexander, L 15 Austin Hedges, R 69 Ross Stripling, R 74 Kenley Jansen, S										3	0	0	0	0	0	1									
<b>Inning Stats</b>	R: 0 E: 0 K: 0 S: 13	H: 0 LOB: 1 BB: 1 P: 22	R: 1 E: 0 K: 0 S: 14	H: 2 LOB: 1 BB: 0 P: 20	R: 0 E: 0 K: 1 S: 12	H: 1 LOB: 1 BB: 0 P: 16	R: 0 E: 0 K: 1 S: 12	H: 1 LOB: 1 BB: 0 P: 17	R: 0 E: 0 K: 0 S: 7	H: 0 LOB: 0 BB: 0 P: 12	R: 0 E: 0 K: 2 S: 9	H: 0 LOB: 0 BB: 0 P: 14	R: 0 E: 0 K: 2 S: 13	H: 1 LOB: 3 BB: 2 P: 21	R: 1 E: 0 K: 3 S: 13	H: 1 LOB: 2 BB: 2 P: 27	1B: 8 2B: 2 3B: 0 HR: 1	SF: 0 SAC: 0 DP: 0 HBP: 1	WP: 1 PB: 0 SB: 0 CS: 0	PA: 44					
<b>PITCHER</b>	IP WLS BF H R ER SO BB IBB HBP BLK WP HR S P ERA WHIP	IP WLS BF H R ER SO BB IBB HBP BLK WP HR S P ERA WHIP	IP WLS BF H R ER SO BB IBB HBP BLK WP HR S P ERA WHIP	IP WLS BF H R ER SO BB IBB HBP BLK WP HR S P ERA WHIP	IP WLS BF H R ER SO BB IBB HBP BLK WP HR S P ERA WHIP	IP WLS BF H R ER SO BB IBB HBP BLK WP HR S P ERA WHIP	IP WLS BF H R ER SO BB IBB HBP BLK WP HR S P ERA WHIP	IP WLS BF H R ER SO BB IBB HBP BLK WP HR S P ERA WHIP	IP WLS BF H R ER SO BB IBB HBP BLK WP HR S P ERA WHIP	IP WLS BF H R ER SO BB IBB HBP BLK WP HR S P ERA WHIP	IP WLS BF H R ER SO BB IBB HBP BLK WP HR S P ERA WHIP	IP WLS BF H R ER SO BB IBB HBP BLK WP HR S P ERA WHIP	IP WLS BF H R ER SO BB IBB HBP BLK WP HR S P ERA WHIP	IP WLS BF H R ER SO BB IBB HBP BLK WP HR S P ERA WHIP	IP WLS BF H R ER SO BB IBB HBP BLK WP HR S P ERA WHIP	IP WLS BF H R ER SO BB IBB HBP BLK WP HR S P ERA WHIP	IP WLS BF H R ER SO BB IBB HBP BLK WP HR S P ERA WHIP	IP WLS BF H R ER SO BB IBB HBP BLK WP HR S P ERA WHIP	IP WLS BF H R ER SO BB IBB HBP BLK WP HR S P ERA WHIP	IP WLS BF H R ER SO BB IBB HBP BLK WP HR S P ERA WHIP	IP WLS BF H R ER SO BB IBB HBP BLK WP HR S P ERA WHIP	IP WLS BF H R ER SO BB IBB HBP BLK WP HR S P ERA WHIP			
37 Joey Lucchesi, L ERA: 5.0	57 Brad Wieck, L ERA: 5.23	17 Adam Warren, R ERA: 3.95	41 Robbie Erlin, L ERA: 3.29	39 Kirby Yates, R ERA: 1.5	37 Joey Lucchesi, L ERA: 5.0	57 Brad Wieck, L ERA: 5.23	17 Adam Warren, R ERA: 3.95	41 Robbie Erlin, L ERA: 3.29	39 Kirby Yates, R ERA: 1.5	37 Joey Lucchesi, L ERA: 5.0	57 Brad Wieck, L ERA: 5.23	17 Adam Warren, R ERA: 3.95	41 Robbie Erlin, L ERA: 3.29	39 Kirby Yates, R ERA: 1.5	37 Joey Lucchesi, L ERA: 5.0	57 Brad Wieck, L ERA: 5.23	17 Adam Warren, R ERA: 3.95	41 Robbie Erlin, L ERA: 3.29	39 Kirby Yates, R ERA: 1.5	37 Joey Lucchesi, L ERA: 5.0	57 Brad Wieck, L ERA: 5.23	17 Adam Warren, R ERA: 3.95	41 Robbie Erlin, L ERA: 3.29	39 Kirby Yates, R ERA: 1.5	
<b>Batter</b>	<b>1</b>	<b>2</b>	<b>3</b>	<b>4</b>	<b>5</b>	<b>6</b>	<b>7</b>	<b>8</b>	<b>9</b>	<b>AB</b>	<b>R</b>	<b>H</b>	<b>RBI</b>	<b>BB</b>	<b>SO</b>	<b>LOB</b>	<b>BOTTOM</b>								
3 Ian Kinsler, R OBP: 0.248, SLG: 0.350 (1, 4)										4	1	1	1	0	0	1									
32 Framm Reyes, R OBP: 0.274, SLG: 0.535 (1, 9)										4	0	1	1	0	2	3									
13 Manny Machado, R OBP: 0.326, SLG: 0.463 (1, 6)										4	2	2	3	1	0	2									
10 Hunter Renfroe, R OBP: 0.274, SLG: 0.506 41 Robbie Erlin, R 39 Kirby Yates, L 4 Wil Myers, R OBP: 0.289, SLG: 0.442 (9, PH)										4	0	1	0	0	1	4									
30 Eric Hosmer, L OBP: 0.319, SLG: 0.445 (1, 3)										5	1	2	0	0	0	2									
11 Ty France, R OBP: 0.308, SLG: 0.348 5 Greg García, L OBP: 0.368, SLG: 0.379 (9, PH)										4	1	1	1	0	1	1									
7 Manuel Margot, R OBP: 0.289, SLG: 0.380 (1, 8)										4	0	1	0	0	1	1									
18 Austin Hedges, R OBP: 0.259, SLG: 0.356 (1, 2)										2	1	0	0	1	0	1									
37 Joey Lucchesi, L 57 Brad Wieck, L 17 Adam Warren, R 24 Alex Dickerson, L OBP: 0.333, SLG: 0.333 (7, 7)										1	0	0	0	1	1	2									
<b>Inning Stats</b>	R: 1 E: 0 K: 1 S: 13	H: 2 LOB: 0 BB: 0 P: 18	R: 0 E: 0 K: 1 S: 12	H: 0 LOB: 0 BB: 0 P: 18	R: 2 E: 1 K: 0 S: 12	H: 1 LOB: 0 BB: 1 P: 21	R: 0 E: 0 K: 1 S: 14	H: 2 LOB: 2 BB: 0 P: 23	R: 0 E: 0 K: 2 S: 9	H: 2 LOB: 1 BB: 1 P: 13	R: 3 E: 0 K: 1 S: 13	H: 3 LOB: 3 BB: 2 P: 44	R: 0 E: 0 K: 1 S: 9	H: 0 LOB: 0 BB: 0 P: 15	R: 0 E: 0 K: 1 S: 10	H: 0 LOB: 1 BB: 1 P: 16	1B: 7 2B: 1 3B: 0 HR: 2	SF: 1 SAC: 0 DP: 2 HBP: 2	WP: 0 PB: 0 SB: 0 CS: 0	PA: 42					
<b>PITCHER</b>	IP WLS BF H R ER SO BB IBB HBP BLK WP HR S P ERA WHIP	IP WLS BF H R ER SO BB IBB HBP BLK WP HR S P ERA WHIP	IP WLS BF H R ER SO BB IBB HBP BLK WP HR S P ERA WHIP	IP WLS BF H R ER SO BB IBB HBP BLK WP HR S P ERA WHIP	IP WLS BF H R ER SO BB IBB HBP BLK WP HR S P ERA WHIP	IP WLS BF H R ER SO BB IBB HBP BLK WP HR S P ERA WHIP	IP WLS BF H R ER SO BB IBB HBP BLK WP HR S P ERA WHIP	IP WLS BF H R ER SO BB IBB HBP BLK WP HR S P ERA WHIP	IP WLS BF H R ER SO BB IBB HBP BLK WP HR S P ERA WHIP	IP WLS BF H R ER SO BB IBB HBP BLK WP HR S P ERA WHIP	IP WLS BF H R ER SO BB IBB HBP BLK WP HR S P ERA WHIP	IP WLS BF H R ER SO BB IBB HBP BLK WP HR S P ERA WHIP	IP WLS BF H R ER SO BB IBB HBP BLK WP HR S P ERA WHIP	IP WLS BF H R ER SO BB IBB HBP BLK WP HR S P ERA WHIP	IP WLS BF H R ER SO BB IBB HBP BLK WP HR S P ERA WHIP	IP WLS BF H R ER SO BB IBB HBP BLK WP HR S P ERA WHIP	IP WLS BF H R ER SO BB IBB HBP BLK WP HR S P ERA WHIP	IP WLS BF H R ER SO BB IBB HBP BLK WP HR S P ERA WHIP	IP WLS BF H R ER SO BB IBB HBP BLK WP HR S P ERA WHIP	IP WLS BF H R ER SO BB IBB HBP BLK WP HR S P ERA WHIP	IP WLS BF H R ER SO BB IBB HBP BLK WP HR S P ERA WHIP	IP WLS BF H R ER SO BB IBB HBP BLK WP HR S P ERA WHIP			
44 Rich Hill, L ERA: 3.6	52 Pedro Báez, R ERA: 3.71	17 Joe Kelly, R ERA: 10.13	63 Yimi García, R ERA: 4.7	75 Scott Alexander, L ERA: 2.94	68 Ross Stripling, R ERA: 3.31	74 Kenley Jansen, R ERA: 2.7	44 Rich Hill, L ERA: 3.6	52 Pedro Báez, R ERA: 3.71	17 Joe Kelly, R ERA: 10.13	63 Yimi García, R ERA: 4.7	75 Scott Alexander, L ERA: 2.94	68 Ross Stripling, R ERA: 3.31	74 Kenley Jansen, R ERA: 2.7	44 Rich Hill, L ERA: 3.6	52 Pedro Báez, R ERA: 3.71	17 Joe Kelly, R ERA: 10.13	63 Yimi García, R ERA: 4.7	75 Scott Alexander, L ERA: 2.94	68 Ross Stripling, R ERA: 3.31	74 Kenley Jansen, R ERA: 2.7	44 Rich Hill, L ERA: 3.6	52 Pedro Báez, R ERA: 3.71	17 Joe Kelly, R ERA: 10.13	63 Yimi García, R ERA: 4.7	75 Scott Alexander, L ERA: 2.94

Los Angeles Dodgers @ San Diego Padres  
 Petco Park, San Diego, CA  
 Sat May 04 2019, 5:44 PM - 9:54 PM PDT  
 Att. 44,558 - Clear - 66 F

Los Angeles Dodgers @ San Diego Padres  
 Petco Park, San Diego, CA  
 Sat May 04 2019, 5:44 PM - 9:54 PM PDT  
 Att. 44,558 - Clear - 66 F

AB	38
R	7
H	11
RBI	7
BB	5
SO	10
LOB	16

AB	35
R	6
H	10
RBI	6
BB	4
SO	8
LOB	18






Batter	1	2	3	4	5	6	7	8	9	AB	R	H	RBI	BB	SO	LOB	TOP							
14 Enrique Hernández, R OBP: 0.328, SLG: 0.465 (7.4)	F9		L9		L9	K		F7		5	0	0	0	0	1	2								
10 Justin Turner, R OBP: 0.373, SLG: 0.333 (1.5)	F9		L8		G6-3		F9	G6-3		5	0	0	0	0	0	1								
5 Corey Seager, L OBP: 0.326, SLG: 0.360 (1.6)	2B		2B		25 1b 13 HR		F7	L9		4	1	2	0	1	0	0								
25 David Freese, R OBP: 0.400, SLG: 0.447 31 Joc Pederson, L OBP: 0.345, SLG: 0.592 (7.7)	BB		BB		13 HR		G3-1			1	1	1	0	2	0	0								
13 Max Muncy, L OBP: 0.344, SLG: 0.491 (7.3)	G3		F7		1-H 3-H HR			3 HR		3	2	1	3	1	0	5								
3 Chris Taylor, R OBP: 0.289, SLG: 0.368 (7.8)		27 G3-6-3 1B		15 G4-3 2B		F8		1-H HR		4	1	3	2	0	0	0								
27 Alex Verdugo, L OBP: 0.360, SLG: 0.576 (1.9)	G3-6-3		P5		L9			K		4	0	0	0	0	1	2								
15 Austin Barnes, R OBP: 0.330, SLG: 0.415 (1.2)	G6-3		G4-3		G4-3		18 SH3-4 HBP	G4-3		3	0	0	0	0	0	1								
18 Kenta Maeda, R OBP: 0.214, SLG: 0.357 68 Ross Stripling, R OBP: 0.192, SLG: 0.100 35 Cody Bellinger, L OBP: 0.486, SLG: 0.840 52 Pedro Báez, R OBP: 0.330, SLG: 0.592 74 Kenley Jansen, S OBP: 0.328, SLG: 0.465 (9.1)		5 2B	G6-3		G6-3			K		2	0	1	0	0	0	1								
<b>Inning Stats</b>	R: 0 E: 0 K: 0 S: 9	H: 1 LOB: 2 BB: 1 P: 18	R: 0 E: 0 K: 0 S: 5	H: 1 LOB: 0 BB: 0 P: 8	R: 0 E: 0 K: 0 S: 12	H: 2 LOB: 3 BB: 1 P: 22	R: 0 E: 0 K: 0 S: 10	H: 1 LOB: 1 BB: 0 P: 13	R: 3 E: 0 K: 1 S: 12	H: 2 LOB: 0 BB: 1 P: 21	R: 0 E: 0 K: 1 S: 7	H: 0 LOB: 1 BB: 0 P: 12	R: 0 E: 0 K: 0 S: 5	H: 0 LOB: 0 BB: 0 P: 5	R: 2 E: 0 K: 2 S: 10	H: 1 LOB: 0 BB: 1 P: 16	R: 0 E: 0 K: 0 S: 8	H: 0 LOB: 0 BB: 0 P: 14	1B: 3 2B: 3 3B: 0 HR: 2	SF: 0 SAC: 1 DP: 1 HBP: 1	WP: 0 PB: 0 SB: 0 CS: 0	PA: 39		
<b>PITCHER</b>	IP	WLS	BF	H	R	ER	SO	BB	IBB	HBP	BLK	WP	HR	S	P	ERA	WHIP							
25 Nick Margevicius, L ERA: 3.47 88 Phil Maton, R ERA: 4.32 41 Robbie Erlin, L ERA: 4.3 17 Adam Warren, R ERA: 3.68	5.2		27	7	3	3	0	3	0	1	0	0	1	52	89	4.76	1.765							
	1.1	H	4	0	0	1	0	0	0	0	0	0	0	8	10	0.00	0.000							
	1.0	B	5	1	2	2	2	1	0	0	0	0	1	10	16	18.00	2.000							
	1.0	W	3	0	0	0	0	0	0	0	0	0	0	8	14	0.00	0.000							

Los Angeles Dodgers @ San Diego Padres  
Petco Park, San Diego, CA  
Sun May 05 2019, 1:11 PM - 4:09 PM PDT  
Att: 44,473 - Sunny - 68 F

livebaseballscorecards.com

AB 33  
R 5  
H 8  
RBI 5  
BB 4  
SO 3  
LOB 12




Batter	1	2	3	4	5	6	7	8	9	AB	R	H	RBI	BB	SO	LOB	BOTTOM							
3 Ian Kinsler, R OBP: 0.239, SLG: 0.337 (1.4)	P3		K		P6			K		4	0	0	0	0	2	0								
32 Franmil Reyes, R OBP: 0.282, SLG: 0.553 (1.9)	HR		L8		G2-3			K		4	1	1	1	0	1	0								
13 Manny Machado, R OBP: 0.317, SLG: 0.449 (1.6)	P4		L7		G5-3			F7		4	0	0	0	0	0	0								
30 Eric Hosmer, L OBP: 0.324, SLG: 0.443 (1.3)	F9				4 BB 5 2B		G6-3		4 1B 7 1B 10 HR	3	2	1	0	1	0	0								
24 Alex Dickerson, L OBP: 0.167, SLG: 0.167 7 Manuel Margot, R OBP: 0.277, SLG: 0.387 (8.8)	F7		K		K		K		4 1B 10 HR	3	0	0	0	0	2	1								
4 Wil Myers, R OBP: 0.296, SLG: 0.440 (8.7)	B2-3				5 2B 27 SF9 BB		K		10 HR	3	2	1	0	1	1	0								
5 Greg Garcia, L OBP: 0.381, SLG: 0.406 (1.5)								K		3	1	1	1	1	2	3								
27 Francisco Mejía, S OBP: 0.208, SLG: 0.265 (1.2)								K		3	0	1	2	0	1	3								
25 Nick Margevicius, L ERA: 3.47 88 Phil Maton, R ERA: 4.32 11 Ty France, R OBP: 0.296, SLG: 0.330 41 Robbie Erlin, L ERA: 4.3 17 Adam Warren, R ERA: 3.68 10 Hunter Renfroe, R OBP: 0.231, SLG: 0.345 (9.1)								K		2	0	0	0	0	2	2								
<b>Inning Stats</b>	R: 1 E: 0 K: 0 S: 7	H: 1 LOB: 0 BB: 0 P: 9	R: 1 E: 0 K: 1 S: 9	H: 1 LOB: 1 BB: 1 P: 15	R: 0 E: 0 K: 1 S: 11	H: 0 LOB: 0 BB: 0 P: 17	R: 2 E: 0 K: 2 S: 14	H: 1 LOB: 1 BB: 2 P: 24	R: 0 E: 0 K: 0 S: 6	H: 0 LOB: 0 BB: 0 P: 8	R: 0 E: 0 K: 2 S: 9	H: 0 LOB: 0 BB: 0 P: 11	R: 0 E: 0 K: 3 S: 10	H: 0 LOB: 0 BB: 0 P: 16	R: 0 E: 0 K: 2 S: 7	H: 0 LOB: 0 BB: 0 P: 12	R: 4 E: 0 K: 1 S: 17	H: 4 LOB: 0 BB: 0 P: 20	1B: 3 2B: 1 3B: 1 HR: 2	SF: 1 SAC: 0 DP: 0 HBP: 0	WP: 0 PB: 0 SB: 0 CS: 0	PA: 36		
<b>PITCHER</b>	IP	WLS	BF	H	R	ER	SO	BB	IBB	HBP	BLK	WP	HR	S	P	ERA	WHIP							
18 Kenta Maeda, R ERA: 4.66 68 Ross Stripling, R ERA: 3.22 52 Pedro Báez, R ERA: 3.5 74 Kenley Jansen, R ERA: 4.67	6.0		24	3	4	4	0	3	0	0	0	0	0	10	16	6.00	1.000							
	1.0		3	0	0	0	3	0	0	0	0	0	0	7	12	0.00	0.000							
	1.0	H	3	0	0	0	2	0	0	0	0	0	0	7	12	0.00	0.000							
	0.2	L	6	4	4	4	1	0	0	0	0	0	1	17	20	54.00	6.000							

Los Angeles Dodgers @ San Diego Padres  
Petco Park, San Diego, CA  
Sun May 05 2019, 1:11 PM - 4:09 PM PDT  
Att: 44,473 - Sunny - 68 F

livebaseballscorecards.com

AB 32  
R 8  
H 7  
RBI 8  
BB 3  
SO 12  
LOB 9





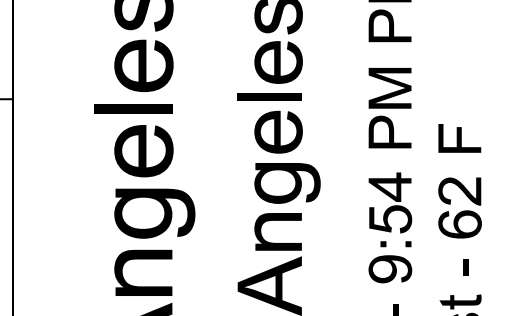
Batter	1	2	3	4	5	6	7	8	9	AB	R	H	RBI	BB	SO	LOB	TOP										
1 Ozzie Albies, S OBP: 0.329, SLG: 0.487			L3			F7		L8		4	0	1	0	0	0	1	<b>Atlanta Braves @ Los Angeles Dodgers</b> Dodger Stadium, Los Angeles, CA Mon May 06 2019, 7:11 PM - 9:54 PM PDT Att: 43,393 - Overcast - 62 F										
20 Josh Donaldson, R OBP: 0.378, SLG: 0.464			K			F9		K		4	0	0	0	0	3	2											
5 Freddie Freeman, L OBP: 0.406, SLG: 0.519			K		L7		HR		L9	4	1	1	2	0	1	1											
13 Ronald Acuña Jr., R OBP: 0.385, SLG: 0.472			F9		K		F8		K	4	0	0	0	0	2	1											
22 Nick Markakis, L OBP: 0.425, SLG: 0.512			K		G6-3		HR		G6-3	4	1	1	1	0	1	0											
7 Dansby Swanson, R OBP: 0.336, SLG: 0.500			16 S		F8		L8		L8	3	0	1	0	0	0	0											
16 Brian McCann, L OBP: 0.391, SLG: 0.472			K		G5-3		G6-3		G6-3	3	0	0	0	0	1	1											
11 Ender Inciarte, L OBP: 0.306, SLG: 0.352			K		L8		L8		L8	3	0	0	0	0	1	1											
45 Kevin Gausman, L 75 Grant Dayton, L 14 Matt Joyce, L 15 Sean Newcomb, L 17 Johan Camargo, S 71 Jacob Webb, R			K				5 HR		G3	1	0	0	0	0	0	1											
<b>Inning Stats</b>	R: 0 H: 1 E: 0 K: 2 S: 11	H: 1 LOB: 1 BB: 0 P: 15	R: 0 H: 0 E: 0 K: 3 S: 11	H: 1 LOB: 1 BB: 0 P: 13	R: 0 H: 0 E: 0 K: 2 S: 12	H: 0 LOB: 0 BB: 0 P: 14	R: 0 H: 0 E: 0 K: 1 S: 13	H: 0 LOB: 0 BB: 0 P: 18	R: 0 H: 0 E: 0 K: 0 S: 8	H: 0 LOB: 0 BB: 0 P: 12	R: 2 H: 2 E: 0 K: 0 S: 11	H: 2 LOB: 0 BB: 0 P: 14	R: 1 H: 1 E: 0 K: 0 S: 8	H: 1 LOB: 0 BB: 0 P: 14	R: 0 H: 0 E: 0 K: 1 S: 13	H: 0 LOB: 0 BB: 0 P: 18		S: 10	H: 0 LOB: 0 BB: 0 P: 14	1B: 3 2B: 0 3B: 0 HR: 2	SF: 0 SAC: 0 DP: 0 HBP: 0	WP: 0 PB: 0 SB: 2 CS: 0	PA: 32				
<b>PITCHER</b>	IP	WLS	BF	H	R	ER	SO	BB	IBB	HBP	BLK	WP	HR	S	P	ERA	WHIP										
21 Walker Buehler, R ERA: 4.95	7.0	W	26	5	3	3	8	0	0	0	0	0	2	74	100	3.86	0.714										
52 Pedro Báez, R ERA: 3.32	1.0	H	3	0	0	0	1	0	0	0	0	0	0	13	18	0.00	0.000										
7 Julio Urias, L ERA: 3.55	1.0	S	3	0	0	0	1	0	0	0	0	0	0	10	14	0.00	0.000										

Batter	1	2	3	4	5	6	7	8	9	AB	R	H	RBI	BB	SO	LOB	BOTTOM										
31 Joc Pederson, L OBP: 0.368, SLG: 0.574			K		G3		F8		F8	3	0	0	0	0	2	1	<b>Atlanta Braves @ Los Angeles Dodgers</b> Dodger Stadium, Los Angeles, CA Mon May 06 2019, 7:11 PM - 9:54 PM PDT Att: 43,393 - Overcast - 62 F										
14 Enrique Hernández, R OBP: 0.329, SLG: 0.465			K		G6-3		K		F8	2	0	1	0	0	0	0											
35 Cody Bellinger, L OBP: 0.476, SLG: 0.815			E1		K		G6-3		K	5	1	1	0	0	2	1											
10 Justin Turner, R OBP: 0.377, SLG: 0.347			5 G5-3		13 BB		P6		L9	4	1	2	0	0	0	0											
5 Corey Seager, L OBP: 0.331, SLG: 0.359			G5-3		3 BB		13 BB		K	3	2	1	1	1	1	1											
13 Max Muncy, L OBP: 0.357, SLG: 0.491			K2-3		27 SF8		3 BB		K	2	0	1	0	2	1	1											
3 Chris Taylor, R OBP: 0.297, SLG: 0.385			L9		15 S		3 BB		P3	4	0	2	2	0	0	1											
27 Alex Verdugo, L OBP: 0.366, SLG: 0.570			15 BB		SF8		3 BB		G6-3	1	1	0	1	2	0	1											
15 Austin Barnes, R OBP: 0.327, SLG: 0.407			21 BB		K		F6		F8	4	0	1	0	0	1	5											
21 Walker Buehler, R OBP: 0.071, SLG: 0.286			K		G5-3		K		G5-3	3	0	0	0	0	2	4											
52 Pedro Báez, R ERA: 3.77			K							0	0	0	0	0	0	0											
55 Russell Martin, R OBP: 0.405, SLG: 0.370			K							1	0	0	0	0	0	0											
7 Julio Urias, L OBP: 0.333, SLG: 0.333			K							0	0	0	0	0	0	0											
<b>Inning Stats</b>	R: 1 H: 2 E: 1 K: 2 S: 10	H: 2 LOB: 1 BB: 0 P: 15	R: 1 H: 1 E: 0 K: 2 S: 13	H: 1 LOB: 1 BB: 1 P: 18	R: 2 H: 2 E: 0 K: 2 S: 15	H: 2 LOB: 2 BB: 2 P: 27	R: 0 H: 0 E: 0 K: 0 S: 8	H: 0 LOB: 0 BB: 0 P: 10	R: 1 H: 2 E: 0 K: 1 S: 13	H: 2 LOB: 3 BB: 2 P: 29	R: 0 H: 0 E: 0 K: 1 S: 10	H: 0 LOB: 0 BB: 0 P: 15	R: 0 H: 1 E: 0 K: 1 S: 9	H: 1 LOB: 1 BB: 0 P: 14	R: 0 H: 1 E: 0 K: 0 S: 8	H: 1 LOB: 1 BB: 0 P: 10	1B: 7 2B: 2 3B: 0 HR: 0	SF: 1 SAC: 0 DP: 0 HBP: 0	WP: 0 PB: 1 SB: 1 CS: 0	PA: 38							
<b>PITCHER</b>	IP	WLS	BF	H	R	ER	SO	BB	IBB	HBP	BLK	WP	HR	S	P	ERA	WHIP										
45 Kevin Gausman, R ERA: 5.0	4.1	L	24	7	5	3	6	4	0	0	0	0	0	6	14	0.00	1.500										
75 Grant Dayton, L ERA: 3.77	0.2		3	0	0	0	1	1	0	0	0	0	0	6	14	0.00	1.500										
15 Sean Newcomb, L ERA: 3.77	2.0		7	1	0	0	2	0	0	0	0	0	0	19	29	0.00	0.500										
71 Jacob Webb, R ERA: 3.77	1.0		4	1	0	0	0	0	0	0	0	0	0	8	10	0.00	1.000										

AB	32
R	3
H	5
RBI	3
BB	0
SO	10
LOB	7



AB	32
R	5
H	9
RBI	4
BB	5
SO	9
LOB	15





Batter	1	2	3	4	5	6	7	8	9	AB	R	H	RBI	BB	SO	LOB	TOP			
1 Ozzie Albies, S OBP: 0.327, SLG: 0.481	F9			L9			G5-3 1B		G3	4	0	1	0	0	0	0	<b>Atlanta Braves @ Los Angeles Dodgers</b> Dodger Stadium, Los Angeles, CA Tue May 07 2019, 7:10 PM - 9:52 PM PDT Att: 47,337 - Cloudy - 63 F			
20 Josh Donaldson, R OBP: 0.374, SLG: 0.466	K			K			L9		K	4	0	1	0	0	2	1				
5 Freddie Freeman, L OBP: 0.396, SLG: 0.504	G3-1			G6-3			G5-3		K	4	0	0	0	0	1	2				
13 Ronald Acuña Jr., R OBP: 0.377, SLG: 0.460		F8			K		L9			3	0	0	0	0	1	1				
22 Nick Markakis, L OBP: 0.416, SLG: 0.500		G4-3			G4-1				G6-3	3	0	0	0	0	0	0				
7 Dansby Swanson, R OBP: 0.336, SLG: 0.496		L7			G5-3					3	0	1	0	0	0	0				
25 Tyler Flowers, R OBP: 0.357, SLG: 0.469				K						3	0	1	0	0	2	1				
11 Ender Inciarte, L OBP: 0.298, SLG: 0.342				L8			FC2-6 G4-3		G1-3	3	0	0	0	0	0	2				
54 Max Fried, L OBP: 0.306, SLG: 0.100				L4			G4-3			0	0	0	0	0	0	0				
32 Josh Tomlin, R ERA: 2.99									G6-3	1	0	0	0	0	0	0				
8 Charlie Culberson, R OBP: 0.333, SLG: 0.666										1	0	0	0	0	0	1				
75 Grant Dayton, L ERA: 10.8										0	0	0	0	0	0	0				
58 Dan Winkler, R ERA: 1.86										0	0	0	0	0	0	0				
50 Jerry Blevins, L ERA: 10.8										0	0	0	0	0	0	0				
17 Johan Camargo, S OBP: 0.271, SLG: 0.336										1	0	0	0	0	0	0				
<b>Inning Stats</b>	R: 0 E: 0 K: 1 S: 6	H: 0 LOB: 0 BB: 0 P: 9	R: 0 E: 0 K: 0 S: 6	H: 0 LOB: 0 BB: 0 P: 8	R: 0 E: 0 K: 1 S: 7	H: 0 LOB: 0 BB: 0 P: 10	R: 0 E: 0 K: 1 S: 8	H: 0 LOB: 0 BB: 0 P: 10	R: 0 E: 0 K: 0 S: 6	H: 1 LOB: 0 BB: 0 P: 7	R: 0 E: 0 K: 0 S: 8	H: 1 LOB: 1 BB: 0 P: 10	R: 0 E: 0 K: 1 S: 8	H: 1 LOB: 1 BB: 0 P: 11	R: 0 E: 0 K: 1 S: 9	H: 1 LOB: 1 BB: 0 P: 11	1B: 3 2B: 1 3B: 0 HR: 0	SF: 0 SAC: 0 DP: 1 HBP: 0	WP: 0 PB: 0 SB: 0 CS: 0	PA: 30
<b>PITCHER</b> 99 Hyun Jin Ryu, L ERA: 2.03	IP: 9.0 WLS: W BF: 30 H: 4 R: 0 ER: 0 SO: 6 BB: 0 IBB: 0 HBP: 0 BLK: 0 WP: 0 HR: 0 S: 67 P: 93 ERA: 0.00 WHIP: 0.444																			

Batter	1	2	3	4	5	6	7	8	9	AB	R	H	RBI	BB	SO	LOB	BOTTOM			
14 Enrique Hernández, R OBP: 0.316, SLG: 0.450	F8	G6-3		G1-3			F9		SF7	4	0	0	1	0	0	3	<b>Atlanta Braves @ Los Angeles Dodgers</b> Dodger Stadium, Los Angeles, CA Tue May 07 2019, 7:10 PM - 9:52 PM PDT Att: 47,337 - Cloudy - 63 F			
10 Justin Turner, R OBP: 0.391, SLG: 0.434										5	3	4	6	0	1	0				
35 Cody Bellinger, L OBP: 0.474, SLG: 0.806										5	1	2	0	0	1	1				
25 David Freese, R OBP: 0.391, SLG: 0.420										3	0	0	0	1	1	2				
3 Chris Taylor, R OBP: 0.295, SLG: 0.372										3	1	0	0	1	1	2				
13 Max Muncy, L OBP: 0.361, SLG: 0.491										4	1	2	2	0	0	1				
55 Russell Martin, R OBP: 0.390, SLG: 0.333										3	1	0	0	0	0	2				
27 Alex Verdugo, L OBP: 0.361, SLG: 0.573										3	2	2	0	1	0	0				
99 Hyun Jin Ryu, R OBP: 0.200, SLG: 0.077										3	0	1	0	0	1	3				
<b>Inning Stats</b>	R: 3 E: 0 K: 1 S: 16	H: 3 LOB: 1 BB: 1 P: 31	R: 1 E: 0 K: 1 S: 11	H: 2 LOB: 1 BB: 0 P: 18	R: 0 E: 0 K: 0 S: 12	H: 0 LOB: 1 BB: 1 P: 22	R: 0 E: 0 K: 0 S: 5	H: 0 LOB: 0 BB: 0 P: 8	R: 1 E: 0 K: 0 S: 11	H: 1 LOB: 0 BB: 0 P: 14	R: 0 E: 0 K: 0 S: 10	H: 2 LOB: 2 BB: 0 P: 16	R: 0 E: 0 K: 2 S: 10	H: 1 LOB: 1 BB: 0 P: 14	R: 4 E: 0 K: 1 S: 13	H: 2 LOB: 0 BB: 1 P: 24		1B: 7 2B: 1 3B: 0 HR: 3	SF: 1 SAC: 1 DP: 0 HBP: 1	WP: 2 PB: 0 SB: 0 CS: 0
<b>PITCHER</b> 54 Max Fried, L ERA: 2.97	IP: 1.0 WLS: L BF: 4 H: 4 R: 4 ER: 4 SO: 4 BB: 1 IBB: 0 HBP: 0 BLK: 0 WP: 0 HR: 1 S: 19 P: 35 ERA: 2.25 WHIP: 0.750																			
32 Josh Tomlin, R ERA: 2.99	IP: 4.0 WLS: 15 BF: 2 H: 1 R: 1 ER: 1 SO: 1 BB: 0 IBB: 0 HBP: 0 BLK: 0 WP: 0 HR: 0 S: 36 P: 58 ERA: 0.00 WHIP: 2.000																			
75 Grant Dayton, L ERA: 10.8	IP: 1.0 WLS: 5 BF: 2 H: 2 R: 0 ER: 0 SO: 0 BB: 0 IBB: 0 HBP: 0 BLK: 0 WP: 0 HR: 0 S: 10 P: 16 ERA: 0.00 WHIP: 1.000																			
58 Dan Winkler, R ERA: 1.86	IP: 1.0 WLS: 4 BF: 1 H: 1 R: 0 ER: 0 SO: 2 BB: 0 IBB: 0 HBP: 0 BLK: 0 WP: 0 HR: 0 S: 10 P: 14 ERA: 0.00 WHIP: 3.000																			
50 Jerry Blevins, L ERA: 10.8	IP: 1.0 WLS: 7 BF: 2 H: 4 R: 4 ER: 4 SO: 1 BB: 1 IBB: 0 HBP: 1 BLK: 0 WP: 0 HR: 1 S: 13 P: 24 ERA: 36.00 WHIP: 3.000																			



Batter	1	2	3	4	5	6	7	8	9	AB	R	H	RBI	BB	SO	LOB	TOP					
1 Ozzie Albies, S OBP: 0.329, SLG: 0.478										5	1	2	0	0	0	0						
20 Josh Donaldson, R OBP: 0.375, SLG: 0.471										5	0	2	1	0	1	1						
5 Freddie Freeman, L OBP: 0.405, SLG: 0.517										4	1	3	1	0	1	1						
13 Ronald Acuña Jr., R OBP: 0.373, SLG: 0.477										4	1	1	2	0	0	3						
22 Nick Markakis, L OBP: 0.405, SLG: 0.484										4	0	0	0	0	0	0						
7 Dansby Swanson, R OBP: 0.333, SLG: 0.488										4	0	1	0	0	1	0						
17 Johan Camargo, S OBP: 0.281, SLG: 0.329										3	0	1	0	1	1	1						
25 Tyler Flowers, R OBP: 0.338, SLG: 0.441										4	0	0	0	0	2	3						
26 Mike Foltyniewicz, R OBP: 0.336, SLG: 0.563										2	0	0	0	0	0	0						
8 Charlie Culberson, R OBP: 0.360, SLG: 0.759										1	1	1	0	0	0	0						
33 A.J. Minter, L ERA: 9.0										0	0	0	0	0	0	0						
71 Jacob Webb, R ERA: 2.16										0	0	0	0	0	0	0						
14 Matt Joyce, L OBP: 0.339, SLG: 0.571										1	0	0	0	0	1	0						
<b>Inning Stats</b>	R: 0 E: 0 K: 0 S: 7	H: 2 LOB: 1 BB: 0 P: 10	R: 0 E: 0 K: 1 S: 12	H: 1 LOB: 1 BB: 0 P: 18	R: 0 E: 0 K: 0 S: 7	H: 0 LOB: 0 BB: 0 P: 9	R: 2 E: 0 K: 0 S: 13	H: 2 LOB: 1 BB: 0 P: 25	R: 0 E: 0 K: 1 S: 11	H: 1 LOB: 1 BB: 0 P: 14	R: 0 E: 0 K: 1 S: 8	H: 0 LOB: 0 BB: 0 P: 11	R: 2 E: 0 K: 1 S: 16	H: 4 LOB: 2 BB: 0 P: 23	R: 0 E: 0 K: 1 S: 10	H: 1 LOB: 1 BB: 0 P: 11	R: 0 E: 0 K: 2 S: 10	H: 0 LOB: 0 BB: 0 P: 11	1B: 8 2B: 2 3B: 0 HR: 1	SF: 0 SAC: 0 DP: 1 HBP: 0	WP: 0 PB: 0 SB: 1 CS: 0	PA: 38
<b>PITCHER</b>	IP WLS BF H R ER SO BB IBB HBP BLK WP HR S P ERA WHIP																					
22 Clayton Kershaw, L ERA: 3.31	6.2 W 29 9 4 4 4 1 0 0 0 0 0 0 4 7 100 5.40 1.500																					
75 Scott Alexander, L ERA: 2.94	0.0 1 1 0 0 0 0 0 0 0 0 0 0 4 7 14 0.00 0.750																					
51 Dylan Floro, R ERA: 9.42	1.1 H 5 1 0 0 1 0 0 0 0 0 0 0 11 14 11 0.00 0.000																					

Atlanta Braves @ Los Angeles Dodgers  
Dodger Stadium, Los Angeles, CA  
Wed May 08 2019, 7:11 PM - 10:08 PM PDT  
Att: 53,707 - Cloudy - 63 F

AB 37  
R 4  
H 11  
RBI 4  
BB 1  
SO 7  
LOB 9



Batter	1	2	3	4	5	6	7	8	9	AB	R	H	RBI	BB	SO	LOB	BOTTOM			
31 Joc Pederson, L OBP: 0.336, SLG: 0.563										2	1	0	0	1	0	0				
3 Chris Taylor, R OBP: 0.299, SLG: 0.368										5	2	3	2	0	1	1				
13 Max Muncy, L OBP: 0.370, SLG: 0.521										5	1	1	2	0	1	4				
10 Justin Turner, R OBP: 0.385, SLG: 0.448										3	0	0	0	2	0	0				
35 Cody Bellinger, L OBP: 0.471, SLG: 0.788										4	0	1	1	0	1	2				
5 Corey Seager, L OBP: 0.329, SLG: 0.356									4	1	2	1	0	0	0					
27 Alex Verdugo, L OBP: 0.386, SLG: 0.570									3	1	1	2	1	0	3					
14 Enrique Hernández, R OBP: 0.321, SLG: 0.472									3	1	1	0	1	1	4					
15 Austin Barnes, R OBP: 0.333, SLG: 0.416									3	0	0	0	0	0	3					
22 Clayton Kershaw, L ERA: 3.31	R: 0 E: 0 K: 1 S: 7	H: 0 LOB: 0 BB: 0 P: 7	R: 2 E: 0 K: 1 S: 14	H: 2 LOB: 1 BB: 1 P: 21	R: 1 E: 0 K: 0 S: 11	H: 1 LOB: 0 BB: 0 P: 15	R: 0 E: 0 K: 0 S: 8	H: 0 LOB: 0 BB: 0 P: 13	R: 2 E: 0 K: 0 S: 8	H: 2 LOB: 2 BB: 2 P: 14	R: 0 E: 0 K: 0 S: 12	H: 0 LOB: 1 BB: 1 P: 20	R: 2 E: 0 K: 1 S: 19	H: 3 LOB: 3 BB: 2 P: 36	R: 2 E: 0 K: 2 S: 13	H: 1 LOB: 0 BB: 1 P: 20	1B: 5 2B: 1 3B: 0 HR: 3	SF: 0 SAC: 0 DP: 0 HBP: 0	WP: 1 PB: 0 SB: 1 CS: 0	PA: 40
<b>PITCHER</b>	IP WLS BF H R ER SO BB IBB HBP BLK WP HR S P ERA WHIP																			
26 Mike Foltyniewicz, R ERA: 5.84	6.0 L 27 5 5 5 2 3 1 0 0 0 0 0 13 25 7.50 1.333																			
33 A.J. Minter, L ERA: 9.0	0.1 6 3 2 2 0 1 1 0 0 0 0 0 13 25 54.00 12.000																			
71 Jacob Webb, R ERA: 2.16	1.2 7 1 2 2 3 1 0 0 0 0 0 1 19 31 10.80 1.200																			

Atlanta Braves @ Los Angeles Dodgers  
Dodger Stadium, Los Angeles, CA  
Wed May 08 2019, 7:11 PM - 10:08 PM PDT  
Att: 53,707 - Cloudy - 63 F

AB 33  
R 9  
H 9  
RBI 8  
BB 7  
SO 5  
LOB 18













Batter	1	2	3	4	5	6	7	8	9	AB	R	H	RBI	BB	SO	LOB	TOP					
2 Adam Eaton, L (1.9) OBP: 0.347, SLG: 0.401										3	0	1	0	0	1	0	Washington Nationals @ Los Angeles Dodgers Dodger Stadium, Los Angeles, CA Sat May 11 2019, 6:10 PM - 9:08 PM PDT Att: 53,647 - Partly Cloudy - 67 F					
16 Victor Robles, R (1.8) OBP: 0.303, SLG: 0.441										3	1	1	0	1	1	0						
22 Juan Soto, L (1.7) OBP: 0.372, SLG: 0.463										3	1	1	1	1	1	0						
6 Anthony Rendon, R (1.5) OBP: 0.402, SLG: 0.641										4	0	1	0	0	1	5						
88 Gerardo Parra, L (1.3) OBP: 0.276, SLG: 0.290										4	1	1	4	0	1	3						
9 Brian Dozier, R (1.4) OBP: 0.303, SLG: 0.339										4	0	1	0	0	1	2						
10 Yan Gomes, R (1.2) OBP: 0.313, SLG: 0.337										4	0	0	0	0	2							
1 Wilmer Difo, S (1.6)										4	1	1	0	0	1	1						
31 Max Scherzer, R (1.1) OBP: 0.387, SLG: 0.587 47 Howie Kendrick, R (8. Ph) OBP: 0.396, SLG: 0.530 3 Michael Bourn, R (8. Ph) OBP: 0.267, SLG: 0.292 51 Wander Suero, R (8.1) OBP: 0.319, SLG: 0.348 5 Adrián Sánchez, R (9. Ph) OBP: 0.319, SLG: 0.348 63 Sean Doolittle, L (9.1)										2	0	0	0	0	2	1						
<b>Inning Stats</b>	R: 0 E: 0 K: 1 S: 12	H: 2 LOB: 2 BB: 1 P: 22	R: 0 E: 0 K: 1 S: 10	H: 1 LOB: 1 BB: 0 P: 13	R: 0 E: 0 K: 2 S: 9	H: 0 LOB: 0 BB: 0 P: 13	R: 0 E: 0 K: 0 S: 10	H: 1 LOB: 1 BB: 0 P: 14	R: 0 E: 0 K: 3 S: 10	H: 0 LOB: 0 BB: 0 P: 15	R: 0 E: 0 K: 0 S: 5	H: 0 LOB: 0 BB: 0 P: 5	R: 0 E: 0 K: 0 S: 10	H: 0 LOB: 0 BB: 0 P: 15	R: 5 E: 1 K: 2 S: 27	H: 3 LOB: 1 BB: 1 P: 40		R: 0 E: 0 K: 1 S: 5	H: 0 LOB: 0 BB: 0 P: 5	1B: 5 2B: 1 3B: 0 HR: 1	SF: 0 SAC: 1 DP: 0 HBP: 0	WP: 0 PB: 0 SB: 0 CS: 0
<b>PITCHER</b>	IP WLS BF H R ER SO BB IBB HBP BLK WP HR S P ERA WHIP																					
21 Walker Buehler, R (1.1) ERA: 4.15	7.0		25	4	0	0	7	1	0	0	0	0	0	0	0	66	97	0.00	0.714			
52 Pedro Báez, R (8.1) ERA: 3.29	0.1	L	4	1	3	2	0	1	0	0	0	0	0	0	0	8	14	54.00	6.000			
75 Scott Alexander, L (8.1) ERA: 3.55	0.0		1	1	0	0	0	0	0	0	0	0	0	0	8	9						
51 Dylan Floro, R (8.1) ERA: 0.5	0.2	B	3	1	2	0	2	0	0	0	0	0	0	1	11	17	0.00	1.500				
63 Yimi García, R (9.1) ERA: 3.93	1.0		3	0	0	0	1	0	0	0	0	0	0	0	5	5	0.00	0.000				

Batter	1	2	3	4	5	6	7	8	9	AB	R	H	RBI	BB	SO	LOB	BOTTOM					
31 Joc Pederson, L (1.7) OBP: 0.333, SLG: 0.589										3	0	0	0	0	1	0	Washington Nationals @ Los Angeles Dodgers Dodger Stadium, Los Angeles, CA Sat May 11 2019, 6:10 PM - 9:08 PM PDT Att: 53,647 - Partly Cloudy - 67 F					
13 Max Muncy, L (1.3) OBP: 0.380, SLG: 0.492										3	1	1	0	1	0	1						
10 Justin Turner, R (1.5) OBP: 0.384, SLG: 0.461										3	1	1	2	0	1	1						
35 Cody Bellinger, L (1.9) OBP: 0.473, SLG: 0.761										4	0	1	0	0	1	2						
5 Corey Seager, L (1.6) OBP: 0.325, SLG: 0.341										3	0	0	0	1	0	1						
27 Alex Verdugo, L (1.8) OBP: 0.382, SLG: 0.569										4	0	2	0	0	0	0						
14 Enrique Hernández, R (1.4) OBP: 0.316, SLG: 0.444										4	0	0	0	0	2	3						
15 Austin Barnes, R (1.2) OBP: 0.316, SLG: 0.381										4	0	0	0	0	1	2						
21 Walker Buehler, R (1.1) OBP: 0.387, SLG: 0.587 25 David Freese, R (7. Ph) OBP: 0.311, SLG: 0.474 52 Pedro Báez, R (8.1) 75 Scott Alexander, L (8.1) 51 Dylan Floro, L (8.1) 63 Sean Doolittle, L (9.1)										2	0	0	0	0	1	1						
<b>Inning Stats</b>	R: 0 E: 0 K: 1 S: 9	H: 0 LOB: 1 BB: 0 P: 12	R: 0 E: 0 K: 1 S: 8	H: 1 LOB: 1 BB: 1 P: 14	R: 2 E: 0 K: 1 S: 15	H: 2 LOB: 1 BB: 1 P: 22	R: 0 E: 0 K: 1 S: 10	H: 1 LOB: 1 BB: 0 P: 16	R: 0 E: 0 K: 1 S: 15	H: 0 LOB: 0 BB: 0 P: 23	R: 0 E: 0 K: 1 S: 10	H: 0 LOB: 0 BB: 0 P: 15	R: 0 E: 0 K: 1 S: 8	H: 0 LOB: 1 BB: 0 P: 13	R: 0 E: 0 K: 1 S: 9	H: 0 LOB: 0 BB: 0 P: 11		R: 0 E: 0 K: 0 S: 9	H: 0 LOB: 0 BB: 0 P: 13	1B: 3 2B: 1 3B: 0 HR: 1	SF: 0 SAC: 0 DP: 1 HBP: 2	WP: 0 PB: 0 SB: 0 CS: 0
<b>PITCHER</b>	IP WLS BF H R ER SO BB IBB HBP BLK WP HR S P ERA WHIP																					
31 Max Scherzer, R (1.1) ERA: 3.84	7.0		29	5	2	2	7	2	0	2	0	0	0	0	0	75	115	2.57	1.000			
51 Wander Suero, R (8.1) ERA: 6.19	1.0	H	3	0	0	0	1	0	0	0	0	0	0	9	11	0.00	0.000					
63 Sean Doolittle, L (9.1) ERA: 1.0	1.0	S	3	0	0	0	0	0	0	0	0	0	0	9	13	0.00	0.000					



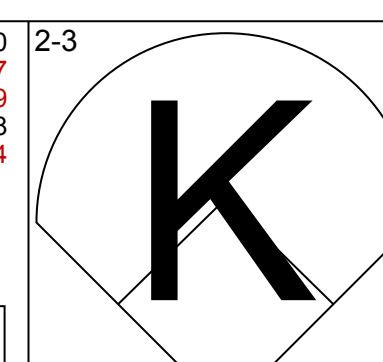
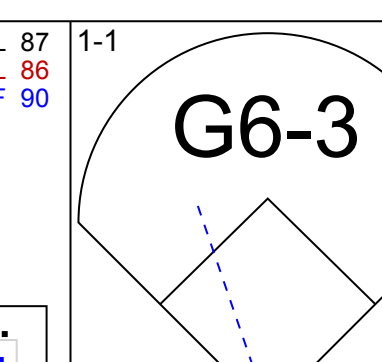
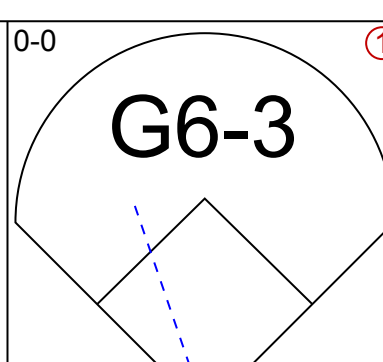
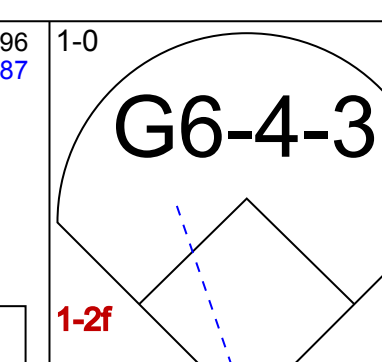
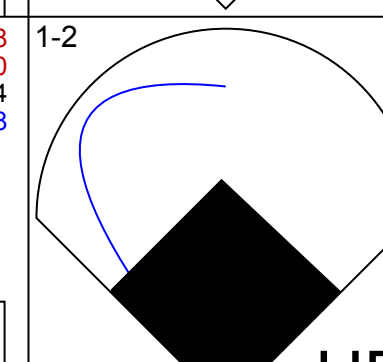
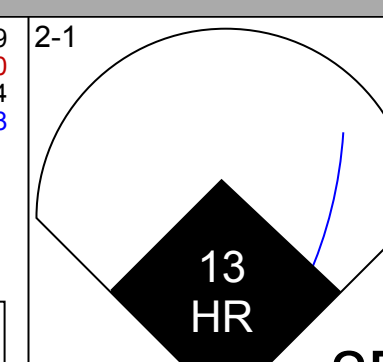
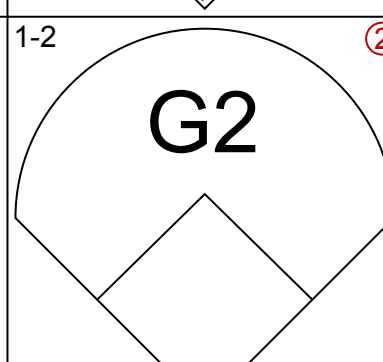
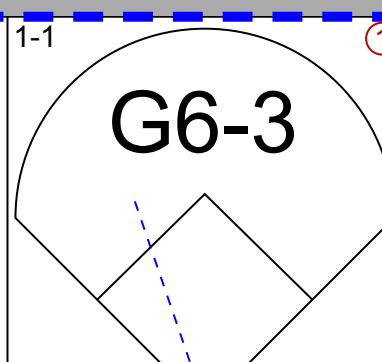
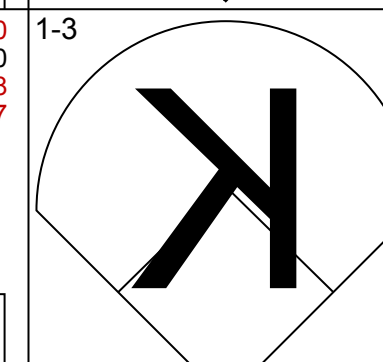
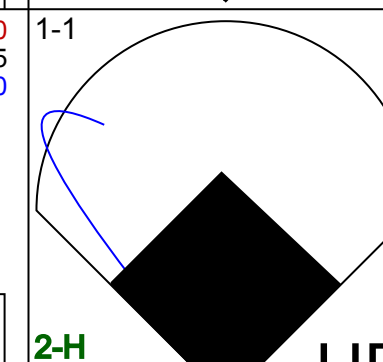
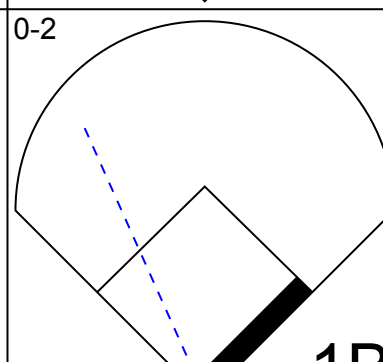
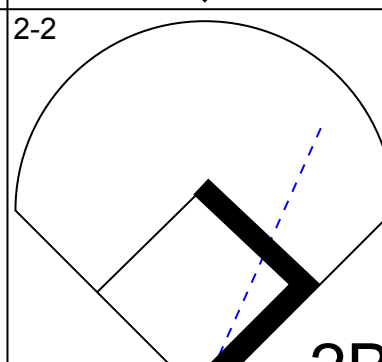
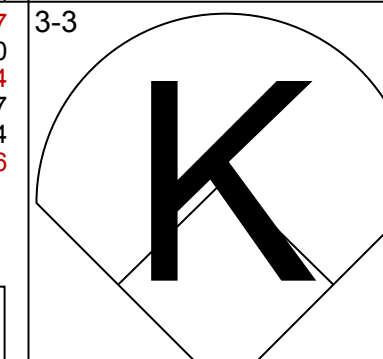
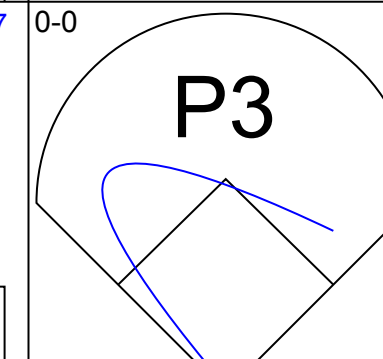
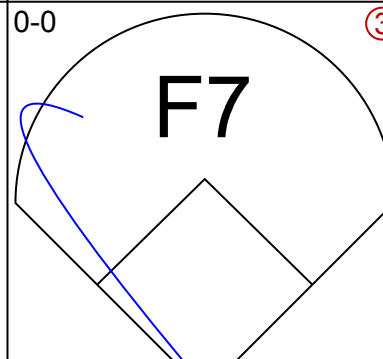
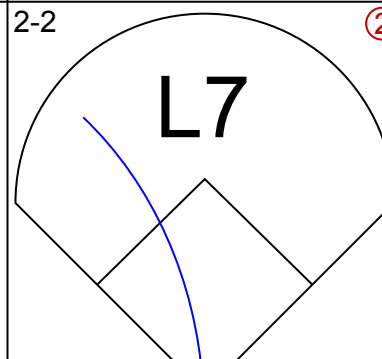
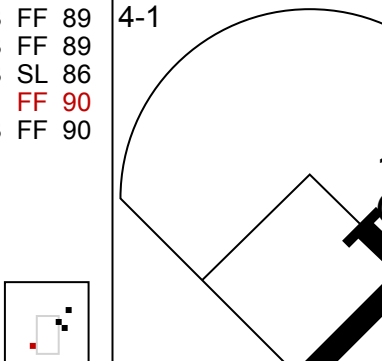
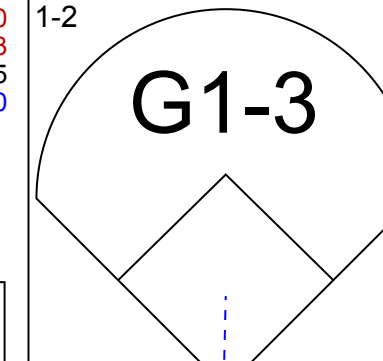
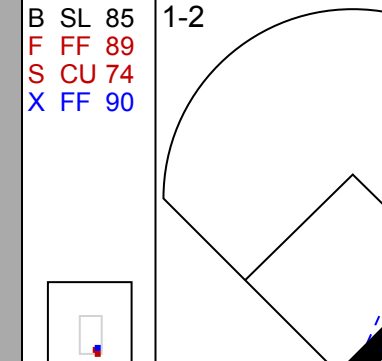
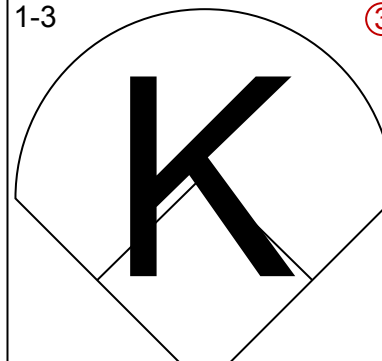

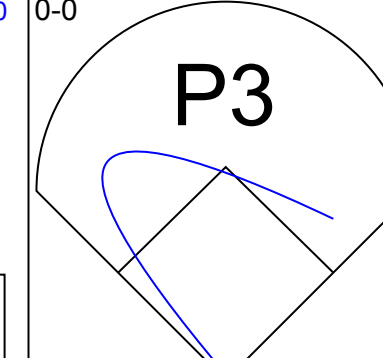
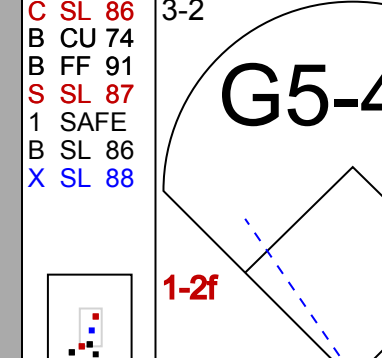

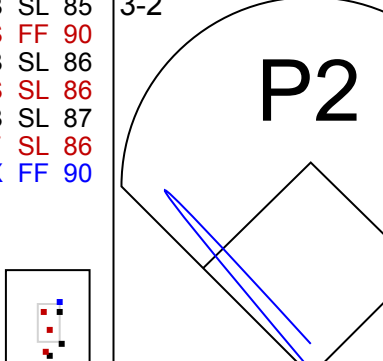
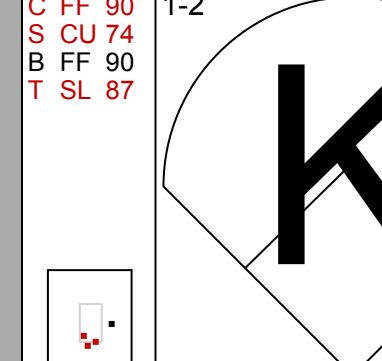
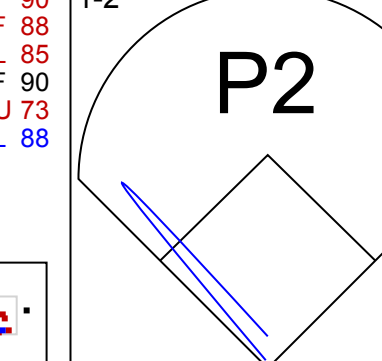
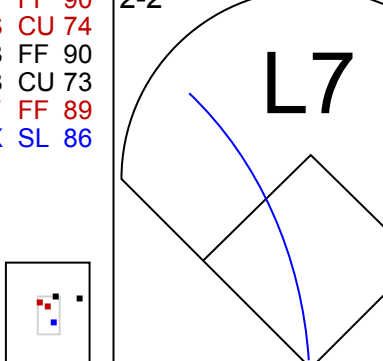
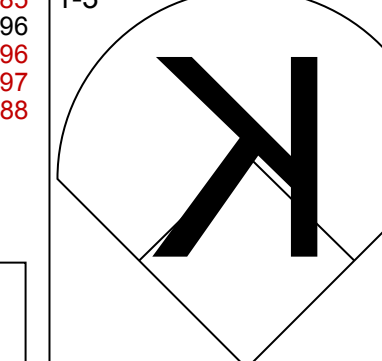
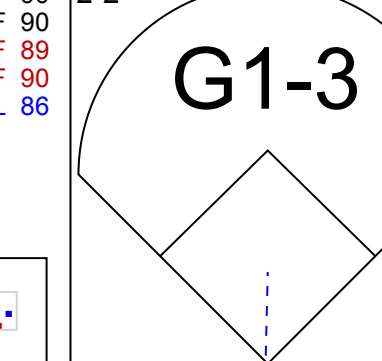
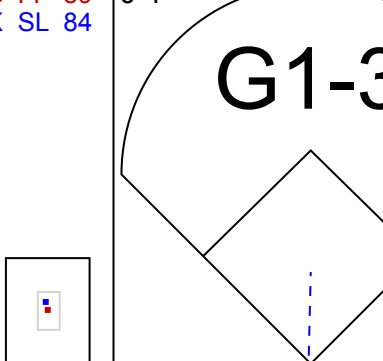
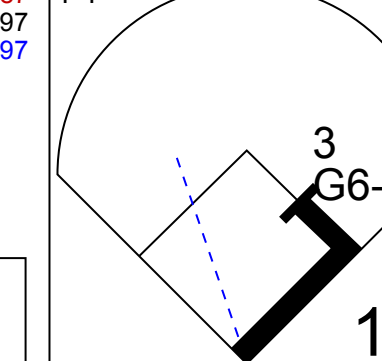


Batter	1	2	3	4	5	6	7	8	9	AB	R	H	RBI	BB	SO	LOB	TOP								
2 Adam Eaton, L (1,9) OBP: 0.339, SLG: 0.391	G1-3			G3		G4-3			K	4	0	0	0	0	1	0	Washington Nationals @ Los Angeles Dodgers Dodger Stadium, Los Angeles, CA Sun May 12 2019, 1:10 PM - 3:56 PM PDT Att: 45,667 - Sunny - 75 F								
9 Brian Dozier, R (1,4) OBP: 0.301, SLG: 0.331	K			BB					P4	3	0	0	0	1	2	0									
22 Juan Soto, L (1,7) OBP: 0.364, SLG: 0.450	K			K						3	0	0	0	0	3	1									
6 Anthony Rendon, R (1,5) OBP: 0.391, SLG: 0.621		F8		F7					F7	3	0	0	0	0	0	1									
28 Kurt Suzuki, R (1,2) OBP: 0.299, SLG: 0.493	L5					F8			K2-3	3	0	0	0	0	1	0									
88 Gerardo Parra, L (1,3) OBP: 0.278, SLG: 0.302	G4-3								B1-3	3	0	1	0	0	1	0									
1 Wilmer Difo, S (1,6) OBP: 0.301, SLG: 0.310				G6-3					B1-3	3	0	0	0	0	0	1									
3 Michael Taylor, R (1,8) OBP: 0.250, SLG: 0.209				K					L7	3	0	0	0	0	2	1									
37 Stephen Strasburg, R (1,1) OBP: 0.211, SLG: 0.176				G4-3					G4-3	2	0	0	0	0	0	0									
60 Justin Miller, R (7,1) 26 Dan Jennings, L (7,1) 20 Kyle Barraclough, R (8,1) 16 Victor Robles, R (9,PH) OBP: 0.301, SLG: 0.438						L9-3				0	0	0	0	0	0	0									
<b>Inning Stats</b>	R: 0 E: 0 K: 2 S: 9	H: 0 LOB: 0 BB: 0 P: 10	R: 0 E: 0 K: 0 S: 7	H: 0 LOB: 0 BB: 0 P: 12	R: 0 E: 0 K: 1 S: 12	H: 0 LOB: 0 BB: 1 P: 17	R: 0 E: 0 K: 1 S: 13	H: 0 LOB: 1 BB: 1 P: 24	R: 0 E: 0 K: 1 S: 6	H: 0 LOB: 0 BB: 0 P: 10	R: 0 E: 0 K: 1 S: 12	H: 0 LOB: 0 BB: 0 P: 17	R: 0 E: 0 K: 2 S: 7	H: 0 LOB: 0 BB: 0 P: 8	R: 0 E: 0 K: 1 S: 13	H: 1 LOB: 1 BB: 0 P: 18	R: 0 E: 0 K: 1 S: 11	H: 0 LOB: 0 BB: 0 P: 14	1B: 0 2B: 1 3B: 0 HR: 0	SF: 0 SAC: 0 DP: 0 HBP: 0	WP: 0 PB: 0 SB: 0 CS: 0	PA: 29			
<b>PITCHER</b>	IP WLS BF H R ER SO BB IBB HBP BLK WP HR S P ERA WHIP	8.0 W 26 1 0 0 9 1 0 0 0 0 0 0 79 116 0.00 0.250	1.0 3 0 0 0 1 0 0 0 0 0 0 0 0 11 14 0.00 0.000																						

Batter	1	2	3	4	5	6	7	8	9	AB	R	H	RBI	BB	SO	LOB	BOTTOM							
31 Joc Pederson, L (1,7) OBP: 0.333, SLG: 0.579	K									2	0	0	0	1	1	0	Washington Nationals @ Los Angeles Dodgers Dodger Stadium, Los Angeles, CA Sun May 12 2019, 1:10 PM - 3:56 PM PDT Att: 45,667 - Sunny - 75 F							
3 Chris Taylor, R (7,PH) OBP: 0.293, SLG: 0.369										0	0	0	0	1	0	0								
13 Max Muncy, L (1,3) OBP: 0.351, SLG: 0.477	G3-1			K		G3-1			L3	4	0	0	0	0	1	4								
10 Justin Turner, R (1,5) OBP: 0.387, SLG: 0.458	L7									3	2	1	0	0	0	0								
35 Cody Bellinger, L (1,9) OBP: 0.486, SLG: 0.772										3	2	3	0	1	0	0								
27 Alex Verdugo, L (1,8) OBP: 0.377, SLG: 0.552	G4-3			G4-3						3	1	0	1	1	1	3								
5 Corey Seager, L (1,6) OBP: 0.323, SLG: 0.362	SF7									3	1	1	5	0	1	2								
14 Enrique Hernández, R (1,4) OBP: 0.308, SLG: 0.431	G5-3									4	0	0	0	0	1	0								
55 Russell Martin, R (1,2) OBP: 0.400, SLG: 0.359										4	0	2	0	0	2	0								
99 Hyun Jin Ryu, R (1,1) ERA: 3.63										1	0	0	0	0	1	0								
58 Rocky Gale, R (8,PH) ERA: 15.0										1	0	0	0	0	0	0								
74 Kenley Jansen, S (9,1) ERA: 3.52										0	0	0	0	0	0	0								
<b>Inning Stats</b>	R: 0 E: 0 K: 1 S: 9	H: 0 LOB: 0 BB: 0 P: 9	R: 1 E: 0 K: 0 S: 8	H: 0 LOB: 0 BB: 1 P: 16	R: 0 E: 0 K: 2 S: 8	H: 0 LOB: 0 BB: 0 P: 11	R: 1 E: 0 K: 2 S: 19	H: 2 LOB: 1 BB: 0 P: 28	R: 0 E: 0 K: 1 S: 14	H: 1 LOB: 2 BB: 1 P: 23	R: 0 E: 0 K: 1 S: 9	H: 1 LOB: 1 BB: 0 P: 10	R: 0 E: 0 K: 0 S: 10	H: 1 LOB: 2 BB: 1 P: 18	R: 4 E: 0 K: 1 S: 19	H: 2 LOB: 0 BB: 1 P: 33	1B: 5 2B: 1 3B: 0 HR: 1	SF: 1 SAC: 2 DP: 0 HBP: 1	WP: 0 PB: 0 SB: 1 CS: 0	PA: 36				
<b>PITCHER</b>	IP WLS BF H R ER SO BB IBB HBP BLK WP HR S P ERA WHIP	6.0 L 24 4 2 2 7 2 0 0 0 0 0 0 8 13 0.00 1.500	0.2 3 1 0 0 0 0 0 0 0 0 0 0 0 2 5 0.00 0.000	0.1 2 0 0 0 0 0 1 0 0 0 0 0 0 2 5 0.00 0.000	1.0 7 2 0 4 4 1 1 0 1 0 0 0 1 19 33 0.00 3.000																			




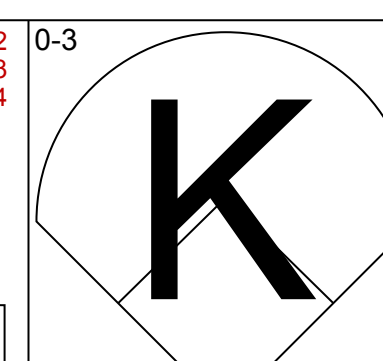
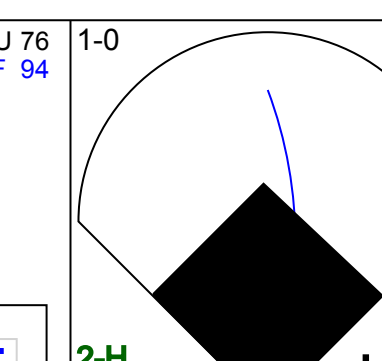
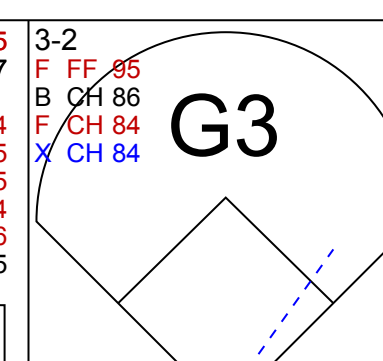
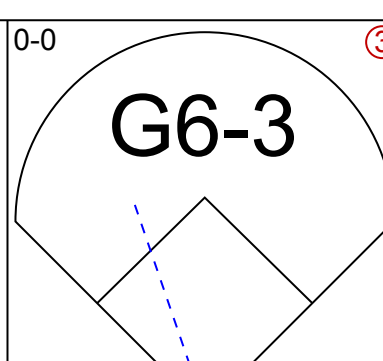
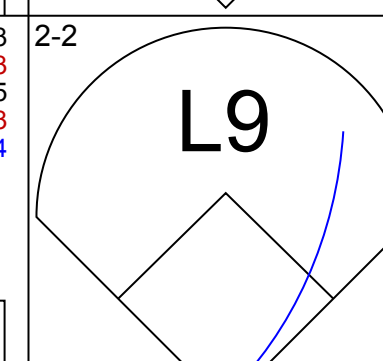
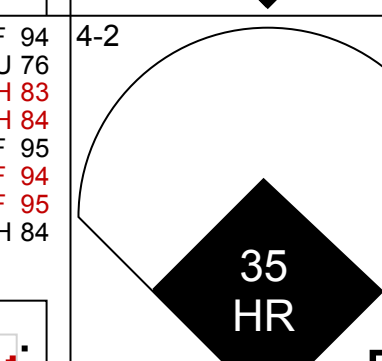
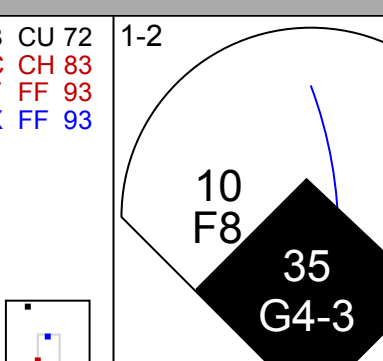


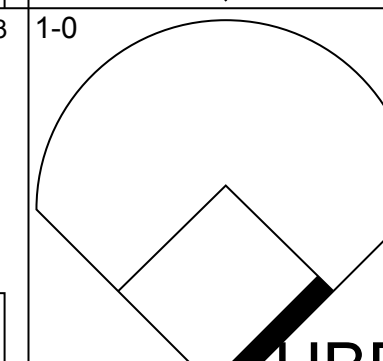
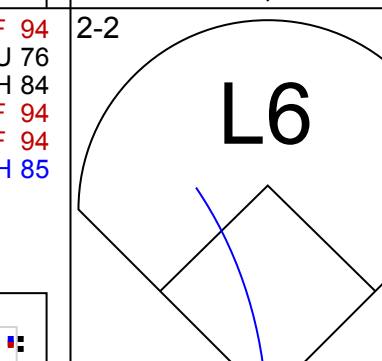
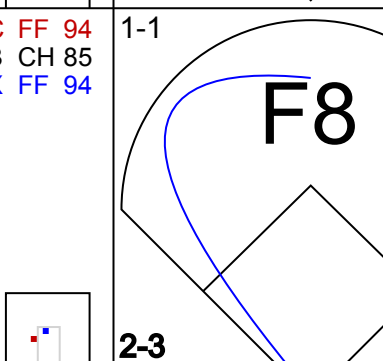


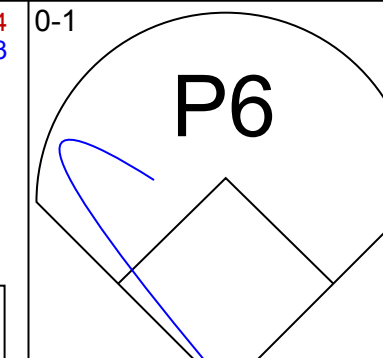
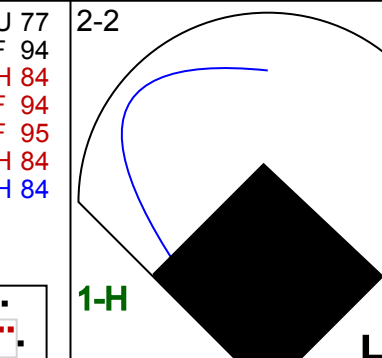
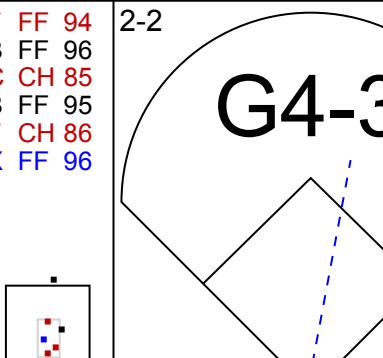



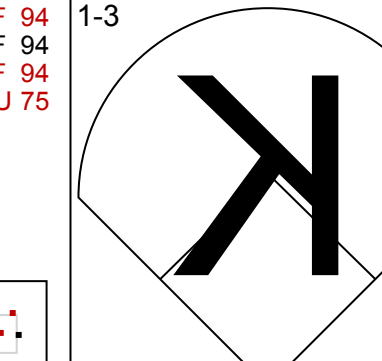
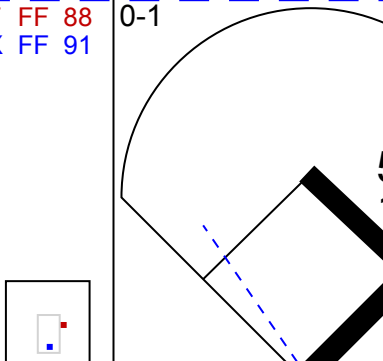



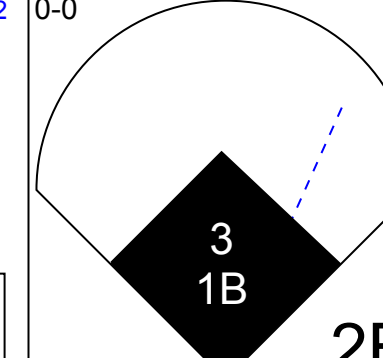
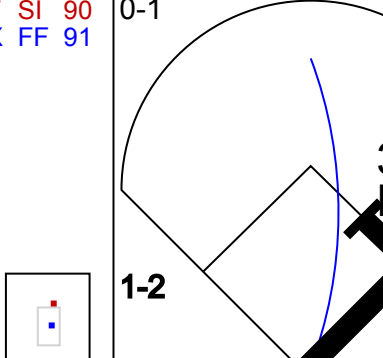

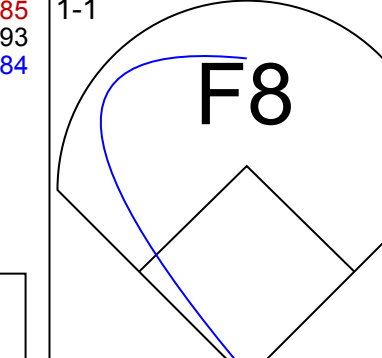

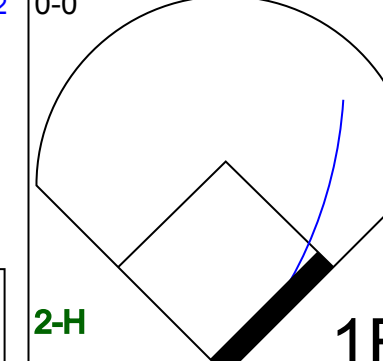
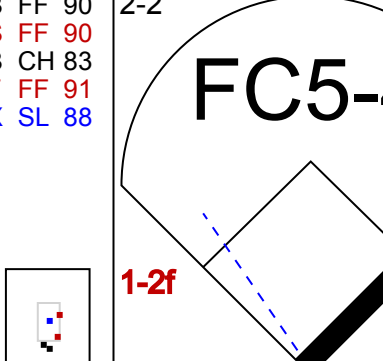

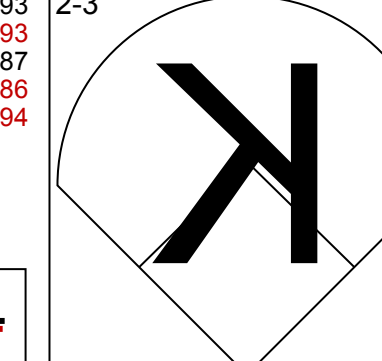
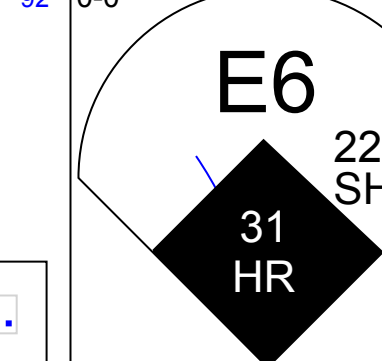
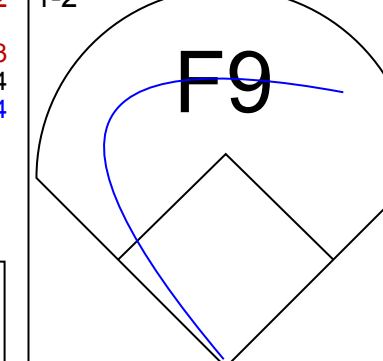

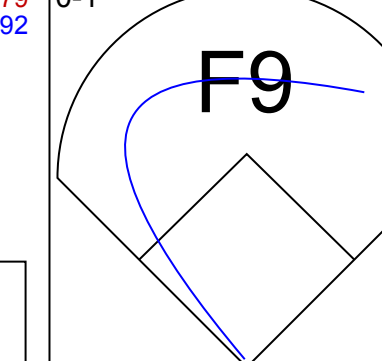
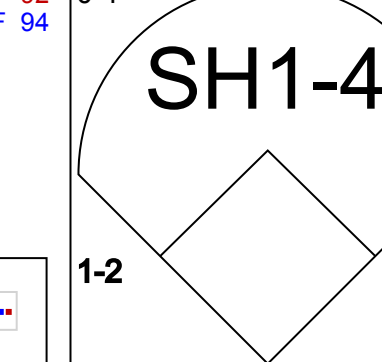
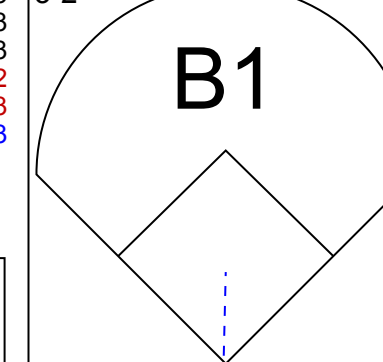



Batter	1	2	3	4	5	6	7	8	9	AB	R	H	RBI	BB	SO	LOB	TOP			
3 Ian Kinsler, R OBP: 0.230, SLG: 0.316										4	0	0	0	0	1	1				
32 Franmil Reyes, R OBP: 0.303, SLG: 0.591										4	2	2	1	0	0	0				
13 Manny Machado, R OBP: 0.335, SLG: 0.471										4	1	3	2	0	1	0				
10 Hunter Renfroe, R OBP: 0.274, SLG: 0.578										4	0	0	0	0	1	2				
30 Eric Hosmer, L OBP: 0.320, SLG: 0.440										3	0	1	0	1	1	1				
11 Ty France, R OBP: 0.269, SLG: 0.326										3	0	0	0	0	2					
4 Wil Myers, R OBP: 0.301, SLG: 0.439										3	0	0	0	0	2	0				
18 Austin Hedges, R OBP: 0.245, SLG: 0.315										3	0	0	0	0	1	0				
59 Chris Paddock, R (1, 1)										2	0	0	0	0	0	0				
41 Robbie Erlin, R (5, 1)										0	0	0	0	0	0	0				
5 Greg Garcia, L OBP: 0.413, SLG: 0.420										1	0	1	0	0	0	0				
17 Adam Warren, R (8, 1)										0	0	0	0	0	0	0				
<b>Inning Stats</b>	R: 1 E: 0 K: 3 S: 12	H: 1 LOB: 0 BB: 0 P: 19	R: 0 E: 0 K: 1 S: 5	H: 0 LOB: 0 BB: 1 P: 13	R: 0 E: 0 K: 0 S: 10	H: 0 LOB: 0 BB: 0 P: 14	R: 2 E: 0 K: 0 S: 9	H: 2 LOB: 0 BB: 0 P: 13	R: 0 E: 0 K: 0 S: 10	H: 1 LOB: 1 BB: 0 P: 10	R: 0 E: 0 K: 1 S: 9	H: 1 LOB: 0 BB: 0 P: 14	R: 0 E: 0 K: 1 S: 7	H: 1 LOB: 0 BB: 0 P: 10	R: 0 E: 0 K: 1 S: 12	H: 1 LOB: 1 BB: 0 P: 18	1B: 3 2B: 2 3B: 0 HR: 2	SF: 0 SAC: 0 DP: 3 HBP: 0	WP: 0 PB: 0 SB: 0 CS: 0	PA: 32
<b>PITCHER</b>	IP	WLS	BF	H	R	ER	SO	BB	IBB	HBP	BLK	WP	HR	S	P	ERA	WHIP			
22 Clayton Kershaw, L ERA: 3.4	7.0	W	25	5	3	3	5	1	0	0	0	0	2	64	98	3.86	0.857			
52 Pedro Báez, R ERA: 3.1	1.0	H	3	1	0	0	1	0	0	0	0	0	0	7	10	0.00	1.000			
74 Kenley Jansen, R ERA: 4.19	1.0	S	4	1	0	0	1	0	0	0	0	0	0	12	18	0.00	1.000			

San Diego Padres @ Los Angeles Dodgers  
Dodger Stadium, Los Angeles, CA  
Tue May 14 2019, 7:11 PM - 9:42 PM PDT  
Att: 46,460 - Partly Cloudy - 66 F

AB 31  
R 3  
H 7  
RBI 3  
BB 1  
SO 7  
LOB 6



Batter	1	2	3	4	5	6	7	8	9	AB	R	H	RBI	BB	SO	LOB	BOTTOM			
31 Joc Pederson, L OBP: 0.331, SLG: 0.593										4	1	1	2	0	1	1				
13 Max Muncy, L OBP: 0.354, SLG: 0.481										3	2	1	0	1	0	0				
10 Justin Turner, R OBP: 0.384, SLG: 0.449										3	0	0	0	0	2					
35 Cody Bellinger, L OBP: 0.486, SLG: 0.785										4	1	2	3	0	0	1				
27 Alex Verdugo, L OBP: 0.373, SLG: 0.541										4	0	1	0	0	2	1				
5 Corey Seager, L OBP: 0.327, SLG: 0.372										4	1	2	0	0	0	0				
3 Chris Taylor, R OBP: 0.292, SLG: 0.364										4	0	1	1	0	2	2				
15 Austin Barnes, R OBP: 0.305, SLG: 0.366										4	1	0	0	0	0	1				
22 Clayton Kershaw, L (1, 1)										2	0	0	0	0	0	1				
52 Pedro Báez, R (8, 1)										0	0	0	0	0	0	0				
74 Kenley Jansen, S (9, 1)										0	0	0	0	0	0	0				
<b>Inning Stats</b>	R: 0 E: 0 K: 1 S: 8	H: 0 LOB: 1 BB: 0 P: 11	R: 0 E: 0 K: 1 S: 8	H: 0 LOB: 0 BB: 0 P: 14	R: 4 E: 1 K: 1 S: 20	H: 2 LOB: 1 BB: 1 P: 30	R: 1 E: 0 K: 0 S: 17	H: 2 LOB: 1 BB: 0 P: 24	R: 1 E: 0 K: 0 S: 16	H: 3 LOB: 2 BB: 0 P: 22	R: 0 E: 0 K: 0 S: 6	H: 0 LOB: 0 BB: 0 P: 8	R: 0 E: 0 K: 1 S: 8	H: 1 LOB: 1 BB: 0 P: 11	R: 0 E: 0 K: 1 S: 7	H: 0 LOB: 0 BB: 0 P: 10	1B: 4 2B: 2 3B: 0 HR: 2	SF: 0 SAC: 1 DP: 0 HBP: 1	WP: 0 PB: 0 SB: 0 CS: 0	PA: 35
<b>PITCHER</b>	IP	WLS	BF	H	R	ER	SO	BB	IBB	HBP	BLK	WP	HR	S	P	ERA	WHIP			
59 Chris Paddock, R ERA: 1.99	4.2	L	22	6	3	3	3	1	0	1	0	0	0	21	28	0.00	1.286			
41 Robbie Erlin, L ERA: 3.44	2.1		10	3	0	0	1	0	0	0	0	0	0	7	10	0.00	0.000			
17 Adam Warren, R ERA: 3.86	1.0		3	0	0	0	1	0	0	0	0	0	0	7	10	0.00	0.000			

San Diego Padres @ Los Angeles Dodgers  
Dodger Stadium, Los Angeles, CA  
Tue May 14 2019, 7:11 PM - 9:42 PM PDT  
Att: 46,460 - Partly Cloudy - 66 F

AB 32  
R 6  
H 8  
RBI 6  
BB 1  
SO 5  
LOB 9





Batter	1	2	3	4	5	6	7	8	9	AB	R	H	RBI	BB	SO	LOB	TOP										
5 Greg Garcia, L (1,4) OBP: 0.388, SLG: 0.389	G1-3		K			G6-3		K		4	0	0	0	0	2	1	<b>San Diego Padres @ Los Angeles Dodgers</b> Dodger Stadium, Los Angeles, CA Wed May 15 2019, 7:11 PM - 10:16 PM PDT Att: 41,671 - Cloudy - 63 F										
32 Franmil Reyes, R (1,9) OBP: 0.295, SLG: 0.574	K			K		G6-3		G4-3		4	0	0	0	0	2	0											
13 Manny Machado, R (1,6) OBP: 0.339, SLG: 0.475	F7			G4-3 30 2B			F7		30 1B BB	3	0	1	0	1	0	0											
30 Eric Hosmer, L (1,3)		1B		G4-3			1B		1B	4	0	3	0	0	0	1											
10 Hunter Renfroe, R (1,7) OBP: 0.266, SLG: 0.558	P3			K			K		K	4	0	0	0	0	3	5											
62 Austin Allen, L (1,2) OBP: 0.250, SLG: 0.143 24 Alex Dickerson, L (9,PH) OBP: 0.167, SLG: 0.167	K			F7			G3		K	3	0	0	0	0	1	2											
11 Ty France, R (1,5) OBP: 0.255, SLG: 0.306	K			K					K	1	0	0	0	0	1	2											
55 Matt Strahm, R (1,1) OBP: 0.214, SLG: 0.357 88 Phil Maton, R (6,1) 57 Brad Wieck, L (6,1) 4 Wil Myers, R (8,PH) OBP: 0.299, SLG: 0.436	K		K						K	2	0	0	0	0	2	0											
7 Manuel Margot, R (1,8) OBP: 0.278, SLG: 0.368 34 Craig Stammen, R (8,1)	K			K				FC5-4		0	0	0	0	0	0	0											
										3	0	0	0	0	2	1											
<b>Inning Stats</b>	R: 0 E: 0 K: 1 S: 8	H: 0 LOB: 0 BB: 0 P: 12	R: 0 E: 0 K: 2 S: 12	H: 1 LOB: 1 BB: 0 P: 14	R: 0 E: 0 K: 3 S: 10	H: 0 LOB: 0 BB: 0 P: 14	R: 0 E: 0 K: 2 S: 9	H: 1 LOB: 1 BB: 0 P: 14	R: 0 E: 0 K: 1 S: 9	H: 0 LOB: 0 BB: 0 P: 10	R: 0 E: 0 K: 2 S: 11	H: 1 LOB: 1 BB: 0 P: 17	R: 0 E: 1 K: 2 S: 11	H: 0 LOB: 1 BB: 0 P: 14	R: 0 E: 0 K: 2 S: 18	H: 1 LOB: 2 BB: 1 P: 26	1B: 3 2B: 1 3B: 0 HR: 0	SF: 0 SAC: 0 DP: 0 HBP: 0	WP: 0 PB: 0 SB: 0 CS: 0	PA: 33							
<b>PITCHER</b>	IP	WLS	BF	H	R	ER	SO	BB	IBB	HBP	BLK	WP	HR	S	P	ERA	WHIP										
18 Kenta Maeda, R (1,1) ERA: 3.51	6.2	W	23	3	0	0	12	0	0	0	0	0	0	64	85	0.00	0.450										
75 Scott Alexander, L (7,1) ERA: 3.45	0.1	H	2	0	0	0	0	0	0	0	0	0	0	5	10	0.00	0.000										
52 Pedro Báez, R (8,1) ERA: 2.95	1.0	H	3	0	0	0	2	0	0	0	0	0	0	9	10	0.00	0.000										
74 Kenley Jansen, R (9,1) ERA: 3.98	1.0	S	5	1	0	0	2	1	0	0	0	0	0	18	26	0.00	2.000										

Batter	1	2	3	4	5	6	7	8	9	AB	R	H	RBI	BB	SO	LOB	BOTTOM										
14 Enrique Hernández, R (1,4) OBP: 0.304, SLG: 0.423	L3			K		G2-3		G5-3		5	0	1	0	0	1	2	<b>San Diego Padres @ Los Angeles Dodgers</b> Dodger Stadium, Los Angeles, CA Wed May 15 2019, 7:11 PM - 10:16 PM PDT Att: 41,671 - Cloudy - 63 F										
10 Justin Turner, R (1,5) OBP: 0.386, SLG: 0.443				P4		E5				2	0	0	0	1	0	1											
35 Cody Bellinger, L (1,9) OBP: 0.481, SLG: 0.770	F8		G3-1			L9				3	0	0	0	1	0	5											
25 David Freese, R (1,3) OBP: 0.390, SLG: 0.443	K		F9			K				4	0	0	0	0	3	3											
5 Corey Seager, L (1,6) OBP: 0.331, SLG: 0.376		1B		G4-3		G4-3		G4-3		4	1	2	0	0	0	0											
3 Chris Taylor, R (1,7) OBP: 0.283, SLG: 0.373		SH1-3		F8		L3				3	0	1	0	0	0	0											
27 Alex Verdugo, L (1,8) OBP: 0.377, SLG: 0.536		1B		FC4-2				F7		3	1	1	0	0	0	2											
55 Russell Martin, R (1,2) OBP: 0.389, SLG: 0.372	K		P6			K				4	0	1	0	0	2	5											
18 Kenta Maeda, R (1,1) OBP: 0.263, SLG: 0.368 75 Scott Alexander, L (7,1) ERA: 7.39 52 Pedro Báez, R (8,1) ERA: 6.08 13 Max Muncy, L (8,PH) OBP: 0.352, SLG: 0.478 74 Kenley Jansen, S (9,1) ERA: 3.22		1B		G5-3				F8		3	0	2	2	0	0	0											
										0	0	0	0	0	0	0											
										0	0	0	0	0	0	0											
										0	0	0	0	0	0	1											
										0	0	0	0	0	0	0											
<b>Inning Stats</b>	R: 0 E: 0 K: 1 S: 10	H: 0 LOB: 1 BB: 1 P: 16	R: 2 E: 0 K: 1 S: 15	H: 4 LOB: 3 BB: 0 P: 18	R: 0 E: 0 K: 0 S: 12	H: 2 LOB: 2 BB: 0 P: 18	R: 0 E: 0 K: 2 S: 13	H: 1 LOB: 2 BB: 1 P: 20	R: 0 E: 0 K: 1 S: 11	H: 0 LOB: 1 BB: 0 P: 16	R: 0 E: 1 K: 0 S: 9	H: 0 LOB: 1 BB: 0 P: 11	R: 0 E: 0 K: 1 S: 10	H: 0 LOB: 0 BB: 0 P: 17	R: 0 E: 0 K: 0 S: 5	H: 1 LOB: 1 BB: 0 P: 8	1B: 6 2B: 2 3B: 0 HR: 0	SF: 0 SAC: 1 DP: 0 HBP: 2	WP: 0 PB: 1 SB: 1 CS: 0	PA: 37							
<b>PITCHER</b>	IP	WLS	BF	H	R	ER	SO	BB	IBB	HBP	BLK	WP	HR	S	P	ERA	WHIP										
55 Matt Strahm, L (1,1) ERA: 3.07	5.0	L	26	7	2	2	5	2	0	2	0	0	0	61	88	3.60	1.800										
88 Phil Maton, R (6,1) ERA: 7.39	0.2		3	0	0	0	0	0	0	0	0	0	0	6	6	0.00	0.000										
57 Brad Wieck, L (6,1) ERA: 6.08	1.1		4	0	0	0	1	0	0	0	0	0	0	13	22	0.00	0.000										
34 Craig Stammen, R (8,1) ERA: 3.22	1.0		4	1	0	0	0	0	0	0	0	0	0	5	8	0.00	1.000										









Batter	1	2	3	4	5	6	7	8	9	AB	R	H	RBI	BB	SO	LOB	TOP										
31 Joc Pederson, L (1,7) OBP: 0.329, SLG: 0.597										3	0	0	0	1	0	0											
13 Max Muncy, L (1,5) OBP: 0.351, SLG: 0.490										4	0	1	0	0	3	1											
35 Cody Bellinger, L (1,9) OBP: 0.487, SLG: 0.786										3	0	2	0	1	0	1											
5 Corey Seager, L (1,6) OBP: 0.322, SLG: 0.382										4	0	0	0	0	1	5											
27 Alex Verdugo, L (1,8) OBP: 0.287, SLG: 0.517											4	0	0	0	0	1											
45 Matt Beatty, L (1,3) OBP: 0.375, SLG: 0.375											4	0	1	0	0	0											
3 Chris Taylor, R (1,4) OBP: 0.287, SLG: 0.357										4	0	0	0	0	2	1											
15 Austin Barnes, R (1,2) OBP: 0.333, SLG: 0.383											3	0	2	0	0	1											
21 Walker Buehler, R (1,1) OBP: 0.056, SLG: 0.222											2	0	0	0	0	1											
25 David Freese, R (7,PH) OBP: 0.375, SLG: 0.422										1	0	0	0	0	0	0											
17 Joe Kelly, R (7,1) OBP: 0.375, SLG: 0.422										0	0	0	0	0	0	0											
64 Caleb Ferguson, R (8,1) OBP: 0.380, SLG: 0.434										1	0	0	0	0	0	1											
10 Justin Turner, R (9,PH) OBP: 0.380, SLG: 0.434										1	0	0	0	0	0	1											
<b>Inning Stats</b>	R: 0 E: 0 K: 1 S: 10	H: 1 LOB: 1 BB: 0 P: 12	R: 0 E: 0 K: 1 S: 12	H: 1 LOB: 2 BB: 0 P: 21	R: 0 E: 0 K: 1 S: 13	H: 0 LOB: 2 BB: 2 P: 28	R: 0 E: 0 K: 1 S: 10	H: 1 LOB: 1 BB: 0 P: 14	R: 0 E: 0 K: 0 S: 6	H: 0 LOB: 0 BB: 0 P: 9	R: 0 E: 0 K: 1 S: 10	H: 0 LOB: 0 BB: 0 P: 14	R: 0 E: 0 K: 3 S: 12	H: 1 LOB: 1 BB: 0 P: 15	R: 0 E: 0 K: 0 S: 13	H: 1 LOB: 1 BB: 0 P: 24	1B: 6 2B: 0 3B: 0 HR: 0	SF: 0 SAC: 0 DP: 0 HBP: 1	WP: 0 PB: 0 SB: 0 CS: 0	PA: 36							
<b>PITCHER</b>	IP	WLS	BF	H	R	ER	SO	BB	IBB	HBP	BLK	WP	HR	S	P	ERA	WHIP										
30 Tyler Mahle, R (1,1) ERA: 3.51	6.0	W	25	4	0	0	5	2	0	1	0	0	0	61	98	0.00	1.000										
37 David Hernandez, R (7,1) ERA: 3.57	1.0		3	0	0	0	1	0	0	0	0	0	0	5	7	0.00	0.000										
50 Amir Garrett, L (8,1) ERA: 1.4	1.0		4	1	0	0	3	0	0	0	0	0	0	12	15	0.00	1.000										
26 Raisel Iglesias, R (9,1) ERA: 3.47	1.0		4	1	0	0	0	0	0	0	0	0	0	13	24	0.00	1.000										

Los Angeles Dodgers @ Cincinnati Reds  
Great American Ball Park, Cincinnati, OH  
Sat May 18 2019, 4:12 PM - 6:51 PM EDT  
Att: 31,156 - Partly Cloudy - 89 F

AB 33  
R 0  
H 6  
RBI 0  
BB 2  
SO 9  
LOB 15



Batter	1	2	3	4	5	6	7	8	9	AB	R	H	RBI	BB	SO	LOB	BOTTOM										
15 Nick Senzel, R (1,8) OBP: 0.314, SLG: 0.429										4	1	1	0	0	2	1											
19 Joey Votto, L (1,3) OBP: 0.340, SLG: 0.346										3	1	0	0	1	1	1											
7 Eugenio Suárez, R (1,5) OBP: 0.340, SLG: 0.557										4	0	0	0	0	1	3											
33 Jesse Winker, L (1,7) OBP: 0.292, SLG: 0.471										4	1	1	1	0	1	2											
66 Yasiel Puig, R (1,9) OBP: 0.257, SLG: 0.364											4	0	2	2	0	0											
22 Derek Dietrich, L (1,4) OBP: 0.339, SLG: 0.589											3	0	0	0	0	1											
37 David Hernandez, R (7,1) ERA: 3.57										0	0	0	0	0	0	0											
50 Amir Garrett, R (8,1) OBP: 0.274, SLG: 0.526										0	0	0	0	0	0	0											
52 Kyle Farmer, R (8,PH) OBP: 0.274, SLG: 0.526										1	0	0	0	0	0	0											
26 Raisel Iglesias, R (9,1) ERA: 3.47										0	0	0	0	0	0	0											
4 Jose Iglesias, R (1,6) OBP: 0.329, SLG: 0.430											3	0	2	0	0	1											
30 Tyler Mahle, R (1,1) OBP: 0.077, SLG: 0.154										1	0	0	0	0	1	1											
9 José Peraza, R (6,PH) OBP: 0.254, SLG: 0.302										1	0	0	0	0	0	1											
16 Tucker Barnhart, L (1,2) OBP: 0.281, SLG: 0.269										3	1	1	0	0	1	1											
<b>Inning Stats</b>	R: 0 E: 0 K: 3 S: 10	H: 0 LOB: 0 BB: 0 P: 16	R: 1 E: 0 K: 1 S: 21	H: 2 LOB: 1 BB: 0 P: 25	R: 3 E: 1 K: 1 S: 17	H: 3 LOB: 1 BB: 0 P: 24	R: 0 E: 0 K: 1 S: 8	H: 1 LOB: 1 BB: 0 P: 11	R: 0 E: 0 K: 0 S: 7	H: 0 LOB: 0 BB: 0 P: 13	R: 0 E: 0 K: 1 S: 8	H: 1 LOB: 1 BB: 0 P: 10	R: 0 E: 0 K: 1 S: 9	H: 0 LOB: 1 BB: 1 P: 19	R: 0 E: 0 K: 0 S: 7	H: 0 LOB: 0 BB: 0 P: 8	1B: 6 2B: 0 3B: 0 HR: 1	SF: 0 SAC: 1 DP: 0 HBP: 0	WP: 0 PB: 0 SB: 0 CS: 0	PA: 33							
<b>PITCHER</b>	IP	WLS	BF	H	R	ER	SO	BB	IBB	HBP	BLK	WP	HR	S	P	ERA	WHIP										
21 Walker Buehler, R (1,1) ERA: 3.83	6.0	L	26	7	4	1	7	0	0	0	0	0	0	71	99	1.50	1.167										
17 Joe Kelly, R (7,1) ERA: 7.79	1.0		4	0	0	0	1	1	0	0	0	0	0	9	19	0.00	1.000										
64 Caleb Ferguson, L (8,1) ERA: 3.21	1.0		3	0	0	0	0	0	0	0	0	0	0	7	8	0.00	0.000										

Los Angeles Dodgers @ Cincinnati Reds  
Great American Ball Park, Cincinnati, OH  
Sat May 18 2019, 4:12 PM - 6:51 PM EDT  
Att: 31,156 - Partly Cloudy - 89 F

AB 31  
R 4  
H 7  
RBI 3  
BB 1  
SO 8  
LOB 13










Batter	1	2	3	4	5	6	7	8	9	AB	R	H	RBI	BB	SO	LOB	TOP
45 Matt Beatty, L (1,10) OBP: 0.333, SLG: 0.333 25 David Freese, R (3,PH) OBP: 0.381, SLG: 0.433 (3,10)	F9		13 G4-3 10 SF8 2B	K			F7	13 G4-3 BB		1	0	0	0	0	0	0	
13 Max Muncy, L (1,3) OBP: 0.360, SLG: 0.480	10 E 1B		G4-3	F8			10 F9 14 S 1B BB	G4-3		4	2	1	0	1	0	4	
10 Justin Turner, R (1,5) OBP: 0.376, SLG: 0.431	E9 1B		SF8			14 G4-3 2B	F9	G6-3		4	0	2	1	0	0	2	
35 Cody Bellinger, L (1,9) OBP: 0.487, SLG: 0.783	IBB		3-H 1B			L8	14 1B 5 1B BB	G4-3		3	1	1	0	2	0	1	
14 Enrique Hernández, R (1,4) OBP: 0.297, SLG: 0.400	K		L8			G4-3	5 1B 31 1B 1B BB	5 G4-3 BB		4	2	1	1	1	1	4	
5 Corey Seager, L (1,6) OBP: 0.321, SLG: 0.373	P6		15 WP 27 1B 15 1B			K	31 1B 31 S 1B	G4-3		5	1	2	1	0	1	4	
3 Chris Taylor, R (1,7) OBP: 0.280, SLG: 0.347 31 Joc Pederson, L (7,PH) OBP: 0.346, SLG: 0.605 (7,7)	K		K			G6-3	1B	G1-3		3	0	0	0	0	2	1	AB 38
27 Alex Verdugo, L (1,8) OBP: 0.364, SLG: 0.519	G4-3		15 1B 15 WP 1B			G1-3	G4-3	G1-3		5	0	1	0	0	0	3	R 7
15 Austin Barnes, R (1,2) OBP: 0.331, SLG: 0.378	K		1B			K	K	K		4	0	1	1	0	3	0	H 12
	R: 1 H: 2 E: 1 LOB: 2 K: 1 BB: 1 S: 17 P: 25	R: 0 H: 0 E: 0 LOB: 0 K: 2 BB: 0 S: 8 P: 9	R: 1 H: 2 E: 0 LOB: 1 K: 0 BB: 0 S: 12 P: 18	R: 1 H: 3 E: 0 LOB: 2 K: 2 BB: 0 S: 15 P: 23	R: 0 H: 1 E: 0 LOB: 1 K: 1 BB: 0 S: 10 P: 12	R: 0 H: 0 E: 0 LOB: 0 K: 1 BB: 0 S: 8 P: 12	R: 3 H: 3 E: 0 LOB: 2 K: 0 BB: 2 S: 15 P: 28	R: 0 H: 0 E: 0 LOB: 1 K: 1 BB: 1 S: 12 P: 19	R: 1 H: 1 E: 0 LOB: 1 K: 0 BB: 1 S: 13 P: 20	1B: 9 SF: 1 2B: 3 SAC: 0 3B: 0 DP: 0 HR: 0 HBP: 0	WP: 1 PA: 44 PB: 0 SB: 2 CS: 0						
	PITCHER					PITCHER											
44 Hunter Wood, R (1,1) ERA: 3.19	2.0	WLS: 2	BF: 9	H: 2 R: 1 ER: 0 SO: 3	BB: 0 IBB: 1 HBP: 0 BLK: 0	WP: 0 HR: 0 S: 25 P: 34	ERA: 0.00 WHIP: 1.000										
68 Jalen Beeks, L (3,1) ERA: 2.4	4.2	WLS: 24	BF: 8	H: 5 R: 5 ER: 5 SO: 4	BB: 2 IBB: 0 HBP: 0 BLK: 0	WP: 1 HR: 0 S: 54 P: 83	ERA: 9.64 WHIP: 2.143										
52 Chaz Roe, R (7,1) ERA: 2.4	0.2	WLS: 4	BF: 1	H: 0 R: 0 ER: 0 SO: 1	BB: 1 IBB: 0 HBP: 0 BLK: 0	WP: 0 HR: 0 S: 12 P: 22	ERA: 0.00 WHIP: 3.000										
56 Adam Kolarek, L (8,1) ERA: 3.31	1.2	WLS: 7	BF: 1	H: 1 R: 1 ER: 1 SO: 0	BB: 1 IBB: 0 HBP: 0 BLK: 0	WP: 0 HR: 0 S: 19 P: 27	ERA: 5.40 WHIP: 1.200										
	R: 0 H: 0 E: 0 LOB: 0 K: 2 BB: 0 S: 9 P: 14	R: 0 H: 0 E: 0 LOB: 1 K: 3 BB: 1 S: 11 P: 18	R: 0 H: 1 E: 0 LOB: 1 K: 1 BB: 0 S: 11 P: 16	R: 0 H: 1 E: 0 LOB: 1 K: 0 BB: 0 S: 7 P: 9	R: 0 H: 1 E: 0 LOB: 1 K: 1 BB: 0 S: 13 P: 16	R: 0 H: 1 E: 0 LOB: 1 K: 1 BB: 0 S: 9 P: 17	R: 3 H: 5 E: 0 LOB: 2 K: 0 BB: 0 S: 15 P: 18	R: 0 H: 1 E: 0 LOB: 0 K: 0 BB: 0 S: 10 P: 14	R: 0 H: 0 E: 0 LOB: 0 K: 1 BB: 0 S: 7 P: 10	1B: 6 SF: 0 2B: 4 SAC: 0 3B: 0 DP: 0 HR: 0 HBP: 0	WP: 0 PA: 37 PB: 0 SB: 0 CS: 0						
	PITCHER					PITCHER											
22 Clayton Kershaw, L (1,1) ERA: 3.33	6.1	WLS: 26	BF: 6	H: 2 R: 2 ER: 2 SO: 8	BB: 1 IBB: 0 HBP: 0 BLK: 0	WP: 0 HR: 0 S: 65 P: 97	ERA: 2.84 WHIP: 1.105										
52 Pedro Báez, R (7,1) ERA: 3.39	0.0	WLS: 1	BF: 1	H: 0 R: 0 ER: 0 SO: 0	BB: 0 IBB: 0 HBP: 0 BLK: 0	WP: 0 HR: 0 S: 1 P: 2	ERA: 0.00 WHIP: 0.000										
75 Scott Alexander, L (7,1) ERA: 3.38	0.1	WLS: 3	BF: 2	H: 1 R: 1 ER: 1 SO: 0	BB: 0 IBB: 0 HBP: 0 BLK: 0	WP: 0 HR: 0 S: 7 P: 7	ERA: 27.00 WHIP: 6.000										
51 Dylan Floro, R (7,1) ERA: 0.44	1.1	WLS: 4	BF: 1	H: 0 R: 0 ER: 0 SO: 0	BB: 0 IBB: 0 HBP: 0 BLK: 0	WP: 0 HR: 0 S: 12 P: 16	ERA: 0.00 WHIP: 0.750										
74 Kenley Jansen, R (9,1) ERA: 3.5	1.0	WLS: 3	BF: 0	H: 0 R: 0 ER: 0 SO: 1	BB: 0 IBB: 0 HBP: 0 BLK: 0	WP: 0 HR: 0 S: 7 P: 10	ERA: 0.00 WHIP: 0.000										
	R: 0 H: 0 E: 0 LOB: 0 K: 2 BB: 0 S: 9 P: 14	R: 0 H: 0 E: 0 LOB: 1 K: 3 BB: 1 S: 11 P: 18	R: 0 H: 1 E: 0 LOB: 1 K: 1 BB: 0 S: 11 P: 16	R: 0 H: 1 E: 0 LOB: 1 K: 0 BB: 0 S: 7 P: 9	R: 0 H: 1 E: 0 LOB: 1 K: 1 BB: 0 S: 13 P: 16	R: 0 H: 1 E: 0 LOB: 1 K: 1 BB: 0 S: 9 P: 17	R: 3 H: 5 E: 0 LOB: 2 K: 0 BB: 0 S: 15 P: 18	R: 0 H: 1 E: 0 LOB: 0 K: 0 BB: 0 S: 10 P: 14	R: 0 H: 0 E: 0 LOB: 0 K: 1 BB: 0 S: 7 P: 10	1B: 6 SF: 0 2B: 4 SAC: 0 3B: 0 DP: 0 HR: 0 HBP: 0	WP: 0 PA: 37 PB: 0 SB: 0 CS: 0						
	PITCHER					PITCHER											
17 Austin Meadows, L (1,10) OBP: 0.421, SLG: 0.660	K		1B			G5-3	29 2B 1B	G3-1		5	0	2	1	0	1	1	
29 Tommy Pham, R (1,7) OBP: 0.391, SLG: 0.420	G4-3		L6			K	1B 2B			4	0	1	1	0	1	1	
26 Ji Man Choi, L (1,3) OBP: 0.331, SLG: 0.400	K		G6-3			F7	F7			4	0	0	0	0	1	2	
24 Avisail García, R (1,9) OBP: 0.348, SLG: 0.497	BB		1B			G4-3	G4-3			3	0	2	0	1	0	2	
37 Travis d'Arnaud, R (1,2) OBP: 0.149, SLG: 0.070 39 Kevin Kiermaier, L (8,PH) OBP: 0.295, SLG: 0.401 (9,8)	K		L9			G4-3	2B	2B		3	0	0	0	0	1	3	
8 Brandon Lowe, L (1,4) OBP: 0.333, SLG: 0.553	K		G4-3			G4-3	F9			1	0	1	0	0	0	0	
28 Daniel Robertson, R (1,5) OBP: 0.307, SLG: 0.286	K		G5-3			G4-3	G3			4	1	1	0	0	1	1	
54 Guillermo Heredia, R (1,8) OBP: 0.352, SLG: 0.391 6 Erik Kratz, R (9,2) OBP: 0.195, SLG: 0.243	G6-3		1B			1B	17 1B 1B 2B	K		3	1	2	0	0	0	0	
1 Willy Adames, R (1,6) OBP: 0.312, SLG: 0.367	K		K			K	17 1B 29 2B 1B	F9		4	1	1	1	0	2	1	
	R: 0 H: 0 E: 0 LOB: 0 K: 2 BB: 0 S: 9 P: 14	R: 0 H: 0 E: 0 LOB: 1 K: 3 BB: 1 S: 11 P: 18	R: 0 H: 1 E: 0 LOB: 1 K: 1 BB: 0 S: 11 P: 16	R: 0 H: 1 E: 0 LOB: 1 K: 0 BB: 0 S: 7 P: 9	R: 0 H: 1 E: 0 LOB: 1 K: 1 BB: 0 S: 13 P: 16	R: 0 H: 1 E: 0 LOB: 1 K: 1 BB: 0 S: 9 P: 17	R: 3 H: 5 E: 0 LOB: 2 K: 0 BB: 0 S: 15 P: 18	R: 0 H: 1 E: 0 LOB: 0 K: 0 BB: 0 S: 10 P: 14	R: 0 H: 0 E: 0 LOB: 0 K: 1 BB: 0 S: 7 P: 10	1B: 6 SF: 0 2B: 4 SAC: 0 3B: 0 DP: 0 HR: 0 HBP: 0	WP: 0 PA: 37 PB: 0 SB: 0 CS: 0						
	PITCHER					PITCHER											
22 Clayton Kershaw, L (1,1) ERA: 3.33	6.1	WLS: 26	BF: 6	H: 2 R: 2 ER: 2 SO: 8	BB: 1 IBB: 0 HBP: 0 BLK: 0	WP: 0 HR: 0 S: 65 P: 97	ERA: 2.84 WHIP: 1.105										
52 Pedro Báez, R (7,1) ERA: 3.39	0.0	WLS: 1	BF: 1	H: 0 R: 0 ER: 0 SO: 0	BB: 0 IBB: 0 HBP: 0 BLK: 0	WP: 0 HR: 0 S: 1 P: 2	ERA: 0.00 WHIP: 0.000										
75 Scott Alexander, L (7,1) ERA: 3.38	0.1	WLS: 3	BF: 2	H: 1 R: 1 ER: 1 SO: 0	BB: 0 IBB: 0 HBP: 0 BLK: 0	WP: 0 HR: 0 S: 7 P: 7	ERA: 27.00 WHIP: 6.000										
51 Dylan Floro, R (7,1) ERA: 0.44	1.1	WLS: 4	BF: 1	H: 0 R: 0 ER: 0 SO: 0	BB: 0 IBB: 0 HBP: 0 BLK: 0	WP: 0 HR: 0 S: 12 P: 16	ERA: 0.00 WHIP: 0.750										
74 Kenley Jansen, R (9,1) ERA: 3.5	1.0	WLS: 3	BF: 0	H: 0 R: 0 ER: 0 SO: 1	BB: 0 IBB: 0 HBP: 0 BLK: 0	WP: 0 HR: 0 S: 7 P: 10	ERA: 0.00 WHIP: 0.000										


Los Angeles Dodgers @ Tampa Bay Rays  
Tropicana Field, St. Petersburg, FL  
Tue May 21 2019, 7:11 PM - 10:20 PM EDT  
Att: 15,862 - Dome - 72 F

AB 38  
R 7  
H 12  
RBI 6  
BB 5  
SO 8  
LOB 21



Los Angeles Dodgers @ Tampa Bay Rays  
Tropicana Field, St. Petersburg, FL  
Tue May 21 2019, 7:11 PM - 10:20 PM EDT  
Att: 15,862 - Dome - 72 F

AB 36  
R 3  
H 10  
RBI 3  
BB 1  
SO 9  
LOB 13





Batter	1	2	3	4	5	6	7	8	9	AB	R	H	RBI	BB	SO	LOB	TOP				
31 Joc Pederson, L (1,7) OBP: 0.344, SLG: 0.591										3	0	0	0	1	0	1	<b>Los Angeles Dodgers @ Tampa Bay Rays</b> Tropicana Field, St. Petersburg, FL Wed May 22 2019, 7:12 PM - 10:01 PM EDT Att: 12,826 - Dome - 72 F <a href="http://livebaseballscorecards.com">livebaseballscorecards.com</a>				
13 Max Muncy, L (1,3) OBP: 0.383, SLG: 0.500										4	1	2	1	0	0	1					
10 Justin Turner, R (1,5) OBP: 0.378, SLG: 0.429										3	0	1	0	1	0	3					
35 Cody Bellinger, L (1,9) OBP: 0.478, SLG: 0.765										4	0	0	0	0	1	4					
5 Corey Seager, L (1,6) OBP: 0.320, SLG: 0.367										3	0	0	0	0	0	2					
55 Russell Martin, R (1,2) OBP: 0.387, SLG: 0.420										4	0	1	0	0	1	0					
27 Alex Verdugo, L (1,8) OBP: 0.361, SLG: 0.508										3	0	0	0	1	2	0					
45 Matt Beaty, L (1,10) OBP: 0.231, SLG: 0.231										4	0	0	0	0	1	1					
14 Enrique Hernández, R (1,4) OBP: 0.298, SLG: 0.399										3	0	1	0	0	1	0					
<b>Inning Stats</b>	R: 0 H: 1 E: 0 K: 1 S: 9	H: 1 LOB: 2 BB: 1 P: 16	R: 0 H: 0 E: 0 K: 1 S: 8	H: 0 LOB: 0 BB: 0 P: 11	R: 0 H: 1 E: 0 K: 0 S: 6	H: 1 LOB: 1 BB: 0 P: 10	R: 0 H: 0 E: 0 K: 0 S: 7	H: 0 LOB: 0 BB: 0 P: 11	R: 0 H: 0 E: 0 K: 2 S: 8	H: 0 LOB: 0 BB: 0 P: 14	R: 1 H: 3 E: 0 K: 0 S: 12	H: 3 LOB: 2 BB: 0 P: 21	R: 0 H: 0 E: 0 K: 1 S: 7	H: 0 LOB: 1 BB: 1 P: 15	R: 0 H: 0 E: 0 K: 1 S: 11	H: 0 LOB: 1 BB: 1 P: 21		1B: 4 2B: 0 3B: 0 HR: 1	SF: 0 SAC: 0 DP: 0 HBP: 1	WP: 0 PB: 0 SB: 0 CS: 0	PA: 35
<b>PITCHER</b>	IP	WLS	BF	H	R	ER	SO	BB	IBB	HBP	BLK	WP	HR	S	P	ERA	WHIP				
55 Ryne Stanek, R (1,1) ERA: 3.12	1.2		7	1	0	0	2	1	0	0	0	0	0	15	24	0.00	1.200				
72 Yonny Chirinos, R (2,1) ERA: 3.2	3.2	L	4	3	1	1	2	0	0	0	0	0	1	28	49	2.46	0.818				
56 Adam Kolarek, L (6,1) ERA: 3.24	0.1		2	0	0	0	0	0	0	1	0	0	0	4	6	0.00	0.000				
15 Emilio Pagán, R (6,1) ERA: 0.56	1.1	W	4	1	0	0	1	0	0	0	0	0	0	10	12	0.00	0.750				
65 Casey Sadler, R (8,1) ERA: 1.35	2.0		8	0	0	0	1	2	0	0	0	0	0	18	36	0.00	1.000				

Batter	1	2	3	4	5	6	7	8	9	AB	R	H	RBI	BB	SO	LOB	BOTTOM				
24 Avisail García, R (1,10) OBP: 0.343, SLG: 0.507										5	1	1	3	0	1	3	<b>Los Angeles Dodgers @ Tampa Bay Rays</b> Tropicana Field, St. Petersburg, FL Wed May 22 2019, 7:12 PM - 10:01 PM EDT Att: 12,826 - Dome - 72 F <a href="http://livebaseballscorecards.com">livebaseballscorecards.com</a>				
29 Tommy Pham, R (1,7) OBP: 0.593, SLG: 0.436										3	2	1	1	1	1	0					
11 Andrew Velazquez, S (9,7) ERA: 3.2										1	0	0	0	0	0	1					
26 Ji Man Choi, L (1,3) OBP: 0.336, SLG: 0.403										4	0	2	0	0	1	1					
1 Willy Adames, R (1,6) OBP: 0.304, SLG: 0.357										4	0	0	0	0	1	3					
28 Daniel Robertson, R (1,5) OBP: 0.312, SLG: 0.283										2	1	0	0	1	1	0					
39 Kevin Kiermaier, L (1,8) OBP: 0.300, SLG: 0.421										3	1	1	3	1	1	2					
37 Travis d'Arnaud, R (1,2) OBP: 0.143, SLG: 0.067										2	0	0	0	0	0	2					
17 Austin Meadows, L (7,PH) OBP: 0.423, SLG: 0.654										1	1	0	0	0	1	0					
6 Erik Kratz, R (8,2) OBP: 0.195, SLG: 0.243										0	0	0	0	0	0	0					
54 Guillermo Heredia, R (1,9) OBP: 0.379, SLG: 0.420										4	1	3	0	0	1	0					
8 Brandon Lowe, L (1,4) OBP: 0.337, SLG: 0.551										4	1	2	1	0	1	2					
<b>Inning Stats</b>	R: 0 H: 1 E: 0 K: 2 S: 12	H: 1 LOB: 1 BB: 0 P: 14	R: 0 H: 0 E: 0 K: 1 S: 6	H: 0 LOB: 0 BB: 0 P: 11	R: 0 H: 1 E: 0 K: 1 S: 8	H: 1 LOB: 0 BB: 0 P: 8	R: 1 H: 1 E: 1 K: 0 S: 15	H: 1 LOB: 2 BB: 1 P: 22	R: 0 H: 1 E: 0 K: 2 S: 11	H: 1 LOB: 2 BB: 1 P: 18	R: 0 H: 4 E: 0 K: 2 S: 26	H: 4 LOB: 0 BB: 1 P: 40	R: 0 H: 1 E: 0 K: 0 S: 12	H: 1 LOB: 1 BB: 0 P: 17	1B: 7 2B: 0 3B: 0 HR: 3	SF: 0 SAC: 0 DP: 2 HBP: 2	WP: 0 PB: 0 SB: 0 CS: 0	PA: 38			
<b>PITCHER</b>	IP	WLS	BF	H	R	ER	SO	BB	IBB	HBP	BLK	WP	HR	S	P	ERA	WHIP				
44 Rich Hill, L (1,1) ERA: 2.67	6.0	L	24	5	1	1	7	2	0	0	0	0	1	8	11	2.67	1.167				
51 Dylan Floro, R (7,1) ERA: 2.21	0.0		4	3	4	4	0	0	0	1	0	0	1	8	11	∞	∞				
64 Caleb Ferguson, L (7,1) ERA: 4.6	1.0		6	1	3	3	2	1	0	1	0	0	1	18	29	27.00	2.000				
68 Ross Stripling, R (8,1) ERA: 3.05	1.0		4	1	0	0	0	0	0	0	0	0	0	12	17	0.00	1.000				



Batter	1	2	3	4	5	6	7	8	9	AB	R	H	RBI	BB	SO	LOB	TOP			
45 Matt Beatty, L OBP: 0.286, SLG: 0.286 3 Chris Taylor, R OBP: 0.294, SLG: 0.364	3-2 13 2B 1B	4-2 10 G6-4-3 BB		0-0 2B	0-0 2B	2-2 G6-4-3 1-2		0-0 31 3B 1B		1	1	1	0	0	0	0				
13 Max Muncy, L OBP: 0.358, SLG: 0.497	0-0 10 1B 25 HR 2B	3-1 F7 2B		0-2 K			1-1 L4	2-2 G5-3		5	1	1	1	0	1	3				
10 Justin Turner, R OBP: 0.378, SLG: 0.428 31 Joc Pederson, L OBP: 0.352, SLG: 0.612	0-0 25 HR 1B	1-0 G6-4-3		3-1 L8			1-2 35 HR 1B	0-0 3B		3	1	1	0	0	0	2				
35 Cody Bellinger, L OBP: 0.471, SLG: 0.766 75 Scott Alexander, L OBP: 0.327, SLG: 0.366	0-1 L4		1-2 L9	1-2 L7			0-1 HR	1-1 P5		5	1	1	2	0	0	4				
5 Corey Seager, L OBP: 0.393, SLG: 0.479	4-2 25 HR BB		3-2 F8		1-1 G1-3		4-2 25 1B BB	1-0		3	1	1	0	2	0	0				
25 David Freese, R OBP: 0.393, SLG: 0.479	3-2 HR 2B		4-2 14 BB 15 2B BB		0-2 G4-3		0-0 1B	1-3 K		4	2	2	4	1	1	1				
14 Enrique Hernández, R OBP: 0.295, SLG: 0.389	3-2 F9		4-1 15 2B BB		3-2 F9		1-2 F9	2-3 K		4	1	0	0	1	1	3				
15 Austin Barnes, R OBP: 0.333, SLG: 0.397	2-1 2B		0-1 2B		1-2 F8		0-3 K	2-3 K		5	0	2	2	0	2	3				
21 Walker Buehler, R OBP: 0.048, SLG: 0.190 68 Ross Stripling, R OBP: 0.162, SLG: 0.100 41 Kyle Garlick, R	2-2 L8		2-1 G6-3		1-1 E5 G6-4-3		1-3 K			3	0	0	0	0	0	2				
<b>Inning Stats</b>	R: 5 E: 0 K: 0 S: 21	H: 5 LOB: 1 BB: 1 P: 38	R: 0 E: 0 K: 0 S: 5	H: 0 LOB: 0 BB: 1 P: 13	R: 2 E: 0 K: 0 S: 17	H: 1 LOB: 1 BB: 2 P: 31	R: 0 E: 0 K: 1 S: 9	H: 1 LOB: 1 BB: 0 P: 13	R: 0 E: 1 K: 0 S: 9	H: 0 LOB: 0 BB: 0 P: 13	R: 2 E: 0 K: 1 S: 17	H: 3 LOB: 2 BB: 1 P: 24	R: 1 E: 0 K: 1 S: 12	H: 2 LOB: 1 BB: 0 P: 16	R: 0 E: 0 K: 3 S: 10	H: 1 LOB: 1 BB: 0 P: 16	1B: 6 2B: 4 3B: 1 HR: 2	SF: 0 SAC: 0 DP: 2 HBP: 0	WP: 1 PB: 0 SB: 1 CS: 0	PA: 44
<b>PITCHER</b>	IP WLS BF H R ER SO	IP WLS BF H R ER SO	IP WLS BF H R ER SO	IP WLS BF H R ER SO	IP WLS BF H R ER SO	IP WLS BF H R ER SO	IP WLS BF H R ER SO	IP WLS BF H R ER SO	IP WLS BF H R ER SO	IP WLS BF H R ER SO	IP WLS BF H R ER SO	IP WLS BF H R ER SO	IP WLS BF H R ER SO	IP WLS BF H R ER SO	IP WLS BF H R ER SO	IP WLS BF H R ER SO	BB IBB HBP BLK	WP HR S P	ERA WHIP	
45 Michael Feliz, R ERA: 8.25	0.1 L 6 4 5 5 0	5.2 22 3 2 2 1 3	0.1 1 0 0 0 0 0	1.2 11 5 3 3 2 1	1.0 4 1 0 0 3 0	0.1 L 6 4 5 5 0	5.2 22 3 2 2 1 3	0.1 1 0 0 0 0 0	1.2 11 5 3 3 2 1	1.0 4 1 0 0 3 0	0.1 L 6 4 5 5 0	5.2 22 3 2 2 1 3	0.1 1 0 0 0 0 0	1.2 11 5 3 3 2 1	1.0 4 1 0 0 3 0	0.1 L 6 4 5 5 0	1 0 0 0 0 0 0	0 0 0 0 0 0 0	135.00 15.000	
43 Steven Brault, L ERA: 7.11	5.2 22 3 2 2 1 3	0.1 1 0 0 0 0 0	1.2 11 5 3 3 2 1	1.0 4 1 0 0 3 0	0.1 L 6 4 5 5 0	5.2 22 3 2 2 1 3	0.1 1 0 0 0 0 0	1.2 11 5 3 3 2 1	1.0 4 1 0 0 3 0	0.1 L 6 4 5 5 0	5.2 22 3 2 2 1 3	0.1 1 0 0 0 0 0	1.2 11 5 3 3 2 1	1.0 4 1 0 0 3 0	0.1 L 6 4 5 5 0	0.1 L 6 4 5 5 0	0 0 0 0 0 0 0	0 0 0 0 0 0 0	3.18 1.059	
46 Chris Stratton, R ERA: 7.88	0.1 1 0 0 0 0 0	1.2 11 5 3 3 2 1	1.0 4 1 0 0 3 0	0.1 L 6 4 5 5 0	5.2 22 3 2 2 1 3	0.1 1 0 0 0 0 0	1.2 11 5 3 3 2 1	1.0 4 1 0 0 3 0	0.1 L 6 4 5 5 0	5.2 22 3 2 2 1 3	0.1 1 0 0 0 0 0	1.2 11 5 3 3 2 1	1.0 4 1 0 0 3 0	0.1 L 6 4 5 5 0	0.1 L 6 4 5 5 0	0 0 0 0 0 0 0	0 0 0 0 0 0 0	0.00 0.000		
72 Geoff Hartlieb, R ERA: 7.36	1.2 11 5 3 3 2 1	1.0 4 1 0 0 3 0	0.1 L 6 4 5 5 0	5.2 22 3 2 2 1 3	0.1 L 6 4 5 5 0	1.2 11 5 3 3 2 1	1.0 4 1 0 0 3 0	0.1 L 6 4 5 5 0	5.2 22 3 2 2 1 3	0.1 L 6 4 5 5 0	1.2 11 5 3 3 2 1	1.0 4 1 0 0 3 0	0.1 L 6 4 5 5 0	5.2 22 3 2 2 1 3	0.1 L 6 4 5 5 0	0.1 L 6 4 5 5 0	1 0 0 0 0 0 0	1 0 0 0 0 0 0	16.20 3.600	
52 Clay Holmes, R ERA: 3.24	0.1 L 6 4 5 5 0	5.2 22 3 2 2 1 3	0.1 L 6 4 5 5 0	1.2 11 5 3 3 2 1	1.0 4 1 0 0 3 0	0.1 L 6 4 5 5 0	5.2 22 3 2 2 1 3	0.1 L 6 4 5 5 0	1.2 11 5 3 3 2 1	1.0 4 1 0 0 3 0	0.1 L 6 4 5 5 0	5.2 22 3 2 2 1 3	0.1 L 6 4 5 5 0	1.2 11 5 3 3 2 1	1.0 4 1 0 0 3 0	0.1 L 6 4 5 5 0	0 0 0 0 0 0 0	0 0 0 0 0 0 0	0.00 1.000	

Los Angeles Dodgers @ Pittsburgh Pirates  
PNC Park, Pittsburgh, PA  
Fri May 24 2019, 7:09 PM - 10:22 PM EDT  
Att: 32,388 - Partly Cloudy - 76 F

AB	39
R	10
H	13
RBI	10
BB	5
SO	6
LOB	19



Batter	1	2	3	4	5	6	7	8	9	AB	R	H	RBI	BB	SO	LOB	BOTTOM					
26 Adam Frazier, L OBP: 0.307, SLG: 0.348	1-2 G2-3		2-2 F9		1-2 6 BB 1B		0-1 2B			4	0	2	1	0	0	0						
6 Starling Marte, R OBP: 0.286, SLG: 0.422	1-2 25 G4-3 2B		1-2 G6-3		4-1 1B		2-2 2B			2	0	1	0	1	0	0						
25 Gregory Polanco, L OBP: 0.330, SLG: 0.500	0-1 G4-3		2-3 K		0-3 K		3-2 P6			4	0	0	0	0	2	5						
55 Josh Bell, S OBP: 0.405, SLG: 0.713	0-1 F7		1-0 10 G3 2B		2-3 K		0-0 G5-3			4	0	1	0	0	1	1						
10 Bryan Reynolds, S OBP: 0.376, SLG: 0.553		0-2 19 2B 32 G6-3 1B		0-1 G3		2-0 G5-3		3-1 G6-3		4	1	1	0	0	0	1						
19 Colin Moran, L OBP: 0.318, SLG: 0.410 46 Chris Stratton, R ERA: 7.11 72 Geoff Hartlieb, R ERA: 7.36 68 Jake Elmore, R OBP: 0.056, SLG: 0.056 52 Clay Holmes, R		0-1 19 2B 32 G6-3 1B		3-3 K		0-2 G3-1		2-2 L9		3	0	1	0	0	1	1						
32 Elias Díaz, R OBP: 0.279, SLG: 0.262		1-1 G6-3		2-3 K		0-2 G3-1		2-2 L9		0	0	0	0	0	0	0						
3 Cole Tucker, S OBP: 0.202, SLG: 0.262		1-2 P4		0-3 K		0-3 K		3-2 G5-3		4	0	0	0	0	1	1						
45 Michael Feliz, R ERA: 8.25 43 Steven Brault, L ERA: 7.11 27 Kevin Newman, R OBP: 0.418, SLG: 0.473		0-1 L8		1-2 G6-3		0-0 2B		1-2 F9		0	0	0	0	0	0	0						
<b>Inning Stats</b>	R: 0 E: 0 K: 0 S: 11	H: 1 LOB: 1 BB: 0 P: 13	R: 1 E: 0 K: 0 S: 14	H: 2 LOB: 1 BB: 0 P: 16	R: 0 E: 0 K: 1 S: 13	H: 0 LOB: 0 BB: 0 P: 18	R: 0 E: 0 K: 2 S: 9	H: 1 LOB: 1 BB: 0 P: 15	R: 0 E: 0 K: 2 S: 16	H: 1 LOB: 2 BB: 1 P: 22	R: 0 E: 0 K: 1 S: 11	H: 0 LOB: 0 BB: 0 P: 15	R: 1 E: 0 K: 0 S: 14	H: 2 LOB: 2 BB: 0 P: 25	R: 0 E: 0 K: 0 S: 9	H: 0 LOB: 0 BB: 0 P: 14	R: 0 E: 0 K: 0 S: 12	H: 0 LOB: 0 BB: 0 P: 18	1B: 2 2B: 5 3B: 0 HR: 0	SF: 0 SAC: 0 DP: 0 HBP: 1	WP: 0 PB: 0 SB: 0 CS: 0	PA: 36
<b>PITCHER</b>	IP WLS BF H R ER SO	IP WLS BF H R ER SO	IP WLS BF H R ER SO	IP WLS BF H R ER SO	IP WLS BF H R ER SO	IP WLS BF H R ER SO	IP WLS BF H R ER SO	IP WLS BF H R ER SO	IP WLS BF H R ER SO	IP WLS BF H R ER SO	IP WLS BF H R ER SO	IP WLS BF H R ER SO	IP WLS BF H R ER SO	IP WLS BF H R ER SO	IP WLS BF H R ER SO	IP WLS BF H R ER SO	BB IBB HBP BLK	WP HR S P	ERA WHIP			
21 Walker Buehler, R ERA: 3.88	6.0 W 24 5 1 1 1 0	1.0 6 2 1 1 0 0	1.0 3 0 0 0 0 0	1.0 3 0 0 0 0 0	1.0 3 0 0 0 0 0	6.0 W 24 5 1 1 1 0	1.0 6 2 1 1 0 0	1.0 3 0 0 0 0 0	1.0 3 0 0 0 0 0	1.0 3 0 0 0 0 0	1.0 3 0 0 0 0 0	1.0 3 0 0 0 0 0	1.0 3 0 0 0 0 0	1.0 3 0 0 0 0 0	1.0 3 0 0 0 0 0	1.0 3 0 0 0 0 0	1 0 0 0 0 0 0	0 0 0 0 0 0 0	1.50 1.000			
68 Ross Stripling, R ERA: 3.2	1.0 6 2 1 1 0 0	1.0 3 0 0 0 0 0	1.0 3 0 0 0 0 0	1.0 3 0 0 0 0 0	1.0 3 0 0 0 0 0	1.0 6 2 1 1 0 0	1.0 3 0 0 0 0 0	1.0 3 0 0 0 0 0	1.0 3 0 0 0 0 0	1.0 3 0 0 0 0 0	1.0 3 0 0 0 0 0	1.0 3 0 0 0 0 0	1.0 3 0 0 0 0 0	1.0 3 0 0 0 0 0	1.0 3 0 0 0 0 0	1.0 3 0 0 0 0 0	0 0 0 0 0 0 0	0 0 0 0 0 0 0	9.00 2.000			
75 Scott Alexander, L ERA: 3.14	1.0 3 0 0 0 0 0	1.0 3 0 0 0 0 0	1.0 3 0 0 0 0 0	1.0 3 0 0 0 0 0	1.0 3 0 0 0 0 0	1.0 3 0 0 0 0 0	1.0 3 0 0 0 0 0	1.0 3 0 0 0 0 0	1.0 3 0 0 0 0 0	1.0 3 0 0 0 0 0	1.0 3 0 0 0 0 0	1.0 3 0 0 0 0 0	1.0 3 0 0 0 0 0	1.0 3 0 0 0 0 0	1.0 3 0 0 0 0 0	1.0 3 0 0 0 0 0	0 0 0 0 0 0 0	0 0 0 0 0 0 0	0.00 0.000			
63 Yimi García, R ERA: 4.79	1.0 3 0 0 0 0 0	1.0 3 0 0 0 0 0	1.0 3 0 0 0 0 0	1.0 3 0 0 0 0 0	1.0 3 0 0 0 0 0	1.0 3 0 0 0 0 0	1.0 3 0 0 0 0 0	1.0 3 0 0 0 0 0	1.0 3 0 0 0 0 0	1.0 3 0 0 0 0 0	1.0 3 0 0 0 0 0	1.0 3 0 0 0 0 0	1.0 3 0 0 0 0 0	1.0 3 0 0 0 0 0	1.0 3 0 0 0 0 0	1.0 3 0 0 0 0 0	0 0 0 0 0 0 0	0 0 0 0 0 0 0	0.00 0.000			

Los Angeles Dodgers @ Pittsburgh Pirates  
PNC Park, Pittsburgh, PA  
Fri May 24 2019, 7:09 PM - 10:22 PM EDT  
Att: 32,388 - Partly Cloudy - 76 F

AB	34
R	2
H	7
RBI	2
BB	1
SO	6
LOB	12





Batter	1	2	3	4	5	6	7	8	9	AB	R	H	RBI	BB	SO	LOB	TOP						
31 Joc Pederson, L OBP: 0.360, SLG: 0.616										4	1	2	1	1	0	1	<b>Los Angeles Dodgers @ Pittsburgh Pirates</b> PNC Park, Pittsburgh, PA Sat May 25 2019, 9:06 PM - 12:15 AM EDT Att: 25,852 - Partly Cloudy - 70 F						
13 Max Muncy, L OBP: 0.359, SLG: 0.506										5	2	2	0	0	0	3							
5 Corey Seager, L OBP: 0.328, SLG: 0.373										5	1	2	2	0	1	2							
35 Cody Bellinger, L OBP: 0.474, SLG: 0.765										4	1	2	2	1	1	1							
45 Matt Beaty, L OBP: 0.211, SLG: 0.211										5	0	0	0	0	0	4							
55 Russell Martin, R OBP: 0.388, SLG: 0.415										3	0	1	1	1	1	0							
27 Alex Verdugo, L OBP: 0.369, SLG: 0.511										3	0	1	0	1	0	0							
7 Julio Urias, L OBP: 0.500, SLG: 0.333										0	0	0	0	0	0	0							
14 Enrique Hernandez, R OBP: 0.293, SLG: 0.387										1	0	0	0	0	0	2							
75 Scott Alexander, L OBP: 0.293, SLG: 0.387										0	0	0	0	0	0	0							
3 Chris Taylor, R OBP: 0.300, SLG: 0.376										4	2	2	0	0	0	3							
99 Hyun Jin Ryu, R OBP: 0.190, SLG: 0.158										2	0	1	1	0	0	1							
41 Kyle Garlick, R OBP: 0.190, SLG: 0.158										1	0	0	0	0	0	0							
<b>Inning Stats</b>	R: 1 H: 2 E: 0 K: 0 S: 17	H: 2 LOB: 1 BB: 0 P: 23	R: 0 H: 1 E: 0 K: 0 S: 8	H: 1 LOB: 1 BB: 0 P: 10	R: 1 H: 2 E: 0 K: 0 S: 7	H: 2 LOB: 1 BB: 0 P: 9	R: 1 H: 2 E: 0 K: 1 S: 22	H: 2 LOB: 1 BB: 0 P: 30	R: 3 H: 3 E: 0 K: 0 S: 10	H: 3 LOB: 0 BB: 0 P: 12	R: 1 H: 2 E: 0 K: 1 S: 8	H: 2 LOB: 1 BB: 1 P: 13	R: 0 H: 1 E: 0 K: 1 S: 14	H: 1 LOB: 2 BB: 1 P: 25	R: 0 H: 0 E: 0 K: 0 S: 9	H: 0 LOB: 0 BB: 2 P: 14	R: 0 H: 0 E: 0 K: 0 S: 9	H: 0 LOB: 2 BB: 2 P: 21	1B: 5 2B: 9 3B: 0 HR: 0	SF: 1 SAC: 1 DP: 1 HBP: 0	WP: 0 PB: 0 SB: 0 CS: 0	PA: 43	
<b>PITCHER</b>	IP WLS BF H R ER SO BB IBB HBP BLK WP HR S P ERA WHIP	IP WLS BF H R ER SO BB IBB HBP BLK WP HR S P ERA WHIP	IP WLS BF H R ER SO BB IBB HBP BLK WP HR S P ERA WHIP	IP WLS BF H R ER SO BB IBB HBP BLK WP HR S P ERA WHIP	IP WLS BF H R ER SO BB IBB HBP BLK WP HR S P ERA WHIP	IP WLS BF H R ER SO BB IBB HBP BLK WP HR S P ERA WHIP	IP WLS BF H R ER SO BB IBB HBP BLK WP HR S P ERA WHIP	IP WLS BF H R ER SO BB IBB HBP BLK WP HR S P ERA WHIP	IP WLS BF H R ER SO BB IBB HBP BLK WP HR S P ERA WHIP	IP WLS BF H R ER SO BB IBB HBP BLK WP HR S P ERA WHIP	IP WLS BF H R ER SO BB IBB HBP BLK WP HR S P ERA WHIP	IP WLS BF H R ER SO BB IBB HBP BLK WP HR S P ERA WHIP	IP WLS BF H R ER SO BB IBB HBP BLK WP HR S P ERA WHIP	IP WLS BF H R ER SO BB IBB HBP BLK WP HR S P ERA WHIP	IP WLS BF H R ER SO BB IBB HBP BLK WP HR S P ERA WHIP	IP WLS BF H R ER SO BB IBB HBP BLK WP HR S P ERA WHIP	IP WLS BF H R ER SO BB IBB HBP BLK WP HR S P ERA WHIP	IP WLS BF H R ER SO BB IBB HBP BLK WP HR S P ERA WHIP	IP WLS BF H R ER SO BB IBB HBP BLK WP HR S P ERA WHIP	IP WLS BF H R ER SO BB IBB HBP BLK WP HR S P ERA WHIP	IP WLS BF H R ER SO BB IBB HBP BLK WP HR S P ERA WHIP	IP WLS BF H R ER SO BB IBB HBP BLK WP HR S P ERA WHIP	IP WLS BF H R ER SO BB IBB HBP BLK WP HR S P ERA WHIP



Batter	1	2	3	4	5	6	7	8	9	AB	R	H	RBI	BB	SO	LOB	BOTTOM						
26 Adam Frazier, L OBP: 0.299, SLG: 0.339										5	0	0	0	0	0	4	<b>Los Angeles Dodgers @ Pittsburgh Pirates</b> PNC Park, Pittsburgh, PA Sat May 25 2019, 9:06 PM - 12:15 AM EDT Att: 25,852 - Partly Cloudy - 70 F						
10 Bryan Reynolds, S OBP: 0.371, SLG: 0.539										4	0	1	0	0	2	0							
6 Starling Marte, R OBP: 0.296, SLG: 0.429										4	0	3	0	0	1	0							
55 Josh Bell, S OBP: 0.407, SLG: 0.714										4	1	2	0	0	0	3							
53 Melky Cabrera, S OBP: 0.362, SLG: 0.454										3	1	0	0	0	0	3							
62 Rookie Davis, R OBP: 0.319, SLG: 0.407										0	0	0	0	0	0	0							
19 Colin Moran, L OBP: 0.319, SLG: 0.407										1	0	0	0	0	1	0							
66 Dovydas Neverauskas, R OBP: 0.282, SLG: 0.279										0	0	0	0	0	0	0							
27 Kevin Newman, R OBP: 0.424, SLG: 0.492										4	0	2	0	0	0	1							
29 Francisco Cervelli, R OBP: 0.279, SLG: 0.245										1	0	1	0	0	0	0							
32 Elias Diaz, R OBP: 0.282, SLG: 0.279										3	0	1	0	0	1	1							
3 Cole Tucker, S OBP: 0.204, SLG: 0.261										4	0	1	1	0	0	3							
59 Joe Musgrove, R OBP: 0.158, SLG: 0.059										1	0	0	0	0	0	2							
68 Jake Elmore, R OBP: 0.050, SLG: 0.050										2	0	0	0	0	0	1							
<b>Inning Stats</b>	R: 0 H: 0 E: 0 K: 2 S: 7	H: 0 LOB: 0 BB: 0 P: 7	R: 2 H: 3 E: 1 K: 0 S: 16	H: 3 LOB: 2 BB: 0 P: 23	R: 0 H: 2 E: 0 K: 1 S: 6	H: 2 LOB: 1 BB: 0 P: 7	R: 0 H: 2 E: 0 K: 0 S: 14	H: 2 LOB: 2 BB: 0 P: 21	R: 0 H: 1 E: 0 K: 0 S: 13	H: 1 LOB: 1 BB: 0 P: 20	R: 0 H: 1 E: 0 K: 0 S: 14	H: 1 LOB: 1 BB: 0 P: 20	R: 0 H: 0 E: 0 K: 2 S: 8	H: 0 LOB: 0 BB: 0 P: 10	R: 0 H: 0 E: 0 K: 0 S: 5	H: 0 LOB: 0 BB: 0 P: 9	1B: 8 2B: 3 3B: 0 HR: 0	SF: 0 SAC: 1 DP: 2 HBP: 0	WP: 0 PB: 0 SB: 0 CS: 0	PA: 37			
<b>PITCHER</b>	IP WLS BF H R ER SO BB IBB HBP BLK WP HR S P ERA WHIP	IP WLS BF H R ER SO BB IBB HBP BLK WP HR S P ERA WHIP	IP WLS BF H R ER SO BB IBB HBP BLK WP HR S P ERA WHIP	IP WLS BF H R ER SO BB IBB HBP BLK WP HR S P ERA WHIP	IP WLS BF H R ER SO BB IBB HBP BLK WP HR S P ERA WHIP	IP WLS BF H R ER SO BB IBB HBP BLK WP HR S P ERA WHIP	IP WLS BF H R ER SO BB IBB HBP BLK WP HR S P ERA WHIP	IP WLS BF H R ER SO BB IBB HBP BLK WP HR S P ERA WHIP	IP WLS BF H R ER SO BB IBB HBP BLK WP HR S P ERA WHIP	IP WLS BF H R ER SO BB IBB HBP BLK WP HR S P ERA WHIP	IP WLS BF H R ER SO BB IBB HBP BLK WP HR S P ERA WHIP	IP WLS BF H R ER SO BB IBB HBP BLK WP HR S P ERA WHIP	IP WLS BF H R ER SO BB IBB HBP BLK WP HR S P ERA WHIP	IP WLS BF H R ER SO BB IBB HBP BLK WP HR S P ERA WHIP	IP WLS BF H R ER SO BB IBB HBP BLK WP HR S P ERA WHIP	IP WLS BF H R ER SO BB IBB HBP BLK WP HR S P ERA WHIP	IP WLS BF H R ER SO BB IBB HBP BLK WP HR S P ERA WHIP	IP WLS BF H R ER SO BB IBB HBP BLK WP HR S P ERA WHIP	IP WLS BF H R ER SO BB IBB HBP BLK WP HR S P ERA WHIP	IP WLS BF H R ER SO BB IBB HBP BLK WP HR S P ERA WHIP	IP WLS BF H R ER SO BB IBB HBP BLK WP HR S P ERA WHIP	IP WLS BF H R ER SO BB IBB HBP BLK WP HR S P ERA WHIP	IP WLS BF H R ER SO BB IBB HBP BLK WP HR S P ERA WHIP









Batter	1	2	3	4	5	6	7	8	9	AB	R	H	RBI	BB	SO	LOB	TOP					
1 Amed Rosario, R OBP: 0.299, SLG: 0.407										5	2	3	0	0	2	2	<b>New York Mets @ Los Angeles Dodgers</b> Dodger Stadium, Los Angeles, CA Mon May 27 2019, 5:10 PM - 8:53 PM PDT Att. 47,816 - Clear - 68 F					
28 JD Davis, R OBP: 0.340, SLG: 0.457										5	1	1	2	0	1	5						
47 Drew Gagnon, R OBP: 0.333, SLG: 0.333										0	0	0	0	0	0	0						
30 Michael Conforto, L OBP: 0.497, SLG: 0.513										3	0	1	0	2	1	0						
20 Pete Alonso, R OBP: 0.332, SLG: 0.593										5	0	2	1	0	0	3						
21 Todd Frazier, R OBP: 0.276, SLG: 0.337										5	1	2	0	0	1	1						
11 Adisiny Hechavarría, R OBP: 0.282, SLG: 0.541									5	1	3	2	0	2	3							
12 Juan Lagares, R OBP: 0.297, SLG: 0.276										3	0	0	0	0	0	2						
73 Daniel Zamora, L										0	0	0	0	0	0	0						
68 Wilmer Font, R OBP: 0.333, SLG: 0.333										0	0	0	0	0	0	0						
22 Dominic Smith, L OBP: 0.466, SLG: 0.500										1	0	1	0	0	0	0						
3 Tomás Nido, R OBP: 0.200, SLG: 0.400										4	0	1	0	0	1	2						
48 Jacob deGrom, L OBP: 0.273, SLG: 0.455										2	0	1	0	0	1	1						
49 Tyler Bashlor, R										0	0	0	0	0	0	0						
91 Carlos Gómez, R OBP: 0.313, SLG: 0.308										2	0	0	0	0	0	1						
<b>Inning Stats</b>	R: 1 E: 0 K: 2 S: 13	H: 3 LOB: 2 BB: 1 P: 23	R: 0 E: 0 K: 2 S: 12	H: 1 LOB: 1 BB: 0 P: 19	R: 0 E: 0 K: 0 S: 6	H: 0 LOB: 0 BB: 0 P: 8	R: 0 E: 0 K: 0 S: 7	H: 1 LOB: 0 BB: 0 P: 13	R: 2 E: 0 K: 1 S: 11	H: 4 LOB: 1 BB: 0 P: 13	R: 0 E: 0 K: 0 S: 10	H: 1 LOB: 1 BB: 1 P: 19	R: 0 E: 1 K: 1 S: 10	H: 0 LOB: 2 BB: 1 P: 20	R: 2 E: 0 K: 0 S: 17	H: 4 LOB: 2 BB: 0 P: 28	R: 0 E: 0 K: 3 S: 14	H: 1 LOB: 1 BB: 0 P: 17	1B: 9 2B: 4 3B: 1 HR: 2	SF: 0 SAC: 0 DP: 2 HBP: 0	WP: 0 PB: 0 SB: 0 CS: 0	PA: 42
<b>PITCHER</b>	IP WLS BF H R ER SO BB IBB HBP BLK WP HR S P ERA WHIP																					
22 Clayton Kershaw, L ERA: 3.46	6.0 W 26 10 3 3 5 1 0 0 0 0 0 1 59 95 4.50 1.833																					
52 Pedro Báez, R ERA: 3.09	1.0 5 0 0 0 1 1 0 0 0 0 0 0 10 20 0.00 1.000																					
17 Joe Kelly, R ERA: 8.83	0.0 3 3 2 2 0 0 0 0 0 0 1 8 13 ∞ ∞																					
51 Dylan Floro, R ERA: 2.18	0.1 H 3 1 0 0 0 0 0 0 0 0 0 7 13 0.00 3.000																					
74 Kenley Jansen, R ERA: 3.52	1.2 S 5 1 0 0 3 0 0 0 0 0 0 0 16 19 0.00 0.600																					

Batter	1	2	3	4	5	6	7	8	9	AB	R	H	RBI	BB	SO	LOB	BOTTOM	
31 Joc Pederson, L OBP: 0.376, SLG: 0.637										3	1	3	0	0	0	0	<b>New York Mets @ Los Angeles Dodgers</b> Dodger Stadium, Los Angeles, CA Mon May 27 2019, 5:10 PM - 8:53 PM PDT Att. 47,816 - Clear - 68 F	
14 Enrique Hernández, R (6, PH) OBP: 0.394, SLG: 0.405										4	1	2	0	1	1	2		
13 Max Muncy, L OBP: 0.380, SLG: 0.491										5	1	2	0	0	0	2		
10 Justin Turner, R OBP: 0.396, SLG: 0.449										4	1	1	1	1	0	5		
35 Cody Bellinger, L OBP: 0.469, SLG: 0.761										4	1	1	1	1	0	5		
5 Corey Seager, L OBP: 0.332, SLG: 0.384										4	1	1	2	0	0	4		
27 Alex Verdugo, L OBP: 0.357, SLG: 0.504										4	0	1	1	0	0	2		
3 Chris Taylor, R OBP: 0.308, SLG: 0.405										5	1	3	2	0	1	0		
55 Russell Martin, R OBP: 0.384, SLG: 0.397										5	1	1	0	0	1	5		
22 Clayton Kershaw, L ERA: 3.46	5.0 W 23 10 3 2 2 2 1 0 0 0 0 0 70 105 3.60 1.600																	
49 Tyler Bashlor, R ERA: 4.91	0.1 L 4 3 3 3 0 0 0 0 0 0 0 1 10 14 81.00 9.000																	
73 Daniel Zamora, L ERA: 6.0	0.1 6 3 3 3 0 0 1 1 0 0 0 1 10 17 81.00 9.000																	
68 Wilmer Font, R ERA: 5.86	1.1 5 1 0 0 0 0 0 0 0 0 0 0 11 18 0.00 0.750																	
47 Drew Gagnon, R ERA: 5.69	1.0 6 3 1 1 1 0 0 0 0 0 0 0 9 13 9.00 3.000																	
<b>Inning Stats</b>	R: 1 E: 0 K: 0 S: 19	H: 3 LOB: 2 BB: 0 P: 25	R: 0 E: 0 K: 2 S: 17	H: 2 LOB: 2 BB: 0 P: 28	R: 1 E: 0 K: 0 S: 8	H: 1 LOB: 0 BB: 0 P: 13	R: 0 E: 0 K: 0 S: 13	H: 0 LOB: 0 BB: 0 P: 18	R: 6 E: 0 K: 0 S: 24	H: 7 LOB: 3 BB: 1 P: 38	R: 0 E: 0 K: 0 S: 7	H: 0 LOB: 0 BB: 0 P: 11	R: 1 E: 0 K: 1 S: 9	H: 3 LOB: 2 BB: 0 P: 13	1B: 13 2B: 1 3B: 0 HR: 3	SF: 1 SAC: 0 DP: 0 HBP: 1	WP: 0 PB: 0 SB: 0 CS: 0	PA: 44
<b>PITCHER</b>	IP WLS BF H R ER SO BB IBB HBP BLK WP HR S P ERA WHIP																	
48 Jacob deGrom, R ERA: 3.71	5.0 23 10 3 2 2 2 1 0 0 0 0 0 70 105 3.60 1.600																	

**AB** 40  
**R** 5  
**H** 15  
**RBI** 5  
**BB** 2  
**SO** 9  
**LOB** 20



**AB** 40  
**R** 9  
**H** 17  
**RBI** 9  
**BB** 2  
**SO** 3  
**LOB** 20



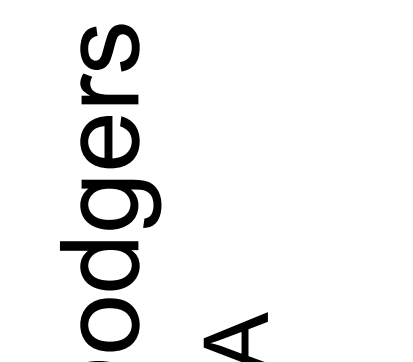







Batter	1	2	3	4	5	6	7	8	9	AB	R	H	RBI	BB	SO	LOB	TOP			
1 Amed Rosario, R OBP: 0.309, SLG: 0.432	G1-3	F9			F9		HR	BB		4	1	1	1	1	0	1	<b>New York Mets @ Los Angeles Dodgers</b> Dodger Stadium, Los Angeles, CA Wed May 29 2019, 7:12 PM - 10:41 PM PDT Att. 40,559 - Clear - 69 F			
22 Dominic Smith, L OBP: 0.469, SLG: 0.556	20 HR		K		20 HR		HR	G3		5	3	3	1	0	1					
20 Pete Alonso, R OBP: 0.338, SLG: 0.624										4	2	3	4	0	0					
65 Robert Gsellman, R										0	0	0	0	0	0					
27 Jeury Familia, R										0	0	0	0	0	0					
28 J.D. Davis, R OBP: 0.329, SLG: 0.439	1-H									1	0	0	0	0	0					
39 Edwin Diaz, R										0	0	0	0	0	0					
30 Michael Conforto, L OBP: 0.407, SLG: 0.525	K				G4-3			G3-1		4	0	1	0	1	1	0				
40 Wilson Ramos, R OBP: 0.327, SLG: 0.375	G5-3				K					4	0	0	0	1	2	3				
21 Todd Frazier, R OBP: 0.296, SLG: 0.396					F7					5	2	2	0	0	3					
91 Carlos Gómez, R OBP: 0.325, SLG: 0.353			K				SH5-3	F9		3	0	0	0	0	2	3				
11 Adeiny Hechavarria, R OBP: 0.298, SLG: 0.523					E3			P3		4	0	2	2	0	0					
34 Noah Syndergaard, L OBP: 0.207, SLG: 0.407										3	0	1	0	0	2	2				
12 Juan Lagares, R OBP: 0.252, SLG: 0.270					K			F8		1	0	0	0	0	0					
<b>Inning Stats</b>	R: 2 H: 2 E: 0 K: 1 S: 13	H: 2 LOB: 0 BB: 0 P: 18	R: 1 H: 3 E: 0 K: 1 S: 11	H: 3 LOB: 1 BB: 0 P: 18	R: 0 H: 0 E: 0 K: 2 S: 17	H: 0 LOB: 1 BB: 1 P: 27	R: 0 H: 0 E: 1 K: 2 S: 12	H: 0 LOB: 0 BB: 0 P: 20	R: 2 H: 2 E: 0 K: 0 S: 10	H: 2 LOB: 1 BB: 0 P: 12	R: 2 H: 4 E: 0 K: 1 S: 20	H: 4 LOB: 2 BB: 0 P: 27	R: 0 H: 0 E: 0 K: 0 S: 8	H: 0 LOB: 1 BB: 1 P: 13	R: 0 H: 0 E: 0 K: 0 S: 8	H: 0 LOB: 1 BB: 1 P: 17	1B: 5 2B: 5 3B: 0 HR: 4	SF: 0 SAC: 1 DP: 1 HBP: 0	WP: 0 PB: 0 SB: 0 CS: 1	PA: 42
<b>PITCHER</b>	IP WLS BF H R ER SO BB IBB HBP BLK WP HR S P ERA WHIP																			
21 Walker Buehler, R ERA: 4.03	5.0 0 23 7 5 5 6 1 0 0 0 0 0 2 63 95 9.00 1.600																			
52 Pedro Báez, R ERA: 3.33	1.0 4 2 1 1 1 0 0 0 0 0 0 0 2 12 16 9.00 2.000																			
7 Julio Urias, L ERA: 3.45	1.0 7 4 2 2 2 1 0 0 0 0 0 0 2 20 27 18.00 4.000																			
63 Yimi Garcia, R ERA: 4.78	1.0 4 0 0 0 0 1 0 0 0 0 0 0 8 13 0.00 1.000																			
75 Scott Alexander, L ERA: 3.31	1.0 W 4 0 0 0 0 1 0 0 0 0 0 0 8 17 0.00 1.000																			

Batter	1	2	3	4	5	6	7	8	9	AB	R	H	RBI	BB	SO	LOB	BOTTOM					
31 Joc Pederson, L OBP: 0.372, SLG: 0.647	K	P5		FC6-5			13 G4-3			5	2	2	1	0	1	3	<b>New York Mets @ Los Angeles Dodgers</b> Dodger Stadium, Los Angeles, CA Wed May 29 2019, 7:12 PM - 10:41 PM PDT Att. 40,559 - Clear - 69 F					
13 Max Muncy, L OBP: 0.383, SLG: 0.505	K			G3			G4-3			5	2	2	1	0	1	2						
10 Justin Turner, R OBP: 0.392, SLG: 0.446	L9									5	1	3	2	0	1	0						
35 Cody Bellinger, L OBP: 0.464, SLG: 0.760										5	1	1	1	0	0	2						
5 Corey Seager, L OBP: 0.341, SLG: 0.415										4	2	3	1	1	0	1						
45 Matt Bealy, L OBP: 0.303, SLG: 0.333										5	1	3	1	0	0	0						
27 Alex Verdugo, L OBP: 0.366, SLG: 0.517										3	0	1	2	1	0	2						
16 Will Smith, R OBP: 0.286, SLG: 0.429										3	0	0	0	0	2	1						
7 Julio Urias, L OBP: 0.500, SLG: 0.333	K									0	0	0	0	0	0	0						
63 Yimi Garcia, R										0	0	0	0	0	0	0						
3 Chris Taylor, R OBP: 0.307, SLG: 0.400										1	0	0	0	0	1	0						
75 Scott Alexander, L ERA: 3.22										0	0	0	0	0	0	0						
21 Walker Buehler, R OBP: 0.130, SLG: 0.190										0	0	0	0	2	0	0						
52 Pedro Báez, R										0	0	0	0	0	0	0						
55 Russell Martin, R OBP: 0.368, SLG: 0.377										2	0	0	0	0	0	1						
<b>Inning Stats</b>	R: 0 H: 0 E: 0 K: 2 S: 8	H: 0 LOB: 0 BB: 0 P: 10	R: 2 H: 3 E: 0 K: 1 S: 25	H: 3 LOB: 2 BB: 1 P: 32	R: 1 H: 3 E: 0 K: 0 S: 17	H: 3 LOB: 0 BB: 0 P: 25	R: 0 H: 0 E: 0 K: 0 S: 12	H: 0 LOB: 1 BB: 1 P: 21	R: 0 H: 1 E: 0 K: 1 S: 9	H: 0 LOB: 0 BB: 0 P: 15	R: 0 H: 0 E: 0 K: 1 S: 7	H: 0 LOB: 0 BB: 0 P: 13	R: 1 H: 2 E: 0 K: 0 S: 8	H: 2 LOB: 1 BB: 0 P: 13	R: 1 H: 1 E: 0 K: 0 S: 9	H: 1 LOB: 1 BB: 1 P: 17	R: 4 H: 5 E: 0 K: 0 S: 23	H: 5 LOB: 2 BB: 1 P: 30	1B: 4 2B: 8 3B: 0 HR: 3	SF: 1 SAC: 0 DP: 0 HBP: 0	WP: 0 PB: 0 SB: 1 CS: 0	PA: 43
<b>PITCHER</b>	IP WLS BF H R ER SO BB IBB HBP BLK WP HR S P ERA WHIP																					
34 Noah Syndergaard, R ERA: 4.9	6.0 0 26 7 3 3 5 2 0 0 0 0 0 0 78 116 4.50 1.500																					
65 Robert Gsellman, R ERA: 3.74	1.0 5 2 1 1 0 0 0 0 0 0 0 0 8 13 9.00 2.000																					
27 Jeury Familia, R ERA: 5.56	1.0 5 1 1 1 0 1 0 0 0 0 0 1 9 17 9.00 2.000																					
39 Edwin Diaz, R ERA: 3.22	0.1 L 7 5 4 4 0 0 1 0 0 0 0 2 23 30 108.00 15.000																					






Batter	1	2	3	4	5	6	7	8	9	AB	R	H	RBI	BB	SO	LOB	TOP					
1 Amed Rosario, R OBP: 0.304, SLG: 0.424	F8		K			L7		FC6-4		4	0	0	0	0	1	1						
28 J.D. Davis, R OBP: 0.322, SLG: 0.430	F9		K			G5-3		K		3	0	0	0	0	1	0						
22 Dominic Smith, L OBP: 0.462, SLG: 0.545										1	0	0	0	0	1	1						
30 Michael Conforto, L OBP: 0.399, SLG: 0.512	K				G6-3					4	0	0	0	0	2	0						
20 Pete Alonso, R OBP: 0.341, SLG: 0.625		K			L9					3	0	1	0	0	1	0						
21 Todd Frazier, R OBP: 0.295, SLG: 0.385						K				3	0	0	0	1	2	2						
91 Carlos Gómez, R OBP: 0.318, SLG: 0.342										4	0	1	0	0	0	2						
11 Adeiny Hechavarría, R OBP: 0.280, SLG: 0.489										3	0	0	0	0	0	3						
3 Tomás Nido, R OBP: 0.211, SLG: 0.395										3	0	1	0	0	1	2						
44 Jason Vargas, L										2	0	0	0	0	0	1						
40 Wilson Ramos, R OBP: 0.341, SLG: 0.379										1	0	1	0	0	0	0						
23 Aaron Altherr, R OBP: 0.103, SLG: 0.162										0	0	0	0	0	0	0						
33 Héctor Santiago, R										0	0	0	0	0	0	0						
47 Drew Gagnon, R										0	0	0	0	0	0	0						
<b>Inning Stats</b>	R: 0 E: 0 K: 1 S: 10	H: 0 LOB: 0 BB: 0 P: 14	R: 0 E: 0 K: 2 S: 15	H: 1 LOB: 1 BB: 1 P: 21	R: 0 E: 0 K: 2 S: 9	H: 0 LOB: 0 BB: 0 P: 15	R: 0 E: 0 K: 1 S: 7	H: 0 LOB: 0 BB: 0 P: 11	R: 0 E: 0 K: 2 S: 9	H: 1 LOB: 1 BB: 0 P: 13	R: 0 E: 0 K: 1 S: 8	H: 0 LOB: 0 BB: 0 P: 12	R: 0 E: 0 K: 0 S: 9	H: 1 LOB: 1 BB: 0 P: 14	R: 0 E: 0 K: 1 S: 6	H: 1 LOB: 1 BB: 0 P: 9	R: 0 E: 0 K: 1 S: 11	H: 0 LOB: 1 BB: 0 P: 17	1B: 3 2B: 1 3B: 0 HR: 0	SF: 0 SAC: 0 DP: 0 HBP: 1	WP: 0 PB: 0 SB: 0 CS: 0	PA: 33
<b>PITCHER</b>	IP: 7.2 WLS: W BF: 28 ERA: 1.48	WLS: W BF: 5 ERA: 3.33	H: 4 R: 0 ER: 0 SO: 7 BB: 1 IBB: 0 HBP: 0 BLK: 0 WP: 0 HR: 0 S: 70 P: 106 ERA: 0.00 WHIP: 0.652	H: 0 R: 0 ER: 0 SO: 2 BB: 0 IBB: 0 HBP: 1 BLK: 0 WP: 0 HR: 0 S: 14 P: 20 ERA: 0.00 WHIP: 0.000	<b>PITCHER</b>										IP: 1.1 WLS: S BF: 5 ERA: 3.33	H: 0 R: 0 ER: 0 SO: 2 BB: 0 IBB: 0 HBP: 0 BLK: 0 WP: 0 HR: 0 S: 14 P: 20 ERA: 0.00 WHIP: 0.000						

**New York Mets @ Los Angeles Dodgers**  
**Dodger Stadium, Los Angeles, CA**  
 Thu May 30 2019, 7:13 PM - 9:56 PM PDT  
 Att. : 47,848 - Clear - 67 F

livebaseballscorecards.com

AB 31  
R 0  
H 4  
RBI 0  
BB 1  
SO 9  
LOB 12



Batter	1	2	3	4	5	6	7	8	9	AB	R	H	RBI	BB	SO	LOB	BOTTOM							
3 Chris Taylor, R OBP: 0.305, SLG: 0.410	13 2B		K			K		L6		4	1	1	0	0	2	1								
13 Max Muncy, L OBP: 0.381, SLG: 0.505	14 F8		K			K		G4-3		4	0	1	1	0	2	1								
25 David Freese, R OBP: 0.412, SLG: 0.500										4	1	2	0	0	1	1								
35 Cody Bellinger, L OBP: 0.464, SLG: 0.754										3	0	1	0	1	0	1								
14 Enrique Hernández, R OBP: 0.298, SLG: 0.394	F8		F4			P2		L9		4	0	1	1	0	0	4								
27 Alex Verdugo, L OBP: 0.376, SLG: 0.521						P4		27 1B		3	0	2	0	1	0	2								
55 Russell Martin, R OBP: 0.363, SLG: 0.369	FC5-4									4	0	1	0	0	1	6								
45 Matt Beaty, L OBP: 0.278, SLG: 0.306										3	0	0	0	0	0	1								
5 Corey Seager, L OBP: 0.341, SLG: 0.415										0	0	0	0	0	0	0								
99 Hyun Jin Ryu, R OBP: 0.208, SLG: 0.143										2	0	0	0	1	1	0								
74 Kenley Jansen, S										0	0	0	0	0	0	0								
<b>Inning Stats</b>	R: 1 E: 0 K: 1 S: 11	H: 2 LOB: 3 BB: 2 P: 26	R: 0 E: 0 K: 2 S: 11	H: 0 LOB: 1 BB: 1 P: 20	R: 0 E: 0 K: 0 S: 6	H: 2 LOB: 1 BB: 0 P: 11	R: 0 E: 0 K: 1 S: 6	H: 1 LOB: 0 BB: 0 P: 9	R: 0 E: 0 K: 2 S: 8	H: 0 LOB: 0 BB: 0 P: 9	R: 0 E: 0 K: 0 S: 6	H: 1 LOB: 1 BB: 0 P: 11	R: 0 E: 0 K: 0 S: 6	H: 0 LOB: 0 BB: 0 P: 12	R: 1 E: 0 K: 1 S: 21	H: 3 LOB: 2 BB: 0 P: 28	1B: 6 2B: 2 3B: 1 HR: 0	SF: 0 SAC: 0 DP: 2 HBP: 0	WP: 0 PB: 0 SB: 1 CS: 0	PA: 34				
<b>PITCHER</b>	IP: 7.0 WLS: L BF: 28 ERA: 4.46	IP: 0.2 WLS: S BF: 5 ERA: 2.45	IP: 0.1 WLS: 1 BF: 0 ERA: 4.96	IP: 0 WLS: 0 BF: 0 ERA: 4.96	IP: 0 WLS: 0 BF: 0 ERA: 4.96	IP: 0 WLS: 0 BF: 0 ERA: 4.96	IP: 0 WLS: 0 BF: 0 ERA: 4.96	IP: 0 WLS: 0 BF: 0 ERA: 4.96	IP: 0 WLS: 0 BF: 0 ERA: 4.96	IP: 0 WLS: 0 BF: 0 ERA: 4.96	IP: 0 WLS: 0 BF: 0 ERA: 4.96	IP: 0 WLS: 0 BF: 0 ERA: 4.96	IP: 0 WLS: 0 BF: 0 ERA: 4.96	IP: 0 WLS: 0 BF: 0 ERA: 4.96	IP: 0 WLS: 0 BF: 0 ERA: 4.96	IP: 0 WLS: 0 BF: 0 ERA: 4.96	IP: 0 WLS: 0 BF: 0 ERA: 4.96	IP: 0 WLS: 0 BF: 0 ERA: 4.96	IP: 0 WLS: 0 BF: 0 ERA: 4.96	IP: 0 WLS: 0 BF: 0 ERA: 4.96	IP: 0 WLS: 0 BF: 0 ERA: 4.96	IP: 0 WLS: 0 BF: 0 ERA: 4.96	IP: 0 WLS: 0 BF: 0 ERA: 4.96	IP: 0 WLS: 0 BF: 0 ERA: 4.96

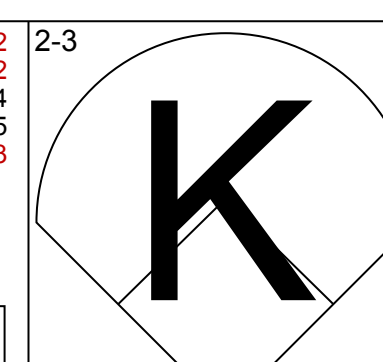
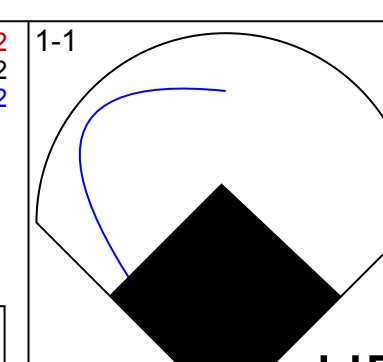
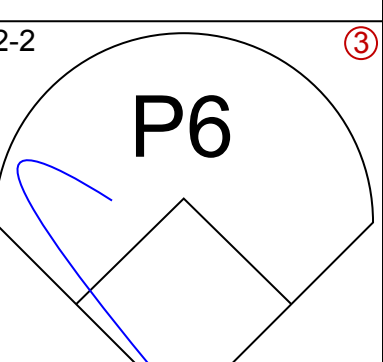
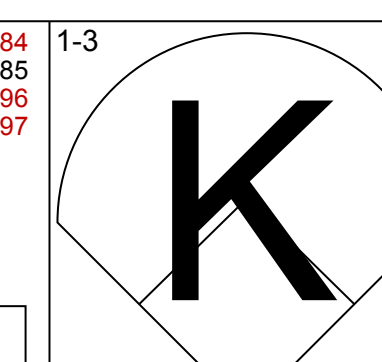
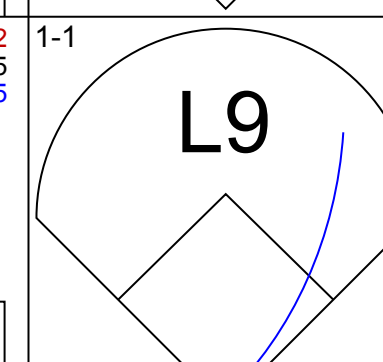
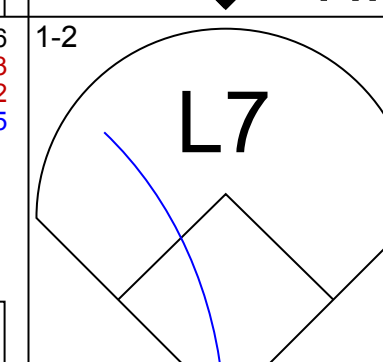
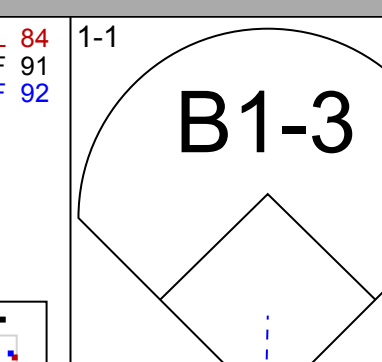
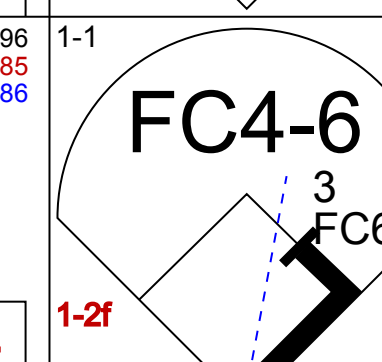
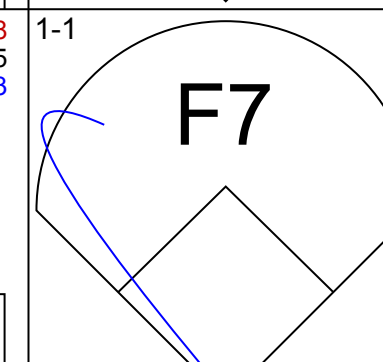
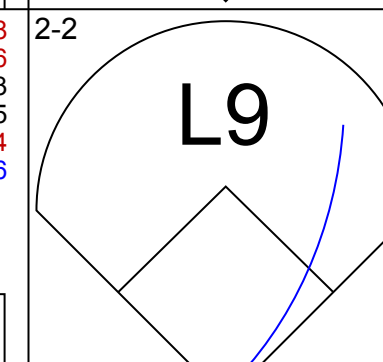
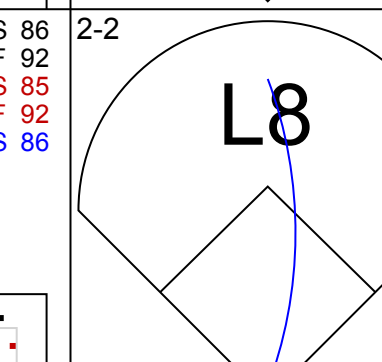
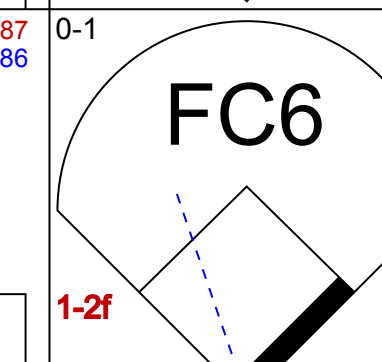
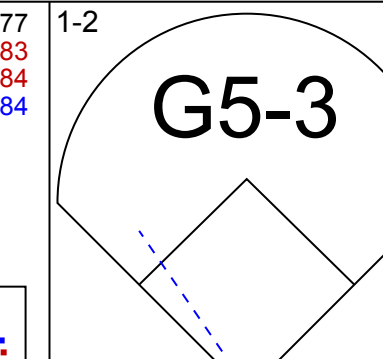
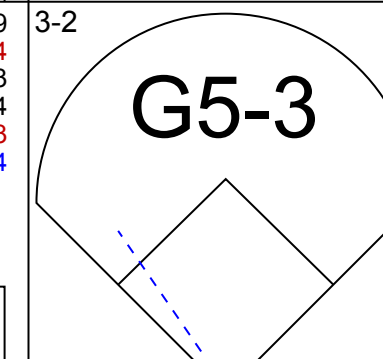
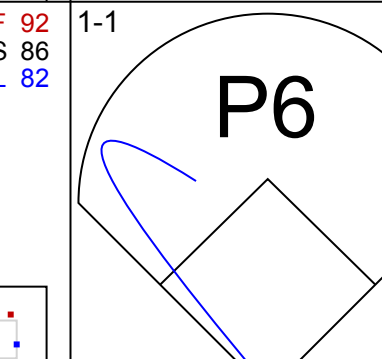


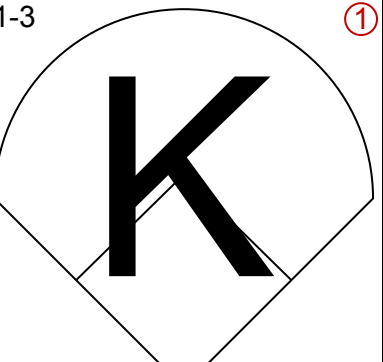
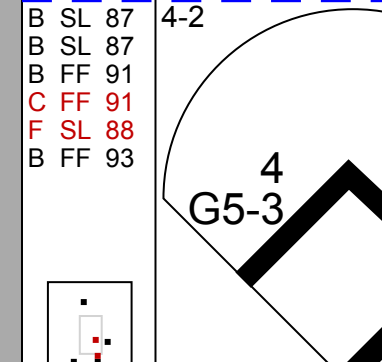
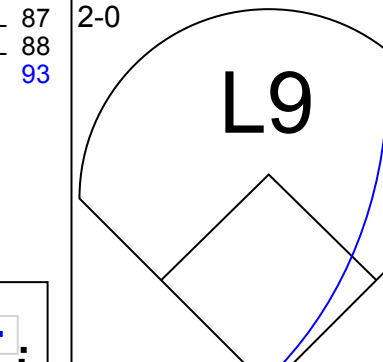

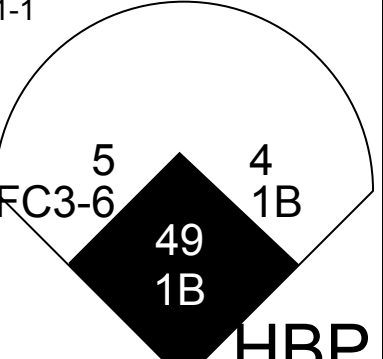
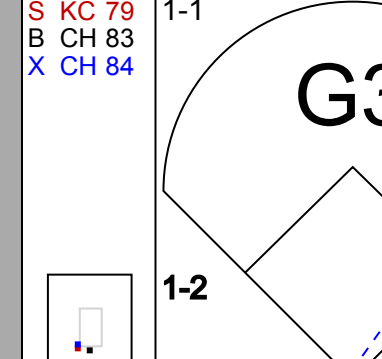
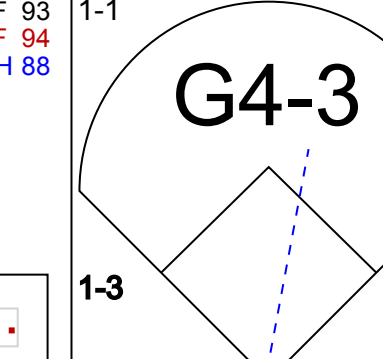
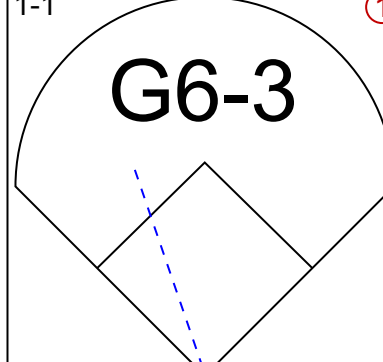
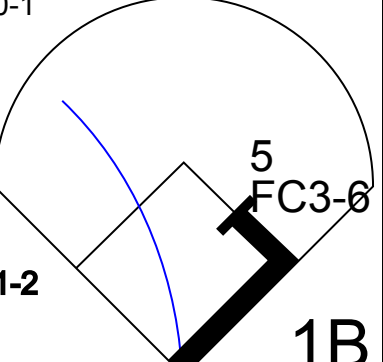
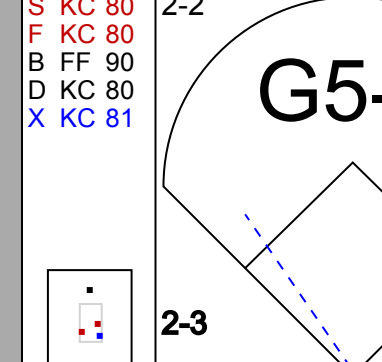
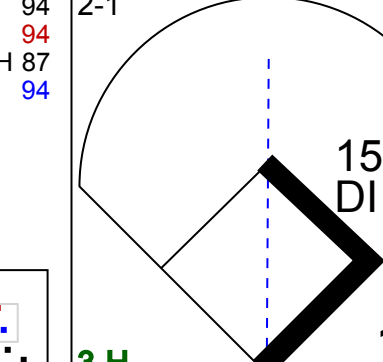
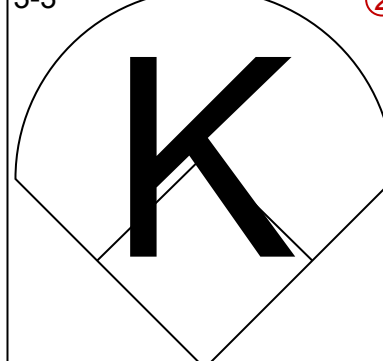
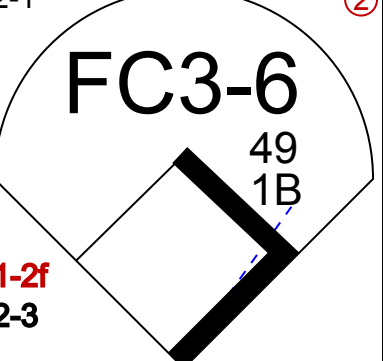
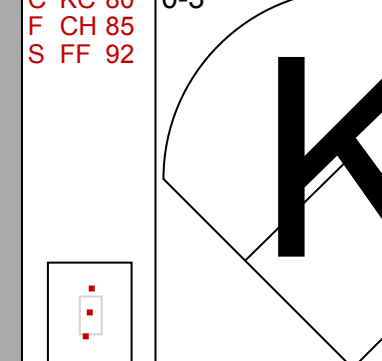
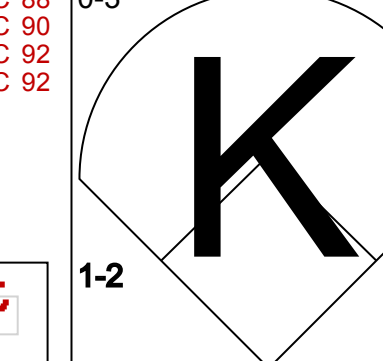

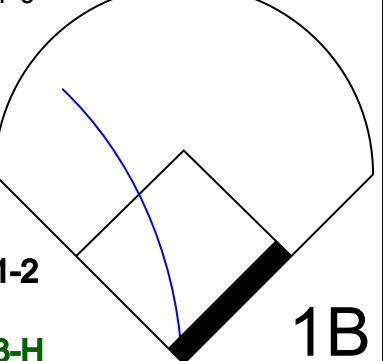


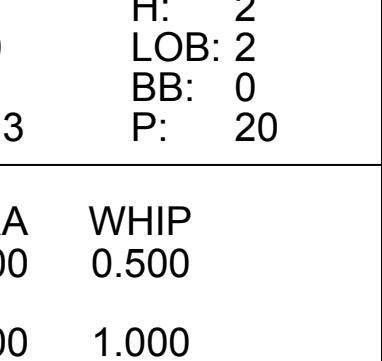
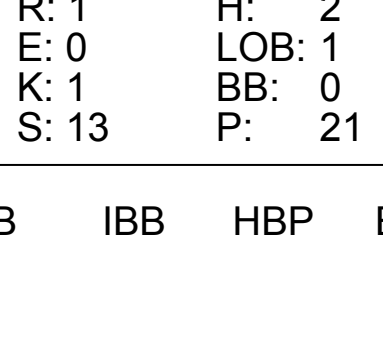
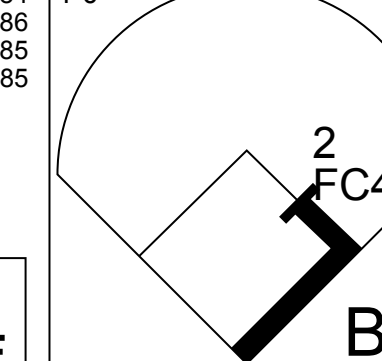
**New York Mets @ Los Angeles Dodgers**  
**Dodger Stadium, Los Angeles, CA**  
 Thu May 30 2019, 7:13 PM - 9:56 PM PDT  
 Att. : 47,848 - Clear - 67 F

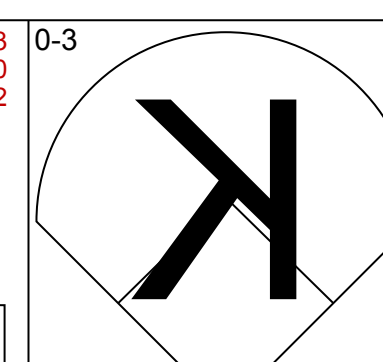
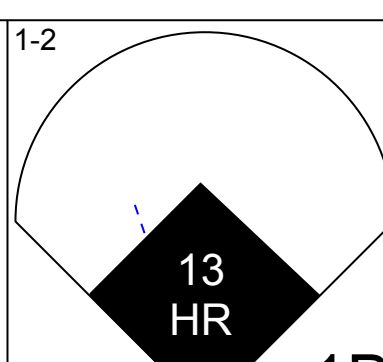
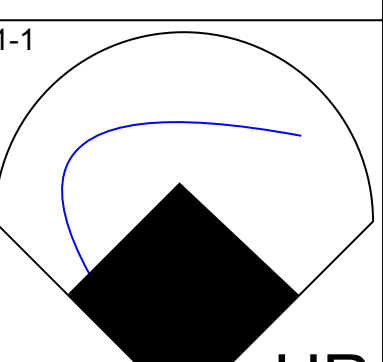
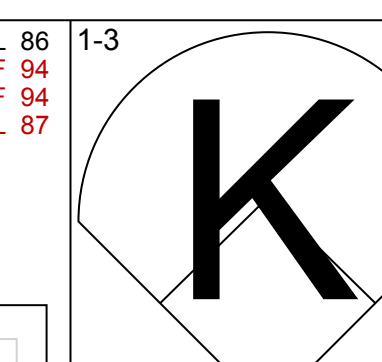
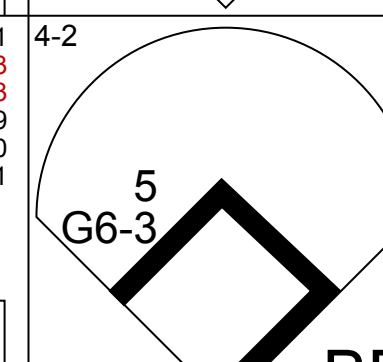
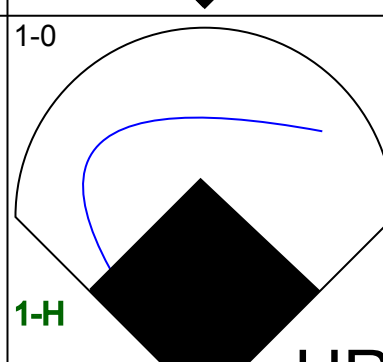
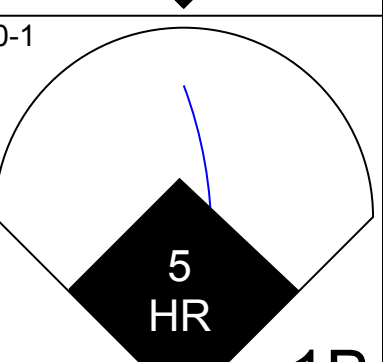
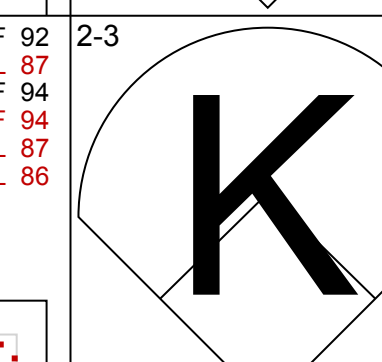
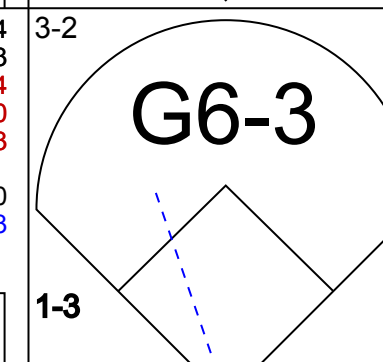
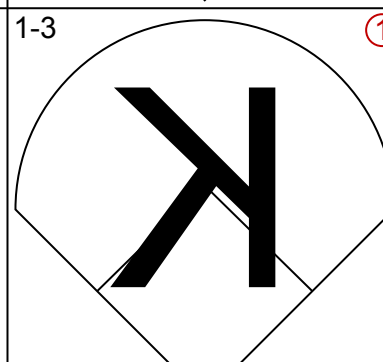
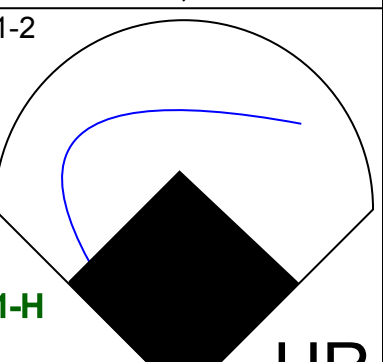

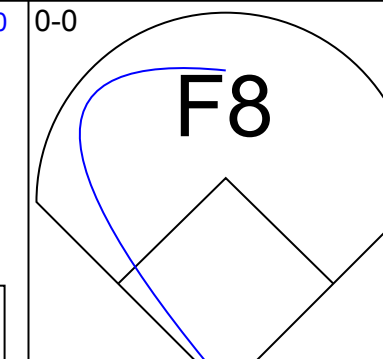
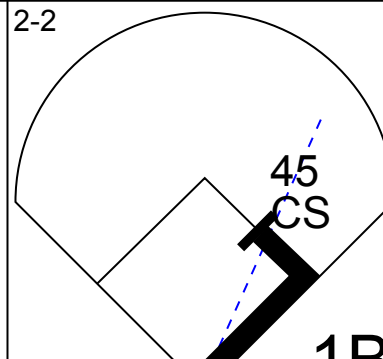
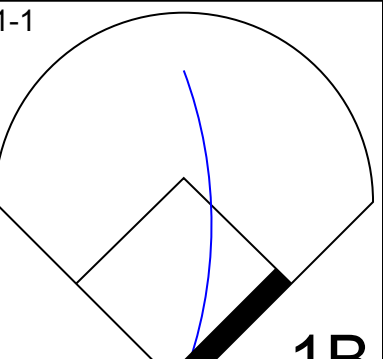


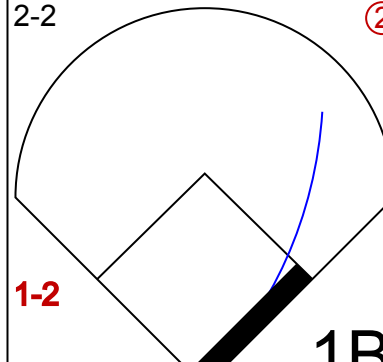
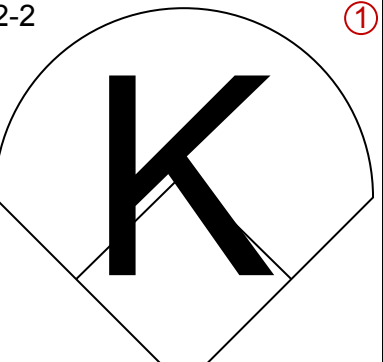


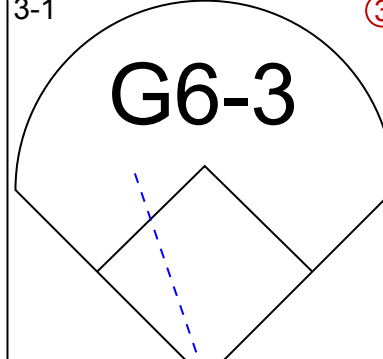
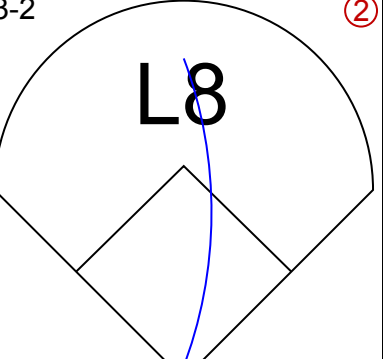
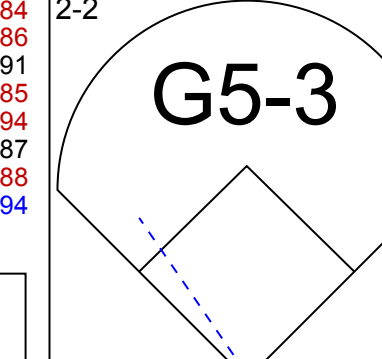

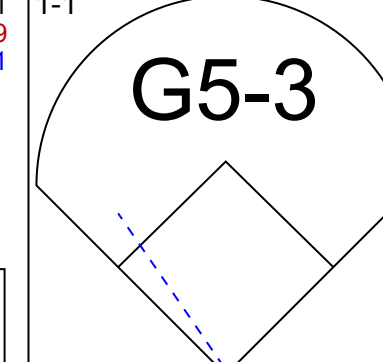
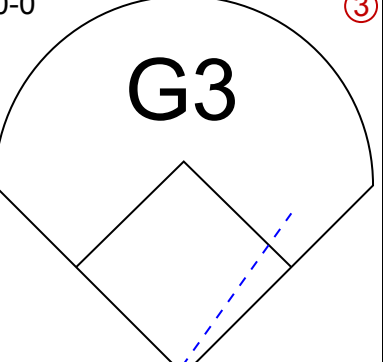
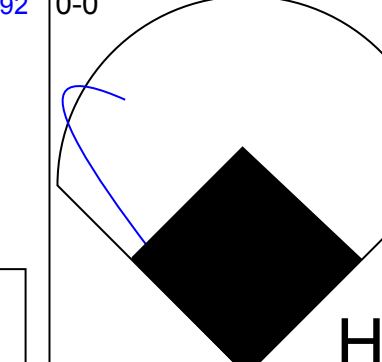

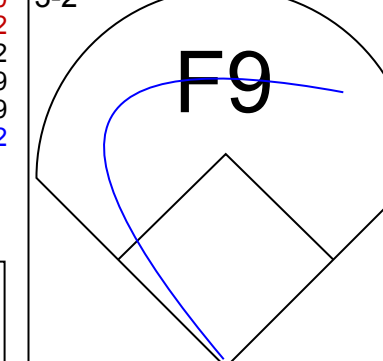
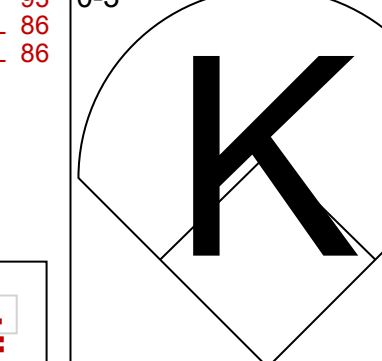
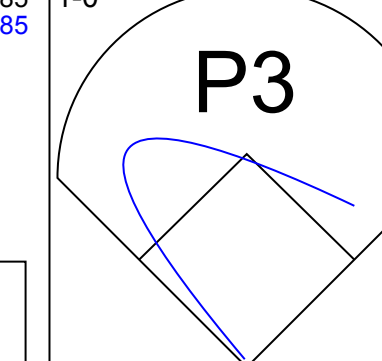
livebaseballscorecards.com

AB 31  
R 2  
H 9  
RBI 2  
BB 3  
SO 7  
LOB 17





Batter	1	2	3	4	5	6	7	8	9	AB	R	H	RBI	BB	SO	LOB	TOP						
22 Andrew McCutchen, R OBP: 0.383, SLG: 0.489 (7, 7)										4	1	1	1	0	2	3	Philadelphia Phillies @ Los Angeles Dodgers Dodger Stadium, Los Angeles, CA Fri May 31 2019, 7:12 PM - 10:09 PM PDT Att: 54,307 - Partly Cloudy - 65 F						
2 Jean Segura, R OBP: 0.346, SLG: 0.461 (1, 6)										4	0	0	0	0	0	1							
3 Bryce Harper, L OBP: 0.364, SLG: 0.481 (1, 9)										4	0	0	0	0	0	1							
17 Rhys Hoskins, R OBP: 0.401, SLG: 0.535 (1, 3)										4	1	1	0	0	0	0							
10 J.T. Realmuto, R OBP: 0.319, SLG: 0.443 (1, 2)										3	0	0	0	1	2	1							
16 César Hernández, S OBP: 0.345, SLG: 0.469 (1, 4)										3	1	0	0	0	1	2							
4 Scott Kingery, R OBP: 0.382, SLG: 0.563 (7, 8)										4	0	2	1	0	0	1							
5 Nick Williams, L OBP: 0.205, SLG: 0.232 (1, 7)										3	0	0	0	0	2	3							
12 Juan Nicasio, R OBP: 0.345, SLG: 0.283 (9, PH)										0	0	0	0	0	0	0							
49 Jake Arrieta, R OBP: 0.167, SLG: 0.167 (1, 1)										1	0	0	0	0	1	1							
41 Edgar García, R (6, 1)										0	0	0	0	0	0	0							
7 Maikel Franco, R OBP: 0.284, SLG: 0.393 (7, 5)										0	0	0	0	1	0	0							
<b>Inning Stats</b>	R: 0 E: 0 K: 1 S: 7	H: 0 LOB: 0 BB: 0 P: 11	R: 0 E: 0 K: 2 S: 10	H: 0 LOB: 0 BB: 0 P: 15	R: 0 E: 0 K: 2 S: 8	H: 0 LOB: 0 BB: 0 P: 12	R: 1 E: 0 K: 0 S: 12	H: 1 LOB: 0 BB: 0 P: 19	R: 1 E: 0 K: 1 S: 13	H: 2 LOB: 2 BB: 0 P: 20	R: 0 E: 0 K: 0 S: 7	H: 0 LOB: 0 BB: 0 P: 11	R: 0 E: 0 K: 1 S: 10	H: 0 LOB: 1 BB: 1 P: 17	R: 0 E: 0 K: 1 S: 7	H: 0 LOB: 1 BB: 1 P: 13	R: 1 E: 0 K: 1 S: 13	H: 2 LOB: 1 BB: 0 P: 21	1B: 4 2B: 0 3B: 0 HR: 1	SF: 0 SAC: 0 DP: 0 HBP: 1	WP: 0 PB: 0 SB: 0 CS: 0	PA: 35	
<b>PITCHER</b>	IP WLS BF H R ER SO BB IBB HBP BLK WP HR S P ERA WHIP	IP WLS BF H R ER SO BB IBB HBP BLK WP HR S P ERA WHIP	IP WLS BF H R ER SO BB IBB HBP BLK WP HR S P ERA WHIP	IP WLS BF H R ER SO BB IBB HBP BLK WP HR S P ERA WHIP	IP WLS BF H R ER SO BB IBB HBP BLK WP HR S P ERA WHIP	IP WLS BF H R ER SO BB IBB HBP BLK WP HR S P ERA WHIP	IP WLS BF H R ER SO BB IBB HBP BLK WP HR S P ERA WHIP	IP WLS BF H R ER SO BB IBB HBP BLK WP HR S P ERA WHIP	IP WLS BF H R ER SO BB IBB HBP BLK WP HR S P ERA WHIP	IP WLS BF H R ER SO BB IBB HBP BLK WP HR S P ERA WHIP	IP WLS BF H R ER SO BB IBB HBP BLK WP HR S P ERA WHIP	IP WLS BF H R ER SO BB IBB HBP BLK WP HR S P ERA WHIP	IP WLS BF H R ER SO BB IBB HBP BLK WP HR S P ERA WHIP	IP WLS BF H R ER SO BB IBB HBP BLK WP HR S P ERA WHIP	IP WLS BF H R ER SO BB IBB HBP BLK WP HR S P ERA WHIP	IP WLS BF H R ER SO BB IBB HBP BLK WP HR S P ERA WHIP	IP WLS BF H R ER SO BB IBB HBP BLK WP HR S P ERA WHIP	IP WLS BF H R ER SO BB IBB HBP BLK WP HR S P ERA WHIP	IP WLS BF H R ER SO BB IBB HBP BLK WP HR S P ERA WHIP	IP WLS BF H R ER SO BB IBB HBP BLK WP HR S P ERA WHIP	IP WLS BF H R ER SO BB IBB HBP BLK WP HR S P ERA WHIP	IP WLS BF H R ER SO BB IBB HBP BLK WP HR S P ERA WHIP	IP WLS BF H R ER SO BB IBB HBP BLK WP HR S P ERA WHIP

Batter	1	2	3	4	5	6	7	8	9	AB	R	H	RBI	BB	SO	LOB	BOTTOM						
31 Joc Pederson, L OBP: 0.375, SLG: 0.662 (1, 7)										4	2	2	1	0	2	1	Philadelphia Phillies @ Los Angeles Dodgers Dodger Stadium, Los Angeles, CA Fri May 31 2019, 7:12 PM - 10:09 PM PDT Att: 54,307 - Partly Cloudy - 65 F						
13 Max Muncy, L OBP: 0.388, SLG: 0.524 (1, 5)										3	2	2	2	1	1	1							
5 Corey Seager, L OBP: 0.339, SLG: 0.426 (1, 6)										4	1	1	2	0	2	1							
35 Cody Bellinger, L OBP: 0.465, SLG: 0.749 (1, 9)										4	0	2	0	0	0	1							
45 Matt Beaty, L OBP: 0.275, SLG: 0.300 (1, 3)										4	0	1	0	0	1	1							
27 Alex Verdugo, L OBP: 0.367, SLG: 0.507 (1, 8)										4	0	0	0	0	0	2							
14 Enrique Hernández, R OBP: 0.302, SLG: 0.413 (1, 4)										4	1	2	1	0	0	1							
16 Will Smith, R OBP: 0.273, SLG: 0.364 (1, 2)										4	0	1	0	0	1	0							
18 Kenta Maeda, R OBP: 0.227, SLG: 0.318 (5, PH)										2	0	0	0	0	0	2							
25 David Freese, R OBP: 0.416, SLG: 0.386 (7, 1)										1	0	0	0	0	0	0							
52 Pedro Báez, R OBP: 0.345, SLG: 0.469 (8, 1)										0	0	0	0	0	0	0							
3 Chris Taylor, R OBP: 0.302, SLG: 0.407 (8, PH)										0	0	0	0	0	0	0							
51 Dylan Floro, L (9, 1)										0	0	0	0	0	0	0							
74 Kenley Jansen, S (9, 1)										0	0	0	0	0	0	0							
<b>Inning Stats</b>	R: 0 E: 0 K: 1 S: 10	H: 0 LOB: 1 BB: 1 P: 17	R: 0 E: 0 K: 0 S: 9	H: 2 LOB: 2 BB: 0 P: 14	R: 2 E: 0 K: 1 S: 18	H: 4 LOB: 1 BB: 0 P: 28	R: 0 E: 0 K: 0 S: 9	H: 0 LOB: 0 BB: 0 P: 13	R: 3 E: 0 K: 1 S: 17	H: 4 LOB: 1 BB: 0 P: 25	R: 0 E: 0 K: 3 S: 13	H: 1 LOB: 1 BB: 0 P: 16	R: 0 E: 0 K: 1 S: 7	H: 0 LOB: 0 BB: 0 P: 10	R: 1 E: 0 K: 0 S: 10	H: 1 LOB: 0 BB: 0 P: 14	R: 1 E: 0 K: 1 S: 13	H: 1 LOB: 1 BB: 0 P: 21	1B: 8 2B: 0 3B: 0 HR: 4	SF: 0 SAC: 0 DP: 0 HBP: 0	WP: 0 PB: 0 SB: 0 CS: 1	PA: 36	
<b>PITCHER</b>	IP WLS BF H R ER SO BB IBB HBP BLK WP HR S P ERA WHIP	IP WLS BF H R ER SO BB IBB HBP BLK WP HR S P ERA WHIP	IP WLS BF H R ER SO BB IBB HBP BLK WP HR S P ERA WHIP	IP WLS BF H R ER SO BB IBB HBP BLK WP HR S P ERA WHIP	IP WLS BF H R ER SO BB IBB HBP BLK WP HR S P ERA WHIP	IP WLS BF H R ER SO BB IBB HBP BLK WP HR S P ERA WHIP	IP WLS BF H R ER SO BB IBB HBP BLK WP HR S P ERA WHIP	IP WLS BF H R ER SO BB IBB HBP BLK WP HR S P ERA WHIP	IP WLS BF H R ER SO BB IBB HBP BLK WP HR S P ERA WHIP	IP WLS BF H R ER SO BB IBB HBP BLK WP HR S P ERA WHIP	IP WLS BF H R ER SO BB IBB HBP BLK WP HR S P ERA WHIP	IP WLS BF H R ER SO BB IBB HBP BLK WP HR S P ERA WHIP	IP WLS BF H R ER SO BB IBB HBP BLK WP HR S P ERA WHIP	IP WLS BF H R ER SO BB IBB HBP BLK WP HR S P ERA WHIP	IP WLS BF H R ER SO BB IBB HBP BLK WP HR S P ERA WHIP	IP WLS BF H R ER SO BB IBB HBP BLK WP HR S P ERA WHIP	IP WLS BF H R ER SO BB IBB HBP BLK WP HR S P ERA WHIP	IP WLS BF H R ER SO BB IBB HBP BLK WP HR S P ERA WHIP	IP WLS BF H R ER SO BB IBB HBP BLK WP HR S P ERA WHIP	IP WLS BF H R ER SO BB IBB HBP BLK WP HR S P ERA WHIP	IP WLS BF H R ER SO BB IBB HBP BLK WP HR S P ERA WHIP	IP WLS BF H R ER SO BB IBB HBP BLK WP HR S P ERA WHIP	IP WLS BF H R ER SO BB IBB HBP BLK WP HR S P ERA WHIP





Batter	1	2	3	4	5	6	7	8	9	AB	R	H	RBI	BB	SO	LOB	TOP			
22 Andrew McCutchen, R OBP: 0.377, SLG: 0.460 (1, 7)	L4		G1-4-3		G6-3			F8		4	0	0	0	0	0	1	Philadelphia Phillies @ Los Angeles Dodgers Dodger Stadium, Los Angeles, CA Sat Jun 01 2019, 7:12 PM - 9:58 PM PDT Att: 53,507 - Cloudy - 65 F			
2 Jean Segura, R OBP: 0.346, SLG: 0.454 (1, 6)	G5-3			F7		F7		3 HR HBP		3	1	0	0	0	0					
3 Bryce Harper, L OBP: 0.366, SLG: 0.495 (1, 9)	K			17 E 10 1B 17 PB 1B		F8		1-H HR		4	2	2	2	0	1					
17 Rhys Hoskins, R OBP: 0.398, SLG: 0.539 (1, 3)		K		E5 10 1B				P4		4	0	1	0	0	1					
10 J.T. Realmuto, R OBP: 0.318, SLG: 0.439 (1, 2)	K					L4		G6-3		4	0	1	1	0	1					
4 Scott Kingery, R OBP: 0.388, SLG: 0.573 (1, 8) (9, 5)										4	0	2	0	0	1	2				
16 César Hernández, S OBP: 0.348, SLG: 0.460 (1, 4)		G6-3								4	0	0	0	0	0	4				
7 Maikel Franco, R OBP: 0.279, SLG: 0.385 (1, 5) (9, 1)			K		G5-3					4	0	0	0	0	2	1				
50 Héctor Neris, R (9, 1)								K		0	0	0	0	0	0	0				
52 Jose Alvarez, L (1, 1) 9 Phil Gosselin, R (3, PH) 12 Juan Nicasio, R (3, 1) 47 Cole Irvin, L OBP: 0.448, SLG: 0.559 (3, 1) 13 Sean Rodriguez, R OBP: 0.222, SLG: 0.425 (7, PH) 21 Vince Velasquez, R OBP: 0.222, SLG: 0.425 (7, 1) 58 Saranthony Dominguez, R (8, 1) 5 Nick Williams, L OBP: 0.206, SLG: 0.232 (8, 7)										0	0	0	0	0	0	0				
<b>Inning Stats</b>	R: 0 E: 0 K: 1 S: 9	H: 0 LOB: 0 BB: 0 P: 13	R: 0 E: 0 K: 2 S: 12	H: 1 LOB: 1 BB: 0 P: 19	R: 0 E: 0 K: 1 S: 7	H: 1 LOB: 0 BB: 0 P: 11	R: 1 E: 1 K: 1 S: 15	H: 2 LOB: 2 BB: 0 P: 22	R: 0 E: 0 K: 0 S: 7	H: 1 LOB: 1 BB: 0 P: 9	R: 0 E: 0 K: 1 S: 8	H: 1 LOB: 1 BB: 0 P: 12	R: 2 E: 0 K: 0 S: 11	H: 1 LOB: 0 BB: 0 P: 16	R: 0 E: 0 K: 1 S: 11	H: 0 LOB: 0 BB: 0 P: 15	1B: 4 2B: 1 3B: 1 HR: 1	SF: 0 SAC: 0 DP: 1 HBP: 1	WP: 0 PB: 1 SB: 0 CS: 0	PA: 35
<b>PITCHER</b>	IP WLS BF H R ER SO BB IBB HBP BLK WP HR S P ERA WHIP	7.0 0 27 6 1 0 6 0 0 0 0 0 0 65 95 0.00 0.857	2.0 W 8 1 2 2 1 0 0 1 0 0 0 1 22 31 9.00 0.500	<b>PITCHER</b>																

Batter	1	2	3	4	5	6	7	8	9	AB	R	H	RBI	BB	SO	LOB	BOTTOM						
25 David Freese, R OBP: 0.416, SLG: 0.537 (1, 3) (7, PH) 31 Joc Pederson, L OBP: 0.378, SLG: 0.662 (8, 7)	F8		G5-3		HR		13 SF7 13 E BB			3	1	1	1	0	0	0	Philadelphia Phillies @ Los Angeles Dodgers Dodger Stadium, Los Angeles, CA Sat Jun 01 2019, 7:12 PM - 9:58 PM PDT Att: 53,507 - Cloudy - 65 F						
13 Max Muncy, L OBP: 0.371, SLG: 0.526 (1, 5)	L5		35 BB 14 1B 1B		3 G6-4-3 1B		SF7			3	1	2	1	0	0								
3 Chris Taylor, R OBP: 0.296, SLG: 0.396 (1, 7) 7 Julio Urias, L OBP: 0.500, SLG: 0.333 (8, 1)	L1		P4		G6-4-3		K			4	0	0	0	0	1	3							
35 Cody Bellinger, L OBP: 0.465, SLG: 0.743 (1, 9)		G4-3		14 1B BB		K		14 CS 1B		3	0	1	0	1	1	0							
14 Enrique Hernández, R OBP: 0.301, SLG: 0.410 (1, 4)		G6-3				K		G3		4	0	1	1	0	1	1							
5 Corey Seager, L OBP: 0.338, SLG: 0.420 (1, 6)		27 1B BB			F8		K			3	0	0	0	1	1	2							
27 Alex Verdugo, L OBP: 0.364, SLG: 0.500 (1, 8)		16 1BB 1B			P6		K			4	0	1	0	0	1	0							
16 Will Smith, R OBP: 0.333, SLG: 0.571 (1, 2)					K		K			3	1	1	1	1	2	0							
22 Clayton Kershaw, L OBP: 0.056, SLG: 0.056 (1, 1) 45 Matt Beaty, L OBP: 0.293, SLG: 0.317 (8, 3)					L5		13 E 13 SF7 13 BB 1B			2	0	0	0	0	0	3							
<b>Inning Stats</b>	R: 0 E: 0 K: 0 S: 9	H: 0 LOB: 0 BB: 0 P: 13	R: 0 E: 0 K: 0 S: 9	H: 1 LOB: 3 BB: 2 P: 17	R: 1 E: 0 K: 0 S: 15	H: 2 LOB: 2 BB: 1 P: 26	R: 0 E: 0 K: 1 S: 8	H: 0 LOB: 0 BB: 0 P: 14	R: 1 E: 1 K: 2 S: 10	H: 1 LOB: 1 BB: 0 P: 16	R: 0 E: 0 K: 3 S: 9	H: 0 LOB: 0 BB: 0 P: 12	R: 1 E: 1 K: 2 S: 16	H: 1 LOB: 1 BB: 1 P: 21	R: 0 E: 0 K: 0 S: 7	H: 1 LOB: 0 BB: 0 P: 12		1B: 6 2B: 0 3B: 0 HR: 2	SF: 1 SAC: 0 DP: 1 HBP: 0	WP: 0 PB: 0 SB: 0 CS: 1	PA: 35		
<b>PITCHER</b>	IP WLS BF H R ER SO BB IBB HBP BLK WP HR S P ERA WHIP	2.0 0 9 1 0 0 0 0 0 0 0 0 5 8 0.00 0.000	0.1 0 1 0 0 0 0 0 0 0 0 0 5 8 0.00 0.000	3.2 15 4 2 2 5 1 0 0 0 0 1 37 60 4.91 1.364	1.0 5 1 1 0 2 1 0 0 0 0 0 16 21 0.00 2.000	1.0 3 1 0 0 0 0 0 0 0 0 0 7 12 0.00 1.000	<b>PITCHER</b>																

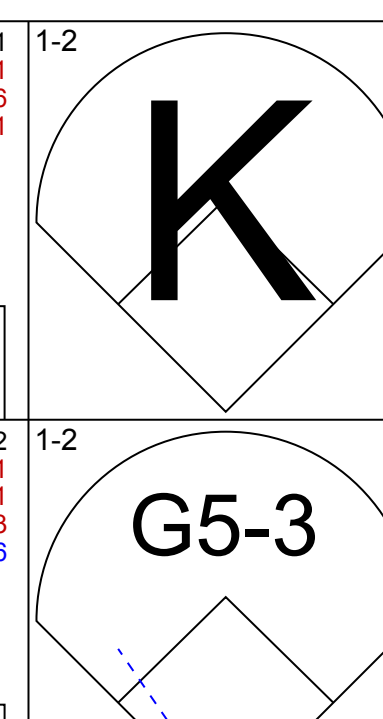
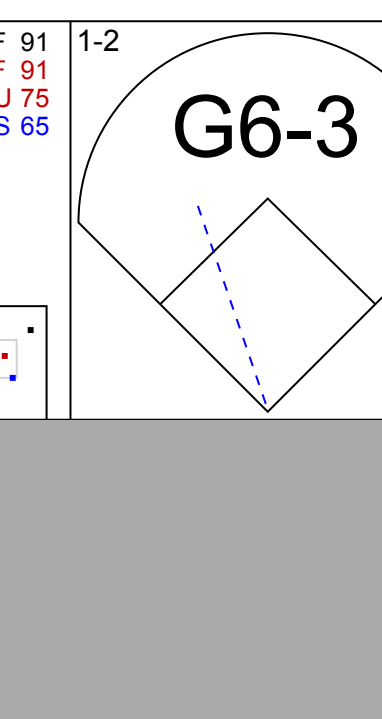
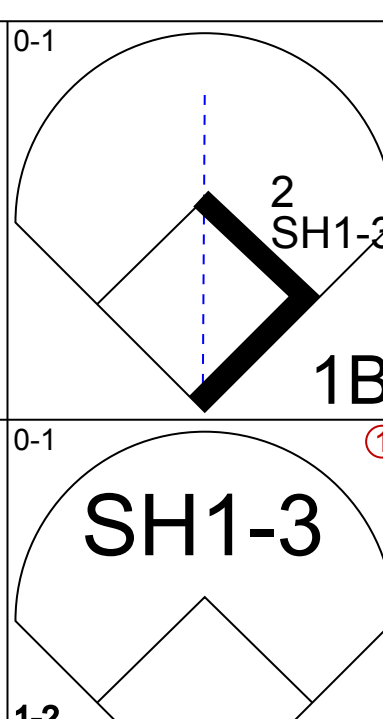
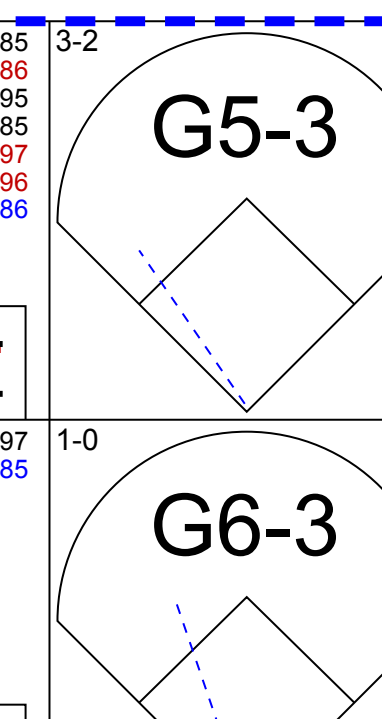
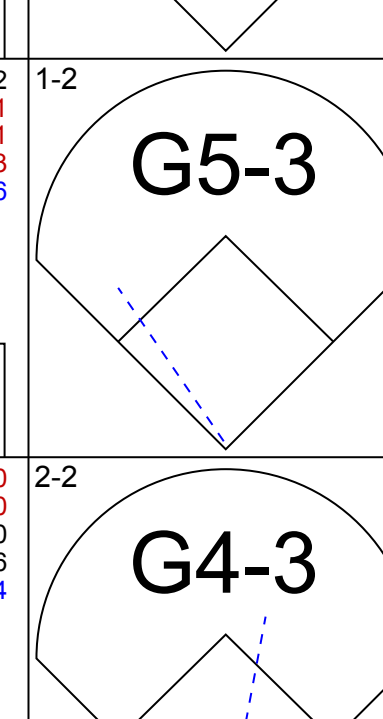
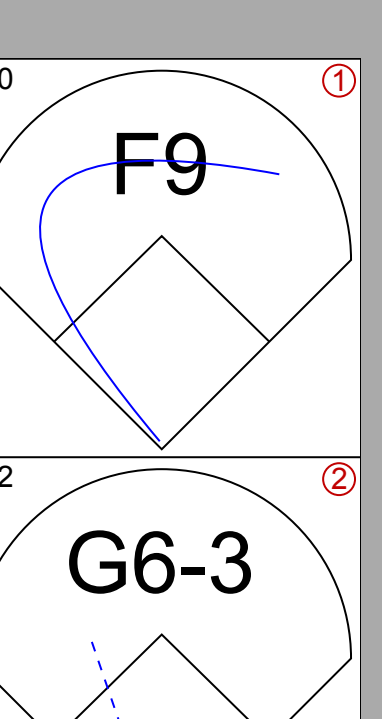
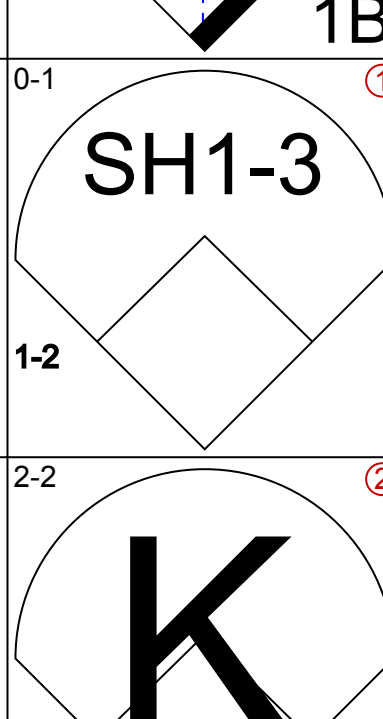
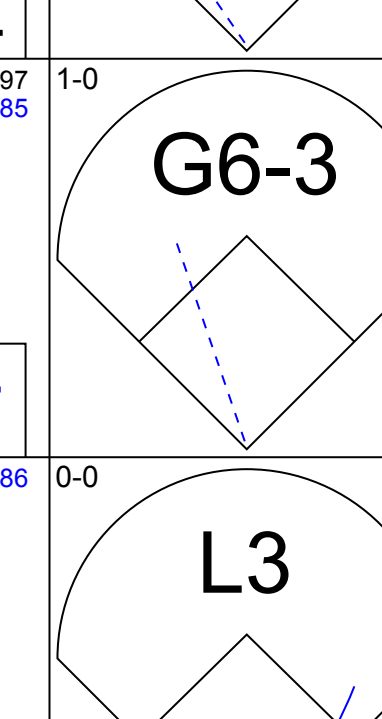
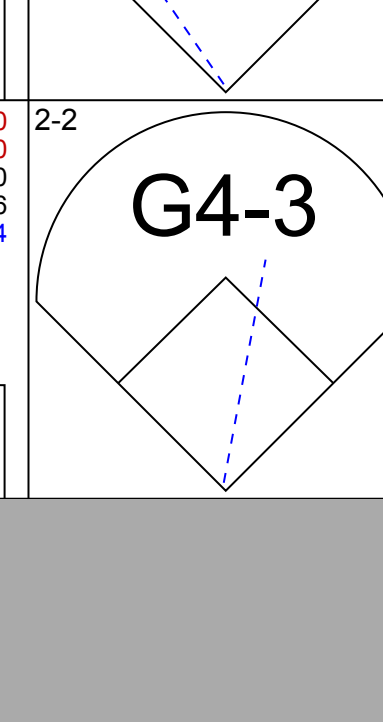
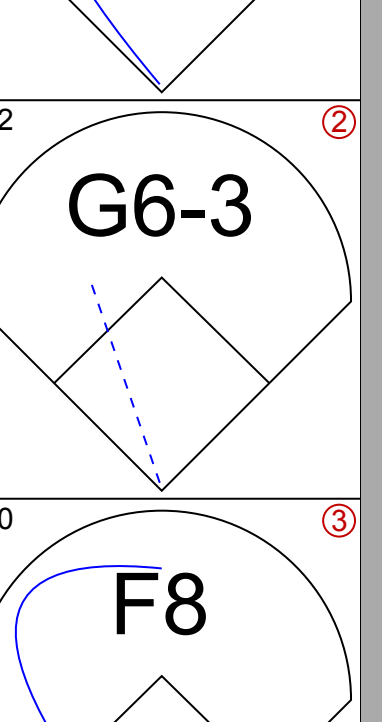
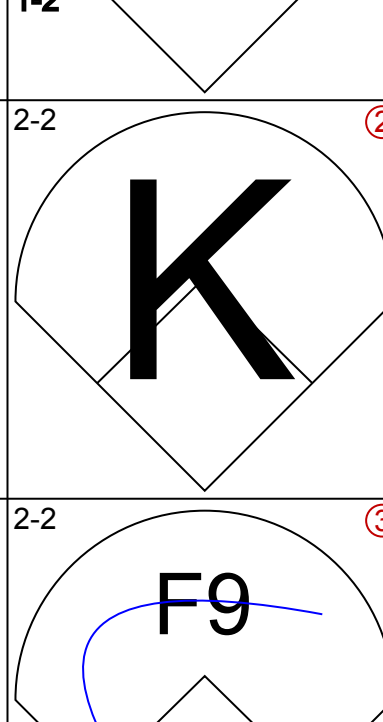
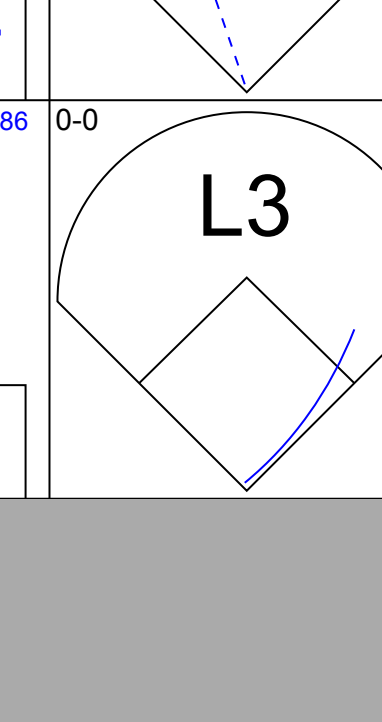
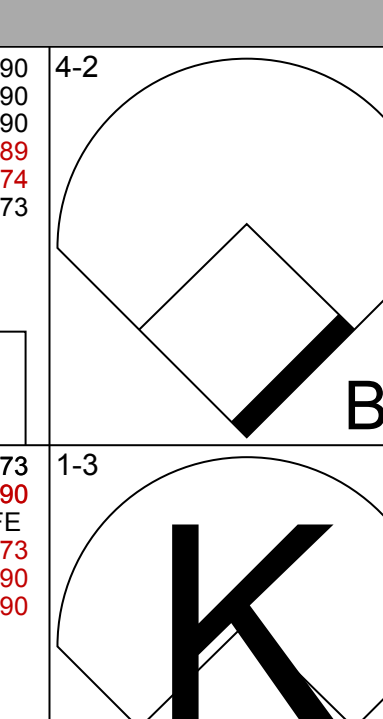
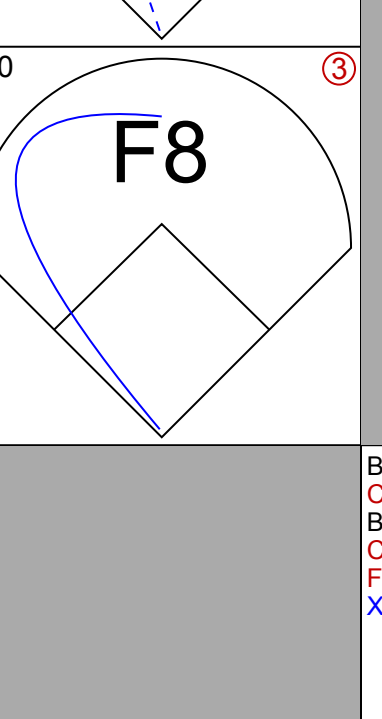
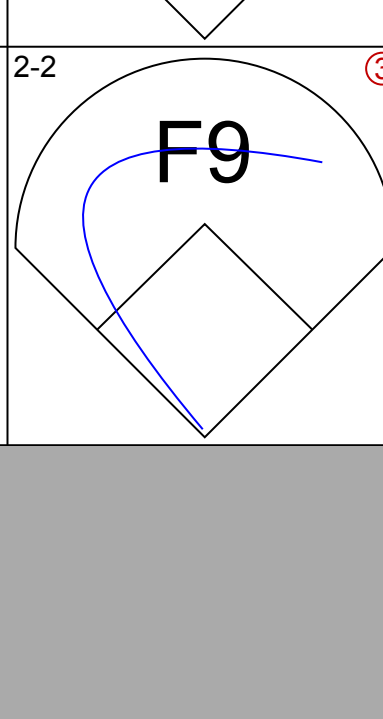
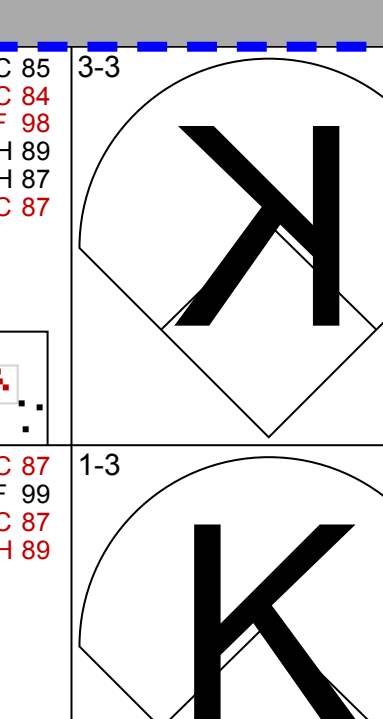
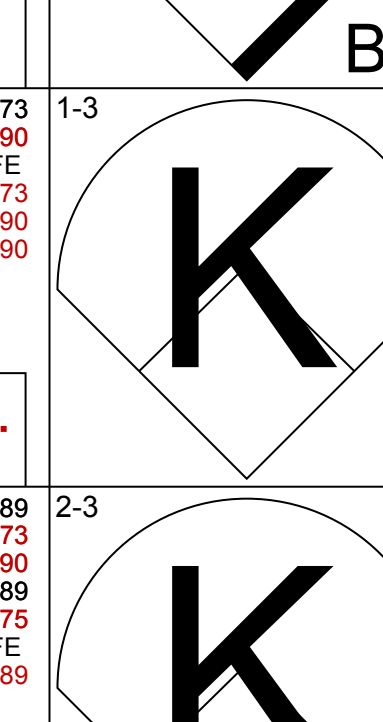
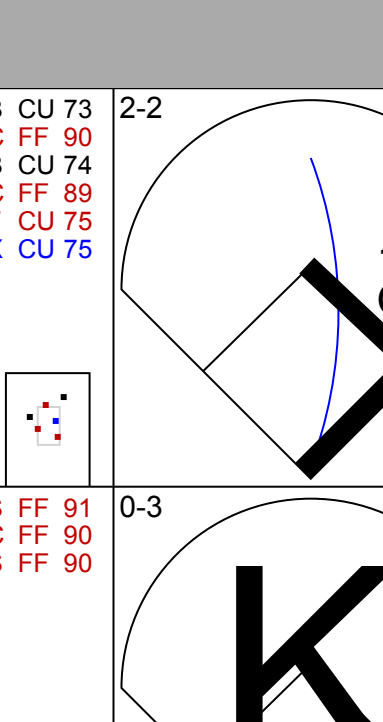
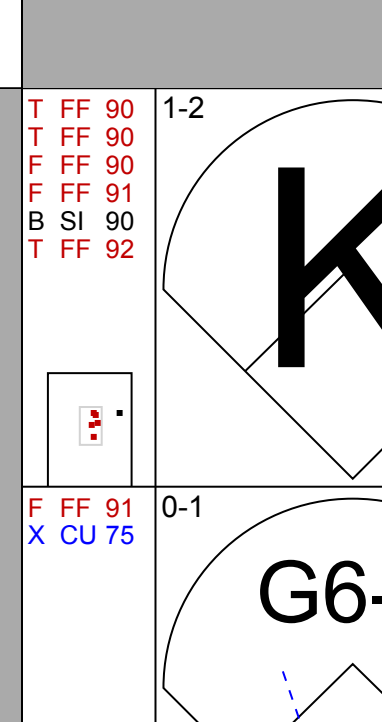
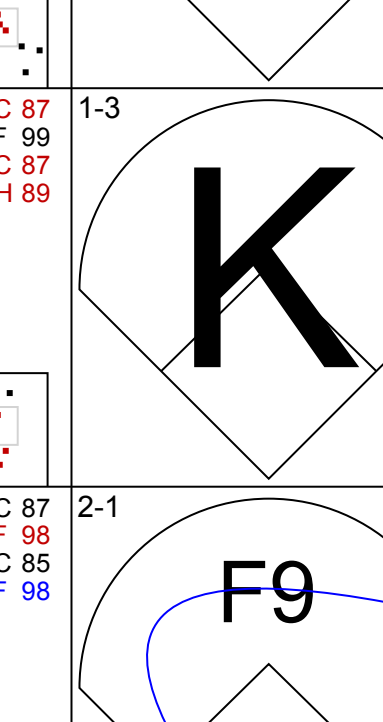
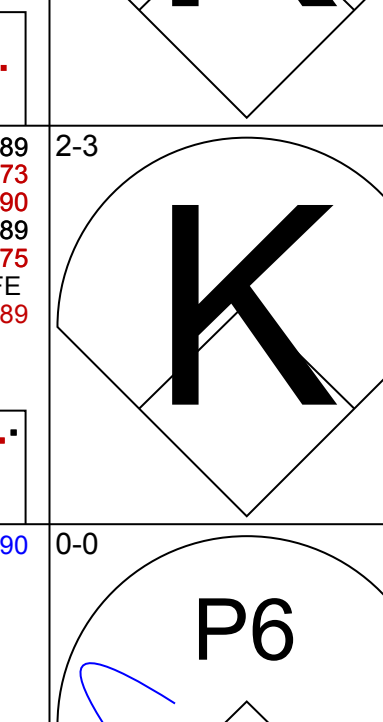
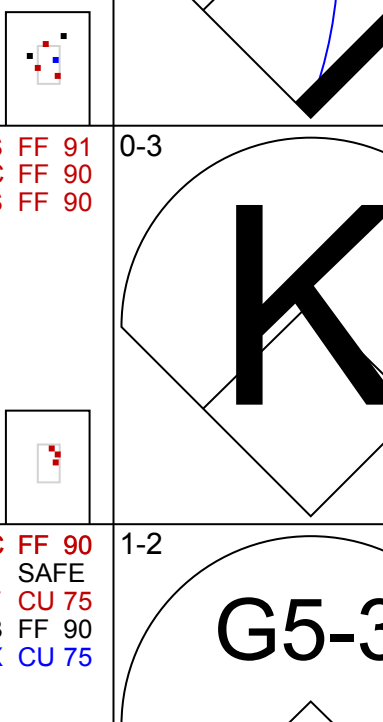
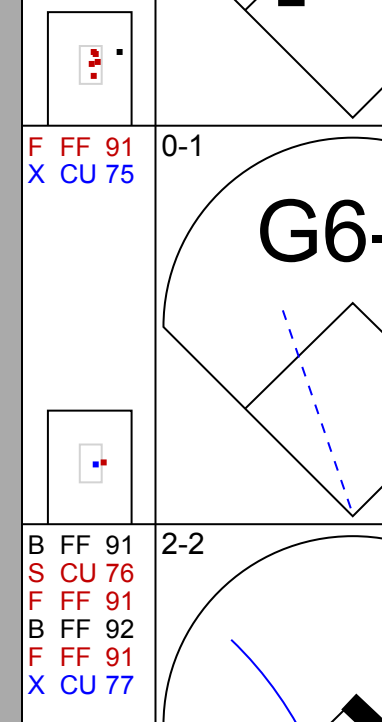
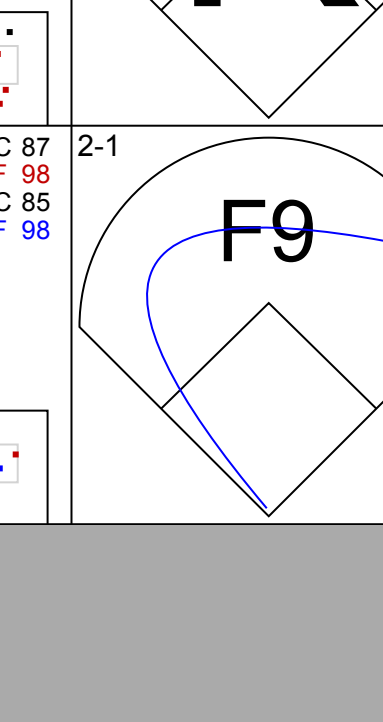
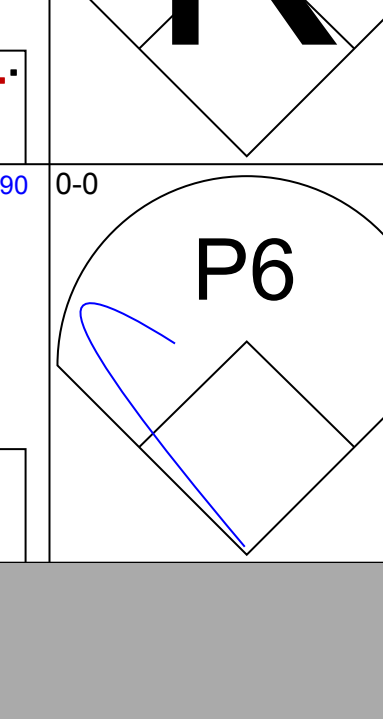
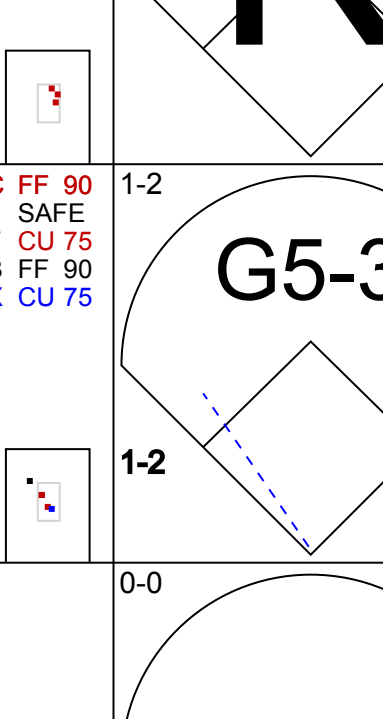
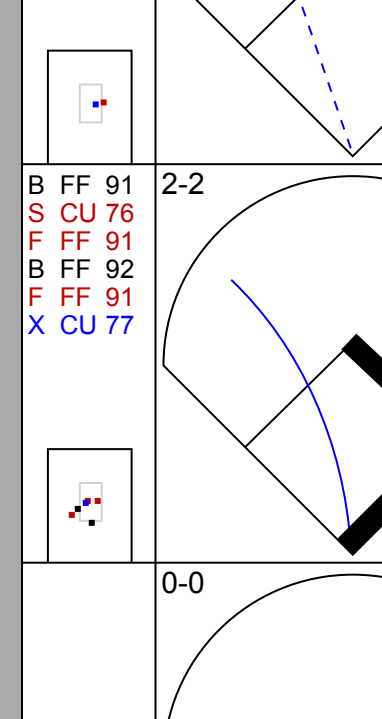
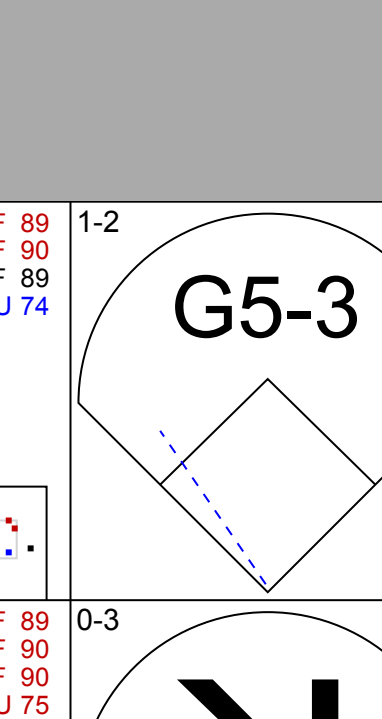
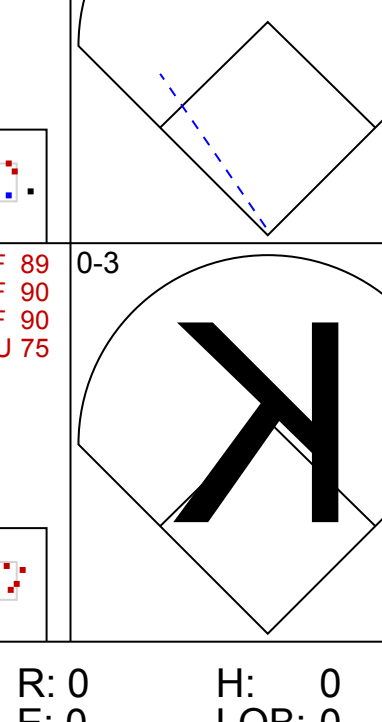
AB	34
R	3
H	7
RBI	3
BB	0
SO	7
LOB	11

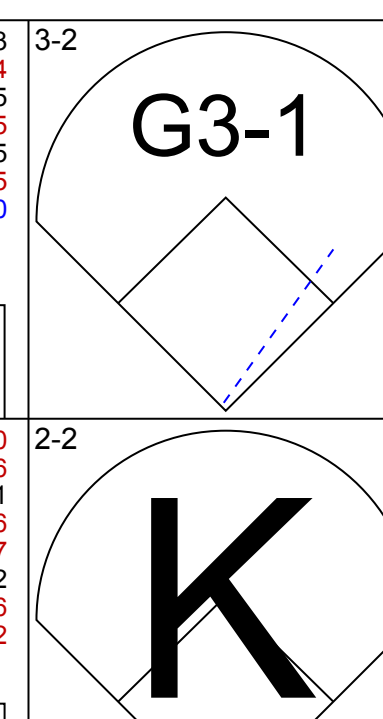
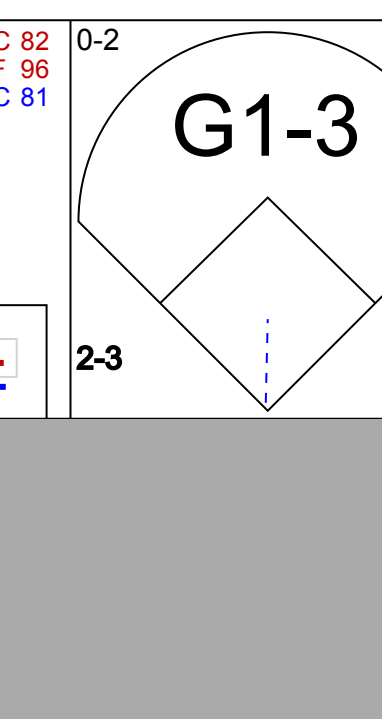
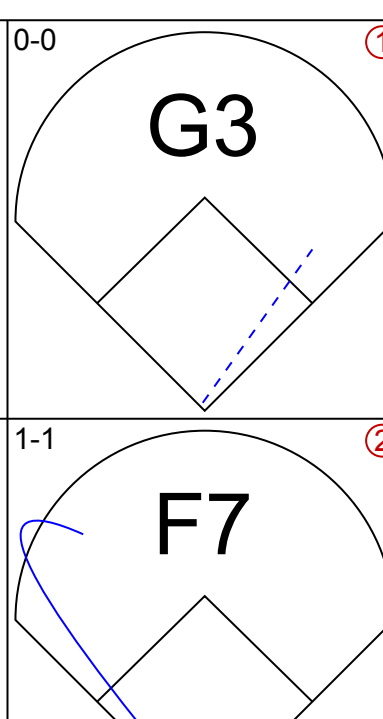
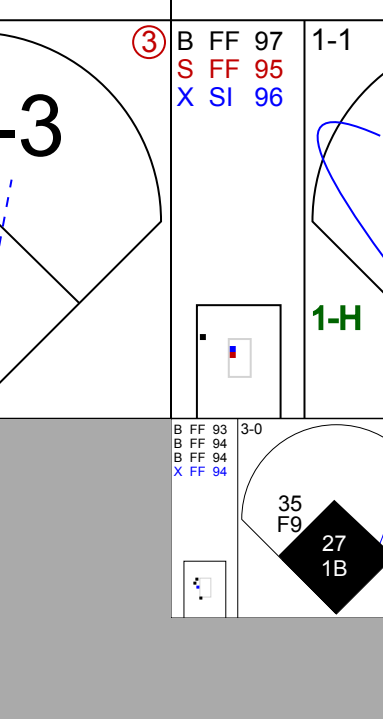
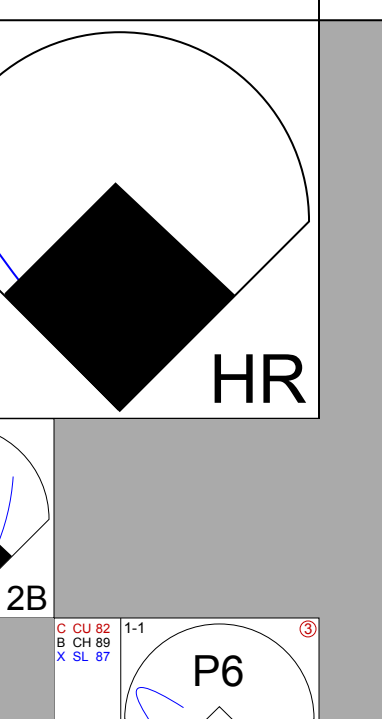
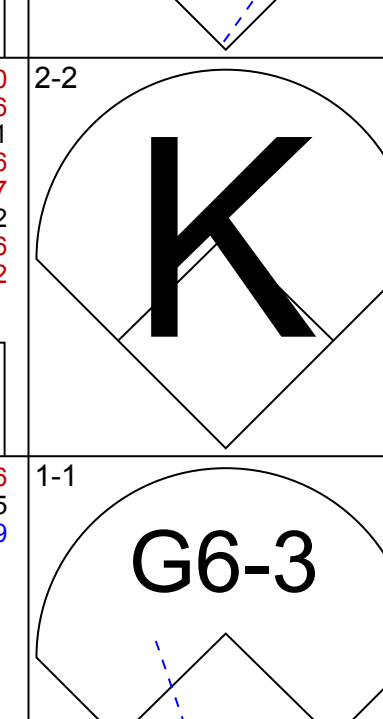
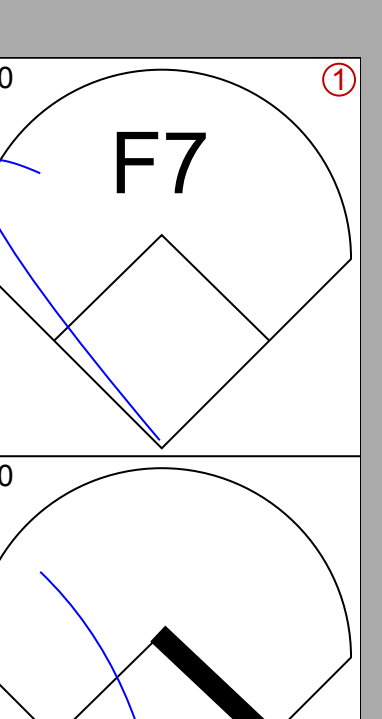
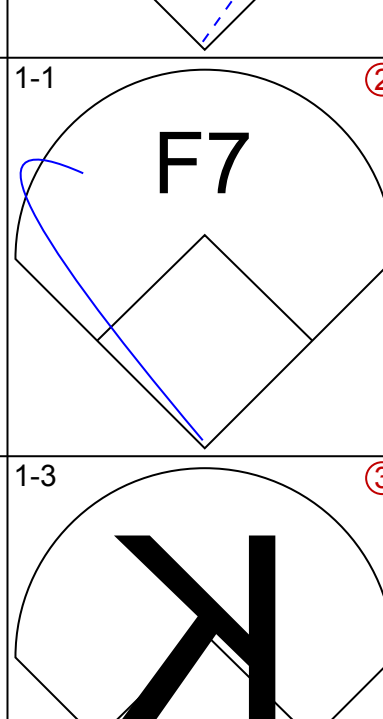
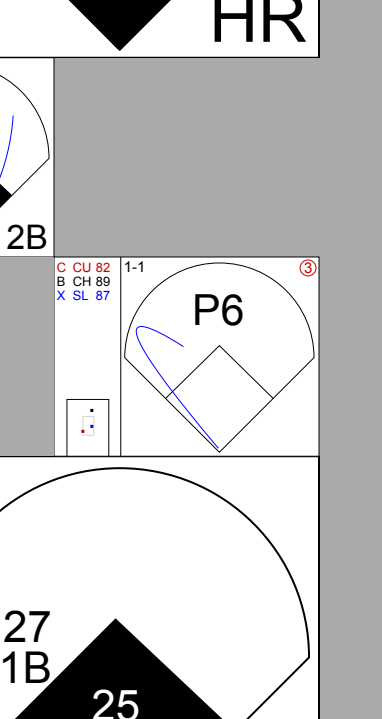
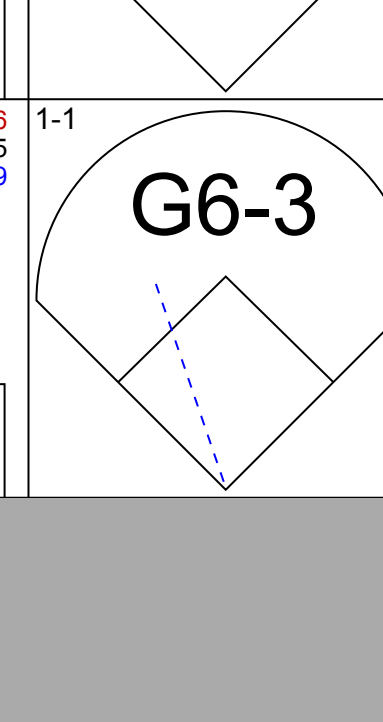
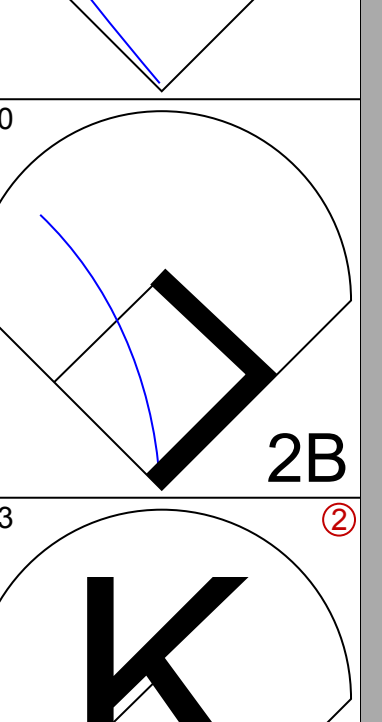
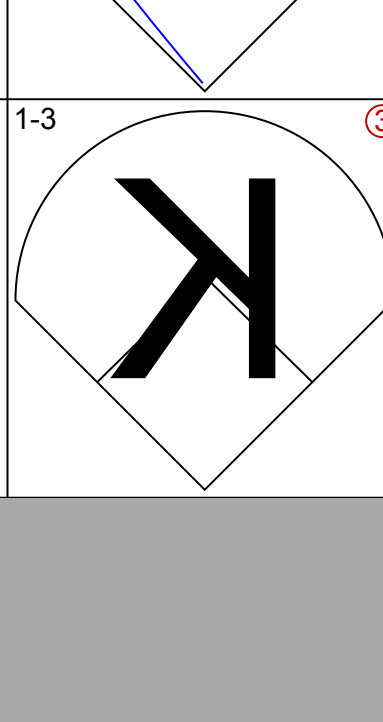
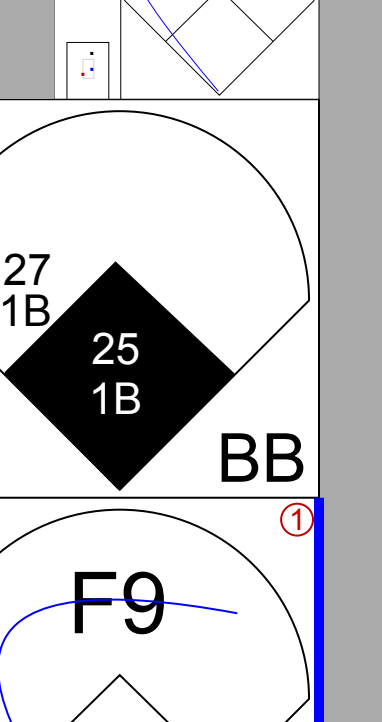
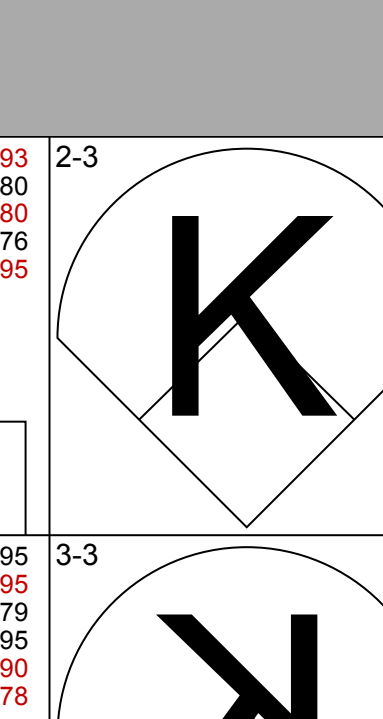
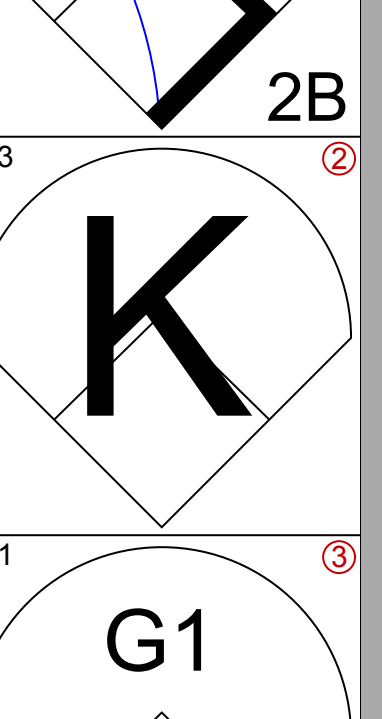

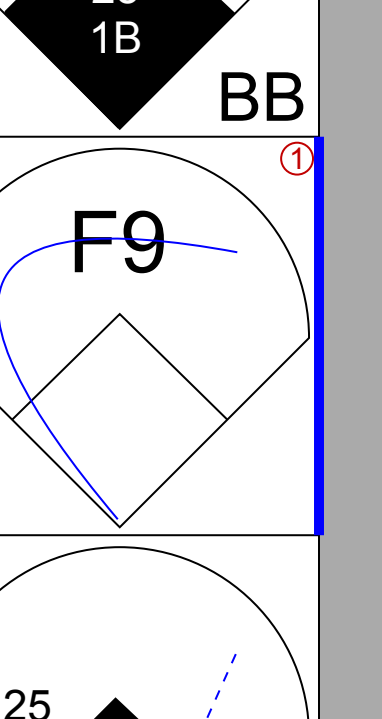
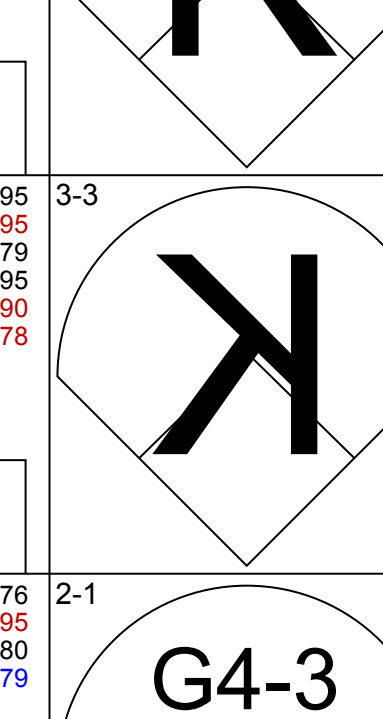
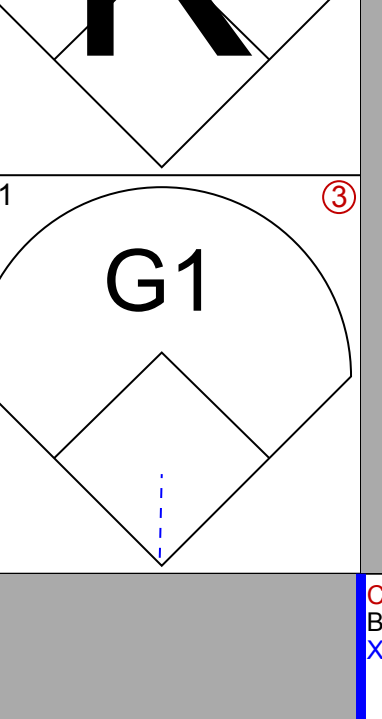

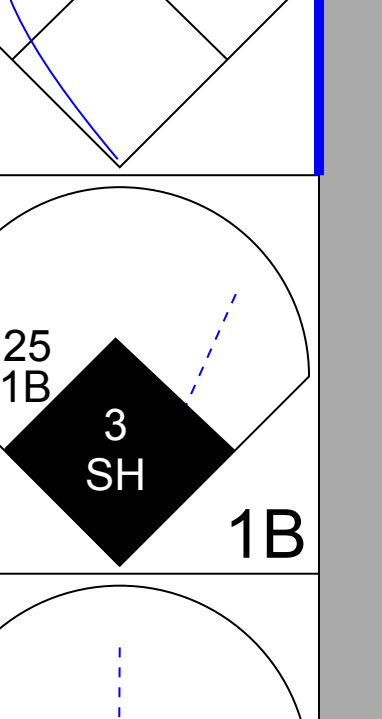
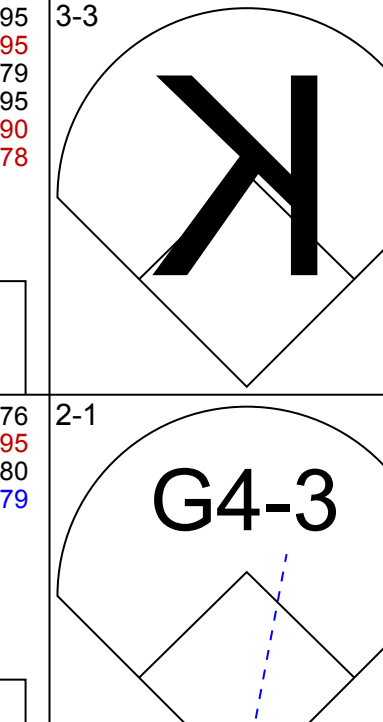
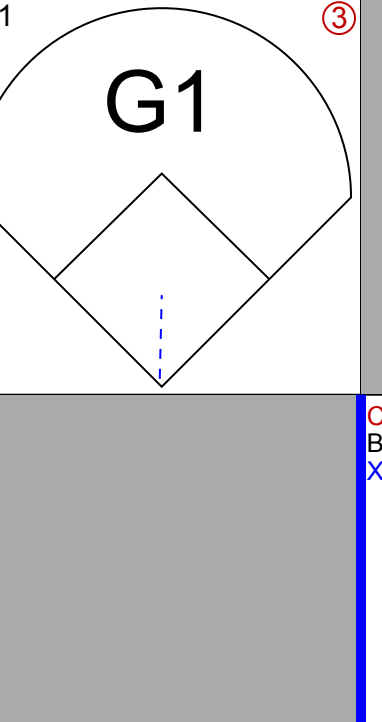

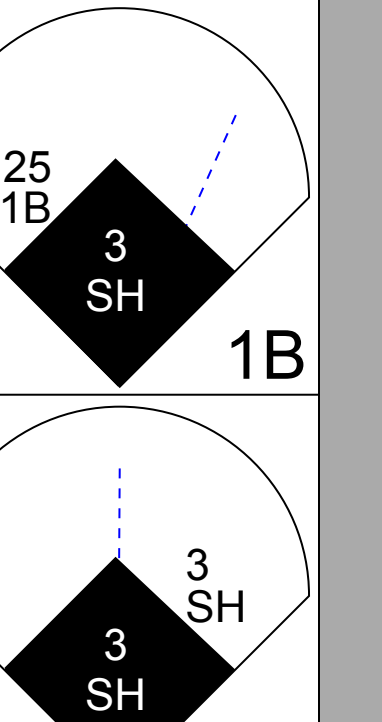
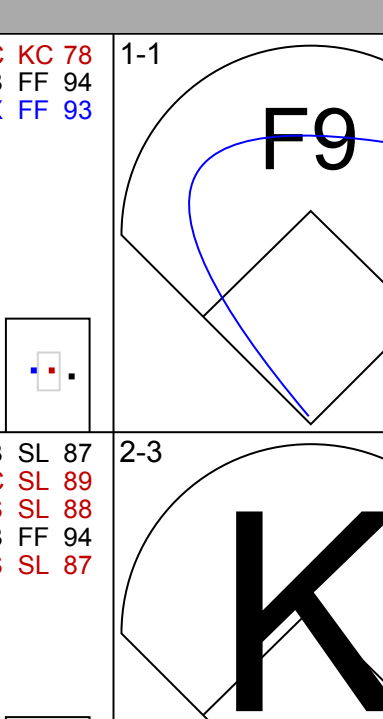
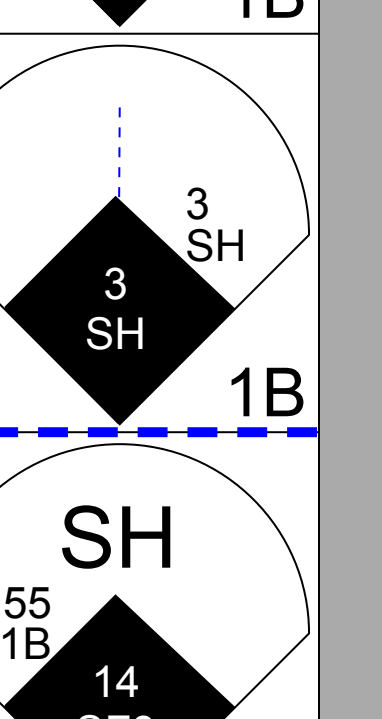
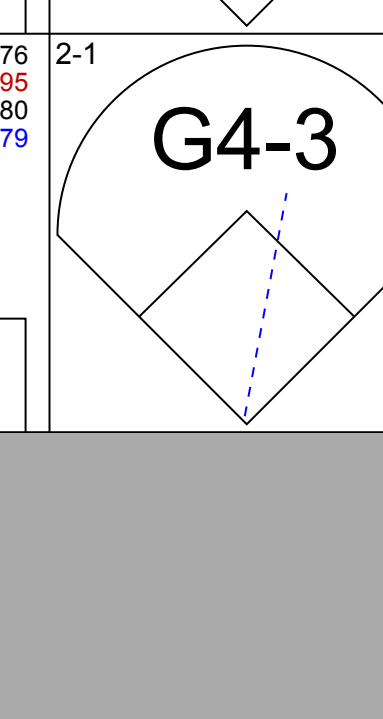
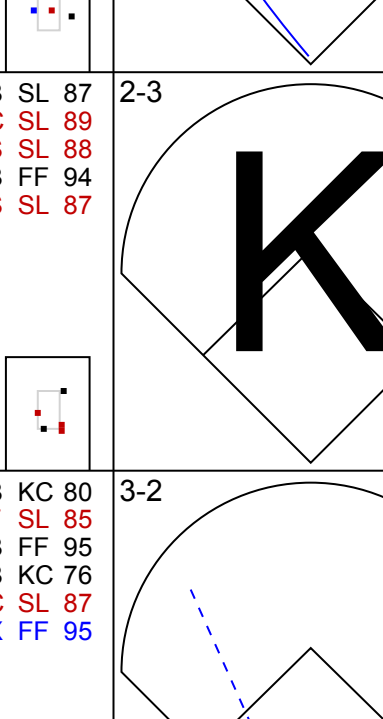
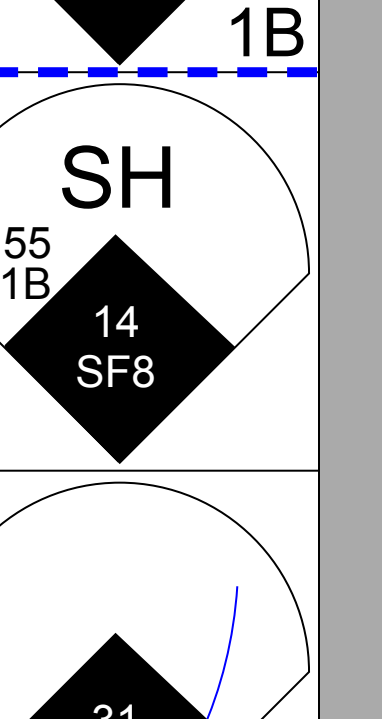
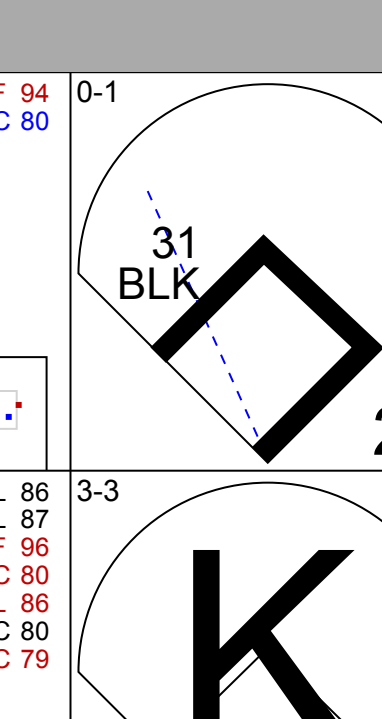
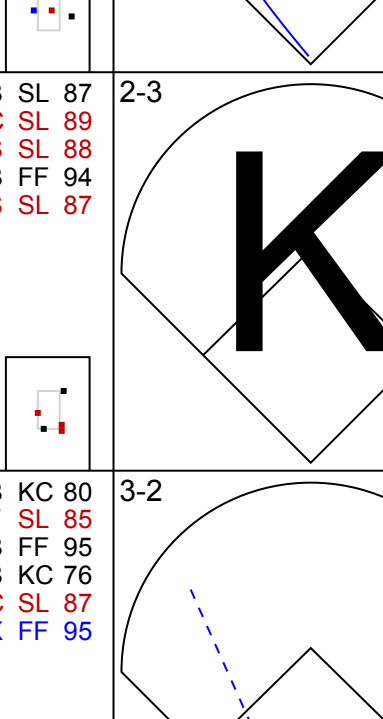
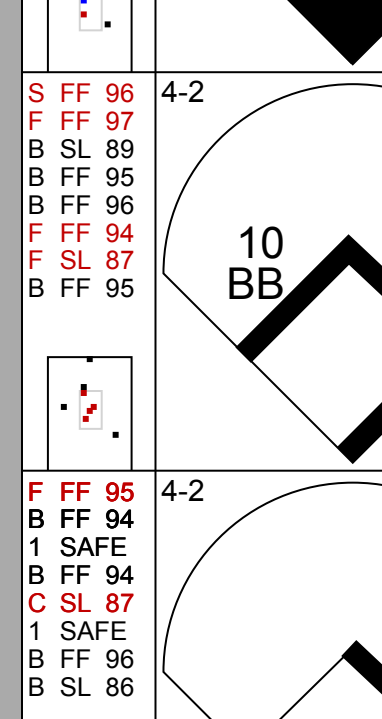
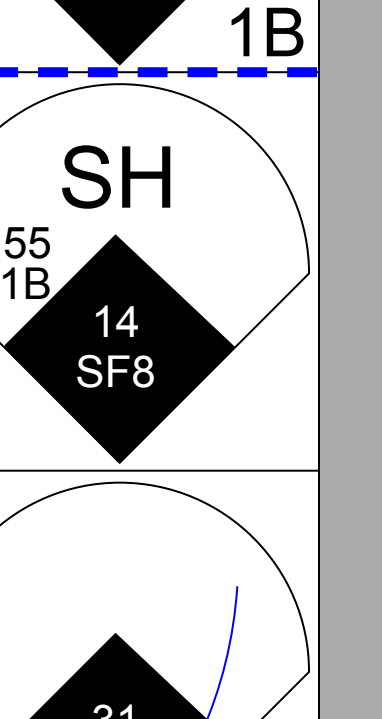
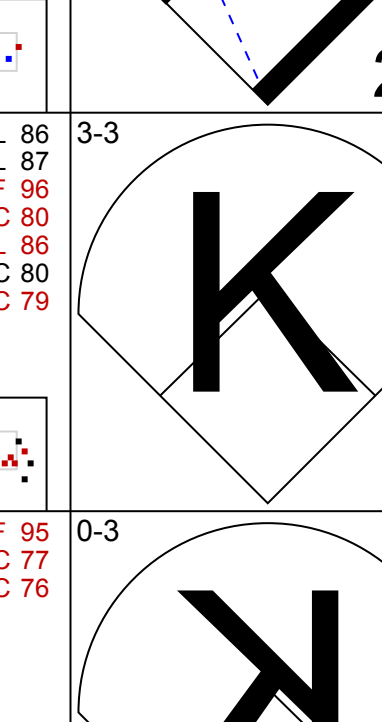
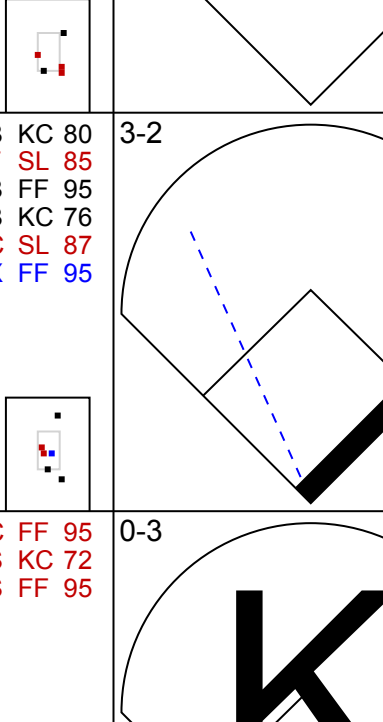
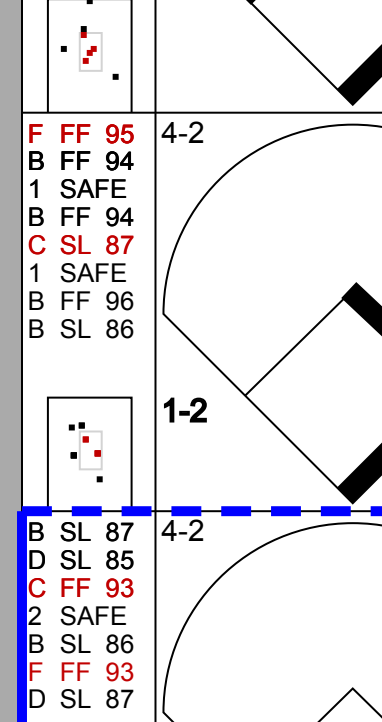
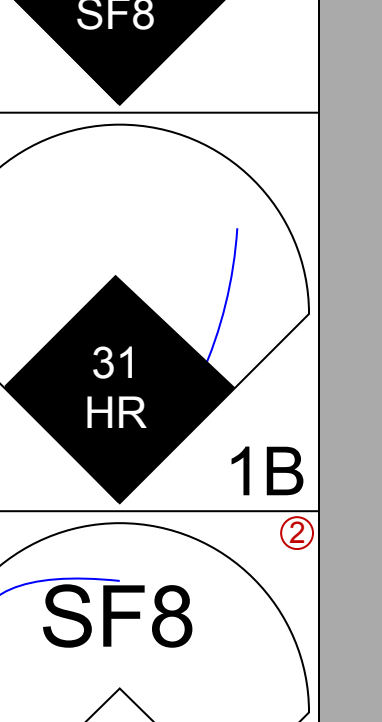


AB	30
R	4
H	8
RBI	4
BB	4
SO	7
LOB	9





Batter	1	2	3	4	5	6	7	8	9	AB	R	H	RBI	BB	SO	LOB	TOP												
22 Andrew McCutchen, R (1.7) OBP: 0.375, SLG: 0.457										4	0	1	0	0	1	0	Philadelphia Phillies @ Los Angeles Dodgers Dodger Stadium, Los Angeles, CA Sun Jun 02 2019, 1:11 PM - 4:07 PM PDT Att: 49,162 - Overcast - 64 F												
2 Jean Segura, R (1.6) OBP: 0.341, SLG: 0.447										3	0	0	0	0	0	0													
3 Bryce Harper, L (1.9) OBP: 0.360, SLG: 0.486										4	0	0	0	0	1	1													
17 Rhys Hoskins, R (1.3) OBP: 0.396, SLG: 0.531										3	0	0	0	1	1	1													
10 J.T. Realmuto, R (1.2) OBP: 0.317, SLG: 0.435										4	0	1	0	0	3	1													
4 Scott Kingery, R (1.8) OBP: 0.369, SLG: 0.544										4	0	0	0	0	2	2													
16 César Hernández, S (1.4) OBP: 0.347, SLG: 0.463										3	0	1	0	0	0	2													
7 Maikel Franco, R (1.5) OBP: 0.284, SLG: 0.383										1	0	0	0	2	0	0													
43 Nick Pivetta, R (1.1) OBP: 0.091, SLG: 0.091										2	0	0	0	0	2	2													
9 Phil Gosselin, R (7, PH) OBP: 0.261, SLG: 0.311										1	0	0	0	0	1	2													
21 Vince Velasquez, R (7.1) OBP: 0.222, SLG: 0.125										0	0	0	0	0	0	0													
41 Edgar Garcia, R (7.1)										0	0	0	0	0	0	0													
53 Yacksel Rios, R (8.1)										0	0	0	0	0	0	0													
<b>Inning Stats</b>	R: 0 E: 0 K: 1 S: 10	H: 0 LOB: 0 BB: 0 P: 14	R: 0 E: 0 K: 2 S: 11	H: 0 LOB: 1 BB: 1 P: 18	R: 0 E: 0 K: 1 S: 10	H: 0 LOB: 0 BB: 0 P: 12	R: 0 E: 0 K: 0 S: 5	H: 0 LOB: 0 BB: 0 P: 9	R: 0 E: 0 K: 2 S: 13	H: 1 LOB: 2 BB: 1 P: 16	R: 0 E: 0 K: 1 S: 12	H: 1 LOB: 2 BB: 0 P: 16	R: 0 E: 0 K: 2 S: 14	H: 0 LOB: 0 BB: 0 P: 10	R: 0 E: 0 K: 2 S: 8	H: 0 LOB: 0 BB: 0 P: 14	1B: 2 2B: 1 3B: 0 HR: 0	SF: 0 SAC: 1 DP: 0 HBP: 0	WP: 0 PB: 0 SB: 0 CS: 0	PA: 33									
<b>PITCHER</b>	IP ERA WHIP	WLS BF	H R ER SO	B BB HBP BLK	WP HR S P	ERA WHIP	<b>PITCHER</b>										IP ERA WHIP	WLS BF	H R ER SO	B BB HBP BLK	WP HR S P	ERA WHIP							
44 Rich Hill, L (1.1) ERA: 2.25	7.0	W	27	3	0	0	9	1	2	0	0	0	0	0	0	75	103	0.00	0.571										
52 Pedro Báez, R (8.1) ERA: 3.09	1.0	H	3	0	0	0	0	0	0	0	0	0	0	0	6	10	0.00	0.000											
17 Joe Kelly, R (9.1) ERA: 7.91	1.0		3	0	0	0	2	0	0	0	0	0	0	0	8	14	0.00	0.000											

Batter	1	2	3	4	5	6	7	8	9	AB	R	H	RBI	BB	SO	LOB	BOTTOM												
31 Joc Pederson, L (1.7) OBP: 0.374, SLG: 0.667										5	1	1	2	0	0	4	Philadelphia Phillies @ Los Angeles Dodgers Dodger Stadium, Los Angeles, CA Sun Jun 02 2019, 1:11 PM - 4:07 PM PDT Att: 49,162 - Overcast - 64 F												
13 Max Muncy, L (1.5) OBP: 0.397, SLG: 0.523										5	1	1	0	0	1	0													
5 Corey Seager, L (1.6) OBP: 0.340, SLG: 0.424										3	1	1	0	1	1	0													
35 Cody Bellinger, L (1.9) OBP: 0.462, SLG: 0.733										4	0	1	0	0	2	3													
17 Joe Kelly, R (9.1)										0	0	0	0	0	0	0													
27 Alex Verdugo, L (1.8) OBP: 0.362, SLG: 0.494										4	1	1	1	0	1	2													
45 Matt Beatty, L (1.3) OBP: 0.286, SLG: 0.310										1	0	0	0	0	0	0													
25 David Freese, R (5.3) OBP: 0.423, SLG: 0.576										3	2	2	2	0	0	0													
3 Chris Taylor, R (1.4) OBP: 0.302, SLG: 0.404										2	1	1	1	1	1	0													
55 Russell Martin, R (1.2) OBP: 0.381, SLG: 0.382										3	1	2	0	1	1	1													
44 Rich Hill, L (1.1) ERA: 2.25	6.0	L	5	2	1	1	0	2	0	0	0	0	0	0	0	0													
10 Justin Turner, R (7, PH) OBP: 0.296, SLG: 0.446	0.2		5	2	1	1	0	2	0	0	0	0	0	0	0	0													
18 Kevin Mierola, R (7, PH) OBP: 0.227, SLG: 0.316	0.2		7	3	4	4	0	2	0	0	0	0	0	0	0	0													
52 Pedro Báez, R (8.1)	0.2		5	2	3	0	0	0	0	0	0	0	0	0	0	0													
14 Enrique Hernández, R (8, PH) OBP: 0.350, SLG: 0.470	0.2		5	2	3	0	0	0	0	0	0	0	0	0	0	0													
<b>Inning Stats</b>	R: 0 E: 0 K: 1 S: 12	H: 0 LOB: 0 BB: 0 P: 18	R: 0 E: 0 K: 2 S: 8	H: 0 LOB: 0 BB: 0 P: 15	R: 0 E: 0 K: 2 S: 12	H: 1 LOB: 1 BB: 0 P: 15	R: 0 E: 0 K: 1 S: 7	H: 1 LOB: 1 BB: 0 P: 9	R: 0 E: 0 K: 2 S: 11	H: 1 LOB: 1 BB: 0 P: 17	R: 0 E: 0 K: 1 S: 6	H: 0 LOB: 0 BB: 0 P: 8	R: 1 E: 0 K: 0 S: 17	H: 2 LOB: 3 BB: 3 P: 34	R: 7 E: 1 K: 0 S: 19	H: 5 LOB: 0 BB: 1 P: 35	1B: 5 2B: 3 3B: 0 HR: 2	SF: 1 SAC: 1 DP: 1 HBP: 0	WP: 0 PB: 0 SB: 1 CS: 0	PA: 38									
<b>PITCHER</b>	IP ERA WHIP	WLS BF	H R ER SO	B BB HBP BLK	WP HR S P	ERA WHIP	<b>PITCHER</b>										IP ERA WHIP	WLS BF	H R ER SO	B BB HBP BLK	WP HR S P	ERA WHIP							
43 Nick Pivetta, R (1.1) ERA: 6.14	6.0	L	5	2	1	1	0	2	0	0	0	0	0	0	0	0	13.50	6.000											
21 Vince Velasquez, R (7.1) ERA: 4.07	0.2		7	3	4	4	0	2	0	0	0	0	0	0	0	11	25	54.00	7.500										
41 Edgar Garcia, R (7.1) ERA: 5.93	0.2		5	2	3	0	0	0	0	0	0	0	0	0	0	1	11	0.00	3.000										

Philadelphia Phillies @ Los Angeles Dodgers  
Dodger Stadium, Los Angeles, CA  
Sun Jun 02 2019, 1:11 PM - 4:07 PM PDT  
Att: 49,162 - Overcast - 64 F

AB	29
R	0
H	3
RBI	0
BB	3
SO	11
LOB	11



Philadelphia Phillies @ Los Angeles Dodgers  
Dodger Stadium, Los Angeles, CA  
Sun Jun 02 2019, 1:11 PM - 4:07 PM PDT  
Att: 49,162 - Overcast - 64 F

AB	32
R	8
H	10
RBI	7
BB	4
SO	9
LOB	12






Batter	1	2	3	4	5	6	7	8	9	AB	R	H	RBI	BB	SO	LOB	TOP								
3 Chris Taylor, R OBP: 0.295, SLG: 0.393										4	0	0	0	0	3	0	<b>Los Angeles Dodgers @ Arizona Diamondbacks</b> <b>Chase Field, Phoenix, AZ</b> Mon Jun 03 2019, 6:41 PM - 9:06 PM MST Att: 24,124 - Clear - 96 F								
14 Enrique Hernández, R OBP: 0.294, SLG: 0.461										4	0	0	0	0	0	0									
10 Justin Turner, R OBP: 0.396, SLG: 0.447										4	1	2	0	0	1	0									
25 David Freese, R OBP: 0.426, SLG: 0.580										3	1	1	0	1	1	1									
5 Corey Seager, L OBP: 0.339, SLG: 0.435										4	1	1	3	0	2	2									
16 Will Smith, R OBP: 0.316, SLG: 0.500										4	0	1	0	0	1	1									
27 Alex Verdugo, L OBP: 0.365, SLG: 0.494										4	0	2	0	0	0	1									
31 Joc Pederson, L OBP: 0.368, SLG: 0.655										3	0	0	0	0	2	1									
21 Walker Buehler, R OBP: 0.115, SLG: 0.167										3	0	0	0	0	2	1									
74 Kenley Jansen, S (9, 1)										0	0	0	0	0	0	0									
<b>Inning Stats</b>	R: 0 E: 0 K: 1 S: 7	H: 0 LOB: 0 BB: 0 P: 11	R: 0 E: 0 K: 0 S: 10	H: 2 LOB: 2 BB: 0 P: 14	R: 0 E: 0 K: 3 S: 10	H: 0 LOB: 0 BB: 0 P: 12	R: 3 E: 0 K: 1 S: 17	H: 2 LOB: 0 BB: 1 P: 29	R: 0 E: 0 K: 0 S: 4	H: 0 LOB: 0 BB: 0 P: 5	R: 0 E: 0 K: 2 S: 10	H: 1 LOB: 1 BB: 0 P: 13	R: 0 E: 0 K: 2 S: 9	H: 1 LOB: 1 BB: 0 P: 14	R: 0 E: 0 K: 2 S: 9	H: 0 LOB: 0 BB: 0 P: 13	R: 0 E: 0 K: 1 S: 12	H: 1 LOB: 1 BB: 0 P: 19	1B: 5 2B: 1 3B: 0 HR: 1	SF: 0 SAC: 0 DP: 0 HBP: 0	WP: 1 PB: 0 SB: 1 CS: 0	PA: 34			
<b>PITCHER</b>	IP	WLS	BF	H	R	ER	SO	BB	IBB	HBP	BLK	WP	HR	S	P	ERA	WHIP								
38 Robbie Ray, L ERA: 3.62	7.0	L	27	6	3	3	9	1	0	0	0	1	1	67	98	3.86	1.000								
35 Matt Andriese, R ERA: 4.5	1.1		4	0	0	0	2	0	0	0	0	0	0	12	16	0.00	0.000								
40 Andrew Chafin, L ERA: 3.26	0.2		3	1	0	0	1	0	0	0	0	0	0	9	16	0.00	1.500								

Batter	1	2	3	4	5	6	7	8	9	AB	R	H	RBI	BB	SO	LOB	BOTTOM								
1 Jarrod Dyson, L OBP: 0.355, SLG: 0.373										4	0	0	0	0	2	0	<b>Los Angeles Dodgers @ Arizona Diamondbacks</b> <b>Chase Field, Phoenix, AZ</b> Mon Jun 03 2019, 6:41 PM - 9:06 PM MST Att: 24,124 - Clear - 96 F								
5 Eduardo Escobar, S OBP: 0.343, SLG: 0.567										4	0	1	0	0	3	0									
David Peralta, L OBP: 0.351, SLG: 0.513										4	0	0	0	0	1	1									
10 Adam Jones, R OBP: 0.324, SLG: 0.504										3	0	0	0	0	1	0									
4 Ketel Marte, S OBP: 0.327, SLG: 0.527										3	0	0	0	0	0	0									
53 Christian Walker, R OBP: 0.329, SLG: 0.502										3	1	1	1	0	1	0									
15 Ildemaro Vargas, S OBP: 0.313, SLG: 0.391										3	0	1	0	0	1	0									
18 Carson Kelly, R OBP: 0.342, SLG: 0.477										3	0	0	0	0	1	1									
38 Robbie Ray, L OBP: 0.043, SLG: 0.043										2	0	0	0	0	1	0									
35 Matt Andriese, R (8, 1)										0	0	0	0	0	0	0									
40 Andrew Chafin, R (9, 1)										0	0	0	0	0	0	0									
16 Tim Lincecum, R OBP: 0.459, SLG: 0.391										1	0	0	0	0	0	0									
<b>Inning Stats</b>	R: 0 E: 0 K: 2 S: 9	H: 0 LOB: 0 BB: 0 P: 14	R: 0 E: 0 K: 2 S: 8	H: 0 LOB: 0 BB: 0 P: 12	R: 0 E: 0 K: 1 S: 6	H: 0 LOB: 0 BB: 0 P: 10	R: 0 E: 0 K: 2 S: 10	H: 0 LOB: 0 BB: 0 P: 12	R: 1 E: 0 K: 1 S: 11	H: 1 LOB: 0 BB: 0 P: 20	R: 0 E: 0 K: 1 S: 7	H: 0 LOB: 0 BB: 0 P: 11	R: 0 E: 0 K: 1 S: 7	H: 0 LOB: 0 BB: 0 P: 10	R: 0 E: 0 K: 1 S: 11	H: 1 LOB: 1 BB: 0 P: 13	R: 0 E: 0 K: 0 S: 8	H: 1 LOB: 1 BB: 0 P: 12	1B: 1 2B: 1 3B: 0 HR: 1	SF: 0 SAC: 0 DP: 0 HBP: 0	WP: 0 PB: 0 SB: 0 CS: 0	PA: 30			
<b>PITCHER</b>	IP	WLS	BF	H	R	ER	SO	BB	IBB	HBP	BLK	WP	HR	S	P	ERA	WHIP								
21 Walker Buehler, R ERA: 3.69	8.0	W	26	2	1	1	11	0	0	0	0	0	0	69	102	1.12	0.250								
74 Kenley Jansen, R ERA: 3.16	1.0	S	4	1	0	0	0	0	0	0	0	0	0	8	12	0.00	1.000								

AB	33
R	3
H	7
RBI	3
BB	1
SO	12
LOB	7



AB	30
R	1
H	3
RBI	1
BB	0
SO	11
LOB	2









Batter	1	2	3	4	5	6	7	8	9	10	11	AB	R	H	RBI	BB	SO	LOB	TOP				
31 Joc Pederson, L OBP: 0.363, SLG: 0.634												5	0	0	0	0	2	3					
13 Max Muncy, L OBP: 0.360, SLG: 0.505												5	0	1	0	0	3	0					
10 Justin Turner, R OBP: 0.390, SLG: 0.436													4	0	0	0	1	1					
35 Cody Bellinger, L OBP: 0.466, SLG: 0.721												5	0	1	0	0	1	1					
5 Corey Seager, L OBP: 0.341, SLG: 0.447												5	0	2	0	0	0	1					
3 Chris Taylor, R OBP: 0.295, SLG: 0.391												5	0	0	0	0	1	3					
27 Alex Verdugo, L OBP: 0.353, SLG: 0.471												3	1	0	0	1	1	0					
16 Will Smith, R OBP: 0.348, SLG: 0.619												3	1	1	2	1	0	0					
18 Kenta Maeda, R ERA: 3.45												2	0	1	0	0	0	0					
7 Julio Urias, L ERA: 3.57												1	0	0	0	0	0	0					
52 Pedro Báez, R ERA: 3.25												0	0	0	0	0	0	0					
68 Ross Stripling, R ERA: 3.2												1	0	0	0	0	0	0					
75 Scott Alexander, L ERA: 5.63												0	0	0	0	0	0	0					
<b>Inning Stats</b>	R: 0 E: 0 K: 2 S: 11	H: 0 LOB: 0 BB: 0 P: 17	R: 0 E: 0 K: 1 S: 8	H: 0 LOB: 0 BB: 0 P: 10	R: 2 E: 0 K: 1 S: 10	H: 1 LOB: 0 BB: 1 P: 18	R: 0 E: 0 K: 1 S: 7	H: 1 LOB: 1 BB: 0 P: 10	R: 0 E: 0 K: 2 S: 11	H: 1 LOB: 1 BB: 0 P: 16	R: 0 E: 0 K: 0 S: 9	H: 1 LOB: 2 BB: 1 P: 14	R: 0 E: 0 K: 0 S: 11	H: 0 LOB: 0 BB: 0 P: 21	R: 0 E: 0 K: 0 S: 7	H: 1 LOB: 0 BB: 0 P: 9	R: 0 E: 0 K: 1 S: 7	H: 0 LOB: 0 BB: 0 P: 12	1B: 5 2B: 1 3B: 0 HR: 1	SF: 0 SAC: 0 DP: 1 HBP: 0	WP: 0 PB: 0 SB: 0 CS: 0	PA: 42	
<b>PITCHER</b>	IP 5.0	WLS 0	BF 19	H 3	R 2	ER 2	SO 7	BB 1	IBB 0	HBP 0	BLK 0	WP 0	HR 0	S 14	P 47	ERA 3.60	WHIP 0.800						
35 Matt Andrese, R ERA: 4.36	IP 1.0	WLS 0	BF 3	H 1	R 0	ER 0	SO 1	BB 0	IBB 0	HBP 0	BLK 0	WP 0	HR 0	S 7	P 12	ERA 0.00	WHIP 1.000						
52 Zack Godley, R ERA: 6.66	IP 1.0	WLS 0	BF 3	H 0	R 0	ER 0	SO 1	BB 0	IBB 0	HBP 0	BLK 0	WP 0	HR 0	S 7	P 12	ERA 0.00	WHIP 0.000						

Los Angeles Dodgers @ Arizona Diamondbacks  
Chase Field, Phoenix, AZ  
Wed Jun 05 2019, 12:41 PM - 4:07 PM MST  
Att: 22,753 - Roof Closed - 73 F

AB 39  
R 2  
H 7  
RBI 2  
BB 3  
SO 9  
LOB 9



Batter	1	2	3	4	5	6	7	8	9	10	11	AB	R	H	RBI	BB	SO	LOB	BOTTOM							
1 Jarrod Dyson, L OBP: 0.354, SLG: 0.379												5	1	2	1	0	2	2								
5 Eduardo Escobar, S OBP: 0.336, SLG: 0.558													5	1	1	0	0	1	2							
4 Ketel Marte, S OBP: 0.518, SLG: 0.518												4	0	0	0	1	1	1								
David Peralta, L OBP: 0.350, SLG: 0.507												5	0	2	2	0	1	0								
53 Christian Walker, R OBP: 0.322, SLG: 0.488													4	0	0	0	0	2	1							
31 Alex Avila, L OBP: 0.424, SLG: 0.375												3	0	0	0	1	3	0								
13 Nick Ahmed, R OBP: 0.323, SLG: 0.408													2	0	0	0	2	0								
16 Tim Lincecum, R OBP: 0.433, SLG: 0.353													3	1	0	0	0	3								
87 Jon Duplantier, L ERA: 3.45	IP 5.0	WLS 0	BF 18	H 2	R 1	ER 1	SO 7	BB 1	IBB 0	HBP 0	BLK 0	WP 0	HR 0	S 15	P 22	ERA 1.80	WHIP 0.600									
40 Andrew Chafin, L ERA: 3.11	IP 2.0	WLS 0	BF 6	H 0	R 0	ER 0	SO 3	BB 0	IBB 0	HBP 0	BLK 0	WP 0	HR 0	S 11	P 29	ERA 0.00	WHIP 0.000									
50 Yoan López, R ERA: 1.46	IP 1.0	WLS 0	BF 5	H 1	R 1	ER 1	SO 0	BB 0	IBB 0	HBP 0	BLK 0	WP 0	HR 0	S 13	P 21	ERA 9.00	WHIP 1.000									
66 Yoshinori Hirano, R ERA: 5.24	IP 2.0	WLS 0	BF 8	H 0	R 0	ER 0	SO 1	BB 2	IBB 0	HBP 0	BLK 0	WP 1	HR 0	S 16	P 30	ERA 0.00	WHIP 1.000									
56 Greg Holland, R ERA: 1.31	IP 0.0	WLS 0	BF 3	H 2	R 1	ER 1	SO 0	BB 1	IBB 0	HBP 0	BLK 0	WP 0	HR 0	S 4	P 4	ERA ∞	WHIP ∞									
<b>PITCHER</b>	IP 1.0	WLS 0	BF 3	H 0	R 0	ER 0	SO 1	BB 0	IBB 0	HBP 0	BLK 0	WP 0	HR 0	S 7	P 12	ERA 0.00	WHIP 1.000									
18 Kenta Maeda, R ERA: 3.45	IP 5.0	WLS 0	BF 18	H 2	R 1	ER 1	SO 7	BB 1	IBB 0	HBP 0	BLK 0	WP 0	HR 0	S 15	P 22	ERA 1.80	WHIP 0.600									
7 Julio Urias, L ERA: 3.57	IP 2.0	WLS 0	BF 6	H 0	R 0	ER 0	SO 3	BB 0	IBB 0	HBP 0	BLK 0	WP 0	HR 0	S 11	P 29	ERA 0.00	WHIP 0.000									
52 Pedro Báez, R ERA: 3.25	IP 1.0	WLS 0	BF 5	H 1	R 1	ER 1	SO 0	BB 0	IBB 0	HBP 0	BLK 0	WP 0	HR 0	S 13	P 21	ERA 9.00	WHIP 1.000									
68 Ross Stripling, R ERA: 3.2	IP 2.0	WLS 0	BF 8	H 0	R 0	ER 0	SO 1	BB 2	IBB 0	HBP 0	BLK 0	WP 1	HR 0	S 16	P 30	ERA 0.00	WHIP 1.000									
75 Scott Alexander, L ERA: 5.63	IP 0.0	WLS 0	BF 3	H 2	R 1	ER 1	SO 0	BB 1	IBB 0	HBP 0	BLK 0	WP 0	HR 0	S 4	P 4	ERA ∞	WHIP ∞									
<b>Inning Stats</b>	R: 0 E: 0 K: 2 S: 10	H: 0 LOB: 0 BB: 0 P: 11	R: 0 E: 0 K: 3 S: 9	H: 0 LOB: 0 BB: 0 P: 10	R: 0 E: 0 K: 0 S: 10	H: 0 LOB: 0 BB: 0 P: 12	R: 1 E: 0 K: 1 S: 11	H: 2 LOB: 1 BB: 0 P: 15	R: 0 E: 0 K: 1 S: 12	H: 0 LOB: 1 BB: 1 P: 21	R: 0 E: 0 K: 2 S: 10	H: 0 LOB: 0 BB: 0 P: 14	R: 0 E: 0 K: 1 S: 11	H: 0 LOB: 0 BB: 0 P: 15	R: 1 E: 0 K: 0 S: 13	H: 1 LOB: 1 BB: 0 P: 21	R: 0 E: 0 K: 0 S: 7	H: 0 LOB: 0 BB: 0 P: 10	R: 0 E: 0 K: 1 S: 9	H: 0 LOB: 2 BB: 2 P: 20	R: 1 E: 0 K: 0 S: 3	H: 2 LOB: 2 BB: 1 P: 4	1B: 2 2B: 2 3B: 1 HR: 0	SF: 0 SAC: 0 DP: 0 HBP: 1	WP: 1 PB: 0 SB: 0 CS: 0	PA: 40
<b>PITCHER</b>	IP 5.0	WLS 0	BF 18	H 2	R 1	ER 1	SO 7	BB 1	IBB 0	HBP 0	BLK 0	WP 0	HR 0	S 15	P 22	ERA 1.80	WHIP 0.600									
18 Kenta Maeda, R ERA: 3.45	IP 5.0	WLS 0	BF 18	H 2	R 1	ER 1	SO 7	BB 1	IBB 0	HBP 0	BLK 0	WP 0	HR 0	S 15	P 22	ERA 1.80	WHIP 0.600									
7 Julio Urias, L ERA: 3.57	IP 2.0	WLS 0	BF 6	H 0	R 0	ER 0	SO 3	BB 0	IBB 0	HBP 0	BLK 0	WP 0	HR 0	S 11	P 29	ERA 0.00	WHIP 0.000									
52 Pedro Báez, R ERA: 3.25	IP 1.0	WLS 0	BF 5	H 1	R 1	ER 1	SO 0	BB 0	IBB 0	HBP 0	BLK 0	WP 0	HR 0	S 13	P 21	ERA 9.00	WHIP 1.000									
68 Ross Stripling, R ERA: 3.2	IP 2.0	WLS 0	BF 8	H 0	R 0	ER 0	SO 1	BB 2	IBB 0	HBP 0	BLK 0	WP 1	HR 0	S 16	P 30	ERA 0.00	WHIP 1.000									
75 Scott Alexander, L ERA: 5.63	IP 0.0	WLS 0	BF 3	H 2	R 1	ER 1	SO 0	BB 1	IBB 0	HBP 0	BLK 0	WP 0	HR 0	S 4	P 4	ERA ∞	WHIP ∞									

Los Angeles Dodgers @ Arizona Diamondbacks  
Chase Field



Batter	1	2	3	4	5	6	7	8	9	AB	R	H	RBI	BB	SO	LOB	TOP			
3 Chris Taylor, R OBP: 0.284, SLG: 0.406	K2-3		K		G6-3			HR		4	1	1	1	0	2	0	<b>Los Angeles Dodgers @ San Francisco Giants</b> <b>Oracle Park, San Francisco, CA</b> Fri Jun 07 2019, 7:17 PM - 9:47 PM PDT Att: 35,157 - Clear - 66 F			
13 Max Muncy, L OBP: 0.386, SLG: 0.507	1B		F7			BB		1B		3	0	2	0	1	0	0				
10 Justin Turner, R OBP: 0.388, SLG: 0.432	1B		L9		L3			L6		4	0	1	0	0	0	2				
35 Cody Bellinger, L OBP: 0.452, SLG: 0.712	1B				G5-3			F8		3	0	0	0	1	1					
25 David Freese, R OBP: 0.414, SLG: 0.573	K		L4		L4			F8		2	0	0	0	0	1	3				
31 Joc Pederson, L OBP: 0.361, SLG: 0.630	K									1	0	0	0	0	1	0				
41 Kyle Garlick, R										1	0	0	0	0	0	0				
5 Cory Seager, L OBP: 0.344, SLG: 0.448	K									4	0	2	0	0	2	3				
14 Enrique Hernández, R OBP: 0.291, SLG: 0.408			F8		F8					4	0	0	0	0	2	2				
15 Austin Barnes, R OBP: 0.336, SLG: 0.383					P4					3	0	0	0	0	1	1				
22 Clayton Kershaw, L OBP: 0.050, SLG: 0.050			F8							2	0	0	0	0	1	0				
55 Russell Martin, R OBP: 0.392, SLG: 0.397					K			G5-3		1	0	0	0	0	0	0				
51 Dylan Floro, L										0	0	0	0	0	0	0				
<b>Inning Stats</b>	R: 0 E: 0 K: 3 S: 19	H: 2 LOB: 3 BB: 1 P: 30	R: 0 E: 0 K: 2 S: 15	H: 0 LOB: 0 BB: 0 P: 21	R: 0 E: 0 K: 1 S: 9	H: 0 LOB: 0 BB: 0 P: 15	R: 0 E: 0 K: 0 S: 10	H: 1 LOB: 1 BB: 0 P: 13	R: 0 E: 0 K: 1 S: 7	H: 0 LOB: 0 BB: 0 P: 13	R: 0 E: 0 K: 1 S: 8	H: 1 LOB: 1 BB: 0 P: 13	R: 1 E: 0 K: 0 S: 12	H: 2 LOB: 1 BB: 0 P: 15	R: 0 E: 0 K: 2 S: 8	H: 0 LOB: 0 BB: 0 P: 13	1B: 5 2B: 1 3B: 0 HR: 1	SF: 0 SAC: 0 DP: 1 HBP: 0	WP: 0 PB: 0 SB: 0 CS: 0	PA: 34
<b>PITCHER</b>	IP WLS BF H R ER SO BB IBB HBP BLK WP HR S P ERA WHIP																			
37 Drew Pomeranz, L ERA: 7.16	5.0	19	3	0	0	7	1	0	0	0	0	0	0	0	60	92	0.00	0.800		
54 Reyes Moronta, R ERA: 3.14	1.0	3	0	0	0	1	1	0	0	0	0	0	0	7	13	0.00	1.000			
49 Sam Dyson, R ERA: 2.7	1.0	4	1	0	0	1	0	0	0	0	0	0	0	8	13	0.00	1.000			
56 Tony Watson, L ERA: 2.66	1.0	5	2	1	1	0	0	0	0	0	1	12	15	9.00	2.000					
13 Will Smith, L ERA: 2.29	1.0	3	0	0	0	2	0	0	0	0	0	8	13	0.00	0.000					

Batter	1	2	3	4	5	6	7	8	9	AB	R	H	RBI	BB	SO	LOB	BOTTOM			
12 Joe Panik, L OBP: 0.315, SLG: 0.335	G4-3		1B		F7			P5		4	0	1	0	0	0	2	<b>Los Angeles Dodgers @ San Francisco Giants</b> <b>Oracle Park, San Francisco, CA</b> Fri Jun 07 2019, 7:17 PM - 9:47 PM PDT Att: 35,157 - Clear - 66 F			
9 Brandon Belt, L OBP: 0.363, SLG: 0.479	F7		K			BB		1B		3	1	1	0	1	1	1				
10 Evan Longoria, R OBP: 0.307, SLG: 0.407	1B				G4-3			G5-3		4	1	2	0	0	0	1				
19 Tyler Austin, R OBP: 0.325, SLG: 0.500	G6-3				G5-3			F9		3	0	0	0	0	0	3				
49 Sam Dyson, R										0	0	0	0	0	0	0				
56 Tony Watson, L										0	0	0	0	0	0	0				
48 Pablo Sandoval, S OBP: 0.321, SLG: 0.585										0	0	0	0	1	0	0				
13 Will Smith, R										0	0	0	0	0	0	0				
1 Kevin Pillar, R OBP: 0.243, SLG: 0.342			F9		G5-3			G4-6-3		4	0	1	1	0	0	2				
35 Brandon Crawford, L OBP: 0.289, SLG: 0.325										3	0	1	1	0	0	1				
16 Aramis Garcia, R OBP: 0.231, SLG: 0.417			F9							3	0	0	0	0	1	3				
6 Steven Duggar, L OBP: 0.279, SLG: 0.345					G1-3					3	0	0	0	0	1	1				
37 Drew Pomeranz, R										1	0	0	0	0	1	0				
7 Donovan Solano, R OBP: 0.250, SLG: 0.241										1	0	1	0	0	0	0				
54 Reyes Moronta, R										0	0	0	0	0	0	0				
5 Mike Yastrzemski, L OBP: 0.306, SLG: 0.372										1	0	0	0	0	0	0				
<b>Inning Stats</b>	R: 0 E: 0 K: 0 S: 11	H: 1 LOB: 1 BB: 0 P: 14	R: 0 E: 0 K: 0 S: 6	H: 0 LOB: 0 BB: 0 P: 8	R: 0 E: 0 K: 2 S: 12	H: 1 LOB: 0 BB: 0 P: 15	R: 0 E: 0 K: 0 S: 8	H: 0 LOB: 0 BB: 0 P: 13	R: 0 E: 0 K: 1 S: 11	H: 2 LOB: 2 BB: 0 P: 16	R: 2 E: 0 K: 0 S: 14	H: 2 LOB: 1 BB: 1 P: 21	R: 0 E: 0 K: 1 S: 6	H: 0 LOB: 0 BB: 0 P: 8	R: 0 E: 0 K: 0 S: 9	H: 1 LOB: 1 BB: 1 P: 15	1B: 7 2B: 0 3B: 0 HR: 0	SF: 0 SAC: 0 DP: 2 HBP: 0	WP: 1 PB: 0 SB: 0 CS: 0	PA: 32
<b>PITCHER</b>	IP WLS BF H R ER SO BB IBB HBP BLK WP HR S P ERA WHIP																			
22 Clayton Kershaw, L ERA: 3.0	7.0	28	6	2	2	4	1	0	0	0	0	0	0	68	95	2.57	1.000			
51 Dylan Floro, R ERA: 2.79	1.0	4	1	0	0	0	0	1	0	0	0	9	15	0.00	1.000					













Batter	1	2	3	4	5	6	7	8	9	AB	R	H	RBI	BB	SO	LOB	TOP				
31 Joc Pederson, L (1, 7) OBP: 0.349, SLG: 0.599	G4-1	P6			G6-3		K		G3-6-1	5	0	0	0	0	1	3	<b>Los Angeles Dodgers @ Los Angeles Angels</b> Angel Stadium, Anaheim, CA Mon Jun 10 2019, 7:09 PM - 10:27 PM PDT Att: 45,477 - Partly Cloudy - 85 F <a href="http://livebaseballscorecards.com">livebaseballscorecards.com</a>				
13 Max Muncy, L (1, 5) OBP: 0.370, SLG: 0.507	F7				K			BB		3	0	0	0	1	2	0					
10 Justin Turner, R (1, 10) OBP: 0.400, SLG: 0.450	K				G1-3			1B		4	0	2	0	0	1	0					
35 Cody Bellinger, L (1, 9) OBP: 0.446, SLG: 0.685		B1-3			P5			1B		4	0	1	0	0	0	2					
5 Corey Seager, L (1, 6) OBP: 0.351, SLG: 0.464		2B			L8			F7		4	1	1	0	0	1	4					
27 Alex Verdugo, L (1, 8) OBP: 0.342, SLG: 0.449	P6				HBP			G5-3		3	0	0	0	0	0	5					
55 Russell Martin, R (1, 2) OBP: 0.388, SLG: 0.395		HBP			P3					3	1	1	0	0	1	3					
3 Chris Taylor, R (1, 4) OBP: 0.290, SLG: 0.402	2B				F7			K		4	1	2	2	0	1	1					
14 Enrique Hernández, R (1, 3) OBP: 0.283, SLG: 0.397	2B				G5-3			L7		4	0	1	1	0	0	2					
<b>Inning Stats</b>	R: 0 E: 0 K: 1 S: 7	H: 0 LOB: 0 BB: 0 P: 10	R: 3 E: 0 K: 0 S: 15	H: 3 LOB: 1 BB: 0 P: 21	R: 0 E: 0 K: 1 S: 11	H: 0 LOB: 0 BB: 0 P: 17	R: 0 E: 0 K: 0 S: 7	H: 0 LOB: 1 BB: 0 P: 10	R: 0 E: 0 K: 2 S: 14	H: 2 LOB: 2 BB: 0 P: 19	R: 0 E: 0 K: 2 S: 7	H: 0 LOB: 0 BB: 0 P: 9	R: 0 E: 0 K: 0 S: 10	H: 1 LOB: 2 BB: 1 P: 18	R: 0 E: 0 K: 0 S: 15	H: 2 LOB: 1 BB: 0 P: 20		1B: 5 2B: 3 HR: 0	SF: 0 SAC: 0 DP: 1 HBP: 2	WP: 0 PB: 0 SB: 0 CS: 0	PA: 37
<b>PITCHER</b>	IP	WLS	BF	H	R	ER	SO	BB	IBB	HBP	BLK	WP	HR	S	P	ERA	WHIP				
47 Griffin Canning, R (1, 1) ERA: 3.65	6.0		25	5	3	3	5	0	0	2	0	0	0	62	88	4.50	0.833				
32 Cam Bedrosian, R (7, 1) ERA: 2.67	1.0		3	0	0	0	2	0	0	0	0	0	0	7	9	0.00	0.000				
31 Ty Buttrey, R (8, 1) ERA: 1.69	1.0	W	5	1	0	0	0	1	0	0	0	0	0	10	18	0.00	2.000				
57 Hansel Robles, R (9, 1) ERA: 3.64	1.0	S	4	2	0	0	0	0	0	0	0	0	0	15	20	0.00	2.000				

Batter	1	2	3	4	5	6	7	8	9	AB	R	H	RBI	BB	SO	LOB	BOTTOM				
9 Tommy La Stella, L (1, 5) OBP: 0.363, SLG: 0.537	P5		G1-3		FC4-6		K		K	5	0	0	0	0	2	5	<b>Los Angeles Dodgers @ Los Angeles Angels</b> Angel Stadium, Anaheim, CA Mon Jun 10 2019, 7:09 PM - 10:27 PM PDT Att: 45,477 - Partly Cloudy - 85 F <a href="http://livebaseballscorecards.com">livebaseballscorecards.com</a>				
27 Mike Trout, R (1, 8) OBP: 0.456, SLG: 0.633	L7		K		K			HR		4	1	1	2	0	2	2					
5 Albert Pujols, R (1, 3) OBP: 0.313, SLG: 0.448	1B				L9		G3	G6-3		4	0	1	0	0	0	0					
44 Kevan Smith, R (1, 10) OBP: 0.395, SLG: 0.443	PO		G3		K		48 HBP	BB		3	0	1	0	0	1	0					
17 Shohei Ohtani, L (8, PH) (9, 10) OBP: 0.326, SLG: 0.416	1-2							BB		0	1	0	0	1	0	0					
56 Kole Calhoun, L (1, 9) OBP: 0.332, SLG: 0.496		HR			E6		F7	K		4	1	2	1	0	1	2					
48 César Puello, R (1, 7) OBP: 0.550, SLG: 0.818					L4			IBB		2	0	1	0	0	0	1					
18 Brian Goodwin, L (8, PH) (9, 7) OBP: 0.350, SLG: 0.450		2B					HBP			0	1	0	0	1	0	0					
20 Jonathan Lucroy, R (1, 2) OBP: 0.296, SLG: 0.569		K			FC4-6		K	BB		3	0	1	0	1	2	3					
19 Wilfredo Tovar, R (1, 6) OBP: 0.294, SLG: 0.214		G1-3			FC4-6		K	BB		4	0	1	0	0	1	3					
4 Luis Rengifo, S (1, 4) OBP: 0.305, SLG: 0.330		G5-3			K		27 HR	K		4	1	1	0	0	2	4					
<b>Inning Stats</b>	R: 0 E: 0 K: 0 S: 6	H: 1 LOB: 0 BB: 0 P: 9	R: 1 E: 0 K: 1 S: 14	H: 2 LOB: 1 BB: 0 P: 21	R: 0 E: 0 K: 1 S: 9	H: 0 LOB: 0 BB: 0 P: 13	R: 0 E: 1 K: 1 S: 11	H: 1 LOB: 1 BB: 0 P: 15	R: 0 E: 0 K: 2 S: 12	H: 2 LOB: 2 BB: 0 P: 18	R: 0 E: 0 K: 1 S: 16	H: 1 LOB: 0 BB: 0 P: 23	R: 2 E: 0 K: 2 S: 16	H: 2 LOB: 2 BB: 0 P: 24	R: 2 E: 3 K: 3 S: 15	H: 0 LOB: 3 BB: 3 P: 31	1B: 6 2B: 1 3B: 0 HR: 2	SF: 0 SAC: 0 DP: 0 HBP: 1	WP: 2 PB: 0 SB: 0 CS: 0	PA: 38	
<b>PITCHER</b>	IP	WLS	BF	H	R	ER	SO	BB	IBB	HBP	BLK	WP	HR	S	P	ERA	WHIP				
99 Hyun Jin Ryu, L (1, 1) ERA: 1.36	6.0		25	7	1	1	6	0	0	1	0	0	0	10	16	1.50	1.167				
68 Ross Stripling, R (7, 1) ERA: 3.35	0.2	H	3	1	1	1	2	0	0	0	0	0	0	10	16	13.50	1.500				
51 Dylan Floro, R (7, 1) ERA: 3.13	0.1	B	2	1	1	1	0	0	0	0	0	0	1	6	8	27.00	3.000				
17 Joe Kelly, R (8, 1) ERA: 7.99	1.0	L	7	0	2	1	3	2	1	0	0	2	0	15	31	9.00	2.000				



Batter	1	2	3	4	5	6	7	8	9	AB	R	H	RBI	BB	SO	LOB	TOP						
31 Joc Pederson, L (1, 7) OBP: 0.346, SLG: 0.586	L4		F8	G4-3				G3		4	0	0	0	1	0	2	<b>Los Angeles Dodgers @ Los Angeles Angels</b> Angel Stadium, Anaheim, CA Tue Jun 11 2019, 7:09 PM - 10:58 PM PDT Att: 45,404 - Partly Cloudy - 77 F <a href="http://livebaseballscorecards.com">livebaseballscorecards.com</a>						
13 Max Muncy, L (1, 5) OBP: 0.374, SLG: 0.534	K									4	2	2	2	1	1	1							
10 Justin Turner, R (1, 10) OBP: 0.400, SLG: 0.446										4	0	1	0	0	2	1							
35 Cody Bellinger, L (1, 9) OBP: 0.445, SLG: 0.678	L3									4	0	1	0	1	1	2							
5 Corey Seager, L (1, 6) OBP: 0.359, SLG: 0.468										4	0	3	0	1	0	2							
41 Kyle Garlick, R (9, PR) OBP: 0.125, SLG: 0.250										0	0	0	0	0	0	0							
27 Alex Verdugo, L (1, 8) OBP: 0.323, SLG: 0.456										4	0	3	0	1	1	1							
3 Chris Taylor, R (1, 4) OBP: 0.283, SLG: 0.391										5	0	0	0	0	3	9							
14 Enrique Hernández, R (1, 3) OBP: 0.282, SLG: 0.393										5	0	1	0	0	1	6							
15 Austin Barnes, R (1, 2) OBP: 0.331, SLG: 0.373										3	0	0	0	0	1	2							
25 David Freese, R (8, PH) OBP: 0.417, SLG: 0.610										1	1	1	1	0	0	0							
55 Russell Martin, R (8, 2) OBP: 0.384, SLG: 0.390										1	0	0	0	0	0	2							
<b>Inning Stats</b>	R: 0 E: 0 K: 1 S: 11	H: 1 LOB: 1 BB: 0 P: 16	R: 0 E: 0 K: 2 S: 12	H: 1 LOB: 1 BB: 0 P: 20	R: 1 E: 0 K: 0 S: 11	H: 1 LOB: 2 BB: 1 P: 19	R: 0 E: 0 K: 1 S: 13	H: 2 LOB: 2 BB: 0 P: 21	R: 1 E: 0 K: 1 S: 18	H: 2 LOB: 2 BB: 1 P: 28	R: 0 E: 0 K: 0 S: 9	H: 0 LOB: 1 BB: 1 P: 16	R: 0 E: 0 K: 2 S: 14	H: 2 LOB: 3 BB: 1 P: 22	R: 1 E: 0 K: 1 S: 10	H: 1 LOB: 1 BB: 1 P: 19		R: 0 E: 0 K: 2 S: 16	H: 2 LOB: 2 BB: 0 P: 28	1B: 9 2B: 0 3B: 0 HR: 3	SF: 0 SAC: 0 DP: 0 HBP: 1	WP: 3 PB: 0 SB: 0 CS: 0	PA: 45
<b>PITCHER</b>	IP WLS BF H R ER SO BB IBB HBP BLK WP HR S P ERA WHIP																						
32 Cam Bedrosian, R (1, 1) ERA: 2.59	1.0	4	1	0	0	1	0	0	0	0	0	0	0	0	11	16		0.00	1.000				
64 Félix Peña, R (2, 1) ERA: 4.55	3.2	W 19	6	2	2	4	1	0	1	0	0	2	2	47	74	4.91	1.909						
38 Justin Anderson, R (5, 1) ERA: 4.63	1.1	H 6	0	0	0	0	2	0	0	0	0	0	0	16	30	0.00	1.500						
31 Ty Buttrey, R (7, 1) ERA: 1.89	1.1	H 9	3	1	1	2	2	0	0	0	0	1	19	34	6.75	3.750							
57 Hansel Robles, R (8, 1) ERA: 3.45	1.2	S 7	2	0	0	3	0	0	0	0	1	0	21	35	0.00	1.200							
<b>Batter</b>	<b>1</b>	<b>2</b>	<b>3</b>	<b>4</b>	<b>5</b>	<b>6</b>	<b>7</b>	<b>8</b>	<b>9</b>	<b>AB</b>	<b>R</b>	<b>H</b>	<b>RBI</b>	<b>BB</b>	<b>SO</b>	<b>LOB</b>	<b>BOTTOM</b>						
9 Tommy La Stella, L (1, 5) OBP: 0.361, SLG: 0.529	P6									3	0	0	0	1	0	0	<b>Los Angeles Dodgers @ Los Angeles Angels</b> Angel Stadium, Anaheim, CA Tue Jun 11 2019, 7:09 PM - 10:58 PM PDT Att: 45,404 - Partly Cloudy - 77 F <a href="http://livebaseballscorecards.com">livebaseballscorecards.com</a>						
6 David Fletcher, R (9, 5) OBP: 0.363, SLG: 0.434										0	0	0	0	0	0	0							
27 Mike Trout, R (1, 8) OBP: 0.480, SLG: 0.621										4	0	0	0	0	2	1							
17 Shohei Ohtani, L (1, 10) OBP: 0.331, SLG: 0.444										4	1	2	1	0	2	1							
56 Kole Calhoun, L (1, 9) OBP: 0.338, SLG: 0.493										1	1	0	0	2	0	0							
20 Jonathan Lucroy, R (1, 2) OBP: 0.300, SLG: 0.368										3	1	1	0	1	0	3							
18 Brian Goodwin, L (1, 7) OBP: 0.349, SLG: 0.446										4	1	1	1	0	1	2							
41 Justin Bour, L (1, 3) OBP: 0.267, SLG: 0.343										4	1	1	3	0	2	2							
19 Wilfredo Tovar, R (1, 6) OBP: 0.286, SLG: 0.222										4	0	1	0	0	1	0							
4 Luis Rengifo, S (1, 4) OBP: 0.298, SLG: 0.321										3	0	0	0	0	1	2							
<b>Inning Stats</b>	R: 5 E: 0 K: 2 S: 22	H: 3 LOB: 0 BB: 1 P: 36	R: 0 E: 0 K: 1 S: 12	H: 0 LOB: 1 BB: 1 P: 22	R: 0 E: 0 K: 0 S: 12	H: 0 LOB: 1 BB: 1 P: 22	R: 0 E: 0 K: 0 S: 9	H: 0 LOB: 0 BB: 0 P: 14	R: 0 E: 0 K: 2 S: 7	H: 0 LOB: 0 BB: 0 P: 10	R: 0 E: 0 K: 2 S: 17	H: 2 LOB: 2 BB: 0 P: 27	R: 0 E: 0 K: 0 S: 10	H: 1 LOB: 2 BB: 1 P: 17	R: 0 E: 0 K: 2 S: 9	H: 0 LOB: 0 BB: 0 P: 13		1B: 4 2B: 0 3B: 0 HR: 2	SF: 0 SAC: 0 DP: 0 HBP: 1	WP: 0 PB: 0 SB: 1 CS: 0	PA: 35		
<b>PITCHER</b>	IP WLS BF H R ER SO BB IBB HBP BLK WP HR S P ERA WHIP																						
18 Kenta Maeda, R (1, 1) ERA: 3.89	4.1	L 20	3	5	5	4	3	0	1	0	0	0	0	21	34	0.00		1.200					
64 Caleb Ferguson, L (5, 1) ERA: 5.4	1.2	7	2	0	0	3	0	0	0	0	0	0	0	10	17	0.00		1.000					
52 Pedro Báez, R (7, 1) ERA: 3.07	1.0	5	1	0	0	0	0	1	0	0	0	0	0	9	13	0.00		0.000					
68 Ross Stripling, R (8, 1) ERA: 3.28	1.0	3	0	0	0	2	0	0	0	0	0	0	0	9	13	0.00	0.000						



Batter	1	2	3	4	5	6	7	8	9	AB	R	H	RBI	BB	SO	LOB	TOP			
12 Kyle Schwarber, L (1,7) OBP: 0.335, SLG: 0.484											4	1	2	1	0	0	1	<b>Chicago Cubs @ Los Angeles Dodgers</b> Dodger Stadium, Los Angeles, CA Thu Jun 13 2019, 7:11 PM - 9:58 PM PDT Att: 44,970 - Clear - 68 F		
17 Kris Bryant, R (1,9) OBP: 0.392, SLG: 0.536										2	2	1	1	2	0	1				
44 Anthony Rizzo, L (1,3) OBP: 0.393, SLG: 0.548										4	0	1	0	0	1	2				
9 Javier Báez, R (1,6) OBP: 0.334, SLG: 0.567										4	0	1	0	0	1	2				
40 Wilson Contreras, R (1,2) OBP: 0.383, SLG: 0.526										3	0	1	1	1	0	2				
5 Albert Almora Jr., R (1,8) OBP: 0.289, SLG: 0.406										4	0	0	0	0	1	3				
27 Addison Russell, R (1,4) OBP: 0.315, SLG: 0.410										4	0	1	0	0	2	0				
34 Jon Lester, L (1,1) OBP: 0.368, SLG: 0.267																	AB 33			
3 Daniel Descalso, L (6,PH) OBP: 0.287, SLG: 0.285										2	0	0	0	0	1	1	R 3			
37 Tim Collins, L (6,1) OBP: 0.287, SLG: 0.285										0	0	0	0	0	0	0	H 8			
20 Brandon Kintzler, R (8,1) OBP: 0.459, SLG: 0.549										4	0	0	0	0	1	2	RBI 3			
7 Victor Caratini, S (8,PH) OBP: 0.459, SLG: 0.549										1	0	1	0	0	0	0	BB 3			
13 David Bote, R (1,5) OBP: 0.352, SLG: 0.483										4	0	0	0	0	1	2	SO 8			
																	LOB 14			
<b>Inning Stats</b>	R: 2 E: 0 K: 1 S: 12	H: 3 LOB: 1 BB: 1 P: 19	R: 0 E: 0 K: 1 S: 9	H: 1 LOB: 1 BB: 0 P: 12	R: 1 E: 0 K: 2 S: 15	H: 1 LOB: 1 BB: 1 P: 25	R: 0 E: 0 K: 2 S: 7	H: 0 LOB: 0 BB: 0 P: 11	R: 0 E: 0 K: 0 S: 8	H: 2 LOB: 2 BB: 0 P: 9	R: 0 E: 0 K: 2 S: 11	H: 0 LOB: 0 BB: 1 P: 17	R: 0 E: 0 K: 0 S: 11	H: 0 LOB: 1 BB: 1 P: 18	R: 0 E: 0 K: 0 S: 7	H: 1 LOB: 0 BB: 0 P: 11	1B: 5 2B: 2 3B: 0 HR: 2	SF: 0 SAC: 0 DP: 1 HBP: 0	WP: 0 PB: 0 SB: 0 CS: 1	PA: 37
<b>PITCHER</b>	IP WLS BF H R ER SO BB IBB HBP BLK WP HR S P ERA WHIP																			
22 Clayton Kershaw, L (1,1) ERA: 3.13	6.0 W 26 7 3 3 8 2 0 0 0 0 2 62 93 4.50 1.500																			
7 Julio Urias, L (7,1) ERA: 3.12	3.0 S 10 1 0 0 0 1 0 0 0 0 0 0 26 41 0.00 0.667																			

Batter	1	2	3	4	5	6	7	8	9	AB	R	H	RBI	BB	SO	LOB	BOTTOM			
14 Enrique Hernández, R (1,7) OBP: 0.281, SLG: 0.387										3	0	0	0	1	2	1	<b>Chicago Cubs @ Los Angeles Dodgers</b> Dodger Stadium, Los Angeles, CA Thu Jun 13 2019, 7:11 PM - 9:58 PM PDT Att: 44,970 - Clear - 68 F			
10 Justin Turner, R (1,5) OBP: 0.398, SLG: 0.442										4	1	1	0	0	1	2				
25 David Freese, R (1,3) OBP: 0.419, SLG: 0.635										4	2	2	2	0	1	0				
35 Cody Bellinger, L (1,9) OBP: 0.449, SLG: 0.704										4	2	3	3	0	1	0				
3 Chris Taylor, R (1,6) OBP: 0.287, SLG: 0.390										3	1	1	0	1	1	0				
13 Max Muncy, L (1,4) OBP: 0.372, SLG: 0.542										4	1	1	2	0	1	2				
27 Alex Verdugo, L (1,8) OBP: 0.361, SLG: 0.485										3	0	2	0	1	1	0				
15 Austin Barnes, R (1,2) OBP: 0.329, SLG: 0.369										4	0	1	0	0	0	3				
22 Clayton Kershaw, L (1,1) OBP: 0.048, SLG: 0.048										1	0	0	0	0	1	0				
41 Kyle Garlick, R (6,PH) OBP: 0.111, SLG: 0.222										1	0	0	0	0	0	1				
7 Julio Urias, L (7,1) OBP: 0.500, SLG: 0.400										1	0	0	0	0	0	0				
<b>Inning Stats</b>	R: 0 E: 0 K: 1 S: 8	H: 0 LOB: 0 BB: 0 P: 13	R: 0 E: 0 K: 1 S: 7	H: 0 LOB: 0 BB: 0 P: 13	R: 0 E: 0 K: 2 S: 13	H: 1 LOB: 1 BB: 0 P: 22	R: 4 E: 0 K: 0 S: 14	H: 5 LOB: 0 BB: 0 P: 20	R: 2 E: 0 K: 3 S: 16	H: 3 LOB: 2 BB: 1 P: 27	R: 0 E: 0 K: 0 S: 12	H: 1 LOB: 2 BB: 1 P: 21	R: 1 E: 0 K: 2 S: 13	H: 1 LOB: 0 BB: 0 P: 19	R: 0 E: 0 K: 0 S: 6	H: 0 LOB: 0 BB: 1 P: 13	1B: 6 2B: 1 3B: 0 HR: 4	SF: 0 SAC: 1 DP: 2 HBP: 0	WP: 0 PB: 0 SB: 0 CS: 0	PA: 36
<b>PITCHER</b>	IP WLS BF H R ER SO BB IBB HBP BLK WP HR S P ERA WHIP																			
34 Jon Lester, L (1,1) ERA: 4.08	5.0 L 24 9 2 1 1 2 1 0 0 0 0 0 3 58 95 10.80 2.000																			
37 Tim Collins, L (6,1) ERA: 4.05	2.0 9 2 1 1 2 1 0 0 0 0 0 1 25 40 4.50 1.500																			
20 Brandon Kintzler, R (8,1) ERA: 2.43	1.0 3 0 0 0 0 0 0 0 0 0 0 0 6 13 0.00 1.000																			







Batter	1	2	3	4	5	6	7	8	9	AB	R	H	RBI	BB	SO	LOB	TOP										
12 Kyle Schwarber, L (1,7) OBP: 0.328, SLG: 0.472	L8			K				F7		4	0	1	0	0	1	0											
17 Kris Bryant, R (1,5) OBP: 0.388, SLG: 0.549	G5-3			1B				F9		3	1	1	0	0	0	2											
44 Anthony Rizzo, L (1,3) OBP: 0.389, SLG: 0.563	P6			P4				G1-3		4	1	1	2	0	0	3											
9 Javier Báez, R (1,6) OBP: 0.325, SLG: 0.550		F9		K				F8		4	0	0	0	0	2	1											
22 Jason Heyward, L (1,8) OBP: 0.350, SLG: 0.420	G4-3			K				G3-1		4	0	0	0	0	1	0											
7 Victor Caratini, S (1,2) OBP: 0.424, SLG: 0.500	G6-3			L6				E4		4	0	0	0	0	1	0											
2 Carlos González, L (1,9) OBP: 0.293, SLG: 0.303			G4-3		G3-1			K		3	0	0	0	0	1	1											
11 Yu Darvish, R (1,1) OBP: 0.037, SLG: 0.038				K				F9		2	0	0	0	0	1	0											
13 David Bote, R (8,PH) OBP: 0.357, SLG: 0.489				K				G4-3	BB	0	0	0	0	1	0	0											
27 Addison Russell, R (1,4) OBP: 0.305, SLG: 0.393				K				G4-3		3	0	1	0	0	1	1											
20 Brandon Kintzler, R (8,1) 56 Kyle Ryan, L (8,1) 46 Pedro Strop, R (9,1)				K				1B		0	0	0	0	0	0	0											
<b>Inning Stats</b>	R: 0 H: 0 E: 0 K: 0 S: 10	H: 0 LOB: 0 BB: 0 P: 12	R: 0 H: 0 E: 0 K: 0 S: 5	H: 0 LOB: 0 BB: 0 P: 10	R: 0 H: 0 E: 0 K: 2 S: 9	H: 0 LOB: 0 BB: 0 P: 16	R: 0 H: 1 E: 0 K: 2 S: 10	H: 1 LOB: 1 BB: 0 P: 14	R: 0 H: 2 E: 0 K: 1 S: 16	H: 2 LOB: 2 BB: 0 P: 21	R: 0 H: 0 E: 0 K: 1 S: 11	H: 0 LOB: 1 BB: 0 P: 16	R: 0 H: 0 E: 0 K: 0 S: 6	H: 0 LOB: 0 BB: 1 P: 10	R: 2 H: 1 E: 0 K: 2 S: 10	H: 1 LOB: 0 BB: 0 P: 15	1B: 3 2B: 0 3B: 0 HR: 1	SF: 0 SAC: 0 DP: 1 HBP: 1	WP: 0 PB: 0 SB: 0 CS: 0	PA: 33							
<b>PITCHER</b>	IP	WLS	BF	H	R	ER	SO	BB	IBB	HBP	BLK	WP	HR	S	P	ERA	WHIP										
21 Walker Buehler, R (1,1) ERA: 3.06	7.0		25	3	0	0	6	0	0	0	0	0	0	69	100	0.00	0.429										
52 Pedro Báez, R (8,1) ERA: 2.57	1.0	H	3	0	0	0	0	1	0	0	0	0	0	6	10	0.00	1.000										
74 Kenley Jansen, R (9,1) ERA: 3.45	1.0	L	5	1	2	2	2	0	0	1	0	0	1	10	15	18.00	1.000										

**Chicago Cubs @ Los Angeles Dodgers**  
**Dodger Stadium, Los Angeles, CA**  
 Sat Jun 15 2019, 6:11 PM - 8:59 PM PDT  
 Att: 51,596 - Clear - 72 F

livebaseballscorecards.com

AB 31  
R 2  
H 4  
RBI 2  
BB 1  
SO 8  
LOB 8



Batter	1	2	3	4	5	6	7	8	9	AB	R	H	RBI	BB	SO	LOB	BOTTOM										
31 Joc Pederson, L (1,7) OBP: 0.336, SLG: 0.568	L6							F7		3	0	0	0	0	0	0											
3 Chris Taylor, R (8,PH) OBP: 0.285, SLG: 0.385			G5-3					1B		1	0	1	0	0	0	0											
27 Alex Verdugo, L (1,8) OBP: 0.356, SLG: 0.472	L7			HR				L4		4	1	1	1	0	0	2											
10 Justin Turner, R (1,5) OBP: 0.393, SLG: 0.446	P4			K				K		4	0	0	0	0	2	0											
35 Cody Bellinger, L (1,9) OBP: 0.451, SLG: 0.694				13 BB				F8		3	0	0	0	1	2	0											
13 Max Muncy, L (1,4) OBP: 0.376, SLG: 0.541				G3-1				K		3	0	1	0	1	1	1											
45 Matt Beatty, L (1,3) OBP: 0.280, SLG: 0.380				1B				K		3	0	1	0	1	1	1											
14 Enrique Hernández, R (1,6) OBP: 0.279, SLG: 0.353				G6-3				K		4	0	0	0	0	3	3											
15 Austin Barnes, R (1,2) OBP: 0.323, SLG: 0.361				K				K		3	0	1	0	0	2	1											
21 Walker Buehler, R (1,1) ERA: 4.65				K				L7		3	0	0	0	0	1	1											
52 Pedro Báez, R (8,1) 25 David Freese, R (8,PH) 74 Kenley Jansen, S (9,1)				G4-3				1B		2	0	0	0	0	1	0											
<b>Inning Stats</b>	R: 0 H: 0 E: 0 K: 0 S: 5	H: 1 LOB: 1 BB: 0 P: 11	R: 0 H: 1 E: 0 K: 3 S: 15	H: 0 LOB: 0 BB: 0 P: 20	R: 0 H: 0 E: 0 K: 1 S: 9	H: 0 LOB: 0 BB: 0 P: 15	R: 1 H: 1 E: 0 K: 1 S: 13	H: 1 LOB: 1 BB: 1 P: 21	R: 0 H: 0 E: 0 K: 2 S: 8	H: 0 LOB: 0 BB: 0 P: 15	R: 0 H: 0 E: 0 K: 1 S: 9	H: 0 LOB: 0 BB: 0 P: 11	R: 0 H: 3 E: 0 K: 0 S: 10	H: 3 LOB: 2 BB: 0 P: 17	R: 0 H: 0 E: 0 K: 2 S: 7	H: 0 LOB: 1 BB: 1 P: 15	1B: 4 2B: 0 3B: 0 HR: 1	SF: 0 SAC: 0 DP: 0 HBP: 0	WP: 0 PB: 0 SB: 1 CS: 0	PA: 33							
<b>PITCHER</b>	IP	WLS	BF	H	R	ER	SO	BB	IBB	HBP	BLK	WP	HR	S	P	ERA	WHIP										
11 Yu Darvish, R (1,1) ERA: 4.65	7.0		24	2	1	1	10	1	0	0	0	0	0	68	109	1.29	0.429										
20 Brandon Kintzler, R (8,1) ERA: 2.37	0.2		3	2	0	0	0	0	0	0	0	0	0	6	9	0.00	3.000										
56 Kyle Ryan, L (8,1) ERA: 4.13	0.1	W	2	1	0	0	0	0	0	0	0	0	0	4	8	0.00	3.000										
46 Pedro Strop, R (9,1) ERA: 4.4	1.0	S	4	0	0	0	2	1	0	0	0	0	0	7	15	0.00	1.000										

**Chicago Cubs @ Los Angeles Dodgers**  
**Dodger Stadium, Los Angeles, CA**  
 Sat Jun 15 2019, 6:11 PM - 8:59 PM PDT  
 Att: 51,596 - Clear - 72 F

livebaseballscorecards.com

AB 31  
R 1  
H 5  
RBI 1  
BB 2  
SO 12  
LOB 8





Batter	1	2	3	4	5	6	7	8	9	AB	R	H	RBI	BB	SO	LOB	TOP				
9 Javier Báez, R OBP: 0.323, SLG: 0.544										5	1	1	0	0	2	2					
17 Kris Bryant, R OBP: 0.386, SLG: 0.544									4	1	1	0	0	1	1						
44 Anthony Rizzo, L OBP: 0.391, SLG: 0.562									4	0	2	0	0	0	2						
40 Wilson Contreras, R OBP: 0.387, SLG: 0.530									4	0	2	1	0	0	1						
13 David Bote, R OBP: 0.350, SLG: 0.480								3	0	0	1	0	1	3							
5 Albert Almora Jr., R OBP: 0.256, SLG: 0.407										4	0	3	0	0	0	0					
22 Jason Heyward, L OBP: 0.348, SLG: 0.415									3	0	0	0	1	2	3						
62 Jose Quintana, R OBP: 0.269, SLG: 0.379										3	0	0	0	0	3	1					
7 Victor Caratini, S OBP: 0.418, SLG: 0.491									1	0	0	0	0	0	2						
3 Daniel Descalso, L OBP: 0.287, SLG: 0.285									0	0	0	0	0	0	0						
<b>Inning Stats</b>	R: 0 E: 0 K: 1 S: 8	H: 2 LOB: 2 BB: 0 P: 10	R: 0 E: 0 K: 1 S: 10	H: 0 LOB: 0 BB: 0 P: 11	R: 0 E: 0 K: 1 S: 6	H: 1 LOB: 0 BB: 0 P: 10	R: 0 E: 0 K: 0 S: 9	H: 0 LOB: 0 BB: 0 P: 14	R: 0 E: 0 K: 2 S: 11	H: 1 LOB: 1 BB: 0 P: 14	R: 2 E: 1 K: 1 S: 14	H: 3 LOB: 2 BB: 0 P: 19	R: 0 E: 0 K: 2 S: 10	H: 0 LOB: 0 BB: 0 P: 16	R: 0 E: 0 K: 2 S: 13	H: 1 LOB: 1 BB: 0 P: 17	R: 0 E: 0 K: 0 S: 12	H: 1 LOB: 3 BB: 1 P: 19	1B: 9 2B: 0 3B: 0 HR: 0	SF: 1 DP: 1 HBP: 0	WP: 0 PA: 37 PB: 0 SB: 1 CS: 0
<b>PITCHER</b>	IP WLS BF H R ER SO BB IBB HBP BLK WP HR S P ERA WHIP	7.0 28 7 2 0 8 0 0 0 0 0 0 68 94 0.00 1.000	1.0 W 4 1 0 0 2 0 0 0 0 0 0 13 17 0.00 1.000	1.0 S 5 1 0 0 0 1 0 0 0 0 0 12 19 0.00 2.000	<b>PITCHER</b>										IP WLS BF H R ER SO BB IBB HBP BLK WP HR S P ERA WHIP						

Chicago Cubs @ Los Angeles Dodgers  
Dodger Stadium, Los Angeles, CA  
Sun Jun 16 2019, 4:08 PM - 7:12 PM PDT  
Att: 53,817 - Sunny - 75 F

AB 34  
R 2  
H 9  
RBI 2  
BB 1  
SO 10  
LOB 17



Batter	1	2	3	4	5	6	7	8	9	AB	R	H	RBI	BB	SO	LOB	BOTTOM		
14 Enrique Hernández, R OBP: 0.280, SLG: 0.382										3	0	1	0	0	0	0			
31 Joc Pederson, L OBP: 0.335, SLG: 0.565										1	0	0	0	0	3				
10 Justin Turner, R OBP: 0.387, SLG: 0.439										4	0	0	0	0	1				
25 David Freese, R OBP: 0.422, SLG: 0.630										3	1	1	0	0	0				
45 Matt Beatty, L OBP: 0.275, SLG: 0.373										1	0	0	0	0	0				
35 Cody Bellinger, L OBP: 0.451, SLG: 0.702									3	1	1	1	1	1	0				
3 Chris Taylor, R OBP: 0.284, SLG: 0.391										2	1	1	0	2	0				
13 Max Muncy, L OBP: 0.378, SLG: 0.538									3	0	1	1	1	0	1				
55 Russell Martin, R OBP: 0.374, SLG: 0.371									4	0	1	1	0	3	5				
41 Kyle Garlick, R OBP: 0.250, SLG: 0.364										2	0	1	0	0	1	0			
27 Alex Verdugo, L OBP: 0.356, SLG: 0.469										1	0	0	0	1	0				
99 Hyun Jin Ryu, R OBP: 0.207, SLG: 0.154										3	0	0	0	0	1	4			
68 Ross Stripling, R OBP: 0.192, SLG: 0.100										0	0	0	0	0	0				
15 Austin Barnes, R OBP: 0.321, SLG: 0.358										1	0	0	0	0	1				
74 Kenley Jansen, S OBP: 0.287, SLG: 0.285										0	0	0	0	0	0				
<b>Inning Stats</b>	R: 1 E: 0 K: 1 S: 12	H: 1 LOB: 3 BB: 3 P: 28	R: 0 E: 0 K: 1 S: 13	H: 1 LOB: 1 BB: 0 P: 19	R: 0 E: 0 K: 0 S: 7	H: 0 LOB: 0 BB: 0 P: 13	R: 0 E: 0 K: 1 S: 14	H: 1 LOB: 1 BB: 0 P: 21	R: 0 E: 0 K: 0 S: 6	H: 0 LOB: 0 BB: 0 P: 11	R: 1 E: 0 K: 2 S: 14	H: 3 LOB: 3 BB: 1 P: 18	R: 0 E: 0 K: 1 S: 8	H: 0 LOB: 0 BB: 0 P: 14	R: 1 E: 0 K: 0 S: 15	H: 1 LOB: 1 BB: 1 P: 22	1B: 4 2B: 2 3B: 0 HR: 1	SF: 0 DP: 0 HBP: 0	WP: 0 PA: 36 PB: 0 SB: 0 CS: 0
<b>PITCHER</b>	IP WLS BF H R ER SO BB IBB HBP BLK WP HR S P ERA WHIP	5.0 24 6 2 2 3 3 0 0 0 0 0 7 10 0.00 0.000	0.2 3 0 0 0 2 0 1 0 0 0 0 0 1 0.00 0.000	0.1 1 0 0 0 0 0 0 0 0 0 0 0 1 0.00 0.000	1.1 L 6 1 1 1 1 1 0 0 0 0 0 20 32 6.75 1.500	0.2 2 0 0 0 0 0 0 0 0 0 0 3 4 0.00 0.000	<b>PITCHER</b>										IP WLS BF H R ER SO BB IBB HBP BLK WP HR S P ERA WHIP		

Chicago Cubs @ Los Angeles Dodgers  
Dodger Stadium, Los Angeles, CA  
Sun Jun 16 2019, 4:08 PM - 7:12 PM PDT  
Att: 53,817 - Sunny - 75 F

AB 31  
R 3  
H 7  
RBI 3  
BB 5  
SO 6  
LOB 16









Batter	1	2	3	4	5	6	7	8	9	AB	R	H	RBI	BB	SO	LOB	TOP			
7 Donovan Solano, R (1.4) OBP: 0.319, SLG: 0.310	L7		G1-3			BB		K		3	0	1	0	1	1	0	San Francisco Giants @ Los Angeles Dodgers Dodger Stadium, Los Angeles, CA Tue Jun 18 2019, 7:11 PM - 10:09 PM PDT Att: 48,219 - Partly Cloudy - 68 F			
9 Brandon Belt, L (1.3) OBP: 0.368, SLG: 0.448	F7		G1-3			L7			BB	3	0	0	0	1	0	2				
19 Tyler Austin, R (1.7) OBP: 0.301, SLG: 0.418	K		G4-3			F9		FC5-4	BB	4	0	0	0	0	1	3				
28 Buster Posey, R (1.2) OBP: 0.315, SLG: 0.389	G6-3			F8		CS	G1-3		K	4	0	0	0	0	1	1				
10 Evan Longoria, R (1.5) OBP: 0.314, SLG: 0.406	BB		G6-3			G4-3			BB	3	0	1	0	1	0	0				
1 Kevin Pillar, R (1.9) OBP: 0.254, SLG: 0.376	BB		B1-3			BB			BB	4	0	2	0	0	0	2				
35 Brandon Crawford, L (1.6) OBP: 0.279, SLG: 0.318	K		G4-3			K				3	0	0	0	0	2	3				
6 Steven Duggar, L (1.8) OBP: 0.277, SLG: 0.343	P6		K			K		K		3	0	0	0	0	2	2				
64 Shaun Anderson, R (1.1) OBP: 0.300, SLG: 0.333			K			K		K		2	0	0	0	0	2	0				
45 Derek Holland, S (6.1) ERA: 0.91, SLG: 0.051										0	0	0	0	0	0	0				
58 Trevor Gott, R (7.1) ERA: 3.0										0	0	0	0	0	0	0				
5 Mike Yastrzemski, L (8. PH) OBP: 0.315, SLG: 0.385										1	0	0	0	0	1	0				
41 Mark Melancon, R (8.1) ERA: 3.38										0	0	0	0	0	0	0				
<b>Inning Stats</b>	R: 0 E: 0 K: 1 S: 10	H: 0 LOB: 0 BB: 0 P: 14	R: 0 E: 0 K: 1 S: 12	H: 1 LOB: 2 BB: 1 P: 20	R: 0 E: 0 K: 1 S: 14	H: 1 LOB: 1 BB: 0 P: 19	R: 0 E: 0 K: 0 S: 7	H: 0 LOB: 0 BB: 0 P: 7	R: 0 E: 0 K: 0 S: 5	H: 0 LOB: 0 BB: 1 P: 11	R: 0 E: 0 K: 1 S: 12	H: 1 LOB: 1 BB: 0 P: 17	R: 0 E: 0 K: 3 S: 10	H: 0 LOB: 0 BB: 0 P: 13	R: 0 E: 0 K: 1 S: 14	H: 1 LOB: 2 BB: 1 P: 24	1B: 3 2B: 1 3B: 0 HR: 0	SF: 0 SAC: 0 DP: 0 HBP: 0	WP: 0 PB: 0 SB: 0 CS: 1	PA: 34
<b>PITCHER</b>	IP WLS BF H R ER SO BB IBB HBP BLK WP HR S P ERA WHIP	7.0 W 25 3 0 0 6 2 0 0 0 0 0 10 100 0.00 0.714	8.1 1.0 3 0 0 0 3 0 0 0 0 0 10 13 0.00 0.000	9.1 1.0 5 1 0 0 1 1 0 0 0 0 14 24 0.00 2.000											IP WLS BF H R ER SO BB IBB HBP BLK WP HR S P ERA WHIP	7.0 W 25 3 0 0 6 2 0 0 0 0 0 10 100 0.00 0.714				

Batter	1	2	3	4	5	6	7	8	9	AB	R	H	RBI	BB	SO	LOB	BOTTOM			
31 Joc Pederson, L (1.7) OBP: 0.333, SLG: 0.570	HR		G4-3		G4-3					3	1	1	1	0	0	1	San Francisco Giants @ Los Angeles Dodgers Dodger Stadium, Los Angeles, CA Tue Jun 18 2019, 7:11 PM - 10:09 PM PDT Att: 48,219 - Partly Cloudy - 68 F			
14 Enrique Hernández, R (6. PH) OBP: 0.291, SLG: 0.391		G4-3				IBB	HR			1	1	1	4	1	0	0				
27 Alex Verdugo, L (1.8) OBP: 0.352, SLG: 0.458	BB		G3		F7	F7				5	1	2	0	0	0	3				
10 Justin Turner, R (1.5) OBP: 0.386, SLG: 0.438	BB		K							4	0	1	1	1	2	1				
35 Cody Bellinger, L (1.9) OBP: 0.451, SLG: 0.699	BB		K		G4-3					5	1	2	0	0	0	2				
13 Max Muncy, L (1.4) OBP: 0.383, SLG: 0.547	G3		L8							4	1	1	0	1	0	2				
45 Matt Beatty, L (1.3) OBP: 0.316, SLG: 0.400	G6-3									3	0	2	0	0	0	1				
25 David Freese, R (7. PH) OBP: 0.420, SLG: 0.622										2	1	1	1	0	0	1				
3 Chris Taylor, R (1.6) OBP: 0.296, SLG: 0.385			BB		P4					4	1	2	1	1	1	2				
15 Austin Barnes, R (1.2) OBP: 0.319, SLG: 0.350		P4			P4					4	1	1	1	0	1	4				
22 Clayton Kershaw, L (1.1) OBP: 0.045, SLG: 0.045										1	0	0	0	0	0	1				
41 Kyle Garlick, R (7. PH) OBP: 0.286, SLG: 0.333										0	1	0	0	1	0	0				
51 Dylan Florio, L (8.1) ERA: 3.94										0	0	0	0	0	0	0				
17 Joe Kelly, R (9.1) ERA: 3.38										0	0	0	0	0	0	0				
<b>Inning Stats</b>	R: 2 E: 0 K: 0 S: 11	H: 3 LOB: 1 BB: 0 P: 15	R: 0 E: 0 K: 0 S: 7	H: 0 LOB: 1 BB: 1 P: 14	R: 0 E: 0 K: 1 S: 14	H: 1 LOB: 1 BB: 0 P: 20	R: 0 E: 0 K: 0 S: 9	H: 1 LOB: 1 BB: 0 P: 16	R: 0 E: 0 K: 0 S: 11	H: 0 LOB: 3 BB: 1 P: 17	R: 1 E: 0 K: 1 S: 12	H: 2 LOB: 3 BB: 2 P: 21	R: 6 E: 0 K: 1 S: 17	H: 6 LOB: 1 BB: 1 P: 26	R: 0 E: 0 K: 1 S: 10	H: 1 LOB: 1 BB: 0 P: 13	1B: 9 2B: 3 3B: 0 HR: 2	SF: 0 SAC: 2 DP: 0 HBP: 0	WP: 0 PB: 0 SB: 0 CS: 0	PA: 43
<b>PITCHER</b>	IP WLS BF H R ER SO BB IBB HBP BLK WP HR S P ERA WHIP	5.2 L 27 7 3 3 2 3 0 1 0 0 0 10 15 27.00 3.000	6.1 0.2 7 4 4 4 0 1 0 0 0 0 1 9 15 54.00 7.500	8.1 1.0 4 1 0 0 1 0 0 0 0 0 10 13 0.00 1.000											IP WLS BF H R ER SO BB IBB HBP BLK WP HR S P ERA WHIP	5.2 L 27 7 3 3 2 3 0 1 0 0 0 10 15 27.00 3.000				









Batter	1	2	3	4	5	6	7	8	9	AB	R	H	RBI	BB	SO	LOB	TOP										
12 Joe Panik, L OBP: 0.316, SLG: 0.325	P6		G4-3			G3	G3		1B	5	0	1	1	0	0	1	San Francisco Giants @ Los Angeles Dodgers Dodger Stadium, Los Angeles, CA Thu Jun 20 2019, 7:12 PM - 10:35 PM PDT Att: 43,742 - Partly Cloudy - 67 F										
19 Tyler Austin, R OBP: 0.286, SLG: 0.420	K			K		G6-3		G3	FC3-5	5	0	0	0	0	2	2											
28 Buster Posey, R OBP: 0.307, SLG: 0.383	2B			G5-3			K	G6-3	L8	5	0	1	0	0	1	2											
9 Brandon Belt, L OBP: 0.361, SLG: 0.434	K			K				L9	L9	4	1	0	0	1	2	3											
10 Evan Longoria, R OBP: 0.310, SLG: 0.396	K				K			FC6	1B	3	1	0	0	1	2	1											
1 Kevin Pillar, R OBP: 0.258, SLG: 0.381	P5				35 2B			FC5-4	35 2B	4	3	2	0	0	0	2											
35 Brandon Crawford, L OBP: 0.291, SLG: 0.331	P6				1-H			SF7	5 1B	3	1	2	4	0	0	0											
5 Mike Yastrzemski, L OBP: 0.325, SLG: 0.472			K			K		HR	21 1B	4	2	2	3	0	2	1											
40 Madison Bumgarner, R ERA: 2.84			K			K			19 1B	1	0	0	0	0	0	0											
21 Stephen Vogt, L OBP: 0.326, SLG: 0.364									BB	0	0	0	0	0	0	0											
<b>Inning Stats</b>	R: 0 H: 1 E: 0 K: 2 S: 14	H: 1 LOB: 0 BB: 0 P: 23	R: 0 H: 0 E: 0 K: 1 S: 8	H: 0 LOB: 0 BB: 0 P: 10	R: 0 H: 0 E: 0 K: 2 S: 7	H: 0 LOB: 0 BB: 0 P: 10	R: 1 H: 2 E: 0 K: 3 S: 13	H: 2 LOB: 1 BB: 0 P: 16	R: 0 H: 0 E: 0 K: 1 S: 11	H: 0 LOB: 0 BB: 1 P: 16	R: 3 H: 2 E: 1 K: 0 S: 16	H: 2 LOB: 1 BB: 1 P: 29	R: 0 H: 0 E: 0 K: 0 S: 10	H: 0 LOB: 0 BB: 0 P: 16	R: 4 H: 4 E: 0 K: 0 S: 23	H: 4 LOB: 2 BB: 2 P: 38	1B: 5 2B: 3 3B: 0 HR: 1	SF: 1 SAC: 0 DP: 0 HBP: 0	WP: 0 PB: 0 SB: 0 CS: 0	PA: 40							
<b>PITCHER</b>	IP	WLS	BF	H	R	ER	SO	BB	IBB	HBP	BLK	WP	HR	S	P	ERA	WHIP										
7 Julio Urias, L ERA: 2.84	3.0		10	1	0	0	5	0	0	0	0	0	0	29	43	0.00	0.333										
47 JT Chargois, R ERA: 7.36	2.0	W	8	2	1	1	5	0	0	0	0	0	0	21	25	4.50	1.000										
68 Ross Stripling, R ERA: 3.08	2.0		10	2	3	0	1	1	0	0	0	0	1	27	45	0.00	1.500										
76 Josh Sborz, R ERA: 27.0	1.0		6	2	3	3	0	1	0	0	0	0	0	19	32	27.00	3.000										
74 Kenley Jansen, R ERA: 3.52	1.0	S	6	2	1	1	0	1	0	0	0	0	0	14	22	9.00	3.000										
14 Enrique Hernández, R OBP: 0.282, SLG: 0.382	13 1B 25 S HBP		F9		25 1B 3 1B 10 1B		G5-3			25 1B G6-4-3 HBP	3	2	1	0	0	0	1	San Francisco Giants @ Los Angeles Dodgers Dodger Stadium, Los Angeles, CA Thu Jun 20 2019, 7:12 PM - 10:35 PM PDT Att: 43,742 - Partly Cloudy - 67 F									
10 Justin Turner, R OBP: 0.391, SLG: 0.450	L9		G5-3		3 1B 25 1B			41 1B	K	5	1	3	0	0	1	2											
25 David Freese, R OBP: 0.407, SLG: 0.592	K		G5-3		3 1B		G4-3		G6-4-3	5	0	1	0	0	1	4											
76 Josh Sborz, R ERA: 27.0	K									0	0	0	0	0	0	0											
74 Kenley Jansen, S ERA: 3.52	K									0	0	0	0	0	0	0											
13 Max Muncy, L OBP: 0.381, SLG: 0.543	3 1B		G4-3		F7			K	K	4	0	1	1	0	1	5											
35 Cody Bellinger, L OBP: 0.453, SLG: 0.708	2H 1B							K	K	1	0	0	0	0	1	0											
3 Chris Taylor, R OBP: 0.315, SLG: 0.437	1B							41 1B	G6-3	3	1	2	1	2	0	0											
41 Kyle Garlick, R OBP: 0.409, SLG: 0.750	K							BB	1B	5	1	3	3	0	2	5											
27 Alex Verdugo, L OBP: 0.347, SLG: 0.455			G5-3		15 HR		G4-3		F7	5	1	1	0	0	1	3											
15 Austin Barnes, R OBP: 0.329, SLG: 0.389			F9		1-H			18 SH2-4	31 HR	4	2	3	2	0	0	0											
7 Julio Urias, L ERA: 2.84										1	0	0	0	0	0	0											
47 JT Chargois, S ERA: 3.9										1	0	0	0	0	0	0											
45 Derek Holland, L ERA: 6.63										1	0	0	0	0	0	0											
49 Sam Dyson, R ERA: 2.91										1	1	2	0	0	0	0											
41 Mark Melancon, R ERA: 3.26										1	1	2	0	0	0	0											
<b>Inning Stats</b>	R: 1 H: 1 E: 0 K: 2 S: 14	H: 1 LOB: 2 BB: 1 P: 24	R: 0 H: 0 E: 0 K: 0 S: 6	H: 0 LOB: 0 BB: 0 P: 7	R: 0 H: 1 E: 0 K: 0 S: 9	H: 1 LOB: 1 BB: 0 P: 12	R: 5 H: 8 E: 0 K: 2 S: 33	H: 8 LOB: 3 BB: 0 P: 48	R: 0 H: 1 E: 0 K: 0 S: 7	H: 1 LOB: 1 BB: 0 P: 11	R: 1 H: 2 E: 0 K: 1 S: 17	H: 2 LOB: 2 BB: 1 P: 27	R: 2 H: 2 E: 0 K: 1 S: 7	H: 2 LOB: 0 BB: 0 P: 11	R: 0 H: 1 E: 0 K: 2 S: 10	H: 1 LOB: 1 BB: 0 P: 15	1B: 9 2B: 4 3B: 0 HR: 3	SF: 0 SAC: 1 DP: 1 HBP: 2	WP: 0 PB: 0 SB: 2 CS: 0	PA: 43							
<b>PITCHER</b>	IP	WLS	BF	H	R	ER	SO	BB	IBB	HBP	BLK	WP	HR	S	P	ERA	WHIP										
40 Madison Bumgarner, L ERA: 4.28	3.2	L	23	10	6	6	3	1	0	0	0	0	0	3	3	0.00	0.000										
58 Trevor Gott, R ERA: 3.9	0.1		1	0	0	0	1	0	0	0	0	0	0	3	3	0.00	0.000										
45 Derek Holland, L ERA: 6.63	2.0		10	3	1	1	1	1	0	0	0	0	0	24	38	4.50	2.000										
49 Sam Dyson, R ERA: 2.91	1.0		5	2	2	2	1	0	0	1	0	0	1	7	11	18.00	2.000										
41 Mark Melancon, R ERA: 3.26	1.0		4	1	0	0	2	0	0	0	0	0	0	10	15	0.00	1.000										







Batter	1	2	3	4	5	6	7	8	9	10	11	AB	R	H	RBI	BB	SO	LOB	TOP							
19 Charlie Blackmon, L OBP: 0.377, SLG: 0.646	(1, 9) L8		FC3 28 BB 9 FC4-6 20 1B	G6-3			G4-3			K		5	1	0	0	0	1	2								
20 Ian Desmond, R OBP: 0.341, SLG: 0.518	(1, 8) 2B		FC4-6 9 BB 28 1B				1B			P5		4	1	4	1	0	0	0								
29 Bryan Shaw, S OBP: 0.374, SLG: 0.394	(8, 2) 2B		FC4-6 9 BB 28 1B				1B			P3		0	0	0	0	0	0	0								
14 Tony Wolters, L OBP: 0.374, SLG: 0.394	(8, 2) 2B		FC4-6 9 BB 28 1B				1B			P3		1	0	0	0	0	0	0								
26 David Dahl, L OBP: 0.370, SLG: 0.516	(1, 7) F9		FC4-6 9 BB 28 1B				1B					5	0	0	0	0	3	5								
28 Nolan Arenado, R OBP: 0.387, SLG: 0.590	(1, 5) FC6-5 2H 9 BB 1B		FC4-6 9 BB 28 1B				F8			G5-3		4	0	1	1	1	0	0								
9 Daniel Murphy, L OBP: 0.309, SLG: 0.447	(1, 3) FC6-5 1-2		FC4-6 9 BB 28 1B				G1-3			K		5	0	0	1	0	2	3								
22 Chris Iannetta, R OBP: 0.313, SLG: 0.495	(1, 2) K		G5-3				K			F9		4	0	0	0	0	2	2								
54 Carlos Estevez, R OBP: 0.313, SLG: 0.495	(1, 2) K		G5-3				K			F9		0	0	0	0	0	0	0								
17 Wade Davis, R OBP: 0.313, SLG: 0.495	(1, 2) K		G5-3				K			F9		0	0	0	0	0	0	0								
12 Mark Reynolds, R OBP: 0.313, SLG: 0.495	(1, 2) K		G5-3				K			F9		0	0	0	0	0	0	0								
34 Jeff Hoffman, R OBP: 0.313, SLG: 0.495	(1, 2) K		G5-3				K			F9		0	0	0	0	0	0	0								
32 Jesus Tinoco, R OBP: 0.313, SLG: 0.495	(1, 2) K		G5-3				K			F9		0	0	0	0	0	0	0								
24 Ryan McMahon, L OBP: 0.339, SLG: 0.410	(1, 4) F9		F9				G6-3			L7		5	0	0	0	0	1	1								
7 Brendan Rodgers, R OBP: 0.282, SLG: 0.260	(1, 6) K		G4-3				G4-3			F8		4	0	0	0	0	2	0								
23 Peter Lambert, R OBP: 0.282, SLG: 0.260	(1, 6) K		G4-3				G4-3			F8		4	0	0	0	0	2	0								
51 Jake McGee, L OBP: 0.339, SLG: 0.410	(6, 1) 1B		1B				HR			G5-3		2	1	2	0	0	0	0								
15 Raimel Tapia, L OBP: 0.339, SLG: 0.410	(7, 7) 1B		1B				HR			G5-3		2	1	1	1	0	0	0								
<b>Inning Stats</b>	R: 1 E: 0 K: 0 S: 13	H: 2 LOB: 1 BB: 0 P: 21	R: 0 E: 0 K: 2 S: 9	H: 0 LOB: 0 BB: 0 P: 12	R: 2 E: 1 K: 1 S: 21	H: 2 LOB: 2 BB: 1 P: 33	R: 0 E: 0 K: 0 S: 7	H: 1 LOB: 1 BB: 0 P: 11	R: 0 E: 0 K: 1 S: 10	H: 0 LOB: 0 BB: 0 P: 15	R: 1 E: 0 K: 2 S: 15	H: 2 LOB: 1 BB: 0 P: 22	R: 0 E: 0 K: 1 S: 6	H: 0 LOB: 0 BB: 0 P: 9	R: 0 E: 0 K: 0 S: 11	H: 0 LOB: 0 BB: 0 P: 14	R: 0 E: 0 K: 1 S: 9	H: 0 LOB: 0 BB: 0 P: 9	R: 0 E: 0 K: 2 S: 8	H: 0 LOB: 1 BB: 1 P: 16	1B: 6 2B: 1 3B: 0 HR: 1	SF: 0 SAC: 0 DP: 0 HBP: 0	WP: 0 PB: 1 SB: 0 CS: 1	PA: 43		
<b>PITCHER</b>	99 Hyun Jin Ryu, L ERA: 1.27	IP: 6.0 WLS: 3 BF: 25	H: 6 R: 3 ER: 1 SO: 5	BB: 1 IBB: 0 HBP: 0 BLK: 0	WP: 0 HR: 0 S: 70 P: 107	ERA: 1.50 WHIP: 1.167	52 Pedro Báez, R ERA: 2.7	IP: 1.0 WLS: 0 BF: 3	H: 0 R: 0 ER: 0 SO: 1	BB: 0 IBB: 0 HBP: 0 BLK: 0	WP: 0 HR: 0 S: 9 P: 9	ERA: 0.00 WHIP: 0.000	17 Joe Kelly, R ERA: 6.39	IP: 1.0 WLS: 0 BF: 4	H: 0 R: 0 ER: 0 SO: 2	BB: 1 IBB: 0 HBP: 0 BLK: 0	WP: 0 HR: 0 S: 8 P: 16	ERA: 0.00 WHIP: 1.000								

Colorado Rockies @ Los Angeles Dodgers  
Dodger Stadium, Los Angeles, CA  
Sat Jun 22 2019, 4:18 PM - 8:31 PM PDT  
Att: 53,096 - Sunny - 76 F

AB 41  
R 4  
H 8  
RBI 4  
BB 2  
SO 11  
LOB 13



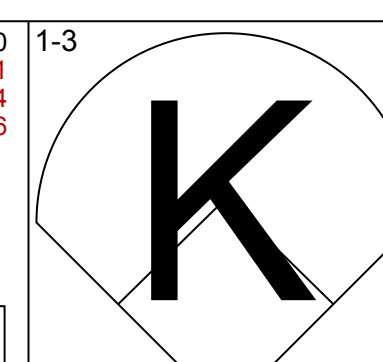
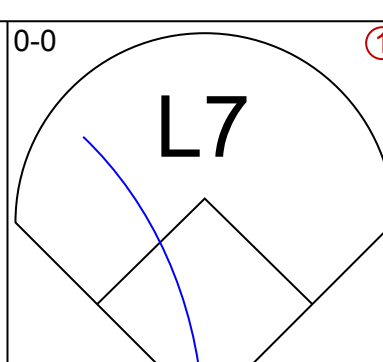
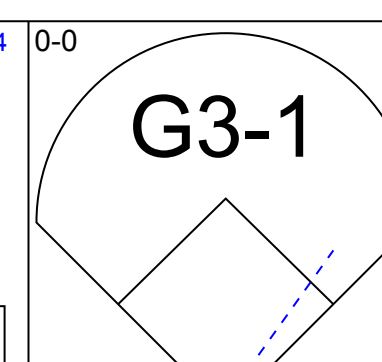
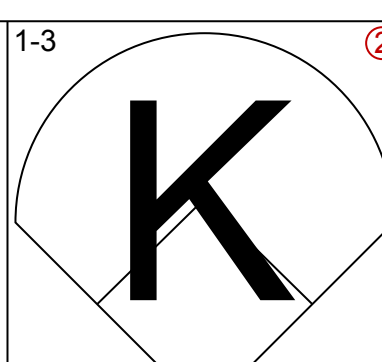
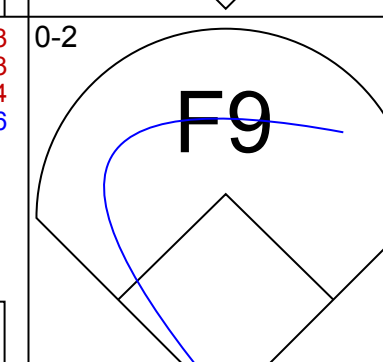
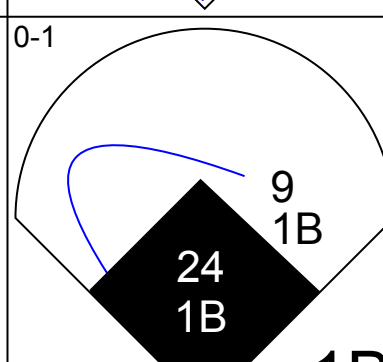
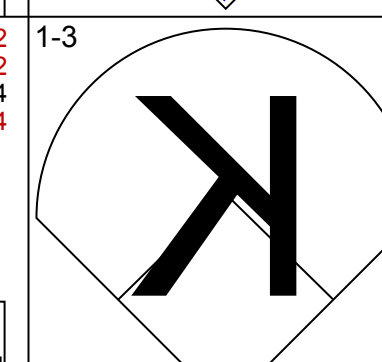
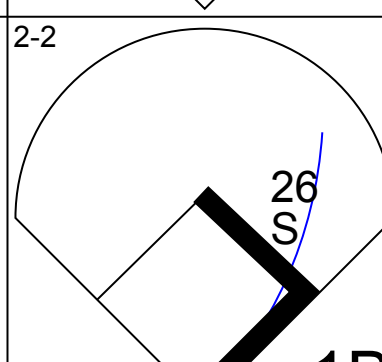
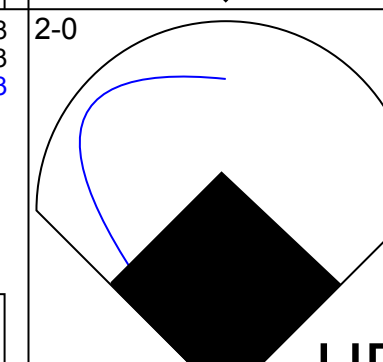
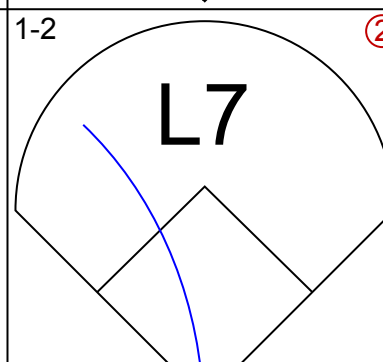
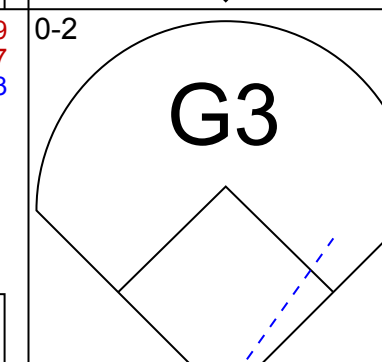
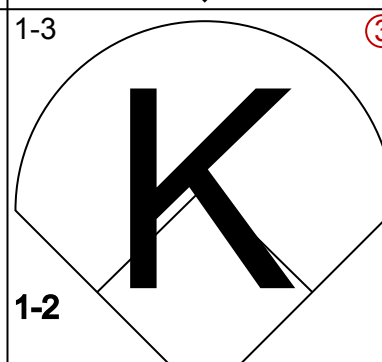
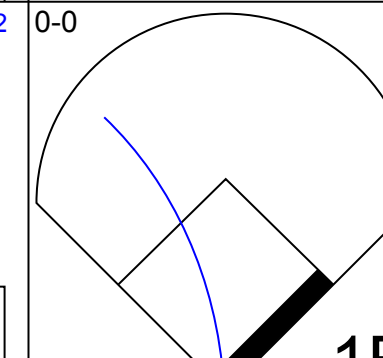
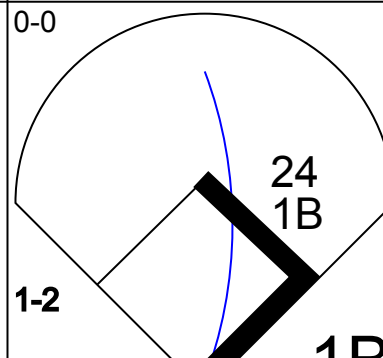

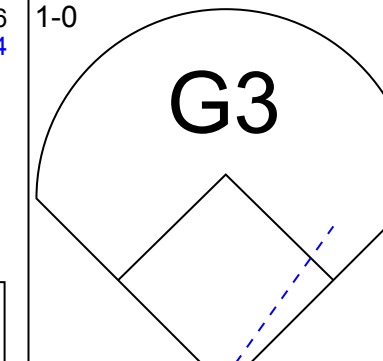
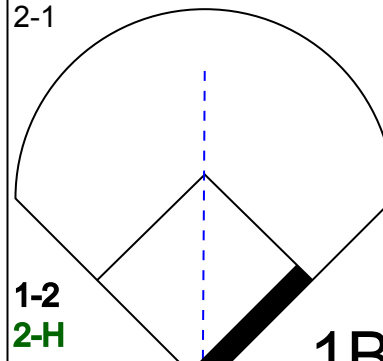

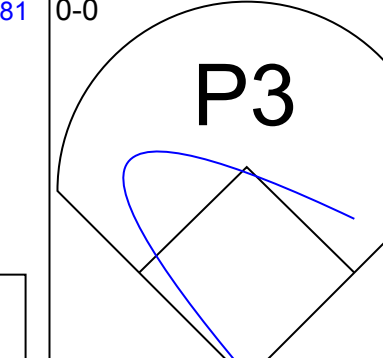



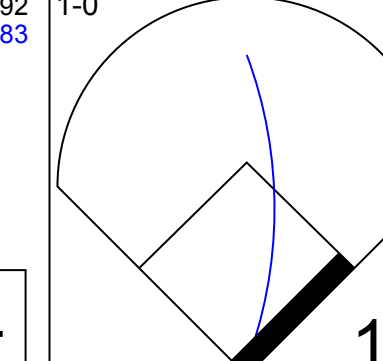

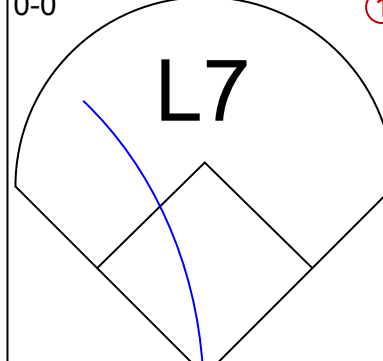

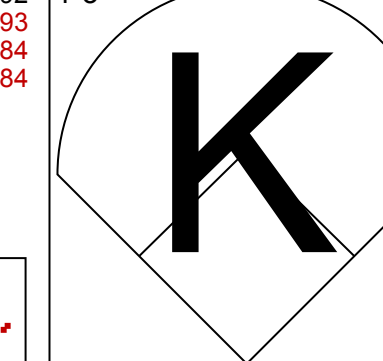
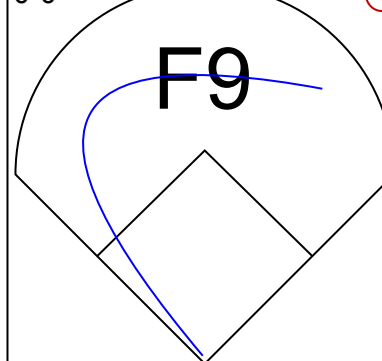
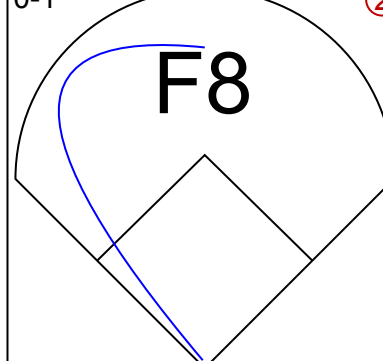

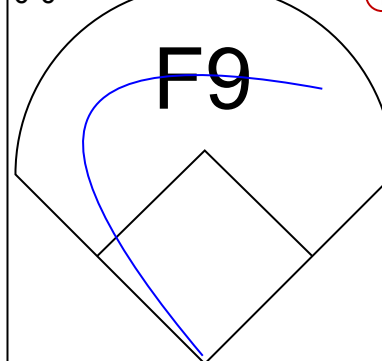
Batter	1	2	3	4	5	6	7	8	9	10	11	AB	R	H	RBI	BB	SO	LOB	BOTTOM						
31 Joc Pederson, L OBP: 0.332, SLG: 0.566	(1, 3) FC3-6 27 BB		G3-1				F7				P6	5	0	2	0	1	0	3							
27 Alex Verdugo, L OBP: 0.364, SLG: 0.493	(1, 8) FC3-6 1-2		10 BB 2B				HR			P6		6	3	4	2	0	0	2							
10 Justin Turner, R OBP: 0.385, SLG: 0.442	(1, 5) L8		G6-3				G6-3			K		5	0	1	1	0	2	4							
35 Cody Bellinger, L OBP: 0.447, SLG: 0.706	(1, 9) K		F7				G3			K		5	1	1	0	0	2	4							
13 Max Muncy, L OBP: 0.383, SLG: 0.539	(1, 4) L8		F7				F7			G6-3		4	1	1	0	1	0	2							
3 Chris Taylor, R OBP: 0.313, SLG: 0.432	(1, 6) SH1-4 99 SH1-4 45 1B		L3				K			K		5	0	2	0	0	2	2							
45 Matt Beaty, L OBP: 0.343, SLG: 0.477	(1, 7) SH1-4 99 SH1-4 1B		L3				K			G4-6-3		5	0	3	2	0	1	2							
55 Russell Martin, R OBP: 0.364, SLG: 0.354	(1, 2) L3		E6 99 SH1-4				G6-3			G6-3		4	0	0	0	1	0	4							
89 Justin Roper, R OBP: 0.313, SLG: 0.432	(1, 2) SH1-4		SH1-4				P5			K		0	0	0	0	0	0	0							
84 Carlos Estevez, R OBP: 0.313, SLG: 0.432	(1, 2) SH1-4		SH1-4				P5			K		0	0	0	0	0	0	0							
81 Taylor Pomeroy, L OBP: 0.313, SLG: 0.432	(1, 2) SH1-4		SH1-4				P5			K		0	0	0	0	0	0	0							
74 Kenley Jansen, R OBP: 0.313, SLG: 0.432	(1, 2) SH1-4		SH1-4				P5			K		0	0	0	0	0	0	0							
41 Kevyn James, S OBP: 0.313, SLG: 0.432	(1, 2) SH1-4		SH1-4				P5			K		0	0	0	0	0	0	0							
62 Pedro Báez, R OBP: 0.313, SLG: 0.432	(1, 2) SH1-4		SH1-4				P5			K		0	0	0	0	0	0	0							
17 Joe Kelly, R OBP: 0.313, SLG: 0.432	(1, 2) SH1-4		SH1-4				P5			K		0	0	0	0	0	0	0							
<b>Inning Stats</b>	R: 0 E: 0 K: 1 S: 10	H: 0 LOB: 1 BB: 1 P: 20	R: 1 E: 0 K: 0 S: 12	H: 3 LOB: 2 BB: 0 P: 23	R: 1 E: 0 K: 0 S: 15	H: 2 LOB: 1 BB: 0 P: 24	R: 0 E: 1 K: 0 S: 8	H: 1 LOB: 1 BB: 0 P: 14	R: 1 E: 0 K: 2 S: 11	H: 1 LOB: 0 BB: 0 P: 17	R: 0 E: 0 K: 1 S: 8	H: 1 LOB: 1 BB: 0 P: 12	R: 1 E: 0 K: 1 S: 17	H: 2 LOB: 1 BB: 0 P: 27	R: 0 E: 0 K: 3 S: 14	H: 2 LOB: 2 BB: 0 P: 18	R: 0 E: 0 K: 1 S: 12	H: 1 LOB: 2 BB: 2 P: 25	R: 1 E: 0 K: 0 S: 3	H: 1 LOB: 0 BB: 0 P: 6	1B: 8 2B: 4 3B: 0 HR: 2	SF: 0 SAC: 2 DP: 1 HBP: 0	WP: 0 PB: 0 SB: 0 CS: 0	PA: 47	
<b>PITCHER</b>	23 Peter Lambert, R ERA: 5.85	IP: 5.0 WLS: 1 BF: 23	H: 3 R: 0 ER: 3 SO: 3	BB: 1 IBB: 0 HBP: 0 BLK: 0	WP: 0 HR: 1 S: 56 P: 98	ERA: 5.40 WHIP: 1.600	32 Jesus Tinoco, R ERA: 2.08	IP: 0.1 WLS: 0 BF: 2	H: 1 R: 1 ER: 1 SO: 0	BB: 0 IBB: 0 HBP: 0 BLK: 0	WP: 0 HR: 1 S: 3 P: 6	ERA: 27.00 WHIP: 3.000													

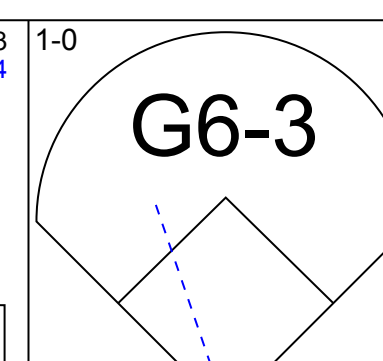
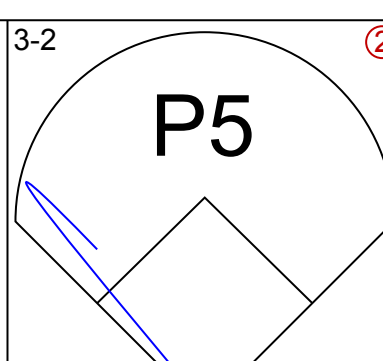
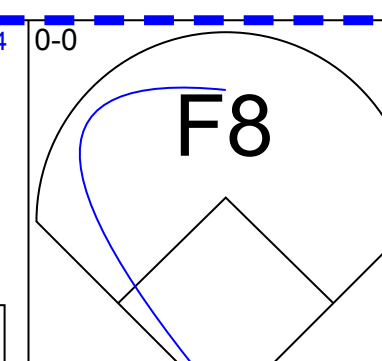
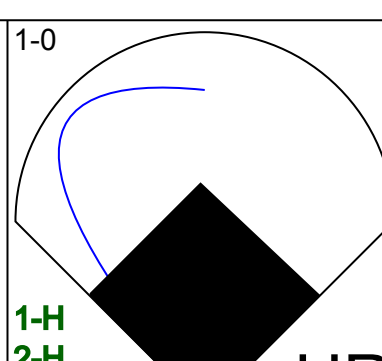
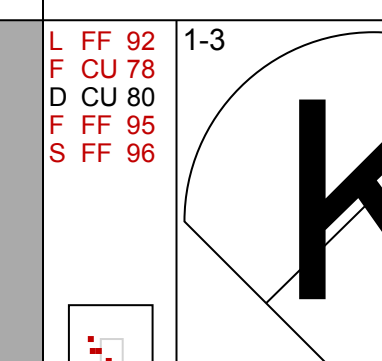
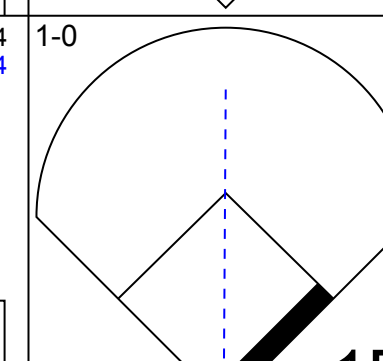
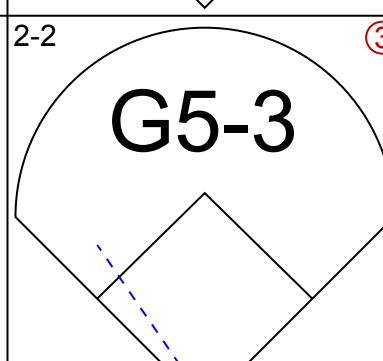
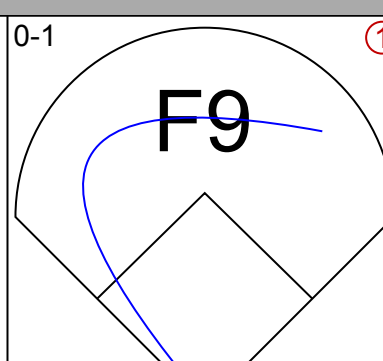


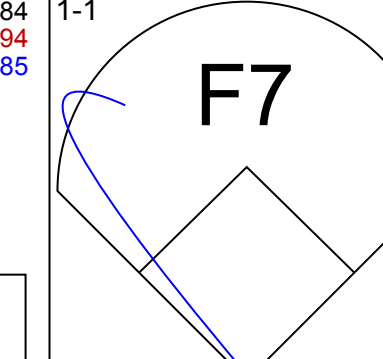
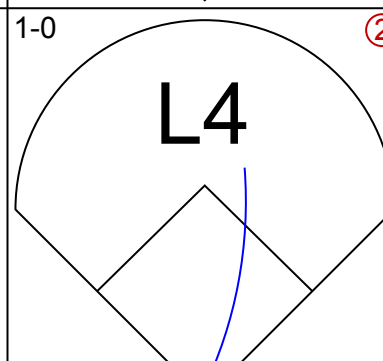


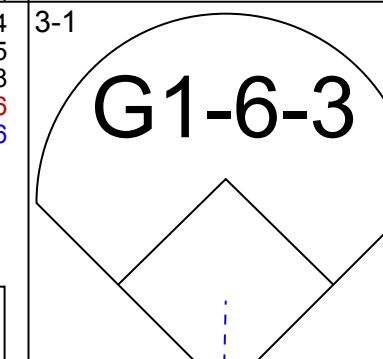
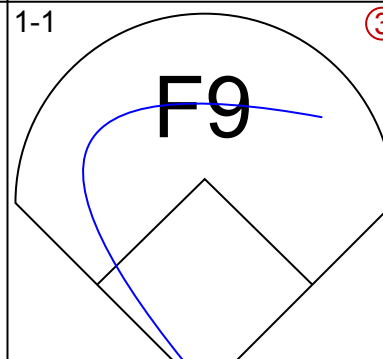

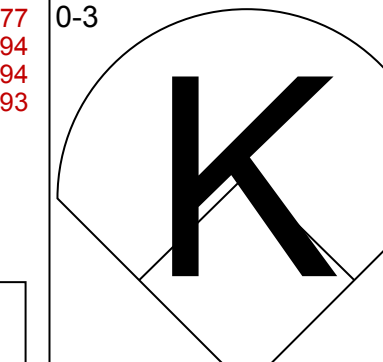
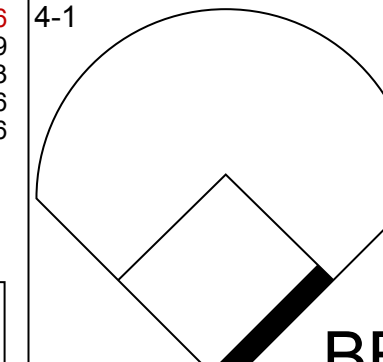
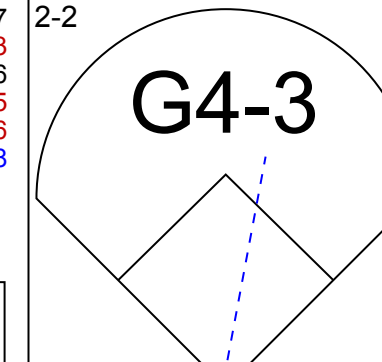

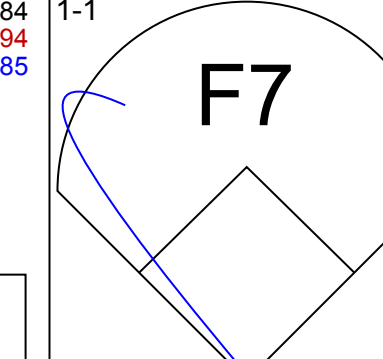
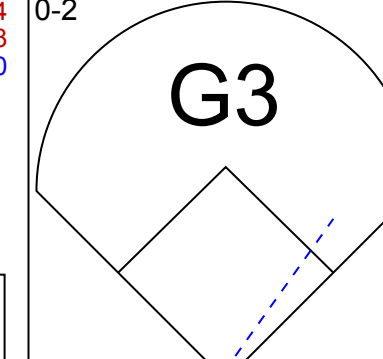
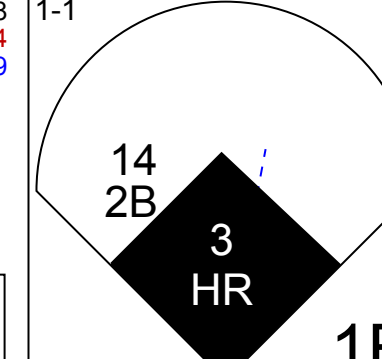
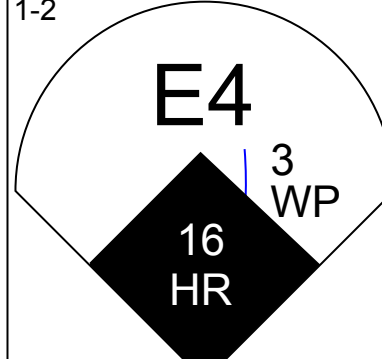
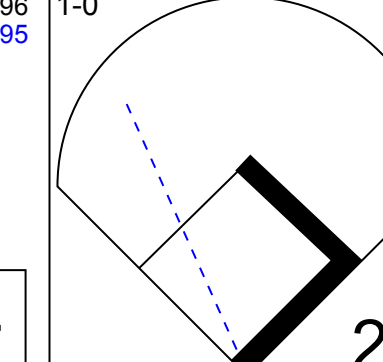
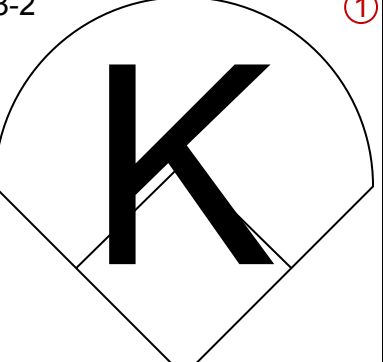
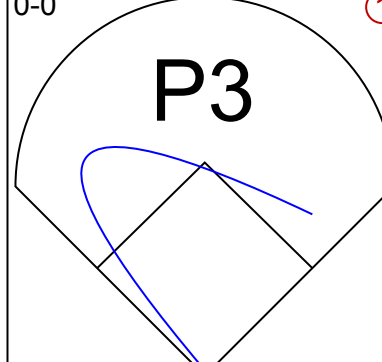
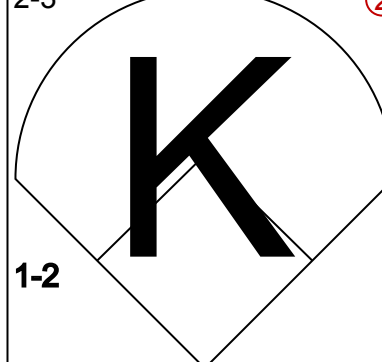
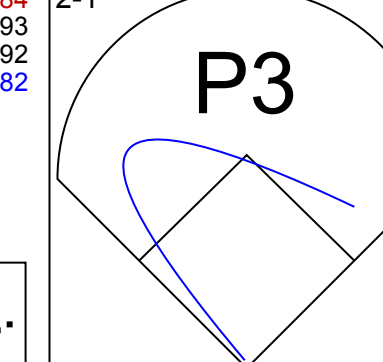
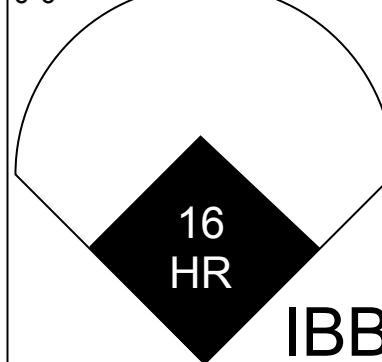
Colorado Rockies @ Los Angeles Dodgers  
Dodger Stadium, Los Angeles, CA  
Sat Jun 22 2019, 4:18 PM - 8:31 PM PDT  
Att: 53,096 - Sunny - 76 F


AB 42  
R 5  
H 14  
RBI 5  
BB 3  
SO 9  
LOB 25





Batter	1	2	3	4	5	6	7	8	9	AB	R	H	RBI	BB	SO	LOB	TOP								
15 Raimel Tapia, L (1,7) OBP: 0.302, SLG: 0.446										5	0	1	0	0	2	0	<b>Colorado Rockies @ Los Angeles Dodgers</b> Dodger Stadium, Los Angeles, CA Sun Jun 23 2019, 1:12 PM - 4:20 PM PDT Att: 50,023 - Sunny - 78 F <a href="http://livebaseballscorecards.com">livebaseballscorecards.com</a>								
1 Garrett Hampson, R (1,8) OBP: 0.239, SLG: 0.265										5	1	2	0	0	2	1									
26 David Dahl, L (1,9) OBP: 0.370, SLG: 0.524										4	1	1	1	1	1	2									
9 Daniel Murphy, L (1,3)										4	1	3	0	0	1	2									
24 Ryan McMahon, L (1,4) OBP: 0.342, SLG: 0.409										3	0	1	1	1	1	2									
7 Brendan Rodgers, R (1,6) OBP: 0.272, SLG: 0.250										3	0	0	0	0	0	5									
28 Nolan Arenado, R (8,PH) OBP: 0.386, SLG: 0.588										1	0	0	0	0	1	1									
14 Tony Wolters, L (1,2) OBP: 0.376, SLG: 0.402										4	0	2	1	0	0	0									
4 Pat Valaika, R (1,5) OBP: 0.171, SLG: 0.083										4	0	0	0	0	1	2									
49 Antonio Senzatela, R (1,1)										3	0	0	0	0	1	1									
35 Chad Bettis, R (7,1)										0	0	0	0	0	0	0									
51 Jake McGee, L (7,1)										0	0	0	0	0	0	0									
19 Charlie Blackmon, L (9,PH) OBP: 0.376, SLG: 0.643										1	0	0	0	0	0	0									
45 Scott Oberg, R (9,1)										0	0	0	0	0	0	0									
<b>Inning Stats</b>	R: 1 E: 0 K: 1 S: 10	H: 2 LOB: 1 BB: 0 P: 14	R: 0 E: 0 K: 1 S: 7	H: 1 LOB: 1 BB: 0 P: 10	R: 1 E: 0 K: 0 S: 12	H: 3 LOB: 2 BB: 0 P: 15	R: 0 E: 0 K: 1 S: 8	H: 0 LOB: 0 BB: 0 P: 12	R: 0 E: 0 K: 2 S: 14	H: 1 LOB: 3 BB: 0 P: 23	R: 0 E: 0 K: 0 S: 4	H: 0 LOB: 0 BB: 0 P: 4	R: 0 E: 0 K: 1 S: 7	H: 0 LOB: 0 BB: 0 P: 8	R: 1 E: 0 K: 2 S: 11	H: 2 LOB: 1 BB: 0 P: 18	R: 0 E: 0 K: 2 S: 11	H: 1 LOB: 1 BB: 0 P: 15	1B: 8 2B: 1 3B: 0 HR: 1	SF: 0 SAC: 0 DP: 0 HBP: 0	WP: 0 PB: 0 SB: 2 CS: 0	PA: 39			
<b>PITCHER</b>	IP WLS BF H R ER SO BB IBB HBP BLK WP HR S P ERA WHIP	IP WLS BF H R ER SO BB IBB HBP BLK WP HR S P ERA WHIP	IP WLS BF H R ER SO BB IBB HBP BLK WP HR S P ERA WHIP	IP WLS BF H R ER SO BB IBB HBP BLK WP HR S P ERA WHIP	IP WLS BF H R ER SO BB IBB HBP BLK WP HR S P ERA WHIP	IP WLS BF H R ER SO BB IBB HBP BLK WP HR S P ERA WHIP	IP WLS BF H R ER SO BB IBB HBP BLK WP HR S P ERA WHIP	IP WLS BF H R ER SO BB IBB HBP BLK WP HR S P ERA WHIP	IP WLS BF H R ER SO BB IBB HBP BLK WP HR S P ERA WHIP	IP WLS BF H R ER SO BB IBB HBP BLK WP HR S P ERA WHIP	IP WLS BF H R ER SO BB IBB HBP BLK WP HR S P ERA WHIP	IP WLS BF H R ER SO BB IBB HBP BLK WP HR S P ERA WHIP	IP WLS BF H R ER SO BB IBB HBP BLK WP HR S P ERA WHIP	IP WLS BF H R ER SO BB IBB HBP BLK WP HR S P ERA WHIP	IP WLS BF H R ER SO BB IBB HBP BLK WP HR S P ERA WHIP	IP WLS BF H R ER SO BB IBB HBP BLK WP HR S P ERA WHIP	IP WLS BF H R ER SO BB IBB HBP BLK WP HR S P ERA WHIP	IP WLS BF H R ER SO BB IBB HBP BLK WP HR S P ERA WHIP	IP WLS BF H R ER SO BB IBB HBP BLK WP HR S P ERA WHIP	IP WLS BF H R ER SO BB IBB HBP BLK WP HR S P ERA WHIP	IP WLS BF H R ER SO BB IBB HBP BLK WP HR S P ERA WHIP	IP WLS BF H R ER SO BB IBB HBP BLK WP HR S P ERA WHIP	IP WLS BF H R ER SO BB IBB HBP BLK WP HR S P ERA WHIP	IP WLS BF H R ER SO BB IBB HBP BLK WP HR S P ERA WHIP	IP WLS BF H R ER SO BB IBB HBP BLK WP HR S P ERA WHIP

Batter	1	2	3	4	5	6	7	8	9	AB	R	H	RBI	BB	SO	LOB	BOTTOM								
31 Joc Pederson, L (1,3) OBP: 0.328, SLG: 0.558										3	0	0	0	0	1	1	<b>Colorado Rockies @ Los Angeles Dodgers</b> Dodger Stadium, Los Angeles, CA Sun Jun 23 2019, 1:12 PM - 4:20 PM PDT Att: 50,023 - Sunny - 78 F <a href="http://livebaseballscorecards.com">livebaseballscorecards.com</a>								
41 Kyle Garlick, R (7,PH) OBP: 0.375, SLG: 0.682										1	0	0	0	0	0	0									
52 Pedro Báez, R (8,1)										0	0	0	0	0	0	0									
74 Kenley Jansen, S (9,1)										0	0	0	0	0	0	0									
16 Will Smith, R (9,PH) OBP: 0.375, SLG: 0.773										1	1	1	3	0	0	0									
27 Alex Verdugo, L (1,8) OBP: 0.352, SLG: 0.489										4	0	1	0	0	0	0									
10 Justin Turner, R (1,5) OBP: 0.380, SLG: 0.435										4	0	0	0	0	1	1									
35 Cody Bellinger, L (1,9) OBP: 0.444, SLG: 0.699										3	0	0	0	1	0	1									
13 Max Muncy, L (1,4) OBP: 0.382, SLG: 0.533										3	0	0	0	1	1	1									
45 Matt Bealy, L (1,7) OBP: 0.338, SLG: 0.464										4	2	1	0	0	0	1									
14 Enrique Hernández, R (1,6) OBP: 0.282, SLG: 0.385										4	1	2	0	0	1	1									
15 Austin Barnes, R (1,2) OBP: 0.318, SLG: 0.373										2	0	0	0	0	0	1									
3 Chris Taylor, R (7,PH) OBP: 0.315, SLG: 0.447										2	1	1	3	0	1	1									
18 Kenta Maeda, R (1,1) OBP: 0.286, SLG: 0.357										2	0	1	0	0	1	0									
55 Russell Martin, R (7,PH) OBP: 0.367, SLG: 0.350										1	1	0	0	1	0	0									
<b>Inning Stats</b>	R: 0 E: 0 K: 0 S: 15	H: 1 LOB: 1 BB: 0 P: 21	R: 0 E: 0 K: 1 S: 9	H: 1 LOB: 1 BB: 0 P: 13	R: 0 E: 0 K: 1 S: 11	H: 0 LOB: 0 BB: 0 P: 17	R: 0 E: 0 K: 1 S: 10	H: 0 LOB: 1 BB: 1 P: 19	R: 0 E: 0 K: 2 S: 11	H: 1 LOB: 1 BB: 0 P: 17	R: 0 E: 0 K: 0 S: 5	H: 0 LOB: 0 BB: 0 P: 7	R: 3 E: 0 K: 0 S: 14	H: 3 LOB: 0 BB: 0 P: 20	R: 0 E: 0 K: 0 S: 7	H: 0 LOB: 1 BB: 1 P: 14	R: 3 E: 1 K: 1 S: 8	H: 1 LOB: 0 BB: 1 P: 12	1B: 3 2B: 2 3B: 0 HR: 2	SF: 0 SAC: 0 DP: 0 HBP: 0	WP: 1 PB: 0 SB: 0 CS: 0	PA: 37			
<b>PITCHER</b>	IP WLS BF H R ER SO BB IBB HBP BLK WP HR S P ERA WHIP	IP WLS BF H R ER SO BB IBB HBP BLK WP HR S P ERA WHIP	IP WLS BF H R ER SO BB IBB HBP BLK WP HR S P ERA WHIP	IP WLS BF H R ER SO BB IBB HBP BLK WP HR S P ERA WHIP	IP WLS BF H R ER SO BB IBB HBP BLK WP HR S P ERA WHIP	IP WLS BF H R ER SO BB IBB HBP BLK WP HR S P ERA WHIP	IP WLS BF H R ER SO BB IBB HBP BLK WP HR S P ERA WHIP	IP WLS BF H R ER SO BB IBB HBP BLK WP HR S P ERA WHIP	IP WLS BF H R ER SO BB IBB HBP BLK WP HR S P ERA WHIP	IP WLS BF H R ER SO BB IBB HBP BLK WP HR S P ERA WHIP	IP WLS BF H R ER SO BB IBB HBP BLK WP HR S P ERA WHIP	IP WLS BF H R ER SO BB IBB HBP BLK WP HR S P ERA WHIP	IP WLS BF H R ER SO BB IBB HBP BLK WP HR S P ERA WHIP	IP WLS BF H R ER SO BB IBB HBP BLK WP HR S P ERA WHIP	IP WLS BF H R ER SO BB IBB HBP BLK WP HR S P ERA WHIP	IP WLS BF H R ER SO BB IBB HBP BLK WP HR S P ERA WHIP	IP WLS BF H R ER SO BB IBB HBP BLK WP HR S P ERA WHIP	IP WLS BF H R ER SO BB IBB HBP BLK WP HR S P ERA WHIP	IP WLS BF H R ER SO BB IBB HBP BLK WP HR S P ERA WHIP	IP WLS BF H R ER SO BB IBB HBP BLK WP HR S P ERA WHIP	IP WLS BF H R ER SO BB IBB HBP BLK WP HR S P ERA WHIP	IP WLS BF H R ER SO BB IBB HBP BLK WP HR S P ERA WHIP	IP WLS BF H R ER SO BB IBB HBP BLK WP HR S P ERA WHIP	IP WLS BF H R ER SO BB IBB HBP BLK WP HR S P ERA WHIP	IP WLS BF H R ER SO BB IBB HBP BLK WP HR S P ERA WHIP









Batter	1	2	3	4	5	6	7	8	9	AB	R	H	RBI	BB	SO	LOB	TOP							
14 Enrique Hernández, R (1.8) OBP: 0.285, SLG: 0.397										4	1	1	1	0	0	1	<b>Los Angeles Dodgers @ Arizona Diamondbacks</b> <b>Chase Field, Phoenix, AZ</b> Tue Jun 25 2019, 6:41 PM - 9:47 PM MST Att: 27,927 - Partly Cloudy - 103 F							
10 Justin Turner, R (1.5) OBP: 0.382, SLG: 0.442										3	1	1	1	0	0	0								
27 Alex Verdugo, L (1.9) OBP: 0.351, SLG: 0.487										4	1	1	0	0	0	1								
3 Chris Taylor, R (1.6) OBP: 0.321, SLG: 0.456										3	0	2	1	1	1	0								
16 Will Smith, R (1.2) OBP: 0.345, SLG: 0.654										3	0	0	0	1	3	3								
41 Kyle Garlick, R (1.7) OBP: 0.387, SLG: 0.593										3	0	0	0	1	2	4								
45 Matt Beaty, L (1.3) OBP: 0.316, SLG: 0.432										4	0	0	0	0	0	2								
15 Austin Barnes, R (1.4) OBP: 0.311, SLG: 0.364										2	0	0	0	0	2	0								
13 Max Muncy, L (6.4) OBP: 0.383, SLG: 0.527										1	0	0	0	1	0	0								
68 Ross Stripling, R (1.1) OBP: 0.167, SLG: 0.091										1	0	0	0	0	0	0								
17 Jose Kelly, R (4.1) OBP: 0.276, SLG: 0.345										0	0	0	0	0	0	0								
18 Kenta Maeda, R (5. PH) OBP: 0.276, SLG: 0.345										0	0	0	0	0	0	0								
7 Julio Urias, L (5.1) OBP: 0.276, SLG: 0.345										0	0	0	0	0	0	0								
52 Pedro Báez, R (8.1) OBP: 0.276, SLG: 0.345										0	0	0	0	0	0	0								
55 Russell Martin, R (9. PH) OBP: 0.276, SLG: 0.345										0	0	0	0	0	0	0								
74 Kenley Jansen, S (9.1) OBP: 0.276, SLG: 0.345										0	0	0	0	0	0	0								
<b>Inning Stats</b>	R: 1 H: 1 E: 0 K: 1 S: 13	H: 1 LOB: 0 BB: 0 P: 16	R: 0 H: 0 E: 0 K: 2 S: 9	H: 0 LOB: 0 BB: 0 P: 15	R: 0 H: 0 E: 0 K: 1 S: 8	H: 0 LOB: 0 BB: 0 P: 11	R: 0 H: 0 E: 0 K: 2 S: 10	H: 0 LOB: 2 BB: 1 P: 19	R: 0 H: 0 E: 0 K: 2 S: 7	H: 0 LOB: 0 BB: 0 P: 10	R: 2 H: 3 E: 0 K: 1 S: 15	H: 3 LOB: 2 BB: 1 P: 24	R: 0 H: 0 E: 0 K: 0 S: 5	H: 0 LOB: 0 BB: 1 P: 9	R: 0 H: 1 E: 0 K: 0 S: 11	H: 1 LOB: 2 BB: 1 P: 18	R: 0 H: 0 E: 0 K: 1 S: 7	H: 0 LOB: 0 BB: 0 P: 12	1B: 1 2B: 3 3B: 0 HR: 2	SF: 0 SAC: 1 DP: 1 HBP: 1	WP: 0 PB: 0 SB: 3 CS: 0	PA: 36		
<b>PITCHER</b>	IP WLS BF H R ER SO BB IBB HBP BLK WP HR S P ERA WHIP	IP WLS BF H R ER SO BB IBB HBP BLK WP HR S P ERA WHIP	IP WLS BF H R ER SO BB IBB HBP BLK WP HR S P ERA WHIP	IP WLS BF H R ER SO BB IBB HBP BLK WP HR S P ERA WHIP	IP WLS BF H R ER SO BB IBB HBP BLK WP HR S P ERA WHIP	IP WLS BF H R ER SO BB IBB HBP BLK WP HR S P ERA WHIP	IP WLS BF H R ER SO BB IBB HBP BLK WP HR S P ERA WHIP	IP WLS BF H R ER SO BB IBB HBP BLK WP HR S P ERA WHIP	IP WLS BF H R ER SO BB IBB HBP BLK WP HR S P ERA WHIP	IP WLS BF H R ER SO BB IBB HBP BLK WP HR S P ERA WHIP	IP WLS BF H R ER SO BB IBB HBP BLK WP HR S P ERA WHIP	IP WLS BF H R ER SO BB IBB HBP BLK WP HR S P ERA WHIP	IP WLS BF H R ER SO BB IBB HBP BLK WP HR S P ERA WHIP	IP WLS BF H R ER SO BB IBB HBP BLK WP HR S P ERA WHIP	IP WLS BF H R ER SO BB IBB HBP BLK WP HR S P ERA WHIP	IP WLS BF H R ER SO BB IBB HBP BLK WP HR S P ERA WHIP	IP WLS BF H R ER SO BB IBB HBP BLK WP HR S P ERA WHIP	IP WLS BF H R ER SO BB IBB HBP BLK WP HR S P ERA WHIP	IP WLS BF H R ER SO BB IBB HBP BLK WP HR S P ERA WHIP	IP WLS BF H R ER SO BB IBB HBP BLK WP HR S P ERA WHIP	IP WLS BF H R ER SO BB IBB HBP BLK WP HR S P ERA WHIP	IP WLS BF H R ER SO BB IBB HBP BLK WP HR S P ERA WHIP	IP WLS BF H R ER SO BB IBB HBP BLK WP HR S P ERA WHIP	IP WLS BF H R ER SO BB IBB HBP BLK WP HR S P ERA WHIP

AB	30
R	3
H	5
RBI	3
BB	4
SO	10
LOB	11



Batter	1	2	3	4	5	6	7	8	9	AB	R	H	RBI	BB	SO	LOB	BOTTOM							
10 Adam Jones, R (1.9) OBP: 0.316, SLG: 0.463										4	0	0	0	0	1	1	<b>Los Angeles Dodgers @ Arizona Diamondbacks</b> <b>Chase Field, Phoenix, AZ</b> Tue Jun 25 2019, 6:41 PM - 9:47 PM MST Att: 27,927 - Partly Cloudy - 103 F							
4 Ketel Marte, S (1.4) OBP: 0.363, SLG: 0.584										4	1	2	0	0	2	0								
5 Eduardo Escobar, S (1.5) OBP: 0.342, SLG: 0.531										3	1	0	0	1	1	2								
David Peralta, L (1.7) OBP: 0.356, SLG: 0.489										4	0	2	2	0	1	0								
53 Christian Walker, R (1.3) OBP: 0.338, SLG: 0.495										4	0	0	0	0	2	2								
1 Jarrod Dyson, L (1.8) OBP: 0.344, SLG: 0.366										3	0	0	0	0	0	0								
35 Matt Andriese, R (7.1) ERA: 4.79										0	0	0	0	0	0	0								
30 T.J. McFarland, L (9.1) ERA: 5.67										0	0	0	0	0	0	0								
2 Domingo Leyba, S (9. PH) OBP: 0.250, SLG: 0.250										1	0	0	0	0	0	0								
13 Nick Ahmed, R (1.6) OBP: 0.309, SLG: 0.411										4	0	1	0	0	1	0								
18 Carson Kelly, R (1.2) OBP: 0.350, SLG: 0.503										3	0	1	0	1	1	1								
38 Robbie Ray, L (1.1) OBP: 0.034, SLG: 0.034										2	0	0	0	0	0	1								
16 Tim Lincecum, R (7.8) OBP: 0.383, SLG: 0.333										1	0	0	0	0	0	1								
<b>Inning Stats</b>	R: 1 H: 1 E: 1 K: 1 S: 15	H: 1 LOB: 1 BB: 1 P: 26	R: 0 H: 1 E: 0 K: 1 S: 12	H: 1 LOB: 1 BB: 0 P: 20	R: 1 H: 2 E: 0 K: 2 S: 11	H: 2 LOB: 1 BB: 0 P: 14	R: 0 H: 0 E: 0 K: 1 S: 7	H: 0 LOB: 0 BB: 0 P: 10	R: 0 H: 1 E: 0 K: 0 S: 9	H: 1 LOB: 1 BB: 0 P: 9	R: 0 H: 0 E: 0 K: 1 S: 8	H: 0 LOB: 0 BB: 1 P: 11	R: 0 H: 0 E: 0 K: 0 S: 11	H: 0 LOB: 1 BB: 1 P: 20	R: 0 H: 0 E: 0 K: 2 S: 8	H: 0 LOB: 0 BB: 0 P: 13	R: 0 H: 1 E: 0 K: 1 S: 18	H: 1 LOB: 1 BB: 0 P: 27	1B: 4 2B: 2 3B: 0 HR: 0	SF: 0 SAC: 0 DP: 0 HBP: 0	WP: 0 PB: 0 SB: 1 CS: 0	PA: 35		
<b>PITCHER</b>	IP WLS BF H R ER SO BB IBB HBP BLK WP HR S P ERA WHIP	IP WLS BF H R ER SO BB IBB HBP BLK WP HR S P ERA WHIP	IP WLS BF H R ER SO BB IBB HBP BLK WP HR S P ERA WHIP	IP WLS BF H R ER SO BB IBB HBP BLK WP HR S P ERA WHIP	IP WLS BF H R ER SO BB IBB HBP BLK WP HR S P ERA WHIP	IP WLS BF H R ER SO BB IBB HBP BLK WP HR S P ERA WHIP	IP WLS BF H R ER SO BB IBB HBP BLK WP HR S P ERA WHIP	IP WLS BF H R ER SO BB IBB HBP BLK WP HR S P ERA WHIP	IP WLS BF H R ER SO BB IBB HBP BLK WP HR S P ERA WHIP	IP WLS BF H R ER SO BB IBB HBP BLK WP HR S P ERA WHIP	IP WLS BF H R ER SO BB IBB HBP BLK WP HR S P ERA WHIP	IP WLS BF H R ER SO BB IBB HBP BLK WP HR S P ERA WHIP	IP WLS BF H R ER SO BB IBB HBP BLK WP HR S P ERA WHIP	IP WLS BF H R ER SO BB IBB HBP BLK WP HR S P ERA WHIP	IP WLS BF H R ER SO BB IBB HBP BLK WP HR S P ERA WHIP	IP WLS BF H R ER SO BB IBB HBP BLK WP HR S P ERA WHIP	IP WLS BF H R ER SO BB IBB HBP BLK WP HR S P ERA WHIP	IP WLS BF H R ER SO BB IBB HBP BLK WP HR S P ERA WHIP	IP WLS BF H R ER SO BB IBB HBP BLK WP HR S P ERA WHIP	IP WLS BF H R ER SO BB IBB HBP BLK WP HR S P ERA WHIP	IP WLS BF H R ER SO BB IBB HBP BLK WP HR S P ERA WHIP	IP WLS BF H R ER SO BB IBB HBP BLK WP HR S P ERA WHIP	IP WLS BF H R ER SO BB IBB HBP BLK WP HR S P ERA WHIP	IP WLS BF H R ER SO BB IBB HBP BLK WP HR S P ERA WHIP





Batter	1	2	3	4	5	6	7	8	9	AB	R	H	RBI	BB	SO	LOB	TOP					
31 Joc Pederson, L OBP: 0.324, SLG: 0.549	G4-3		K		2B		F8			4	0	1	0	0	1	1	<b>Los Angeles Dodgers @ Arizona Diamondbacks</b> <b>Chase Field, Phoenix, AZ</b> Wed Jun 26 2019, 12:41 PM - 3:42 PM MST Att: 28,752 - Roof Closed - 75 F					
27 Alex Verdugo, L OBP: 0.350, SLG: 0.481	G4-3		G4-6-3		BB			G1-3		3	0	0	0	1	0	1						
45 Matt Beaty, L OBP: 0.313, SLG: 0.436	L8			G5-3	K			2B		4	0	1	0	0	1	2						
35 Cody Bellinger, L OBP: 0.452, SLG: 0.711						G3-1				2	2	1	1	1	0	0						
63 Yimi Garcia, R										0	0	0	0	0	0	0						
47 JT Chargois, S										0	0	0	0	0	0	0						
15 Austin Barnes, R OBP: 0.315, SLG: 0.364										0	0	0	0	1	0	0						
13 Max Muncy, L OBP: 0.378, SLG: 0.519	G4-3			G3		G6-3		G4-3		4	0	0	0	0	3							
3 Chris Taylor, R OBP: 0.321, SLG: 0.454	SF8			E3						3	0	1	1	0	1	0						
14 Enrique Hernández, R OBP: 0.284, SLG: 0.352				P2		K				3	0	0	0	1	1	2						
55 Russell Martin, R OBP: 0.349, SLG: 0.330						F8				4	0	0	0	0	3	1						
46 Tony Gonsolin, R OBP: 0.500, SLG: 0.500										2	0	1	0	0	0	0						
64 Caleb Ferguson, R										0	0	0	0	0	0	0						
41 Kyle Garlick, R OBP: 0.355, SLG: 0.571										1	0	0	0	0	0	0						
<b>Inning Stats</b>	R: 0 E: 0 K: 0 S: 13	H: 0 LOB: 0 BB: 0 P: 18	R: 1 E: 0 K: 1 S: 9	H: 0 LOB: 1 BB: 2 P: 21	R: 0 E: 0 K: 1 S: 7	H: 1 LOB: 0 BB: 0 P: 10	R: 1 E: 0 K: 0 S: 14	H: 1 LOB: 2 BB: 1 P: 22	R: 0 E: 0 K: 1 S: 12	H: 0 LOB: 0 BB: 0 P: 19	R: 0 E: 0 K: 1 S: 8	H: 1 LOB: 1 BB: 0 P: 11	R: 0 E: 0 K: 2 S: 9	H: 0 LOB: 0 BB: 0 P: 18	R: 0 E: 0 K: 2 S: 12	H: 0 LOB: 0 BB: 0 P: 18	1B: 2 2B: 2 3B: 0 HR: 1	SF: 1 SAC: 0 DP: 2 HBP: 0	WP: 1 PB: 0 SB: 0 CS: 0	PA: 35		
<b>PITCHER</b>	IP WLS BF H R ER SO BB IBB HBP BLK WP HR S P ERA WHIP	IP WLS BF H R ER SO BB IBB HBP BLK WP HR S P ERA WHIP	IP WLS BF H R ER SO BB IBB HBP BLK WP HR S P ERA WHIP	IP WLS BF H R ER SO BB IBB HBP BLK WP HR S P ERA WHIP	IP WLS BF H R ER SO BB IBB HBP BLK WP HR S P ERA WHIP	IP WLS BF H R ER SO BB IBB HBP BLK WP HR S P ERA WHIP	IP WLS BF H R ER SO BB IBB HBP BLK WP HR S P ERA WHIP	IP WLS BF H R ER SO BB IBB HBP BLK WP HR S P ERA WHIP	IP WLS BF H R ER SO BB IBB HBP BLK WP HR S P ERA WHIP	IP WLS BF H R ER SO BB IBB HBP BLK WP HR S P ERA WHIP	IP WLS BF H R ER SO BB IBB HBP BLK WP HR S P ERA WHIP	IP WLS BF H R ER SO BB IBB HBP BLK WP HR S P ERA WHIP	IP WLS BF H R ER SO BB IBB HBP BLK WP HR S P ERA WHIP	IP WLS BF H R ER SO BB IBB HBP BLK WP HR S P ERA WHIP	IP WLS BF H R ER SO BB IBB HBP BLK WP HR S P ERA WHIP	IP WLS BF H R ER SO BB IBB HBP BLK WP HR S P ERA WHIP	IP WLS BF H R ER SO BB IBB HBP BLK WP HR S P ERA WHIP					
45 Taylor Clarke, R ERA: 6.1	5.0	W	21	3	2	2	3	3	0	0	0	0	0	0	0	0	1	1	57	93	3.60	1.200
40 Andrew Chafin, L ERA: 3.08	0.2		2	0	0	0	0	0	0	0	0	0	0	0	0	0	0	0	6	10	0.00	0.000
58 Stefan Crichton, R ERA: 4.5	2.1		9	2	0	0	2	1	0	0	0	0	0	0	0	0	0	0	23	36	0.00	1.286
25 Archie Bradley, R ERA: 5.5	1.0		3	0	0	0	2	0	0	0	0	0	0	0	0	0	0	0	12	18	0.00	0.000

Batter	1	2	3	4	5	6	7	8	9	AB	R	H	RBI	BB	SO	LOB	BOTTOM					
1 Jarrod Dyson, L OBP: 0.349, SLG: 0.377	E	SF7		1B	K			P5		5	1	3	1	0	1	3	<b>Los Angeles Dodgers @ Arizona Diamondbacks</b> <b>Chase Field, Phoenix, AZ</b> Wed Jun 26 2019, 12:41 PM - 3:42 PM MST Att: 28,752 - Roof Closed - 75 F					
16 Tim Lincecum, R OBP: 0.378, SLG: 0.333	E	SF7		G6-3		K				3	1	1	1	0	1	1						
David Peralta, L OBP: 0.351, SLG: 0.482	E3	F9			E3	F8				4	2	0	1	0	0	2						
5 Eduardo Escobar, S OBP: 0.344, SLG: 0.540				G4-3		F7				4	2	2	3	0	0	0						
22 Jake Lamb, L OBP: 0.318, SLG: 0.263	G6-3			K						4	0	0	0	0	3	2						
15 Ildemaro Vargas, S OBP: 0.288, SLG: 0.372	G6-3			G5-3				G3-1		4	0	1	2	0	0	0						
13 Nick Ahmed, R OBP: 0.308, SLG: 0.406	K				K			F8		3	0	0	0	1	2	0						
14 Caleb Joseph, R OBP: 0.200, SLG: 0.214		E6			F9			P6		4	1	1	0	0	0	2						
45 Taylor Clarke, R OBP: 0.231, SLG: 0.452										2	1	0	0	0	0	2						
40 Andrew Chafin, L ERA: 5.49										1	0	0	0	0	0	0						
58 Stefan Crichton, R OBP: 0.306, SLG: 0.592										0	0	0	0	0	0	0						
53 Christian Walker, R OBP: 0.337, SLG: 0.609										0	0	0	0	0	0	0						
25 Archie Bradley, R										0	0	0	0	0	0	0						
<b>Inning Stats</b>	R: 4 E: 1 K: 1 S: 20	H: 3 LOB: 0 BB: 0 P: 33	R: 1 E: 1 K: 0 S: 10	H: 1 LOB: 1 BB: 0 P: 12	R: 0 E: 0 K: 1 S: 9	H: 0 LOB: 0 BB: 0 P: 14	R: 1 E: 0 K: 1 S: 12	H: 2 LOB: 1 BB: 0 P: 18	R: 2 E: 0 K: 2 S: 21	H: 3 LOB: 3 BB: 1 P: 34	R: 0 E: 0 K: 1 S: 8	H: 0 LOB: 0 BB: 0 P: 12	R: 0 E: 0 K: 1 S: 7	H: 0 LOB: 0 BB: 0 P: 9	R: 0 E: 0 K: 1 S: 5	H: 0 LOB: 0 BB: 0 P: 8	1B: 5 2B: 3 3B: 0 HR: 1	SF: 1 SAC: 0 DP: 0 HBP: 0	WP: 0 PB: 0 SB: 4 CS: 0	PA: 37		
<b>PITCHER</b>	IP WLS BF H R ER SO BB IBB HBP BLK WP HR S P ERA WHIP	IP WLS BF H R ER SO BB IBB HBP BLK WP HR S P ERA WHIP	IP WLS BF H R ER SO BB IBB HBP BLK WP HR S P ERA WHIP	IP WLS BF H R ER SO BB IBB HBP BLK WP HR S P ERA WHIP	IP WLS BF H R ER SO BB IBB HBP BLK WP HR S P ERA WHIP	IP WLS BF H R ER SO BB IBB HBP BLK WP HR S P ERA WHIP	IP WLS BF H R ER SO BB IBB HBP BLK WP HR S P ERA WHIP	IP WLS BF H R ER SO BB IBB HBP BLK WP HR S P ERA WHIP	IP WLS BF H R ER SO BB IBB HBP BLK WP HR S P ERA WHIP	IP WLS BF H R ER SO BB IBB HBP BLK WP HR S P ERA WHIP	IP WLS BF H R ER SO BB IBB HBP BLK WP HR S P ERA WHIP	IP WLS BF H R ER SO BB IBB HBP BLK WP HR S P ERA WHIP	IP WLS BF H R ER SO BB IBB HBP BLK WP HR S P ERA WHIP	IP WLS BF H R ER SO BB IBB HBP BLK WP HR S P ERA WHIP	IP WLS BF H R ER SO BB IBB HBP BLK WP HR S P ERA WHIP	IP WLS BF H R ER SO BB IBB HBP BLK WP HR S P ERA WHIP	IP WLS BF H R ER SO BB IBB HBP BLK WP HR S P ERA WHIP					
46 Tony Gonsolin, R ERA: 9.0	4.0	L	20	6	6	4	3	0	0	0	0	0	0	0	0	0	1	1	51	77	9.00	1.500
64 Caleb Ferguson, L	1.0		8	3	2	1	2	1	0	0	0	0	0	0	0	0	0	0	21	34	9.00	4.000
63 Yimi Garcia, R ERA: 3.9	1.0		3	0	0	0	1	0	0	0	0	0	0	0	0	0	0	0	8	12	0.00	0.000
47 JT Chargois, R ERA: 5.4	1.0		3	0	0	0	1	0	0	0	0	0	0	0	0	0	0	0	7	9	0.00	0.000
55 Russell Martin, R ERA:	1.0		3	0	0	0	1	0	0	0	0	0	0	0	0	0	0	0	5	8	0.00	0.000











Batter	1	2	3	4	5	6	7	8	9	AB	R	H	RBI	BB	SO	LOB	TOP					
31 Joc Pederson, L (1,7) OBP: 0.327, SLG: 0.538	G4-3		G4-6-3 27 BB				K		HBP	3	0	1	0	1	1	1	<b>Los Angeles Dodgers @ Colorado Rockies</b> Coors Field, Denver, CO Sat Jun 29 2019, 6:17 PM - 8:59 PM MDT Att: 48,101 - Cloudy - 93 F					
27 Alex Verdugo, L (1,8) OBP: 0.360, SLG: 0.506	35 2B		G4-6-3						G4-3	5	1	3	1	0	0	2						
10 Justin Turner, R (1,5) OBP: 0.384, SLG: 0.452	P4									4	1	0	0	0	2	5						
35 Cody Bellinger, L (1,9) OBP: 0.445, SLG: 0.703	1-H									4	0	1	1	0	1	3						
13 Max Muncy, L (1,4) OBP: 0.380, SLG: 0.547	K2-3									4	0	0	0	0	3	2						
43 Edwin Rios, L (1,3) OBP: 0.333, SLG: 0.667										4	0	2	1	0	1	0						
14 Enrique Hernández, R (1,6) OBP: 0.282, SLG: 0.398	G6-3									4	0	0	0	0	1	2						
15 Austin Barnes, R (1,2) OBP: 0.306, SLG: 0.348	G5-3									2	1	0	0	1	1	0						
3 Chris Taylor, R (9,PH) OBP: 0.250, SLG: 0.472										1	0	0	0	0	1	0						
22 Clayton Kershaw, L (1,1) OBP: 0.077, SLG: 0.077										2	0	1	0	0	1	0						
52 Pedro Báez, R (8,1) OBP: 0.348, SLG: 0.318										0	0	0	0	0	0	0						
55 Russell Martin, R (9,PH) OBP: 0.348, SLG: 0.318										1	0	0	0	0	1	0						
<b>Inning Stats</b>	R: 1 H: 2 E: 0 K: 1 S: 13	H: 2 LOB: 1 BB: 0 P: 19	R: 0 H: 0 E: 0 K: 1 S: 6	H: 0 LOB: 0 BB: 0 P: 11	R: 0 H: 0 E: 0 K: 1 S: 8	H: 0 LOB: 0 BB: 1 P: 15	R: 1 H: 1 E: 1 K: 1 S: 10	H: 1 LOB: 1 BB: 0 P: 14	R: 1 H: 2 E: 0 K: 1 S: 14	H: 2 LOB: 2 BB: 0 P: 21	R: 0 H: 0 E: 0 K: 3 S: 13	H: 2 LOB: 2 BB: 0 P: 21	R: 0 H: 1 E: 0 K: 2 S: 10	H: 1 LOB: 1 BB: 0 P: 17	R: 0 H: 0 E: 0 K: 2 S: 9	H: 0 LOB: 1 BB: 0 P: 12	1B: 6 2B: 1 3B: 1 HR: 0	SF: 0 SAC: 1 DP: 1 HBP: 1	WP: 0 PB: 0 SB: 0 CS: 0	PA: 38		
<b>PITCHER</b>	IP WLS BF H R ER SO BB IBB HBP BLK WP HR S P ERA WHIP	IP WLS BF H R ER SO BB IBB HBP BLK WP HR S P ERA WHIP	IP WLS BF H R ER SO BB IBB HBP BLK WP HR S P ERA WHIP	IP WLS BF H R ER SO BB IBB HBP BLK WP HR S P ERA WHIP	IP WLS BF H R ER SO BB IBB HBP BLK WP HR S P ERA WHIP	IP WLS BF H R ER SO BB IBB HBP BLK WP HR S P ERA WHIP	IP WLS BF H R ER SO BB IBB HBP BLK WP HR S P ERA WHIP	IP WLS BF H R ER SO BB IBB HBP BLK WP HR S P ERA WHIP	IP WLS BF H R ER SO BB IBB HBP BLK WP HR S P ERA WHIP	IP WLS BF H R ER SO BB IBB HBP BLK WP HR S P ERA WHIP	IP WLS BF H R ER SO BB IBB HBP BLK WP HR S P ERA WHIP	IP WLS BF H R ER SO BB IBB HBP BLK WP HR S P ERA WHIP	IP WLS BF H R ER SO BB IBB HBP BLK WP HR S P ERA WHIP	IP WLS BF H R ER SO BB IBB HBP BLK WP HR S P ERA WHIP	IP WLS BF H R ER SO BB IBB HBP BLK WP HR S P ERA WHIP	IP WLS BF H R ER SO BB IBB HBP BLK WP HR S P ERA WHIP	IP WLS BF H R ER SO BB IBB HBP BLK WP HR S P ERA WHIP	IP WLS BF H R ER SO BB IBB HBP BLK WP HR S P ERA WHIP	IP WLS BF H R ER SO BB IBB HBP BLK WP HR S P ERA WHIP	IP WLS BF H R ER SO BB IBB HBP BLK WP HR S P ERA WHIP	IP WLS BF H R ER SO BB IBB HBP BLK WP HR S P ERA WHIP	IP WLS BF H R ER SO BB IBB HBP BLK WP HR S P ERA WHIP

Batter	1	2	3	4	5	6	7	8	9	AB	R	H	RBI	BB	SO	LOB	BOTTOM					
19 Charlie Blackmon, L (1,9) OBP: 0.380, SLG: 0.645	G6-3									4	2	1	2	0	0	0	<b>Los Angeles Dodgers @ Colorado Rockies</b> Coors Field, Denver, CO Sat Jun 29 2019, 6:17 PM - 8:59 PM MDT Att: 48,101 - Cloudy - 93 F					
15 Raimel Tapia, L (1,7) OBP: 0.307, SLG: 0.452	F7									4	1	1	0	0	0	0						
28 Nolan Arenado, R (1,5) OBP: 0.385, SLG: 0.582	K									3	1	1	1	1	1	0						
20 Ian Desmond, R (1,8) OBP: 0.337, SLG: 0.519	K									4	0	1	0	0	1	1						
12 Mark Reynolds, R (1,3) OBP: 0.293, SLG: 0.322	G6-3									3	0	1	2	0	0	0						
26 David Dahl, L (8,PH) OBP: 0.365, SLG: 0.547	G6-3									1	0	0	0	0	1	1						
71 Wade Davis, R (9,1) OBP: 0.240, SLG: 0.295	K									0	0	0	0	0	0	0						
1 Garrett Hampson, R (1,4) OBP: 0.240, SLG: 0.295	K									3	0	0	0	0	2	2						
4 Pat Valaika, R (1,6) OBP: 0.235, SLG: 0.222										3	1	2	0	0	1	2						
14 Tony Wolters, L (1,2) OBP: 0.362, SLG: 0.379	L6									3	0	0	0	0	1	2						
55 Jon Gray, R (1,1) OBP: 0.086, SLG: 0.059	SH1-3									1	0	0	0	0	0	0						
37 Jairo Diaz, R (7,1) OBP: 0.323, SLG: 0.450										0	0	0	0	0	0	0						
9 Daniel Murphy, L (7,PH) OBP: 0.323, SLG: 0.450										1	0	0	0	0	1	0						
29 Bryan Shaw, S (8,1) OBP: 0.328, SLG: 0.394										0	0	0	0	0	0	0						
24 Ryan McMahon, L (9,3) OBP: 0.328, SLG: 0.394										0	0	0	0	0	0	0						
<b>Inning Stats</b>	R: 0 H: 0 E: 0 K: 1 S: 10	H: 0 LOB: 0 BB: 0 P: 12	R: 0 H: 0 E: 0 K: 2 S: 8	H: 0 LOB: 0 BB: 0 P: 14	R: 2 H: 2 E: 0 K: 0 S: 9	H: 2 LOB: 0 BB: 0 P: 12	R: 0 H: 0 E: 0 K: 0 S: 5	H: 0 LOB: 0 BB: 0 P: 8	R: 0 H: 1 E: 0 K: 0 S: 5	H: 1 LOB: 0 BB: 0 P: 7	R: 3 H: 4 E: 1 K: 2 S: 17	H: 4 LOB: 2 BB: 0 P: 22	R: 0 H: 0 E: 0 K: 2 S: 10	H: 0 LOB: 0 BB: 0 P: 14	R: 0 H: 0 E: 0 K: 1 S: 10	H: 0 LOB: 1 BB: 1 P: 18	1B: 6 2B: 0 3B: 0 HR: 1	SF: 0 SAC: 1 DP: 1 HBP: 0	WP: 0 PB: 0 SB: 0 CS: 0	PA: 32		
<b>PITCHER</b>	IP WLS BF H R ER SO BB IBB HBP BLK WP HR S P ERA WHIP	IP WLS BF H R ER SO BB IBB HBP BLK WP HR S P ERA WHIP	IP WLS BF H R ER SO BB IBB HBP BLK WP HR S P ERA WHIP	IP WLS BF H R ER SO BB IBB HBP BLK WP HR S P ERA WHIP	IP WLS BF H R ER SO BB IBB HBP BLK WP HR S P ERA WHIP	IP WLS BF H R ER SO BB IBB HBP BLK WP HR S P ERA WHIP	IP WLS BF H R ER SO BB IBB HBP BLK WP HR S P ERA WHIP	IP WLS BF H R ER SO BB IBB HBP BLK WP HR S P ERA WHIP	IP WLS BF H R ER SO BB IBB HBP BLK WP HR S P ERA WHIP	IP WLS BF H R ER SO BB IBB HBP BLK WP HR S P ERA WHIP	IP WLS BF H R ER SO BB IBB HBP BLK WP HR S P ERA WHIP	IP WLS BF H R ER SO BB IBB HBP BLK WP HR S P ERA WHIP	IP WLS BF H R ER SO BB IBB HBP BLK WP HR S P ERA WHIP	IP WLS BF H R ER SO BB IBB HBP BLK WP HR S P ERA WHIP	IP WLS BF H R ER SO BB IBB HBP BLK WP HR S P ERA WHIP	IP WLS BF H R ER SO BB IBB HBP BLK WP HR S P ERA WHIP	IP WLS BF H R ER SO BB IBB HBP BLK WP HR S P ERA WHIP	IP WLS BF H R ER SO BB IBB HBP BLK WP HR S P ERA WHIP	IP WLS BF H R ER SO BB IBB HBP BLK WP HR S P ERA WHIP	IP WLS BF H R ER SO BB IBB HBP BLK WP HR S P ERA WHIP	IP WLS BF H R ER SO BB IBB HBP BLK WP HR S P ERA WHIP	IP WLS BF H R ER SO BB IBB HBP BLK WP HR S P ERA WHIP













Batter	1	2	3	4	5	6	7	8	9	10	AB	R	H	RBI	BB	SO	LOB	TOP			
1 Jarrod Dyson, L OBP: 0.347, SLG: 0.373 (1.9)	L8		4 1B		G6-3		4 1B		L4		5	1	2	0	0	0	0				
4 Ketel Marte, S OBP: 0.358, SLG: 0.566 (1.8)	G3						2B			G4-3	5	0	3	1	0	0	0				
David Peralta, L OBP: 0.352, SLG: 0.476 (1.7)							2H				2	0	0	0	0	1	2				
16 Tim Lincecum, R OBP: 0.371, SLG: 0.317 (3.7)	K									K	3	0	0	0	0	1	2				
50 Yoan López, R (10.1)			F7								0	0	0	0	0	0	0				
5 Eduardo Escobar, S OBP: 0.354, SLG: 0.540 (9.5)										P6	5	1	2	0	0	2	1				
53 Christian Walker, R OBP: 0.327, SLG: 0.481 (1.3)											4	1	1	2	0	1	1				
22 Jake Lamb, L OBP: 0.324, SLG: 0.258 (9.1)											4	0	0	0	0	1	1				
56 Greg Holland, R (9.1)											0	0	0	0	0	0	0				
66 Yoshitsugu Hirano, R (9.1)											0	0	0	0	0	0	0				
10 Adam Jones, R OBP: 0.311, SLG: 0.442 (10.9)											0	0	0	0	0	0	0				
13 Nick Ahmed, R OBP: 0.307, SLG: 0.422 (1.6)											4	0	1	0	0	2	1				
18 Carson Kelly, R OBP: 0.352, SLG: 0.538 (1.2)											4	1	1	1	0	1	1				
29 Merrill Kelly, R (7.9)											2	0	0	0	0	1	1				
32 Kevin Cronin, R OBP: 0.304, SLG: 0.293 (7.1)											1	0	0	0	0	1	0				
35 Matt Andriese, R (7.1)											0	0	0	0	0	0	0				
40 Andrew Chafin, R (9.9)											1	0	0	0	0	0	0				
15 Ildemaro Vargas, S OBP: 0.285, SLG: 0.370 (9.4)											1	0	0	0	0	0	0				
<b>Inning Stats</b>	R: 0 E: 0 K: 1 S: 8	H: 0 LOB: 0 BB: 0 P: 14	R: 0 E: 0 K: 2 S: 9	H: 1 LOB: 1 BB: 0 P: 10	R: 0 E: 0 K: 2 S: 17	H: 2 LOB: 2 BB: 0 P: 23	R: 2 E: 0 K: 1 S: 19	H: 3 LOB: 1 BB: 0 P: 23	R: 0 E: 0 K: 1 S: 6	H: 0 LOB: 0 BB: 0 P: 6	R: 1 E: 0 K: 1 S: 11	H: 2 LOB: 1 BB: 0 P: 14	R: 0 E: 0 K: 1 S: 7	H: 0 LOB: 0 BB: 0 P: 12	R: 1 E: 0 K: 0 S: 11	H: 1 LOB: 0 BB: 0 P: 14	R: 0 E: 0 K: 1 S: 10	H: 0 LOB: 0 BB: 0 P: 11	1B: 7 2B: 1 3B: 0 HR: 2	SF: 0 SAC: 0 DP: 0 HBP: 0	WP: 0 PA: 40 PB: 0 SB: 0 CS: 0
<b>PITCHER</b>	IP 7.0	WLS 30	H 9	R 3	ER 3	SO 9	BB 0	IBB 0	HBP 0	BLK 0	WP 0	HR 1	S 83	P 106	ERA 3.86	WHIP 1.286					
21 Walker Buehler, R ERA: 3.48 (1.1)	1.0	3	0	0	0	1	0	0	0	0	0	0	7	12	0.00	0.000					
52 Pedro Báez, R ERA: 2.52 (8.1)	1.0	4	1	1	1	0	0	0	0	0	0	1	11	14	9.00	1.000					
74 Kenley Jansen, R ERA: 3.28 (9.1)	1.0	W	3	0	0	0	1	0	0	0	0	0	10	11	0.00	0.000					
17 Joe Kelly, R ERA: 5.46 (10.1)																					

Arizona Diamondbacks @ Los Angeles Dodgers  
Dodger Stadium, Los Angeles, CA  
Wed Jul 03 2019, 7:10 PM - 10:29 PM PDT  
Att: 53,327 - Clear - 73 F

AB	40
R	4
H	10
RBI	4
BB	0
SO	11
LOB	10



Batter	1	2	3	4	5	6	7	8	9	10	AB	R	H	RBI	BB	SO	LOB	BOTTOM			
31 Joc Pederson, L OBP: 0.339, SLG: 0.534 (10.7)	F8										4	0	2	1	1	0	0				
27 Alex Verdugo, L OBP: 0.351, SLG: 0.488 (1.8)	L9										5	0	0	0	0	1	7				
17 Joe Kelly, R (10.1)											0	0	0	0	0	0	0				
3 Chris Taylor, R OBP: 0.333, SLG: 0.477 (1.6)	F9										5	0	1	0	0	1	0				
35 Cody Bellinger, L OBP: 0.440, SLG: 0.707 (10.8)											5	2	2	2	0	2	1				
13 Max Muncy, L OBP: 0.374, SLG: 0.531 (10.3)											4	0	1	0	0	1	1				
14 Enrique Hernández, R OBP: 0.288, SLG: 0.414 (1.4)											4	1	1	0	0	0	2				
45 Matt Beatty, L OBP: 0.298, SLG: 0.406 (10.9)											4	1	1	1	0	1	1				
15 Austin Barnes, R OBP: 0.308, SLG: 0.351 (1.2)											3	1	1	0	0	1	0				
10 Justin Turner, R OBP: 0.385, SLG: 0.451 (10.5)											1	0	0	0	0	1	1				
21 Walker Buehler, R OBP: 0.188, SLG: 0.194 (7.9)											2	0	0	0	0	1	0				
43 Edwin Ríos, L OBP: 0.318, SLG: 0.417 (8.1)											0	0	0	0	0	0	0				
52 Pedro Báez, R (8.1)											0	0	0	0	0	0	0				
74 Kenley Jansen, S (9.9)											0	0	0	0	0	0	0				
55 Russell Martin, R OBP: 0.286, SLG: 0.320 (10.2)											0	0	0	0	1	0	0				
<b>Inning Stats</b>	R: 0 E: 0 K: 0 S: 7	H: 0 LOB: 0 BB: 0 P: 7	R: 3 E: 0 K: 0 S: 24	H: 5 LOB: 2 BB: 0 P: 37	R: 0 E: 0 K: 0 S: 12	H: 1 LOB: 1 BB: 0 P: 17	R: 0 E: 0 K: 1 S: 8	H: 0 LOB: 0 BB: 0 P: 11	R: 0 E: 0 K: 0 S: 4	H: 0 LOB: 0 BB: 0 P: 5	R: 0 E: 0 K: 1 S: 9	H: 1 LOB: 2 BB: 1 P: 21	R: 0 E: 0 K: 2 S: 10	H: 0 LOB: 0 BB: 0 P: 12	R: 1 E: 0 K: 1 S: 12	H: 2 LOB: 2 BB: 2 P: 24	R: 1 E: 0 K: 1 S: 4	H: 1 LOB: 0 BB: 0 P: 6	1B: 7 2B: 1 3B: 0 HR: 2	SF: 0 SAC: 0 DP: 1 HBP: 0	WP: 2 PA: 40 PB: 0 SB: 0 CS: 0
<b>PITCHER</b>	IP 6.0	WLS 24	H 6	R 3	ER 3	SO 2	BB 0	IBB 0	HBP 0	BLK 0	WP 0	HR 1	S 64	P 90	ERA 4.50	WHIP 1.000					
29 Merrill Kelly, R ERA: 4.03 (1.1)	0.2	3	0	0	0	2	1	0	0	0	0	0	8	14	0.00	1.500					
35 Matt Andriese, R ERA: 5.74 (7.1)	1.1	5	1	0	0	3	0	0	0	0	1	0	14	19	0.00	0.750					
40 Andrew Chafin, L ERA: 3.03 (7.1)	0.1	B	3	2	1	1	0	0	0	0	1	0	6	10	27.00	6.000					
56 Greg Holland, R ERA: 3.21 (8.1)	0.2	3	0	0	0	0	2	0	0	0	0	0	6	14	0.00	3.000					
66 Yoshitsugu Hirano, R ERA: 4.22 (8.1)																					

Arizona Diamondbacks @ Los Angeles Dodgers  
Dodger Stadium, Los Angeles, CA  
Wed Jul 03 2019, 7:10 PM - 10:29 PM PDT  
Att: 53,327 - Clear - 73 F

AB	37
R	5
H	10
RBI	5
BB	3
SO	9
LOB	13









Batter	1	2	3	4	5	6	7	8	9	AB	R	H	RBI	BB	SO	LOB	TOP					
23 Fernando Tatis Jr. R OBP: 0.394, SLG: 0.602	B5-3		F7							4	1	2	0	0	0	3	<b>San Diego Padres @ Los Angeles Dodgers</b> Dodger Stadium, Los Angeles, CA Fri Jul 05 2019, 7:10 PM - 10:08 PM PDT Att: 49,790 - Clear - 72 F <a href="http://livebaseballscorecards.com">livebaseballscorecards.com</a>					
30 Eric Hosmer L OBP: 0.343, SLG: 0.457	G3		G5-3							4	0	1	1	0	1	1						
13 Manny Machado, R OBP: 0.346, SLG: 0.502			G5-3							4	0	1	1	0	1	1						
32 Franmil Reyes, R OBP: 0.301, SLG: 0.551 39 Kirby Yates, L			G5-3							4	0	0	0	0	2	2						
10 Hunter Renfroe, R OBP: 0.306, SLG: 0.609			G5-3							4	1	1	1	0	1	0						
27 Francisco Mejia S OBP: 0.263, SLG: 0.341			G5-3							4	0	1	0	0	2	0						
3 Ian Kinsler, R OBP: 0.275, SLG: 0.370			G5-3							3	0	0	0	0	1	0						
46 Eric Lauer, R OBP: 0.091, SLG: 0.136 22 Josh Naylor, L OBP: 0.265, SLG: 0.319 34 Craig Stammen, R 4 Wil Myers, R OBP: 0.316, SLG: 0.405			G5-3							0	1	0	0	0	0	0						
7 Manuel Margot, R OBP: 0.292, SLG: 0.337			G5-3							1	0	0	0	0	1	0						
			G5-3							3	0	0	0	1	2	1						
<b>Inning Stats</b>	R: 0 E: 0 K: 1 S: 7	H: 1 LOB: 1 BB: 0 P: 8	R: 0 E: 0 K: 3 S: 11	H: 0 LOB: 0 BB: 0 P: 16	R: 2 E: 1 K: 1 S: 17	H: 2 LOB: 1 BB: 0 P: 21	R: 0 E: 0 K: 0 S: 7	H: 1 LOB: 3 BB: 1 P: 15	R: 0 E: 0 K: 2 S: 8	H: 0 LOB: 0 BB: 0 P: 12	R: 0 E: 0 K: 0 S: 8	H: 0 LOB: 0 BB: 0 P: 9	R: 0 E: 0 K: 2 S: 10	H: 1 LOB: 1 BB: 0 P: 15	R: 1 E: 0 K: 2 S: 13	H: 1 LOB: 0 BB: 0 P: 17	R: 0 E: 0 K: 1 S: 8	H: 0 LOB: 0 BB: 0 P: 10	1B: 4 2B: 1 3B: 0 HR: 1	SF: 0 DP: 1 HBP: 1	WP: 0 PB: 0 SB: 0 CS: 0	PA: 36
<b>PITCHER</b>	IP WLS BF H R ER SO BB IBB HBP BLK WP HR S P ERA WHIP	7.0 29 5 2 1 9 1 0 1 0 0 0 68 96 1.29 0.857	2.0 L 7 1 1 1 3 0 0 0 0 0 1 21 27 4.50 0.500																			

Batter	1	2	3	4	5	6	7	8	9	AB	R	H	RBI	BB	SO	LOB	BOTTOM					
3 Chris Taylor, R OBP: 0.333, SLG: 0.472	K		G4-6-3							5	0	2	1	0	2	3	<b>San Diego Padres @ Los Angeles Dodgers</b> Dodger Stadium, Los Angeles, CA Fri Jul 05 2019, 7:10 PM - 10:08 PM PDT Att: 49,790 - Clear - 72 F <a href="http://livebaseballscorecards.com">livebaseballscorecards.com</a>					
27 Alex Verdugo, L OBP: 0.348, SLG: 0.487			G4-6-3							4	1	2	0	0	0	3						
10 Justin Turner, R OBP: 0.375, SLG: 0.438			K							4	0	0	0	0	2	3						
35 Cody Bellinger, L OBP: 0.439, SLG: 0.707			K							3	0	1	0	1	0	1						
13 Max Muncy, L OBP: 0.371, SLG: 0.532			G4-3							4	0	0	1	0	2	2						
14 Enrique Hernández, R OBP: 0.287, SLG: 0.412			P6							4	0	0	0	0	1	3						
41 Kyle Garlick, R OBP: 0.289, SLG: 0.457 31 Joc Pederson, L OBP: 0.340, SLG: 0.534			F7							3	0	0	0	0	1	2						
15 Austin Barnes, R OBP: 0.306, SLG: 0.351 45 Matt Beatty, L OBP: 0.239, SLG: 0.404			F9							1	0	0	0	0	0	0						
22 Clayton Kershaw, L OBP: 0.074, SLG: 0.074 43 Edwin Ríos, L OBP: 0.412, SLG: 0.385 63 Yimi García, R			F9							3	1	1	0	0	0	0						
55 Russell Martin, R OBP: 0.364, SLG: 0.316			F9							1	0	0	0	0	0	1						
<b>Inning Stats</b>	R: 0 E: 0 K: 2 S: 10	H: 1 LOB: 1 BB: 0 P: 15	R: 0 E: 0 K: 0 S: 6	H: 0 LOB: 0 BB: 0 P: 10	R: 1 E: 1 K: 1 S: 11	H: 1 LOB: 1 BB: 0 P: 13	R: 0 E: 0 K: 1 S: 13	H: 0 LOB: 0 BB: 0 P: 19	R: 0 E: 1 K: 0 S: 12	H: 1 LOB: 1 BB: 0 P: 19	R: 1 E: 0 K: 2 S: 13	H: 1 LOB: 2 BB: 1 P: 19	R: 0 E: 0 K: 1 S: 12	H: 1 LOB: 1 BB: 0 P: 17	R: 0 E: 0 K: 1 S: 9	H: 1 LOB: 1 BB: 0 P: 15	R: 0 E: 0 K: 1 S: 9	H: 0 LOB: 1 BB: 0 P: 14	1B: 5 2B: 1 3B: 0 HR: 0	SF: 0 DP: 2 HBP: 1	WP: 1 PB: 0 SB: 0 CS: 0	PA: 37
<b>PITCHER</b>	IP WLS BF H R ER SO BB IBB HBP BLK WP HR S P ERA WHIP	6.0 25 4 2 1 6 1 0 0 0 0 0 15 21 0.00 1.500	1.1 W 6 2 0 0 1 0 0 0 0 0 0 15 21 0.00 1.500	1.2 S 6 0 0 0 2 0 0 1 0 0 0 15 25 0.00 0.000																		



Batter	1	2	3	4	5	6	7	8	9	AB	R	H	RBI	BB	SO	LOB	TOP					
23 Fernando Tatis Jr. R OBP: 0.391, SLG: 0.593	G6-3			K		G5-3		HBP		3	0	0	0	0	1	0	<b>San Diego Padres @ Los Angeles Dodgers</b> Dodger Stadium, Los Angeles, CA Sat Jul 06 2019, 7:11 PM - 10:03 PM PDT Att: 53,610 - Clear - 70 F <a href="http://livebaseballscorecards.com">livebaseballscorecards.com</a>					
30 Eric Hosmer L OBP: 0.340, SLG: 0.452	E3 G6-4-3			F7			G4-3	G5-3		4	0	0	0	0	0	1						
13 Manny Machado, R OBP: 0.342, SLG: 0.495	G6-4-3			G6-3			P2		G6-3	4	0	0	0	0	0	1						
10 Hunter Renfroe, R OBP: 0.305, SLG: 0.615		K			K				K	4	1	1	1	0	3	0						
27 Francisco Mejia, S OBP: 0.262, SLG: 0.337	F9						G2-3		K	4	0	1	0	0	1	0						
22 Josh Naylor L OBP: 0.277, SLG: 0.323 34 Craig Stammen, R OBP: 0.315, SLG: 0.403 39 Kirby Yates, L										2	0	1	0	1	1	0						
5 Greg Garcia, L OBP: 0.356, SLG: 0.418										0	0	0	0	0	0	0						
59 Chris Paddock, R OBP: 0.045, SLG: 0.045 58 Trey Wingerter, R OBP: 0.315, SLG: 0.403 4 Wil Myers, R OBP: 0.315, SLG: 0.403 7 Manuel Margot, R OBP: 0.293, SLG: 0.353										3	0	0	0	0	1	3						
										2	0	0	0	0	0	0						
										1	1	0	0	0	0	1						
										3	1	1	2	0	1	0						
<b>Inning Stats</b>	R: 0 E: 1 K: 0 S: 5	H: 0 LOB: 0 BB: 0 P: 6	R: 0 E: 0 K: 2 S: 8	H: 0 LOB: 0 BB: 0 P: 11	R: 0 E: 0 K: 1 S: 8	H: 0 LOB: 0 BB: 0 P: 12	R: 0 E: 0 K: 1 S: 5	H: 0 LOB: 0 BB: 0 P: 10	R: 0 E: 0 K: 1 S: 10	H: 1 LOB: 1 BB: 1 P: 19	R: 0 E: 0 K: 1 S: 7	H: 0 LOB: 0 BB: 0 P: 8	R: 1 E: 0 K: 0 S: 14	H: 1 LOB: 0 BB: 0 P: 17	R: 2 E: 0 K: 0 S: 12	H: 2 LOB: 1 BB: 0 P: 19	R: 0 E: 0 K: 2 S: 7	H: 0 LOB: 0 BB: 0 P: 8	1B: 2 2B: 0 3B: 0 HR: 2	SF: 0 SAC: 0 DP: 2 HBP: 1	WP: 0 PB: 0 SB: 0 CS: 0	PA: 32
<b>PITCHER</b>	IP WLS BF H R ER SO BB IBB HBP BLK WP HR S P ERA WHIP	7.2 L 28 4 3 3 6 1 0 1 0 0 2 68 101 3.52 0.652	0.1 1 0 0 0 0 0 0 0 0 0 0 1 1 0.00 0.000	1.0 3 0 0 0 2 0 0 0 0 0 0 7 8 0.00 0.000	<b>PITCHER</b>										IP WLS BF H R ER SO BB IBB HBP BLK WP HR S P ERA WHIP							

Batter	1	2	3	4	5	6	7	8	9	AB	R	H	RBI	BB	SO	LOB	BOTTOM					
31 Joc Pederson, L OBP: 0.336, SLG: 0.525	G6-3			K		G3-1		F8		4	0	0	0	0	1	3	<b>San Diego Padres @ Los Angeles Dodgers</b> Dodger Stadium, Los Angeles, CA Sat Jul 06 2019, 7:11 PM - 10:03 PM PDT Att: 53,610 - Clear - 70 F <a href="http://livebaseballscorecards.com">livebaseballscorecards.com</a>					
27 Alex Verdugo, L OBP: 0.377, SLG: 0.487	F9			G3-1		G4-3		10 E		4	1	1	0	0	0	0						
10 Justin Turner, R OBP: 0.377, SLG: 0.439	L9					L7		E5		4	0	2	0	0	0	0						
35 Cody Bellinger, L OBP: 0.437, SLG: 0.701		K								3	0	0	0	0	1	2						
13 Max Muncy, L OBP: 0.367, SLG: 0.525										4	0	0	0	0	3	1						
45 Matt Beatty, L OBP: 0.297, SLG: 0.407	G3									4	0	1	0	0	0	0						
3 Chris Taylor, R OBP: 0.336, SLG: 0.470										3	0	1	0	1	0	0						
55 Russell Martin, R OBP: 0.361, SLG: 0.314										4	0	1	0	0	0	1						
18 Kenta Maeda, R OBP: 0.281, SLG: 0.344 59 Zac Rosscup, R OBP: 0.296, SLG: 0.411 14 Enrique Hernández, R OBP: 0.297, SLG: 0.411 17 Joe Kelly, R										2	0	0	0	0	2	3						
										0	0	0	0	0	0	0						
										1	0	0	0	0	1	0						
										0	0	0	0	0	0	0						
<b>Inning Stats</b>	R: 0 E: 0 K: 0 S: 8	H: 0 LOB: 0 BB: 0 P: 14	R: 0 E: 0 K: 2 S: 8	H: 0 LOB: 0 BB: 0 P: 12	R: 0 E: 0 K: 1 S: 16	H: 0 LOB: 0 BB: 0 P: 21	R: 0 E: 0 K: 1 S: 10	H: 1 LOB: 1 BB: 0 P: 10	R: 0 E: 0 K: 2 S: 19	H: 2 LOB: 3 BB: 1 P: 24	R: 0 E: 0 K: 0 S: 13	H: 0 LOB: 0 BB: 0 P: 20	R: 0 E: 0 K: 0 S: 7	H: 0 LOB: 0 BB: 0 P: 11	R: 1 E: 1 K: 1 S: 13	H: 2 LOB: 1 BB: 0 P: 19	R: 0 E: 0 K: 1 S: 10	H: 1 LOB: 1 BB: 0 P: 14	1B: 4 2B: 2 3B: 0 HR: 0	SF: 0 SAC: 0 DP: 0 HBP: 1	WP: 0 PB: 0 SB: 0 CS: 0	PA: 35
<b>PITCHER</b>	IP WLS BF H R ER SO BB IBB HBP BLK WP HR S P ERA WHIP	5.2 21 3 0 0 0 0 1 0 0 0 0 10 16 0.00 0.706	1.1 W 5 0 0 0 0 0 0 0 1 0 0 0 13 19 0.00 2.000	1.0 H 5 2 1 0 1 0 0 0 0 0 0 0 10 14 0.00 1.000	<b>PITCHER</b>										IP WLS BF H R ER SO BB IBB HBP BLK WP HR S P ERA WHIP							







Batter	1	2	3	4	5	6	7	8	9	AB	R	H	RBI	BB	SO	LOB	TOP											
5 Corey Seager, L OBP: 0.354, SLG: 0.461	F7		K		G4-3		G4-3			4	0	0	0	0	1	3	<b>Los Angeles Dodgers @ Boston Red Sox</b> Fenway Park, Boston, MA Fri Jul 12, 2019, 7:11 PM - 11:03 PM EDT Att: 36,579 - Partly Cloudy - 73 F											
10 Justin Turner, R OBP: 0.371, SLG: 0.440	P4		F9			G5-3		K		4	0	0	0	0	1	0												
25 David Freese, R OBP: 0.403, SLG: 0.577	BB		F8			K		F8		3	0	0	0	1	1	0												
35 Cody Bellinger, L OBP: 0.433, SLG: 0.688	BB							F7		3	0	1	0	1	1	0												
13 Max Muncy, L OBP: 0.362, SLG: 0.524	K									4	0	0	0	0	2	3												
11 AJ Pollock, R OBP: 0.286, SLG: 0.327	K				G5-3					4	0	1	0	0	2	0												
27 Alex Verdugo, L OBP: 0.352, SLG: 0.500	HR									4	1	2	1	0	1	1												
14 Enrique Hernández, R OBP: 0.286, SLG: 0.408	K									3	0	1	0	0	1	1												
15 Austin Barnes, R OBP: 0.297, SLG: 0.339	G5-3									3	0	0	0	0	2	3												
<b>Inning Stats</b>	R: 0 H: 0 K: 1 S: 10	H: 0 LOB: 2 BB: 2 P: 23	R: 1 H: 1 K: 2 S: 11	H: 1 LOB: 0 BB: 0 P: 14	R: 0 H: 0 K: 1 S: 12	H: 0 LOB: 0 BB: 0 P: 15	R: 0 H: 0 K: 2 S: 7	H: 0 LOB: 0 BB: 0 P: 10	R: 0 H: 1 K: 1 S: 6	H: 1 LOB: 1 BB: 0 P: 10	R: 0 H: 2 K: 2 S: 14	H: 2 LOB: 2 BB: 0 P: 21	R: 0 H: 0 K: 1 S: 8	H: 0 LOB: 0 BB: 0 P: 13	R: 0 H: 0 K: 1 S: 6	H: 0 LOB: 0 BB: 0 P: 8		1B: 4 2B: 0 3B: 0 HR: 1	SF: 0 SAC: 0 DP: 0 HBP: 0	WP: 0 PB: 0 SB: 0 CS: 0	PA: 34							
<b>PITCHER</b>	IP	WLS	BF	H	R	ER	SO	BB	IBB	HBP	BLK	WP	HR	S	P	ERA		WHIP										
57 Eduardo Rodríguez, L ERA: 4.43	7.0	W	28	5	1	1	10	2	0	0	0	0	1	67	105	1.29		1.000										
72 Josh Taylor, L ERA: 3.93	1.0		3	0	0	0	1	0	0	0	0	0	0	8	13	0.00		0.000										
76 Hector Velázquez, R ERA: 5.52	1.0		3	0	0	0	1	0	0	0	0	0	0	6	8	0.00		0.000										

Batter	1	2	3	4	5	6	7	8	9	AB	R	H	RBI	BB	SO	LOB	BOTTOM											
50 Mookie Betts, R OBP: 0.391, SLG: 0.468	P3		P4			11 2B	SF8			3	1	1	1	0	0	0	<b>Los Angeles Dodgers @ Boston Red Sox</b> Fenway Park, Boston, MA Fri Jul 12, 2019, 7:11 PM - 11:03 PM EDT Att: 36,579 - Partly Cloudy - 73 F											
11 Rafael Devers, L OBP: 0.381, SLG: 0.559	HR		K			28 LB	2 HR			3	2	2	2	1	1	0												
2 Xander Bogaerts, R OBP: 0.383, SLG: 0.540	K					2H	2B			4	1	1	3	0	2	1												
28 J.D. Martinez, R OBP: 0.372, SLG: 0.534	F7					L8	HR			4	0	0	0	0	2	1												
16 Andrew Benintendi, L OBP: 0.347, SLG: 0.428	F7					G4-3				4	0	0	0	0	1	1												
7 Christian Vázquez, R OBP: 0.335, SLG: 0.535	HR					G6-3				4	1	2	1	0	0	0												
19 Jackie Bradley Jr., L OBP: 0.335, SLG: 0.399	K						L8			2	1	1	0	2	1	0												
23 Michael Chavis, R OBP: 0.328, SLG: 0.460	K						2B			4	1	0	0	0	1	4												
12 Brock Holt, L OBP: 0.368, SLG: 0.413	G6-3						2 HR			3	1	1	1	0	0	1												
<b>Inning Stats</b>	R: 1 H: 1 K: 1 S: 13	H: 1 LOB: 0 BB: 0 P: 19	R: 1 H: 1 K: 2 S: 15	H: 1 LOB: 0 BB: 0 P: 21	R: 0 H: 0 K: 1 S: 8	H: 0 LOB: 0 BB: 0 P: 12	R: 0 H: 0 K: 3 S: 10	H: 0 LOB: 0 BB: 0 P: 14	R: 0 H: 0 K: 0 S: 8	H: 0 LOB: 1 BB: 1 P: 14	R: 1 H: 2 K: 0 S: 7	H: 2 LOB: 1 BB: 0 P: 9	R: 5 H: 3 K: 1 S: 17	H: 3 LOB: 0 BB: 1 P: 27	R: 0 H: 1 K: 0 S: 8	H: 1 LOB: 1 BB: 1 P: 15		1B: 1 2B: 4 3B: 0 HR: 3	SF: 1 SAC: 0 DP: 1 HBP: 0	WP: 0 PB: 0 SB: 0 CS: 0	PA: 35							
<b>PITCHER</b>	IP	WLS	BF	H	R	ER	SO	BB	IBB	HBP	BLK	WP	HR	S	P	ERA		WHIP										
18 Kenta Maeda, R ERA: 3.82	5.2	L	22	4	3	3	7	1	0	0	0	0	0	11	16	40.50		3.000										
52 Pedro Báez, R ERA: 3.32	0.2		5	2	3	3	0	0	0	0	0	0	0	1	16	40.50		3.000										
47 JT Chargois, R ERA: 4.82	0.2		4	1	2	2	1	0	1	0	0	0	1	7	13	27.00		1.500										
59 Zac Rosscup, L ERA: 5.0	1.0		4	1	0	0	0	1	0	0	0	0	0	8	15	0.00		2.000										







Batter	1	2	3	4	5	6	7	8	9	10	11	12	AB	R	H	RBI	BB	SO	LOB	TOP		
3 Chris Taylor, R OBP: 0.334, SLG: 0.452 (11, 6)													4	1	0	0	1	2	2			
15 Austin Barnes, R OBP: 0.298, SLG: 0.346 (12, PH)													1	0	0	0	0	1	2			
51 Dylan Floro, L (12, 1)													0	0	0	0	0	0	0			
17 Joe Kelly, R (12, 1)													0	0	0	0	0	0	0			
10 Justin Turner, R OBP: 0.374, SLG: 0.461 (11, 10)													6	1	2	0	0	3	2			
25 David Freese, R OBP: 0.401, SLG: 0.580 (11, 3)													5	1	2	0	0	2	3			
31 Joc Pederson, L OBP: 0.333, SLG: 0.517 (10, PR)													0	1	0	0	1	0	0			
35 Cody Bellinger, L OBP: 0.432, SLG: 0.689 (11, 9)													4	1	0	0	2	0	5			
11 AJ Pollock, R OBP: 0.308, SLG: 0.393 (11, 8)													6	2	3	4	0	2	4			
13 Max Muncy, L OBP: 0.363, SLG: 0.528 (12, 4)													4	0	0	1	1	2	3			
14 Enrique Hernández, R OBP: 0.291, SLG: 0.405 (11, PH)													4	0	0	0	0	1	1			
5 Corey Seager, L OBP: 0.345, SLG: 0.448 (11, 6)													2	0	0	0	0	0	3			
27 Alex Verdugo, L OBP: 0.355, SLG: 0.498 (10, 9)													5	0	2	1	1	0	0			
55 Russell Martin, R OBP: 0.353, SLG: 0.302 (11, 2)													5	0	0	1	1	2	4			
<b>Inning Stats</b>	R: 3 E: 1 K: 17	H: 1 LOB: 1 BB: 1 P: 27	R: 0 E: 0 K: 14	H: 0 LOB: 1 BB: 1 P: 22	R: 0 E: 0 K: 10	H: 0 LOB: 1 BB: 1 P: 18	R: 0 E: 0 K: 10	H: 1 LOB: 1 BB: 0 P: 17	R: 1 E: 0 K: 20	H: 2 LOB: 1 BB: 0 P: 29	R: 0 E: 0 K: 10	H: 1 LOB: 2 BB: 1 P: 15	R: 0 E: 0 K: 11	H: 0 LOB: 0 BB: 0 P: 16	R: 0 E: 0 K: 17	H: 1 LOB: 1 BB: 0 P: 24	R: 0 E: 1 K: 17	H: 2 LOB: 2 BB: 2 P: 36	1B: 6 2B: 2 3B: 0 HR: 1	SF: 0 SAC: 0 DP: 0 HBP: 2	WP: 0 PB: 0 SB: 0 CS: 0	PA: 55
<b>PITCHER</b>	IP WLS BF H R ER SO BB IBB HBP BLK WP HR S P ERA WHIP	1P 1.0 3 0 0 0 0 0 0 0 0 0 0 9 17 0.00 1.400	72 Josh Taylor, L ERA: 3.72 (6, 1)	54 Colten Brewer, R ERA: 4.46 (7, 1)	70 Ryan Brasier, R ERA: 3.63 (8, 1)	44 Brandon Workman, R ERA: 1.74 (9, 1)	32 Matt Barnes, R ERA: 4.5 (10, 1)	37 Heath Hembree, R ERA: 2.83 (11, 1)	78 Hector Velázquez, R ERA: 5.67 (12, 1)	1.0 1.0 1.0 1.0 1.0	1.0 5 5 3 8	1 1 0 2 3	0 0 0 1 1	2 1 0 0 1	0 0 0 0 0	0 0 0 0 0	0 0 0 0 0	0 0 0 0 0	17 27 36	24 27 36	0.00 0.00 9.00	1.000 2.000 4.000

Los Angeles Dodgers @ Boston Red Sox  
Fenway Park, Boston, MA  
Sun Jul 14 2019, 7:13 PM - 12:50 AM EDT  
Att. 36,700 - Partly Cloudy - 88 F

AB 46  
R 7  
H 9  
RBI 7  
BB 7  
SO 15  
LOB 29

livebaseballscorecards.com

Batter	1	2	3	4	5	6	7	8	9	10	11	12	AB	R	H	RBI	BB	SO	LOB	BOTTOM			
50 Mookie Betts, R OBP: 0.391, SLG: 0.498 (11, 9)													5	1	2	0	1	0	1				
11 Rafael Devers, L (11, 5)													5	0	1	0	1	1	4				
2 Xander Bogaerts, R OBP: 0.387, SLG: 0.557 (11, 6)													5	2	2	1	1	1	3				
28 J.D. Martinez, R OBP: 0.369, SLG: 0.533 (11, 10)													6	1	2	1	0	2	5				
7 Christian Vázquez, R OBP: 0.333, SLG: 0.523 (11, 2)													4	0	1	0	2	1	0				
16 Andrew Benintendi, L OBP: 0.343, SLG: 0.416 (11, 7)													6	0	1	1	0	3	2				
23 Michael Chavis, R ERA: 5.0 (11, 3)													4	0	1	0	0	2	0				
12 Brock Holt, L OBP: 0.372, SLG: 0.417 (11, 3)													2	0	0	0	0	2	2				
19 Jackie Bradley Jr., L OBP: 0.332, SLG: 0.394 (11, 8)													6	0	1	0	1	2	4				
36 Eduardo Núñez, R OBP: 0.243, SLG: 0.305 (11, 4)													3	0	0	0	0	1	0				
40 Marco Hernández, L OBP: 0.358, SLG: 0.538 (10, 4)													1	0	0	0	0	1					
<b>Inning Stats</b>	R: 2 E: 1 K: 16	H: 4 LOB: 3 BB: 0 P: 24	R: 0 E: 0 K: 17	H: 0 LOB: 0 BB: 0 P: 9	R: 0 E: 0 K: 10	H: 0 LOB: 0 BB: 0 P: 8	R: 0 E: 0 K: 10	H: 0 LOB: 0 BB: 1 P: 13	R: 0 E: 0 K: 10	H: 1 LOB: 1 BB: 0 P: 12	R: 2 E: 0 K: 15	H: 2 LOB: 0 BB: 0 P: 21	R: 0 E: 0 K: 11	H: 0 LOB: 2 BB: 1 P: 16	R: 0 E: 0 K: 10	H: 2 LOB: 3 BB: 1 P: 17	R: 0 E: 0 K: 17	H: 0 LOB: 1 BB: 1 P: 27	1B: 7 2B: 2 3B: 0 HR: 2	SF: 0 SAC: 1 DP: 0 HBP: 0	WP: 0 PB: 1 SB: 1 CS: 0	PA: 53	
<b>PITCHER</b>	IP WLS BF H R ER SO BB IBB HBP BLK WP HR S P ERA WHIP	7.0 1.0 5 2 2 2 3 1 0 0 0 0 0 2 15 21 18.00 2.000	52 Pedro Báez, R ERA: 3.67 (8, 1)	59 Zac Rosscup, L ERA: 4.08 (9, 1)	63 Yimi García, R ERA: 4.08 (9, 1)	74 Kenley Jansen, R ERA: 3.05 (9, 1)	51 Dylan Floro, R ERA: 4.01 (11, 1)	51 Dylan Floro, R ERA: 4.01 (12, 1)	17 Joe Kelly, R ERA: 5.29 (12, 1)	1.1 1.1 0.2	1.1 W 8	2 2 0	0 0 0	0 1 2	1 1 0	0 0 0	0 0 0	0 0 0	0 0 8	20 33 11	33 33 11	0.00 0.00 0.00	2.250 2.250 0.000

Los Angeles Dodgers @ Boston Red Sox  
Fenway Park, Boston, MA  
Sun Jul 14 2019, 7:13 PM - 12:50 AM EDT  
Att. 36,700 - Partly Cloudy - 88 F

AB 46  
R 4  
H 11  
RBI 3  
BB 6  
SO 15  
LOB 22

livebaseballscorecards.com



Batter	1	2	3	4	5	6	7	8	9	AB	R	H	RBI	BB	SO	LOB	TOP					
31 Joc Pederson, L OBP: 0.333, SLG: 0.517										6	1	2	2	0	1	5	<p>Los Angeles Dodgers @ Philadelphia Phillies Citizens Bank Park, Philadelphia, PA Mon Jul 15 2019, 7:10 PM - 10:34 PM EDT Att: 30,025 - Partly Cloudy - 87 F</p> <p>livebaseballscorecards.com</p> <p>AB 44 R 16 H 19 RBI 15 BB 5 SO 7 LOB 17</p>					
27 Alex Verdugo, L OBP: 0.357, SLG: 0.509										6	3	3	2	0	2	2						
10 Justin Turner, R OBP: 0.373, SLG: 0.460										5	2	1	1	0	0	1						
35 Cody Bellinger, L OBP: 0.436, SLG: 0.707										6	4	4	2	0	1	1						
13 Max Muncy, L OBP: 0.366, SLG: 0.537										4	2	2	2	0	0	0						
63 Yimi Garcia, R 65 Casey Sadler, R										1	0	0	0	0	1	2						
5 Corey Seager, L OBP: 0.352, SLG: 0.452										4	1	2	1	2	0	0						
14 Enrique Hernández, R OBP: 0.297, SLG: 0.499										4	1	2	3	2	1	1						
15 Austin Barnes, R OBP: 0.299, SLG: 0.348										5	1	2	2	0	0	3						
22 Clayton Kershaw, L OBP: 0.071, SLG: 0.071										1	0	0	0	0	0	0						
45 Matt Beatty, L OBP: 0.310, SLG: 0.422										1	1	1	0	1	0	0						
<b>Inning Stats</b>	R: 0 H: 0 E: 0 K: 1 S: 8	H: 0 LOB: 0 BB: 0 P: 15	R: 0 H: 0 E: 0 K: 1 S: 11	H: 0 LOB: 0 BB: 0 P: 17	R: 0 H: 0 E: 1 K: 1 S: 7	H: 0 LOB: 1 BB: 0 P: 8	R: 6 H: 6 E: 0 K: 1 S: 25	H: 6 LOB: 1 BB: 1 P: 33	R: 1 H: 2 E: 0 K: 0 S: 10	H: 2 LOB: 1 BB: 0 P: 18	R: 0 H: 1 E: 0 K: 1 S: 8	H: 1 LOB: 1 BB: 0 P: 11	R: 2 H: 2 E: 0 K: 0 S: 15	H: 2 LOB: 1 BB: 1 P: 25	R: 5 H: 4 E: 0 K: 1 S: 19	H: 4 LOB: 3 BB: 3 P: 42	R: 2 H: 4 E: 0 K: 1 S: 13	H: 4 LOB: 2 BB: 0 P: 22	1B: 10 2B: 5 3B: 0 HR: 4	SF: 1 SAC: 2 DP: 0 HBP: 1	WP: 0 PB: 1 SB: 2 CS: 0	PA: 53
<b>PITCHER</b>	IP WLS BF H R ER SO BB IBB HBP BLK WP HR S P ERA WHIP																					
56 Zach Eflin, R ERA: 4.16	6.0 L 29 9 7 7 5 1 0 0 0 0 0 1 69 102 10.50 1.667																					
61 Eubray Ramos, R ERA: 5.14	1.0 6 2 2 2 0 1 0 0 0 0 0 2 15 25 18.00 3.000																					
53 Yackel Rios, R ERA: 13.5	0.0 4 3 4 4 0 0 0 1 0 0 0 1 8 11 ∞ ∞																					
41 Edgar Garcia, R ERA: 6.04	0.2 6 1 1 1 1 3 0 0 0 0 0 0 8 25 13.50 6.000																					
24 Roman Quinn, R ERA: 13.5	1.1 8 4 2 2 1 0 0 0 0 0 0 0 16 28 13.50 3.000																					

Batter	1	2	3	4	5	6	7	8	9	AB	R	H	RBI	BB	SO	LOB	BOTTOM					
4 Scott Kingery, R OBP: 0.336, SLG: 0.532										5	1	2	1	0	2	1	<p>Los Angeles Dodgers @ Philadelphia Phillies Citizens Bank Park, Philadelphia, PA Mon Jul 15 2019, 7:10 PM - 10:34 PM EDT Att: 30,025 - Partly Cloudy - 87 F</p> <p>livebaseballscorecards.com</p> <p>AB 34 R 2 H 7 RBI 2 BB 2 SO 10 LOB 20</p>					
2 Jean Segura, R OBP: 0.375, SLG: 0.435										5	0	0	0	0	1	2						
3 Bryce Harper, L OBP: 0.367, SLG: 0.464										4	0	2	0	0	1	1						
53 Yackel Rios, R 41 Edgar Garcia, R 24 Roman Quinn, S										2	1	2	0	1	0	0						
17 Rhys Hoskins, R OBP: 0.405, SLG: 0.537										2	0	0	0	1	0	0						
10 J.T. Realmuto, R OBP: 0.330, SLG: 0.443										2	0	0	0	1	0	3						
15 Andrew Knapp, S OBP: 0.294, SLG: 0.225										0	0	0	0	0	0	0						
23 Jay Bruce, L OBP: 0.281, SLG: 0.550										3	0	0	0	0	2	6						
33 Brad Miller, L OBP: 0.343, SLG: 0.484										1	0	0	0	0	1	2						
7 Maikel Franco, R OBP: 0.304, SLG: 0.440										3	0	0	1	0	1	3						
16 César Hernández, S OBP: 0.335, SLG: 0.416										4	0	0	0	0	1	1						
56 Zach Eflin, R OBP: 0.129, SLG: 0.129										2	0	0	0	0	0	0						
61 Eubray Ramos, R 40 Adam Haseley, L OBP: 0.308, SLG: 0.417										2	0	1	0	0	0	0						
<b>Inning Stats</b>	R: 0 H: 1 E: 0 K: 2 S: 13	H: 0 LOB: 3 BB: 2 P: 24	R: 0 H: 0 E: 0 K: 0 S: 8	H: 0 LOB: 0 BB: 0 P: 11	R: 1 H: 2 E: 1 K: 1 S: 20	H: 2 LOB: 3 BB: 0 P: 26	R: 0 H: 0 E: 0 K: 2 S: 8	H: 0 LOB: 0 BB: 0 P: 12	R: 0 H: 1 E: 0 K: 0 S: 11	H: 1 LOB: 1 BB: 0 P: 17	R: 0 H: 0 E: 0 K: 2 S: 8	H: 0 LOB: 0 BB: 0 P: 11	R: 0 H: 1 E: 0 K: 1 S: 10	H: 1 LOB: 1 BB: 0 P: 14	R: 1 H: 1 E: 0 K: 1 S: 9	H: 1 LOB: 1 BB: 0 P: 15	R: 0 H: 1 E: 0 K: 1 S: 10	H: 1 LOB: 1 BB: 0 P: 13	1B: 3 2B: 2 3B: 1 HR: 1	SF: 1 SAC: 0 DP: 0 HBP: 1	WP: 2 PB: 0 SB: 0 CS: 0	PA: 39
<b>PITCHER</b>	IP WLS BF H R ER SO BB IBB HBP BLK WP HR S P ERA WHIP																					
22 Clayton Kershaw, L ERA: 3.0	6.0 W 26 4 1 0 0 1 0 0 0 0 0 0 10 14 0.00 1.000																					
63 Yimi Garcia, R ERA: 3.96	1.0 4 1 0 0 1 0 0 0 0 0 0 0 10 14 0.00 1.000																					
65 Casey Sadler, R ERA: 2.11	2.0 9 2 1 1 2 0 0 0 1 0 0 0 19 28 4.50 1.000																					



















Batter	1	2	3	4	5	6	7	8	9	AB	R	H	RBI	BB	SO	LOB	TOP								
19 Miquel Rojas, R OBP: 0.337, SLG: 0.352										2	0	0	0	0	1	0									
2 Yadiel Rivera, R OBP: 0.300, SLG: 0.250										2	1	0	0	1	1	1									
14 Martin Prado, R OBP: 0.315, SLG: 0.300										3	0	0	0	0	1	1									
38 Jorge Alfaro, R OBP: 0.215, SLG: 0.240										0	0	0	0	0	0	0									
57 Eliaser Hernández, R OBP: 0.215, SLG: 0.240										0	0	0	0	0	0	0									
56 Tayron Guerrero, R OBP: 0.248, SLG: 0.359										0	0	0	0	0	0	0									
18 Neil Walker, S OBP: 0.348, SLG: 0.359										1	0	0	0	0	0	1									
26 Garrett Cooper, R OBP: 0.387, SLG: 0.512										3	1	1	0	1	1	1									
15 Brian Anderson, R OBP: 0.326, SLG: 0.424										4	1	1	2	0	1	2									
13 Starlin Castro, R OBP: 0.277, SLG: 0.359										3	1	1	1	0	1	2									
47 Harold Ramírez, R OBP: 0.320, SLG: 0.395										4	0	0	1	0	3	1									
46 César Puello, R OBP: 0.385, SLG: 0.404										4	0	0	0	0	2	1									
28 Bryan Holaday, R OBP: 0.397, SLG: 0.455										4	1	1	0	0	0	0									
22 Sandy Alcantara, R OBP: 0.212, SLG: 0.194										1	0	0	0	0	1	0									
21 Curtis Granderson, L OBP: 0.275, SLG: 0.361										2	1	1	0	1	1	0									
<b>Inning Stats</b>	R: 0 E: 0 K: 3 S: 10	H: 0 LOB: 0 BB: 0 P: 15	R: 0 E: 0 K: 2 S: 8	H: 0 LOB: 0 BB: 0 P: 12	R: 0 E: 0 K: 2 S: 10	H: 0 LOB: 0 BB: 0 P: 14	R: 0 E: 0 K: 1 S: 11	H: 2 LOB: 2 BB: 0 P: 18	R: 0 E: 0 K: 1 S: 11	H: 0 LOB: 0 BB: 0 P: 15	R: 0 E: 0 K: 1 S: 14	H: 0 LOB: 1 BB: 1 P: 23	R: 1 E: 0 K: 2 S: 11	H: 1 LOB: 0 BB: 0 P: 16	R: 5 E: 1 K: 0 S: 18	H: 3 LOB: 2 BB: 2 P: 35	R: 0 E: 1 K: 1 S: 13	H: 0 LOB: 1 BB: 0 P: 17	1B: 3 2B: 2 HR: 1	SF: 1 SAC: 0 DP: 1 HBP: 1	WP: 0 PB: 0 SB: 0 CS: 0	PA: 38			
<b>PITCHER</b>	IP	WLS	BF	H	R	ER	SO	BB	IBB	HBP	BLK	WP	HR	S	P	ERA	WHIP								
22 Clayton Kershaw, L ERA: 2.84	6.0		21	2	0	0	10	1	0	0	0	0	0	64	97	0.00	0.500								
47 JT Chargois, R ERA: 5.11	1.0		5	2	2	2	2	0	0	0	0	0	1	14	21	18.00	2.000								
64 Caleb Ferguson, L ERA: 6.65	0.0		2	1	0	0	0	1	0	0	0	0	0	7	13	∞	∞								
63 Yimi García, R ERA: 3.96	0.1	H	4	1	2	1	0	1	0	1	0	0	0	5	12	27.00	6.000								
52 Pedro Báez, R ERA: 3.4	0.2	W	2	0	2	1	0	0	0	0	0	0	0	3	5	13.50	0.000								

Miami Marlins @ Los Angeles Dodgers  
Dodger Stadium, Los Angeles, CA  
Sat Jul 20 2019, 6:13 PM - 9:37 PM PDT  
Att: 53,778 - Clear - 75 F

AB	33
R	6
H	6
RBI	5
BB	3
SO	13
LOB	10



Batter	1	2	3	4	5	6	7	8	9	AB	R	H	RBI	BB	SO	LOB	BOTTOM								
31 Joc Pederson, L OBP: 0.327, SLG: 0.518										3	1	1	1	0	0	0									
14 Enrique Hernández, R OBP: 0.307, SLG: 0.423										2	1	1	0	0	0	0									
27 Alex Verdugo, L OBP: 0.348, SLG: 0.495										4	0	0	0	1	2	0									
10 Justin Turner, R OBP: 0.374, SLG: 0.472										3	1	1	1	2	0	2									
35 Cody Bellinger, L OBP: 0.433, SLG: 0.691										1	2	0	0	3	1	1									
52 Pedro Báez, R OBP: 0.354, SLG: 0.291										0	0	0	0	0	0	0									
55 Russell Martin, R OBP: 0.354, SLG: 0.291										0	0	0	0	0	0	0									
65 Casey Sadler, R OBP: 0.370, SLG: 0.539										0	0	0	0	0	0	0									
13 Max Muncy, L OBP: 0.370, SLG: 0.539										5	0	2	1	0	1	5									
11 AJ Pollock, R OBP: 0.318, SLG: 0.412										4	0	0	0	0	2	4									
5 Corey Seager, L OBP: 0.354, SLG: 0.448										4	2	3	0	0	0	0									
15 Austin Barnes, R OBP: 0.293, SLG: 0.340										3	2	1	2	1	0	1									
22 Clayton Kershaw, L ERA: 2.84	5.0		24	7	6	6	4	3	0	0	0	0	0	59	96	0.00	2.000								
61 Adam Conley, L ERA: 7.55	2.0		8	1	0	0	1	2	0	0	0	0	0	17	33	0.00	1.500								
57 Eliaser Hernández, R ERA: 5.24	0.2	L	8	4	4	4	1	2	0	0	0	0	1	21	41	54.00	9.000								
56 Tayron Guerrero, R ERA: 4.36	0.1		1	0	0	0	0	0	0	0	0	0	0	2	5	0.00	0.000								
<b>Inning Stats</b>	R: 1 E: 0 K: 2 S: 13	H: 2 LOB: 2 BB: 1 P: 20	R: 0 E: 0 K: 0 S: 5	H: 0 LOB: 0 BB: 0 P: 11	R: 0 E: 0 K: 0 S: 9	H: 0 LOB: 0 BB: 0 P: 13	R: 3 E: 0 K: 1 S: 19	H: 3 LOB: 2 BB: 1 P: 32	R: 2 E: 0 K: 1 S: 13	H: 2 LOB: 1 BB: 1 P: 20	R: 0 E: 0 K: 0 S: 6	H: 1 LOB: 0 BB: 0 P: 7	R: 0 E: 0 K: 1 S: 11	H: 0 LOB: 2 BB: 2 P: 26	R: 4 E: 1 K: 1 S: 23	H: 4 LOB: 2 BB: 2 P: 46	1B: 6 2B: 3 HR: 3	SF: 0 SAC: 0 DP: 1 HBP: 0	WP: 0 PB: 0 SB: 0 CS: 0	PA: 41					
<b>PITCHER</b>	IP	WLS	BF	H	R	ER	SO	BB	IBB	HBP	BLK	WP	HR	S	P	ERA	WHIP								
22 Sandy Alcantara, R ERA: 4.28	5.0		24	7	6	6	4	3	0	0	0	0	0	59	96	0.00	2.000								
61 Adam Conley, L ERA: 7.55	2.0		8	1	0	0	1	2	0	0	0	0	0	17	33	0.00	1.500								
57 Eliaser Hernández, R ERA: 5.24	0.2	L	8	4	4	4	1	2	0	0	0	0	1	21	41	54.00	9.000								
56 Tayron Guerrero, R ERA: 4.36	0.1		1	0	0	0	0	0	0	0	0	0	0	2	5	0.00	0.000								

Miami Marlins @ Los Angeles Dodgers  
Dodger Stadium, Los Angeles, CA  
Sat Jul 20 2019, 6:13 PM - 9:37 PM PDT  
Att: 53,778 - Clear - 75 F

AB	34
R	10
H	12
RBI	10
BB	7
SO	6
LOB	14





Batter	1	2	3	4	5	6	7	8	9	AB	R	H	RBI	BB	SO	LOB	TOP										
21 Curtis Granderson, L (1,7) OBP: 0.271, SLG: 0.355										4	0	0	0	0	2	0	<b>Miami Marlins @ Los Angeles Dodgers</b> Dodger Stadium, Los Angeles, CA Sun Jul 21 2019, 1:11 PM - 3:51 PM PDT Att: 47,469 - Partly Cloudy - 82 F										
26 Garrett Cooper, R (1,3) OBP: 0.385, SLG: 0.507										4	0	1	0	0	1	0											
15 Brian Anderson, R (1,9) OBP: 0.326, SLG: 0.425										4	0	1	0	0	2	1											
18 Neil Walker, S (1,5)										4	0	1	0	0	2	1											
13 Starlin Castro, R (1,4) OBP: 0.274, SLG: 0.356										4	0	0	0	0	1	1											
38 Jorge Alfaro, R (1,2) OBP: 0.318, SLG: 0.435										4	0	2	0	0	1	1											
46 César Puello, R (1,8) OBP: 0.378, SLG: 0.396										2	0	0	0	0	2	1											
20 Wei-Yin Chen, R (5,1) OBP: 0.339, SLG: 0.354										0	0	0	0	0	0	0											
19 Miguel Rojas, R (7,PH) OBP: 0.339, SLG: 0.354										0	0	0	0	0	0	0											
56 Tayron Guerrero, R (7,1)										0	0	0	0	0	0	0											
61 Adam Conley, L (8,1)										0	0	0	0	0	0	0											
2 Yadiel Rivera, R (1,6) OBP: 0.283, SLG: 0.234										3	0	0	0	0	2	3											
50 Jordan Yamamoto, R(1,1) OBP: 0.091, SLG: 0.091										1	0	0	0	0	0	0											
47 Harold Ramirez, R (5,8) OBP: 0.317, SLG: 0.392										2	0	0	0	0	1	0											
<b>Inning Stats</b>	R: 0 E: 0 K: 3 S: 11	H: 1 LOB: 1 BB: 0 P: 16	R: 0 E: 0 K: 3 S: 13	H: 1 LOB: 1 BB: 0 P: 16	R: 0 E: 0 K: 1 S: 10	H: 0 LOB: 0 BB: 0 P: 15	R: 0 E: 0 K: 1 S: 9	H: 0 LOB: 0 BB: 0 P: 13	R: 0 E: 0 K: 1 S: 5	H: 0 LOB: 0 BB: 0 P: 8	R: 0 E: 0 K: 0 S: 9	H: 1 LOB: 1 BB: 0 P: 10	R: 0 E: 0 K: 2 S: 14	H: 2 LOB: 2 BB: 0 P: 16	R: 0 E: 0 K: 1 S: 10	H: 0 LOB: 0 BB: 0 P: 16	R: 0 E: 0 K: 2 S: 13	H: 1 LOB: 1 BB: 0 P: 15	1B: 4 2B: 2 3B: 0 HR: 0	SF: 0 SAC: 0 DP: 0 HBP: 0	WP: 0 PB: 0 SB: 0 CS: 0	PA: 33					
<b>PITCHER</b>	IP	WLS	BF	H	R	ER	SO	BB	IBB	HBP	BLK	WP	HR	S	P	ERA	WHIP										
21 Walker Buehler, R (1,1) ERA: 3.23	7.0	W	26	5	0	0	11	0	0	0	0	0	0	71	94	0.00	0.714										
65 Casey Sadler, R (8,1) ERA: 1.93	1.0		3	0	0	0	1	0	0	0	0	0	0	10	16	0.00	0.000										
64 Caleb Ferguson, L (9,1) ERA: 6.38	1.0		4	1	0	0	2	0	0	0	0	0	0	13	15	0.00	1.000										

Batter	1	2	3	4	5	6	7	8	9	AB	R	H	RBI	BB	SO	LOB	BOTTOM										
31 Joc Pederson, L (1,9) OBP: 0.329, SLG: 0.528										4	2	2	2	0	1	1	<b>Miami Marlins @ Los Angeles Dodgers</b> Dodger Stadium, Los Angeles, CA Sun Jul 21 2019, 1:11 PM - 3:51 PM PDT Att: 47,469 - Partly Cloudy - 82 F										
55 Russell Martin, R (8,PH) OBP: 0.352, SLG: 0.289										1	0	0	0	0	0	0											
10 Justin Turner, R (1,5) OBP: 0.373, SLG: 0.468										3	2	0	0	1	0	1											
5 Corey Seager, L (1,6) OBP: 0.353, SLG: 0.445										4	0	1	0	0	1	2											
13 Max Muncy, L (1,3) OBP: 0.371, SLG: 0.546										3	2	1	2	1	2	2											
11 AJ Pollock, R (1,8) OBP: 0.329, SLG: 0.444										4	2	3	4	0	0	0											
45 Matt Beatty, L (1,7) OBP: 0.325, SLG: 0.513										4	0	0	0	0	2	3											
14 Enrique Hernández, R (1,4) OBP: 0.309, SLG: 0.434										4	0	2	1	0	0	0											
15 Austin Barnes, R (1,2) OBP: 0.288, SLG: 0.333										4	0	0	0	0	1	2											
21 Walker Buehler, R (1,1) OBP: 0.163, SLG: 0.175										2	1	0	0	1	2	2											
65 Casey Sadler, R (8,1)										1	0	0	0	0	0	0											
64 Caleb Ferguson, R (9,1)										0	0	0	0	0	0	0											
<b>Inning Stats</b>	R: 2 E: 0 K: 0 S: 12	H: 1 LOB: 0 BB: 1 P: 24	R: 0 E: 0 K: 0 S: 12	H: 0 LOB: 0 BB: 0 P: 20	R: 2 E: 1 K: 3 S: 14	H: 1 LOB: 1 BB: 1 P: 23	R: 1 E: 1 K: 1 S: 10	H: 2 LOB: 1 BB: 0 P: 17	R: 0 E: 0 K: 2 S: 10	H: 1 LOB: 1 BB: 0 P: 16	R: 3 E: 1 K: 2 S: 19	H: 1 LOB: 0 BB: 1 P: 32	R: 0 E: 0 K: 0 S: 6	H: 0 LOB: 0 BB: 0 P: 11	R: 0 E: 0 K: 0 S: 6	H: 0 LOB: 0 BB: 0 P: 11	1B: 5 2B: 1 3B: 0 HR: 3	SF: 0 SAC: 0 DP: 0 HBP: 0	WP: 2 PB: 0 SB: 1 CS: 0	PA: 37							
<b>PITCHER</b>	IP	WLS	BF	H	R	ER	SO	BB	IBB	HBP	BLK	WP	HR	S	P	ERA	WHIP										
50 Jordan Yamamoto, R(1,1) ERA: 2.61	4.0	L	18	4	1	1	3	0	0	0	0	1	0	20	33	4.50	2.000										
20 Wei-Yin Chen, L (5,1) ERA: 7.58	2.0		10	4	1	1	3	0	0	0	0	1	0	20	33	4.50	2.000										
56 Tayron Guerrero, R (7,1) ERA: 4.76	1.0		6	1	3	2	2	1	0	0	0	0	1	19	32	18.00	2.000										
61 Adam Conley, L (8,1) ERA: 7.36	1.0		3	0	0	0	0	0	0	0	0	0	0	6	11	0.00	0.000										





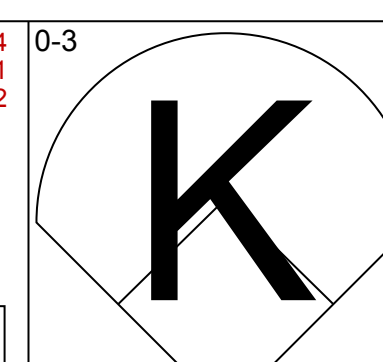
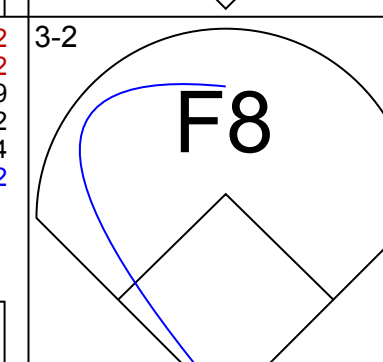
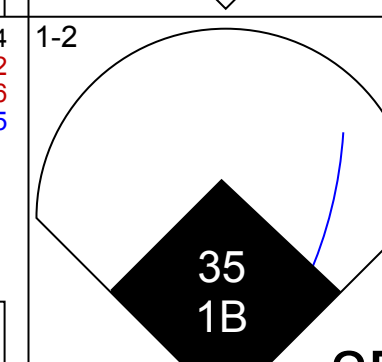
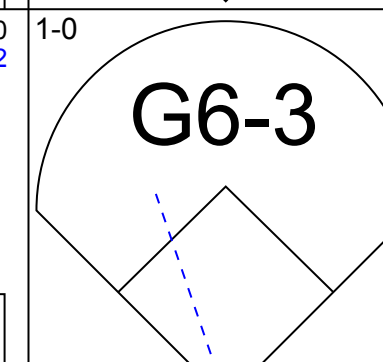
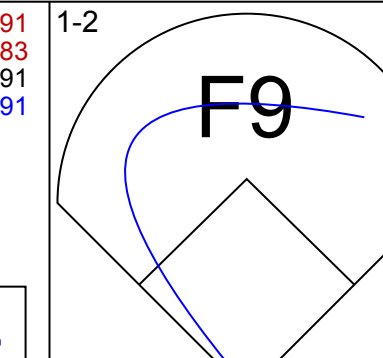
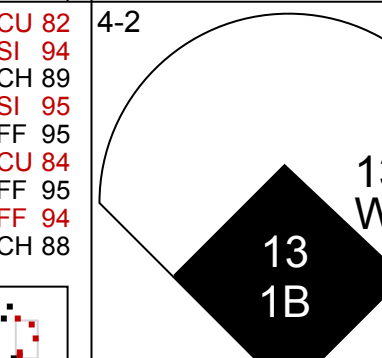
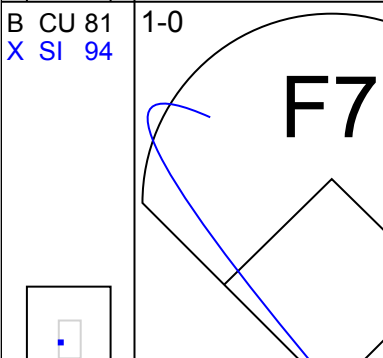
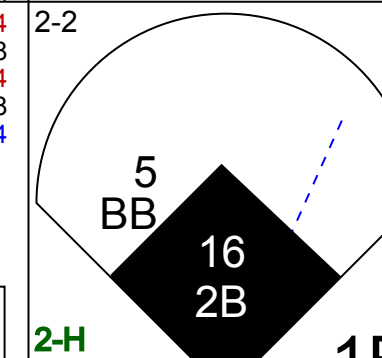
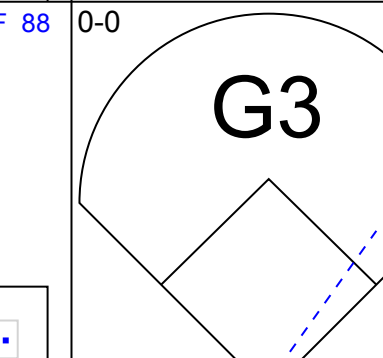
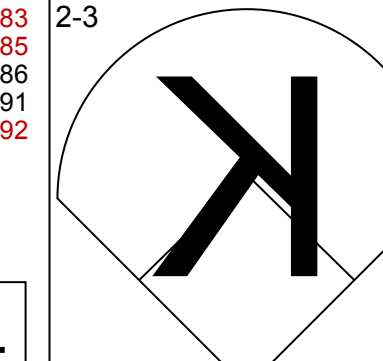
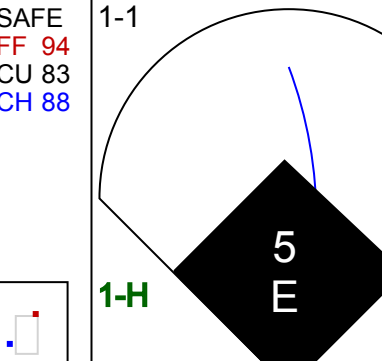
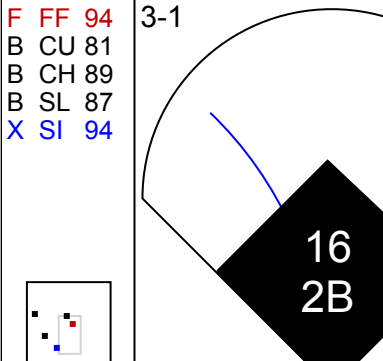
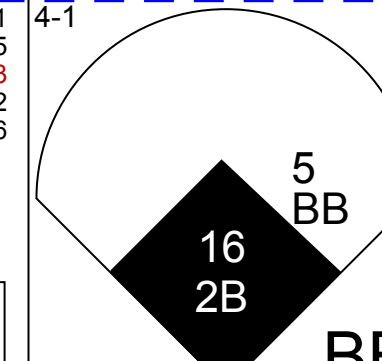
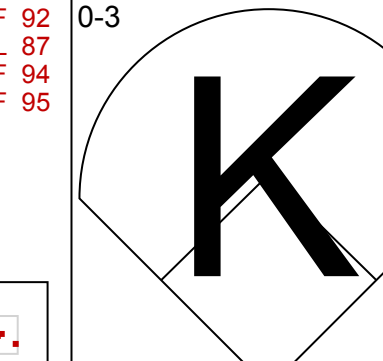
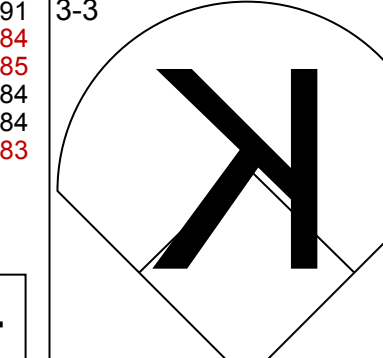
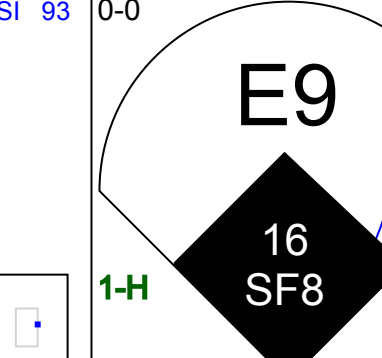
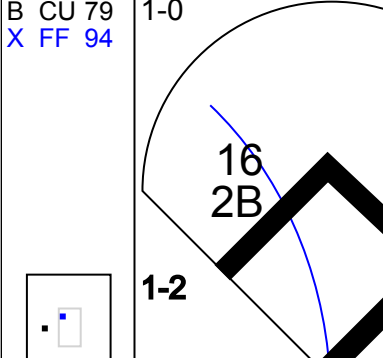
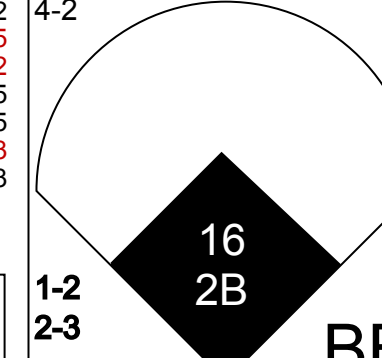
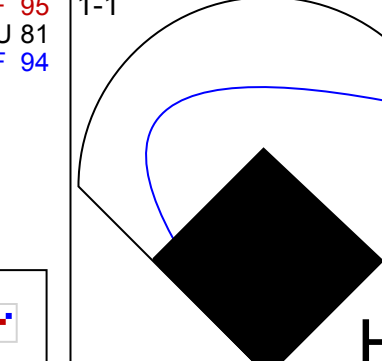
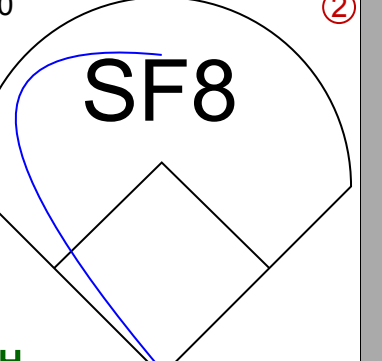
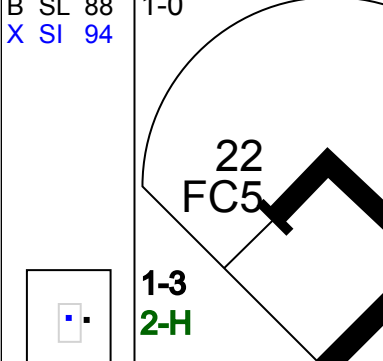
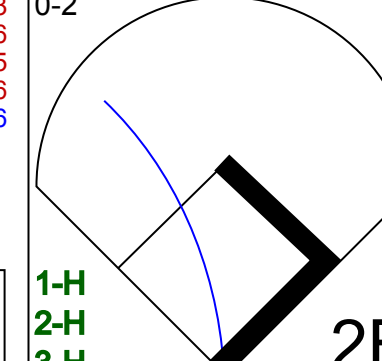
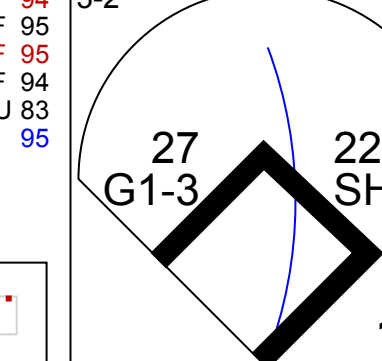

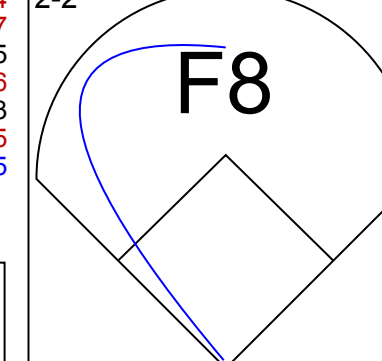
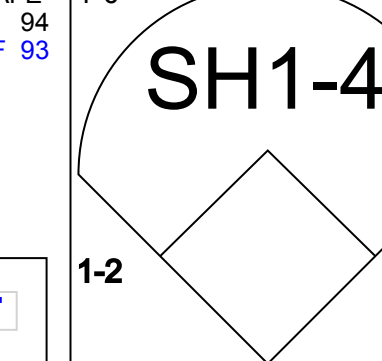
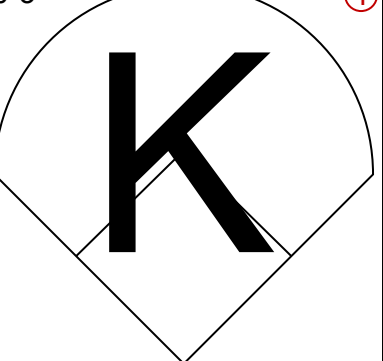
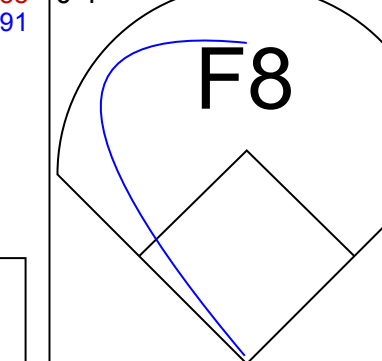
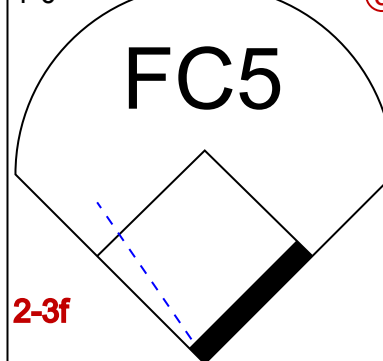


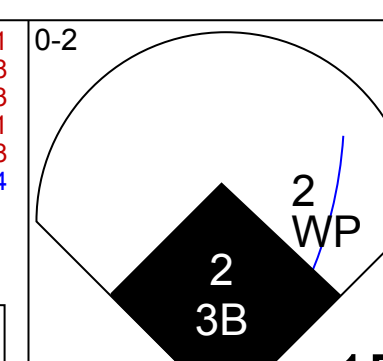
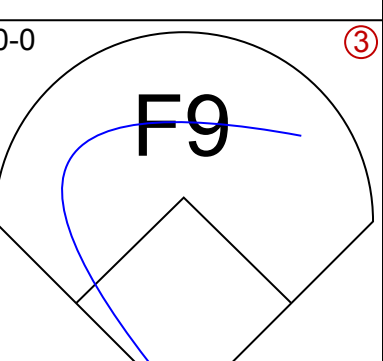
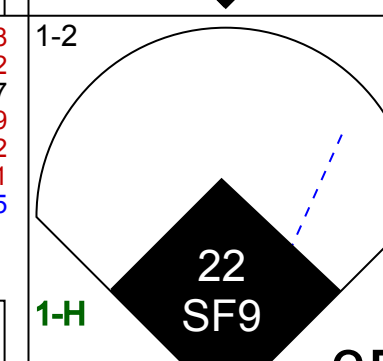
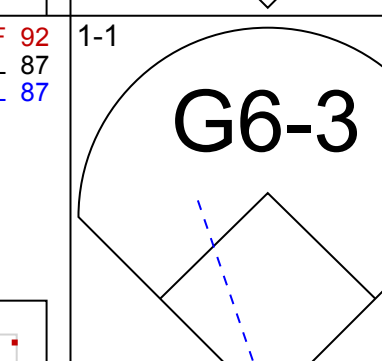
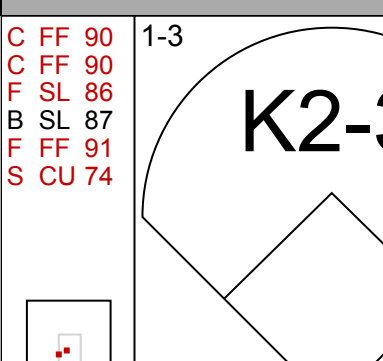
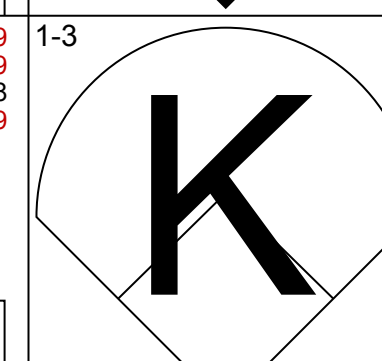
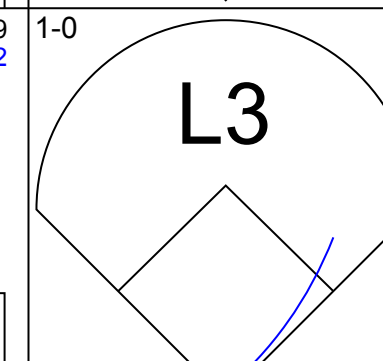
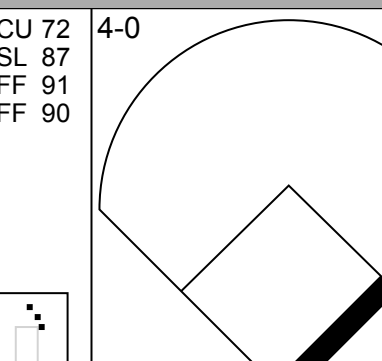
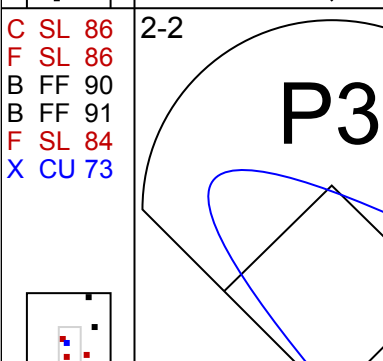
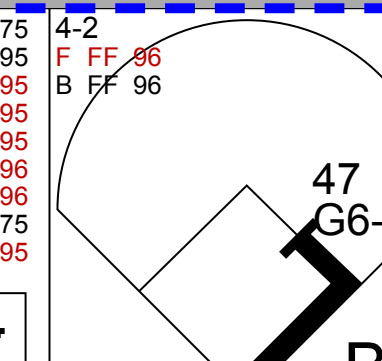
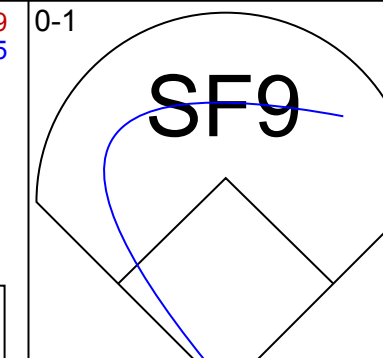

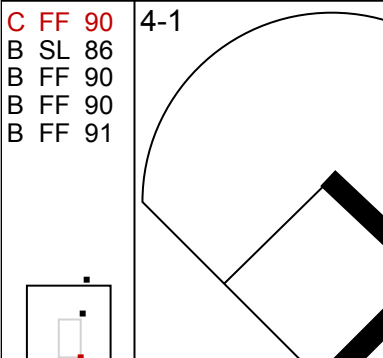
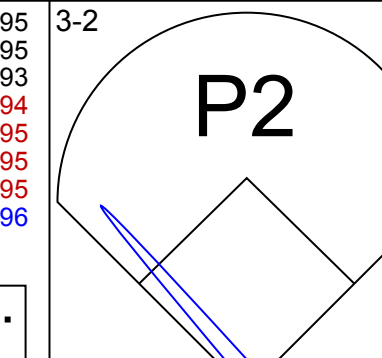
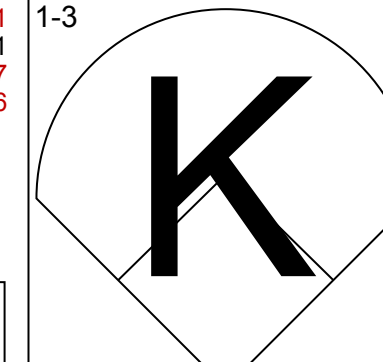

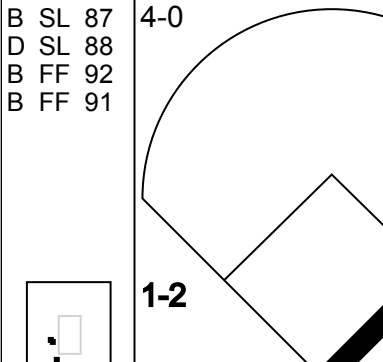
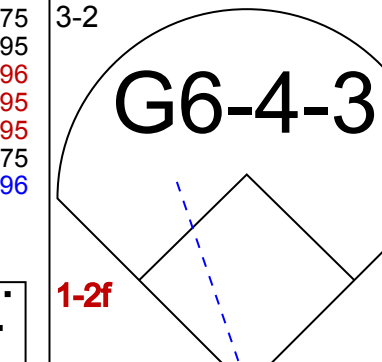
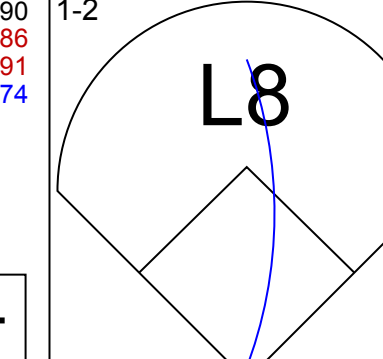

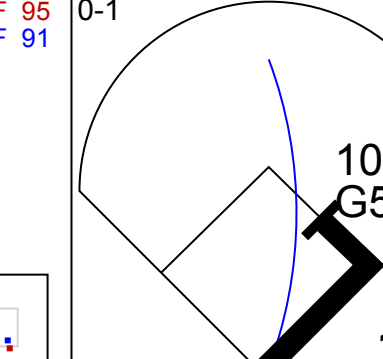

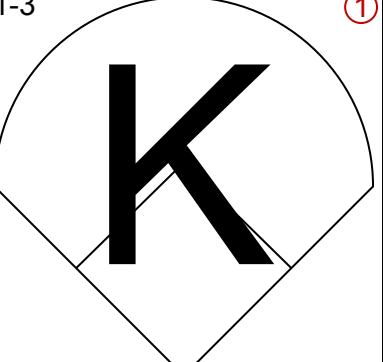
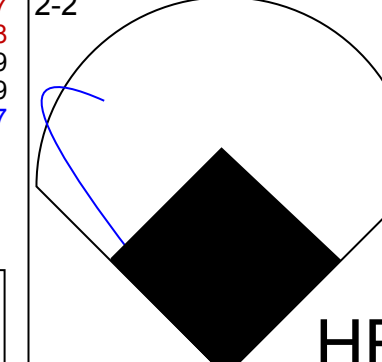
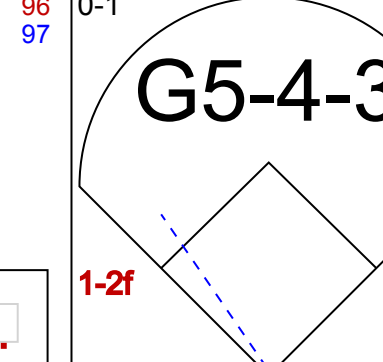
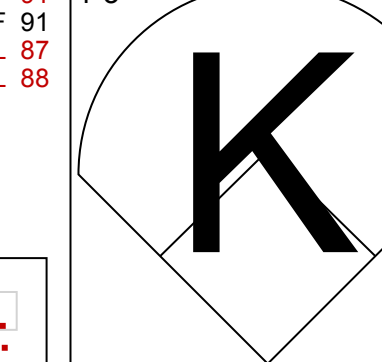
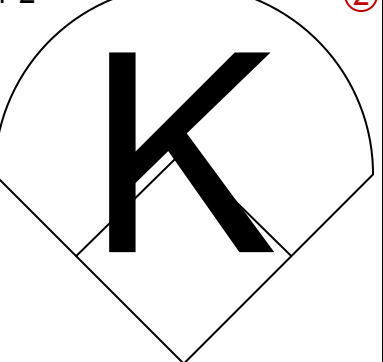
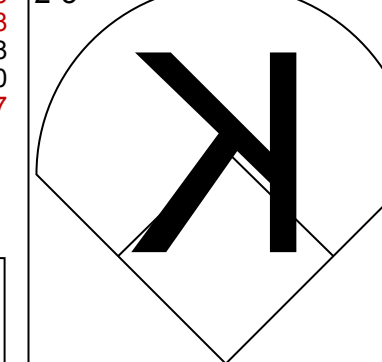
Batter	1	2	3	4	5	6	7	8	9	AB	R	H	RBI	BB	SO	LOB	TOP	
6 David Fletcher, R OBP: 0.355, SLG: 0.410										4	1	2	0	0	1	1	<b>Los Angeles Angels @ Los Angeles Dodgers</b> Dodger Stadium, Los Angeles, CA Wed Jul 24 2019, 7:11 PM - 10:26 PM PDT Att: 53,731 - Partly Cloudy - 83 F	
27 Mike Trout, R OBP: 0.443, SLG: 0.662										2	1	0	1	1	0	1		
8 Justin Upton, R OBP: 0.324, SLG: 0.419										4	0	0	0	0	0	3		
32 Cam Bedrosian, R										0	0	0	0	0	0	0		
57 Hansel Robles, R										0	0	0	0	0	0	0		
56 Kole Calhoun, L OBP: 0.332, SLG: 0.500										4	1	3	2	0	1	0		
5 Albert Pujols, R OBP: 0.305, SLG: 0.444										4	0	0	0	0	0	2		
2 Andrelton Simmons, R OBP: 0.309, SLG: 0.390										4	0	1	0	0	1	1		
4 Luis Rengifo, S OBP: 0.324, SLG: 0.382										3	0	0	0	1	1	1		
44 Kevan Smith, R OBP: 0.362, SLG: 0.420										4	0	0	0	0	1	3		
51 Jaime Barria, R										2	0	0	0	0	1	0		
40 Luis Garcia, R										0	0	0	0	0	0	0		
49 Adalberto Mejia, R										0	0	0	0	0	0	0		
67 Taylor Cole, R										0	0	0	0	0	0	0		
17 Shohel Ohtani, L OBP: 0.356, SLG: 0.632										0	0	0	0	0	0	0		
18 Brian Goodwin, L OBP: 0.341, SLG: 0.495										0	0	0	0	1	0	0		
										0	0	0	0	0	0	0		
<b>Inning Stats</b>	R: 1 E: 0 K: 0 S: 13	H: 2 LOB: 1 BB: 0 P: 21	R: 0 E: 0 K: 1 S: 8	H: 0 LOB: 0 BB: 0 P: 14	R: 0 E: 0 K: 1 S: 8	H: 0 LOB: 0 BB: 0 P: 10	R: 1 E: 0 K: 0 S: 6	H: 1 LOB: 0 BB: 0 P: 8	R: 0 E: 0 K: 1 S: 10	H: 1 LOB: 0 BB: 0 P: 18	R: 0 E: 0 K: 0 S: 9	H: 0 LOB: 1 BB: 2 P: 20	R: 0 E: 0 K: 2 S: 16	H: 1 LOB: 2 BB: 1 P: 25	1B: 3 2B: 2 3B: 0 HR: 1	SF: 1 SAC: 0 DP: 1 HBP: 0	WP: 0 PB: 0 SB: 1 CS: 0	PA: 35
<b>PITCHER</b>	IP WLS BF H R ER SO BB IBB HBP BLK WP HR S P ERA WHIP																	
68 Ross Stripling, R ERA: 3.64	5.0 L 18 3 2 2 2 0 0 0 0 0 1 42 62 3.60 0.600																	
47 JT Chargois, R ERA: 4.2	0.2 3 1 1 0 0 0 0 0 0 0 0 7 12 0.00 1.500																	
65 Casey Sadler, R ERA: 1.78	1.1 5 1 0 0 1 0 0 0 0 0 0 12 16 0.00 0.750																	
52 Pedro Báez, R ERA: 3.33	1.0 4 0 0 0 1 2 0 0 0 0 0 9 20 0.00 2.000																	
74 Kentley Jansen, R ERA: 3.54	1.0 5 1 0 0 2 1 0 0 0 0 0 16 25 0.00 2.000																	
<b>Batter</b>	<b>1</b>	<b>2</b>	<b>3</b>	<b>4</b>	<b>5</b>	<b>6</b>	<b>7</b>	<b>8</b>	<b>9</b>	<b>AB</b>	<b>R</b>	<b>H</b>	<b>RBI</b>	<b>BB</b>	<b>SO</b>	<b>LOB</b>	<b>BOTTOM</b>	
31 Joc Pederson, L OBP: 0.332, SLG: 0.522										2	0	1	0	2	1	0	<b>Los Angeles Angels @ Los Angeles Dodgers</b> Dodger Stadium, Los Angeles, CA Wed Jul 24 2019, 7:11 PM - 10:26 PM PDT Att: 53,731 - Partly Cloudy - 83 F	
52 Pedro Báez, R										4	0	0	0	0	1	4		
25 David Freese, R OBP: 0.399, SLG: 0.579										4	1	3	1	0	0	0		
13 Max Muncy, L OBP: 0.368, SLG: 0.536										4	0	0	0	0	1	4		
10 Justin Turner, R OBP: 0.380, SLG: 0.478										4	1	3	1	0	0	0		
35 Cody Bellinger, L OBP: 0.431, SLG: 0.683										3	1	0	0	1	1	2		
74 Kentley Jansen, S										0	0	0	0	0	0	0		
11 AJ Pollock, R OBP: 0.319, SLG: 0.427										4	0	0	0	0	0	2		
5 Corey Seager, L OBP: 0.356, SLG: 0.446										3	0	1	1	1	0	0		
14 Enrique Hernández, R OBP: 0.309, SLG: 0.433										2	0	0	0	0	0	1		
45 Matt Beaty, L OBP: 0.325, SLG: 0.504										2	0	0	0	0	1	1		
15 Austin Barnes, R OBP: 0.288, SLG: 0.328										3	0	0	0	1	1	0		
68 Ross Stripling, R ERA: 3.64										2	0	0	0	0	0	0		
47 JT Chargois, R ERA: 4.2										0	0	0	0	0	0	0		
65 Casey Sadler, R ERA: 1.78										1	0	0	0	0	0	1		
27 Alex Verdugo, L OBP: 0.348, SLG: 0.467										0	0	0	0	0	0	0		
<b>Inning Stats</b>	R: 0 E: 0 K: 1 S: 12	H: 1 LOB: 1 BB: 0 P: 22	R: 0 E: 0 K: 0 S: 6	H: 0 LOB: 0 BB: 0 P: 11	R: 0 E: 0 K: 2 S: 12	H: 0 LOB: 1 BB: 1 P: 20	R: 1 E: 0 K: 0 S: 20	H: 1 LOB: 1 BB: 1 P: 32	R: 0 E: 0 K: 1 S: 17	H: 0 LOB: 1 BB: 2 P: 16	R: 0 E: 0 K: 1 S: 5	H: 1 LOB: 0 BB: 0 P: 9	R: 0 E: 0 K: 0 S: 6	H: 0 LOB: 0 BB: 0 P: 8	1B: 4 2B: 0 3B: 0 HR: 1	SF: 0 SAC: 0 DP: 2 HBP: 0	WP: 0 PB: 0 SB: 0 CS: 0	PA: 35
<b>PITCHER</b>	IP WLS BF H R ER SO BB IBB HBP BLK WP HR S P ERA WHIP																	
51 Jaime Barria, R ERA: 6.63	5.0 W 20 3 1 1 3 2 0 0 0 0 0 56 93 1.80 1.000																	
40 Luis Garcia, R ERA: 4.3	0.2 H 3 0 1 1 0 1 0 0 0 0 0 7 16 13.50 1.500																	
49 Adalberto Mejia, L ERA: 8.64	0.1 H 2 1 0 0 1 0 0 0 0 0 0 10 11 0.00 3.000																	
67 Taylor Cole, R ERA: 3.1	1.0 H 4 0 0 0 0 2 0 0 0 0 0 7 16 0.00 2.000																	
32 Cam Bedrosian, R ERA: 3.17	1.0 H 3 1 0 0 1 0 0 0 0 0 0 5 9 0.00 1.000																	
<b>PITCHER</b>	IP WLS BF H R ER SO BB IBB HBP BLK WP HR S P ERA WHIP																	
57 Hansel Robles, R ERA: 2.64	1.0 S 3 0 0 0 0 0 0 0 0 0 0 6 8 0.00 0.000																	





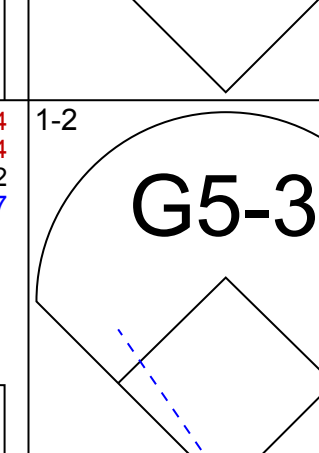
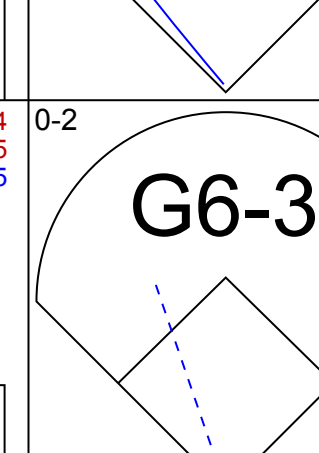
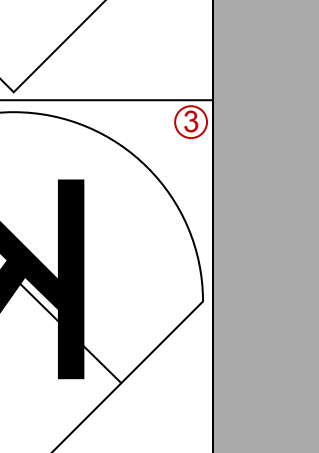



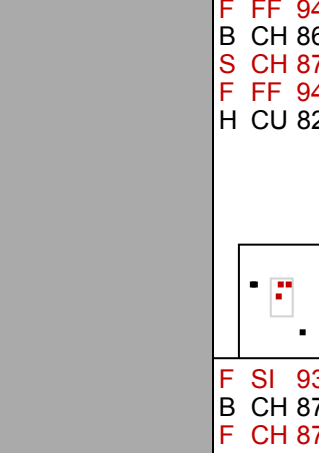
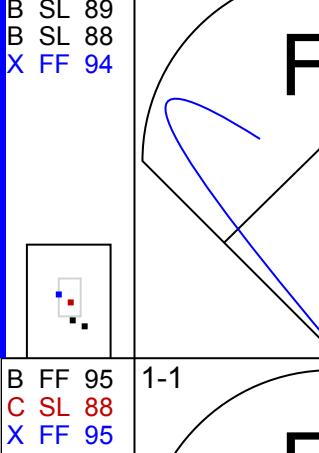


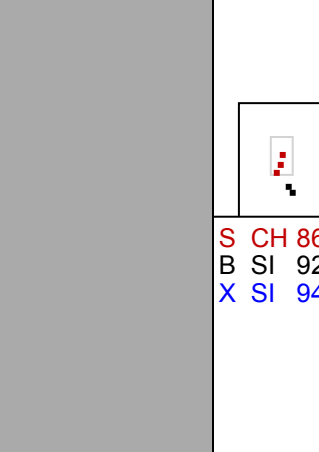
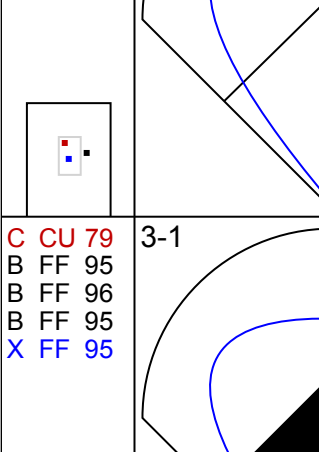
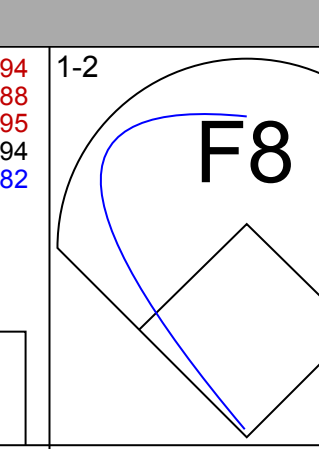
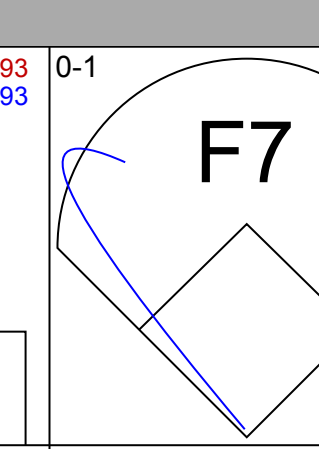

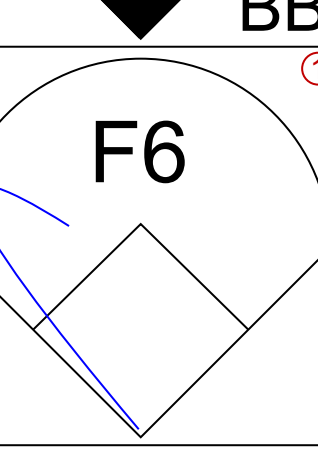
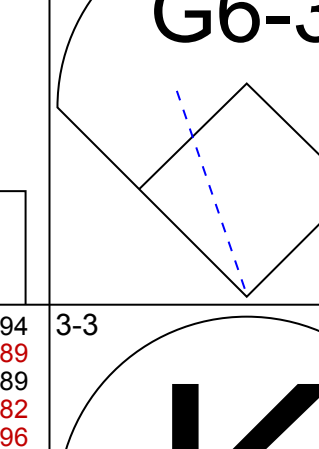
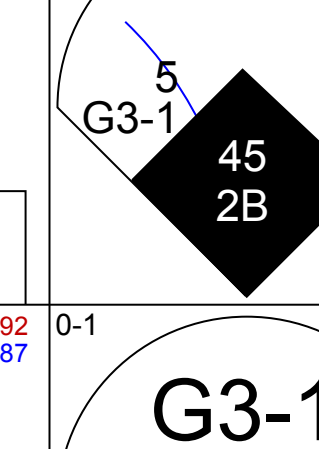

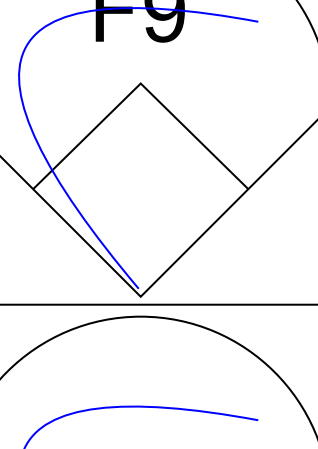

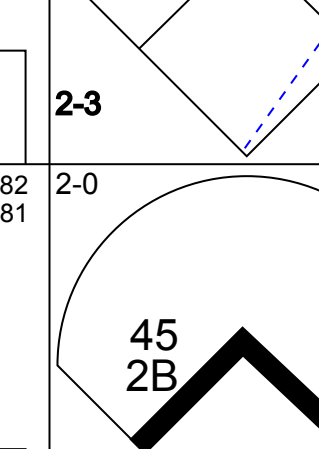
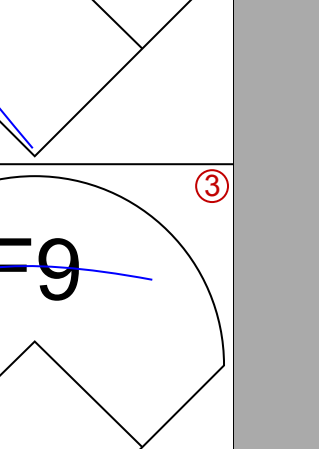
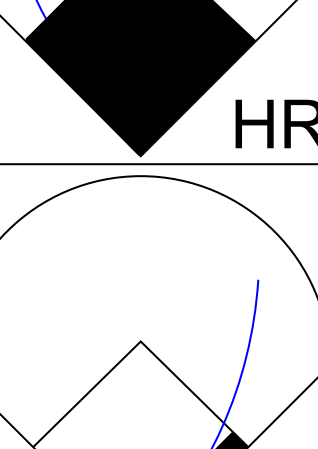
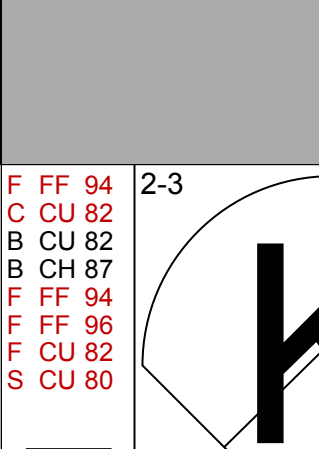
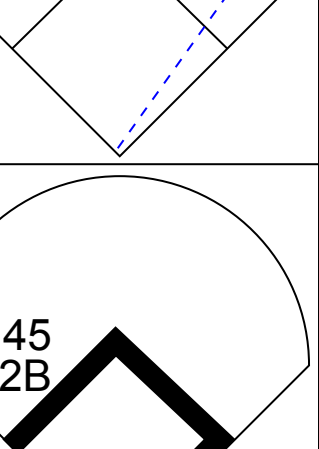
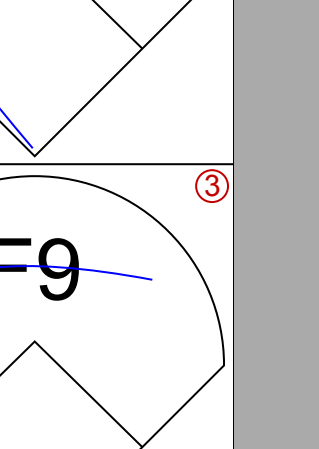
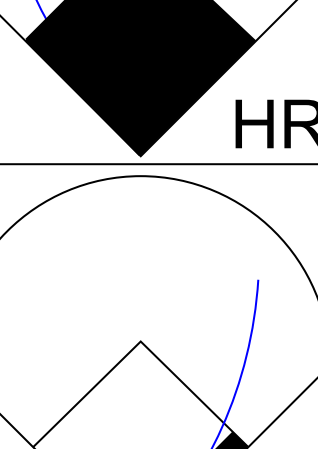

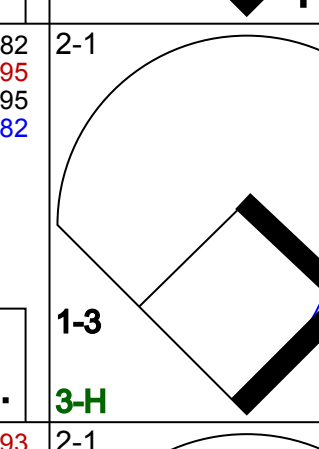
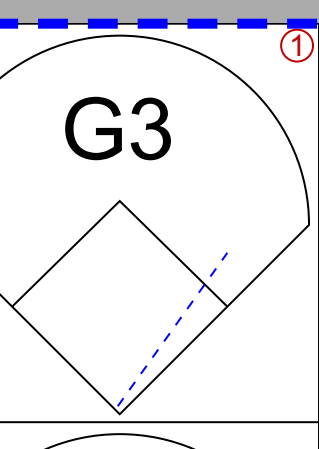
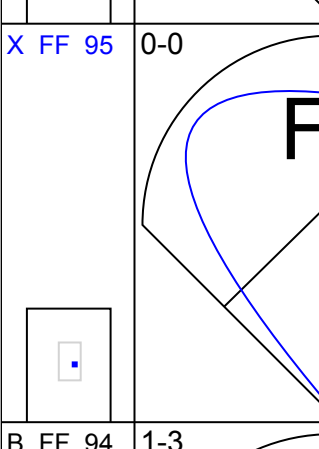
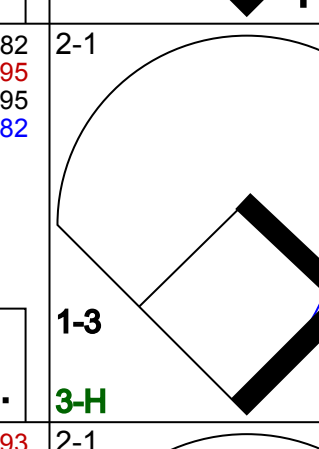
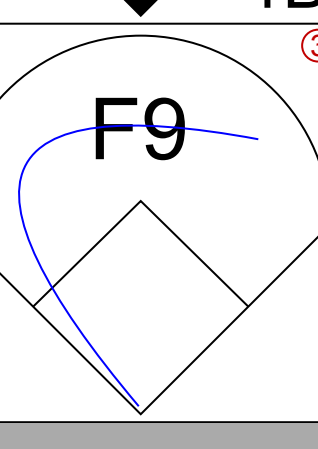
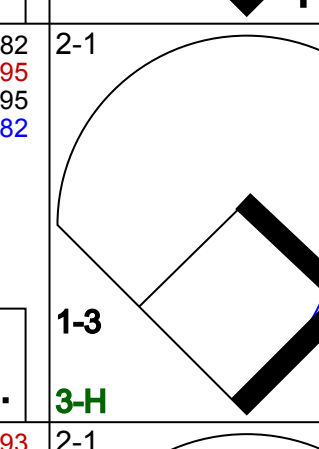
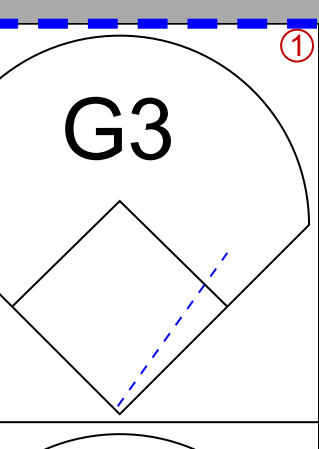


Batter	1	2	3	4	5	6	7	8	9	AB	R	H	RBI	BB	SO	LOB	TOP					
27 Alex Verdugo, L (1,7) OBP: 0.342, SLG: 0.480			G1-3		K		K	G4-3		5	0	0	0	0	3	1	Los Angeles Dodgers @ Washington Nationals Nationals Park, Washington, DC Sat Jul 27 2019, 4:05 PM - 7:11 PM EDT Att: 39,616 - Partly Cloudy - 89 F					
10 Justin Turner, R (1,5) OBP: 0.376, SLG: 0.483			K		G1-3			K		5	1	1	0	0	2	1						
11 AJ Pollock, R (1,8) OBP: 0.302, SLG: 0.401					K		F9			5	0	0	0	0	2	1						
35 Cody Bellinger, L (1,9) OBP: 0.429, SLG: 0.674										4	2	1	1	1	0	0						
13 Max Muncy, L (1,4) OBP: 0.372, SLG: 0.533										4	3	2	1	1	2	0						
5 Cory Seager, L (1,6) OBP: 0.357, SLG: 0.446										3	2	2	1	1	1	0						
16 Will Smith, R (1,2) OBP: 0.394, SLG: 0.862										3	1	3	6	0	0	0						
31 Joc Pederson, L (1,3) OBP: 0.336, SLG: 0.518										3	0	1	0	1	1	1						
17 Joe Kelly, R (7,1)										0	0	0	0	0	0	0						
64 Caleb Ferguson, R (8,1)										0	0	0	0	0	0	0						
47 JT Chargois, S (9,1)										0	0	0	0	0	0	0						
22 Clayton Kershaw, L (1,1) OBP: 0.094, SLG: 0.094										2	0	0	0	0	1	3						
45 Matt Beatty, L (7,3) OBP: 0.320, SLG: 0.496										1	0	0	0	0	0	0						
<b>Inning Stats</b>	R: 0 E: 0 K: 1 S: 7	H: 0 LOB: 0 BB: 0 P: 11	R: 0 E: 0 K: 2 S: 9	H: 0 LOB: 0 BB: 0 P: 15	R: 1 E: 0 K: 1 S: 10	H: 2 LOB: 1 BB: 0 P: 17	R: 3 E: 1 K: 2 S: 17	H: 2 LOB: 0 BB: 1 P: 26	R: 0 E: 0 K: 2 S: 8	H: 0 LOB: 0 BB: 0 P: 9	R: 1 E: 0 K: 1 S: 10	H: 3 LOB: 3 BB: 1 P: 18	R: 4 E: 0 K: 1 S: 26	H: 3 LOB: 1 BB: 2 P: 40	R: 0 E: 0 K: 1 S: 6	H: 0 LOB: 0 BB: 0 P: 8	R: 0 E: 0 K: 1 S: 7	H: 0 LOB: 0 BB: 0 P: 7	1B: 5 2B: 4 3B: 0 HR: 1	SF: 1 SAC: 1 DP: 0 HBP: 0	WP: 1 PB: 0 SB: 0 CS: 0	PA: 41
<b>PITCHER</b>	IP WLS BF H R ER SO BB IBB HBP BLK WP HR S P ERA WHIP																					
33 Matt Grace, L (1,1) ERA: 5.93	2.0	6	0	0	0	3	0	0	0	0	0	16	26	0.00	0.000							
41 Joe Ross, R (3,1) ERA: 9.85	4.2	L 25	9	7	6	7	1	1	0	0	1	1	57	86	11.57	2.143						
48 Javy Guerra, R (7,1) ERA: 4.87	2.1	10	1	2	2	2	2	0	0	0	0	27	39	7.71	1.286							

Batter	1	2	3	4	5	6	7	8	9	AB	R	H	RBI	BB	SO	LOB	BOTTOM					
7 Trea Turner, R (1,6) OBP: 0.347, SLG: 0.480			K							3	1	1	0	1	1	1	Los Angeles Dodgers @ Washington Nationals Nationals Park, Washington, DC Sat Jul 27 2019, 4:05 PM - 7:11 PM EDT Att: 39,616 - Partly Cloudy - 89 F					
2 Adam Eaton, L (1,9) OBP: 0.394, SLG: 0.406										4	1	1	1	0	2	1						
6 Anthony Rendon, R (1,5) OBP: 0.399, SLG: 0.608										2	0	0	0	2	0	1						
22 Juan Soto, L (1,7) OBP: 0.397, SLG: 0.506										2	0	0	1	1	1	2						
47 Howie Kendrick, R (1,3) OBP: 0.356, SLG: 0.513										3	0	0	0	1	2	2						
9 Brian Dozier, R (1,4) OBP: 0.333, SLG: 0.425										3	0	0	0	0	0	3						
48 Javy Guerra, R (7,1)										0	0	0	0	0	0	0						
88 Gerardo Parra, L (9,PH) OBP: 0.306, SLG: 0.385										1	0	1	0	0	0	0						
10 Yan Gomes, R (1,2) OBP: 0.305, SLG: 0.325										4	1	1	1	0	1	1						
33 Matt Grace, L (1,1)										1	0	0	0	0	1	0						
41 Joe Ross, R (3,1) ERA: 5.93										1	0	1	0	0	0	0						
5 Adrián Sanchez, R (7,4) OBP: 0.182, SLG: 0.182										2	0	0	0	0	1	0						
16 Victor Robles, R (1,8) OBP: 0.310, SLG: 0.423										3	0	0	0	0	3	1						
<b>Inning Stats</b>	R: 2 E: 0 K: 1 S: 18	H: 2 LOB: 0 BB: 0 P: 21	R: 0 E: 0 K: 1 S: 9	H: 0 LOB: 0 BB: 0 P: 11	R: 0 E: 0 K: 2 S: 9	H: 0 LOB: 0 BB: 0 P: 11	R: 0 E: 0 K: 2 S: 10	H: 0 LOB: 1 BB: 1 P: 16	R: 0 E: 0 K: 1 S: 9	H: 1 LOB: 1 BB: 0 P: 11	R: 0 E: 0 K: 1 S: 12	H: 0 LOB: 2 BB: 2 P: 24	R: 1 E: 0 K: 2 S: 12	H: 1 LOB: 1 BB: 1 P: 23	R: 0 E: 0 K: 0 S: 16	H: 0 LOB: 0 BB: 1 P: 26	R: 0 E: 0 K: 1 S: 7	H: 1 LOB: 0 BB: 0 P: 8	1B: 3 2B: 0 3B: 1 HR: 1	SF: 1 SAC: 0 DP: 2 HBP: 0	WP: 1 PB: 0 SB: 0 CS: 0	PA: 35
<b>PITCHER</b>	IP WLS BF H R ER SO BB IBB HBP BLK WP HR S P ERA WHIP																					
22 Clayton Kershaw, L (1,1) ERA: 2.85	6.0	W 24	3	2	2	9	3	0	0	0	0	67	94	3.00	1.000							
17 Joe Kelly, R (7,1) ERA: 5.93	1.0	5	1	1	1	2	1	0	0	0	0	12	23	9.00	2.000							
64 Caleb Ferguson, L (8,1) ERA: 6.12	1.0	4	1	0	0	0	1	0	0	0	0	18	28	0.00	2.000							
47 JT Chargois, R (9,1) ERA: 3.94	1.0	2	0	0	0	1	0	0	0	0	0	5	6	0.00	0.000							



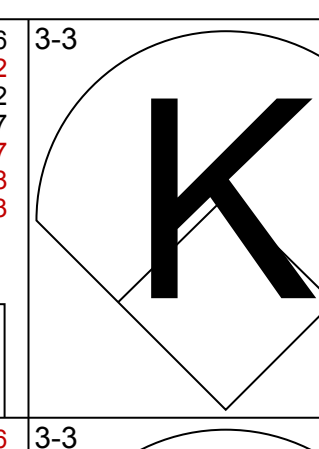
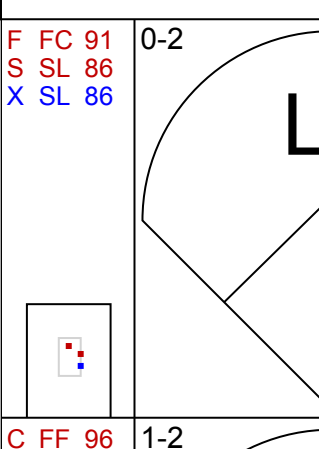
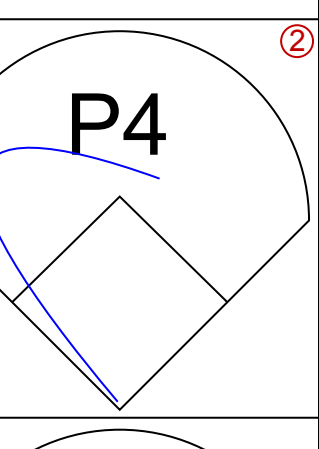
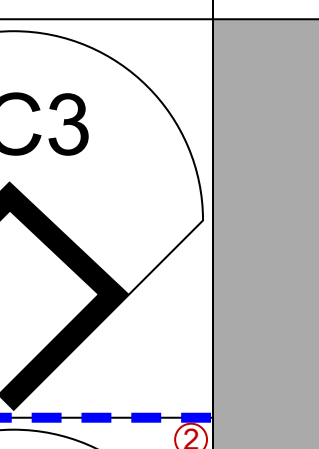
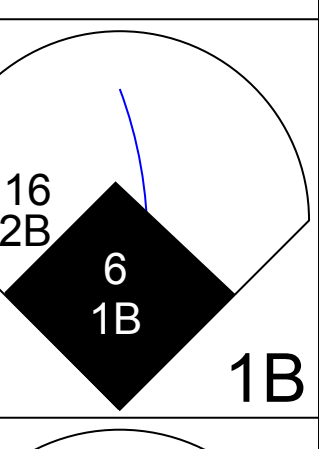
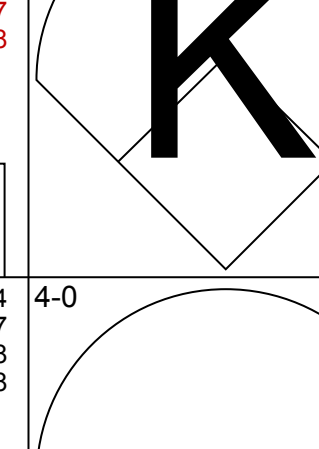
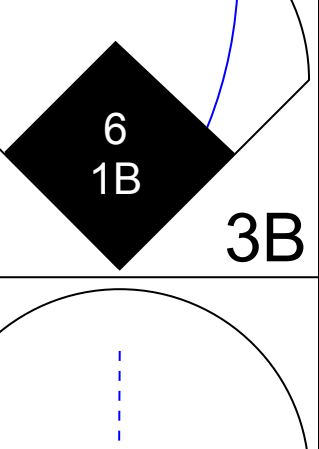
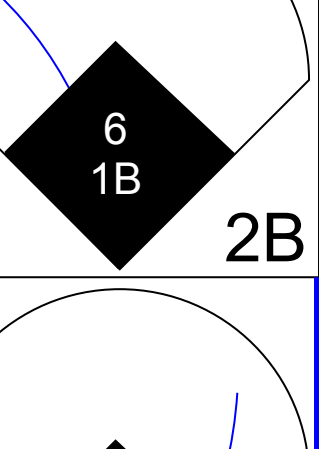
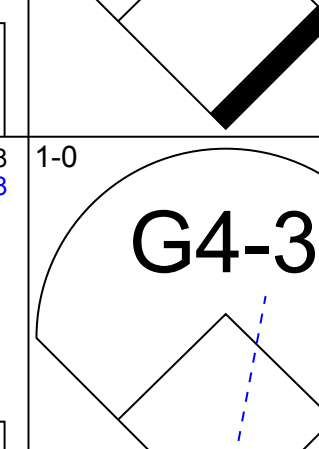
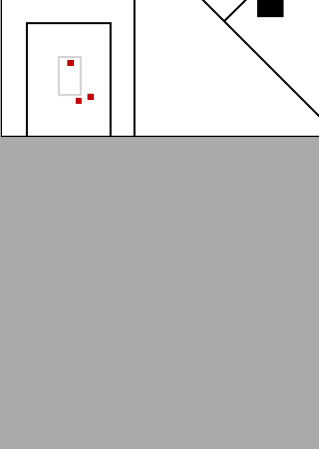
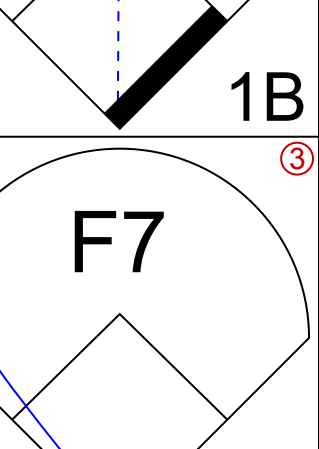

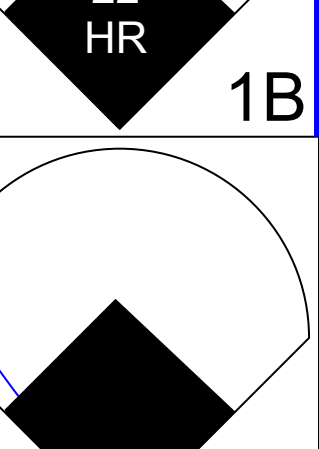
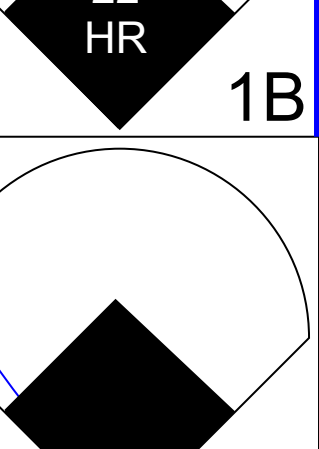
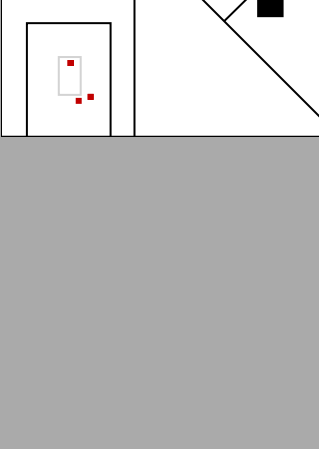
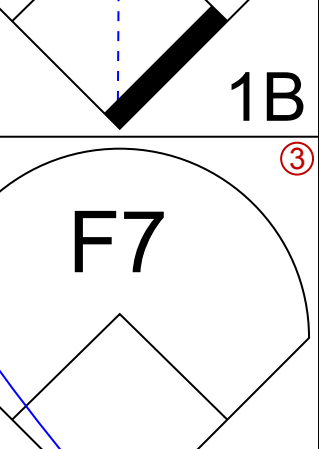

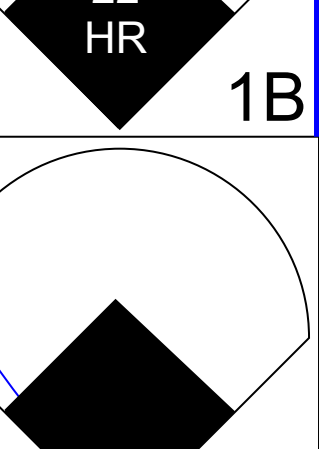

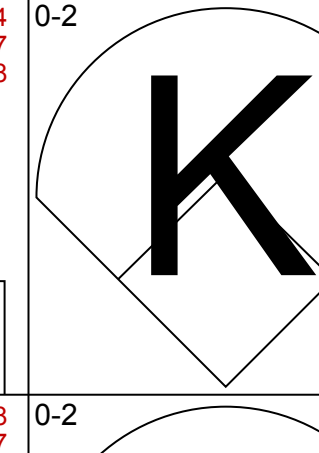

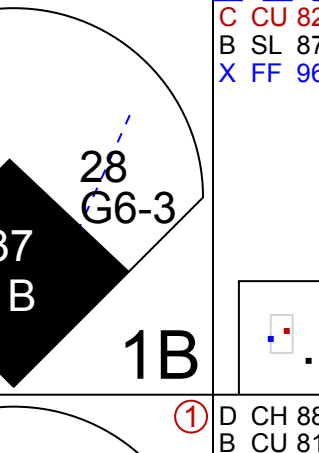
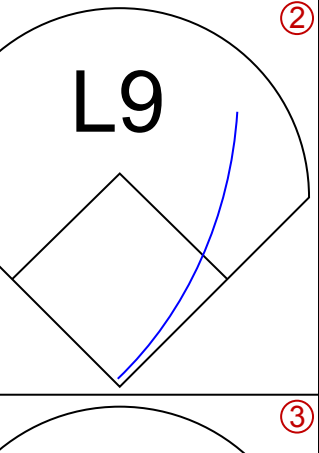
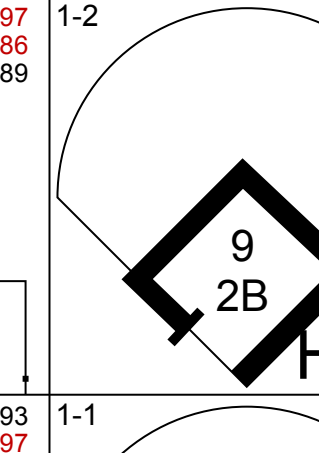
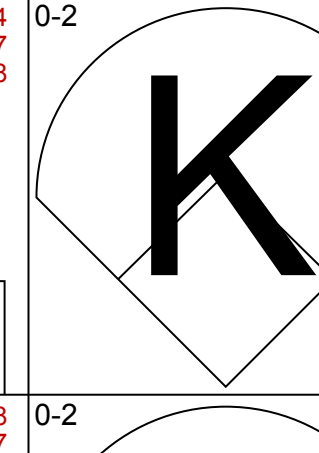
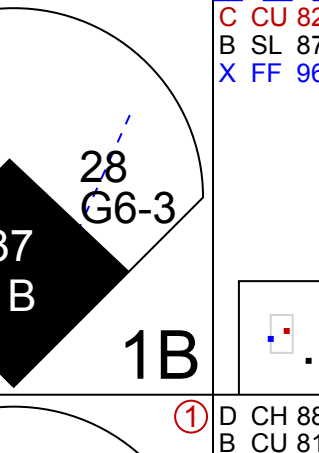
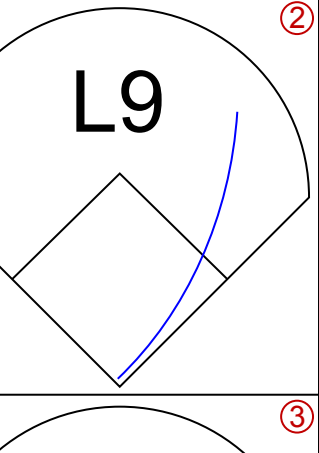

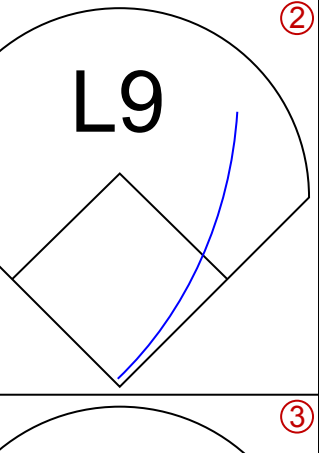
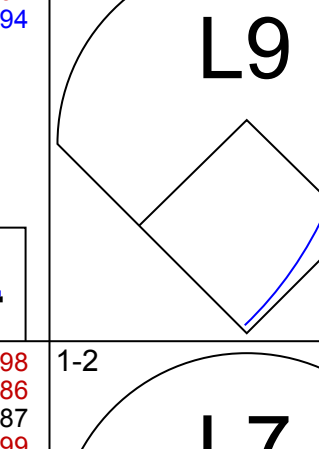
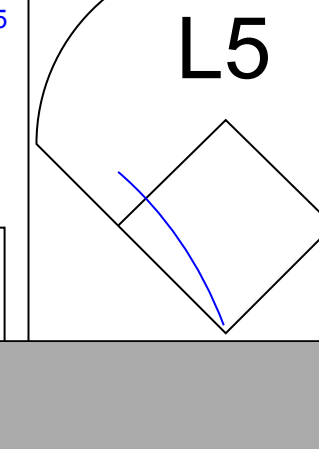
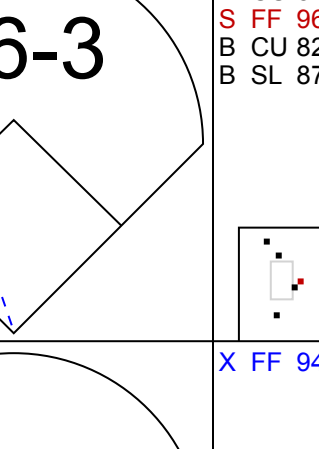
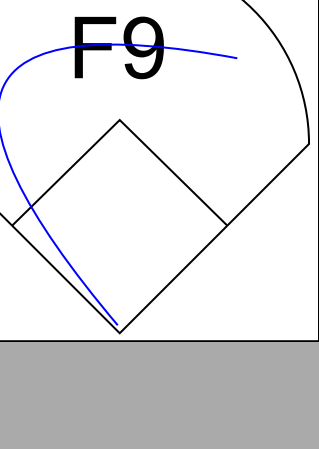
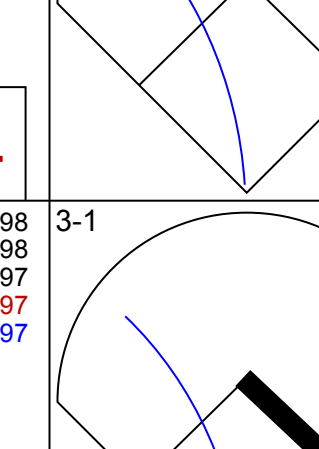
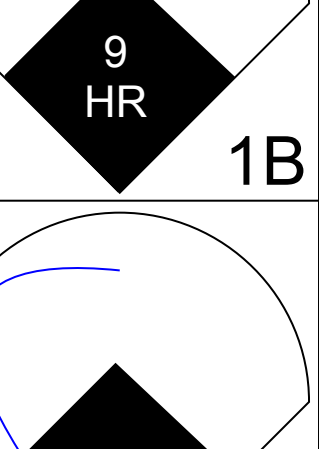
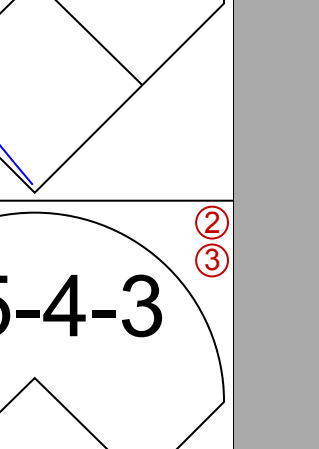
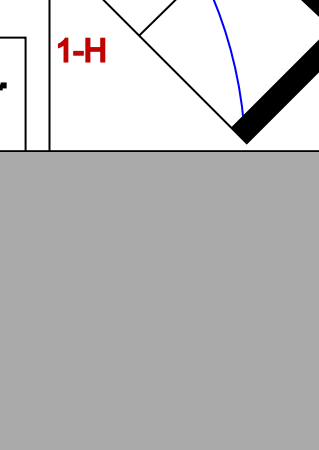
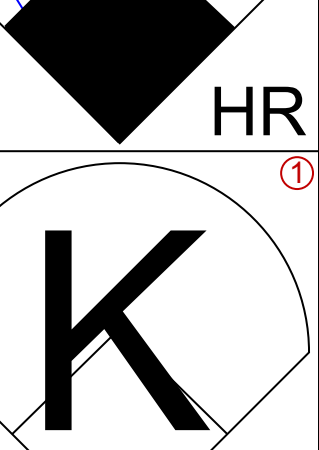
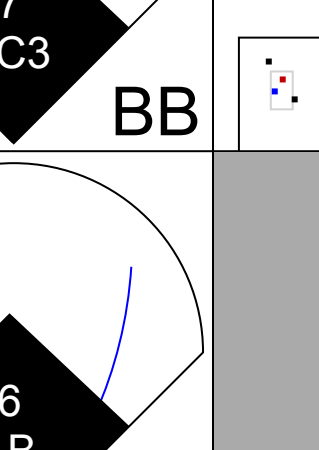
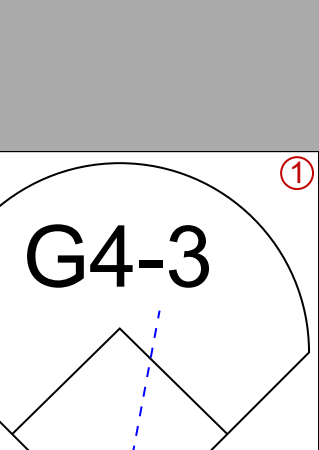
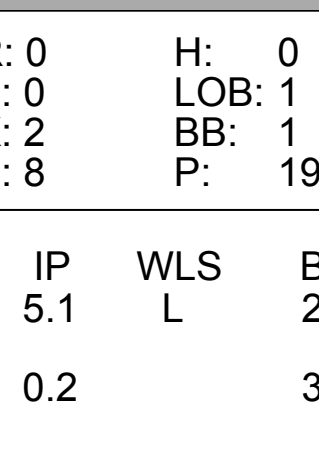
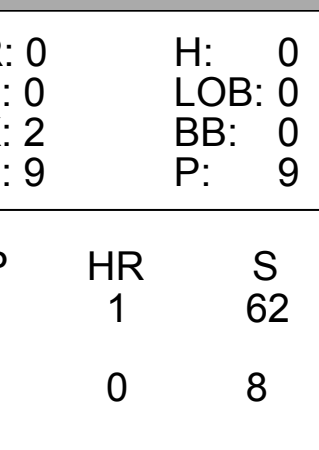
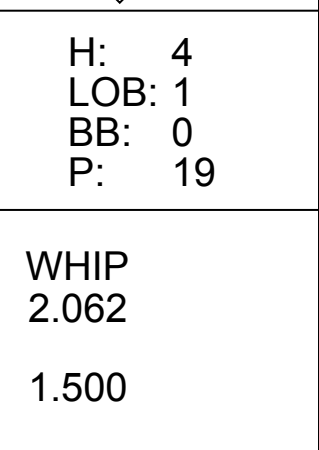
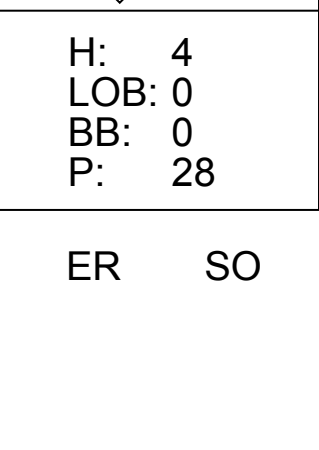
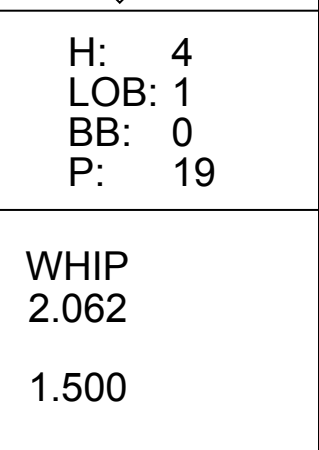
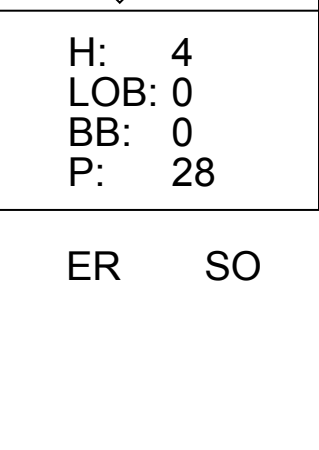
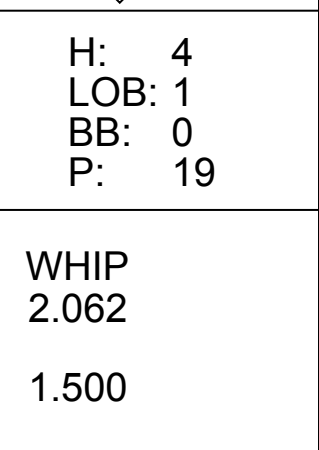
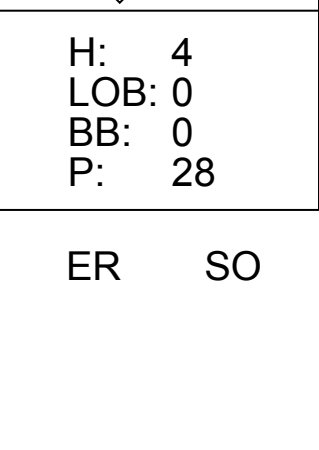


Batter	1	2	3	4	5	6	7	8	9	AB	R	H	RBI	BB	SO	LOB	TOP			
31 Joc Pederson, L OBP: 0.332, SLG: 0.511										4	0	0	0	0	2	1				
13 Max Muncy, L OBP: 0.371, SLG: 0.528										3	1	0	0	1	2	0				
10 Justin Turner, R OBP: 0.373, SLG: 0.478										3	0	0	0	0	1	0				
55 Russell Martin, R OBP: 0.345, SLG: 0.280										0	1	0	0	1	0	0				
35 Cody Bellinger, L OBP: 0.428, SLG: 0.670										2	0	0	0	0	0	0				
50 Jaime Schultz, R OBP: 0.319, SLG: 0.329										0	0	0	0	0	0	0				
28 Tyler White, R OBP: 0.319, SLG: 0.329										1	0	0	0	0	0	2				
11 AJ Pollock, R OBP: 0.301, SLG: 0.404										4	1	1	0	0	1	3				
5 Cory Seager, L OBP: 0.356, SLG: 0.453										4	1	1	3	0	1	2				
16 Will Smith, R OBP: 0.405, SLG: 0.813										3	0	1	0	0	1	1				
45 Matt Beaty, L OBP: 0.318, SLG: 0.496										4	0	1	1	0	0	1				
21 Walker Buehler, R OBP: 0.156, SLG: 0.167										2	0	0	0	0	1	2				
63 Yimi Garcia, R OBP: 0.344, SLG: 0.480										0	0	0	0	0	0	0				
27 Alex Verdugo, L OBP: 0.344, SLG: 0.480										0	0	0	0	1	0	0				
<b>Inning Stats</b>	R: 0 E: 0 K: 2 S: 9	H: 0 LOB: 0 BB: 0 P: 13	R: 0 E: 0 K: 1 S: 9	H: 0 LOB: 0 BB: 0 P: 14	R: 0 E: 0 K: 2 S: 10	H: 0 LOB: 0 BB: 0 P: 13	R: 0 E: 0 K: 0 S: 7	H: 0 LOB: 0 BB: 0 P: 9	R: 1 E: 0 K: 0 S: 10	H: 2 LOB: 2 BB: 0 P: 16	R: 0 E: 0 K: 3 S: 11	H: 0 LOB: 1 BB: 0 P: 17	R: 0 E: 0 K: 0 S: 8	H: 0 LOB: 0 BB: 1 P: 14	R: 3 E: 0 K: 0 S: 9	H: 2 LOB: 1 BB: 2 P: 23	1B: 1 2B: 3 3B: 0 HR: 1	SF: 0 SAC: 0 DP: 1 HBP: 2	WP: 0 PB: 0 SB: 0 CS: 0	PA: 35
<b>PITCHER</b>	IP: 7.0 WLS: W BF: 25 ERA: 3.26	H: 2 R: 0 ER: 0 SO: 9	H: 0 R: 0 ER: 0 SO: 0	H: 0 R: 0 ER: 0 SO: 0	H: 0 R: 0 ER: 0 SO: 0	H: 0 R: 0 ER: 0 SO: 0	H: 0 R: 0 ER: 0 SO: 0	H: 0 R: 0 ER: 0 SO: 0	H: 2 R: 0 ER: 0 SO: 8	H: 2 R: 14 ER: 0.00 SO: 1.000	H: 0 R: 8 ER: 27.00 SO: 4.000	H: 0 R: 0 ER: 0 SO: 0	H: 0 R: 0 ER: 0 SO: 0	H: 0 R: 0 ER: 0 SO: 0	H: 2 R: 3 ER: 0 SO: 0	H: 1 R: 23 ER: 0 SO: 0	1B: 0 2B: 0 3B: 0 HR: 0	SF: 0 SAC: 0 DP: 0 HBP: 0	WP: 0 PB: 0 SB: 0 CS: 0	PA: 35

Los Angeles Dodgers @ Washington Nationals  
 Nationals Park, Washington, DC  
 Sun Jul 28 2019, 1:39 PM - 4:48 PM EDT  
 Att: 32,425 - Partly Cloudy - 90 F

AB	30
R	4
H	4
RBI	4
BB	3
SO	9
LOB	12



Batter	1	2	3	4	5	6	7	8	9	AB	R	H	RBI	BB	SO	LOB	BOTTOM			
7 Trea Turner, R OBP: 0.344, SLG: 0.475										5	1	1	0	0	1	1				
2 Adam Eaton, L OBP: 0.383, SLG: 0.405										1	0	0	0	0	1	0				
16 Victor Robles, R OBP: 0.314, SLG: 0.436										4	2	3	0	0	1	2				
6 Anthony Rendon, R OBP: 0.405, SLG: 0.610										4	1	3	3	1	1	1				
52 Michael Blazek, R ERA: 9.0										0	0	0	0	0	0	0				
22 Juan Soto, L OBP: 0.394, SLG: 0.510										5	1	1	2	0	1	4				
15 Matt Adams, L OBP: 0.284, SLG: 0.520										1	0	0	0	0	1	0				
47 Howie Kendrick, R OBP: 0.360, SLG: 0.519										3	1	2	0	0	0	0				
28 Kurt Suzuki, R OBP: 0.316, SLG: 0.464										4	0	0	0	1	0	2				
88 Gerardo Parra, L OBP: 0.310, SLG: 0.385										3	2	1	0	1	0	3				
9 Brian Dozier, R OBP: 0.338, SLG: 0.440										3	2	2	2	1	0	2				
37 Stephen Strasburg, R OBP: 0.212, SLG: 0.245										3	1	1	1	0	1	0				
51 Wander Suero, R ERA: 4.82										0	0	0	0	0	0	0				
5 Adrián Sanchez, R OBP: 0.174, SLG: 0.174										1	0	0	0	0	0	0				
<b>Inning Stats</b>	R: 0 E: 0 K: 2 S: 8	H: 1 LOB: 1 BB: 1 P: 19	R: 0 E: 0 K: 0 S: 10	H: 1 LOB: 2 BB: 0 P: 16	R: 0 E: 0 K: 1 S: 11	H: 1 LOB: 1 BB: 0 P: 14	R: 0 E: 0 K: 2 S: 9	H: 0 LOB: 0 BB: 0 P: 9	R: 3 E: 0 K: 1 S: 13	H: 4 LOB: 1 BB: 0 P: 19	R: 4 E: 0 K: 1 S: 19	H: 3 LOB: 2 BB: 2 P: 32	R: 0 E: 0 K: 0 S: 6	H: 1 LOB: 1 BB: 1 P: 13	R: 4 E: 0 K: 0 S: 18	H: 4 LOB: 0 BB: 0 P: 28	1B: 8 2B: 3 3B: 1 HR: 2	SF: 0 SAC: 0 DP: 1 HBP: 1	WP: 0 PB: 0 SB: 0 CS: 0	PA: 42
<b>PITCHER</b>	IP: 5.1 WLS: L BF: 28 ERA: 3.38	H: 7 R: 4 ER: 4 SO: 6	H: 0 R: 0 ER: 0 SO: 0	H: 4 R: 4 ER: 4 SO: 0	H: 0 R: 0 ER: 0 SO: 0	H: 0 R: 0 ER: 0 SO: 0	H: 0 R: 0 ER: 0 SO: 0	H: 0 R: 0 ER: 0 SO: 0	H: 8 R: 9 ER: 0.00 SO: 1.500	H: 24 R: 41 ER: 18.00 SO: 3.000	H: 0 R: 0 ER: 0 SO: 0	H: 0 R: 0 ER: 0 SO: 0	H: 0 R: 0 ER: 0 SO: 0	H: 0 R: 0 ER: 0 SO: 0	H: 0 R: 0 ER: 0 SO: 0	H: 0 R: 0 ER: 0 SO: 0	1B: 0 2B: 0 3B: 0 HR: 0	SF: 0 SAC: 0 DP: 0 HBP: 0	WP: 0 PB: 0 SB: 0 CS: 0	PA: 42

Los Angeles Dodgers @ Washington Nationals  
 Nationals Park, Washington, DC  
 Sun Jul 28 2019, 1:39 PM - 4:48 PM EDT  
 Att: 32,425 - Partly Cloudy - 90 F

AB	37
R	11
H	14
RBI	8
BB	4
SO	7
LOB	15









Batter	1	2	3	4	5	6	7	8	9	AB	R	H	RBI	BB	SO	LOB	TOP							
11 AJ Pollock, R OBP: 0.302, SLG: 0.411										4	2	1	1	1	1	2	<b>Los Angeles Dodgers @ Colorado Rockies</b> Coors Field, Denver, CO Tue Jul 30 2019, 6:41 PM - 9:52 PM MDT Att: 45,300 - Cloudy - 85 F							
5 Corey Seager, L OBP: 0.352, SLG: 0.444										5	1	1	0	0	1	2								
10 Justin Turner, R OBP: 0.373, SLG: 0.480										3	2	1	2	2	1	1								
35 Cody Bellinger, L OBP: 0.431, SLG: 0.672										5	2	2	1	0	2	1								
28 Tyler White, R OBP: 0.322, SLG: 0.329										3	0	1	2	1	1	1								
27 Alex Verdugo, L OBP: 0.337, SLG: 0.470										4	0	0	0	0	0	3								
9 Kristopher Negrón, R OBP: 0.276, SLG: 0.333										4	1	1	1	0	2	1								
55 Russell Martin, R OBP: 0.348, SLG: 0.301										3	1	1	1	1	0	1								
7 Julio Urias, L OBP: 0.333, SLG: 0.273										1	0	0	0	0	0	0								
65 Casey Sadler, R										1	0	0	0	0	0	0								
45 Matt Beatty, L OBP: 0.321, SLG: 0.504										1	0	0	0	0	0	0								
46 Tony Gonsolin, R OBP: 0.333, SLG: 0.333										1	0	0	0	0	1	1								
<b>Inning Stats</b>	R: 3 H: 3 E: 1 K: 0 S: 21	H: 3 LOB: 0 BB: 1 P: 31	R: 2 H: 2 E: 0 K: 0 S: 10	H: 2 LOB: 0 BB: 0 P: 15	R: 2 H: 2 E: 0 K: 0 S: 13	LOB: 2 BB: 1 P: 22	R: 2 H: 1 E: 0 K: 0 S: 11	H: 1 LOB: 0 BB: 1 P: 18	R: 0 H: 0 E: 0 K: 1 S: 7	H: 0 LOB: 0 BB: 0 P: 13	R: 0 H: 1 E: 0 K: 0 S: 11	H: 1 LOB: 1 BB: 0 P: 15	R: 0 H: 0 E: 0 K: 2 S: 8	H: 0 LOB: 1 BB: 1 P: 16	R: 0 H: 0 E: 0 K: 3 S: 12	H: 0 LOB: 1 BB: 1 P: 22	R: 0 H: 0 E: 0 K: 3 S: 10	H: 0 LOB: 0 BB: 0 P: 15	1B: 3 2B: 2 3B: 0 HR: 4	SF: 0 SAC: 0 DP: 0 HBP: 0	WP: 1 PB: 0 SB: 0 CS: 1	PA: 41		
<b>PITCHER</b>	IP WLS BF H R ER SO BB IBB HBP BLK WP HR S P ERA WHIP	IP WLS BF H R ER SO BB IBB HBP BLK WP HR S P ERA WHIP	IP WLS BF H R ER SO BB IBB HBP BLK WP HR S P ERA WHIP	IP WLS BF H R ER SO BB IBB HBP BLK WP HR S P ERA WHIP	IP WLS BF H R ER SO BB IBB HBP BLK WP HR S P ERA WHIP	IP WLS BF H R ER SO BB IBB HBP BLK WP HR S P ERA WHIP	IP WLS BF H R ER SO BB IBB HBP BLK WP HR S P ERA WHIP	IP WLS BF H R ER SO BB IBB HBP BLK WP HR S P ERA WHIP	IP WLS BF H R ER SO BB IBB HBP BLK WP HR S P ERA WHIP	IP WLS BF H R ER SO BB IBB HBP BLK WP HR S P ERA WHIP	IP WLS BF H R ER SO BB IBB HBP BLK WP HR S P ERA WHIP	IP WLS BF H R ER SO BB IBB HBP BLK WP HR S P ERA WHIP	IP WLS BF H R ER SO BB IBB HBP BLK WP HR S P ERA WHIP	IP WLS BF H R ER SO BB IBB HBP BLK WP HR S P ERA WHIP	IP WLS BF H R ER SO BB IBB HBP BLK WP HR S P ERA WHIP	IP WLS BF H R ER SO BB IBB HBP BLK WP HR S P ERA WHIP	IP WLS BF H R ER SO BB IBB HBP BLK WP HR S P ERA WHIP	IP WLS BF H R ER SO BB IBB HBP BLK WP HR S P ERA WHIP	IP WLS BF H R ER SO BB IBB HBP BLK WP HR S P ERA WHIP	IP WLS BF H R ER SO BB IBB HBP BLK WP HR S P ERA WHIP	IP WLS BF H R ER SO BB IBB HBP BLK WP HR S P ERA WHIP	IP WLS BF H R ER SO BB IBB HBP BLK WP HR S P ERA WHIP	IP WLS BF H R ER SO BB IBB HBP BLK WP HR S P ERA WHIP	IP WLS BF H R ER SO BB IBB HBP BLK WP HR S P ERA WHIP

Batter	1	2	3	4	5	6	7	8	9	AB	R	H	RBI	BB	SO	LOB	BOTTOM							
26 David Dahl, L OBP: 0.354, SLG: 0.526											5	1	1	0	0	1	3							
27 Trevor Story, R OBP: 0.341, SLG: 0.535											3	0	0	0	1	2	1							
28 Nolan Arenado, R OBP: 0.368, SLG: 0.533											4	1	2	1	0	1	0							
9 Daniel Murphy, L OBP: 0.337, SLG: 0.486											4	1	1	1	0	0	1							
20 Ian Desmond, R OBP: 0.325, SLG: 0.495											4	0	2	1	0	0	0							
24 Ryan McMahon, L OBP: 0.339, SLG: 0.435											4	0	1	0	0	1	1							
15 Raimel Tapia, L OBP: 0.309, SLG: 0.448											4	1	1	0	0	1	2							
22 Chris Iannetta, R OBP: 0.316, SLG: 0.424											4	0	1	0	0	0	2							
21 Kyle Freeland, L ERA: 2.54											1	0	0	0	0	1	0							
35 Chad Bettis, R ERA: 1.63											0	0	0	0	0	0	0							
61 Sam Howard, R ERA: 1.63											0	0	0	0	0	0	0							
13 Yonder Alonso, L OBP: 0.309, SLG: 0.376											0	0	0	0	0	0	0							
29 Bryan Shaw, S ERA: 5.63											0	0	0	0	0	0	0							
1 Garrett Hampson, R OBP: 0.276, SLG: 0.319											1	0	1	1	0	0	0							
<b>Inning Stats</b>	R: 0 H: 1 E: 0 K: 0 S: 9	H: 2 LOB: 1 BB: 0 P: 17	R: 0 H: 2 E: 0 K: 1 S: 16	H: 2 LOB: 1 BB: 0 P: 23	R: 3 H: 4 E: 1 K: 3 S: 20	H: 4 LOB: 1 BB: 0 P: 30	R: 0 H: 0 E: 0 K: 0 S: 6	H: 0 LOB: 0 BB: 1 P: 11	R: 0 H: 0 E: 0 K: 1 S: 5	H: 0 LOB: 0 BB: 0 P: 8	R: 0 H: 0 E: 0 K: 0 S: 4	H: 0 LOB: 0 BB: 0 P: 6	R: 0 H: 0 E: 0 K: 1 S: 10	H: 0 LOB: 0 BB: 0 P: 16	R: 0 H: 0 E: 0 K: 1 S: 5	H: 0 LOB: 0 BB: 0 P: 8	R: 0 H: 3 E: 0 K: 1 S: 14	H: 3 LOB: 2 BB: 0 P: 19	1B: 6 2B: 3 3B: 1 HR: 0	SF: 0 SAC: 0 DP: 1 HBP: 0	WP: 0 PB: 0 SB: 0 CS: 1	PA: 37		
<b>PITCHER</b>	IP WLS BF H R ER SO BB IBB HBP BLK WP HR S P ERA WHIP	IP WLS BF H R ER SO BB IBB HBP BLK WP HR S P ERA WHIP	IP WLS BF H R ER SO BB IBB HBP BLK WP HR S P ERA WHIP	IP WLS BF H R ER SO BB IBB HBP BLK WP HR S P ERA WHIP	IP WLS BF H R ER SO BB IBB HBP BLK WP HR S P ERA WHIP	IP WLS BF H R ER SO BB IBB HBP BLK WP HR S P ERA WHIP	IP WLS BF H R ER SO BB IBB HBP BLK WP HR S P ERA WHIP	IP WLS BF H R ER SO BB IBB HBP BLK WP HR S P ERA WHIP	IP WLS BF H R ER SO BB IBB HBP BLK WP HR S P ERA WHIP	IP WLS BF H R ER SO BB IBB HBP BLK WP HR S P ERA WHIP	IP WLS BF H R ER SO BB IBB HBP BLK WP HR S P ERA WHIP	IP WLS BF H R ER SO BB IBB HBP BLK WP HR S P ERA WHIP	IP WLS BF H R ER SO BB IBB HBP BLK WP HR S P ERA WHIP	IP WLS BF H R ER SO BB IBB HBP BLK WP HR S P ERA WHIP	IP WLS BF H R ER SO BB IBB HBP BLK WP HR S P ERA WHIP	IP WLS BF H R ER SO BB IBB HBP BLK WP HR S P ERA WHIP	IP WLS BF H R ER SO BB IBB HBP BLK WP HR S P ERA WHIP	IP WLS BF H R ER SO BB IBB HBP BLK WP HR S P ERA WHIP	IP WLS BF H R ER SO BB IBB HBP BLK WP HR S P ERA WHIP	IP WLS BF H R ER SO BB IBB HBP BLK WP HR S P ERA WHIP	IP WLS BF H R ER SO BB IBB HBP BLK WP HR S P ERA WHIP	IP WLS BF H R ER SO BB IBB HBP BLK WP HR S P ERA WHIP	IP WLS BF H R ER SO BB IBB HBP BLK WP HR S P ERA WHIP	IP WLS BF H R ER SO BB IBB HBP BLK WP HR S P ERA WHIP





Batter	1	2	3	4	5	6	7	8	9	AB	R	H	RBI	BB	SO	LOB	TOP					
31 Joc Pederson, L (1.7) OBP: 0.327, SLG: 0.498										4	0	0	0	1	3	2	<b>Los Angeles Dodgers @ Colorado Rockies</b> Coors Field, Denver, CO Wed Jul 31 2019, 1:12 PM - 4:16 PM MDT Att: 42,025 - Partly Cloudy - 86 F					
13 Max Muncy, L (1.5) OBP: 0.387, SLG: 0.519										4	0	0	0	1	1	4						
45 Matt Beaty, L (1.3) OBP: 0.309, SLG: 0.485										5	0	0	0	0	2	3						
35 Cody Bellinger, L (1.9) OBP: 0.429, SLG: 0.667										3	1	0	0	1	2	1						
5 Corey Seager, L (1.6) OBP: 0.351, SLG: 0.442										4	1	1	0	0	3	1						
16 Will Smith, R (1.2) OBP: 0.386, SLG: 0.821										4	1	1	3	0	3	0						
27 Alex Verdugo, L (1.8) OBP: 0.344, SLG: 0.479										4	1	4	0	0	0	0						
9 Kristopher Negrón, R (1.4) OBP: 0.303, SLG: 0.452										4	1	2	2	0	1	2						
99 Hyun Jin Ryu, R (1.1) OBP: 0.315, SLG: 0.111										2	0	0	0	0	1	1						
52 Pedro Báez, R (7.1) ERA: 3.29										0	0	0	0	0	0	0						
10 Justin Turner, R (8. PH) OBP: 0.350, SLG: 0.479										1	0	0	0	0	0	2						
17 Joe Kelly, R (8.1) ERA: 1.59										0	0	0	0	0	0	0						
28 Tyler White, R (9. PH) OBP: 0.334, SLG: 0.328										0	0	0	0	1	0	0						
47 JT Chargois, S (9.1) ERA: 4.5										0	0	0	0	0	0	0						
74 Kenley Jansen, S (9.1) ERA: 3.59										0	0	0	0	0	0	0						
<b>Inning Stats</b>	R: 0 E: 0 K: 2 S: 8	H: 0 LOB: 0 BB: 0 P: 14	R: 0 E: 0 K: 2 S: 10	H: 0 LOB: 0 BB: 0 P: 15	R: 0 E: 0 K: 1 S: 10	H: 1 LOB: 0 BB: 0 P: 13	R: 0 E: 0 K: 0 S: 7	H: 0 LOB: 0 BB: 0 P: 11	R: 0 E: 0 K: 3 S: 10	H: 0 LOB: 0 BB: 0 P: 18	R: 0 E: 0 K: 2 S: 11	H: 1 LOB: 1 BB: 0 P: 14	R: 0 E: 0 K: 3 S: 11	H: 0 LOB: 1 BB: 1 P: 16	R: 0 E: 0 K: 1 S: 13	H: 2 LOB: 3 BB: 1 P: 19	R: 5 E: 1 K: 2 S: 24	H: 4 LOB: 2 BB: 2 P: 43	1B: 5 2B: 1 3B: 0 HR: 2	SF: 0 SAC: 0 DP: 1 HBP: 0	WP: 0 PB: 0 SB: 0 CS: 0	PA: 39
<b>PITCHER</b>	IP	WLS	BF	H	R	ER	SO	BB	IBB	HBP	BLK	WP	HR	S	P	ERA	WHIP					
48 Germán Márquez, R (1.1) ERA: 4.68	6.0		19	2	0	0	10	0	0	0	0	0	0	56	85	0.00	0.333					
51 Jake McGee, L (7.1) ERA: 3.29	1.0		4	0	0	0	3	1	0	0	0	0	0	11	16	0.00	1.000					
45 Scott Oberg, R (8.1) ERA: 1.59	1.0		6	2	0	0	1	1	0	0	0	0	0	13	19	0.00	3.000					
71 Wade Davis, R (9.1) ERA: 6.82	0.1	L	6	4	5	5	1	1	0	0	0	0	2	13	23	135.00	15.000					
54 Carlos Estévez, R (9.1) ERA: 3.91	0.2		4	0	0	0	1	1	0	0	0	0	0	11	20	0.00	1.500					

Batter	1	2	3	4	5	6	7	8	9	AB	R	H	RBI	BB	SO	LOB	BOTTOM					
19 Charlie Blackmon, L (1.9) OBP: 0.366, SLG: 0.587										4	0	1	0	0	1	1	<b>Los Angeles Dodgers @ Colorado Rockies</b> Coors Field, Denver, CO Wed Jul 31 2019, 1:12 PM - 4:16 PM MDT Att: 42,025 - Partly Cloudy - 86 F					
27 Trevor Story, R (1.6) OBP: 0.340, SLG: 0.537										4	1	1	0	0	0	0						
28 Nolan Arenado, R (1.5) OBP: 0.367, SLG: 0.530										4	0	1	1	0	0	0						
26 David Dahl, L (1.8) OBP: 0.353, SLG: 0.526										4	0	1	0	0	0	1						
20 Ian Desmond, R (1.7) OBP: 0.324, SLG: 0.491										3	0	0	0	1	1	1						
13 Yonder Alonso, L (1.3) OBP: 0.286, SLG: 0.332										3	0	0	0	0	0	2						
45 Scott Oberg, R (8.1) ERA: 1.59										0	0	0	0	0	0	0						
71 Wade Davis, R (9.1) ERA: 6.82										0	0	0	0	0	0	0						
54 Carlos Estévez, R (9.1) ERA: 3.91										0	0	0	0	0	0	0						
1 Garrett Hampson, R (1.4) OBP: 0.272, SLG: 0.315										2	0	0	0	0	0	0						
24 Ryan McMahon, L (6. PH) OBP: 0.338, SLG: 0.434										1	0	0	0	0	1	0						
14 Tony Wolters, L (1.2) OBP: 0.343, SLG: 0.359										3	0	1	0	0	0	0						
48 Germán Márquez, R (1.1) ERA: 1.53										2	0	0	0	0	0	1						
51 Jake McGee, L (7.1) ERA: 3.19										0	0	0	0	0	0	0						
9 Daniel Murphy, L (8.3) OBP: 0.339, SLG: 0.488										1	0	1	0	0	0	0						
<b>Inning Stats</b>	R: 0 E: 0 K: 0 S: 6	H: 0 LOB: 0 BB: 0 P: 8	R: 0 E: 0 K: 0 S: 5	H: 0 LOB: 0 BB: 0 P: 8	R: 0 E: 0 K: 0 S: 12	H: 2 LOB: 2 BB: 0 P: 16	R: 0 E: 0 K: 0 S: 12	H: 1 LOB: 2 BB: 1 P: 22	R: 0 E: 0 K: 1 S: 8	H: 0 LOB: 0 BB: 0 P: 12	R: 0 E: 0 K: 1 S: 8	H: 0 LOB: 0 BB: 0 P: 14	R: 0 E: 0 K: 1 S: 8	H: 0 LOB: 0 BB: 0 P: 15	R: 0 E: 0 K: 1 S: 9	H: 1 LOB: 1 BB: 0 P: 15	R: 1 E: 0 K: 0 S: 8	H: 2 LOB: 0 BB: 0 P: 11	1B: 3 2B: 2 3B: 1 HR: 0	SF: 0 SAC: 0 DP: 1 HBP: 0	WP: 0 PB: 0 SB: 0 CS: 0	PA: 32
<b>PITCHER</b>	IP	WLS	BF	H	R	ER	SO	BB	IBB	HBP	BLK	WP	HR	S	P	ERA	WHIP					
99 Hyun Jin Ryu, L (1.1) ERA: 1.53	6.0		21	3	0	0	1	0	0	0	0	0	0	8	15	0.00	0.000					
52 Pedro Báez, R (7.1) ERA: 3.19	1.0		3	0	0	0	1	0	0	0	0	0	0	9	15	0.00	1.000					
17 Joe Kelly, R (8.1) ERA: 5.2	1.0	W	4	1	0	0	1	0	0	0	0	0	0	4	6	∞	∞					
47 JT Chargois, R (9.1) ERA: 4.5	0.0		2	2	1	1	0	0	0	0	0	0	0	4	6	∞	∞					
74 Kenley Jansen, R (9.1) ERA: 3.59	1.0		2	0	0	0	0	0	0	0	0	0	0	4	5	0.00	0.000					






Batter	1	2	3	4	5	6	7	8	9	AB	R	H	RBI	BB	SO	LOB	TOP				
23 Fernando Tatis Jr., R OBP: 0.391, SLG: 0.601										3	0	1	0	2	1	1					
7 Manuel Margot, R OBP: 0.321, SLG: 0.385										4	0	2	0	0	0	2					
13 Manny Machado, R OBP: 0.347, SLG: 0.511										5	0	1	1	0	0	4					
10 Hunter Renfroe, R OBP: 0.297, SLG: 0.566										4	1	1	1	1	1	4					
30 Eric Hosmer, L OBP: 0.333, SLG: 0.442										3	0	0	0	1	1	1					
4 Will Myers, R OBP: 0.319, SLG: 0.406										3	0	1	0	1	0	1					
9 Luis Urias, R OBP: 0.288, SLG: 0.172										3	0	1	0	1	1	2					
18 Austin Hedges, R OBP: 0.256, SLG: 0.333										2	1	0	0	1	1	4					
22 Josh Naylor, L OBP: 0.294, SLG: 0.355										1	0	0	0	0	0	2					
27 Francisco Mejia, S OBP: 0.278, SLG: 0.360										0	0	0	0	0	0	0					
37 Joey Lucchesi, L OBP: 0.083, SLG: 0.057										2	0	0	0	0	1	2					
58 Trey Wingerter, R OBP: 0.359, SLG: 0.397										0	0	0	0	0	0	0					
50 Adrian Morejon, L OBP: 0.359, SLG: 0.397										0	0	0	0	0	0	0					
5 Greg Garcia, L OBP: 0.359, SLG: 0.397										1	0	1	0	0	0	0					
<b>Inning Stats</b>	R: 0 E: 0 K: 0 S: 6	H: 1 LOB: 0 BB: 0 P: 10	R: 1 E: 0 K: 2 S: 12	H: 1 LOB: 0 BB: 0 P: 16	R: 1 E: 0 K: 2 S: 7	H: 1 LOB: 2 BB: 2 P: 15	R: 0 E: 0 K: 0 S: 8	H: 1 LOB: 2 BB: 1 P: 15	R: 0 E: 0 K: 1 S: 7	H: 1 LOB: 2 BB: 1 P: 13	R: 0 E: 0 K: 1 S: 6	H: 0 LOB: 0 BB: 0 P: 8	R: 0 E: 0 K: 0 S: 17	H: 0 LOB: 2 BB: 2 P: 28	R: 0 E: 0 K: 0 S: 12	H: 2 LOB: 2 BB: 0 P: 21	1B: 6 2B: 2 3B: 0 HR: 1	SF: 0 SAC: 2 DP: 1 HBP: 0	WP: 0 PB: 0 SB: 0 CS: 0	PA: 40	
<b>PITCHER</b>	IP: 6.0 WLS: W BF: 27 ERA: 2.85	H: 6 R: 2 ER: 2 SO: 5	BB: 5 IBB: 0 HBP: 0 BLK: 0	WP: 0 HR: 1 S: 49 P: 87	ERA: 3.00 WHIP: 1.833	IP: 1.0 WLS: 0 BF: 3 ERA: 5.05	H: 0 R: 0 ER: 0 SO: 1	BB: 0 IBB: 0 HBP: 0 BLK: 0	WP: 0 HR: 6 S: 8 P: 28	ERA: 0.00 WHIP: 0.000	IP: 1.0 WLS: 0 BF: 5 ERA: 4.0	H: 0 R: 0 ER: 0 SO: 0	BB: 2 IBB: 0 HBP: 0 BLK: 0	WP: 0 HR: 17 S: 21 P: 21	ERA: 0.00 WHIP: 2.000	IP: 1.0 WLS: 0 BF: 5 ERA: 3.83	H: 2 R: 0 ER: 0 SO: 0	BB: 0 IBB: 0 HBP: 0 BLK: 0	WP: 0 HR: 12 S: 21 P: 21	ERA: 0.00 WHIP: 2.000	

**San Diego Padres @ Los Angeles Dodgers**  
 Dodger Stadium, Los Angeles, CA  
 Thu Aug 01 2019, 7:11 PM - 10:35 PM PDT  
 Att: 53,181 - Clear - 76 F

**AB 31**  
**R 2**  
**H 8**  
**RBI 2**  
**BB 7**  
**SO 6**  
**LOB 23**



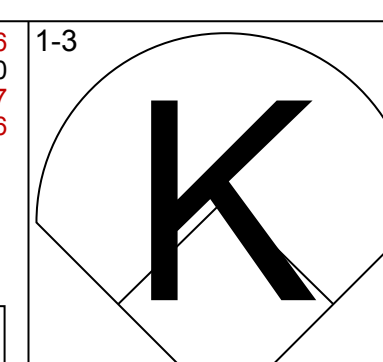
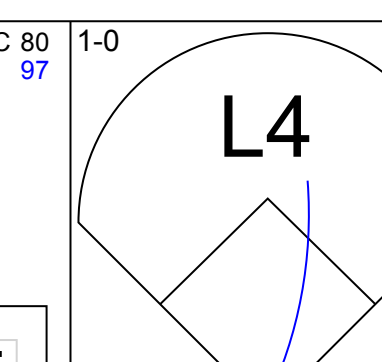
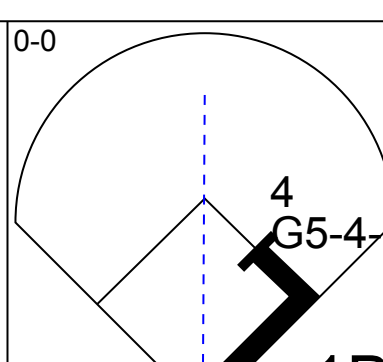
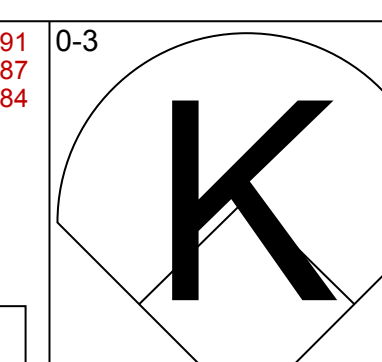
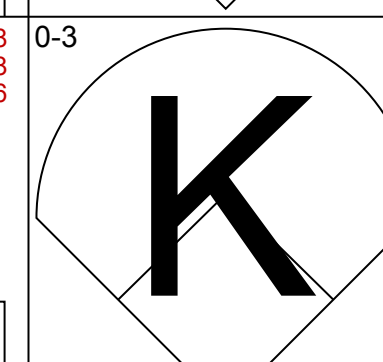
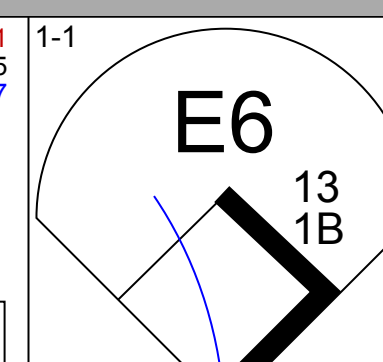
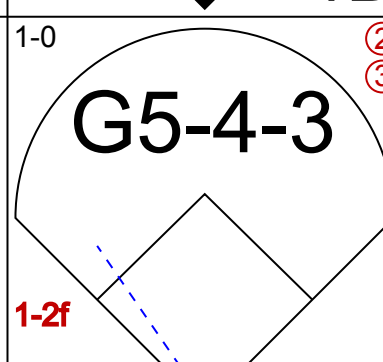
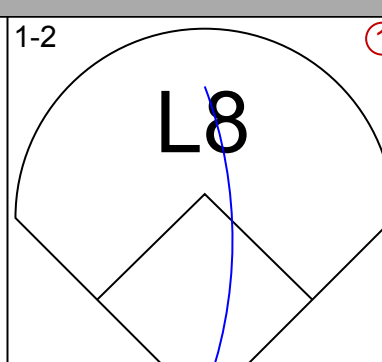
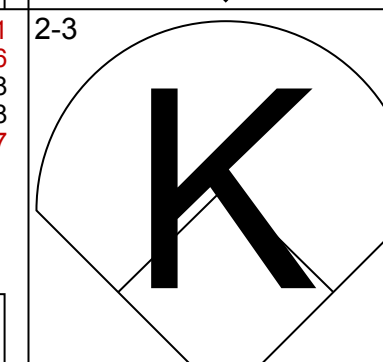
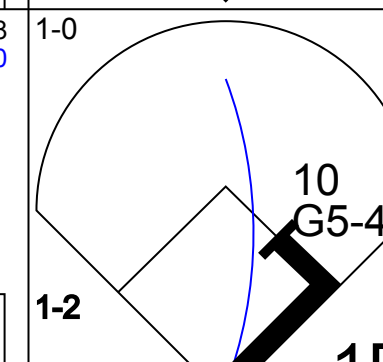
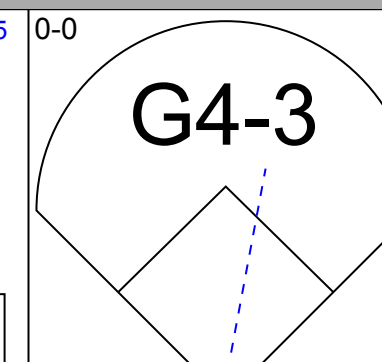
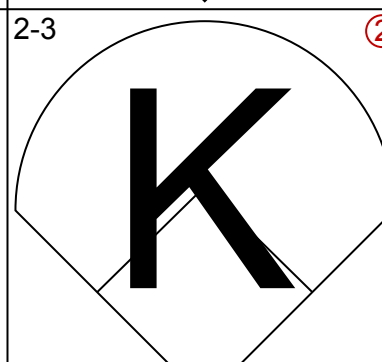
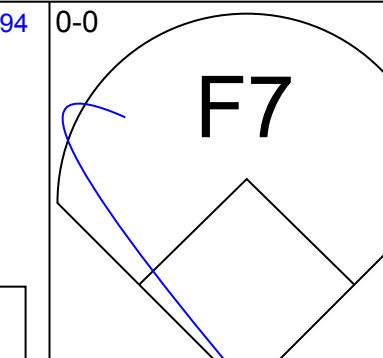
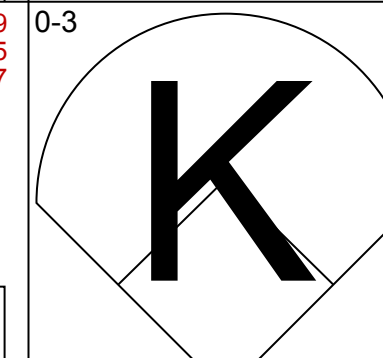
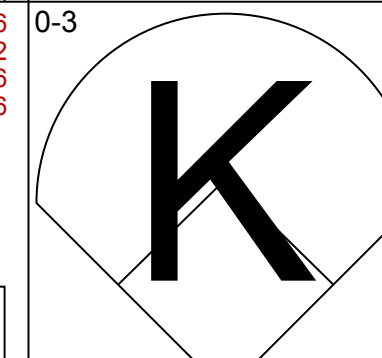
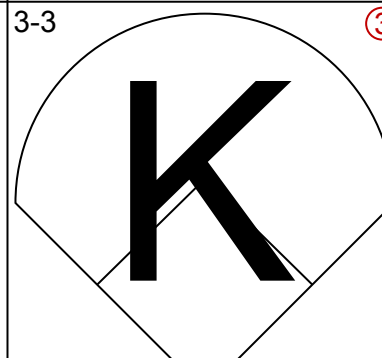
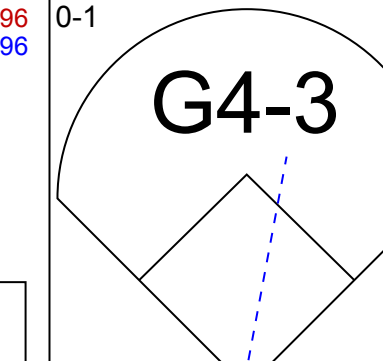
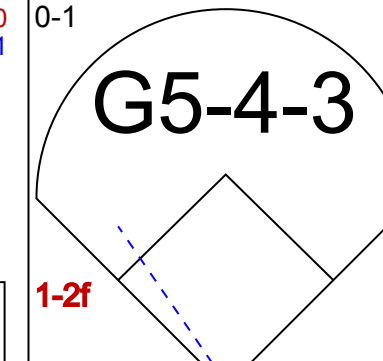
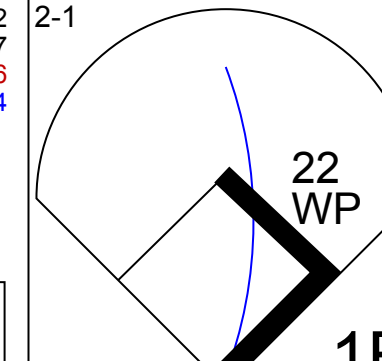
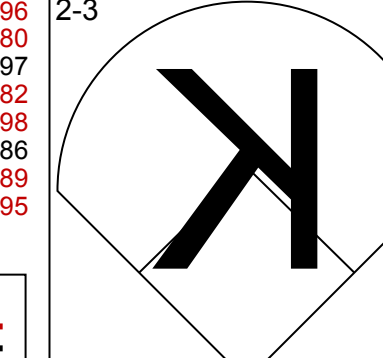
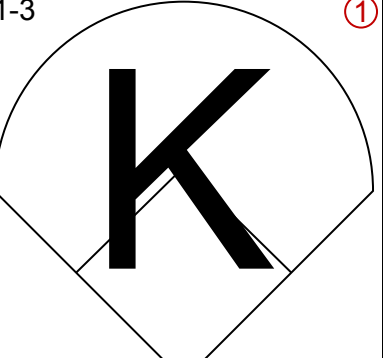
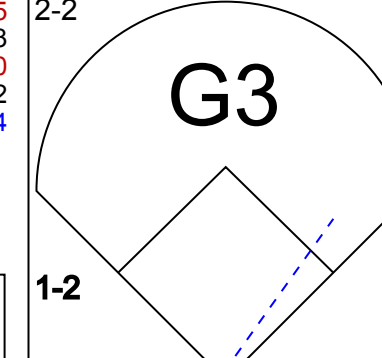
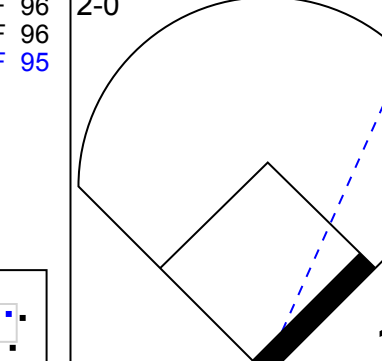
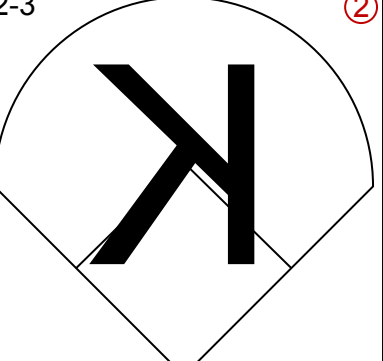
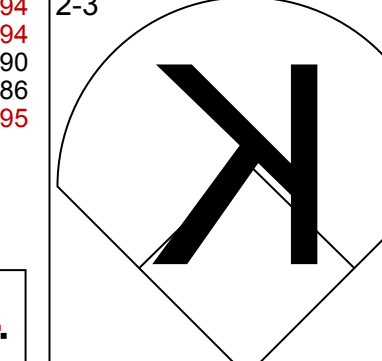
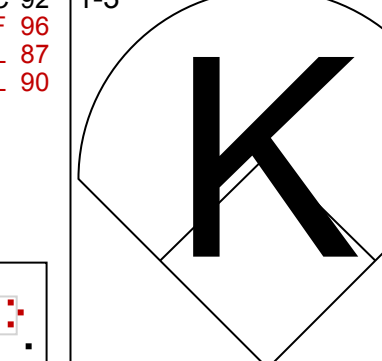
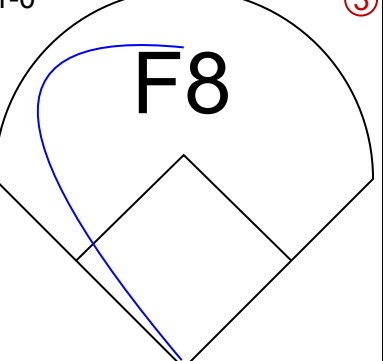
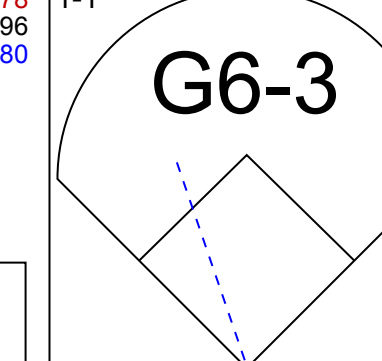
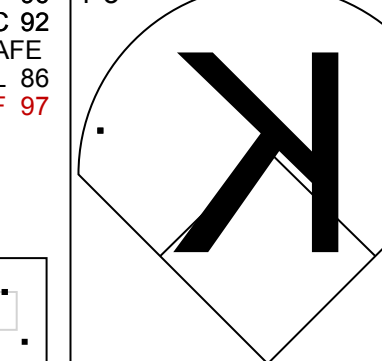
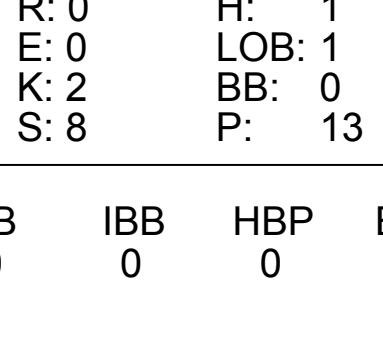
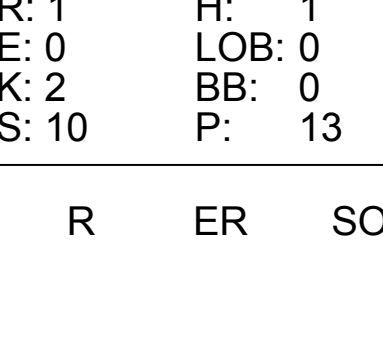
Batter	1	2	3	4	5	6	7	8	9	AB	R	H	RBI	BB	SO	LOB	BOTTOM			
11 AJ Pollock, R OBP: 0.312, SLG: 0.419										4	2	3	0	0	0	1				
51 Dylan Floro, L OBP: 0.346, SLG: 0.299										0	0	0	0	0	0	0				
55 Russell Martin, R OBP: 0.346, SLG: 0.299										1	0	0	0	0	1	2				
63 Yimi Garcia, R OBP: 0.359, SLG: 0.397										0	0	0	0	0	0	0				
13 Max Muncy, L OBP: 0.366, SLG: 0.515										3	0	0	0	1	1	4				
10 Justin Turner, R OBP: 0.368, SLG: 0.474										4	0	0	0	0	2	5				
35 Cody Bellinger, L OBP: 0.432, SLG: 0.677										3	2	2	3	1	1	0				
28 Tyler White, R OBP: 0.323, SLG: 0.324										3	1	0	0	1	0	1				
16 Will Smith, R OBP: 0.396, SLG: 0.884										4	1	2	4	0	1	0				
9 Kristopher Negrón, R OBP: 0.324, SLG: 0.441										3	1	1	0	1	0	0				
45 Matt Beaty, L OBP: 0.317, SLG: 0.496										3	0	2	1	0	0	0				
31 Joc Pederson, L OBP: 0.326, SLG: 0.497										1	0	0	0	0	1	2				
22 Clayton Kershaw, L OBP: 0.091, SLG: 0.091										1	0	0	0	0	0	0				
17 Joe Kelly, R OBP: 0.091, SLG: 0.091										0	0	0	0	0	0	0				
5 Corey Seager, L OBP: 0.352, SLG: 0.446										2	1	1	0	0	1	2				
<b>Inning Stats</b>	R: 0 E: 0 K: 0 S: 9	H: 1 LOB: 0 BB: 0 P: 16	R: 1 E: 0 K: 1 S: 11	H: 1 LOB: 0 BB: 0 P: 17	R: 0 E: 0 K: 1 S: 16	H: 1 LOB: 2 BB: 1 P: 26	R: 0 E: 0 K: 1 S: 8	H: 0 LOB: 0 BB: 0 P: 10	R: 0 E: 0 K: 0 S: 7	H: 0 LOB: 0 BB: 0 P: 12	R: 5 E: 0 K: 1 S: 14	H: 3 LOB: 1 BB: 3 P: 30	R: 2 E: 0 K: 1 S: 17	H: 3 LOB: 1 BB: 0 P: 25	R: 0 E: 0 K: 3 S: 14	H: 2 LOB: 2 BB: 0 P: 21	1B: 5 2B: 4 3B: 0 HR: 2	SF: 0 SAC: 1 DP: 1 HBP: 0	WP: 0 PB: 0 SB: 0 CS: 0	PA: 37
<b>PITCHER</b>	IP: 5.2 WLS: L BF: 23 ERA: 4.23	H: 4 R: 4 ER: 4 SO: 4	BB: 3 IBB: 0 HBP: 0 BLK: 0	WP: 0 HR: 1 S: 59 P: 99	ERA: 6.35 WHIP: 1.235	IP: 0.1 WLS: B BF: 3 ERA: 4.7	H: 2 R: 2 ER: 2 SO: 0	BB: 1 IBB: 0 HBP: 0 BLK: 0	WP: 0 HR: 6 S: 12 P: 46	ERA: 54.00 WHIP: 9.000	IP: 2.0 WLS: 11 BF: 5 ERA: 6.43	H: 5 R: 2 ER: 2 SO: 4	BB: 0 IBB: 0 HBP: 0 BLK: 0	WP: 0 HR: 31 S: 46 P: 46	ERA: 9.00 WHIP: 2.500	IP: 1.0 WLS: 0 BF: 11 ERA: 6.43	H: 2 R: 0 ER: 0 SO: 0	BB: 0 IBB: 0 HBP: 0 BLK: 0	WP: 0 HR: 2 S: 46 P: 46	ERA: 9.00 WHIP: 2.500

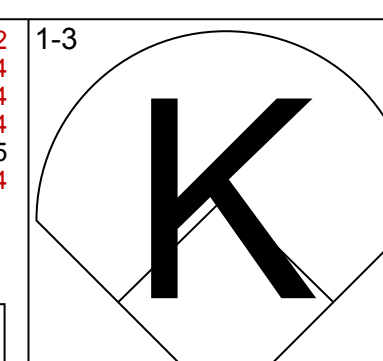
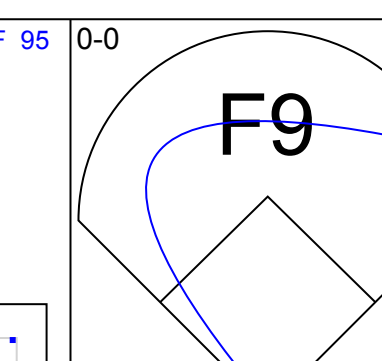
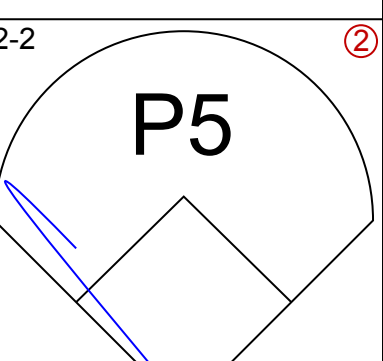
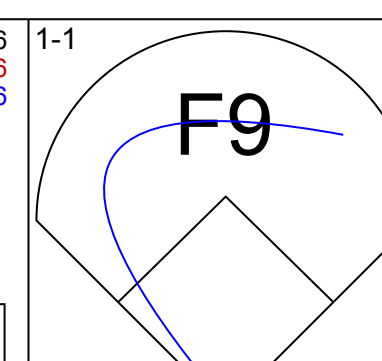
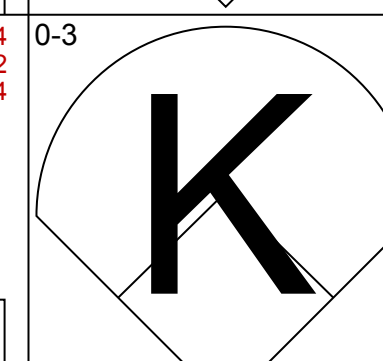
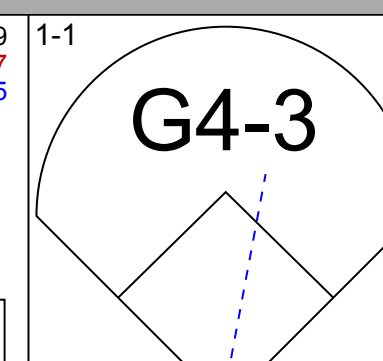
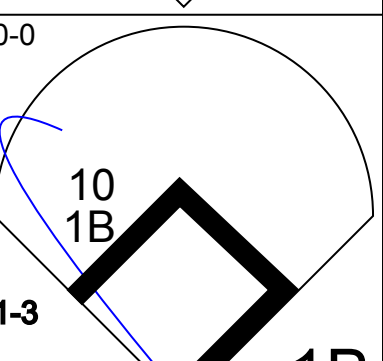
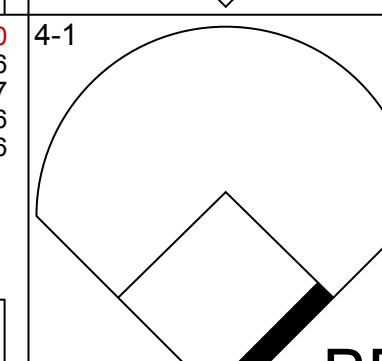
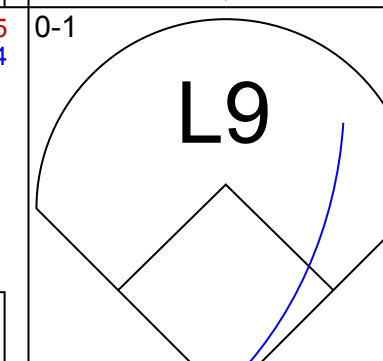
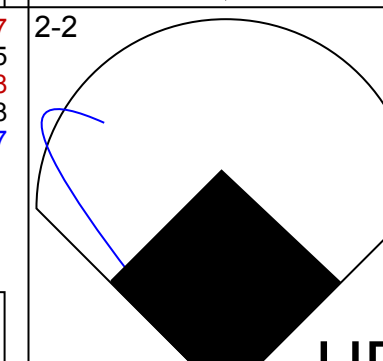
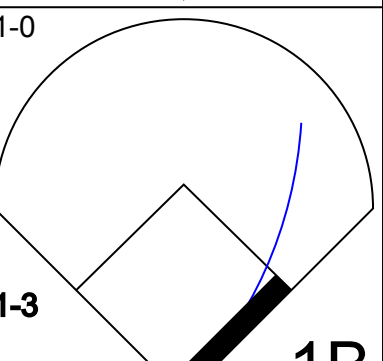
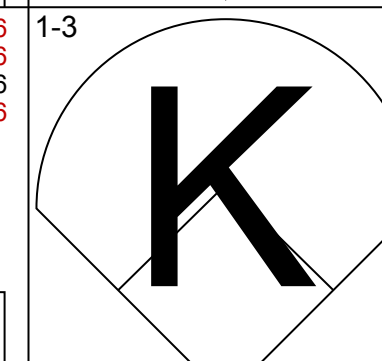
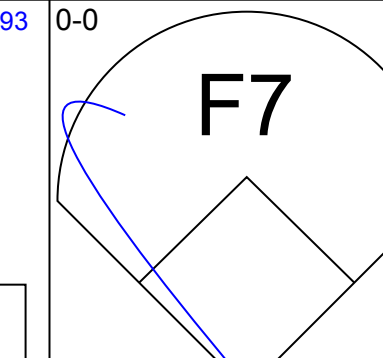
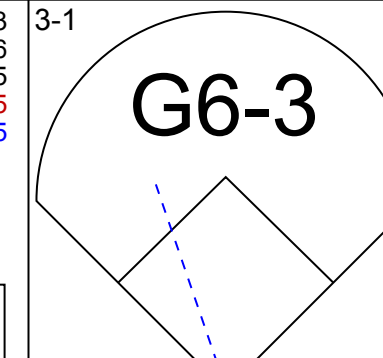
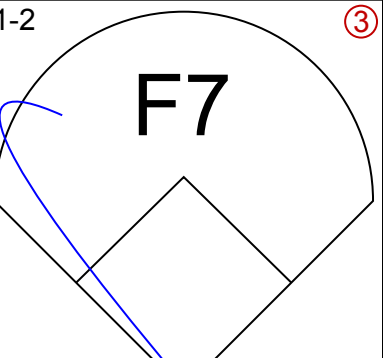
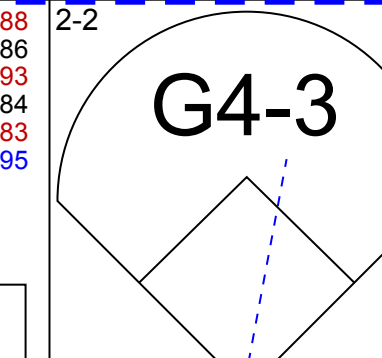
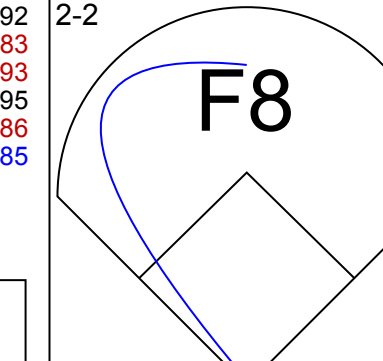
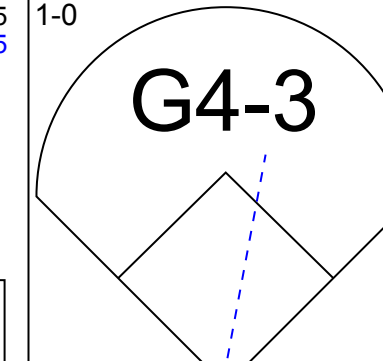
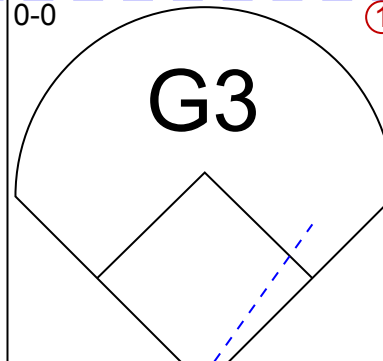
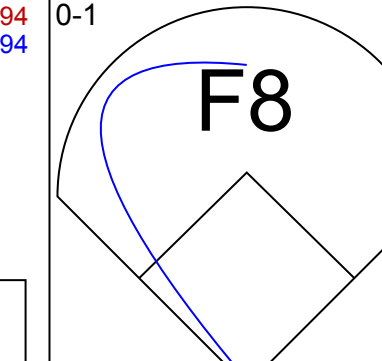
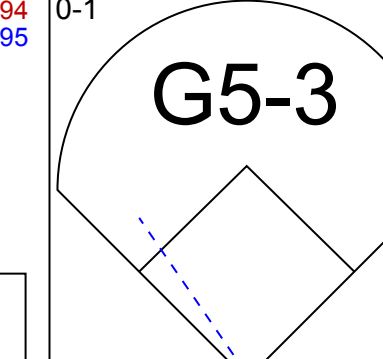
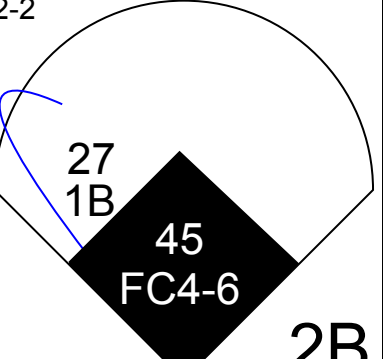
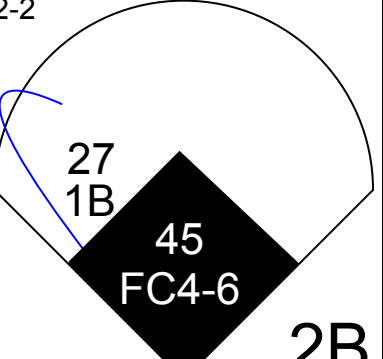
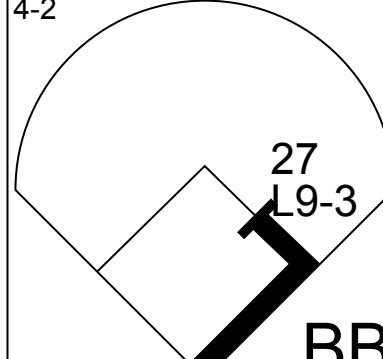
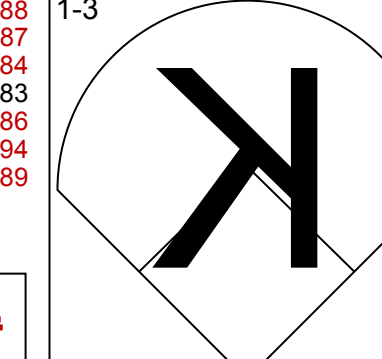
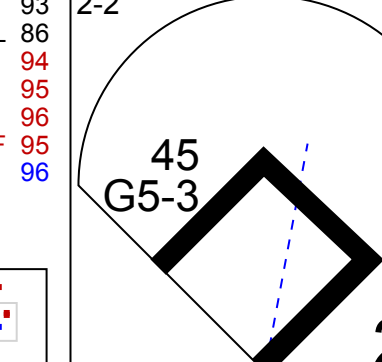
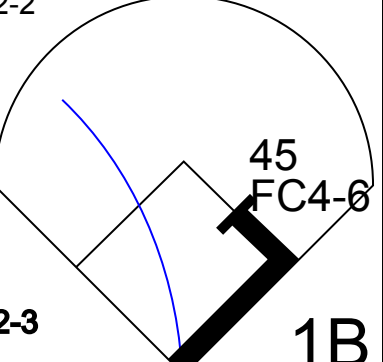
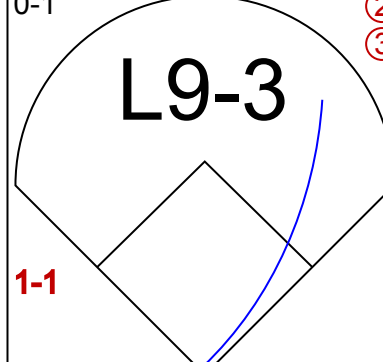
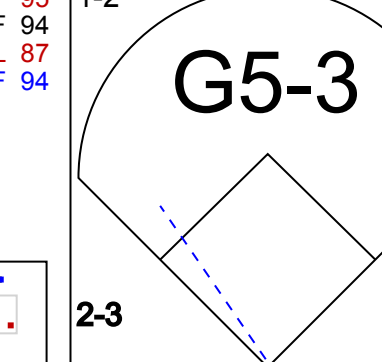
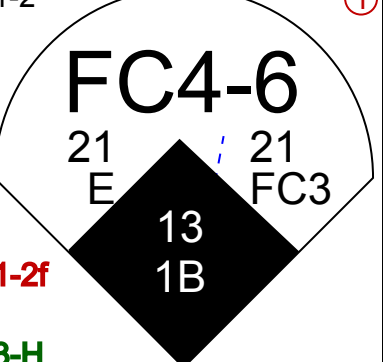
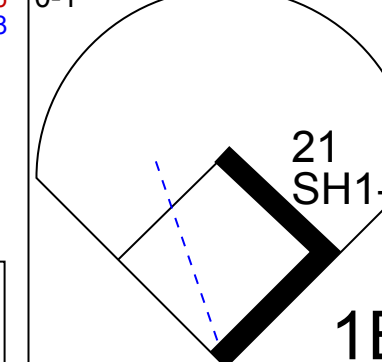
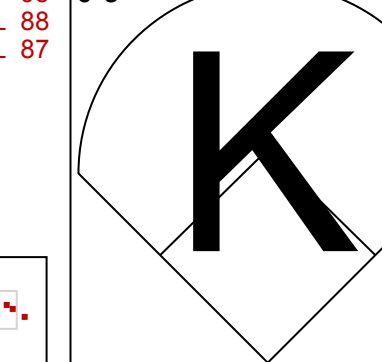
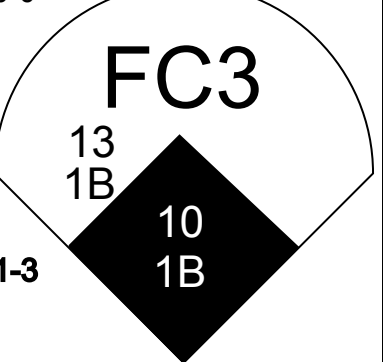
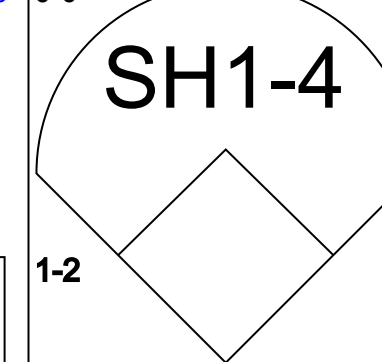


Batter	1	2	3	4	5	6	7	8	9	AB	R	H	RBI	BB	SO	LOB	TOP								
23 Fernando Tatis Jr., R OBP: 0.323, SLG: 0.598	G6-3		K			L5	K			5	0	1	0	0	2	1	<b>San Diego Padres @ Los Angeles Dodgers</b> Dodger Stadium, Los Angeles, CA Fri Aug 02 2019, 7:10 PM - 10:16 PM PDT Att: 50,780 - Clear - 79 F								
4 Wil Myers, R OBP: 0.323, SLG: 0.410	1B		F9			1B	1B			5	1	3	1	0	1	1									
13 Manny Machado, R OBP: 0.345, SLG: 0.507	G5-4-3				P3	1B	K			5	1	1	0	0	2	3									
30 Eric Hosmer, L OBP: 0.337, SLG: 0.444		1B			G4-3	1B				4	2	3	1	0	0	0									
10 Hunter Renfroe, R OBP: 0.297, SLG: 0.562		K			G5-3					4	0	1	0	0	1	3									
22 Josh Naylor, L OBP: 0.292, SLG: 0.364 34 Craig Stammen, R 39 Kirby Yates, L	FC3				G5-3	2B				3	0	1	2	1	0	1									
27 Francisco Mejia, S OBP: 0.284, SLG: 0.364	1B				G6-3	1B				4	0	2	1	0	0	3									
9 Luis Urias, R OBP: 0.286, SLG: 0.177	G6-4-3				1B					4	0	1	0	0	2	4									
46 Eric Lauer, R OBP: 0.111, SLG: 0.185 5 Greg Garcia, L 52 Andrés Muñoz, R 7 Manuel Margot, R OBP: 0.320, SLG: 0.383	K				G6-3					2	0	0	0	0	1	2									
					G6-3	2B				1	1	1	0	0	0	0									
					G6-3					1	0	0	0	0	0	0									
					G6-3					1	0	0	0	0	0	0									
<b>Inning Stats</b>	R: 0 E: 0 K: 0 S: 6	H: 1 LOB: 0 BB: 0 P: 13	R: 1 E: 1 K: 1 S: 21	H: 2 LOB: 1 BB: 0 P: 29	R: 0 E: 0 K: 2 S: 7	H: 0 LOB: 0 BB: 0 P: 10	R: 0 E: 0 K: 0 S: 7	H: 0 LOB: 1 BB: 0 P: 10	R: 0 E: 0 K: 0 S: 11	H: 2 LOB: 1 BB: 0 P: 16	R: 3 E: 0 K: 0 S: 14	H: 4 LOB: 1 BB: 0 P: 22	R: 1 E: 0 K: 3 S: 14	H: 2 LOB: 1 BB: 0 P: 22	R: 0 E: 0 K: 1 S: 15	H: 2 LOB: 2 BB: 1 P: 24	R: 0 E: 0 K: 2 S: 12	H: 1 LOB: 1 BB: 0 P: 17	1B: 11 2B: 3 3B: 0 HR: 0	SF: 0 SAC: 0 DP: 2 HBP: 0	WP: 0 PB: 0 SB: 0 CS: 1	PA: 39			
<b>PITCHER</b>	IP WLS BF H R ER SO BB IBB HBP BLK WP HR S P ERA WHIP	IP WLS BF H R ER SO BB IBB HBP BLK WP HR S P ERA WHIP	IP WLS BF H R ER SO BB IBB HBP BLK WP HR S P ERA WHIP	IP WLS BF H R ER SO BB IBB HBP BLK WP HR S P ERA WHIP	IP WLS BF H R ER SO BB IBB HBP BLK WP HR S P ERA WHIP	IP WLS BF H R ER SO BB IBB HBP BLK WP HR S P ERA WHIP	IP WLS BF H R ER SO BB IBB HBP BLK WP HR S P ERA WHIP	IP WLS BF H R ER SO BB IBB HBP BLK WP HR S P ERA WHIP	IP WLS BF H R ER SO BB IBB HBP BLK WP HR S P ERA WHIP	IP WLS BF H R ER SO BB IBB HBP BLK WP HR S P ERA WHIP	IP WLS BF H R ER SO BB IBB HBP BLK WP HR S P ERA WHIP	IP WLS BF H R ER SO BB IBB HBP BLK WP HR S P ERA WHIP	IP WLS BF H R ER SO BB IBB HBP BLK WP HR S P ERA WHIP	IP WLS BF H R ER SO BB IBB HBP BLK WP HR S P ERA WHIP	IP WLS BF H R ER SO BB IBB HBP BLK WP HR S P ERA WHIP	IP WLS BF H R ER SO BB IBB HBP BLK WP HR S P ERA WHIP	IP WLS BF H R ER SO BB IBB HBP BLK WP HR S P ERA WHIP	IP WLS BF H R ER SO BB IBB HBP BLK WP HR S P ERA WHIP	IP WLS BF H R ER SO BB IBB HBP BLK WP HR S P ERA WHIP	IP WLS BF H R ER SO BB IBB HBP BLK WP HR S P ERA WHIP	IP WLS BF H R ER SO BB IBB HBP BLK WP HR S P ERA WHIP	IP WLS BF H R ER SO BB IBB HBP BLK WP HR S P ERA WHIP	IP WLS BF H R ER SO BB IBB HBP BLK WP HR S P ERA WHIP	IP WLS BF H R ER SO BB IBB HBP BLK WP HR S P ERA WHIP	
28 Tyler White, R OBP: 0.318, SLG: 0.319	F9		G6-3			P4				4	0	0	0	0	0	0	<b>San Diego Padres @ Los Angeles Dodgers</b> Dodger Stadium, Los Angeles, CA Fri Aug 02 2019, 7:10 PM - 10:16 PM PDT Att: 50,780 - Clear - 79 F								
13 Max Muncy, L OBP: 0.385, SLG: 0.512	F8		1B			G1-3				4	1	1	0	0	0	0									
10 Justin Turner, R OBP: 0.367, SLG: 0.471	K		K			K				4	0	1	0	0	3	1									
35 Cody Bellinger, L OBP: 0.430, SLG: 0.681		K				F8				4	1	1	2	0	2	1									
5 Corey Seager, L OBP: 0.349, SLG: 0.441	F7					K				3	0	0	0	0	1	0									
16 Will Smith, R OBP: 0.373, SLG: 0.826	P3					F7				3	0	0	0	0	0	0									
27 Alex Verdugo, L OBP: 0.341, SLG: 0.475			K			K				3	0	0	0	0	2	0									
9 Kristopher Negrón, R OBP: 0.333, SLG: 0.444 31 Joc Pederson, L OBP: 0.325, SLG: 0.495	F9									2	0	1	0	0	0	0									
										1	0	0	0	0	0	0									
										2	0	0	0	0	0	1									
										0	0	0	0	0	0	0									
										0	0	0	0	0	0	0									
										1	0	0	0	0	0	0									
										0	0	0	0	0	0	0									
										0	0	0	0	0	0	0									
										0	0	0	0	0	0	0									
										0	0	0	0	0	0	0									
										0	0	0	0	0	0	0									
<b>Inning Stats</b>	R: 0 E: 0 K: 1 S: 6	H: 0 LOB: 0 BB: 0 P: 8	R: 0 E: 0 K: 1 S: 8	H: 0 LOB: 0 BB: 0 P: 16	R: 0 E: 0 K: 1 S: 9	H: 0 LOB: 0 BB: 0 P: 13	R: 2 E: 0 K: 1 S: 13	H: 2 LOB: 0 BB: 0 P: 20	R: 0 E: 0 K: 1 S: 12	H: 1 LOB: 1 BB: 0 P: 18	R: 0 E: 0 K: 1 S: 8	H: 0 LOB: 0 BB: 0 P: 12	R: 0 E: 0 K: 1 S: 9	H: 0 LOB: 0 BB: 0 P: 16	R: 0 E: 0 K: 0 S: 9	H: 0 LOB: 0 BB: 0 P: 17	R: 0 E: 0 K: 1 S: 13	H: 1 LOB: 1 BB: 0 P: 20	1B: 3 2B: 0 3B: 0 HR: 1	SF: 0 SAC: 0 DP: 0 HBP: 0	WP: 0 PB: 0 SB: 0 CS: 0	PA: 31			
<b>PITCHER</b>	IP WLS BF H R ER SO BB IBB HBP BLK WP HR S P ERA WHIP	IP WLS BF H R ER SO BB IBB HBP BLK WP HR S P ERA WHIP	IP WLS BF H R ER SO BB IBB HBP BLK WP HR S P ERA WHIP	IP WLS BF H R ER SO BB IBB HBP BLK WP HR S P ERA WHIP	IP WLS BF H R ER SO BB IBB HBP BLK WP HR S P ERA WHIP	IP WLS BF H R ER SO BB IBB HBP BLK WP HR S P ERA WHIP	IP WLS BF H R ER SO BB IBB HBP BLK WP HR S P ERA WHIP	IP WLS BF H R ER SO BB IBB HBP BLK WP HR S P ERA WHIP	IP WLS BF H R ER SO BB IBB HBP BLK WP HR S P ERA WHIP	IP WLS BF H R ER SO BB IBB HBP BLK WP HR S P ERA WHIP	IP WLS BF H R ER SO BB IBB HBP BLK WP HR S P ERA WHIP	IP WLS BF H R ER SO BB IBB HBP BLK WP HR S P ERA WHIP	IP WLS BF H R ER SO BB IBB HBP BLK WP HR S P ERA WHIP	IP WLS BF H R ER SO BB IBB HBP BLK WP HR S P ERA WHIP	IP WLS BF H R ER SO BB IBB HBP BLK WP HR S P ERA WHIP	IP WLS BF H R ER SO BB IBB HBP BLK WP HR S P ERA WHIP	IP WLS BF H R ER SO BB IBB HBP BLK WP HR S P ERA WHIP	IP WLS BF H R ER SO BB IBB HBP BLK WP HR S P ERA WHIP	IP WLS BF H R ER SO BB IBB HBP BLK WP HR S P ERA WHIP	IP WLS BF H R ER SO BB IBB HBP BLK WP HR S P ERA WHIP	IP WLS BF H R ER SO BB IBB HBP BLK WP HR S P ERA WHIP	IP WLS BF H R ER SO BB IBB HBP BLK WP HR S P ERA WHIP	IP WLS BF H R ER SO BB IBB HBP BLK WP HR S P ERA WHIP	IP WLS BF H R ER SO BB IBB HBP BLK WP HR S P ERA WHIP	IP WLS BF H R ER SO BB IBB HBP BLK WP HR S P ERA WHIP





Batter	1	2	3	4	5	6	7	8	9	AB	R	H	RBI	BB	SO	LOB	TOP																		
23 Fernando Tatis Jr. R (1.6) OBP: 0.386, SLG: 0.593										4	0	1	0	0	2	1	<b>San Diego Padres @ Los Angeles Dodgers</b> Dodger Stadium, Los Angeles, CA Sat Aug 03 2019, 6:11 PM - 8:28 PM PDT Att: 54,010 - Partly Cloudy - 82 F																		
4 Wil Myers R (1.8) OBP: 0.320, SLG: 0.404										4	0	0	0	0	1	1																			
13 Manny Machado R (1.5) OBP: 0.344, SLG: 0.505										4	0	1	0	0	2	0																			
30 Eric Hosmer L (1.3) OBP: 0.361, SLG: 0.440										4	0	0	0	0	3	2																			
10 Hunter Renfroe R (1.9) OBP: 0.297, SLG: 0.560										3	0	1	0	0	0	2																			
22 Josh Naylor L (1.7) OBP: 0.285, SLG: 0.354										3	0	0	0	0	2	1																			
5 Greg Garcia L (1.4) OBP: 0.361, SLG: 0.404										3	0	1	0	0	2	0																			
18 Austin Hedges R (1.2) OBP: 0.254, SLG: 0.330										2	0	0	0	0	1	1																			
27 Francisco Mejia S (8, PH) OBP: 0.282, SLG: 0.361										1	0	0	0	0	0	0																			
40 Cal Quantrill L (1.1) OBP: 0.275, SLG: 0.358										1	0	0	0	0	1	1																			
3 Ian Kinsler R (6, PH) OBP: 0.275, SLG: 0.358										1	0	0	0	0	1	0																			
49 Michel Baez R (6, PH) OBP: 0.323, SLG: 0.398										0	0	0	0	0	0	0																			
7 Manuel Margot R (8, PH) OBP: 0.282, SLG: 0.361										1	1	1	1	0	0	0																			
55 Matt Strahm R (8, 1) OBP: 0.394, SLG: 0.400										0	0	0	0	0	0	0																			
<b>Inning Stats</b>	R: 0 E: 0 K: 3 S: 9	H: 0 LOB: 0 BB: 0 P: 12	R: 0 E: 0 K: 1 S: 9	H: 0 LOB: 0 BB: 0 P: 11	R: 0 E: 0 K: 2 S: 8	H: 1 LOB: 1 BB: 0 P: 13	R: 0 E: 1 K: 1 S: 8	H: 1 LOB: 1 BB: 0 P: 10	R: 0 E: 0 K: 2 S: 9	H: 0 LOB: 2 BB: 0 P: 13	R: 0 E: 0 K: 1 S: 5	H: 1 LOB: 0 BB: 0 P: 6	R: 0 E: 0 K: 1 S: 10	H: 1 LOB: 1 BB: 0 P: 14	R: 1 E: 0 K: 2 S: 10	H: 1 LOB: 0 BB: 0 P: 13	R: 0 E: 0 K: 2 S: 12	H: 0 LOB: 0 BB: 0 P: 18	1B: 4 2B: 0 3B: 0 HR: 1	SF: 0 SAC: 0 DP: 2 HBP: 0	WP: 1 PB: 0 SB: 0 CS: 0	PA: 31													
<b>PITCHER</b>	IP 9.0	WLS W	BF 31	H 5	R 1	ER 1	SO 15	BB 0	IBB 0	HBP 0	BLK 0	WP 1	HR 1	S 80	P 110	ERA 1.00	WHIP 0.556	<b>PITCHER</b>	IP 9.0	WLS W	BF 31	H 5	R 1	ER 1	SO 15	BB 0	IBB 0	HBP 0	BLK 0	WP 1	HR 1	S 80	P 110	ERA 1.00	WHIP 0.556

Batter	1	2	3	4	5	6	7	8	9	AB	R	H	RBI	BB	SO	LOB	BOTTOM																		
31 Joc Pederson L (1.9) OBP: 0.321, SLG: 0.489										4	0	0	0	0	1	4	<b>San Diego Padres @ Los Angeles Dodgers</b> Dodger Stadium, Los Angeles, CA Sat Aug 03 2019, 6:11 PM - 8:28 PM PDT Att: 54,010 - Partly Cloudy - 82 F																		
13 Max Muncy L (1.4) OBP: 0.367, SLG: 0.511										3	0	1	1	1	1	0																			
10 Justin Turner R (1.5) OBP: 0.368, SLG: 0.480										4	1	2	2	0	1	2																			
35 Cody Bellinger L (1.3) OBP: 0.427, SLG: 0.674										4	0	0	0	0	2	2																			
5 Corey Seager L (1.6) OBP: 0.345, SLG: 0.435										4	0	0	0	0	0	0																			
16 Will Smith R (1.2) OBP: 0.382, SLG: 0.816										3	1	1	0	1	1	0																			
27 Alex Verdugo L (1.8) OBP: 0.344, SLG: 0.479										3	0	2	0	0	0	1																			
45 Matt Beaty L (1.7) OBP: 0.315, SLG: 0.489										3	1	1	1	0	0	2																			
21 Walker Buehler R (1.1) OBP: 0.149, SLG: 0.159										2	1	0	0	0	1	2																			
<b>Inning Stats</b>	R: 0 E: 0 K: 2 S: 10	H: 0 LOB: 0 BB: 0 P: 11	R: 0 E: 0 K: 0 S: 7	H: 0 LOB: 0 BB: 0 P: 9	R: 0 E: 0 K: 1 S: 12	H: 1 LOB: 1 BB: 0 P: 15	R: 1 E: 0 K: 0 S: 8	H: 1 LOB: 0 BB: 0 P: 15	R: 3 E: 1 K: 0 S: 20	H: 4 LOB: 2 BB: 0 P: 29	R: 0 E: 0 K: 0 S: 5	H: 0 LOB: 0 BB: 1 P: 9	R: 0 E: 0 K: 1 S: 9	H: 1 LOB: 2 BB: 1 P: 15	R: 0 E: 0 K: 1 S: 12	H: 0 LOB: 0 BB: 0 P: 15		1B: 4 2B: 3 3B: 0 HR: 1	SF: 0 SAC: 1 DP: 1 HBP: 0	WP: 0 PB: 0 SB: 0 CS: 0	PA: 33														
<b>PITCHER</b>	IP 5.0	WLS L	BF 22	H 6	R 4	ER 2	SO 3	BB 2	IBB 0	HBP 0	BLK 0	WP 0	HR 0	S 79	P 79	ERA 3.60	WHIP 1.200	<b>PITCHER</b>	IP 2.0	WLS L	BF 8	H 1	R 0	ER 0	SO 1	BB 2	IBB 0	HBP 0	BLK 0	WP 0	HR 0	S 14	P 24	ERA 0.00	WHIP 1.500
40 Cal Quantrill R (1.1) ERA: 3.57																																			
49 Michel Baez R (6, 1) ERA																																			
55 Matt Strahm L (8, 1) ERA: 5.36																																			









Batter	1	2	3	4	5	6	7	8	9	AB	R	H	RBI	BB	SO	LOB	TOP					
13 Matt Carpenter, L (1.5) OBP: 0.315, SLG: 0.364										4	0	0	0	0	1	1	<b>St. Louis Cardinals @ Los Angeles Dodgers</b> Dodger Stadium, Los Angeles, CA Mon Aug 05 2019, 7:12 PM - 10:09 PM PDT Att: 45,254 - Clear - 77 F					
25 Dexter Fowler, S (1.8) OBP: 0.338, SLG: 0.407										3	0	1	0	0	2	0						
7 Andrew Knizner, R (6.3) OBP: 0.243, SLG: 0.324										1	0	0	0	0	0	0						
46 Paul Goldschmidt, R (1.3) OBP: 0.339, SLG: 0.470										3	0	0	0	0	1	1						
56 Ryan Helsley, R (6.1) OBP: 1.000, SLG: 1.000										0	0	0	0	0	0	0						
19 Tommy Edman, S (9. PH) OBP: 0.279, SLG: 0.403										1	0	0	0	0	0	0						
23 Marcell Ozuna, R (1.7) OBP: 0.331, SLG: 0.503										3	0	0	0	1	1	0						
12 Paul DeJong, R (1.6) OBP: 0.333, SLG: 0.461										2	0	0	0	0	0	1						
34 Yairo Muñoz, R (7. PH) OBP: 0.291, SLG: 0.373										1	0	0	0	0	0	0						
38 José Martínez, R (1.9) OBP: 0.338, SLG: 0.407										3	0	0	0	0	1	1						
16 Kolten Wong, L (1.4) OBP: 0.349, SLG: 0.394										2	0	1	0	0	0	1						
32 Matt Wieters, S (1.2) OBP: 0.282, SLG: 0.482										3	0	0	0	0	1	2						
52 Michael Wacha, R (1.1) OBP: 0.192, SLG: 0.231										1	0	0	0	0	1	0						
68 Adalberto Mejia, R (4.1) OBP: 0.444, SLG: 0.750										0	0	0	0	0	0	0						
35 Lane Thomas, R (6. PH) OBP: 0.444, SLG: 0.750										1	0	0	0	1	1	0						
<b>Inning Stats</b>	R: 0 H: 0 E: 0 K: 2 S: 7	H: 0 LOB: 0 BB: 0 P: 11	R: 0 H: 0 E: 0 K: 0 S: 10	H: 0 LOB: 1 BB: 1 P: 20	R: 0 H: 0 E: 0 K: 1 S: 8	H: 0 LOB: 0 BB: 0 P: 14	R: 0 H: 0 E: 0 K: 1 S: 8	H: 0 LOB: 1 BB: 0 P: 11	R: 0 H: 1 E: 0 K: 2 S: 14	H: 1 LOB: 1 BB: 0 P: 19	R: 0 H: 0 E: 0 K: 2 S: 8	H: 0 LOB: 0 BB: 0 P: 11	R: 0 H: 0 E: 0 K: 0 S: 6	H: 0 LOB: 1 BB: 1 P: 12	R: 0 H: 0 E: 0 K: 0 S: 6	H: 0 LOB: 0 BB: 0 P: 9	1B: 1 2B: 1 3B: 0 HR: 0	SF: 0 SAC: 0 DP: 1 HBP: 1	WP: 0 PB: 0 SB: 1 CS: 0	PA: 31		
<b>PITCHER</b>	IP WLS BF H R ER SO BB IBB HBP BLK WP HR S P ERA WHIP	IP WLS BF H R ER SO BB IBB HBP BLK WP HR S P ERA WHIP	IP WLS BF H R ER SO BB IBB HBP BLK WP HR S P ERA WHIP	IP WLS BF H R ER SO BB IBB HBP BLK WP HR S P ERA WHIP	IP WLS BF H R ER SO BB IBB HBP BLK WP HR S P ERA WHIP	IP WLS BF H R ER SO BB IBB HBP BLK WP HR S P ERA WHIP	IP WLS BF H R ER SO BB IBB HBP BLK WP HR S P ERA WHIP	IP WLS BF H R ER SO BB IBB HBP BLK WP HR S P ERA WHIP	IP WLS BF H R ER SO BB IBB HBP BLK WP HR S P ERA WHIP	IP WLS BF H R ER SO BB IBB HBP BLK WP HR S P ERA WHIP	IP WLS BF H R ER SO BB IBB HBP BLK WP HR S P ERA WHIP	IP WLS BF H R ER SO BB IBB HBP BLK WP HR S P ERA WHIP	IP WLS BF H R ER SO BB IBB HBP BLK WP HR S P ERA WHIP	IP WLS BF H R ER SO BB IBB HBP BLK WP HR S P ERA WHIP	IP WLS BF H R ER SO BB IBB HBP BLK WP HR S P ERA WHIP	IP WLS BF H R ER SO BB IBB HBP BLK WP HR S P ERA WHIP	IP WLS BF H R ER SO BB IBB HBP BLK WP HR S P ERA WHIP	IP WLS BF H R ER SO BB IBB HBP BLK WP HR S P ERA WHIP	IP WLS BF H R ER SO BB IBB HBP BLK WP HR S P ERA WHIP	IP WLS BF H R ER SO BB IBB HBP BLK WP HR S P ERA WHIP	IP WLS BF H R ER SO BB IBB HBP BLK WP HR S P ERA WHIP	IP WLS BF H R ER SO BB IBB HBP BLK WP HR S P ERA WHIP

AB	28
R	0
H	2
RBI	0
BB	2
SO	9
LOB	7



Batter	1	2	3	4	5	6	7	8	9	AB	R	H	RBI	BB	SO	LOB	BOTTOM					
31 Joc Pederson, L (1.9) OBP: 0.324, SLG: 0.497										4	2	2	1	1	1	1	<b>St. Louis Cardinals @ Los Angeles Dodgers</b> Dodger Stadium, Los Angeles, CA Mon Aug 05 2019, 7:12 PM - 10:09 PM PDT Att: 45,254 - Clear - 77 F					
13 Max Muncy, L (1.4) OBP: 0.374, SLG: 0.525										2	1	0	0	3	0	1						
10 Justin Turner, R (1.5) OBP: 0.369, SLG: 0.491										4	2	2	1	0	0	3						
55 Russell Martin, R (8.5) OBP: 0.348, SLG: 0.318										1	0	0	0	0	1	1						
35 Cody Bellinger, L (1.3) OBP: 0.426, SLG: 0.675										4	1	1	3	1	0	3						
16 Will Smith, R (1.2) OBP: 0.377, SLG: 0.759										4	0	1	0	1	0	2						
5 Corey Seager, L (1.6) OBP: 0.344, SLG: 0.434										4	1	2	1	0	0	1						
65 Casey Sadler, R (8.1)										0	0	0	0	0	0	0						
9 Kristopher Negrón, R (1.8) OBP: 0.349, SLG: 0.442										4	1	2	0	0	2	3						
45 Matt Beaty, L (1.7) OBP: 0.325, SLG: 0.500										4	0	2	2	0	0	1						
46 Tony Gonsolin, R (1.1) OBP: 0.200, SLG: 0.200										2	0	0	0	0	1	1						
47 JT Chargois, S (7.1)										0	0	0	0	0	0	0						
28 Tyler White, R (7. PH) OBP: 0.316, SLG: 0.316										1	0	0	0	0	0	2						
<b>Inning Stats</b>	R: 3 H: 2 E: 0 K: 0 S: 12	H: 2 LOB: 1 BB: 1 P: 22	R: 0 H: 1 E: 0 K: 1 S: 10	H: 1 LOB: 1 BB: 0 P: 12	R: 1 H: 3 E: 0 K: 1 S: 22	H: 3 LOB: 2 BB: 0 P: 35	R: 2 H: 2 E: 0 K: 1 S: 16	H: 2 LOB: 1 BB: 1 P: 28	R: 2 H: 3 E: 0 K: 0 S: 14	H: 3 LOB: 0 BB: 0 P: 21	R: 0 H: 0 E: 0 K: 0 S: 8	H: 0 LOB: 1 BB: 1 P: 16	R: 0 H: 1 E: 0 K: 1 S: 10	H: 1 LOB: 2 BB: 1 P: 18	R: 0 H: 0 E: 0 K: 1 S: 15	H: 0 LOB: 2 BB: 2 P: 26	1B: 7 2B: 4 3B: 0 HR: 2	SF: 0 SAC: 1 DP: 1 HBP: 0	WP: 2 PB: 0 SB: 1 CS: 0	PA: 41		
<b>PITCHER</b>	IP WLS BF H R ER SO BB IBB HBP BLK WP HR S P ERA WHIP	IP WLS BF H R ER SO BB IBB HBP BLK WP HR S P ERA WHIP	IP WLS BF H R ER SO BB IBB HBP BLK WP HR S P ERA WHIP	IP WLS BF H R ER SO BB IBB HBP BLK WP HR S P ERA WHIP	IP WLS BF H R ER SO BB IBB HBP BLK WP HR S P ERA WHIP	IP WLS BF H R ER SO BB IBB HBP BLK WP HR S P ERA WHIP	IP WLS BF H R ER SO BB IBB HBP BLK WP HR S P ERA WHIP	IP WLS BF H R ER SO BB IBB HBP BLK WP HR S P ERA WHIP	IP WLS BF H R ER SO BB IBB HBP BLK WP HR S P ERA WHIP	IP WLS BF H R ER SO BB IBB HBP BLK WP HR S P ERA WHIP	IP WLS BF H R ER SO BB IBB HBP BLK WP HR S P ERA WHIP	IP WLS BF H R ER SO BB IBB HBP BLK WP HR S P ERA WHIP	IP WLS BF H R ER SO BB IBB HBP BLK WP HR S P ERA WHIP	IP WLS BF H R ER SO BB IBB HBP BLK WP HR S P ERA WHIP	IP WLS BF H R ER SO BB IBB HBP BLK WP HR S P ERA WHIP	IP WLS BF H R ER SO BB IBB HBP BLK WP HR S P ERA WHIP	IP WLS BF H R ER SO BB IBB HBP BLK WP HR S P ERA WHIP	IP WLS BF H R ER SO BB IBB HBP BLK WP HR S P ERA WHIP	IP WLS BF H R ER SO BB IBB HBP BLK WP HR S P ERA WHIP	IP WLS BF H R ER SO BB IBB HBP BLK WP HR S P ERA WHIP	IP WLS BF H R ER SO BB IBB HBP BLK WP HR S P ERA WHIP	IP WLS BF H R ER SO BB IBB HBP BLK WP HR S P ERA WHIP

AB	34
R	8
H	12
RBI	8
BB	6
SO	5
LOB	19





Batter	1	2	3	4	5	6	7	8	9	AB	R	H	RBI	BB	SO	LOB	TOP						
25 Dexter Fowler, S OBP: 0.340, SLG: 0.411 (1, 8)										4	0	2	0	0	0	1	<b>St. Louis Cardinals @ Los Angeles Dodgers</b> Dodger Stadium, Los Angeles, CA Tue Aug 06 2019, 7:11 PM - 10:05 PM PDT Att: 53,070 - Clear - 76 F						
38 José Martínez, R OBP: 0.337, SLG: 0.405 (1, 9)										4	0	1	0	0	2	2							
35 Lane Thomas, R OBP: 0.444, SLG: 0.750 (8, 8)										0	0	0	0	0	0	0							
46 Paul Goldschmidt, R OBP: 0.335, SLG: 0.465 (1, 3)										4	0	0	0	0	2	4							
23 Marcell Ozuna, R OBP: 0.330, SLG: 0.498 (1, 7)										3	0	0	0	1	0	2							
12 Paul DeJong, R OBP: 0.332, SLG: 0.461 (1, 6)										4	1	1	0	0	2	3							
13 Matt Carpenter, L OBP: 0.317, SLG: 0.364 (1, 5)										3	0	1	1	1	1	0							
19 Tommy Edman, S OBP: 0.273, SLG: 0.394 (1, 4)										3	0	0	0	0	0	2							
21 Andrew Miller, L (7, 1)										0	0	0	0	0	0	0							
30 Tyler Webb, L (8, 1)										1	0	0	0	0	0	0							
34 Yairo Muñoz, R OBP: 0.289, SLG: 0.371 (9, PH)										4	0	1	0	0	1	2							
7 Andrew Knizner, R OBP: 0.244, SLG: 0.316 (1, 2)										2	0	0	0	0	2	1							
39 Miles Mikolas, R OBP: 0.171, SLG: 0.195 (1, 1)										2	0	0	0	0	2	1							
16 Kolten Wong, L OBP: 0.350, SLG: 0.394 (7, 4)										2	0	1	0	0	1	1							
<b>Inning Stats</b>	R: 0 E: 0 K: 0 S: 9	H: 1 LOB: 1 BB: 0 P: 13	R: 1 E: 0 K: 2 S: 13	H: 2 LOB: 1 BB: 0 P: 20	R: 0 E: 0 K: 2 S: 13	H: 1 LOB: 1 BB: 0 P: 18	R: 0 E: 0 K: 1 S: 7	H: 0 LOB: 0 BB: 0 P: 10	R: 0 E: 0 K: 1 S: 9	H: 0 LOB: 0 BB: 0 P: 12	R: 0 E: 0 K: 2 S: 9	H: 0 LOB: 0 BB: 0 P: 15	R: 0 E: 0 K: 1 S: 8	H: 0 LOB: 1 BB: 1 P: 13	R: 0 E: 0 K: 1 S: 17	H: 2 LOB: 3 BB: 1 P: 30	R: 0 E: 0 K: 1 S: 12	H: 1 LOB: 1 BB: 0 P: 14	1B: 5 2B: 2 3B: 0 HR: 0	SF: 0 SAC: 0 DP: 0 HBP: 0	WP: 1 PB: 0 SB: 0 CS: 0	PA: 36	
<b>PITCHER</b>	IP WLS BF H R ER SO BB IBB HBP BLK WP HR S P ERA WHIP	IP WLS BF H R ER SO BB IBB HBP BLK WP HR S P ERA WHIP	IP WLS BF H R ER SO BB IBB HBP BLK WP HR S P ERA WHIP	IP WLS BF H R ER SO BB IBB HBP BLK WP HR S P ERA WHIP	IP WLS BF H R ER SO BB IBB HBP BLK WP HR S P ERA WHIP	IP WLS BF H R ER SO BB IBB HBP BLK WP HR S P ERA WHIP	IP WLS BF H R ER SO BB IBB HBP BLK WP HR S P ERA WHIP	IP WLS BF H R ER SO BB IBB HBP BLK WP HR S P ERA WHIP	IP WLS BF H R ER SO BB IBB HBP BLK WP HR S P ERA WHIP	IP WLS BF H R ER SO BB IBB HBP BLK WP HR S P ERA WHIP	IP WLS BF H R ER SO BB IBB HBP BLK WP HR S P ERA WHIP	IP WLS BF H R ER SO BB IBB HBP BLK WP HR S P ERA WHIP	IP WLS BF H R ER SO BB IBB HBP BLK WP HR S P ERA WHIP	IP WLS BF H R ER SO BB IBB HBP BLK WP HR S P ERA WHIP	IP WLS BF H R ER SO BB IBB HBP BLK WP HR S P ERA WHIP	IP WLS BF H R ER SO BB IBB HBP BLK WP HR S P ERA WHIP	IP WLS BF H R ER SO BB IBB HBP BLK WP HR S P ERA WHIP	IP WLS BF H R ER SO BB IBB HBP BLK WP HR S P ERA WHIP	IP WLS BF H R ER SO BB IBB HBP BLK WP HR S P ERA WHIP	IP WLS BF H R ER SO BB IBB HBP BLK WP HR S P ERA WHIP	IP WLS BF H R ER SO BB IBB HBP BLK WP HR S P ERA WHIP	IP WLS BF H R ER SO BB IBB HBP BLK WP HR S P ERA WHIP	IP WLS BF H R ER SO BB IBB HBP BLK WP HR S P ERA WHIP

**St. Louis Cardinals @ Los Angeles Dodgers**  
 Dodger Stadium, Los Angeles, CA  
 Tue Aug 06 2019, 7:11 PM - 10:05 PM PDT  
 Att: 53,070 - Clear - 76 F

livebaseballscorecards.com

AB 34  
 R 1  
 H 7  
 RBI 1  
 BB 2  
 SO 11  
 LOB 18

Batter	1	2	3	4	5	6	7	8	9	AB	R	H	RBI	BB	SO	LOB	BOTTOM						
31 Joc Pederson, L OBP: 0.324, SLG: 0.495 (1, 9)										3	1	1	0	0	0	0	<b>St. Louis Cardinals @ Los Angeles Dodgers</b> Dodger Stadium, Los Angeles, CA Tue Aug 06 2019, 7:11 PM - 10:05 PM PDT Att: 53,070 - Clear - 76 F						
28 Tyler White, R OBP: 0.315, SLG: 0.315 (7, PH)										1	0	0	0	0	0	1							
56 Adam Kolarek, L (8, 1)										0	0	0	0	0	0	0							
52 Pedro Báez, R (8, 1)										4	0	1	1	0	0	1							
74 Kenley Jansen, S (9, 1)										3	0	2	1	1	0	1							
13 Max Muncy, L OBP: 0.373, SLG: 0.522 (1, 4)										4	0	1	1	0	0	1							
10 Justin Turner, R OBP: 0.372, SLG: 0.485 (1, 5)										3	0	2	1	1	0	1							
35 Cody Bellinger, L OBP: 0.422, SLG: 0.668 (8, 9)										4	0	0	0	0	2	3							
5 Corey Seager, L OBP: 0.343, SLG: 0.435 (1, 6)										4	1	1	0	0	0	1							
16 Will Smith, R OBP: 0.354, SLG: 0.707 (1, 2)										4	0	0	0	0	2	1							
45 Matt Beaty, L OBP: 0.325, SLG: 0.497 (1, 7)										3	0	1	0	0	1	1							
9 Kristopher Negrón, R OBP: 0.347, SLG: 0.435 (1, 8)										3	0	1	1	0	1	1							
22 Clayton Kershaw, L OBP: 0.086, SLG: 0.086 (1, 1)										2	0	0	0	0	2	2							
43 Edwin Ríos, L OBP: 0.450, SLG: 0.467 (7, PH)										0	1	0	0	1	0	0							
<b>Inning Stats</b>	R: 0 E: 0 K: 1 S: 9	H: 0 LOB: 1 BB: 1 P: 18	R: 1 E: 0 K: 2 S: 11	H: 2 LOB: 1 BB: 0 P: 13	R: 1 E: 0 K: 1 S: 10	H: 2 LOB: 1 BB: 0 P: 16	R: 0 E: 0 K: 2 S: 9	H: 1 LOB: 1 BB: 0 P: 15	R: 0 E: 0 K: 0 S: 11	H: 0 LOB: 0 BB: 0 P: 18	R: 1 E: 0 K: 0 S: 13	H: 1 LOB: 1 BB: 1 P: 25	R: 0 E: 0 K: 1 S: 9	H: 0 LOB: 0 BB: 0 P: 13	1B: 5 2B: 2 3B: 0 HR: 0	SF: 0 SAC: 0 DP: 0 HBP: 0	WP: 1 PB: 0 SB: 0 CS: 0	PA: 33					
<b>PITCHER</b>	IP WLS BF H R ER SO BB IBB HBP BLK WP HR S P ERA WHIP	IP WLS BF H R ER SO BB IBB HBP BLK WP HR S P ERA WHIP	IP WLS BF H R ER SO BB IBB HBP BLK WP HR S P ERA WHIP	IP WLS BF H R ER SO BB IBB HBP BLK WP HR S P ERA WHIP	IP WLS BF H R ER SO BB IBB HBP BLK WP HR S P ERA WHIP	IP WLS BF H R ER SO BB IBB HBP BLK WP HR S P ERA WHIP	IP WLS BF H R ER SO BB IBB HBP BLK WP HR S P ERA WHIP	IP WLS BF H R ER SO BB IBB HBP BLK WP HR S P ERA WHIP	IP WLS BF H R ER SO BB IBB HBP BLK WP HR S P ERA WHIP	IP WLS BF H R ER SO BB IBB HBP BLK WP HR S P ERA WHIP	IP WLS BF H R ER SO BB IBB HBP BLK WP HR S P ERA WHIP	IP WLS BF H R ER SO BB IBB HBP BLK WP HR S P ERA WHIP	IP WLS BF H R ER SO BB IBB HBP BLK WP HR S P ERA WHIP	IP WLS BF H R ER SO BB IBB HBP BLK WP HR S P ERA WHIP	IP WLS BF H R ER SO BB IBB HBP BLK WP HR S P ERA WHIP	IP WLS BF H R ER SO BB IBB HBP BLK WP HR S P ERA WHIP	IP WLS BF H R ER SO BB IBB HBP BLK WP HR S P ERA WHIP	IP WLS BF H R ER SO BB IBB HBP BLK WP HR S P ERA WHIP	IP WLS BF H R ER SO BB IBB HBP BLK WP HR S P ERA WHIP	IP WLS BF H R ER SO BB IBB HBP BLK WP HR S P ERA WHIP	IP WLS BF H R ER SO BB IBB HBP BLK WP HR S P ERA WHIP	IP WLS BF H R ER SO BB IBB HBP BLK WP HR S P ERA WHIP	IP WLS BF H R ER SO BB IBB HBP BLK WP HR S P ERA WHIP

**St. Louis Cardinals @ Los Angeles Dodgers**  
 Dodger Stadium, Los Angeles, CA  
 Tue Aug 06 2019, 7:11 PM - 10:05 PM PDT  
 Att: 53,070 - Clear - 76 F

livebaseballscorecards.com

AB 31  
 R 3  
 H 7  
 RBI 3  
 BB 2  
 SO 8  
 LOB 12







Batter	1	2	3	4	5	6	7	8	9	10	11	AB	R	H	RBI	BB	SO	LOB	TOP				
1 Jarrod Dyson, L (1.9) OBP: 0.339, SLG: 0.359 (10.8)	F7		1B		G4-3		F9		G6-3		K	5	0	2	0	1	1	2					
4 Ketel Marte, S (1.8) OBP: 0.319, SLG: 0.569 (10.4)	K		1B		G4-3		K		G6-3		P4	6	0	1	0	0	2	4					
5 Eduardo Escobar, S (1.4) OBP: 0.333, SLG: 0.527 (10.5)	G5-3		K		F9		K		K		F9	6	0	0	0	0	3	6					
6 David Peralta, L (1.7) OBP: 0.354, SLG: 0.463		53 FC5-4 BB	L6		G3		K		53 G6-4-3 BB			3	0	0	0	2	1	2					
53 Christian Walker, R (1.3) OBP: 0.350, SLG: 0.479		1B	FC5-4 1B 22 HBP	K		22 1B 1B		1B		G6-4-3		5	0	2	0	0	1	4					
22 Jake Lamb, L (1.5) OBP: 0.388, SLG: 0.426 10 Adam Jones, R (10, PH) OBP: 0.315, SLG: 0.426 (10.9)		18 BB HBP		K				G6-3				3	0	1	0	0	1	0					
13 Nick Ahmed, R (1.6) OBP: 0.327, SLG: 0.423				G6-3				K			F9	5	1	1	0	0	2	5					
18 Carson Kelly, R (1.2) OBP: 0.354, SLG: 0.553				G4-3			L7				HR	4	2	2	3	1	0	2					
38 Pudge Ray, L 41 Nolan Arenz, L 30 J.J. McFarland, L 37 Kevin Ginkel, R 50 Yoan López, R 40 Andrew Chafin, L 16 Tim Lincecum, R 25 Archie Bradley, R				K				K			HR	2	0	0	0	0	2	3					
<b>Inning Stats</b>	R: 0 E: 0 K: 1 S: 9	H: 0 LOB: 0 BB: 0 P: 14	R: 0 E: 0 K: 2 S: 12	H: 0 LOB: 3 BB: 2 P: 28	R: 0 E: 0 K: 2 S: 15	H: 2 LOB: 2 BB: 0 P: 18	R: 0 E: 0 K: 1 S: 8	H: 0 LOB: 0 BB: 0 P: 12	R: 0 E: 0 K: 1 S: 10	H: 1 LOB: 1 BB: 0 P: 14	R: 0 E: 0 K: 1 S: 6	H: 1 LOB: 0 BB: 0 P: 9	R: 2 E: 0 K: 2 S: 16	H: 3 LOB: 1 BB: 0 P: 23	R: 0 E: 0 K: 0 S: 8	H: 1 LOB: 1 BB: 1 P: 14	R: 1 E: 0 K: 1 S: 13	H: 2 LOB: 1 BB: 0 P: 17	1B: 10 2B: 0 3B: 0 HR: 2	SF: 0 SAC: 0 DP: 1 HBP: 1	WP: 0 PB: 0 SB: 2 CS: 0	PA: 48	
<b>PITCHER</b>	IP ERA WLS BF H R ER SO BB IBB HBP BLK WP HR S P ERA WHIP	21 Walker Buehler, R ERA: 3.08	52 Pedro Báez, R ERA: 3.1	56 Adam Kolarek, L ERA: 3.89	17 Joe Kelly, R ERA: 4.76	74 Kenley Jansen, R ERA: 9.83	7 Julio Urias, L ERA: 2.64																

Arizona Diamondbacks @ Los Angeles Dodgers  
Dodger Stadium, Los Angeles, CA  
Fri Aug 09 2019, 7:11 PM - 10:59 PM PDT  
Att: 49,538 - Clear - 79 F

livebaseballscorecards.com

AB 43  
R 3  
H 12  
RBI 3  
BB 4  
SO 14  
LOB 28



Batter	1	2	3	4	5	6	7	8	9	10	11	AB	R	H	RBI	BB	SO	LOB	BOTTOM			
11 AJ Pollock, R (1.8) OBP: 0.311, SLG: 0.434	F7		SF7		K			F8			HBP2	3	0	0	1	0	1	0				
10 Justin Turner, R (1.5) OBP: 0.369, SLG: 0.476	F7		16 BB 2B		G1-3			K			L5	4	0	0	0	1	1	1				
16 Will Smith, R (1.2) OBP: 0.352, SLG: 0.688	P3							K			K	5	0	1	1	0	2	1				
35 Cody Bellinger, L (1.9) OBP: 0.419, SLG: 0.659		P2						G6-3			G6-3	3	0	0	0	1	0	0				
9 Kristopher Negrón, R (1.7) OBP: 0.323, SLG: 0.430 7 Julio Urias, L OBP: 0.333, SLG: 0.273 (10.1)								G1-3			G3	4	0	0	0	0	2	3				
13 Max Muncy, L (1.4) OBP: 0.369, SLG: 0.513	F8				K			G6-3			G4-3	4	0	0	0	0	1	0				
5 Corey Seager, L (1.6) OBP: 0.341, SLG: 0.432								G4-3			L7	4	1	1	0	0	0	0				
28 Tyler White, R (1.3) OBP: 0.314, SLG: 0.311								G6-3			K	3	1	0	0	1	2	0				
21 Walker Buehler, R (1.1) ERA: 3.99 52 Pedro Báez, R (7.1) ERA: 3.1 17 Joe Kelly, R (8.1) ERA: 4.76 43 Edwin Rios, L (8, PH) ERA: 2.62 74 Kenley Jansen, S (8.1) ERA: 9.83 31 Joe Pederson, L (10.7) ERA: 4.28								K			BB	1	0	0	0	0	1	0				
<b>PITCHER</b>	IP ERA WLS BF H R ER SO BB IBB HBP BLK WP HR S P ERA WHIP	38 Robbie Ray, L ERA: 3.99	30 T.J. McFarland, L ERA: 4.78	37 Kevin Ginkel, R ERA: 3.89	50 Yoan López, R ERA: 2.62	40 Andrew Chafin, L ERA: 4.28	25 Archie Bradley, R ERA: 3.86															

Arizona Diamondbacks @ Los Angeles Dodgers  
Dodger Stadium, Los Angeles, CA  
Fri Aug 09 2019, 7:11 PM - 10:59 PM PDT  
Att: 49,538 - Clear - 79 F

livebaseballscorecards.com

AB 32  
R 2  
H 2  
RBI 2  
BB 4  
SO 10  
LOB 5





Batter	1	2	3	4	5	6	7	8	9	AB	R	H	RBI	BB	SO	LOB	TOP	
1 Jarrod Dyson, L OBP: 0.336, SLG: 0.358	G6-3			F7		F7			G6-3	4	0	1	0	0	0	1	<b>Arizona Diamondbacks @ Los Angeles Dodgers</b> <b>Dodger Stadium, Los Angeles, CA</b> Sat Aug 10 2019, 6:11 PM - 9:29 PM PDT Att: 52,606 - Clear - 79 F	
4 Ketel Marte, S OBP: 0.380, SLG: 0.569	G6-3			1B		G5-3			1B	4	0	2	0	0	0	1		
5 Eduardo Escobar, S OBP: 0.331, SLG: 0.522	G3			F8					L9	4	0	0	0	0	0	2		
6 David Peralta, L OBP: 0.351, SLG: 0.458		G3-1		K					F9	4	0	0	0	0	1	2		
10 Adam Jones, R OBP: 0.313, SLG: 0.422 50 Yoan López, R		L9				K			K	3	0	0	0	0	2	0		
22 Jake Lamb, L OBP: 0.327, SLG: 0.417										0	0	0	0	0	0	0		
13 Nick Ahmed, R OBP: 0.327, SLG: 0.421										2	0	0	0	0	0	0		
41 Wilmer Flores, R OBP: 0.330, SLG: 0.387 63 Robby Scott, R				K						1	0	0	0	0	0	0		
16 Tim Lincecum, R OBP: 0.362, SLG: 0.353				K						2	0	0	0	0	2	0		
31 Alex Avila, L OBP: 0.393, SLG: 0.505				K						0	0	0	0	0	0	0		
49 Alex Young, L OBP: 0.083, SLG: 0.083 37 Kevin Ginkel, L 53 Christian Walker, R OBP: 0.350, SLG: 0.479				G1-3						1	0	0	0	0	0	0		
<b>Inning Stats</b>	R: 0 E: 0 K: 0 S: 7	H: 0 LOB: 0 BB: 0 P: 10	R: 0 E: 0 K: 0 S: 8	H: 0 LOB: 0 BB: 0 P: 11	R: 0 E: 0 K: 2 S: 9	H: 2 LOB: 1 BB: 0 P: 15	R: 0 E: 0 K: 1 S: 11	H: 1 LOB: 0 BB: 0 P: 16	R: 0 E: 0 K: 1 S: 8	H: 0 LOB: 0 BB: 0 P: 10	R: 0 E: 0 K: 0 S: 11	H: 1 LOB: 1 BB: 0 P: 14	R: 0 E: 0 K: 0 S: 11	H: 1 LOB: 1 BB: 0 P: 14	1B: 4 2B: 0 3B: 0 HR: 0	SF: 0 SAC: 0 DP: 0 HBP: 0	WP: 1 PB: 0 SB: 1 CS: 1	PA: 31
<b>PITCHER</b>	IP WLS BF H R ER SO	IP WLS BF H R ER SO	IP WLS BF H R ER SO	IP WLS BF H R ER SO	IP WLS BF H R ER SO	IP WLS BF H R ER SO	IP WLS BF H R ER SO	IP WLS BF H R ER SO	IP WLS BF H R ER SO	IP WLS BF H R ER SO	IP WLS BF H R ER SO	IP WLS BF H R ER SO	IP WLS BF H R ER SO	IP WLS BF H R ER SO	IP WLS BF H R ER SO	IP WLS BF H R ER SO	ERA WHIP	ERA WHIP
18 Kenta Maeda, R ERA: 4.12	7.0	W	23	3	0	0	6	0	0	0	0	0	0	0	0	0	0.00	0.429
64 Caleb Ferguson, L ERA: 5.74	0.2		3	0	0	0	0	1	0	0	0	0	0	0	0	0	0.00	1.500
17 Joe Kelly, R ERA: 4.73	0.1		1	0	0	0	0	0	0	0	0	0	0	0	0	0	0.00	0.000
74 Kenley Jansen, R ERA: 3.74	1.0		4	1	0	0	0	0	0	0	0	0	0	0	0	0	0.00	1.000

AB	30
R	0
H	4
RBI	0
BB	1
SO	6
LOB	7



Batter	1	2	3	4	5	6	7	8	9	AB	R	H	RBI	BB	SO	LOB	BOTTOM			
11 AJ Pollock, R OBP: 0.315, SLG: 0.433	L7		G6-3	1B						3	0	1	0	1	0	1	<b>Arizona Diamondbacks @ Los Angeles Dodgers</b> <b>Dodger Stadium, Los Angeles, CA</b> Sat Aug 10 2019, 6:11 PM - 9:29 PM PDT Att: 52,606 - Clear - 79 F			
10 Justin Turner, R OBP: 0.368, SLG: 0.474	G5-3			F9						3	0	0	0	1	0	5				
9 Kristopher Negrón, R OBP: 0.327, SLG: 0.404 31 Joc Pederson, L OBP: 0.328, SLG: 0.499	G1-3			L7						2	0	1	1	0	0	0				
35 Cody Bellinger, L OBP: 0.416, SLG: 0.653		K	G3			P5				4	0	0	0	0	1	3				
13 Max Muncy, L OBP: 0.370, SLG: 0.519		HR		BB		K				3	2	1	1	1	2	1				
28 Tyler White, R OBP: 0.309, SLG: 0.305	G4-3		G6-3			F8				4	0	0	0	0	1	2				
5 Corey Seager, L OBP: 0.340, SLG: 0.428		K				K				3	1	0	0	1	2	0				
55 Russell Martin, R OBP: 0.354, SLG: 0.329										3	1	2	1	1	0	0				
18 Kenta Maeda, R OBP: 0.263, SLG: 0.316 64 Caleb Ferguson, R			G5-3			SH5-4				1	0	0	1	0	0	1				
17 Joe Kelly, R 45 Matt Beaty, L OBP: 0.317, SLG: 0.484 74 Kenley Jansen, S				SH		G5-3				0	0	0	0	0	0	0				
<b>Inning Stats</b>	R: 0 E: 0 K: 0 S: 8	H: 1 LOB: 0 BB: 0 P: 10	R: 1 E: 0 K: 2 S: 11	H: 1 LOB: 0 BB: 0 P: 17	R: 1 E: 0 K: 0 S: 19	H: 2 LOB: 2 BB: 1 P: 27	R: 2 E: 0 K: 0 S: 17	H: 2 LOB: 3 BB: 2 P: 31	R: 0 E: 0 K: 1 S: 9	H: 0 LOB: 0 BB: 0 P: 15	R: 0 E: 0 K: 1 S: 8	H: 0 LOB: 2 BB: 2 P: 18	R: 0 E: 0 K: 2 S: 15	H: 1 LOB: 1 BB: 0 P: 21	R: 0 E: 0 K: 0 S: 7	H: 0 LOB: 0 BB: 0 P: 11	1B: 4 2B: 1 3B: 0 HR: 1	SF: 0 SAC: 2 DP: 0 HBP: 0	WP: 1 PB: 0 SB: 0 CS: 0	PA: 36
<b>PITCHER</b>	IP WLS BF H R ER SO	IP WLS BF H R ER SO	IP WLS BF H R ER SO	IP WLS BF H R ER SO	IP WLS BF H R ER SO	IP WLS BF H R ER SO	IP WLS BF H R ER SO	IP WLS BF H R ER SO	IP WLS BF H R ER SO	IP WLS BF H R ER SO	IP WLS BF H R ER SO	IP WLS BF H R ER SO	IP WLS BF H R ER SO	IP WLS BF H R ER SO	IP WLS BF H R ER SO	IP WLS BF H R ER SO	ERA WHIP	ERA WHIP		
49 Alex Young, L ERA: 3.32	3.1	L	19	5	4	4	2	2	1	0	0	0	0	0	0	0	0.00	2.100		
37 Kevin Ginkel, R ERA: 3.0	0.2		2	0	0	0	0	0	0	0	0	0	0	0	0	0	0.00	0.000		
63 Robby Scott, L ERA: 4.91	2.2		11	1	0	0	3	2	0	0	0	0	0	0	0	0	0.00	1.125		
50 Yoan López, R ERA: 2.54	1.1		4	0	0	0	1	0	0	0	0	0	0	0	0	0	0.00	0.000		

AB	29
R	4
H	6
RBI	4
BB	5
SO	6
LOB	16









Batter	1	2	3	4	5	6	7	8	9	AB	R	H	RBI	BB	SO	LOB	TOP					
31 Joc Pederson, L (1.9) OBP: 0.332, SLG: 0.496 41 Kyle Garlick, R (7.7) OBP: 0.302, SLG: 0.475										3	0	0	0	0	0	0	<b>Los Angeles Dodgers @ Miami Marlins</b> Marlins Park, Miami, FL Tue Aug 13 2019, 7:11 PM - 10:31 PM EDT Att: 8,729 - Roof Closed - 79 F					
13 Max Muncy, L (1.4) OBP: 0.387, SLG: 0.514										5	1	1	1	1	0	0						
10 Justin Turner, R (1.5) OBP: 0.373, SLG: 0.497 55 Russell Martin, R (7.5) OBP: 0.351, SLG: 0.325										2	1	1	2	2	0	0						
35 Cody Bellinger, L (1.3) OBP: 0.414, SLG: 0.663										5	1	1	1	0	2	3						
11 AJ Pollock, R (1.8) OBP: 0.325, SLG: 0.459 9 Krisopher Negrón, R (6.8) OBP: 0.311, SLG: 0.379										3	2	3	0	0	0	0						
5 Corey Seager, L (1.6) OBP: 0.341, SLG: 0.441 47 JT Chargois, S (7.1)										4	1	1	2	0	0	2						
64 Caleb Ferguson, R (8.1) OBP: 1.000, SLG: 2.000 56 Adam Kolarek, L (9.3)										1	1	1	0	0	0	0						
16 Will Smith, R (1.2) OBP: 0.375, SLG: 0.817										4	3	2	3	1	1	0						
45 Matt Beaty, L (1.7) OBP: 0.329, SLG: 0.512										5	2	2	4	0	0	1						
85 Dustin May, R (1.1) 17 Joe Kelly, R (6.1) 43 Edwin Ríos, L (9.5) OBP: 0.429, SLG: 0.455										3	0	0	0	0	2	1						
<b>Inning Stats</b>	R: 0 E: 0 K: 1 S: 10	H: 0 LOB: 1 BB: 1 P: 17	R: 1 E: 0 K: 0 S: 12	H: 1 LOB: 0 BB: 0 P: 17	R: 0 E: 0 K: 1 S: 6	H: 0 LOB: 0 BB: 0 P: 10	R: 3 E: 0 K: 0 S: 19	H: 3 LOB: 1 BB: 0 P: 30	R: 0 E: 1 K: 0 S: 17	H: 0 LOB: 2 BB: 1 P: 25	R: 2 E: 0 K: 1 S: 11	H: 2 LOB: 1 BB: 0 P: 20	R: 4 E: 0 K: 1 S: 16	H: 4 LOB: 0 BB: 0 P: 26	R: 1 E: 0 K: 1 S: 9	H: 1 LOB: 0 BB: 0 P: 14	R: 4 E: 0 K: 2 S: 26	H: 4 LOB: 3 BB: 3 P: 49	1B: 2 2B: 6 3B: 1 HR: 6	SF: 0 SAC: 0 DP: 0 HBP: 0	WP: 1 PB: 0 SB: 0 CS: 0	PA: 48
<b>PITCHER</b>	IP WLS BF H R ER SO BB IBB HBP BLK WP HR S P ERA WHIP	5.0 L 22 4 4 4 2 2 0 0 0 0 1 2 64 99 7.20 1.200	2.0 12 6 6 6 2 0 0 0 0 0 3 27 46 27.00 3.000	1.0 4 1 1 1 1 0 0 0 0 0 1 9 14 9.00 1.000	0.2 8 4 4 4 2 2 0 0 0 0 0 22 39 54.00 9.000	0.0 1 0 0 0 0 1 0 0 0 0 0 0 1 5 ∞ ∞	<b>28 Bryan Holaday, R</b> (9.1) ERA: 4.42	0.1 1 0 0 0 0 0 0 0 0 0 0 0 1 5 0.00 0.000														
50 Jordan Yamamoto, R (1.1) ERA: 4.42 20 Wei-Yin Chen, L (6.1) ERA: 7.06 37 Austin Brice, R (8.1) ERA: 2.45 43 Jeff Bringham, R (9.1) ERA: 6.64 66 Jarlin Garcia, L (9.1) ERA: 2.63										2	1	1	0	1	0	0						
15 Brian Anderson, R (1.9) OBP: 0.335, SLG: 0.466 43 Jeff Bringham, R (9.1) ERA: 6.64 66 Jarlin Garcia, L (9.1) ERA: 2.63 28 Bryan Holaday, R (9.1) OBP: 0.378, SLG: 0.463										4	0	0	0	0	1	2						
26 Garrett Cooper, R (1.3) OBP: 0.353, SLG: 0.439										3	0	1	0	1	2	1						
13 Starlin Castro, R (1.5) OBP: 0.285, SLG: 0.382										4	0	0	0	0	1	4						
47 Harold Ramirez, R (1.7) OBP: 0.288, SLG: 0.392										4	0	0	0	0	0	1						
38 Jorge Alfaro, R (1.2) OBP: 0.292, SLG: 0.397										3	0	0	0	0	1	0						
9 Lewis Brinson, R (1.8) OBP: 0.246, SLG: 0.243										3	0	1	0	0	0	0						
50 Jordan Yamamoto, R (1.1) ERA: 4.42 21 Curtis Granderson, L (5.8) ERA: 4.09 20 Wei-Yin Chen, R (8.1) ERA: 7.06 37 Austin Brice, R (8.1) ERA: 2.45 7 Deven Marrero, R (9.6) ERA: 2.63										1	0	0	0	0	1	0						
<b>Inning Stats</b>	R: 0 E: 0 K: 2 S: 11	H: 0 LOB: 0 BB: 0 P: 14	R: 0 E: 0 K: 1 S: 6	H: 0 LOB: 0 BB: 0 P: 10	R: 0 E: 0 K: 1 S: 7	H: 0 LOB: 0 BB: 0 P: 10	R: 1 E: 0 K: 1 S: 10	H: 1 LOB: 1 BB: 1 P: 19	R: 0 E: 0 K: 1 S: 18	H: 1 LOB: 2 BB: 1 P: 27	R: 0 E: 0 K: 1 S: 9	H: 0 LOB: 0 BB: 0 P: 10	R: 0 E: 0 K: 2 S: 11	H: 0 LOB: 1 BB: 0 P: 14	R: 0 E: 0 K: 0 S: 9	H: 1 LOB: 0 BB: 0 P: 11	1B: 3 2B: 1 3B: 0 HR: 0	SF: 0 SAC: 0 DP: 2 HBP: 2	WP: 0 PB: 0 SB: 0 CS: 0	PA: 33		
<b>PITCHER</b>	IP WLS BF H R ER SO BB IBB HBP BLK WP HR S P ERA WHIP	5.2 W 21 3 1 1 1 1 0 0 0 0 0 4 9 1.59 0.706	0.1 2 0 0 0 1 1 0 0 0 0 0 4 9 0.00 3.000	1.0 3 0 0 0 1 0 0 0 0 0 0 9 10 0.00 0.000	1.0 4 0 0 0 2 0 0 1 0 0 0 0 11 14 0.00 0.000	1.0 3 1 0 0 0 0 0 0 0 0 0 0 9 11 0.00 1.000	<b>85 Dustin May, R</b> (1.1) ERA: 2.65 17 Joe Kelly, R (6.1) ERA: 4.09 47 JT Chargois, R (7.1) ERA: 5.4 64 Caleb Ferguson, L (8.1) ERA: 5.53 55 Russell Martin, R (9.1) ERA: 2.63	0.1 2 0 0 0 1 1 0 0 0 0 0 4 9 0.00 3.000	1.0 3 0 0 0 1 0 0 0 0 0 0 9 10 0.00 0.000	1.0 4 0 0 0 2 0 0 1 0 0 0 0 11 14 0.00 0.000	1.0 3 1 0 0 0 0 0 0 0 0 0 0 9 11 0.00 1.000											

AB 43  
R 15  
H 15  
RBI 14  
BB 5  
SO 7  
LOB 10



AB 29  
R 1  
H 4  
RBI 1  
BB 2  
SO 9  
LOB 12





Batter	1	2	3	4	5	6	7	8	9	AB	R	H	RBI	BB	SO	LOB	TOP	
31 Joc Pederson, L (1,9) OBP: 0.330, SLG: 0.490											4	0	0	0	1	3	2	<b>Los Angeles Dodgers @ Miami Marlins</b> Marlins Park, Miami, FL Wed Aug 14, 2019, 7:12 PM - 9:56 PM EDT Att. 8,810 - Roof Closed - 79 F
13 Max Muncy, L (1,4) OBP: 0.388, SLG: 0.514										4	0	1	2	0	2	0		
10 Justin Turner, R (1,5) 63 Yimi Garcia, R (8,1)										5	1	3	1	0	1	3		
35 Cody Bellinger, L (1,8) OBP: 0.414, SLG: 0.660										5	2	2	0	0	0	4		
5 Corey Seager, L (1,6) OBP: 0.342, SLG: 0.449										5	1	2	3	0	0	1		
45 Matt Beatty, L (1,7) 41 Kyle Garlick, R (7,PH) OBP: 0.329, SLG: 0.506 OBP: 0.289, SLG: 0.452										2	1	0	0	1	0	0		
43 Edwin Rios, L (1,3) OBP: 0.495, SLG: 0.731										4	3	3	3	1	1	0		
55 Russell Martin, R (1,2) OBP: 0.343, SLG: 0.317										4	0	0	0	0	1	2		
22 Clayton Kershaw, L (1,1) 9 Kristopher Negron, R (8,PH) OBP: 0.108, SLG: 0.135 OBP: 0.323, SLG: 0.379										2	0	1	0	0	0	0		
<b>Inning Stats</b>	R: 3 H: 3 E: 0 K: 2 S: 14	L: 28 LOB: 0 BB: 0 P: 22	R: 0 H: 1 E: 0 K: 1 S: 13	R: 0 H: 1 E: 0 K: 1 S: 17	R: 0 H: 1 E: 0 K: 1 S: 8	R: 1 H: 1 E: 0 K: 1 S: 8	R: 0 H: 0 E: 0 K: 0 S: 9	R: 2 H: 2 E: 0 K: 0 S: 10	R: 1 H: 3 E: 0 K: 1 S: 12	R: 2 H: 1 E: 0 K: 0 S: 19	R: 0 H: 0 E: 0 K: 1 S: 7	R: 0 H: 0 E: 0 K: 1 S: 13	1B: 6 2B: 2 3B: 0 HR: 4	SF: 0 SAC: 1 DP: 0 HBP: 1	WP: 0 PB: 0 SB: 0 CS: 0	PA: 43		
<b>PITCHER</b>	IP WLS BF H R ER SO BB IBB HBP BLK WP HR S P ERA WHIP	IP WLS BF H R ER SO BB IBB HBP BLK WP HR S P ERA WHIP	IP WLS BF H R ER SO BB IBB HBP BLK WP HR S P ERA WHIP	IP WLS BF H R ER SO BB IBB HBP BLK WP HR S P ERA WHIP	IP WLS BF H R ER SO BB IBB HBP BLK WP HR S P ERA WHIP	IP WLS BF H R ER SO BB IBB HBP BLK WP HR S P ERA WHIP	IP WLS BF H R ER SO BB IBB HBP BLK WP HR S P ERA WHIP	IP WLS BF H R ER SO BB IBB HBP BLK WP HR S P ERA WHIP	IP WLS BF H R ER SO BB IBB HBP BLK WP HR S P ERA WHIP	IP WLS BF H R ER SO BB IBB HBP BLK WP HR S P ERA WHIP	IP WLS BF H R ER SO BB IBB HBP BLK WP HR S P ERA WHIP	IP WLS BF H R ER SO BB IBB HBP BLK WP HR S P ERA WHIP	IP WLS BF H R ER SO BB IBB HBP BLK WP HR S P ERA WHIP	IP WLS BF H R ER SO BB IBB HBP BLK WP HR S P ERA WHIP	IP WLS BF H R ER SO BB IBB HBP BLK WP HR S P ERA WHIP	IP WLS BF H R ER SO BB IBB HBP BLK WP HR S P ERA WHIP		
57 Elieser Hernández, R (1,1) ERA: 5.4	6.0	28	3	6	7	1	0	0	0	4	62	9.00	1.500					
61 Adam Conley, L (7,1) ERA: 6.61	1.0	5	3	1	1	1	0	0	0	0	12	9.00	3.000					
39 Tyler Kinley, R (8,1) ERA: 4.45	1.0	7	1	2	2	0	3	0	0	0	19	18.00	4.000					
35 Ryne Stanek, R (9,1) ERA: 3.7	1.0	3	0	0	0	1	0	0	0	0	7	13	0.000	0.000				
<b>Batter</b>	<b>1</b>	<b>2</b>	<b>3</b>	<b>4</b>	<b>5</b>	<b>6</b>	<b>7</b>	<b>8</b>	<b>9</b>	<b>AB</b>	<b>R</b>	<b>H</b>	<b>RBI</b>	<b>BB</b>	<b>SO</b>	<b>LOB</b>	<b>BOTTOM</b>	
55 Jon Berti, R (1,6) OBP: 0.361, SLG: 0.426										3	0	0	0	1	1	1		
1 Isan Diaz, L (1,4) OBP: 0.237, SLG: 0.286										4	0	0	0	0	2	1		
15 Brian Anderson, R (1,9) OBP: 0.332, SLG: 0.462										4	0	0	0	0	2	1		
26 Garrett Cooper, R (1,3) OBP: 0.352, SLG: 0.437										4	0	1	0	0	2	1		
13 Starlin Castro, R (1,5) OBP: 0.284, SLG: 0.379										3	0	0	0	0	1	1		
47 Harold Ramirez, R (1,7) OBP: 0.298, SLG: 0.392										3	0	1	0	0	2	0		
38 Jorge Alfaro, R (1,2) OBP: 0.289, SLG: 0.393										3	0	0	0	0	2	1		
9 Lewis Brinson, R (1,8) OBP: 0.239, SLG: 0.236										1	0	0	0	0	1	0		
57 Elieser Hernández, R (1,1) 14 Martin Prado, R (6,PH) 61 Adam Conley, L (7,1) 39 Tyler Kinley, R (8,1) 35 Ryne Stanek, R (9,1) 21 Curtis Granderson, L (8,PH) OBP: 0.143, SLG: 0.077 OBP: 0.272, SLG: 0.307 OBP: 0.323, SLG: 0.379 OBP: 0.289, SLG: 0.452 OBP: 0.277, SLG: 0.330										1	0	0	0	0	1	0		
<b>Inning Stats</b>	R: 0 H: 0 E: 0 K: 3 S: 11	L: 23 LOB: 0 BB: 0 P: 16	R: 0 H: 0 E: 0 K: 3 S: 9	R: 0 H: 0 E: 0 K: 2 S: 9	R: 0 H: 0 E: 0 K: 1 S: 8	R: 0 H: 1 E: 0 K: 1 S: 10	R: 0 H: 0 E: 1 K: 0 S: 11	R: 0 H: 1 E: 0 K: 0 S: 8	R: 0 H: 0 E: 0 K: 1 S: 7	R: 1 H: 1 E: 0 K: 2 S: 10	R: 0 H: 0 E: 0 K: 1 S: 10	R: 0 H: 0 E: 0 K: 1 S: 19	1B: 2 2B: 0 3B: 0 HR: 1	SF: 0 SAC: 0 DP: 1 HBP: 0	WP: 0 PB: 0 SB: 0 CS: 0	PA: 31		
<b>PITCHER</b>	IP WLS BF H R ER SO BB IBB HBP BLK WP HR S P ERA WHIP	IP WLS BF H R ER SO BB IBB HBP BLK WP HR S P ERA WHIP	IP WLS BF H R ER SO BB IBB HBP BLK WP HR S P ERA WHIP	IP WLS BF H R ER SO BB IBB HBP BLK WP HR S P ERA WHIP	IP WLS BF H R ER SO BB IBB HBP BLK WP HR S P ERA WHIP	IP WLS BF H R ER SO BB IBB HBP BLK WP HR S P ERA WHIP	IP WLS BF H R ER SO BB IBB HBP BLK WP HR S P ERA WHIP	IP WLS BF H R ER SO BB IBB HBP BLK WP HR S P ERA WHIP	IP WLS BF H R ER SO BB IBB HBP BLK WP HR S P ERA WHIP	IP WLS BF H R ER SO BB IBB HBP BLK WP HR S P ERA WHIP	IP WLS BF H R ER SO BB IBB HBP BLK WP HR S P ERA WHIP	IP WLS BF H R ER SO BB IBB HBP BLK WP HR S P ERA WHIP	IP WLS BF H R ER SO BB IBB HBP BLK WP HR S P ERA WHIP	IP WLS BF H R ER SO BB IBB HBP BLK WP HR S P ERA WHIP	IP WLS BF H R ER SO BB IBB HBP BLK WP HR S P ERA WHIP	IP WLS BF H R ER SO BB IBB HBP BLK WP HR S P ERA WHIP		
22 Clayton Kershaw, L (1,1) ERA: 2.63	7.0	23	2	0	0	10	0	0	0	0	66	9.00	0.286					
63 Yimi Garcia, R (8,1) ERA: 3.85	2.0	8	1	1	1	3	1	0	0	0	17	30	4.50	1.000				

livebaseballscorecards.com

**Los Angeles Dodgers @ Miami Marlins**  
 Marlins Park, Miami, FL  
 Wed Aug 14, 2019, 7:12 PM - 9:56 PM EDT  
 Att. 8,810 - Roof Closed - 79 F

**AB 37**  
**R 9**  
**H 12**  
**RBI 9**  
**BB 4**  
**SO 9**  
**LOB 13**

livebaseballscorecards.com

**Los Angeles Dodgers @ Miami Marlins**  
 Marlins Park, Miami, FL  
 Wed Aug 14, 2019, 7:12 PM - 9:56 PM EDT  
 Att. 8,810 - Roof Closed - 79 F

**AB 30**  
**R 1**  
**H 3**  
**RBI 1**  
**BB 1**  
**SO 13**  
**LOB 7**



Batter	1	2	3	4	5	6	7	8	9	AB	R	H	RBI	BB	SO	LOB	TOP								
11 AJ Pollock, R (1.8) OBP: 0.322, SLG: 0.452										5	1	1	0	0	0	1									
10 Justin Turner, R (1.5) OBP: 0.372, SLG: 0.501										4	0	0	0	0	2	1									
74 Kenley Jansen, S (7.1)										0	0	0	0	0	0	0									
56 Adam Kolarek, L (8.1)										0	0	0	0	0	0	0									
31 Joc Pederson, L (9. PH) OBP: 0.329, SLG: 0.489										1	0	0	0	0	1	0									
16 Will Smith, R (1.2) OBP: 0.400, SLG: 0.808										2	2	1	0	2	0	0									
35 Cody Bellinger, L (1.3) OBP: 0.416, SLG: 0.664										3	1	1	3	2	0	2									
13 Max Muncy, L (1.4) OBP: 0.370, SLG: 0.520										3	1	1	2	1	0	3									
9 Kristopher Negron, R (1.9) OBP: 0.313, SLG: 0.387										2	0	0	0	0	0	2									
45 Matt Beatty, L (5.7) OBP: 0.330, SLG: 0.500										2	0	0	0	1	0	1									
5 Corey Seager, L (1.6) OBP: 0.343, SLG: 0.456										4	1	1	1	1	0	4									
41 Kyle Garlick, R (1.7) OBP: 0.292, SLG: 0.511										3	1	1	1	0	1	2									
64 Caleb Ferguson, R (5.9) OBP: 1.000, SLG: 2.000										0	0	0	0	0	0	0									
55 Russell Martin, R (7.5) OBP: 0.342, SLG: 0.315										1	0	0	0	0	0	0									
21 Walker Buehler, R (1.1) OBP: 0.140, SLG: 0.149										2	0	0	0	0	2	2									
52 Pedro Báez, R (5.1)										0	0	0	0	0	0	0									
47 JT Chargois, S (5.1)										0	0	0	0	0	0	0									
43 Edwin Ríos, L (6.3) OBP: 0.486, SLG: 0.714										2	0	1	0	0	0	0									
<b>Inning Stats</b>	R: 0 E: 0 K: 0 S: 8	H: 0 LOB: 1 BB: 1 P: 17	R: 0 E: 0 K: 2 S: 17	H: 0 LOB: 2 BB: 1 P: 31	R: 0 E: 0 K: 1 S: 8	H: 0 LOB: 0 BB: 0 P: 14	R: 0 E: 0 K: 0 S: 15	H: 0 LOB: 1 BB: 1 P: 24	R: 1 E: 0 K: 1 S: 11	H: 1 LOB: 0 BB: 0 P: 20	R: 3 E: 0 K: 0 S: 12	H: 2 LOB: 0 BB: 1 P: 27	R: 3 E: 0 K: 1 S: 19	H: 2 LOB: 1 BB: 1 P: 33	R: 0 E: 0 K: 0 S: 10	H: 1 LOB: 1 BB: 0 P: 14	R: 0 E: 0 K: 1 S: 13	H: 1 LOB: 3 BB: 2 P: 26	1B: 3 2B: 0 3B: 0 HR: 4	SF: 0 SAC: 0 DP: 0 HBP: 2	WP: 0 PB: 0 SB: 1 CS: 0	PA: 43			
<b>PITCHER</b>	IP	WLS	BF	H	R	ER	SO	BB	IBB	HBP	BLK	WP	HR	S	P	ERA	WHIP								
31 Caleb Smith, L (1.1) ERA: 3.63	5.0	W	20	1	1	1	4	3	0	1	0	0	1	59	106	1.80	0.800								
74 José Cujada, L (6.1) ERA: 5.01	1.0		6	2	3	3	0	1	0	0	0	0	2	12	27	27.00	3.000								
37 Austin Brice, R (7.1) ERA: 3.07	0.2		6	2	3	3	1	1	0	1	0	0	1	16	28	40.50	4.500								
66 Jarlin Garcia, L (7.1) ERA: 2.72	1.1		5	1	0	0	0	0	0	0	0	0	0	13	19	0.00	0.750								
61 Adam Conley, L (9.1) ERA: 6.47	1.0		6	1	0	0	1	2	0	0	0	0	0	13	26	0.00	3.000								

**Los Angeles Dodgers @ Miami Marlins**  
 Marlins Park, Miami, FL  
 Thu Aug 15 2019, 3:06 PM - 7:11 PM EDT  
 Att: 8,471 - Roof Closed - 77 F

AB	34
R	7
H	7
RBI	7
BB	7
SO	6
LOB	18



Batter	1	2	3	4	5	6	7	8	9	AB	R	H	RBI	BB	SO	LOB	BOTTOM								
55 Jon Berti, R (1.6) OBP: 0.370, SLG: 0.432										3	3	1	0	0	1	1									
1 Isan Díaz, L (1.4) OBP: 0.279, SLG: 0.308										4	1	2	0	1	0	0									
15 Brian Anderson, R (1.9) OBP: 0.337, SLG: 0.469										4	2	3	3	0	1	2									
26 Garrett Cooper, R (1.3) OBP: 0.355, SLG: 0.436										3	2	1	0	2	2	3									
13 Starlin Castro, R (1.5) OBP: 0.285, SLG: 0.380										4	2	2	3	0	1	2									
21 Curtis Granderson, L (1.7) OBP: 0.279, SLG: 0.376										3	2	0	0	2	1	4									
38 Jorge Alfaro, R (1.2) OBP: 0.297, SLG: 0.401										4	1	3	3	1	1	0									
9 Lewis Brinson, R (1.8) OBP: 0.238, SLG: 0.246										4	0	1	3	0	0	2									
31 Caleb Smith, R (1.1) OBP: 0.226, SLG: 0.226										2	0	0	0	0	1	1									
14 Martín Prado, R (5. PH) OBP: 0.271, SLG: 0.306										1	0	0	0	0	0	1									
74 José Cujada, R (6.1) ERA: 3.61										0	0	0	0	0	0	0									
47 Harold Ramirez, R (6. PH) ERA: 6.33										1	0	0	0	0	0	0									
37 Austin Brice, R (7.1)										0	0	0	0	0	0	0									
66 Jarlin Garcia, L (7.1)										0	0	0	0	0	0	0									
61 Adam Conley, L (9.1)										0	0	0	0	0	0	0									
<b>Inning Stats</b>	R: 1 E: 0 K: 2 S: 15	H: 2 LOB: 2 BB: 0 P: 23	R: 0 E: 0 K: 2 S: 8	H: 0 LOB: 0 BB: 0 P: 9	R: 1 E: 0 K: 2 S: 16	H: 1 LOB: 2 BB: 2 P: 28	R: 0 E: 0 K: 0 S: 8	H: 0 LOB: 0 BB: 1 P: 14	R: 6 E: 0 K: 0 S: 26	H: 5 LOB: 1 BB: 2 P: 46	R: 5 E: 0 K: 0 S: 18	H: 3 LOB: 0 BB: 1 P: 33	R: 0 E: 0 K: 2 S: 10	H: 1 LOB: 1 BB: 0 P: 12	R: 0 E: 0 K: 0 S: 8	H: 1 LOB: 1 BB: 0 P: 12	1B: 8 2B: 5 3B: 0 HR: 0	SF: 2 SAC: 0 DP: 1 HBP: 3	WP: 1 PB: 0 SB: 0 CS: 0	PA: 44					
<b>PITCHER</b>	IP	WLS	BF	H	R	ER	SO	BB	IBB	HBP	BLK	WP	HR	S	P	ERA	WHIP								
21 Walker Buehler, R (1.1) ERA: 3.31	4.0	L	21	5	5	5	6	3	0	2	0	0	0	12	23	11.25	2.000								
52 Pedro Báez, R (5.1) ERA: 3.61	0.0		4	2	1	1	0	2	0	0	0	0	0	12	23	∞	∞								
47 JT Chargois, R (5.1) ERA: 6.33	1.1		7	3	5	5	0	0	0	1	0	0	0	12	21	33.75	2.250								
64 Caleb Ferguson, L (6.1) ERA: 6.04	0.2		4	1	2	2	0	1	0	0	0	1	0	13	23	27.00	3.000								
74 Kenley Jansen, R (7.1) ERA: 3.68	1.0		4	1	0	0	2	0	0	0	0	0	0	10	12	0.00	1.000								

**Los Angeles Dodgers @ Miami Marlins**  
 Marlins Park, Miami, FL  
 Thu Aug 15 2019, 3:06 PM - 7:11 PM EDT  
 Att: 8,471 - Roof Closed - 77 F

AB	33
R	13
H	13
RBI	12
BB	6
SO	8
LOB	16









Batter	1	2	3	4	5	6	7	8	9	AB	R	H	RBI	BB	SO	LOB	TOP				
31 Joc Pederson, L (1,9) OBP: 0.328, SLG: 0.483	E4 13 L3		P4	K		F9			G4-3	5	0	0	0	0	1	1					
13 Max Muncy, L (1,4) OBP: 0.385, SLG: 0.527	L3		35 BB 10 1B		F8		HR		K	4	1	1	1	1	1	1					
10 Justin Turner, R (1,5) OBP: 0.379, SLG: 0.511	1B		35 BB		45 1B		BB		1B	3	1	3	0	2	0	0					
35 Cody Bellinger, L (1,8) OBP: 0.416, SLG: 0.668	K		45 1B		45 1B		K		P5	4	0	1	0	1	2	3					
5 Corey Seager, L (1,6) OBP: 0.343, SLG: 0.458		2B	F8		F9		L5			4	0	1	0	0	0	6					
45 Matt Beatty, L (1,7) OBP: 0.418, SLG: 0.517	F8		HR		43 S 1B		K			4	1	2	2	0	1	2					
43 Edwin Rios, L (1,3) OBP: 0.419, SLG: 0.571	K		L8		F7				K	4	0	0	0	0	2	3					
55 Russell Martin, R (1,2) OBP: 0.335, SLG: 0.308	F9		K		K		G6-3		K	4	0	0	0	0	2	1					
99 Hyun Jin Ryu, R (1,1) OBP: 0.200, SLG: 0.146			K				G3		K	3	0	1	0	0	1	0					
17 Joe Kelly, R (6,1)										0	0	0	0	0	0	0					
11 AJ Pollock, R (8,PH) OBP: 0.324, SLG: 0.452										1	0	0	0	0	1	0					
56 Adam Kolarek, L (8,1)										0	0	0	0	0	0	0					
52 Pedro Báez, R (8,1)										0	0	0	0	0	0	0					
<b>Inning Stats</b>	R: 0 H: 1 E: 1 K: 1 S: 12	H: 1 LOB: 1 BB: 0 P: 17	R: 0 H: 0 E: 0 K: 1 S: 14	H: 1 LOB: 1 BB: 0 P: 21	R: 0 H: 1 E: 0 K: 1 S: 16	H: 1 LOB: 3 BB: 2 P: 30	R: 1 H: 2 E: 0 K: 2 S: 15	H: 2 LOB: 1 BB: 0 P: 22	R: 0 H: 0 E: 0 K: 0 S: 10	H: 0 LOB: 0 BB: 0 P: 16	R: 1 H: 1 E: 0 K: 2 S: 14	H: 1 LOB: 1 BB: 1 P: 24	R: 0 H: 0 E: 0 K: 3 S: 10	H: 0 LOB: 0 BB: 0 P: 16	R: 0 H: 1 E: 0 K: 1 S: 7	H: 1 LOB: 1 BB: 0 P: 10	1B: 6 2B: 2 3B: 0 HR: 2	SF: 0 SAC: 0 DP: 1 HBP: 0	WP: 0 PB: 0 SB: 1 CS: 0	PA: 40	
<b>PITCHER</b>	IP WLS BF H R ER SO BB IBB HBP BLK WP HR S P ERA WHIP	IP WLS BF H R ER SO BB IBB HBP BLK WP HR S P ERA WHIP	IP WLS BF H R ER SO BB IBB HBP BLK WP HR S P ERA WHIP	IP WLS BF H R ER SO BB IBB HBP BLK WP HR S P ERA WHIP	IP WLS BF H R ER SO BB IBB HBP BLK WP HR S P ERA WHIP	IP WLS BF H R ER SO BB IBB HBP BLK WP HR S P ERA WHIP	IP WLS BF H R ER SO BB IBB HBP BLK WP HR S P ERA WHIP	IP WLS BF H R ER SO BB IBB HBP BLK WP HR S P ERA WHIP	IP WLS BF H R ER SO BB IBB HBP BLK WP HR S P ERA WHIP	IP WLS BF H R ER SO BB IBB HBP BLK WP HR S P ERA WHIP	IP WLS BF H R ER SO BB IBB HBP BLK WP HR S P ERA WHIP	IP WLS BF H R ER SO BB IBB HBP BLK WP HR S P ERA WHIP	IP WLS BF H R ER SO BB IBB HBP BLK WP HR S P ERA WHIP	IP WLS BF H R ER SO BB IBB HBP BLK WP HR S P ERA WHIP	IP WLS BF H R ER SO BB IBB HBP BLK WP HR S P ERA WHIP	IP WLS BF H R ER SO BB IBB HBP BLK WP HR S P ERA WHIP	IP WLS BF H R ER SO BB IBB HBP BLK WP HR S P ERA WHIP	IP WLS BF H R ER SO BB IBB HBP BLK WP HR S P ERA WHIP	IP WLS BF H R ER SO BB IBB HBP BLK WP HR S P ERA WHIP	IP WLS BF H R ER SO BB IBB HBP BLK WP HR S P ERA WHIP	IP WLS BF H R ER SO BB IBB HBP BLK WP HR S P ERA WHIP

Los Angeles Dodgers @ Atlanta Braves  
SunTrust Park, Atlanta, GA  
Sat Aug 17 2019, 7:22 PM - 10:38 PM EDT  
Att. 43,619 - Clear - 91 F

AB 36  
R 3  
H 9  
RBI 3  
BB 4  
SO 11  
LOB 17



Batter	1	2	3	4	5	6	7	8	9	AB	R	H	RBI	BB	SO	LOB	BOTTOM				
13 Ronald Acuña Jr., R (1,8) OBP: 0.375, SLG: 0.537	F8		1 2B		K		L8			3	1	0	0	1	1	1					
1 Ozzie Albies, S (1,4) OBP: 0.352, SLG: 0.498	G5-3		5 G6-3 1-H 3-H		F8		G3			4	0	1	2	0	0	1					
5 Freddie Freeman, L (1,3) OBP: 0.399, SLG: 0.567	L7		G6-3				K		G6-3	4	0	0	0	0	1	1					
20 Josh Donaldson, R (1,5) OBP: 0.384, SLG: 0.535		2B	K				HR		G5-3	4	1	2	1	0	1	1					
23 Adam Duvall, R (1,7) OBP: 0.308, SLG: 0.542	P3		K		F8		HR		K	4	1	1	1	0	1	1					
8 Charlie Culberson, R (1,9) OBP: 0.325, SLG: 0.474	L8		K				HR			3	0	0	0	0	1	1					
25 Tyler Flowers, R (1,2) OBP: 0.298, SLG: 0.408	L6		1B				K			3	0	1	0	0	1	1					
24 Adeiny Hechavarria, R (1,6) OBP: 0.259, SLG: 0.365			26 SH3-4 1 2B		F9		K			3	1	1	0	0	1	1					
26 Mike Folynewicz, R (1,1) ERA: 6.09			SH3-4							0	0	0	0	0	0	0					
15 Sean Newcomb, L (5,1) ERA: 3.46										1	0	0	0	0	1	0					
77 Luke Jackson, R (7,1) ERA: 3.63										0	0	0	0	0	0	0					
19 Shane Greene, R (8,1) ERA: 2.44										1	0	1	0	0	0	0					
36 Mark Melancon, R (9,1) ERA: 4.1										0	0	0	0	0	0	0					
<b>Inning Stats</b>	R: 0 H: 0 E: 0 K: 0 S: 8	H: 1 LOB: 1 BB: 0 P: 14	R: 0 H: 1 E: 0 K: 0 S: 8	H: 1 LOB: 1 BB: 0 P: 11	R: 2 H: 2 E: 0 K: 1 S: 14	H: 2 LOB: 1 BB: 1 P: 22	R: 0 H: 1 E: 0 K: 1 S: 8	H: 1 LOB: 1 BB: 0 P: 13	R: 0 H: 0 E: 0 K: 2 S: 12	H: 0 LOB: 0 BB: 0 P: 18	R: 2 H: 2 E: 0 K: 2 S: 19	H: 2 LOB: 0 BB: 0 P: 29	R: 0 H: 1 E: 0 K: 1 S: 13	H: 1 LOB: 1 BB: 0 P: 20	R: 0 H: 0 E: 0 K: 1 S: 9	H: 0 LOB: 0 BB: 0 P: 14	1B: 1 2B: 4 3B: 0 HR: 2	SF: 0 SAC: 1 DP: 0 HBP: 0	WP: 0 PB: 0 SB: 0 CS: 0	PA: 32	
<b>PITCHER</b>	IP WLS BF H R ER SO BB IBB HBP BLK WP HR S P ERA WHIP	IP WLS BF H R ER SO BB IBB HBP BLK WP HR S P ERA WHIP	IP WLS BF H R ER SO BB IBB HBP BLK WP HR S P ERA WHIP	IP WLS BF H R ER SO BB IBB HBP BLK WP HR S P ERA WHIP	IP WLS BF H R ER SO BB IBB HBP BLK WP HR S P ERA WHIP	IP WLS BF H R ER SO BB IBB HBP BLK WP HR S P ERA WHIP	IP WLS BF H R ER SO BB IBB HBP BLK WP HR S P ERA WHIP	IP WLS BF H R ER SO BB IBB HBP BLK WP HR S P ERA WHIP	IP WLS BF H R ER SO BB IBB HBP BLK WP HR S P ERA WHIP	IP WLS BF H R ER SO BB IBB HBP BLK WP HR S P ERA WHIP	IP WLS BF H R ER SO BB IBB HBP BLK WP HR S P ERA WHIP	IP WLS BF H R ER SO BB IBB HBP BLK WP HR S P ERA WHIP	IP WLS BF H R ER SO BB IBB HBP BLK WP HR S P ERA WHIP	IP WLS BF H R ER SO BB IBB HBP BLK WP HR S P ERA WHIP	IP WLS BF H R ER SO BB IBB HBP BLK WP HR S P ERA WHIP	IP WLS BF H R ER SO BB IBB HBP BLK WP HR S P ERA WHIP	IP WLS BF H R ER SO BB IBB HBP BLK WP HR S P ERA WHIP	IP WLS BF H R ER SO BB IBB HBP BLK WP HR S P ERA WHIP	IP WLS BF H R ER SO BB IBB HBP BLK WP HR S P ERA WHIP	IP WLS BF H R ER SO BB IBB HBP BLK WP HR S P ERA WHIP	IP WLS BF H R ER SO BB IBB HBP BLK WP HR S P ERA WHIP

Los Angeles Dodgers @ Atlanta Braves  
SunTrust Park, Atlanta, GA  
Sat Aug 17 2019, 7:22 PM - 10:38 PM EDT  
Att. 43,619 - Clear - 91 F

AB 30  
R 4  
H 7  
RBI 4  
BB 1  
SO 8  
LOB 8





Batter	1	2	3	4	5	6	7	8	9	AB	R	H	RBI	BB	SO	LOB	TOP			
11 AJ Pollock, R OBP: 0.326, SLG: 0.448										4	0	1	0	1	1	1				
10 Justin Turner, R OBP: 0.380, SLG: 0.511										4	1	2	0	0	1	0				
16 Will Smith, R OBP: 0.398, SLG: 0.800										4	1	1	0	0	2	2				
35 Cody Bellinger, L OBP: 0.415, SLG: 0.671										4	1	1	3	0	1	2				
26 Jedd Gyorko, R OBP: 0.288, SLG: 0.317										4	0	2	0	0	1	0				
5 Cory Seager, L OBP: 0.340, SLG: 0.453										4	0	0	0	0	1	2				
41 Kyle Garlick, R OBP: 0.321, SLG: 0.521										3	0	1	0	1	0	0				
9 Kristopher Negrón, R OBP: 0.304, SLG: 0.344										3	0	0	0	1	2	2				
46 Tony Gonsolin, R 52 Pedro Báez, R 45 Matt Beatty, L 85 Dustin May, R 74 Kenley Jansen, S 31 Joc Pederson, L										2	0	0	0	0	1	5				
<b>Inning Stats</b>	R: 3 H: 5 K: 1 S: 25	H: 5 LOB: 2 BB: 2 P: 38	R: 0 H: 2 K: 0 S: 6	H: 2 LOB: 1 BB: 0 P: 11	R: 0 H: 1 K: 2 S: 12	H: 1 LOB: 2 BB: 1 P: 18	R: 0 H: 0 K: 3 S: 11	H: 0 LOB: 0 BB: 0 P: 18	R: 0 H: 1 K: 0 S: 8	H: 1 LOB: 1 BB: 0 P: 10	R: 0 H: 0 K: 1 S: 11	H: 0 LOB: 0 BB: 0 P: 15	R: 0 H: 0 K: 0 S: 6	H: 0 LOB: 0 BB: 0 P: 8	R: 0 H: 0 K: 1 S: 6	H: 0 LOB: 0 BB: 0 P: 10	1B: 7 2B: 1 3B: 0 HR: 1	SF: 0 SAC: 0 DP: 1 HBP: 0	WP: 0 PA: 37 PB: 1 SB: 0 CS: 0	
<b>PITCHER</b>	IP WLS BF H R ER SO BB IBB HBP BLK WP HR S P ERA WHIP	5.0 24 8 3 3 8 2 1 0 0 0 1 61 96 5.40 2.000	1.0 4 1 0 0 0 0 0 0 0 0 0 8 10 0.00 1.000	1.0 3 0 0 0 1 0 0 0 0 0 0 11 15 0.00 0.000	1.0 3 0 0 0 0 0 0 0 0 0 6 8 0.00 0.000	1.0 3 0 0 0 1 0 0 0 0 0 6 10 0.00 0.000														

Los Angeles Dodgers @ Atlanta Braves  
SunTrust Park, Atlanta, GA  
Sun Aug 18 2019, 1:24 PM - 4:32 PM EDT  
Att: 37,617 - Sunny - 89 F

AB 34  
R 3  
H 9  
RBI 3  
BB 3  
SO 10  
LOB 14



Batter	1	2	3	4	5	6	7	8	9	AB	R	H	RBI	BB	SO	LOB	BOTTOM			
13 Ronald Acuña Jr., R 23 Adam Duvall, R										2	0	1	0	0	0	0				
1 Ozzie Albies, S										4	0	1	0	0	0	3				
5 Freddie Freeman, L										4	0	0	0	0	2	3				
20 Josh Donaldson, R										4	0	1	0	0	1	1				
16 Brian McCann, L										3	1	0	0	1	0	1				
14 Matt Joyce, L 36 Mark Melancon, R										4	2	2	0	0	0	0				
24 Adeiny Hechavarría, R										3	1	2	1	0	1	0				
18 Rafael Ortega, L										4	1	1	4	0	0	2				
54 Max Fried, L 38 Anthony Swarzak, R 49 Julio Teheran, R 51 Chris Martin, R 19 Shane Greene, R 8 Charlie Culberson, R										2	0	1	0	0	1	0				
<b>Inning Stats</b>	R: 0 H: 0 K: 1 S: 12	H: 1 LOB: 0 BB: 0 P: 16	R: 0 H: 2 K: 1 S: 11	H: 2 LOB: 1 BB: 0 P: 18	R: 1 H: 2 K: 0 S: 10	H: 2 LOB: 1 BB: 0 P: 20	R: 0 H: 1 K: 2 S: 9	H: 1 LOB: 1 BB: 0 P: 11	R: 4 H: 2 K: 0 S: 19	H: 2 LOB: 0 BB: 1 P: 29	R: 0 H: 1 K: 0 S: 14	H: 1 LOB: 0 BB: 0 P: 22	R: 0 H: 0 K: 1 S: 8	H: 0 LOB: 0 BB: 0 P: 10	R: 0 H: 0 K: 1 S: 8	H: 0 LOB: 0 BB: 0 P: 10	1B: 5 2B: 3 3B: 0 HR: 1	SF: 0 SAC: 0 DP: 0 HBP: 1	WP: 1 PA: 35 PB: 0 SB: 0 CS: 1	
<b>PITCHER</b>	IP WLS BF H R ER SO BB IBB HBP BLK WP HR S P ERA WHIP	4.0 17 5 1 1 2 0 0 0 0 0 0 9 11 2.25 1.250	1.0 4 1 0 0 2 0 0 0 0 0 0 9 11 0.00 1.000	2.0 11 3 4 4 0 1 0 1 0 0 1 33 51 18.00 2.000	1.0 3 0 0 0 1 0 0 0 0 0 0 8 10 0.00 0.000															

Los Angeles Dodgers @ Atlanta Braves  
SunTrust Park, Atlanta, GA  
Sun Aug 18 2019, 1:24 PM - 4:32 PM EDT  
Att: 37,617 - Sunny - 89 F

AB 33  
R 5  
H 9  
RBI 5  
BB 1  
SO 5  
LOB 10





Batter	1	2	3	4	5	6	7	8	9	AB	R	H	RBI	BB	SO	LOB	TOP					
11 Bo Bichette, R OBP: 0.388, SLG: 0.703			K2-3					G4-3		4	2	2	2	0	1	0	<b>Toronto Blue Jays @ Los Angeles Dodgers</b> Dodger Stadium, Los Angeles, CA Tue Aug 20 2019, 7:11 PM - 10:31 PM PDT Att: 52,030 - Clear - 76 F					
3 Brandon Drury, R OBP: 0.270, SLG: 0.410			G6-3					P4		4	0	1	0	0	1	0						
27 Vladimir Guerrero Jr., R (1.5) OBP: 0.351, SLG: 0.457										2	0	2	0	2	0	0						
15 Randal Grichuk, R OBP: 0.293, SLG: 0.445										4	0	0	0	0	0	5						
37 Teoscar Hernández, R OBP: 0.299, SLG: 0.448										2	0	0	0	1	1	1						
58 Tim Mayza, L OBP: 0.262, SLG: 0.317										0	0	0	0	0	0	0						
64 Derek Law, R										0	0	0	0	0	0	0						
7 Richard Urena, S										1	0	0	0	0	0	0						
14 Justin Smoak, S OBP: 0.351, SLG: 0.414										4	0	1	0	0	2	1						
9 Danny Jansen, R OBP: 0.283, SLG: 0.379										3	0	0	0	1	1	1						
20 Derek Fisher, L OBP: 0.295, SLG: 0.409										3	1	1	1	0	1	2						
67 Buddy Boshers, L										0	0	0	0	0	0	0						
54 Sean Reid-Foley, R										1	0	0	0	0	1	0						
33 Neil Ramirez, R										0	0	0	0	0	0	0						
44 Rowdy Tellez, L										1	0	0	0	0	0	1						
50 Justin Shafer, R										0	0	0	0	0	0	0						
28 Billy McKinney, L										1	0	0	0	0	0	1						
<b>Inning Stats</b>	R: 1 E: 0 K: 1 S: 9	H: 1 LOB: 0 BB: 1 P: 16	R: 0 E: 0 K: 1 S: 6	H: 0 LOB: 0 BB: 1 P: 11	R: 1 E: 0 K: 2 S: 11	H: 1 LOB: 0 BB: 0 P: 16	R: 0 E: 0 K: 0 S: 9	H: 1 LOB: 1 BB: 0 P: 13	R: 0 E: 0 K: 1 S: 11	H: 1 LOB: 1 BB: 0 P: 16	R: 1 E: 0 K: 1 S: 9	H: 2 LOB: 1 BB: 1 P: 17	R: 0 E: 0 K: 1 S: 9	H: 0 LOB: 1 BB: 1 P: 15	R: 0 E: 0 K: 0 S: 11	H: 1 LOB: 0 BB: 0 P: 13	1B: 3 2B: 2 3B: 0 HR: 3	SF: 0 SAC: 0 DP: 4 HBP: 0	WP: 0 PB: 0 SB: 0 CS: 0	PA: 34		
<b>PITCHER</b>	IP WLS BF H R ER SO BB IBB HBP BLK WP HR S P ERA WHIP	6.0 W 23 6 3 3 6 3 0 0 0 0 0 3 55 89 4.50 1.500	1.0 4 0 0 0 1 0 0 0 0 0 0 9 15 0.00 1.000	1.0 4 1 0 0 0 0 0 0 0 0 0 11 13 0.00 1.000	1.0 3 0 0 0 1 0 0 0 0 0 0 7 11 0.00 0.000																	

Batter	1	2	3	4	5	6	7	8	9	AB	R	H	RBI	BB	SO	LOB	BOTTOM				
11 AJ Pollock, R OBP: 0.335, SLG: 0.469										4	2	2	1	2	2	0	<b>Toronto Blue Jays @ Los Angeles Dodgers</b> Dodger Stadium, Los Angeles, CA Tue Aug 20 2019, 7:11 PM - 10:31 PM PDT Att: 52,030 - Clear - 76 F				
13 Max Muncy, L OBP: 0.374, SLG: 0.536										1	3	1	1	3	0	0					
55 Russell Martin, R OBP: 0.332, SLG: 0.304										2	0	0	0	0	0	2					
16 Will Smith, R OBP: 0.398, SLG: 0.810										4	2	1	2	1	0	5					
35 Cody Bellinger, L OBP: 0.418, SLG: 0.673										3	2	2	3	1	0	1					
45 Matt Beatty, L OBP: 0.339, SLG: 0.528										1	1	1	0	0	0	0					
3 Chris Taylor, R OBP: 0.342, SLG: 0.468										4	3	3	4	1	1	0					
5 Corey Seager, L OBP: 0.344, SLG: 0.462										4	0	3	2	0	0	1					
64 Caleb Ferguson, R OBP: 1.000, SLG: 2.000										0	0	0	0	0	0	0					
51 Dylan Floro, L										1	0	0	0	0	0	1					
63 Yimi Garcia, R										0	0	0	0	0	0	0					
14 Enrique Hernández, R OBP: 0.307, SLG: 0.429										5	1	1	0	0	2	4					
31 Joc Pederson, L OBP: 0.328, SLG: 0.488										4	1	1	3	1	1	1					
22 Clayton Kershaw, L OBP: 0.125, SLG: 0.128										2	1	0	0	1	1	2					
26 Jedd Gyorko, R OBP: 0.279, SLG: 0.306										2	0	0	0	0	1	0					
<b>Inning Stats</b>	R: 0 E: 0 K: 1 S: 9	H: 0 LOB: 1 BB: 1 P: 15	R: 0 E: 0 K: 1 S: 9	H: 1 LOB: 0 BB: 0 P: 14	R: 5 E: 0 K: 2 S: 23	H: 4 LOB: 1 BB: 2 P: 42	R: 3 E: 0 K: 0 S: 12	H: 2 LOB: 2 BB: 2 P: 29	R: 0 E: 0 K: 1 S: 9	H: 1 LOB: 2 BB: 1 P: 13	R: 4 E: 0 K: 2 S: 21	H: 3 LOB: 1 BB: 2 P: 40	R: 0 E: 0 K: 1 S: 11	H: 0 LOB: 1 BB: 1 P: 21	R: 4 E: 0 K: 0 S: 15	H: 4 LOB: 1 BB: 1 P: 28	1B: 5 2B: 5 3B: 0 HR: 5	SF: 0 SAC: 0 DP: 0 HBP: 0	WP: 1 PB: 0 SB: 0 CS: 0	PA: 47	
<b>PITCHER</b>	IP WLS BF H R ER SO BB IBB HBP BLK WP HR S P ERA WHIP	1.0 4 0 0 0 2 2 0 0 0 0 0 2 29 51 27.00 4.200	1.2 L 11 5 5 5 2 2 0 0 0 0 0 0 15 34 20.25 3.000	1.1 7 2 3 3 1 2 0 0 0 0 0 2 20 38 27.00 3.750	1.1 10 3 4 4 2 2 1 0 0 0 2 20 38 27.00 3.750	1.0 4 1 0 0 2 0 0 0 0 0 1 0 13 20 0.00 1.000															

livebaseballscorecards.com

livebaseballscorecards.com



Batter	1	2	3	4	5	6	7	8	9	10	AB	R	H	RBI	BB	SO	LOB	TOP									
11 Bo Bichette, R OBP: 0.379, SLG: 0.677	(1,6) C FF 95 1-1 B FC 91 X SL 88 15 FC5-4 1B		B FC 92 1-0 X FF 95 G4-3		B SL 88 3-3 B KC 90 B FF 97 C FC 93 S SL 88 S FF 96			C KC 87 0-2 B KC 88 X KC 87 G1-3		B SL 88 1-2 B FF 97 F FF 96 X CH 87 P3	5	0	1	0	0	1	1										
8 Cavan Biggio, L OBP: 0.332, SLG: 0.371	(1,4) B FF 97 1-3 1 SAFE C FC 90 S FF 97 K		C FF 95 0-1 X FC 93 G4-3		C SL 89 1-1 B SI 91 L8			B KC 89 1-3 C KC 88 S KC 90 K			4	0	1	0	0	2	1										
51 Ken Giles, R OBP: 0.100, SLG: 0.100	(8,1) K										0	0	0	0	0	0	0										
48 Jason Adam, R OBP: 0.100, SLG: 0.100	(9,1) K										0	0	0	0	0	0	0										
58 Tim Mayza, L OBP: 0.100, SLG: 0.100	(10,1) K										0	0	0	0	0	0	0										
15 Randal Grichuk, R OBP: 0.293, SLG: 0.446	(1,9) B FF 97 2-2 1 SAFE F FC 90 B FF 96 X FC 90 FC5-4 1-2f		C FF 95 0-1 X KC 90 G3		C FC 93 0-1 S SL 89 G3			F FC 92 0-3 S FC 92 S FC 92 K			4	0	1	0	0	1	1										
44 Rowdy Tellez, L OBP: 0.261, SLG: 0.435	(1,3) D FF 97 2-1 B SL 89 X SI 96 G5-3		B FF 96 2-3 B FF 97 S SL 90 S FF 98 K		B KC 79 2-3 B FC 96 B FC 93 S SL 90 C FF 97 K			B FC 91 3-2 B FC 92 C FC 93 F SI 93 B FC 91 F FC 92 F FC 92 X FC 93 HR			4	1	1	1	0	2	3										
3 Brandon Drury, R OBP: 0.267, SLG: 0.405	(1,5) (8,4) (10,5)	C FF 94 0-2 F FC 95 X FF 98 L7		B FC 92 1-0 X SI 94 F8		B SL 87 1-1 B SL 88 X FF 94 G1-3			S FC 92 0-1 X FC 93 F8		4	0	0	0	0	0	0										
28 Billy McKinney, L OBP: 0.273, SLG: 0.425	(1,7) FF 95 1-2 B SI 96 C FF 96 X SL 88 K		FF 94 3-2 B FC 93 B FC 95 C FC 95 F FC 96 T FF 96 K		B FC 93 0-0 X FF 93 37 F9 2B			B FC 91 2-2 B SL 79 S FC 91 C SI 93 X FC 92 P6			4	0	2	0	0	1	0										
37 Teoscar Hernández, R OBP: 0.295, SLG: 0.443	(1,8) FF 97 1-3 B FC 92 B SI 99 F FC 97 K KC 81 K		C FC 92 1-3 B SI 99 F FC 97 K KC 81 L9		B FC 93 1-1 S SL 87 X SL 89 F9			F FF 95 2-1 B SL 87 X FF 95 F8			4	0	0	0	0	1	2										
10 Reese McGuire, L OBP: 0.237, SLG: 0.526	(1,2) FF 96 1-1 B SI 96 X SL 96 P6		C FF 95 0-1 X FF 93 B1		D FF 96 2-3 S FC 94 S FC 97 F FC 96 F FC 97 S SL 91 K			B FF 96 2-3 B CH 86 F CH 85 S FF 97 K			4	0	0	0	0	2	2										
63 Wilmer Font, R OBP: 0.330, SLG: 0.333	(3, PH)		X FC 91 0-0 L6		S FF 93 1-3 B FC 97 S SL 87 K			S SL 86 4-2 B SL 87 F FF 96 F FF 96 B SL 88 B SL 87 B FF 97 BB			0	0	0	0	0	0	0										
20 Derek Fisher, L OBP: 0.302, SLG: 0.444	(3, 1)										0	0	0	0	0	0	0										
67 Buddy Boshers, L OBP: 0.100, SLG: 0.100	(3, 1)										0	0	0	0	0	0	0										
46 Zack Godley, R OBP: 0.302, SLG: 0.465	(4, 1)										0	0	0	0	0	0	0										
27 Vladimir Guerrero Jr., R OBP: 0.302, SLG: 0.465	(8, PH)										0	0	0	0	0	0	0										
7 Richard Urena, S OBP: 0.262, SLG: 0.317	(10, PH)										0	0	0	0	0	0	0										
<b>Inning Stats</b>	R: 0 E: 0 K: 1 S: 10	H: 1 LOB: 1 BB: 0 P: 16	R: 0 E: 0 K: 13 S: 13	H: 1 LOB: 1 BB: 0 P: 16	R: 0 E: 0 K: 1 S: 9	H: 2 LOB: 2 BB: 0 P: 12	R: 0 E: 0 K: 1 S: 5	H: 0 LOB: 0 BB: 0 P: 9	R: 0 E: 0 K: 2 S: 9	H: 0 LOB: 0 BB: 0 P: 13	R: 0 E: 0 K: 1 S: 7	H: 0 LOB: 0 BB: 0 P: 10	R: 0 E: 0 K: 1 S: 11	H: 1 LOB: 1 BB: 0 P: 15	R: 0 E: 0 K: 1 S: 8	H: 0 LOB: 0 BB: 0 P: 10	R: 1 E: 0 K: 1 S: 13	H: 1 LOB: 0 BB: 0 P: 18	R: 0 E: 0 K: 1 S: 12	H: 0 LOB: 1 BB: 1 P: 21	1B: 3 2B: 2 3B: 0 HR: 1	SF: 0 SAC: 0 DP: 0 HBP: 0	WP: 0 PB: 0 SB: 0 CS: 0	PA: 37			
<b>PITCHER</b>	IP 7.0	WLS 26	BF 5	H 0	R 0	ER 0	SO 8	BB 0	IBB 0	HBP 0	BLK 0	WP 0	HR 0	S 64	P 91	ERA 0.00	WHIP 0.714										
21 Walker Buehler, R ERA: 3.16	(1,1)	1.0	H	3	0	0	0	1	0	0	0	0	0	8	10	0.00	0.000										
17 Joe Kelly, R ERA: 4.43	(8,1)	1.0	B	4	1	1	1	1	0	0	0	0	1	13	18	9.00	1.000										
74 Kenley Jansen, R ERA: 3.7	(9,1)	1.0	W	4	0	0	0	1	0	0	0	0	0	12	21	0.00	1.000										
52 Pedro Báez, R ERA: 3.44	(10,1)	1.0	W	4	0	0	0	1	0	0	0	0	0	12	21	0.00	1.000										

Toronto Blue Jays @ Los Angeles Dodgers  
Dodger Stadium, Los Angeles, CA  
Wed Aug 21 2019, 7:11 PM - 10:21 PM PDT  
Att: 44,106 - Clear - 80 F

livebaseballscores.com

AB 36  
R 1  
H 6  
RBI 1  
BB 1  
SO 11  
LOB 10

WP: 0 PA: 37  
PB: 0  
SB: 0  
CS: 0



Batter	1	2	3	4	5	6	7	8	9	10	AB	R	H	RBI	BB	SO	LOB	BOTTOM									
31 Joc Pederson, L OBP: 0.327, SLG: 0.484	(1,9) C FF 94 4-2 B SI 97 B SI 96 B FF 96 B FS 87 B FF 93 BB		C CU 80 1-2 S CU 90 B SI 93 F CU 81 X SI 93 G4-3		C SI 91 2-1 B FC 90 B CH 84 X CH 85 G4-3		B SI 88 2-3 C SI 91 F FC 97 B KC 83 D KC 82 C SI 91 K		B FF 97 4-0 B FF 97 B FF 96 BB		C SI 93 0-1 X SI 95 F8	3	0	0	0	1	1	1									
14 Enrique Hernández, R OBP: 0.307, SLG: 0.428	(1,4) S FF 94 0-3 F SI 93 F FC 76 F FF 96 C FF 96 K		C SI 93 0-3 F SI 93 K		C KC 82 4-1 B SI 92 B CH 85 B KC 83 B FC 90 BB			B FF 97 4-0 B FF 97 B FF 96 BB		B FF 94 1-0 X FF 94 HR	3	1	1	1	2	2	1										
10 Justin Turner, R OBP: 0.361, SLG: 0.508	(1,5) B CU 77 2-2 B FF 96 F FC 95 T FF 95 K		B CU 81 4-0 B CU 81 B CH 84 B CU 80 F9		X SI 90 0-0 F9			B SL 86 4-1 B FF 97 B FF 96 B FF 96 BB			2	0	0	0	2	1	2										
35 Cody Bellinger, L OBP: 0.414, SLG: 0.667	(1,3) B SI 94 2-2 C FF 94 B SI 94 B FF 95 F FC 90 X CU 77 L7		C SI 94 2-1 B SI 92 X CU 80 F7		C CH 84 0-1 X SI 90 P6			X FF 96 0-0 L4-6			4	0	0	0	0	0	4										
5 Corey Seager, L OBP: 0.345, SLG: 0.465	(1,6) B CU 75 1-0 X FF 94 2B		T KC 81 0-1 X SI 91 G4-3		B KC 83 3-2 B FC 89 C FC 90 B CH 84 C KC 83 X SI 92 P6			B FF 96 1-0 X SL 86 1B			4	0	2	0	0	1	0										
16 Will Smith, R OBP: 0.392, SLG: 0.818	(1,2) C CU 77 0-3 F FC 94 F FC 95 S CU 79 K		X SI 90 0-0 HR		C CU 81 0-1 X SI 91 G4-3			C SI 87 0-3 B FC 97 S SL 87 K			4	1	1	1	0	2	3										
3 Chris Taylor, R OBP: 0.344, SLG: 0.476	(1,8) B FF 94 2-1 2 SAFE C CU 79 B CU 78 X FC 96 G5-3		C KC 83 1-2 B KC 84 X FC 89 3B		C SI 91 1-3 C SI 91 S FC 90 K			C KC 82 1-2 B SI 90 F FC 97 T FC 90 K			4	0	2	0	0	1	1										
45 Matt Beaty, L OBP: 0.342, SLG: 0.522	(1,7) B SI 94 0-0 X SI 89 IBB		B SI 89 1-0 X SI 89 P4		C SI 91 1-3 C SI 91 S FC 90 K			B CH 84 4-2 F FC 88 B KC 84 B KC 83 B KC 83 K			2	0	0	0	2	0	1										
21 Walker Buehler, R ERA: 4.27	(1,1)	1.1	5	0	0	0	2	1	0	0	0	1	0	14	22	0.00	0.750										
67 Buddy Boshers, L ERA: 6.38	(4,1)	3.2	14	2	1	1	3	2	0	0	0	0	1	30	50	2.46	1.091										
51 Ken Giles, R ERA: 1.8	(8,1)	1.0	5	1	0	0	1	2	0	0	0	0	0	7	16	0.00	3.000										
48 Jason Adam, R ERA: 1.13	(9,1)	1.0	3	1	0	0	0	0	0	0	0	0	0	10	13	0.00	1.000										
<b>Inning Stats</b>	R: 0 E: 0 K: 2 S: 15	H: 0 LOB: 1 BB: 1 P: 23	R: 0 E: 0 K: 2 S: 10	H: 1 LOB: 2 BB: 1 P: 15	R: 0 E: 0 K: 1 S: 10	H: 0 LOB: 1 BB: 1 P: 17	R: 1 E: 0 K: 1 S: 9	H: 2 LOB: 0 BB: 0 P: 12	R: 0 E: 0 K: 1 S: 7	H: 0 LOB: 1 BB: 1 P: 14	R: 0 E: 0 K: 2 S: 11	H: 0 LOB: 1 BB: 1 P: 19	R: 0 E: 0 K: 1 S: 7	H: 1 LOB: 2 BB: 2 P: 16	R: 0 E: 0 K: 0 S: 10	H: 1 LOB: 0 BB: 0 P: 13	R: 1 E: 0 K: 0 S: 3	H: 1 LOB: 0 BB: 0 P: 4	1B: 2 2B: 2 3B: 1 HR: 2	SF: 0 SAC: 0 DP: 2 HBP: 0	WP: 1 PB: 0 SB: 1 CS: 0	PA: 38					
<b>PITCHER</b>	IP 2.0	WLS 9	BF 1	H 0	R 0	ER 0	SO 4	BB 1	IBB 1	HBP 0	BLK 0	WP 0	HR 0	S 25	P 38	ERA 0.00	WHIP 1.000										
63 Wilmer Font, R ERA: 4.27	(1,1)	2.0	9	1	0	0	4	1	1	0	0	0	0	14	22	0.00	0.750										
58 Tim Mayza, L ERA: 4.31	(10,1)	0.1	L	2	1	1	0	0	0	0	0	0	0	10	13	0.00	1.000										

Toronto Blue Jays @ Los Angeles Dodgers  
Dodger Stadium, Los Angeles, CA  
Wed Aug 21 2019, 7:11 PM - 10:21 PM PDT  
Att: 44,106 - Clear - 80 F

livebaseballscores.com

AB 31  
R 2  
H 6  
RBI 2  
BB 7  
SO 10  
LOB 16













Batter	1	2	3	4	5	6	7	8	9	AB	R	H	RBI	BB	SO	LOB	TOP										
26 DJ LeMahieu, R OBP: 0.377, SLG: 0.525										3	0	0	0	1	1	0	<b>New York Yankees @ Los Angeles Dodgers</b> Dodger Stadium, Los Angeles, CA Sat Aug 24 2019, 1:09 PM - 4:26 PM PDT Att: 53,803 - Sunny - 89 F										
99 Aaron Judge, R OBP: 0.355, SLG: 0.482										4	1	1	1	0	3	1											
18 Didi Gregorius, L OBP: 0.290, SLG: 0.479										4	0	0	0	0	1	1											
25 Gleyber Torres, R OBP: 0.353, SLG: 0.552										3	0	2	0	1	0	1											
11 Brett Gardner, L OBP: 0.332, SLG: 0.478										4	0	1	0	0	1	2											
29 Gio Urshela, R OBP: 0.373, SLG: 0.564										4	0	0	0	0	0	3											
39 Mike Tauchman, L OBP: 0.374, SLG: 0.540										3	0	0	0	1	1	3											
28 Austin Romine, R OBP: 0.291, SLG: 0.411										2	0	1	0	0	0	0											
24 Gary Sánchez, R OBP: 0.310, SLG: 0.525										2	0	0	0	0	1	5											
52 CC Sabathia, L 56 Mike Ford, L 35 Cory Gearrin, R 57 Chad Green, L 0 Adam Ottavino, S 38 Cameron Maybin, R 53 Zack Britton, L										1	0	0	0	0	0	0											
<b>Inning Stats</b>	R: 0 E: 0 K: 1 S: 10	H: 0 LOB: 1 BB: 1 P: 19	R: 0 E: 0 K: 0 S: 7	H: 0 LOB: 0 BB: 0 P: 13	R: 0 E: 0 K: 0 S: 5	H: 0 LOB: 0 BB: 0 P: 6	R: 1 E: 0 K: 0 S: 11	H: 1 LOB: 0 BB: 1 P: 20	R: 0 E: 0 K: 1 S: 9	H: 0 LOB: 0 BB: 0 P: 12	R: 0 E: 0 K: 1 S: 13	H: 1 LOB: 2 BB: 1 P: 19	R: 0 E: 0 K: 3 S: 10	H: 0 LOB: 0 BB: 0 P: 15	R: 0 E: 0 K: 3 S: 15	H: 2 LOB: 3 BB: 0 P: 21	1B: 4 2B: 1 3B: 0 HR: 1	SF: 0 SAC: 0 DP: 1 HBP: 0	WP: 1 PB: 0 SB: 0 CS: 0	PA: 35							
<b>PITCHER</b>	IP	WLS	BF	H	R	ER	SO	BB	IBB	HBP	BLK	WP	HR	S	P	ERA	WHIP										
46 Tony Gonsolin, R ERA: 2.74	5.0	W	18	2	1	1	2	2	0	0	0	0	1	44	76	1.80	0.800										
17 Joe Kelly, R ERA: 4.25	1.2	H	7	1	0	0	2	1	0	0	0	1	0	20	27	0.00	1.200										
52 Pedro Báez, R ERA: 3.36	1.1	H	4	0	0	0	3	0	0	0	0	0	0	12	19	0.00	0.000										
74 Kenley Jansen, R ERA: 3.62	1.0	S	6	2	0	0	3	0	0	0	0	0	0	15	21	0.00	2.000										

Batter	1	2	3	4	5	6	7	8	9	AB	R	H	RBI	BB	SO	LOB	BOTTOM										
11 AJ Pollock, R OBP: 0.333, SLG: 0.454										3	0	1	0	1	1	1	<b>New York Yankees @ Los Angeles Dodgers</b> Dodger Stadium, Los Angeles, CA Sat Aug 24 2019, 1:09 PM - 4:26 PM PDT Att: 53,803 - Sunny - 89 F										
10 Justin Turner, R OBP: 0.374, SLG: 0.595										4	1	1	2	0	1	2											
16 Will Smith, R OBP: 0.382, SLG: 0.768										3	0	1	0	1	0	1											
35 Cody Bellinger, L OBP: 0.410, SLG: 0.658										4	0	1	0	0	2	2											
3 Chris Taylor, R OBP: 0.339, SLG: 0.469										4	0	0	0	0	1	2											
13 Max Muncy, L OBP: 0.372, SLG: 0.531										3	0	0	0	0	3	2											
14 Enrique Hernández, R 52 Pedro Báez, R 74 Kenley Jansen, S										3	0	1	0	0	1	0											
26 Jedd Gyorko, R 45 Matt Beaty, L										2	0	0	0	0	1	1											
46 Tony Gonsolin, R 17 Joe Kelly, R										1	0	0	0	0	1	0											
31 Joc Pederson, L										1	0	0	0	0	1	0											
<b>Inning Stats</b>	R: 0 E: 0 K: 2 S: 12	H: 1 LOB: 1 BB: 0 P: 16	R: 0 E: 0 K: 2 S: 10	H: 1 LOB: 0 BB: 0 P: 18	R: 2 E: 0 K: 2 S: 21	H: 3 LOB: 2 BB: 1 P: 32	R: 0 E: 0 K: 1 S: 8	H: 0 LOB: 0 BB: 0 P: 12	R: 0 E: 0 K: 2 S: 10	H: 0 LOB: 1 BB: 0 P: 16	R: 0 E: 0 K: 2 S: 14	H: 0 LOB: 1 BB: 1 P: 24	R: 0 E: 0 K: 1 S: 7	H: 0 LOB: 0 BB: 0 P: 10	1B: 5 2B: 0 3B: 0 HR: 1	SF: 0 SAC: 0 DP: 0 HBP: 0	WP: 0 PB: 0 SB: 2 CS: 0	PA: 32									
<b>PITCHER</b>	IP	WLS	BF	H	R	ER	SO	BB	IBB	HBP	BLK	WP	HR	S	P	ERA	WHIP										
52 CC Sabathia, L 35 Cory Gearrin, R 57 Chad Green, R 0 Adam Ottavino, R 53 Zack Britton, L	4.0	L	18	5	2	2	7	1	0	0	0	0	0	6	8	0.00	1.500										
57 Chad Green, R 0 Adam Ottavino, R 53 Zack Britton, L	2.0		6	0	0	0	4	0	0	0	0	0	0	24	34	0.00	0.000										
0 Adam Ottavino, R 53 Zack Britton, L	0.1		2	0	0	0	0	1	0	0	0	0	0	2	8	0.00	3.000										
53 Zack Britton, L	1.0		3	0	0	0	1	0	0	0	0	0	0	7	10	0.00	0.000										









Batter	1	2	3	4	5	6	7	8	9	AB	R	H	RBI	BB	SO	LOB	TOP			
11 AJ Pollock, R OBP: 0.325, SLG: 0.441										5	0	0	0	0	2	3				
13 Max Muncy, L OBP: 0.373, SLG: 0.528										3	1	0	0	1	2	0				
10 Justin Turner, R OBP: 0.376, SLG: 0.513										5	1	3	2	0	2	1				
35 Cody Bellinger, L OBP: 0.407, SLG: 0.649										3	0	0	0	1	1	2				
5 Corey Seager, L OBP: 0.345, SLG: 0.463										4	0	2	0	0	1	2				
16 Will Smith, R OBP: 0.365, SLG: 0.730										4	0	0	0	0	2	4				
3 Chris Taylor, R OBP: 0.333, SLG: 0.463										4	0	0	0	0	1	3				
14 Enrique Hernández, R OBP: 0.316, SLG: 0.442										2	1	1	1	2	0	0				
65 Casey Sadler, R										0	0	0	0	0	0	0				
85 Dustin May, R OBP: 0.100, SLG: 0.100										3	0	1	0	0	1	3				
56 Adam Kolarek, L										0	0	0	0	0	0	0				
63 Yimi García, R										0	0	0	0	0	0	0				
31 Joc Pederson, L OBP: 0.324, SLG: 0.483										1	0	0	0	0	1	0				
<b>Inning Stats</b>	R: 0 E: 0 K: 2 S: 12	H: 0 LOB: 0 BB: 0 P: 16	R: 0 E: 0 K: 1 S: 13	H: 1 LOB: 3 BB: 2 P: 26	R: 1 E: 0 K: 0 S: 11	H: 1 LOB: 0 BB: 0 P: 18	R: 0 E: 0 K: 2 S: 14	H: 2 LOB: 3 BB: 1 P: 17	R: 1 E: 0 K: 2 S: 10	H: 1 LOB: 1 BB: 1 P: 16	R: 0 E: 0 K: 2 S: 9	H: 1 LOB: 1 BB: 0 P: 12	R: 0 E: 0 K: 0 S: 4	H: 0 LOB: 0 BB: 0 P: 4	R: 0 E: 0 K: 3 S: 11	H: 0 LOB: 1 BB: 0 P: 15	1B: 3 2B: 2 3B: 0 HR: 2	SF: 0 SAC: 0 DP: 0 HBP: 1	WP: 0 PB: 0 SB: 0 CS: 0	PA: 39
<b>PITCHER</b>	IP WLS BF H R ER SO BB IBB HBP BLK WP HR S P ERA WHIP																			
46 Eric Lauer, L ERA: 4.48	6.0 W 28 6 3 3 8 3 1 0 0 0 2 71 110 4.50 1.500																			
55 Matt Strahm, L ERA: 4.96	2.0 H 7 1 0 0 2 0 0 0 0 0 0 13 16 0.00 0.500																			
39 Kirby Yates, R ERA: 1.33	1.0 S 4 0 0 0 3 0 0 0 1 0 0 0 11 15 0.00 0.000																			

Los Angeles Dodgers @ San Diego Padres  
Petco Park, San Diego, CA  
Mon Aug 26 2019, 7:11 PM - 10:03 PM PDT  
Att: 26,172 - Clear - 76 F

AB 34  
R 3  
H 7  
RBI 3  
BB 4  
SO 13  
LOB 18



Batter	1	2	3	4	5	6	7	8	9	AB	R	H	RBI	BB	SO	LOB	BOTTOM			
5 Greg Garcia, L OBP: 0.364, SLG: 0.385										3	2	1	0	1	0	0				
22 Josh Naylor, L OBP: 0.305, SLG: 0.414										3	1	1	1	0	0	1				
55 Matt Strahm, R OBP: 0.348, SLG: 0.381										0	0	0	0	0	0	0				
11 Ty France, R OBP: 0.273, SLG: 0.328										1	0	0	0	0	0	0				
39 Kirby Yates, L										0	0	0	0	0	0	0				
13 Manny Machado, R OBP: 0.335, SLG: 0.470										3	0	0	1	0	0	1				
30 Eric Hosmer, L OBP: 0.330, SLG: 0.448										3	0	1	1	0	2	0				
27 Francisco Mejía, S OBP: 0.318, SLG: 0.440										3	0	0	0	0	1	1				
4 Will Myers, R OBP: 0.311, SLG: 0.391										3	0	0	0	0	0	0				
7 Manuel Margot, R OBP: 0.318, SLG: 0.404										3	0	0	0	0	1	0				
9 Luis Urias, R OBP: 0.324, SLG: 0.277										3	0	0	0	0	1	0				
46 Eric Lauer, R OBP: 0.125, SLG: 0.161										1	0	0	0	0	0	0				
62 Austin Allen, L OBP: 0.333, SLG: 0.348										1	1	1	0	0	0	0				
10 Hunter Renfroe, R OBP: 0.294, SLG: 0.520										1	0	0	0	0	0	0				
<b>Inning Stats</b>	R: 0 E: 0 K: 0 S: 4	H: 0 LOB: 0 BB: 0 P: 8	R: 0 E: 0 K: 1 S: 7	H: 0 LOB: 0 BB: 0 P: 11	R: 0 E: 0 K: 0 S: 10	H: 0 LOB: 0 BB: 0 P: 14	R: 1 E: 0 K: 1 S: 12	H: 1 LOB: 1 BB: 1 P: 24	R: 0 E: 0 K: 0 S: 6	H: 0 LOB: 0 BB: 0 P: 10	R: 3 E: 1 K: 1 S: 12	H: 3 LOB: 0 BB: 0 P: 18	R: 0 E: 0 K: 2 S: 10	H: 0 LOB: 0 BB: 0 P: 17	R: 0 E: 0 K: 0 S: 11	H: 0 LOB: 0 BB: 0 P: 14	1B: 3 2B: 1 3B: 0 HR: 0	SF: 0 SAC: 0 DP: 0 HBP: 0	WP: 0 PB: 0 SB: 0 CS: 0	PA: 29
<b>PITCHER</b>	IP WLS BF H R ER SO BB IBB HBP BLK WP HR S P ERA WHIP																			
85 Dustin May, R ERA: 4.07	5.1 L 21 4 4 2 2 1 0 0 0 0 0 0 4 4 3.38 0.938																			
56 Adam Kolarek, L ERA: 3.49	0.2 2 0 0 0 1 0 0 0 0 0 0 4 4 0.00 0.000																			
63 Yimi García, R ERA: 3.71	1.2 5 0 0 0 2 0 0 0 0 0 0 18 28 0.00 0.000																			
65 Casey Sadler, R ERA: 1.8	0.1 1 0 0 0 0 0 0 0 0 0 0 3 3 0.00 0.000																			

Los Angeles Dodgers @ San Diego Padres  
Petco Park, San Diego, CA  
Mon Aug 26 2019, 7:11 PM - 10:03 PM PDT  
Att: 26,172 - Clear - 76 F

AB 28  
R 4  
H 4  
RBI 3  
BB 1  
SO 5  
LOB 3









Batter	1	2	3	4	5	6	7	8	9	10	AB	R	H	RBI	BB	SO	LOB	TOP				
11 AJ Pollock, R OBP: 0.327, SLG: 0.451	(1, 8) K	(1, 0) G6-4-3			(1, 0) K			(1, 0) G5-3			6	0	1	1	0	3	3					
13 Max Muncy, L OBP: 0.375, SLG: 0.525	(1, 4) K										2	0	0	0	0	2	0					
26 Jedd Gyorko, R OBP: 0.267, SLG: 0.279	(5, PR) K										0	0	0	0	1	0	0					
45 Matt Beatty, L OBP: 0.342, SLG: 0.508	(9, PH) K										2	0	0	0	0	0	2					
10 Justin Turner, R OBP: 0.374, SLG: 0.509	(1, 5) G6-3										5	0	1	0	0	1	1					
35 Cody Bellinger, L OBP: 0.409, SLG: 0.645	(1, 3) K										2	1	0	0	3	1	2					
3 Chris Taylor, R OBP: 0.336, SLG: 0.462	(1, 7) K										4	1	2	0	1	1	2					
5 Corey Seager, L OBP: 0.342, SLG: 0.459	(1, 6) G4-3										5	1	1	1	0	0	6					
14 Enrique Hernández, R OBP: 0.321, SLG: 0.445	(1, 9) K										3	2	1	1	2	0	0					
55 Russell Martin, R OBP: 0.327, SLG: 0.292	(1, 2) K										4	1	0	0	1	2	0					
18 Kenta Maeda, R 17 Joe Kelly, R 83 Mimi Garcia, R 66 Adam Kolarek, L 31 Jac Pederson, L 62 Freddie Freeman, R 74 Koyuki Jansen, S 16 Wil Myers, R 65 Casey Sadler, R											3	0	1	2	0	1	0					
<b>Inning Stats</b>	R: 0 E: 0 K: 2 S: 7	H: 0 LOB: 0 BB: 0 P: 8	R: 3 E: 0 K: 0 S: 14	H: 2 LOB: 1 BB: 31 P: 7	R: 0 E: 0 K: 1 S: 15	H: 1 LOB: 2 BB: 1 P: 24	R: 0 E: 0 K: 2 S: 12	H: 0 LOB: 0 BB: 0 P: 16	R: 0 E: 0 K: 1 S: 5	H: 0 LOB: 2 BB: 0 P: 6	R: 0 E: 0 K: 1 S: 9	H: 0 LOB: 2 BB: 0 P: 24	R: 1 E: 0 K: 2 S: 8	H: 3 LOB: 1 BB: 0 P: 16	R: 0 E: 0 K: 2 S: 8	H: 0 LOB: 0 BB: 0 P: 12	R: 2 E: 1 K: 1 S: 19	H: 2 LOB: 2 BB: 1 P: 31	1B: 7 2B: 2 3B: 0 HR: 0	SF: 0 SAC: 0 DP: 1 HBP: 1	WP: 0 PB: 0 SB: 1 CS: 0	PA: 47
<b>PITCHER</b>	IP WLS BF H R ER SO BB IBB HBP BLK WP HR S P ERA WHIP	58 Trey Wingenter, R ERA: 5.05	61 Luis Perdomo, R ERA: 3.28	55 Matt Strahm, L ERA: 4.91	49 Michel Baez, R ERA: 3.24	34 Craig Stammen, R ERA: 3.5	<b>PITCHER</b>	IP WLS BF H R ER SO BB IBB HBP BLK WP HR S P ERA WHIP	52 Andrés Muñoz, R ERA: 1.47	39 Kirby Yates, R ERA: 1.32	25 Nick Margrevious, L ERA: 6.37											

**Los Angeles Dodgers @ San Diego Padres**  
 Petco Park, San Diego, CA  
 Wed Aug 28 2019, 6:12 PM - 10:18 PM PDT  
 Att: 26,871 - Clear - 74 F

livebaseballscorecards.com

AB 38  
R 6  
H 9  
RBI 5  
BB 8  
SO 11  
LOB 16




Batter	1	2	3	4	5	6	7	8	9	10	AB	R	H	RBI	BB	SO	LOB	BOTTOM						
5 Greg Garcia, L OBP: 0.360, SLG: 0.374	(1, 4) K										4	1	0	0	1	1	3							
30 Kirby Yates, L	(10, 1) K										0	0	0	0	0	0	0							
25 Nick Margrevious, L OBP: 0.200, SLG: 0.200	(10, 1) K										0	0	0	0	0	0	0							
22 Josh Naylor, L OBP: 0.303, SLG: 0.410	(1, 7) G6-3										5	0	1	0	0	1	2							
13 Manny Machado, R OBP: 0.335, SLG: 0.470	(1, 5) K										4	1	1	0	1	1	1							
30 Eric Hosmer, L OBP: 0.330, SLG: 0.452	(1, 3) K										5	1	2	2	0	2	2							
10 Hunter Renfroe, R OBP: 0.253, SLG: 0.513	(1, 9) K										3	0	0	1	1	2	1							
7 Manuel Margot, R OBP: 0.316, SLG: 0.398	(1, 8) K										3	0	0	0	0	1	2							
34 Craig Stammen, R	(7, 1) K										0	0	0	0	0	0	0							
52 Andrés Muñoz, R	(9, 1) K										0	0	0	0	0	0	0							
27 Francisco Mejía, S OBP: 0.315, SLG: 0.439	(10, 2) K										1	1	1	0	0	0	0							
9 Luis Uriás, R OBP: 0.315, SLG: 0.264	(1, 6) K										3	0	0	0	0	0	1							
18 Austin Hedges, R OBP: 0.254, SLG: 0.328	(1, 2) K										2	0	0	0	1	1	1							
11 Ty France, R OBP: 0.276, SLG: 0.339	(9, PH) K										1	0	0	0	0	1	0							
58 Trey Wingenter, R	(1, 1) K										0	0	0	0	0	0	0							
61 Luis Perdomo, R OBP: 0.143, SLG: 0.143	(2, 1) K										1	0	0	0	0	0	0							
55 Matt Strahm, R OBP: 0.348, SLG: 0.381	(5, 1) K										0	0	0	0	0	0	0							
49 Michel Baez, R	(6, 1) K										0	0	0	0	0	0	0							
4 Wil Myers, R OBP: 0.311, SLG: 0.389	(7, 8) K										1	0	0	1	0	1								
<b>Inning Stats</b>	R: 2 E: 0 K: 0 S: 15	H: 1 LOB: 1 BB: 2 P: 26	R: 0 E: 0 K: 0 S: 4	H: 0 LOB: 0 BB: 0 P: 7	R: 0 E: 0 K: 1 S: 12	H: 1 LOB: 1 BB: 0 P: 18	R: 0 E: 0 K: 2 S: 10	H: 0 LOB: 0 BB: 0 P: 15	R: 0 E: 0 K: 0 S: 6	H: 0 LOB: 1 BB: 1 P: 13	R: 0 E: 0 K: 1 S: 8	H: 0 LOB: 1 BB: 0 P: 14	R: 0 E: 0 K: 1 S: 8	H: 0 LOB: 0 BB: 0 P: 13	R: 1 E: 0 K: 1 S: 8	H: 1 LOB: 0 BB: 0 P: 13	R: 1 E: 0 K: 1 S: 10	H: 1 LOB: 1 BB: 1 P: 19	R: 0 E: 0 K: 2 S: 11	H: 1 LOB: 1 BB: 0 P: 16	1B: 2 2B: 2 3B: 0 HR: 1	SF: 1 SAC: 1 DP: 0 HBP: 1	WP: 2 PB: 0 SB: 1 CS: 0	PA: 41
<b>PITCHER</b>	IP WLS BF H R ER SO BB IBB HBP BLK WP HR S P ERA WHIP	18 Kenta Maeda, R ERA: 4.11	17 Joe Kelly, R ERA: 1.17	63 Yimi García, R ERA: 3.67	56 Adam Kolarek, L ERA: 3.47	52 Pedro Báez, R ERA: 3.55	<b>PITCHER</b>	IP WLS BF H R ER SO BB IBB HBP BLK WP HR S P ERA WHIP	74 Kenley Jansen, R ERA: 3.73	65 Casey Sadler, R ERA: 1.7														

**Los Angeles Dodgers @ San Diego Padres**  
 Petco Park, San Diego, CA  
 Wed Aug 28 2019, 6:12 PM - 10:18 PM PDT  
 Att: 26,871 - Clear - 74 F

livebaseballscorecards.com

AB 33  
R 4  
H 5  
RBI 3  
BB 5  
SO 10  
LOB 14









Batter	1	2	3	4	5	6	7	8	9	AB	R	H	RBI	BB	SO	LOB	TOP			
31 Joc Pederson, L OBP: 0.326, SLG: 0.490										5	0	0	0	0	4	5	<p>Los Angeles Dodgers @ Arizona Diamondbacks Chase Field, Phoenix, AZ Fri Aug 30 2019, 6:43 PM - 10:21 PM MST Att: 34,149 - Roof Closed - 76 F</p> <p>livebaseballscorecards.com</p> <p>AB 37 R 4 H 10 RBI 4 BB 1 SO 11 LOB 17</p>			
45 Matt Beatty, L OBP: 0.344, SLG: 0.497										5	0	2	1	0	0	0				
10 Justin Turner, R OBP: 0.372, SLG: 0.513										4	1	0	0	1	1	4				
35 Cody Bellinger, L OBP: 0.410, SLG: 0.646										4	0	1	1	0	0	0				
5 Corey Seager, L OBP: 0.340, SLG: 0.459										4	1	2	0	0	2	1				
3 Chris Taylor, R OBP: 0.311, SLG: 0.454										4	0	0	0	0	1	3				
14 Enrique Hernández, R OBP: 0.322, SLG: 0.449										4	2	2	1	0	0	1				
55 Russell Martin, R OBP: 0.335, SLG: 0.298										3	0	2	0	0	1	0				
9 Kristopher Negrón, R OBP: 0.304, SLG: 0.344										0	0	0	0	0	0	0				
46 Tony Gonsolin, R ERA: 2.79										2	0	1	1	0	0	0				
52 Pedro Báez, R ERA: 3.49										0	0	0	0	0	0	0				
11 AJ Pollock, R OBP: 0.369, SLG: 0.485										1	0	0	0	0	0	0				
65 Casey Sadler, R ERA: 2.15										0	0	0	0	0	0	0				
63 Yimi García, R ERA: 3.58										0	0	0	0	0	0	0				
16 Will Smith, R OBP: 0.390, SLG: 0.693										1	0	0	0	0	0	1				
<b>Inning Stats</b>	R: 0 E: 0 K: 1 S: 12	H: 0 LOB: 0 BB: 0 P: 17	R: 2 E: 0 K: 1 S: 18	H: 4 LOB: 2 BB: 0 P: 28	R: 1 E: 0 K: 1 S: 22	H: 1 LOB: 1 BB: 1 P: 28	R: 0 E: 0 K: 1 S: 7	H: 0 LOB: 0 BB: 0 P: 9	R: 0 E: 0 K: 2 S: 11	H: 0 LOB: 0 BB: 0 P: 15	R: 1 E: 0 K: 1 S: 11	H: 3 LOB: 2 BB: 0 P: 16	R: 0 E: 0 K: 1 S: 7	H: 1 LOB: 1 BB: 0 P: 11	R: 0 E: 0 K: 2 S: 16	H: 1 LOB: 2 BB: 0 P: 21	1B: 6 2B: 3 3B: 1 HR: 0	SF: 0 SAC: 0 DP: 0 HBP: 1	WP: 0 PB: 0 SB: 0 CS: 0	PA: 39
<b>PITCHER</b>	IP	WLS	BF	H	R	ER	SO	BB	IBB	HBP	BLK	WP	HR	S	P	ERA	WHIP			
59 Zac Gallen, R ERA: 2.79	5.0		21	5	3	3	6	1	0	0	0	0	0	70	97	5.40	1.200			
30 T.J. McFarland, L ERA: 5.08	1.0		5	2	1	1	1	0	0	0	0	0	0	9	12	9.00	2.000			
37 Kevin Ginkel, R ERA: 2.19	1.0		4	1	0	0	1	0	0	0	0	0	0	8	12	0.00	1.000			
40 Andrew Chafin, L ERA: 3.88	0.1		2	1	0	0	0	0	0	0	0	0	0	3	4	0.00	3.000			
25 Archie Bradley, R ERA: 3.84	1.2	W	7	1	0	0	3	0	0	1	0	0	0	20	28	0.00	0.600			


Batter	1	2	3	4	5	6	7	8	9	AB	R	H	RBI	BB	SO	LOB	BOTTOM			
1 Jarrod Dyson, L OBP: 0.324, SLG: 0.350										3	1	1	0	1	0	2	<p>Los Angeles Dodgers @ Arizona Diamondbacks Chase Field, Phoenix, AZ Fri Aug 30 2019, 6:43 PM - 10:21 PM MST Att: 34,149 - Roof Closed - 76 F</p> <p>livebaseballscorecards.com</p> <p>AB 33 R 5 H 8 RBI 4 BB 3 SO 12 LOB 15</p>			
9 Josh Rojas, L OBP: 0.295, SLG: 0.308										3	2	1	2	1	1	1				
25 Archie Bradley, R ERA: 3.84										0	0	0	0	0	0	0				
5 Eduardo Escobar, S OBP: 0.323, SLG: 0.531										4	1	3	2	0	0	1				
53 Christian Walker, R OBP: 0.350, SLG: 0.473										4	0	0	0	0	2	3				
22 Jake Lamb, L OBP: 0.331, SLG: 0.378										3	0	1	0	0	2	1				
40 Andrew Chafin, R ERA: 3.88										0	0	0	0	0	0	0				
16 Tim Lincecum, R OBP: 0.369, SLG: 0.351										1	1	0	0	0	1	0				
10 Adam Jones, R OBP: 0.319, SLG: 0.435										4	0	1	0	0	2	1				
13 Nick Ahmed, R OBP: 0.321, SLG: 0.448										4	0	1	0	0	1	3				
31 Alex Avila, L OBP: 0.358, SLG: 0.457										4	0	0	0	0	3	2				
59 Zac Gallen, R ERA: 2.79										1	0	0	0	0	0	0				
41 Wilmer Flores, R OBP: 0.369, SLG: 0.485										0	0	0	0	0	0	0				
30 T.J. McFarland, L ERA: 5.08										0	0	0	0	0	0	0				
15 Ildemaro Vargas, S OBP: 0.294, SLG: 0.384										2	0	0	0	0	0	1				
37 Kevin Ginkel, R ERA: 2.19										0	0	0	0	0	0	0				
<b>Inning Stats</b>	R: 0 E: 0 K: 1 S: 9	H: 0 LOB: 1 BB: 1 P: 18	R: 0 E: 0 K: 1 S: 9	H: 0 LOB: 0 BB: 0 P: 12	R: 0 E: 0 K: 1 S: 9	H: 0 LOB: 0 BB: 0 P: 11	R: 0 E: 0 K: 1 S: 9	H: 1 LOB: 1 BB: 0 P: 16	R: 0 E: 0 K: 1 S: 14	H: 1 LOB: 2 BB: 1 P: 24	R: 2 E: 0 K: 2 S: 17	H: 2 LOB: 1 BB: 1 P: 26	R: 2 E: 0 K: 2 S: 15	H: 3 LOB: 1 BB: 0 P: 23	R: 1 E: 0 K: 3 S: 15	H: 1 LOB: 1 BB: 0 P: 15	1B: 3 2B: 2 3B: 1 HR: 2	SF: 0 SAC: 0 DP: 0 HBP: 0	WP: 0 PB: 1 SB: 2 CS: 0	PA: 36
<b>PITCHER</b>	IP	WLS	BF	H	R	ER	SO	BB	IBB	HBP	BLK	WP	HR	S	P	ERA	WHIP			
46 Tony Gonsolin, R ERA: 2.89	5.0		21	3	2	2	5	3	0	0	0	0	0	11	15	0.00	1.000			
52 Pedro Báez, R ERA: 3.49	1.0	H	4	1	0	0	2	0	0	0	0	0	0	11	19	27.00	4.500			
65 Casey Sadler, R ERA: 2.15	0.2	B	5	3	2	2	1	0	0	0	0	0	1	11	19	0.00	0.750			
63 Yimi García, R ERA: 3.58	1.1	L	6	1	1	0	4	0	0	0	1	0	0	19	19	0.00	0.750			




Batter	1	2	3	4	5	6	7	8	9	AB	R	H	RBI	BB	SO	LOB	TOP								
11 AJ Pollock, R OBP: 0.327, SLG: 0.448	G4-3		K				G5-3		G6-3	4	1	1	0	0	1	0	<b>Los Angeles Dodgers @ Arizona Diamondbacks</b> <b>Chase Field, Phoenix, AZ</b> Sat Aug 31 2019, 5:10 PM - 8:21 PM MST Att: 50,180 - Roof Closed - 76 F								
52 Pedro Báez, R (7, 1)										0	0	0	0	0	0	0									
74 Kenley Jansen, S (8, 1)										0	0	0	0	0	0	0									
55 Russell Martin, R OBP: 0.333, SLG: 0.297										1	0	0	0	0	0	1									
10 Justin Turner, R OBP: 0.375, SLG: 0.522	1B		HR				F8			4	1	3	1	0	0	0									
14 Enrique Hernández, R OBP: 0.319, SLG: 0.445	G4-6-3		K				SF8		F8	3	0	0	1	0	1	1									
16 Will Smith, R OBP: 0.364, SLG: 0.708		5B6-3		HR			K		F7	3	1	1	1	1	1	1									
5 Corey Seager, L OBP: 0.337, SLG: 0.454	G6-3		K				K		G3-1	4	0	0	0	0	2	2									
3 Chris Taylor, R OBP: 0.336, SLG: 0.460							G3			3	2	2	0	1	0	0									
26 Jedd Gyorko, R OBP: 0.278, SLG: 0.298									35 2B 45 G3-6-1	2	0	1	1	1	1	0									
35 Cody Bellinger, L OBP: 0.411, SLG: 0.649										1	0	1	0	0	0	0									
9 Kristopher Negrón, R OBP: 0.296, SLG: 0.333										2	0	0	0	0	1	3									
31 Joc Pederson, L OBP: 0.327, SLG: 0.488										1	0	0	0	1	0	0									
22 Clayton Kershaw, L OBP: 0.136, SLG: 0.140										2	0	1	0	0	0	1									
63 Yimi García, R (6, 1)										0	0	0	0	0	0	0									
45 Matt Beatty, L OBP: 0.341, SLG: 0.492										2	0	0	0	0	0	2									
<b>Inning Stats</b>	R: 0 E: 0 K: 0 S: 6	H: 1 LOB: 0 BB: 0 P: 8	R: 0 E: 0 K: 1 S: 13	H: 1 LOB: 2 BB: 2 P: 26	R: 1 E: 0 K: 2 S: 10	H: 2 LOB: 0 BB: 0 P: 15	R: 2 E: 0 K: 1 S: 10	H: 2 LOB: 1 BB: 1 P: 22	R: 1 E: 0 K: 2 S: 15	H: 2 LOB: 0 BB: 0 P: 20	R: 0 E: 0 K: 1 S: 10	H: 0 LOB: 0 BB: 0 P: 15	R: 0 E: 0 K: 0 S: 5	H: 0 LOB: 0 BB: 0 P: 9	R: 0 E: 0 K: 0 S: 7	H: 0 LOB: 0 BB: 0 P: 11	R: 1 E: 0 K: 0 S: 7	H: 2 LOB: 1 BB: 1 P: 14	1B: 4 2B: 4 3B: 0 HR: 2	SF: 1 SAC: 0 DP: 3 HBP: 0	WP: 1 PB: 0 SB: 0 CS: 0	PA: 37			
<b>PITCHER</b>	IP	WLS	BF	H	R	ER	SO	BB	IBB	HBP	BLK	WP	HR	S	P	ERA	WHIP								
38 Robbie Ray, L ERA: 3.97	5.0	W	23	8	4	4	6	3	0	0	0	1	2	54	91	7.20	2.200								
50 Yoán López, R ERA: 2.97	0.2	H	2	0	0	0	1	0	0	0	0	0	0	7	10	0.00	0.000								
30 T.J. McFarland, L ERA: 5.02	0.2	H	2	0	0	0	0	0	0	0	0	0	0	5	9	0.00	0.000								
37 Kevin Ginkel, R ERA: 1.93	1.2	H	5	0	0	0	0	0	0	0	0	0	0	10	16	0.00	0.000								
25 Archie Bradley, R ERA: 3.92	1.0	S	5	2	1	1	0	1	0	0	0	0	0	7	14	9.00	3.000								

Batter	1	2	3	4	5	6	7	8	9	AB	R	H	RBI	BB	SO	LOB	BOTTOM								
16 Tim Lincecum, R OBP: 0.367, SLG: 0.349	K		L4				K			4	1	1	0	0	2	1	<b>Los Angeles Dodgers @ Arizona Diamondbacks</b> <b>Chase Field, Phoenix, AZ</b> Sat Aug 31 2019, 5:10 PM - 8:21 PM MST Att: 50,180 - Roof Closed - 76 F								
13 Nick Ahmed, R OBP: 0.322, SLG: 0.449	E5									3	1	1	2	1	1	0									
5 Eduardo Escobar, S OBP: 0.323, SLG: 0.535	G4-3									4	1	1	1	0	2	3									
53 Christian Walker, R OBP: 0.350, SLG: 0.478		G3-1								4	1	1	2	0	1	1									
41 Wilmer Flores, R OBP: 0.367, SLG: 0.495										4	1	1	1	0	1	0									
15 Ildemaro Vargas, S OBP: 0.294, SLG: 0.384		K2-3								0	0	0	0	0	0	0									
10 Adam Jones, R OBP: 0.319, SLG: 0.433										2	0	0	0	0	0	0									
37 Kevin Ginkel, L (7, 1)		P6								0	0	0	0	0	0	0									
22 Jake Lamb, L OBP: 0.329, SLG: 0.375										1	0	0	0	0	0	0									
25 Archie Bradley, R (9, 1)										0	0	0	0	0	0	0									
9 Josh Rojas, L OBP: 0.298, SLG: 0.333										3	0	1	0	0	2	1									
18 Carson Kelly, R OBP: 0.359, SLG: 0.526										2	1	0	0	1	1	2									
38 Robbie Ray, L OBP: 0.065, SLG: 0.065										0	0	0	0	0	0	0									
4 Ketel Marte, S OBP: 0.383, SLG: 0.575										1	0	0	0	0	0	1									
50 Yoán López, R (6, 1)										0	0	0	0	0	0	0									
30 T.J. McFarland, L (6, 1)										0	0	0	0	0	0	0									
1 Jarrod Dyson, L OBP: 0.323, SLG: 0.349										1	0	0	0	0	0	0									
<b>Inning Stats</b>	R: 0 E: 1 K: 1 S: 8	H: 0 LOB: 0 BB: 0 P: 10	R: 0 E: 0 K: 1 S: 8	H: 0 LOB: 0 BB: 0 P: 13	R: 0 E: 0 K: 0 S: 13	H: 1 LOB: 1 BB: 0 P: 20	R: 3 E: 0 K: 2 S: 14	H: 2 LOB: 0 BB: 1 P: 24	R: 2 E: 0 K: 2 S: 15	H: 2 LOB: 1 BB: 1 P: 25	R: 0 E: 0 K: 2 S: 11	H: 0 LOB: 0 BB: 0 P: 18	R: 0 E: 0 K: 2 S: 8	H: 0 LOB: 0 BB: 0 P: 10	R: 1 E: 0 K: 0 S: 15	H: 1 LOB: 0 BB: 0 P: 20	1B: 1 2B: 2 3B: 0 HR: 3	SF: 0 SAC: 1 DP: 1 HBP: 1	WP: 0 PB: 0 SB: 0 CS: 0	PA: 33					
<b>PITCHER</b>	IP	WLS	BF	H	R	ER	SO	BB	IBB	HBP	BLK	WP	HR	S	P	ERA	WHIP								
22 Clayton Kershaw, L ERA: 2.96	5.0	L	22	5	5	5	6	2	0	0	0	0	2	58	92	9.00	1.400								
63 Yimi García, R ERA: 3.51	1.0		4	0	0	0	2	0	0	1	0	0	0	11	18	0.00	0.000								
52 Pedro Báez, R ERA: 3.43	1.0		3	0	0	0	2	0	0	0	0	0	0	8	10	0.00	0.000								
74 Kenley Jansen, R ERA: 3.83	1.0		4	1	1	1	0	0	0	0	0	0	1	15	20	9.00	1.000								

**AB 32**  
**R 5**  
**H 10**  
**RBI 4**  
**BB 4**  
**SO 7**  
**LOB 11**



**AB 29**  
**R 6**  
**H 6**  
**RBI 6**  
**BB 2**  
**SO 10**  
**LOB 9**





















Batter	1	2	3	4	5	6	7	8	9	AB	R	H	RBI	BB	SO	LOB	TOP							
7 Donovan Solano, R OBP: 0.360, SLG: 0.452										5	0	1	0	0	2	4								
53 Austin Slater, R OBP: 0.365, SLG: 0.500										5	1	1	0	0	2	3								
1 Kevin Pillar, R OBP: 0.292, SLG: 0.457										4	1	2	0	1	1	0								
10 Evan Longoria, R OBP: 0.327, SLG: 0.460										4	0	1	0	1	0	2								
28 Buster Posey, R OBP: 0.323, SLG: 0.370									3	1	0	0	1	1	5									
37 Joey Rickard, R OBP: 0.311, SLG: 0.361									2	0	0	0	0	2	4									
5 Mike Yastrzemski, L OBP: 0.322, SLG: 0.535									2	1	1	2	0	1	0									
16 Aramis Garcia, R OBP: 0.231, SLG: 0.391									1	0	0	0	1	1	0									
9 Brandon Belt, L OBP: 0.337, SLG: 0.393									1	0	0	0	1	0	0									
19 Mauricio Dubón, R OBP: 0.320, SLG: 0.640									4	1	3	3	0	0	0									
29 Jeff Samardzija, R OBP: 0.260, SLG: 0.449									3	0	0	0	0	1	4									
71 Tyler Rogers, R									0	0	0	0	0	0	0									
26 Chris Shaw, L									1	0	0	0	0	1	0									
50 Fernando Abad, L									0	0	0	0	0	0	0									
74 Jandel Gustave, R									0	0	0	0	0	0	0									
13 Will Smith, R OBP: 1.000, SLG: 1.000									0	0	0	0	0	0	0									
<b>Inning Stats</b>	R: 0 H: 2 E: 0 K: 2 S: 18	H: 2 BB: 1 P: 26	R: 0 H: 1 E: 0 K: 2 S: 15	H: 1 LOB: 2 BB: 1 P: 22	R: 0 H: 2 E: 0 K: 1 S: 11	H: 2 LOB: 1 BB: 0 P: 16	R: 1 H: 1 E: 0 K: 1 S: 11	H: 1 LOB: 0 BB: 0 P: 17	R: 4 H: 3 E: 0 K: 2 S: 30	H: 3 LOB: 2 BB: 3 P: 40	R: 0 H: 0 E: 0 K: 2 S: 9	H: 0 LOB: 0 BB: 0 P: 13	R: 0 H: 0 E: 0 K: 1 S: 7	H: 0 LOB: 0 BB: 0 P: 9	R: 0 H: 0 E: 0 K: 1 S: 6	H: 0 LOB: 0 BB: 0 P: 9	R: 0 H: 0 E: 0 K: 0 S: 11	H: 0 LOB: 0 BB: 0 P: 16	1B: 6 2B: 2 3B: 0 HR: 1	SF: 0 SAC: 0 DP: 1 HBP: 0	WP: 0 PB: 0 SB: 0 CS: 0	PA: 40		
<b>PITCHER</b>	IP	WLS	BF	H	R	ER	SO	BB	IBB	HBP	BLK	WP	HR	S	P	ERA	WHIP					ERA	WHIP	
22 Clayton Kershaw, L ERA: 3.06	4.0	L	21	7	3	3	6	3	0	0	0	0	0	1	66	99	6.75	2.500					0.00	0.000
51 Dylan Floro, R ERA: 3.95	1.0		7	2	2	2	2	0	2	0	0	0	0	0	19	22	18.00	2.000						
63 Yimi Garcia, R ERA: 3.55	1.1		4	0	0	0	2	0	0	0	0	0	0	0	11	17	0.00	0.000						
56 Adam Kolarek, L ERA: 3.29	0.2		2	0	0	0	1	0	0	0	0	0	0	5	5	0.00	0.000							
65 Casey Sadler, R ERA: 1.99	1.0		3	0	0	0	1	0	0	0	0	0	0	6	9	0.00	0.000							

San Francisco Giants @ Los Angeles Dodgers  
 Dodger Stadium, Los Angeles, CA  
 Fri Sep 06 2019, 7:10 PM - 10:32 PM PDT  
 Att: 53,317 - Clear - 81 F

AB	35
R	5
H	9
RBI	5
BB	5
SO	12
LOB	22



Batter	1	2	3	4	5	6	7	8	9	AB	R	H	RBI	BB	SO	LOB	BOTTOM							
31 Joc Pederson, L OBP: 0.338, SLG: 0.539										3	1	2	0	0	0	0								
14 Enrique Hernández, R OBP: 0.312, SLG: 0.433										4	0	0	0	0	1	2								
5 Corey Seager, L OBP: 0.332, SLG: 0.449										4	0	0	0	0	2									
10 Justin Turner, R OBP: 0.369, SLG: 0.516										4	0	0	0	0	2									
35 Cody Bellinger, L OBP: 0.411, SLG: 0.648										4	0	1	1	0	2	1								
45 Matt Beatty, L OBP: 0.333, SLG: 0.484										3	0	0	0	0	1									
25 David Freese, R OBP: 0.405, SLG: 0.618										1	0	0	0	0	0									
11 AJ Pollock, R OBP: 0.326, SLG: 0.482										4	3	3	3	0	0									
48 Gavin Lux, L OBP: 0.290, SLG: 0.267										2	0	0	0	1	0	0								
65 Casey Sadler, R										0	0	0	0	0	0	0								
76 Josh Sborz, R										0	0	0	0	1	0	0								
55 Russell Martin, R OBP: 0.344, SLG: 0.335										0	0	0	0	1	0	0								
9 Kristopher Negron, R OBP: 0.297, SLG: 0.348										0	0	0	0	0	0	0								
16 Will Smith, R OBP: 0.338, SLG: 0.640										4	0	0	0	3	2									
22 Clayton Kershaw, L ERA: 3.06	6.0	W	23	5	3	3	3	0	0	0	0	0	0	0	1	0								
51 Dylan Floro, L ERA: 1.35	1.0	H	4	0	0	0	2	1	0	0	0	0	0	8	13	0.00	1.000							
63 Yimi Garcia, R ERA: 3.52	0.2	H	2	0	0	0	1	0	0	0	0	0	0	4	6	0.00	0.000							
74 Jandel Gustave, R ERA: 1.96	0.1	H	1	0	0	0	0	0	0	0	0	0	0	2	2	0.00	0.000							
13 Will Smith, L ERA: 3.0	1.0	S	5	1	1	1	2	1	0	0	0	0	0	1	11	20	9.00	2.000						
<b>Inning Stats</b>	R: 0 H: 1 E: 0 K: 1 S: 11	H: 1 LOB: 0 BB: 0 P: 19	R: 1 H: 1 E: 0 K: 1 S: 10	H: 1 LOB: 0 BB: 0 P: 12	R: 0 H: 0 E: 0 K: 1 S: 7	H: 0 LOB: 0 BB: 0 P: 9	R: 0 H: 0 E: 0 K: 0 S: 12	H: 0 LOB: 0 BB: 0 P: 17	R: 1 H: 1 E: 0 K: 0 S: 13	H: 1 LOB: 0 BB: 0 P: 21	R: 1 H: 2 E: 0 K: 0 S: 11	H: 2 LOB: 1 BB: 0 P: 13	R: 0 H: 0 E: 0 K: 2 S: 8	H: 0 LOB: 1 BB: 1 P: 13	R: 0 H: 0 E: 0 K: 1 S: 6	H: 0 LOB: 0 BB: 0 P: 8	R: 1 H: 1 E: 0 K: 2 S: 11	H: 1 LOB: 1 BB: 1 P: 20	1B: 2 2B: 1 3B: 0 HR: 3	SF: 0 SAC: 0 DP: 0 HBP: 0	WP: 0 PB: 0 SB: 0 CS: 0	PA: 35		
<b>PITCHER</b>	IP	WLS	BF	H	R	ER	SO	BB	IBB	HBP	BLK	WP	HR	S	P	ERA	WHIP					ERA	WHIP	
29 Jeff Samardzija, R ERA: 3.64	6.0		23	5	3	3	3	0	0	0	0	0	0	0	0	0	4.50	0.833						
71 Tyler Rogers, R ERA: 1.35	1.0	H	4	0	0	0	2	1	0	0	0	0	0	8	13	0.00	1.000							
50 Fernando Abad, L ERA: 3.52	0.2	H	2	0	0	0	1	0	0	0	0	0	0	4	6	0.00	0.000							
74 Jandel Gustave, R ERA: 1.96	0.1	H	1	0	0	0	0	0	0	0	0	0	0	2	2	0.00	0.000							
13 Will Smith, L ERA: 3.0	1.0	S	5	1	1	1	2	1	0	0	0	0	0	1	11	20	9.00	2.000						

San Francisco Giants @ Los Angeles Dodgers  
 Dodger Stadium, Los Angeles, CA  
 Fri Sep 06 2019, 7:10 PM - 10:32 PM PDT  
 Att: 53,317 - Clear - 81 F

AB	33
R	4
H	6
RBI	4
BB	2
SO	8
LOB	9













Batter	1	2	3	4	5	6	7	8	9	AB	R	H	RBI	BB	SO	LOB	TOP							
11 AJ Pollock, R OBP: 0.322, SLG: 0.464										4	0	0	0	0	2	2	<b>Los Angeles Dodgers @ Baltimore Orioles</b> Oriole Park at Camden Yards, Baltimore, MD Tue Sep 10 2019, 7:07 PM - 9:51 PM EDT Att: 12,356 - Partly Cloudy - 83 F <a href="http://livebaseballscorecards.com">livebaseballscorecards.com</a>							
25 David Freese, R OBP: 0.409, SLG: 0.619										3	1	2	0	0	1	0								
45 Matt Beatty, L OBP: 0.332, SLG: 0.495										3	1	1	0	1	0	3								
3 Chris Taylor, R OBP: 0.337, SLG: 0.473										4	1	1	1	1	1	4								
35 Cody Bellinger, L OBP: 0.410, SLG: 0.639										4	1	1	1	1	1	4								
14 Enrique Hernández, R OBP: 0.312, SLG: 0.428										4	1	1	0	1	0	4								
5 Cory Seager, L OBP: 0.239, SLG: 0.463										5	2	2	5	0	1	2								
16 Will Smith, R OBP: 0.344, SLG: 0.624										4	0	1	0	1	1	0								
31 Joc Pederson, L OBP: 0.338, SLG: 0.537										3	0	2	0	0	0	0								
26 Jedd Gyorko, R OBP: 0.294, SLG: 0.278										1	0	0	0	0	0	0								
43 Edwin Ríos, L OBP: 0.409, SLG: 0.556										1	0	0	0	0	1	1								
48 Gavin Lux, L OBP: 0.333, SLG: 0.458										4	1	3	1	0	1	2								
<b>Inning Stats</b>	R: 4 H: 5 E: 0 K: 2 S: 28	H: 5 LOB: 2 BB: 1 P: 44	R: 0 H: 1 E: 0 K: 0 S: 6	H: 1 LOB: 0 BB: 8 P: 8	R: 2 H: 4 E: 0 K: 1 S: 13	H: 4 LOB: 1 BB: 0 P: 19	R: 0 H: 0 E: 0 K: 1 S: 10	H: 0 LOB: 2 BB: 1 P: 19	R: 1 H: 1 E: 0 K: 1 S: 7	H: 1 LOB: 0 BB: 1 P: 10	R: 0 H: 1 E: 0 K: 0 S: 4	H: 1 LOB: 0 BB: 0 P: 9	R: 0 H: 0 E: 0 K: 1 S: 7	H: 0 LOB: 0 BB: 0 P: 9	R: 0 H: 1 E: 0 K: 1 S: 12	H: 1 LOB: 2 BB: 0 P: 17	R: 0 H: 0 E: 0 K: 1 S: 7	H: 0 LOB: 1 BB: 1 P: 16	1B: 7 RBI: 7 S: 3 HR: 3	SF: 0 SAC: 0 DP: 2 HBP: 2	WP: 0 PB: 0 SB: 0 CS: 0	PA: 44		
<b>PITCHER</b>	IP WLS BF H R ER SO BB IBB HBP BLK WP HR S P ERA WHIP	IP WLS BF H R ER SO BB IBB HBP BLK WP HR S P ERA WHIP	IP WLS BF H R ER SO BB IBB HBP BLK WP HR S P ERA WHIP	IP WLS BF H R ER SO BB IBB HBP BLK WP HR S P ERA WHIP	IP WLS BF H R ER SO BB IBB HBP BLK WP HR S P ERA WHIP	IP WLS BF H R ER SO BB IBB HBP BLK WP HR S P ERA WHIP	IP WLS BF H R ER SO BB IBB HBP BLK WP HR S P ERA WHIP	IP WLS BF H R ER SO BB IBB HBP BLK WP HR S P ERA WHIP	IP WLS BF H R ER SO BB IBB HBP BLK WP HR S P ERA WHIP	IP WLS BF H R ER SO BB IBB HBP BLK WP HR S P ERA WHIP	IP WLS BF H R ER SO BB IBB HBP BLK WP HR S P ERA WHIP	IP WLS BF H R ER SO BB IBB HBP BLK WP HR S P ERA WHIP	IP WLS BF H R ER SO BB IBB HBP BLK WP HR S P ERA WHIP	IP WLS BF H R ER SO BB IBB HBP BLK WP HR S P ERA WHIP	IP WLS BF H R ER SO BB IBB HBP BLK WP HR S P ERA WHIP	IP WLS BF H R ER SO BB IBB HBP BLK WP HR S P ERA WHIP	IP WLS BF H R ER SO BB IBB HBP BLK WP HR S P ERA WHIP	IP WLS BF H R ER SO BB IBB HBP BLK WP HR S P ERA WHIP	IP WLS BF H R ER SO BB IBB HBP BLK WP HR S P ERA WHIP	IP WLS BF H R ER SO BB IBB HBP BLK WP HR S P ERA WHIP	IP WLS BF H R ER SO BB IBB HBP BLK WP HR S P ERA WHIP	IP WLS BF H R ER SO BB IBB HBP BLK WP HR S P ERA WHIP	IP WLS BF H R ER SO BB IBB HBP BLK WP HR S P ERA WHIP	IP WLS BF H R ER SO BB IBB HBP BLK WP HR S P ERA WHIP
53 Ty Blach, L ERA: 12.0	2.1	17	9	6	6	3	1	0	0	0	0	0	0	2	43	64	23.14	4.286						
58 Evan Phillips, R ERA: 7.77	1.2	7	1	0	0	1	1	0	1	0	0	0	0	14	26	0.00	1.200							
66 Tanner Scott, L ERA: 4.87	1.0	4	1	1	1	1	0	0	0	0	0	0	1	7	10	9.00	1.000							
52 Branden Kline, R ERA: 6.88	1.0	4	1	0	0	0	1	0	0	0	0	0	0	4	9	0.00	2.000							
48 Richard Bleier, L ERA: 6.14	1.0	3	0	0	0	1	0	0	0	0	0	0	0	7	9	0.00	0.000							

Batter	1	2	3	4	5	6	7	8	9	AB	R	H	RBI	BB	SO	LOB	BOTTOM						
2 Jonathan Villar, S OBP: 0.344, SLG: 0.453										4	0	1	0	0	3	1	<b>Los Angeles Dodgers @ Baltimore Orioles</b> Oriole Park at Camden Yards, Baltimore, MD Tue Sep 10 2019, 7:07 PM - 9:51 PM EDT Att: 12,356 - Partly Cloudy - 83 F <a href="http://livebaseballscorecards.com">livebaseballscorecards.com</a>						
16 Trey Mancini, R OBP: 0.350, SLG: 0.513										4	1	1	0	0	1	1							
25 Anthony Santander, S OBP: 0.315, SLG: 0.596										4	0	0	0	0	2	3							
39 Renato Núñez, R OBP: 0.314, SLG: 0.471										4	0	1	1	0	2	1							
14 Rio Ruiz, L OBP: 0.305, SLG: 0.370										4	0	0	0	0	0	1							
57 Hanser Alberto, R OBP: 0.341, SLG: 0.446										4	0	1	0	0	0	0							
40 Mason Williams, L OBP: 0.333, SLG: 0.412										3	0	2	0	0	1	0							
21 Austin Hays, R										1	0	0	0	0	0	0							
24 DJ Stewart, L OBP: 0.301, SLG: 0.318										3	1	1	1	0	2	3							
45 Mark Trumbo, R OBP: 0.296, SLG: 0.500										1	0	0	0	0	1	0							
15 Chance Sisco, L OBP: 0.316, SLG: 0.409										2	1	0	0	1	1	1							
<b>Inning Stats</b>	R: 0 H: 0 E: 0 K: 2 S: 9	H: 2 LOB: 0 BB: 0 P: 14	R: 0 H: 0 E: 0 K: 3 S: 9	H: 0 LOB: 0 BB: 0 P: 12	R: 0 H: 0 E: 0 K: 1 S: 8	H: 0 LOB: 0 BB: 0 P: 12	R: 0 H: 1 E: 0 K: 2 S: 9	H: 1 LOB: 1 BB: 0 P: 10	R: 0 H: 0 E: 0 K: 1 S: 6	H: 0 LOB: 0 BB: 0 P: 10	R: 3 H: 3 E: 1 K: 1 S: 17	H: 3 LOB: 1 BB: 1 P: 27	R: 0 H: 0 E: 0 K: 1 S: 13	H: 0 LOB: 0 BB: 0 P: 17	1B: 6 RBI: 3 S: 3 HR: 1	SF: 0 SAC: 0 DP: 0 HBP: 0	WP: 0 PB: 0 SB: 0 CS: 0	PA: 35					
<b>PITCHER</b>	IP WLS BF H R ER SO BB IBB HBP BLK WP HR S P ERA WHIP	IP WLS BF H R ER SO BB IBB HBP BLK WP HR S P ERA WHIP	IP WLS BF H R ER SO BB IBB HBP BLK WP HR S P ERA WHIP	IP WLS BF H R ER SO BB IBB HBP BLK WP HR S P ERA WHIP	IP WLS BF H R ER SO BB IBB HBP BLK WP HR S P ERA WHIP	IP WLS BF H R ER SO BB IBB HBP BLK WP HR S P ERA WHIP	IP WLS BF H R ER SO BB IBB HBP BLK WP HR S P ERA WHIP	IP WLS BF H R ER SO BB IBB HBP BLK WP HR S P ERA WHIP	IP WLS BF H R ER SO BB IBB HBP BLK WP HR S P ERA WHIP	IP WLS BF H R ER SO BB IBB HBP BLK WP HR S P ERA WHIP	IP WLS BF H R ER SO BB IBB HBP BLK WP HR S P ERA WHIP	IP WLS BF H R ER SO BB IBB HBP BLK WP HR S P ERA WHIP	IP WLS BF H R ER SO BB IBB HBP BLK WP HR S P ERA WHIP	IP WLS BF H R ER SO BB IBB HBP BLK WP HR S P ERA WHIP	IP WLS BF H R ER SO BB IBB HBP BLK WP HR S P ERA WHIP	IP WLS BF H R ER SO BB IBB HBP BLK WP HR S P ERA WHIP	IP WLS BF H R ER SO BB IBB HBP BLK WP HR S P ERA WHIP	IP WLS BF H R ER SO BB IBB HBP BLK WP HR S P ERA WHIP	IP WLS BF H R ER SO BB IBB HBP BLK WP HR S P ERA WHIP	IP WLS BF H R ER SO BB IBB HBP BLK WP HR S P ERA WHIP	IP WLS BF H R ER SO BB IBB HBP BLK WP HR S P ERA WHIP	IP WLS BF H R ER SO BB IBB HBP BLK WP HR S P ERA WHIP	IP WLS BF H R ER SO BB IBB HBP BLK WP HR S P ERA WHIP
21 Walker Buehler, R ERA: 3.14	1.1	25	4	0	0	10	0	0	0	0	0	0	0	0	66	91	0.00	0.571					
65 Casey Sadler, R ERA: 2.32	1.0	7	3	3	2	1	1	0	0	0	0	0	0	1	17	27	18.00	4.000					
64 Caleb Ferguson, L ERA: 4.5	1.0	3	0	0	0	1	0	0	0	0	0	0	0	13	17	0.00	0.000						





Batter	1	2	3	4	5	6	7	8	9	AB	R	H	RBI	BB	SO	LOB	TOP											
11 AJ Pollock, R (1, 7) OBP: 0.324, SLG: 0.475	L8		P6			HR		1B		4	1	2	2	0	0	1	<b>Los Angeles Dodgers @ Baltimore Orioles</b> Oriole Park at Camden Yards, Baltimore, MD Wed Sep 11 2019, 7:08 PM - 10:05 PM EDT Att: 11,438 - Clear - 86 F <a href="http://livebaseballscorecards.com">livebaseballscorecards.com</a>											
25 David Freese, R (1, 3) OBP: 0.406, SLG: 0.609	1B		K			F9		G6-4-3		4	0	1	0	0	1	2												
3 Chris Taylor, R (1, 9) OBP: 0.334, SLG: 0.489	F7					K				3	0	0	0	0	1	1												
31 Joe Pederson, L (9, PH) OBP: 0.340, SLG: 0.537										0	1	0	0	1	0	0												
35 Cody Bellinger, L (1, 8) OBP: 0.407, SLG: 0.634	G4-3		K			K				4	0	0	0	0	2	2												
14 Enrique Hernández, R (1, 4) OBP: 0.338, SLG: 0.427	P6									3	0	1	0	0	1	0												
45 Matt Bealy, L (9, PH) OBP: 0.336, SLG: 0.498										1	0	1	1	0	0	0												
5 Cory Seager, L (1, 6) OBP: 0.326, SLG: 0.459	G3									4	0	0	0	0	1	2												
16 Will Smith, R (1, 10) OBP: 0.312, SLG: 0.610	P3									3	0	0	0	0	1	1												
48 Gavin Lux, L (9, PH) OBP: 0.321, SLG: 0.440										1	0	0	0	0	0	1												
26 Jedd Gyorko, R (1, 5) OBP: 0.256, SLG: 0.268	P6									3	0	0	0	0	0	1												
15 Austin Barnes, R (1, 2) OBP: 0.293, SLG: 0.340										2	1	1	0	1	1	0												
<b>Inning Stats</b>	R: 0 H: 1 E: 0 K: 0 S: 11	H: 1 LOB: 1 BB: 0 P: 17	R: 0 H: 0 E: 0 K: 0 S: 3	H: 0 LOB: 0 BB: 0 P: 5	R: 0 H: 0 E: 0 K: 1 S: 8	H: 0 LOB: 1 BB: 1 P: 16	R: 0 H: 0 E: 0 K: 2 S: 7	H: 0 LOB: 0 BB: 0 P: 10	R: 0 H: 0 E: 0 K: 1 S: 7	H: 0 LOB: 0 BB: 0 P: 11	R: 2 H: 2 E: 0 K: 2 S: 14	H: 2 LOB: 0 BB: 0 P: 23	R: 0 H: 1 E: 0 K: 0 S: 11	H: 1 LOB: 1 BB: 0 P: 18	R: 0 H: 1 E: 0 K: 1 S: 7	H: 1 LOB: 0 BB: 0 P: 9		R: 1 H: 1 E: 0 K: 1 S: 18	H: 1 LOB: 1 BB: 1 P: 32	1B: 4 2B: 1 3B: 0 HR: 1	SF: 0 SAC: 0 DP: 1 HBP: 0	WP: 0 PB: 0 SB: 0 CS: 0	PA: 34					
<b>PITCHER</b>	IP	WLS	BF	H	R	ER	SO	BB	IBB	HBP	BLK	WP	HR	S	P	ERA		WHIP										
67 John Means, L (1, 1) ERA: 3.47	6.1		24	4	2	2	6	1	0	0	0	0	1	53	87	2.84		0.789										
43 Shawn Armstrong, R (7, 1) ERA: 5.25	1.2	W	5	1	0	0	1	0	0	0	0	0	0	15	22	0.00	0.600											
42 Mychal Givens, R (9, 1) ERA: 4.04	1.0		5	1	1	1	1	1	0	0	0	0	0	18	32	9.00	2.000											

Batter	1	2	3	4	5	6	7	8	9	AB	R	H	RBI	BB	SO	LOB	BOTTOM										
2 Jonathan Villar, S (1, 6) OBP: 0.343, SLG: 0.456	G4-3		F7			FC6		HR		4	1	1	3	0	0	3	<b>Los Angeles Dodgers @ Baltimore Orioles</b> Oriole Park at Camden Yards, Baltimore, MD Wed Sep 11 2019, 7:08 PM - 10:05 PM EDT Att: 11,438 - Clear - 86 F <a href="http://livebaseballscorecards.com">livebaseballscorecards.com</a>										
57 Hanser Alberto, R (1, 5) OBP: 0.342, SLG: 0.445	K		L6			16 WP		25 G6-3		3	1	1	0	1	1	1											
25 Anthony Santander, S (1, 7) OBP: 0.312, SLG: 0.590	K					F7		G6-3		4	0	0	0	0	2	2											
16 Trey Mancini, R (1, 9) OBP: 0.349, SLG: 0.513						G6-3				4	1	1	0	0	2	3											
35 Dwight Smith Jr., L (1, 10) OBP: 0.291, SLG: 0.408						G6-3				4	1	2	2	0	0	0											
28 Pedro Severino, R (1, 2) OBP: 0.324, SLG: 0.427	F9									4	1	1	2	0	2	1											
19 Chris Davis, L (1, 3) OBP: 0.288, SLG: 0.372	G4-3									2	0	0	0	0	1	0											
39 Renato Núñez, R (7, PH) OBP: 0.316, SLG: 0.471										0	0	0	0	1	0	0											
40 Mason Williams, L (7, PR) OBP: 0.316, SLG: 0.389										1	1	0	0	0	0	0											
21 Austin Hays, R (1, 8) OBP: 0.364, SLG: 0.400										4	1	3	0	0	0	0											
12 Stevie Wilkerson, S (1, 4) OBP: 0.268, SLG: 0.372	G4-3									1	0	0	0	1	0	1											
45 Mark Trumbo, R (7, PH) OBP: 0.297, SLG: 0.467										1	0	0	0	0	0	3											
1 Richie Martin, R (8, 6) OBP: 0.248, SLG: 0.296										1	0	0	0	0	1	0											
<b>Inning Stats</b>	R: 0 H: 0 E: 0 K: 2 S: 9	H: 2 LOB: 0 BB: 0 P: 13	R: 1 H: 2 E: 0 K: 0 S: 9	H: 2 LOB: 0 BB: 0 P: 13	R: 0 H: 1 E: 0 K: 0 S: 7	H: 1 LOB: 1 BB: 0 P: 11	R: 0 H: 0 E: 0 K: 0 S: 6	H: 0 LOB: 0 BB: 0 P: 10	R: 0 H: 1 E: 0 K: 2 S: 13	H: 1 LOB: 2 BB: 1 P: 24	R: 1 H: 1 E: 0 K: 3 S: 15	H: 1 LOB: 1 BB: 1 P: 25	R: 3 H: 3 E: 1 K: 1 S: 13	H: 3 LOB: 2 BB: 1 P: 25	R: 2 H: 1 E: 1 K: 1 S: 12	H: 1 LOB: 0 BB: 0 P: 21		R: 2 H: 1 E: 1 K: 1 S: 12	H: 1 LOB: 0 BB: 0 P: 21	1B: 4 2B: 3 3B: 0 HR: 2	SF: 0 SAC: 0 DP: 0 HBP: 0	WP: 2 PB: 0 SB: 0 CS: 0	PA: 36				
<b>PITCHER</b>	IP	WLS	BF	H	R	ER	SO	BB	IBB	HBP	BLK	WP	HR	S	P	ERA		WHIP									
68 Ross Stripling, R (1, 1) ERA: 3.4	3.0		11	3	1	1	2	1	0	0	0	0	0	19	34	0.00	1.000										
85 Dustin May, R (4, 1) ERA: 4.55	2.0		8	1	0	0	2	1	0	0	0	0	0	15	25	9.00	2.000										
17 Joe Kelly, R (6, 1) ERA: 4.56	1.0	B	5	1	1	1	3	1	0	0	0	1	0	15	25	9.00	2.000										
64 Caleb Ferguson, L (7, 1) ERA: 5.13	0.1	L	4	2	3	3	0	1	0	0	0	0	1	5	11	81.00	9.000										
63 Yimi García, R (7, 1) ERA: 3.45	0.2		3	1	0	0	1	0	0	0	0	0	0	8	14	0.00	1.500										
<b>PITCHER</b>	IP	WLS	BF	H	R	ER	SO	BB	IBB	HBP	BLK	WP	HR	S	P	ERA	WHIP										
56 Adam Kolarek, L (8, 1) ERA: 3.42	0.1		3	1	2	1	0	0	0	0	0	0	0	6	11	27.00	3.000										
51 Dylan Floro, R (8, 1) ERA: 3.89	0.2		2	0	0	0	1	0	0	0	0	0	0	6	10	0.00	0.000										



Batter	1	2	3	4	5	6	7	8	9	AB	R	H	RBI	BB	SO	LOB	TOP							
31 Joc Pederson, L OBP: 0.336, SLG: 0.530	P5		P3		G4-3	G4-3			G4-3	5	0	0	0	0	0	3	<b>Los Angeles Dodgers @ Baltimore Orioles</b> Oriole Park at Camden Yards, Baltimore, MD Thu Sep 12 2019, 7:17 PM - 10:26 PM EDT Att: 12,746 - Partly Cloudy - 87 F							
45 Matt Beatty, L OBP: 0.337, SLG: 0.500	P3				G4-3					3	0	1	0	0	0	1								
11 AJ Pollock, R OBP: 0.327, SLG: 0.478	L8								F9	3	1	1	0	1	0	1								
35 Cody Bellinger, L OBP: 0.408, SLG: 0.633										4	2	2	1	0	0	3								
5 Corey Seager, L OBP: 0.326, SLG: 0.456										3	1	0	0	1	0	1								
3 Chris Taylor, R OBP: 0.311, SLG: 0.463										4	0	0	0	0	3	3								
48 Gavin Lux, L OBP: 0.313, SLG: 0.414										4	0	1	1	0	1	2								
14 Enrique Hernández, R OBP: 0.309, SLG: 0.423										4	0	0	0	0	2	3								
55 Russell Martin, R OBP: 0.342, SLG: 0.333										4	0	1	0	0	2	1								
<b>Inning Stats</b>	R: 0 E: 0 K: 0 S: 3	H: 0 LOB: 0 BB: 7	R: 1 E: 0 K: 1 S: 14	H: 2 LOB: 1 BB: 19	R: 0 E: 0 K: 2 S: 9	H: 1 LOB: 2 BB: 17	R: 0 E: 0 K: 2 S: 9	H: 0 LOB: 0 BB: 14	R: 0 E: 0 K: 1 S: 13	H: 1 LOB: 1 BB: 17	R: 3 E: 1 K: 2 S: 22	H: 2 LOB: 2 BB: 35	R: 0 E: 0 K: 0 S: 6	H: 0 LOB: 0 BB: 6	R: 0 E: 0 K: 0 S: 6	H: 0 LOB: 0 BB: 7		R: 0 E: 0 K: 2 S: 9	H: 0 LOB: 0 BB: 12	1B: 4 2B: 2 3B: 0 HR: 0	SF: 0 SAC: 0 DP: 1 HBP: 1	WP: 0 PB: 2 SB: 4 CS: 0	PA: 37	
<b>PITCHER</b>	IP WLS BF H R ER SO BB IBB HBP BLK WP HR S P ERA WHIP																							
37 Dylan Bundy, R ERA: 4.99	5.2 L 27 6 4 2 6 2 0 0 0 0 0 0 66 103 3.18 1.412																							
48 Richard Bleier, L ERA: 5.91	1.2 5 0 0 0 0 0 0 0 1 0 0 0 10 13 0.00 0.000																							
50 Miguel Castro, R ERA: 4.24	1.1 4 0 0 0 2 0 0 0 0 0 0 0 11 14 0.00 0.000																							
66 Tanner Scott, L ERA: 4.79	0.1 1 0 0 0 0 0 0 0 0 0 0 0 3 4 0.00 0.000																							
<b>Batter</b>	<b>1</b>	<b>2</b>	<b>3</b>	<b>4</b>	<b>5</b>	<b>6</b>	<b>7</b>	<b>8</b>	<b>9</b>	<b>AB</b>	<b>R</b>	<b>H</b>	<b>RBI</b>	<b>BB</b>	<b>SO</b>	<b>LOB</b>	<b>BOTTOM</b>							
57 Hanser Alberto, R OBP: 0.339, SLG: 0.441	K	F9			FC6-5				G2-3	4	0	0	0	0	1	2	<b>Los Angeles Dodgers @ Baltimore Orioles</b> Oriole Park at Camden Yards, Baltimore, MD Thu Sep 12 2019, 7:17 PM - 10:26 PM EDT Att: 12,746 - Partly Cloudy - 87 F							
2 Jonathan Villar, S OBP: 0.341, SLG: 0.453	K				K				K	4	0	0	0	0	4	2								
16 Trey Mancini, R OBP: 0.349, SLG: 0.510					K				G6-3	3	1	0	0	0	1	1								
25 Anthony Santander, S OBP: 0.311, SLG: 0.496					K				K	3	0	0	0	1	2	0								
39 Renato Núñez, R OBP: 0.317, SLG: 0.469									K	2	0	0	0	1	1	0								
21 Austin Hays, R OBP: 0.397, SLG: 0.333										2	0	0	1	1	0	1								
40 Mason Williams, L OBP: 0.300, SLG: 0.368										1	0	0	0	0	1	0								
24 DJ Stewart, L OBP: 0.289, SLG: 0.303	G3				P4				G3-1	4	0	0	0	0	0	4								
28 Pedro Severino, R OBP: 0.330, SLG: 0.439										1	1	1	1	2	0	0								
35 Dwight Smith Jr., L OBP: 0.291, SLG: 0.407									F8	1	0	0	0	0	0	0								
14 Rio Ruiz, L OBP: 0.305, SLG: 0.370										3	0	1	0	0	0	2								
<b>Inning Stats</b>	R: 1 E: 0 K: 2 S: 15	H: 0 LOB: 3 BB: 2 P: 29	R: 0 E: 0 K: 0 S: 7	H: 0 LOB: 1 BB: 14	R: 0 E: 0 K: 3 S: 9	H: 0 LOB: 0 BB: 13	R: 0 E: 0 K: 0 S: 6	H: 0 LOB: 0 BB: 7	R: 0 E: 0 K: 0 S: 6	H: 2 LOB: 1 BB: 21	R: 1 E: 0 K: 1 S: 11	H: 2 LOB: 1 BB: 0 P: 21	R: 0 E: 0 K: 0 S: 8	H: 0 LOB: 1 BB: 15	R: 0 E: 0 K: 1 S: 9	H: 0 LOB: 0 BB: 16	R: 0 E: 0 K: 2 S: 9	H: 0 LOB: 0 BB: 15	R: 0 E: 0 K: 1 S: 10	H: 0 LOB: 0 BB: 18	1B: 1 2B: 1 3B: 0 HR: 1	SF: 0 SAC: 0 DP: 1 HBP: 2	WP: 1 PB: 0 SB: 0 CS: 0	PA: 35
<b>PITCHER</b>	IP WLS BF H R ER SO BB IBB HBP BLK WP HR S P ERA WHIP																							
44 Rich Hill, L ERA: 2.88	0.2 6 0 1 1 2 2 0 0 0 0 0 0 14 27 0.00 3.000																							
56 Adam Kolarek, L ERA: 3.4	0.1 1 0 0 0 0 0 0 0 0 0 0 0 1 2 0.00 0.000																							
63 Yimi García, R ERA: 3.39	1.0 3 0 0 0 0 1 0 0 0 0 0 0 7 14 0.00 1.000																							
46 Tony Gonsolin, R ERA: 2.83	3.0 W 11 2 1 1 4 0 0 0 0 0 1 1 26 41 3.00 0.667																							
18 Kenta Maeda, R ERA: 4.04	1.0 H 4 0 0 0 0 1 0 0 0 0 0 0 8 15 0.00 1.000																							
52 Pedro Báez, R ERA: 3.22	7.1 1.0 WLS BF H R ER SO BB IBB HBP BLK WP HR S P ERA WHIP																							
7 Julio Urias, L ERA: 2.44	1.0 H 3 0 0 0 2 0 0 0 0 0 0 0 9 15 0.00 0.000																							
74 Kenley Jansen, R ERA: 3.72	1.0 S 3 0 0 0 0 1 0 0 0 0 0 0 10 18 0.00 0.000																							



Batter	1	2	3	4	5	6	7	8	9	AB	R	H	RBI	BB	SO	LOB	TOP				
31 Joc Pederson, L OBP: 0.337, SLG: 0.529	G3		1B		L8		1B	G6-3		5	1	2	0	0	0	0					
13 Max Muncy, L OBP: 0.375, SLG: 0.521	K		F9		BB		BB	G5-3		3	1	0	0	2	1	1					
45 Matt Beaty, L OBP: 0.333, SLG: 0.493	G6-3				G5-3		FC6-4			3	0	0	0	0	0	1					
3 Chris Taylor, R OBP: 0.332, SLG: 0.466					FC6-4		BB			2	1	1	2	0	0	0					
35 Cody Bellinger, L OBP: 0.409, SLG: 0.632	K		BB		F7		1B			4	1	2	1	1	1	1					
5 Corey Seager, L OBP: 0.327, SLG: 0.455	1B		BB		1B		K			5	1	2	0	0	1	2					
11 AJ Pollock, R OBP: 0.326, SLG: 0.474	P5		1B		1B		G6-3			4	1	1	1	0	0	1					
48 Gavin Lux, L OBP: 0.326, SLG: 0.515	G5-3		HR		G3		G3			4	2	2	3	0	0	1					
16 Will Smith, R OBP: 0.329, SLG: 0.593	K		G4-3		L8		L5			4	0	0	0	0	1	1					
22 Clayton Kershaw, L OBP: 0.125, SLG: 0.128			G6-3		K		K			3	0	0	0	0	2	0					
17 Joe Kelly, R										0	0	0	0	0	0	0					
43 Edwin Ríos, L OBP: 0.422, SLG: 0.649										1	1	1	2	0	0	0					
65 Casey Sadler, R										0	0	0	0	0	0	0					
76 Josh Sborz, R										0	0	0	0	0	0	0					
<b>Inning Stats</b>	R: 0 E: 0 K: 1 S: 11	H: 0 LOB: 0 BB: 0 P: 17	R: 0 E: 0 K: 1 S: 10	H: 1 LOB: 1 BB: 0 P: 17	R: 0 E: 0 K: 2 S: 13	H: 1 LOB: 1 BB: 0 P: 18	R: 4 E: 0 K: 0 S: 20	H: 3 LOB: 0 BB: 1 P: 33	R: 0 E: 0 K: 0 S: 10	H: 0 LOB: 0 BB: 0 P: 14	R: 3 E: 0 K: 2 S: 19	H: 3 LOB: 1 BB: 1 P: 32	R: 2 E: 0 K: 0 S: 11	H: 2 LOB: 0 BB: 0 P: 15	R: 0 E: 0 K: 0 S: 8	H: 1 LOB: 1 BB: 0 P: 11	1B: 8 2B: 1 3B: 0 HR: 2	SF: 0 SAC: 0 DP: 0 HBP: 0	WP: 0 PB: 0 SB: 1 CS: 0	PA: 41	
<b>PITCHER</b>	IP WLS BF H R ER SO BB IBB HBP BLK WP HR S P ERA WHIP	IP WLS BF H R ER SO BB IBB HBP BLK WP HR S P ERA WHIP	IP WLS BF H R ER SO BB IBB HBP BLK WP HR S P ERA WHIP	IP WLS BF H R ER SO BB IBB HBP BLK WP HR S P ERA WHIP	IP WLS BF H R ER SO BB IBB HBP BLK WP HR S P ERA WHIP	IP WLS BF H R ER SO BB IBB HBP BLK WP HR S P ERA WHIP	IP WLS BF H R ER SO BB IBB HBP BLK WP HR S P ERA WHIP	IP WLS BF H R ER SO BB IBB HBP BLK WP HR S P ERA WHIP	IP WLS BF H R ER SO BB IBB HBP BLK WP HR S P ERA WHIP	IP WLS BF H R ER SO BB IBB HBP BLK WP HR S P ERA WHIP	IP WLS BF H R ER SO BB IBB HBP BLK WP HR S P ERA WHIP	IP WLS BF H R ER SO BB IBB HBP BLK WP HR S P ERA WHIP	IP WLS BF H R ER SO BB IBB HBP BLK WP HR S P ERA WHIP	IP WLS BF H R ER SO BB IBB HBP BLK WP HR S P ERA WHIP	IP WLS BF H R ER SO BB IBB HBP BLK WP HR S P ERA WHIP	IP WLS BF H R ER SO BB IBB HBP BLK WP HR S P ERA WHIP	IP WLS BF H R ER SO BB IBB HBP BLK WP HR S P ERA WHIP	IP WLS BF H R ER SO BB IBB HBP BLK WP HR S P ERA WHIP	IP WLS BF H R ER SO BB IBB HBP BLK WP HR S P ERA WHIP	IP WLS BF H R ER SO BB IBB HBP BLK WP HR S P ERA WHIP	IP WLS BF H R ER SO BB IBB HBP BLK WP HR S P ERA WHIP

Los Angeles Dodgers @ New York Mets  
Citi Field, Flushing, NY  
Fri Sep 13 2019, 7:12 PM - 10:33 PM EDT  
Att: 36,097 - Partly Cloudy - 66 F

AB	38
R	9
H	11
RBI	9
BB	3
SO	6
LOB	8



Batter	1	2	3	4	5	6	7	8	9	AB	R	H	RBI	BB	SO	LOB	BOTTOM					
1 Amed Rosario, R OBP: 0.324, SLG: 0.424	G6-3		G5-3		G5-3		1B			4	0	1	1	0	0	0						
28 J.D. Davis, R OBP: 0.370, SLG: 0.518	HR		G4-3		K		G4-3			4	1	1	1	0	1	3						
61 Walker Lockett, R OBP: 0.286, SLG: 0.167										0	0	0	0	0	0	0						
6 Jeff McNeil, L OBP: 0.391, SLG: 0.531	F8		B1-3		L9		G3			4	0	0	0	0	0	0						
40 Wilson Ramos, R OBP: 0.358, SLG: 0.430			BB		K		G5-3			3	0	1	0	1	1	0						
3 Tomás Nido, R OBP: 0.233, SLG: 0.339										0	0	0	0	0	0	0						
24 Robinson Canó, L OBP: 0.307, SLG: 0.443	G3		1B		G3		F8			4	0	1	0	0	0	1						
21 Todd Frazier, R OBP: 0.317, SLG: 0.447	P6		P5		P5		1B			4	0	1	0	0	0	2						
30 Michael Conforto, L OBP: 0.360, SLG: 0.493	K		L8		K		BB			3	1	0	0	1	2	2						
12 Juan Lagares, R OBP: 0.277, SLG: 0.332	G6-3				K		BB			2	0	0	0	0	1	0						
20 Pete Alonso, R OBP: 0.365, SLG: 0.586					K		BB			0	0	0	0	2	0	0						
34 Noah Syndergaard, L ERA: 4.15							1B			1	0	0	0	0	1	0						
18 Randal Grichuk, R ERA: 4.5							FC1-2			1	0	0	0	0	0	0						
27 Jeunys Familia, R ERA: 6.04										0	0	0	0	0	0	0						
43 Luis Avilán, L ERA: 5.22										0	0	0	0	0	0	0						
4 Jed Lowrie, S ERA: 2.27										0	0	0	0	0	0	0						
9 Brandon Nimmo, L OBP: 0.371, SLG: 0.538										2	0	0	0	0	0	4						
<b>Inning Stats</b>	R: 1 E: 0 K: 0 S: 6	H: 1 LOB: 1 BB: 1 P: 16	R: 0 E: 0 K: 1 S: 12	H: 0 LOB: 0 BB: 0 P: 17	R: 0 E: 0 K: 1 S: 8	H: 0 LOB: 0 BB: 0 P: 13	R: 0 E: 0 K: 0 S: 9	H: 2 LOB: 2 BB: 0 P: 13	R: 0 E: 0 K: 1 S: 7	H: 0 LOB: 0 BB: 0 P: 11	R: 0 E: 0 K: 2 S: 11	H: 0 LOB: 0 BB: 0 P: 15	R: 1 E: 0 K: 0 S: 17	H: 2 LOB: 3 BB: 2 P: 30	R: 0 E: 0 K: 0 S: 9	H: 0 LOB: 0 BB: 0 P: 12	R: 0 E: 0 K: 1 S: 14	H: 0 LOB: 1 BB: 1 P: 24	1B: 4 2B: 0 3B: 0 HR: 1	SF: 0 SAC: 0 DP: 0 HBP: 0	WP: 0 PB: 0 SB: 0 CS: 0	PA: 36
<b>PITCHER</b>	IP WLS BF H R ER SO BB IBB HBP BLK WP HR S P ERA WHIP	IP WLS BF H R ER SO BB IBB HBP BLK WP HR S P ERA WHIP	IP WLS BF H R ER SO BB IBB HBP BLK WP HR S P ERA WHIP	IP WLS BF H R ER SO BB IBB HBP BLK WP HR S P ERA WHIP	IP WLS BF H R ER SO BB IBB HBP BLK WP HR S P ERA WHIP	IP WLS BF H R ER SO BB IBB HBP BLK WP HR S P ERA WHIP	IP WLS BF H R ER SO BB IBB HBP BLK WP HR S P ERA WHIP	IP WLS BF H R ER SO BB IBB HBP BLK WP HR S P ERA WHIP	IP WLS BF H R ER SO BB IBB HBP BLK WP HR S P ERA WHIP	IP WLS BF H R ER SO BB IBB HBP BLK WP HR S P ERA WHIP	IP WLS BF H R ER SO BB IBB HBP BLK WP HR S P ERA WHIP	IP WLS BF H R ER SO BB IBB HBP BLK WP HR S P ERA WHIP	IP WLS BF H R ER SO BB IBB HBP BLK WP HR S P ERA WHIP	IP WLS BF H R ER SO BB IBB HBP BLK WP HR S P ERA WHIP	IP WLS BF H R ER SO BB IBB HBP BLK WP HR S P ERA WHIP	IP WLS BF H R ER SO BB IBB HBP BLK WP HR S P ERA WHIP	IP WLS BF H R ER SO BB IBB HBP BLK WP HR S P ERA WHIP	IP WLS BF H R ER SO BB IBB HBP BLK WP HR S P ERA WHIP	IP WLS BF H R ER SO BB IBB HBP BLK WP HR S P ERA WHIP	IP WLS BF H R ER SO BB IBB HBP BLK WP HR S P ERA WHIP	IP WLS BF H R ER SO BB IBB HBP BLK WP HR S P ERA WHIP	IP WLS BF H R ER SO BB IBB HBP BLK WP HR S P ERA WHIP

Los Angeles Dodgers @ New York Mets  
Citi Field, Flushing, NY  
Fri Sep 13 2019, 7:12 PM - 10:33 PM EDT  
Att: 36,097 - Partly Cloudy - 66 F

AB	32
R	2
H	5
RBI	2
BB	4
SO	6
LOB	12






Batter	1	2	3	4	5	6	7	8	9	AB	R	H	RBI	BB	SO	LOB	TOP			
31 Joc Pederson, L (1,9) OBP: 0.334, SLG: 0.524	G5-3		G5-3			K		K		4	0	0	0	0	2	0	<b>Los Angeles Dodgers @ New York Mets</b> Citi Field, Flushing, NY Sat Sep 14 2019, 7:11 PM - 9:50 PM EDT Att: 39,264 - Cloudy - 72 F			
13 Max Muncy, L (1,3) OBP: 0.372, SLG: 0.517	G3		K			G3-1		K		4	0	0	0	0	2	0				
45 Matt Beaty, L (1,5) OBP: 0.329, SLG: 0.487	G6-3					G4-3		G4-3		3	0	0	0	0	0	0				
3 Chris Taylor, R (9,PH) OBP: 0.351, SLG: 0.465	G6-3					G4-3		F9		1	0	0	0	0	0	0				
35 Cody Bellinger, L (1,8) OBP: 0.408, SLG: 0.629	G4-3					G5-3		G3		4	0	1	0	0	0	0				
5 Corey Seager, L (1,6) OBP: 0.327, SLG: 0.454	G4-3					G4-3		G3		3	0	1	0	0	0	1				
11 AJ Pollock, R (1,7) OBP: 0.325, SLG: 0.474	HBP					K		G3		2	0	1	0	0	1	0				
48 Gavin Lux, L (1,4) OBP: 0.308, SLG: 0.472	K					K		K		3	0	0	0	0	3	4				
55 Russell Martin, R (1,2) OBP: 0.338, SLG: 0.328	P4					F9		K		3	0	0	0	0	1	2				
99 Hyun Jin Ryu, R (1,1) OBP: 0.200, SLG: 0.152						K		K		2	0	0	0	0	2	0				
43 Edwin Rios, L (8,PH) OBP: 0.413, SLG: 0.632						K		K		1	0	0	0	0	1	0				
56 Adam Kolarek, L (8,1) OBP: 0.339, SLG: 0.444										0	0	0	0	0	0	0				
17 Joe Kelly, R (8,1) OBP: 0.351, SLG: 0.465										0	0	0	0	0	0	0				
7 Julio Urias, L (8,1) OBP: 0.308, SLG: 0.250										0	0	0	0	0	0	0				
<b>Inning Stats</b>	R: 0 E: 0 K: 0 S: 9	H: 0 LOB: 0 BB: 0 P: 13	R: 0 E: 0 K: 1 S: 8	H: 1 LOB: 2 BB: 0 P: 17	R: 0 E: 0 K: 2 S: 7	H: 0 LOB: 0 BB: 0 P: 13	R: 0 E: 0 K: 0 S: 9	H: 0 LOB: 0 BB: 0 P: 13	R: 0 E: 0 K: 2 S: 12	H: 2 LOB: 2 BB: 0 P: 16	R: 0 E: 0 K: 1 S: 11	H: 0 LOB: 0 BB: 0 P: 18	R: 0 E: 0 K: 3 S: 9	H: 0 LOB: 0 BB: 0 P: 13	R: 0 E: 0 K: 1 S: 9	H: 0 LOB: 0 BB: 0 P: 16	1B: 3 2B: 0 3B: 0 HR: 0	SF: 0 SAC: 0 DP: 0 HBP: 1	WP: 0 PB: 0 SB: 0 CS: 0	PA: 31
<b>PITCHER</b>	IP WLS BF H R ER SO BB IBB HBP BLK WP HR S P ERA WHIP																			
48 Jacob deGrom, R (1,1) ERA: 2.61	7.0		25	3	0	0	8	0	0	1	0	0	0	0	65	101	0.00	0.429		
67 Seth Lugo, R (8,1) ERA: 2.75	1.0	W	3	0	0	0	3	0	0	0	0	0	0	0	9	13	0.00	0.000		
38 Justin Wilson, L (9,1) ERA: 2.31	1.0	S	3	0	0	0	1	0	0	0	0	0	0	9	16	0.00	0.000			

Batter	1	2	3	4	5	6	7	8	9	AB	R	H	RBI	BB	SO	LOB	BOTTOM			
1 Amed Rosario, R (1,6) OBP: 0.325, SLG: 0.424	G6-3		FC6-4			K		BB		3	1	1	0	1	1	0	<b>Los Angeles Dodgers @ New York Mets</b> Citi Field, Flushing, NY Sat Sep 14 2019, 7:11 PM - 9:50 PM EDT Att: 39,264 - Cloudy - 72 F			
28 J.D. Davis, R (1,7) OBP: 0.397, SLG: 0.513	K		FC6-4			F8		BB		3	0	0	0	0	1	1				
67 Seth Lugo, R (8,1) ERA: 2.75	K							BB		0	0	0	0	0	0	0				
18 Rajai Davis, R (8,PH) OBP: 0.238, SLG: 0.450								BB		1	0	1	3	0	0	0				
38 Justin Wilson, L (9,1) ERA: 2.31								BB		0	0	0	0	0	0	0				
6 Jeff McNeil, L (1,9) OBP: 0.388, SLG: 0.527	F9					G5-3		K		4	0	0	0	0	1	1				
20 Pete Alonso, R (1,3) OBP: 0.363, SLG: 0.582	G6-3					P3		K		3	0	0	0	0	1	0				
40 Wilson Ramos, R (1,2) OBP: 0.356, SLG: 0.427	G1-3					K		K		3	0	0	0	0	2	0				
24 Robinson Canó, L (1,4) OBP: 0.307, SLG: 0.442	HBP					G6-3		K		3	0	1	0	0	1	0				
21 Todd Frazier, R (1,5) OBP: 0.317, SLG: 0.444	L7					F8		BB		2	0	0	0	0	0	1				
19 Sam Haggerty, S (8,PR) ERA: 3.39								HBP		0	1	0	0	0	0	0				
30 Michael Conforto, L (9,9) OBP: 0.380, SLG: 0.493								HBP		0	0	0	0	0	0	0				
12 Juan Lagares, R (1,8) OBP: 0.274, SLG: 0.328	K					L3		K		3	0	0	0	0	2	1				
48 Jacob deGrom, L (1,1) OBP: 0.254, SLG: 0.339	G4-3					B2-3		HBP		2	0	0	0	0	0	0				
9 Brandon Nimmo, L (8,7) OBP: 0.374, SLG: 0.358								HBP		0	1	0	0	0	0	0				
<b>Inning Stats</b>	R: 0 E: 0 K: 1 S: 11	H: 0 LOB: 0 BB: 0 P: 15	R: 0 E: 0 K: 0 S: 9	H: 1 LOB: 1 BB: 0 P: 16	R: 0 E: 0 K: 1 S: 9	H: 1 LOB: 1 BB: 0 P: 15	R: 0 E: 0 K: 1 S: 8	H: 0 LOB: 0 BB: 0 P: 12	R: 0 E: 0 K: 0 S: 6	H: 0 LOB: 0 BB: 0 P: 8	R: 0 E: 0 K: 1 S: 8	H: 0 LOB: 0 BB: 0 P: 11	R: 0 E: 0 K: 2 S: 10	H: 0 LOB: 0 BB: 0 P: 13	R: 3 E: 0 K: 3 S: 18	H: 1 LOB: 1 BB: 1 P: 30	1B: 2 2B: 1 3B: 0 HR: 0	SF: 0 SAC: 0 DP: 0 HBP: 2	WP: 0 PB: 0 SB: 0 CS: 0	PA: 30
<b>PITCHER</b>	IP WLS BF H R ER SO BB IBB HBP BLK WP HR S P ERA WHIP																			
99 Hyun Jin Ryu, L (1,1) ERA: 2.35	7.0		23	2	0	0	6	0	0	0	0	0	0	61	90	0.00	0.286			
56 Adam Kolarek, L (8,1) ERA: 3.39	0.1	L	1	0	0	0	1	0	0	0	0	0	3	4	0.00	0.000				
17 Joe Kelly, R (8,1) ERA: 4.65	0.1	L	2	0	0	0	1	0	0	0	0	0	6	9	0.00	0.000				
7 Julio Urias, L (8,1) ERA: 2.88	0.1		4	1	3	3	1	1	0	0	0	0	9	17	81.00	6.000				

**AB 30**  
**R 0**  
**H 3**  
**RBI 0**  
**BB 0**  
**SO 12**  
**LOB 7**



**AB 27**  
**R 3**  
**H 3**  
**RBI 3**  
**BB 1**  
**SO 9**  
**LOB 4**





Batter	1	2	3	4	5	6	7	8	9	AB	R	H	RBI	BB	SO	LOB	TOP			
31 Joc Pederson, L (1,9) OBP: 0.334, SLG: 0.525										3	0	1	0	0	0	1	<b>Los Angeles Dodgers @ New York Mets</b> Citi Field, Flushing, NY Sun Sep 15 2019, 7:08 PM - 10:19 PM EDT Att: 31,521 - Partly Cloudy - 78 F <a href="http://livebaseballscorecards.com">livebaseballscorecards.com</a>			
26 Jedd Gyorko, R (8,5) OBP: 0.272, SLG: 0.277										5	1	1	0	0	3	3				
13 Max Muncy, L (1,3) OBP: 0.370, SLG: 0.513										4	0	1	1	0	1	2				
3 Chris Taylor, R (1,5) OBP: 0.330, SLG: 0.465										3	0	0	0	1	2	2				
35 Cody Bellinger, L (1,8) OBP: 0.407, SLG: 0.625										4	0	2	1	0	1	2				
5 Corey Seager, L (1,6) OBP: 0.328, SLG: 0.455										4	0	0	0	0	1	4				
16 Will Smith, R (1,2) OBP: 0.321, SLG: 0.576										4	0	2	0	0	0	0				
48 Gavin Lux, L (1,4) OBP: 0.326, SLG: 0.500										4	1	1	0	0	1	3				
14 Enrique Hernández, R (1,7) OBP: 0.309, SLG: 0.424										2	0	0	0	0	2	1				
21 Walker Buehler, R (1,1) OBP: 0.183, SLG: 0.145										0	0	0	0	0	0	0				
52 Pedro Báez, R (6,1) OBP: 0.285, SLG: 0.445										1	0	0	0	0	0	0				
45 Matt Beatty, L (7,PH) OBP: 0.326, SLG: 0.485										0	0	0	0	0	0	0				
85 Dustin May, R (7,1) OBP: 0.162, SLG: 0.165										0	0	0	0	0	0	0				
74 Kenley Jansen, S (8,1) OBP: 0.352, SLG: 0.515										0	0	0	0	0	0	0				
43 Edwin Ríos, L (9,PH) OBP: 0.265, SLG: 0.255										1	0	0	0	0	0	1				
56 Adam Kolarek, L (9,1) OBP: 0.226, SLG: 0.236										0	0	0	0	0	0	0				
18 Kenia Maeda, R (9,1) OBP: 0.226, SLG: 0.236										0	0	0	0	0	0	0				
<b>Inning Stats</b>	R: 0 E: 0 K: 0 S: 8	H: 0 LOB: 0 BB: 0 P: 13	R: 0 E: 0 K: 1 S: 6	H: 0 LOB: 0 BB: 0 P: 12	R: 0 E: 0 K: 1 S: 9	H: 1 LOB: 1 BB: 0 P: 13	R: 1 E: 0 K: 1 S: 9	H: 2 LOB: 1 BB: 0 P: 11	R: 0 E: 0 K: 3 S: 15	H: 1 LOB: 1 BB: 0 P: 20	R: 0 E: 0 K: 2 S: 12	H: 2 LOB: 2 BB: 0 P: 17	R: 1 E: 0 K: 2 S: 11	H: 1 LOB: 2 BB: 0 P: 20	R: 1 E: 0 K: 2 S: 14	H: 2 LOB: 1 BB: 0 P: 23	1B: 5 2B: 4 3B: 0 HR: 0	SF: 0 SAC: 0 DP: 0 HBP: 0	WP: 1 PB: 0 SB: 0 CS: 0	PA: 38
<b>PITCHER</b>	IP WLS BF H R ER SO BB IBB HBP BLK WP HR S P ERA WHIP	<b>PITCHER</b> IP WLS BF H R ER SO BB IBB HBP BLK WP HR S P ERA WHIP																		
45 Zack Wheeler, R (1,1) ERA: 4.09	7.0	B	27	6	1	1	9	0	0	0	0	0	0	0	0	66	97	1.29	0.857	
38 Justin Wilson, L (8,1) ERA: 2.52	0.2	B	5	1	1	1	2	1	1	0	1	1	0	10	19	13.50	3.000			
67 Seth Lugo, R (8,1) ERA: 2.82	1.1	L	6	2	1	1	2	0	0	0	0	0	0	15	24	6.75	1.500			

Batter	1	2	3	4	5	6	7	8	9	AB	R	H	RBI	BB	SO	LOB	BOTTOM			
6 Jeff McNeil, L (1,5) OBP: 0.387, SLG: 0.523										3	0	0	0	1	0	0	<b>Los Angeles Dodgers @ New York Mets</b> Citi Field, Flushing, NY Sun Sep 15 2019, 7:08 PM - 10:19 PM EDT Att: 31,521 - Partly Cloudy - 78 F <a href="http://livebaseballscorecards.com">livebaseballscorecards.com</a>			
20 Pete Alonso, R (1,3) OBP: 0.381, SLG: 0.578										4	0	0	0	0	1	1				
30 Michael Conforto, L (1,9) OBP: 0.359, SLG: 0.499										4	0	0	0	0	0	1				
40 Wilson Ramos, R (1,2) OBP: 0.353, SLG: 0.423										4	0	0	0	0	0	0				
24 Robinson Canó, L (1,4) OBP: 0.312, SLG: 0.442										2	1	1	0	2	0	0				
18 Rajai Davis, R (9,PR) OBP: 0.238, SLG: 0.450										0	0	0	0	0	0	0				
28 J.D. Davis, R (1,7) OBP: 0.369, SLG: 0.513										2	1	1	0	0	0	0				
19 Sam Haggerty, S (7,PR) ERA: 4.4										0	0	0	0	0	0	0				
38 Justin Wilson, L (8,1) OBP: 0.313, SLG: 0.330										0	0	0	0	0	0	0				
67 Seth Lugo, R (8,1) OBP: 0.374, SLG: 0.370										0	0	0	0	0	0	0				
2 Joe Panik, L (9,PH) OBP: 0.323, SLG: 0.422										1	0	0	0	0	1	1				
9 Brandon Nimmo, L (1,8) OBP: 0.374, SLG: 0.370										3	0	1	2	0	1	2				
1 Amed Rosario, R (1,6) OBP: 0.268, SLG: 0.308										3	0	0	0	0	2	3				
45 Zack Wheeler, L (1,1) OBP: 0.268, SLG: 0.308										2	0	0	0	0	0	1				
12 Juan Lagares, R (8,8) OBP: 0.273, SLG: 0.327										1	0	0	0	0	0	0				
<b>Inning Stats</b>	R: 0 E: 0 K: 0 S: 7	H: 0 LOB: 0 BB: 1 P: 11	R: 2 E: 0 K: 1 S: 22	H: 2 LOB: 1 BB: 1 P: 32	R: 0 E: 0 K: 0 S: 6	H: 0 LOB: 0 BB: 0 P: 8	R: 0 E: 0 K: 0 S: 8	H: 0 LOB: 0 BB: 0 P: 9	R: 0 E: 0 K: 0 S: 10	H: 0 LOB: 0 BB: 0 P: 11	R: 0 E: 0 K: 2 S: 13	H: 1 LOB: 2 BB: 0 P: 18	R: 0 E: 0 K: 1 S: 8	H: 0 LOB: 0 BB: 0 P: 10	R: 0 E: 0 K: 1 S: 9	H: 0 LOB: 1 BB: 1 P: 14	1B: 2 2B: 0 3B: 1 HR: 0	SF: 0 SAC: 0 DP: 1 HBP: 1	WP: 0 PB: 0 SB: 0 CS: 0	PA: 33
<b>PITCHER</b>	IP WLS BF H R ER SO BB IBB HBP BLK WP HR S P ERA WHIP	<b>PITCHER</b> IP WLS BF H R ER SO BB IBB HBP BLK WP HR S P ERA WHIP																		
21 Walker Buehler, R (1,1) ERA: 3.15	5.0	W	18	2	2	2	1	2	0	0	0	0	0	0	0	53	71	3.60	0.800	
52 Pedro Báez, R (6,1) ERA: 3.17	1.0		3	0	0	0	0	0	0	0	0	0	0	13	15	0.00	0.000			
85 Dustin May, R (7,1) ERA: 4.4	1.0	W	5	1	0	0	2	0	0	1	0	0	0	13	18	0.00	1.000			
74 Kenley Jansen, R (8,1) ERA: 3.65	1.0	W	3	0	0	0	1	0	0	0	0	0	0	8	10	0.00	0.000			
56 Adam Kolarek, L (9,1) ERA: 3.35	0.1	H	1	0	0	0	0	0	0	0	0	0	0	2	2	0.00	0.000			










Batter	1	2	3	4	5	6	7	8	9	10	11	AB	R	H	RBI	BB	SO	LOB	TOP					
17 Austin Meadows, L OBP: 0.359, SLG: 0.567	G5-3		K		BB	G5-3		L9			HR	5	2	1	1	1	1	1						
29 Tommy Pham, R OBP: 0.319, SLG: 0.460	E5		1B		2B		1B		1B		G3-1	6	3	5	2	0	0	0						
35 Nathaniel Lowe, L OBP: 0.329, SLG: 0.455			K		K		1B		BB		SF8	3	0	1	0	0	2	2						
5 Matt Duffy, R OBP: 0.333, SLG: 0.287			K				1B				G3-1	1	0	1	0	1	0	0						
73 Johnny Davis, S OBP: 1.000, SLG: 3.000			K								SF8	4	0	1	2	1	3	5						
28 Daniel Robertson, R OBP: 0.313, SLG: 0.298			K		BB						G6-3	5	0	1	2	0	2	4						
26 Ji Man Choi, L OBP: 0.365, SLG: 0.439	K																							
37 Travis d'Arnaud, R OBP: 0.318, SLG: 0.444			K		L6																			
18 Joey Wendle, L OBP: 0.253, SLG: 0.329	K				F7		L7		L8															
24 Avisail Garcia, R OBP: 0.330, SLG: 0.456		F8			G5-3		K																	
1 Willy Adames, R OBP: 0.315, SLG: 0.409																								
49 Brendan McKay, L ERA: 5.4																								
63 Diego Castillo, R ERA: 3.43																								
52 Chaz Roe, R ERA: 4.1																								
47 Oliver Drake, R ERA: 3.49																								
70 Nick Anderson, R ERA: 3.21																								
<b>Inning Stats</b>	R: 1 E: 1 K: 2 S: 22	H: 2 LOB: 2 BB: 0 P: 29	R: 0 E: 0 K: 1 S: 8	H: 0 LOB: 0 BB: 0 P: 12	R: 0 E: 0 K: 3 S: 12	H: 1 LOB: 1 BB: 0 P: 17	R: 0 E: 0 K: 1 S: 11	H: 0 LOB: 0 BB: 0 P: 17	R: 2 E: 0 K: 1 S: 18	H: 1 LOB: 2 BB: 3 P: 32	R: 1 E: 1 K: 1 S: 12	H: 2 LOB: 1 BB: 0 P: 17	R: 0 E: 0 K: 1 S: 8	H: 1 LOB: 0 BB: 0 P: 14	R: 2 E: 0 K: 1 S: 17	H: 2 LOB: 1 BB: 1 P: 26	R: 0 E: 0 K: 1 S: 7	H: 1 LOB: 0 BB: 0 P: 11	R: 2 E: 0 K: 0 S: 18	H: 2 LOB: 0 BB: 0 P: 23	1B: 10 2B: 3 3B: 0 HR: 1	SF: 2 SAC: 0 DP: 1 HBP: 0	WP: 0 PB: 0 SB: 1 CS: 1	PA: 50
<b>PITCHER</b>	65 Casey Sadler, R ERA: 2.23	51 Dylan Floro, R ERA: 3.74	7 Julio Urias, L ERA: 2.61	46 Tony Gonsolin, R ERA: 3.16	63 Yimi Garcia, R ERA: 9.5	17 Joe Kelly, R ERA: 4.62	85 Dustin May, R ERA: 4.11	74 Kevyn Jansen, R ERA: 3.81	76 Josh Sborz, R ERA: 9.0	IP: 4.0 WLS: 1.1 BF: 4 H: 1 R: 0 ER: 0 SO: 2 BB: 0 IBB: 0 HBP: 0 BLK: 0 WP: 0 HR: 0 S: 17 P: 23 ERA: 0.00 WHIP: 1.500	IP: 6.1 WLS: 2.0 BF: 8 H: 3 R: 0 ER: 0 SO: 3 BB: 0 IBB: 0 HBP: 0 BLK: 0 WP: 0 HR: 0 S: 18 P: 26 ERA: 0.00 WHIP: 1.500	IP: 7.1 WLS: 1.0 BF: 6 H: 2 R: 2 ER: 2 SO: 1 BB: 0 IBB: 0 HBP: 0 BLK: 0 WP: 0 HR: 0 S: 17 P: 26 ERA: 18.00 WHIP: 3.000	IP: 10.1 WLS: 2.0 BF: 8 H: 3 R: 2 ER: 2 SO: 1 BB: 0 IBB: 0 HBP: 0 BLK: 0 WP: 0 HR: 1 S: 25 P: 34 ERA: 9.00 WHIP: 1.500	IP: 6.1 WLS: 0.1 BF: 2 H: 1 R: 0 ER: 0 SO: 0 BB: 0 IBB: 0 HBP: 0 BLK: 0 WP: 0 HR: 0 S: 4 P: 6 ERA: 0.00 WHIP: 3.000	IP: 7.1 WLS: 2.0 BF: 8 H: 3 R: 0 ER: 0 SO: 3 BB: 0 IBB: 0 HBP: 0 BLK: 0 WP: 0 HR: 0 S: 18 P: 26 ERA: 0.00 WHIP: 1.500	IP: 10.1 WLS: 1.0 BF: 6 H: 2 R: 2 ER: 2 SO: 1 BB: 0 IBB: 0 HBP: 0 BLK: 0 WP: 0 HR: 0 S: 17 P: 26 ERA: 18.00 WHIP: 3.000	IP: 10.1 WLS: 2.0 BF: 8 H: 3 R: 2 ER: 2 SO: 1 BB: 0 IBB: 0 HBP: 0 BLK: 0 WP: 0 HR: 1 S: 25 P: 34 ERA: 9.00 WHIP: 1.500							

Tampa Bay Rays @ Los Angeles Dodgers  
Dodger Stadium, Los Angeles, CA  
Wed Sep 18 2019, 5:11 PM - 9:50 PM PDT  
Att: 48,253 - Clear - 80 F

livebaseballscorecards.com

AB 44  
R 8  
H 14  
RBI 8  
BB 4  
SO 13  
LOB 23



Batter	1	2	3	4	5	6	7	8	9	10	11	AB	R	H	RBI	BB	SO	LOB	BOTTOM							
25 David Pines, R OBP: 0.339, SLG: 0.423	L9		1B																							
11 AJ Pollock, R OBP: 0.303, SLG: 0.470																										
76 Josh Sborz, R OBP: 0.335, SLG: 0.327	K		F7																							
55 Russell Martin, R OBP: 0.339, SLG: 0.327																										
3 Chris Taylor, R OBP: 0.328, SLG: 0.460			L8																							
35 Cody Bellinger, L OBP: 0.408, SLG: 0.631																										
14 Enrique Hernández, R OBP: 0.308, SLG: 0.423																										
31 Joc Pederson, L OBP: 0.334, SLG: 0.523																										
26 Jedd Gworko, R OBP: 0.269, SLG: 0.274																										
13 Max Muncy, L OBP: 0.368, SLG: 0.509																										
5 Corey Seager, L OBP: 0.332, SLG: 0.460																										
16 Will Smith, R OBP: 0.310, SLG: 0.550																										
65 Casey Sadler, R ERA: 5.4																										
51 Dylan Floro, L ERA: 3.74																										
9 Christopher Megrini, R ERA: 2.88, SLG: 0.338																										
7 Julio Urias, L ERA: 2.61																										
46 Tony Gonsolin, R ERA: 3.16																										
48 Gavin Lux, L OBP: 0.307, SLG: 0.467																										
<b>Inning Stats</b>	R: 0 E: 0 K: 2 S: 12	H: 0 LOB: 0 BB: 0 P: 16	R: 3 E: 0 K: 1 S: 16	H: 2 LOB: 0 BB: 1 P: 27	R: 0 E: 0 K: 0 S: 6	H: 1 LOB: 1 BB: 0 P: 8	R: 0 E: 0 K: 0 S: 7	H: 0 LOB: 0 BB: 0 P: 10	R: 0 E: 0 K: 2 S: 9	H: 0 LOB: 0 BB: 0 P: 9	R: 2 E: 0 K: 3 S: 19	H: 3 LOB: 2 BB: 1 P: 29	R: 0 E: 0 K: 1 S: 10	H: 1 LOB: 1 BB: 0 P: 14	R: 1 E: 0 K: 1 S: 9	H: 2 LOB: 1 BB: 0 P: 13	R: 0 E: 0 K: 2 S: 10	H: 0 LOB: 0 BB: 0 P: 12	R: 0 E: 0 K: 0 S: 6	H: 1 LOB: 0 BB: 0 P: 7	R: 1 E: 1 K: 1 S: 12	H: 2 LOB: 2 BB: 0 P: 19	1B: 9 2B: 2 3B: 0 HR: 1	SF: 1 SAC: 0 DP: 1 HBP: 0	WP: 0 PB: 1 SB: 1 CS: 0	PA: 47
<b>PITCHER</b>	49 Brendan McKay, L ERA: 5.4	63 Diego Castillo, R ERA: 3.43	52 Chaz Roe, R ERA: 4.1	47 Oliver Drake, R ERA: 3.49	70 Nick Anderson, R ERA: 3.21	36 Andrew Kittredge, R ERA: 4.6	15 Emilio Pagan, R ERA: 2.19	38 Colin Poche, L ERA: 5.17	44 Pete Fairbanks, R ERA: 7.84	IP: 4.0 WLS: 1.0 BF: 16 H: 3 R: 3 ER: 3 SO: 4 BB: 1 IBB: 0 HBP: 0 BLK: 0 WP: 0 HR: 0 S: 41 P: 61 ERA: 6.75 WHIP: 1.000	IP: 7.1 WLS: 2.0 BF: 8 H: 2 R: 1 ER: 1 SO: 3 BB: 0 IBB: 0 HBP: 0 BLK: 0 WP: 0 HR: 0 S: 19 P: 24 ERA: 4.50 WHIP: 1.000	IP: 10.1 WLS: 1.0 BF: 6 H: 2 R: 0 ER: 0 SO: 0 BB: 0 IBB: 0 HBP: 0 BLK: 0 WP: 0 HR: 0 S: 12 P: 19 ERA: 0.00 WHIP: 1.000	IP: 11.1 WLS: 1.0 BF: 6 H: 2 R: 1 ER: 1 SO: 1 BB: 0 IBB: 0 HBP: 0 BLK: 0 WP: 0 HR: 0 S: 12 P: 19 ERA: 0.00 WHIP: 2.000	IP: 6.1 WLS: 0.1 BF: 2 H: 1 R: 0 ER: 0 SO: 0 BB: 0 IBB: 0 HBP: 0 BLK: 0 WP: 0 HR: 0 S: 4 P: 6 ERA: 0.00 WHIP: 1.000	IP: 10.1 WLS: 2.0 BF: 8 H: 3 R: 2 ER: 2 SO: 1 BB: 0 IBB: 0 HBP: 0 BLK: 0 WP: 0 HR: 1 S: 25 P: 34 ERA: 9.00 WHIP: 1.500	IP: 10.1 WLS: 2.0 BF: 8 H: 3 R: 2 ER: 2 SO: 1 BB: 0 IBB: 0 HBP: 0 BLK: 0 WP: 0 HR: 1 S: 25 P: 34 ERA: 9.00 WHIP: 1.500	IP: 10.1 WLS: 2.0 BF: 8 H: 3 R: 2 ER: 2 SO: 1 BB: 0 IBB: 0 HBP: 0 BLK: 0 WP: 0 HR: 1 S: 25 P: 34 ERA: 9.00 WHIP: 1.500	IP: 6.1 WLS: 0.1 BF: 2 H: 1 R: 0 ER: 0 SO: 0 BB: 0 IBB: 0 HBP: 0 BLK: 0 WP: 0 HR: 0 S: 4 P: 6 ERA: 0.00 WHIP: 1.000	IP: 7.1 WLS: 1.0 BF: 6 H: 2 R: 2 ER: 2 SO: 1 BB: 0 IBB: 0 HBP: 0 BLK: 0 WP: 0 HR: 0 S: 17 P: 26 ERA: 18.00 WHIP: 3.000	IP: 10.1 WLS: 2.0 BF: 8 H: 3 R: 2 ER: 2 SO: 1 BB: 0 IBB: 0 HBP: 0 BLK: 0 WP: 0 HR: 1 S: 25 P: 34 ERA: 9.00 WHIP: 1.500						

Tampa Bay Rays @ Los Angeles Dodgers  
Dodger Stadium, Los Angeles, CA  
Wed Sep 18 2019, 5:11 PM - 9:50 PM PDT  
Att: 48,253 - Clear - 80 F

livebaseballscorecards.com

AB 44  
R 7  
H 12  
RBI 6  
BB 2  
SO 13  
LOB 18









Batter	1	2	3	4	5	6	7	8	9	AB	R	H	RBI	BB	SO	LOB	TOP					
1 Garrett Hampson, R OBP: 0.303, SLG: 0.369										3	1	1	0	1	0	0						
15 Raimel Tapia, L OBP: 0.315, SLG: 0.417										3	1	2	1	1	0	1						
27 Trevor Story, R OBP: 0.362, SLG: 0.550										3	0	0	0	1	2	3						
19 Charlie Blackmon, L OBP: 0.364, SLG: 0.578										4	0	1	1	0	0	3						
24 Ryan McMahon, L OBP: 0.335, SLG: 0.458										3	1	1	1	0	0	1						
43 Sam Hilliard, L OBP: 0.321, SLG: 0.600										4	0	1	0	0	1	0						
8 Joshua Fuentes, R OBP: 0.200, SLG: 0.486										4	1	1	1	0	1	0						
14 Tony Wolters, L OBP: 0.337, SLG: 0.335										4	0	0	0	0	1	0						
21 Kyle Freeland, L OBP: 0.195, SLG: 0.287										0	0	0	0	0	0	0						
58 Doris Múñez, L OBP: 0.275, SLG: 0.333										1	0	0	0	0	1	0						
50 Chi Chi González, R OBP: 0.245, SLG: 0.345										2	0	0	0	0	2	0						
54 Carlos Estévez, R OBP: 0.295, SLG: 0.479										0	0	0	0	0	0	0						
13 Yonder Alonso, L OBP: 0.295, SLG: 0.526										0	0	0	0	0	0	0						
20 Ian Desmond, R OBP: 0.307, SLG: 0.462										1	0	0	0	0	0	0						
37 Jairo Díaz, R OBP: 0.292, SLG: 0.452										0	0	0	0	0	0	0						
<b>Inning Stats</b>	R: 0 E: 0 K: 0 S: 10	H: 1 LOB: 1 BB: 1 P: 17	R: 1 E: 0 K: 0 S: 6	H: 1 LOB: 0 BB: 0 P: 10	R: 2 E: 0 K: 2 S: 16	H: 2 LOB: 1 BB: 1 P: 28	R: 0 E: 0 K: 2 S: 8	H: 0 LOB: 0 BB: 0 P: 11	R: 0 E: 0 K: 1 S: 6	H: 0 LOB: 0 BB: 0 P: 13	R: 0 E: 0 K: 0 S: 8	H: 0 LOB: 0 BB: 0 P: 13	R: 1 E: 0 K: 1 S: 8	H: 1 LOB: 0 BB: 0 P: 11	R: 0 E: 0 K: 1 S: 12	H: 2 LOB: 2 BB: 0 P: 16	R: 0 E: 0 K: 1 S: 8	H: 0 LOB: 0 BB: 0 P: 11	1B: 5 2B: 0 3B: 0 HR: 2	SF: 0 SAC: 0 DP: 1 HBP: 1	WP: 0 PB: 0 SB: 2 CS: 0	PA: 36
<b>PITCHER</b>	IP ERA WLS BF H R ER SO BB IBB HBP BLK WP HR S P ERA WHIP	6.0 3.25 L 25 5 4 4 5 3 0 0 0 0 0 2 55 93 6.00 1.333	7.1 2.57 L 30 3 0 0 1 0 0 0 0 0 0 7 10 0.00 0.000	8.1 3.19 R 33 5 2 0 1 0 0 0 0 0 12 16 0.00 2.000	9.1 4.13 R 36 2 0 0 1 0 0 0 0 0 0 7 10 0.00 0.000	9.1 3.31 L 36 1 0 0 0 0 0 0 0 0 0 1 1 0.00 0.000	<b>PITCHER</b>										IP ERA WLS BF H R ER SO BB IBB HBP BLK WP HR S P ERA WHIP	6.0 3.25 L 25 5 4 4 5 3 0 0 0 0 0 2 55 93 6.00 1.333				
25 David Freese, R OBP: 0.406, SLG: 0.609										1	0	1	0	0	0	0						
31 Joc Pederson, L OBP: 0.335, SLG: 0.520										2	0	0	0	0	0	1						
10 Justin Turner, R OBP: 0.370, SLG: 0.512										2	0	0	0	0	0	1						
14 Enrique Hernández, R OBP: 0.312, SLG: 0.426										4	0	1	0	0	0	2						
11 AJ Pollock, R OBP: 0.329, SLG: 0.476										4	1	0	0	0	0	2						
35 Cody Bellinger, L OBP: 0.405, SLG: 0.625										4	1	0	0	0	0	2						
3 Chris Taylor, R OBP: 0.328, SLG: 0.458										4	0	0	0	0	3	1						
5 Corey Seager, L OBP: 0.335, SLG: 0.471										4	1	2	1	0	1	0						
55 Russell Martin, R OBP: 0.335, SLG: 0.325										4	0	1	1	0	2	1						
48 Gavin Lux, L OBP: 0.333, SLG: 0.442										3	0	0	0	0	2	2						
21 Walker Buehler, R OBP: 0.148, SLG: 0.140										2	0	0	0	0	1	0						
7 Julio Urias, L OBP: 0.208, SLG: 0.250										0	0	0	0	0	0	0						
45 Matt Beaty, L OBP: 0.255, SLG: 0.479										1	0	0	0	0	0	0						
52 Pedro Báez, R OBP: 0.295, SLG: 0.479										0	0	0	0	0	0	0						
18 Kenta Maeda, R OBP: 0.295, SLG: 0.479										0	0	0	0	0	0	0						
56 Adam Kolarek, L OBP: 0.292, SLG: 0.452										0	0	0	0	0	0	0						
<b>Inning Stats</b>	R: 0 E: 0 K: 0 S: 13	H: 2 LOB: 1 BB: 0 P: 19	R: 0 E: 0 K: 1 S: 8	H: 1 LOB: 0 BB: 0 P: 10	R: 0 E: 0 K: 2 S: 9	H: 0 LOB: 0 BB: 0 P: 13	R: 2 E: 1 K: 2 S: 12	H: 2 LOB: 1 BB: 0 P: 20	R: 0 E: 0 K: 1 S: 12	H: 0 LOB: 0 BB: 1 P: 17	R: 0 E: 0 K: 2 S: 9	H: 0 LOB: 0 BB: 0 P: 11	R: 0 E: 0 K: 1 S: 10	H: 0 LOB: 0 BB: 0 P: 18	R: 0 E: 0 K: 1 S: 13	H: 1 LOB: 1 BB: 0 P: 21	R: 0 E: 0 K: 2 S: 7	H: 0 LOB: 0 BB: 0 P: 10	1B: 4 2B: 2 3B: 1 HR: 0	SF: 0 SAC: 0 DP: 1 HBP: 0	WP: 0 PB: 0 SB: 0 CS: 0	PA: 34
<b>PITCHER</b>	IP ERA WLS BF H R ER SO BB IBB HBP BLK WP HR S P ERA WHIP	2.0 6.84 W 19 2 2 0 8 1 0 0 0 0 0 52 79 0.00 0.600	5.0 5.68 L 19 2 2 0 8 1 0 0 0 0 0 0 13 21 0.00 1.000	1.0 3.68 R 3 0 0 2 0 0 0 0 0 0 0 7 10 0.00 0.000	4.2 4.42 L 33 3 0 0 0 0 0 0 0 0 0 0 21 29 0.00 1.500	4.2 4.42 L 33 3 0 0 0 0 0 0 0 0 0 0 21 29 0.00 1.500	<b>PITCHER</b>										IP ERA WLS BF H R ER SO BB IBB HBP BLK WP HR S P ERA WHIP	2.0 6.84 W 19 2 2 0 8 1 0 0 0 0 0 7 10 0.00 0.600				

Colorado Rockies @ Los Angeles Dodgers  
Dodger Stadium, Los Angeles, CA  
Sat Sep 21 2019, 6:13 PM - 9:11 PM PDT  
Att: 50,705 - Clear - 81 F

AB 32  
R 4  
H 7  
RBI 4  
BB 3  
SO 8  
LOB 8

AB 32  
R 2  
H 6  
RBI 2  
BB 1  
SO 12  
LOB 10

Colorado Rockies @ Los Angeles Dodgers  
Dodger Stadium, Los Angeles, CA  
Sat Sep 21 2019, 6:13 PM - 9:11 PM PDT  
Att: 50,705 - Clear - 81 F

AB 33  
R 2  
H 6  
RBI 2  
BB 1  
SO 12  
LOB 10



livebaseballscorecards.com

livebaseballscorecards.com



















Batter	1	2	3	4	5	6	7	8	9	AB	R	H	RBI	BB	SO	LOB	TOP									
31 Joc Pederson, L OBP: 0.340, SLG: 0.542	G5-3	HR			G3-1		G6-4-3		K	3	1	2	0	0	0	0	<b>Los Angeles Dodgers @ San Francisco Giants</b> <b>Oracle Park, San Francisco, CA</b> Fri Sep 27 2019, 7:22 PM - 11:02 PM PDT Att: 36,554 - Partly Cloudy - 60 F									
25 David Freese, R OBP: 0.405, SLG: 0.602										1	0	0	0	0	0	1										
65 Casey Sadler, R OBP: 0.260, SLG: 0.264										0	0	0	0	0	0	0										
26 Jedd Gyorko, R OBP: 0.260, SLG: 0.264										1	0	0	0	0	1	0										
13 Max Muncy, L OBP: 0.326, SLG: 0.510	G4-3				K			L8	G2-3	4	0	1	0	0	1	0										
9 Kristopher Negrón, R OBP: 0.288, SLG: 0.333										1	0	0	0	0	0	0										
11 AJ Pollock, R OBP: 0.326, SLG: 0.467	G5-3									2	0	0	0	0	0	1										
3 Chris Taylor, R OBP: 0.326, SLG: 0.461										2	1	1	0	0	1	0										
35 Cody Bellinger, L OBP: 0.405, SLG: 0.628					F9					3	2	2	1	1	0	1										
5 Corey Seager, L OBP: 0.337, SLG: 0.485										4	2	1	1	0	0	3										
46 Tony Gonsolin, R OBP: 0.308, SLG: 0.308					FC3-5			FC6		0	0	0	0	0	0	0										
76 Josh Sborz, R										0	0	0	0	0	0	0										
16 Will Smith, R OBP: 0.325, SLG: 0.551										3	2	1	2	1	1	1										
48 Gavin Lux, L OBP: 0.297, SLG: 0.397										4	1	1	1	0	2	2										
14 Enrique Hernández, R OBP: 0.308, SLG: 0.417										4	0	1	2	0	2	1										
21 Walker Buehler, R OBP: 0.445, SLG: 0.136										2	0	0	0	0	0	1										
51 Dylan Floro, L										0	0	0	0	0	0	0										
64 Caleb Ferguson, R										0	0	0	0	0	0	0										
63 Yimi García, R										0	0	0	0	0	0	0										
43 Edwin Ríos, L OBP: 0.407, SLG: 0.644										1	0	0	0	1	1	1										
<b>Inning Stats</b>	R: 0 E: 0 K: 0 S: 9	H: 0 LOB: 0 P: 16	R: 5 E: 0 K: 2 S: 21	H: 5 LOB: 1 BB: 1 P: 31	R: 0 E: 0 K: 0 S: 5	H: 1 LOB: 0 BB: 0 P: 9	R: 0 E: 0 K: 1 S: 11	H: 0 LOB: 0 BB: 0 P: 17	R: 0 E: 0 K: 1 S: 8	H: 0 LOB: 1 BB: 0 P: 15	R: 0 E: 0 K: 1 S: 7	H: 0 LOB: 0 BB: 1 P: 10	R: 0 E: 0 K: 1 S: 8	H: 0 LOB: 0 BB: 1 P: 12	R: 4 E: 0 K: 2 S: 18	H: 3 LOB: 1 BB: 1 P: 29	R: 0 E: 0 K: 2 S: 10	H: 0 LOB: 0 BB: 0 P: 15	1B: 3 2B: 2 3B: 1 HR: 3	SF: 0 SAC: 0 DP: 2 HBP: 1	WP: 0 PB: 0 SB: 1 CS: 0	PA: 39				
<b>PITCHER</b>	IP	WLS	BF	H	R	ER	SO	BB	IBB	HBP	BLK	WP	HR	S	P	ERA	WHIP									
42 Johnny Cueto, R ERA: 5.06	2.0	L	12	5	5	5	2	1	0	0	0	0	3	30	47	22.50	3.000									
60 Wandy Peralta, L ERA: 5.72	2.0		6	1	0	0	1	0	0	0	0	0	0	16	26	0.00	0.500									
67 Sam Seaman, L ERA: 5.9	2.0		7	0	0	0	2	0	0	1	0	0	0	15	25	0.00	0.000									
45 Kyle Barraclough, R ERA: 5.61	0.1		2	0	0	0	1	1	0	0	0	0	0	7	11	0.00	3.000									
59 Andrew Suárez, L ERA: 5.97	0.2		1	0	0	0	0	0	0	0	0	0	0	1	1	0.00	0.000									
64 Shaun Anderson, R ERA: 5.44	0.2		7	3	4	4	1	0	1	0	0	0	0	0	13	22	54.00	4.500								
51 Conner Menez, L ERA: 5.29	1.1		4	0	0	0	3	0	0	0	0	0	0	0	15	22	0.00	0.000								

Batter	1	2	3	4	5	6	7	8	9	AB	R	H	RBI	BB	SO	LOB	BOTTOM									
5 Mike Yastrzemski, L OBP: 0.336, SLG: 0.522	K	K						L8	K	5	0	1	0	1	3	3	<b>Los Angeles Dodgers @ San Francisco Giants</b> <b>Oracle Park, San Francisco, CA</b> Fri Sep 27 2019, 7:22 PM - 11:02 PM PDT Att: 36,554 - Partly Cloudy - 60 F									
9 Brandon Belt, L OBP: 0.323, SLG: 0.403	G3									2	1	0	0	3	0	2										
10 Evan Longoria, R OBP: 0.352, SLG: 0.441										5	0	2	0	0	2	4										
21 Stephen Vogt, L OBP: 0.315, SLG: 0.492										4	0	1	0	1	1	5										
1 Kevin Pillar, R OBP: 0.288, SLG: 0.434										2	1	0	1	1	0	1										
8 Alex Dickerson, L OBP: 0.337, SLG: 0.497										4	0	1	0	1	1	6										
35 Brandon Crawford, L OBP: 0.304, SLG: 0.351										4	0	1	1	0	1	3										
19 Mauricio Dubón, R OBP: 0.320, SLG: 0.459										5	0	2	0	0	2	1										
42 Johnny Cueto, R ERA: 5.06										0	0	0	0	0	0	0										
60 Wandy Peralta, L ERA: 5.72										0	0	0	0	0	0	0										
67 Sam Seaman, L ERA: 5.9										0	0	0	0	0	0	0										
45 Kyle Barraclough, R ERA: 5.61										0	0	0	0	0	0	0										
59 Andrew Suárez, L ERA: 5.97										0	0	0	0	0	0	0										
64 Shaun Anderson, R ERA: 5.44										0	0	0	0	0	0	0										
51 Conner Menez, L ERA: 5.29										0	0	0	0	0	0	0										
<b>Inning Stats</b>	R: 0 E: 0 K: 2 S: 9	H: 1 LOB: 1 BB: 0 P: 13	R: 1 E: 0 K: 2 S: 12	H: 2 LOB: 1 BB: 1 P: 19	R: 1 E: 0 K: 2 S: 15	H: 1 LOB: 1 BB: 1 P: 22	R: 0 E: 0 K: 1 S: 20	H: 0 LOB: 2 BB: 2 P: 33	R: 0 E: 1 K: 1 S: 11	H: 1 LOB: 3 BB: 1 P: 17	R: 0 E: 0 K: 1 S: 16	H: 1 LOB: 2 BB: 1 P: 23	R: 0 E: 0 K: 0 S: 14	H: 1 LOB: 2 BB: 1 P: 24	R: 0 E: 0 K: 1 S: 19	H: 0 LOB: 3 BB: 2 P: 35	R: 0 E: 0 K: 3 S: 14	H: 1 LOB: 1 BB: 0 P: 23	1B: 6 2B: 2 3B: 0 HR: 0	SF: 2 SAC: 0 DP: 0 HBP: 1	WP: 0 PB: 0 SB: 1 CS: 0	PA: 46				
<b>PITCHER</b>	IP	WLS	BF	H	R	ER	SO	BB	IBB	HBP	BLK	WP	HR	S	P	ERA	WHIP									
46 Tony Gonsolin, R ERA: 2.93	1.0		6	0	0	0	3	2	0	1	0	0	0	0	19	35	0.00	2.000								
76 Josh Sborz, R ERA: 6.0	1.0		4	1	0	0	3	0	0	0	0	0	0	14	23	0.00	1.000									






Batter	1	2	3	4	5	6	7	8	9	AB	R	H	RBI	BB	SO	LOB	TOP		
31 Joc Pederson, L OBP: 0.338, SLG: 0.538 9 Kristopher Negrón, R OBP: 0.284, SLG: 0.359	G4-3		F8		G6-3			G6-3		3	0	0	0	0	0	2			
13 Max Muncy, L OBP: 0.370, SLG: 0.518 18 Kenta Maeda, R OBP: 0.292, SLG: 0.422 74 Kenley Jansen, S				G4-6-3		HR		G5-3		3	1	2	1	1	0	0			
3 Chris Taylor, R OBP: 0.325, SLG: 0.459	L3			G4-6-3		K				4	0	1	0	0	1	2			
35 Cody Bellinger, L OBP: 0.494, SLG: 0.638 14 Enrique Hernández, R OBP: 0.308, SLG: 0.416		F8				F8				3	0	1	0	0	0	0			
5 Corey Seager, L OBP: 0.335, SLG: 0.481	L9									4	0	0	0	0	2	2			
45 Matt Beatty, L OBP: 0.317, SLG: 0.462 25 David Freese, R OBP: 0.403, SLG: 0.599 43 Edwin Ríos, L OBP: 0.400, SLG: 0.630	G4-3									2	0	0	0	0	1	0			
48 Gavin Lux, L OBP: 0.299, SLG: 0.408										3	1	1	0	0	1	0			
55 Russell Martin, R OBP: 0.337, SLG: 0.330										3	0	1	0	0	0	1			
99 Hyun Jin Ryu, R OBP: 0.218, SLG: 0.235 26 Jedd Gyorko, R OBP: 0.258, SLG: 0.261										2	0	1	1	0	1	1			
<b>Inning Stats</b>	R: 0 E: 0 K: 0 S: 8	H: 0 LOB: 0 BB: 1 P: 15	R: 0 E: 0 K: 0 S: 6	H: 0 LOB: 0 BB: 0 P: 10	R: 0 E: 0 K: 2 S: 11	H: 1 LOB: 1 BB: 0 P: 19	R: 0 E: 0 K: 1 S: 8	H: 2 LOB: 1 BB: 0 P: 13	R: 1 E: 0 K: 1 S: 13	H: 1 LOB: 0 BB: 0 P: 16	R: 0 E: 0 K: 1 S: 8	H: 0 LOB: 0 BB: 0 P: 12	R: 0 E: 0 K: 3 S: 12	H: 0 LOB: 1 BB: 0 P: 15	1B: 4 2B: 3 3B: 0 HR: 1	SF: 0 SAC: 0 DP: 2 HBP: 0	WP: 0 PB: 0 SB: 0 CS: 0	PA: 33	
<b>PITCHER</b>	IP	WLS	BF	H	R	ER	SO	BB	IBB	HBP	BLK	WP	HR	S	P	ERA	WHIP		
62 Logan Webb, R ERA: 5.22 59 Andrew Suárez, L ERA: 5.79 50 Fernando Abad, L ERA: 4.15 71 Tyler Rogers, R ERA: 1.08	6.0	L	23	6	2	2	5	1	0	0	0	0	1	57	90	3.00	1.167		

Los Angeles Dodgers @ San Francisco Giants  
Oracle Park, San Francisco, CA  
Sat Sep 28 2019, 1:06 PM - 3:45 PM PDT  
Att: 37,518 - Partly Cloudy - 65 F


AB 32  
R 2  
H 7  
RBI 2  
BB 1  
SO 9  
LOB 10



Batter	1	2	3	4	5	6	7	8	9	AB	R	H	RBI	BB	SO	LOB	BOTTOM			
7 Donovan Solano, R OBP: 0.363, SLG: 0.460 9 Brandon Belt, L OBP: 0.339, SLG: 0.405 14 Cristhian Adames, S OBP: 0.391, SLG: 0.381	K				FC5					3	0	0	0	0	2	2				
19 Mauricio Dubón, R OBP: 0.318, SLG: 0.451										4	0	1	0	0	3	1				
28 Buster Posey, R OBP: 0.319, SLG: 0.367										4	0	1	0	0	1	1				
10 Evan Longoria, R OBP: 0.324, SLG: 0.438										3	0	0	0	0	0	2				
1 Kevin Pillar, R OBP: 0.287, SLG: 0.433										4	0	1	0	0	0	2				
53 Austin Steter, R OBP: 0.337, SLG: 0.422 21 Stephen Vogt, L OBP: 0.314, SLG: 0.490										3	0	0	0	0	0	0				
49 Jaylin Davis, R OBP: 0.227, SLG: 0.225										4	0	1	0	0	1	2				
37 Joey Rickard, R OBP: 0.314, SLG: 0.359 8 Alex Dickerson, L OBP: 0.335, SLG: 0.494										3	0	1	0	0	2	1				
62 Logan Webb, R OBP: 0.290, SLG: 0.111 59 Andrew Suárez, L ERA: 4.04 50 Fernando Abad, L 5 Mike Yastrzemski, L OBP: 0.335, SLG: 0.520 71 Tyler Rogers, R										2	0	1	0	0	1	0				
<b>Inning Stats</b>	R: 0 E: 0 K: 2 S: 13	H: 0 LOB: 0 BB: 0 P: 20	R: 0 E: 0 K: 0 S: 8	H: 0 LOB: 0 BB: 0 P: 15	R: 0 E: 0 K: 2 S: 11	H: 0 LOB: 0 BB: 0 P: 17	R: 0 E: 0 K: 1 S: 9	H: 2 LOB: 2 BB: 0 P: 10	R: 0 E: 0 K: 0 S: 10	H: 2 LOB: 2 BB: 0 P: 14	R: 0 E: 0 K: 1 S: 8	H: 0 LOB: 0 BB: 0 P: 12	R: 0 E: 0 K: 1 S: 7	H: 1 LOB: 1 BB: 0 P: 9	R: 0 E: 0 K: 2 S: 10	H: 1 LOB: 2 BB: 0 P: 16	1B: 7 2B: 0 3B: 0 HR: 0	SF: 0 SAC: 0 DP: 0 HBP: 1	WP: 0 PB: 0 SB: 0 CS: 0	PA: 35
<b>PITCHER</b>	IP	WLS	BF	H	R	ER	SO	BB	IBB	HBP	BLK	WP	HR	S	P	ERA	WHIP			
99 Hyun Jin Ryu, L ERA: 2.32 18 Kenta Maeda, R ERA: 4.04 74 Kenley Jansen, R ERA: 3.71	7.0	W	26	5	0	0	7	0	0	0	0	0	0	66	97	0.00	0.714			

Los Angeles Dodgers @ San Francisco Giants  
Oracle Park, San Francisco, CA  
Sat Sep 28 2019, 1:06 PM - 3:45 PM PDT  
Att: 37,518 - Partly Cloudy - 65 F

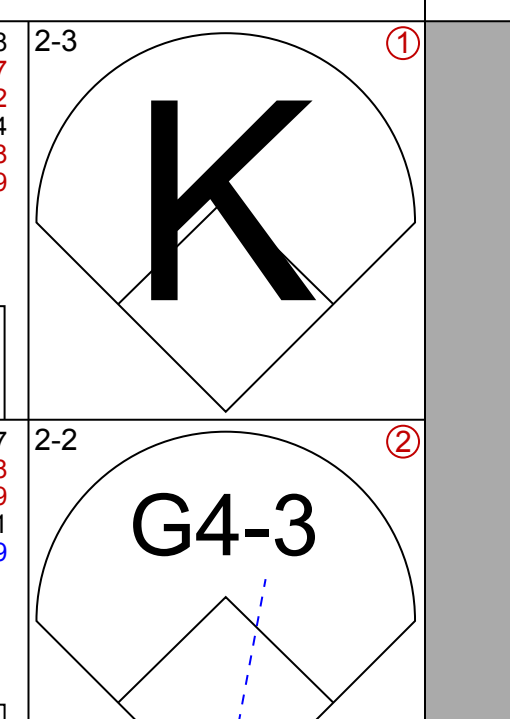
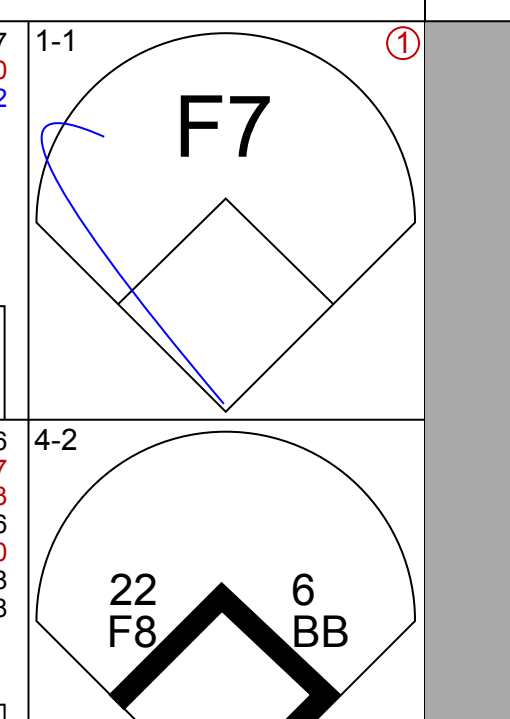
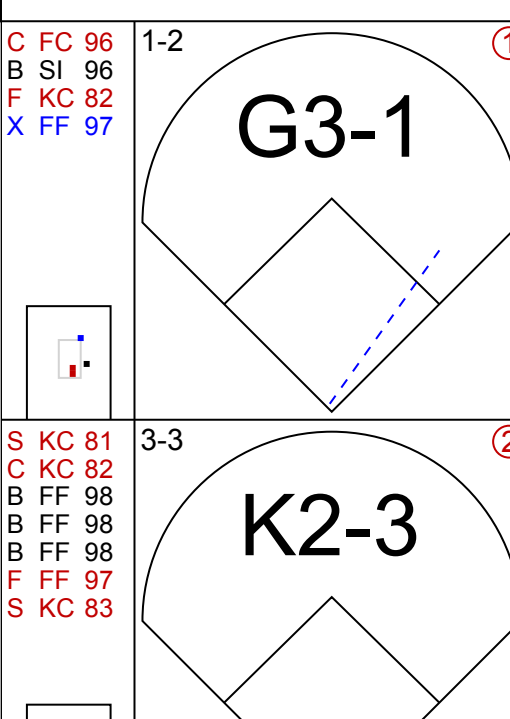
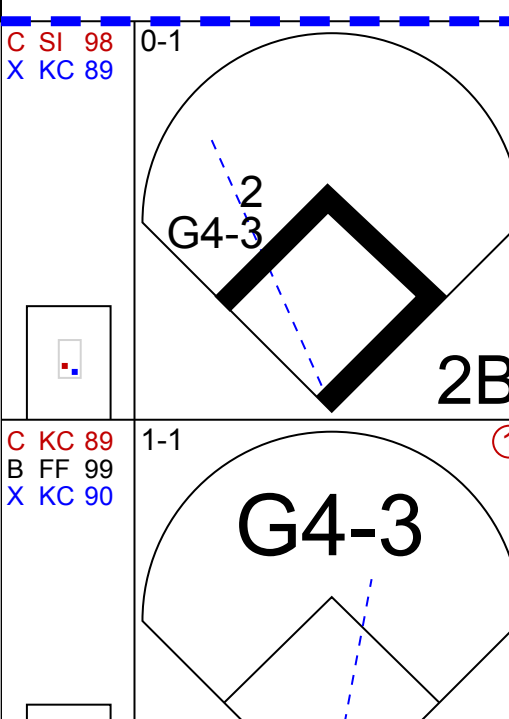
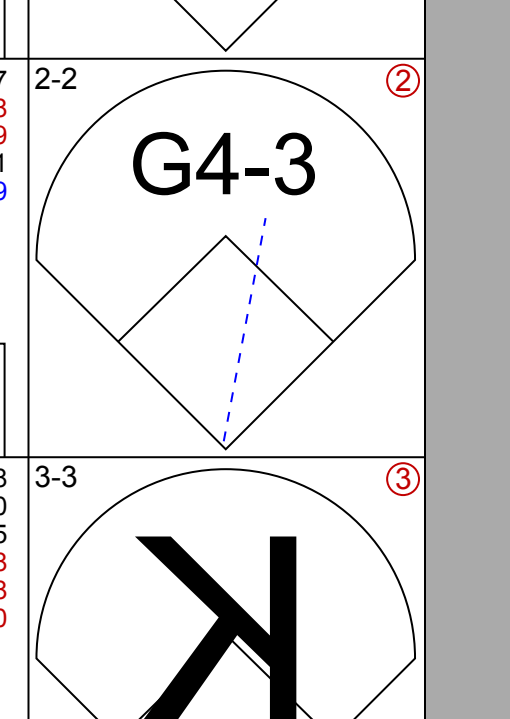
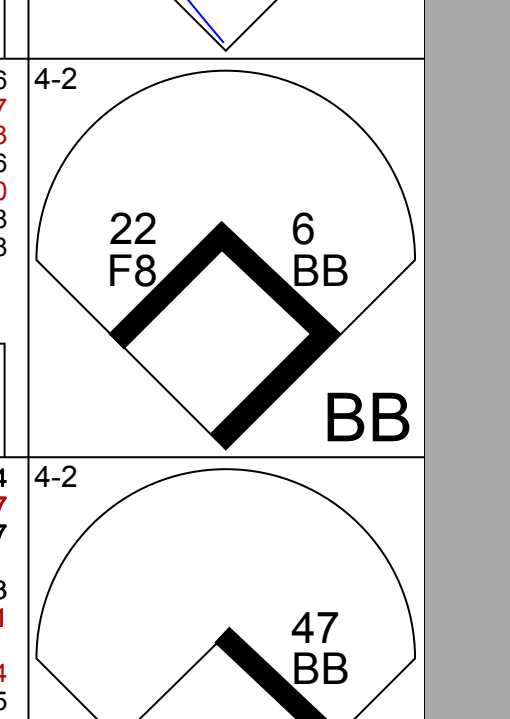
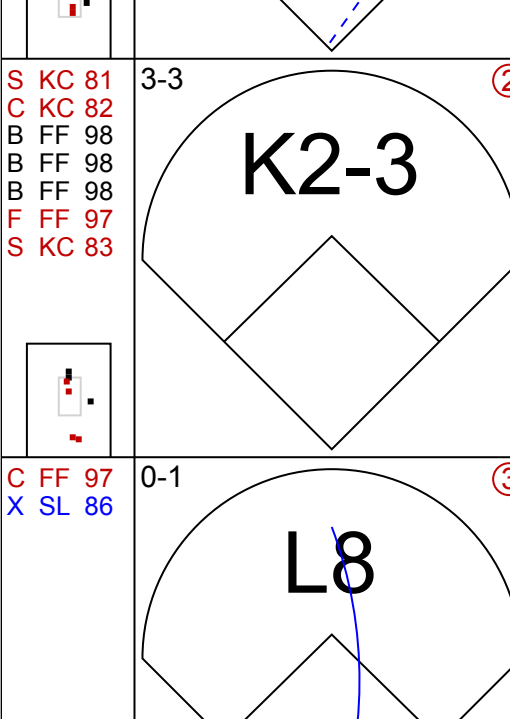
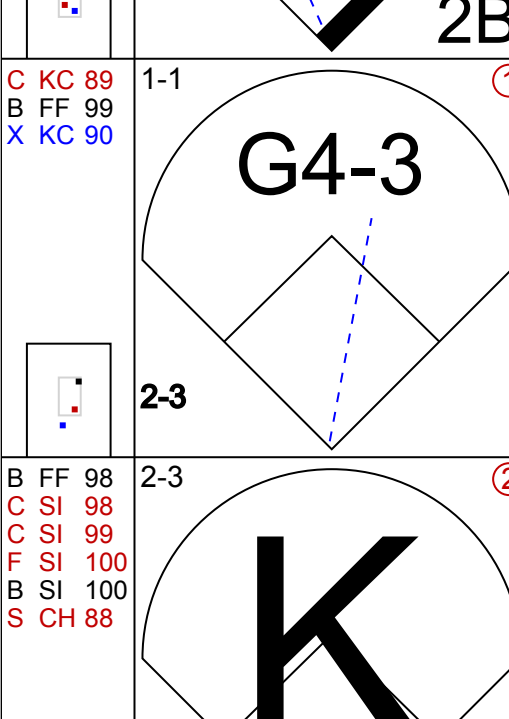
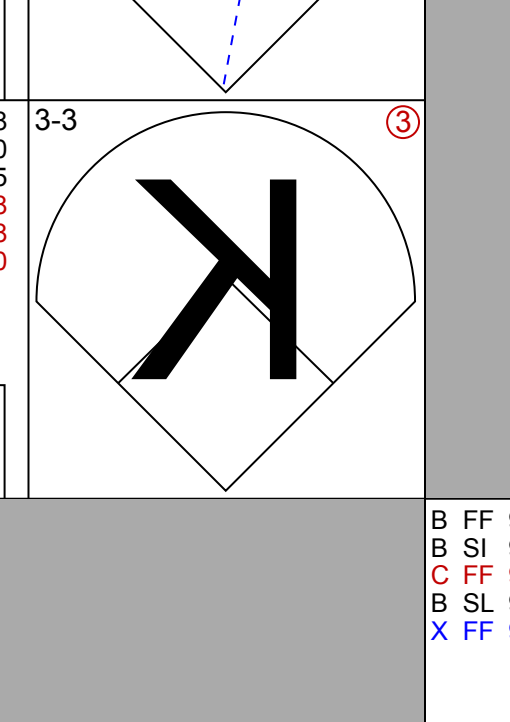
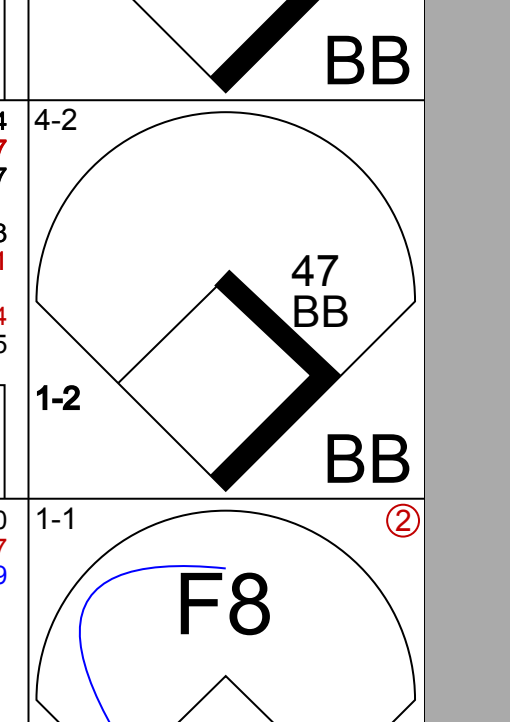
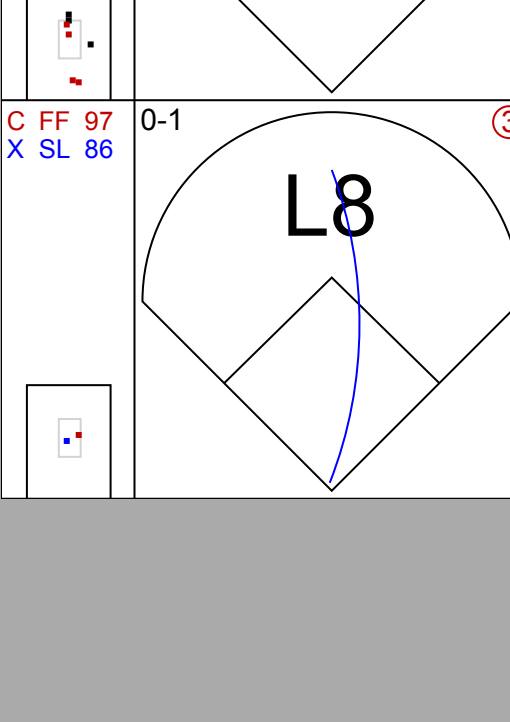
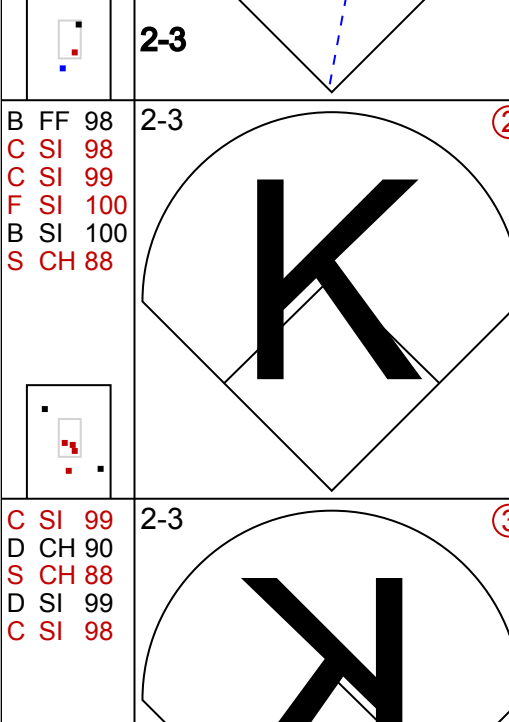
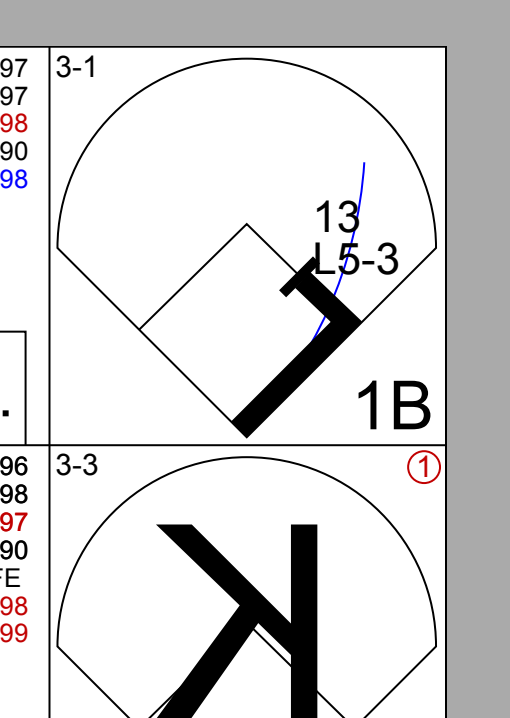
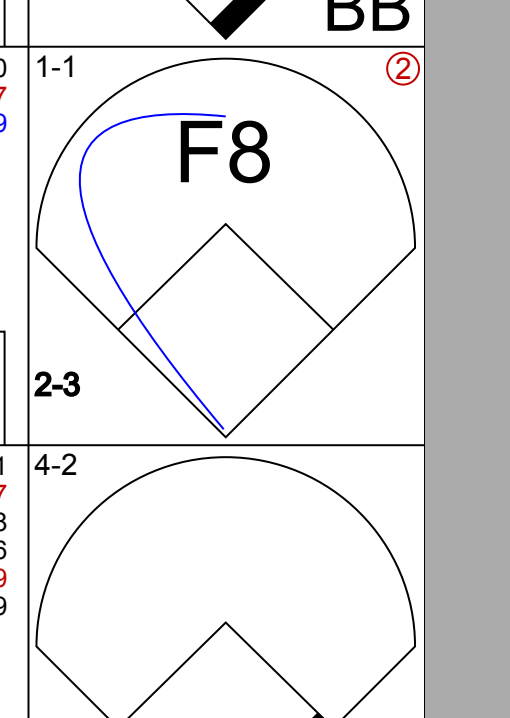

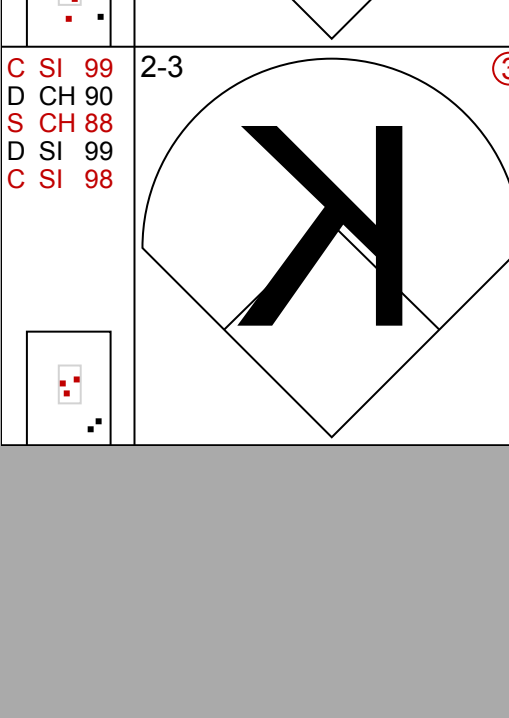
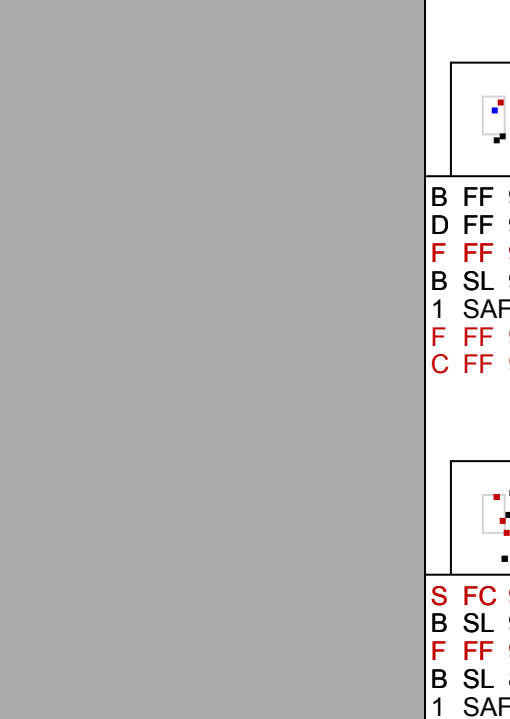
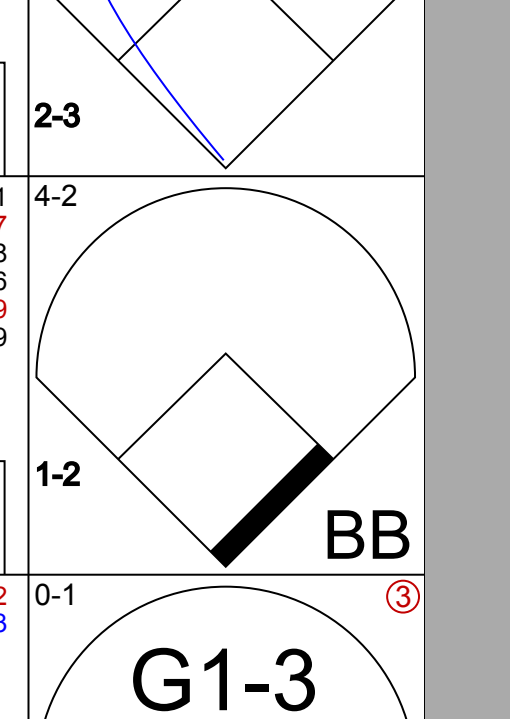


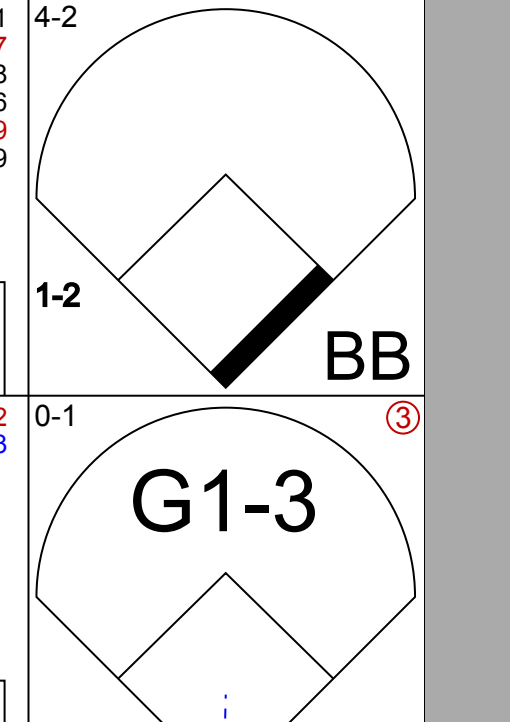

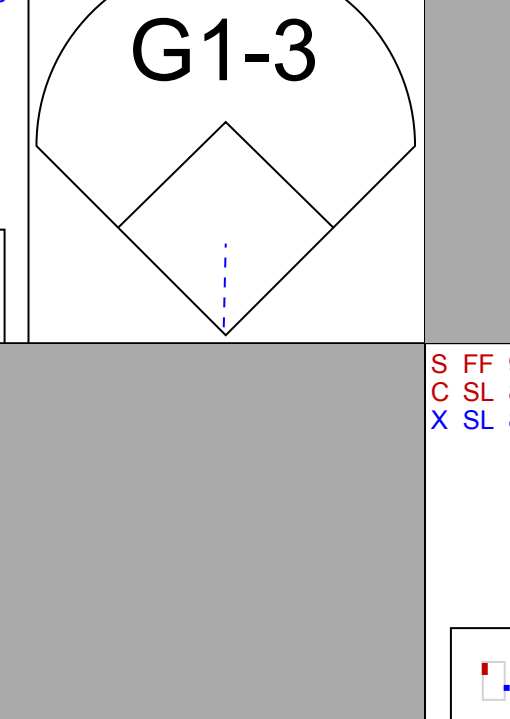


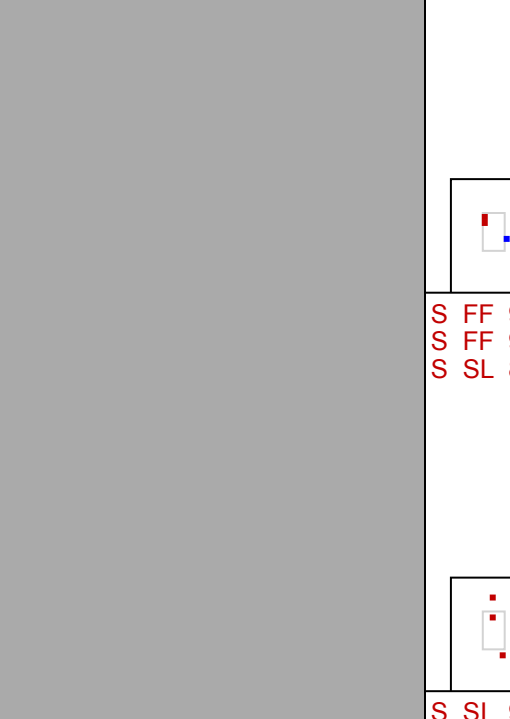


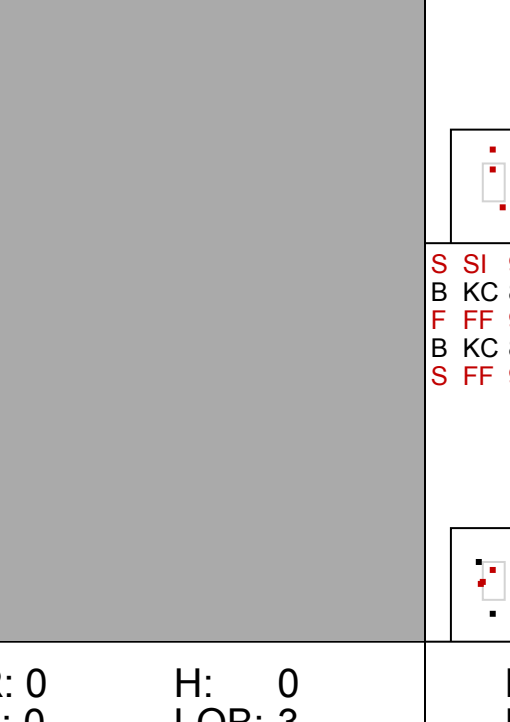


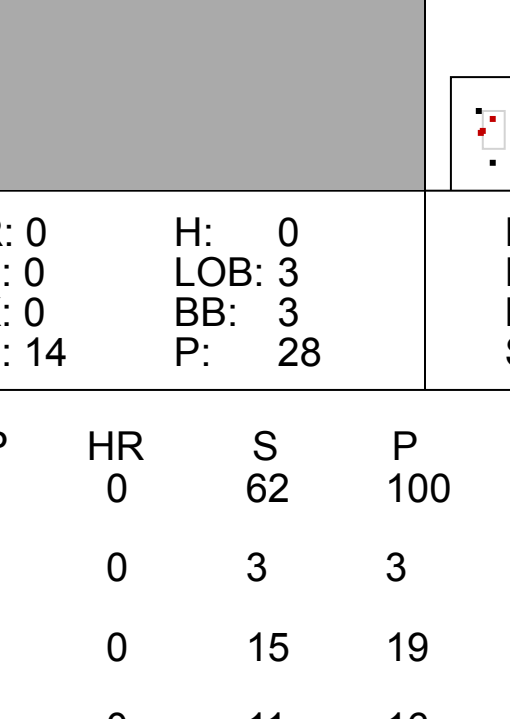
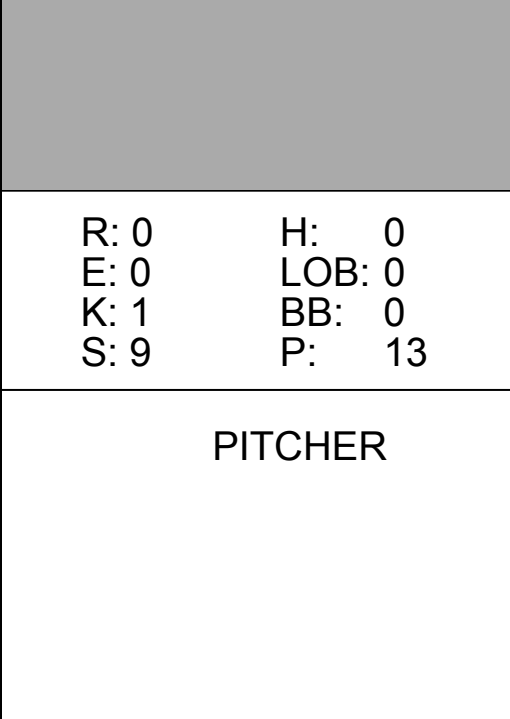
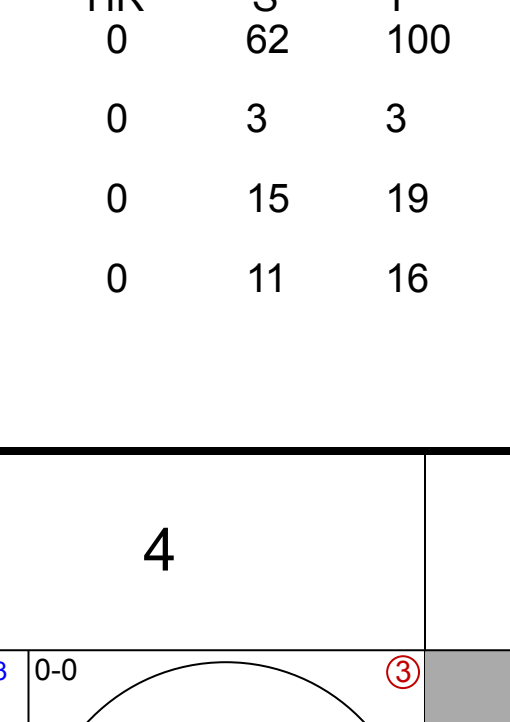
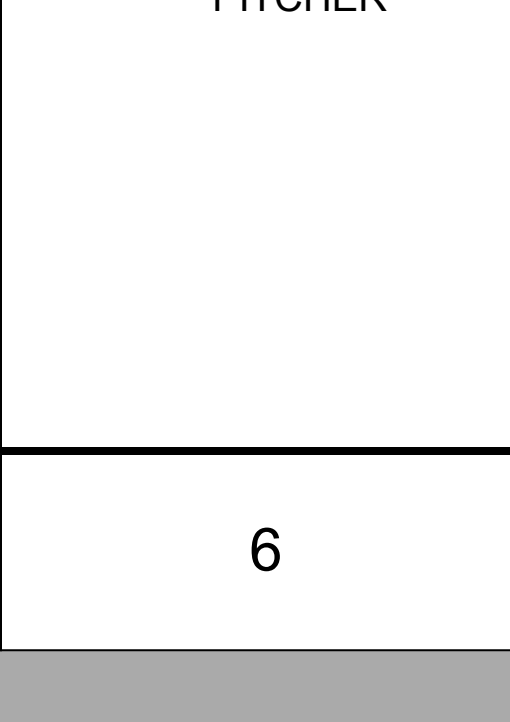
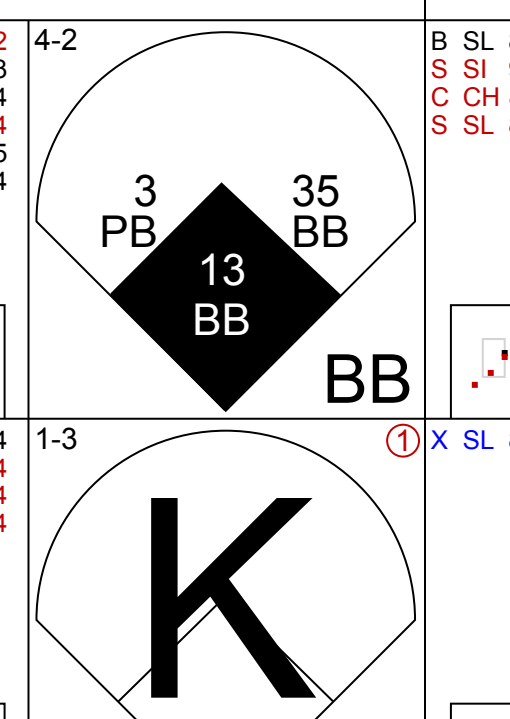
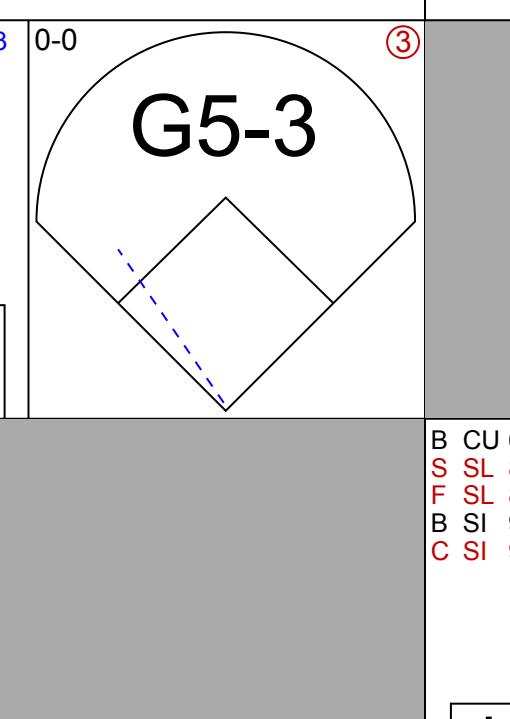

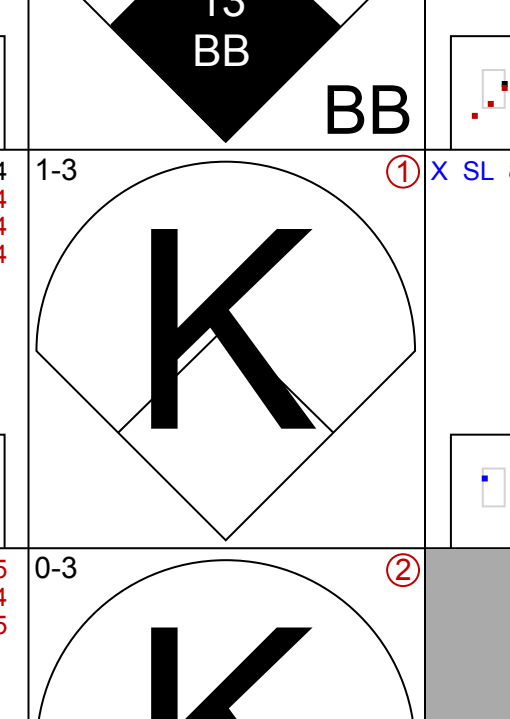

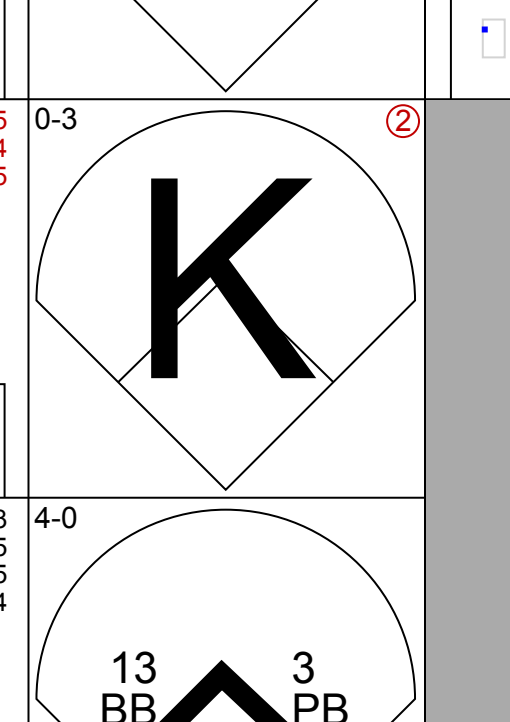
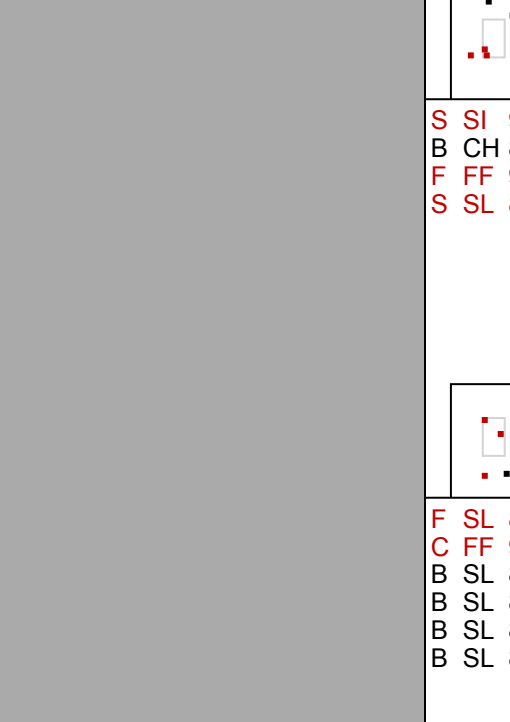

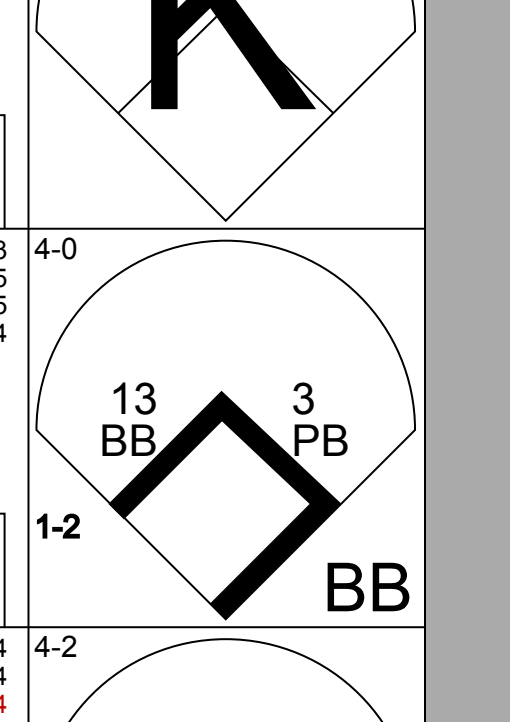
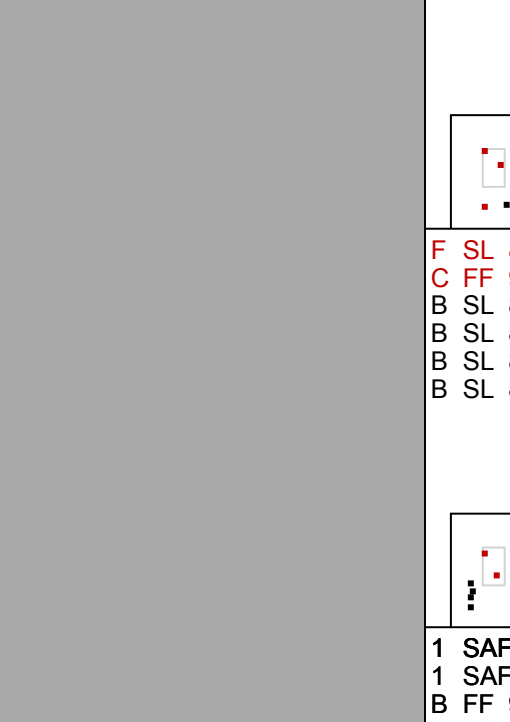

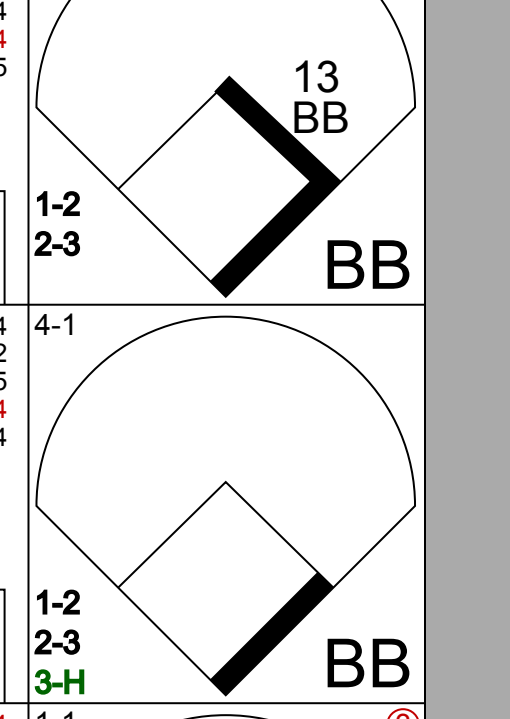
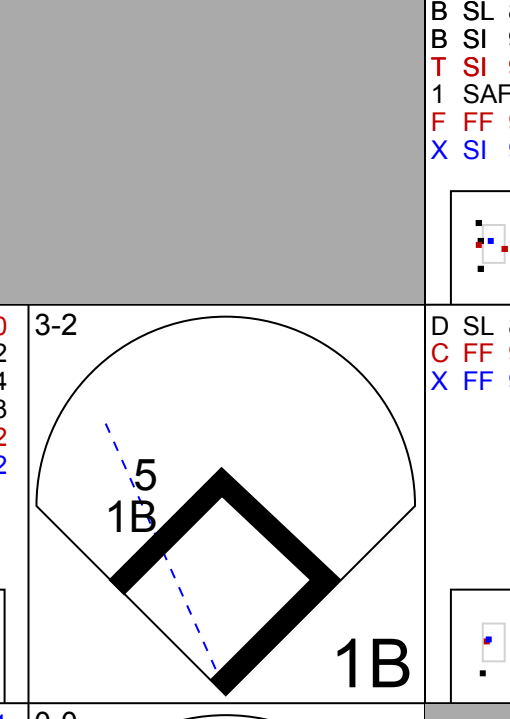

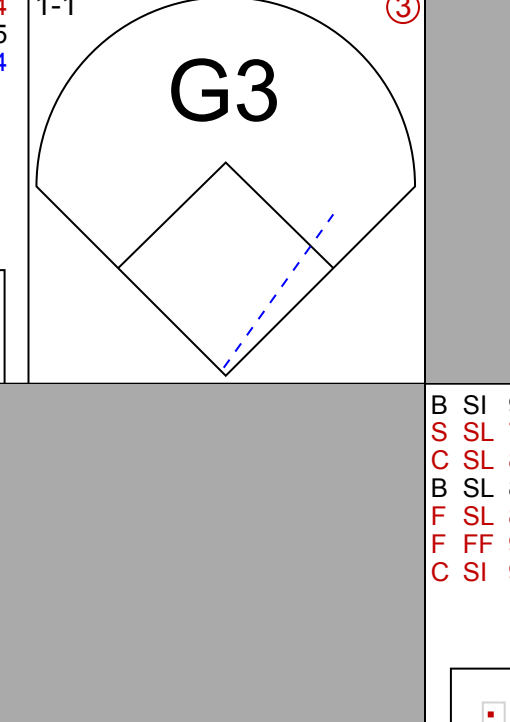
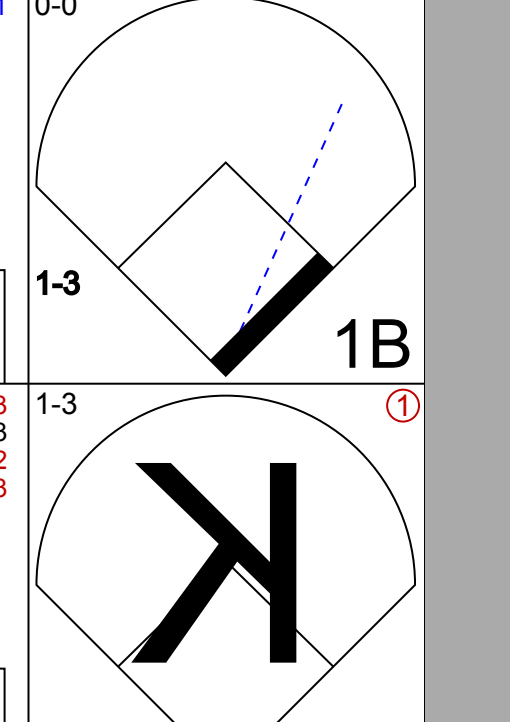

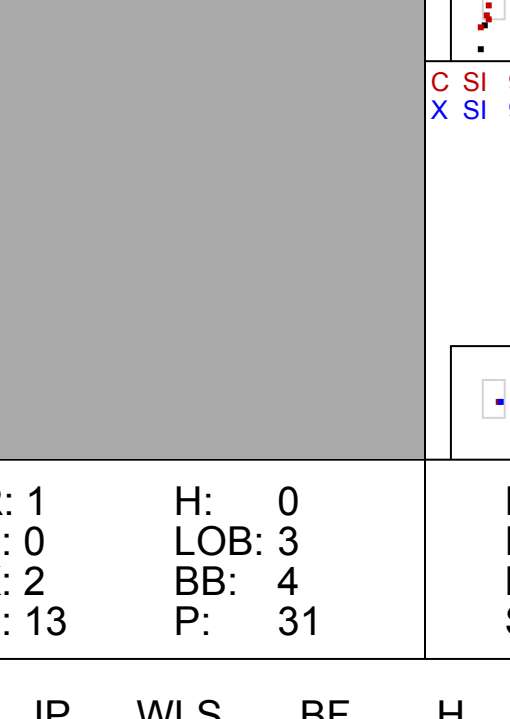
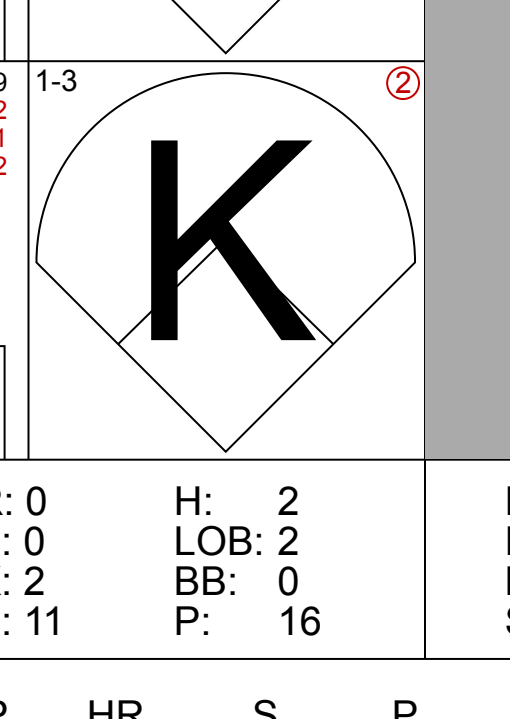


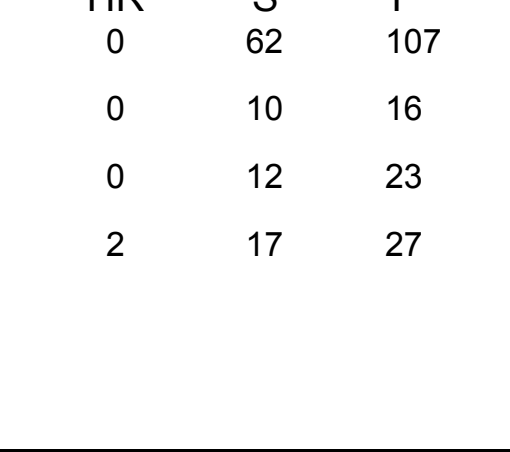

AB 34  
R 0  
H 7  
RBI 0  
BB 0  
SO 12  
LOB 15









Batter	1	2	3	4	5	6	7	8	9	AB	R	H	RBI	BB	SO	LOB	TOP			
7 Trea Turner, R OBP: 0.250, SLG: 0.750										4	0	1	0	0	1	0	Washington Nationals @ Los Angeles Dodgers Dodger Stadium, Los Angeles, CA Thu Oct 03 2019, 5:39 PM - 9:00 PM PDT Att: 53,095 - Clear - 75 F			
2 Adam Eaton, L										3	0	0	0	1	1					
6 Anthony Rendon, R										3	0	0	0	1	2					
22 Juan Soto, L OBP: 0.250, SLG: 0.250										4	0	1	0	0	2	3				
47 Howie Kendrick, R OBP: 0.333, SLG: 0.200										2	0	0	0	1	1					
13 Asdrúbal Cabrera, S										3	0	0	0	0	0	4				
16 Victor Robles, R OBP: 0.167, SLG: 0.167										3	0	0	0	0	1	0				
10 Yan Gomes, R										3	0	0	0	0	3	0				
46 Patrick Corbin, L										2	0	0	0	0	2	0				
21 Tanner Rainey, R										0	0	0	0	0	0	0				
56 Fernando Rodney, R										0	0	0	0	0	0	0				
88 Gerardo Parra, L										1	0	0	0	0	0	0				
60 Hunter Strickland, R										0	0	0	0	0	0	0				
<b>Inning Stats</b>	R: 0 E: 0 K: 2 S: 10	H: 0 LOB: 0 BB: 0 P: 17	R: 0 E: 0 K: 1 S: 10	H: 1 LOB: 0 BB: 0 P: 18	R: 0 E: 0 K: 2 S: 10	H: 0 LOB: 0 BB: 0 P: 13	R: 0 E: 0 K: 0 S: 14	H: 0 LOB: 3 BB: 0 P: 28	R: 0 E: 0 K: 1 S: 9	H: 0 LOB: 0 BB: 0 P: 11	R: 0 E: 0 K: 1 S: 9	H: 0 LOB: 0 BB: 0 P: 10	R: 0 E: 0 K: 2 S: 9	H: 0 LOB: 0 BB: 0 P: 12	R: 0 E: 0 K: 2 S: 11	H: 1 LOB: 1 BB: 0 P: 16	1B: 1 2B: 2 3B: 0 HR: 0	SF: 0 SAC: 0 DP: 1 HBP: 0	WP: 0 PB: 0 SB: 0 CS: 0	PA: 31
<b>PITCHER</b>	IP WLS BF ERA WHIP	IP WLS BF ERA WHIP	IP WLS BF ERA WHIP	IP WLS BF ERA WHIP	IP WLS BF ERA WHIP	IP WLS BF ERA WHIP	IP WLS BF ERA WHIP	IP WLS BF ERA WHIP	IP WLS BF ERA WHIP	IP WLS BF ERA WHIP	IP WLS BF ERA WHIP	IP WLS BF ERA WHIP	IP WLS BF ERA WHIP	IP WLS BF ERA WHIP	IP WLS BF ERA WHIP	IP WLS BF ERA WHIP	IP WLS BF ERA WHIP	IP WLS BF ERA WHIP	IP WLS BF ERA WHIP	IP WLS BF ERA WHIP
21 Walker Buehler, R	6.0	W	21	1	0	0	8	3	0	0	0	0	0	0	0	0	0.00	0.667		
56 Adam Kolarek, L	0.1	H	1	0	0	0	1	0	0	0	0	0	0	0	0	0	0.00	0.000		
18 Kenta Maeda, R	1.2	H	5	0	0	0	2	0	0	0	0	0	0	0	0	0	0.00	0.000		
17 Joe Kelly, R	1.0		4	1	0	0	2	0	0	0	0	0	0	0	0	0	0.00	1.000		
<b>Batter</b>	<b>1</b>	<b>2</b>	<b>3</b>	<b>4</b>	<b>5</b>	<b>6</b>	<b>7</b>	<b>8</b>	<b>9</b>	<b>AB</b>	<b>R</b>	<b>H</b>	<b>RBI</b>	<b>BB</b>	<b>SO</b>	<b>LOB</b>	<b>BOTTOM</b>			
11 AJ Pollock, R										4	1	0	0	1	3	3	Washington Nationals @ Los Angeles Dodgers Dodger Stadium, Los Angeles, CA Thu Oct 03 2019, 5:39 PM - 9:00 PM PDT Att: 53,095 - Clear - 75 F			
17 Joe Kelly, R										0	0	0	0	0	0					
25 David Freese, R										3	0	0	0	0	2	2				
31 Joc Pederson, L OBP: 1.000, SLG: 4.000										1	2	1	1	1	0	0				
10 Justin Turner, R OBP: 0.200, SLG: 0.200										5	1	1	0	0	2	1				
35 Cody Bellinger, L										2	1	0	0	2	2	2				
3 Chris Taylor, R OBP: 0.750, SLG: 0.500										2	0	1	0	2	0	0				
13 Max Muncy, L OBP: 0.750, SLG: 0.667										3	0	2	3	1	0	1				
5 Corey Seager, L OBP: 0.250, SLG: 0.250										4	0	1	0	0	0	5				
16 Will Smith, R										4	0	0	0	0	2	2				
21 Walker Buehler, R										2	0	0	0	0	1	2				
14 Enrique Hernández, R										1	0	0	0	0	0	0				
56 Adam Kolarek, L										0	0	0	0	0	0	0				
18 Kenta Maeda, R										0	0	0	0	0	0	0				
48 Gavin Lux, L										1	1	1	1	0	0	0				
<b>Inning Stats</b>	R: 1 E: 0 K: 2 S: 13	H: 0 LOB: 3 BB: 4 P: 31	R: 0 E: 1 K: 2 S: 11	H: 0 LOB: 1 BB: 0 P: 14	R: 0 E: 0 K: 1 S: 9	H: 0 LOB: 0 BB: 0 P: 13	R: 0 E: 0 K: 2 S: 11	H: 2 LOB: 2 BB: 0 P: 16	R: 1 E: 1 K: 2 S: 13	H: 1 LOB: 2 BB: 1 P: 24	R: 0 E: 0 K: 0 S: 5	H: 0 LOB: 0 BB: 0 P: 9	R: 2 E: 0 K: 2 S: 22	H: 2 LOB: 2 BB: 2 P: 39	R: 2 E: 0 K: 1 S: 17	H: 2 LOB: 0 BB: 0 P: 27	1B: 5 2B: 0 3B: 0 HR: 2	SF: 0 SAC: 0 DP: 0 HBP: 0	WP: 0 PB: 1 SB: 2 CS: 0	PA: 39
<b>PITCHER</b>	IP WLS BF ERA WHIP	IP WLS BF ERA WHIP	IP WLS BF ERA WHIP	IP WLS BF ERA WHIP	IP WLS BF ERA WHIP	IP WLS BF ERA WHIP	IP WLS BF ERA WHIP	IP WLS BF ERA WHIP	IP WLS BF ERA WHIP	IP WLS BF ERA WHIP	IP WLS BF ERA WHIP	IP WLS BF ERA WHIP	IP WLS BF ERA WHIP	IP WLS BF ERA WHIP	IP WLS BF ERA WHIP	IP WLS BF ERA WHIP	IP WLS BF ERA WHIP	IP WLS BF ERA WHIP	IP WLS BF ERA WHIP	IP WLS BF ERA WHIP
46 Patrick Corbin, L	6.0	L	27	3	2	1	9	5	0	0	0	0	0	0	0	0	1.50	1.333		
21 Tanner Rainey, R	0.1		3	1	2	2	1	1	0	0	0	0	0	0	0	0	54.00	6.000		
56 Fernando Rodney, R	0.2		4	1	0	0	1	1	0	0	0	0	0	0	0	0	0.00	3.000		
60 Hunter Strickland, R	1.0		5	2	2	2	1	0	0	0	0	0	0	0	0	0	18.00	2.000		



Batter	1	2	3	4	5	6	7	8	9	AB	R	H	RBI	BB	SO	LOB	TOP					
7 Trea Turner, R OBP: 0.308, SLG: 0.692										5	1	2	0	0	0	2						
2 Adam Eaton, L OBP: 0.250, SLG: 0.182										5	1	2	1	0	0	1						
6 Anthony Rendon, R OBP: 0.385, SLG: 0.300										4	0	2	1	1	1	2						
22 Juan Soto, L OBP: 0.231, SLG: 0.167										4	0	0	0	0	1	4						
47 Howie Kendrick, R OBP: 0.273, SLG: 0.200										5	0	1	1	0	0	4						
11 Ryan Zimmerman, R OBP: 0.400, SLG: 0.600										4	1	1	0	0	1	3						
28 Kurt Suzuki, R										3	0	0	0	1	1	3						
16 Victor Robles, R OBP: 0.333, SLG: 0.375										2	1	1	0	0	0	0						
3 Michael Taylor, R										0	0	0	0	0	0	0						
37 Stephen Strasburg, R										2	0	0	0	0	1	1						
63 Sean Doolittle, L										0	0	0	0	0	0	0						
13 Asdrubal Cabrera, S OBP: 0.143, SLG: 0.143										1	0	1	1	0	0	0						
31 Max Scherzer, R										0	0	0	0	0	0	0						
44 Daniel Hudson, R										0	0	0	0	0	0	0						
<b>Inning Stats</b>	R: 1 H: 2 E: 0 K: 1 S: 14	LOB: 3 BB: 1 P: 26	R: 2 H: 2 E: 0 K: 1 S: 13	LOB: 1 BB: 0 P: 18	R: 0 H: 0 E: 0 K: 1 S: 8	LOB: 0 BB: 0 P: 12	R: 0 H: 0 E: 0 K: 1 S: 7	LOB: 1 BB: 0 P: 11	R: 0 H: 1 E: 0 K: 0 S: 10	LOB: 1 BB: 0 P: 15	R: 0 H: 2 E: 0 K: 1 S: 18	LOB: 2 BB: 0 P: 26	R: 1 H: 2 E: 0 K: 0 S: 10	LOB: 1 BB: 1 P: 16	R: 0 H: 0 E: 1 K: 0 S: 11	LOB: 0 BB: 0 P: 18	1B: 6 2B: 4 3B: 0 HR: 0	SF: 0 SAC: 2 DP: 0 HBP: 2	WP: 0 PB: 0 SB: 0 CS: 0	PA: 41		
<b>PITCHER</b>	IP WLS BF H R ER SO BB IBB HBP BLK WP HR S P ERA WHIP	IP WLS BF H R ER SO BB IBB HBP BLK WP HR S P ERA WHIP	IP WLS BF H R ER SO BB IBB HBP BLK WP HR S P ERA WHIP	IP WLS BF H R ER SO BB IBB HBP BLK WP HR S P ERA WHIP	IP WLS BF H R ER SO BB IBB HBP BLK WP HR S P ERA WHIP	IP WLS BF H R ER SO BB IBB HBP BLK WP HR S P ERA WHIP	IP WLS BF H R ER SO BB IBB HBP BLK WP HR S P ERA WHIP	IP WLS BF H R ER SO BB IBB HBP BLK WP HR S P ERA WHIP	IP WLS BF H R ER SO BB IBB HBP BLK WP HR S P ERA WHIP	IP WLS BF H R ER SO BB IBB HBP BLK WP HR S P ERA WHIP	IP WLS BF H R ER SO BB IBB HBP BLK WP HR S P ERA WHIP	IP WLS BF H R ER SO BB IBB HBP BLK WP HR S P ERA WHIP	IP WLS BF H R ER SO BB IBB HBP BLK WP HR S P ERA WHIP	IP WLS BF H R ER SO BB IBB HBP BLK WP HR S P ERA WHIP	IP WLS BF H R ER SO BB IBB HBP BLK WP HR S P ERA WHIP	IP WLS BF H R ER SO BB IBB HBP BLK WP HR S P ERA WHIP	IP WLS BF H R ER SO BB IBB HBP BLK WP HR S P ERA WHIP	IP WLS BF H R ER SO BB IBB HBP BLK WP HR S P ERA WHIP	IP WLS BF H R ER SO BB IBB HBP BLK WP HR S P ERA WHIP	IP WLS BF H R ER SO BB IBB HBP BLK WP HR S P ERA WHIP	IP WLS BF H R ER SO BB IBB HBP BLK WP HR S P ERA WHIP	
22 Clayton Kershaw, L ERA: 4.5	6.0 L 27 6 3 3 4 1 0 2 0 0 0 0 65 99 4.50 1.167																					
52 Pedro Báez, R ERA:	0.1 3 2 0 0 1 0 0 0 0 0 0 0 8 12 0.00 6.000																					
56 Adam Kolarek, L ERA:	0.1 1 0 0 0 0 0 0 0 0 0 0 0 7 9 0.00 0.000																					
85 Dustin May, R ERA: 6.75	1.1 6 2 1 1 0 1 0 0 0 0 0 0 13 21 6.75 2.250																					
7 Julio Urias, L ERA:	1.0 4 0 0 0 0 0 0 0 0 0 0 0 11 18 0.00 0.000																					
<b>Batter</b>	<b>1</b>	<b>2</b>	<b>3</b>	<b>4</b>	<b>5</b>	<b>6</b>	<b>7</b>	<b>8</b>	<b>9</b>	<b>AB</b>	<b>R</b>	<b>H</b>	<b>RBI</b>	<b>BB</b>	<b>SO</b>	<b>LOB</b>	<b>BOTTOM</b>					
31 Joc Pederson, L OBP: 0.500, SLG: 1.200										4	0	1	0	0	2	0						
10 Justin Turner, R OBP: 0.222, SLG: 0.375										3	0	1	1	0	0	0						
11 AJ Pollock, R										4	0	0	0	0	3	2						
35 Cody Bellinger, L										4	0	0	0	0	2	1						
13 Max Muncy, L OBP: 0.625, SLG: 1.000										3	1	1	1	1	2	0						
16 Will Smith, R OBP: 0.250, SLG: 0.143										3	0	1	0	1	1	0						
5 Corey Seager, L OBP: 0.125, SLG: 0.125										4	0	0	0	0	3	4						
48 Gavin Lux, L OBP: 0.250, SLG: 1.000										3	0	0	0	0	3	0						
22 Clayton Kershaw, L ERA: 1.0										1	0	0	0	0	0	0						
45 Matt Beatty, L OBP: 0.000, SLG: 0.000										1	1	1	0	0	0	0						
52 Pedro Báez, R ERA: 9.0										0	0	0	0	0	0	0						
56 Adam Kolarek, L ERA:										0	0	0	0	0	0	0						
85 Dustin May, R ERA: 4.5										1	0	0	0	1	0	0						
3 Chris Taylor, R OBP: 0.200, SLG: 0.333										0	0	0	0	0	0	0						
7 Julio Urias, L ERA:										0	0	0	0	0	0	0						
<b>Inning Stats</b>	R: 0 H: 0 E: 0 K: 2 S: 8	H: 0 LOB: 0 BB: 0 P: 13	R: 0 H: 0 E: 0 K: 1 S: 7	H: 0 LOB: 0 BB: 0 P: 10	R: 0 H: 0 E: 0 K: 2 S: 9	H: 0 LOB: 0 BB: 0 P: 14	R: 0 H: 0 E: 0 K: 1 S: 7	H: 0 LOB: 0 BB: 0 P: 10	R: 0 H: 1 E: 0 K: 3 S: 17	H: 1 LOB: 1 BB: 0 P: 25	R: 1 H: 2 E: 0 K: 1 S: 9	H: 2 LOB: 1 BB: 0 P: 13	R: 1 H: 1 E: 0 K: 2 S: 13	H: 1 LOB: 0 BB: 0 P: 16	R: 0 H: 0 E: 0 K: 3 S: 11	H: 0 LOB: 0 BB: 0 P: 14	R: 0 H: 1 E: 0 K: 2 S: 13	H: 1 LOB: 3 BB: 2 P: 23	1B: 2 2B: 2 3B: 0 HR: 1	SF: 1 SAC: 0 DP: 0 HBP: 0	WP: 0 PB: 0 SB: 0 CS: 0	PA: 34
<b>PITCHER</b>	IP WLS BF H R ER SO BB IBB HBP BLK WP HR S P ERA WHIP	IP WLS BF H R ER SO BB IBB HBP BLK WP HR S P ERA WHIP	IP WLS BF H R ER SO BB IBB HBP BLK WP HR S P ERA WHIP	IP WLS BF H R ER SO BB IBB HBP BLK WP HR S P ERA WHIP	IP WLS BF H R ER SO BB IBB HBP BLK WP HR S P ERA WHIP	IP WLS BF H R ER SO BB IBB HBP BLK WP HR S P ERA WHIP	IP WLS BF H R ER SO BB IBB HBP BLK WP HR S P ERA WHIP	IP WLS BF H R ER SO BB IBB HBP BLK WP HR S P ERA WHIP	IP WLS BF H R ER SO BB IBB HBP BLK WP HR S P ERA WHIP	IP WLS BF H R ER SO BB IBB HBP BLK WP HR S P ERA WHIP	IP WLS BF H R ER SO BB IBB HBP BLK WP HR S P ERA WHIP	IP WLS BF H R ER SO BB IBB HBP BLK WP HR S P ERA WHIP	IP WLS BF H R ER SO BB IBB HBP BLK WP HR S P ERA WHIP	IP WLS BF H R ER SO BB IBB HBP BLK WP HR S P ERA WHIP	IP WLS BF H R ER SO BB IBB HBP BLK WP HR S P ERA WHIP	IP WLS BF H R ER SO BB IBB HBP BLK WP HR S P ERA WHIP	IP WLS BF H R ER SO BB IBB HBP BLK WP HR S P ERA WHIP	IP WLS BF H R ER SO BB IBB HBP BLK WP HR S P ERA WHIP	IP WLS BF H R ER SO BB IBB HBP BLK WP HR S P ERA WHIP	IP WLS BF H R ER SO BB IBB HBP BLK WP HR S P ERA WHIP	IP WLS BF H R ER SO BB IBB HBP BLK WP HR S P ERA WHIP	IP WLS BF H R ER SO BB IBB HBP BLK WP HR S P ERA WHIP
37 Stephen Strasburg, R ERA: 1.0	6.0 W 21 3 1 1 10 0 0 0 0 0 1 13 16 9.00 1.000																					
63 Sean Doolittle, L ERA: 9.0	1.0 H 4 1 1 1 2 0 0 0 0 0 0 1 13 16 9.00 1.000																					
31 Max Scherzer, R ERA: 4.5	1.0 H 3 0 0 0 3 0 0 0 0 0 0 11 14 0.00 0.000																					
44 Daniel Hudson, R ERA:	1.0 S 6 1 0 0 2 1 1 0 0 0 0 0 13 23 0.00 2.000																					


Washington Nationals @ Los Angeles Dodgers  
 Dodger Stadium, Los Angeles, CA  
 Fri Oct 04 2019, 6:38 PM - 10:14 PM PDT  
 Att: 53,086 - Clear - 72 F

AB	35
R	4
H	10
RBI	4
BB	2
SO	5
LOB	20



Washington Nationals @ Los Angeles Dodgers  
 Dodger Stadium, Los Angeles, CA  
 Fri Oct 04 2019, 6:38 PM - 10:14 PM PDT  
 Att: 53,086 - Clear - 72 F

AB	31
R	2
H	5
RBI	2
BB	2
SO	17
LOB	7





Batter	1	2	3	4	5	6	7	8	9	AB	R	H	RBI	BB	SO	LOB	TOP		
31 Joc Pederson, L (1, 9) OBP: 0.444, SLG: 0.857 14 Enrique Hernández, R (6, PH) OBP: 0.500, SLG: 0.967										2 0 0 0 1 1 0 2 1 1 2 1 1 0									
13 Max Muncy, L (1, 3) OBP: 0.571, SLG: 1.000										4 2 1 1 2 0 4									
10 Justin Turner, R (1, 5) OBP: 0.333, SLG: 0.714										6 1 3 3 0 0 1									
35 Cody Bellinger, L (1, 8) OBP: 0.308, SLG: 0.273										5 1 2 0 0 1 3									
5 Corey Seager, L (1, 6) OBP: 0.231, SLG: 0.167										4 0 1 0 1 1 2									
11 AJ Pollock, R (1, 7) OBP: 0.333, SLG: 0.500 17 Jose Kelly, R (1, 1) OBP: 0.000, SLG: 0.000 7 Julio Urias, L (1, 1) OBP: 0.000, SLG: 0.000 45 Matt Beatty, L (1, 1) OBP: 0.000, SLG: 0.000 56 Adam Kolarek, L (1, 1) OBP: 0.000, SLG: 0.000 18 Kenta Maeda, R (1, 1) OBP: 0.000, SLG: 0.000 74 Kenley Jansen, S (1, 1) OBP: 0.000, SLG: 0.000										3 0 0 0 0 0 3 4 0 1 0 0 0 0 0 0 1 0 0 0 0 0 0 1 0									
48 Gavin Lux, L (1, 4) OBP: 0.333, SLG: 0.833 25 David Freese, R (6, PH) OBP: 0.500, SLG: 0.667									2 0 1 0 0 1 0 3 2 3 0 0 0 0										
55 Russell Martin, R (1, 2) OBP: 0.600, SLG: 1.500									4 2 2 4 1 2 1										
99 Hyun Jin Ryu, R (1, 1) OBP: 0.500, SLG: 0.200									2 0 0 0 0 2 0 2 1 0 0 1 2 2										
3 Chris Taylor, R (6, PH) OBP: 0.500, SLG: 0.200																			
<b>Inning Stats</b>	R: 0 H: 1 E: 0 K: 2 S: 14	H: 1 BB: 2 P: 28	R: 0 H: 0 E: 0 K: 3 S: 9	H: 0 LOB: 0 BB: 0 P: 15	R: 0 H: 1 E: 0 K: 1 S: 8	H: 1 LOB: 1 BB: 0 P: 14	R: 0 H: 1 E: 0 K: 2 S: 10	H: 1 LOB: 0 BB: 0 P: 16	R: 1 H: 6 E: 0 K: 2 S: 27	H: 1 LOB: 1 BB: 2 P: 48	R: 0 H: 1 E: 0 K: 0 S: 11	H: 1 LOB: 1 BB: 0 P: 13	R: 2 H: 2 E: 0 K: 2 S: 13	H: 2 LOB: 1 BB: 1 P: 28	1B: 6 2B: 5 3B: 0 HR: 3	SF: 0 SAC: 0 DP: 0 HBP: 0	WP: 2 PB: 0 SB: 0 CS: 0	PA: 48	
<b>PITCHER</b>	IP WLS BF H R ER SO BB IBB HBP BLK WP HR S P ERA WHIP	IP WLS BF H R ER SO BB IBB HBP BLK WP HR S P ERA WHIP	IP WLS BF H R ER SO BB IBB HBP BLK WP HR S P ERA WHIP	IP WLS BF H R ER SO BB IBB HBP BLK WP HR S P ERA WHIP	IP WLS BF H R ER SO BB IBB HBP BLK WP HR S P ERA WHIP	IP WLS BF H R ER SO BB IBB HBP BLK WP HR S P ERA WHIP	IP WLS BF H R ER SO BB IBB HBP BLK WP HR S P ERA WHIP	IP WLS BF H R ER SO BB IBB HBP BLK WP HR S P ERA WHIP	IP WLS BF H R ER SO BB IBB HBP BLK WP HR S P ERA WHIP	IP WLS BF H R ER SO BB IBB HBP BLK WP HR S P ERA WHIP	IP WLS BF H R ER SO BB IBB HBP BLK WP HR S P ERA WHIP	IP WLS BF H R ER SO BB IBB HBP BLK WP HR S P ERA WHIP	IP WLS BF H R ER SO BB IBB HBP BLK WP HR S P ERA WHIP	IP WLS BF H R ER SO BB IBB HBP BLK WP HR S P ERA WHIP	IP WLS BF H R ER SO BB IBB HBP BLK WP HR S P ERA WHIP	IP WLS BF H R ER SO BB IBB HBP BLK WP HR S P ERA WHIP	IP WLS BF H R ER SO BB IBB HBP BLK WP HR S P ERA WHIP	IP WLS BF H R ER SO BB IBB HBP BLK WP HR S P ERA WHIP	IP WLS BF H R ER SO BB IBB HBP BLK WP HR S P ERA WHIP
19 Anibal Sánchez, R (1, 1) ERA: 1.8	5.0	L	21	4	1	1	9	2	0	0	0	0	0	0	1	52	87	1.80	1.200
46 Patrick Corbin, L (6, 1) ERA: 9.45	0.2	L	8	4	6	6	2	1	1	0	0	0	0	0	0	20	35	81.00	7.500
51 Wander Suero, R (6, 1) ERA: 27.0	0.1		3	2	1	1	0	0	0	0	0	0	0	1	7	13	27.00	6.000	
56 Fernando Rodney, R (7, 1) ERA: 13.5	1.0		6	1	0	0	2	2	0	0	0	1	0	15	31	0.00	3.000		
21 Tanner Rainey, R (8, 1) ERA: 13.5	1.0		4	1	0	0	0	0	0	0	0	1	0	11	13	0.00	1.000		

Los Angeles Dodgers @ Washington Nationals  
 Nationals Park, Washington, DC  
 Sun Oct 06 2019, 7:48 PM - 11:44 PM EDT  
 Att: 43,423 - Overcast - 72 F

AB 41  
 R 10  
 H 14  
 RBI 10  
 BB 7  
 SO 15  
 LOB 18



Batter	1	2	3	4	5	6	7	8	9	AB	R	H	RBI	BB	SO	LOB	BOTTOM					
7 Trea Turner, R (1, 6) OBP: 0.294, SLG: 0.563										3 0 0 0 1 0 0												
2 Adam Eaton, L (1, 9) OBP: 0.313, SLG: 0.214										3 1 1 0 1 0 2												
6 Anthony Rendon, R (1, 5) OBP: 0.412, SLG: 0.308										3 1 1 0 1 0 2												
22 Juan Soto, L (1, 7) OBP: 0.353, SLG: 0.467										3 2 2 2 1 1 0												
47 Howie Kendrick, R (1, 3) OBP: 0.267, SLG: 0.214										4 0 1 0 0 0 2												
28 Kurt Suzuki, R (1, 2) OBP: 0.111, SLG: 0.125										2 0 0 0 0 1 2 1 0 0 0 1 0 0												
10 Yan Gomes, R (6, 2)										2 0 0 0 0 1 0 1 0 0 1 0 1 0												
9 Brian Dozier, R (1, 4) OBP: 0.111, SLG: 0.125										2 0 0 0 0 1 0 1 0 0 1 0 1 0												
13 Asdrubal Cabrera, S (6, PH) OBP: 0.111, SLG: 0.125										4 0 1 0 0 1 1												
3 Michael Taylor, R (1, 8) OBP: 0.400, SLG: 0.250										1 0 0 0 0 0 1 0 1 0												
19 Anibal Sánchez, R (1, 1) ERA: 3.6 17 Jose Kelly, R (1, 1) ERA: 18.0 7 Julio Urias, L (1, 1) ERA: 18.0 56 Adam Kolarek, L (1, 1) ERA: 18.0 18 Kenta Maeda, R (1, 1) ERA: 18.0	R: 2 H: 1 E: 0 K: 0 S: 10	H: 1 LOB: 0 BB: 1 P: 20	R: 0 H: 0 E: 0 K: 2 S: 9	H: 0 LOB: 0 BB: 0 P: 13	R: 0 H: 0 E: 0 K: 1 S: 8	H: 0 LOB: 0 BB: 0 P: 10	R: 0 H: 2 E: 0 K: 0 S: 11	H: 1 LOB: 1 BB: 0 P: 13	R: 0 H: 1 E: 0 K: 0 S: 10	H: 1 LOB: 2 BB: 1 P: 18	R: 2 H: 1 E: 0 K: 0 S: 14	H: 1 LOB: 1 BB: 3 P: 27	R: 0 H: 1 E: 0 K: 0 S: 7	H: 1 LOB: 0 BB: 0 P: 10	R: 0 H: 0 E: 0 K: 1 S: 6	H: 0 LOB: 0 BB: 0 P: 11	R: 0 H: 0 E: 0 K: 2 S: 8	H: 0 LOB: 0 BB: 0 P: 9	1B: 5 2B: 1 3B: 0 HR: 1	SF: 1 SAC: 0 DP: 2 HBP: 0	WP: 1 PB: 0 SB: 0 CS: 0	PA: 36
<b>PITCHER</b>	IP WLS BF H R ER SO BB IBB HBP BLK WP HR S P ERA WHIP	IP WLS BF H R ER SO BB IBB HBP BLK WP HR S P ERA WHIP	IP WLS BF H R ER SO BB IBB HBP BLK WP HR S P ERA WHIP	IP WLS BF H R ER SO BB IBB HBP BLK WP HR S P ERA WHIP	IP WLS BF H R ER SO BB IBB HBP BLK WP HR S P ERA WHIP	IP WLS BF H R ER SO BB IBB HBP BLK WP HR S P ERA WHIP	IP WLS BF H R ER SO BB IBB HBP BLK WP HR S P ERA WHIP	IP WLS BF H R ER SO BB IBB HBP BLK WP HR S P ERA WHIP	IP WLS BF H R ER SO BB IBB HBP BLK WP HR S P ERA WHIP	IP WLS BF H R ER SO BB IBB HBP BLK WP HR S P ERA WHIP	IP WLS BF H R ER SO BB IBB HBP BLK WP HR S P ERA WHIP	IP WLS BF H R ER SO BB IBB HBP BLK WP HR S P ERA WHIP	IP WLS BF H R ER SO BB IBB HBP BLK WP HR S P ERA WHIP	IP WLS BF H R ER SO BB IBB HBP BLK WP HR S P ERA WHIP	IP WLS BF H R ER SO BB IBB HBP BLK WP HR S P ERA WHIP	IP WLS BF H R ER SO BB IBB HBP BLK WP HR S P ERA WHIP	IP WLS BF H R ER SO BB IBB HBP BLK WP HR S P ERA WHIP	IP WLS BF H R ER SO BB IBB HBP BLK WP HR S P ERA WHIP	IP WLS BF H R ER SO BB IBB HBP BLK WP HR S P ERA WHIP			
99 Hyun Jin Ryu, L (1, 1) ERA: 3.6	5.0	W	20	4	2	2	3	1	1	0	0	0	1	0	9	22	3.60	1.000				
17 Jose Kelly, R (1, 1) ERA: 18.0	0.0		4	1	2	2	0	3	0	0	0	0	1	0	9	22	18.00	7.500				
7 Julio Urias, L (1, 1) ERA: 18.0	2.0	H	6	1	0	0	0	0	0	0	0	0	0	0	12	15	0.00	0.500				
56 Adam Kolarek, L (1, 1) ERA: 18.0	0.1		1	0	0	0	1	0	0	0	0	0	0	3	6	0.00	0.000					
18 Kenta Maeda, R (1, 1) ERA: 18.0	0.2		2	0	0	0	0	0	0	0	0	0	0	3	5	0.00	0.000					

Los Angeles Dodgers @ Washington Nationals  
 Nationals Park, Washington, DC  
 Sun Oct 06 2019, 7:48 PM - 11:44 PM EDT  
 Att: 43,423 - Overcast - 72 F

AB 30  
 R 4  
 H 6  
 RBI 3  
 BB 5  
 SO 6  
 LOB 10





Batter	1	2	3	4	5	6	7	8	9	AB	R	H	RBI	BB	SO	LOB	TOP				
31 Joc Pederson, L (1, 9) OBP: 0.308, SLG: 0.545										4	0	0	0	0	1	3					
13 Max Muncy, L (1, 3) OBP: 0.444, SLG: 0.714										4	0	0	0	0	0	0					
10 Justin Turner, R (1, 5) OBP: 0.316, SLG: 0.778										4	1	1	1	0	0	0					
35 Cody Bellinger, L (1, 8) OBP: 0.294, SLG: 0.267										4	0	1	0	0	0	0					
5 Corey Seager, L (1, 6) OBP: 0.235, SLG: 0.250										4	0	1	0	0	1	1					
45 Matt Beatty, L (1, 7) OBP: 0.400, SLG: 0.400										3	0	1	0	0	0	2					
25 David Freese, R (9, PH) OBP: 0.571, SLG: 0.714										3	0	0	0	1	2	3					
48 Gavin Lux, L (1, 4)										2	0	0	0	2	1	1					
16 Will Smith, R (1, 2)										2	0	0	0	2	1	1					
44 Rich Hill, L (1, 1)										1	0	0	0	0	1	2					
18 Kenta Maeda, R (3, 1)										0	0	0	0	0	0	0					
11 AJ Pollock, R (5, PH)										0	0	0	0	0	0	0					
7 Julio Urias, L (5, 1)										0	0	0	0	0	0	0					
52 Pedro Báez, R (5, 1)										0	0	0	0	0	0	0					
68 Ross Stripling, R (6, 1)										0	0	0	0	0	0	0					
3 Chris Taylor, R (7, PH)										1	0	0	0	0	1	3					
85 Dustin May, R (7, 1)										0	0	0	0	0	0	0					
<b>Inning Stats</b>	R: 1 E: 0 K: 0 S: 12	H: 1 LOB: 0 BB: 0 P: 13	R: 0 E: 0 K: 1 S: 12	H: 1 LOB: 2 BB: 1 P: 16	R: 0 E: 0 K: 1 S: 6	H: 0 LOB: 0 BB: 0 P: 10	R: 0 E: 0 K: 2 S: 9	H: 1 LOB: 1 BB: 0 P: 14	R: 0 E: 0 K: 3 S: 10	H: 0 LOB: 0 BB: 0 P: 17	R: 0 E: 0 K: 0 S: 8	H: 0 LOB: 0 BB: 0 P: 12	R: 0 E: 0 K: 1 S: 15	H: 1 LOB: 3 BB: 2 P: 27	R: 0 E: 0 K: 0 S: 8	H: 0 LOB: 0 BB: 0 P: 13	R: 0 E: 0 K: 1 S: 13	H: 1 LOB: 1 BB: 0 P: 16	1B: 3 2B: 1 3B: 0 HR: 1	SF: 0 SAC: 0 DP: 0 HBP: 0	WP: 0 PA: 35 PB: 0 SB: 1 CS: 0
<b>PITCHER</b>	IP WLS BF H R ER SO BB IBB HBP BLK WP HR S P ERA WHIP																				
31 Max Scherzer, R (1, 1) ERA: 2.77	7.0 W 28 4 1 1 7 2 1 0 0 0 0 1 72 109 1.29 0.857																				
63 Sean Doolittle, L (8, 1) ERA: 3.86	1.1 4 0 0 0 0 0 0 0 0 0 0 0 13 20 0.00 0.000																				
44 Daniel Hudson, R (9, 1) ERA:	0.2 3 1 0 0 1 0 0 0 0 0 0 0 8 9 0.00 1.500																				

Los Angeles Dodgers @ Washington Nationals  
Nationals Park, Washington, DC  
Mon Oct 07 2019, 6:42 PM - 10:05 PM EDT  
Att: 36,847 - Partly Cloudy - 80 F

AB 32  
R 1  
H 5  
RBI 1  
BB 3  
SO 8  
LOB 15



Batter	1	2	3	4	5	6	7	8	9	AB	R	H	RBI	BB	SO	LOB	BOTTOM			
7 Trea Turner, R (1, 6) OBP: 0.364, SLG: 0.619											5	2	3	0	0	0				
2 Adam Eaton, L (1, 9) OBP: 0.388, SLG: 0.200										1	0	0	0	2	0	1				
6 Anthony Rendon, R (1, 5) OBP: 0.381, SLG: 0.333										2	1	1	3	0	0	1				
22 Juan Soto, L (1, 7) OBP: 0.333, SLG: 0.389										3	0	0	0	1	0	2				
47 Howie Kendrick, R (1, 4) OBP: 0.316, SLG: 0.278										4	1	2	0	0	0	3				
63 Sean Doolittle, L (8, 1)										0	0	0	0	0	0	0				
44 Daniel Hudson, R (9, 1)										0	0	0	0	0	0	0				
11 Ryan Zimmerman, R (1, 3) OBP: 0.400, SLG: 0.800										4	1	2	3	0	2	1				
28 Kurt Suzuki, R (1, 2)											3	0	0	0	1	2				
3 Michael Taylor, R (1, 8) OBP: 0.556, SLG: 0.429											3	1	2	0	1	0	0			
31 Max Scherzer, R (1, 1)											3	0	0	0	1	4				
9 Brian Dozier, R (8, 4)										1	0	0	0	0	1	0				
<b>Inning Stats</b>	R: 0 E: 0 K: 0 S: 8	H: 0 LOB: 1 BB: 1 P: 16	R: 0 E: 0 K: 1 S: 9	H: 1 LOB: 0 BB: 0 P: 12	R: 1 E: 0 K: 1 S: 17	H: 1 LOB: 3 BB: 3 P: 33	R: 0 E: 0 K: 2 S: 13	H: 1 LOB: 1 BB: 0 P: 17	R: 4 E: 0 K: 0 S: 17	H: 5 LOB: 2 BB: 1 P: 31	R: 1 E: 0 K: 0 S: 9	H: 1 LOB: 0 BB: 0 P: 17	R: 0 E: 0 K: 0 S: 10	H: 1 LOB: 0 BB: 0 P: 14	R: 0 E: 0 K: 1 S: 8	H: 0 LOB: 0 BB: 0 P: 12	1B: 8 2B: 1 3B: 0 HR: 1	SF: 2 SAC: 1 DP: 2 HBP: 0	WP: 1 PA: 37 PB: 0 SB: 0 CS: 0	
<b>PITCHER</b>	IP WLS BF H R ER SO BB IBB HBP BLK WP HR S P ERA WHIP																			
44 Rich Hill, L (1, 1) ERA: 3.38	2.2 13 2 1 1 2 4 0 0 0 0 0 0 15 20 0.00 0.750																			
18 Kenta Maeda, R (3, 1) ERA:	1.1 5 1 0 0 2 0 0 0 0 0 0 0 7 14 40.50 4.500																			
7 Julio Urias, L (5, 1) ERA: 7.36	0.2 L 5 3 3 3 0 0 0 0 0 0 0 1 10 17 27.00 9.000																			
52 Pedro Báez, R (5, 1) ERA: 13.5	0.1 4 2 1 1 0 1 0 0 0 0 0 1 10 17 27.00 9.000																			
68 Ross Stripling, R (6, 1) ERA: 9.0	1.0 4 1 1 1 0 0 0 0 0 1 0 9 17 9.00 1.000																			

Los Angeles Dodgers @ Washington Nationals  
Nationals Park, Washington, DC  
Mon Oct 07 2019, 6:42 PM - 10:05 PM EDT  
Att: 36,847 - Partly Cloudy - 80 F

AB 29  
R 6  
H 10  
RBI 6  
BB 5  
SO 5  
LOB 14





