

Los Angeles Dodgers - 2020

Batter	1	2	3	4	5	6	7	8	9	AB	R	H	RBI	BB	SO	LOB	TOP					
3 Chris Taylor, R 70 DJ Peters, R										2	2	1	1	1	1	0						
13 Max Muncy, L 71 Omar Estévez, R										2	2	2	1	1	0	0						
35 Cody Bellinger, L 79 Jacob Amaya, R										3	1	1	0	0	2	2						
72 Anthony Garcia, R										1	0	0	0	0	1	0						
11 AJ Pollock, R 88 Zach Reks, L										3	0	0	0	0	2	2						
14 Enrique Hernández, R 95 Cody Thomas, L										3	1	1	2	0	1	0						
45 Matt Beatty, L 62 Luke Raley, L										2	0	0	0	1	1	1						
16 Will Smith, R 94 Cristian Santana, R										3	0	0	0	0	0	3						
43 Edwin Ríos, L 58 Rocky Gale, R										3	0	0	0	0	1	0						
27 Terrance Gore, R 73 Zach McKinstry, L										2	0	0	0	0	1	0						
Inning Stats	R: 2 E: 3 K: 2 S: 10	H: 1 LOB: 2 BB: 1 P: 14	R: 0 E: 0 K: 2 S: 7	H: 0 LOB: 0 BB: 0 P: 7	R: 3 E: 0 K: 0 S: 5	H: 3 LOB: 0 BB: 1 P: 11	R: 1 E: 0 K: 2 S: 8	H: 1 LOB: 1 BB: 1 P: 14	R: 0 E: 0 K: 3 S: 9	H: 0 LOB: 0 BB: 0 P: 9	R: 0 E: 0 K: 1 S: 5	H: 0 LOB: 0 BB: 0 P: 5	R: 0 E: 0 K: 3 S: 9	H: 0 LOB: 0 BB: 0 P: 9	R: 2 E: 0 K: 1 S: 8	H: 3 LOB: 1 BB: 1 P: 8	R: 2 E: 0 K: 1 S: 7	H: 2 LOB: 1 BB: 1 P: 11	1B: 5 2B: 2 3B: 0 HR: 3	SF: 1 SAC: 0 DP: 1 HBP: 0	WP: 0 PB: 0 SB: 0 CS: 0	PA: 42
PITCHER	IP WLS BF H R ER SO BB IBB HBP BLK WP HR S P ERA WHIP	57 Derek Rodriguez, R (1.1) 0.2 L 6 1 0 0 0 2 1 0 0 0 0 0 9 13 0.00 3.000	78 Patrick Rucolo, R (1.1) 0.1 1 0 0 0 0 0 0 0 0 0 0 0 1 1 0.00 0.000	95 Rico Garcia, R (2.1) 1.0 3 0 0 0 2 0 0 0 0 0 0 7 7 0.00 0.000	72 Melvin Adón, R (3.1) 1.0 6 3 3 3 0 1 0 0 0 0 0 2 5 11 27.00 4.000	86 Jake Jewell, R (4.1) 1.0 5 1 1 1 2 1 0 0 0 0 0 1 8 14 9.00 2.000	63 Matt Carasiti, R (5.1) 1.0 3 0 0 0 3 0 0 0 0 0 0 9 9 0.00 0.000	73 Trey McNutt, R (6.1) 1.0 3 0 0 0 1 0 0 0 0 0 0 5 5 0.00 0.000	78 Carlos Navas, R (7.1) 1.0 3 0 0 0 3 0 0 0 0 0 0 9 9 0.00 0.000	87 Tyler Cyr, R (8.1) 1.0 6 3 2 2 1 0 0 0 0 0 0 8 8 18.00 3.000	90 Raffi Vizcaino, R (9.1) 1.0 6 2 2 2 1 1 0 0 0 0 0 7 11 18.00 3.000											

Los Angeles Dodgers @ San Francisco Giants
 Scottsdale Stadium, Scottsdale, AZ
 Sat Feb 22 2020, 5:31 PM - 8:35 PM EST
 Att: 8,045 - Partly Cloudy - 66 F

AB	37
R	10
H	10
RBI	8
BB	4
SO	15
LOB	10



Batter	1	2	3	4	5	6	7	8	9	AB	R	H	RBI	BB	SO	LOB	BOTTOM			
6 Steven Duggar, L Billy Hamilton, S										2	0	0	0	0	0	0				
10 Evan Longoria, R 70 Peter Maris, L										2	0	0	0	0	0	0				
9 Brandon Belt, L 26 Chris Shaw, L										2	0	0	0	0	0	0				
28 Buster Posey, R 77 Joey Bart, R										2	0	0	0	0	1	0				
49 Jaylin Davis, R 80 Drew Robinson, L										2	0	0	0	0	0	3				
73 Austin Stater, R 75 Brandon Guyer, R										2	1	1	0	0	1	0				
1 Mauricio Dubón, R 74 Ryan Howard, R										2	1	2	2	0	0	0				
7 Donovan Solano, R 79 Jalen Miller, R										2	0	0	0	0	1	0				
33 Darin Ruf, R 82 Chadwick Tromp, R										0	0	0	0	0	0	0				
Inning Stats	R: 0 E: 0 K: 0 S: 3	H: 0 LOB: 0 BB: 0 P: 3	R: 0 E: 0 K: 1 S: 5	H: 0 LOB: 0 BB: 0 P: 5	R: 1 E: 0 K: 0 S: 5	H: 1 LOB: 0 BB: 0 P: 6	R: 0 E: 0 K: 1 S: 5	H: 0 LOB: 0 BB: 0 P: 5	R: 1 E: 0 K: 0 S: 3	H: 2 LOB: 1 BB: 0 P: 3	R: 2 E: 0 K: 0 S: 6	H: 3 LOB: 0 BB: 0 P: 9	R: 0 E: 0 K: 2 S: 7	H: 0 LOB: 3 BB: 2 P: 16	R: 0 E: 0 K: 3 S: 9	H: 0 LOB: 0 BB: 0 P: 9	1B: 2 2B: 0 3B: 1 HR: 3	SF: 0 SAC: 0 DP: 0 HBP: 1	WP: 0 PB: 0 SB: 0 CS: 1	PA: 35
PITCHER	IP WLS BF H R ER SO BB IBB HBP BLK WP HR S P ERA WHIP	46 Tony Gonsolin, R (1.1) 1.0 W 3 0 0 0 0 0 0 0 0 0 5 5 0.00 0.000	77 Dennis Santana, R (2.1) 1.0 H 3 0 0 0 1 0 0 0 0 0 0 5 5 0.00 0.000	76 Josh Sborz, R (3.1) 1.0 4 1 1 1 1 0 0 0 0 0 1 5 6 9.00 1.000	87 Marshall Kasowski, R (4.1) 1.0 3 0 0 0 1 0 0 0 0 0 0 5 5 0.00 0.000	93 Brett de Geus, R (5.1) 1.0 5 2 1 1 0 0 0 0 0 0 0 5 5 9.00 2.000	63 Reymin Guduan, L (6.1) 1.0 3 0 0 0 0 0 0 0 0 0 3 3 0.00 0.000	91 Luis Vazquez, R (7.1) 1.0 5 3 2 2 0 0 0 0 0 0 2 6 9 18.00 3.000	97 Nolan Long, R (8.1) 0.2 5 0 0 0 2 2 0 1 0 0 0 6 15 0.00 3.000	95 Joe Broussard, R (8.1) 1.1 S 4 0 0 0 3 0 0 0 0 0 0 10 10 0.00 0.000										

Los Angeles Dodgers @ San Francisco Giants
 Scottsdale Stadium, Scottsdale, AZ
 Sat Feb 22 2020, 5:31 PM - 8:35 PM EST
 Att: 8,045 - Partly Cloudy - 66 F


AB	32
R	4
H	6
RBI	4
BB	2
SO	7
LOB	9



Batter	1	2	3	4	5	6	7	8	9	AB	R	H	RBI	BB	SO	LOB	TOP							
15 Adam Engel, R (1, 8) 91 Luis González, L (6, 8)										3	0	0	0	0	1	1	Chicago White Sox @ Los Angeles Dodgers Camelback Ranch, Glendale, AZ Mon Feb 24 2020, 3:08 PM - 6:03 PM EST Att: 6,430 - Sunny - 67 F							
20 Danny Mendick, R (1, 6) 37 Andrew Romine, S (6, 6)										3	0	0	0	0	2	0								
26 Nicky Delmonico, L (1, 7) 71 Jaycob Brugman, L (6, PR) (6, 7)										3	0	3	0	0	0	0								
23 Edwin Encarnación, R (1, 10) 18 Daniel Palka, L (6, PH) (6, 10)										2	0	0	0	0	2	2								
38 Zack Collins, L (1, 2) 75 Yermin Mercedes, R (6, 2) 83 Gorkys Hernández, R (9, PR) (9, 2)										2	0	0	0	0	1	1								
94 Andrew Vaughn, R (1, 3) 81 Ramón Torres, S (7, PR) (7, 4) (9, 5)										2	0	1	0	0	0	0								
92 Nick Madrigal, R (1, 4) 93 Gavin Sheets, L (7, 3) 82 Laz Rivera, R (9, PR) (9, 4)										3	0	0	0	0	0	2								
36 Cheslor Cuthbert, R (1, 5) 32 Matt Skole, L (6, 5) (9, 3)										1	0	0	0	0	0	1								
76 Blake Rutherford, L (1, 9) 77 Micker Adolfo, R (7, 9)										3	0	0	0	0	0	4								
Inning Stats	R: 0 E: 0 K: 2 S: 8	H: 1 LOB: 1 BB: 0 P: 8	R: 0 E: 0 K: 1 S: 5	H: 0 LOB: 0 BB: 0 P: 5	R: 0 E: 0 K: 1 S: 4	H: 0 LOB: 1 BB: 0 P: 5	R: 0 E: 0 K: 1 S: 6	H: 1 LOB: 1 BB: 0 P: 6	R: 0 E: 0 K: 1 S: 3	H: 0 LOB: 1 BB: 0 P: 4	R: 0 E: 0 K: 1 S: 6	H: 1 LOB: 1 BB: 0 P: 6	R: 1 E: 0 K: 0 S: 6	H: 2 LOB: 2 BB: 0 P: 7	R: 0 E: 0 K: 2 S: 7	H: 0 LOB: 1 BB: 1 P: 11		R: 1 E: 0 K: 1 S: 7	H: 3 LOB: 2 BB: 0 P: 7	1B: 3 2B: 5 3B: 0 HR: 1	SF: 0 SAC: 0 DP: 1 HBP: 2	WP: 0 PB: 0 CS: 1	PA: 36	
PITCHER	IP WLS BF H R ER SO BB IBB HBP BLK WP HR S P ERA WHIP	IP WLS BF H R ER SO BB IBB HBP BLK WP HR S P ERA WHIP	IP WLS BF H R ER SO BB IBB HBP BLK WP HR S P ERA WHIP	IP WLS BF H R ER SO BB IBB HBP BLK WP HR S P ERA WHIP	IP WLS BF H R ER SO BB IBB HBP BLK WP HR S P ERA WHIP	IP WLS BF H R ER SO BB IBB HBP BLK WP HR S P ERA WHIP	IP WLS BF H R ER SO BB IBB HBP BLK WP HR S P ERA WHIP	IP WLS BF H R ER SO BB IBB HBP BLK WP HR S P ERA WHIP	IP WLS BF H R ER SO BB IBB HBP BLK WP HR S P ERA WHIP	IP WLS BF H R ER SO BB IBB HBP BLK WP HR S P ERA WHIP	IP WLS BF H R ER SO BB IBB HBP BLK WP HR S P ERA WHIP	IP WLS BF H R ER SO BB IBB HBP BLK WP HR S P ERA WHIP	IP WLS BF H R ER SO BB IBB HBP BLK WP HR S P ERA WHIP	IP WLS BF H R ER SO BB IBB HBP BLK WP HR S P ERA WHIP	IP WLS BF H R ER SO BB IBB HBP BLK WP HR S P ERA WHIP	IP WLS BF H R ER SO BB IBB HBP BLK WP HR S P ERA WHIP	IP WLS BF H R ER SO BB IBB HBP BLK WP HR S P ERA WHIP	IP WLS BF H R ER SO BB IBB HBP BLK WP HR S P ERA WHIP	IP WLS BF H R ER SO BB IBB HBP BLK WP HR S P ERA WHIP	IP WLS BF H R ER SO BB IBB HBP BLK WP HR S P ERA WHIP	IP WLS BF H R ER SO BB IBB HBP BLK WP HR S P ERA WHIP	IP WLS BF H R ER SO BB IBB HBP BLK WP HR S P ERA WHIP	IP WLS BF H R ER SO BB IBB HBP BLK WP HR S P ERA WHIP	IP WLS BF H R ER SO BB IBB HBP BLK WP HR S P ERA WHIP

Batter	1	2	3	4	5	6	7	8	9	AB	R	H	RBI	BB	SO	LOB	BOTTOM						
50 Mookie Betts, R (1, 9) 58 Rocky Gale, R (6, 2)										3	0	2	0	0	0	0	Chicago White Sox @ Los Angeles Dodgers Camelback Ranch, Glendale, AZ Mon Feb 24 2020, 3:08 PM - 6:03 PM EST Att: 6,430 - Sunny - 67 F						
13 Max Muncy, L (1, 4) 96 Jeren Kendall, L (6, 8)										3	0	0	0	0	4	1							
35 Cody Bellinger, L (1, 8) 95 Cody Thomas, L (6, 9)										2	0	1	0	0	0	0							
14 Enrique Hernández, R (1, 7) 62 Luke Raley, L (5, 7)										2	0	0	0	0	0	1							
16 Will Smith, R (1, 2) 28 Tyler White, R (6, 3)										2	0	0	0	0	1	1							
45 Matt Beaty, L (1, 5) 71 Omar Estévez, R (6, 4)										2	0	0	0	0	1	1							
43 Edwin Rios, L (1, 3) 94 Cristian Santana, R (6, 5)										2	0	1	0	0	0	0							
70 DJ Peters, R (1, 10) 88 Zach Reks, L (7, PH) (8, 10)										2	0	0	0	0	1	1							
73 Zach McKinstry, L (1, 6) 79 Jacob Amaya, R (6, 6)										1	0	0	0	0	0	1							
Inning Stats	R: 0 E: 0 K: 0 S: 3	H: 0 LOB: 0 BB: 0 P: 3	R: 0 E: 0 K: 1 S: 5	H: 0 LOB: 0 BB: 0 P: 5	R: 0 E: 0 K: 1 S: 6	H: 1 LOB: 2 BB: 0 P: 7	R: 0 E: 0 K: 1 S: 6	H: 1 LOB: 1 BB: 0 P: 6	R: 0 E: 0 K: 0 S: 5	H: 2 LOB: 2 BB: 0 P: 5	R: 2 E: 0 K: 1 S: 8	H: 2 LOB: 1 BB: 0 P: 9	R: 0 E: 0 K: 1 S: 5	H: 0 LOB: 1 BB: 1 P: 9	R: 0 E: 0 K: 1 S: 6	H: 1 LOB: 1 BB: 0 P: 6		R: 0 E: 0 K: 1 S: 5	H: 0 LOB: 0 BB: 0 P: 5	1B: 3 2B: 2 3B: 0 HR: 2	SF: 0 SAC: 0 DP: 0 HBP: 1	WP: 0 PB: 0 CS: 0	PA: 36
PITCHER	IP WLS BF H R ER SO BB IBB HBP BLK WP HR S P ERA WHIP	IP WLS BF H R ER SO BB IBB HBP BLK WP HR S P ERA WHIP	IP WLS BF H R ER SO BB IBB HBP BLK WP HR S P ERA WHIP	IP WLS BF H R ER SO BB IBB HBP BLK WP HR S P ERA WHIP	IP WLS BF H R ER SO BB IBB HBP BLK WP HR S P ERA WHIP	IP WLS BF H R ER SO BB IBB HBP BLK WP HR S P ERA WHIP	IP WLS BF H R ER SO BB IBB HBP BLK WP HR S P ERA WHIP	IP WLS BF H R ER SO BB IBB HBP BLK WP HR S P ERA WHIP	IP WLS BF H R ER SO BB IBB HBP BLK WP HR S P ERA WHIP	IP WLS BF H R ER SO BB IBB HBP BLK WP HR S P ERA WHIP	IP WLS BF H R ER SO BB IBB HBP BLK WP HR S P ERA WHIP	IP WLS BF H R ER SO BB IBB HBP BLK WP HR S P ERA WHIP	IP WLS BF H R ER SO BB IBB HBP BLK WP HR S P ERA WHIP	IP WLS BF H R ER SO BB IBB HBP BLK WP HR S P ERA WHIP	IP WLS BF H R ER SO BB IBB HBP BLK WP HR S P ERA WHIP	IP WLS BF H R ER SO BB IBB HBP BLK WP HR S P ERA WHIP	IP WLS BF H R ER SO BB IBB HBP BLK WP HR S P ERA WHIP	IP WLS BF H R ER SO BB IBB HBP BLK WP HR S P ERA WHIP	IP WLS BF H R ER SO BB IBB HBP BLK WP HR S P ERA WHIP	IP WLS BF H R ER SO BB IBB HBP BLK WP HR S P ERA WHIP	IP WLS BF H R ER SO BB IBB HBP BLK WP HR S P ERA WHIP	IP WLS BF H R ER SO BB IBB HBP BLK WP HR S P ERA WHIP	IP WLS BF H R ER SO BB IBB HBP BLK WP HR S P ERA WHIP

AB 33
R 2
H 8
RBI 2
BB 1
SO 9
LOB 20



AB 34
R 2
H 7
RBI 2
BB 1
SO 7
LOB 13



Batter	1	2	3	4	5	6	7	8	9	AB	R	H	RBI	BB	SO	LOB	TOP					
9 Gavin Lux, L OBP: 0.200, SLG: 0.200 71 Omar Estevez, R OBP: 0.286, SLG: 0.714	G4-3		G3		P5			F9		3	0	0	0	0	0	1	Los Angeles Dodgers @ Arizona Diamondbacks Salt River Fields at Talking Stick, Scottsdale, AZ Tue Feb 25 2020, 3:11 PM - 5:56 PM EST Att: 7,871 - Sunny - 64 F					
10 Justin Turner, R OBP: 0.750, SLG: 1.000 43 Edwin Rios, L OBP: 0.222, SLG: 0.125	5 BB			5 2B				F7		1	0	1	0	1	0	0						
5 Corey Seager, L OBP: 0.375, SLG: 0.667 88 Zach Reks, L OBP: 0.286, SLG: 0.333	11 CS			11 HR						3	1	2	1	0	0	0						
11 AJ Pollock, R OBP: 0.125, SLG: 0.500 70 DJ Peters, R OBP: 0.143, SLG: 0.286										3	1	1	2	0	2	2						
14 Enrique Hernández, R OBP: 0.125, SLG: 0.500 79 Jacob Amaya, R	G6-3		G6-3							3	0	0	0	0	1	1						
15 Austin Barnes, R OBP: 0.200, SLG: 0.200 47 Jose Lobaton, S										3	0	0	0	0	1	1						
62 Luke Raley, L 95 Cody Thomas, L OBP: 0.200, SLG: 1.000										2	0	0	0	0	1	1						
28 Tyler White, R OBP: 0.167, SLG: 0.333 72 Anthony Garcia, R										2	0	1	0	0	1	0						
27 Terrance Gore, R 73 Zach McKinstry, L OBP: 0.286, SLG: 0.167										2	0	0	0	0	1	1						
										1	0	0	0	0	0	0						
Inning Stats	R: 0 E: 0 K: 1 S: 14	H: 1 LOB: 2 BB: 1 P: 22	R: 0 E: 0 K: 2 S: 10	H: 0 LOB: 0 BB: 0 P: 17	R: 0 E: 0 K: 2 S: 10	H: 0 LOB: 0 BB: 0 P: 14	R: 3 E: 0 K: 0 S: 9	H: 3 LOB: 1 BB: 0 P: 14	R: 0 E: 0 K: 1 S: 14	H: 0 LOB: 0 BB: 0 P: 18	R: 0 E: 0 K: 2 S: 8	H: 0 LOB: 0 BB: 0 P: 9	R: 0 E: 0 K: 1 S: 6	H: 0 LOB: 0 BB: 0 P: 10	R: 0 E: 0 K: 0 S: 6	H: 0 LOB: 0 BB: 0 P: 10	R: 0 E: 0 K: 1 S: 6	H: 0 LOB: 0 BB: 0 P: 8	1B: 1 2B: 4 3B: 0 HR: 1	SF: 0 SAC: 0 DP: 1 HBP: 0	WP: 0 PB: 0 SB: 0 CS: 1	PA: 32
PITCHER	IP WLS BF H R ER SO BB IBB HBP BLK WP HR S P ERA WHIP																					
34 Jon Duplantier, R ERA: 1.400 28 Héctor Rondón, R ERA: 27.0 33 Matt Grace, L ERA: 27.0 67 Emilio Vargas, R ERA: 27.0 35 Joel Payamars, R ERA: 27.0	2.0 W 7 1 0 0 3 1 0 0 0 0 0 0 0 0 0 0 0.00 1.000																					
58 Stefan Crichton, R ERA:	1.0 3 0 0 0 1 0 0 0 0 0 0 0 0 0 0 0.00 0.000																					

Batter	1	2	3	4	5	6	7	8	9	AB	R	H	RBI	BB	SO	LOB	BOTTOM			
4 Ketel Marte, S OBP: 0.667, SLG: 1.400 33 Drew Ellis, R OBP: 1.000, SLG: 4.000	9 1B	32 BB			9 FC6			27 G6-3		2	1	1	2	1	1	1	Los Angeles Dodgers @ Arizona Diamondbacks Salt River Fields at Talking Stick, Scottsdale, AZ Tue Feb 25 2020, 3:11 PM - 5:56 PM EST Att: 7,871 - Sunny - 64 F			
9 Jon Jay, L OBP: 0.571, SLG: 0.571 88 Ben DeLuzio, R OBP: 0.750, SLG: 1.333										4	1	2	0	0	1	4				
56 Kole Calhoun, L OBP: 0.667, SLG: 0.667 27 Travis Snider, L										2	0	2	2	1	0	0				
32 Kevin Cron, R 49 Alex Young, L										2	0	0	1	1	1	2				
22 Jake Lamb, L OBP: 0.333, SLG: 0.200 78 Juniel Querecuto, S										3	0	0	0	0	2	5				
13 Nick Ahmed, R OBP: 0.500, SLG: 0.500 26 Yasmany Tomás, R OBP: 0.667, SLG: 2.000										3	1	1	0	0	1	4				
16 Tim Lincecum, R OBP: 0.333, SLG: 0.200 86 Daulton Varsho, L										2	1	1	0	0	1	0				
55 John Hicks, R OBP: 0.333, SLG: 0.333 87 Pavin Smith, L OBP: 0.667, SLG: 0.667										3	1	1	1	0	1	1				
76 Wyatt Mathisen, R OBP: 0.800, SLG: 1.000 82 Geraldo Perdomo, S										1	1	1	0	1	0	0				
										1	1	0	0	1	0	1				
Inning Stats	R: 1 E: 0 K: 1 S: 9	H: 2 LOB: 1 BB: 1 P: 17	R: 4 E: 0 K: 2 S: 26	H: 3 LOB: 3 BB: 3 P: 48	R: 0 E: 0 K: 3 S: 13	H: 1 LOB: 1 BB: 0 P: 14	R: 1 E: 0 K: 2 S: 13	H: 2 LOB: 1 BB: 0 P: 21	R: 0 E: 0 K: 0 S: 13	H: 1 LOB: 2 BB: 1 P: 20	R: 0 E: 0 K: 1 S: 7	H: 0 LOB: 0 BB: 0 P: 9	R: 0 E: 0 K: 0 S: 7	H: 0 LOB: 0 BB: 1 P: 16	R: 1 E: 0 K: 0 S: 7	H: 0 LOB: 1 BB: 2 P: 20	1B: 7 2B: 2 3B: 0 HR: 0	SF: 0 SAC: 0 DP: 2 HBP: 2	WP: 1 PB: 0 SB: 0 CS: 0	PA: 40
PITCHER	IP WLS BF H R ER SO BB IBB HBP BLK WP HR S P ERA WHIP																			
81 Victor González, L ERA: 9.0 95 Joe Broussard, R ERA: 27.0 80 Austin Drury, L ERA: 77 Dennis Santana, R ERA: 63 Reynin Guduan, L ERA: 4.5	1.0 L 5 2 3 4 0 1 0 0 0 0 0 0 0 0 0 9.00 3.000																			
93 Brett De Geus, R ERA: 4.5 87 Marshall Kasowski, R ERA: 76 Josh Sborz, R ERA: 4.5 84 Ryan Moseley, R ERA: 4.5	1.0 3 0 0 0 1 0 0 0 0 0 0 0 0 0 0.00 2.000																			

Batter	1	2	3	4	5	6	7	8	9	AB	R	H	RBI	BB	SO	LOB	TOP							
9 Jon Jay, L OBP: 0.500, SLG: 0.538 19 Michael De La Cruz, S OBP: 0.500, SLG: 2.000										4	0	1	0	0	1	3								
4 Ketel Marte, S OBP: 0.455, SLG: 0.900 15 Ildemaro Vargas, S (6, PR) OBP: 0.455, SLG: 0.818										3	0	1	0	0	0	2								
5 Eduardo Escobar, S (1, 10) OBP: 0.250, SLG: 0.273 49 Alex Young, L (6, PR) (6, 10)										3	0	1	1	0	1	1								
56 Kole Calhoun, L (1, 9) OBP: 0.455, SLG: 0.375 30 Trayce Thompson, R (6, PR) OBP: 0.182, SLG: 0.455										3	0	1	0	0	0	1								
13 Nick Ahmed, R (1, 6) OBP: 0.273, SLG: 0.273 1 Domingo Leyba, S (6, 6) OBP: 0.333, SLG: 0.667										3	0	0	0	0	0	2								
22 Jake Lamb, L (1, 5) OBP: 0.384, SLG: 0.125 33 Drew Ellis, R (6, PR) OBP: 0.375, SLG: 0.667										2	0	0	0	1	0	0								
32 Kevin Cron, R (1, 3) 87 Pavin Smith, L (7, 3) OBP: 0.545, SLG: 0.500										3	0	0	1	0	0	2								
86 Daulton Varsho, L (1, 2) 88 Ben DeLuzio, R (7, 8) OBP: 0.333, SLG: 0.500										2	0	1	0	1	0	3								
16 Tim Locastro, R (1, 8) 27 Travis Snider, L (7, 7)										3	0	1	0	0	0	1								
Inning Stats	R: 0 E: 0 K: 0 S: 5	H: 1 LOB: 1 BB: 0 P: 5	R: 0 E: 0 K: 0 S: 3	H: 0 LOB: 0 BB: 0 P: 3	R: 0 E: 0 K: 0 S: 3	H: 0 LOB: 1 BB: 1 P: 7	R: 0 E: 0 K: 1 S: 5	H: 0 LOB: 0 BB: 0 P: 5	R: 0 E: 0 K: 1 S: 7	H: 2 LOB: 2 BB: 0 P: 7	R: 2 E: 0 K: 0 S: 6	H: 3 LOB: 3 BB: 1 P: 11	R: 0 E: 0 K: 0 S: 5	H: 2 LOB: 2 BB: 0 P: 5	R: 0 E: 0 K: 0 S: 6	H: 2 LOB: 0 BB: 0 P: 6	R: 2 E: 0 K: 0 S: 6	H: 2 LOB: 0 BB: 0 P: 6	1B: 7 2B: 4 3B: 0 HR: 1	SF: 0 SAC: 0 DP: 0 HBP: 0	WP: 1 PB: 0 SB: 0 CS: 0	PA: 41		
PITCHER	IP WLS BF H R ER SO BB IBB HBP BLK WP HR S P ERA WHIP	68 Ross Stripling, R (1, 1) ERA: 0.00	75 Scott Alexander, L (3, 1) ERA: 0.00	64 Caleb Ferguson, L (4, 1) ERA: 0.00	44 Zach McAllister, R (5, 1) ERA: 0.00	66 Mitch White, R (6, 1) ERA: 6.0	92 Edwin Uceta, R (7, 1) ERA: 0.00	91 Markus Solbach, R (9, 1) ERA: 22.5	IP WLS BF H R ER SO BB IBB HBP BLK WP HR S P ERA WHIP	92 Edwin Uceta, R (7, 1) ERA: 0.00	91 Markus Solbach, R (9, 1) ERA: 22.5	IP WLS BF H R ER SO BB IBB HBP BLK WP HR S P ERA WHIP	92 Edwin Uceta, R (7, 1) ERA: 0.00	91 Markus Solbach, R (9, 1) ERA: 22.5	IP WLS BF H R ER SO BB IBB HBP BLK WP HR S P ERA WHIP	92 Edwin Uceta, R (7, 1) ERA: 0.00	91 Markus Solbach, R (9, 1) ERA: 22.5	IP WLS BF H R ER SO BB IBB HBP BLK WP HR S P ERA WHIP	92 Edwin Uceta, R (7, 1) ERA: 0.00	91 Markus Solbach, R (9, 1) ERA: 22.5	IP WLS BF H R ER SO BB IBB HBP BLK WP HR S P ERA WHIP	92 Edwin Uceta, R (7, 1) ERA: 0.00	91 Markus Solbach, R (9, 1) ERA: 22.5	IP WLS BF H R ER SO BB IBB HBP BLK WP HR S P ERA WHIP

Arizona Diamondbacks @ Los Angeles Dodgers
Camelback Ranch, Glendale, AZ
Sat Feb 29 2020, 3:08 PM - 6:03 PM EST
Att: 13,223 - Sunny - 75 F

AB	37
R	2
H	10
RBI	4
BB	2
SO	2
LOB	22



Batter	1	2	3	4	5	6	7	8	9	AB	R	H	RBI	BB	SO	LOB	BOTTOM							
50 Mookie Betts, R (1, 9) OBP: 0.333, SLG: 0.308 90 Donovan Casey, R (5, 9)										3	1	1	0	0	0	2								
10 Justin Turner, R (1, 5) OBP: 0.545, SLG: 0.500 88 Devin Mann, R (5, PR) (6, 5)										3	0	2	2	0	0	1								
3 Chris Taylor, R (1, 4) OBP: 0.300, SLG: 0.625 89 Deacon Lopez, L (6, 4) OBP: 1.000, SLG: 1.000										3	0	0	0	0	0	3								
9 Gavin Lux, L (1, 6) OBP: 0.286, SLG: 0.429 95 Carlos Rincon, R (6, 7)										3	1	2	1	0	1	1								
62 Luke Raley, L (1, 7) OBP: 0.333, SLG: 0.667 80 Errol Robinson, R (6, 6)										3	1	1	2	0	1	2								
67 Keibert Ruiz, S (1, 2) 47 Jose Lobaton, S (7, 2)										3	0	0	0	0	1	0								
27 Terrance Gore, R (1, 8) 70 DJ Peters, R (7, 8) OBP: 0.182, SLG: 0.545									3	2	2	0	0	1	0	0								
28 Tyler White, R (1, 3) 88 Miguel Vargas, R (5, 3) OBP: 0.267, SLG: 0.429 OBP: 0.500, SLG: 0.500									2	1	1	1	0	0	0	0								
43 Edwin Rios, L (1, 10) OBP: 0.267, SLG: 0.231 94 Dillon Paulson, L (6, PH) (7, 10)									2	1	1	0	0	1	0	1								
Inning Stats	R: 3 E: 0 K: 1 S: 9	H: 3 LOB: 0 BB: 0 P: 10	R: 3 E: 0 K: 1 S: 9	H: 4 LOB: 1 BB: 0 P: 10	R: 0 E: 0 K: 2 S: 7	H: 0 LOB: 0 BB: 0 P: 7	R: 0 E: 0 K: 1 S: 5	H: 0 LOB: 0 BB: 0 P: 5	R: 0 E: 0 K: 0 S: 4	H: 2 LOB: 1 BB: 0 P: 4	R: 1 E: 1 K: 0 S: 4	H: 1 LOB: 1 BB: 1 P: 9	R: 0 E: 0 K: 2 S: 8	H: 1 LOB: 2 BB: 1 P: 13	R: 0 E: 0 K: 1 S: 6	H: 1 LOB: 1 BB: 0 P: 6	R: 0 E: 0 K: 1 S: 6	H: 1 LOB: 0 BB: 0 P: 6	1B: 8 2B: 3 3B: 1 HR: 1	SF: 0 SAC: 0 DP: 1 HBP: 0	WP: 1 PB: 0 SB: 3 CS: 0	PA: 37		
PITCHER	IP WLS BF H R ER SO BB IBB HBP BLK WP HR S P ERA WHIP	45 Taylor Clarke, R (1, 1) ERA: 18.69	15 Cameron Gann, R (3, 1) ERA: 0.00	64 Keury Mella, R (4, 1) ERA: 0.00	33 Matt Grace, L (5, 1) ERA: 13.5	74 Josh Green, R (6, 1) ERA: 0.00	31 David Huff, L (8, 1) ERA: 0.00	IP WLS BF H R ER SO BB IBB HBP BLK WP HR S P ERA WHIP	31 David Huff, L (8, 1) ERA: 0.00	IP WLS BF H R ER SO BB IBB HBP BLK WP HR S P ERA WHIP	31 David Huff, L (8, 1) ERA: 0.00	IP WLS BF H R ER SO BB IBB HBP BLK WP HR S P ERA WHIP	31 David Huff, L (8, 1) ERA: 0.00	IP WLS BF H R ER SO BB IBB HBP BLK WP HR S P ERA WHIP	31 David Huff, L (8, 1) ERA: 0.00	IP WLS BF H R ER SO BB IBB HBP BLK WP HR S P ERA WHIP	31 David Huff, L (8, 1) ERA: 0.00	IP WLS BF H R ER SO BB IBB HBP BLK WP HR S P ERA WHIP	31 David Huff, L (8, 1) ERA: 0.00	IP WLS BF H R ER SO BB IBB HBP BLK WP HR S P ERA WHIP	31 David Huff, L (8, 1) ERA: 0.00	IP WLS BF H R ER SO BB IBB HBP BLK WP HR S P ERA WHIP	31 David Huff, L (8, 1) ERA: 0.00	IP WLS BF H R ER SO BB IBB HBP BLK WP HR S P ERA WHIP

Arizona Diamondbacks @ Los Angeles Dodgers
Camelback Ranch, Glendale, AZ
Sat Feb 29 2020, 3:08 PM - 6:03 PM EST
Att: 13,223 - Sunny - 75 F

AB	35
R	7
H	12
RBI	7
BB	2
SO	8
LOB	18



Batter	1	2	3	4	5	6	7	8	9	AB	R	H	RBI	BB	SO	LOB	TOP			
50 Mookie Betts, R OBP: 0.333, SLG: 0.375 95 Cody Thomas, L OBP: 0.267, SLG: 1.143	P3	G4-3					F7			3	0	1	0	0	0	2	Los Angeles Dodgers @ Cincinnati Reds Goodyear Ballpark, Goodyear, AZ Mon Mar 02, 2020, 3:06 PM - 6:16 PM EST Att: 4,023 - Partly Cloudy - 64 F			
13 Max Muncy, L OBP: 0.444, SLG: 0.462 28 Tyler White, R OBP: 0.313, SLG: 0.467	K		G6-4-3 BB		G4-3			43 G3 27 SF9 88 BB		2	0	0	0	1	1	1				
10 Justin Turner, R OBP: 0.500, SLG: 0.455 88 Zach Reks, L OBP: 0.588, SLG: 0.917			G6-4-3 1-2			L9		43 G3 BB		3	0	1	0	0	0	1				
14 Enrique Hernández, R OBP: 0.357, SLG: 0.615 43 Edwin Ríos, L OBP: 0.333, SLG: 0.467	G5-3					K				3	0	1	0	0	1	1				
45 Matt Beatty, L OBP: 0.474, SLG: 0.462 27 Terrance Gore, R OBP: 0.273, SLG: 0.222		HR			F8			SF9		3	1	2	1	0	0	0				
11 AJ Pollock, R OBP: 0.200, SLG: 0.316 79 Jacob Amaya, R OBP: 0.333, SLG: 0.111		F8			P2					3	0	0	0	0	1	1				
15 Austin Barnes, R OBP: 0.350, SLG: 0.615 47 Jose Lobaton, S		K			P6					3	0	0	0	0	1	0				
16 Will Smith, R OBP: 0.176, SLG: 0.188 70 DJ Peters, R OBP: 0.214, SLG: 0.462		50 WP 9 BB			F7					3	0	1	0	0	0	0				
9 Gavin Lux, L OBP: 0.353, SLG: 0.438 73 Zach McKinstry, L OBP: 0.500, SLG: 0.944					F7					2	0	1	0	1	0	0				
Inning Stats	R: 0 E: 0 K: 1 S: 7	H: 1 LOB: 1 BB: 7	R: 1 E: 0 K: 1 S: 8	H: 2 LOB: 2 BB: 1 P: 14	R: 0 E: 0 K: 0 S: 2	H: 1 LOB: 1 BB: 1 P: 6	R: 0 E: 0 K: 0 S: 3	H: 0 LOB: 0 BB: 0 P: 3	R: 0 E: 0 K: 2 S: 8	H: 1 LOB: 1 BB: 0 P: 8	R: 0 E: 0 K: 0 S: 4	H: 1 LOB: 1 BB: 0 P: 4	R: 1 E: 0 K: 0 S: 4	H: 1 LOB: 1 BB: 1 P: 8	R: 0 E: 0 K: 1 S: 5	H: 0 LOB: 0 BB: 5 P: 5		1B: 6 2B: 1 3B: 0 HR: 1	SF: 1 SAC: 0 DP: 1 HBP: 0	WP: 1 PB: 0 SB: 0 CS: 0
PITCHER	IP WLS BF H R ER SO BB IBB HBP BLK WP HR S P ERA WHIP	54 Sonny Gray, R (1, 1) 2.2 W 12 3 1 1 2 2 0 0 0 0 1 1 16 26 3.38 1.875 79 Brooks Raley, L (3, 1) 0.1 H 1 1 0 0 0 0 0 0 0 0 0 0 1 1 0.00 3.000 27 Trevor Bauer, R (4, 1) 3.0 H 11 2 0 0 2 0 0 0 0 0 0 15 15 0.00 0.667 39 Lucas Sims, R (7, 1) 1.0 4 1 0 0 0 0 0 0 0 0 0 4 4 0.00 1.000 68 Josh Smith, L (8, 1) 1.0 5 1 1 1 0 1 0 0 0 0 0 4 8 9.00 2.000 87 José De León, R (9, 1) 1.0 3 0 0 0 1 0 0 0 0 0 0 5 5 0.00 0.000																		

Batter	1	2	3	4	5	6	7	8	9	AB	R	H	RBI	BB	SO	LOB	BOTTOM			
4 Shogo Akiyama, L OBP: 0.333, SLG: 0.286 84 Stuart Fairchild, R OBP: 0.313, SLG: 0.462	3 BB 2B				G5-3					2	1	1	0	1	0	0	Los Angeles Dodgers @ Cincinnati Reds Goodyear Ballpark, Goodyear, AZ Mon Mar 02, 2020, 3:06 PM - 6:16 PM EST Att: 4,023 - Partly Cloudy - 64 F			
19 Joey Votto, L OBP: 0.497, SLG: 0.111 85 Jonathan India, R	K	L7								3	0	1	0	0	1	2				
3 Freddy Galvis, S OBP: 0.367, SLG: 0.750 63 Blake Trahan, R OBP: 0.375, SLG: 0.167			E5 33 BB 12 BB		G6-3					3	2	1	0	0	0	1				
33 Jesse Winker, L OBP: 0.455, SLG: 0.375 34 Mark Payton, L OBP: 0.400, SLG: 0.389										2	2	2	2	1	0	0				
44 Aristides Aquino, R OBP: 0.333, SLG: 0.556 29 Christian Colón, R OBP: 0.286, SLG: 0.200	L9									2	0	0	0	0	1	3				
12 Curt Casali, R OBP: 0.394, SLG: 0.222 34 Michael Belfre, S OBP: 0.222, SLG: 0.125										3	0	2	1	0	0	2				
35 Derek Dietrich, L OBP: 0.333, SLG: 0.556 69 Alfredo Rodríguez, R OBP: 0.313, SLG: 0.563	K									2	0	1	3	0	1	2				
64 Matt Davidson, R OBP: 0.455, SLG: 0.556 83 Jose Barrero, R OBP: 0.400, SLG: 1.250										3	0	1	0	0	1	1				
0 Alex Blandino, R OBP: 0.417, SLG: 0.556 3 Gavin LaValley, R										2	0	0	0	1	1	2				
Inning Stats	R: 2 E: 0 K: 2 S: 10	H: 3 LOB: 2 BB: 1 P: 14	R: 0 E: 0 K: 1 S: 5	H: 1 LOB: 1 BB: 1 P: 10	R: 2 E: 0 K: 1 S: 7	H: 1 LOB: 1 BB: 1 P: 11	R: 0 E: 0 K: 0 S: 4	H: 1 LOB: 0 BB: 0 P: 4	R: 2 E: 0 K: 1 S: 7	H: 3 LOB: 2 BB: 0 P: 8	R: 0 E: 0 K: 1 S: 6	H: 1 LOB: 2 BB: 2 P: 14	R: 0 E: 0 K: 1 S: 6	H: 1 LOB: 1 BB: 1 P: 10	R: 0 E: 0 K: 2 S: 7	H: 0 LOB: 1 BB: 1 P: 11		1B: 8 2B: 3 3B: 0 HR: 0	SF: 1 SAC: 0 DP: 0 HBP: 1	WP: 0 PB: 0 SB: 1 CS: 1
PITCHER	IP WLS BF H R ER SO BB IBB HBP BLK WP HR S P ERA WHIP	33 David Price, L (1, 1) 1.1 L 9 3 2 2 2 3 2 0 0 0 0 0 0 2 3 0.00 1.500 84 Ryan Moseley, R (2, 1) 0.2 2 1 0 0 0 0 0 0 0 0 0 0 2 3 0.00 3.000 7 Julio Urias, L (3, 1) 0.2 5 1 2 0 1 1 0 0 0 0 0 6 10 0.00 3.000 94 Ben Holmes, L (3, 1) 0.1 1 0 0 0 0 0 0 0 0 0 0 0 1 1 0.00 0.000 63 Reynmin Guduan, L (4, 1) 1.0 4 1 0 0 0 0 0 0 0 0 0 0 4 4 0.00 1.000 83 Josiah Gray, R (5, 1) 0.1 4 2 2 2 0 0 0 0 0 0 0 3 4 54.00 6.000 87 Marshall Kasowski, R (5, 1) 1.1 7 2 0 0 2 2 0 0 0 0 0 9 17 0.00 3.000 93 Brett de Geus, R (6, 1) 1.1 6 1 0 0 1 1 0 0 0 0 0 7 11 0.00 1.500 77 Dennis Santana, R (8, 1) 1.0 4 0 0 0 2 1 0 0 0 0 0 7 11 0.00 1.000																		

Batter	1	2	3	4	5	6	7	8	9	AB	R	H	RBI	BB	SO	LOB	TOP			
5 Mike Yastrzemski, L (1.8) OBP: 0.368, SLG: 0.333										4	0	2	0	0	0	1	San Francisco Giants @ Los Angeles Dodgers Camelback Ranch, Glendale, AZ Wed Mar 04 2020, 8:06 PM - 10:48 PM EST Att: 10,471 - Clear - 73 F			
73 Austin Slater, R (1.3) OBP: 0.287, SLG: 0.467 26 Chris Shaw, L (6.3) OBP: 0.286, SLG: 0.167										3	0	0	0	0	1	2				
12 Alex Dickerson, L (1.7) OBP: 0.357, SLG: 0.286 94 Jamie Westbrook, R (6.7) OBP: 0.357, SLG: 0.417										3	0	0	0	0	1	1				
8 Hunter Pence, R (1.10) OBP: 0.400, SLG: 0.400 82 Chadwick Tromp, R (9, PH)										3	0	1	0	0	1	1				
49 Javin Davis, R (1.9) OBP: 0.278, SLG: 0.375 70 Joe McCarthy, L (7.9) OBP: 0.417, SLG: 0.300										3	0	0	0	0	2	1				
1 Mauricio Dubón, R (1.6) OBP: 0.444, SLG: 0.824 74 Ryan Howard, R (7.6) OBP: 0.385, SLG: 0.750										3	0	0	0	0	3	1				
76 Rob Brantly, L (1.2) OBP: 0.357, SLG: 0.385 81 Tyler Heineman, S (7.2) OBP: 0.333, SLG: 0.200										2	0	1	0	0	1	0				
2 Yolmer Sánchez, S (1.5) OBP: 0.111, SLG: 0.059 32 Kean Wong, L (7.5) OBP: 0.333, SLG: 0.273										3	0	1	0	0	2	1				
7 Donovan Solano, R (1.4) OBP: 0.462, SLG: 0.417 80 Drew Robinson, L (7.4) OBP: 0.273, SLG: 0.273										3	0	1	0	0	0	2				
										0	0	0	0	0	0	0				
Inning Stats	R: 0 E: 0 K: 1 S: 7	H: 1 LOB: 1 BB: 7 P: 7	R: 0 E: 0 K: 3 S: 9	H: 0 LOB: 1 BB: 0 P: 10	R: 0 E: 0 K: 0 S: 3	H: 1 LOB: 0 BB: 0 P: 3	R: 0 E: 0 K: 2 S: 8	H: 1 LOB: 1 BB: 0 P: 8	R: 0 E: 0 K: 2 S: 8	H: 0 LOB: 0 BB: 0 P: 8	R: 0 E: 0 K: 1 S: 7	H: 2 LOB: 2 BB: 0 P: 7	R: 0 E: 0 K: 1 S: 5	H: 0 LOB: 0 BB: 0 P: 5	R: 0 E: 0 K: 2 S: 8	H: 1 LOB: 1 BB: 0 P: 8	1B: 7 2B: 1 3B: 0 HR: 0	SF: 0 SAC: 0 DP: 1 HBP: 1	WP: 0 PB: 0 SB: 0 CS: 0	PA: 34
PITCHER	IP WLS BF H R ER SO BB IBB HBP BLK WP HR S P ERA WHIP	22 Clayton Kershaw, L (1.1) ERA: 0.00	52 Pedro Báez, R (4.1) ERA: 0.00	17 Joe Kelly, R (5.1) ERA: 0.00	75 Scott Alexander, L (6.1) ERA: 0.00	44 Zach McAllister, R (7.1) ERA: 2.00	61 Edubray Ramos, R (8.1) ERA: 2.25	48 Brusdar Graterol, R (9.1) ERA: 0.00												

Batter	1	2	3	4	5	6	7	8	9	AB	R	H	RBI	BB	SO	LOB	BOTTOM			
50 Mookie Betts, R (1.9) OBP: 0.286, SLG: 0.316 70 DJ Peters, R (6.9) OBP: 0.200, SLG: 0.429										3	0	0	0	0	0	1	San Francisco Giants @ Los Angeles Dodgers Camelback Ranch, Glendale, AZ Wed Mar 04 2020, 8:06 PM - 10:48 PM EST Att: 10,471 - Clear - 73 F			
13 Max Muncy, L (1.4) OBP: 0.476, SLG: 0.533 79 Jacob Amaya, R (6.4) OBP: 0.308, SLG: 0.100										2	2	1	0	1	0	1				
10 Justin Turner, R (1.5) OBP: 0.552, SLG: 0.750 94 Cristian Santana, R (4.5) OBP: 0.412, SLG: 0.563										1	1	1	2	0	0	0				
5 Corey Seager, L (1.6) OBP: 0.316, SLG: 0.250 58 Rocky Gale, R (7.2) OBP: 0.296, SLG: 0.429										3	1	0	0	0	1	3				
11 AJ Pollock, R (1.8) OBP: 0.217, SLG: 0.364 80 Errol Robinson, R (7.4)										3	0	1	2	0	0	1				
14 Enrique Hernández, R (1.7) OBP: 0.273, SLG: 0.714 88 Zach Reks, L (5.7) OBP: 0.350, SLG: 0.846										2	0	0	0	0	0	1				
16 Will Smith, R (1.2) OBP: 0.156, SLG: 0.167 90 Donovan Casey, R (7.9)										2	0	0	0	0	2	0				
45 Matt Beaty, L (1.3) OBP: 0.429, SLG: 0.400 28 Tyler White, R (6.3) OBP: 0.294, SLG: 0.438										2	0	0	0	0	1	0				
22 Clayton Kershaw, L (1.1) ERA: 0.00 52 Pedro Báez, R (4.1) ERA: 0.00 17 Joe Kelly, R (5.1) ERA: 0.00 75 Scott Alexander, L (6.1) ERA: 0.00 44 Zach McAllister, R (7.1) ERA: 2.00 61 Edubray Ramos, R (8.1) ERA: 2.25 48 Brusdar Graterol, R (9.1) ERA: 0.00										1	0	0	0	0	0	0				
										1	0	0	0	0	0	0				
Inning Stats	R: 2 E: 0 K: 0 S: 5	H: 2 LOB: 1 BB: 0 P: 6	R: 0 E: 0 K: 1 S: 5	H: 0 LOB: 0 BB: 0 P: 5	R: 2 E: 0 K: 0 S: 4	H: 1 LOB: 0 BB: 1 P: 8	R: 0 E: 0 K: 2 S: 7	H: 0 LOB: 0 BB: 0 P: 7	R: 0 E: 0 K: 1 S: 6	H: 1 LOB: 1 BB: 0 P: 7	R: 0 E: 0 K: 0 S: 3	H: 0 LOB: 0 BB: 0 P: 3	R: 0 E: 0 K: 1 S: 8	H: 1 LOB: 1 BB: 0 P: 8	R: 0 E: 0 K: 2 S: 8	H: 1 LOB: 1 BB: 0 P: 8	1B: 3 2B: 2 3B: 0 HR: 1	SF: 0 SAC: 0 DP: 1 HBP: 1	WP: 0 PB: 0 SB: 0 CS: 0	PA: 31
PITCHER	IP WLS BF H R ER SO BB IBB HBP BLK WP HR S P ERA WHIP	42 Johnny Cueto, R (7.1) ERA: 7.71	95 Rice Garcia, R (3.1) ERA: 7.39	43 Tyson Ross, R (5.1) ERA: 4.5	74 Jandel Gustave, R (6.1) ERA: 13.5	39 Jerry Blevins, L (7.1) ERA: 9.0	65 Sam Coonrod, R (7.1) ERA: 5.4	52 Dany Jiménez, R (8.1) ERA: 0.00												



Batter	1	2	3	4	5	6	7	8	9	AB	R	H	RBI	BB	SO	LOB	TOP											
8 Jake Freley, L (1, 7) OBP: 0.333, SLG: 0.600 92 José Caballero, R (7, 7) OBP: 0.333, SLG: 0.333										4	2	2	2	0	1	2	Seattle Mariners @ Los Angeles Dodgers Camelback Ranch, Glendale, AZ Fri Mar 06 2020, 8:06 PM - 11:13 PM EST Att: 13,211 - Partly Cloudy - 83 F											
12 Evan White, R (1, 3) OBP: 0.389, SLG: 0.588 75 José Marmolejos, L (7, 3) OBP: 0.273, SLG: 0.400										3	0	1	1	0	0	2												
20 Daniel Vogelbach, L (1, 10) OBP: 0.321, SLG: 0.391 86 Jake Scheiner, R (7, PR) (7, 10) 94 Cesar Izturis Jr., S (9, PH) (9, 10)										3	0	0	0	1	2	1												
1 Kyle Lewis, R (1, 9) OBP: 0.217, SLG: 0.429 85 Julio Rodríguez, R (7, 9) OBP: 0.296, SLG: 0.167										4	1	1	4	0	0	0												
23 Austin Nola, R (1, 2) OBP: 0.300, SLG: 0.263 64 Brian O'Keefe, R (7, 2) OBP: 0.400, SLG: 0.250										3	0	1	0	1	1	1												
3 J.P. Crawford, L (1, 6) OBP: 0.526, SLG: 0.625 89 Chris Mariscal, R (7, 6) OBP: 0.333, SLG: 0.667										3	0	2	0	0	0	1												
58 Jarred Kelenic, L (1, 8) OBP: 0.385, SLG: 1.500 80 Luis Liberato, L (7, 8) OBP: 0.273, SLG: 0.111										3	0	0	0	0	3	4												
9 Dee Strange-Gordon, L (1, 4) OBP: 0.385, SLG: 0.500 38 Allen Hanson, S (7, 4) OBP: 0.556, SLG: 0.625										3	1	1	0	0	0	2												
25 Dylan Moore, R (1, 5) OBP: 0.815, SLG: 0.889 70 Jordan Cowan, L (7, 5) OBP: 0.077, SLG: 0.077										3	2	1	0	0	0	1												
Inning Stats	R: 0 E: 0 K: 1 S: 5	H: 1 LOB: 0 BB: 0 P: 5	R: 0 E: 0 K: 1 S: 7	H: 2 LOB: 2 BB: 0 P: 7	R: 1 E: 0 K: 1 S: 8	H: 1 LOB: 0 BB: 0 P: 10	R: 0 E: 0 K: 1 S: 6	H: 1 LOB: 1 BB: 0 P: 6	R: 2 E: 1 K: 1 S: 7	H: 2 LOB: 0 BB: 0 P: 8	R: 0 E: 0 K: 1 S: 5	H: 0 LOB: 1 BB: 1 P: 9	R: 4 E: 1 K: 1 S: 9	H: 2 LOB: 1 BB: 1 P: 13	R: 0 E: 0 K: 1 S: 5	H: 0 LOB: 1 BB: 1 P: 9		R: 2 E: 0 K: 1 S: 8	H: 3 LOB: 2 BB: 1 P: 12	1B: 6 2B: 4 3B: 1 HR: 2	SF: 1 SAC: 0 DP: 1 HBP: 0	WP: 0 PB: 0 SB: 2 CS: 0	PA: 43					
PITCHER	IP	WLS	BF	H	R	ER	SO	BB	IBB	HBP	BLK	WP	HR	S	P	ERA		WHIP										
68 Ross Stripling, R (1, 1) ERA: 1.5	3.0		12	4	1	1	3	0	0	0	0	0	0	1	20	22		3.00	1.333									
77 Dennis Santana, R (4, 1) ERA: 2.25	1.0	B	4	1	0	0	1	0	0	0	0	0	0	6	6	0.00	1.000											
59 Kyle Lobstein, L (5, 1) ERA: 2.25	1.0		5	2	2	1	1	0	0	0	0	0	0	7	8	9.00	2.000											
76 Josh Sborz, R (6, 1) ERA: 7.36	0.2		3	0	0	0	0	1	0	0	0	0	0	2	6	0.00	1.500											
97 Tyler Gilbert, L (6, 1) ERA: 15.43	0.1		1	0	0	0	1	0	0	0	0	0	0	3	3	0.00	0.000											
63 Reymin Guduan, L (7, 1) ERA: 1.8	1.0	L	7	2	4	0	1	1	0	0	0	0	0	1	9	13	0.00	3.000										
87 Marshall Kasowski, R (8, 1) ERA: 7.26	1.0		4	0	0	0	1	1	0	0	0	0	0	5	9	0.00	1.000											
89 Jordan Sheffield, R (9, 1) ERA: 7.26	0.2		6	3	2	2	1	1	0	0	0	0	0	7	11	27.00	6.000											
84 Ryan Moseley, R (9, 1) ERA: 2.7	0.1		1	0	0	0	0	0	0	0	0	0	0	1	1	0.00	0.000											

Batter	1	2	3	4	5	6	7	8	9	AB	R	H	RBI	BB	SO	LOB	BOTTOM											
13 Max Muncy, L (1, 3) OBP: 0.417, SLG: 0.444 94 Cristian Santana, R (5, 3) OBP: 0.421, SLG: 0.556										3	0	0	0	0	2	3	Seattle Mariners @ Los Angeles Dodgers Camelback Ranch, Glendale, AZ Fri Mar 06 2020, 8:06 PM - 11:13 PM EST Att: 13,211 - Partly Cloudy - 83 F											
10 Justin Turner, R (1, 5) OBP: 0.556, SLG: 0.714 73 Zach McKinstry, L (4, 5) OBP: 0.417, SLG: 0.773										2	0	1	0	0	0	0												
11 AJ Pollock, R (1, 8) OBP: 0.192, SLG: 0.320 71 Omar Estévez, R (6, 4) OBP: 0.333, SLG: 0.500										3	0	0	0	0	3	1												
14 Enrique Hernández, R (1, 4) OBP: 0.240, SLG: 0.625 79 Jacoby Amaya, R (6, 6) OBP: 0.287, SLG: 0.083										3	0	0	0	0	1	1												
5 Corey Seager, L (1, 6) OBP: 0.381, SLG: 0.389 70 DJ Peters, R (6, 8) OBP: 0.176, SLG: 0.375										2	2	2	0	0	0	0												
9 Gavin Lux, L (1, 10) OBP: 0.304, SLG: 0.364 96 Jeren Kendall, L (9, PH) OBP: 0.167, SLG: 0.333										3	0	1	0	0	1	1												
16 Will Smith, R (1, 2) OBP: 0.227, SLG: 0.158 58 Rocky Gale, R (7, 2) OBP: 0.250, SLG: 0.375										1	1	0	0	2	1	0												
45 Matt Beaty, L (1, 7) OBP: 0.391, SLG: 0.353 62 Luke Raley, L (5, 7) OBP: 0.280, SLG: 0.500										2	0	0	0	0	1	4												
72 Anthony Garcia, R (1, 9) OBP: 0.487, SLG: 0.300 95 Cody Thomas, L (5, 9) OBP: 0.283, SLG: 1.056										1	0	1	2	1	0	0												
Inning Stats	R: 0 E: 0 K: 2 S: 8	H: 1 LOB: 1 BB: 0 P: 8	R: 1 E: 0 K: 1 S: 6	H: 2 LOB: 2 BB: 2 P: 14	R: 0 E: 0 K: 2 S: 7	H: 0 LOB: 0 BB: 0 P: 7	R: 2 E: 0 K: 2 S: 9	H: 2 LOB: 1 BB: 1 P: 13	R: 0 E: 0 K: 1 S: 5	H: 0 LOB: 0 BB: 0 P: 5	R: 0 E: 0 K: 3 S: 9	H: 0 LOB: 0 BB: 0 P: 9	R: 0 E: 0 K: 3 S: 9	H: 0 LOB: 0 BB: 0 P: 9	R: 0 E: 0 K: 3 S: 9	H: 0 LOB: 0 BB: 0 P: 9		1B: 3 2B: 2 3B: 0 HR: 0	SF: 0 SAC: 0 DP: 1 HBP: 0	WP: 0 PB: 0 SB: 0 CS: 0	PA: 34							
PITCHER	IP	WLS	BF	H	R	ER	SO	BB	IBB	HBP	BLK	WP	HR	S	P	ERA		WHIP										
52 Nick Margvicius, L (1, 1) ERA: 5.68	2.2		12	3	1	1	4	2	0	0	0	0	0	18	26	3.38		1.875										
84 Anthony Misiewicz, L (3, 1) ERA: 10.6	1.1		7	2	2	2	3	1	0	0	0	0	0	12	16	13.50	2.250											
78 Joey Gerber, R (5, 1) ERA: 4.5	1.0		3	0	0	0	1	0	0	0	0	0	0	5	5	0.00	0.000											
81 Aaron Fletcher, L (6, 1) ERA: 4.5	1.0	W	3	0	0	0	1	0	0	0	0	0	0	5	5	0.00	0.000											
50 Erik Swanson, R (7, 1) ERA: 4.5	1.0		3	0	0	0	2	0	0	0	0	0	0	7	7	0.00	0.000											
PITCHER	IP	WLS	BF	H	R	ER	SO	BB	IBB	HBP	BLK	WP	HR	S	P	ERA	WHIP											
73 Taylor Williams, R (8, 1) ERA: 9.0	1.0		3	0	0	0	3	0	0	0	0	0	0	9	9	0.00	0.000											
99 Scott Boches, R (9, 1) ERA: 9.0	1.0		3	0	0	0	3	0	0	0	0	0	0	9	9	0.00	0.000											



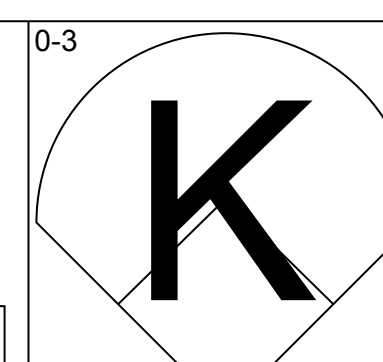
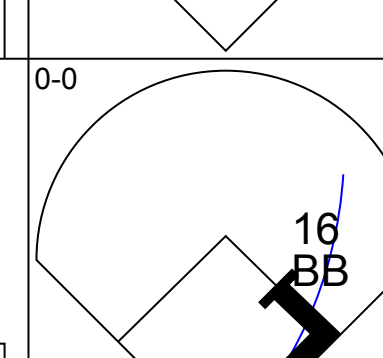
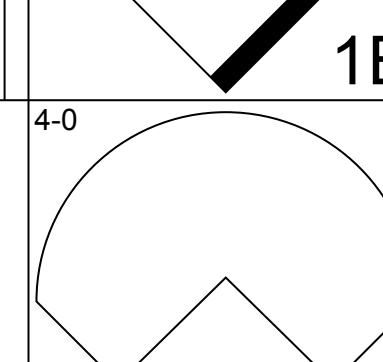
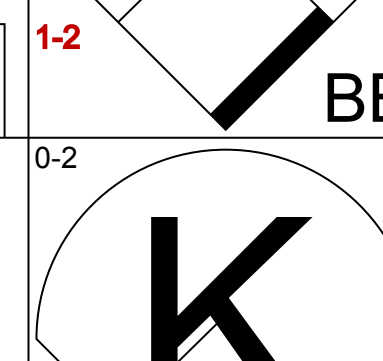
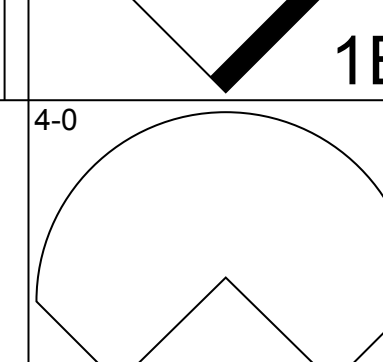

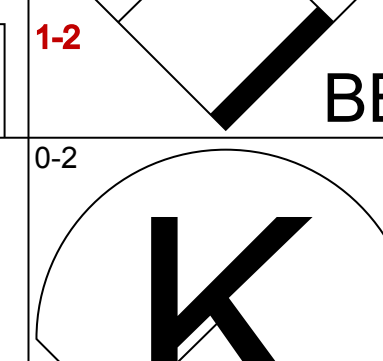

Batter	1	2	3	4	5	6	7	8	9	AB	R	H	RBI	BB	SO	LOB	TOP							
1 Garrett Hampson, R OBP: 0.313, SLG: 0.321 3 Dom Nunez, L OBP: 0.250, SLG: 0.357										3	0	0	0	0	2	0	Colorado Rockies @ Los Angeles Dodgers Camelback Ranch, Glendale, AZ Sat Mar 07 2020, 3:10 PM - 5:39 PM EST Att: 13,214 - Sunny - 76 F							
19 Charlie Blackmon, L OBP: 0.190, SLG: 0.290 88 Kelby Tomlinson, R										3	0	0	0	0	2	1								
28 Nolan Arenado, R OBP: 0.435, SLG: 1.059 82 Bret Boswell, L OBP: 0.409, SLG: 0.636										2	1	1	1	1	0	0								
35 Elias Diaz, R OBP: 0.476, SLG: 0.632 7 Brendan Rodgers, R OBP: 0.333, SLG: 0.333										2	0	1	0	0	0	1								
15 Raimel Tapia, L OBP: 0.379, SLG: 0.481 92 Drew Weeks, R										3	0	0	0	0	1	1								
8 Joshua Fuentes, R OBP: 0.333, SLG: 0.346 90 Taylor Snyder, R										3	0	0	0	0	1	0								
14 Tony Wolters, L OBP: 0.211, SLG: 0.333 22 Sam Hilliard, L OBP: 0.242, SLG: 0.484										2	0	0	0	0	1	0								
83 Alan Trejo, R OBP: 0.474, SLG: 0.400 70 Mike Gerber, L OBP: 0.316, SLG: 0.133										1	0	0	0	1	1	0								
81 Eric Stamets, R OBP: 0.250, SLG: 0.429 73 Brian Mundell, R OBP: 0.375, SLG: 0.333										2	0	0	0	0	1	1								
Inning Stats	R: 0 E: 0 K: 2 S: 7	H: 0 LOB: 1 BB: 1 P: 11	R: 0 E: 0 K: 2 S: 7	H: 0 LOB: 0 BB: 0 P: 7	R: 0 E: 0 K: 3 S: 9	H: 0 LOB: 0 BB: 0 P: 9	R: 0 E: 0 K: 1 S: 6	H: 1 LOB: 1 BB: 0 P: 6	R: 0 E: 0 K: 0 S: 3	H: 0 LOB: 1 BB: 1 P: 7	R: 1 E: 1 K: 0 S: 5	H: 1 LOB: 0 BB: 0 P: 7	R: 0 E: 0 K: 2 S: 7	H: 0 LOB: 0 BB: 0 P: 7	R: 0 E: 0 K: 1 S: 5	H: 0 LOB: 0 BB: 0 P: 5		R: 0 E: 0 K: 1 S: 5	H: 0 LOB: 0 BB: 0 P: 5	1B: 1 2B: 0 3B: 0 HR: 1	SF: 0 SAC: 0 DP: 1 HBP: 0	WP: 0 PB: 0 SB: 0 CS: 0	PA: 31	
PITCHER	IP WLS BF H R ER SO BB IBB HBP BLK WP HR S P ERA WHIP	3.0 W 10 0 0 0 7 1 0 0 0 0 0 0 23 27 0.00 0.333	0.2 3 1 0 0 1 0 0 0 0 0 0 0 5 5 0.00 1.500	0.1 1 0 0 0 0 0 0 0 0 0 0 0 1 1 0.00 0.000	1.0 4 0 0 0 0 1 0 0 0 0 0 0 3 7 0.00 1.000	1.0 4 1 1 1 0 0 0 0 0 0 0 1 5 7 9.00 1.000	7.1 1.0 3 0 0 0 2 0 0 0 0 0 0 0 7 7 0.00 0.000	6.1 1.0 3 0 0 0 1 0 0 0 0 0 0 0 5 5 0.00 0.000	8.1 1.0 3 0 0 0 1 0 0 0 0 0 0 0 5 5 0.00 0.000															

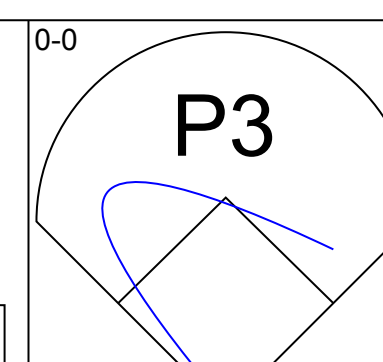
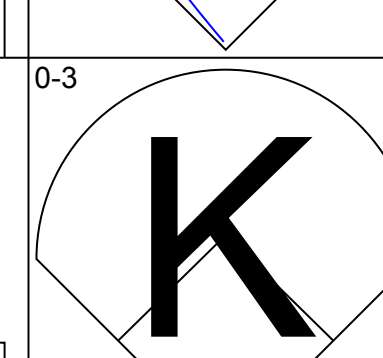
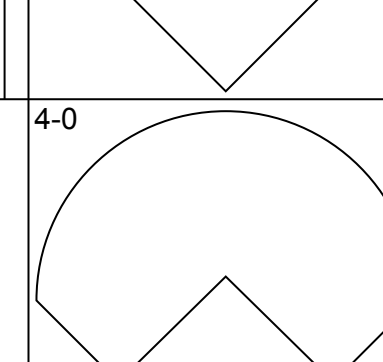
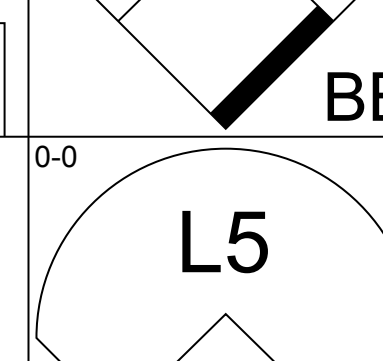
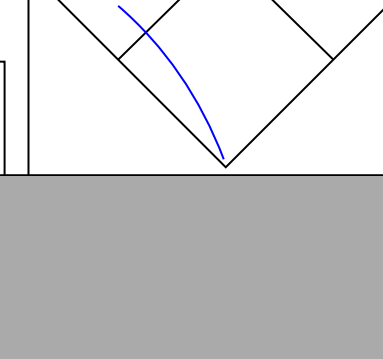





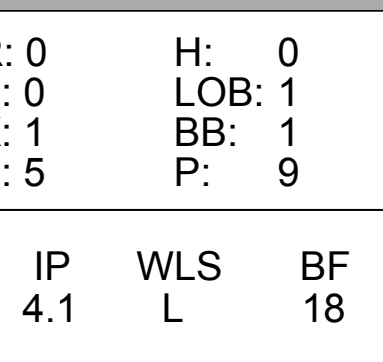

Batter	1	2	3	4	5	6	7	8	9	AB	R	H	RBI	BB	SO	LOB	BOTTOM						
9 Gavin Lux, L OBP: 0.308, SLG: 0.333 47 Jose Lobaton, S OBP: 0.143, SLG: 0.143										2	1	0	0	1	0	2	Colorado Rockies @ Los Angeles Dodgers Camelback Ranch, Glendale, AZ Sat Mar 07 2020, 3:10 PM - 5:39 PM EST Att: 13,214 - Sunny - 76 F						
13 Max Muncy, L OBP: 0.407, SLG: 0.571 27 Terrance Gore, R OBP: 0.214, SLG: 0.167										3	1	1	1	0	1	1							
35 Cody Bellinger, L OBP: 0.300, SLG: 0.526 71 Omar Estevez, R OBP: 0.308, SLG: 0.455										3	1	0	0	0	1	0							
3 Chris Taylor, R OBP: 0.500, SLG: 0.636 43 Edwin Rios, L OBP: 0.364, SLG: 0.474										3	2	2	0	0	1	0							
15 Austin Barnes, R OBP: 0.400, SLG: 0.611 67 Keibert Ruiz, S										3	1	2	0	0	0	1							
45 Matt Bealy, L OBP: 0.423, SLG: 0.474 70 DJ Peters, R OBP: 0.167, SLG: 0.353										2	0	1	2	0	1	1							
62 Luke Raley, L OBP: 0.250, SLG: 0.444 94 Cristian Santana, R OBP: 0.400, SLG: 0.526										3	1	0	1	0	0	4							
28 Tyler White, R OBP: 0.429, SLG: 0.471 96 Jeren Kendal, L OBP: 0.154, SLG: 0.308										0	0	0	0	2	0	0							
88 Zach Reks, L OBP: 0.500, SLG: 0.706 79 Jacob Amaya, R OBP: 0.250, SLG: 0.077										3	0	1	2	0	1	3							
Inning Stats	R: 5 E: 0 K: 2 S: 11	H: 3 LOB: 2 BB: 1 P: 18	R: 2 E: 0 K: 0 S: 8	H: 3 LOB: 1 BB: 0 P: 8	R: 0 E: 0 K: 0 S: 2	H: 0 LOB: 1 BB: 1 P: 6	R: 0 E: 0 K: 1 S: 5	H: 0 LOB: 0 BB: 0 P: 5	R: 0 E: 0 K: 2 S: 8	H: 1 LOB: 2 BB: 1 P: 12	R: 0 E: 0 K: 2 S: 7	H: 0 LOB: 0 BB: 0 P: 7	R: 0 E: 0 K: 1 S: 5	H: 1 LOB: 0 BB: 0 P: 5	R: 0 E: 0 K: 2 S: 7	H: 0 LOB: 0 BB: 0 P: 7		R: 0 E: 0 K: 2 S: 7	H: 0 LOB: 0 BB: 0 P: 7	1B: 5 2B: 1 3B: 1 HR: 1	SF: 0 SAC: 0 DP: 2 HBP: 2	WP: 1 PB: 1 SB: 0 CS: 0	PA: 36
PITCHER	IP WLS BF H R ER SO BB IBB HBP BLK WP HR S P ERA WHIP	1.1 L 13 5 7 3 2 1 0 0 0 0 0 0 5 9 0.00 1.200	1.2 6 1 0 0 0 1 0 0 0 0 0 0 5 9 0.00 1.200	1.0 3 0 0 0 1 0 0 0 0 0 0 0 5 5 0.00 0.000	1.0 5 1 0 0 2 1 0 0 0 0 0 0 8 12 0.00 2.000	1.0 3 0 0 0 2 0 0 0 0 0 0 0 7 7 0.00 0.000	7.1 1.0 3 0 0 0 2 0 0 0 0 0 0 0 7 7 0.00 1.000	8.1 1.0 3 0 0 0 2 0 0 0 0 0 0 0 7 7 0.00 0.000															

AB	29
R	1
H	2
RBI	1
BB	2
SO	12
LOB	4


AB	31
R	7
H	8
RBI	6
BB	3
SO	10
LOB	13



Batter	1	2	3	4	5	6	7	8	9	AB	R	H	RBI	BB	SO	LOB	TOP		
32 Brock Holt, L (1,5) OBP: 0.320, SLG: 0.273										2	0	0	0	1	1	0	Milwaukee Brewers @ Los Angeles Dodgers Camelback Ranch, Glendale, AZ Wed Mar 11 2020, 9:37 PM - 11:44 PM EDT Att. 8,364 - Overcast - 67 F		
61 Mark Mathias, R (5,5) OBP: 0.280, SLG: 0.217										0	0	0	0	0	0	0			
18 Keston Hiura, R (1,4) OBP: 0.355, SLG: 0.800										3	0	2	0	0	0	1			
95 Joantgel Segovia, R (6,PR) OBP: 0.067, SLG: 0.625										0	0	0	0	0	0	0			
16 Ben Gamel, L (1,8) OBP: 0.359, SLG: 0.345										2	1	1	0	1	0	1			
65 Ronny Rodriguez, R (6,4) OBP: 0.179, SLG: 0.296										0	0	0	0	0	0	0			
21 Logan Morrison, L (1,7) OBP: 0.364, SLG: 0.600										3	0	0	0	0	2	3			
14 Andrés Blanco, S (6,5) OBP: 0.313, SLG: 0.214										0	0	0	0	0	0	0			
3 Orlando Arcia, R (1,6) OBP: 0.310, SLG: 0.926										2	0	1	1	1	0	1			
92 Luis Castro, R (6,7) OBP: 0.385, SLG: 0.727										0	0	0	0	0	0	0			
9 Manny Pina, R (1,2) OBP: 0.217, SLG: 0.227										2	0	0	0	0	1	2			
13 Tuffy Gosewisch, R (6,2) OBP: 0.417, SLG: 0.455										1	0	0	0	0	1	0			
14 Jace Peterson, L (1,9) OBP: 0.357, SLG: 0.423										3	0	1	0	0	0	2			
98 Cooper Hummel, S (7,PR) OBP: 0.500, SLG: 0.500										0	0	0	0	0	0	0			
26 Jacob Nottingham, R (1,10) OBP: 0.316, SLG: 0.353										3	0	0	0	0	1	1			
97 Chad Spanberger, L (1,3) OBP: 0.467, SLG: 0.929										2	0	0	0	0	2	0			
Inning Stats	R: 0 E: 0 K: 2 S: 7	H: 1 LOB: 1 BB: 1 P: 11	R: 0 E: 0 K: 0 S: 2	H: 0 LOB: 0 BB: 1 P: 6	R: 0 E: 0 K: 1 S: 5	H: 0 LOB: 1 BB: 1 P: 9	R: 1 E: 0 K: 1 S: 8	H: 2 LOB: 1 BB: 0 P: 8	R: 0 E: 0 K: 1 S: 5	H: 0 LOB: 2 BB: 0 P: 5	R: 0 E: 0 K: 1 S: 6	H: 1 LOB: 1 BB: 0 P: 6	R: 0 E: 0 K: 2 S: 7	H: 1 LOB: 1 BB: 0 P: 7			1B: 3 2B: 2 3B: 0 HR: 0	SF: 0 SAC: 0 DP: 0 HBP: 0	WP: 0 PA: 27 PB: 0 SB: 1 CS: 0
PITCHER	IP WLS BF H R ER SO BB IBB HBP BLK WP HR S P ERA WHIP																		
21 Walker Buehler, R (1,1) ERA: 3.24	4.0	16	3	1	1	4	3	0	0	0	0	0	0	0	22	34	2.25	1.500	
75 Scott Alexander, L (5,1) ERA: 2.25	1.0	3	0	0	0	1	0	0	0	0	0	0	0	5	5	0.00	0.000		
74 Kenley Jansen, R (6,1) ERA: 1.5	1.0	4	1	0	0	1	0	0	0	0	0	0	0	6	6	0.00	1.000		
64 Caleb Ferguson, L (7,1) ERA:	1.0	3	1	0	0	2	0	0	0	0	0	0	0	7	7	0.00	1.000		


Batter	1	2	3	4	5	6	7	8	9	AB	R	H	RBI	BB	SO	LOB	BOTTOM		
50 Mookie Betts, R (1,9) OBP: 0.261, SLG: 0.286										2	0	0	0	0	0	0	Milwaukee Brewers @ Los Angeles Dodgers Camelback Ranch, Glendale, AZ Wed Mar 11 2020, 9:37 PM - 11:44 PM EDT Att. 8,364 - Overcast - 67 F		
43 Edwin Rios, L (5,5) OBP: 0.367, SLG: 0.444										2	1	1	1	0	0	0			
13 Max Muncy, L (1,3) OBP: 0.375, SLG: 0.480										2	0	0	0	0	2	0			
28 Tyler White, R (5,3) OBP: 0.444, SLG: 0.429										1	0	1	1	1	0	0			
10 Justin Turner, R (1,5) OBP: 0.550, SLG: 0.687										1	0	0	0	1	1	0			
95 Cody Thomas, L (5,9) OBP: 0.333, SLG: 1.091										1	0	1	1	1	0	0			
35 Cody Bellinger, L (1,8) OBP: 0.280, SLG: 0.500										2	0	0	0	0	1	1			
72 Anthony Garcia, R (5,7) OBP: 0.476, SLG: 0.490										1	0	0	0	0	2	0			
5 Corey Seager, L (1,6) OBP: 0.448, SLG: 0.577										2	1	2	1	0	0	0			
96 Jeren Kendall, L (5,8) OBP: 0.278, SLG: 0.444										1	0	0	0	0	1	2			
11 AJ Pollock, R (1,7) OBP: 0.176, SLG: 0.273										2	0	0	0	0	1	1			
80 Errol Robinson, R (5,6)										1	0	0	0	0	1	0			
3 Chris Taylor, R (1,4) OBP: 0.421, SLG: 0.733										2	0	0	0	0	2	0			
88 Jake Peter, L (6,4)										1	0	0	0	0	1	0			
9 Gavin Lux, L (1,10) OBP: 0.323, SLG: 0.345										2	1	1	0	0	0	0			
88 Zach Reks, L (6,PH) OBP: 0.556, SLG: 0.684										0	0	0	0	1	0	0			
15 Austin Barnes, R (1,2) OBP: 0.462, SLG: 0.571										1	1	0	0	1	1	0			
47 Jose Lobaton, S (6,PH) OBP: 0.125, SLG: 0.125										1	0	0	0	0	0	1			
Inning Stats	R: 0 E: 0 K: 1 S: 5	H: 0 LOB: 1 BB: 1 P: 9	R: 1 E: 0 K: 2 S: 8	H: 1 LOB: 0 BB: 0 P: 8	R: 0 E: 0 K: 2 S: 7	H: 0 LOB: 0 BB: 0 P: 7	R: 0 E: 0 K: 2 S: 8	H: 1 LOB: 1 BB: 0 P: 8	R: 3 E: 0 K: 2 S: 11	H: 4 LOB: 2 BB: 1 P: 15	R: 0 E: 0 K: 2 S: 7	H: 0 LOB: 1 BB: 1 P: 11	R: 0 E: 0 K: 0 S: 1	H: 0 LOB: 2 BB: 2 P: 9			1B: 5 2B: 0 3B: 0 HR: 1	SF: 0 SAC: 0 DP: 0 HBP: 0	WP: 0 PA: 30 PB: 0 SB: 0 CS: 0
PITCHER	IP WLS BF H R ER SO BB IBB HBP BLK WP HR S P ERA WHIP																		
51 Freddy Peralta, R (1,1) ERA: 4.5	4.1	18	3	3	3	8	2	0	0	0	0	0	0	7	7	13.50	4.500		
94 Bubba Derby, R (5,1) ERA: 3.88	0.2	5	3	1	1	1	0	0	0	0	0	0	0	7	7	0.00	1.000		
41 David Phelps, R (6,1) ERA: 6.75	1.0	4	0	0	0	2	1	0	0	0	0	0	0	7	11	0.00	1.000		
38 Devin Williams, R (7,1) ERA: 14.4	0.1	3	0	0	0	0	2	0	0	0	0	0	0	1	9	0.00	6.000		


AB 23
R 1
H 5
RBI 1
BB 3
SO 8
LOB 11





AB 25
R 4
H 6
RBI 4
BB 5
SO 11
LOB 7



Batter	1	2	3	4	5	6	7	8	9	AB R H RBI BB SO LOB	TOP																								
											<p style="text-align: center;">Los Angeles Dodgers @ Chicago Cubs Sloan Park, Mesa, AZ Thu Mar 12 2020, 4:05 PM EDT</p> <p style="text-align: right;">livebaseballscorecards.com</p> <p>AB 0 R 0 H 0 RBI 0 BB 0 SO 0 LOB 0</p> 																								
Inning Stats										1B: 0 SF: 0 2B: 0 SAC: 0 3B: 0 DP: 0 HR: 0 HBP: 0	WP: 0 PA: 0 PB: 0 SB: 0 CS: 0																								
PITCHER	IP	WLS	BF	H	R	ER	SO	BB	IBB	HBP	BLK	WP	HR	S	P	ERA	WHIP	PITCHER	IP	WLS	BF	H	R	ER	SO	BB	IBB	HBP	BLK	WP	HR	S	P	ERA	WHIP

Batter	1	2	3	4	5	6	7	8	9	AB R H RBI BB SO LOB	BOTTOM																								
											<p style="text-align: center;">Los Angeles Dodgers @ Chicago Cubs Sloan Park, Mesa, AZ Thu Mar 12 2020, 4:05 PM EDT</p> <p style="text-align: right;">livebaseballscorecards.com</p> <p>AB 0 R 0 H 0 RBI 0 BB 0 SO 0 LOB 0</p> 																								
Inning Stats										1B: 0 SF: 0 2B: 0 SAC: 0 3B: 0 DP: 0 HR: 0 HBP: 0	WP: 0 PA: 0 PB: 0 SB: 0 CS: 0																								
PITCHER	IP	WLS	BF	H	R	ER	SO	BB	IBB	HBP	BLK	WP	HR	S	P	ERA	WHIP	PITCHER	IP	WLS	BF	H	R	ER	SO	BB	IBB	HBP	BLK	WP	HR	S	P	ERA	WHIP

Batter	1	2	3	4	5	6	7	8	9	AB R H RBI BB SO LOB	TOP																								
											<p>Oakland Athletics @ Los Angeles Dodgers Camelback Ranch, Glendale, AZ Thu Mar 12 2020, 4:05 PM EDT Snow - 73 F</p> <p>livebaseballscorecards.com</p> <p>AB 0 R 0 H 0 RBI 0 BB 0 SO 0 LOB 0</p> 																								
Inning Stats										1B: 0 SF: 0 2B: 0 SAC: 0 3B: 0 DP: 0 HR: 0 HBP: 0	WP: 0 PA: 0 FB: 0 SB: 0 CS: 0																								
PITCHER	IP	WLS	BF	H	R	ER	SO	BB	IBB	HBP	BLK	WP	HR	S	P	ERA	WHIP	PITCHER	IP	WLS	BF	H	R	ER	SO	BB	IBB	HBP	BLK	WP	HR	S	P	ERA	WHIP

Batter	1	2	3	4	5	6	7	8	9	AB R H RBI BB SO LOB	BOTTOM																								
											<p>Oakland Athletics @ Los Angeles Dodgers Camelback Ranch, Glendale, AZ Thu Mar 12 2020, 4:05 PM EDT Snow - 73 F</p> <p>livebaseballscorecards.com</p> <p>AB 0 R 0 H 0 RBI 0 BB 0 SO 0 LOB 0</p> 																								
Inning Stats										1B: 0 SF: 0 2B: 0 SAC: 0 3B: 0 DP: 0 HR: 0 HBP: 0	WP: 0 PA: 0 FB: 0 SB: 0 CS: 0																								
PITCHER	IP	WLS	BF	H	R	ER	SO	BB	IBB	HBP	BLK	WP	HR	S	P	ERA	WHIP	PITCHER	IP	WLS	BF	H	R	ER	SO	BB	IBB	HBP	BLK	WP	HR	S	P	ERA	WHIP

Batter	1	2	3	4	5	6	7	8	9	AB	R	H	RBI	BB	SO	LOB	TOP										
5 Mike Yastrzemski, L OBP: 0.500, SLG: 0.500										4	0	2	0	0	1	0	San Francisco Giants @ Los Angeles Dodgers Dodger Stadium, Los Angeles, CA Thu Jul 23 2020, 7:09 PM - 10:05 PM PDT Clear - 70 F										
41 Wilmer Flores, R OBP: 0.250, SLG: 0.250										4	0	1	0	0	2	3											
48 Pablo Sandoval, S OBP: 0.250, SLG: 0.333										3	0	1	1	0	0	2											
12 Alex Dickerson, L OBP: 0.500, SLG: 0.500										4	0	2	0	0	1	2											
8 Hunter Pence, R (1, 10)										4	0	0	0	0	1	5											
70 Joe McCarthy, L (1, 9)										4	0	0	0	0	1	0											
1 Mauricio Dubón, R (7, 6)										3	0	0	0	0	2	0											
35 Brandon Crawford, L (7, PH)										2	0	0	0	0	0	0											
7 Donovan Solano, R (7, 4)										1	0	0	0	0	0	0											
43 Tyler Heineman, S OBP: 0.667, SLG: 0.667										3	1	2	0	0	0	0											
Inning Stats	R: 0 H: 2 E: 1 K: 0 S: 10	H: 2 R: 0 ER: 0 LOB: 2 BB: 0 P: 12	R: 0 H: 0 E: 0 K: 1 S: 8	H: 0 R: 0 ER: 0 LOB: 0 BB: 0 P: 10	R: 1 H: 3 E: 0 K: 1 S: 13	H: 3 R: 0 ER: 0 LOB: 2 BB: 0 P: 18	R: 0 H: 0 E: 0 K: 1 S: 7	H: 0 R: 0 ER: 0 LOB: 0 BB: 0 P: 9	R: 0 H: 2 E: 0 K: 1 S: 12	H: 2 R: 0 ER: 0 LOB: 1 BB: 0 P: 16	R: 0 H: 0 E: 0 K: 1 S: 9	H: 0 R: 0 ER: 0 LOB: 0 BB: 0 P: 14	R: 0 H: 0 E: 0 K: 1 S: 6	H: 0 R: 0 ER: 0 LOB: 0 BB: 0 P: 8	R: 0 H: 0 E: 0 K: 2 S: 8	H: 0 R: 0 ER: 0 LOB: 0 BB: 0 P: 12	R: 0 H: 1 E: 0 K: 0 S: 8	H: 1 R: 0 ER: 0 LOB: 0 BB: 0 P: 9	1B: 8 2B: 1 3B: 0 HR: 0	SF: 1 DP: 2 HBP: 0	WP: 0 PB: 0 SB: 0 CS: 0	PA: 33					
PITCHER	IP	WLS	BF	H	R	ER	SO	BB	IBB	HBP	BLK	WP	HR	S	P	ERA	WHIP										
85 Dustin May, R ERA: 2.08	(1, 1)	4.1	20	7	1	1	4	0	0	0	0	0	0	46	60	2.08	1.615										
64 Caleb Ferguson, L ERA:	(5, 1)	0.2	1	0	0	0	0	0	0	0	0	0	0	4	5	0.00	0.000										
52 Pedro Báez, R ERA:	(6, 1)	1.1	4	0	0	0	2	0	0	0	0	0	0	13	20	0.00	0.000										
56 Adam Kolarek, L ERA:	(7, 1)	1.2	W	5	0	0	2	0	0	0	0	0	0	10	14	0.00	0.000										
48 Brusdar Graterol, R ERA:	(9, 1)	1.0	3	1	0	0	0	0	0	0	0	0	0	8	9	0.00	1.000										

Batter	1	2	3	4	5	6	7	8	9	AB	R	H	RBI	BB	SO	LOB	BOTTOM										
13 Max Muncy, L OBP: 0.400, SLG: 0.500										4	0	1	1	1	1	0	San Francisco Giants @ Los Angeles Dodgers Dodger Stadium, Los Angeles, CA Thu Jul 23 2020, 7:09 PM - 10:05 PM PDT Clear - 70 F										
50 Mookie Betts, R OBP: 0.200, SLG: 0.200										5	1	1	0	0	2	4											
35 Cody Bellinger, L OBP: 0.400, SLG: 0.500										4	0	1	0	1	0	0											
10 Justin Turner, R OBP: 0.400, SLG: 0.500										4	2	1	1	0	0	3											
5 Corey Seager, L OBP: 0.200, SLG: 0.400										5	2	1	0	0	1	6											
14 Enrique Hernández, R OBP: 0.800, SLG: 1.400										5	2	4	5	0	0	0											
31 Joc Pederson, L OBP: 0.500, SLG: 0.333										3	1	1	0	1	0	1											
3 Chris Taylor, R (8, PH)										1	0	0	0	0	0	0											
11 AJ Pollock, R OBP: 0.750, SLG: 0.500										2	0	1	0	2	1	0											
15 Austin Barnes, R OBP: 0.250, SLG: 0.250										4	0	1	1	0	1	4											
Inning Stats	R: 0 H: 0 E: 0 K: 1 S: 8	H: 0 R: 0 ER: 0 LOB: 1 BB: 0 P: 13	R: 0 H: 1 E: 0 K: 0 S: 4	H: 1 R: 0 ER: 0 LOB: 1 BB: 0 P: 9	R: 0 H: 1 E: 0 K: 2 S: 9	H: 1 R: 0 ER: 0 LOB: 3 BB: 1 P: 16	R: 1 H: 3 E: 0 K: 0 S: 14	H: 3 R: 0 ER: 0 LOB: 3 BB: 1 P: 25	R: 0 H: 0 E: 0 K: 2 S: 12	H: 0 R: 0 ER: 0 LOB: 2 BB: 1 P: 20	R: 0 H: 1 E: 0 K: 0 S: 8	H: 1 R: 0 ER: 0 LOB: 0 BB: 0 P: 10	R: 5 H: 4 E: 0 K: 1 S: 18	H: 4 R: 2 ER: 2 LOB: 3 BB: 3 P: 37	R: 2 H: 2 E: 0 K: 0 S: 13	H: 2 R: 2 ER: 2 LOB: 0 BB: 0 P: 19	1B: 7 2B: 4 3B: 0 HR: 1	SF: 0 DP: 1 HBP: 1	WP: 0 PB: 0 SB: 0 CS: 0	PA: 43							
PITCHER	IP	WLS	BF	H	R	ER	SO	BB	IBB	HBP	BLK	WP	HR	S	P	ERA	WHIP										
42 Johnny Cueto, R ERA: 2.25	(1, 1)	4.0	18	5	1	1	3	1	0	0	0	0	0	35	63	2.25	1.500										
Drew Smyly, L ERA:	(5, 1)	1.0	5	0	0	0	2	1	0	0	0	0	0	12	20	0.00	1.000										
39 Rico Garcia, R ERA:	(6, 1)	1.0	4	1	0	0	0	0	0	0	0	0	0	8	10	0.00	1.000										
71 Tyler Rogers, R ERA: 54.0	(7, 1)	0.2	L	6	3	4	4	0	0	0	0	0	0	8	12	54.00	4.500										
52 Dany Jiménez, R ERA: 27.0	(7, 1)	0.1	5	1	1	1	1	3	0	0	0	0	0	10	25	27.00	12.000										
PITCHER	IP	WLS	BF	H	R	ER	SO	BB	IBB	HBP	BLK	WP	HR	S	P	ERA	WHIP										
51 Conner Menez, L ERA: 18.0	(8, 1)	1.0	5	2	2	2	0	0	0	0	0	0	0	13	19	18.00	2.000										

Batter	1	2	3	4	5	6	7	8	9	10	11	12	13	AB	R	H	RBI	BB	SO	LOB	TOP		
13 Max Muncy, L OBP: 0.355, SLG: 0.520														5	0	1	0	1	2	1			
50 Mookie Betts, R OBP: 0.393, SLG: 0.297														6	0	1	1	0	1	2			
35 Cody Bellinger, L OBP: 0.276, SLG: 0.231														4	0	0	0	1	1	2			
10 Justin Turner, R OBP: 0.429, SLG: 0.300														5	0	0	0	0	0	3			
5 Corey Seager, L OBP: 0.393, SLG: 0.520														5	1	1	1	0	1	0			
3 Chris Taylor, R OBP: 0.375, SLG: 0.211														5	0	0	0	0	3	0			
31 Joc Pederson, L OBP: 0.462, SLG: 0.300														2	0	0	0	0	1	0			
14 Enrique Hernández, R OBP: 0.280, SLG: 0.400														3	2	0	0	0	1	1			
45 Matt Beatty, L 11 AJ Pollock, R 27 Terrance Gore, R														2	0	0	0	0	1	0			
43 Edwin Rios, L OBP: 0.333, SLG: 1.333														1	0	1	0	0	0	0			
15 Austin Barnes, R OBP: 0.333, SLG: 0.200														2	1	1	2	0	1	0			
Inning Stats	R: 0 E: 0 K: 3 S: 10	H: 0 LOB: 0 BB: 0 P: 13	R: 1 E: 0 K: 2 S: 11	H: 1 LOB: 0 BB: 0 P: 15	R: 0 E: 0 K: 2 S: 8	H: 0 LOB: 0 BB: 0 P: 12	R: 0 E: 0 K: 1 S: 6	H: 0 LOB: 0 BB: 0 P: 10	R: 0 E: 0 K: 1 S: 5	H: 0 LOB: 0 BB: 0 P: 8	R: 0 E: 0 K: 0 S: 15	H: 0 LOB: 0 BB: 0 P: 7	R: 0 E: 0 K: 0 S: 5	R: 1 E: 0 K: 1 S: 11	H: 1 LOB: 3 BB: 2 P: 20	R: 0 E: 0 K: 0 S: 5	H: 0 LOB: 1 BB: 0 P: 6	R: 2 E: 0 K: 0 S: 9	H: 1 LOB: 0 BB: 0 P: 13	1B: 1 2B: 2 3B: 0 HR: 2	SF: 0 SAC: 0 DP: 0 HBP: 0	W/P: 1 PB: 0 SB: 0 CS: 0	PA: 47
PITCHER	IP	WLS	BF	H	R	ER	SO	BB	IBB	HBP	BLK	WP	HR	S	P	ERA	WHIP						
53 Cristian Javier, R ERA: 1.35	5.2		20	2	1	1	8	1	0	0	0	0	1	0	20	30	0.00	0.429					
62 Blake Taylor, L ERA:	2.1		8	1	0	0	3	0	0	0	0	0	0	0	10	16	0.00	0.000					
54 Roberto Osuna, R ERA:	2.0		6	0	0	0	0	0	0	0	0	0	0	0	10	16	0.00	0.000					
67 Cy Sneed, R ERA: 2.08	2.1	L	11	2	3	1	1	1	1	0	0	0	1	21	34	3.86	1.286						
66 Bryan Abreu, R ERA:	0.2		2	0	0	0	0	0	0	0	0	0	0	4	5	0.00	0.000						

Los Angeles Dodgers @ Houston Astros
Minute Maid Park, Houston, TX
Wed Jul 29 2020, 6:11 PM - 10:54 PM CDT
Roof Closed - 74 F

AB 44
R 4
H 5
RBI 4
BB 3
SO 13
LOB 10

Batter	1	2	3	4	5	6	7	8	9	10	11	12	13	AB	R	H	RBI	BB	SO	LOB	BOTTOM		
30 Kyle Tucker, L OBP: 0.236, SLG: 0.313														6	0	1	0	0	4	2			
27 Jose Altuve, R OBP: 0.321, SLG: 0.348														5	0	0	0	1	2	1			
2 Alex Bregman, R OBP: 0.321, SLG: 0.348														5	0	0	0	1	0	2			
23 Michael Brantley, L OBP: 0.350, SLG: 0.686														4	1	2	0	1	0	1			
9 Jack Mayfield, R ERA:														1	1	0	0	0	1	1			
10 Yuli Gurriel, R OBP: 0.385, SLG: 0.381														5	0	2	0	1	1	3			
1 Carlos Correa, R OBP: 0.500, SLG: 0.636														5	0	2	1	1	0	2			
22 Josh Reddick, L OBP: 0.250, SLG: 0.364														3	0	0	0	1	0	5			
11 Garrett Stubbs, L ERA:														0	0	0	0	0	0	0			
31 Abraham Toro, S OBP: 0.280, SLG: 0.333														1	0	0	0	0	2				
13 Dustin Garneau, R OBP: 0.400, SLG: 0.750														1	0	0	0	0	1	1			
3 Myles Straw, R OBP: 0.200, SLG: 0.200														5	0	1	1	0	1	5			
15 Martín Maldonado, R OBP: 0.294, SLG: 0.294														3	0	0	0	0	2	2			
4 George Springer, R OBP: 0.200, SLG: 0.190														1	0	0	0	1	1	2			
Inning Stats	R: 0 E: 0 K: 1 S: 8	H: 0 LOB: 0 BB: 0 P: 12	R: 1 E: 0 K: 2 S: 19	H: 2 LOB: 1 BB: 1 P: 31	R: 0 E: 0 K: 0 S: 15	H: 1 LOB: 2 BB: 1 P: 29	R: 0 E: 0 K: 1 S: 12	H: 1 LOB: 1 BB: 0 P: 14	R: 0 E: 0 K: 2 S: 13	H: 0 LOB: 0 BB: 0 P: 15	R: 0 E: 0 K: 0 S: 10	H: 0 LOB: 2 BB: 2 P: 23	R: 0 E: 0 K: 1 S: 5	R: 1 E: 0 K: 1 S: 14	H: 2 LOB: 2 BB: 0 P: 19	R: 0 E: 0 K: 2 S: 8	H: 0 LOB: 1 BB: 1 P: 14	R: 0 E: 0 K: 1 S: 7	H: 0 LOB: 1 BB: 0 P: 15	1B: 7 2B: 1 3B: 0 HR: 0	SF: 0 SAC: 0 DP: 2 HBP: 0	W/P: 0 PB: 0 SB: 2 CS: 0	PA: 52
PITCHER	IP	WLS	BF	H	R	ER	SO	BB	IBB	HBP	BLK	WP	HR	S	P	ERA	WHIP						
85 Dustin May, R ERA: 2.35	3.1		15	3	1	1	3	2	0	0	0	0	0	11	17	0.00	1.000						
41 Jake McGee, L ERA:	1.0		4	1	0	0	1	0	0	0	0	0	0	6	7	0.00	0.000						
51 Dylan Floro, R ERA:	0.2		2	0	0	0	1	0	0	0	0	0	0	6	7	0.00	0.000						
52 Pedro Báez, R ERA: 2.7	1.0		4	1	0	0	0	0	0	0	0	0	0	10	17	0.00	1.000						
64 Caleb Ferguson, L ERA:	1.0		3	0	0	0	2	0	0	0	0	0	0	13	15	0.00	0.000						
49 Blake Treinen, R ERA:	1.0		5	0	0	0	1	2	0	0	0	0	0	14	23	0.00	2.000						
74 Kentley Jansen, L ERA:	1.2		7	2	1	0	1	0	1	0	0	0	0	16	20	0.00	1.200						
75 Scott Alexander, L ERA:	2.1	W	8	0	0	0	4	2	0	0	0	0	0	18	33	0.00	0.857						
77 Dennis Santana, R ERA: 4.15																							

Los Angeles Dodgers @ Houston Astros
Minute Maid Park, Houston, TX
Wed Jul 29 2020, 6:11 PM - 10:54 PM CDT
Roof Closed - 74 F

AB 45
R 2
H 8
RBI 2
BB 7
SO 13
LOB 29

Batter	1	2	3	4	5	6	7	8	9	AB	R	H	RBI	BB	SO	LOB	TOP							
13 Max Muncy, L OBP: 0.390, SLG: 0.576										4	0	1	0	0	2	1	Los Angeles Dodgers @ Arizona Diamondbacks Chase Field, Phoenix, AZ Fri Jul 31 2020, 6:42 PM - 9:57 PM MST Roof Closed - 77 F							
50 Mookie Betts, R OBP: 0.310, SLG: 0.410										5	1	3	2	0	1	1								
35 Cody Bellinger, L OBP: 0.205, SLG: 0.167										5	0	0	0	0	2	4								
10 Justin Turner, R OBP: 0.378, SLG: 0.400										4	0	0	0	0	2	2								
5 Corey Seager, L OBP: 0.417, SLG: 0.688										4	1	2	1	0	1	0								
3 Chris Taylor, R OBP: 0.406, SLG: 0.240										3	0	2	0	1	1	0								
31 Joc Pederson, L OBP: 0.353, SLG: 0.214										4	0	0	0	0	3	4								
43 Edwin Rios, L OBP: 0.400, SLG: 1.200										2	1	1	0	0	0	0								
11 AJ Pollock, R OBP: 0.476, SLG: 0.737										2	0	0	0	0	1	0								
15 Austin Barnes, R OBP: 0.286, SLG: 0.167										0	0	0	0	1	0	0								
45 Matt Beaty, L										0	0	0	0	1	0	0								
Inning Stats	R: 0 E: 0 K: 3 S: 11	H: 0 LOB: 0 BB: 0 P: 15	R: 0 E: 0 K: 2 S: 11	H: 0 LOB: 1 BB: 1 P: 17	R: 0 E: 0 K: 0 S: 7	H: 0 LOB: 0 BB: 0 P: 10	R: 1 E: 0 K: 2 S: 23	H: 3 LOB: 2 BB: 0 P: 30	R: 1 E: 0 K: 0 S: 10	H: 2 LOB: 2 BB: 0 P: 14	R: 0 E: 0 K: 2 S: 10	H: 0 LOB: 0 BB: 0 P: 12	R: 0 E: 0 K: 2 S: 12	H: 1 LOB: 1 BB: 0 P: 16	R: 1 E: 0 K: 2 S: 16	H: 2 LOB: 1 BB: 0 P: 22	R: 0 E: 0 K: 2 S: 10	H: 1 LOB: 2 BB: 1 P: 17	1B: 5 2B: 2 HR: 2	SF: 0 SAC: 1 DP: 0 HBP: 1	WP: 0 PB: 0 SB: 2 CS: 0	PA: 39		
PITCHER	IP ERA WLS BF H R ER SO BB IBB HBP BLK WP HR S P ERA WHIP	IP ERA WLS BF H R ER SO BB IBB HBP BLK WP HR S P ERA WHIP	IP ERA WLS BF H R ER SO BB IBB HBP BLK WP HR S P ERA WHIP	IP ERA WLS BF H R ER SO BB IBB HBP BLK WP HR S P ERA WHIP	IP ERA WLS BF H R ER SO BB IBB HBP BLK WP HR S P ERA WHIP	IP ERA WLS BF H R ER SO BB IBB HBP BLK WP HR S P ERA WHIP	IP ERA WLS BF H R ER SO BB IBB HBP BLK WP HR S P ERA WHIP	IP ERA WLS BF H R ER SO BB IBB HBP BLK WP HR S P ERA WHIP	IP ERA WLS BF H R ER SO BB IBB HBP BLK WP HR S P ERA WHIP	IP ERA WLS BF H R ER SO BB IBB HBP BLK WP HR S P ERA WHIP	IP ERA WLS BF H R ER SO BB IBB HBP BLK WP HR S P ERA WHIP	IP ERA WLS BF H R ER SO BB IBB HBP BLK WP HR S P ERA WHIP	IP ERA WLS BF H R ER SO BB IBB HBP BLK WP HR S P ERA WHIP	IP ERA WLS BF H R ER SO BB IBB HBP BLK WP HR S P ERA WHIP	IP ERA WLS BF H R ER SO BB IBB HBP BLK WP HR S P ERA WHIP	IP ERA WLS BF H R ER SO BB IBB HBP BLK WP HR S P ERA WHIP	IP ERA WLS BF H R ER SO BB IBB HBP BLK WP HR S P ERA WHIP	IP ERA WLS BF H R ER SO BB IBB HBP BLK WP HR S P ERA WHIP	IP ERA WLS BF H R ER SO BB IBB HBP BLK WP HR S P ERA WHIP	IP ERA WLS BF H R ER SO BB IBB HBP BLK WP HR S P ERA WHIP	IP ERA WLS BF H R ER SO BB IBB HBP BLK WP HR S P ERA WHIP	IP ERA WLS BF H R ER SO BB IBB HBP BLK WP HR S P ERA WHIP	IP ERA WLS BF H R ER SO BB IBB HBP BLK WP HR S P ERA WHIP	IP ERA WLS BF H R ER SO BB IBB HBP BLK WP HR S P ERA WHIP
23 Zac Gallen, R ERA: 2.7	6.0	25	5	2	2	9	1	0	1	0	0	0	0	0	0	0	0	0	1	72	98	3.00	1.000	
49 Alex Young, L ERA: 2.25	0.2	3	1	0	0	2	0	0	0	0	0	0	0	0	0	0	0	0	0	9	12	0.00	1.500	
37 Kevin Ginkel, R ERA: 12.27	1.0	5	2	1	1	1	0	0	0	0	0	0	0	0	0	0	0	0	1	16	23	9.00	2.000	
28 Héctor Rondón, R ERA: 27.0	0.1	W	1	0	0	0	1	0	0	0	0	0	0	0	0	0	0	0	0	3	3	0.00	0.000	
25 Archie Bradley, R ERA: 2.45	1.0	S	5	1	0	0	2	1	0	0	0	0	0	0	0	0	0	0	0	10	17	0.00	2.000	
Batter	1	2	3	4	5	6	7	8	9	AB	R	H	RBI	BB	SO	LOB	BOTTOM							
4 Ketel Marte, S OBP: 0.371, SLG: 0.531										4	2	2	0	0	0	0	Los Angeles Dodgers @ Arizona Diamondbacks Chase Field, Phoenix, AZ Fri Jul 31 2020, 6:42 PM - 9:57 PM MST Roof Closed - 77 F							
56 Kole Calhoun, L OBP: 0.333, SLG: 0.308										2	1	1	1	2	0	0								
2 Starling Marte, R OBP: 0.433, SLG: 0.375										3	0	0	0	1	0	3								
5 Eduardo Escobar, S OBP: 0.212, SLG: 0.200										3	1	0	0	1	1	3								
53 Christian Walker, R OBP: 0.357, SLG: 0.481										4	1	2	3	0	0	1								
6 David Peralta, L OBP: 0.290, SLG: 0.259										4	0	2	1	0	0	1								
21 Stephen Vogt, L OBP: 0.125, SLG: 0.250										2	0	0	0	0	1	1								
18 Carson Kelly, R OBP: 0.300, SLG: 0.278										2	0	1	0	0	0	1								
22 Jake Lamb, L OBP: 0.211, SLG: 0.125										1	0	0	0	0	0	0								
13 Nick Ahmed, R OBP: 0.179, SLG: 0.080										1	0	0	0	1	0	0								
15 Ildemaro Vargas, S OBP: 0.154, SLG: 0.154										4	0	0	0	0	1	5								
Inning Stats	R: 0 E: 0 K: 0 S: 8	H: 1 LOB: 0 BB: 0 P: 12	R: 0 E: 0 K: 0 S: 10	H: 0 LOB: 0 BB: 0 P: 13	R: 0 E: 0 K: 0 S: 9	H: 0 LOB: 0 BB: 0 P: 16	R: 0 E: 0 K: 1 S: 13	H: 0 LOB: 1 BB: 1 P: 22	R: 0 E: 0 K: 1 S: 11	H: 1 LOB: 0 BB: 0 P: 16	R: 1 E: 0 K: 0 S: 14	H: 2 LOB: 1 BB: 1 P: 23	R: 0 E: 0 K: 0 S: 9	H: 1 LOB: 0 BB: 0 P: 12	R: 4 E: 1 K: 1 S: 18	H: 3 LOB: 3 BB: 3 P: 36	1B: 5 2B: 3 HR: 0	SF: 0 SAC: 0 DP: 2 HBP: 1	WP: 1 PB: 0 SB: 0 CS: 0	PA: 36				
PITCHER	IP ERA WLS BF H R ER SO BB IBB HBP BLK WP HR S P ERA WHIP	IP ERA WLS BF H R ER SO BB IBB HBP BLK WP HR S P ERA WHIP	IP ERA WLS BF H R ER SO BB IBB HBP BLK WP HR S P ERA WHIP	IP ERA WLS BF H R ER SO BB IBB HBP BLK WP HR S P ERA WHIP	IP ERA WLS BF H R ER SO BB IBB HBP BLK WP HR S P ERA WHIP	IP ERA WLS BF H R ER SO BB IBB HBP BLK WP HR S P ERA WHIP	IP ERA WLS BF H R ER SO BB IBB HBP BLK WP HR S P ERA WHIP	IP ERA WLS BF H R ER SO BB IBB HBP BLK WP HR S P ERA WHIP	IP ERA WLS BF H R ER SO BB IBB HBP BLK WP HR S P ERA WHIP	IP ERA WLS BF H R ER SO BB IBB HBP BLK WP HR S P ERA WHIP	IP ERA WLS BF H R ER SO BB IBB HBP BLK WP HR S P ERA WHIP	IP ERA WLS BF H R ER SO BB IBB HBP BLK WP HR S P ERA WHIP	IP ERA WLS BF H R ER SO BB IBB HBP BLK WP HR S P ERA WHIP	IP ERA WLS BF H R ER SO BB IBB HBP BLK WP HR S P ERA WHIP	IP ERA WLS BF H R ER SO BB IBB HBP BLK WP HR S P ERA WHIP	IP ERA WLS BF H R ER SO BB IBB HBP BLK WP HR S P ERA WHIP	IP ERA WLS BF H R ER SO BB IBB HBP BLK WP HR S P ERA WHIP	IP ERA WLS BF H R ER SO BB IBB HBP BLK WP HR S P ERA WHIP	IP ERA WLS BF H R ER SO BB IBB HBP BLK WP HR S P ERA WHIP	IP ERA WLS BF H R ER SO BB IBB HBP BLK WP HR S P ERA WHIP	IP ERA WLS BF H R ER SO BB IBB HBP BLK WP HR S P ERA WHIP	IP ERA WLS BF H R ER SO BB IBB HBP BLK WP HR S P ERA WHIP	IP ERA WLS BF H R ER SO BB IBB HBP BLK WP HR S P ERA WHIP	
46 Tony Gonsolin, R ERA: 8.0	1.0	7	3	1	1	1	0	0	1	0	0	0	0	0	0	0	0	0	0	17	24	9.00	3.000	
51 Dylan Floro, R ERA:	1.0	H	3	0	0	0	0	1	0	0	0	0	0	0	0	0	0	0	0	8	15	0.00	1.000	
64 Caleb Ferguson, L ERA:	1.0	H	3	1	0	0	0	0	0	0	0	0	0	0	0	0	0	0	0	9	12	0.00	1.000	
49 Blake Treinen, R ERA:	0.2	L	6	1	4	0	1	1	1	0	0	0	0	0	0	0	0	0	0	12	23	0.00	3.000	

Batter	1	2	3	4	5	6	7	8	9	AB	R	H	RBI	BB	SO	LOB	TOP					
13 Max Muncy, L OBP: 0.370, SLG: 0.514										4	1	0	0	1	2	1	Los Angeles Dodgers @ Arizona Diamondbacks Chase Field, Phoenix, AZ Sat Aug 01 2020, 5:11 PM - 7:59 PM MST Roof Closed - 77 F					
50 Mookie Betts, R OBP: 0.330, SLG: 0.429										3	1	1	0	1	0	0						
14 Enrique Hernández, R OBP: 0.300, SLG: 0.400										4	1	2	0	0	0	1						
5 Corey Seager, L OBP: 0.424, SLG: 0.385										5	1	1	2	0	1	2						
3 Chris Taylor, R OBP: 0.424, SLG: 0.385										4	2	1	1	1	2	0						
31 Joc Pederson, L OBP: 0.364, SLG: 0.222											4	1	1	2	1	1						
11 AJ Pollock, R OBP: 0.482, SLG: 0.783											4	1	1	2	1	1						
43 Edwin Ríos, L OBP: 0.300, SLG: 1.000											5	1	1	2	0	1						
16 Will Smith, R OBP: 0.273, SLG: 0.294										4	0	1	0	0	1	1						
45 Matt Beaty, L OBP: 0.286, SLG: 0.667										4	1	1	1	0	1	3						
Inning Stats	R: 0 E: 0 K: 1 S: 10	H: 1 LOB: 1 BB: 0 P: 14	R: 0 E: 0 K: 3 S: 17	H: 1 LOB: 2 BB: 1 P: 27	R: 0 E: 0 K: 1 S: 9	H: 1 LOB: 0 BB: 0 P: 14	R: 3 E: 0 K: 0 S: 13	H: 2 LOB: 0 BB: 1 P: 21	R: 5 E: 1 K: 1 S: 16	H: 4 LOB: 1 BB: 1 P: 25	R: 0 E: 0 K: 0 S: 7	H: 0 LOB: 0 BB: 0 P: 11	R: 0 E: 0 K: 1 S: 6	H: 0 LOB: 0 BB: 0 P: 11	R: 3 E: 0 K: 1 S: 11	H: 2 LOB: 0 BB: 1 P: 24	R: 0 E: 0 K: 1 S: 6	H: 0 LOB: 0 BB: 0 P: 10	1B: 4 2B: 2 HR: 4	SF: 0 SAC: 0 DP: 0 HBP: 0	WP: 0 PB: 0 SB: 0 CS: 0	PA: 43
PITCHER	IP WLS BF H R ER SO BB IBB HBP BLK WP HR S P ERA WHIP	4.0 L 22 7 6 6 5 3 0 0 0 0 2 53 86 13.50 2.500	1.0 6 2 2 2 1 0 0 0 0 0 1 12 15 18.00 2.000	3.0 12 2 3 3 2 1 0 0 0 0 1 24 46 9.00 1.000	1.0 3 0 0 0 1 0 0 0 0 0 0 6 10 0.00 0.000											IP WLS BF H R ER SO BB IBB HBP BLK WP HR S P ERA WHIP						
24 Luke Weaver, R ERA: 14.73																						
50 Yoan López, R ERA: 5.4																						
45 Taylor Clarke, R ERA: 4.05																						
57 Taylor Widener, R ERA:																						
Batter	1	2	3	4	5	6	7	8	9	AB	R	H	RBI	BB	SO	LOB	BOTTOM					
4 Ketel Marte, S OBP: 0.368, SLG: 0.514										3	0	1	0	0	1	0	Los Angeles Dodgers @ Arizona Diamondbacks Chase Field, Phoenix, AZ Sat Aug 01 2020, 5:11 PM - 7:59 PM MST Roof Closed - 77 F					
9 Jon Jay, L OBP: 0.200, SLG: 0.250										3	1	0	0	1	0	1						
15 Ildemaro Vargas, S OBP: 0.176, SLG: 0.125										3	0	1	0	0	0	0						
2 Starling Marte, R OBP: 0.424, SLG: 0.370										4	0	1	1	0	1	0						
12 Daulton Varsho, L										4	0	1	1	0	1	0						
5 Eduardo Escobar, S OBP: 0.216, SLG: 0.206										4	1	1	0	0	3	2						
53 Christian Walker, R OBP: 0.344, SLG: 0.484										3	0	0	0	0	1	3						
6 David Peralta, L OBP: 0.285, SLG: 0.233										3	0	1	1	0	1	0						
14 Andrew Young, R										3	0	1	1	0	1	0						
18 Carson Kelly, R OBP: 0.304, SLG: 0.286										3	0	0	0	0	0	1						
13 Nick Ahmed, R OBP: 0.161, SLG: 0.071										3	0	0	0	0	1	0						
16 Tim Lincecum, R																						
Inning Stats	R: 1 E: 0 K: 2 S: 15	H: 2 LOB: 2 BB: 1 P: 28	R: 0 E: 0 K: 0 S: 6	H: 0 LOB: 0 BB: 0 P: 7	R: 0 E: 0 K: 1 S: 12	H: 0 LOB: 0 BB: 0 P: 19	R: 1 E: 0 K: 0 S: 10	H: 2 LOB: 1 BB: 0 P: 13	R: 0 E: 0 K: 0 S: 6	H: 1 LOB: 0 BB: 0 P: 9	R: 0 E: 0 K: 2 S: 8	H: 0 LOB: 0 BB: 0 P: 14	R: 0 E: 0 K: 1 S: 6	H: 0 LOB: 0 BB: 0 P: 9	R: 0 E: 0 K: 1 S: 8	H: 0 LOB: 0 BB: 0 P: 11	R: 0 E: 0 K: 2 S: 12	H: 0 LOB: 0 BB: 0 P: 19	1B: 4 2B: 1 HR: 0	SF: 0 SAC: 0 DP: 1 HBP: 0	WP: 0 PB: 0 SB: 0 CS: 0	PA: 32
PITCHER	IP WLS BF H R ER SO BB IBB HBP BLK WP HR S P ERA WHIP	6.0 W 23 5 2 2 2 5 1 0 0 0 0 0 6 9 3.00 1.000	1.0 3 0 0 0 1 0 0 0 0 0 0 6 9 0.00 0.000	1.0 3 0 0 0 1 0 0 0 0 0 0 8 11 0.00 0.000	1.0 3 0 0 0 2 0 0 0 0 0 0 12 19 0.00 0.000											IP WLS BF H R ER SO BB IBB HBP BLK WP HR S P ERA WHIP						
7 Julio Urias, L ERA: 2.45																						
48 Brusdar Graterol, R ERA: 2.08																						
77 Dennis Santana, R ERA: 3.38																						
41 Jake McGee, L ERA:																						

Batter	1	2	3	4	5	6	7	8	9	AB	R	H	RBI	BB	SO	LOB	TOP				
31 Joc Pederson, L OBP: 0.345, SLG: 0.360 14 Enrique Hernández, R (8, PH) OBP: 0.266, SLG: 0.371										3	1	1	1	0	1	1	Los Angeles Dodgers @ San Diego Padres Petco Park, San Diego, CA Mon Aug 03 2020, 6:12 PM - 8:56 PM PDT Clear - 72 F livebaseballscorecards.com				
13 Max Muncy, L OBP: 0.333, SLG: 0.444										4	0	0	0	0	1						
10 Justin Turner, R OBP: 0.340, SLG: 0.395										4	0	0	0	0	3	1					
35 Cody Bellinger, L OBP: 0.213, SLG: 0.318										4	1	1	1	0	1	0					
11 AJ Pollock, R OBP: 0.382, SLG: 0.613										4	0	0	0	0	2	0					
5 Cory Seager, L OBP: 0.432, SLG: 0.700										4	1	2	0	0	1	0					
3 Chris Taylor, R OBP: 0.386, SLG: 0.303										3	0	0	0	1	1	2					
45 Matt Beaty, L OBP: 0.300, SLG: 0.556										3	1	1	0	0	0	3					
16 Will Smith, R OBP: 0.320, SLG: 0.368										2	0	1	2	1	0	0					
Inning Stats	R: 1 E: 0 K: 2 S: 9	H: 1 LOB: 0 BB: 0 P: 11	R: 0 E: 1 K: 0 S: 6	H: 1 LOB: 1 BB: 0 P: 10	R: 0 E: 0 K: 1 S: 8	H: 0 LOB: 0 BB: 0 P: 15	R: 0 E: 0 K: 1 S: 11	H: 0 LOB: 0 BB: 0 P: 16	R: 2 E: 0 K: 0 S: 12	H: 3 LOB: 0 BB: 0 P: 21	R: 0 E: 0 K: 1 S: 8	H: 0 LOB: 1 BB: 1 P: 13	R: 0 E: 0 K: 1 S: 9	H: 0 LOB: 1 BB: 1 P: 17	R: 1 E: 0 K: 3 S: 10	H: 1 LOB: 0 BB: 0 P: 15		1B: 2 2B: 2 3B: 0 HR: 2	SF: 0 SAC: 0 DP: 1 HBP: 0	WP: 0 PB: 0 SB: 0 CS: 0	PA: 35
PITCHER	IP	WLS	BF	H	R	ER	SO	BB	IBB	HBP	BLK	WP	HR	S	P	ERA	WHIP				
59 Chris Paddock, R ERA: 2.65	6.0	W	22	5	3	3	5	0	0	0	0	0	1	54	88	4.50	0.833				
14 Emilio Pagan, R ERA: 9.54	1.0	H	4	0	0	0	1	1	0	0	0	0	0	8	13	0.00	1.000				
15 Drew Pomeranz, L ERA:	1.0	H	4	0	0	0	1	1	0	0	0	0	0	9	17	0.00	1.000				
39 Kirby Yates, R ERA: 13.5	1.0	S	4	1	1	1	3	0	0	0	0	0	1	10	15	9.00	1.000				

Batter	1	2	3	4	5	6	7	8	9	AB	R	H	RBI	BB	SO	LOB	BOTTOM				
23 Fernando Tatis Jr., R OBP: 0.392, SLG: 0.605										3	1	1	1	1	1	0	Los Angeles Dodgers @ San Diego Padres Petco Park, San Diego, CA Mon Aug 03 2020, 6:12 PM - 8:56 PM PDT Clear - 72 F livebaseballscorecards.com				
2 Trent Grisham, L OBP: 0.396, SLG: 0.683										3	1	2	1	1	0	0					
13 Manny Machado, R OBP: 0.360, SLG: 0.405										3	1	1	0	1	0	2					
28 Tommy Pham, R OBP: 0.396, SLG: 0.375										4	0	0	0	0	0	2					
9 Jake Cronenworth, L OBP: 0.400, SLG: 0.714										4	1	1	1	0	0	1					
4 Will Myers, R OBP: 0.376, SLG: 0.667										4	1	2	1	0	1	1					
16 Abraham Almonte, S (1, 10) OBP: 0.500, SLG: 0.333										3	0	1	0	1	1	1					
18 Austin Hedges, R OBP: 0.056, SLG: 0.056										3	0	1	1	0	1	1					
10 Jurickson Profar, S OBP: 0.220, SLG: 0.171										3	0	0	0	0	1	2					
Inning Stats	R: 1 E: 0 K: 0 S: 12	H: 1 LOB: 1 BB: 1 P: 21	R: 0 E: 0 K: 0 S: 5	H: 0 LOB: 0 BB: 1 P: 11	R: 0 E: 0 K: 1 S: 9	H: 0 LOB: 1 BB: 1 P: 19	R: 1 E: 0 K: 0 S: 7	H: 1 LOB: 0 BB: 0 P: 12	R: 1 E: 0 K: 2 S: 10	H: 1 LOB: 0 BB: 0 P: 16	R: 2 E: 0 K: 1 S: 18	H: 4 LOB: 2 BB: 0 P: 28	R: 0 E: 0 K: 0 S: 6	H: 1 LOB: 1 BB: 1 P: 11	R: 0 E: 0 K: 1 S: 11	H: 1 LOB: 1 BB: 0 P: 16		1B: 5 2B: 2 3B: 0 HR: 3	SF: 0 SAC: 0 DP: 1 HBP: 0	WP: 0 PB: 0 SB: 3 CS: 1	PA: 34
PITCHER	IP	WLS	BF	H	R	ER	SO	BB	IBB	HBP	BLK	WP	HR	S	P	ERA	WHIP				
21 Walker Buehler, R ERA: 5.19	5.0		20	3	3	3	3	3	0	0	0	0	0	43	79	5.40	1.200				
48 Brusdar Graterol, R ERA: 5.4	0.2	L	4	2	2	2	1	0	0	0	0	0	0	11	18	27.00	3.000				
64 Caleb Ferguson, L ERA:	0.1		3	2	0	0	0	0	0	0	0	0	0	7	10	0.00	6.000				
17 Joe Kelly, R ERA:	1.0		3	1	0	0	0	1	0	0	0	0	0	6	11	0.00	2.000				
51 Dylan Floro, R ERA:	1.0		4	1	0	0	1	0	0	0	0	0	0	11	16	0.00	1.000				

Batter	1	2	3	4	5	6	7	8	9	AB	R	H	RBI	BB	SO	LOB	TOP			
11 AJ Pollock, R OBP: 0.375, SLG: 0.676	G6-3		P4		P4		P3			4	0	0	0	0	0	1	Los Angeles Dodgers @ San Diego Padres Petco Park, San Diego, CA Wed Aug 05, 2020, 6:12 PM - 9:22 PM PDT Partly Cloudy - 72 F			
13 Max Muncy, L OBP: 0.333, SLG: 0.392	G3		K		G3-1		K			4	0	0	0	0	2	1				
10 Justin Turner, R OBP: 0.322, SLG: 0.373	2B		F8		F9		F8			4	0	1	0	0	0	1				
35 Cody Bellinger, L OBP: 0.214, SLG: 0.302	K				G3		F8			4	0	0	0	0	1	1				
5 Corey Seager, L OBP: 0.396, SLG: 0.612	F7		F7		F7		3B 1B			4	1	1	0	0	0	0				
3 Chris Taylor, R OBP: 0.383, SLG: 0.385	3B HR		K		K		3B 1B			4	2	2	0	0	1	0				
31 Joc Pederson, L OBP: 0.361, SLG: 0.548	HR		HR		16B BB		HR			3	3	2	5	1	1	0				
50 Mookie Betts, R OBP: 0.347, SLG: 0.533	HR		HR		14B 1B		HR			0	0	0	0	0	0	0				
16 Will Smith, R OBP: 0.345, SLG: 0.364	G5-3		G5-3		14B 1B		P6			3	1	1	1	1	0	0				
14 Enrique Hernández, R OBP: 0.279, SLG: 0.357	K		K		13B 2B		K			4	0	1	1	0	2	1				
Inning Stats	R: 0 H: 1 E: 0 K: 1 S: 11	H: 1 LOB: 1 BB: 0 P: 15	R: 2 H: 2 E: 0 K: 1 S: 14	H: 2 LOB: 0 BB: 23 P: 23	R: 0 H: 0 E: 0 K: 1 S: 8	H: 0 LOB: 0 BB: 0 P: 15	R: 0 H: 0 E: 0 K: 1 S: 8	H: 0 LOB: 1 BB: 1 P: 21	R: 3 H: 3 E: 0 K: 1 S: 17	H: 3 LOB: 0 BB: 0 P: 24	R: 0 H: 0 E: 0 K: 0 S: 6	H: 0 LOB: 0 BB: 0 P: 9	R: 0 H: 0 E: 0 K: 1 S: 7	H: 0 LOB: 1 BB: 1 P: 12	1B: 3 2B: 2 3B: 1 HR: 2	SF: 0 SAC: 0 DP: 1 HBP: 0	WP: 0 PB: 1 SB: 0 CS: 0	PA: 36		
PITCHER	IP WLS BF H R ER SO BB IBB HBP BLK WP HR S P ERA WHIP	IP WLS BF H R ER SO BB IBB HBP BLK WP HR S P ERA WHIP	IP WLS BF H R ER SO BB IBB HBP BLK WP HR S P ERA WHIP	IP WLS BF H R ER SO BB IBB HBP BLK WP HR S P ERA WHIP	IP WLS BF H R ER SO BB IBB HBP BLK WP HR S P ERA WHIP	IP WLS BF H R ER SO BB IBB HBP BLK WP HR S P ERA WHIP	IP WLS BF H R ER SO BB IBB HBP BLK WP HR S P ERA WHIP	IP WLS BF H R ER SO BB IBB HBP BLK WP HR S P ERA WHIP	IP WLS BF H R ER SO BB IBB HBP BLK WP HR S P ERA WHIP	IP WLS BF H R ER SO BB IBB HBP BLK WP HR S P ERA WHIP	IP WLS BF H R ER SO BB IBB HBP BLK WP HR S P ERA WHIP	IP WLS BF H R ER SO BB IBB HBP BLK WP HR S P ERA WHIP	IP WLS BF H R ER SO BB IBB HBP BLK WP HR S P ERA WHIP	IP WLS BF H R ER SO BB IBB HBP BLK WP HR S P ERA WHIP	IP WLS BF H R ER SO BB IBB HBP BLK WP HR S P ERA WHIP	IP WLS BF H R ER SO BB IBB HBP BLK WP HR S P ERA WHIP				
43 Garrett Richards, R ERA: 4.6	5.0	L	21	5	4	4	4	1	0	0	0	0	0	0	0	0	7.20	1.200		
62 Luis Patiño, R ERA: 13.5	2.0		9	3	3	3	2	0	0	0	0	0	0	1	22	32	13.50	1.500		
55 Matt Strahm, L ERA: 3.38	1.0		3	0	0	0	0	0	0	0	0	0	0	0	6	9	0.00	0.000		
8 Javy Guerra, R ERA: 9.64	1.0		3	0	0	0	1	1	0	0	0	0	0	0	7	12	0.00	1.000		
Batter	1	2	3	4	5	6	7	8	9	AB <td>R <td>H <td>RBI <td>BB <td>SO <td>LOB <td>BOTTOM</td> </td></td></td></td></td></td>	R <td>H <td>RBI <td>BB <td>SO <td>LOB <td>BOTTOM</td> </td></td></td></td></td>	H <td>RBI <td>BB <td>SO <td>LOB <td>BOTTOM</td> </td></td></td></td>	RBI <td>BB <td>SO <td>LOB <td>BOTTOM</td> </td></td></td>	BB <td>SO <td>LOB <td>BOTTOM</td> </td></td>	SO <td>LOB <td>BOTTOM</td> </td>	LOB <td>BOTTOM</td>	BOTTOM			
23 Fernando Tatis Jr., R OBP: 0.400, SLG: 0.647	2B F9 1B		K		HR		FC5-4 2B 2S			4	2	2	2	1	1	2	Los Angeles Dodgers @ San Diego Padres Petco Park, San Diego, CA Wed Aug 05, 2020, 6:12 PM - 9:22 PM PDT Partly Cloudy - 72 F			
2 Trent Grisham, L OBP: 0.386, SLG: 0.604	K		F7		G4-3		13S BB			4	0	1	0	1	1	2				
28 Tommy Pham, R OBP: 0.351, SLG: 0.327	F9				G5-3		G6-3			5	0	1	1	0	1	3				
13 Manny Machado, R OBP: 0.322, SLG: 0.340	K				L8		4B 1B			4	1	0	0	1	1	5				
9 Jake Cronenworth, L OBP: 0.348, SLG: 0.727	F8				2B		K			4	0	1	0	0	2	1				
4 Will Myers, R OBP: 0.388, SLG: 0.721	K				F8		5B 1B			4	2	2	1	0	1	1				
5 Greg Garcia, L OBP: 0.100, SLG: 0.368	K						E4 2B			3	0	1	2	0	2	0				
16 Abraham Almonte, S OBP: 0.222, SLG: 0.125	K						K			1	0	0	0	0	1	0				
18 Austin Hedges, R OBP: 0.100, SLG: 0.100										2	0	1	0	0	0	0				
11 Ty France, R OBP: 0.250, SLG: 0.300										1	0	0	0	0	1	1				
27 Francisco Mejia, S OBP: 0.208, SLG: 0.143										1	0	0	0	0	0	0				
10 Jurickson Profar, S OBP: 0.244, SLG: 0.162	F8						23 FC5-4 BB			2	1	0	0	2	1	1				
Inning Stats	R: 0 H: 1 E: 0 K: 2 S: 8	H: 0 LOB: 0 BB: 0 P: 13	R: 0 H: 0 E: 0 K: 2 S: 9	H: 0 LOB: 0 BB: 0 P: 12	R: 0 H: 1 E: 0 K: 1 S: 9	H: 1 LOB: 1 BB: 0 P: 12	R: 0 H: 1 E: 0 K: 0 S: 8	H: 1 LOB: 1 BB: 0 P: 13	R: 2 H: 2 E: 0 K: 2 S: 16	H: 2 LOB: 1 BB: 1 P: 26	R: 0 H: 0 E: 0 K: 1 S: 15	H: 0 LOB: 2 BB: 2 P: 29	R: 1 H: 1 E: 0 K: 2 S: 12	H: 1 LOB: 0 BB: 0 P: 13	R: 1 H: 2 E: 0 K: 1 S: 14	H: 2 LOB: 1 BB: 1 P: 20	1B: 5 2B: 3 3B: 0 HR: 2	SF: 0 SAC: 0 DP: 1 HBP: 0	WP: 0 PB: 1 SB: 2 CS: 0	PA: 40
PITCHER	IP WLS BF H R ER SO BB IBB HBP BLK WP HR S P ERA WHIP	IP WLS BF H R ER SO BB IBB HBP BLK WP HR S P ERA WHIP	IP WLS BF H R ER SO BB IBB HBP BLK WP HR S P ERA WHIP	IP WLS BF H R ER SO BB IBB HBP BLK WP HR S P ERA WHIP	IP WLS BF H R ER SO BB IBB HBP BLK WP HR S P ERA WHIP	IP WLS BF H R ER SO BB IBB HBP BLK WP HR S P ERA WHIP	IP WLS BF H R ER SO BB IBB HBP BLK WP HR S P ERA WHIP	IP WLS BF H R ER SO BB IBB HBP BLK WP HR S P ERA WHIP	IP WLS BF H R ER SO BB IBB HBP BLK WP HR S P ERA WHIP	IP WLS BF H R ER SO BB IBB HBP BLK WP HR S P ERA WHIP	IP WLS BF H R ER SO BB IBB HBP BLK WP HR S P ERA WHIP	IP WLS BF H R ER SO BB IBB HBP BLK WP HR S P ERA WHIP	IP WLS BF H R ER SO BB IBB HBP BLK WP HR S P ERA WHIP	IP WLS BF H R ER SO BB IBB HBP BLK WP HR S P ERA WHIP	IP WLS BF H R ER SO BB IBB HBP BLK WP HR S P ERA WHIP	IP WLS BF H R ER SO BB IBB HBP BLK WP HR S P ERA WHIP				
68 Ross Stripling, R ERA: 4.0	5.2	W	25	6	4	4	7	2	0	0	0	0	0	0	0	0	6.35	1.412		
41 Jake McGee, L ERA:	0.1	H	1	0	0	0	1	0	0	0	0	0	0	0	3	5	0.00	0.000		
49 Blake Treinen, R ERA:	1.0	H	5	0	0	0	1	2	0	0	0	0	0	0	15	29	0.00	2.000		
64 Caleb Ferguson, L ERA: 1.8	1.0	H	4	1	1	1	2	0	0	0	0	0	0	1	12	13	9.00	1.000		
74 Kenley Jansen, R ERA: 1.5	1.0	S	5	2	1	1	1	1	0	0	0	0	0	0	14	20	9.00	3.000		

Batter	1	2	3	4	5	6	7	8	9	AB	R	H	RBI	BB	SO	LOB	TOP								
23 Fernando Tatis Jr., R OBP: 0.408, SLG: 0.776	F7		K			F8	CS	G6-4-3 13 BB		4	0	1	0	0	1	1									
2 Trent Grisham, L OBP: 0.384, SLG: 0.508	F7			F7		BB 28 BB 30 1B		BB 13 G6-4-3		2	1	0	0	2	0	0									
13 Manny Machado, R OBP: 0.311, SLG: 0.446	K			G4-3 28 G4-3		P3		G6-4-3		4	0	1	0	0	1	3									
28 Tommy Pham, R OBP: 0.342, SLG: 0.290		G4-3 30 G4-3		G4-3		BB 30 1B		K		3	0	1	0	1	1	2									
30 Eric Hosmer, L OBP: 0.400, SLG: 0.611	G4-3			F7		BB		K		4	0	1	1	0	1	2									
4 Will Myers, R OBP: 0.328, SLG: 0.621	G6-3				L7	F8		G4-3		4	0	0	0	0	0	2									
9 Jake Cronenworth, L OBP: 0.364, SLG: 0.750			G3 10 G3 18 SH2-3		L3		G4-3	G3		4	0	1	0	0	0	0									
18 Austin Hedges, R OBP: 0.125, SLG: 0.250			SH2-3			HR	P3			2	1	1	1	0	0	0									
10 Jurickson Profar, S OBP: 0.286, SLG: 0.196			G3		G5-3			BB 23 CS		2	0	0	0	1	0	1									
Inning Stats	R: 0 E: 0 K: 1 S: 6	H: 0 LOB: 0 BB: 0 P: 10	R: 0 E: 0 K: 0 S: 6	H: 1 LOB: 0 BB: 0 P: 9	R: 0 E: 0 K: 1 S: 9	H: 1 LOB: 1 BB: 0 P: 12	R: 0 E: 0 K: 0 S: 7	H: 1 LOB: 1 BB: 0 P: 14	R: 1 E: 0 K: 0 S: 12	H: 1 LOB: 0 BB: 0 P: 17	R: 1 E: 0 K: 0 S: 11	H: 1 LOB: 2 BB: 2 P: 21	R: 0 E: 0 K: 0 S: 7	H: 0 LOB: 0 BB: 1 P: 14	R: 0 E: 0 K: 1 S: 11	H: 1 LOB: 1 BB: 1 P: 17	R: 0 E: 0 K: 1 S: 6	H: 0 LOB: 0 BB: 0 P: 10	1B: 4 2B: 1 3B: 0 HR: 1	SF: 0 SAC: 1 DP: 2 HBP: 0	WP: 0 PB: 0 SB: 0 CS: 1	PA: 35			
PITCHER	IP	WLS	BF	H	R	ER	SO	BB	IBB	HBP	BLK	WP	HR	S	P	ERA	WHIP								
85 Dustin May, R ERA: 2.75	6.0	L	24	5	2	2	2	2	0	0	0	0	1	51	83	3.00	1.167								
64 Caleb Ferguson, L ERA: 1.35	0.2		3	0	0	0	0	1	0	0	0	0	0	7	13	0.00	1.500								
49 Blake Treinen, R ERA:	1.1		4	1	0	0	1	1	0	0	0	0	0	11	18	0.00	1.500								
75 Scott Alexander, L ERA:	1.0		3	0	0	0	1	0	0	0	0	0	0	6	10	0.00	0.000								

San Diego Padres @ Los Angeles Dodgers
Dodger Stadium, Los Angeles, CA
Mon Aug 10 2020, 6:41 PM - 9:37 PM PDT
Clear - 72 F

livebaseballscorecards.com

AB 29
R 2
H 6
RBI 2
BB 4
SO 4
LOB 11



Batter	1	2	3	4	5	6	7	8	9	AB	R	H	RBI	BB	SO	LOB	BOTTOM								
31 Joc Pederson, L OBP: 0.308, SLG: 0.386	BB 50 1B 35 1B		F7		F8		FC6			3	1	0	0	1	0	2									
50 Mookie Betts, R OBP: 0.333, SLG: 0.574	BB 10 LB 13 BB FC3-2-5-3		K		P3			P5		4	0	1	0	0	1	0									
35 Cody Bellinger, L OBP: 0.233, SLG: 0.279	BB 13 BB FC3-2-5-3		L9					F9		4	0	1	1	0	1	0									
10 Justin Turner, R OBP: 0.347, SLG: 0.406	L8			BB 3 HBP 13 1B				F8		4	0	1	0	0	1	2									
13 Max Muncy, L OBP: 0.308, SLG: 0.394	FC3-2-5-3			BB 3 HBP 1B			F8			4	0	1	0	0	0	2									
3 Chris Taylor, R OBP: 0.373, SLG: 0.333	G4-3			BB 43 L3				F7		2	0	0	0	1	0	2									
45 Matt Beaty, L OBP: 0.200, SLG: 0.278	G4-3			BB 3 HBP				P3		3	0	0	0	0	1	4									
11 AJ Pollock, R OBP: 0.347, SLG: 0.652			K							1	0	0	0	0	0	0									
43 Edwin Rios, L OBP: 0.250, SLG: 0.737			L3					K		3	0	0	0	0	2	4									
16 Will Smith, R OBP: 0.359, SLG: 0.433	L6				F8			BB 31 FC6		2	0	0	0	1	0	0									
Inning Stats	R: 1 E: 0 K: 0 S: 15	H: 2 LOB: 2 BB: 1 P: 26	R: 0 E: 0 K: 1 S: 7	H: 0 LOB: 0 BB: 0 P: 11	R: 0 E: 0 K: 1 S: 8	H: 0 LOB: 0 BB: 0 P: 13	R: 0 E: 0 K: 1 S: 13	H: 2 LOB: 2 BB: 0 P: 19	R: 0 E: 0 K: 0 S: 9	H: 0 LOB: 0 BB: 0 P: 12	R: 0 E: 0 K: 2 S: 10	H: 0 LOB: 0 BB: 2 P: 17	R: 0 E: 0 K: 1 S: 13	H: 0 LOB: 2 BB: 2 P: 25	R: 0 E: 0 K: 0 S: 8	H: 0 LOB: 0 BB: 0 P: 10	R: 0 E: 0 K: 0 S: 6	H: 0 LOB: 0 BB: 0 P: 12	1B: 4 2B: 1 3B: 0 HR: 0	SF: 0 SAC: 0 DP: 1 HBP: 1	WP: 0 PB: 0 SB: 0 CS: 0	PA: 34			
PITCHER	IP	WLS	BF	H	R	ER	SO	BB	IBB	HBP	BLK	WP	HR	S	P	ERA	WHIP								
61 Luis Perdomo, R ERA: 6.0	1.0		6	2	1	1	0	1	0	0	0	0	0	15	26	9.00	3.000								
55 Matt Strahm, L ERA: 2.08	2.0		6	0	0	0	2	0	0	0	0	0	0	15	24	0.00	0.000								
40 Cal Quantrill, R ERA: 3.12	3.0	W	11	2	0	0	3	0	0	1	0	0	0	32	48	0.00	0.667								
34 Craig Stammen, R ERA: 3.86	1.0	H	5	0	0	0	1	2	0	0	0	0	0	13	25	0.00	2.000								
14 Emilio Pagan, R ERA: 6.75	1.0	H	3	0	0	0	0	0	0	0	0	0	0	8	10	0.00	0.000								

San Diego Padres @ Los Angeles Dodgers
Dodger Stadium, Los Angeles, CA
Mon Aug 10 2020, 6:41 PM - 9:37 PM PDT
Clear - 72 F

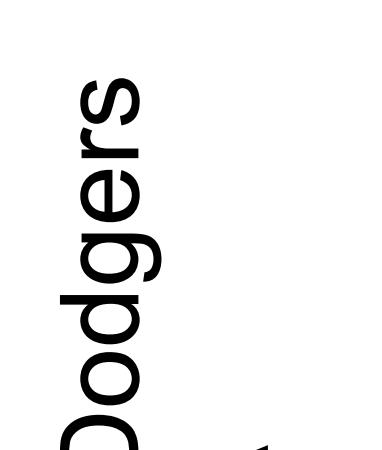
livebaseballscorecards.com

AB 30
R 1
H 4
RBI 1
BB 3
SO 6
LOB 16



Batter	1	2	3	4	5	6	7	8	9	AB	R	H	RBI	BB	SO	LOB	TOP										
23 Fernando Tatis Jr., R OBP: 0.407, SLG: 0.750										5	1	2	0	0	1	2	San Diego Padres @ Los Angeles Dodgers Dodger Stadium, Los Angeles, CA Tue Aug 11 2020, 6:41 PM - 9:42 PM PDT Clear - 75 F livebaseballscorecards.com										
2 Trent Gisham, L OBP: 0.372, SLG: 0.476										4	1	0	0	1	1	6											
13 Manny Machado, R OBP: 0.321, SLG: 0.493										4	1	2	4	0	0	2											
28 Tommy Pham, R OBP: 0.338, SLG: 0.277										3	0	0	0	1	0	0											
30 Eric Hosmer, L OBP: 0.333, SLG: 0.500										4	0	0	0	0	1	2											
4 Will Myers, R OBP: 0.324, SLG: 0.597										4	0	1	0	0	0	0											
9 Jake Cronenworth, L OBP: 0.370, SLG: 0.750										4	1	2	0	0	0	1											
18 Austin Hedges, R OBP: 0.148, SLG: 0.259										3	0	1	0	0	1	1											
10 Jurickson Profar, S OBP: 0.305, SLG: 0.286									3	2	2	1	0	0	1												
Inning Stats	R: 0 E: 0 K: 1 S: 8	H: 0 LOB: 0 BB: 1 P: 15	R: 0 E: 0 K: 1 S: 6	H: 0 LOB: 0 BB: 0 P: 8	R: 5 E: 2 K: 0 S: 16	H: 3 LOB: 0 BB: 0 P: 20	R: 0 E: 0 K: 1 S: 9	H: 0 LOB: 0 BB: 0 P: 10	R: 1 E: 0 K: 1 S: 12	H: 3 LOB: 2 BB: 1 P: 18	R: 0 E: 0 K: 0 S: 7	H: 1 LOB: 0 BB: 0 P: 8	R: 0 E: 0 K: 0 S: 8	H: 1 LOB: 1 BB: 0 P: 17	R: 0 E: 0 K: 0 S: 11	H: 1 LOB: 1 BB: 0 P: 17		R: 0 E: 0 K: 0 S: 11	H: 1 LOB: 1 BB: 0 P: 16	1B: 7 2B: 1 3B: 0 HR: 2	SF: 0 SAC: 2 DP: 2 HBP: 0	WP: 0 PB: 0 CS: 1 PA: 38					
PITCHER	IP	WLS	BF	H	R	ER	SO	BB	IBB	HBP	BLK	WP	HR	S	P	ERA	WHIP										
68 Ross Stripling, R ERA: 3.97	4.2	L	22	6	6	2	4	2	0	0	0	0	2	50	70	3.86	1.714										
56 Adam Kolarek, L ERA:	2.0		7	2	0	0	0	0	0	0	0	0	0	15	24	0.00	1.000										
51 Dylan Floro, R ERA:	1.1		5	1	0	0	0	0	0	0	0	0	0	12	19	0.00	0.750										
77 Dennis Santana, R ERA: 3.52	1.0		4	1	0	0	0	0	0	0	0	0	0	11	16	0.00	1.000										

Batter	1	2	3	4	5	6	7	8	9	AB	R	H	RBI	BB	SO	LOB	BOTTOM										
31 Joc Pederson, L OBP: 0.327, SLG: 0.391										2	0	1	0	1	0	0	San Diego Padres @ Los Angeles Dodgers Dodger Stadium, Los Angeles, CA Tue Aug 11 2020, 6:41 PM - 9:42 PM PDT Clear - 75 F livebaseballscorecards.com										
16 Will Smith, R OBP: 0.350, SLG: 0.419										1	0	0	0	0	1	0											
45 Matt Beatty, L OBP: 0.190, SLG: 0.263										3	0	1	0	1	0	2											
50 Mookie Betts, R OBP: 0.343, SLG: 0.553										4	0	0	0	0	0	4											
35 Cody Bellinger, L OBP: 0.221, SLG: 0.264										4	0	0	0	0	0	4											
10 Justin Turner, R OBP: 0.342, SLG: 0.412										4	1	1	0	0	0	1											
11 AJ Pollock, R OBP: 0.321, SLG: 0.600										4	0	0	0	0	1	1											
13 Max Muncy, L OBP: 0.305, SLG: 0.386										4	1	1	0	0	2	1											
3 Chris Taylor, R OBP: 0.381, SLG: 0.346										4	0	2	1	0	1	1											
14 Enrique Hernández, R OBP: 0.291, SLG: 0.415										3	0	1	0	0	1	1											
43 Edwin Rios, L OBP: 0.286, SLG: 0.737										0	0	0	0	0	0	0											
15 Austin Barnes, R OBP: 0.214, SLG: 0.192										4	0	2	1	0	1	1											
Inning Stats	R: 0 E: 0 K: 0 S: 8	H: 1 LOB: 0 BB: 0 P: 11	R: 1 E: 0 K: 1 S: 12	H: 3 LOB: 0 BB: 0 P: 19	R: 0 E: 0 K: 0 S: 12	H: 1 LOB: 1 BB: 1 P: 17	R: 0 E: 0 K: 2 S: 15	H: 1 LOB: 2 BB: 1 P: 24	R: 0 E: 0 K: 0 S: 6	H: 0 LOB: 0 BB: 0 P: 8	R: 0 E: 0 K: 2 S: 11	H: 1 LOB: 1 BB: 0 P: 22	R: 0 E: 1 K: 1 S: 12	H: 0 LOB: 1 BB: 0 P: 17	R: 0 E: 0 K: 1 S: 14	H: 2 LOB: 2 BB: 0 P: 19	1B: 6 2B: 3 3B: 0 HR: 0	SF: 0 SAC: 0 DP: 2 HBP: 1	WP: 1 PB: 1 CS: 0 PA: 37								
PITCHER	IP	WLS	BF	H	R	ER	SO	BB	IBB	HBP	BLK	WP	HR	S	P	ERA	WHIP										
43 Garrett Richards, R ERA: 3.74	6.0	W	23	6	1	1	3	2	0	0	0	0	0	59	86	1.50	1.333										
36 Pierce Johnson, R ERA: 1.5	1.0		4	1	0	0	2	0	0	0	0	0	0	11	22	0.00	1.000										
25 Tim Hill, L ERA: 0.64	0.2		3	0	0	0	1	0	0	0	0	0	0	9	14	0.00	0.000										
8 Javy Guerra, R ERA: 8.1	1.0		6	2	1	1	1	0	0	1	0	1	0	16	21	9.00	2.000										
15 Drew Pomeranz, L ERA:	0.1	S	1	0	0	0	0	0	0	0	0	0	0	1	1	0.00	0.000										



Batter	1	2	3	4	5	6	7	8	9	AB	R	H	RBI	BB	SO	LOB	TOP							
50 Mookie Betts, R OBP: 0.369, SLG: 0.658										4	0	0	0	1	1	3								
5 Corey Seager, L OBP: 0.359, SLG: 0.576										5	1	0	1	0	1	4								
10 Justin Turner, R OBP: 0.367, SLG: 0.462										3	1	2	1	1	0	1								
11 AJ Pollock, R OBP: 0.348, SLG: 0.617										4	1	1	1	0	0	4								
35 Cody Bellinger, L OBP: 0.236, SLG: 0.349										4	2	2	4	0	1	3								
3 Chris Taylor, R OBP: 0.392, SLG: 0.397										4	0	1	0	0	2	0								
14 Enrique Hernández, R OBP: 0.271, SLG: 0.385										4	0	0	0	0	1	1								
43 Edwin Ríos, L OBP: 0.300, SLG: 0.643										4	1	1	0	0	2	0								
15 Austin Barnes, R OBP: 0.297, SLG: 0.371										4	1	2	0	0	1	0								
Inning Stats	R: 0 E: 0 K: 2 S: 10	H: 1 LOB: 2 BB: 1 P: 18	R: 0 E: 0 K: 1 S: 7	H: 1 LOB: 0 BB: 0 P: 10	R: 2 E: 1 K: 0 S: 8	H: 2 LOB: 1 BB: 0 P: 12	R: 0 E: 0 K: 1 S: 7	H: 0 LOB: 0 BB: 0 P: 8	R: 0 E: 0 K: 1 S: 9	H: 0 LOB: 0 BB: 0 P: 11	R: 2 E: 0 K: 1 S: 14	H: 1 LOB: 0 BB: 1 P: 21	R: 1 E: 0 K: 1 S: 15	H: 2 LOB: 1 BB: 0 P: 24	R: 2 E: 0 K: 2 S: 14	H: 2 LOB: 2 BB: 0 P: 21	R: 0 E: 0 K: 1 S: 7	H: 0 LOB: 0 BB: 0 P: 8	1B: 6 2B: 1 3B: 0 HR: 2	SF: 0 SAC: 0 DP: 1 HBP: 0	WP: 0 PB: 0 SB: 1 CS: 0	PA: 38		
PITCHER	IP WLS BF H R ER SO BB IBB HBP BLK WP HR S P ERA WHIP	IP WLS BF H R ER SO BB IBB HBP BLK WP HR S P ERA WHIP	IP WLS BF H R ER SO BB IBB HBP BLK WP HR S P ERA WHIP	IP WLS BF H R ER SO BB IBB HBP BLK WP HR S P ERA WHIP	IP WLS BF H R ER SO BB IBB HBP BLK WP HR S P ERA WHIP	IP WLS BF H R ER SO BB IBB HBP BLK WP HR S P ERA WHIP	IP WLS BF H R ER SO BB IBB HBP BLK WP HR S P ERA WHIP	IP WLS BF H R ER SO BB IBB HBP BLK WP HR S P ERA WHIP	IP WLS BF H R ER SO BB IBB HBP BLK WP HR S P ERA WHIP	IP WLS BF H R ER SO BB IBB HBP BLK WP HR S P ERA WHIP	IP WLS BF H R ER SO BB IBB HBP BLK WP HR S P ERA WHIP	IP WLS BF H R ER SO BB IBB HBP BLK WP HR S P ERA WHIP	IP WLS BF H R ER SO BB IBB HBP BLK WP HR S P ERA WHIP	IP WLS BF H R ER SO BB IBB HBP BLK WP HR S P ERA WHIP	IP WLS BF H R ER SO BB IBB HBP BLK WP HR S P ERA WHIP	IP WLS BF H R ER SO BB IBB HBP BLK WP HR S P ERA WHIP	IP WLS BF H R ER SO BB IBB HBP BLK WP HR S P ERA WHIP	IP WLS BF H R ER SO BB IBB HBP BLK WP HR S P ERA WHIP	IP WLS BF H R ER SO BB IBB HBP BLK WP HR S P ERA WHIP	IP WLS BF H R ER SO BB IBB HBP BLK WP HR S P ERA WHIP	IP WLS BF H R ER SO BB IBB HBP BLK WP HR S P ERA WHIP	IP WLS BF H R ER SO BB IBB HBP BLK WP HR S P ERA WHIP	IP WLS BF H R ER SO BB IBB HBP BLK WP HR S P ERA WHIP	IP WLS BF H R ER SO BB IBB HBP BLK WP HR S P ERA WHIP

Los Angeles Dodgers @ Los Angeles Angels
Angel Stadium, Anaheim, CA
Fri Aug 14 2020, 6:41 PM - 9:38 PM PDT
Clear - 93 F

AB 36
R 7
H 9
RBI 7
BB 2
SO 9
LOB 16



Batter	1	2	3	4	5	6	7	8	9	AB	R	H	RBI	BB	SO	LOB	BOTTOM								
22 David Fletcher, R OBP: 0.376, SLG: 0.488										4	0	1	0	0	0	0									
9 Tommy La Stella, L OBP: 0.403, SLG: 0.429										4	0	1	2	0	1	0									
27 Mike Trout, R OBP: 0.356, SLG: 0.692										4	0	0	0	0	1	2									
6 Anthony Rendon, R OBP: 0.425, SLG: 0.500										2	1	1	1	2	0	0									
17 Shohei Ohtani, L OBP: 0.290, SLG: 0.500										4	1	1	0	0	0	2									
5 Albert Pujols, R OBP: 0.236, SLG: 0.356										4	1	1	0	0	1	1									
10 Justin Upton, R OBP: 0.190, SLG: 0.214										3	0	0	0	0	2	1									
18 Brian Goodwin, L OBP: 0.362, SLG: 0.577										1	0	1	1	0	0	0									
33 Max Stassi, R OBP: 0.316, SLG: 0.606										3	0	0	0	0	1	1									
16 Jason Castro, L OBP: 0.341, SLG: 0.514										1	0	0	0	0	1	1									
59 Jo Adell, R OBP: 0.200, SLG: 0.167										2	1	0	0	1	2	0									
Inning Stats	R: 0 E: 0 K: 0 S: 8	H: 0 LOB: 0 BB: 0 P: 12	R: 0 E: 0 K: 0 S: 7	H: 0 LOB: 1 BB: 1 P: 14	R: 0 E: 0 K: 1 S: 7	H: 0 LOB: 0 BB: 0 P: 7	R: 0 E: 0 K: 0 S: 9	H: 0 LOB: 0 BB: 0 P: 12	R: 1 E: 0 K: 2 S: 10	H: 1 LOB: 0 BB: 0 P: 15	R: 0 E: 0 K: 1 S: 8	H: 0 LOB: 0 BB: 0 P: 10	R: 0 E: 0 K: 2 S: 12	H: 0 LOB: 1 BB: 1 P: 21	R: 2 E: 0 K: 2 S: 20	H: 3 LOB: 2 BB: 1 P: 34	R: 1 E: 0 K: 1 S: 13	H: 2 LOB: 1 BB: 0 P: 19	1B: 3 2B: 2 3B: 0 HR: 1	SF: 0 SAC: 0 DP: 1 HBP: 0	WP: 0 PB: 0 SB: 0 CS: 0	PA: 35			
PITCHER	IP WLS BF H R ER SO BB IBB HBP BLK WP HR S P ERA WHIP	IP WLS BF H R ER SO BB IBB HBP BLK WP HR S P ERA WHIP	IP WLS BF H R ER SO BB IBB HBP BLK WP HR S P ERA WHIP	IP WLS BF H R ER SO BB IBB HBP BLK WP HR S P ERA WHIP	IP WLS BF H R ER SO BB IBB HBP BLK WP HR S P ERA WHIP	IP WLS BF H R ER SO BB IBB HBP BLK WP HR S P ERA WHIP	IP WLS BF H R ER SO BB IBB HBP BLK WP HR S P ERA WHIP	IP WLS BF H R ER SO BB IBB HBP BLK WP HR S P ERA WHIP	IP WLS BF H R ER SO BB IBB HBP BLK WP HR S P ERA WHIP	IP WLS BF H R ER SO BB IBB HBP BLK WP HR S P ERA WHIP	IP WLS BF H R ER SO BB IBB HBP BLK WP HR S P ERA WHIP	IP WLS BF H R ER SO BB IBB HBP BLK WP HR S P ERA WHIP	IP WLS BF H R ER SO BB IBB HBP BLK WP HR S P ERA WHIP	IP WLS BF H R ER SO BB IBB HBP BLK WP HR S P ERA WHIP	IP WLS BF H R ER SO BB IBB HBP BLK WP HR S P ERA WHIP	IP WLS BF H R ER SO BB IBB HBP BLK WP HR S P ERA WHIP	IP WLS BF H R ER SO BB IBB HBP BLK WP HR S P ERA WHIP	IP WLS BF H R ER SO BB IBB HBP BLK WP HR S P ERA WHIP	IP WLS BF H R ER SO BB IBB HBP BLK WP HR S P ERA WHIP	IP WLS BF H R ER SO BB IBB HBP BLK WP HR S P ERA WHIP	IP WLS BF H R ER SO BB IBB HBP BLK WP HR S P ERA WHIP	IP WLS BF H R ER SO BB IBB HBP BLK WP HR S P ERA WHIP	IP WLS BF H R ER SO BB IBB HBP BLK WP HR S P ERA WHIP	IP WLS BF H R ER SO BB IBB HBP BLK WP HR S P ERA WHIP	IP WLS BF H R ER SO BB IBB HBP BLK WP HR S P ERA WHIP

Los Angeles Dodgers @ Los Angeles Angels
Angel Stadium, Anaheim, CA
Fri Aug 14 2020, 6:41 PM - 9:38 PM PDT
Clear - 93 F

AB 32
R 4
H 6
RBI 4
BB 3
SO 9
LOB 8



Batter	1	2	3	4	5	6	7	8	9	AB	R	H	RBI	BB	SO	LOB	TOP										
50 Mookie Betts, R OBP: 0.372, SLG: 0.663	G5-3		13 HR	5 HR		K			F9	5	2	1	0	1	0		Los Angeles Dodgers @ Los Angeles Angels Angel Stadium, Anaheim, CA Sun Aug 16 2020, 1:15 PM - 4:23 PM PDT Sunny - 93 F livebaseballscorecards.com										
5 Corey Seager, L OBP: 0.342, SLG: 0.574			F9	1-2 2-H			K			4	1	2	3	0	1												
13 Max Muncy, L OBP: 0.293, SLG: 0.381	K		1-H	G4-3			G6-3			4	1	1	2	0	1												
35 Cody Bellinger, L OBP: 0.245, SLG: 0.341	G6-3		F8				F7			4	0	0	0	0	1												
3 Chris Taylor, R OBP: 0.373, SLG: 0.380	E1		K				K			4	0	0	0	0	2	0											
31 Joc Pederson, L OBP: 0.285, SLG: 0.305	G6-3			K			K			4	0	0	0	0	2	1											
43 Edwin Rios, L ERA: 0.690										1	0	1	0	0	0	0											
14 Enrique Hernández, R OBP: 0.288, SLG: 0.371	45 1B			50 1B			K			2	1	0	0	1	1	0											
45 Matt Beaty, L OBP: 0.269, SLG: 0.458				50 1B						4	2	3	1	0	0	0											
25 Keibert Ruiz, S OBP: 0.250, SLG: 1.000				5 HR			HR			4	1	1	1	0	2	2											
Inning Stats	R: 0 H: 1 E: 0 K: 1 S: 11	H: 1 LOB: 1 BB: 0 P: 18	R: 0 H: 2 E: 1 K: 0 S: 7	H: 2 LOB: 2 BB: 0 P: 13	R: 3 H: 3 E: 0 K: 1 S: 12	H: 3 LOB: 0 BB: 0 P: 18	R: 4 H: 3 E: 0 K: 1 S: 15	H: 3 LOB: 0 BB: 1 P: 23	R: 0 H: 0 E: 0 K: 2 S: 8	H: 0 LOB: 0 BB: 0 P: 11	R: 1 H: 1 E: 0 K: 3 S: 14	H: 1 LOB: 0 BB: 0 P: 23	R: 0 H: 0 E: 0 K: 2 S: 8	H: 0 LOB: 0 BB: 0 P: 12	R: 0 H: 0 E: 0 K: 0 S: 10	H: 0 LOB: 0 BB: 0 P: 14	R: 0 H: 0 E: 0 K: 1 S: 6	H: 0 LOB: 0 BB: 0 P: 10	1B: 5 2B: 1 3B: 0 HR: 4	SF: 0 SAC: 0 DP: 0 HBP: 0	WP: 0 PB: 0 SB: 1 CS: 1	PA: 37					
PITCHER	IP	WLS	BF	H	R	ER	SO	BB	IBB	HBP	BLK	WP	HR	S	P	ERA	WHIP										
49 Julio Teheran, R ERA: 12.39	3.1	L	16	6	4	4	3	1	0	0	0	0	2	36	60	10.80	2.100										
35 Matt Andriese, R ERA: 7.2	2.2		12	4	4	4	5	0	0	0	0	0	2	31	46	13.50	1.500										
61 Hoby Milner, L ERA: 1.89	1.0		3	0	0	0	2	0	0	0	0	0	0	8	12	0.00	0.000										
40 Jacob Barnes, R ERA: 3.72	1.0		3	0	0	0	0	0	0	0	0	0	0	10	14	0.00	0.000										
99 Keynan Middleton, R ERA: 5.0	1.0		3	0	0	0	1	0	0	0	0	0	0	6	10	0.00	0.000										

Batter	1	2	3	4	5	6	7	8	9	AB	R	H	RBI	BB	SO	LOB	BOTTOM										
22 David Fletcher, R OBP: 0.369, SLG: 0.467	G5-3		G4-3				G5-4-3		G6-3	5	0	1	0	0	0	1	Los Angeles Dodgers @ Los Angeles Angels Angel Stadium, Anaheim, CA Sun Aug 16 2020, 1:15 PM - 4:23 PM PDT Sunny - 93 F livebaseballscorecards.com										
9 Tommy La Stella, L OBP: 0.382, SLG: 0.415	F9		G3-1			F7			G4-3	4	0	0	0	0	1												
27 Mike Trout, R OBP: 0.354, SLG: 0.685			K			L8			K	4	0	1	0	0	2	1											
6 Anthony Rendon, R OBP: 0.420, SLG: 0.542	L7					FC5-4			18 WP	3	1	1	1	1	0	2											
17 Shohei Ohtani, L OBP: 0.271, SLG: 0.453			59 1B			G5-3			G4-3	4	1	1	0	0	0	1											
18 Brian Goodwin, L OBP: 0.364, SLG: 0.593			K			33 G5-3			HR	3	1	2	1	1	1	1											
59 Jo Adell, R OBP: 0.241, SLG: 0.214						33 G5-3			G5-3	4	0	2	0	0	0	3											
33 Max Stassi, R OBP: 0.326, SLG: 0.550									F9	3	0	1	1	1	0	3											
4 Luis Rengifo, S OBP: 0.244, SLG: 0.175						G4-3			G4-3	4	0	1	0	0	0	4											
Inning Stats	R: 0 H: 1 E: 0 K: 0 S: 12	H: 2 LOB: 1 BB: 0 P: 20	R: 1 H: 2 E: 0 K: 1 S: 13	H: 2 LOB: 1 BB: 0 P: 18	R: 0 H: 0 E: 0 K: 1 S: 8	H: 0 LOB: 0 BB: 0 P: 12	R: 1 H: 3 E: 0 K: 0 S: 19	H: 3 LOB: 2 BB: 0 P: 25	R: 0 H: 1 E: 0 K: 0 S: 15	H: 1 LOB: 0 BB: 0 P: 19	R: 1 H: 2 E: 0 K: 0 S: 9	H: 2 LOB: 0 BB: 0 P: 12	R: 0 H: 1 E: 0 K: 0 S: 7	H: 1 LOB: 0 BB: 0 P: 10	R: 0 H: 0 E: 0 K: 1 S: 11	H: 0 LOB: 2 BB: 2 P: 22		R: 0 H: 0 E: 0 K: 0 S: 9	H: 0 LOB: 1 BB: 1 P: 15	1B: 8 2B: 0 3B: 0 HR: 2	SF: 0 SAC: 0 DP: 3 HBP: 0	WP: 1 PB: 0 SB: 0 CS: 0	PA: 37				
PITCHER	IP	WLS	BF	H	R	ER	SO	BB	IBB	HBP	BLK	WP	HR	S	P	ERA	WHIP										
85 Dustin May, R ERA: 3.0	4.1		20	7	2	2	2	0	0	0	0	0	1	62	88	4.15	1.615										
48 Brusler Graterol, R ERA: 3.72	0.2		2	0	0	0	0	0	0	0	0	0	0	5	6	0.00	0.000										
75 Scott Alexander, L ERA: 1.23	2.0	W	7	3	1	1	0	0	0	0	0	0	1	16	22	4.50	1.500										
77 Dennis Santana, R ERA: 2.38	2.0		8	0	0	0	1	3	0	0	0	1	0	20	37	0.00	1.500										

Los Angeles Dodgers @ Los Angeles Angels
 Angel Stadium, Anaheim, CA
 Sun Aug 16 2020, 1:15 PM - 4:23 PM PDT
 Sunny - 93 F

Los Angeles Dodgers @ Los Angeles Angels
 Angel Stadium, Anaheim, CA
 Sun Aug 16 2020, 1:15 PM - 4:23 PM PDT
 Sunny - 93 F

AB 36
 R 8
 H 10
 RBI 8
 BB 1
 SO 11
 LOB 6

AB 34
 R 3
 H 10
 RBI 3
 BB 3
 SO 3
 LOB 17



Batter	1	2	3	4	5	6	7	8	9	AB	R	H	RBI	BB	SO	LOB	TOP	
3 J.P. Crawford, L OBP: 0.356, SLG: 0.310	L8		F9	P6		K		F8		5	0	0	0	0	1	0		
25 Dylan Moore, R OBP: 0.387, SLG: 0.554	F9		1 HR	1B		K		1B		5	2	3	0	0	1	0		
1 Kyle Lewis, R OBP: 0.420, SLG: 0.529	15 1B		1B	1B				L9		4	2	3	2	1	0	0		
15 Kyle Seager, L OBP: 0.388, SLG: 0.536	E7		HR	1B				23 S		4	2	3	2	1	1	2		
23 Austin Nola, R OBP: 0.348, SLG: 0.500	20 FC5		12 HR	1B		G1-3		P5		5	1	2	1	0	1	5		
20 Daniel Vogelbach, L OBP: 0.258, SLG: 0.235	FC5		F8			K		F9		5	0	0	0	0	1	5		
12 Evan White, R OBP: 0.216, SLG: 0.329		K	HR			F9		HR		4	2	2	3	0	1	0		
4 Shed Long Jr., L OBP: 0.258, SLG: 0.272		G5-3				F9		K		4	0	0	0	0	2	0		
10 Tim Lopes, R OBP: 0.294, SLG: 0.349		G4-3				G1-3		L9		4	0	0	0	0	0	0		
	R: 2 H: 3 E: 1 LOB: 1 K: 0 BB: 0 S: 17 P: 25	R: 0 H: 0 E: 0 LOB: 0 K: 1 BB: 0 S: 14 P: 18	R: 5 H: 5 E: 0 LOB: 0 K: 1 BB: 0 S: 18 P: 26	R: 1 H: 3 E: 0 LOB: 2 K: 1 BB: 0 S: 14 P: 19	R: 0 H: 0 E: 0 LOB: 0 K: 1 BB: 0 S: 10 P: 16	R: 0 H: 0 E: 0 LOB: 0 K: 2 BB: 0 S: 8 P: 13	R: 0 H: 0 E: 0 LOB: 1 K: 1 BB: 1 S: 8 P: 14	R: 1 H: 1 E: 0 LOB: 2 K: 1 BB: 1 S: 10 P: 12	R: 0 H: 1 E: 0 LOB: 2 K: 1 BB: 1 S: 16 P: 26	1B: 9 SF: 0 2B: 0 SAC: 0 3B: 0 DP: 0 HR: 4 HBP: 0	WP: 1 PA: 42 PB: 0 SB: 1 CS: 0							
	PITCHER	IP	WLS	BF	H	R	ER	SO	BB	IBB	HBP	BLK	WP	HR	S	P	ERA	WHIP
68 Ross Stripling, R ERA: 5.61	3.0		17	8	7	6	2	2	0	0	0	0	1	3	49	69	18.00	2.667
51 Dylan Florio, R ERA: 0.93	1.0		6	3	1	1	0	0	0	0	0	0	0	0	14	19	9.00	3.000
56 Adam Kolarek, L ERA:	1.2		5	0	0	0	2	0	0	0	0	0	0	0	15	25	0.00	0.000
64 Caleb Ferguson, L ERA: 0.96	1.1	W	5	0	0	0	2	1	0	0	0	0	0	0	11	18	0.00	0.750
52 Pedro Báez, R ERA: 3.49	1.0	H	4	1	1	1	1	1	0	0	0	0	0	1	10	12	9.00	1.000
	R: 1 H: 1 E: 0 LOB: 0 K: 1 BB: 0 S: 9 P: 14	R: 5 H: 4 E: 0 LOB: 1 K: 0 BB: 1 S: 16 P: 29	R: 0 H: 0 E: 0 LOB: 0 K: 0 BB: 0 S: 8 P: 11	R: 0 H: 2 E: 0 LOB: 2 K: 2 BB: 0 S: 10 P: 18	R: 0 H: 0 E: 0 LOB: 0 K: 2 BB: 0 S: 9 P: 15	R: 0 H: 1 E: 0 LOB: 2 K: 1 BB: 1 S: 11 P: 19	R: 5 H: 4 E: 0 LOB: 2 K: 1 BB: 2 S: 25 P: 42	R: 0 H: 1 E: 0 LOB: 2 K: 0 BB: 2 S: 8 P: 22	1B: 10 SF: 0 2B: 0 SAC: 0 3B: 0 DP: 2 HR: 3 HBP: 1	WP: 0 PA: 41 PB: 0 SB: 0 CS: 0								
	PITCHER	IP	WLS	BF	H	R	ER	SO	BB	IBB	HBP	BLK	WP	HR	S	P	ERA	WHIP
35 Justin Dunn, R ERA: 7.8	2.0		12	5	6	6	1	0	1	0	0	0	0	0	25	43	27.00	3.000
38 Anthony Misiewicz, L ERA: 4.15	2.0		8	2	0	0	2	0	0	0	0	0	0	0	18	29	0.00	1.000
47 Taylor Williams, R ERA: 4.15	1.0	H	3	0	0	0	2	0	0	0	0	0	0	9	15	0.00	0.000	
45 Taylor Guilbeau, L ERA: 1.23	1.0	H	5	1	0	0	1	1	0	0	0	0	0	11	19	0.00	2.000	
61 Matt Magill, R ERA: 5.18	0.2	L	7	4	5	5	0	2	0	0	0	0	0	1	20	34	67.50	9.000

Seattle Mariners @ Los Angeles Dodgers
 Dodger Stadium, Los Angeles, CA
 Mon Aug 17 2020, 6:42 PM - 10:12 PM PDT
 Clear - 84 F

AB 40
 R 9
 H 13
 RBI 8
 BB 2
 SO 8
 LOB 12



Seattle Mariners @ Los Angeles Dodgers
 Dodger Stadium, Los Angeles, CA
 Mon Aug 17 2020, 6:42 PM - 10:12 PM PDT
 Clear - 84 F

AB 34
 R 11
 H 13
 RBI 10
 BB 6
 SO 7
 LOB 16



Batter	1	2	3	4	5	6	7	8	9	AB	R	H	RBI	BB	SO	LOB	TOP					
3 J.P. Crawford, L OBP: 0.352, SLG: 0.300	L8		G4-3			L7		BB		3	0	0	0	1	0	1						
25 Dylan Moore, R OBP: 0.380, SLG: 0.536	L9			1B		P5		K		4	0	1	0	0	1	1						
1 Kyle Lewis, R OBP: 0.423, SLG: 0.522	F9			1B			BB	F9		3	1	1	0	1	0	1						
15 Kyle Seager, L OBP: 0.382, SLG: 0.534		F9		F7					F7	4	0	1	0	0	0	1						
23 Austin Nola, R OBP: 0.329, SLG: 0.469		G6-3		L9					G6-3	4	0	0	0	0	1	3						
20 Daniel Vogelbach, L OBP: 0.250, SLG: 0.228 10 Tim Lopes, R OBP: 0.286, SLG: 0.338			K			F7			G6-3	2	0	0	0	0	1	0						
12 Evan White, R OBP: 0.209, SLG: 0.317			G1-3			K				3	0	0	0	0	1	1						
4 Shed Long Jr., L OBP: 0.250, SLG: 0.262			G4-3			K				3	0	0	0	0	2	2						
9 Dee Strange-Gordon, L OBP: 0.196, SLG: 0.143						G4-3			G1-3	2	0	0	0	0	0	0						
			HBP																			
Inning Stats	R: 0 E: 0 K: 0 S: 10	H: 0 LOB: 0 BB: 0 P: 13	R: 0 E: 0 K: 1 S: 8	H: 0 LOB: 0 BB: 0 P: 11	R: 0 E: 0 K: 1 S: 13	H: 0 LOB: 1 BB: 0 P: 21	R: 0 E: 0 K: 0 S: 12	H: 2 LOB: 1 BB: 0 P: 18	R: 0 E: 0 K: 2 S: 10	H: 0 LOB: 0 BB: 0 P: 12	R: 0 E: 0 K: 0 S: 7	H: 0 LOB: 0 BB: 0 P: 9	R: 1 E: 1 K: 2 S: 17	H: 1 LOB: 2 BB: 1 P: 23	R: 0 E: 0 K: 1 S: 11	H: 0 LOB: 0 BB: 0 P: 18	R: 0 E: 0 K: 0 S: 5	H: 0 LOB: 0 BB: 0 P: 7	1B: 2 2B: 1 3B: 0 HR: 0	SF: 0 SAC: 0 DP: 0 HBP: 1	WP: 0 PB: 0 SB: 3 CS: 0	PA: 33
PITCHER	IP	WLS	BF	H	R	ER	SO	BB	IBB	HBP	BLK	WP	HR	S	P	ERA	WHIP					
46 Tony Gonsolin, R ERA: 1.0	(1, 1)	6.0	20	2	0	0	3	0	0	1	0	0	0	60	84	0.00	0.333					
41 Jake McGee, L ERA: 1.08	(7, 1)	0.1	3	1	1	1	1	1	0	0	0	0	0	10	15	27.00	6.000					
75 Scott Alexander, L ERA: 1.08	(7, 1)	1.0	5	0	0	0	1	1	0	0	0	0	0	12	17	0.00	1.000					
49 Blake Treinen, R ERA: 0.82	(8, 1)	1.2	5	0	0	0	1	0	0	0	0	0	0	11	16	0.00	0.000					

Seattle Mariners @ Los Angeles Dodgers
Dodger Stadium, Los Angeles, CA
Tue Aug 18 2020, 4:11 PM - 6:49 PM PDT
Clear - 102 F

AB 30
R 1
H 3
RBI 1
BB 2
SO 6
LOB 11



Batter	1	2	3	4	5	6	7	8	9	AB	R	H	RBI	BB	SO	LOB	BOTTOM					
50 Mookie Betts, R OBP: 0.359, SLG: 0.653	L9		F8			F9		P4		4	0	0	0	0	3							
5 Corey Seager, L OBP: 0.366, SLG: 0.618	F9			10 F8		G3		10 BB		4	0	2	1	0	0	1						
10 Justin Turner, R OBP: 0.375, SLG: 0.444	K			F8				1B		3	0	1	1	1	1	1						
11 AJ Pollock, R OBP: 0.338, SLG: 0.554		K		F7		G5-3		BB		4	0	0	0	0	2	4						
35 Cody Bellinger, L OBP: 0.245, SLG: 0.320		K		K						3	0	0	0	0	2	1						
3 Chris Taylor, R OBP: 0.372, SLG: 0.378		K								3	0	1	0	0	2	0						
13 Max Muncy, L OBP: 0.302, SLG: 0.364			K							3	0	0	0	0	2	1						
14 Enrique Hernández, R OBP: 0.282, SLG: 0.403		G4-3								3	0	0	0	0	2	0						
15 Austin Barnes, R OBP: 0.347, SLG: 0.391										2	2	0	1	0	0							
Inning Stats	R: 0 E: 0 K: 1 S: 8	H: 0 LOB: 0 BB: 0 P: 13	R: 0 E: 0 K: 3 S: 12	H: 0 LOB: 0 BB: 0 P: 17	R: 0 E: 0 K: 1 S: 14	H: 1 LOB: 0 BB: 0 P: 18	R: 0 E: 0 K: 1 S: 7	H: 1 LOB: 1 BB: 0 P: 8	R: 0 E: 0 K: 3 S: 14	H: 0 LOB: 0 BB: 0 P: 16	R: 1 E: 0 K: 0 S: 15	H: 2 LOB: 1 BB: 0 P: 21	R: 0 E: 0 K: 0 S: 7	H: 1 LOB: 0 BB: 0 P: 9	R: 1 E: 0 K: 2 S: 14	H: 1 LOB: 2 BB: 2 P: 29	1B: 5 2B: 1 3B: 0 HR: 0	SF: 0 SAC: 0 DP: 1 HBP: 0	WP: 0 PB: 0 SB: 1 CS: 0	PA: 31		
PITCHER	IP	WLS	BF	H	R	ER	SO	BB	IBB	HBP	BLK	WP	HR	S	P	ERA	WHIP					
7 Marco Gonzales, L ERA: 3.34	(1, 1)	7.0	25	5	1	1	9	0	0	0	0	0	0	77	102	1.29	0.714					
53 Dan Altavilla, R ERA: 7.27	(8, 1)	1.0	6	1	1	1	2	2	0	0	0	0	0	14	29	9.00	3.000					

Seattle Mariners @ Los Angeles Dodgers
Dodger Stadium, Los Angeles, CA
Tue Aug 18 2020, 4:11 PM - 6:49 PM PDT
Clear - 102 F

AB 29
R 2
H 6
RBI 2
BB 2
SO 11
LOB 11



Batter	1	2	3	4	5	6	7	8	9	AB	R	H	RBI	BB	SO	LOB	TOP				
50 Mookie Betts, R OBP: 0.370, SLG: 0.653										3	1	1	0	2	1	0	Los Angeles Dodgers @ Seattle Mariners T-Mobile Park, Seattle, WA Wed Aug 19 2020, 6:41 PM - 9:56 PM PDT Cloudy - 79 F livebaseballscorecards.com				
5 Corey Seager, L OBP: 0.345, SLG: 0.580										5	0	0	0	0	2	6					
10 Justin Turner, R OBP: 0.370, SLG: 0.436										4	0	1	1	0	1	1					
35 Cody Bellinger, L OBP: 0.245, SLG: 0.347										4	1	1	1	0	1	2					
13 Max Muncy, L OBP: 0.303, SLG: 0.396										3	1	1	1	0	2	0					
45 Matt Bealy, L OBP: 0.311, SLG: 0.490										0	0	0	0	0	0	0					
14 Enrique Hernández, R (8, PH) OBP: 0.278, SLG: 0.397										1	0	0	0	0	0	1					
11 AJ Pollock, R OBP: 0.333, SLG: 0.538										4	0	1	0	0	0	0					
31 Joc Pederson, L OBP: 0.263, SLG: 0.343										4	1	1	1	0	1	1					
3 Chris Taylor, R OBP: 0.367, SLG: 0.364										3	0	0	0	1	2	0					
25 Keibert Ruiz, S OBP: 0.250, SLG: 0.625										4	0	1	0	0	1	2					
Inning Stats	R: 0 H: 0 K: 2 S: 14	H: 0 LOB: 1 BB: 0 P: 19	R: 2 H: 3 K: 1 S: 18	H: 3 LOB: 2 BB: 1 P: 31	R: 1 H: 1 K: 1 S: 7	LOB: 1 BB: 0 P: 11	R: 0 H: 0 K: 1 S: 9	H: 0 LOB: 0 BB: 0 P: 12	R: 0 H: 0 K: 1 S: 10	H: 0 LOB: 0 BB: 0 P: 13	R: 0 H: 0 K: 0 S: 6	H: 0 LOB: 0 BB: 0 P: 9	R: 1 H: 2 K: 0 S: 12	H: 2 LOB: 1 BB: 0 P: 18	R: 0 H: 1 K: 3 S: 13	H: 1 LOB: 3 BB: 2 P: 26	1B: 3 2B: 1 3B: 0 HR: 3	SF: 0 SAC: 0 DP: 0 HBP: 0	WP: 0 PB: 0 SB: 0 CS: 0	PA: 39	
PITCHER	IP WLS BF H R ER SO BB IBB HBP BLK WP HR S P ERA WHIP	IP WLS BF H R ER SO BB IBB HBP BLK WP HR S P ERA WHIP	IP WLS BF H R ER SO BB IBB HBP BLK WP HR S P ERA WHIP	IP WLS BF H R ER SO BB IBB HBP BLK WP HR S P ERA WHIP	IP WLS BF H R ER SO BB IBB HBP BLK WP HR S P ERA WHIP	IP WLS BF H R ER SO BB IBB HBP BLK WP HR S P ERA WHIP	IP WLS BF H R ER SO BB IBB HBP BLK WP HR S P ERA WHIP	IP WLS BF H R ER SO BB IBB HBP BLK WP HR S P ERA WHIP	IP WLS BF H R ER SO BB IBB HBP BLK WP HR S P ERA WHIP	IP WLS BF H R ER SO BB IBB HBP BLK WP HR S P ERA WHIP	IP WLS BF H R ER SO BB IBB HBP BLK WP HR S P ERA WHIP	IP WLS BF H R ER SO BB IBB HBP BLK WP HR S P ERA WHIP	IP WLS BF H R ER SO BB IBB HBP BLK WP HR S P ERA WHIP	IP WLS BF H R ER SO BB IBB HBP BLK WP HR S P ERA WHIP	IP WLS BF H R ER SO BB IBB HBP BLK WP HR S P ERA WHIP	IP WLS BF H R ER SO BB IBB HBP BLK WP HR S P ERA WHIP	IP WLS BF H R ER SO BB IBB HBP BLK WP HR S P ERA WHIP	IP WLS BF H R ER SO BB IBB HBP BLK WP HR S P ERA WHIP	IP WLS BF H R ER SO BB IBB HBP BLK WP HR S P ERA WHIP	IP WLS BF H R ER SO BB IBB HBP BLK WP HR S P ERA WHIP	IP WLS BF H R ER SO BB IBB HBP BLK WP HR S P ERA WHIP
99 Tajuan Walker, R ERA: 4.0	7.0	W	27	4	3	3	8	1	0	0	0	0	0	0	3	71	106	3.86	0.714		
38 Anthony Misiewicz, L ERA: 4.62	0.2	H	4	2	1	1	0	0	0	0	0	0	0	0	11	17	13.50	3.000			
47 Taylor Williams, R ERA: 3.6	1.1	S	7	1	0	0	3	2	0	0	0	0	0	0	14	27	0.00	2.250			

Batter	1	2	3	4	5	6	7	8	9	AB	R	H	RBI	BB	SO	LOB	BOTTOM				
3 J.P. Crawford, L OBP: 0.336, SLG: 0.287										4	0	0	1	0	2	3	Los Angeles Dodgers @ Seattle Mariners T-Mobile Park, Seattle, WA Wed Aug 19 2020, 6:41 PM - 9:56 PM PDT Cloudy - 79 F livebaseballscorecards.com				
25 Dylan Moore, R OBP: 0.381, SLG: 0.568										5	2	2	1	0	0	5					
1 Kyle Lewis, R OBP: 0.426, SLG: 0.521										4	1	2	0	0	1	1					
15 Kyle Seager, L OBP: 0.396, SLG: 0.528										1	1	0	0	3	0	1					
23 Austin Nola, R OBP: 0.338, SLG: 0.515										4	1	2	4	0	1	1					
12 Evan White, R OBP: 0.207, SLG: 0.313										1	0	0	0	0	1	2					
4 Shed Long Jr., L OBP: 0.253, SLG: 0.256										2	1	0	0	1	0	1					
10 Tim Lopes, R OBP: 0.297, SLG: 0.362										4	0	1	0	0	2	3					
28 Sam Haggerty, S OBP: 0.250, SLG: 0.250										4	0	1	0	0	2	3					
5 Braden Bishop, R OBP: 0.297, SLG: 0.362										3	0	0	0	0	2	3					
Inning Stats	R: 1 H: 2 K: 3 S: 20	H: 2 LOB: 1 BB: 1 P: 34	R: 0 H: 2 K: 2 S: 15	H: 2 LOB: 0 BB: 0 P: 20	R: 4 H: 3 K: 1 S: 20	LOB: 3 BB: 2 P: 36	R: 0 H: 1 K: 1 S: 8	H: 1 LOB: 0 BB: 0 P: 11	R: 0 H: 0 K: 1 S: 6	H: 0 LOB: 0 BB: 0 P: 10	R: 1 H: 1 K: 0 S: 12	H: 1 LOB: 0 BB: 0 P: 19	R: 0 H: 0 K: 0 S: 9	H: 0 LOB: 1 BB: 1 P: 15	R: 0 H: 0 K: 1 S: 12	H: 0 LOB: 1 BB: 0 P: 17	1B: 6 2B: 1 3B: 0 HR: 2	SF: 1 SAC: 0 DP: 1 HBP: 1	WP: 0 PB: 0 SB: 3 CS: 0	PA: 38	
PITCHER	IP WLS BF H R ER SO BB IBB HBP BLK WP HR S P ERA WHIP	IP WLS BF H R ER SO BB IBB HBP BLK WP HR S P ERA WHIP	IP WLS BF H R ER SO BB IBB HBP BLK WP HR S P ERA WHIP	IP WLS BF H R ER SO BB IBB HBP BLK WP HR S P ERA WHIP	IP WLS BF H R ER SO BB IBB HBP BLK WP HR S P ERA WHIP	IP WLS BF H R ER SO BB IBB HBP BLK WP HR S P ERA WHIP	IP WLS BF H R ER SO BB IBB HBP BLK WP HR S P ERA WHIP	IP WLS BF H R ER SO BB IBB HBP BLK WP HR S P ERA WHIP	IP WLS BF H R ER SO BB IBB HBP BLK WP HR S P ERA WHIP	IP WLS BF H R ER SO BB IBB HBP BLK WP HR S P ERA WHIP	IP WLS BF H R ER SO BB IBB HBP BLK WP HR S P ERA WHIP	IP WLS BF H R ER SO BB IBB HBP BLK WP HR S P ERA WHIP	IP WLS BF H R ER SO BB IBB HBP BLK WP HR S P ERA WHIP	IP WLS BF H R ER SO BB IBB HBP BLK WP HR S P ERA WHIP	IP WLS BF H R ER SO BB IBB HBP BLK WP HR S P ERA WHIP	IP WLS BF H R ER SO BB IBB HBP BLK WP HR S P ERA WHIP	IP WLS BF H R ER SO BB IBB HBP BLK WP HR S P ERA WHIP	IP WLS BF H R ER SO BB IBB HBP BLK WP HR S P ERA WHIP	IP WLS BF H R ER SO BB IBB HBP BLK WP HR S P ERA WHIP	IP WLS BF H R ER SO BB IBB HBP BLK WP HR S P ERA WHIP	IP WLS BF H R ER SO BB IBB HBP BLK WP HR S P ERA WHIP
7 Julio Urias, L ERA: 2.74	1.2		4	1	1	5	0	1	0	0	0	0	0	0	1	20	35	54.00	7.500		
77 Dennis Santana, R ERA: 5.25	0.2	L	8	3	4	4	1	2	0	1	0	0	0	0	16	24	0.00	0.375			
51 Dylan Floro, R ERA: 0.73	2.2		8	1	0	0	2	0	0	0	0	0	0	1	12	19	9.00	1.000			
52 Pedro Báez, R ERA: 3.97	1.0		4	1	1	1	0	0	0	0	0	0	0	1	12	19	9.00	1.000			
81 Victor González, L ERA: 3.0	2.0		8	0	0	0	1	1	0	0	0	0	0	21	32	0.00	0.500				



Batter	1	2	3	4	5	6	7	8	9	AB	R	H	RBI	BB	SO	LOB	TOP					
50 Mookie Betts, R (1, 9) OBP: 0.356, SLG: 0.615	G6-3		K		G6-3					3	0	0	0	0	1	0	Los Angeles Dodgers @ San Francisco Giants Oracle Park, San Francisco, CA Thu Aug 27 2020, 4:41 PM - 7:10 PM PDT Clear - 63 F livebaseballscorecards.com					
5 Corey Seager, L (1, 6) OBP: 0.345, SLG: 0.585	G4-3				F7					2	0	0	0	1	0	0						
10 Justin Turner, R (1, 10) OBP: 0.388, SLG: 0.416										1	0	0	0	1	0	1						
35 Cody Bellinger, L (1, 3) OBP: 0.300, SLG: 0.457	P6									3	0	0	0	0	2	2						
13 Max Muncy, L (1, 5) OBP: 0.321, SLG: 0.416		G3								2	0	0	0	1	1	0						
31 Joc Pederson, L (1, 7) OBP: 0.330, SLG: 0.449										2	2	2	1	0	0	0						
11 AJ Pollock, R (6, PH) OBP: 0.324, SLG: 0.525										1	0	0	0	0	0	2						
16 Will Smith, R (1, 2) OBP: 0.358, SLG: 0.463										3	0	1	1	0	1	0						
9 Gavin Lux, L (1, 4)										3	0	0	0	0	2	1						
14 Enrique Hernández, R (1, 8) OBP: 0.247, SLG: 0.382										3	0	0	0	0	1	0						
Inning Stats	R: 0 E: 0 K: 0 S: 10	H: 0 LOB: 1 BB: 1 P: 19	R: 1 E: 0 K: 2 S: 10	H: 1 LOB: 0 BB: 0 P: 18	R: 0 E: 0 K: 1 S: 13	H: 0 LOB: 1 BB: 1 P: 24	R: 1 E: 0 K: 2 S: 13	H: 2 LOB: 1 BB: 0 P: 22	R: 0 E: 0 K: 1 S: 8	H: 0 LOB: 0 BB: 0 P: 13	R: 0 E: 0 K: 1 S: 6	H: 0 LOB: 1 BB: 1 P: 15	R: 0 E: 0 K: 1 S: 7	H: 0 LOB: 0 BB: 0 P: 11				1B: 0 2B: 2 3B: 0 HR: 1	SF: 0 SAC: 0 DP: 1 HBP: 1	WP: 0 PB: 0 SB: 0 CS: 0	PA: 27	
PITCHER	IP	WLS	BF	H	R	ER	SO	BB	IBB	HBP	BLK	WP	HR	S	P	ERA		WHIP			ERA	WHIP
34 Kevin Gausman, R (1, 1) ERA: 4.54	4.2	L	19	3	2	2	6	2	0	0	0	0	1	52	93	3.86		1.071				
67 Sam Seaman, L (5, 1) ERA: 2.45	0.2		4	0	0	0	1	1	0	1	0	0	0	6	15	0.00		1.500				
58 Trevor Gott, R (6, 1) ERA: 12.46	0.2		1	0	0	0	0	0	0	0	0	0	0	2	3	0.00	0.000					
65 Sam Coonrod, R (7, 1) ERA: 5.06	1.0		3	0	0	0	1	0	0	0	0	0	0	7	11	0.00	0.000					

Batter	1	2	3	4	5	6	7	8	9	AB	R	H	RBI	BB	SO	LOB	BOTTOM				
5 Mike Yastrzemski, L (1, 8) OBP: 0.407, SLG: 0.595	F8				G4-3					2	0	0	0	1	0	0	Los Angeles Dodgers @ San Francisco Giants Oracle Park, San Francisco, CA Thu Aug 27 2020, 4:41 PM - 7:10 PM PDT Clear - 63 F livebaseballscorecards.com				
41 Wilmer Flores, R (1, 10) OBP: 0.319, SLG: 0.505					F8					3	0	0	0	0	1	2					
10 Evan Longoria, R (1, 5) OBP: 0.324, SLG: 0.453					G1-3					3	0	0	0	0	0	2					
9 Brandon Belt, L (1, 3) OBP: 0.390, SLG: 0.589					G4-3					3	0	2	0	0	0	0					
7 Donovan Solano, R (1, 4) OBP: 0.378, SLG: 0.495					L8					3	0	0	0	0	1	2					
12 Alex Dickerson, L (1, 7) OBP: 0.288, SLG: 0.370					G6-3					1	0	0	0	0	0	0					
33 Darin Ruf, R (5, PH) OBP: 0.327, SLG: 0.370										1	0	0	0	0	1	1					
48 Pablo Sandoval, S (7, PH) OBP: 0.275, SLG: 0.274										1	0	0	0	0	1	1					
21 Joey Bart, R (1, 2) OBP: 0.308, SLG: 0.318										2	0	0	0	1	1	1					
61 Luis Alexander Basabe, R (3, PH) OBP: 0.275, SLG: 0.274										0	0	0	0	0	0	0					
35 Brandon Crawford, L (1, 6) OBP: 0.330, SLG: 0.360										3	0	0	0	0	2	2					
37 Joey Rickard, R (1, 9)										1	0	0	0	1	1	0					
Inning Stats	R: 0 E: 0 K: 0 S: 13	H: 0 LOB: 0 BB: 0 P: 15	R: 0 E: 0 K: 0 S: 7	H: 0 LOB: 0 BB: 0 P: 9	R: 0 E: 0 K: 3 S: 9	H: 0 LOB: 0 BB: 0 P: 11	R: 0 E: 0 K: 0 S: 6	H: 0 LOB: 0 BB: 0 P: 10	R: 0 E: 0 K: 1 S: 8	H: 1 LOB: 1 BB: 0 P: 12	R: 0 E: 0 K: 1 S: 11	H: 0 LOB: 2 BB: 2 P: 25	R: 0 E: 0 K: 3 S: 13	H: 1 LOB: 2 BB: 1 P: 22				1B: 2 2B: 0 3B: 0 HR: 0	SF: 0 SAC: 0 DP: 0 HBP: 0	WP: 0 PB: 0 SB: 0 CS: 0	PA: 26
PITCHER	IP	WLS	BF	H	R	ER	SO	BB	IBB	HBP	BLK	WP	HR	S	P	ERA		WHIP			ERA
64 Caleb Ferguson, L (1, 1) ERA: 0.68	1.0		3	0	0	0	3	0	0	0	0	0	0	13	15	0.00	0.000				
81 Victor González, L (2, 1) ERA: 1.23	2.1	W	7	0	0	0	3	0	0	0	0	0	0	18	23	0.00	0.000				
48 Brusdar Graterol, R (4, 1) ERA: 3.09	1.0	H	4	1	0	0	0	0	0	0	0	0	0	8	12	0.00	1.000				
41 Jake McGee, L (5, 1) ERA: 0.79	0.2	H	2	0	0	0	1	0	0	0	0	0	0	4	7	0.00	0.000				
75 Scott Alexander, L (6, 1) ERA: 1.74	0.1	H	3	0	0	0	0	2	0	0	0	0	0	2	12	0.00	6.000				
PITCHER	IP	WLS	BF	H	R	ER	SO	BB	IBB	HBP	BLK	WP	HR	S	P	ERA	WHIP			ERA	WHIP
49 Blake Treinen, R (6, 1) ERA: 1.32	0.2		2	0	0	0	1	0	0	0	0	0	0	9	13	0.00	0.000				
74 Kenley Jansen, R (7, 1) ERA: 1.32	1.0	S	5	1	0	0	3	1	0	0	0	0	0	13	22	0.00	2.000				

Batter	1	2	3	4	5	6	7	8	9	AB	R	H	RBI	BB	SO	LOB	TOP				
50 Mookie Betts, R OBP: 0.357, SLG: 0.603										4	0	1	0	1	3	2	Los Angeles Dodgers @ Texas Rangers Globe Life Field, Arlington, TX Fri Aug 28 2020, 7:08 PM - 10:17 PM CDT Roof Closed - 72 F				
5 Corey Seager, L OBP: 0.358, SLG: 0.596										3	1	2	1	1	1	1					
10 Justin Turner, R 45 Matt Beatty, L OBP: 0.325, SLG: 0.444										4	0	1	1	0	1	5					
35 Cody Bellinger, L OBP: 0.292, SLG: 0.443										4	0	0	0	0	1	6					
11 AJ Pollock, R OBP: 0.321, SLG: 0.515										4	0	1	0	0	0	2					
3 Chris Taylor, R OBP: 0.357, SLG: 0.367										4	0	0	0	0	2	1					
13 Max Muncy, L OBP: 0.319, SLG: 0.410										4	0	1	0	0	1	0					
16 Will Smith, R OBP: 0.351, SLG: 0.467										4	1	1	0	0	1	2					
14 Enrique Hernández, R 31 Joc Pederson, L OBP: 0.250, SLG: 0.374										2	0	0	0	1	1	3					
Inning Stats	R: 0 H: 2 E: 0 K: 1 S: 10	H: 2 LOB: 2 BB: 0 P: 13	R: 0 H: 0 E: 0 K: 1 S: 10	H: 0 LOB: 0 BB: 0 P: 15	R: 0 H: 0 E: 0 K: 1 S: 8	H: 0 LOB: 2 BB: 2 P: 18	R: 0 H: 2 E: 0 K: 2 S: 16	H: 2 LOB: 2 BB: 0 P: 23	R: 0 H: 0 E: 0 K: 0 S: 9	H: 0 LOB: 1 BB: 1 P: 15	R: 2 H: 3 E: 0 K: 2 S: 24	H: 3 LOB: 1 BB: 0 P: 31	R: 0 H: 0 E: 0 K: 1 S: 8	H: 0 LOB: 0 BB: 0 P: 15	R: 0 H: 0 E: 0 K: 2 S: 10	H: 0 LOB: 0 BB: 0 P: 11		1B: 5 2B: 2 HR: 0	SF: 0 SAC: 0 HBP: 0	WP: 0 PB: 0 SB: 1 CS: 0	PA: 37
PITCHER	IP WLS BF H R ER SO BB IBB HBP BLK WP HR S P ERA WHIP	IP WLS BF H R ER SO BB IBB HBP BLK WP HR S P ERA WHIP	IP WLS BF H R ER SO BB IBB HBP BLK WP HR S P ERA WHIP	IP WLS BF H R ER SO BB IBB HBP BLK WP HR S P ERA WHIP	IP WLS BF H R ER SO BB IBB HBP BLK WP HR S P ERA WHIP	IP WLS BF H R ER SO BB IBB HBP BLK WP HR S P ERA WHIP	IP WLS BF H R ER SO BB IBB HBP BLK WP HR S P ERA WHIP	IP WLS BF H R ER SO BB IBB HBP BLK WP HR S P ERA WHIP	IP WLS BF H R ER SO BB IBB HBP BLK WP HR S P ERA WHIP	IP WLS BF H R ER SO BB IBB HBP BLK WP HR S P ERA WHIP	IP WLS BF H R ER SO BB IBB HBP BLK WP HR S P ERA WHIP	IP WLS BF H R ER SO BB IBB HBP BLK WP HR S P ERA WHIP	IP WLS BF H R ER SO BB IBB HBP BLK WP HR S P ERA WHIP	IP WLS BF H R ER SO BB IBB HBP BLK WP HR S P ERA WHIP	IP WLS BF H R ER SO BB IBB HBP BLK WP HR S P ERA WHIP	IP WLS BF H R ER SO BB IBB HBP BLK WP HR S P ERA WHIP	IP WLS BF H R ER SO BB IBB HBP BLK WP HR S P ERA WHIP	IP WLS BF H R ER SO BB IBB HBP BLK WP HR S P ERA WHIP	IP WLS BF H R ER SO BB IBB HBP BLK WP HR S P ERA WHIP	IP WLS BF H R ER SO BB IBB HBP BLK WP HR S P ERA WHIP	IP WLS BF H R ER SO BB IBB HBP BLK WP HR S P ERA WHIP

AB 34
R 2
H 7
RBI 2
BB 3
SO 11
LOB 22



Batter	1	2	3	4	5	6	7	8	9	AB	R	H	RBI	BB	SO	LOB	BOTTOM				
17 Shin-Soo Choo, L OBP: 0.311, SLG: 0.380										5	2	2	2	0	2	2	Los Angeles Dodgers @ Texas Rangers Globe Life Field, Arlington, TX Fri Aug 28 2020, 7:08 PM - 10:17 PM CDT Roof Closed - 72 F				
15 Nick Solak, R OBP: 0.355, SLG: 0.398										4	0	2	2	0	0	0					
56 Jose Trevino, R OBP: 0.319, SLG: 0.511										3	0	0	1	0	0	1					
13 Joey Gallo, L OBP: 0.333, SLG: 0.439										1	0	0	0	3	0	0					
21 Todd Frazier, R OBP: 0.336, SLG: 0.380										4	0	2	0	0	0	3					
32 Derek Dietrich, L 11 Ronald Guzmán, L OBP: 0.250, SLG: 0.250										4	1	1	1	0	1	3					
9 Isiah Kiner-Falefa, R OBP: 0.330, SLG: 0.370										4	1	2	0	0	0	2					
16 Scott Heineman, R OBP: 0.208, SLG: 0.304										4	1	1	0	0	0	1					
65 Leody Taveras, S OBP: 0.333, SLG: 0.231										3	1	1	0	1	2	2					
Inning Stats	R: 0 H: 0 E: 0 K: 1 S: 9	H: 1 LOB: 1 BB: 1 P: 15	R: 2 H: 3 E: 1 K: 0 S: 12	H: 3 LOB: 0 BB: 0 P: 14	R: 0 H: 1 E: 0 K: 1 S: 9	H: 1 LOB: 0 BB: 0 P: 14	R: 0 H: 0 E: 0 K: 0 S: 6	H: 0 LOB: 1 BB: 1 P: 12	R: 4 H: 5 E: 0 K: 1 S: 23	H: 5 LOB: 2 BB: 1 P: 31	R: 0 H: 1 E: 0 K: 1 S: 10	H: 1 LOB: 2 BB: 1 P: 22	1B: 8 2B: 2 HR: 1	SF: 1 SAC: 0 HBP: 0	WP: 0 PB: 0 SB: 2 CS: 1	PA: 38					
PITCHER	IP WLS BF H R ER SO BB IBB HBP BLK WP HR S P ERA WHIP	IP WLS BF H R ER SO BB IBB HBP BLK WP HR S P ERA WHIP	IP WLS BF H R ER SO BB IBB HBP BLK WP HR S P ERA WHIP	IP WLS BF H R ER SO BB IBB HBP BLK WP HR S P ERA WHIP	IP WLS BF H R ER SO BB IBB HBP BLK WP HR S P ERA WHIP	IP WLS BF H R ER SO BB IBB HBP BLK WP HR S P ERA WHIP	IP WLS BF H R ER SO BB IBB HBP BLK WP HR S P ERA WHIP	IP WLS BF H R ER SO BB IBB HBP BLK WP HR S P ERA WHIP	IP WLS BF H R ER SO BB IBB HBP BLK WP HR S P ERA WHIP	IP WLS BF H R ER SO BB IBB HBP BLK WP HR S P ERA WHIP	IP WLS BF H R ER SO BB IBB HBP BLK WP HR S P ERA WHIP	IP WLS BF H R ER SO BB IBB HBP BLK WP HR S P ERA WHIP	IP WLS BF H R ER SO BB IBB HBP BLK WP HR S P ERA WHIP	IP WLS BF H R ER SO BB IBB HBP BLK WP HR S P ERA WHIP	IP WLS BF H R ER SO BB IBB HBP BLK WP HR S P ERA WHIP	IP WLS BF H R ER SO BB IBB HBP BLK WP HR S P ERA WHIP	IP WLS BF H R ER SO BB IBB HBP BLK WP HR S P ERA WHIP	IP WLS BF H R ER SO BB IBB HBP BLK WP HR S P ERA WHIP	IP WLS BF H R ER SO BB IBB HBP BLK WP HR S P ERA WHIP	IP WLS BF H R ER SO BB IBB HBP BLK WP HR S P ERA WHIP	IP WLS BF H R ER SO BB IBB HBP BLK WP HR S P ERA WHIP

AB 32
R 6
H 11
RBI 6
BB 4
SO 5
LOB 14



Batter	1	2	3	4	5	6	7	8	9	AB	R	H	RBI	BB	SO	LOB	TOP										
16 Tim Lincecum, R OBP: 0.394, SLG: 0.370										3	0	1	0	0	1	0											
4 Ketel Marte, S OBP: 0.333, SLG: 0.404										4	0	1	0	0	0	1											
53 Christian Walker, R OBP: 0.340, SLG: 0.481										4	0	0	0	0	0	2											
5 Eduardo Escobar, S OBP: 0.291, SLG: 0.347										4	0	1	0	0	0	2											
56 Kole Calhoun, L OBP: 0.333, SLG: 0.466										3	1	0	0	1	0	1											
13 Nick Ahmed, R OBP: 0.295, SLG: 0.387										4	1	1	2	0	1	1											
14 Andrew Young, R OBP: 0.423, SLG: 0.421										3	0	0	0	1	3	1											
12 Daulton Varsho, L OBP: 0.242, SLG: 0.207										4	0	0	0	0	3	1											
18 Carson Kelly, R OBP: 0.254, SLG: 0.323										3	1	1	1	0	1	0											
Inning Stats	R: 0 E: 0 K: 1 S: 8	H: 0 LOB: 0 BB: 12	R: 0 E: 0 K: 2 S: 11	H: 1 LOB: 1 BB: 15	R: 1 E: 0 K: 0 S: 10	H: 3 LOB: 2 BB: 0 P: 15	R: 0 E: 0 K: 1 S: 7	H: 0 LOB: 0 BB: 13	R: 0 E: 0 K: 1 S: 7	H: 0 LOB: 0 BB: 9	R: 0 E: 0 K: 0 S: 10	H: 0 LOB: 0 BB: 14	R: 0 E: 0 K: 1 S: 5	H: 0 LOB: 1 BB: 20	R: 0 E: 0 K: 2 S: 14	H: 1 LOB: 1 BB: 2	R: 2 E: 0 K: 1 S: 13	H: 1 LOB: 2 BB: 25	1B: 3 2B: 0 3B: 0 HR: 2	SF: 0 SAC: 0 DP: 0 HBP: 1	WP: 0 PB: 0 SB: 0 CS: 0	PA: 35					
PITCHER	IP	WLS	BF	H	R	ER	SO	BB	IBB	HBP	BLK	WP	HR	S	P	ERA	WHIP										
7 Julio Urias, L ERA: 3.27	6.0	W	22	4	1	1	5	0	0	0	0	0	1	53	78	1.50	0.667										
41 Jake McGee, L ERA: 3.55	1.0		3	0	0	0	1	0	0	0	0	0	0	5	9	0.00	0.000										
57 Alex Wood, L ERA: 6.75	1.0		4	0	0	0	2	0	0	1	0	0	0	14	22	0.00	0.000										
75 Scott Alexander, L ERA: 2.92	0.2	S	5	1	2	2	0	2	0	0	0	0	1	9	20	27.00	4.500										
74 Kentley Jansen, R ERA: 1.2	0.1	S	1	0	0	0	1	0	0	0	0	0	0	4	5	0.00	0.000										

Arizona Diamondbacks @ Los Angeles Dodgers
Dodger Stadium, Los Angeles, CA
Tue Sep 01 2020, 6:42 PM - 9:27 PM PDT
Clear - 71 F

AB	32
R	3
H	5
RBI	3
BB	2
SO	9
LOB	9



Batter	1	2	3	4	5	6	7	8	9	AB	R	H	RBI	BB	SO	LOB	BOTTOM										
50 Mookie Betts, R OBP: 0.381, SLG: 0.600										4	1	1	0	1	1	0											
5 Corey Seager, L OBP: 0.394, SLG: 0.598										3	2	1	0	2	0	3											
11 AJ Pollock, R OBP: 0.312, SLG: 0.500										5	1	2	0	0	2	5											
13 Max Muncy, L OBP: 0.340, SLG: 0.445										4	1	2	0	1	2	3											
3 Chris Taylor, R OBP: 0.370, SLG: 0.389										4	1	2	4	1	0	3											
16 Will Smith, R OBP: 0.375, SLG: 0.500										2	0	0	0	2	0	4											
14 Enrique Hernández, R OBP: 0.245, SLG: 0.365										3	0	0	1	0	0	5											
43 Edwin Ríos, L OBP: 0.286, SLG: 0.625										3	0	0	1	0	0	0											
9 Gavin Lux, L OBP: 0.200, SLG: 0.214										3	0	0	0	1	2	1											
Inning Stats	R: 1 E: 0 K: 1 S: 18	H: 2 LOB: 3 BB: 2 P: 35	R: 0 E: 1 K: 1 S: 10	H: 0 LOB: 1 BB: 0 P: 13	R: 1 E: 0 K: 1 S: 11	H: 2 LOB: 1 BB: 1 P: 17	R: 0 E: 0 K: 1 S: 9	H: 1 LOB: 2 BB: 1 P: 13	R: 2 E: 1 K: 0 S: 6	H: 1 LOB: 1 BB: 1 P: 11	R: 2 E: 0 K: 1 S: 14	H: 1 LOB: 1 BB: 2 P: 29	R: 0 E: 0 K: 1 S: 6	H: 0 LOB: 0 BB: 0 P: 12	R: 0 E: 0 K: 1 S: 10	H: 1 LOB: 2 BB: 1 P: 16	1B: 4 2B: 4 3B: 0 HR: 0	SF: 2 SAC: 0 DP: 1 HBP: 0	WP: 0 PB: 1 SB: 0 CS: 0	PA: 41							
PITCHER	IP	WLS	BF	H	R	ER	SO	BB	IBB	HBP	BLK	WP	HR	S	P	ERA	WHIP										
49 Alex Young, L ERA: 4.5	5.0	L	27	6	4	2	4	5	0	0	0	0	0	54	89	3.60	2.200										
35 Joel Payamps, R ERA: 4.5	2.0		9	1	2	1	2	2	0	0	0	0	0	20	41	4.50	1.500										
64 Keury Mella, R ERA:	1.0		5	1	0	0	1	0	1	0	0	0	0	10	16	0.00	1.000										

Arizona Diamondbacks @ Los Angeles Dodgers
Dodger Stadium, Los Angeles, CA
Tue Sep 01 2020, 6:42 PM - 9:27 PM PDT
Clear - 71 F

AB	31
R	6
H	8
RBI	6
BB	8
SO	7
LOB	24



Batter	1	2	3	4	5	6	7	8	9	AB	R	H	RBI	BB	SO	LOB	TOP					
15 Raimel Tapia, L (1, 10) OBP: 0.391, SLG: 0.398										4	1	1	1	0	0	1						
27 Trevor Story, R (1, 6) OBP: 0.371, SLG: 0.557										5	0	0	0	0	1	3						
28 Nolan Arenado, R (1, 5) OBP: 0.312, SLG: 0.460										3	1	0	0	1	0	1						
19 Charlie Blackmon, L (1, 9) OBP: 0.399, SLG: 0.497										3	1	1	0	1	1	0						
11 Kevin Pillar, R (1, 8) OBP: 0.319, SLG: 0.488										4	1	1	4	0	1	1						
9 Daniel Murphy, L (1, 3) OBP: 0.304, SLG: 0.381										3	0	1	0	0	1	0						
25 Matt Kemp, R (8, PH) OBP: 0.330, SLG: 0.388										1	0	0	0	0	1	0						
6 Drew Butera, R (8, 2) OBP: 0.229, SLG: 0.250										0	0	0	0	0	0	0						
1 Garrett Hampson, R (1, 4) OBP: 0.336, SLG: 0.486										4	0	2	0	0	0	1						
22 Sam Hilliard, L (1, 7) OBP: 0.321, SLG: 0.526										4	1	1	1	0	2	3						
14 Tony Wolters, L (1, 2) OBP: 0.241, SLG: 0.250										2	0	0	0	0	0	1						
8 Joshua Fuentes, R (8, PH) OBP: 0.360, SLG: 0.435										0	1	0	0	0	0	0						
24 Ryan McMahon, L (8, 3) OBP: 0.311, SLG: 0.412										1	0	0	0	0	0	1						
Inning Stats	R: 1 H: 1 E: 0 K: 2 S: 12	H: 1 LOB: 1 BB: 1 P: 20	R: 0 H: 1 E: 0 K: 1 S: 9	H: 1 LOB: 1 BB: 0 P: 13	R: 0 H: 0 E: 0 K: 0 S: 8	H: 0 LOB: 0 BB: 0 P: 11	R: 0 H: 0 E: 0 K: 2 S: 9	H: 0 LOB: 0 BB: 0 P: 11	R: 1 H: 1 E: 0 K: 0 S: 13	H: 1 LOB: 0 BB: 0 P: 22	R: 0 H: 0 E: 0 K: 0 S: 8	H: 0 LOB: 0 BB: 0 P: 13	R: 0 H: 1 E: 0 K: 0 S: 7	H: 1 LOB: 1 BB: 0 P: 10	R: 4 H: 2 E: 0 K: 1 S: 18	H: 2 LOB: 1 BB: 1 P: 27	R: 0 H: 1 E: 0 K: 1 S: 15	H: 1 LOB: 2 BB: 0 P: 21	1B: 4 2B: 0 3B: 0 HR: 3	SF: 0 SAC: 0 DP: 1 HBP: 2	WP: 1 PB: 0 SB: 0 CS: 0	PA: 38
PITCHER	IP WLS BF H R ER SO BB IBB HBP BLK WP HR S P ERA WHIP																					
85 Dustin May, R (1, 1) ERA: 2.88	5.2 21 3 2 2 5 1 0 0 0 1 2 56 84 3.18 0.706																					
56 Adam Kolarek, L (8, 1) ERA: 3.68	1.1 5 1 0 0 0 0 0 0 0 0 0 10 16 0.00 0.750																					
48 Brusdar Graterol, R (8, 1) ERA: 3.68	0.2 H 4 0 2 2 0 1 0 0 1 0 0 9 17 27.00 1.500																					
64 Caleb Ferguson, L (8, 1) ERA: 2.35	0.1 W 3 2 2 2 1 0 0 0 0 0 0 1 9 10 54.00 6.000																					
74 Kenley Jansen, R (9, 1) ERA: 1.08	1.0 5 1 0 0 1 0 0 0 1 0 0 0 15 21 0.00 1.000																					

Colorado Rockies @ Los Angeles Dodgers
 Dodger Stadium, Los Angeles, CA
 Fri Sep 04 2020, 6:42 PM - 10:11 PM PDT
 Clear - 80 F

AB	34
R	6
H	7
RBI	6
BB	2
SO	7
LOB	12



Batter	1	2	3	4	5	6	7	8	9	AB	R	H	RBI	BB	SO	LOB	BOTTOM			
50 Mookie Betts, R (1, 9) OBP: 0.385, SLG: 0.624										5	2	3	2	0	0	2				
5 Corey Seager, L (1, 10) OBP: 0.372, SLG: 0.597										4	0	2	2	0	1	2				
13 Max Muncy, L (1, 5) OBP: 0.337, SLG: 0.446										5	1	1	1	0	2	2				
35 Cody Bellinger, L (1, 3) OBP: 0.302, SLG: 0.466										4	1	2	0	0	0	0				
11 AJ Pollock, R (1, 8) OBP: 0.311, SLG: 0.532										4	1	2	2	0	0	2				
31 Joc Pederson, L (1, 7) OBP: 0.296, SLG: 0.415										4	1	1	1	0	1	3				
3 Chris Taylor, R (1, 6) OBP: 0.382, SLG: 0.387										4	1	1	0	0	1	1				
16 Will Smith, R (1, 2) OBP: 0.392, SLG: 0.544										4	1	2	2	0	0	1				
9 Gavin Lux, L (1, 4) OBP: 0.227, SLG: 0.200										3	2	1	0	1	0	2				
Inning Stats	R: 1 H: 2 E: 0 K: 0 S: 12	H: 2 LOB: 0 BB: 0 P: 21	R: 0 H: 1 E: 0 K: 1 S: 6	H: 1 LOB: 0 BB: 0 P: 9	R: 0 H: 1 E: 0 K: 1 S: 14	H: 1 LOB: 1 BB: 0 P: 23	R: 0 H: 0 E: 0 K: 0 S: 6	H: 0 LOB: 0 BB: 0 P: 13	R: 0 H: 0 E: 1 K: 0 S: 7	H: 0 LOB: 1 BB: 0 P: 10	R: 1 H: 3 E: 0 K: 2 S: 17	H: 3 LOB: 2 BB: 0 P: 24	R: 3 H: 2 E: 0 K: 0 S: 17	H: 2 LOB: 1 BB: 1 P: 32	R: 5 H: 6 E: 0 K: 1 S: 25	H: 6 LOB: 1 BB: 0 P: 34	1B: 10 2B: 0 3B: 0 HR: 5	SF: 1 SAC: 0 DP: 2 HBP: 0	WP: 1 PB: 0 SB: 2 CS: 0	PA: 39
PITCHER	IP WLS BF H R ER SO BB IBB HBP BLK WP HR S P ERA WHIP																			
49 Antonio Senzatela, R (1, 1) ERA: 3.33	5.1 22 7 2 2 3 0 0 0 0 0 1 55 89 3.38 1.312																			
60 Mychal Givens, R (8, 1) ERA: 2.45	0.2 4 2 2 2 1 0 0 0 0 0 0 1 15 25 27.00 3.000																			
40 Tyler Kinley, R (7, 1) ERA: 7.71	1.0 4 0 1 1 0 1 0 0 0 0 1 0 9 18 9.00 1.000																			
54 Carlos Estevez, R (8, 1) ERA: 5.5	0.1 L 5 4 4 4 0 0 0 0 0 0 0 2 11 15 108.00 12.000																			
34 Jeff Hoffman, R (8, 1) ERA: 9.19	0.2 4 2 1 1 1 0 0 0 0 0 0 1 14 19 13.50 3.000																			

Colorado Rockies @ Los Angeles Dodgers
 Dodger Stadium, Los Angeles, CA
 Fri Sep 04 2020, 6:42 PM - 10:11 PM PDT
 Clear - 80 F

AB	37
R	10
H	15
RBI	10
BB	1
SO	5
LOB	15



Batter	1	2	3	4	5	6	7	8	9	AB	R	H	RBI	BB	SO	LOB	TOP							
15 Raimel Tapia, L (1, 7) OBP: 0.403, SLG: 0.422										5	1	3	1	0	2	1								
27 Trevor Story, R (1, 6) OBP: 0.399, SLG: 0.538										3	0	0	0	2	1	4								
28 Nolan Arenado, R (1, 5) OBP: 0.307, SLG: 0.445										5	0	1	1	0	0	3								
19 Charlie Blackmon, L (1, 9) OBP: 0.389, SLG: 0.507										5	0	0	0	0	2	3								
11 Kevin Pillar, R (1, 8) OBP: 0.327, SLG: 0.478										4	2	2	0	1	0	0								
25 Matt Kemp, R (1, 10) OBP: 0.330, SLG: 0.419										5	2	2	2	0	2	2								
8 Joshua Fuentes, R (1, 3) OBP: 0.400, SLG: 0.593										3	1	1	2	1	1	1								
1 Garrett Hampson, R (1, 4) OBP: 0.331, SLG: 0.487										4	1	2	1	0	1	1								
35 Elias Diaz, R (1, 2) OBP: 0.313, SLG: 0.250									4	0	1	0	0	2	3									
Inning Stats	R: 0 E: 0 K: 2 S: 14	H: 0 LOB: 1 BB: 1 P: 21	R: 2 E: 0 K: 1 S: 15	H: 3 LOB: 1 BB: 0 P: 21	R: 0 E: 0 K: 1 S: 9	H: 0 LOB: 0 BB: 1 P: 15	R: 0 E: 0 K: 1 S: 7	H: 0 LOB: 0 BB: 0 P: 10	R: 2 E: 0 K: 1 S: 12	H: 3 LOB: 1 BB: 0 P: 18	R: 1 E: 0 K: 2 S: 18	H: 1 LOB: 1 BB: 0 P: 27	R: 0 E: 0 K: 0 S: 13	H: 1 LOB: 1 BB: 0 P: 18	R: 2 E: 0 K: 2 S: 16	H: 3 LOB: 2 BB: 1 P: 24	R: 0 E: 0 K: 1 S: 11	H: 1 LOB: 1 BB: 0 P: 15	1B: 9 2B: 0 3B: 1 HR: 2	SF: 0 SAC: 0 DP: 1 HBP: 0	WP: 1 PB: 0 SB: 3 CS: 0	PA: 42		
PITCHER	IP WLS BF H R ER SO BB IBB HBP BLK WP HR S P ERA WHIP	IP WLS BF H R ER SO BB IBB HBP BLK WP HR S P ERA WHIP	IP WLS BF H R ER SO BB IBB HBP BLK WP HR S P ERA WHIP	IP WLS BF H R ER SO BB IBB HBP BLK WP HR S P ERA WHIP	IP WLS BF H R ER SO BB IBB HBP BLK WP HR S P ERA WHIP	IP WLS BF H R ER SO BB IBB HBP BLK WP HR S P ERA WHIP	IP WLS BF H R ER SO BB IBB HBP BLK WP HR S P ERA WHIP	IP WLS BF H R ER SO BB IBB HBP BLK WP HR S P ERA WHIP	IP WLS BF H R ER SO BB IBB HBP BLK WP HR S P ERA WHIP	IP WLS BF H R ER SO BB IBB HBP BLK WP HR S P ERA WHIP	IP WLS BF H R ER SO BB IBB HBP BLK WP HR S P ERA WHIP	IP WLS BF H R ER SO BB IBB HBP BLK WP HR S P ERA WHIP	IP WLS BF H R ER SO BB IBB HBP BLK WP HR S P ERA WHIP	IP WLS BF H R ER SO BB IBB HBP BLK WP HR S P ERA WHIP	IP WLS BF H R ER SO BB IBB HBP BLK WP HR S P ERA WHIP	IP WLS BF H R ER SO BB IBB HBP BLK WP HR S P ERA WHIP	IP WLS BF H R ER SO BB IBB HBP BLK WP HR S P ERA WHIP	IP WLS BF H R ER SO BB IBB HBP BLK WP HR S P ERA WHIP	IP WLS BF H R ER SO BB IBB HBP BLK WP HR S P ERA WHIP	IP WLS BF H R ER SO BB IBB HBP BLK WP HR S P ERA WHIP	IP WLS BF H R ER SO BB IBB HBP BLK WP HR S P ERA WHIP	IP WLS BF H R ER SO BB IBB HBP BLK WP HR S P ERA WHIP	IP WLS BF H R ER SO BB IBB HBP BLK WP HR S P ERA WHIP	IP WLS BF H R ER SO BB IBB HBP BLK WP HR S P ERA WHIP

Colorado Rockies @ Los Angeles Dodgers
Dodger Stadium, Los Angeles, CA
Sun Sep 06 2020, 7:11 PM - 10:53 PM PDT
Clear - 93 F

livebaseballscores.com

AB 38
R 7
H 12
RBI 7
BB 4
SO 11
LOB 18

Batter	1	2	3	4	5	6	7	8	9	AB	R	H	RBI	BB	SO	LOB	BOTTOM							
9 Gavin Lux, L (1, 4) OBP: 0.258, SLG: 0.222										4	0	0	0	1	0	1								
5 Corey Seager, L (1, 6) OBP: 0.377, SLG: 0.634										4	2	3	1	1	2									
13 Max Muncy, L (1, 5) OBP: 0.333, SLG: 0.428										2	0	0	0	2	1	0								
35 Cody Bellinger, L (1, 3) OBP: 0.294, SLG: 0.444										4	0	0	0	0	0	3								
11 AJ Pollock, R (1, 7) OBP: 0.322, SLG: 0.530										4	1	3	0	0	1	1								
16 Will Smith, R (1, 2) OBP: 0.397, SLG: 0.590										4	1	2	1	0	1	2								
3 Chris Taylor, R (1, 8) OBP: 0.386, SLG: 0.410										3	1	1	2	1	0	1								
45 Matt Beaty, L (1, 10) OBP: 0.278, SLG: 0.360										4	0	0	0	0	2	2								
14 Enrique Hernández, R (1, 9) OBP: 0.248, SLG: 0.389										3	1	1	0	0	0	0								
43 Edwin Rios, L (9, PH) OBP: 0.256, SLG: 0.513										0	0	0	0	1	0	0								
Inning Stats	R: 1 E: 0 K: 1 S: 14	H: 1 LOB: 1 BB: 0 P: 23	R: 1 E: 0 K: 0 S: 11	H: 1 LOB: 0 BB: 1 P: 21	R: 0 E: 0 K: 0 S: 10	H: 0 LOB: 2 BB: 2 P: 20	R: 0 E: 0 K: 0 S: 9	H: 2 LOB: 1 BB: 0 P: 13	R: 2 E: 0 K: 1 S: 11	H: 2 LOB: 0 BB: 0 P: 20	R: 2 E: 0 K: 2 S: 10	H: 2 LOB: 0 BB: 0 P: 14	R: 0 E: 0 K: 1 S: 8	H: 0 LOB: 0 BB: 0 P: 11	R: 0 E: 0 K: 0 S: 11	H: 1 LOB: 0 BB: 0 P: 16	R: 0 E: 0 K: 1 S: 16	H: 0 LOB: 2 BB: 2 P: 26	1B: 4 2B: 2 3B: 0 HR: 4	SF: 0 SAC: 0 DP: 2 HBP: 0	WP: 0 PB: 0 SB: 0 CS: 1	PA: 39		
PITCHER	IP WLS BF H R ER SO BB IBB HBP BLK WP HR S P ERA WHIP	IP WLS BF H R ER SO BB IBB HBP BLK WP HR S P ERA WHIP	IP WLS BF H R ER SO BB IBB HBP BLK WP HR S P ERA WHIP	IP WLS BF H R ER SO BB IBB HBP BLK WP HR S P ERA WHIP	IP WLS BF H R ER SO BB IBB HBP BLK WP HR S P ERA WHIP	IP WLS BF H R ER SO BB IBB HBP BLK WP HR S P ERA WHIP	IP WLS BF H R ER SO BB IBB HBP BLK WP HR S P ERA WHIP	IP WLS BF H R ER SO BB IBB HBP BLK WP HR S P ERA WHIP	IP WLS BF H R ER SO BB IBB HBP BLK WP HR S P ERA WHIP	IP WLS BF H R ER SO BB IBB HBP BLK WP HR S P ERA WHIP	IP WLS BF H R ER SO BB IBB HBP BLK WP HR S P ERA WHIP	IP WLS BF H R ER SO BB IBB HBP BLK WP HR S P ERA WHIP	IP WLS BF H R ER SO BB IBB HBP BLK WP HR S P ERA WHIP	IP WLS BF H R ER SO BB IBB HBP BLK WP HR S P ERA WHIP	IP WLS BF H R ER SO BB IBB HBP BLK WP HR S P ERA WHIP	IP WLS BF H R ER SO BB IBB HBP BLK WP HR S P ERA WHIP	IP WLS BF H R ER SO BB IBB HBP BLK WP HR S P ERA WHIP	IP WLS BF H R ER SO BB IBB HBP BLK WP HR S P ERA WHIP	IP WLS BF H R ER SO BB IBB HBP BLK WP HR S P ERA WHIP	IP WLS BF H R ER SO BB IBB HBP BLK WP HR S P ERA WHIP	IP WLS BF H R ER SO BB IBB HBP BLK WP HR S P ERA WHIP	IP WLS BF H R ER SO BB IBB HBP BLK WP HR S P ERA WHIP	IP WLS BF H R ER SO BB IBB HBP BLK WP HR S P ERA WHIP	IP WLS BF H R ER SO BB IBB HBP BLK WP HR S P ERA WHIP

Colorado Rockies @ Los Angeles Dodgers
Dodger Stadium, Los Angeles, CA
Sun Sep 06 2020, 7:11 PM - 10:53 PM PDT
Clear - 93 F

livebaseballscores.com

AB 32
R 6
H 9
RBI 6
BB 6
SO 6
LOB 12

Batter	1	2	3	4	5	6	7	8	9	10	AB	R	H	RBI	BB	SO	LOB	TOP				
50 Mookie Betts, R OBP: 0.385, SLG: 0.608	(1, 9) F8	(1, 9) FC5-4	(1, 9) F9	(1, 9) F9	(1, 9) K	(1, 9) K	(1, 9) G6-3	(1, 9) F8	(1, 9) F8	(1, 9) F8	6	0	1	1	0	1	3					
5 Corey Seager, L OBP: 0.375, SLG: 0.616	(1, 6) BB	(1, 6) F8	(1, 6) F8	(1, 6) F8	(1, 6) K	(1, 6) K	(1, 6) G6-3	(1, 6) G6-3	(1, 6) BB	(1, 6) BB	4	0	0	0	2	1	4					
11 AJ Pollock, R OBP: 0.315, SLG: 0.514	(1, 10) F9	(1, 10) G4-3	(1, 10) G4-3	(1, 10) K	(1, 10) K	(1, 10) K	(1, 10) K	(1, 10) L9	(1, 10) K	(1, 10) K	6	2	1	0	0	2	2					
35 Cody Bellinger, L OBP: 0.301, SLG: 0.439	(1, 8) BB	(1, 8) BB	(1, 8) 1B	(1, 8) 1B	(1, 8) 1B	(1, 8) 1B	(1, 8) 1B	(1, 8) K	(1, 8) K	(1, 8) F7	4	1	1	0	2	1	1					
13 Max Muncy, L OBP: 0.372, SLG: 0.423	(1, 3) F8	(1, 3) F8	(1, 3) 1B	(1, 3) 1B	(1, 3) 1B	(1, 3) 1B	(1, 3) 1B	(1, 3) F7	(1, 3) F7	(1, 3) F7	4	1	1	0	2	1	4					
3 Chris Taylor, R OBP: 0.372, SLG: 0.405	(1, 7) K	(1, 7) K	(1, 7) F8	(1, 7) F8	(1, 7) 1B	(1, 7) 1B	(1, 7) 1B	(1, 7) 1B	(1, 7) 1B	(1, 7) FC5	4	2	1	1	1	1	3					
9 Gavin Lux, L OBP: 0.324, SLG: 0.469	(1, 4) HR	(1, 4) HR	(1, 4) K	(1, 4) K	(1, 4) K	(1, 4) K	(1, 4) K	(1, 4) K	(1, 4) K	(1, 4) HR	5	3	3	5	1	2	2					
43 Edwin Ríos, L OBP: 0.286, SLG: 0.512	(1, 5) F8	(1, 5) F8	(1, 5) F8	(1, 5) F8	(1, 5) BB	(1, 5) BB	(1, 5) BB	(1, 5) G3-1	(1, 5) G3-1	(1, 5) G3-1	4	1	1	2	2	0	3					
15 Austin Barnes, R OBP: 0.338, SLG: 0.352	(1, 2) 1B	(1, 2) 1B	(1, 2) 1B	(1, 2) 1B	(1, 2) 1B	(1, 2) 1B	(1, 2) 1B	(1, 2) 1B	(1, 2) F8	(1, 2) G5-3	4	0	1	0	2	0	3					
Inning Stats	R: 0 E: 0 K: 0 S: 15	H: 0 LOB: 2 BB: 2 P: 25	R: 1 E: 0 K: 1 S: 12	H: 2 LOB: 1 BB: 0 P: 19	R: 0 E: 0 K: 1 S: 10	H: 2 LOB: 2 BB: 0 P: 15	R: 0 E: 0 K: 3 S: 9	H: 0 LOB: 0 BB: 0 P: 11	R: 4 E: 0 K: 0 S: 18	H: 3 LOB: 3 BB: 1 P: 26	R: 0 E: 0 K: 1 S: 9	H: 0 LOB: 1 BB: 1 P: 18	R: 4 E: 1 K: 1 S: 10	H: 1 LOB: 0 BB: 1 P: 13	1B: 7 2B: 1 3B: 0 HR: 2	SF: 0 SAC: 0 DP: 1 HBP: 1	WP: 3 PB: 0 SB: 2 CS: 0	PA: 54				
PITCHER	IP WLS BF H R ER SO BB IBB HBP BLK WP HR S P ERA WHIP	IP WLS BF H R ER SO BB IBB HBP BLK WP HR S P ERA WHIP	IP WLS BF H R ER SO BB IBB HBP BLK WP HR S P ERA WHIP	IP WLS BF H R ER SO BB IBB HBP BLK WP HR S P ERA WHIP	IP WLS BF H R ER SO BB IBB HBP BLK WP HR S P ERA WHIP	IP WLS BF H R ER SO BB IBB HBP BLK WP HR S P ERA WHIP	IP WLS BF H R ER SO BB IBB HBP BLK WP HR S P ERA WHIP	IP WLS BF H R ER SO BB IBB HBP BLK WP HR S P ERA WHIP	IP WLS BF H R ER SO BB IBB HBP BLK WP HR S P ERA WHIP	IP WLS BF H R ER SO BB IBB HBP BLK WP HR S P ERA WHIP	IP WLS BF H R ER SO BB IBB HBP BLK WP HR S P ERA WHIP	IP WLS BF H R ER SO BB IBB HBP BLK WP HR S P ERA WHIP	IP WLS BF H R ER SO BB IBB HBP BLK WP HR S P ERA WHIP	IP WLS BF H R ER SO BB IBB HBP BLK WP HR S P ERA WHIP	IP WLS BF H R ER SO BB IBB HBP BLK WP HR S P ERA WHIP	IP WLS BF H R ER SO BB IBB HBP BLK WP HR S P ERA WHIP	IP WLS BF H R ER SO BB IBB HBP BLK WP HR S P ERA WHIP	IP WLS BF H R ER SO BB IBB HBP BLK WP HR S P ERA WHIP				
24 Luke Weaver, R ERA: 7.12	47 Travis Bergen, L ERA: 2.25	64 Keunghwan Park, R ERA: 2.25	28 Héctor Rondón, R ERA: 8.36	36 Joe Mantiply, L ERA: 15.43	58 Stefan Crichton, R ERA: 3.15	37 Kevin Ginkel, R ERA: 6.32	50 Yoan López, R ERA: 6.59															
Batter	1	2	3	4	5	6	7	8	9	10	AB	R	H	RBI	BB	SO	LOB	BOTTOM				
10 Josh Rojas, L OBP: 0.267, SLG: 0.192	(1, 6) F7	(1, 6) F7	(1, 6) 1B	(1, 6) 1B	(1, 6) 1B	(1, 6) 1B	(1, 6) 1B	(1, 6) 1B	(1, 6) F8	(1, 6) F8	5	2	2	0	0	0	1					
4 Ketel Marte, S OBP: 0.324, SLG: 0.407	(1, 4) G3-1	(1, 4) G3-1	(1, 4) E4	(1, 4) FC3-4	(1, 4) FC3-4	(1, 4) FC3-4	(1, 4) G1-3	(1, 4) G1-3	(1, 4) G1-3	(1, 4) S	6	0	0	1	0	0	3					
53 Christian Walker, R OBP: 0.339, SLG: 0.490	(1, 3) K	(1, 3) K	(1, 3) FC3-6	(1, 3) FC3-6	(1, 3) FC3-6	(1, 3) L6	(1, 3) L6	(1, 3) L6	(1, 3) G5-3	(1, 3) G5-3	5	2	1	3	0	1	2					
56 Kole Calhoun, L OBP: 0.337, SLG: 0.446	(1, 9) G1-3	(1, 9) G1-3	(1, 9) HR	(1, 9) HR	(1, 9) HR	(1, 9) HR	(1, 9) HR	(1, 9) HR	(1, 9) HR	(1, 9) HR	3	2	1	2	1	0	0					
5 Eduardo Escobar, S OBP: 0.267, SLG: 0.347	(1, 5) F7	(1, 5) F7	(1, 5) K	(1, 5) K	(1, 5) K	(1, 5) K	(1, 5) K	(1, 5) K	(1, 5) F8	(1, 5) F8	5	1	2	0	0	1	1					
6 David Peralta, L OBP: 0.331, SLG: 0.395	(1, 7) K	(1, 7) K	(1, 7) K	(1, 7) K	(1, 7) K	(1, 7) K	(1, 7) K	(1, 7) K	(1, 7) K	(1, 7) K	5	0	2	2	0	1	1					
21 Stephen Vogt, L OBP: 0.214, SLG: 0.270	(1, 10) F8	(1, 10) F8	(1, 10) F8	(1, 10) F8	(1, 10) F8	(1, 10) F8	(1, 10) F8	(1, 10) F8	(1, 10) F8	(1, 10) F8	2	0	0	0	0	1	0					
27 Wyatt Mathisen, R ERA: 7.10	(7, 10) K	(7, 10) K	(7, 10) K	(7, 10) K	(7, 10) K	(7, 10) K	(7, 10) K	(7, 10) K	(7, 10) K	(7, 10) K	3	0	0	0	0	2	4					
12 Daulton Varsho, L OBP: 0.224, SLG: 0.302	(1, 2) HR	(1, 2) HR	(1, 2) HR	(1, 2) HR	(1, 2) HR	(1, 2) HR	(1, 2) HR	(1, 2) HR	(1, 2) HR	(1, 2) HR	4	1	1	1	0	1	1					
16 Tim Lincecum, R OBP: 0.347, SLG: 0.381	(1, 8) 1B	(1, 8) 1B	(1, 8) 1B	(1, 8) 1B	(1, 8) 1B	(1, 8) 1B	(1, 8) 1B	(1, 8) 1B	(1, 8) 1B	(1, 8) 1B	3	1	1	0	1	0	0					
Inning Stats	R: 0 E: 0 K: 9 S: 19	H: 0 LOB: 0 BB: 0 P: 13	R: 0 E: 0 K: 1 S: 10	H: 0 LOB: 0 BB: 0 P: 16	R: 5 E: 1 K: 1 S: 25	H: 4 LOB: 0 BB: 0 P: 35	R: 0 E: 0 K: 1 S: 7	H: 0 LOB: 0 BB: 0 P: 13	R: 0 E: 0 K: 0 S: 11	H: 1 LOB: 1 BB: 0 P: 17	R: 1 E: 0 K: 1 S: 11	H: 1 LOB: 1 BB: 1 P: 18	R: 0 E: 0 K: 0 S: 8	H: 0 LOB: 0 BB: 0 P: 8	R: 0 E: 0 K: 0 S: 11	H: 1 LOB: 2 BB: 0 P: 15	R: 0 E: 1 K: 1 S: 9	H: 0 LOB: 1 BB: 1 P: 17	1B: 6 2B: 1 3B: 0 HR: 3	SF: 0 SAC: 0 DP: 0 HBP: 1	WP: 1 PB: 0 SB: 2 CS: 0	PA: 44
PITCHER	IP WLS BF H R ER SO BB IBB HBP BLK WP HR S P ERA WHIP	IP WLS BF H R ER SO BB IBB HBP BLK WP HR S P ERA WHIP	IP WLS BF H R ER SO BB IBB HBP BLK WP HR S P ERA WHIP	IP WLS BF H R ER SO BB IBB HBP BLK WP HR S P ERA WHIP	IP WLS BF H R ER SO BB IBB HBP BLK WP HR S P ERA WHIP	IP WLS BF H R ER SO BB IBB HBP BLK WP HR S P ERA WHIP	IP WLS BF H R ER SO BB IBB HBP BLK WP HR S P ERA WHIP	IP WLS BF H R ER SO BB IBB HBP BLK WP HR S P ERA WHIP	IP WLS BF H R ER SO BB IBB HBP BLK WP HR S P ERA WHIP	IP WLS BF H R ER SO BB IBB HBP BLK WP HR S P ERA WHIP	IP WLS BF H R ER SO BB IBB HBP BLK WP HR S P ERA WHIP	IP WLS BF H R ER SO BB IBB HBP BLK WP HR S P ERA WHIP	IP WLS BF H R ER SO BB IBB HBP BLK WP HR S P ERA WHIP	IP WLS BF H R ER SO BB IBB HBP BLK WP HR S P ERA WHIP	IP WLS BF H R ER SO BB IBB HBP BLK WP HR S P ERA WHIP	IP WLS BF H R ER SO BB IBB HBP BLK WP HR S P ERA WHIP	IP WLS BF H R ER SO BB IBB HBP BLK WP HR S P ERA WHIP	IP WLS BF H R ER SO BB IBB HBP BLK WP HR S P ERA WHIP				
21 Walker Buehler, R ERA: 3.86	51 Victor González, L ERA: 1.39	51 Dylan Floro, R ERA: 1.42	56 Adam Kolarek, L ERA: 0.68	49 Blake Treinen, R ERA: 2.37	57 Alex Wood, L ERA: 4.28	74 Kenley Jansen, R ERA: 1.96																

Los Angeles Dodgers @ Arizona Diamondbacks
Chase Field, Phoenix, AZ
Tue Sep 08 2020, 6:41 PM - 11:06 PM MST
Cloudy - 95 F

AB 41
R 10
H 10
RBI 9
BB 12
SO 9
LOB 25



Los Angeles Dodgers @ Arizona Diamondbacks
Chase Field, Phoenix, AZ
Tue Sep 08 2020, 6:41 PM - 11:06 PM MST
Cloudy - 95 F

AB 41
R 9
H 10
RBI 9
BB 2
SO 7
LOB 13



Batter	1	2	3	4	5	6	7	8	9	10	AB	R	H	RBI	BB	SO	LOB	TOP				
50 Mookie Betts, R OBP: 0.380, SLG: 0.613											5	1	1	1	0	1	3	<p>Los Angeles Dodgers @ Arizona Diamondbacks Chase Field, Phoenix, AZ Wed Sep 09 2020, 6:40 PM - 10:00 PM MST Clear - 86 F</p> <p>livebaseballscorecards.com</p> <p>AB 40 R 6 H 9 RBI 6 BB 5 SO 11 LOB 20</p>				
5 Corey Seager, L OBP: 0.364, SLG: 0.596											5	1	0	0	0	2	3					
3 Chris Taylor, R OBP: 0.373, SLG: 0.405											5	1	2	1	0	1	0					
35 Cody Bellinger, L OBP: 0.293, SLG: 0.426											5	0	0	0	0	3	2					
13 Max Muncy, L OBP: 0.325, SLG: 0.424											2	1	1	0	3	0	0					
11 AJ Pollock, R OBP: 0.325, SLG: 0.517											5	1	3	1	0	1	2					
16 Will Smith, R OBP: 0.398, SLG: 0.563											3	0	0	0	2	1	2					
9 Gavin Lux, L OBP: 0.286, SLG: 0.405											5	0	0	1	0	1	5					
14 Enrique Hernández, R OBP: 0.254, SLG: 0.388											5	1	2	2	0	1	3					
Inning Stats	R: 1 E: 0 K: 0 S: 14	H: 2 LOB: 2 BB: 1 P: 24	R: 1 E: 0 K: 1 S: 9	H: 1 LOB: 0 BB: 0 P: 13	R: 0 E: 0 K: 2 S: 7	H: 0 LOB: 0 BB: 0 P: 11	R: 2 E: 0 K: 0 S: 13	H: 3 LOB: 2 BB: 1 P: 23	R: 0 E: 0 K: 1 S: 5	H: 0 LOB: 0 BB: 0 P: 6	R: 0 E: 0 K: 1 S: 7	H: 0 LOB: 0 BB: 0 P: 9	R: 0 E: 0 K: 1 S: 6	H: 0 LOB: 0 BB: 0 P: 7	R: 0 E: 1 K: 1 S: 11	H: 0 LOB: 1 BB: 0 P: 12	R: 2 E: 0 K: 2 S: 12		H: 2 LOB: 3 BB: 2 P: 19	1B: 7 2B: 0 3B: 0 HR: 2	SF: 0 SAC: 0 DP: 0 HBP: 0	WP: 1 PB: 0 SB: 0 CS: 0
PITCHER	IP WLS BF H R ER SO BB IBB HBP BLK WP HR S P ERA WHIP	45 Taylor Clarke, R ERA: 3.51	41 Junior Guerra, R ERA: 2.37	58 Stefan Crichton, R ERA: 3.0	37 Kevin Ginkel, R ERA: 6.75	28 Héctor Rondón, R ERA: 7.99	PITCHER	IP WLS BF H R ER SO BB IBB HBP BLK WP HR S P ERA WHIP	45 Taylor Clarke, R ERA: 3.51	41 Junior Guerra, R ERA: 2.37	58 Stefan Crichton, R ERA: 3.0	37 Kevin Ginkel, R ERA: 6.75	28 Héctor Rondón, R ERA: 7.99									

Batter	1	2	3	4	5	6	7	8	9	10	AB	R	H	RBI	BB	SO	LOB	BOTTOM				
16 Tim Lincecum, R OBP: 0.352, SLG: 0.413											4	1	1	1	0	1	0	<p>Los Angeles Dodgers @ Arizona Diamondbacks Chase Field, Phoenix, AZ Wed Sep 09 2020, 6:40 PM - 10:00 PM MST Clear - 86 F</p> <p>livebaseballscorecards.com</p> <p>AB 35 R 4 H 6 RBI 3 BB 3 SO 9 LOB 14</p>				
13 Nick Ahmed, R OBP: 0.319, SLG: 0.381											4	0	2	0	1	1	1					
53 Christian Walker, R OBP: 0.330, SLG: 0.475											5	0	0	0	0	1	4					
5 Eduardo Escobar, S OBP: 0.224, SLG: 0.349											5	0	1	0	0	0	2					
10 Josh Rojas, L OBP: 0.245, SLG: 0.200											4	1	1	0	0	2	1					
27 Wyatt Mathisen, R OBP: 0.182, SLG: 0.100											3	1	1	0	1	1	1					
12 Daulton Varsho, L OBP: 0.226, SLG: 0.286											3	1	0	0	1	1	2					
18 Carson Kelly, R OBP: 0.227, SLG: 0.277											4	0	0	1	0	1	3					
9 Jon Jay, L OBP: 0.159, SLG: 0.211											3	0	0	1	0	1	0					
Inning Stats	R: 0 E: 0 K: 0 S: 11	H: 0 LOB: 1 BB: 1 P: 20	R: 3 E: 0 K: 1 S: 14	H: 3 LOB: 1 BB: 1 P: 27	R: 0 E: 0 K: 0 S: 6	H: 0 LOB: 0 BB: 0 P: 7	R: 0 E: 0 K: 1 S: 9	H: 0 LOB: 0 BB: 0 P: 12	R: 1 E: 2 K: 1 S: 17	H: 1 LOB: 1 BB: 0 P: 21	R: 0 E: 0 K: 1 S: 7	H: 0 LOB: 1 BB: 1 P: 14	R: 0 E: 0 K: 2 S: 13	H: 1 LOB: 1 BB: 0 P: 19	R: 0 E: 0 K: 2 S: 9	H: 0 LOB: 0 BB: 0 P: 11	R: 0 E: 0 K: 0 S: 8		H: 0 LOB: 0 BB: 0 P: 13	1B: 3 2B: 2 3B: 0 HR: 0	SF: 1 SAC: 0 DP: 1 HBP: 1	WP: 0 PB: 0 SB: 0 CS: 0
PITCHER	IP WLS BF H R ER SO BB IBB HBP BLK WP HR S P ERA WHIP	22 Clayton Kershaw, L ERA: 1.98	56 Adam Kolarek, L ERA: 3.64	48 Brusdar Graterol, R ERA: 3.24	64 Caleb Ferguson, L ERA: 3.12	41 Jake McGee, L ERA: 3.0	PITCHER	IP WLS BF H R ER SO BB IBB HBP BLK WP HR S P ERA WHIP	49 Blake Treinen, R ERA: 2.25													

Batter	1	2	3	4	5	6	7	8	9	AB	R	H	RBI	BB	SO	LOB	TOP					
4 George Springer, R OBP: 0.351, SLG: 0.472			L7			P4				5	1	3	1	0	0	1	Houston Astros @ Los Angeles Dodgers Dodger Stadium, Los Angeles, CA Sat Sep 12 2020, 5:08 PM - 8:23 PM PDT Partly Cloudy - 79 F					
2 Alex Bregman, R OBP: 0.355, SLG: 0.452			G6-4-3							4	2	1	1	1	0	3						
23 Michael Brantley, L OBP: 0.373, SLG: 0.521			G4-3			F7				5	0	1	0	0	0	4						
10 Yuli Gurriel, R OBP: 0.310, SLG: 0.458										3	0	2	3	1	0	1						
30 Kyle Tucker, L OBP: 0.305, SLG: 0.528										5	0	0	0	0	3	6						
1 Carlos Correa, R OBP: 0.354, SLG: 0.411				CS						3	1	1	0	1	0	0						
16 Aledmys Diaz, R OBP: 0.250, SLG: 0.419										4	1	2	0	0	0	1						
13 Dustin Garneau, R OBP: 0.276, SLG: 0.360										0	0	0	0	0	0	0						
22 Josh Reddick, L OBP: 0.333, SLG: 0.406										4	1	1	2	0	2	2						
15 Martin Maldonado, R OBP: 0.362, SLG: 0.377										3	0	1	0	1	1	2						
9 Jack Mayfield, R OBP: 0.222, SLG: 0.229										0	1	0	0	0	0	0						
Inning Stats	R: 1 H: 2 E: 0 K: 1 S: 12	H: 2 LOB: 1 BB: 0 P: 19	R: 0 H: 0 E: 0 K: 0 S: 8	H: 0 LOB: 0 BB: 0 P: 10	R: 0 H: 0 E: 0 K: 0 S: 8	H: 0 LOB: 0 BB: 1 P: 12	R: 0 H: 0 E: 0 K: 0 S: 10	H: 0 LOB: 0 BB: 1 P: 17	R: 0 H: 0 E: 0 K: 2 S: 15	H: 1 LOB: 2 BB: 1 P: 22	R: 0 H: 1 E: 0 K: 0 S: 11	H: 1 LOB: 1 BB: 0 P: 16	R: 0 H: 1 E: 0 K: 1 S: 9	H: 2 LOB: 1 BB: 0 P: 11	R: 1 H: 2 E: 0 K: 1 S: 8	H: 6 LOB: 1 BB: 0 P: 30	1B: 9 2B: 3 3B: 0 HR: 0	SF: 1 SAC: 0 DP: 1 HBP: 0	WP: 0 PB: 0 SB: 0 CS: 1	PA: 42		
PITCHER	IP WLS BF H R ER SO BB IBB HBP BLK WP HR S P ERA WHIP																					
7 Julio Urias, L ERA: 3.53	6.0 23 3 1 1 3 4 0 0 0 0 0 0 64 96 1.50 1.167																					
52 Pedro Báez, R ERA: 3.55	1.0 4 1 0 0 1 0 0 0 0 0 0 0 9 11 0.00 1.000																					
49 Blake Treinen, R ERA: 2.57	1.0 5 2 1 1 1 0 0 0 0 0 0 0 8 11 9.00 2.000																					
74 Kenley Jansen, R ERA: 4.42	0.0 L 6 6 5 5 0 0 0 0 0 0 0 0 18 21 ∞ ∞																					
56 Adam Kolarek, L ERA: 0.6	1.0 3 0 0 0 1 0 0 0 0 0 0 0 7 9 0.00 0.000																					
Batter	1	2	3	4	5	6	7	8	9	AB	R	H	RBI	BB	SO	LOB	BOTTOM					
50 Mookie Betts, R OBP: 0.383, SLG: 0.598										3	1	1	0	1	2	0	Houston Astros @ Los Angeles Dodgers Dodger Stadium, Los Angeles, CA Sat Sep 12 2020, 5:08 PM - 8:23 PM PDT Partly Cloudy - 79 F					
5 Corey Seager, L OBP: 0.388, SLG: 0.619			G6-3							4	1	2	1	0	1	1						
11 AJ Pollock, R OBP: 0.319, SLG: 0.520			G4-3							3	0	0	1	0	1	1						
13 Max Muncy, L OBP: 0.335, SLG: 0.400										4	0	0	0	0	2	0						
16 Will Smith, R OBP: 0.429, SLG: 0.611				G4-3						4	1	2	0	0	0	0						
35 Cody Bellinger, L OBP: 0.291, SLG: 0.418										4	0	1	0	0	2	2						
3 Chris Taylor, R OBP: 0.370, SLG: 0.417										4	1	2	2	0	1	1						
14 Enrique Hernández, R ERA: 4.08										3	1	1	1	0	1	2						
31 Joc Pederson, L OBP: 0.292, SLG: 0.414										1	0	1	0	0	0	0						
9 Gavin Lux, L OBP: 0.261, SLG: 0.366										4	0	0	0	0	3	1						
Inning Stats	R: 0 H: 0 E: 0 K: 1 S: 7	H: 3 LOB: 0 BB: 0 P: 21	R: 3 H: 3 E: 0 K: 1 S: 13	H: 3 LOB: 0 BB: 0 P: 21	R: 1 H: 1 E: 0 K: 1 S: 10	H: 1 LOB: 0 BB: 0 P: 15	R: 0 H: 0 E: 0 K: 2 S: 9	H: 0 LOB: 0 BB: 0 P: 14	R: 1 H: 1 E: 0 K: 2 S: 11	H: 1 LOB: 1 BB: 1 P: 22	R: 0 H: 2 E: 0 K: 3 S: 14	H: 2 LOB: 2 BB: 0 P: 21	R: 0 H: 1 E: 0 K: 2 S: 9	H: 1 LOB: 0 BB: 0 P: 14	R: 0 H: 0 E: 0 K: 0 S: 6	H: 0 LOB: 0 BB: 0 P: 9	R: 0 H: 2 E: 0 K: 1 S: 11	H: 2 LOB: 1 BB: 0 P: 16	1B: 5 2B: 2 3B: 1 HR: 2	SF: 1 SAC: 0 DP: 1 HBP: 0	WP: 1 PB: 0 SB: 0 CS: 1	PA: 37
PITCHER	IP WLS BF H R ER SO BB IBB HBP BLK WP HR S P ERA WHIP																					
59 Framber Valdez, L ERA: 4.08	5.0 21 5 5 5 7 1 0 0 0 0 0 0 14 21 0.00 1.200																					
72 Humberto Castellanos, R ERA: 6.75	1.0 5 2 0 0 3 0 0 0 0 0 0 0 8 12 0.00 1.500																					
52 Cionel Pérez, L ERA: 2.94	0.2 3 1 0 0 2 0 0 0 0 0 0 0 8 12 0.00 1.500																					
39 Josh James, R ERA: 9.95	1.1 W 3 0 0 0 0 0 0 0 0 0 0 0 7 11 0.00 0.000																					
55 Ryan Pressly, R ERA: 3.86	1.0 S 4 2 0 0 1 0 0 0 0 0 0 0 11 16 0.00 2.000																					

Batter	1	2	3	4	5	6	7	8	9	AB	R	H	RBI	BB	SO	LOB	TOP						
50 Mookie Betts, R OBP: 0.380, SLG: 0.602										4	1	2	0	0	0	0							
5 Corey Seager, L OBP: 0.355, SLG: 0.593										4	0	0	0	0	0	1	2						
10 Justin Turner, R OBP: 0.394, SLG: 0.421										4	1	3	1	0	0	0							
16 Will Smith, R OBP: 0.424, SLG: 0.600										4	0	1	0	0	1	2							
35 Cody Bellinger, L OBP: 0.294, SLG: 0.409										4	0	1	1	0	1	1							
3 Chris Taylor, R OBP: 0.374, SLG: 0.450										4	0	1	0	0	3	0							
11 AJ Pollock, R OBP: 0.316, SLG: 0.522										3	0	0	0	1	1	1							
31 Joc Pederson, L OBP: 0.288, SLG: 0.376										2	0	0	0	0	1	2							
14 Enrique Hernández, R OBP: 0.288, SLG: 0.412										2	0	0	0	0	1	0							
43 Edwin Ríos, L OBP: 0.263, SLG: 0.510										3	1	1	1	0	0	1							
Inning Stats	R: 1 E: 0 K: 0 S: 10	H: 2 LOB: 1 BB: 0 P: 16	R: 0 E: 0 K: 2 S: 9	H: 0 LOB: 1 BB: 1 P: 16	R: 1 E: 0 K: 0 S: 10	H: 3 LOB: 3 BB: 0 P: 19	R: 0 E: 0 K: 1 S: 9	H: 1 LOB: 0 BB: 0 P: 12	R: 1 E: 0 K: 1 S: 13	H: 2 LOB: 1 BB: 0 P: 20	R: 0 E: 0 K: 1 S: 8	H: 0 LOB: 0 BB: 0 P: 11	R: 0 E: 0 K: 0 S: 15	H: 1 LOB: 1 BB: 0 P: 20	R: 0 E: 0 K: 2 S: 14	H: 0 LOB: 0 BB: 0 P: 22	R: 0 E: 0 K: 2 S: 10	H: 0 LOB: 0 BB: 0 P: 15	1B: 8 2B: 0 3B: 0 HR: 1	SF: 0 SAC: 0 DP: 1 HBP: 0	WP: 0 PB: 0 SB: 0 CS: 0	PA: 35	
PITCHER	IP WLS BF H R ER SO BB IBB HBP BLK WP HR S P ERA WHIP	IP WLS BF H R ER SO BB IBB HBP BLK WP HR S P ERA WHIP	IP WLS BF H R ER SO BB IBB HBP BLK WP HR S P ERA WHIP	IP WLS BF H R ER SO BB IBB HBP BLK WP HR S P ERA WHIP	IP WLS BF H R ER SO BB IBB HBP BLK WP HR S P ERA WHIP	IP WLS BF H R ER SO BB IBB HBP BLK WP HR S P ERA WHIP	IP WLS BF H R ER SO BB IBB HBP BLK WP HR S P ERA WHIP	IP WLS BF H R ER SO BB IBB HBP BLK WP HR S P ERA WHIP	IP WLS BF H R ER SO BB IBB HBP BLK WP HR S P ERA WHIP	IP WLS BF H R ER SO BB IBB HBP BLK WP HR S P ERA WHIP	IP WLS BF H R ER SO BB IBB HBP BLK WP HR S P ERA WHIP	IP WLS BF H R ER SO BB IBB HBP BLK WP HR S P ERA WHIP	IP WLS BF H R ER SO BB IBB HBP BLK WP HR S P ERA WHIP	IP WLS BF H R ER SO BB IBB HBP BLK WP HR S P ERA WHIP	IP WLS BF H R ER SO BB IBB HBP BLK WP HR S P ERA WHIP	IP WLS BF H R ER SO BB IBB HBP BLK WP HR S P ERA WHIP	IP WLS BF H R ER SO BB IBB HBP BLK WP HR S P ERA WHIP	IP WLS BF H R ER SO BB IBB HBP BLK WP HR S P ERA WHIP	IP WLS BF H R ER SO BB IBB HBP BLK WP HR S P ERA WHIP	IP WLS BF H R ER SO BB IBB HBP BLK WP HR S P ERA WHIP	IP WLS BF H R ER SO BB IBB HBP BLK WP HR S P ERA WHIP	IP WLS BF H R ER SO BB IBB HBP BLK WP HR S P ERA WHIP	IP WLS BF H R ER SO BB IBB HBP BLK WP HR S P ERA WHIP

Los Angeles Dodgers @ San Diego Padres
 Petco Park, San Diego, CA
 Tue Sep 15 2020, 6:12 PM - 9:09 PM PDT
 Cloudy - 81 F

AB 34
 R 3
 H 9
 RBI 3
 BB 1
 SO 9
 LOB 9



Batter	1	2	3	4	5	6	7	8	9	AB	R	H	RBI	BB	SO	LOB	BOTTOM						
2 Trent Grisham, L OBP: 0.349, SLG: 0.479										4	0	1	1	0	0	1							
23 Fernando Tatis Jr., R OBP: 0.370, SLG: 0.594										4	0	0	0	0	0	1							
13 Manny Machado, R OBP: 0.375, SLG: 0.579										4	0	1	0	0	0	1							
18 Mitch Moreland, L OBP: 0.361, SLG: 0.579										4	0	1	0	0	0	0							
3 Jorge Mateo, R OBP: 0.197, SLG: 0.217										0	0	0	0	0	0	0							
22 Austin Nola, R OBP: 0.357, SLG: 0.504										3	0	0	0	1	1	0							
16 Abraham Almonte, R OBP: 0.231, SLG: 0.091										0	0	0	0	0	0	0							
4 Wil Myers, R OBP: 0.361, SLG: 0.629										4	0	1	0	0	1	3							
9 Jake Cronworth, L OBP: 0.379, SLG: 0.546										4	0	0	0	0	1	4							
10 Jurickson Profar, S OBP: 0.333, SLG: 0.409										3	1	2	0	0	1	0							
5 Greg Garcia, L OBP: 0.316, SLG: 0.294										2	0	0	0	0	2	1							
Inning Stats	R: 0 E: 0 K: 0 S: 7	H: 0 LOB: 0 BB: 0 P: 10	R: 0 E: 0 K: 0 S: 15	H: 1 LOB: 1 BB: 0 P: 22	R: 1 E: 0 K: 0 S: 11	H: 2 LOB: 1 BB: 0 P: 15	R: 0 E: 0 K: 0 S: 6	H: 0 LOB: 0 BB: 0 P: 8	R: 0 E: 0 K: 1 S: 10	H: 1 LOB: 1 BB: 0 P: 15	R: 0 E: 0 K: 0 S: 4	H: 0 LOB: 0 BB: 0 P: 7	R: 0 E: 0 K: 1 S: 10	H: 0 LOB: 0 BB: 0 P: 13	R: 0 E: 0 K: 2 S: 7	H: 0 LOB: 0 BB: 0 P: 7	R: 0 E: 0 K: 2 S: 16	H: 2 LOB: 3 BB: 1 P: 28	1B: 4 2B: 2 3B: 0 HR: 0	SF: 0 SAC: 1 DP: 0 HBP: 0	WP: 0 PB: 0 SB: 0 CS: 0	PA: 34	
PITCHER	IP WLS BF H R ER SO BB IBB HBP BLK WP HR S P ERA WHIP	IP WLS BF H R ER SO BB IBB HBP BLK WP HR S P ERA WHIP	IP WLS BF H R ER SO BB IBB HBP BLK WP HR S P ERA WHIP	IP WLS BF H R ER SO BB IBB HBP BLK WP HR S P ERA WHIP	IP WLS BF H R ER SO BB IBB HBP BLK WP HR S P ERA WHIP	IP WLS BF H R ER SO BB IBB HBP BLK WP HR S P ERA WHIP	IP WLS BF H R ER SO BB IBB HBP BLK WP HR S P ERA WHIP	IP WLS BF H R ER SO BB IBB HBP BLK WP HR S P ERA WHIP	IP WLS BF H R ER SO BB IBB HBP BLK WP HR S P ERA WHIP	IP WLS BF H R ER SO BB IBB HBP BLK WP HR S P ERA WHIP	IP WLS BF H R ER SO BB IBB HBP BLK WP HR S P ERA WHIP	IP WLS BF H R ER SO BB IBB HBP BLK WP HR S P ERA WHIP	IP WLS BF H R ER SO BB IBB HBP BLK WP HR S P ERA WHIP	IP WLS BF H R ER SO BB IBB HBP BLK WP HR S P ERA WHIP	IP WLS BF H R ER SO BB IBB HBP BLK WP HR S P ERA WHIP	IP WLS BF H R ER SO BB IBB HBP BLK WP HR S P ERA WHIP	IP WLS BF H R ER SO BB IBB HBP BLK WP HR S P ERA WHIP	IP WLS BF H R ER SO BB IBB HBP BLK WP HR S P ERA WHIP	IP WLS BF H R ER SO BB IBB HBP BLK WP HR S P ERA WHIP	IP WLS BF H R ER SO BB IBB HBP BLK WP HR S P ERA WHIP	IP WLS BF H R ER SO BB IBB HBP BLK WP HR S P ERA WHIP	IP WLS BF H R ER SO BB IBB HBP BLK WP HR S P ERA WHIP	IP WLS BF H R ER SO BB IBB HBP BLK WP HR S P ERA WHIP

Los Angeles Dodgers @ San Diego Padres
 Petco Park, San Diego, CA
 Tue Sep 15 2020, 6:12 PM - 9:09 PM PDT
 Cloudy - 81 F

AB 32
 R 1
 H 6
 RBI 1
 BB 1
 SO 6
 LOB 11



Batter	1	2	3	4	5	6	7	8	9	AB	R	H	RBI	BB	SO	LOB	TOP				
50 Mookie Betts, R OBP: 0.377, SLG: 0.586										5	1	1	1	0	1	1					
5 Corey Seager, L OBP: 0.357, SLG: 0.602										5	2	3	2	0	0	0					
10 Justin Turner, R OBP: 0.391, SLG: 0.411										5	1	2	0	0	1	3					
13 Max Muncy, L OBP: 0.332, SLG: 0.389										4	1	0	0	1	2	2					
16 Will Smith, R OBP: 0.417, SLG: 0.596										5	1	1	2	0	1	1					
35 Cody Bellinger, L OBP: 0.300, SLG: 0.404										3	0	1	0	2	1	0					
3 Chris Taylor, R OBP: 0.374, SLG: 0.459										2	0	0	0	2	1	0					
8 Zach McKinstry, L OBP: 0.357, SLG: 0.415										3	1	1	1	0	0	2					
14 Enrique Hernández, R OBP: 0.295, SLG: 0.574										3	2	2	1	1	0	3					
43 Edwin Ríos, L OBP: 0.295, SLG: 0.574																					
Inning Stats	R: 0 H: 0 E: 1 K: 1 S: 6	H: 0 R: 0 ER: 0 LOB: 0 BB: 0 P: 8	R: 0 H: 0 E: 0 K: 1 S: 8	H: 0 R: 0 ER: 0 LOB: 0 BB: 0 P: 12	R: 0 H: 1 E: 0 K: 1 S: 11	H: 1 R: 0 ER: 0 LOB: 1 BB: 0 P: 18	R: 2 H: 3 E: 0 K: 0 S: 14	H: 3 R: 0 ER: 0 LOB: 3 BB: 1 P: 23	R: 0 H: 0 E: 0 K: 2 S: 9	H: 0 R: 0 ER: 0 LOB: 0 BB: 0 P: 15	R: 6 H: 4 E: 0 K: 1 S: 20	H: 4 R: 0 ER: 0 LOB: 2 BB: 4 P: 43	R: 1 H: 2 E: 0 K: 1 S: 13	H: 2 R: 0 ER: 0 LOB: 1 BB: 0 P: 20	R: 0 H: 0 E: 0 K: 0 S: 6	H: 0 R: 0 ER: 0 LOB: 0 BB: 1 P: 13	1B: 6 2B: 3 3B: 0 HR: 2	SF: 0 DP: 3 HBP: 1	WP: 1 PB: 2 SB: 0 CS: 0	PA: 43	
PITCHER	IP WLS BF H R ER SO BB IBB HBP BLK WP HR S P ERA WHIP	IP WLS BF H R ER SO BB IBB HBP BLK WP HR S P ERA WHIP	IP WLS BF H R ER SO BB IBB HBP BLK WP HR S P ERA WHIP	IP WLS BF H R ER SO BB IBB HBP BLK WP HR S P ERA WHIP	IP WLS BF H R ER SO BB IBB HBP BLK WP HR S P ERA WHIP	IP WLS BF H R ER SO BB IBB HBP BLK WP HR S P ERA WHIP	IP WLS BF H R ER SO BB IBB HBP BLK WP HR S P ERA WHIP	IP WLS BF H R ER SO BB IBB HBP BLK WP HR S P ERA WHIP	IP WLS BF H R ER SO BB IBB HBP BLK WP HR S P ERA WHIP	IP WLS BF H R ER SO BB IBB HBP BLK WP HR S P ERA WHIP	IP WLS BF H R ER SO BB IBB HBP BLK WP HR S P ERA WHIP	IP WLS BF H R ER SO BB IBB HBP BLK WP HR S P ERA WHIP	IP WLS BF H R ER SO BB IBB HBP BLK WP HR S P ERA WHIP	IP WLS BF H R ER SO BB IBB HBP BLK WP HR S P ERA WHIP	IP WLS BF H R ER SO BB IBB HBP BLK WP HR S P ERA WHIP	IP WLS BF H R ER SO BB IBB HBP BLK WP HR S P ERA WHIP	IP WLS BF H R ER SO BB IBB HBP BLK WP HR S P ERA WHIP	IP WLS BF H R ER SO BB IBB HBP BLK WP HR S P ERA WHIP	IP WLS BF H R ER SO BB IBB HBP BLK WP HR S P ERA WHIP	IP WLS BF H R ER SO BB IBB HBP BLK WP HR S P ERA WHIP	IP WLS BF H R ER SO BB IBB HBP BLK WP HR S P ERA WHIP
21 Kyle Freeland, L ERA: 3.75	6.1	L	27	6	4	4	5	2	0	1	0	0	0	0	0	1	0	11	19	5.68	1.263
54 Carlos Estévez, R ERA: 7.59	0.1		5	3	3	3	1	1	0	0	0	0	0	0	0	1	0	4	13	81.00	12.000
37 Jairo Díaz, R ERA: 7.13	0.1		3	0	1	0	0	2	0	0	0	0	0	0	0	0	1	1	0	0.00	6.000
71 Wade Davis, R ERA: 14.73	1.0		5	2	1	1	1	0	0	0	0	0	0	0	0	1	13	20	9.00	2.000	
32 Jesus Tinoco, R ERA:	1.0		3	0	0	0	0	1	0	0	0	0	0	0	0	0	6	13	0.00	1.000	

Los Angeles Dodgers @ Colorado Rockies
Coors Field, Denver, CO
Thu Sep 17 2020, 6:41 PM - 9:48 PM MDT
Clear - 82 F

AB 36
R 9
H 11
RBI 7
BB 6
SO 7
LOB 13



Batter	1	2	3	4	5	6	7	8	9	AB	R	H	RBI	BB	SO	LOB	BOTTOM					
15 Raimel Tapia, L OBP: 0.368, SLG: 0.377										4	1	1	0	0	0	0						
27 Trevor Story, R OBP: 0.374, SLG: 0.568										4	2	2	1	0	0	1						
19 Charlie Blackmon, L OBP: 0.363, SLG: 0.476										3	0	0	1	0	0	1						
28 Nolan Arenado, R OBP: 0.308, SLG: 0.443										4	0	0	0	0	0	2						
11 Kevin Pillar, R OBP: 0.317, SLG: 0.440										4	0	2	1	0	0	0						
25 Matt Kemp, R OBP: 0.303, SLG: 0.423										4	0	0	0	0	2	2						
8 Joshua Fuentes, R OBP: 0.322, SLG: 0.455										4	0	0	0	0	1	1						
1 Garrett Hampson, R OBP: 0.294, SLG: 0.424										3	0	0	0	0	1	2						
35 Elias Díaz, R OBP: 0.326, SLG: 0.342										0	0	0	0	0	0	0						
14 Tony Wolters, L OBP: 0.266, SLG: 0.270										2	0	0	0	0	0	0						
24 Ryan McMahon, L OBP: 0.301, SLG: 0.407										1	0	0	0	0	0	2						
Inning Stats	R: 2 H: 3 E: 0 K: 0 S: 16	H: 3 R: 2 ER: 2 LOB: 1 BB: 0 P: 26	R: 0 H: 0 E: 0 K: 0 S: 5	H: 0 R: 0 ER: 0 LOB: 0 BB: 0 P: 8	R: 0 H: 0 E: 0 K: 0 S: 8	H: 0 R: 0 ER: 0 LOB: 0 BB: 0 P: 9	R: 0 H: 0 E: 0 K: 1 S: 6	H: 0 R: 0 ER: 0 LOB: 0 BB: 0 P: 10	R: 0 H: 0 E: 0 K: 1 S: 9	H: 0 R: 0 ER: 0 LOB: 0 BB: 0 P: 16	R: 0 H: 0 E: 0 K: 0 S: 8	H: 0 R: 0 ER: 0 LOB: 1 BB: 0 P: 11	R: 0 H: 1 E: 1 K: 2 S: 14	H: 1 R: 0 ER: 0 LOB: 2 BB: 0 P: 19	R: 1 H: 1 E: 0 K: 0 S: 8	H: 1 R: 0 ER: 0 LOB: 0 BB: 0 P: 10	R: 0 H: 0 E: 0 K: 0 S: 7	H: 0 R: 0 ER: 0 LOB: 0 BB: 0 P: 8	1B: 3 2B: 1 3B: 0 HR: 1	SF: 1 DP: 0 HBP: 0	WP: 0 PB: 0 SB: 0 CS: 0	PA: 34
PITCHER	IP WLS BF H R ER SO BB IBB HBP BLK WP HR S P ERA WHIP	IP WLS BF H R ER SO BB IBB HBP BLK WP HR S P ERA WHIP	IP WLS BF H R ER SO BB IBB HBP BLK WP HR S P ERA WHIP	IP WLS BF H R ER SO BB IBB HBP BLK WP HR S P ERA WHIP	IP WLS BF H R ER SO BB IBB HBP BLK WP HR S P ERA WHIP	IP WLS BF H R ER SO BB IBB HBP BLK WP HR S P ERA WHIP	IP WLS BF H R ER SO BB IBB HBP BLK WP HR S P ERA WHIP	IP WLS BF H R ER SO BB IBB HBP BLK WP HR S P ERA WHIP	IP WLS BF H R ER SO BB IBB HBP BLK WP HR S P ERA WHIP	IP WLS BF H R ER SO BB IBB HBP BLK WP HR S P ERA WHIP	IP WLS BF H R ER SO BB IBB HBP BLK WP HR S P ERA WHIP	IP WLS BF H R ER SO BB IBB HBP BLK WP HR S P ERA WHIP	IP WLS BF H R ER SO BB IBB HBP BLK WP HR S P ERA WHIP	IP WLS BF H R ER SO BB IBB HBP BLK WP HR S P ERA WHIP	IP WLS BF H R ER SO BB IBB HBP BLK WP HR S P ERA WHIP	IP WLS BF H R ER SO BB IBB HBP BLK WP HR S P ERA WHIP	IP WLS BF H R ER SO BB IBB HBP BLK WP HR S P ERA WHIP	IP WLS BF H R ER SO BB IBB HBP BLK WP HR S P ERA WHIP	IP WLS BF H R ER SO BB IBB HBP BLK WP HR S P ERA WHIP	IP WLS BF H R ER SO BB IBB HBP BLK WP HR S P ERA WHIP	IP WLS BF H R ER SO BB IBB HBP BLK WP HR S P ERA WHIP	
7 Julio Urias, L ERA: 3.49	5.2		21	3	2	2	2	0	0	0	0	0	0	0	0	0						
51 Dylan Floro, R ERA: 1.71	1.0	W	5	1	0	0	2	0	0	0	0	0	0	0	0	0						
17 Joe Kelly, R ERA:	0.1		1	0	0	0	0	0	0	0	0	0	0	0	0	0						
56 Adam Kolarek, L ERA: 1.1	0.2		3	1	1	1	0	0	0	0	0	0	0	0	0	0						
76 Josh Sborz, R ERA: 2.08	1.1		4	0	0	0	0	0	0	0	0	0	0	0	0	0						

Los Angeles Dodgers @ Colorado Rockies
Coors Field, Denver, CO
Thu Sep 17 2020, 6:41 PM - 9:48 PM MDT
Clear - 82 F


AB 33
R 3
H 5
RBI 3
BB 0
SO 4
LOB 11



Batter	1	2	3	4	5	6	7	8	9	AB	R	H	RBI	BB	SO	LOB	TOP			
50 Mookie Betts, R OBP: 0.376, SLG: 0.597	F9		F8		F8		F8		L9	5	1	1	0	0	0	0	Los Angeles Dodgers @ Colorado Rockies Coors Field, Denver, CO Sat Sep 19 2020, 6:12 PM - 8:42 PM MDT Partly Cloudy - 84 F			
13 Max Muncy, L OBP: 0.327, SLG: 0.377	L6		F7		F8		G6-3			4	0	0	0	0	0	0				
10 Justin Turner, R OBP: 0.400, SLG: 0.424	35 BB		2B			35 G1-6-3 BB		F9		3	1	2	0	1	0	0				
35 Cody Bellinger, L OBP: 0.311, SLG: 0.429	3 BB		G3			G1-6-3		3 BB		3	1	1	0	1	0	2				
3 Chris Taylor, R OBP: 0.388, SLG: 0.494	3B					P3		1B		3	1	2	3	1	0	0				
11 AJ Pollock, R OBP: 0.313, SLG: 0.541	F9		L5			HR		K		4	1	1	1	0	1	3				
43 Edwin Rios, L OBP: 0.286, SLG: 0.540	K		G4-3			G5-3		G3		4	0	0	0	0	1	2				
9 Gavin Lux, L OBP: 0.246, SLG: 0.364	L7		G5-3			F8		G3		4	0	0	0	0	0	0				
15 Austin Barnes, R OBP: 0.368, SLG: 0.338	P2					K		L9		3	1	0	0	0	1	0				
Inning Stats	R: 2 H: 2 E: 0 K: 0 S: 14	H: 2 LOB: 1 BB: 1 P: 27	R: 0 H: 0 E: 0 K: 1 S: 6	H: 0 LOB: 0 BB: 0 P: 12	R: 0 H: 1 E: 0 K: 0 S: 11	H: 1 LOB: 1 BB: 0 P: 17	R: 1 H: 1 E: 0 K: 0 S: 8	H: 1 LOB: 0 BB: 0 P: 11	R: 0 H: 0 E: 0 K: 0 S: 5	H: 0 LOB: 0 BB: 1 P: 11	R: 3 H: 2 E: 1 K: 0 S: 15	H: 2 LOB: 0 BB: 0 P: 26	R: 0 H: 1 E: 0 K: 1 S: 14	H: 1 LOB: 2 BB: 1 P: 24	R: 0 H: 0 E: 0 K: 0 S: 4	H: 0 LOB: 0 BB: 0 P: 4		1B: 3 2B: 1 3B: 1 HR: 2	SF: 0 SAC: 0 DP: 1 HBP: 1	WP: 1 PB: 0 SB: 1 CS: 0
PITCHER	IP WLS BF H R ER SO BB IBB HBP BLK WP HR S P ERA WHIP	IP WLS BF H R ER SO BB IBB HBP BLK WP HR S P ERA WHIP	IP WLS BF H R ER SO BB IBB HBP BLK WP HR S P ERA WHIP	IP WLS BF H R ER SO BB IBB HBP BLK WP HR S P ERA WHIP	IP WLS BF H R ER SO BB IBB HBP BLK WP HR S P ERA WHIP	IP WLS BF H R ER SO BB IBB HBP BLK WP HR S P ERA WHIP	IP WLS BF H R ER SO BB IBB HBP BLK WP HR S P ERA WHIP	IP WLS BF H R ER SO BB IBB HBP BLK WP HR S P ERA WHIP	IP WLS BF H R ER SO BB IBB HBP BLK WP HR S P ERA WHIP	IP WLS BF H R ER SO BB IBB HBP BLK WP HR S P ERA WHIP	IP WLS BF H R ER SO BB IBB HBP BLK WP HR S P ERA WHIP	IP WLS BF H R ER SO BB IBB HBP BLK WP HR S P ERA WHIP	IP WLS BF H R ER SO BB IBB HBP BLK WP HR S P ERA WHIP	IP WLS BF H R ER SO BB IBB HBP BLK WP HR S P ERA WHIP	IP WLS BF H R ER SO BB IBB HBP BLK WP HR S P ERA WHIP	IP WLS BF H R ER SO BB IBB HBP BLK WP HR S P ERA WHIP	IP WLS BF H R ER SO BB IBB HBP BLK WP HR S P ERA WHIP			
50 Chi Chi González, R ERA: 7.53	5.0	L	20	4	3	3	2	1	0	0	0	0	0	0	0	0	5.40	1.000		
40 Tyler Kinley, R ERA: 6.0	1.0		3	0	0	0	0	1	0	0	0	0	0	0	0	0	0.00	1.000		
60 Mychal Givens, R ERA: 3.68	1.0		6	2	3	2	0	0	0	1	0	0	0	0	0	0	18.00	2.000		
51 A.J. Ramos, R ERA:	1.0		5	1	0	0	1	1	0	0	0	0	0	0	0	0	0.00	2.000		
52 Daniel Bard, R ERA: 3.43	1.0		3	0	0	0	0	0	0	0	0	0	0	0	0	0	0.00	0.000		
Batter	1	2	3	4	5	6	7	8	9	AB	R	H	RBI	BB	SO	LOB	BOTTOM			
15 Raimel Tapia, L OBP: 0.362, SLG: 0.377	28 S		G3			F8			L5	4	1	1	0	0	0	0	Los Angeles Dodgers @ Colorado Rockies Coors Field, Denver, CO Sat Sep 19 2020, 6:12 PM - 8:42 PM MDT Partly Cloudy - 84 F			
27 Trevor Story, R OBP: 0.371, SLG: 0.558	K				P2			L8		4	0	1	0	0	1	1				
28 Nolan Arenado, R OBP: 0.303, SLG: 0.434	G6-3				F9		K			3	0	0	1	0	1	1				
19 Charlie Blackmon, L OBP: 0.362, SLG: 0.468	F7				L8		G4-6-3			3	0	0	0	0	0	1				
11 Kevin Pillar, R OBP: 0.326, SLG: 0.451	8 G4-3		G5-3					2B		3	0	2	0	0	0	0				
8 Joshua Fuentes, R OBP: 0.333, SLG: 0.500	G4-3		K					K		3	0	0	0	0	2	2				
25 Matt Kemp, R OBP: 0.296, SLG: 0.412	K		K					K		3	0	0	0	0	3	1				
1 Garrett Hampson, R OBP: 0.293, SLG: 0.419			L9					F8		3	0	1	0	0	0	1				
6 Drew Butera, R OBP: 0.200, SLG: 0.216			K					G6-3		2	0	0	0	0	1	1				
24 Ryan McMahon, L OBP: 0.291, SLG: 0.393			K					K		1	0	0	0	0	1	0				
Inning Stats	R: 1 H: 1 E: 0 K: 1 S: 11	H: 1 LOB: 0 BB: 0 P: 14	R: 0 H: 1 E: 0 K: 1 S: 8	H: 1 LOB: 0 BB: 0 P: 12	R: 0 H: 0 E: 0 K: 1 S: 9	H: 0 LOB: 0 BB: 0 P: 14	R: 0 H: 0 E: 0 K: 2 S: 10	H: 0 LOB: 0 BB: 0 P: 16	R: 0 H: 1 E: 0 K: 0 S: 9	H: 1 LOB: 0 BB: 0 P: 14	R: 0 H: 1 E: 0 K: 1 S: 7	H: 1 LOB: 1 BB: 0 P: 9	R: 0 H: 1 E: 0 K: 2 S: 15	H: 1 LOB: 0 BB: 0 P: 19	R: 0 H: 0 E: 0 K: 1 S: 7	H: 0 LOB: 0 BB: 0 P: 9	1B: 3 2B: 2 3B: 0 HR: 0	SF: 0 SAC: 0 DP: 2 HBP: 0	WP: 0 PB: 0 SB: 1 CS: 1	PA: 29
PITCHER	IP WLS BF H R ER SO BB IBB HBP BLK WP HR S P ERA WHIP	IP WLS BF H R ER SO BB IBB HBP BLK WP HR S P ERA WHIP	IP WLS BF H R ER SO BB IBB HBP BLK WP HR S P ERA WHIP	IP WLS BF H R ER SO BB IBB HBP BLK WP HR S P ERA WHIP	IP WLS BF H R ER SO BB IBB HBP BLK WP HR S P ERA WHIP	IP WLS BF H R ER SO BB IBB HBP BLK WP HR S P ERA WHIP	IP WLS BF H R ER SO BB IBB HBP BLK WP HR S P ERA WHIP	IP WLS BF H R ER SO BB IBB HBP BLK WP HR S P ERA WHIP	IP WLS BF H R ER SO BB IBB HBP BLK WP HR S P ERA WHIP	IP WLS BF H R ER SO BB IBB HBP BLK WP HR S P ERA WHIP	IP WLS BF H R ER SO BB IBB HBP BLK WP HR S P ERA WHIP	IP WLS BF H R ER SO BB IBB HBP BLK WP HR S P ERA WHIP	IP WLS BF H R ER SO BB IBB HBP BLK WP HR S P ERA WHIP	IP WLS BF H R ER SO BB IBB HBP BLK WP HR S P ERA WHIP	IP WLS BF H R ER SO BB IBB HBP BLK WP HR S P ERA WHIP	IP WLS BF H R ER SO BB IBB HBP BLK WP HR S P ERA WHIP				
22 Clayton Kershaw, L ERA: 2.15	7.0	W	22	4	1	1	6	0	0	0	0	0	0	0	0	0	1.29	0.571		
41 Jake McGee, L ERA: 2.6	1.0		4	1	0	0	2	0	0	0	0	0	0	0	0	0	0.00	1.000		
74 Kenley Jansen, R ERA: 3.8	1.0		3	0	0	0	1	0	0	0	0	0	0	0	0	0	0.00	0.000		

Batter	1	2	3	4	5	6	7	8	9	AB	R	H	RBI	BB	SO	LOB	TOP										
3 Tommy La Stella, L (1,10) OBP: 0.366, SLG: 0.441	L9		G3				G3-1			3	0	0	0	1	0	1	Oakland Athletics @ Los Angeles Dodgers Dodger Stadium, Los Angeles, CA Tue Sep 22 2020, 6:42 PM - 9:59 PM PDT Clear - 73 F livebaseballscorecards.com										
8 Robbie Grossman, S (1,7) OBP: 0.345, SLG: 0.450	HR		G4-3			P4	K2-3			4	1	1	1	0	1	3											
10 Marcus Semien, R (1,6) OBP: 0.304, SLG: 0.385	L6		F9			L4		K		4	0	0	0	0	1	2											
28 Matt Olson, L (1,3) OBP: 0.311, SLG: 0.443	BB			L8			K	K		3	0	0	0	1	2	0											
20 Mark Canha, R (1,8) OBP: 0.368, SLG: 0.375	G4-3				L8			F9		4	0	2	0	0	0	1											
4 Jake Lamb, L (1,5) OBP: 0.294, SLG: 0.348		K				FC6-4				4	0	1	0	0	2	2											
25 Stephen Piscotty, R (1,9) OBP: 0.273, SLG: 0.379		K				FC6		L9		4	0	0	0	0	2	3											
Tony Kemp, L (1,4) OBP: 0.365, SLG: 0.294										2	0	1	0	0	0	0											
2 Kris Davis, R (6,PH) OBP: 0.311, SLG: 0.325										1	0	0	0	0	1	2											
45 Nate Orf, R (6,4)										0	0	0	0	0	0	0											
39 Vimala Machin, L (9,PH) OBP: 0.294, SLG: 0.233										1	0	0	0	0	1	1											
12 Sean Murphy, R (1,2) OBP: 0.365, SLG: 0.433										3	1	0	0	1	3	2											
Inning Stats	R: 1 H: 1 E: 0 K: 0 S: 9	H: 1 LOB: 1 BB: 1 P: 18	R: 0 H: 0 E: 0 K: 2 S: 8	H: 0 LOB: 0 BB: 0 P: 9	R: 1 H: 0 E: 0 K: 0 S: 8	H: 0 LOB: 0 BB: 1 P: 15	R: 0 H: 1 E: 0 K: 2 S: 10	H: 1 LOB: 1 BB: 0 P: 14	R: 0 H: 1 E: 0 K: 1 S: 12	H: 2 LOB: 2 BB: 1 P: 22	R: 0 H: 1 E: 0 K: 2 S: 14	H: 0 LOB: 0 BB: 0 P: 18	R: 0 H: 0 E: 0 K: 2 S: 12	H: 0 LOB: 0 BB: 0 P: 18	R: 0 H: 1 E: 0 K: 2 S: 13	H: 1 LOB: 1 BB: 0 P: 18	1B: 3 2B: 1 HR: 1	SF: 0 SAC: 0 DP: 0 HBP: 0	WP: 1 PB: 0 CS: 1	PA: 36							
PITCHER	IP	WLS	BF	H	R	ER	SO	BB	IBB	HBP	BLK	WP	HR	S	P	ERA	WHIP										
85 Dustin May, R (1,1) ERA: 2.77	5.0	W	21	3	2	2	5	3	0	0	0	1	1	47	78	3.60	1.200										
81 Victor González, L (6,1) ERA: 1.57	0.2		4	1	0	0	1	0	0	0	0	0	0	10	16	0.00	1.500										
51 Dylan Floro, R (6,1) ERA: 2.74	1.0	H	3	0	0	0	2	0	0	0	0	0	0	12	18	0.00	0.000										
17 Joe Kelly, R (7,1) ERA	0.1		1	0	0	0	1	0	0	0	0	0	0	4	6	0.00	0.000										
52 Pedro Báez, R (8,1) ERA: 3.6	1.0		3	0	0	0	2	0	0	0	0	0	0	12	18	0.00	0.000										

Batter	1	2	3	4	5	6	7	8	9	AB	R	H	RBI	BB	SO	LOB	BOTTOM										
50 Mookie Betts, R (1,9) OBP: 0.372, SLG: 0.587	5 WP 5 1B		L5	P4			E3 13 BB 5 BB 35 1B	F9		5	2	1	0	0	0	1	Oakland Athletics @ Los Angeles Dodgers Dodger Stadium, Los Angeles, CA Tue Sep 22 2020, 6:42 PM - 9:59 PM PDT Clear - 73 F livebaseballscorecards.com										
5 Corey Seager, L (1,6) OBP: 0.374, SLG: 0.611	35 2B 16 L6-5									3	2	3	2	1	0	0											
13 Max Muncy, L (1,3) OBP: 0.333, SLG: 0.388	K									3	1	1	2	1	1	1											
35 Cody Bellinger, L (1,8) OBP: 0.326, SLG: 0.443										2	0	2	1	2	0	0											
16 Will Smith, R (1,2) OBP: 0.405, SLG: 0.558	L6-5									4	0	0	0	0	1	7											
3 Chris Taylor, R (1,4) OBP: 0.376, SLG: 0.503										4	1	1	1	0	0	4											
31 Joc Pederson, L (1,10) OBP: 0.268, SLG: 0.372										4	0	1	0	0	2	0											
11 AJ Pollock, R (1,7) OBP: 0.309, SLG: 0.542										4	1	1	1	0	0	1											
43 Edwin Rios, L (1,5) OBP: 0.282, SLG: 0.521										4	0	1	0	0	2	0											
Inning Stats	R: 1 H: 3 E: 0 K: 1 S: 14	H: 3 LOB: 1 BB: 0 P: 18	R: 0 H: 0 E: 0 K: 1 S: 12	H: 0 LOB: 0 BB: 0 P: 18	R: 2 H: 2 E: 0 K: 0 S: 12	H: 2 LOB: 1 BB: 1 P: 19	R: 2 H: 2 E: 0 K: 1 S: 11	H: 2 LOB: 0 BB: 0 P: 15	R: 1 H: 1 E: 0 K: 0 S: 14	H: 1 LOB: 0 BB: 1 P: 26	R: 0 H: 1 E: 0 K: 1 S: 5	H: 1 LOB: 0 BB: 0 P: 7	R: 1 H: 1 E: 1 K: 1 S: 14	H: 1 LOB: 2 BB: 2 P: 27	R: 0 H: 1 E: 0 K: 1 S: 8	H: 1 LOB: 1 BB: 0 P: 11		1B: 5 2B: 3 3B: 0 HR: 4	SF: 0 SAC: 0 DP: 3 HBP: 0	WP: 1 PB: 0 CS: 0	PA: 37						
PITCHER	IP	WLS	BF	H	R	ER	SO	BB	IBB	HBP	BLK	WP	HR	S	P	ERA	WHIP										
47 Frankie Montas, R (1,1) ERA: 6.32	4.0	L	19	7	5	5	3	1	0	0	0	0	1	15	27	9.00	3.000										
38 T.J. McFarland, L (5,1) ERA: 4.12	1.0		6	2	1	1	0	1	0	0	0	0	1	15	27	9.00	3.000										
57 J.B. Wendelken, R (6,1) ERA: 1.8	2.0		8	1	1	0	2	2	0	0	0	0	0	18	33	0.00	1.500										
70 Jordan Weems, R (8,1) ERA: 2.08	1.0		4	1	0	0	1	0	0	0	0	0	0	8	11	0.00	1.000										



Batter	1	2	3	4	5	6	7	8	9	AB	R	H	RBI	BB	SO	LOB	TOP	
3 Tommy La Stella, L OBP: 0.364, SLG: 0.442										4	1	1	0	0	1	2		
8 Robbie Grossman, S OBP: 0.343, SLG: 0.452										4	1	1	1	0	2	0		
10 Marcus Semien, R OBP: 0.303, SLG: 0.379										3	1	0	0	1	1	0		
4 Jake Lamb, L OBP: 0.280, SLG: 0.329											4	0	0	0	0	2		
20 Mark Canha, R OBP: 0.372, SLG: 0.375											0	1	0	1	2	0		
28 Matt Olson, L OBP: 0.310, SLG: 0.440											4	1	2	0	0	1		
25 Stephen Piscotty, R OBP: 0.278, SLG: 0.363											4	0	0	0	0	4		
2 Khris Davis, R OBP: 0.298, SLG: 0.309											4	0	0	0	0	4		
22 Ramón Laureano, R OBP: 0.346, SLG: 0.371											4	1	2	3	0	1		
37 Jonah Heim, S OBP: 0.297, SLG: 0.235											4	0	0	0	0	2		
Inning Stats	R: 3 H: 2 E: 1 K: 1 S: 12	H: 2 R: 0 ER: 0 LOB: 0 BB: 1 P: 22	R: 0 H: 0 E: 0 K: 0 S: 11	R: 0 H: 0 E: 0 K: 1 S: 11	R: 0 H: 0 E: 0 K: 0 S: 9	R: 0 H: 0 E: 0 K: 2 S: 9	R: 0 H: 0 E: 0 K: 2 S: 8	R: 1 H: 2 E: 0 K: 0 S: 18	R: 0 H: 0 E: 0 K: 0 S: 4	R: 2 H: 2 E: 0 K: 1 S: 11	1B: 3 2B: 2 3B: 0 HR: 1	SF: 1 SAC: 0 DP: 0 HBP: 0	WP: 0 PB: 0 SB: 1 CS: 0	PA: 36				
PITCHER	IP WLS BF H R ER SO BB IBB HBP BLK WP HR S P ERA WHIP																	
17 Joe Kelly, R ERA: 2.0	1.0 6 2 3 2 1 0 0 0 0 0 0 12 22 18.00 3.000																	
48 Brusdar Graterol, R ERA: 2.95	1.0 3 0 0 0 0 0 0 0 0 0 0 11 16 0.00 0.000																	
7 Julio Urias, L ERA: 3.27	6.0 22 2 1 1 5 2 0 0 0 0 0 59 86 1.50 0.667																	
49 Blake Treinen, R ERA: 4.18	1.0 L 5 2 2 2 1 0 0 0 0 0 0 1 11 15 18.00 2.000																	

Oakland Athletics @ Los Angeles Dodgers
 Dodger Stadium, Los Angeles, CA
 Wed Sep 23 2020, 6:42 PM - 9:33 PM PDT
 Clear - 76 F

livebaseballscorecards.com

AB 32
 R 6
 H 6
 RBI 5
 BB 3
 SO 7
 LOB 11

Batter	1	2	3	4	5	6	7	8	9	AB	R	H	RBI	BB	SO	LOB	BOTTOM	
50 Mookie Betts, R OBP: 0.366, SLG: 0.576										4	0	0	0	0	1	0		
5 Corey Seager, L OBP: 0.377, SLG: 0.609										4	0	2	0	0	0	0		
10 Justin Turner, R OBP: 0.395, SLG: 0.413										3	1	1	0	0	0	1		
43 Edwin Ríos, L OBP: 0.291, SLG: 0.569										1	1	1	1	0	0	0		
13 Max Muncy, L OBP: 0.332, SLG: 0.401										4	1	1	2	0	1	2		
16 Will Smith, R OBP: 0.392, SLG: 0.535											4	0	0	0	1	2		
11 AJ Pollock, R OBP: 0.303, SLG: 0.530											4	0	0	0	2	0		
35 Cody Bellinger, L OBP: 0.325, SLG: 0.454											4	1	1	1	0	2		
3 Chris Taylor, R OBP: 0.378, SLG: 0.500											3	0	1	0	1	0		
14 Enrique Hernández, R OBP: 0.267, SLG: 0.405										3	0	0	0	0	2			
Inning Stats	R: 0 H: 2 E: 0 K: 0 S: 12	H: 1 R: 0 ER: 0 LOB: 1 BB: 0 P: 17	R: 2 H: 2 E: 0 K: 1 S: 10	R: 0 H: 0 E: 0 K: 2 S: 12	R: 0 H: 0 E: 0 K: 0 S: 4	R: 0 H: 0 E: 0 K: 0 S: 6	R: 1 H: 1 E: 0 K: 0 S: 11	R: 1 H: 1 E: 0 K: 2 S: 13	R: 0 H: 0 E: 0 K: 1 S: 11	R: 0 H: 0 E: 0 K: 0 S: 4	1B: 4 2B: 0 3B: 0 HR: 3	SF: 0 SAC: 0 DP: 0 HBP: 0	WP: 0 PB: 0 SB: 0 CS: 0	PA: 35				
PITCHER	IP WLS BF H R ER SO BB IBB HBP BLK WP HR S P ERA WHIP																	
55 Sean Manaea, L ERA: 4.5	6.0 25 6 3 3 4 1 0 0 0 0 0 0 7 13 4.50 1.167																	
48 Joakim Soria, R ERA: 2.95	1.0 H 3 0 0 0 0 0 0 0 0 0 0 7 13 0.00 0.000																	
35 Jake Diekmann, L ERA: 0.47	1.0 W 4 1 1 1 2 0 0 0 0 0 0 1 13 22 9.00 1.000																	
16 Liam Hendriks, R ERA: 1.17	1.0 S 3 0 0 0 1 0 0 0 0 0 0 0 11 15 0.00 0.000																	

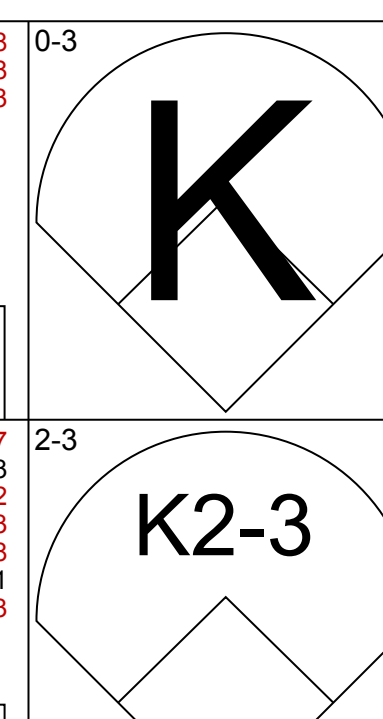
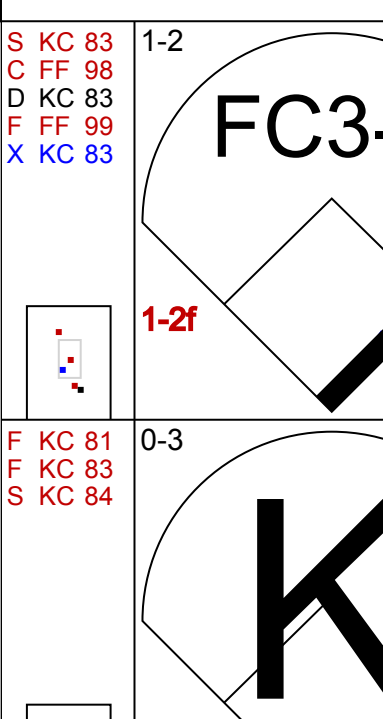
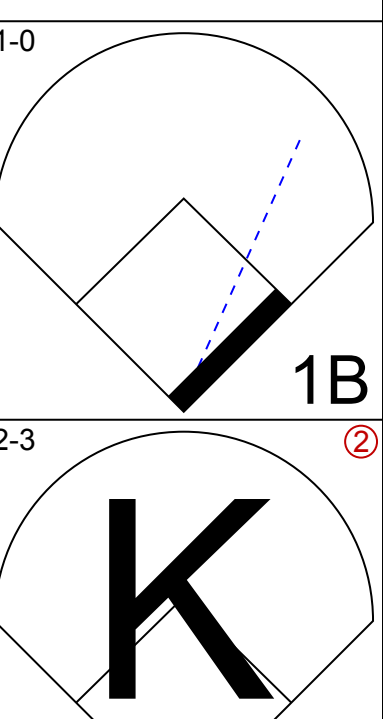
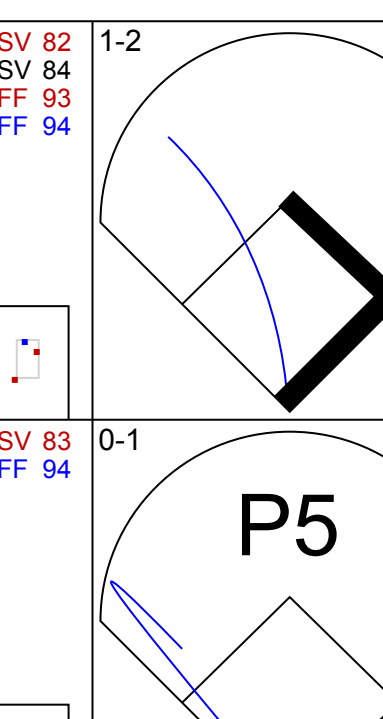
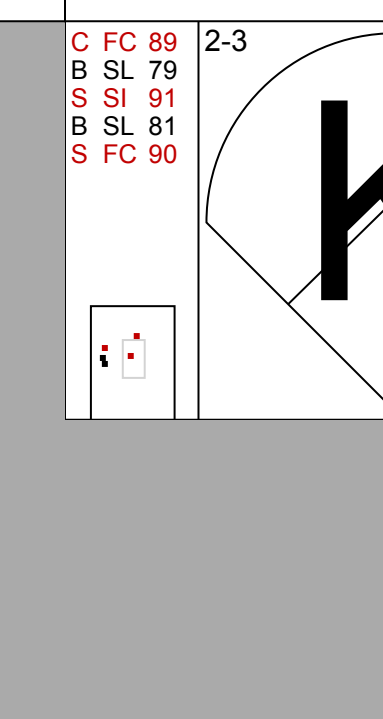
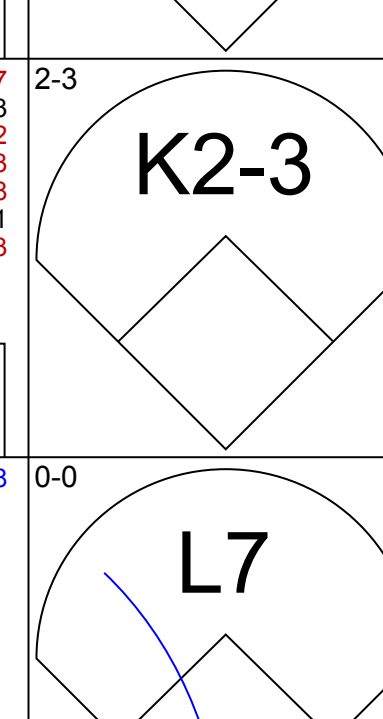
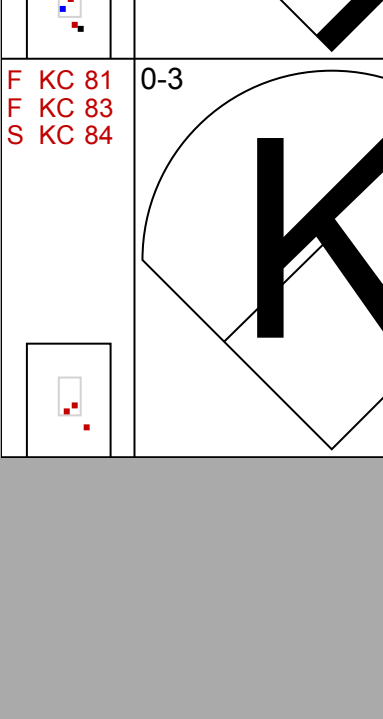
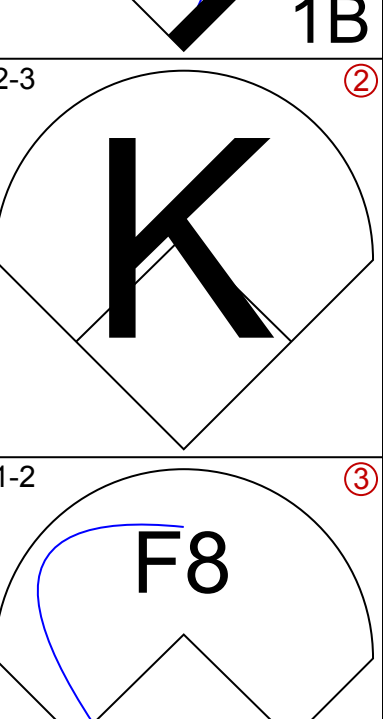
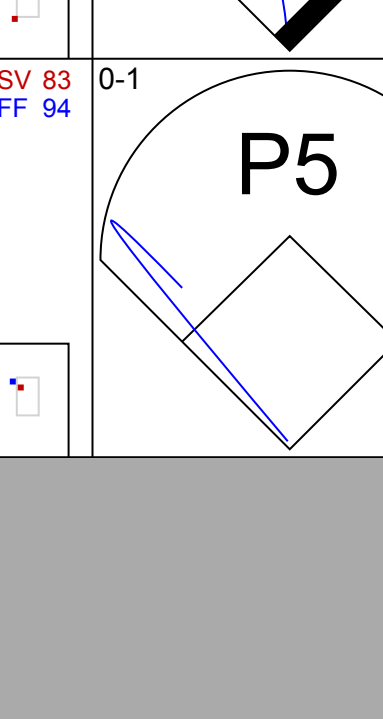
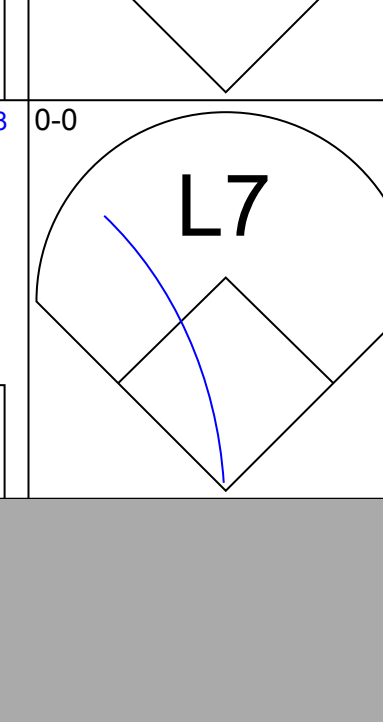
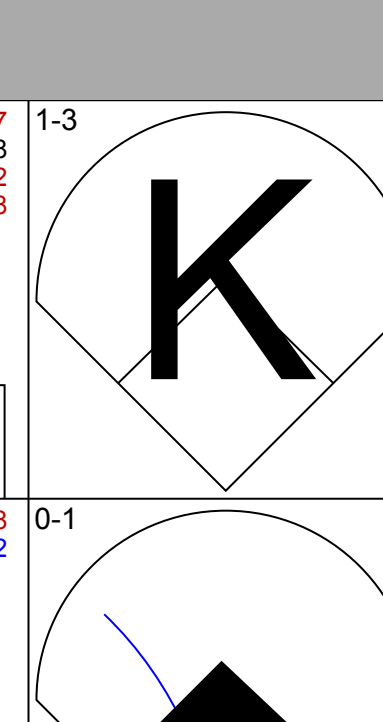
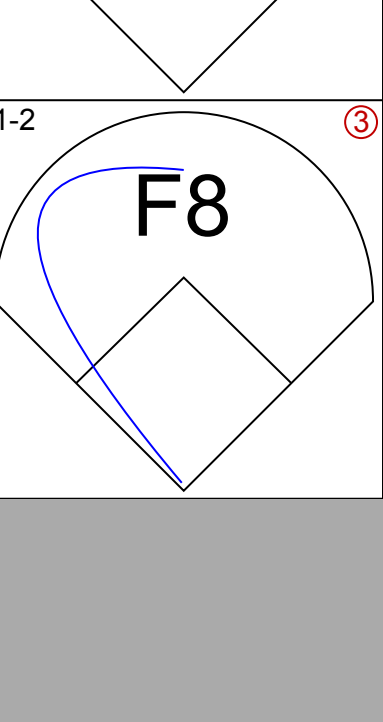
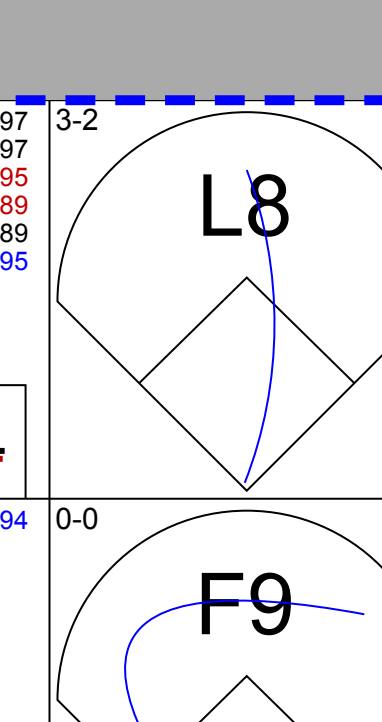
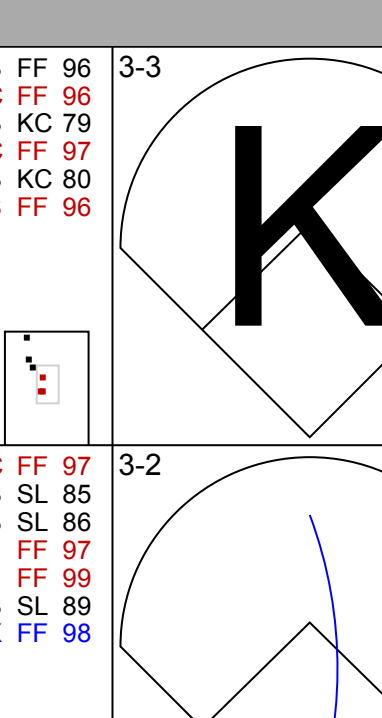

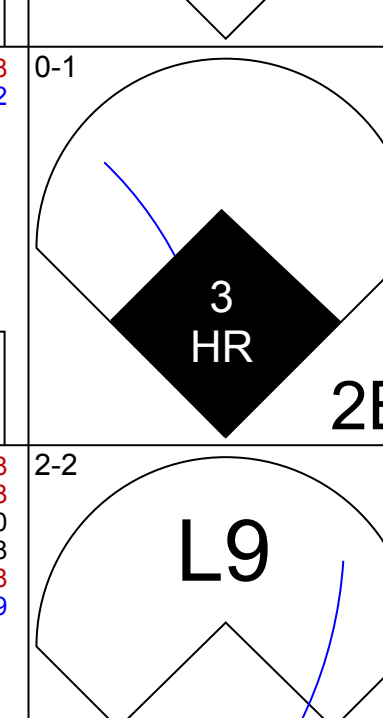
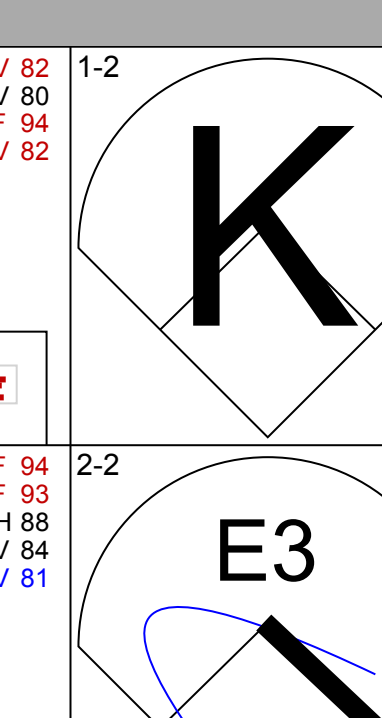
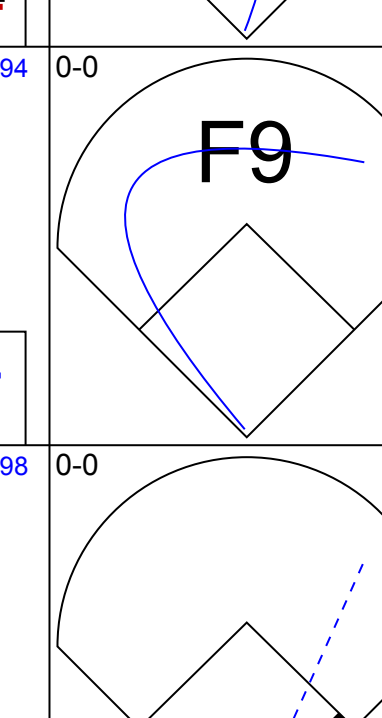
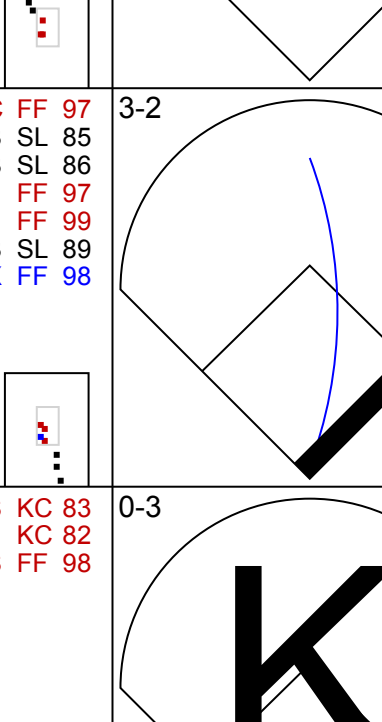

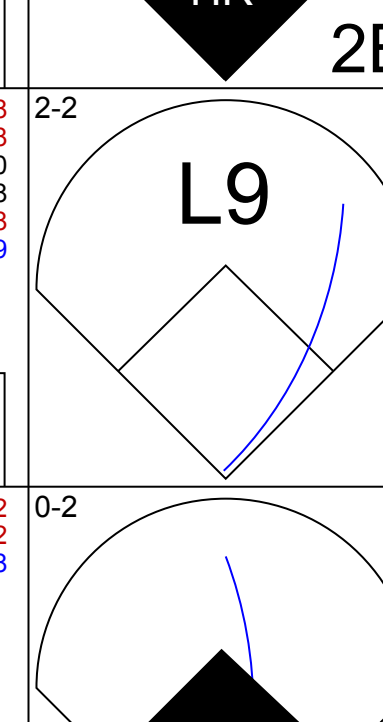
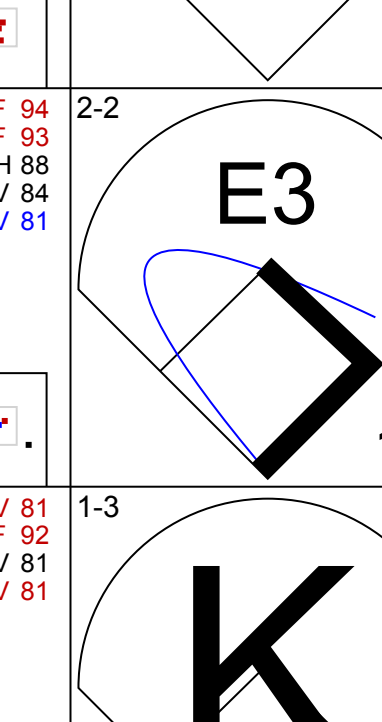
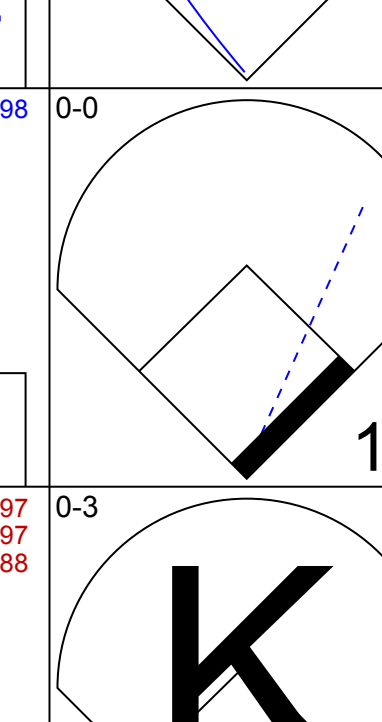
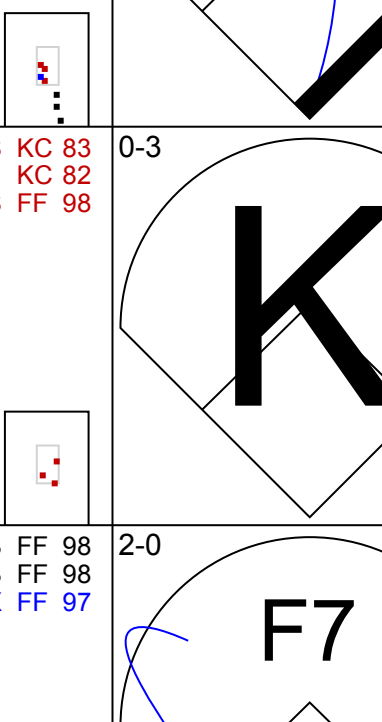

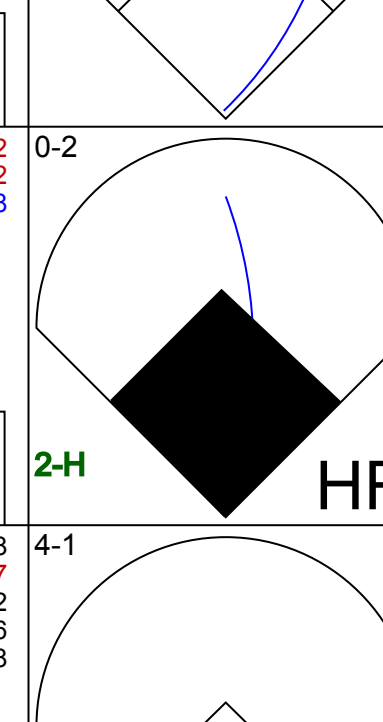
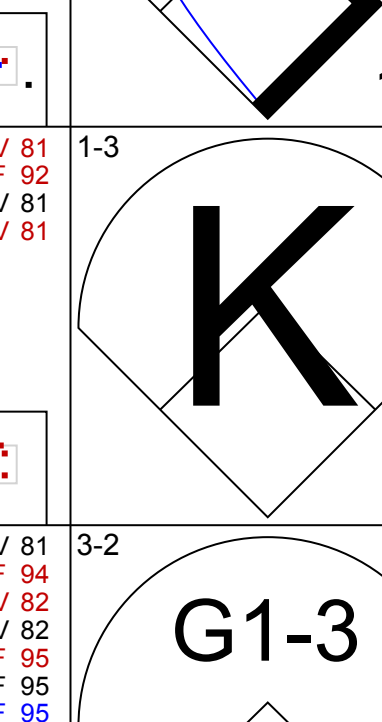
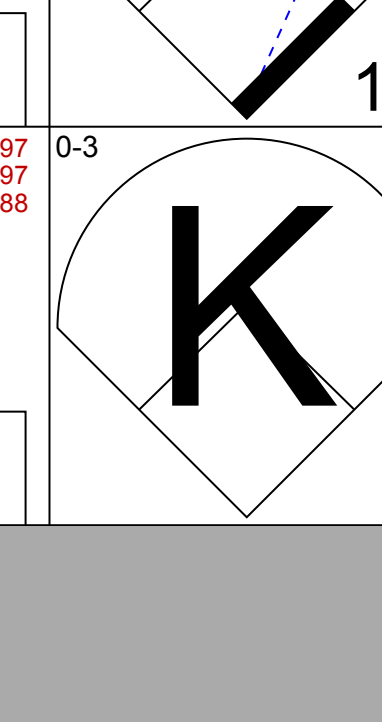
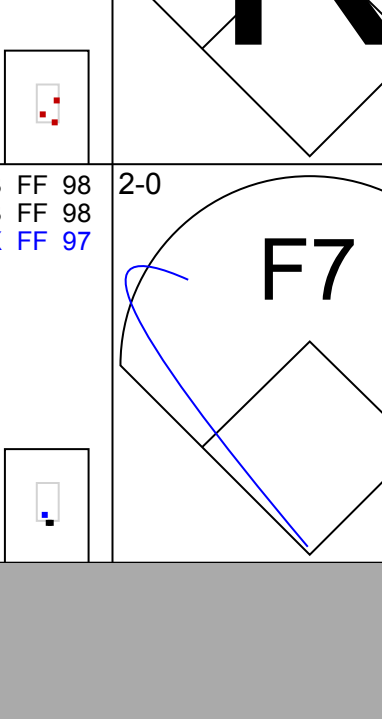
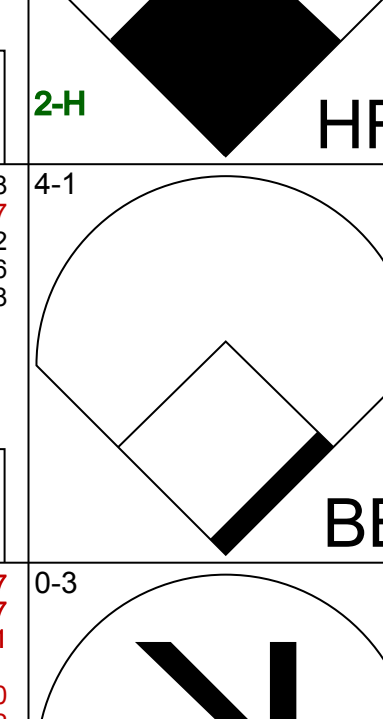
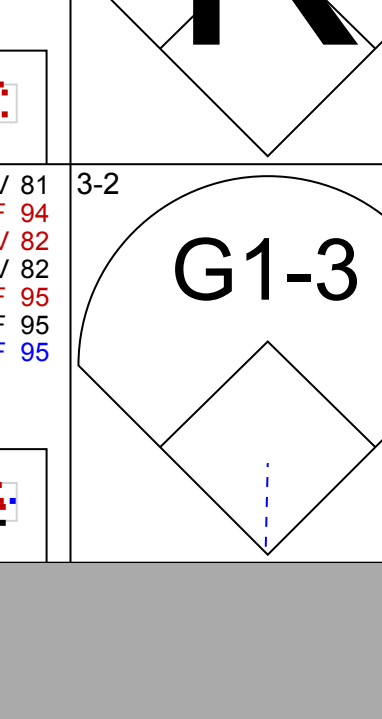

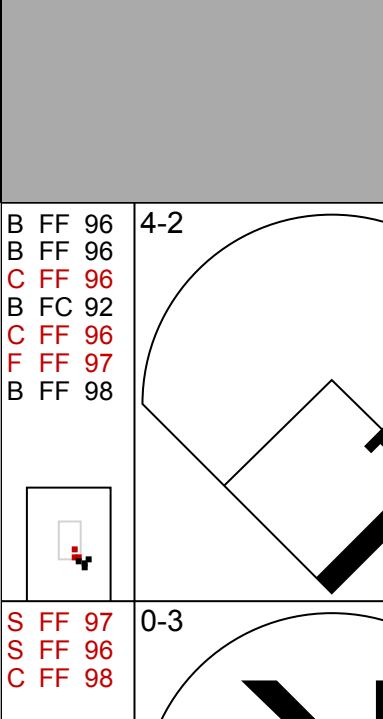
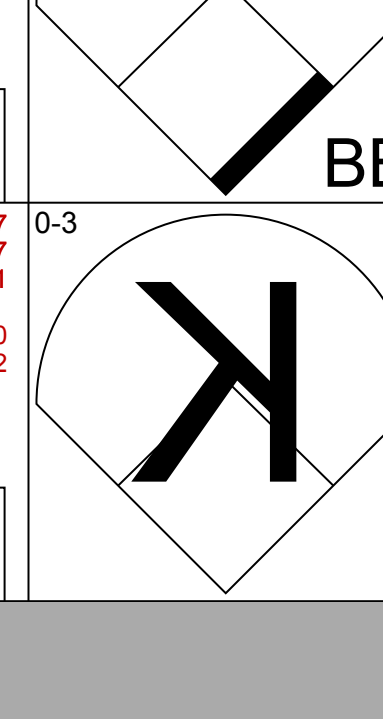
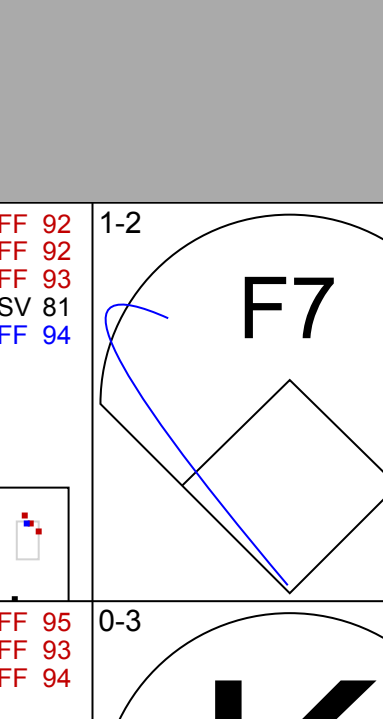
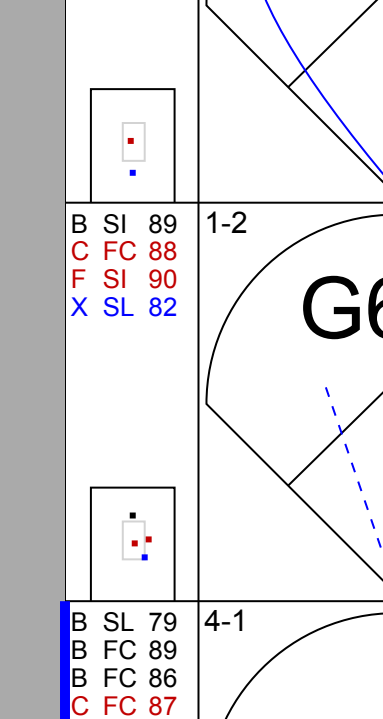
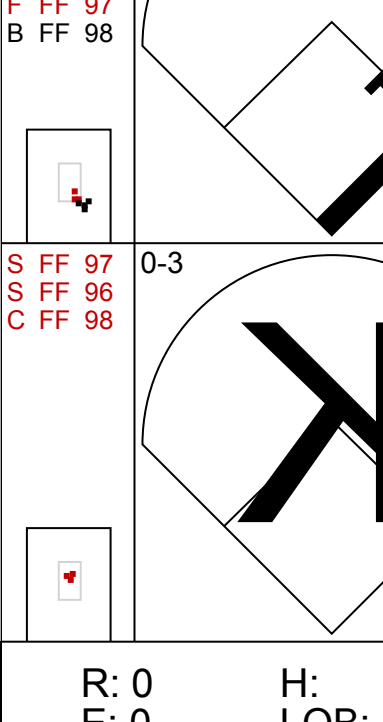
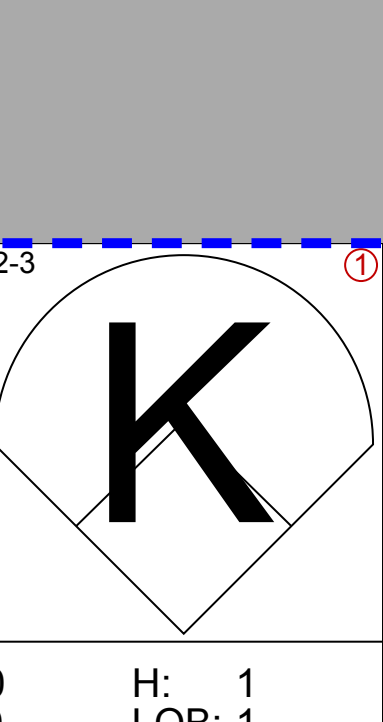
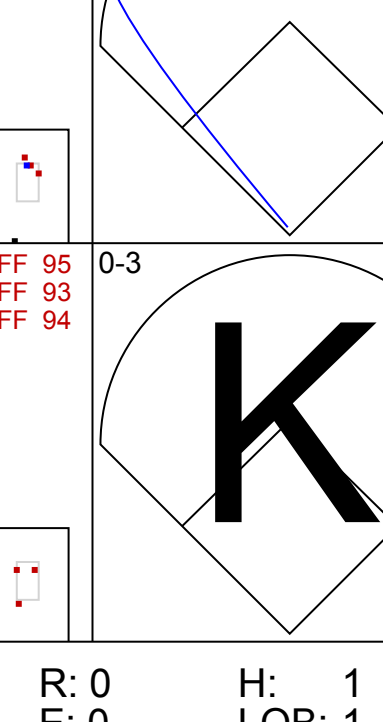
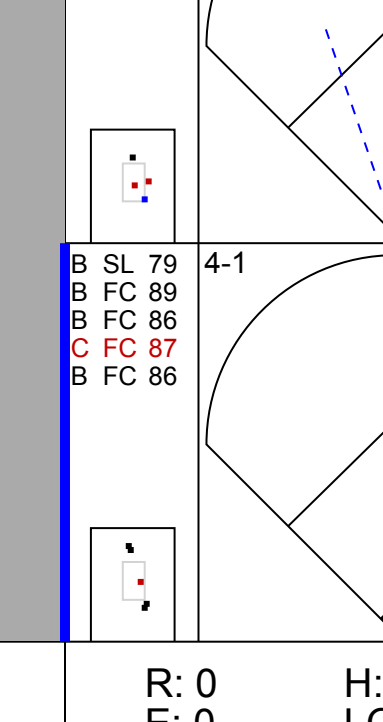
Oakland Athletics @ Los Angeles Dodgers
 Dodger Stadium, Los Angeles, CA
 Wed Sep 23 2020, 6:42 PM - 9:33 PM PDT
 Clear - 76 F

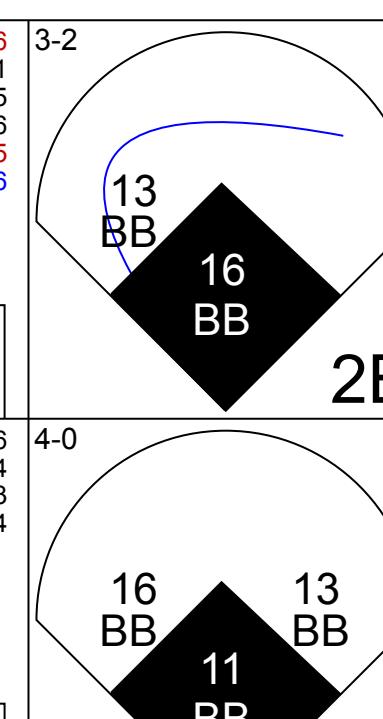
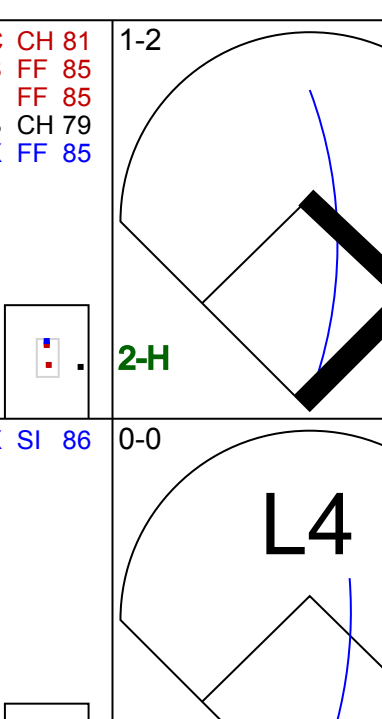
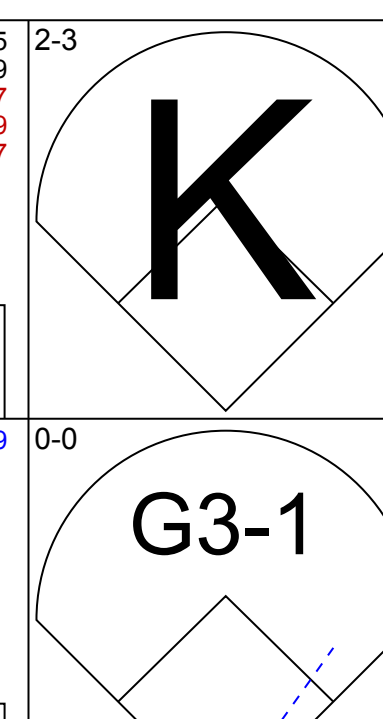
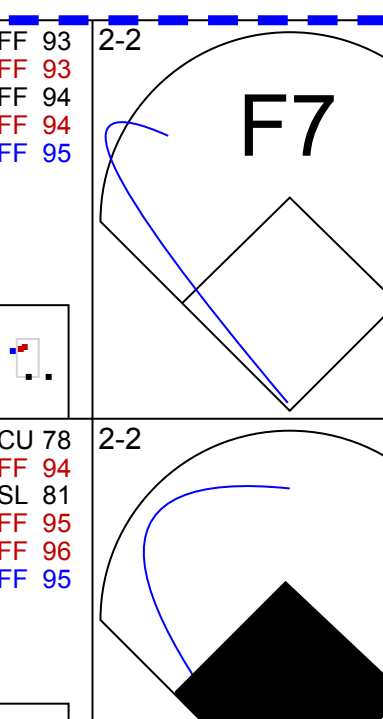
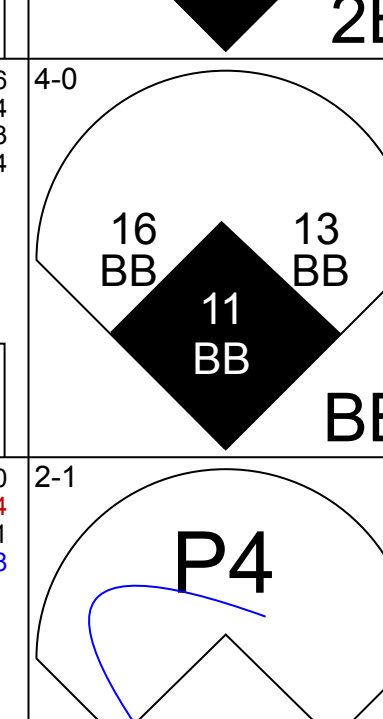
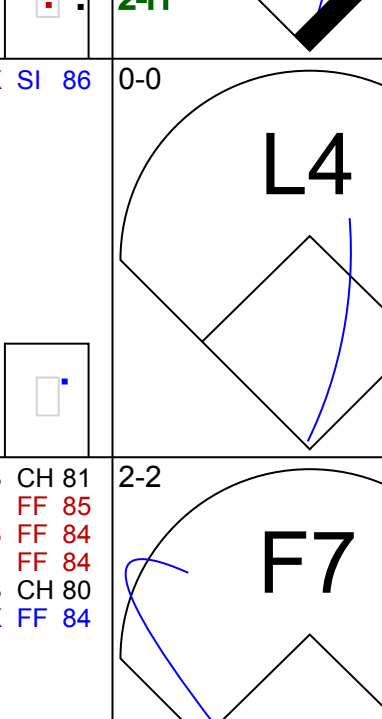
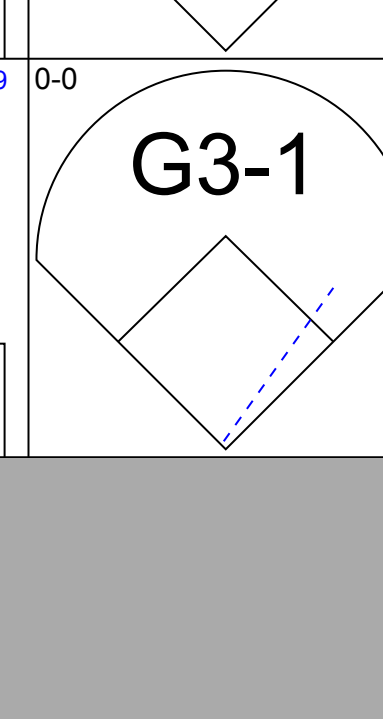
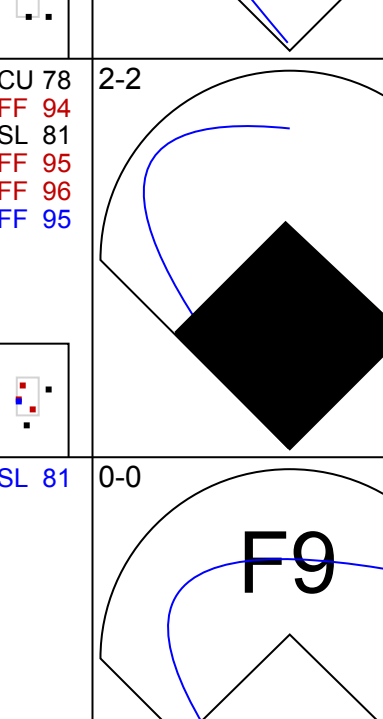
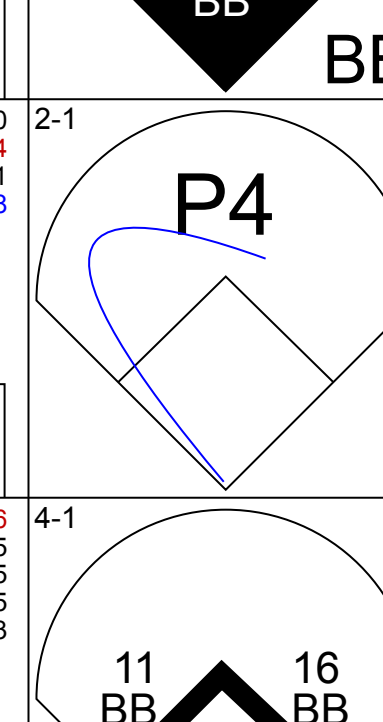
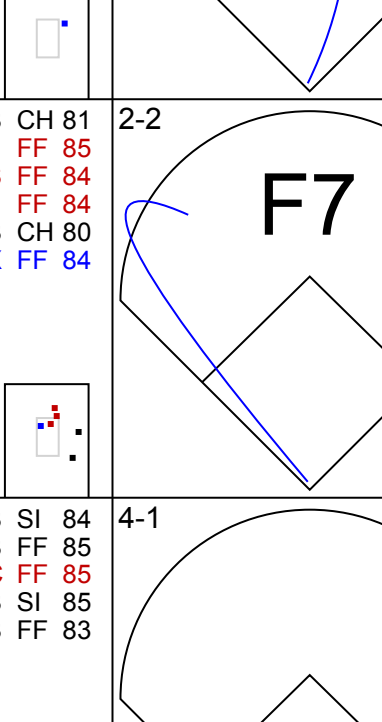
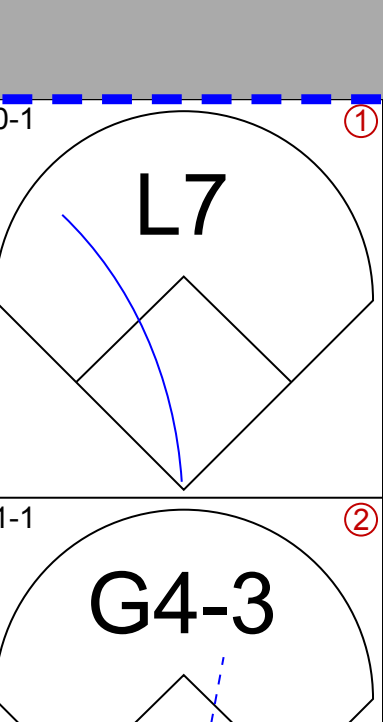
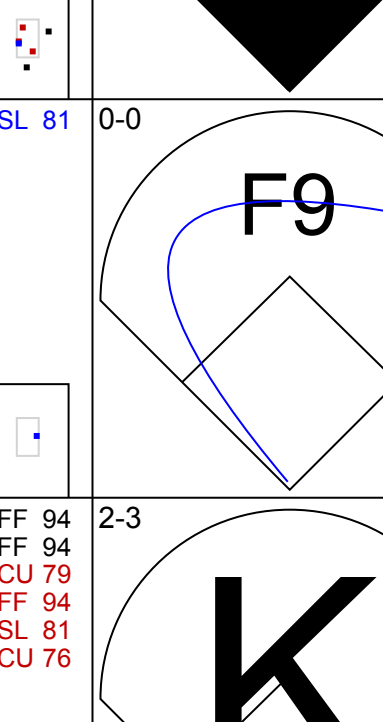
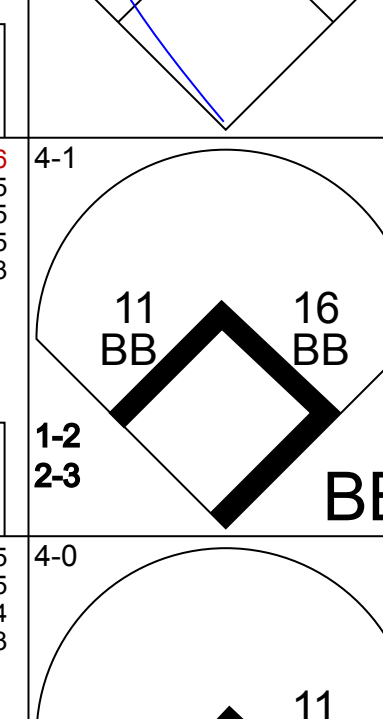
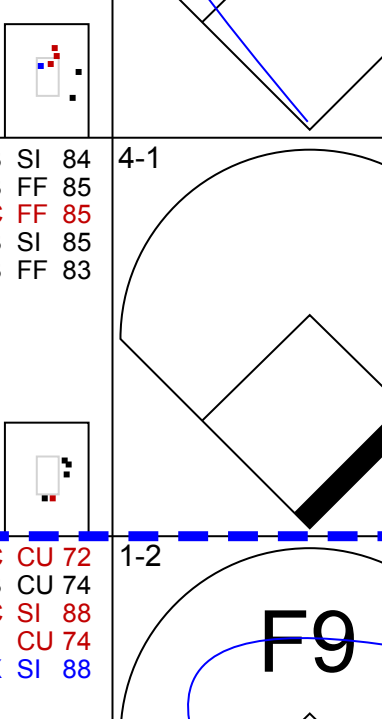

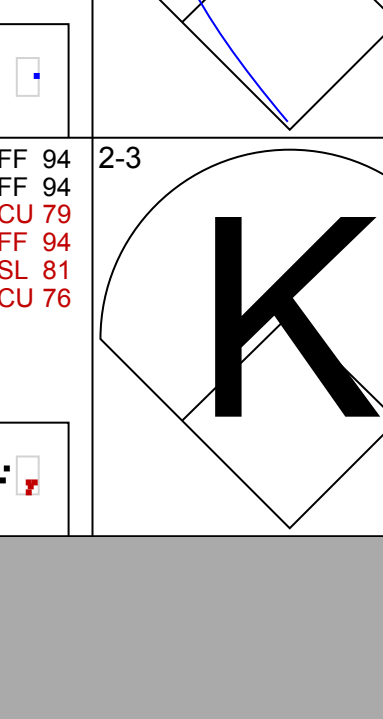
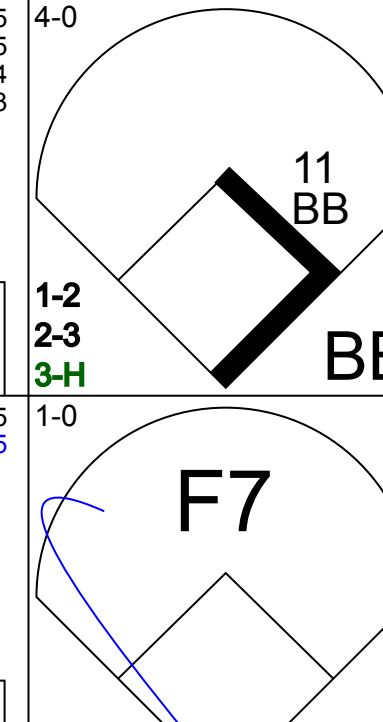
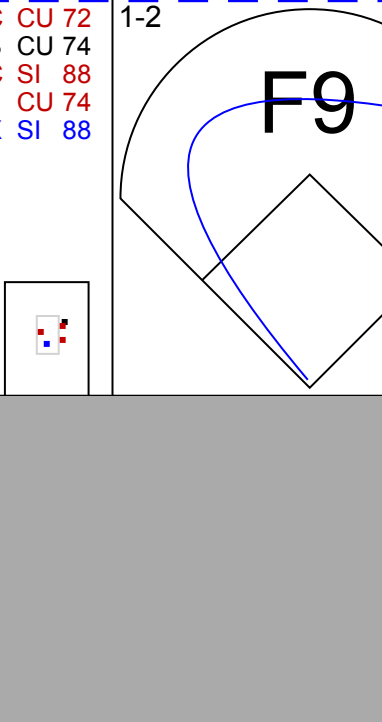


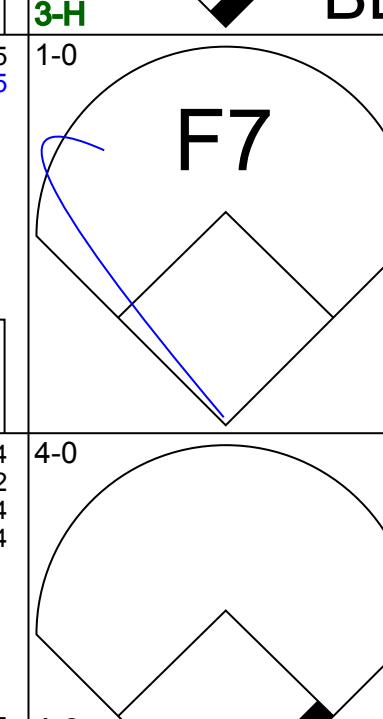
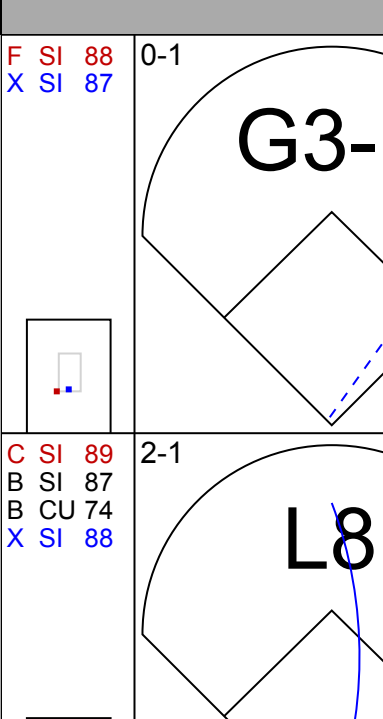
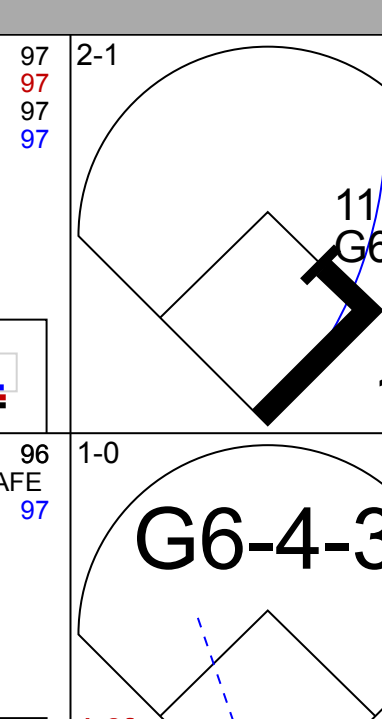

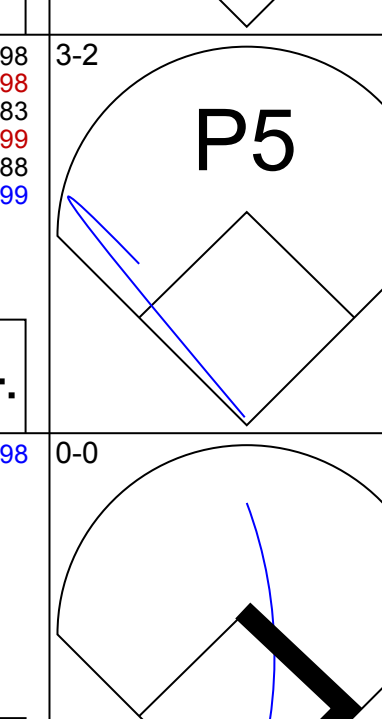
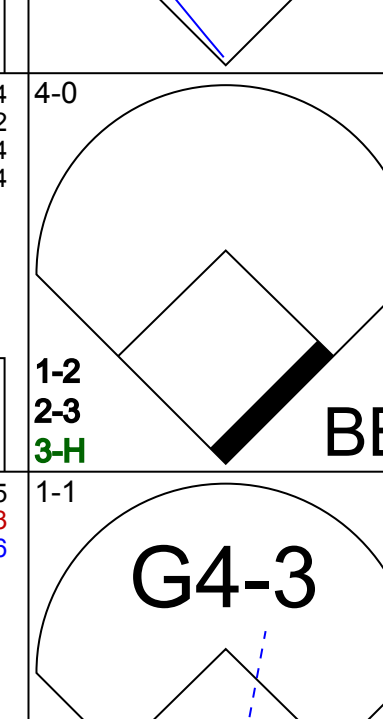
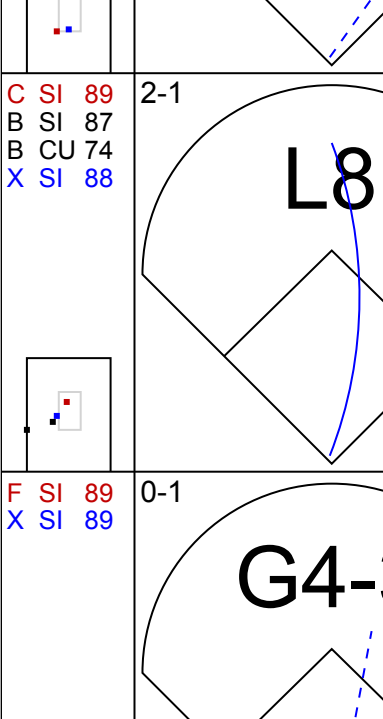
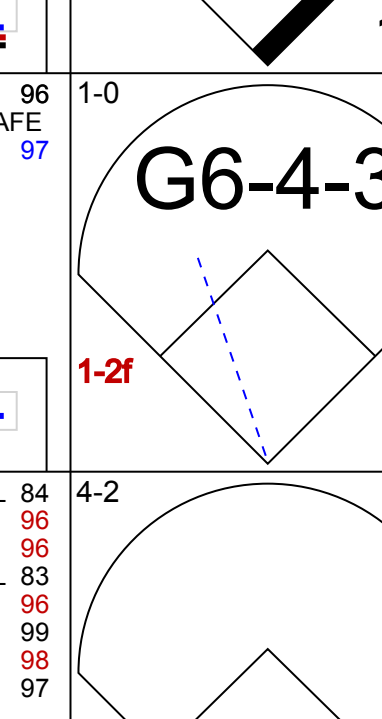

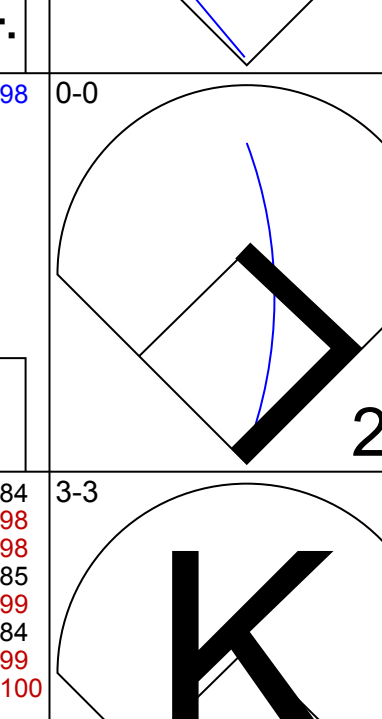
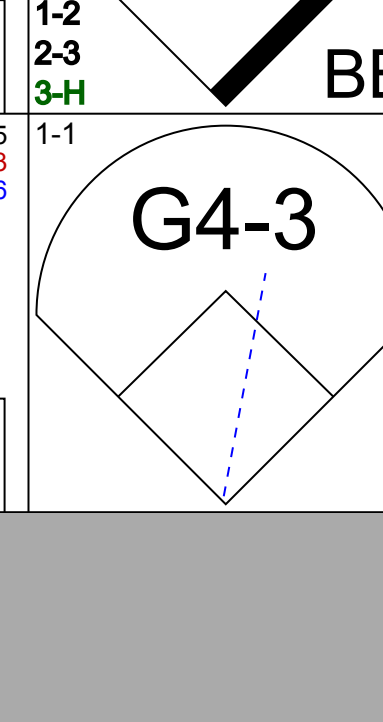
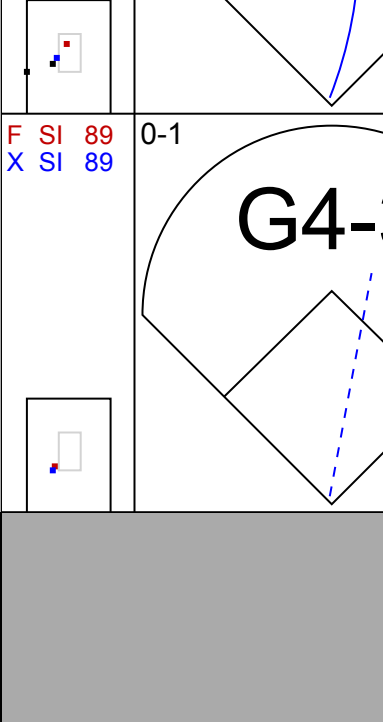
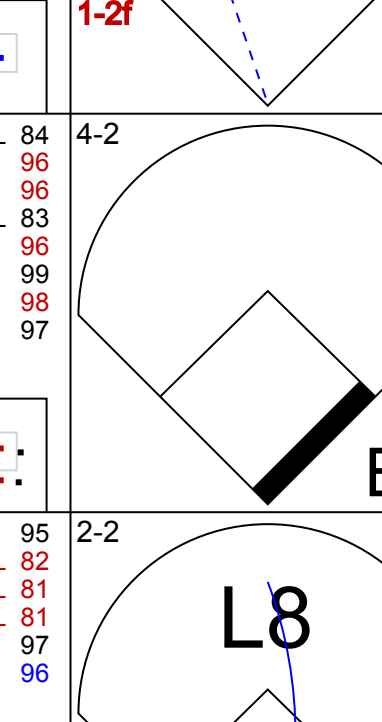

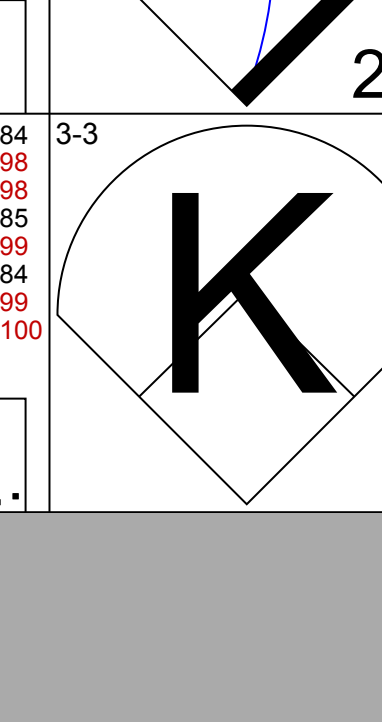
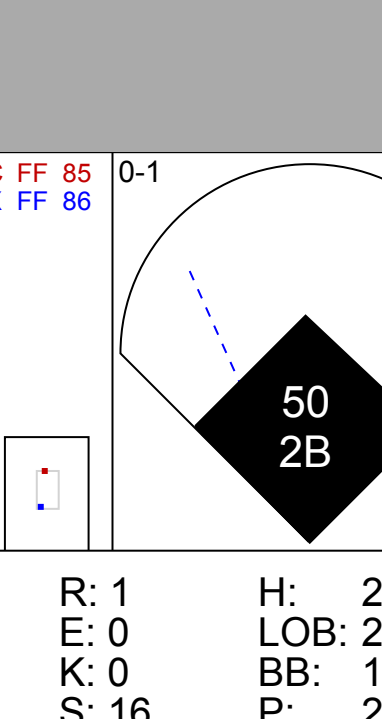
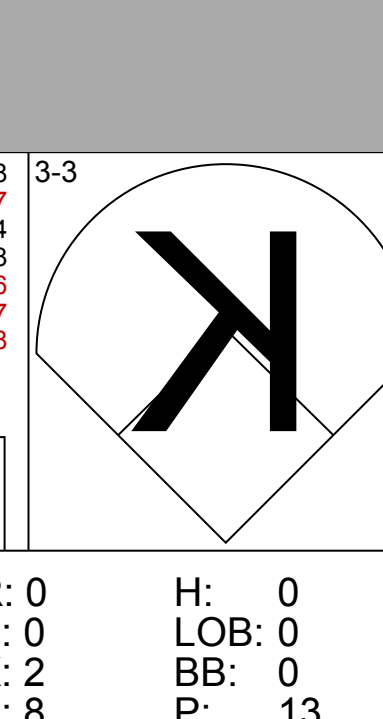
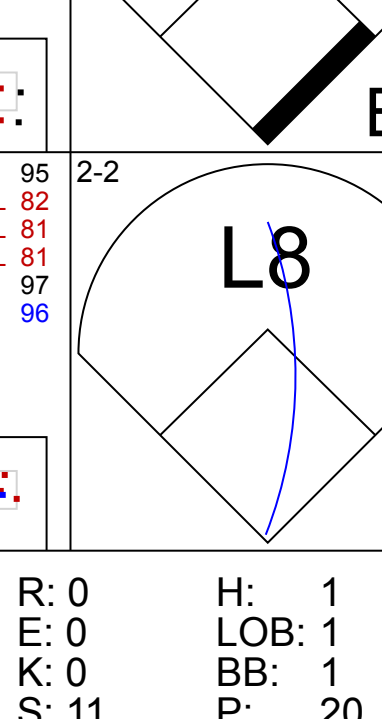

livebaseballscorecards.com

AB 34
 R 4
 H 7
 RBI 4
 BB 1
 SO 7
 LOB 7

Batter	1	2	3	4	5	6	7	8	9	AB	R	H	RBI	BB	SO	LOB	TOP					
22 David Fletcher, R OBP: 0.377, SLG: 0.424										5	1	2	0	0	0	3	Los Angeles Angels @ Los Angeles Dodgers Dodger Stadium, Los Angeles, CA Fri Sep 25 2020, 6:40 PM - 10:21 PM PDT Clear - 75 F livebaseballscores.com					
25 Jared Walsh, L OBP: 0.293, SLG: 0.659										5	1	2	1	0	1	5						
27 Mike Trout, R OBP: 0.390, SLG: 0.603										4	1	1	3	0	0	4						
6 Anthony Rendon, R OBP: 0.418, SLG: 0.497										4	0	2	0	0	0	2						
5 Albert Pujols, R OBP: 0.278, SLG: 0.405										4	0	1	0	0	1	2						
10 Justin Upton, R OBP: 0.294, SLG: 0.431										4	1	1	1	0	3	2						
33 Max Stassi, R OBP: 0.366, SLG: 0.558										4	0	1	0	0	1	2						
3 Taylor Ward, R OBP: 0.340, SLG: 0.402										4	0	1	0	0	2	1						
4 Luis Rengifo, S OBP: 0.269, SLG: 0.200										3	1	1	0	0	1	1						
7 Elliot Soto, R (7, PR)										0	0	0	0	0	0	0						
17 Shohei Ohtani, L OBP: 0.295, SLG: 0.379										1	0	0	0	0	1	1						
Inning Stats	R: 0 E: 0 K: 0 S: 8	H: 2 LOB: 1 BB: 0 P: 9	R: 0 E: 0 K: 1 S: 9	H: 1 LOB: 0 BB: 0 P: 16	R: 3 E: 1 K: 0 S: 24	H: 3 LOB: 1 BB: 0 P: 34	R: 1 E: 0 K: 2 S: 14	H: 2 LOB: 1 BB: 0 P: 19	R: 1 E: 0 K: 0 S: 9	H: 1 LOB: 0 BB: 0 P: 13	R: 0 E: 0 K: 2 S: 12	H: 0 LOB: 0 BB: 0 P: 16	R: 0 E: 0 K: 1 S: 10	H: 1 LOB: 2 BB: 0 P: 14	R: 0 E: 0 K: 3 S: 11	H: 1 LOB: 1 BB: 0 P: 17	R: 0 E: 0 K: 1 S: 19	H: 1 LOB: 1 BB: 0 P: 27	1B: 7 2B: 2 3B: 0 HR: 3	SF: 0 SAC: 0 DP: 2 HBP: 0	WP: 0 PB: 0 SB: 0 CS: 0	PA: 38
PITCHER	IP: 4.0 WLS: 1.0 BF: 19 ERA: 2.25	W: 4 H: 3 R: 1 ER: 1	H: 8 R: 1 ER: 1	R: 4 LOB: 1 SO: 3	BB: 0 IBB: 0 HBP: 0 BLK: 0	WP: 0 HR: 2 S: 55 P: 78	ERA: 2.25 WHIP: 2.000	IP: 1.0 WLS: 1.0 BF: 4 ERA: 0.00	W: 1 H: 0 R: 0 ER: 0	H: 1 LOB: 0 SO: 3	BB: 0 IBB: 0 HBP: 0 BLK: 0	WP: 0 HR: 0 S: 11 P: 17	ERA: 0.00 WHIP: 1.000	IP: 1.0 WLS: 1.0 BF: 4 ERA: 0.00	W: 1 H: 0 R: 0 ER: 0	H: 1 LOB: 0 SO: 1	BB: 0 IBB: 0 HBP: 0 BLK: 0	WP: 0 HR: 0 S: 19 P: 27	ERA: 0.00 WHIP: 1.000			

Batter	1	2	3	4	5	6	7	8	9	AB	R	H	RBI	BB	SO	LOB	BOTTOM					
50 Mookie Betts, R OBP: 0.363, SLG: 0.562										4	1	1	0	1	0	0	Los Angeles Angels @ Los Angeles Dodgers Dodger Stadium, Los Angeles, CA Fri Sep 25 2020, 6:40 PM - 10:21 PM PDT Clear - 75 F livebaseballscores.com					
5 Corey Seager, L OBP: 0.371, SLG: 0.608										4	1	0	0	1	1	2						
10 Justin Turner, R OBP: 0.402, SLG: 0.469										3	2	2	2	0	1	1						
43 Edwin Rios, L OBP: 0.296, SLG: 0.608										2	1	1	2	0	0	0						
13 Max Muncy, L OBP: 0.335, SLG: 0.399										2	1	2	0	1	0	0						
9 Gavin Lux, L OBP: 0.254, SLG: 0.361										4	2	2	2	1	1	2						
16 Will Smith, R OBP: 0.403, SLG: 0.570										4	2	2	2	1	1	2						
35 Cody Bellinger, L OBP: 0.331, SLG: 0.452										3	0	0	0	1	1	2						
11 AJ Pollock, R OBP: 0.302, SLG: 0.534										3	1	1	1	0	1	0						
31 Joc Pederson, L OBP: 0.277, SLG: 0.374										1	0	1	1	0	0	0						
14 Enrique Hernández, R OBP: 0.270, SLG: 0.409										4	0	1	0	0	0	2						
15 Austin Barnes, R OBP: 0.354, SLG: 0.321										4	0	0	0	0	1	1						
Inning Stats	R: 1 E: 0 K: 1 S: 14	H: 2 LOB: 1 BB: 0 P: 22	R: 0 E: 0 K: 0 S: 9	H: 1 LOB: 1 BB: 0 P: 16	R: 1 E: 0 K: 2 S: 14	H: 2 LOB: 1 BB: 0 P: 23	R: 1 E: 0 K: 0 S: 10	H: 1 LOB: 1 BB: 1 P: 18	R: 3 E: 0 K: 1 S: 18	H: 3 LOB: 0 BB: 0 P: 26	R: 0 E: 0 K: 0 S: 6	H: 0 LOB: 0 BB: 0 P: 9	R: 1 E: 0 K: 0 S: 15	H: 1 LOB: 2 BB: 2 P: 29	R: 2 E: 0 K: 2 S: 13	H: 2 LOB: 1 BB: 1 P: 20	R: 0 E: 0 K: 2 S: 19	H: 1 LOB: 1 BB: 1 P: 27	1B: 6 2B: 1 3B: 0 HR: 5	SF: 0 SAC: 0 DP: 0 HBP: 0	WP: 0 PB: 0 SB: 2 CS: 0	PA: 41
PITCHER	IP: 4.0 WLS: 1.2 BF: 22 ERA: 4.46	W: 6 H: 1 R: 1 ER: 1	H: 8 R: 1 ER: 1	R: 5 LOB: 1 SO: 1	BB: 0 IBB: 0 HBP: 0 BLK: 0	WP: 0 HR: 3 S: 52 P: 86	ERA: 11.25 WHIP: 2.500	IP: 0.1 WLS: 0.1 BF: 4 ERA: 5.40	W: 1 H: 0 R: 2 ER: 2	H: 2 LOB: 2 SO: 1	BB: 1 IBB: 0 HBP: 0 BLK: 0	WP: 0 HR: 1 S: 9 P: 14	ERA: 54.00 WHIP: 9.000	IP: 1.0 WLS: 1.0 BF: 4 ERA: 0.00	W: 1 H: 0 R: 0 ER: 0	H: 1 LOB: 0 SO: 1	BB: 0 IBB: 0 HBP: 0 BLK: 0	WP: 0 HR: 0 S: 14 P: 21	ERA: 0.00 WHIP: 0.000			

Batter	1	2	3	4	5	6	7	8	9	AB	R	H	RBI	BB	SO	LOB	TOP			
22 Christian Yelich, L OBP: 0.400, SLG: 0.600										5	0	2	0	0	2	2	Milwaukee Brewers @ Los Angeles Dodgers Dodger Stadium, Los Angeles, CA Wed Sep 30 2020, 7:08 PM - 10:25 PM PDT Clear - 85 F			
8 Ryan Braun, R 15 Tyrone Taylor, R (5, PH) (5, 9)										2	0	0	0	0	2	1				
5 Jedd Gyorko, R										4	0	0	0	0	1	1				
21 Daniel Vogelbach, L OBP: 0.400, SLG: 0.500										4	1	1	0	0	2	0				
24 Avisail García, R OBP: 0.750, SLG: 0.750										4	0	3	0	0	0	1				
3 Orlando Arcia, R OBP: 0.250, SLG: 1.000										4	1	1	2	0	3	3				
7 Eric Sogard, L										3	0	0	0	1	0	2				
18 Keston Hiura, R										3	0	0	0	1	1	1				
10 Omar Narváez, L 26 Jacob Nottingham, R (5, PH) 14 Jace Peterson, L (9, PH)										1	0	0	0	0	1	1				
										2	0	0	0	0	2	0				
										0	0	0	0	1	0	0				
Inning Stats	R: 0 E: 0 K: 2 S: 9	H: 0 LOB: 0 BB: 0 P: 11	R: 0 E: 0 K: 2 S: 11	H: 1 LOB: 1 BB: 0 P: 19	R: 0 E: 0 K: 2 S: 13	H: 0 LOB: 1 BB: 1 P: 18	R: 2 E: 0 K: 2 S: 18	H: 2 LOB: 1 BB: 0 P: 25	R: 0 E: 0 K: 2 S: 12	H: 1 LOB: 1 BB: 0 P: 18	R: 0 E: 0 K: 1 S: 12	H: 1 LOB: 0 BB: 0 P: 14	R: 0 E: 0 K: 1 S: 8	H: 1 LOB: 1 BB: 0 P: 11	R: 0 E: 0 K: 1 S: 9	H: 0 LOB: 1 BB: 1 P: 16	1B: 4 2B: 2 3B: 0 HR: 1	SF: 0 SAC: 0 DP: 0 HBP: 0	WP: 0 PB: 0 SB: 0 CS: 0	PA: 37
PITCHER	IP WLS BF H R ER SO BB IBB HBP BLK WP HR S P ERA WHIP	IP WLS BF H R ER SO BB IBB HBP BLK WP HR S P ERA WHIP	IP WLS BF H R ER SO BB IBB HBP BLK WP HR S P ERA WHIP	IP WLS BF H R ER SO BB IBB HBP BLK WP HR S P ERA WHIP	IP WLS BF H R ER SO BB IBB HBP BLK WP HR S P ERA WHIP	IP WLS BF H R ER SO BB IBB HBP BLK WP HR S P ERA WHIP	IP WLS BF H R ER SO BB IBB HBP BLK WP HR S P ERA WHIP	IP WLS BF H R ER SO BB IBB HBP BLK WP HR S P ERA WHIP	IP WLS BF H R ER SO BB IBB HBP BLK WP HR S P ERA WHIP	IP WLS BF H R ER SO BB IBB HBP BLK WP HR S P ERA WHIP	IP WLS BF H R ER SO BB IBB HBP BLK WP HR S P ERA WHIP	IP WLS BF H R ER SO BB IBB HBP BLK WP HR S P ERA WHIP	IP WLS BF H R ER SO BB IBB HBP BLK WP HR S P ERA WHIP	IP WLS BF H R ER SO BB IBB HBP BLK WP HR S P ERA WHIP	IP WLS BF H R ER SO BB IBB HBP BLK WP HR S P ERA WHIP	IP WLS BF H R ER SO BB IBB HBP BLK WP HR S P ERA WHIP	IP WLS BF H R ER SO BB IBB HBP BLK WP HR S P ERA WHIP			
21 Walker Buehler, R ERA: 4.5	4.0	3	2	2	8	2	0	0	0	0	0	0	0	0	0	0	4.50	1.250		
7 Julio Urias, L ERA:	3.0	W	12	3	0	0	5	0	0	0	0	0	0	0	0	0	0.00	1.000		
49 Blake Treinen, R ERA:	1.0	H	4	1	0	0	1	0	0	0	0	0	0	0	0	0	0.00	1.000		
74 Kenley Jansen, R ERA:	1.0	S	4	0	0	0	1	1	0	0	0	0	0	0	0	0	0.00	1.000		

Batter	1	2	3	4	5	6	7	8	9	AB	R	H	RBI	BB	SO	LOB	BOTTOM
50 Mookie Betts, R OBP: 0.500, SLG: 1.000										4	1	2	1	0	1	0	Milwaukee Brewers @ Los Angeles Dodgers Dodger Stadium, Los Angeles, CA Wed Sep 30 2020, 7:08 PM - 10:25 PM PDT Clear - 85 F
5 Corey Seager, L OBP: 0.500, SLG: 1.333										3	2	1	1	1	0	1	
10 Justin Turner, R										4	0	0	0	0	0	3	
13 Max Muncy, L										2	0	0	0	2	1	0	
16 Will Smith, R										3	0	0	1	1	1	2	
35 Cody Bellinger, L OBP: 0.250, SLG: 0.250										4	0	1	0	0	0	3	
11 AJ Pollock, R OBP: 0.500, SLG: 0.667 14 Enrique Hernández, R (9, 4)										3	0	1	1	1	0	1	
43 Edwin Ríos, L (1, 10)										3	0	0	0	1	1	4	
3 Chris Taylor, R OBP: 0.333, SLG: 0.667 (9, 7)										3	1	1	0	0	1	1	
										1B: 1 2B: 4 3B: 0 HR: 1	SF: 0 SAC: 0 DP: 1 HBP: 0	WP: 0 PB: 0 SB: 0 CS: 0	PA: 35				
PITCHER	IP WLS BF H R ER SO BB IBB HBP BLK WP HR S P ERA WHIP	IP WLS BF H R ER SO BB IBB HBP BLK WP HR S P ERA WHIP	IP WLS BF H R ER SO BB IBB HBP BLK WP HR S P ERA WHIP	IP WLS BF H R ER SO BB IBB HBP BLK WP HR S P ERA WHIP	IP WLS BF H R ER SO BB IBB HBP BLK WP HR S P ERA WHIP	IP WLS BF H R ER SO BB IBB HBP BLK WP HR S P ERA WHIP	IP WLS BF H R ER SO BB IBB HBP BLK WP HR S P ERA WHIP	IP WLS BF H R ER SO BB IBB HBP BLK WP HR S P ERA WHIP	IP WLS BF H R ER SO BB IBB HBP BLK WP HR S P ERA WHIP	IP WLS BF H R ER SO BB IBB HBP BLK WP HR S P ERA WHIP	IP WLS BF H R ER SO BB IBB HBP BLK WP HR S P ERA WHIP	IP WLS BF H R ER SO BB IBB HBP BLK WP HR S P ERA WHIP	IP WLS BF H R ER SO BB IBB HBP BLK WP HR S P ERA WHIP	IP WLS BF H R ER SO BB IBB HBP BLK WP HR S P ERA WHIP	IP WLS BF H R ER SO BB IBB HBP BLK WP HR S P ERA WHIP	IP WLS BF H R ER SO BB IBB HBP BLK WP HR S P ERA WHIP	
35 Brent Suter, L ERA: 16.2	1.2	L	13	3	3	0	21	51	16.20	4.800							
57 Eric Yardley, R ERA:	2.1	7	0	0	0	2	0	0	0	0	18	26	0.00	0.000			
56 Justin Topa, R ERA:	2.0	7	1	0	0	0	1	0	0	0	17	27	0.00	1.000			
51 Freddy Peralta, R ERA: 9.0	1.0	4	1	1	1	1	0	0	0	1	12	18	9.00	1.000			
43 Drew Rasmussen, R (8, 1) ERA:	1.0	4	1	0	0	2	0	0	0	0	13	21	0.00	1.000			

Batter	1	2	3	4	5	6	7	8	9	AB	R	H	RBI	BB	SO	LOB	TOP										
24 Avisail Garcia, R OBP: 0.500, SLG: 0.500										4	0	1	0	0	3	1	Milwaukee Brewers @ Los Angeles Dodgers Dodger Stadium, Los Angeles, CA Thu Oct 01 2020, 7:09 PM - 10:03 PM PDT Clear - 86 F livebaseballscorecards.com										
22 Christian Yelich, L OBP: 0.222, SLG: 0.333										4	0	0	0	0	2	2											
5 Jedd Gyorko, R OBP: 0.143, SLG: 0.143 21 Daniel Vogelbach, L OBP: 0.200, SLG: 0.400										3	0	1	0	0	2	0											
28 Ryon Healy, R 16 Ben Gamel, L										3	0	0	0	0	1	1											
3 Orlando Arcia, R OBP: 0.143, SLG: 0.571										3	0	0	0	0	1	0											
18 Keston Hiura, R OBP: 0.286, SLG: 0.167										3	0	1	0	0	1	0											
15 Tyrone Taylor, R										3	0	0	0	0	2	1											
2 Luis Urias, R OBP: 0.667, SLG: 0.500										2	0	1	0	1	0	1											
26 Jacob Nottingham, R 10 Omar Narváez, L 20 David Freitas, R										2	0	0	0	0	1	2											
										0	0	0	0	0	0	0											
Inning Stats	R: 0 H: 1 E: 0 K: 2 S: 9	H: 0 LOB: 1 BB: 0 P: 14	R: 0 H: 0 E: 0 K: 0 S: 6	H: 0 LOB: 0 BB: 0 P: 8	R: 0 H: 1 E: 0 K: 1 S: 11	H: 0 LOB: 1 BB: 0 P: 13	R: 0 H: 0 E: 0 K: 2 S: 8	H: 0 LOB: 0 BB: 0 P: 11	R: 0 H: 1 E: 0 K: 2 S: 11	H: 1 LOB: 1 BB: 0 P: 14	R: 0 H: 0 E: 0 K: 3 S: 9	H: 0 LOB: 0 BB: 0 P: 12	R: 0 H: 0 E: 0 K: 1 S: 6	H: 0 LOB: 0 BB: 0 P: 8	R: 0 H: 0 E: 0 K: 2 S: 7	H: 0 LOB: 0 BB: 1 P: 13	R: 0 H: 1 E: 0 K: 0 S: 12	H: 1 LOB: 1 BB: 0 P: 17	1B: 4 2B: 0 3B: 0 HR: 0	SF: 0 SAC: 0 DP: 0 HBP: 0	WP: 0 PB: 0 CS: 0	PA: 31					
PITCHER	IP	WLS	BF	H	R	ER	SO	BB	IBB	HBP	BLK	WP	HR	S	P	ERA	WHIP										
22 Clayton Kershaw, L ERA: 0.00	8.0	W	27	3	0	0	13	1	0	0	0	0	0	67	93	0.00	0.500										
48 Brusdar Graterol, R ERA: 1.00	1.0	S	4	1	0	0	0	0	0	0	0	0	0	12	17	0.00	1.000										

Batter	1	2	3	4	5	6	7	8	9	AB	R	H	RBI	BB	SO	LOB	BOTTOM										
50 Mookie Betts, R OBP: 0.500, SLG: 0.857										3	0	1	2	1	2	1	Milwaukee Brewers @ Los Angeles Dodgers Dodger Stadium, Los Angeles, CA Thu Oct 01 2020, 7:09 PM - 10:03 PM PDT Clear - 86 F livebaseballscorecards.com										
5 Corey Seager, L OBP: 0.250, SLG: 0.571										4	0	0	0	0	2	2											
10 Justin Turner, R										4	0	0	0	0	1	1											
13 Max Muncy, L										3	0	0	0	0	3	0											
16 Will Smith, R (1, 10)										3	0	0	0	0	1	0											
35 Cody Bellinger, L OBP: 0.286, SLG: 0.286										3	0	1	0	0	2	0											
3 Chris Taylor, R OBP: 0.500, SLG: 0.667 (8, 7)										3	1	2	0	0	0	0											
11 AJ Pollock, R OBP: 0.333, SLG: 0.400 31 Joc Pederson, L 14 Enrique Hernández, R										2	1	0	0	0	1	2											
15 Austin Barnes, R OBP: 0.667, SLG: 0.667										1	0	0	0	0	0	0											
										0	0	0	0	0	0	0											
Inning Stats	R: 0 H: 0 E: 0 K: 2 S: 7	H: 0 LOB: 0 BB: 0 P: 14	R: 0 H: 0 E: 0 K: 2 S: 7	H: 0 LOB: 0 BB: 0 P: 12	R: 0 H: 1 E: 0 K: 2 S: 12	H: 1 LOB: 1 BB: 0 P: 20	R: 0 H: 0 E: 0 K: 2 S: 11	H: 0 LOB: 0 BB: 0 P: 17	R: 3 H: 4 E: 0 K: 2 S: 19	H: 4 LOB: 1 BB: 0 P: 28	R: 0 H: 0 E: 0 K: 1 S: 8	H: 0 LOB: 0 BB: 0 P: 14	R: 0 H: 1 E: 0 K: 1 S: 11	H: 0 LOB: 0 BB: 0 P: 18	R: 0 H: 0 E: 0 K: 0 S: 10	H: 0 LOB: 1 BB: 1 P: 16	R: 0 H: 2 E: 0 K: 1 S: 3	H: 2 LOB: 1 BB: 0 P: 10	1B: 5 2B: 1 3B: 0 HR: 0	SF: 0 SAC: 0 DP: 1 HBP: 0	WP: 0 PB: 0 CS: 0	PA: 30					
PITCHER	IP	WLS	BF	H	R	ER	SO	BB	IBB	HBP	BLK	WP	HR	S	P	ERA	WHIP										
53 Brandon Woodruff, R ERA: 5.79	4.2	L	19	5	3	3	9	0	0	0	0	0	0	53	86	5.79	1.071										
71 Josh Hader, L ERA: 0.00	1.1		4	0	0	0	2	0	0	0	0	0	0	11	19	0.00	0.000										
37 Adrian Houser, R ERA: 2.00	2.0		7	1	0	0	1	1	0	0	0	0	0	21	34	0.00	1.000										

AB	30
R	0
H	4
RBI	0
BB	1
SO	13
LOB	11



AB	29
R	3
H	6
RBI	3
BB	1
SO	12
LOB	7



Batter	1	2	3	4	5	6	7	8	9	AB	R	H	RBI	BB	SO	LOB	TOP										
2 Trent Grisham, L (1, 8) OBP: 0.222, SLG: 0.133	G5-3	K			L6			2B		4	0	1	0	0	1	3	San Diego Padres @ Los Angeles Dodgers Globe Life Field, Arlington, TX Tue Oct 06 2020, 8:38 PM - 12:32 AM CDT Partly Cloudy - 79 F										
23 Fernando Tatis Jr., R (1, 6) OBP: 0.500, SLG: 0.867	1B		K		K			K		4	0	1	0	0	3	1											
13 Manny Machado, R (1, 5) OBP: 0.111, SLG: 0.278	K		G6-3		F9			G6-3		4	0	0	0	0	1	2											
30 Eric Hosmer, L (1, 3) OBP: 0.167, SLG: 0.188	G4-3		K			G5-3		K		4	0	0	0	0	2	2											
28 Tommy Pham, R (1, 10) OBP: 0.412, SLG: 0.500	BB		K		K			L9		3	0	0	0	1	2	0											
4 Will Myers, R (1, 9) OBP: 0.389, SLG: 0.667	K		BB		K			K		3	1	0	0	1	3	1											
9 Jake Cronenworth, L (1, 4) OBP: 0.625, SLG: 0.909	BB		K				G1-3			3	0	0	0	1	1	1											
22 Austin Nola, R (1, 2) OBP: 0.313, SLG: 0.100	BB		BB		G5-3			G3		2	0	1	1	1	0	0											
10 Jurickson Profar, S (1, 7) OBP: 0.400, SLG: 0.400	K		G4-3		G6-3					3	0	0	0	0	1	4											
Inning Stats	R: 0 H: 1 E: 0 K: 1 S: 12	LOB: 1 BB: 0 P: 20	R: 0 H: 0 E: 0 K: 3 S: 14	LOB: 3 BB: 3 P: 33	R: 0 H: 0 E: 0 K: 2 S: 9	LOB: 0 BB: 0 P: 14	R: 1 H: 1 E: 0 K: 2 S: 17	LOB: 1 BB: 1 P: 28	R: 0 H: 0 E: 0 K: 1 S: 8	LOB: 0 BB: 0 P: 12	R: 0 H: 0 E: 0 K: 2 S: 10	LOB: 0 BB: 0 P: 15	R: 0 H: 0 E: 0 K: 0 S: 7	LOB: 0 BB: 0 P: 12	R: 0 H: 1 E: 0 K: 2 S: 11	LOB: 1 BB: 0 P: 17		R: 0 H: 0 E: 0 K: 1 S: 7	LOB: 0 BB: 0 P: 11	1B: 2 2B: 1 HR: 0	SF: 0 SAC: 0 DP: 0 HBP: 0	WP: 0 PB: 0 SB: 3 CS: 0	PA: 34				
PITCHER	IP	WLS	BF	H	R	ER	SO	BB	IBB	HBP	BLK	WP	HR	S	P	ERA	WHIP										
21 Walker Buehler, R (1, 1) ERA: 3.38	4.0		18	2	1	1	8	4	0	0	0	0	0	52	95	2.25	1.500										
85 Dustin May, R (5, 1) ERA: 3.38	2.0	W	6	0	0	0	3	0	0	0	0	0	0	18	27	0.00	0.000										
81 Victor González, L (7, 1) ERA: 3.38	1.0		4	1	0	0	0	0	0	0	0	0	0	9	14	0.00	1.000										
49 Blake Treinen, R (8, 1) ERA: 3.38	1.1		4	0	0	0	2	0	0	0	0	0	0	10	17	0.00	0.000										
74 Kentley Jansen, R (9, 1) ERA: 3.38	0.2		2	0	0	0	1	0	0	0	0	0	0	6	9	0.00	0.000										
Batter	1	2	3	4	5	6	7	8	9	AB	R	H	RBI	BB	SO	LOB	BOTTOM										
50 Mookie Betts, R (1, 9) OBP: 0.385, SLG: 0.667	L9		K		F7			F8		5	1	1	0	0	1	3	San Diego Padres @ Los Angeles Dodgers Globe Life Field, Arlington, TX Tue Oct 06 2020, 8:38 PM - 12:32 AM CDT Partly Cloudy - 79 F										
5 Corey Seager, L (1, 6) OBP: 0.231, SLG: 0.400	BB		L8		F8		SF7	L5		3	0	0	1	1	0	0											
10 Justin Turner, R (1, 5) OBP: 0.231, SLG: 0.091	K		BB		BB		BB	P4		3	2	1	1	2	1	1											
13 Max Muncy, L (1, 3) OBP: 0.333, SLG: 0.222	BB		F7		K		BB	F8		4	1	1	0	1	1	2											
16 Will Smith, R (1, 2) OBP: 0.200, SLG: 0.222	L6		BB		BB		BB	BB		1	0	0	0	3	0	2											
35 Cody Bellinger, L (1, 8) OBP: 0.394, SLG: 0.300	BB		K		E4		BB	BB		3	0	1	1	1	1	2											
11 AJ Pollock, R (1, 7) OBP: 0.200, SLG: 0.222	F9		P6		F7		F7	F7		4	0	0	0	0	0	6											
31 Joc Pederson, L (1, 10) ERA: 6.75	K		BB		BB		K	F7		1	0	0	0	0	1	1											
14 Enrique Hernández, R (4, PH) (5, 10)	K		HBP		K		K	F7		2	0	0	0	0	1	0											
3 Chris Taylor, R (1, 4) OBP: 0.500, SLG: 0.500	F8		BB		BB		BB	K		2	1	0	0	2	1	1											
Inning Stats	R: 0 H: 0 E: 0 K: 1 S: 10	LOB: 2 BB: 2 P: 22	R: 0 H: 0 E: 0 K: 1 S: 7	LOB: 1 BB: 1 P: 16	R: 0 H: 0 E: 0 K: 1 S: 7	LOB: 1 BB: 1 P: 16	R: 0 H: 0 E: 0 K: 1 S: 17	LOB: 2 BB: 2 P: 29	R: 1 H: 0 E: 1 K: 1 S: 17	LOB: 0 BB: 2 P: 33	R: 4 H: 4 E: 0 K: 1 S: 16	LOB: 2 BB: 2 P: 30	R: 0 H: 0 E: 0 K: 1 S: 7	LOB: 0 BB: 0 P: 9	R: 0 H: 0 E: 0 K: 0 S: 6	LOB: 0 BB: 0 P: 10	1B: 2 2B: 2 3B: 0 HR: 0	SF: 1 SAC: 0 DP: 0 HBP: 1	WP: 3 PB: 0 SB: 0 CS: 0	PA: 40							
PITCHER	IP	WLS	BF	H	R	ER	SO	BB	IBB	HBP	BLK	WP	HR	S	P	ERA	WHIP										
52 Mike Clevinger, R (1, 1) ERA: 6.75	1.0		5	0	0	0	1	2	0	0	0	0	0	10	22	0.00	2.000										
36 Pierce Johnson, R (2, 1) ERA: 6.75	1.1		5	0	0	0	2	1	0	0	0	0	0	10	21	0.00	0.750										
40 Ryan Weathers, L (3, 1) ERA: 6.75	1.1		6	0	0	0	1	2	0	0	0	0	0	16	30	0.00	1.500										
54 Austin Adams, R (4, 1) ERA: 6.75	0.1	H	3	0	0	0	0	1	0	1	0	0	0	5	10	0.00	3.000										
25 Tim Hill, L (5, 1) ERA: 6.75	0.2	H	3	0	1	0	1	1	0	0	0	0	0	9	19	0.00	1.500										
PITCHER	IP	WLS	BF	H	R	ER	SO	BB	IBB	HBP	BLK	WP	HR	S	P	ERA	WHIP										
43 Garrett Richards, R (5, 1) ERA: 16.2	0.2	L	6	1	2	2	1	2	0	0	0	0	0	7	13	27.00	4.500										
55 Matt Strahm, L (6, 1) ERA: 16.2	0.1		5	3	1	1	0	0	1	0	0	0	0	7	13	27.00	9.000										
34 Craig Stammen, R (6, 1) ERA: 16.2	1.1		4	0	1	1	1	0	0	0	0	1	0	10	13	6.75	0.000										
62 Luis Patiño, R (8, 1) ERA: 16.2	1.0		3	0	0	0	0	0	0	0	0	0	0	6	10	0.00	0.000										

Batter	1	2	3	4	5	6	7	8	9	AB	R	H	RBI	BB	SO	LOB	TOP										
23 Fernando Tatis Jr., R OBP: 0.435, SLG: 0.684										4	0	0	0	1	0	1	San Diego Padres @ Los Angeles Dodgers Globe Life Field, Arlington, TX Wed Oct 07 2020, 8:08 PM - 11:26 PM CDT Clear - 80 F										
13 Manny Machado, R OBP: 0.174, SLG: 0.409										4	1	1	1	1	1	0											
30 Eric Hosmer, L OBP: 0.174, SLG: 0.333										5	1	1	1	0	1	3											
28 Tommy Pham, R OBP: 0.429, SLG: 0.500										4	1	2	0	0	0	0											
4 Wil Myers, R OBP: 0.364, SLG: 0.632										4	0	1	1	0	2	1											
9 Jake Cronenworth, L OBP: 0.600, SLG: 0.800										4	1	2	0	0	1	1											
10 Jurickson Profar, S OBP: 0.308, SLG: 0.308										3	0	0	0	0	0	3											
18 Mitch Moreland, L OBP: 0.571, SLG: 0.714										1	1	1	1	0	0	0											
22 Austin Nola, R OBP: 0.250, SLG: 0.071										4	0	0	0	0	1	2											
2 Trent Grisham, L OBP: 0.273, SLG: 0.167										3	0	1	1	0	1	0											
Inning Stats	R: 0 E: 0 K: 1 S: 7	H: 0 LOB: 0 BB: 0 P: 9	R: 1 E: 0 K: 2 S: 13	H: 2 LOB: 1 BB: 0 P: 18	R: 0 E: 0 K: 0 S: 6	H: 0 LOB: 0 BB: 0 P: 7	R: 0 E: 0 K: 2 S: 16	H: 2 LOB: 2 BB: 0 P: 22	R: 0 E: 0 K: 0 S: 8	H: 0 LOB: 0 BB: 0 P: 11	R: 2 E: 0 K: 0 S: 12	H: 2 LOB: 0 BB: 0 P: 20	R: 0 E: 0 K: 0 S: 9	H: 0 LOB: 0 BB: 0 P: 14	R: 0 E: 0 K: 0 S: 4	H: 0 LOB: 0 BB: 0 P: 6	R: 2 E: 0 K: 1 S: 29	H: 3 LOB: 3 BB: 2 P: 49	1B: 5 2B: 2 3B: 0 HR: 2	SF: 0 SAC: 0 DP: 0 HBP: 1	WP: 0 PB: 0 SB: 0 CS: 0	PA: 39					
PITCHER	IP	WLS	BF	H	R	ER	SO	BB	IBB	HBP	BLK	WP	HR	S	P	ERA	WHIP										
22 Clayton Kershaw, L ERA: 1.93	6.0	W	24	6	3	3	6	0	0	0	0	0	2	62	87	4.50	1.000										
49 Blake Treinen, R ERA:	0.2	H	3	0	0	0	0	0	0	1	0	0	0	8	13	0.00	0.000										
48 Brusdar Graterol, R ERA:	1.1	H	4	0	0	0	0	0	0	0	1	0	0	5	7	0.00	0.000										
74 Kentley Jansen, R ERA: 7.71	0.2	H	5	3	2	2	1	0	0	0	0	0	0	19	30	27.00	4.500										
17 Joe Kelly, R ERA:	0.1	S	3	0	0	0	0	2	0	0	0	0	0	10	19	0.00	6.000										

Batter	1	2	3	4	5	6	7	8	9	AB	R	H	RBI	BB	SO	LOB	BOTTOM										
50 Mookie Betts, R OBP: 0.412, SLG: 0.625										4	1	2	0	0	0	3	San Diego Padres @ Los Angeles Dodgers Globe Life Field, Arlington, TX Wed Oct 07 2020, 8:08 PM - 11:26 PM CDT Clear - 80 F										
5 Corey Seager, L OBP: 0.353, SLG: 0.643										4	2	3	2	0	0	1											
10 Justin Turner, R OBP: 0.176, SLG: 0.071										3	0	0	1	0	1	3											
13 Max Muncy, L OBP: 0.375, SLG: 0.308										4	0	2	2	0	0	2											
16 Will Smith, R OBP: 0.176, SLG: 0.071										4	0	0	0	0	1	3											
35 Cody Bellinger, L OBP: 0.333, SLG: 0.500										4	1	1	1	0	1	0											
3 Chris Taylor, R OBP: 0.357, SLG: 0.333										4	0	0	0	0	2	0											
11 AJ Pollock, R OBP: 0.250, SLG: 0.273										2	1	1	0	0	0	0											
31 Joc Pederson, L ERA:										1	0	0	0	0	0	0											
14 Enrique Hernández, R ERA:										1	0	0	0	0	1	0											
15 Austin Barnes, R OBP: 0.833, SLG: 0.800										2	1	2	0	1	0	0											
Inning Stats	R: 0 E: 0 K: 1 S: 9	H: 1 LOB: 1 BB: 0 P: 15	R: 0 E: 0 K: 2 S: 7	H: 0 LOB: 0 BB: 0 P: 10	R: 3 E: 0 K: 0 S: 12	H: 4 LOB: 1 BB: 0 P: 16	R: 1 E: 0 K: 0 S: 12	H: 3 LOB: 2 BB: 0 P: 19	R: 0 E: 0 K: 0 S: 9	H: 1 LOB: 1 BB: 0 P: 13	R: 0 E: 0 K: 0 S: 7	H: 0 LOB: 0 BB: 0 P: 10	R: 2 E: 0 K: 1 S: 11	H: 2 LOB: 1 BB: 1 P: 20	R: 0 E: 0 K: 2 S: 15	H: 0 LOB: 0 BB: 0 P: 20	1B: 8 2B: 2 3B: 0 HR: 1	SF: 1 SAC: 0 DP: 0 HBP: 0	WP: 0 PB: 0 SB: 2 CS: 0	PA: 35							
PITCHER	IP	WLS	BF	H	R	ER	SO	BB	IBB	HBP	BLK	WP	HR	S	P	ERA	WHIP										
17 Zach Davies, R ERA: 10.29	5.0	L	23	9	4	4	3	0	0	0	0	0	1	49	73	7.20	1.800										
14 Emilio Pagán, R ERA:	1.0		3	0	0	0	0	0	0	0	0	0	0	7	10	0.00	0.000										
36 Pierce Johnson, R ERA: 4.5	0.1		3	1	2	2	0	1	0	0	0	0	0	5	10	54.00	6.000										
15 Drew Pomeranz, L ERA:	0.2		3	1	0	0	1	0	0	0	0	0	0	6	10	0.00	1.500										
57 Dan Altavilla, R ERA:	1.0		3	0	0	0	2	0	0	0	0	0	0	15	20	0.00	0.000										

AB 36
R 5
H 9
RBI 5
BB 2
SO 7
LOB 11



AB 33
R 6
H 11
RBI 6
BB 1
SO 6
LOB 12



Batter	1	2	3	4	5	6	7	8	9	AB	R	H	RBI	BB	SO	LOB	TOP										
13 Ronald Acuña Jr. R OBP: 0.333, SLG: 0.481										5	1	1	0	0	2	0	Atlanta Braves @ Los Angeles Dodgers Globe Life Field, Arlington, TX Mon Oct 12 2020, 7:09 PM - 10:30 PM CDT Att: 10,700 - Clear - 75 F										
5 Freddie Freeman L OBP: 0.379, SLG: 0.318										4	1	1	1	1	0	1											
20 Marcell Ozuna R OBP: 0.259, SLG: 0.444										5	1	2	1	0	0	1											
16 Travis d'Arnaud R OBP: 0.481, SLG: 0.739										4	0	1	0	1	0	3											
Ozzie Albies S OBP: 0.296, SLG: 0.400										5	1	2	2	0	2	2											
7 Dansby Swanson R OBP: 0.308, SLG: 0.591										3	0	0	0	2	2	2											
23 Adam Duvall R OBP: 0.143, SLG: 0.300										0	0	0	0	0	0	0											
25 Cristian Pacheco R OBP: 0.167, SLG: 0.208										1	0	0	0	0	1	3											
8 Charlie Culberson R OBP: 0.167, SLG: 0.208										3	0	0	0	0	2	5											
27 Austin Riley R OBP: 0.333, SLG: 0.381										4	1	1	1	0	2	3											
Inning Stats	R: 1 H: 1 E: 0 K: 0 S: 13	H: 1 LOB: 1 BB: 1 P: 18	R: 0 H: 0 E: 0 K: 3 S: 13	H: 0 LOB: 1 BB: 1 P: 20	R: 0 H: 0 E: 0 K: 1 S: 12	H: 0 LOB: 1 BB: 1 P: 19	R: 0 H: 0 E: 0 K: 2 S: 14	H: 0 LOB: 2 BB: 2 P: 27	R: 0 H: 2 E: 0 K: 1 S: 10	H: 0 LOB: 2 BB: 0 P: 10	R: 0 H: 0 E: 0 K: 1 S: 10	H: 0 LOB: 0 BB: 0 P: 7	R: 0 H: 1 E: 0 K: 2 S: 12	H: 1 LOB: 3 BB: 1 P: 18	R: 4 H: 4 E: 0 K: 1 S: 23	H: 4 LOB: 0 BB: 0 P: 31	1B: 3 2B: 2 3B: 0 HR: 3	SF: 0 SAC: 0 DP: 0 HBP: 1	WP: 1 PB: 0 SB: 1 CS: 0	PA: 42							
PITCHER	IP	WLS	BF	H	R	ER	SO	BB	IBB	HBP	BLK	WP	HR	S	P	ERA	WHIP										
21 Walker Buehler R ERA: 2.77	5.0		23	3	1	1	7	5	0	0	0	1	1	64	100	1.80	1.600										
48 Brusdar Graterol R ERA: 7.1	1.0		3	0	0	0	1	0	0	0	0	0	0	5	6	0.00	0.000										
85 Dustin May R ERA: 8.1	1.2		8	1	0	0	2	0	1	1	0	0	0	14	21	0.00	0.600										
81 Victor González L ERA: 7.36	0.1	L	4	3	3	3	0	0	0	0	0	0	1	14	20	81.00	9.000										
49 Blake Treinen R ERA: 7.36	0.1	L	4	3	3	3	0	0	0	0	0	0	1	14	20	81.00	9.000										
41 Jake McGee L ERA: 13.5	0.2		3	1	1	1	1	0	0	0	0	0	0	9	11	13.50	1.500										

AB	35
R	5
H	8
RBI	5
BB	6
SO	12
LOB	22



Batter	1	2	3	4	5	6	7	8	9	AB	R	H	RBI	BB	SO	LOB	BOTTOM										
50 Mookie Betts R OBP: 0.370, SLG: 0.522										4	0	0	0	0	1	2	Atlanta Braves @ Los Angeles Dodgers Globe Life Field, Arlington, TX Mon Oct 12 2020, 7:09 PM - 10:30 PM CDT Att: 10,700 - Clear - 75 F										
5 Corey Seager L OBP: 0.370, SLG: 0.500										4	0	1	0	0	2	0											
10 Justin Turner R OBP: 0.259, SLG: 0.136										4	0	1	0	0	1	1											
13 Max Muncy L OBP: 0.385, SLG: 0.211										3	0	0	0	1	2	0											
16 Will Smith R OBP: 0.360, SLG: 0.333										4	0	0	0	0	2	2											
35 Cody Bellinger L OBP: 0.320, SLG: 0.478										4	0	0	0	0	1	0											
11 AJ Pollock R OBP: 0.350, SLG: 0.333										3	0	1	0	0	0	0											
14 Enrique Hernández R OBP: 0.222, SLG: 0.500										3	1	1	1	0	1	1											
3 Chris Taylor R OBP: 0.273, SLG: 0.211										2	0	0	0	1	1	0											
Inning Stats	R: 0 H: 1 E: 0 K: 3 S: 18	H: 1 LOB: 2 BB: 1 P: 28	R: 0 H: 1 E: 0 K: 1 S: 10	H: 1 LOB: 2 BB: 1 P: 17	R: 0 H: 0 E: 0 K: 2 S: 8	H: 0 LOB: 0 BB: 0 P: 12	R: 0 H: 0 E: 0 K: 1 S: 9	H: 0 LOB: 0 BB: 0 P: 12	R: 1 H: 2 E: 0 K: 0 S: 10	H: 2 LOB: 1 BB: 0 P: 12	R: 0 H: 0 E: 0 K: 2 S: 9	H: 0 LOB: 0 BB: 0 P: 15	R: 0 H: 0 E: 0 K: 1 S: 11	H: 0 LOB: 0 BB: 0 P: 14	R: 0 H: 0 E: 0 K: 1 S: 9	H: 0 LOB: 0 BB: 0 P: 13		R: 0 H: 0 E: 0 K: 0 S: 8	H: 0 LOB: 0 BB: 0 P: 9	1B: 3 2B: 0 3B: 0 HR: 1	SF: 0 SAC: 0 DP: 0 HBP: 0	WP: 0 PB: 0 SB: 0 CS: 0	PA: 33				
PITCHER	IP	WLS	BF	H	R	ER	SO	BB	IBB	HBP	BLK	WP	HR	S	P	ERA	WHIP										
54 Max Fried L ERA: 2.85	6.0		24	4	1	1	9	2	0	0	0	0	0	11	14	0.00	1.000										
55 Chris Martin R ERA: 2.25	1.0		3	0	0	0	1	0	0	0	0	0	0	9	13	0.00	0.000										
51 Will Smith L ERA: 7.36	1.0	W	3	0	0	0	1	0	0	0	0	0	0	9	13	0.00	0.000										
36 Mark Melancon R ERA: 7.36	1.0		3	0	0	0	0	0	0	0	0	0	0	8	9	0.00	0.000										

AB	31
R	1
H	4
RBI	1
BB	2
SO	11
LOB	6




Batter	1	2	3	4	5	6	7	8	9	AB	R	H	RBI	BB	SO	LOB	TOP			
50 Mookie Betts, R OBP: 0.375, SLG: 0.424										4	0	0	0	0	1	0	Los Angeles Dodgers @ Atlanta Braves Globe Life Field, Arlington, TX Thu Oct 15 2020, 7:09 PM - 10:51 PM CDT Att: 11,044 - Overcast - 68 F			
5 Corey Seager, L OBP: 0.400, SLG: 0.706										4	0	0	0	0	0	0				
10 Justin Turner, R OBP: 0.300, SLG: 0.235										4	1	2	0	0	1	0				
13 Max Muncy, L OBP: 0.463, SLG: 0.500										2	0	0	0	2	2	1				
31 Joc Pederson, L OBP: 0.444, SLG: 0.588										2	0	0	0	0	0	1				
11 AJ Pollock, R OBP: 0.296, SLG: 0.280										2	0	0	0	0	0	2				
35 Cody Bellinger, L OBP: 0.350, SLG: 0.543										3	0	0	0	1	1	0				
43 Edwin Rios, L OBP: 0.286, SLG: 0.727										3	1	1	2	0	1	0				
14 Enrique Hernández, R OBP: 0.308, SLG: 0.455										2	0	0	0	0	1	0				
45 Matt Beaty, L										0	0	0	0	1	0	0				
15 Austin Barnes, R OBP: 0.500, SLG: 0.444										2	0	0	0	0	0	0				
16 Will Smith, R OBP: 0.297, SLG: 0.303										1	0	0	0	0	0	3				
Inning Stats	R: 0 E: 0 K: 1 S: 7	H: 0 LOB: 0 BB: 0 P: 9	R: 0 E: 0 K: 1 S: 6	H: 0 LOB: 0 BB: 0 P: 9	R: 1 E: 0 K: 0 S: 8	H: 1 LOB: 0 BB: 0 P: 12	R: 0 E: 0 K: 0 S: 11	H: 0 LOB: 0 BB: 0 P: 20	R: 0 E: 0 K: 0 S: 9	H: 0 LOB: 0 BB: 0 P: 12	R: 1 E: 0 K: 0 S: 27	H: 1 LOB: 3 BB: 3 P: 44	R: 0 E: 0 K: 2 S: 9	H: 1 LOB: 0 BB: 0 P: 17	R: 0 E: 0 K: 0 S: 10	H: 0 LOB: 0 BB: 0 P: 14	1B: 1 2B: 1 3B: 0 HR: 1	SF: 1 SAC: 0 DP: 0 HBP: 0	WP: 0 PB: 0 SB: 1 CS: 0	PA: 34
PITCHER	IP WLS BF H R ER SO BB IBB HBP BLK WP HR S P ERA WHIP	IP WLS BF H R ER SO BB IBB HBP BLK WP HR S P ERA WHIP	IP WLS BF H R ER SO BB IBB HBP BLK WP HR S P ERA WHIP	IP WLS BF H R ER SO BB IBB HBP BLK WP HR S P ERA WHIP	IP WLS BF H R ER SO BB IBB HBP BLK WP HR S P ERA WHIP	IP WLS BF H R ER SO BB IBB HBP BLK WP HR S P ERA WHIP	IP WLS BF H R ER SO BB IBB HBP BLK WP HR S P ERA WHIP	IP WLS BF H R ER SO BB IBB HBP BLK WP HR S P ERA WHIP	IP WLS BF H R ER SO BB IBB HBP BLK WP HR S P ERA WHIP	IP WLS BF H R ER SO BB IBB HBP BLK WP HR S P ERA WHIP	IP WLS BF H R ER SO BB IBB HBP BLK WP HR S P ERA WHIP	IP WLS BF H R ER SO BB IBB HBP BLK WP HR S P ERA WHIP	IP WLS BF H R ER SO BB IBB HBP BLK WP HR S P ERA WHIP	IP WLS BF H R ER SO BB IBB HBP BLK WP HR S P ERA WHIP	IP WLS BF H R ER SO BB IBB HBP BLK WP HR S P ERA WHIP	IP WLS BF H R ER SO BB IBB HBP BLK WP HR S P ERA WHIP	IP WLS BF H R ER SO BB IBB HBP BLK WP HR S P ERA WHIP			
46 Bryce Wilson, R ERA: 1.5	6.0	W	20	1	1	1	5	1	0	0	0	0	0	0	0	0	1.50	0.333		
51 Will Smith, L ERA: 1.59	0.1		4	1	1	1	0	2	0	0	0	0	0	0	0	0	16	26	27.00	9.000
55 Chris Martin, R ERA: 1.59	0.2		3	0	0	0	0	1	0	0	0	0	0	0	0	0	11	18	0.00	1.500
68 Tyler Matzek, L ERA:	1.0		4	1	0	0	2	0	0	0	0	0	0	0	0	0	9	17	0.00	1.000
19 Shane Greene, R ERA:	1.0		3	0	0	0	0	0	0	0	0	0	0	0	0	0	10	14	0.00	0.000


Batter	1	2	3	4	5	6	7	8	9	AB	R	H	RBI	BB	SO	LOB	BOTTOM				
13 Ronald Acuña Jr., R OBP: 0.381, SLG: 0.429										4	2	2	0	1	1	3	Los Angeles Dodgers @ Atlanta Braves Globe Life Field, Arlington, TX Thu Oct 15 2020, 7:09 PM - 10:51 PM CDT Att: 11,044 - Overcast - 68 F				
5 Freddie Freeman, L OBP: 0.438, SLG: 0.500										5	1	2	2	0	1	3					
20 Marcell Ozuna, R OBP: 0.293, SLG: 0.575										5	3	4	4	0	0	1					
16 Travis d'Arnaud, R OBP: 0.421, SLG: 0.548										4	0	0	0	1	1	3					
Ozzie Albies, S OBP: 0.350, SLG: 0.541										4	1	2	0	0	0	1					
7 Dansby Swanson, R OBP: 0.282, SLG: 0.514										4	1	1	2	0	2	2					
27 Austin Riley, R OBP: 0.270, SLG: 0.273										4	1	1	1	0	1	1					
17 Johan Camargo, S OBP: 0.429, SLG: 0.500										2	0	1	0	1	0	0					
22 Nick Markakis, L OBP: 0.233, SLG: 0.276										1	0	0	0	0	0	0					
25 Cristian Pacheco, R OBP: 0.313, SLG: 0.500										4	1	1	1	0	2	1					
Inning Stats	R: 0 E: 0 K: 1 S: 7	H: 1 LOB: 0 BB: 0 P: 10	R: 0 E: 0 K: 1 S: 14	H: 1 LOB: 1 BB: 0 P: 23	R: 0 E: 0 K: 1 S: 5	H: 1 LOB: 0 BB: 0 P: 9	R: 1 E: 0 K: 0 S: 9	H: 1 LOB: 1 BB: 1 P: 17	R: 0 E: 0 K: 1 S: 8	H: 0 LOB: 0 BB: 0 P: 12	R: 6 E: 1 K: 1 S: 31	H: 7 LOB: 2 BB: 1 P: 53	R: 1 E: 0 K: 2 S: 10	H: 1 LOB: 0 BB: 0 P: 17	R: 2 E: 1 K: 1 S: 22	H: 2 LOB: 2 BB: 1 P: 36	1B: 9 2B: 3 3B: 0 HR: 2	SF: 0 SAC: 0 DP: 2 HBP: 0	WP: 0 PB: 0 SB: 0 CS: 0	PA: 40	
PITCHER	IP WLS BF H R ER SO BB IBB HBP BLK WP HR S P ERA WHIP	IP WLS BF H R ER SO BB IBB HBP BLK WP HR S P ERA WHIP	IP WLS BF H R ER SO BB IBB HBP BLK WP HR S P ERA WHIP	IP WLS BF H R ER SO BB IBB HBP BLK WP HR S P ERA WHIP	IP WLS BF H R ER SO BB IBB HBP BLK WP HR S P ERA WHIP	IP WLS BF H R ER SO BB IBB HBP BLK WP HR S P ERA WHIP	IP WLS BF H R ER SO BB IBB HBP BLK WP HR S P ERA WHIP	IP WLS BF H R ER SO BB IBB HBP BLK WP HR S P ERA WHIP	IP WLS BF H R ER SO BB IBB HBP BLK WP HR S P ERA WHIP	IP WLS BF H R ER SO BB IBB HBP BLK WP HR S P ERA WHIP	IP WLS BF H R ER SO BB IBB HBP BLK WP HR S P ERA WHIP	IP WLS BF H R ER SO BB IBB HBP BLK WP HR S P ERA WHIP	IP WLS BF H R ER SO BB IBB HBP BLK WP HR S P ERA WHIP	IP WLS BF H R ER SO BB IBB HBP BLK WP HR S P ERA WHIP	IP WLS BF H R ER SO BB IBB HBP BLK WP HR S P ERA WHIP	IP WLS BF H R ER SO BB IBB HBP BLK WP HR S P ERA WHIP	IP WLS BF H R ER SO BB IBB HBP BLK WP HR S P ERA WHIP				
22 Clayton Kershaw, L ERA: 3.32	5.0	L	21	7	4	4	4	1	0	0	0	0	0	0	0	0	7.20	1.600			
48 Brusdar Graterol, R ERA: 7.36	0.1		4	3	2	2	0	0	0	0	0	0	0	0	0	0	10	15	54.00	9.000	
81 Victor González, L ERA:	0.2		4	1	1	1	1	1	0	0	0	0	0	0	0	0	12	22	13.50	3.000	
51 Dylan Floro, R ERA: 2.7	1.2		8	1	3	1	3	1	0	0	0	0	0	0	0	0	1	20	35	5.40	1.200
41 Jake McGee, L ERA: 5.4	0.1		3	2	0	0	0	0	0	0	0	0	0	0	0	0	12	18	0.00	6.000	



Batter	1	2	3	4	5	6	7	8	9	AB	R	H	RBI	BB	SO	LOB	TOP					
50 Mookie Betts, R OBP: 0.386, SLG: 0.432										4	1	2	1	0	1	0	Los Angeles Dodgers @ Atlanta Braves Globe Life Field, Arlington, TX Fri Oct 16 2020, 8:09 PM - 11:53 PM CDT Att: 11,119 - Clear -63 F					
5 Corey Seager, L OBP: 0.409, SLG: 0.842										4	2	2	3	0	1	1						
10 Justin Turner, R OBP: 0.295, SLG: 0.263										4	1	1	0	0	1	1						
13 Max Muncy, L OBP: 0.444, SLG: 0.452										3	1	0	0	1	1	1						
16 Will Smith, R OBP: 0.293, SLG: 0.378										4	1	1	3	0	1	0						
35 Cody Bellinger, L OBP: 0.318, SLG: 0.487										4	0	0	0	0	3	0						
11 AJ Pollock, R OBP: 0.300, SLG: 0.296										3	0	1	0	0	2	0						
14 Enrique Hernández, R OBP: 0.357, SLG: 0.500										1	0	1	0	0	0	0						
31 Joc Pederson, L OBP: 0.364, SLG: 0.476										4	0	0	0	0	2	2						
3 Chris Taylor, R OBP: 0.257, SLG: 0.226										3	1	1	0	0	1	1						
43 Edwin Ríos, L OBP: 0.267, SLG: 0.667										1	0	0	0	0	1	0						
74 Kenley Jansen, S										0	0	0	0	0	0	0						
Inning Stats	R: 0 H: 1 E: 0 K: 2 S: 9	H: 1 LOB: 1 BB: 0 P: 14	R: 0 H: 0 E: 0 K: 2 S: 8	H: 0 LOB: 0 BB: 0 P: 10	R: 0 H: 0 E: 0 K: 3 S: 10	H: 0 LOB: 0 BB: 0 P: 18	R: 1 H: 1 E: 0 K: 1 S: 11	H: 1 LOB: 0 BB: 0 P: 16	R: 0 H: 1 E: 0 K: 1 S: 10	H: 1 LOB: 1 BB: 0 P: 15	R: 3 H: 2 E: 0 K: 0 S: 20	H: 2 LOB: 0 BB: 1 P: 34	R: 3 H: 3 E: 0 K: 3 S: 18	H: 3 LOB: 0 BB: 0 P: 25	R: 0 H: 0 E: 0 K: 1 S: 7	H: 1 LOB: 0 BB: 0 P: 13	R: 0 H: 1 E: 0 K: 1 S: 7	H: 1 LOB: 0 BB: 0 P: 9	1B: 4 2B: 2 3B: 0 HR: 3	SF: 0 SAC: 0 DP: 1 HBP: 0	WP: 0 PB: 0 SB: 1 CS: 0	PA: 36
PITCHER	IP WLS BF H R ER SO BB IBB HBP BLK WP HR S P ERA WHIP	3.0 0 10 1 0 0 7 0 0 0 0 0 0 0 0 0.00 0.333	1.1 5 1 1 1 2 0 0 0 0 0 0 1 14 21 6.75 0.750	1.1 H 6 2 1 1 0 0 0 0 0 0 0 1 18 25 6.75 1.500	0.1 L 3 1 2 2 0 1 0 0 0 0 0 1 9 19 54.00 6.000	1.0 6 3 3 3 3 0 0 0 0 0 1 18 25 27.00 3.000	2.0 6 1 0 0 2 0 0 0 0 0 0 0 0 0 0.00 0.500	8.1 2.0 6 1 0 0 2 0 0 0 0 0 0 0 0 0.00 0.500														

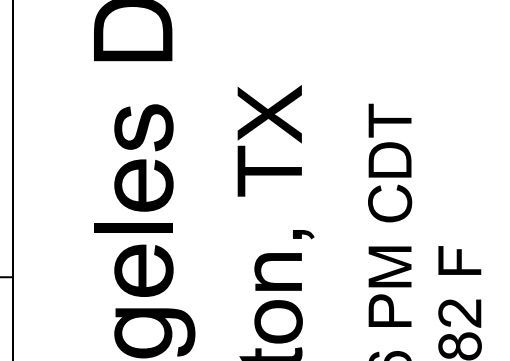
Batter	1	2	3	4	5	6	7	8	9	AB	R	H	RBI	BB	SO	LOB	BOTTOM			
13 Ronald Acuña Jr., R OBP: 0.349, SLG: 0.385										4	0	0	0	0	0	3	Los Angeles Dodgers @ Atlanta Braves Globe Life Field, Arlington, TX Fri Oct 16 2020, 8:09 PM - 11:53 PM CDT Att: 11,119 - Clear -63 F			
5 Freddie Freeman, L OBP: 0.444, SLG: 0.556										4	2	2	0	0	1	2				
20 Marcell Ozuna, R OBP: 0.311, SLG: 0.558										3	0	1	0	1	0	1				
16 Travis d'Arnaud, R OBP: 0.405, SLG: 0.529										3	0	1	2	0	1	0				
Ozzie Albies, S										4	0	0	0	0	2	3				
7 Dansby Swanson, R OBP: 0.279, SLG: 0.474										3	1	0	0	1	2	2				
27 Austin Riley, R OBP: 0.268, SLG: 0.270										4	0	1	0	0	2	1				
22 Nick Markakis, L OBP: 0.250, SLG: 0.290										2	0	1	0	0	1	0				
17 Johan Camargo, S OBP: 0.444, SLG: 0.429										1	0	0	0	1	1	0				
25 Cristian Pacheco, R OBP: 0.316, SLG: 0.471										3	0	1	1	0	0	2				
Inning Stats	R: 1 H: 1 E: 0 K: 1 S: 12	H: 2 LOB: 1 BB: 1 P: 23	R: 1 H: 2 E: 0 K: 2 S: 20	H: 2 LOB: 2 BB: 1 P: 32	R: 0 H: 2 E: 0 K: 0 S: 8	H: 2 LOB: 0 BB: 0 P: 14	R: 0 H: 0 E: 0 K: 1 S: 9	H: 0 LOB: 0 BB: 0 P: 14	R: 0 H: 0 E: 0 K: 0 S: 5	R: 0 H: 0 E: 0 K: 0 S: 7	R: 0 H: 1 E: 0 K: 2 S: 7	H: 1 LOB: 1 BB: 1 P: 17	R: 1 H: 1 E: 0 K: 1 S: 10	H: 1 LOB: 0 BB: 0 P: 13	R: 0 H: 0 E: 0 K: 3 S: 10	H: 0 LOB: 0 BB: 0 P: 12	1B: 5 2B: 3 3B: 0 HR: 0	SF: 1 SAC: 0 DP: 2 HBP: 0	WP: 0 PB: 1 SB: 0 CS: 0	PA: 35
PITCHER	IP WLS BF H R ER SO BB IBB HBP BLK WP HR S P ERA WHIP	2.0 0 11 3 2 1 3 2 0 0 0 0 0 0 0 4.50 2.500	1.0 4 2 0 0 0 0 0 0 0 0 0 0 8 14 0.00 2.000	2.0 W 6 0 0 0 1 0 0 0 0 0 0 0 14 19 0.00 0.000	1.0 H 4 1 0 0 2 0 0 0 0 0 0 0 8 14 0.00 1.000	1.0 4 1 1 1 0 1 0 0 0 0 0 0 9 17 9.00 2.000	1.0 1.0 3 0 0 0 0 0 0 0 0 0 0 0 0.00 0.000	9.1 1.0 3 0 0 0 3 0 0 0 0 0 0 0 0.00 0.000												

Batter	1	2	3	4	5	6	7	8	9	AB	R	H	RBI	BB	SO	LOB	TOP			
13 Ronald Acuña Jr., R OBP: 0.340, SLG: 0.395	F9		F8		F7		2B			4	0	1	1	0	0	0	Atlanta Braves @ Los Angeles Dodgers Globe Life Field, Arlington, TX Sat Oct 17 2020, 3:39 PM - 6:58 PM CDT Att: 10,772 - Partly Cloudy - 74 F			
5 Freddie Freeman, L OBP: 0.429, SLG: 0.525	G6-3		K				K			4	0	1	0	0	2	1				
20 Marcell Ozuna, R OBP: 0.286, SLG: 0.511	F9		G4-3		F9		F9			4	0	0	0	0	2					
16 Travis d'Arnaud, R OBP: 0.413, SLG: 0.526		1B			1B		K		K	4	0	2	0	0	2	0				
Ozzie Albies, S OBP: 0.313, SLG: 0.467		1B			K		G1		P6	4	0	1	0	0	1	1				
7 Dansby Swanson, R OBP: 0.319, SLG: 0.500		1B			1B		27 E		F9	4	0	3	0	0	0	0				
27 Austin Riley, R OBP: 0.244, SLG: 0.244			K		L8		K2-3			4	0	0	0	0	2	6				
22 Nick Markakis, L OBP: 0.250, SLG: 0.343			K		G1-3				F8	4	1	1	0	0	1	5				
25 Cristian Pacheco, R OBP: 0.273, SLG: 0.400			G6-3		F8		G5-3		L7	3	0	0	0	0	0	4				
18 Pablo Sandoval, S (9, PH)									L7	1	0	0	0	0	0	0				
Inning Stats	R: 0 E: 0 K: 0 S: 7	H: 0 LOB: 0 BB: 0 P: 8	R: 0 E: 0 K: 2 S: 19	H: 3 LOB: 3 BB: 0 P: 26	R: 0 E: 0 K: 1 S: 9	H: 0 LOB: 0 BB: 0 P: 12	R: 0 E: 0 K: 1 S: 14	H: 2 LOB: 2 BB: 0 P: 19	R: 0 E: 0 K: 2 S: 9	H: 1 LOB: 1 BB: 0 P: 15	R: 1 E: 0 K: 1 S: 12	H: 2 LOB: 1 BB: 0 P: 14	R: 0 E: 0 K: 1 S: 11	H: 0 LOB: 0 BB: 0 P: 17	R: 0 E: 0 K: 0 S: 6	H: 0 LOB: 0 BB: 0 P: 6	1B: 7 2B: 1 3B: 1 HR: 0	SF: 0 SAC: 0 DP: 0 HBP: 0	WP: 0 PB: 0 SB: 1 CS: 0	PA: 36
PITCHER	IP WLS BF H R ER SO BB IBB HBP BLK WP HR S P ERA WHIP	IP WLS BF H R ER SO BB IBB HBP BLK WP HR S P ERA WHIP	IP WLS BF H R ER SO BB IBB HBP BLK WP HR S P ERA WHIP	IP WLS BF H R ER SO BB IBB HBP BLK WP HR S P ERA WHIP	IP WLS BF H R ER SO BB IBB HBP BLK WP HR S P ERA WHIP	IP WLS BF H R ER SO BB IBB HBP BLK WP HR S P ERA WHIP	IP WLS BF H R ER SO BB IBB HBP BLK WP HR S P ERA WHIP	IP WLS BF H R ER SO BB IBB HBP BLK WP HR S P ERA WHIP	IP WLS BF H R ER SO BB IBB HBP BLK WP HR S P ERA WHIP	IP WLS BF H R ER SO BB IBB HBP BLK WP HR S P ERA WHIP	IP WLS BF H R ER SO BB IBB HBP BLK WP HR S P ERA WHIP	IP WLS BF H R ER SO BB IBB HBP BLK WP HR S P ERA WHIP	IP WLS BF H R ER SO BB IBB HBP BLK WP HR S P ERA WHIP	IP WLS BF H R ER SO BB IBB HBP BLK WP HR S P ERA WHIP	IP WLS BF H R ER SO BB IBB HBP BLK WP HR S P ERA WHIP	IP WLS BF H R ER SO BB IBB HBP BLK WP HR S P ERA WHIP				
21 Walker Buehler, R ERA: 1.89	6.0	W	25	7	0	0	6	0	0	0	0	0	0	0	0	0	0.00	1.167		
49 Blake Treinen, R ERA: 5.4	1.0	H	5	2	1	1	1	0	0	0	0	0	0	0	0	0	12	14	9.00	2.000
52 Pedro Báez, R ERA: 2.08	1.0	H	3	0	0	0	1	0	0	0	0	0	0	0	0	0	11	17	0.00	0.000
74 Kenley Jansen, R ERA: 3.38	1.0	S	3	0	0	0	0	0	0	0	0	0	0	0	0	0	6	6	0.00	0.000

Batter	1	2	3	4	5	6	7	8	9	AB	R	H	RBI	BB	SO	LOB	BOTTOM			
50 Mookie Betts, R OBP: 0.388, SLG: 0.415	F8					G5-4-3		F8		4	0	1	0	1	0	3	Atlanta Braves @ Los Angeles Dodgers Globe Life Field, Arlington, TX Sat Oct 17 2020, 3:39 PM - 6:58 PM CDT Att: 10,772 - Partly Cloudy - 74 F			
5 Corey Seager, L OBP: 0.396, SLG: 0.857	HR	K			FC3-6		G3			4	1	1	1	0	1	3				
10 Justin Turner, R OBP: 0.313, SLG: 0.341	HR		G5-3		G5-3		16 FC6-4			3	1	1	1	1	0	3				
13 Max Muncy, L OBP: 0.449, SLG: 0.441	16 BB					K		K		3	1	1	0	1	2	1				
16 Will Smith, R OBP: 0.289, SLG: 0.366	35 BB					F9		FC6-4		4	0	1	0	0	1	2				
35 Cody Bellinger, L OBP: 0.333, SLG: 0.476						F7		F8		3	0	1	1	1	0	1				
11 AJ Pollock, R OBP: 0.313, SLG: 0.258						FC6-4				3	0	0	0	0	0	4				
31 Joc Pederson, L OBP: 0.391, SLG: 0.500						G1-3		43 BB		1	0	1	0	0	0	0				
14 Enrique Hernández, R OBP: 0.278, SLG: 0.375	P6					G5-3		F7		4	0	0	0	0	0	3				
15 Austin Barnes, R OBP: 0.538, SLG: 0.500										3	0	2	0	0	1	0				
43 Edwin Ríos, L OBP: 0.313, SLG: 0.667										0	0	0	0	1	0	0				
74 Kenley Jansen, S										0	0	0	0	0	0	0				
Inning Stats	R: 3 E: 0 K: 0 S: 15	H: 4 LOB: 2 BB: 1 P: 24	R: 0 E: 0 K: 2 S: 10	H: 1 LOB: 1 BB: 0 P: 12	R: 0 E: 0 K: 1 S: 9	H: 1 LOB: 1 BB: 0 P: 11	R: 0 E: 0 K: 0 S: 11	H: 1 LOB: 2 BB: 1 P: 22	R: 0 E: 0 K: 1 S: 9	H: 0 LOB: 1 BB: 1 P: 16	R: 0 E: 0 K: 0 S: 5	H: 1 LOB: 0 BB: 0 P: 10	R: 0 E: 0 K: 1 S: 10	H: 0 LOB: 1 BB: 1 P: 19	R: 0 E: 0 K: 0 S: 21	H: 1 LOB: 2 BB: 1 P: 30	1B: 7 2B: 0 3B: 0 HR: 2	SF: 0 SAC: 0 DP: 1 HBP: 0	WP: 0 PB: 0 SB: 0 CS: 0	PA: 37
PITCHER	IP WLS BF H R ER SO BB IBB HBP BLK WP HR S P ERA WHIP	IP WLS BF H R ER SO BB IBB HBP BLK WP HR S P ERA WHIP	IP WLS BF H R ER SO BB IBB HBP BLK WP HR S P ERA WHIP	IP WLS BF H R ER SO BB IBB HBP BLK WP HR S P ERA WHIP	IP WLS BF H R ER SO BB IBB HBP BLK WP HR S P ERA WHIP	IP WLS BF H R ER SO BB IBB HBP BLK WP HR S P ERA WHIP	IP WLS BF H R ER SO BB IBB HBP BLK WP HR S P ERA WHIP	IP WLS BF H R ER SO BB IBB HBP BLK WP HR S P ERA WHIP	IP WLS BF H R ER SO BB IBB HBP BLK WP HR S P ERA WHIP	IP WLS BF H R ER SO BB IBB HBP BLK WP HR S P ERA WHIP	IP WLS BF H R ER SO BB IBB HBP BLK WP HR S P ERA WHIP	IP WLS BF H R ER SO BB IBB HBP BLK WP HR S P ERA WHIP	IP WLS BF H R ER SO BB IBB HBP BLK WP HR S P ERA WHIP	IP WLS BF H R ER SO BB IBB HBP BLK WP HR S P ERA WHIP	IP WLS BF H R ER SO BB IBB HBP BLK WP HR S P ERA WHIP	IP WLS BF H R ER SO BB IBB HBP BLK WP HR S P ERA WHIP				
54 Max Fried, L ERA: 3.04	6.2	L	31	8	3	3	3	0	0	0	0	0	0	0	0	0	4.05	1.800		
56 Darren O'Day, R ERA: 7.71	0.1		1	0	0	0	0	0	0	0	0	3	5	0.00	0.000					
55 Chris Martin, R ERA: 1.35	1.0		5	1	0	0	0	1	0	0	0	21	30	0.00	2.000					

Batter	1	2	3	4	5	6	7	8	9	AB	R	H	RBI	BB	SO	LOB	TOP										
2 Yandy Diaz, R OBP: 0.351, SLG: 0.143										4	0	1	0	0	0	0	Tampa Bay Rays @ Los Angeles Dodgers Globe Life Field, Arlington, TX Tue Oct 20 2020, 7:13 PM - 10:36 PM CDT Att: 11,388 - Partly Cloudy - 82 F										
8 Brandon Lowe, L OBP: 0.180, SLG: 0.161										4	0	0	0	0	1	1											
56 Randy Arozarena, R(1, 10) OBP: 0.422, SLG: 0.810										3	0	0	0	1	1	0											
11 Hunter Renfroe, R OBP: 0.176, SLG: 0.412										2	0	0	0	0	1	2											
17 Austin Meadows, L (7, PH) OBP: 0.154, SLG: 0.270										2	0	0	0	0	1	0											
13 Manuel Margot, R OBP: 0.319, SLG: 0.605										4	1	1	0	0	2	2											
18 Joey Wendle, L OBP: 0.292, SLG: 0.250										4	1	1	0	0	0	0											
1 Willy Adames, R OBP: 0.322, SLG: 0.175										2	0	0	0	0	2	0											
26 Ji Man Choi, L (7, PH) OBP: 0.436, SLG: 0.516										0	0	0	0	0	0	0											
43 Mike Brosseau, R (7, PH) OBP: 0.333, SLG: 0.421										1	0	1	1	0	0	0											
39 Kevin Kiermaier, L OBP: 0.250, SLG: 0.487										3	1	2	2	0	0	0											
10 Mike Zunino, R OBP: 0.214, SLG: 0.500										3	0	0	0	0	2	2											
Inning Stats	R: 0 E: 0 K: 1 S: 11	H: 1 LOB: 2 BB: 1 P: 20	R: 0 E: 0 K: 1 S: 8	H: 0 LOB: 0 BB: 0 P: 11	R: 0 E: 0 K: 2 S: 7	H: 0 LOB: 0 BB: 0 P: 10	R: 0 E: 0 K: 2 S: 11	H: 0 LOB: 0 BB: 0 P: 14	R: 1 E: 0 K: 2 S: 10	H: 1 LOB: 0 BB: 0 P: 14	R: 0 E: 0 K: 0 S: 6	H: 0 LOB: 0 BB: 0 P: 9	R: 2 E: 0 K: 1 S: 15	H: 4 LOB: 1 BB: 0 P: 29	R: 0 E: 0 K: 0 S: 7	H: 0 LOB: 0 BB: 0 P: 11	R: 0 E: 0 K: 1 S: 5	H: 0 LOB: 0 BB: 0 P: 10	1B: 4 2B: 2 3B: 0 HR: 1	SF: 0 SAC: 0 DP: 1 HBP: 0	WP: 0 PB: 0 SB: 0 CS: 0	PA: 33					
PITCHER	IP	WLS	BF	H	R	ER	SO	BB	IBB	HBP	BLK	WP	HR	S	P	ERA	WHIP										
22 Clayton Kershaw, L ERA: 2.88	6.0	W	21	2	1	1	8	1	0	0	0	0	1	53	78	1.50	0.500										
51 Dylan Floro, R ERA: 7.35	0.1		3	2	2	2	1	0	0	0	0	0	0	8	15	54.00	6.000										
81 Victor González, L ERA: 2.45	0.2		3	2	0	0	0	0	0	0	0	0	0	7	14	0.00	3.000										
52 Pedro Báez, R ERA: 1.89	1.0		3	0	0	0	0	0	0	0	0	0	0	7	11	0.00	0.000										
17 Joe Kelly, R ERA:	1.0		3	0	0	0	1	0	0	0	0	0	0	5	10	0.00	0.000										

Batter	1	2	3	4	5	6	7	8	9	AB	R	H	RBI	BB	SO	LOB	BOTTOM										
50 Mookie Betts, R OBP: 0.424, SLG: 0.510										4	2	2	1	1	1	0	Tampa Bay Rays @ Los Angeles Dodgers Globe Life Field, Arlington, TX Tue Oct 20 2020, 7:13 PM - 10:36 PM CDT Att: 11,388 - Partly Cloudy - 82 F										
5 Corey Seager, L OBP: 0.378, SLG: 0.735										2	1	0	0	3	0	1											
10 Justin Turner, R OBP: 0.333, SLG: 0.340										4	1	1	0	1	2	4											
13 Max Muncy, L OBP: 0.448, SLG: 0.476										4	2	2	2	1	0	2											
16 Will Smith, R OBP: 0.278, SLG: 0.340										5	1	1	1	0	2	4											
35 Cody Bellinger, L OBP: 0.357, SLG: 0.583										4	1	1	2	0	1	3											
3 Chris Taylor, R OBP: 0.326, SLG: 0.316										3	0	2	1	1	1	0											
31 Joc Pederson, L OBP: 0.370, SLG: 0.462										2	0	0	0	0	2	2											
14 Enrique Hernández, R (5, PH) OBP: 0.318, SLG: 0.550										2	0	1	1	0	0	0											
15 Austin Barnes, R OBP: 0.412, SLG: 0.375										4	0	0	0	0	2	3											
Inning Stats	R: 0 E: 0 K: 0 S: 9	H: 0 LOB: 1 BB: 1 P: 19	R: 0 E: 0 K: 2 S: 10	H: 1 LOB: 0 BB: 0 P: 16	R: 0 E: 0 K: 3 S: 12	H: 0 LOB: 1 BB: 1 P: 21	R: 2 E: 0 K: 2 S: 15	H: 1 LOB: 1 BB: 2 P: 30	R: 4 E: 0 K: 1 S: 25	H: 3 LOB: 2 BB: 2 P: 45	R: 2 E: 0 K: 1 S: 9	H: 3 LOB: 1 BB: 0 P: 12	R: 0 E: 0 K: 1 S: 7	H: 0 LOB: 0 BB: 0 P: 13	R: 0 E: 0 K: 1 S: 12	H: 2 LOB: 2 BB: 1 P: 18	1B: 6 2B: 2 3B: 0 HR: 2	SF: 0 SAC: 0 DP: 1 HBP: 0	WP: 1 PB: 0 SB: 3 CS: 0	PA: 41							
PITCHER	IP	WLS	BF	H	R	ER	SO	BB	IBB	HBP	BLK	WP	HR	S	P	ERA	WHIP										
20 Tyler Glasnow, R ERA: 6.08	4.1	L	23	3	6	6	8	6	0	0	0	0	1	58	112	12.46	2.077										
48 Ryan Yarbrough, L ERA: 3.39	0.2		4	2	0	0	0	0	0	0	0	0	0	13	19	0.00	3.000										
61 Josh Fleming, L ERA: 6.35	2.2		13	5	2	2	2	1	0	0	0	0	1	25	40	6.75	2.250										
84 John Curtiss, R ERA: 7.71	0.1		1	0	0	0	1	0	0	0	0	0	0	3	3	0.00	0.000										



Batter	1	2	3	4	5	6	7	8	9	AB	R	H	RBI	BB	SO	LOB	TOP			
50 Mookie Betts, R OBP: 0.384, SLG: 0.435										5	0	0	0	0	1	3				
5 Corey Seager, L OBP: 0.431, SLG: 0.803										5	3	4	2	0	0	0				
10 Justin Turner, R OBP: 0.366, SLG: 0.525										5	2	4	1	0	0	1				
13 Max Muncy, L OBP: 0.444, SLG: 0.434										4	0	1	1	1	1	4				
16 Will Smith, R OBP: 0.279, SLG: 0.355										4	1	1	0	1	1	4				
35 Cody Bellinger, L OBP: 0.333, SLG: 0.492										4	0	0	0	1	1	2				
11 AJ Pollock, R OBP: 0.282, SLG: 0.282										2	0	1	0	1	0	1				
31 Joc Pederson, L OBP: 0.394, SLG: 0.469										2	0	2	2	0	0	0				
3 Chris Taylor, R OBP: 0.286, SLG: 0.353										5	1	1	0	0	2	5				
14 Enrique Hernández, R OBP: 0.310, SLG: 0.500										4	0	1	1	0	0	2				
Inning Stats	R: 1 E: 0 K: 0 S: 8	H: 1 LOB: 0 BB: 0 P: 17	R: 0 E: 0 K: 1 S: 11	H: 1 LOB: 1 BB: 0 P: 18	R: 1 E: 0 K: 0 S: 15	H: 2 LOB: 2 BB: 1 P: 25	R: 0 E: 0 K: 1 S: 10	H: 1 LOB: 1 BB: 0 P: 14	R: 1 E: 0 K: 1 S: 13	H: 2 LOB: 2 BB: 0 P: 26	R: 2 E: 0 K: 2 S: 14	H: 3 LOB: 3 BB: 1 P: 19	R: 1 E: 0 K: 0 S: 15	H: 3 LOB: 2 BB: 0 P: 20	R: 0 E: 0 K: 0 S: 5	H: 1 LOB: 1 BB: 0 P: 9	1B: 9 2B: 4 3B: 0 HR: 2	SF: 0 SAC: 0 DP: 0 HBP: 0	WP: 1 PB: 0 SB: 0 CS: 0	PA: 44
PITCHER	IP: 3.1 WLS: 3 BF: 16 ERA: 3.86	H: 5 R: 2 ER: 2 SO: 1	BB: 1 IBB: 0 HBP: 0 BLK: 0	WP: 0 HR: 2 S: 40 P: 69	ERA: 5.40 WHIP: 1.800	IP: 1.1 WLS: B BF: 7 ERA: 5.02	H: 3 R: 1 ER: 1 SO: 1	BB: 0 IBB: 0 HBP: 0 BLK: 0	WP: 0 HR: 0 S: 15 P: 23	ERA: 6.75 WHIP: 2.250	IP: 1.1 WLS: W BF: 6 ERA: 6.3	H: 2 R: 0 ER: 0 SO: 0	BB: 0 IBB: 0 HBP: 0 BLK: 0	WP: 0 HR: 0 S: 10 P: 14	ERA: 0.00 WHIP: 1.500					
48 Ryan Yarbrough, L ERA: 3.86	81 Ryan Thompson, R ERA: 4.1	29 Pete Fairbanks, R ERA: 3.27	63 Diego Castillo, R ERA: 1.86	15 Aaron Loup, L ERA: 4.15	70 Nick Anderson, R ERA: 5.02	84 John Curtiss, R ERA: 6.3														
2 Yandy Diaz, R OBP: 0.372, SLG: 0.156										3	0	0	0	1	2	1				
18 Joey Wendle, L OBP: 0.268, SLG: 0.255										1	0	0	0	0	0	1				
56 Randy Arozarena, R OBP: 0.448, SLG: 0.841										4	3	3	1	1	0	1				
43 Mike Brosseau, R OBP: 0.320, SLG: 0.391										2	0	1	0	0	1	1				
26 Ji Man Choi, L OBP: 0.417, SLG: 0.447										0	1	0	0	2	0	0				
14 Brett Phillips, L OBP: 0.333, SLG: 0.333										1	0	1	1	0	0	0				
13 Manuel Margot, R OBP: 0.339, SLG: 0.588										2	0	0	0	0	2	1				
17 Austin Meadows, L OBP: 0.197, SLG: 0.261										2	0	0	0	0	1	3				
8 Brandon Lowe, L OBP: 0.189, SLG: 0.304										4	1	1	3	0	2	2				
1 Willy Adams, R OBP: 0.338, SLG: 0.235										4	0	1	0	0	0	1				
11 Hunter Renfroe, R OBP: 0.190, SLG: 0.524										4	1	1	1	0	1	2				
10 Mike Zunino, R OBP: 0.196, SLG: 0.417										2	0	0	0	1	2	0				
25 Yoshi Tsutsugo, L OBP: 0.133, SLG: 0.133										1	0	0	0	0	1	0				
39 Kevin Kiermaier, L OBP: 0.255, SLG: 0.490										4	2	2	1	0	2	1				
Inning Stats	R: 0 E: 0 K: 2 S: 14	H: 1 LOB: 0 BB: 0 P: 16	R: 0 E: 0 K: 1 S: 9	H: 0 LOB: 0 BB: 0 P: 12	R: 0 E: 0 K: 2 S: 12	H: 0 LOB: 1 BB: 1 P: 21	R: 1 E: 0 K: 2 S: 11	H: 2 LOB: 1 BB: 0 P: 16	R: 3 E: 0 K: 2 S: 16	H: 2 LOB: 0 BB: 1 P: 26	R: 1 E: 0 K: 1 S: 8	H: 1 LOB: 1 BB: 1 P: 15	R: 0 E: 0 K: 1 S: 8	H: 1 LOB: 2 BB: 1 P: 16	R: 2 E: 1 K: 1 S: 12	H: 2 LOB: 1 BB: 1 P: 21	1B: 6 2B: 0 3B: 0 HR: 4	SF: 0 SAC: 0 DP: 1 HBP: 0	WP: 1 PB: 0 SB: 0 CS: 1	PA: 40
PITCHER	IP: 4.2 WLS: 1 BF: 18 ERA: 1.31	H: 4 R: 2 ER: 2 SO: 9	BB: 1 IBB: 0 HBP: 0 BLK: 0	WP: 0 HR: 2 S: 80 P: 16	ERA: 3.86 WHIP: 1.071	IP: 0.2 WLS: L BF: 5 ERA: 5.14	H: 2 R: 2 ER: 1 SO: 1	BB: 1 IBB: 0 HBP: 0 BLK: 0	WP: 0 HR: 0 S: 12 P: 21	ERA: 13.50 WHIP: 4.500	IP: 0.2 WLS: L BF: 5 ERA: 5.14	H: 2 R: 2 ER: 1 SO: 1	BB: 1 IBB: 0 HBP: 0 BLK: 0	WP: 0 HR: 0 S: 12 P: 21	ERA: 13.50 WHIP: 4.500					
7 Julio Urias, L ERA: 1.31	49 Blake Treinen, R ERA: 5.23	52 Pedro Báez, R ERA: 3.86	56 Adam Kolarek, L ERA: 13.5	48 Braxton Graterol, R ERA: 3.86	74 Kenley Jansen, R ERA: 5.14															

Los Angeles Dodgers @ Tampa Bay Rays
Globe Life Field, Arlington, TX
Sat Oct 24 2020, 7:11 PM - 11:19 PM CDT
Att: 11,441 - Cloudy - 57°F

livebaseballscorecards.com



AB 40
R 7
H 15
RBI 7
BB 4
SO 6
LOB 22

Los Angeles Dodgers @ Tampa Bay Rays
Globe Life Field, Arlington, TX
Sat Oct 24 2020, 7:11 PM - 11:19 PM CDT
Att: 11,441 - Cloudy - 57°F

livebaseballscorecards.com



AB 34
R 8
H 10
RBI 7
BB 5
SO 14
LOB 14

Batter	1	2	3	4	5	6	7	8	9	AB	R	H	RBI	BB	SO	LOB	TOP							
50 Mookie Betts, R OBP: 0.372, SLG: 0.433										5	1	1	0	0	1	2								
5 Cory Seager, L OBP: 0.434, SLG: 0.781										3	1	1	1	1	1	0								
10 Justin Turner, R OBP: 0.347, SLG: 0.492										4	0	0	0	0	1	2								
13 Max Muncy, L OBP: 0.461, SLG: 0.500										3	1	2	1	1	0	0								
16 Will Smith, R OBP: 0.264, SLG: 0.333										4	0	0	0	0	3	3								
35 Cody Bellinger, L OBP: 0.329, SLG: 0.476										4	0	1	1	0	1	1								
3 Chris Taylor, R OBP: 0.287, SLG: 0.327										4	0	0	0	0	1	3								
31 Joc Pederson, L OBP: 0.417, SLG: 0.559										2	1	1	1	1	0	0								
14 Enrique Hernández, R OBP: 0.300, SLG: 0.481										1	0	0	0	0	0	0								
15 Austin Barnes, R OBP: 0.400, SLG: 0.455										2	0	0	0	2	0	1								
Inning Stats	R: 2 H: 3 E: 0 K: 3 S: 22	H: 3 LOB: 2 BB: 1 P: 34	R: 1 H: 1 E: 0 K: 0 S: 7	H: 1 LOB: 1 BB: 2 P: 17	R: 0 H: 0 E: 0 K: 2 S: 11	H: 1 LOB: 0 BB: 0 P: 16	R: 0 H: 0 E: 0 K: 0 S: 9	H: 0 LOB: 0 BB: 0 P: 14	R: 1 H: 1 E: 0 K: 2 S: 12	H: 1 LOB: 0 BB: 0 P: 21	R: 0 H: 0 E: 0 K: 0 S: 8	H: 0 LOB: 0 BB: 0 P: 14	R: 0 H: 0 E: 0 K: 0 S: 10	H: 0 LOB: 0 BB: 0 P: 16	R: 0 H: 0 E: 0 K: 1 S: 9	H: 0 LOB: 1 BB: 1 P: 15	R: 0 H: 0 E: 0 K: 0 S: 9	H: 0 LOB: 1 BB: 1 P: 15	1B: 3 2B: 1 3B: 0 HR: 2	SF: 0 SAC: 0 DP: 0 HBP: 0	WP: 3 PB: 0 CS: 1	PA: 37		
PITCHER	IP WLS BF H R ER SO BB IBB HBP BLK WP HR S P ERA WHIP	IP WLS BF H R ER SO BB IBB HBP BLK WP HR S P ERA WHIP	IP WLS BF H R ER SO BB IBB HBP BLK WP HR S P ERA WHIP	IP WLS BF H R ER SO BB IBB HBP BLK WP HR S P ERA WHIP	IP WLS BF H R ER SO BB IBB HBP BLK WP HR S P ERA WHIP	IP WLS BF H R ER SO BB IBB HBP BLK WP HR S P ERA WHIP	IP WLS BF H R ER SO BB IBB HBP BLK WP HR S P ERA WHIP	IP WLS BF H R ER SO BB IBB HBP BLK WP HR S P ERA WHIP	IP WLS BF H R ER SO BB IBB HBP BLK WP HR S P ERA WHIP	IP WLS BF H R ER SO BB IBB HBP BLK WP HR S P ERA WHIP	IP WLS BF H R ER SO BB IBB HBP BLK WP HR S P ERA WHIP	IP WLS BF H R ER SO BB IBB HBP BLK WP HR S P ERA WHIP	IP WLS BF H R ER SO BB IBB HBP BLK WP HR S P ERA WHIP	IP WLS BF H R ER SO BB IBB HBP BLK WP HR S P ERA WHIP	IP WLS BF H R ER SO BB IBB HBP BLK WP HR S P ERA WHIP	IP WLS BF H R ER SO BB IBB HBP BLK WP HR S P ERA WHIP	IP WLS BF H R ER SO BB IBB HBP BLK WP HR S P ERA WHIP	IP WLS BF H R ER SO BB IBB HBP BLK WP HR S P ERA WHIP	IP WLS BF H R ER SO BB IBB HBP BLK WP HR S P ERA WHIP	IP WLS BF H R ER SO BB IBB HBP BLK WP HR S P ERA WHIP	IP WLS BF H R ER SO BB IBB HBP BLK WP HR S P ERA WHIP	IP WLS BF H R ER SO BB IBB HBP BLK WP HR S P ERA WHIP	IP WLS BF H R ER SO BB IBB HBP BLK WP HR S P ERA WHIP	IP WLS BF H R ER SO BB IBB HBP BLK WP HR S P ERA WHIP
20 Tyler Glasnow, R ERA: 6.28	1.1	5.0	23	6	4	4	7	3	0	0	0	0	0	0	0	0	3	2	61	102	7.20	1.800		
15 Aaron Loup, L ERA: 3.5	0.2	3	0	0	0	0	0	1	0	0	0	0	0	0	0	0	0	0	6	12	0.00	1.500		
63 Diego Castillo, L ERA: 1.64	1.1	4	0	0	0	0	0	0	0	0	0	0	0	0	0	0	0	0	6	8	0.00	0.000		
71 Ryan Sherriff, L ERA: 1.93	1.0	3	0	0	0	0	0	0	0	0	0	0	0	0	0	0	0	0	10	16	0.00	0.000		
81 Ryan Thompson, R ERA: 1.93	1.0	4	0	0	0	0	1	1	0	0	0	0	0	0	0	0	0	0	9	15	0.00	1.000		
Batter	1	2	3	4	5	6	7	8	9	AB	R	H	RBI	BB	SO	LOB	BOTTOM							
2 Yandy Diaz, R OBP: 0.391, SLG: 0.257										3	1	2	1	0	0	0								
26 Ji Man Choi, L OBP: 0.417, SLG: 0.447										0	0	0	0	0	0	0								
43 Mike Brosseau, R OBP: 0.346, SLG: 0.391										0	0	0	0	1	0	0								
56 Randy Arozarena, R OBP: 0.435, SLG: 0.808										4	0	1	1	0	0	3								
8 Brandon Lowe, L OBP: 0.179, SLG: 0.288																								

