


Los Angeles Dodgers - 2023

Batter	1	2	3	4	5	6	7	8	9	AB	R	H	RBI	BB	SO	LOB	TOP							
50 Mookie Betts, R (1,9) 60 Yonny Hernández, S (6,6) OBP: 0.571, SLG: 0.400	F7		FC4-6 23 16 1B G5-3														2 1 0 0 1 0 1 1 0 0 0 1 1 0							
23 Jason Heyward, L (1,8) 77 James Outman, L (6,8) OBP: 0.500, SLG: 0.333	F8		G5-3														2 0 0 0 0 0 1 2 0 0 0 0 1 2							
16 Will Smith, R (1,2) 31 David Freitas, R (6,2)																	3 0 2 1 0 0 2 1 1 0 0 0 0 0							
28 J.D. Martinez, R (1,10) 68 Ryan Ward, L (8,PH) (8,10)																	3 0 0 0 0 1 4 1 1 1 1 1 0 0							
9 Gavin Lux, L (1,6) 79 Jorbit Vivas, L (6,PR) OBP: 0.333, SLG: 0.333 OBP: 0.500, SLG: 0.600																	3 0 2 0 0 0 0 2 1 1 2 0 0 1							
8 Steven Duggar, L (1,7) 12 Bradley Zimmer, L (6,9) OBP: 0.500, SLG: 0.333																	2 0 0 0 1 2 1 1 0 0 0 1 1 1							
37 Luke Williams, R (1,5) 90 Drew Avans, L (6,7) OBP: 0.600, SLG: 0.750																	3 1 1 1 0 0 3 2 0 0 0 0 2 3							
70 Devin Mann, R (1,3) 94 Brandon Lewis, R (6,3) OBP: 1.000, SLG: 2.000																	3 0 1 1 0 1 1 1 1 1 0 0 0 0							
17 Miguel Vargas, R (1,4) 74 Jahmai Jones, R (6,PH) (6,4)																	1 0 0 0 1 1 0 1 1 0 0 1 0 2							
Inning Stats	R: 0 E: 0 K: 1 S: 5	H: 1 LOB: 1 BB: 0 P: 5	R: 0 E: 0 K: 1 S: 6	H: 1 LOB: 1 BB: 0 P: 6	R: 1 E: 0 K: 1 S: 6	H: 1 LOB: 1 BB: 1 P: 10	R: 1 E: 0 K: 2 S: 10	H: 1 LOB: 0 BB: 0 P: 11	R: 0 E: 1 K: 1 S: 6	H: 0 LOB: 2 BB: 1 P: 10	R: 1 E: 0 K: 0 S: 4	H: 2 LOB: 0 BB: 1 P: 8	R: 0 E: 0 K: 2 S: 7	H: 0 LOB: 1 BB: 0 P: 7	R: 0 E: 0 K: 2 S: 7	H: 0 LOB: 1 BB: 1 P: 11	R: 4 E: 0 K: 1 S: 7	H: 3 LOB: 2 BB: 3 P: 21	1B: 6 2B: 2 3B: 0 HR: 1	SF: 0 SAC: 0 DP: 2 HBP: 1	WP: 2 PB: 0 SB: 0 CS: 0	PA: 43		
PITCHER	IP WLS BF H R ER SO BB IBB HBP BLK WP HR S P ERA WHIP	IP WLS BF H R ER SO BB IBB HBP BLK WP HR S P ERA WHIP	IP WLS BF H R ER SO BB IBB HBP BLK WP HR S P ERA WHIP	IP WLS BF H R ER SO BB IBB HBP BLK WP HR S P ERA WHIP	IP WLS BF H R ER SO BB IBB HBP BLK WP HR S P ERA WHIP	IP WLS BF H R ER SO BB IBB HBP BLK WP HR S P ERA WHIP	IP WLS BF H R ER SO BB IBB HBP BLK WP HR S P ERA WHIP	IP WLS BF H R ER SO BB IBB HBP BLK WP HR S P ERA WHIP	IP WLS BF H R ER SO BB IBB HBP BLK WP HR S P ERA WHIP	IP WLS BF H R ER SO BB IBB HBP BLK WP HR S P ERA WHIP	IP WLS BF H R ER SO BB IBB HBP BLK WP HR S P ERA WHIP	IP WLS BF H R ER SO BB IBB HBP BLK WP HR S P ERA WHIP	IP WLS BF H R ER SO BB IBB HBP BLK WP HR S P ERA WHIP	IP WLS BF H R ER SO BB IBB HBP BLK WP HR S P ERA WHIP	IP WLS BF H R ER SO BB IBB HBP BLK WP HR S P ERA WHIP	IP WLS BF H R ER SO BB IBB HBP BLK WP HR S P ERA WHIP	IP WLS BF H R ER SO BB IBB HBP BLK WP HR S P ERA WHIP	IP WLS BF H R ER SO BB IBB HBP BLK WP HR S P ERA WHIP	IP WLS BF H R ER SO BB IBB HBP BLK WP HR S P ERA WHIP	IP WLS BF H R ER SO BB IBB HBP BLK WP HR S P ERA WHIP	IP WLS BF H R ER SO BB IBB HBP BLK WP HR S P ERA WHIP	IP WLS BF H R ER SO BB IBB HBP BLK WP HR S P ERA WHIP	IP WLS BF H R ER SO BB IBB HBP BLK WP HR S P ERA WHIP	IP WLS BF H R ER SO BB IBB HBP BLK WP HR S P ERA WHIP

Los Angeles Dodgers @ San Diego Padres
Peoria Stadium, Peoria, AZ
Mon Feb 27 2023, 3:11 PM - 6:15 PM EST
Att.: 5,365 - Sunny -61 F

AB 34
R 7
H 9
RBI 6
BB 7
SO 10
LOB 22



Batter	1	2	3	4	5	6	7	8	9	AB	R	H	RBI	BB	SO	LOB	BOTTOM							
2 Xander Bogaerts, R (1,6) 38 Tim Lopes, R (5,4) (7,6) OBP: 0.125, SLG: 0.125 OBP: 0.375, SLG: 0.500	E5 27 1B	F8															2 0 0 0 0 0 1 3 0 1 0 0 0 1							
27 David Dahl, L (1,8) 41 Luis Liberato, L (6,8) OBP: 0.222, SLG: 0.444 OBP: 0.250, SLG: 0.250																	3 0 1 0 0 1 1 2 1 2 0 0 0 0							
13 Manny Machado, R (1,5) 81 Jantzen Witte, R (6,5) OBP: 0.625, SLG: 0.750																	3 0 1 0 0 1 3 1 0 0 0 0 1 1							
37 Alfonso Rivas III, L (9,PH) OBP: 0.375, SLG: 0.714																	1 1 0 0 0 0 1 1 1 0 0 0 0 1							
32 Nelson Cruz, R (1,10) 26 Austin Nola, R (8,PH) OBP: 0.300, SLG: 0.250 OBP: 0.500, SLG: 0.400																	3 0 0 0 0 1 3 1 0 0 0 1 1 0							
84 Daniel Johnson, L (9,PR)																	0 0 0 0 0 0 0							
14 Matt Carpenter, L (1,3) 90 Rangel Ravelo, R (6,3) OBP: 0.500, SLG: 0.600																	2 0 0 0 0 1 3 3 1 1 1 0 0 2							
7 Ha-Seong Kim, R (1,4) OBP: 0.444, SLG: 0.500																	3 1 1 0 0 1 0							
83 Connor Hollis, R (7,4) 77 Jackson Merrill, L (9,PH) OBP: 0.500, SLG: 0.500 OBP: 0.444, SLG: 0.375																	1 0 0 0 0 0 1 0 0 0 0 1 0 0							
88 Taylor Kohlwey, L (1,7) 30 Preston Tucker, L (8,7) OBP: 0.429, SLG: 0.429 OBP: 0.800, SLG: 0.667																	3 0 0 0 0 1 1 1 0 1 0 1 0 0							
12 Luis Campusano, R (1,2) 24 Brett Sullivan, L (7,2) OBP: 0.333, SLG: 0.200																	1 0 0 0 1 0 0 2 1 1 1 1 0 3							
16 Brandon Dixon, R (1,9) 79 Nick Ornelas, L (8,9)																	2 1 1 2 0 0 0 1 0 0 0 0 0 2							
Inning Stats	R: 0 E: 1 K: 1 S: 7	H: 1 LOB: 2 BB: 0 P: 7	R: 1 E: 0 K: 0 S: 4	H: 1 LOB: 1 BB: 1 P: 8	R: 0 E: 0 K: 2 S: 8	H: 1 LOB: 1 BB: 0 P: 8	R: 0 E: 0 K: 0 S: 3	H: 0 LOB: 0 BB: 0 P: 3	R: 0 E: 0 K: 1 S: 6	H: 1 LOB: 1 BB: 0 P: 6	R: 0 E: 0 K: 1 S: 5	H: 0 LOB: 0 BB: 0 P: 5	R: 2 E: 0 K: 2 S: 9	H: 2 LOB: 1 BB: 1 P: 14	R: 1 E: 0 K: 1 S: 9	H: 3 LOB: 2 BB: 0 P: 9	R: 2 E: 1 K: 0 S: 5	H: 1 LOB: 3 BB: 3 P: 17	1B: 7 2B: 3 3B: 0 HR: 0	SF: 1 SAC: 0 DP: 0 HBP: 0	WP: 2 PB: 0 SB: 1 CS: 0	PA: 44		
PITCHER	IP WLS BF H R ER SO BB IBB HBP BLK WP HR S P ERA WHIP	IP WLS BF H R ER SO BB IBB HBP BLK WP HR S P ERA WHIP	IP WLS BF H R ER SO BB IBB HBP BLK WP HR S P ERA WHIP	IP WLS BF H R ER SO BB IBB HBP BLK WP HR S P ERA WHIP	IP WLS BF H R ER SO BB IBB HBP BLK WP HR S P ERA WHIP	IP WLS BF H R ER SO BB IBB HBP BLK WP HR S P ERA WHIP	IP WLS BF H R ER SO BB IBB HBP BLK WP HR S P ERA WHIP	IP WLS BF H R ER SO BB IBB HBP BLK WP HR S P ERA WHIP	IP WLS BF H R ER SO BB IBB HBP BLK WP HR S P ERA WHIP	IP WLS BF H R ER SO BB IBB HBP BLK WP HR S P ERA WHIP	IP WLS BF H R ER SO BB IBB HBP BLK WP HR S P ERA WHIP	IP WLS BF H R ER SO BB IBB HBP BLK WP HR S P ERA WHIP	IP WLS BF H R ER SO BB IBB HBP BLK WP HR S P ERA WHIP	IP WLS BF H R ER SO BB IBB HBP BLK WP HR S P ERA WHIP	IP WLS BF H R ER SO BB IBB HBP BLK WP HR S P ERA WHIP	IP WLS BF H R ER SO BB IBB HBP BLK WP HR S P ERA WHIP	IP WLS BF H R ER SO BB IBB HBP BLK WP HR S P ERA WHIP	IP WLS BF H R ER SO BB IBB HBP BLK WP HR S P ERA WHIP	IP WLS BF H R ER SO BB IBB HBP BLK WP HR S P ERA WHIP	IP WLS BF H R ER SO BB IBB HBP BLK WP HR S P ERA WHIP	IP WLS BF H R ER SO BB IBB HBP BLK WP HR S P ERA WHIP	IP WLS BF H R ER SO BB IBB HBP BLK WP HR S P ERA WHIP	IP WLS BF H R ER SO BB IBB HBP BLK WP HR S P ERA WHIP	IP WLS BF H R ER SO BB IBB HBP BLK WP HR S P ERA WHIP

Los Angeles Dodgers @ San Diego Padres
Peoria Stadium, Peoria, AZ
Mon Feb 27 2023, 3:11 PM - 6:15 PM EST
Att.: 5,365 - Sunny -61 F

AB 38
R 6
H 10
RBI 4
BB 5
SO 8
LOB 23



Batter	1	2	3	4	5	6	7	8	9	AB	R	H	RBI	BB	SO	LOB	TOP		
50 Mookie Betts, R (1,9) OBP: 0.333, SLG: 0.800 8 Steven Duggar, L (4,9)										3	1	1	1	0	1	3	Los Angeles Dodgers @ Texas Rangers Surprise Stadium, Surprise, AZ Wed Mar 01 2023, 3:08 PM - 5:24 PM EST Att: 2,957 - Cloudy - 58 F		
25 Trayce Thompson, R (1,7) 67 Hunter Feduccia, L (5,2)										3	0	0	0	0	2	3			
16 Will Smith, R (1,2) 79 Jorbit Vivas, L (5,4)										2	2	1	0	1	0	0			
3 Chris Taylor, R (1,6) 80 Eddys Leonard, R (5, PR) (5,6)										2	0	0	0	1	0	1			
23 Jason Heyward, L (1,8) 84 Andy Pages, R (5, PR) (5,8)										2	1	1	1	1	0	1			
77 James Outman, L (1,10) 89 Jonny DeLuca, R (7, PH) (7,10)										2	0	1	2	0	0	0			
60 Yonny Hernández, S (1,5) 37 Luke Williams, R (6,5)										3	0	1	0	0	0	4			
83 Michael Busch, L (1,3) 70 Devin Mann, R (6,3)										2	0	1	0	1	1	0			
17 Miguel Vargas, R (1,4) 12 Bradley Zimmer, L (5,7)										1	0	0	0	1	1	0			
										1	0	0	0	0	1	1			
Inning Stats	R: 1 E: 0 K: 1 S: 6	H: 1 LOB: 0 BB: 8	R: 1 E: 0 K: 2 S: 10	H: 2 LOB: 3 BB: 2 P: 18	R: 1 E: 0 K: 0 S: 5	H: 2 LOB: 1 BB: 0 P: 5	R: 0 E: 0 K: 2 S: 7	H: 0 LOB: 0 BB: 0 P: 7	R: 1 E: 0 K: 0 S: 3	H: 0 LOB: 3 BB: 3 P: 15	R: 0 E: 1 K: 2 S: 9	H: 1 LOB: 2 BB: 0 P: 9	R: 0 E: 0 K: 1 S: 5	H: 0 LOB: 0 BB: 0 P: 5				WP: 0 PB: 0 SB: 0 CS: 0	PA: 33
PITCHER	IP WLS BF H R ER SO BB IBB HBP BLK WP HR S P ERA WHIP	IP WLS BF H R ER SO BB IBB HBP BLK WP HR S P ERA WHIP	IP WLS BF H R ER SO BB IBB HBP BLK WP HR S P ERA WHIP	IP WLS BF H R ER SO BB IBB HBP BLK WP HR S P ERA WHIP	IP WLS BF H R ER SO BB IBB HBP BLK WP HR S P ERA WHIP	IP WLS BF H R ER SO BB IBB HBP BLK WP HR S P ERA WHIP	IP WLS BF H R ER SO BB IBB HBP BLK WP HR S P ERA WHIP	IP WLS BF H R ER SO BB IBB HBP BLK WP HR S P ERA WHIP	IP WLS BF H R ER SO BB IBB HBP BLK WP HR S P ERA WHIP	IP WLS BF H R ER SO BB IBB HBP BLK WP HR S P ERA WHIP	IP WLS BF H R ER SO BB IBB HBP BLK WP HR S P ERA WHIP	IP WLS BF H R ER SO BB IBB HBP BLK WP HR S P ERA WHIP	IP WLS BF H R ER SO BB IBB HBP BLK WP HR S P ERA WHIP	IP WLS BF H R ER SO BB IBB HBP BLK WP HR S P ERA WHIP	IP WLS BF H R ER SO BB IBB HBP BLK WP HR S P ERA WHIP	IP WLS BF H R ER SO BB IBB HBP BLK WP HR S P ERA WHIP		IP WLS BF H R ER SO BB IBB HBP BLK WP HR S P ERA WHIP	IP WLS BF H R ER SO BB IBB HBP BLK WP HR S P ERA WHIP

AB	27
R	4
H	6
RBI	4
BB	5
SO	8
LOB	18



Batter	1	2	3	4	5	6	7	8	9	AB	R	H	RBI	BB	SO	LOB	BOTTOM		
2 Marcus Semien, R (1,4) 81 Justin Foscue, R (5,4)										3	0	0	0	0	1	3	Los Angeles Dodgers @ Texas Rangers Surprise Stadium, Surprise, AZ Wed Mar 01 2023, 3:08 PM - 5:24 PM EST Att: 2,957 - Cloudy - 58 F		
5 Corey Seager, L (1,6) 74 Luisangel Acuña, R (4,6)										2	1	1	0	0	0	0			
30 Nathaniel Lowe, L (1,3) 92 Blaine Crim, R (5, PR) (6,3)										2	0	1	0	1	1	1			
53 Adolis Garcia, R (1,9) 41 Joe McCarthy, L (5, PR) (6,9)										2	0	2	1	1	0	0			
18 Mitch Garver, R (1,10) 75 David Garcia, S (5, PH) (6,10)										2	0	0	0	0	1	3			
4 Robbie Grossman, S (1,7) 38 Elier Hernandez, R (6,7)										2	0	0	0	1	0	4			
6 Josh Jung, R (1,5) 63 Nick Tanelu, R (6,5)										2	0	0	0	0	0	1			
3 Leody Taveras, S (1,8) 87 Evan Carter, L (5,8)										0	0	0	0	2	0	0			
12 Sandy León, S (1,2) 89 Matt Whatley, R (6,2)										2	0	0	0	0	0	3			
										1	0	0	0	0	0	2			
Inning Stats	R: 1 E: 0 K: 3 S: 11	H: 2 LOB: 1 BB: 0 P: 11	R: 0 E: 0 K: 0 S: 3	H: 0 LOB: 2 BB: 2 P: 11	R: 0 E: 0 K: 0 S: 5	H: 2 LOB: 0 BB: 0 P: 5	R: 0 E: 0 K: 0 S: 3	H: 0 LOB: 1 BB: 1 P: 7	R: 0 E: 0 K: 0 S: 3	H: 1 LOB: 2 BB: 2 P: 11	R: 0 E: 0 K: 1 S: 6	H: 1 LOB: 1 BB: 1 P: 10	R: 1 E: 0 K: 1 S: 7	H: 1 LOB: 0 BB: 0 P: 10				WP: 0 PB: 0 SB: 0 CS: 0	PA: 33
PITCHER	IP WLS BF H R ER SO BB IBB HBP BLK WP HR S P ERA WHIP	IP WLS BF H R ER SO BB IBB HBP BLK WP HR S P ERA WHIP	IP WLS BF H R ER SO BB IBB HBP BLK WP HR S P ERA WHIP	IP WLS BF H R ER SO BB IBB HBP BLK WP HR S P ERA WHIP	IP WLS BF H R ER SO BB IBB HBP BLK WP HR S P ERA WHIP	IP WLS BF H R ER SO BB IBB HBP BLK WP HR S P ERA WHIP	IP WLS BF H R ER SO BB IBB HBP BLK WP HR S P ERA WHIP	IP WLS BF H R ER SO BB IBB HBP BLK WP HR S P ERA WHIP	IP WLS BF H R ER SO BB IBB HBP BLK WP HR S P ERA WHIP	IP WLS BF H R ER SO BB IBB HBP BLK WP HR S P ERA WHIP	IP WLS BF H R ER SO BB IBB HBP BLK WP HR S P ERA WHIP	IP WLS BF H R ER SO BB IBB HBP BLK WP HR S P ERA WHIP	IP WLS BF H R ER SO BB IBB HBP BLK WP HR S P ERA WHIP	IP WLS BF H R ER SO BB IBB HBP BLK WP HR S P ERA WHIP	IP WLS BF H R ER SO BB IBB HBP BLK WP HR S P ERA WHIP	IP WLS BF H R ER SO BB IBB HBP BLK WP HR S P ERA WHIP		IP WLS BF H R ER SO BB IBB HBP BLK WP HR S P ERA WHIP	IP WLS BF H R ER SO BB IBB HBP BLK WP HR S P ERA WHIP

AB	27
R	2
H	7
RBI	2
BB	6
SO	5
LOB	24



Batter	1	2	3	4	5	6	7	8	9	AB	R	H	RBI	BB	SO	LOB	TOP								
1 Trent Grisham, L (1, 8) OBP: 0.381, SLG: 0.529 28 José Azocar, R (6, 8) OBP: 0.294, SLG: 0.538										3	0	0	0	0	3	2	<p>San Diego Padres @ Los Angeles Dodgers Camelback Ranch, Glendale, AZ Mon Mar 06 2023, 3:06 PM - 5:29 PM EST Att: 7,645 - Cloudy - 68 F</p>								
Fernando Tatis Jr., R (1, 9) 41 Luis Liberato, L (6, 9) OBP: 0.313, SLG: 0.467										3	0	0	0	0	2	1									
14 Matt Carpenter, L (1, 3) 90 Rangel Ravelo, R (6, 3) OBP: 0.625, SLG: 0.750										3	0	0	0	1	3	0									
12 Luis Campusano, R (1, 2) 88 Taylor Kohlwey, L (7, 7) OBP: 0.400, SLG: 0.298										3	0	0	0	0	0	0									
27 David Dahl, L (1, 7) 29 Pedro Severino, R (7, 2) OBP: 0.111, SLG: 0.111										3	0	0	0	1	1	0									
26 Austin Nola, R (1, 10) 30 Preston Tucker, L (7, PH) OBP: 0.571, SLG: 0.333										2	0	0	0	0	0	0									
8 Rougned Odor, L (1, 4) 80 Max Schrock, L (6, 4) OBP: 0.667, SLG: 2.000										2	0	0	0	0	0	0									
77 Jackson Merrill, L (1, 6) 91 Evan Mendoza, R (7, 6) OBP: 0.667, SLG: 1.200										3	0	1	0	0	0	2									
81 Jantzen Witte, R (1, 5) OBP: 0.154, SLG: 0.167										3	0	0	0	1	2	1									
Inning Stats	R: 0 E: 0 K: 1 S: 5	H: 0 LOB: 0 BB: 0 P: 5	R: 0 E: 0 K: 0 S: 3	H: 0 LOB: 0 BB: 0 P: 3	R: 0 E: 0 K: 1 S: 4	H: 0 LOB: 0 BB: 0 P: 4	R: 0 E: 0 K: 0 S: 3	H: 0 LOB: 0 BB: 0 P: 3	R: 0 E: 1 K: 2 S: 9	H: 1 LOB: 3 BB: 1 P: 13	R: 0 E: 0 K: 1 S: 6	H: 1 LOB: 2 BB: 1 P: 10	R: 0 E: 0 K: 2 S: 7	H: 0 LOB: 0 BB: 0 P: 7	R: 3 E: 0 K: 1 S: 6	H: 1 LOB: 1 BB: 2 P: 15		1B: 1 2B: 2 3B: 0 HR: 0	SF: 1 SAC: 0 DP: 0 HBP: 1	WP: 0 PB: 0 SB: 0 CS: 0	PA: 36				
PITCHER	IP	WLS	BF	H	R	ER	SO	BB	IBB	HBP	BLK	WP	HR	S	P	ERA	WHIP								
43 Noah Syndergaard, R (1, 1) ERA: 1.93	3.0	W	9	0	0	0	2	0	0	0	0	0	0	12	21	0.00	0.000								
85 Dustin May, R (4, 1) ERA: 1.93	3.0	H	12	1	0	0	3	1	0	0	0	0	0	17	21	0.00	0.667								
61 Taylor Scott, R (7, 1) ERA: 1.93	1.0		5	1	0	0	1	1	0	0	0	0	0	6	10	0.00	2.000								
71 Gavin Stone, R (8, 1) ERA: 1.93	1.0		3	0	0	0	2	0	0	0	0	0	0	7	7	0.00	0.000								
63 Justin Bruhl, L (9, 1) ERA: 1.93	0.0		2	0	2	2	0	1	0	1	0	0	0	0	5	=	=								
44 Jake Reed, R (9, 1) ERA: 3.38	1.0		5	1	1	1	1	1	0	0	0	0	0	6	10	9.00	2.000								

Batter	1	2	3	4	5	6	7	8	9	AB	R	H	RBI	BB	SO	LOB	BOTTOM								
50 Mookie Betts, R (1, 9) OBP: 0.397, SLG: 0.727 25 Trayce Thompson, R (4, 9) OBP: 0.250, SLG: 0.154										2	0	0	0	0	0	1	<p>San Diego Padres @ Los Angeles Dodgers Camelback Ranch, Glendale, AZ Mon Mar 06 2023, 3:06 PM - 5:29 PM EST Att: 7,645 - Cloudy - 68 F</p>								
90 Drew Avans, L (9, 8) OBP: 0.333, SLG: 0.375										3	1	1	1	0	0	0									
5 Freddie Freeman, L (1, 3) OBP: 0.421, SLG: 1.000 68 Ryan Ward, L (5, 3) OBP: 0.455, SLG: 0.333										3	1	2	1	0	0	0									
16 Will Smith, R (1, 2) OBP: 0.400, SLG: 0.429 84 Andy Pages, R (7, 9) OBP: 0.500, SLG: 0.500										3	1	2	1	0	0	0									
13 Max Muncy, L (1, 5) OBP: 0.375, SLG: 0.429 60 Yonny Hernández, S (6, 5) OBP: 0.533, SLG: 0.590										0	0	0	0	1	0	0									
28 J.D. Martinez, R (1, 10) OBP: 0.200, SLG: 0.111 89 Jonny DeLuca, R (5, PR) OBP: 0.600, SLG: 0.429										2	0	1	1	1	0	2									
23 Jason Heyward, L (1, 8) OBP: 0.426, SLG: 0.833 8 Steven Dugger, L (7, 7) OBP: 0.357, SLG: 0.162										2	1	0	0	1	0	2									
3 Chris Taylor, R (1, 7) OBP: 0.276, SLG: 0.188 31 David Freitas, R (7, 2) OBP: 0.333, SLG: 0.417										3	1	0	0	0	0	1									
11 Miguel Rojas, R (1, 6) OBP: 0.462, SLG: 0.846 80 Eddys Leonard, R (7, 6) OBP: 0.333, SLG: 0.417										3	2	2	3	0	0	0									
17 Miguel Vargas, R (1, 4) OBP: 0.357, SLG: 0.162										2	0	0	0	0	2	1									
Inning Stats	R: 0 E: 0 K: 0 S: 5	H: 2 LOB: 2 BB: 0 P: 5	R: 6 E: 1 K: 1 S: 11	H: 5 LOB: 1 BB: 1 P: 15	R: 0 E: 0 K: 1 S: 5	H: 0 LOB: 0 BB: 0 P: 5	R: 0 E: 0 K: 1 S: 5	H: 0 LOB: 0 BB: 0 P: 5	R: 0 E: 0 K: 0 S: 2	H: 0 LOB: 1 BB: 1 P: 6	R: 1 E: 0 K: 2 S: 9	H: 1 LOB: 2 BB: 1 P: 13	R: 0 E: 0 K: 2 S: 8	H: 1 LOB: 1 BB: 0 P: 8	1B: 6 2B: 5 3B: 0 HR: 1	SF: 0 SAC: 0 DP: 1 HBP: 0	WP: 0 PB: 0 SB: 0 CS: 0	PA: 38							
PITCHER	IP	WLS	BF	H	R	ER	SO	BB	IBB	HBP	BLK	WP	HR	S	P	ERA	WHIP								
21 Nick Martinez, R (1, 1) ERA: 0.96	0.2	L	15	3	3	2	3	1	0	0	0	0	0	20	24	5.40	1.200								
91 Edwin Encarnación, R (2, 1) ERA: 40.5	3.1	L	15	3	3	2	3	1	0	0	0	0	0	20	24	5.40	1.200								
21 Nick Martinez, R (3, 1) ERA: 0.96	1.0		3	0	0	0	0	1	0	0	0	0	0	2	6	0.00	1.000								
36 Steven Wilson, R (5, 1) ERA: 3.68	3.0		14	4	2	2	4	1	0	0	0	0	1	22	27	6.00	1.667								



Batter	1	2	3	4	5	6	7	8	9	AB	R	H	RBI	BB	SO	LOB	TOP											
16 Kotten Wong, L (1,4) OBP: 0.190, SLG: 0.150 97 Kean Wong, L (6,4) OBP: 0.231, SLG: 0.308	G3-1		FC5-6		G3			K		3	0	0	0	0	0	3	Seattle Mariners @ Los Angeles Dodgers Camelback Ranch, Glendale, AZ Wed Mar 08 2023, 8:06 PM - 10:46 PM EST Att: 7,702 - Partly Cloudy - 71 F											
23 Ty France, R (1,3) OBP: 0.333, SLG: 0.500 72 Jake Scheiner, R (6,3) OBP: 0.154, SLG: 0.385	L9			1B	G6-3			G5-3		3	0	1	0	0	0	0												
10 Jarred Kelenic, L (1,8) OBP: 0.400, SLG: 1.000 85 Jonatan Clase, S (6,8) OBP: 0.250, SLG: 0.333	K			BB	G4-3			K		2	0	0	0	1	1	0												
8 AJ Pollock, R (1,7) OBP: 0.250, SLG: 0.313 87 Robert Perez Jr., R (6,7) OBP: 0.333, SLG: 0.333	P2			F9	E5			K		3	0	0	0	0	0	1												
2 Tom Murphy, R (1,2) OBP: 0.235, SLG: 0.471 27 Jacob Nottingham, R (7,2) OBP: 0.455, SLG: 0.250	P4			F9			K	K		3	0	0	0	0	1	1												
3 J.P. Crawford, L (1,6) OBP: 0.388, SLG: 0.267 81 Leo Rivas, S (7, PR) OBP: 0.167, SLG: 0.182	G3				BB		1B	46 S 46 HR BB		2	0	1	0	1	0	0												
1 Kole Calhoun, L (1,9) OBP: 0.357, SLG: 0.357 46 Alberto Rodriguez, L (7, PR) OBP: 0.400, SLG: 0.778	G3-1				1B		1B	HR		3	0	2	0	0	0	0												
21 Cooper Hummel, S (1, 10) OBP: 0.313, SLG: 0.667 82 Kaden Polcovich, S (9, PH) OBP: 0.455, SLG: 0.250					P4		K	31 S 1B		3	0	1	0	0	1	4												
79 Colin Moran, L (1,5) OBP: 0.188, SLG: 0.200 31 Drew Ellis, R (7,5)	K				K		G1-3	G5-3		3	0	0	0	0	2	5												
Inning Stats	R: 0 E: 0 K: 1 S: 5	H: 0 LOB: 0 BB: 0 P: 5	R: 0 E: 0 K: 0 S: 3	H: 0 LOB: 0 BB: 0 P: 3	R: 0 E: 0 K: 1 S: 6	H: 1 LOB: 1 BB: 0 P: 6	R: 0 E: 0 K: 0 S: 3	H: 1 LOB: 1 BB: 1 P: 8	R: 0 E: 0 K: 1 S: 6	H: 0 LOB: 1 BB: 0 P: 9	R: 0 E: 1 K: 0 S: 3	H: 0 LOB: 1 BB: 0 P: 3	R: 0 E: 0 K: 2 S: 9	H: 2 LOB: 2 BB: 0 P: 9	R: 0 E: 0 K: 2 S: 7	H: 0 LOB: 0 BB: 0 P: 7		R: 2 E: 0 K: 2 S: 11	H: 2 LOB: 1 BB: 1 P: 18	1B: 6 2B: 0 3B: 0 HR: 1	SF: 0 SAC: 0 DP: 0 HBP: 0	WP: 0 PB: 0 CS: 3 SB: 1	PA: 36					
PITCHER	IP	WLS	BF	H	R	ER	SO	BB	IBB	HBP	BLK	WP	HR	S	P	ERA	WHIP											
78 Michael Grove, R (1, 1) ERA: 1.5	3.0		10	1	0	0	2	0	0	0	0	0	0	14	14	0.00	0.333											
59 Evan Phillips, R (4, 1) ERA:	1.0		4	1	0	0	0	1	0	0	0	0	0	3	8	0.00	2.000											
64 Caleb Ferguson, L (5, 1) ERA:	1.0		5	1	0	0	1	1	0	0	0	0	0	6	9	0.00	2.000											
40 Jimmy Nelson, R (6, 1) ERA:	1.0		3	0	0	0	0	0	0	0	0	0	0	3	3	0.00	0.000											
18 Shelby Miller, R (7, 1) ERA: 16.2	1.0		5	2	0	0	2	0	0	0	0	0	0	9	9	0.00	2.000											
51 Alex Vesia, L (8, 1) ERA:	1.0		3	0	0	0	2	0	0	0	0	0	0	7	7	0.00	0.000											
62 Tyler Cyr, R (9, 1) ERA: 10.13	0.2	B	5	2	2	2	2	1	0	0	0	0	0	1	10	16	27.00	4.500										
80 Tanner Dodson, R (9, 1) ERA:	0.1		1	0	0	0	0	0	0	0	0	0	0	0	1	2	0.00	0.000										

AB	33
R	2
H	7
RBI	2
BB	3
SO	9
LOB	15



Batter	1	2	3	4	5	6	7	8	9	AB	R	H	RBI	BB	SO	LOB	BOTTOM										
23 Jason Heyward, L (1,9) OBP: 0.353, SLG: 0.667 90 Drew Avans, L (6,9) OBP: 0.364, SLG: 0.600	F7		K		K			K		3	0	0	0	0	2	1	Seattle Mariners @ Los Angeles Dodgers Camelback Ranch, Glendale, AZ Wed Mar 08 2023, 8:06 PM - 10:46 PM EST Att: 7,702 - Partly Cloudy - 71 F										
11 Miguel Rojas, R (1,6) OBP: 0.438, SLG: 0.750 67 Hunter Feduccia, L (7,2) OBP: 0.429, SLG: 1.000	1B		F8		F9			79 1B 68 1B BB	G3	3	0	1	0	0	0	1											
13 Max Muncy, L (1,5) OBP: 0.421, SLG: 0.471 79 Jorbit Vivas, L (6, PR) OBP: 0.455, SLG: 0.444	1B				F7			68 1B 1B		3	0	2	0	0	0	0											
3 Chris Taylor, R (1,7) OBP: 0.238, SLG: 0.158 68 Ryan Ward, L (7,7) OBP: 0.500, SLG: 0.400	K				G1-4-3			1B		3	0	0	0	0	2	3											
77 James Outman, L (1,8) OBP: 0.500, SLG: 0.733 80 Eddys Leonard, R (7,6) OBP: 0.308, SLG: 0.385	FC6				BB			1B		2	0	0	0	1	0	3											
83 Michael Busch, L (1,3) OBP: 0.375, SLG: 0.167 70 Devin Mann, R (5,3) OBP: 0.400, SLG: 0.462	F8				BB			K		1	0	0	0	1	0	0											
89 Jonny DeLuca, R (1, 10) OBP: 0.462, SLG: 0.300 76 Diego Cartaya, R (9, PH)	G5-3				F8			K		2	0	0	0	0	0	0											
60 Yonny Hernández, S (1,4) OBP: 0.529, SLG: 0.643 74 Jahmai Jones, R (6,4) OBP: 0.162, SLG: 0.100	G4-3							84 S 90 3B 1B		2	0	1	0	0	1	0											
58 Patrick Mazeika, L (1,2) OBP: 0.429, SLG: 0.417	P6				K			K		2	0	0	0	0	1	1											
Inning Stats	R: 0 E: 0 K: 1 S: 7	H: 2 LOB: 2 BB: 0 P: 7	R: 0 E: 0 K: 0 S: 3	H: 0 LOB: 0 BB: 0 P: 3	R: 0 E: 0 K: 1 S: 5	H: 0 LOB: 0 BB: 0 P: 5	R: 0 E: 0 K: 0 S: 3	H: 0 LOB: 2 BB: 2 P: 11	R: 0 E: 0 K: 2 S: 6	H: 1 LOB: 1 BB: 0 P: 6	R: 0 E: 0 K: 1 S: 5	H: 0 LOB: 0 BB: 0 P: 5	R: 1 E: 0 K: 3 S: 11	H: 2 LOB: 2 BB: 1 P: 15	R: 1 E: 0 K: 1 S: 7	H: 2 LOB: 1 BB: 0 P: 7		1B: 6 2B: 0 3B: 2 HR: 0	SF: 0 SAC: 0 DP: 0 HBP: 0	WP: 0 PB: 0 CS: 0	PA: 38						
PITCHER	IP	WLS	BF	H	R	ER	SO	BB	IBB	HBP	BLK	WP	HR	S	P	ERA	WHIP										
36 Logan Gilbert, R (1, 1) ERA: 5.79	3.0		11	2	0	0	2	2	0	0	0	0	0	11	19	0.00	1.500										
62 Emerson Hancock, R (4, 1) ERA: 9.82	2.0		9	1	0	0	2	2	0	0	0	0	0	11	19	0.00	1.500										
30 Trevor Gott, R (6, 1) ERA: 9.82	1.0		4	1	0	0	1	0	0	0	0	0	0	6	6	0.00	1.000										
56 Penn Murfee, R (7, 1) ERA:	1.0		3	0	0	0	1	0	0	0	0	0	0	5	5	0.00	0.000										
79 Taylor Dollard, R (8, 1) ERA: 13.5	0.2		5	2	1	1	2	1	0	0	0	0	0	8	12	13.50	4.500										
61 Riley O'Brien, R (8, 1) ERA:	0.1		1	0	0	0	1	0	0	0	0	0	0	1	1	0.00	0.000										
31 Devin Sweet, R (9, 1) ERA: 3.35	1.0	B	5	2	1	1	1	0	0	0	0	0	0	7	7	9.00	2.000										

AB	35
R	2
H	8
RBI	2
BB	3
SO	10
LOB	18



Batter	1	2	3	4	5	6	7	8	9	AB	R	H	RBI	BB	SO	LOB	TOP					
23 Jason Heyward, L (1, 8) OBP: 0.300, SLG: 0.556 84 Andy Pages, R (5, 8) OBP: 0.500, SLG: 0.417										3	0	0	0	0	2	0	Los Angeles Dodgers @ Oakland Athletics Hohokam Stadium, Mesa, AZ Thu Mar 09 2023, 3:06 PM - 5:30 PM EST Att: 5,308 - Cloudy - 71 F livebaseballscorecards.com					
17 Miguel Vargas, R (1, 4) OBP: 0.333, SLG: 0.182 79 Jorbit Vivas, L (6, 5) OBP: 0.385, SLG: 0.364										3	0	1	0	0	1	0						
8 Steven Dugger, L (1, 7) OBP: 0.154, SLG: 0.083 74 Jahmai Jones, R (6, 4) OBP: 0.154, SLG: 0.083										2	0	0	0	1	2	0						
28 J.D. Martinez, R (1, 10) OBP: 0.217, SLG: 0.143 68 Ryan Ward, L (6, PR) OBP: 0.538, SLG: 0.400										3	0	1	0	0	1	2						
83 Michael Busch, L (1, 3) OBP: 0.368, SLG: 0.143 76 Diego Cartaya, R (6, 2) OBP: 0.368, SLG: 0.143										2	0	0	0	1	0	3						
37 Luke Williams, R (1, 6) OBP: 0.188, SLG: 0.333 89 Jonny DeLuca, R (6, 9) OBP: 0.467, SLG: 0.273										2	0	0	0	0	1	1						
60 Yonny Hernández, S (1, 5) OBP: 0.429, SLG: 0.563 70 Devin Mann, R (6, 3) OBP: 0.412, SLG: 0.429										2	0	0	0	0	1	1						
12 Bradley Zimmer, L (1, 9) OBP: 0.500, SLG: 0.455 80 Eddys Leonard, R (6, 6) OBP: 0.400, SLG: 0.467										2	0	1	0	0	0	0						
31 David Freitas, R (1, 2) OBP: 0.385, SLG: 0.583 90 Drew Avans, L (6, 7) OBP: 0.385, SLG: 0.583										2	0	1	0	0	0	2						
Inning Stats	R: 0 E: 0 K: 2 S: 8	H: 1 LOB: 2 BB: 1 P: 12	R: 0 E: 0 K: 1 S: 7	H: 1 LOB: 1 BB: 0 P: 7	R: 0 E: 0 K: 3 S: 9	H: 0 LOB: 0 BB: 0 P: 9	R: 0 E: 0 K: 1 S: 5	H: 0 LOB: 1 BB: 0 P: 9	R: 0 E: 0 K: 0 S: 3	H: 0 LOB: 1 BB: 0 P: 3	R: 0 E: 0 K: 1 S: 6	H: 1 LOB: 1 BB: 0 P: 6	R: 0 E: 0 K: 1 S: 6	H: 2 LOB: 1 BB: 1 P: 11	R: 0 E: 0 K: 2 S: 7	H: 0 LOB: 1 BB: 1 P: 11		R: 0 E: 0 K: 2 S: 8	H: 1 LOB: 3 BB: 2 P: 16	1B: 5 2B: 1 3B: 0 HR: 0	SF: 0 SAC: 0 DP: 0 HBP: 1	WP: 0 PB: 0 SB: 1 CS: 1
PITCHER	IP: 4.0 WLS: 1 BF: 16 ERA: 1.86	H: 2 R: 0 ER: 0 SO: 7	BB: 2 IBB: 0 HBP: 0 BLK: 0	WP: 0 HR: 0 S: 29 P: 37	ERA: 0.00 WHIP: 1.000	IP: 0.1 WLS: 1 BF: 1 ERA:	H: 0 R: 0 ER: 0 SO: 1	BB: 0 IBB: 0 HBP: 0 BLK: 0	WP: 0 HR: 0 S: 3 P: 6	ERA: 0.00 WHIP: 0.000	IP: 0.1 WLS: 1 BF: 1 ERA:	H: 0 R: 0 ER: 0 SO: 1	BB: 0 IBB: 0 HBP: 0 BLK: 0	WP: 0 HR: 0 S: 3 P: 3	ERA: 0.00 WHIP: 0.000							
36 Adam Oller, R (1, 1) ERA: 1.86	61 Zach Jackson, R (5, 1) ERA:	56 Dany Jiménez, R (6, 1) ERA: 4.5	60 Sam Moll, L (7, 1) ERA: 4.5	50 Rico Garcia, R (8, 1) ERA:	84 Calvin Coker, R (9, 1) ERA:																	

Batter	1	2	3	4	5	6	7	8	9	AB	R	H	RBI	BB	SO	LOB	BOTTOM			
5 Tony Kemp, L (1, 4) OBP: 0.428, SLG: 0.214 8 Tyler Wade, L (6, 6) OBP: 0.500, SLG: 0.500										3	0	1	1	0	1	0	Los Angeles Dodgers @ Oakland Athletics Hohokam Stadium, Mesa, AZ Thu Mar 09 2023, 3:06 PM - 5:30 PM EST Att: 5,308 - Cloudy - 71 F livebaseballscorecards.com			
12 Nledmys Díaz, R (1, 6) OBP: 0.579, SLG: 0.563 17 Pablo Reyes, R (6, 4) OBP: 0.200, SLG: 0.214										3	0	2	0	0	1	1				
21 Conner Capel, L (1, 7) OBP: 0.429, SLG: 0.563 33 JJ Bleday, L (6, 7) OBP: 0.391, SLG: 0.350										3	0	0	0	0	1	3				
23 Shea Langeliers, R (1, 2) OBP: 0.400, SLG: 0.611 40 Tyler Soderstrom, L (7, 2) OBP: 0.389, SLG: 0.765										3	0	0	0	0	2	2				
99 Jesús Aguilar, R (1, 10) OBP: 0.350, SLG: 0.250										4	0	0	0	0	0	0				
6 Jace Peterson, L (1, 5) OBP: 0.400, SLG: 0.533 26 Jonah Bride, R (6, PH) (7, 5)										2	0	1	0	0	0	0				
22 Ramón Laureano, R (1, 9) OBP: 0.286, SLG: 0.211 76 Trenton Brooks, L (8, 9) OBP: 0.143, SLG: 0.143										3	0	0	0	0	0	1				
73 Ryan Noda, L (1, 3) OBP: 0.423, SLG: 0.474 40 Derrins Garcia, R (8, 3) OBP: 0.235, SLG: 0.200										1	1	0	0	2	0	0				
1 Esteyru Ruiz, R (1, 8) OBP: 0.292, SLG: 0.316 77 Lawrence Butler, L (8, 8) OBP: 0.647, SLG: 1.143										3	0	0	0	0	0	4				
Inning Stats	R: 0 E: 0 K: 3 S: 10	H: 1 LOB: 1 BB: 0 P: 10	R: 0 E: 0 K: 0 S: 4	H: 1 LOB: 2 BB: 1 P: 8	R: 0 E: 0 K: 1 S: 6	H: 1 LOB: 1 BB: 0 P: 6	R: 0 E: 0 K: 0 S: 3	H: 0 LOB: 0 BB: 0 P: 3	R: 1 E: 0 K: 1 S: 6	H: 1 LOB: 1 BB: 1 P: 12	R: 0 E: 0 K: 0 S: 3	H: 0 LOB: 0 BB: 0 P: 3	R: 0 E: 1 K: 0 S: 5	H: 1 LOB: 2 BB: 0 P: 6	R: 0 E: 0 K: 1 S: 5	H: 0 LOB: 0 BB: 0 P: 5		1B: 4 2B: 1 3B: 0 HR: 0	SF: 0 SAC: 0 DP: 0 HBP: 0	WP: 0 PB: 0 SB: 3 CS: 0
PITCHER	IP: 3.0 WLS: 1 BF: 13 ERA: 1.5	H: 3 R: 0 ER: 0 SO: 4	BB: 1 IBB: 0 HBP: 0 BLK: 0	WP: 0 HR: 0 S: 20 P: 24	ERA: 0.00 WHIP: 1.333	IP: 1.0 WLS: 3 BF: 3 ERA: 6.0	H: 0 R: 0 ER: 0 SO: 1	BB: 0 IBB: 0 HBP: 0 BLK: 0	WP: 0 HR: 0 S: 5 P: 5	ERA: 0.00 WHIP: 0.000	IP: 1.0 WLS: 1 BF: 5 ERA:	H: 1 LOB: 2 BB: 0 P: 6	BB: 0 IBB: 0 HBP: 0 BLK: 0	WP: 0 HR: 0 S: 5 P: 5	ERA: 0.00 WHIP: 0.000					
47 Ryan Peplot, R (1, 1) ERA: 1.5	61 Taylor Scott, R (4, 1) ERA:	81 Victor González, L (5, 1) ERA: 33.75	52 Phil Bickford, R (6, 1) ERA: 2.45	46 Wander Suero, R (7, 1) ERA:	56 Adam Kolarek, L (8, 1) ERA: 6.0															



Batter	1	2	3	4	5	6	7	8	9	AB	R	H	RBI	BB	SO	LOB	TOP											
3 Taylor Ward, R OBP: 0.500, SLG: 0.750 93 Jordyn Adams, R OBP: 0.529, SLG: 0.538										2	1	1	1	1	0	0	Los Angeles Angels @ Los Angeles Dodgers Camelback Ranch, Glendale, AZ Fri Mar 10 2023, 3:05 PM - 6:01 PM EST Att: 12,691 - Partly Cloudy - 77 F											
13 Livan Soto, L OBP: 0.286, SLG: 0.222 92 Kyren Paris, R OBP: 0.400, SLG: 0.583										4	0	1	0	0	2	1												
37 Kevin Padlo, R OBP: 0.259, SLG: 0.636 58 Werner Blakely, L OBP: 0.333, SLG: 0.667										3	2	2	1	0	0	0												
21 Matt Thaiss, L OBP: 0.611, SLG: 0.615 70 Jose Godoy, L OBP: 0.600, SLG: 0.500										2	0	2	0	1	0	0												
94 Zach Neto, R OBP: 0.278, SLG: 0.313 40 Adrian Placencia, S OBP: 0.500, SLG: 0.500										4	0	1	1	0	0	2												
16 Mickey Moniak, L OBP: 0.318, SLG: 0.429 4 Andrew Velazquez, S OBP: 0.211, SLG: 0.211										3	0	0	0	0	0	3												
7 Jo Adell, R OBP: 0.360 19 Luis Barrera, L OBP: 0.313, SLG: 0.400										3	0	1	0	0	0	3												
75 Trey Cabbage, L OBP: 0.348, SLG: 0.571										4	1	1	2	0	2	1												
25 Taylor Jones, R OBP: 0.333, SLG: 0.333 71 Aroel Vera, S										3	0	0	0	0	0	0												
										1	0	0	0	0	1	0												
Inning Stats	R: 2 E: 0 K: 1 S: 9	H: 4 LOB: 2 BB: 0 P: 10	R: 0 E: 0 K: 1 S: 5	H: 0 LOB: 1 BB: 1 P: 9	R: 1 E: 0 K: 0 S: 7	H: 1 LOB: 1 BB: 1 P: 14	R: 0 E: 0 K: 1 S: 5	H: 0 LOB: 0 BB: 0 P: 5	R: 0 E: 0 K: 1 S: 6	H: 1 LOB: 1 BB: 0 P: 6	R: 0 E: 0 K: 0 S: 3	H: 1 LOB: 0 BB: 0 P: 4	R: 0 E: 0 K: 1 S: 5	H: 0 LOB: 0 BB: 0 P: 5	R: 2 E: 0 K: 3 S: 11	H: 2 LOB: 1 BB: 1 P: 17	1B: 6 2B: 0 3B: 1 HR: 3	SF: 0 SAC: 0 DP: 1 HBP: 0	WP: 0 PB: 0 SB: 1 CS: 1	PA: 39								
PITCHER	IP	WLS	BF	H	R	ER	SO	BB	IBB	HBP	BLK	WP	HR	S	P	ERA	WHIP											
22 Clayton Kershaw, L ERA: 9.0	3.0		16	5	3	3	2	2	0	0	0	0	0	2	21	33	9.00	2.333										
94 Andre Jackson, R ERA:	3.0		10	2	0	0	2	0	0	0	0	0	0	14	14	0.00	0.667											
92 Mark Washington, R ERA:	1.0		3	1	0	0	0	0	0	0	0	0	0	3	4	0.00	1.000											
44 Jake Reed, R ERA: 2.45	1.0		3	0	0	0	1	0	0	0	0	0	0	5	5	0.00	0.000											
91 Justin Hagenman, R ERA: 15.43	1.0	W	6	2	2	2	3	1	0	0	0	0	1	11	17	18.00	3.000											

AB	35
R	5
H	10
RBI	5
BB	3
SO	8
LOB	11



Batter	1	2	3	4	5	6	7	8	9	AB	R	H	RBI	BB	SO	LOB	BOTTOM										
11 Miguel Rojas, R OBP: 0.368, SLG: 0.632 37 Luke Williams, R OBP: 0.211, SLG: 0.294										3	0	0	0	0	0	3	Los Angeles Angels @ Los Angeles Dodgers Camelback Ranch, Glendale, AZ Fri Mar 10 2023, 3:05 PM - 6:01 PM EST Att: 12,691 - Partly Cloudy - 77 F										
3 Chris Taylor, R OBP: 0.250, SLG: 0.143 89 Jonny DeLuca, R OBP: 0.500, SLG: 0.250										2	0	0	0	1	1	1											
13 Max Muncy, L OBP: 0.409, SLG: 0.421 80 Eddy's Leonard, R OBP: 0.389, SLG: 0.412										2	0	0	0	1	1	2											
28 J.D. Martinez, R OBP: 0.231, SLG: 0.167 90 Drew Avans, L OBP: 0.400, SLG: 0.538										3	0	1	0	0	1	1											
17 Miguel Vargas, R OBP: 0.353, SLG: 0.308 79 Jorbit Vivas, L OBP: 0.438, SLG: 0.385										2	1	1	0	0	0	0											
77 James Outman, L OBP: 0.476, SLG: 0.667 12 Bradley Zimmer, L OBP: 0.563, SLG: 0.455										3	0	1	1	0	1	1											
84 Andy Pages, R OBP: 0.385 68 Ryan Ward, L OBP: 0.533, SLG: 0.364										1	1	0	0	1	0	3											
70 Devin Mann, R OBP: 0.421, SLG: 0.400 8 Steven Duggar, L										2	0	0	0	1	1	3											
67 Hunter Feduccia, L OBP: 0.500, SLG: 1.000 76 Diego Cartaya, R OBP: 0.400, SLG: 0.143										3	0	2	2	0	0	1											
										2	2	1	0	0	0	0											
Inning Stats	R: 0 E: 0 K: 1 S: 5	H: 0 LOB: 1 BB: 1 P: 9	R: 0 E: 0 K: 0 S: 3	H: 0 LOB: 1 BB: 1 P: 7	R: 0 E: 0 K: 0 S: 4	H: 1 LOB: 1 BB: 0 P: 4	R: 2 E: 0 K: 2 S: 9	H: 2 LOB: 2 BB: 1 P: 14	R: 1 E: 0 K: 1 S: 6	H: 2 LOB: 3 BB: 1 P: 11	R: 0 E: 0 K: 0 S: 3	H: 0 LOB: 1 BB: 1 P: 7	R: 0 E: 1 K: 1 S: 6	H: 0 LOB: 3 BB: 2 P: 14	R: 2 E: 1 K: 2 S: 9	H: 1 LOB: 3 BB: 2 P: 18	R: 1 E: 0 K: 1 S: 4	H: 1 LOB: 3 BB: 3 P: 16	1B: 5 2B: 2 3B: 0 HR: 0	SF: 0 SAC: 0 DP: 1 HBP: 3	WP: 0 PB: 0 SB: 1 CS: 0	PA: 48					
PITCHER	IP	WLS	BF	H	R	ER	SO	BB	IBB	HBP	BLK	WP	HR	S	P	ERA	WHIP										
48 Reid Detmers, L ERA: 2.25	3.2		15	2	1	1	3	2	0	0	0	0	0	2	7	27.00	6.000										
62 Nash Wallers, R ERA: 3.89	0.1	H	4	1	1	1	0	1	0	1	0	0	0	2	7	27.00	6.000										
84 Mason Eral, R ERA: 1.8	2.0	B	10	2	1	1	1	2	0	1	0	0	0	9	18	4.50	2.000										
86 Victor Mederos, R ERA:	1.2		11	0	2	0	2	3	0	1	0	0	0	11	24	0.00	1.800										
46 Luke Murphy, R ERA:	0.1		3	1	0	0	1	1	0	0	0	0	0	4	8	0.00	6.000										

AB	33
R	6
H	7
RBI	6
BB	12
SO	8
LOB	26



Batter	1	2	3	4	5	6	7	8	9	AB	R	H	RBI	BB	SO	LOB	TOP								
2 Nico Hoerner, R (1,4) OBP: 0.217, SLG: 0.348 13 David Bote, R (6,4) OBP: 0.600, SLG: 0.842	0-1 L7 1		0-0 G5-3 3		0-0 F9 3		4-0 BB		0-3 K 3	3	0	0	0	0	0	0	1 1 1								
7 Danby Swanson, R (1,6) OBP: 0.316, SLG: 0.071 60 Sergio Alcántara, S (6,6) OBP: 0.429, SLG: 0.500	0-3 K 2				0-3 K 1		0-0 G6-3 1		0-3 K 3	3	0	0	0	0	2	0	1 1								
36 Trey Mancini, R (1,9) OBP: 0.699, SLG: 0.857 25 Yohendrick Pinango, L (6,9) OBP: 0.667, SLG: 0.500	0-3 K 3				0-0 30 C3-6-3 1B 2		4-0 30 E 15 SF8 BB		0-0 G6-3 1	2	1	1	0	1	1	0	1 0								
30 Edwin Rios, L (1,3) OBP: 0.320, SLG: 0.571 82 Nelson Maldonado, R (6,3) OBP: 0.167, SLG: 0.333					0-0 G3-6-3 1-2 3		0-0 FC3 16 BB		0-0 P4 2	3	0	0	0	0	2	0	1 0								
15 Yan Gomes, R (1,2) OBP: 0.182, SLG: 0.450 22 Luis Torrens, R (7,2) OBP: 0.500, SLG: 1.091	0-0 F9 2						2-1 HR		0-0 SF8 2	2	1	1	2	0	0	0	1 0								
16 Patrick Wisdom, R (1,5) OBP: 0.500, SLG: 0.636 17 Jake Slaughter, R (6,5) OBP: 0.222, SLG: 0.556	0-0 40 BLK 1B 3						0-0 F8 1		4-0 3-H 1-2 BB	2	0	1	0	1	0	0	1 1								
40 Mike Tauchman, L (1,10) OBP: 0.440, SLG: 0.571 37 Dom Nunez, L (9, PH) OBP: 0.231, SLG: 0.091	0-0 P6 1-2 3						0-0 HR		0-0 G3 3	3	1	1	1	0	0	3	1 0								
5 Christopher Morel, R (1,8) OBP: 0.310, SLG: 0.500 20 Bradlee Beesley, R (7,8) OBP: 0.400, SLG: 0.600							2-1 HR		0-3 K 1	3	1	1	1	0	1	0	1 0								
6 Zach McKinstry, L (1,7) OBP: 0.250, SLG: 0.100 94 Zach Davis, S (7,7) OBP: 1.000, SLG: 1.000							0-3 K 2		0-3 K 2	3	0	0	0	0	3	0	1 0								
									0-0 1B 3	3	0	0	0	0	0	0	1 0								
Inning Stats	R: 0 E: 0 K: 2 S: 8	H: 0 LOB: 0 BB: 0 P: 8	R: 0 E: 0 K: 0 S: 4	H: 1 LOB: 1 BB: 0 P: 4	R: 0 E: 0 K: 1 S: 5	H: 0 LOB: 0 BB: 0 P: 5	R: 0 E: 0 K: 1 S: 5	H: 1 LOB: 0 BB: 0 P: 5	R: 3 E: 0 K: 1 S: 10	H: 3 LOB: 0 BB: 0 P: 14	R: 1 E: 1 K: 0 S: 4	H: 0 LOB: 2 BB: 1 P: 12	R: 0 E: 0 K: 3 S: 9	H: 0 LOB: 0 BB: 1 P: 13	R: 0 E: 0 K: 0 S: 3	H: 0 LOB: 0 BB: 0 P: 3	R: 1 E: 0 K: 3 S: 11	H: 2 LOB: 1 BB: 0 P: 11	1B: 3 2B: 0 3B: 0 HR: 4	SF: 1 SAC: 0 DP: 1 HBP: 0	WP: 0 PB: 0 SB: 0 CS: 0	PA: 37			
PITCHER	IP	WLS	BF	H	R	ER	SO	BB	IBB	HBP	BLK	WP	HR	S	P	ERA	WHIP								
43 Noah Syndergaard, R (1,1) ERA: 0.06	4.1	L	15	3	1	1	4	0	0	0	1	0	1	25	27	2.08	0.692								
51 Alex Vesia, L (5,1) ERA: 4.91	0.2		4	2	2	2	1	0	0	0	0	0	2	7	9	27.00	3.000								
40 Jimmy Nelson, R (6,1) ERA:	1.0		6	0	1	0	0	2	0	0	0	0	0	4	12	0.00	2.000								
64 Caleb Ferguson, L (7,1) ERA:	1.0		4	0	0	0	3	1	0	0	0	0	0	9	13	0.00	1.000								
59 Evan Phillips, R (8,1) ERA:	1.0		3	0	0	0	0	0	0	0	0	0	0	3	3	0.00	0.000								
84 Jordan Leasure, R (9,1) ERA: 6.75	1.0		5	2	1	1	3	0	0	0	0	0	0	1	11	9.00	2.000								

Chicago Cubs @ Los Angeles Dodgers
Camelback Ranch, Glendale, AZ
Sat Mar 11 2023, 3:06 PM - 5:25 PM EST
Att: 12,407 - Cloudy - 77 F

AB 33
R 5
H 7
RBI 5
BB 3
SO 11
LOB 7



Batter	1	2	3	4	5	6	7	8	9	AB	R	H	RBI	BB	SO	LOB	BOTTOM
11 Miguel Rojas, R (1,6) OBP: 0.318, SLG: 0.545 80 Sean McLain, R (7,6) OBP: 0.412, SLG: 0.357	0-0 P3 1								0-0 G4-3 3	3	0	0	0	0	1	0	1 0
13 Max Muncy, L (1,5) OBP: 0.380, SLG: 0.364 79 Jorbit Vivas, L (8,5) OBP: 0.412, SLG: 0.357	0-0 P3 2								0-3 K 1	3	0	0	0	0	1	0	1 0
28 J.D. Martinez, R (1,7) OBP: 0.214, SLG: 0.154 90 Drew Avans, L (6,7) OBP: 0.353, SLG: 0.467	0-0 P6 3								0-2 K 2	2	0	0	0	0	1	0	2 0
77 James Outman, L (1,8) OBP: 0.480, SLG: 0.800 92 Damon Keith, R (7,7) OBP: 1.000, SLG: 1.000 88 Gaige Howard, L (9, PH) OBP: 0.318, SLG: 0.118	0-3 K 1								0-3 K 1	2	1	1	1	0	1	0	1 0
83 Michael Busch, L (1,3) OBP: 0.318, SLG: 0.118	0-0 L6 2								1-3 K 3	3	0	0	0	0	2	1	1 0
84 Andy Pages, R (1,9) OBP: 0.455, SLG: 0.313	0-0 G5-3 3								0-0 G5-3 2	3	0	0	0	0	1	0	1 0
60 Yonny Hernández, S (1,4) OBP: 0.409, SLG: 0.474 83 Oswaldo Osorio, L (9,4) OBP: 0.353, SLG: 0.467									0-3 K2-3 1	3	0	0	0	0	1	0	0 0
89 Jonny DeLuca, R (1,10) OBP: 0.450, SLG: 0.214 87 Hamlet Marte, R (8, PH) OBP: 1.000, SLG: 2.000									0-3 K 2	3	0	0	0	0	0	0	0 0
58 Patrick Mazaika, L (1,2) OBP: 0.545, SLG: 1.000									0-0 G4-3 1	2	0	0	0	0	0	0	2 0
67 Hunter Feduccia, L (7,2) OBP: 0.545, SLG: 1.000									0-0 G6-3 2	2	0	0	0	0	0	0	1 1
									0-0 F7 3	2	0	0	0	0	1	0	2 0
									0-0 F8 1	2	0	0	0	0	0	0	1 1
									0-0 K2-3 2	2	0	0	0	0	1	0	1 0
									0-0 K2-3 1	2	0	0	0	0	0	0	1 0
									0-0 K2-3 2	2	0	0	0	0	0	0	1 0
									0-0 F7 3	2	0	0	0	0	0	0	1 0
									0-0 K2-3 1	2	0	0	0	0	0	0	1 0
									0-0 F7 3	2	0	0	0	0	0	0	1 0
									0-0 K2-3 1	2	0	0	0	0	0	0	1 0
									0-0 F7 3	2	0	0	0	0	0	0	1 0
									0-0 K2-3 1	2	0	0	0	0	0	0	1 0
									0-0 F7 3	2	0	0	0	0	0	0	1 0
									0-0 K2-3 1	2	0	0	0	0	0	0	1 0
									0-0 F7 3	2	0	0	0	0	0	0	1 0
									0-0 K2-3 1	2	0	0	0	0	0	0	1 0
									0-0 F7 3	2	0	0	0	0	0	0	1 0
									0-0 K2-3 1	2	0	0	0	0	0	0	1 0
									0-0 F7 3	2	0	0	0	0	0	0	1 0
									0-0 K2-3 1	2	0	0	0	0	0	0	1 0
									0-0 F7 3	2	0	0	0	0	0	0	1 0
									0-0 K2-3 1	2	0	0	0	0	0	0	1 0
									0-0 F7 3	2	0	0	0	0	0	0	1 0
									0-0 K2-3 1	2	0	0	0	0	0	0	1 0
									0-0 F7 3	2	0	0	0	0	0	0	1 0
									0-0 K2-3 1	2	0	0	0	0	0	0	1 0
									0-0 F7 3	2	0	0	0	0	0	0	1 0
									0-0 K2-3 1	2	0	0	0	0	0	0	1 0
									0-0 F7 3	2	0	0	0	0	0	0	1 0
									0-0 K2-3 1	2	0	0	0	0	0	0	1 0
									0-0 F7 3	2	0	0	0	0	0	0	1 0
									0-0 K2-3 1	2	0	0	0	0	0	0	1 0
									0-0 F7 3	2	0	0	0	0	0	0	1 0
									0-0 K2-3 1	2	0	0	0	0	0	0	1 0
									0-0 F7 3	2	0	0	0	0	0	0	1 0
									0-0 K2-3 1	2	0	0	0	0	0	0	1 0
									0-0 F7 3	2	0	0	0	0	0	0	1 0
									0-0 K2-3 1	2	0	0	0	0	0	0	1 0
									0-0 F7 3	2	0	0	0	0	0	0	1 0
									0-0 K2-3 1	2	0	0	0	0	0	0	1 0
									0-0 F7 3	2	0	0	0	0	0	0	1 0
									0-0 K2-3 1	2	0	0	0	0	0	0	1 0
									0-0 F7 3	2	0	0	0	0	0	0	1 0
									0-0 K2-3 1	2	0	0	0	0	0	0	1 0
									0-0 F7 3	2	0	0	0	0	0	0	1 0
									0-0 K2-3 1	2	0	0	0	0	0	0	1 0
									0-0 F7 3	2	0	0	0	0	0	0	1 0
									0-0 K2-3 1	2	0	0	0	0	0	0	1 0
									0-0 F7 3	2	0	0	0	0	0	0	1 0
									0-0 K2-3 1	2	0	0	0</				

Batter	1	2	3	4	5	6	7	8	9	AB	R	H	RBI	BB	SO	LOB	TOP							
23 Jason Heyward, L (1, 8) 94 Michael Reed, S (6, PR) OBP: 0.292, SLG: 0.476 OBP: 1.000, SLG: 4.000	G5-3		K	K		17 E 8 2B BB	HR			3	0	0	0	1	2	1	<p>Los Angeles Dodgers @ San Francisco Giants</p> <p>Scottsdale Stadium, Scottsdale, AZ</p> <p>Sat Mar 11 2023, 3:05 PM - 6:09 PM EST</p> <p>Att: 11,294 - Cloudy - 74 F</p>							
17 Miquel Vargas, R (1, 4) 74 Jahmai Jones, R (6, 4) OBP: 0.381, SLG: 0.412 OBP: 0.143, SLG: 0.077	K			37 HR 1B	3 F8 8 HR 2B	P6	P4			4	2	2	0	0	1	2								
3 Chris Taylor, R (1, 6) 80 Eddys Leonard, R (7, 6) OBP: 0.286, SLG: 0.130 OBP: 0.368, SLG: 0.389	K			37 HR BB	F8	8 2B 68 1B BB		K		2	2	0	0	2	1	1								
8 Steven Duggar, L (1, 9)		F7		K		68 1B 2B		G3		5	1	2	4	0	1	2								
68 Ryan Ward, L (1, 10)	K			K		3-H HR		K		5	0	1	1	0	4	2								
37 Luke Williams, R (1, 5)				1-H 2-H HR	G1-3	K				5	1	2	3	0	1	2								
12 Bradley Zimmer, L (1, 7)	K			70 HR 1B		K		K		5	2	2	0	0	3	1								
70 Devin Mann, R (1, 3)			G5-3		1-H HR	23 BB 17 E BB		K		4	2	1	2	1	1	1								
31 David Freitas, R (1, 2) 76 Diego Cartaya, R (6, 2) OBP: 0.400, SLG: 0.143 OBP: 0.364, SLG: 0.125			G1-3			17 E 8 2B BB		K		2	1	1	0	1	0	0								
										1	0	0	0	0	1	1								
Inning Stats	R: 0 E: 0 K: 2 S: 7	H: 0 LOB: 0 BB: 7	R: 0 E: 0 K: 2 S: 8	H: 1 LOB: 1 BB: 8	R: 0 E: 0 K: 1 S: 5	H: 0 LOB: 0 BB: 5	R: 5 E: 0 K: 3 S: 14	H: 5 LOB: 1 BB: 18	R: 2 E: 0 K: 1 S: 7	H: 2 LOB: 0 BB: 7	R: 4 E: 1 K: 2 S: 9	H: 2 LOB: 2 BB: 4 P: 25	R: 2 E: 0 K: 2 S: 9	H: 2 LOB: 0 BB: 0 P: 9	R: 0 E: 0 K: 2 S: 7	H: 0 LOB: 0 BB: 7	R: 0 E: 0 K: 1 S: 5	H: 0 LOB: 0 BB: 5	1B: 5 2B: 2 3B: 1 HR: 4	SF: 0 SAC: 0 DP: 0 HBP: 0	WP: 0 PB: 0 SB: 0 CS: 0	PA: 44		
PITCHER	IP WLS BF H R ER SO BB IBB HBP BLK WP HR S P ERA WHIP	3.0 0.0 11 2 1 1 5 0 0 0 0 0 2 10 21 3.00 0.667	0.2 L 7 4 4 4 2 1 0 0 0 0 0 2 3 54.00 7.500	0.1 1 0 0 0 1 0 0 0 0 0 0 3 3 0.00 0.000	1.0 5 2 2 2 1 0 0 0 0 0 1 7 7 18.00 2.000	0.2 6 0 4 4 1 4 0 0 0 0 0 0 4 20 54.00 6.000	1.1 8 4 2 2 3 0 0 0 0 0 0 14 14 13.50 3.000	1.0 3 0 0 0 2 0 0 0 0 0 0 7 7 0.00 0.000	1.0 3 0 0 0 1 0 0 0 0 0 0 5 5 0.00 0.000	PITCHER	IP WLS BF H R ER SO BB IBB HBP BLK WP HR S P ERA WHIP	6.1 1.1 8 4 2 2 3 0 0 0 0 0 1 14 14 13.50 3.000	8.1 1.0 3 0 0 0 2 0 0 0 0 0 7 7 0.00 0.000	9.1 1.0 3 0 0 0 1 0 0 0 0 0 5 5 0.00 0.000										

AB	39
R	13
H	12
RBI	12
BB	5
SO	16
LOB	13



Batter	1	2	3	4	5	6	7	8	9	AB	R	H	RBI	BB	SO	LOB	BOTTOM						
8 Michael Conforto, L (1, 9) 87 Shane Bieber, L (6, 9) OBP: 0.318, SLG: 0.737 OBP: 0.354, SLG: 0.727	G4-3		K	K		L8		K	G6-3	3	0	0	0	0	2	2	<p>Los Angeles Dodgers @ San Francisco Giants</p> <p>Scottsdale Stadium, Scottsdale, AZ</p> <p>Sat Mar 11 2023, 3:05 PM - 6:09 PM EST</p> <p>Att: 11,294 - Cloudy - 74 F</p>						
7 J.D. Davis, R (1, 3) 79 Riley Mahan, L (6, PH) OBP: 0.333, SLG: 0.353 OBP: 0.354, SLG: 0.727	K		K		2 HR 2B	G3		K		3	1	1	0	0	2	0							
2 Blake Sabol, L (1, 10)										3	3	3	2	2	0	0							
97 Casey Schmitt, R (1, 6) 78 Jimmy Glowne, R (7, PR) OBP: 0.455, SLG: 0.727 OBP: 0.354, SLG: 0.727	K				2-H HR	97 E 92 G5-3 BB		E8	P6	4	0	3	0	0	1	1							
10 Isan Diaz, L (1, 4) 92 Will Wilson, R (7, 4) OBP: 0.400, SLG: 0.722 OBP: 0.438, SLG: 0.385										1	1	0	0	0	0	1							
1 Roberto Pérez, R (1, 2) 14 Austin Wynns, R (5, PH) OBP: 0.308, SLG: 0.500 OBP: 0.267, SLG: 0.333					10 FC4 1B	10 G3-6-1 1B		58 1B 92 G5-3 1B		3	1	1	1	0	0	3							
58 Bryce Johnson, S (1, 8) 85 Ismael Munquía, L (8, 8) OBP: 0.333, SLG: 0.375 OBP: 0.500, SLG: 1.000					FC4	G3-6-1		G5-3		2	1	1	2	0	0	1							
49 Ford Proctor, L (1, 5)										3	1	1	0	0	0	3							
6 Stephen Piscotty, R (1, 7) 88 Wade Meckler, L (7, 7) OBP: 0.391, SLG: 0.476 OBP: 0.500, SLG: 0.444										2	0	1	0	0	0	0							
										1	1	0	0	2	1	2							
Inning Stats	R: 0 E: 0 K: 2 S: 8	H: 1 LOB: 1 BB: 0 P: 9	R: 1 E: 0 K: 2 S: 9	H: 2 LOB: 1 BB: 0 P: 9	R: 0 E: 0 K: 2 S: 9	H: 2 LOB: 2 BB: 0 P: 9	R: 0 E: 0 K: 3 S: 11	H: 2 LOB: 2 BB: 0 P: 11	R: 2 E: 0 K: 1 S: 7	H: 3 LOB: 1 BB: 1 P: 11	R: 0 E: 0 K: 0 S: 3	H: 0 LOB: 1 BB: 0 P: 4	R: 2 E: 1 K: 1 S: 7	H: 2 LOB: 1 BB: 1 P: 11	R: 0 E: 0 K: 3 S: 9	H: 0 LOB: 0 BB: 0 P: 9	R: 3 E: 0 K: 1 S: 8	H: 3 LOB: 2 BB: 2 P: 16	1B: 10 2B: 3 3B: 0 HR: 2	SF: 0 SAC: 0 DP: 1 HBP: 1	WP: 1 PB: 0 SB: 1 CS: 0	PA: 46	
PITCHER	IP WLS BF H R ER SO BB IBB HBP BLK WP HR S P ERA WHIP	3.0 0.0 14 5 1 1 6 0 0 0 0 0 1 13 13 18.00 4.000	1.0 7 4 2 2 3 0 0 0 0 0 0 5 9 0.00 2.000	1.0 4 1 0 0 1 1 0 0 1 0 0 3 4 0.00 0.000	1.0 6 2 2 2 1 1 0 0 0 0 0 7 11 18.00 3.000	1.0 7 3 3 3 1 2 0 0 0 0 0 6 14 40.50 7.500	0.1 1 0 0 0 0 0 0 0 0 0 2 2 0.00 0.000																

AB	41
R	8
H	15
RBI	7
BB	4
SO	15
LOB	24



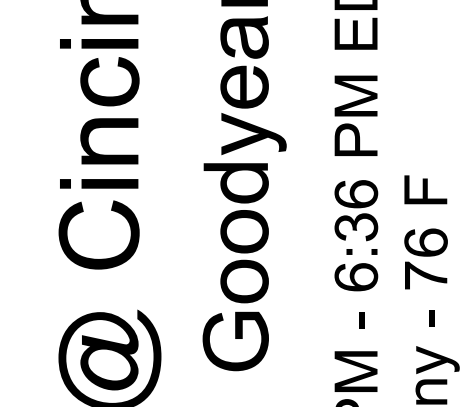
Batter	1	2	3	4	5	6	7	8	9	AB	R	H	RBI	BB	SO	LOB	TOP											
23 Jason Heyward, L (1, 8) 12 Bradley Zimmer, L (5, 8) OBP: 0.333, SLG: 0.478 OBP: 0.458, SLG: 0.368										2	0	1	0	1	1	0	Los Angeles Dodgers @ Cincinnati Reds Goodyear Ballpark, Goodyear, AZ Sun Mar 12 2023, 4:05 PM - 6:36 PM EDT Att: 9,015 - Sunny - 76 F											
3 Chris Taylor, R (1, 5) 79 Jorbit Vivas, L (6, 5) OBP: 0.281, SLG: 0.115 OBP: 0.421, SLG: 0.438										3	0	0	0	0	2	1												
8 Steven Duggar, L (1, 9) 90 Drew Avans, L (5, 9) OBP: 0.360, SLG: 0.429 OBP: 0.368, SLG: 0.438										3	0	3	0	0	0	0												
77 James Outman, L (1, 7) 74 Jahmai Jones, R (5, 4) OBP: 0.464, SLG: 0.783 OBP: 0.125, SLG: 0.087										3	1	1	2	0	1	4												
83 Michael Busch, L (1, 4) 80 Eddy Leonard, R (5, 6) OBP: 0.320, SLG: 0.300 OBP: 0.429, SLG: 0.450										3	1	1	2	0	2	3												
60 Yonny Hernández, S (1, 6) 89 Justin Yurchak, L (5, 3) OBP: 0.360, SLG: 0.409 OBP: 0.429, SLG: 0.450										3	0	0	0	0	2	1												
68 Ryan Ward, L (1, 3) 92 Damon Keith, R (5, 7) OBP: 1.000, SLG: 1.500										3	1	2	1	0	0	0												
89 Jonny DeLuca, R (1, 10) 76 Diego Cartaya, R (7, PH) OBP: 0.476, SLG: 0.529 OBP: 0.308, SLG: 0.100										3	1	2	1	0	0	1												
58 Patrick Mazeika, L (1, 2) 31 David Freitas, R (5, 2) OBP: 0.417, SLG: 0.222										2	0	0	0	0	1	1												
Inning Stats	R: 0 E: 0 K: 3 S: 10	H: 1 LOB: 1 BB: 0 P: 11	R: 0 E: 0 K: 2 S: 6	H: 0 LOB: 0 BB: 0 P: 6	R: 1 E: 0 K: 2 S: 10	H: 3 LOB: 3 BB: 0 P: 12	R: 0 E: 0 K: 0 S: 4	H: 1 LOB: 1 BB: 0 P: 4	R: 5 E: 0 K: 3 S: 18	H: 5 LOB: 2 BB: 1 P: 23	R: 0 E: 0 K: 0 S: 4	H: 1 LOB: 2 BB: 0 P: 6	R: 2 E: 0 K: 2 S: 10	H: 3 LOB: 1 BB: 0 P: 10	R: 0 E: 0 K: 1 S: 6	H: 1 LOB: 2 BB: 0 P: 10		R: 0 E: 0 K: 0 S: 3	H: 0 LOB: 0 BB: 0 P: 3	1B: 7 2B: 5 HR: 3	SF: 0 SAC: 0 DP: 0 HBP: 3	WP: 0 PB: 0 SB: 1 CS: 0	PA: 47					
PITCHER	IP	WLS	BF	H	R	ER	SO	BB	IBB	HBP	BLK	WP	HR	S	P	ERA	WHIP											
51 Graham Ashcraft, R (1, 1) ERA: 6.14	2.1	L	12	4	1	0	6	0	0	0	0	0	0	1	22	24	3.86	1.714										
85 Randy Wynne, R (3, 1) ERA: 11.81	1.2		6	1	0	0	1	0	0	0	0	0	0	8	9	0.00	0.600											
65 Casey Legumina, R (5, 1) ERA: 11.81	1.1		11	5	5	5	2	1	0	1	0	0	2	17	22	33.75	4.500											
53 Manuel Cachutt, R (5, 1) ERA: 11.81	0.1		3	1	0	0	1	0	0	1	0	0	0	4	5	0.00	3.000											
65 Casey Legumina, R (6, 1) ERA: 11.81	1.1		11	5	5	5	2	1	0	1	0	0	2	17	22	33.75	4.500											
73 Kevin Herget, R (6, 1) ERA: 4.76	1.1		7	3	2	2	2	0	0	0	0	0	0	0	11	12	13.50	2.250										
84 Jared Solomon, R (8, 1) ERA: 4.5	1.0		5	1	0	0	1	1	0	0	0	0	0	6	10	0.00	2.000											
47 Brooks Crawford, R (9, 1) ERA: 4.5	1.0		3	0	0	0	0	0	0	0	0	0	0	3	3	0.00	0.000											


Batter	1	2	3	4	5	6	7	8	9	AB	R	H	RBI	BB	SO	LOB	BOTTOM										
30 Will Benson, L (1, 8) 76 Richie Martin, R (7, 7) OBP: 0.440, SLG: 0.560 OBP: 0.435, SLG: 0.526										3	0	1	0	0	1	0	Los Angeles Dodgers @ Cincinnati Reds Goodyear Ballpark, Goodyear, AZ Sun Mar 12 2023, 4:05 PM - 6:36 PM EDT Att: 9,015 - Sunny - 76 F										
19 Joey Votto, L (1, 3) 32 Jason Vosler, L (4, 3) OBP: 0.280, SLG: 0.571										2	0	0	0	0	1	1											
4 Wj Myers, R (1, 9) 2 Nick Martini, L (7, 9) OBP: 0.320, SLG: 0.304 OBP: 0.400, SLG: 0.667										3	0	0	0	0	2	1											
TJ Friedl, L (1, 7) 57 Stuart Fairchild, R (7, 8) OBP: 0.370, SLG: 0.560 OBP: 0.370, SLG: 0.190										2	0	0	0	0	0	1											
12 Curt Casali, R (1, 2) 26 Austin Romine, R (7, 2) OBP: 0.364, SLG: 0.500 OBP: 0.200, SLG: 0.400										2	0	1	0	0	1	0											
7 Spencer Steer, R (1, 5) 33 Christian Encarnacion-Strand, R (5, 5) OBP: 0.423, SLG: 0.652 OBP: 0.550, SLG: 1.192										2	0	0	0	0	1	1											
2 Jose Barrero, R (1, 6) 27 Francisco Urbabaez, R (8, 4) OBP: 0.308, SLG: 0.400 OBP: 0.500, SLG: 1.000										3	0	1	0	0	1	1											
22 Luke Maile, R (1, 10) 44 Ely De La Cruz, S (7, PH) OBP: 0.261, SLG: 0.300 OBP: 0.269, SLG: 0.500										1	0	0	0	0	0	1											
35 Alejo Lopez, S (1, 4) 78 Matt McLain, R (6, 4) OBP: 0.357, SLG: 0.217 OBP: 0.565, SLG: 0.688										2	0	0	0	0	1	2											
Inning Stats	R: 0 E: 0 K: 2 S: 8	H: 1 LOB: 1 BB: 0 P: 8	R: 0 E: 0 K: 3 S: 10	H: 1 LOB: 2 BB: 1 P: 14	R: 0 E: 0 K: 1 S: 5	H: 0 LOB: 0 BB: 0 P: 5	R: 0 E: 0 K: 1 S: 5	H: 0 LOB: 0 BB: 0 P: 5	R: 0 E: 0 K: 2 S: 7	H: 0 LOB: 1 BB: 0 P: 7	R: 1 E: 0 K: 1 S: 9	H: 2 LOB: 1 BB: 0 P: 9	R: 0 E: 0 K: 0 S: 4	H: 1 LOB: 1 BB: 0 P: 4	R: 0 E: 0 K: 0 S: 3	H: 0 LOB: 0 BB: 0 P: 3		1B: 4 2B: 0 3B: 0 HR: 1	SF: 0 SAC: 0 DP: 0 HBP: 0	WP: 0 PB: 0 SB: 0 CS: 0	PA: 33						
PITCHER	IP	WLS	BF	H	R	ER	SO	BB	IBB	HBP	BLK	WP	HR	S	P	ERA	WHIP										
85 Dustin May, R (1, 1) ERA: 1.04	4.0		15	2	0	0	7	1	0	0	0	0	0	5	5	0.00	0.750										
52 Phil Bickford, R (5, 1) ERA: 1.93	1.0		3	0	0	0	1	0	0	0	0	0	0	5	5	0.00	0.000										
81 Victor González, L (6, 1) ERA: 19.29	1.0		3	0	0	0	2	0	0	0	0	0	0	7	7	0.00	0.000										
46 Wander Suero, R (7, 1) ERA: 2.25	1.0		5	2	1	1	1	0	0	0	0	0	1	9	9	9.00	2.000										
56 Adam Kolarek, L (8, 1) ERA: 4.5	1.0		4	1	0	0	0	0	0	0	0	0	0	4	4	0.00	1.000										


AB	42
R	8
H	15
RBI	8
BB	2
SO	13
LOB	22



AB	32
R	1
H	5
RBI	1
BB	1
SO	11
LOB	11



Batter	1	2	3	4	5	6	7	8	9	AB R H RBI BB SO LOB	TOP																								
											<p>Colorado Rockies @ Los Angeles Dodgers Camelback Ranch, Glendale, AZ Wed Mar 15 2023, 9:05 PM EDT</p> <p>livebaseballscorecards.com</p> <p>AB 0 R 0 H 0 RBI 0 BB 0 SO 0 LOB 0</p> 																								
Inning Stats										1B: 0 SF: 0 2B: 0 SAC: 0 3B: 0 DP: 0 HR: 0 HBP: 0	WP: 0 PA: 0 PB: 0 SB: 0 CS: 0																								
PITCHER	IP	WLS	BF	H	R	ER	SO	BB	IBB	HBP	BLK	WP	HR	S	P	ERA	WHIP	PITCHER	IP	WLS	BF	H	R	ER	SO	BB	IBB	HBP	BLK	WP	HR	S	P	ERA	WHIP

Batter	1	2	3	4	5	6	7	8	9	AB R H RBI BB SO LOB	BOTTOM																								
											<p>Colorado Rockies @ Los Angeles Dodgers Camelback Ranch, Glendale, AZ Wed Mar 15 2023, 9:05 PM EDT</p> <p>livebaseballscorecards.com</p> <p>AB 0 R 0 H 0 RBI 0 BB 0 SO 0 LOB 0</p> 																								
Inning Stats										1B: 0 SF: 0 2B: 0 SAC: 0 3B: 0 DP: 0 HR: 0 HBP: 0	WP: 0 PA: 0 PB: 0 SB: 0 CS: 0																								
PITCHER	IP	WLS	BF	H	R	ER	SO	BB	IBB	HBP	BLK	WP	HR	S	P	ERA	WHIP	PITCHER	IP	WLS	BF	H	R	ER	SO	BB	IBB	HBP	BLK	WP	HR	S	P	ERA	WHIP

Batter	1	2	3	4	5	6	7	8	9	AB	R	H	RBI	BB	SO	LOB	TOP
2 Marcus Semien, R (1.4) 81 Justin Foscue, R (7.4) OBP: 0.333, SLG: 0.382 OBP: 0.474, SLG: 1.067	G4-3		G5-3			G5-3			K	4	0	1	0	0	0	3	Texas Rangers @ Los Angeles Dodgers Camelback Ranch, Glendale, AZ Thu Mar 16 2023, 9:06 PM - 11:47 PM EDT Att: 10,583 - Partly Cloudy - 67 F
5 Corey Seager, L (1.6) 83 Sandro Fabian, R (7.9) OBP: 0.515, SLG: 0.900 OBP: 0.286, SLG: 0.200	K		HR			G5-3	G3-1			4	1	1	1	0	1	1	
30 Nathaniel Lowe, L (1.3) 82 Jax Biggers, L (7.6) OBP: 0.378, SLG: 0.500 OBP: 0.250, SLG: 0.500	HR		K			F8	K			4	1	1	1	0	2	1	
53 Adolis Garcia, R (1.9) 81 Josh Hatcher, L (7.3) OBP: 0.471, SLG: 0.714	2B		L7			4 BB 8 BB 6 BB	K			3	1	1	0	1	1	0	
6 Josh Jung, R (1.5) 63 Nick Tanelu, R (8.5) OBP: 0.324, SLG: 0.625 OBP: 0.667, SLG: 0.500	G5-3					8 BB 4 BB	F7			3	0	0	0	1	0	1	
18 Mitch Garver, R (1.2) 55 Sam Huff, R (8.2) OBP: 0.233, SLG: 0.310 OBP: 0.385, SLG: 0.818		G6-3				F7	P3			4	0	0	0	0	0	2	
4 Robbie Grossman, S (1.7) 81 Angel Aponte, R (8.7) OBP: 0.514, SLG: 0.704										3	0	2	0	1	0	0	
8 Bubba Thompson, R (1.8) 88 Kellen Strahm, R (9.8) OBP: 0.281, SLG: 0.345 OBP: 0.333, SLG: 0.333						8 BB 2-3				3	0	0	1	1	2	2	
39 Yoshi Tsutsugo, L (1.10) OBP: 0.333, SLG: 0.529						1-2 2-3 3-H				0	0	0	0	0	0	0	
						1-2 0-3				4	0	0	0	0	3	4	
Inning Stats	R: 1 E: 0 K: 1 S: 9	H: 2 LOB: 1 BB: 0 P: 11	R: 0 E: 0 K: 1 S: 6	H: 1 LOB: 1 BB: 0 P: 7	R: 1 E: 0 K: 1 S: 6	H: 1 LOB: 0 BB: 0 P: 6	R: 0 E: 1 K: 0 S: 4	H: 1 LOB: 1 BB: 0 P: 4	R: 0 E: 0 K: 0 S: 3	H: 0 LOB: 0 BB: 0 P: 3	R: 0 E: 0 K: 3 S: 9	H: 0 LOB: 0 BB: 0 P: 9	1B: 3 2B: 1 3B: 0 HR: 2	SF: 0 ZB: 1 3B: 0 HBP: 0	WP: 1 PB: 0 SB: 0 CS: 0	PA: 37	
PITCHER	IP WLS BF H R ER SO BB IBB HBP BLK WP HR S P ERA WHIP	22 Clayton Kershaw, L (1.1) ERA: 6.14	64 Caleb Ferguson, L (5.1) ERA: 3.86	40 Jimmy Nelson, R (6.1) ERA: 4.15	46 Wander Suero, R (7.1) ERA: 1.8	44 Jake Reed, R (8.1) ERA: 1.59	59 Evan Phillips, R (9.1) ERA: 1.59	IP WLS BF H R ER SO BB IBB HBP BLK WP HR S P ERA WHIP	44 Jake Reed, R (8.1) ERA: 1.59	59 Evan Phillips, R (9.1) ERA: 1.59	IP WLS BF H R ER SO BB IBB HBP BLK WP HR S P ERA WHIP	44 Jake Reed, R (8.1) ERA: 1.59	59 Evan Phillips, R (9.1) ERA: 1.59	IP WLS BF H R ER SO BB IBB HBP BLK WP HR S P ERA WHIP	44 Jake Reed, R (8.1) ERA: 1.59	59 Evan Phillips, R (9.1) ERA: 1.59	IP WLS BF H R ER SO BB IBB HBP BLK WP HR S P ERA WHIP

AB	33
R	3
H	6
RBI	3
BB	4
SO	10
LOB	14



Batter	1	2	3	4	5	6	7	8	9	AB	R	H	RBI	BB	SO	LOB	BOTTOM			
23 Jason Heyward, L (1.8) 68 Ryan Ward, L (7.3) OBP: 0.273, SLG: 0.379 OBP: 0.444, SLG: 0.500	K		G4-3			G3			K	3	0	0	0	0	1	0	Texas Rangers @ Los Angeles Dodgers Camelback Ranch, Glendale, AZ Thu Mar 16 2023, 9:06 PM - 11:47 PM EDT Att: 10,583 - Partly Cloudy - 67 F			
3 Chris Taylor, R (1.7) 31 David Freitas, R (7.2) OBP: 0.257, SLG: 0.103 OBP: 0.462, SLG: 0.300	K					P3				3	0	0	0	0	2	0				
11 Miguel Rojas, R (1.6) 90 Drew Avans, L (7.8) OBP: 0.393, SLG: 0.577 OBP: 0.318, SLG: 0.389										2	0	1	0	1	0	0				
13 Max Muncy, L (1.5) 84 Alex Freeland, S (7.6) OBP: 0.387, SLG: 0.519										3	0	1	0	0	1	2				
28 J.D. Martinez, R (1.10) 37 Luke Williams, R (7, PR) (8.10) OBP: 0.452, SLG: 0.720 OBP: 0.259, SLG: 0.500										3	0	1	0	0	0	1				
17 Miguel Vargas, R (1.4) 12 Bradley Zimmer, L (8.9) OBP: 0.407, SLG: 0.381 OBP: 0.444, SLG: 0.409										1	0	0	0	2	0	1				
77 James Outman, L (1.9) 80 Sean McLain, R (8.4) OBP: 0.452, SLG: 0.720 OBP: 0.444, SLG: 0.409										1	0	1	0	0	0	0				
67 Hunter Feduccia, L (1.2) 8 Steven Dugger, L (7.7) OBP: 0.563, SLG: 1.000 OBP: 0.370, SLG: 0.409										2	0	0	0	1	0	2				
70 Devin Mann, R (1.3) 60 Yonny Hernández, S (7.5) OBP: 0.393, SLG: 0.522 OBP: 0.370, SLG: 0.391										1	0	0	0	1	1	0				
										2	0	0	0	0	1	1				
Inning Stats	R: 0 E: 0 K: 3 S: 10	H: 1 LOB: 1 BB: 0 P: 10	R: 0 E: 0 K: 0 S: 2	H: 0 LOB: 1 BB: 1 P: 7	R: 0 E: 0 K: 1 S: 6	H: 1 LOB: 1 BB: 0 P: 6	R: 0 E: 0 K: 1 S: 5	H: 1 LOB: 1 BB: 1 P: 10	R: 0 E: 0 K: 1 S: 3	H: 0 LOB: 1 BB: 1 P: 7	R: 0 E: 0 K: 1 S: 5	H: 1 LOB: 1 BB: 1 P: 8	R: 1 E: 0 K: 1 S: 6	H: 1 LOB: 1 BB: 1 P: 11	R: 0 E: 0 K: 3 S: 10	H: 1 LOB: 3 BB: 2 P: 18	1B: 2 2B: 4 3B: 1 HR: 0	SF: 1 ZB: 4 3B: 1 HBP: 0	WP: 2 PB: 0 SB: 0 CS: 1	PA: 37
PITCHER	IP WLS BF H R ER SO BB IBB HBP BLK WP HR S P ERA WHIP	22 Jon Gray, R (1.1) ERA: 15.75	66 Josh Sborz, R (5.1) ERA: 2.84	45 Dominic Leone, R (6.1) ERA: 2.84	58 Zack Littell, R (7.1) ERA: 9.53	84 Marc Church, R (8.1) ERA: 5.4	25 José Leclerc, R (8.1) ERA: 1.1	IP WLS BF H R ER SO BB IBB HBP BLK WP HR S P ERA WHIP	25 José Leclerc, R (8.1) ERA: 1.1	IP WLS BF H R ER SO BB IBB HBP BLK WP HR S P ERA WHIP	25 José Leclerc, R (8.1) ERA: 1.1	IP WLS BF H R ER SO BB IBB HBP BLK WP HR S P ERA WHIP	25 José Leclerc, R (8.1) ERA: 1.1	IP WLS BF H R ER SO BB IBB HBP BLK WP HR S P ERA WHIP	25 José Leclerc, R (8.1) ERA: 1.1	IP WLS BF H R ER SO BB IBB HBP BLK WP HR S P ERA WHIP				

AB	29
R	1
H	6
RBI	1
BB	7
SO	10
LOB	13



Batter	1	2	3	4	5	6	7	8	9	AB	R	H	RBI	BB	SO	LOB	TOP										
1 Esteyru Ruiz, R OBP: 0.349, SLG: 0.417 75 Denzel Clarke, R OBP: 0.632, SLG: 0.692	G4-3							K		1	1	0	0	2	0	0	Oakland Athletics @ Los Angeles Dodgers Camelback Ranch, Glendale, AZ Sun Mar 19 2023, 4:06 PM - 6:52 PM EDT Att: 9,561 - Overcast - 70 F										
73 Ryan Noda, L OBP: 0.333, SLG: 0.342								K		4	2	1	0	0	3	6											
23 Shea Langeliers, R OBP: 0.351, SLG: 0.531 53 Kyle McCann, L OBP: 0.294, SLG: 0.286										2	2	1	2	1	0	0											
21 Conner Capel, L OBP: 0.487, SLG: 0.586 17 Pablo Reyes, R OBP: 0.259, SLG: 0.348										1	0	0	0	2	1	0											
49 Tyler Soderstrom, L OBP: 0.324, SLG: 0.484										5	0	1	1	0	1	3											
2 Nick Allen, R OBP: 0.467, SLG: 0.542 4 Kevin Smith, R OBP: 0.432, SLG: 0.606										2	0	0	1	0	0	1											
JJ Bleday, L OBP: 0.361, SLG: 0.387 3 Nelson Beltran, R										3	0	0	0	1	1	0											
8 Tyler Wade, L OBP: 0.382, SLG: 0.357										4	0	1	0	0	2	2											
16 Zack Gelof, R OBP: 0.423, SLG: 0.409										3	0	2	0	1	1	0											
Inning Stats	R: 2 E: 0 K: 1 S: 9	H: 2 LOB: 0 BB: 0 P: 12	R: 0 E: 0 K: 1 S: 6	H: 1 LOB: 3 BB: 2 P: 14	R: 0 E: 0 K: 0 S: 4	H: 0 LOB: 1 BB: 1 P: 8	R: 0 E: 0 K: 1 S: 5	H: 0 LOB: 0 BB: 0 P: 5	R: 3 E: 0 K: 1 S: 5	H: 0 LOB: 2 BB: 4 P: 22	R: 0 E: 0 K: 2 S: 9	H: 2 LOB: 2 BB: 0 P: 9	R: 0 E: 0 K: 3 S: 10	H: 0 LOB: 1 BB: 0 P: 10	R: 1 E: 0 K: 0 S: 3	H: 1 LOB: 1 BB: 2 P: 11	1B: 5 2B: 2 3B: 0 HR: 1	SF: 1 SAC: 0 DP: 1 HBP: 1	WP: 1 PB: 0 SB: 4 CS: 0	PA: 43							
PITCHER	IP	WLS	BF	H	R	ER	SO	BB	IBB	HBP	BLK	WP	HR	S	P	ERA	WHIP										
85 Dustin May, R ERA: 2.13	4.0	L	18	3	2	2	3	3	0	0	0	0	1	24	39	4.50	1.500										
40 Jimmy Nelson, R ERA: 15.43	0.0		4	0	3	3	0	3	0	1	0	1	0	0	13	∞	∞										
93 John Rooney, L ERA:	1.0		4	0	0	0	1	1	0	0	0	0	0	5	9	0.00	1.000										
71 Gavin Stone, R ERA:	3.0		12	3	0	0	8	0	0	0	0	0	0	28	28	0.00	1.000										
44 Jake Reed, R ERA: 2.7	1.0		5	1	1	1	0	2	0	0	0	0	0	3	11	9.00	3.000										
Batter	1	2	3	4	5	6	7	8	9	AB	R	H	RBI	BB	SO	LOB	BOTTOM										
77 James Outman, L OBP: 0.366, SLG: 0.529 94 Dalton Rushing, L OBP: 0.500, SLG: 0.500										2	0	0	0	1	2	3	Oakland Athletics @ Los Angeles Dodgers Camelback Ranch, Glendale, AZ Sun Mar 19 2023, 4:06 PM - 6:52 PM EDT Att: 9,561 - Overcast - 70 F										
5 Freddie Freeman, L OBP: 0.440, SLG: 0.905 68 Ryan Ward, L OBP: 0.389, SLG: 0.419										2	0	0	1	0	1	2											
28 J.D. Martinez, R OBP: 0.244, SLG: 0.398 12 Bradley Zimmer, L OBP: 0.452, SLG: 0.375										3	0	0	0	0	0	2											
13 Max Muncy, L OBP: 0.395, SLG: 0.469 37 Luke Williams, R OBP: 0.296, SLG: 0.464										2	0	0	0	1	1	0											
25 Trayce Thompson, R OBP: 0.296, SLG: 0.143 90 Drew Avans, L OBP: 0.370, SLG: 0.381										2	0	0	0	1	0	1											
11 Miguel Rojas, R OBP: 0.382, SLG: 0.516 60 Yonny Hernández, R OBP: 0.364, SLG: 0.393										3	0	1	0	0	0	1											
17 Miguel Vargas, R OBP: 0.471, SLG: 0.520 70 Devin Mann, R OBP: 0.375, SLG: 0.462										1	2	0	0	2	0	0											
8 Steven Duggar, L OBP: 0.387, SLG: 0.375 87 Jose Ramos, R OBP: 1.000, SLG: 2.000										1	0	0	0	2	0	0											
58 Patrick Mazeika, L OBP: 0.278, SLG: 0.200 31 David Freitas, R OBP: 0.563, SLG: 0.538										2	0	1	0	1	0	2											
Inning Stats	R: 0 E: 0 K: 2 S: 7	H: 0 LOB: 0 BB: 0 P: 7	R: 0 E: 0 K: 1 S: 4	H: 0 LOB: 1 BB: 1 P: 8	R: 0 E: 0 K: 0 S: 2	H: 0 LOB: 0 BB: 1 P: 7	R: 0 E: 0 K: 0 S: 4	H: 1 LOB: 2 BB: 1 P: 8	R: 0 E: 0 K: 0 S: 3	H: 0 LOB: 2 BB: 2 P: 3	R: 1 E: 0 K: 1 S: 6	H: 2 LOB: 2 BB: 2 P: 14	R: 0 E: 0 K: 1 S: 5	H: 0 LOB: 1 BB: 1 P: 9	R: 1 E: 0 K: 2 S: 9	H: 2 LOB: 1 BB: 0 P: 12	1B: 3 2B: 3 3B: 0 HR: 0	SF: 1 SAC: 0 DP: 2 HBP: 0	WP: 3 PB: 1 SB: 0 CS: 0	PA: 38							
PITCHER	IP	WLS	BF	H	R	ER	SO	BB	IBB	HBP	BLK	WP	HR	S	P	ERA	WHIP										
11 Shintaro Fujinami, R ERA:	1.1		4	1	1	1	4	5	0	0	0	0	0	20	41	1.93	1.286										
86 Austin Briggs, L ERA:	0.1		2	0	0	0	0	1	0	0	0	0	0	1	5	0.00	3.000										
68 Domingo Acevedo, R ERA: 1.23	1.0		3	0	0	0	0	0	0	0	0	0	0	3	3	0.00	0.000										
19 Drew Steckenrider, R ERA: 5.19	1.0		6	2	1	1	1	2	0	0	0	0	0	6	14	9.00	4.000										
30 Chad Smith, R ERA: 4.05	1.0	H	4	0	0	0	1	1	0	0	0	0	0	5	9	0.00	1.000										
PITCHER	IP	WLS	BF	H	R	ER	SO	BB	IBB	HBP	BLK	WP	HR	S	P	ERA	WHIP										
50 Rico Garcia, R ERA: 2.45	1.0		5	2	1	1	2	0	0	0	0	0	0	9	12	9.00	2.000										

Batter	1	2	3	4	5	6	7	8	9	AB	R	H	RBI	BB	SO	LOB	TOP			
6 David Peralta, L (1, 7) OBP: 0.304, SLG: 0.316	P5	HR			1B			K		3	1	2	3	0	0	0	Los Angeles Dodgers @ Cleveland Guardians Goodyear Ballpark, Goodyear, AZ Tue Mar 21 2023, 4:06 PM - 6:36 PM EDT Att: 3,818 - Drizzle - 63 F livebaseballscorecards.com			
8 Steven Duggar, L (5, FR) OBP: 0.333, SLG: 0.310										2	0	0	0	0	1	5				
23 Jason Heyward, L (1, 8) OBP: 0.304, SLG: 0.415										3	1	1	0	0	0	1				
90 Drew Avans, L (5, 8) OBP: 0.333, SLG: 0.333	2B									2	0	0	0	0	1	0				
13 Max Muncy, L (1, 5) OBP: 0.366, SLG: 0.429	F9									3	0	0	0	0	0	2				
Jorbit Vivas, L (6, 5) OBP: 0.348, SLG: 0.350										2	0	0	0	0	0	0				
77 James Outman, L (1, 9) OBP: 0.378, SLG: 0.553										4	0	2	1	0	1	2				
81 Austin Gauthier, R (7, 4) OBP: 0.378, SLG: 0.553	2B									1	0	0	0	0	1	0				
Michael Busch, L (1, 4) OBP: 0.375, SLG: 0.407	G1-3									4	0	1	0	0	1	2				
84 Alex Freeland, S (7, 6) OBP: 0.500, SLG: 0.500										0	0	0	0	0	0	0				
70 Devin Mann, R (1, 3) OBP: 0.361, SLG: 0.414										3	0	0	0	0	2	1				
68 Ryan Ward, L (1, 10) OBP: 0.389, SLG: 0.389	P5									2	0	0	0	1	1	0				
94 Michael Reed, S (8, PH) OBP: 1.000, SLG: 4.000										0	0	0	0	1	0	0				
60 Yonny Hernández, S (1, 6) OBP: 0.389, SLG: 0.433										2	1	1	0	1	0	0				
97 Yussiel Díaz, R (7, 9) OBP: 0.333, SLG: 0.333	2B									1	0	0	0	0	1	2				
67 Hunter Feduccia, L (1, 2) OBP: 0.542, SLG: 0.778	BB									2	1	0	0	2	0	2				
Inning Stats	R: 1 E: 0 K: 0 S: 6	H: 2 LOB: 1 BB: 0 P: 6	R: 3 E: 0 K: 1 S: 8	H: 2 LOB: 0 BB: 1 P: 13	R: 0 E: 0 K: 2 S: 8	H: 1 LOB: 0 BB: 0 P: 8	R: 0 E: 0 K: 1 S: 5	H: 0 LOB: 0 BB: 0 P: 5	R: 0 E: 0 K: 1 S: 4	H: 1 LOB: 2 BB: 3 P: 17	R: 0 E: 0 K: 0 S: 4	H: 1 LOB: 1 BB: 0 P: 5	R: 0 E: 0 K: 2 S: 7	H: 0 LOB: 2 BB: 1 P: 12	R: 0 E: 0 K: 2 S: 7	H: 0 LOB: 0 BB: 0 P: 7	1B: 3 2B: 3 3B: 0 HR: 1	SF: 0 SAC: 0 DP: 0 HBP: 1	WP: 1 PB: 0 SB: 3 CS: 0	PA: 40
PITCHER	IP WLS BF H R ER SO BB IBB HBP BLK WP HR S P ERA WHIP																			
24 Triston McKenzie, R (1, 1) ERA: 8.18	4.1 L 20 6 4 4 4 1 0 0 0 0 0 1 29 34 8.31 1.615																			
99 James Karinchak, R (5, 1) ERA: 6.14	1.1 4 0 0 0 1 0 0 0 0 0 0 6 7 0.00 0.000																			
47 Sergio Morillo, L (6, 1) ERA:	0.1 4 0 0 0 0 3 0 0 0 0 0 0 1 13 0.00 9.000																			
73 Tim Herrin, L (7, 1) ERA: 4.66	1.2 8 1 0 0 1 1 0 1 0 1 0 8 14 0.00 1.200																			
71 Xzavion Curry, R (8, 1) ERA: 5.14	1.1 4 0 0 0 3 0 0 0 0 0 0 0 10 10 0.00 0.000																			

Batter	1	2	3	4	5	6	7	8	9	AB	R	H	RBI	BB	SO	LOB	BOTTOM					
38 Steven Kwan, L (1, 7) OBP: 0.409, SLG: 0.342	G6-3									3	0	0	0	0	1	1	Los Angeles Dodgers @ Cleveland Guardians Goodyear Ballpark, Goodyear, AZ Tue Mar 21 2023, 4:06 PM - 6:36 PM EDT Att: 3,818 - Drizzle - 63 F livebaseballscorecards.com					
4 Roman Quinn, S (6, 7) OBP: 0.324, SLG: 0.600										1	0	1	0	0	0	0						
1 Amed Rosario, R (1, 6) OBP: 0.256, SLG: 0.317	F8									3	0	0	0	0	0	1						
8 Gabriel Arias, R (6, 6) OBP: 0.386, SLG: 0.415										1	0	0	0	0	0	2						
11 José Ramírez, S (1, 5) OBP: 0.372, SLG: 0.421	K									3	0	0	0	0	1	0						
80 David Fry, R (7, 5) OBP: 0.378, SLG: 0.583										1	0	0	0	0	0	0						
55 Josh Bell, S (1, 3) OBP: 0.289, SLG: 0.412										3	0	1	0	0	0	0						
10 Junior Sanquintin, S (6, PR) ERA:										1	0	0	0	0	0	0						
22 Josh Naylor, L (1, 10) OBP: 0.400, SLG: 0.537										3	1	1	0	0	0	2						
32 Zack Collins, L (8, PH) OBP: 0.296, SLG: 0.400	1B									1	0	0	0	0	1	0						
39 Oscar Gonzalez, R (1, 9) OBP: 0.282, SLG: 0.205										3	0	1	0	0	1	2						
9 Richie Palacios, L (6, FR) OBP: 0.389, SLG: 0.267										1	0	0	0	0	1	0						
0 Andrés Giménez, L (1, 4) OBP: 0.412, SLG: 0.429										3	1	1	0	0	0	3						
9 Tyrese Turner, S (7, 4) OBP: 0.378, SLG: 0.583	1B									1	0	0	0	0	0	0						
35 Cam Gallagher, R (1, 2) OBP: 0.227, SLG: 0.238										2	0	1	2	0	0	0						
46 Melby Vitoria, L (7, 2) OBP: 0.529, SLG: 0.538	2B									1	0	0	0	1	1	0						
7 Myles Straw, R (1, 8) OBP: 0.440, SLG: 0.455										2	0	1	0	0	0	1						
63 Will Brennan, L (6, 8) OBP: 0.300, SLG: 0.486										1	0	0	0	0	0	1						
Inning Stats	R: 0 E: 0 K: 1 S: 5	H: 0 LOB: 0 BB: 0 P: 5	R: 2 E: 0 K: 0 S: 6	H: 3 LOB: 1 BB: 0 P: 6	R: 0 E: 0 K: 0 S: 3	H: 0 LOB: 0 BB: 0 P: 3	R: 0 E: 1 K: 1 S: 6	H: 0 LOB: 1 BB: 0 P: 6	R: 0 E: 0 K: 1 S: 6	H: 1 LOB: 1 BB: 0 P: 6	R: 0 E: 0 K: 0 S: 5	H: 2 LOB: 3 BB: 0 P: 5	R: 0 E: 0 K: 0 S: 3	H: 1 LOB: 1 BB: 1 P: 8	R: 0 E: 0 K: 1 S: 5	H: 0 LOB: 0 BB: 0 P: 5	R: 0 E: 0 K: 2 S: 7	H: 0 LOB: 0 BB: 0 P: 7	1B: 6 2B: 1 3B: 0 HR: 0	SF: 0 SAC: 0 DP: 1 HBP: 0	WP: 0 PB: 0 SB: 1 CS: 0	PA: 35
PITCHER	IP WLS BF H R ER SO BB IBB HBP BLK WP HR S P ERA WHIP																					
22 Clayton Kershaw, L (1, 1) ERA: 5.11	5.0 W 20 4 2 2 3 3 0 0 0 0 0 26 26 3.60 0.800																					
48 Brusdar Graterol, R (6, 1) ERA:	1.0 H 5 2 0 0 0 0 0 0 0 0 1 0 0 5 5 0.00 2.000																					
38 Yency Almonte, R (7, 1) ERA: 9.0	1.0 H 4 1 0 0 0 0 1 0 0 0 0 0 0 3 8 0.00 2.000																					
18 Shelby Miller, R (8, 1) ERA: 9.0	1.1 H 4 0 0 0 0 2 0 0 0 0 0 0 0 3 8 0.00 0.000																					
46 Wander Suero, R (9, 1) ERA: 1.38	0.2 S 2 0 0 0 0 1 0 0 0 0 0 0 0 4 4 0.00 0.000																					

Batter	1	2	3	4	5	6	7	8	9	AB	R	H	RBI	BB	SO	LOB	TOP		
77 James Outman, L OBP: 0.354, SLG: 0.512 90 Drew Avans, L OBP: 0.323, SLG: 0.320	G4-3			K		K		F8		3	0	0	0	0	2	1			
15 Austin Barnes, R OBP: 0.250, SLG: 0.267 58 Patrick Mazeika, L OBP: 0.286, SLG: 0.222	K			K		G1-3			G6-3	3	0	0	0	0	2	1			
13 Max Muncy, L OBP: 0.386, SLG: 0.417 37 Luke Williams, R OBP: 0.222, SLG: 0.394	K2-3								P3	1	0	0	0	2	1	0			
25 Trave Thompson, R OBP: 0.242, SLG: 0.111 94 Michael Reed, S OBP: 1.000, SLG: 4.000		G5-3								3	0	0	0	0	1	2			
11 Miguel Rojas, R OBP: 0.350, SLG: 0.444 89 Kody Hoese, R OBP: 1.000, SLG: 1.000		K								0	0	0	0	1	0	0			
17 Miguel Vargas, R OBP: 0.381, SLG: 0.394 81 Bryson Brigman, R OBP: 0.222, SLG: 0.394										2	0	0	0	1	1	0			
8 Steven Duggar, L OBP: 0.308, SLG: 0.281				K						3	0	0	0	0	2	2			
68 Ryan Ward, L OBP: 0.356, SLG: 0.359 95 Kyle Nevin, R				L3						3	0	0	0	0	2	0			
12 Bradley Zimmer, L OBP: 0.417, SLG: 0.345 91 Josh Stowers, R				K						3	0	1	0	0	2	0			
Inning Stats	R: 0 E: 0 K: 2 S: 7	H: 0 LOB: 0 BB: 0 P: 7	R: 0 E: 0 K: 1 S: 5	H: 0 LOB: 0 BB: 0 P: 5	R: 0 E: 0 K: 2 S: 7	H: 0 LOB: 0 BB: 0 P: 7	R: 0 E: 0 K: 2 S: 7	H: 0 LOB: 1 BB: 1 P: 11	R: 0 E: 1 K: 2 S: 8	H: 1 LOB: 1 BB: 0 P: 8	R: 1 E: 0 K: 1 S: 5	H: 0 LOB: 1 BB: 2 P: 14	R: 0 E: 0 K: 2 S: 7	H: 0 LOB: 0 BB: 0 P: 7	R: 0 E: 0 K: 1 S: 6	H: 1 LOB: 2 BB: 1 P: 10	1B: 2 2B: 0 3B: 0 HR: 0	SF: 0 SAC: 0 DP: 0 HBP: 0	WP: 0 PA: 33 PB: 0 SB: 4 CS: 0
PITCHER	IP	WLS	BF	H	R	ER	SO	BB	IBB	HBP	BLK	WP	HR	S	P	ERA	WHIP		
68 George Kirby, R ERA: 2.31 55 Gabe Speier, L ERA: 4.7 63 Diego Castillo, R ERA: 3.6 54 Chris Clarke, R ERA: 5.4 89 Ty Adcock, R ERA:	5.0	W	16	0	0	0	9	1	0	0	0	0	0	33	37	0.00	0.200		

Los Angeles Dodgers @ Seattle Mariners
Peoria Stadium, Peoria, AZ
Wed Mar 22 2023, 9:41 PM - 12:03 AM EDT
Att. 8,860 - Clear - 60 F

AB 29
R 1
H 2
RBI 1
BB 4
SO 15
LOB 10



Batter	1	2	3	4	5	6	7	8	9	AB	R	H	RBI	BB	SO	LOB	BOTTOM		
44 Julio Rodríguez, R OBP: 0.423, SLG: 0.640 17 Leonys Martín, L OBP: 0.375, SLG: 0.316	K									3	0	2	3	0	1	0			
16 Kaiten Wong, L OBP: 0.282, SLG: 0.250 76 José Caballero, R OBP: 0.381, SLG: 0.533										3	0	1	0	0	2	1			
23 Ty France, R OBP: 0.304, SLG: 0.442 72 Jake Scheiner, R OBP: 0.200, SLG: 0.483										4	0	1	0	0	0	1			
35 Teoscar Hernández, R OBP: 0.346, SLG: 0.435 84 Bill Knight, R										4	0	0	0	0	2	1			
29 Cal Raleigh, S OBP: 0.269, SLG: 0.480 27 Jacob Nottingham, R OBP: 0.346, SLG: 0.421										3	0	0	0	0	2	0			
28 Eugenio Suárez, R OBP: 0.316, SLG: 0.529 79 Colin Moran, L OBP: 0.294, SLG: 0.290										3	0	1	0	0	1	1			
8 AJ Pollock, R OBP: 0.270, SLG: 0.270 86 Walking Cabrera, R										3	2	2	0	0	0	0			
21 Cooper Hummel, S OBP: 0.395, SLG: 0.794 94 Mike Ford, L OBP: 0.333, SLG: 0.520										1	1	0	0	1	1	0			
3 J.P. Crawford, L OBP: 0.290, SLG: 0.185 71 Mason McCoy, R OBP: 0.324, SLG: 0.313										0	1	0	0	1	0	0			
Inning Stats	R: 0 E: 0 K: 1 S: 6	H: 2 LOB: 1 BB: 0 P: 6	R: 0 E: 0 K: 2 S: 7	H: 0 LOB: 0 BB: 0 P: 7	R: 1 E: 0 K: 2 S: 7	H: 1 LOB: 0 BB: 1 P: 11	R: 0 E: 0 K: 1 S: 5	H: 0 LOB: 0 BB: 0 P: 5	R: 2 E: 0 K: 2 S: 8	H: 3 LOB: 1 BB: 1 P: 11	R: 0 E: 0 K: 2 S: 8	H: 0 LOB: 1 BB: 0 P: 8	R: 2 E: 0 K: 1 S: 7	H: 2 LOB: 1 BB: 1 P: 12	R: 0 E: 0 K: 1 S: 6	H: 1 LOB: 1 BB: 0 P: 6	1B: 4 2B: 5 3B: 0 HR: 0	SF: 0 SAC: 0 DP: 1 HBP: 0	WP: 1 PA: 34 PB: 0 SB: 1 CS: 0
PITCHER	IP	WLS	BF	H	R	ER	SO	BB	IBB	HBP	BLK	WP	HR	S	P	ERA	WHIP		
47 Ryan Peplot, R ERA: 3.29 83 Keegan Curtis, R ERA: 61 Taylor Scott, R ERA: 3.38 62 Tyler Cyr, R ERA: 7.11 93 Jake Plarski, R ERA:	1.1	L	18	5	3	3	6	2	0	0	0	0	0	28	36	0.00	1.500		
84 Jordan Leasure, R ERA: 3.86	1.0		4	1	0	0	1	0	0	0	0	0	0	6	6	0.00	1.000		

Los Angeles Dodgers @ Seattle Mariners
Peoria Stadium, Peoria, AZ
Wed Mar 22 2023, 9:41 PM - 12:03 AM EDT
Att. 8,860 - Clear - 60 F

AB 31
R 5
H 9
RBI 5
BB 3
SO 11
LOB 11



Batter	1	2	3	4	5	6	7	8	9	AB	R	H	RBI	BB	SO	LOB	TOP					
10 Mike Brosseau, R (1, 5) OBP: 0.514, SLG: 1.103 93 Patrick Dornan, L (6, 5) OBP: 0.125, SLG: 0.125	4-0 FC4-6 6 1B BB		0-0 G6-3		0-1 HR	0-0 G1-4-3		0-0 FC1-5 95 96 1B	3 2 1 2 1 0 1 1 0 1 0 0 0 0								Milwaukee Brewers @ Los Angeles Dodgers Camelback Ranch, Glendale, AZ Fri Mar 24 2023, 4:06 PM - 6:42 PM EDT Att: 9,326 - Sunny - 65 F livebaseballscorecards.com					
6 Owen Miller, R (1, 4) OBP: 0.436, SLG: 0.500 96 Wes Clarke, R (6, 3) OBP: 0.714, SLG: 1.250	0-0 FC4-6 33 1-2 1B		0-0 BB		0-0 7 1B BB	0-0 7 1B BB	0-0 2-H 1B	4-0 FC6-4 94 FC1-5 95 BB	3 1 3 1 1 0 0 0 0 0 0 1 0 0													
33 Jesse Winker, L (1, 10) OBP: 0.349, SLG: 0.292 95 Carlos Rodriguez, L (9, PH) (9, 10)	0-0 FC4-6 9 1-2 2-3		0-0 G4-3		0-0 F7	0-3 K		0-0 FC1-5 94 FC6-4	4 0 0 0 0 1 5 1 0 0 0 0 0 2													
9 Brian Anderson, R (1, 9) OBP: 0.488, SLG: 0.559 94 Jackson Chourio, R (6, 9) OBP: 0.182, SLG: 0.182	0-0 E5 7 3-H 1-2 G6-4-3			0-0 7 G5-4-3 1B	0-0 7 1B BB		0-0 G6-3	0-0 FC6-4 86 1-2 2-3	2 0 1 1 1 0 1 2 0 0 0 0 0 2													
7 Victor Caratini, S (1, 2) OBP: 0.484, SLG: 0.538 86 Jeferson Quero, R (6, 2) OBP: 0.167, SLG: 0.333	0-0 G6-4-3			0-0 G5-4-3	0-0 88 FC6-4 1B		0-0 G5-3	0-3 K	3 0 1 1 0 0 3 2 0 0 0 0 1 2													
88 Joey Wiemer, R (1, 8) OBP: 0.286, SLG: 0.395 Blake Perkins, S (6, 8) OBP: 0.294, SLG: 0.276		0-0 P6		0-0 1B	0-0 FC6-4 1-2		0-0 G3		3 0 1 0 0 0 2 1 0 0 0 0 0 0													
79 Sal Frelick, L (1, 7) OBP: 0.368, SLG: 0.421 29 Skye Bott, S (6, 7) OBP: 0.310, SLG: 0.385	0-0 63 F9 1B			0-0 F8		0-0 16 F7 10 G1-4-3 1B		0-0 G4-3	3 1 2 0 0 0 1 1 0 0 0 0 0 0													
63 Eddy Alvarez, L (1, 6) OBP: 0.286, SLG: 0.130 78 Andruw Monasterio, R (6, PR) OBP: 0.300, SLG: 0.250	0-0 SAFE F9				0-3 K	4-0 10 G1-4-3 1B		0-0 F6	2 0 0 0 1 1 1 1 1 0 0 0 0 0													
16 Josh VanMeter, L (1, 3) OBP: 0.385, SLG: 0.571 41 Jather Areinamo, R (6, 4)			0-0 L4		0-2 HR	0-0 F7		0-3 K	4 1 1 1 0 1 2 0 0 0 0 0 0 0													
Inning Stats	R: 1 E: 1 K: 0 S: 4	H: 1 LOB: 1 BB: 1 P: 8	R: 0 E: 0 K: 0 S: 3	H: 1 LOB: 0 BB: 0 P: 3	R: 0 E: 0 K: 0 S: 3	H: 0 LOB: 1 BB: 1 P: 7	R: 0 E: 0 K: 0 S: 4	H: 2 LOB: 1 BB: 0 P: 4	R: 3 E: 0 K: 1 S: 12	H: 4 LOB: 1 BB: 1 P: 16	R: 2 E: 0 K: 1 S: 7	H: 2 LOB: 1 BB: 1 P: 11	R: 0 E: 0 K: 0 S: 3	H: 0 LOB: 0 BB: 0 P: 3	R: 0 E: 0 K: 1 S: 5	H: 0 LOB: 0 BB: 0 P: 5		R: 0 E: 0 K: 1 S: 6	H: 1 LOB: 2 BB: 1 P: 10	1B: 9 2B: 0 3B: 0 HR: 2	SF: 0 SAC: 0 DP: 2 HBP: 0	WP: 0 PB: 0 SB: 2 CS: 0
PITCHER	IP WLS BF	H R ER SO	BB IBB HBP BLK	WP HR S P	ERA WHIP	PITCHER	IP WLS BF	H R ER SO	BB IBB HBP BLK	WP HR S P	ERA WHIP											
7 Julio Urias, L (1, 1) ERA: 3.86	5.0 0.1 H	24 3 1 2 2 0	8 4 4 1 0 0	1 2 2 0 0 0	38 2 26 6 54.00 6.000	92 Mark Washington, R (9, 1) ERA:	1.0 0.2 B	5 3 1 0 0 1	0 0 0 0 0 0	0 0 5 5 0.00 0.000	2.000											

Batter	1	2	3	4	5	6	7	8	9	AB	R	H	RBI	BB	SO	LOB	BOTTOM					
50 Mookie Betts, R (1, 9) OBP: 0.313, SLG: 0.615 77 James Outman, L (5, 9) OBP: 0.382, SLG: 0.522	0-0 F4		0-0 G5-3		0-0 F9	0-0 F7			4-0 90 WP BB	2 0 0 0 0 0 0 2 0 0 0 1 0 1							Milwaukee Brewers @ Los Angeles Dodgers Camelback Ranch, Glendale, AZ Fri Mar 24 2023, 4:06 PM - 6:42 PM EDT Att: 9,326 - Sunny - 65 F livebaseballscorecards.com					
5 Freddie Freeman, L (1, 3) OBP: 0.412, SLG: 0.724 94 Brandon Lewis, R (6, 3) OBP: 0.375, SLG: 0.500	0-3 K		0-0 G3-1		0-0 G3		0-0 90 1B 8 SF7	0-3 K	3 0 0 0 0 1 0 2 1 1 0 0 1 1													
28 J.D. Martinez, R (1, 10) OBP: 0.260, SLG: 0.382 90 Drew Avans, L (7, PH) (8, 10) (9, 7)	4-0 13 HR BB			0-0 F9	1-2 HR		0-0 1-3 1B	4-0 1-2 BB	2 2 1 1 1 0 0 1 0 1 0 1 0 0													
13 Max Muncy, L (1, 5) OBP: 0.404, SLG: 0.538 8 Steven Duggar, L (6, 9) OBP: 0.311, SLG: 0.278	1-0 HR			0-0 G3	0-0 25 PB 25 2B		0-0 SF7	0-3 K	3 2 2 2 0 0 0 1 0 0 1 0 1 2													
25 Trayce Thompson, R (1, 8) OBP: 0.278, SLG: 0.172 37 Luke Williams, R (6, 5) OBP: 0.214, SLG: 0.359	0-0 F8			4-0 17 1B 15 HBP BB	1-0 2B		0-0 L9	0-2 K	2 1 1 1 1 0 0 2 0 0 0 0 1 2													
3 Chris Taylor, R (1, 7) OBP: 0.283, SLG: 0.188 92 Mark Washington, R (9, 1)		0-2 K		4-0 15 HBP 17 1B	0-0 F9		0-0 G6-3		3 0 0 0 1 1 1 0 0 0 0 0 0 0													
17 Miguel Vargas, R (1, 4) OBP: 0.400, SLG: 0.490 67 Hunter Feduccia, L (7, 2) OBP: 0.538, SLG: 0.800		0-0 L9		0-0 15 HBP 1B	1-2 2-3		4-0 BB	0-0 2B	2 0 1 0 1 0 0 1 0 1 0 0 0 0													
15 Austin Barnes, R (1, 2) OBP: 0.263, SLG: 0.235 80 Sean McLain, R (7, 4)		0-0 G6-3		1-0 HBP		0-0 L9		0-3 K	2 0 0 1 0 0 1 1 0 0 0 0 1 1													
11 Miguel Rojas, R (1, 6) OBP: 0.326, SLG: 0.410 81 Bryson Brigan, R (7, 6)			0-0 F9		0-0 F7		0-0 L5	0-3 K	3 0 0 0 0 0 4 1 0 0 0 0 1 1													
Inning Stats	R: 2 E: 0 K: 1 S: 6	H: 1 LOB: 0 BB: 1 P: 11	R: 0 E: 0 K: 1 S: 5	H: 0 LOB: 0 BB: 0 P: 5	R: 0 E: 0 K: 0 S: 3	H: 0 LOB: 0 BB: 0 P: 3	R: 1 E: 0 K: 0 S: 4	H: 1 LOB: 3 BB: 2 P: 13	R: 2 E: 0 K: 0 S: 8	H: 3 LOB: 1 BB: 0 P: 10	R: 0 E: 0 K: 0 S: 3	H: 0 LOB: 1 BB: 1 P: 7	R: 1 E: 0 K: 0 S: 4	H: 2 LOB: 0 BB: 0 P: 4	R: 0 E: 0 K: 2 S: 8	H: 1 LOB: 1 BB: 0 P: 8		R: 0 E: 0 K: 3 S: 9	H: 0 LOB: 2 BB: 2 P: 17	1B: 3 2B: 3 3B: 0 HR: 2	SF: 1 SAC: 0 DP: 0 HBP: 1	WP: 1 PB: 1 SB: 1 CS: 0
PITCHER	IP WLS BF	H R ER SO	BB IBB HBP BLK	WP HR S P	ERA WHIP	PITCHER	IP WLS BF	H R ER SO	BB IBB HBP BLK	WP HR S P	ERA WHIP											
20 Wade Miley, L (1, 1) ERA: 4.22	4.2 0.1 B	20 4 3 2 2 0	3 0 0 0 0 0	0 1 6 8 54.00 9.000	68 Tyson Miller, R (6, 1) ERA: 0.9	2.0 2.0 B	8 2 1 1 0 1	1 0 0 0 0 0	0 0 7 11 4.50 1.500	87 Tyler Herb, R (6, 1) ERA:	1.0 4 1 0 0 2	0 0 0 0 0 0	0 0 8 8 0.00 1.000	92 Clayton Andrews, L (9, 1) ERA:	1.0 5 0 0 0 3	2 0 0 0 0 3	2 0 0 0 0 0	1 0 9 17 0.00 2.000				

Batter	1	2	3	4	5	6	7	8	9	AB	R	H	RBI	BB	SO	LOB	TOP										
3 Taylor Ward, R OBP: 0.391, SLG: 0.548 93 Jordyn Adams, R OBP: 0.476, SLG: 0.529	F8			F9		G6-3				3	0	0	0	1	0	0	Los Angeles Angels @ Los Angeles Dodgers Dodger Stadium, Los Angeles, CA Sun Mar 26 2023, 6:10 PM - 8:18 PM PDT Att: 37,192 - Clear - 63 F livebaseballscorecards.com										
27 Mike Trout, R OBP: 0.350, SLG: 0.353 8 Brett Phillips, L OBP: 0.234, SLG: 0.310	K			K		K		F8		3	0	0	0	0	3	0											
17 Shohet Ohtani, L OBP: 0.375, SLG: 0.625 21 Matt Thaiss, L OBP: 0.415, SLG: 0.290	K					F9			L8	3	0	1	0	0	1	0											
23 Brandon Drury, R OBP: 0.311, SLG: 0.463 92 Preston Palmeiro, L OBP: 0.750, SLG: 1.125	K			K		K				3	0	0	0	0	3	1											
12 Hunter Renfroe, R OBP: 0.364, SLG: 0.564 18 Jake Lamb, L OBP: 0.419, SLG: 0.595	F9					P3				2	0	0	0	0	0	0											
2 Luis Rengifo, S OBP: 0.295, SLG: 0.714	G1-3					L6				1	0	0	0	1	1	1											
10 Gio Urshela, R OBP: 0.417, SLG: 0.471				G5-3						4	0	0	0	0	1	2											
14 Logan O'Hoppe, R OBP: 0.361, SLG: 0.438 35 Chad Wallach, R OBP: 0.217, SLG: 0.143				G5-3						3	0	1	0	0	0	1											
89 Jeremiah Jackson, R OBP: 0.273, SLG: 0.455				K		FC6-4				3	0	0	0	0	1	2											
Inning Stats	R: 0 E: 0 K: 2 S: 8	H: 0 LOB: 0 BB: 0 P: 11	R: 0 E: 0 K: 1 S: 8	H: 0 LOB: 0 BB: 0 P: 13	R: 0 E: 0 K: 1 S: 7	H: 0 LOB: 0 BB: 0 P: 9	R: 0 E: 0 K: 2 S: 8	H: 1 LOB: 1 BB: 0 P: 12	R: 0 E: 0 K: 0 S: 11	H: 2 LOB: 2 BB: 0 P: 16	R: 0 E: 0 K: 1 S: 9	H: 0 LOB: 0 BB: 0 P: 13	R: 0 E: 0 K: 1 S: 8	H: 0 LOB: 1 BB: 1 P: 14	R: 0 E: 0 K: 0 S: 13	H: 0 LOB: 1 BB: 1 P: 20		R: 0 E: 0 K: 2 S: 12	H: 1 LOB: 1 BB: 0 P: 18	1B: 4 2B: 0 3B: 0 HR: 0	SF: 0 SAC: 0 DP: 0 HBP: 0	WP: 0 PB: 0 SB: 0 CS: 0	PA: 33				
PITCHER	IP	WLS	BF	H	R	ER	SO	BB	IBB	HBP	BLK	WP	HR	S	P	ERA	WHIP										
22 Clayton Kershaw, L ERA: 3.44	6.0		21	3	0	0	7	0	0	0	0	0	0	51	74	0.00	0.500										
38 Yancy Almonte, R ERA: 4.5	1.0	H	4	0	0	0	1	0	0	0	0	0	0	8	14	0.00	1.500										
48 Brusdar Graterol, R ERA: 4.5	0.2	H	3	0	0	0	0	1	0	0	0	0	0	11	17	0.00	1.500										
52 Phil Bickford, R ERA: 5.4	0.1	H	1	0	0	0	0	0	0	0	0	0	0	2	3	0.00	0.000										
18 Shelby Miller, R ERA: 6.43	1.0	S	4	1	0	0	2	0	0	0	0	0	0	12	18	0.00	1.000										
Batter	1	2	3	4	5	6	7	8	9	AB	R	H	RBI	BB	SO	LOB	BOTTOM										
50 Mookie Betts, R OBP: 0.278, SLG: 0.533 6 David Peralta, L OBP: 0.321, SLG: 0.348	G6-3			P3		F5				2	0	0	0	0	0	0	Los Angeles Angels @ Los Angeles Dodgers Dodger Stadium, Los Angeles, CA Sun Mar 26 2023, 6:10 PM - 8:18 PM PDT Att: 37,192 - Clear - 63 F livebaseballscorecards.com										
5 Freddie Freeman, L OBP: 0.378, SLG: 0.656 95 Kyle Nevin, R	G3			P6		G6-3				3	0	0	0	0	2	0											
28 J.D. Martinez, R OBP: 0.245, SLG: 0.340 77 James Outman, L OBP: 0.390, SLG: 0.600	F9			G3-1		K				3	0	0	0	0	1	0											
13 Max Muncy, L OBP: 0.420, SLG: 0.610 37 Luke Williams, R OBP: 0.196, SLG: 0.326						K				2	1	1	1	1	1	0											
3 Chris Taylor, R OBP: 0.267, SLG: 0.255 67 Hunter Feduccia, L OBP: 0.500, SLG: 0.727										3	1	1	1	0	0	1											
25 Travece Thompson, R OBP: 0.256, SLG: 0.156 90 Drew Avans, L OBP: 0.351, SLG: 0.310										1	0	0	0	0	0	0											
17 Miguel Vargas, R OBP: 0.396, SLG: 0.395 Jorbit Vivas, L OBP: 0.348, SLG: 0.350	F9									3	0	1	0	0	1	0											
11 Miguel Rojas, R OBP: 0.326, SLG: 0.405 Eddys Leonard, R OBP: 0.435, SLG: 0.591	G4-3									0	0	0	0	0	0	0											
15 Austin Barnes, R OBP: 0.273, SLG: 0.250 92 Damon Keith, R OBP: 1.000, SLG: 1.500	F8									3	0	1	0	0	0	1											
Inning Stats	R: 0 E: 0 K: 0 S: 13	H: 0 LOB: 0 BB: 0 P: 17	R: 2 E: 0 K: 1 S: 14	H: 2 LOB: 0 BB: 0 P: 24	R: 0 E: 0 K: 0 S: 6	H: 0 LOB: 0 BB: 0 P: 9	R: 0 E: 0 K: 0 S: 8	H: 0 LOB: 1 BB: 1 P: 16	R: 0 E: 0 K: 0 S: 15	H: 2 LOB: 2 BB: 0 P: 21	R: 0 E: 0 K: 2 S: 9	H: 0 LOB: 0 BB: 0 P: 14	R: 0 E: 0 K: 2 S: 10	H: 1 LOB: 1 BB: 0 P: 14	R: 1 E: 0 K: 1 S: 14	H: 1 LOB: 0 BB: 0 P: 21		1B: 3 2B: 0 3B: 0 HR: 3	SF: 0 SAC: 0 DP: 0 HBP: 0	WP: 0 PB: 0 SB: 0 CS: 0	PA: 31						
PITCHER	IP	WLS	BF	H	R	ER	SO	BB	IBB	HBP	BLK	WP	HR	S	P	ERA	WHIP										
32 Tucker Davidson, L ERA: 5.19	4.1	L	17	3	2	2	1	0	0	0	0	0	0	2	48	4.15	0.923										
60 Andrew Wantz, R ERA: 10.8	1.0		4	1	0	0	1	0	0	0	0	0	0	12	16	0.00	1.000										
51 Jaime Barria, R ERA: 10.8	2.2		10	2	1	1	4	0	0	0	0	0	1	29	45	3.38	0.750										

Batter	1	2	3	4	5	6	7	8	9	AB	R	H	RBI	BB	SO	LOB	TOP					
50 Mookie Betts, R OBP: 0.350, SLG: 0.765 77 James Outman, L OBP: 0.393, SLG: 0.588										2	1	2	1	0	0	0	Los Angeles Dodgers @ Los Angeles Angels Angel Stadium, Anaheim, CA Mon Mar 27 2023, 6:08 PM - 8:43 PM PDT Att: 35,067 - Clear - 72 F livebaseballscorecards.com					
5 Freddie Freeman, L OBP: 0.348, SLG: 0.600 37 Luke Williams, R OBP: 0.213, SLG: 0.409										3	0	0	0	0	0	2						
16 Will Smith, R OBP: 0.244, SLG: 0.147 67 Hunter Feduccia, L OBP: 0.483, SLG: 0.696										3	0	0	0	0	0	0						
28 J.D. Martinez, R OBP: 0.250, SLG: 0.327 92 Damon Keith, R OBP: 1.000, SLG: 1.333										2	0	0	0	1	1	0						
13 Max Muncy, L OBP: 0.415, SLG: 0.591 95 Kyle Nevin, R										3	0	1	0	0	2	0						
3 Chris Taylor, R OBP: 0.286, SLG: 0.309 Jorbit Vivas, L OBP: 0.348, SLG: 0.350										4	1	1	1	0	1	3						
25 Trayce Thompson, R OBP: 0.244, SLG: 0.147 23 Jason Heyward, L OBP: 0.278, SLG: 0.367										2	0	0	0	0	1	0						
17 Miguel Vargas, R OBP: 0.392, SLG: 0.390 Eddy's Leonard, R OBP: 0.417, SLG: 0.555										3	0	1	0	0	2	0						
11 Miguel Rojas, R OBP: 0.333, SLG: 0.477 6 David Peralta, L OBP: 0.300, SLG: 0.320										2	1	1	1	0	0	0						
Inning Stats	R: 0 E: 0 K: 0 S: 8	H: 1 LOB: 0 BB: 0 P: 8	R: 0 E: 0 K: 1 S: 10	H: 0 LOB: 0 BB: 0 P: 13	R: 0 E: 0 K: 1 S: 12	H: 0 LOB: 0 BB: 0 P: 18	R: 1 E: 1 K: 1 S: 11	H: 2 LOB: 2 BB: 1 P: 21	R: 1 E: 0 K: 2 S: 13	H: 1 LOB: 0 BB: 0 P: 20	R: 0 E: 0 K: 2 S: 13	H: 0 LOB: 0 BB: 0 P: 21	R: 1 E: 0 K: 1 S: 11	H: 2 LOB: 2 BB: 0 P: 14	R: 1 E: 0 K: 2 S: 12	H: 2 LOB: 1 BB: 0 P: 16		R: 0 E: 0 K: 1 S: 6	H: 0 LOB: 0 BB: 0 P: 7	1B: 4 2B: 0 3B: 0 HR: 4	SF: 0 SAC: 0 DP: 1 HBP: 1	WP: 0 PB: 0 SB: 0 CS: 0
PITCHER	IP WLS BF H R ER SO BB IBB HBP BLK WP HR S P ERA WHIP																					
31 Tyler Anderson, L ERA: 1.35 46 Jimmy Herget, R ERA: 1.59 28 Aaron Loup, L ERA: 4.15 65 José Quijada, L ERA: 10.13 67 César Valdez, R ERA: 3.0	5.1 W 21 4 2 2 5 1 0 0 0 0 2 59 88 3.38 0.938	0.2 H 2 0 0 0 2 0 0 0 0 0 0 8 13 0.00 0.000	1.0 H 5 2 1 1 1 0 0 0 0 0 1 11 14 9.00 2.000	1.0 H 5 2 1 1 2 0 0 0 0 0 1 12 16 9.00 2.000	1.0 S 3 0 0 0 1 0 0 0 0 0 0 6 7 0.00 0.000																	

Batter	1	2	3	4	5	6	7	8	9	AB	R	H	RBI	BB	SO	LOB	BOTTOM				
3 Taylor Ward, R OBP: 0.420, SLG: 0.622 8 Brett Phillips, L OBP: 0.229, SLG: 0.302										3	2	2	2	1	0	0	Los Angeles Dodgers @ Los Angeles Angels Angel Stadium, Anaheim, CA Mon Mar 27 2023, 6:08 PM - 8:43 PM PDT Att: 35,067 - Clear - 72 F livebaseballscorecards.com				
27 Mike Trout, R OBP: 0.333, SLG: 0.476 93 Jordyn Adams, R OBP: 0.465, SLG: 0.514										4	1	1	2	0	1	3					
17 Shohei Ohtani, L OBP: 0.453, SLG: 0.636 89 Jeremiah Jackson, R OBP: 0.250, SLG: 0.417										3	1	2	0	0	0	0					
6 Anthony Rendon, R OBP: 0.564, SLG: 0.794 40 Osmy Gregorio, R OBP: 0.429, SLG: 1.143										3	0	3	0	1	0	0					
12 Hunter Renfroe, R OBP: 0.354, SLG: 0.535										4	0	1	0	0	0	4					
23 Brandon Drury, R OBP: 0.327, SLG: 0.467										4	1	2	1	0	1	3					
21 Matt Thaiss, L OBP: 0.378, SLG: 0.257										4	0	0	0	0	2	5					
94 Zach Neto, R OBP: 0.320, SLG: 0.333										3	0	1	0	0	0	0					
92 Preston Palmeiro, L OBP: 0.600, SLG: 0.900 35 Chad Wallach, R OBP: 0.240, SLG: 0.136										2	0	0	0	0	1	0					
Inning Stats	R: 2 E: 0 K: 0 S: 14	H: 3 LOB: 1 BB: 0 P: 24	R: 0 E: 0 K: 1 S: 8	H: 0 LOB: 0 BB: 0 P: 10	R: 2 E: 0 K: 1 S: 17	H: 4 LOB: 2 BB: 0 P: 25	R: 0 E: 0 K: 0 S: 6	H: 0 LOB: 0 BB: 0 P: 8	R: 0 E: 0 K: 0 S: 5	H: 1 LOB: 1 BB: 1 P: 11	R: 1 E: 0 K: 1 S: 22	H: 2 LOB: 3 BB: 2 P: 39	R: 0 E: 0 K: 3 S: 21	H: 2 LOB: 3 BB: 0 P: 30	R: 0 E: 0 K: 1 S: 9	H: 0 LOB: 0 BB: 0 P: 15		1B: 9 2B: 1 3B: 0 HR: 2	SF: 0 SAC: 0 DP: 0 HBP: 1	WP: 0 PB: 0 SB: 0 CS: 1	PA: 39
PITCHER	IP WLS BF H R ER SO BB IBB HBP BLK WP HR S P ERA WHIP																				
43 Noah Syndergaard, R ERA: 9.75 51 Alex Vesia, L ERA: 7.5 38 Yency Almonte, R ERA: 3.86 59 Evan Phillips, R ERA: 48 Braxton Graterol, R ERA:	5.0 L 24 9 5 5 2 1 0 0 0 0 0 0 11 19 9.00 6.000	0.1 3 1 0 0 1 1 0 0 0 0 0 7 13 0.00 1.500	0.2 4 2 0 0 2 0 0 0 0 0 0 14 19 0.00 3.000	0.1 2 0 0 0 1 0 0 0 1 0 0 7 11 0.00 0.000	0.1 2 0 0 0 1 0 0 0 0 0 0 7 11 0.00 0.000																

Batter	1	2	3	4	5	6	7	8	9	AB	R	H	RBI	BB	SO	LOB	TOP													
10 Josh Rojas, L (1,5) Kyle Lewis, R (8,PH) 99 Drey Jameson, R (8,1) 30 Scott McGough, R (8,1) 57 Andrew Chafin, R (9,1)	G5-3		L8			P4		2-1 HR		3	0	0	0	0	0	1	Arizona Diamondbacks @ Los Angeles Dodgers Dodger Stadium, Los Angeles, CA Fri Mar 31 2023, 7:12 PM - 9:51 PM PDT Att: 45,389 - Partly Cloudy - 56 F													
4 Ketel Marte, S (1,4) 12 Lourdes Gurriel Jr., R (1,10) 53 Christian Walker, R (1,3)	F8		G6-3			L8		F7		4	0	0	0	0	0	1														
7 Corbin Carroll, L (1,7) 14 Gabriel Moreno, R (1,2)	F8		G4-3			K				4	0	1	0	0	1	0														
31 Jake McCarthy, L (1,9)										4	0	1	0	0	1	1														
5 Alek Thomas, L (1,8) 13 Nick Ahmed, R (8,PH)										4	0	2	0	0	0	1														
2 Geraldo Perdomo, S (1,6) 3 Evan Longoria, R (8,PH)										4	0	1	0	0	1	3														
										4	0	0	0	0	1	3														
										2	0	0	0	0	0	0														
										2	0	0	0	0	0	1														
										1	0	0	0	1	1	0														
										1	1	1	0	0	0	0														
Inning Stats	R: 0 E: 0 K: 0 S: 11	H: 0 LOB: 0 BB: 0 P: 16	R: 0 E: 0 K: 1 S: 8	H: 1 LOB: 1 BB: 0 P: 12	R: 0 E: 0 K: 0 S: 7	H: 0 LOB: 1 BB: 1 P: 12	R: 0 E: 0 K: 0 S: 7	H: 1 LOB: 1 BB: 0 P: 9	R: 0 E: 0 K: 1 S: 9	H: 0 LOB: 0 BB: 0 P: 12	R: 0 E: 0 K: 1 S: 6	H: 1 LOB: 1 BB: 0 P: 11	R: 2 E: 0 K: 0 S: 15	H: 3 LOB: 1 BB: 0 P: 23	R: 0 E: 0 K: 1 S: 12	H: 1 LOB: 1 BB: 0 P: 15	1B: 4 2B: 2 HR: 1	SF: 0 SAC: 0 DP: 0 HBP: 0	WP: 0 PB: 0 SB: 0 CS: 0	PA: 35										
PITCHER	IP WLS BF H R ER SO BB IBB HBP BLK WP HR S P ERA WHIP																													
85 Dustin May, R (1,1) 51 Alex Vesia, L (8,1) 59 Evan Phillips, R (8,1) 64 Caleb Ferguson, L (9,1)	7.0 0.2 0.1 1.0	25 L 5 4	3 2 1 1	0 2 0 0	4 2 0 1	1 0 0 0	0 0 0 0	0 0 0 0	0 0 0 0	0 1 14 12	56 22 1 15	84 22 1 15	0.00 27.00 0.00 0.00	0.571 4.500 0.000 1.000																

Batter	1	2	3	4	5	6	7	8	9	AB	R	H	RBI	BB	SO	LOB	BOTTOM													
50 Mookie Betts, R (1,9) 5 Freddie Freeman, L (1,3) 16 Will Smith, R (1,2) 13 Max Muncy, L (1,5) 28 J.D. Martinez, R (1,10) 6 David Peralta, L (1,7) 17 Miguel Vargas, R (1,4) 33 James Outman, L (1,8) 11 Miguel Rojas, R (1,6)	G3-1		BB			K		HR		3	1	1	1	2	1	0	Arizona Diamondbacks @ Los Angeles Dodgers Dodger Stadium, Los Angeles, CA Fri Mar 31 2023, 7:12 PM - 9:51 PM PDT Att: 45,389 - Partly Cloudy - 56 F													
	K		F9			G6-3		G5-3		5	0	0	0	0	1	2														
										3	0	1	0	2	0	2														
										5	0	1	0	0	0	4														
										4	0	0	0	0	3	2														
										3	0	1	0	1	0	0														
										1	0	1	0	3	0	0														
										3	0	0	0	1	2	4														
										4	0	0	0	0	2	5														
										4	0	0	0	0	2	5														
Inning Stats	R: 0 E: 0 K: 2 S: 18	H: 1 LOB: 2 BB: 1 P: 28	R: 0 E: 0 K: 2 S: 12	H: 2 LOB: 1 BB: 0 P: 17	R: 0 E: 0 K: 0 S: 7	H: 0 LOB: 1 BB: 1 P: 13	R: 0 E: 0 K: 0 S: 8	H: 0 LOB: 2 BB: 2 P: 21	R: 0 E: 0 K: 1 S: 9	H: 0 LOB: 1 BB: 1 P: 15	R: 1 E: 0 K: 1 S: 12	H: 2 LOB: 1 BB: 0 P: 17	R: 0 E: 0 K: 1 S: 9	H: 0 LOB: 2 BB: 2 P: 20	R: 0 E: 0 K: 0 S: 8	H: 0 LOB: 1 BB: 1 P: 15	1B: 3 2B: 1 3B: 0 HR: 1	SF: 0 SAC: 0 DP: 0 HBP: 0	WP: 1 PB: 0 SB: 0 CS: 1	PA: 40										
PITCHER	IP WLS BF H R ER SO BB IBB HBP BLK WP HR S P ERA WHIP																													
29 Merrill Kelly, R (1,1) 99 Drey Jameson, R (4,1) 99 Drey Jameson, R (8,1) 30 Scott McGough, R (8,1) 57 Andrew Chafin, L (9,1)	3.2 4.0 4.0 0.1 1.0	W W W H S	17 17 17 3 3	2 2 2 0 0	1 1 1 0 0	5 5 5 0 0	3 3 3 2 0	0 0 0 0 0	0 0 0 1 0	0 1 1 0 4	38 38 38 4 7	66 66 66 13 10	2.25 2.25 2.25 0.00 0.00	1.250 1.250 6.000 0.000																

AB 34
R 2
H 7
RBI 2
BB 1
SO 5
LOB 11



AB 31
R 1
H 5
RBI 1
BB 9
SO 9
LOB 19




Batter	1	2	3	4	5	6	7	8	9	AB R H RBI BB SO LOB	TOP										
29 Jurickson Profar, S (1.7)										4 0 0 0 0 1 3	<p>Colorado Rockies @ Los Angeles Dodgers Dodger Stadium, Los Angeles, CA Mon Apr 03 2023, 7:11 PM - 9:57 PM PDT Att. 49,792 - Clear - 57 F</p> <p>livebaseballscorecards.com</p> <p>AB 32 R 4 H 6 RBI 3 BB 3 SO 12 LOB 10</p>										
23 Kris Bryant, R (1.9)									4 0 1 0 0 2 0												
19 Charlie Blackmon, L (1.10)									4 0 0 0 0 0 1												
25 C.J. Cron, R (1.3)									4 0 0 0 0 0 1												
24 Ryan McMahon, L (1.4)									2 1 0 0 2 2 0												
11 Mike Moustakas, L (1.5)									3 1 1 0 1 2 1												
35 Elias Diaz, R (1.2)									4 1 1 1 0 3 2												
30 Harold Castro, L (1.8)									4 1 1 2 0 2 2												
13 Alan Trejo, R (1.6)									3 0 2 0 0 0 0												
Inning Stats	R: 0 E: 0 K: 0 S: 10	H: 1 LOB: 1 BB: 0 P: 16	R: 0 E: 0 K: 3 S: 9	H: 0 LOB: 0 BB: 0 P: 12	R: 0 E: 0 K: 0 S: 5	H: 0 LOB: 0 BB: 0 P: 8	R: 0 E: 0 K: 1 S: 6	H: 0 LOB: 0 BB: 0 P: 10	R: 4 E: 0 K: 1 S: 17	H: 3 LOB: 2 BB: 2 P: 27		R: 0 E: 0 K: 1 S: 7	H: 0 LOB: 0 BB: 0 P: 11	R: 0 E: 0 K: 3 S: 15	H: 2 LOB: 2 BB: 0 P: 24	R: 0 E: 0 K: 0 S: 11	H: 0 LOB: 1 BB: 1 P: 15	R: 0 E: 0 K: 3 S: 13	H: 0 LOB: 1 BB: 1 P: 23	1B: 4 2B: 2 3B: 0 HR: 0	SF: 0 SAC: 0 DP: 1 HBP: 0
PITCHER	IP WLS BF H R ER SO BB IBB HBP BLK WP HR S P ERA WHIP											IP WLS BF H R ER SO BB IBB HBP BLK WP HR S P ERA WHIP									
78 Michael Grove, R (1.1)	4.0 16 2 3 3 4 2 0 0 0 0 0 0 39 63 6.75 1.000											4.0 16 2 3 3 4 2 0 0 0 0 0 0 39 63 6.75 1.000									
38 Yency Almonte, R (5.1)	1.0 W 4 2 1 1 1 0 0 0 0 0 0 0 8 10 9.00 2.000											1.0 W 4 2 1 1 1 0 0 0 0 0 0 0 8 10 9.00 2.000									
51 Alex Vesia, L (6.1)	1.0 4 1 0 0 1 0 0 0 0 0 0 0 9 14 0.00 1.000											1.0 4 1 0 0 1 0 0 0 0 0 0 0 9 14 0.00 1.000									
52 Phil Bickford, R (7.1)	1.0 4 1 0 0 3 0 0 0 0 0 0 0 13 21 0.00 1.000											1.0 4 1 0 0 3 0 0 0 0 0 0 0 13 21 0.00 1.000									
18 Shelby Miller, R (8.1)	2.0 7 0 0 0 3 1 0 0 0 0 0 0 24 38 0.00 0.500											2.0 7 0 0 0 3 1 0 0 0 0 0 0 24 38 0.00 0.500									

Batter	1	2	3	4	5	6	7	8	9	AB R H RBI BB SO LOB	BOTTOM								
50 Mookie Betts, R (1.9)										4 0 1 0 0 1 0	<p>Colorado Rockies @ Los Angeles Dodgers Dodger Stadium, Los Angeles, CA Mon Apr 03 2023, 7:11 PM - 9:57 PM PDT Att. 49,792 - Clear - 57 F</p> <p>livebaseballscorecards.com</p> <p>AB 36 R 13 H 13 RBI 13 BB 5 SO 11 LOB 13</p>								
25 Trayce Thompson, R (7.8)										1 0 0 0 0 1 1									
5 Freddie Freeman, L (1.3)										4 2 3 0 1 0 1									
16 Will Smith, R (1.2)										4 2 1 2 1 0 2									
13 Max Muncy, L (1.5)										3 1 0 0 2 2 2									
28 J.D. Martinez, R (1.10)										5 2 2 2 0 2 1									
33 James Outman, L (1.7)										5 2 2 3 0 2 2									
17 Miguel Vargas, R (1.4)										3 1 1 1 1 2 1									
23 Jason Heyward, L (1.8)										3 2 2 3 0 1 2									
3 Chris Taylor, R (1.6)										4 1 1 2 0 0 1									
Inning Stats	R: 0 E: 0 K: 1 S: 8	H: 0 LOB: 1 BB: 1 P: 18	R: 0 E: 0 K: 3 S: 10	H: 0 LOB: 0 BB: 0 P: 14	R: 2 E: 0 K: 0 S: 10	H: 3 LOB: 0 BB: 0 P: 13	R: 0 E: 0 K: 2 S: 13	H: 0 LOB: 2 BB: 2 P: 24	R: 7 E: 0 K: 1 S: 25	H: 5 LOB: 0 BB: 2 P: 42	R: 0 E: 0 K: 1 S: 9	H: 1 LOB: 1 BB: 0 P: 9	R: 2 E: 0 K: 1 S: 11	H: 2 LOB: 1 BB: 0 P: 22	R: 2 E: 1 K: 2 S: 15	H: 2 LOB: 1 BB: 0 P: 18	1B: 6 2B: 2 3B: 2 HR: 3	SF: 1 SAC: 0 DP: 1 HBP: 1	WP: 0 PA: 43 PB: 0 SB: 0 CS: 0
PITCHER	IP WLS BF H R ER SO BB IBB HBP BLK WP HR S P ERA WHIP											IP WLS BF H R ER SO BB IBB HBP BLK WP HR S P ERA WHIP							
18 Ryan Felner, R (1.1)	4.2 22 4 5 5 7 5 0 0 0 0 0 1 53 92 9.64 1.929											4.2 22 4 5 5 7 5 0 0 0 0 0 1 53 92 9.64 1.929							
59 Jake Bird, R (5.1)	0.1 5 4 4 4 0 0 0 0 0 0 0 1 13 19 108.00 12.000											0.1 5 4 4 4 0 0 0 0 0 0 0 1 13 19 108.00 12.000							
43 Connor Seabold, R (6.1)	3.0 16 5 4 4 4 0 0 1 0 0 0 1 35 49 12.00 1.667											3.0 16 5 4 4 4 0 0 1 0 0 0 1 35 49 12.00 1.667							

Batter	1	2	3	4	5	6	7	8	9	AB	R	H	RBI	BB	SO	LOB	TOP										
29 Jurickson Profar, S OBP: 0.167, SLG: 0.091	G1-3		1B		F9			F7		4	0	1	0	0	0	0	Colorado Rockies @ Los Angeles Dodgers Dodger Stadium, Los Angeles, CA Tue Apr 04 2023, 7:11 PM - 9:35 PM PDT Att: 52,290 - Partly Cloudy - 58 F										
2 Yonathan Daza, R OBP: 0.238, SLG: 0.286	2B		1B			G6-3		L9		4	0	2	0	0	0	0											
23 Kris Bryant, R OBP: 0.385, SLG: 0.417	K		1B			G5-3		2B		4	1	1	0	0	2	4											
25 C.J. Cron, R OBP: 0.360, SLG: 0.783	P2		G5-4-3			P3		K		4	0	0	0	0	1	5											
44 Elehuris Montero, R OBP: 0.250, SLG: 0.450	F7		K			E5		2B		4	1	1	1	0	1	0											
24 Ryan McMahon, L OBP: 0.280, SLG: 0.455	2B		K			G4-6-3		BB		3	0	1	0	1	1	1											
35 Elias Diaz, R OBP: 0.286, SLG: 0.278	G6-3		G5-3			BB		HBP		2	0	0	0	1	0	1											
13 Alan Trejo, R OBP: 0.333, SLG: 0.500	K		K			P4		SF7		3	0	0	0	0	2	2											
11 Mike Moustakas, L OBP: 0.400, SLG: 0.167	K		G5-3			G3-1		G3-1		0	0	0	1	0	0	0											
14 Ezequiel Tovar, R OBP: 0.167, SLG: 0.167			1B			G5-3		F8		3	0	1	0	0	0	0											
19 Charlie Blackmon, L OBP: 0.351, SLG: 0.571										1	0	0	0	0	0	2											
Inning Stats	R: 0 H: 1 E: 0 K: 1 S: 10	H: 1 LOB: 1 BB: 0 P: 18	R: 0 H: 1 E: 0 K: 1 S: 11	H: 1 LOB: 1 BB: 0 P: 16	R: 0 H: 3 E: 0 K: 1 S: 13	H: 3 LOB: 2 BB: 0 P: 19	R: 0 H: 0 E: 0 K: 2 S: 11	H: 0 LOB: 0 BB: 0 P: 14	R: 0 H: 0 E: 0 K: 0 S: 5	H: 0 LOB: 0 BB: 0 P: 8	R: 0 H: 0 E: 1 K: 0 S: 7	H: 0 LOB: 1 BB: 1 P: 14	R: 0 H: 0 E: 0 K: 0 S: 4	H: 0 LOB: 0 BB: 0 P: 6	R: 2 H: 2 E: 0 K: 1 S: 15	H: 2 LOB: 2 BB: 1 P: 27	1B: 3 2B: 4 3B: 0 HR: 0	SF: 1 SAC: 0 DP: 2 HBP: 1	WP: 0 PB: 0 SB: 0 CS: 0	PA: 36							
PITCHER	IP	WLS	BF	H	R	ER	SO	BB	IBB	HBP	BLK	WP	HR	S	P	ERA	WHIP										
7 Julio Urias, L ERA: 1.8	6.0	W	22	5	0	0	6	0	0	0	0	0	0	60	87	0.00	0.833										
64 Caleb Ferguson, L ERA: 4.5	1.0		4	0	0	0	0	1	0	0	0	0	0	7	14	0.00	1.000										
48 Brusdar Graterol, R ERA: 4.5	1.0		3	0	0	0	0	0	0	0	0	0	0	4	6	0.00	0.000										
52 Phil Bickford, R ERA: 7.1	0.1		4	2	2	2	1	1	0	0	0	0	0	9	15	54.00	9.000										
59 Evan Phillips, R ERA:	0.2	S	3	0	0	0	0	0	0	1	0	0	0	6	12	0.00	0.000										

Batter	1	2	3	4	5	6	7	8	9	AB	R	H	RBI	BB	SO	LOB	BOTTOM										
50 Mookie Betts, R OBP: 0.440, SLG: 0.550	16 HR		K		BB			16 2B		3	2	2	0	1	1	0	Colorado Rockies @ Los Angeles Dodgers Dodger Stadium, Los Angeles, CA Tue Apr 04 2023, 7:11 PM - 9:35 PM PDT Att: 52,290 - Partly Cloudy - 58 F										
5 Freddie Freeman, L OBP: 0.519, SLG: 0.429	F7		G4-3		CS		16 FC6-4 BB	16 2B		2	0	0	0	2	0	1											
16 Will Smith, R OBP: 0.478, SLG: 1.000	HR		F9		FC6-4		28 BB	2B		4	1	2	3	0	0	1											
13 Max Muncy, L OBP: 0.261, SLG: 0.300	1B		HR		K		K	K		4	1	2	1	0	2	3											
28 J.D. Martinez, R OBP: 0.280, SLG: 0.435	G6-4-3		G4-3		G4-3		BB	K		3	0	0	0	1	1	3											
6 David Peralta, L OBP: 0.308, SLG: 0.250	G3		G4-3		F8		K	K		2	0	0	0	0	0	0											
25 Trayce Thompson, R, (PH) OBP: 0.273, SLG: 1.091			G4-3				F8	K		2	0	0	0	0	1	4											
33 James Outman, L OBP: 0.474, SLG: 0.786	K		K		K		BB	K		2	0	0	0	1	2	0											
3 Chris Taylor, R OBP: 0.067, SLG: 0.286	F9		K		K		K	K		3	0	0	0	0	2	1											
23 Jason Heyward, L OBP: 0.300, SLG: 1.000	HR		G3-1		G3-1		G6-4-3	G6-4-3		3	1	1	1	0	0	1											
Inning Stats	R: 2 H: 3 E: 0 K: 0 S: 11	H: 3 LOB: 0 BB: 0 P: 16	R: 0 H: 0 E: 0 K: 1 S: 8	H: 0 LOB: 0 BB: 0 P: 12	R: 1 H: 1 E: 0 K: 1 S: 9	H: 1 LOB: 0 BB: 0 P: 18	R: 1 H: 1 E: 0 K: 1 S: 12	H: 1 LOB: 0 BB: 0 P: 19	R: 0 H: 0 E: 0 K: 1 S: 7	H: 0 LOB: 2 BB: 1 P: 17	R: 0 H: 0 E: 0 K: 1 S: 17	H: 0 LOB: 2 BB: 2 P: 31	R: 0 H: 0 E: 0 K: 1 S: 6	H: 0 LOB: 0 BB: 1 P: 10	R: 1 H: 2 E: 0 K: 3 S: 15	H: 2 LOB: 2 BB: 1 P: 28	1B: 2 2B: 2 3B: 0 HR: 3	SF: 0 SAC: 0 DP: 2 HBP: 0	WP: 0 PB: 0 SB: 0 CS: 1	PA: 34							
PITCHER	IP	WLS	BF	H	R	ER	SO	BB	IBB	HBP	BLK	WP	HR	S	P	ERA	WHIP										
48 Germán Márquez, R ERA: 4.76	5.1	L	21	5	4	4	4	2	0	0	0	0	0	10	18	6.75	1.312										
55 Brad Hand, L ERA: 5.4	0.2		3	0	0	0	1	1	0	0	0	0	0	6	10	0.00	1.500										
61 Justin Lawrence, R ERA:	1.0		3	0	0	0	1	1	0	0	0	0	0	6	10	0.00	1.000										
36 Pierce Johnson, R ERA: 4.5	1.0		6	2	1	1	3	1	0	0	0	0	0	15	28	9.00	3.000										



Batter	1	2	3	4	5	6	7	8	9	AB	R	H	RBI	BB	SO	LOB	TOP					
50 Mookie Betts, R OBP: 0.400, SLG: 0.458										4	0	0	0	0	3	1	Los Angeles Dodgers @ Arizona Diamondbacks Chase Field, Phoenix, AZ Thu Apr 06 2023, 7:13 PM - 9:54 PM MST Att: 48,034 - Partly Cloudy - 75 F					
5 Freddie Freeman, L OBP: 0.500, SLG: 0.577										5	2	2	1	0	1	4						
16 Will Smith, R OBP: 0.464, SLG: 0.913										4	1	1	0	1	0	3						
13 Max Muncy, L OBP: 0.259, SLG: 0.261										3	2	0	0	1	1	2						
28 J.D. Martinez, R OBP: 0.310, SLG: 0.462										3	0	1	1	1	1	1						
6 David Peralta, L OBP: 0.235, SLG: 0.188										4	0	0	0	0	1	3						
33 James Outman, L OBP: 0.522, SLG: 0.765										3	0	2	1	1	0	0						
3 Chris Taylor, R OBP: 0.105, SLG: 0.278										4	0	1	1	0	1	3						
23 Jason Heyward, L OBP: 0.333, SLG: 0.900										1	0	0	0	1	0	2						
25 Trayce Thompson, R, PH OBP: 0.308, SLG: 1.000										1	0	0	0	1	0	0						
Inning Stats	R: 0 E: 0 K: 1 S: 7	H: 0 LOB: 0 BB: 0 P: 10	R: 1 E: 0 K: 0 S: 11	H: 2 LOB: 2 BB: 1 P: 22	R: 2 E: 1 K: 0 S: 12	H: 2 LOB: 1 BB: 1 P: 21	R: 0 E: 0 K: 1 S: 8	H: 0 LOB: 0 BB: 0 P: 12	R: 0 E: 0 K: 1 S: 7	H: 0 LOB: 0 BB: 1 P: 14	R: 1 E: 0 K: 1 S: 14	H: 2 LOB: 2 BB: 2 P: 22	R: 1 E: 0 K: 1 S: 10	H: 1 LOB: 0 BB: 0 P: 14	R: 0 E: 0 K: 1 S: 7	H: 0 LOB: 0 BB: 0 P: 9	R: 0 E: 0 K: 2 S: 11	H: 0 LOB: 3 BB: 2 P: 24	1B: 3 2B: 3 HR: 1	SF: 0 SAC: 0 DP: 1 HBP: 1	WP: 0 PB: 0 SB: 0 CS: 0	PA: 39
PITCHER	IP WLS BF H R ER SO BB IBB HBP BLK WP HR S P ERA WHIP																					
29 Merrill Kelly, R ERA: 1.93	5.2 L 25 6 4 2 4 4 0 0 0 0 0 0 57 99 3.18 1.765																					
24 Kyle Nelson, L ERA: 3.0	1.0 4 1 1 1 1 0 0 0 0 0 1 11 13 9.00 1.000																					
37 Kevin Ginkel, R ERA: 6.75	1.1 4 0 0 0 1 0 0 0 0 0 0 8 12 0.00 0.000																					
45 Carlos Vargas, R ERA: 6.75	1.0 6 0 0 0 2 2 0 1 0 0 0 0 11 24 0.00 2.000																					


AB	32
R	5
H	7
RBI	4
BB	6
SO	8
LOB	19




Batter	1	2	3	4	5	6	7	8	9	AB	R	H	RBI	BB	SO	LOB	BOTTOM	
10 Josh Rojas, L OBP: 0.315, SLG: 0.429										4	0	1	1	0	1	3	Los Angeles Dodgers @ Arizona Diamondbacks Chase Field, Phoenix, AZ Thu Apr 06 2023, 7:13 PM - 9:54 PM MST Att: 48,034 - Partly Cloudy - 75 F	
4 Ketel Marte, S OBP: 0.207, SLG: 0.286										4	0	1	0	0	2	2		
12 Lourdes Gurriel Jr., R OBP: 0.172, SLG: 0.179										4	0	0	0	0	2	2		
53 Christian Walker, R OBP: 0.296, SLG: 0.360										4	0	0	0	0	1	2		
7 Corbin Carroll, L OBP: 0.222, SLG: 0.370										4	0	0	0	0	0	1		
31 Jake McCarthy, L OBP: 0.348, SLG: 0.350										4	1	2	0	0	0	0		
14 Gabriel Moreno, R OBP: 0.167, SLG: 0.294										4	0	1	0	0	0	1		
5 Alek Thomas, L OBP: 0.133, SLG: 0.400										1	0	0	0	1	0	0		
Kyle Lewis, R OBP: 0.133, SLG: 0.400										2	0	0	0	0	1	1		
2 Geraldo Perdomo, S OBP: 0.667, SLG: 0.714										1	1	0	0	2	1	1		
Inning Stats	R: 0 E: 0 K: 2 S: 9	H: 1 LOB: 1 BB: 0 P: 12	R: 0 E: 0 K: 0 S: 7	H: 1 LOB: 0 BB: 0 P: 9	R: 0 E: 0 K: 1 S: 14	H: 0 LOB: 1 BB: 1 P: 20	R: 0 E: 0 K: 1 S: 11	H: 0 LOB: 0 BB: 0 P: 15	R: 0 E: 0 K: 2 S: 15	H: 1 LOB: 1 BB: 0 P: 21	R: 0 E: 0 K: 1 S: 10	H: 0 LOB: 0 BB: 0 P: 15	R: 0 E: 0 K: 1 S: 10	H: 0 LOB: 0 BB: 0 P: 15	1B: 1 2B: 3 HR: 0	SF: 0 SAC: 0 DP: 0 HBP: 0	WP: 1 PB: 1 SB: 0 CS: 0	PA: 35
PITCHER	IP WLS BF H R ER SO BB IBB HBP BLK WP HR S P ERA WHIP																	
85 Dustin May, R ERA: 0.69	6.0 W 22 2 1 1 5 2 0 0 0 0 0 0 7 15 1.50 0.667																	
51 Alex Vesia, L ERA: 13.5	0.1 3 2 1 1 0 0 0 0 0 0 0 0 7 15 27.00 6.000																	
3B Yency Almonte, R ERA: 3.38	0.2 H 3 0 0 0 0 1 0 0 0 0 0 0 7 13 0.00 1.500																	
52 Phil Bickford, R ERA: 5.4	1.0 H 4 1 0 0 2 0 0 0 0 0 1 0 15 21 0.00 1.000																	
59 Evan Phillips, R ERA:	1.0 S 3 0 0 0 1 0 0 0 0 0 0 0 10 15 0.00 0.000																	

AB	32
R	2
H	5
RBI	1
BB	3
SO	8
LOB	13



Batter	1	2	3	4	5	6	7	8	9	AB R H RBI BB SO LOB	TOP									
50 Mookie Betts, R OBP: 0.400, SLG: 0.464	1-2 5 PB 28 SF9 2B	4-1 5 1B BB		2-0 F9		0-0 F8			3-2 G1-3	4 1 1 0 1 0 0	<p>Los Angeles Dodgers @ Arizona Diamondbacks</p> <p>Chase Field, Phoenix, AZ</p> <p>Fri Apr 07 2023, 6:41 PM - 9:08 PM MST</p> <p>Att: 30,249 - Clear - 77 F</p> <p>livebaseballscorecards.com</p> <p>AB 30 R 3 H 5 RBI 3 BB 9 SO 10 LOB 16</p> 									
5 Freddie Freeman, L OBP: 0.496, SLG: 0.533	3-1 L7	1-0 SAFE 1B		2-0 G3		1-1 L7			4-1 BB	4 0 1 0 1 0 1										
28 J.D. Martinez, R OBP: 0.294, SLG: 0.433	2-1 SF9	2-3 K			0-2 33 BB 25 BB 1B				3-3 K	4 0 1 1 0 2 3										
13 Max Muncy, L OBP: 0.281, SLG: 0.231	4-2 17 BB BB				1-2 P6				2-2 F7	3 0 0 0 2 1 2										
17 Miquel Vargas, R OBP: 0.682, SLG: 0.400	4-2 BB				2-1 F8				4-2 25 PO BB	2 0 0 0 2 1 2										
25 Travis Thompson, R OBP: 0.313, SLG: 0.857	1-3 K				4-1 P3				3-3 K	2 0 0 0 1 1 3										
6 David Peralta, L OBP: 0.222, SLG: 0.176					1-2 33 BB BB				1-2 PO	1 0 0 0 0 1 0										
33 James Outman, L OBP: 0.519, SLG: 0.850		0-0 HR			2-2 K				1-3 K	3 1 1 1 1 2 1										
3 Chris Taylor, R OBP: 0.174, SLG: 0.429		0-3 K			1-1 HR				4-0 BB	3 1 1 1 1 1 3										
15 Austin Barnes, R	2-0 F8				2-2 G6-3				0-0 G1-3	4 0 0 0 0 1 1										
Inning Stats	R: 1 E: 0 K: 1 S: 15	H: 1 LOB: 2 BB: 2 P: 30	R: 1 E: 0 K: 2 S: 10	H: 2 LOB: 2 BB: 1 P: 19	R: 0 E: 0 K: 2 S: 8	H: 0 LOB: 1 BB: 1 P: 17	R: 1 E: 0 K: 0 S: 7	H: 1 LOB: 0 BB: 0 P: 14	R: 0 E: 0 K: 1 S: 6	H: 0 LOB: 0 BB: 0 P: 7	R: 0 E: 0 K: 0 S: 7	H: 0 LOB: 1 BB: 1 P: 15	R: 0 E: 0 K: 2 S: 9	H: 0 LOB: 1 BB: 1 P: 17	R: 0 E: 0 K: 2 S: 11	H: 0 LOB: 1 BB: 1 P: 24	1B: 2 2B: 1 3B: 0 HR: 2	SF: 1 SAC: 0 DP: 0 HBP: 0	WP: 0 PB: 1 SB: 0 CS: 0	PA: 41
PITCHER	IP WLS BF H R ER SO BB IBB HBP BLK WP HR S P ERA WHIP											IP WLS BF H R ER SO BB IBB HBP BLK WP HR S P ERA WHIP								
40 Madison Bumgarner, L ERA: 7.27	(1, 1) 4.2 25 5 3 2 5 6 0 0 0 0 2 52 103 3.86 2.357																			
99 Drey Jameson, R ERA: 2.16	(5, 1) 2.1 W 7 0 0 0 1 1 0 0 0 0 0 16 26 0.00 0.429																			
50 Miguel Castro, R ERA:	(8, 1) 1.1 H 5 0 0 0 2 1 0 0 0 0 0 12 23 0.00 0.750																			
50 Miguel Castro, R ERA:	(9, 1) 1.1 H 5 0 0 0 2 1 0 0 0 0 0 12 23 0.00 0.750																			
57 Andrew Chafin, L ERA:	(9, 1) 0.2 3 0 0 0 2 1 0 0 0 0 0 8 18 0.00 1.500																			


Batter	1	2	3	4	5	6	7	8	9	AB R H RBI BB SO LOB	BOTTOM									
4 Ketel Marte, S OBP: 0.212, SLG: 0.313	1-1 1B 12 G3 2B	3-1 FC4		0-2 F9			0-0 G5-3			4 1 1 0 0 0 1	<p>Los Angeles Dodgers @ Arizona Diamondbacks</p> <p>Chase Field, Phoenix, AZ</p> <p>Fri Apr 07 2023, 6:41 PM - 9:08 PM MST</p> <p>Att: 30,249 - Clear - 77 F</p> <p>livebaseballscorecards.com</p> <p>AB 33 R 6 H 10 RBI 6 BB 2 SO 5 LOB 11</p> 									
Kyle Lewis, R OBP: 0.167, SLG: 0.389	0-0 12 G3 1B						1-1 G4-3			3 0 1 0 0 1 0										
31 Jake McCarthy, L OBP: 0.333, SLG: 0.333	2-3 1B						0-0 G6-3			1 0 0 0 0 0 0										
12 Lourdes Gurriel Jr., R OBP: 0.132, SLG: 0.161	1-1 G3						2-3 K			3 1 0 0 1 1 1 1										
50 Miguel Castro, R ERA:	1-2 3H						1-2 K			0 0 0 0 0 0 0										
57 Andrew Chafin, R ERA:	2-3 K						1-2 G1-3			0 0 0 0 0 0 0										
53 Christian Walker, R OBP: 0.258, SLG: 0.310	1-3 K						0-2 G5-3			4 0 0 0 0 2 2										
3 Evan Longoria, R OBP: 0.467, SLG: 1.000	4-2 BB						0-2 G4-3 13 1B 2B			3 2 3 1 1 0 0										
7 Corbin Carroll, L OBP: 0.258, SLG: 0.484	1-1 L9						0-1 HR			4 1 2 2 0 0 3										
13 Nick Ahmed, R OBP: 0.313, SLG: 0.375							0-1 HR			4 1 1 1 0 0 2										
Inning Stats	R: 1 E: 0 K: 1 S: 12	H: 2 LOB: 1 BB: 1 P: 21	R: 0 E: 0 K: 0 S: 10	H: 0 LOB: 0 BB: 0 P: 16	R: 1 E: 0 K: 1 S: 7	H: 2 LOB: 2 BB: 1 P: 14	R: 0 E: 0 K: 0 S: 10	H: 1 LOB: 0 BB: 0 P: 12	R: 0 E: 0 K: 1 S: 8	H: 0 LOB: 0 BB: 0 P: 12	R: 2 E: 0 K: 1 S: 11	H: 2 LOB: 0 BB: 0 P: 16	R: 0 E: 0 K: 1 S: 6	H: 0 LOB: 0 BB: 0 P: 9	R: 2 E: 0 K: 0 S: 16	H: 3 LOB: 1 BB: 0 P: 26	1B: 5 2B: 3 3B: 0 HR: 2	SF: 0 SAC: 0 DP: 1 HBP: 1	WP: 0 PB: 0 SB: 1 CS: 0	PA: 36
PITCHER	IP WLS BF H R ER SO BB IBB HBP BLK WP HR S P ERA WHIP											IP WLS BF H R ER SO BB IBB HBP BLK WP HR S P ERA WHIP								
22 Clayton Kershaw, L ERA: 3.75	(1, 1) 6.0 L 27 7 4 4 4 2 0 1 0 0 0 2 58 91 6.00 1.500																			
48 Brusdar Graterol, R ERA: 3.0	(7, 1) 1.0 3 0 0 0 1 0 0 0 0 0 0 6 9 0.00 0.000																			
38 Yency Almonte, R ERA: 5.1	(8, 1) 0.2 5 3 2 2 0 0 0 0 0 0 0 14 22 27.00 4.500																			
18 Shelby Miller, R ERA:	(8, 1) 0.1 1 0 0 0 0 0 0 0 0 0 0 2 4 0.00 0.000																			

Batter	1	2	3	4	5	6	7	8	9	AB	R	H	RBI	BB	SO	LOB	TOP					
50 Mookie Betts, R OBP: 0.410, SLG: 0.484	L5	F9		BB		5 BLK 5 2B		G4-3		3	1	1	1	1	0	0						
6 David Peralta, L OBP: 0.211, SLG: 0.167										1	0	0	0	0	0	0						
5 Freddie Freeman, L OBP: 0.524, SLG: 0.629	16 BB 13 1B		13 G6-5-3	L8		2B				5	2	4	1	0	0	3						
16 Will Smith, R OBP: 0.455, SLG: 0.815	13 1B 28 SF9		F9					G6-3		4	1	1	1	1	1	2						
13 Max Muncy, L OBP: 0.270, SLG: 0.226			G6-5-3							5	1	1	1	0	2	2						
28 J.D. Martinez, R OBP: 0.308, SLG: 0.500	SF9					17 G3-1 50 BB		G5-3		4	1	2	1	0	0	1						
33 James Outman, L OBP: 0.516, SLG: 0.913										3	1	1	2	1	2	1						
17 Miguel Vargas, R OBP: 0.577, SLG: 0.286										4	0	0	0	0	1	3						
23 Jason Heyward, L OBP: 0.375, SLG: 1.000										3	1	1	1	1	1	0						
3 Chris Taylor, R OBP: 0.185, SLG: 0.375										3	0	0	0	1	2	0						
Inning Stats	R: 4 E: 0 K: 1 S: 18	H: 3 LOB: 0 BB: 1 P: 32	R: 0 E: 0 K: 0 S: 4	H: 0 LOB: 0 BB: 0 P: 5	R: 0 E: 0 K: 0 S: 7	H: 1 LOB: 0 BB: 0 P: 9	R: 1 E: 0 K: 1 S: 13	H: 1 LOB: 3 BB: 3 P: 32	R: 0 E: 0 K: 1 S: 16	H: 1 LOB: 2 BB: 1 P: 25	R: 1 E: 0 K: 2 S: 16	H: 2 LOB: 1 BB: 0 P: 23	R: 0 E: 0 K: 2 S: 9	H: 0 LOB: 0 BB: 0 P: 11	R: 1 E: 0 K: 1 S: 9	H: 1 LOB: 0 BB: 0 P: 10	R: 1 E: 0 K: 1 S: 8	H: 2 LOB: 0 BB: 0 P: 12	1B: 4 2B: 5 3B: 0 HR: 2	SF: 1 SAC: 0 DP: 2 HBP: 0	WP: 0 PB: 0 SB: 0 CS: 0	PA: 41
PITCHER	IP WLS BF H R ER SO BB IBB HBP BLK WP HR S P ERA WHIP																					
27 Zach Davies, R ERA: 5.79	4.1	21	5	5	5	3	4	0	0	0	0	0	0	1	47	85	10.38	2.077				
24 Kyle Nelson, L ERA: 2.25	1.0	5	1	0	0	1	1	0	0	0	0	0	0	0	14	21	0.00	2.000				
37 Kevin Ginkel, R ERA: 7.71	0.2	4	2	1	1	1	0	0	0	1	0	0	0	0	13	20	13.50	3.000				
30 Scott McGough, R ERA: 11.57	1.1	5	1	1	1	2	0	0	0	0	0	1	14	16	6.75	0.750						
65 Luis Frias, R ERA: 5.4	1.2	6	2	1	1	2	0	0	0	0	0	0	12	17	5.40	1.200						

Los Angeles Dodgers @ Arizona Diamondbacks
Chase Field, Phoenix, AZ
Sat Apr 08 2023, 5:11 PM - 7:52 PM MST
Att: 26,881 - Clear - 81 F

livebaseballscorecards.com

AB 35
R 8
H 11
RBI 8
BB 5
SO 9
LOB 12




Batter	1	2	3	4	5	6	7	8	9	AB	R	H	RBI	BB	SO	LOB	BOTTOM			
10 Josh Rojas, L OBP: 0.381, SLG: 0.526	G4-3	4 HR		F7		4 FC1-6-5 12 3B				5	2	3	1	0	0	0				
4 Ketel Marte, S OBP: 0.283, SLG: 0.459										5	3	3	2	0	0	1				
12 Lourdes Gurriel Jr., R OBP: 0.283, SLG: 0.314										4	1	3	3	0	0	0				
53 Christian Walker, R OBP: 0.222, SLG: 0.273	G5-3									4	0	0	1	0	1	2				
7 Corbin Carroll, L OBP: 0.278, SLG: 0.457	G4-3									4	2	1	0	0	2	1				
31 Jake McCarthy, L OBP: 0.276, SLG: 0.269										5	0	0	0	0	1	2				
14 Gabriel Moreno, R OBP: 0.231, SLG: 0.360										4	0	1	1	0	1	1				
5 Alek Thomas, L OBP: 0.333, SLG: 0.300										4	2	4	1	0	0	0				
2 Geraldo Perdomo, S OBP: 0.625, SLG: 1.000										4	2	2	3	0	1	3				
Inning Stats	R: 1 E: 0 K: 0 S: 10	H: 2 LOB: 1 BB: 0 P: 15	R: 4 E: 0 K: 0 S: 13	H: 4 LOB: 0 BB: 0 P: 18	R: 1 E: 0 K: 2 S: 15	H: 2 LOB: 2 BB: 0 P: 22	R: 0 E: 0 K: 0 S: 11	H: 0 LOB: 1 BB: 0 P: 17	R: 1 E: 0 K: 1 S: 13	H: 2 LOB: 0 BB: 0 P: 20	R: 2 E: 0 K: 1 S: 12	H: 2 LOB: 0 BB: 0 P: 16	R: 3 E: 0 K: 0 S: 13	H: 5 LOB: 3 BB: 0 P: 20	R: 0 E: 0 K: 2 S: 8	H: 0 LOB: 0 BB: 0 P: 10	1B: 9 2B: 4 3B: 2 HR: 2	SF: 1 SAC: 0 DP: 0 HBP: 2	WP: 0 PB: 0 SB: 0 CS: 0	PA: 42
PITCHER	IP WLS BF H R ER SO BB IBB HBP BLK WP HR S P ERA WHIP																			
43 Noah Syndergaard, R ERA: 6.3	4.0	22	6	6	6	2	0	0	2	0	0	2	49	72	13.50	2.000				
51 Alex Vesia, L ERA: 12.0	1.0	5	2	1	1	1	0	0	0	0	0	0	13	20	9.00	2.000				
48 Brusdar Graterol, R ERA: 9.75	1.0	5	2	2	2	1	0	0	0	0	0	0	12	16	18.00	2.000				
44 Andre Jackson, R ERA: 5.4	2.0	10	5	3	3	2	0	0	0	0	0	0	21	30	13.50	2.500				

Los Angeles Dodgers @ Arizona Diamondbacks
Chase Field, Phoenix, AZ
Sat Apr 08 2023, 5:11 PM - 7:52 PM MST
Att: 26,881 - Clear - 81 F

livebaseballscorecards.com

AB 39
R 12
H 17
RBI 12
BB 0
SO 6
LOB 10



Batter	1	2	3	4	5	6	7	8	9	AB	R	H	RBI	BB	SO	LOB	TOP								
50 Mookie Betts, R OBP: 0.408, SLG: 0.537 (1,4)										5	3	2	0	1	0		<p>Los Angeles Dodgers @ San Francisco Giants</p> <p>Oracle Park, San Francisco, CA</p> <p>Mon Apr 10 2023, 6:47 PM - 9:17 PM PDT</p> <p>Att: 35,232 - Cloudy - 55 F</p>								
5 Freddie Freeman, L OBP: 0.490, SLG: 0.558 (1,3)										5	2	1	0	0	1	1									
16 Will Smith, R OBP: 0.436, SLG: 0.719 (1,2)										4	1	1	0	0	1	2									
13 Max Muncy, L OBP: 0.356, SLG: 0.444 (1,5)										3	2	3	7	1	0	0									
28 J.D. Martinez, R OBP: 0.298, SLG: 0.524 (1,10)										4	0	0	0	0	3	2									
23 Jason Heyward, L OBP: 0.300, SLG: 0.765 (1,9)										4	0	0	0	0	2	1									
33 James Outman, L OBP: 0.462, SLG: 0.800 (7,7)										3	1	1	0	1	1	0									
6 David Peralta, L OBP: 0.192, SLG: 0.200 (7,PH)										2	0	0	0	0	0	1									
17 Miguel Vargas, R OBP: 0.500, SLG: 0.368 (7,4)										2	0	0	0	0	0	1									
3 Chris Taylor, R OBP: 0.181, SLG: 0.321 (1,6)										4	0	0	0	0	2	2									
Inning Stats	R: 1 H: 1 E: 0 K: 1 S: 11	H: 1 LOB: 1 BB: 1 P: 19	R: 0 H: 0 E: 0 K: 1 S: 9	H: 0 LOB: 0 BB: 0 P: 15	R: 3 H: 2 E: 1 K: 3 S: 15	H: 2 LOB: 0 BB: 0 P: 22	R: 0 H: 1 E: 0 K: 0 S: 9	H: 1 LOB: 1 BB: 0 P: 18	R: 0 H: 0 E: 0 K: 0 S: 5	H: 0 LOB: 0 BB: 0 P: 11	R: 0 H: 1 E: 0 K: 1 S: 7	H: 1 LOB: 0 BB: 0 P: 9	R: 5 H: 4 E: 0 K: 0 S: 18	H: 4 LOB: 1 BB: 1 P: 30	R: 0 H: 0 E: 0 K: 2 S: 8	H: 0 LOB: 0 BB: 0 P: 11	R: 0 H: 0 E: 0 K: 3 S: 9	H: 0 LOB: 0 BB: 0 P: 11	1B: 5 2B: 0 3B: 1 HR: 3	SF: 0 SAC: 0 DP: 1 HBP: 0	WP: 0 PB: 0 SB: 1 CS: 0	PA: 38			
PITCHER	IP WLS BF H R ER SO BB IBB HBP BLK WP HR S P ERA WHIP	IP WLS BF H R ER SO BB IBB HBP BLK WP HR S P ERA WHIP	IP WLS BF H R ER SO BB IBB HBP BLK WP HR S P ERA WHIP	IP WLS BF H R ER SO BB IBB HBP BLK WP HR S P ERA WHIP	IP WLS BF H R ER SO BB IBB HBP BLK WP HR S P ERA WHIP	IP WLS BF H R ER SO BB IBB HBP BLK WP HR S P ERA WHIP	IP WLS BF H R ER SO BB IBB HBP BLK WP HR S P ERA WHIP	IP WLS BF H R ER SO BB IBB HBP BLK WP HR S P ERA WHIP	IP WLS BF H R ER SO BB IBB HBP BLK WP HR S P ERA WHIP	IP WLS BF H R ER SO BB IBB HBP BLK WP HR S P ERA WHIP	IP WLS BF H R ER SO BB IBB HBP BLK WP HR S P ERA WHIP	IP WLS BF H R ER SO BB IBB HBP BLK WP HR S P ERA WHIP	IP WLS BF H R ER SO BB IBB HBP BLK WP HR S P ERA WHIP	IP WLS BF H R ER SO BB IBB HBP BLK WP HR S P ERA WHIP	IP WLS BF H R ER SO BB IBB HBP BLK WP HR S P ERA WHIP	IP WLS BF H R ER SO BB IBB HBP BLK WP HR S P ERA WHIP	IP WLS BF H R ER SO BB IBB HBP BLK WP HR S P ERA WHIP	IP WLS BF H R ER SO BB IBB HBP BLK WP HR S P ERA WHIP	IP WLS BF H R ER SO BB IBB HBP BLK WP HR S P ERA WHIP	IP WLS BF H R ER SO BB IBB HBP BLK WP HR S P ERA WHIP	IP WLS BF H R ER SO BB IBB HBP BLK WP HR S P ERA WHIP	IP WLS BF H R ER SO BB IBB HBP BLK WP HR S P ERA WHIP	IP WLS BF H R ER SO BB IBB HBP BLK WP HR S P ERA WHIP	IP WLS BF H R ER SO BB IBB HBP BLK WP HR S P ERA WHIP	IP WLS BF H R ER SO BB IBB HBP BLK WP HR S P ERA WHIP

AB	36
R	9
H	9
RBI	9
BB	2
SO	11
LOB	10



Batter	1	2	3	4	5	6	7	8	9	AB	R	H	RBI	BB	SO	LOB	BOTTOM								
39 Thairo Estrada, R OBP: 0.359, SLG: 0.459 (1,4)										4	0	0	0	0	2	3	<p>Los Angeles Dodgers @ San Francisco Giants</p> <p>Oracle Park, San Francisco, CA</p> <p>Mon Apr 10 2023, 6:47 PM - 9:17 PM PDT</p> <p>Att: 35,232 - Cloudy - 55 F</p>								
41 Wilmer Flores, R OBP: 0.375, SLG: 0.667 (1,3)										4	1	1	1	0	2	3									
5 Mike Yastrzemski, L OBP: 0.282, SLG: 0.486 (1,9)										4	0	1	0	0	0	0									
7 J.D. Davis, R OBP: 0.393, SLG: 0.630 (1,10)										4	0	2	0	0	0	0									
32 David Villar, R OBP: 0.378, SLG: 0.467 (1,5)										2	0	0	0	1	1	2									
35 Brandon Crawford, L OBP: 0.286, SLG: 0.323 (1,6)										3	0	1	0	1	2	2									
21 Joey Bart, R OBP: 0.250, SLG: 0.250 (1,2)										4	0	1	0	0	2	3									
12 Heliot Ramos, R OBP: 0.286, SLG: 0.286 (1,7)										4	0	1	0	0	1	0									
58 Bryce Johnson, S OBP: 0.188, SLG: 0.375 (1,8)										4	0	0	0	0	3	3									
Inning Stats	R: 0 H: 1 E: 0 K: 2 S: 10	H: 0 LOB: 1 BB: 1 P: 14	R: 0 H: 0 E: 0 K: 1 S: 16	H: 0 LOB: 0 BB: 1 P: 26	R: 0 H: 0 E: 0 K: 1 S: 8	H: 0 LOB: 0 BB: 0 P: 12	R: 1 H: 2 E: 0 K: 2 S: 14	H: 2 LOB: 1 BB: 1 P: 22	R: 0 H: 0 E: 0 K: 1 S: 7	H: 0 LOB: 0 BB: 0 P: 11	R: 0 H: 1 E: 0 K: 1 S: 7	H: 1 LOB: 1 BB: 0 P: 11	R: 0 H: 3 E: 0 K: 2 S: 14	H: 3 LOB: 3 BB: 0 P: 21	R: 0 H: 0 E: 0 K: 1 S: 9	H: 0 LOB: 0 BB: 0 P: 18		R: 0 H: 0 E: 0 K: 2 S: 10	H: 0 LOB: 0 BB: 0 P: 10	1B: 6 2B: 0 3B: 0 HR: 1	SF: 0 SAC: 0 DP: 0 HBP: 1	WP: 0 PB: 0 SB: 1 CS: 1	PA: 37		
PITCHER	IP WLS BF H R ER SO BB IBB HBP BLK WP HR S P ERA WHIP	IP WLS BF H R ER SO BB IBB HBP BLK WP HR S P ERA WHIP	IP WLS BF H R ER SO BB IBB HBP BLK WP HR S P ERA WHIP	IP WLS BF H R ER SO BB IBB HBP BLK WP HR S P ERA WHIP	IP WLS BF H R ER SO BB IBB HBP BLK WP HR S P ERA WHIP	IP WLS BF H R ER SO BB IBB HBP BLK WP HR S P ERA WHIP	IP WLS BF H R ER SO BB IBB HBP BLK WP HR S P ERA WHIP	IP WLS BF H R ER SO BB IBB HBP BLK WP HR S P ERA WHIP	IP WLS BF H R ER SO BB IBB HBP BLK WP HR S P ERA WHIP	IP WLS BF H R ER SO BB IBB HBP BLK WP HR S P ERA WHIP	IP WLS BF H R ER SO BB IBB HBP BLK WP HR S P ERA WHIP	IP WLS BF H R ER SO BB IBB HBP BLK WP HR S P ERA WHIP	IP WLS BF H R ER SO BB IBB HBP BLK WP HR S P ERA WHIP	IP WLS BF H R ER SO BB IBB HBP BLK WP HR S P ERA WHIP	IP WLS BF H R ER SO BB IBB HBP BLK WP HR S P ERA WHIP	IP WLS BF H R ER SO BB IBB HBP BLK WP HR S P ERA WHIP	IP WLS BF H R ER SO BB IBB HBP BLK WP HR S P ERA WHIP	IP WLS BF H R ER SO BB IBB HBP BLK WP HR S P ERA WHIP	IP WLS BF H R ER SO BB IBB HBP BLK WP HR S P ERA WHIP	IP WLS BF H R ER SO BB IBB HBP BLK WP HR S P ERA WHIP	IP WLS BF H R ER SO BB IBB HBP BLK WP HR S P ERA WHIP	IP WLS BF H R ER SO BB IBB HBP BLK WP HR S P ERA WHIP	IP WLS BF H R ER SO BB IBB HBP BLK WP HR S P ERA WHIP	IP WLS BF H R ER SO BB IBB HBP BLK WP HR S P ERA WHIP	IP WLS BF H R ER SO BB IBB HBP BLK WP HR S P ERA WHIP



Batter	1	2	3	4	5	6	7	8	9	AB	R	H	RBI	BB	SO	LOB	TOP			
50 Mookie Betts, R OBP: 0.426, SLG: 0.512										2	0	0	0	3	1	1	<p>Los Angeles Dodgers @ San Francisco Giants Oracle Park, San Francisco, CA Tue Apr 11 2023, 6:47 PM - 9:25 PM PDT Att: 30,768 - Partly Cloudy - 56 F</p>			
5 Freddie Freeman, L OBP: 0.436, SLG: 0.500										5	0	0	0	0	3	5				
16 Will Smith, R OBP: 0.395, SLG: 0.639										4	0	0	0	0	0	4				
28 J.D. Martinez, R OBP: 0.314, SLG: 0.511										3	0	1	0	0	0	1				
25 Travece Thompson, R (1, 8) OBP: 0.429, SLG: 0.824										2	0	1	0	0	1	1				
13 Max Muncy, L (8, PH) OBP: 0.348, SLG: 0.432										1	0	0	0	0	1	0				
17 Miguel Vargas, R OBP: 0.486, SLG: 0.333										2	0	0	0	1	0	1				
3 Chris Taylor, R OBP: 0.227, SLG: 0.290										3	0	0	0	0	3	6				
6 David Peralta, L (8, PH) OBP: 0.185, SLG: 0.192										1	0	0	0	0	0	0				
33 James Outman, L OBP: 0.442, SLG: 0.727										3	0	0	0	1	0	5				
11 Miguel Rojas, R OBP: 0.227, SLG: 0.200										3	0	1	0	0	1	4				
23 Jason Heyward, L (9, PH) OBP: 0.286, SLG: 0.722										1	0	0	0	0	1	0				
Inning Stats	R: 0 E: 0 K: 1 S: 7	H: 0 LOB: 0 BB: 0 P: 11	R: 0 E: 0 K: 2 S: 12	H: 0 LOB: 2 BB: 1 P: 23	R: 0 E: 0 K: 1 S: 10	H: 1 LOB: 1 BB: 0 P: 13	R: 0 E: 0 K: 1 S: 6	H: 0 LOB: 1 BB: 0 P: 12	R: 0 E: 0 K: 0 S: 9	H: 2 LOB: 3 BB: 0 P: 18	R: 0 E: 0 K: 1 S: 14	H: 0 LOB: 1 BB: 1 P: 22	R: 0 E: 0 K: 1 S: 11	H: 0 LOB: 0 BB: 1 P: 15	R: 0 E: 0 K: 2 S: 10	H: 0 LOB: 1 BB: 1 P: 22	1B: 3 2B: 0 3B: 0 HR: 0	SF: 0 SAC: 0 DP: 0 HBP: 2	WP: 0 PB: 0 SB: 0 CS: 0	PA: 38
PITCHER	IP: 4.2 ERA: 1.17	WLS: 2 BF: 20	H: 1 R: 0 ER: 0 SO: 5	BB: 3 IBB: 0 HBP: 2 BLK: 0	WP: 0 HR: 0 S: 42 P: 75	ERA: 0.00 WHIP: 0.857	IP: 1.0 ERA: 4.5	WLS: 4 BF: 4	H: 0 R: 0 ER: 0 SO: 2	BB: 1 IBB: 0 HBP: 0 BLK: 0	WP: 0 HR: 0 S: 10 P: 22	ERA: 0.00 WHIP: 1.000								
57 Alex Wood, L	54 Jakob Junis, R	54 Scott Alexander, L	59 John Brebbia, R	71 Tyler Rogers, R	75 Camilo Doval, R															

Batter	1	2	3	4	5	6	7	8	9	AB	R	H	RBI	BB	SO	LOB	BOTTOM			
31 LaMonte Wade Jr., L OBP: 0.500, SLG: 0.423										2	1	1	0	2	0	0	<p>Los Angeles Dodgers @ San Francisco Giants Oracle Park, San Francisco, CA Tue Apr 11 2023, 6:47 PM - 9:25 PM PDT Att: 30,768 - Partly Cloudy - 56 F</p>			
8 Michael Conforto, L OBP: 0.363, SLG: 0.474										2	1	0	0	2	1	1				
7 J.D. Davis, R OBP: 0.344, SLG: 0.548										4	0	0	0	0	0	5				
39 Thairo Estrada, R OBP: 0.359, SLG: 0.459										0	0	0	0	0	0	0				
42 Joc Pederson, L OBP: 0.350, SLG: 0.545										3	0	1	2	1	2	0				
5 Mike Yastrzemski, L OBP: 0.302, SLG: 0.512										4	1	2	0	0	0	2				
32 David Villar, R OBP: 0.366, SLG: 0.529										4	1	1	2	0	0	3				
35 Brandon Crawford, L OBP: 0.308, SLG: 0.412										3	1	1	1	1	0	0				
2 Blake Sabol, L OBP: 0.265, SLG: 0.290										4	0	1	0	0	1	2				
58 Bryce Johnson, S OBP: 0.150, SLG: 0.300										4	0	0	0	0	3	1				
Inning Stats	R: 2 E: 0 K: 0 S: 15	H: 1 LOB: 1 BB: 2 P: 31	R: 0 E: 0 K: 1 S: 6	H: 0 LOB: 0 BB: 0 P: 10	R: 0 E: 0 K: 1 S: 8	H: 0 LOB: 0 BB: 0 P: 11	R: 0 E: 0 K: 0 S: 6	H: 0 LOB: 2 BB: 2 P: 15	R: 0 E: 0 K: 1 S: 5	H: 1 LOB: 1 BB: 0 P: 8	R: 0 E: 0 K: 1 S: 9	H: 1 LOB: 0 BB: 0 P: 14	R: 0 E: 0 K: 0 S: 17	H: 1 LOB: 3 BB: 2 P: 32	R: 3 E: 0 K: 3 S: 15	H: 3 LOB: 0 BB: 0 P: 20	1B: 3 2B: 2 3B: 0 HR: 2	SF: 0 SAC: 0 DP: 1 HBP: 0	WP: 0 PB: 0 SB: 1 CS: 0	PA: 36
PITCHER	IP: 5.1 ERA: 1.47	WLS: 1 BF: 21	H: 2 R: 2 ER: 2 SO: 3	BB: 4 IBB: 0 HBP: 0 BLK: 0	WP: 0 HR: 0 S: 42 P: 77	ERA: 3.86	IP: 1.0 ERA: 6.75	WLS: 3 BF: 6	H: 3 R: 3 ER: 3 SO: 3	BB: 0 IBB: 0 HBP: 0 BLK: 0	WP: 0 HR: 2 S: 15 P: 20	ERA: 27.00 WHIP: 3.000								
85 Dustin May, R	64 Caleb Ferguson, L	18 Shelby Miller, R	48 Brusdar Graterol, R	59 Evan Phillips, R																

AB 30
R 0
H 3
RBI 0
BB 5
SO 11
LOB 28



AB 30
R 5
H 7
RBI 5
BB 6
SO 7
LOB 14



Batter	1	2	3	4	5	6	7	8	9	AB R H RBI BB SO LOB	TOP											
2 Nico Hoerner, R OBP: 0.375, SLG: 0.396										4 1 1 0 1 1 1	Chicago Cubs @ Los Angeles Dodgers Dodger Stadium, Los Angeles, CA Fri Apr 14 2023, 7:10 PM - 9:30 PM PDT Att: 52,298 - Clear - 59 F											
7 Dansby Swanson, R OBP: 0.420, SLG: 0.400										5 0 0 0 0 5 3												
8 Ian Happ, S OBP: 0.481, SLG: 0.628										4 1 4 3 1 0 0												
27 Seiya Suzuki, R OBP: 0.200, SLG: 0.800										5 1 1 1 0 1 5												
24 Cody Bellinger, L OBP: 0.308, SLG: 0.413										4 1 1 0 1 0 2												
16 Patrick Wisdom, R OBP: 0.318, SLG: 0.590										5 1 1 1 0 2 3												
51 Eric Hosmer, L OBP: 0.341, SLG: 0.324										4 0 1 1 0 1 0												
30 Edwin Rios, L OBP: 0.214, SLG: 0.333										4 0 0 0 0 1 1												
15 Yan Gomes, R OBP: 0.226, SLG: 0.533										4 3 3 2 0 0 0												
Inning Stats	R: 0 E: 0 K: 1 S: 10	H: 1 LOB: 1 BB: 0 P: 14	R: 0 E: 0 K: 1 S: 9	H: 1 LOB: 1 BB: 0 P: 14	R: 1 E: 0 K: 2 S: 11	H: 2 LOB: 1 BB: 0 P: 15	R: 1 E: 0 K: 0 S: 11	H: 1 LOB: 0 BB: 0 P: 13	R: 1 E: 0 K: 3 S: 13	H: 1 LOB: 2 BB: 2 P: 22		R: 0 E: 0 K: 3 S: 9	H: 0 LOB: 0 BB: 0 P: 14	R: 0 E: 0 K: 1 S: 6	H: 0 LOB: 0 BB: 0 P: 8	R: 3 E: 0 K: 0 S: 18	H: 3 LOB: 0 BB: 0 P: 30	R: 2 E: 0 K: 1 S: 16	H: 3 LOB: 2 BB: 1 P: 25	1B: 4 2B: 3 3B: 0 HR: 5	SF: 0 SAC: 0 DP: 0 HBP: 0	WP: 0 PB: 0 SB: 4 CS: 0
PITCHER	IP WLS BF H R ER SO BB IBB HBP BLK WP HR S P ERA WHIP											IP WLS BF H R ER SO BB IBB HBP BLK WP HR S P ERA WHIP										
43 Noah Syndergaard, R ERA: 5.63	6.0 L 26 6 3 3 9 2 0 0 0 0 0 1 63 92 4.50 1.333																					
48 Brusdar Graterol, R ERA: 5.06	1.0 3 0 0 0 1 0 0 0 0 0 0 0 6 8 0.00 0.000																					
44 Andre Jackson, R ERA: 6.84	2.0 13 6 5 5 1 1 0 0 0 0 0 0 4 34 55 22.50 3.500																					

AB	39
R	8
H	12
RBI	8
BB	3
SO	11
LOB	15



Batter	1	2	3	4	5	6	7	8	9	AB R H RBI BB SO LOB	BOTTOM									
50 Mookie Betts, R OBP: 0.391, SLG: 0.462										4 0 0 0 0 2 1	Chicago Cubs @ Los Angeles Dodgers Dodger Stadium, Los Angeles, CA Fri Apr 14 2023, 7:10 PM - 9:30 PM PDT Att: 52,298 - Clear - 59 F									
5 Freddie Freeman, L OBP: 0.406, SLG: 0.436										4 0 0 0 0 0 0										
28 J.D. Martinez, R OBP: 0.300, SLG: 0.519										4 0 0 0 0 2 0										
13 Max Muncy, L OBP: 0.364, SLG: 0.630										4 1 2 1 0 2 0										
25 Trayce Thompson, R OBP: 0.407, SLG: 0.818										3 0 0 0 0 2 1										
17 Miguel Vargas, R OBP: 0.442, SLG: 0.286										3 0 0 0 0 1 1										
11 Miguel Rojas, R OBP: 0.222, SLG: 0.200										3 0 0 0 0 0 1										
3 Chris Taylor, R OBP: 0.179, SLG: 0.371										2 1 1 1 0 1 0										
33 James Outman, L OBP: 0.429, SLG: 0.667										1 0 0 0 0 0 0										
15 Austin Barnes, R OBP: 0.222, SLG: 0.200										2 0 0 0 1 0 0										
Inning Stats	R: 0 E: 0 K: 2 S: 8	H: 0 LOB: 0 BB: 0 P: 13	R: 0 E: 1 K: 2 S: 9	H: 0 LOB: 1 BB: 0 P: 11	R: 1 E: 0 K: 0 S: 12	H: 1 LOB: 0 BB: 1 P: 18	R: 0 E: 0 K: 1 S: 8	H: 1 LOB: 1 BB: 0 P: 14	R: 0 E: 0 K: 1 S: 6	H: 0 LOB: 0 BB: 0 P: 10	R: 1 E: 0 K: 1 S: 11	H: 1 LOB: 0 BB: 0 P: 18	R: 0 E: 0 K: 1 S: 9	H: 0 LOB: 0 BB: 0 P: 17	R: 0 E: 0 K: 1 S: 9	H: 0 LOB: 0 BB: 0 P: 17	1B: 1 2B: 0 3B: 0 HR: 2	SF: 0 SAC: 0 DP: 1 HBP: 0	WP: 0 PB: 0 SB: 0 CS: 0	PA: 31
PITCHER	IP WLS BF H R ER SO BB IBB HBP BLK WP HR S P ERA WHIP											IP WLS BF H R ER SO BB IBB HBP BLK WP HR S P ERA WHIP								
Justin Steele, L ERA: 1.42	7.0 W 25 3 2 2 8 1 0 0 0 0 0 2 65 101 2.57 0.571																			
25 Brad Boxberger, R ERA: 1.69	1.0 3 0 0 0 1 0 0 0 0 0 0 0 9 17 0.00 0.000																			
59 Michael Rucker, R ERA: 4.05	1.0 3 0 0 0 1 0 0 0 0 0 0 0 9 17 0.00 0.000																			

AB	30
R	2
H	3
RBI	2
BB	1
SO	10
LOB	4



Batter	1	2	3	4	5	6	7	8	9	AB	R	H	RBI	BB	SO	LOB	TOP										
2 Nico Hoerner, R OBP: 0.367, SLG: 0.375	L8		FC1-4			F8		BB		3	0	0	0	1	0	1											
7 Dansby Swanson, R OBP: 0.407, SLG: 0.375	K		G5-3			K		BB		3	0	0	0	1	2	1											
8 Ian Happ, S OBP: 0.448, SLG: 0.574	F9			L8		P3		K		4	0	0	0	0	1	3											
27 Seiya Suzuki, R OBP: 0.222, SLG: 0.556		K			K			K		4	0	1	0	0	3	3											
24 Cody Bellinger, L OBP: 0.321, SLG: 0.408		BB			K					3	0	1	0	1	2	0											
36 Trey Mancini, R OBP: 0.298, SLG: 0.298		G6-3								3	0	0	0	1	1	2											
51 Eric Hosmer, L OBP: 0.305, SLG: 0.305 22 Luis Torrens, R OBP: 0.225, SLG: 0.286 30 Edwin Rios, L OBP: 0.225, SLG: 0.305		P6			G4-6-3					2	0	0	0	0	0	2											
1 Nick Madrigal, R OBP: 0.350, SLG: 0.350										0	0	0	0	1	1	1											
16 Patrick Wisdom, R OBP: 0.313, SLG: 0.628			L9			HR				4	1	1	1	0	0	1											
18 Tucker Barnhart, L OBP: 0.353, SLG: 0.313										2	0	1	0	1	1	0											
Inning Stats	R: 0 E: 0 K: 1 S: 6	H: 0 LOB: 0 BB: 0 P: 9	R: 0 E: 0 K: 1 S: 11	H: 1 LOB: 1 BB: 0 P: 16	R: 0 E: 0 K: 0 S: 11	H: 0 LOB: 0 BB: 1 P: 21	R: 0 E: 0 K: 2 S: 7	H: 0 LOB: 0 BB: 0 P: 8	R: 1 E: 0 K: 1 S: 9	H: 1 LOB: 0 BB: 1 P: 15	R: 0 E: 0 K: 1 S: 10	H: 0 LOB: 0 BB: 0 P: 15	R: 0 E: 0 K: 2 S: 12	H: 1 LOB: 1 BB: 1 P: 21	R: 0 E: 0 K: 2 S: 10	H: 1 LOB: 2 BB: 1 P: 17	R: 0 E: 0 K: 1 S: 10	H: 0 LOB: 1 BB: 1 P: 17	1B: 3 2B: 0 3B: 0 HR: 1	SF: 0 SAC: 0 DP: 0 HBP: 0	WP: 1 PB: 1 SB: 3 CS: 1	PA: 35					
PITCHER	IP	WLS	BF	H	R	ER	SO	BB	IBB	HBP	BLK	WP	HR	S	P	ERA	WHIP										
78 Michael Grove, R ERA: 9.0	5.2		20	2	1	1	6	2	0	0	0	0	1	51	79	1.59	0.706										
51 Alex Vesia, L ERA: 7.71	1.0		4	1	0	0	1	1	0	0	0	1	0	10	20	0.00	2.000										
38 Yency Almonte, R ERA: 6.0	0.2		5	1	0	0	1	2	0	0	0	0	0	9	19	0.00	4.500										
64 Caleb Ferguson, L ERA: 3.38	0.2		2	0	0	0	2	0	0	0	0	0	0	6	9	0.00	0.000										
18 Shelby Miller, R ERA:	1.0	W	4	0	0	0	1	1	0	0	0	0	0	10	17	0.00	1.000										

Chicago Cubs @ Los Angeles Dodgers
Dodger Stadium, Los Angeles, CA
Sat Apr 15 2023, 6:10 PM - 8:55 PM PDT
Att: 52,375 - Clear - 64 F

livebaseballscores.com

AB 29
R 1
H 4
RBI 1
BB 6
SO 11
LOB 14



Batter	1	2	3	4	5	6	7	8	9	AB	R	H	RBI	BB	SO	LOB	BOTTOM										
50 Mookie Betts, R OBP: 0.368, SLG: 0.429	G6-3							K		4	0	0	0	0	3	1											
5 Freddie Freeman, L OBP: 0.412, SLG: 0.431								BB		3	0	1	0	1	1	0											
13 Max Muncy, L OBP: 0.356, SLG: 0.592										3	0	0	0	1	2	1											
28 J.D. Martinez, R OBP: 0.297, SLG: 0.491										3	0	0	0	0	2	2											
33 James Outman, L OBP: 0.415, SLG: 0.628										4	1	1	0	0	1	3											
17 Miguel Vargas, R OBP: 0.447, SLG: 0.344										4	1	2	0	0	0	0											
23 Jason Heyward, L OBP: 0.280, SLG: 0.619										3	0	0	0	1	1	3											
11 Miguel Rojas, R OBP: 0.200, SLG: 0.179 6 David Peralta, L OBP: 0.233, SLG: 0.241										3	0	0	0	0	1	2											
15 Austin Barnes, R OBP: 0.233, SLG: 0.241										3	0	0	0	0	2	2											
Inning Stats	R: 0 E: 0 K: 1 S: 16	H: 1 LOB: 2 BB: 1 P: 28	R: 0 E: 0 K: 1 S: 12	H: 1 LOB: 0 BB: 0 P: 17	R: 0 E: 0 K: 2 S: 7	H: 0 LOB: 0 BB: 0 P: 13	R: 0 E: 0 K: 1 S: 6	H: 0 LOB: 0 BB: 0 P: 6	R: 0 E: 0 K: 2 S: 11	H: 0 LOB: 1 BB: 1 P: 21	R: 0 E: 0 K: 3 S: 11	H: 0 LOB: 0 BB: 0 P: 20	R: 0 E: 0 K: 0 S: 6	H: 0 LOB: 0 BB: 0 P: 11	R: 0 E: 0 K: 2 S: 8	H: 0 LOB: 1 BB: 1 P: 17	R: 2 E: 0 K: 1 S: 10	H: 3 LOB: 1 BB: 0 P: 16	1B: 4 2B: 1 3B: 0 HR: 0	SF: 0 SAC: 0 DP: 0 HBP: 1	WP: 0 PB: 0 SB: 0 CS: 0	PA: 35					
PITCHER	IP	WLS	BF	H	R	ER	SO	BB	IBB	HBP	BLK	WP	HR	S	P	ERA	WHIP										
50 Jameson Taillon, R ERA: 4.5	5.0		19	2	0	0	7	2	0	0	0	0	0	11	20	0.00	0.800										
38 Mark Leiter Jr., R ERA:	1.0	H	4	0	0	0	3	0	0	1	0	0	0	11	20	0.00	0.000										
71 Keegan Thompson, R ERA: 1.08	2.0	H	7	0	0	0	2	1	0	0	0	0	0	14	28	0.00	0.500										
32 Michael Fulmer, R ERA: 4.5	0.2	L	5	3	2	2	1	0	0	0	0	0	0	10	16	27.00	4.500										

Chicago Cubs @ Los Angeles Dodgers
Dodger Stadium, Los Angeles, CA
Sat Apr 15 2023, 6:10 PM - 8:55 PM PDT
Att: 52,375 - Clear - 64 F

livebaseballscores.com

AB 31
R 2
H 5
RBI 2
BB 3
SO 13
LOB 14



Batter	1	2	3	4	5	6	7	8	9	AB R H RBI BB SO LOB	TOP											
2 Nico Hoerner, R OBP: 0.385, SLG: 0.383										4 0 2 0 1 0 0	<p>Chicago Cubs @ Los Angeles Dodgers Dodger Stadium, Los Angeles, CA Sun Apr 16 2023, 1:11 PM - 3:56 PM PDT Att: 52,180 - Partly Cloudy - 63 F</p> <p>livebaseballscorecards.com</p> <p>AB 38 R 3 H 11 RBI 3 BB 2 SO 11 LOB 20</p>											
7 Dansby Swanson, R OBP: 0.424, SLG: 0.415									5 0 3 0 0 1 2													
8 Ian Happ, S OBP: 0.429, SLG: 0.538									5 0 1 0 0 2 6													
27 Seiya Suzuki, R OBP: 0.214, SLG: 0.385									4 0 0 0 1 3 4													
36 Trey Mancini, R OBP: 0.241, SLG: 0.275									4 0 0 0 0 2 2													
16 Patrick Wisdom, R OBP: 0.327, SLG: 0.681									4 1 2 1 0 1 1													
24 Cody Bellinger, L OBP: 0.317, SLG: 0.453									4 2 1 1 0 0 2													
15 Yan Gomes, R OBP: 0.229, SLG: 0.500									4 0 1 0 0 0 2													
22 Luis Torrens, R OBP: 0.364, SLG: 0.300									3 0 1 1 0 2 1													
51 Eric Hosmer, L OBP: 0.318, SLG: 0.300									1 0 0 0 0 0 0													
Inning Stats	R: 0 E: 0 K: 2 S: 10	H: 1 LOB: 0 BB: 0 P: 17	R: 0 E: 0 K: 1 S: 8	H: 0 LOB: 1 BB: 1 P: 13	R: 0 E: 0 K: 1 S: 9	H: 0 LOB: 0 BB: 0 P: 13	R: 0 E: 0 K: 1 S: 8	H: 1 LOB: 1 BB: 0 P: 11	R: 1 E: 0 K: 1 S: 22	H: 3 LOB: 3 BB: 0 P: 31	R: 2 E: 0 K: 1 S: 14	H: 3 LOB: 1 BB: 0 P: 21	R: 0 E: 0 K: 2 S: 13	H: 1 LOB: 0 BB: 0 P: 14	R: 0 E: 0 K: 1 S: 16	H: 1 LOB: 1 BB: 0 P: 22	R: 0 E: 0 K: 1 S: 11	H: 1 LOB: 2 BB: 1 P: 18	1B: 8 2B: 1 3B: 0 HR: 2	SF: 0 SAC: 0 DP: 0 HBP: 0	WP: 0 PB: 0 SB: 2 CS: 1	PA: 41
PITCHER	IP WLS BF H R ER SO BB IBB HBP BLK WP HR S P ERA WHIP											IP WLS BF H R ER SO BB IBB HBP BLK WP HR S P ERA WHIP										
7 Julio Urias, L ERA: 1.9	5.2 L 26 8 3 2 6 1 0 0 0 0 2 68 100 3.18 1.588																					
48 Brusdar Graterol, R ERA: 4.05	1.1 5 1 0 0 3 0 0 0 0 0 0 16 20 0.00 0.750																					
64 Caleb Ferguson, L ERA: 2.84	1.0 4 1 0 0 1 0 0 0 0 0 0 16 22 0.00 1.000																					
59 Evan Phillips, R ERA: 4.5	1.0 5 1 0 0 1 1 0 0 0 0 0 11 18 0.00 2.000																					

Batter	1	2	3	4	5	6	7	8	9	AB R H RBI BB SO LOB	BOTTOM											
50 Mookie Betts, R OBP: 0.397, SLG: 0.467										4 0 3 1 1 0 0	<p>Chicago Cubs @ Los Angeles Dodgers Dodger Stadium, Los Angeles, CA Sun Apr 16 2023, 1:11 PM - 3:56 PM PDT Att: 52,180 - Partly Cloudy - 63 F</p> <p>livebaseballscorecards.com</p> <p>AB 34 R 2 H 8 RBI 2 BB 4 SO 11 LOB 15</p>											
5 Freddie Freeman, L OBP: 0.397, SLG: 0.413									5 0 1 0 0 4 6													
28 J.D. Martinez, R OBP: 0.294, SLG: 0.475										4 0 1 0 0 0 2												
13 Max Muncy, L OBP: 0.333, SLG: 0.547										4 0 0 0 0 1 3												
25 Trayce Thompson, R OBP: 0.387, SLG: 0.720										3 0 0 0 1 2 0												
17 Miguel Vargas, R OBP: 0.431, SLG: 0.333										4 0 1 0 0 1 1												
33 James Outman, L OBP: 0.404, SLG: 0.587										3 0 0 0 1 1 1												
3 Chris Taylor, R OBP: 0.214, SLG: 0.459										2 2 1 1 1 0 1												
6 David Peralta, L OBP: 0.226, SLG: 0.233										1 0 0 0 0 1 0												
15 Austin Barnes, R OBP: 0.100, SLG: 0.053										3 0 1 0 0 0 1												
23 Jason Heyward, R OBP: 0.269, SLG: 0.591										1 0 0 0 0 1 0												
Inning Stats	R: 0 E: 0 K: 0 S: 8	H: 1 LOB: 0 BB: 0 P: 11	R: 0 E: 0 K: 1 S: 10	H: 1 LOB: 1 BB: 0 P: 15	R: 1 E: 0 K: 1 S: 11	H: 2 LOB: 1 BB: 0 P: 14	R: 0 E: 0 K: 0 S: 7	H: 0 LOB: 0 BB: 0 P: 9	R: 0 E: 0 K: 1 S: 12	H: 0 LOB: 2 BB: 2 P: 27	R: 0 E: 0 K: 1 S: 9	H: 0 LOB: 1 BB: 1 P: 17	R: 1 E: 0 K: 3 S: 16	H: 3 LOB: 3 BB: 1 P: 26	R: 0 E: 0 K: 1 S: 10	H: 0 LOB: 0 BB: 0 P: 16	R: 0 E: 0 K: 3 S: 10	H: 1 LOB: 1 BB: 0 P: 16	1B: 6 2B: 1 3B: 0 HR: 1	SF: 0 SAC: 0 DP: 1 HBP: 0	WP: 0 PB: 0 SB: 0 CS: 0	PA: 38
PITCHER	IP WLS BF H R ER SO BB IBB HBP BLK WP HR S P ERA WHIP											IP WLS BF H R ER SO BB IBB HBP BLK WP HR S P ERA WHIP										
11 Drew Smyly, L ERA: 4.7	5.2 W 22 4 1 1 2 2 0 0 0 0 0 16 27 13.50 6.000																					
73 Adolfo Alzolar, R ERA: 3.12	0.2 H 6 2 1 1 2 2 0 0 0 0 0 0 16 27 13.50 6.000																					
38 Mark Leiter Jr., R ERA:	0.2 H 3 1 0 0 2 0 0 0 0 0 0 7 11 0.00 1.500																					
32 Michael Fulmer, R ERA: 3.86	1.0 H 3 0 0 0 1 0 0 0 0 0 0 10 16 0.00 0.000																					
25 Brad Boxberger, R ERA: 1.42	1.0 S 4 1 0 0 3 0 0 0 0 0 0 10 16 0.00 1.000																					

Batter	1	2	3	4	5	6	7	8	9	AB	R	H	RBI	BB	SO	LOB	TOP					
9 Brandon Nimmo, L (1,8) OBP: 0.472, SLG: 0.407			G3-1		FC1-4 1B		12 BLK 12 6 1B G3-1 1B			5	1	3	0	0	1	0	New York Mets @ Los Angeles Dodgers Dodger Stadium, Los Angeles, CA Mon Apr 17 2023, 7:11 PM - 10:00 PM PDT Att: 50,313 - Clear - 58 F					
6 Starling Marte, R (1,9) OBP: 0.394, SLG: 0.375	F9		F7		FC1-4 12 CS 1-2		12 G3-1 20 1B 1B	G6-3		5	1	1	0	0	0	2						
12 Francisco Lindor, S (1,6) OBP: 0.360, SLG: 0.525	F8				G5-3		G3-1	F9		4	1	0	1	0	0	3						
20 Pete Alonso, R (1,3) OBP: 0.387, SLG: 0.677		G4-6-3 1B			HBP					5	1	3	1	0	1	0						
1 Jeff McNeil, L (1,4) OBP: 0.384, SLG: 0.350		G4-6-3			G4-3 1B		G4-3	1B		5	1	3	1	0	0	2						
19 Mark Canha, R (1,7) OBP: 0.313, SLG: 0.375					G3		G6-3	BB		4	1	1	0	1	0	4						
32 Daniel Vogelbach, L (1,10) OBP: 0.394, SLG: 0.360 (6,PH)					G4-3					2	1	1	3	0	0	1						
28 Tommy Pham, R (6,10) OBP: 0.385, SLG: 0.485 (6,10)		HR								1	0	0	0	2	0	1						
22 Brett Baty, L (1,5) OBP: 0.250, SLG: 0.250		G3-1								4	0	1	1	0	1	5						
13 Luis Guillorme, L (9,5) OBP: 0.307, SLG: 0.240										0	0	0	0	0	0	0						
3 Tomás Nido, R (1,2) OBP: 0.171, SLG: 0.125			F9		L6			L8		4	1	1	0	0	0	1						
Inning Stats	R: 0 E: 0 K: 1 S: 9	H: 0 LOB: 0 BB: 0 P: 11	R: 2 E: 0 K: 0 S: 12	H: 3 LOB: 0 BB: 0 P: 17	R: 0 E: 0 K: 0 S: 7	H: 0 LOB: 0 BB: 0 P: 8	R: 3 E: 0 K: 0 S: 18	H: 3 LOB: 1 BB: 0 P: 27	R: 0 E: 0 K: 1 S: 10	H: 1 LOB: 2 BB: 1 P: 15	R: 3 E: 0 K: 0 S: 22	H: 4 LOB: 3 BB: 2 P: 39	R: 0 E: 0 K: 0 S: 7	H: 1 LOB: 1 BB: 0 P: 10	R: 0 E: 0 K: 1 S: 12	H: 1 LOB: 1 BB: 0 P: 19	1B: 10 2B: 3 3B: 0 HR: 1	SF: 0 SAC: 0 DP: 1 HBP: 1	WP: 0 PB: 0 SB: 0 CS: 1	PA: 43		
PITCHER	IP WLS BF H R ER SO	IP WLS BF H R ER SO	IP WLS BF H R ER SO	IP WLS BF H R ER SO	IP WLS BF H R ER SO	IP WLS BF H R ER SO	IP WLS BF H R ER SO	IP WLS BF H R ER SO	IP WLS BF H R ER SO	IP WLS BF H R ER SO	IP WLS BF H R ER SO	IP WLS BF H R ER SO	IP WLS BF H R ER SO	IP WLS BF H R ER SO	IP WLS BF H R ER SO	IP WLS BF H R ER SO	ERA WHIP	ERA WHIP	ERA WHIP			
85 Dustin May, R (1,1) ERA: 3.0	5.2	24	8	5	5	1	0	0	0	1	62	87	7.94	1.412								
51 Alex Vesia, L (6,1) ERA: 12.6	0.1	L 5	3	3	3	1	0	1	0	0	11	20	81.00	9.000								
52 Phil Bickford, R (7,1) ERA: 3.86	0.2	B 5	1	0	0	0	2	0	0	0	1	21	0.00	4.500								
63 Justin Bruhl, L (7,1) ERA:	1.0	4	1	0	0	0	0	0	0	0	9	12	0.00	1.000								
18 Shelby Miller, R (8,1) ERA:	1.1	5	1	0	0	1	0	0	0	0	13	20	0.00	0.750								
Batter	1	2	3	4	5	6	7	8	9	AB	R	H	RBI	BB	SO	LOB	BOTTOM					
50 Mookie Betts, R (1,9) OBP: 0.390, SLG: 0.453	K	G6-3			5 HR 1B		F9			4	1	1	0	0	1	1	New York Mets @ Los Angeles Dodgers Dodger Stadium, Los Angeles, CA Mon Apr 17 2023, 7:11 PM - 10:00 PM PDT Att: 50,313 - Clear - 58 F					
5 Freddie Freeman, L (1,3) OBP: 0.416, SLG: 0.522	HR		G6-3		HR			3B 2B 1B		4	2	3	3	0	0	0						
28 J.D. Martinez, R (1,10) OBP: 0.278, SLG: 0.446	P4		L4		G6-3			K		4	0	0	0	0	1	1						
3 Chris Taylor, R (1,7) OBP: 0.200, SLG: 0.425	K		K				F9			3	0	0	0	0	2	0						
33 James Outman, L (8,7) OBP: 0.414, SLG: 0.617	K		K					2B		1	0	1	0	0	0	0						
13 Max Muncy, L (1,5) OBP: 0.343, SLG: 0.596		17 FC5-4 1B			F8		HR			4	1	2	1	0	0	2						
17 Miguel Vargas, R (1,4) OBP: 0.400, SLG: 0.300		25 2B 1B			G6-3		G5-3			4	1	0	0	0	1	3						
25 Trayce Thompson, R (1,8) OBP: 0.371, SLG: 0.655		29 2B 1B			K		F9			4	1	1	0	0	1	0						
11 Miguel Rojas, R (1,6) OBP: 0.182, SLG: 0.161										3	0	0	0	0	1	2						
6 David Peralta, L (9,PH) OBP: 0.219, SLG: 0.226	K				G6-3		G4-3			1	0	0	0	0	0	0						
29 Austin Wynns, R (1,2) OBP: 0.200, SLG: 0.400										3	0	1	2	0	2	0						
23 Jason Heyward, L (9,PH) OBP: 0.259, SLG: 0.585					K		K			1	0	0	0	0	0	0						
Inning Stats	R: 1 E: 0 K: 2 S: 11	H: 1 LOB: 0 BB: 0 P: 19	R: 2 E: 0 K: 1 S: 13	H: 3 LOB: 1 BB: 0 P: 20	R: 0 E: 0 K: 1 S: 10	H: 0 LOB: 0 BB: 0 P: 12	R: 0 E: 0 K: 1 S: 7	H: 0 LOB: 0 BB: 0 P: 10	R: 2 E: 0 K: 1 S: 12	H: 2 LOB: 0 BB: 0 P: 18	R: 1 E: 0 K: 0 S: 8	H: 1 LOB: 0 BB: 0 P: 15	R: 0 E: 0 K: 1 S: 11	H: 0 LOB: 0 BB: 0 P: 16	R: 0 E: 0 K: 2 S: 13	H: 2 LOB: 2 BB: 0 P: 19	R: 0 E: 0 K: 0 S: 9	H: 0 LOB: 0 BB: 0 P: 14	1B: 4 2B: 2 3B: 0 HR: 3	SF: 0 SAC: 0 DP: 0 HBP: 0	WP: 0 PB: 0 SB: 0 CS: 0	PA: 36
PITCHER	IP WLS BF H R ER SO	IP WLS BF H R ER SO	IP WLS BF H R ER SO	IP WLS BF H R ER SO	IP WLS BF H R ER SO	IP WLS BF H R ER SO	IP WLS BF H R ER SO	IP WLS BF H R ER SO	IP WLS BF H R ER SO	IP WLS BF H R ER SO	IP WLS BF H R ER SO	IP WLS BF H R ER SO	IP WLS BF H R ER SO	IP WLS BF H R ER SO	IP WLS BF H R ER SO	IP WLS BF H R ER SO	ERA WHIP	ERA WHIP	ERA WHIP			
23 David Peterson, L (1,1) ERA: 6.1	6.0	W 25	7	6	6	6	0	0	0	0	0	0	0	0	0	0						
25 Brooks Raley, L (7,1) ERA: 5.14	1.2	H 7	2	0	0	2	0	0	0	0	0	21	31	0.00	1.200							
40 Drew Smith, R (8,1) ERA: 2.7	0.1	H 1	0	0	0	1	0	0	0	0	0	3	4	0.00	0.000							
0 Adam Ottavino, R (9,1) ERA: 1.29	1.0	S 3	0	0	0	0	0	0	0	0	0	9	14	0.00	0.000							

AB	39
R	8
H	14
RBI	7
BB	3
SO	3
LOB	19



Batter	1	2	3	4	5	6	7	8	9	AB	R	H	RBI	BB	SO	LOB	TOP					
33 James Outman, L (1, 9) OBP: 0.397, SLG: 0.645										5	2	2	5	0	1	0	Los Angeles Dodgers @ Chicago Cubs Wrigley Field, Chicago, IL Thu Apr 20 2023, 7:46 PM - 10:38 PM CDT Att: 32,817 - Cloudy - 70 F					
5 Freddie Freeman, L (1, 3) OBP: 0.355, SLG: 0.462										4	0	0	0	1	0	0						
28 J.D. Martinez, R (1, 10) OBP: 0.302, SLG: 0.526										5	0	0	0	0	2	1						
13 Max Muncy, L (1, 5) OBP: 0.418, SLG: 0.639										2	1	1	1	2	1	0						
25 Trave Thompson, R (1, 8) OBP: 0.325, SLG: 0.559										4	0	0	0	0	2	3						
6 David Peralta, L (1, 7) OBP: 0.325, SLG: 0.317										3	1	2	0	1	1	0						
17 Miguel Vargas, R (1, 4) OBP: 0.388, SLG: 0.314										4	1	2	0	0	2	1						
37 Luke Williams, R (1, 6) OBP: 0.143, SLG: 0.143										2	0	1	0	0	1	1						
50 Mookie Betts, R (7, PH) OBP: 0.392, SLG: 0.455										2	0	1	0	0	0	2						
15 Austin Barnes, R (1, 2) OBP: 0.111, SLG: 0.040										3	0	0	0	0	0	4						
23 Jason Heyward, L (9, PH) OBP: 0.306, SLG: 0.533										0	1	0	0	1	0	0						
29 Austin Wynns, R (9, 2) OBP: 0.125, SLG: 0.250										0	0	0	0	0	0	0						
Inning Stats	R: 0 E: 0 K: 1 S: 8	H: 0 LOB: 0 BB: 0 P: 11	R: 1 E: 0 K: 2 S: 21	H: 2 LOB: 2 BB: 1 P: 35	R: 1 E: 0 K: 0 S: 11	H: 1 LOB: 1 BB: 1 P: 16	R: 0 E: 0 K: 1 S: 10	H: 2 LOB: 1 BB: 0 P: 12	R: 0 E: 0 K: 3 S: 9	H: 0 LOB: 0 BB: 0 P: 15	R: 0 E: 0 K: 1 S: 7	H: 1 LOB: 0 BB: 0 P: 11	R: 0 E: 0 K: 1 S: 11	H: 0 LOB: 2 BB: 1 P: 22	R: 4 E: 0 K: 0 S: 19	H: 3 LOB: 0 BB: 1 P: 32	1B: 5 2B: 1 3B: 0 HR: 3	SF: 0 SAC: 0 DP: 1 HBP: 0	WP: 0 PB: 0 SB: 3 CS: 3	PA: 39		
PITCHER	IP WLS BF H R ER SO BB IBB HBP BLK WP HR S P ERA WHIP	Javier Assad, R (1, 1) ERA: 9.82 73 Adbert Alzolza, R (4, 1) ERA: 2.79 47 Brandon Hughes, L (5, 1) ERA: 59 Michael Rucker, R (7, 1) ERA: 3.12 25 Brad Boxberger, R (8, 1) ERA: 1.23																				
PITCHER	IP WLS BF H R ER SO BB IBB HBP BLK WP HR S P ERA WHIP	32 Michael Fulmer, R (9, 1) ERA: 7.56 66 Julian Merryweather, R (9, 1) ERA: 8.64																				
Batter	1	2	3	4	5	6	7	8	9	AB	R	H	RBI	BB	SO	LOB	BOTTOM					
2 Nico Hoerner, R (1, 4) OBP: 0.384, SLG: 0.400										5	0	1	1	0	0	0	Los Angeles Dodgers @ Chicago Cubs Wrigley Field, Chicago, IL Thu Apr 20 2023, 7:46 PM - 10:38 PM CDT Att: 32,817 - Cloudy - 70 F					
7 Dansby Swanson, R (1, 6) OBP: 0.449, SLG: 0.385										2	0	1	0	2	0	0						
8 Ian Happ, S (1, 7) OBP: 0.402, SLG: 0.507										4	0	0	0	0	0	4						
27 Seiya Suzuki, R (1, 9) OBP: 0.464, SLG: 0.478										3	0	1	0	1	0	1						
24 Cody Bellinger, L (1, 8) OBP: 0.367, SLG: 0.507										2	1	1	1	0	0	0						
16 Patrick Wisdom, R (1, 5) OBP: 0.324, SLG: 0.708										4	0	0	0	0	0	5						
51 Eric Hosmer, L (1, 10) OBP: 0.309, SLG: 0.340										1	1	0	0	1	0	0						
1 Nick Madrigal, R (6, PH) OBP: 0.364, SLG: 0.387										2	0	0	0	0	0	1						
36 Trey Mancini, R (1, 3) OBP: 0.238, SLG: 0.283										4	0	2	0	0	2	0						
18 Tucker Barnhart, L (1, 2) OBP: 0.269, SLG: 0.217										4	0	0	0	0	3	3						
Inning Stats	R: 0 E: 0 K: 0 S: 11	H: 1 LOB: 1 BB: 0 P: 16	R: 1 E: 0 K: 0 S: 11	H: 2 LOB: 0 BB: 0 P: 13	R: 0 E: 0 K: 0 S: 15	H: 1 LOB: 3 BB: 1 P: 25	R: 1 E: 0 K: 1 S: 17	H: 2 LOB: 2 BB: 2 P: 28	R: 0 E: 0 K: 0 S: 10	H: 0 LOB: 0 BB: 0 P: 17	R: 0 E: 0 K: 2 S: 8	H: 0 LOB: 0 BB: 0 P: 12	R: 0 E: 0 K: 0 S: 10	H: 0 LOB: 0 BB: 0 P: 14	R: 0 E: 0 K: 0 S: 9	H: 0 LOB: 1 BB: 1 P: 15	R: 0 E: 0 K: 2 S: 7	H: 0 LOB: 0 BB: 0 P: 7	1B: 4 2B: 1 3B: 0 HR: 1	SF: 0 SAC: 0 DP: 1 HBP: 2	WP: 0 PB: 0 SB: 0 CS: 0	PA: 37
PITCHER	IP WLS BF H R ER SO BB IBB HBP BLK WP HR S P ERA WHIP	78 Michael Grove, R (1, 1) ERA: 8.44 52 Phil Bickford, R (4, 1) ERA: 3.0 63 Justin Bruhl, L (6, 1) ERA: 38 Yency Almonte, R (7, 1) ERA: 6.14 64 Caleb Ferguson, L (8, 1) ERA: 2.45																				
PITCHER	IP WLS BF H R ER SO BB IBB HBP BLK WP HR S P ERA WHIP	48 Brusdar Graterol, R (9, 1) ERA: 3.12																				

Batter	1	2	3	4	5	6	7	8	9	AB	R	H	RBI	BB	SO	LOB	TOP																						
50 Mookie Betts, R OBP: 0.387, SLG: 0.474										4	1	2	4	1	1	0	Los Angeles Dodgers @ Chicago Cubs Wrigley Field, Chicago, IL Sun Apr 23 2023, 1:21 PM - 3:43 PM CDT Att: 33,494 - Cloudy - 42 F																						
5 Freddie Freeman, L OBP: 0.369, SLG: 0.438										4	1	0	0	1	3	2																							
13 Max Muncy, L OBP: 0.411, SLG: 0.718										4	1	1	2	0	0	0																							
28 J.D. Martinez, R OBP: 0.306, SLG: 0.534										4	1	1	1	0	2	0																							
33 James Outman, L OBP: 0.400, SLG: 0.703										4	0	1	0	0	0	0																							
23 Jason Heyward, L OBP: 0.283, SLG: 0.436										4	0	1	0	0	1	1																							
6 David Peralta, L OBP: 0.235, SLG: 0.292										4	0	0	0	0	2	2																							
17 Miguel Vargas, R OBP: 0.364, SLG: 0.295										4	1	1	0	0	0	0																							
15 Austin Barnes, R OBP: 0.143, SLG: 0.063										3	2	1	0	1	1	0																							
Inning Stats	R: 0 E: 0 K: 1 S: 6	H: 0 LOB: 0 BB: 0 P: 8	R: 0 E: 0 K: 1 S: 13	H: 1 LOB: 1 BB: 0 P: 21	R: 2 E: 0 K: 1 S: 15	H: 2 LOB: 0 BB: 0 P: 23	R: 0 E: 0 K: 1 S: 9	H: 1 LOB: 1 BB: 0 P: 15	R: 0 E: 0 K: 1 S: 10	H: 0 LOB: 0 BB: 0 P: 17	R: 3 E: 0 K: 2 S: 11	H: 2 LOB: 0 BB: 1 P: 21	R: 0 E: 0 K: 1 S: 8	H: 0 LOB: 1 BB: 1 P: 16	R: 0 E: 0 K: 1 S: 9	H: 0 LOB: 0 BB: 0 P: 12		R: 2 E: 0 K: 1 S: 11	H: 2 LOB: 1 BB: 1 P: 21	1B: 3 2B: 2 3B: 0 HR: 3	SF: 0 SAC: 0 DP: 0 HBP: 0	WP: 0 PB: 0 SB: 0 CS: 0	PA: 38																
PITCHER	IP	WLS	BF	H	R	ER	SO	BB	IBB	HBP	BLK	WP	HR	S	P	ERA	WHIP	PITCHER				IP	WLS	BF	H	R	ER	SO	BB	IBB	HBP	BLK	WP	HR	S	P	ERA	WHIP	
0 Marcus Stroman, R ERA: 2.17	5.0	L	22	6	5	5	5	1	0	0	0	0	3	57	95	9.00	1.400																						
47 Brandon Hughes, L ERA: 1.8	1.0		3	0	0	0	2	0	0	0	0	0	0	7	10	0.00	0.000																						
71 Keegan Thompson, R ERA: 0.73	2.0		7	0	0	0	2	1	0	0	0	0	0	17	28	0.00	0.500																						
32 Michael Fulmer, R ERA: 8.68	1.0		6	2	2	2	1	1	0	0	0	0	0	11	21	18.00	3.000																						

Batter	1	2	3	4	5	6	7	8	9	AB	R	H	RBI	BB	SO	LOB	BOTTOM																						
2 Nico Hoerner, R OBP: 0.400, SLG: 0.473										3	1	0	0	1	0	0	Los Angeles Dodgers @ Chicago Cubs Wrigley Field, Chicago, IL Sun Apr 23 2023, 1:21 PM - 3:43 PM CDT Att: 33,494 - Cloudy - 42 F																						
7 Dansby Swanson, R OBP: 0.413, SLG: 0.338										4	0	0	0	0	2	2																							
24 Cody Bellinger, L OBP: 0.380, SLG: 0.550										4	1	2	1	0	0	1																							
27 Seiya Suzuki, R OBP: 0.439, SLG: 0.441										4	0	1	1	0	0	2																							
16 Patrick Wisdom, R OBP: 0.310, SLG: 0.679										4	0	1	0	0	2	1																							
51 Eric Hosmer, L OBP: 0.305, SLG: 0.352										2	0	0	0	0	1	1																							
36 Trey Mancini, R OBP: 0.260, SLG: 0.333										0	0	0	0	1	0	0																							
22 Luis Torrens, R OBP: 0.318, SLG: 0.300										4	0	0	0	0	2	3																							
15 Yan Gomes, R OBP: 0.264, SLG: 0.490										4	1	2	1	0	0	1																							
1 Nick Madrigal, R OBP: 0.326, SLG: 0.390										4	0	0	0	0	0	4																							
Inning Stats	R: 2 E: 1 K: 3 S: 22	H: 2 LOB: 1 BB: 0 P: 27	R: 0 E: 0 K: 0 S: 5	H: 0 LOB: 0 BB: 0 P: 6	R: 0 E: 0 K: 1 S: 12	H: 0 LOB: 1 BB: 1 P: 23	R: 0 E: 0 K: 2 S: 7	H: 0 LOB: 0 BB: 0 P: 9	R: 1 E: 0 K: 0 S: 12	H: 1 LOB: 0 BB: 0 P: 16	R: 0 E: 0 K: 0 S: 6	H: 0 LOB: 0 BB: 0 P: 9	R: 0 E: 0 K: 1 S: 10	H: 0 LOB: 1 BB: 1 P: 18	R: 0 E: 0 K: 0 S: 7	H: 1 LOB: 0 BB: 0 P: 12	R: 0 E: 1 K: 0 S: 12	H: 2 LOB: 2 BB: 0 P: 16	1B: 4 2B: 1 3B: 0 HR: 1	SF: 0 SAC: 0 DP: 1 HBP: 0	WP: 0 PB: 0 SB: 0 CS: 0	PA: 36																	
PITCHER	IP	WLS	BF	H	R	ER	SO	BB	IBB	HBP	BLK	WP	HR	S	P	ERA	WHIP	PITCHER				IP	WLS	BF	H	R	ER	SO	BB	IBB	HBP	BLK	WP	HR	S	P	ERA	WHIP	
22 Clayton Kershaw, L ERA: 2.32	6.0	W	23	3	3	1	6	1	0	0	0	0	1	64	90	1.50	0.667																						
63 Justin Bruhl, L ERA:	1.0	H	4	0	0	0	1	1	0	0	0	0	0	10	18	0.00	1.000																						
48 Brusdar Graterol, R ERA: 2.53	2.0	S	9	3	0	0	0	0	0	0	0	0	0	19	28	0.00	1.500																						



Batter	1	2	3	4	5	6	7	8	9	AB	R	H	RBI	BB	SO	LOB	TOP					
50 Mookie Betts, R OBP: 0.367, SLG: 0.446	F7	P4			G3	F7		L5		5	0	0	0	0	0	4	Los Angeles Dodgers @ Pittsburgh Pirates PNC Park, Pittsburgh, PA Tue Apr 25 2023, 6:37 PM - 9:21 PM EDT Att: 10,560 - Partly Cloudy - 56 F					
5 Freddie Freeman, L OBP: 0.370, SLG: 0.430	33 G3 17 2B 23 CI BB		K		E6	1B	G4-3	F8	4	1	1	1	1	1	0							
23 Jason Heyward, L OBP: 0.271, SLG: 0.415									2	1	0	0	0	1	1							
25 Travis Thompson, R, PH OBP: 0.311, SLG: 0.500	CI		K		G4-3		K	33 2B 17 FC5-2 BB	2	1	0	0	0	1	1							
33 James Outman, L OBP: 0.400, SLG: 0.709	G3		F7			83 1B 2B	K	17 FC5-2 2B	5	1	2	0	0	1	2							
17 Miguel Vargas, R OBP: 0.378, SLG: 0.323					G5-3	3 1B 15 SF8 83 1B BB		FC1-6 1B	4	1	2	2	1	0	2							
6 David Peraltá, L OBP: 0.214, SLG: 0.264	K				G4-3		P5	FC1-6 83 BB 3 HR	5	1	0	0	0	1	6							
83 Michael Busch, L OBP: 0.500, SLG: 0.333					G4-3				3	1	1	1	1	1	0							
3 Chris Taylor, R OBP: 0.236, SLG: 0.469						50 G3 5 15 G5-3 1B			4	2	3	3	0	0	0							
15 Austin Barnes, R OBP: 0.128, SLG: 0.057					G5-3		G5-3		3	0	0	1	0	1	2							
Inning Stats	R: 2 H: 1 E: 1 K: 1 S: 14	H: 1 LOB: 1 BB: 1 P: 20	R: 0 H: 0 E: 0 K: 1 S: 12	H: 0 LOB: 0 BB: 0 P: 20	R: 0 H: 0 E: 0 K: 2 S: 9	H: 0 LOB: 0 BB: 0 P: 9	R: 0 H: 0 E: 0 K: 0 S: 6	H: 0 LOB: 0 BB: 0 P: 9	R: 1 H: 2 E: 1 K: 0 S: 15	H: 2 LOB: 1 BB: 1 P: 20	R: 2 H: 3 E: 0 K: 0 S: 15	H: 3 LOB: 2 BB: 1 P: 25	R: 0 H: 0 E: 0 K: 2 S: 10	H: 0 LOB: 0 BB: 0 P: 17	R: 3 H: 2 E: 0 K: 1 S: 13	H: 2 LOB: 0 BB: 1 P: 22	R: 0 H: 1 E: 0 K: 0 S: 13	H: 1 LOB: 2 BB: 1 P: 20	1B: 5 2B: 3 3B: 0 HR: 1	SF: 1 SAC: 0 DP: 0 HBP: 0	WP: 0 PB: 0 SB: 0 CS: 0	PA: 42
PITCHER	IP	WLS	BF	H	R	ER	SO	BB	IBB	HBP	BLK	WP	HR	S	P	ERA	WHIP					
24 Johan Oviedo, R ERA: 3.02	5.1		26	6	5	4	4	2	0	0	0	0	0	65	94	6.75	1.500					
43 Robert Stephenson, R ERA: 1.0	0.2	H	2	0	0	0	0	0	0	0	0	0	0	6	9	0.00	0.000					
61 Jose Hernandez, L ERA: 1.0	1.0	H	3	0	0	0	2	0	0	0	0	0	0	10	17	0.00	0.000					
35 Colin Holderman, R ERA: 3.75	1.0	L	6	2	3	3	1	1	0	0	0	0	1	13	22	27.00	3.000					
56 Duane Underwood Jr., R ERA: 3.18	1.0		5	1	0	0	0	1	0	0	0	0	0	13	20	0.00	2.000					

Batter	1	2	3	4	5	6	7	8	9	AB	R	H	RBI	BB	SO	LOB	BOTTOM					
13 Ke'Bryan Hayes, R OBP: 0.287, SLG: 0.387	L8	30 F8 1-H 2-H 2B		22 HR 1B		G3-1		K	5	1	2	2	0	1	2		Los Angeles Dodgers @ Pittsburgh Pirates PNC Park, Pittsburgh, PA Tue Apr 25 2023, 6:37 PM - 9:21 PM EDT Att: 10,560 - Partly Cloudy - 56 F					
30 Tucupita Marcano, L OBP: 0.375, SLG: 0.479	41 1B	F8		F7		F7			4	1	1	0	0	0	3							
22 Andrew McCutchen, R OBP: 0.371, SLG: 0.527	K	G5-3							5	1	1	3	0	2	5							
41 Carlos Santana, S OBP: 0.337, SLG: 0.420	65 1B			F7	F7				5	0	2	1	0	0	0							
65 Jack Suwinski, L OBP: 0.385, SLG: 0.635				G4-3					5	0	2	0	0	0	1							
2 Connor Joe, R OBP: 0.423, SLG: 0.590	L7			L8					5	0	0	0	0	2	4							
14 Rodolfo Castro, S OBP: 0.370, SLG: 0.493				G4-3	G4-3				4	0	1	0	0	1	1							
3 Ji Hwan Bae, L OBP: 0.288, SLG: 0.343									4	2	2	0	0	1	2							
18 Austin Hedges, R OBP: 0.257, SLG: 0.219									2	2	1	1	0	1	0							
6 Mark Mathias, R OBP: 0.375, SLG: 0.321									0	0	0	0	1	0	0							
55 Jason Delay, R OBP: 0.368, SLG: 0.486									0	0	0	0	0	0	0							
Inning Stats	R: 1 H: 3 E: 0 K: 1 S: 14	H: 3 LOB: 2 BB: 0 P: 20	R: 2 H: 2 E: 0 K: 1 S: 18	H: 2 LOB: 1 BB: 0 P: 27	R: 0 H: 0 E: 0 K: 0 S: 5	H: 0 LOB: 0 BB: 0 P: 9	R: 4 H: 4 E: 0 K: 0 S: 17	H: 4 LOB: 0 BB: 0 P: 24	R: 0 H: 1 E: 0 K: 1 S: 11	H: 1 LOB: 0 BB: 0 P: 14	R: 0 H: 0 E: 0 K: 1 S: 7	H: 0 LOB: 0 BB: 0 P: 10	R: 0 H: 1 E: 0 K: 2 S: 10	H: 1 LOB: 1 BB: 0 P: 16	R: 0 H: 1 E: 0 K: 1 S: 12	H: 1 LOB: 3 BB: 1 P: 25	R: 0 H: 0 E: 0 K: 1 S: 8	H: 0 LOB: 0 BB: 0 P: 12	1B: 9 2B: 2 3B: 0 HR: 1	SF: 0 SAC: 0 DP: 0 HBP: 2	WP: 0 PB: 0 SB: 3 CS: 0	PA: 42
PITCHER	IP	WLS	BF	H	R	ER	SO	BB	IBB	HBP	BLK	WP	HR	S	P	ERA	WHIP					
43 Noah Syndergaard, R ERA: 6.58	4.0		22	7	7	7	2	0	0	1	0	0	0	54	80	15.75	2.250					
81 Victor González, L ERA: 1.0	1.0		4	1	0	0	1	0	0	0	0	0	0	11	14	0.00	1.000					
59 Evan Phillips, R ERA: 3.38	1.0		3	0	0	0	1	0	0	0	0	0	0	7	10	0.00	0.000					
38 Yency Almonte, R ERA: 6.75	1.0	W	4	1	0	0	2	0	0	0	0	0	0	10	16	0.00	1.000					
64 Caleb Ferguson, L ERA: 1.53	1.0	H	6	1	0	0	1	1	0	1	0	0	0	12	25	0.00	2.000					



Batter	1	2	3	4	5	6	7	8	9	AB	R	H	RBI	BB	SO	LOB	TOP	
50 Mookie Betts, R OBP: 0.353, SLG: 0.425	(1,9) C FF 95 X SL 85 0-1 P6		B CU 76 X FF 95 1-0 F9			C SL 83 X SL 81 0-3 K		C FF 94 B SL 86 X FF 94 3-2 G5-3		4	0	0	0	0	1	1	Los Angeles Dodgers @ Pittsburgh Pirates PNC Park, Pittsburgh, PA Wed Apr 26 2023, 6:36 PM - 9:24 PM EDT Att. 12,152 - Clear - 61 F	
5 Freddie Freeman, L OBP: 0.375, SLG: 0.464	(1,3) C FF 96 B SL 85 2-1 G4-1			B CU 74 X FF 93 2-0 G3-1		B FF 94 X SL 81 1-0		X FF 94 0-0		4	1	2	1	0	0	0		
23 Jason Heyward, L OBP: 0.269, SLG: 0.386	(1,8) C FF 96 B SL 85 4-2			B FF 93 X SL 84 2-2 F8		B FF 94 X SL 83 3-2 F9		B FF 97 X SL 87 2-3 K		3	0	0	0	1	1	2		
33 James Outman, L OBP: 0.383, SLG: 0.675	(1,7) S SL 83 X SL 83 0-2 F7			C CU 76 X SL 84 1-3 K		D SL 84 X SL 82 2-2 F8			C CH 86 S SL 85 0-3 K		4	0	0	0	0	2		3
17 Miguel Vargas, R OBP: 0.372, SLG: 0.309		X FF 94 0-0 G5-3			B SL 83 X SL 83 4-1 BB		C FF 97 X SL 86 0-1 G1-3		C FF 93 B SL 85 3-3 K		3	0	0	0	1	1		0
83 Michael Busch, L OBP: 0.290, SLG: 0.143	(1,5) C FF 96 X SL 84 0-1 G4-3			B SL 81 X SL 82 2-0 F8		C SL 86 X SL 83 1-3 K2-3		F CH 86 B SL 85 3-3 K		4	0	0	0	0	2	1		
3 Chris Taylor, R OBP: 0.241, SLG: 0.462	(1,6) C FF 96 B SL 84 2-3 K			B SL 83 X SL 83 2-3 K		C FF 97 X SL 96 0-1				3	0	1	0	0	2	1		
6 David Peralta, L OBP: 0.203, SLG: 0.250	(1,10) X FF 94 0-0 L9			C CU 76 X SL 84 1-2 L7		F FF 97 X SL 82 0-1 F7				3	0	0	0	0	0	2		
29 Austin Wynns, R OBP: 0.214, SLG: 0.231	(1,2) C FF 96 X SL 84 2-3 K					B CU 73 X SL 82 1-2		C FF 94 X SL 86 1-2 G6-3		3	0	1	0	0	1	0		
Inning Stats	R: 0 H: 0 E: 0 LOB: 1 K: 0 BB: 1 S: 11 P: 17	R: 0 H: 0 E: 0 LOB: 0 K: 1 BB: 0 S: 6 P: 8	R: 0 H: 0 E: 0 LOB: 0 K: 1 BB: 0 S: 5 P: 8	R: 0 H: 0 E: 0 LOB: 0 K: 1 BB: 0 S: 7 P: 12	R: 0 H: 0 E: 0 LOB: 1 K: 1 BB: 1 S: 9 P: 18	R: 0 H: 2 E: 0 LOB: 2 K: 1 BB: 0 S: 17 P: 24	R: 0 H: 1 E: 0 LOB: 1 K: 1 BB: 0 S: 9 P: 10	R: 1 H: 1 E: 0 LOB: 0 K: 3 BB: 0 S: 11 P: 17	R: 0 H: 0 E: 0 LOB: 0 K: 3 BB: 0 S: 13 P: 19	1B: 3 SF: 0 2B: 0 SAC: 0 3B: 0 DP: 0 HR: 1 HBP: 0	WP: 0 PA: 33 PB: 0 SB: 1 CS: 0							
PITCHER	IP WLS BF H R ER SO BB IBB HBP BLK WP HR S P ERA WHIP																	
59 Roansy Contreras, R ERA: 3.86	(1,1) 6.0 W 22 2 0 0 5 2 0 0 0 0 0 0 55 87 0.00 0.667																	
43 Robert Stephenson, R ERA: 4.5	(7,1) 1.0 H 4 1 0 0 1 0 0 0 0 0 0 9 10 0.00 1.000																	
36 Dauri Moreta, R ERA: 4.5	(8,1) 2.0 7 1 1 1 4 0 0 0 0 0 0 1 24 36 4.50 0.500																	

Batter	1	2	3	4	5	6	7	8	9	AB	R	H	RBI	BB	SO	LOB	BOTTOM
13 Ke'Bryan Hayes, R OBP: 0.292, SLG: 0.375	(1,5) B FF 90 X SL 87 3-2 G6-3		C SL 83 X SL 83 4-1		B SL 85 X SL 84 4-0	C ST 83 X SL 83 1-1 G6-4-3	B SL 88 X SL 84 1-1 F8			3	1	0	0	2	0	4	Los Angeles Dodgers @ Pittsburgh Pirates PNC Park, Pittsburgh, PA Wed Apr 26 2023, 6:36 PM - 9:24 PM EDT Att. 12,152 - Clear - 61 F
10 Bryan Reynolds, S OBP: 0.233, SLG: 0.539	(1,7) B CU 80 X SL 82 2-2 G5-3		D FS 83 X SL 81 1-1 G4-6-3		X SL 84 0-0		C SL 93 X SL 84 1-2	S FF 93 X SL 95 1-2 F9		4	0	1	1	0	0	2	
22 Andrew McCutchen, R ERA: 3.50	(1,10) S SL 86 X SL 86 2-2 F7		C FF 91 X SL 85 0-2 G6-3		C FC 86 X SL 85 0-1		X SL 95 0-0	F FF 94 X SL 86 1-3 K2-3		4	0	1	1	0	0	1	
39 Drew Maggi, R ERA: 4.5	(9,10) X FF 93 0-1		C FF 92 X SL 82 0-1		C FC 86 X SL 85 1-2 FC		C SL 84 X SL 84 4-2	F FF 94 X SL 86 1-1 G6-3		4	1	1	0	1	0	2	
41 Carlos Santana, S OBP: 0.340, SLG: 0.413	(1,3) B CU 80 X SL 82 2-1 L9		C FF 92 X SL 82 0-1		C FC 86 X SL 85 1-2		C SL 84 X SL 84 4-2	F FF 94 X SL 86 1-1 G6-3		4	1	1	0	1	0	2	
65 Jack Suwinski, L OBP: 0.406, SLG: 0.630	(1,8) F CU 80 X SL 86 4-2		C FS 83 X SL 83 4-2		B ST 78 X SL 78 1-0		C ST 85 X SL 85 1-2	D CH 89 X SL 89 1-2		2	1	1	0	2	0	2	
2 Connor Joe, R OBP: 0.400, SLG: 0.554	(1,9) B FF 92 X SL 86 2-2 BB		C FF 92 X SL 82 0-1		C FC 86 X SL 85 1-2		C SL 84 X SL 84 4-2	F FF 94 X SL 86 1-1 G6-3		4	1	1	0	1	0	2	
30 Tucupita Marcano, L OBP: 0.375, SLG: 0.476	(7,PR) B FF 92 X SL 86 2-2 L4		C FF 92 X SL 82 0-1		C FC 86 X SL 85 1-2		C SL 84 X SL 84 4-2	F FF 94 X SL 86 1-1 G6-3		4	0	0	0	0	2	6	
14 Rodolfo Castro, S OBP: 0.377, SLG: 0.424	(1,6) X FF 92 0-0 G3		C FF 92 X SL 82 0-1		C FC 86 X SL 85 1-2		C SL 84 X SL 84 4-2	F FF 94 X SL 86 1-1 G6-3		4	2	2	2	0	0	3	
3 Ji Hwan Bae, L OBP: 0.312, SLG: 0.366	(8,8) F FF 91 X SL 86 1-3 K		C FF 92 X SL 82 0-1		C FC 86 X SL 85 1-2		C SL 84 X SL 84 4-2	F FF 94 X SL 86 1-1 G6-3		4	2	3	1	0	1	0	
55 Jason Delay, R OBP: 0.415, SLG: 0.553	(1,2) F FF 92 X SL 87 1-2		C FF 92 X SL 82 0-1		C FC 86 X SL 85 1-2		C SL 84 X SL 84 4-2	F FF 94 X SL 86 1-1 G6-3		3	0	3	3	0	0	0	
Inning Stats	R: 0 H: 0 E: 0 LOB: 0 K: 0 BB: 0 S: 11 P: 18	R: 0 H: 0 E: 0 LOB: 1 K: 0 BB: 1 S: 11 P: 19	R: 0 H: 1 E: 0 LOB: 1 K: 1 BB: 1 S: 9 P: 16	R: 0 H: 1 E: 0 LOB: 2 K: 1 BB: 1 S: 15 P: 24	R: 2 H: 3 E: 0 LOB: 2 K: 0 BB: 1 S: 10 P: 18	R: 0 H: 3 E: 0 LOB: 1 K: 1 BB: 0 S: 10 P: 16	R: 5 H: 4 E: 0 LOB: 2 K: 0 BB: 1 S: 17 P: 31	R: 0 H: 0 E: 0 LOB: 0 K: 1 BB: 0 S: 8 P: 11	1B: 10 SF: 0 2B: 2 SAC: 1 3B: 0 DP: 2 HR: 0 HBP: 1	WP: 0 PA: 40 PB: 0 SB: 6 CS: 0							
PITCHER	IP WLS BF H R ER SO BB IBB HBP BLK WP HR S P ERA WHIP																
26 Tony Gonsolin, R ERA: 4.5	(1,1) 3.1 L 7 3 2 2 1 1 0 0 0 0 0 0 13 24 18.00 4.000																
52 Phil Bickford, R ERA: 1.8	(4,1) 1.0 6 3 1 1 1 0 0 0 0 0 0 12 19 9.00 3.000																
63 Justin Bruhl, L ERA: 1.8	(5,1) 1.1 7 2 4 4 0 1 0 1 0 0 0 13 24 27.00 2.250																
38 Yency Almonte, R ERA: 9.28	(6,1) 1.1 6 2 1 1 1 0 0 0 0 0 0 14 21 6.75 1.500																
51 Alex Vestia, L ERA: 9.39	(7,1) 1.1 6 2 1 1 1 0 0 0 0 0 0 14 21 6.75 1.500																

Batter	1	2	3	4	5	6	7	8	9	AB	R	H	RBI	BB	SO	LOB	TOP					
19 Tommy Edman, S OBP: 0.351, SLG: 0.470 33 Brendan Donovan, L (8, FH) OBP: 0.322, SLG: 0.380	G6-3			G1-3		G6-3		L6		3	0	0	0	0	0	0						
46 Paul Goldschmidt, R OBP: 0.410, SLG: 0.519	F9			P5				F7		4	0	1	1	0	0	0						
28 Nolan Arenado, R OBP: 0.282, SLG: 0.321	P3			K				G1-3		4	0	0	0	0	1	1						
40 Wilson Contreras, R OBP: 0.350, SLG: 0.402		P5			K					4	0	1	1	0	0	2						
3 Dylan Carlson, S OBP: 0.300, SLG: 0.321	F9									4	0	1	1	0	0	2						
27 Tyler O'Neill, R OBP: 0.307, SLG: 0.370				K						3	0	0	0	0	3	1						
11 Paul DeJong, R OBP: 0.375, SLG: 0.696				K						3	0	0	0	0	2	1						
7 Andrew Knizner, R OBP: 0.214, SLG: 0.154				K						2	0	0	0	1	2	0						
21 Lars Nootbaar, L OBP: 0.426, SLG: 0.391				F8						3	0	0	0	0	1	1						
Inning Stats	R: 0 E: 0 K: 0 S: 7	H: 0 LOB: 0 BB: 0 P: 9	R: 0 E: 0 K: 1 S: 9	H: 0 LOB: 0 BB: 0 P: 11	R: 0 E: 0 K: 2 S: 9	H: 0 LOB: 0 BB: 0 P: 10	R: 0 E: 0 K: 1 S: 11	H: 0 LOB: 0 BB: 0 P: 13	R: 0 E: 0 K: 2 S: 12	H: 1 LOB: 1 BB: 0 P: 18	R: 0 E: 0 K: 2 S: 8	H: 0 LOB: 0 BB: 0 P: 9	R: 0 E: 0 K: 1 S: 12	H: 1 LOB: 1 BB: 0 P: 18	R: 0 E: 1 K: 2 S: 15	H: 0 LOB: 2 BB: 1 P: 26	R: 0 E: 0 K: 0 S: 8	H: 1 LOB: 1 BB: 0 P: 9	1B: 3 2B: 0 3B: 0 HR: 0	SF: 0 SAC: 0 DP: 0 HBP: 0	WP: 0 PB: 0 SB: 0 CS: 0	PA: 32
PITCHER	IP	WLS	BF	H	R	ER	SO	BB	IBB	HBP	BLK	WP	HR	S	P	ERA	WHIP					
22 Clayton Kershaw, L ERA: 1.89	7.0	W	23	2	0	0	9	0	0	0	0	0	0	68	88	0.00	0.286					
59 Evan Phillips, R ERA: 3.0	1.0	H	5	0	0	0	2	1	0	0	0	0	0	15	26	0.00	1.000					
48 Brusdar Graterol, R ERA: 2.25	1.0	S	4	1	0	0	0	0	0	0	0	0	0	8	9	0.00	1.000					

St. Louis Cardinals @ Los Angeles Dodgers
Dodger Stadium, Los Angeles, CA
 Sat Apr 29 2023, 6:10 PM - 8:24 PM PDT
 Att: 48,763 - Clear - 66 F

livebaseballscorecards.com

AB 31
R 0
H 3
RBI 0
BB 1
SO 11
LOB 9




Batter	1	2	3	4	5	6	7	8	9	AB	R	H	RBI	BB	SO	LOB	BOTTOM					
50 Mookie Betts, R OBP: 0.339, SLG: 0.424	F8				L8					4	0	1	0	0	1	3						
5 Freddie Freeman, L OBP: 0.376, SLG: 0.459	FC3-6			F7	G3-1					3	0	0	0	1	0	1						
16 Will Smith, R OBP: 0.386, SLG: 0.553				G6-3						3	0	0	0	1	1	1						
3 Chris Taylor, R OBP: 0.206, SLG: 0.387				K						4	0	0	0	0	4	3						
13 Max Muncy, L OBP: 0.418, SLG: 0.697				K						3	0	0	0	1	1	2						
17 Miguel Vargas, R OBP: 0.356, SLG: 0.351		G5-3			G5-3					4	0	1	0	0	0	2						
33 James Outman, L OBP: 0.371, SLG: 0.624										3	1	2	0	0	1	1						
25 Trayce Thompson, R (1, 7) OBP: 0.288, SLG: 0.432										3	0	0	0	0	2	3						
15 Austin Barnes, R OBP: 0.184, SLG: 0.093										2	0	1	1	1	0	0						
Inning Stats	R: 0 E: 0 K: 2 S: 12	H: 1 LOB: 2 BB: 1 P: 23	R: 1 E: 1 K: 1 S: 12	H: 2 LOB: 1 BB: 0 P: 17	R: 0 E: 0 K: 1 S: 6	H: 0 LOB: 0 BB: 0 P: 11	R: 0 E: 0 K: 1 S: 8	H: 1 LOB: 1 BB: 0 P: 11	R: 0 E: 0 K: 0 S: 6	H: 0 LOB: 0 BB: 0 P: 9	R: 0 E: 0 K: 1 S: 8	H: 0 LOB: 0 BB: 0 P: 10	R: 0 E: 0 K: 2 S: 9	H: 1 LOB: 2 BB: 1 P: 14	R: 0 E: 0 K: 2 S: 9	H: 0 LOB: 2 BB: 2 P: 19	1B: 4 2B: 1 3B: 0 HR: 0	SF: 0 SAC: 0 DP: 0 HBP: 0	WP: 0 PB: 0 SB: 3 CS: 0	PA: 33		
PITCHER	IP	WLS	BF	H	R	ER	SO	BB	IBB	HBP	BLK	WP	HR	S	P	ERA	WHIP					
47 Jordan Montgomery, L ERA: 3.34	6.2	L	27	5	1	1	7	2	0	0	0	0	0	59	93	1.35	1.050					
12 Jordan Hicks, R ERA: 6.35	1.0		4	0	0	0	3	1	0	0	0	0	0	9	15	0.00	1.000					
92 Genesis Cabrera, L ERA: 2.31	0.1		2	0	0	0	0	1	0	0	0	0	0	2	6	0.00	3.000					

St. Louis Cardinals @ Los Angeles Dodgers
Dodger Stadium, Los Angeles, CA
 Sat Apr 29 2023, 6:10 PM - 8:24 PM PDT
 Att: 48,763 - Clear - 66 F

livebaseballscorecards.com

AB 29
R 1
H 5
RBI 1
BB 4
SO 10
LOB 16



Batter	1	2	3	4	5	6	7	8	9	AB	R	H	RBI	BB	SO	LOB	TOP			
21 Lars Nootbaar, L (1, 9) OBP: 0.415, SLG: 0.380	G3		G3-1				K			4	0	1	1	0	1	1	St. Louis Cardinals @ Los Angeles Dodgers Dodger Stadium, Los Angeles, CA Sun Apr 30 2023, 1:12 PM - 3:58 PM PDT Att: 52,304 - Overcast - 67 F			
46 Paul Goldschmidt, R (1, 10) OBP: 0.465, SLG: 0.959	F8					G5-4-3	FC6-4			4	0	1	0	0	0	2				
16 Nolan Gorman, L (1, 4) OBP: 0.356, SLG: 0.522	F9		F8			P5		P5		4	0	0	0	0	0	1				
28 Nolan Arenado, R (1, 5) OBP: 0.381, SLG: 0.319		G4-3	F7					K		4	0	1	0	0	1	1				
40 Wilson Contreras, R (1, 2) OBP: 0.356, SLG: 0.407						FC5-4		F9		4	1	2	0	0	0	1				
41 Alec Burleson, L (1, 7) OBP: 0.286, SLG: 0.436										2	1	1	0	0	0	1				
27 Tyler O'Neill, R (6, PH) OBP: 0.300, SLG: 0.361								K		2	0	0	0	0	1	1				
3 Dylan Carlson, S (1, 8) OBP: 0.297, SLG: 0.322										3	0	1	1	0	1	2				
33 Brendan Donovan, L (1, 3) OBP: 0.330, SLG: 0.386										4	0	2	1	0	0	2				
19 Tommy Edman, S (1, 6) OBP: 0.351, SLG: 0.477										3	1	1	0	0	1	2				
Inning Stats	R: 0 E: 0 K: 0 S: 7	H: 0 LOB: 0 BB: 0 P: 13	R: 2 E: 0 K: 0 S: 11	H: 3 LOB: 1 BB: 0 P: 14	R: 0 E: 0 K: 0 S: 9	H: 1 LOB: 1 BB: 0 P: 17	R: 0 E: 0 K: 0 S: 7	H: 1 LOB: 0 BB: 0 P: 12	R: 1 E: 0 K: 1 S: 10	H: 2 LOB: 0 BB: 0 P: 11	R: 0 E: 0 K: 1 S: 10	H: 1 LOB: 1 BB: 0 P: 12	R: 0 E: 0 K: 1 S: 8	H: 0 LOB: 0 BB: 0 P: 9	R: 0 E: 0 K: 1 S: 7	H: 1 LOB: 0 BB: 0 P: 8	1B: 8 2B: 2 3B: 0 HR: 0	SF: 1 SAC: 0 DP: 2 HBP: 0	WP: 0 PB: 0 SB: 0 CS: 0	PA: 35
PITCHER	IP WLS BF H R ER SO	IP WLS BF H R ER SO	IP WLS BF H R ER SO	IP WLS BF H R ER SO	IP WLS BF H R ER SO	IP WLS BF H R ER SO	IP WLS BF H R ER SO	IP WLS BF H R ER SO	IP WLS BF H R ER SO	IP WLS BF H R ER SO	IP WLS BF H R ER SO	IP WLS BF H R ER SO	IP WLS BF H R ER SO	IP WLS BF H R ER SO	IP WLS BF H R ER SO	IP WLS BF H R ER SO	ERA WHIP	ERA WHIP		
43 Noah Syndergaard, R (1, 1) ERA: 6.32	5.1 W 23 8 3 3 0	5.1 W 23 8 3 3 0	5.1 W 23 8 3 3 0	5.1 W 23 8 3 3 0	5.1 W 23 8 3 3 0	5.1 W 23 8 3 3 0	5.1 W 23 8 3 3 0	5.1 W 23 8 3 3 0	5.1 W 23 8 3 3 0	5.1 W 23 8 3 3 0	5.1 W 23 8 3 3 0	5.1 W 23 8 3 3 0	5.1 W 23 8 3 3 0	5.1 W 23 8 3 3 0	5.1 W 23 8 3 3 0	5.1 W 23 8 3 3 0	5.06 1.500	5.06 1.500		
64 Caleb Ferguson, L (6, 1) ERA: 1.64	0.2 H 2 0 0 0 1	0.2 H 2 0 0 0 1	0.2 H 2 0 0 0 1	0.2 H 2 0 0 0 1	0.2 H 2 0 0 0 1	0.2 H 2 0 0 0 1	0.2 H 2 0 0 0 1	0.2 H 2 0 0 0 1	0.2 H 2 0 0 0 1	0.2 H 2 0 0 0 1	0.2 H 2 0 0 0 1	0.2 H 2 0 0 0 1	0.2 H 2 0 0 0 1	0.2 H 2 0 0 0 1	0.2 H 2 0 0 0 1	0.2 H 2 0 0 0 1	0.00 0.000	0.00 0.000		
51 Alex Vesia, L (7, 1) ERA: 0.69	0.2 H 3 1 0 0 2	0.2 H 3 1 0 0 2	0.2 H 3 1 0 0 2	0.2 H 3 1 0 0 2	0.2 H 3 1 0 0 2	0.2 H 3 1 0 0 2	0.2 H 3 1 0 0 2	0.2 H 3 1 0 0 2	0.2 H 3 1 0 0 2	0.2 H 3 1 0 0 2	0.2 H 3 1 0 0 2	0.2 H 3 1 0 0 2	0.2 H 3 1 0 0 2	0.2 H 3 1 0 0 2	0.2 H 3 1 0 0 2	0.2 H 3 1 0 0 2	0.00 1.500	0.00 1.500		
48 Brusdar Graterol, R (7, 1) ERA: 2.19	0.1 H 1 0 0 0 0	0.1 H 1 0 0 0 0	0.1 H 1 0 0 0 0	0.1 H 1 0 0 0 0	0.1 H 1 0 0 0 0	0.1 H 1 0 0 0 0	0.1 H 1 0 0 0 0	0.1 H 1 0 0 0 0	0.1 H 1 0 0 0 0	0.1 H 1 0 0 0 0	0.1 H 1 0 0 0 0	0.1 H 1 0 0 0 0	0.1 H 1 0 0 0 0	0.1 H 1 0 0 0 0	0.1 H 1 0 0 0 0	0.1 H 1 0 0 0 0	0.00 0.000	0.00 0.000		
38 Yency Almonte, R (8, 1) ERA: 9.49	1.0 H 3 0 0 0 1	1.0 H 3 0 0 0 1	1.0 H 3 0 0 0 1	1.0 H 3 0 0 0 1	1.0 H 3 0 0 0 1	1.0 H 3 0 0 0 1	1.0 H 3 0 0 0 1	1.0 H 3 0 0 0 1	1.0 H 3 0 0 0 1	1.0 H 3 0 0 0 1	1.0 H 3 0 0 0 1	1.0 H 3 0 0 0 1	1.0 H 3 0 0 0 1	1.0 H 3 0 0 0 1	1.0 H 3 0 0 0 1	1.0 H 3 0 0 0 1	0.00 0.000	0.00 0.000		

Batter	1	2	3	4	5	6	7	8	9	AB	R	H	RBI	BB	SO	LOB	BOTTOM			
50 Mookie Betts, R (1, 9) OBP: 0.350, SLG: 0.431			K			G5-3				3	0	1	0	2	1	0	St. Louis Cardinals @ Los Angeles Dodgers Dodger Stadium, Los Angeles, CA Sun Apr 30 2023, 1:12 PM - 3:58 PM PDT Att: 52,304 - Overcast - 67 F			
5 Freddie Freeman, L (1, 3) OBP: 0.377, SLG: 0.451										4	0	1	0	1	1	3				
16 Will Smith, R (1, 2) OBP: 0.387, SLG: 0.560										3	1	1	1	0	0	1				
13 Max Muncy, L (1, 5) OBP: 0.408, SLG: 0.663										4	1	0	0	1	0	5				
23 Jason Heyward, L (1, 10) OBP: 0.350, SLG: 0.480										1	2	1	0	2	0	0				
25 Trayce Thompson, R, PH (8, 10) OBP: 0.283, SLG: 0.422										1	0	0	0	0	1	0				
33 James Outman, L (1, 8) OBP: 0.376, SLG: 0.615										3	1	1	0	1	1	4				
17 Miguel Vargas, R (1, 4) OBP: 0.354, SLG: 0.338										3	0	0	1	1	0	3				
6 David Peralta, L (1, 7) OBP: 0.188, SLG: 0.227										4	0	0	2	0	0	3				
3 Chris Taylor, R (1, 6) OBP: 0.222, SLG: 0.409										4	1	2	1	0	1	2				
Inning Stats	R: 0 E: 0 K: 1 S: 12	H: 1 LOB: 1 BB: 0 P: 19	R: 1 E: 0 K: 0 S: 8	H: 1 LOB: 0 BB: 0 P: 13	R: 0 E: 0 K: 1 S: 11	H: 1 LOB: 2 BB: 0 P: 25	R: 2 E: 0 K: 2 S: 15	H: 1 LOB: 2 BB: 3 P: 27	R: 0 E: 0 K: 0 S: 8	H: 0 LOB: 0 BB: 0 P: 11	R: 0 E: 0 K: 1 S: 8	H: 1 LOB: 1 BB: 0 P: 12	R: 1 E: 0 K: 0 S: 15	H: 1 LOB: 2 BB: 2 P: 29	R: 0 E: 0 K: 0 S: 11	H: 0 LOB: 2 BB: 2 P: 29	1B: 3 2B: 4 3B: 0 HR: 0	SF: 1 SAC: 0 DP: 0 HBP: 1	WP: 2 PB: 0 SB: 3 CS: 0	PA: 40
PITCHER	IP WLS BF H R ER SO	IP WLS BF H R ER SO	IP WLS BF H R ER SO	IP WLS BF H R ER SO	IP WLS BF H R ER SO	IP WLS BF H R ER SO	IP WLS BF H R ER SO	IP WLS BF H R ER SO	IP WLS BF H R ER SO	IP WLS BF H R ER SO	IP WLS BF H R ER SO	IP WLS BF H R ER SO	IP WLS BF H R ER SO	IP WLS BF H R ER SO	IP WLS BF H R ER SO	IP WLS BF H R ER SO	ERA WHIP	ERA WHIP		
44 Jake Woodford, R (1, 1) ERA: 5.72	3.2 L 5 4 3 3 2	3.2 L 5 4 3 3 2	3.2 L 5 4 3 3 2	3.2 L 5 4 3 3 2	3.2 L 5 4 3 3 2	3.2 L 5 4 3 3 2	3.2 L 5 4 3 3 2	3.2 L 5 4 3 3 2	3.2 L 5 4 3 3 2	3.2 L 5 4 3 3 2	3.2 L 5 4 3 3 2	3.2 L 5 4 3 3 2	3.2 L 5 4 3 3 2	3.2 L 5 4 3 3 2	3.2 L 5 4 3 3 2	3.2 L 5 4 3 3 2	7.36 1.909	7.36 1.909		
57 Zack Thompson, L (4, 1) ERA: 4.63	0.2 L 5 4 0 0 1	0.2 L 5 4 0 0 1	0.2 L 5 4 0 0 1	0.2 L 5 4 0 0 1	0.2 L 5 4 0 0 1	0.2 L 5 4 0 0 1	0.2 L 5 4 0 0 1	0.2 L 5 4 0 0 1	0.2 L 5 4 0 0 1	0.2 L 5 4 0 0 1	0.2 L 5 4 0 0 1	0.2 L 5 4 0 0 1	0.2 L 5 4 0 0 1	0.2 L 5 4 0 0 1	0.2 L 5 4 0 0 1	0.2 L 5 4 0 0 1	27.00 4.500	27.00 4.500		
34 Drew VerHagen, R (5, 1) ERA: 4.38	1.0 L 5 1 0 0 1	1.0 L 5 1 0 0 1	1.0 L 5 1 0 0 1	1.0 L 5 1 0 0 1	1.0 L 5 1 0 0 1	1.0 L 5 1 0 0 1	1.0 L 5 1 0 0 1	1.0 L 5 1 0 0 1	1.0 L 5 1 0 0 1	1.0 L 5 1 0 0 1	1.0 L 5 1 0 0 1	1.0 L 5 1 0 0 1	1.0 L 5 1 0 0 1	1.0 L 5 1 0 0 1	1.0 L 5 1 0 0 1	1.0 L 5 1 0 0 1	0.00 1.000	0.00 1.000		
59 Jojo Romero, L (6, 1) ERA: 1.5	1.1 L 5 1 0 0 1	1.1 L 5 1 0 0 1	1.1 L 5 1 0 0 1	1.1 L 5 1 0 0 1	1.1 L 5 1 0 0 1	1.1 L 5 1 0 0 1	1.1 L 5 1 0 0 1	1.1 L 5 1 0 0 1	1.1 L 5 1 0 0 1	1.1 L 5 1 0 0 1	1.1 L 5 1 0 0 1	1.1 L 5 1 0 0 1	1.1 L 5 1 0 0 1	1.1 L 5 1 0 0 1	1.1 L 5 1 0 0 1	1.1 L 5 1 0 0 1	0.00 0.750	0.00 0.750		
65 Giovanny Gallegos, R (7, 1) ERA: 1.0	0.2 L 4 1 1 1 0	0.2 L 4 1 1 1 0	0.2 L 4 1 1 1 0	0.2 L 4 1 1 1 0	0.2 L 4 1 1 1 0	0.2 L 4 1 1 1 0	0.2 L 4 1 1 1 0	0.2 L 4 1 1 1 0	0.2 L 4 1 1 1 0	0.2 L 4 1 1 1 0	0.2 L 4 1 1 1 0	0.2 L 4 1 1 1 0	0.2 L 4 1 1 1 0	0.2 L 4 1 1 1 0	0.2 L 4 1 1 1 0	0.2 L 4 1 1 1 0	13.50 3.000	13.50 3.000		

AB	34
R	3
H	10
RBI	3
BB	0
SO	5
LOB	14



AB	30
R	6
H	7
RBI	5
BB	8
SO	5
LOB	21



Batter	1	2	3	4	5	6	7	8	9	AB	R	H	RBI	BB	SO	LOB	TOP											
5 Bryson Stott, L OBP: 0.346, SLG: 0.417	F9		1B		BB		G1-3		G6-3	4	1	1	0	1	0	1	Philadelphia Phillies @ Los Angeles Dodgers Dodger Stadium, Los Angeles, CA Mon May 01 2023, 7:10 PM - 9:59 PM PDT Att: 42,137 - Partly Cloudy - 59 F											
7 Trea Turner, R OBP: 0.295, SLG: 0.370 18 Dalton Guthrie, R (8, 5)	K		P4		BB		F8		F9	4	1	1	0	0	1	1												
12 Kyle Schwarber, L OBP: 0.339, SLG: 0.443	G3-1			HR	BB		K			3	1	1	1	1	1	0												
8 Nick Castellanos, R OBP: 0.373, SLG: 0.509		16 G6-3 1B		K	E7		K		K	4	0	2	2	0	2	0												
16 Brandon Marsh, L OBP: 0.422, SLG: 0.640		G6-3							10 FC5-4 1B	4	0	2	0	0	1	3												
10 J.T. Realmuto, R OBP: 0.222, SLG: 0.480		G5-3		K					FC5-4	4	1	1	0	0	1	3												
28 Alec Bohm, R OBP: 0.333, SLG: 0.416 (8, 3)		F8		P4					F8	4	0	1	1	0	0	3												
23 Kody Clemens, L OBP: 0.200, SLG: 0.424 (8, 1)			F7		G4-3		P6		F8	4	0	0	0	0	0	1												
33 Edmundo Sosa, R OBP: 0.318, SLG: 0.516		G5-3		F6			G5-4-3		5 G6-3 BB	3	0	0	0	1	0	1												
Inning Stats	R: 0 E: 0 K: 1 S: 8	H: 0 LOB: 0 BB: 0 P: 10	R: 0 E: 0 K: 0 S: 10	H: 1 LOB: 1 BB: 0 P: 16	R: 0 E: 0 K: 0 S: 9	H: 1 LOB: 1 BB: 0 P: 17	R: 1 E: 0 K: 2 S: 12	H: 2 LOB: 1 BB: 0 P: 15	R: 2 E: 0 K: 1 S: 20	H: 2 LOB: 0 BB: 2 P: 34	R: 0 E: 0 K: 1 S: 8	H: 0 LOB: 0 BB: 0 P: 13	R: 0 E: 0 K: 1 S: 7	H: 1 LOB: 1 BB: 0 P: 11	R: 0 E: 0 K: 0 S: 9	H: 0 LOB: 1 BB: 1 P: 15		1B: 7 2B: 0 3B: 1 HR: 1	SF: 0 SAC: 0 DP: 1 HBP: 0	WP: 0 PB: 0 SB: 0 CS: 0	PA: 38							
PITCHER	IP	WLS	BF	H	R	ER	SO	BB	IBB	HBP	BLK	WP	HR	S	P	ERA	WHIP											
26 Tony Gonsolin, R ERA: 3.38	4.2		21	5	3	3	3	2	0	0	0	0	0	1	52	80	5.79	1.500										
52 Phil Bickford, R ERA: 4.25	1.1		6	3	1	1	1	0	0	0	0	0	0	20	30	6.75	2.250											
81 Victor González, L ERA:	1.1	W	5	1	0	0	2	0	0	0	0	0	0	20	18	0.00	0.750											
81 Victor González, L ERA:	1.1	W	5	1	0	0	2	0	0	0	0	0	0	12	18	0.00	0.750											
18 Shelby Miller, R ERA: 1.32	1.2		6	0	0	0	0	1	0	0	0	0	0	12	21	0.00	0.600											

AB 35
R 4
H 9
RBI 4
BB 3
SO 6
LOB 14



Batter	1	2	3	4	5	6	7	8	9	AB	R	H	RBI	BB	SO	LOB	BOTTOM										
50 Mookie Betts, R OBP: 0.360, SLG: 0.477 11 Miguel Rojas, R OBP: 0.222, SLG: 0.156	K	G4-3		E8 1B						5	2	3	3	0	1	0	Philadelphia Phillies @ Los Angeles Dodgers Dodger Stadium, Los Angeles, CA Mon May 01 2023, 7:10 PM - 9:59 PM PDT Att: 42,137 - Partly Cloudy - 59 F										
5 Freddie Freeman, L OBP: 0.385, SLG: 0.466 81 Victor González, L (8, 1)	K			16 1B						5	1	3	2	0	2	2											
18 Shelby Miller, R (8, 1)		1B								1	0	0	0	0	0	3											
16 Will Smith, R OBP: 0.388, SLG: 0.600	HR	F9								5	1	2	2	0	0	2											
13 Max Muncy, L OBP: 0.407, SLG: 0.643			K	F9						4	1	1	0	1	1	1											
23 Jason Heyward, L OBP: 0.369, SLG: 0.556	K			K						4	2	2	1	1	2	2											
33 James Outman, L OBP: 0.377, SLG: 0.596		17 BB 6 HR	K							3	1	0	0	2	3	1											
17 Miguel Vargas, R OBP: 0.346, SLG: 0.321 (8, 3)		6 HR BB	P2							4	1	0	1	1	2	2											
6 David Peralta, L OBP: 0.216, SLG: 0.286				G3-1						4	2	2	4	1	0	0											
83 Michael Busch, L OBP: 0.313, SLG: 0.214										4	2	2	0	1	2	2											
Inning Stats	R: 1 E: 0 K: 3 S: 15	H: 1 LOB: 1 BB: 1 P: 24	R: 3 E: 0 K: 1 S: 15	H: 2 LOB: 2 BB: 2 P: 25	R: 1 E: 0 K: 2 S: 12	H: 1 LOB: 0 BB: 0 P: 18	R: 3 E: 1 K: 1 S: 16	H: 4 LOB: 1 BB: 0 P: 24	R: 1 E: 0 K: 3 S: 13	H: 2 LOB: 2 BB: 1 P: 21	R: 0 E: 0 K: 1 S: 9	H: 1 LOB: 0 BB: 0 P: 12	R: 2 E: 0 K: 1 S: 13	H: 2 LOB: 1 BB: 1 P: 23	R: 2 E: 0 K: 1 S: 17	H: 2 LOB: 3 BB: 3 P: 31	1B: 8 2B: 3 3B: 0 HR: 4	SF: 0 SAC: 0 DP: 0 HBP: 0	WP: 0 PB: 0 SB: 1 CS: 0	PA: 47							
PITCHER	IP	WLS	BF	H	R	ER	SO	BB	IBB	HBP	BLK	WP	HR	S	P	ERA	WHIP										
99 Tajuan Walker, R ERA: 6.91	1.1		8	2	1	1	4	1	0	0	0	0	0	19	30	5.40	1.800										
37 Andrew Vasquez, L ERA: 1.93	1.0		4	1	0	0	1	0	0	0	0	0	0	9	12	0.00	1.000										
43 Yunior Marte, R ERA: 13.5	0.2		5	2	2	2	1	1	0	0	0	0	1	10	19	27.00	4.500										
31 Craig Kimbrel, R ERA: 5.4	0.2		6	2	2	2	0	2	0	0	0	0	0	14	25	27.00	6.000										
23 Kody Clemens, R ERA:	0.2																										

AB 39
R 13
H 15
RBI 13
BB 8
SO 13
LOB 15



Batter	1	2	3	4	5	6	7	8	9	10	AB	R	H	RBI	BB	SO	LOB	TOP						
50 Mookie Betts, R OBP: 0.361, SLG: 0.468	(1, 9) K											4	1	1	1	1	2	1						
5 Freddie Freeman, L OBP: 0.367, SLG: 0.475	(1, 3) K											5	2	0	0	0	1	2						
16 Will Smith, R OBP: 0.411, SLG: 0.556	(1, 2) F7											4	0	2	1	1	0	0						
13 Max Muncy, L OBP: 0.339, SLG: 0.584	(1, 5) L9											4	0	0	0	1	3	3						
23 Jason Heyward, L OBP: 0.229, SLG: 0.308	(6, PH) K2-3											2	0	0	0	0	2	1						
11 Miguel Rojas, R OBP: 0.240, SLG: 0.196	(6, 10) K											1	0	0	0	0	0	1						
83 Michael Busch, L OBP: 0.350, SLG: 0.235	(8, PH) K											2	1	1	1	0	1	2						
33 James Outman, L OBP: 0.370, SLG: 0.581	(1, 8) F8											4	1	1	2	0	0	3						
17 Miguel Vargas, R OBP: 0.344, SLG: 0.394	(1, 4) G4-3											4	0	0	0	1	1	2						
6 David Peralta, L OBP: 0.229, SLG: 0.282	(1, 7) G4-3											2	0	0	0	1	0	3						
25 Trayce Thompson, R OBP: 0.259, SLG: 0.380	(9, 7) BB											1	0	0	0	0	0	0						
3 Chris Taylor, R OBP: 0.267, SLG: 0.488	(1, 6) F9											4	0	1	0	0	1	1						
Inning Stats	R: 0 E: 0 K: 2 S: 9	H: 0 LOB: 0 BB: 0 P: 15	R: 0 E: 0 K: 1 S: 8	H: 0 LOB: 0 BB: 0 P: 11	R: 0 E: 0 K: 0 S: 10	H: 0 LOB: 2 BB: 1 P: 20	R: 0 E: 0 K: 2 S: 10	H: 0 LOB: 1 BB: 1 P: 17	R: 0 E: 0 K: 1 S: 9	H: 1 LOB: 1 BB: 0 P: 15	R: 1 E: 1 K: 1 S: 13	H: 1 LOB: 3 BB: 1 P: 25	R: 0 E: 0 K: 2 S: 10	H: 0 LOB: 0 BB: 0 P: 13	R: 0 E: 0 K: 1 S: 10	H: 1 LOB: 2 BB: 1 P: 18	R: 1 E: 0 K: 0 S: 6	H: 1 LOB: 0 BB: 0 P: 13	R: 3 E: 0 K: 2 S: 14	H: 2 LOB: 0 BB: 0 P: 22	1B: 2 2B: 2 3B: 0 HR: 2	SF: 0 SAC: 0 DP: 0 HBP: 1	WP: 1 PB: 0 SB: 0 CS: 0	PA: 43
PITCHER	IP WLS BF H R ER SO BB IBB HBP BLK WP HR S P ERA WHIP	44 Joe Musgrove, R ERA: 6.75	25 Tim Hill, L ERA: 2.87	36 Steven Wilson, R ERA: 4.0	21 Nick Martinez, R ERA: 3.15	71 Josh Hader, L ERA: 1.13	PITCHER	IP WLS BF H R ER SO BB IBB HBP BLK WP HR S P ERA WHIP	45 Brent Honeywell, R (10, 1) ERA: 3.28															

Los Angeles Dodgers @ San Diego Padres
Petco Park, San Diego, CA
Sun May 07 2023, 4:11 PM - 7:22 PM PDT
Att: 43,994 - Clear - 67 F

livebaseballscorecards.com

AB 37
R 5
H 6
RBI 5
BB 5
SO 11
LOB 19



Batter	1	2	3	4	5	6	7	8	9	10	AB	R	H	RBI	BB	SO	LOB	BOTTOM				
23 Fernando Tatis Jr., R OBP: 0.319, SLG: 0.522	(1, 9) 13 2B											5	1	1	0	0	1	0				
13 Manny Machado, R OBP: 0.303, SLG: 0.389	(1, 5) 22 F9											5	1	3	1	0	1	1				
22 Juan Soto, L OBP: 0.361, SLG: 0.398	(1, 7) F9											5	0	1	0	0	0	4				
2 Xander Boogaerts, R OBP: 0.378, SLG: 0.465	(1, 6) P3											3	0	1	1	1	0	1				
32 Nelson Cruz, R OBP: 0.294, SLG: 0.462	(1, 10) G6-3											4	0	0	0	0	2	3				
9 Jake Cronenworth, L OBP: 0.336, SLG: 0.426	(1, 3) F7											4	0	1	0	0	1	3				
7 Ha-Seong Kim, R OBP: 0.331, SLG: 0.362	(1, 4) F8											4	0	2	0	0	0	0				
26 Austin Nola, R OBP: 0.262, SLG: 0.219	(1, 2) F9											2	0	0	0	0	0	2				
29 Brett Sullivan, L OBP: 0.261, SLG: 0.455	(6, PH) P4											2	0	0	0	0	2	2				
5 Adam Engel, R OBP: 0.336, SLG: 0.412	(1, 8) G1-3											2	0	0	0	0	1	0				
1 Trent Grisham, L OBP: 0.336, SLG: 0.412	(7, PH) G4-3											2	0	0	0	0	1	0				
Inning Stats	R: 2 E: 0 K: 0 S: 11	H: 3 LOB: 1 BB: 0 P: 17	R: 0 E: 0 K: 0 S: 11	H: 0 LOB: 0 BB: 0 P: 14	R: 0 E: 0 K: 0 S: 4	H: 1 LOB: 1 BB: 0 P: 5	R: 0 E: 0 K: 0 S: 17	H: 2 LOB: 2 BB: 0 P: 20	R: 0 E: 0 K: 1 S: 9	H: 1 LOB: 1 BB: 0 P: 11	R: 0 E: 0 K: 3 S: 13	H: 1 LOB: 2 BB: 1 P: 25	R: 0 E: 0 K: 1 S: 9	H: 0 LOB: 0 BB: 0 P: 12	R: 0 E: 0 K: 2 S: 7	H: 0 LOB: 0 BB: 0 P: 10	R: 0 E: 0 K: 1 S: 7	H: 0 LOB: 1 BB: 0 P: 9	1B: 6 2B: 3 3B: 0 HR: 0	SF: 0 SAC: 0 DP: 1 HBP: 0	WP: 0 PB: 0 SB: 0 CS: 0	PA: 39
PITCHER	IP WLS BF H R ER SO BB IBB HBP BLK WP HR S P ERA WHIP	7 Julio Urias, L ERA: 3.77	38 Yency Almonte, R ERA: 6.91	81 Victor González, L ERA: 6.91	64 Caleb Ferguson, L ERA: 1.26	59 Evan Phillips, R ERA: 2.25	PITCHER	IP WLS BF H R ER SO BB IBB HBP BLK WP HR S P ERA WHIP														

Los Angeles Dodgers @ San Diego Padres
Petco Park, San Diego, CA
Sun May 07 2023, 4:11 PM - 7:22 PM PDT
Att: 43,994 - Clear - 67 F

livebaseballscorecards.com

AB 38
R 2
H 9
RBI 2
BB 1
SO 9
LOB 16



Batter	1	2	3	4	5	6	7	8	9	AB	R	H	RBI	BB	SO	LOB	TOP								
50 Mookie Betts, R (1,4) OBP: 0.358, SLG: 0.469	F7		L7		G6-3												4 0 1 0 0 0 1								
5 Freddie Freeman, L (1,3) OBP: 0.364, SLG: 0.476	L9		G4-3			G3-1		K									4 1 1 0 0 1 1								
23 Jason Heyward, L (1,9) OBP: 0.348, SLG: 0.492																	2 0 0 0 1 0 1								
25 Trayce Thompson, R (8,9) OBP: 0.271, SLG: 0.380	G4-3																0 0 0 0 1 0 0								
13 Max Muncy, L (1,10) OBP: 0.373, SLG: 0.562		F8															4 0 0 1 0 1 3								
33 James Outman, L (1,8) OBP: 0.367, SLG: 0.570		G1-3															4 1 1 0 0 2 1								
6 David Peralta, L (1,7) OBP: 0.233, SLG: 0.296																	3 0 1 0 0 0 1								
17 Miguel Vargas, R (9,PH) OBP: 0.341, SLG: 0.390																	1 0 0 0 0 0 1								
83 Michael Busch, L (1,5) OBP: 0.275, SLG: 0.530																	2 0 0 0 1 1 0								
3 Chris Taylor, R (9,PH) OBP: 0.275, SLG: 0.530																	1 1 1 2 0 0 0								
11 Miguel Rojas, R (1,6) OBP: 0.222, SLG: 0.180																	4 0 0 0 0 0 2								
15 Austin Barnes, R (1,2) OBP: 0.186, SLG: 0.115																	4 0 1 0 0 2 0								
Inning Stats	R: 0 E: 0 K: 0 S: 7	H: 0 LOB: 0 BB: 0 P: 10	R: 0 E: 0 K: 0 S: 12	H: 1 LOB: 2 BB: 1 P: 23	R: 0 E: 0 K: 1 S: 7	H: 0 LOB: 0 BB: 0 P: 11	R: 0 E: 0 K: 2 S: 14	H: 0 LOB: 1 BB: 0 P: 23	R: 0 E: 0 K: 1 S: 10	H: 1 LOB: 0 BB: 0 P: 17	R: 1 E: 0 K: 1 S: 6	H: 1 LOB: 0 BB: 0 P: 10	R: 0 E: 0 K: 0 S: 4	H: 0 LOB: 0 BB: 0 P: 6	R: 0 E: 0 K: 1 S: 11	H: 1 LOB: 2 BB: 1 P: 22	R: 2 E: 0 K: 1 S: 13	H: 2 LOB: 0 BB: 0 P: 18	1B: 1 2B: 4 3B: 0 HR: 1	SF: 0 SAC: 0 DP: 0 HBP: 0	WP: 0 PB: 0 SB: 0 CS: 0	PA: 36			
PITCHER	IP WLS BF H R ER SO BB IBB HBP BLK WP HR S P ERA WHIP	IP WLS BF H R ER SO BB IBB HBP BLK WP HR S P ERA WHIP	IP WLS BF H R ER SO BB IBB HBP BLK WP HR S P ERA WHIP	IP WLS BF H R ER SO BB IBB HBP BLK WP HR S P ERA WHIP	IP WLS BF H R ER SO BB IBB HBP BLK WP HR S P ERA WHIP	IP WLS BF H R ER SO BB IBB HBP BLK WP HR S P ERA WHIP	IP WLS BF H R ER SO BB IBB HBP BLK WP HR S P ERA WHIP	IP WLS BF H R ER SO BB IBB HBP BLK WP HR S P ERA WHIP	IP WLS BF H R ER SO BB IBB HBP BLK WP HR S P ERA WHIP	IP WLS BF H R ER SO BB IBB HBP BLK WP HR S P ERA WHIP	IP WLS BF H R ER SO BB IBB HBP BLK WP HR S P ERA WHIP	IP WLS BF H R ER SO BB IBB HBP BLK WP HR S P ERA WHIP	IP WLS BF H R ER SO BB IBB HBP BLK WP HR S P ERA WHIP	IP WLS BF H R ER SO BB IBB HBP BLK WP HR S P ERA WHIP	IP WLS BF H R ER SO BB IBB HBP BLK WP HR S P ERA WHIP	IP WLS BF H R ER SO BB IBB HBP BLK WP HR S P ERA WHIP	IP WLS BF H R ER SO BB IBB HBP BLK WP HR S P ERA WHIP	IP WLS BF H R ER SO BB IBB HBP BLK WP HR S P ERA WHIP	IP WLS BF H R ER SO BB IBB HBP BLK WP HR S P ERA WHIP	IP WLS BF H R ER SO BB IBB HBP BLK WP HR S P ERA WHIP	IP WLS BF H R ER SO BB IBB HBP BLK WP HR S P ERA WHIP	IP WLS BF H R ER SO BB IBB HBP BLK WP HR S P ERA WHIP	IP WLS BF H R ER SO BB IBB HBP BLK WP HR S P ERA WHIP	IP WLS BF H R ER SO BB IBB HBP BLK WP HR S P ERA WHIP	IP WLS BF H R ER SO BB IBB HBP BLK WP HR S P ERA WHIP

Los Angeles Dodgers @ Milwaukee Brewers
American Family Field, Milwaukee, WI
Mon May 08 2023, 6:43 PM - 9:00 PM CDT
Att: 22,847 - Roof Closed - 64 F

livebaseballscorecards.com

AB 33
R 3
H 6
RBI 3
BB 3
SO 7
LOB 11





Batter	1	2	3	4	5	6	7	8	9	AB	R	H	RBI	BB	SO	LOB	BOTTOM									
22 Christian Yelich, L (1,7) OBP: 0.324, SLG: 0.364	F9		K														3 1 1 2 0 1 1									
33 Jesse Winker, L (1,10) OBP: 0.356, SLG: 0.278	F8																3 1 0 0 1 1 1									
27 Willy Adames, R (1,6) OBP: 0.333, SLG: 0.433	G6-3																4 1 1 3 0 0 0									
11 Rowdy Tellez, L (1,3) OBP: 0.320, SLG: 0.523		F8															4 0 0 0 0 1 0									
24 William Contreras, R (1,2) OBP: 0.360, SLG: 0.406		L8															4 0 0 0 0 0 0									
9 Brian Anderson, R (1,5) OBP: 0.336, SLG: 0.437																	4 1 1 0 0 1 1									
2 Bryce Turang, L (1,4) OBP: 0.314, SLG: 0.351																	4 2 1 0 0 1 1									
15 Tyrone Taylor, R (1,9) OBP: 0.217, SLG: 0.364																	4 1 2 0 0 0 2									
2B Joey Wiemer, R (1,8) OBP: 0.296, SLG: 0.375																	3 2 2 4 0 1 1									
Inning Stats	R: 0 E: 0 K: 0 S: 7	H: 0 LOB: 0 BB: 0 P: 9	R: 0 E: 0 K: 0 S: 4	H: 0 LOB: 0 BB: 0 P: 7	R: 0 E: 0 K: 3 S: 13	H: 1 LOB: 1 BB: 0 P: 21	R: 0 E: 0 K: 2 S: 9	H: 0 LOB: 0 BB: 0 P: 13	R: 3 E: 1 K: 1 S: 12	H: 2 LOB: 1 BB: 0 P: 16	R: 0 E: 0 K: 0 S: 9	H: 0 LOB: 0 BB: 0 P: 14	R: 6 E: 0 K: 0 S: 19	H: 5 LOB: 0 BB: 1 P: 32	R: 0 E: 0 K: 0 S: 4	H: 0 LOB: 0 BB: 0 P: 8	R: 0 E: 0 K: 0 S: 4	H: 0 LOB: 0 BB: 0 P: 8	1B: 5 2B: 1 3B: 0 HR: 2	SF: 0 SAC: 0 DP: 0 HBP: 1	WP: 0 PB: 0 SB: 2 CS: 0	PA: 35				
PITCHER	IP WLS BF H R ER SO BB IBB HBP BLK WP HR S P ERA WHIP	IP WLS BF H R ER SO BB IBB HBP BLK WP HR S P ERA WHIP	IP WLS BF H R ER SO BB IBB HBP BLK WP HR S P ERA WHIP	IP WLS BF H R ER SO BB IBB HBP BLK WP HR S P ERA WHIP	IP WLS BF H R ER SO BB IBB HBP BLK WP HR S P ERA WHIP	IP WLS BF H R ER SO BB IBB HBP BLK WP HR S P ERA WHIP	IP WLS BF H R ER SO BB IBB HBP BLK WP HR S P ERA WHIP	IP WLS BF H R ER SO BB IBB HBP BLK WP HR S P ERA WHIP	IP WLS BF H R ER SO BB IBB HBP BLK WP HR S P ERA WHIP	IP WLS BF H R ER SO BB IBB HBP BLK WP HR S P ERA WHIP	IP WLS BF H R ER SO BB IBB HBP BLK WP HR S P ERA WHIP	IP WLS BF H R ER SO BB IBB HBP BLK WP HR S P ERA WHIP	IP WLS BF H R ER SO BB IBB HBP BLK WP HR S P ERA WHIP	IP WLS BF H R ER SO BB IBB HBP BLK WP HR S P ERA WHIP	IP WLS BF H R ER SO BB IBB HBP BLK WP HR S P ERA WHIP	IP WLS BF H R ER SO BB IBB HBP BLK WP HR S P ERA WHIP	IP WLS BF H R ER SO BB IBB HBP BLK WP HR S P ERA WHIP	IP WLS BF H R ER SO BB IBB HBP BLK WP HR S P ERA WHIP	IP WLS BF H R ER SO BB IBB HBP BLK WP HR S P ERA WHIP	IP WLS BF H R ER SO BB IBB HBP BLK WP HR S P ERA WHIP	IP WLS BF H R ER SO BB IBB HBP BLK WP HR S P ERA WHIP	IP WLS BF H R ER SO BB IBB HBP BLK WP HR S P ERA WHIP	IP WLS BF H R ER SO BB IBB HBP BLK WP HR S P ERA WHIP	IP WLS BF H R ER SO BB IBB HBP BLK WP HR S P ERA WHIP	IP WLS BF H R ER SO BB IBB HBP BLK WP HR S P ERA WHIP	IP WLS BF H R ER SO BB IBB HBP BLK WP HR S P ERA WHIP

Los Angeles Dodgers @ Milwaukee Brewers
American Family Field, Milwaukee, WI
Mon May 08 2023, 6:43 PM - 9:00 PM CDT
Att: 22,847 - Roof Closed - 64 F

livebaseballscorecards.com

AB 33
R 9
H 8
RBI 9
BB 1
SO 6
LOB 7




Batter	1	2	3	4	5	6	7	8	9	AB	R	H	RBI	BB	SO	LOB	TOP								
50 Mookie Betts, R OBP: 0.348, SLG: 0.471	F8			G5-3	F3	SF8		P4		4	0	0	1	0	0	3	Los Angeles Dodgers @ Milwaukee Brewers American Family Field, Milwaukee, WI Wed May 10 2023, 12:41 PM - 2:52 PM CDT Att: 30,112 - Parly Cloudy - 71 F AB 35 R 8 H 9 RBI 8 BB 4 SO 6 LOB 12 								
5 Freddie Freeman, L OBP: 0.360, SLG: 0.480	K			HR		F7		L9		5	1	2	3	0	1	2									
16 Will Smith, R OBP: 0.420, SLG: 0.625	F9			HR	F9			G5-3		4	1	1	1	1	0	2									
3 Chris Taylor, R OBP: 0.267, SLG: 0.484	K			F9		K		L8		4	1	0	0	0	2	3									
17 Miguel Vargas, R OBP: 0.383, SLG: 0.430	F8			L5		HR		G5-3		5	1	1	2	0	1	0									
33 James Outman, L OBP: 0.374, SLG: 0.578	K			P6		1B		2B		4	1	2	0	0	1	0									
11 Miguel Rojas, R OBP: 0.258, SLG: 0.211				G1-3		1B		L4		4	2	2	0	0	0	1									
25 Trayce Thompson, R OBP: 0.277, SLG: 0.352	P4			1B		1B		G4-3		1	1	0	0	1	0	0									
6 David Peraltá, L OBP: 0.239, SLG: 0.301	P4			BB		1B		G4-3		2	0	1	1	0	0	1									
15 Austin Barnes, R OBP: 0.206, SLG: 0.111	G6-3			BB		BB		K		2	0	0	0	2	1	0									
Inning Stats	R: 0 E: 0 K: 1 S: 10	H: 0 LOB: 0 BB: 0 P: 17	R: 0 E: 0 K: 2 S: 7	H: 0 LOB: 0 BB: 0 P: 11	R: 0 E: 0 K: 0 S: 9	H: 0 LOB: 0 BB: 0 P: 13	R: 2 E: 0 K: 0 S: 9	H: 2 LOB: 0 BB: 0 P: 12	R: 2 E: 0 K: 0 S: 14	H: 2 LOB: 2 BB: 2 P: 29	R: 4 E: 0 K: 1 S: 26	H: 4 LOB: 3 BB: 2 P: 43	R: 0 E: 0 K: 0 S: 6	H: 1 LOB: 1 BB: 0 P: 7	R: 0 E: 0 K: 1 S: 6	H: 0 LOB: 0 BB: 0 P: 10	R: 0 E: 0 K: 1 S: 10	H: 0 LOB: 0 BB: 0 P: 15	1B: 5 2B: 1 3B: 0 HR: 3	SF: 1 SAC: 0 DP: 0 HBP: 1	WP: 1 PB: 0 SB: 1 CS: 0	PA: 41			
PITCHER	IP WLS BF H R ER SO BB IBB HBP BLK WP HR S P ERA WHIP	IP WLS BF H R ER SO BB IBB HBP BLK WP HR S P ERA WHIP	IP WLS BF H R ER SO BB IBB HBP BLK WP HR S P ERA WHIP	IP WLS BF H R ER SO BB IBB HBP BLK WP HR S P ERA WHIP	IP WLS BF H R ER SO BB IBB HBP BLK WP HR S P ERA WHIP	IP WLS BF H R ER SO BB IBB HBP BLK WP HR S P ERA WHIP	IP WLS BF H R ER SO BB IBB HBP BLK WP HR S P ERA WHIP	IP WLS BF H R ER SO BB IBB HBP BLK WP HR S P ERA WHIP	IP WLS BF H R ER SO BB IBB HBP BLK WP HR S P ERA WHIP	IP WLS BF H R ER SO BB IBB HBP BLK WP HR S P ERA WHIP	IP WLS BF H R ER SO BB IBB HBP BLK WP HR S P ERA WHIP	IP WLS BF H R ER SO BB IBB HBP BLK WP HR S P ERA WHIP	IP WLS BF H R ER SO BB IBB HBP BLK WP HR S P ERA WHIP	IP WLS BF H R ER SO BB IBB HBP BLK WP HR S P ERA WHIP	IP WLS BF H R ER SO BB IBB HBP BLK WP HR S P ERA WHIP	IP WLS BF H R ER SO BB IBB HBP BLK WP HR S P ERA WHIP	IP WLS BF H R ER SO BB IBB HBP BLK WP HR S P ERA WHIP	IP WLS BF H R ER SO BB IBB HBP BLK WP HR S P ERA WHIP	IP WLS BF H R ER SO BB IBB HBP BLK WP HR S P ERA WHIP	IP WLS BF H R ER SO BB IBB HBP BLK WP HR S P ERA WHIP	IP WLS BF H R ER SO BB IBB HBP BLK WP HR S P ERA WHIP	IP WLS BF H R ER SO BB IBB HBP BLK WP HR S P ERA WHIP	IP WLS BF H R ER SO BB IBB HBP BLK WP HR S P ERA WHIP	IP WLS BF H R ER SO BB IBB HBP BLK WP HR S P ERA WHIP	IP WLS BF H R ER SO BB IBB HBP BLK WP HR S P ERA WHIP
20 Wade Miley, L ERA: 3.6	5.0	L	24	6	7	7	3	2	0	1	0	0	0	0	0	0	12.60	1.600							
48 Colin Rea, R ERA: 4.94	0.2		6	2	1	1	0	2	0	0	0	0	1	0	16	27	13.50	6.000							
31 Joel Payamps, R ERA: 2.6	1.1		5	1	0	0	1	0	0	0	0	0	0	0	9	11	0.00	0.750							
55 Hoby Milner, L ERA: 4.5	1.0		3	0	0	0	1	0	0	0	0	0	0	6	10	0.00	0.000								
38 Devin Williams, R ERA: 0.79	1.0		3	0	0	0	1	0	0	0	0	0	0	10	15	0.00	0.000								
Batter	1	2	3	4	5	6	7	8	9	AB <td>R <td>H <td>RBI <td>BB <td>SO <td>LOB <td>BOTTOM</td> </td></td></td></td></td></td>	R <td>H <td>RBI <td>BB <td>SO <td>LOB <td>BOTTOM</td> </td></td></td></td></td>	H <td>RBI <td>BB <td>SO <td>LOB <td>BOTTOM</td> </td></td></td></td>	RBI <td>BB <td>SO <td>LOB <td>BOTTOM</td> </td></td></td>	BB <td>SO <td>LOB <td>BOTTOM</td> </td></td>	SO <td>LOB <td>BOTTOM</td> </td>	LOB <td>BOTTOM</td>	BOTTOM								
6 Owen Miller, R OBP: 0.323, SLG: 0.345	K									3	0	1	0	0	1	0	Los Angeles Dodgers @ Milwaukee Brewers American Family Field, Milwaukee, WI Wed May 10 2023, 12:41 PM - 2:52 PM CDT Att: 30,112 - Parly Cloudy - 71 F AB 30 R 1 H 5 RBI 1 BB 0 SO 11 LOB 6 								
2 Bryce Turang, L OBP: 0.299, SLG: 0.333			P4							1	0	0	0	0	1	0									
24 William Contreras, R OBP: 0.356, SLG: 0.429	P3			HR						4	1	1	1	0	1	1									
27 Willy Adames, R OBP: 0.323, SLG: 0.415				P3						4	0	1	0	0	0	1									
22 Christian Yelich, L OBP: 0.323, SLG: 0.355	P5			G6-3						3	0	0	0	0	0	1									
10 Mike Brosseau, R OBP: 0.276, SLG: 0.426				K						3	0	1	0	0	2	0									
9 Brian Anderson, R OBP: 0.319, SLG: 0.413				K						3	0	0	0	0	1	1									
45 Luke Voit, R OBP: 0.279, SLG: 0.270				K						3	0	1	0	0	2	0									
15 Tyrone Taylor, R OBP: 0.200, SLG: 0.310				K						3	0	0	0	0	1	1									
2B Joey Wiemer, R OBP: 0.283, SLG: 0.358				F9						2	0	0	0	0	1	1									
33 Jesse Winker, L OBP: 0.356, SLG: 0.270				K						1	0	0	0	0	1	0									
Inning Stats	R: 0 E: 0 K: 1 S: 9	H: 1 LOB: 1 BB: 0 P: 12	R: 0 E: 0 K: 1 S: 8	H: 1 LOB: 0 BB: 0 P: 11	R: 0 E: 0 K: 1 S: 8	H: 0 LOB: 0 BB: 0 P: 12	R: 1 E: 0 K: 1 S: 13	H: 1 LOB: 0 BB: 0 P: 15	R: 0 E: 0 K: 2 S: 11	H: 1 LOB: 1 BB: 0 P: 15	R: 0 E: 0 K: 1 S: 10	H: 1 LOB: 0 BB: 0 P: 14	R: 0 E: 0 K: 1 S: 11	H: 0 LOB: 0 BB: 0 P: 13	R: 0 E: 0 K: 2 S: 10	H: 0 LOB: 0 BB: 0 P: 15	R: 0 E: 0 K: 1 S: 8	H: 0 LOB: 0 BB: 0 P: 12	1B: 3 2B: 1 3B: 0 HR: 1	SF: 0 SAC: 0 DP: 2 HBP: 0	WP: 0 PB: 0 SB: 0 CS: 0	PA: 30			
PITCHER	IP WLS BF H R ER SO BB IBB HBP BLK WP HR S P ERA WHIP	IP WLS BF H R ER SO BB IBB HBP BLK WP HR S P ERA WHIP	IP WLS BF H R ER SO BB IBB HBP BLK WP HR S P ERA WHIP	IP WLS BF H R ER SO BB IBB HBP BLK WP HR S P ERA WHIP	IP WLS BF H R ER SO BB IBB HBP BLK WP HR S P ERA WHIP	IP WLS BF H R ER SO BB IBB HBP BLK WP HR S P ERA WHIP	IP WLS BF H R ER SO BB IBB HBP BLK WP HR S P ERA WHIP	IP WLS BF H R ER SO BB IBB HBP BLK WP HR S P ERA WHIP	IP WLS BF H R ER SO BB IBB HBP BLK WP HR S P ERA WHIP	IP WLS BF H R ER SO BB IBB HBP BLK WP HR S P ERA WHIP	IP WLS BF H R ER SO BB IBB HBP BLK WP HR S P ERA WHIP	IP WLS BF H R ER SO BB IBB HBP BLK WP HR S P ERA WHIP	IP WLS BF H R ER SO BB IBB HBP BLK WP HR S P ERA WHIP	IP WLS BF H R ER SO BB IBB HBP BLK WP HR S P ERA WHIP	IP WLS BF H R ER SO BB IBB HBP BLK WP HR S P ERA WHIP	IP WLS BF H R ER SO BB IBB HBP BLK WP HR S P ERA WHIP	IP WLS BF H R ER SO BB IBB HBP BLK WP HR S P ERA WHIP	IP WLS BF H R ER SO BB IBB HBP BLK WP HR S P ERA WHIP	IP WLS BF H R ER SO BB IBB HBP BLK WP HR S P ERA WHIP	IP WLS BF H R ER SO BB IBB HBP BLK WP HR S P ERA WHIP	IP WLS BF H R ER SO BB IBB HBP BLK WP HR S P ERA WHIP	IP WLS BF H R ER SO BB IBB HBP BLK WP HR S P ERA WHIP	IP WLS BF H R ER SO BB IBB HBP BLK WP HR S P ERA WHIP	IP WLS BF H R ER SO BB IBB HBP BLK WP HR S P ERA WHIP	IP WLS BF H R ER SO BB IBB HBP BLK WP HR S P ERA WHIP
22 Clayton Kershaw, L ERA: 2.36	7.0	W	24	5	1	1	8	0	0	0	0	0	0	0	0	0	1.29	0.714							
46 Wander Suero, R ERA: 5.79	2.0		6	0	0	0	3	0	0	0	0	0	0	0	18	27	0.00	0.000							

Batter	1	2	3	4	5	6	7	8	9	AB	R	H	RBI	BB	SO	LOB	TOP										
23 Fernando Tatis Jr., R OBP: 0.322, SLG: 0.512	F9			G4-3													4 0 2 0 0 0 0										
9 Jake Cronenworth, L OBP: 0.344, SLG: 0.389	G3-1			G4-6-3													4 0 1 0 0 0 1 3										
13 Manny Machado, R OBP: 0.288, SLG: 0.392	K			G4-6-3													4 0 0 0 0 0 1 3										
22 Juan Soto, L OBP: 0.410, SLG: 0.474	G3-1																4 0 1 0 0 0 0 0										
2 Xander Bogaerts, R OBP: 0.361, SLG: 0.434	G4-3			G6-3													4 1 1 0 0 0 1 1										
14 Matt Carpenter, L OBP: 0.316, SLG: 0.392	K			F7													2 0 0 0 0 1 1 1										
24 Rougned Odor, L OBP: 0.229, SLG: 0.256	K			F7													1 1 1 0 0 0 0 0										
7 Ha-Seong Kim, R OBP: 0.326, SLG: 0.362				G6-3													4 0 1 2 0 1 2										
1 Trent Grisham, L OBP: 0.322, SLG: 0.378				K													3 0 0 0 0 0 2 2										
29 Brett Sullivan, L OBP: 0.222, SLG: 0.385				G1-3													2 0 0 0 0 0 0 0										
32 Nelson Cruz, R OBP: 0.296, SLG: 0.457																	1 0 1 0 0 0 0 0										
26 Austin Nola, R OBP: 0.256, SLG: 0.215																	0 0 0 0 0 0 0 0										
Inning Stats	R: 0 E: 0 K: 1 S: 7	H: 0 LOB: 0 BB: 0 P: 12	R: 0 E: 0 K: 1 S: 9	H: 0 LOB: 0 BB: 0 P: 14	R: 0 E: 0 K: 1 S: 7	H: 0 LOB: 0 BB: 0 P: 9	R: 0 E: 0 K: 0 S: 6	H: 1 LOB: 0 BB: 0 P: 7	R: 0 E: 0 K: 0 S: 10	H: 1 LOB: 1 BB: 0 P: 13	R: 0 E: 0 K: 0 S: 7	H: 1 LOB: 1 BB: 0 P: 11	R: 2 E: 0 K: 1 S: 15	H: 2 LOB: 2 BB: 1 P: 27	R: 0 E: 0 K: 1 S: 10	H: 2 LOB: 1 BB: 0 P: 16	R: 0 E: 0 K: 2 S: 8	H: 1 LOB: 1 BB: 0 P: 10	1B: 5 2B: 3 3B: 0 HR: 0	SF: 0 SAC: 0 DP: 2 HBP: 0	WP: 0 PB: 0 SB: 1 CS: 0	PA: 34					
PITCHER	IP	WLS	BF	H	R	ER	SO	BB	IBB	HBP	BLK	WP	HR	S	P	ERA	WHIP										
85 Dustin May, R ERA: 2.88	6.2		25	5	2	2	3	1	0	0	0	0	0	58	90	2.70	0.900										
64 Caleb Ferguson, L ERA: 1.2	0.2	W	4	2	0	0	2	0	0	0	0	0	0	11	16	0.00	3.000										
59 Evan Phillips, R ERA: 1.93	1.2	S	5	1	0	0	2	0	0	0	0	0	0	10	13	0.00	0.600										

San Diego Padres @ Los Angeles Dodgers
 Dodger Stadium, Los Angeles, CA
 Fri May 12 2023, 7:11 PM - 9:37 PM PDT
 Att.: 49,399 - Clear - 64 F

livebaseballscorecards.com

AB 33
 R 2
 H 8
 RBI 2
 BB 1
 SO 7
 LOB 12




Batter	1	2	3	4	5	6	7	8	9	AB	R	H	RBI	BB	SO	LOB	BOTTOM										
50 Mookie Betts, R OBP: 0.352, SLG: 0.489	G5-3			5 2B													3 2 1 1 1 0 0 0										
5 Freddie Freeman, L OBP: 0.365, SLG: 0.510	BB			16 1B													3 1 2 3 1 0 0 0										
16 Will Smith, R OBP: 0.423, SLG: 0.614	F9			3 2B													3 0 1 0 1 0 1 0 1										
28 J.D. Martinez, R OBP: 0.304, SLG: 0.522	G1-3			K													4 0 1 0 0 0 2 3										
3 Chris Taylor, R OBP: 0.289, SLG: 0.489				G6-4-3													3 0 1 0 0 0 0 4										
33 James Outman, L OBP: 0.372, SLG: 0.574				G5-3													1 0 0 0 0 0 0 0										
13 Max Muncy, L OBP: 0.357, SLG: 0.526	G3			L9													4 0 0 0 0 0 1 1										
17 Miguel Vargas, R OBP: 0.329, SLG: 0.415	K			K													4 0 0 0 0 0 2 1										
11 Miguel Rojas, R OBP: 0.246, SLG: 0.200	G1-3			E6													3 0 0 0 0 0 0 1										
25 Trayce Thompson, R OBP: 0.279, SLG: 0.339				K													2 1 0 0 0 1 1 1										
Inning Stats	R: 0 E: 0 K: 0 S: 11	H: 0 LOB: 1 BB: 1 P: 20	R: 0 E: 0 K: 1 S: 12	H: 1 LOB: 0 BB: 0 P: 20	R: 2 E: 0 K: 1 S: 10	H: 2 LOB: 1 BB: 2 P: 24	R: 0 E: 1 K: 2 S: 10	H: 0 LOB: 1 BB: 0 P: 15	R: 0 E: 0 K: 0 S: 8	H: 0 LOB: 2 BB: 1 P: 12	R: 0 E: 0 K: 0 S: 6	H: 0 LOB: 0 BB: 0 P: 10	R: 2 E: 0 K: 1 S: 11	H: 2 LOB: 0 BB: 0 P: 17	R: 0 E: 0 K: 1 S: 9	H: 0 LOB: 0 BB: 0 P: 13	1B: 2 2B: 2 3B: 0 HR: 2	SF: 0 SAC: 0 DP: 1 HBP: 0	WP: 0 PB: 0 SB: 0 CS: 0	PA: 34							
PITCHER	IP	WLS	BF	H	R	ER	SO	BB	IBB	HBP	BLK	WP	HR	S	P	ERA	WHIP										
4 Blake Snell, L ERA: 4.61	6.0		26	4	2	2	4	4	0	0	0	0	2	5	9	54.00	6.000										
25 Tim Hill, L ERA: 3.5	0.1	L	3	2	2	2	0	0	0	0	0	0	0	6	8	0.00	0.000										
66 Luis Garcia, R ERA: 5.74	0.2		2	0	0	0	1	0	0	0	0	0	0	6	8	0.00	0.000										
76 Domingo Tapia, R ERA: 3.18	1.0		3	0	0	0	1	0	0	0	0	0	0	9	13	0.00	0.000										

San Diego Padres @ Los Angeles Dodgers
 Dodger Stadium, Los Angeles, CA
 Fri May 12 2023, 7:11 PM - 9:37 PM PDT
 Att.: 49,399 - Clear - 64 F

livebaseballscorecards.com

AB 30
 R 4
 H 6
 RBI 4
 BB 4
 SO 6
 LOB 12



Batter	1	2	3	4	5	6	7	8	9	10	11	12	AB	R	H	RBI	BB	SO	LOB	TOP									
13 Joey Gallo, L (1.7) OBP: 0.316, SLG: 0.564 39 Donovan Solano, R (7, PH) OBP: 0.340, SLG: 0.325 (7.3)	G5-3		G5-3		K			K		K				3	0	0	0	0	1	1									
19 Alex Kirilloff, L (1.3) OBP: 0.457, SLG: 0.621 (7.7)	K		F8		L8					G3			7	0	1	0	0	2	6										
4 Carlos Correa, R (1.6) OBP: 0.277, SLG: 0.396 (9, PR) 2 Michael Taylor, R (9, PR) OBP: 0.299, SLG: 0.430 (9.8)	K		K							F8			4	0	0	0	1	2	2										
25 Byron Buxton, R (1.10) OBP: 0.329, SLG: 0.468		L9			K								6	1	2	1	0	2	0										
11 Jorge Polanco, S (1.4) OBP: 0.327, SLG: 0.489													5	3	3	1	1	2	2										
9 Trevor Larnach, L (1.9) OBP: 0.341, SLG: 0.414													5	2	1	3	1	2	4										
12 Kyle Farmer, R (1.5) OBP: 0.344, SLG: 0.426													5	0	1	1	1	1	1										
1 Nick Gordon, L (1.8) OBP: 0.189, SLG: 0.326 (5, PH) 50 Willi Castro, S (5, PH) OBP: 0.296, SLG: 0.321 (9.6)													1	0	1	0	0	0	0										
8 Christian Vázquez, R (1.2) OBP: 0.321, SLG: 0.277													5	1	3	1	1	0	2										
Inning Stats	R: 0 E: 0 K: 2 S: 10	H: 0 LOB: 0 BB: 0 P: 15	R: 1 E: 0 K: 0 S: 13	H: 3 LOB: 2 BB: 0 P: 16	R: 0 E: 0 K: 1 S: 10	H: 0 LOB: 0 BB: 0 P: 12	R: 1 E: 0 K: 2 S: 10	H: 1 LOB: 0 BB: 0 P: 16	R: 0 E: 0 K: 1 S: 11	H: 1 LOB: 1 BB: 1 P: 19	R: 1 E: 0 K: 0 S: 16	H: 2 LOB: 2 BB: 1 P: 28	R: 3 E: 0 K: 1 S: 18	H: 4 LOB: 1 BB: 0 P: 27	R: 0 E: 0 K: 2 S: 10	H: 1 LOB: 2 BB: 1 P: 17	R: 1 E: 0 K: 2 S: 12	H: 1 LOB: 3 BB: 2 P: 24	R: 0 E: 0 K: 2 S: 9	H: 0 LOB: 1 BB: 1 P: 12	R: 0 E: 0 K: 0 S: 6	H: 0 LOB: 2 BB: 1 P: 12	1B: 9 2B: 2 3B: 0 HR: 2	SF: 0 SAC: 0 DP: 0 HBP: 0	WP: 1 PB: 0 SB: 1 CS: 0	PA: 56			
PITCHER	IP WLS BF H R ER SO BB IBB HBP BLK WP HR S P ERA WHIP	43 Noah Syndergaard, R (1.1) ERA: 3.94 63 Justin Bruihl, L (5.1) ERA: 1.04 18 Shelby Miller, R (6.1) ERA: 2.5 64 Caleb Ferguson, L (7.1) ERA: 1.15 38 Yency Almonte, R (8.1) ERA: 1.27	IP WLS BF H R ER SO BB IBB HBP BLK WP HR S P ERA WHIP	59 Evan Phillips, R (9.1) ERA: 2.25 52 Phil Bickford, R (10.1) ERA: 4.58	IP WLS BF H R ER SO BB IBB HBP BLK WP HR S P ERA WHIP	4.0 4.0 16 4 2 2 5 0 0 0 0 0 1 43 5.9 4.50 1.000	1.0 1.0 4 1 0 0 2 0 0 0 0 0 0 13 20 0.00 1.000	1.2 H 7 1 1 1 1 1 0 0 0 0 0 19 30 5.40 1.200	0.1 H 3 1 0 0 0 1 0 0 0 1 0 8 17 0.00 6.000	1.0 B 7 4 3 3 1 0 0 0 0 0 1 18 27 27.00 4.000	1.0 W 14 1 1 0 4 3 1 0 0 0 0 27 48 0.00 1.333	1.0 WLS BF H R ER SO BB IBB HBP BLK WP HR S P ERA WHIP	1.0 5 14 1 1 0 2 1 0 0 0 0 10 17 9.00 2.000	3.0 W 14 1 1 0 4 3 1 0 0 0 0 27 48 0.00 1.333	1.0 WLS BF H R ER SO BB IBB HBP BLK WP HR S P ERA WHIP	1.0 5 14 1 1 0 2 1 0 0 0 0 10 17 9.00 2.000	3.0 W 14 1 1 0 4 3 1 0 0 0 0 27 48 0.00 1.333	1.0 WLS BF H R ER SO BB IBB HBP BLK WP HR S P ERA WHIP	1.0 5 14 1 1 0 2 1 0 0 0 10 17 9.00 2.000	3.0 W 14 1 1 0 4 3 1 0 0 0 0 27 48 0.00 1.333	1.0 WLS BF H R ER SO BB IBB HBP BLK WP HR S P ERA WHIP	1.0 5 14 1 1 0 2 1 0 0 0 10 17 9.00 2.000	3.0 W 14 1 1 0 4 3 1 0 0 0 0 27 48 0.00 1.333	1.0 WLS BF H R ER SO BB IBB HBP BLK WP HR S P ERA WHIP	1.0 5 14 1 1 0 2 1 0 0 0 10 17 9.00 2.000	3.0 W 14 1 1 0 4 3 1 0 0 0 0 27 48 0.00 1.333	1.0 WLS BF H R ER SO BB IBB HBP BLK WP HR S P ERA WHIP	1.0 5 14 1 1 0 2 1 0 0 0 10 17 9.00 2.000	3.0 W 14 1 1 0 4 3 1 0 0 0 0 27 48 0.00 1.333

Minnesota Twins @ Los Angeles Dodgers
Dodger Stadium, Los Angeles, CA
Mon May 15 2023, 7:12 PM - 10:59 PM PDT
Att. 49,749 - Partly Cloudy - 65 F

AB 49
R 8
H 13
RBI 7
BB 7
SO 15
LOB 25



Batter	1	2	3	4	5	6	7	8	9	10	11	12	AB	R	H	RBI	BB	SO	LOB	BOTTOM										
50 Mookie Betts, R (1.9) OBP: 0.352, SLG: 0.493	G6-3				K					K			5	1	0	0	1	2	0											
5 Freddie Freeman, L (1.3) OBP: 0.379, SLG: 0.515					K					G4-3			5	1	2	1	1	1	0											
16 Will Smith, R (1.2) OBP: 0.412, SLG: 0.613													6	3	2	2	0	1	2											
13 Max Muncy, L (1.5) OBP: 0.365, SLG: 0.560													5	2	3	3	1	1	1											
28 J.D. Martinez, R (1.10) OBP: 0.296, SLG: 0.510 25 Trayce Thompson, R (11, PR) OBP: 0.260, SLG: 0.339 (11.10)													5	0	1	1	0	1	2											
23 Jason Heyward, L (1.8) OBP: 0.318, SLG: 0.444													0	0	0	1	1	0	0											
17 Miguel Vargas, R (1.4) OBP: 0.336, SLG: 0.426													4	0	0	0	0	2	1											
6 David Peralta, L (1.7) OBP: 0.240, SLG: 0.308													5	1	2	0	0	1	1											
11 Miguel Rojas, R (1.6) OBP: 0.247, SLG: 0.209 33 James Outman, L (11, PH) OBP: 0.359, SLG: 0.544 3 Chris Taylor, R (12.6) OBP: 0.262, SLG: 0.474													4	0	0	0	0	1	1											
Inning Stats	R: 3 E: 1 K: 1 S: 23	H: 3 LOB: 1 BB: 0 P: 31	R: 0 E: 0 K: 0 S: 7	H: 0 LOB: 0 BB: 0 P: 11	R: 2 E: 0 K: 0 S: 16	H: 2 LOB: 0 BB: 0 P: 20	R: 0 E: 0 K: 1 S: 11	H: 0 LOB: 0 BB: 0 P: 15	R: 0 E: 1 K: 2 S: 17	H: 1 LOB: 2 BB: 0 P: 27	R: 0 E: 0 K: 1 S: 10	H: 1 LOB: 0 BB: 1 P: 16	R: 1 E: 0 K: 1 S: 12	H: 1 LOB: 1 BB: 1 P: 18	R: 1 E: 0 K: 0 S: 10	H: 2 LOB: 1 BB: 0 P: 13	R: 0 E: 0 K: 1 S: 7	H: 0 LOB: 0 BB: 0 P: 9	R: 1 E: 0 K: 1 S: 8	H: 1 LOB: 1 BB: 0 P: 9	R: 0 E: 0 K: 1 S: 9	H: 0 LOB: 1 BB: 0 P: 12	R: 0 E: 0 K: 1 S: 8	H: 0 LOB: 3 BB: 0 P: 14	1B: 5 2B: 3 3B: 0 HR: 3	SF: 0 SAC: 0 DP: 0 HBP: 0	WP: 0 PB: 0 SB: 2 CS: 0	PA: 50		
PITCHER	IP WLS BF H R ER SO BB IBB HBP BLK WP HR S P ERA WHIP	49 Pablo López, R (1.1) ERA: 4.0 61 Brock Stewart, R (5.1) ERA: 1.5 15 Emilio Pagan, R (7.1) ERA: 1.15 22 Griffin Jax, R (8.1) ERA: 5.09 59 Jhoan Duran, R (9.1) ERA: 1.62	IP WLS BF H R ER SO BB IBB HBP BLK WP HR S P ERA WHIP	1.2 L 8 0 1 0 3 1 0.00 0.600	1.2 L 8 0 1 0 3 1 0.00 0.600	1.2 L 8 0 1 0 3 1 0.00 0.600	1.2 L 8 0 1 0 3 1 0.00 0.600	1.2 L 8 0 1 0 3 1 0.00 0.600	1.2 L 8 0 1 0 3 1 0.00 0.600	1.2 L 8 0 1 0 3 1 0.00 0.600	1.2 L 8 0 1 0 3 1 0.00 0.600	1.2 L 8 0 1 0 3 1 0.00 0.600	1.2 L 8 0 1 0 3 1 0.00 0.600	1.2 L 8 0 1 0 3 1 0.00 0.600	1.2 L 8 0 1 0 3 1 0.00 0.600	1.2 L 8 0 1 0 3 1 0.00 0.600	1.2 L 8 0 1 0 3 1 0.00 0.600	1.2 L 8 0 1 0 3 1 0.00 0.600	1.2 L 8 0 1 0 3 1 0.00 0.600	1.2 L 8 0 1 0 3 1 0.00 0.600	1.2 L 8 0 1 0 3 1 0.00 0.600	1.2 L 8 0 1 0 3 1 0.00 0.600	1.2 L 8 0 1 0 3 1 0.00 0.600	1.2 L 8 0 1 0 3 1 0.00 0.600	1.2 L 8 0 1 0 3 1 0.00 0.600	1.2 L 8 0 1 0 3 1 0.00 0.600	1.2 L 8 0 1 0 3 1 0.00 0.600	1.2 L 8 0 1 0 3 1 0.00 0.600	1.2 L 8 0 1 0 3 1 0.00 0.600	1.2 L 8 0 1 0 3 1 0.00 0.600

Minnesota Twins @ Los Angeles Dodgers
Dodger Stadium, Los Angeles, CA
Mon May 15 2023, 7:12 PM - 10:59 PM PDT
Att. 49,749 - Partly Cloudy - 65 F

AB 45
R 9
H 11
RBI 9
BB 4
SO 11
LOB 10



Batter	1	2	3	4	5	6	7	8	9	AB	R	H	RBI	BB	SO	LOB	TOP											
13 Joey Gallo, L OBP: 0.322, SLG: 0.578 27 Ryan Jeffers, R OBP: 0.381, SLG: 0.415										4	1	1	1	0	2	2	Minnesota Twins @ Los Angeles Dodgers Dodger Stadium, Los Angeles, CA Wed May 17 2023, 12:12 PM - 3:00 PM PDT Att: 36,434 - Sunny - 69 F											
19 Alex Kirilloff, L OBP: 0.455, SLG: 0.556										4	0	2	0	0	1	1												
4 Carlos Correa, R OBP: 0.274, SLG: 0.386										4	0	1	0	0	2	2												
25 Byron Buxton, R OBP: 0.341, SLG: 0.493										3	1	1	1	1	0	1												
11 Jorge Polanco, S OBP: 0.327, SLG: 0.484 2 Michael Taylor, R OBP: 0.295, SLG: 0.413										3	0	1	0	0	0	3												
9 Trevor Larnach, L OBP: 0.331, SLG: 0.400 39 Donovan Solano, R OBP: 0.343, SLG: 0.341										2	0	0	0	0	0	1												
1 Nick Gordon, L OBP: 0.195, SLG: 0.319 12 Kyle Farmer, R OBP: 0.353, SLG: 0.467										2	0	0	0	0	1	1												
50 Willi Castro, S OBP: 0.296, SLG: 0.328										4	1	1	0	0	1	2												
8 Christian Vázquez, R OBP: 0.318, SLG: 0.276										4	0	1	0	0	1	1												
Inning Stats	R: 0 H: 1 E: 0 K: 2 S: 12	H: 1 LOB: 1 BB: 0 P: 16	R: 0 H: 0 E: 0 K: 0 S: 7	H: 1 LOB: 1 BB: 0 P: 11	R: 0 H: 0 E: 0 K: 0 S: 6	H: 0 LOB: 0 BB: 0 P: 10	R: 1 H: 1 E: 0 K: 1 S: 7	H: 1 LOB: 0 BB: 0 P: 12	R: 0 H: 0 E: 0 K: 1 S: 11	H: 0 LOB: 0 BB: 0 P: 17	R: 1 H: 3 E: 0 K: 1 S: 14	H: 3 LOB: 3 BB: 1 P: 25	R: 1 H: 2 E: 0 K: 2 S: 21	H: 2 LOB: 1 BB: 0 P: 27	R: 0 H: 0 E: 0 K: 1 S: 7	H: 0 LOB: 0 BB: 0 P: 9		R: 0 H: 0 E: 1 K: 2 S: 18	H: 0 LOB: 1 BB: 0 P: 21	1B: 6 2B: 0 3B: 0 HR: 2	SF: 0 SAC: 0 DP: 0 HBP: 0	WP: 0 PB: 0 SB: 1 CS: 1	PA: 37					
PITCHER	IP	WLS	BF	H	R	ER	SO	BB	IBB	HBP	BLK	WP	HR	S	P	ERA	WHIP											
85 Dustin May, R ERA: 2.63 29 Dylan Covey, R ERA: 4.5 81 Victor González, L ERA: 64 Caleb Ferguson, L ERA: 1.1 48 Brusdar Graterol, R ERA: 2.6	(1, 1)	1.0	4	1	0	0	2	0	0	0	0	0	0	0	12	16	0.00	1.000										
59 Evan Phillips, R ERA: 2.12	(9, 1)	1.0	4	0	0	0	2	0	0	0	0	0	2	36	63	4.50	1.500											

Batter	1	2	3	4	5	6	7	8	9	AB	R	H	RBI	BB	SO	LOB	BOTTOM										
50 Mookie Betts, R OBP: 0.360, SLG: 0.506										4	1	2	1	1	1	0	Minnesota Twins @ Los Angeles Dodgers Dodger Stadium, Los Angeles, CA Wed May 17 2023, 12:12 PM - 3:00 PM PDT Att: 36,434 - Sunny - 69 F										
5 Fredie Freeman, L OBP: 0.282, SLG: 0.511										4	0	1	1	0	1	1											
16 Willi Smith, R OBP: 0.415, SLG: 0.608										4	1	2	0	0	1	4											
13 Max Muncy, L OBP: 0.372, SLG: 0.557										2	1	1	0	2	1	0											
23 Jason Heyward, L OBP: 0.315, SLG: 0.416										3	1	0	0	1	1	5											
17 Miguel Vargas, R OBP: 0.340, SLG: 0.424										3	1	1	1	1	0	5											
33 James Outman, L OBP: 0.354, SLG: 0.549										4	2	2	4	0	1	0											
3 Chris Taylor, R OBP: 0.250, SLG: 0.451										4	0	0	0	0	1	1											
25 Trayce Thompson, R OBP: 0.274, SLG: 0.317										4	0	0	0	0	1	1											
Inning Stats	R: 0 H: 0 E: 1 K: 2 S: 15	H: 0 LOB: 3 BB: 2 P: 26	R: 0 H: 0 E: 0 K: 2 S: 10	H: 0 LOB: 0 BB: 0 P: 14	R: 1 H: 2 E: 0 K: 0 S: 13	H: 2 LOB: 2 BB: 1 P: 22	R: 1 H: 3 E: 0 K: 0 S: 16	H: 3 LOB: 0 BB: 0 P: 22	R: 0 H: 1 E: 0 K: 1 S: 9	H: 0 LOB: 0 BB: 0 P: 15	R: 0 H: 0 E: 0 K: 1 S: 13	H: 0 LOB: 0 BB: 0 P: 17	R: 5 H: 3 E: 0 K: 2 S: 15	H: 3 LOB: 2 BB: 0 P: 25	R: 0 H: 0 E: 0 K: 0 S: 6	H: 0 LOB: 0 BB: 0 P: 9		1B: 7 2B: 0 3B: 1 HR: 1	SF: 1 SAC: 0 DP: 0 HBP: 0	WP: 0 PB: 0 SB: 1 CS: 1	PA: 39						
PITCHER	IP	WLS	BF	H	R	ER	SO	BB	IBB	HBP	BLK	WP	HR	S	P	ERA	WHIP										
54 Sonny Gray, R ERA: 1.64 71 Jovani Moran, L ERA: 4.52 87 José De León, R ERA: 10.8 15 Emilio Pagán, R ERA: 5.6 77 Cole Sands, R ERA: 1.29	(1, 1)	1.0	21	5	2	2	4	3	0	0	0	0	0	9	15	0.00	1.000										
	(5, 1)	1.0	3	1	0	0	1	0	0	0	0	0	0	9	15	0.00	1.000										
	(6, 1)	1.2	L	7	2	2	3	0	0	0	0	0	0	22	28	10.80	1.200										
	(7, 1)	0.1	B	4	1	3	3	0	2	0	0	0	1	6	14	81.00	9.000										
	(8, 1)	1.0	3	0	0	0	0	0	0	0	0	0	0	6	9	0.00	0.000										



Batter	1	2	3	4	5	6	7	8	9	AB	R	H	RBI	BB	SO	LOB	TOP			
50 Mookie Betts, R OBP: 0.360, SLG: 0.521 (1, 9)										4	2	1	3	1	0	2	Los Angeles Dodgers @ St. Louis Cardinals Busch Stadium, St. Louis, MO Fri May 19 2023, 7:16 PM - 10:09 PM CDT Att: 44,774 - Overcast - 67 F			
5 Freddie Freeman, L OBP: 0.388, SLG: 0.546 (1, 3)										4	1	2	0	0	0	1				
16 Will Smith, R OBP: 0.406, SLG: 0.571 (1, 2)										4	0	1	1	1	2	3				
28 J.D. Martinez, R OBP: 0.295, SLG: 0.496 (1, 10)										4	0	1	0	1	1	5				
3 Chris Taylor, R OBP: 0.252, SLG: 0.457 13 Max Muncy, L OBP: 0.368, SLG: 0.562 (7, 5)										3	0	1	1	0	2	3				
17 Miguel Vargas, R OBP: 0.244, SLG: 0.430 (1, 4)										5	1	2	0	0	0	2				
33 James Outman, L OBP: 0.353, SLG: 0.533 (1, 8)										4	0	1	0	1	3	2				
11 Miguel Rojas, R OBP: 0.244, SLG: 0.225 (1, 6)										5	0	1	0	0	0	3				
25 Trayce Thompson, R OBP: 0.273, SLG: 0.302 6 David Peralta, L OBP: 0.248, SLG: 0.306 (7, 7)										3	0	0	0	0	2	3				
										0	1	0	0	1	0	0				
Inning Stats	R: 0 E: 0 K: 1 S: 13	H: 1 LOB: 2 BB: 1 P: 23	R: 0 E: 0 K: 2 S: 13	H: 2 LOB: 2 BB: 0 P: 17	R: 0 E: 0 K: 1 S: 10	H: 1 LOB: 1 BB: 0 P: 16	R: 0 E: 0 K: 1 S: 14	H: 1 LOB: 1 BB: 0 P: 23	R: 1 E: 1 K: 1 S: 19	H: 1 LOB: 2 BB: 1 P: 30	R: 0 E: 0 K: 2 S: 11	H: 0 LOB: 2 BB: 1 P: 20	R: 0 E: 0 K: 1 S: 14	H: 4 LOB: 1 BB: 1 P: 24	R: 0 E: 0 K: 1 S: 10	H: 0 LOB: 1 BB: 1 P: 17	1B: 4 2B: 5 3B: 0 HR: 1	SF: 0 SAC: 0 DP: 0 HBP: 1	WP: 0 PA: 44 PB: 0 SB: 0 CS: 0	
PITCHER	IP WLS BF H R ER SO	IP WLS BF H R ER SO	IP WLS BF H R ER SO	IP WLS BF H R ER SO	IP WLS BF H R ER SO	IP WLS BF H R ER SO	IP WLS BF H R ER SO	IP WLS BF H R ER SO	IP WLS BF H R ER SO	IP WLS BF H R ER SO	IP WLS BF H R ER SO	IP WLS BF H R ER SO	IP WLS BF H R ER SO	IP WLS BF H R ER SO	IP WLS BF H R ER SO	IP WLS BF H R ER SO	ERA WHIP	ERA WHIP		
32 Steven Matz, L ERA: 5.05 53 Andre Pallante, R ERA: 4.5 12 Jordan Hicks, R ERA: 5.03 30 Chris Stratton, R ERA: 3.91	4.2 L 23 6 1 0 6	1.1 L 4 0 0 0 1	1.0 L 5 0 0 0 2	2.0 L 12 4 4 4 2	2.0 L 12 4 4 4 2	2.0 L 12 4 4 4 2	2.0 L 12 4 4 4 2	2.0 L 12 4 4 4 2	2.0 L 12 4 4 4 2	2.0 L 12 4 4 4 2	2.0 L 12 4 4 4 2	2.0 L 12 4 4 4 2	2.0 L 12 4 4 4 2	2.0 L 12 4 4 4 2	2.0 L 12 4 4 4 2	2.0 L 12 4 4 4 2	0.00 1.714	0.00 0.000	0.00 1.000	18.00 3.000

Batter	1	2	3	4	5	6	7	8	9	AB	R	H	RBI	BB	SO	LOB	BOTTOM				
21 Lars Nootbaar, L OBP: 0.401, SLG: 0.393 (1, 8)										4	0	0	0	0	0	1	Los Angeles Dodgers @ St. Louis Cardinals Busch Stadium, St. Louis, MO Fri May 19 2023, 7:16 PM - 10:09 PM CDT Att: 44,774 - Overcast - 67 F				
46 Paul Goldschmidt, R OBP: 0.407, SLG: 0.514 (1, 3)										1	0	0	0	3	0	0					
16 Nolan Gorman, L OBP: 0.382, SLG: 0.618 (1, 4)										4	0	1	0	0	3	4					
28 Nolan Arenado, R OBP: 0.309, SLG: 0.447 (1, 5)										4	0	1	0	0	1	2					
40 Wilson Contreras, R OBP: 0.330, SLG: 0.413 (1, 10)										4	0	0	0	0	0	2					
33 Brendan Donovan, L OBP: 0.324, SLG: 0.341 (1, 7)										4	0	0	0	0	1	0					
11 Paul DeJong, R OBP: 0.346, SLG: 0.562 (1, 6)										2	0	0	0	1	1	0					
7 Andrew Knizner, R OBP: 0.232, SLG: 0.403 19 Tommy Edman, S OBP: 0.329, SLG: 0.463 (8, 9)										2	0	0	0	0	0	1					
54 Oscar Mercado, R OBP: 0.429, SLG: 0.571 63 Tres Barrera, R (9, 2)										3	0	0	0	0	0	1					
										0	0	0	0	0	0	0					
Inning Stats	R: 0 E: 0 K: 1 S: 18	H: 1 LOB: 2 BB: 1 P: 30	R: 0 E: 0 K: 1 S: 10	H: 0 LOB: 1 BB: 1 P: 17	R: 0 E: 0 K: 1 S: 12	H: 0 LOB: 1 BB: 1 P: 21	R: 0 E: 0 K: 0 S: 11	H: 0 LOB: 0 BB: 0 P: 16	R: 0 E: 0 K: 0 S: 5	H: 1 LOB: 0 BB: 0 P: 10	R: 0 E: 0 K: 1 S: 9	H: 0 LOB: 0 BB: 0 P: 11	R: 0 E: 0 K: 1 S: 11	H: 0 LOB: 0 BB: 0 P: 17	R: 0 E: 1 K: 2 S: 8	H: 0 LOB: 2 BB: 1 P: 16	R: 0 E: 0 K: 1 S: 9	H: 0 LOB: 0 BB: 0 P: 12	1B: 2 2B: 0 3B: 0 HR: 0	SF: 0 SAC: 0 DP: 1 HBP: 0	WP: 0 PA: 33 PB: 0 SB: 1 CS: 0
PITCHER	IP WLS BF H R ER SO	IP WLS BF H R ER SO	IP WLS BF H R ER SO	IP WLS BF H R ER SO	IP WLS BF H R ER SO	IP WLS BF H R ER SO	IP WLS BF H R ER SO	IP WLS BF H R ER SO	IP WLS BF H R ER SO	IP WLS BF H R ER SO	IP WLS BF H R ER SO	IP WLS BF H R ER SO	IP WLS BF H R ER SO	IP WLS BF H R ER SO	IP WLS BF H R ER SO	IP WLS BF H R ER SO	ERA WHIP	ERA WHIP			
26 Tony Gonsolin, R ERA: 1.13 48 Brusdar Graterol, R ERA: 2.45 18 Shelby Miller, R ERA: 2.57 64 Caleb Ferguson, L ERA: 1.04 62 Tyler Cyr, R ERA:	5.0 H 19 1 0 0 0	1.0 H 3 0 0 0 0	1.0 H 3 0 0 0 0	1.0 H 3 0 0 0 0	1.0 H 3 0 0 0 0	1.0 H 3 0 0 0 0	1.0 H 3 0 0 0 0	1.0 H 3 0 0 0 0	1.0 H 3 0 0 0 0	1.0 H 3 0 0 0 0	1.0 H 3 0 0 0 0	1.0 H 3 0 0 0 0	1.0 H 3 0 0 0 0	1.0 H 3 0 0 0 0	1.0 H 3 0 0 0 0	1.0 H 3 0 0 0 0	0.00 0.800	0.00 1.000	0.00 0.000	0.00 0.000	

Batter	1	2	3	4	5	6	7	8	9	AB R H RBI BB SO LOB	TOP											
50 Mookie Betts, R OBP: 0.356, SLG: 0.512	F7			F7		1B 28 HR		G4-3	K	5 1 1 0 0 1 1	Los Angeles Dodgers @ St. Louis Cardinals Busch Stadium, St. Louis, MO Sat May 20 2023, 6:18 PM - 8:46 PM CDT Att: 45,177 - Clear - 72 F											
5 Freddie Freeman, L OBP: 0.394, SLG: 0.554	F9			2B		1B 28 HR		HBP		3 1 2 0 0 0 0												
28 J.D. Martinez, R OBP: 0.293, SLG: 0.512	L6			G6-3		HR		K		4 1 1 3 0 1 2												
13 Max Muncy, L OBP: 0.360, SLG: 0.546		G3-1		G5-3		P4		K		4 0 0 0 0 1 2												
17 Miguel Vargas, R OBP: 0.341, SLG: 0.432	F9			F8		G1-3		2B 23 2B		4 1 1 0 0 0 0												
6 David Peralta, L OBP: 0.257, SLG: 0.324	K			2B 23 1B		L8		1B 23 2B 16 SF8		4 1 2 0 0 1 0												
23 Jason Heyward, L OBP: 0.320, SLG: 0.427				P2		1B 15 FC6-4		2B		4 0 2 1 0 0 0												
3 Chris Taylor, R OBP: 0.246, SLG: 0.444				K		F4		L4		3 0 0 0 0 1 2												
33 James Outman, L OBP: 0.351, SLG: 0.529				K		F9		L4		1 0 0 0 0 0 2												
15 Austin Barnes, R OBP: 0.192, SLG: 0.109				G5-3		FC6-4		SF8		3 0 0 0 0 0 2												
16 Will Smith, R OBP: 0.403, SLG: 0.571				G5-3		FC6-4		SF8		0 0 0 1 0 0 0												
Inning Stats	R: 0 E: 0 K: 0 S: 9	H: 0 LOB: 0 BB: 0 P: 14	R: 0 E: 0 K: 1 S: 8	H: 0 LOB: 0 BB: 0 P: 10	R: 0 E: 0 K: 1 S: 10	H: 0 LOB: 0 BB: 0 P: 15	R: 0 E: 0 K: 0 S: 11	H: 1 LOB: 1 BB: 0 P: 16	R: 0 E: 0 K: 0 S: 5	H: 2 LOB: 2 BB: 0 P: 7	R: 3 E: 0 K: 0 S: 18	H: 3 LOB: 0 BB: 0 P: 27	R: 0 E: 0 K: 2 S: 10	H: 0 LOB: 0 BB: 0 P: 11	R: 0 E: 0 K: 2 S: 10	H: 0 LOB: 1 BB: 0 P: 16	R: 2 E: 0 K: 1 S: 14	H: 3 LOB: 1 BB: 0 P: 28	1B: 4 2B: 4 3B: 0 HR: 1	SF: 1 SAC: 0 DP: 0 HBP: 1	WP: 0 PB: 0 SB: 0 CS: 0	PA: 37
PITCHER	IP WLS BF H R ER SO BB IBB HBP BLK WP HR S P ERA WHIP											IP WLS BF H R ER SO BB IBB HBP BLK WP HR S P ERA WHIP										
39 Miles Mikolas, R ERA: 4.77	(1, 1) 7.0 27 6 3 3 2 0 0 0 0 0 0 1 69 100 3.86 0.857											39 Miles Mikolas, R ERA: 4.77										
56 Ryan Helsley, R ERA: 3.38	(8, 1) 1.0 W 7 3 2 2 2 0 0 0 1 0 0 0 0 15 26 18.00 3.000											56 Ryan Helsley, R ERA: 3.38										
65 Giovanni Gallegos, R ERA: 2.08	(9, 1) 1.0 S 3 0 0 0 1 0 0 0 0 0 0 0 0 9 18 0.00 0.000											65 Giovanni Gallegos, R ERA: 2.08										

Batter	1	2	3	4	5	6	7	8	9	AB R H RBI BB SO LOB	BOTTOM											
21 Lars Nootbaar, L OBP: 0.390, SLG: 0.383	L8	SF8			G3-1			K		3 0 0 1 0 1 1	Los Angeles Dodgers @ St. Louis Cardinals Busch Stadium, St. Louis, MO Sat May 20 2023, 6:18 PM - 8:46 PM CDT Att: 45,177 - Clear - 72 F											
46 Paul Goldschmidt, R OBP: 0.409, SLG: 0.511	1B 40 1B	F8			K			1B 16 HR		3 2 1 0 1 1 0												
16 Nolan Gorman, L OBP: 0.391, SLG: 0.640	BB 40 1B			G6-3		1B 28 FC6-4		HR		3 1 2 3 1 0 0												
28 Nolan Arenado, R OBP: 0.313, SLG: 0.448	K			1B 40 CS		G6-4-3		1B		4 0 2 0 0 1 3												
40 Wilson Contreras, R OBP: 0.328, SLG: 0.409	1B 33 S			G4-3		G6-3		G3		4 0 1 1 0 0 2												
33 Brendan Donovan, L OBP: 0.315, SLG: 0.331	K			L6		F8		K		4 0 0 0 0 2 3												
11 Paul DeJong, R OBP: 0.345, SLG: 0.547		HBP 41 S 2B		K		K		K		2 1 0 0 0 2 0												
41 Alec Burleson, L OBP: 0.279, SLG: 0.394				L9		G6-3		G6-3		2 1 1 1 0 0 0												
13 Juan Yépez, R OBP: 0.297, SLG: 0.448		2B 19 G4-3 21 SF8								1 0 0 0 0 0 0												
54 Óscar Mercado, R OBP: 0.429, SLG: 0.571										0 0 0 0 0 0 0												
19 Tommy Edman, S OBP: 0.329, SLG: 0.468	G4-3			L7				1B 16 HR		3 1 1 0 0 0 1												
Inning Stats	R: 1 E: 0 K: 2 S: 16	H: 2 LOB: 2 BB: 1 P: 25	R: 2 E: 0 K: 0 S: 13	H: 1 LOB: 0 BB: 0 P: 24	R: 0 E: 0 K: 1 S: 9	H: 1 LOB: 0 BB: 0 P: 12	R: 0 E: 0 K: 1 S: 9	H: 0 LOB: 0 BB: 0 P: 11	R: 0 E: 0 K: 1 S: 6	H: 0 LOB: 0 BB: 0 P: 8	R: 0 E: 0 K: 0 S: 7	H: 1 LOB: 0 BB: 0 P: 9	R: 0 E: 0 K: 1 S: 6	H: 0 LOB: 0 BB: 0 P: 7	R: 3 E: 0 K: 2 S: 16	H: 3 LOB: 1 BB: 1 P: 23	1B: 5 2B: 2 3B: 0 HR: 1	SF: 1 SAC: 0 DP: 1 HBP: 1	WP: 0 PB: 0 SB: 2 CS: 1	PA: 33		
PITCHER	IP WLS BF H R ER SO BB IBB HBP BLK WP HR S P ERA WHIP											IP WLS BF H R ER SO BB IBB HBP BLK WP HR S P ERA WHIP										
43 Noah Syndergaard, R ERA: 5.88	(1, 1) 5.0 20 4 3 3 4 1 0 0 1 0 0 0 0 7 9 0.00 1.000											43 Noah Syndergaard, R ERA: 5.88										
38 Yency Almonte, R ERA: 8.53	(6, 1) 1.0 3 1 0 0 0 0 0 0 0 0 0 0 0 7 9 0.00 1.000											38 Yency Almonte, R ERA: 8.53										
63 Justin Bruihl, L ERA: 2.31	(7, 1) 1.0 3 0 0 0 1 0 0 0 0 0 0 0 0 6 7 0.00 0.000											63 Justin Bruihl, L ERA: 2.31										
81 Victor González, L ERA: 2.31	(8, 1) 0.1 L 4 2 3 3 1 0 0 1 0 0 0 1 7 9 81.00 6.000											81 Victor González, L ERA: 2.31										
62 Tyler Cyr, R ERA:	(8, 1) 0.2 3 1 0 0 1 0 0 0 0 0 0 0 0 9 14 0.00 1.500											62 Tyler Cyr, R ERA:										



Batter	1	2	3	4	5	6	7	8	9	AB	R	H	RBI	BB	SO	LOB	TOP					
50 Mookie Betts, R OBP: 0.363, SLG: 0.508										3	3	1	0	2	1	0	Los Angeles Dodgers @ Atlanta Braves Truist Park, Atlanta, GA Tue May 23 2023, 7:22 PM - 10:09 PM EDT Att: 36,731 - Cloudy - 70 F					
5 Freddie Freeman, L OBP: 0.399, SLG: 0.563										4	1	1	0	1	0	2						
16 Will Smith, R OBP: 0.406, SLG: 0.552										5	0	3	3	0	0	1						
13 Max Muncy, L OBP: 0.353, SLG: 0.520										4	1	1	1	1	2	3						
28 J.D. Martinez, R OBP: 0.306, SLG: 0.575										5	1	1	3	0	2	3						
23 Jason Heyward, L OBP: 0.343, SLG: 0.477										4	1	2	1	1	0	2						
6 David Peralta, L OBP: 0.250, SLG: 0.324										4	0	0	0	0	2	2						
33 James Outman, L OBP: 0.333, SLG: 0.497										4	0	0	0	0	3	3						
11 Miguel Rojas, R OBP: 0.255, SLG: 0.250										4	1	0	0	0	1	2						
Inning Stats	R: 1 H: 2 E: 0 K: 2 S: 14	H: 2 LOB: 1 BB: 0 P: 18	R: 3 H: 2 E: 1 K: 3 S: 16	H: 2 LOB: 2 BB: 2 P: 26	R: 0 H: 0 E: 0 K: 2 S: 12	H: 0 LOB: 1 BB: 1 P: 20	R: 0 H: 0 E: 0 K: 1 S: 9	H: 0 LOB: 0 BB: 0 P: 14	R: 0 H: 1 E: 0 K: 3 S: 14	H: 1 LOB: 1 BB: 0 P: 19	R: 1 H: 2 E: 0 K: 0 S: 11	H: 2 LOB: 2 BB: 1 P: 20	R: 0 H: 0 E: 1 K: 0 S: 9	H: 0 LOB: 0 BB: 0 P: 14	R: 3 H: 2 E: 0 K: 0 S: 13	H: 2 LOB: 0 BB: 1 P: 23		1B: 5 2B: 2 3B: 0 HR: 2	SF: 0 SAC: 0 DP: 1 HBP: 0	WP: 1 PB: 0 SB: 0 CS: 0	PA: 42	
PITCHER	IP WLS BF H R ER SO	IP WLS BF H R ER SO	IP WLS BF H R ER SO	IP WLS BF H R ER SO	IP WLS BF H R ER SO	IP WLS BF H R ER SO	IP WLS BF H R ER SO	IP WLS BF H R ER SO	IP WLS BF H R ER SO	IP WLS BF H R ER SO	IP WLS BF H R ER SO	IP WLS BF H R ER SO	IP WLS BF H R ER SO	IP WLS BF H R ER SO	IP WLS BF H R ER SO	IP WLS BF H R ER SO	ERA WHIP	ERA WHIP				
99 Spencer Strider, R ERA: 2.97	6.0	L	27	5	4	2	11	2	1	0	0	0	0	0	0	0	1	1	70	104	3.00	1.167
32 Collin McHugh, R ERA: 3.0	1.0		6	2	1	1	0	1	0	0	0	0	0	0	0	0	0	0	11	20	9.00	3.000
51 Michael Tonkin, R ERA: 3.42	2.0		9	2	3	3	0	1	0	0	0	0	0	0	0	0	0	1	22	37	13.50	1.500

Batter	1	2	3	4	5	6	7	8	9	AB	R	H	RBI	BB	SO	LOB	BOTTOM					
13 Ronald Acuña Jr., R OBP: 0.427, SLG: 0.588										3	0	0	0	1	1	0	Los Angeles Dodgers @ Atlanta Braves Truist Park, Atlanta, GA Tue May 23 2023, 7:22 PM - 10:09 PM EDT Att: 36,731 - Cloudy - 70 F					
28 Matt Olson, L OBP: 0.394, SLG: 0.517										4	0	0	0	0	2	1						
12 Sean Murphy, R OBP: 0.398, SLG: 0.549										3	1	1	0	1	1	1						
27 Austin Riley, R OBP: 0.333, SLG: 0.413										4	0	1	1	0	1	2						
8 Eddie Rosario, L OBP: 0.274, SLG: 0.414																						
17 Kevin Pillar, R OBP: 0.289, SLG: 0.487											3	0	0	0	0	1		1				
1 Ozzie Albies, S OBP: 0.300, SLG: 0.481											4	0	2	0	0	0		0				
20 Marcell Ozuna, R OBP: 0.301, SLG: 0.433											4	0	0	0	0	3		2				
11 Orlando Arcia, R OBP: 0.373, SLG: 0.521										3	0	1	0	0	0	2						
14 Sam Hilliard, L OBP: 0.307, SLG: 0.449										3	0	0	0	0	2	2						
Inning Stats	R: 1 H: 2 E: 1 K: 0 S: 11	H: 1 LOB: 1 BB: 0 P: 15	R: 0 H: 1 E: 0 K: 1 S: 10	H: 1 LOB: 0 BB: 0 P: 15	R: 0 H: 0 E: 0 K: 1 S: 13	H: 0 LOB: 1 BB: 1 P: 23	R: 0 H: 1 E: 0 K: 1 S: 16	H: 1 LOB: 0 BB: 0 P: 23	R: 0 H: 0 E: 0 K: 2 S: 13	H: 0 LOB: 0 BB: 0 P: 19	R: 0 H: 0 E: 0 K: 3 S: 12	H: 0 LOB: 0 BB: 0 P: 20	R: 0 H: 1 E: 0 K: 1 S: 13	H: 0 LOB: 1 BB: 0 P: 19	R: 0 H: 0 E: 0 K: 1 S: 11	H: 0 LOB: 0 BB: 1 P: 18	R: 0 H: 0 E: 0 K: 1 S: 8	H: 0 LOB: 0 BB: 0 P: 14	1B: 3 2B: 2 3B: 0 HR: 0	SF: 0 SAC: 0 DP: 0 HBP: 0	WP: 2 PB: 0 SB: 1 CS: 0	PA: 34
PITCHER	IP WLS BF H R ER SO	IP WLS BF H R ER SO	IP WLS BF H R ER SO	IP WLS BF H R ER SO	IP WLS BF H R ER SO	IP WLS BF H R ER SO	IP WLS BF H R ER SO	IP WLS BF H R ER SO	IP WLS BF H R ER SO	IP WLS BF H R ER SO	IP WLS BF H R ER SO	IP WLS BF H R ER SO	IP WLS BF H R ER SO	IP WLS BF H R ER SO	IP WLS BF H R ER SO	IP WLS BF H R ER SO	ERA WHIP	ERA WHIP				
28 Bobby Miller, R ERA: 1.8	5.0	W	20	4	1	1	5	1	0	0	0	0	0	0	0	0	1	0	63	95	1.80	1.000
38 Yency Almonte, R ERA: 7.71	1.0	H	3	0	0	0	3	0	0	0	0	0	0	0	0	0	0	0	12	20	0.00	0.000
48 Brusdar Graterol, R ERA: 2.18	1.0		4	1	0	0	1	0	0	0	0	0	0	0	0	0	0	0	13	19	0.00	1.000
59 Evan Phillips, R ERA: 1.89	1.0		4	0	0	0	1	1	0	0	0	0	0	0	0	0	1	0	11	18	0.00	1.000
81 Victor González, L ERA: 2.13	1.0		3	0	0	0	1	0	0	0	0	0	0	0	0	0	0	0	8	14	0.00	0.000

Batter	1	2	3	4	5	6	7	8	9	AB	R	H	RBI	BB	SO	LOB	TOP																					
50 Mookie Betts, R OBP: 0.365, SLG: 0.513										3	1	0	0	2	1	1	Los Angeles Dodgers @ Tampa Bay Rays Tropicana Field, St. Petersburg, FL Fri May 26 2023, 6:42 PM - 9:26 PM EDT Att: 19,715 - Dome - 72 F																					
5 Freddie Freeman, L OBP: 0.403, SLG: 0.556										4	1	2	0	1	1	2																						
16 Will Smith, R OBP: 0.425, SLG: 0.553										3	0	2	1	1	0	0																						
28 J.D. Martinez, R OBP: 0.314, SLG: 0.573										5	0	2	1	0	2	4																						
13 Max Muncy, L OBP: 0.335, SLG: 0.488										5	0	0	0	0	1	8																						
17 Miguel Vargas, R OBP: 0.339, SLG: 0.415										3	1	0	0	1	1	3																						
33 James Outman, L OBP: 0.332, SLG: 0.488										3	0	0	0	1	2	1																						
11 Miguel Rojas, R OBP: 0.255, SLG: 0.250										4	0	1	0	0	0	2																						
6 David Peralta, L OBP: 0.254, SLG: 0.325										2	0	1	0	0	1	0																						
3 Chris Taylor, R OBP: 0.252, SLG: 0.444										2	0	1	1	0	1	1																						
Inning Stats	R: 1 H: 2 E: 0 K: 1 S: 12	H: 2 BB: 1 P: 19	R: 0 H: 1 E: 0 K: 1 S: 9	H: 1 LOB: 1 BB: 0 P: 14	R: 1 H: 1 E: 0 K: 0 S: 9	H: 1 LOB: 1 BB: 2 P: 18	R: 0 H: 0 E: 0 K: 1 S: 8	H: 2 LOB: 2 BB: 0 P: 12	R: 0 H: 1 E: 0 K: 1 S: 10	H: 1 LOB: 1 BB: 0 P: 13	R: 0 H: 1 E: 0 K: 0 S: 13	H: 1 LOB: 2 BB: 0 P: 24	R: 1 H: 1 E: 0 K: 2 S: 18	H: 2 LOB: 2 BB: 2 P: 29	R: 0 H: 0 E: 0 K: 1 S: 8	H: 0 LOB: 0 BB: 0 P: 9	1B: 8 2B: 1 3B: 0 HR: 0	SF: 0 SAC: 0 DP: 2 HBP: 1	WP: 2 PB: 1 SB: 0 CS: 0	PA: 41																		
PITCHER	IP WLS BF H R ER SO BB IBB HBP BLK WP HR S P ERA WHIP	IP WLS BF H R ER SO BB IBB HBP BLK WP HR S P ERA WHIP	IP WLS BF H R ER SO BB IBB HBP BLK WP HR S P ERA WHIP	IP WLS BF H R ER SO BB IBB HBP BLK WP HR S P ERA WHIP	IP WLS BF H R ER SO BB IBB HBP BLK WP HR S P ERA WHIP	IP WLS BF H R ER SO BB IBB HBP BLK WP HR S P ERA WHIP	IP WLS BF H R ER SO BB IBB HBP BLK WP HR S P ERA WHIP	IP WLS BF H R ER SO BB IBB HBP BLK WP HR S P ERA WHIP	IP WLS BF H R ER SO BB IBB HBP BLK WP HR S P ERA WHIP	IP WLS BF H R ER SO BB IBB HBP BLK WP HR S P ERA WHIP	IP WLS BF H R ER SO BB IBB HBP BLK WP HR S P ERA WHIP	IP WLS BF H R ER SO BB IBB HBP BLK WP HR S P ERA WHIP	IP WLS BF H R ER SO BB IBB HBP BLK WP HR S P ERA WHIP	IP WLS BF H R ER SO BB IBB HBP BLK WP HR S P ERA WHIP	IP WLS BF H R ER SO BB IBB HBP BLK WP HR S P ERA WHIP	IP WLS BF H R ER SO BB IBB HBP BLK WP HR S P ERA WHIP	IP WLS BF H R ER SO BB IBB HBP BLK WP HR S P ERA WHIP	IP WLS BF H R ER SO BB IBB HBP BLK WP HR S P ERA WHIP	IP WLS BF H R ER SO BB IBB HBP BLK WP HR S P ERA WHIP	IP WLS BF H R ER SO BB IBB HBP BLK WP HR S P ERA WHIP	IP WLS BF H R ER SO BB IBB HBP BLK WP HR S P ERA WHIP																	
68 Jalen Beeks, L ERA: 4.73	1.2	9	3	1	1	2	1	0	0	0	0	0	0	0	0	0	5.40	2.400	58 Calvin Faucher, R ERA: 6.32	0.2	5	1	1	1	1	2	0	0	0	0	0	0	1	0	14	24	13.50	4.500
71 Cooper Criswell, R ERA: 6.46	4.0	W 17	4	1	1	4	3	0	0	0	1	0	37	56	2.25	1.750	47 Jason Adam, R ERA: 3.54	0.1	H 1	0	0	0	1	0	0	0	0	0	0	0	0	4	5	0.00	0.000			
30 Jake Diekmann, L ERA: 8.04	0.1	1	0	0	0	1	0	0	0	0	0	0	4	7	0.00	0.000	29 Pete Fairbanks, R ERA: 1.54	1.0	3	0	0	0	1	0	0	0	0	0	0	0	0	8	9	0.00	0.000			
49 Kevin Kelly, R ERA: 4.32	0.2	4	1	0	0	0	0	0	1	0	0	0	10	21	0.00	1.500																						
38 Colin Poche, L ERA: 1.53	0.1	H 1	0	0	0	0	0	0	0	0	0	0	3	3	0.00	0.000																						

AB	34
R	3
H	9
RBI	3
BB	6
SO	10
LOB	22



AB	34
R	9
H	13
RBI	9
BB	2
SO	3
LOB	11



Batter	1	2	3	4	5	6	7	8	9	AB	R	H	RBI	BB	SO	LOB	TOP										
50 Mookie Betts, R OBP: 0.361, SLG: 0.505										5	1	1	1	0	1	0	Los Angeles Dodgers @ Tampa Bay Rays Tropicana Field, St. Petersburg, FL Sat May 27 2023, 4:11 PM - 6:56 PM EDT Att: 23,443 - Dome - 72 F livebaseballscorecards.com										
5 Freddie Freeman, L OBP: 0.412, SLG: 0.567										3	0	2	1	2	1	0											
16 Will Smith, R OBP: 0.418, SLG: 0.535										4	0	0	0	1	0	4											
28 J.D. Martinez, R OBP: 0.313, SLG: 0.571										4	1	1	0	0	2	3											
13 Max Muncy, L OBP: 0.338, SLG: 0.512										4	2	2	2	0	1	0											
23 Jason Heyward, L OBP: 0.333, SLG: 0.457										2	0	0	0	0	1	1											
3 Chris Taylor, R OBP: 0.248, SLG: 0.437										2	0	0	0	0	2	0											
17 Miguel Vargas, R OBP: 0.337, SLG: 0.429										4	1	1	1	0	2	1											
6 David Peralta, L OBP: 0.256, SLG: 0.328										2	0	1	0	0	1	0											
25 Trayce Thompson, R, PH OBP: 0.266, SLG: 0.292										1	0	0	0	0	1	0											
33 James Outman, L OBP: 0.330, SLG: 0.485										1	0	0	0	0	1	0											
11 Miguel Rojas, R OBP: 0.255, SLG: 0.250										4	1	1	0	0	1	1											
Inning Stats	R: 0 H: 0 K: 2 S: 9	H: 0 LOB: 1 BB: 1 P: 17	R: 1 H: 1 K: 3 S: 11	H: 1 LOB: 0 BB: 0 P: 16	R: 0 H: 1 K: 1 S: 12	H: 1 LOB: 0 BB: 0 P: 17	R: 2 H: 3 K: 2 S: 20	H: 3 LOB: 1 BB: 1 P: 28	R: 0 H: 0 K: 1 S: 7	H: 0 LOB: 0 BB: 0 P: 10	R: 2 H: 3 K: 1 S: 15	H: 3 LOB: 0 BB: 0 P: 22	R: 1 H: 1 K: 3 S: 11	H: 1 LOB: 0 BB: 0 P: 19	R: 0 H: 0 K: 0 S: 9	H: 0 LOB: 1 BB: 1 P: 20	1B: 3 2B: 4 3B: 0 HR: 2	SF: 0 SAC: 0 DP: 0 HBP: 0	WP: 3 PB: 0 SB: 1 CS: 0	PA: 39							
PITCHER	IP	WLS	BF	H	R	ER	SO	BB	IBB	HBP	BLK	WP	HR	S	P	ERA	WHIP										
20 Tyler Glasnow, R ERA: 6.23	4.1		19	5	3	3	8	1	0	0	0	1	1	55	83	6.23	1.385										
49 Kevin Kelly, L ERA: 4.21	0.2		3	0	0	0	1	1	0	0	0	0	0	5	12	0.00	1.500										
30 Jake Diekman, L ERA: 7.56	1.0	H	3	0	0	0	1	0	0	0	0	0	0	7	10	0.00	0.000										
38 Colin Poche, L ERA: 2.41	1.0	L	6	3	2	2	1	0	0	0	0	2	0	15	22	18.00	3.000										
44 Trevor Kelley, R ERA: 5.4	2.0		8	1	1	1	3	1	0	0	0	0	1	20	39	4.50	1.000										

Batter	1	2	3	4	5	6	7	8	9	AB	R	H	RBI	BB	SO	LOB	BOTTOM										
2 Yandy Diaz, R OBP: 0.429, SLG: 0.619										4	0	0	0	1	1	1	Los Angeles Dodgers @ Tampa Bay Rays Tropicana Field, St. Petersburg, FL Sat May 27 2023, 4:11 PM - 6:56 PM EDT Att: 23,443 - Dome - 72 F livebaseballscorecards.com										
5 Wander Franco, S OBP: 0.361, SLG: 0.490										4	1	2	1	1	0	0											
87 Harold Ramirez, R OBP: 0.342, SLG: 0.514										5	1	2	2	0	0	4											
56 Randy Arozarena, R OBP: 0.409, SLG: 0.527										3	1	0	0	1	2	1											
17 Isaac Paredes, R OBP: 0.347, SLG: 0.462										4	0	1	0	0	2	1											
14 Christian Bethancourt, R OBP: 0.292, SLG: 0.559										3	1	1	0	0	1	0											
15 Josh Lowe, L OBP: 0.350, SLG: 0.608										1	0	0	0	0	0	1											
21 Francisco Mejia, S OBP: 0.296, SLG: 0.321										0	0	0	0	0	0	0											
13 Manuel Margot, R OBP: 0.317, SLG: 0.341										4	0	1	2	0	0	0											
6 Taylor Walls, S OBP: 0.352, SLG: 0.500										4	1	2	0	0	0	1											
22 Jose Siri, R OBP: 0.295, SLG: 0.573										4	0	0	0	0	3	3											
Inning Stats	R: 0 H: 1 K: 1 S: 11	H: 1 LOB: 0 BB: 0 P: 15	R: 0 H: 0 K: 2 S: 8	H: 0 LOB: 0 BB: 0 P: 10	R: 0 H: 1 K: 1 S: 12	H: 1 LOB: 2 BB: 1 P: 22	R: 2 H: 2 K: 1 S: 9	H: 2 LOB: 1 BB: 1 P: 17	R: 2 H: 2 K: 1 S: 14	H: 2 LOB: 0 BB: 0 P: 19	R: 0 H: 0 K: 0 S: 7	H: 0 LOB: 0 BB: 0 P: 9	R: 0 H: 1 K: 1 S: 13	H: 1 LOB: 0 BB: 0 P: 17	R: 1 H: 2 K: 1 S: 19	H: 2 LOB: 1 BB: 1 P: 29	1B: 6 2B: 2 3B: 0 HR: 1	SF: 0 SAC: 0 DP: 0 HBP: 0	WP: 1 PB: 0 SB: 1 CS: 0	PA: 39							
PITCHER	IP	WLS	BF	H	R	ER	SO	BB	IBB	HBP	BLK	WP	HR	S	P	ERA	WHIP										
22 Clayton Kershaw, L ERA: 3.35	5.0		23	6	4	4	6	2	0	0	0	0	1	54	83	7.20	1.600										
38 Yency Almonte, R ERA: 7.36	1.0	W	3	0	0	0	0	0	0	0	0	0	0	7	9	0.00	0.000										
48 Brusdar Graterol, R ERA: 2.08	1.0	H	3	0	0	0	1	0	0	0	0	0	0	13	19	0.00	0.000										
59 Evan Phillips, R ERA: 1.77	1.1	H	5	1	0	0	1	0	0	0	0	0	0	16	22	0.00	0.750										
64 Caleb Ferguson, L ERA: 1.42	0.2	S	5	2	1	1	1	1	0	0	0	0	0	16	24	13.50	4.500										

Batter	1	2	3	4	5	6	7	8	9	AB	R	H	RBI	BB	SO	LOB	TOP							
50 Mookie Betts, R OBP: 0.353, SLG: 0.492										5	0	0	0	0	1	4	Los Angeles Dodgers @ Tampa Bay Rays Tropicana Field, St. Petersburg, FL Sun May 28 2023, 11:36 AM - 2:28 PM EDT Att: 21,043 - Dome - 72 F livebaseballscorecards.com							
5 Freddie Freeman, L OBP: 0.411, SLG: 0.572										5	1	2	0	0	1	0								
28 J.D. Martinez, R OBP: 0.315, SLG: 0.586										5	2	2	2	0	0	1								
3 Chris Taylor, R OBP: 0.276, SLG: 0.500										3	3	3	2	2	0	0								
13 Max Muncy, L OBP: 0.340, SLG: 0.530										2	2	1	1	0	0	1								
33 James Outman, L OBP: 0.325, SLG: 0.476										3	0	0	0	0	3	3								
17 Miguel Vargas, R OBP: 0.333, SLG: 0.422										3	1	0	1	1	2	0								
11 Miguel Rojas, R OBP: 0.255, SLG: 0.252										3	0	1	1	0	0	0								
23 Jason Heyward, L OBP: 0.330, SLG: 0.453										1	0	0	0	0	1	0								
25 Trayce Thompson, R OBP: 0.301, SLG: 0.368										3	1	3	2	1	0	0								
16 Will Smith, R OBP: 0.415, SLG: 0.531										1	0	0	0	0	0	0								
15 Austin Barnes, R OBP: 0.179, SLG: 0.101										4	0	0	0	0	1	5								
Inning Stats	R: 0 E: 0 K: 1 S: 7	H: 0 LOB: 0 BB: 0 P: 12	R: 3 E: 0 K: 0 S: 10	H: 4 LOB: 1 BB: 1 P: 16	R: 4 E: 0 K: 0 S: 15	H: 4 LOB: 1 BB: 0 P: 22	R: 0 E: 0 K: 1 S: 6	H: 1 LOB: 2 BB: 1 P: 8	R: 1 E: 0 K: 0 S: 8	H: 1 LOB: 0 BB: 0 P: 11	R: 2 E: 0 K: 1 S: 10	H: 2 LOB: 0 BB: 0 P: 17	R: 0 E: 0 K: 2 S: 15	H: 0 LOB: 1 BB: 1 P: 19	R: 0 E: 0 K: 2 S: 15	H: 0 LOB: 1 BB: 1 P: 24	R: 0 E: 0 K: 2 S: 10	H: 0 LOB: 0 BB: 0 P: 13	1B: 5 2B: 2 3B: 0 HR: 5	SF: 2 SAC: 0 DP: 1 HBP: 0	WP: 0 PB: 0 SB: 0 CS: 0	PA: 44		
PITCHER	IP WLS BF H R ER SO BB IBB HBP BLK WP HR S P ERA WHIP	IP WLS BF H R ER SO BB IBB HBP BLK WP HR S P ERA WHIP	IP WLS BF H R ER SO BB IBB HBP BLK WP HR S P ERA WHIP	IP WLS BF H R ER SO BB IBB HBP BLK WP HR S P ERA WHIP	IP WLS BF H R ER SO BB IBB HBP BLK WP HR S P ERA WHIP	IP WLS BF H R ER SO BB IBB HBP BLK WP HR S P ERA WHIP	IP WLS BF H R ER SO BB IBB HBP BLK WP HR S P ERA WHIP	IP WLS BF H R ER SO BB IBB HBP BLK WP HR S P ERA WHIP	IP WLS BF H R ER SO BB IBB HBP BLK WP HR S P ERA WHIP	IP WLS BF H R ER SO BB IBB HBP BLK WP HR S P ERA WHIP	IP WLS BF H R ER SO BB IBB HBP BLK WP HR S P ERA WHIP	IP WLS BF H R ER SO BB IBB HBP BLK WP HR S P ERA WHIP	IP WLS BF H R ER SO BB IBB HBP BLK WP HR S P ERA WHIP	IP WLS BF H R ER SO BB IBB HBP BLK WP HR S P ERA WHIP	IP WLS BF H R ER SO BB IBB HBP BLK WP HR S P ERA WHIP	IP WLS BF H R ER SO BB IBB HBP BLK WP HR S P ERA WHIP	IP WLS BF H R ER SO BB IBB HBP BLK WP HR S P ERA WHIP	IP WLS BF H R ER SO BB IBB HBP BLK WP HR S P ERA WHIP	IP WLS BF H R ER SO BB IBB HBP BLK WP HR S P ERA WHIP	IP WLS BF H R ER SO BB IBB HBP BLK WP HR S P ERA WHIP	IP WLS BF H R ER SO BB IBB HBP BLK WP HR S P ERA WHIP	IP WLS BF H R ER SO BB IBB HBP BLK WP HR S P ERA WHIP	IP WLS BF H R ER SO BB IBB HBP BLK WP HR S P ERA WHIP	IP WLS BF H R ER SO BB IBB HBP BLK WP HR S P ERA WHIP
19 Josh Fleming, L ERA: 4.62	6.0	32	12	10	8	3	1	1	0	0	0	0	0	5	56	86	12.00	2.167						
68 Jalen Beeks, L ERA: 4.55	1.0	W	5	0	0	0	2	1	0	0	0	0	0	0	9	19	0.00	1.000						
47 Jason Adam, R ERA: 3.22	2.0	S	7	0	0	0	4	1	0	0	0	0	0	0	25	37	0.00	0.500						

Batter	1	2	3	4	5	6	7	8	9	AB	R	H	RBI	BB	SO	LOB	BOTTOM							
2 Yandy Diaz, R OBP: 0.429, SLG: 0.612										5	0	2	1	0	0	1	Los Angeles Dodgers @ Tampa Bay Rays Tropicana Field, St. Petersburg, FL Sun May 28 2023, 11:36 AM - 2:28 PM EDT Att: 21,043 - Dome - 72 F livebaseballscorecards.com							
5 Wander Franco, S OBP: 0.362, SLG: 0.488										5	2	2	2	0	2	2								
8 Brandon Lowe, L OBP: 0.306, SLG: 0.408										4	1	2	1	1	2	2								
87 Harold Ramirez, R OBP: 0.344, SLG: 0.510										5	1	2	0	0	2	3								
17 Isaac Paredes, R OBP: 0.354, SLG: 0.491										5	2	3	4	0	1	0								
15 Josh Lowe, L OBP: 0.358, SLG: 0.601										5	1	2	1	0	1	2								
22 Jose Siri, R OBP: 0.300, SLG: 0.580										4	1	1	0	1	2	1								
55 Luke Raley, L OBP: 0.346, SLG: 0.568										3	3	2	2	1	0	1								
21 Francisco Mejia, S OBP: 0.244, SLG: 0.305										4	0	0	0	0	2	4								
Inning Stats	R: 1 E: 0 K: 1 S: 16	H: 3 LOB: 2 BB: 0 P: 20	R: 6 E: 0 K: 2 S: 29	H: 7 LOB: 1 BB: 0 P: 37	R: 1 E: 0 K: 3 S: 12	H: 1 LOB: 1 BB: 1 P: 18	R: 2 E: 0 K: 1 S: 15	H: 2 LOB: 1 BB: 1 P: 24	R: 0 E: 0 K: 0 S: 10	H: 0 LOB: 0 BB: 0 P: 18	R: 0 E: 0 K: 0 S: 5	H: 0 LOB: 0 BB: 0 P: 10	R: 1 E: 0 K: 1 S: 14	H: 3 LOB: 2 BB: 0 P: 19	R: 0 E: 0 K: 3 S: 11	H: 0 LOB: 0 BB: 0 P: 17		R: 0 E: 0 K: 3 S: 11	H: 0 LOB: 0 BB: 0 P: 17	1B: 12 2B: 2 3B: 1 HR: 1	SF: 0 SAC: 0 DP: 0 HBP: 0	WP: 1 PB: 0 SB: 5 CS: 0	PA: 43	
PITCHER	IP WLS BF H R ER SO BB IBB HBP BLK WP HR S P ERA WHIP	IP WLS BF H R ER SO BB IBB HBP BLK WP HR S P ERA WHIP	IP WLS BF H R ER SO BB IBB HBP BLK WP HR S P ERA WHIP	IP WLS BF H R ER SO BB IBB HBP BLK WP HR S P ERA WHIP	IP WLS BF H R ER SO BB IBB HBP BLK WP HR S P ERA WHIP	IP WLS BF H R ER SO BB IBB HBP BLK WP HR S P ERA WHIP	IP WLS BF H R ER SO BB IBB HBP BLK WP HR S P ERA WHIP	IP WLS BF H R ER SO BB IBB HBP BLK WP HR S P ERA WHIP	IP WLS BF H R ER SO BB IBB HBP BLK WP HR S P ERA WHIP	IP WLS BF H R ER SO BB IBB HBP BLK WP HR S P ERA WHIP	IP WLS BF H R ER SO BB IBB HBP BLK WP HR S P ERA WHIP	IP WLS BF H R ER SO BB IBB HBP BLK WP HR S P ERA WHIP	IP WLS BF H R ER SO BB IBB HBP BLK WP HR S P ERA WHIP	IP WLS BF H R ER SO BB IBB HBP BLK WP HR S P ERA WHIP	IP WLS BF H R ER SO BB IBB HBP BLK WP HR S P ERA WHIP	IP WLS BF H R ER SO BB IBB HBP BLK WP HR S P ERA WHIP	IP WLS BF H R ER SO BB IBB HBP BLK WP HR S P ERA WHIP	IP WLS BF H R ER SO BB IBB HBP BLK WP HR S P ERA WHIP	IP WLS BF H R ER SO BB IBB HBP BLK WP HR S P ERA WHIP	IP WLS BF H R ER SO BB IBB HBP BLK WP HR S P ERA WHIP	IP WLS BF H R ER SO BB IBB HBP BLK WP HR S P ERA WHIP	IP WLS BF H R ER SO BB IBB HBP BLK WP HR S P ERA WHIP	IP WLS BF H R ER SO BB IBB HBP BLK WP HR S P ERA WHIP	IP WLS BF H R ER SO BB IBB HBP BLK WP HR S P ERA WHIP
71 Gavin Stone, R ERA: 14.4	2.0	16	10	7	3	3	0	0	0	0	0	0	0	45	57	31.50	5.000							
52 Phil Bickford,																								

Batter	1	2	3	4	5	6	7	8	9	AB	R	H	RBI	BB	SO	LOB	TOP										
28 Lane Thomas, R OBP: 0.342, SLG: 0.461	G6-3		G5-3			K				4	0	1	0	0	1	0	Washington Nationals @ Los Angeles Dodgers Dodger Stadium, Los Angeles, CA Mon May 29 2023, 6:10 PM - 8:20 PM PDT Att: 47,067 - Partly Cloudy - 66 F										
2 Luis Garcia Jr., L OBP: 0.312, SLG: 0.366	G1-3		F7					G4-3		3	0	0	0	1	0												
9 Jeimer Candelario, S OBP: 0.323, SLG: 0.447	K			F9		L9				4	0	1	0	0	1												
45 Joey Menezes, R OBP: 0.335, SLG: 0.383				G4-3		K				4	1	1	0	0	1												
22 Dominic Smith, L OBP: 0.367, SLG: 0.324							G1-3			4	0	1	0	0	1												
23 Corey Dickerson, L OBP: 0.394, SLG: 0.633							L8			3	0	1	0	1	0												
20 Keibert Ruiz, S OBP: 0.293, SLG: 0.335							L8			4	0	0	0	0	4												
5 CJ Abrams, L OBP: 0.291, SLG: 0.400								G4-3		3	0	1	1	0	0												
17 Alex Call, R OBP: 0.305, SLG: 0.308								P6		3	0	0	0	0	0												
Inning Stats	R: 0 E: 0 K: 1 S: 7	H: 0 LOB: 0 BB: 0 P: 12	R: 1 E: 0 K: 1 S: 10	H: 3 LOB: 3 BB: 0 P: 17	R: 0 E: 0 K: 0 S: 8	H: 0 LOB: 0 BB: 0 P: 15	R: 0 E: 0 K: 0 S: 11	H: 1 LOB: 1 BB: 0 P: 13	R: 0 E: 0 K: 0 S: 7	H: 0 LOB: 0 BB: 0 P: 8	R: 0 E: 0 K: 2 S: 11	H: 0 LOB: 1 BB: 1 P: 22	R: 0 E: 0 K: 0 S: 8	H: 0 LOB: 0 BB: 0 P: 11	R: 0 E: 0 K: 0 S: 9	H: 1 LOB: 1 BB: 1 P: 16	R: 0 E: 0 K: 0 S: 9	H: 1 LOB: 2 BB: 1 P: 17	1B: 4 2B: 2 HR: 0	SF: 0 SAC: 0 DP: 0	WP: 0 PB: 0 SB: 0 CS: 0	PA: 34					
PITCHER	IP	WLS	BF	H	R	ER	SO	BB	IBB	HBP	BLK	WP	HR	S	P	ERA	WHIP										
28 Bobby Miller, R ERA: 1.64	6.0	W	22	4	1	1	4	1	0	0	0	0	0	54	87	1.50	0.833										
81 Victor González, L ERA: 2.3	1.0		3	0	0	0	0	0	0	0	0	0	0	8	11	0.00	0.000										
63 Justin Bruihl, L ERA: 4.7	1.0		4	1	0	0	0	0	0	0	0	0	0	9	16	0.00	1.000										
18 Shelby Miller, R ERA: 2.52	1.0		5	1	0	0	0	1	0	0	0	0	0	9	17	0.00	2.000										
Batter	1	2	3	4	5	6	7	8	9	AB	R	H	RBI	BB	SO	LOB	BOTTOM										
50 Mookie Betts, R OBP: 0.356, SLG: 0.490	G4-3						F7			3	1	1	0	1	0	0	Washington Nationals @ Los Angeles Dodgers Dodger Stadium, Los Angeles, CA Mon May 29 2023, 6:10 PM - 8:20 PM PDT Att: 47,067 - Partly Cloudy - 66 F										
5 Freddie Freeman, L OBP: 0.409, SLG: 0.571	G4-3						P4			4	1	1	2	0	0	2											
16 Will Smith, R OBP: 0.411, SLG: 0.519	K						K			3	1	0	0	1	2	0											
28 J.D. Martinez, R OBP: 0.314, SLG: 0.596										4	1	1	3	0	2	0											
6 David Peralta, L OBP: 0.265, SLG: 0.333										4	0	2	0	0	0	0											
23 Jason Heyward, L OBP: 0.326, SLG: 0.439										3	1	0	0	1	0	2											
17 Miguel Vargas, R OBP: 0.328, SLG: 0.414										3	0	0	0	0	1	1											
33 James Outman, L OBP: 0.325, SLG: 0.477										2	0	1	1	0	0	0											
3 Chris Taylor, R OBP: 0.270, SLG: 0.488										3	1	0	0	0	0	2											
Inning Stats	R: 0 E: 0 K: 1 S: 7	H: 0 LOB: 0 BB: 0 P: 10	R: 0 E: 0 K: 1 S: 6	H: 1 LOB: 0 BB: 0 P: 8	R: 0 E: 0 K: 0 S: 11	H: 1 LOB: 2 BB: 1 P: 21	R: 0 E: 0 K: 1 S: 8	H: 0 LOB: 0 BB: 0 P: 11	R: 6 E: 1 K: 0 S: 23	H: 4 LOB: 1 BB: 2 P: 40	R: 0 E: 0 K: 1 S: 9	H: 0 LOB: 0 BB: 0 P: 16	R: 0 E: 0 K: 1 S: 9	H: 0 LOB: 0 BB: 0 P: 14	R: 0 E: 0 K: 0 S: 6	H: 0 LOB: 0 BB: 0 P: 8	1B: 4 2B: 1 3B: 0 HR: 1	SF: 1 SAC: 0 DP: 1 HBP: 0	WP: 0 PB: 1 SB: 1 CS: 0	PA: 33							
PITCHER	IP	WLS	BF	H	R	ER	SO	BB	IBB	HBP	BLK	WP	HR	S	P	ERA	WHIP										
32 Trevor Williams, R ERA: 3.93	5.0	L	24	6	6	0	3	3	0	0	0	0	0	18	30	0.00	1.800										
68 Thaddeus Ward, R ERA: 4.12	2.0		6	0	0	0	2	0	0	0	0	0	0	6	8	0.00	0.000										
61 Erasmo Ramírez, R ERA: 5.68	1.0		3	0	0	0	0	0	0	0	0	0	0	6	8	0.00	0.000										

Batter	1	2	3	4	5	6	7	8	9	AB	R	H	RBI	BB	SO	LOB	TOP								
28 Lane Thomas, R OBP: 0.340, SLG: 0.456 (1, 9)	L8		G1-3	P3		G1-3		K		5	0	0	0	0	1	4									
2 Luis Garcia Jr., L OBP: 0.311, SLG: 0.383 (1, 4)	K		K		G5-3		45 F9 2B	HR		5	1	2	3	0	2	0									
45 Joey Meneses, R OBP: 0.339, SLG: 0.390 (1, 10)	1B		9 BB 1B		9 HR 2B		F9	G5-3		5	2	3	0	0	0	1									
23 Corey Dickerson, L OBP: 0.341, SLG: 0.514 36 Stone Garrett, R OBP: 0.320, SLG: 0.347 (7, 7)	G4-3		9 BB 1B		L4		K		22 F7 20 HR 2B	3	0	0	0	1	1	3									
9 Jeimer Candelario, S OBP: 0.336, SLG: 0.461 (1, 5)		22 G4-6-3 BB	1-3 1B		2H HR		22 S IBB		K	3	1	2	3	2	1	1									
22 Dominic Smith, L OBP: 0.353, SLG: 0.310 (1, 3)	G4-6-3		F8		G3-1		K		F7	5	0	0	0	0	1	6									
20 Keibert Ruiz, S OBP: 0.310, SLG: 0.395 (1, 2)		HR		G1		1B		5 HR 2 HR HBP	HR	4	3	3	3	0	0	0									
5 CJ Abrams, L OBP: 0.288, SLG: 0.404 (1, 6)		HR		G6-3		K		FC1 14 FC4	G4-3	5	1	1	1	0	1	2									
17 Alex Call, R OBP: 0.305, SLG: 0.304 14 Ildemaro Vargas, S (& PH) OBP: 0.319, SLG: 0.457 (8, 7)	F7			28 S HBP		P4		FC4 2 HR		2	0	0	0	0	0	1									
Inning Stats	R: 0 E: 0 K: 1 S: 10	H: 1 LOB: 1 BB: 0 P: 21	R: 2 E: 0 K: 0 S: 9	H: 2 LOB: 0 BB: 1 P: 19	R: 1 E: 0 K: 1 S: 12	H: 2 LOB: 2 BB: 1 P: 19	R: 0 E: 0 K: 0 S: 11	H: 0 LOB: 0 BB: 0 P: 18	R: 2 E: 0 K: 0 S: 15	H: 2 LOB: 0 BB: 0 P: 19	R: 0 E: 0 K: 1 S: 8	H: 1 LOB: 1 BB: 0 P: 14	R: 0 E: 0 K: 2 S: 9	H: 1 LOB: 2 BB: 1 P: 13	R: 3 E: 1 K: 1 S: 13	H: 1 LOB: 0 BB: 0 P: 16	R: 2 E: 0 K: 1 S: 10	H: 2 LOB: 0 BB: 0 P: 11	1B: 4 2B: 3 3B: 0 HR: 5	SF: 0 SAC: 0 DP: 1 HBP: 2	WP: 0 PB: 0 SB: 2 CS: 0	PA: 44			
PITCHER	IP	WLS	BF	H	R	ER	SO	BB	IBB	HBP	BLK	WP	HR	S	P	ERA	WHIP								
43 Noah Syndergaard, R ERA: 6.54 (6, 1)	5.0		24	7	5	5	2	2	0	1	0	0	3	57	96	9.00	1.800								
64 Caleb Ferguson, L ERA: 1.38 (7, 1)	1.0		4	1	0	0	1	0	0	0	0	0	0	8	14	0.00	1.000								
51 Alex Vesia, L ERA: 9.25 (8, 1)	1.0	L	6	1	3	0	1	0	0	1	0	0	1	13	16	0.00	1.000								
48 Brusdar Graterol, R ERA: 1.9 (9, 1)	1.0		5	2	2	2	1	0	0	0	0	0	1	10	11	18.00	2.000								

Washington Nationals @ Los Angeles Dodgers
Dodger Stadium, Los Angeles, CA
Wed May 31 2023, 1:12 PM - 3:59 PM PDT
Att: 36,552 - Cloudy - 65 F

livebaseballscores.com

AB 39
R 10
H 12
RBI 10
BB 3
SO 7
LOB 20



Batter	1	2	3	4	5	6	7	8	9	AB	R	H	RBI	BB	SO	LOB	BOTTOM								
50 Mookie Betts, R OBP: 0.358, SLG: 0.514 (1, 9)	HR		G6-3		F9		P6		HR	5	2	2	2	0	2										
5 Freddie Freeman, L OBP: 0.382, SLG: 0.588 (1, 3)	16 HR 1B		E4 16 BB 16 S		G3-6-1		16 BB IBB		16 S 1B	4	2	2	0	1	0	1									
16 Will Smith, R OBP: 0.417, SLG: 0.541 (1, 2)	1H HR		13 BB 1B		L7		1B		K	4	1	2	2	1	1	1									
28 J.D. Martinez, R OBP: 0.320, SLG: 0.611 (1, 10)	13 G3-6-3 BB		13 BB BB		2B		K		K	3	0	1	0	2	4										
13 Max Muncy, L OBP: 0.338, SLG: 0.520 (1, 5)	G3-6-3		11 FC6-4 BB		F8		K		L8	4	0	0	1	1	1	3									
3 Chris Taylor, R OBP: 0.282, SLG: 0.484 (1, 7)	17 S 1B		K		K		17 S 1B BB		G5-3	3	1	1	0	2	1	3									
17 Miguel Vargas, R OBP: 0.320, SLG: 0.402 (1, 4)	F6		P3		F9		K		L9	5	0	0	0	0	1	7									
11 Miguel Rojas, R OBP: 0.261, SLG: 0.268 (1, 6)	L4		FC6-4		50 S 2B		23 S 1B		F9	5	0	2	1	0	0	3									
25 Trayce Thompson, R (1, 8) OBP: 0.302, SLG: 0.366 23 Jason Heyward, L (7, PH) OBP: 0.347, SLG: 0.475 (8, 8)	K		G3-6-1 1B		K		K		K	3	0	1	0	0	2	1									
Inning Stats	R: 3 E: 0 K: 0 S: 10	H: 4 LOB: 1 BB: 1 P: 19	R: 0 E: 0 K: 1 S: 7	H: 0 LOB: 0 BB: 0 P: 8	R: 1 E: 1 K: 1 S: 16	H: 1 LOB: 3 BB: 2 P: 31	R: 0 E: 0 K: 0 S: 6	H: 1 LOB: 0 BB: 0 P: 10	R: 0 E: 0 K: 2 S: 11	H: 1 LOB: 2 BB: 1 P: 20	R: 0 E: 0 K: 2 S: 12	H: 1 LOB: 1 BB: 2 P: 22	R: 1 E: 0 K: 3 S: 16	H: 1 LOB: 1 BB: 1 P: 22	R: 1 E: 0 K: 2 S: 12	H: 2 LOB: 0 BB: 0 P: 20	R: 0 E: 0 K: 0 S: 8	H: 0 LOB: 0 BB: 0 P: 15	1B: 6 2B: 2 3B: 0 HR: 3	SF: 0 SAC: 0 DP: 2 HBP: 0	WP: 0 PB: 0 SB: 6 CS: 0	PA: 44			
PITCHER	IP	WLS	BF	H	R	ER	SO	BB	IBB	HBP	BLK	WP	HR	S	P	ERA	WHIP								
46 Patrick Corbin, L ERA: 4.92 (6, 1)	5.0		25	7	4	3	2	4	0	0	0	0	0	12	22	0.00	2.000								
58 Carl Edwards Jr., R ERA: 2.66 (7, 1)	1.0	H	6	1	0	0	2	1	1	0	0	0	0	17	23	18.00	3.000								
67 Kyle Finnegan, R ERA: 4.91 (8, 1)	2.0	S	7	1	0	0	2	0	0	0	0	0	0	19	34	0.00	0.500								

Washington Nationals @ Los Angeles Dodgers
Dodger Stadium, Los Angeles, CA
Wed May 31 2023, 1:12 PM - 3:59 PM PDT
Att: 36,552 - Cloudy - 65 F

livebaseballscores.com

AB 37
R 6
H 11
RBI 6
BB 7
SO 9
LOB 26



Batter	1	2	3	4	5	6	7	8	9	AB	R	H	RBI	BB	SO	LOB	TOP										
25 Gleyber Torres, R OBP: 0.341, SLG: 0.438										4	0	1	0	0	1	3	New York Yankees @ Los Angeles Dodgers Dodger Stadium, Los Angeles, CA Fri Jun 02 2023, 7:10 PM - 9:36 PM PDT Att: 52,534 - Clear - 67 F										
99 Aaron Judge, R OBP: 0.402, SLG: 0.663										4	0	0	0	0	2	2											
48 Anthony Rizzo, L OBP: 0.369, SLG: 0.495										4	0	0	0	0	2	0											
27 Giancarlo Stanton, R OBP: 0.310, SLG: 0.600										3	2	1	1	1	0	0											
28 Josh Donaldson, R OBP: 0.238, SLG: 0.650										4	2	2	3	0	1	0											
12 Isiah Kiner-Falefa, R OBP: 0.270, SLG: 0.353										4	0	0	0	0	3	0											
11 Anthony Volpe, R OBP: 0.268, SLG: 0.351										4	0	0	0	0	1	0											
39 Jose Trevino, R OBP: 0.266, SLG: 0.324										2	0	1	0	0	0	0											
61 Jake Bauers, L OBP: 0.333, SLG: 0.429										0	0	0	0	1	0	0											
30 Greg Allen, S OBP: 0.313, SLG: 0.571										1	0	0	0	1	1	0											
24 Willie Calhoun, L OBP: 0.314, SLG: 0.397										1	0	0	0	0	0	1											
66 Kyle Higashiko, R OBP: 0.289, SLG: 0.379										0	0	0	0	0	0	0											
Inning Stats	R: 0 E: 0 K: 1 S: 5	H: 1 LOB: 0 BB: 0 P: 5	R: 1 E: 0 K: 1 S: 11	H: 1 LOB: 0 BB: 0 P: 14	R: 0 E: 0 K: 2 S: 10	H: 0 LOB: 0 BB: 0 P: 16	R: 1 E: 0 K: 3 S: 12	H: 1 LOB: 0 BB: 0 P: 18	R: 0 E: 0 K: 0 S: 14	H: 1 LOB: 2 BB: 1 P: 21	R: 0 E: 0 K: 1 S: 6	H: 0 LOB: 0 BB: 0 P: 11	R: 0 E: 0 K: 1 S: 7	H: 0 LOB: 0 BB: 0 P: 11	R: 0 E: 0 K: 0 S: 6	H: 0 LOB: 1 BB: 1 P: 14	R: 2 E: 0 K: 2 S: 16	H: 1 LOB: 0 BB: 1 P: 26	1B: 2 2B: 0 3B: 0 HR: 3	SF: 0 SAC: 0 DP: 1 HBP: 0	WP: 0 PB: 0 SB: 0 CS: 0	PA: 34					
PITCHER	IP	WLS	BF	H	R	ER	SO	BB	IBB	HBP	BLK	WP	HR	S	P	ERA	WHIP										
22 Clayton Kershaw, L ERA: 3.25	7.0	W	25	4	2	2	9	1	0	0	0	0	2	65	96	2.57	0.714										
38 Yency Almonte, R ERA: 6.75	1.0		4	0	0	0	0	1	0	0	0	0	0	6	14	0.00	1.000										
52 Phil Bickford, R ERA: 7.33	1.0		5	1	2	2	2	1	0	0	0	0	1	16	26	18.00	2.000										

AB	31
R	4
H	5
RBI	4
BB	3
SO	11
LOB	6



Batter	1	2	3	4	5	6	7	8	9	AB	R	H	RBI	BB	SO	LOB	BOTTOM										
50 Mookie Betts, R OBP: 0.371, SLG: 0.551										4	2	4	3	1	0	0	New York Yankees @ Los Angeles Dodgers Dodger Stadium, Los Angeles, CA Fri Jun 02 2023, 7:10 PM - 9:36 PM PDT Att: 52,534 - Clear - 67 F										
5 Freddie Freeman, L OBP: 0.412, SLG: 0.575										5	0	0	0	0	2												
16 Will Smith, R OBP: 0.419, SLG: 0.540										4	1	2	0	0	1												
13 Max Muncy, L OBP: 0.336, SLG: 0.530										4	1	1	2	0	1	1											
28 J.D. Martinez, R OBP: 0.324, SLG: 0.627										4	2	2	1	0	1	0											
23 Jason Heyward, L OBP: 0.352, SLG: 0.486										4	1	2	0	0	0	0											
17 Miguel Vargas, R OBP: 0.324, SLG: 0.491										3	1	1	0	1	1	0											
33 James Outman, L OBP: 0.322, SLG: 0.464										4	0	1	1	0	1	2											
11 Miguel Rojas, R OBP: 0.252, SLG: 0.261										3	0	0	1	0	0	0											
Inning Stats	R: 6 E: 0 K: 0 S: 24	H: 8 LOB: 1 BB: 0 P: 34	R: 0 E: 0 K: 1 S: 9	H: 0 LOB: 0 BB: 0 P: 14	R: 1 E: 0 K: 1 S: 11	H: 1 LOB: 0 BB: 0 P: 15	R: 0 E: 0 K: 0 S: 11	H: 0 LOB: 1 BB: 1 P: 20	R: 0 E: 0 K: 1 S: 17	H: 1 LOB: 2 BB: 1 P: 29	R: 1 E: 0 K: 0 S: 12	H: 2 LOB: 1 BB: 0 P: 17	R: 0 E: 0 K: 1 S: 8	H: 0 LOB: 0 BB: 0 P: 12	R: 0 E: 0 K: 0 S: 10	H: 1 LOB: 1 BB: 0 P: 17		1B: 8 2B: 1 3B: 0 HR: 4	SF: 1 SAC: 0 DP: 0 HBP: 0	WP: 0 PB: 0 SB: 1 CS: 0	PA: 39						
PITCHER	IP	WLS	BF	H	R	ER	SO	BB	IBB	HBP	BLK	WP	HR	S	P	ERA	WHIP										
40 Luis Severino, R ERA: 5.28	4.0	L	21	9	7	7	2	1	0	0	0	0	0	55	83	15.75	2.500										
41 Tommy Kahnle, R ERA: 3.14	1.0		5	1	0	0	1	1	0	0	0	0	0	17	29	0.00	2.000										
62 Ryan Weber, R ERA: 3.14	2.0		8	2	1	1	1	0	0	0	0	0	1	20	29	4.50	1.000										
84 Albert Abreu, R ERA: 3.45	1.0		4	1	0	0	0	0	0	0	0	0	0	10	17	0.00	1.000										

AB	35
R	8
H	13
RBI	8
BB	2
SO	4
LOB	6



Batter	1	2	3	4	5	6	7	8	9	AB	R	H	RBI	BB	SO	LOB	TOP										
25 Gleyber Torres, R OBP: 0.336, SLG: 0.430	L6		L7		G1-3			F8		4	0	0	0	0	0	0	New York Yankees @ Los Angeles Dodgers Dodger Stadium, Los Angeles, CA Sat Jun 03 2023, 4:18 PM - 6:56 PM PDT Att: 52,975 - Sunny - 72 F										
99 Aaron Judge, R OBP: 0.404, SLG: 0.674	F9		K			HR		BB		3	1	1	1	1	1	0											
48 Anthony Rizzo, L OBP: 0.367, SLG: 0.491	F8				61 HR	K		F8		4	1	1	0	0	1	1											
28 Josh Donaldson, R OBP: 0.200, SLG: 0.542		K			1B	K		L7		4	0	0	0	0	2	1											
26 D.J. LeMahieu, R OBP: 0.307, SLG: 0.404		61 HR			K			K		4	1	1	0	0	3	1											
61 Jake Bauers, L OBP: 0.347, SLG: 0.542					3B					3	2	2	4	0	1	0											
95 Oswaldo Cabrera, S OBP: 0.250, SLG: 0.316					HR					1	1	1	1	0	0	0											
12 Isiah Kiner-Falefa, R OBP: 0.262, SLG: 0.341					HR			HR		4	0	0	0	0	1	0											
39 Jose Trevino, R OBP: 0.259, SLG: 0.314										3	0	0	0	0	1	0											
11 Anthony Volpe, R OBP: 0.284, SLG: 0.346										3	0	0	0	0	2	0											
Inning Stats	R: 0 E: 0 K: 0 S: 8	H: 0 LOB: 0 BB: 0 P: 11	R: 2 E: 0 K: 3 S: 15	H: 2 LOB: 0 BB: 0 P: 22	R: 0 E: 0 K: 2 S: 12	H: 0 LOB: 0 BB: 0 P: 18	R: 2 E: 0 K: 2 S: 18	H: 2 LOB: 0 BB: 0 P: 25	R: 0 E: 0 K: 0 S: 6	H: 0 LOB: 0 BB: 0 P: 7	R: 1 E: 0 K: 2 S: 9	H: 1 LOB: 0 BB: 0 P: 11	R: 0 E: 0 K: 1 S: 6	H: 0 LOB: 0 BB: 0 P: 8	R: 0 E: 0 K: 1 S: 11	H: 0 LOB: 1 BB: 0 P: 19	R: 1 E: 0 K: 1 S: 10	H: 1 LOB: 0 BB: 0 P: 18	1B: 1 2B: 0 3B: 1 HR: 4	SF: 0 SAC: 0 DP: 0 HBP: 0	WP: 0 PB: 0 CS: 0	PA: 34					
PITCHER	IP	WLS	BF	H	R	ER	SO	BB	IBB	HBP	BLK	WP	HR	S	P	ERA	WHIP										
78 Michael Grove, R ERA: 8.14	5.0	L	19	4	4	4	7	0	0	0	0	0	2	59	83	7.20	0.800										
18 Shelby Miller, R ERA: 2.77	1.0		4	1	1	1	2	0	0	0	0	0	1	9	11	9.00	1.000										
51 Alex Vesia, L ERA: 7.62	1.0		3	0	0	0	1	0	0	0	0	0	0	6	8	0.00	0.000										
61 Tayler Scott, R ERA	1.2		6	0	0	0	2	1	0	0	0	0	0	18	32	0.00	0.600										
81 Victor González, L ERA: 2.81	0.1		2	1	1	1	0	0	0	0	0	0	1	3	5	27.00	3.000										

Batter	1	2	3	4	5	6	7	8	9	AB	R	H	RBI	BB	SO	LOB	BOTTOM										
50 Mookie Betts, R OBP: 0.367, SLG: 0.541	P4		F9		K			L6		4	0	0	0	1	1	3	New York Yankees @ Los Angeles Dodgers Dodger Stadium, Los Angeles, CA Sat Jun 03 2023, 4:18 PM - 6:56 PM PDT Att: 52,975 - Sunny - 72 F										
5 Freddie Freeman, L OBP: 0.408, SLG: 0.567	F8		K				L3			5	0	1	0	0	1	3											
16 Will Smith, R OBP: 0.415, SLG: 0.531	K				28 FB	13 BB		G6-4-3		4	0	1	0	0	2	3											
13 Max Muncy, L OBP: 0.339, SLG: 0.525		P6			6 FC5-6			K		2	0	0	0	2	1	0											
28 J.D. Martinez, R OBP: 0.317, SLG: 0.612	F8		F8		F8			F9		4	0	0	0	0	0	4											
23 Jason Heyward, L OBP: 0.354, SLG: 0.481					P5			F8		1	1	0	0	0	0	2											
3 Chris Taylor, R OBP: 0.285, SLG: 0.485		6 1B			6 1B					2	1	1	0	0	0	1											
6 David Peralta, L OBP: 0.319, SLG: 0.459					FC5-6					2	0	1	1	0	0	2											
17 Miguel Vargas, R OBP: 0.325, SLG: 0.413					1B					2	1	1	1	0	1	1											
33 James Outman, L OBP: 0.319, SLG: 0.459										2	0	0	0	0	2	1											
25 Trayce Thompson, R, PH ERA: 3.0										0	0	0	0	1	0	0											
61 Tayler Scott, R ERA										0	0	0	0	0	0	0											
81 Victor González, L OBP: 0.181, SLG: 0.108										0	0	0	0	0	0	0											
15 Austin Barnes, R OBP: 0.260, SLG: 0.269										1	0	0	0	0	0	0											
11 Miguel Rojas, R OBP: 0.260, SLG: 0.269										4	0	2	1	0	0	0											
Inning Stats	R: 0 E: 0 K: 1 S: 6	H: 0 LOB: 0 BB: 0 P: 9	R: 1 E: 0 K: 1 S: 8	H: 1 LOB: 0 BB: 0 P: 12	R: 0 E: 0 K: 1 S: 9	H: 0 LOB: 0 BB: 0 P: 14	R: 0 E: 0 K: 0 S: 9	H: 1 LOB: 2 BB: 1 P: 19	R: 0 E: 0 K: 2 S: 10	H: 1 LOB: 0 BB: 0 P: 13	R: 0 E: 0 K: 0 S: 8	H: 1 LOB: 1 BB: 1 P: 13	R: 2 E: 0 K: 1 S: 12	H: 3 LOB: 2 BB: 1 P: 20	R: 0 E: 0 K: 2 S: 12	H: 0 LOB: 1 BB: 0 P: 22	R: 0 E: 0 K: 0 S: 9	H: 0 LOB: 1 BB: 1 P: 16	1B: 6 2B: 0 3B: 1 HR: 0	SF: 0 SAC: 0 DP: 1 HBP: 1	WP: 0 PB: 1 CS: 1	PA: 38					
PITCHER	IP	WLS	BF	H	R	ER	SO	BB	IBB	HBP	BLK	WP	HR	S	P	ERA	WHIP										
45 Gerrit Cole, R ERA: 2.82	6.0	W	23	4	1	1	5	2	0	1	0	0	0	4	9	1.50	1.000										
58 Wandy Peralta, L ERA: 3.0	0.0		3	2	2	2	0	1	0	0	0	0	0	4	9	∞	∞										
34 Michael King, R ERA: 1.65	2.0	H	8	1	0	0	3	0	0	0	0	0	0	20	33	0.00	0.500										
35 Clay Holmes, R ERA: 2.96	1.0	S	4	0	0	0	0	1	0	0	0	0	0	9	16	0.00	1.000										

AB	33
R	6
H	6
RBI	6
BB	1
SO	12
LOB	3

AB	33
R	3
H	7
RBI	3
BB	4
SO	8
LOB	20

Batter	1	2	3	4	5	6	7	8	9	AB	R	H	RBI	BB	SO	LOB	TOP							
25 Gleyber Torres, R OBP: 0.333, SLG: 0.422										4	0	0	0	1	1	1								
48 Anthony Rizzo, L OBP: 0.365, SLG: 0.484										3	1	0	0	1	2	2								
27 Giancarlo Stanton, R OBP: 0.306, SLG: 0.593										4	0	1	0	0	2	2								
24 Willie Calhoun, L OBP: 0.314, SLG: 0.380										2	0	0	0	1	0	0								
95 Oswaldo Cabrera, S OBP: 0.249, SLG: 0.314										1	0	0	1	0	0	1								
26 DJ LeMahieu, R OBP: 0.301, SLG: 0.396										4	0	0	0	0	3	3								
61 Jake Bauers, L OBP: 0.342, SLG: 0.524										4	1	1	0	0	1	0								
12 Isiah Kiner-Falefa, R OBP: 0.269, SLG: 0.341										3	1	1	0	1	0	0								
66 Kyle Higashioka, R OBP: 0.256, SLG: 0.363										4	0	0	1	0	0	2								
11 Anthony Volpe, R OBP: 0.268, SLG: 0.363										4	1	2	2	0	1	1								
Inning Stats	R: 0 E: 0 K: 3 S: 16	H: 0 LOB: 2 BB: 2 P: 27	R: 0 E: 0 K: 0 S: 10	H: 1 LOB: 0 BB: 0 P: 15	R: 0 E: 1 K: 2 S: 10	H: 0 LOB: 1 BB: 0 P: 12	R: 0 E: 0 K: 2 S: 8	H: 0 LOB: 0 BB: 0 P: 13	R: 0 E: 0 K: 0 S: 4	H: 1 LOB: 1 BB: 0 P: 7	R: 0 E: 0 K: 0 S: 9	H: 0 LOB: 0 BB: 0 P: 12	R: 1 E: 1 K: 2 S: 13	H: 2 LOB: 1 BB: 0 P: 16	R: 1 E: 0 K: 0 S: 12	H: 1 LOB: 1 BB: 1 P: 20	R: 2 E: 0 K: 1 S: 13	H: 1 LOB: 0 BB: 1 P: 23	1B: 3 2B: 1 3B: 0 HR: 1	SF: 0 SAC: 0 DP: 0 HBP: 0	WP: 1 PB: 0 SB: 1 CS: 0	PA: 37		
PITCHER	IP WLS BF H R ER SO BB IBB HBP BLK WP HR S P ERA WHIP	IP WLS BF H R ER SO BB IBB HBP BLK WP HR S P ERA WHIP	IP WLS BF H R ER SO BB IBB HBP BLK WP HR S P ERA WHIP	IP WLS BF H R ER SO BB IBB HBP BLK WP HR S P ERA WHIP	IP WLS BF H R ER SO BB IBB HBP BLK WP HR S P ERA WHIP	IP WLS BF H R ER SO BB IBB HBP BLK WP HR S P ERA WHIP	IP WLS BF H R ER SO BB IBB HBP BLK WP HR S P ERA WHIP	IP WLS BF H R ER SO BB IBB HBP BLK WP HR S P ERA WHIP	IP WLS BF H R ER SO BB IBB HBP BLK WP HR S P ERA WHIP	IP WLS BF H R ER SO BB IBB HBP BLK WP HR S P ERA WHIP	IP WLS BF H R ER SO BB IBB HBP BLK WP HR S P ERA WHIP	IP WLS BF H R ER SO BB IBB HBP BLK WP HR S P ERA WHIP	IP WLS BF H R ER SO BB IBB HBP BLK WP HR S P ERA WHIP	IP WLS BF H R ER SO BB IBB HBP BLK WP HR S P ERA WHIP	IP WLS BF H R ER SO BB IBB HBP BLK WP HR S P ERA WHIP	IP WLS BF H R ER SO BB IBB HBP BLK WP HR S P ERA WHIP	IP WLS BF H R ER SO BB IBB HBP BLK WP HR S P ERA WHIP	IP WLS BF H R ER SO BB IBB HBP BLK WP HR S P ERA WHIP	IP WLS BF H R ER SO BB IBB HBP BLK WP HR S P ERA WHIP	IP WLS BF H R ER SO BB IBB HBP BLK WP HR S P ERA WHIP	IP WLS BF H R ER SO BB IBB HBP BLK WP HR S P ERA WHIP	IP WLS BF H R ER SO BB IBB HBP BLK WP HR S P ERA WHIP	IP WLS BF H R ER SO BB IBB HBP BLK WP HR S P ERA WHIP	IP WLS BF H R ER SO BB IBB HBP BLK WP HR S P ERA WHIP

New York Yankees @ Los Angeles Dodgers
 Dodger Stadium, Los Angeles, CA
 Sun Jun 04 2023, 4:11 PM - 6:45 PM PDT
 Att: 52,816 - Partly Cloudy - 72 F

AB	33
R	4
H	5
RBI	4
BB	4
SO	10
LOB	12



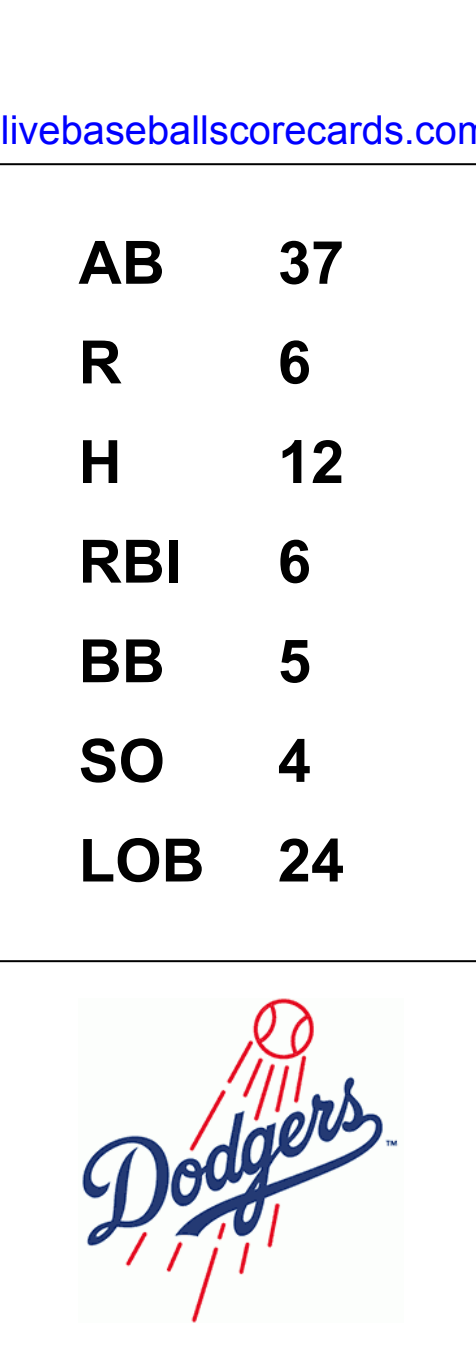
Batter	1	2	3	4	5	6	7	8	9	AB	R	H	RBI	BB	SO	LOB	BOTTOM							
50 Mookie Betts, R OBP: 0.362, SLG: 0.532										4	0	0	0	0	1	1								
5 Freddie Freeman, L OBP: 0.402, SLG: 0.558										4	0	0	0	0	1	1								
16 Will Smith, R OBP: 0.411, SLG: 0.521										3	0	0	0	1	0	0								
13 Max Muncy, L OBP: 0.333, SLG: 0.513										4	0	0	0	0	2	1								
28 J.D. Martinez, R OBP: 0.316, SLG: 0.621										4	1	1	1	0	1	0								
6 David Peralta, L OBP: 0.277, SLG: 0.348										3	0	2	0	0	0	0								
17 Miguel Vargas, R OBP: 0.330, SLG: 0.414										2	0	1	0	1	0	1								
3 Chris Taylor, R OBP: 0.279, SLG: 0.474										3	0	0	0	0	2	2								
33 James Outman, L OBP: 0.319, SLG: 0.454										2	0	0	0	1	1	0								
Inning Stats	R: 0 E: 0 K: 0 S: 8	H: 1 LOB: 1 BB: 0 P: 8	R: 0 E: 0 K: 1 S: 10	H: 0 LOB: 0 BB: 0 P: 12	R: 0 E: 0 K: 0 S: 10	H: 0 LOB: 0 BB: 0 P: 11	R: 0 E: 0 K: 1 S: 10	H: 0 LOB: 0 BB: 0 P: 16	R: 0 E: 0 K: 3 S: 15	H: 0 LOB: 1 BB: 1 P: 26	R: 1 E: 0 K: 2 S: 16	H: 2 LOB: 2 BB: 1 P: 23	R: 0 E: 0 K: 1 S: 7	H: 0 LOB: 0 BB: 0 P: 9	R: 0 E: 0 K: 0 S: 8	H: 0 LOB: 0 BB: 1 P: 16	1B: 2 2B: 1 3B: 0 HR: 1	SF: 0 SAC: 0 DP: 0 HBP: 0	WP: 0 PB: 0 SB: 1 CS: 1	PA: 33				
PITCHER	IP WLS BF H R ER SO BB IBB HBP BLK WP HR S P ERA WHIP	IP WLS BF H R ER SO BB IBB HBP BLK WP HR S P ERA WHIP	IP WLS BF H R ER SO BB IBB HBP BLK WP HR S P ERA WHIP	IP WLS BF H R ER SO BB IBB HBP BLK WP HR S P ERA WHIP	IP WLS BF H R ER SO BB IBB HBP BLK WP HR S P ERA WHIP	IP WLS BF H R ER SO BB IBB HBP BLK WP HR S P ERA WHIP	IP WLS BF H R ER SO BB IBB HBP BLK WP HR S P ERA WHIP	IP WLS BF H R ER SO BB IBB HBP BLK WP HR S P ERA WHIP	IP WLS BF H R ER SO BB IBB HBP BLK WP HR S P ERA WHIP	IP WLS BF H R ER SO BB IBB HBP BLK WP HR S P ERA WHIP	IP WLS BF H R ER SO BB IBB HBP BLK WP HR S P ERA WHIP	IP WLS BF H R ER SO BB IBB HBP BLK WP HR S P ERA WHIP	IP WLS BF H R ER SO BB IBB HBP BLK WP HR S P ERA WHIP	IP WLS BF H R ER SO BB IBB HBP BLK WP HR S P ERA WHIP	IP WLS BF H R ER SO BB IBB HBP BLK WP HR S P ERA WHIP	IP WLS BF H R ER SO BB IBB HBP BLK WP HR S P ERA WHIP	IP WLS BF H R ER SO BB IBB HBP BLK WP HR S P ERA WHIP	IP WLS BF H R ER SO BB IBB HBP BLK WP HR S P ERA WHIP	IP WLS BF H R ER SO BB IBB HBP BLK WP HR S P ERA WHIP	IP WLS BF H R ER SO BB IBB HBP BLK WP HR S P ERA WHIP	IP WLS BF H R ER SO BB IBB HBP BLK WP HR S P ERA WHIP	IP WLS BF H R ER SO BB IBB HBP BLK WP HR S P ERA WHIP	IP WLS BF H R ER SO BB IBB HBP BLK WP HR S P ERA WHIP	IP WLS BF H R ER SO BB IBB HBP BLK WP HR S P ERA WHIP

New York Yankees @ Los Angeles Dodgers
 Dodger Stadium, Los Angeles, CA
 Sun Jun 04 2023, 4:11 PM - 6:45 PM PDT
 Att: 52,816 - Partly Cloudy - 72 F

AB	29
R	1
H	4
RBI	1
BB	3
SO	8
LOB	6



Batter	1	2	3	4	5	6	7	8	9	AB R H RBI BB SO LOB	TOP										
50 Mookie Betts, R OBP: 0.362, SLG: 0.528	G4-3		HBP			L3		F7	G1-3	5 1 1 0 0 0 3	Los Angeles Dodgers @ Cincinnati Reds Great American Ball Park, Cincinnati, OH Thu Jun 08 2023, 12:36 PM - 3:15 PM EDT Att: 24,323 - Sunny - 71 F										
5 Freddie Freeman, L OBP: 0.407, SLG: 0.563	BB			SF9		BB		1B		2 1 2 2 2 0 0											
28 J.D. Martinez, R OBP: 0.305, SLG: 0.613	F9		L8	F7		K		F7		5 0 0 0 0 1 6											
13 Max Muncy, L OBP: 0.332, SLG: 0.500	F8			P4				K		4 0 0 0 1 1 3											
6 David Peralta, L OBP: 0.291, SLG: 0.359																					
17 Miguel Vargas, R OBP: 0.333, SLG: 0.430	G1-4-3		F8		K			L7		5 0 1 0 0 1 5											
3 Chris Taylor, R OBP: 0.274, SLG: 0.476				HR				G6-3		5 1 2 1 0 1 2											
33 James Outman, L OBP: 0.330, SLG: 0.454			HBP		G5-3					2 2 1 0 2 0 1											
15 Austin Barnes, R OBP: 0.193, SLG: 0.128																					
16 Will Smith, R OBP: 0.407, SLG: 0.532			G1-3			L9		G1-4-3		4 1 1 1 0 0 4											
Inning Stats	R: 0 H: 0 E: 0 K: 0 S: 10	H: 0 LOB: 1 BB: 1 P: 17	R: 0 H: 1 E: 0 K: 1 S: 6	H: 1 LOB: 0 BB: 0 P: 9	R: 3 H: 2 E: 0 K: 0 S: 11	H: 2 LOB: 2 BB: 1 P: 21	R: 3 H: 3 E: 0 K: 0 S: 15	H: 3 LOB: 1 BB: 0 P: 25	R: 0 H: 1 E: 0 K: 1 S: 9	H: 1 LOB: 1 BB: 0 P: 15	R: 0 H: 0 E: 0 K: 1 S: 9	H: 0 LOB: 1 BB: 1 P: 19	R: 0 H: 3 E: 0 K: 0 S: 11	H: 3 LOB: 3 BB: 0 P: 18	R: 0 H: 1 E: 0 K: 1 S: 11	H: 1 LOB: 1 BB: 0 P: 14	R: 0 H: 1 E: 0 K: 0 S: 12	H: 1 LOB: 3 BB: 1 P: 21	1B: 10 2B: 1 3B: 0 HR: 1	SF: 1 SAC: 0 DP: 1 HBP: 3	WP: 0 PA: 46 PB: 0 SB: 0 CS: 0
PITCHER	IP WLS BF H R ER SO BB IBB HBP BLK WP HR S P ERA WHIP											IP WLS BF H R ER SO BB IBB HBP BLK WP HR S P ERA WHIP									
51 Graham Ashcraft, R ERA: 6.78	2.2 L 14 3 3 3 1 2 0 2 0 0 0 0 26 46 10.12 1.875																				
63 Fernando Cruz, R ERA: 7.29	1.1 8 3 3 3 0 1 0 0 0 0 1 16 26 20.25 3.000																				
48 Alex Young, L ERA: 2.84	(5, 1) 1.0 4 1 0 0 1 0 0 0 0 0 0 10 15 0.00 1.000																				
Eduardo Salazar, R ERA: 5.79	(6, 1) 2.0 10 3 0 0 1 1 0 0 0 0 0 20 37 0.00 2.000																				
79 Ian Gibaut, R ERA: 3.29	(8, 1) 2.0 10 2 0 0 1 0 1 1 0 0 0 23 35 0.00 1.000																				
Batter	1	2	3	4	5	6	7	8	9	AB R H RBI BB SO LOB	BOTTOM										
28 Kevin Newman, R OBP: 0.335, SLG: 0.368	G6-4-3					K		F7		3 0 1 0 1 1 2	Los Angeles Dodgers @ Cincinnati Reds Great American Ball Park, Cincinnati, OH Thu Jun 08 2023, 12:36 PM - 3:15 PM EDT Att: 24,323 - Sunny - 71 F										
9 Matt McLain, R OBP: 0.404, SLG: 0.531	BB		2B							4 0 2 0 0 2 2											
6 Jonathan India, R OBP: 0.360, SLG: 0.417	K					1B		2B		4 0 1 0 0 0 2											
44 Ely De La Cruz, S OBP: 0.462, SLG: 0.909	G6-4-3					1B		F9		4 0 1 0 0 3 3											
7 Spencer Steer, R OBP: 0.365, SLG: 0.482										4 0 0 0 0 0 3											
37 Tyler Stephenson, R OBP: 0.325, SLG: 0.356	P3									4 0 0 0 0 1 3											
26 TJ Hopkins, R OBP: 0.267, SLG: 0.214	F9									4 0 0 0 0 1 3											
2 Jose Barrero, R OBP: 0.306, SLG: 0.336										4 0 0 0 0 2 1											
12 Curt Casali, R OBP: 0.296, SLG: 0.200	G4-3									4 0 0 0 0 2 1											
Inning Stats	R: 0 H: 0 E: 0 K: 1 S: 5	H: 0 LOB: 0 BB: 1 P: 9	R: 0 H: 1 E: 0 K: 0 S: 7	H: 1 LOB: 1 BB: 0 P: 12	R: 0 H: 1 E: 0 K: 2 S: 8	H: 1 LOB: 0 BB: 0 P: 12	R: 0 H: 0 E: 0 K: 1 S: 10	H: 0 LOB: 0 BB: 0 P: 15	R: 0 H: 2 E: 0 K: 2 S: 13	H: 2 LOB: 2 BB: 0 P: 19		R: 0 H: 0 E: 0 K: 1 S: 7	H: 0 LOB: 0 BB: 0 P: 10	R: 0 H: 1 E: 0 K: 1 S: 11	H: 1 LOB: 1 BB: 0 P: 17	R: 0 H: 0 E: 0 K: 1 S: 8	H: 0 LOB: 0 BB: 0 P: 11	1B: 4 2B: 2 3B: 0 HR: 0	SF: 0 SAC: 0 DP: 1 HBP: 0	WP: 0 PA: 34 PB: 0 SB: 1 CS: 0	
PITCHER	IP WLS BF H R ER SO BB IBB HBP BLK WP HR S P ERA WHIP											IP WLS BF H R ER SO BB IBB HBP BLK WP HR S P ERA WHIP									
22 Clayton Kershaw, L ERA: 2.95	7.0 W 27 5 0 0 9 2 0 0 0 0 0 0 64 98 0.00 1.000																				
61 Taylor Scott, R ERA:	(8, 1) 2.0 7 1 0 0 2 0 0 0 0 0 0 19 28 0.00 0.500																				



Batter	1	2	3	4	5	6	7	8	9	AB	R	H	RBI	BB	SO	LOB	TOP										
50 Mookie Betts, R OBP: 0.363, SLG: 0.538	L8		G6-3 1B		K		HR		F9	5	1	2	2	0	1	0	Los Angeles Dodgers @ Philadelphia Phillies Citizens Bank Park, Philadelphia, PA Fri Jun 09 2023, 7:09 PM - 10:01 PM EDT Att: 42,364 - Cloudy - 73 F										
5 Freddie Freeman, L OBP: 0.407, SLG: 0.576	2B		G6-3		K		HR		K	5	2	2	1	0	2	1											
16 Will Smith, R OBP: 0.399, SLG: 0.519	K		K		K		G6-3			4	0	0	0	0	3	2											
28 J.D. Martinez, R OBP: 0.314, SLG: 0.624	2B		BB						17 WP 2B	3	0	2	1	1	1	0											
13 Max Muncy, L OBP: 0.273, SLG: 0.490	G4-3		G4-3						L4	4	0	0	0	0	0	4											
3 Chris Taylor, R OBP: 0.273, SLG: 0.466	K				11 WP BB		K		K	3	0	0	0	1	3	1											
17 Miguel Vargas, R OBP: 0.336, SLG: 0.426	G4-3		L9							2	1	0	0	2	0	1											
89 Jonny DeLuca, R OBP: 0.286, SLG: 0.167	1B		F7						50 HR BB	4	0	1	0	0	2	4											
11 Miguel Rojas, R OBP: 0.248, SLG: 0.256	G5-3		G5-3						G6-3	4	0	0	0	0	1	3											
Inning Stats	R: 1 E: 0 K: 1 S: 10	H: 2 LOB: 1 BB: 0 P: 13	R: 0 E: 0 K: 1 S: 8	H: 1 LOB: 1 BB: 0 P: 14	R: 0 E: 0 K: 1 S: 11	H: 1 LOB: 2 BB: 1 P: 23	R: 0 E: 0 K: 0 S: 14	H: 0 LOB: 1 BB: 0 P: 21	R: 0 E: 0 K: 3 S: 9	H: 0 LOB: 0 BB: 0 P: 14	R: 0 E: 0 K: 2 S: 12	H: 0 LOB: 0 BB: 0 P: 18	R: 3 E: 0 K: 2 S: 16	H: 2 LOB: 0 BB: 1 P: 28	R: 0 E: 0 K: 2 S: 12	H: 1 LOB: 2 BB: 1 P: 22		R: 0 E: 0 K: 1 S: 9	H: 0 LOB: 0 BB: 0 P: 14	1B: 2 2B: 3 HR: 2	SF: 0 SAC: 0 DP: 0 HBP: 0	WP: 2 PB: 0 SB: 0 CS: 0	PA: 38				
PITCHER	IP	WLS	BF	H	R	ER	SO	BB	IBB	HBP	BLK	WP	HR	S	P	ERA	WHIP										
55 Ranger Suárez, L ERA: 4.7	6.0		24	4	1	1	8	2	0	0	0	1	0	64	103	1.50	1.000										
25 Matt Strahm, L ERA: 3.51	1.0	B	6	2	3	3	2	1	0	0	0	0	2	16	28	27.00	3.000										
46 José Alvarado, L ERA: 0.59	1.0		5	1	0	0	2	1	0	0	0	1	0	12	22	0.00	2.000										
30 Gregory Soto, L ERA: 5.04	1.0	W	3	0	0	0	1	0	0	0	0	0	0	9	14	0.00	0.000										

Batter	1	2	3	4	5	6	7	8	9	AB	R	H	RBI	BB	SO	LOB	BOTTOM										
12 Kyle Schwarber, L OBP: 0.330, SLG: 0.445	BB		3B		3 WP 2B		G4-3		HR	3	3	2	1	2	0	0	Los Angeles Dodgers @ Philadelphia Phillies Citizens Bank Park, Philadelphia, PA Fri Jun 09 2023, 7:09 PM - 10:01 PM EDT Att: 42,364 - Cloudy - 73 F										
8 Nick Castellanos, R OBP: 0.361, SLG: 0.494	FC6-4		K		7 WP 2B		F9			4	1	1	1	0	1	2											
3 Bryce Harper, L OBP: 0.386, SLG: 0.445	FC1-6		1B		F7		G4-3			4	0	1	1	0	0	2											
7 Trea Turner, R OBP: 0.285, SLG: 0.391	1B		L8		1B				K	4	0	2	1	0	1	1											
10 J.T. Realmuto, R OBP: 0.293, SLG: 0.426	F8		FC6-4		F7				HBP	3	0	0	0	0	0	4											
5 Bryson Stott, L OBP: 0.323, SLG: 0.382	F8		L9		F7				K	4	0	0	0	0	1	2											
16 Brandon Marsh, L OBP: 0.354, SLG: 0.441	G3		K		K				K	4	0	0	0	0	3	1											
23 Kody Clemens, L OBP: 0.320, SLG: 0.441	FC5-4		G4-3		K				G6-3	3	0	1	0	0	1	0											
35 Drew Ellis, R OBP: 0.354, SLG: 0.556	1B									1	0	0	0	0	0	0											
33 Edmundo Sosa, R OBP: 0.273, SLG: 0.396	FC5-4		1B		12 BB 8 2B				F9	4	1	1	0	0	1	1											
Inning Stats	R: 0 E: 0 K: 0 S: 12	H: 1 LOB: 2 BB: 1 P: 19	R: 0 E: 0 K: 0 S: 12	H: 1 LOB: 0 BB: 0 P: 19	R: 1 E: 0 K: 1 S: 13	H: 2 LOB: 1 BB: 0 P: 20	R: 0 E: 0 K: 1 S: 8	H: 0 LOB: 0 BB: 0 P: 10	R: 3 E: 0 K: 0 S: 19	H: 3 LOB: 1 BB: 1 P: 32	R: 0 E: 0 K: 3 S: 10	H: 0 LOB: 0 BB: 0 P: 15	R: 0 E: 0 K: 0 S: 7	H: 0 LOB: 0 BB: 0 P: 10	R: 0 E: 0 K: 3 S: 13	H: 0 LOB: 1 BB: 0 P: 18	R: 1 E: 0 K: 0 S: 9	H: 1 LOB: 0 BB: 0 P: 10	1B: 5 2B: 1 HR: 1	SF: 0 SAC: 0 DP: 0 HBP: 1	WP: 1 PB: 0 SB: 1 CS: 0	PA: 37					
PITCHER	IP	WLS	BF	H	R	ER	SO	BB	IBB	HBP	BLK	WP	HR	S	P	ERA	WHIP										
81 Victor González, L ERA: 2.7	0.2		0	0	0	0	0	1	0	0	0	0	0	8	14	0.00	1.500										
78 Michael Grove, R ERA: 8.28	4.0		20	7	4	4	2	1	0	0	0	1	0	55	85	9.00	2.000										
51 Alex Vesia, L ERA: 6.46	1.1		4	0	0	0	3	0	0	0	0	0	0	11	16	0.00	0.000										
18 Shelby Miller, R ERA: 2.57	2.0		7	0	0	0	3	0	0	1	0	0	0	20	28	0.00	0.000										
64 Caleb Ferguson, L ERA: 3.88	0.2	L	3	1	1	1	0	0	0	0	0	0	1	9	10	13.50	1.500										

AB 34
R 4
H 7
RBI 4
BB 4
SO 13
LOB 16




AB 34
R 5
H 8
RBI 4
BB 2
SO 8
LOB 13



Batter	1	2	3	4	5	6	7	8	9	AB	R	H	RBI	BB	SO	LOB	TOP										
7 Tim Anderson, R OBP: 0.299, SLG: 0.306	L9		G6-3					L8		3	0	0	0	1	0	0	Chicago White Sox @ Los Angeles Dodgers Dodger Stadium, Los Angeles, CA Tue Jun 13 2023, 7:11 PM - 9:38 PM PDT Att: 45,561 - Partly Cloudy - 65 F										
23 Andrew Benintendi, L OBP: 0.336, SLG: 0.339	K		K					G3-1		4	0	0	0	0	2	1											
88 Luis Robert Jr., R OBP: 0.317, SLG: 0.518										3	0	0	0	1	1	0											
25 Andrew Vaughn, R OBP: 0.331, SLG: 0.434	L3									4	1	2	0	0	1	1											
10 Yoán Moncada, S OBP: 0.279, SLG: 0.370										4	0	1	0	0	0	2											
30 Jake Burger, R OBP: 0.296, SLG: 0.568										3	0	0	0	0	2	3											
24 Yasmani Grandal, S OBP: 0.321, SLG: 0.399										3	0	0	1	0	0	3											
32 Gavin Sheets, L OBP: 0.297, SLG: 0.391										2	0	0	0	0	1	1											
15 Clint Frazier, R OBP: 0.349, SLG: 0.278										2	0	0	0	0	1	1											
12 Romy Gonzalez, R OBP: 0.208, SLG: 0.376										3	0	0	0	0	2	0											
Inning Stats	R: 0 H: 0 K: 1 S: 13	H: 0 LOB: 1 BB: 1 P: 19	R: 0 H: 0 K: 0 S: 8	H: 0 LOB: 1 BB: 0 P: 9	R: 0 H: 0 K: 1 S: 9	H: 0 LOB: 0 BB: 0 P: 11	R: 0 H: 1 K: 0 S: 8	H: 1 LOB: 2 BB: 0 P: 13	R: 0 H: 0 K: 2 S: 10	H: 0 LOB: 1 BB: 1 P: 20	R: 0 H: 0 K: 2 S: 12	H: 0 LOB: 0 BB: 0 P: 12	R: 0 H: 0 K: 1 S: 11	H: 0 LOB: 0 BB: 0 P: 17	R: 1 H: 1 K: 1 S: 10	H: 1 LOB: 1 BB: 0 P: 15	1B: 2 2B: 1 3B: 0 HR: 0	SF: 1 SAC: 0 DP: 0 HBP: 1	WP: 1 PB: 0 SB: 1 CS: 0	PA: 35							
PITCHER	IP	WLS	BF	H	R	ER	SO	BB	IBB	HBP	BLK	WP	HR	S	P	ERA	WHIP										
26 Tony Gonsolin, R ERA: 1.93	6.0	W	24	2	0	0	6	2	0	1	0	1	0	60	90	0.00	0.667										
64 Caleb Ferguson, L ERA: 3.75	1.0		3	0	0	0	2	0	0	0	0	0	0	8	12	0.00	0.000										
59 Evan Phillips, R ERA: 2.55	1.0		3	0	0	0	1	0	0	0	0	0	0	11	17	0.00	0.000										
61 Tayler Scott, R ERA: 5.79	0.1		3	1	1	1	1	0	0	0	0	0	0	7	11	27.00	3.000										
48 Brusdar Graterol, R ERA: 1.91	0.2		2	0	0	0	0	0	0	0	0	0	0	3	4	0.00	0.000										

Batter	1	2	3	4	5	6	7	8	9	AB	R	H	RBI	BB	SO	LOB	BOTTOM										
50 Mookie Betts, R OBP: 0.365, SLG: 0.534	K									4	0	1	0	0	1	1	Chicago White Sox @ Los Angeles Dodgers Dodger Stadium, Los Angeles, CA Tue Jun 13 2023, 7:11 PM - 9:38 PM PDT Att: 45,561 - Partly Cloudy - 65 F										
5 Freddie Freeman, L OBP: 0.410, SLG: 0.579										3	1	0	0	1	2	2											
16 Will Smith, R OBP: 0.393, SLG: 0.521										4	1	1	2	0	2	1											
23 Jason Heyward, L OBP: 0.347, SLG: 0.480										3	2	2	0	0	0	0											
89 Jonny DeLuca, R OBP: 0.333, SLG: 0.250										1	0	1	0	0	0	0											
28 J.D. Martinez, R OBP: 0.306, SLG: 0.610										3	0	0	0	1	2	1											
6 David Peralta, L OBP: 0.294, SLG: 0.404										2	1	1	2	0	0	0											
11 Miguel Rojas, R OBP: 0.239, SLG: 0.246										2	0	0	0	0	0	2											
17 Miguel Vargas, R OBP: 0.328, SLG: 0.414										3	0	1	1	0	0	0											
33 James Outman, L OBP: 0.327, SLG: 0.448										3	0	0	0	0	3	3											
3 Chris Taylor, R OBP: 0.272, SLG: 0.455										3	0	1	0	0	0	3											
Inning Stats	R: 4 H: 3 K: 2 S: 19	H: 3 LOB: 0 BB: 1 P: 32	R: 0 H: 1 K: 1 S: 10	H: 1 LOB: 1 BB: 0 P: 14	R: 0 H: 0 K: 1 S: 11	H: 0 LOB: 0 BB: 0 P: 16	R: 0 H: 1 K: 1 S: 11	H: 1 LOB: 1 BB: 0 P: 16	R: 0 H: 0 K: 1 S: 10	H: 0 LOB: 0 BB: 0 P: 15	R: 1 H: 1 K: 1 S: 21	H: 1 LOB: 2 BB: 1 P: 31	R: 0 H: 2 K: 2 S: 10	H: 2 LOB: 0 BB: 0 P: 16	R: 0 H: 0 K: 1 S: 7	H: 0 LOB: 0 BB: 0 P: 11	1B: 5 2B: 1 3B: 0 HR: 2	SF: 1 SAC: 0 DP: 0 HBP: 0	WP: 1 PB: 0 SB: 0 CS: 0	PA: 34							
PITCHER	IP	WLS	BF	H	R	ER	SO	BB	IBB	HBP	BLK	WP	HR	S	P	ERA	WHIP										
33 Lance Lynn, R ERA: 6.75	5.0	L	23	6	5	4	6	2	0	0	0	0	0	25	105	0.00	1.600										
45 Garrett Crochet, L ERA: 3.6	2.0		8	2	0	0	3	0	0	0	0	0	0	25	35	0.00	1.000										
57 Tanner Banks, L ERA: 3.0	1.0		3	0	0	0	1	0	0	0	0	0	0	7	11	0.00	0.000										



Batter	1	2	3	4	5	6	7	8	9	AB	R	H	RBI	BB	SO	LOB	TOP					
7 Tim Anderson, R OBP: 0.292, SLG: 0.298										5	0	0	0	0	1	5						
25 Andrew Vaughn, R OBP: 0.319, SLG: 0.431										4	1	1	0	1	1	0						
88 Luis Robert Jr., R OBP: 0.319, SLG: 0.532										5	2	2	1	0	0	1						
74 Eloy Jiménez, R OBP: 0.318, SLG: 0.440										5	1	2	1	0	1	0						
12 Romy González, R OBP: 0.236, SLG: 0.376										0	1	0	0	0	0	0						
30 Jake Burger, R OBP: 0.299, SLG: 0.600										5	2	2	3	0	1	2						
23 Andrew Benintendi, L OBP: 0.337, SLG: 0.338										4	1	1	2	0	0	1						
24 Yasmani Grandal, S OBP: 0.328, SLG: 0.410										5	0	3	0	0	2	3						
15 Clint Frazier, R OBP: 0.354, SLG: 0.293										5	0	2	1	0	2	5						
1 Elvis Andrus, R OBP: 0.277, SLG: 0.240										2	0	0	0	2	0	3						
Inning Stats	R: 0 E: 0 K: 1 S: 8	H: 1 LOB: 0 BB: 0 P: 10	R: 1 E: 0 K: 0 S: 15	H: 3 LOB: 3 BB: 1 P: 25	R: 1 E: 0 K: 1 S: 7	H: 1 LOB: 0 BB: 0 P: 10	R: 0 E: 0 K: 1 S: 15	H: 1 LOB: 2 BB: 1 P: 25	R: 0 E: 0 K: 2 S: 12	H: 0 LOB: 0 BB: 0 P: 17	R: 0 E: 0 K: 1 S: 7	H: 0 LOB: 0 BB: 0 P: 10	R: 3 E: 0 K: 1 S: 20	H: 3 LOB: 0 BB: 1 P: 29	R: 3 E: 0 K: 1 S: 14	H: 4 LOB: 2 BB: 1 P: 23	1B: 7 2B: 3 3B: 0 HR: 3	SF: 0 SAC: 0 DP: 1 HBP: 1	WP: 2 PB: 0 SB: 1 CS: 1	PA: 45		
PITCHER	IP: 6.0 WLS: 1.0 BF: 5 ERA: 2.95	WLS: 2.0 BF: 5 ERA: 6.75	H: 2 R: 2 ER: 2 SO: 2	R: 2 ER: 2 SO: 2	IP: 7.1 WLS: 0.1 BF: 3 ERA: 7.02	H: 2 R: 1 ER: 1 SO: 1	R: 1 ER: 1 SO: 1	IP: 8.1 WLS: 0.2 BF: 1 ERA: 1.86	H: 0 R: 0 ER: 0 SO: 0	R: 0 ER: 0 SO: 0	IP: 9.1 WLS: 0.2 BF: 5 ERA: 10.13	H: 2 R: 3 ER: 3 SO: 1	R: 3 ER: 3 SO: 1	IP: 0.1 WLS: 0 BF: 3 ERA: 2.5	H: 2 R: 0 ER: 0 SO: 0	R: 0 ER: 0 SO: 0	IP: 0.0 WLS: 1.0 BF: 9 ERA: 0.00	H: 5 R: 9 ER: 9 SO: 9	IP: 0.0 WLS: 0 BF: 9 ERA: 0.00	H: 9 R: 16 ER: 16 SO: 16	IP: 0.0 WLS: 0 BF: 9 ERA: 0.00	H: 9 R: 16 ER: 16 SO: 16

Chicago White Sox @ Los Angeles Dodgers
Dodger Stadium, Los Angeles, CA
Wed Jun 14 2023, 7:11 PM - 10:25 PM PDT
Att: 44,442 - Overcast - 65 F

AB 40
R 8
H 13
RBI 8
BB 3
SO 8
LOB 20



Batter	1	2	3	4	5	6	7	8	9	AB	R	H	RBI	BB	SO	LOB	BOTTOM					
50 Mookie Betts, R OBP: 0.366, SLG: 0.529										4	0	1	2	1	0	3						
5 Freddie Freeman, L OBP: 0.410, SLG: 0.572										3	0	0	0	1	2	4						
28 J.D. Martinez, R OBP: 0.299, SLG: 0.595										5	0	0	0	0	3	7						
6 David Peralta, L OBP: 0.303, SLG: 0.403										3	1	1	0	2	1	4						
3 Chris Taylor, R OBP: 0.270, SLG: 0.447										5	1	1	0	0	1	3						
23 Jason Heyward, L OBP: 0.345, SLG: 0.472										4	1	1	0	0	0	0						
33 James Outman, L OBP: 0.324, SLG: 0.443										2	0	0	0	0	0	0						
17 Miguel Vargas, R OBP: 0.329, SLG: 0.412										1	1	0	0	1	0	0						
11 Miguel Rojas, R OBP: 0.247, SLG: 0.261										4	0	2	0	0	1	3						
15 Austin Barnes, R OBP: 0.207, SLG: 0.136										3	0	1	1	1	1	3						
Inning Stats	R: 0 E: 0 K: 2 S: 10	H: 0 LOB: 2 BB: 1 P: 18	R: 0 E: 0 K: 1 S: 12	H: 1 LOB: 1 BB: 0 P: 16	R: 0 E: 0 K: 2 S: 11	H: 0 LOB: 0 BB: 1 P: 21	R: 0 E: 0 K: 0 S: 7	H: 0 LOB: 0 BB: 0 P: 10	R: 0 E: 0 K: 1 S: 10	H: 2 LOB: 2 BB: 0 P: 13	R: 4 E: 1 K: 2 S: 18	H: 4 LOB: 3 BB: 2 P: 31	R: 0 E: 0 K: 0 S: 8	H: 0 LOB: 0 BB: 0 P: 9	R: 0 E: 0 K: 1 S: 11	H: 0 LOB: 1 BB: 1 P: 16	R: 0 E: 0 K: 0 S: 5	H: 0 LOB: 0 BB: 1 P: 12	1B: 6 2B: 1 3B: 0 HR: 0	SF: 0 SAC: 0 DP: 1 HBP: 1	WP: 0 PB: 0 SB: 2 CS: 0	PA: 41
PITCHER	IP: 4.2 WLS: 0.1 BF: 4 ERA: 3.88	WLS: 3.0 BF: 3 ERA: 2.76	H: 3 R: 3 ER: 3 SO: 1	R: 3 ER: 3 SO: 1	IP: 6.1 WLS: 0.1 BF: 3 ERA: 7.4	H: 3 R: 3 ER: 3 SO: 1	R: 3 ER: 3 SO: 1	IP: 7.4 WLS: 0.2 BF: 4 ERA: 4.79	H: 1 R: 1 ER: 1 SO: 1	R: 1 ER: 1 SO: 1	IP: 1.0 WLS: 1.0 BF: 3 ERA: 4.6	H: 3 R: 3 ER: 3 SO: 1	R: 3 ER: 3 SO: 1	IP: 0.1 WLS: 0 BF: 4 ERA: 1.93	H: 4 R: 0 ER: 0 SO: 0	R: 0 ER: 0 SO: 0	IP: 0.0 WLS: 1.0 BF: 12 ERA: 0.00	H: 11 R: 5 ER: 5 SO: 12	IP: 0.0 WLS: 0 BF: 12 ERA: 0.00	H: 16 R: 12 ER: 12 SO: 12	IP: 0.0 WLS: 0 BF: 12 ERA: 0.00	H: 16 R: 12 ER: 12 SO: 12

Chicago White Sox @ Los Angeles Dodgers
Dodger Stadium, Los Angeles, CA
Wed Jun 14 2023, 7:11 PM - 10:25 PM PDT
Att: 44,442 - Overcast - 65 F

AB 34
R 4
H 7
RBI 3
BB 6
SO 9
LOB 27



Batter	1	2	3	4	5	6	7	8	9	10	11	AB	R	H	RBI	BB	SO	LOB	TOP					
7 Tim Anderson, R OBP: 0.290, SLG: 0.296	G5-3		FC6-4				K			G3-1		5	0	1	0	0	1	2						
32 Gavin Sheets, L OBP: 0.330, SLG: 0.383	L5		L9				G4-3			G4-3		3	0	0	0	2	0	2						
23 Andrew Benintendi, L OBP: 0.337, SLG: 0.338												0	0	0	0	0	0	0						
88 Luis Robert Jr., R OBP: 0.320, SLG: 0.539	HR		K				K			K		4	1	1	1	1	3	4						
74 Eloy Jiménez, R OBP: 0.314, SLG: 0.452	HR		G5-3				K			K		5	1	1	1	0	3	4						
12 Romy González, R OBP: 0.269, SLG: 0.376	HR						CS			K		0	0	0	0	0	0	0						
30 Jake Burger, R OBP: 0.290, SLG: 0.606	K						K			K		5	1	1	1	0	4	1						
25 Andrew Vaughn, R OBP: 0.300, SLG: 0.438			G6-3				G4-3			G2-3		5	1	1	1	0	0	0						
24 Yasmani Grandal, S OBP: 0.320, SLG: 0.410							L7					5	0	2	0	0	1	1						
15 Clint Frazier, R OBP: 0.327, SLG: 0.267							K			K		4	0	0	0	0	3	2						
1 Elvis Andrus, R OBP: 0.277, SLG: 0.247							F9			F9		4	0	1	0	0	1	2						
Inning Stats	R: 2 E: 0 K: 1 S: 15	H: 2 LOB: 0 BB: 0 P: 21	R: 0 E: 0 K: 2 S: 11	H: 1 LOB: 1 BB: 0 P: 16	R: 0 E: 0 K: 1 S: 9	H: 1 LOB: 1 BB: 0 P: 12	R: 2 E: 0 K: 0 S: 15	H: 3 LOB: 1 BB: 0 P: 25	R: 0 E: 0 K: 3 S: 11	H: 0 LOB: 1 BB: 0 P: 18	R: 0 E: 0 K: 2 S: 6	H: 0 LOB: 0 BB: 0 P: 8	R: 0 E: 0 K: 2 S: 9	H: 0 LOB: 0 BB: 0 P: 12	R: 0 E: 0 K: 2 S: 8	H: 0 LOB: 0 BB: 0 P: 10	R: 0 E: 0 K: 1 S: 11	H: 0 LOB: 3 BB: 1 P: 17	R: 0 E: 0 K: 1 S: 5	H: 0 LOB: 1 BB: 0 P: 8	1B: 3 2B: 1 3B: 0 HR: 4	SF: 0 SAC: 0 DP: 0 HBP: 0	WP: 0 PB: 0 SB: 1 CS: 1	PA: 44
PITCHER	IP ERA WLS BF H R ER SO BB IBB HBP BLK WP HR S P ERA WHIP	78 Michael Grove, R ERA: 8.1	18 Shelby Miller, R ERA: 2.4	36 Yancey Almonte, R ERA: 6.52	59 Evan Phillips, R ERA: 2.36	64 Caleb Ferguson, L ERA: 3.6	PITCHER	IP ERA WLS BF H R ER SO BB IBB HBP BLK WP HR S P ERA WHIP	39 Aaron Bummer, L ERA: 7.06	45 Garrett Crochet, L ERA: 3.6														

Chicago White Sox @ Los Angeles Dodgers
Dodger Stadium, Los Angeles, CA
Thu Jun 15 2023, 7:11 PM - 10:30 PM PDT
Att. 48,655 - Partly Cloudy - 65 F

livebaseballscores.com

AB 40
R 4
H 8
RBI 4
BB 3
SO 16
LOB 18



Batter	1	2	3	4	5	6	7	8	9	10	11	AB	R	H	RBI	BB	SO	LOB	BOTTOM					
50 Mookie Betts, R OBP: 0.368, SLG: 0.527	K						F9			FC5-4		5	0	2	0	1	1	2						
5 Freddie Freeman, L OBP: 0.409, SLG: 0.596	F8						FC4-6					5	0	1	1	1	0	3						
16 Will Smith, R OBP: 0.398, SLG: 0.517	K											3	1	1	0	2	2	2						
23 Jason Heyward, L OBP: 0.333, SLG: 0.455							P3					5	0	0	0	0	4	5						
6 David Peraltá, L OBP: 0.302, SLG: 0.399							P5					4	1	1	0	0	0	2						
89 Jonny DeLuca, R OBP: 0.300, SLG: 0.222	G4-3						P5					1	0	0	0	0	0	0						
17 Miguel Vargas, R OBP: 0.327, SLG: 0.404												4	0	0	0	1	2	4						
33 James Outman, L OBP: 0.323, SLG: 0.439												4	1	1	0	0	3	1						
28 J.D. Martínez, R OBP: 0.302, SLG: 0.595												0	0	0	0	1	0	0						
64 Caleb Ferguson, R ERA: 3.6												0	0	0	0	0	0	0						
3 Chris Taylor, R OBP: 0.274, SLG: 0.460												4	2	1	4	1	2	2						
11 Miguel Rojas, R OBP: 0.299, SLG: 0.288												4	0	2	0	1	2	1						
Inning Stats	R: 0 E: 0 K: 2 S: 12	H: 0 LOB: 0 BB: 0 P: 17	R: 0 E: 0 K: 2 S: 10	H: 0 LOB: 1 BB: 1 P: 18	R: 0 E: 0 K: 2 S: 14	H: 1 LOB: 1 BB: 0 P: 18	R: 0 E: 0 K: 1 S: 9	H: 0 LOB: 1 BB: 1 P: 17	R: 0 E: 0 K: 1 S: 14	H: 1 LOB: 2 BB: 1 P: 23	R: 4 E: 0 K: 1 S: 20	H: 5 LOB: 1 BB: 0 P: 26	R: 0 E: 0 K: 1 S: 9	H: 0 LOB: 0 BB: 0 P: 17	R: 0 E: 0 K: 2 S: 10	H: 1 LOB: 2 BB: 1 P: 18	R: 0 E: 0 K: 1 S: 7	H: 0 LOB: 2 BB: 1 P: 8	R: 1 E: 0 K: 0 S: 11	H: 1 LOB: 3 BB: 2 P: 22	1B: 8 2B: 0 3B: 0 HR: 1	SF: 0 SAC: 0 DP: 0 HBP: 0	WP: 0 PB: 1 SB: 0 CS: 0	PA: 47
PITCHER	IP ERA WLS BF H R ER SO BB IBB HBP BLK WP HR S P ERA WHIP	84 Dylan Cease, R ERA: 4.31	40 Reynaldo López, R ERA: 5.1	17 Joe Kelly, R ERA: 4.67	60 Gregory Santos, R ERA: 2.67	49 Kendall Graveman, R ERA: 2.67	PITCHER	IP ERA WLS BF H R ER SO BB IBB HBP BLK WP HR S P ERA WHIP	39 Aaron Bummer, L ERA: 7.06	45 Garrett Crochet, L ERA: 3.6														

Chicago White Sox @ Los Angeles Dodgers
Dodger Stadium, Los Angeles, CA
Thu Jun 15 2023, 7:11 PM - 10:30 PM PDT
Att. 48,655 - Partly Cloudy - 65 F

livebaseballscores.com

AB 39
R 5
H 9
RBI 5
BB 8
SO 16
LOB 22



Batter	1	2	3	4	5	6	7	8	9	10	11	AB	R	H	RBI	BB	SO	LOB	TOP					
31 LaMonte Wade Jr., L (1.3) OBP: 0.410, SLG: 0.451 13 Austin Slater, R (8. PH) OBP: 0.463, SLG: 0.529 (8.7)	P5		F9			L9		23 E 39 SF8 1B					3	0	0	0	0	0	0					
23 Joc Pederson, L (1.10) OBP: 0.368, SLG: 0.518	F7			39 FC6-4 BB		L9		39 SF8 6 B 1B	G4-3			5	1	1	1	1	1	3						
39 Thairo Estrada, R (1.4) OBP: 0.340, SLG: 0.481	F8			FC6-4 41 S BB				41 HR 1B	SF8			4	1	1	1	0	1	3						
8 Michael Conforto, L (1.7) OBP: 0.347, SLG: 0.441 32 David Villar, R (8.3) OBP: 0.223, SLG: 0.300		BB				K				B5		2	0	0	0	2	2	2						
41 Wilmer Flores, R (1.5) OBP: 0.282, SLG: 0.397 6 Casey Schmitt, R (7.5)	P3					P3				FC1-5		3	1	1	2	0	0	2						
14 Patrick Bailey, S (1.2) OBP: 0.349, SLG: 0.541	F9					K						4	1	0	0	0	1	3						
5 Mike Yastrzemski, L (1.9) OBP: 0.313, SLG: 0.455	K					F7						5	0	0	0	0	3	4						
29 Luis Matos, R (1.8) OBP: 0.500, SLG: 0.200	L7					F8						2	1	0	0	3	0	0						
35 Brandon Crawford, L (1.6) OBP: 0.294, SLG: 0.346	F8					G3-1						5	1	1	1	0	0	2						
Inning Stats	R: 0 E: 0 K: 0 S: 7	H: 0 LOB: 0 BB: 0 P: 13	R: 0 E: 0 K: 1 S: 9	H: 0 LOB: 1 BB: 1 P: 17	R: 0 E: 0 K: 0 S: 5	H: 0 LOB: 0 BB: 0 P: 9	R: 0 E: 0 K: 1 S: 12	H: 0 LOB: 0 BB: 1 P: 20	R: 0 E: 0 K: 1 S: 9	H: 0 LOB: 0 BB: 0 P: 15	R: 2 E: 0 K: 2 S: 14	H: 2 LOB: 0 BB: 0 P: 20	R: 3 E: 1 K: 1 S: 16	H: 3 LOB: 3 BB: 2 P: 34	R: 0 E: 0 K: 0 S: 10	H: 1 LOB: 1 BB: 1 P: 17	R: 0 E: 0 K: 0 S: 6	H: 0 LOB: 2 BB: 0 P: 10	R: 2 E: 0 K: 2 S: 19	H: 2 LOB: 2 BB: 1 P: 31	1B: 7 2B: 0 3B: 0 HR: 1	SF: 1 SAC: 0 DP: 1 HBP: 2	WP: 0 PB: 0 SB: 1 CS: 0	PA: 48
PITCHER	IP 6.0	WLS 2	BF 5	H 2	R 2	ER 2	SO 2	BB 0	IBB 0	HBP 0	BLK 0	WP 0	HR 0	S 14	P 17	ERA 0.00	WHIP 0.333							
80 Emmet Sheehan, R ERA: 3.46 48 Brusdar Graterol, R ERA: 2.4 81 Victor González, L ERA: 3.85 61 Taylor Scott, R ERA: 9.0 75 Nick Robertson, R ERA: 6.75	IP 6.0	WLS 2	BF 5	H 2	R 2	ER 2	SO 2	BB 0	IBB 0	HBP 0	BLK 0	WP 0	HR 0	S 14	P 17	ERA 0.00	WHIP 0.333							
PITCHER	IP 1.0	WLS L	BF 6	H 2	R 2	ER 1	SO 2	BB 1	IBB 0	HBP 0	BLK 0	WP 0	HR 0	S 19	P 31	ERA 9.00	WHIP 3.000							
64 Caleb Ferguson, L ERA: 3.46 51 Alex Vesia, L ERA: 7.13	IP 1.0	WLS L	BF 6	H 2	R 2	ER 1	SO 2	BB 1	IBB 0	HBP 0	BLK 0	WP 0	HR 0	S 19	P 31	ERA 9.00	WHIP 3.000							

San Francisco Giants @ Los Angeles Dodgers
Dodger Stadium, Los Angeles, CA
Fri Jun 16 2023, 7:12 PM - 10:41 PM PDT
Att: 49,074 - Clear - 69 F

livebaseballscores.com

AB 39
R 7
H 8
RBI 7
BB 6
SO 8
LOB 21



Batter	1	2	3	4	5	6	7	8	9	10	11	AB	R	H	RBI	BB	SO	LOB	BOTTOM							
50 Mookie Betts, R (1.9) OBP: 0.371, SLG: 0.525	K		5 FC5-6 1B			16 B 28 B HBP						5	1	2	0	0	2	0								
5 Freddie Freeman, L (1.3) OBP: 0.404, SLG: 0.557	F7		FC5-6 16 BB			K						6	0	1	1	0	2	4								
16 Will Smith, R (1.2) OBP: 0.407, SLG: 0.517		BB				28 B 33 E 1B						2	1	1	1	3	0	0								
28 J.D. Martinez, R (1.10) OBP: 0.300, SLG: 0.590 (11.7)	P3					33 E 2B						5	1	1	1	0	2	5								
6 David Peralta, L (1.7) OBP: 0.306, SLG: 0.403 33 James Outman, L (3.8) OBP: 0.326, SLG: 0.441			17 G5-3 1B			P6						1	0	1	0	0	0	0								
17 Miguel Vargas, R (1.4) OBP: 0.324, SLG: 0.396	G5-3					F8						4	0	0	0	1	1	3								
3 Chris Taylor, R (1.5) OBP: 0.272, SLG: 0.457 83 Michael Busch, L (4. PH) OBP: 0.296, SLG: 0.174 (5.5)	G6-3					K2-3						1	0	0	0	0	1	1								
86 Jonny DeLuca, R (1.8) OBP: 0.251, SLG: 0.367 23 Jason Heyward, L (9. PH) OBP: 0.331, SLG: 0.507 (10.7) 15 Austin Barnes, R (10.7) OBP: 0.254, SLG: 0.134 51 Alex Vesia, L (11.1)	P5					K						3	0	0	0	0	1	1								
11 Miguel Rojas, R (1.6) OBP: 0.263, SLG: 0.272	G6-3					K						1	0	0	0	0	1	2								
Inning Stats	R: 0 E: 0 K: 1 S: 11	H: 1 LOB: 1 BB: 1 P: 16	R: 0 E: 0 K: 0 S: 9	H: 1 LOB: 1 BB: 0 P: 12	R: 0 E: 0 K: 1 S: 15	H: 1 LOB: 2 BB: 1 P: 26	R: 0 E: 0 K: 1 S: 9	H: 0 LOB: 0 BB: 0 P: 16	R: 4 E: 1 K: 3 S: 23	H: 4 LOB: 1 BB: 0 P: 29	R: 0 E: 0 K: 1 S: 7	H: 0 LOB: 0 BB: 0 P: 10	R: 0 E: 0 K: 1 S: 9	H: 0 LOB: 0 BB: 0 P: 12	R: 0 E: 0 K: 0 S: 10	H: 1 LOB: 1 BB: 0 P: 11	R: 1 E: 0 K: 1 S: 11	H: 3 LOB: 2 BB: 1 P: 16	R: 0 E: 0 K: 1 S: 8	H: 0 LOB: 2 BB: 1 P: 13	R: 0 E: 1 K: 1 S: 8	H: 0 LOB: 1 BB: 0 P: 10	1B: 9 2B: 1 3B: 0 HR: 0	SF: 0 SAC: 0 DP: 0 HBP: 1	WP: 0 PB: 0 SB: 1 CS: 2	PA: 47
PITCHER	IP 1.0	WLS 4	BF 4	H 2	R 0	ER 0	SO 0	BB 1	IBB 0	HBP 0	BLK 0	WP 0	HR 0	S 11	P 16	ERA 0.00	WHIP 1.000									
59 John Brebbia, R ERA: 3.14 74 Ryan Walker, R ERA: 1.23 52 Sean Manaea, L ERA: 5.84 77 Luke Jackson, R ERA: 1.42 71 Tyler Rogers, R ERA: 1.6	IP 1.0	WLS 4	BF 4	H 2	R 0	ER 0	SO 0	BB 1	IBB 0	HBP 0	BLK 0	WP 0	HR 0	S 11	P 16	ERA 0.00	WHIP 1.000									
PITCHER	IP 1.0	WLS W	BF 4	H 3	R 1	ER 0	SO 1	BB 1	IBB 0	HBP 0	BLK 0	WP 0	HR 0	S 10	P 16	ERA 0.00	WHIP 0.000									
75 Camilo Doval, R ERA: 2.03 33 Taylor Rogers, L ERA: 2.96 34 Jakob Junis, R ERA: 4.12	IP 1.0	WLS W	BF 4	H 3	R 1	ER 0	SO 1	BB 1	IBB 0	HBP 0	BLK 0	WP 0	HR 0	S 10	P 16	ERA 0.00	WHIP 0.000									

San Francisco Giants @ Los Angeles Dodgers
Dodger Stadium, Los Angeles, CA
Fri Jun 16 2023, 7:12 PM - 10:41 PM PDT
Att: 49,074 - Clear - 69 F

livebaseballscores.com

AB 42
R 5
H 10
RBI 5
BB 4
SO 11
LOB 18



Batter	1	2	3	4	5	6	7	8	9	AB	R	H	RBI	BB	SO	LOB	TOP										
31 LaMonte Wade Jr., L OBP: 0.416, SLG: 0.469			G4-3			HR	BB		E5 1B	5	3	3	4	1	1	0	San Francisco Giants @ Los Angeles Dodgers Dodger Stadium, Los Angeles, CA Sat Jun 17 2023, 6:12 PM - 8:37 PM PDT Att: 51,385 - Clear - 72 F										
23 Joc Pederson, L 7 J.D. Davis, R OBP: 0.394, SLG: 0.518 OBP: 0.372, SLG: 0.493	BB			1B	L9				1B	2	0	1	0	1	0	0											
39 Thairo Estrada, R OBP: 0.346, SLG: 0.481	G5-3			K		P6			1B	6	0	2	0	0	1	2											
8 Michael Conforto, L 2 Blake Sabol, L OBP: 0.346, SLG: 0.438 OBP: 0.316, SLG: 0.409	F8			K	G3-1				F8	4	0	1	0	0	1	3											
5 Mike Yastrzemski, L OBP: 0.310, SLG: 0.445	F9			P5					G4-3	4	1	0	0	1	1	2											
29 Luis Matos, R OBP: 0.538, SLG: 0.250	G2-3				BB	BB			E5 BB	3	4	1	0	2	0	1											
14 Patrick Bailey, S OBP: 0.337, SLG: 0.532	F8				K	F9			K	5	1	1	2	0	2	4											
35 Brandon Crawford, L 32 David Villar, R OBP: 0.303, SLG: 0.365 OBP: 0.230, SLG: 0.317			1B		HR	BB			E5 BB	4	2	4	2	0	0	0											
6 Casey Schmitt, R OBP: 0.279, SLG: 0.384	G5-4-3				HR	BB			G6-3	4	1	0	1	0	2	6											
Inning Stats	R: 0 H: 0 E: 0 K: 1 S: 9	H: 0 LOB: 1 BB: 1 P: 20	R: 0 H: 0 E: 0 K: 0 S: 4	H: 0 LOB: 0 BB: 0 P: 4	R: 0 H: 1 E: 0 K: 0 S: 8	H: 1 LOB: 0 BB: 0 P: 11	R: 0 H: 1 E: 0 K: 2 S: 14	H: 1 LOB: 1 BB: 0 P: 19	R: 4 H: 3 E: 1 K: 1 S: 12	H: 3 LOB: 1 BB: 1 P: 32	R: 3 H: 4 E: 1 K: 3 S: 18	H: 4 LOB: 2 BB: 0 P: 22	R: 0 H: 0 E: 0 K: 1 S: 8	H: 0 LOB: 0 BB: 1 P: 9	R: 3 H: 4 E: 1 K: 1 S: 17	H: 4 LOB: 2 BB: 1 P: 25		1B: 11 2B: 3 3B: 0 HR: 2	SF: 0 SAC: 0 DP: 1 HBP: 1	WP: 1 PB: 0 SB: 1 CS: 0	PA: 49						
PITCHER	IP	WLS	BF	H	R	ER	SO	BB	IBB	HBP	BLK	WP	HR	S	P	ERA	WHIP										
28 Bobby Miller, R ERA: 2.83	(1, 1)	5.2	L	27	7	7	5	3	0	1	0	1	1	59	92	11.12	1.765										
51 Alex Vesia, L ERA: 8.0	(6, 1)	0.1		3	1	2	2	0	0	0	0	0	1	8	13	54.00	6.000										
75 Nick Robertson, R ERA: 7.2	(7, 1)	1.0		8	4	3	1	3	0	0	0	0	0	18	22	9.00	4.000										
93 Bryan Hudson, L ERA: 13.5	(8, 1)	2.0		11	4	3	3	2	1	0	0	0	0	25	34	13.50	2.500										

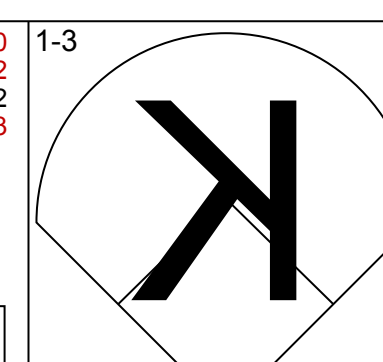
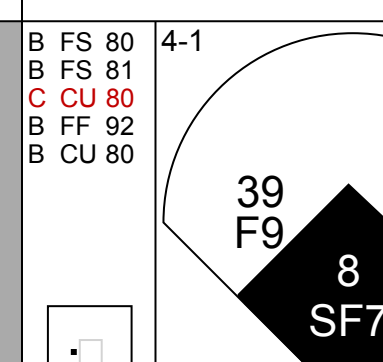
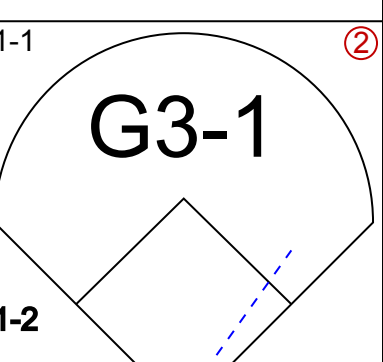
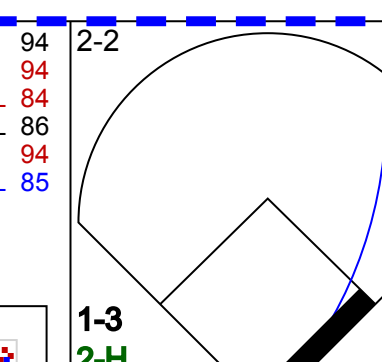
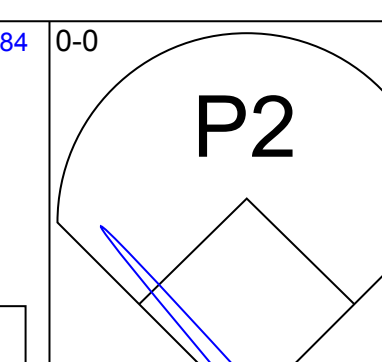

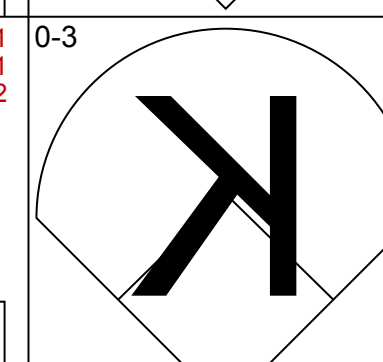
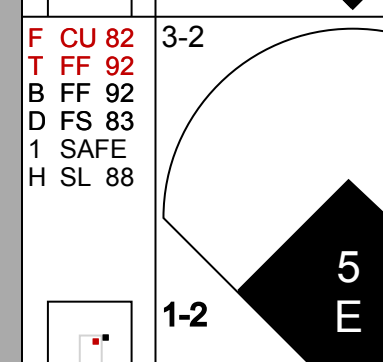
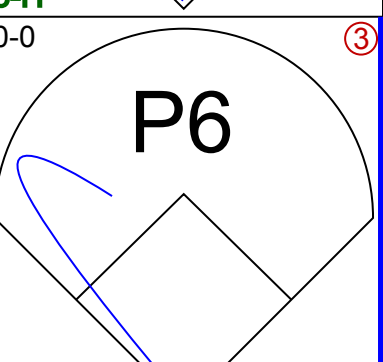
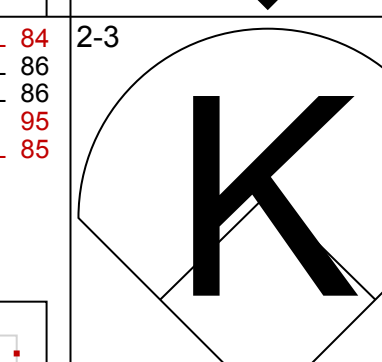

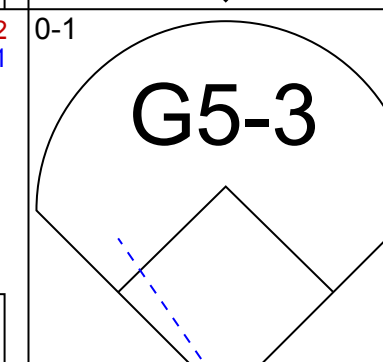
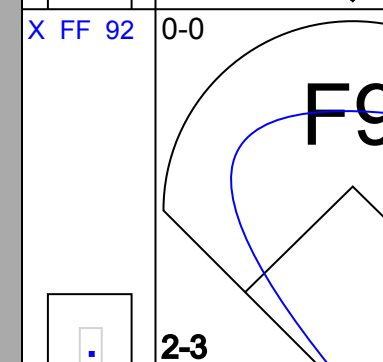
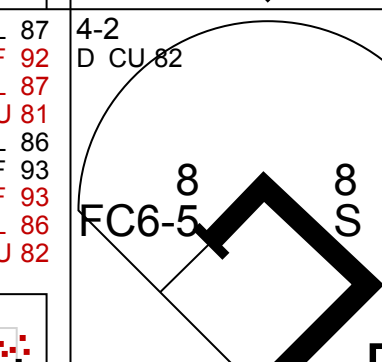

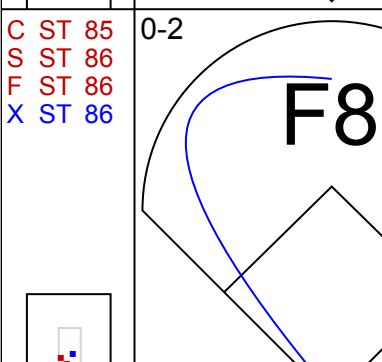

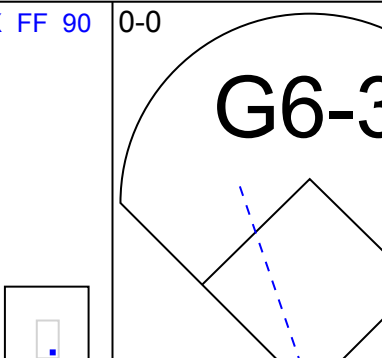
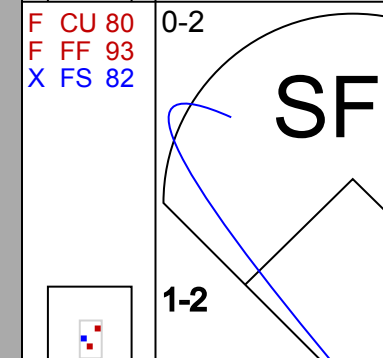
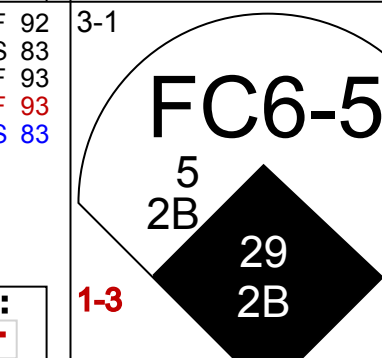

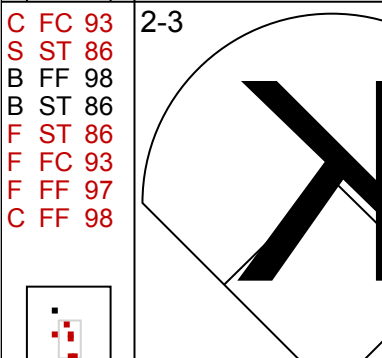

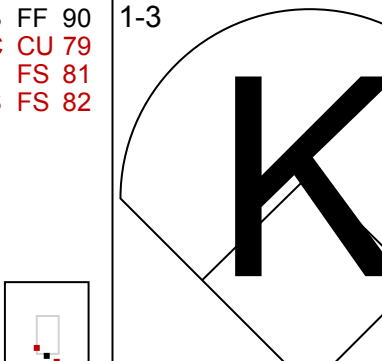
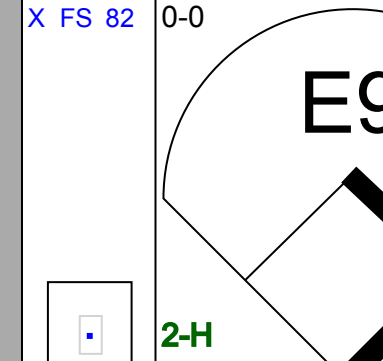
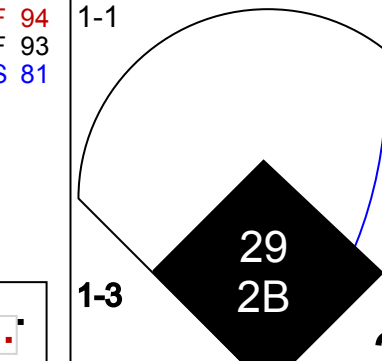

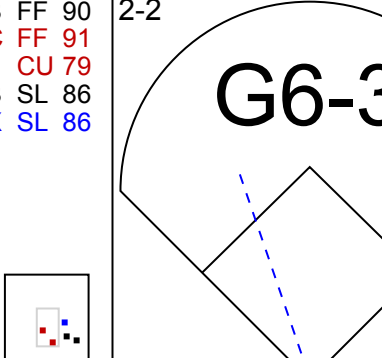
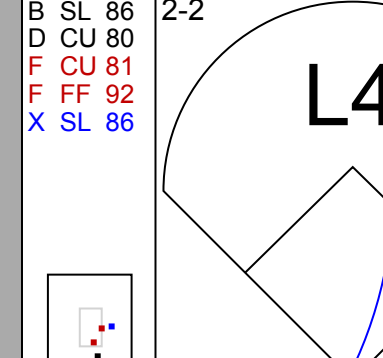
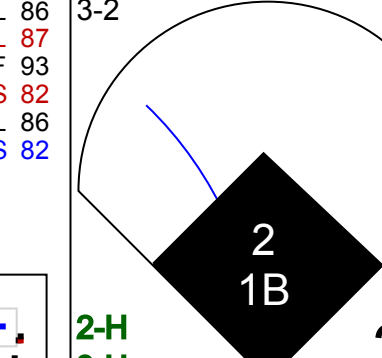
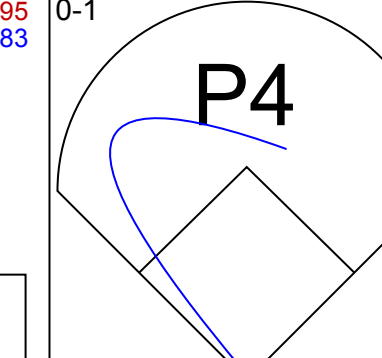
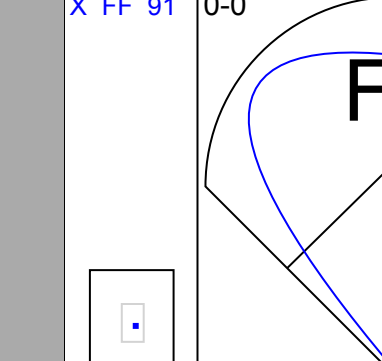
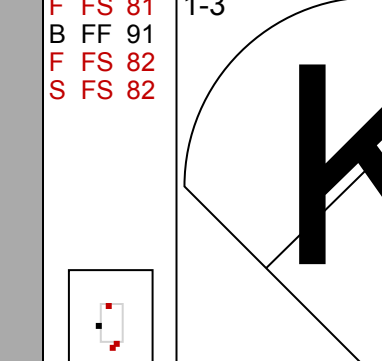
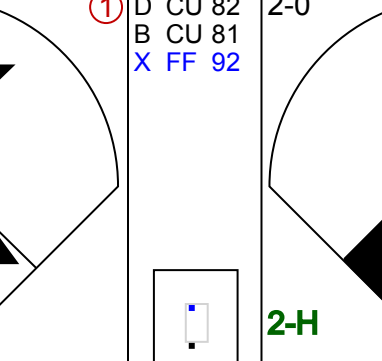
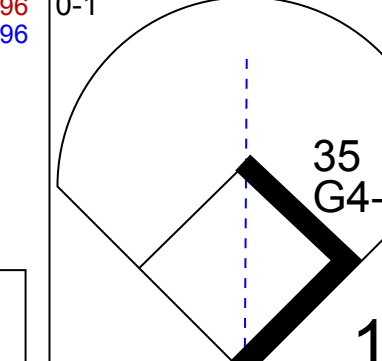
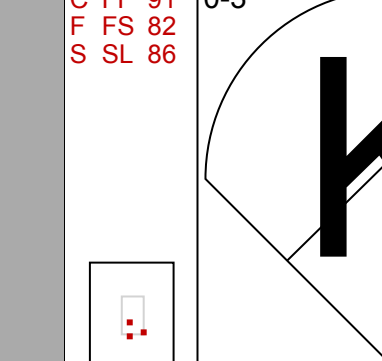
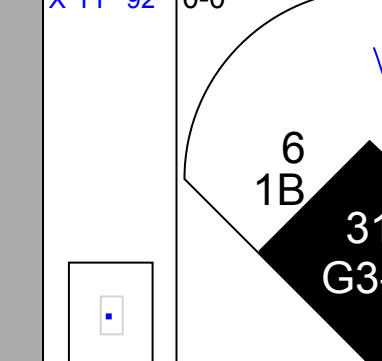
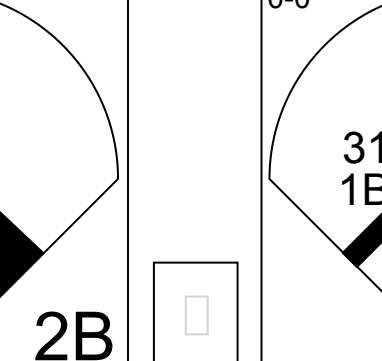
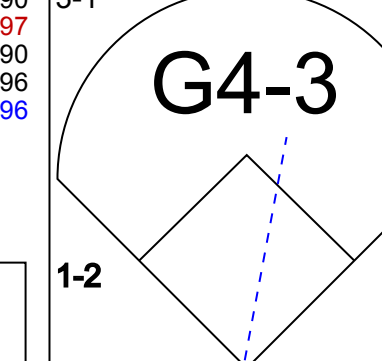

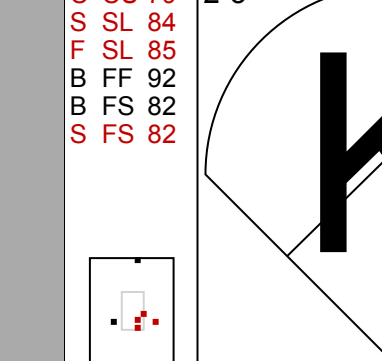
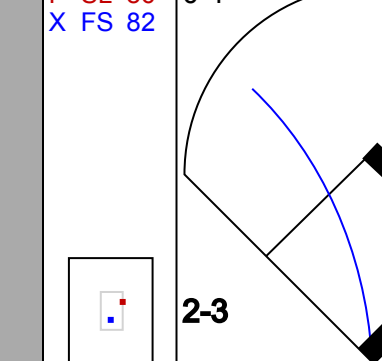
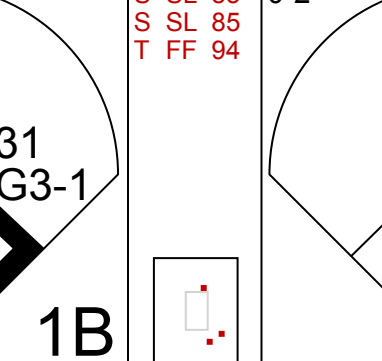
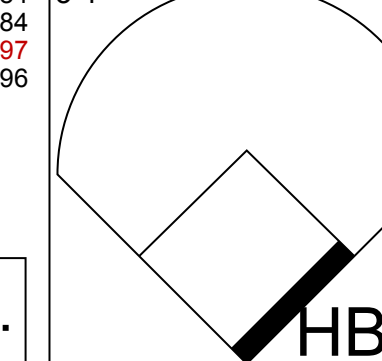
AB	43
R	15
H	16
RBI	14
BB	5
SO	10
LOB	22

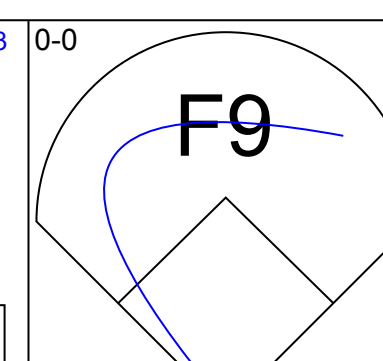
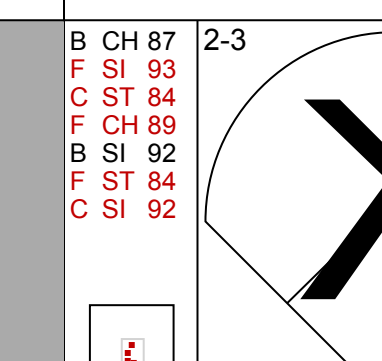
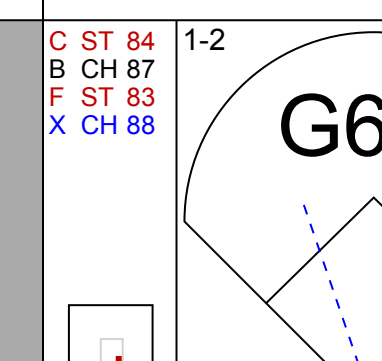


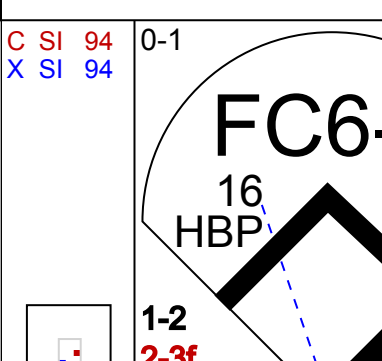

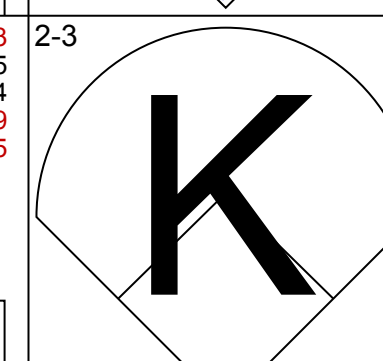
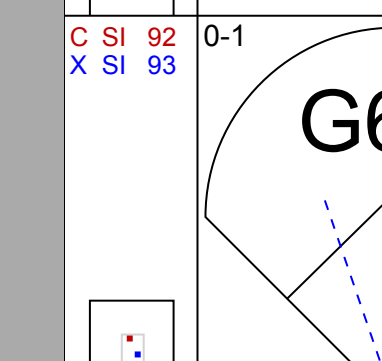
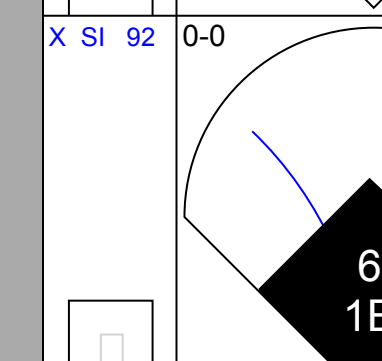
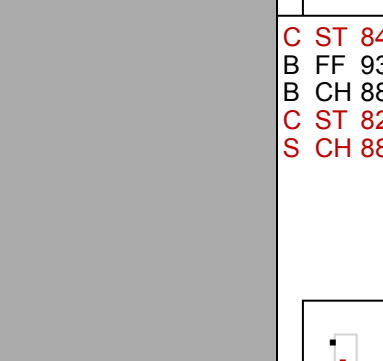
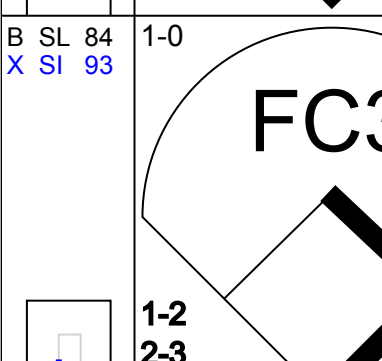
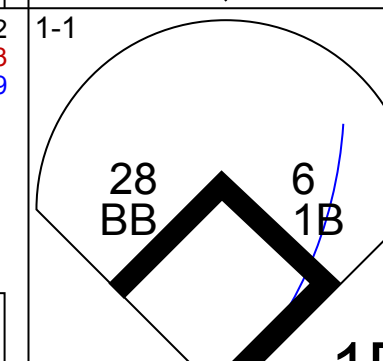
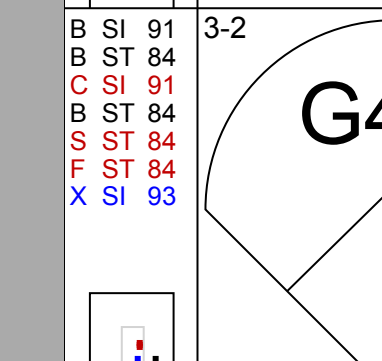
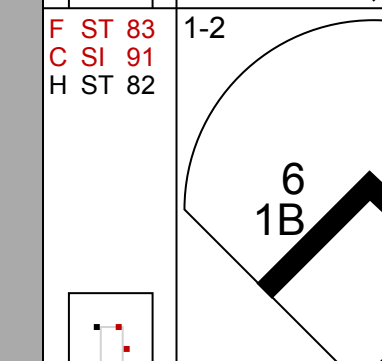

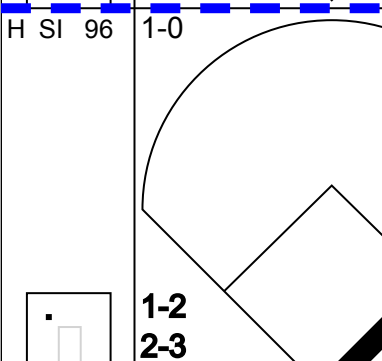
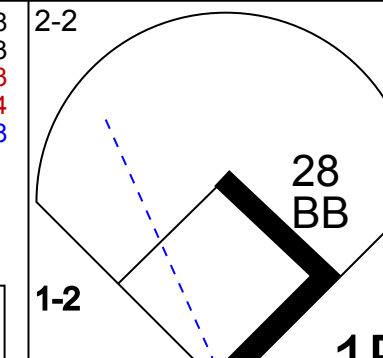

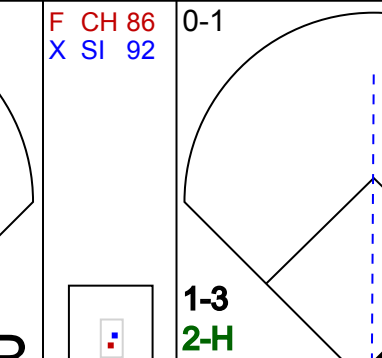

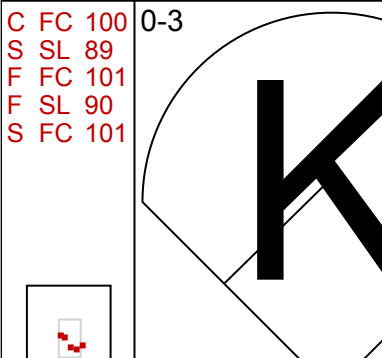
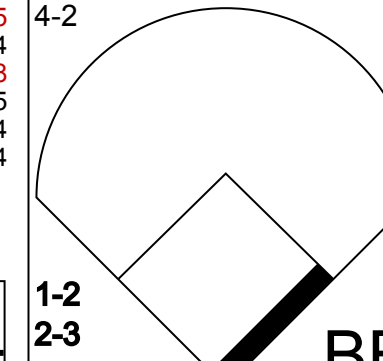

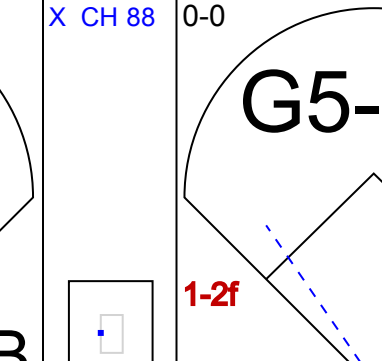

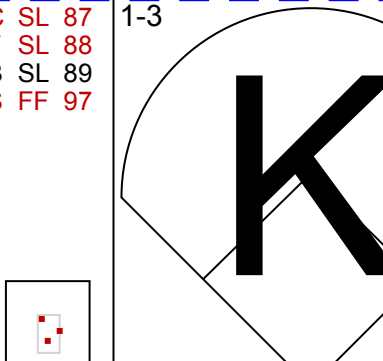
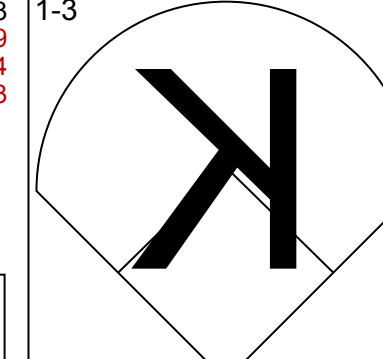

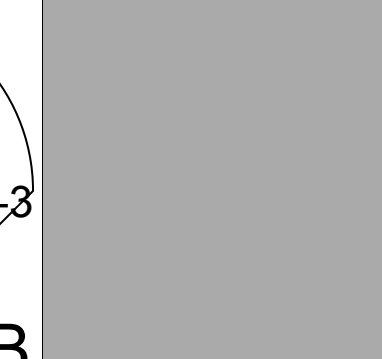
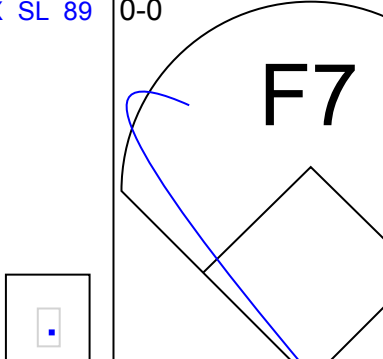
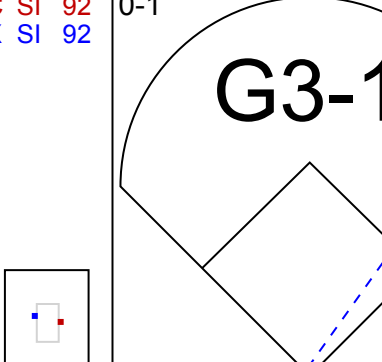
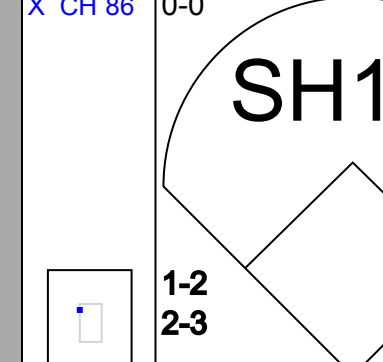

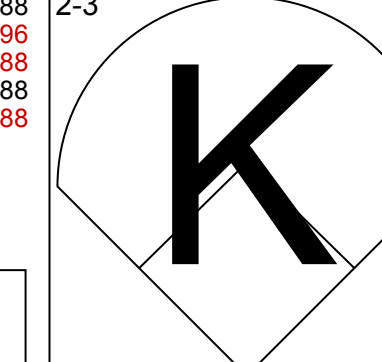
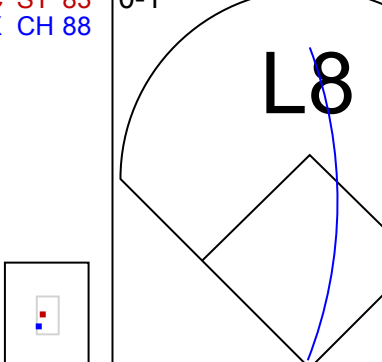
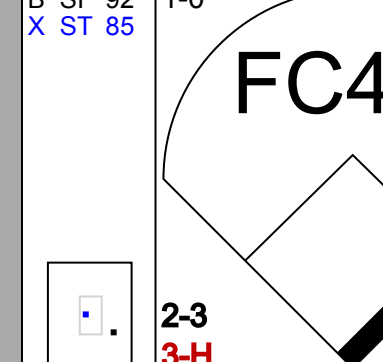

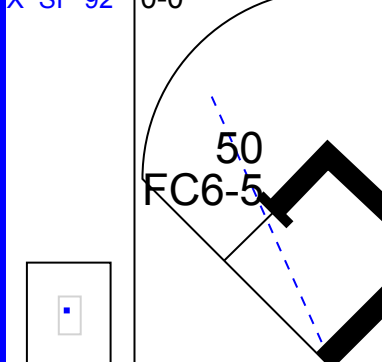
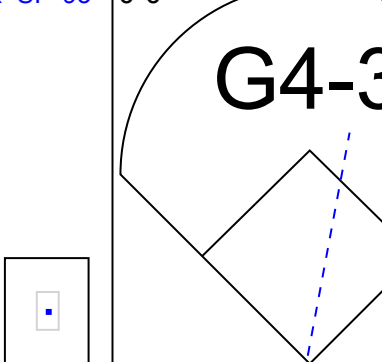
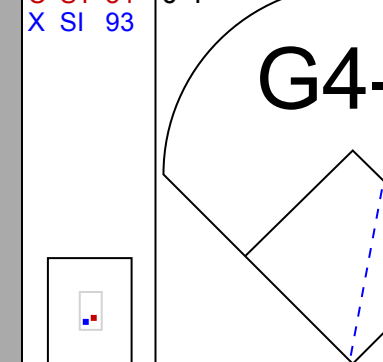

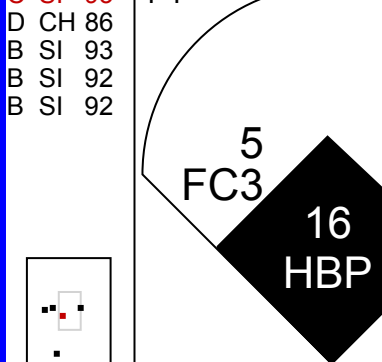


Batter	1	2	3	4	5	6	7	8	9	AB	R	H	RBI	BB	SO	LOB	BOTTOM										
50 Mookie Betts, R 33 James Outman, L OBP: 0.371, SLG: 0.522 OBP: 0.325, SLG: 0.438	K		K			1B			P4	3	0	1	0	0	2	1	San Francisco Giants @ Los Angeles Dodgers Dodger Stadium, Los Angeles, CA Sat Jun 17 2023, 6:12 PM - 8:37 PM PDT Att: 51,385 - Clear - 72 F										
5 Freddie Freeman, L 23 Jason Heyward, L OBP: 0.407, SLG: 0.557 OBP: 0.329, SLG: 0.448	F8		HBP			1B			L8	2	0	1	0	0	0	0											
16 Will Smith, R OBP: 0.400, SLG: 0.506	G5-3		P4			K			K	4	0	0	0	0	2	4											
28 J.D. Martinez, R OBP: 0.299, SLG: 0.584		K			F8	G6-4-3			1B	4	0	1	0	0	1	2											
89 Jonny DeLuca, R OBP: 0.235, SLG: 0.188		1B			G6-3				L7	4	0	1	0	0	0	1											
17 Miguel Vargas, R OBP: 0.319, SLG: 0.389		1B			L7				F9	4	0	0	0	0	0	2											
11 Miguel Rojas, R OBP: 0.258, SLG: 0.267	L8				F6	G6-3			G6-3	3	0	0	0	0	0	1											
83 Michael Busch, L OBP: 0.333, SLG: 0.269									F7	3	0	2	0	0	0	0											
15 Austin Barnes, R OBP: 0.208, SLG: 0.131					G5-4-3				BB	2	0	0	0	1	1	2											
Inning Stats	R: 0 H: 0 E: 0 K: 1 S: 10	H: 1 LOB: 1 BB: 0 P: 15	R: 0 H: 1 E: 0 K: 1 S: 9	H: 1 LOB: 0 BB: 0 P: 13	R: 0 H: 1 E: 0 K: 2 S: 15	H: 1 LOB: 2 BB: 0 P: 22	R: 0 H: 0 E: 0 K: 0 S: 6	H: 0 LOB: 0 BB: 0 P: 9	R: 0 H: 2 E: 0 K: 1 S: 12	H: 1 LOB: 1 BB: 0 P: 17	R: 0 H: 0 E: 0 K: 0 S: 8	H: 0 LOB: 0 BB: 0 P: 11	R: 0 H: 0 E: 0 K: 0 S: 5	H: 0 LOB: 1 BB: 1 P: 11	R: 0 H: 1 E: 0 K: 1 S: 8	H: 1 LOB: 0 BB: 0 P: 12		1B: 5 2B: 1 3B: 0 HR: 0	SF: 0 SAC: 0 DP: 2 HBP: 1	WP: 1 PB: 0 SB: 0 CS: 0	PA: 33						
PITCHER	IP	WLS	BF	H	R	ER	SO	BB	IBB	HBP	BLK	WP	HR	S	P	ERA	WHIP										
57 Alex Wood, L ERA: 4.11	(1, 1)	5.0	W	18	3	0	0	0	0	0	0	0	0	47	67	0.00	0.600										
43 Tristan Beck, R ERA: 3.31	(6, 1)	4.0	S	15	3	0	0	2	1	0	0	1	0	33	51	0.00	1.000										

AB	31
R	0
H	6
RBI	0
BB	1
SO	6
LOB	15



Batter	1	2	3	4	5	6	7	8	9	AB R H RBI BB SO LOB	TOP											
31 LaMonte Wade Jr. L (1, 3) OBP: 0.416, SLG: 0.465										4 1 1 2 1 1 3	<p>San Francisco Giants @ Los Angeles Dodgers Dodger Stadium, Los Angeles, CA Sun Jun 18 2023, 1:11 PM - 3:43 PM PDT Att: 52,307 - Partly Cloudy - 73 F</p> <p>livebaseballscorecards.com</p> <p>AB 34 R 7 H 8 RBI 7 BB 3 SO 11 LOB 13</p> 											
23 Joc Pederson L (1, 10) OBP: 0.393, SLG: 0.509 7 J.D. Davis R (6, PH) OBP: 0.369, SLG: 0.488 (6, 10)									2 1 0 0 0 1 1 2 0 0 0 0 1 2													
39 Thairo Estrada R (1, 4) OBP: 0.343, SLG: 0.474									4 0 0 0 1 1 2													
8 Michael Conforto L (1, 7) OBP: 0.339, SLG: 0.429									4 1 0 1 0 2 1													
5 Mike Yastrzemski L (1, 9) OBP: 0.314, SLG: 0.452									4 1 2 1 0 1 0													
29 Luis Matos R (1, 8) OBP: 0.471, SLG: 0.333									4 1 1 2 0 0 1													
2 Blake Sabol L (1, 2) OBP: 0.320, SLG: 0.411									4 1 2 1 0 1 0													
35 Brandon Crawford L (1, 6) OBP: 0.308, SLG: 0.371									3 1 1 0 1 1 1													
6 Casey Schmitt R (1, 5) OBP: 0.286, SLG: 0.383 32 David Villar R (8, 5) OBP: 0.230, SLG: 0.317									3 0 1 0 0 2 2 0 0 0 0 0 0 0													
Inning Stats	R: 0 E: 0 K: 2 S: 8	H: 0 LOB: 0 BB: 0 P: 9	R: 0 E: 0 K: 1 S: 7	H: 0 LOB: 0 BB: 0 P: 10	R: 0 E: 0 K: 2 S: 8	H: 0 LOB: 0 BB: 0 P: 10	R: 2 E: 1 K: 0 S: 11	H: 1 LOB: 1 BB: 0 P: 20	R: 1 E: 0 K: 1 S: 9	H: 2 LOB: 1 BB: 0 P: 11		R: 4 E: 0 K: 2 S: 24	H: 4 LOB: 2 BB: 2 P: 41	R: 0 E: 0 K: 2 S: 9	H: 0 LOB: 0 BB: 0 P: 13	R: 0 E: 0 K: 0 S: 8	H: 1 LOB: 2 BB: 0 P: 14	R: 0 E: 0 K: 1 S: 12	H: 0 LOB: 0 BB: 0 P: 14	1B: 5 2B: 3 3B: 0 HR: 0	SF: 1 SAC: 0 DP: 0 HBP: 2	WP: 0 PB: 0 SB: 1 CS: 0
PITCHER	IP WLS BF H R ER SO BB IBB HBP BLK WP HR S P ERA WHIP											IP WLS BF H R ER SO BB IBB HBP BLK WP HR S P ERA WHIP										
26 Tony Gonsolin R (1, 1) ERA: 2.92	5.2 L 27 6 7 7 7 2 1 1 0 0 0 0 60 90 11.12 1.412																					
81 Victor González L (6, 1) ERA: 3.66	1.1 5 1 0 0 3 0 0 0 0 0 0 0 16 24 0.00 0.750																					
38 Yency Almonte R (8, 1) ERA: 6.3	1.0 5 1 0 0 0 0 0 0 1 0 0 0 8 14 0.00 1.000																					
59 Evan Phillips R (9, 1) ERA: 2.28	1.0 3 0 0 0 1 0 0 0 0 0 0 0 12 14 0.00 0.000																					

Batter	1	2	3	4	5	6	7	8	9	AB R H RBI BB SO LOB	BOTTOM											
50 Mookie Betts R (1, 6) OBP: 0.365, SLG: 0.513										5 0 0 0 0 1 2	<p>San Francisco Giants @ Los Angeles Dodgers Dodger Stadium, Los Angeles, CA Sun Jun 18 2023, 1:11 PM - 3:43 PM PDT Att: 52,307 - Partly Cloudy - 73 F</p> <p>livebaseballscorecards.com</p> <p>AB 35 R 3 H 9 RBI 3 BB 3 SO 8 LOB 23</p> 											
5 Freddie Freeman L (1, 3) OBP: 0.404, SLG: 0.554									5 1 1 0 0 2 2													
16 Will Smith R (1, 2) OBP: 0.409, SLG: 0.508									3 0 2 1 0 0 0													
6 David Peralta L (1, 7) OBP: 0.314, SLG: 0.405									4 1 2 1 1 1 4													
28 J.D. Martinez R (1, 10) OBP: 0.301, SLG: 0.578									4 0 1 0 1 1 5													
33 James Outman L (1, 8) OBP: 0.328, SLG: 0.440									4 0 2 1 0 1 3													
17 Miguel Vargas R (1, 4) OBP: 0.315, SLG: 0.394									3 0 0 0 0 1 1													
23 Jason Heyward L (1, 9) OBP: 0.323, SLG: 0.438 89 Jonny DeLuca R (9, PH) OBP: 0.276, SLG: 0.294									3 0 0 0 0 1 3 1 0 1 0 0 0 0													
83 Michael Busch L (1, 5) OBP: 0.303, SLG: 0.241 11 Miguel Rojas R (9, PH) OBP: 0.263, SLG: 0.267									3 0 0 0 0 0 3 0 1 0 0 1 0 0													
Inning Stats	R: 0 E: 0 K: 2 S: 14	H: 2 LOB: 3 BB: 1 P: 24	R: 0 E: 0 K: 0 S: 5	H: 0 LOB: 0 BB: 0 P: 5	R: 0 E: 0 K: 1 S: 11	H: 0 LOB: 0 BB: 0 P: 16	R: 1 E: 0 K: 0 S: 8	H: 2 LOB: 2 BB: 1 P: 16	R: 1 E: 0 K: 1 S: 10	H: 2 LOB: 1 BB: 0 P: 11		R: 0 E: 0 K: 1 S: 9	H: 1 LOB: 0 BB: 0 P: 15	R: 0 E: 0 K: 1 S: 9	H: 1 LOB: 1 BB: 0 P: 16	R: 0 E: 0 K: 2 S: 7	H: 0 LOB: 0 BB: 0 P: 10	R: 1 E: 1 K: 1 S: 13	H: 1 LOB: 3 BB: 1 P: 20	1B: 7 2B: 2 3B: 0 HR: 0	SF: 0 SAC: 1 DP: 1 HBP: 2	WP: 0 PB: 0 SB: 0 CS: 0
PITCHER	IP WLS BF H R ER SO BB IBB HBP BLK WP HR S P ERA WHIP											IP WLS BF H R ER SO BB IBB HBP BLK WP HR S P ERA WHIP										
62 Logan Webb R (1, 1) ERA: 3.11	7.0 W 31 8 2 2 2 5 2 0 1 0 0 0 66 103 2.57 1.429																					
77 Luke Jackson R (8, 1) ERA: 1.23	1.0 3 0 0 0 2 0 0 0 0 0 0 0 7 10 0.00 0.000																					
54 Scott Alexander L (9, 1) ERA: 3.52	0.1 4 1 1 0 0 1 0 0 0 0 0 0 5 10 0.00 6.000																					
75 Camilo Doval R (9, 1) ERA: 1.99	0.2 S 3 0 0 0 1 0 0 0 1 0 0 0 8 10 0.00 0.000																					

Batter	1	2	3	4	5	6	7	8	9	AB	R	H	RBI	BB	SO	LOB	TOP										
50 Mookie Betts, R OBP: 0.360, SLG: 0.505										4	0	0	0	0	3	1	Los Angeles Dodgers @ Los Angeles Angels Angel Stadium, Anaheim, CA Tue Jun 20 2023, 7:08 PM - 9:32 PM PDT Att: 44,703 - Clear - 72 F										
5 Freddie Freeman, L OBP: 0.405, SLG: 0.552										3	0	1	0	1	0	0											
16 Will Smith, R OBP: 0.410, SLG: 0.508										4	0	2	1	0	1	1											
28 J.D. Martinez, R OBP: 0.300, SLG: 0.572										4	0	1	0	0	2	4											
17 Miguel Vargas, R OBP: 0.310, SLG: 0.377										4	0	0	0	0	0	3											
89 Jonny DeLuca, R OBP: 0.227, SLG: 0.238										4	0	0	0	0	1	2											
6 David Peralta, L OBP: 0.314, SLG: 0.405										0	0	0	0	0	0	0											
33 James Outman, L OBP: 0.271, SLG: 0.455										3	0	0	0	0	2	1											
3 Chris Taylor, R OBP: 0.271, SLG: 0.455										1	0	0	0	0	0	0											
23 Jason Heyward, L OBP: 0.323, SLG: 0.438										0	0	0	0	0	0	0											
11 Miguel Rojas, R OBP: 0.264, SLG: 0.275										3	1	1	0	0	0	0											
83 Michael Busch, L OBP: 0.306, SLG: 0.250										3	1	1	1	0	0	0											
Inning Stats	R: 0 E: 0 K: 2 S: 10	H: 0 LOB: 0 BB: 0 P: 15	R: 0 E: 0 K: 1 S: 15	H: 1 LOB: 1 BB: 0 P: 17	R: 0 E: 0 K: 1 S: 8	H: 0 LOB: 0 BB: 1 P: 14	R: 0 E: 0 K: 1 S: 9	H: 0 LOB: 0 BB: 0 P: 17	R: 0 E: 0 K: 1 S: 6	H: 0 LOB: 0 BB: 0 P: 10	R: 0 E: 0 K: 1 S: 5	H: 0 LOB: 0 BB: 0 P: 9	R: 0 E: 0 K: 1 S: 9	H: 1 LOB: 1 BB: 0 P: 16	R: 2 E: 0 K: 0 S: 12	H: 4 LOB: 2 BB: 0 P: 19	R: 0 E: 0 K: 1 S: 5	H: 0 LOB: 0 BB: 0 P: 5	1B: 5 2B: 1 3B: 0 HR: 0	SF: 0 SAC: 0 DP: 0 HBP: 0	WP: 0 PB: 0 SB: 1 CS: 0	PA: 34					
PITCHER	IP	WLS	BF	H	R	ER	SO	BB	IBB	HBP	BLK	WP	HR	S	P	ERA	WHIP										
48 Reid Detmers, L ERA: 4.02	(1, 1)	7.0		24	2	0	0	8	1	0	0	0	0	62	98	0.00	0.429										
49 Chris Devenski, R ERA: 3.09	(8, 1)	1.0	L	7	4	2	2	0	0	0	0	0	0	12	19	18.00	4.000										
28 Aaron Loup, L ERA: 5.09	(9, 1)	1.0		3	0	0	0	1	0	0	0	0	0	5	5	0.00	0.000										

Batter	1	2	3	4	5	6	7	8	9	AB	R	H	RBI	BB	SO	LOB	BOTTOM										
3 Taylor Ward, R OBP: 0.313, SLG: 0.388										4	0	0	0	0	0	2	Los Angeles Dodgers @ Los Angeles Angels Angel Stadium, Anaheim, CA Tue Jun 20 2023, 7:08 PM - 9:32 PM PDT Att: 44,703 - Clear - 72 F										
17 Shohai Ohtani, L OBP: 0.379, SLG: 0.623										4	0	0	0	0	2	1											
27 Mike Trout, R OBP: 0.359, SLG: 0.472										4	0	0	0	0	1	1											
23 Brandon Drury, R OBP: 0.316, SLG: 0.498										4	0	2	0	0	2	0											
12 Hunter Renfroe, R OBP: 0.295, SLG: 0.446										4	0	2	0	0	2	0											
Kevin Padlo, R	(1, 3)									3	0	0	0	0	0	2											
16 Mickey Moniak, L OBP: 0.341, SLG: 0.646										1	0	0	0	0	0	0											
35 Chad Wallach, R OBP: 0.311, SLG: 0.494										3	0	0	0	0	2	2											
2 Luis Rengifo, S OBP: 0.288, SLG: 0.288										2	0	0	0	1	0	0											
4 Andrew Velazquez, S OBP: 0.421, SLG: 0.333										2	0	1	0	1	0	3											
Inning Stats	R: 0 E: 0 K: 0 S: 5	H: 0 LOB: 0 BB: 0 P: 8	R: 0 E: 0 K: 2 S: 9	H: 0 LOB: 0 BB: 0 P: 14	R: 0 E: 0 K: 0 S: 8	H: 0 LOB: 1 BB: 1 P: 17	R: 0 E: 0 K: 1 S: 15	H: 2 LOB: 2 BB: 0 P: 23	R: 0 E: 0 K: 1 S: 7	H: 0 LOB: 0 BB: 0 P: 12	R: 0 E: 0 K: 0 S: 6	H: 1 LOB: 1 BB: 0 P: 6	R: 0 E: 0 K: 1 S: 14	H: 2 LOB: 3 BB: 1 P: 23	R: 0 E: 0 K: 2 S: 9	H: 0 LOB: 0 BB: 0 P: 15	R: 0 E: 0 K: 2 S: 7	H: 0 LOB: 0 BB: 0 P: 11	1B: 3 2B: 2 3B: 0 HR: 0	SF: 0 SAC: 0 DP: 0 HBP: 0	WP: 0 PB: 0 SB: 1 CS: 0	PA: 33					
PITCHER	IP	WLS	BF	H	R	ER	SO	BB	IBB	HBP	BLK	WP	HR	S	P	ERA	WHIP										
22 Clayton Kershaw, L ERA: 2.72	(1, 1)	7.0	W	27	5	0	0	5	2	0	0	0	0	64	103	0.00	1.000										
64 Caleb Ferguson, L ERA: 3.33	(8, 1)	1.0	H	3	0	0	0	2	0	0	0	0	0	9	15	0.00	0.000										
59 Evan Phillips, R ERA: 2.2	(9, 1)	1.0	S	3	0	0	0	2	0	0	0	0	0	7	11	0.00	0.000										

AB	33
R	2
H	6
RBI	2
BB	1
SO	9
LOB	12



Batter	1	2	3	4	5	6	7	8	9	AB	R	H	RBI	BB	SO	LOB	TOP										
27 Jose Altuve, R OBP: 0.339, SLG: 0.415										4	0	0	0	0	0	2											
14 Mauricio Dubón, R OBP: 0.315, SLG: 0.418										4	1	1	1	0	0	0											
30 Kyle Tucker, L OBP: 0.348, SLG: 0.442										4	1	1	1	0	0	0											
2 Alex Bregman, R OBP: 0.343, SLG: 0.396										2	0	0	0	2	0	0											
21 Yainer Diaz, R OBP: 0.285, SLG: 0.508										3	0	0	0	0	0	2											
9 Corey Julks, R OBP: 0.295, SLG: 0.392										3	0	0	0	0	1	1											
3 Jeremy Peña, R OBP: 0.305, SLG: 0.399										3	0	0	0	0	3	1											
20 Chas McCormick, R OBP: 0.329, SLG: 0.463										3	0	1	0	0	0	0											
15 Martín Maldonado, R OBP: 0.272, SLG: 0.282										2	0	0	0	1	1	1											
Inning Stats	R: 0 E: 0 K: 0 S: 10	H: 0 LOB: 0 BB: 0 P: 13	R: 0 E: 0 K: 0 S: 7	H: 0 LOB: 0 BB: 1 P: 15	R: 0 E: 0 K: 1 S: 10	H: 1 LOB: 1 BB: 0 P: 15	R: 2 E: 0 K: 2 S: 14	H: 2 LOB: 1 BB: 1 P: 23	R: 0 E: 0 K: 1 S: 10	H: 0 LOB: 0 BB: 0 P: 12	R: 0 E: 0 K: 0 S: 7	H: 0 LOB: 0 BB: 0 P: 9	R: 0 E: 0 K: 1 S: 9	H: 0 LOB: 0 BB: 0 P: 10	R: 0 E: 0 K: 0 S: 5	H: 0 LOB: 0 BB: 1 P: 9	R: 0 E: 0 K: 0 S: 5	H: 0 LOB: 0 BB: 0 P: 7	1B: 1 2B: 0 3B: 0 HR: 2	SF: 0 SAC: 0 DP: 2 HBP: 0	WP: 0 PB: 0 SB: 0 CS: 0	PA: 31					
PITCHER	IP	WLS	BF	H	R	ER	SO	BB	IBB	HBP	BLK	WP	HR	S	P	ERA	WHIP										
80 Emmet Sheehan, R ERA: 1.5	6.0	W	22	3	2	2	4	2	0	0	0	0	2	58	87	3.00	0.833										
78 Michael Grove, R ERA: 7.59	2.0	H	6	0	0	0	1	1	0	0	0	0	0	14	19	0.00	0.500										
48 Brusdar Graterol, R ERA: 2.18	1.0	S	3	0	0	0	0	0	0	0	0	0	0	5	7	0.00	0.000										

Houston Astros @ Los Angeles Dodgers
Dodger Stadium, Los Angeles, CA
Fri Jun 23 2023, 7:12 PM - 9:18 PM PDT
Att. 49,795 - Clear - 68 F

livebaseballscores.com

AB 28
R 2
H 3
RBI 2
BB 3
SO 5
LOB 7

Batter	1	2	3	4	5	6	7	8	9	AB	R	H	RBI	BB	SO	LOB	BOTTOM										
50 Mookie Betts, R OBP: 0.358, SLG: 0.511										3	1	1	2	0	1	1											
5 Freddie Freeman, L OBP: 0.398, SLG: 0.550										4	0	0	0	0	2	2											
16 Will Smith, R OBP: 0.405, SLG: 0.495										4	0	1	0	0	0	0											
28 J.D. Martinez, R OBP: 0.299, SLG: 0.565										4	0	1	0	0	3	1											
6 David Peralta, L OBP: 0.306, SLG: 0.388										4	0	0	0	0	0	1											
17 Miguel Vargas, R OBP: 0.305, SLG: 0.381										4	0	0	0	0	0	0											
33 James Outman, L OBP: 0.327, SLG: 0.433										4	2	3	0	0	1	0											
11 Miguel Rojas, R OBP: 0.275, SLG: 0.282										2	0	2	0	1	0	0											
83 Michael Busch, L OBP: 0.302, SLG: 0.263										2	0	1	1	1	1	2											
Inning Stats	R: 1 E: 0 K: 1 S: 9	H: 2 LOB: 1 BB: 0 P: 16	R: 1 E: 0 K: 0 S: 11	H: 2 LOB: 2 BB: 1 P: 19	R: 0 E: 0 K: 1 S: 6	H: 0 LOB: 0 BB: 0 P: 11	R: 1 E: 0 K: 0 S: 10	H: 2 LOB: 1 BB: 1 P: 18	R: 0 E: 0 K: 1 S: 8	H: 0 LOB: 0 BB: 0 P: 9	R: 0 E: 0 K: 1 S: 13	H: 2 LOB: 2 BB: 0 P: 20	R: 0 E: 0 K: 3 S: 16	H: 1 LOB: 1 BB: 0 P: 26	R: 0 E: 0 K: 1 S: 7	H: 0 LOB: 0 BB: 0 P: 10	1B: 7 2B: 1 3B: 0 HR: 1	SF: 1 SAC: 0 DP: 0 HBP: 0	WP: 0 PB: 0 SB: 1 CS: 0	PA: 34							
PITCHER	IP	WLS	BF	H	R	ER	SO	BB	IBB	HBP	BLK	WP	HR	S	P	ERA	WHIP										
68 J.P. France, R ERA: 3.54	6.0	L	27	8	3	3	4	2	0	0	0	0	1	57	93	4.50	1.667										
45 Ryne Stanek, R ERA: 4.5	1.0		4	1	0	0	3	0	0	0	0	0	0	16	26	0.00	1.000										
50 Héctor Neris, R ERA: 1.16	1.0		3	0	0	0	1	0	0	0	0	0	0	7	10	0.00	0.000										

Houston Astros @ Los Angeles Dodgers
Dodger Stadium, Los Angeles, CA
Fri Jun 23 2023, 7:12 PM - 9:18 PM PDT
Att. 49,795 - Clear - 68 F

livebaseballscores.com

AB 31
R 3
H 9
RBI 3
BB 2
SO 8
LOB 7

Batter	1	2	3	4	5	6	7	8	9	10	11	AB	R	H	RBI	BB	SO	LOB	TOP					
14 Mauricio Dubón, R OBP: 0.312, SLG: 0.413	G6-3		F9		G6-4-3 1B			G4-3		F7	2B	5	1	1	0	0	0	1						
2 Alex Bregman, R OBP: 0.342, SLG: 0.406	K		F8		G6-4-3			F9			79 1B	5	0	1	1	0	1	2						
30 Kyle Tucker, L OBP: 0.352, SLG: 0.442	K				79 HR 2B			G6-3			F9	5	1	1	0	0	2	1						
79 José Abreu, R OBP: 0.283, SLG: 0.326	F8				2H HR			G4-3			3 FC6-4 1B	5	1	2	2	0	1	0						
20 Chas McCormick, R OBP: 0.331, SLG: 0.457	3 HR BB				P4			G5-3			K	4	1	1	0	1	1	2						
3 Jeremy Peña, R OBP: 0.303, SLG: 0.404	1-H HR				F9			G6-3			9 CS 1B	5	2	1	2	0	0	3						
9 Corey Julks, R OBP: 0.298, SLG: 0.391	G6-3				F6			G6-3			FC6-4	4	0	2	1	0	0	0						
6 Jake Meyers, R OBP: 0.310, SLG: 0.384	F7				14 1B 15 S 1B			G5-3			15 B1-4-2 BB	3	0	1	0	1	0	1						
15 Martín Maldonado, R OBP: 0.267, SLG: 0.276	K				B1			K			B1-4-2	4	0	0	0	2	4							
Inning Stats	R: 0 E: 0 K: 2 S: 7	H: 0 LOB: 0 BB: 0 P: 10	R: 2 E: 0 K: 0 S: 10	H: 1 LOB: 0 BB: 1 P: 15	R: 0 E: 0 K: 1 S: 7	H: 0 LOB: 0 BB: 0 P: 12	R: 2 E: 0 K: 0 S: 12	H: 2 LOB: 0 BB: 0 P: 18	R: 0 E: 0 K: 0 S: 4	H: 2 LOB: 1 BB: 0 P: 6	R: 0 E: 0 K: 1 S: 7	H: 1 LOB: 1 BB: 0 P: 13	R: 0 E: 0 K: 1 S: 5	H: 0 LOB: 0 BB: 0 P: 8	R: 0 E: 0 K: 1 S: 8	H: 1 LOB: 0 BB: 0 P: 11	R: 1 E: 1 K: 0 S: 7	H: 2 LOB: 2 BB: 1 P: 18	1B: 7 2B: 2 3B: 0 HR: 2	SF: 0 SAC: 0 DP: 2 HBP: 0	WP: 1 PB: 0 SB: 3 CS: 1	PA: 43		
PITCHER	26 Tony Gonsolin, R ERA: 3.3	64 Caleb Ferguson, L ERA: 3.1	57 Ryan Brasier, R ERA: 6.66	75 Nick Robertson, R ERA: 6.0	59 Evan Phillips, R ERA: 1.98	48 Brusdar Graterol, R ERA: 2.12	38 Yency Almonte, R ERA: 5.67																	

Houston Astros @ Los Angeles Dodgers
Dodger Stadium, Los Angeles, CA
Sun Jun 25 2023, 4:10 PM - 7:14 PM PDT
Att: 47,273 - Sunny - 74 F

livebaseballscores.com

AB 40
R 6
H 10
RBI 6
BB 2
SO 7
LOB 14



Batter	1	2	3	4	5	6	7	8	9	10	11	AB	R	H	RBI	BB	SO	LOB	BOTTOM					
50 Mookie Betts, R OBP: 0.354, SLG: 0.512	HR		G5-4-3		K			5 S 2B HBP		SF7		3	2	1	2	0	1	1						
5 Freddie Freeman, L OBP: 0.397, SLG: 0.549	K		F8		2B			16 HR 2B		G1-3	16 G4-3	5	1	2	1	0	1	0						
16 Will Smith, R OBP: 0.407, SLG: 0.518	G1-3				6 1B BB			K2-3			G4-3	4	1	1	2	1	1	1						
28 J.D. Martinez, R OBP: 0.301, SLG: 0.555	G6-3				K			G5-3			K	4	0	1	0	0	1	2						
89 Jonny DeLuca, R OBP: 0.227, SLG: 0.238					K			G5-3			K	0	0	0	0	0	0	0						
17 Miguel Vargas, R OBP: 0.301, SLG: 0.376					K			6 S 1B			K	1	0	0	0	0	1	1						
6 David Peralta, L OBP: 0.305, SLG: 0.401	L3				1B			L7			G5-3	5	0	1	0	0	1	2						
23 Jason Heyward, L OBP: 0.331, SLG: 0.455	K2-3				G4-3			K			K	4	0	0	0	0	3	2						
33 James Outman, L OBP: 0.320, SLG: 0.427	K				G4-3			F9			G4-3	4	0	0	0	1	0							
11 Miguel Rojas, R OBP: 0.274, SLG: 0.272					F9			K			G5-3	3	1	0	0	1	1	0						
83 Michael Busch, L OBP: 0.294, SLG: 0.267					83 FC5-6 BB			G4-3			83 G4-3 50 SF7	4	0	0	0	0	1	1						
Inning Stats	R: 1 E: 0 K: 1 S: 10	H: 1 LOB: 0 BB: 0 P: 14	R: 0 E: 0 K: 2 S: 9	H: 0 LOB: 0 BB: 0 P: 12	R: 0 E: 0 K: 0 S: 9	H: 0 LOB: 0 BB: 1 P: 15	R: 0 E: 0 K: 1 S: 17	H: 1 LOB: 2 BB: 1 P: 26	R: 0 E: 0 K: 2 S: 12	H: 1 LOB: 1 BB: 0 P: 16	R: 0 E: 0 K: 1 S: 7	H: 0 LOB: 0 BB: 0 P: 11	R: 3 E: 0 K: 2 S: 19	H: 3 LOB: 2 BB: 0 P: 31	R: 0 E: 0 K: 1 S: 5	H: 0 LOB: 0 BB: 0 P: 9	R: 1 E: 0 K: 0 S: 10	H: 0 LOB: 0 BB: 0 P: 15	R: 0 E: 0 K: 1 S: 9	H: 0 LOB: 1 BB: 0 P: 14	1B: 2 2B: 2 3B: 0 HR: 2	SF: 1 SAC: 0 DP: 1 HBP: 1	WP: 0 PB: 0 SB: 2 CS: 0	PA: 41
PITCHER	58 Hunter Brown, R ERA: 3.62	88 Phil Maton, R ERA: 1.86	47 Rafael Montero, R ERA: 7.76	50 Héctor Neris, R ERA: 1.14	55 Ryan Pressly, R ERA: 2.97	61 Seth Martínez, R ERA: 4.66																		

Houston Astros @ Los Angeles Dodgers
Dodger Stadium, Los Angeles, CA
Sun Jun 25 2023, 4:10 PM - 7:14 PM PDT
Att: 47,273 - Sunny - 74 F

livebaseballscores.com

AB 37
R 5
H 6
RBI 5
BB 2
SO 12
LOB 10



Batter	1	2	3	4	5	6	7	8	9	AB	R	H	RBI	BB	SO	LOB	TOP								
50 Mookie Betts, R OBP: 0.348, SLG: 0.503										5	0	0	0	0	1	4	Los Angeles Dodgers @ Colorado Rockies Coors Field, Denver, CO Tue Jun 27 2023, 6:42 PM - 9:12 PM MDT Att: 38,738 - Partly Cloudy - 90 F livebaseballscorecards.com								
5 Freddie Freeman, L OBP: 0.395, SLG: 0.545										4	1	1	0	0	0	1									
16 Will Smith, R OBP: 0.400, SLG: 0.507										4	0	0	0	0	1	1									
13 Max Muncy, L OBP: 0.322, SLG: 0.467										3	1	0	0	1	2	1									
28 J.D. Martinez, R OBP: 0.304, SLG: 0.579										4	2	2	3	0	0	1									
6 David Peralta, L OBP: 0.304, SLG: 0.403										4	1	1	0	0	0	0									
23 Jason Heyward, L OBP: 0.335, SLG: 0.459										3	0	1	0	0	0	0									
33 James Outman, L OBP: 0.323, SLG: 0.428										4	0	2	1	0	0	1									
11 Miguel Rojas, R OBP: 0.274, SLG: 0.279										3	0	1	1	0	0	2									
Inning Stats	R: 0 E: 0 K: 1 S: 9	H: 0 LOB: 0 BB: 0 P: 14	R: 2 E: 0 K: 0 S: 20	H: 2 LOB: 2 BB: 1 P: 35	R: 2 E: 0 K: 0 S: 9	H: 2 LOB: 0 BB: 0 P: 13	R: 0 E: 0 K: 0 S: 8	H: 1 LOB: 1 BB: 0 P: 16	R: 0 E: 0 K: 2 S: 9	H: 0 LOB: 0 BB: 0 P: 15	R: 1 E: 0 K: 0 S: 13	H: 2 LOB: 1 BB: 0 P: 17	R: 0 E: 0 K: 0 S: 6	H: 0 LOB: 0 BB: 0 P: 8	R: 0 E: 0 K: 1 S: 7	H: 0 LOB: 0 BB: 0 P: 10	R: 0 E: 0 K: 0 S: 8	H: 1 LOB: 1 BB: 0 P: 9	1B: 3 2B: 3 HR: 2	SF: 1 SAC: 0 DP: 1 HBP: 1	WP: 0 PB: 0 SB: 0 CS: 0	PA: 37			
PITCHER	IP	WLS	BF	H	R	ER	SO	BB	IBB	HBP	BLK	WP	HR	S	P	ERA	WHIP								
43 Connor Seabold, R ERA: 5.98	5.0	L	22	5	4	4	3	1	0	1	0	0	1	55	93	7.20	1.200								
55 Brad Hand, L ERA: 3.52	1.0		5	2	1	1	0	0	0	0	0	0	1	13	17	9.00	2.000								
46 Nick Mears, R ERA: 2.57	1.0		3	0	0	0	0	0	0	0	0	0	0	6	8	0.00	0.000								
54 Matt Koch, R ERA:	2.0		7	1	0	0	1	0	0	0	0	0	0	15	19	0.00	0.500								


Batter	1	2	3	4	5	6	7	8	9	AB	R	H	RBI	BB	SO	LOB	BOTTOM								
29 Jurickson Profar, S OBP: 0.314, SLG: 0.376										3	0	0	0	1	0	0	Los Angeles Dodgers @ Colorado Rockies Coors Field, Denver, CO Tue Jun 27 2023, 6:42 PM - 9:12 PM MDT Att: 38,738 - Partly Cloudy - 90 F livebaseballscorecards.com								
14 Ezequiel Tovar, R OBP: 0.295, SLG: 0.427										4	0	1	0	0	1	2									
24 Ryan McMahon, L OBP: 0.348, SLG: 0.482										3	0	1	0	1	0	0									
35 Elias Diaz, R OBP: 0.343, SLG: 0.465										3	0	0	0	1	0	5									
25 C.J. Cron, R OBP: 0.272, SLG: 0.417										3	0	0	0	0	0	1									
15 Randal Grichuk, R OBP: 0.354, SLG: 0.428										3	0	0	0	0	1	0									
44 Elehuris Montero, R OBP: 0.251, SLG: 0.323										3	0	0	0	0	0	0									
3 Coco Montes, R OBP: 0.270, SLG: 0.353										2	0	0	0	0	0	0									
30 Harold Castro, L OBP: 0.293, SLG: 0.344										0	0	0	0	1	0	0									
Inning Stats	R: 0 E: 0 K: 0 S: 8	H: 0 LOB: 0 BB: 0 P: 13	R: 0 E: 0 K: 1 S: 10	H: 0 LOB: 0 BB: 0 P: 15	R: 0 E: 0 K: 1 S: 9	H: 0 LOB: 0 BB: 0 P: 11	R: 0 E: 0 K: 0 S: 8	H: 0 LOB: 0 BB: 0 P: 9	R: 0 E: 0 K: 0 S: 8	H: 0 LOB: 0 BB: 0 P: 17	R: 0 E: 0 K: 0 S: 9	H: 1 LOB: 1 BB: 0 P: 14	R: 0 E: 0 K: 0 S: 14	H: 2 LOB: 1 BB: 0 P: 19	R: 0 E: 0 K: 0 S: 6	H: 0 LOB: 0 BB: 0 P: 7	R: 0 E: 0 K: 2 S: 14	H: 0 LOB: 3 BB: 3 P: 31	1B: 3 2B: 0 3B: 0 HR: 0	SF: 0 SAC: 0 DP: 2 HBP: 0	WP: 1 PB: 0 SB: 0 CS: 1	PA: 32			
PITCHER	IP	WLS	BF	H	R	ER	SO	BB	IBB	HBP	BLK	WP	HR	S	P	ERA	WHIP								
22 Clayton Kershaw, L ERA: 2.55	6.0	W	18	1	0	0	2	1	0	0	0	0	0	53	79	0.00	0.333								
48 Brusdar Graterol, R ERA: 2.06	1.0		4	2	0	0	0	0	0	0	0	0	0	14	19	0.00	2.000								
57 Ryan Brasier, R ERA: 6.39	1.0		3	0	0	0	0	0	0	0	0	0	0	6	7	0.00	0.000								
52 Phil Bickford, R ERA: 6.67	1.0		5	0	0	0	2	3	0	0	0	1	0	12	28	0.00	4.500								
59 Evan Phillips, R ERA: 1.97	0.1	S	1	0	0	0	0	0	0	0	0	0	0	2	3	0.00	0.000								



Batter	1	2	3	4	5	6	7	8	9	AB	R	H	RBI	BB	SO	LOB	TOP							
50 Mookie Betts, R OBP: 0.395, SLG: 0.513										2	1	1	3	3	0	0								
5 Freddie Freeman, L OBP: 0.395, SLG: 0.543										5	0	2	1	0	3	1								
16 Will Smith, R OBP: 0.404, SLG: 0.502										2	1	0	0	3	0	0								
28 J.D. Martinez, R OBP: 0.302, SLG: 0.571										5	0	1	0	0	3	6								
17 Miguel Vargas, R OBP: 0.301, SLG: 0.371										3	1	0	0	1	1	3								
13 Max Muncy, L OBP: 0.320, SLG: 0.465										1	0	0	0	0	1	0								
11 Miguel Rojas, R OBP: 0.275, SLG: 0.280										3	1	1	0	0	1	1								
23 Jason Heyward, L OBP: 0.337, SLG: 0.460										2	1	1	0	0	0	0								
33 James Outman, L OBP: 0.317, SLG: 0.419										5	0	0	0	0	3	4								
89 Jonny DeLuca, R OBP: 0.250, SLG: 0.227										1	1	0	1	1	0	0								
6 David Peralta, L OBP: 0.311, SLG: 0.410										2	1	2	0	0	0	0								
60 Yonny Hernandez, S OBP: 0.200, SLG: 0.250										3	1	1	3	0	1	1								
Inning Stats	R: 0 K: 2 S: 14	H: 0 LOB: 2 BB: 2 P: 28	R: 0 K: 2 S: 7	H: 0 LOB: 0 BB: 9	R: 0 K: 1 S: 9	H: 0 LOB: 0 BB: 16	R: 6 K: 2 S: 22	H: 3 LOB: 3 BB: 35	R: 0 K: 0 S: 9	H: 1 LOB: 1 BB: 0 P: 12	R: 0 K: 1 S: 14	H: 2 LOB: 2 BB: 27	R: 0 K: 1 S: 6	H: 0 LOB: 0 BB: 7	R: 2 K: 2 S: 14	H: 3 LOB: 2 BB: 29	R: 0 K: 2 S: 7	H: 0 LOB: 0 BB: 11	1B: 8 2B: 0 3B: 0 HR: 1	SF: 1 SAC: 0 DP: 0 HBP: 0	WP: 0 PB: 0 SB: 2 CS: 0	PA: 43		
PITCHER	IP: 5.0 ERA: 4.88	WLS: 5 ERA: 3.15	BF: 24	H: 4 R: 6 ER: 6 SO: 7	BB: 5 IBB: 0 HBP: 0 BLK: 0	WP: 0 HR: 1 S: 61 P: 100	ERA: 10.80 WHIP: 1.800	PITCHER	IP: 5.0 ERA: 3.15	WLS: 5 ERA: 3.15	BF: 24	H: 4 R: 6 ER: 6 SO: 7	BB: 5 IBB: 0 HBP: 0 BLK: 0	WP: 0 HR: 1 S: 61 P: 100	ERA: 10.80 WHIP: 1.800	PITCHER	IP: 5.0 ERA: 3.15	WLS: 5 ERA: 3.15	BF: 24	H: 4 R: 6 ER: 6 SO: 7	BB: 5 IBB: 0 HBP: 0 BLK: 0	WP: 0 HR: 1 S: 61 P: 100	ERA: 10.80 WHIP: 1.800	
21 Kyle Freeland, L ERA: 4.88	(1, 1)	(6, 1)	(7, 1)	(8, 1)	(8, 1)	(8, 1)																		
59 Jake Bird, R ERA: 3.15	(6, 1)	(7, 1)	(7, 1)	(8, 1)	(8, 1)	(8, 1)																		
36 Pierce Johnson, R ERA: 6.19	(8, 1)	(8, 1)	(8, 1)	(8, 1)	(8, 1)	(8, 1)																		
52 Daniel Bard, R ERA: 2.05	(8, 1)	(8, 1)	(8, 1)	(8, 1)	(8, 1)	(8, 1)																		
61 Justin Lawrence, R ERA: 2.93	(8, 1)	(8, 1)	(8, 1)	(8, 1)	(8, 1)	(8, 1)																		

Los Angeles Dodgers @ Colorado Rockies
Coors Field, Denver, CO
Wed Jun 28 2023, 6:42 PM - 9:38 PM MDT
Att: 37,267 - Partly Cloudy - 84 F


AB 34
R 8
H 9
RBI 8
BB 8
SO 13
LOB 16



Batter	1	2	3	4	5	6	7	8	9	AB	R	H	RBI	BB	SO	LOB	BOTTOM							
29 Jurickson Profar, S OBP: 0.315, SLG: 0.372										3	1	0	1	2	1	1								
14 Ezequiel Tovar, R OBP: 0.301, SLG: 0.432										4	2	2	3	1	0	2								
24 Ryan McMahon, L OBP: 0.346, SLG: 0.478										5	1	1	0	0	2	3								
35 Elias Diaz, R OBP: 0.342, SLG: 0.462										4	0	1	1	0	1	3								
25 C.J. Cron, R OBP: 0.277, SLG: 0.420										4	1	2	1	0	0	1								
22 Nolan Jones, L OBP: 0.409, SLG: 0.550										2	1	1	0	2	1	0								
15 Randal Grichuk, R OBP: 0.357, SLG: 0.429										4	1	2	2	0	2									
30 Harold Castro, L OBP: 0.295, SLG: 0.346										2	0	1	1	0	0	2								
38 Jorge Alfaro, R OBP: 0.194, SLG: 0.400										1	1	1	0	0	0	0								
3 Coco Montes, R OBP: 0.263, SLG: 0.343										1	0	0	0	0	0	0								
9 Brenton Doyle, R OBP: 0.276, SLG: 0.372										3	1	1	0	0	2	1								
Inning Stats	R: 0 K: 0 S: 6	H: 3 LOB: 1 BB: 1 P: 12	R: 1 K: 1 S: 10	H: 3 LOB: 0 BB: 0 P: 15	R: 3 K: 1 S: 22	H: 4 LOB: 2 BB: 1 P: 31	R: 0 K: 1 S: 7	H: 1 LOB: 0 BB: 0 P: 12	R: 0 K: 0 S: 5	H: 0 LOB: 0 BB: 0 P: 8	R: 5 K: 2 S: 25	H: 4 LOB: 1 BB: 1 P: 38	R: 0 K: 0 S: 10	H: 0 LOB: 0 BB: 1 P: 17	R: 0 K: 2 S: 10	H: 0 LOB: 1 BB: 1 P: 18	1B: 10 2B: 3 3B: 0 HR: 0	SF: 0 SAC: 0 DP: 2 HBP: 1	WP: 0 PB: 0 SB: 2 CS: 0	PA: 39				
PITCHER	IP: 5.0 ERA: 7.54	(6, 1)	(6, 1)	(6, 1)	(8, 1)	(8, 1)																		
78 Michael Grove, R ERA: 7.54	(1, 1)	(6, 1)	(6, 1)	(6, 1)	(8, 1)	(8, 1)																		
81 Victor González, L ERA: 4.64	(6, 1)	(6, 1)	(6, 1)	(6, 1)	(8, 1)	(8, 1)																		
75 Nick Robertson, R ERA: 7.04	(6, 1)	(6, 1)	(6, 1)	(6, 1)	(8, 1)	(8, 1)																		
52 Phil Bickford, R ERA: 6.46	(8, 1)	(8, 1)	(8, 1)	(8, 1)	(8, 1)	(8, 1)																		

Los Angeles Dodgers @ Colorado Rockies
Coors Field, Denver, CO
Wed Jun 28 2023, 6:42 PM - 9:38 PM MDT
Att: 37,267 - Partly Cloudy - 84 F

AB 33
R 9
H 12
RBI 9
BB 5
SO 7
LOB 15



Batter	1	2	3	4	5	6	7	8	9	AB	R	H	RBI	BB	SO	LOB	TOP				
50 Mookie Betts, R (1,6) OBP: 0.360, SLG: 0.523										2	3	2	1	1	0	0					
11 Miguel Rojas, R (7,6) OBP: 0.277, SLG: 0.282										2	0	1	0	0	1	0					
5 Freddie Freeman, L (1,3) OBP: 0.399, SLG: 0.544										3	1	2	3	0	0	1					
60 Yonny Hernández, S (6,4) OBP: 0.286, SLG: 0.200										1	1	0	0	0	1	1					
13 Max Muncy, L (1,5) OBP: 0.321, SLG: 0.466										6	1	2	3	0	2	4					
28 J.D. Martinez, R (1,10) OBP: 0.310, SLG: 0.586										6	2	4	4	0	0	2					
6 David Peralta, L (1,7) OBP: 0.310, SLG: 0.406										4	1	1	0	0	2	3					
89 Jonny DeLuca, R (7,7) OBP: 0.269, SLG: 0.250										2	0	1	1	0	0	0					
23 Jason Heyward, L (1,9) OBP: 0.344, SLG: 0.477										5	2	3	1	0	1	3					
17 Miguel Vargas, R (1,4) OBP: 0.302, SLG: 0.378										4	1	1	1	1	1	3					
33 James Outman, L (1,8) OBP: 0.319, SLG: 0.416										4	2	1	0	1	1	1					
15 Austin Barnes, R (1,2) OBP: 0.198, SLG: 0.124										5	0	0	0	0	2	6					
Inning Stats	R: 1 E: 0 K: 3 S: 21	H: 2 LOB: 2 BB: 0 P: 30	R: 0 E: 0 K: 1 S: 7	H: 0 LOB: 0 BB: 8 P: 8	R: 1 E: 0 K: 1 S: 14	H: 2 LOB: 1 BB: 2 P: 22	R: 6 E: 0 K: 1 S: 23	H: 4 LOB: 0 BB: 2 P: 39	R: 3 E: 0 K: 0 S: 16	H: 4 LOB: 2 BB: 1 P: 25	R: 2 E: 0 K: 3 S: 20	H: 3 LOB: 2 BB: 0 P: 29	R: 0 E: 0 K: 2 S: 11	H: 1 LOB: 1 BB: 0 P: 14	R: 0 E: 0 K: 0 S: 7	H: 0 LOB: 0 BB: 9 P: 9	1B: 11 2B: 5 3B: 1 HR: 1	SF: 1 SAC: 0 DP: 0 HBP: 2	WP: 0 PB: 1 CS: 0	PA: 50	
PITCHER	IP: 3.2 ERA: 6.5	WLS: L BF: 20	H: 6 R: 6 ER: 6 SO: 6	BB: 2 IBB: 0 HBP: 1 BLK: 0	WP: 0 HR: 0 S: 57 P: 87	ERA: 14.73 WHIP: 2.182	PITCHER														
45 Chase Anderson, R (1,1) ERA: 6.5	20 Peter Lambert, R (4,1) ERA: 6.59	64 Gavin Hollowell, R (5,1) ERA: 6.75	62 Matt Carasiti, R (7,1) ERA: 7.06	54 Matt Koch, R (9,1) ERA:																	

Los Angeles Dodgers @ Colorado Rockies
Coors Field, Denver, CO
Thu Jun 29 2023, 8:31 PM - 11:25 PM MDT
Att: 36,667 - Partly Cloudy - 68 F

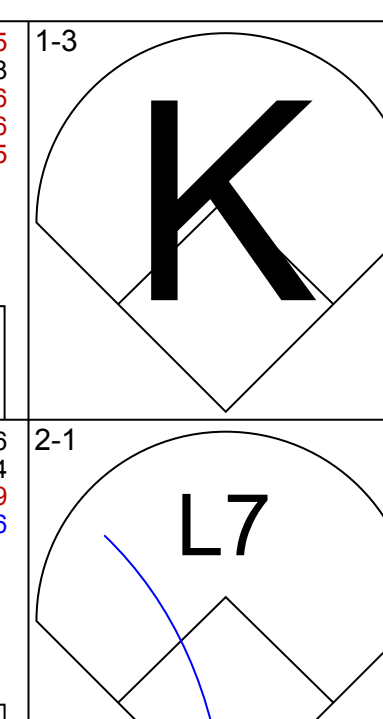
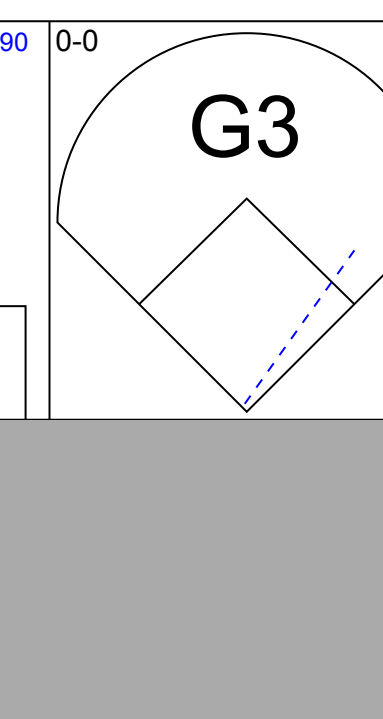
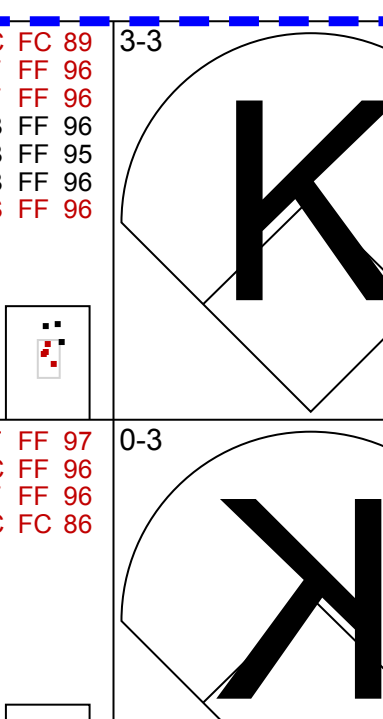

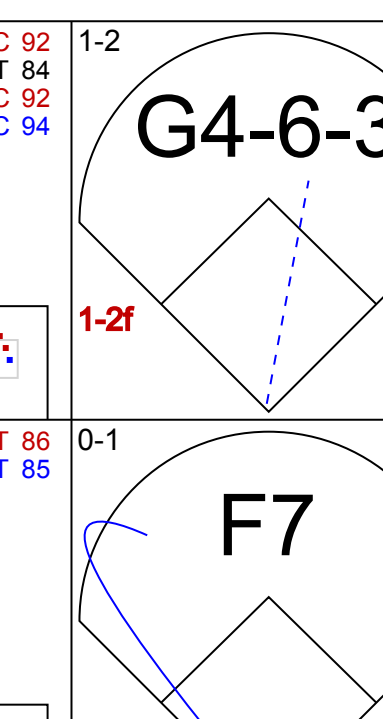
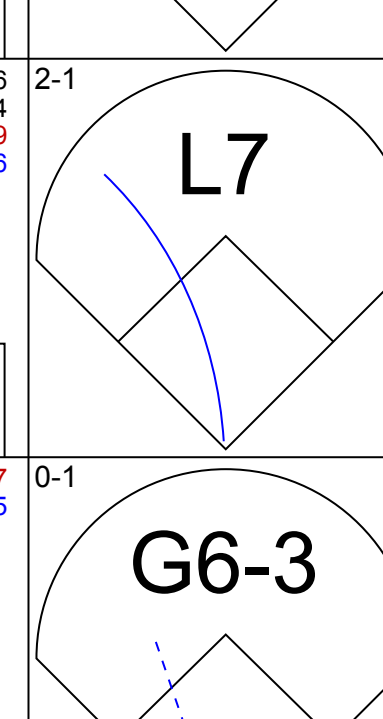
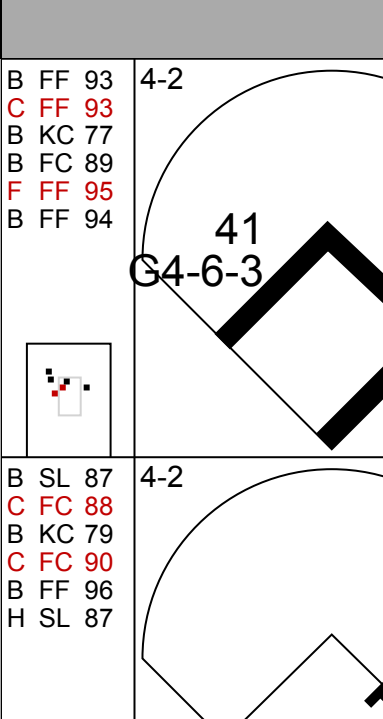
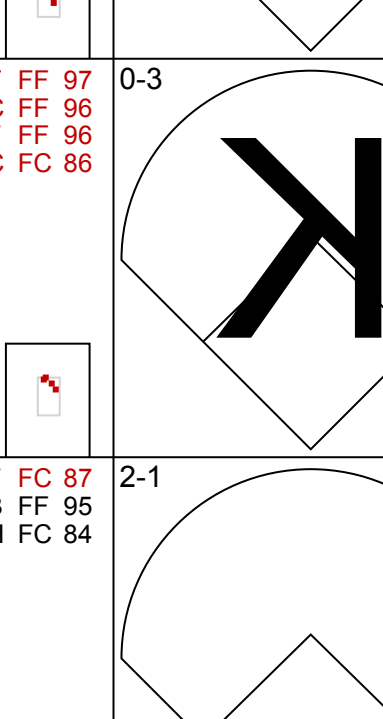
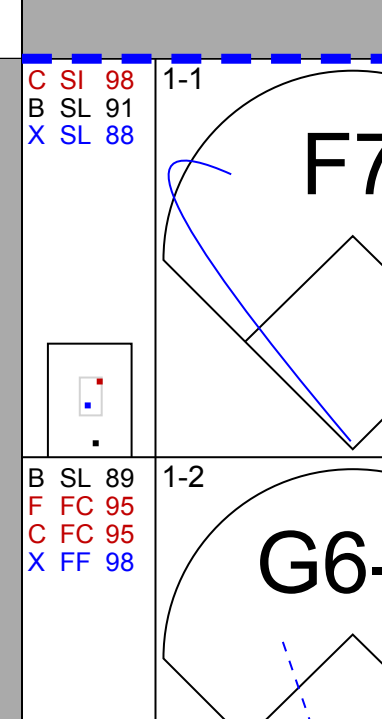
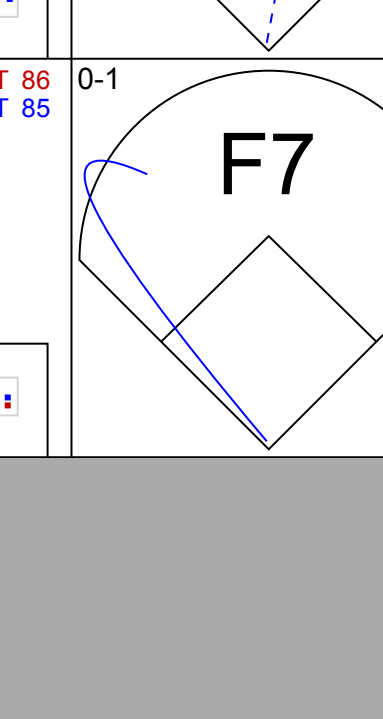
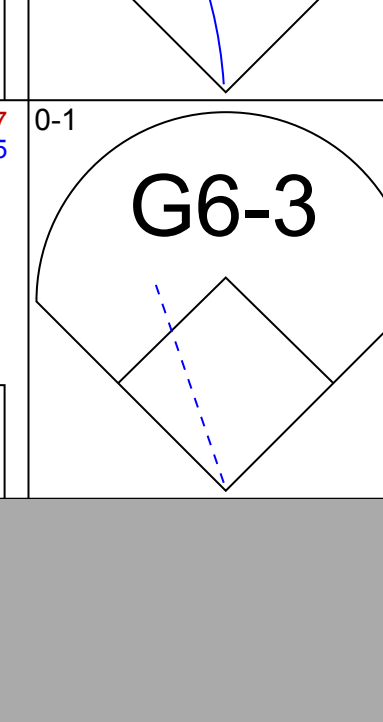
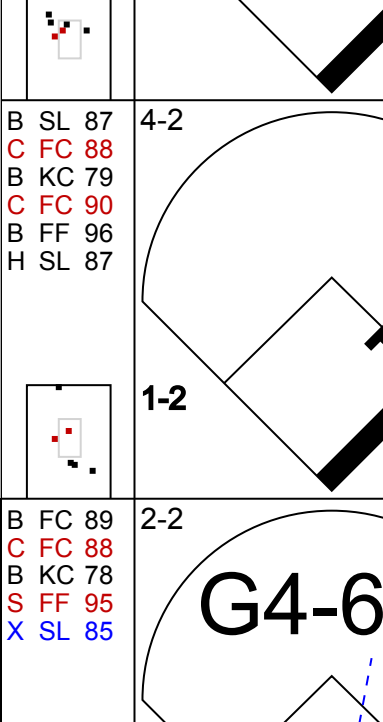
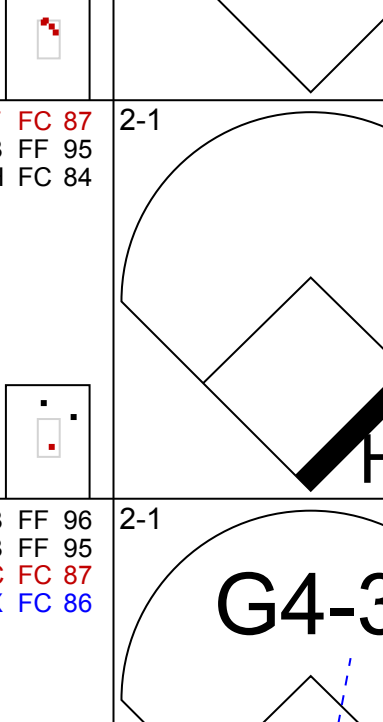
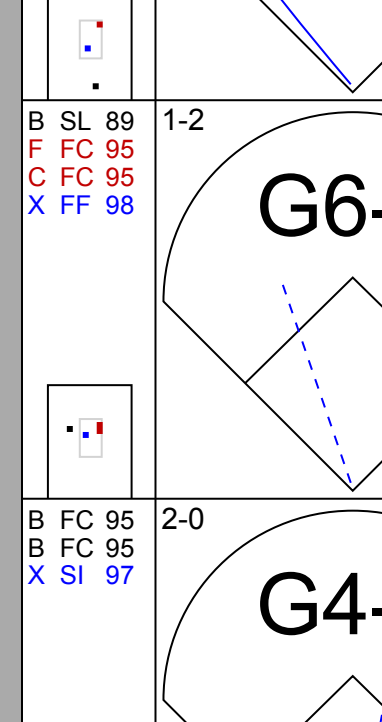

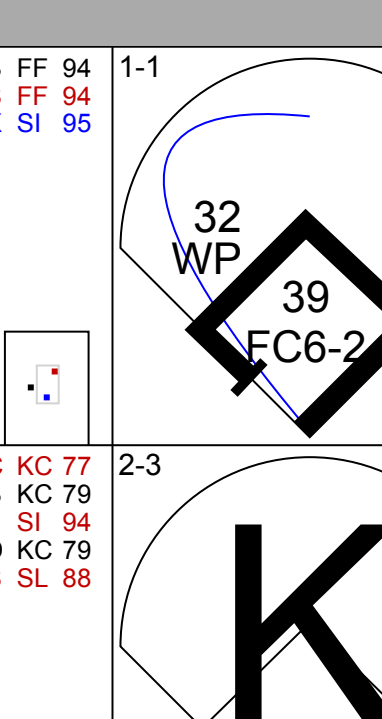
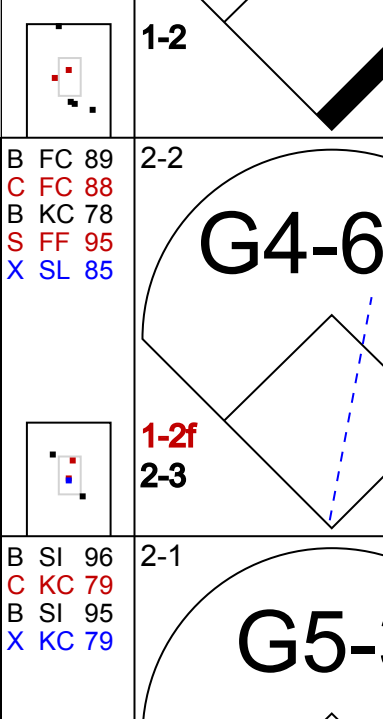
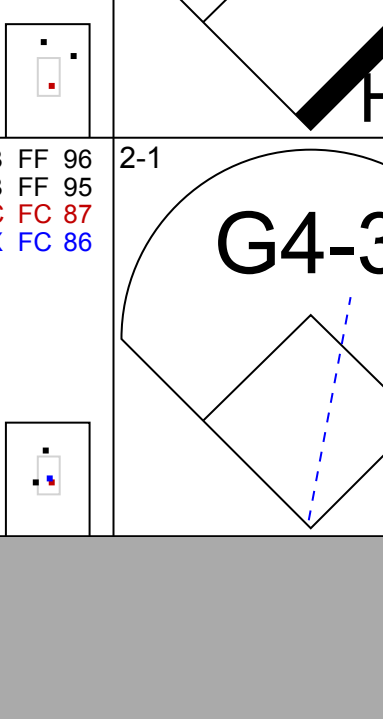
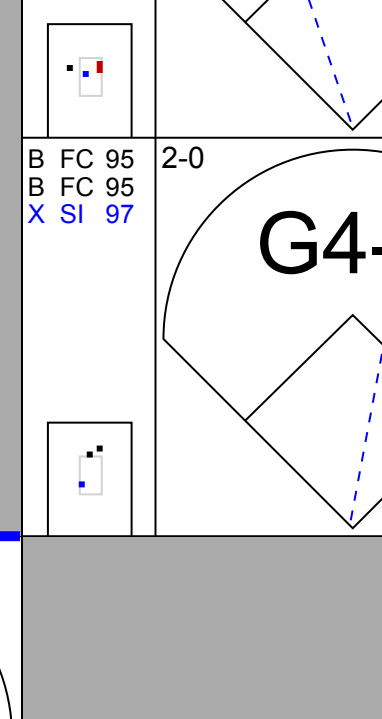


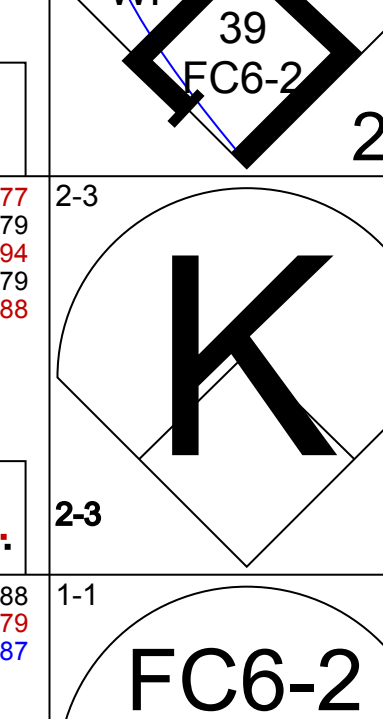
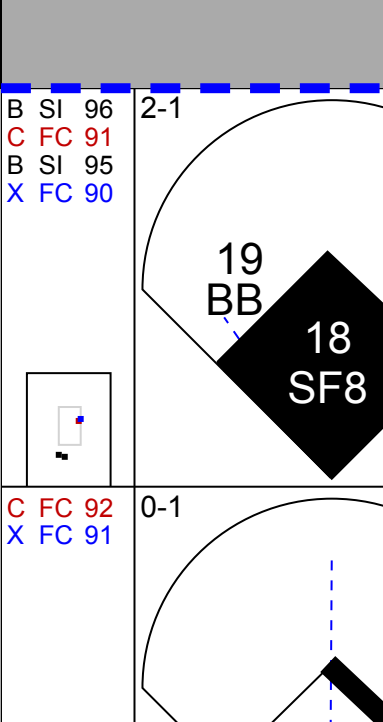



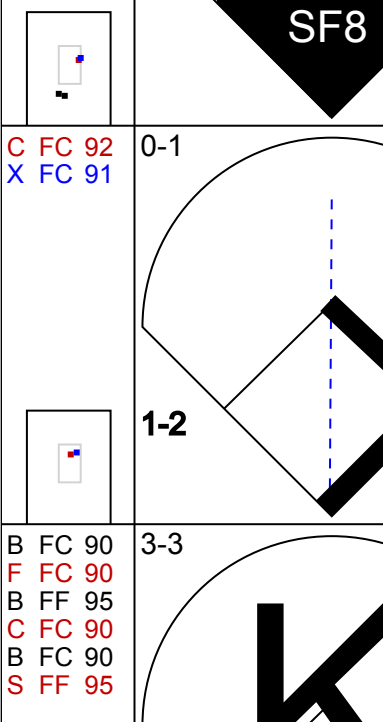



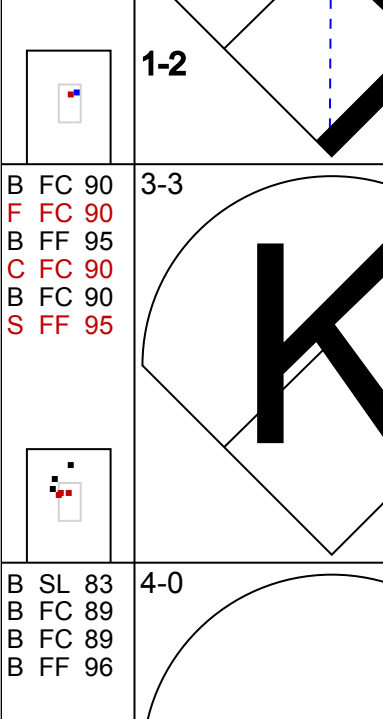



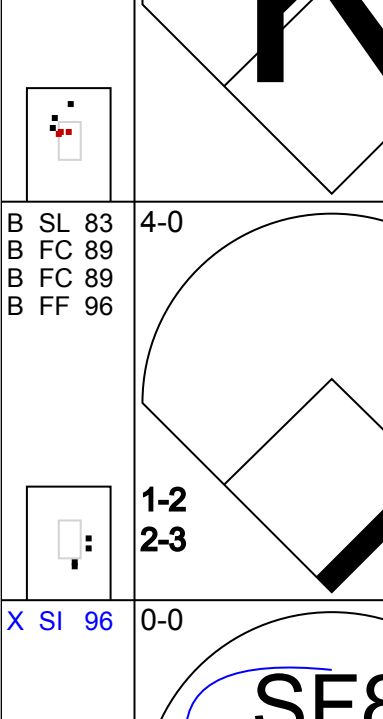
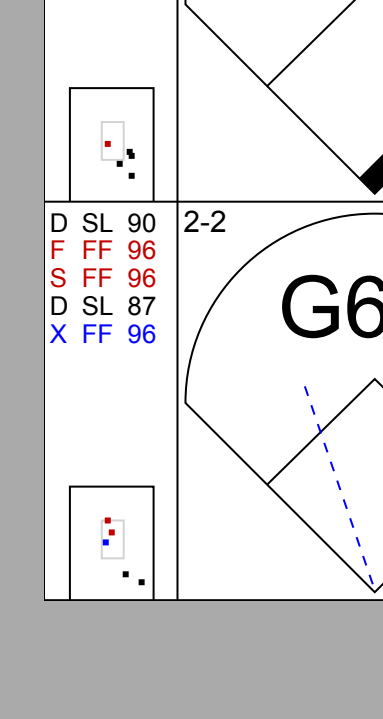


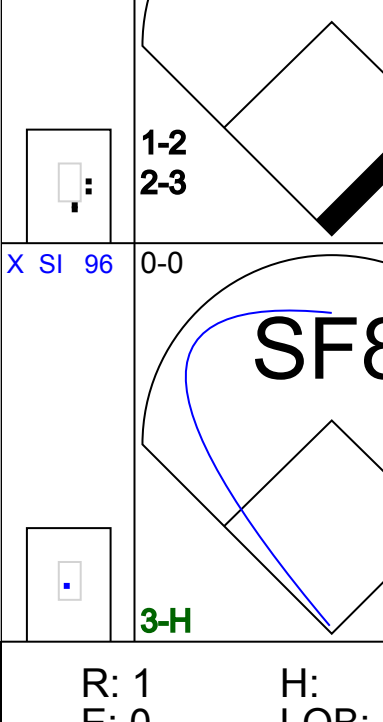
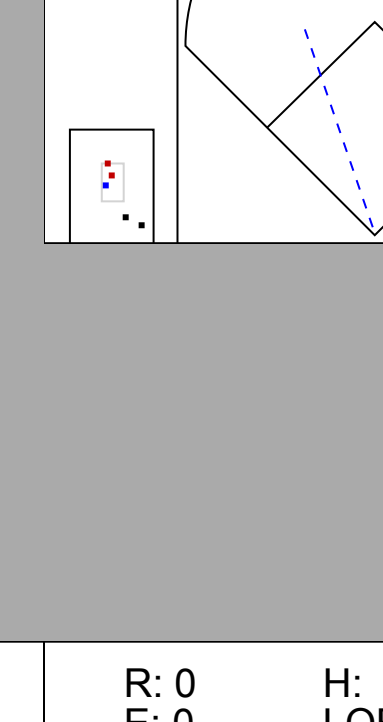
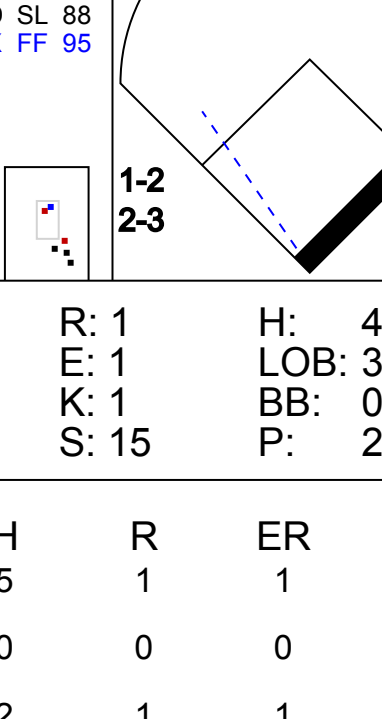

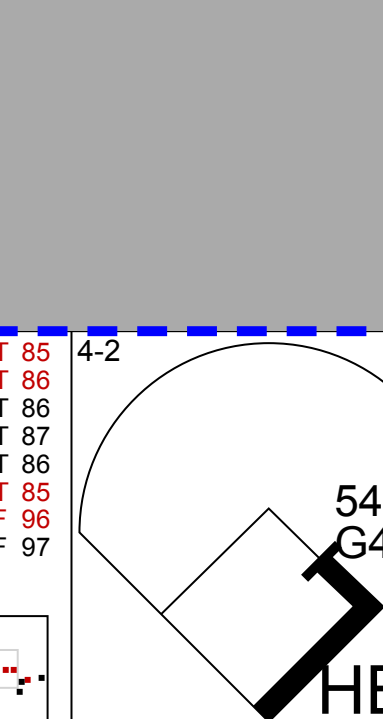
AB	44
R	14
H	18
RBI	14
BB	3
SO	11
LOB	24



Batter	1	2	3	4	5	6	7	8	9	AB	R	H	RBI	BB	SO	LOB	BOTTOM
29 Jurickson Profar, S (1,7) OBP: 0.321, SLG: 0.377										4	1	3	0	0	0	0	
14 Ezequiel Tovar, R (1,6) OBP: 0.300, SLG: 0.429										4	2	1	0	0	1	2	
24 Ryan McMahon, L (1,5) OBP: 0.345, SLG: 0.476										3	0	1	0	0	1	2	
9 Brenton Doyle, R (8,8) OBP: 0.275, SLG: 0.369										1	0	0	0	0	0	0	
35 Elias Díaz, R (1,2) OBP: 0.342, SLG: 0.462										2	0	1	3	0	1	0	
16 Austin Wynns, R (7,2) OBP: 0.246, SLG: 0.231										1	0	1	0	0	0	0	
25 C.J. Cron, R (1,10) OBP: 0.278, SLG: 0.418										3	0	1	0	0	1	1	
38 Jorge Alfaro, R (9,9) OBP: 0.188, SLG: 0.387										1	0	0	0	0	0	1	
22 Nolan Jones, L (1,9) OBP: 0.395, SLG: 0.529										4	0	0	0	0	1	2	
15 Randal Grichuk, R (1,8) OBP: 0.357, SLG: 0.428										3	0	1	0	0	1	0	
3 Coco Montes, R (8,5) OBP: 0.283, SLG: 0.343										0	0	0	0	0	0	0	
44 Elehuris Montero, R (1,3) OBP: 0.224, SLG: 0.314										3	0	0	0	0	2	1	
30 Harold Castro, L (1,4) OBP: 0.290, SLG: 0.340																	

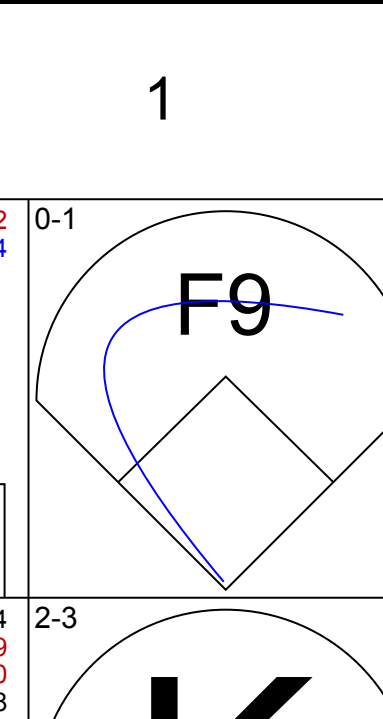
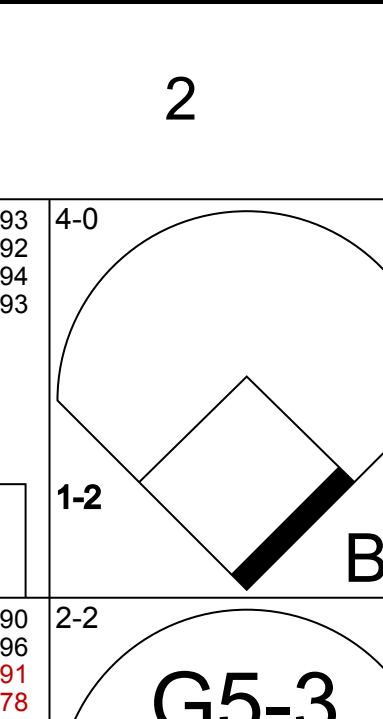
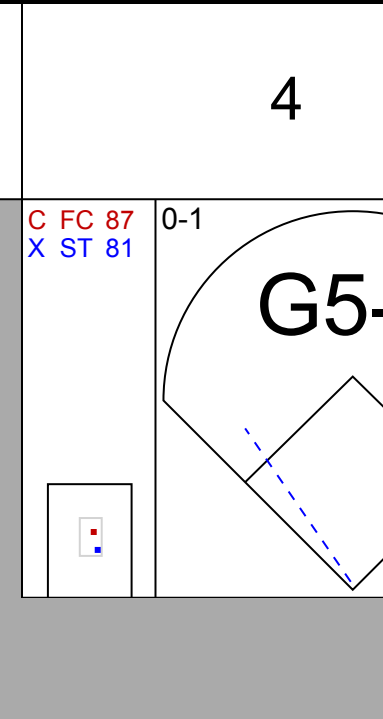
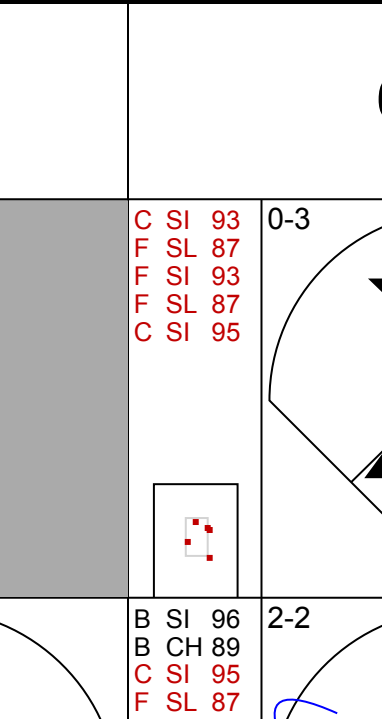
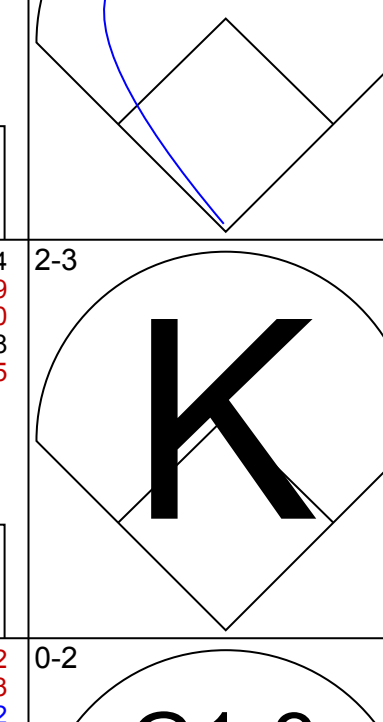
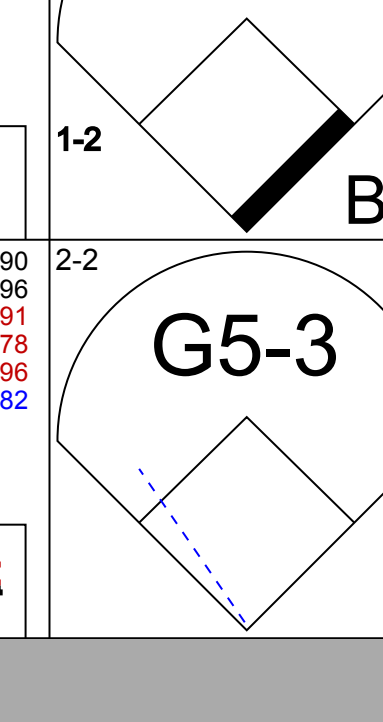
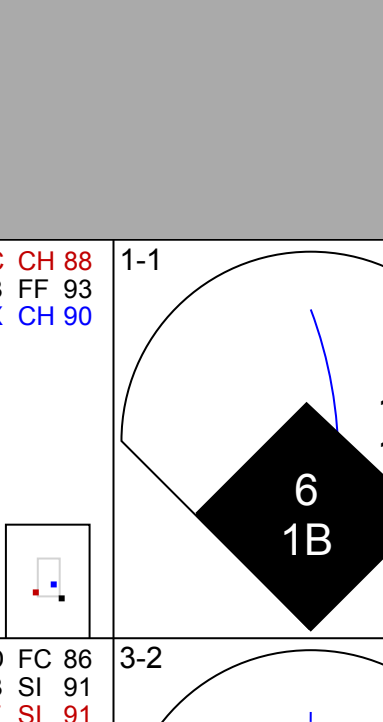
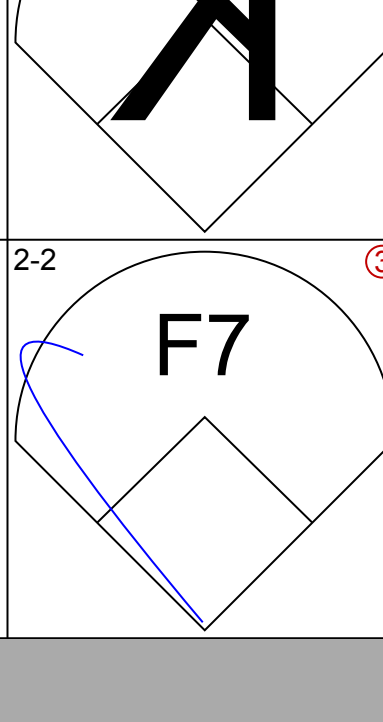
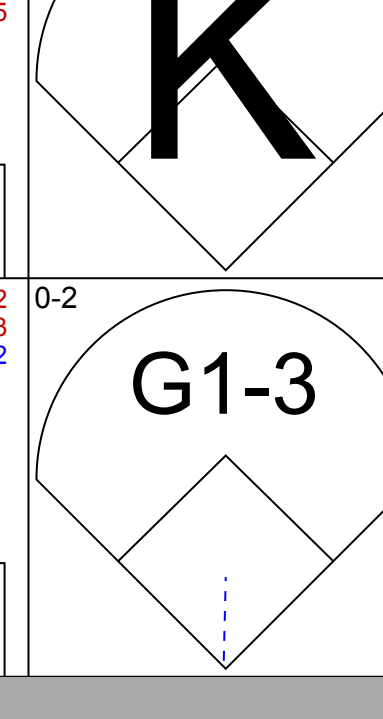
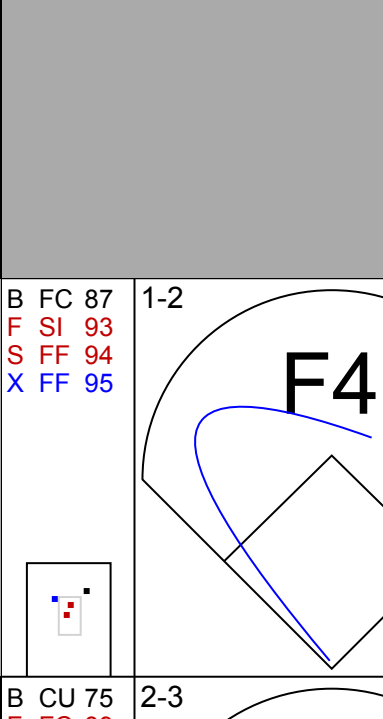
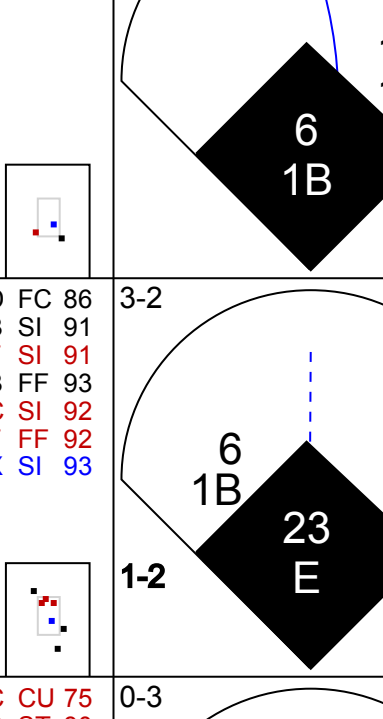
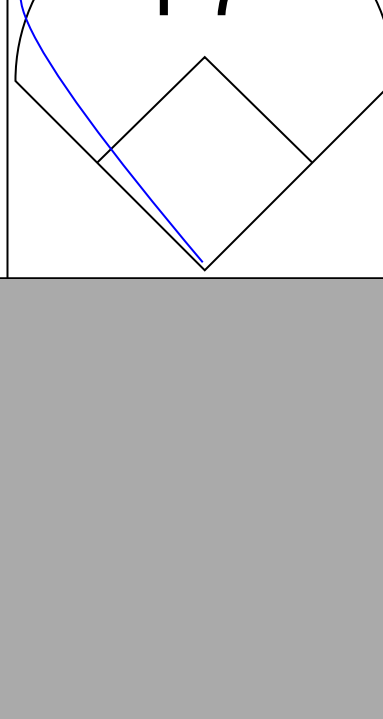
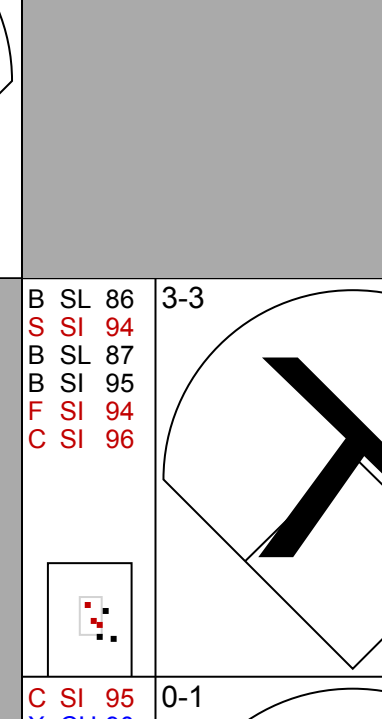
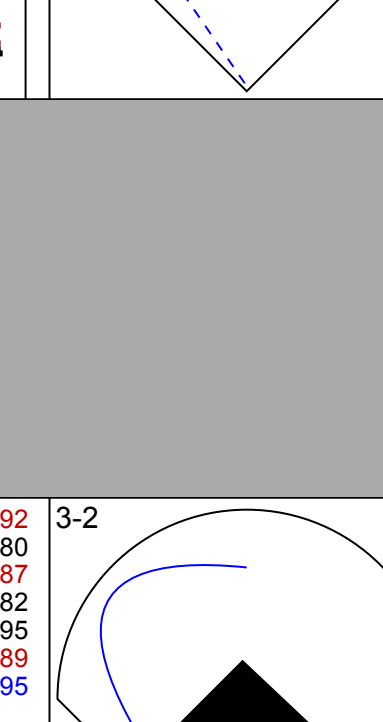
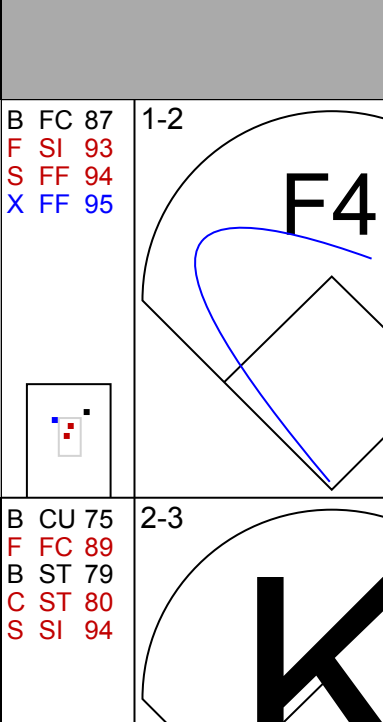
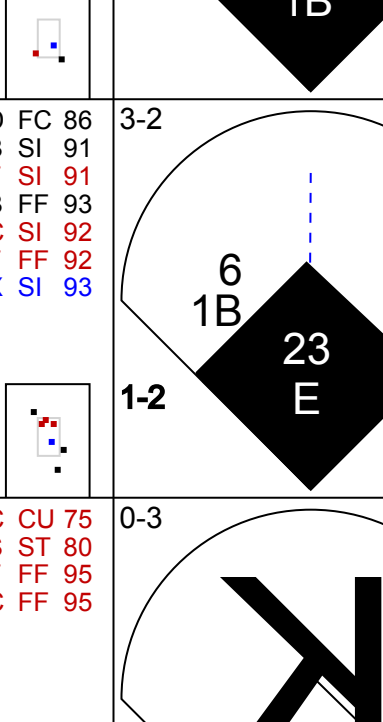

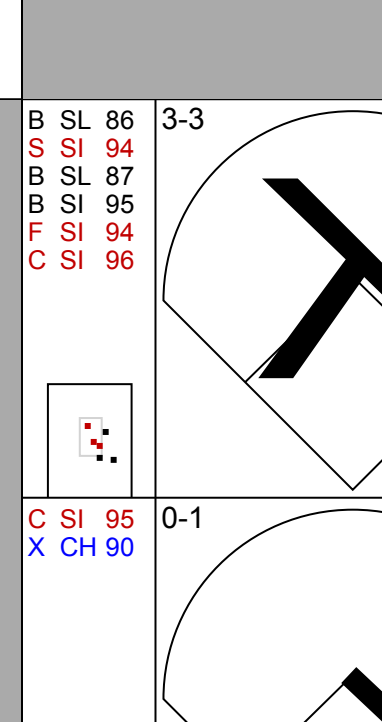
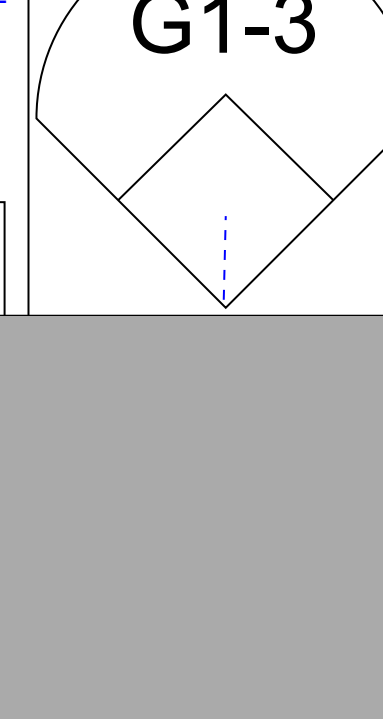
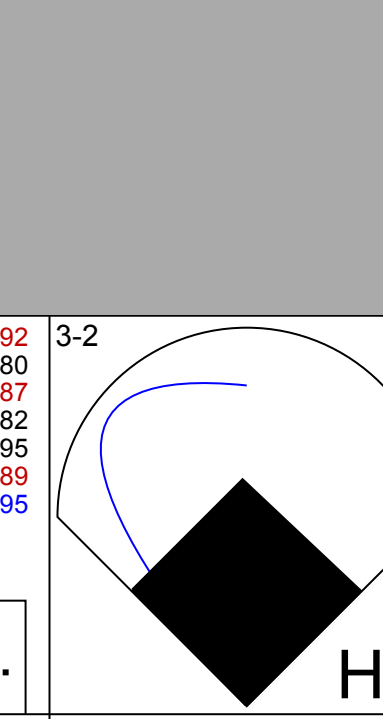
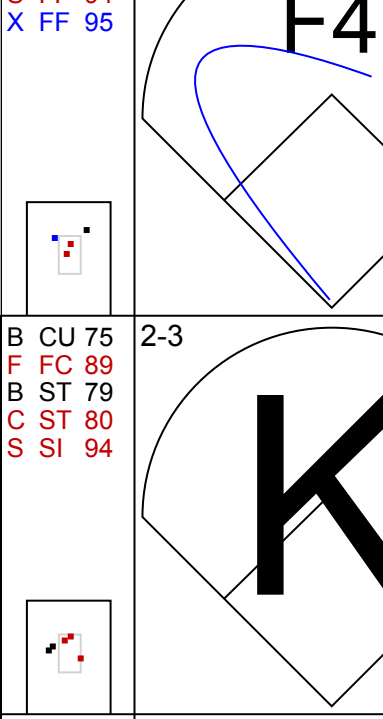
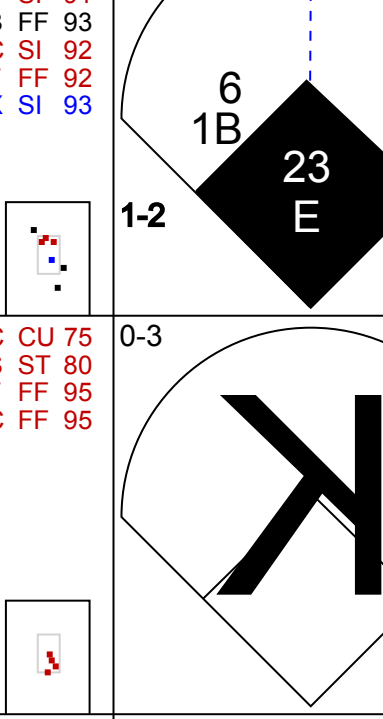
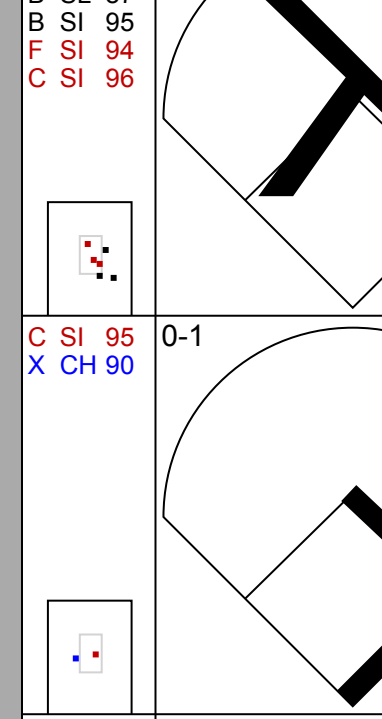

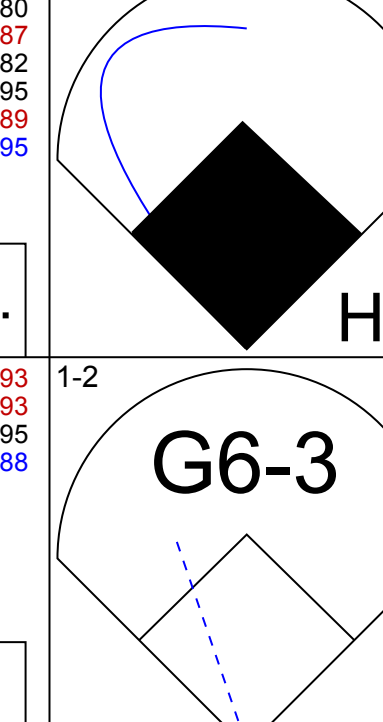

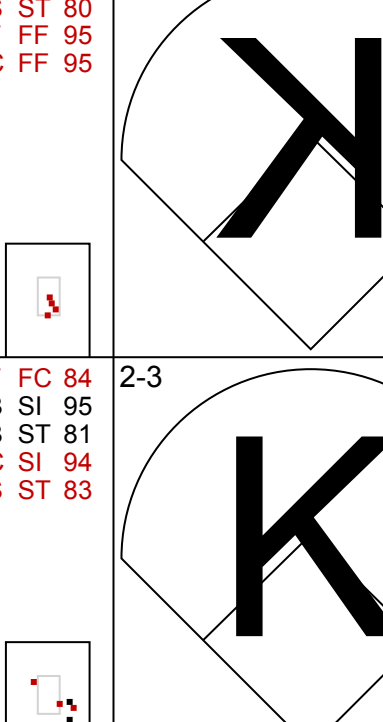

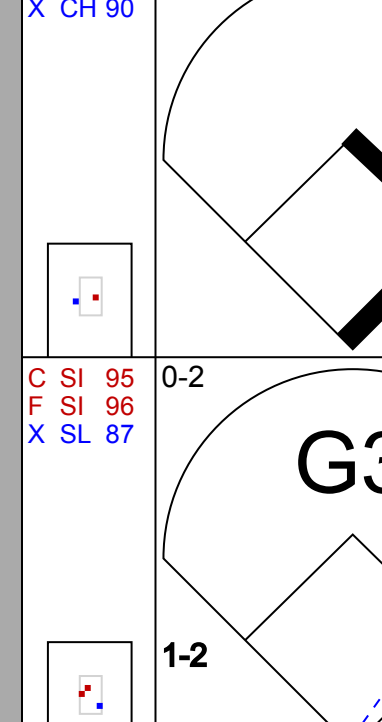

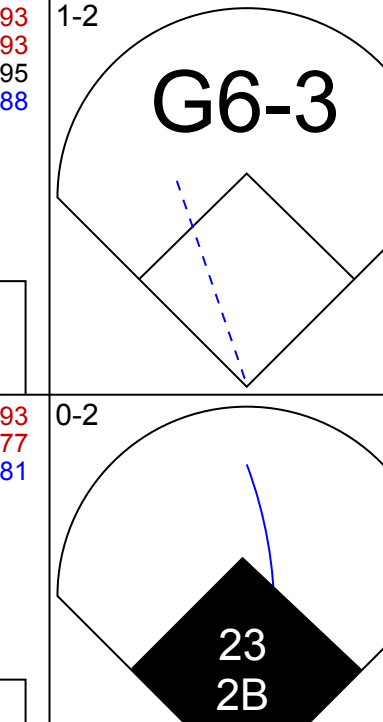
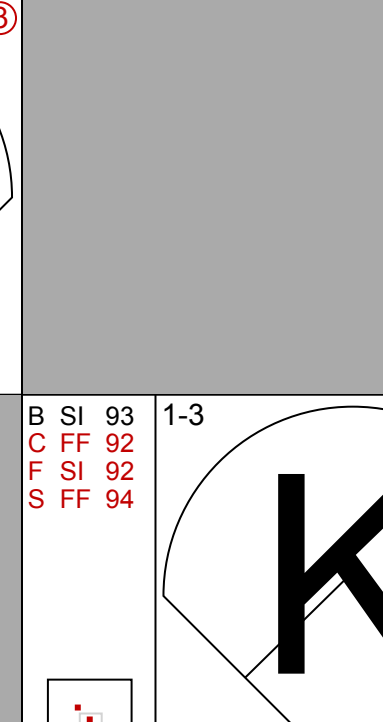
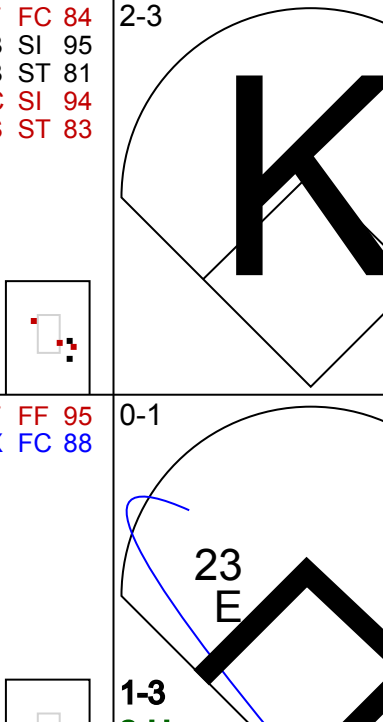
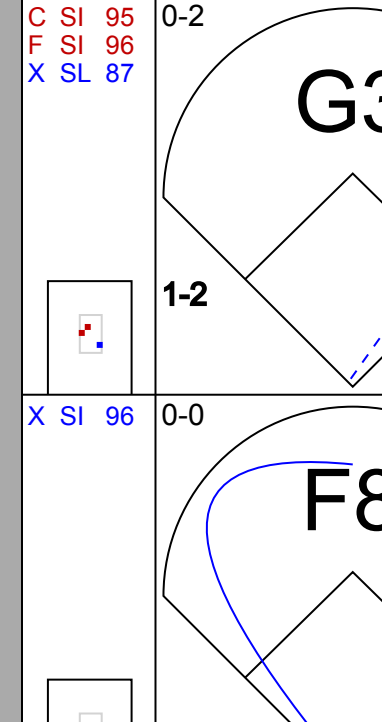

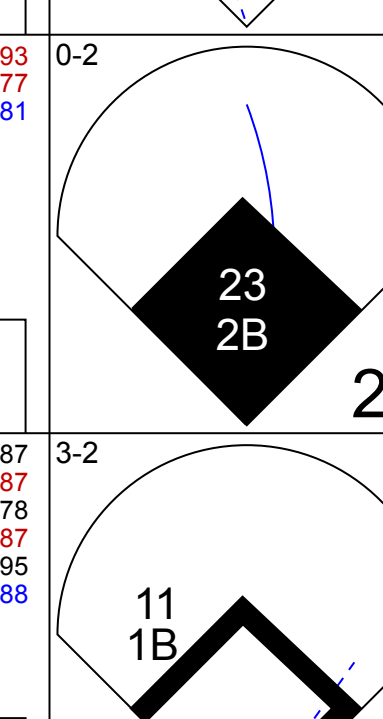
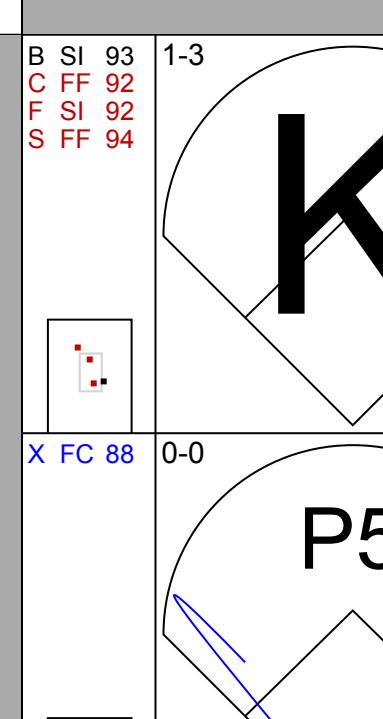
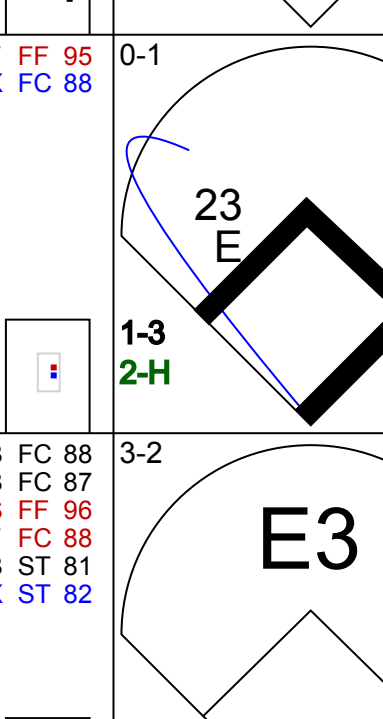
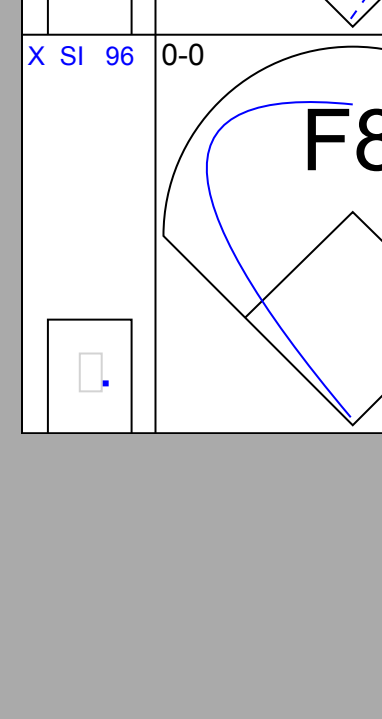

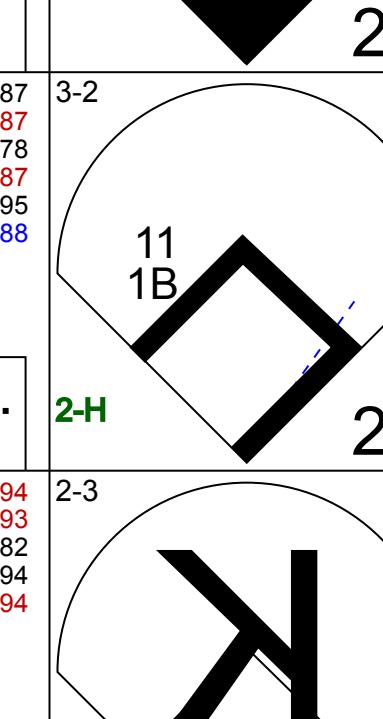
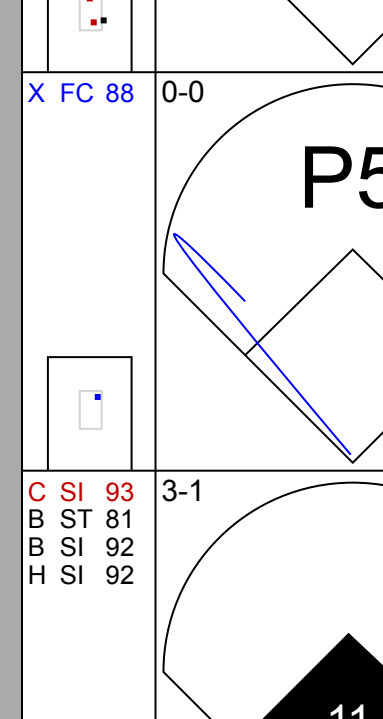
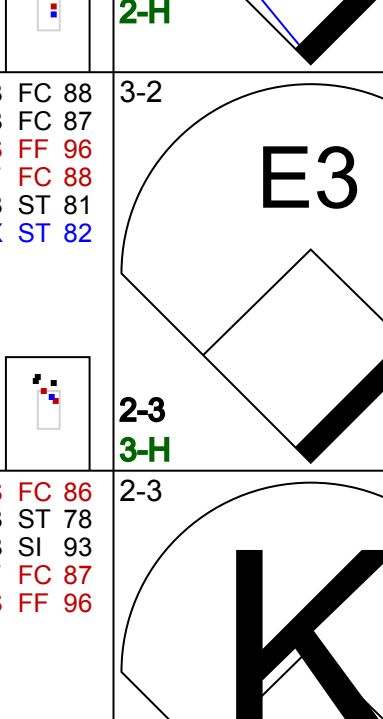

Batter	1	2	3	4	5	6	7	8	9	AB	R	H	RBI	BB	SO	LOB	TOP			
50 Mookie Betts, R OBP: 0.374, SLG: 0.556										2	0	1	1	2	0	0	Los Angeles Dodgers @ Kansas City Royals Kauffman Stadium, Kansas City, MO Sat Jul 01 2023, 7:41 PM - 10:24 PM CDT Att: 21,004 - Clear - 75 F			
5 Freddie Freeman, L OBP: 0.386, SLG: 0.538										5	0	1	1	0	1	5				
16 Will Smith, R OBP: 0.396, SLG: 0.495										5	0	0	0	0	0	3				
28 J.D. Martinez, R OBP: 0.303, SLG: 0.569										5	0	1	0	0	2	1				
17 Miguel Vargas, R OBP: 0.303, SLG: 0.374										2	0	0	0	1	0	2				
23 Jason Heyward, L OBP: 0.353, SLG: 0.484										2	0	0	0	0	0	0				
11 Miguel Rojas, R OBP: 0.271, SLG: 0.281										3	0	0	0	0	0	2				
13 Max Muncy, L OBP: 0.325, SLG: 0.462										1	1	1	0	0	0	0				
89 Jonny DeLuca, R OBP: 0.321, SLG: 0.280										1	1	1	0	1	0	0				
6 David Peralta, L OBP: 0.314, SLG: 0.406										2	0	1	0	0	0	0				
33 James Outman, L OBP: 0.319, SLG: 0.411										4	1	2	1	0	1	2				
60 Yonny Hernández, S OBP: 0.273, SLG: 0.333										4	1	1	1	0	3	2				
Inning Stats	R: 0 E: 0 K: 1 S: 12	H: 1 BB: 1 P: 21	R: 3 E: 0 K: 0 S: 17	H: 3 LOB: 1 BB: 1 P: 34	R: 0 E: 0 K: 1 S: 13	H: 1 LOB: 2 BB: 1 P: 24	R: 0 E: 0 K: 1 S: 10	H: 0 LOB: 0 BB: 0 P: 16	R: 0 E: 1 K: 1 S: 10	H: 0 LOB: 1 BB: 0 P: 13	R: 0 E: 0 K: 0 S: 6	H: 1 LOB: 1 BB: 0 P: 8	R: 1 E: 0 K: 1 S: 13	H: 3 LOB: 3 BB: 1 P: 20	R: 0 E: 0 K: 1 S: 7	H: 0 LOB: 0 BB: 0 P: 11	1B: 7 2B: 2 3B: 0 HR: 0	SF: 1 SAC: 0 DP: 0 HBP: 0	WP: 0 PB: 0 SB: 0 CS: 0	PA: 41
PITCHER	IP WLS BF H R ER SO BB IBB HBP BLK WP HR S P ERA WHIP																			
52 Daniel Lynch IV, L ERA: 4.14	5.0 W 24 5 3 3 4 3 0 0 0 0 0 0 62 108 5.40 1.600																			
43 Carlos Hernández, R ERA: 4.1	2.0 H 7 1 0 0 1 0 0 0 0 0 0 0 15 21 0.00 0.500																			
45 Taylor Clarke, R ERA: 4.84	0.2 H 5 3 1 1 1 0 0 0 0 0 0 0 9 12 13.50 4.500																			
58 Scott Barlow, R ERA: 4.06	1.1 S 5 0 0 0 1 1 0 0 0 0 0 0 11 19 0.00 0.750																			

Batter	1	2	3	4	5	6	7	8	9	AB	R	H	RBI	BB	SO	LOB	BOTTOM			
11 Maikel Garcia, R OBP: 0.327, SLG: 0.376										4	1	2	0	0	1	1	Los Angeles Dodgers @ Kansas City Royals Kauffman Stadium, Kansas City, MO Sat Jul 01 2023, 7:41 PM - 10:24 PM CDT Att: 21,004 - Clear - 75 F			
7 Bobby Witt Jr., R OBP: 0.290, SLG: 0.417										3	1	2	1	0	1	0				
13 Salvador Perez, R OBP: 0.288, SLG: 0.454										4	1	1	1	0	1	2				
32 Nick Pratto, L OBP: 0.346, SLG: 0.404										3	1	0	0	1	1	1				
14 Edward Olivares, R OBP: 0.309, SLG: 0.431										2	0	1	1	1	0	0				
15 Matt Duffy, R OBP: 0.336, SLG: 0.361										2	1	0	0	0	0	1				
8 Nicky Lopez, L OBP: 0.353, SLG: 0.295										0	0	0	0	1	0	0				
0 Samad Taylor, R OBP: 0.276, SLG: 0.138										2	0	0	1	0	0	1				
28 Kyle Isbel, L OBP: 0.226, SLG: 0.317										1	0	0	0	0	0	1				
6 Drew Waters, S OBP: 0.290, SLG: 0.366										3	0	1	2	0	1	1				
44 Dairon Blanco, R OBP: 0.256, SLG: 0.333										3	1	0	0	0	1	1				
Inning Stats	R: 5 E: 0 K: 1 S: 23	H: 4 LOB: 1 BB: 1 P: 35	R: 0 E: 0 K: 1 S: 13	H: 2 LOB: 1 BB: 0 P: 16	R: 0 E: 0 K: 0 S: 7	H: 0 LOB: 1 BB: 1 P: 15	R: 0 E: 0 K: 1 S: 10	H: 0 LOB: 0 BB: 0 P: 17	R: 0 E: 0 K: 0 S: 10	H: 0 LOB: 0 BB: 0 P: 15	R: 0 E: 0 K: 1 S: 9	H: 0 LOB: 0 BB: 0 P: 11	R: 1 E: 1 K: 2 S: 13	H: 0 LOB: 0 BB: 0 P: 17	R: 0 E: 0 K: 0 S: 7	H: 1 LOB: 1 BB: 1 P: 14	1B: 6 2B: 1 3B: 0 HR: 0	SF: 3 SAC: 0 DP: 0 HBP: 1	WP: 0 PB: 0 SB: 2 CS: 3	PA: 34
PITCHER	IP WLS BF H R ER SO BB IBB HBP BLK WP HR S P ERA WHIP																			
7 Julio Urias, L ERA: 4.84	3.0 L 17 6 5 5 2 2 0 0 1 1 0 0 43 66 15.00 2.667																			
52 Phil Bickford, R ERA: 6.06	2.0 6 0 0 0 1 0 0 0 0 0 0 0 20 32 0.00 0.000																			
57 Ryan Brasier, R ERA: 5.93	2.0 7 0 1 0 3 0 0 0 0 0 0 0 22 28 0.00 0.000																			
48 Brusdar Graterol, R ERA: 2.0	1.0 4 1 0 0 0 1 0 0 0 0 0 0 7 14 0.00 2.000																			

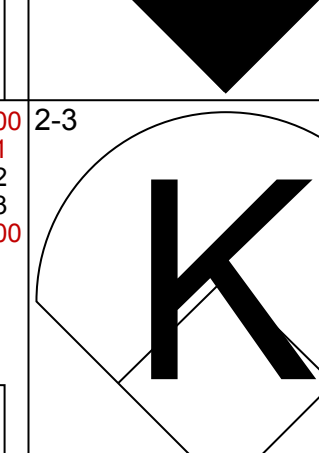
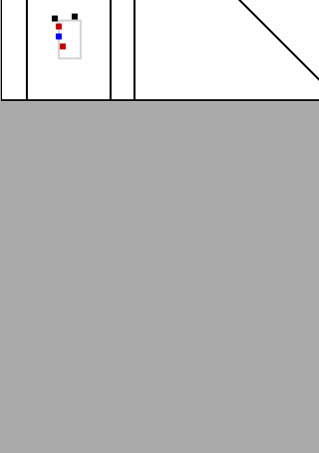
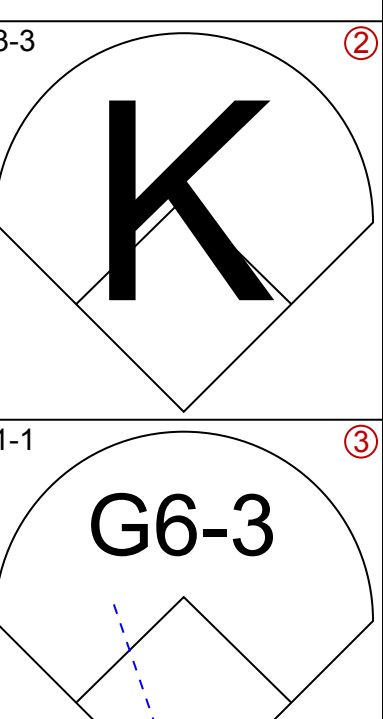
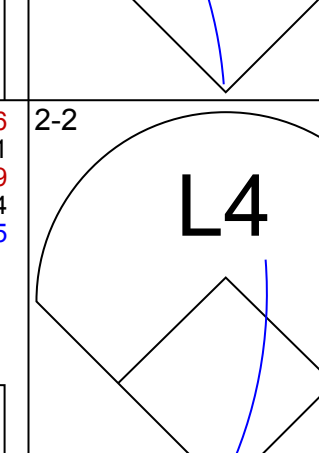
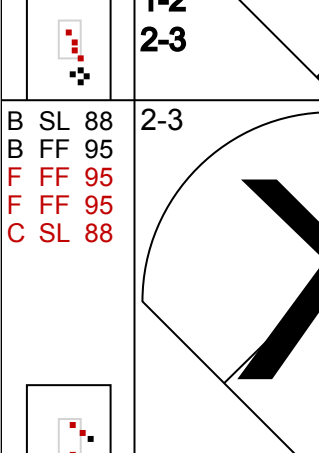
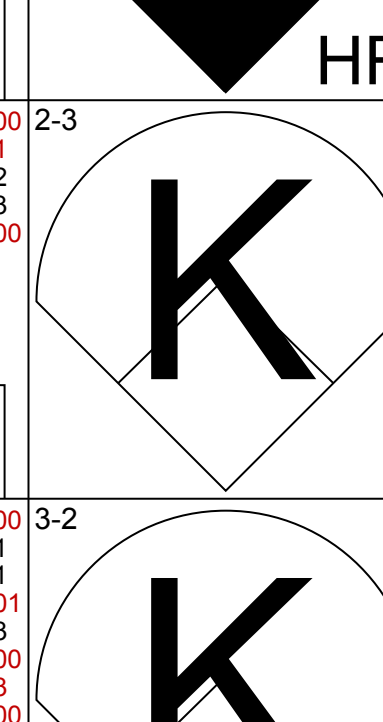


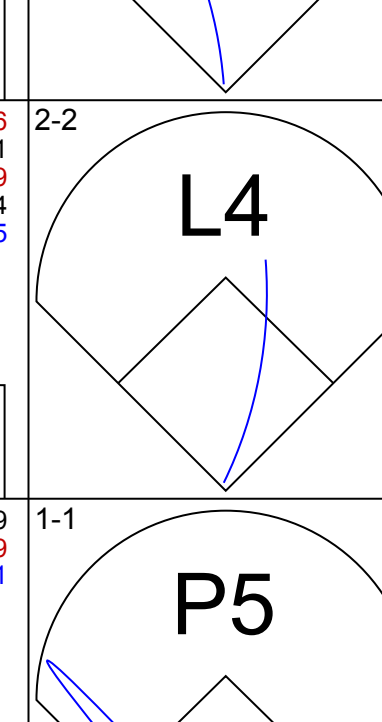
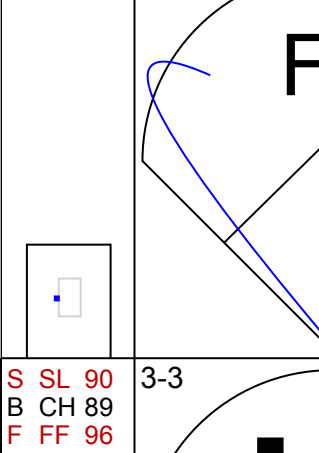

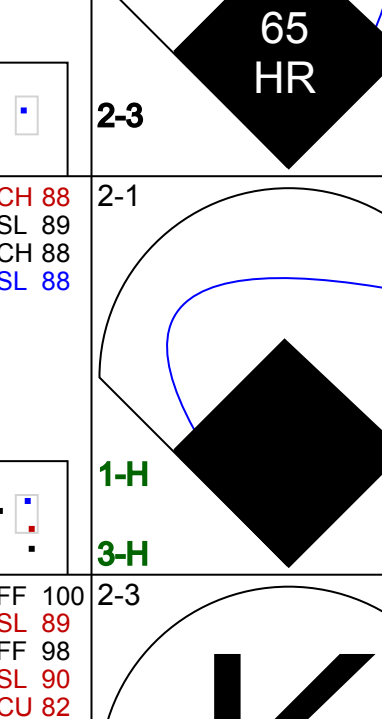
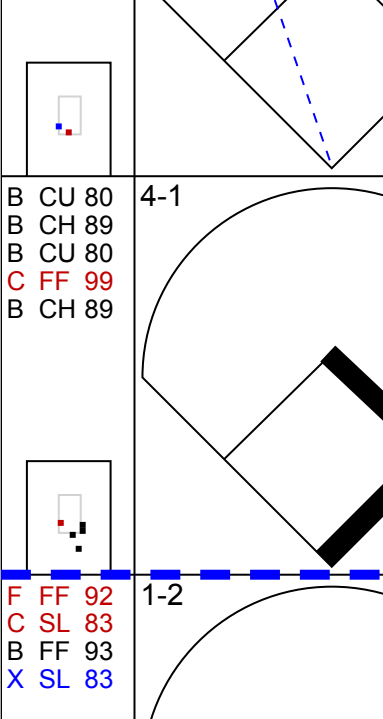
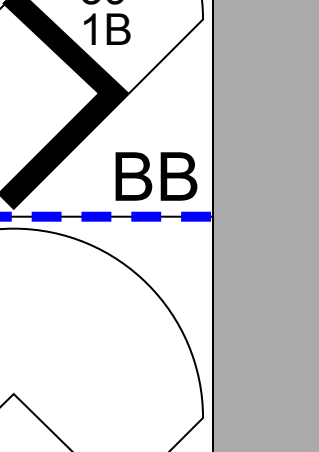
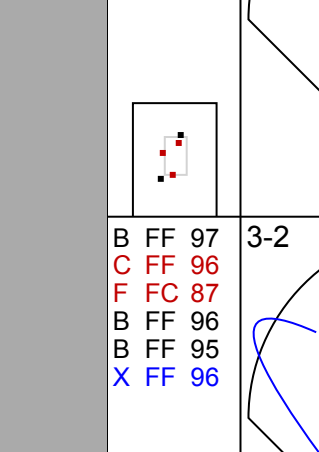
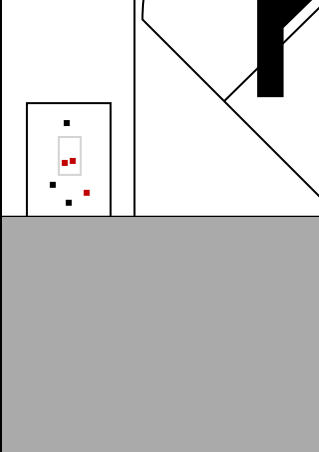

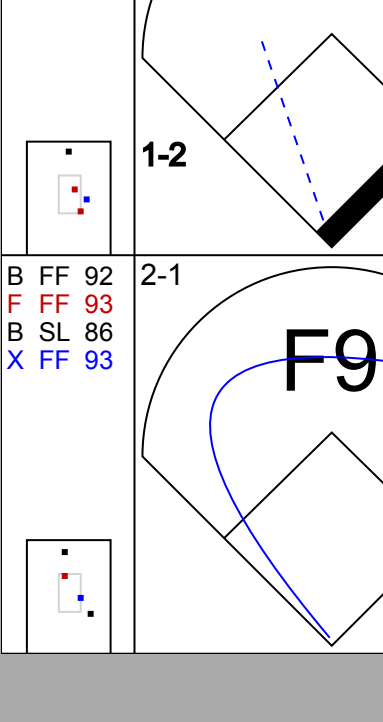

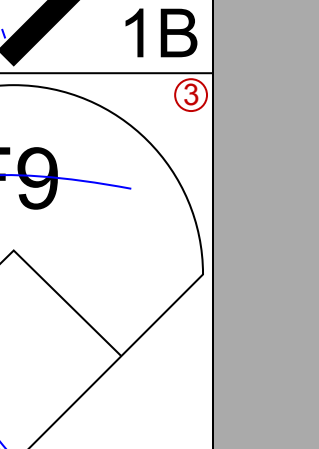
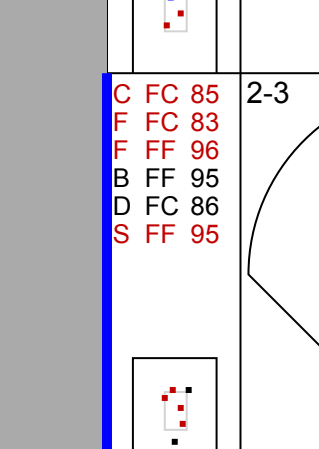

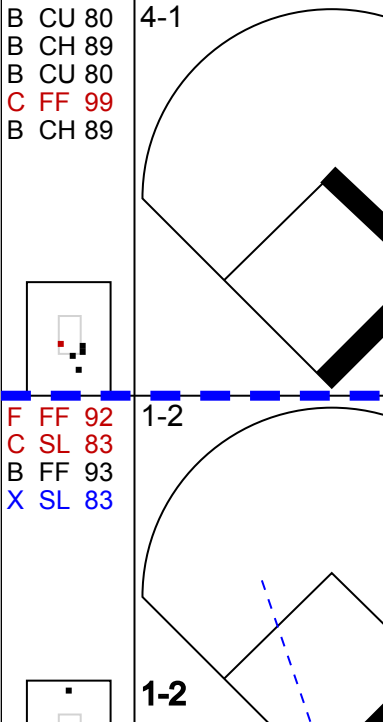
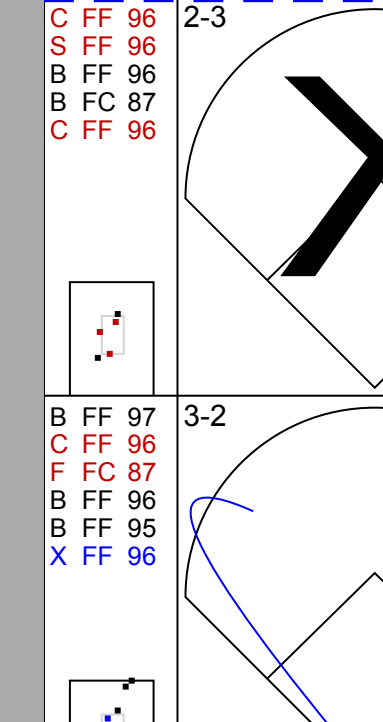

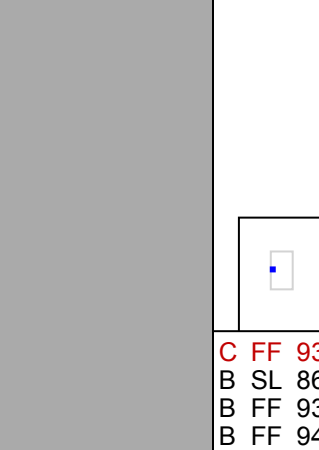
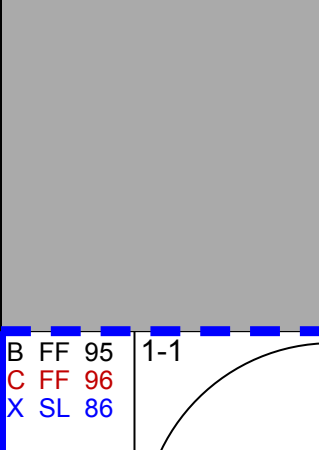
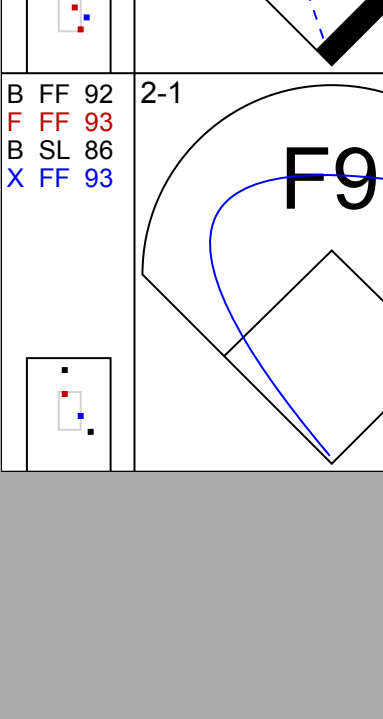
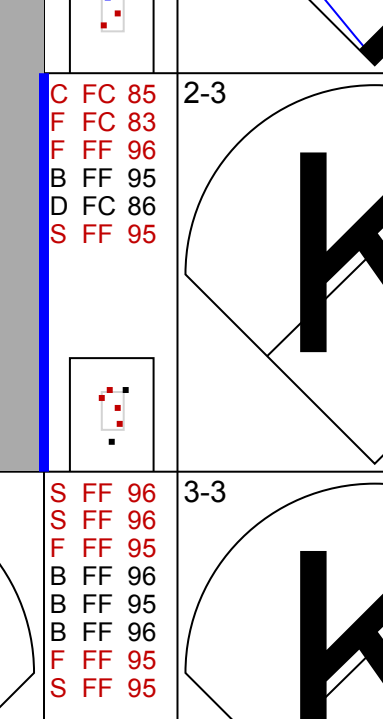
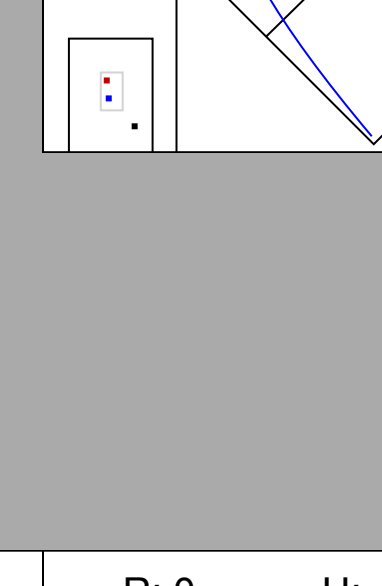


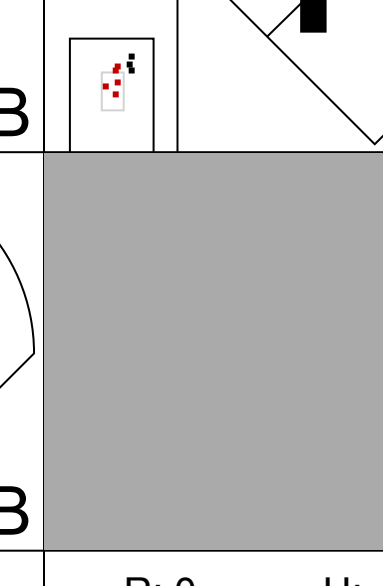






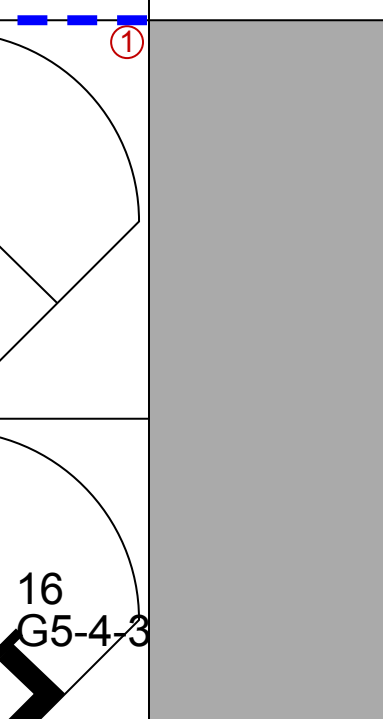

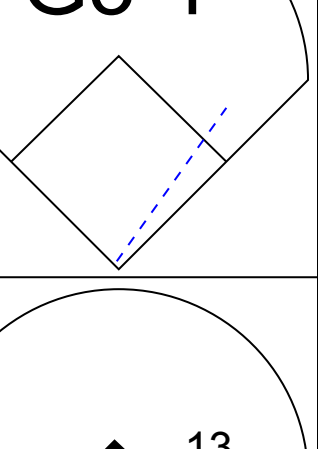


Batter	1	2	3	4	5	6	7	8	9	AB	R	H	RBI	BB	SO	LOB	TOP				
54 Joshua Palacios, L (1,7) OBP: 0.275, SLG: 0.351										5	0	0	0	0	3	6	Pittsburgh Pirates @ Los Angeles Dodgers Dodger Stadium, Los Angeles, CA Mon Jul 03 2023, 7:12 PM - 9:43 PM PDT Att. 49,652 - Clear - 70 F				
10 Bryan Reynolds, S (1,10) OBP: 0.343, SLG: 0.459										4	0	0	0	1	1	0					
65 Jack Suwinski, L (1,8) OBP: 0.357, SLG: 0.498										2	0	0	0	0	0	0					
41 Carlos Santana, S (1,3)										4	0	1	0	0	0	3					
32 Henry Davis, R (1,9) OBP: 0.364, SLG: 0.400										4	1	1	0	0	1	2					
39 Nick Gonzales, R (1,6) OBP: 0.294, SLG: 0.548										4	1	2	0	0	1	1					
14 Rodolfo Castro, S (1,4) OBP: 0.323, SLG: 0.366										3	0	1	0	1	2	3					
19 Jared Triolo, R (1,5) OBP: 0.391, SLG: 0.316										2	0	1	1	2	0	1					
18 Austin Hedges, R (1,2) 2 Connor Joe, R (9,PH) OBP: 0.330, SLG: 0.415										2	0	1	1	0	0	1					
										0	0	0	0	0	0	0					
Inning Stats	R: 0 E: 0 K: 1 S: 8	H: 0 LOB: 0 BB: 0 P: 11	R: 1 E: 0 K: 1 S: 15	H: 4 LOB: 3 BB: 0 P: 25	R: 0 E: 0 K: 0 S: 9	H: 0 LOB: 1 BB: 1 P: 21	R: 0 E: 0 K: 1 S: 14	H: 1 LOB: 1 BB: 1 P: 22	R: 0 E: 0 K: 2 S: 11	H: 0 LOB: 2 BB: 0 P: 18	R: 0 E: 0 K: 0 S: 6	H: 0 LOB: 0 BB: 0 P: 10	R: 0 E: 0 K: 1 S: 11	H: 0 LOB: 1 BB: 1 P: 21	R: 0 E: 0 K: 0 S: 9	H: 0 LOB: 0 BB: 0 P: 14	1B: 6 2B: 1 3B: 0 HR: 0	SF: 1 SAC: 0 DP: 2 HBP: 3	WP: 1 PB: 0 SB: 0 CS: 1	PA: 38	
PITCHER	IP WLS BF H R ER SO	IP WLS BF H R ER SO	IP WLS BF H R ER SO	IP WLS BF H R ER SO	IP WLS BF H R ER SO	IP WLS BF H R ER SO	IP WLS BF H R ER SO	IP WLS BF H R ER SO	IP WLS BF H R ER SO	IP WLS BF H R ER SO	IP WLS BF H R ER SO	IP WLS BF H R ER SO	IP WLS BF H R ER SO	IP WLS BF H R ER SO	IP WLS BF H R ER SO	IP WLS BF H R ER SO	ERA WHIP	ERA WHIP			
78 Michael Grove, R (1,1) ERA: 7.02	4.0	18	5	1	1	3	2	0	1	0	46	79	2.25	1.750							
64 Caleb Ferguson, L (5,1) ERA: 2.9	1.0	W	4	0	0	2	0	0	1	0	0	11	18	0.00	0.000						
57 Ryan Brasier, R (6,1) ERA: 0.04	1.0		6	2	1	2	1	0	0	0	12	21	9.00	3.000							
48 Brusdar Graterol, R (7,1) ERA: 1.95	1.0	H	3	0	0	0	0	0	0	0	6	10	0.00	0.000							
41 Daniel Hudson, R (8,1) ERA:	1.0	H	4	0	0	1	1	0	0	0	11	21	0.00	1.000							

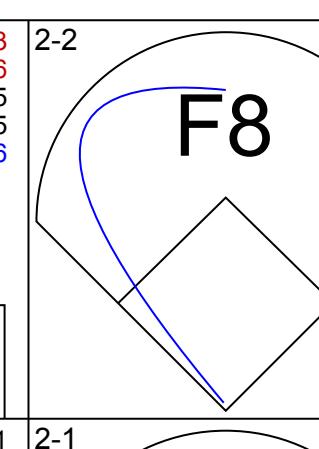
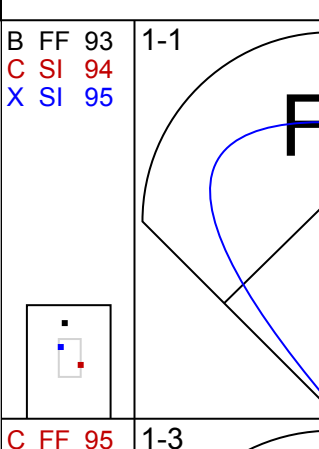
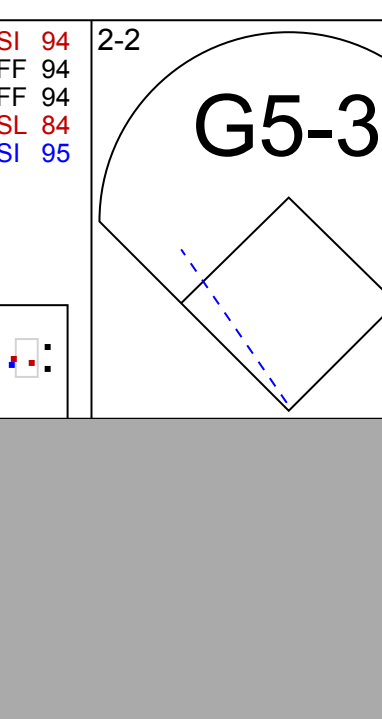
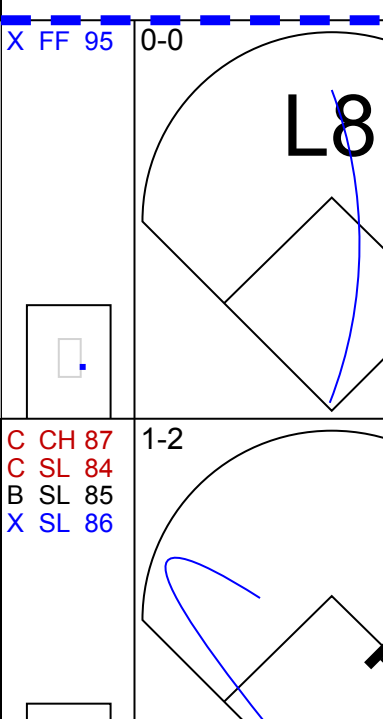
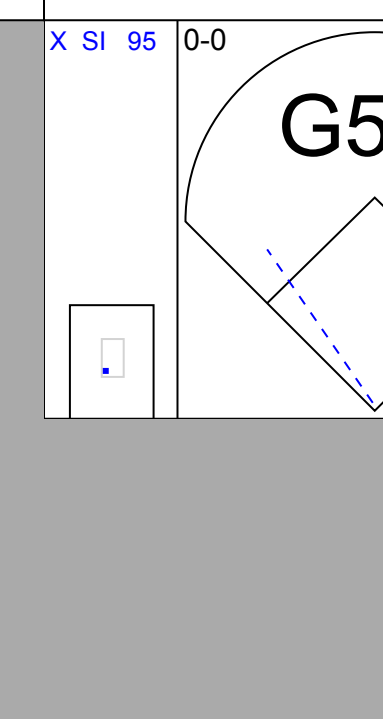
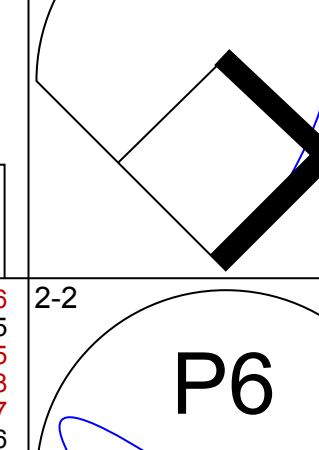
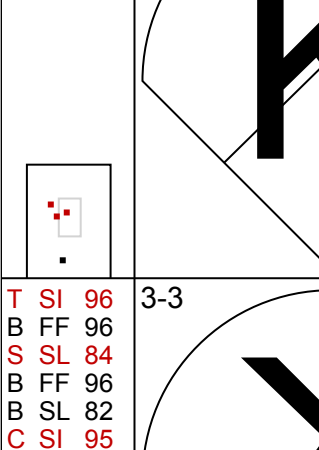
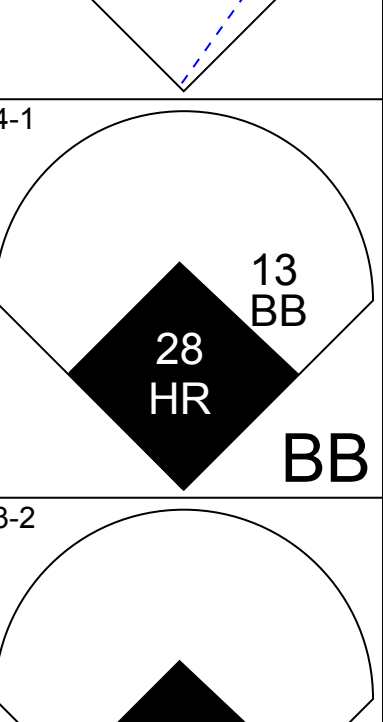
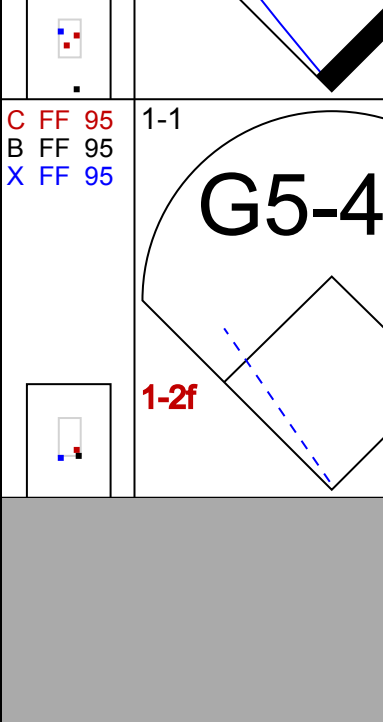
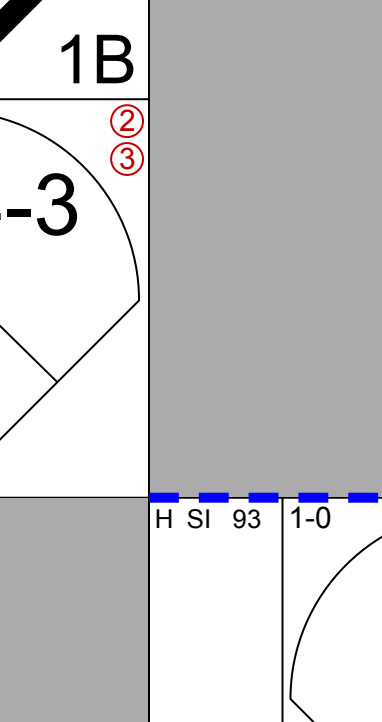



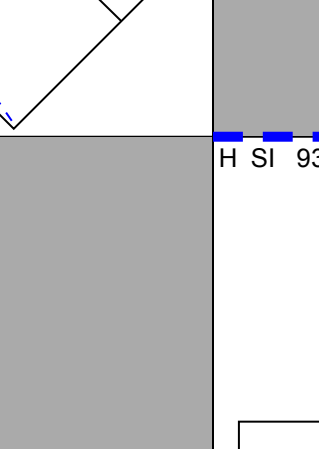

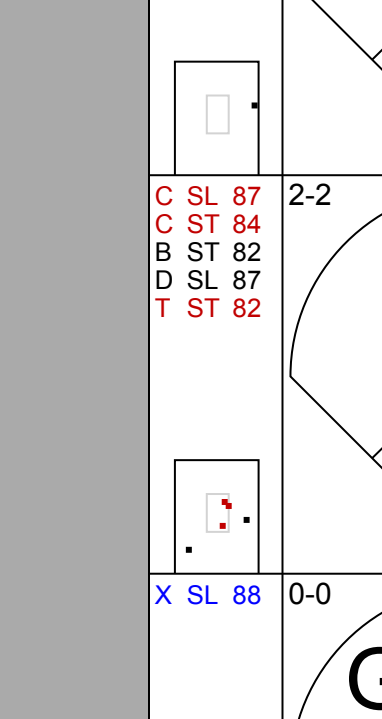


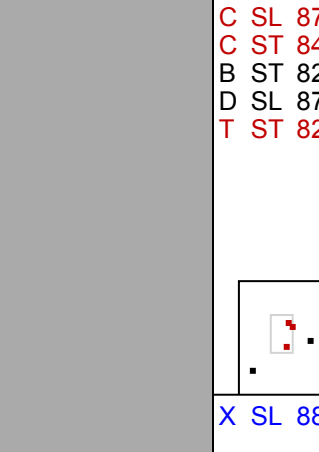
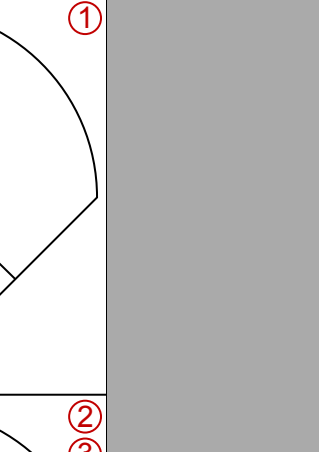

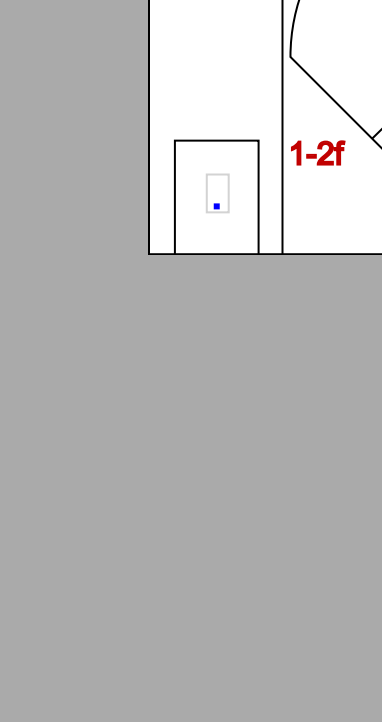
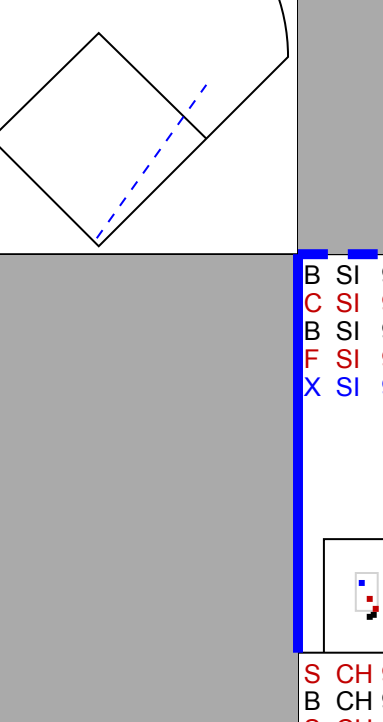

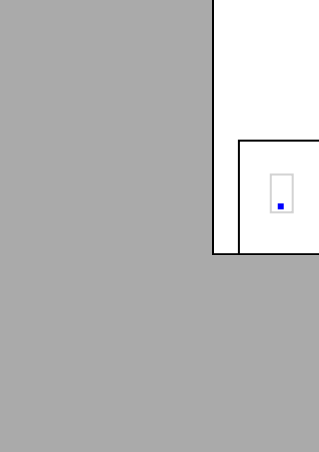
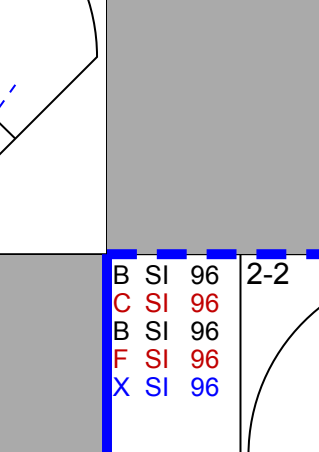


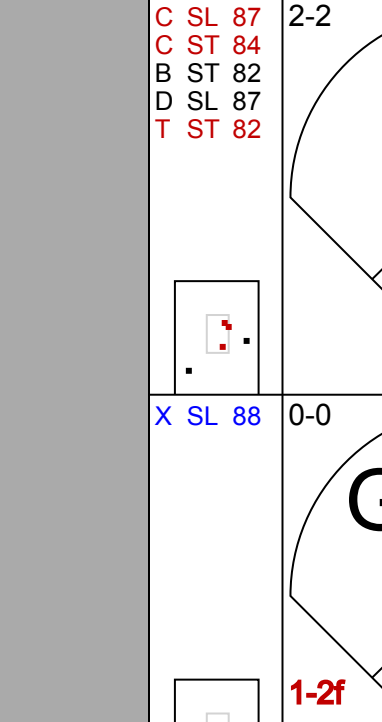


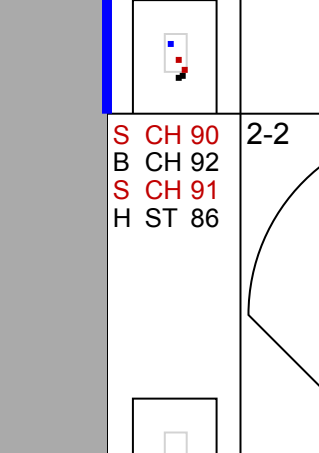


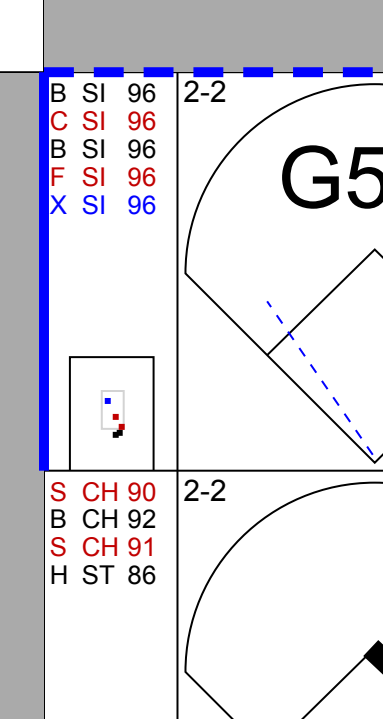




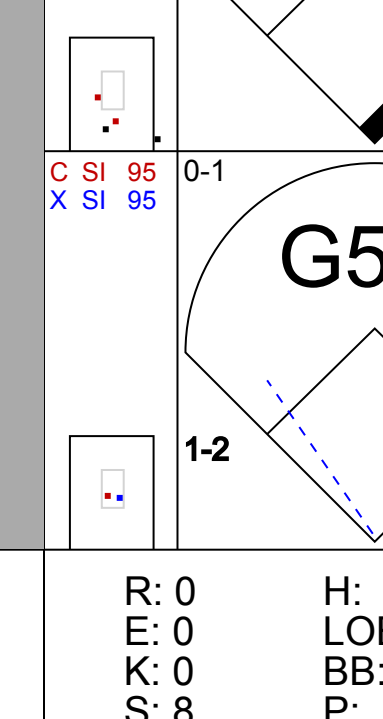

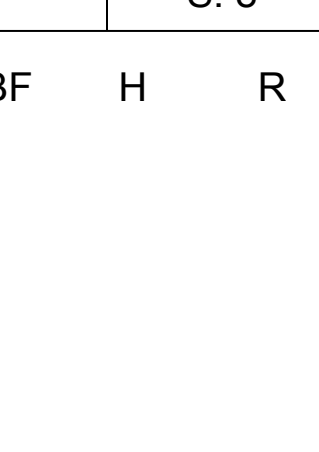




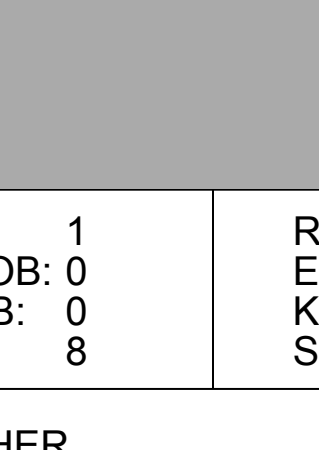

AB	30
R	2
H	7
RBI	2
BB	4
SO	8
LOB	17



Batter	1	2	3	4	5	6	7	8	9	AB	R	H	RBI	BB	SO	LOB	BOTTOM				
50 Mookie Betts, R (1,9) OBP: 0.371, SLG: 0.550										3	0	0	0	1	1	1	Pittsburgh Pirates @ Los Angeles Dodgers Dodger Stadium, Los Angeles, CA Mon Jul 03 2023, 7:12 PM - 9:43 PM PDT Att. 49,652 - Clear - 70 F				
5 Freddie Freeman, L (1,3) OBP: 0.395, SLG: 0.530										4	1	1	0	0	1	3					
16 Will Smith, R (1,2) OBP: 0.394, SLG: 0.491										4	1	1	0	0	1	0					
13 Max Muncy, L (1,5) OBP: 0.322, SLG: 0.468										4	1	2	1	0	2	2					
28 J.D. Martinez, R (1,10) OBP: 0.298, SLG: 0.554										4	0	0	0	0	1	3					
6 David Peralta, L (1,7) OBP: 0.326, SLG: 0.420										4	1	2	1	0	1	1					
23 Jason Heyward, L (1,8) OBP: 0.351, SLG: 0.479										4	0	1	1	0	0	1					
17 Miguel Vargas, R (1,4) OBP: 0.301, SLG: 0.369										3	1	0	0	0	3	3					
11 Miguel Rojas, R (1,6) OBP: 0.276, SLG: 0.291										4	0	2	1	0	0	0					
										1B: 5 2B: 3 3B: 0 HR: 1	SF: 0 SAC: 0 DP: 0 HBP: 1	WP: 0 PB: 0 SB: 0 CS: 0	PA: 36								
Inning Stats	R: 0 E: 0 K: 1 S: 8	H: 0 LOB: 0 BB: 0 P: 10	R: 2 E: 0 K: 1 S: 21	H: 4 LOB: 3 BB: 1 P: 36	R: 0 E: 0 K: 1 S: 7	H: 0 LOB: 0 BB: 0 P: 10	R: 1 E: 0 K: 1 S: 9	H: 1 LOB: 0 BB: 0 P: 13	R: 2 E: 1 K: 3 S: 21	H: 3 LOB: 2 BB: 0 P: 32	R: 0 E: 0 K: 1 S: 10	H: 0 LOB: 0 BB: 0 P: 12	R: 0 E: 0 K: 1 S: 9	H: 1 LOB: 1 BB: 0 P: 12	R: 0 E: 0 K: 1 S: 7	H: 0 LOB: 0 BB: 0 P: 13	ERA WHIP	ERA WHIP			
PITCHER	IP WLS BF H R ER SO	IP WLS BF H R ER SO	IP WLS BF H R ER SO	IP WLS BF H R ER SO	IP WLS BF H R ER SO	IP WLS BF H R ER SO	IP WLS BF H R ER SO	IP WLS BF H R ER SO	IP WLS BF H R ER SO	IP WLS BF H R ER SO	IP WLS BF H R ER SO	IP WLS BF H R ER SO	IP WLS BF H R ER SO	IP WLS BF H R ER SO	IP WLS BF H R ER SO	IP WLS BF H R ER SO	ERA WHIP	ERA WHIP			
23 Mitch Keller, R (1,1) ERA: 3.52	5.0	L	26	5	4	7	1	0	1	0	66	101	7.20	1.800							
57 Yerry De Los Santos, R (6,1) ERA: 0.9	2.0		7	1	0	2	0	0	0	0	19	24	0.00	0.500							
36 Dauri Moreta, R (8,1) ERA: 3.68	1.0		3	0	0	1	0	0	0	0	7	13	0.00	0.000							



Batter	1	2	3	4	5	6	7	8	9	AB R H RBI BB SO LOB	TOP									
22 Andrew McCutchen, R (1, 10) OBP: 0.383, SLG: 0.425										3 0 0 0 2 2 0	Pittsburgh Pirates @ Los Angeles Dodgers Dodger Stadium, Los Angeles, CA Wed Jul 05 2023, 7:12 PM - 9:54 PM PDT Att: 45,403 - Clear - 69 F									
10 Bryan Reynolds, S (1, 7) OBP: 0.354, SLG: 0.465										4 1 1 1 1 0 3										
32 Henry Davis, R (1, 9) OBP: 0.354, SLG: 0.390										5 1 1 0 0 3 6										
41 Carlos Santana, S (1, 3) OBP: 0.320, SLG: 0.407										5 1 1 0 0 1 6										
65 Jack Suwinski, L (1, 8) OBP: 0.365, SLG: 0.522										4 1 1 3 1 2 3										
39 Nick Gonzales, R (1, 4) OBP: 0.372, SLG: 0.615 (8, 6)										4 0 2 0 0 1 0										
30 Tucupita Marcano, L (1, 6) 14 Rodolfo Castro, S (8, PH) OBP: 0.320, SLG: 0.359 (8, 4)										3 0 1 0 0 0 2 1 0 0 0 0 1 1										
19 Jared Triolo, R (1, 5) OBP: 0.375, SLG: 0.321										4 0 1 0 0 2 2										
18 Austin Hedges, R (1, 2) 2 Connor Joe, R (9, PH) OBP: 0.332, SLG: 0.422										2 0 0 0 1 0 0 1 0 1 0 0 0 0										
Inning Stats	R: 1 H: 1 E: 0 K: 3 S: 15	H: 1 LOB: 0 BB: 0 P: 24	R: 0 H: 1 E: 0 K: 0 S: 13	H: 1 LOB: 1 BB: 0 P: 18	R: 0 H: 0 E: 0 K: 0 S: 6	H: 0 LOB: 0 BB: 0 P: 10	R: 3 H: 3 E: 0 K: 2 S: 12	H: 3 LOB: 0 BB: 0 P: 19	R: 0 H: 1 E: 0 K: 1 S: 9	H: 1 LOB: 2 BB: 1 P: 15		R: 0 H: 1 E: 0 K: 3 S: 15	H: 1 LOB: 1 BB: 0 P: 25	R: 0 H: 1 E: 0 K: 2 S: 15	H: 1 LOB: 3 BB: 2 P: 29	R: 0 H: 1 E: 0 K: 2 S: 15	H: 1 LOB: 3 BB: 2 P: 29	1B: 5 2B: 2 3B: 0 HR: 2	SF: 0 SAC: 0 DP: 0 HBP: 0	WP: 0 PB: 0 SB: 0 CS: 0
PITCHER	IP WLS BF H R ER SO BB IBB HBP BLK WP HR S P ERA WHIP															IP WLS BF H R ER SO BB IBB HBP BLK WP HR S P ERA WHIP				
28 Bobby Miller, R (1, 1) ERA: 4.5	5.2 W 23 5 4 4 7 1 0 0 0 0 0 2 63 101 6.35 1.059																			
52 Phil Bickford, R (6, 1) ERA: 5.82	0.1 H 5 2 0 0 0 2 0 0 0 0 0 0 9 20 0.00 12.000																			
57 Ryan Brasier, R (7, 1) ERA: 5.83	1.0 H 3 0 0 0 0 0 0 0 0 0 0 0 7 10 0.00 0.000																			
64 Caleb Ferguson, L (8, 1) ERA: 2.78	1.0 H 4 1 0 0 3 0 0 0 0 0 0 0 15 25 0.00 1.000																			
41 Daniel Hudson, R (9, 1) ERA:	1.0 S 6 1 0 0 2 2 0 0 0 0 0 0 0 15 29 0.00 3.000																			

Batter	1	2	3	4	5	6	7	8	9	AB R H RBI BB SO LOB	BOTTOM									
50 Mookie Betts, R (1, 4) OBP: 0.372, SLG: 0.551										5 0 0 0 0 0 3	Pittsburgh Pirates @ Los Angeles Dodgers Dodger Stadium, Los Angeles, CA Wed Jul 05 2023, 7:12 PM - 9:54 PM PDT Att: 45,403 - Clear - 69 F									
5 Freddie Freeman, L (1, 3) OBP: 0.393, SLG: 0.528										4 0 2 0 0 1 0										
16 Will Smith, R (1, 2) OBP: 0.392, SLG: 0.482										3 1 0 0 1 1 2										
13 Max Muncy, L (1, 5) OBP: 0.326, SLG: 0.460										1 2 0 0 2 0 1										
28 J.D. Martinez, R (1, 10) OBP: 0.296, SLG: 0.553										3 2 1 3 1 1 1										
6 David Peralta, L (1, 7) OBP: 0.324, SLG: 0.427										3 1 1 1 0 1 1										
23 Jason Heyward, L (1, 9) 89 Jonny DeLuca, R (8, PH) OBP: 0.323, SLG: 0.393 (9, 9)										1 0 0 1 1 1 0 1 0 0 0 0 0 0										
33 James Outman, L (1, 8) OBP: 0.323, SLG: 0.430										2 0 1 0 1 1 2										
11 Miguel Rojas, R (1, 6) OBP: 0.275, SLG: 0.289										4 0 1 1 0 1 4										
Inning Stats	R: 0 H: 1 E: 0 K: 0 S: 13	H: 0 LOB: 2 BB: 2 P: 20	R: 0 H: 0 E: 0 K: 1 S: 11	H: 0 LOB: 2 BB: 2 P: 20	R: 0 H: 0 E: 0 K: 2 S: 8	H: 0 LOB: 0 BB: 0 P: 13	R: 2 H: 1 E: 0 K: 1 S: 14	H: 3 LOB: 2 BB: 2 P: 28	R: 4 H: 3 E: 0 K: 2 S: 19	H: 3 LOB: 1 BB: 2 P: 34		R: 0 H: 1 E: 0 K: 0 S: 6	H: 1 LOB: 0 BB: 0 P: 8	R: 0 H: 0 E: 0 K: 1 S: 4	H: 0 LOB: 0 BB: 0 P: 7	R: 0 H: 0 E: 0 K: 0 S: 8	H: 0 LOB: 1 BB: 0 P: 12	1B: 3 2B: 1 3B: 0 HR: 2	SF: 1 SAC: 0 DP: 2 HBP: 3	WP: 0 PB: 0 SB: 1 CS: 0
PITCHER	IP WLS BF H R ER SO BB IBB HBP BLK WP HR S P ERA WHIP															IP WLS BF H R ER SO BB IBB HBP BLK WP HR S P ERA WHIP				
70 Osvaldo Bido, R (1, 1) ERA: 4.7	4.0 19 2 2 2 4 4 0 1 0 0 0 2 19 34 4.50 1.500																			
59 Roansy Contreras, R (5, 1) ERA: 6.59	1.0 L 8 3 4 4 2 2 0 0 0 0 0 0 2 19 34 36.00 5.000																			
36 Dauri Moreta, R (6, 1) ERA: 3.56	1.0 3 1 0 0 0 0 0 0 0 0 0 0 6 8 0.00 1.000																			
43 Ryan Borucki, L (7, 1) ERA: 6.35	1.0 3 0 0 0 1 0 0 0 1 0 0 0 4 7 0.00 0.000																			
46 Yohan Ramirez, R (8, 1) ERA: 2.88	1.0 4 0 0 0 0 0 0 0 1 0 0 0 8 12 0.00 0.000																			

AB	36
R	4
H	9
RBI	4
BB	5
SO	12
LOB	23

AB	27
R	6
H	6
RBI	6
BB	6
SO	7
LOB	14



Batter	1	2	3	4	5	6	7	8	9	AB	R	H	RBI	BB	SO	LOB	TOP							
13 Ke'Bryan Hayes, R OBP: 0.290, SLG: 0.393										3	0	0	0	1	2	0	<p>Pittsburgh Pirates @ Los Angeles Dodgers Dodger Stadium, Los Angeles, CA Thu Jul 06 2023, 7:12 PM - 9:23 PM PDT Att. 42,036 - Clear - 69 F</p>							
10 Bryan Reynolds, S OBP: 0.341, SLG: 0.459										4	0	0	0	0	2	1								
32 Henry Davis, R OBP: 0.333, SLG: 0.365										4	0	0	0	0	1	1								
41 Carlos Santana, S OBP: 0.316, SLG: 0.401										4	0	0	0	0	1	1								
2 Connor Joe, R OBP: 0.332, SLG: 0.421										3	1	1	0	0	2	0								
65 Jack Suwinski, L OBP: 0.365, SLG: 0.524										3	1	1	0	0	2	0								
39 Nick Gonzales, R OBP: 0.370, SLG: 0.619										3	0	1	2	0	1	0								
14 Rodolfo Castro, S OBP: 0.317, SLG: 0.355										2	0	0	0	0	2	1								
30 Tucupita Marcano, L OBP: 0.290, SLG: 0.388										1	0	1	0	0	0	0								
55 Jason Delay, R OBP: 0.321, SLG: 0.374										2	0	0	0	0	0	1								
54 Joshua Palacios, L OBP: 0.279, SLG: 0.364										1	0	0	0	0	0	1								
18 Austin Hedges, R OBP: 0.230, SLG: 0.231										0	0	0	0	0	0	0								
Inning Stats	R: 0 K: 2 S: 9	H: 0 LOB: 0 BB: 15	R: 2 K: 1 S: 16	H: 3 LOB: 1 BB: 20	R: 0 K: 1 S: 6	H: 0 LOB: 0 BB: 9	R: 0 K: 2 S: 7	H: 0 LOB: 0 BB: 12	R: 0 K: 1 S: 9	H: 0 LOB: 0 BB: 11	R: 0 K: 1 S: 12	H: 0 LOB: 0 BB: 21	R: 0 K: 3 S: 10	H: 0 LOB: 0 BB: 16	R: 0 K: 1 S: 6	H: 1 LOB: 0 BB: 7	R: 0 K: 1 S: 9	H: 0 LOB: 0 BB: 14	1B: 2 2B: 2 HR: 0	SF: 0 SAC: 0 HBP: 0	WP: 0 PB: 0 SB: 1 CS: 1	PA: 31		
PITCHER	IP WLS BF H R ER SO BB IBB HBP BLK WP HR S P ERA WHIP	IP WLS BF H R ER SO BB IBB HBP BLK WP HR S P ERA WHIP	IP WLS BF H R ER SO BB IBB HBP BLK WP HR S P ERA WHIP	IP WLS BF H R ER SO BB IBB HBP BLK WP HR S P ERA WHIP	IP WLS BF H R ER SO BB IBB HBP BLK WP HR S P ERA WHIP	IP WLS BF H R ER SO BB IBB HBP BLK WP HR S P ERA WHIP	IP WLS BF H R ER SO BB IBB HBP BLK WP HR S P ERA WHIP	IP WLS BF H R ER SO BB IBB HBP BLK WP HR S P ERA WHIP	IP WLS BF H R ER SO BB IBB HBP BLK WP HR S P ERA WHIP	IP WLS BF H R ER SO BB IBB HBP BLK WP HR S P ERA WHIP	IP WLS BF H R ER SO BB IBB HBP BLK WP HR S P ERA WHIP	IP WLS BF H R ER SO BB IBB HBP BLK WP HR S P ERA WHIP	IP WLS BF H R ER SO BB IBB HBP BLK WP HR S P ERA WHIP	IP WLS BF H R ER SO BB IBB HBP BLK WP HR S P ERA WHIP	IP WLS BF H R ER SO BB IBB HBP BLK WP HR S P ERA WHIP	IP WLS BF H R ER SO BB IBB HBP BLK WP HR S P ERA WHIP	IP WLS BF H R ER SO BB IBB HBP BLK WP HR S P ERA WHIP	IP WLS BF H R ER SO BB IBB HBP BLK WP HR S P ERA WHIP	IP WLS BF H R ER SO BB IBB HBP BLK WP HR S P ERA WHIP	IP WLS BF H R ER SO BB IBB HBP BLK WP HR S P ERA WHIP	IP WLS BF H R ER SO BB IBB HBP BLK WP HR S P ERA WHIP	IP WLS BF H R ER SO BB IBB HBP BLK WP HR S P ERA WHIP	IP WLS BF H R ER SO BB IBB HBP BLK WP HR S P ERA WHIP	IP WLS BF H R ER SO BB IBB HBP BLK WP HR S P ERA WHIP

AB 30
R 2
H 4
RBI 2
BB 1
SO 13
LOB 6



Batter	1	2	3	4	5	6	7	8	9	AB	R	H	RBI	BB	SO	LOB	BOTTOM							
50 Mookie Betts, R OBP: 0.373, SLG: 0.557										4	2	2	0	0	0	1	<p>Pittsburgh Pirates @ Los Angeles Dodgers Dodger Stadium, Los Angeles, CA Thu Jul 06 2023, 7:12 PM - 9:23 PM PDT Att. 42,036 - Clear - 69 F</p>							
5 Freddie Freeman, L OBP: 0.397, SLG: 0.542										4	2	3	3	0	0	0								
13 Max Muncy, L OBP: 0.325, SLG: 0.469										4	1	1	2	0	1	1								
28 J.D. Martinez, R OBP: 0.292, SLG: 0.545										4	0	0	0	0	3	0								
6 David Peralta, L OBP: 0.323, SLG: 0.421										3	0	0	0	1	1	0								
23 Jason Heyward, L OBP: 0.353, SLG: 0.471										3	0	0	0	1	1	1								
17 Miguel Vargas, R OBP: 0.300, SLG: 0.370										3	0	1	0	0	0	1								
33 James Outman, L OBP: 0.320, SLG: 0.425										3	0	0	0	0	2	1								
15 Austin Barnes, R OBP: 0.194, SLG: 0.125										3	0	0	0	0	0	1								
Inning Stats	R: 2 K: 1 S: 10	H: 2 LOB: 1 BB: 1 P: 19	R: 0 K: 1 S: 6	H: 0 LOB: 0 BB: 8	R: 0 K: 0 S: 7	H: 0 LOB: 0 BB: 10	R: 0 K: 3 S: 10	H: 0 LOB: 0 BB: 11	R: 0 K: 0 S: 10	H: 1 LOB: 1 BB: 0 P: 12	R: 2 K: 0 S: 16	H: 2 LOB: 1 BB: 1 P: 23	R: 1 K: 2 S: 15	H: 2 LOB: 0 BB: 0 P: 25	R: 0 K: 1 S: 8	H: 0 LOB: 0 BB: 0 P: 13		1B: 1 2B: 4 3B: 0 HR: 2	SF: 0 SAC: 0 DP: 1 HBP: 0	WP: 0 PB: 0 SB: 1 CS: 0	PA: 33			
PITCHER	IP WLS BF H R ER SO BB IBB HBP BLK WP HR S P ERA WHIP	IP WLS BF H R ER SO BB IBB HBP BLK WP HR S P ERA WHIP	IP WLS BF H R ER SO BB IBB HBP BLK WP HR S P ERA WHIP	IP WLS BF H R ER SO BB IBB HBP BLK WP HR S P ERA WHIP	IP WLS BF H R ER SO BB IBB HBP BLK WP HR S P ERA WHIP	IP WLS BF H R ER SO BB IBB HBP BLK WP HR S P ERA WHIP	IP WLS BF H R ER SO BB IBB HBP BLK WP HR S P ERA WHIP	IP WLS BF H R ER SO BB IBB HBP BLK WP HR S P ERA WHIP	IP WLS BF H R ER SO BB IBB HBP BLK WP HR S P ERA WHIP	IP WLS BF H R ER SO BB IBB HBP BLK WP HR S P ERA WHIP	IP WLS BF H R ER SO BB IBB HBP BLK WP HR S P ERA WHIP	IP WLS BF H R ER SO BB IBB HBP BLK WP HR S P ERA WHIP	IP WLS BF H R ER SO BB IBB HBP BLK WP HR S P ERA WHIP	IP WLS BF H R ER SO BB IBB HBP BLK WP HR S P ERA WHIP	IP WLS BF H R ER SO BB IBB HBP BLK WP HR S P ERA WHIP	IP WLS BF H R ER SO BB IBB HBP BLK WP HR S P ERA WHIP	IP WLS BF H R ER SO BB IBB HBP BLK WP HR S P ERA WHIP	IP WLS BF H R ER SO BB IBB HBP BLK WP HR S P ERA WHIP	IP WLS BF H R ER SO BB IBB HBP BLK WP HR S P ERA WHIP	IP WLS BF H R ER SO BB IBB HBP BLK WP HR S P ERA WHIP	IP WLS BF H R ER SO BB IBB HBP BLK WP HR S P ERA WHIP	IP WLS BF H R ER SO BB IBB HBP BLK WP HR S P ERA WHIP	IP WLS BF H R ER SO BB IBB HBP BLK WP HR S P ERA WHIP	IP WLS BF H R ER SO BB IBB HBP BLK WP HR S P ERA WHIP



Batter	1	2	3	4	5	6	7	8	9	AB R H RBI BB SO LOB	TOP											
50 Mookie Betts, R OBP: 0.379, SLG: 0.583										5 0 2 1 0 0 0	Los Angeles Dodgers @ New York Mets Citi Field, Flushing, NY Fri Jul 14 2023, 7:11 PM - 9:58 PM EDT Att: 40,503 - Cloudy - 82 F											
5 Freddie Freeman, L OBP: 0.386, SLG: 0.557										3 0 1 2 2 2 0												
16 Will Smith, R OBP: 0.389, SLG: 0.483										5 0 0 1 0 3 5												
13 Max Muncy, L OBP: 0.332, SLG: 0.470										3 0 0 0 2 2 2												
28 J.D. Martinez, R OBP: 0.304, SLG: 0.576										4 1 1 1 1 2 5												
6 David Peralta, L OBP: 0.318, SLG: 0.426										4 0 0 0 0 1 1												
23 Jason Heyward, L OBP: 0.346, SLG: 0.456										3 2 0 0 1 1 1												
33 James Outman, L OBP: 0.327, SLG: 0.428										2 2 2 0 2 0 0												
11 Miguel Rojas, R OBP: 0.281, SLG: 0.290										3 1 1 1 1 0 1												
Inning Stats	R: 0 E: 0 K: 2 S: 14	H: 0 LOB: 2 BB: 2 P: 23	R: 0 E: 0 K: 0 S: 14	H: 0 LOB: 0 BB: 1 P: 23	R: 0 E: 0 K: 1 S: 7	H: 0 LOB: 0 BB: 0 P: 11	R: 0 E: 0 K: 2 S: 8	H: 0 LOB: 0 BB: 0 P: 15	R: 3 E: 0 K: 1 S: 16	H: 2 LOB: 2 BB: 3 P: 32	R: 1 E: 0 K: 1 S: 12	H: 2 LOB: 3 BB: 1 P: 22	R: 0 E: 0 K: 1 S: 9	H: 0 LOB: 0 BB: 0 P: 15	R: 1 E: 0 K: 2 S: 9	H: 1 LOB: 0 BB: 0 P: 14	R: 1 E: 0 K: 1 S: 15	H: 2 LOB: 3 BB: 2 P: 26	1B: 4 2B: 2 3B: 0 HR: 1	SF: 0 SAC: 0 DP: 0 HBP: 0	WP: 0 PB: 0 SB: 0 CS: 1	PA: 42
PITCHER	IP WLS BF H R ER SO BB IBB HBP BLK WP HR S P ERA WHIP											IP WLS BF H R ER SO BB IBB HBP BLK WP HR S P ERA WHIP										
35 Justin Verlander, R ERA: 3.72	5.0 L 22 2 2 3 3 6 6 0 0 0 0 0 0 59 104 5.40 1.600																					
23 David Peterson, L ERA: 6.51	1.0 5 2 1 1 1 1 1 0 0 0 0 0 0 12 22 9.00 3.000																					
33 Trevor Gott, R ERA: 3.66	1.0 3 0 0 0 1 0 0 0 0 0 0 0 0 9 15 0.00 0.000																					
50 Dominic Leone, R ERA: 4.91	1.0 4 1 1 1 2 0 0 0 0 0 0 1 9 14 9.00 1.000																					
40 Drew Smith, R ERA: 4.46	1.0 7 2 1 1 1 2 0 0 0 0 0 0 0 15 26 9.00 4.000																					

AB	32
R	6
H	7
RBI	6
BB	9
SO	11
LOB	15



Batter	1	2	3	4	5	6	7	8	9	AB R H RBI BB SO LOB	BOTTOM							
9 Brandon Nimmo, L OBP: 0.364, SLG: 0.442										4 0 1 0 0 2 1	Los Angeles Dodgers @ New York Mets Citi Field, Flushing, NY Fri Jul 14 2023, 7:11 PM - 9:58 PM EDT Att: 40,503 - Cloudy - 82 F							
28 Tommy Pham, R OBP: 0.345, SLG: 0.476										4 0 0 0 0 1 1								
12 Francisco Lindor, S OBP: 0.317, SLG: 0.472										4 0 0 0 0 3 1								
20 Pete Alonso, R OBP: 0.310, SLG: 0.492										3 0 0 0 1 1 0								
6 Starling Marte, R OBP: 0.309, SLG: 0.333										2 0 0 0 0 0 2								
1 Jeff McNeil, L OBP: 0.328, SLG: 0.325										3 0 0 0 0 2 1								
4 Francisco Alvarez, R OBP: 0.291, SLG: 0.507										3 0 0 0 0 0 0								
22 Brett Baty, L OBP: 0.312, SLG: 0.351										2 0 0 0 0 1 0								
19 Mark Canha, R OBP: 0.341, SLG: 0.397										3 0 0 0 0 0 1								
Inning Stats	R: 0 E: 0 K: 2 S: 14	H: 1 LOB: 2 BB: 1 P: 24	R: 0 E: 0 K: 1 S: 8	H: 0 LOB: 0 BB: 0 P: 14	R: 0 E: 0 K: 1 S: 9	H: 0 LOB: 1 BB: 0 P: 14	R: 0 E: 0 K: 2 S: 9	H: 0 LOB: 0 BB: 0 P: 12	R: 0 E: 0 K: 1 S: 10	H: 0 LOB: 0 BB: 0 P: 12	R: 0 E: 0 K: 1 S: 7	H: 0 LOB: 0 BB: 0 P: 10	R: 0 E: 0 K: 1 S: 10	H: 0 LOB: 0 BB: 0 P: 10	1B: 0 2B: 1 3B: 0 HR: 0	SF: 0 SAC: 0 DP: 0 HBP: 1	WP: 0 PB: 0 SB: 0 CS: 0	PA: 31
PITCHER	IP WLS BF H R ER SO BB IBB HBP BLK WP HR S P ERA WHIP											IP WLS BF H R ER SO BB IBB HBP BLK WP HR S P ERA WHIP						
7 Julio Urias, L ERA: 4.35	6.0 W 22 1 0 0 7 1 0 0 0 0 0 0 7 11 0.00 0.333																	
38 Yency Almonte, R ERA: 5.02	1.0 3 0 0 0 1 0 0 0 0 0 0 0 7 11 0.00 0.000																	
64 Caleb Ferguson, L ERA: 2.7	1.0 3 0 0 0 1 0 0 0 0 0 0 0 10 12 0.00 0.000																	
57 Ryan Brasier, R ERA: 5.46	1.0 3 0 0 0 1 0 0 0 0 0 0 0 7 10 0.00 0.000																	

AB	28
R	0
H	1
RBI	0
BB	1
SO	10
LOB	7



Batter	1	2	3	4	5	6	7	8	9	AB R H RBI BB SO LOB	TOP																	
50 Mookie Betts, R OBP: 0.387, SLG: 0.596	1-2 16 G6-4-3 1B		2-2 HR			3-2 13 BB 5 G3 FC1-2 1B	0-0 IBB		3-2 16 2B 13 E 1B	4 2 4 1 1 0 0	Los Angeles Dodgers @ New York Mets Citi Field, Flushing, NY Sat Jul 15 2023, 8:02 PM - 10:52 PM EDT Att: 38,225 - Drizzlie - 79 F																	
5 Freddie Freeman, L OBP: 0.395, SLG: 0.551	0-3 K		4-2 BB			1-0 G3	0-2 P5		1-3 K	4 0 0 0 1 2 5																		
16 Will Smith, R OBP: 0.389, SLG: 0.483	2-1 G6-4-3		1-3 K			1-0 13 BB HBP		2-2 G3-1	2-1 28 1B 6 1B	4 1 1 0 0 1 2																		
13 Max Muncy, L OBP: 0.333, SLG: 0.467		1-2 G3-1		0-3 K		4-2 BB		0-1 28 1B 6 FC3-6 1B	0-1 28 1B 6 1B E5	4 2 1 0 1 1 1																		
28 J.D. Martinez, R OBP: 0.309, SLG: 0.576	2-2 1B		2-3 K			1-3 K		0-0 K	1-1 3-H K	5 0 3 1 0 2 3																		
6 David Peralta, L OBP: 0.315, SLG: 0.421	3-3 K		2-0 G4-3			0-0 FC1-2		0-1 FC3-6 3 1B	3-2 K	5 0 1 2 0 1 5																		
23 Jason Heyward, L 3 Chris Taylor, R OBP: 0.276, SLG: 0.452	3-3 K		0-3 K			1-3 K		0-0 K	1-2 F9	2 0 0 0 0 2 1 3 0 1 0 0 1 1																		
33 James Outman, L 12 Jake Mansnick, R OBP: 0.269, SLG: 0.403			3-2 G4-3			1-3 K		2-2 F8	1-2 11 FC4-6 HBP	2 0 0 0 0 1 0 1 0 0 0 0 0 0																		
11 Miguel Rojas, R OBP: 0.276, SLG: 0.284	1-0 L8		1-0 L8			2-0 E9		0-1 FC4-6		4 0 0 0 0 0 3																		
Inning Stats	R: 0 E: 0 K: 1 S: 8	H: 1 LOB: 0 BB: 0 P: 11	R: 0 E: 0 K: 2 S: 15	H: 1 LOB: 1 BB: 0 P: 24	R: 1 E: 0 K: 1 S: 12	H: 1 LOB: 1 BB: 1 P: 23	R: 0 E: 0 K: 2 S: 10	H: 0 LOB: 0 BB: 0 P: 14	R: 0 E: 0 K: 2 S: 7	H: 0 LOB: 0 BB: 0 P: 9		R: 0 E: 0 K: 1 S: 12	H: 1 LOB: 3 BB: 1 P: 22	R: 0 E: 1 K: 1 S: 11	H: 0 LOB: 2 BB: 1 P: 16	R: 1 E: 0 K: 0 S: 15	H: 3 LOB: 3 BB: 0 P: 18	R: 3 E: 1 K: 1 S: 21	H: 4 LOB: 1 BB: 0 P: 32	1B: 9 2B: 1 3B: 0 HR: 1	SF: 0 SAC: 0 DP: 1 HBP: 2	WP: 0 PB: 0 SB: 0 CS: 0	PA: 43					
PITCHER	IP WLS BF H R ER SO BB IBB HBP BLK WP HR S P ERA WHIP											IP WLS BF H R ER SO BB IBB HBP BLK WP HR S P ERA WHIP																
34 Kodai Senga, R ERA: 3.2	6.0	24	4	1	1	9	2	0	1	0	0	0	0	1	64	103	1.50	1.000										
25 Brooks Raley, L ERA: 2.23	1.0	5	0	0	0	1	0	1	0	0	0	0	0	11	16	0.00	0.000											
0 Adam Ottavino, R ERA: 3.86	1.0	L	7	3	1	1	0	0	1	0	0	0	0	15	18	9.00	3.000											
93 Grant Hartwig, R ERA: 2.25	0.2	6	4	3	2	1	0	0	0	0	0	0	0	18	28	27.00	6.000											
50 Dominic Leone, R ERA: 4.65	0.1	1	0	0	0	0	0	0	0	0	0	0	0	3	4	0.00	0.000											
Batter	1	2	3	4	5	6	7	8	9	AB R H RBI BB SO LOB	BOTTOM																	
9 Brandon Nimmo, L OBP: 0.363, SLG: 0.449	2-2 G6-3		2-2 HR			2-2 F7			3-2 G3-1	4 1 1 1 0 0 0	Los Angeles Dodgers @ New York Mets Citi Field, Flushing, NY Sat Jul 15 2023, 8:02 PM - 10:52 PM EDT Att: 38,225 - Drizzlie - 79 F																	
12 Francisco Lindor, S OBP: 0.319, SLG: 0.470	0-0 L8		4-1 1 G6-3 BB			4-1 20 G1-4-3 BB		2-2 K	2-2 K	2 0 0 0 2 1 0																		
1 Jeff McNeil, L OBP: 0.324, SLG: 0.321	1-0 L7		1-0 G6-3			2-1 F9		2-2 G6-3	2-2 G6-3	4 0 0 0 0 0 2																		
20 Pete Alonso, R OBP: 0.310, SLG: 0.490		2-0 32 G3-6-3 1B	2-3 K			1-0 G1-4-3		1-2 K		3 0 1 0 0 1 1																		
32 Daniel Vogelbach, L OBP: 0.332, SLG: 0.351	1-2 G3-6-3		0-0 F7			4-2 4 1B BB		0-0 BB		2 0 0 0 0 0 1 0 0 0 0 1 0 0																		
28 Tommy Pham, R OBP: 0.347, SLG: 0.476	1-2 G3-6-3		0-1 F8			2-0 F8		2-0 1B	1-3 1B	3 0 1 0 0 0 0																		
4 Francisco Alvarez, R OBP: 0.292, SLG: 0.505	1-1 L5		1-1 F8			0-0 F8		0-0 P3		2 0 0 0 0 1 0 1 0 0 0 0 0 2																		
29 DJ Stewart, L OBP: 0.375, SLG: 0.200			2-3 K			1-1 F8		0-0 K		2 0 0 0 0 1 0 1 0 0 0 0 0 2																		
19 Mark Canha, R OBP: 0.340, SLG: 0.395			1-3 K			0-3 K		0-3 K		3 0 0 0 0 3 2																		
22 Brett Baty, L OBP: 0.308, SLG: 0.346			1-1 G1-3			3-3 K		0-3 K		3 0 0 0 0 2 2																		
Inning Stats	R: 0 E: 0 K: 0 S: 5	H: 0 LOB: 0 BB: 0 P: 8	R: 0 E: 0 K: 0 S: 6	H: 1 LOB: 0 BB: 0 P: 10	R: 0 E: 0 K: 2 S: 8	H: 0 LOB: 0 BB: 0 P: 12	R: 1 E: 0 K: 1 S: 9	H: 1 LOB: 1 BB: 1 P: 18	R: 0 E: 0 K: 0 S: 5	H: 0 LOB: 0 BB: 0 P: 6	R: 0 E: 0 K: 2 S: 12	H: 0 LOB: 0 BB: 0 P: 17	R: 0 E: 0 K: 0 S: 4	H: 0 LOB: 0 BB: 1 P: 11	R: 0 E: 0 K: 2 S: 15	H: 1 LOB: 2 BB: 1 P: 21	R: 0 E: 0 K: 1 S: 12	H: 0 LOB: 0 BB: 0 P: 19	1B: 2 2B: 0 3B: 0 HR: 1	SF: 0 SAC: 0 DP: 3 HBP: 0	WP: 0 PB: 0 SB: 0 CS: 0	PA: 30						
PITCHER	IP WLS BF H R ER SO BB IBB HBP BLK WP HR S P ERA WHIP											IP WLS BF H R ER SO BB IBB HBP BLK WP HR S P ERA WHIP																
26 Tony Gonsolin, R ERA: 3.72	5.0	16	2	1	1	3	1	0	0	0	0	0	0	33	54	1.80	0.600											
51 Alex Vesia, L ERA: 6.45	1.0	3	0	0	0	2	0	0	0	0	0	0	0	12	17	0.00	0.000											
48 Brusdar Graterol, R ERA: 1.8	1.0	W	3	0	0	0	1	0	0	0	0	0	0	4	11	0.00	1.000											
64 Caleb Ferguson, L ERA: 2.62	1.0	H	5	1	0	2	1	0	0	0	0	0	0	15	21	0.00	2.000											
59 Evan Phillips, R ERA: 2.46	1.0	3	0	0	0	1	0	0	0	0	0	0	0	12	19	0.00	0.000											



Batter	1	2	3	4	5	6	7	8	9	10	AB	R	H	RBI	BB	SO	LOB	TOP				
50 Mookie Betts, R OBP: 0.387, SLG: 0.592											4	0	1	1	1	1	1	Los Angeles Dodgers @ New York Mets Citi Field, Flushing, NY Sun Jul 16 2023, 5:31 PM - 8:17 PM EDT Att: 34,805 - Cloudy - 79 F				
5 Freddie Freeman, L OBP: 0.394, SLG: 0.546											3	0	0	0	1	1	2					
13 Max Muncy, L OBP: 0.329, SLG: 0.459											4	0	0	0	0	2	4					
28 J.D. Martinez, R OBP: 0.305, SLG: 0.569											4	0	0	0	0	1	2					
6 David Peralta, L OBP: 0.310, SLG: 0.413											4	0	0	0	0	0	2					
23 Jason Heyward, L OBP: 0.346, SLG: 0.454											1	0	1	0	0	0	0					
12 Jake Marisnick, R OBP: 0.263, SLG: 0.392											2	0	0	0	0	0	0					
3 Chris Taylor, R OBP: 0.250, SLG: 0.462											1	0	1	0	0	0	0					
33 James Outman, L OBP: 0.327, SLG: 0.421											2	1	0	0	2	1	1					
11 Miguel Rojas, R OBP: 0.276, SLG: 0.284											4	0	1	0	0	0	1					
15 Austin Barnes, R OBP: 0.191, SLG: 0.122											2	0	0	0	0	1	1					
16 Will Smith, R OBP: 0.367, SLG: 0.480											2	0	0	0	0	0	3					
Inning Stats	R: 0 E: 0 K: 2 S: 8	H: 0 LOB: 0 BB: 0 P: 14	R: 0 E: 0 K: 1 S: 7	H: 1 LOB: 1 BB: 0 P: 10	R: 0 E: 0 K: 1 S: 6	H: 0 LOB: 0 BB: 0 P: 9	R: 0 E: 0 K: 1 S: 15	H: 0 LOB: 2 BB: 2 P: 27	R: 0 E: 0 K: 0 S: 8	H: 0 LOB: 0 BB: 0 P: 13	R: 0 E: 0 K: 0 S: 5	H: 0 LOB: 0 BB: 0 P: 7	R: 1 E: 0 K: 0 S: 13	H: 2 LOB: 2 BB: 1 P: 27	R: 0 E: 0 K: 1 S: 10	H: 1 LOB: 1 BB: 0 P: 15	R: 0 E: 0 K: 0 S: 7	H: 0 LOB: 1 BB: 0 P: 12	1B: 3 2B: 1 3B: 0 HR: 0	SF: 0 SAC: 0 DP: 0 HBP: 0	WP: 0 PB: 0 SB: 0 CS: 0	PA: 37
PITCHER	IP 7.0	WLS 0	BF 24	H 1	R 0	ER 0	SO 6	BB 3	IBB 0	HBP 0	BLK 0	WP 0	HR 0	S 58	P 97	ERA 0.00	WHIP 0.571					
21 Max Scherzer, R ERA: 3.99	0.1	B	4	2	1	1	0	1	0	0	0	0	0	7	15	27.00	9.000					
33 Trevor Gott, R ERA: 3.9	0.2		2	0	0	0	0	0	0	0	0	0	0	6	12	0.00	0.000					
25 Brooks Raley, L ERA: 2.18	2.0	W	7	1	0	0	1	0	0	0	0	0	0	17	27	0.00	0.500					
30 David Robertson, R ERA: 1.96																						

AB	33
R	1
H	4
RBI	1
BB	4
SO	7
LOB	17



Batter	1	2	3	4	5	6	7	8	9	10	AB	R	H	RBI	BB	SO	LOB	BOTTOM				
9 Brandon Nimmo, L OBP: 0.359, SLG: 0.444											4	0	0	1	0	0	2	Los Angeles Dodgers @ New York Mets Citi Field, Flushing, NY Sun Jul 16 2023, 5:31 PM - 8:17 PM EDT Att: 34,805 - Cloudy - 79 F				
12 Francisco Lindor, S OBP: 0.316, SLG: 0.464											4	0	0	0	0	2	2					
1 Jeff McNeil, L OBP: 0.323, SLG: 0.323											4	0	1	0	0	0	0					
20 Pete Alonso, R OBP: 0.306, SLG: 0.484											4	0	0	0	0	1	1					
32 Daniel Vogelbach, L OBP: 0.330, SLG: 0.345											4	0	1	0	0	1	0					
29 DJ Stewart, L OBP: 0.375, SLG: 0.200											0	0	0	0	0	0	0					
6 Starling Marte, R OBP: 0.308, SLG: 0.332											4	1	1	0	0	3	1					
22 Brett Baty, L OBP: 0.307, SLG: 0.344											4	1	1	0	0	1	3					
19 Mark Canha, R OBP: 0.344, SLG: 0.396											2	0	1	0	0	0	1					
13 Luis Guillorme, L OBP: 0.321, SLG: 0.365											1	0	1	1	0	0	0					
2 Omar Narváez, L OBP: 0.271, SLG: 0.175											2	0	0	0	1	0	1					
Inning Stats	R: 0 E: 0 K: 1 S: 10	H: 1 LOB: 1 BB: 0 P: 14	R: 0 E: 0 K: 1 S: 9	H: 1 LOB: 1 BB: 0 P: 12	R: 0 E: 0 K: 1 S: 5	H: 0 LOB: 0 BB: 0 P: 10	R: 0 E: 0 K: 1 S: 9	H: 0 LOB: 0 BB: 0 P: 14	R: 1 E: 0 K: 1 S: 15	H: 1 LOB: 2 BB: 1 P: 28	R: 0 E: 0 K: 1 S: 8	H: 0 LOB: 0 BB: 0 P: 12	R: 0 E: 0 K: 0 S: 4	H: 0 LOB: 0 BB: 0 P: 4	R: 0 E: 0 K: 1 S: 10	H: 1 LOB: 2 BB: 0 P: 18	R: 1 E: 0 K: 0 S: 3	H: 1 LOB: 1 BB: 0 P: 3	1B: 4 2B: 2 3B: 0 HR: 0	SF: 0 SAC: 0 DP: 0 HBP: 1	WP: 0 PB: 0 SB: 3 CS: 0	PA: 35
PITCHER	IP 4.2	WLS 1	BF 19	H 3	R 1	ER 1	SO 5	BB 1	IBB 0	HBP 0	BLK 1	WP 0	HR 0	S 47	P 77	ERA 1.93	WHIP 0.857					
28 Bobby Miller, R ERA: 4.25	0.1		0	0	0	0	0	0	0	0	0	0	0	1	1	0.00	0.000					
48 Brusdar Graterol, R ERA: 1.79	1.0		3	0	0	0	1	0	0	0	0	0	0	8	12	0.00	0.000					
57 Ryan Brasier, R ERA: 5.29	1.0		4	1	0	0	1	0	0	0	0	0	0	12	16	0.00	1.000					
52 Phil Bickford, R ERA: 5.66	1.0		3	0	0	0	0	0	0	0	0	0	0	4	4	0.00	0.000					
51 Alex Vesia, L ERA: 5.17																						

AB	33
R	2
H	6
RBI	2
BB	1
SO	8
LOB	11



Batter	1	2	3	4	5	6	7	8	9	AB R H RBI BB SO LOB	TOP															
50 Mookie Betts, R OBP: 0.385, SLG: 0.587	F9		K				G6-3		P5	5 0 1 0 0 1 1	Los Angeles Dodgers @ Baltimore Orioles Oriole Park at Camden Yards, Baltimore, MD Mon Jul 17 2023, 7:06 PM - 9:56 PM EDT Att: 21,956 - Clear - 89 F livebaseballscorecards.com															
5 Freddie Freeman, L OBP: 0.397, SLG: 0.555	G5-3								G3	5 2 3 0 0 0 1																
16 Will Smith, R OBP: 0.391, SLG: 0.482										3 1 2 1 1 0 1																
13 Max Muncy, L OBP: 0.328, SLG: 0.454										3 1 0 0 1 1 4																
28 J.D. Martinez, R OBP: 0.374, SLG: 0.564										4 0 1 1 0 1 2																
6 David Peralta, L OBP: 0.310, SLG: 0.412										3 0 1 0 0 0 4																
12 Jake Marisnick, R OBP: 0.272, SLG: 0.400										1 0 1 0 0 0 0																
23 Jason Heyward, L OBP: 0.346, SLG: 0.449										2 1 0 0 1 0 3																
11 Miguel Rojas, R OBP: 0.274, SLG: 0.282										1 0 0 0 0 0 1																
3 Chris Taylor, R OBP: 0.279, SLG: 0.474										4 1 1 4 0 0 0																
33 James Outman, L OBP: 0.326, SLG: 0.419										4 0 1 0 0 2 0																
Inning Stats	R: 0 H: 1 E: 0 K: 1 S: 13	H: 1 LOB: 1 BB: 0 P: 18	R: 0 H: 1 E: 0 K: 0 S: 8	H: 1 LOB: 1 BB: 0 P: 14	R: 0 H: 0 E: 0 K: 2 S: 11	H: 0 LOB: 0 BB: 0 P: 15	R: 1 H: 2 E: 0 K: 0 S: 13	H: 2 LOB: 2 BB: 1 P: 21	R: 0 H: 1 E: 0 K: 1 S: 9	H: 1 LOB: 1 BB: 0 P: 12	R: 5 H: 3 E: 0 K: 0 S: 19	H: 3 LOB: 0 BB: 2 P: 35	R: 0 H: 1 E: 0 K: 0 S: 11	H: 1 LOB: 0 BB: 0 P: 18	R: 0 H: 1 E: 0 K: 1 S: 8	H: 1 LOB: 0 BB: 0 P: 13	R: 0 H: 1 E: 0 K: 0 S: 7	H: 1 LOB: 1 BB: 0 P: 12	1B: 8 2B: 1 3B: 1 HR: 1	SF: 0 SAC: 0 DP: 1 HBP: 0	WP: 2 PB: 0 SB: 0 CS: 1	PA: 38				
PITCHER	IP WLS BF H R ER SO BB IBB HBP BLK WP HR S P ERA WHIP											IP WLS BF H R ER SO BB IBB HBP BLK WP HR S P ERA WHIP														
30 Grayson Rodriguez, R ERA: 7.33	5.0	22	7	4	4	4	2	0	0	0	2	0	59	91	7.20	1.800										
43 Bryan Baker, R ERA: 3.89	1.0	L	5	1	2	2	0	0	0	0	0	1	14	24	18.00	2.000										
53 Mike Baumann, R ERA: 3.88	0.2		3	1	0	0	0	0	0	0	0	0	9	14	0.00	1.500										
79 Nick Vespi, L ERA: 3.0	2.1		8	2	0	0	1	0	0	0	0	0	17	29	0.00	0.857										

Batter	1	2	3	4	5	6	7	8	9	AB R H RBI BB SO LOB	BOTTOM															
2 Gunnar Henderson, L OBP: 0.341, SLG: 0.466	F8									4 0 1 1 0 0 0	Los Angeles Dodgers @ Baltimore Orioles Oriole Park at Camden Yards, Baltimore, MD Mon Jul 17 2023, 7:06 PM - 9:56 PM EDT Att: 21,956 - Clear - 89 F livebaseballscorecards.com															
35 Adley Rutschman, S OBP: 0.376, SLG: 0.434										3 1 1 1 1 1 1																
25 Anthony Santander, S OBP: 0.343, SLG: 0.499										3 1 0 0 1 0 2																
32 Ryan O'Hearn, L OBP: 0.352, SLG: 0.514										3 0 1 0 0 0 1																
21 Austin Hays, R OBP: 0.349, SLG: 0.488										1 0 0 0 0 1 0																
6 Ryan Mountcastle, R OBP: 0.269, SLG: 0.429										4 0 2 1 0 0 1																
34 Aaron Hicks, S OBP: 0.325, SLG: 0.385										4 0 1 0 0 2 3																
17 Colton Cowser, L OBP: 0.375, SLG: 0.130										2 1 0 0 2 0 1																
29 Ramon Urias, R OBP: 0.325, SLG: 0.393										4 1 1 0 0 1 1																
12 Adam Frazier, L OBP: 0.305, SLG: 0.419										2 0 0 1 0 0 1																
11 Jordan Westburg, R OBP: 0.309, SLG: 0.380										2 0 0 0 0 1 0																
Inning Stats	R: 1 H: 2 E: 0 K: 1 S: 14	H: 2 LOB: 2 BB: 1 P: 24	R: 2 H: 2 E: 0 K: 0 S: 10	H: 2 LOB: 1 BB: 1 P: 21	R: 0 H: 0 E: 0 K: 1 S: 15	H: 0 LOB: 0 BB: 0 P: 22	R: 0 H: 0 E: 0 K: 0 S: 7	H: 0 LOB: 0 BB: 0 P: 10	R: 1 H: 1 E: 0 K: 0 S: 8	H: 1 LOB: 1 BB: 1 P: 17	R: 0 H: 1 E: 0 K: 1 S: 6	H: 1 LOB: 0 BB: 0 P: 10	R: 0 H: 0 E: 0 K: 2 S: 11	H: 0 LOB: 0 BB: 0 P: 15	R: 0 H: 1 E: 0 K: 1 S: 10	H: 1 LOB: 1 BB: 0 P: 15	R: 0 H: 0 E: 0 K: 0 S: 10	H: 0 LOB: 0 BB: 1 P: 15	1B: 3 2B: 2 3B: 1 HR: 1	SF: 0 SAC: 0 DP: 2 HBP: 0	WP: 0 PB: 0 SB: 0 CS: 0	PA: 36				
PITCHER	IP WLS BF H R ER SO BB IBB HBP BLK WP HR S P ERA WHIP											IP WLS BF H R ER SO BB IBB HBP BLK WP HR S P ERA WHIP														
80 Emmet Sheehan, R ERA: 4.91	5.0	W	23	5	4	4	2	3	0	0	0	0	54	94	7.20	1.600										
38 Yency Almonte, R ERA: 4.99	1.0	H	3	1	0	0	1	0	0	0	0	0	6	10	0.00	1.000										
51 Alex Vesia, L ERA: 5.92	1.0	H	3	0	0	0	2	0	0	0	0	0	11	15	0.00	0.000										
64 Caleb Ferguson, L ERA: 2.55	1.0	H	4	1	0	0	1	0	0	0	0	0	10	15	0.00	1.000										
57 Ryan Brasier, R ERA: 5.13	1.0	S	3	0	0	0	0	1	0	0	0	0	10	15	0.00	1.000										

Batter	1	2	3	4	5	6	7	8	9	AB	R	H	RBI	BB	SO	LOB	TOP							
50 Mookie Betts, R OBP: 0.382, SLG: 0.580 60 Yonny Hernández, S OBP: 0.231, SLG: 0.273										4	1	0	0	1	1	6								
5 Freddie Freeman, L OBP: 0.403, SLG: 0.560										4	2	3	1	1	1	0	0							
16 Will Smith, R OBP: 0.397, SLG: 0.490										6	1	4	1	0	0	4								
13 Max Muncy, L OBP: 0.322, SLG: 0.444										6	0	0	1	0	2	9								
28 J.D. Martinez, R OBP: 0.305, SLG: 0.558										5	1	1	1	1	3	6								
6 David Peraltá, L OBP: 0.307, SLG: 0.406										6	1	1	0	0	2	6								
23 Jason Heyward, L OBP: 0.349, SLG: 0.468 12 Jake Marisnick, R OBP: 0.280, SLG: 0.408										1	1	1	3	0	0	0								
3 Chris Taylor, R OBP: 0.278, SLG: 0.466										3	2	0	0	2	0	4								
11 Miguel Rojas, R OBP: 0.277, SLG: 0.278										3	2	0	0	2	0	4								
33 James Outman, L OBP: 0.333, SLG: 0.421										3	1	2	0	2	0	0								
Inning Stats	R: 0 E: 0 K: 2 S: 13	H: 1 LOB: 1 BB: 0 P: 19	R: 5 E: 0 K: 0 S: 24	H: 5 LOB: 2 BB: 2 P: 40	R: 0 E: 0 K: 0 S: 13	H: 1 LOB: 2 BB: 1 P: 19	R: 0 E: 0 K: 1 S: 12	H: 1 LOB: 1 BB: 0 P: 16	R: 0 E: 1 K: 1 S: 12	H: 1 LOB: 2 BB: 0 P: 15	R: 0 E: 0 K: 2 S: 16	H: 1 LOB: 3 BB: 0 P: 20	R: 4 E: 0 K: 1 S: 17	H: 1 LOB: 3 BB: 5 P: 38	R: 1 E: 0 K: 1 S: 10	H: 2 LOB: 1 BB: 0 P: 15	R: 0 E: 0 K: 3 S: 10	H: 0 LOB: 0 BB: 0 P: 13	1B: 10 2B: 2 3B: 0 HR: 1	SF: 0 SAC: 0 DP: 0 HBP: 1	WP: 1 PB: 0 SB: 3 CS: 0	PA: 52		
PITCHER	IP WLS BF H R ER SO BB IBB HBP BLK WP HR S P ERA WHIP	IP WLS BF H R ER SO BB IBB HBP BLK WP HR S P ERA WHIP	IP WLS BF H R ER SO BB IBB HBP BLK WP HR S P ERA WHIP	IP WLS BF H R ER SO BB IBB HBP BLK WP HR S P ERA WHIP	IP WLS BF H R ER SO BB IBB HBP BLK WP HR S P ERA WHIP	IP WLS BF H R ER SO BB IBB HBP BLK WP HR S P ERA WHIP	IP WLS BF H R ER SO BB IBB HBP BLK WP HR S P ERA WHIP	IP WLS BF H R ER SO BB IBB HBP BLK WP HR S P ERA WHIP	IP WLS BF H R ER SO BB IBB HBP BLK WP HR S P ERA WHIP	IP WLS BF H R ER SO BB IBB HBP BLK WP HR S P ERA WHIP	IP WLS BF H R ER SO BB IBB HBP BLK WP HR S P ERA WHIP	IP WLS BF H R ER SO BB IBB HBP BLK WP HR S P ERA WHIP	IP WLS BF H R ER SO BB IBB HBP BLK WP HR S P ERA WHIP	IP WLS BF H R ER SO BB IBB HBP BLK WP HR S P ERA WHIP	IP WLS BF H R ER SO BB IBB HBP BLK WP HR S P ERA WHIP	IP WLS BF H R ER SO BB IBB HBP BLK WP HR S P ERA WHIP	IP WLS BF H R ER SO BB IBB HBP BLK WP HR S P ERA WHIP	IP WLS BF H R ER SO BB IBB HBP BLK WP HR S P ERA WHIP	IP WLS BF H R ER SO BB IBB HBP BLK WP HR S P ERA WHIP	IP WLS BF H R ER SO BB IBB HBP BLK WP HR S P ERA WHIP	IP WLS BF H R ER SO BB IBB HBP BLK WP HR S P ERA WHIP	IP WLS BF H R ER SO BB IBB HBP BLK WP HR S P ERA WHIP	IP WLS BF H R ER SO BB IBB HBP BLK WP HR S P ERA WHIP	IP WLS BF H R ER SO BB IBB HBP BLK WP HR S P ERA WHIP
68 Tyler Wells, R ERA: 3.54 19 Cole Irvin, L ERA: 5.4 58 Cionel Pérez, L ERA: 4.88 53 Mike Baumann, R ERA: 3.89	IP WLS BF H R ER SO BB IBB HBP BLK WP HR S P ERA WHIP	IP WLS BF H R ER SO BB IBB HBP BLK WP HR S P ERA WHIP	IP WLS BF H R ER SO BB IBB HBP BLK WP HR S P ERA WHIP	IP WLS BF H R ER SO BB IBB HBP BLK WP HR S P ERA WHIP	IP WLS BF H R ER SO BB IBB HBP BLK WP HR S P ERA WHIP	IP WLS BF H R ER SO BB IBB HBP BLK WP HR S P ERA WHIP	IP WLS BF H R ER SO BB IBB HBP BLK WP HR S P ERA WHIP	IP WLS BF H R ER SO BB IBB HBP BLK WP HR S P ERA WHIP	IP WLS BF H R ER SO BB IBB HBP BLK WP HR S P ERA WHIP	IP WLS BF H R ER SO BB IBB HBP BLK WP HR S P ERA WHIP	IP WLS BF H R ER SO BB IBB HBP BLK WP HR S P ERA WHIP	IP WLS BF H R ER SO BB IBB HBP BLK WP HR S P ERA WHIP	IP WLS BF H R ER SO BB IBB HBP BLK WP HR S P ERA WHIP	IP WLS BF H R ER SO BB IBB HBP BLK WP HR S P ERA WHIP	IP WLS BF H R ER SO BB IBB HBP BLK WP HR S P ERA WHIP	IP WLS BF H R ER SO BB IBB HBP BLK WP HR S P ERA WHIP	IP WLS BF H R ER SO BB IBB HBP BLK WP HR S P ERA WHIP	IP WLS BF H R ER SO BB IBB HBP BLK WP HR S P ERA WHIP	IP WLS BF H R ER SO BB IBB HBP BLK WP HR S P ERA WHIP	IP WLS BF H R ER SO BB IBB HBP BLK WP HR S P ERA WHIP	IP WLS BF H R ER SO BB IBB HBP BLK WP HR S P ERA WHIP	IP WLS BF H R ER SO BB IBB HBP BLK WP HR S P ERA WHIP	IP WLS BF H R ER SO BB IBB HBP BLK WP HR S P ERA WHIP	IP WLS BF H R ER SO BB IBB HBP BLK WP HR S P ERA WHIP
Batter	1	2	3	4	5	6	7	8	9	AB	R	H	RBI	BB	SO	LOB	BOTTOM							
2 Gunnar Henderson, L OBP: 0.341, SLG: 0.463										4	1	1	0	1	1	2								
35 Adley Rutschman, S OBP: 0.374, SLG: 0.434										5	0	1	0	0	1	3								
25 Anthony Santander, S OBP: 0.345, SLG: 0.590										3	1	1	0	1	0	0								
32 Ryan O'Hearn, L OBP: 0.355, SLG: 0.510										3	1	1	1	1	1	2								
21 Austin Hays, R OBP: 0.348, SLG: 0.485										4	0	1	0	0	1	5								
34 Aaron Hicks, S OBP: 0.329, SLG: 0.393										4	0	2	2	0	0	3								
17 Colton Cowser, L OBP: 0.333, SLG: 0.111										4	0	0	0	0	2	3								
12 Adam Frazier, L OBP: 0.301, SLG: 0.413										4	0	0	0	0	0	1								
11 Jordan Westburg, R OBP: 0.322, SLG: 0.389										4	0	2	0	0	0	0								
Inning Stats	R: 0 E: 0 K: 0 S: 5	H: 0 LOB: 0 BB: 0 P: 6	R: 1 E: 1 K: 1 S: 19	H: 1 LOB: 1 BB: 1 P: 29	R: 0 E: 0 K: 0 S: 9	H: 1 LOB: 0 BB: 0 P: 11	R: 0 E: 0 K: 1 S: 13	H: 1 LOB: 1 BB: 0 P: 21	R: 0 E: 0 K: 2 S: 13	H: 1 LOB: 1 BB: 0 P: 16	R: 0 E: 0 K: 0 S: 13	H: 1 LOB: 2 BB: 1 P: 23	R: 0 E: 0 K: 0 S: 12	H: 0 LOB: 0 BB: 0 P: 17	R: 2 E: 0 K: 1 S: 15	H: 3 LOB: 2 BB: 1 P: 25	R: 0 E: 0 K: 1 S: 8	H: 1 LOB: 1 BB: 0 P: 15	1B: 6 2B: 3 3B: 0 HR: 0	SF: 0 SAC: 0 DP: 1 HBP: 0	WP: 0 PB: 0 SB: 0 CS: 0	PA: 38		
PITCHER	IP WLS BF H R ER SO BB IBB HBP BLK WP HR S P ERA WHIP	IP WLS BF H R ER SO BB IBB HBP BLK WP HR S P ERA WHIP	IP WLS BF H R ER SO BB IBB HBP BLK WP HR S P ERA WHIP	IP WLS BF H R ER SO BB IBB HBP BLK WP HR S P ERA WHIP	IP WLS BF H R ER SO BB IBB HBP BLK WP HR S P ERA WHIP	IP WLS BF H R ER SO BB IBB HBP BLK WP HR S P ERA WHIP	IP WLS BF H R ER SO BB IBB HBP BLK WP HR S P ERA WHIP	IP WLS BF H R ER SO BB IBB HBP BLK WP HR S P ERA WHIP	IP WLS BF H R ER SO BB IBB HBP BLK WP HR S P ERA WHIP	IP WLS BF H R ER SO BB IBB HBP BLK WP HR S P ERA WHIP	IP WLS BF H R ER SO BB IBB HBP BLK WP HR S P ERA WHIP	IP WLS BF H R ER SO BB IBB HBP BLK WP HR S P ERA WHIP	IP WLS BF H R ER SO BB IBB HBP BLK WP HR S P ERA WHIP	IP WLS BF H R ER SO BB IBB HBP BLK WP HR S P ERA WHIP	IP WLS BF H R ER SO BB IBB HBP BLK WP HR S P ERA WHIP	IP WLS BF H R ER SO BB IBB HBP BLK WP HR S P ERA WHIP	IP WLS BF H R ER SO BB IBB HBP BLK WP HR S P ERA WHIP	IP WLS BF H R ER SO BB IBB HBP BLK WP HR S P ERA WHIP	IP WLS BF H R ER SO BB IBB HBP BLK WP HR S P ERA WHIP	IP WLS BF H R ER SO BB IBB HBP BLK WP HR S P ERA WHIP	IP WLS BF H R ER SO BB IBB HBP BLK WP HR S P ERA WHIP	IP WLS BF H R ER SO BB IBB HBP BLK WP HR S P ERA WHIP	IP WLS BF H R ER SO BB IBB HBP BLK WP HR S P ERA WHIP	IP WLS BF H R ER SO BB IBB HBP BLK WP HR S P ERA WHIP
78 Michael Grove, R ERA: 6.4 38 Yency Almonte, R ERA: 4.76 52 Phil Bickford, R ERA: 5.7 75 Nick Robertson, R ERA: 6.1	IP WLS BF H R ER SO BB IBB HBP BLK WP HR S P ERA WHIP	IP WLS BF H R ER SO BB IBB HBP BLK WP HR S P ERA WHIP	IP WLS BF H R ER SO BB IBB HBP BLK WP HR S P ERA WHIP	IP WLS BF H R ER SO BB IBB HBP BLK WP HR S P ERA WHIP	IP WLS BF H R ER SO BB IBB HBP BLK WP HR S P ERA WHIP	IP WLS BF H R ER SO BB IBB HBP BLK WP HR S P ERA WHIP	IP WLS BF H R ER SO BB IBB HBP BLK WP HR S P ERA WHIP	IP WLS BF H R ER SO BB IBB HBP BLK WP HR S P ERA WHIP	IP WLS BF H R ER SO BB IBB HBP BLK WP HR S P ERA WHIP	IP WLS BF H R ER SO BB IBB HBP BLK WP HR S P ERA WHIP	IP WLS BF H R ER SO BB IBB HBP BLK WP HR S P ERA WHIP	IP WLS BF H R ER SO BB IBB HBP BLK WP HR S P ERA WHIP	IP WLS BF H R ER SO BB IBB HBP BLK WP HR S P ERA WHIP	IP WLS BF H R ER SO BB IBB HBP BLK WP HR S P ERA WHIP	IP WLS BF H R ER SO BB IBB HBP BLK WP HR S P ERA WHIP	IP WLS BF H R ER SO BB IBB HBP BLK WP HR S P ERA WHIP	IP WLS BF H R ER SO BB IBB HBP BLK WP HR S P ERA WHIP	IP WLS BF H R ER SO BB IBB HBP BLK WP HR S P ERA WHIP	IP WLS BF H R ER SO BB IBB HBP BLK WP HR S P ERA WHIP	IP WLS BF H R ER SO BB IBB HBP BLK WP HR S P ERA WHIP	IP WLS BF H R ER SO BB IBB HBP BLK WP HR S P ERA WHIP	IP WLS BF H R ER SO BB IBB HBP BLK WP HR S P ERA WHIP	IP WLS BF H R ER SO BB IBB HBP BLK WP HR S P ERA WHIP	IP WLS BF H R ER SO BB IBB HBP BLK WP HR S P ERA WHIP


Los Angeles Dodgers @ Baltimore Orioles
 Oriole Park at Camden Yards, Baltimore, MD
 Tue Jul 18 2023, 7:09 PM - 10:26 PM EDT
 Att: 22,775 - Clear - 87 F

AB	43
R	10
H	13
RBI	

Batter	1	2	3	4	5	6	7	8	9	AB	R	H	RBI	BB	SO	LOB	TOP				
50 Mookie Betts, R (1,4) OBP: 0.381, SLG: 0.569 60 Yonny Hernández, S (5,4) OBP: 0.250, SLG: 0.235	G5-3	L8		L7			K		89 HR BB	4	0	1	0	0	0	2					
5 Freddie Freeman, L (1,3) OBP: 0.409, SLG: 0.584 89 Jonny DeLuca, R (8,9) OBP: 0.308, SLG: 0.444	G5-4-3 1B		HR	HR	F7			16 1B 13 2B	HR	5	3	4	3	0	0	2					
16 Will Smith, R (1,2) OBP: 0.400, SLG: 0.492	G5-4-3		G6-3					13 2B 28 SF8	P4	5	2	1	0	1	1	3					
13 Max Muncy, L (1,5) OBP: 0.328, SLG: 0.470		E9 6 2B						28 SF8 6 1B	G6-3	5	4	3	2	1	1	0					
28 J.D. Martinez, R (1,10) OBP: 0.313, SLG: 0.568		6 2B 33 1B								3	2	2	4	1	1	0					
6 David Peralta, L (1,7) OBP: 0.319, SLG: 0.424										5	1	4	2	0	1	1					
23 Jason Heyward, L (1,9) OBP: 0.347, SLG: 0.455										4	0	0	0	1	2	4					
33 James Outman, L (1,8) OBP: 0.333, SLG: 0.426										4	1	1	1	1	1	0					
11 Miguel Rojas, R (1,6) OBP: 0.287, SLG: 0.276										4	1	1	0	1	1	3					
Inning Stats	R: 0 E: 0 K: 0 S: 11	H: 1 LOB: 0 BB: 0 P: 19	R: 3 E: 1 K: 0 S: 18	H: 3 LOB: 1 BB: 2 P: 33	R: 2 E: 0 K: 1 S: 16	H: 3 LOB: 1 BB: 0 P: 27	R: 5 E: 0 K: 2 S: 21	H: 3 LOB: 1 BB: 3 P: 39	R: 0 E: 0 K: 3 S: 13	H: 2 LOB: 1 BB: 0 P: 21	R: 0 E: 0 K: 3 S: 13	H: 0 LOB: 0 BB: 0 P: 15	R: 3 E: 0 K: 0 S: 16	H: 4 LOB: 0 BB: 2 P: 23	R: 3 E: 0 K: 0 S: 13	H: 1 LOB: 0 BB: 2 P: 29	1B: 10 2B: 3 HR: 5	SF: 1 SAC: 0 HBP: 0	WP: 0 PB: 0 SB: 0 CS: 0	PA: 49	
PITCHER	IP	WLS	BF	H	R	ER	SO	BB	IBB	HBP	BLK	WP	HR	S	P	ERA	WHIP				
33 Dane Dunning, R (1,1) ERA: 3.18	3.0	L	16	7	5	5	1	2	0	0	0	0	2	45	79	15.00	3.000				
49 Glenn Otto, R (4,1) ERA: 10.8	2.0		14	5	5	5	3	3	0	0	0	0	2	34	60	22.50	4.000				
57 Yerry Rodríguez, R (6,1) ERA: 5.06	2.0		10	4	3	3	5	0	0	0	0	0	0	33	45	13.50	2.000				
13 Brad Miller, R (8,1) ERA: 13.5	2.0		9	2	3	3	0	2	0	0	0	0	1	20	39	13.50	2.000				

Los Angeles Dodgers @ Texas Rangers
Globe Life Field, Arlington, TX
Sat Jul 22 2023, 3:08 PM - 5:57 PM CDT
Att. 40,738 - Roof Closed - 72 F


AB 41
R 16
H 18
RBI 15
BB 7
SO 9
LOB 15



Batter	1	2	3	4	5	6	7	8	9	AB	R	H	RBI	BB	SO	LOB	BOTTOM					
2 Marcus Semien, R (1,4) OBP: 0.340, SLG: 0.449 47 Josh Smith, L (8,4) OBP: 0.341, SLG: 0.327	HR		F7		F8		F7		G4-3	4	1	1	1	0	0	1						
16 Travis Jankowski, L (1,7) OBP: 0.413, SLG: 0.416	K		G4-3							4	1	1	0	0	1	0						
30 Nathaniel Lowe, L (1,3) OBP: 0.372, SLG: 0.449 55 Sam Huff, R (9,3) OBP: 0.286, SLG: 0.167	K			F7						4	0	2	2	0	1	0						
53 Adolis García, R (1,9) OBP: 0.335, SLG: 0.512 4 Robbie Grossman, S (5,PH) OBP: 0.296, SLG: 0.361	L3				F9					1	0	0	0	0	0	0						
6 Josh Jung, R (1,5) OBP: 0.326, SLG: 0.485										4	0	2	0	0	0	1						
28 Jonah Heim, S (1,10) OBP: 0.334, SLG: 0.484		FC3-6 18 1B		F7						3	0	0	0	0	0	3						
18 Mitch Garver, R (1,2) OBP: 0.313, SLG: 0.406										4	0	1	0	0	2	2						
20 Ezequiel Duran, R (1,6) OBP: 0.336, SLG: 0.509		G4-6-3								3	1	1	0	1	0	2						
3 Leody Taveras, S (1,8) OBP: 0.329, SLG: 0.459										4	0	1	0	0	3	1						
Inning Stats	R: 1 E: 0 K: 2 S: 11	H: 1 LOB: 0 BB: 0 P: 15	R: 0 E: 1 K: 0 S: 8	H: 2 LOB: 1 BB: 0 P: 16	R: 0 E: 0 K: 1 S: 8	H: 0 LOB: 0 BB: 0 P: 9	R: 0 E: 0 K: 1 S: 9	H: 1 LOB: 2 BB: 0 P: 13	R: 2 E: 0 K: 1 S: 13	H: 3 LOB: 1 BB: 0 P: 19	R: 0 E: 0 K: 1 S: 9	H: 0 LOB: 0 BB: 0 P: 13	R: 0 E: 0 K: 1 S: 10	H: 1 LOB: 1 BB: 0 P: 15	R: 0 E: 0 K: 0 S: 9	H: 1 LOB: 2 BB: 1 P: 13	1B: 6 2B: 1 3B: 1 HR: 1	SF: 0 SAC: 0 DP: 1 HBP: 1	WP: 0 PB: 0 SB: 0 CS: 0	PA: 37		
PITCHER	IP	WLS	BF	H	R	ER	SO	BB	IBB	HBP	BLK	WP	HR	S	P	ERA	WHIP					
28 Bobby Miller, R (1,1) ERA: 4.28	6.0	W	25	7	3	3	6	0	0	0	0	0	0	1	0	8	4.50	1.167				
38 Yency Almonte, R (7,1) ERA: 4.65	1.0		3	0	0	0	1	0	0	0	0	0	0	9	14	0.00	0.000					
52 Phil Bickford, R (8,1) ERA: 5.26	2.0		9	2	0	0	0	1	0	0	0	0	0	19	28	0.00	1.500					

Los Angeles Dodgers @ Texas Rangers
Globe Life Field, Arlington, TX
Sat Jul 22 2023, 3:08 PM - 5:57 PM CDT
Att. 40,738 - Roof Closed - 72 F

AB 34
R 3
H 9
RBI 3
BB 1
SO 7
LOB 14




Batter	1	2	3	4	5	6	7	8	9	10	11	AB	R	H	RBI	BB	SO	LOB	TOP					
4 George Springer, R OBP: 0.327, SLG: 0.402												6	0	0	0	0	1	6						
27 Vladimir Guerrero Jr., R OBP: 0.339, SLG: 0.458												6	0	1	1	0	3	5						
13 Brandon Belt, L OBP: 0.367, SLG: 0.438												5	0	1	0	0	2	3						
8 Cavan Biggio, L OBP: 0.295, SLG: 0.389												0	1	0	0	0	0	0						
26 Matt Chapman, R OBP: 0.350, SLG: 0.462												4	2	1	1	1	2	1						
15 Whit Merrifield, R OBP: 0.351, SLG: 0.403												5	1	4	0	0	1	0						
25 Daulton Varsho, L OBP: 0.275, SLG: 0.358												5	0	2	2	0	2	4						
30 Alejandro Kirk, R OBP: 0.333, SLG: 0.327												4	1	1	0	1	1	4						
9 Danny Jansen, R OBP: 0.290, SLG: 0.462												0	0	0	0	0	0	0						
5 Santiago Espinal, R OBP: 0.309, SLG: 0.306												3	1	1	0	0	0	1						
11 Bo Bichette, R OBP: 0.340, SLG: 0.478												1	0	0	1	1	0	1						
39 Kevin Kiermaier, L OBP: 0.335, SLG: 0.426												5	0	2	1	0	2	4						
Inning Stats	R: 0 E: 0 K: 3 S: 10	H: 1 LOB: 1 BB: 0 P: 14	R: 0 E: 1 K: 2 S: 9	H: 1 LOB: 1 BB: 0 P: 14	R: 0 E: 0 K: 0 S: 5	H: 1 LOB: 0 BB: 0 P: 6	R: 0 E: 0 K: 1 S: 12	H: 1 LOB: 0 BB: 0 P: 15	R: 2 E: 0 K: 1 S: 15	H: 4 LOB: 1 BB: 0 P: 23	R: 0 E: 0 K: 1 S: 9	H: 0 LOB: 0 BB: 0 P: 15	R: 0 E: 0 K: 3 S: 14	H: 1 LOB: 1 BB: 0 P: 20	R: 0 E: 0 K: 0 S: 10	H: 1 LOB: 1 BB: 0 P: 16	R: 0 E: 0 K: 0 S: 7	H: 0 LOB: 0 BB: 0 P: 10	R: 3 E: 1 K: 2 S: 21	H: 2 LOB: 3 BB: 2 P: 33	1B: 10 2B: 2 3B: 0 HR: 1	SF: 0 SAC: 0 DP: 2 HBP: 0	WP: 0 PB: 0 SB: 0 CS: 1	PA: 48
PITCHER	IP: 4.2 WLS: 20 BF: 20 H: 4 R: 2 ER: 2 SO: 6 BB: 0 IBB: 0 HBP: 0 BLK: 0 WP: 0 HR: 0 S: 48 P: 68 ERA: 6.19 WHIP: 1.714	IP: 1.1 WLS: 3 BF: 5 H: 1 R: 0 ER: 0 SO: 2 BB: 1 IBB: 0 HBP: 0 BLK: 0 WP: 0 HR: 0 S: 12 P: 18 ERA: 4.54 WHIP: 1.500	IP: 1.0 WLS: 3 BF: 3 H: 0 R: 0 ER: 0 SO: 1 BB: 0 IBB: 0 HBP: 0 BLK: 0 WP: 0 HR: 0 S: 15 P: 15 ERA: 0.00 WHIP: 1.000	IP: 1.0 WLS: 4 BF: 4 H: 1 R: 1 ER: 3 SO: 3 BB: 0 IBB: 0 HBP: 0 BLK: 0 WP: 0 HR: 1 S: 14 P: 20 ERA: 9.00 WHIP: 1.000	IP: 1.0 WLS: 4 BF: 4 H: 1 R: 0 ER: 0 SO: 0 BB: 0 IBB: 0 HBP: 0 BLK: 0 WP: 0 HR: 0 S: 16 P: 16 ERA: 2.25 WHIP: 1.000	PITCHER	IP: 1.0 WLS: 3 BF: 3 H: 0 R: 0 ER: 0 SO: 2 BB: 0 IBB: 0 HBP: 0 BLK: 0 WP: 0 HR: 0 S: 21 P: 33 ERA: 0.00 WHIP: 4.000	IP: 1.0 WLS: 8 BF: 2 H: 3 R: 1 ER: 2 SO: 2 BB: 0 IBB: 0 HBP: 0 BLK: 0 WP: 0 HR: 0 S: 16 P: 21 ERA: 5.36 WHIP: 9.000																

Toronto Blue Jays @ Los Angeles Dodgers
Dodger Stadium, Los Angeles, CA
Mon Jul 24 2023, 7:11 PM - 10:38 PM PDT
Att: 47,731 - Clear - 78 F

livebaseballscorecards.com

AB 44
R 6
H 13
RBI 6
BB 3
SO 14
LOB 29




Batter	1	2	3	4	5	6	7	8	9	10	11	AB	R	H	RBI	BB	SO	LOB	BOTTOM							
50 Mookie Betts, R OBP: 0.379, SLG: 0.566												5	1	1	0	1	1	2								
5 Freddie Freeman, L OBP: 0.410, SLG: 0.590												5	0	1	0	0	1	1								
16 Will Smith, R OBP: 0.392, SLG: 0.484												5	0	0	0	0	2	3								
13 Max Muncy, L OBP: 0.331, SLG: 0.488												4	1	2	2	1	2	0								
6 David Peralta, L OBP: 0.317, SLG: 0.417												4	0	0	0	1	0	4								
23 Jason Heyward, L OBP: 0.348, SLG: 0.474												5	1	2	1	0	1	1								
3 Chris Taylor, R OBP: 0.281, SLG: 0.453												4	0	1	0	1	0	1								
33 James Outman, L OBP: 0.331, SLG: 0.418												3	0	0	0	2	2	1								
60 Yonny Hernández, S OBP: 0.280, SLG: 0.269												2	0	0	0	1	0	1								
11 Miguel Rojas, R OBP: 0.280, SLG: 0.269												2	0	0	0	0	0	3								
Inning Stats	R: 1 E: 0 K: 0 S: 8	H: 3 LOB: 1 BB: 0 P: 12	R: 0 E: 0 K: 1 S: 14	H: 1 LOB: 2 BB: 1 P: 25	R: 0 E: 0 K: 2 S: 9	H: 0 LOB: 0 BB: 0 P: 14	R: 0 E: 0 K: 1 S: 10	H: 1 LOB: 1 BB: 1 P: 22	R: 0 E: 0 K: 0 S: 11	H: 0 LOB: 2 BB: 2 P: 21	R: 0 E: 0 K: 1 S: 10	H: 0 LOB: 0 BB: 0 P: 14	R: 0 E: 0 K: 2 S: 12	H: 0 LOB: 0 BB: 0 P: 19	R: 0 E: 0 K: 0 S: 16	H: 2 LOB: 3 BB: 2 P: 33	R: 0 E: 0 K: 1 S: 7	H: 0 LOB: 1 BB: 1 P: 16	R: 0 E: 0 K: 1 S: 10	H: 0 LOB: 0 BB: 0 P: 9	R: 0 E: 0 K: 1 S: 7	H: 0 LOB: 0 BB: 0 P: 9	1B: 3 2B: 2 3B: 0 HR: 2	SF: 0 SAC: 0 DP: 1 HBP: 0	WP: 1 PB: 0 SB: 0 CS: 0	PA: 46
PITCHER	IP: 5.0 WLS: 3 BF: 23 H: 5 R: 0 ER: 0 SO: 3 BB: 4 IBB: 0 HBP: 0 BLK: 0 WP: 0 HR: 1 S: 52 P: 94 ERA: 3.60 WHIP: 1.800	IP: 1.0 WLS: 3 BF: 5 H: 0 R: 0 ER: 0 SO: 1 BB: 0 IBB: 0 HBP: 0 BLK: 0 WP: 0 HR: 0 S: 14 P: 14 ERA: 4.91 WHIP: 1.000	IP: 1.1 WLS: 4 BF: 4 H: 0 R: 0 ER: 0 SO: 2 BB: 0 IBB: 0 HBP: 0 BLK: 0 WP: 0 HR: 0 S: 14 P: 23 ERA: 4.43 WHIP: 0.000	IP: 0.2 WLS: 6 BF: 2 H: 1 R: 1 ER: 1 SO: 0 BB: 2 IBB: 0 HBP: 0 BLK: 0 WP: 1 HR: 1 S: 14 P: 29 ERA: 3.18 WHIP: 6.000	IP: 2.0 WLS: 7 BF: 0 H: 0 R: 0 ER: 0 SO: 2 BB: 1 IBB: 0 HBP: 0 BLK: 0 WP: 0 HR: 17 S: 25 P: 25 ERA: 0.64 WHIP: 0.000	PITCHER	IP: 1.0 WLS: 3 BF: 3 H: 0 R: 0 ER: 0 SO: 1 BB: 0 IBB: 0 HBP: 0 BLK: 0 WP: 0 HR: 0 S: 7 P: 9 ERA: 0.00 WHIP: 0.000	IP: 1.0 WLS: 8 BF: 2 H: 3 R: 1 ER: 2 SO: 2 BB: 0 IBB: 0 HBP: 0 BLK: 0 WP: 0 HR: 0 S: 16 P: 21 ERA: 2.83 WHIP: 9.000																		

Toronto Blue Jays @ Los Angeles Dodgers
Dodger Stadium, Los Angeles, CA
Mon Jul 24 2023, 7:11 PM - 10:38 PM PDT
Att: 47,731 - Clear - 78 F

livebaseballscorecards.com

AB 39
R 3
H 7
RBI 3
BB 7
SO 9
LOB 17



Batter	1	2	3	4	5	6	7	8	9	AB	R	H	RBI	BB	SO	LOB	TOP																
44 Ely De La Cruz, S OBP: 0.310, SLG: 0.448										5	1	1	0	0	1	2																	
29 TJ Friedl, L OBP: 0.348, SLG: 0.424										4	1	0	0	0	0	2																	
9 Matt McLain, R OBP: 0.373, SLG: 0.521										4	0	1	0	0	3	3																	
27 Jake Fraley, L OBP: 0.346, SLG: 0.473										2	0	0	0	0	0	0																	
28 Kevin Newman, R OBP: 0.316, SLG: 0.373										1	0	0	1	0	0	1																	
7 Spencer Steer, R OBP: 0.361, SLG: 0.461										4	0	1	1	0	2	1																	
19 Joey Votto, L OBP: 0.306, SLG: 0.447										2	0	0	0	2	0	1																	
33 Christian Encarnacion-Strawson OBP: 0.286, SLG: 0.333										3	0	1	0	1	1	0																	
15 Nick Senzel, R OBP: 0.305, SLG: 0.380										2	0	0	0	0	0	2																	
30 Will Benson, L OBP: 0.306, SLG: 0.510										2	0	0	0	0	2	3																	
22 Luke Maile, R OBP: 0.293, SLG: 0.426										3	0	1	0	0	0	0																	
37 Tyler Stephenson, R OBP: 0.333, SLG: 0.353										1	0	1	0	0	0	0																	
Inning Stats	R: 0 E: 0 K: 2 S: 13	H: 0 LOB: 0 BB: 0 P: 20	R: 0 E: 0 K: 1 S: 12	H: 1 LOB: 2 BB: 1 P: 20	R: 0 E: 0 K: 1 S: 13	H: 1 LOB: 0 BB: 0 P: 18	R: 0 E: 0 K: 0 S: 4	H: 0 LOB: 0 BB: 0 P: 10	R: 0 E: 0 K: 1 S: 8	H: 0 LOB: 0 BB: 0 P: 14	R: 2 E: 1 K: 2 S: 17	H: 2 LOB: 3 BB: 2 P: 31	R: 0 E: 0 K: 0 S: 8	H: 0 LOB: 0 BB: 0 P: 11	R: 0 E: 0 K: 1 S: 12	H: 1 LOB: 1 BB: 0 P: 17	R: 0 E: 0 K: 1 S: 11	H: 1 LOB: 0 BB: 0 P: 14	1B: 4 2B: 2 HR: 0	SF: 1 SAC: 0 DP: 0 HBP: 0	WP: 1 PB: 0 SB: 0 CS: 0	PA: 37											
PITCHER	IP WLS BF H R ER SO BB IBB HBP BLK WP HR S P ERA WHIP																																
80 Emmet Sheehan, R ERA: 5.77	5.0	18	2	0	0	5	1	0	0	0	0	0	0	50	82	0.00	0.600																
64 Caleb Ferguson, L ERA: 2.45	0.2	6	2	2	0	1	1	0	0	0	0	0	12	21	0.00	4.500																	
17 Joe Kelly, R ERA: 4.91	0.1	2	0	0	0	1	1	0	0	0	1	0	5	10	0.00	3.000																	
48 Brusdar Graterol, R ERA: 1.8	1.2	6	1	0	0	1	0	0	0	0	0	0	17	22	0.00	0.600																	
59 Evan Phillips, R ERA: 2.21	1.1	5	1	0	0	1	0	0	0	0	0	0	14	20	0.00	0.750																	

Cincinnati Reds @ Los Angeles Dodgers
Dodger Stadium, Los Angeles, CA
Sat Jul 29 2023, 6:11 PM - 8:36 PM PDT
Att: 51,015 - Clear - 82 F

AB	33
R	2
H	6
RBI	2
BB	3
SO	9
LOB	15



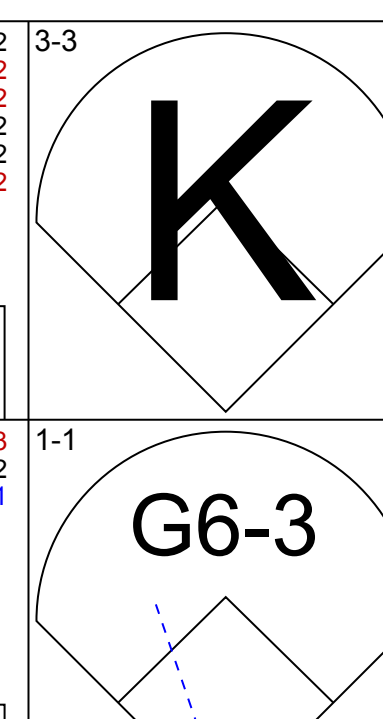
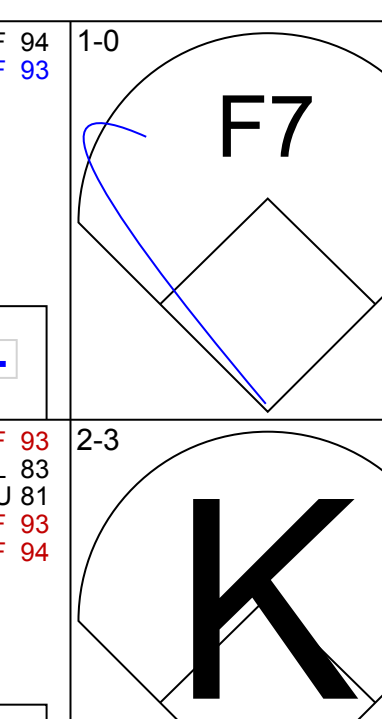
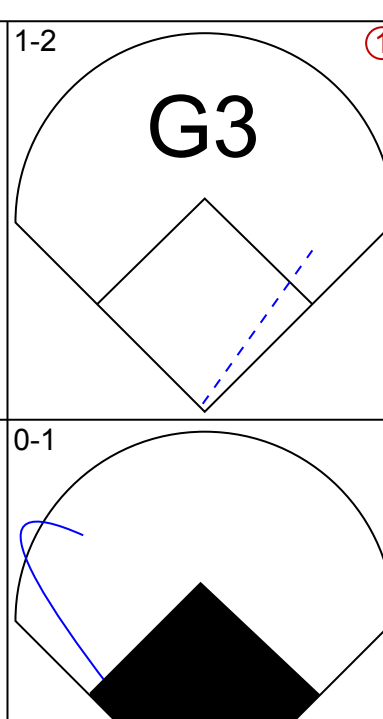
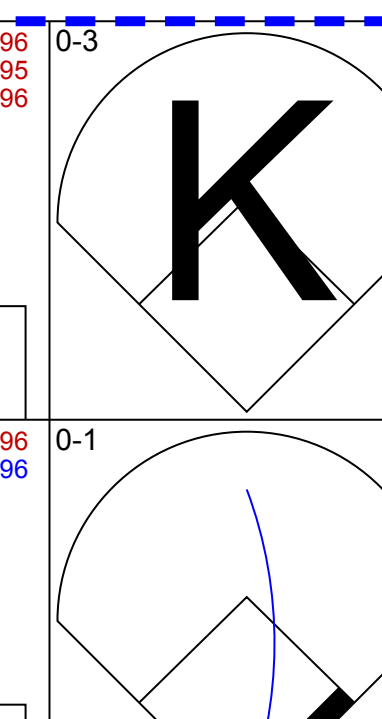
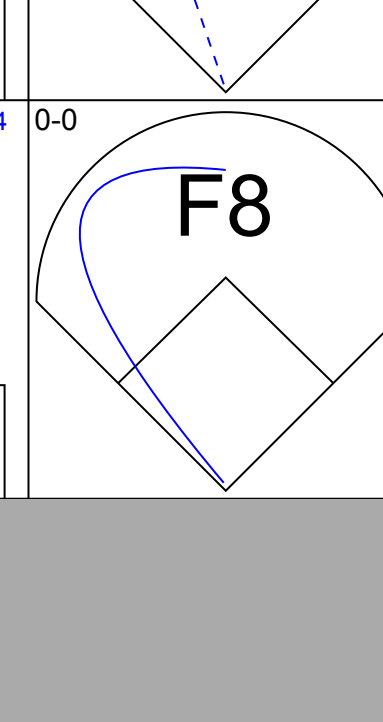

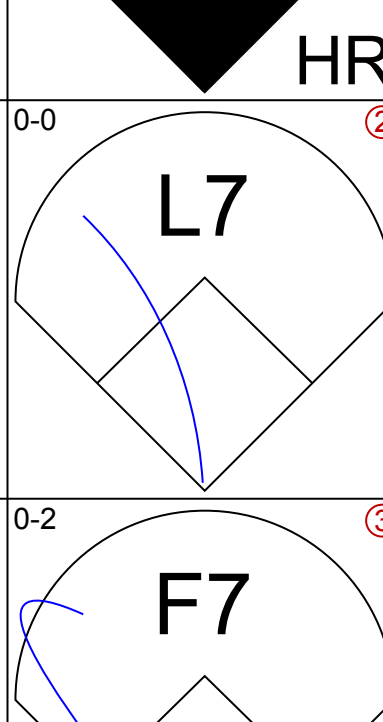
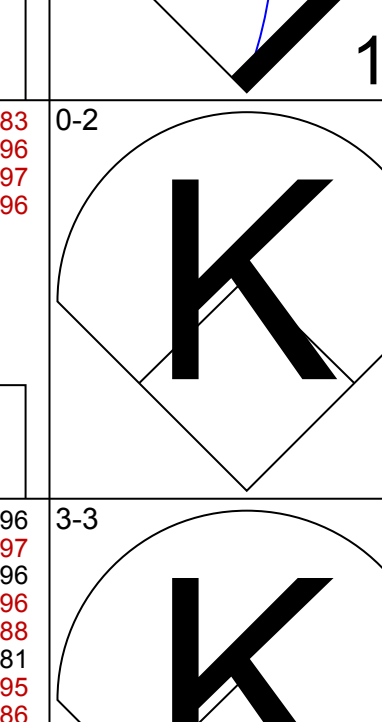









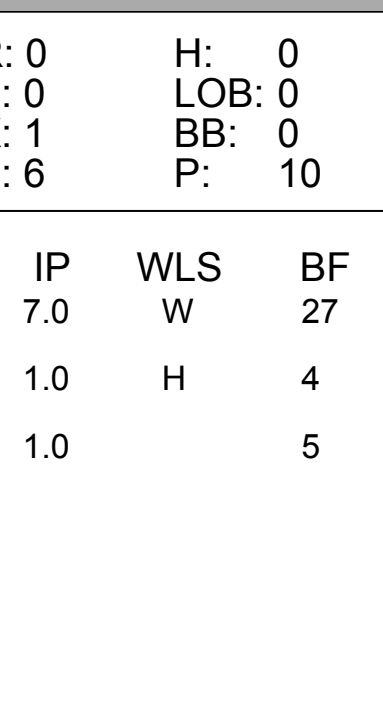
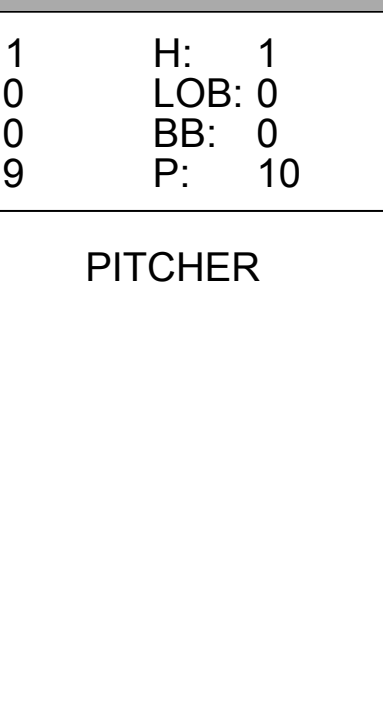
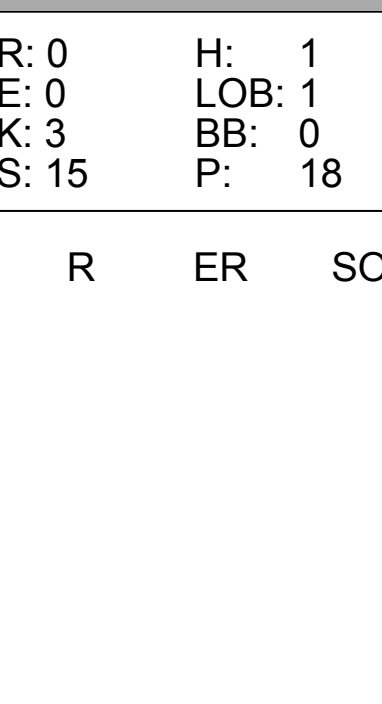
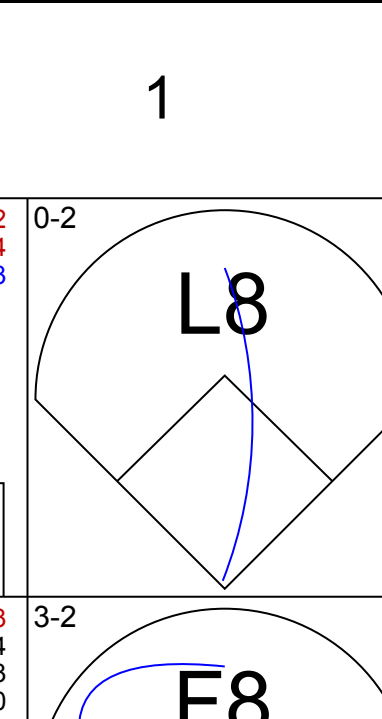

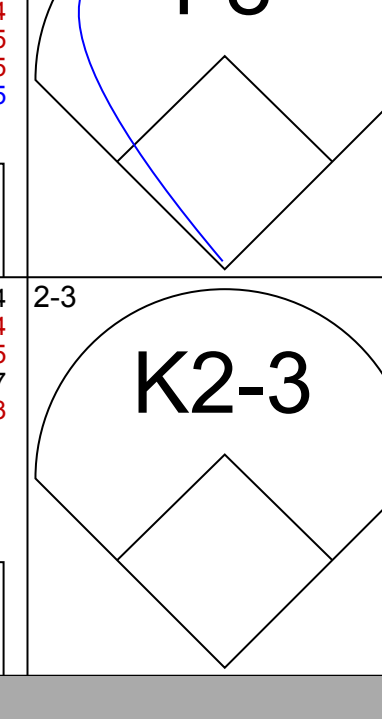

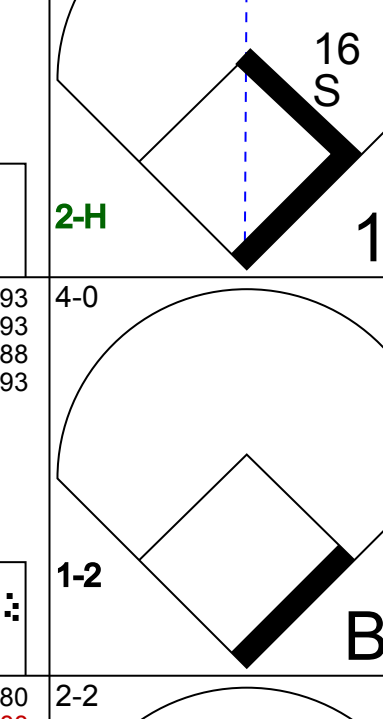

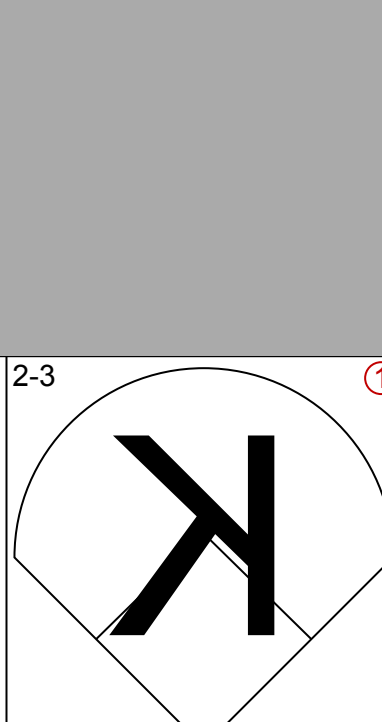
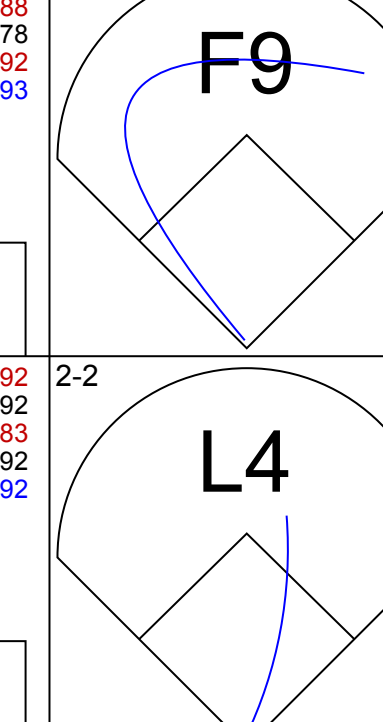

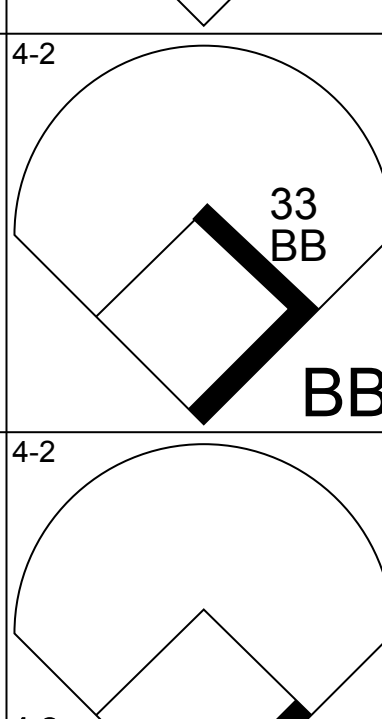

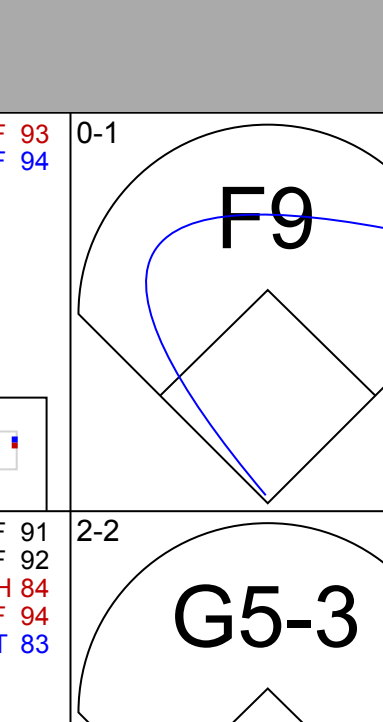
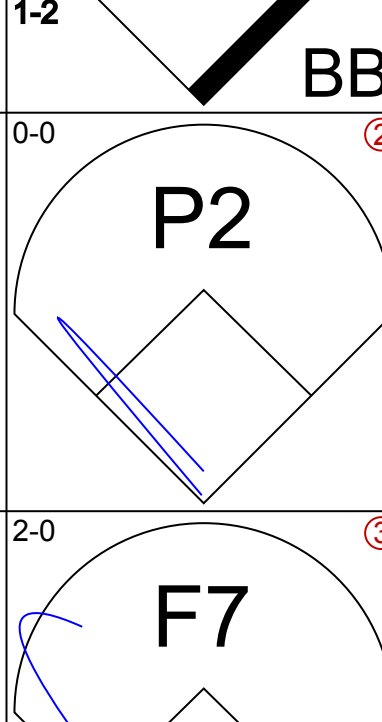
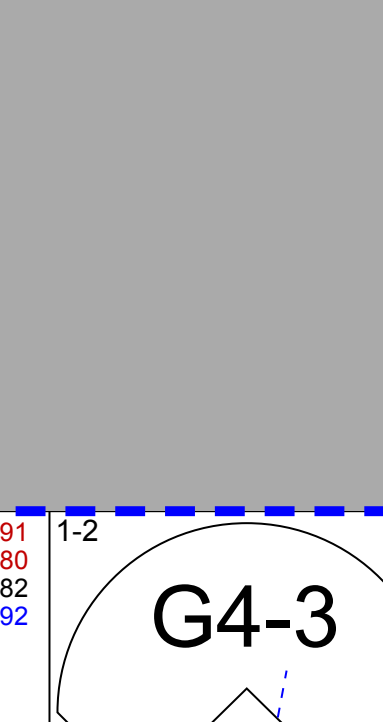
Batter	1	2	3	4	5	6	7	8	9	AB	R	H	RBI	BB	SO	LOB	BOTTOM															
6 David Peralta, L OBP: 0.315, SLG: 0.416										4	0	0	0	0	1	0																
5 Freddie Freeman, L OBP: 0.407, SLG: 0.574										4	1	0	0	0	1	1																
16 Will Smith, R OBP: 0.386, SLG: 0.474										2	0	0	0	1	0	1																
13 Max Muncy, L OBP: 0.331, SLG: 0.495										3	2	2	3	0	0	1																
28 J.D. Martinez, R OBP: 0.310, SLG: 0.562										3	0	0	0	0	0	0																
23 Jason Heyward, L OBP: 0.345, SLG: 0.468										3	0	0	0	0	1	0																
33 James Outman, L OBP: 0.344, SLG: 0.423										2	0	0	0	1	1	0																
3 Chris Taylor, R OBP: 0.281, SLG: 0.443										3	0	0	0	0	1	1																
8 Enrique Hernández, R OBP: 0.283, SLG: 0.327										0	0	0	0	0	0	0																
11 Miguel Rojas, R OBP: 0.278, SLG: 0.267										3	0	0	0	0	0	1																
Inning Stats	R: 2 E: 1 K: 0 S: 11	H: 1 LOB: 0 BB: 0 P: 15	R: 0 E: 0 K: 0 S: 10	H: 0 LOB: 1 BB: 1 P: 17	R: 0 E: 0 K: 0 S: 8	H: 0 LOB: 1 BB: 1 P: 14	R: 0 E: 0 K: 1 S: 11	H: 0 LOB: 0 BB: 0 P: 17	R: 0 E: 0 K: 0 S: 5	H: 0 LOB: 0 BB: 0 P: 10	R: 1 E: 0 K: 1 S: 8	H: 1 LOB: 0 BB: 0 P: 14	R: 0 E: 0 K: 2 S: 9	H: 0 LOB: 0 BB: 0 P: 14	R: 0 E: 0 K: 1 S: 12	H: 0 LOB: 0 BB: 0 P: 16	1B: 0 2B: 0 3B: 0 HR: 2	SF: 0 SAC: 0 DP: 0 HBP: 0	WP: 0 PB: 0 SB: 0 CS: 0	PA: 29												
PITCHER	IP WLS BF H R ER SO BB IBB HBP BLK WP HR S P ERA WHIP																															
34 Luke Weaver, R ERA: 6.8	6.0	23	3	3	1	2	2	0	0	0	0	0	9	14	0.00	0.000																
63 Fernando Cruz, R ERA: 4.71	1.0	3	0	0	0	2	0	0	0	0	0	0	9	14	0.00	0.000																
46 Buck Farmer, R ERA: 3.71	1.0	3	0	0	0	1	0	0	0	0	0	0	12	16	0.00	0.000																

Cincinnati Reds @ Los Angeles Dodgers
Dodger Stadium, Los Angeles, CA
Sat Jul 29 2023, 6:11 PM - 8:36 PM PDT
Att: 51,015 - Clear - 82 F

AB	27
R	3
H	2
RBI	3
BB	2
SO	5
LOB	5

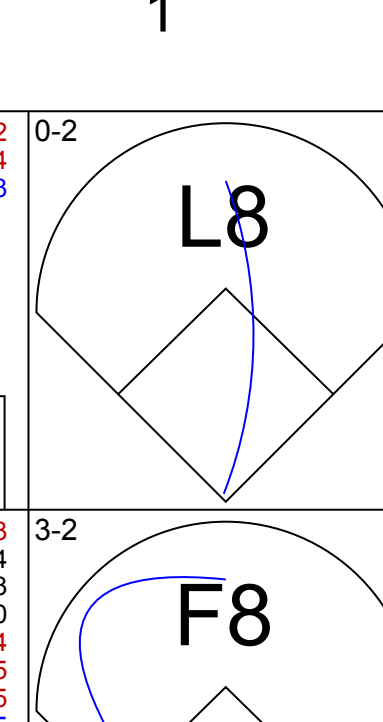
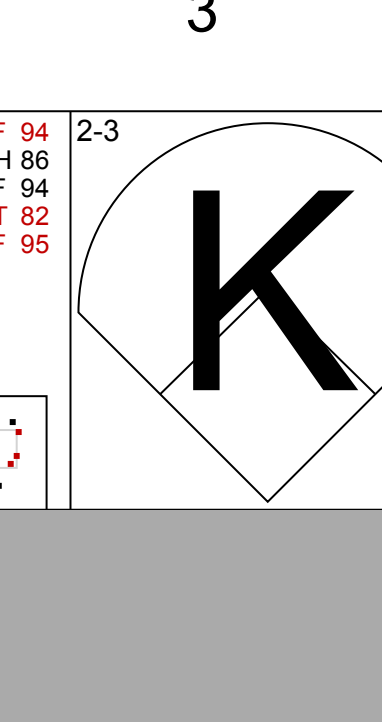
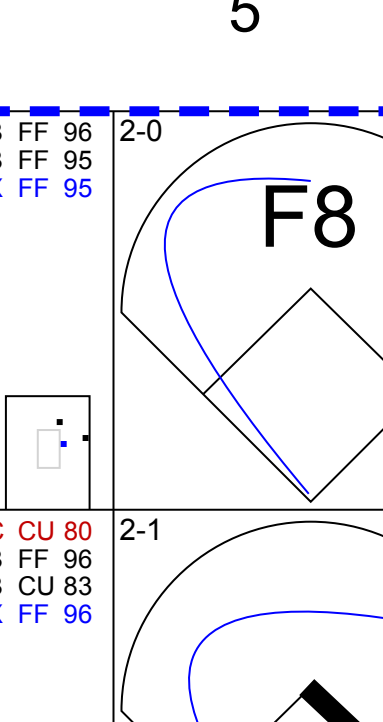
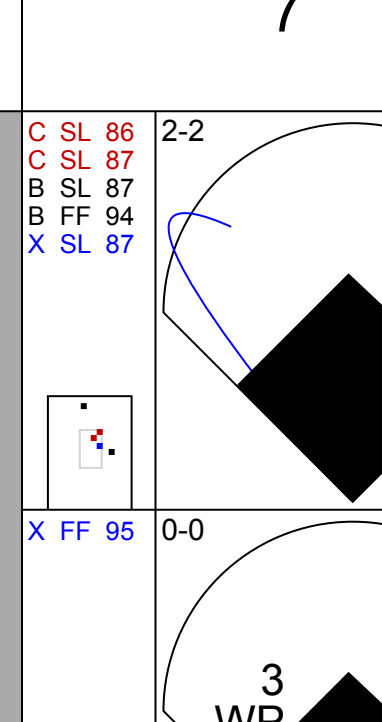
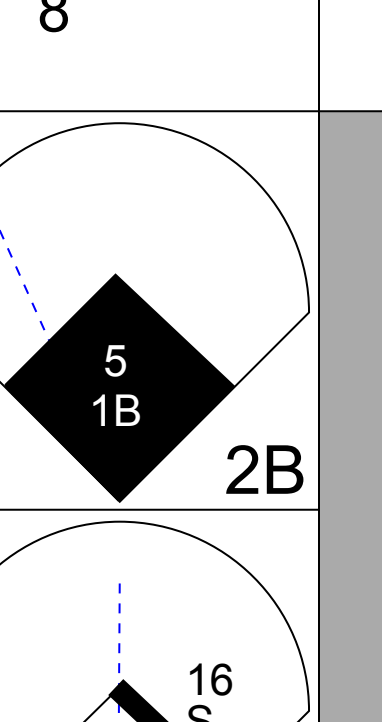
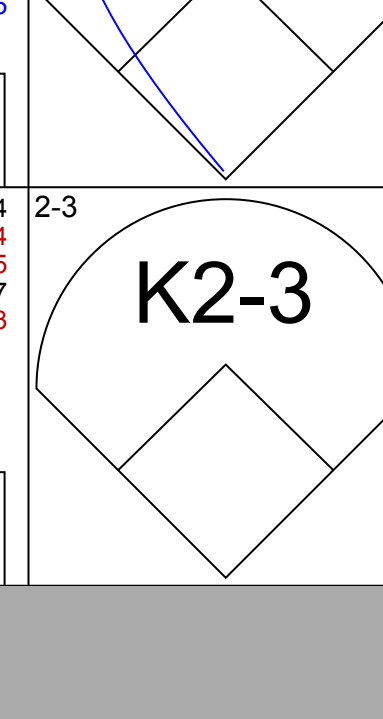
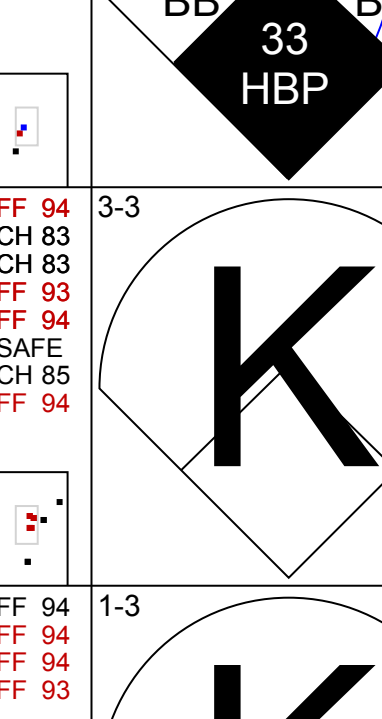
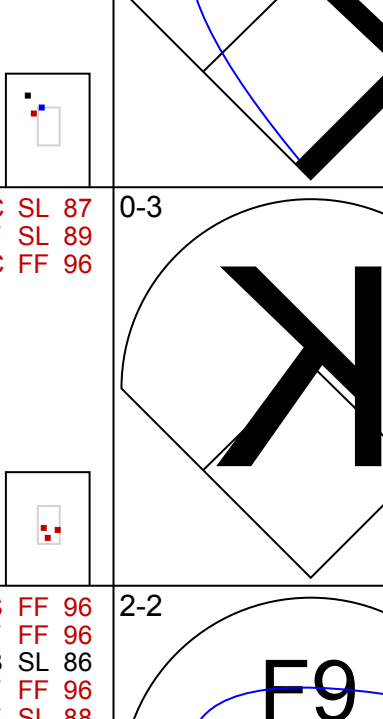
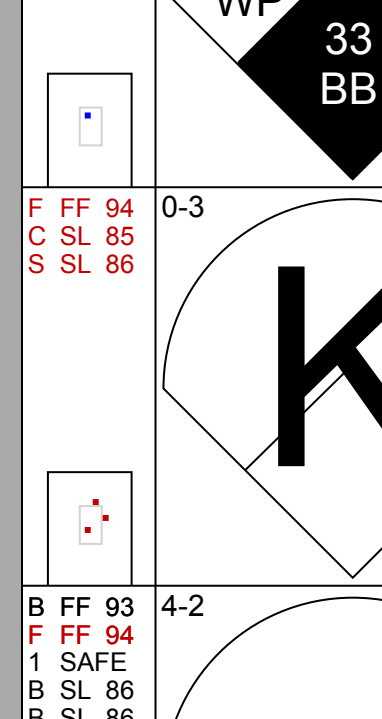
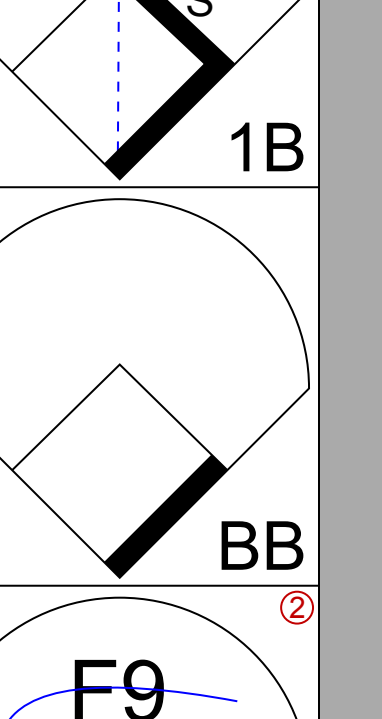

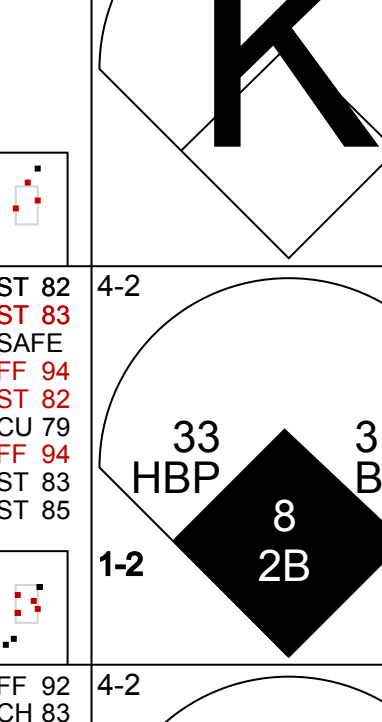
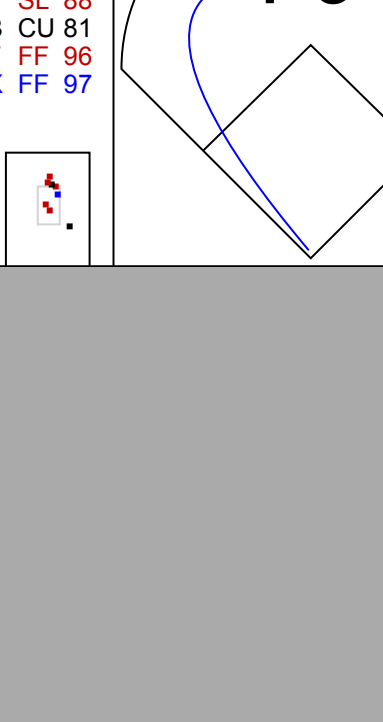
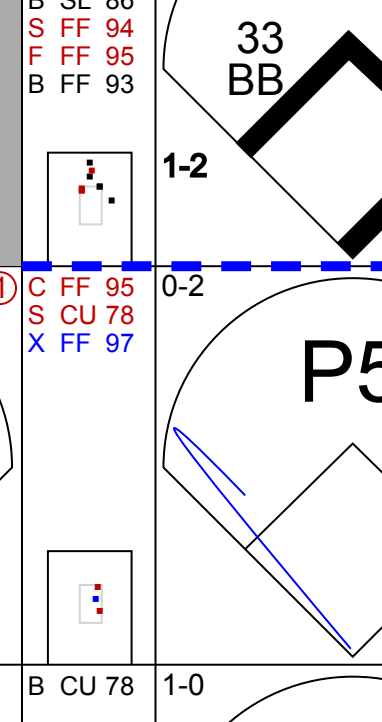
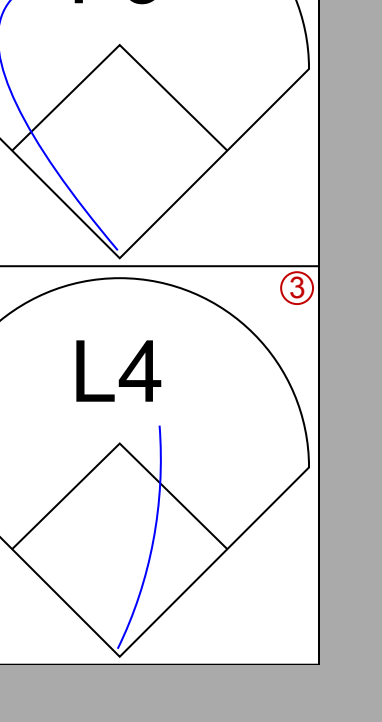

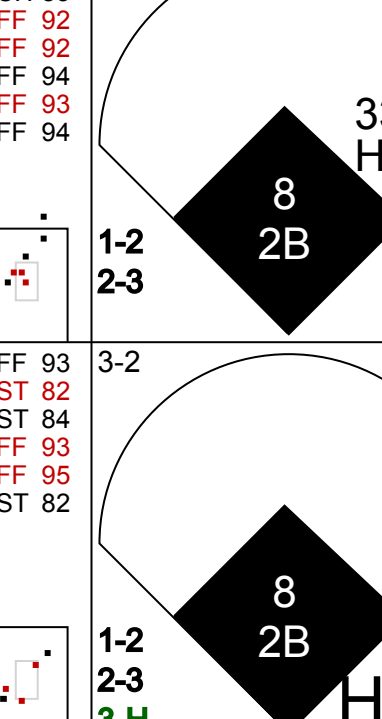

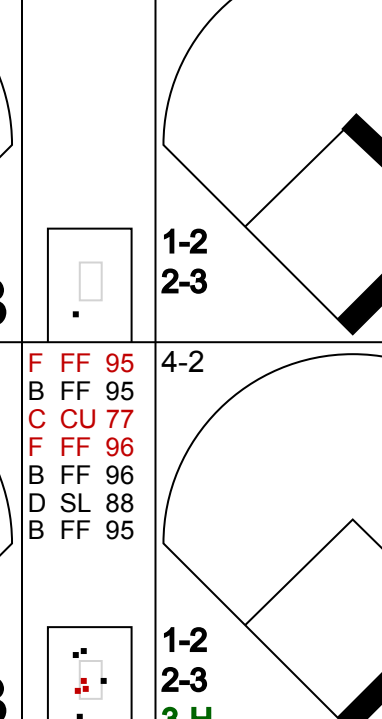


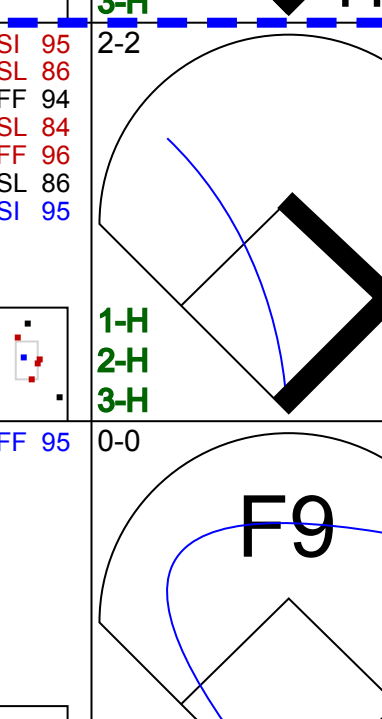

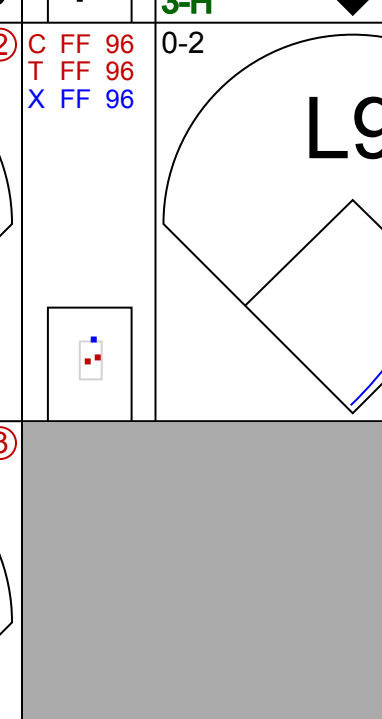
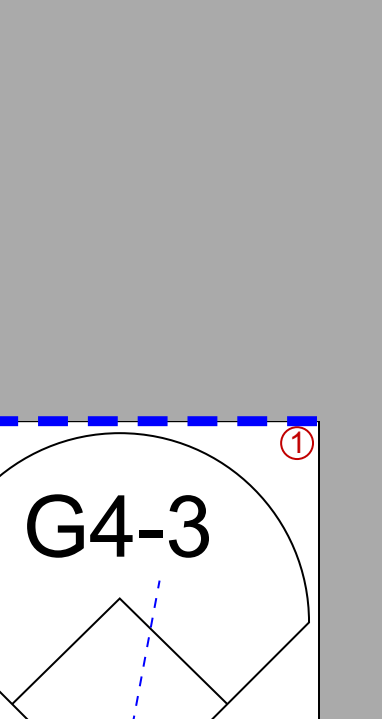
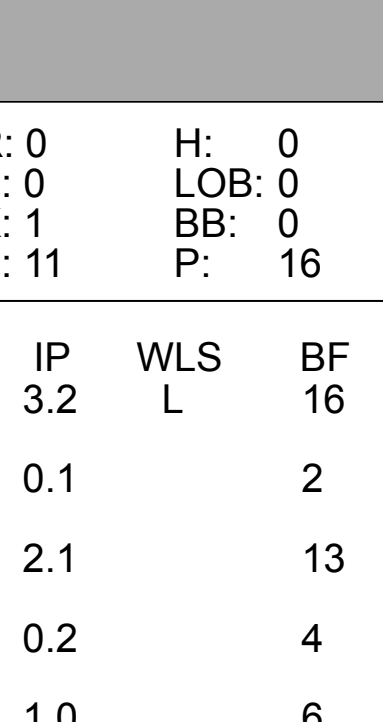
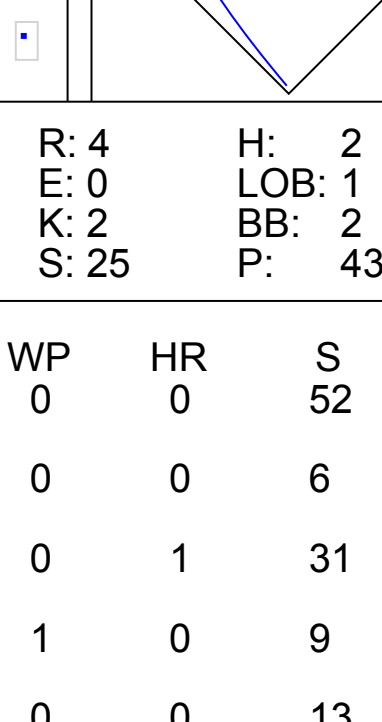
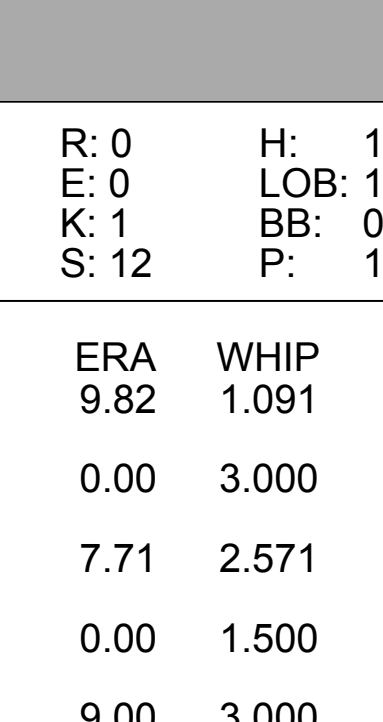
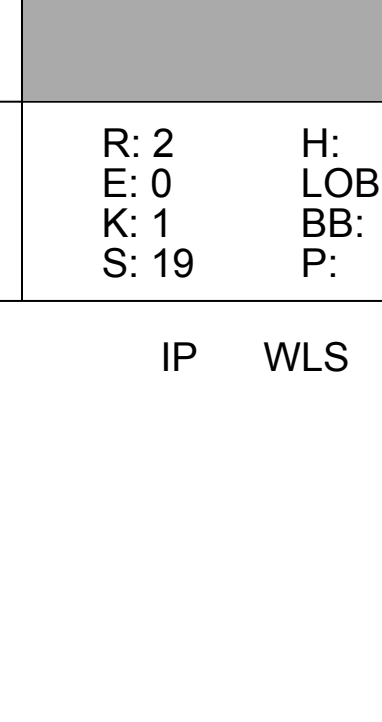
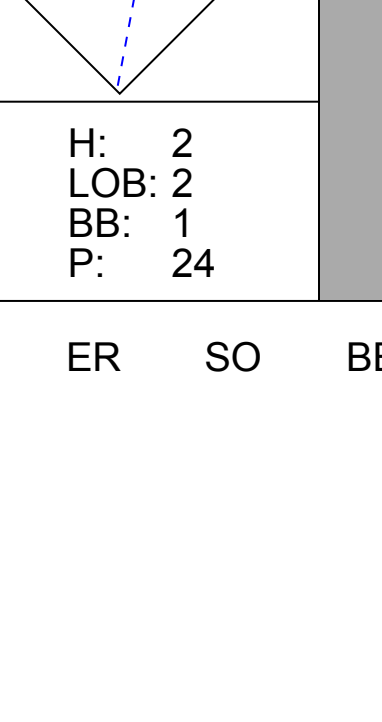







Batter	1	2	3	4	5	6	7	8	9	AB	R	H	RBI	BB	SO	LOB	TOP					
44 Ely De La Cruz, S OBP: 0.322, SLG: 0.473										5	2	4	1	0	1	1	Cincinnati Reds @ Los Angeles Dodgers Dodger Stadium, Los Angeles, CA Sun Jul 30 2023, 1:10 PM - 3:23 PM PDT Att: 45,936 - Sunny - 82 F					
29 TJ Friedl, L OBP: 0.349, SLG: 0.427										5	1	2	2	0	1	2						
9 Matt McLain, R OBP: 0.375, SLG: 0.530										3	2	1	1	0	1	2						
28 Kevin Newman, R OBP: 0.319, SLG: 0.381										1	1	1	0	0	0	0						
27 Jake Freley, L OBP: 0.351, SLG: 0.480										4	1	3	1	0	1	1						
17 Stuart Fairchild, R OBP: 0.337, SLG: 0.401										1	0	0	0	0	0	1						
7 Spencer Steer, R OBP: 0.310, SLG: 0.455										5	0	0	1	0	1	4						
19 Joey Votto, L OBP: 0.310, SLG: 0.481										5	1	2	3	0	2	2						
33 Christian Encarnacion-Strand OBP: 0.275, SLG: 0.297										4	0	0	0	0	3	2						
37 Tyler Stephenson, R OBP: 0.332, SLG: 0.359										4	0	0	0	1	2	2						
30 Will Benson, L OBP: 0.377, SLG: 0.510										4	1	1	0	0	1	1						
Inning Stats	R: 3 E: 1 K: 2 S: 14	H: 3 LOB: 1 BB: 0 P: 20	R: 1 E: 0 K: 1 S: 8	H: 1 LOB: 0 BB: 0 P: 10	R: 3 E: 0 K: 2 S: 11	H: 3 LOB: 1 BB: 1 P: 24	R: 0 E: 0 K: 1 S: 9	H: 1 LOB: 1 BB: 0 P: 14	R: 0 E: 0 K: 1 S: 8	H: 0 LOB: 0 BB: 0 P: 11	R: 1 E: 0 K: 3 S: 15	H: 2 LOB: 1 BB: 0 P: 17	R: 0 E: 0 K: 1 S: 12	H: 1 LOB: 1 BB: 0 P: 15	R: 0 E: 0 K: 2 S: 9	H: 1 LOB: 1 BB: 0 P: 10	R: 1 E: 0 K: 0 S: 7	H: 2 LOB: 2 BB: 0 P: 13	1B: 6 2B: 5 3B: 0 HR: 3	SF: 0 SAC: 0 DP: 0 HBP: 2	WP: 0 PB: 0 SB: 1 CS: 0	PA: 44
PITCHER	IP WLS BF H R ER SO BB IBB HBP BLK WP HR S P ERA WHIP																					
78 Michael Grove, R ERA: 6.75	(1, 1) 6.0 L 30 10 8 8 10 1 0 1 0 0 3 65 96 12.00 1.833																					
57 Ryan Brasier, R ERA: 4.5	(7, 1) 1.0 4 1 0 0 1 0 0 0 0 0 0 12 15 0.00 1.000																					
51 Alex Vesia, L ERA: 5.99	(8, 1) 1.0 4 1 0 0 2 0 0 0 0 0 0 9 10 0.00 1.000																					
11 Miguel Rojas, R ERA: 9.0	(9, 1) 1.0 6 2 1 1 0 0 0 0 1 0 0 0 7 13 9.00 2.000																					
Batter	1	2	3	4	5	6	7	8	9	AB	R	H	RBI	BB	SO	LOB	BOTTOM					
6 David Peralta, L OBP: 0.310, SLG: 0.409										4	0	0	0	0	2	0	Cincinnati Reds @ Los Angeles Dodgers Dodger Stadium, Los Angeles, CA Sun Jul 30 2023, 1:10 PM - 3:23 PM PDT Att: 45,936 - Sunny - 82 F					
5 Freddie Freeman, L OBP: 0.409, SLG: 0.575									3	0	2	0	0	0	0	0						
31 Amed Rosario, R OBP: 0.309, SLG: 0.374										0	0	0	0	0	0	0						
16 Will Smith, R OBP: 0.388, SLG: 0.474										4	0	0	0	0	1	3						
15 Austin Barnes, R OBP: 0.200, SLG: 0.134										3	0	1	0	0	0	2						
13 Max Muncy, L OBP: 0.327, SLG: 0.489										4	0	0	0	0	1	3						
28 J.D. Martinez, R OBP: 0.310, SLG: 0.562										0	0	0	0	0	0	0						
3 Chris Taylor, R OBP: 0.282, SLG: 0.442										3	0	1	0	0	1	0						
33 James Outman, L OBP: 0.344, SLG: 0.423										3	0	1	0	0	0	2						
23 Jason Heyward, L OBP: 0.340, SLG: 0.461										3	0	0	0	0	1	3						
8 Enrique Hernández, R OBP: 0.280, SLG: 0.324										3	0	0	0	0	0	1						
11 Miguel Rojas, R OBP: 0.274, SLG: 0.263										3	0	0	0	0	1	0						
Inning Stats	R: 0 E: 0 K: 1 S: 14	H: 1 LOB: 1 BB: 0 P: 21	R: 0 E: 0 K: 0 S: 10	H: 1 LOB: 0 BB: 0 P: 15	R: 0 E: 0 K: 1 S: 12	H: 0 LOB: 0 BB: 0 P: 14	R: 0 E: 0 K: 0 S: 12	H: 2 LOB: 2 BB: 0 P: 16	R: 0 E: 0 K: 0 S: 6	H: 0 LOB: 0 BB: 0 P: 10	R: 0 E: 0 K: 0 S: 6	H: 1 LOB: 0 BB: 0 P: 9	R: 0 E: 0 K: 2 S: 9	H: 0 LOB: 0 BB: 0 P: 12	R: 0 E: 0 K: 1 S: 8	H: 0 LOB: 0 BB: 0 P: 9	R: 0 E: 0 K: 1 S: 8	H: 1 LOB: 0 BB: 0 P: 12	1B: 6 2B: 0 3B: 0 HR: 0	SF: 0 SAC: 0 DP: 3 HBP: 1	WP: 0 PB: 0 SB: 1 CS: 0	PA: 31
PITCHER	IP WLS BF H R ER SO BB IBB HBP BLK WP HR S P ERA WHIP																					
51 Graham Ashcraft, R ERA: 5.31	(1, 1) 6.0 W 22 5 0 0 2 0 0 0 0 0 0 60 60 0.00 0.833																					
47 Derek Law, R ERA: 3.98	(7, 1) 2.0 6 0 0 0 3 0 0 0 0 0 0 17 21 0.00 0.000																					
77 Daniel Duarte, R ERA: 4.3	(9, 1) 1.0 3 1 0 0 1 0 0 0 0 0 0 8 12 0.00 1.000																					
Batter	1	2	3	4	5	6	7	8	9	AB	R	H	RBI	BB	SO	LOB	BOTTOM					
6 David Peralta, L OBP: 0.310, SLG: 0.409										4	0	0	0	0	2	0	Cincinnati Reds @ Los Angeles Dodgers Dodger Stadium, Los Angeles, CA Sun Jul 30 2023, 1:10 PM - 3:23 PM PDT Att: 45,936 - Sunny - 82 F					
5 Freddie Freeman, L OBP: 0.409, SLG: 0.575									3	0	2	0	0	0	0	0						
31 Amed Rosario, R OBP: 0.309, SLG: 0.374										0	0	0	0	0	0	0						
16 Will Smith, R OBP: 0.388, SLG: 0.474										4	0	0	0	0	1	3						
15 Austin Barnes, R OBP: 0.200, SLG: 0.134										3	0	1	0	0	0	2						
13 Max Muncy, L OBP: 0.327, SLG: 0.489										4	0	0	0	0	1	3						
28 J.D. Martinez, R OBP: 0.310, SLG: 0.562										0	0	0	0	0	0	0						
3 Chris Taylor, R OBP: 0.282, SLG: 0.442										3	0	1	0	0	1	0						
33 James Outman, L OBP: 0.344, SLG: 0.423										3	0	1	0	0	0	2						
23 Jason Heyward, L OBP: 0.340, SLG: 0.461										3	0	0	0	0	1	3						
8 Enrique Hernández, R OBP: 0.280, SLG: 0.324										3	0	0	0	0	0	1						
11 Miguel Rojas, R OBP: 0.274, SLG: 0.263										3	0	0	0	0	1	0						
Inning Stats	R: 0 E: 0 K: 1 S: 14	H: 1 LOB: 1 BB: 0 P: 21	R: 0 E: 0 K: 0 S: 10	H: 1 LOB: 0 BB: 0 P: 15	R: 0 E: 0 K: 1 S: 12	H: 0 LOB: 0 BB: 0 P: 14	R: 0 E: 0 K: 0 S: 12	H: 2 LOB: 2 BB: 0 P: 16	R: 0 E: 0 K: 0 S: 6	H: 0 LOB: 0 BB: 0 P: 10	R: 0 E: 0 K: 0 S: 6	H: 1 LOB: 0 BB: 0 P: 9	R: 0 E: 0 K: 2 S: 9	H: 0 LOB: 0 BB: 0 P: 12	R: 0 E: 0 K: 1 S: 8	H: 0 LOB: 0 BB: 0 P: 9	R: 0 E: 0 K: 1 S: 8	H: 1 LOB: 0 BB: 0 P: 12	1B: 6 2B: 0 3B: 0 HR: 0	SF: 0 SAC: 0 DP: 3 HBP: 1	WP: 0 PB: 0 SB: 1 CS: 0	PA: 31
PITCHER	IP WLS BF H R ER SO BB IBB HBP BLK WP HR S P ERA WHIP																					
51 Graham Ashcraft, R ERA: 5.31	(1, 1) 6.0 W 22 5 0 0 2 0 0 0 0 0 0 60 60 0.00 0.833																					
47 Derek Law, R ERA: 3.98	(7, 1) 2.0 6 0 0 0 3 0 0 0 0 0 0 17 21 0.00 0.000																					
77 Daniel Duarte, R ERA: 4.3	(9, 1) 1.0 3 1 0 0 1 0 0 0 0 0 0 8 12 0.00 1.000																					

Batter	1	2	3	4	5	6	7	8	9	AB	R	H	RBI	BB	SO	LOB	TOP							
33 JJ Bleday, L (1, 8) OBP: 0.324, SLG: 0.377										4	0	0	0	0	2	2	<p>Oakland Athletics @ Los Angeles Dodgers Dodger Stadium, Los Angeles, CA Tue Aug 01 2023, 7:12 PM - 9:59 PM PDT Att. 44,207 - Clear - 78 F</p>							
20 Zack Celof, R (1, 4) OBP: 0.297, SLG: 0.542										4	1	2	1	0	1	2								
15 Seth Brown, L (1, 3) OBP: 0.283, SLG: 0.398										3	0	0	0	0	0	0								
22 Ramón Laureano, R (8, PH) OBP: 0.282, SLG: 0.374										1	0	0	0	0	1	1								
48 Cody Thomas, L (1, 9) OBP: 0.333, SLG: 0.455										3	0	1	0	0	0	0								
23 Shea Langeliers, R (8, PH) OBP: 0.354, SLG: 0.354										1	0	0	0	0	1	1								
25 Brent Rooker, R (1, 10) OBP: 0.340, SLG: 0.483										4	1	1	1	0	2	1								
37 Tyler Soderstrom, L (1, 2) OBP: 0.271, SLG: 0.190										4	0	0	0	0	1	1								
13 Jordan Diaz, R (1, 5) OBP: 0.294, SLG: 0.433										3	1	1	1	1	1	0								
5 Tony Kemp, L (1, 7) OBP: 0.302, SLG: 0.310										3	0	1	0	1	0	0								
12 Aledmys Diaz, R (1, 6) OBP: 0.279, SLG: 0.279										3	0	0	0	1	1	2								
Inning Stats	R: 0 E: 0 K: 1 S: 6	H: 0 LOB: 0 BB: 0 P: 10	R: 0 E: 0 K: 2 S: 9	H: 0 LOB: 0 BB: 0 P: 12	R: 0 E: 0 K: 1 S: 13	H: 1 LOB: 2 BB: 1 P: 22	R: 0 E: 0 K: 1 S: 11	H: 1 LOB: 1 BB: 0 P: 18	R: 0 E: 0 K: 1 S: 6	H: 0 LOB: 0 BB: 0 P: 7	R: 1 E: 0 K: 0 S: 9	H: 1 LOB: 0 BB: 0 P: 10	R: 2 E: 0 K: 1 S: 9	H: 2 LOB: 0 BB: 0 P: 14	R: 0 E: 0 K: 3 S: 15	H: 1 LOB: 2 BB: 2 P: 18	R: 0 E: 0 K: 0 S: 9	H: 0 LOB: 0 BB: 2 P: 19	1B: 1 2B: 2 3B: 0 HR: 3	SF: 0 SAC: 0 DP: 0 HBP: 0	WP: 0 PB: 0 SB: 0 CS: 0	PA: 36		
PITCHER	IP WLS BF H R ER SO BB IBB HBP BLK WP HR S P ERA WHIP	IP WLS BF H R ER SO BB IBB HBP BLK WP HR S P ERA WHIP	IP WLS BF H R ER SO BB IBB HBP BLK WP HR S P ERA WHIP	IP WLS BF H R ER SO BB IBB HBP BLK WP HR S P ERA WHIP	IP WLS BF H R ER SO BB IBB HBP BLK WP HR S P ERA WHIP	IP WLS BF H R ER SO BB IBB HBP BLK WP HR S P ERA WHIP	IP WLS BF H R ER SO BB IBB HBP BLK WP HR S P ERA WHIP	IP WLS BF H R ER SO BB IBB HBP BLK WP HR S P ERA WHIP	IP WLS BF H R ER SO BB IBB HBP BLK WP HR S P ERA WHIP	IP WLS BF H R ER SO BB IBB HBP BLK WP HR S P ERA WHIP	IP WLS BF H R ER SO BB IBB HBP BLK WP HR S P ERA WHIP	IP WLS BF H R ER SO BB IBB HBP BLK WP HR S P ERA WHIP	IP WLS BF H R ER SO BB IBB HBP BLK WP HR S P ERA WHIP	IP WLS BF H R ER SO BB IBB HBP BLK WP HR S P ERA WHIP	IP WLS BF H R ER SO BB IBB HBP BLK WP HR S P ERA WHIP	IP WLS BF H R ER SO BB IBB HBP BLK WP HR S P ERA WHIP	IP WLS BF H R ER SO BB IBB HBP BLK WP HR S P ERA WHIP	IP WLS BF H R ER SO BB IBB HBP BLK WP HR S P ERA WHIP	IP WLS BF H R ER SO BB IBB HBP BLK WP HR S P ERA WHIP	IP WLS BF H R ER SO BB IBB HBP BLK WP HR S P ERA WHIP	IP WLS BF H R ER SO BB IBB HBP BLK WP HR S P ERA WHIP	IP WLS BF H R ER SO BB IBB HBP BLK WP HR S P ERA WHIP	IP WLS BF H R ER SO BB IBB HBP BLK WP HR S P ERA WHIP	IP WLS BF H R ER SO BB IBB HBP BLK WP HR S P ERA WHIP

AB	33
R	3
H	6
RBI	3
BB	3
SO	10
LOB	10




Batter	1	2	3	4	5	6	7	8	9	AB	R	H	RBI	BB	SO	LOB	BOTTOM						
50 Mookie Betts, R (1, 9) OBP: 0.383, SLG: 0.568										5	2	2	1	0	1	0	<p>Oakland Athletics @ Los Angeles Dodgers Dodger Stadium, Los Angeles, CA Tue Aug 01 2023, 7:12 PM - 9:59 PM PDT Att. 44,207 - Clear - 78 F</p>						
5 Freddie Freeman, L (1, 3) OBP: 0.413, SLG: 0.580										5	2	4	1	0	0	0							
16 Will Smith, R (1, 2) OBP: 0.385, SLG: 0.467										4	0	0	0	1	4	3							
31 Amed Rosario, R (1, 4) OBP: 0.308, SLG: 0.371										4	0	0	0	1	1	4							
13 Max Muncy, L (1, 5) OBP: 0.325, SLG: 0.482										4	1	0	0	1	2	4							
3 Chris Taylor, R (1, 10) OBP: 0.284, SLG: 0.442										0	1	0	0	4	0	0							
33 James Outman, L (1, 8) OBP: 0.348, SLG: 0.421										1	1	0	2	2	0	1							
8 Enrique Hernández, R (1, 7) OBP: 0.280, SLG: 0.326										4	0	1	3	0	0	5							
11 Miguel Rojas, R (1, 6) OBP: 0.272, SLG: 0.261										2	0	0	0	0	0	1							
6 David Peralta, L (6, PH) OBP: 0.308, SLG: 0.406										2	0	0	0	0	0	2							
Inning Stats	R: 0 E: 0 K: 1 S: 11	H: 0 LOB: 0 BB: 0 P: 16	R: 0 E: 0 K: 1 S: 14	H: 0 LOB: 1 BB: 1 P: 23	R: 0 E: 0 K: 1 S: 8	H: 0 LOB: 0 BB: 0 P: 12	R: 4 E: 0 K: 2 S: 25	H: 2 LOB: 1 BB: 2 P: 43	R: 0 E: 0 K: 1 S: 12	H: 1 LOB: 1 BB: 0 P: 18	R: 0 E: 0 K: 1 S: 9	H: 0 LOB: 2 BB: 2 P: 21	R: 2 E: 0 K: 1 S: 19	H: 2 LOB: 3 BB: 3 P: 30	R: 1 E: 0 K: 0 S: 13	H: 2 LOB: 2 BB: 1 P: 24	1B: 3 2B: 3 3B: 0 HR: 1	SF: 0 SAC: 0 DP: 0 HBP: 1	WP: 1 PB: 0 SB: 1 CS: 0	PA: 41			
PITCHER	IP WLS BF H R ER SO BB IBB HBP BLK WP HR S P ERA WHIP	IP WLS BF H R ER SO BB IBB HBP BLK WP HR S P ERA WHIP	IP WLS BF H R ER SO BB IBB HBP BLK WP HR S P ERA WHIP	IP WLS BF H R ER SO BB IBB HBP BLK WP HR S P ERA WHIP	IP WLS BF H R ER SO BB IBB HBP BLK WP HR S P ERA WHIP	IP WLS BF H R ER SO BB IBB HBP BLK WP HR S P ERA WHIP	IP WLS BF H R ER SO BB IBB HBP BLK WP HR S P ERA WHIP	IP WLS BF H R ER SO BB IBB HBP BLK WP HR S P ERA WHIP	IP WLS BF H R ER SO BB IBB HBP BLK WP HR S P ERA WHIP	IP WLS BF H R ER SO BB IBB HBP BLK WP HR S P ERA WHIP	IP WLS BF H R ER SO BB IBB HBP BLK WP HR S P ERA WHIP	IP WLS BF H R ER SO BB IBB HBP BLK WP HR S P ERA WHIP	IP WLS BF H R ER SO BB IBB HBP BLK WP HR S P ERA WHIP	IP WLS BF H R ER SO BB IBB HBP BLK WP HR S P ERA WHIP	IP WLS BF H R ER SO BB IBB HBP BLK WP HR S P ERA WHIP	IP WLS BF H R ER SO BB IBB HBP BLK WP HR S P ERA WHIP	IP WLS BF H R ER SO BB IBB HBP BLK WP HR S P ERA WHIP	IP WLS BF H R ER SO BB IBB HBP BLK WP HR S P ERA WHIP	IP WLS BF H R ER SO BB IBB HBP BLK WP HR S P ERA WHIP	IP WLS BF H R ER SO BB IBB HBP BLK WP HR S P ERA WHIP	IP WLS BF H R ER SO BB IBB HBP BLK WP HR S P ERA WHIP	IP WLS BF H R ER SO BB IBB HBP BLK WP HR S P ERA WHIP	IP WLS BF H R ER SO BB IBB HBP BLK WP HR S P ERA WHIP

AB	31
R	7
H	7
RBI	7
BB	9
SO	8
LOB	20



Batter	1	2	3	4	5	6	7	8	9	AB	R	H	RBI	BB	SO	LOB	TOP	
5 Tony Kemp, L OBP: 0.303, SLG: 0.310										3	0	1	0	0	0	1	Oakland Athletics @ Los Angeles Dodgers Dodger Stadium, Los Angeles, CA Wed Aug 02 2023, 7:10 PM - 9:40 PM PDT Att: 47,711 - Clear - 78 F	
48 Cody Thomas, L OBP: 0.324, SLG: 0.441										3	0	0	0	1	2			
20 Zack Celof, R OBP: 0.294, SLG: 0.516										4	0	1	0	0	0	3		
33 JJ Bleday, L OBP: 0.323, SLG: 0.374										4	0	0	0	0	3	2		
25 Brent Rooker, R OBP: 0.336, SLG: 0.477										3	0	2	0	1	1	0		
15 Seth Brown, L OBP: 0.291, SLG: 0.402										2	0	0	0	2	0	3		
13 Jordan Diaz, R OBP: 0.299, SLG: 0.426										3	0	0	0	1	0	4		
22 Ramón Laureano, R OBP: 0.281, SLG: 0.369										3	1	1	1	1	0	2		
23 Shea Langeliers, R OBP: 0.266, SLG: 0.373										4	0	1	0	0	0	3		
10 Nick Allen, R OBP: 0.231, SLG: 0.222										1B: 5	SF: 0	FB: 0	CS: 0	WP: 1	PA: 36			
Inning Stats	R: 0 E: 0 K: 1 S: 8	H: 1 LOB: 1 BB: 0 P: 13	R: 0 E: 0 K: 0 S: 9	H: 1 LOB: 1 BB: 0 P: 11	R: 1 E: 0 K: 1 S: 15	H: 1 LOB: 0 BB: 0 P: 20	R: 0 E: 0 K: 1 S: 14	H: 1 LOB: 2 BB: 1 P: 23	R: 0 E: 0 K: 0 S: 8	H: 0 LOB: 1 BB: 1 P: 16	R: 0 E: 0 K: 1 S: 10	H: 0 LOB: 0 BB: 0 P: 11	R: 0 E: 0 K: 0 S: 7	H: 0 LOB: 1 BB: 2 P: 17	1B: 5 2B: 0 3B: 0 HR: 1	SF: 0 SAC: 0 DP: 3 HBP: 0	WP: 1 PB: 0 SB: 0 CS: 0	
PITCHER	IP WLS BF H R ER SO BB IBB HBP BLK WP HR S P ERA WHIP	IP WLS BF H R ER SO BB IBB HBP BLK WP HR S P ERA WHIP	IP WLS BF H R ER SO BB IBB HBP BLK WP HR S P ERA WHIP	IP WLS BF H R ER SO BB IBB HBP BLK WP HR S P ERA WHIP	IP WLS BF H R ER SO BB IBB HBP BLK WP HR S P ERA WHIP	IP WLS BF H R ER SO BB IBB HBP BLK WP HR S P ERA WHIP	IP WLS BF H R ER SO BB IBB HBP BLK WP HR S P ERA WHIP	IP WLS BF H R ER SO BB IBB HBP BLK WP HR S P ERA WHIP	IP WLS BF H R ER SO BB IBB HBP BLK WP HR S P ERA WHIP	IP WLS BF H R ER SO BB IBB HBP BLK WP HR S P ERA WHIP	IP WLS BF H R ER SO BB IBB HBP BLK WP HR S P ERA WHIP	IP WLS BF H R ER SO BB IBB HBP BLK WP HR S P ERA WHIP	IP WLS BF H R ER SO BB IBB HBP BLK WP HR S P ERA WHIP	IP WLS BF H R ER SO BB IBB HBP BLK WP HR S P ERA WHIP	IP WLS BF H R ER SO BB IBB HBP BLK WP HR S P ERA WHIP	IP WLS BF H R ER SO BB IBB HBP BLK WP HR S P ERA WHIP	IP WLS BF H R ER SO BB IBB HBP BLK WP HR S P ERA WHIP	
26 Tony Gonsolin, R ERA: 4.11	5.0	2.0	1.0	1.0	1.0	1.0	1.0	1.0	1.0	5.0	2.0	1.0	1.0	1.0	1.0	1.0	1.80	1.400
38 Yency Almonte, R ERA: 4.3	2.0	1.0	1.0	1.0	1.0	1.0	1.0	1.0	1.0	2.0	1.0	1.0	1.0	1.0	1.0	1.0	0.00	1.500
51 Alex Vesia, L ERA: 5.4	1.0	1.0	1.0	1.0	1.0	1.0	1.0	1.0	1.0	1.0	1.0	1.0	1.0	1.0	1.0	1.0	0.00	0.000
57 Ryan Brasier, R ERA: 4.38	1.0	1.0	1.0	1.0	1.0	1.0	1.0	1.0	1.0	1.0	1.0	1.0	1.0	1.0	1.0	1.0	0.00	2.000

Batter	1	2	3	4	5	6	7	8	9	AB	R	H	RBI	BB	SO	LOB	BOTTOM		
50 Mookie Betts, R OBP: 0.385, SLG: 0.579										3	2	2	1	0	1	0	Oakland Athletics @ Los Angeles Dodgers Dodger Stadium, Los Angeles, CA Wed Aug 02 2023, 7:10 PM - 9:40 PM PDT Att: 47,711 - Clear - 78 F		
23 Jason Heyward, L OBP: 0.342, SLG: 0.476										4	2	3	1	0	1	0			
5 Freddie Freeman, L OBP: 0.416, SLG: 0.586										1	0	0	0	0	0	0			
6 David Peralta, L OBP: 0.307, SLG: 0.405										4	2	1	1	1	0	1			
16 Will Smith, R OBP: 0.385, SLG: 0.468										4	1	2	2	0	0	2			
31 Amed Rosario, R OBP: 0.310, SLG: 0.379										4	1	2	2	0	0	2			
13 Max Muncy, L OBP: 0.327, SLG: 0.479										2	0	0	0	2	1	1			
51 Alex Vesia, L ERA: 5.4										0	0	0	0	0	0	0			
57 Ryan Brasier, R ERA: 4.38										0	0	0	0	0	0	0			
3 Chris Taylor, R OBP: 0.284, SLG: 0.438										4	0	1	1	0	2	1			
33 James Outman, L OBP: 0.350, SLG: 0.424										3	1	1	1	0	0	3			
8 Enrique Hernández, R OBP: 0.279, SLG: 0.325										4	0	1	1	0	0	3			
11 Miguel Rojas, R OBP: 0.272, SLG: 0.273										4	1	1	1	0	0	1			
Inning Stats	R: 3 E: 0 K: 0 S: 14	H: 3 LOB: 2 BB: 2 P: 27	R: 4 E: 0 K: 1 S: 19	H: 4 LOB: 1 BB: 1 P: 35	R: 1 E: 0 K: 1 S: 11	H: 2 LOB: 0 BB: 0 P: 16	R: 0 E: 0 K: 2 S: 11	H: 0 LOB: 0 BB: 0 P: 18	R: 0 E: 0 K: 0 S: 5	H: 0 LOB: 0 BB: 0 P: 9	R: 1 E: 0 K: 1 S: 14	H: 2 LOB: 1 BB: 0 P: 15	R: 1 E: 0 K: 0 S: 11	H: 2 LOB: 0 BB: 0 P: 13	R: 0 E: 0 K: 0 S: 7	H: 0 LOB: 0 BB: 0 P: 10	1B: 4 2B: 5 3B: 0 HR: 4	SF: 0 SAC: 0 DP: 2 HBP: 1	WP: 0 PB: 0 SB: 0 CS: 0
PITCHER	IP WLS BF H R ER SO BB IBB HBP BLK WP HR S P ERA WHIP	IP WLS BF H R ER SO BB IBB HBP BLK WP HR S P ERA WHIP	IP WLS BF H R ER SO BB IBB HBP BLK WP HR S P ERA WHIP	IP WLS BF H R ER SO BB IBB HBP BLK WP HR S P ERA WHIP	IP WLS BF H R ER SO BB IBB HBP BLK WP HR S P ERA WHIP	IP WLS BF H R ER SO BB IBB HBP BLK WP HR S P ERA WHIP	IP WLS BF H R ER SO BB IBB HBP BLK WP HR S P ERA WHIP	IP WLS BF H R ER SO BB IBB HBP BLK WP HR S P ERA WHIP	IP WLS BF H R ER SO BB IBB HBP BLK WP HR S P ERA WHIP	IP WLS BF H R ER SO BB IBB HBP BLK WP HR S P ERA WHIP	IP WLS BF H R ER SO BB IBB HBP BLK WP HR S P ERA WHIP	IP WLS BF H R ER SO BB IBB HBP BLK WP HR S P ERA WHIP	IP WLS BF H R ER SO BB IBB HBP BLK WP HR S P ERA WHIP	IP WLS BF H R ER SO BB IBB HBP BLK WP HR S P ERA WHIP	IP WLS BF H R ER SO BB IBB HBP BLK WP HR S P ERA WHIP	IP WLS BF H R ER SO BB IBB HBP BLK WP HR S P ERA WHIP	IP WLS BF H R ER SO BB IBB HBP BLK WP HR S P ERA WHIP		
63 Hogan Harris, L ERA: 6.98	3.0	2.0	1.0	1.0	1.0	1.0	1.0	1.0	1.0	3.0	2.0	1.0	1.0	1.0	1.0	1.0	24.00	4.000	
29 Austin Pruitt, R ERA: 3.49	2.0	1.0	1.0	1.0	1.0	1.0	1.0	1.0	1.0	2.0	1.0	1.0	1.0	1.0	1.0	1.0	0.00	0.000	
54 Kirby Sneed, L ERA: 9.0	1.0	1.0	1.0	1.0	1.0	1.0	1.0	1.0	1.0	1.0	1.0	1.0	1.0	1.0	1.0	1.0	9.00	2.000	
70 Lucas Erceg, R ERA: 5.46	1.0	1.0	1.0	1.0	1.0	1.0	1.0	1.0	1.0	1.0	1.0	1.0	1.0	1.0	1.0	1.0	9.00	2.000	
53 Angel Felipe, R ERA: 1.64	1.0	1.0	1.0	1.0	1.0	1.0	1.0	1.0	1.0	1.0	1.0	1.0	1.0	1.0	1.0	1.0	0.00	0.000	



Batter	1	2	3	4	5	6	7	8	9	AB	R	H	RBI	BB	SO	LOB	TOP																						
26 Jonah Bride, R OBP: 0.318, SLG: 0.236 15 Seth Brown, L OBP: 0.289, SLG: 0.398	F7		2B	L1		G5-3		G3-1		2	0	1	0	0	0	0																							
20 Zack Celof, R OBP: 0.206, SLG: 0.561	1B					HR		P6		4	1	2	1	0	0	1																							
22 Ramón Laureano, R OBP: 0.280, SLG: 0.364	BB					F7			F3	3	0	0	0	1	0	0																							
25 Brent Rooker, R OBP: 0.332, SLG: 0.470	G5-4-3					F7			K	4	0	0	0	0	1	2																							
12 Aledmys Díaz, R OBP: 0.284, SLG: 0.284 48 Cody Thomas, L OBP: 0.316, SLG: 0.429	G5-3					2B			K	3	0	1	0	0	1	0																							
13 Jordan Diaz, R OBP: 0.300, SLG: 0.420	G6-3					G6-3			K	1	0	0	0	0	1	0																							
33 JJ Bleday, L OBP: 0.319, SLG: 0.369	K					G4-6-3			K	2	0	0	0	0	2	1																							
23 Shea Langeliers, R OBP: 0.265, SLG: 0.369						K			P6	3	0	0	0	0	2	0																							
37 Tyler Soderstrom, L OBP: 0.280, SLG: 0.267	L9					K			HR	3	1	1	1	0	1	0																							
Inning Stats	R: 0 H: 1 E: 0 K: 0 S: 5	H: 1 LOB: 1 BB: 1 P: 14	R: 0 H: 0 E: 0 K: 1 S: 8	H: 0 LOB: 0 BB: 0 P: 13	R: 0 H: 1 E: 0 K: 1 S: 9	H: 1 LOB: 1 BB: 0 P: 13	R: 0 H: 1 E: 0 K: 0 S: 11	H: 1 LOB: 1 BB: 0 P: 12	R: 0 H: 0 E: 0 K: 3 S: 11	H: 0 LOB: 0 BB: 0 P: 16	R: 1 H: 1 E: 0 K: 0 S: 12	H: 1 LOB: 0 BB: 0 P: 17	R: 0 H: 0 E: 0 K: 1 S: 6	H: 0 LOB: 0 BB: 1 P: 12	R: 1 H: 1 E: 0 K: 0 S: 9	H: 1 LOB: 0 BB: 0 P: 17	R: 0 H: 0 E: 0 K: 2 S: 9	H: 0 LOB: 0 BB: 0 P: 10	1B: 1 2B: 2 3B: 0 HR: 2	SF: 0 SAC: 0 DP: 2 HBP: 0	WP: 0 PB: 0 SB: 0 CS: 0	PA: 32																	
PITCHER	IP	WLS	BF	H	R	ER	SO	BB	IBB	HBP	BLK	WP	HR	S	P	ERA	WHIP	PITCHER					IP	WLS	BF	H	R	ER	SO	BB	IBB	HBP	BLK	WP	HR	S	P	ERA	WHIP
7 Julio Urias, L ERA: 4.69	5.0	W	18	3	0	0	5	1	0	0	0	0	0	44	68	0.00	0.800																						
80 Emmet Sheehan, R ERA: 5.63	4.0	S	14	2	2	2	3	1	0	0	0	0	2	36	56	4.50	0.750																						

Oakland Athletics @ Los Angeles Dodgers
Dodger Stadium, Los Angeles, CA
Thu Aug 03 2023, 7:10 PM - 9:39 PM PDT
Att: 52,624 - Clear - 75 F

livebaseballscorecards.com



AB 30
R 2
H 5
RBI 2
BB 2
SO 8
LOB 5

Batter	1	2	3	4	5	6	7	8	9	AB	R	H	RBI	BB	SO	LOB	BOTTOM																						
50 Mookie Betts, R OBP: 0.385, SLG: 0.575	F7			L8		1B				4	1	1	0	0	0	0																							
5 Freddie Freeman, L OBP: 0.418, SLG: 0.598	31 E			2B		K				5	1	3	1	0	1	4																							
16 Will Smith, R OBP: 0.383, SLG: 0.463	K			K		F8				5	1	1	1	0	2	4																							
31 Amed Rosario, R OBP: 0.309, SLG: 0.381 23 Jason Heyward, L OBP: 0.344, SLG: 0.476	E6			P5		E9				4	1	1	2	0	2	2																							
13 Max Muncy, L OBP: 0.332, SLG: 0.479 6 David Peralta, L OBP: 0.309, SLG: 0.405	BB			8 BB		1B				0	1	0	0	2	0	0																							
3 Chris Taylor, R OBP: 0.286, SLG: 0.437	K			11 BB		K				2	0	1	1	0	0	1																							
8 Enrique Hernández, R OBP: 0.284, SLG: 0.330				11 BB		G5-3				4	1	2	0	1	0	3																							
11 Miguel Rojas, R OBP: 0.275, SLG: 0.285				11 BB		1B				4	0	2	2	0	1	2																							
15 Austin Barnes, R OBP: 0.203, SLG: 0.139	SH5-3			G6-4-3		1B				3	1	1	0	0	2																								
Inning Stats	R: 0 H: 1 E: 1 K: 2 S: 19	H: 2 LOB: 2 BB: 0 P: 29	R: 1 H: 1 E: 0 K: 1 S: 14	H: 1 LOB: 2 BB: 2 P: 22	R: 0 H: 1 E: 0 K: 0 S: 5	H: 1 LOB: 1 BB: 0 P: 11	R: 0 H: 1 E: 0 K: 1 S: 8	H: 1 LOB: 1 BB: 0 P: 13	R: 4 H: 6 E: 1 K: 1 S: 15	H: 6 LOB: 1 BB: 0 P: 18	R: 0 H: 0 E: 0 K: 1 S: 5	H: 0 LOB: 0 BB: 0 P: 9	R: 2 H: 2 E: 0 K: 0 S: 9	H: 2 LOB: 1 BB: 1 P: 14	R: 2 H: 2 E: 0 K: 2 S: 9	H: 2 LOB: 0 BB: 0 P: 10	1B: 7 2B: 6 3B: 0 HR: 1	SF: 0 SAC: 1 DP: 2 HBP: 2	WP: 0 PB: 0 SB: 0 CS: 0	PA: 43																			
PITCHER	IP	WLS	BF	H	R	ER	SO	BB	IBB	HBP	BLK	WP	HR	S	P	ERA	WHIP	PITCHER					IP	WLS	BF	H	R	ER	SO	BB	IBB	HBP	BLK	WP	HR	S	P	ERA	WHIP
38 JP Sears, L ERA: 4.07	5.0	L	26	6	2	2	5	3	0	2	0	0	0	56	95	3.60	1.800																						
70 Lucas Erceg, R ERA: 6.4	1.0		8	6	4	4	1	0	0	0	0	0	0	15	18	36.00	6.000																						
31 Zach Neal, R ERA: 8.44	2.0		9	2	2	2	1	1	0	0	0	0	1	14	23	9.00	1.500																						

Oakland Athletics @ Los Angeles Dodgers
Dodger Stadium, Los Angeles, CA
Thu Aug 03 2023, 7:10 PM - 9:39 PM PDT
Att: 52,624 - Clear - 75 F

livebaseballscorecards.com



AB 36
R 8
H 14
RBI 8
BB 4
SO 7
LOB 23

Batter	1	2	3	4	5	6	7	8	9	AB	R	H	RBI	BB	SO	LOB	TOP			
50 Mookie Betts, R OBP: 0.387, SLG: 0.575 (1, 4)										4	2	2	0	1	0	0	Los Angeles Dodgers @ San Diego Padres Petco Park, San Diego, CA Fri Aug 04 2023, 6:41 PM - 9:55 PM PDT Att: 42,930 - Clear - 72 F livebaseballscorecards.com			
5 Freddie Freeman, L OBP: 0.415, SLG: 0.593 (1, 3)										4	1	0	0	0	0	3				
16 Will Smith, R OBP: 0.383, SLG: 0.466 (1, 2)										5	1	2	1	0	2	3				
6 David Peralta, L OBP: 0.310, SLG: 0.414 (1, 10)										4	2	2	2	0	0	2				
23 Jason Heyward, L OBP: 0.341, SLG: 0.467 (8, 8)										4	1	0	0	1	0	3				
3 Chris Taylor, R OBP: 0.288, SLG: 0.434 (1, 5)										4	1	1	2	1	1	2				
33 James Outman, L OBP: 0.352, SLG: 0.435 (8, PH)										3	1	2	2	0	1	0				
28 J.D. Martinez, R OBP: 0.311, SLG: 0.562 (8, PR)										4	0	1	2	0	1	1				
11 Miguel Rojas, R OBP: 0.274, SLG: 0.283 (8, 6)										4	1	1	0	0	0	2				
31 Amed Rosario, R OBP: 0.309, SLG: 0.379 (8, 4)										1B: 7	SF: 1	2B: 3	SAC: 0	3B: 0	DP: 1	HBP: 1				
8 Enrique Hernández, R OBP: 0.284, SLG: 0.329 (1, 7)										WP: 0	PA: 43	PB: 0	CS: 3	SB: 0						
Inning Stats	R: 0 E: 0 K: 0 S: 7	H: 1 LOB: 1 BB: 0 P: 11	R: 1 E: 0 K: 1 S: 11	H: 1 LOB: 0 BB: 0 P: 14	R: 0 E: 0 K: 0 S: 5	H: 0 LOB: 0 BB: 0 P: 6	R: 0 E: 0 K: 0 S: 10	H: 1 LOB: 1 BB: 0 P: 14	R: 0 E: 0 K: 2 S: 9	H: 0 LOB: 0 BB: 0 P: 12	R: 0 E: 0 K: 1 S: 11	H: 0 LOB: 0 BB: 0 P: 14	R: 1 E: 0 K: 0 S: 9	H: 2 LOB: 1 BB: 0 P: 11	R: 5 E: 0 K: 1 S: 25	H: 3 LOB: 3 BB: 4 P: 48	R: 3 E: 0 K: 0 S: 13	H: 3 LOB: 1 BB: 0 P: 19	1B: 7 SF: 1 2B: 3 3B: 0 HR: 1	WP: 0 PA: 43 PB: 0 CS: 3 SB: 0
PITCHER	IP WLS BF H R ER SO BB IBB HBP BLK WP HR S P ERA WHIP	IP WLS BF H R ER SO BB IBB HBP BLK WP HR S P ERA WHIP	IP WLS BF H R ER SO BB IBB HBP BLK WP HR S P ERA WHIP	IP WLS BF H R ER SO BB IBB HBP BLK WP HR S P ERA WHIP	IP WLS BF H R ER SO BB IBB HBP BLK WP HR S P ERA WHIP	IP WLS BF H R ER SO BB IBB HBP BLK WP HR S P ERA WHIP	IP WLS BF H R ER SO BB IBB HBP BLK WP HR S P ERA WHIP	IP WLS BF H R ER SO BB IBB HBP BLK WP HR S P ERA WHIP	IP WLS BF H R ER SO BB IBB HBP BLK WP HR S P ERA WHIP	IP WLS BF H R ER SO BB IBB HBP BLK WP HR S P ERA WHIP	IP WLS BF H R ER SO BB IBB HBP BLK WP HR S P ERA WHIP	IP WLS BF H R ER SO BB IBB HBP BLK WP HR S P ERA WHIP	IP WLS BF H R ER SO BB IBB HBP BLK WP HR S P ERA WHIP	IP WLS BF H R ER SO BB IBB HBP BLK WP HR S P ERA WHIP	IP WLS BF H R ER SO BB IBB HBP BLK WP HR S P ERA WHIP	IP WLS BF H R ER SO BB IBB HBP BLK WP HR S P ERA WHIP	IP WLS BF H R ER SO BB IBB HBP BLK WP HR S P ERA WHIP	IP WLS BF H R ER SO BB IBB HBP BLK WP HR S P ERA WHIP	IP WLS BF H R ER SO BB IBB HBP BLK WP HR S P ERA WHIP	
11 Yu Darvish, R ERA: 4.41 (1, 1)	7.0	26	5	2	2	4	0	0	0	0	0	0	0	0	0	0	2.57	0.714		
75 Robert Suarez, R ERA: 8.1 (8, 1)	0.2	L 7	2	5	5	1	2	1	0	0	0	0	0	0	0	0	17	33	67.50	6.000
59 Tom Cosgrove, L ERA: 1.74 (8, 1)	0.1	3	1	0	0	0	1	0	0	0	0	0	0	0	0	8	15	0.00	6.000	
58 Scott Barlow, R ERA: 5.71 (9, 1)	0.2	6	3	3	3	0	0	0	1	0	0	0	0	0	0	11	17	40.50	4.500	
66 Luis Garcia, R ERA: 5.21 (9, 1)	0.1	1	0	0	0	0	0	0	0	0	0	0	0	0	2	2	0.00	0.000		

Batter	1	2	3	4	5	6	7	8	9	AB	R	H	RBI	BB	SO	LOB	BOTTOM			
7 Ha-Seong Kim, R OBP: 0.382, SLG: 0.458 (1, 4)										4	0	2	0	1	0	3	Los Angeles Dodgers @ San Diego Padres Petco Park, San Diego, CA Fri Aug 04 2023, 6:41 PM - 9:55 PM PDT Att: 42,930 - Clear - 72 F livebaseballscorecards.com			
23 Fernando Tatis Jr., R OBP: 0.324, SLG: 0.485 (1, 9)										5	0	0	0	0	1	6				
22 Juan Soto, L OBP: 0.424, SLG: 0.532 (1, 7)										4	1	1	1	1	2	2				
13 Manny Machado, R OBP: 0.318, SLG: 0.457 (1, 5)										5	0	1	0	0	0	2				
2 Xander Bogaerts, R OBP: 0.345, SLG: 0.396 (1, 6)										5	0	2	0	0	1	2				
9 Jake Cronenworth, L OBP: 0.312, SLG: 0.389 (1, 3)										4	2	1	0	0	0	1				
91 Ji Man Choi, L OBP: 0.241, SLG: 0.500 (1, 10)										1	2	0	0	2	1	2				
24 Garrett Cooper, R OBP: 0.295, SLG: 0.425 (9, 10)										1	0	0	0	0	0	1				
12 Luis Campusano, R OBP: 0.304, SLG: 0.415 (1, 2)										3	0	1	1	0	0	3				
1 Trent Grisham, L OBP: 0.325, SLG: 0.392 (1, 8)										4	0	2	2	0	0	4				
Inning Stats	R: 0 E: 0 K: 1 S: 9	H: 1 LOB: 0 BB: 0 P: 18	R: 0 E: 0 K: 1 S: 16	H: 2 LOB: 0 BB: 0 P: 22	R: 0 E: 0 K: 1 S: 10	H: 1 LOB: 1 BB: 0 P: 18	R: 2 E: 0 K: 0 S: 16	H: 2 LOB: 1 BB: 1 P: 28	R: 0 E: 0 K: 1 S: 11	H: 1 LOB: 1 BB: 1 P: 17	R: 1 E: 0 K: 0 S: 14	H: 1 LOB: 2 BB: 1 P: 22	R: 0 E: 0 K: 1 S: 6	H: 0 LOB: 0 BB: 0 P: 8	R: 1 E: 0 K: 0 S: 14	H: 1 LOB: 2 BB: 1 P: 26	R: 1 E: 0 K: 0 S: 11	H: 1 LOB: 0 BB: 0 P: 12	1B: 8 SF: 0 2B: 1 3B: 0 HR: 1	WP: 0 PA: 42 PB: 1 CS: 2 SB: 0
PITCHER	IP WLS BF H R ER SO BB IBB HBP BLK WP HR S P ERA WHIP	IP WLS BF H R ER SO BB IBB HBP BLK WP HR S P ERA WHIP	IP WLS BF H R ER SO BB IBB HBP BLK WP HR S P ERA WHIP	IP WLS BF H R ER SO BB IBB HBP BLK WP HR S P ERA WHIP	IP WLS BF H R ER SO BB IBB HBP BLK WP HR S P ERA WHIP	IP WLS BF H R ER SO BB IBB HBP BLK WP HR S P ERA WHIP	IP WLS BF H R ER SO BB IBB HBP BLK WP HR S P ERA WHIP	IP WLS BF H R ER SO BB IBB HBP BLK WP HR S P ERA WHIP	IP WLS BF H R ER SO BB IBB HBP BLK WP HR S P ERA WHIP	IP WLS BF H R ER SO BB IBB HBP BLK WP HR S P ERA WHIP	IP WLS BF H R ER SO BB IBB HBP BLK WP HR S P ERA WHIP	IP WLS BF H R ER SO BB IBB HBP BLK WP HR S P ERA WHIP	IP WLS BF H R ER SO BB IBB HBP BLK WP HR S P ERA WHIP	IP WLS BF H R ER SO BB IBB HBP BLK WP HR S P ERA WHIP	IP WLS BF H R ER SO BB IBB HBP BLK WP HR S P ERA WHIP	IP WLS BF H R ER SO BB IBB HBP BLK WP HR S P ERA WHIP	IP WLS BF H R ER SO BB IBB HBP BLK WP HR S P ERA WHIP	IP WLS BF H R ER SO BB IBB HBP BLK WP HR S P ERA WHIP	IP WLS BF H R ER SO BB IBB HBP BLK WP HR S P ERA WHIP	
28 Bobby Miller, R ERA: 4.26 (1, 1)	3.2	18	6	2	1	3	1	0	0	0	0	0	0	0	0	0	2.46	1.909		
17 Joe Kelly, R ERA: 4.7 (4, 1)	1.1	5	1	0	0	1	1	0	0	0	0	0	0	0	0	0	13	21	0.00	1.500
51 Alex Vesia, L ERA: 5.52 (6, 1)	1.0	6	1	1	1	0	1	0	1	0	0	0	0	0	0	0	14	22	9.00	2.000
57 Ryan Brasier, R ERA: 4.28 (8, 1)	1.0	W 3	0	0	0	1	0	0	0	0	0	0	0	0	0	0	6	8	0.00	0.000
64 Caleb Ferguson, L ERA: 2.57 (8, 1)	0.2	5	1	1	1	0	1	0	1	0	0	0	0	0	0	0	11	21	13.50	3.000



Batter	1	2	3	4	5	6	7	8	9	AB	R	H	RBI	BB	SO	LOB	TOP				
50 Mookie Betts, R OBP: 0.386, SLG: 0.579	F8	FC5-4 5 HR		K		F9		HR		5	2	1	1	0	1	4	Los Angeles Dodgers @ San Diego Padres Petco Park, San Diego, CA Sun Aug 06 2023, 4:10 PM - 7:05 PM PDT Att: 43,306 - Sunny - 74 F livebaseballscorecards.com				
5 Freddie Freeman, L OBP: 0.416, SLG: 0.595		HBP		K				G4-3		4	2	2	3	0	1	1					
28 J.D. Martinez, R OBP: 0.312, SLG: 0.558	K	L7							K	5	0	1	0	0	3	3					
31 Amed Rosario, R OBP: 0.307, SLG: 0.383										3	1	1	2	0	0	2					
6 David Peraltá, L OBP: 0.216, SLG: 0.413	HR		G1-3	G2-3						2	1	1	0	0	1	2					
3 Chris Taylor, R OBP: 0.299, SLG: 0.422	K									3	0	0	0	1	2	0					
8 Enrique Hernández, R OBP: 0.285, SLG: 0.336										5	1	3	1	0	1	1					
33 James Outman, L OBP: 0.352, SLG: 0.429										4	0	0	0	1	3	4					
11 Miguel Rojas, R OBP: 0.273, SLG: 0.279										5	1	1	0	0	1	5					
15 Austin Barnes, R OBP: 0.220, SLG: 0.153										3	0	2	1	1	0	0					
Inning Stats	R: 2 E: 0 K: 2 S: 13	H: 1 LOB: 0 BB: 0 P: 22	R: 4 E: 0 K: 1 S: 19	H: 4 LOB: 0 BB: 0 P: 29	R: 0 E: 0 K: 1 S: 15	H: 0 LOB: 2 BB: 1 P: 26	R: 0 E: 0 K: 2 S: 11	H: 1 LOB: 2 BB: 1 P: 17	R: 0 E: 0 K: 2 S: 13	H: 2 LOB: 2 BB: 0 P: 25	R: 0 E: 0 K: 1 S: 8	H: 0 LOB: 0 BB: 0 P: 13	R: 1 E: 0 K: 0 S: 10	H: 1 LOB: 2 BB: 0 P: 19	R: 1 E: 0 K: 2 S: 14	H: 2 LOB: 2 BB: 1 P: 20		1B: 6 2B: 3 3B: 0 HR: 3	SF: 0 SAC: 0 DP: 0 HBP: 2	WP: 0 PB: 0 SB: 3 CS: 0	PA: 44
PITCHER	IP WLS BF H R ER SO	IP WLS BF H R ER SO	IP WLS BF H R ER SO	IP WLS BF H R ER SO	IP WLS BF H R ER SO	IP WLS BF H R ER SO	IP WLS BF H R ER SO	IP WLS BF H R ER SO	IP WLS BF H R ER SO	IP WLS BF H R ER SO	IP WLS BF H R ER SO	IP WLS BF H R ER SO	IP WLS BF H R ER SO	IP WLS BF H R ER SO	IP WLS BF H R ER SO	IP WLS BF H R ER SO		ERA WHIP	ERA WHIP	ERA WHIP	
41 Rich Hill, L ERA: 5.09	3.0	L	17	5	6	6	4	1	0	2	0	0	0	0	0	0		18.00	2.000		
60 Pedro Avila, R ERA: 1.32	4.2		20	5	1	1	7	1	0	0	0	0	0	1	54	90		1.93	1.286		
56 Ray Kerr, L ERA: 5.25	0.2		3	1	1	1	1	0	0	0	0	0	0	9	11	13.50		1.500			
66 Luis García, R ERA: 5.12	0.2		4	1	0	0	1	1	0	0	0	0	0	8	13	0.00		3.000			

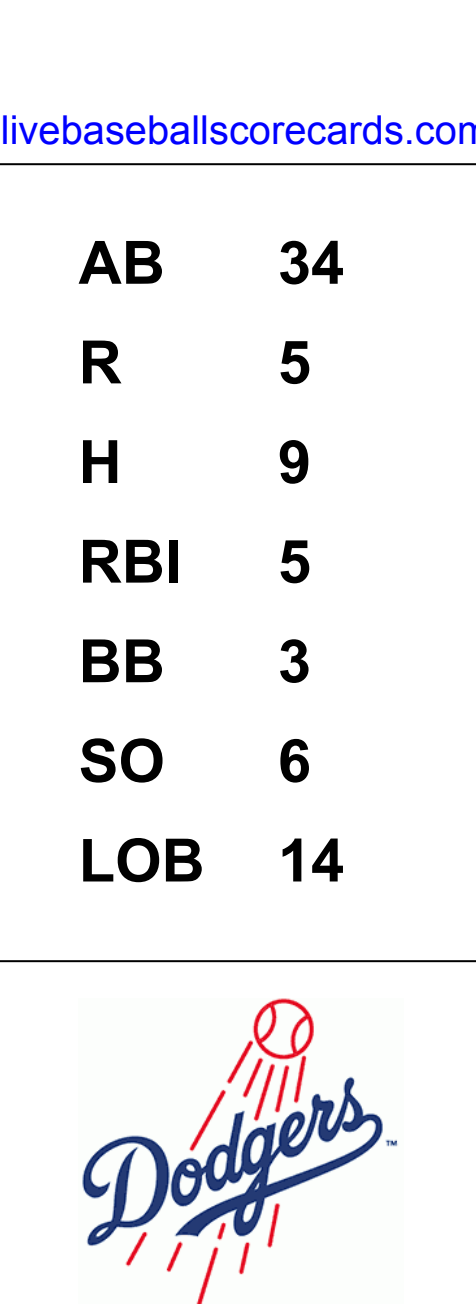
Batter	1	2	3	4	5	6	7	8	9	AB	R	H	RBI	BB	SO	LOB	BOTTOM				
7 Ha-Seong Kim, R OBP: 0.384, SLG: 0.455	G5-3									3	0	1	0	1	1	1	Los Angeles Dodgers @ San Diego Padres Petco Park, San Diego, CA Sun Aug 06 2023, 4:10 PM - 7:05 PM PDT Att: 43,306 - Sunny - 74 F livebaseballscorecards.com				
23 Fernando Tatis Jr., R OBP: 0.320, SLG: 0.477										4	0	0	0	0	0	3					
22 Juan Soto, L OBP: 0.421, SLG: 0.526										4	0	0	0	0	1	0					
13 Manny Machado, R OBP: 0.319, SLG: 0.462										3	0	0	0	1	2	0					
2 Xander Bogaerts, R OBP: 0.343, SLG: 0.394										4	0	1	0	0	1	0					
9 Jake Cronenworth, L OBP: 0.315, SLG: 0.379										4	1	2	1	0	1	2					
91 Ji Man Choi, L OBP: 0.226, SLG: 0.468										4	0	0	0	0	0	3					
99 Gary Sánchez, R OBP: 0.297, SLG: 0.511										4	1	2	1	0	0	1					
1 Trent Grisham, L OBP: 0.324, SLG: 0.390										3	0	1	0	0	1	1					
Inning Stats	R: 0 E: 0 K: 1 S: 7	H: 0 LOB: 0 BB: 0 P: 11	R: 0 E: 0 K: 1 S: 8	H: 0 LOB: 0 BB: 0 P: 9	R: 1 E: 0 K: 0 S: 20	H: 2 LOB: 1 BB: 1 P: 30	R: 0 E: 0 K: 1 S: 11	H: 1 LOB: 2 BB: 1 P: 19	R: 0 E: 0 K: 2 S: 8	H: 0 LOB: 0 BB: 0 P: 11	R: 1 E: 0 K: 1 S: 10	H: 2 LOB: 1 BB: 0 P: 15	R: 0 E: 0 K: 0 S: 5	H: 0 LOB: 0 BB: 0 P: 6	R: 0 E: 0 K: 0 S: 8	H: 1 LOB: 1 BB: 0 P: 10		1B: 4 2B: 1 3B: 0 HR: 2	SF: 0 SAC: 0 DP: 1 HBP: 0	WP: 0 PB: 0 SB: 0 CS: 0	PA: 35
PITCHER	IP WLS BF H R ER SO	IP WLS BF H R ER SO	IP WLS BF H R ER SO	IP WLS BF H R ER SO	IP WLS BF H R ER SO	IP WLS BF H R ER SO	IP WLS BF H R ER SO	IP WLS BF H R ER SO	IP WLS BF H R ER SO	IP WLS BF H R ER SO	IP WLS BF H R ER SO	IP WLS BF H R ER SO	IP WLS BF H R ER SO	IP WLS BF H R ER SO	IP WLS BF H R ER SO	IP WLS BF H R ER SO		ERA WHIP	ERA WHIP	ERA WHIP	
35 Lance Lynn, R ERA: 6.11	6.0	W	23	4	1	1	6	2	0	0	0	0	0	0	0	0		1.50	1.000		
57 Ryan Brasier, R ERA: 4.39	1.0		5	2	1	1	1	0	0	0	0	0	0	1	10	15		9.00	2.000		
48 Brusdar Graterol, R ERA: 1.68	1.0		3	0	0	0	0	0	0	0	0	0	0	5	6	0.00		0.000			
38 Yency Almonte, R ERA: 5.24	1.0		4	1	0	0	0	0	0	0	0	0	0	8	10	0.00		1.000			



Batter	1	2	3	4	5	6	7	8	9	AB	R	H	RBI	BB	SO	LOB	TOP					
50 Mookie Betts, R OBP: 0.384, SLG: 0.582										5	1	1	4	0	2	3	Los Angeles Dodgers @ San Diego Padres Petco Park, San Diego, CA Mon Aug 07 2023, 1:12 PM - 3:56 PM PDT Att: 44,455 - Sunny - 76 F					
5 Freddie Freeman, L OBP: 0.418, SLG: 0.595										4	2	2	0	1	0	0						
16 Will Smith, R OBP: 0.385, SLG: 0.473										5	1	2	1	0	0	2						
13 Max Muncy, L OBP: 0.333, SLG: 0.479										4	1	1	2	1	2	2						
6 David Peralta, L OBP: 0.308, SLG: 0.415										4	1	1	2	0	0	1						
23 Jason Heyward, L OBP: 0.340, SLG: 0.467										4	1	1	2	0	1	1						
31 Amed Rosario, R OBP: 0.306, SLG: 0.383										1	0	0	0	0	0	0						
8 Enrique Hernández, R OBP: 0.287, SLG: 0.344										4	2	1	1	1	1	0						
33 James Outman, L OBP: 0.360, SLG: 0.439										4	2	4	0	1	0	0						
11 Miguel Rojas, R OBP: 0.271, SLG: 0.277										5	2	1	1	0	1	4						
Inning Stats	R: 0 E: 0 K: 1 S: 15	H: 1 LOB: 1 BB: 0 P: 21	R: 0 E: 0 K: 0 S: 7	H: 0 LOB: 0 BB: 0 P: 12	R: 0 E: 0 K: 1 S: 8	H: 1 LOB: 0 BB: 0 P: 9	R: 8 E: 0 K: 0 S: 20	H: 6 LOB: 0 BB: 2 P: 36	R: 0 E: 0 K: 1 S: 7	H: 0 LOB: 0 BB: 0 P: 11	R: 5 E: 1 K: 1 S: 19	H: 3 LOB: 1 BB: 2 P: 28	R: 0 E: 0 K: 2 S: 10	H: 1 LOB: 1 BB: 0 P: 16	R: 0 E: 0 K: 1 S: 13	H: 1 LOB: 1 BB: 0 P: 15	1B: 8 2B: 4 3B: 0 HR: 2	SF: 1 SAC: 0 DP: 1 HBP: 0	WP: 0 PB: 0 SB: 0 CS: 0	PA: 45		
PITCHER	IP WLS BF H R ER SO BB IBB HBP BLK WP HR S P ERA WHIP																	PITCHER	IP WLS BF H R ER SO BB IBB HBP BLK WP HR S P ERA WHIP			
67 Seth Lugo, R ERA: 4.19	3.1 L 19 8 8 8 2 2 0 0 0 0 0 1 46 71 21.60 3.000																					
36 Steven Wilson, R ERA: 2.45	1.2 5 0 0 0 1 0 0 0 0 0 0 1 11 18 0.00 0.000																					
58 Scott Barlow, R ERA: 6.21	1.0 9 3 5 3 1 1 1 0 0 0 0 1 19 28 27.00 4.000																					
66 Luis Garcia, R ERA: 4.87	2.0 8 2 0 0 3 0 0 0 0 0 0 0 23 37 0.00 1.000																					
59 Tom Cosgrove, L ERA: 1.69	1.0 4 1 0 0 0 0 0 0 0 0 0 0 10 15 0.00 1.000																					
Batter	1	2	3	4	5	6	7	8	9	AB	R	H	RBI	BB	SO	LOB	BOTTOM					
7 Ha-Seong Kim, R OBP: 0.384, SLG: 0.454										5	1	2	0	0	1	1	Los Angeles Dodgers @ San Diego Padres Petco Park, San Diego, CA Mon Aug 07 2023, 1:12 PM - 3:56 PM PDT Att: 44,455 - Sunny - 76 F					
23 Fernando Tatis Jr., R OBP: 0.319, SLG: 0.477										4	1	1	2	0	1	1						
22 Juan Soto, L OBP: 0.419, SLG: 0.523										4	0	1	0	0	0	2						
13 Manny Machado, R OBP: 0.316, SLG: 0.458										3	0	0	1	0	2	1						
2 Xander Bogaerts, R OBP: 0.340, SLG: 0.390										4	0	0	0	0	0	0						
9 Jake Cronenworth, L OBP: 0.314, SLG: 0.380										4	1	1	0	0	1	0						
91 Ji Man Choi, L OBP: 0.230, SLG: 0.457										2	1	0	0	1	0	1						
17 Matthew Balten, R OBP: 0.320, SLG: 0.391										1	0	0	0	0	0	0						
12 Luis Campusano, R OBP: 0.342, SLG: 0.536										4	2	4	4	0	0	0						
1 Trent Grisham, L OBP: 0.326, SLG: 0.391										4	1	2	0	0	2	1						
Inning Stats	R: 0 E: 1 K: 0 S: 6	H: 0 LOB: 0 BB: 0 P: 9	R: 0 E: 0 K: 0 S: 8	H: 0 LOB: 0 BB: 0 P: 10	R: 5 E: 0 K: 0 S: 14	H: 4 LOB: 0 BB: 1 P: 24	R: 0 E: 0 K: 2 S: 11	H: 1 LOB: 1 BB: 0 P: 15	R: 0 E: 0 K: 1 S: 7	H: 2 LOB: 1 BB: 0 P: 10	R: 1 E: 0 K: 0 S: 10	H: 2 LOB: 2 BB: 0 P: 16	R: 0 E: 0 K: 3 S: 9	H: 0 LOB: 0 BB: 0 P: 13	R: 0 E: 0 K: 1 S: 10	H: 0 LOB: 0 BB: 0 P: 13	R: 1 E: 0 K: 0 S: 13	H: 2 LOB: 1 BB: 0 P: 17	1B: 7 2B: 2 3B: 0 HR: 2	SF: 1 SAC: 0 DP: 2 HBP: 0	WP: 0 PB: 0 SB: 0 CS: 0	PA: 37
PITCHER	IP WLS BF H R ER SO BB IBB HBP BLK WP HR S P ERA WHIP																	PITCHER	IP WLS BF H R ER SO BB IBB HBP BLK WP HR S P ERA WHIP			
26 Tony Gonsolin, R ERA: 4.42	6.0 W 26 9 6 6 3 1 0 0 0 0 0 1 56 84 9.00 1.667																					
17 Joe Kelly, R ERA: 4.55	1.0 3 0 0 0 3 0 0 0 0 0 0 0 9 13 0.00 0.000																					
93 Bryan Hudson, L ERA: 7.94	2.0 8 2 1 1 1 0 0 0 0 0 0 1 23 30 4.50 1.000																					

Batter	1	2	3	4	5	6	7	8	9	AB	R	H	RBI	BB	SO	LOB	TOP							
50 Mookie Betts, R OBP: 0.386, SLG: 0.583 (1,4)										4	1	2	2	1	1	1	Los Angeles Dodgers @ Arizona Diamondbacks Chase Field, Phoenix, AZ Tue Aug 08 2023, 6:41 PM - 9:38 PM MST Att: 29,861 - Roof Closed - 76 F							
5 Freddie Freeman, L OBP: 0.419, SLG: 0.597 (1,3)										5	1	3	1	0	1	2								
16 Will Smith, R OBP: 0.383, SLG: 0.470 (1,2)										4	0	1	0	0	0	2								
13 Max Muncy, L OBP: 0.330, SLG: 0.475 (1,10)										3	0	0	1	0	1	2								
6 David Peralta, L OBP: 0.309, SLG: 0.414 11 Miguel Rojas, R OBP: 0.274, SLG: 0.280 (8, PH)										3	1	1	0	0	0	1								
23 Jason Heyward, L OBP: 0.336, SLG: 0.461 3 Chris Taylor, R OBP: 0.288, SLG: 0.420 (8, PH)										3	0	0	0	0	0	1								
8 Enrique Hernández, R OBP: 0.286, SLG: 0.346 (1,5)										4	0	1	1	0	1	0								
33 James Outman, L OBP: 0.362, SLG: 0.436 (1,8)										2	1	0	0	2	0	1								
31 Amed Rosario, R OBP: 0.303, SLG: 0.379 (8,4)										4	1	0	0	0	2	3								
Inning Stats	R: 0 E: 0 K: 2 S: 10	H: 1 LOB: 1 BB: 0 P: 17	R: 1 E: 0 K: 1 S: 7	H: 2 LOB: 1 BB: 0 P: 13	R: 0 E: 0 K: 1 S: 7	H: 0 LOB: 1 BB: 1 P: 13	R: 0 E: 0 K: 1 S: 12	H: 0 LOB: 0 BB: 0 P: 16	R: 3 E: 1 K: 0 S: 20	H: 3 LOB: 1 BB: 1 P: 35	R: 0 E: 0 K: 0 S: 7	H: 0 LOB: 0 BB: 0 P: 10	R: 0 E: 1 K: 0 S: 14	H: 1 LOB: 0 BB: 0 P: 22	R: 0 E: 0 K: 0 S: 8	H: 1 LOB: 1 BB: 0 P: 13		R: 1 E: 0 K: 1 S: 12	H: 1 LOB: 1 BB: 1 P: 20	1B: 6 2B: 3 3B: 0 HR: 0	SF: 1 SAC: 0 DP: 1 HBP: 0	WP: 1 PB: 0 SB: 1 CS: 0	PA: 39	
PITCHER	IP WLS BF ERA WHIP	IP WLS BF ERA WHIP	IP WLS BF ERA WHIP	IP WLS BF ERA WHIP	IP WLS BF ERA WHIP	IP WLS BF ERA WHIP	IP WLS BF ERA WHIP	IP WLS BF ERA WHIP	IP WLS BF ERA WHIP	IP WLS BF ERA WHIP	IP WLS BF ERA WHIP	IP WLS BF ERA WHIP	IP WLS BF ERA WHIP	IP WLS BF ERA WHIP	IP WLS BF ERA WHIP	IP WLS BF ERA WHIP	IP WLS BF ERA WHIP	IP WLS BF ERA WHIP	IP WLS BF ERA WHIP	IP WLS BF ERA WHIP	IP WLS BF ERA WHIP	IP WLS BF ERA WHIP	IP WLS BF ERA WHIP	
32 Brandon Pfaadt, R ERA: 7.16 (1,1)	4.2 L 22	6 4 4 5	2 0 0 0	0 0 0 0	0 0 0 0	1 0 10 16	0 0 0 0	0 0 15 24	0 0 0 0	0 0 7 11	0 0 0 0	0 0 12 20	9.00 2.00											
35 Joe Mantiply, L ERA: 5.69 (5,1)	1.1 4 0 0	0 0 0 0	0 0 0 0	0 0 0 0	0 0 0 0	0 0 10 16	0.00 0.000																	
65 Luis Frías, R ERA: 5.27 (7,1)	1.1 4 1 0	0 0 0 0	0 0 0 0	0 0 0 0	0 0 0 0	0 0 15 24	0.00 0.750																	
24 Kyle Nelson, L ERA: 2.81 (8,1)	0.2 3 1 0	0 0 0 0	0 0 0 0	0 0 0 0	0 0 0 0	0 0 7 11	0.00 1.500																	
50 Miguel Castro, R ERA: 4.08 (9,1)	1.0 5 1 1	1 1 1 1	1 0 0 0	0 0 0 0	0 0 0 0	0 0 12 20	9.00 2.000																	

Batter	1	2	3	4	5	6	7	8	9	AB	R	H	RBI	BB	SO	LOB	BOTTOM							
4 Ketel Marte, S OBP: 0.359, SLG: 0.495 (1,4)										5	0	2	1	0	0	2	Los Angeles Dodgers @ Arizona Diamondbacks Chase Field, Phoenix, AZ Tue Aug 08 2023, 6:41 PM - 9:38 PM MST Att: 29,861 - Roof Closed - 76 F							
7 Corbin Carroll, L OBP: 0.357, SLG: 0.519 (1,8)										5	1	1	0	0	0	2								
28 Tommy Pham, R OBP: 0.342, SLG: 0.448 (1,10)										3	0	1	1	1	1	1								
53 Christian Walker, R OBP: 0.340, SLG: 0.511 (1,3)										4	0	2	1	0	1	1								
12 Lourdes Gurriel Jr., R OBP: 0.300, SLG: 0.466 (1,7)										4	0	0	0	0	2	3								
15 Emmanuel Rivera, R OBP: 0.314, SLG: 0.379 6 Jace Peterson, L OBP: 0.310, SLG: 0.318 (7, PH)										2	0	0	0	0	2	0								
31 Jake McCarthy, L OBP: 0.332, SLG: 0.344 (1,9)										4	0	1	0	0	0	0								
13 Nick Ahmed, R OBP: 0.270, SLG: 0.325 2 Gerardo Pardo, S OBP: 0.370, SLG: 0.391 (7, PH)										2	0	1	0	0	0	0								
18 Carson Kelly, R OBP: 0.259, SLG: 0.269 5 Alek Thomas, L OBP: 0.270, SLG: 0.418 (9, PH)										2	1	1	0	1	0	1								
Inning Stats	R: 0 E: 0 K: 0 S: 9	H: 0 LOB: 0 BB: 1 P: 17	R: 0 E: 0 K: 1 S: 7	H: 0 LOB: 0 BB: 0 P: 8	R: 0 E: 0 K: 0 S: 9	H: 1 LOB: 1 BB: 0 P: 15	R: 0 E: 0 K: 1 S: 14	H: 1 LOB: 1 BB: 0 P: 18	R: 0 E: 0 K: 1 S: 9	H: 1 LOB: 1 BB: 0 P: 15	R: 0 E: 0 K: 2 S: 14	H: 1 LOB: 1 BB: 0 P: 22	R: 0 E: 0 K: 2 S: 16	H: 1 LOB: 1 BB: 0 P: 23	R: 2 E: 0 K: 1 S: 15	H: 3 LOB: 2 BB: 1 P: 27		R: 2 E: 0 K: 0 S: 9	H: 2 LOB: 1 BB: 1 P: 18	1B: 9 2B: 0 3B: 1 HR: 0	SF: 0 SAC: 0 DP: 1 HBP: 0	WP: 1 PB: 0 SB: 1 CS: 1	PA: 39	
PITCHER	IP WLS BF ERA WHIP	IP WLS BF ERA WHIP	IP WLS BF ERA WHIP	IP WLS BF ERA WHIP	IP WLS BF ERA WHIP	IP WLS BF ERA WHIP	IP WLS BF ERA WHIP	IP WLS BF ERA WHIP	IP WLS BF ERA WHIP	IP WLS BF ERA WHIP	IP WLS BF ERA WHIP	IP WLS BF ERA WHIP	IP WLS BF ERA WHIP	IP WLS BF ERA WHIP	IP WLS BF ERA WHIP	IP WLS BF ERA WHIP	IP WLS BF ERA WHIP	IP WLS BF ERA WHIP	IP WLS BF ERA WHIP	IP WLS BF ERA WHIP	IP WLS BF ERA WHIP	IP WLS BF ERA WHIP	IP WLS BF ERA WHIP	
7 Julio Urias, L ERA: 4.39 (1,1)	6.0 W 22	4 0 0 0	5 0 0 0	0 0 0 0	0 0 0 0	0 0 16 23	0.00 1.000																	
57 Ryan Brasier, R ERA: 4.29 (7,1)	1.0 4 1 0	0 0 0 0	2 0 0 0	0 0 0 0	0 0 0 0	0 0 6 12	54.00 6.000																	
51 Alex Vesia, L ERA: 5.93 (8,1)	0.1 3 1 2	2 0 0 1	0 0 0 0	0 0 0 0	0 0 0 0	0 0 9 15	0.00 3.000																	
48 Brusdar Graterol, R ERA: 1.65 (8,1)	0.2 H 4	2 0 0 1	0 0 0 0	0 0 0 0	0 0 0 0	0 0 9 18	18.00 3.000																	
59 Evan Phillips, R ERA: 2.72 (9,1)	1.0 S 5	2 2 2 0	0 0 0 0	0 0 0 0	0 0 0 0	0 0 9 18	18.00 3.000																	



Batter	1	2	3	4	5	6	7	8	9	AB	R	H	RBI	BB	SO	LOB	TOP								
50 Mookie Betts, R OBP: 0.383, SLG: 0.578	G5-3			G6-3	G4-3			K		4	0	0	0	0	1	2	Los Angeles Dodgers @ Arizona Diamondbacks Chase Field, Phoenix, AZ Wed Aug 09 2023, 6:41 PM - 9:20 PM MST Att: 27,485 - Roof Closed - 78 F								
5 Freddie Freeman, L OBP: 0.420, SLG: 0.598	F8			16 1B	G4-3			13 BB 2B		4	1	2	0	0	0										
16 Will Smith, R OBP: 0.384, SLG: 0.469	L7			13 BB 1B			K	6 BB 1B		3	1	1	0	1	1										
13 Max Muncy, L OBP: 0.334, SLG: 0.475		F8		6 G4-6-3 BB				6 1B		2	0	1	0	2	0										
6 David Peralta, L OBP: 0.308, SLG: 0.411		K		G4-6-3			G3	3 S 1B		4	0	1	2	0	1	4									
3 Chris Taylor, R OBP: 0.297, SLG: 0.415		F9		1-2				1-3 2-H 3H 1B		3	0	0	0	1	0	2									
23 Jason Heyward, L OBP: 0.339, SLG: 0.462				33 G4-6-3 1B						4	0	2	0	0	0	1									
33 James Outman, L OBP: 0.361, SLG: 0.434				G4-6-3			K			4	0	1	0	0	1	2									
11 Miguel Rojas, R OBP: 0.270, SLG: 0.276				P6				G3		4	0	0	0	0	0	2									
				L3				L1-3																	
Inning Stats	R: 0 E: 0 K: 0 S: 6	H: 0 LOB: 0 BB: 0 P: 8	R: 0 E: 0 K: 1 S: 8	H: 0 LOB: 0 BB: 0 P: 12	R: 0 E: 0 K: 0 S: 7	H: 1 LOB: 0 BB: 0 P: 12	R: 0 E: 0 K: 0 S: 10	H: 2 LOB: 2 BB: 1 P: 17	R: 0 E: 0 K: 1 S: 11	H: 2 LOB: 2 BB: 0 P: 15	R: 0 E: 0 K: 1 S: 11	H: 1 LOB: 1 BB: 0 P: 17	R: 0 E: 0 K: 1 S: 6	H: 0 LOB: 1 BB: 1 P: 14	R: 2 E: 0 K: 1 S: 14	H: 2 LOB: 2 BB: 2 P: 27	R: 0 E: 0 K: 0 S: 5	H: 0 LOB: 0 BB: 0 P: 9	1B: 7 2B: 2 3B: 0 HR: 0	SF: 0 SAC: 0 DP: 3 HBP: 0	WP: 0 PB: 0 SB: 1 CS: 1	PA: 36			
PITCHER	IP	WLS	BF	H	R	ER	SO	BB	IBB	HBP	BLK	WP	HR	S	P	ERA	WHIP								
29 Merrill Kelly, R ERA: 3.05	6.0		23	6	0	0	2	1	0	0	0	0	0	53	81	0.00	1.167								
37 Kevin Ginkel, R ERA: 2.0	1.2	5	0	0	0	2	1	0	0	0	0	0	0	12	24	0.00	0.600								
24 Kyle Nelson, L ERA: 3.24	0.0	L	4	2	2	2	0	1	1	0	0	0	0	6	13	∞	∞								
50 Miguel Castro, R ERA: 4.05	0.1		1	0	0	0	0	0	0	0	0	0	0	2	4	0.00	0.000								
30 Scott McGough, R ERA: 4.23	1.0		3	0	0	0	0	0	0	0	0	0	0	5	9	0.00	0.000								

Batter	1	2	3	4	5	6	7	8	9	AB	R	H	RBI	BB	SO	LOB	BOTTOM								
7 Corbin Carroll, L OBP: 0.353, SLG: 0.514	L8									4	0	0	0	0	1	3	Los Angeles Dodgers @ Arizona Diamondbacks Chase Field, Phoenix, AZ Wed Aug 09 2023, 6:41 PM - 9:20 PM MST Att: 27,485 - Roof Closed - 78 F								
4 Ketel Marte, S OBP: 0.358, SLG: 0.492	F7			G3-1				L3		3	0	0	0	1	0	2									
12 Lourdes Gurriel Jr., R OBP: 0.302, SLG: 0.465								28 BB		3	0	1	0	1	2	3									
53 Christian Walker, R OBP: 0.337, SLG: 0.506								K		4	0	0	0	0	2	3									
28 Tommy Pham, R OBP: 0.340, SLG: 0.444								K		4	0	1	0	0	0	1									
6 Jace Peterson, L OBP: 0.309, SLG: 0.314								FC4-6		3	0	0	0	1	1	2									
5 Alek Thomas, L OBP: 0.270, SLG: 0.415								L6		4	0	1	0	0	0	3									
11 Jose Herrera, S OBP: 0.315, SLG: 0.263								G6-3		1	0	0	0	2	0	1									
31 Jake McCarthy, L OBP: 0.331, SLG: 0.343								F8		1	0	0	0	0	0	0									
2 Geraldo Perdomo, S OBP: 0.369, SLG: 0.393								B1-6		3	0	1	0	0	0	2									
Inning Stats	R: 0 E: 0 K: 1 S: 8	H: 1 LOB: 1 BB: 0 P: 11	R: 0 E: 0 K: 0 S: 9	H: 0 LOB: 1 BB: 1 P: 14	R: 0 E: 0 K: 0 S: 3	H: 0 LOB: 0 BB: 0 P: 5	R: 0 E: 0 K: 1 S: 14	H: 1 LOB: 2 BB: 1 P: 23	R: 0 E: 0 K: 2 S: 15	H: 1 LOB: 2 BB: 1 P: 22	R: 0 E: 0 K: 0 S: 6	H: 0 LOB: 0 BB: 0 P: 9	R: 0 E: 0 K: 0 S: 6	H: 1 LOB: 1 BB: 1 P: 14	R: 0 E: 0 K: 2 S: 9	H: 0 LOB: 1 BB: 1 P: 14	R: 0 E: 0 K: 0 S: 7	H: 0 LOB: 0 BB: 0 P: 12	1B: 3 2B: 2 3B: 0 HR: 0	SF: 0 SAC: 0 DP: 1 HBP: 0	WP: 0 PB: 0 SB: 0 CS: 0	PA: 35			
PITCHER	IP	WLS	BF	H	R	ER	SO	BB	IBB	HBP	BLK	WP	HR	S	P	ERA	WHIP								
28 Bobby Miller, R ERA: 3.89	6.0		26	4	0	0	4	4	0	0	0	0	0	4	7	0.00	1.333								
64 Caleb Ferguson, L ERA: 2.49	1.0	W	2	0	0	0	0	0	0	0	0	0	0	4	7	0.00	0.000								
17 Joe Kelly, R ERA: 4.41	1.0	H	4	0	0	0	2	1	0	0	0	0	0	9	14	0.00	1.000								
59 Evan Phillips, R ERA: 2.66	1.0	S	3	0	0	0	0	0	0	0	0	0	0	7	12	0.00	0.000								




Batter	1	2	3	4	5	6	7	8	9	AB	R	H	RBI	BB	SO	LOB	TOP										
29 Jurickson Profar, S OBP: 0.321, SLG: 0.370										4	0	1	0	0	0	0	Colorado Rockies @ Los Angeles Dodgers Dodger Stadium, Los Angeles, CA Thu Aug 10 2023, 7:11 PM - 9:25 PM PDT Att: 45,933 - Partly Cloudy - 74 F										
14 Ezequiel Tovar, R OBP: 0.291, SLG: 0.419										4	0	1	0	0	0	1											
24 Ryan McMahon, L OBP: 0.336, SLG: 0.465										4	0	0	0	0	2	1											
35 Elias Diaz, R OBP: 0.325, SLG: 0.423										3	0	0	0	0	0	1											
22 Nolan Jones, L OBP: 0.356, SLG: 0.500										3	0	0	0	0	2	0											
13 Alan Trejo, R OBP: 0.288, SLG: 0.340										3	0	1	0	0	0	0											
4 Michael Toglia, S OBP: 0.230, SLG: 0.258										3	0	0	0	0	1	1											
44 Elehuris Montero, R OBP: 0.228, SLG: 0.340										3	1	1	1	0	2	1											
9 Brenton Doyle, R OBP: 0.259, SLG: 0.329										3	0	0	0	0	2	0											
Inning Stats	R: 0 H: 0 K: 0 S: 9	H: 0 LOB: 1 BB: 0 P: 14	R: 0 H: 1 K: 3 S: 13	H: 1 LOB: 1 BB: 0 P: 20	R: 0 H: 1 K: 0 S: 7	H: 1 LOB: 0 BB: 0 P: 11	R: 0 H: 0 K: 0 S: 8	H: 0 LOB: 0 BB: 0 P: 11	R: 1 H: 1 K: 1 S: 8	H: 1 LOB: 0 BB: 0 P: 11	R: 0 H: 1 K: 1 S: 9	H: 1 LOB: 0 BB: 0 P: 13	R: 0 H: 0 K: 2 S: 7	H: 0 LOB: 0 BB: 0 P: 10	R: 0 H: 0 K: 1 S: 9	H: 0 LOB: 0 BB: 0 P: 13		1B: 2 2B: 1 3B: 0 HR: 1	SF: 0 SAC: 0 DP: 1 HBP: 0	WP: 0 PB: 0 SB: 0 CS: 1	PA: 30						
PITCHER	IP	WLS	BF	H	R	ER	SO	BB	IBB	HBP	BLK	WP	HR	S	P	ERA	WHIP										
22 Clayton Kershaw, L ERA: 2.91	5.0		18	3	1	1	4	0	0	0	0	0	1	45	67	1.80	0.600										
56 Ryan Yarbrough, L ERA: 3.86	3.0	W	9	1	0	0	4	0	0	0	0	0	0	24	36	0.00	0.333										
48 Brusdar Graterol, R ERA: 1.62	1.0	S	3	0	0	0	1	0	0	0	0	0	0	9	13	0.00	0.000										

Batter	1	2	3	4	5	6	7	8	9	AB	R	H	RBI	BB	SO	LOB	BOTTOM										
50 Mookie Betts, R OBP: 0.384, SLG: 0.576										3	0	1	0	1	0	0	Colorado Rockies @ Los Angeles Dodgers Dodger Stadium, Los Angeles, CA Thu Aug 10 2023, 7:11 PM - 9:25 PM PDT Att: 45,933 - Partly Cloudy - 74 F										
5 Freddie Freeman, L OBP: 0.423, SLG: 0.600										2	0	1	0	2	0	1											
31 Amed Rosario, R OBP: 0.304, SLG: 0.379										3	0	1	0	0	0	2											
16 Will Smith, R OBP: 0.383, SLG: 0.467										1	0	0	0	0	0	3											
13 Max Muncy, L OBP: 0.336, SLG: 0.483										3	1	1	2	1	0	2											
3 Chris Taylor, R OBP: 0.297, SLG: 0.412										4	0	1	0	0	1	3											
8 Enrique Hernández, R OBP: 0.228, SLG: 0.344										2	0	0	0	0	0	1											
33 James Outman, L OBP: 0.358, SLG: 0.430										3	0	0	0	0	1	1											
11 Miguel Rojas, R OBP: 0.268, SLG: 0.274										2	0	0	0	0	0	1											
6 David Peralta, L OBP: 0.310, SLG: 0.411										0	0	0	0	1	0	0											
15 Austin Barnes, R OBP: 0.216, SLG: 0.150										2	0	0	0	0	1	0											
23 Jason Heyward, L OBP: 0.337, SLG: 0.459										1	1	0	0	0	0	1											
Inning Stats	R: 0 H: 2 K: 0 S: 11	H: 0 LOB: 1 BB: 0 P: 18	R: 0 H: 0 K: 1 S: 12	H: 0 LOB: 1 BB: 0 P: 18	R: 0 H: 0 K: 1 S: 6	H: 0 LOB: 1 BB: 1 P: 14	R: 0 H: 0 K: 0 S: 7	H: 0 LOB: 0 BB: 0 P: 10	R: 0 H: 0 K: 0 S: 5	H: 0 LOB: 0 BB: 0 P: 8	R: 0 H: 0 K: 0 S: 3	H: 0 LOB: 0 BB: 1 P: 9	R: 1 H: 2 K: 1 S: 11	H: 2 LOB: 0 BB: 0 P: 15	R: 1 H: 1 K: 0 S: 20	H: 1 LOB: 3 BB: 3 P: 38	1B: 3 2B: 1 3B: 0 HR: 1	SF: 0 SAC: 0 DP: 3 HBP: 1	WP: 0 PB: 0 SB: 0 CS: 0	PA: 32							
PITCHER	IP	WLS	BF	H	R	ER	SO	BB	IBB	HBP	BLK	WP	HR	S	P	ERA	WHIP										
50 Ty Blach, L ERA: 4.22	6.0		22	3	1	1	2	2	0	0	0	0	0	18	26	1.50	0.833										
57 Tommy Doyle, R ERA: 3.97	1.1	L	6	2	1	1	1	1	0	0	0	0	0	18	26	6.75	2.250										
52 Daniel Bard, R ERA: 3.54	0.2		4	0	0	0	0	2	0	0	0	0	0	10	21	0.00	3.000										

AB	30
R	1
H	4
RBI	1
BB	0
SO	9
LOB	5

AB	26
R	2
H	5
RBI	2
BB	5
SO	3
LOB	15



Batter	1	2	3	4	5	6	7	8	9	AB	R	H	RBI	BB	SO	LOB	TOP										
29 Jurickson Profar, S OBP: 0.318, SLG: 0.366	L3		K		K			K		4	0	0	0	0	3	2	Colorado Rockies @ Los Angeles Dodgers Dodger Stadium, Los Angeles, CA Fri Aug 11 2023, 7:15 PM - 10:02 PM PDT Att: 49,315 - Clear - 73 F										
14 Ezequiel Tovar, R OBP: 0.290, SLG: 0.417	P4				K			K		4	1	1	0	0	2	1											
24 Ryan McMahon, L OBP: 0.335, SLG: 0.461	K									3	0	0	0	1	2	0											
7 Brendan Rodgers, R (1, 10) OBP: 0.241, SLG: 0.214										4	0	1	0	0	2	0											
35 Elias Diaz, R OBP: 0.324, SLG: 0.421										4	0	1	0	0	1	2											
22 Nolan Jones, L OBP: 0.358, SLG: 0.503										3	0	1	0	1	2	2											
4 Michael Toglia, S OBP: 0.221, SLG: 0.247										4	0	0	0	0	2	5											
30 Harold Castro, L OBP: 0.283, SLG: 0.333										2	0	1	0	0	0	0											
13 Alan Trejo, R OBP: 0.297, SLG: 0.338										1	0	0	0	0	1	0											
9 Brenton Doyle, R OBP: 0.260, SLG: 0.329										3	0	1	0	0	1	1											
Inning Stats	R: 0 E: 0 K: 1 S: 8	H: 0 LOB: 0 BB: 0 P: 12	R: 0 E: 0 K: 2 S: 12	H: 1 LOB: 1 BB: 0 P: 18	R: 0 E: 0 K: 1 S: 8	H: 0 LOB: 0 BB: 0 P: 14	R: 1 E: 1 K: 2 S: 18	H: 2 LOB: 2 BB: 1 P: 31	R: 0 E: 0 K: 3 S: 16	H: 1 LOB: 1 BB: 0 P: 19	R: 0 E: 0 K: 1 S: 9	H: 0 LOB: 0 BB: 0 P: 13	R: 0 E: 0 K: 2 S: 8	H: 0 LOB: 0 BB: 0 P: 9	R: 0 E: 0 K: 2 S: 9	H: 1 LOB: 2 BB: 1 P: 23	1B: 5 2B: 1 3B: 0 HR: 0	SF: 0 SAC: 0 DP: 0 HBP: 0	WP: 0 PB: 0 SB: 0 CS: 1	PA: 34							
PITCHER	IP	WLS	BF	H	R	ER	SO	BB	IBB	HBP	BLK	WP	HR	S	P	ERA	WHIP										
35 Lance Lynn, R ERA: 5.88	5.0	W	20	4	1	0	9	1	0	0	0	0	0	62	94	0.00	1.000										
64 Caleb Ferguson, L ERA: 2.44	1.0	H	3	0	0	0	1	0	0	0	0	0	0	9	13	0.00	0.000										
51 Alex Vesia, L ERA: 5.79	1.0		3	0	0	0	2	0	0	0	0	0	0	8	9	0.00	0.000										
38 Yency Almonte, R ERA: 5.06	1.2		6	2	0	0	3	0	0	0	0	0	0	17	24	0.00	1.200										
57 Ryan Brasier, R ERA: 4.25	0.1		2	0	0	0	1	1	0	0	0	0	0	5	11	0.00	3.000										


Batter	1	2	3	4	5	6	7	8	9	AB	R	H	RBI	BB	SO	LOB	BOTTOM										
50 Mookie Betts, R OBP: 0.388, SLG: 0.579										3	1	2	1	1	1	0	Colorado Rockies @ Los Angeles Dodgers Dodger Stadium, Los Angeles, CA Fri Aug 11 2023, 7:15 PM - 10:02 PM PDT Att: 49,315 - Clear - 73 F										
5 Freddie Freeman, L OBP: 0.420, SLG: 0.597										4	0	1	2	0	0	2											
16 Will Smith, R OBP: 0.382, SLG: 0.464										2	0	0	1	0	1	4											
31 Amed Rosario, R OBP: 0.303, SLG: 0.377										4	0	1	1	0	0	4											
8 Enrique Hernández, R OBP: 0.296, SLG: 0.343										4	0	1	0	0	0	3											
33 James Outman, L OBP: 0.282, SLG: 0.431										2	1	1	0	2	0	2											
3 Chris Taylor, R OBP: 0.300, SLG: 0.414										4	1	2	0	0	1	2											
6 David Peralta, L OBP: 0.313, SLG: 0.416										4	2	2	1	0	0	3											
11 Miguel Rojas, R OBP: 0.272, SLG: 0.274										3	1	1	0	0	0	1											
Inning Stats	R: 0 E: 0 K: 0 S: 6	H: 1 LOB: 0 BB: 0 P: 9	R: 0 E: 0 K: 1 S: 12	H: 2 LOB: 1 BB: 0 P: 18	R: 1 E: 0 K: 1 S: 18	H: 3 LOB: 3 BB: 1 P: 26	R: 0 E: 0 K: 0 S: 7	H: 1 LOB: 1 BB: 0 P: 10	R: 1 E: 0 K: 0 S: 11	H: 1 LOB: 0 BB: 0 P: 15	R: 4 E: 1 K: 0 S: 16	H: 2 LOB: 1 BB: 1 P: 34	R: 0 E: 0 K: 0 S: 13	H: 1 LOB: 2 BB: 1 P: 21	R: 0 E: 0 K: 1 S: 9	H: 0 LOB: 0 BB: 0 P: 16		1B: 9 2B: 3 3B: 0 HR: 0	SF: 2 SAC: 0 DP: 2 HBP: 3	WP: 0 PB: 0 SB: 0 CS: 2	PA: 40						
PITCHER	IP	WLS	BF	H	R	ER	SO	BB	IBB	HBP	BLK	WP	HR	S	P	ERA	WHIP										
26 Austin Gomber, L ERA: 5.33	5.0	L	22	8	2	2	2	1	0	1	0	0	0	54	78	3.60	1.800										
55 Justin Bruihl, L ERA: 5.11	0.1		5	2	4	3	0	1	0	1	0	0	0	8	20	81.00	9.000										
59 Jake Bird, R ERA: 4.02	2.2		11	1	0	0	1	1	0	1	0	0	0	30	51	0.00	0.750										

AB	32
R	1
H	6
RBI	0
BB	2
SO	16
LOB	13

AB	30
R	6
H	11
RBI	6
BB	3
SO	3
LOB	21

Batter	1	2	3	4	5	6	7	8	9	AB	R	H	RBI	BB	SO	LOB	TOP							
14 Ezequiel Tovar, R OBP: 0.292, SLG: 0.425										4	1	2	1	0	2	0	Colorado Rockies @ Los Angeles Dodgers Dodger Stadium, Los Angeles, CA Sat Aug 12 2023, 6:10 PM - 8:23 PM PDT Att: 52,515 - Clear - 77 F livebaseballscorecards.com							
24 Ryan McMahon, L OBP: 0.335, SLG: 0.462										4	0	1	0	0	1	1								
7 Brendan Rodgers, R OBP: 0.212, SLG: 0.188										4	0	0	0	0	2	2								
35 Elias Diaz, R OBP: 0.321, SLG: 0.417										3	0	0	0	0	1	1								
22 Nolan Jones, L OBP: 0.354, SLG: 0.495										3	0	0	0	0	2	1								
4 Michael Tojia, S OBP: 0.215, SLG: 0.240										3	0	0	0	0	0	0								
44 Elehuris Montero, R OBP: 0.224, SLG: 0.333										3	0	0	0	0	1	0								
30 Harold Castro, L OBP: 0.280, SLG: 0.329										3	0	0	0	0	2	0								
9 Brenton Doyle, R OBP: 0.257, SLG: 0.325										3	0	0	0	0	0	0								
Inning Stats	R: 1 E: 0 K: 2 S: 10	H: 1 LOB: 0 BB: 0 P: 12	R: 0 E: 0 K: 0 S: 7	H: 0 LOB: 0 BB: 0 P: 10	R: 0 E: 0 K: 2 S: 12	H: 0 LOB: 0 BB: 0 P: 16	R: 0 E: 0 K: 1 S: 17	H: 1 LOB: 1 BB: 0 P: 26	R: 0 E: 0 K: 1 S: 8	H: 0 LOB: 0 BB: 0 P: 11	R: 0 E: 0 K: 0 S: 11	H: 1 LOB: 1 BB: 0 P: 16	R: 0 E: 0 K: 1 S: 9	H: 0 LOB: 0 BB: 0 P: 12	R: 0 E: 0 K: 1 S: 6	H: 0 LOB: 0 BB: 0 P: 11		R: 0 E: 0 K: 3 S: 9	H: 0 LOB: 0 BB: 0 P: 13	1B: 1 2B: 1 3B: 0 HR: 1	SF: 0 SAC: 0 DP: 0 HBP: 0	WP: 0 PB: 0 SB: 1 CS: 0	PA: 30	
PITCHER	IP WLS BF H R ER SO BB IBB HBP BLK WP HR S P ERA WHIP	IP WLS BF H R ER SO BB IBB HBP BLK WP HR S P ERA WHIP	IP WLS BF H R ER SO BB IBB HBP BLK WP HR S P ERA WHIP	IP WLS BF H R ER SO BB IBB HBP BLK WP HR S P ERA WHIP	IP WLS BF H R ER SO BB IBB HBP BLK WP HR S P ERA WHIP	IP WLS BF H R ER SO BB IBB HBP BLK WP HR S P ERA WHIP	IP WLS BF H R ER SO BB IBB HBP BLK WP HR S P ERA WHIP	IP WLS BF H R ER SO BB IBB HBP BLK WP HR S P ERA WHIP	IP WLS BF H R ER SO BB IBB HBP BLK WP HR S P ERA WHIP	IP WLS BF H R ER SO BB IBB HBP BLK WP HR S P ERA WHIP	IP WLS BF H R ER SO BB IBB HBP BLK WP HR S P ERA WHIP	IP WLS BF H R ER SO BB IBB HBP BLK WP HR S P ERA WHIP	IP WLS BF H R ER SO BB IBB HBP BLK WP HR S P ERA WHIP	IP WLS BF H R ER SO BB IBB HBP BLK WP HR S P ERA WHIP	IP WLS BF H R ER SO BB IBB HBP BLK WP HR S P ERA WHIP	IP WLS BF H R ER SO BB IBB HBP BLK WP HR S P ERA WHIP	IP WLS BF H R ER SO BB IBB HBP BLK WP HR S P ERA WHIP	IP WLS BF H R ER SO BB IBB HBP BLK WP HR S P ERA WHIP	IP WLS BF H R ER SO BB IBB HBP BLK WP HR S P ERA WHIP	IP WLS BF H R ER SO BB IBB HBP BLK WP HR S P ERA WHIP	IP WLS BF H R ER SO BB IBB HBP BLK WP HR S P ERA WHIP	IP WLS BF H R ER SO BB IBB HBP BLK WP HR S P ERA WHIP	IP WLS BF H R ER SO BB IBB HBP BLK WP HR S P ERA WHIP	IP WLS BF H R ER SO BB IBB HBP BLK WP HR S P ERA WHIP
26 Tony Gonsolin, R ERA: 4.24	6.0	W	21	3	1	1	6	0	0	0	0	0	0	0	0	0	1	65	91	1.50	0.500			
57 Ryan Brasier, R ERA: 4.15	1.0	H	3	0	0	0	1	0	0	0	0	0	0	0	0	0	0	9	12	0.00	0.000			
48 Brusdar Graterol, R ERA: 1.59	1.0	H	3	0	0	0	1	0	0	0	0	0	0	0	0	0	0	6	11	0.00	0.000			
59 Evan Phillips, R ERA: 2.6	1.0	S	3	0	0	0	3	0	0	0	0	0	0	0	0	0	0	9	13	0.00	0.000			

Batter	1	2	3	4	5	6	7	8	9	AB	R	H	RBI	BB	SO	LOB	BOTTOM							
6 David Peralta, L OBP: 0.312, SLG: 0.414										4	0	1	0	0	0	0	Colorado Rockies @ Los Angeles Dodgers Dodger Stadium, Los Angeles, CA Sat Aug 12 2023, 6:10 PM - 8:23 PM PDT Att: 52,515 - Clear - 77 F livebaseballscorecards.com							
5 Freddie Freeman, L OBP: 0.419, SLG: 0.593										3	0	0	0	0	0	1								
11 Miguel Rojas, R OBP: 0.272, SLG: 0.274										0	0	0	0	0	0	0								
16 Will Smith, R OBP: 0.381, SLG: 0.471										4	1	1	1	0	3	2								
13 Max Muncy, L OBP: 0.333, SLG: 0.477										4	0	0	0	0	1	0								
23 Jason Heyward, L OBP: 0.340, SLG: 0.460										4	0	2	0	0	0	0								
8 Enrique Hernández, R OBP: 0.251, SLG: 0.349										3	1	2	0	1	0	0								
33 James Outman, L OBP: 0.362, SLG: 0.439										3	1	1	2	0	0	3								
31 Amed Rosario, R OBP: 0.303, SLG: 0.384										3	1	1	1	0	0	2								
15 Austin Barnes, R OBP: 0.212, SLG: 0.146										3	0	0	0	0	1	0								
Inning Stats	R: 1 E: 0 K: 1 S: 9	H: 1 LOB: 0 BB: 0 P: 12	R: 2 E: 0 K: 0 S: 8	H: 2 LOB: 0 BB: 0 P: 10	R: 0 E: 0 K: 1 S: 6	H: 0 LOB: 0 BB: 0 P: 9	R: 0 E: 0 K: 0 S: 12	H: 2 LOB: 2 BB: 0 P: 17	R: 0 E: 0 K: 2 S: 14	H: 1 LOB: 1 BB: 0 P: 21	R: 0 E: 0 K: 0 S: 9	H: 1 LOB: 1 BB: 1 P: 16	R: 1 E: 0 K: 1 S: 12	H: 1 LOB: 1 BB: 0 P: 18	R: 0 E: 0 K: 0 S: 4	H: 0 LOB: 0 BB: 0 P: 6	R: 0 E: 0 K: 0 S: 4	H: 0 LOB: 0 BB: 0 P: 6	1B: 4 2B: 1 3B: 0 HR: 3	SF: 0 SAC: 0 DP: 0 HBP: 1	WP: 0 PB: 0 SB: 0 CS: 1	PA: 33		
PITCHER	IP WLS BF H R ER SO BB IBB HBP BLK WP HR S P ERA WHIP	IP WLS BF H R ER SO BB IBB HBP BLK WP HR S P ERA WHIP	IP WLS BF H R ER SO BB IBB HBP BLK WP HR S P ERA WHIP	IP WLS BF H R ER SO BB IBB HBP BLK WP HR S P ERA WHIP	IP WLS BF H R ER SO BB IBB HBP BLK WP HR S P ERA WHIP	IP WLS BF H R ER SO BB IBB HBP BLK WP HR S P ERA WHIP	IP WLS BF H R ER SO BB IBB HBP BLK WP HR S P ERA WHIP	IP WLS BF H R ER SO BB IBB HBP BLK WP HR S P ERA WHIP	IP WLS BF H R ER SO BB IBB HBP BLK WP HR S P ERA WHIP	IP WLS BF H R ER SO BB IBB HBP BLK WP HR S P ERA WHIP	IP WLS BF H R ER SO BB IBB HBP BLK WP HR S P ERA WHIP	IP WLS BF H R ER SO BB IBB HBP BLK WP HR S P ERA WHIP	IP WLS BF H R ER SO BB IBB HBP BLK WP HR S P ERA WHIP	IP WLS BF H R ER SO BB IBB HBP BLK WP HR S P ERA WHIP	IP WLS BF H R ER SO BB IBB HBP BLK WP HR S P ERA WHIP	IP WLS BF H R ER SO BB IBB HBP BLK WP HR S P ERA WHIP	IP WLS BF H R ER SO BB IBB HBP BLK WP HR S P ERA WHIP	IP WLS BF H R ER SO BB IBB HBP BLK WP HR S P ERA WHIP	IP WLS BF H R ER SO BB IBB HBP BLK WP HR S P ERA WHIP	IP WLS BF H R ER SO BB IBB HBP BLK WP HR S P ERA WHIP	IP WLS BF H R ER SO BB IBB HBP BLK WP HR S P ERA WHIP	IP WLS BF H R ER SO BB IBB HBP BLK WP HR S P ERA WHIP	IP WLS BF H R ER SO BB IBB HBP BLK WP HR S P ERA WHIP	IP WLS BF H R ER SO BB IBB HBP BLK WP HR S P ERA WHIP
20 Peter Lambert, R ERA: 5.46	6.0	L	25	7	3	3	4	1	0	0	0	0	0	0	0	0	2	58	85	4.50	1.333			
54 Matt Koch, R ERA: 1.71	1.0		5	1	1	1	1	0	0	1	12	18	9.00	1.000										
39 Brent Suter, L ERA: 2.52	1.0		3	0	0	0	0	0	0	0	4	6	0.00	0.000										



Batter	1	2	3	4	5	6	7	8	9	AB	R	H	RBI	BB	SO	LOB	TOP										
14 Ezequiel Tovar, R OBP: 0.290, SLG: 0.421										4	0	0	0	0	2	1	Colorado Rockies @ Los Angeles Dodgers Dodger Stadium, Los Angeles, CA Sun Aug 13 2023, 1:10 PM - 3:51 PM PDT Att: 45,904 - Sunny - 83 F										
29 Jurickson Profar, S OBP: 0.318, SLG: 0.365										1	0	0	0	0	0	0											
11 Cole Tucker, S OBP: 0.500, SLG: 0.429										3	0	2	1	0	1	0											
7 Brendan Rodgers, R OBP: 0.216, SLG: 0.171										3	0	0	0	0	2	1											
35 Elias Diaz, R OBP: 0.321, SLG: 0.416										4	1	1	0	0	1	2											
22 Nolan Jones, L OBP: 0.348, SLG: 0.485										4	0	0	0	0	3	3											
13 Alan Trejo, R OBP: 0.287, SLG: 0.357										3	1	1	2	0	1	1											
44 Elehuris Montero, R OBP: 0.220, SLG: 0.327										3	0	0	0	0	1	1											
9 Brenton Doyle, R OBP: 0.254, SLG: 0.322										3	0	0	0	0	1	0											
16 Austin Wynns, R OBP: 0.253, SLG: 0.288										3	1	1	0	0	1	0											
Inning Stats	R: 0 E: 0 K: 2 S: 8	H: 0 LOB: 0 BB: 0 P: 9	R: 0 E: 0 K: 1 S: 14	H: 1 LOB: 1 BB: 0 P: 15	R: 1 E: 0 K: 0 S: 9	H: 2 LOB: 0 BB: 0 P: 13	R: 2 E: 0 K: 1 S: 11	H: 1 LOB: 0 BB: 0 P: 14	R: 0 E: 0 K: 3 S: 10	H: 0 LOB: 0 BB: 0 P: 12	R: 0 E: 0 K: 2 S: 10	H: 0 LOB: 0 BB: 0 P: 15	R: 0 E: 0 K: 2 S: 7	H: 0 LOB: 0 BB: 0 P: 10	R: 0 E: 0 K: 0 S: 10	H: 0 LOB: 0 BB: 0 P: 12	R: 0 E: 0 K: 1 S: 10	H: 1 LOB: 1 BB: 0 P: 15	1B: 3 2B: 1 3B: 0 HR: 1	SF: 0 SAC: 0 DP: 0 HBP: 1	WP: 0 PB: 0 SB: 0 CS: 0	PA: 32					
PITCHER	IP	WLS	BF	H	R	ER	SO	BB	IBB	HBP	BLK	WP	HR	S	P	ERA	WHIP										
7 Julio Urias, L ERA: 4.35	7.0	W	25	4	3	3	12	0	0	1	0	0	1	69	88	3.86	0.571										
51 Alex Vesia, L ERA: 5.61	1.0		3	0	0	0	0	0	0	0	0	0	0	10	12	0.00	0.000										
81 Victor González, L ERA: 5.11	1.0		4	1	0	0	1	0	0	0	0	0	0	10	15	0.00	1.000										

Batter	1	2	3	4	5	6	7	8	9	AB	R	H	RBI	BB	SO	LOB	BOTTOM										
50 Mookie Betts, R OBP: 0.388, SLG: 0.579										5	0	2	2	0	1	2	Colorado Rockies @ Los Angeles Dodgers Dodger Stadium, Los Angeles, CA Sun Aug 13 2023, 1:10 PM - 3:51 PM PDT Att: 45,904 - Sunny - 83 F										
5 Freddie Freeman, L OBP: 0.417, SLG: 0.588										4	0	0	0	1	1	1											
16 Will Smith, R OBP: 0.379, SLG: 0.471										4	1	1	0	0	0	2											
31 Amed Rosario, R OBP: 0.306, SLG: 0.388										3	1	2	0	0	0	0											
23 Jason Heyward, L OBP: 0.342, SLG: 0.460										0	0	0	0	1	0	0											
8 Enrique Hernández, R OBP: 0.291, SLG: 0.348										4	1	1	0	0	0	3											
13 Max Muncy, L OBP: 0.334, SLG: 0.476										3	2	1	1	1	0	1											
3 Chris Taylor, R OBP: 0.306, SLG: 0.414										2	2	1	0	2	0	0											
33 James Outman, L OBP: 0.360, SLG: 0.436										4	0	1	0	0	2	4											
11 Miguel Rojas, R OBP: 0.271, SLG: 0.287										2	1	1	4	0	0	2											
Inning Stats	R: 0 E: 0 K: 0 S: 7	H: 0 LOB: 0 BB: 0 P: 12	R: 2 E: 0 K: 0 S: 21	H: 3 LOB: 2 BB: 1 P: 34	R: 1 E: 1 K: 0 S: 6	H: 2 LOB: 1 BB: 0 P: 9	R: 1 E: 0 K: 1 S: 16	H: 1 LOB: 0 BB: 0 P: 26	R: 0 E: 0 K: 0 S: 6	H: 0 LOB: 0 BB: 0 P: 8	R: 3 E: 0 K: 1 S: 16	H: 3 LOB: 2 BB: 2 P: 32	R: 0 E: 0 K: 0 S: 9	H: 0 LOB: 0 BB: 1 P: 18	R: 1 E: 0 K: 2 S: 20	H: 1 LOB: 1 BB: 1 P: 34	1B: 6 2B: 3 3B: 0 HR: 1	SF: 2 SAC: 0 DP: 1 HBP: 0	WP: 0 PB: 0 SB: 2 CS: 0	PA: 38							
PITCHER	IP	WLS	BF	H	R	ER	SO	BB	IBB	HBP	BLK	WP	HR	S	P	ERA	WHIP										
21 Kyle Freeland, L ERA: 4.94	5.0	L	22	6	4	4	1	1	0	0	0	0	0	14	28	40.50	6.000										
40 Tyler Kinley, R ERA: 8.31	0.2		6	3	3	3	1	1	0	0	0	0	0	11	22	0.00	0.750										
52 Daniel Bard, R ERA: 3.43	1.1		5	0	0	0	0	1	1	0	0	0	0	20	34	9.00	2.000										
55 Justin Bruihl, L ERA: 5.26	1.0		5	1	1	1	2	1	0	0	0	0	0	20	34	9.00	2.000										

AB	31
R	3
H	5
RBI	3
BB	0
SO	13
LOB	9



Batter	1	2	3	4	5	6	7	8	9	AB	R	H	RBI	BB	SO	LOB	TOP							
12 Jorge Soler, R OBP: 0.335, SLG: 0.515										4	3	2	2	1	1	1	Miami Marlins @ Los Angeles Dodgers Dodger Stadium, Los Angeles, CA Fri Aug 18 2023, 7:11 PM - 10:02 PM PDT Att: 46,053 - Clear - 76 F							
3 Luis Aráez, L OBP: 0.405, SLG: 0.466										3	1	1	0	1	0	0								
24 Avisail García, R OBP: 0.239, SLG: 0.307										1	0	0	0	0	1	0								
9 Josh Bell, S OBP: 0.319, SLG: 0.377										3	1	0	0	1	1	4								
10 Yuli Gurriel, R OBP: 0.319, SLG: 0.377										1	0	0	0	0	1	0								
2 Jazz Chisholm Jr., L OBP: 0.308, SLG: 0.465										4	2	2	3	1	0	0								
36 Jake Burger, R OBP: 0.298, SLG: 0.527										4	1	1	3	1	1	0								
14 Bryan De La Cruz, R OBP: 0.304, SLG: 0.423										5	0	0	0	0	1	2								
7 Jesús Sánchez, L OBP: 0.333, SLG: 0.469										2	2	1	0	1	0	0								
5 Jon Berti, R OBP: 0.319, SLG: 0.370										1	0	0	0	0	1	0								
58 Jacob Stallings, R OBP: 0.285, SLG: 0.263										4	1	1	2	0	1	1								
18 Joey Wendle, L OBP: 0.273, SLG: 0.333										4	0	1	1	0	0	0								
Inning Stats	R: 1 E: 0 K: 1 S: 14	H: 1 LOB: 2 BB: 2 P: 27	R: 0 E: 0 K: 0 S: 7	H: 0 LOB: 0 BB: 0 P: 12	R: 6 E: 0 K: 1 S: 24	H: 5 LOB: 1 BB: 1 P: 40	R: 3 E: 0 K: 0 S: 12	H: 2 LOB: 0 BB: 1 P: 20	R: 1 E: 0 K: 2 S: 16	H: 1 LOB: 2 BB: 2 P: 29	R: 0 E: 0 K: 1 S: 6	H: 0 LOB: 0 BB: 0 P: 8	R: 0 E: 0 K: 1 S: 8	H: 0 LOB: 0 BB: 0 P: 10	R: 0 E: 0 K: 2 S: 8	H: 0 LOB: 0 BB: 0 P: 10	R: 0 E: 0 K: 0 S: 6	H: 0 LOB: 0 BB: 0 P: 12	1B: 2 2B: 1 3B: 1 HR: 5	SF: 0 SAC: 0 DP: 0 HBP: 0	WP: 0 PB: 0 SB: 0 CS: 0	PA: 42		
PITCHER	IP WLS BF H R ER SO BB IBB HBP BLK WP HR S P ERA WHIP	IP WLS BF H R ER SO BB IBB HBP BLK WP HR S P ERA WHIP	IP WLS BF H R ER SO BB IBB HBP BLK WP HR S P ERA WHIP	IP WLS BF H R ER SO BB IBB HBP BLK WP HR S P ERA WHIP	IP WLS BF H R ER SO BB IBB HBP BLK WP HR S P ERA WHIP	IP WLS BF H R ER SO BB IBB HBP BLK WP HR S P ERA WHIP	IP WLS BF H R ER SO BB IBB HBP BLK WP HR S P ERA WHIP	IP WLS BF H R ER SO BB IBB HBP BLK WP HR S P ERA WHIP	IP WLS BF H R ER SO BB IBB HBP BLK WP HR S P ERA WHIP	IP WLS BF H R ER SO BB IBB HBP BLK WP HR S P ERA WHIP	IP WLS BF H R ER SO BB IBB HBP BLK WP HR S P ERA WHIP	IP WLS BF H R ER SO BB IBB HBP BLK WP HR S P ERA WHIP	IP WLS BF H R ER SO BB IBB HBP BLK WP HR S P ERA WHIP	IP WLS BF H R ER SO BB IBB HBP BLK WP HR S P ERA WHIP	IP WLS BF H R ER SO BB IBB HBP BLK WP HR S P ERA WHIP	IP WLS BF H R ER SO BB IBB HBP BLK WP HR S P ERA WHIP	IP WLS BF H R ER SO BB IBB HBP BLK WP HR S P ERA WHIP	IP WLS BF H R ER SO BB IBB HBP BLK WP HR S P ERA WHIP	IP WLS BF H R ER SO BB IBB HBP BLK WP HR S P ERA WHIP	IP WLS BF H R ER SO BB IBB HBP BLK WP HR S P ERA WHIP	IP WLS BF H R ER SO BB IBB HBP BLK WP HR S P ERA WHIP	IP WLS BF H R ER SO BB IBB HBP BLK WP HR S P ERA WHIP	IP WLS BF H R ER SO BB IBB HBP BLK WP HR S P ERA WHIP	IP WLS BF H R ER SO BB IBB HBP BLK WP HR S P ERA WHIP

Batter	1	2	3	4	5	6	7	8	9	AB	R	H	RBI	BB	SO	LOB	BOTTOM							
50 Mookie Betts, R OBP: 0.394, SLG: 0.586										2	1	1	1	0	1	0	Miami Marlins @ Los Angeles Dodgers Dodger Stadium, Los Angeles, CA Fri Aug 18 2023, 7:11 PM - 10:02 PM PDT Att: 46,053 - Clear - 76 F							
3 Chris Taylor, R OBP: 0.309, SLG: 0.424										3	0	1	0	0	1	2								
5 Freddie Freeman, L OBP: 0.413, SLG: 0.576										2	0	0	0	0	1	0								
8 Enrique Hernández, R OBP: 0.287, SLG: 0.340										2	0	0	0	1	2	2								
16 Will Smith, R OBP: 0.376, SLG: 0.464										5	0	2	0	0	1	3								
13 Max Muncy, L OBP: 0.331, SLG: 0.472										4	1	1	1	1	1	4								
28 J.D. Martinez, R OBP: 0.312, SLG: 0.552										3	0	1	0	0	0	0								
15 Austin Barnes, R OBP: 0.227, SLG: 0.189										1	0	1	0	0	0	0								
6 David Peralta, L OBP: 0.308, SLG: 0.407										4	0	1	0	0	0	2								
23 Jason Heyward, L OBP: 0.342, SLG: 0.461										1	0	1	0	0	0	0								
31 Amed Rosario, R OBP: 0.300, SLG: 0.380										3	0	0	0	0	0	3								
33 James Outman, L OBP: 0.358, SLG: 0.438										3	1	1	1	1	2	4								
11 Miguel Rojas, R OBP: 0.274, SLG: 0.294										3	0	0	0	1	0	5								
Inning Stats	R: 1 E: 0 K: 2 S: 17	H: 3 LOB: 2 BB: 0 P: 22	R: 0 E: 0 K: 1 S: 7	H: 1 LOB: 0 BB: 0 P: 7	R: 0 E: 0 K: 1 S: 10	H: 0 LOB: 0 BB: 0 P: 13	R: 1 E: 0 K: 0 S: 10	H: 1 LOB: 0 BB: 0 P: 12	R: 1 E: 0 K: 2 S: 23	H: 2 LOB: 1 BB: 1 P: 34	R: 0 E: 0 K: 0 S: 6	H: 0 LOB: 0 BB: 0 P: 8	R: 0 E: 0 K: 1 S: 14	H: 0 LOB: 2 BB: 2 P: 24	R: 0 E: 0 K: 1 S: 15	H: 2 LOB: 3 BB: 1 P: 24	R: 0 E: 0 K: 1 S: 11	H: 1 LOB: 1 BB: 0 P: 15	1B: 7 2B: 0 3B: 0 HR: 3	SF: 0 SAC: 0 DP: 1 HBP: 0	WP: 0 PB: 0 SB: 0 CS: 0	PA: 40		
PITCHER	IP WLS BF H R ER SO BB IBB HBP BLK WP HR S P ERA WHIP	IP WLS BF H R ER SO BB IBB HBP BLK WP HR S P ERA WHIP	IP WLS BF H R ER SO BB IBB HBP BLK WP HR S P ERA WHIP	IP WLS BF H R ER SO BB IBB HBP BLK WP HR S P ERA WHIP	IP WLS BF H R ER SO BB IBB HBP BLK WP HR S P ERA WHIP	IP WLS BF H R ER SO BB IBB HBP BLK WP HR S P ERA WHIP	IP WLS BF H R ER SO BB IBB HBP BLK WP HR S P ERA WHIP	IP WLS BF H R ER SO BB IBB HBP BLK WP HR S P ERA WHIP	IP WLS BF H R ER SO BB IBB HBP BLK WP HR S P ERA WHIP	IP WLS BF H R ER SO BB IBB HBP BLK WP HR S P ERA WHIP	IP WLS BF H R ER SO BB IBB HBP BLK WP HR S P ERA WHIP	IP WLS BF H R ER SO BB IBB HBP BLK WP HR S P ERA WHIP	IP WLS BF H R ER SO BB IBB HBP BLK WP HR S P ERA WHIP	IP WLS BF H R ER SO BB IBB HBP BLK WP HR S P ERA WHIP	IP WLS BF H R ER SO BB IBB HBP BLK WP HR S P ERA WHIP	IP WLS BF H R ER SO BB IBB HBP BLK WP HR S P ERA WHIP	IP WLS BF H R ER SO BB IBB HBP BLK WP HR S P ERA WHIP	IP WLS BF H R ER SO BB IBB HBP BLK WP HR S P ERA WHIP	IP WLS BF H R ER SO BB IBB HBP BLK WP HR S P ERA WHIP	IP WLS BF H R ER SO BB IBB HBP BLK WP HR S P ERA WHIP	IP WLS BF H R ER SO BB IBB HBP BLK WP HR S P ERA WHIP	IP WLS BF H R ER SO BB IBB HBP BLK WP HR S P ERA WHIP	IP WLS BF H R ER SO BB IBB HBP BLK WP HR S P ERA WHIP	IP WLS BF H R ER SO BB IBB HBP BLK WP HR S P ERA WHIP

AB 36
R 11
H 9
RBI 11
BB 6
SO 8
LOB 8



AB 36
R 3
H 10
RBI 3
BB 4
SO 9
LOB 25



Batter	1	2	3	4	5	6	7	8	9	AB	R	H	RBI	BB	SO	LOB	TOP			
12 Jorge Soler, R OBP: 0.335, SLG: 0.512	G4-3		L9-2 BB		L7			P4		3	0	0	0	1	0	0	Miami Marlins @ Los Angeles Dodgers Dodger Stadium, Los Angeles, CA Sat Aug 19 2023, 12:02 PM - 2:10 PM PDT Att: 40,895 - Partly Cloudy - 79 F			
3 Luis Arraez, L OBP: 0.404, SLG: 0.464	F7		1B		F8			G4-3		4	0	1	0	0	0	0				
9 Josh Bell, S OBP: 0.325, SLG: 0.413	1B		L9-2		F9			P3		4	0	1	0	0	0	2				
2 Jazz Chisholm Jr., L OBP: 0.307, SLG: 0.461	1B		3-H		F7			F8		4	0	1	0	0	0	0				
36 Jake Burger, R OBP: 0.300, SLG: 0.525	F8		1B		14 2B			G4-3		3	1	1	0	0	0	2				
14 Bryan De La Cruz, R OBP: 0.304, SLG: 0.423	K		2B		K			F4		4	0	1	1	0	2	1				
7 Jesús Sánchez, L OBP: 0.330, SLG: 0.464	G3-1		2B		K			F8		3	0	0	0	0	1	1				
58 Jacob Stallings, R OBP: 0.281, SLG: 0.259	G1-3		K		K			F7		3	0	0	0	0	1	1				
18 Joey Wendle, L OBP: 0.270, SLG: 0.329	F8		F8		K			K		3	0	0	0	0	2	0				
Inning Stats	R: 0 H: 2 E: 0 K: 0 S: 16	H: 2 LOB: 2 BB: 0 P: 22	R: 0 H: 0 E: 0 K: 1 S: 10	H: 0 LOB: 0 BB: 0 P: 12	R: 0 H: 1 E: 0 K: 0 S: 8	H: 1 LOB: 1 BB: 1 P: 15	R: 1 H: 2 E: 0 K: 2 S: 14	H: 2 LOB: 1 BB: 0 P: 23	R: 0 H: 0 E: 0 K: 1 S: 9	H: 0 LOB: 0 BB: 0 P: 12	R: 0 H: 0 E: 0 K: 1 S: 9	H: 0 LOB: 0 BB: 0 P: 12	R: 0 H: 0 E: 0 K: 0 S: 8	H: 0 LOB: 0 BB: 0 P: 10	R: 0 H: 0 E: 0 K: 0 S: 4	H: 0 LOB: 0 BB: 0 P: 5	1B: 4 2B: 2 3B: 0 HR: 0	SF: 0 SAC: 0 DP: 1 HBP: 1	WP: 0 PB: 0 SB: 0 CS: 0	PA: 33
PITCHER	IP WLS BF H R ER SO BB IBB HBP BLK WP HR S P ERA WHIP	IP WLS BF H R ER SO BB IBB HBP BLK WP HR S P ERA WHIP	IP WLS BF H R ER SO BB IBB HBP BLK WP HR S P ERA WHIP	IP WLS BF H R ER SO BB IBB HBP BLK WP HR S P ERA WHIP	IP WLS BF H R ER SO BB IBB HBP BLK WP HR S P ERA WHIP	IP WLS BF H R ER SO BB IBB HBP BLK WP HR S P ERA WHIP	IP WLS BF H R ER SO BB IBB HBP BLK WP HR S P ERA WHIP	IP WLS BF H R ER SO BB IBB HBP BLK WP HR S P ERA WHIP	IP WLS BF H R ER SO BB IBB HBP BLK WP HR S P ERA WHIP	IP WLS BF H R ER SO BB IBB HBP BLK WP HR S P ERA WHIP	IP WLS BF H R ER SO BB IBB HBP BLK WP HR S P ERA WHIP	IP WLS BF H R ER SO BB IBB HBP BLK WP HR S P ERA WHIP	IP WLS BF H R ER SO BB IBB HBP BLK WP HR S P ERA WHIP	IP WLS BF H R ER SO BB IBB HBP BLK WP HR S P ERA WHIP	IP WLS BF H R ER SO BB IBB HBP BLK WP HR S P ERA WHIP	IP WLS BF H R ER SO BB IBB HBP BLK WP HR S P ERA WHIP	IP WLS BF H R ER SO BB IBB HBP BLK WP HR S P ERA WHIP			
64 Caleb Ferguson, L ERA: 2.33	1.0	5	2	0	0	0	0	0	0	0	0	0	0	0	0	0	0.00	2.000		
Ryan Papiot, R ERA: 1.3	5.0	19	3	1	1	5	1	0	1	0	0	0	0	0	0	0	1.80	0.800		
56 Ryan Yarbrough, L ERA: 3.69	2.0	W	6	0	0	1	0	0	0	0	0	0	0	0	0	0	0.00	0.000		
59 Evan Phillips, R ERA: 2.49	1.0	S	3	0	0	0	0	0	0	0	0	0	0	0	0	0	0.00	0.000		

Batter	1	2	3	4	5	6	7	8	9	AB	R	H	RBI	BB	SO	LOB	BOTTOM			
50 Mookie Betts, R OBP: 0.393, SLG: 0.583	F8		P3		F8			5 2B		4	0	1	2	0	0	0	Miami Marlins @ Los Angeles Dodgers Dodger Stadium, Los Angeles, CA Sat Aug 19 2023, 12:02 PM - 2:10 PM PDT Att: 40,895 - Partly Cloudy - 79 F			
5 Freddie Freeman, L OBP: 0.412, SLG: 0.578	P6		L8		K			2B		4	0	1	0	0	1	0				
16 Will Smith, R OBP: 0.375, SLG: 0.462	K		13 WP		K			P6		4	0	1	0	0	2	2				
13 Max Muncy, L OBP: 0.330, SLG: 0.468	K		K		K			IBB		3	0	0	0	1	2	1				
6 David Peralta, L OBP: 0.307, SLG: 0.404	K		K		K			G3-1		2	0	0	0	0	2	1				
31 Amed Rosario, R OBP: 0.299, SLG: 0.379	K		K		K			G3-1		2	0	0	0	0	0	3				
3 Chris Taylor, R OBP: 0.310, SLG: 0.427	2B		K		K			F8		3	0	1	0	0	1	0				
33 James Outman, L OBP: 0.358, SLG: 0.436	K		K		K			8 1B		2	1	0	0	1	2	1				
8 Enrique Hernández, R OBP: 0.287, SLG: 0.340	G4-3		G4-3		F7			15 E		3	1	1	0	0	0	0				
15 Austin Barnes, R OBP: 0.229, SLG: 0.192	K		K		P5			50 1B		3	1	1	1	0	1	0				
Inning Stats	R: 0 H: 0 E: 0 K: 1 S: 11	H: 1 LOB: 1 BB: 0 P: 15	R: 0 H: 0 E: 0 K: 3 S: 12	H: 1 LOB: 0 BB: 0 P: 19	R: 0 H: 0 E: 0 K: 1 S: 7	H: 0 LOB: 0 BB: 0 P: 14	R: 0 H: 1 E: 0 K: 2 S: 12	H: 1 LOB: 1 BB: 0 P: 17	R: 0 H: 0 E: 0 K: 2 S: 9	H: 0 LOB: 0 BB: 0 P: 11	R: 0 H: 0 E: 0 K: 1 S: 9	H: 0 LOB: 0 BB: 0 P: 14	R: 0 H: 0 E: 0 K: 1 S: 5	H: 0 LOB: 0 BB: 0 P: 6	R: 3 H: 4 E: 1 K: 0 S: 18	H: 4 LOB: 3 BB: 2 P: 27	1B: 4 2B: 2 3B: 0 HR: 0	SF: 0 SAC: 0 DP: 0 HBP: 0	WP: 1 PB: 0 SB: 0 CS: 0	PA: 32
PITCHER	IP WLS BF H R ER SO BB IBB HBP BLK WP HR S P ERA WHIP	IP WLS BF H R ER SO BB IBB HBP BLK WP HR S P ERA WHIP	IP WLS BF H R ER SO BB IBB HBP BLK WP HR S P ERA WHIP	IP WLS BF H R ER SO BB IBB HBP BLK WP HR S P ERA WHIP	IP WLS BF H R ER SO BB IBB HBP BLK WP HR S P ERA WHIP	IP WLS BF H R ER SO BB IBB HBP BLK WP HR S P ERA WHIP	IP WLS BF H R ER SO BB IBB HBP BLK WP HR S P ERA WHIP	IP WLS BF H R ER SO BB IBB HBP BLK WP HR S P ERA WHIP	IP WLS BF H R ER SO BB IBB HBP BLK WP HR S P ERA WHIP	IP WLS BF H R ER SO BB IBB HBP BLK WP HR S P ERA WHIP	IP WLS BF H R ER SO BB IBB HBP BLK WP HR S P ERA WHIP	IP WLS BF H R ER SO BB IBB HBP BLK WP HR S P ERA WHIP	IP WLS BF H R ER SO BB IBB HBP BLK WP HR S P ERA WHIP	IP WLS BF H R ER SO BB IBB HBP BLK WP HR S P ERA WHIP	IP WLS BF H R ER SO BB IBB HBP BLK WP HR S P ERA WHIP	IP WLS BF H R ER SO BB IBB HBP BLK WP HR S P ERA WHIP				
39 Eury Pérez, R ERA: 2.91	6.0	20	2	0	0	10	0	0	0	0	0	0	0	0	0	0	0.00	0.333		
43 Andrew Nardi, L ERA: 3.19	1.0	H	3	0	0	1	0	0	0	0	0	5	6	0	0	0	0.00	0.000		
19 David Robertson, R ERA: 2.94	1.0	L	9	4	3	3	0	1	1	0	0	0	18	27	0	0	27.00	5.000		

Batter	1	2	3	4	5	6	7	8	9	AB	R	H	RBI	BB	SO	LOB	TOP								
50 Mookie Betts, R OBP: 0.412, SLG: 0.576 31 Amed Rosario, R OBP: 0.299, SLG: 0.382	F9		G1-3		FC3-2	FC5-4		F8-2	FC6-4	3	1	2	1	1	0	0									
5 Freddie Freeman, L OBP: 0.412, SLG: 0.576 3 Chris Taylor, R OBP: 0.310, SLG: 0.422	G4-3		G1-3		FC3-2	L5		F8-2		4	1	2	0	0	0	2									
6 David Peralta, L OBP: 0.304, SLG: 0.397	G4-3		G1-3		FC3-2	FC5-4		F8-2		4	1	1	1	1	0	3									
13 Max Muncy, L OBP: 0.329, SLG: 0.465		G6-3			FC3-2	F9				4	1	1	0	1	0	5									
23 Jason Heyward, L OBP: 0.337, SLG: 0.452			G1-3							5	1	1	0	0	0	6									
33 James Outman, L OBP: 0.352, SLG: 0.424										4	1	1	2	1	2	1									
83 Michael Busch, L OBP: 0.271, SLG: 0.308										4	1	1	2	0	1	2									
8 Enrique Hernández, R OBP: 0.294, SLG: 0.357										5	2	3	2	0	1	1									
15 Austin Barnes, R OBP: 0.235, SLG: 0.200										5	0	2	0	0	1	2									
Inning Stats	R: 0 H: 0 E: 0 K: 0 S: 8	H: 0 LOB: 0 BB: 0 P: 12	R: 0 H: 1 E: 0 K: 2 S: 12	H: 1 LOB: 1 BB: 0 P: 18	R: 2 H: 3 E: 0 K: 0 S: 16	H: 3 LOB: 2 BB: 1 P: 25	R: 1 H: 1 E: 0 K: 3 S: 12	H: 1 LOB: 0 BB: 1 P: 16	R: 4 H: 3 E: 2 K: 0 S: 20	H: 3 LOB: 1 BB: 1 P: 32	R: 0 H: 1 E: 0 K: 0 S: 6	H: 1 LOB: 2 BB: 1 P: 12	R: 1 H: 1 E: 0 K: 0 S: 11	H: 1 LOB: 1 BB: 1 P: 21	R: 0 H: 3 E: 0 K: 0 S: 9	H: 3 LOB: 2 BB: 0 P: 12	R: 1 H: 2 E: 0 K: 0 S: 11	H: 2 LOB: 1 BB: 0 P: 12	1B: 8 2B: 5 3B: 1 HR: 2	SF: 1 SAC: 0 DP: 1 HBP: 0	WP: 0 PB: 0 SB: 0 CS: 0	PA: 46			
PITCHER	IP WLS BF H R ER SO BB IBB HBP BLK WP HR S P ERA WHIP	IP WLS BF H R ER SO BB IBB HBP BLK WP HR S P ERA WHIP	IP WLS BF H R ER SO BB IBB HBP BLK WP HR S P ERA WHIP	IP WLS BF H R ER SO BB IBB HBP BLK WP HR S P ERA WHIP	IP WLS BF H R ER SO BB IBB HBP BLK WP HR S P ERA WHIP	IP WLS BF H R ER SO BB IBB HBP BLK WP HR S P ERA WHIP	IP WLS BF H R ER SO BB IBB HBP BLK WP HR S P ERA WHIP	IP WLS BF H R ER SO BB IBB HBP BLK WP HR S P ERA WHIP	IP WLS BF H R ER SO BB IBB HBP BLK WP HR S P ERA WHIP	IP WLS BF H R ER SO BB IBB HBP BLK WP HR S P ERA WHIP	IP WLS BF H R ER SO BB IBB HBP BLK WP HR S P ERA WHIP	IP WLS BF H R ER SO BB IBB HBP BLK WP HR S P ERA WHIP	IP WLS BF H R ER SO BB IBB HBP BLK WP HR S P ERA WHIP	IP WLS BF H R ER SO BB IBB HBP BLK WP HR S P ERA WHIP	IP WLS BF H R ER SO BB IBB HBP BLK WP HR S P ERA WHIP	IP WLS BF H R ER SO BB IBB HBP BLK WP HR S P ERA WHIP	IP WLS BF H R ER SO BB IBB HBP BLK WP HR S P ERA WHIP	IP WLS BF H R ER SO BB IBB HBP BLK WP HR S P ERA WHIP	IP WLS BF H R ER SO BB IBB HBP BLK WP HR S P ERA WHIP	IP WLS BF H R ER SO BB IBB HBP BLK WP HR S P ERA WHIP	IP WLS BF H R ER SO BB IBB HBP BLK WP HR S P ERA WHIP	IP WLS BF H R ER SO BB IBB HBP BLK WP HR S P ERA WHIP	IP WLS BF H R ER SO BB IBB HBP BLK WP HR S P ERA WHIP	IP WLS BF H R ER SO BB IBB HBP BLK WP HR S P ERA WHIP	
63 Gavin Williams, R ERA: 3.52 Hunter Gaddis, R ERA: 5.0	4.1 L 24 8 7 5 5 2 0 0 0 0 1 63 96 10.38 2.308	4.2 W 16 7 2 2 0 2 0 0 0 0 1 42 64 3.86 1.929																							

Los Angeles Dodgers @ Cleveland Guardians
Progressive Field, Cleveland, OH
Thu Aug 24 2023, 4:21 PM - 7:05 PM EDT
Att: 23,533 - Partly Cloudy - 78 F

livebaseballscorecards.com

AB	41
R	9
H	15
RBI	8
BB	4
SO	5
LOB	24



Batter	1	2	3	4	5	6	7	8	9	AB	R	H	RBI	BB	SO	LOB	BOTTOM							
38 Steven Kwan, L OBP: 0.339, SLG: 0.379	G3	B1							F7	5	0	2	0	0	0	1								
11 José Ramírez, S OBP: 0.351, SLG: 0.478	L7	F7							P3	4	0	0	0	1	0	3								
56 Kole Calhoun, L OBP: 0.356, SLG: 0.434	HBP		P6	L7					F9	4	0	0	0	0	0	2								
10 Ramón Laureano, R OBP: 0.282, SLG: 0.347										4	0	2	0	0	2	0								
0 Andrés Giménez, L OBP: 0.311, SLG: 0.384										4	0	0	0	0	1	3								
13 Gabriel Arias, R OBP: 0.293, SLG: 0.350										4	2	3	1	0	1	0								
17 Will Brennan, L OBP: 0.289, SLG: 0.359										4	1	1	0	0	1	2								
2 Tyler Freeman, R OBP: 0.309, SLG: 0.310										4	0	0	0	0	2	2								
23 Bo Naylor, L OBP: 0.287, SLG: 0.359										4	0	2	1	0	1	0								
Inning Stats	R: 0 H: 1 E: 0 K: 0 S: 10	H: 3 LOB: 1 BB: 0 P: 17	R: 2 H: 2 E: 0 K: 1 S: 14	H: 2 LOB: 0 BB: 0 P: 20	R: 0 H: 1 E: 0 K: 0 S: 10	H: 1 LOB: 2 BB: 1 P: 18	R: 0 H: 0 E: 0 K: 3 S: 9	H: 0 LOB: 0 BB: 0 P: 11	R: 0 H: 2 E: 0 K: 0 S: 18	H: 2 LOB: 2 BB: 0 P: 29	R: 0 H: 0 E: 0 K: 1 S: 8	H: 0 LOB: 0 BB: 0 P: 12	R: 1 H: 1 E: 0 K: 2 S: 19	H: 1 LOB: 0 BB: 0 P: 24	R: 0 H: 0 E: 0 K: 0 S: 9	H: 0 LOB: 0 BB: 0 P: 11	1B: 8 2B: 1 3B: 0 HR: 1	SF: 0 SAC: 0 DP: 0 HBP: 1	WP: 0 PB: 0 SB: 2 CS: 0	PA: 39				
PITCHER	IP WLS BF H R ER SO BB IBB HBP BLK WP HR S P ERA WHIP	IP WLS BF H R ER SO BB IBB HBP BLK WP HR S P ERA WHIP	IP WLS BF H R ER SO BB IBB HBP BLK WP HR S P ERA WHIP	IP WLS BF H R ER SO BB IBB HBP BLK WP HR S P ERA WHIP	IP WLS BF H R ER SO BB IBB HBP BLK WP HR S P ERA WHIP	IP WLS BF H R ER SO BB IBB HBP BLK WP HR S P ERA WHIP	IP WLS BF H R ER SO BB IBB HBP BLK WP HR S P ERA WHIP	IP WLS BF H R ER SO BB IBB HBP BLK WP HR S P ERA WHIP	IP WLS BF H R ER SO BB IBB HBP BLK WP HR S P ERA WHIP	IP WLS BF H R ER SO BB IBB HBP BLK WP HR S P ERA WHIP	IP WLS BF H R ER SO BB IBB HBP BLK WP HR S P ERA WHIP	IP WLS BF H R ER SO BB IBB HBP BLK WP HR S P ERA WHIP	IP WLS BF H R ER SO BB IBB HBP BLK WP HR S P ERA WHIP	IP WLS BF H R ER SO BB IBB HBP BLK WP HR S P ERA WHIP	IP WLS BF H R ER SO BB IBB HBP BLK WP HR S P ERA WHIP	IP WLS BF H R ER SO BB IBB HBP BLK WP HR S P ERA WHIP	IP WLS BF H R ER SO BB IBB HBP BLK WP HR S P ERA WHIP	IP WLS BF H R ER SO BB IBB HBP BLK WP HR S P ERA WHIP	IP WLS BF H R ER SO BB IBB HBP BLK WP HR S P ERA WHIP	IP WLS BF H R ER SO BB IBB HBP BLK WP HR S P ERA WHIP	IP WLS BF H R ER SO BB IBB HBP BLK WP HR S P ERA WHIP	IP WLS BF H R ER SO BB IBB HBP BLK WP HR S P ERA WHIP	IP WLS BF H R ER SO BB IBB HBP BLK WP HR S P ERA WHIP	IP WLS BF H R ER SO BB IBB HBP BLK WP HR S P ERA WHIP
64 Caleb Ferguson, L ERA: 2.81 56 Ryan Yarbrough, L ERA: 3.8 Ryan Pepiot, R ERA: 2.0 59 Evan Phillips, R ERA: 2.44	1.0 W 16 6 2 2 2 1 0 0 0 0 0 36 55 6.00 2.333	4.0 H 15 3 1 1 6 0 0 0 0 0 1 54 76 2.25 0.750	1.0 3 0 0 0 0 0 0 0 0 0 0 0 9 11 0.00 0.000																					

Los Angeles Dodgers @ Cleveland Guardians
Progressive Field, Cleveland, OH
Thu Aug 24 2023, 4:21 PM - 7:05 PM EDT
Att: 23,533 - Partly Cloudy - 78 F

livebaseballscorecards.com

AB	37
R	3
H	10
RBI	2
BB	1
SO	8
LOB	13



Batter	1	2	3	4	5	6	7	8	9	AB	R	H	RBI	BB	SO	LOB	TOP					
7 Corbin Carroll, L (1,9) OBP: 0.391, SLG: 0.515	G3		G4-3	FC4-6			G4-3			4	0	0	0	0	0	2	Arizona Diamondbacks @ Los Angeles Dodgers Dodger Stadium, Los Angeles, CA Mon Aug 28 2023, 7:11 PM - 9:34 PM PDT Att: 36,521 - Clear - 83 F					
4 Ketel Marte, S (1,4) OBP: 0.357, SLG: 0.481	F9									3	0	1	0	1	1	2						
28 Tommy Pham, R (1,10) OBP: 0.331, SLG: 0.458	F6		G4-3							4	0	0	0	0	1	2						
53 Christian Walker, R (1,3) OBP: 0.344, SLG: 0.521										4	1	1	0	0	0	0						
5 Alek Thomas, L (1,8) OBP: 0.291, SLG: 0.405										3	1	1	0	1	0	0						
12 Lourdes Gurriel Jr., R (1,7) OBP: 0.332, SLG: 0.460										4	1	1	1	0	1	2						
14 Gabriel Moreno, R (1,2) OBP: 0.328, SLG: 0.414										4	1	2	3	0	1	0						
6 Jace Peterson, L (1,5) OBP: 0.310, SLG: 0.316										3	0	1	0	0	1	1						
13 Nick Ahmed, R (9,PH) OBP: 0.263, SLG: 0.321										1	0	0	0	0	0	0						
2 Geraldo Perdomo, S (1,6) OBP: 0.371, SLG: 0.399										3	0	1	0	0	1	0						
3 Evan Longoria, R (9,PH) OBP: 0.300, SLG: 0.482										1	0	0	0	0	0	0						
Inning Stats	R: 0 E: 0 K: 0 S: 8	H: 0 LOB: 0 BB: 0 P: 9	R: 1 E: 0 K: 0 S: 9	H: 3 LOB: 1 BB: 0 P: 13	R: 0 E: 0 K: 1 S: 8	H: 0 LOB: 1 BB: 1 P: 16	R: 3 E: 0 K: 1 S: 19	H: 4 LOB: 2 BB: 1 P: 31	R: 0 E: 0 K: 2 S: 7	H: 0 LOB: 0 BB: 0 P: 8	R: 0 E: 0 K: 2 S: 7	H: 0 LOB: 0 BB: 0 P: 9	R: 0 E: 0 K: 1 S: 10	H: 1 LOB: 1 BB: 0 P: 12	R: 0 E: 0 K: 0 S: 7	H: 0 LOB: 0 BB: 0 P: 10	R: 0 E: 0 K: 1 S: 8	H: 0 LOB: 0 BB: 0 P: 9	1B: 4 2B: 3 HR: 1	SF: 0 SAC: 0 HBP: 0	WP: 0 PB: 0 SB: 0 CS: 0	PA: 36
PITCHER	IP WLS BF H R ER SO BB IBB HBP BLK WP HR S P ERA WHIP																					
28 Bobby Miller, R (1,1) ERA: 4.0	6.0 W 26 7 4 4 4 2 0 0 0 0 0 1 58 86 6.00 1.500																					
51 Alex Vesia, L (7,1) ERA: 5.11	1.0 H 4 1 0 0 1 0 0 0 0 0 0 0 10 12 0.00 1.000																					
57 Ryan Brasier, R (8,1) ERA: 3.65	1.0 H 3 0 0 0 0 0 0 0 0 0 0 0 7 10 0.00 0.000																					
64 Caleb Ferguson, L (9,1) ERA: 2.7	1.0 S 3 0 0 0 1 0 0 0 0 0 0 0 8 9 0.00 0.000																					

Batter	1	2	3	4	5	6	7	8	9	AB	R	H	RBI	BB	SO	LOB	BOTTOM			
50 Mookie Betts, R (1,4) OBP: 0.406, SLG: 0.606	K		G5-3							4	0	0	0	1	2	1	Arizona Diamondbacks @ Los Angeles Dodgers Dodger Stadium, Los Angeles, CA Mon Aug 28 2023, 7:11 PM - 9:34 PM PDT Att: 36,521 - Clear - 83 F			
5 Freddie Freeman, L (1,3) OBP: 0.415, SLG: 0.583										5	1	1	1	0	0	3				
16 Will Smith, R (1,2) OBP: 0.365, SLG: 0.453										5	1	2	0	0	0	2				
13 Max Muncy, L (1,5) OBP: 0.335, SLG: 0.484										3	1	2	2	1	1	2				
6 David Peralta, L (1,7) OBP: 0.304, SLG: 0.394										4	2	1	0	0	0	2				
23 Jason Heyward, L (1,9) OBP: 0.341, SLG: 0.462										3	1	2	2	1	0	0				
33 James Outman, L (1,8) OBP: 0.359, SLG: 0.439										3	1	2	2	1	0	0				
8 Enrique Hernández, R (1,6) OBP: 0.286, SLG: 0.347										4	0	0	0	0	1	4				
83 Michael Busch, L (1,10) OBP: 0.268, SLG: 0.274										3	0	1	0	1	0	2				
Inning Stats	R: 3 E: 0 K: 1 S: 14	H: 3 LOB: 0 BB: 0 P: 21	R: 0 E: 0 K: 0 S: 5	H: 0 LOB: 0 BB: 0 P: 7	R: 0 E: 0 K: 0 S: 8	H: 0 LOB: 0 BB: 0 P: 15	R: 0 E: 0 K: 0 S: 10	H: 1 LOB: 2 BB: 2 P: 20	R: 0 E: 0 K: 1 S: 11	H: 1 LOB: 2 BB: 1 P: 22	R: 3 E: 0 K: 1 S: 12	H: 4 LOB: 2 BB: 1 P: 26	R: 1 E: 0 K: 0 S: 10	H: 2 LOB: 2 BB: 1 P: 20	R: 0 E: 0 K: 1 S: 7	H: 0 LOB: 0 BB: 0 P: 12	1B: 7 2B: 0 3B: 0 HR: 4	SF: 0 SAC: 0 HBP: 0	WP: 0 PB: 0 SB: 0 CS: 0	PA: 39
PITCHER	IP WLS BF H R ER SO BB IBB HBP BLK WP HR S P ERA WHIP																			
23 Zac Gallen, R (1,1) ERA: 3.32	5.1 L 27 5 6 6 3 3 0 0 0 0 0 0 4 56 10.12 2.250																			
40 Bryce Jarvis, R (6,1) ERA: 4.09	2.2 12 2 1 1 1 2 0 0 0 0 0 0 21 42 3.38 1.500																			

Batter	1	2	3	4	5	6	7	8	9	AB	R	H	RBI	BB	SO	LOB	TOP			
4 Ketel Marte, S OBP: 0.356, SLG: 0.479	F7		G3				G4-6-3			4	0	1	0	0	0	2	Arizona Diamondbacks @ Los Angeles Dodgers Dodger Stadium, Los Angeles, CA Tue Aug 29 2023, 7:12 PM - 9:40 PM PDT Att: 42,323 - Clear - 83 F			
2 Geraldo Perdomo, S OBP: 0.371, SLG: 0.399										0	0	0	0	0	0					
16 Buddy Kennedy, R OBP: 0.259, SLG: 0.091	K		F8							3	0	0	0	0	2	1				
5 Alek Thomas, L OBP: 0.290, SLG: 0.404										1	0	0	0	0	0	1				
28 Tommy Pham, R OBP: 0.333, SLG: 0.457										3	0	1	0	1	1	0				
53 Christian Walker, R OBP: 0.346, SLG: 0.520										1	0	0	0	2	0	0				
6 Jace Peterson, L OBP: 0.309, SLG: 0.315										1	0	0	0	0	1	1				
12 Lourdes Gurriel Jr., R OBP: 0.300, SLG: 0.456										4	0	0	0	0	0	4				
3 Evan Longoria, R OBP: 0.295, SLG: 0.477										4	0	1	0	0	2	1				
7 Corbin Carroll, L OBP: 0.362, SLG: 0.522										4	1	2	1	0	1	2				
13 Nick Ahmed, R OBP: 0.268, SLG: 0.321										3	0	1	0	1	1	0				
14 Gabriel Moreno, R OBP: 0.327, SLG: 0.409										3	0	0	0	1	1	2				
Inning Stats	R: 0 E: 0 K: 1 S: 10	H: 0 LOB: 2 BB: 2 P: 24	R: 0 E: 0 K: 0 S: 8	H: 1 LOB: 1 BB: 1 P: 17	R: 0 E: 0 K: 1 S: 5	H: 0 LOB: 0 BB: 0 P: 9	R: 0 E: 0 K: 1 S: 7	H: 0 LOB: 0 BB: 0 P: 12	R: 1 E: 0 K: 2 S: 12	H: 2 LOB: 1 BB: 0 P: 17	R: 0 E: 0 K: 1 S: 12	H: 1 LOB: 2 BB: 1 P: 20	R: 0 E: 0 K: 0 S: 9	H: 1 LOB: 1 BB: 0 P: 17	R: 0 E: 0 K: 2 S: 8	H: 1 LOB: 0 BB: 0 P: 11	1B: 5 2B: 0 3B: 0 HR: 1	SF: 0 SAC: 0 DP: 2 HBP: 0	WP: 2 PB: 0 SB: 0 CS: 0	PA: 36
PITCHER	IP WLS BF H R ER SO BB IBB HBP BLK WP HR S P ERA WHIP	IP WLS BF H R ER SO BB IBB HBP BLK WP HR S P ERA WHIP	PITCHER																	
22 Clayton Kershaw, L ERA: 2.48	5.0 W 20 3 1 1 5 3 0 0 0 1 1 42 79 1.80 1.200																			
58 Gus Varland, R ERA: 6.89	1.0 7 2 0 0 1 2 0 0 0 0 0 18 31 0.00 4.000																			
61 Tyson Miller, R ERA: 4.7	2.0 6 1 0 0 2 0 0 0 0 0 0 11 20 0.00 0.500																			
81 Victor González, L ERA: 4.45	1.0 3 0 0 0 1 0 0 0 0 0 0 8 11 0.00 0.000																			

Batter	1	2	3	4	5	6	7	8	9	AB	R	H	RBI	BB	SO	LOB	BOTTOM			
50 Mookie Betts, R OBP: 0.408, SLG: 0.612	FC3-6									3	2	2	1	1	0	0	Arizona Diamondbacks @ Los Angeles Dodgers Dodger Stadium, Los Angeles, CA Tue Aug 29 2023, 7:12 PM - 9:40 PM PDT Att: 42,323 - Clear - 83 F			
31 Amed Rosario, R OBP: 0.302, SLG: 0.382										1	0	0	0	0	0					
5 Freddie Freeman, L OBP: 0.412, SLG: 0.579	F7		G3							4	0	0	0	0	2					
83 Michael Busch, L OBP: 0.264, SLG: 0.270										1	0	0	0	0	0					
16 Will Smith, R OBP: 0.366, SLG: 0.461										5	1	2	1	0	0	1				
13 Max Muncy, L OBP: 0.336, SLG: 0.486	FC3-6									3	3	1	0	1	1	2				
6 David Peralta, L OBP: 0.309, SLG: 0.401										4	1	3	2	0	0	0				
23 Jason Heyward, L OBP: 0.347, SLG: 0.470										4	0	3	2	0	0	1				
33 James Outman, L OBP: 0.358, SLG: 0.438										3	1	1	1	0	0	2				
3 Chris Taylor, R OBP: 0.317, SLG: 0.427										3	1	3	1	1	0	0				
11 Miguel Rojas, R OBP: 0.280, SLG: 0.301										4	0	1	1	0	2	4				
Inning Stats	R: 3 E: 0 K: 0 S: 16	H: 4 LOB: 1 BB: 0 P: 20	R: 1 E: 0 K: 0 S: 13	H: 1 LOB: 1 BB: 2 P: 25	R: 2 E: 1 K: 1 S: 10	H: 4 LOB: 1 BB: 0 P: 13	R: 0 E: 0 K: 0 S: 5	H: 0 LOB: 0 BB: 0 P: 10	R: 1 E: 0 K: 0 S: 12	H: 3 LOB: 2 BB: 1 P: 19	R: 2 E: 0 K: 1 S: 13	H: 2 LOB: 0 BB: 0 P: 20	R: 0 E: 0 K: 1 S: 9	H: 2 LOB: 1 BB: 0 P: 14	R: 0 E: 0 K: 0 S: 6	H: 0 LOB: 0 BB: 0 P: 11	1B: 9 2B: 6 3B: 0 HR: 2	SF: 1 SAC: 0 DP: 3 HBP: 0	WP: 0 PB: 0 SB: 1 CS: 1	PA: 39
PITCHER	IP WLS BF H R ER SO BB IBB HBP BLK WP HR S P ERA WHIP	IP WLS BF H R ER SO BB IBB HBP BLK WP HR S P ERA WHIP	PITCHER																	
29 Merrill Kelly, R ERA: 3.31	5.0 L 27 12 2 2 1 0 0 0 0 0 2 13 20 18.00 2.000																			
30 Scott McGough, R ERA: 4.5	1.0 5 2 2 2 1 0 0 0 0 0 0 9 14 0.00 2.000																			
50 Miguel Castro, R ERA: 5.26	1.0 4 2 0 0 1 0 0 0 0 0 0 6 11 0.00 0.000																			
11 Jose Herrera, R ERA: 9.0	1.0 3 0 0 0 0 0 0 0 0 0 0 6 11 0.00 0.000																			

Batter	1	2	3	4	5	6	7	8	9	AB	R	H	RBI	BB	SO	LOB	TOP			
7 Corbin Carroll, L OBP: 0.361, SLG: 0.519	F7		HBP		K			G1-3		3	0	0	0	0	1	0				
4 Ketel Marte, S OBP: 0.355, SLG: 0.475	K		P2			F8		P3		4	0	0	0	0	1	1				
28 Tommy Pham, R OBP: 0.332, SLG: 0.457	P4					G4-3		G6-3		4	0	1	0	0	0	0				
53 Christian Walker, R OBP: 0.345, SLG: 0.518						G6-3		K		4	0	1	0	0	1	1				
5 Alek Thomas, L OBP: 0.287, SLG: 0.399						G3-1		K		3	0	0	0	0	0	2				
13 Nick Ahmed, R OBP: 0.266, SLG: 0.319						G3-1		K		1	0	0	0	0	1	0				
12 Lourdes Gurriel Jr., R OBP: 0.333, SLG: 0.457										3	0	2	0	1	1	1				
6 Jace Peterson, L OBP: 0.307, SLG: 0.313										2	0	0	0	0	0	3				
16 Buddy Kennedy, R OBP: 0.310, SLG: 0.208										2	0	2	0	0	0	0				
11 Jose Herrera, S OBP: 0.305, SLG: 0.253										2	0	0	0	0	0	0				
14 Gabriel Moreno, R OBP: 0.324, SLG: 0.406										2	0	0	0	0	1	4				
2 Geraldo Perdomo, S OBP: 0.369, SLG: 0.396										2	0	0	0	0	0	0				
3 Evan Longoria, R OBP: 0.297, SLG: 0.474										1	0	0	0	0	1	2				
Inning Stats	R: 0 E: 0 K: 1 S: 8	H: 0 LOB: 0 BB: 0 P: 10	R: 0 E: 0 K: 1 S: 9	H: 1 LOB: 1 BB: 0 P: 13	R: 0 E: 0 K: 0 S: 13	H: 0 LOB: 0 BB: 0 P: 23	R: 0 E: 0 K: 0 S: 15	H: 1 LOB: 2 BB: 0 P: 25	R: 0 E: 0 K: 1 S: 9	H: 0 LOB: 0 BB: 0 P: 13	R: 0 E: 0 K: 1 S: 7	H: 2 LOB: 2 BB: 0 P: 16	R: 0 E: 0 K: 0 S: 9	H: 0 LOB: 0 BB: 0 P: 15	R: 0 E: 0 K: 1 S: 11	H: 2 LOB: 2 BB: 0 P: 17	1B: 4 2B: 2 HR: 0	SF: 0 SAC: 0 DP: 0 HBP: 1	WP: 0 PB: 0 SB: 1 CS: 1	PA: 35
PITCHER	IP WLS BF H R ER SO BB IBB HBP BLK WP HR S P ERA WHIP																			
Ryan Pejiot, R ERA: 1.29	5.0 W 19 2 0 0 3 1 0 1 0 0 0 54 84 0.00 0.600																			
56 Ryan Yarbrough, L ERA: 3.98	4.0 S 16 4 0 0 4 0 0 0 0 0 0 39 58 0.00 1.000																			

Arizona Diamondbacks @ Los Angeles Dodgers
Dodger Stadium, Los Angeles, CA
Wed Aug 30 2023, 7:10 PM - 9:52 PM PDT
Att: 50,953 - Clear - 82 F

AB	33
R	0
H	6
RBI	0
BB	1
SO	7
LOB	14



Batter	1	2	3	4	5	6	7	8	9	AB	R	H	RBI	BB	SO	LOB	BOTTOM			
50 Mookie Betts, R OBP: 0.410, SLG: 0.611	FC4-6		5 HR		F8			L7		4	1	2	0	1	0	1				
5 Freddie Freeman, L OBP: 0.413, SLG: 0.586	F9							K2-3		4	2	2	2	0	0	4				
83 Michael Busch, L OBP: 0.260, SLG: 0.266								K		1	0	0	0	0	1	0				
6 David Peralta, L OBP: 0.307, SLG: 0.398	FC4-6									3	1	0	0	0	0	3				
3 Chris Taylor, R OBP: 0.318, SLG: 0.428										2	1	1	0	0	1	0				
13 Max Muncy, L OBP: 0.340, SLG: 0.490										3	0	2	3	1	1	1				
23 Jason Heyward, L OBP: 0.347, SLG: 0.480										3	1	1	2	0	0	3				
31 Amed Rosario, R OBP: 0.301, SLG: 0.381										1	0	0	0	0	0	1				
8 Enrique Hernández, R OBP: 0.288, SLG: 0.347										3	0	1	0	1	0	0				
33 James Outman, L OBP: 0.357, SLG: 0.436										4	0	1	0	0	2	2				
11 Miguel Rojas, R OBP: 0.280, SLG: 0.298										3	0	0	0	1	1	2				
15 Austin Barnes, R OBP: 0.236, SLG: 0.210										4	1	1	0	0	1	3				
Inning Stats	R: 0 E: 0 K: 0 S: 7	H: 1 LOB: 2 BB: 1 P: 12	R: 0 E: 0 K: 3 S: 14	H: 0 LOB: 1 BB: 1 P: 21	R: 4 E: 0 K: 1 S: 21	H: 4 LOB: 1 BB: 0 P: 30	R: 2 E: 0 K: 0 S: 19	H: 3 LOB: 1 BB: 0 P: 27	R: 0 E: 0 K: 0 S: 18	H: 1 LOB: 3 BB: 2 P: 31	R: 1 E: 0 K: 0 S: 9	H: 2 LOB: 0 BB: 0 P: 13	R: 0 E: 0 K: 1 S: 9	H: 0 LOB: 0 BB: 0 P: 12	R: 0 E: 0 K: 2 S: 10	H: 0 LOB: 0 BB: 0 P: 15	1B: 7 2B: 2 3B: 0 HR: 2	SF: 0 SAC: 0 DP: 1 HBP: 0	WP: 0 PB: 0 SB: 1 CS: 0	PA: 39
PITCHER	IP WLS BF H R ER SO BB IBB HBP BLK WP HR S P ERA WHIP																			
32 Brandon Pfaadt, R ERA: 6.21	4.0 L 23 6 6 5 4 2 0 0 0 0 0 0 12 24 0.00 4.500																			
50 Miguel Castro, R ERA: 5.2	0.2 5 1 0 0 0 2 0 0 0 0 0 0 12 24 0.00 4.500																			
35 Joe Mantiply, L ERA: 6.23	1.2 6 2 1 1 1 0 0 0 0 0 0 0 18 24 5.40 1.200																			
40 Bryce Jarvis, R ERA: 3.75	1.0 3 0 0 0 0 0 0 0 0 0 0 0 9 14 0.00 0.000																			
24 Kyle Nelson, L ERA: 3.14	0.2 2 0 0 0 0 2 0 0 0 0 0 0 7 9 0.00 0.000																			

Arizona Diamondbacks @ Los Angeles Dodgers
Dodger Stadium, Los Angeles, CA
Wed Aug 30 2023, 7:10 PM - 9:52 PM PDT
Att: 50,953 - Clear - 82 F

AB	35
R	7
H	11
RBI	7
BB	4
SO	7
LOB	20




Batter	1	2	3	4	5	6	7	8	9	10	AB	R	H	RBI	BB	SO	LOB	TOP				
13 Ronald Acuña Jr., R OBP: 0.419, SLG: 0.562	F6		HR		K			F8		G1-3	5	1	1	1	0	1	1	Atlanta Braves @ Los Angeles Dodgers Dodger Stadium, Los Angeles, CA Sat Sep 02 2023, 6:10 PM - 8:53 PM PDT Att. 51,470 - Cloudy - 76 F				
1 Ozzie Albies, S OBP: 0.326, SLG: 0.504	28 BB 1B		1B		K			G6-3			4	0	2	0	0	1	0					
27 Austin Riley, R OBP: 0.336, SLG: 0.506	K		K		K			G6-3			4	0	0	0	0	2	2					
28 Matt Olson, L OBP: 0.372, SLG: 0.575					K			G6-3			3	0	0	0	1	1	1					
15 Nicky Lopez, L OBP: 0.332, SLG: 0.312					K			F8		11 HR	0	1	0	0	0	0	0					
20 Marcell Ozuna, R OBP: 0.343, SLG: 0.540	K			12 BB G5-4-3				G1-3		P3	3	0	0	0	1	1	2					
8 Eddie Rosario, L OBP: 0.312, SLG: 0.477		12 BB G5-4-3		K				K		F9	3	0	0	0	1	2	1					
12 Sean Murphy, R OBP: 0.377, SLG: 0.515		G5-4-3		G5-4-3				G3-1		11 HR BB	3	1	0	0	1	0	2					
11 Orlando Arcia, R OBP: 0.336, SLG: 0.454	K							F8		G4-3	4	1	1	3	0	1	0					
23 Michael Harris II, L OBP: 0.334, SLG: 0.458			P5		K			K		14H 24H HR	4	0	1	0	0	2	0					
										1B												
Inning Stats	R: 0 E: 0 K: 2 S: 14	H: 1 LOB: 2 BB: 1 P: 22	R: 0 E: 0 K: 1 S: 8	H: 0 LOB: 0 BB: 14 P: 14	R: 1 E: 0 K: 2 S: 16	H: 2 LOB: 1 BB: 0 P: 25	R: 0 E: 0 K: 1 S: 9	H: 0 LOB: 0 BB: 1 P: 15	R: 0 E: 0 K: 2 S: 8	H: 0 LOB: 0 BB: 0 P: 11	R: 0 E: 0 K: 1 S: 7	H: 0 LOB: 0 BB: 0 P: 12	R: 0 E: 0 K: 1 S: 9	H: 0 LOB: 0 BB: 0 P: 13	R: 0 E: 0 K: 0 S: 5	H: 0 LOB: 0 BB: 0 P: 8	R: 3 E: 0 K: 10 S: 10	H: 2 LOB: 1 BB: 1 P: 19	1B: 3 2B: 0 3B: 0 HR: 2	SF: 0 SAC: 0 DP: 2 HBP: 0	WP: 0 PB: 0 SB: 0 CS: 0	PA: 37
PITCHER	IP WLS BF H R ER SO	IP WLS BF H R ER SO	IP WLS BF H R ER SO	IP WLS BF H R ER SO	IP WLS BF H R ER SO	IP WLS BF H R ER SO	IP WLS BF H R ER SO	IP WLS BF H R ER SO	IP WLS BF H R ER SO	IP WLS BF H R ER SO	IP WLS BF H R ER SO	IP WLS BF H R ER SO	IP WLS BF H R ER SO	IP WLS BF H R ER SO	IP WLS BF H R ER SO	IP WLS BF H R ER SO	IP WLS BF H R ER SO	ERA WHIP	ERA WHIP			
80 Emmet Sheehan, R ERA: 5.31	4.0	16	3	1	1	6	3	0	0	0	0	0	0	0	0	0	0	0	2.25	1.500		
18 Shelby Miller, R ERA: 2.25	1.0	3	0	0	0	2	0	0	0	0	0	0	0	0	0	0	0	0	0.00	0.000		
57 Ryan Brasier, R ERA: 3.31	1.0	3	0	0	0	1	0	0	0	0	0	0	0	0	0	0	0	0	0.00	0.000		
48 Brusdar Graterol, R ERA: 1.4	1.0	3	0	0	0	1	0	0	0	0	0	0	0	0	0	0	0	0	0.00	0.000		
59 Evan Phillips, R ERA: 2.26	1.2	5	0	0	0	1	0	0	0	0	0	0	0	0	0	0	0	0	0.00	0.000		
PITCHER	IP WLS BF H R ER SO	IP WLS BF H R ER SO	IP WLS BF H R ER SO	IP WLS BF H R ER SO	IP WLS BF H R ER SO	IP WLS BF H R ER SO	IP WLS BF H R ER SO	IP WLS BF H R ER SO	IP WLS BF H R ER SO	IP WLS BF H R ER SO	IP WLS BF H R ER SO	IP WLS BF H R ER SO	IP WLS BF H R ER SO	IP WLS BF H R ER SO	IP WLS BF H R ER SO	IP WLS BF H R ER SO	IP WLS BF H R ER SO	ERA WHIP	ERA WHIP			
51 Alex Vesia, L ERA: 5.18	1.1	7	2	3	2	0	1	0	0	0	0	0	0	0	0	0	0	0	13.50	2.250		

AB	33
R	4
H	5
RBI	4
BB	4
SO	11
LOB	9



WP:	0	PA:	37
PB:	0		
SB:	0		
CS:	0		

AB	33
R	4
H	5
RBI	4
BB	4
SO	11
LOB	9



WP:	0	PA:	37
PB:	0		
SB:	0		
CS:	0		

AB	34
R	2
H	6
RBI	1
BB	6
SO	9
LOB	18



WP:	0	PA:	41
PB:	0		
SB:	1		
CS:	0		

Batter	1	2	3	4	5	6	7	8	9	AB	R	H	RBI	BB	SO	LOB	TOP										
50 Mookie Betts, R OBP: 0.408, SLG: 0.611										3	0	0	0	1	0	2	Los Angeles Dodgers @ Miami Marlins loanDepot park, Miami, FL Tue Sep 05 2023, 6:42 PM - 9:08 PM EDT Att: 11,472 - Roof Closed - 72 F										
5 Freddie Freeman, L OBP: 0.410, SLG: 0.574										4	0	1	1	0	2	1											
16 Will Smith, R OBP: 0.366, SLG: 0.455										4	0	1	1	0	0	1											
31 Amed Rosario, R OBP: 0.302, SLG: 0.380										4	0	1	0	0	1	2											
8 Enrique Hernández, R OBP: 0.285, SLG: 0.340										4	0	1	0	0	2	2											
3 Chris Taylor, R OBP: 0.321, SLG: 0.428										4	1	1	1	0	2	1											
33 James Outman, L OBP: 0.363, SLG: 0.431										3	1	1	0	1	1	1											
11 Miguel Rojas, R OBP: 0.280, SLG: 0.301										4	1	1	0	0	0	2											
15 Austin Barnes, R OBP: 0.238, SLG: 0.215										3	0	0	0	0	1	2											
56 Ryan Yarbrough, R OBP: 0.304, SLG: 0.395										0	0	0	0	0	0	0											
Inning Stats	R: 0 E: 0 K: 1 S: 11	H: 0 LOB: 0 BB: 0 P: 15	R: 0 E: 0 K: 0 S: 5	H: 0 LOB: 0 BB: 0 P: 8	R: 2 E: 0 K: 1 S: 17	H: 3 LOB: 2 BB: 1 P: 28	R: 0 E: 0 K: 1 S: 12	H: 1 LOB: 1 BB: 0 P: 18	R: 0 E: 0 K: 2 S: 8	H: 0 LOB: 0 BB: 0 P: 12	R: 1 E: 0 K: 1 S: 13	H: 1 LOB: 0 BB: 0 P: 16	R: 0 E: 0 K: 1 S: 9	H: 1 LOB: 2 BB: 1 P: 16	R: 0 E: 0 K: 2 S: 10	H: 1 LOB: 1 BB: 0 P: 13	1B: 6 2B: 0 3B: 0 HR: 1	SF: 0 SAC: 0 DP: 0 HBP: 0	WP: 1 PB: 0 SB: 1 CS: 0	PA: 36							
PITCHER	IP	WLS	BF	H	R	ER	SO	BB	IBB	HBP	BLK	WP	HR	S	P	ERA	WHIP										
44 Jesús Luzardo, L ERA: 3.59	6.0		23	4	2	2	6	1	0	0	0	1	0	59	90	3.00	0.833										
35 A.J. Puk, L ERA: 4.14	1.0	B	4	1	1	1	1	0	0	0	0	0	1	13	16	9.00	1.000										
43 Andrew Nardi, L ERA: 2.85	1.0	W	5	1	0	0	1	1	0	0	0	0	0	9	16	0.00	2.000										
66 Tanner Scott, L ERA: 2.33	1.0	S	4	1	0	0	2	0	0	0	0	0	0	10	13	0.00	1.000										

AB	34
R	3
H	7
RBI	3
BB	2
SO	10
LOB	15



Batter	1	2	3	4	5	6	7	8	9	AB	R	H	RBI	BB	SO	LOB	BOTTOM										
3 Luis Arraez, L OBP: 0.397, SLG: 0.456										4	0	1	0	0	0	1	Los Angeles Dodgers @ Miami Marlins loanDepot park, Miami, FL Tue Sep 05 2023, 6:42 PM - 9:08 PM EDT Att: 11,472 - Roof Closed - 72 F										
12 Jorge Soler, R OBP: 0.329, SLG: 0.513										2	1	0	0	2	0	1											
9 Josh Bell, S OBP: 0.322, SLG: 0.422										4	1	1	2	0	2	3											
10 Yuli Gurriel, R OBP: 0.305, SLG: 0.356										2	0	0	0	1	1	2											
7 Jesús Sánchez, L OBP: 0.339, SLG: 0.466										1	0	0	0	0	0	0											
5 Jon Berti, R OBP: 0.318, SLG: 0.362										0	0	0	0	0	0	0											
18 Joey Wendle, L OBP: 0.256, SLG: 0.311										0	0	0	0	0	0	0											
36 Jake Burger, R OBP: 0.307, SLG: 0.531										3	2	2	1	0	0	0											
14 Bryan De La Cruz, R OBP: 0.310, SLG: 0.427										4	1	1	2	0	1	2											
2 Jazz Chisholm Jr., L OBP: 0.303, SLG: 0.462										4	1	3	1	0	0	0											
1 Garrett Hampson, R OBP: 0.347, SLG: 0.390										3	0	0	0	1	1	3											
4 Nick Fortes, R OBP: 0.262, SLG: 0.291										3	0	0	0	1	1	2											
Inning Stats	R: 0 E: 0 K: 0 S: 5	H: 2 LOB: 2 BB: 1 P: 20	R: 0 E: 0 K: 2 S: 13	H: 2 LOB: 2 BB: 2 P: 24	R: 1 E: 0 K: 0 S: 10	H: 2 LOB: 1 BB: 1 P: 17	R: 2 E: 0 K: 0 S: 10	H: 1 LOB: 0 BB: 0 P: 15	R: 0 E: 0 K: 0 S: 7	H: 0 LOB: 0 BB: 0 P: 10	R: 0 E: 0 K: 1 S: 18	H: 1 LOB: 0 BB: 0 P: 24	R: 3 E: 0 K: 2 S: 18	H: 2 LOB: 0 BB: 0 P: 25	R: 0 E: 0 K: 2 S: 10	H: 0 LOB: 0 BB: 0 P: 12	1B: 4 2B: 0 3B: 0 HR: 4	SF: 0 SAC: 0 DP: 2 HBP: 1	WP: 0 PB: 0 SB: 1 CS: 0	PA: 36							
PITCHER	IP	WLS	BF	H	R	ER	SO	BB	IBB	HBP	BLK	WP	HR	S	P	ERA	WHIP										
22 Clayton Kershaw, L ERA: 2.61	5.0		23	3	3	3	3	5	0	0	0	0	2	51	84	5.40	2.000										
56 Ryan Yarbrough, L ERA: 3.8	3.0	L	13	3	3	3	3	0	0	1	0	0	2	43	59	9.00	1.000										
56 Ryan Yarbrough, L ERA: 3.8	3.0	L	13	3	3	3	3	0	0	1	0	0	2	43	59	9.00	1.000										

AB	30
R	6
H	8
RBI	6
BB	5
SO	6
LOB	14



Batter	1	2	3	4	5	6	7	8	9	AB R H RBI BB SO LOB	TOP	
50 Mookie Betts, R OBP: 0.411, SLG: 0.609 83 Michael Busch, L OBP: 0.247, SLG: 0.292										2 1 1 0 2 1 2 1 0 0 0 0 0 0	Los Angeles Dodgers @ Miami Marlins loanDepot park, Miami, FL Thu Sep 07 2023, 6:42 PM - 9:20 PM EDT Att: 12,047 - Roof Closed - 72 F	
5 Freddie Freeman, L OBP: 0.411, SLG: 0.572 33 James Outman, L OBP: 0.361, SLG: 0.435										4 1 1 1 1 1 0 2 1 0 0 0 0 0 0		
16 Will Smith, R OBP: 0.364, SLG: 0.451										6 2 3 1 0 0 1		
31 Amed Rosario, R OBP: 0.303, SLG: 0.379										5 1 2 2 0 1 5		
13 Max Muncy, L OBP: 0.333, SLG: 0.478										3 3 1 0 1 2 3		
3 Chris Taylor, R OBP: 0.255, SLG: 0.445										5 1 3 5 0 0 0		
8 Enrique Hernández, R OBP: 0.289, SLG: 0.344										4 0 2 1 1 1 1		
11 Miguel Rojas, R OBP: 0.284, SLG: 0.309										5 1 3 0 0 0 3		
15 Austin Barnes, R OBP: 0.231, SLG: 0.208										5 0 0 0 0 1 5		
Inning Stats	R: 0 H: 0 E: 0 LOB: 1 K: 0 BB: 1 S: 11 P: 19	R: 0 H: 0 E: 0 LOB: 0 K: 2 BB: 0 S: 12 P: 16	R: 1 H: 2 E: 0 LOB: 3 K: 2 BB: 1 S: 17 P: 28	R: 0 H: 1 E: 1 LOB: 2 K: 1 BB: 1 S: 22 P: 33	R: 2 H: 3 E: 0 LOB: 2 K: 0 BB: 1 S: 14 P: 19	R: 4 H: 4 E: 1 LOB: 1 K: 0 BB: 1 S: 16 P: 31	R: 0 H: 2 E: 0 LOB: 1 K: 0 BB: 0 S: 9 P: 15	R: 3 H: 4 E: 0 LOB: 1 K: 1 BB: 0 S: 18 P: 29	R: 0 H: 0 E: 0 LOB: 0 K: 0 BB: 0 S: 9 P: 11	1B: 11 SF: 0 2B: 3 SAC: 0 3B: 1 DP: 1 HR: 1 HBP: 2		WP: 0 PA: 48 PB: 0 SB: 1 CS: 1
PITCHER	IP WLS BF H R ER SO BB IBB HBP BLK WP HR S P ERA WHIP											
29 Braxton Garrett, L ERA: 3.82	3.2 L 18 3 1 1 4 3 0 1 0 0 0 0 58 91 2.46 1.636											
84 JT Chargois, R ERA: 3.53	0.1 1 0 0 1 0 0 0 0 0 0 0 4 5 0.00 0.000											
62 George Soriano, R ERA: 3.51	1.1 12 6 6 6 2 0 0 0 0 0 0 24 38 40.50 6.000											
38 Devin Smeltzer, L ERA: 6.45	3.2 17 7 3 3 1 0 0 1 0 0 1 42 67 7.36 1.909											

livebaseballscores.com

AB 41
R 10
H 16
RBI 10
BB 5
SO 6
LOB 22

Batter	1	2	3	4	5	6	7	8	9	AB R H RBI BB SO LOB	BOTTOM	
3 Luis Arraez, L OBP: 0.396, SLG: 0.454 10 Yuli Gurriel, R OBP: 0.307, SLG: 0.360										3 0 0 0 0 0 0 1 0 0 0 0 0 0	Los Angeles Dodgers @ Miami Marlins loanDepot park, Miami, FL Thu Sep 07 2023, 6:42 PM - 9:20 PM EDT Att: 12,047 - Roof Closed - 72 F	
36 Jake Burger, R OBP: 0.304, SLG: 0.523 5 Jon Berti, R OBP: 0.316, SLG: 0.360										3 0 0 0 0 1 0 1 0 0 0 0 1 0		
9 Josh Bell, S OBP: 0.322, SLG: 0.420										3 0 1 0 0 1 0		
2 Jazz Chisholm Jr., L OBP: 0.303, SLG: 0.468 54 Dane Myers, R OBP: 0.280, SLG: 0.367										3 0 0 0 0 1 1 0 0 0 0 0 0 0		
14 Bryan De La Cruz, R OBP: 0.306, SLG: 0.422 1 Garrett Hampson, R OBP: 0.340, SLG: 0.391										2 0 0 0 0 0 0 1 0 1 0 0 0 0		
7 Jesús Sánchez, L OBP: 0.341, SLG: 0.477										3 0 0 0 0 1 1		
63 Xavier Edwards, S OBP: 0.324, SLG: 0.382										3 0 0 0 0 1 1		
18 Joey Wendle, L OBP: 0.260, SLG: 0.328										3 0 0 0 0 0 1		
4 Nick Fortes, R OBP: 0.258, SLG: 0.286										3 0 0 0 0 0 0		
Inning Stats	R: 0 H: 0 E: 0 LOB: 0 K: 2 BB: 0 S: 12 P: 17	R: 0 H: 0 E: 0 LOB: 0 K: 0 BB: 0 S: 9 P: 13	R: 0 H: 0 E: 0 LOB: 0 K: 0 BB: 0 S: 8 P: 11	R: 0 H: 0 E: 0 LOB: 0 K: 0 BB: 0 S: 7 P: 10	R: 0 H: 0 E: 0 LOB: 0 K: 0 BB: 0 S: 5 P: 9	R: 0 H: 0 E: 0 LOB: 0 K: 0 BB: 0 S: 5 P: 5	R: 0 H: 1 E: 0 LOB: 1 K: 1 BB: 0 S: 14 P: 19	R: 0 H: 1 E: 0 LOB: 1 K: 2 BB: 0 S: 12 P: 13	R: 0 H: 0 E: 0 LOB: 0 K: 1 BB: 0 S: 6 P: 10	1B: 2 SF: 0 2B: 0 SAC: 0 3B: 0 DP: 0 HR: 0 HBP: 0		WP: 0 PA: 29 PB: 0 SB: 0 CS: 0
PITCHER	IP WLS BF H R ER SO BB IBB HBP BLK WP HR S P ERA WHIP											
47 Ryan Pepiot, R ERA: 0.86	7.0 W 22 1 0 0 3 0 0 0 0 0 0 60 84 0.00 0.143											
64 Caleb Ferguson, L ERA: 2.6	1.0 4 1 0 0 2 0 0 0 0 0 0 12 13 0.00 1.000											
59 Evan Phillips, R ERA: 2.22	1.0 3 0 0 0 1 0 0 0 0 0 0 6 10 0.00 0.000											

livebaseballscores.com

AB 29
R 0
H 2
RBI 0
BB 0
SO 6
LOB 4

Batter	1	2	3	4	5	6	7	8	9	10	11	AB	R	H	RBI	BB	SO	LOB	TOP						
6 David Peralta, L OBP: 0.306, SLG: 0.396 (1, 7)												5	1	1	0	1	2	1							
5 Freddie Freeman, L OBP: 0.413, SLG: 0.573 (1, 3)												5	0	1	0	1	2	2							
16 Will Smith, R OBP: 0.364, SLG: 0.444 (1, 2)												5	2	0	0	0	1	6							
13 Max Muncy, L OBP: 0.332, SLG: 0.489 (1, 5)												4	1	1	3	0	1	0							
28 J.D. Martinez, R OBP: 0.242, SLG: 0.237 (1, 10)												4	1	3	0	0	0	1							
31 Amed Rosario, R OBP: 0.304, SLG: 0.378 (8, PR)												3	0	0	0	1	0	2							
23 Jason Heyward, L OBP: 0.348, SLG: 0.482 (1, 9)												1	0	0	0	0	1	2							
3 Chris Taylor, R OBP: 0.328, SLG: 0.446 (10, PH)												3	0	1	2	1	0	2							
8 Enrique Hernández, R OBP: 0.293, SLG: 0.353 (1, 6)												4	0	1	1	0	1	3							
33 James Outman, L OBP: 0.363, SLG: 0.431 (1, 8)												4	1	1	0	1	1	3							
25 Kolten Wong, L OBP: 0.242, SLG: 0.237 (1, 4)												4	0	1	1	0	2	1							
11 Miguel Rojas, R OBP: 0.282, SLG: 0.306 (11, 6)												4	0	0	0	0	0	0							
Inning Stats	R: 1 E: 0 K: 1 S: 12	H: 2 LOB: 1 BB: 0 P: 19	R: 0 E: 0 K: 0 S: 6	H: 0 LOB: 0 BB: 1 P: 13	R: 0 E: 0 K: 1 S: 13	H: 0 LOB: 0 BB: 0 P: 21	R: 0 E: 0 K: 0 S: 7	H: 1 LOB: 2 BB: 1 P: 16	R: 0 E: 0 K: 2 S: 10	H: 0 LOB: 0 BB: 0 P: 11	R: 1 E: 0 K: 1 S: 12	H: 2 LOB: 1 BB: 0 P: 21	R: 2 E: 0 K: 1 S: 16	H: 2 LOB: 1 BB: 0 P: 24	R: 1 E: 0 K: 1 S: 19	H: 1 LOB: 2 BB: 2 P: 28	R: 1 E: 0 K: 2 S: 15	H: 1 LOB: 2 BB: 1 P: 22	R: 0 E: 0 K: 1 S: 7	H: 0 LOB: 2 BB: 2 HR: 1	1B: 6 2B: 2 3B: 0 HR: 1	SF: 2 SAC: 1 DP: 1 HBP: 1	WP: 0 PB: 0 SB: 5 CS: 0	PA: 48	
PITCHER	74 Jake Irvin, R ERA: 4.2 (1, 1)	51 Jordan Weems, R ERA: 3.26 (7, 1)	73 Hunter Harvey, R ERA: 2.89 (7, 1)	67 Kyle Finnegan, R ERA: 3.11 (9, 1)	61 Robert Garcia, L ERA: 5.32 (10, 1)	PITCHER	57 Andrés Machado, R ERA: 5.4 (11, 1)																		

Los Angeles Dodgers @ Washington Nationals
Nationals Park, Washington, DC
Sat Sep 09 2023, 8:17 PM - 11:30 PM EDT
Att: 34,562 - Cloudy - 72 F

livebaseballscorecards.com



Batter	1	2	3	4	5	6	7	8	9	10	11	AB	R	H	RBI	BB	SO	LOB	BOTTOM							
5 CJ Abrams, L OBP: 0.303, SLG: 0.415 (1, 6)												3	2	2	0	3	0	0								
28 Lane Thomas, R OBP: 0.334, SLG: 0.488 (1, 10)												4	1	1	3	0	1	5								
22 Dominic Smith, L OBP: 0.330, SLG: 0.347 (1, 3)												4	0	1	1	0	2	3								
8 Carter Kieboom, R OBP: 0.231, SLG: 0.388 (11, 5)												1	0	0	0	0	0	1								
45 Joey Meneeses, R OBP: 0.325, SLG: 0.402 (11, PH)												5	0	1	1	0	1	3								
20 Keibert Ruiz, S OBP: 0.309, SLG: 0.411 (1, 2)												3	0	0	0	0	2	1								
33 Travis Blankenhorn, L OBP: 0.291, SLG: 0.354 (1, 9)												2	0	0	0	0	2	1								
17 Alex Call, R OBP: 0.302, SLG: 0.295 (8, 9)												2	0	0	0	0	2	1								
39 Jake Atz, L OBP: 0.285, SLG: 0.272 (1, 7)												5	0	0	0	0	1	1								
14 Ildemaro Vargas, S OBP: 0.283, SLG: 0.349 (1, 5)												3	1	1	0	2	0	0								
2 Luis García Jr., L OBP: 0.291, SLG: 0.358 (1, 4)												4	1	1	1	0	0	1								
6 Michael Chavis, R OBP: 0.286, SLG: 0.349 (9, PR)												1	1	0	0	0	0	2								
30 Jacob Young, R OBP: 0.369, SLG: 0.415 (1, 8)												4	0	1	0	0	1	2								
Inning Stats	R: 1 E: 0 K: 0 S: 7	H: 2 LOB: 1 BB: 0 P: 10	R: 0 E: 0 K: 2 S: 11	H: 1 LOB: 1 BB: 0 P: 14	R: 0 E: 0 K: 2 S: 8	H: 0 LOB: 0 BB: 0 P: 14	R: 0 E: 0 K: 2 S: 7	H: 0 LOB: 0 BB: 0 P: 10	R: 2 E: 0 K: 1 S: 12	H: 2 LOB: 2 BB: 1 P: 21	R: 0 E: 0 K: 1 S: 6	H: 0 LOB: 0 BB: 0 P: 12	R: 2 E: 0 K: 1 S: 11	H: 1 LOB: 0 BB: 1 P: 18	R: 0 E: 0 K: 1 S: 8	H: 0 LOB: 0 BB: 0 P: 12	R: 0 E: 1 K: 0 S: 11	H: 1 LOB: 3 BB: 1 P: 14	R: 1 E: 0 K: 1 S: 13	H: 1 LOB: 2 BB: 1 P: 18	R: 1 E: 0 K: 1 S: 3	H: 0 LOB: 1 BB: 1 P: 4	1B: 6 2B: 0 3B: 1 HR: 1	SF: 2 SAC: 1 DP: 0 HBP: 1	WP: 2 PB: 0 SB: 2 CS: 0	PA: 48
PITCHER	28 Bobby Miller, R ERA: 3.98 (1, 1)	18 Shelby Miller, R ERA: 2.12 (8, 1)	48 Brusdar Graterol, R ERA: 1.36 (9, 1)	57 Ryan Brasier, R ERA: 3.38 (10, 1)	58 Gus Varland, R ERA: 6.56 (11, 1)	PITCHER																				

Los Angeles Dodgers @ Washington Nationals
Nationals Park, Washington, DC
Sat Sep 09 2023, 8:17 PM - 11:30 PM EDT
Att: 34,562 - Cloudy - 72 F

livebaseballscorecards.com



Batter	1	2	3	4	5	6	7	8	9	AB	R	H	RBI	BB	SO	LOB	TOP					
50 Mookie Betts, R OBP: 0.410, SLG: 0.604	L7	F8					G6-3			4	0	0	0	1	1	5	Los Angeles Dodgers @ Washington Nationals Nationals Park, Washington, DC Sun Sep 10 2023, 1:36 PM - 5:40 PM EDT Att: 27,546 - Cloudy - 80 F					
5 Freddie Freeman, L OBP: 0.415, SLG: 0.573	13 2B 23 1B	6 HBP IBB						F8		4	2	2	0	1	0	2						
6 David Peralta, L OBP: 0.307, SLG: 0.395	F8									1	0	0	1	0	0	1						
8 Enrique Hernández, R OBP: 0.293, SLG: 0.355	F8							G5-3		3	0	1	1	0	1	1						
13 Max Muncy, L OBP: 0.333, SLG: 0.489	23 1B 2B									4	2	1	0	1	2	4						
23 Jason Heyward, L OBP: 0.351, SLG: 0.484										3	1	2	2	0	0	3						
31 Amed Rosario, R OBP: 0.302, SLG: 0.377										2	0	0	0	0	0	1						
3 Chris Taylor, R OBP: 0.326, SLG: 0.442	L6									5	0	1	0	0	2	4						
33 James Outman, L OBP: 0.263, SLG: 0.437										4	1	1	1	1	2	1						
11 Miguel Rojas, R OBP: 0.288, SLG: 0.313										5	1	4	1	0	0	0						
15 Austin Barnes, R OBP: 0.236, SLG: 0.215										4	0	2	1	0	1	3						
Inning Stats	R: 2 E: 0 K: 0 S: 11	H: 3 LOB: 1 BB: 0 P: 19	R: 2 E: 0 K: 1 S: 17	H: 3 LOB: 3 BB: 1 P: 28	R: 0 E: 0 K: 1 S: 7	H: 0 LOB: 0 BB: 0 P: 13	R: 0 E: 0 K: 1 S: 11	H: 1 LOB: 1 BB: 1 P: 19	R: 2 E: 0 K: 2 S: 18	H: 2 LOB: 2 BB: 2 P: 36	R: 1 E: 0 K: 1 S: 12	H: 2 LOB: 1 BB: 0 P: 14	R: 0 E: 0 K: 1 S: 13	H: 0 LOB: 0 BB: 0 P: 18	R: 0 E: 0 K: 1 S: 7	H: 2 LOB: 2 BB: 0 P: 19	1B: 11 2B: 2 3B: 0 HR: 1	SF: 1 SAC: 0 DP: 1 HBP: 1	WP: 0 PB: 0 SB: 0 CS: 0	PA: 45		
PITCHER	IP WLS BF H R ER SO	IP WLS BF H R ER SO	IP WLS BF H R ER SO	IP WLS BF H R ER SO	IP WLS BF H R ER SO	IP WLS BF H R ER SO	IP WLS BF H R ER SO	IP WLS BF H R ER SO	IP WLS BF H R ER SO	IP WLS BF H R ER SO	IP WLS BF H R ER SO	IP WLS BF H R ER SO	IP WLS BF H R ER SO	IP WLS BF H R ER SO	IP WLS BF H R ER SO	IP WLS BF H R ER SO	ERA WHIP	ERA WHIP				
32 Trevor Williams, R ERA: 5.44	4.1 L 25 8 6 6 4																	12.46	2.538			
71 Mason Thompson, R ERA: 5.5	0.2 5 3 1 1 1																	13.50	4.500			
53 Joe La Sorsa, L ERA: 5.27	3.2 14 3 0 0 4																	0.00	0.818			
Jose Ferrer, L ERA: 4.0	0.1 1 0 0 0 0																	0.00	0.000			
Batter	1	2	3	4	5	6	7	8	9	AB	R	H	RBI	BB	SO	LOB	BOTTOM					
30 Jacob Young, R OBP: 0.380, SLG: 0.422	L7		G5-3							4	0	2	1	1	0	0	Los Angeles Dodgers @ Washington Nationals Nationals Park, Washington, DC Sun Sep 10 2023, 1:36 PM - 5:40 PM EDT Att: 27,546 - Cloudy - 80 F					
28 Lane Thomas, R OBP: 0.331, SLG: 0.484	G3-1		P6							5	0	0	0	0	1	5						
20 Keibert Ruiz, S OBP: 0.308, SLG: 0.409	G4-3									4	1	1	0	0	0	1						
45 Joey Meneses, R OBP: 0.324, SLG: 0.401										4	0	1	0	0	3	2						
14 Ildemaro Vargas, S OBP: 0.291, SLG: 0.353										3	1	2	0	0	0	0						
6 Michael Chavis, R OBP: 0.290, SLG: 0.352										2	0	1	0	0	1	2						
2 Luis García Jr., L OBP: 0.289, SLG: 0.357										2	1	0	0	0	0	1						
81 Drew Millas, S OBP: 0.455, SLG: 0.333										3	0	1	2	1	0	2						
8 Carter Kieboom, R OBP: 0.232, SLG: 0.377										4	0	1	0	0	1	4						
39 Jake Au, L OBP: 0.276, SLG: 0.263										4	0	0	0	0	3	5						
Inning Stats	R: 0 E: 0 K: 0 S: 11	H: 0 LOB: 0 BB: 0 P: 13	R: 0 E: 0 K: 2 S: 13	H: 1 LOB: 2 BB: 0 P: 24	R: 0 E: 0 K: 1 S: 8	H: 0 LOB: 0 BB: 0 P: 12	R: 2 E: 0 K: 2 S: 21	H: 4 LOB: 2 BB: 0 P: 29	R: 0 E: 0 K: 2 S: 13	H: 1 LOB: 1 BB: 0 P: 19	R: 1 E: 0 K: 1 S: 26	H: 3 LOB: 3 BB: 1 P: 37	R: 0 E: 0 K: 1 S: 7	H: 0 LOB: 0 BB: 0 P: 8	R: 0 E: 0 K: 0 S: 5	H: 0 LOB: 0 BB: 0 P: 8	R: 0 E: 0 K: 0 S: 9	H: 0 LOB: 0 BB: 1 P: 17	1B: 9 2B: 0 3B: 0 HR: 0	SF: 0 SAC: 0 DP: 1 HBP: 1	WP: 0 PB: 0 SB: 2 CS: 0	PA: 38
PITCHER	IP WLS BF H R ER SO	IP WLS BF H R ER SO	IP WLS BF H R ER SO	IP WLS BF H R ER SO	IP WLS BF H R ER SO	IP WLS BF H R ER SO	IP WLS BF H R ER SO	IP WLS BF H R ER SO	IP WLS BF H R ER SO	IP WLS BF H R ER SO	IP WLS BF H R ER SO	IP WLS BF H R ER SO	IP WLS BF H R ER SO	IP WLS BF H R ER SO	IP WLS BF H R ER SO	IP WLS BF H R ER SO	ERA WHIP	ERA WHIP				
56 Ryan Yarbrough, L ERA: 3.84	4.0 W 18 5 2 2 5																	4.50	1.250			
46 Wander Suero, R ERA: 7.88	1.1 7 2 1 1 2																	6.75	2.250			
51 Alex Vesia, L ERA: 4.89	0.2 4 2 0 0 1																	0.00	3.000			
48 Brusdar Graterol, R ERA: 1.34	1.0 3 0 0 0 1																	0.00	0.000			
64 Caleb Ferguson, L ERA: 2.55	1.0 3 0 0 0 0																	0.00	0.000			

Batter	1	2	3	4	5	6	7	8	9	AB	R	H	RBI	BB	SO	LOB	TOP								
7 Ha-Seong Kim, R OBP: 0.361, SLG: 0.416										4	1	1	1	0	1	3									
23 Fernando Tatis Jr., R OBP: 0.319, SLG: 0.451										5	1	0	0	0	2	3									
22 Juan Soto, L OBP: 0.400, SLG: 0.488										5	2	3	4	0	1	1									
13 Manny Machado, R (1, 10) OBP: 0.315, SLG: 0.460										5	2	2	3	0	2	0									
2 Xander Bogaerts, R OBP: 0.341, SLG: 0.425										5	2	3	1	0	0	0									
10 Jurickson Profar, S OBP: 0.324, SLG: 0.379										4	1	1	0	0	0	2									
28 José Azocar, R OBP: 0.277, SLG: 0.317										0	0	0	0	0	0	0									
24 Garrett Cooper, R OBP: 0.299, SLG: 0.419										1	0	0	0	0	1	0									
12 Luis Campusano, R OBP: 0.338, SLG: 0.457										4	0	1	1	0	0	1									
17 Matthew Batten, R OBP: 0.366, SLG: 0.435										3	1	1	1	1	0	2									
1 Trent Grisham, L OBP: 0.317, SLG: 0.365										4	1	1	0	0	0	2									
Inning Stats	R: 1 K: 2 S: 8	H: 2 LOB: 0 BB: 0 P: 13	R: 0 K: 0 S: 6	H: 0 LOB: 0 BB: 0 P: 10	R: 1 K: 0 S: 8	H: 1 LOB: 1 BB: 1 P: 12	R: 2 K: 0 S: 6	H: 2 LOB: 0 BB: 0 P: 8	R: 0 K: 0 S: 6	H: 0 LOB: 0 BB: 0 P: 9	R: 3 K: 1 S: 19	H: 5 LOB: 2 BB: 0 P: 24	R: 0 K: 3 S: 10	H: 0 LOB: 0 BB: 0 P: 17	R: 0 K: 0 S: 12	H: 1 LOB: 2 BB: 0 P: 17	R: 4 K: 1 S: 21	H: 2 LOB: 0 BB: 0 P: 28	1B: 6 2B: 3 3B: 0 HR: 4	SF: 0 SAC: 1 DP: 0 HBP: 0	WP: 0 PB: 0 CS: 2 SB: 0	PA: 42			
PITCHER	IP	WLS	BF	H	R	ER	SO	BB	IBB	HBP	BLK	WP	HR	S	P	ERA	WHIP								
71 Gavin Stone, R ERA: 10.8	5.1		25	9	7	7	2	1	0	0	0	0	2	44	65	11.81	1.875								
64 Caleb Ferguson, L ERA: 2.52	0.2	B	3	1	0	0	1	0	0	0	0	0	0	9	11	0.00	1.500								
57 Ryan Brasier, R ERA: 3.31	1.0		3	0	0	0	3	0	0	0	0	0	0	10	17	0.00	0.000								
18 Shelby Miller, R ERA: 2.06	1.0		4	1	0	0	0	0	0	0	0	0	0	12	17	0.00	1.000								
59 Evan Phillips, R ERA: 2.14	1.0	L	7	2	4	0	1	0	0	0	0	0	2	21	28	0.00	2.000								

San Diego Padres @ Los Angeles Dodgers
Dodger Stadium, Los Angeles, CA
Mon Sep 11 2023, 7:10 PM - 10:17 PM PDT
Att: 40,072 - Partly Cloudy - 76 F

AB 40
R 11
H 13
RBI 11
BB 1
SO 7
LOB 14

Batter	1	2	3	4	5	6	7	8	9	AB	R	H	RBI	BB	SO	LOB	BOTTOM								
50 Mookie Betts, R OBP: 0.411, SLG: 0.611										4	1	2	4	0	0	3									
5 Freddie Freeman, L OBP: 0.413, SLG: 0.570										5	1	1	0	0	0	5									
16 Will Smith, R OBP: 0.363, SLG: 0.439										4	0	0	0	1	1	1									
13 Max Muncy, L OBP: 0.331, SLG: 0.493										5	1	1	1	0	1	2									
28 J.D. Martinez, R OBP: 0.316, SLG: 0.556										4	2	2	1	1	2	0									
25 Kolten Wong, L (9, PR) OBP: 0.241, SLG: 0.239										0	0	0	0	0	0	0									
23 Jason Heyward, L OBP: 0.351, SLG: 0.486										3	1	1	0	0	0	1									
8 Enrique Hernández, R OBP: 0.294, SLG: 0.354										1	0	0	0	1	0	0									
3 Chris Taylor, R OBP: 0.327, SLG: 0.441										5	1	2	1	0	1	3									
33 James Outman, L OBP: 0.362, SLG: 0.434										3	0	0	0	1	1	2									
11 Miguel Rojas, R OBP: 0.291, SLG: 0.311										2	1	0	1	1	0	0									
Inning Stats	R: 1 K: 1 S: 15	H: 1 LOB: 0 BB: 2 P: 20	R: 5 K: 1 S: 22	H: 5 LOB: 1 BB: 1 P: 41	R: 0 K: 1 S: 11	H: 0 LOB: 0 BB: 0 P: 16	R: 0 K: 0 S: 7	H: 0 LOB: 0 BB: 0 P: 11	R: 0 K: 0 S: 12	H: 0 LOB: 1 BB: 0 P: 18	R: 0 K: 1 S: 9	H: 0 LOB: 0 BB: 0 P: 14	R: 0 K: 1 S: 7	H: 0 LOB: 0 BB: 0 P: 8	R: 1 K: 1 S: 26	H: 2 LOB: 3 BB: 2 P: 43	1B: 5 2B: 2 3B: 0 HR: 2	SF: 0 SAC: 0 DP: 0 HBP: 2	WP: 3 PB: 0 CS: 0	PA: 43					
PITCHER	IP	WLS	BF	H	R	ER	SO	BB	IBB	HBP	BLK	WP	HR	S	P	ERA	WHIP								
60 Pedro Avila, R ERA: 3.63	2.2		18	6	7	7	2	3	0	0	0	0	0	25	38	0.00	0.429								
56 Ray Kerr, L ERA: 4.37	1.0		8	1	0	0	1	0	0	0	0	0	0	1	0	0.00	0.000								
66 Luis García, R ERA: 3.9	1.0		4	0	0	0	0	0	0	1	0	0	0	12	18	0.00	0.000								
59 Tom Cosgrove, L ERA: 1.43	1.0		3	0	0	0	1	0	0	0	0	0	0	9	14	0.00	0.000								
75 Robert Suarez, R ERA: 5.19	1.0	W	3	0	0	0	1	0	0	0	0	0	0	7	8	0.00	0.000								

San Diego Padres @ Los Angeles Dodgers
Dodger Stadium, Los Angeles, CA
Mon Sep 11 2023, 7:10 PM - 10:17 PM PDT
Att: 40,072 - Partly Cloudy - 76 F

AB 36
R 8
H 9
RBI 8
BB 5
SO 6
LOB 17

Batter	1	2	3	4	5	6	7	8	9	AB	R	H	RBI	BB	SO	LOB	TOP			
10 Jurickson Profar, S OBP: 0.328, SLG: 0.379										3	0	1	0	1	0	1				
23 Fernando Tatis Jr., R OBP: 0.320, SLG: 0.457										4	1	2	1	0	0	1				
22 Juan Soto, L OBP: 0.399, SLG: 0.488										4	1	1	0	0	1	2				
13 Manny Machado, R (1, 10) OBP: 0.315, SLG: 0.458										4	0	1	0	0	0	2				
2 Xander Bogaerts, R OBP: 0.341, SLG: 0.423										2	0	0	0	1	1	2				
24 Garrett Cooper, R OBP: 0.299, SLG: 0.418										1	0	0	0	0	1	0				
1 Trent Grisham, L OBP: 0.315, SLG: 0.362										4	0	0	1	0	1	2				
17 Matthew Batten, R OBP: 0.347, SLG: 0.409										4	0	0	0	0	1	2				
29 Brett Sullivan, L OBP: 0.189, SLG: 0.294										3	0	0	0	0	0	2				
5 Eguay Rosario, R OBP: 0.143, SLG: 0.571										3	0	0	0	0	1	0				
Inning Stats	R: 0 H: 1 E: 0 K: 1 S: 13	H: 1 LOB: 2 BB: 1 P: 26	R: 0 H: 0 E: 0 K: 0 S: 7	H: 0 LOB: 0 BB: 0 P: 12	R: 0 H: 1 E: 0 K: 1 S: 8	H: 1 LOB: 0 BB: 0 P: 12	R: 1 H: 2 E: 0 K: 0 S: 13	H: 2 LOB: 2 BB: 1 P: 25	R: 1 H: 1 E: 0 K: 1 S: 8	H: 1 LOB: 0 BB: 0 P: 13	R: 0 H: 0 E: 0 K: 0 S: 8	H: 0 LOB: 1 BB: 0 P: 12	R: 0 H: 0 E: 0 K: 0 S: 7	H: 0 LOB: 0 BB: 0 P: 9	R: 0 H: 0 E: 0 K: 3 S: 12	H: 0 LOB: 0 BB: 0 P: 15	1B: 3 2B: 1 3B: 0 HR: 1	SF: 0 SAC: 0 DP: 1 HBP: 0	WP: 0 PB: 0 SB: 0 CS: 0	PA: 34
PITCHER	IP WLS BF H R ER SO BB IBB HBP BLK WP HR S P ERA WHIP	IP WLS BF H R ER SO BB IBB HBP BLK WP HR S P ERA WHIP																		
35 Lance Lynn, R ERA: 5.94	(1, 1) 7.0 W 28 5 2 2 3 2 0 0 0 0 1 64 111 2.57 1.000	(8, 1) 2.0 6 0 0 0 3 0 0 0 0 0 0 0 19 24 0.00 0.000																		
Kyle Hurt, R ERA:																				

San Diego Padres @ Los Angeles Dodgers
Dodger Stadium, Los Angeles, CA
Tue Sep 12 2023, 7:12 PM - 9:47 PM PDT
Att. 42,194 - Clear - 73 F

AB 32
R 2
H 5
RBI 2
BB 2
SO 6
LOB 14



Batter	1	2	3	4	5	6	7	8	9	AB	R	H	RBI	BB	SO	LOB	BOTTOM			
50 Mookie Betts, R OBP: 0.411, SLG: 0.607										3	1	0	0	2	1	2				
5 Freddie Freeman, L OBP: 0.416, SLG: 0.579										5	4	4	2	0	1	1				
16 Will Smith, R OBP: 0.387, SLG: 0.450										3	3	2	3	1	0	2				
13 Max Muncy, L OBP: 0.332, SLG: 0.492										3	1	1	1	1	1	2				
28 J.D. Martinez, R OBP: 0.319, SLG: 0.555										3	0	1	2	2	0	1				
6 David Peralta, L OBP: 0.305, SLG: 0.391										3	0	0	1	0	1	2				
31 Amed Rosario, R (7, PH) OBP: 0.302, SLG: 0.376										1	0	0	0	0	1	3				
23 Jason Heyward, L OBP: 0.348, SLG: 0.481										3	0	0	0	0	1	2				
3 Chris Taylor, R OBP: 0.329, SLG: 0.443										1	0	1	1	0	0	0				
33 James Outman, L OBP: 0.359, SLG: 0.431										3	0	0	1	0	2	0				
8 Enrique Hernández, R OBP: 0.296, SLG: 0.355										4	2	2	0	0	0	2				
Inning Stats	R: 1 H: 2 E: 0 K: 0 S: 12	H: 2 LOB: 1 BB: 0 P: 16	R: 0 H: 0 E: 0 K: 2 S: 11	H: 0 LOB: 0 BB: 0 P: 14	R: 3 H: 2 E: 0 K: 0 S: 15	H: 2 LOB: 3 BB: 3 P: 28	R: 3 H: 3 E: 0 K: 1 S: 18	H: 3 LOB: 0 BB: 0 P: 28	R: 0 H: 0 E: 0 K: 1 S: 14	H: 0 LOB: 0 BB: 0 P: 19	R: 0 H: 0 E: 0 K: 2 S: 9	H: 0 LOB: 1 BB: 1 P: 17	R: 2 H: 2 E: 0 K: 1 S: 15	H: 2 LOB: 2 BB: 1 P: 26	R: 2 H: 2 E: 0 K: 1 S: 12	H: 2 LOB: 2 BB: 1 P: 19	1B: 7 2B: 2 3B: 0 HR: 2	SF: 2 SAC: 0 DP: 0 HBP: 1	WP: 0 PB: 0 SB: 0 CS: 0	PA: 41
PITCHER	IP WLS BF H R ER SO BB IBB HBP BLK WP HR S P ERA WHIP	IP WLS BF H R ER SO BB IBB HBP BLK WP HR S P ERA WHIP																		
52 Michael Wacha, R ERA: 3.43	(1, 1) 4.0 L 22 7 7 7 3 2 0 0 0 0 0 27 48 9.00 1.500	(5, 1) 2.0 10 1 2 2 3 2 0 1 0 0 0 27 48 9.00 1.500																		
48 Nick Hernandez, R ERA: 9.0																				
41 Rich Hill, L ERA: 5.53	(7, 1) 2.0 9 3 2 2 2 2 0 0 0 0 0 23 33 9.00 2.000																			

San Diego Padres @ Los Angeles Dodgers
Dodger Stadium, Los Angeles, CA
Tue Sep 12 2023, 7:12 PM - 9:47 PM PDT
Att. 42,194 - Clear - 73 F

AB 32
R 11
H 11
RBI 11
BB 6
SO 8
LOB 17



Batter	1	2	3	4	5	6	7	8	9	AB	R	H	RBI	BB	SO	LOB	TOP							
50 Mookie Betts, R OBP: 0.412, SLG: 0.604										4	0	1	0	1	3	1								
5 Freddie Freeman, L OBP: 0.413, SLG: 0.573										3	1	0	0	0	1	2								
16 Will Smith, R OBP: 0.366, SLG: 0.447										3	1	0	0	0	2	2								
13 Max Muncy, L OBP: 0.333, SLG: 0.495										3	1	1	1	1	2	1								
28 J.D. Martinez, R OBP: 0.318, SLG: 0.548										4	0	2	2	0	0	2								
23 Jason Heyward, L OBP: 0.347, SLG: 0.477										4	1	1	0	0	1	2								
8 Enrique Hernández, R OBP: 0.292, SLG: 0.350										3	0	0	0	0	0	2								
25 Koltan Wong, L OBP: 0.243, SLG: 0.256										1	0	0	0	0	0	0								
3 Chris Taylor, R OBP: 0.326, SLG: 0.437										0	0	0	0	0	0	0								
33 James Outman, L OBP: 0.356, SLG: 0.433										4	1	1	1	0	2	1								
11 Miguel Rojas, R OBP: 0.293, SLG: 0.322										4	1	2	2	0	0	0								
											4	1	1	0	0	1	2							
Inning Stats	R: 0 H: 0 K: 2 S: 10	H: 0 LOB: 2 BB: 2 P: 20	R: 0 H: 0 K: 1 S: 7	H: 0 LOB: 0 BB: 10 P: 10	R: 0 H: 1 K: 0 S: 6	H: 0 LOB: 0 BB: 9 P: 9	R: 0 H: 0 K: 1 S: 6	H: 0 LOB: 0 BB: 7 P: 7	R: 2 H: 2 K: 2 S: 13	H: 2 LOB: 0 BB: 0 P: 16	R: 2 H: 2 K: 1 S: 15	H: 2 LOB: 1 BB: 0 P: 19	R: 0 H: 0 K: 1 S: 6	H: 0 LOB: 0 BB: 0 P: 7	R: 1 H: 1 K: 2 S: 11	H: 1 LOB: 1 BB: 0 P: 19	R: 1 H: 2 K: 1 S: 14	H: 2 LOB: 0 BB: 0 P: 22	1B: 5 2B: 0 3B: 1 HR: 2	SF: 0 SAC: 0 DP: 1 HBP: 2	WP: 0 PB: 0 CS: 1	PA: 37		
PITCHER	IP WLS BF H R ER SO BB IBB HBP BLK WP HR S P ERA WHIP	IP WLS BF H R ER SO BB IBB HBP BLK WP HR S P ERA WHIP	IP WLS BF H R ER SO BB IBB HBP BLK WP HR S P ERA WHIP	IP WLS BF H R ER SO BB IBB HBP BLK WP HR S P ERA WHIP	IP WLS BF H R ER SO BB IBB HBP BLK WP HR S P ERA WHIP	IP WLS BF H R ER SO BB IBB HBP BLK WP HR S P ERA WHIP	IP WLS BF H R ER SO BB IBB HBP BLK WP HR S P ERA WHIP	IP WLS BF H R ER SO BB IBB HBP BLK WP HR S P ERA WHIP	IP WLS BF H R ER SO BB IBB HBP BLK WP HR S P ERA WHIP	IP WLS BF H R ER SO BB IBB HBP BLK WP HR S P ERA WHIP	IP WLS BF H R ER SO BB IBB HBP BLK WP HR S P ERA WHIP	IP WLS BF H R ER SO BB IBB HBP BLK WP HR S P ERA WHIP	IP WLS BF H R ER SO BB IBB HBP BLK WP HR S P ERA WHIP	IP WLS BF H R ER SO BB IBB HBP BLK WP HR S P ERA WHIP	IP WLS BF H R ER SO BB IBB HBP BLK WP HR S P ERA WHIP	IP WLS BF H R ER SO BB IBB HBP BLK WP HR S P ERA WHIP	IP WLS BF H R ER SO BB IBB HBP BLK WP HR S P ERA WHIP	IP WLS BF H R ER SO BB IBB HBP BLK WP HR S P ERA WHIP	IP WLS BF H R ER SO BB IBB HBP BLK WP HR S P ERA WHIP	IP WLS BF H R ER SO BB IBB HBP BLK WP HR S P ERA WHIP	IP WLS BF H R ER SO BB IBB HBP BLK WP HR S P ERA WHIP	IP WLS BF H R ER SO BB IBB HBP BLK WP HR S P ERA WHIP	IP WLS BF H R ER SO BB IBB HBP BLK WP HR S P ERA WHIP	IP WLS BF H R ER SO BB IBB HBP BLK WP HR S P ERA WHIP

Los Angeles Dodgers @ Seattle Mariners
T-Mobile Park, Seattle, WA
Fri Sep 15 2023, 7:12 PM - 9:58 PM PDT
Att. 43,823 - Clear - 77 F

livebaseballscorecards.com

AB 33
R 6
H 8
RBI 6
BB 2
SO 11
LOB 13

Batter	1	2	3	4	5	6	7	8	9	AB	R	H	RBI	BB	SO	LOB	BOTTOM								
3 J.P. Crawford, L OBP: 0.376, SLG: 0.421										5	0	1	0	0	0	2									
44 Julio Rodríguez, R OBP: 0.345, SLG: 0.504										5	1	2	0	0	0	3									
29 Cal Raleigh, S OBP: 0.313, SLG: 0.470										4	1	1	0	1	2	3									
35 Teoscar Hernández, R OBP: 0.311, SLG: 0.454										5	0	1	1	0	2	3									
28 Eugenio Suárez, R OBP: 0.324, SLG: 0.393										4	1	1	1	0	0	1									
10 Jared Kelenic, L OBP: 0.323, SLG: 0.437										3	0	2	0	1	0	0									
23 Ty France, R OBP: 0.336, SLG: 0.363										3	0	1	0	0	2	1									
8 Dominic Canzone, L OBP: 0.261, SLG: 0.391										2	0	0	0	0	1	1									
25 Dylan Moore, R OBP: 0.309, SLG: 0.459										2	0	1	0	0	1	0									
20 Mike Ford, L OBP: 0.312, SLG: 0.488										1	0	0	0	0	1	2									
4 Josh Rojas, L OBP: 0.310, SLG: 0.337										2	0	1	0	0	1	0									
0 Sam Haggerty, S OBP: 0.329, SLG: 0.319										2	0	1	0	0	1	0									
Inning Stats	R: 0 H: 1 K: 2 S: 11	H: 0 LOB: 1 BB: 1 P: 20	R: 0 H: 0 K: 2 S: 11	H: 0 LOB: 1 BB: 1 P: 17	R: 0 H: 1 K: 1 S: 8	H: 1 LOB: 0 BB: 10 P: 10	R: 1 H: 1 K: 1 S: 10	H: 1 LOB: 0 BB: 7 P: 12	R: 0 H: 0 K: 1 S: 9	H: 0 LOB: 0 BB: 0 P: 12	R: 2 H: 4 K: 1 S: 13	H: 4 LOB: 2 BB: 1 P: 27	R: 0 H: 1 K: 1 S: 11	H: 1 LOB: 0 BB: 0 P: 16	R: 0 H: 1 K: 1 S: 13	H: 1 LOB: 2 BB: 0 P: 22	R: 0 H: 2 K: 1 S: 13	H: 2 LOB: 2 BB: 0 P: 18	1B: 9 2B: 1 3B: 0 HR: 1	SF: 0 SAC: 0 DP: 1 HBP: 1	WP: 3 PB: 0 SB: 0 CS: 0	PA: 40			
PITCHER	IP WLS BF H R ER SO BB IBB HBP BLK WP HR S P ERA WHIP	IP WLS BF H R ER SO BB IBB HBP BLK WP HR S P ERA WHIP	IP WLS BF H R ER SO BB IBB HBP BLK WP HR S P ERA WHIP	IP WLS BF H R ER SO BB IBB HBP BLK WP HR S P ERA WHIP	IP WLS BF H R ER SO BB IBB HBP BLK WP HR S P ERA WHIP	IP WLS BF H R ER SO BB IBB HBP BLK WP HR S P ERA WHIP	IP WLS BF H R ER SO BB IBB HBP BLK WP HR S P ERA WHIP	IP WLS BF H R ER SO BB IBB HBP BLK WP HR S P ERA WHIP	IP WLS BF H R ER SO BB IBB HBP BLK WP HR S P ERA WHIP	IP WLS BF H R ER SO BB IBB HBP BLK WP HR S P ERA WHIP	IP WLS BF H R ER SO BB IBB HBP BLK WP HR S P ERA WHIP	IP WLS BF H R ER SO BB IBB HBP BLK WP HR S P ERA WHIP	IP WLS BF H R ER SO BB IBB HBP BLK WP HR S P ERA WHIP	IP WLS BF H R ER SO BB IBB HBP BLK WP HR S P ERA WHIP	IP WLS BF H R ER SO BB IBB HBP BLK WP HR S P ERA WHIP	IP WLS BF H R ER SO BB IBB HBP BLK WP HR S P ERA WHIP	IP WLS BF H R ER SO BB IBB HBP BLK WP HR S P ERA WHIP	IP WLS BF H R ER SO BB IBB HBP BLK WP HR S P ERA WHIP	IP WLS BF H R ER SO BB IBB HBP BLK WP HR S P ERA WHIP	IP WLS BF H R ER SO BB IBB HBP BLK WP HR S P ERA WHIP	IP WLS BF H R ER SO BB IBB HBP BLK WP HR S P ERA WHIP	IP WLS BF H R ER SO BB IBB HBP BLK WP HR S P ERA WHIP	IP WLS BF H R ER SO BB IBB HBP BLK WP HR S P ERA WHIP	IP WLS BF H R ER SO BB IBB HBP BLK WP HR S P ERA WHIP	IP WLS BF H R ER SO BB IBB HBP BLK WP HR S P ERA WHIP

Los Angeles Dodgers @ Seattle Mariners
T-Mobile Park, Seattle, WA
Fri Sep 15 2023, 7:12 PM - 9:58 PM PDT
Att. 43,823 - Clear - 77 F

livebaseballscorecards.com

AB 37
R 3
H 11
RBI 2
BB 2
SO 11
LOB 18

Batter	1	2	3	4	5	6	7	8	9	AB R H RBI BB SO LOB	TOP											
3 Chris Taylor, R (1,5) OBP: 0.327, SLG: 0.434										4 0 0 0 1 2 3	Los Angeles Dodgers @ Seattle Mariners T-Mobile Park, Seattle, WA Sun Sep 17 2023, 1:12 PM - 3:51 PM PDT Att: 45,477 - Partly Cloudy - 64 F livebaseballscorecards.com											
23 Jason Heyward, L (1,9) OBP: 0.357, SLG: 0.508										5 1 3 2 0 0 1												
28 J.D. Martinez, R (1,10) OBP: 0.314, SLG: 0.538										5 0 1 0 0 2 4												
6 David Peralta, L (1,7) OBP: 0.299, SLG: 0.383										5 0 0 0 0 1 3												
8 Enrique Hernández, R (1,3) OBP: 0.291, SLG: 0.349										4 0 0 0 0 1 3												
33 James Outman, L (1,8) OBP: 0.354, SLG: 0.434										4 1 1 1 0 1 1												
31 Arned Rosario, R (1,6) OBP: 0.305, SLG: 0.383										4 2 3 0 0 0 0												
25 Kolten Wong, L (1,4) OBP: 0.243, SLG: 0.256										4 1 1 1 0 1 2												
15 Austin Barnes, R (1,2) OBP: 0.238, SLG: 0.232										3 1 1 2 1 0 1												
Inning Stats	R: 1 H: 1 E: 0 K: 1 S: 13	H: 1 LOB: 1 BB: 0 P: 21	R: 3 H: 3 E: 0 K: 1 S: 14	H: 3 LOB: 0 BB: 0 P: 19	R: 0 H: 1 E: 0 K: 0 S: 11	H: 1 LOB: 1 BB: 0 P: 16	R: 1 H: 2 E: 0 K: 2 S: 13	H: 2 LOB: 2 BB: 1 P: 21	R: 0 H: 0 E: 0 K: 2 S: 7	H: 0 LOB: 0 BB: 0 P: 9		R: 0 H: 1 E: 0 K: 0 S: 14	H: 1 LOB: 1 BB: 0 P: 20	R: 0 H: 1 E: 0 K: 0 S: 6	H: 1 LOB: 0 BB: 0 P: 9	R: 1 H: 1 E: 0 K: 1 S: 9	H: 1 LOB: 0 BB: 0 P: 15	R: 0 H: 0 E: 0 K: 1 S: 10	H: 0 LOB: 1 BB: 1 P: 15	1B: 4 2B: 2 3B: 1 HR: 3	SF: 0 SAC: 0 DP: 0 HBP: 0	WP: 1 PB: 0 SB: 1 CS: 0
PITCHER	IP WLS BF H R ER SO BB IBB HBP BLK WP HR S P ERA WHIP											IP WLS BF H R ER SO BB IBB HBP BLK WP HR S P ERA WHIP										
36 Logan Gilbert, R (1,1) ERA: 3.77	5.0 L 24 7 5 5 6 1 0 0 0 0 1 2 58 86 9.00 1.600																					
41 Eduard Bazarzo, R (6,1) ERA: 5.06	2.0 8 2 0 0 0 0 0 0 0 0 0 0 20 29 0.00 1.000																					
54 Dominic Leone, R (8,1) ERA: 4.97	2.0 8 1 1 1 2 1 0 0 0 0 0 1 19 30 4.50 1.000																					

Batter	1	2	3	4	5	6	7	8	9	AB R H RBI BB SO LOB	BOTTOM											
3 J.P. Crawford, L (1,6) OBP: 0.378, SLG: 0.425										4 0 2 1 1 1 1	Los Angeles Dodgers @ Seattle Mariners T-Mobile Park, Seattle, WA Sun Sep 17 2023, 1:12 PM - 3:51 PM PDT Att: 45,477 - Partly Cloudy - 64 F livebaseballscorecards.com											
44 Julio Rodríguez, R (1,8) OBP: 0.342, SLG: 0.500										5 0 0 0 0 2 5												
29 Cal Raleigh, S (1,2) OBP: 0.311, SLG: 0.464										3 0 1 0 1 2 1												
35 Teoscar Hernández, R (1,9) OBP: 0.308, SLG: 0.448										4 0 0 0 0 1 4												
10 Jarred Kelenic, L (1,7) OBP: 0.317, SLG: 0.428										2 0 0 0 0 0 1												
25 Dylan Moore, R (6,PH) OBP: 0.303, SLG: 0.448										1 0 0 0 0 1 0												
8 Dominic Canzone, L (7,PH) OBP: 0.257, SLG: 0.386										1 0 0 0 0 0 2												
28 Eugenio Suárez, R (1,5) OBP: 0.321, SLG: 0.387										3 1 0 0 1 1 1												
20 Mike Ford, L (1,10) OBP: 0.322, SLG: 0.493										3 0 2 0 1 1 0												
23 Ty France, R (1,3) OBP: 0.340, SLG: 0.365										4 0 2 0 0 1 1												
4 Josh Rojas, L (1,4) OBP: 0.307, SLG: 0.333										4 0 0 0 0 3 6												
Inning Stats	R: 0 H: 1 E: 0 K: 1 S: 8	H: 1 LOB: 1 BB: 0 P: 16	R: 1 H: 3 E: 0 K: 1 S: 20	H: 3 LOB: 3 BB: 1 P: 31	R: 0 H: 1 E: 0 K: 0 S: 8	H: 1 LOB: 1 BB: 0 P: 13	R: 0 H: 1 E: 0 K: 2 S: 12	H: 1 LOB: 2 BB: 1 P: 15	R: 0 H: 0 E: 0 K: 2 S: 7	H: 0 LOB: 0 BB: 0 P: 9	R: 0 H: 1 E: 0 K: 2 S: 16	H: 1 LOB: 2 BB: 1 P: 26	R: 0 H: 0 E: 0 K: 1 S: 12	H: 0 LOB: 2 BB: 2 P: 24	R: 0 H: 0 E: 0 K: 1 S: 9	H: 0 LOB: 0 BB: 0 P: 15	R: 0 H: 0 E: 0 K: 3 S: 9	H: 0 LOB: 0 BB: 0 P: 13	1B: 6 2B: 1 3B: 0 HR: 0	SF: 0 SAC: 0 DP: 0 HBP: 0	WP: 0 PB: 0 SB: 0 CS: 0	PA: 38
PITCHER	IP WLS BF H R ER SO BB IBB HBP BLK WP HR S P ERA WHIP											IP WLS BF H R ER SO BB IBB HBP BLK WP HR S P ERA WHIP										
18 Shelby Miller, R (1,1) ERA: 1.95	1.0 4 1 0 0 1 0 0 0 0 0 0 0 8 16 0.00 1.000																					
56 Ryan Yarbrough, L (2,1) ERA: 3.73	4.2 W 21 5 1 1 7 2 0 0 0 0 0 0 59 89 1.93 1.500																					
71 Gavin Stone, R (6,1) ERA: 9.45	3.1 S 13 1 0 0 5 2 0 0 0 0 0 0 34 57 0.00 0.900																					



Batter	1	2	3	4	5	6	7	8	9	AB	R	H	RBI	BB	SO	LOB	TOP						
60 Akil Badtoo, L OBP: 0.307, SLG: 0.364 8 Matt Verling, R OBP: 0.331, SLG: 0.381										3	0	0	0	1	2	1	0	0	0	1	0		
39 Zach McKinstry, L OBP: 0.302, SLG: 0.346 77 Andy Ibañez, R OBP: 0.298, SLG: 0.432										2	0	0	0	0	1	0	1	0	0	0	1	0	
24 Miguel Cabrera, R OBP: 0.318, SLG: 0.340										4	1	1	0	0	3	1							
30 Kerry Carpenter, L OBP: 0.350, SLG: 0.499										3	1	2	0	1	0	0							
34 Jake Rogers, R OBP: 0.288, SLG: 0.451										4	1	1	3	0	3	3							
18 Tyler Nevin, R OBP: 0.303, SLG: 0.243										4	0	1	0	0	0	0							
22 Parker Meadows, L OBP: 0.316, SLG: 0.280										4	0	1	0	0	2	1							
28 Javier Báez, R OBP: 0.265, SLG: 0.318										3	0	0	0	1	0	1							
27 Andre Lipcius, R OBP: 0.286, SLG: 0.429										4	0	0	0	0	1	3							
Inning Stats	R: 0 E: 0 K: 3 S: 14	H: 0 LOB: 2 BB: 1 P: 25	R: 0 E: 0 K: 0 S: 10	H: 1 LOB: 2 BB: 1 P: 17	R: 0 E: 0 K: 3 S: 14	H: 1 LOB: 0 BB: 0 P: 21	R: 0 E: 0 K: 0 S: 7	H: 1 LOB: 1 BB: 0 P: 9	R: 3 E: 0 K: 1 S: 13	H: 3 LOB: 0 BB: 0 P: 21	R: 0 E: 0 K: 1 S: 5	H: 0 LOB: 0 BB: 0 P: 9	R: 0 E: 0 K: 3 S: 9	H: 0 LOB: 0 BB: 0 P: 14	R: 0 E: 0 K: 1 S: 9	H: 0 LOB: 0 BB: 0 P: 15	R: 0 E: 0 K: 2 S: 12	H: 0 LOB: 0 BB: 0 P: 17	1B: 4 2B: 1 3B: 0 HR: 1	SF: 0 SAC: 0 DP: 0 HBP: 1	WP: 0 PB: 0 SB: 0 CS: 0	PA: 36	
PITCHER	IP WLS BF H R ER SO BB IBB HBP BLK WP HR S P ERA WHIP	IP WLS BF H R ER SO BB IBB HBP BLK WP HR S P ERA WHIP	IP WLS BF H R ER SO BB IBB HBP BLK WP HR S P ERA WHIP	IP WLS BF H R ER SO BB IBB HBP BLK WP HR S P ERA WHIP	IP WLS BF H R ER SO BB IBB HBP BLK WP HR S P ERA WHIP	IP WLS BF H R ER SO BB IBB HBP BLK WP HR S P ERA WHIP	IP WLS BF H R ER SO BB IBB HBP BLK WP HR S P ERA WHIP	IP WLS BF H R ER SO BB IBB HBP BLK WP HR S P ERA WHIP	IP WLS BF H R ER SO BB IBB HBP BLK WP HR S P ERA WHIP	IP WLS BF H R ER SO BB IBB HBP BLK WP HR S P ERA WHIP	IP WLS BF H R ER SO BB IBB HBP BLK WP HR S P ERA WHIP	IP WLS BF H R ER SO BB IBB HBP BLK WP HR S P ERA WHIP	IP WLS BF H R ER SO BB IBB HBP BLK WP HR S P ERA WHIP	IP WLS BF H R ER SO BB IBB HBP BLK WP HR S P ERA WHIP	IP WLS BF H R ER SO BB IBB HBP BLK WP HR S P ERA WHIP	IP WLS BF H R ER SO BB IBB HBP BLK WP HR S P ERA WHIP	IP WLS BF H R ER SO BB IBB HBP BLK WP HR S P ERA WHIP	IP WLS BF H R ER SO BB IBB HBP BLK WP HR S P ERA WHIP	IP WLS BF H R ER SO BB IBB HBP BLK WP HR S P ERA WHIP	IP WLS BF H R ER SO BB IBB HBP BLK WP HR S P ERA WHIP	IP WLS BF H R ER SO BB IBB HBP BLK WP HR S P ERA WHIP	IP WLS BF H R ER SO BB IBB HBP BLK WP HR S P ERA WHIP	IP WLS BF H R ER SO BB IBB HBP BLK WP HR S P ERA WHIP

Detroit Tigers @ Los Angeles Dodgers
 Dodger Stadium, Los Angeles, CA
 Mon Sep 18 2023, 7:12 PM - 9:54 PM PDT
 Att: 37,239 - Partly Cloudy - 69 F

AB	33
R	3
H	6
RBI	3
BB	2
SO	13
LOB	11

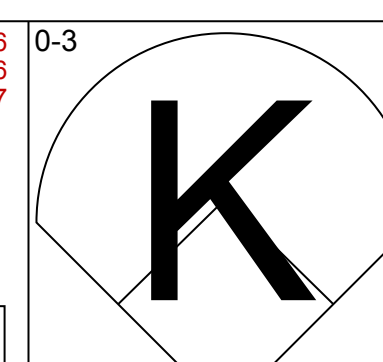
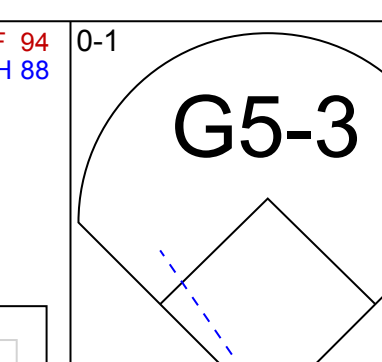
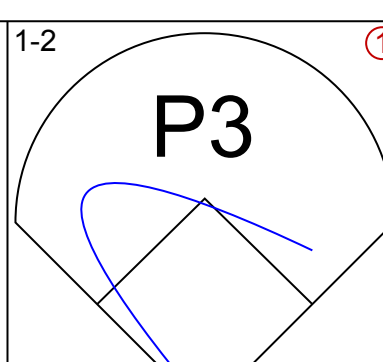
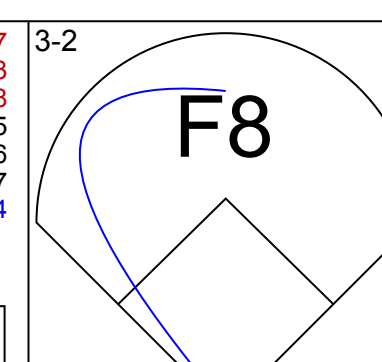
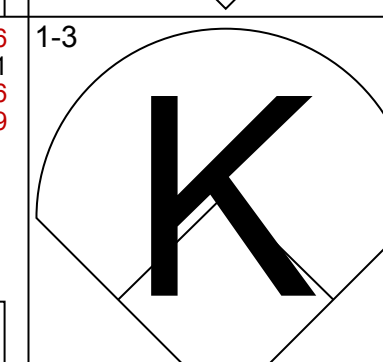
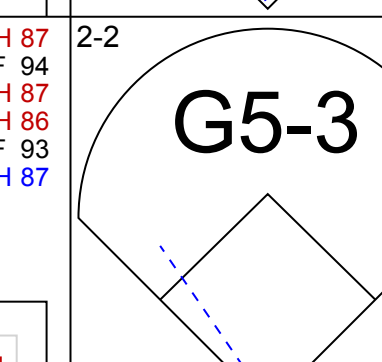
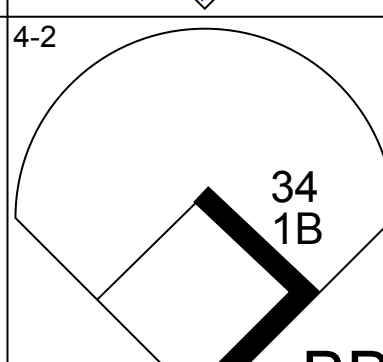
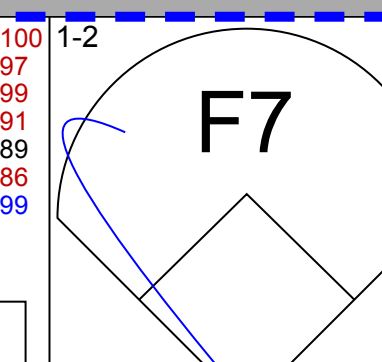
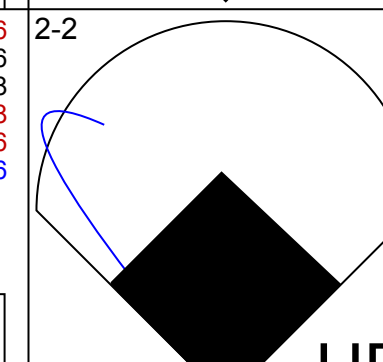
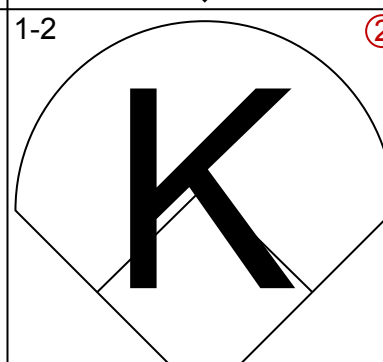
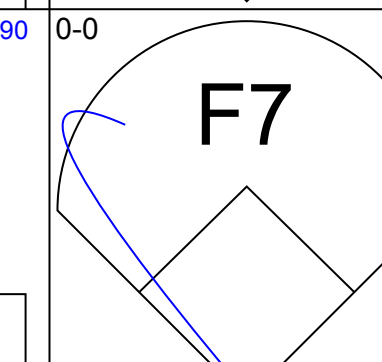
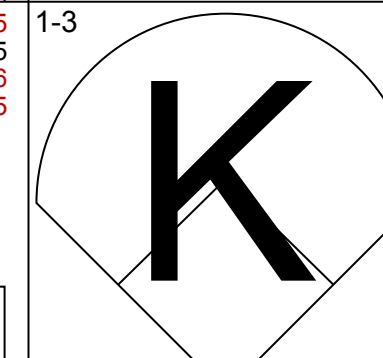

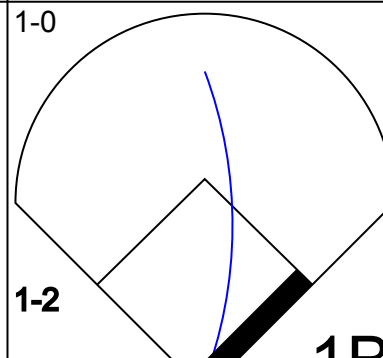
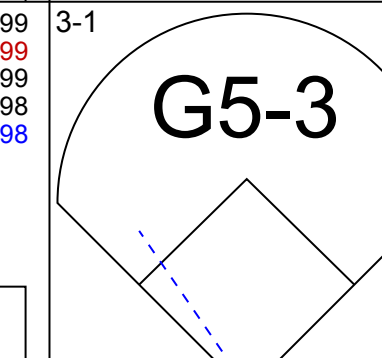


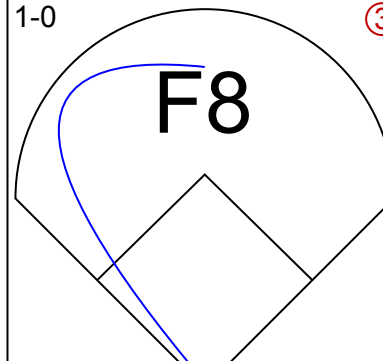

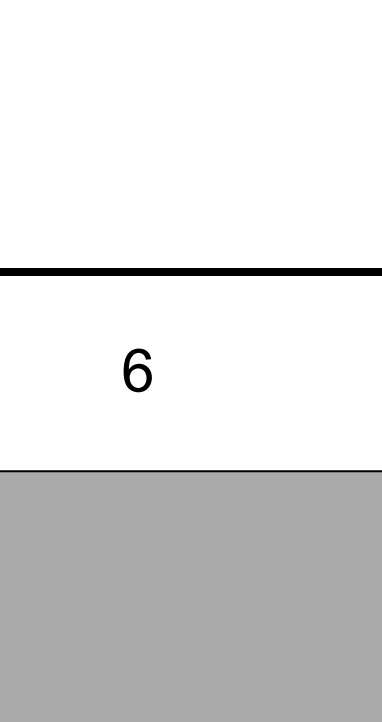


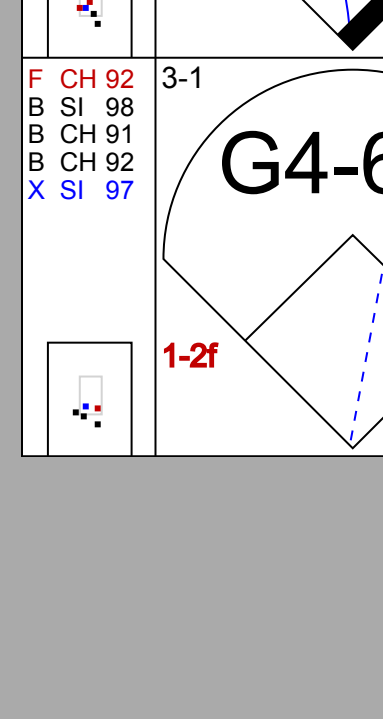



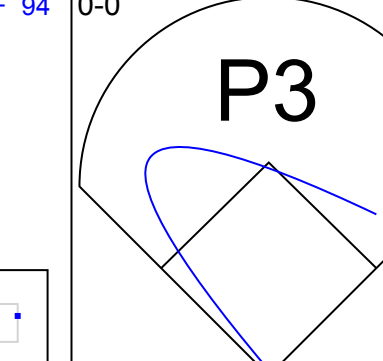


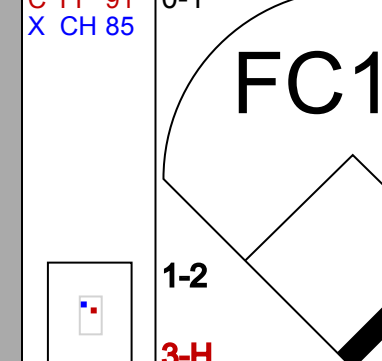

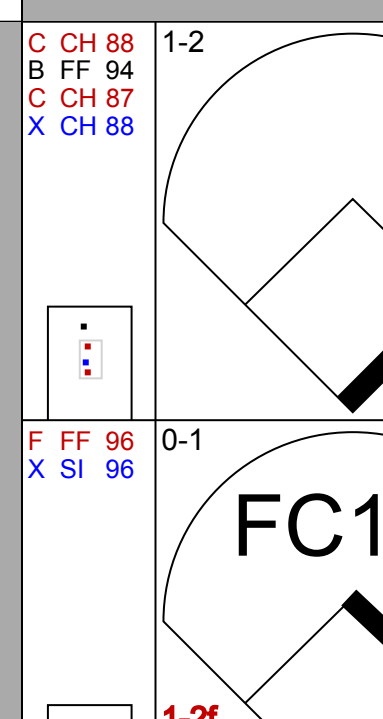

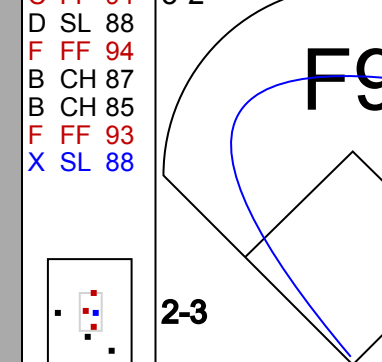
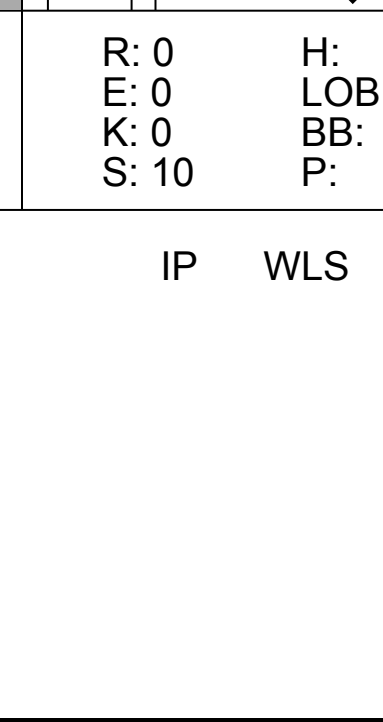
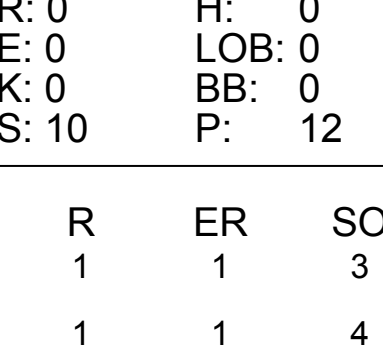
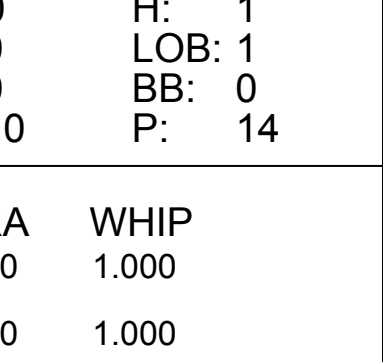
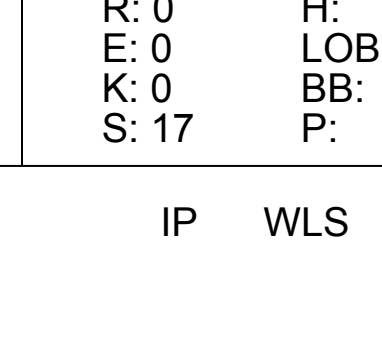


Batter	1	2	3	4	5	6	7	8	9	AB	R	H	RBI	BB	SO	LOB	BOTTOM						
50 Mookie Betts, R OBP: 0.409, SLG: 0.596										3	1	0	0	1	0	0							
5 Freddie Freeman, L OBP: 0.414, SLG: 0.569										3	2	1	0	1	0	0							
16 Will Smith, R OBP: 0.382, SLG: 0.440										3	0	0	1	0	1	1							
28 J.D. Martinez, R OBP: 0.318, SLG: 0.556										4	2	3	5	0	1	0							
31 Amed Rosario, R OBP: 0.302, SLG: 0.380										4	0	0	0	0	2	1							
13 Max Muncy, L OBP: 0.333, SLG: 0.491										3	1	1	0	1	0	0							
3 Chris Taylor, R OBP: 0.326, SLG: 0.431										4	0	1	0	0	2	1							
8 Enrique Hernández, R OBP: 0.291, SLG: 0.348										4	0	1	1	0	1	1							
11 Miguel Rojas, R OBP: 0.294, SLG: 0.331										3	2	2	1	0	0	1							
Inning Stats	R: 0 E: 0 K: 0 S: 11	H: 0 LOB: 0 BB: 0 P: 15	R: 1 E: 0 K: 0 S: 12	H: 1 LOB: 0 BB: 0 P: 15	R: 4 E: 0 K: 1 S: 22	H: 3 LOB: 1 BB: 1 P: 34	R: 0 E: 0 K: 1 S: 14	H: 1 LOB: 1 BB: 0 P: 22	R: 0 E: 0 K: 1 S: 9	H: 2 LOB: 3 BB: 1 P: 20	R: 1 E: 0 K: 2 S: 11	H: 2 LOB: 1 BB: 1 P: 23	R: 2 E: 0 K: 1 S: 14	H: 2 LOB: 1 BB: 1 P: 23	R: 0 E: 0 K: 1 S: 9	H: 0 LOB: 0 BB: 0 P: 15	1B: 6 2B: 0 3B: 0 HR: 3	SF: 1 SAC: 0 DP: 0 HBP: 0	WP: 1 PB: 0 SB: 1 CS: 0	PA: 35			
PITCHER	IP WLS BF H R ER SO BB IBB HBP BLK WP HR S P ERA WHIP	IP WLS BF H R ER SO BB IBB HBP BLK WP HR S P ERA WHIP	IP WLS BF H R ER SO BB IBB HBP BLK WP HR S P ERA WHIP	IP WLS BF H R ER SO BB IBB HBP BLK WP HR S P ERA WHIP	IP WLS BF H R ER SO BB IBB HBP BLK WP HR S P ERA WHIP	IP WLS BF H R ER SO BB IBB HBP BLK WP HR S P ERA WHIP	IP WLS BF H R ER SO BB IBB HBP BLK WP HR S P ERA WHIP	IP WLS BF H R ER SO BB IBB HBP BLK WP HR S P ERA WHIP	IP WLS BF H R ER SO BB IBB HBP BLK WP HR S P ERA WHIP	IP WLS BF H R ER SO BB IBB HBP BLK WP HR S P ERA WHIP	IP WLS BF H R ER SO BB IBB HBP BLK WP HR S P ERA WHIP	IP WLS BF H R ER SO BB IBB HBP BLK WP HR S P ERA WHIP	IP WLS BF H R ER SO BB IBB HBP BLK WP HR S P ERA WHIP	IP WLS BF H R ER SO BB IBB HBP BLK WP HR S P ERA WHIP	IP WLS BF H R ER SO BB IBB HBP BLK WP HR S P ERA WHIP	IP WLS BF H R ER SO BB IBB HBP BLK WP HR S P ERA WHIP	IP WLS BF H R ER SO BB IBB HBP BLK WP HR S P ERA WHIP	IP WLS BF H R ER SO BB IBB HBP BLK WP HR S P ERA WHIP	IP WLS BF H R ER SO BB IBB HBP BLK WP HR S P ERA WHIP	IP WLS BF H R ER SO BB IBB HBP BLK WP HR S P ERA WHIP	IP WLS BF H R ER SO BB IBB HBP BLK WP HR S P ERA WHIP	IP WLS BF H R ER SO BB IBB HBP BLK WP HR S P ERA WHIP	IP WLS BF H R ER SO BB IBB HBP BLK WP HR S P ERA WHIP

Detroit Tigers @ Los Angeles Dodgers
 Dodger Stadium, Los Angeles, CA
 Mon Sep 18 2023, 7:12 PM - 9:54 PM PDT
 Att: 37,239 - Partly Cloudy - 69 F

AB	31
R	8
H	9
RBI	8
BB	3
SO	7
LOB	5

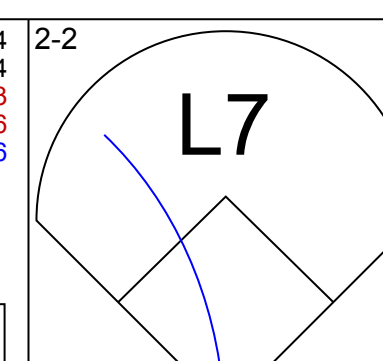
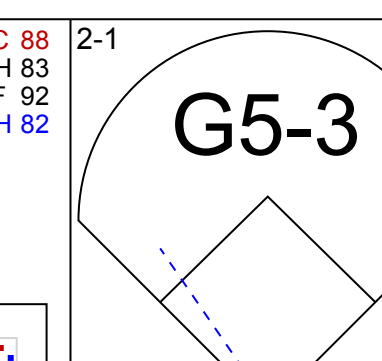
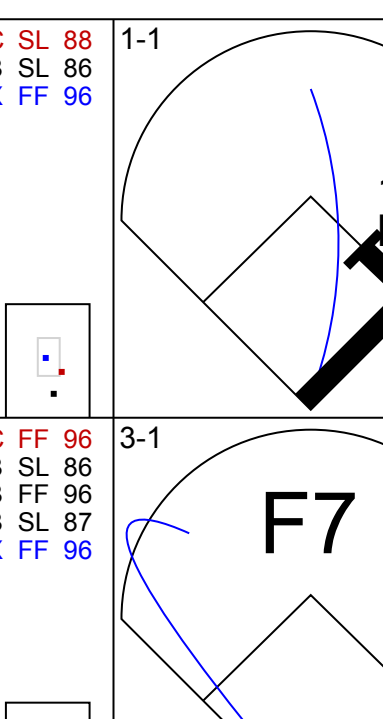
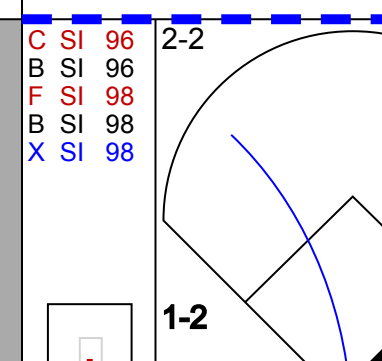
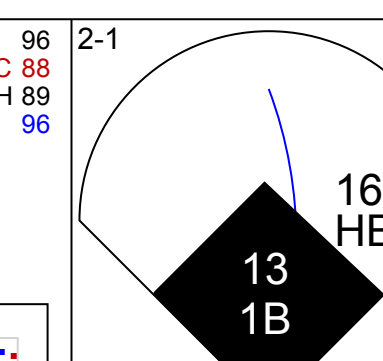
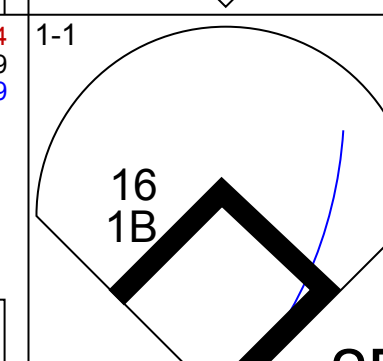
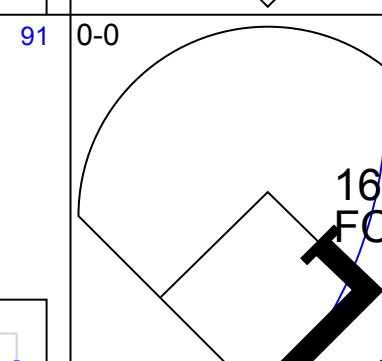

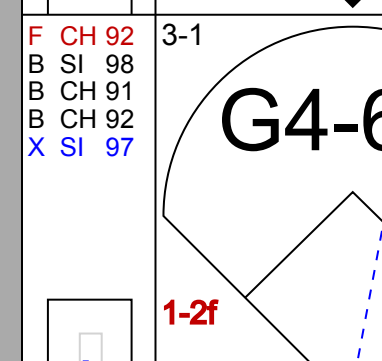
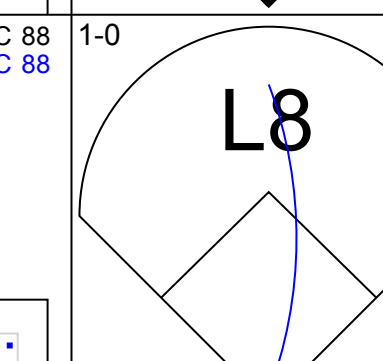
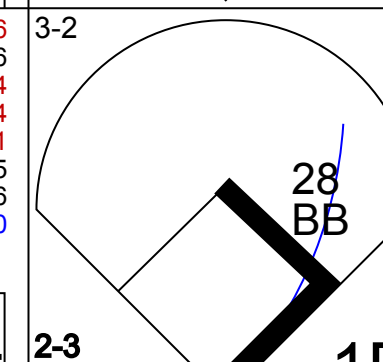
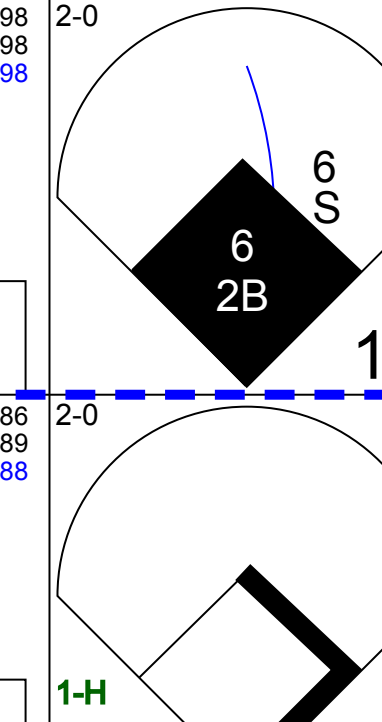

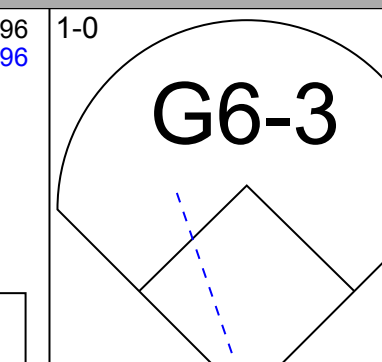
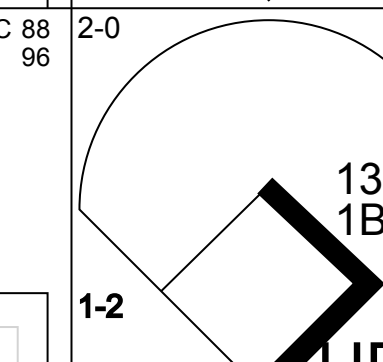
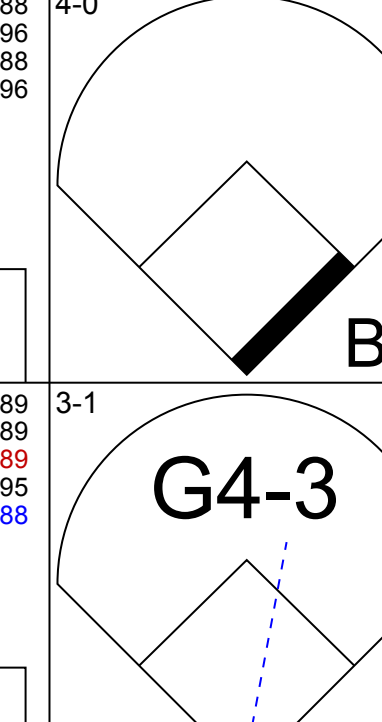
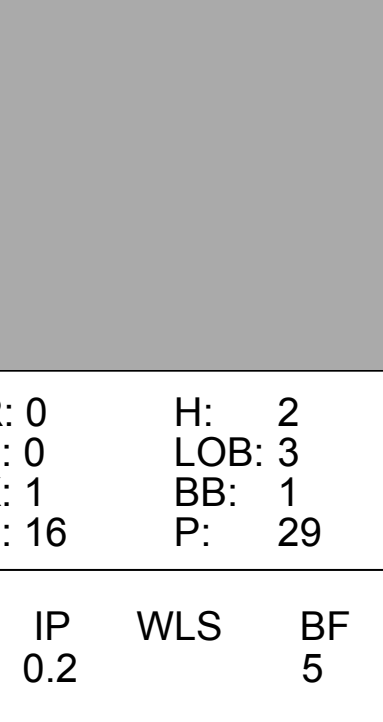
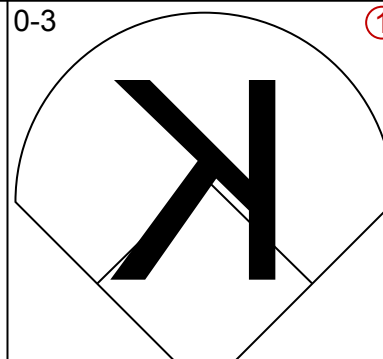
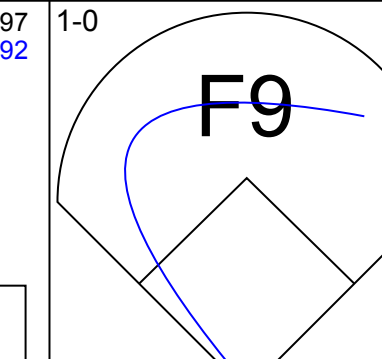
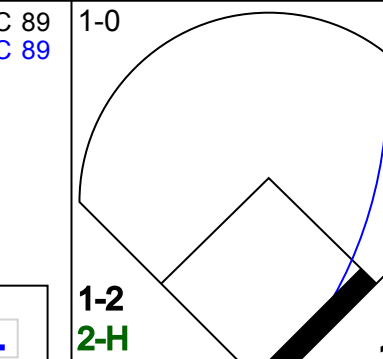
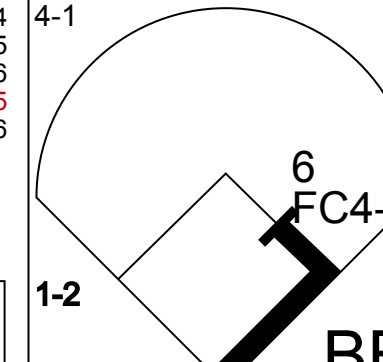



Batter	1	2	3	4	5	6	7	8	9	AB	R	H	RBI	BB	SO	LOB	TOP						
8 Matt Vierling, R OBP: 0.328, SLG: 0.377										4	0	0	0	0	1	2							
77 Andy Ibañez, R OBP: 0.288, SLG: 0.429										2	0	0	0	1	1	0							
39 Zach McKinstry, L OBP: 0.301, SLG: 0.345										4	1	1	1	0	2	1							
20 Spencer Torkelson, R OBP: 0.315, SLG: 0.448										4	0	1	0	0	1	0							
34 Jake Rogers, R OBP: 0.288, SLG: 0.449										4	0	1	0	0	1	0							
30 Kerry Carpenter, L OBP: 0.347, SLG: 0.493										4	0	0	0	0	1	2							
24 Miguel Cabrera, R OBP: 0.318, SLG: 0.340										3	0	1	0	0	0	0							
60 Akil Baddoo, L OBP: 0.307, SLG: 0.364										0	0	0	0	0	0	0							
27 Andre Lipcius, R OBP: 0.276, SLG: 0.414										1	0	0	0	0	1	0							
18 Tyler Nevin, R OBP: 0.312, SLG: 0.269										4	0	2	0	0	0	0							
59 Zack Short, R OBP: 0.290, SLG: 0.349										3	0	0	0	0	1	3							
22 Parker Meadows, L OBP: 0.317, SLG: 0.318										3	1	1	1	0	0	3							
Inning Stats	R: 1 E: 0 K: 3 S: 13	H: 1 LOB: 0 BB: 0 P: 17	R: 0 E: 0 K: 0 S: 10	H: 0 LOB: 0 BB: 0 P: 12	R: 1 E: 0 K: 1 S: 10	H: 1 LOB: 0 BB: 0 P: 14	R: 0 E: 0 K: 2 S: 7	H: 0 LOB: 0 BB: 0 P: 10	R: 0 E: 0 K: 0 S: 10	H: 1 LOB: 1 BB: 0 P: 14	R: 0 E: 0 K: 1 S: 12	H: 1 LOB: 2 BB: 0 P: 20	R: 0 E: 0 K: 0 S: 17	H: 2 LOB: 2 BB: 0 P: 27	R: 0 E: 0 K: 0 S: 9	H: 0 LOB: 0 BB: 0 P: 13	R: 0 E: 0 K: 1 S: 7	H: 0 LOB: 0 BB: 0 P: 9	1B: 3 2B: 1 3B: 0 HR: 2	SF: 0 SAC: 0 DP: 0 HBP: 0	WP: 0 PB: 0 SB: 0 CS: 0	PA: 34	
PITCHER	IP WLS BF H R ER SO BB IBB HBP BLK WP HR S P ERA WHIP	IP WLS BF H R ER SO BB IBB HBP BLK WP HR S P ERA WHIP	IP WLS BF H R ER SO BB IBB HBP BLK WP HR S P ERA WHIP	IP WLS BF H R ER SO BB IBB HBP BLK WP HR S P ERA WHIP	IP WLS BF H R ER SO BB IBB HBP BLK WP HR S P ERA WHIP	IP WLS BF H R ER SO BB IBB HBP BLK WP HR S P ERA WHIP	IP WLS BF H R ER SO BB IBB HBP BLK WP HR S P ERA WHIP	IP WLS BF H R ER SO BB IBB HBP BLK WP HR S P ERA WHIP	IP WLS BF H R ER SO BB IBB HBP BLK WP HR S P ERA WHIP	IP WLS BF H R ER SO BB IBB HBP BLK WP HR S P ERA WHIP	IP WLS BF H R ER SO BB IBB HBP BLK WP HR S P ERA WHIP	IP WLS BF H R ER SO BB IBB HBP BLK WP HR S P ERA WHIP	IP WLS BF H R ER SO BB IBB HBP BLK WP HR S P ERA WHIP	IP WLS BF H R ER SO BB IBB HBP BLK WP HR S P ERA WHIP	IP WLS BF H R ER SO BB IBB HBP BLK WP HR S P ERA WHIP	IP WLS BF H R ER SO BB IBB HBP BLK WP HR S P ERA WHIP	IP WLS BF H R ER SO BB IBB HBP BLK WP HR S P ERA WHIP	IP WLS BF H R ER SO BB IBB HBP BLK WP HR S P ERA WHIP	IP WLS BF H R ER SO BB IBB HBP BLK WP HR S P ERA WHIP	IP WLS BF H R ER SO BB IBB HBP BLK WP HR S P ERA WHIP	IP WLS BF H R ER SO BB IBB HBP BLK WP HR S P ERA WHIP	IP WLS BF H R ER SO BB IBB HBP BLK WP HR S P ERA WHIP	IP WLS BF H R ER SO BB IBB HBP BLK WP HR S P ERA WHIP

Detroit Tigers @ Los Angeles Dodgers
 Dodger Stadium, Los Angeles, CA
 Tue Sep 19 2023, 7:11 PM - 9:44 PM PDT
 Att: 42,223 - Clear - 68 F

AB	33
R	2
H	6
RBI	2
BB	1
SO	8
LOB	11



Batter	1	2	3	4	5	6	7	8	9	AB	R	H	RBI	BB	SO	LOB	BOTTOM						
50 Mookie Betts, R OBP: 0.410, SLG: 0.596										5	1	3	0	0	0	0							
5 Freddie Freeman, L OBP: 0.414, SLG: 0.569										5	0	2	0	0	0	4							
16 Will Smith, R OBP: 0.382, SLG: 0.438										4	0	1	0	0	0	2							
13 Max Muncy, L OBP: 0.332, SLG: 0.488										4	0	1	0	0	0	2							
28 J.D. Martinez, R OBP: 0.324, SLG: 0.566										5	0	1	1	0	2	3							
3 Chris Taylor, R OBP: 0.326, SLG: 0.431										2	1	2	1	2	0	0							
6 David Peralta, L OBP: 0.298, SLG: 0.384										0	1	0	0	0	0	0							
23 Jason Heyward, L OBP: 0.356, SLG: 0.503										4	0	1	1	0	0	4							
33 James Outman, L OBP: 0.353, SLG: 0.432										3	0	0	0	1	0	1							
11 Miguel Rojas, R OBP: 0.291, SLG: 0.328										4	0	1	0	0	1	2							
25 Alex Wong, L OBP: 0.242, SLG: 0.255										3	0	0	0	0	1	1							
Inning Stats	R: 0 E: 0 K: 1 S: 16	H: 2 LOB: 3 BB: 1 P: 29	R: 0 E: 0 K: 2 S: 11	H: 0 LOB: 0 BB: 0 P: 15	R: 0 E: 0 K: 0 S: 6	H: 1 LOB: 1 BB: 0 P: 12	R: 1 E: 0 K: 0 S: 12	H: 1 LOB: 0 BB: 0 P: 14	R: 0 E: 0 K: 1 S: 7	H: 0 LOB: 1 BB: 1 P: 11	R: 0 E: 0 K: 0 S: 10	H: 2 LOB: 1 BB: 0 P: 16	R: 1 E: 0 K: 0 S: 6	H: 2 LOB: 2 BB: 1 P: 19	R: 1 E: 0 K: 0 S: 6	H: 2 LOB: 2 BB: 0 P: 12	1B: 8 2B: 2 3B: 0 HR: 1	SF: 0 SAC: 0 DP: 1 HBP: 1	WP: 0 PB: 0 SB: 1 CS: 0	PA: 40			
PITCHER	IP WLS BF H R ER SO BB IBB HBP BLK WP HR S P ERA WHIP	IP WLS BF H R ER SO BB IBB HBP BLK WP HR S P ERA WHIP	IP WLS BF H R ER SO BB IBB HBP BLK WP HR S P ERA WHIP	IP WLS BF H R ER SO BB IBB HBP BLK WP HR S P ERA WHIP	IP WLS BF H R ER SO BB IBB HBP BLK WP HR S P ERA WHIP	IP WLS BF H R ER SO BB IBB HBP BLK WP HR S P ERA WHIP	IP WLS BF H R ER SO BB IBB HBP BLK WP HR S P ERA WHIP	IP WLS BF H R ER SO BB IBB HBP BLK WP HR S P ERA WHIP	IP WLS BF H R ER SO BB IBB HBP BLK WP HR S P ERA WHIP	IP WLS BF H R ER SO BB IBB HBP BLK WP HR S P ERA WHIP	IP WLS BF H R ER SO BB IBB HBP BLK WP HR S P ERA WHIP	IP WLS BF H R ER SO BB IBB HBP BLK WP HR S P ERA WHIP	IP WLS BF H R ER SO BB IBB HBP BLK WP HR S P ERA WHIP	IP WLS BF H R ER SO BB IBB HBP BLK WP HR S P ERA WHIP	IP WLS BF H R ER SO BB IBB HBP BLK WP HR S P ERA WHIP	IP WLS BF H R ER SO BB IBB HBP BLK WP HR S P ERA WHIP	IP WLS BF H R ER SO BB IBB HBP BLK WP HR S P ERA WHIP	IP WLS BF H R ER SO BB IBB HBP BLK WP HR S P ERA WHIP	IP WLS BF H R ER SO BB IBB HBP BLK WP HR S P ERA WHIP	IP WLS BF H R ER SO BB IBB HBP BLK WP HR S P ERA WHIP	IP WLS BF H R ER SO BB IBB HBP BLK WP HR S P ERA WHIP	IP WLS BF H R ER SO BB IBB HBP BLK WP HR S P ERA WHIP	IP WLS BF H R ER SO BB IBB HBP BLK WP HR S P ERA WHIP

Detroit Tigers @ Los Angeles Dodgers
 Dodger Stadium, Los Angeles, CA
 Tue Sep 19 2023, 7:11 PM - 9:44 PM PDT
 Att: 42,223 - Clear - 68 F

AB	36
R	3
H	11
RBI	3
BB	3
SO	4
LOB	17

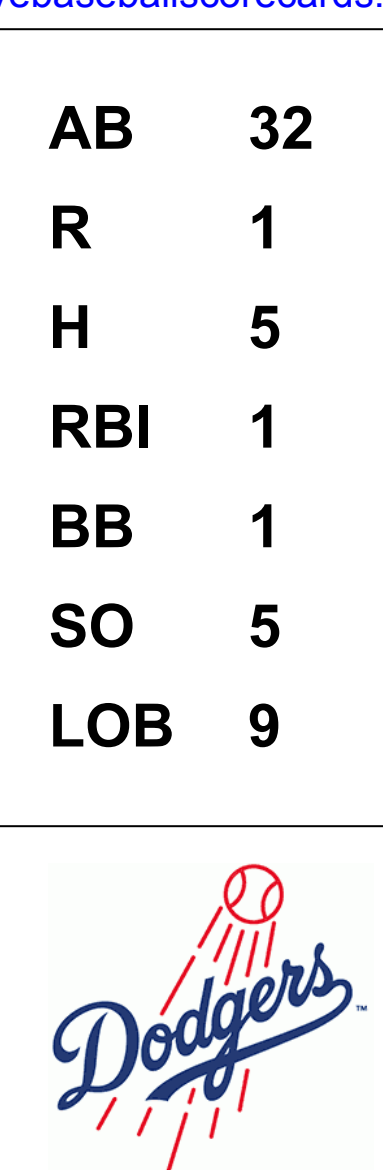


Batter	1	2	3	4	5	6	7	8	9	AB	R	H	RBI	BB	SO	LOB	TOP					
13 Austin Slater, R (1, 10) OBP: 0.338, SLG: 0.389										0	0	0	0	1	0	0	San Francisco Giants @ Los Angeles Dodgers Dodger Stadium, Los Angeles, CA Fri Sep 22 2023, 7:13 PM - 9:50 PM PDT Att: 52,887 - Overcast - 67 F					
23 Joc Pederson, L (4, PH) OBP: 0.353, SLG: 0.437										2	1	1	0	0	1	0						
29 Luis Matos, R (7, PH) OBP: 0.316, SLG: 0.353										2	0	0	0	0	1	1						
39 Thairo Estrada, R (1, 4) OBP: 0.320, SLG: 0.425										4	1	1	1	0	1	3						
41 Wilmer Flores, R (1, 3) OBP: 0.356, SLG: 0.512										3	0	0	0	1	0	2						
5 Mike Yastrzemski, L (1, 9) OBP: 0.335, SLG: 0.468										4	1	2	2	0	1	1						
17 Mitch Haniger, R (1, 7) OBP: 0.270, SLG: 0.373										3	0	0	0	1	0	1						
7 J.D. Davis, R (1, 5) OBP: 0.328, SLG: 0.416										3	0	1	0	1	1	0						
14 Patrick Bailey, S (1, 2) OBP: 0.295, SLG: 0.373										4	0	0	0	0	2	4						
37 Marco Luciano, R (1, 6) OBP: 0.400, SLG: 0.389										4	1	2	0	0	1	1						
49 Tyler Fitzgerald, R (1, 8) OBP: 0.429, SLG: 1.000										4	1	1	2	0	2	2						
Inning Stats	R: 0 H: 0 E: 0 K: 0 S: 7	H: 0 LOB: 1 BB: 1 P: 12	R: 0 H: 0 E: 0 K: 2 S: 11	H: 0 LOB: 0 BB: 0 P: 19	R: 0 H: 0 E: 0 K: 0 S: 7	H: 0 LOB: 0 BB: 0 P: 11	R: 2 H: 2 E: 0 K: 0 S: 13	H: 2 LOB: 0 BB: 0 P: 18	R: 0 H: 0 E: 0 K: 2 S: 11	H: 0 LOB: 1 BB: 1 P: 20	R: 1 H: 2 E: 0 K: 2 S: 17	H: 2 LOB: 3 BB: 2 P: 33	R: 0 H: 1 E: 0 K: 3 S: 14	H: 1 LOB: 1 BB: 0 P: 19	R: 0 H: 1 E: 0 K: 0 S: 7	H: 1 LOB: 0 BB: 0 P: 8	R: 2 H: 2 E: 0 K: 1 S: 14	H: 2 LOB: 0 BB: 0 P: 21	1B: 4 2B: 1 3B: 0 HR: 3	SF: 0 SAC: 0 DP: 2 HBP: 0	WP: 0 PB: 0 SB: 1 CS: 0	PA: 37
PITCHER	IP	WLS	BF	H	R	ER	SO	BB	IBB	HBP	BLK	WP	HR	S	P	ERA	WHIP					
64 Caleb Ferguson, L (1, 1) ERA: 2.51	1.0		3	0	0	0	0	1	0	0	0	0	0	7	12	0.00	1.000					
71 Gavin Stone, R (2, 1) ERA: 9.0	4.1	L	18	3	3	3	5	2	0	0	0	0	2	49	82	6.23	1.154					
56 Ryan Yarbrough, L (6, 1) ERA: 3.78	3.2		16	5	2	2	5	1	0	0	0	0	1	45	67	4.91	1.636					

AB	33
R	5
H	8
RBI	5
BB	4
SO	10
LOB	15



Batter	1	2	3	4	5	6	7	8	9	AB	R	H	RBI	BB	SO	LOB	BOTTOM					
50 Mookie Betts, R (1, 9) OBP: 0.408, SLG: 0.589										3	0	0	0	1	0	1	San Francisco Giants @ Los Angeles Dodgers Dodger Stadium, Los Angeles, CA Fri Sep 22 2023, 7:13 PM - 9:50 PM PDT Att: 52,887 - Overcast - 67 F					
5 Freddie Freeman, L (1, 3) OBP: 0.411, SLG: 0.563										4	0	2	1	0	0	1						
16 Will Smith, R (1, 2) OBP: 0.360, SLG: 0.439										4	0	1	0	0	0	4						
28 J.D. Martinez, R (1, 10) OBP: 0.322, SLG: 0.564										4	0	0	0	0	1	2						
31 Amed Rosario, R (1, 4) OBP: 0.301, SLG: 0.378										3	0	0	0	0	0	0						
25 Koltan Wong, L (9, PH) OBP: 0.241, SLG: 0.254										1	0	0	0	0	1	0						
3 Chris Taylor, R (1, 7) OBP: 0.324, SLG: 0.430										4	0	0	0	0	2	0						
8 Enrique Hernández, R (1, 5) OBP: 0.268, SLG: 0.345										2	0	0	0	0	0	0						
6 David Peralta, L (8, PH) OBP: 0.294, SLG: 0.379										1	0	0	0	0	0	0						
33 James Outman, L (1, 8) OBP: 0.350, SLG: 0.429										3	1	1	0	0	0	0						
11 Miguel Rojas, R (1, 6) OBP: 0.292, SLG: 0.328										2	0	1	0	0	0	0						
23 Jason Heyward, L (8, PH) OBP: 0.350, SLG: 0.493										1	0	0	0	0	1	1						
Inning Stats	R: 0 H: 1 E: 0 K: 0 S: 12	H: 0 LOB: 1 BB: 0 P: 16	R: 0 H: 0 E: 0 K: 1 S: 9	H: 0 LOB: 0 BB: 0 P: 10	R: 0 H: 1 E: 0 K: 0 S: 11	H: 1 LOB: 1 BB: 0 P: 17	R: 0 H: 0 E: 0 K: 1 S: 8	H: 0 LOB: 0 BB: 0 P: 11	R: 0 H: 0 E: 0 K: 0 S: 9	H: 0 LOB: 0 BB: 0 P: 14	R: 0 H: 0 E: 0 K: 0 S: 4	H: 0 LOB: 0 BB: 0 P: 4	R: 0 H: 1 E: 0 K: 0 S: 8	H: 1 LOB: 0 BB: 0 P: 13	R: 1 H: 2 E: 0 K: 1 S: 23	H: 2 LOB: 3 BB: 1 P: 37	R: 0 H: 0 E: 0 K: 2 S: 10	H: 0 LOB: 0 BB: 0 P: 16	1B: 5 2B: 0 3B: 0 HR: 0	SF: 0 SAC: 0 DP: 1 HBP: 0	WP: 0 PB: 1 SB: 0 CS: 0	PA: 33
PITCHER	IP	WLS	BF	H	R	ER	SO	BB	IBB	HBP	BLK	WP	HR	S	P	ERA	WHIP					
52 Sean Manaea, L (1, 1) ERA: 4.51	7.0	W	23	3	0	0	2	0	0	0	0	0	0	20	33	0.00	4.500					
71 Tyler Rogers, R (8, 1) ERA: 3.17	0.2	H	6	2	1	0	1	1	0	0	0	0	0	13	20	0.00	0.000					
75 Camilo Doval, R (8, 1) ERA: 3.03	1.1	S	4	0	0	0	2	0	0	0	0	0	0	13	20	0.00	0.000					



Batter	1	2	3	4	5	6	7	8	9	AB	R	H	RBI	BB	SO	LOB	TOP										
50 Mookie Betts, R OBP: 0.408, SLG: 0.589										5	0	2	0	0	0	1	Los Angeles Dodgers @ Colorado Rockies Coors Field, Denver, CO Tue Sep 26 2023, 1:12 PM - 3:54 PM MDT Att: 24,648 - Sunny - 72 F livebaseballscorecards.com										
5 Freddie Freeman, L OBP: 0.408, SLG: 0.558										4	0	1	0	0	2	1											
13 Max Muncy, L OBP: 0.332, SLG: 0.484										4	0	0	0	1	3	3											
28 J.D. Martinez, R OBP: 0.325, SLG: 0.574										4	0	1	0	0	2	2											
23 Jason Heyward, L OBP: 0.347, SLG: 0.489										4	1	3	0	0	0	0											
8 Enrique Hernández, R OBP: 0.298, SLG: 0.344										3	0	1	0	0	0	4											
25 Kolten Wong, L OBP: 0.243, SLG: 0.252										0	0	0	0	0	0	0											
33 James Outman, L OBP: 0.349, SLG: 0.430										4	0	0	0	0	1	4											
11 Miguel Rojas, R OBP: 0.285, SLG: 0.319										4	0	0	0	0	2												
15 Austin Barnes, R OBP: 0.250, SLG: 0.238										3	0	1	0	1	0	0											
Inning Stats	R: 0 H: 1 E: 0 K: 2 S: 10	H: 1 LOB: 1 BB: 0 P: 20	R: 0 H: 0 E: 0 K: 0 S: 10	H: 0 LOB: 0 BB: 0 P: 16	R: 0 H: 0 E: 0 K: 0 S: 4	H: 0 LOB: 0 BB: 0 P: 5	R: 0 H: 1 E: 0 K: 2 S: 19	H: 2 LOB: 2 BB: 1 P: 32	R: 1 H: 2 E: 0 K: 2 S: 16	H: 2 LOB: 2 BB: 0 P: 25	R: 0 H: 0 E: 0 K: 0 S: 6	H: 0 LOB: 0 BB: 0 P: 10	R: 0 H: 1 E: 0 K: 1 S: 9	H: 1 LOB: 2 BB: 0 P: 17	R: 0 H: 1 E: 0 K: 1 S: 14	H: 1 LOB: 2 BB: 0 P: 24	1B: 7 2B: 2 3B: 0 HR: 0	SF: 0 SAC: 0 DP: 1 HBP: 2	WP: 0 PB: 1 SB: 1 CS: 0	PA: 39							
PITCHER	IP	WLS	BF	H	R	ER	SO	BB	IBB	HBP	BLK	WP	HR	S	P	ERA	WHIP										
45 Chase Anderson, R ERA: 5.42	5.0	W	20	5	0	0	4	2	0	0	0	0	0	53	91	0.00	1.400										
39 Brent Suter, L ERA: 3.45	0.2	H	5	2	1	0	2	0	0	0	0	0	0	4	23	0.00	3.000										
59 Jake Bird, R ERA: 4.33	1.1	H	4	0	0	0	0	0	0	0	0	0	0	18	12	0.00	0.000										
61 Justin Lawrence, R ERA: 3.75	1.0	H	5	1	0	0	1	0	0	1	0	0	0	9	17	0.00	1.000										
40 Tyler Kinley, R ERA: 6.29	1.0	S	5	1	0	0	1	0	0	1	0	0	0	14	24	0.00	1.000										

Batter	1	2	3	4	5	6	7	8	9	AB	R	H	RBI	BB	SO	LOB	BOTTOM										
14 Ezequiel Tovar, R OBP: 0.294, SLG: 0.420										3	1	1	0	1	0	0	Los Angeles Dodgers @ Colorado Rockies Coors Field, Denver, CO Tue Sep 26 2023, 1:12 PM - 3:54 PM MDT Att: 24,648 - Sunny - 72 F livebaseballscorecards.com										
22 Nolan Jones, L OBP: 0.385, SLG: 0.541										3	2	2	1	1	1	1											
23 Kris Bryant, R OBP: 0.318, SLG: 0.375										4	1	1	1	0	3	1											
7 Brendan Rodgers, R OBP: 0.315, SLG: 0.355										4	0	3	1	0	0	1											
24 Ryan McMahon, L OBP: 0.327, SLG: 0.436										4	0	0	0	0	2	4											
44 Elehuris Montero, R OBP: 0.285, SLG: 0.388										4	0	1	1	0	2	3											
12 Sean Bouchard, R OBP: 0.259, SLG: 0.174										4	0	1	0	0	1	2											
16 Austin Wynns, R OBP: 0.278, SLG: 0.289										3	0	0	0	0	1	2											
9 Brenton Doyle, R OBP: 0.247, SLG: 0.330										3	0	0	0	0	1	0											
Inning Stats	R: 3 H: 3 E: 0 K: 0 S: 13	H: 3 LOB: 1 BB: 1 P: 22	R: 0 H: 1 E: 0 K: 2 S: 10	H: 1 LOB: 1 BB: 0 P: 13	R: 0 H: 1 E: 0 K: 2 S: 15	H: 1 LOB: 0 BB: 0 P: 22	R: 0 H: 0 E: 0 K: 1 S: 7	H: 0 LOB: 0 BB: 0 P: 11	R: 0 H: 2 E: 0 K: 3 S: 14	H: 2 LOB: 2 BB: 0 P: 23	R: 1 H: 1 E: 0 K: 1 S: 11	H: 1 LOB: 0 BB: 0 P: 16	R: 0 H: 1 E: 0 K: 1 S: 10	H: 1 LOB: 1 BB: 0 P: 14	1B: 5 2B: 3 3B: 0 HR: 1	SF: 0 SAC: 0 DP: 0 HBP: 0		WP: 1 PB: 1 SB: 0 CS: 1	PA: 34								
PITCHER	IP	WLS	BF	H	R	ER	SO	BB	IBB	HBP	BLK	WP	HR	S	P	ERA	WHIP										
64 Caleb Ferguson, L ERA: 2.9	6.0	L	6	3	3	3	0	1	0	0	0	0	1	11	18	40.50	6.000										
47 Ryan Peplot, R ERA: 1.85	1.1		23	5	1	1	9	1	0	0	0	0	1	59	95	1.50	1.000										
78 Michael Grove, R ERA: 6.28	1.1		5	1	0	0	2	0	0	0	0	1	0	14	19	0.00	0.750										

Batter	1	2	3	4	5	6	7	8	9	AB	R	H	RBI	BB	SO	LOB	TOP										
50 Mookie Betts, R OBP: 0.411, SLG: 0.587 25 Kolten Wong, L OBP: 0.250, SLG: 0.257	F9		BB			F8		BB		3	1	1	1	2	0	1	Los Angeles Dodgers @ Colorado Rockies Coors Field, Denver, CO Wed Sep 27 2023, 6:42 PM - 9:34 PM MDT Att: 26,054 - Clear - 82 F										
5 Freddie Freeman, L OBP: 0.472, SLG: 0.568 8 Enrique Hernández, R OBP: 0.290, SLG: 0.347	K							HR		3	1	1	3	0	2	1											
16 Will Smith, R OBP: 0.356, SLG: 0.431	G6-3									3	0	1	1	0	0	1											
13 Max Muncy, L OBP: 0.336, SLG: 0.482										4	0	0	0	1	2	3											
28 J.D. Martinez, R OBP: 0.323, SLG: 0.570	K									5	0	1	0	0	4	4											
23 Jason Heyward, L OBP: 0.343, SLG: 0.481	P5									5	0	0	0	0	0	4											
33 James Outman, L OBP: 0.356, SLG: 0.444										4	2	3	1	1	0	0											
6 David Peralta, L OBP: 0.295, SLG: 0.382	F9									4	2	2	1	1	0	1											
11 Miguel Rojas, R OBP: 0.289, SLG: 0.324										4	2	3	1	0	0	1											
Inning Stats	R: 0 H: 0 E: 0 K: 1 S: 9	H: 0 LOB: 0 BB: 0 P: 14	R: 0 H: 0 E: 0 K: 2 S: 10	H: 1 LOB: 0 BB: 0 P: 14	R: 1 H: 2 E: 0 K: 1 S: 14	H: 2 LOB: 1 BB: 1 P: 24	R: 0 H: 1 E: 0 K: 0 S: 6	H: 1 LOB: 1 BB: 0 P: 11	R: 3 H: 4 E: 0 K: 1 S: 19	H: 4 LOB: 3 BB: 1 P: 30	R: 0 H: 0 E: 0 K: 0 S: 10	H: 0 LOB: 1 BB: 2 P: 19	R: 0 H: 0 E: 0 K: 1 S: 23	H: 0 LOB: 1 BB: 0 P: 36	R: 4 H: 4 E: 0 K: 1 S: 23	H: 4 LOB: 1 BB: 1 P: 36		R: 0 H: 1 E: 0 K: 1 S: 11	H: 1 LOB: 1 BB: 0 P: 15	1B: 7 2B: 3 3B: 0 HR: 2	SF: 1 SAC: 0 DP: 1 HBP: 3	WP: 0 PB: 0 SB: 1 CS: 1	PA: 44				
PITCHER	IP	WLS	BF	H	R	ER	SO	BB	IBB	HBP	BLK	WP	HR	S	P	ERA	WHIP										
63 Noah Davis, R ERA: 8.7	4.1	L	22	7	4	4	4	2	0	2	0	0	1	53	86	8.31	2.077										
57 Tommy Doyle, R ERA: 4.91	1.2		6	0	0	0	1	2	0	0	0	0	0	15	26	0.00	1.200										
46 Nick Mears, R ERA: 3.93	1.2		9	2	3	3	1	1	0	1	0	0	0	24	43	16.20	1.800										
61 Justin Lawrence, R ERA: 3.86	0.1		3	2	1	1	1	0	0	0	0	0	1	9	12	27.00	6.000										
51 Karl Kauffmann, R ERA: 7.04	1.0		4	1	0	0	1	0	0	0	0	0	0	11	15	0.00	1.000										

Batter	1	2	3	4	5	6	7	8	9	AB	R	H	RBI	BB	SO	LOB	BOTTOM											
19 Charlie Blackmon, L OBP: 0.367, SLG: 0.434	K		K							4	0	1	0	0	2	1	Los Angeles Dodgers @ Colorado Rockies Coors Field, Denver, CO Wed Sep 27 2023, 6:42 PM - 9:34 PM MDT Att: 26,054 - Clear - 82 F											
14 Ezequiel Tovar, R OBP: 0.290, SLG: 0.414	F8		K							4	0	0	0	0	1	1												
22 Nolan Jones, L OBP: 0.385, SLG: 0.537	K									4	0	1	0	0	2	1												
7 Brendan Rodgers, R OBP: 0.318, SLG: 0.381	F9		CS							4	1	2	1	0	0	0												
35 Elias Diaz, R OBP: 0.312, SLG: 0.406	K									4	0	0	0	0	4	1												
24 Ryan McMahon, L OBP: 0.326, SLG: 0.437										4	0	1	0	0	2	1												
44 Elehuris Montero, R OBP: 0.285, SLG: 0.397	G5-3									4	0	0	0	0	0	2												
12 Sean Bouchard, R OBP: 0.267, SLG: 0.308										3	1	1	1	0	0	0												
9 Brenton Doyle, R OBP: 0.246, SLG: 0.327										3	0	1	0	0	2	0												
Inning Stats	R: 0 H: 0 E: 0 K: 2 S: 10	H: 1 LOB: 1 BB: 0 P: 12	R: 0 H: 1 E: 0 K: 1 S: 7	H: 1 LOB: 1 BB: 0 P: 12	R: 1 H: 2 E: 0 K: 3 S: 12	H: 2 LOB: 1 BB: 0 P: 15	R: 0 H: 0 E: 0 K: 2 S: 9	H: 0 LOB: 0 BB: 0 P: 13	R: 0 H: 1 E: 0 K: 0 S: 9	H: 1 LOB: 1 BB: 0 P: 13	R: 1 H: 1 E: 0 K: 2 S: 12	H: 1 LOB: 0 BB: 0 P: 19	R: 0 H: 0 E: 0 K: 1 S: 8	H: 0 LOB: 0 BB: 0 P: 10	R: 0 H: 1 E: 0 K: 1 S: 10	H: 1 LOB: 1 BB: 0 P: 19		R: 0 H: 1 E: 0 K: 1 S: 10	H: 1 LOB: 1 BB: 0 P: 16	1B: 3 2B: 2 3B: 0 HR: 2	SF: 0 SAC: 0 DP: 0 HBP: 0	WP: 1 PB: 0 SB: 0 CS: 1	PA: 35					
PITCHER	IP	WLS	BF	H	R	ER	SO	BB	IBB	HBP	BLK	WP	HR	S	P	ERA	WHIP											
80 Emmet Sheehan, R ERA: 4.92	6.0	W	23	5	2	2	10	0	0	0	0	0	1	2	59	84	3.00	0.833										
48 Brusdar Graterol, R ERA: 1.22	1.0	H	3	0	0	0	1	0	0	0	0	0	0	8	10	0.00	0.000											
57 Ryan Brasier, R ERA: 0.07	1.0		4	1	0	0	1	0	0	0	0	0	0	10	19	0.00	1.000											
51 Alex Vesia, L ERA: 4.35	1.0		4	1	0	0	1	0	0	0	0	0	0	10	16	0.00	1.000											



Batter	1	2	3	4	5	6	7	8	9	AB	R	H	RBI	BB	SO	LOB	TOP								
50 Mookie Betts, R OBP: 0.407, SLG: 0.581										4	0	0	0	0	2	1	Los Angeles Dodgers @ San Francisco Giants Oracle Park, San Francisco, CA Fri Sep 29 2023, 7:16 PM - 9:40 PM PDT Att: 38,159 - Partly Cloudy - 62 F								
5 Freddie Freeman, L OBP: 0.412, SLG: 0.572										4	3	3	1	0	0	0									
16 Will Smith, R OBP: 0.357, SLG: 0.437										3	2	1	2	0	2	0									
28 J.D. Martinez, R OBP: 0.325, SLG: 0.582										3	1	1	3	0	1	0									
25 Koltan Wong, L OBP: 0.256, SLG: 0.266										1	0	0	0	0	0	0									
23 Jason Heyward, L OBP: 0.341, SLG: 0.476										4	0	1	0	0	0	0									
6 David Peralta, L OBP: 0.289, SLG: 0.374										4	0	0	0	0	0	1									
8 Enrique Hernández, R OBP: 0.290, SLG: 0.351										4	0	0	0	0	2	0									
33 James Outman, L OBP: 0.354, SLG: 0.441										3	0	0	0	0	2	0									
11 Miguel Rojas, R OBP: 0.290, SLG: 0.322										2	0	0	0	0	0	0									
31 Amed Rosario, R OBP: 0.305, SLG: 0.379										0	0	0	0	0	0	0									
Inning Stats	R: 2 H: 2 K: 0 S: 15	H: 2 LOB: 0 BB: 0 P: 22	R: 0 H: 0 K: 2 S: 8	H: 0 LOB: 0 BB: 0 P: 10	R: 1 H: 1 K: 2 S: 9	H: 1 LOB: 0 BB: 0 P: 12	R: 0 H: 1 K: 1 S: 11	H: 0 LOB: 0 BB: 0 P: 12	R: 0 H: 0 K: 0 S: 6	H: 0 LOB: 0 BB: 0 P: 6	R: 3 H: 2 K: 0 S: 13	H: 2 LOB: 0 BB: 0 P: 22	R: 0 H: 0 K: 3 S: 9	H: 0 LOB: 1 BB: 0 P: 15	R: 0 H: 0 K: 1 S: 11	H: 0 LOB: 0 BB: 0 P: 15	R: 0 H: 0 K: 0 S: 13	H: 0 LOB: 0 BB: 0 P: 17	1B: 2 2B: 1 3B: 0 HR: 3	SF: 0 SAC: 0 DP: 1 HBP: 2	WP: 0 PB: 0 SB: 0 CS: 0	PA: 34			
PITCHER	IP WLS BF H R ER SO BB IBB HBP BLK WP HR S P ERA WHIP	IP WLS BF H R ER SO BB IBB HBP BLK WP HR S P ERA WHIP	IP WLS BF H R ER SO BB IBB HBP BLK WP HR S P ERA WHIP	IP WLS BF H R ER SO BB IBB HBP BLK WP HR S P ERA WHIP	IP WLS BF H R ER SO BB IBB HBP BLK WP HR S P ERA WHIP	IP WLS BF H R ER SO BB IBB HBP BLK WP HR S P ERA WHIP	IP WLS BF H R ER SO BB IBB HBP BLK WP HR S P ERA WHIP	IP WLS BF H R ER SO BB IBB HBP BLK WP HR S P ERA WHIP	IP WLS BF H R ER SO BB IBB HBP BLK WP HR S P ERA WHIP	IP WLS BF H R ER SO BB IBB HBP BLK WP HR S P ERA WHIP	IP WLS BF H R ER SO BB IBB HBP BLK WP HR S P ERA WHIP	IP WLS BF H R ER SO BB IBB HBP BLK WP HR S P ERA WHIP	IP WLS BF H R ER SO BB IBB HBP BLK WP HR S P ERA WHIP	IP WLS BF H R ER SO BB IBB HBP BLK WP HR S P ERA WHIP	IP WLS BF H R ER SO BB IBB HBP BLK WP HR S P ERA WHIP	IP WLS BF H R ER SO BB IBB HBP BLK WP HR S P ERA WHIP	IP WLS BF H R ER SO BB IBB HBP BLK WP HR S P ERA WHIP	IP WLS BF H R ER SO BB IBB HBP BLK WP HR S P ERA WHIP	IP WLS BF H R ER SO BB IBB HBP BLK WP HR S P ERA WHIP	IP WLS BF H R ER SO BB IBB HBP BLK WP HR S P ERA WHIP	IP WLS BF H R ER SO BB IBB HBP BLK WP HR S P ERA WHIP	IP WLS BF H R ER SO BB IBB HBP BLK WP HR S P ERA WHIP	IP WLS BF H R ER SO BB IBB HBP BLK WP HR S P ERA WHIP	IP WLS BF H R ER SO BB IBB HBP BLK WP HR S P ERA WHIP	IP WLS BF H R ER SO BB IBB HBP BLK WP HR S P ERA WHIP

AB 32
R 6
H 6
RBI 6
BB 0
SO 9
LOB 2



Batter	1	2	3	4	5	6	7	8	9	AB	R	H	RBI	BB	SO	LOB	BOTTOM								
31 LaMonte Wade Jr., L OBP: 0.376, SLG: 0.421										3	1	0	0	1	0	0	Los Angeles Dodgers @ San Francisco Giants Oracle Park, San Francisco, CA Fri Sep 29 2023, 7:16 PM - 9:40 PM PDT Att: 38,159 - Partly Cloudy - 62 F								
5 Mike Yastrzemski, L OBP: 0.331, SLG: 0.450										2	0	0	0	2	0	0									
41 Wilmer Flores, R OBP: 0.355, SLG: 0.510										3	1	2	2	1	0	1									
23 Joc Pederson, L OBP: 0.352, SLG: 0.421										3	0	0	0	1	2	3									
39 Thairo Estrada, R OBP: 0.316, SLG: 0.420										4	0	0	0	0	0	4									
8 Michael Conforto, L OBP: 0.335, SLG: 0.387										4	0	0	0	0	2	2									
37 Marco Luciano, R OBP: 0.357, SLG: 0.333										3	0	0	0	1	1	0									
2 Blake Sabol, L OBP: 0.301, SLG: 0.394										3	0	0	0	0	1	1									
49 Tyler Fitzgerald, R OBP: 0.296, SLG: 0.440										3	0	0	0	0	1	1									
Inning Stats	R: 1 H: 1 K: 1 S: 18	H: 1 LOB: 2 BB: 2 P: 32	R: 0 H: 0 K: 1 S: 7	H: 0 LOB: 0 BB: 0 P: 14	R: 1 H: 1 K: 1 S: 7	H: 1 LOB: 0 BB: 0 P: 9	R: 0 H: 0 K: 0 S: 6	H: 0 LOB: 0 BB: 0 P: 8	R: 0 H: 0 K: 1 S: 5	H: 0 LOB: 0 BB: 0 P: 7	R: 0 H: 0 K: 0 S: 7	H: 0 LOB: 1 BB: 2 P: 15	R: 0 H: 0 K: 1 S: 9	H: 0 LOB: 1 BB: 1 P: 18	R: 0 H: 0 K: 1 S: 9	H: 0 LOB: 1 BB: 1 P: 15		R: 0 H: 0 K: 1 S: 8	H: 0 LOB: 0 BB: 0 P: 13	1B: 1 2B: 0 3B: 0 HR: 1	SF: 0 SAC: 0 DP: 1 HBP: 0	WP: 0 PB: 0 SB: 0 CS: 0	PA: 34		
PITCHER	IP WLS BF H R ER SO BB IBB HBP BLK WP HR S P ERA WHIP	IP WLS BF H R ER SO BB IBB HBP BLK WP HR S P ERA WHIP	IP WLS BF H R ER SO BB IBB HBP BLK WP HR S P ERA WHIP	IP WLS BF H R ER SO BB IBB HBP BLK WP HR S P ERA WHIP	IP WLS BF H R ER SO BB IBB HBP BLK WP HR S P ERA WHIP	IP WLS BF H R ER SO BB IBB HBP BLK WP HR S P ERA WHIP	IP WLS BF H R ER SO BB IBB HBP BLK WP HR S P ERA WHIP	IP WLS BF H R ER SO BB IBB HBP BLK WP HR S P ERA WHIP	IP WLS BF H R ER SO BB IBB HBP BLK WP HR S P ERA WHIP	IP WLS BF H R ER SO BB IBB HBP BLK WP HR S P ERA WHIP	IP WLS BF H R ER SO BB IBB HBP BLK WP HR S P ERA WHIP	IP WLS BF H R ER SO BB IBB HBP BLK WP HR S P ERA WHIP	IP WLS BF H R ER SO BB IBB HBP BLK WP HR S P ERA WHIP	IP WLS BF H R ER SO BB IBB HBP BLK WP HR S P ERA WHIP	IP WLS BF H R ER SO BB IBB HBP BLK WP HR S P ERA WHIP	IP WLS BF H R ER SO BB IBB HBP BLK WP HR S P ERA WHIP	IP WLS BF H R ER SO BB IBB HBP BLK WP HR S P ERA WHIP	IP WLS BF H R ER SO BB IBB HBP BLK WP HR S P ERA WHIP	IP WLS BF H R ER SO BB IBB HBP BLK WP HR S P ERA WHIP	IP WLS BF H R ER SO BB IBB HBP BLK WP HR S P ERA WHIP	IP WLS BF H R ER SO BB IBB HBP BLK WP HR S P ERA WHIP	IP WLS BF H R ER SO BB IBB HBP BLK WP HR S P ERA WHIP	IP WLS BF H R ER SO BB IBB HBP BLK WP HR S P ERA WHIP	IP WLS BF H R ER SO BB IBB HBP BLK WP HR S P ERA WHIP	IP WLS BF H R ER SO BB IBB HBP BLK WP HR S P ERA WHIP

AB 28
R 2
H 2
RBI 2
BB 6
SO 7
LOB 12



Batter	1	2	3	4	5	6	7	8	9	AB	R	H	RBI	BB	SO	LOB	TOP										
50 Mookie Betts, R OBP: 0.408, SLG: 0.580										3	0	1	1	1	0	1	Los Angeles Dodgers @ San Francisco Giants Oracle Park, San Francisco, CA Sat Sep 30 2023, 6:06 PM - 8:11 PM PDT Att: 39,253 - Overcast - 65 F										
5 Freddie Freeman, L OBP: 0.411, SLG: 0.570										4	0	1	0	0	1	2											
13 Max Muncy, L OBP: 0.334, SLG: 0.478										4	0	1	0	0	0	2											
28 J.D. Martinez, R OBP: 0.324, SLG: 0.578										4	0	1	0	0	1	1											
23 Jason Heyward, L OBP: 0.340, SLG: 0.473										4	0	1	0	0	0	1											
33 James Outman, L OBP: 0.352, SLG: 0.438										4	0	0	0	0	3	1											
3 Chris Taylor, R OBP: 0.325, SLG: 0.421										3	0	1	0	1	1	0											
6 David Peralta, L OBP: 0.292, SLG: 0.379										3	1	2	0	0	0	1											
15 Austin Barnes, R OBP: 0.256, SLG: 0.242										3	0	0	0	0	0	3											
Inning Stats	R: 0 H: 1 E: 0 K: 1 S: 10	H: 1 LOB: 1 BB: 0 P: 13	R: 0 H: 0 E: 0 K: 1 S: 8	H: 0 LOB: 0 BB: 0 P: 11	R: 0 H: 1 E: 0 K: 0 S: 6	H: 1 LOB: 1 BB: 1 P: 13	R: 0 H: 1 E: 0 K: 1 S: 8	H: 1 LOB: 1 BB: 0 P: 12	R: 1 H: 3 E: 0 K: 0 S: 15	H: 3 LOB: 2 BB: 0 P: 21	R: 0 H: 1 E: 0 K: 1 S: 7	H: 1 LOB: 1 BB: 0 P: 9	R: 0 H: 0 E: 0 K: 0 S: 7	H: 0 LOB: 1 BB: 1 P: 15	R: 0 H: 0 E: 0 K: 1 S: 8	H: 1 LOB: 0 BB: 0 P: 11		1B: 6 2B: 2 3B: 0 HR: 0	SF: 0 SAC: 0 DP: 2 HBP: 0	WP: 0 PB: 0 SB: 0 CS: 1	PA: 35						
PITCHER	IP	WLS	BF	H	R	ER	SO	BB	IBB	HBP	BLK	WP	HR	S	P	ERA	WHIP										
43 Tristan Beck, R ERA: 3.92	5.0		21	6	1	1	3	1	0	0	0	0	0	47	70	1.80	1.400										
74 Ryan Walker, R ERA: 3.23	2.0	W	7	1	0	0	1	1	0	0	0	0	0	14	24	0.00	1.000										
71 Tyler Rogers, R ERA: 3.04	1.0	H	3	0	0	0	1	0	0	0	0	0	0	8	10	0.00	0.000										
75 Camilo Doval, R ERA: 2.93	1.0	S	3	1	0	0	1	0	0	0	0	0	0	8	11	0.00	1.000										

Batter	1	2	3	4	5	6	7	8	9	AB	R	H	RBI	BB	SO	LOB	BOTTOM										
13 Austin Slater, R OBP: 0.348, SLG: 0.400										3	1	1	0	1	2	0	Los Angeles Dodgers @ San Francisco Giants Oracle Park, San Francisco, CA Sat Sep 30 2023, 6:06 PM - 8:11 PM PDT Att: 39,253 - Overcast - 65 F										
29 Luis Matos, R OBP: 0.319, SLG: 0.342										3	0	1	0	1	0	1											
39 Thairo Estrada, R OBP: 0.316, SLG: 0.419										4	0	1	0	0	2	3											
41 Wilmer Flores, R OBP: 0.355, SLG: 0.509										3	0	1	1	0	0	2											
37 Marco Luciano, R OBP: 0.333, SLG: 0.308										3	0	0	0	0	1	3											
14 Patrick Bailey, S OBP: 0.285, SLG: 0.359										3	0	0	0	0	1	3											
6 Casey Schmitt, R OBP: 0.251, SLG: 0.296										3	0	0	0	0	1	0											
12 Heliot Ramos, R OBP: 0.233, SLG: 0.304										3	0	0	0	0	0	0											
5 Mike Vastrzemski, L OBP: 0.331, SLG: 0.450										0	0	0	0	0	0	0											
49 Tyler Fitzgerald, R OBP: 0.300, SLG: 0.536										3	1	1	1	0	1	0											
Inning Stats	R: 0 H: 1 E: 0 K: 1 S: 8	H: 0 LOB: 0 BB: 0 P: 13	R: 0 H: 0 E: 0 K: 1 S: 6	H: 0 LOB: 0 BB: 0 P: 11	R: 1 H: 3 E: 0 K: 1 S: 12	H: 3 LOB: 1 BB: 0 P: 18	R: 0 H: 1 E: 0 K: 1 S: 8	H: 1 LOB: 0 BB: 0 P: 11	R: 0 H: 0 E: 0 K: 1 S: 10	H: 0 LOB: 2 BB: 0 P: 13	R: 1 H: 0 E: 1 K: 0 S: 12	H: 0 LOB: 2 BB: 2 P: 26	R: 0 H: 0 E: 0 K: 1 S: 9	H: 0 LOB: 0 BB: 0 P: 16	R: 0 H: 0 E: 0 K: 2 S: 8	H: 0 LOB: 0 BB: 0 P: 11	1B: 3 2B: 1 3B: 0 HR: 1	SF: 0 SAC: 0 DP: 1 HBP: 0	WP: 1 PB: 0 SB: 0 CS: 1	PA: 31							
PITCHER	IP	WLS	BF	H	R	ER	SO	BB	IBB	HBP	BLK	WP	HR	S	P	ERA	WHIP										
22 Clayton Kershaw, L ERA: 2.46	5.1	L	22	5	2	2	5	2	0	0	0	1	0	52	83	3.38	1.312										
78 Michael Grove, R ERA: 6.13	1.2		5	0	0	0	1	0	0	0	0	0	0	13	25	0.00	0.000										
64 Caleb Ferguson, L ERA: 3.43	1.0		3	0	0	0	2	0	0	0	0	0	0	8	11	0.00	0.000										

AB	32
R	1
H	8
RBI	1
BB	2
SO	6
LOB	12



AB	28
R	2
H	5
RBI	2
BB	2
SO	8
LOB	12



Batter	1	2	3	4	5	6	7	8	9	AB	R	H	RBI	BB	SO	LOB	TOP								
50 Mookie Betts, R OBP: 0.408, SLG: 0.579 6 David Peralta, L OBP: 0.294, SLG: 0.381										3	0	1	0	1	0	1	Los Angeles Dodgers @ San Francisco Giants Oracle Park, San Francisco, CA Sun Oct 01 2023, 12:08 PM - 2:50 PM PDT Att: 38,359 - Partly Cloudy - 64 F								
5 Freddie Freeman, L OBP: 0.410, SLG: 0.567										4	0	0	0	0	1	4									
16 Will Smith, R OBP: 0.359, SLG: 0.438										4	1	2	0	0	0	2									
28 J.D. Martinez, R OBP: 0.321, SLG: 0.572										5	0	0	0	0	3	5									
13 Max Muncy, L OBP: 0.333, SLG: 0.475										3	1	0	0	1	1	3									
3 Chris Taylor, R OBP: 0.326, SLG: 0.420 25 Koltzen Wong, L OBP: 0.256, SLG: 0.263										1	0	0	0	0	1	0									
31 Arned Rosario, R OBP: 0.305, SLG: 0.378										4	1	1	1	0	1	1									
33 James Outman, L OBP: 0.353, SLG: 0.437										3	1	1	1	1	0	0									
8 Enrique Hernández, R OBP: 0.289, SLG: 0.357										4	1	1	3	0	0	1									
Inning Stats	R: 0 E: 0 K: 1 S: 13	H: 0 LOB: 2 BB: 0 P: 20	R: 0 E: 0 K: 1 S: 10	H: 0 LOB: 0 BB: 0 P: 15	R: 0 E: 0 K: 0 S: 14	H: 0 LOB: 1 BB: 1 P: 21	R: 0 E: 0 K: 2 S: 11	H: 0 LOB: 1 BB: 0 P: 14	R: 0 E: 0 K: 0 S: 13	H: 0 LOB: 1 BB: 1 P: 24	R: 5 E: 0 K: 3 S: 19	H: 5 LOB: 1 BB: 1 P: 30	R: 0 E: 0 K: 1 S: 15	H: 1 LOB: 1 BB: 0 P: 24	R: 0 E: 0 K: 0 S: 8	H: 0 LOB: 0 BB: 0 P: 15		R: 0 E: 0 K: 0 S: 6	H: 1 LOB: 1 BB: 0 P: 10	1B: 6 2B: 0 3B: 0 HR: 1	SF: 0 SAC: 0 DP: 0 HBP: 3	WP: 1 PB: 0 SB: 1 CS: 0	PA: 40		
PITCHER	IP	WLS	BF	H	R	ER	SO	BB	IBB	HBP	BLK	WP	HR	S	P	ERA	WHIP								
45 Kyle Harrison, L ERA: 4.15	5.0		20	0	0	0	4	2	0	3	0	0	0	61	94	0.00	0.400								
59 John Brebbia, R ERA: 3.99	0.1	L	3	1	2	2	1	1	0	0	0	0	0	5	10	54.00	6.000								
33 Taylor Rogers, L ERA: 3.83	0.1		5	4	3	3	1	0	0	0	0	0	1	11	14	81.00	12.000								
48 Ross Stripling, R ERA: 5.36	3.1		12	2	0	0	2	0	0	0	0	1	0	32	55	0.00	0.600								

AB	34
R	5
H	7
RBI	5
BB	3
SO	8
LOB	20



Batter	1	2	3	4	5	6	7	8	9	AB	R	H	RBI	BB	SO	LOB	BOTTOM								
35 Brandon Crawford, L OBP: 0.273, SLG: 0.314 37 Marco Luciano, R OBP: 0.333, SLG: 0.368										4	0	0	0	0	2	1	Los Angeles Dodgers @ San Francisco Giants Oracle Park, San Francisco, CA Sun Oct 01 2023, 12:08 PM - 2:50 PM PDT Att: 38,359 - Partly Cloudy - 64 F								
31 LaMonte Wade Jr., L OBP: 0.373, SLG: 0.417										4	0	0	0	0	0	0									
39 Thairo Estrada, R OBP: 0.315, SLG: 0.416										3	0	0	0	0	0	0									
8 Michael Conforto, L OBP: 0.334, SLG: 0.384										3	0	0	0	1	3	2									
23 Joc Pederson, L OBP: 0.348, SLG: 0.416										4	0	0	0	0	1	1									
5 Mike Yastrzemski, L OBP: 0.330, SLG: 0.445										3	0	0	0	1	2	0									
49 Tyler Fitzgerald, R OBP: 0.265, SLG: 0.469										4	0	0	0	0	1	1									
2 Blake Sabol, L OBP: 0.301, SLG: 0.394										3	0	1	0	0	0	1									
6 Casey Schmitt, R OBP: 0.255, SLG: 0.324										3	2	2	2	0	0	1									
Inning Stats	R: 0 E: 0 K: 1 S: 9	H: 0 LOB: 0 BB: 0 P: 14	R: 0 E: 0 K: 1 S: 7	H: 0 LOB: 0 BB: 0 P: 9	R: 0 E: 0 K: 1 S: 13	H: 1 LOB: 1 BB: 0 P: 18	R: 0 E: 0 K: 1 S: 9	H: 0 LOB: 1 BB: 1 P: 16	R: 0 E: 0 K: 1 S: 6	H: 0 LOB: 0 BB: 0 P: 12	R: 1 E: 0 K: 1 S: 13	H: 1 LOB: 1 BB: 0 P: 22	R: 0 E: 0 K: 1 S: 10	H: 0 LOB: 1 BB: 1 P: 14	R: 1 E: 0 K: 1 S: 9	H: 1 LOB: 1 BB: 0 P: 17		R: 0 E: 0 K: 1 S: 10	H: 0 LOB: 0 BB: 0 P: 15	1B: 1 2B: 0 3B: 0 HR: 2	SF: 0 SAC: 0 DP: 0 HBP: 1	WP: 1 PB: 0 SB: 0 CS: 0	PA: 34		
PITCHER	IP	WLS	BF	H	R	ER	SO	BB	IBB	HBP	BLK	WP	HR	S	P	ERA	WHIP								
28 Bobby Miller, R ERA: 3.76	4.0		14	1	0	0	4	1	0	0	0	0	0	6	12	0.00	0.500								
81 Victor González, L ERA: 4.01	1.0	W	3	0	0	0	1	0	0	0	0	0	0	6	12	0.00	0.000								
47 Ryan Peipot, R ERA: 2.14	3.0	H	14	2	2	2	3	1	0	1	0	0	2	32	53	6.00	1.000								
59 Evan Phillips, R ERA: 2.05	1.0	S	3	0	0	0	1	0	0	0	0	0	0	10	15	0.00	0.000								

AB	31
R	2
H	3
RBI	2
BB	2
SO	9
LOB	7



Batter	1	2	3	4	5	6	7	8	9	AB	R	H	RBI	BB	SO	LOB	TOP				
4 Ketel Marte, S OBP: 0.286, SLG: 0.538										5	1	1	0	0	2	1					
7 Corbin Carroll, L OBP: 0.571, SLG: 1.083										5	2	2	2	0	1	0					
28 Tommy Pham, R OBP: 0.429, SLG: 0.615										5	3	4	1	0	0	0					
53 Christian Walker, R OBP: 0.500, SLG: 0.545										3	2	1	1	1	1	0					
14 Gabriel Moreno, R OBP: 0.364, SLG: 0.900										5	1	2	3	0	2	4					
12 Lourdes Gurriel Jr., R OBP: 0.154, SLG: 0.231										5	0	1	1	0	0	1					
5 Alek Thomas, L OBP: 0.308, SLG: 0.727										3	2	1	1	2	0	0					
3 Evan Longoria, R OBP: 0.154, SLG: 0.250										4	0	1	2	0	0	0					
6 Jace Peterson, L										0	0	0	0	0	0	0					
2 Geraldo Perdomo, S OBP: 0.364, SLG: 0.125										4	0	0	0	0	3	3					
Inning Stats	R: 6 H: 6 E: 0 K: 1 S: 31	H: 6 LOB: 1 BB: 1 P: 45	R: 3 H: 3 E: 0 K: 1 S: 21	H: 3 LOB: 2 BB: 1 P: 32	R: 0 H: 1 E: 0 K: 2 S: 16	H: 0 LOB: 0 BB: 1 P: 23	R: 0 H: 0 E: 0 K: 0 S: 5	H: 0 LOB: 0 BB: 0 P: 6	R: 0 H: 1 E: 0 K: 1 S: 9	H: 0 LOB: 0 BB: 0 P: 11	R: 1 H: 1 E: 0 K: 1 S: 21	H: 1 LOB: 0 BB: 0 P: 25	R: 1 H: 1 E: 0 K: 1 S: 10	H: 1 LOB: 0 BB: 0 P: 14	R: 0 H: 0 E: 0 K: 0 S: 7	H: 0 LOB: 0 BB: 0 P: 10	1B: 5 2B: 4 3B: 0 HR: 4	SF: 1 SAC: 0 DP: 0 HBP: 1	WP: 0 PB: 0 SB: 0 CS: 0	PA: 44	
PITCHER	IP	WLS	BF	H	R	ER	SO	BB	IBB	HBP	BLK	WP	HR	S	P	ERA	WHIP				
22 Clayton Kershaw, L ERA: 162.0	0.1	L	8	6	6	6	0	1	0	0	0	0	1	25	35	162.00	21.000				
80 Emmet Sheehan, R ERA: 7.36	3.2		18	4	3	3	4	2	0	1	0	0	1	48	71	7.36	1.636				
18 Shelby Miller, R ERA:	2.0		7	1	0	0	3	0	0	0	0	0	0	17	27	0.00	0.500				
78 Michael Grove, R ERA: 9.0	1.0		4	1	1	1	1	0	0	0	0	0	1	21	25	9.00	1.000				
51 Alex Vesia, L ERA: 9.0	1.0		4	1	1	1	1	0	0	0	0	0	1	10	14	9.00	1.000				

Arizona Diamondbacks @ Los Angeles Dodgers
Dodger Stadium, Los Angeles, CA
Sat Oct 07 2023, 6:21 PM - 9:24 PM PDT
Att: 51,653 - Clear - 78 F

AB	39
R	11
H	13
RBI	11
BB	3
SO	9
LOB	9



Batter	1	2	3	4	5	6	7	8	9	AB	R	H	RBI	BB	SO	LOB	BOTTOM					
50 Mookie Betts, R										3	1	0	0	1	1	1						
5 Freddie Freeman, L										2	1	0	0	2	0	0						
16 Will Smith, R OBP: 0.500, SLG: 1.000										4	0	2	2	0	0	2						
13 Max Muncy, L										4	0	0	0	0	1	4						
28 J.D. Martinez, R										3	0	0	0	1	1	1						
23 Jason Heyward, L										4	0	0	0	0	3	1						
6 David Peralta, L OBP: 0.500, SLG: 1.000										2	0	1	0	0	1	0						
3 Chris Taylor, R										2	0	0	0	0	1	1						
33 James Outman, L										2	0	0	0	0	0	1						
8 Enrique Hernández, R										2	0	0	0	0	0	1						
11 Miguel Rojas, R OBP: 0.500, SLG: 0.500										2	0	1	0	0	0	0						
25 Kolten Wong, L										1	0	0	0	0	0	0						
Inning Stats	R: 0 H: 1 E: 0 K: 1 S: 16	H: 1 LOB: 0 BB: 0 P: 22	R: 0 H: 1 E: 0 K: 1 S: 8	H: 1 LOB: 1 BB: 0 P: 11	R: 0 H: 1 E: 0 K: 0 S: 8	H: 0 LOB: 2 BB: 1 P: 17	R: 0 H: 0 E: 0 K: 2 S: 10	H: 0 LOB: 0 BB: 0 P: 12	R: 0 H: 0 E: 0 K: 0 S: 6	H: 0 LOB: 0 BB: 0 P: 8	R: 0 H: 0 E: 0 K: 0 S: 8	H: 0 LOB: 0 BB: 0 P: 12	R: 0 H: 0 E: 0 K: 2 S: 7	H: 0 LOB: 1 BB: 1 P: 14	R: 2 H: 1 E: 0 K: 1 S: 14	H: 1 LOB: 2 BB: 2 P: 27	R: 0 H: 0 E: 0 K: 1 S: 7	H: 0 LOB: 0 BB: 0 P: 9	1B: 2 2B: 1 3B: 1 HR: 0	SF: 0 SAC: 0 DP: 0 HBP: 0	WP: 0 PB: 0 SB: 0 CS: 0	PA: 35
PITCHER	IP	WLS	BF	H	R	ER	SO	BB	IBB	HBP	BLK	WP	HR	S	P	ERA	WHIP					
29 Merrill Kelly, R ERA:	6.1	W	24	3	0	0	1	2	0	0	0	0	0	4	7	0.00	0.789					
35 Joe Mantiply, L ERA:	0.2		2	0	0	0	1	0	0	0	0	0	0	4	7	0.00	0.000					
50 Miguel Castro, R ERA: 10.8	1.0		6	1	2	2	1	2	0	0	0	0	0	14	27	18.00	3.000					
65 Luis Frias, R ERA:	1.0		3	0	0	0	1	0	0	0	0	0	0	7	9	0.00	0.000					

Arizona Diamondbacks @ Los Angeles Dodgers
Dodger Stadium, Los Angeles, CA
Sat Oct 07 2023, 6:21 PM - 9:24 PM PDT
Att: 51,653 - Clear - 78 F

AB	31
R	2
H	4
RBI	2
BB	4
SO	8
LOB	12



