



# Lake Elsinore Storm

Batter	1	2	3	4	5	6	7	8	9	AB R H RBI BB SO LOB	TOP																								
												<p style="text-align: center;"><b>San Diego Padres @ Lake Elsinore Storm</b>  The Diamond, Lake Elsinore, CA  Sat Mar 29 2003, 9:05 PM EST</p> <p style="text-align: right;"><a href="http://livebaseballscorecards.com">livebaseballscorecards.com</a></p> <table style="width: 100%; border: none;"> <tr><td style="width: 50%;"><b>AB</b></td><td style="width: 50%; text-align: right;"><b>0</b></td></tr> <tr><td><b>R</b></td><td style="text-align: right;">0</td></tr> <tr><td><b>H</b></td><td style="text-align: right;">0</td></tr> <tr><td><b>RBI</b></td><td style="text-align: right;">0</td></tr> <tr><td><b>BB</b></td><td style="text-align: right;">0</td></tr> <tr><td><b>SO</b></td><td style="text-align: right;">0</td></tr> <tr><td><b>LOB</b></td><td style="text-align: right;">0</td></tr> </table> 	<b>AB</b>	<b>0</b>	<b>R</b>	0	<b>H</b>	0	<b>RBI</b>	0	<b>BB</b>	0	<b>SO</b>	0	<b>LOB</b>	0									
<b>AB</b>											<b>0</b>																								
<b>R</b>											0																								
<b>H</b>											0																								
<b>RBI</b>											0																								
<b>BB</b>											0																								
<b>SO</b>											0																								
<b>LOB</b>											0																								
Inning Stats											1B: 0    SF: 0 2B: 0    SAC: 0 3B: 0    DP: 0 HR: 0    HBP: 0	WP: 0    PA: 0 PB: 0 SB: 0 CS: 0																							
PITCHER	IP	WLS	BF	H	R	ER	SO	BB	IBB	HBP	BLK	WP	HR	S	P	ERA	WHIP	PITCHER	IP	WLS	BF	H	R	ER	SO	BB	IBB	HBP	BLK	WP	HR	S	P	ERA	WHIP

Batter	1	2	3	4	5	6	7	8	9	AB R H RBI BB SO LOB	BOTTOM
--------	---	---	---	---	---	---	---	---	---	----------------------	--------

												<b>San Diego Padres @ Lake Elsinore Storm</b> The Diamond, Lake Elsinore, CA Sat Mar 29 2003, 9:05 PM EST  <a href="http://livebaseballscorecards.com">livebaseballscorecards.com</a>
<b>Inning Stats</b>											<b>AB</b> 0 <b>R</b> 0 <b>H</b> 0 <b>RBI</b> 0 <b>BB</b> 0 <b>SO</b> 0 <b>LOB</b> 0	
												
											1B: 0 SF: 0 WP: 0 PA: 0 2B: 0 SAC: 0 PB: 0 3B: 0 DP: 0 SB: 0 HR: 0 HBP: 0 CS: 0	

PITCHER	PITCHER
IP WLS BF H R ER SO BB IBB HBP BLK WP HR S P ERA WHIP	IP WLS BF H R ER SO BB IBB HBP BLK WP HR S P ERA WHIP

Batter	1	2	3	4	5	6	7	8	9	AB R H RBI BB SO LOB	TOP											
18 Tony Gwynn Jr., L OBP: 0.800, SLG: 0.667 (1, 8) BB BB	4-0 88 1B 7 G6-3 22 S BB	1-0 L9 1-2			0-0 22 1B 88 SF9 1-2 1B	0-0 23 BB 1-2 2-3 1B		4-0 BB BB BB		3 2 2 0 2 0 1												
22 David Eckstein, R OBP: 0.667, SLG: 0.500 98 Chris Tremblay, R (1, 4) (5, PR) (5, 4) (6, 6) (7, 4) (9, 5)	2-0 7 G6-3 25 1B 88 1B 1-2 HBP	1-0 G6-3 2-3			0-0 7 BB 1-3 2-H 1B	0-2 K 2		0-3 K 2		2 1 1 1 0 0 1 0 0 0 0 0 0 0												
23 Adrián González, L (1, 3) C C C	0-3 K 1			0-0 G3 1	0-0 L5 1	4-0 BB BB BB		0-0 G3-1 3		4 0 0 1 1 1 5												
88 Kyle Blanks, R OBP: 0.250, SLG: 0.333 77 Chris Denorfia, R (1, 7) (6, 7)	0-0 7 G6-3 25 1B 1-2 2-3 1B			0-0 G6-3 2	0-0 SF9 3-H	0-3 K 3			0-0 P4 1	3 1 1 1 0 1 3 1 0 0 0 0 0 0												
7 Chase Headley, S Ryan Skube, R (1, 5) (9, PH) (9, 4)	0-0 G6-3 2 1-2 2-3 3-H			0-3 K 3	4-0 BB 1-2			0-0 P4 1	0-0 F9 2	3 0 0 1 1 1 2 1 0 0 0 0 0 0												
25 Will Venable, L OBP: 0.250, SLG: 0.250 Jorge Minyety, S (1, 9) (7, 6)	0-0 16 S 16 2B 2-H 3-H 1B			0-3 K 1	0-3 K 3			0-0 G6-3 2	0-3 K 3	4 1 1 2 0 2 2 1 0 0 0 0 1 0												
16 Matt Stairs, L OBP: 0.500, SLG: 1.000 12 Scott Hairston, R OBP: 1.000, SLG: 1.000 (1, 10) (6, PH) (6, 10)	1-0 1-H 2B			0-0 L7 2		0-0 18 1B 23 BB 14 BB 1B		4-0 BB BB BB	4-0 BB BB BB	2 0 1 1 0 0 0 1 1 1 0 1 0 0												
4 Nick Hundley, R 72 Chris Stewart, R (1, 2) (8, 2)	0-0 F8 3			0-3 K 3		0-0 F8 1		0-0 L3 3		4 0 0 0 0 1 3 0 0 0 0 0 0 0												
1 Everth Cabrera, S OBP: 1.000, SLG: 1.000 14 Oscar Salazar, R (1, 6) (6, PH) (6, 4) (7, 9)		0-0 22 CS 18 S 1B			4-0 18 1B 22 1B BB	4-0 23 BB 18 1B BB		0-0 F8 1		1 1 1 0 1 0 0 1 0 0 0 1 0 0												
<b>Inning Stats</b>	R: 4 E: 0 K: 1 S: 8	H: 3 LOB: 1 BB: 1 P: 15	R: 0 E: 0 K: 0 S: 3	H: 1 LOB: 0 BB: 0 P: 5	R: 0 E: 0 K: 1 S: 5	H: 0 LOB: 0 BB: 0 P: 5	R: 0 E: 0 K: 2 S: 7	H: 0 LOB: 0 BB: 0 P: 7	R: 2 E: 0 K: 1 S: 7	H: 2 LOB: 2 BB: 2 P: 15	R: 1 E: 0 K: 2 S: 9	H: 2 LOB: 3 BB: 2 P: 17	R: 0 E: 0 K: 0 S: 3	H: 0 LOB: 1 BB: 1 P: 7	R: 0 E: 0 K: 1 S: 5	H: 0 LOB: 1 BB: 1 P: 9	R: 0 E: 0 K: 1 S: 5	H: 0 LOB: 0 BB: 0 P: 5	1B: 7 2B: 1 3B: 0 HR: 0	SF: 1 SAC: 0 DP: 0 HBP: 1	WP: 0 PB: 0 SB: 3 CS: 1	PA: 42
<b>PITCHER</b> 20 Anthony Bass, R ERA: 9.82 (1, 1)	IP: 0.0 WLS: L	BF: 0 H: 0 R: 0 ER: 0 SO: 0 BB: 0 IBB: 0 HBP: 0 BLK: 0 WP: 0 HR: 0 S: 0 P: 0	ERA: 9.82 WHIP: 0	<b>PITCHER</b> 15 Nick Vincent, R ERA: 13.5 (4, 1)	IP: 0.0 WLS: 0	BF: 0 H: 0 R: 0 ER: 0 SO: 0 BB: 0 IBB: 0 HBP: 0 BLK: 0 WP: 0 HR: 0 S: 0 P: 0	ERA: 13.5 WHIP: 0	<b>PITCHER</b> 33 Nick Schmidt, L ERA: 2.25 (6, 1)	IP: 0.0 WLS: 0	BF: 0 H: 0 R: 0 ER: 0 SO: 0 BB: 0 IBB: 0 HBP: 0 BLK: 0 WP: 0 HR: 0 S: 0 P: 0	ERA: 2.25 WHIP: 0											

San Diego Padres @ Lake Elsinore Storm  
The Diamond, Lake Elsinore, CA  
Fri Apr 02 2010, 9:56 PM - 12:25 AM EDT  
Att. 6,669 - Partly Cloudy - 59 F

AB	31
R	7
H	8
RBI	7
BB	7
SO	7
LOB	17



WP: 0	PA: 42
PB: 0	
SB: 3	
CS: 1	


Batter	1	2	3	4	5	6	7	8	9
13 Drew Cumberland, L (1, 6) OBP: 0.500, SLG: 0.500 14 Andy Parrino, S (6, 6) OBP: 0.500, SLG: 1.000	0-0 G3		0-0 1B			0-0 2B		0-3 K	
10 Cole Figueroa, L (1, 4) 8 Kevin Hansen, R (6, 4)	0-0 G5-3		1-0 F9			0-3 K		0-0 L1	
24 Vince Belnome, L (1, 5) OBP: 1.000, SLG: 1.333	0-0 2B			0-0 1B		0-0 1B		4-0 BB	
6 Cody Decker, R (1, 10)	0-3 K			0-0 F7		0-0 F8		0-0 G5-3	
47 Allan Dykstra, L (1, 3) OBP: 0.250, SLG: 0.500		0-0 2B		0-0 G3-6-3			0-3 K	0-0 F8	
29 Yefri Carvajal, R (1, 9)		0-0 G3			0-0 G3-1		0-3 K		
4 Daniel Robertson, R (1, 7) 2 Danny Payne, L (6, 7)		0-0 FC5-2-5-1			0-0 G3-1		0-0 G4-3		
9 Blake Tekotte, L (1, 8) OBP: 0.333, SLG: 0.333		0-3 K			0-0 1B			0-0 G3	
21 Robert Lara, R (1, 2) 29 Ali Solis, R (6, 2)			0-0 G6-3		1-0 CS	0-3 K		0-0 F7	

AB R H RBI BB SO LOB

**BOTTOM**

2 0 1 0 0 0 0
2 0 1 0 0 1 0
2 0 0 0 0 0 1
2 0 0 0 0 1 1
3 0 3 1 1 0 0
4 0 0 0 0 1 4
4 0 1 0 0 1 2
3 0 0 0 0 1 1
2 0 0 0 0 0 1
1 0 0 0 0 0 0
3 0 1 0 0 1 1
1 0 0 0 0 0 0
2 0 0 0 0 1 0

<b>AB</b>	<b>31</b>
<b>R</b>	<b>0</b>
<b>H</b>	<b>7</b>
<b>RBI</b>	<b>1</b>
<b>BB</b>	<b>1</b>
<b>SO</b>	<b>7</b>
<b>LOB</b>	<b>11</b>



WP: 0	PA: 33
PB: 0	
SB: 0	
CS: 2	

PITCHER	IP	WLS	BF	H	R	ER	SO	BB	IBB	HBP	BLK	WP	HR	S	P	ERA	WHIP
29 Kevin Correia, R (1, 1) ERA:	4.0		14	4	0	0	2	0	0	0	0	0	0	18	19	0.00	1.000
46 Tim Stauffer, R (5, 1) ERA:	1.0		3	1	0	0	0	0	0	0	0	0	0	3	4	0.00	1.000
63 Sean Gallagher, R (6, 1) ERA: 9.0	1.0		5	2	1	1	2	0	0	0	0	0	0	9	9	9.00	2.000
45 Edward Mujica, R (7, 1) ERA:	1.0		3	0	0	0	2	0	0	0	0	0	0	7	7	0.00	0.000
55 Adam Russell, R (8, 1) ERA:	1.0		3	0	0	0	1	0	0	0	0	0	0	5	5	0.00	0.000

PITCHER	IP	WLS	BF	H	R	ER	SO	BB	IBB	HBP	BLK	WP	HR	S	P	ERA	WHIP
94 Scott Munter, R (9, 1) ERA:	1.0		4	0	0	0	0	1	0	0	0	0	0	3	7	0.00	1.000

**San Diego Padres @ Lake Elsinore Storm**  
The Diamond, Lake Elsinore, CA  
Fri Apr 02 2010, 9:56 PM - 12:25 AM EDT  
Att: 6,669 - Partly Cloudy - 59 F

livebaseballscorecards.com

Batter	1	2	3	4	5	6	7	8	9	AB R H RBI BB SO LOB	TOP									
28 Michael Gettys, R (1, 8) 0.0 F	0-3 K			0-0 L9		0-3 K		4-0 BB		0 0 0 0 0 0 0	<b>Lake Elsinore Storm @ San Diego Padres</b> <b>The Diamond, Lake Elsinore, CA</b> Fri Mar 31 2017, 9:11 PM - 11:48 PM EDT Att. 6,497 - Clear - 68 F									
13 Javy Guerra, L (1, 6) X	0-0 F8			0-3 K		0-3 K		1-3 BB 1-2		4 0 0 0 0 3 1										
12 Ruddy Giron, R (1, 5) OBP: 0.250, SLG: 0.250 C C C	0-3 K			0-0 1B		0-3 K		0-0 G4-3		0 0 0 0 0 0 0										
32 Josh Naylor, L (1, 3) OBP: 0.250, SLG: 0.500 X		0-0 G6-3		0-0 G1-3		0-0 34 94 G1-4-3 G6-3 2B		0-3 K		4 1 1 0 0 1 1										
34 Austin Allen, L (1, 10) OBP: 0.250, SLG: 0.250 C C C		0-3 K			0-0 5 96 1B	0-0 G1-4-3		0-0 G5-3		4 0 1 0 0 1 1										
15 Edwin Moreno, L (1, 7) OBP: 0.500, SLG: 0.500 17 Alan Garcia, L (7, PH) (7, 7) C C C		0-3 K			0-0 1B	0-0 G6-3				0 0 0 0 0 0 0 0 0 0 0 0 0 0										
2 Chris Baker, R (1, 4) 5 Peter Van Gansen, L (7, PH) (7, 4) S S S			0-3 K		0-3 K	0-3 K				2 0 0 0 0 2 2 0 0 0 0 0 0 0										
5 Taylor Kohlwey, L (1, 9) OBP: 0.667, SLG: 1.333 X			0-0 F7		0-0 14 G6-3 1B	0-0 G6-3		0-0 98 G5-3 3B		3 1 2 0 0 0 0										
14 Miguel Del Castillo, R (1, 2) 34 Kyle Overstreet, R (7, 2) C C C			0-3 K		0-0 G6-3		0-0 G5-3			2 0 0 0 0 1 3 0 0 0 0 0 0 0										
<b>Inning Stats</b>	R: 0 E: 0 K: 2 S: 7	H: 0 LOB: 0 BB: 0 P: 7	R: 0 E: 0 K: 2 S: 7	H: 0 LOB: 0 BB: 0 P: 7	R: 0 E: 0 K: 2 S: 7	H: 1 LOB: 1 BB: 0 P: 6	R: 0 E: 0 K: 1 S: 7	H: 3 LOB: 2 BB: 0 P: 7	R: 0 E: 0 K: 3 S: 9	H: 0 LOB: 0 BB: 0 P: 9		R: 1 E: 0 K: 1 S: 6	H: 1 LOB: 0 BB: 0 P: 6	R: 1 E: 0 K: 1 S: 5	H: 1 LOB: 1 BB: 1 P: 10	R: 0 E: 0 K: 1 S: 5	H: 0 LOB: 0 BB: 0 P: 5	1B: 4 2B: 2 3B: 1 HR: 0	SF: 0 SAC: 0 DP: 2 HBP: 0	WP: 0 PB: 0 SB: 0 CS: 1
<b>PITCHER</b>	IP WLS BF H R ER SO BB IBB HBP BLK WP HR S P ERA WHIP																			IP WLS BF H R ER SO BB IBB HBP BLK WP HR S P ERA WHIP
38 Trevor Cahill, R (1, 1) ERA: 9.0	0.0 W 0 0 0 0 0 0 0 0 0 0 0 0 0 ∞ ∞																			96 Zech Lemond, R (8, 1) ERA: 9.0
55 Jarred Cosart, R (4, 1) ERA: 9.0	1.0 H 4 1 0 0 1 0 0 0 0 0 0 6 6 0.00 1.000																			76 José Torres, L (9, 1) ERA: 9.0
37 Brandon Maurer, R (5, 1) ERA: 9.0	1.0 H 5 3 0 0 1 0 0 0 0 0 0 7 7 0.00 3.000																			
12 Christian Bethancourt, R (6, 1) ERA: 9.0	1.0 H 3 0 0 0 3 0 0 0 0 0 0 9 9 0.00 0.000																			
34 Craig Stammen, R (7, 1) ERA: 9.0	1.0 H 4 1 1 1 1 0 0 0 0 0 0 6 6 9.00 1.000																			

livebaseballscorecards.com

AB	19
R	2
H	4
RBI	0
BB	0
SO	8
LOB	8



Batter	1	2	3	4	5	6	7	8	9
16 Travis Jankowski, L (1, 7) 32 Jabari Blash, R (6, 7) OBP: 0.333, SLG: 0.333 OBP: 0.750, SLG: 0.500	0-0 G6-3		0-0 FC5-4 1B		0-0 E1 FC6-4		4-0 78 BB 5 1B BB		
7 Manuel Margot, R (1, 8) 5 Collin Cowgill, R (6, 8) OBP: 1.000, SLG: 1.000	0-0 G6-3		0-0 FC5-4 FC6-4 1-2f		0-0 FC6-4 1-2f		0-0 78 BB 1B		
4 Wil Myers, R (1, 3) 96 Ty France, R (5, 3) OBP: 0.500, SLG: 0.600 OBP: 0.500, SLG: 0.500	0-0 1B		0-0 FC6-4 1-2f			0-0 1B	0-3 3-H 2		
26 Yangervis Solarte, S (1, 4) 78 Dusty Coleman, R (4, PR) OBP: 0.500, SLG: 0.500 OBP: 1.000, SLG: 1.000	0-0 G3			0-0 10 G6-4-3 1B		0-0 44 1B 21 CS 1B	4-0 1-2 2-3 BB		
10 Hunter Renfroe, R (1, 9) Tirso Ornelas, L (6, 9)		0-2 K		0-0 G6-4-3 1-2f		0-0 G4-3 1-2 2-3	0-0 G6-3		
11 Ryan Schimpf, L (1, 5) 2 Luis Sardinas, S (6, 5) OBP: 0.200, SLG: 0.200		0-3 K		4-0 BB		0-3 K	0-3 K		
15 Cory Spangenberg, L (1, 10) 44 Héctor Sánchez, S (6, PH) OBP: 0.600, SLG: 1.000 OBP: 0.600, SLG: 1.250		0-3 K		0-0 G4-3		0-0 21 CS 1B 2-3 3-H	4-0 21 FC6-4 BB		
18 Austin Hedges, R (1, 2) 21 Luis Torrens, R (6, 2) OBP: 0.500, SLG: 1.000 OBP: 0.333, SLG: 0.667			0-0 8 G3 16 1B 2B		0-0 G5-3	0-1 CS	0-0 E9 5 1B 2B	0-0 FC6-4	
8 Erick Aybar, S (1, 6) 17 Allen Córdoba, R (6, 6)			0-0 G3 2-3		0-0 G4-3		0-0 G6-3		

Inning Stats	R: 0 E: 0 K: 0 S: 4	H: 1 LOB: 1 BB: 0 P: 4	R: 0 E: 0 K: 3 S: 9	H: 0 LOB: 0 BB: 0 P: 9	R: 1 E: 0 K: 0 S: 5	H: 2 LOB: 1 BB: 0 P: 5	R: 0 E: 0 K: 0 S: 3	H: 1 LOB: 1 BB: 1 P: 7	R: 0 E: 1 K: 0 S: 4	H: 0 LOB: 1 BB: 0 P: 4	R: 2 E: 0 K: 1 S: 8	H: 3 LOB: 0 BB: 0 P: 8	R: 1 E: 1 K: 1 S: 7	H: 2 LOB: 3 BB: 2 P: 15	R: 0 E: 0 K: 1 S: 4	H: 0 LOB: 1 BB: 1 P: 8
--------------	------------------------------	---------------------------------	------------------------------	---------------------------------	------------------------------	---------------------------------	------------------------------	---------------------------------	------------------------------	---------------------------------	------------------------------	---------------------------------	------------------------------	----------------------------------	------------------------------	---------------------------------

PITCHER	IP	WLS	BF	H	R	ER	SO	BB	IBB	HBP	BLK	WP	HR	S	P	ERA	WHIP
35 Walker Lockett, R (1, 1) ERA: 1.8	5.0	L	20	4	1	1	3	1	0	0	0	0	0	25	29	1.80	1.000
6 T.J. Weir, R (6, 1) ERA: 27.0	0.2		4	2	2	2	1	0	0	0	0	0	0	6	6	27.00	3.000
40 José Castillo, L (6, 1) ERA:	0.1		1	1	0	0	0	0	0	0	0	0	0	2	2	0.00	3.000
41 José Ruiz, R (7, 1) ERA: 13.5	0.2		5	2	1	1	1	1	0	0	0	0	0	6	10	13.50	4.500
10 Gerardo Reyes, R (7, 1) ERA:	0.1		2	0	0	0	0	1	0	0	0	0	0	1	5	0.00	3.000

**BOTTOM**


**Lake Elsinore Storm @ San Diego Padres**  
The Diamond, Lake Elsinore, CA

Fri Mar 31 2017, 9:11 PM - 11:48 PM EDT  
Att: 6,497 - Clear - 68 F

AB	R	H	RBI	BB	SO	LOB
3	0	1	1	0	0	0
0	0	0	0	1	0	0
3	0	0	0	0	0	2
1	0	1	1	0	0	0
2	0	1	0	0	0	1
2	0	1	0	0	1	2
2	0	1	0	0	0	1
1	1	1	0	1	0	0
2	0	0	0	0	1	1
2	0	0	0	0	0	5
1	0	0	0	1	1	0
2	0	0	0	0	2	2
2	0	0	0	0	1	1
1	0	1	1	1	0	0
2	1	1	0	0	0	0
2	1	1	0	0	0	1
2	0	0	0	0	0	1
1	0	0	0	0	0	1

livebaseballscorecards.com

AB	31
R	3
H	9
RBI	3
BB	4
SO	6
LOB	18



WP	HR	S	P	ERA	WHIP
0	0	4	8	0.00	1.000