




**Memphis Redbirds**

Batter	1	2	3	4	5	6	7	8	9	AB R H RBI BB SO LOB	TOP																								
												<b>St. Louis Cardinals @ Memphis Redbirds</b> AutoZone Park, Memphis, TN Fri Mar 29 2002, 6:35 PM EST  <a href="http://livebaseballscorecards.com">livebaseballscorecards.com</a>																							
		<b>AB 0</b> <b>R 0</b> <b>H 0</b> <b>RBI 0</b> <b>BB 0</b> <b>SO 0</b> <b>LOB 0</b>																																	
																																			
Inning Stats		1B: 0 SF: 0 2B: 0 SAC: 0 3B: 0 DP: 0 HR: 0 HBP: 0	WP: 0 PA: 0 PB: 0 SB: 0 CS: 0																																
PITCHER	IP	WLS	BF	H	R	ER	SO	BB	IBB	HBP	BLK	WP	HR	S	P	ERA	WHIP	PITCHER	IP	WLS	BF	H	R	ER	SO	BB	IBB	HBP	BLK	WP	HR	S	P	ERA	WHIP

Batter	1	2	3	4	5	6	7	8	9	AB R H RBI BB SO LOB	BOTTOM																								
												<p><b>St. Louis Cardinals @ Memphis Redbirds</b>  AutoZone Park, Memphis, TN  Fri Mar 29 2002, 6:35 PM EST</p> <p><a href="http://livebaseballscorecards.com">livebaseballscorecards.com</a></p> <table border="0"> <tr><td><b>AB</b></td><td><b>0</b></td></tr> <tr><td><b>R</b></td><td><b>0</b></td></tr> <tr><td><b>H</b></td><td><b>0</b></td></tr> <tr><td><b>RBI</b></td><td><b>0</b></td></tr> <tr><td><b>BB</b></td><td><b>0</b></td></tr> <tr><td><b>SO</b></td><td><b>0</b></td></tr> <tr><td><b>LOB</b></td><td><b>0</b></td></tr> </table> 	<b>AB</b>	<b>0</b>	<b>R</b>	<b>0</b>	<b>H</b>	<b>0</b>	<b>RBI</b>	<b>0</b>	<b>BB</b>	<b>0</b>	<b>SO</b>	<b>0</b>	<b>LOB</b>	<b>0</b>									
<b>AB</b>											<b>0</b>																								
<b>R</b>											<b>0</b>																								
<b>H</b>											<b>0</b>																								
<b>RBI</b>											<b>0</b>																								
<b>BB</b>											<b>0</b>																								
<b>SO</b>											<b>0</b>																								
<b>LOB</b>											<b>0</b>																								
<b>Inning Stats</b>																																			
<b>PITCHER</b>	<b>IP</b>	<b>WLS</b>	<b>BF</b>	<b>H</b>	<b>R</b>	<b>ER</b>	<b>SO</b>	<b>BB</b>	<b>IBB</b>	<b>HBP</b>	<b>BLK</b>	<b>WP</b>	<b>HR</b>	<b>S</b>	<b>P</b>	<b>ERA</b>	<b>WHIP</b>	<b>PITCHER</b>	<b>IP</b>	<b>WLS</b>	<b>BF</b>	<b>H</b>	<b>R</b>	<b>ER</b>	<b>SO</b>	<b>BB</b>	<b>IBB</b>	<b>HBP</b>	<b>BLK</b>	<b>WP</b>	<b>HR</b>	<b>S</b>	<b>P</b>	<b>ERA</b>	<b>WHIP</b>

Batter	1	2	3	4	5	6	7	8	9	AB R H RBI BB SO LOB	TOP																								
												<b>St. Louis Cardinals @ Memphis Redbirds</b> AutoZone Park, Memphis, TN Sat Mar 30 2002, 2:05 PM EST  <a href="http://livebaseballscorecards.com">livebaseballscorecards.com</a>																							
		<b>AB 0</b> <b>R 0</b> <b>H 0</b> <b>RBI 0</b> <b>BB 0</b> <b>SO 0</b> <b>LOB 0</b>																																	
																																			
Inning Stats		1B: 0 SF: 0 2B: 0 SAC: 0 3B: 0 DP: 0 HR: 0 HBP: 0	WP: 0 PA: 0 PB: 0 SB: 0 CS: 0																																
PITCHER	IP	WLS	BF	H	R	ER	SO	BB	IBB	HBP	BLK	WP	HR	S	P	ERA	WHIP	PITCHER	IP	WLS	BF	H	R	ER	SO	BB	IBB	HBP	BLK	WP	HR	S	P	ERA	WHIP




Batter	1	2	3	4	5	6	7	8	9	AB R H RBI BB SO LOB	BOTTOM
--------	---	---	---	---	---	---	---	---	---	----------------------	--------


												<b>St. Louis Cardinals @ Memphis Redbirds</b> AutoZone Park, Memphis, TN Sat Mar 30 2002, 2:05 PM EST  <a href="http://livebaseballscorecards.com">livebaseballscorecards.com</a>
											<b>AB 0</b> <b>R 0</b> <b>H 0</b> <b>RBI 0</b> <b>BB 0</b> <b>SO 0</b> <b>LOB 0</b>	
												

<b>Inning Stats</b>	1B: 0	SF: 0	WP: 0	PA: 0
	2B: 0	SAC: 0	PB: 0	
	3B: 0	DP: 0	SB: 0	
	HR: 0	HBP: 0	CS: 0	


PITCHER	IP	WLS	BF	H	R	ER	SO	BB	IBB	HBP	BLK	WP	HR	S	P	ERA	WHIP	PITCHER	IP	WLS	BF	H	R	ER	SO	BB	IBB	HBP	BLK	WP	HR	S	P	ERA	WHIP
---------	----	-----	----	---	---	----	----	----	-----	-----	-----	----	----	---	---	-----	------	---------	----	-----	----	---	---	----	----	----	-----	-----	-----	----	----	---	---	-----	------

Batter	1	2	3	4	5	6	7	8	9	AB R H RBI BB SO LOB	TOP																								
												<b>Memphis Redbirds @ St. Louis Cardinals</b> Roger Dean Stadium, Jupiter, FL Sat Mar 29 2003, 12:05 PM EST  <a href="http://livebaseballscorecards.com">livebaseballscorecards.com</a>																							
		<b>AB 0</b> <b>R 0</b> <b>H 0</b> <b>RBI 0</b> <b>BB 0</b> <b>SO 0</b> <b>LOB 0</b>																																	
																																			
Inning Stats		1B: 0 SF: 0 2B: 0 SAC: 0 3B: 0 DP: 0 HR: 0 HBP: 0	WP: 0 PA: 0 PB: 0 SB: 0 CS: 0																																
PITCHER	IP	WLS	BF	H	R	ER	SO	BB	IBB	HBP	BLK	WP	HR	S	P	ERA	WHIP	PITCHER	IP	WLS	BF	H	R	ER	SO	BB	IBB	HBP	BLK	WP	HR	S	P	ERA	WHIP

Batter	1	2	3	4	5	6	7	8	9	AB R H RBI BB SO LOB	BOTTOM
--------	---	---	---	---	---	---	---	---	---	----------------------	--------

												<b>Memphis Redbirds @ St. Louis Cardinals</b> Roger Dean Stadium, Jupiter, FL Sat Mar 29 2003, 12:05 PM EST  <a href="http://livebaseballscorecards.com">livebaseballscorecards.com</a>
											<b>AB 0</b> <b>R 0</b> <b>H 0</b> <b>RBI 0</b> <b>BB 0</b> <b>SO 0</b> <b>LOB 0</b>	
												
<b>Inning Stats</b>											1B: 0 SF: 0 WP: 0 PA: 0 2B: 0 SAC: 0 PB: 0 3B: 0 DP: 0 SB: 0 HR: 0 HBP: 0 CS: 0	

PITCHER	IP	WLS	BF	H	R	ER	SO	BB	IBB	HBP	BLK	WP	HR	S	P	ERA	WHIP	PITCHER	IP	WLS	BF	H	R	ER	SO	BB	IBB	HBP	BLK	WP	HR	S	P	ERA	WHIP
---------	----	-----	----	---	---	----	----	----	-----	-----	-----	----	----	---	---	-----	------	---------	----	-----	----	---	---	----	----	----	-----	-----	-----	----	----	---	---	-----	------


Batter	1	2	3	4	5	6	7	8	9	AB R H RBI BB SO LOB	TOP																								
												<b>St. Louis Cardinals @ Memphis Redbirds</b> AutoZone Park, Memphis, TN Fri Apr 02 2004, 8:05 PM EST  <a href="http://livebaseballscorecards.com">livebaseballscorecards.com</a>																							
		<b>AB 0</b> <b>R 0</b> <b>H 0</b> <b>RBI 0</b> <b>BB 0</b> <b>SO 0</b> <b>LOB 0</b>																																	
																																			
Inning Stats		1B: 0 SF: 0 2B: 0 SAC: 0 3B: 0 DP: 0 HR: 0 HBP: 0	WP: 0 PA: 0 PB: 0 SB: 0 CS: 0																																
PITCHER	IP	WLS	BF	H	R	ER	SO	BB	IBB	HBP	BLK	WP	HR	S	P	ERA	WHIP	PITCHER	IP	WLS	BF	H	R	ER	SO	BB	IBB	HBP	BLK	WP	HR	S	P	ERA	WHIP

Batter	1	2	3	4	5	6	7	8	9	AB R H RBI BB SO LOB	BOTTOM
--------	---	---	---	---	---	---	---	---	---	----------------------	--------

												<b>St. Louis Cardinals @ Memphis Redbirds</b> AutoZone Park, Memphis, TN Fri Apr 02 2004, 8:05 PM EST <a href="http://livebaseballscorecards.com">livebaseballscorecards.com</a>
											<b>AB 0</b> <b>R 0</b> <b>H 0</b> <b>RBI 0</b> <b>BB 0</b> <b>SO 0</b> <b>LOB 0</b>	
												

<b>Inning Stats</b>	1B: 0	SF: 0	WP: 0	PA: 0
	2B: 0	SAC: 0	PB: 0	
	3B: 0	DP: 0	SB: 0	
	HR: 0	HBP: 0	CS: 0	

PITCHER	IP	WLS	BF	H	R	ER	SO	BB	IBB	HBP	BLK	WP	HR	S	P	ERA	WHIP	PITCHER	IP	WLS	BF	H	R	ER	SO	BB	IBB	HBP	BLK	WP	HR	S	P	ERA	WHIP
---------	----	-----	----	---	---	----	----	----	-----	-----	-----	----	----	---	---	-----	------	---------	----	-----	----	---	---	----	----	----	-----	-----	-----	----	----	---	---	-----	------

Batter	1	2	3	4	5	6	7	8	9	AB R H RBI BB SO LOB	TOP																								
												<b>St. Louis Cardinals @ Memphis Redbirds</b> AutoZone Park, Memphis, TN Sat Apr 03 2004, 2:05 PM EST  <a href="http://livebaseballscorecards.com">livebaseballscorecards.com</a>																							
		<b>AB 0</b> <b>R 0</b> <b>H 0</b> <b>RBI 0</b> <b>BB 0</b> <b>SO 0</b> <b>LOB 0</b>																																	
																																			
Inning Stats		1B: 0 SF: 0 2B: 0 SAC: 0 3B: 0 DP: 0 HR: 0 HBP: 0	WP: 0 PA: 0 PB: 0 SB: 0 CS: 0																																
PITCHER	IP	WLS	BF	H	R	ER	SO	BB	IBB	HBP	BLK	WP	HR	S	P	ERA	WHIP	PITCHER	IP	WLS	BF	H	R	ER	SO	BB	IBB	HBP	BLK	WP	HR	S	P	ERA	WHIP

Batter	1	2	3	4	5	6	7	8	9	AB R H RBI BB SO LOB	BOTTOM
--------	---	---	---	---	---	---	---	---	---	----------------------	--------

												<b>St. Louis Cardinals @ Memphis Redbirds</b> AutoZone Park, Memphis, TN Sat Apr 03 2004, 2:05 PM EST <a href="http://livebaseballscorecards.com">livebaseballscorecards.com</a>
											<b>AB 0</b> <b>R 0</b> <b>H 0</b> <b>RBI 0</b> <b>BB 0</b> <b>SO 0</b> <b>LOB 0</b>	
												
											<b>1B: 0 SF: 0</b> <b>2B: 0 SAC: 0</b> <b>3B: 0 DP: 0</b> <b>HR: 0 HBP: 0</b>	
											<b>WP: 0 PA: 0</b> <b>PB: 0</b> <b>SB: 0</b> <b>CS: 0</b>	

<b>Inning Stats</b>											<b>1B: 0 SF: 0</b> <b>2B: 0 SAC: 0</b> <b>3B: 0 DP: 0</b> <b>HR: 0 HBP: 0</b>	<b>WP: 0 PA: 0</b> <b>PB: 0</b> <b>SB: 0</b> <b>CS: 0</b>																							
PITCHER	IP	WLS	BF	H	R	ER	SO	BB	IBB	HBP	BLK	WP	HR	S	P	ERA	WHIP	PITCHER	IP	WLS	BF	H	R	ER	SO	BB	IBB	HBP	BLK	WP	HR	S	P	ERA	WHIP



Batter	1	2	3	4	5	6	7	8	9	AB R H RBI BB SO LOB	TOP				
22 David Eckstein, R (1, 6) OBP: 0.500, SLG: 0.750 19 Jolbert Cabrera, R (7, 5)	0-0 G6-3 2B		0-0 G6-3			0-0 1B	0-0 L6		0-0 L5	4 0 2 0 0 0 2 0 0 0 0 0 0 0	<b>St. Louis Cardinals @ Memphis Redbirds</b> AutoZone Park, Memphis, TN Fri Mar 30 2007, 8:05 PM EDT Att: 15,116 - Overcast - 79 F <a href="http://livebaseballscorecards.com">livebaseballscorecards.com</a>				
16 Chris Duncan, L (1, 7) OBP: 0.400, SLG: 0.600	0-0 G5-3			0-0 G4-3		0-0 F8		0-0 BB HR 2B	0-0 44 FC6-4 1B	5 1 2 0 0 0 2					
5 Albert Pujols, R (1, 3) Matt Paganzzi, R (8, PR) 44 Jason Isringhausen, R (8, 1) 31 Ryan Franklin, R (9, 1)	0-0 G6-3 2-3			0-0 P2		0-0 F9		BB BB HR BB	0-0 FC6-4 1-2f	3 0 0 0 1 0 2 0 1 0 0 0 0 0 1 0 0 0 0 0 1 0 0 0 0 0 0 0					
27 Scott Rolen, R (1, 5) OBP: 0.333, SLG: 0.667 Aaron Miles, S (7, 6)	0-0 F7			0-0 F7			0-0 15 1B 2B	0-0 F7		3 1 1 0 0 0 1 1 0 0 0 0 0 2					
26 Scott Spiezio, S (1, 10) OBP: 0.250, SLG: 0.250 (8, 3)		0-0 G4-3			0-0 15 G3-1 1B		0-0 E5 55 E 7 SF8 15 1B	0-0 F8		4 1 1 0 0 0 3					
15 Jim Edmonds, L (1, 8) OBP: 0.333, SLG: 0.333 So Taguchi, R (7, PR) (7, 9)		0-0 L9			0-0 G3-1 1-2		0-0 55 E 1-2 2-H 1B	4-0 HR BB		3 0 1 1 0 0 1 0 1 0 0 1 0 0					
3 Preston Wilson, R (1, 9) Gary Bennett, R (7, 2) OBP: 1.000, SLG: 4.000		0-0 G5-3			0-0 F9		0-3 K	0-0 HR		3 0 0 0 0 1 3 1 1 1 4 0 0 0					
4 Yadier Molina, R (1, 2) OBP: 0.500, SLG: 0.500 55 Skip Schumaker, L (7, PH) (7, 8)			0-0 7 L4-3 1B		0-0 G5-3		0-0 E6 1-2 2-3	0-0 G6-3		2 0 1 0 0 0 1 2 0 0 0 0 0 3					
7 Adam Kennedy, L (1, 4)			0-0 L4-3 1-1			0-0 G6-3	0-0 SF8 3-H		0-0 G4-3	3 0 0 1 0 0 1					
<b>Inning Stats</b>	R: 0 E: 0 K: 0 S: 4 H: 1 LOB: 1 BB: 0 P: 4	R: 0 E: 0 K: 0 S: 3 H: 0 LOB: 0 BB: 0 P: 3	R: 0 E: 0 K: 0 S: 3 H: 1 LOB: 0 BB: 0 P: 3	R: 0 E: 0 K: 0 S: 3 H: 0 LOB: 0 BB: 0 P: 3	R: 0 E: 0 K: 0 S: 4 H: 1 LOB: 1 BB: 0 P: 4	R: 0 E: 0 K: 0 S: 4 H: 1 LOB: 1 BB: 0 P: 4	R: 2 E: 2 K: 1 S: 9 H: 2 LOB: 2 BB: 0 P: 9	R: 4 E: 0 K: 0 S: 5 H: 2 LOB: 1 BB: 2 P: 13	R: 0 E: 0 K: 0 S: 4 H: 1 LOB: 1 BB: 0 P: 4	1B: 5 2B: 4 3B: 0 HR: 1 SF: 1 SAC: 0 DP: 1 HBP: 0		WP: 0 PB: 0 SB: 0 CS: 0 PA: 39			
<b>PITCHER</b>	IP WLS BF H R ER SO BB IBB HBP BLK WP HR S P ERA WHIP													<b>PITCHER</b>	IP WLS BF H R ER SO BB IBB HBP BLK WP HR S P ERA WHIP
22 Blake Hawksworth, R (1, 1) ERA:	5.0 17 3 0 0 0 0 0 0 0 0 0 0 17 17 0.00 0.600														
Troy Cate, L (6, 1) ERA: 9.0	1.0 H 7 3 2 1 0 0 0 0 0 0 0 7 7 9.00 3.000														
41 Mike Sillman, R (7, 1) ERA:	0.0 B 0 0 0 0 0 0 0 0 0 0 0 0 0 ∞ ∞														
Andy Cavazos, R (8, 1) ERA: 36.0	1.0 L 7 2 4 4 0 2 0 0 0 0 1 5 13 36.00 4.000														
40 Brian Falkenberg, R (9, 1) ERA:	0.0 0 0 0 0 0 0 0 0 0 0 0 0 0 0 ∞ ∞														

<b>AB</b>	35
<b>R</b>	6
<b>H</b>	9
<b>RBI</b>	6
<b>BB</b>	2
<b>SO</b>	1
<b>LOB</b>	22





Batter	1	2	3	4	5	6	7	8	9	AB	R	H	RBI	BB	SO	LOB
Brendan Ryan, R (1, 6) OBP: 0.250, SLG: 0.250	0-0 G6-3		0-0 G6-3		0-0 1B		0-0 G1			4	0	1	0	0	0	0
5 Edgar Gonzalez, R (1, 4) Rico Washington, L (6, 4) OBP: 1.000, SLG: 1.000	0-0 F9		0-3 K		0-0 P5			0-0 1B		3	0	0	0	0	1	1
Ryan Ludwick, R (1, 10) OBP: 1.000, SLG: 1.000	0-3 K		0-0 F9			0-0 F7		0-0 G3-6		4	0	0	0	0	1	1
21 John Rodriguez, L (1, 7) OBP: 0.500, SLG: 0.667		0-0 1B 2B		0-0 F8		4-0 24 2B BB		0-0 F8		3	1	1	0	1	0	1
19 Tagg Bozied, R (1, 3)		0-0 G1-3		0-3 K		0-0 F8		4-0 BB		3	0	0	0	1	1	2
24 Rick Ankiel, L (1, 8) OBP: 0.250, SLG: 0.500		0-0 F7		0-3 K		0-0 2B		0-0 G4-3		4	0	1	0	0	1	3
Nick Stavinoha, R (1, 9) OBP: 0.500, SLG: 0.750		0-0 2-H 1B		0-0 2B		0-0 F7		0-0 F9		4	0	2	1	0	0	2
44 Travis Hanson, L (1, 5) 6 John Nelson, R (6, 5) OBP: 0.500, SLG: 0.500		0-0 1-3 1B		0-0 G3-1		0-3 K		0-0 25 G5-4-3 1B		2	0	1	0	0	0	1
Brian Esposito, R (1, 2) 25 Ryan Christianson, R (6, 2)		0-2 K		0-0 G6-3		0-3 K		0-0 G5-4-3		2	0	0	1	0	1	2

Inning Stats	R: 0	H: 0	E: 0	K: 1	S: 5	LOB: 0	BB: 0	P: 5	R: 1	H: 3	E: 0	K: 1	S: 8	LOB: 2	BB: 0	P: 8	R: 0	H: 0	E: 0	K: 1	S: 5	LOB: 0	BB: 0	P: 5	R: 0	H: 0	E: 0	K: 2	S: 7	LOB: 0	BB: 0	P: 7	R: 1	H: 2	E: 0	K: 0	S: 5	LOB: 1	BB: 0	P: 5	R: 0	H: 1	E: 0	K: 0	S: 4	LOB: 2	BB: 1	P: 8	R: 0	H: 0	E: 0	K: 2	S: 7	LOB: 0	BB: 0	P: 7	R: 0	H: 1	E: 0	K: 0	S: 4	LOB: 2	BB: 1	P: 8	R: 0	H: 1	E: 0	K: 0	S: 3	LOB: 0	BB: 0	P: 3	1B: 5	2B: 3	3B: 0	HR: 0	SF: 0	SAC: 0	DP: 1	HBP: 0	WP: 0	PB: 0	SB: 0	CS: 0	PA: 36
--------------	------	------	------	------	------	--------	-------	------	------	------	------	------	------	--------	-------	------	------	------	------	------	------	--------	-------	------	------	------	------	------	------	--------	-------	------	------	------	------	------	------	--------	-------	------	------	------	------	------	------	--------	-------	------	------	------	------	------	------	--------	-------	------	------	------	------	------	------	--------	-------	------	------	------	------	------	------	--------	-------	------	-------	-------	-------	-------	-------	--------	-------	--------	-------	-------	-------	-------	--------

PITCHER	IP	WLS	BF	H	R	ER	SO	BB	IBB	HBP	BLK	WP	HR	S	P	ERA	WHIP
23 Anthony Reyes, R (1, 1) ERA: 3.38	5.1		21	5	2	2	5	0	0	0	0	0	0	31	31	3.38	0.938
Tyler Johnson, L (6, 1) ERA:	0.1		3	1	0	0	0	1	0	0	0	0	0	2	6	0.00	6.000
Josh Hancock, R (6, 1) ERA:	1.1	W	4	0	0	0	2	0	0	0	0	0	0	8	8	0.00	0.000
44 Jason Isringhausen, R (8, 1) ERA:	1.0		5	1	0	0	0	1	0	0	0	0	0	4	8	0.00	2.000
44 Jason Isringhausen, R (8, 1) ERA:	1.0		5	1	0	0	0	1	0	0	0	0	0	4	8	0.00	2.000

**BOTTOM**

**St. Louis Cardinals @ Memphis Redbirds**  
 AutoZone Park, Memphis, TN  
 Fri Mar 30 2007, 8:05 PM EDT  
 Att. 15,116 - Overcast - 79 F

livebaseballscorecards.com

<b>AB</b>	<b>34</b>
<b>R</b>	<b>1</b>
<b>H</b>	<b>8</b>
<b>RBI</b>	<b>2</b>
<b>BB</b>	<b>2</b>
<b>SO</b>	<b>7</b>
<b>LOB</b>	<b>14</b>



**TOP**

**St. Louis Cardinals @ Memphis Redbirds**

AutoZone Park, Memphis, TN

Fri Apr 03 2009, 8:05 PM EDT  
Att. 7,506 - Clear - 60 F

AB	37
R	13
H	12
RBI	13
BB	8
SO	9
LOB	21



WP:	1	PA:	47
PB:	0		
SB:	0		
CS:	0		

AB R H RBI BB SO LOB

5	2	2	1	0	2	6
0	0	0	0	0	0	0
2	1	0	0	1	0	1
3	1	1	2	0	0	3
5	1	3	6	0	0	0
0	0	0	0	0	0	0
0	0	0	0	0	0	0
0	0	0	0	0	0	0
2	1	1	0	1	0	0
2	0	0	1	0	0	1
4	1	1	2	0	2	2
0	0	0	0	0	0	0
2	1	1	0	1	0	0
1	1	0	0	1	0	0
2	1	1	0	1	0	0
1	1	0	0	1	1	0
3	1	1	0	2	1	2
5	1	1	1	0	3	6

1B:	7	SF:	0
2B:	3	SAC:	0
3B:	0	DP:	0
HR:	2	HBP:	0

Batter	1	2	3	4	5	6	7	8	9
55 Skip Schumaker, L OBP: 0.625, SLG: 0.571 88 Jon Jay, L	0-3 K		0-0 24 G5-3 5 HR 1B	0-0 24 BB 5 2B 1B	0-0 FC6-2		0-3 K		0-0 F8
24 Rick Ankiel, L 65 Joe Thurston, L OBP: 0.333, SLG: 0.333	0-0 F9		0-0 G5-3	4-0 5 2B BB	0-0 P6		0-0 5 2B 13 G6-3 1B		0-0 F8
5 Albert Pujols, R 79 P.J. Walters, R 48 Brad Thompson, R 36 Dennys Reyes, R	0-0 G5-3		0-0 HR	3 WP 2B		0-0 G5-3	1-2 2-H 3-H 1B		
3 Khalil Greene, R 13 Brendan Ryan, R		0-0 E7 47 HR 1B	0-0 L6	4-0 2-3 BB		0-0 F7	0-0 G6-3		
47 Ryan Ludwick, R 83 Matt Paganzzi, R		3-2 HR	0-0 L7	0-3 K		0-3 K	0-0 G5-3		
16 Chris Duncan, L 23 Brian Barden, R		0-0 G3-1		0-0 4 2B 55 1B	4-0 28 1B 55 FC6-2 4 BB		4-0 28 BB 21 BB 66 1B		0-0 F9
4 Yadier Molina, R 21 Jason LaRue, R		0-0 F9		0-0 55 1B 5 2B	4-0 55 FC6-2 28 1B		4-0 66 1B 28 BB 65 1B		0-3 K
28 Colby Rasmus, L		4-0 BB		0-3 K	0-0 55 FC6-2 1B		4-0 66 1B 65 1B		0-0 F8
66 David Freese, R		0-0 F9		0-3 K	0-3 K		0-0 5 2B 65 1B		0-3 K

Inning Stats	R: 0 E: 0 K: 1 S: 5	H: 0 LOB: 0 BB: 0 P: 5	R: 2 E: 1 K: 0 S: 7	H: 2 LOB: 1 BB: 1 P: 14	R: 2 E: 0 K: 0 S: 5	H: 2 LOB: 0 BB: 0 P: 5	R: 4 E: 0 K: 3 S: 13	H: 4 LOB: 2 BB: 2 P: 21	R: 0 E: 0 K: 1 S: 6	H: 1 LOB: 3 BB: 2 P: 14	R: 0 E: 0 K: 1 S: 5	H: 0 LOB: 0 BB: 0 P: 5	R: 5 E: 0 K: 1 S: 8	H: 3 LOB: 1 BB: 3 P: 20	R: 0 E: 0 K: 1 S: 5	H: 0 LOB: 0 BB: 0 P: 5	R: 0 E: 0 K: 1 S: 5	H: 0 LOB: 0 BB: 0 P: 5	1B: 7 2B: 3 3B: 0 HR: 2	SF: 0 SAC: 0 DP: 0 HBP: 0	WP: 1 PB: 0 SB: 0 CS: 0
--------------	------------------------------	---------------------------------	------------------------------	----------------------------------	------------------------------	---------------------------------	-------------------------------	----------------------------------	------------------------------	----------------------------------	------------------------------	---------------------------------	------------------------------	----------------------------------	------------------------------	---------------------------------	------------------------------	---------------------------------	----------------------------------	------------------------------------	----------------------------------

PITCHER	IP	WLS	BF	H	R	ER	SO	BB	IBB	HBP	BLK	WP	HR	S	P	ERA	WHIP
31 Ian Ostlund, L ERA: 13.5	0.0	L	0	0	0	0	0	0	0	0	0	0	0	0	0	∞	∞
44 Charlie Manning, L ERA: 27.0	1.1		12	4	4	4	3	4	0	0	0	1	0	14	30	27.00	6.000
53 Matthew Scherer, R ERA:	2.0		7	1	0	0	2	0	0	0	0	0	0	11	11	0.00	0.500
41 Royce Ring, L ERA: 135.0	0.1		6	2	5	5	1	3	0	0	0	0	0	5	17	135.00	15.000
26 Marco Gonzalez, R ERA:	0.0		0	0	0	0	0	0	0	0	0	0	0	0	0	∞	∞

PITCHER	IP	WLS	BF	H	R	ER	SO	BB	IBB	HBP	BLK	WP	HR	S	P	ERA	WHIP
52 Chris Perez, R ERA:	1.0		3	0	0	0	1	0	0	0	0	0	0	5	5	0.00	0.000



Batter	1	2	3	4	5	6	7	8	9	AB R H RBI BB SO LOB
5 Shane Robinson, R (1, 8) OBP: 0.750, SLG: 1.000	4-0 BB	0-0 G1-2-3 3-Hr			0-0 2B			0-0 1B		3 0 2 0 1 0 3
35 Tyler Greene, R (1, 6)	1-0 G6-3 1-3		0-0 G5-3		0-0 G3-1 2-3			0-3 K		4 0 0 0 0 1 3
15 Jon Jay, L (1, 9) 16 Mark Shorey, L (7, 9)	1-0 HBP		0-0 G3-1		0-0 F8			0-0 G3 1-2		2 0 0 0 0 0 1 1 0 0 0 0 0 1
21 Joe Mather, R (1, 5) 4 Casey Rowlett, R (7, 5)	0-0 G5-4-3 1-		0-0 G5-3		0-0 G5-3			0-0 G6-3		3 0 0 0 0 0 2 1 0 0 0 0 0 1
25 Nick Stavinoha, R (1, 3)		0-0 E6 12 HBP 54 1B 19 1B		0-0 G6-3		0-0 G6-3		0-3 K		4 1 0 0 0 1 0
54 Brian Barton, R (1, 7) OBP: 0.500, SLG: 0.750		0-0 19 1B 12 HBP 5 G1-2-3 1B		0-0 2B		0-3 K		0-0 G5-3		4 0 2 0 0 1 0
12 Jarrett Hoffpauir, R (1, 4)		1-0 19 1B 1-2 2-3 HBP		0-0 F9		0-0 G6-3		4-0 24 HBP BB		2 0 0 0 1 0 1
24 Bryan Anderson, L (1, 10)		0-3 K		0-0 G1		0-0 G4-3		1-0 HBP		3 0 0 0 0 1 4
19 Matt Pagnozzi, R (1, 2) 29 Brandon Yarbrough, L (7, 2)		0-0 1-2 2-3 3-Hr 1B		0-0 G5-3		0-0 F7		0-3 K		2 0 1 1 0 0 0 2 0 0 0 0 1 2

Inning Stats	R: 0	H: 0	E: 0	K: 0	S: 2	LOB: 1	BB: 1	P: 8	R: 1	H: 2	E: 1	K: 1	S: 7	LOB: 2	BB: 0	P: 8	R: 0	H: 0	E: 0	K: 0	S: 3	LOB: 0	BB: 0	P: 3	R: 0	H: 1	E: 0	K: 0	S: 4	LOB: 1	BB: 0	P: 4	R: 0	H: 0	E: 0	K: 1	S: 5	LOB: 0	BB: 0	P: 5	R: 0	H: 0	E: 0	K: 0	S: 3	LOB: 0	BB: 0	P: 3	R: 0	H: 1	E: 0	K: 1	S: 6	LOB: 1	BB: 0	P: 6	R: 0	H: 0	E: 0	K: 2	S: 7	LOB: 2	BB: 1	P: 12	1B: 3	2B: 2	3B: 0	HR: 0	SF: 0	SAC: 0	DP: 2	HBP: 3	WP: 0	PB: 0	SB: 1	CS: 0	PA: 36
--------------	------	------	------	------	------	--------	-------	------	------	------	------	------	------	--------	-------	------	------	------	------	------	------	--------	-------	------	------	------	------	------	------	--------	-------	------	------	------	------	------	------	--------	-------	------	------	------	------	------	------	--------	-------	------	------	------	------	------	------	--------	-------	------	------	------	------	------	------	--------	-------	-------	-------	-------	-------	-------	-------	--------	-------	--------	-------	-------	-------	-------	--------

PITCHER	IP	WLS	BF	H	R	ER	SO	BB	IBB	HBP	BLK	WP	HR	S	P	ERA	WHIP
79 P.J. Walters, R (1, 1)	7.0	W	27	4	1	0	2	1	0	2	0	0	0	28	35	0.00	0.714
79 P.J. Walters, R (7, 1)	7.0	W	27	4	1	0	2	1	0	2	0	0	0	28	35	0.00	0.714
48 Brad Thompson, R (8, 1)	1.0		4	1	0	0	1	0	0	0	0	0	0	6	6	0.00	1.000
36 Dennys Reyes, L (9, 1)	1.0		5	0	0	0	2	1	0	1	0	0	0	7	12	0.00	1.000


**BOTTOM**

**St. Louis Cardinals @ Memphis Redbirds**  
 AutoZone Park, Memphis, TN

Fri Apr 03 2009, 8:05 PM EDT  
 Att. 7,506 - Clear - 60 F

livebaseballscorecards.com

AB	31
R	1
H	5
RBI	1
BB	2
SO	5
LOB	18



Batter	1	2	3	4	5	6	7	8	9	AB R H RBI BB SO LOB	TOP											
55 Skip Schumaker, L (1, 4) OBP: 0.615, SLG: 0.545	4-0 24 HR BB	0-0 1B		0-0 G4-3		0-0 L5		0-0 24 BB 1B		4 1 2 1 1 0 0												
24 Rick Ankiel, L (1, 8) OBP: 0.364, SLG: 0.500	0-0 1-H HR	0-0 F8		4-0 16 2B BB		0-0 P6		4-0 1-2 2-3 BB		3 2 1 2 2 0 1												
5 Albert Pujols, R (1, 10) OBP: 0.375, SLG: 1.000 66 David Freese, R (6, PH) OBP: 0.143, SLG: 0.143	0-0 F9	0-0 P3		0-0 L8		0-0 F8		0-0 L9		3 0 0 0 0 0 2 2 0 0 0 0 0 3												
16 Chris Duncan, L (1, 3) OBP: 0.417, SLG: 0.400	0-0 47 1B 1B		0-0 P4	0-0 13 1B 1-H 2B		0-0 G4-3		0-0 G3		5 0 2 1 0 0 3												
47 Ryan Ludwick, R (1, 9) OBP: 0.444, SLG: 0.750 13 Brendan Ryan, R (4, PH) OBP: 0.333, SLG: 0.200	0-0 1-2 1B		4-0 3 HR BB	0-0 2-3 1B		0-3 K		0-0 F8		1 1 1 0 1 0 0 3 0 1 0 0 1 0												
3 Khalil Greene, R (1, 6) OBP: 0.500, SLG: 1.000 23 Brian Barden, R (4, PH) OBP: 0.333, SLG: 0.200	0-0 F8		0-0 1-H HR	0-3 K		4-0 28 S 28 1B BB		4-0 BB		2 1 1 2 0 0 2 1 1 0 0 2 1 2												
28 Colby Rasmus, L (1, 7) OBP: 0.538, SLG: 0.500	0-3 K		0-0 2B			0-0 F8		1-0 1-H 4 CS 1B		5 0 2 1 0 2 3												
4 Yadier Molina, R (1, 2) OBP: 0.500, SLG: 0.600 José Oquendo, S (8, PH) 21 Jason LaRue, R (8, 2)		0-0 65 G4-3 55 1B 65 WP 1B	0-0 P3			0-0 F9		0-1 CS	4-0 24 BB 55 1B BB	3 1 1 0 0 0 1 0 0 0 0 1 0 0 1 0 0 0 0 0 1	AB 37 R 7 H 11 RBI 7 BB 7 SO 4 LOB 21											
65 Joe Thurston, L (1, 5) OBP: 0.143, SLG: 0.143		1-0 G4-3	0-0 P6			0-0 L9		0-0 P5		4 0 0 0 0 0 3												
<b>Inning Stats</b>	R: 2 E: 0 K: 1 S: 8	H: 3 LOB: 2 BB: 1 P: 12	R: 1 E: 0 K: 0 S: 5	H: 2 LOB: 1 BB: 1 P: 6	R: 2 E: 0 K: 0 S: 5	H: 2 LOB: 1 BB: 1 P: 9	R: 1 E: 0 K: 1 S: 7	H: 2 LOB: 2 BB: 1 P: 11	R: 0 E: 0 K: 0 S: 3	H: 0 LOB: 0 BB: 0 P: 3	R: 0 E: 0 K: 0 S: 3	H: 0 LOB: 0 BB: 0 P: 3	R: 1 E: 0 K: 1 S: 6	H: 1 LOB: 0 BB: 1 P: 11	R: 0 E: 0 K: 0 S: 4	H: 1 LOB: 3 BB: 2 P: 12	R: 0 E: 0 K: 1 S: 5	H: 0 LOB: 1 BB: 1 P: 9	1B: 7 2B: 2 3B: 0 HR: 2	SF: 0 SAC: 0 DP: 0 HBP: 0	WP: 1 PB: 0 SB: 1 CS: 1	PA: 45
<b>PITCHER</b>	IP WLS BF H R ER SO BB IBB HBP BLK WP HR S P ERA WHIP																				<b>PITCHER</b>	IP WLS BF H R ER SO BB IBB HBP BLK WP HR S P ERA WHIP
23 Mitchell Boggs, R (1, 1) ERA: 14.73	3.2 L 22 8 6 6 1 3 0 0 0 1 2 21 34 14.73 3.000																					
32 Adam Ottavino, R (4, 1) ERA: 2.08	0.0 0 0 0 0 0 0 0 0 0 0 0 0 0 0 ∞ ∞																					
28 Jess Todd, R (9, 1) ERA:	0.0 0 0 0 0 0 0 0 0 0 0 0 0 0 0 ∞ ∞																					

**St. Louis Cardinals @ Memphis Redbirds**  
 AutoZone Park, Memphis, TN  
 Sat Apr 04 2009, 2:05 PM EDT  
 Att. 10,212 - Partly Cloudy - 65 F

livebaseballscorecards.com





Batter	1	2	3	4	5	6	7	8	9
5 Shane Robinson, R (1, 8) OBP: 0.714, SLG: 1.000 16 Mark Shorey, L (8, PH) OBP: 0.500, SLG: 1.000 (9, 9)	0-0 1B		0-0 2B		0-0 G6-3			0-0 2B	
35 Tyler Greene, R (1, 6) OBP: 0.250, SLG: 0.143	0-0 1B		4-0 BB		0-0 G4-3			0-0 P3	
15 Jon Jay, L (1, 7)	0-0 G3-1		0-0 E4		0-0 G6-3			4-0 BB	
21 Joe Mather, R (1, 9) (9, 8)	4-0 BB		0-3 K		0-0 G1-3			0-0 G6-3	
25 Nick Stavinoha, R (1, 3)	0-0 SF9		0-0 G5-3		0-0 G6-3			0-0 F8	
54 Brian Barton, R (1, 10) OBP: 0.250, SLG: 0.375	1-0 L8		0-3 K		0-0 G6-3			0-3 K	
12 Jarrett Hoffpauir, R (1, 4) Chris Maloney, S (9, PH)		0-3 K	0-0 G6-3		0-0 F8			0-0 G4-3	
24 Bryan Anderson, L (1, 2)		0-0 G3-1	0-3 K		0-0 F9				
4 Casey Rowlett, R (1, 5) 8 Allen Craig, R (6, 5)		0-3 K		0-2 K				0-3 K	


Inning Stats	R: 2	H: 2	E: 0	K: 0	S: 5	LOB: 1	BB: 1	P: 10	R: 0	H: 0	E: 0	K: 2	S: 7	LOB: 0	BB: 0	P: 7	R: 1	H: 1	E: 1	K: 1	S: 6	LOB: 1	BB: 1	P: 10	R: 0	H: 0	E: 0	K: 2	S: 7	LOB: 0	BB: 0	P: 7	R: 0	H: 0	E: 0	K: 1	S: 5	LOB: 0	BB: 0	P: 5	R: 0	H: 0	E: 0	K: 0	S: 3	LOB: 0	BB: 0	P: 3	R: 0	H: 0	E: 0	K: 0	S: 3	LOB: 0	BB: 0	P: 3	R: 0	H: 1	E: 0	K: 1	S: 6	LOB: 2	BB: 1	P: 10	R: 0	H: 0	E: 0	K: 1	S: 5	LOB: 0	BB: 0	P: 5
--------------	------	------	------	------	------	--------	-------	-------	------	------	------	------	------	--------	-------	------	------	------	------	------	------	--------	-------	-------	------	------	------	------	------	--------	-------	------	------	------	------	------	------	--------	-------	------	------	------	------	------	------	--------	-------	------	------	------	------	------	------	--------	-------	------	------	------	------	------	------	--------	-------	-------	------	------	------	------	------	--------	-------	------

PITCHER	IP	WLS	BF	H	R	ER	SO	BB	IBB	HBP	BLK	WP	HR	S	P	ERA	WHIP
35 Joel Pineiro, R (1, 1) ERA: 2.57	7.0		26	3	3	2	6	2	0	0	0	1	0	36	45	2.57	0.714
46 Kyle McClellan, R (8, 1) ERA:	0.2		3	1	0	0	1	0	0	0	0	0	0	5	5	0.00	1.500
52 Josh Kinney, R (8, 1) ERA:	0.1		2	0	0	0	0	1	0	0	0	0	0	1	5	0.00	3.000
30 Jason Motte, R (9, 1) ERA:	1.0		3	0	0	0	1	0	0	0	0	0	0	5	5	0.00	0.000

**BOTTOM**

AB	R	H	RBI	BB	SO	LOB
3	0	2	0	0	0	0
1	0	1	0	0	0	0
3	1	1	0	1	0	1
3	0	0	0	1	0	3
3	0	0	0	1	1	4
3	0	0	1	0	0	2
4	0	0	0	0	2	1
3	0	0	0	0	1	0
3	0	0	0	0	1	0
2	0	0	0	0	2	0
1	0	0	0	0	1	0


<b>AB</b>	<b>30</b>
<b>R</b>	<b>1</b>
<b>H</b>	<b>4</b>
<b>RBI</b>	<b>1</b>
<b>BB</b>	<b>3</b>
<b>SO</b>	<b>8</b>
<b>LOB</b>	<b>11</b>



WP	HR	S	P	ERA	WHIP
1	0	3	3	2.57	0.714
0	0	1	1	0.00	1.500
0	0	0	1	0.00	3.000
0	0	1	1	0.00	0.000

**St. Louis Cardinals @ Memphis Redbirds**  
**AutoZone Park, Memphis, TN**  
 Sat Apr 04 2009, 2:05 PM EDT  
 Att. 10,212 - Partly Cloudy - 65 F

livebaseballscorecards.com

Batter	1	2	3	4	5	6	7	8	9	AB R H RBI BB SO LOB	TOP																								
												<b>St. Louis Cardinals @ Memphis Redbirds</b> AutoZone Park, Memphis, TN Fri Mar 28 2014, 7:35 PM EDT  <a href="http://livebaseballscorecards.com">livebaseballscorecards.com</a>																							
		<b>AB 0</b> <b>R 0</b> <b>H 0</b> <b>RBI 0</b> <b>BB 0</b> <b>SO 0</b> <b>LOB 0</b>																																	
																																			
Inning Stats		1B: 0 SF: 0 2B: 0 SAC: 0 3B: 0 DP: 0 HR: 0 HBP: 0	WP: 0 PA: 0 PB: 0 SB: 0 CS: 0																																
PITCHER	IP	WLS	BF	H	R	ER	SO	BB	IBB	HBP	BLK	WP	HR	S	P	ERA	WHIP	PITCHER	IP	WLS	BF	H	R	ER	SO	BB	IBB	HBP	BLK	WP	HR	S	P	ERA	WHIP

Batter	1	2	3	4	5	6	7	8	9	AB R H RBI BB SO LOB	BOTTOM
--------	---	---	---	---	---	---	---	---	---	----------------------	--------

												<b>St. Louis Cardinals @ Memphis Redbirds</b> AutoZone Park, Memphis, TN Fri Mar 28 2014, 7:35 PM EDT <a href="http://livebaseballscorecards.com">livebaseballscorecards.com</a>
											<b>AB 0</b> <b>R 0</b> <b>H 0</b> <b>RBI 0</b> <b>BB 0</b> <b>SO 0</b> <b>LOB 0</b>	
												

<b>Inning Stats</b>	1B: 0	SF: 0	WP: 0	PA: 0
	2B: 0	SAC: 0	PB: 0	
	3B: 0	DP: 0	SB: 0	
	HR: 0	HBP: 0	CS: 0	

PITCHER	IP	WLS	BF	H	R	ER	SO	BB	IBB	HBP	BLK	WP	HR	S	P	ERA	WHIP	PITCHER	IP	WLS	BF	H	R	ER	SO	BB	IBB	HBP	BLK	WP	HR	S	P	ERA	WHIP
---------	----	-----	----	---	---	----	----	----	-----	-----	-----	----	----	---	---	-----	------	---------	----	-----	----	---	---	----	----	----	-----	-----	-----	----	----	---	---	-----	------



Batter	1	2	3	4	5	6	7	8	9	AB R H RBI BB SO LOB	TOP											
25 Dexter Fowler, S (1, 8) OBP: 0.667, SLG: 0.667 88 Harrison Bader, R (4, 8)	0-0 27 WP 27 HR 1B	0-0 36 HR 1B		0-0 G3-1		0-0 F8		0-0 G6-3		3 2 2 0 0 0 0 0 0 0 0 0 0 0												
36 Aledmys Diaz, R (1, 6) OBP: 0.333, SLG: 1.333 87 Paul DeJong, R (4, 6)	0-0 F8	1-0 HR		0-0 G6-3		0-0 G5-3		0-0 F9	3 1 1 2 0 0 1 0 0 0 0 0 0 0													
13 Matt Carpenter, L (1, 3) 97 Jeremy Martinez, R (4, 3)	4-0 27 WP 27 HR BB	0-3 K		0-0 G3		0-0 G5-3		0-0 F8	2 1 0 0 1 1 0 0 0 0 0 0 0 0													
27 Jhonny Peralta, R (1, 5) OBP: 0.667, SLG: 1.667 66 Wilfredo Tovar, R (5, PR) OBP: 0.500, SLG: 1.000	2-0 HR	0-3 K			0-0 32 E 55 1B		0-0 G3	0-0 2B	3 1 2 3 0 1 0 0 1 0 0 0 0 0													
4 Yadier Molina, R (1, 2) OBP: 0.333, SLG: 1.333 41 Eric Fryer, R (5, 2)	1-0 HR	0-3 K			0-0 F8		0-3 K	0-0 L1	3 1 1 1 0 1 1 2 0 0 0 0 1 1													
32 Matt Adams, L (1, 7) OBP: 0.250, SLG: 0.250	0-0 55 1B 3 FC6-4 1B		0-0 G1-3		0-0 E4 3 BB 55 1B		0-3 K		4 1 1 0 0 1 1													
55 Stephen Piscotty, R (1, 9) OBP: 0.667, SLG: 0.667 65 Chad Huffman, R (5, PR) (5, 9)	0-0 3 FC6-4 1B		0-3 K		0-0 3 BB 1B		0-0 G6-3		3 0 2 1 0 1 0 0 0 0 0 0 0 0													
3 Jedd Gyorko, R (1, 10) OBP: 0.667, SLG: 2.000 68 Alberto Rosario, R (5, PR) (5, 10)	0-0 FC6-4		2-0 HR		1-2 3-H 4-0 16 G4-6-3 BB		0-0 G5-3		2 1 1 2 1 0 1 0 0 0 0 0 0 0													
16 Kolten Wong, L (1, 4) 35 Greg Garcia, L (5, 4)	0-0 F8		0-0 P3		0-0 G4-6-3		4-0 BB		3 0 0 0 0 0 4 0 0 0 0 1 0 0													
<b>Inning Stats</b>	R: 5 E: 0 K: 0 S: 8	H: 5 LOB: 1 BB: 1 P: 15	R: 2 E: 0 K: 3 S: 11	H: 2 LOB: 0 BB: 0 P: 12	R: 1 E: 0 K: 1 S: 6	H: 1 LOB: 0 BB: 0 P: 8	R: 0 E: 0 K: 0 S: 3	H: 0 LOB: 0 BB: 0 P: 3	R: 1 E: 1 K: 0 S: 5	H: 2 LOB: 3 BB: 1 P: 9	R: 0 E: 0 K: 0 S: 3	H: 0 LOB: 0 BB: 0 P: 3	R: 0 E: 0 K: 2 S: 7	H: 0 LOB: 0 BB: 0 P: 7	R: 0 E: 0 K: 0 S: 3	H: 0 LOB: 1 BB: 1 P: 7	R: 0 E: 0 K: 0 S: 4	H: 1 LOB: 1 BB: 0 P: 4	1B: 6 2B: 1 3B: 0 HR: 4	SF: 0 SAC: 0 DP: 1 HBP: 0	WP: 1 PB: 0 SB: 0 CS: 0	PA: 41
<b>PITCHER</b>	IP WLS BF H R ER SO BB IBB HBP BLK WP HR S P ERA WHIP																			<b>PITCHER</b>	IP WLS BF H R ER SO BB IBB HBP BLK WP HR S P ERA WHIP	
22 Chris Ellis, R (1, 1) ERA: 31.5	2.0 L 14 7 7 7 3 1 0 0 0 1 3 19 27 31.50 4.000																					
59 Mike Mayers, R (3, 1) ERA: 7.71	2.1 11 3 2 2 1 0 0 0 0 0 0 1 13 15 7.71 1.286																					
71 Kevin Herget, R (5, 1) ERA:	0.0 0 0 0 0 0 0 0 0 0 0 0 0 0 0 ∞ ∞																					
Blake McKnight, R (8, 1) ERA:	1.0 4 0 0 0 0 1 0 0 0 0 0 0 3 7 0.00 1.000																					
30 John Brebbia, R (9, 1) ERA:	0.0 0 0 0 0 0 0 0 0 0 0 0 0 0 0 ∞ ∞																					

St. Louis Cardinals @ Memphis Redbirds  
 AutoZone Park, Memphis, TN  
 Thu Mar 30 2017, 8:06 PM - 10:49 PM EDT  
 Att: 10,220 - Clear - 67 F

livebaseballscorecards.com

AB	28
R	9
H	10
RBI	9
BB	3
SO	6
LOB	9





Batter	1	2	3	4	5	6	7	8	9	AB R H RBI BB SO LOB
3 Harrison Bader, R (1, 8) 74 Blake Drake, R (4, 8) OBP: 0.500, SLG: 2.000	1-0 HBP		0-0 P2		0-0 F9			2-1 HR		1 0 0 0 0 0 1 2 1 1 1 0 0 0
11 Paul DeJong, R (1, 6) Alex Mejia, R (4, 6) OBP: 0.500, SLG: 2.000	0-0 F9		0-3 K2-3		0-0 G6-3			0-0 HR		2 0 0 0 0 1 2 2 0 1 1 0 0 0
27 Tommy Pham, R (1, 9)	0-0 F8			0-0 G4-3		0-3 K		0-3 K		4 0 0 0 0 2 1
35 Luke Voit, R (1, 3)	0-3 K			4-0 BB		0-0 F7		0-3 K		3 0 0 0 1 2 1
5 Patrick Wisdom, R (1, 5) OBP: 0.250, SLG: 0.250		0-0 F8		0-0 1B		0-3 K		0-3 K		4 0 1 0 0 2 0
12 Chad Huffman, R (1, 10) 15 Todd Cunningham, R, PH (5, 10)		0-0 P3		0-0 E3		0-3 K		0-3 K		1 0 0 0 0 0 0 3 0 0 0 0 2 2
19 Carson Kelly, R (1, 2) 62 Luis Cruz, R (6, 2)		0-0 P6		1-0 44 G6-4-3 HBP		0-3 K		0-0 G6-3		1 0 0 1 0 0 0 2 0 0 0 0 1 0
44 Anthony Garcia, R (1, 7)			0-0 G6-3	0-0 G6-4-3		0-0 G5-3				3 0 0 0 0 0 3
68 Breyvic Valera, S (1, 4) OBP: 0.333, SLG: 0.333			0-0 1B		0-0 F8			0-0 P4		3 0 1 0 0 0 0


Inning Stats	R: 0 E: 0 K: 5 S: 5	H: 0 LOB: 1 BB: 0 P: 6	R: 0 E: 0 K: 3 S: 3	H: 0 LOB: 0 BB: 0 P: 3	R: 0 E: 0 K: 1 S: 6	H: 1 LOB: 1 BB: 0 P: 6	R: 1 E: 1 K: 0 S: 4	H: 1 LOB: 2 BB: 1 P: 9	R: 0 E: 0 K: 3 S: 3	H: 0 LOB: 0 BB: 0 P: 3	R: 0 E: 0 K: 2 S: 7	H: 0 LOB: 0 BB: 0 P: 7	R: 0 E: 0 K: 2 S: 7	H: 0 LOB: 0 BB: 0 P: 7	R: 2 E: 0 K: 2 S: 10	H: 2 LOB: 0 BB: 0 P: 12	R: 0 E: 0 K: 2 S: 7	H: 0 LOB: 0 BB: 0 P: 7	1B: 2 2B: 0 3B: 0 HR: 2	SF: 0 SAC: 0 DP: 1 HBP: 2	WP: 0 PB: 0 SB: 0 CS: 0	PA: 34	
PITCHER	IP	WLS	BF	H	R	ER	SO	BB	IBB	HBP	BLK	WP	HR	S	P	ERA	WHIP						
30 Jonathan Broxton, R (1, 1) ERA:	1.0	W	4	0	0	0	1	0	0	0	0	0	0	5	6	0.00	0.000						
26 Seunghwan Oh, R (2, 1) ERA:	1.0		3	0	0	0	0	0	0	0	0	0	0	3	3	0.00	0.000						
21 Brett Cecil, L (3, 1) ERA:	1.0		4	1	0	0	1	0	0	0	0	0	0	6	6	0.00	1.000						
64 Sam Tuivailala, R (4, 1) ERA:	2.0		9	1	1	0	0	1	0	1	0	0	0	7	12	0.00	1.000						
Rowan Wick, R (6, 1) ERA:	1.0		3	0	0	0	2	0	0	0	0	0	0	7	7	0.00	0.000						
PITCHER	IP	WLS	BF	H	R	ER	SO	BB	IBB	HBP	BLK	WP	HR	S	P	ERA	WHIP	WP	HR	S	P	ERA	WHIP
54 Zach Phillips, L (7, 1) ERA:	1.0		3	0	0	0	2	0	0	0	0	0	0	7	7	0.00	0.000	0	0	7	7	0.00	0.000
84 Josh Lucas, R (8, 1) ERA: 18.0	1.0		5	2	2	2	2	0	0	0	0	0	2	10	12	18.00	2.000	0	2	10	12	18.00	2.000
63 Miguel Socolovich, R (9, 1) ERA:	1.0		3	0	0	0	2	0	0	0	0	0	0	7	7	0.00	0.000	0	0	7	7	0.00	0.000

**BOTTOM**

**St. Louis Cardinals @ Memphis Redbirds**  
 AutoZone Park, Memphis, TN  
 Thu Mar 30 2017, 8:06 PM - 10:49 PM EDT  
 Att. 10,220 - Clear - 67 F

livebaseballscores.com

<b>AB</b>	<b>31</b>
<b>R</b>	<b>1</b>
<b>H</b>	<b>4</b>
<b>RBI</b>	<b>3</b>
<b>BB</b>	<b>1</b>
<b>SO</b>	<b>10</b>
<b>LOB</b>	<b>10</b>



Batter	1	2	3	4	5	6	7	8	9	AB R H RBI BB SO LOB	TOP												
34 Yairo Muñoz, R (1, 5) (7, 6)	0-3 K2-3		0-0 F9		0-3 K		0-0 G6-3		0-0 F9	5 0 0 0 0 2 2													
46 Paul Goldschmidt, R 91 Dylan Carlson, S OBP: 0.667, SLG: 1.000	0-0 F9		0-0 F8		0-0 1B		0-0 2B		0-0 FC6-4	2 0 0 0 0 0 1 3 0 2 0 0 0 1													
12 Paul DeJong, R 33 Drew Robinson, L (3, PR) (3, 6) (7, 5)	0-0 F8		4-0 23 HR BB		0-3 K		0-0 G3-1			1 0 0 0 1 0 0 2 1 0 0 0 1 2													
23 Marcell Ozuna, R 32 Matt Wieters, S		0-0 G6-3	0-0 HR			4-0 48 BB 41 1B BB		0-0 F7		2 1 1 3 0 0 0 1 1 0 0 1 0 0													
4 Yadier Molina, R 16 Evan Mendoza, R		0-0 G6-3	0-0 F9			4-0 BB		0-0 G5-3		2 0 0 0 0 0 1 0 0 0 0 0 0 0													
25 Dexter Fowler, S 76 Jose Martinez, S		4-0 16 BB BB		0-0 F8		0-3 K		0-0 G5-3		1 0 0 0 1 0 0 0 0 0 0 0 0 0													
16 Kolten Wong, L 41 Tyler O'Neill, R OBP: 1.000, SLG: 1.500		4-0 BB		0-0 G3		0-0 82 CS 82 WP 1B		0-0 SH1-3		1 0 0 0 1 0 0 2 2 2 1 0 0 0													
48 Harrison Bader, R 82 Tommy Edman, S		0-3 K		0-0 G6-3		2-3 K		0-0 SH1-3		2 0 0 0 0 1 2 1 0 0 0 0 1 1													
84 Andrew Knizner, R OBP: 0.500, SLG: 0.333			4-0 12 BB 23 HR BB		0-0 P6		0-0 F9		0-0 91 FC6-4 1B	3 1 1 1 1 0 0													
Inning Stats	R: 0 E: 0 K: 1 S: 5	H: 0 LOB: 0 BB: 0 P: 5	R: 0 E: 0 K: 1 S: 5	H: 0 LOB: 2 BB: 2 P: 13	R: 3 E: 0 K: 0 S: 4	H: 1 LOB: 1 BB: 2 P: 12	R: 0 E: 0 K: 0 S: 3	H: 0 LOB: 0 BB: 0 P: 3	R: 0 E: 0 K: 2 S: 8	H: 1 LOB: 1 BB: 0 P: 8	R: 2 E: 0 K: 2 S: 7	H: 1 LOB: 0 BB: 2 P: 17	R: 0 E: 0 K: 0 S: 4	H: 1 LOB: 1 BB: 0 P: 4	R: 0 E: 0 K: 0 S: 3	H: 0 LOB: 0 BB: 0 P: 3	R: 1 E: 0 K: 0 S: 5	H: 2 LOB: 1 BB: 0 P: 5	1B: 3 2B: 2 3B: 0 HR: 1	SF: 0 SAC: 1 DP: 0 HBP: 0	WP: 1 PB: 0 SB: 0 CS: 2	PA: 38	
PITCHER	IP WLS BF H R ER SO BB IBB HBP BLK WP HR S P ERA WHIP																					PITCHER	IP WLS BF H R ER SO BB IBB HBP BLK WP HR S P ERA WHIP
Adam Wainwright, R ERA: 6.75	(1, 1) 0.0 L 0																					Tommy Layne, L ERA: 9.0	(9, 1) 0.0 0
65 Giovanni Gallegos, R ERA:	(5, 1) 1.0 4 1 0 0 2 0 0 0 0 0 0 0 8 8 0.00 1.000																						
53 John Gant, R ERA: 18.0	(6, 1) 0.0 0																						
55 Dominic Leone, R ERA:	(7, 1) 0.0 0																						
60 John Brebbia, R ERA:	(8, 1) 0.0 0																						

**St. Louis Cardinals @ Memphis Redbirds**  
**AutoZone Park, Memphis, TN**  
 Mon Mar 25 2019, 8:07 PM - 10:59 PM EDT  
 Att. 10,442 - Cloudy - 57 F

[livebaseballscorecards.com](http://livebaseballscorecards.com)

<b>AB</b>	<b>28</b>
<b>R</b>	<b>6</b>
<b>H</b>	<b>6</b>
<b>RBI</b>	<b>5</b>
<b>BB</b>	<b>5</b>
<b>SO</b>	<b>5</b>
<b>LOB</b>	<b>10</b>





Batter	1	2	3	4	5	6	7	8	9	AB R H RBI BB SO LOB
19 Ramón Urías, R (1, 4)	G5-3	G5-3			G4-3		FC 48 WP		K	5 0 0 0 0 1 5
3 Max Schrock, L (1, 5) 48 Alberto Triunfel, R (7, 5)	E5		P6			F7	K			3 0 0 0 0 0 0 1 0 0 0 0 1 2
John Nogowski, R (1, 3)	K		K			BB		K		3 0 0 0 1 3 1
32 Adolis García, R (1, 9) 46 Johan Mieses, R (7, 9)	2B		P3			K		2B		3 0 1 1 0 1 1 1 0 1 0 0 0 0
8 Lane Thomas, R (1, 8) 68 Scott Hurst, L (8, PH) (9, 8)	G6-3				K	CS	39 BB 19 FC 35 BB HBP	K		2 1 0 0 0 1 1 1 0 0 0 0 1 1
12 Edmundo Sosa, R (1, 6)		G5-3		G6-3			K	K		4 0 0 0 0 2 2
5 Joe Hudson, R (1, 2) 35 Brian O'Keefe, R (7, 2)		K		K			BB			2 0 0 0 0 2 0 1 0 1 0 1 0 0
Blake Drake, R (1, 7)		E6 39 1B			F9		P4		G6-4-3	4 0 0 0 0 0 3
39 Elehuris Montero, R (1, 10)		1B			K		BB	BB	BB	2 0 1 0 2 1 0

Inning Stats	R: 1 E: 1 K: 1 S: 7	H: 1 LOB: 1 BB: 0 P: 7	R: 0 E: 1 K: 1 S: 7	H: 1 LOB: 2 BB: 0 P: 7	R: 0 E: 0 K: 1 S: 5	H: 0 LOB: 0 BB: 0 P: 5	R: 0 E: 0 K: 2 S: 7	H: 0 LOB: 0 BB: 0 P: 7	R: 0 E: 0 K: 1 S: 5	H: 0 LOB: 0 BB: 0 P: 5	R: 0 E: 0 K: 1 S: 5	H: 0 LOB: 0 BB: 1 P: 9	R: 2 E: 1 K: 2 S: 8	H: 0 LOB: 2 BB: 2 P: 19	R: 0 E: 0 K: 3 S: 10	H: 1 LOB: 1 BB: 0 P: 10	R: 0 E: 0 K: 1 S: 5	H: 1 LOB: 1 BB: 1 P: 9	1B: 2 2B: 2 3B: 0 HR: 0	SF: 0 SAC: 0 DP: 1 HBP: 1	
<b>PITCHER</b>	IP	WLS	BF	H	R	ER	SO	BB	IBB	HBP	BLK	WP	HR	S	P	ERA	WHIP				
52 Michael Wacha, R (1, 1)	4.0	W	16	2	1	0	5	0	0	0	0	0	0	26	26	0.00	0.500				
59 Mike Mayers, R (5, 1)	1.0	H	3	0	0	0	1	0	0	0	0	0	0	5	5	0.00	0.000				
29 Alex Reyes, R (6, 1)	1.1		6	0	2	0	2	2	0	1	0	0	0	8	18	0.00	1.500				
93 Connor Jones, R (7, 1)	0.1	H	3	0	0	0	0	1	0	0	0	0	0	2	6	0.00	3.000				
74 Ryan Meisinger, R (7, 1)	0.1	H	1	0	0	0	1	0	0	0	0	1	0	3	4	0.00	0.000				
<b>PITCHER</b>	IP	WLS	BF	H	R	ER	SO	BB	IBB	HBP	BLK	WP	HR	S	P	ERA	WHIP	WP: 1	PA: 38		
21 Andrew Miller, L (8, 1)	1.0	H	4	1	0	0	3	0	0	0	0	0	0	10	10	0.00	1.000	PB: 0			
49 Jordan Hicks, R (9, 1)	1.0	S	4	1	0	0	1	1	0	0	0	0	0	5	9	0.00	2.000	SB: 0			

**BOTTOM**

**St. Louis Cardinals @ Memphis Redbirds**  
 AutoZone Park, Memphis, TN  
 Mon Mar 25 2019, 8:07 PM - 10:59 PM EDT  
 Att: 10,442 - Cloudy - 57 F

livebaseballscorecards.com

<b>AB</b>	<b>32</b>
<b>R</b>	<b>1</b>
<b>H</b>	<b>4</b>
<b>RBI</b>	<b>1</b>
<b>BB</b>	<b>4</b>
<b>SO</b>	<b>13</b>
<b>LOB</b>	<b>16</b>

