


# Memphis Redbirds


Batter	1	2	3	4	5	6	7	8	9	AB R H RBI BB SO LOB	TOP																									
											<b>St. Louis Cardinals @ Memphis Redbirds</b> AutoZone Park, Memphis, TN Fri Mar 29 2002, 6:35 PM EST <a href="http://livebaseballscorecards.com">livebaseballscorecards.com</a>																									
Inning Stats											AB 0 R 0 H 0 RBI 0 BB 0 SO 0 LOB 0																									
PITCHER	IP	WLS	BF	H	R	ER	SO	BB	IBB	HBP	BLK	WP	HR	S	P	ERA	WHIP	PITCHER	IP	WLS	BF	H	R	ER	SO	BB	IBB	HBP	BLK	WP	HR	S	P	ERA	WHIP	1B: 0 SF: 0 2B: 0 SAC: 0 3B: 0 DP: 0 HR: 0 HBP: 0 WP: 0 PA: 0 FB: 0 SB: 0 CS: 0


Batter	1	2	3	4	5	6	7	8	9	AB R H RBI BB SO LOB	BOTTOM																									
											<b>St. Louis Cardinals @ Memphis Redbirds</b> AutoZone Park, Memphis, TN Fri Mar 29 2002, 6:35 PM EST <a href="http://livebaseballscorecards.com">livebaseballscorecards.com</a>																									
Inning Stats											AB 0 R 0 H 0 RBI 0 BB 0 SO 0 LOB 0																									
PITCHER	IP	WLS	BF	H	R	ER	SO	BB	IBB	HBP	BLK	WP	HR	S	P	ERA	WHIP	PITCHER	IP	WLS	BF	H	R	ER	SO	BB	IBB	HBP	BLK	WP	HR	S	P	ERA	WHIP	1B: 0 SF: 0 2B: 0 SAC: 0 3B: 0 DP: 0 HR: 0 HBP: 0 WP: 0 PA: 0 FB: 0 SB: 0 CS: 0


Batter	1	2	3	4	5	6	7	8	9	AB R H RBI BB SO LOB	TOP																										
											<b>St. Louis Cardinals @ Memphis Redbirds</b> AutoZone Park, Memphis, TN Sat Mar 30 2002, 2:05 PM EST <a href="http://livebaseballscorecards.com">livebaseballscorecards.com</a>																										
Inning Stats											AB 0 R 0 H 0 RBI 0 BB 0 SO 0 LOB 0																										
PITCHER	IP	WLS	BF	H	R	ER	SO	BB	IBB	HBP	BLK	WP	HR	S	P	ERA	WHIP	PITCHER	IP	WLS	BF	H	R	ER	SO	BB	IBB	HBP	BLK	WP	HR	S	P	ERA	WHIP	1B: 0 SF: 0 2B: 0 SAC: 0 3B: 0 DP: 0 HR: 0 HBP: 0	WP: 0 PA: 0 FB: 0 SB: 0 CS: 0


Batter	1	2	3	4	5	6	7	8	9	AB R H RBI BB SO LOB	BOTTOM																										
											<b>St. Louis Cardinals @ Memphis Redbirds</b> AutoZone Park, Memphis, TN Sat Mar 30 2002, 2:05 PM EST <a href="http://livebaseballscorecards.com">livebaseballscorecards.com</a>																										
Inning Stats											AB 0 R 0 H 0 RBI 0 BB 0 SO 0 LOB 0																										
PITCHER	IP	WLS	BF	H	R	ER	SO	BB	IBB	HBP	BLK	WP	HR	S	P	ERA	WHIP	PITCHER	IP	WLS	BF	H	R	ER	SO	BB	IBB	HBP	BLK	WP	HR	S	P	ERA	WHIP	1B: 0 SF: 0 2B: 0 SAC: 0 3B: 0 DP: 0 HR: 0 HBP: 0	WP: 0 PA: 0 FB: 0 SB: 0 CS: 0


Batter	1	2	3	4	5	6	7	8	9	AB R H RBI BB SO LOB	TOP																								
											<b>Memphis Redbirds @ St. Louis Cardinals</b> Roger Dean Stadium, Jupiter, FL Sat Mar 29 2003, 12:05 PM EST <a href="http://livebaseballscorecards.com">livebaseballscorecards.com</a>																								
Inning Stats										AB 0 R 0 H 0 RBI 0 BB 0 SO 0 LOB 0																									
PITCHER	IP	WLS	BF	H	R	ER	SO	BB	IBB	HBP	BLK	WP	HR	S	P	ERA	WHIP	PITCHER	IP	WLS	BF	H	R	ER	SO	BB	IBB	HBP	BLK	WP	HR	S	P	ERA	WHIP

Batter	1	2	3	4	5	6	7	8	9	AB R H RBI BB SO LOB	BOTTOM																								
											<b>Memphis Redbirds @ St. Louis Cardinals</b> Roger Dean Stadium, Jupiter, FL Sat Mar 29 2003, 12:05 PM EST <a href="http://livebaseballscorecards.com">livebaseballscorecards.com</a>																								
Inning Stats										AB 0 R 0 H 0 RBI 0 BB 0 SO 0 LOB 0																									
PITCHER	IP	WLS	BF	H	R	ER	SO	BB	IBB	HBP	BLK	WP	HR	S	P	ERA	WHIP	PITCHER	IP	WLS	BF	H	R	ER	SO	BB	IBB	HBP	BLK	WP	HR	S	P	ERA	WHIP



Batter	1	2	3	4	5	6	7	8	9	AB R H RBI BB SO LOB	TOP																								
											<p style="text-align: center;"><b>St. Louis Cardinals @ Memphis Redbirds</b>            AutoZone Park, Memphis, TN            Fri Apr 02 2004, 8:05 PM EST</p> <p style="text-align: right;"><a href="http://livebaseballscorecards.com">livebaseballscorecards.com</a></p> <p><b>AB 0</b>  <b>R 0</b>  <b>H 0</b>  <b>RBI 0</b>  <b>BB 0</b>  <b>SO 0</b>  <b>LOB 0</b></p> 																								
Inning Stats										1B: 0 SF: 0 2B: 0 SAC: 0 3B: 0 DP: 0 HR: 0 HBP: 0	WP: 0 PA: 0 FB: 0 SB: 0 CS: 0																								
PITCHER	IP	WLS	BF	H	R	ER	SO	BB	IBB	HBP	BLK	WP	HR	S	P	ERA	WHIP	PITCHER	IP	WLS	BF	H	R	ER	SO	BB	IBB	HBP	BLK	WP	HR	S	P	ERA	WHIP

Batter	1	2	3	4	5	6	7	8	9	AB R H RBI BB SO LOB	BOTTOM																								
											<p style="text-align: center;"><b>St. Louis Cardinals @ Memphis Redbirds</b>            AutoZone Park, Memphis, TN            Fri Apr 02 2004, 8:05 PM EST</p> <p style="text-align: right;"><a href="http://livebaseballscorecards.com">livebaseballscorecards.com</a></p> <p><b>AB 0</b>  <b>R 0</b>  <b>H 0</b>  <b>RBI 0</b>  <b>BB 0</b>  <b>SO 0</b>  <b>LOB 0</b></p> 																								
Inning Stats										1B: 0 SF: 0 2B: 0 SAC: 0 3B: 0 DP: 0 HR: 0 HBP: 0	WP: 0 PA: 0 FB: 0 SB: 0 CS: 0																								
PITCHER	IP	WLS	BF	H	R	ER	SO	BB	IBB	HBP	BLK	WP	HR	S	P	ERA	WHIP	PITCHER	IP	WLS	BF	H	R	ER	SO	BB	IBB	HBP	BLK	WP	HR	S	P	ERA	WHIP

Batter	1	2	3	4	5	6	7	8	9	AB R H RBI BB SO LOB	TOP																								
											<p style="text-align: center;"><b>St. Louis Cardinals @ Memphis Redbirds</b>            AutoZone Park, Memphis, TN            Sat Apr 03 2004, 2:05 PM EST</p> <p style="text-align: right;"><a href="http://livebaseballscorecards.com">livebaseballscorecards.com</a></p> <p><b>AB 0</b>  <b>R 0</b>  <b>H 0</b>  <b>RBI 0</b>  <b>BB 0</b>  <b>SO 0</b>  <b>LOB 0</b></p> 																								
Inning Stats										1B: 0 SF: 0 2B: 0 SAC: 0 3B: 0 DP: 0 HR: 0 HBP: 0	WP: 0 PA: 0 FB: 0 SB: 0 CS: 0																								
PITCHER	IP	WLS	BF	H	R	ER	SO	BB	IBB	HBP	BLK	WP	HR	S	P	ERA	WHIP	PITCHER	IP	WLS	BF	H	R	ER	SO	BB	IBB	HBP	BLK	WP	HR	S	P	ERA	WHIP

Batter	1	2	3	4	5	6	7	8	9	AB R H RBI BB SO LOB	BOTTOM																								
											<p style="text-align: center;"><b>St. Louis Cardinals @ Memphis Redbirds</b>            AutoZone Park, Memphis, TN            Sat Apr 03 2004, 2:05 PM EST</p> <p style="text-align: right;"><a href="http://livebaseballscorecards.com">livebaseballscorecards.com</a></p> <p><b>AB 0</b>  <b>R 0</b>  <b>H 0</b>  <b>RBI 0</b>  <b>BB 0</b>  <b>SO 0</b>  <b>LOB 0</b></p> 																								
Inning Stats										1B: 0 SF: 0 2B: 0 SAC: 0 3B: 0 DP: 0 HR: 0 HBP: 0	WP: 0 PA: 0 FB: 0 SB: 0 CS: 0																								
PITCHER	IP	WLS	BF	H	R	ER	SO	BB	IBB	HBP	BLK	WP	HR	S	P	ERA	WHIP	PITCHER	IP	WLS	BF	H	R	ER	SO	BB	IBB	HBP	BLK	WP	HR	S	P	ERA	WHIP





Batter	1	2	3	4	5	6	7	8	9	AB R H RBI BB SO LOB	TOP																			
55 Skip Schumaker, L (1.4) OBP: 0.625, SLG: 0.571	0-3 K		X 0-0 24 G5-3 5 HR 1B	X 0-0 24 BB 5 2B 1B	X 0-0 FC6-2		X 0-3 K		X 0-0 F8	5 2 2 1 0 2 6	<b>St. Louis Cardinals @ Memphis Redbirds</b> AutoZone Park, Memphis, TN Fri Apr 03 2009, 8:05 PM EDT Att. 7,506 - Clear - 60 F <a href="http://livebaseballscores.com">livebaseballscores.com</a> AB 37 R 13 H 12 RBI 13 BB 8 SO 9 LOB 21 																			
88 Jon Jay, L (8.7)										0 0 0 0 0 0 0																				
24 Rick Ankiel, L (1.8) 65 Joe Thurston, L (5. PH) OBP: 0.333, SLG: 0.333	0-0 F9		X 0-0 G5-3	X 0-0 5 2B BB	X 0-0 P6		X 0-0 5 2B 13 G6-3 3H 1B		X 0-0 F8	2 1 0 0 1 0 1 3 1 1 2 0 0 3																				
5 Albert Pujols, R (1.3) 79 P.J. Walters, R (7.1) 48 Brad Thompson, R (8.1) 36 Denny Reyes, R (9.1)	0-0 G5-3		X 0-0 HR	X 0-0 WP 2B			X 0-0 G5-3			5 1 3 6 0																				
3 Khalil Greene, R (1.6) 13 Brendan Ryan, R (4.6)		X 0-0 E7 47 HR 1B	X 0-0 L6	X 0-0 2-3 BB		X 0-0 F7	X 0-0 G6-3			2 1 1 0 1 0 0 2 0 0 1 0 0 1																				
47 Ryan Ludwick, R (1.10) 83 Matt Paganzzi, R (7. PH)	0-0 2H HR	X 0-0 L7	X 0-3 K			X 0-3 K	X 0-0 G5-3			4 1 1 2 0 2 2 0 0 0 0 0 0 0																				
16 Chris Duncan, L (1.7) 23 Brian Barden, R (5.4)	0-0 G3-1		X 0-0 2B 55 1B	X 4-0 28 1B 55 FC6-2 4 BB		X 4-0 28 1B 21 BB 66 1B BB	X 0-0 F9			2 1 1 0 1 0 0 1 1 0 0 1 0 0																				
4 Yadier Molina, R (1.2) 21 Jason LaRue, R (5.2)	0-0 F9		X 0-0 55 1B 5 2B	X 4-0 55 FC6-2 28 1B BB		X 4-0 66 1B 28 BB 65 1B BB	X 0-3 K			2 1 1 0 1 0 0 1 1 0 0 1 1 0																				
28 Colby Rasmus, L (1.9) OBP: 0.625, SLG: 0.400	4-0 BB		X 0-3 K	X 0-0 55 FC6-2 1-2 2-3 1B		X 4-0 66 1B 65 1B BB	X 0-0 F8			3 1 1 0 2 1 2																				
66 David Freese, R (1.5) OBP: 0.200, SLG: 0.200	0-0 F9		X 0-3 K	X 0-3 K		X 0-0 65 1B 5 2B 1B		X 0-3 K		5 1 1 1 0 3 6																				
<b>Inning Stats</b>	R: 0 E: 0 K: 1 S: 5	H: 0 LOB: 0 BB: 0 P: 5	R: 2 E: 1 K: 0 S: 7	H: 2 LOB: 1 BB: 1 P: 14	R: 2 E: 0 K: 0 S: 5	H: 2 LOB: 0 BB: 0 P: 5	R: 4 E: 0 K: 3 S: 13	H: 4 LOB: 2 BB: 2 P: 21	R: 0 E: 0 K: 1 S: 6	H: 1 LOB: 3 BB: 2 P: 14	R: 0 E: 0 K: 1 S: 5	H: 0 LOB: 0 BB: 0 P: 5	R: 5 E: 0 K: 1 S: 8	H: 3 LOB: 1 BB: 3 P: 20	R: 0 E: 0 K: 1 S: 5	H: 0 LOB: 0 BB: 0 P: 5	R: 0 E: 0 K: 1 S: 5	H: 0 LOB: 0 BB: 0 P: 5	1B: 7 2B: 3 3B: 0 HR: 2	SF: 0 SAC: 0 DP: 0 HBP: 0	WP: 1 PB: 0 SB: 0 CS: 0	PA: 47								
<b>PITCHER</b>	<b>31 Ian Ostlund, L</b> (1.1) ERA: 13.5					<b>52 Chris Perez, R</b> (9.1) ERA:					<b>44 Charlie Manning, L</b> (3.1) ERA: 27.0					<b>53 Matthew Scherer, R</b> (5.1) ERA:					<b>41 Royce Ring, L</b> (7.1) ERA: 135.0					<b>26 Marco Gonzalez, R</b> (7.1) ERA:				
<b>Batter</b>	<b>1</b>	<b>2</b>	<b>3</b>	<b>4</b>	<b>5</b>	<b>6</b>	<b>7</b>	<b>8</b>	<b>9</b>	<b>AB R H RBI BB SO LOB</b>	<b>BOTTOM</b>																			
5 Shane Robinson, R (1.8) OBP: 0.750, SLG: 1.000	4-0 BB	X 0-0 G1-2-3			X 0-0 2B			X 0-0 1B		3 0 2 0 1 0 3	<b>St. Louis Cardinals @ Memphis Redbirds</b> AutoZone Park, Memphis, TN Fri Apr 03 2009, 8:05 PM EDT Att. 7,506 - Clear - 60 F <a href="http://livebaseballscores.com">livebaseballscores.com</a> AB 31 R 1 H 5 RBI 1 BB 2 SO 5 LOB 18 																			
35 Tyler Greene, R (1.6)	1-0 G6-3		X 0-0 G5-3	X 0-0 G3-1	X 0-0 2-3 F8			X 0-3 K		4 0 0 0 0 1 3																				
15 Jon Jay, L (1.9) 16 Mark Shorey, L (7.9)	1-0 HBP		X 0-0 G3-1	X 0-0 G3-1			X 0-0 G3			2 0 0 0 0 0 1 1 0 0 0 0 0 1																				
21 Joe Mather, R (1.5) 4 Casey Rowlett, R (7.5)	0-0 G5-4-3		X 0-0 G5-3				X 0-0 G5-3	X 0-0 G6-3		3 0 0 0 0 0 2 1 0 0 0 0 0 1																				
25 Nick Stavinocha, R (1.3)		X 0-0 E6 12 HBP 19 1B		X 0-0 G6-3			X 0-0 G6-3		X 0-3 K	4 1 0 0 0 1 0																				
54 Brian Barton, R (1.7) OBP: 0.500, SLG: 0.750		X 0-0 19 1B 5 G1-2-3 12 HBP 1B		X 0-0 2B			X 0-3 K		X 0-0 G5-3	4 0 2 0 0 1 0																				
12 Jarrett Hoffpauir, R (1.4)		H 1-0 19 1B HBP		X 0-0 F9			X 0-0 G6-3		X 4-0 24 HBP BB	2 0 0 0 1 0 1																				
24 Bryan Anderson, L (1.10)		X 0-3 K		X 0-0 G1			X 0-0 G4-3		X 1-2 HBP	3 0 0 0 0 1 4																				
19 Matt Paganzzi, R (1.2) 29 Brandon Yarbrough, L (7.2)		X 0-0 1-2 2-3 3H 1B		X 0-0 G5-3			X 0-0 G5-3		X 0-3 K	2 0 1 1 0 0 0 2 0 0 0 0 1 2																				
<b>Inning Stats</b>	R: 0 E: 0 K: 0 S: 2	H: 0 LOB: 1 BB: 1 P: 8	R: 1 E: 1 K: 1 S: 7	H: 2 LOB: 2 BB: 0 P: 8	R: 0 E: 0 K: 0 S: 3	H: 0 LOB: 0 BB: 0 P: 3	R: 0 E: 0 K: 0 S: 4	H: 1 LOB: 1 BB: 0 P: 4	R: 0 E: 0 K: 0 S: 4	H: 1 LOB: 1 BB: 0 P: 4	R: 0 E: 0 K: 1 S: 5	H: 0 LOB: 0 BB: 0 P: 5	R: 0 E: 0 K: 1 S: 3	H: 0 LOB: 0 BB: 0 P: 3	R: 0 E: 0 K: 1 S: 6	H: 1 LOB: 1 BB: 0 P: 6	R: 2 E: 0 K: 2 S: 7	H: 0 LOB: 2 BB: 1 P: 12	1B: 3 2B: 2 3B: 0 HR: 0	SF: 0 SAC: 0 DP: 2 HBP: 3	WP: 0 PB: 0 SB: 1 CS: 0	PA: 36								
<b>PITCHER</b>	<b>79 P.J. Walters, R</b> (1.1) ERA: 0.714					<b>79 P.J. Walters, R</b> (7.1) ERA: 0.714					<b>48 Brad Thompson, R</b> (8.1) ERA: 1.000					<b>36 Denny Reyes, L</b> (9.1) ERA: 1.000														







Batter	1	2	3	4	5	6	7	8	9	AB R H RBI BB SO LOB	TOP																								
											<p style="text-align: center;"><b>St. Louis Cardinals @ Memphis Redbirds</b>            AutoZone Park, Memphis, TN            Fri Mar 28 2014, 7:35 PM EDT</p> <p style="text-align: right;"><a href="http://livebaseballscorecards.com">livebaseballscorecards.com</a></p> <p><b>AB 0</b>  <b>R 0</b>  <b>H 0</b>  <b>RBI 0</b>  <b>BB 0</b>  <b>SO 0</b>  <b>LOB 0</b></p> 																								
Inning Stats										1B: 0 SF: 0 2B: 0 SAC: 0 3B: 0 DP: 0 HR: 0 HBP: 0	WP: 0 PA: 0 FB: 0 SB: 0 CS: 0																								
PITCHER	IP	WLS	BF	H	R	ER	SO	BB	IBB	HBP	BLK	WP	HR	S	P	ERA	WHIP	PITCHER	IP	WLS	BF	H	R	ER	SO	BB	IBB	HBP	BLK	WP	HR	S	P	ERA	WHIP

Batter	1	2	3	4	5	6	7	8	9	AB R H RBI BB SO LOB	BOTTOM																								
											<p style="text-align: center;"><b>St. Louis Cardinals @ Memphis Redbirds</b>            AutoZone Park, Memphis, TN            Fri Mar 28 2014, 7:35 PM EDT</p> <p style="text-align: right;"><a href="http://livebaseballscorecards.com">livebaseballscorecards.com</a></p> <p><b>AB 0</b>  <b>R 0</b>  <b>H 0</b>  <b>RBI 0</b>  <b>BB 0</b>  <b>SO 0</b>  <b>LOB 0</b></p> 																								
Inning Stats										1B: 0 SF: 0 2B: 0 SAC: 0 3B: 0 DP: 0 HR: 0 HBP: 0	WP: 0 PA: 0 FB: 0 SB: 0 CS: 0																								
PITCHER	IP	WLS	BF	H	R	ER	SO	BB	IBB	HBP	BLK	WP	HR	S	P	ERA	WHIP	PITCHER	IP	WLS	BF	H	R	ER	SO	BB	IBB	HBP	BLK	WP	HR	S	P	ERA	WHIP

Batter	1	2	3	4	5	6	7	8	9	AB	R	H	RBI	BB	SO	LOB	TOP										
25 Dexter Fowler, S (1, 8) OBP: 0.667, SLG: 0.667 88 Harrison Bader, R (4, 8)	0-0 27 WP 27 HR 1B	0-0 36 HR 1B		0-0 G3-1		0-0 F8		0-0 G6-3		3	2	2	0	0	0	0											
36 Aledmys Diaz, R (1, 6) OBP: 0.333, SLG: 1.333 87 Paul DeJong, R (4, 6)	0-0 F8	1-0 1-H HR		0-0 G6-3		0-0 G5-3		0-0 F9		3	1	1	2	0	0	1											
13 Matt Carpenter, L (1, 3) 97 Jeremy Martinez, R (4, 3)	4-0 27 WP 27 HR BB	0-3 K		0-0 G3		0-0 G5-3		0-0 F8		2	1	0	0	1	1	0											
27 Jhonny Peralta, R (1, 5) OBP: 0.667, SLG: 0.667 66 Wilfredo Tovar, R (5, PR) OBP: 0.500, SLG: 1.000	2-0 1-H 2-H HR	0-3 K			0-0 32 E 55 1B 1B		0-0 G3		0-0 2B	3	1	2	3	0	1	0											
4 Yadier Molina, R (1, 2) OBP: 0.333, SLG: 1.333 41 Eric Fryer, R (5, 2)	1-0 HR	0-3 K			0-0 F8		0-3 K		0-0 L1	3	1	1	1	0	1	1											
32 Matt Adams, L (1, 7) OBP: 0.250, SLG: 0.250	0-0 55 1B 3 FC6-4 1B		0-0 G1-3		0-0 E4 3 BB 55 1B 1B		0-3 K			4	1	1	0	0	1	1											
55 Stephen Piscotty, R (1, 9) OBP: 0.667, SLG: 0.667 65 Chad Huffman, R (5, PR) (5, 9)	0-0 3 FC6-4 1B		0-3 K		0-0 1-2 3-H 1B		0-0 G6-3			3	0	2	1	0	1	0											
3 Jedd Gyorko, R (1, 10) OBP: 0.667, SLG: 2.000 68 Alberto Rosario, R (5, PR) (5, 10)	0-0 FC6-4		2-0 HR		0-0 16 G4-6-3 BB		0-0 G5-3			2	1	1	2	1	0	1											
16 Koltan Wong, L (1, 4) 35 Greg Garcia, L (5, 4)	0-0 F8		0-0 P3		0-0 1-2 2-3 G4-6-3		0-0 G6-3			3	0	0	0	0	0	4											
Inning Stats	R: 5 E: 0 K: 0 S: 8	H: 5 LOB: 1 BB: 1 P: 15	R: 2 E: 0 K: 3 S: 11	H: 2 LOB: 0 BB: 0 P: 12	R: 1 E: 0 K: 1 S: 6	H: 1 LOB: 0 BB: 0 P: 8	R: 0 E: 0 K: 0 S: 3	H: 0 LOB: 0 BB: 0 P: 3	R: 1 E: 1 K: 0 S: 5	H: 2 LOB: 3 BB: 1 P: 9	R: 0 E: 0 K: 0 S: 3	H: 0 LOB: 0 BB: 0 P: 7	R: 0 E: 0 K: 2 S: 7	H: 0 LOB: 1 BB: 1 P: 7	R: 0 E: 0 K: 0 S: 4	H: 1 LOB: 1 BB: 0 P: 4	1B: 6 2B: 1 3B: 0 HR: 4	SF: 0 SAC: 0 DP: 1 HBP: 0	WP: 1 PB: 0 SB: 0 CS: 0	PA: 41							
PITCHER	IP	WLS	BF	H	R	ER	SO	BB	IBB	HBP	BLK	WP	HR	S	P	ERA	WHIP	PITCHER									
22 Chris Ellis, R (1, 1) ERA: 31.5	2.0	L	14	7	7	7	3	1	0	0	0	1	3	19	27	31.50	4.000										
59 Mike Mayers, R (3, 1) ERA: 7.71	2.1		11	3	2	2	1	0	0	0	0	0	1	13	15	7.71	1.286										
71 Kevin Herget, R (5, 1) ERA:	0.0		0	0	0	0	0	0	0	0	0	0	0	0	0	∞	∞										
Blake McKnight, R (8, 1) ERA:	1.0		4	0	0	0	0	1	0	0	0	0	0	3	7	0.00	1.000										
30 John Brebbia, R (9, 1) ERA:	0.0		0	0	0	0	0	0	0	0	0	0	0	0	0	∞	∞										

St. Louis Cardinals @ Memphis Redbirds  
AutoZone Park, Memphis, TN  
Thu Mar 30 2017, 8:06 PM - 10:49 PM EDT  
Att: 10,220 - Clear - 67 F

livebaseballscores.com

AB 28  
R 9  
H 10  
RBI 9  
BB 3  
SO 6  
LOB 9

Batter	1	2	3	4	5	6	7	8	9	AB	R	H	RBI	BB	SO	LOB	BOTTOM										
3 Harrison Bader, R (1, 8) 74 Blake Drake, R (4, 8) OBP: 0.500, SLG: 2.000	1-0 HBP		0-0 P2		0-0 F9			2-1 HR		1	0	0	0	0	0	1											
11 Paul DeJong, R (1, 6) Alex Mejia, R (4, 6) OBP: 0.500, SLG: 2.000	0-0 F9		0-3 K2-3		0-0 G6-3			0-0 HR		2	0	0	0	0	1	2											
27 Tommy Pham, R (1, 9)	0-0 F8			0-0 G4-3		0-3 K		0-3 K		4	0	0	0	0	2	1											
35 Luke Voit, R (1, 3)	0-3 K			4-0 BB		0-0 F7		0-3 K		3	0	0	0	1	2	1											
5 Patrick Wisdom, R (1, 5) OBP: 0.250, SLG: 0.250		0-0 F8		0-0 1B		0-3 K		0-3 K		4	0	1	0	0	2	0											
12 Chad Huffman, R (1, 10) 15 Todd Cunningham, R, PH (5, 10)		0-0 P3		0-0 E3		0-3 K		0-3 K		1	0	0	0	0	0	0											
19 Carson Kelly, R (1, 2) 62 Luis Cruz, R (6, 2)		0-0 P6		1-0 HBP		0-3 K		0-0 G6-3		1	0	0	1	0	0	0											
44 Anthony Garcia, R (1, 7)			0-0 G6-3		0-0 G6-4-3		0-0 G5-3			3	0	0	0	0	0	3											
68 Breyvic Valera, S (1, 4) OBP: 0.333, SLG: 0.333			0-0 1B		0-0 F8			0-0 P4		3	0	1	0	0	0	0											
Inning Stats	R: 0 E: 0 K: 1 S: 5	H: 0 LOB: 0 BB: 0 P: 6	R: 0 E: 0 K: 0 S: 3	H: 0 LOB: 0 BB: 0 P: 3	R: 0 E: 0 K: 1 S: 6	H: 1 LOB: 1 BB: 0 P: 6	R: 1 E: 1 K: 0 S: 4	H: 1 LOB: 2 BB: 1 P: 9	R: 0 E: 0 K: 0 S: 3	H: 0 LOB: 0 BB: 0 P: 3	R: 0 E: 0 K: 2 S: 7	H: 0 LOB: 0 BB: 0 P: 7	R: 0 E: 0 K: 2 S: 7	H: 0 LOB: 0 BB: 0 P: 7	R: 2 E: 0 K: 2 S: 10	H: 2 LOB: 0 BB: 0 P: 12	R: 0 E: 0 K: 2 S: 7	H: 0 LOB: 0 BB: 0 P: 7	1B: 2 2B: 0 3B: 0 HR: 2	SF: 0 SAC: 0 DP: 1 HBP: 2	WP: 0 PB: 0 SB: 0 CS: 0	PA: 34					
PITCHER	IP	WLS	BF	H	R	ER	SO	BB	IBB	HBP	BLK	WP	HR	S	P	ERA	WHIP	PITCHER									
30 Jonathan Broxton, R (1, 1) ERA:	1.0	W	4	0	0	0	1	0	0	0	0	0	0	3	3	0.00	0.000										
28 Seungwhan Oh, R (2, 1) ERA:	1.0		3	0	0	0	0	0	0	0	0	0	0	3	3	0.00	0.000										
21 Brett Cecil, L (3, 1) ERA:	1.0		4	1	0	0	1	0	0	0	0	0	0	6	6	0.00	1.000										
64 Sam Tuvaliala, R (4, 1) ERA:	2.0		9	1	1	0	0	1	0	1	0	0	0	7	12	0.00	1.000										
Rowan Wick, R (6, 1) ERA:	1.0		3	0	0	0	2	0	0	0	0	0	0	7	7	0.00	0.000										

St. Louis Cardinals @ Memphis Redbirds  
AutoZone Park, Memphis, TN  
Thu Mar 30 2017, 8:06 PM - 10:49 PM EDT  
Att: 10,220 - Clear - 67 F

livebaseballscores.com

AB 31  
R 1  
H 4  
RBI 3  
BB 1  
SO 10  
LOB 10

Batter	1	2	3	4	5	6	7	8	9	AB	R	H	RBI	BB	SO	LOB	TOP								
34 Yairo Muñoz, R (1.5) (7.6)	K2-3		F9		K		G6-3		F9	5	0	0	0	0	2	2	St. Louis Cardinals @ Memphis Redbirds AutoZone Park, Memphis, TN Mon Mar 25 2019, 8:07 PM - 10:59 PM EDT Att: 10,442 - Cloudy - 57 F								
46 Paul Goldschmidt, R (1.3) (3.7) 91 Dylan Carlson, S (3.7)	F9		F8		1B		2B		FC6-4	2	0	0	0	0	1	3									
12 Paul DeJong, R (1.6) (3.6) 33 Drew Robinson, L (3.6) (7.5)	F8		23 HR BB		K		G3-1			1	0	0	0	1	0	2									
23 Marcell Ozuna, R (1.7) (3.2) 32 Matt Wieters, S (3.2)		G6-3	48 BB 41 1B						F7	2	1	1	3	0	0	0									
4 Yadier Molina, R (1.2) (3.3)	G6-3	F9	2-H 2-H			40 BB 1-2			G5-3	2	0	0	0	0	0	1									
25 Dexter Fowler, S (1.9) (4.9) 76 Jose Martinez, S (4.9)		G6-3				BB			G5-3	0	0	0	0	0	0	0									
16 Kolten Wong, L (1.4) (4.8) 41 Tyler O'Neill, R (1.0) (1.5)		16 BB BB				BB				1	0	0	0	1	0	0									
48 Harrison Bader, R (1.8) (4.4) 82 Tommy Edman, S (4.4)		G6-3				BB				2	2	2	1	0	0	0									
84 Andrew Knizner, R (1.10) (3.33)			12 BB 23 HR							2	0	0	0	0	1	2									
										3	1	1	1	1	0	0									
Inning Stats	R: 0 E: 0 K: 1 S: 5	H: 0 LOB: 0 BB: 0 P: 5	R: 0 E: 0 K: 1 S: 5	H: 0 LOB: 2 BB: 13	R: 3 E: 0 K: 0 S: 4	H: 1 LOB: 1 BB: 2 P: 12	R: 0 E: 0 K: 0 S: 3	H: 0 LOB: 0 BB: 0 P: 3	R: 0 E: 0 K: 2 S: 7	H: 1 LOB: 1 BB: 0 P: 8	R: 2 E: 0 K: 2 S: 7	H: 1 LOB: 1 BB: 2 P: 17	R: 0 E: 0 K: 0 S: 4	H: 1 LOB: 0 BB: 0 P: 4	R: 0 E: 0 K: 0 S: 3	H: 0 LOB: 0 BB: 0 P: 3	R: 1 E: 0 K: 0 S: 5	H: 2 LOB: 1 BB: 0 P: 5	1B: 3 2B: 2 HR: 1	SF: 0 SAC: 1 DP: 0 HBP: 0	WP: 1 PB: 0 CS: 0	PA: 38			
PITCHER	IP	WLS	BF	H	R	ER	SO	BB	IBB	HBP	BLK	WP	HR	S	P	ERA	WHIP								
Adam Wainwright, R (1.1) ERA: 6.75	0.0	L	0	0	0	0	0	0	0	0	0	0	0	0	0	∞	∞								
65 Giovanny Gallegos, R (5.1) ERA: 18.0	1.0		4	1	0	0	2	0	0	0	0	0	0	8	8	0.00	1.000								
53 John Gant, R (6.1) ERA: 18.0	0.0		0	0	0	0	0	0	0	0	0	0	0	0	0	∞	∞								
55 Dominic Leone, R (7.1) ERA:	0.0		0	0	0	0	0	0	0	0	0	0	0	0	0	∞	∞								
60 John Brebbia, R (8.1) ERA:	0.0		0	0	0	0	0	0	0	0	0	0	0	0	0	∞	∞								

Batter	1	2	3	4	5	6	7	8	9	AB	R	H	RBI	BB	SO	LOB	BOTTOM								
19 Ramón Uriás, R (1.4)	G5-3	G5-3			G4-3		FC 48 WP		K	5	0	0	0	0	1	5	St. Louis Cardinals @ Memphis Redbirds AutoZone Park, Memphis, TN Mon Mar 25 2019, 8:07 PM - 10:59 PM EDT Att: 10,442 - Cloudy - 57 F								
3 Max Schrock, L (1.5) (7.5) 48 Alberto Triunfel, R (7.5)	E5		P6			F7	K			3	0	0	0	0	0	1									
John Nogowski, R (1.3)	K		K			BB				3	0	0	0	1	3	1									
32 Adolis García, R (1.9) (7.9) 46 Johan Mieses, R (7.9)			P3			K				3	0	1	1	0	1	1									
8 Lane Thomas, R (1.8) (8.8) 68 Scott Hurst, L (8.8)	G6-3				K		CS		K	2	1	0	0	0	1	1									
12 Edmundo Sosa, R (1.6)		G5-3			G6-3		39 BB 19 FC 35 BB		K	4	0	0	0	0	2	2									
5 Joe Hudson, R (1.2) (7.2) 35 Brian O'Keefe, R (7.2)					K		1 SAFE		K	2	0	0	0	0	2	0									
Blake Drake, R (1.7)							1 SAFE			1	0	1	0	1	0	0									
39 Elehuris Montero, R (1.10) (0.50)					F9				G6-4-3	4	0	0	0	0	3										
					K					2	0	1	0	2	1	0									
Inning Stats	R: 1 E: 1 K: 1 S: 7	H: 1 LOB: 1 BB: 0 P: 7	R: 0 E: 1 K: 1 S: 7	H: 1 LOB: 2 BB: 0 P: 7	R: 0 E: 0 K: 1 S: 5	H: 0 LOB: 0 BB: 0 P: 5	R: 0 E: 0 K: 2 S: 7	H: 0 LOB: 0 BB: 0 P: 7	R: 0 E: 0 K: 1 S: 5	H: 0 LOB: 0 BB: 0 P: 5	R: 2 E: 1 K: 2 S: 8	H: 0 LOB: 2 BB: 2 P: 19	R: 0 E: 0 K: 3 S: 10	H: 1 LOB: 1 BB: 0 P: 10	R: 0 E: 0 K: 1 S: 5	H: 1 LOB: 1 BB: 1 P: 9	1B: 2 2B: 2 HR: 0	SF: 0 SAC: 0 DP: 1 HBP: 1	WP: 1 PB: 0 CS: 1	PA: 38					
PITCHER	IP	WLS	BF	H	R	ER	SO	BB	IBB	HBP	BLK	WP	HR	S	P	ERA	WHIP								
52 Michael Wacha, R (1.1) ERA:	4.0	W	16	2	1	0	5	0	0	0	0	0	5	5	0.00	0.500									
59 Mike Mayers, R (5.1) ERA:	1.0	H	3	0	0	0	1	0	0	0	0	0	5	5	0.00	0.000									
29 Alex Reyes, R (6.1) ERA:	1.1		6	0	2	0	2	2	0	1	0	0	8	18	0.00	1.500									
93 Connor Jones, R (7.1) ERA:	0.1	H	3	0	0	0	0	1	0	0	0	0	2	6	0.00	3.000									
74 Ryan Meisinger, R (7.1) ERA:	0.1	H	1	0	0	0	1	0	0	0	0	1	0	3	4	0.00	0.000								