



Mexico

Batter	1	2	3	4	5	6	7	8	9	AB R H RBI BB SO LOB	TOP																								
												Mexico @ Arizona Diamondbacks Tucson Electric Park, Tucson, AZ Sat Mar 04 2006, 7:35 PM EST livebaseballscorecards.com																							
											AB 0 R 0 H 0 RBI 0 BB 0 SO 0 LOB 0																								
																																			
Inning Stats											1B: 0 SF: 0 2B: 0 SAC: 0 3B: 0 DP: 0 HR: 0 HBP: 0 WP: 0 PA: 0 PB: 0 SB: 0 CS: 0																								
PITCHER	IP	WLS	BF	H	R	ER	SO	BB	IBB	HBP	BLK	WP	HR	S	P	ERA	WHIP	PITCHER	IP	WLS	BF	H	R	ER	SO	BB	IBB	HBP	BLK	WP	HR	S	P	ERA	WHIP

Batter	1	2	3	4	5	6	7	8	9	AB R H RBI BB SO LOB	BOTTOM
--------	---	---	---	---	---	---	---	---	---	----------------------	--------

	[Greyed out area]											<p>Mexico @ Arizona Diamondbacks Tucson Electric Park, Tucson, AZ Sat Mar 04 2006, 7:35 PM EST</p> <p>livebaseballscorecards.com</p> <p>AB 0 R 0 H 0 RBI 0 BB 0 SO 0 LOB 0</p> 
	[Greyed out area]											
	[Greyed out area]											
	[Greyed out area]											
	[Greyed out area]											
	[Greyed out area]											
	[Greyed out area]											
	[Greyed out area]											
	[Greyed out area]											
Inning Stats	[Greyed out area]										1B: 0 SF: 0 WP: 0 PA: 0 2B: 0 SAC: 0 PB: 0 3B: 0 DP: 0 SB: 0 HR: 0 HBP: 0 CS: 0	


PITCHER	IP	WLS	BF	H	R	ER	SO	BB	IBB	HBP	BLK	WP	HR	S	P	ERA	WHIP	PITCHER	IP	WLS	BF	H	R	ER	SO	BB	IBB	HBP	BLK	WP	HR	S	P	ERA	WHIP
---------	----	-----	----	---	---	----	----	----	-----	-----	-----	----	----	---	---	-----	------	---------	----	-----	----	---	---	----	----	----	-----	-----	-----	----	----	---	---	-----	------

Batter	1	2	3	4	5	6	7	8	9	AB R H RBI BB SO LOB	TOP										
Alfredo Amezaga, S (1, 8) OBP: 0.500, SLG: 1.200	0-0 E5 25 G3 3 SF9	0-0 FC4-6 25 HR		0-0 G1-3		0-0 3 HR 2B	4-0 25 2B BB		1-0 HR	5 5 2 2 1 0 2											
25 Jerry Hairston, R (1, 6) OBP: 0.400, SLG: 1.200 1 Augie Ojeda, S (7, 6) OBP: 1.000, SLG: 2.000	0-0 G3	0-1 HR		0-0 G4-3		0-0 P5	0-0 3 1B 2B		0-0 2B	5 2 2 4 0 0 3 0 1 0 0 0 0 0											
23 Adrián González, L (1, 3) OBP: 1.000, SLG: 1.000 38 Jorge Vazquez, R (7, 3) OBP: 1.000, SLG: 1.000	4-0 BB	0-0 G6-4-3 1B		4-0 BB		4-0 3 HR IBB	4-0 3 1B BB		0-0 G6-3	1 1 1 0 4 0 0 1 0 0 0 0 0 1											
3 Jorge Cantu, R (1, 5) OBP: 0.400, SLG: 1.250 26 Oscar Robles, L (7, 5) OBP: 1.000, SLG: 1.000	0-0 SF9	0-0 G6-4-3		0-0 G5-3		0-0 HR	0-0 1B		0-0 14 BB 16 BB 10 FC1-6 1B	4 1 2 6 0 0 2 1 1 1 1 0 0 0											
Erubiel Durazo, L (1, 10) OBP: 0.200, SLG: 0.200 50 Agustin Murillo, R (9, PH) (9, 10)	0-3 K			0-3 K		0-0 14 HR 1B	0-3 K		4-0 BB	5 1 1 0 0 4 3 0 1 0 0 0 0 0											
14 Scott Hairston, R (1, 7) OBP: 0.833, SLG: 1.667		0-0 10 1B 32 2B 1B		4-0 10 FC3-6 BB		0-3 K	1-1 14 HR 1B		4-0 10 1B BB	3 2 2 2 3 1 0											
10 Karim Garcia, L (1, 9) OBP: 0.333, SLG: 0.333		0-0 32 2B FC4-6 1B		0-0 FC3-6 32 BB		0-3 K	0-0 P2		0-0 2 G4-6-3 1B	6 2 2 1 0 1 2											
32 Rod Barajas, R (1, 2) OBP: 0.667, SLG: 1.000 35 Miguel Ojeda, R (6, 2) OBP: 0.333, SLG: 0.667		0-0 FC4-6 25 HR 2B		4-0 BB		0-0 G5-3	0-0 G6-3		0-0 F3	2 1 1 1 1 0 0 3 0 1 1 0 0 2											
17 Freddy Sandoval, S (1, 4) 2 Edgar Gonzalez, R (6, 4)		4-0 FC4-6 BB		0-0 F9		4-0 2B 3 HR BB	0-0 G5-3		0-0 G4-6-3	1 1 0 0 2 0 2 2 0 0 0 0 0 2											
Inning Stats	R: 1 E: 1 K: 1 S: 6	H: 0 LOB: 1 BB: 1 P: 10	R: 5 E: 0 K: 0 S: 8	H: 5 LOB: 0 BB: 1 P: 12	R: 0 E: 0 K: 1 S: 5	H: 0 LOB: 2 BB: 2 P: 13	R: 0 E: 0 K: 0 S: 3	H: 0 LOB: 1 BB: 1 P: 7	R: 0 E: 0 K: 3 S: 9	H: 0 LOB: 0 BB: 0 P: 9	R: 6 E: 0 K: 1 S: 8	H: 4 LOB: 0 BB: 2 P: 17	R: 2 E: 0 K: 1 S: 7	H: 2 LOB: 2 BB: 2 P: 15	R: 0 E: 0 K: 0 S: 3	H: 1 LOB: 1 BB: 1 P: 7	R: 5 E: 1 K: 0 S: 6	H: 4 LOB: 1 BB: 2 P: 15	1B: 7 2B: 5 3B: 0 HR: 4	SF: 1 SAC: 0 DP: 2 HBP: 0	WP: 0 PA: 53
PITCHER	IP WLS BF H R ER SO BB IBB HBP BLK WP HR S P ERA WHIP												PITCHER	IP WLS BF H R ER SO BB IBB HBP BLK WP HR S P ERA WHIP							
17 Brandon Webb, R (1, 1) ERA: 33.75	1.1 L 11 4 6 5 1 2 0 0 0 0 0 1 12 20 33.75 4.500												47 Leo Rosales, R (8, 1) ERA: 27.0	1.1 10 4 5 4 0 3 0 0 0 0 1 7 20 27.00 5.250							
60 Scott Schoeneweis, L (2, 1) ERA:	1.2 7 1 0 0 1 2 0 0 0 0 0 0 7 15 0.00 1.800												40 Jon Coutlangus, L (9, 1) ERA:	0.2 2 1 0 0 0 0 0 0 0 0 0 2 2 0.00 1.500							
50 Chad Qualls, R (4, 1) ERA:	1.0 4 0 0 0 0 1 0 0 0 0 0 0 3 7 0.00 1.000																				
65 Esmerling Vasquez, R (5, 1) ERA: 32.4	1.2 11 4 6 6 3 1 1 0 0 0 0 2 16 25 32.40 3.000																				
54 Bobby Korecky, R (6, 1) ERA: 13.5	1.1 8 2 2 2 1 2 0 0 0 0 0 0 8 16 13.50 3.000																				

Mexico @ Arizona Diamondbacks
Tucson Electric Park, Tucson, AZ
Wed Mar 04 2009, 7:05 PM EST
Att. 9,407 - Partly Cloudy - 78 F

AB	39
R	19
H	15
RBI	18
BB	11
SO	6
LOB	19



Batter	1	2	3	4	5	6	7	8	9	AB R H RBI BB SO LOB	TOP		
Alfredo Amezaga, S (1, 8) OBP: 0.375, SLG: 0.857 50 Agustin Murillo, R (3, PH) OBP: 0.750, SLG: 0.500 (3, 7)	0-0 G4-3	0-3 K	0-0 25 FC6-4 1B		0-0 L6			4-0 25 CS BB		2 0 0 0 0 1 2 2 0 1 1 1 0 0			
25 Jerry Hairston, R (1, 9) OBP: 0.300, SLG: 0.700 (3, 8)	0-3 K		3 23 06-4-3 14 1B 1B			0-0 L7		1-0 1-2 G6-3		5 1 1 0 0 1 3			
23 Adrián González, L (1, 3) OBP: 0.778, SLG: 0.800 17 Freddy Sandoval, S (6, 3)	0-0 2B		3 1-2 G6-4-3 1B		0-0 G4-3		0-0 G3	0-0 G4-3		4 0 2 0 0 0 0 1 0 0 0 0 0 0			
3 Jorge Cantu, R (1, 5) OBP: 0.333, SLG: 0.750 26 Oscar Robles, L (6, 5)	0-3 K		1-2f 2-3 G6-4-3 1B		0-0 G2-3		0-0 1B		0-0 2B	4 0 1 0 0 1 3 1 0 1 0 0 0 0			
38 Jorge Vazquez, R (1, 10) OBP: 0.500, SLG: 0.250			32 14 G5-4-3 1B 2 1B 1B		4-0 14 2B BB		2-0 14 BB HBP		0-0 G5-3	3 2 1 0 1 0 2			
14 Scott Hairston, R (1, 7) OBP: 0.818, SLG: 1.714 (3, 9)			32 1-2 G5-4-3 1B		1-H 32 1B 2B		4-0 1-2 BB		0-3 K	4 2 3 3 1 1 1			
32 Rod Barajas, R (1, 2) OBP: 0.500, SLG: 0.600 35 Miguel Ojeda, R (6, 2)			1-2f 2-3 G5-4-3 1B		2-H 2 1B 1 1B 1B		0-0 G6-3		4-0 2 G6-4-3 BB	3 1 1 1 0 0 4 1 0 0 0 1 1 1	AB 37 R 7 H 14 RBI 7 BB 5 SO 5 LOB 17		
2 Edgar Gonzalez, R (1, 4) OBP: 0.333, SLG: 0.333			1 3-H 1B		1-3 50 1B 1B		0-0 F7		0-0 1-2f G6-4-3	4 1 2 1 0 0 1			
1 Augie Ojeda, S (1, 6) OBP: 0.600, SLG: 0.750			3 1-2 BB		1-2 50 1B 1B		0-0 G4-3		0-0 F8	3 0 1 1 1 0 0			
Inning Stats	R: 0 E: 0 K: 2 S: 8 H: 1 LOB: 1 BB: 0 P: 8	R: 1 E: 0 K: 1 S: 8 H: 3 LOB: 2 BB: 1 P: 12	R: 5 E: 0 K: 0 S: 9 H: 7 LOB: 2 BB: 1 P: 13	R: 0 E: 0 K: 0 S: 3 H: 0 LOB: 2 BB: 1 P: 9	R: 0 E: 0 K: 0 S: 3 H: 0 LOB: 0 BB: 0 P: 3	R: 0 E: 0 K: 0 S: 4 H: 1 LOB: 1 BB: 0 P: 4	R: 1 E: 0 K: 0 S: 4 H: 1 LOB: 0 BB: 1 P: 10	R: 0 E: 0 K: 0 S: 2 H: 0 LOB: 0 BB: 1 P: 7	R: 0 E: 0 K: 2 S: 8 H: 1 LOB: 1 BB: 0 P: 8	1B: 10 2B: 3 3B: 0 HR: 1 SF: 0 SAC: 0 DP: 3 HBP: 1	WP: 0 PB: 0 SB: 1 CS: 1 PA: 43		
PITCHER	IP WLS BF H R ER SO BB IBB HBP BLK WP HR S P ERA WHIP											PITCHER	IP WLS BF H R ER SO BB IBB HBP BLK WP HR S P ERA WHIP
29 Jorge De La Rosa, L (1, 1) ERA: 20.25	2.2 L 19 11 6 6 3 2 0 0 0 0 0 0 24 32 20.25 4.875												
45 Jhoulys Chacin, R (3, 1) ERA:	2.1 9 0 0 0 0 1 0 1 0 0 0 0 7 13 0.00 0.429												
68 Brandon Hynick, R (6, 1) ERA: 4.5	2.0 8 2 1 1 0 1 0 0 0 0 0 1 8 14 4.50 1.500												
44 Shane Lindsay, R (8, 1) ERA:	1.0 3 0 0 0 0 1 0 0 0 0 0 0 2 7 0.00 1.000												
58 Steven Register, R (9, 1) ERA:	1.0 4 1 0 0 0 2 0 0 0 0 0 0 0 8 8 0.00 1.000												

Mexico @ Colorado Rockies

US West Sports Complex, Hi Corbett Field, Tucson, AZ

Thu Mar 05 2009, 3:10 PM EST
 Att. 2,623 - Overcast - 75 F

livebaseballscorecards.com

Batter	1	2	3	4	5	6	7	8	9	AB	R	H	RBI	BB	SO	LOB	BOTTOM					
22 Scott Podsednik, L (1, 8) OBP: 0.333, SLG: 1.000 6 Omar Quintanilla, L (6, 4) OBP: 1.000, SLG: 1.000	0-3 K		0-0 G3		0-0 3B		4-0 5 BB 40 BB 1-2 BB		0-0 1B	3	0	1	0	0	1	0						
12 Clint Barmes, R (1, 4) 68 Brandon Hynick, R (6, 1) 40 Daniel Ortmeier, S (7, PH) 44 Shane Lindsay, R (8, 1) 58 Steven Register, R (9, 1) 65 Matt Miller, R (9, PH)	0-0 P6		0-0 L7		0-0 F9		4-0 5 BB 1-2 BB		0-0 L5	3	0	0	0	0	0	1						
5 Carlos González, L (1, 9) (7, 7)	0-0 P5		0-0 F8				4-0 1-2 2-3 BB		0-0 L7	4	0	0	0	1	1	1						
2 Troy Tulowitzki, R (1, 6) OBP: 0.333, SLG: 0.333 1 Jonathan Herrera, S (7, 6)		0-0 47 E 14 1B 1B		0-0 G5-3		0-0 G6-3		0-0 F8	0-3 K	3	1	1	0	0	0	0						
47 Joe Koshansky, L (1, 3) OBP: 0.250, SLG: 0.250		1-3 K		0-0 G3-1		0-0 14 BB 62 1B 1B			0-3 K	4	1	1	0	0	2	1						
14 Matt Murton, R (1, 7) OBP: 1.000, SLG: 1.000 3 Luis Gonzalez, R (7, 5)		0-0 62 S 39 1B 1B		0-0 62 S 1B		4-0 62 1B 1-2 BB			0-3 K	2	1	2	1	1	0	0						
62 Christian Colonel, R (1, 5) OBP: 0.333, SLG: 0.333 72 Chris Frey, L (7, 9) OBP: 1.000, SLG: 1.000		0-0 G5-4-3		1-0 G1-3		0-0 1-3 2-H 1B			0-0 15 BB 1B	3	0	1	1	0	0	2						
39 Paul Phillips, R (1, 2) OBP: 0.500, SLG: 0.500 15 Edwin Bellorin, R (6, 2) OBP: 1.000, SLG: 1.000		0-0 2-H 1B		0-0 G5-3		0-0 6 CS 1B			0-3 1-2 BB	2	0	1	1	0	0	0						
29 Jorge De La Rosa, L (1, 1) 45 Jhoulys Chacin, R (3, 1) 24 Dexter Fowler, S (5, PH) (6, 8)		0-3 K		0-0 F8		0-3 K			0-3 K	1	0	0	0	0	1	1						
Inning Stats	R: 0 E: 0 K: 1 S: 5	H: 0 LOB: 0 BB: 0 P: 5	R: 2 E: 0 K: 2 S: 10	H: 3 LOB: 1 BB: 0 P: 11	R: 0 E: 0 K: 0 S: 3	H: 0 LOB: 0 BB: 0 P: 3	R: 0 E: 0 K: 0 S: 4	H: 1 LOB: 1 BB: 0 P: 5	R: 0 E: 0 K: 0 S: 4	H: 1 LOB: 1 BB: 0 P: 4	R: 1 E: 0 K: 1 S: 6	H: 2 LOB: 2 BB: 1 P: 10	R: 0 E: 0 K: 1 S: 5	H: 1 LOB: 3 BB: 3 P: 17	R: 0 E: 0 K: 3 S: 10	H: 1 LOB: 2 BB: 1 P: 14	R: 0 E: 0 K: 1 S: 6	H: 1 LOB: 1 BB: 0 P: 6	1B: 9 2B: 0 3B: 1 HR: 0	SF: 0 SAC: 0 DP: 0 HBP: 0	WP: 0 PB: 0 SB: 1 CS: 1	PA: 40 ERA WHIP
PITCHER	IP	WLS	BF	H	R	ER	SO	BB	IBB	HBP	BLK	WP	HR	S	P	ERA	WHIP					
33 Jorge Campillo, R (1, 1) ERA: 6.0	3.0	W	12	3	2	2	3	0	0	0	0	0	0	18	19	6.00	1.000					
84 Francisco Campos, R (4, 1) ERA: 3.0	3.0		13	4	1	1	1	1	0	0	0	0	0	14	19	3.00	1.667					
52 Dennys Reyes, L (7, 1) ERA:	1.0		6	1	0	0	1	3	0	0	0	0	0	5	17	0.00	4.000					
73 Ricardo Rincon, L (8, 1) ERA:	1.0		5	1	0	0	3	1	0	0	0	0	0	10	14	0.00	2.000					
48 Joaquin Soria, R (9, 1) ERA:	1.0		4	1	0	0	1	0	0	0	0	0	0	6	6	0.00	1.000					

Mexico @ Colorado Rockies
 US West Sports Complex, Hi Corbett Field, Tucson, AZ

Thu Mar 05 2009, 3:10 PM EST
 Att. 2,623 - Overcast - 75 F

livebaseballscorecards.com

AB 35
 R 3
 H 10
 RBI 3
 BB 5
 SO 9
 LOB 14



Batter	1	2	3	4	5	6	7	8	9	AB	R	H	RBI	BB	SO	LOB
25 Jerry Hairston, R OBP: 0.286, SLG: 0.538 (1, 8)	0-0 P2		0-0 F9			0-0 B2		1-0 26 G6-3 HBP		3	0	0	0	0	0	1
26 Oscar Robles, L OBP: 0.333, SLG: 0.500 (1, 4) (6, 6)	0-3 K			0-0 G3		0-0 G1		0-0 26 G6-3 1-2f		4	0	0	0	0	1	3
23 Adrián González, L OBP: 0.636, SLG: 0.571 17 Freddy Sandoval, S (1, 3) (6, 3)	0-3 K			0-3 K		0-0 G3			0-0 P6	2	0	0	0	0	2	0
3 Jorge Cantu, R OBP: 0.455, SLG: 1.111 50 Agustín Murillo, R OBP: 0.500, SLG: 0.250 (1, 5) (6, 5)		0-0 HR		1-0 HBP			0-0 G5-3		0-0 F8	1	1	1	1	0	0	0
10 Karim García, L OBP: 0.200, SLG: 0.200 (1, 9)		0-0 P4		0-0 G3-1			0-0 G3-1		0-3 K	4	0	0	0	0	1	1
14 Scott Hairston, R OBP: 0.643, SLG: 1.200 (1, 7)		0-3 K			0-0 F8		0-0 G5-3			3	0	0	0	0	1	0
Erubiel Durazo, L OBP: 0.143, SLG: 0.143 38 Jorge Vazquez, R OBP: 0.429, SLG: 0.200 (1, 10) (8, PH) (9, 10)		0-0 F9			0-3 K			0-0 G5-3		2	0	0	0	0	1	0
32 Rod Barajas, R OBP: 0.375, SLG: 0.429 35 Miguel Ojeda, R OBP: 0.500, SLG: 1.200 (1, 2) (7, 2)			0-3 K		0-0 F7			0-0 HR		1	0	0	0	0	1	0
1 Augie Ojeda, S OBP: 0.500, SLG: 0.600 2 Edgar Gonzalez, R OBP: 0.500, SLG: 0.625 (1, 6) (6, 4)			0-0 G4-3			0-0 26 G1 2B		0-0 25 HBP 1B		1	0	0	0	0	0	0
										2	0	2	0	0	0	0

Inning Stats	R: 0	H: 0	E: 0	K: 2	S: 7	LOB: 0	BB: 0	P: 7	R: 1	H: 1	E: 0	K: 1	S: 6	LOB: 0	BB: 0	P: 6	R: 0	H: 0	E: 0	K: 1	S: 5	LOB: 0	BB: 0	P: 5	R: 0	H: 0	E: 0	K: 1	S: 5	LOB: 0	BB: 0	P: 5	R: 0	H: 1	E: 0	K: 0	S: 4	LOB: 1	BB: 0	P: 4	R: 0	H: 0	E: 0	K: 0	S: 3	LOB: 0	BB: 0	P: 3	R: 1	H: 2	E: 0	K: 0	S: 4	LOB: 1	BB: 0	P: 5	R: 0	H: 0	E: 0	K: 1	S: 5	LOB: 0	BB: 0	P: 5	1B: 1	SF: 0	2B: 1	SAC: 0	3B: 0	DP: 1	HR: 2	HBP: 2	WP: 0	PA: 32
--------------	------	------	------	------	------	--------	-------	------	------	------	------	------	------	--------	-------	------	------	------	------	------	------	--------	-------	------	------	------	------	------	------	--------	-------	------	------	------	------	------	------	--------	-------	------	------	------	------	------	------	--------	-------	------	------	------	------	------	------	--------	-------	------	------	------	------	------	------	--------	-------	------	-------	-------	-------	--------	-------	-------	-------	--------	-------	--------

PITCHER	IP	WLS	BF	H	R	ER	SO	BB	IBB	HBP	BLK	WP	HR	S	P	ERA	WHIP
48 Yusmeiro Petit, R ERA: 3.0 (1, 1)	3.0		10	1	1	1	4	0	0	0	0	0	1	18	18	3.00	0.333
43 César Valdez, R ERA: (4, 1)	3.0	W	11	1	0	0	2	0	0	1	0	0	0	14	15	0.00	0.333
40 Jon Coutangus, L ERA: (7, 1)	1.0	H	3	0	0	0	0	0	0	0	0	0	0	3	3	0.00	0.000
66 Hector Ambriz, R ERA: 9.0 (8, 1)	1.0	H	5	2	1	1	0	0	0	1	0	0	1	4	5	9.00	2.000
61 Tyler Newby, R ERA: (9, 1)	1.0	S	3	0	0	0	1	0	0	0	0	0	0	5	5	0.00	0.000

BOTTOM

Arizona Diamondbacks @ Mexico
Hector Espino, Hermosillo, MX

Fri Mar 06 2009, 3:05 PM EST
Att. 12,867 - Cloudy - 84 F

livebaseballscorecards.com

AB 30
R 2
H 4
RBI 2
BB 0
SO 7
LOB 6



Batter	1	2	3	4	5	6	7	8	9	AB	R	H	RBI	BB	SO	LOB
5 Ian Kinsler, R OBP: 0.667, SLG: 1.200 97 Leury Garcia, S (5, PH) (6, 4)	F8	F9		HR	G1-3	K2-3				3	1	1	1	0	0	1
1 Elvis Andrus, R OBP: 0.167, SLG: 0.167 Jurickson Profar, S OBP: 0.750, SLG: 1.000 (1, 6) (6, 6)	P6	F9		K		14 2B 23 E 1B	K			3	0	0	0	0	1	1
32 Josh Hamilton, L OBP: 0.500, SLG: 1.167 23 Craig Gentry, R OBP: 0.333, SLG: 1.000 (1, 8) (6, 8)	10 2B 2B			10 2B 29 PB 1B	K	E2 14 2B	P3			3	2	2	0	0	1	0
29 Adrian Beltré, R OBP: 0.500, SLG: 1.000 14 Alberto Gonzalez, R OBP: 1.000, SLG: 2.000 87 Guilder Rodriguez, S OBP: 0.333, SLG: 0.333 (1, 10) (6, PH) (7, 10) (7, PH) (8, 10)	10 2B 17 1B BB			10 2B 8 SF9 BB	P6	85 2B 2B	P5			1	2	0	0	2	0	0
10 Michael Young, R OBP: 0.833, SLG: 1.250 85 Christian Villanueva, R OBP: 0.250, SLG: 0.500 (1, 5) (6, 5)	17 1B 2B			18 BLK 18 1B BB		21 BB 95 SF9 2B	G5-3			2	2	2	2	1	0	0
17 Nelson Cruz, R OBP: 0.400, SLG: 0.250 Engel Beltre, L OBP: 0.250, SLG: 0.250 92 Ryan Strausborger, R OBP: 0.333, SLG: 0.667 (1, 9) (3, PR) (4, 9) (7, 9)	2B			18 1B 2B	F7	E6 95 SF9 21 BB 97 WP	K			1	0	1	2	0	0	0
7 David Murphy, L 21 Brandon Snyder, R (1, 7) (6, 7)	G4-3			HBP	F7	97 WP BB	F9			3	0	0	0	0	1	5
8 Yorvit Torrealba, R 95 Jose Heberto Felix, R (1, 2) (6, PH) (7, 2)	F7			18 BLK 18 1B BB	SF9	SF9				1	1	0	1	1	0	0
18 Mitch Moreland, L OBP: 0.500, SLG: 1.000 70 Mike Olt, R (1, 3) (5, PR) (6, 3)	1B			G3	G3	K				0	0	0	0	1	0	0

Inning Stats	R: 3	H: 3	LOB: 1	BB: 1	P: 22	R: 0	H: 1	LOB: 1	BB: 0	P: 18	R: 2	H: 2	LOB: 2	BB: 1	P: 26	R: 1	H: 1	LOB: 0	BB: 0	P: 13	R: 2	H: 1	LOB: 1	BB: 2	P: 36	R: 5	H: 3	LOB: 1	BB: 1	P: 37	R: 0	H: 0	LOB: 0	BB: 0	P: 10	R: 0	H: 0	LOB: 0	BB: 0	P: 9					
	S: 14			S: 10		S: 15			S: 10		S: 22			S: 24		S: 6			S: 8			S: 8					S: 8																		

PITCHER	IP	WLS	BF	H	R	ER	SO	BB	IBB	HBP	BLK	WP	HR	S	P	ERA	WHIP
38 Rolando Valdez, R ERA: 13.5	(1, 1)	4.0	L	22	7	6	6	3	2	0	1	0	1	49	79	13.50	2.250
57 David Reyes, R ERA: 18.0	(5, 1)	1.0		6	1	2	0	2	0	0	1	0	0	22	36	18.00	3.000
48 John Lujan, R ERA:	(6, 1)	0.0		5	3	5	0	0	0	0	0	0	0	15	21	∞	∞
19 Irwin Delgado, L ERA:	(6, 1)	1.0		4	0	0	0	2	1	0	0	1	0	9	16	0.00	1.000
44 Federico Castaneda, R ERA:	(7, 1)	1.0		3	0	0	0	1	0	0	0	0	0	6	10	0.00	0.000

Diablos Rojos del Mexico @ Texas Rangers
Rangers Ballpark in Arlington, Arlington, TX
 Tue Apr 03 2012, 8:09 PM - 11:11 PM EDT
 Att: 30,829 - Cloudy - 66 F

AB	35
R	13
H	11
RBI	12
BB	5
SO	7
LOB	16



1B:	5	SF:	2	WP:	1	PA:	43
2B:	5	SAC:	0	PB:	1	SB:	0
3B:	0	DP:	0	CS:	0		
HR:	1	HBP:	1				

Mexico @ Arizona Diamondbacks
 Salt River Fields at Talking Stick, Scottsdale, AZ
 Tue Mar 05 2013, 9:10 PM - 12:04 AM EST
 Att: 6,111 - Cloudy - 75 F

livebaseballscorecards.com

AB	34
R	1
H	10
RBI	1
BB	2
SO	6
LOB	23



WP:	0	PA:	38
PB:	0		
SB:	1		
CS:	2		

Batter	1	2	3	4	5	6	7	8	9	AB	R	H	RBI	BB	SO	LOB
14 Eduardo Arredondo, L (1, 8) OBP: 0.400, SLG: 0.250	G6-3		4-0 BB CS		FC6 14 E		K		0-1 1B	4	0	1	0	1	0	3
19 Ramiro Pena, S (1, 4) OBP: 0.500, SLG: 0.500	F8		0-0 CS		FC3 19 G4-6-3			0-0 1B	0-0 G3	4	0	2	0	0	0	3
47 Luis Alfonso Cruz, R (1, 5) OBP: 0.333, SLG: 0.333 25 Walter Ibarra, S (6, 5)	1B				G4-6-3			0-0 1B	0-0 1B	3	0	1	0	0	0	1
23 Adrián González, L (1, 3) 68 Efrén Navarro, L (6, 3)	G4-3				F9		P4	0-0 FC4-6 68 BB		3	0	0	0	0	0	2
3 Jorge Cantu, R (1, 10)					F8		G6-3	4-0 BB		4	0	0	0	0	2	4
95 Karim García, L (1, 9) 18 Luis Alfonso García, R (5, PR)					G4-3		K	0-0 P3		2	0	1	0	0	1	0
8 Edgar González, R (1, 7) OBP: 0.500, SLG: 1.000					1B			0-0 P5		4	0	2	0	0	0	1
24 Humberto Cota, R (1, 2) OBP: 1.000, SLG: 1.000 9 Sebastian Valle, R (5, PR)					1B		G1-3	0-0 E6		2	0	2	1	0	0	0
21 Gil Velázquez, R (1, 6) OBP: 0.250, SLG: 0.250					K		K	0-0 SH1-4		1	0	0	0	0	1	1
										4	0	1	0	0	2	3

Inning Stats	R: 0	H: 1	R: 0	H: 0	R: 0	H: 1	R: 0	H: 1	R: 1	H: 2	R: 0	H: 1	R: 0	H: 2	R: 0	H: 2
	E: 0	LOB: 1	E: 0	LOB: 0	E: 0	LOB: 1	E: 0	LOB: 1	E: 2	LOB: 3	E: 0	LOB: 1	E: 0	LOB: 3	E: 1	LOB: 1
	K: 0	BB: 0	K: 2	BB: 0	K: 1	BB: 1	K: 0	BB: 0	K: 2	BB: 0	K: 2	BB: 0	K: 2	BB: 0	K: 0	BB: 0
	S: 4	P: 4	S: 7	P: 7	S: 4	P: 8	S: 5	P: 5	S: 6	P: 6	S: 8	P: 8	S: 5	P: 9	S: 5	P: 5

PITCHER	IP	WLS	BF	H	R	ER	SO	BB	IBB	HBP	BLK	WP	HR	S	P	ERA	WHIP
31 Ian Kennedy, R (1, 1) ERA:	3.0		10	2	0	0	3	1	0	0	0	0	0	15	19	0.00	1.000
40 J.J. Putz, R (4, 1) ERA:	1.0		4	1	0	0	0	0	0	0	0	0	0	5	5	0.00	1.000
29 Brad Ziegler, R (5, 1) ERA: 9.0	1.0	L	6	2	1	1	0	0	0	0	0	0	0	6	6	9.00	2.000
37 Tyler Skaggs, L (6, 1) ERA:	3.0		13	3	0	0	3	1	0	0	0	0	0	18	22	0.00	1.333
77 Charles Brewer, R (9, 1) ERA:	1.0		4	2	0	0	0	0	0	0	0	0	0	5	5	0.00	2.000

Batter	1	2	3	4	5	6	7	8	9	AB	R	H	RBI	BB	SO	LOB
6 Adam Eaton, L (1, 8) 66 Alfredo Marte, R (7, 7) OBP: 1.000, SLG: 2.000	0-3 K ① X	0-0 G3 ③			X 0-0 G6-3 ③			X 0-0 2B		3	0	0	0	0	1	2
4 Cliff Pennington, S (1, 6) 24 Mark Teahen, L (7, 3)	0-3 K ②		X 0-0 F8 ①			X 0-0 1B ②		B 4-0 28 FC6-4 BB		3	0	1	0	0	1	0
44 Paul Goldschmidt, R (1, 3) 10 Josh Wilson, R (7, 5)	4-0 13 BB BB		F 0-3 K ②			F 0-3 K ①		F 0-3 K ②		2	0	0	0	1	2	1
13 Jason Kubel, L (1, 7) 28 Nick Ahmed, R (7, 4)	4-0 1-2 BB		X 0-0 L4 ③			F 0-3 K ②		X 0-0 FC6-4 ③		2	0	0	0	1	1	1
12 Eric Chavez, L (1, 10) 2 Aaron Hill, R (6, PH) 33 Kila Ka'aihue, L (9, PH)	0-3 K ③				G 0-3 K ①		G 1-3 K ③		X 0-0 L6 ①	2	0	0	0	0	2	2
70 Matt Davidson, R (1, 5) 19 Tony Campana, L (7, 8) OBP: 0.500, SLG: 0.500		C 0-3 K ①		G 0-3 K ②			X 0-0 B3 ①		X 0-0 64 FC4-6 1B	2	0	0	0	0	2	0
11 AJ Pollock, R (1, 9) 64 Chris Owings, R (7, 6)		X 0-0 16 BB 1B		X 0-0 G5-3 ③			X 0-0 G4-3 ②		X 0-0 FC4-6 ②	2	0	1	0	0	0	0
27 Wil Nieves, R (1, 2) 54 Tuffy Gosewisch, R (9, 2)		X 0-0 F9 ②			X 0-0 G5-3 ①		X 0-0 G6-3 ③		X 0-0 F7 ③	3	0	0	0	0	0	1
16 John McDonald, R (1, 4) 39 Brad Snyder, L (7, 9)		B 4-0 1-2 BB			X 0-0 G5-3 ②			F 0-3 K ①		1	0	0	0	1	0	0

Inning Stats	R: 0	H: 0	E: 0	K: 3	S: 9	H: 0	LOB: 2	BB: 2	P: 17	R: 0	H: 1	E: 0	K: 1	S: 6	H: 0	LOB: 2	BB: 1	P: 10	R: 0	H: 0	E: 0	K: 1	S: 5	R: 0	H: 0	E: 0	K: 2	S: 7	H: 0	LOB: 0	BB: 0	P: 5	R: 0	H: 0	E: 0	K: 0	S: 3	R: 0	H: 1	E: 0	K: 3	S: 10	H: 0	LOB: 1	BB: 0	P: 11	R: 0	H: 0	E: 0	K: 0	S: 3	R: 0	H: 1	E: 0	K: 2	S: 8	H: 1	LOB: 2	BB: 1	P: 12	R: 0	H: 1	E: 0	K: 0	S: 4	1B: 3	2B: 1	3B: 0	HR: 0	SF: 0	SAC: 0	DP: 0	HBP: 0
--------------	------	------	------	------	------	------	--------	-------	-------	------	------	------	------	------	------	--------	-------	-------	------	------	------	------	------	------	------	------	------	------	------	--------	-------	------	------	------	------	------	------	------	------	------	------	-------	------	--------	-------	-------	------	------	------	------	------	------	------	------	------	------	------	--------	-------	-------	------	------	------	------	------	-------	-------	-------	-------	-------	--------	-------	--------

PITCHER	IP	WLS	BF	H	R	ER	SO	BB	IBB	HBP	BLK	WP	HR	S	P	ERA	WHIP
49 Yovani Gallardo, R (1, 1) ERA:	1.0		5	0	0	0	3	2	0	0	0	0	0	9	17	0.00	2.000
59 Fernando Salas, R (2, 1) ERA:	1.0		5	1	0	0	1	1	0	0	0	0	0	6	10	0.00	2.000
39 Luis Mendoza, R (3, 1) ERA:	1.0		3	0	0	0	1	0	0	0	0	0	0	5	5	0.00	0.000
46 Oliver Pérez, L (4, 1) ERA:	1.0	W	3	0	0	0	2	0	0	0	0	0	0	7	7	0.00	0.000
57 Oscar Villarreal, R (5, 1) ERA:	1.0	H	3	0	0	0	0	0	0	0	0	0	0	3	3	0.00	0.000


BOTTOM

Mexico @ Arizona Diamondbacks
Salt River Fields at Talking Stick, Scottsdale, AZ

Tue Mar 05 2013, 9:10 PM - 12:04 AM EST
Att. 6,111 - Cloudy - 75 F

livebaseballscorecards.com

AB	31
R	0
H	4
RBI	0
BB	4
SO	12
LOB	14



WP: 0	PA: 35
PB: 0	
SB: 1	
CS: 0	

Batter	1	2	3	4	5	6	7	8	9	AB R H RBI BB SO LOB	TOP			
14 Eduardo Arredondo, L (1, 8) OBP: 0.333, SLG: 0.250	0-0 19 CS 1B		0-0 G3			0-3 K		0-0 E6		4 0 1 0 0 1 1				
19 Ramiro Pena, S (1, 6) OBP: 0.500, SLG: 0.875 (5, 4)	1-0 1-2 1B			1-2 HR		0-3 K		0-0 3-H F7		4 1 2 1 0 1 2				
47 Luis Alfonso Cruz, R (1, 5) OBP: 0.200, SLG: 0.200 21 Gil Velazquez, R (5, 6) OBP: 0.167, SLG: 0.167	0-0 F9			0-0 F8		0-0 G4-3			0-0 F8	0 0 0 0 0 0 0 2 0 0 0 0 0 1				
23 Adrián González, L (1, 3) 68 Efrén Navarro, L (6, 3) OBP: 0.667, SLG: 0.500	0-0 G4-3			0-0 L7			0-0 G1-3		0-0 18 1B 1B	0 0 0 0 0 0 0 2 0 1 0 0 0 0				
3 Jorge Cantu, R (1, 10)			0-0 G6-3		0-0 G6-3		0-0 L7		0-3 K	4 0 0 0 0 1 1				
95 Karim García, L (1, 9) OBP: 0.500, SLG: 0.333 18 Luis Alfonso García, R (5, 9) OBP: 0.250, SLG: 0.250			4-0 8 G6-3 BB		0-0 G3		0-0 P4		0-0 8 FC6-4 1B	1 0 0 0 1 0 0 2 0 1 0 0 0 0				
8 Edgar González, R (1, 7) OBP: 0.500, SLG: 0.875			0-0 G6-3		0-0 74 G6-4-3 1B			0-0 25 G5-4-3 14 E 2B	0-0 FC6-4	4 1 2 0 0 0 3				
74 Jose Heberto Felix, R (1, 2) 9 Sebastian Valle, R (7, 2) OBP: 0.500, SLG: 0.500			0-0 G4-3		0-0 G6-4-3			0-0 25 G5-4-3 1B		2 0 0 0 0 0 1 1 0 1 0 0 0 0				
25 Walter Ibarra, S (1, 4) OBP: 0.250, SLG: 0.250 (5, 5)			0-0 G5-3			0-0 19 BLK 1B		0-0 1-2f 2-3 G5-4-3		3 0 1 0 0 0 2				
Inning Stats	R: 0 H: 2 E: 0 LOB: 1 K: 0 BB: 0 S: 4 P: 5	R: 0 H: 0 E: 0 LOB: 0 K: 0 BB: 1 S: 2 P: 6	R: 0 H: 0 E: 0 LOB: 0 K: 0 BB: 0 S: 3 P: 3	R: 1 H: 1 E: 0 LOB: 0 K: 0 BB: 0 S: 6 P: 7	R: 0 H: 1 E: 0 LOB: 0 K: 0 BB: 0 S: 3 P: 3	R: 0 H: 1 E: 0 LOB: 1 K: 2 BB: 0 S: 8 P: 8	R: 0 H: 0 E: 0 LOB: 0 K: 0 BB: 0 S: 3 P: 3	R: 1 H: 2 E: 1 LOB: 1 K: 0 BB: 0 S: 5 P: 5	R: 0 H: 2 E: 0 LOB: 2 K: 1 BB: 0 S: 7 P: 7	1B: 7 SF: 0 2B: 1 SAC: 0 3B: 0 DP: 3 HR: 1 HBP: 0	WP: 0 PA: 34 PB: 0 SB: 0 CS: 1			
PITCHER	IP WLS BF H R ER SO BB IBB HBP BLK WP HR S P ERA WHIP												PITCHER	IP WLS BF H R ER SO BB IBB HBP BLK WP HR S P ERA WHIP
59 Stephen Fife, R (1, 1) ERA: 2.25	4.0 W 14 3 1 1 0 1 0 0 0 0 0 1 15 21 2.25 1.000													
31 Brandon League, R (5, 1) ERA:	1.0 3 1 0 0 0 0 0 0 0 0 0 0 3 3 0.00 1.000													
74 Kenley Jansen, R (6, 1) ERA:	1.0 4 1 0 0 2 0 0 0 1 0 0 0 8 8 0.00 1.000													
56 J.P. Howell, L (7, 1) ERA:	1.0 3 0 0 0 0 0 0 0 0 0 0 0 3 3 0.00 0.000													
90 Zach Lee, R (8, 1) ERA:	2.0 10 4 1 0 1 0 0 0 0 0 0 0 12 12 0.00 2.000													

Mexico @ Los Angeles Dodgers
Camelback Ranch, Glendale, AZ
Wed Mar 06 2013, 3:09 PM - 5:46 PM EST
Att. 5,584 - Sunny - 76 F

livebaseballscorecards.com

AB 29
R 2
H 9
RBI 1
BB 1
SO 3
LOB 11



BOTTOM

Mexico @ Los Angeles Dodgers
Camelback Ranch, Glendale, AZ
 Wed Mar 06 2013, 3:09 PM - 5:46 PM EST
 Att. 5,584 - Sunny - 76 F

livebaseballscorecards.com

AB	36
R	10
H	12
RBI	10
BB	4
SO	2
LOB	19



WP:	1	PA:	43
PB:	0		
SB:	3		
CS:	2		

Batter	1	2	3	4	5	6	7	8	9
9 Dee Strange-Gordon, L (1, 6) OBP: 1.000, SLG: 1.500 89 Corey Seager, L (4, 6) OBP: 0.667, SLG: 0.500	0-0 27 FC5 1B	1-0 27 FC6-5 2B		0-0 FC6 27 FC4-6 BB		4-0 BB		0-0 84 3B 1B	
14 Mark Ellis, R (1, 4) 84 Darnell Sweeney, S (5, 4) OBP: 0.500, SLG: 1.500	0-0 F8 1B	1-0 27 FC6-5 27 S HBP		0-0 F8 2-3		0-0 L4		0-0 95 2B 3B	
27 Matt Kemp, R (1, 8) 82 Matt Angle, L (5, 8) OBP: 0.500, SLG: 0.500	1-0 FC5 16 HR 1-H	1-0 FC6-5 16 CS 16 WP 1-3 2-H		0-0 FC4-6 1-2f			0-0 CS 1B	0-0 G4-3	
16 Andre Ethier, L (1, 9) OBP: 1.000, SLG: 4.000 Scott Schebler, L (5, 9)	0-0 HR 1-H	2-0 CS 1-3	4-0 BB		0-0 L4		1-0 G4-3 1-2	0-3 K	
6 Jerry Hairston, R (1, 3) OBP: 0.333, SLG: 0.667 95 O'Koyea Dickson, R (6, 3) OBP: 1.000, SLG: 2.000	0-0 2B		0-0 F7		0-0 P5		1-0 HBP	0-0 3-H 2B	
18 Tim Federowicz, R (1, 2) 33 Ramon Castro, R (5, 2) OBP: 0.333, SLG: 0.333	0-0 G5-3		0-0 P3		0-0 1B		0-0 P4	0-0 F8	
10 Tony Gwynn Jr., L (1, 10) Webster Rivas, R (8, PH) OBP: 1.000, SLG: 1.000 (9, 10)	0-0 G3		0-0 G5-3		0-0 G3			0-0 93 1B 88 2B 1B	
72 Justin Sellers, R (1, 5) 93 C.J. Retherford, R (7, 5) OBP: 1.000, SLG: 1.000		0-3 K		0-0 G5-3		0-0 P4		0-0 88 2B 89 1B 1B	
49 Alex Castellanos, R (1, 7) 88 Jeremy Rathjen, R (7, 7) OBP: 1.000, SLG: 2.000		4-0 9 S 9 2B BB		4-0 14 F8 89 E BB		0-0 F9		0-0 89 1B 84 3B 1-3 2-H 2B	

Inning Stats	R: 3	H: 3	E: 0	K: 0	S: 7	L: 3	LOB: 1	BB: 0	P: 8	R: 2	H: 1	E: 0	K: 1	S: 5	R: 0	H: 0	E: 0	K: 0	S: 3	R: 0	H: 1	E: 0	K: 0	S: 4	R: 0	H: 0	E: 0	K: 0	S: 3	R: 0	H: 0	E: 0	K: 0	S: 3	R: 5	H: 6	E: 0	K: 1	S: 11
--------------	------	------	------	------	------	------	--------	-------	------	------	------	------	------	------	------	------	------	------	------	------	------	------	------	------	------	------	------	------	------	------	------	------	------	------	------	------	------	------	-------

PITCHER	IP	WLS	BF	H	R	ER	SO	BB	IBB	HBP	BLK	WP	HR	S	P	ERA	WHIP	
11 Daniel Rodriguez, L (1, 1) ERA: 27.0	1.0	L	7	3	3	3	0	0	0	0	0	0	0	1	7	8	27.00	3.000
82 Ryan Acosta, R (2, 1) ERA: 18.0	1.0		5	1	2	2	1	1	0	1	0	1	0	5	14	18.00	2.000	
82 Edwin Escobar, L (3, 1) ERA:	2.0		9	0	0	0	0	2	0	0	0	0	0	7	15	0.00	1.000	
59 Justin Fitzgerald, R (5, 1) ERA:	2.0		8	1	0	0	0	1	0	0	0	0	0	7	11	0.00	1.000	
89 Jose Valdez, R (7, 1) ERA:	1.0		4	1	0	0	0	0	0	1	0	0	0	3	5	0.00	1.000	

PITCHER	IP	WLS	BF	H	R	ER	SO	BB	IBB	HBP	BLK	WP	HR	S	P	ERA	WHIP
95 Victor Garate, L (8, 1) ERA: 67.5	0.2		7	5	5	5	1	0	0	0	0	0	0	9	9	67.50	7.500
Geison Aguasviva, L (8, 1) ERA:	0.1		2	1	0	0	0	0	0	0	0	0	0	2	2	0.00	3.000

Batter	1	2	3	4	5	6	7	8	9	AB R H RBI BB SO LOB	TOP			
8 Leo Heras, L (1, 7) OBP: 0.250, SLG: 0.250	G4-3		F9			G1-3		53 FC6-4 1B		4 0 1 0 0 0 0	Diablos Rojos del Mexico @ Texas Rangers Rangers Ballpark in Arlington, Arlington, TX Thu Mar 28 2013, 8:08 PM - 11:00 PM EDT Att. 29,972 - Cloudy - 70 F			
53 Jesus Lopez, R (1, 6) OBP: 0.250, SLG: 0.250	K				1B	G6-3		FC6-4	4 0 1 0 0 1 2					
6 Oscar Robles, L (1, 5) 14 Sergio Gastelum, R (6, 5)	G4-3				K		K		2 0 0 0 0 1 1 2 0 0 0 0 1 0					
29 Japhet Amador, R (1, 3) 24 Mario Valdez, L (6, 3)		K			K		G4-3		2 0 0 0 0 2 1 2 0 0 0 0 0 0					
58 Ben Broussard, L (1, 10) OBP: 0.250, SLG: 1.000		K 5 FC6-4			P6		HR		4 1 1 1 0 1 1					
31 Luis Terrero, R (1, 8)		K			K		G5-3		3 0 0 0 0 2 1					
5 Carlos Valencia, R (1, 4) 2 Carlos Figueroa, S (7, 4) OBP: 1.000, SLG: 1.000		FC6-4			G5-3				2 0 0 0 0 0 1 1 0 1 0 0 0 0					
28 Alejandro Ortiz, S (1, 9)			G6-3		K			28 FC6-4 1B	3 0 0 0 0 1 1					
12 Geronimo Gil, R (1, 2) 9 Hans Wilson, R (6, 2)			K			G5-3		F8	2 0 0 0 0 1 0 1 0 0 0 0 0 1					
Inning Stats	R: 0 H: 0 E: 0 LOB: 0 K: 1 BB: 0 S: 8 P: 9	R: 0 H: 0 E: 0 LOB: 1 K: 3 BB: 0 S: 13 P: 17	R: 0 H: 0 E: 0 LOB: 0 K: 1 BB: 0 S: 9 P: 9	R: 0 H: 1 E: 0 LOB: 1 K: 2 BB: 0 S: 12 P: 17	R: 0 H: 0 E: 0 LOB: 0 K: 2 BB: 0 S: 8 P: 11	R: 0 H: 0 E: 0 LOB: 0 K: 0 BB: 0 S: 7 P: 9	R: 1 H: 1 E: 0 LOB: 0 K: 1 BB: 0 S: 11 P: 14	R: 0 H: 2 E: 0 LOB: 2 K: 0 BB: 0 S: 8 P: 11	R: 0 H: 0 E: 0 LOB: 0 K: 0 BB: 0 S: 4 P: 5	1B: 3 SF: 0 2B: 0 SAC: 0 3B: 0 DP: 0 HR: 1 HBP: 0		WP: 1 PA: 32 PB: 0 SB: 0 CS: 0		
PITCHER	IP WLS BF H R ER SO BB IBB HBP BLK WP HR S P ERA WHIP												PITCHER	IP WLS BF H R ER SO BB IBB HBP BLK WP HR S P ERA WHIP
11 Yu Darvish, R (1, 1) ERA:	4.0 W 14 1 0 0 7 0 0 0 0 0 1 0 42 52 0.00 0.250													
55 Derek Lowe, R (5, 1) ERA:	1.0 3 0 0 0 2 0 0 0 0 0 0 0 8 11 0.00 0.000													
57 Cory Burns, R (6, 1) ERA:	1.0 3 0 0 0 0 0 0 0 0 0 0 0 7 9 0.00 0.000													
58 Joe Ortiz, L (7, 1) ERA: 4.5	2.0 9 3 1 1 1 0 0 0 0 0 0 1 19 25 4.50 1.500													
25 Josh Lindblom, R (9, 1) ERA:	1.0 3 0 0 0 0 0 0 0 0 0 0 0 4 5 0.00 0.000													

livebaseballscores.com

AB 32
R 1
H 4
RBI 1
BB 0
SO 10
LOB 9



Batter	1	2	3	4	5	6	7	8	9
5 Ian Kinsler, R OBP: 0.750, SLG: 1.750 3 Leury Garcia, S OBP: 1.000, SLG: 1.000	1-1 	3-2 		3-2 	1-2 	2-1 		4-2 	
1 Elvis Andrus, R OBP: 0.500, SLG: 0.333 13 Jurickson Profar, S	4-1 	0-3 		1-2 	2-1 	2-3 		4-0 	
27 Lance Berkman, S 74 Jose Heberto Felix, R	3-1 		0-1 		2-1 		0-3 	2-3 	
29 Adrián Beltré, R OBP: 0.500, SLG: 0.667 63 Yangervis Solarte, S	0-2 		2-1 		1-2 		0-2 		
7 David Murphy, L OBP: 0.500, SLG: 1.250 20 Julio Borbon, L OBP: 1.000, SLG: 2.000	1-1 		0-0 		0-1 	2-1 	3-2 		
17 Nelson Cruz, R OBP: 0.250, SLG: 1.000 71 James Adduci, L	3-3 		3-1 		2-2 	2-0 	1-0 		
12 A.J. Pierzynski, L OBP: 0.500, SLG: 0.500 8 Geovany Soto, R OBP: 0.333, SLG: 0.667		1-0 	0-0 		2-3 	2-1 		1-1 	
18 Mitch Moreland, L OBP: 0.500, SLG: 1.333 15 Jeff Baker, R OBP: 1.000, SLG: 1.000	0-2 			0-2 	1-1 	4-2 		1-0 	
23 Craig Gentry, R OBP: 0.500, SLG: 0.500 51 Ryan Strausborger, R	3-2 	3-2 		3-2 	2-2 	0-1 		2-1 	

AB	R	H	RBI	BB	SO	LOB
4	2	3	2	0	0	0
1	0	1	1	1	0	0
3	1	1	1	0	1	1
1	0	0	0	1	1	3
3	1	2	1	1	0	0
2	0	0	0	0	2	3
3	1	2	1	0	0	2
1	0	0	0	0	0	0
4	2	2	2	0	0	2
1	0	1	0	0	0	0
4	1	1	3	0	1	2
1	0	0	0	0	0	1
2	1	1	0	0	0	0
3	1	1	0	0	1	0
3	1	1	1	1	0	1
1	0	1	0	0	0	0
4	1	2	0	0	0	1
1	0	0	0	0	0	1

AB	42
R	12
H	19
RBI	12
BB	4
SO	6
LOB	17
WP	1
PA	48
PB	0
SB	0
CS	0
SF	1
SAC	0
DP	0
HBP	1
ERA	
WHIP	

PITCHER	IP	WLS	BF	H	R	ER	SO	BB	IBB	HBP	BLK	WP	HR	S	P	ERA	WHIP
57 David Reyes, R ERA: 11.25	4.0	L	20	7	5	5	2	0	0	0	0	1	2	49	80	11.25	1.750
20 Yair Lozoya, R ERA: 81.0	0.2		8	5	6	6	1	1	0	0	0	0	2	20	33	81.00	9.000
34 Carlos Hernández, L ERA: 6.75	1.1		10	5	1	1	1	1	0	0	0	0	0	20	41	6.75	4.500
37 Arturo Lopez, L ERA:	1.0		4	1	0	0	1	0	0	0	0	0	0	10	14	0.00	1.000
23 Esteban Loaiza, R ERA:	1.0		6	1	0	0	1	2	0	0	0	0	0	10	24	0.00	3.000

Diablos Rojos del Mexico @ Texas Rangers
 Rangers Ballpark in Arlington, Arlington, TX
 Thu Mar 28 2013, 8:08 PM - 11:00 PM EDT
 Att. 29,972 - Cloudy - 70 F



Batter	1	2	3	4	5	6	7	8	9	AB R H RBI BB SO LOB	TOP														
12 Carlos Figueroa, S (1, 8) 5 Jose Augusto Figueroa, L (7, 8)	3-3 K		1-1 B5-3			0-3 K			2-3 K	3 0 0 0 0 2 1 1 0 0 0 0 1 0	Diablos Rojos del Mexico @ San Diego Padres Petco Park, San Diego, CA Sat Apr 04 2015, 2:07 PM - 4:51 PM PDT Att. 1 - Partly Cloudy - 75 F livebaseballscorecards.com														
14 Sergio Gastelum, R (1, 3) 38 Yousamot Cota, R (6, 3)	0-3 K			0-2 G6-3			2-3 K	0-3 K	2 0 0 0 0 1 0 2 0 0 0 0 2 0																
4 Ivan Terrazas, L (1, 7)	3-2 G3			4-2 29 L8-3 BB			1-3 K	0-1 G3-1	3 0 0 0 1 1 0																
29 Japhet Amador, R (1, 10)		3-1 F9		1-0 L8-3			1-3 K		3 0 0 0 0 1 1																
24 Ruben Rivera, R (1, 9) 36 Jesus Fabela, R (5, 9)		1-3 K			0-0 G6-3			3-1 F8	2 0 0 0 0 1 0 1 0 0 0 0 0 0																
13 Emmanuel Avila, L (1, 5) 19 Ramon Urias, R (5, 4) (7, 6)		0-1 P5			1-0 70 G1-6-3 1B			1-2 44 E 1B	2 0 1 0 0 0 0 1 0 1 0 0 0 0																
70 Gabriel Gutierrez, R (1, 2) 44 Hans Wilson, R (5, 2)			1-1 F8		0-0 G1-6-3			0-1 FC4	2 0 0 0 0 0 1 1 0 0 0 0 0 1																
47 Juan Carlos Gamboa, L (1, 4) (5, 6) (7, 5)			1-0 F9			1-2 G3-1		0-0 F9	3 0 0 0 0 0 2																
53 Jesus Lopez, R (1, 6) (5, 5)			4-2 BB			1-0 F9		0-2 P2	1 0 0 0 1 0 0 1 0 0 0 0 0 2																
12 Samar Leyva, R (7, 4) (8, PH) (8, 4)																									
Inning Stats	R: 0 E: 0 K: 2 S: 12	H: 0 LOB: 0 BB: 0 P: 18	R: 0 E: 0 K: 1 S: 7	H: 0 LOB: 0 BB: 0 P: 11	R: 0 E: 0 K: 0 S: 7	H: 0 LOB: 1 BB: 1 P: 14	R: 0 E: 0 K: 0 S: 7	H: 0 LOB: 0 BB: 1 P: 12	R: 0 E: 0 K: 0 S: 3	H: 1 LOB: 0 BB: 0 P: 4	R: 0 E: 0 K: 1 S: 8	H: 0 LOB: 0 BB: 0 P: 10	R: 0 E: 0 K: 3 S: 10	H: 0 LOB: 0 BB: 0 P: 14	R: 0 E: 1 K: 0 S: 13	H: 1 LOB: 2 BB: 0 P: 17	R: 0 E: 0 K: 2 S: 9	H: 0 LOB: 0 BB: 0 P: 11	1B: 2 2B: 1 3B: 0 HR: 0	SF: 0 SAC: 0 DP: 2 HBP: 0	WP: 0 PB: 0 SB: 0 CS: 0	PA: 30			
PITCHER	IP WLS BF H R ER SO BB IBB HBP BLK WP HR S P ERA WHIP	IP WLS BF H R ER SO BB IBB HBP BLK WP HR S P ERA WHIP	IP WLS BF H R ER SO BB IBB HBP BLK WP HR S P ERA WHIP	IP WLS BF H R ER SO BB IBB HBP BLK WP HR S P ERA WHIP	IP WLS BF H R ER SO BB IBB HBP BLK WP HR S P ERA WHIP	IP WLS BF H R ER SO BB IBB HBP BLK WP HR S P ERA WHIP	IP WLS BF H R ER SO BB IBB HBP BLK WP HR S P ERA WHIP	IP WLS BF H R ER SO BB IBB HBP BLK WP HR S P ERA WHIP	IP WLS BF H R ER SO BB IBB HBP BLK WP HR S P ERA WHIP	IP WLS BF H R ER SO BB IBB HBP BLK WP HR S P ERA WHIP	IP WLS BF H R ER SO BB IBB HBP BLK WP HR S P ERA WHIP	IP WLS BF H R ER SO BB IBB HBP BLK WP HR S P ERA WHIP	IP WLS BF H R ER SO BB IBB HBP BLK WP HR S P ERA WHIP	IP WLS BF H R ER SO BB IBB HBP BLK WP HR S P ERA WHIP	IP WLS BF H R ER SO BB IBB HBP BLK WP HR S P ERA WHIP	IP WLS BF H R ER SO BB IBB HBP BLK WP HR S P ERA WHIP	IP WLS BF H R ER SO BB IBB HBP BLK WP HR S P ERA WHIP	IP WLS BF H R ER SO BB IBB HBP BLK WP HR S P ERA WHIP	IP WLS BF H R ER SO BB IBB HBP BLK WP HR S P ERA WHIP	IP WLS BF H R ER SO BB IBB HBP BLK WP HR S P ERA WHIP	IP WLS BF H R ER SO BB IBB HBP BLK WP HR S P ERA WHIP	IP WLS BF H R ER SO BB IBB HBP BLK WP HR S P ERA WHIP	IP WLS BF H R ER SO BB IBB HBP BLK WP HR S P ERA WHIP	IP WLS BF H R ER SO BB IBB HBP BLK WP HR S P ERA WHIP	IP WLS BF H R ER SO BB IBB HBP BLK WP HR S P ERA WHIP



Batter	1	2	3	4	5	6	7	8	9	AB	R	H	RBI	BB	SO	LOB	BOTTOM
4 Wil Myers, R OBP: 0.500, SLG: 0.500 90 Auston Bousfield, R	1-0 1B 27 CS		1-1 10 2B 3 BB 1B	P4	3-3 K			2-0 G4-3		4	1	2	0	0	1	4	Diablos Rojos del Mexico @ San Diego Padres Petco Park, San Diego, CA Sat Apr 04 2015, 2:07 PM - 4:51 PM PDT Att. 1 - Partly Cloudy - 75 F
3 Derek Norris, R 26 Yangelvis Solarte, S	0-3 K		4-2 10 2B 27 1B BB	FC5 27 1B	1-3 K			4-0 15 BB BB		2	1	0	0	1	1	3	
27 Matt Kemp, R 15 Cory Spangenberg, L	2-3 K		0-2 10 2B 11 SF9 1B	1-2 1B	1-0 1B			4-0 BB		3	1	2	2	0	1	1	
10 Justin Upton, R 37 Brandon Maurer, R 78 Rocky Gale, R		4-1 9 CS BB	0-0 11 SF9 2B	3-2 G6-3	2-3 K			2-1 F5		2	0	1	2	1	0	2	
11 Will Middlebrooks, R Yale Rosen, L		0-0 F8	3-2 SF9		0-1 23 1B 9 G5-3 5 1B 1B			2-2 G6-3		2	1	1	1	0	0	1	
9 Jedd Gyorko, R 44 Dale Thayer, R 53 Joaquin Benoit, R 50 Nick Vincent, R 43 Wil Nieves, R Chris Rearick, L 56 Shawn Kelley, R		4-2 BB	3-3 K		2-2 G5-3			3-2 G5-3		2	0	0	0	1	1	2	
23 Yonder Alonso, L Fernando Perez, L		2-2 P5		1-2 12 1B E 1B	3-0 5 1B 25 E 1B			4-1 5 G6-3 BB		3	2	2	0	0	0	1	
12 Clint Barmes, R 5 Alexi Amarista, L			1-0 F7	1-0 3 FC5 E 1B	2-0 25 E 1B			0-1 G6-3		2	0	1	0	0	0	0	
22 Ian Kennedy, R 59 Kevin Quackenbush, R Carlos Quentin, R 25 Will Venable, L Gabriel Quintana, R			4-2 3 BB 4 1B 27 1B BB	0-2 E5 3 E 27 1B	2-2 E3			1-1 G3		0	1	0	0	1	0	0	

Inning Stats	R: 0	H: 1	E: 0	K: 2	S: 7	H: 0	LOB: 0	BB: 0	P: 10	R: 0	H: 0	E: 0	K: 0	S: 7	R: 4	H: 3	E: 0	K: 1	S: 18	R: 2	H: 3	E: 2	K: 0	S: 21	R: 2	H: 3	E: 1	K: 2	S: 16	R: 0	H: 0	E: 0	K: 1	S: 8	R: 0	H: 0	E: 1	K: 0	S: 8	R: 0	H: 0	E: 0	K: 0	S: 8	R: 0	H: 0	E: 0	K: 0	S: 6	1B: 9	2B: 1	3B: 0	HR: 0	SF: 1	SAC: 0	DP: 0	HBP: 0	WP: 0	PA: 41
--------------	------	------	------	------	------	------	--------	-------	-------	------	------	------	------	------	------	------	------	------	-------	------	------	------	------	-------	------	------	------	------	-------	------	------	------	------	------	------	------	------	------	------	------	------	------	------	------	------	------	------	------	------	-------	-------	-------	-------	-------	--------	-------	--------	-------	--------

PITCHER	IP	WLS	BF	H	R	ER	SO	BB	IBB	HBP	BLK	WP	HR	S	P	ERA	WHIP
52 Alberto Castillo, L ERA: 15.0	(1, 1)	3.0	L	16	5	5	3	4	0	0	0	0	0	35	65	15.00	3.000
20 Yair Lozoya, R ERA: 6.0	(4, 1)	3.0		16	5	3	3	0	0	0	0	0	0	42	71	6.00	1.667
55 Fabian Anguamea, R ERA:	(7, 1)	0.0		0	0	0	0	0	0	0	0	0	0	0	0	∞	∞
50 Marshall Schuler, R ERA:	(8, 1)	1.0		5	0	0	0	2	0	0	0	0	0	6	20	0.00	2.000

livebaseballscores.com

AB	33
R	8
H	10
RBI	8
BB	7
SO	6
LOB	24



Batter	1	2	3	4	5	6	7	8	9	AB R H RBI BB SO LOB	TOP														
20 Sebastián Elizalde, L (1, 8) OBP: 0.500, SLG: 0.500 15 Chris Roberson, S (5, PH) (5, 8)	2-1 1B		1-3 K		0-2 G5-4-3 1-2f			2-0 L1-3 1-1	1-0 P3	2 0 1 0 0 1 0 3 0 0 0 0 0 6															
24 Efen Navarro, L (1, 3) 13 Manny Rodriguez, R (5, 3)	0-1 L7		0-1 G3-1			0-1 G6-3		2-3 K		2 0 0 0 0 0 1 2 0 0 0 0 0 1 0															
8 Luis Juarez, R (1, 7) OBP: 0.500, SLG: 1.500	1-1 F7			1-0 P3		0-1 HR			1-1 5 HR 2B	4 2 2 1 0 0 1															
5 Brandon Laird, R (1, 5) OBP: 0.250, SLG: 1.000	0-0 F8			2-2 P5		1-3 K			1-1 HR	4 1 1 2 0 1 1															
42 Japhet Amador, R (1, 10) OBP: 0.500, SLG: 0.500				0-0 17 FC5-4 1B		2-3 K			0-1 85 1B 1B	4 0 2 0 0 2 0															
17 Esteban Quiroz, L (1, 9)				1-1 FC5-4 1-2f			0-2 G6-3		1-2 K	4 0 0 0 0 1 2															
47 Luis Alfonso Cruz, R (1, 4) OBP: 0.250, SLG: 0.250				2-2 E3		1-2 85 1B 1B		0-0 P5		4 0 1 0 0 0 1															
3 Luis Urias, R (1, 6) OBP: 0.500, SLG: 0.500				0-0 G6-3		0-1 1B		1-3 K		0 0 0 0 0 0 0															
52 Sebastian Valle, R (1, 2) 14 Xorge Carrillo, R (5, 2) OBP: 1.000, SLG: 1.000				2-0 G5-3		0-3 K		1-1 15 L1-3 1B		2 0 0 0 0 1 2 1 0 1 0 1 0 0															
Inning Stats	R: 0 E: 0 K: 0 S: 7	H: 1 LOB: 1 BB: 0 P: 10	R: 0 E: 1 K: 1 S: 11	H: 0 LOB: 1 BB: 0 P: 14	R: 0 E: 0 K: 1 S: 6	H: 0 LOB: 0 BB: 0 P: 9	R: 0 E: 0 K: 0 S: 7	H: 1 LOB: 1 BB: 0 P: 11	R: 0 E: 0 K: 1 S: 11	H: 2 LOB: 1 BB: 0 P: 12	R: 1 E: 0 K: 2 S: 13	H: 1 LOB: 0 BB: 0 P: 16	R: 0 E: 0 K: 1 S: 8	H: 0 LOB: 0 BB: 0 P: 9	R: 0 E: 0 K: 1 S: 7	H: 1 LOB: 0 BB: 0 P: 12	R: 2 E: 0 K: 1 S: 15	H: 4 LOB: 3 BB: 1 P: 23	1B: 7 2B: 2 3B: 0 HR: 2	SF: 0 SAC: 0 DP: 2 HBP: 0	WP: 0 PB: 0 SB: 0 CS: 0	PA: 37			
PITCHER	IP WLS BF H R ER SO BB IBB HBP BLK WP HR S P ERA WHIP	IP WLS BF H R ER SO BB IBB HBP BLK WP HR S P ERA WHIP	IP WLS BF H R ER SO BB IBB HBP BLK WP HR S P ERA WHIP	IP WLS BF H R ER SO BB IBB HBP BLK WP HR S P ERA WHIP	IP WLS BF H R ER SO BB IBB HBP BLK WP HR S P ERA WHIP	IP WLS BF H R ER SO BB IBB HBP BLK WP HR S P ERA WHIP	IP WLS BF H R ER SO BB IBB HBP BLK WP HR S P ERA WHIP	IP WLS BF H R ER SO BB IBB HBP BLK WP HR S P ERA WHIP	IP WLS BF H R ER SO BB IBB HBP BLK WP HR S P ERA WHIP	IP WLS BF H R ER SO BB IBB HBP BLK WP HR S P ERA WHIP	IP WLS BF H R ER SO BB IBB HBP BLK WP HR S P ERA WHIP	IP WLS BF H R ER SO BB IBB HBP BLK WP HR S P ERA WHIP	IP WLS BF H R ER SO BB IBB HBP BLK WP HR S P ERA WHIP	IP WLS BF H R ER SO BB IBB HBP BLK WP HR S P ERA WHIP	IP WLS BF H R ER SO BB IBB HBP BLK WP HR S P ERA WHIP	IP WLS BF H R ER SO BB IBB HBP BLK WP HR S P ERA WHIP	IP WLS BF H R ER SO BB IBB HBP BLK WP HR S P ERA WHIP	IP WLS BF H R ER SO BB IBB HBP BLK WP HR S P ERA WHIP	IP WLS BF H R ER SO BB IBB HBP BLK WP HR S P ERA WHIP	IP WLS BF H R ER SO BB IBB HBP BLK WP HR S P ERA WHIP	IP WLS BF H R ER SO BB IBB HBP BLK WP HR S P ERA WHIP	IP WLS BF H R ER SO BB IBB HBP BLK WP HR S P ERA WHIP	IP WLS BF H R ER SO BB IBB HBP BLK WP HR S P ERA WHIP	IP WLS BF H R ER SO BB IBB HBP BLK WP HR S P ERA WHIP	IP WLS BF H R ER SO BB IBB HBP BLK WP HR S P ERA WHIP

Mexico @ San Diego Padres
 Peoria Stadium, Peoria, AZ
 Tue Mar 07 2017, 3:11 PM - 5:56 PM EST
 Att: 2,371 - Sunny - 71 F

livebaseballscorecards.com

AB 32
 R 3
 H 8
 RBI 3
 BB 1
 SO 7
 LOB 14



Batter	1	2	3	4	5	6	7	8	9	AB	R	H	RBI	BB	SO	LOB	BOTTOM	
8 Erick Aybar, S OBP: 0.333, SLG: 0.667 75 Stephen McGee, R (6, PH) (7, 10)	0-0 4 2B 2B	0-0 P6		1-2 L6		0-1 F7				3	1	1	0	0	0	3		
15 Cory Spangenberg, L OBP: 1.000, SLG: 1.667 70 Javy Guerra, L (7, 6)	2-1 4 2B 10 SF9 1B	3-2 CS	0-0 20 SF9 3B	3-2 4 FC6-4 1B			0-0 F8			3	2	3	1	0	0	0		
4 Wil Myers, R OBP: 0.500, SLG: 0.667 78 Dusty Coleman, R (8, 3)	2-0 10 SF9 2B		4-2 20 SF9 10 BB 32 1B BB	0-1 FC6-4			0-1 F9			3	1	1	1	1	0	1		
10 Hunter Renfroe, R 17 Allen Córdoba, R (7, 5)	0-0 SF9		4-1 32 1B BB		0-1 F9		0-2 F9			1	0	0	1	1	0	0		
20 Carlos Asuaje, L 21 Luis Torrens, R (7, 2)	2-3 K		0-0 SF9		0-1 P1-3			2-3 K		2	0	0	1	0	1	1		
32 Jabari Blash, R OBP: 0.667, SLG: 0.500 17 José Pirela, R (7, 7)	4-2 BB		1-0 44 G6-4-3 1B		2-3 K			4-2 71 2B BB		2	0	1	1	1	1	0		
44 Héctor Sánchez, S OBP: 0.333, SLG: 1.333 13 José Rondón, R (7, 4)	2-3 K		0-0 G6-4-3		3-2 HR			0-3 K		3	1	1	1	0	1	4		
71 Franchy Cordero, L OBP: 0.750, SLG: 1.250 (1, 8)		1-0 15 CS 1B		3-2 2 1B 15 1B 2B		2-2 G3-1		3-2 1-H 2B		4	1	3	1	0	0	0		
2 Luis Sardinas, S OBP: 0.333, SLG: 0.333 64 Nick Buss, L (7, 9)	1 SAFE F7	1-2 F7		1-1 15 CS 1B		0-2 G3-1		3-2 F7		3	0	1	0	0	0	1		
										1	0	0	0	0	0	1		
Inning Stats	R: 2 H: 3 E: 0 LOB: 2 K: 2 BB: 1 S: 16 P: 28	R: 0 H: 1 E: 0 LOB: 0 K: 0 BB: 0 S: 7 P: 12	R: 2 H: 2 E: 0 LOB: 1 K: 0 BB: 2 S: 8 P: 17	R: 1 H: 3 E: 0 LOB: 1 K: 0 BB: 0 S: 15 P: 23	R: 0 H: 0 E: 0 LOB: 0 K: 1 BB: 0 S: 9 P: 11	R: 1 H: 1 E: 0 LOB: 0 K: 0 BB: 0 S: 13 P: 18	R: 0 H: 0 E: 0 LOB: 0 K: 0 BB: 0 S: 6 P: 6	R: 1 H: 1 E: 0 LOB: 1 K: 2 BB: 1 S: 15 P: 27		1B: 5 SF: 2 2B: 4 SAC: 0 3B: 1 DP: 1 HR: 1 HBP: 0	WP: 0 PA: 37 PB: 0 SB: 0 CS: 2							
PITCHER	IP WLS BF H R ER SO BB IBB HBP BLK WP HR S P ERA WHIP	IP WLS BF H R ER SO BB IBB HBP BLK WP HR S P ERA WHIP																
39 Luis Mendoza, R (1, 1) ERA: 18.0	2.0 L 12 5 4 4 2 2 0 0 0 0 0 0 27 48 18.00 3.500																	
46 Oliver Pérez, L (3, 1) ERA:	1.0 4 1 0 0 0 1 0 0 0 0 0 0 4 9 0.00 2.000																	
59 Fernando Salas, R (4, 1) ERA: 9.0	1.0 5 3 1 1 0 0 0 0 0 0 0 0 15 23 9.00 3.000																	
72 Carlos Torres, R (5, 1) ERA:	1.0 3 0 0 0 1 0 0 0 0 0 0 0 9 11 0.00 0.000																	
28 Giovanni Gallegos, R (6, 1) ERA: 9.0	1.0 4 1 1 1 0 0 0 0 0 0 0 0 1 13 9.00 1.000																	
PITCHER	IP WLS BF H R ER SO BB IBB HBP BLK WP HR S P ERA WHIP	IP WLS BF H R ER SO BB IBB HBP BLK WP HR S P ERA WHIP																
0 Jake Smith, R (7, 1) ERA:	1.0 3 0 0 0 0 0 0 0 0 0 0 0 6 6 0.00 0.000																	
96 Francisco Mendoza, R (8, 1) ERA: 9.0	1.0 5 1 1 1 2 1 0 0 0 0 0 0 15 27 9.00 2.000																	

Mexico @ San Diego Padres
Peoria Stadium, Peoria, AZ
Tue Mar 07 2017, 3:11 PM - 5:56 PM EST
Att. 2,371 - Sunny - 71 F

AB 30
R 7
H 11
RBI 7
BB 4
SO 5
LOB 12



livebaseballscores.com

Batter	1	2	3	4	5	6	7	8	9	AB	R	H	RBI	BB	SO	LOB	TOP								
27 Alex Verdugo, L OBP: 0.333, SLG: 0.333 42 Japhet Amador, R OBP: 0.333, SLG: 0.333	1-2 47 2B 1B	0-2 G6-4-3 1-2f		0-0 FC4-6 1-2f			1-1 F8 2	3-2 G5-3 1-3 2-H		3	1	1	0	0	0	4									
47 Luis Alfonso Cruz, R OBP: 0.286, SLG: 0.429 3 Luis Urias, R OBP: 0.500, SLG: 0.500	2-0 5 F8 24 1B 1-H		1-1 F8 1		1-0 G6-3 1		0-1 24 BB 20 BB 8 F 1B	1-0 G4-3 3		3	1	1	1	0	0	0									
5 Brandon Laird, R OBP: 0.429, SLG: 1.000 8 Luis Juarez, R OBP: 0.333, SLG: 1.000	0-2 F8 2-3		1-2 2B		4-2 BB		0-1 20 BB 24 BB 1-2		0-1 E4 F FF 94 X FF 94	2	0	1	0	1	0	1									
24 Efen Navarro, L OBP: 0.286, SLG: 0.167	2-2 15 1B 3-H		3-2 L9 2		3-1 F8 2		4-1 20 BB 1-2 2-3		3-2 F8 1	4	0	1	1	1	0	3									
20 Sebastián Elizalde, L OBP: 0.286, SLG: 0.167	0-0 F8 2		1-2 F8 3		1-1 G4-3 3		4-1 20 BB 1-2 2-3 3-H		1-3 K 2	4	0	0	1	1	1	4									
15 Chris Roberson, S OBP: 0.125, SLG: 0.125	1-1 13 PO 1B		1-3 K 1				1-2 F8 1		0-3 K 3	5	0	1	0	0	3	4									
13 Manny Rodríguez, R OBP: 0.333, SLG: 0.667	1-0 PO 1-2	0-2 14 WP 2B		0-1 L7 2			0-2 K 2		0-1 42 WP 42 G5-3 2B	4	1	2	0	0	1	0									
17 Esteban Quiroz, L OBP: 0.125, SLG: 0.125			1-2 G1-3 1		0-0 14 1B		3-1 G3 3		0-0 G1-3 1	4	0	1	0	0	0	2									
14 Xorge Carrillo, R OBP: 0.750, SLG: 0.667 52 Sebastian Valle, R OBP: 0.500, SLG: 0.500			0-3 K 2-3		3-2 27 FC4-6 1B			1-2 L8 1	4-0 42 G5-3 42 WP BB	2	0	1	0	0	1	1									
Inning Stats	R: 2 E: 0 K: 0 S: 13	H: 4 LOB: 1 BB: 0 P: 20	R: 0 E: 0 K: 1 S: 15	H: 1 LOB: 1 BB: 0 P: 16	R: 0 E: 0 K: 0 S: 11	H: 1 LOB: 1 BB: 0 P: 17	R: 0 E: 0 K: 1 S: 13	H: 2 LOB: 2 BB: 0 P: 17	R: 0 E: 0 K: 0 S: 7	H: 0 LOB: 1 BB: 1 P: 16	R: 0 E: 0 K: 1 S: 9	H: 0 LOB: 0 BB: 0 P: 13	R: 1 E: 1 K: 1 S: 15	H: 1 LOB: 3 BB: 2 P: 25	R: 1 E: 0 K: 0 S: 7	H: 1 LOB: 1 BB: 1 P: 15	R: 0 E: 1 K: 2 S: 12	H: 0 LOB: 1 BB: 0 P: 16	1B: 6 2B: 4 3B: 0 HR: 0	SF: 0 SAC: 0 DP: 1 HBP: 0	WP: 2 PB: 0 SB: 0 CS: 0	PA: 43			
PITCHER 21 Zack Greinke, R ERA: 6.75 34 Braden Shipley, R ERA: 54 Tom Wilhelmsen, R ERA: 45 Kevin Jepsen, R ERA: 50 Evan Marshall, R ERA: 9.0	IP 2.2	WLS W	BF 13	H 6	R 2	ER 2	SO 1	BB 0	IBB 0	HBP 0	BLK 0	WP 1	HR 0	S 36	P 49	ERA 6.75	WHIP 2.250								
PITCHER 68 Jimmie Sherfy, R ERA:	IP 1.0	WLS H	BF 4	H 0	R 0	ER 0	SO 2	BB 0	IBB 0	HBP 0	BLK 0	WP 0	HR 0	S 12	P 16	ERA 0.00	WHIP 0.000								

Mexico @ Arizona Diamondbacks
Salt River Fields at Talking Stick, Scottsdale, AZ
Wed Mar 08 2017, 3:12 PM - 6:48 PM EST
Att. 6,391 - Sunny - 76 F

livebaseballscorecards.com

AB 38
R 4
H 10
RBI 4
BB 4
SO 6
LOB 22



Batter	1	2	3	4	5	6	7	8	9
11 AJ Pollock, R 41 Jeremy Hazelbaker, L	4-2 BB	1-0 L7		3-3 K		1-2 L3		4-2 BB	
16 Chris Owings, R 71 Dawel Lugo, R	0-1 L6	0-0 F8		2-2 F8		0-2 1B		3-2 BB	
10 Chris Herrmann, L 19 Sócrates Brito, L	1-3 K		2-1 E8		4-1 BB	0-0 P6		1-2 1B	
79 Jake Goebbert, L									
24 Yasmany Tomás, R 75 Evan Marzilli, L	1-3 K		0-0 G5-3		0-0 F8	1-3 K		3-2 HR	
31 Oswaldo Arcia, L 28 Óscar Hernández, R		4-2 BB	4-2 WP		1-1 FC1-2		0-1 BB	3-0 1B	
76 Jack Reinheimer, R 29 Josh Thole, L	0-0 1B		3-3 K		1-0 HBP		1-1 2B	4-2 HBP	
14 Kristopher Negrón, R 30 Jason Pridie, L		2-1 1B	1-2 G5-3		0-0 FC1-2		3-2 SF9	2-2 P6	
74 Domingo Leyba, S 29 Kevin Medrano, L	0-2 1B		3-2 1B		1-3 K		1-3 K	0-0 FC5-4	
73 Ildemaro Vargas, S	1-0 SF9		3-1 FC6-4		1-3 K		0-0 G1-3	1-3 K	

Inning Stats	R: 0	H: 0	E: 0	K: 2	S: 14	H: 0	LOB: 1	BB: 1	P: 20	R: 3	H: 3	E: 0	K: 0	S: 14	R: 1	H: 1	E: 0	K: 1	S: 12	R: 0	H: 1	E: 0	K: 1	S: 11	R: 0	H: 2	E: 0	K: 1	S: 13	R: 1	H: 2	E: 0	K: 1	S: 15	R: 1	H: 2	E: 0	K: 1	S: 15	R: 4	H: 4	E: 0	K: 1	S: 23
--------------	------	------	------	------	-------	------	--------	-------	-------	------	------	------	------	-------	------	------	------	------	-------	------	------	------	------	-------	------	------	------	------	-------	------	------	------	------	-------	------	------	------	------	-------	------	------	------	------	-------

PITCHER	IP	WLS	BF	H	R	ER	SO	BB	IBB	HBP	BLK	WP	HR	S	P	ERA	WHIP
10 Daniel Rodriguez, L	(1, 1)	2.0	L	12	4	4	2	2	0	0	0	0	0	30	46	18.00	3.000
55 Jake Sanchez, R	(3, 1)	1.0		4	0	0	1	1	0	0	0	1	0	10	18	0.00	1.000
31 Miguel Aguilar, L	(4, 1)	1.0		4	1	0	1	0	0	0	0	0	0	11	22	0.00	1.000
Kyle Lloyd, R	(5, 1)	1.0		6	1	0	1	1	0	1	0	0	0	8	15	0.00	2.000
Justin De Fratus, R	(6, 1)	1.0		5	2	1	1	0	0	0	0	0	0	13	15	9.00	2.000

AB	R	H	RBI	BB	SO	LOB
2	0	0	0	1	1	2
1	1	0	0	1	0	1
3	0	0	0	0	0	3
2	1	2	1	0	0	0
2	1	1	0	1	1	1
0	0	0	0	0	0	0
2	1	1	1	0	0	1
3	0	0	1	0	1	2
2	1	1	3	0	1	1
1	1	1	0	2	0	0
2	1	2	0	0	0	0
2	1	1	0	0	1	1
1	0	1	0	0	0	0
3	1	1	1	0	0	4
1	0	0	1	0	0	2
4	0	2	1	0	2	4
1	0	0	0	0	0	2
4	1	1	1	0	1	4

WP	PA
1	45

AB	36
R	10
H	14
RBI	10
BB	5
SO	8
LOB	28



Mexico @ Arizona Diamondbacks
Salt River Fields at Talking Stick, Scottsdale, AZ
Wed Mar 08 2017, 3:12 PM - 6:48 PM EST
Att. 6,391 - Sunny - 76 F

livebaseballscorecards.com

Batter	1		2		3		4		5		6		7		8		9		AB R H RBI BB SO LOB		TOP																	
56 Randy Arozarena, R (1, 7) 24 Jose Cardona, R (6, PR) (6, 7)	0-3 K				4-0 G3-6-1 BB					4-0 FC6 BB		0-3 K									1 0 0 0 2 1 0 1 0 0 0 0 1 3	Mexico @ Cleveland Guardians Goodyear Ballpark, Goodyear, AZ Wed Mar 08 2023, 3:09 PM - 5:44 PM EST Att. 2,639 - Sunny - 72 F																
27 Alex Verdugo, L (1, 9) 2 Jarren Duran, L (3, 9) OBP: 0.500, SLG: 1.000	0-0 G6-3				0-0 G3-6-1					0-0 FC6 32 S				0-0 FC5 2B 32 FC5							2 0 0 0 0 0 2 2 0 1 0 0 0 2																	
32 Joey Meneses, R (1, 10) (6, 3)	0-0 L7							0-0 G6-3		0-3 K				0-0 FC5 51 FC6-4							4 0 0 0 0 0 1 3																	
11 Rowdy Tellez, L (1, 3) 65 Giovanni Gallegos, R (6, 1) 55 Adrián Martínez, R (7, 1) 8 Jaime Arias, R (7, 1) 11 Rowdy Tellez, L (8, PH) 49 Jesus Cruz, R (8, 1)			0-0 F8					0-0 P4		0-0 G4-3				0-0 L9							4 0 0 0 0 0 0 4 0 0 0 0 0 0 0 0 0 0 0 0 0 0 0 0 4 0 0 0 0 0 0 4 0 0 0 0 0 0 0 0																	
15 Austin Barnes, R (1, 2) 51 Alexis Wilson, R (6, 2) OBP: 0.500, SLG: 0.500				4-0 FC5-4 BB				0-0 F8						0-0 FC6-4 1-2f 13 1B 3 G5-3 1B							1 0 0 0 1 0 0 2 0 1 0 0 0 1																	
17 Isaac Paredes, R (1, 5) 62 Jonathan Aranda, L (5, 5)				0-0 FC5-4 1-2f					0-0 F7					0-0 F7							2 0 0 0 0 0 1 2 0 0 0 0 0 1																	
3 Luis Urias, R (1, 4) 38 Roberto Valenzuela, R (7, 4)				0-0 F8					0-3 K					0-0 G5-3 1-2							3 0 0 0 0 0 1 2 1 0 0 0 0 0 0 0																	
5 Alek Thomas, L (1, 8)						0-0 F7				0-0 P3				4-0 13 1B BB							3 0 0 0 1 1 0																	
13 Alan Trejo, R (1, 6) OBP: 1.000, SLG: 1.333												0-0 2 FC6 56 BB 1B		0-0 1B 1-2 2-3							3 0 3 0 0 0 0																	
Inning Stats	R: 0 E: 0 K: 1 S: 5	H: 0 LOB: 0 BB: 0 P: 5	R: 0 E: 0 K: 0 S: 3	H: 0 LOB: 1 BB: 1 P: 7	R: 0 E: 0 K: 0 S: 3	H: 1 LOB: 1 BB: 1 P: 7	R: 0 E: 0 K: 0 S: 3	H: 0 LOB: 0 BB: 0 P: 3	R: 0 E: 0 K: 1 S: 5	H: 0 LOB: 0 BB: 0 P: 5	R: 0 E: 0 K: 1 S: 6	H: 1 LOB: 3 BB: 1 P: 10	R: 0 E: 0 K: 1 S: 7	H: 2 LOB: 3 BB: 1 P: 11	R: 0 E: 0 K: 0 S: 4	H: 1 LOB: 1 BB: 0 P: 4	R: 0 E: 0 K: 1 S: 5	H: 0 LOB: 0 BB: 0 P: 5	1B: 3 2B: 2 3B: 0 HR: 0	SF: 0 SAC: 0 DP: 1 HBP: 0	WP: 0 PA: 35 PB: 0 SB: 1 CS: 0																	
PITCHER	IP	WLS	BF	H	R	ER	SO	BB	IBB	HBP	BLK	WP	HR	S	P	ERA	WHIP	PITCHER	IP	WLS	BF	H	R	ER	SO	BB	IBB	HBP	BLK	WP	HR	S	P	ERA	WHIP			
34 Zach Plesac, R (1, 1) ERA:	4.0	W	14	1	0	0	1	2	0	0	0	0	0	14	22	0.00	0.750	65 Michael Kelly, R (9, 1) ERA:	1.0		3	0	0	0	1	0	0	0	0	0	0	5	5	0.00	0.000			
99 James Karinchak, R (5, 1) ERA:	1.0	H	3	0	0	0	1	0	0	0	0	0	0	5	5	0.00	0.000																					
37 Trevor Stephan, R (6, 1) ERA:	1.0		5	1	0	0	1	1	0	0	0	0	0	6	10	0.00	2.000																					
52 Nick Sandlin, R (7, 1) ERA:	1.0		6	2	0	0	1	1	0	0	0	0	0	7	11	0.00	3.000																					
62 Enyel De Los Santos, R (8, 1) ERA:	1.0		4	1	0	0	0	0	0	0	0	0	0	4	4	0.00	1.000																					

Mexico @ Cleveland Guardians
Goodyear Ballpark, Goodyear, AZ
Wed Mar 08 2023, 3:09 PM - 5:44 PM EST
Att. 2,639 - Sunny - 72 F

livebaseballscorecards.com

AB	31
R	0
H	5
RBI	0
BB	4
SO	5
LOB	19



Batter	1	2	3	4	5	6	7	8	9	AB	R	H	RBI	BB	SO	LOB	BOTTOM	
38 Steven Kwan, L (1, 7) OBP: 0.333, SLG: 0.667 63 Will Brennan, L (7, 7) OBP: 0.500, SLG: 1.000	0-0 L3		0-0 G4-3		2 SAFE 0-0 11 E 2B		0-0 66 WP 66 1B 2B	0-0 F7		3	1	1	1	0	0	0	Mexico @ Cleveland Guardians Goodyear Ballpark, Goodyear, AZ Wed Mar 08 2023, 3:09 PM - 5:44 PM EST Att. 2,639 - Sunny - 72 F	
1 Amed Rosario, R (1, 6) OBP: 0.667, SLG: 1.000 66 Brayan Rocchio, S (6, 6) OBP: 1.000, SLG: 1.000	0-0 11 E 11 S 11 HR 1B		0-0 11 F8 2B		0-3 K		1-0 2 1B 80 S 1B			3	1	2	0	0	1	1		
11 José Ramírez, S (1, 5) OBP: 0.667, SLG: 2.000 79 Angel Martínez, S (6, 5)	3-2 1-H HR		0-0 F8 2B		0-0 E6 2B		0-3 K			3	1	2	3	0	0	1		
55 Josh Bell, S (1, 3) OBP: 0.333, SLG: 0.333 80 David Fry, R (6, 3)	0-0 22 L3 1B		0-0 G6-3		0-3 K		1 SAFE 4-1 2 1B BB			3	0	1	0	0	1	2		
22 Josh Naylor, L (1, 10) 2 Tyler Freeman, R (7, PH) OBP: 1.000, SLG: 1.000 (8, 10)	0-0 L3 1-1			4-0 BB	0-0 G4-3		0-0 1-2 2-3 1B			2	0	0	0	1	0	2		
39 Oscar Gonzalez, R (1, 9) 81 Micah Pries, L (7, 9)		0-0 L7		0-0 L8		0-3 K	0-0 L6			3	0	0	0	0	1	1		
8 Gabriel Arias, R (1, 4) OBP: 0.500, SLG: 2.000 74 Juan Brito, S (6, 4)		2-2 HR		0-0 P3		0-0 L9	0-0 L8			2	1	1	1	0	0	1		
35 Cam Gallagher, R (1, 2) 27 Bryan Lavastida, R (6, 2)		0-3 K		0-0 G3-1		1-0 4 S HBP		0-0 F9		2	0	0	0	0	1	1		
7 Myles Straw, R (1, 8) OBP: 0.500, SLG: 1.000 4 Roman Quinn, S (6, 8)		0-0 G6-3			0-0 38 E 38 2B 2B		0-3 K		0-3 K	2	1	1	0	0	0	0		
Inning Stats	R: 2 H: 3 E: 0 LOB: 0 K: 0 BB: 0 S: 7 P: 10	R: 1 H: 1 E: 0 LOB: 0 K: 1 BB: 0 S: 9 P: 11	R: 0 H: 1 E: 0 LOB: 1 K: 0 BB: 0 S: 4 P: 4	R: 0 H: 0 E: 0 LOB: 1 K: 0 BB: 1 S: 3 P: 7	R: 2 H: 3 E: 2 LOB: 1 K: 2 BB: 0 S: 10 P: 10	R: 0 H: 0 E: 0 LOB: 1 K: 2 BB: 0 P: 8	R: 1 H: 3 E: 0 LOB: 3 K: 1 BB: 1 S: 9 P: 14	R: 0 H: 0 E: 0 LOB: 0 K: 1 BB: 0 P: 5		1B: 4 SF: 0 2B: 6 SAC: 0 3B: 0 DP: 1 HR: 2 HBP: 1	WP: 1 PA: 37 PB: 0 SB: 3 CS: 0							
PITCHER	IP WLS BF H R ER SO BB IBB HBP BLK WP HR S P ERA WHIP																PITCHER	IP WLS BF H R ER SO BB IBB HBP BLK WP HR S P ERA WHIP
59 José Urquidy, R (1, 1) ERA: 9.0	3.0 L 13 5 3 3 1 0 0 0 0 0 0 2 20 25 9.00 1.667																8 Jaime Arias, L (7, 1) ERA:	0.2 3 1 0 0 0 0 0 0 0 0 0 3 3 0.00 1.500
77 Javier Assad, R (4, 1) ERA: 13.5	1.1 7 2 2 2 1 1 0 0 0 0 0 8 12 13.50 2.250																49 Jesus Cruz, R (8, 1) ERA:	1.0 3 0 0 0 1 0 0 0 0 0 0 5 5 0.00 1.500
14 JoJo Romero, L (5, 1) ERA:	0.2 3 1 0 0 1 0 0 0 0 0 0 5 5 0.00 1.500																	
65 Giovanni Gallegos, R (6, 1) ERA:	1.0 4 0 0 0 2 0 0 1 0 0 0 7 8 0.00 0.000																	
55 Adrián Martínez, R (7, 1) ERA: 27.0	0.1 4 2 1 1 1 1 0 0 0 1 0 6 11 27.00 9.000																	

livebaseballscorecards.com

AB	34
R	6
H	11
RBI	6
BB	2
SO	7
LOB	17



Batter	1	2	3	4	5	6	7	8	9	AB R H RBI BB SO LOB	
11 Anthony Volpe, R (1, 6) <small>OBP: 0.250, SLG: 0.250</small> 93 Jared Serna, R (7, 4) <small>OBP: 1.000, SLG: 1.000</small>	2-2 	0-3 		1-0 	1-2 		1-2 		0-1 	4 0 1 0 0 1 3 1 1 1 0 0 0 0	
27 Giancarlo Stanton, R (1, 10) 79 J.C. Escarra, L (7, PH) <small>(7, 10)</small>	0-1 		1-3 		1-2 		4-1 		1-0 	3 0 0 0 0 1 0 1 0 0 0 1 0 2	
95 Oswaldo Cabrera, S (1, 5) <small>OBP: 0.667, SLG: 0.500</small> Carlos Narvaez, R (7, PH) <small>OBP: 0.500, SLG: 1.000</small> <small>(7, 2)</small>	4-2 		2-0 		1-1 		3-3 		2-2 	2 0 1 0 1 0 0 2 1 1 2 0 1 2	
72 Oscar Gonzalez, R (1, 9) 68 Cole Gabrielson, R (8, PR) <small>OBP: 1.000, SLG: 2.000</small> <small>(8, 9)</small>	0-0 		2-2 		1-0 		0-1 		2-2 	4 0 3 0 0 0 1 1 0 1 1 0 0 0	
83 Jose Rojas, L (1, 3)		0-0 	3-2 		4-2 		2-2 		2-2 	4 0 0 0 1 2 4	
39 Jose Trevino, R (1, 2) 18 Max Burt, R (7, 6) <small>OBP: 1.000, SLG: 1.000</small>		1-2 	0-0 		2-3 		2-0 			3 0 1 0 0 1 3 1 0 1 0 0 0 0	
14 Kevin Smith, R (1, 4) 86 Jordan Groshans, R (6, 5)		0-1 		3-2 		1-1 		0-1 		3 0 0 0 0 0 2 1 0 0 0 0 0 1	
40 Grant Richardson, L (1, 7) 61 Nelson Medina, R (7, PH) <small>(7, 8)</small>		1-1 		0-2 		1-2 			2-3 	2 0 1 0 0 0 0 2 0 0 0 0 1 0	
31 Greg Allen, S (1, 8) <small>OBP: 0.750, SLG: 0.500</small> <small>(7, 7)</small>		4-0 		1-1 		1-1 			1-1 	2 1 1 0 1 0 0	
Inning Stats	R: 0 H: 0 E: 0 LOB: 1 K: 0 BB: 1 S: 9 P: 15	R: 0 H: 2 E: 0 LOB: 3 K: 1 BB: 1 S: 13 P: 19	R: 0 H: 2 E: 0 LOB: 2 K: 2 BB: 0 S: 12 P: 20	R: 0 H: 1 E: 0 LOB: 0 K: 0 BB: 0 S: 8 P: 13	R: 0 H: 0 E: 0 LOB: 0 K: 0 BB: 0 S: 8 P: 11	R: 0 H: 1 E: 0 LOB: 1 K: 1 BB: 1 S: 9 P: 17	R: 0 H: 1 E: 0 LOB: 2 K: 1 BB: 1 S: 13 P: 23	R: 0 H: 2 E: 0 LOB: 1 K: 0 BB: 0 S: 8 P: 12	R: 3 H: 3 E: 0 LOB: 1 K: 2 BB: 0 S: 17 P: 27	1B: 10 SF: 0 2B: 2 SAC: 0 3B: 0 DP: 1 HR: 0 HBP: 1	WP: 1 PA: 42 PB: 0 SB: 0 CS: 1
PITCHER 96 Trevor Bauer, R (1, 1) <small>ERA:</small> Conner Menez, L (4, 1) <small>ERA:</small> 58 Edwin Fierro, R (5, 1) <small>ERA:</small> 45 Michael Mariot, R (6, 1) <small>ERA:</small> Alex Claudio, L (7, 1) <small>ERA:</small>	IP WLS BF H R ER SO BB IBB HBP BLK WP HR S P ERA WHIP 3.0 0 15 4 0 0 3 2 0 0 0 1 0 34 54 0.00 2.000 1.0 W 3 1 0 0 0 0 0 0 0 0 0 0 8 13 0.00 1.000 1.0 H 3 0 0 0 0 0 0 0 0 0 0 0 8 11 0.00 0.000 1.0 H 4 1 0 0 1 1 0 0 0 0 0 0 9 17 0.00 2.000 0.2 H 4 1 0 0 0 1 0 0 0 0 0 0 10 17 0.00 3.000	PITCHER 48 Jake Sanchez, R (7, 1) <small>ERA:</small> Ofreidy Gómez, R (9, 1) <small>ERA: 27.0</small>	IP WLS BF H R ER SO BB IBB HBP BLK WP HR S P ERA WHIP 1.1 H 5 2 0 0 1 0 0 0 0 0 0 0 8 18 0.00 1.500 1.0 7 3 3 3 2 0 0 1 0 0 0 0 17 27 27.00 3.000								

TOP

New York Yankees @ Diablos Rojos del Mexico
Estadio Alfredo Harp Helu, Mexico City

Sun Mar 24 2024, 4:09 PM - 6:49 PM EDT
 Att. 20,735 - Sunny - 85 F

livebaseballscorecards.com

AB	36
R	3
H	12
RBI	3
BB	4
SO	7
LOB	18

Batter	1	2	3	4	5	6	7	8	9
43 Franklin Barreto, R (1, 8) OBP: 0.500, SLG: 0.500	0-0 22 G4-6-3 1B		2-0 F9			2-2 F9	3-2 22 1B		
22 Robinson Canó, L (1, 4) OBP: 0.750, SLG: 1.750 8 Carlos Sepulveda, L (7, PR) (8, 4)	1-0 G4-6-3 1-2f			1-0 HR		0-0 5 1B 29 G4-3 2B	1-0 5 FC5-4 1B		
5 José Rondón, R (1, 5) OBP: 0.250, SLG: 0.250	0-2 P3			1-2 F9		0-1 29 G4-3 56 1B	1-0 FC5-4 1-2f		
29 Japhet Amador, R (1, 10) OBP: 0.250, SLG: 0.250		0-2 G5-3		2-1 1B		0-1 SAFE G4-3 1-2 3-H	2-1 G5-3		
56 Aristides Aquino, R (1, 9) OBP: 0.250, SLG: 0.250		0-0 G5-3		3-2 P3 1B		0-1 2-H 1B	2-2 P3		
46 José Marmolejos, L (1, 3) OBP: 0.250, SLG: 0.250		2-2 F7		0-3 K		1-3 K	1-1 1B		
31 Julian Ornelas, L (1, 7)			2-1 P5		2-2 G6-3		1-3 K		
13 Xavier Fernández, R (1, 2) OBP: 0.333, SLG: 0.333			0-2 47 G1-3 1B		2-0 F7		1-1 L8		
47 Juan Carlos Gamboa, L (1, 6)			0-2 G1-3 1-2		1-3 K		2-1 E6 43 1B 22 1B		

Inning Stats	R: 0 E: 0 K: 0 S: 6	H: 1 LOB: 0 BB: 0 P: 7	R: 0 E: 0 K: 0 S: 7	H: 0 LOB: 0 BB: 0 P: 9	R: 0 E: 0 K: 0 S: 9	H: 1 LOB: 1 BB: 0 P: 13	R: 1 E: 0 K: 1 S: 12	H: 2 LOB: 1 BB: 0 P: 19	R: 0 E: 0 K: 1 S: 7	H: 0 LOB: 0 BB: 0 P: 12	R: 2 E: 0 K: 1 S: 13	H: 3 LOB: 1 BB: 0 P: 16	R: 1 E: 1 K: 1 S: 12	H: 2 LOB: 2 BB: 0 P: 21	R: 0 E: 0 K: 0 S: 7	H: 1 LOB: 1 BB: 0 P: 12
--------------	------------------------------	---------------------------------	------------------------------	---------------------------------	------------------------------	----------------------------------	-------------------------------	----------------------------------	------------------------------	----------------------------------	-------------------------------	----------------------------------	-------------------------------	----------------------------------	------------------------------	----------------------------------

PITCHER	IP	WLS	BF	H	R	ER	SO	BB	IBB	HBP	BLK	WP	HR	S	P	ERA	WHIP
84 Tanner Tully, L (1, 1) ERA: 2.08	4.1	L	16	4	1	1	1	0	0	0	0	0	1	37	53	2.08	0.923
43 Jonathan Loáisiga, R (5, 1) ERA: 10.8	1.2		8	3	2	2	2	0	0	0	0	0	0	17	23	10.80	1.800
47 Víctor González, L (7, 1) ERA:	1.0		6	2	1	0	1	0	0	0	0	0	0	12	21	0.00	2.000
90 Alex Mauricio, R (8, 1) ERA:	1.0		3	1	0	0	0	0	0	0	0	0	0	7	12	0.00	1.000


BOTTOM

AB R H RBI BB SO LOB

4	0	2	0	0	0	1
4	2	3	2	0	0	1
0	0	0	0	0	0	0
4	1	1	0	0	0	2
4	0	1	1	0	0	1
4	0	1	1	0	0	1
4	0	1	0	0	2	2
3	0	0	0	0	1	0
3	0	1	0	0	0	0
3	1	0	0	0	1	1

WP: 0 PA: 33
PB: 0
SB: 0
CS: 0

AB 33
R 4
H 10
RBI 4
BB 0
SO 4
LOB 9



New York Yankees @ Diablos Rojos del Mexico
Estadio Alfredo Harp Helu, Mexico City
 Sun Mar 24 2024, 4:09 PM - 6:49 PM EDT
 Att. 20,735 - Sunny - 85 F

livebaseballscorecards.com

Batter	1	2	3	4	5	6	7	8	9	AB	R	H	RBI	BB	SO	LOB	TOP								
11 Anthony Volpe, R OBP: 0.286, SLG: 0.167 40 Grant Richardson, L OBP: 0.500, SLG: 0.500	3-3 K	4-2 95 S BB	1-0 G5-3		0-0 G4-3			2-2 92 BB 1B		2	0	0	0	1	1	2									
27 Giancarlo Stanton, R 83 Jose Rojas, L	1-0 F8	1-0 P6		1-1 G5-3		4-2 95 G6-3 BB		0-2 K		3	0	0	0	0	0	1									
95 Oswaldo Cabrera, S 92 Jesus Rodriguez, R	4-2 39 S 72 1B 39 2B BB	2-3 K		3-2 G4-3		1-1 G6-3		4-0 1-2 2-3 BB		3	1	0	0	1	1	2									
72 Oscar Gonzalez, R 68 Cole Gabrielson, R	0-0 39 2B 1B	2-3 K		0-1 F9		2-3 K		1-3 K		0	0	0	0	1	0	0									
39 Jose Trevino, R Carlos Narvaez, R	3-2 14 1B 2B		3-1 79 1B 3B		4-0 61 S 86 WP 61 1B BB		1-0 F8		4-2 93 1B BB	2	2	2	2	0	0	0									
79 J.C. Escarra, L 93 Jared Serna, R	4-2 86 BB 14 1B BB		0-0 86 FC6-4 61 FC1-2 1B		1-1 L7		1-1 86 CS 1B		1-1 1B	3	0	2	1	1	0	1									
14 Kevin Smith, R 18 Max Burt, R	2-1 86 BB 1B		1-2 86 FC6-4 1B		0-3 K		2-2 P4		0-3 K	4	0	2	1	0	1	2									
86 Jordan Groshans, R	4-2 1-2 2-3 BB		0-2 FC6-4 61 FC1-2 1B		4-2 61 1B 61 S BB		1-0 CS		2-3 K	3	0	0	0	2	2	4									
61 Nelson Medina, R	2-2 P4		1-0 FC1-2		2-2 1-3 2-H 1B		1-0 CS		1-1 L9	5	0	2	1	0	0	7									
Inning Stats	R: 3 E: 0 K: 1 S: 19	H: 3 LOB: 3 BB: 3 P: 42	R: 0 E: 0 K: 2 S: 11	H: 0 LOB: 1 BB: 1 P: 20	R: 1 E: 0 K: 0 S: 11	H: 3 LOB: 2 BB: 0 P: 17	R: 0 E: 0 K: 0 S: 7	H: 0 LOB: 0 BB: 0 P: 11	R: 1 E: 0 K: 1 S: 12	H: 1 LOB: 2 BB: 2 P: 23	R: 0 E: 0 K: 1 S: 10	H: 0 LOB: 0 BB: 1 P: 17	R: 0 E: 0 K: 0 S: 7	H: 1 LOB: 1 BB: 0 P: 12	R: 0 E: 0 K: 3 S: 15	H: 2 LOB: 3 BB: 1 P: 27	R: 0 E: 0 K: 2 S: 14	H: 1 LOB: 2 BB: 1 P: 21	1B: 9 2B: 1 3B: 1 HR: 0	SF: 0 SAC: 0 DP: 1 HBP: 0	WP: 1 PB: 0 SB: 4 CS: 1	PA: 46			
PITCHER	IP	WLS	BF	H	R	ER	SO	BB	IBB	HBP	BLK	WP	HR	S	P	ERA	WHIP								
38 Ronnie Williams, R ERA: 40.5	0.2		8	3	3	3	1	3	0	0	0	0	0	16	37	40.50	9.000								
49 Erick Leal, R ERA: 3.86	2.1	W	11	3	1	1	2	1	0	0	0	0	0	25	42	3.86	1.714								
71 Jared Lakind, L ERA: 4.5	2.0		9	1	1	1	1	2	0	0	0	1	0	19	34	4.50	1.500								
14 Adrian De Horta, R ERA:	2.0	H	6	1	0	0	1	1	0	0	0	0	0	17	29	0.00	1.000								
57 Daniel Missaki, R ERA:	1.0	H	6	2	0	0	3	1	0	0	0	0	0	15	27	0.00	3.000								
PITCHER	IP	WLS	BF	H	R	ER	SO	BB	IBB	HBP	BLK	WP	HR	S	P	ERA	WHIP								
20 Tomohiro Anraku, R ERA:	1.0	S	5	1	0	0	2	1	0	0	0	0	0	14	21	0.00	2.000								

New York Yankees @ Diablos Rojos del Mexico
 Estadio Alfredo Harp Helu, Mexico City
 Mon Mar 25 2024, 8:06 PM - 11:23 PM EDT
 Att. 20,624 - Cloudy - 78 F

AB	36
R	5
H	11
RBI	5
BB	9
SO	10
LOB	29



Batter	1	2	3	4	5	6	7	8	9
8 Carlos Sepulveda, L OBP: 0.500, SLG: 0.333 Moisés Castillo, R (8, PH) (9, 4)	1-1 G3-1 		0-1 31 BB 22 BB 1B 			4-2 67 G5-3 22 1B BB 		3-3 K 	
22 Robinson Canó, L OBP: 0.625, SLG: 1.143 61 Moises Gutierrez, S (8, PH) (9, 10)	3-3 K 		4-1 31 BB HR BB 1-2 2-3 	3-2 G4-3 		2-1 67 G5-3 1B 1-2 		0-2 G5-3 	
67 José Pirela, R OBP: 0.250, SLG: 0.250 (1, 9)	1-0 1B 		0-3 K 	0-3 K2-3 		0-0 G5-3 1-2 2-3f 			
31 Julian Ornelas, L (1, 8)	1-3 K 		4-1 1-2 2-3 3-H HR BB 	0-0 G4-3 		1-1 G3 			
Diosbel Arias, R OBP: 0.250, SLG: 1.000 (1, 5)		0-0 P6 	2-1 1-H 2-H 3-H HR 		0-0 G5-3 		1-0 G5-3 		
23 Ramón Flores, L OBP: 0.750, SLG: 0.500 (1, 7)		4-2 BB 	4-2 5 FC4-6 HBP 		1-1 27 2B 1B 		2-3 K 		
5 Río Ruiz, L (1, 3)	1-1 F7 		3-2 FC4-6 27 1B 47 HR 1-2f 		3-3 K 		2-0 E1 		
27 José Briceño, R OBP: 0.500, SLG: 0.750 Francisco Córdoba, R (8, 2)	0-1 F9 		1-1 47 HR 1B 1-2 		1-1 2B 		0-0 G4-3 		
47 Juan Carlos Gamboa, L OBP: 0.286, SLG: 0.714 (1, 6)			1-1 22 BB 31 BB 8 1B 1B 		2-2 G1-3 			2-0 G4-3 	

Inning Stats	R: 0	H: 1	E: 0	K: 2	S: 9	L: 1	LOB: 1	P: 15	R: 0	H: 0	E: 0	K: 0	S: 9	R: 8	H: 5	E: 0	K: 1	S: 23	R: 0	H: 0	E: 0	K: 1	S: 8	R: 0	H: 2	E: 0	K: 1	S: 12	R: 0	H: 1	E: 0	K: 1	S: 10	R: 0	H: 0	E: 1	K: 1	S: 7	R: 0	H: 0	E: 0	K: 1	S: 7	1B: 6	2B: 1	3B: 0	HR: 2	SF: 0	SAC: 0	DP: 1	HBP: 1	WP: 0	PB: 0	SB: 0	CS: 0	PA: 38
--------------	------	------	------	------	------	------	--------	-------	------	------	------	------	------	------	------	------	------	-------	------	------	------	------	------	------	------	------	------	-------	------	------	------	------	-------	------	------	------	------	------	------	------	------	------	------	-------	-------	-------	-------	-------	--------	-------	--------	-------	-------	-------	-------	--------

PITCHER	IP	WLS	BF	H	R	ER	SO	BB	IBB	HBP	BLK	WP	HR	S	P	ERA	WHIP
66 Luis Serna, R ERA: 19.29 (1, 1)	2.1	L	14	4	5	5	3	3	0	0	0	0	1	29	53	19.29	3.000
28 Danny Watson, R ERA: 40.5 (3, 1)	0.2		5	2	3	3	0	0	0	1	0	0	1	12	25	40.50	3.000
Clayton Andrews, L ERA: (4, 1)	2.0		8	2	0	0	2	0	0	0	0	0	0	20	30	0.00	1.000
53 Dennis Santana, R ERA: (6, 1)	2.0		8	1	0	0	1	1	0	0	0	0	0	17	29	0.00	1.000
58 Anthony Misiewicz, L ERA: (8, 1)	1.0		3	0	0	0	1	0	0	0	0	0	0	7	12	0.00	0.000

BOTTOM

New York Yankees @ Diablos Rojos del Mexico
Estadio Alfredo Harp Helu, Mexico City
Mon Mar 25 2024, 8:06 PM - 11:23 PM EDT
Att. 20,624 - Cloudy - 78 F

AB	33
R	8
H	9
RBI	8
BB	4
SO	7
LOB	14

