Miami Marlins - 2013

Batter	1	2	3	4	5	6	7	8	9	AB	R	H	RBI	BB	SO	LOB
19 Jon Jay, L (1, 8) OBP: 0.667, SLG: 1.000 43 Shane Robinson, R (4, 8) OBP: 0.500, SLG: 0.500	B B B B 4-0 3 S BB		X 0-0 33 CS 2B	S S S 0-3 ③ K			X 0-0 ① L8		X 0-0 1B	2 0 1 0 1 1 3 2 0 1 0 0 0 2						
33 Daniel Descalso, L (1, 4) 13 Matt Carpenter, L (4, 4)	X 0-0 ① F7		B 2 SAFE S S S 1-3 ② ③ K 2-3		B B B 4-0 87 G4-6-3 BB		C C C 0-3 ② K		X 0-0 ③ G6-3	2 0 0 0 0 1 2 2 0 0 0 1 1 3						
7 Matt Holliday, R (1, 7) 56 Adron Chambers, L (4, PR) (4, 7)	S S S 0-3 ② K			B B B 4-0 23 WP 4 BB 53 1B BB	X 0-0 ① F7		B B B 4-0 1-2 2-3 BB			1 0 0 0 1 1 1 1 1 0 0 1 0 1						
3 Carlos Beltrán, S (1, 9) 87 Oscar Taveras, L (4, 9)	B X 1-0 ③ G4-3 1-2			X 0-0 ① L7	X 0-0 ② ③ G4-6-3 1-2f		X 0-0 ③ F7			2 0 0 0 0 0 2 2 0 0 0 0 0 4						
4 Yadier Molina, R (1, 2) 32 Rob Johnson, R (4, PR) (4, 2)		X 0-0 ① L3		B B B B 4-0 23 WP 53 1B 1-2 BB		X 0-0 ① P3		X 0-0 ① F8		1 0 0 0 1 0 0 2 1 0 0 0 0 0						
23 David Freese, R (1, 5) OBP: 0.500, SLG: 2.000 8 Ryan Jackson, R (4, 5)		B C X 1-1 HR		B X 1-0 ② P3 1-2 2-3		B B B B 4-0 12 G6-4-3 BB		X 0-0 ② G5-3		2 1 1 1 0 0 2 1 0 0 0 1 0 0						
12 Ty Wigginton, R (1, 10) 60 Justin Christian, R (8, PH) (8, 10)		X 0-0 ② G3-1		B B B B 4-0 53 1B BB	X 0-0 ② ③ G6-4-3 1-2f			X 0-0 ③ G5-3		2 0 0 0 1 0 1 1 0 0 0 0 0 0						
53 Matt Adams, L (1, 3) OBP: 0.500, SLG: 0.500		X 0-0 ③ G6-3		X 0-0 38 BB 1-3 2-H 3-H 1B			X 0-0 56 BB 38 1B 1B		S S S 0-3 ① K	4 0 2 2 0 1 0						
38 Pete Kozma, R (1, 6) OBP: 0.500, SLG: 0.333			X 0-0 ① F9	B B B 4-0 1-2 BB			X 0-0 56 BB 1-2 1B		X 0-0 ② L4	3 0 1 0 1 0 0						

TOP

St. Louis Cardinals @ Miami Marlins

Roger Dean Stadium, Jupiter, FL

Sat Feb 23 2013, 1:07 PM - 3:57 PM EST

Att. 3,504 - Sunny - 83 F

livebaseballscorecards.com

	AB	R	H	RBI	BB	SO	LOB
	30	3	6	3	8	5	21

Inning Stats	1	2	3	4	5	6	7	8	9	1B	SF	WP	PA
R	0	1	0	2	0	0	0	0	0	4	0	1	38
E	0	0	0	0	0	0	0	0	0	2B: 1	SAC: 0	PB: 0	
K	1	0	1	1	0	0	1	0	1	3B: 0	DP: 2	SB: 1	
S	5	5	5	6	2	2	7	3	6	HR: 1	HBP: 0	CS: 1	
H	0	1	1	1	0	0	2	0	1				
LOB	1	0	0	3	0	0	3	0	1				
BB	1	0	0	4	1	1	1	0	0				
P	10	6	6	23	6	6	11	3	6				

PITCHER		IP	WLS	BF	H	R	ER	SO	BB	IBB	HBP	BLK	WP	HR	S	P	ERA	WHIP
73 John Maine, R ERA: 4.5	(1, 1)	2.0	W	8	1	1	1	1	1	0	0	0	0	1	10	16	4.50	1.000
34 Tom Koehler, R ERA:	(3, 1)	1.0	H	3	1	0	0	1	0	0	0	0	0	0	5	6	0.00	1.000
52 Brad Hand, L ERA: 27.0	(4, 1)	0.2		7	1	2	2	0	4	0	0	0	1	0	3	20	27.00	7.500
31 Steve Cishek, R ERA:	(4, 1)	1.1	H	4	0	0	0	1	1	0	0	0	0	0	5	9	0.00	0.750
40 Mike Dunn, L ERA:	(6, 1)	1.0	H	3	0	0	0	0	1	0	0	0	0	0	2	6	0.00	1.000

PITCHER		IP	WLS	BF	H	R	ER	SO	BB	IBB	HBP	BLK	WP	HR	S	P	ERA	WHIP
50 Chad Qualls, R ERA:	(7, 1)	1.0		6	2	0	0	1	1	0	0	0	0	0	7	11	0.00	3.000
43 Dan Jennings, L ERA:	(8, 1)	1.0		3	0	0	0	0	0	0	0	0	0	0	3	3	0.00	0.000
39 Chris Hatcher, R ERA:	(9, 1)	1.0		4	1	0	0	1	0	0	0	0	0	0	6	6	0.00	1.000

BOTTOM

St. Louis Cardinals @ Miami Marlins

Roger Dean Stadium, Jupiter, FL

Sat Feb 23 2013, 1:07 PM - 3:57 PM EST

Att. 3,504 - Sunny - 83 F

livebaseballscorecards.com

Batter	1	2	3	4	5	6	7	8	9	AB	R	H	RBI	BB	SO	LOB
9 Juan Pierre, L (1, 7) OBP: 1.000, SLG: 2.000 76 Christian Yelich, L (4, PH) OBP: 0.333, SLG: 0.333 (5, 7)	27 G3-4 3B	30 BB; 27 1B; 3-H 1B		K		K		60 1B; 1-2 1B		2 3	2 0	2 1	1 0	0 0	0 2	0 1
30 Placido Polanco, R (1, 5) 60 Zack Cox, L (4, PH) OBP: 0.333, SLG: 0.333 (5, 5)	G6-3	27 1B; 1-2 BB		G4-3		G4-3; 1-3		1-3 2-H 1B		1 3	0 0	0 1	0 1	1 0	0 0	1 1
27 Giancarlo Stanton, R (1, 9) OBP: 0.333, SLG: 0.333 68 Marcell Ozuna, R (5, 9) OBP: 0.500, SLG: 0.500	G3-4; 3-H	1-2 2-H 1B		G6-3		3-H 1B		K		3 2	0 0	1 1	2 1	0 0	0 1	0 1
25 Joe Mahoney, L (1, 3) OBP: 0.333, SLG: 0.667 15 Kevin Kouzmanoff, R (6, PH) (7, 3)	17 1B 2B	G4-3			G5-3	P6				3 1	1 0	1 0	0 0	0 0	0 0	2 1
17 Donovan Solano, R (1, 4) OBP: 0.500, SLG: 0.500 13 Chris Valaika, R (5, 4)	56 FC5-4; 2-H 1B		E5; 6 1B		K		F8			2 2	1 0	1 0	1 0	0 0	0 1	0 0
56 Alfredo Silverio, R (1, 10) OBP: 0.250, SLG: 1.000	FC5-4; 1-2f		K		HR		K			4	1	1	1	0	2	2
6 Jeff Mathis, R (1, 2) OBP: 0.500, SLG: 0.500 53 Kyle Skipworth, L (4, 2) 74 Jake Jefferies, L (8, 2)		G3; 2 FC6-4; 2-H 1B			BB		K			2 1 0	0 0 0	1 0 0	1 0 0	0 1 0	0 1 0	0 0 0
3 Adeiny Hechavarría, R (1, 6) 22 Nick Green, R (5, 6)		2 F8 9 1B; 2 S BB	K		K			76 1B; 60 1B HBP		1 1	1 1	0 0	0 0	1 0	1 1	1 1
2 Gorkys Hernández, R (1, 8) 77 Jake Marisnick, R (5, 8) OBP: 0.500, SLG: 0.500		F8; 1-3	FC6-4; 1-2f			60 G4-3 60 S 68 1B		P3		2 2	0 1	0 1	0 0	0 0	0 0	2 1
Inning Stats	R: 2 E: 0 K: 0 S: 6 H: 3 LOB: 1 BB: 0 P: 6	R: 2 E: 0 K: 0 S: 5 H: 2 LOB: 2 BB: 2 P: 14	R: 1 E: 1 K: 2 S: 9 H: 1 LOB: 1 BB: 0 P: 10	R: 0 E: 0 K: 1 S: 5 H: 0 LOB: 0 BB: 0 P: 5	R: 1 E: 0 K: 2 S: 10 H: 1 LOB: 1 BB: 1 P: 17	R: 1 E: 0 K: 1 S: 7 H: 2 LOB: 1 BB: 0 P: 8	R: 0 E: 0 K: 2 S: 7 H: 0 LOB: 0 BB: 0 P: 7	R: 1 E: 0 K: 1 S: 6 H: 2 LOB: 1 BB: 0 P: 7		1B: 8 2B: 1 3B: 1 HR: 1	SF: 0 SAC: 0 DP: 0 HBP: 1			WP: 0 PB: 0 SB: 2 CS: 0	PA: 39		

	AB	35
	R	8
	H	11
	RBI	8
	BB	3
	SO	9
	LOB	14

PITCHER		IP	WLS	BF	H	R	ER	SO	BB	IBB	HBP	BLK	WP	HR	S	P	ERA	WHIP
26 Trevor Rosenthal, R ERA: 18.0	(1, 1)	2.0	L	13	5	4	4	0	2	0	0	0	0	0	11	20	18.00	3.500
74 Michael Wacha, R ERA:	(3, 1)	2.0		8	1	1	0	3	0	0	0	0	0	0	14	15	0.00	0.500
36 Randy Choate, L ERA: 9.0	(5, 1)	1.0		5	1	1	1	2	1	0	0	0	0	1	10	17	9.00	2.000
34 Marc Rzepczynski, L ERA: 9.0	(6, 1)	1.0		5	2	1	1	1	0	0	0	0	0	0	7	8	9.00	2.000
52 Eduardo Sanchez, R ERA:	(7, 1)	1.0		3	0	0	0	2	0	0	0	0	0	0	7	7	0.00	0.000

PITCHER		IP	WLS	BF	H	R	ER	SO	BB	IBB	HBP	BLK	WP	HR	S	P	ERA	WHIP
66 Victor Marte, R ERA: 9.0	(8, 1)	1.0		5	2	1	1	1	0	0	1	0	0	0	6	7	9.00	2.000

Batter	1	2	3	4	5	6	7	8	9	10	AB	R	H	RBI	BB	SO	LOB
1 Chone Figgins, S (1, 5) 64 Ed Lucas, R (5, 5) OBP: 0.333, SLG: 0.333	G6-3		SH5-3 1-2 2-3			G6-3		1-3 1B		F7	1 3	0 0	0 1	0 0	0 0	0 0	0 1
8 Chris Coghlan, L (1, 8) 16 Kevin Mattison, L (5, 8)	G4-3		G3 2-3 3-H			BBBB 4-0 29 L3 BB		F7		F7	2 2	0 0	0 0	1 0	0 1	0 0	1 3
29 Greg Dobbs, L (1, 10) OBP: 0.333, SLG: 0.333 76 Christian Yelich, L (9, PH) OBP: 0.500, SLG: 0.500 (9, 10)	26 FC6-4 1B		G3			L3 1-1			65 1B 74 G4-3 1B		3 1	0 1	1 1	0 0	0 0	0 0	2 0
26 Austin Kearns, R (1, 7) 65 Kyle Jensen, R (5, 7) OBP: 0.500, SLG: 0.500	FC6-4 1-2f			SSS K			F8		74 G4-3 1-3 1B		2 2	0 0	0 1	0 0	0 0	1 0	1 0
19 Rob Brantly, L (1, 2) 74 Jake Jefferies, L (5, 2)		G6-3		F8			F8		G4-3 1-2 3-H		2 2	0 0	0 0	0 1	0 0	0 0	0 1
12 Matt Downs, R (1, 3) 61 Jordan Brown, L (5, 3)		SSS K		L4			G4-3		P5		2 2	0 0	0 0	0 0	0 0	1 0	0 1
22 Nick Green, R (1, 6) OBP: 0.500, SLG: 0.333 85 Danny Black, L (5, 6)	G1-3				13 G6-4-3 1B			G3	G4-3		2 2	0 0	1 0	0 0	0 0	0 0	0 1
13 Chris Valaika, R (1, 4) OBP: 0.250, SLG: 0.500 72 Derek Dietrich, L (5, 4)			1 SH5-3 8 G3 2B		G6-4-3 1-2f			G1-3		BBBBB 4-0 BB	2 1	1 0	1 0	0 0	0 1	0 0	1 0
11 Bryan Petersen, L (1, 9) 68 Marcell Ozuna, R (5, 9) OBP: 0.500, SLG: 0.333			BBBB 4-0 8 G3 1 SH5-3 BB		SSS K			BBBB 4-0 64 1B BB		CCC K	1 1	0 0	0 0	0 1	1 1	0 1	0 1
Inning Stats	R: 0 H: 1 E: 0 LOB: 1 K: 0 BB: 0 S: 4 P: 4	R: 0 H: 0 E: 0 LOB: 0 K: 1 BB: 0 S: 5 P: 5	R: 1 H: 1 E: 0 LOB: 1 K: 0 BB: 1 S: 4 P: 8	R: 0 H: 0 E: 0 LOB: 0 K: 1 BB: 0 S: 5 P: 5	R: 0 H: 1 E: 0 LOB: 0 K: 1 BB: 0 S: 5 P: 5	R: 0 H: 0 E: 0 LOB: 0 K: 0 BB: 1 S: 2 P: 6	R: 0 H: 0 E: 0 LOB: 0 K: 0 BB: 0 S: 3 P: 3	R: 0 H: 1 E: 0 LOB: 2 K: 0 BB: 1 S: 4 P: 8	R: 1 H: 2 E: 0 LOB: 1 K: 0 BB: 0 S: 5 P: 5	R: 0 H: 0 E: 0 LOB: 1 K: 1 BB: 1 S: 5 P: 9	1B: 5 2B: 2 3B: 0 HR: 0	SF: 0 SAC: 1 DP: 2 HBP: 0					

PITCHER		IP	WLS	BF	H	R	ER	SO	BB	IBB	HBP	BLK	WP	HR	S	P	ERA	WHIP
27 Jordan Zimmermann, R ERA: 3.0	(1, 1)	3.0		12	2	1	1	1	1	0	0	0	0	0	13	17	3.00	1.000
30 Zach Duke, L ERA:	(4, 1)	1.0		3	0	0	0	1	0	0	0	0	0	0	5	5	0.00	0.000
31 Yunesky Maya, R ERA:	(5, 1)	3.0		9	1	0	0	1	1	0	0	0	0	0	10	14	0.00	0.667
39 Jeremy Accardo, R ERA:	(8, 1)	1.0	H	5	1	0	0	0	1	0	0	0	0	0	4	8	0.00	2.000
22 Drew Storen, R ERA: 9.0	(9, 1)	1.0	B	5	2	1	1	0	0	0	0	0	0	0	5	5	9.00	2.000

PITCHER		IP	WLS	BF	H	R	ER	SO	BB	IBB	HBP	BLK	WP	HR	S	P	ERA	WHIP
59 Tanner Roark, R ERA:	(10, 1)	1.0		4	0	0	0	1	1	0	0	0	0	0	5	9	0.00	1.000

TOP

Miami Marlins @ Washington Nationals

Space Coast Stadium, Viera, FL

Sun Feb 24 2013, 1:10 PM - 4:41 PM EST

Att. 3,856 - Cloudy - 79 F

livebaseballscorecards.com

AB	33
R	2
H	6
RBI	2
BB	4
SO	4
LOB	13

WP: 0	PA: 38		
PB: 0			
SB: 0			
CS: 0			

Batter	1	2	3	4	5	6	7	8	9	10	AB	R	H	RBI	BB	SO	LOB
2 Denard Span, L (1, 8) OBP: 0.250, SLG: 0.250	CCC 0-3 ① K		x 0-0 6 FC6-4 1B		x 0-0 ② G6-3		CCC 0-3 ② K			x 0-0 26 1B 1B	2	0	1	0	0	1	0
16 Eury Pérez, R (5, 8) OBP: 0.333, SLG: 0.333											3	0	1	0	0	1	1
6 Anthony Rendon, R (1, 5) OBP: 0.250, SLG: 1.000	x 0-0 ② F8		x 0-0 ③ FC6-4 1-2f		BSBX 2-1 2-H HR		x 0-0 ③ F7			x 0-0 ② 10 E 1-3 1B	3	1	1	2	0	0	1
26 Matt Skole, L (6, 5) OBP: 0.667, SLG: 0.500											2	0	1	0	0	0	0
34 Bryce Harper, L (1, 7) OBP: 0.600, SLG: 0.600	x 0-0 1B			x 0-0 14 HBP 1B	x 0-0 2B			SSS 0-3 ① K		x 0-0 E3 1-3	2	0	2	0	0	0	0
10 Corey Brown, L (4, PR) OBP: 0.200, SLG: 0.400 (5, 7)											3	0	1	0	0	1	1
12 Tyler Moore, R (1, 9)	x 0-0 ③ F8			SSS 0-3 ① K	x 0-0 ③ G6-3			SSS 0-3 ② K		x 0-0 ③ F8	2	0	0	0	0	1	2
19 Carlos Rivero, R (5, 9)											3	0	0	0	0	1	3
18 Chad Tracy, L (1, 3)		x 0-0 ① G6-3		H 1-0 1-2 HBP		x 0-0 ① P3		CCC 0-3 ③ K			1	0	0	0	0	0	0
14 Chris Marrero, R (4, PH) OBP: 0.333, SLG: 0.400 (5, 3)											2	0	0	0	0	1	0
20 Ian Desmond, R (1, 6) OBP: 0.333, SLG: 0.333	CCC 0-3 ② K			x 0-0 ② F8		x 0-0 E5			x 0-0 ① G6-3		1	0	0	0	0	1	0
60 Zach Walters, S (4, PH) OBP: 0.200, SLG: 0.200 (5, 6)											3	0	0	0	0	0	2
8 Danny Espinosa, S (1, 4)	x 0-0 ③ G4-3			x 0-0 ③ P4		CCC 0-3 ② K			x 0-0 ② G4-3		1	0	0	0	0	0	0
17 Will Rhymes, L (4, PH) (5, 4)											3	0	0	0	0	1	3
24 Kurt Suzuki, R (1, 2) OBP: 1.000, SLG: 1.000			x 0-0 1 G6-4-3 1B		x 0-0 ① G4-3	x 0-0 ③ F8			x 0-0 ③ F8		1	0	1	0	0	0	0
41 Sandy León, S (5, 2)											3	0	0	0	0	0	1
1 Steve Lombardozzi, S (1, 10) OBP: 0.286, SLG: 0.333			x 0-0 ① ② G6-4-3 1-2f		x 0-0 6 HR 2B		x 0-0 ① G6-3			x 0-0 ① P5	4	1	1	0	0	0	1
Inning Stats	R: 0 E: 0 K: 1 S: 6 H: 1 LOB: 1 BB: 0 P: 6	R: 0 E: 0 K: 1 S: 5 H: 0 LOB: 0 BB: 0 P: 5	R: 0 E: 0 K: 0 S: 4 H: 2 LOB: 1 BB: 0 P: 4	R: 0 E: 0 K: 1 S: 6 H: 1 LOB: 2 BB: 0 P: 7	R: 2 E: 0 K: 0 S: 7 H: 3 LOB: 1 BB: 0 P: 9	R: 0 E: 1 K: 1 S: 6 H: 0 LOB: 1 BB: 0 P: 6	R: 0 E: 0 K: 1 S: 5 H: 0 LOB: 0 BB: 0 P: 5	R: 0 E: 0 K: 3 S: 9 H: 0 LOB: 0 BB: 0 P: 9	R: 0 E: 0 K: 0 S: 3 H: 0 LOB: 0 BB: 0 P: 3	R: 0 E: 1 K: 0 S: 5 H: 2 LOB: 2 BB: 0 P: 5	1B: 6 2B: 2 3B: 0 HR: 1	SF: 0 SAC: 0 DP: 1 HBP: 1						

PITCHER	IP	WLS	BF	H	R	ER	SO	BB	IBB	HBP	BLK	WP	HR	S	P	ERA	WHIP
37 Henderson Alvarez III, R (1, 1) ERA:	2.0		7	1	0	0	2	0	0	0	0	0	0	11	11	0.00	0.500
45 Kevin Slowey, R (3, 1) ERA:	1.0	H	4	2	0	0	0	0	0	0	0	0	0	4	4	0.00	2.000
59 Alex Sanabia, R (4, 1) ERA:	0.1	H	2	1	0	0	1	0	0	0	0	0	0	4	4	0.00	3.000
63 Jonathan Albaladejo, R (4, 1) ERA:	0.2	H	3	0	0	0	0	0	0	1	0	0	0	2	3	0.00	0.000
58 Ryan Webb, R (5, 1) ERA: 18.0	1.0	B	6	3	2	2	0	0	0	0	0	0	1	7	9	18.00	3.000

PITCHER	IP	WLS	BF	H	R	ER	SO	BB	IBB	HBP	BLK	WP	HR	S	P	ERA	WHIP
51 Braulio Lara, L (6, 1) ERA:	1.0		4	0	0	0	1	0	0	0	0	0	0	6	6	0.00	0.000
44 AJ Ramos, R (7, 1) ERA:	1.0		3	0	0	0	1	0	0	0	0	0	0	5	5	0.00	0.000
54 Evan Reed, R (8, 1) ERA:	2.0		6	0	0	0	3	0	0	0	0	0	0	12	12	0.00	0.000
81 Raudel Lazo, L (10, 1) ERA:	1.0		5	2	0	0	0	0	0	0	0	0	0	5	5	0.00	2.000

BOTTOM

Miami Marlins @ Washington Nationals

Space Coast Stadium, Viera, FL

Sun Feb 24 2013, 1:10 PM - 4:41 PM EST

Att. 3,856 - Cloudy - 79 F

livebaseballscorecards.com

AB	39
R	2
H	9
RBI	2
BB	0
SO	8
LOB	15

WP: 0 PB: 0 SB: 0 CS: 0 PA: 40

Miami Marlins @ Atlanta Braves

Champion Stadium, Lake Buena Vista, FL

Mon Feb 25 2013, 1:07 PM - 3:38 PM EST

Att. 3,105 - Partly Cloudy - 83 F

TOP

livebaseballscorecards.com

Batter	1	2	3	4	5	6	7	8	9	AB	R	H	RBI	BB	SO	LOB
8 Chris Coghlan, L (1, 7) OBP: 0.400, SLG: 0.600	0-0 27 FC4-6 1B		0-0 17 G4-3 25 1B 2B		0-0 ① G4-3		4-0 BB	0-0 3-H 1B		3	1	2	0	0	0	0
76 Christian Yelich, L (6, 7) OBP: 0.667, SLG: 0.600										1	0	1	1	1	0	0
17 Donovan Solano, R (1, 4) OBP: 0.200, SLG: 0.200	0-3 ① K		0-0 ① G4-3 2-3		0-0 ② F9		0-0 ③ F8	0-0 ③ G3		3	0	0	0	0	1	2
72 Derek Dietrich, L (6, 4)										2	0	0	0	0	0	2
27 Giancarlo Stanton, R (1, 9) OBP: 0.333, SLG: 0.333	0-0 ② FC4-6 25 1B 1-2f		0-0 ② F9		0-0 1B			0-0 15 F9 56 1B 2B	0-0 ① G1-3	3	0	1	0	0	0	2
61 Jordan Brown, L (6, 9) OBP: 0.250, SLG: 0.500										2	1	1	0	0	0	0
25 Joe Mahoney, L (1, 3) OBP: 0.500, SLG: 0.667	0-0 1-2 1B		0-0 3-H 1B		0-0 ③ G4-3			0-0 ① F9 2-3	0-0 2B	3	0	2	1	0	0	1
15 Kevin Kouzmanoff, R (6, 3) OBP: 0.333, SLG: 0.667										2	0	1	0	0	0	1
85 Danny Black, L (9, PR)										0	0	0	0	0	0	0
56 Alfredo Silverio, R (1, 10) OBP: 0.333, SLG: 0.778	0-0 ③ F8		0-0 ③ F9			0-0 60 F8-5 2B		0-0 12 2B 13 SF8 3-H 1B	0-0 ② P6	5	1	2	1	0	0	4
60 Zack Cox, L (1, 5) OBP: 0.333, SLG: 0.333		0-0 ① F7		0-0 53 G4-6-3 3 BB 1B		0-0 ①② F8-5 2-3		0-0 13 SF8 79 1B 1-3 2B	0-0 ③ G6-3	3	0	1	0	0	0	1
12 Matt Downs, R (6, 5) OBP: 0.250, SLG: 0.500										2	1	1	0	0	0	1
3 Adeiny Hechavarría, R (1, 6)		0-0 E4 53 G4-3 53 WP		4-0 53 G4-6-3 1-2 BB		0-0 ③ F9		0-0 ② SF8 2-3 3-H		2	0	0	0	1	0	0
13 Chris Valaika, R (6, 6) OBP: 0.200, SLG: 0.500										0	0	0	1	0	0	0
53 Kyle Skipworth, L (1, 2)	1-0 ② G4-3 1-3		0-0 ①② G4-6-3 1-2f 2-3				0-3 ① K	0-0 77 3B 3-H 1B		2	0	0	0	0	0	3
79 J.T. Realmuto, R (6, 2) OBP: 0.500, SLG: 0.500										2	1	1	1	0	1	0
2 Gorkys Hernández, R (1, 8)	0-3 ③ K		0-0 ③ P2				0-0 ② G6-3	0-0 76 1B 1-H 3B		3	0	0	0	0	1	2
77 Jake Marisnick, R (7, 8) OBP: 0.667, SLG: 1.333										1	1	1	1	0	0	0

AB	39
R	6
H	14
RBI	6
BB	2
SO	3
LOB	19

Inning Stats	1	2	3	4	5	6	7	8	9
	R: 0 E: 0 K: 1 S: 7	R: 0 E: 1 K: 1 S: 6	R: 1 E: 0 K: 0 S: 5	R: 0 E: 0 K: 0 S: 3	R: 0 E: 0 K: 0 S: 4	R: 0 E: 0 K: 0 S: 3	R: 0 E: 0 K: 1 S: 5	R: 5 E: 0 K: 0 S: 9	R: 0 E: 0 K: 0 S: 4
	H: 2 LOB: 2 BB: 0 P: 7	H: 0 LOB: 1 BB: 0 P: 7	H: 2 LOB: 0 BB: 0 P: 5	H: 1 LOB: 1 BB: 1 P: 7	H: 1 LOB: 1 BB: 0 P: 4	H: 1 LOB: 0 BB: 0 P: 3	H: 0 LOB: 1 BB: 1 P: 9	H: 6 LOB: 1 BB: 0 P: 9	H: 1 LOB: 1 BB: 0 P: 4

1B: 8	SF: 1	WP: 1
2B: 6	SAC: 0	PB: 0
3B: 1	DP: 2	SB: 0
HR: 0	HBP: 0	CS: 0

PA: 42

PITCHER		IP	WLS	BF	H	R	ER	SO	BB	IBB	HBP	BLK	WP	HR	S	P	ERA	WHIP
54 Kris Medlen, R ERA:	(1, 1)	2.0		9	2	0	0	2	0	0	0	0	1	0	13	14	0.00	1.000
46 Craig Kimbrel, R ERA: 4.5	(3, 1)	1.0		5	2	1	1	0	0	0	0	0	0	0	5	5	9.00	2.000
43 Luis Avilán, L ERA:	(4, 1)	1.0	W	4	1	0	0	0	1	0	0	0	0	0	3	7	0.00	2.000
53 Cory Gearrin, R ERA:	(5, 1)	1.0	H	4	1	0	0	0	0	0	0	0	0	0	4	4	0.00	1.000
50 Cristhian Martinez, R ERA:	(6, 1)	2.0	H	7	1	0	0	1	1	0	0	0	0	0	8	12	0.00	1.000

PITCHER		IP	WLS	BF	H	R	ER	SO	BB	IBB	HBP	BLK	WP	HR	S	P	ERA	WHIP
70 Yohan Flande, L ERA: 27.0	(8, 1)	1.0		9	6	5	5	0	0	0	0	0	0	0	9	9	45.00	6.000
38 Anthony Varvaro, R ERA:	(9, 1)	1.0	S	4	1	0	0	0	0	0	0	0	0	0	4	4	0.00	1.000

Batter	1	2	3	4	5	6	7	8	9	AB	R	H	RBI	BB	SO	LOB
1 Tyler Pastornicky, R (1, 6) OBP: 0.429, SLG: 0.333	G4-3		G5-3		8 1B 1B 1-2 2-H	L6-4 2-2				4	0	1	0	0	0	2
22 Jason Heyward, L (1, 10) OBP: 0.375, SLG: 1.143 72 Todd Cunningham, S (7, PH) OBP: 0.333, SLG: 0.333 (8, 10)	F7			HR	K		G5-3			3 1	1 0	1 0	1 0	0 0	1 0	2 0
8 Justin Upton, R (1, 7) OBP: 0.250, SLG: 0.625 73 Joey Terdoslavich, S (6, 7) OBP: 0.500, SLG: 1.333 (7, 9)	P4			HR	1B 1-3 2-H		F8			3 1	1 0	2 0	2 0	0 0	0 0	0 0
5 Freddie Freeman, L (1, 3) OBP: 0.375, SLG: 0.375 68 Evan Gattis, R (7, 2) OBP: 0.571, SLG: 1.167		G3-1		G4-3	G6-3		1B			3 1	0 0	0 1	0 0	0 0	0 0	2 0
2 B.J. Upton, R (1, 8) OBP: 0.500, SLG: 0.750 58 Ernesto Mejia, R (7, 3) OBP: 0.375, SLG: 0.167		K		26 S 26 WP 2B		26 CS 1B	K			3 1	1 0	2 0	0 0	0 0	1 1	0 1
26 Dan Uggla, R (1, 4) OBP: 0.375, SLG: 0.167 74 Jordan Parraz, R (7, 7) OBP: 0.200, SLG: 0.200		K		P6 2-H		17 1B 23 1B 20 2B 1-2 BB		G5-3		2 1	1 0	0 0	0 0	1 0	1 0	0 0
23 Chris Johnson, R (1, 5) OBP: 0.286, SLG: 0.286 76 Joe Leonard, R (7, 5) OBP: 0.333, SLG: 0.667			17 FC1-6 1B	F8		17 1B 20 2B 1-2 1B		2B		3 1	1 0	2 1	0 0	0 0	0 0	0 0
17 Jordan Schafer, L (1, 9) OBP: 0.400, SLG: 0.444 (7, 8)			FC1-6 1-2f		20 HBP 1 1B BB	20 2B 1-2 2-3 1B		P5		3	1	1	0	1	0	2
20 Matt Pagnozzi, R (1, 2) OBP: 0.500, SLG: 0.667 75 Elmer Reyes, R (7, 4)			F8		1 1B 8 1B 1-2 HBP	1 L6-4 1-H 2-H 3-H 2B		F8		2 1	1 0	1 0	3 0	0 0	0 0	1 1
Inning Stats	R: 0 E: 0 K: 0 S: 3 H: 0 LOB: 0 BB: 0 P: 3	R: 0 E: 0 K: 2 S: 7 H: 0 LOB: 0 BB: 0 P: 7	R: 0 E: 0 K: 0 S: 4 H: 1 LOB: 1 BB: 0 P: 4	R: 3 E: 0 K: 0 S: 8 H: 3 LOB: 0 BB: 0 P: 14	R: 1 E: 0 K: 1 S: 6 H: 2 LOB: 2 BB: 1 P: 11	R: 3 E: 0 K: 0 S: 5 H: 4 LOB: 0 BB: 1 P: 9	R: 0 E: 0 K: 1 S: 6 H: 1 LOB: 1 BB: 0 P: 6	R: 0 E: 0 K: 0 S: 4 H: 1 LOB: 1 BB: 0 P: 5		1B: 7 2B: 4 3B: 0 HR: 2	SF: 0 SAC: 0 DP: 1 HBP: 1			WP: 1 PB: 0 SB: 1 CS: 1	PA: 36		

BOTTOM

Miami Marlins @ Atlanta Braves

Champion Stadium, Lake Buena Vista, FL

Mon Feb 25 2013, 1:07 PM - 3:38 PM EST

Att. 3,105 - Partly Cloudy - 83 F

livebaseballscorecards.com

AB	33
R	7
H	12
RBI	6
BB	2
SO	4
LOB	11

PITCHER		IP	WLS	BF	H	R	ER	SO	BB	IBB	HBP	BLK	WP	HR	S	P	ERA	WHIP
23 Wade LeBlanc, L ERA:	(1, 1)	2.0		6	0	0	0	2	0	0	0	0	0	0	10	10	0.00	0.000
62 Jordan Smith, R ERA:	(3, 1)	1.0	H	4	1	0	0	0	0	0	0	0	0	0	4	4	0.00	1.000
57 Scott Maine, L ERA: 27.0	(4, 1)	1.0	L	6	3	3	3	0	0	0	0	0	1	2	8	14	27.00	3.000
49 Arquimedes Caminero, R ERA: 9.0	(5, 1)	1.0		6	2	1	1	1	1	0	1	0	0	0	6	11	9.00	3.000
66 Zach Phillips, L ERA: 27.0	(6, 1)	1.0		6	4	3	3	0	1	0	0	0	0	0	5	9	27.00	5.000
36 Sam Dyson, R ERA:	(7, 1)	1.0		4	1	0	0	1	0	0	0	0	0	0	6	6	0.00	1.000
21 Mitch Talbot, R ERA:	(8, 1)	1.0		4	1	0	0	0	0	0	0	0	0	0	4	5	0.00	1.000

Batter	1	2	3	4	5	6	7	8	9	AB	R	H	RBI	BB	SO	LOB
1 Jordany Valdespin, L (1, 4) OBP: 0.375, SLG: 0.750 64 Reese Havens, L (6, 4)	x 0-0 ① G4-3		x 0-0 E6 1-H G4-3 1B		x 0-0 ② F7	B B B B 4-0 BB	C C C 0-3 ③ K			3	1	1	0	0	0	1
										1	0	0	0	1	1	2
9 Kirk Nieuwenhuis, L (1, 8) OBP: 0.100, SLG: 0.100 80 Jamie Hoffmann, R (7, PH) OBP: 0.250, SLG: 0.571 (7, 7)	x 0-0 ② G3		S S S 0-3 ① K		S S S 0-3 ③ K	x 0-0 ③ G6-3			x 0-0 ① G5-3	3	0	0	0	0	2	2
										2	0	0	0	0	0	2
Justin Turner, R (1, 10) OBP: 0.500, SLG: 0.400 68 Matthew den Dekker, L (9, PH) OBP: 0.250, SLG: 0.250	x 0-0 ③ G5-3		x 0-0 ② G4-3 3-H			B B B B 4-0 23 G3 BB		x 0-0 58 1B 76 1B 1B	x 0-0 ② G3	3	1	1	1	1	0	0
										1	0	0	0	0	0	0
23 Mike Baxter, L (1, 9)		x 0-0 ① P5	x 0-0 ③ F7			x 0-0 ① G3 1-2		x 0-0 16 BB 76 1B 15 SF8 1-3 1B	C C C 0-3 ③ K	3	0	0	0	0	0	1
58 César Puello, R (7, 9) OBP: 0.250, SLG: 0.250										2	1	1	0	0	1	0
19 Zach Lutz, R (1, 3) OBP: 0.222, SLG: 0.333 76 Josh Satin, R (6, 3) OBP: 0.800, SLG: 1.250		S S S 0-3 ② K		x 0-0 ① P4		x 0-0 ② P4		x 0-0 15 SF8 16 BB 70 1B 1-2 3-H 1B		3	0	0	0	0	1	1
										1	1	1	1	0	0	0
16 Brian Bixler, R (1, 5) OBP: 0.444, SLG: 0.167		B B B B 4-0 22 1B BB		x 0-0 ② P3		x 0-0 ③ G3-1		B B B B 4-0 70 1B 1-2 2-3 BB		2	0	0	0	2	0	1
22 Landon Powell, S (1, 2) OBP: 0.500, SLG: 0.500 15 Travis d'Arnaud, R (6, 2) OBP: 0.286, SLG: 0.333		x 0-0 1-2 1B		x 0-0 ③ F8			x 0-0 70 G4-3 1B	x 0-0 ① SF8 2-3 3-H		2	0	1	0	0	0	0
										1	0	1	1	0	0	0
63 Juan Lagares, R (1, 7) OBP: 0.200, SLG: 0.200 (7, 8)		x 0-0 ③ L9			x 0-0 ① G5-3		S S S 0-3 ① K	x 0-0 ② P2		4	0	0	0	0	1	5
3 Omar Quintanilla, L (1, 6) OBP: 0.500, SLG: 0.600 70 Wilfredo Tovar, R (6, 6) OBP: 0.400, SLG: 0.400			x 0-0 1 1B 1 E 1B		x 0-0 2B		x 0-0 ② G4-3 1-2	x 0-0 1-2 3-H 1B		2	1	2	0	0	0	0
										2	0	1	1	0	0	1
Inning Stats	R: 0 E: 0 K: 0 S: 3 H: 0 LOB: 0 BB: 0 P: 3	R: 0 E: 0 K: 1 S: 6 H: 1 LOB: 2 BB: 1 P: 10	R: 2 E: 1 K: 1 S: 7 H: 2 LOB: 0 BB: 0 P: 7	R: 0 E: 0 K: 0 S: 3 H: 0 LOB: 0 BB: 0 P: 3	R: 0 E: 0 K: 1 S: 6 H: 1 LOB: 1 BB: 0 P: 6	R: 0 E: 0 K: 0 S: 3 H: 0 LOB: 1 BB: 1 P: 7	R: 0 E: 0 K: 1 S: 6 H: 1 LOB: 2 BB: 1 P: 10	R: 3 E: 0 K: 1 S: 9 H: 4 LOB: 2 BB: 1 P: 13	R: 0 E: 0 K: 1 S: 5 H: 0 LOB: 0 BB: 0 P: 5	1B: 8 2B: 1 3B: 0 HR: 0	SF: 1 SAC: 0 DP: 0 HBP: 0						

TOP

New York Mets @ Miami Marlins

Roger Dean Stadium, Jupiter, FL

Tue Feb 26 2013, 1:08 PM - 3:42 PM EST

Att. 2,661 - Partly Cloudy - 86 F

livebaseballscorecards.com

AB	35
R	5
H	9
RBI	4
BB	4
SO	6
LOB	16

WP: 0 PB: 0 SB: 0 CS: 0 PA: 40

PITCHER		IP	WLS	BF	H	R	ER	SO	BB	IBB	HBP	BLK	WP	HR	S	P	ERA	WHIP
47 Ricky Nolasco, R ERA:	(1, 1)	2.0	W	8	1	0	0	1	1	0	0	0	0	0	9	13	0.00	1.000
43 Dan Jennings, L ERA:	(3, 1)	1.0		5	2	2	0	1	0	0	0	0	0	0	7	7	0.00	2.000
60 Jon Rauch, R ERA:	(4, 1)	1.0	H	3	0	0	0	0	0	0	0	0	0	0	3	3	0.00	0.000
31 Steve Cishek, R ERA:	(5, 1)	1.0	H	4	1	0	0	1	0	0	0	0	0	0	6	6	0.00	1.000
48 Michael Wuertz, R ERA:	(6, 1)	1.0	H	4	0	0	0	0	1	0	0	0	0	0	3	7	0.00	1.000
40 Mike Dunn, L ERA:	(7, 1)	1.0		5	1	0	0	1	1	0	0	0	0	0	6	10	0.00	2.000
39 Chris Hatcher, R ERA: 13.5	(8, 1)	1.0		8	4	3	3	1	1	0	0	0	0	0	9	13	27.00	5.000
63 Jonathan Albaladejo, R ERA:	(9, 1)	1.0	S	3	0	0	0	1	0	0	0	0	0	0	5	5	0.00	0.000

New York Mets @ Miami Marlins

Roger Dean Stadium, Jupiter, FL

Tue Feb 26 2013, 1:08 PM - 3:42 PM EST

Att. 2,661 - Partly Cloudy - 86 F

livebaseballscorecards.com

BOTTOM

Batter	1	2	3	4	5	6	7	8	9	AB	R	H	RBI	BB	SO	LOB
9 Juan Pierre, L (1, 7) OBP: 0.400, SLG: 0.800	E1	G4-3			F7		F9			3	1	0	0	0	0	0
65 Kyle Jensen, R (7, 7) OBP: 0.333, SLG: 0.333										1	0	0	0	0	0	0
30 Placido Polanco, R (1, 5) OBP: 0.400, SLG: 0.250	26 WP, 19 1B, 18 HR, 1B; 3-H	G6-3			L9		G6-3			3	1	1	1	0	0	0
15 Kevin Kouzmanoff, R (7, 5) OBP: 0.250, SLG: 0.500										1	0	0	0	0	0	0
27 Giancarlo Stanton, R (1, 10) OBP: 0.333, SLG: 0.667	P3		P5			HR		G4-3		3	1	1	1	0	0	1
80 Wilfredo Gimenez, R (8, PH) (9, 10)										1	0	0	0	0	0	0
19 Rob Brantly, L (1, 2) OBP: 0.200, SLG: 0.200	26 WP, 18 HR, 1B; 1-2		G3			F8		G4-3		3	1	1	0	0	0	0
79 J.T. Realmuto, R (7, 2) OBP: 0.333, SLG: 0.333										1	0	0	0	0	0	0
26 Austin Kearns, R (1, 9)	18 HR, BB; 1-2, 2-3		F9			K2-3		F7		2	1	0	0	1	1	0
11 Bryan Petersen, L (7, 9)										1	0	0	0	0	0	0
18 Casey Kotchman, L (1, 3) OBP: 0.500, SLG: 2.000	HR; 1-H, 2-H, 3-H			G4-3		HR				2	1	1	4	0	0	0
12 Matt Downs, R (5, 3) OBP: 0.400, SLG: 1.200										1	1	1	1	0	0	0
22 Nick Green, R (1, 6) OBP: 0.429, SLG: 0.200	K			P2						2	0	0	0	1	1	0
13 Chris Valaika, R (7, 6) OBP: 0.200, SLG: 0.500										0	0	0	0	0	0	0
1 Chone Figgins, S (1, 4)	K			G6-3		L3				3	0	0	0	0	1	1
72 Derek Dietrich, L (7, 4)										0	0	0	0	0	0	0
16 Kevin Mattison, L (1, 8)		F9			G4-3		G4-3			3	0	0	0	0	0	0
77 Jake Marisnick, R (8, 8) OBP: 0.667, SLG: 1.333										0	0	0	0	0	0	0
Inning Stats	R: 5 E: 1 K: 2 S: 11 H: 3 LOB: 0 BB: 1 P: 17	R: 0 E: 0 K: 0 S: 3 H: 0 LOB: 0 BB: 0 P: 3	R: 0 E: 0 K: 0 S: 3 H: 0 LOB: 0 BB: 0 P: 3	R: 0 E: 0 K: 0 S: 3 H: 0 LOB: 0 BB: 0 P: 3	R: 0 E: 0 K: 0 S: 3 H: 0 LOB: 0 BB: 0 P: 3	R: 2 E: 0 K: 1 S: 10 H: 2 LOB: 1 BB: 1 P: 14	R: 0 E: 0 K: 0 S: 3 H: 0 LOB: 0 BB: 0 P: 3	R: 0 E: 0 K: 0 S: 3 H: 0 LOB: 0 BB: 0 P: 3		1B: 2 2B: 0 3B: 0 HR: 3 SF: 0 SAC: 0 DP: 0 HBP: 0						

	AB	30
	R	7
	H	5
	RBI	7
	BB	2
	SO	3
	LOB	2

WP: 1 PB: 0 SB: 0 CS: 0 PA: 32

PITCHER		IP	WLS	BF	H	R	ER	SO	BB	IBB	HBP	BLK	WP	HR	S	P	ERA	WHIP
32 Jenrry Mejia, R	(1, 1)	1.0	L	8	3	5	4	2	1	0	0	0	1	1	11	17	36.00	4.000
ERA: 36.0																		
75 Cory Mazzoni, R	(2, 1)	3.0		9	0	0	0	0	0	0	0	0	0	0	9	9	0.00	0.000
ERA:																		
67 Hansel Robles, R	(5, 1)	2.0		9	2	2	2	1	1	0	0	0	0	2	13	17	9.00	1.500
ERA: 9.0																		
27 Jeurys Familia, R	(7, 1)	1.0		3	0	0	0	0	0	0	0	0	0	0	3	3	0.00	0.000
ERA: 9.0																		
50 Scott Atchison, R	(8, 1)	1.0		3	0	0	0	0	0	0	0	0	0	0	3	3	0.00	0.000
ERA:																		

PITCHER	IP	WLS	BF	H	R	ER	SO	BB	IBB	HBP	BLK	WP	HR	S	P	ERA	WHIP

Miami Marlins @ Washington Nationals

Space Coast Stadium, Viera, FL

Wed Feb 27 2013, 1:06 PM - 3:38 PM EST

Att. 2,634 - Partly Cloudy - 78 F

TOP

livebaseballscorecards.com

Batter	1	2	3	4	5	6	7	8	9	AB	R	H	RBI	BB	SO	LOB
76 Christian Yelich, L (1, 7) OBP: 0.556, SLG: 0.750	17 SF7 3B		G4-3		G4-3		K		G5-4-3 1-2f	3	1	1	0	0	0	0
65 Kyle Jensen, R (6, 7) OBP: 0.200, SLG: 0.200										2	0	0	0	0	1	3
17 Donovan Solano, R (1, 4) OBP: 0.375, SLG: 0.429	SF7 3-H		1B			25 S 8 1B 1B	64 1B 2B 1-3 2-H		P4	2	1	2	1	0	0	0
72 Derek Dietrich, L (6, 4) OBP: 0.333, SLG: 0.400										2	1	1	1	0	0	0
12 Matt Downs, R (1, 5) OBP: 0.375, SLG: 0.875	56 G3 25 E 1B		K			F8	15 G6-3 1B 2-H 3-H			3	0	1	0	0	1	2
64 Ed Lucas, R (6, 5) OBP: 0.500, SLG: 0.500										1	0	1	2	0	0	0
25 Joe Mahoney, L (1, 3) OBP: 0.444, SLG: 0.500	E1 56 G3 1-2		G6-3			8 1B BB 1-2	G6-3 2-3			2	0	0	0	1	0	2
15 Kevin Kouzmanoff, R (6, 3) OBP: 0.200, SLG: 0.400										1	0	0	0	0	0	1
56 Alfredo Silverio, R (1, 10) OBP: 0.250, SLG: 0.583	G3 1-2 2-3			K		F9	G3			3	0	0	0	0	1	4
61 Jordan Brown, L (7, PH) OBP: 0.200, SLG: 0.400										1	0	0	0	0	0	1
(7, 10)																
8 Chris Coghlan, L (1, 9) OBP: 0.375, SLG: 0.500	K			G4-3		1-3 2-H 1B		G3		3	0	1	1	0	1	2
11 Bryan Petersen, L (6, 9)										1	0	0	0	0	0	0
3 Adeiny Hechavarría, R (1, 6)		G6-3		K		K		K		3	0	0	0	0	2	2
13 Chris Valaika, R (6, 6) OBP: 0.167, SLG: 0.400										1	0	0	0	0	1	0
53 Kyle Skipworth, L (1, 2)		K			K		77 1B 72 2B BB	G4-3		2	0	0	0	0	2	0
74 Jake Jefferies, L (6, 2)										1	1	0	0	1	0	0
2 Gorkys Hernández, R (1, 8)		K			G4-3		72 2B 64 1B 1-2		65 G5-4-3 HBP	2	0	0	0	0	1	0
77 Jake Marisnick, R (6, 8) OBP: 0.800, SLG: 1.250										1	1	1	0	0	0	0
Inning Stats	R: 1 H: 2 E: 1 LOB: 2 K: 1 BB: 0 S: 8 P: 8	R: 0 H: 0 E: 0 LOB: 0 K: 2 BB: 0 S: 7 P: 7	R: 0 H: 1 E: 0 LOB: 1 K: 1 BB: 0 S: 6 P: 6	R: 0 H: 0 E: 0 LOB: 0 K: 2 BB: 0 S: 7 P: 7	R: 0 H: 0 E: 0 LOB: 0 K: 1 BB: 0 S: 5 P: 5	R: 1 H: 2 E: 0 LOB: 2 K: 1 BB: 1 S: 7 P: 11	R: 3 H: 3 E: 0 LOB: 1 K: 1 BB: 1 S: 8 P: 12	R: 0 H: 0 E: 0 LOB: 0 K: 1 BB: 0 S: 5 P: 5	R: 0 H: 0 E: 0 LOB: 0 K: 0 BB: 0 S: 2 P: 3	1B: 6 SF: 1 2B: 1 SAC: 0 3B: 1 DP: 1 HR: 0 HBP: 1						

AB	34
R	5
H	8
RBI	5
BB	2
SO	10
LOB	17

WP: 0 PA: 38
PB: 0
SB: 1
CS: 0

PITCHER		IP	WLS	BF	H	R	ER	SO	BB	IBB	HBP	BLK	WP	HR	S	P	ERA	WHIP
15 Dan Haren, R ERA: 4.5	(1, 1)	2.0	L	9	2	1	1	3	0	0	0	0	0	0	15	15	4.50	1.000
35 Craig Stammen, R ERA: 2.25	(3, 1)	2.0		7	1	0	0	3	0	0	0	0	0	0	13	13	0.00	0.500
58 Fernando Abad, L ERA:	(5, 1)	1.0		3	0	0	0	1	0	0	0	0	0	0	5	5	0.00	0.000
59 Tanner Roark, R ERA: 15.43	(6, 1)	1.1		10	4	4	4	2	2	0	0	0	0	0	12	20	27.00	4.500
55 Erik Davis, R ERA:	(7, 1)	1.2		6	1	0	0	1	0	0	0	0	0	0	8	8	0.00	0.600

PITCHER		IP	WLS	BF	H	R	ER	SO	BB	IBB	HBP	BLK	WP	HR	S	P	ERA	WHIP
22 Drew Storen, R ERA: 4.5	(9, 1)	1.0		3	0	0	0	0	0	0	1	0	0	0	2	3	0.00	0.000

BOTTOM

Miami Marlins @ Washington Nationals

Space Coast Stadium, Viera, FL

Wed Feb 27 2013, 1:06 PM - 3:38 PM EST

Att. 2,634 - Partly Cloudy - 78 F

livebaseballscorecards.com

Batter	1	2	3	4	5	6	7	8	9	AB	R	H	RBI	BB	SO	LOB
2 Denard Span, L (1, 8) OBP: 0.286, SLG: 0.167	B B B B 4-0 28 CS BB		X 0-0 ③ FC6 1-2f			S S S 0-3 ③ K		X 0-0 ③ G5-3		2	0	0	0	1	1	1
16 Eury Pérez, R (7, 8) OBP: 0.385, SLG: 0.385										1	0	0	0	0	0	2
34 Bryce Harper, L (1, 7) OBP: 0.600, SLG: 0.800	S S S 0-3 ① K			X 0-0 ① F8			X 0-0 ① F8		X 0-0 14 G1-6-3 2B	2	0	0	0	0	1	1
12 Tyler Moore, R (7, 7) OBP: 0.231, SLG: 0.308										2	0	1	0	0	0	0
28 Jayson Werth, R (1, 9)	C T S 0-3 ② ③ K 1-2			C C C 0-3 ② K			C C C 0-3 ② K		X 0-0 ① F7	2	0	0	0	0	2	1
10 Corey Brown, L (6, 9) OBP: 0.250, SLG: 0.273										2	0	0	0	0	1	1
25 Adam LaRoche, L (1, 3)		X 0-0 ① L7		S S S 0-3 ③ K2-3			X 0-0 ③ G1-3		X 0-0 ② G1-6-3 2-3	2	0	0	0	0	1	0
14 Chris Marrero, R (6, 3) OBP: 0.333, SLG: 0.308										2	0	0	0	0	0	1
18 Chad Tracy, L (1, 5)		X 0-0 ② F9			X 0-0 ① F8			B B B B 4-0 49 BB 8 1B 19 SF9 BB	B B B B 4-0 BB	2	0	0	0	0	0	0
26 Matt Skole, L (7, 5) OBP: 0.455, SLG: 0.375										0	1	0	0	2	0	0
8 Danny Espinosa, S (1, 10) OBP: 0.250, SLG: 0.143		S S S 0-3 ③ K			S S S 0-3 ② K			X 0-0 49 BB 1-2 1B	X 0-0 ③ F8	4	0	1	0	0	2	2
24 Kurt Suzuki, R (1, 2) OBP: 0.333, SLG: 0.333			X 0-0 ① F9		X 0-0 ③ G6-3			B B B B 4-0 1-2 2-3 BB		2	0	0	0	0	0	0
49 Carlos Maldonado, R (6, 2)										0	0	0	0	1	0	0
1 Steve Lombardozzi, S (1, 4) OBP: 0.357, SLG: 0.462			X 0-0 2 FC6 1B			S S S 0-3 ① K2-3		X 0-0 ① P5		2	0	1	0	0	1	0
17 Will Rhymes, L (7, 4) OBP: 0.250, SLG: 0.250										1	0	0	0	0	0	3
60 Zach Walters, S (1, 6) OBP: 0.182, SLG: 0.182			X 0-0 ② F8			S S S 0-3 ② K		X 0-0 ② SF9 3-H		2	0	0	0	0	1	1
19 Carlos Rivero, R (7, 6) OBP: 0.143, SLG: 0.167										0	0	0	1	0	0	0
Inning Stats	R: 0 H: 0 E: 0 LOB: 1 K: 2 BB: 1 S: 6 P: 10	R: 0 H: 0 E: 0 LOB: 0 K: 1 BB: 0 S: 5 P: 5	R: 0 H: 1 E: 0 LOB: 1 K: 0 BB: 0 S: 4 P: 4	R: 0 H: 0 E: 0 LOB: 0 K: 2 BB: 0 S: 7 P: 7	R: 0 H: 0 E: 0 LOB: 0 K: 1 BB: 0 S: 5 P: 5	R: 0 H: 0 E: 0 LOB: 0 K: 3 BB: 0 S: 9 P: 9	R: 0 H: 0 E: 0 LOB: 0 K: 1 BB: 0 S: 5 P: 5	R: 1 H: 1 E: 0 LOB: 2 K: 0 BB: 2 S: 4 P: 12	R: 0 H: 1 E: 0 LOB: 2 K: 0 BB: 1 S: 4 P: 8	1B: 2 SF: 1 2B: 2 SAC: 0 3B: 0 DP: 1 HR: 0 HBP: 0							WP: 0 PA: 33 PB: 0 SB: 0 CS: 1

	AB	28
	R	1
	H	3
	RBI	1
	BB	4
	SO	10
	LOB	13

PITCHER		IP	WLS	BF	H	R	ER	SO	BB	IBB	HBP	BLK	WP	HR	S	P	ERA	WHIP
24 Nathan Eovaldi, R ERA:	(1, 1)	2.0	W	6	0	0	0	3	1	0	0	0	0	0	11	15	0.00	0.500
34 Tom Koehler, R ERA:	(3, 1)	2.0	H	7	1	0	0	2	0	0	0	0	0	0	11	11	0.00	0.500
59 Alex Sanabia, R ERA:	(5, 1)	1.0	H	3	0	0	0	1	0	0	0	0	0	0	5	5	0.00	0.000
44 AJ Ramos, R ERA:	(6, 1)	2.0	H	6	0	0	0	4	0	0	0	0	0	0	14	14	0.00	0.000
51 Braulio Lara, L ERA: 4.5	(8, 1)	1.0		6	1	1	1	0	2	0	0	0	0	0	4	12	9.00	3.000

PITCHER		IP	WLS	BF	H	R	ER	SO	BB	IBB	HBP	BLK	WP	HR	S	P	ERA	WHIP
73 John Maine, R ERA: 3.0	(9, 1)	1.0		5	1	0	0	0	1	0	0	0	0	0	4	8	0.00	2.000

Miami Marlins @ St. Louis Cardinals

Roger Dean Stadium, Jupiter, FL

Thu Feb 28 2013, 1:12 PM - 4:09 PM EST

Att. 3,608 - Overcast - 64 F

TOP

livebaseballscorecards.com

Batter	1	2	3	4	5	6	7	8	9	AB	R	H	RBI	BB	SO	LOB
9 Juan Pierre, L (1, 7) OBP: 0.375, SLG: 0.625 76 Christian Yelich, L (6, 7) OBP: 0.500, SLG: 0.667	0-0 30 CS 1B	CCC 0-3 K			x 0-0 G1		x 0-0 G4-3			3 0 1 0 0 1 0 1 0 0 0 0 0 0						
30 Placido Polanco, R (1, 5) OBP: 0.375, SLG: 0.286 60 Zack Cox, L (6, 5) OBP: 0.286, SLG: 0.286	SSS 0-3 K 1-2		x 0-0 27 2B 1B			x 0-0 F9		x 0-0 G6-3		3 0 1 0 0 1 1 1 0 0 0 0 0 0						
27 Giancarlo Stanton, R (1, 9) OBP: 0.538, SLG: 1.000 61 Jordan Brown, L (8, PR) OBP: 0.200, SLG: 0.400 (8, 9)	0-0 19 1B 3B		x 0-0 1-3 2B			x 0-0 26 BB 18 2B 1B		BBBB 4-0 79 BB BB		3 2 3 0 1 0 0 0 0 0 0 0 0 0						
19 Rob Brantly, L (1, 2) OBP: 0.250, SLG: 0.250 79 J.T. Realmuto, R (6, 2) OBP: 0.500, SLG: 0.333	0-0 3-H 1B		x 0-0 G3			x 0-0 F7		BBBB 4-0 1-2 26 G1-4-3 BB		3 0 1 1 0 0 3 0 0 0 0 1 0 0						
26 Austin Kearns, R (1, 10)	0-0 F9			x 0-0 G4-3		BBBB 4-0 18 2B 1-2 BB		x 0-0 1-2f G1-4-3		3 0 0 0 1 0 3						
18 Casey Kotchman, L (1, 3) OBP: 0.600, SLG: 1.400 25 Joe Mahoney, L (6, PR) OBP: 0.400, SLG: 0.444 (6, 3)		x 0-0 13 L1-3 1B		x 0-0 F9		x 0-0 1-3 2-H 2B			SSS 0-3 K	3 0 2 1 0 0 0 1 0 0 0 0 1 0						
13 Chris Valaika, R (1, 6) OBP: 0.111, SLG: 0.250 22 Nick Green, R (6, 6) OBP: 0.375, SLG: 0.167		x 0-0 L1-3 1-1		CCC 0-3 K		x 0-0 F7			x 0-0 P2	3 0 0 0 0 1 3 1 0 0 0 0 0 0						
1 Chone Figgins, S (1, 4) 12 Matt Downs, R (7, 4) OBP: 0.333, SLG: 0.778		x 0-0 P6			x 0-0 L7		x 0-0 G5-3		SSS 0-3 K	3 0 0 0 0 0 0 1 0 0 0 0 1 0						
16 Kevin Mattison, L (1, 8) 11 Bryan Petersen, L (7, 8)			x 0-0 B1-3		x 0-0 G1-3		x 0-0 G3			3 0 0 0 0 0 0 0 0 0 0 0 0 0						

Inning Stats										
	R: 1 H: 3 E: 0 LOB: 1 K: 1 BB: 0 S: 7 P: 7	R: 0 H: 1 E: 0 LOB: 0 K: 0 BB: 0 S: 3 P: 3	R: 0 H: 2 E: 0 LOB: 2 K: 1 BB: 0 S: 7 P: 7	R: 0 H: 0 E: 0 LOB: 0 K: 1 BB: 0 S: 5 P: 5	R: 0 H: 0 E: 0 LOB: 0 K: 0 BB: 0 S: 3 P: 3	R: 1 H: 2 E: 0 LOB: 2 K: 0 BB: 1 S: 5 P: 9	R: 0 H: 0 E: 0 LOB: 0 K: 0 BB: 0 S: 3 P: 3	R: 0 H: 0 E: 0 LOB: 2 K: 0 BB: 2 S: 2 P: 10	R: 0 H: 0 E: 0 LOB: 0 K: 2 BB: 0 S: 7 P: 7	1B: 5 SF: 0 2B: 3 SAC: 0 3B: 1 DP: 2 HR: 0 HBP: 0	WP: 0 PA: 35 PB: 0 SB: 0 CS: 1

PITCHER		IP	WLS	BF	H	R	ER	SO	BB	IBB	HBP	BLK	WP	HR	S	P	ERA	WHIP
35 Jake Westbrook, R ERA: 9.0	(1, 1)	1.0	W	6	4	1	1	1	0	0	0	0	0	0	8	8	9.00	4.000
70 Tyler Lyons, L ERA:	(2, 1)	2.0		7	2	0	0	1	0	0	0	0	0	0	9	9	0.00	1.000
26 Trevor Rosenthal, R ERA: 9.0	(4, 1)	3.0	H	12	2	1	1	1	1	0	0	0	0	0	13	17	3.00	1.000
36 Randy Choate, L ERA: 3.0	(7, 1)	1.0		3	0	0	0	0	0	0	0	0	0	0	3	3	0.00	0.000
41 Mitchell Boggs, R ERA:	(8, 1)	1.0		4	0	0	0	0	2	0	0	0	0	0	2	10	0.00	2.000

PITCHER		IP	WLS	BF	H	R	ER	SO	BB	IBB	HBP	BLK	WP	HR	S	P	ERA	WHIP
65 Keith Butler, R ERA:	(9, 1)	1.0		3	0	0	0	2	0	0	0	0	0	0	7	7	0.00	0.000

AB	32
R	2
H	8
RBI	2
BB	3
SO	5
LOB	10

BOTTOM

Miami Marlins @ St. Louis Cardinals

Roger Dean Stadium, Jupiter, FL

Thu Feb 28 2013, 1:12 PM - 4:09 PM EST

Att. 3,608 - Overcast - 64 F

livebaseballscorecards.com

Batter	1	2	3	4	5	6	7	8	9	AB	R	H	RBI	BB	SO	LOB
13 Matt Carpenter, L (1, 4) OBP: 0.500, SLG: 0.364	BB G4-6-3			G4-3		G6-3		56 PB, 43 1B, 56 SF8 BB		3	2	0	0	2	0	2
3 Carlos Beltrán, S (1, 9) OBP: 0.375, SLG: 0.333 43 Shane Robinson, R (2, 9) OBP: 0.714, SLG: 1.091	4 1B, 21 BB, 87 HR 1-2 HBP	21 G6-3 1B		G6-3		F8		56 SF8, 56 PB 1-2 2-H 1B		0 4	1 0	0 2	0 1	0 0	0 0	0 0
7 Matt Holliday, R (1, 7) OBP: 0.400, SLG: 0.571 56 Adron Chambers, L (4, PR) OBP: 0.313, SLG: 0.333 (5, 7)	F9	K		21 BB HBP			21 1B 1B	SF8 1-3 2-H		2 1	0 0	0 1	0 1	0 0	1 0	3 0
21 Allen Craig, R (1, 10) OBP: 0.778, SLG: 1.167 79 Kolten Wong, L (7, PR) OBP: 0.333, SLG: 0.556 (8, 10)	4 1B, 87 HR 1-2 2-3 BB	G6-3 1-2		4 FC4 1-2 BB			1-2 1B	G4-3		2 1	1 0	1 0	0 0	2 0	0 0	1 1
4 Yadier Molina, R (1, 3) OBP: 0.545, SLG: 0.556 53 Matt Adams, L (5, 3) OBP: 0.545, SLG: 0.800	87 HR 1-2 2-3 3-H 1B	F8		FC4 1-2f			K			3 1	1 0	1 0	1 0	0 0	0 1	3 2
87 Oscar Taveras, L (1, 8) OBP: 0.333, SLG: 0.600	HR 1-H 2-H 3-H	G3	F9				K			4	1	1	4	0	1	2
12 Ty Wigginton, R (1, 5) OBP: 0.143, SLG: 0.154 38 Pete Kozma, R (7, 5) OBP: 0.400, SLG: 0.615	48 1B 2B	E8	F8				G2-3			3 1	1 0	1 0	0 0	0 0	0 0	0 2
48 Tony Cruz, R (1, 2) OBP: 0.200, SLG: 0.300 46 J.R. Towles, R (7, 2) OBP: 0.600, SLG: 0.500	16 BB 2-H 1B	F9	G6-3					89 G4-3, 43 1B 1B		3 1	0 1	1 1	1 1	0 0	0 0	1 0
16 Ronny Cedeno, R (1, 6) OBP: 0.300, SLG: 0.333 89 Greg Garcia, L (7, 6) OBP: 0.500, SLG: 0.250	13 G4-6-3 1-2 BB		K			K		G4-3 1-2		2 1	0 0	0 0	0 0	1 0	2 0	1 1
Inning Stats	R: 6 E: 0 K: 0 S: 8 H: 4 LOB: 1 BB: 3 P: 22	R: 0 E: 0 K: 1 S: 6 H: 1 LOB: 1 BB: 0 P: 6	R: 0 E: 1 K: 1 S: 6 H: 0 LOB: 1 BB: 0 P: 6	R: 0 E: 0 K: 0 S: 5 H: 0 LOB: 2 BB: 1 P: 13	R: 0 E: 0 K: 0 S: 3 H: 0 LOB: 0 BB: 0 P: 3	R: 0 E: 0 K: 1 S: 5 H: 0 LOB: 0 BB: 0 P: 5	R: 0 E: 0 K: 2 S: 9 H: 2 LOB: 2 BB: 0 P: 9	R: 2 E: 0 K: 0 S: 5 H: 2 LOB: 1 BB: 1 P: 10		1B: 7 2B: 1 3B: 0 HR: 1 SF: 1 SAC: 0 DP: 1 HBP: 2					

AB	32
R	8
H	9
RBI	8
BB	5
SO	5
LOB	19

WP: 0 PB: 1 SB: 0 CS: 0 PA: 40

PITCHER		IP	WLS	BF	H	R	ER	SO	BB	IBB	HBP	BLK	WP	HR	S	P	ERA	WHIP
33 Jacob Turner, R ERA: 162.0	(1, 1)	0.1	L	9	4	6	6	0	3	0	1	0	0	1	7	21	162.00	21.000
45 Kevin Slowey, R ERA:	(1, 1)	2.2		9	1	0	0	2	0	0	0	0	0	0	13	13	0.00	0.375
36 Sam Dyson, R ERA:	(4, 1)	2.0		8	0	0	0	0	1	0	1	0	0	0	8	16	0.00	0.500
54 Evan Reed, R ERA:	(6, 1)	1.0		3	0	0	0	1	0	0	0	0	0	0	5	5	0.00	0.000
66 Zach Phillips, L ERA: 13.5	(7, 1)	1.0		5	2	0	0	2	0	0	0	0	0	0	9	9	0.00	2.000

PITCHER		IP	WLS	BF	H	R	ER	SO	BB	IBB	HBP	BLK	WP	HR	S	P	ERA	WHIP
49 Arquimedes Caminero, R ERA: 9.0	(8, 1)	1.0		6	2	2	1	0	1	0	0	0	0	0	5	10	9.00	3.000

Batter	1	2	3	4	5	6	7	8	9	AB	R	H	RBI	BB	SO	LOB
32 Aaron Hicks, S (1, 8) OBP: 0.333, SLG: 0.500	F8	SF8 2-3 3-H		P6		K		2B 80 SF8 1B		4	1	1	1	0	1	1
8 Jamey Carroll, R (1, 4) OBP: 0.333, SLG: 0.417	24 1B 13 1B 1B	24 FC6-4 3-H 1B			P5	G5-3		80 SF8 1-3 55 2B 2B		4	1	2	1	0	0	1
Eddie Rosario, L (7, 4) OBP: 0.636, SLG: 1.000										1	1	1	0	0	0	0
24 Trevor Plouffe, R (1, 5) OBP: 0.385, SLG: 0.333	13 1B 1-3 1B	FC6-4 1-2f			K		13 F8 55 1B 1B	SF8 2-3 3-H		4	0	2	0	0	1	1
80 Mark Sobolewski, R (7, 5) OBP: 0.250, SLG: 0.286										0	0	0	1	0	0	0
27 Chris Parmelee, L (1, 3) OBP: 0.231, SLG: 0.308	K	1B			K		26 BB 1-2 1B	3-H 2B		3	0	1	0	0	2	2
55 Chris Colabello, R (6, 3) OBP: 0.400, SLG: 0.500										2	0	2	1	0	0	0
13 Jeff Clement, L (1, 10) OBP: 0.357, SLG: 0.182	1-2 3-H 1B	L9				48 E 48 FC4 41 1B BB	F8 2-3	L9		4	1	1	1	1	0	4
48 Brandon Boggs, S (1, 9) OBP: 0.308, SLG: 0.500	F8	K				FC4 41 1B 1-3 25 2B	K		G4-3	3	1	0	0	0	1	4
11 Clete Thomas, L (6, 9) OBP: 0.273, SLG: 0.364										2	0	0	0	0	1	2
22 Wilkin Ramirez, R (1, 7) OBP: 0.400, SLG: 0.700		25 G1-3 32 SF8 2B	K			K 1-3	BB 1-2		F8	3	1	1	0	0	2	3
26 Brian Dinkelman, L (6, 7) OBP: 0.500, SLG: 0.286										1	0	0	0	1	0	0
41 Drew Butera, R (1, 2) OBP: 0.714, SLG: 0.600	32 SF8 25 G1-3 8 1B 1B		L5			25 2B 1-3 3-H 1B	F8		2B	3	2	2	1	0	0	0
44 Chris Herrmann, L (6, 2) OBP: 0.429, SLG: 0.400										2	0	1	0	0	0	3
25 Pedro Florimón, S (1, 6) OBP: 0.250, SLG: 0.364	G1-3 1-2 2-3		F8			1-H 3-H 2B		P5	G1-3	3	0	1	2	0	0	2
83 Danny Santana, S (7, 6) OBP: 0.444, SLG: 0.167										2	0	0	0	0	0	1
Inning Stats	R: 1 E: 0 K: 1 S: 8 H: 3 LOB: 2 BB: 0 P: 8	R: 2 E: 0 K: 0 S: 6 H: 3 LOB: 1 BB: 0 P: 6	R: 0 E: 0 K: 2 S: 8 H: 1 LOB: 1 BB: 0 P: 8	R: 0 E: 0 K: 0 S: 3 H: 0 LOB: 0 BB: 0 P: 3	R: 0 E: 0 K: 2 S: 7 H: 0 LOB: 0 BB: 0 P: 7	R: 3 E: 1 K: 2 S: 10 H: 2 LOB: 1 BB: 1 P: 14	R: 0 E: 0 K: 1 S: 7 H: 2 LOB: 3 BB: 1 P: 11	R: 2 E: 0 K: 0 S: 6 H: 3 LOB: 1 BB: 0 P: 6	R: 0 E: 0 K: 0 S: 4 H: 1 LOB: 1 BB: 0 P: 4	1B: 10 2B: 5 3B: 0 HR: 0 SF: 2 SAC: 0 DP: 0 HBP: 0	WP: 0 PB: 0 SB: 0 CS: 0 PA: 45					

PITCHER		IP	WLS	BF	H	R	ER	SO	BB	IBB	HBP	BLK	WP	HR	S	P	ERA	WHIP
37 Henderson Alvarez III, R ERA: 6.75	(1, 1)	2.0		12	6	3	3	1	0	0	0	0	0	0	14	14	13.50	3.000
23 Wade LeBlanc, L ERA:	(3, 1)	3.0	H	10	1	0	0	4	0	0	0	0	0	0	18	18	0.00	0.333
31 Steve Cishek, R ERA: 4.5	(6, 1)	1.2	L	11	4	3	2	3	1	0	0	0	0	0	16	20	10.80	3.000
60 Jon Rauch, R ERA: 7.71	(7, 1)	1.1		8	3	2	2	0	1	0	0	0	0	0	7	11	13.50	3.000
62 Jordan Smith, R ERA:	(9, 1)	1.0		4	1	0	0	0	0	0	0	0	0	0	4	4	0.00	1.000

PITCHER	IP	WLS	BF	H	R	ER	SO	BB	IBB	HBP	BLK	WP	HR	S	P	ERA	WHIP

TOP

Minnesota Twins @ Miami Marlins

Roger Dean Stadium, Jupiter, FL

Fri Mar 01 2013, 1:09 PM - 4:01 PM EST

Att. 2,700 - Overcast - 66 F

livebaseballscorecards.com

AB	41
R	8
H	15
RBI	8
BB	2
SO	8
LOB	24

BOTTOM

Minnesota Twins @ Miami Marlins

Roger Dean Stadium, Jupiter, FL

Fri Mar 01 2013, 1:09 PM - 4:01 PM EST

Att. 2,700 - Overcast - 66 F

livebaseballscorecards.com

Batter	1	2	3	4	5	6	7	8	9	AB	R	H	RBI	BB	SO	LOB
9 Juan Pierre, L (1, 7) OBP: 0.455, SLG: 0.636	30 1B 27 SF8 1B	3-H 1B		B1 ①		K ③			G3-1 ① 2-3	3	1	2	1	0	0	0
76 Christian Yelich, L (6, 7) OBP: 0.417, SLG: 0.545										2	0	0	0	0	1	1
30 Placido Polanco, R (1, 5) OBP: 0.455, SLG: 0.400	18 BB 17 1B 1-3 1B	L7 ②		18 WP 1B			G6-3 ①		HR 3-H	3	1	2	0	0	0	1
15 Kevin Kouzmanoff, R (6, 5) OBP: 0.286, SLG: 0.857										2	1	1	2	0	0	0
27 Giancarlo Stanton, R (1, 10) OBP: 0.444, SLG: 0.800	SF8 ① 3-H	K ③		P4 ②			61 FC6-4 BB		F8 ②	3	0	0	1	1	1	2
18 Casey Kotchman, L (1, 3) OBP: 0.625, SLG: 1.143	8 1B 17 1B 8 E 1-2 BB		8 F7 17 1B 3 1B 1B	G3 ③ 1-2			FC6-4 ② 1-2f		G4-3 ③	2	2	1	0	1	0	1
61 Jordan Brown, L (6, 3) OBP: 0.143, SLG: 0.286										2	0	0	0	0	0	1
17 Donovan Solano, R (1, 4) OBP: 0.455, SLG: 0.500	8 E 1-2 2-H 1B		2 FC4 3 1B 1-2 1B		G1-3 ①		K ③			3	0	2	1	0	0	0
72 Derek Dietrich, L (6, 4) OBP: 0.286, SLG: 0.333										1	0	0	0	0	1	1
8 Chris Coghlan, L (1, 9) OBP: 0.364, SLG: 0.455	E8 3 G4-6-3 1-2 2-H 1B		F7 ① 2-3		K ②			L8 ①		3	0	1	0	0	1	2
11 Bryan Petersen, L (6, 9)										1	0	0	0	0	0	0
3 Adeiny Hechavarría, R (1, 6) OBP: 0.273, SLG: 0.111	G4-6-3 ②③ 1-2f		2 FC4 1-2 3-H 1B		G6-3 ③			G4-3 ②		3	0	1	1	0	0	2
12 Matt Downs, R (6, 6) OBP: 0.300, SLG: 0.700										1	0	0	0	0	0	0
53 Kyle Skipworth, L (1, 2) OBP: 0.222, SLG: 0.250		2 G6-3 9 1B 2B	F8 ②			K ①		P6 ③		3	1	1	0	0	1	2
74 Jake Jefferies, L (7, 2)										1	0	0	0	0	0	0
2 Gorkys Hernández, R (1, 8)		G6-3 ① 2-3	FC4 ③ 1-2f 2-3			F8 ②			76 G3-1 15 HR 2B	3	0	0	0	0	0	3
77 Jake Marisnick, R (7, 8) OBP: 0.833, SLG: 1.400										1	1	1	0	0	0	0
Inning Stats	R: 3 E: 1 K: 0 S: 6 H: 4 LOB: 1 BB: 1 P: 11	R: 1 E: 0 K: 1 S: 7 H: 2 LOB: 1 BB: 0 P: 7	R: 1 E: 0 K: 0 S: 6 H: 3 LOB: 2 BB: 0 P: 6	R: 0 E: 0 K: 0 S: 4 H: 1 LOB: 1 BB: 0 P: 5	R: 0 E: 0 K: 1 S: 5 H: 0 LOB: 0 BB: 0 P: 5	R: 0 E: 0 K: 2 S: 7 H: 0 LOB: 0 BB: 0 P: 7	R: 0 E: 0 K: 1 S: 5 H: 0 LOB: 1 BB: 1 P: 9	R: 0 E: 0 K: 0 S: 3 H: 0 LOB: 0 BB: 0 P: 3	R: 2 E: 0 K: 0 S: 5 H: 2 LOB: 0 BB: 0 P: 6	1B: 9 2B: 2 3B: 0 HR: 1 SF: 1 SAC: 0 DP: 1 HBP: 0							

	AB	37
	R	7
	H	12
	RBI	6
	BB	2
	SO	5
	LOB	16

WP: 1 PB: 0 SB: 0 CS: 0 PA: 40

PITCHER	IP	WLS	BF	H	R	ER	SO	BB	IBB	HBP	BLK	WP	HR	S	P	ERA	WHIP
49 Vance Worley, R (1, 1) ERA: 6.75	2.0		12	6	4	3	1	1	0	0	0	0	0	13	18	13.50	3.500
20 Josh Roenicke, R (3, 1) ERA: 6.0	1.0		6	3	1	1	0	0	0	0	0	0	0	6	6	9.00	3.000
57 Ryan Pressly, R (4, 1) ERA:	1.0		4	1	0	0	0	0	0	0	0	1	0	4	5	0.00	1.000
43 Tim Wood, R (5, 1) ERA:	1.0	W	3	0	0	0	1	0	0	0	0	0	0	5	5	0.00	0.000
64 Tyler Robertson, L (6, 1) ERA: 9.0	1.0	H	3	0	0	0	2	0	0	0	0	0	0	7	7	0.00	0.000

PITCHER	IP	WLS	BF	H	R	ER	SO	BB	IBB	HBP	BLK	WP	HR	S	P	ERA	WHIP
60 Pedro Hernandez, L (7, 1) ERA:	1.0	H	4	0	0	0	1	1	0	0	0	0	0	5	9	0.00	1.000
72 Michael Tonkin, R (8, 1) ERA:	1.0	H	3	0	0	0	0	0	0	0	0	0	0	3	3	0.00	0.000
67 Luis Perdomo, R (9, 1) ERA: 6.0	1.0	S	5	2	2	2	0	0	0	0	0	0	1	5	6	18.00	2.000

Batter	1	2	3	4	5	6	7	8	9	AB	R	H	RBI	BB	SO	LOB
76 Christian Yelich, L (1, 7) OBP: 0.563, SLG: 0.923 65 Kyle Jensen, R (7, 7) OBP: 0.333, SLG: 0.200	B S X 1-1 HR		B B B 4-0 77 1B BB		B B B 4-0 19 1B 25 HR BB	X 0-0 1-3 2-H 2B		B B B 4-0 11 E 1-2 BB		2 2 2 2 2 0 0 0 0 0 0 1 0 0						
77 Jake Marisnick, R (1, 8) OBP: 0.600, SLG: 1.000 11 Bryan Petersen, L (7, 8)	X 0-0 ① G6-3		X 0-0 1-2 1B		S S C 0-3 ① K	X 0-0 ② SF7 3-H		X 0-0 FC4 64 G4-6-3 1-3 2-H		3 0 1 1 0 1 1 1 0 0 0 0 0 1						
19 Rob Brantly, L (1, 2) OBP: 0.250, SLG: 0.250 79 J.T. Realmuto, R (6, 2) OBP: 0.400, SLG: 0.250	S S S 0-3 ② K		X 0-0 ② P5		X 0-0 12 WP 25 HR 1-3 1B	X 0-0 ③ G4-3		X 0-0 ① P4		4 1 1 0 0 1 3 1 0 0 0 0 0 2						
12 Matt Downs, R (1, 4) OBP: 0.214, SLG: 0.500 64 Ed Lucas, R (7, 4) OBP: 0.400, SLG: 0.400	X 0-0 ③ G6-3		X 0-0 ③ F8		B S S S 1-3 ② K 1-2		X 0-0 ① G6-3	X 0-0 ② ③ G4-6-3 1-2f		4 0 0 0 0 1 4 1 0 0 0 0 0 2						
25 Joe Mahoney, L (1, 3) OBP: 0.400, SLG: 0.857		S S S 0-3 ① K		B B S S X 2-1 HR	B X 1-0 2-H 3-H HR		S S C 0-3 ② K		X 0-0 ① F7	5 2 2 4 0 2 0						
26 Austin Kearns, R (1, 10) OBP: 0.286, SLG: 0.091		S S S 0-3 ② K		X 0-0 ③ 8 G4-6-3 1B	X 0-0 ③ G4-3		B B B 4-0 8 1B BB		S S S 0-3 ② K	4 0 1 0 1 2 0						
8 Chris Coghlan, L (1, 9) OBP: 0.400, SLG: 0.467 68 Marcell Ozuna, R (7, PR) OBP: 0.600, SLG: 0.500 (7, 9)		X 0-0 1B		X 0-0 ① ② G4-6-3 1-2f		X 0-0 ① F8	X 0-0 22 FC4 1-2 1B		X 0-0 1B	4 0 2 0 0 0 1 1 0 1 0 0 0 0						
22 Nick Green, R (1, 6) OBP: 0.417, SLG: 0.500 13 Chris Valaika, R (7, 6) OBP: 0.100, SLG: 0.222		X 0-0 ③ P4		X 0-0 2B		X 0-0 76 2B 2B	X 0-0 ③ FC4 1-2f		X 0-0 ③ F9	4 1 2 0 0 0 3 1 0 0 0 0 0 1						
1 Chone Figgins, S (1, 5) 60 Zack Cox, L (7, 5) OBP: 0.375, SLG: 0.375			S S S 0-3 ① K	X 0-0 ③ L1		B B B 4-0 76 2B 77 SF7 BB		X 0-0 65 BB 11 E 1B		2 1 0 0 1 1 1 1 1 1 0 0 0 0						
Inning Stats	R: 1 E: 0 K: 1 S: 7 H: 1 LOB: 0 BB: 0 P: 8	R: 0 E: 0 K: 2 S: 8 H: 1 LOB: 1 BB: 0 P: 8	R: 0 E: 0 K: 1 S: 6 H: 1 LOB: 2 BB: 1 P: 10	R: 1 E: 0 K: 0 S: 6 H: 3 LOB: 1 BB: 0 P: 8	R: 3 E: 0 K: 2 S: 9 H: 2 LOB: 0 BB: 1 P: 15	R: 2 E: 0 K: 0 S: 5 H: 2 LOB: 1 BB: 1 P: 9	R: 0 E: 0 K: 1 S: 6 H: 1 LOB: 2 BB: 1 P: 10	R: 1 E: 1 K: 0 S: 4 H: 1 LOB: 1 BB: 1 P: 8	R: 0 E: 0 K: 1 S: 6 H: 1 LOB: 1 BB: 0 P: 6	1B: 7 2B: 3 3B: 0 HR: 3 SF: 1 SAC: 0 DP: 2 HBP: 0						

PITCHER	IP	WLS	BF	H	R	ER	SO	BB	IBB	HBP	BLK	WP	HR	S	P	ERA	WHIP
33 Matt Harvey, R (1, 1) ERA: 3.86	2.2		12	3	1	1	4	1	0	0	0	0	1	20	25	3.38	1.500
36 Collin McHugh, R (3, 1) ERA: 9.82	1.1		6	3	1	1	0	0	0	0	0	0	1	7	9	6.75	2.250
67 Hansel Robles, R (5, 1) ERA: 17.18	1.2		11	4	5	5	2	2	0	0	0	1	1	13	23	27.00	3.600
52 Carlos Torres, R (6, 1) ERA: 10.8	1.1		6	1	0	0	1	1	0	0	0	0	0	7	11	0.00	1.500
62 Elvin Ramirez, R (8, 1) ERA: 4.91	1.0		5	1	1	0	0	1	0	0	0	0	0	4	8	0.00	2.000

PITCHER	IP	WLS	BF	H	R	ER	SO	BB	IBB	HBP	BLK	WP	HR	S	P	ERA	WHIP
46 Greg Burke, R (9, 1) ERA: 6.75	1.0		4	1	0	0	1	0	0	0	0	0	0	6	6	0.00	1.000

TOP

Miami Marlins @ New York Mets

Tradition Field, Port St. Lucie, FL

Sat Mar 02 2013, 1:12 PM - 4:22 PM EST

Att. 3,957 - Partly Cloudy - 60 F

livebaseballscorecards.com

AB	38
R	8
H	13
RBI	7
BB	5
SO	8
LOB	19

WP: 1	PB: 0	SB: 0	CS: 0	PA:	44	

Miami Marlins @ New York Mets

Tradition Field, Port St. Lucie, FL

Sat Mar 02 2013, 1:12 PM - 4:22 PM EST

Att. 3,957 - Partly Cloudy - 60 F

BOTTOM

Batter	1	2	3	4	5	6	7	8	9	AB	R	H	RBI	BB	SO	LOB
4 Collin Cowgill, R (1, 8) OBP: 0.556, SLG: 0.875	F8		G4-3 1-2f		1B 1-2		F9 2-3	G4-3		3	0	1	0	0	0	1
63 Juan Lagares, R (6, 8) OBP: 0.111, SLG: 0.111										2	0	0	0	0	0	2
11 Rubén Tejada, R (1, 6) OBP: 0.300, SLG: 0.556	F7			P3	F7		3B 3-H		1B 12 F8-4	2	0	0	0	0	0	0
3 Omar Quintanilla, L (5, 6) OBP: 0.583, SLG: 0.889										2	0	1	1	0	0	2
61 Wilmer Flores, R (9, PH) OBP: 0.167, SLG: 0.167										1	0	1	0	0	0	0
70 Wilfredo Tovar, R (9, PR) OBP: 0.333, SLG: 0.333										0	0	0	0	0	0	0
29 Ike Davis, L (1, 3) OBP: 0.286, SLG: 0.417	F7			F8		G5-3	K		F8-4 1-2	2	0	0	0	0	0	0
12 Brandon Hicks, R (5, 5)										3	0	0	0	0	1	2
6 Marlon Byrd, R (1, 10) OBP: 0.385, SLG: 0.538		E5 WP	K			P4	K		P5	2	0	0	0	0	1	0
22 Landon Powell, S (6, PH) OBP: 0.333, SLG: 0.250										3	0	0	0	0	1	2
(7, 10)																
21 Lucas Duda, L (1, 7) OBP: 0.231, SLG: 0.538		F8			2B F9 77 1B	HR 2-2		1B 16 HR		3	2	2	1	0	0	1
80 Jamie Hoffmann, R (7, 7) OBP: 0.250, SLG: 0.455										1	1	1	0	0	0	0
Justin Turner, R (1, 4) OBP: 0.357, SLG: 0.308		G5-3 1-2			F9 2-3	K		HR 1-H		2	0	0	0	0	0	2
16 Brian Bixler, R (6, 4) OBP: 0.467, SLG: 0.583										2	1	1	2	0	1	0
77 Andrew Brown, R (1, 9) OBP: 0.214, SLG: 0.231		K			1B 20 WP 19 1B 3-H		1B 15 WP 15 2B	K		2	1	1	1	0	1	1
23 Mike Baxter, L (6, 9) OBP: 0.200, SLG: 0.083										2	1	1	0	0	1	0
58 César Puello, R (9, 9) OBP: 0.200, SLG: 0.200										0	0	0	0	0	0	0
20 Anthony Recker, R (1, 2) OBP: 0.400, SLG: 1.200			E5 19 FC5-4		P5 1-2		2B 19 PB 19 2B 1-H	G5-3		2	0	0	0	0	0	1
15 Travis d'Arnaud, R (6, 2) OBP: 0.417, SLG: 0.545										2	1	1	1	0	0	0
19 Zach Lutz, R (1, 5) OBP: 0.467, SLG: 0.500			FC5-4 4 G4-3 1-2f		1B 4 2-H		2B 63 F9 3 3B 2-H	BB		3	1	2	2	1	0	1
(5, 3)																
76 Josh Satin, R (9, 3) OBP: 0.667, SLG: 1.000										0	0	0	0	0	0	0
Inning Stats	R: 0 E: 0 K: 0 S: 3 H: 0 LOB: 0 BB: 0 P: 3	R: 0 E: 1 K: 1 S: 6 H: 0 LOB: 1 BB: 0 P: 7	R: 0 E: 1 K: 0 S: 3 H: 0 LOB: 0 BB: 0 P: 3	R: 0 E: 0 K: 1 S: 5 H: 0 LOB: 0 BB: 0 P: 5	R: 2 E: 0 K: 0 S: 7 H: 4 LOB: 2 BB: 0 P: 8	R: 1 E: 0 K: 1 S: 8 H: 1 LOB: 0 BB: 0 P: 10	R: 3 E: 0 K: 2 S: 11 H: 4 LOB: 1 BB: 0 P: 13	R: 2 E: 0 K: 1 S: 9 H: 2 LOB: 1 BB: 1 P: 14	R: 0 E: 0 K: 0 S: 3 H: 1 LOB: 1 BB: 0 P: 3	1B: 6 2B: 4 3B: 1 HR: 2 SF: 0 SAC: 0 DP: 2 HBP: 0						

livebaseballscorecards.com

AB	39
R	8
H	12
RBI	8
BB	1
SO	6
LOB	15

WP: 3 PB: 1 SB: 0 CS: 0 PA: 40

PITCHER		IP	WLS	BF	H	R	ER	SO	BB	IBB	HBP	BLK	WP	HR	S	P	ERA	WHIP
59 Alex Sanabia, R ERA:	(1, 1)	2.0		7	0	0	0	1	0	0	0	0	1	0	9	10	0.00	0.000
21 Mitch Talbot, R ERA:	(3, 1)	2.0	H	6	0	0	0	1	0	0	0	0	0	0	8	8	0.00	0.000
39 Chris Hatcher, R ERA: 15.0	(5, 1)	1.0		7	4	2	2	0	0	0	0	0	1	0	7	8	18.00	4.000
40 Mike Dunn, L ERA: 3.0	(6, 1)	1.0		4	1	1	1	1	0	0	0	0	0	1	8	10	9.00	1.000
44 AJ Ramos, R ERA: 6.75	(7, 1)	1.0		7	4	3	3	2	0	0	0	0	1	0	11	13	27.00	4.000

PITCHER		IP	WLS	BF	H	R	ER	SO	BB	IBB	HBP	BLK	WP	HR	S	P	ERA	WHIP
43 Dan Jennings, L ERA: 6.0	(8, 1)	1.0	B	6	2	2	2	1	1	0	0	0	0	1	9	14	18.00	3.000
51 Braulio Lara, L ERA: 3.0	(9, 1)	1.0		3	1	0	0	0	0	0	0	0	0	0	3	3	0.00	1.000

Batter	1	2	3	4	5	6	7	8	9	AB	R	H	RBI	BB	SO	LOB
1 Jordany Valdespin, L (1, 4) OBP: 0.444, SLG: 0.588 64 Reese Havens, L (6, 4)	S C C 0-3 ① K		X 0-0 ② G4-3 1-2		X 0-0 1B		X 0-0 ② ③ G4-6-3 1-2f		B B B B 4-0 1-2 2-3 BB	3 0 1 0 0 1 1 1 0 0 0 1 0 3						
3 Omar Quintanilla, L (1, 6) OBP: 0.533, SLG: 0.727 70 Wilfredo Tovar, R (6, 6) OBP: 0.375, SLG: 0.375	S S S 0-3 ② K		B B B B 4-0 44 HR BB		X 0-0 ③ L9			X 0-0 63 2B 1B	S S S 0-3 ② K	2 1 0 0 1 1 1 2 0 1 0 0 1 3						
44 John Buck, R (1, 2) OBP: 0.250, SLG: 0.727 22 Landon Powell, S (6, 2) OBP: 0.273, SLG: 0.200	X 0-0 ③ G6-3		B S S S X 1-2 1-H 2-H HR			X 0-0 ① F9		X 0-0 ① L8	S S S 0-3 ③ K	3 1 1 3 0 0 0 2 0 0 0 0 1 4						
23 Mike Baxter, L (1, 9) OBP: 0.167, SLG: 0.067 58 César Puello, R (6, 9) OBP: 0.167, SLG: 0.167		X 0-0 ① G3-1	X 0-0 ③ G5-3			X 0-0 ② G6-3		C C C 0-3 ② K		3 0 0 0 0 0 0 1 0 0 0 0 1 1						
77 Andrew Brown, R (1, 7) OBP: 0.176, SLG: 0.188 63 Juan Lagares, R (6, 7) OBP: 0.200, SLG: 0.300 (7, 8)		S S S 0-3 ② K		X 0-0 ① G4-3		S S S 0-3 ③ K		X 0-0 1-3 2B		3 0 0 0 0 2 0 1 0 1 0 0 0 0						
9 Kirk Nieuwenhuis, L (1, 8) OBP: 0.150, SLG: 0.056 19 Zach Lutz, R (7, PR) OBP: 0.438, SLG: 0.462 (7, 7)		X 0-0 ③ G4-3		S S S 0-3 ② K			B B B B 4-0 76 BB 80 S BB	X 0-0 ③ F7		2 0 0 0 1 1 0 1 0 0 0 0 0 2						
80 Jamie Hoffmann, R (1, 10) OBP: 0.200, SLG: 0.357 61 Wilmer Flores, R (9, PH) OBP: 0.143, SLG: 0.143			S S S 0-3 ① K	S S S 0-3 ③ K			S S S 0-3 ① K 1-2		X 0-0 ① G5-3	3 0 0 0 0 3 1 1 0 0 0 0 0 0						
12 Brandon Hicks, R (1, 5) OBP: 0.353, SLG: 0.333			S S X 0-2 HR		S S S 0-3 ① K		B B B B 4-0 76 BB BB		B B B B 4-0 64 BB 76 BB BB	2 1 1 1 2 1 0						
76 Josh Satin, R (1, 3) OBP: 0.700, SLG: 0.857			X 0-0 1 G4-3 44 HR 1B		X 0-0 ② G6-3		B B B B 4-0 64 G4-6-3 1-2 2-3 BB		B B B B 4-0 64 BB 1-2 BB	2 1 1 0 2 0 0						
Inning Stats	R: 0 H: 0 E: 0 LOB: 0 K: 2 BB: 0 S: 7 P: 7	R: 0 H: 0 E: 0 LOB: 0 K: 1 BB: 0 S: 5 P: 5	R: 4 H: 3 E: 0 LOB: 0 K: 1 BB: 1 S: 12 P: 17	R: 0 H: 0 E: 0 LOB: 0 K: 2 BB: 0 S: 7 P: 7	R: 0 H: 1 E: 0 LOB: 1 K: 1 BB: 0 S: 6 P: 6	R: 0 H: 0 E: 0 LOB: 0 K: 1 BB: 0 S: 5 P: 5	R: 0 H: 0 E: 0 LOB: 2 K: 1 BB: 3 S: 4 P: 16	R: 0 H: 2 E: 0 LOB: 2 K: 1 BB: 0 S: 7 P: 7	R: 0 H: 0 E: 0 LOB: 3 K: 2 BB: 3 S: 7 P: 19	1B: 3 SF: 0 2B: 1 SAC: 0 3B: 0 DP: 1 HR: 2 HBP: 0						

PITCHER	IP	WLS	BF	H	R	ER	SO	BB	IBB	HBP	BLK	WP	HR	S	P	ERA	WHIP
24 Nathan Eovaldi, R (1, 1) ERA: 5.79	2.2		11	2	3	3	4	1	0	0	0	0	1	20	24	10.12	1.125
34 Tom Koehler, R (3, 1) ERA: 2.08	1.1		5	1	1	1	2	0	0	0	0	0	1	11	12	6.75	0.750
58 Ryan Webb, R (5, 1) ERA: 9.0	1.0		4	1	0	0	1	0	0	0	0	0	0	6	6	0.00	1.000
36 Sam Dyson, R (6, 1) ERA:	1.0	W	3	0	0	0	1	0	0	0	0	0	0	5	5	0.00	0.000
49 Arquimedes Caminero, R (7, 1) ERA: 6.0	1.0	H	5	0	0	0	1	3	0	0	0	0	0	4	16	0.00	3.000

PITCHER	IP	WLS	BF	H	R	ER	SO	BB	IBB	HBP	BLK	WP	HR	S	P	ERA	WHIP
66 Zach Phillips, L (8, 1) ERA: 9.0	1.0	H	5	2	0	0	1	0	0	0	0	0	0	7	7	0.00	2.000
54 Evan Reed, R (9, 1) ERA:	1.0	S	6	0	0	0	2	3	0	0	0	0	0	7	19	0.00	3.000

TOP

New York Mets @ Miami Marlins

Roger Dean Stadium, Jupiter, FL

Sun Mar 03 2013, 1:13 PM - 4:02 PM EST

Att. 3,979 - Sunny - 61 F

livebaseballscorecards.com

AB	32
R	4
H	6
RBI	4
BB	7
SO	12
LOB	16

WP: 0 PA: 39
PB: 0
SB: 1
CS: 0

BOTTOM

Batter	1	2	3	4	5	6	7	8	9	AB	R	H	RBI	BB	SO	LOB
9 Juan Pierre, L (1, 7) OBP: 0.357, SLG: 0.500	F8		B1-3		K2-3	64 G3 53 SF9 2-H 2B		G4-3		3	0	0	0	0	1	0
76 Christian Yelich, L (6, 7) OBP: 0.556, SLG: 0.933										2	1	1	1	0	0	0
17 Donovan Solano, R (1, 4) OBP: 0.500, SLG: 0.500	K		19 FC3-6 1B		18 1B 3 2B BB	G3 2-3		G6-3		2	1	1	0	1	1	0
64 Ed Lucas, R (6, 4) OBP: 0.286, SLG: 0.286										2	0	0	0	0	0	1
19 Rob Brantly, L (1, 2) OBP: 0.267, SLG: 0.214	18 1B BB		FC3-6 1-2f		F8	SF9 3-H		HBP		2	0	0	0	1	0	2
53 Kyle Skipworth, L (6, 2) OBP: 0.273, SLG: 0.250										0	0	0	1	0	0	0
18 Casey Kotchman, L (1, 3) OBP: 0.667, SLG: 1.000	1-2 1B		P5		3 2B 1-2 1B	3 FC6 1B		F9		4	1	3	0	0	0	1
12 Matt Downs, R (8, 3) OBP: 0.200, SLG: 0.467										1	0	0	0	0	0	1
3 Adeiny Hechavarría, R (1, 6) OBP: 0.333, SLG: 0.308	F7			8 F7-6-3 1B	1-H 2-H 2B	FC6 1-2f				4	0	2	2	0	0	3
22 Nick Green, R (8, 6) OBP: 0.417, SLG: 0.500										0	0	0	0	0	0	0
8 Chris Coghlan, L (1, 9) OBP: 0.368, SLG: 0.389		F8		F7-6-3 1-2	BB		P5			3	0	0	0	1	0	1
11 Bryan Petersen, L (8, 9)										0	0	0	0	0	0	0
13 Chris Valaika, R (1, 5) OBP: 0.143, SLG: 0.231		F8		72 BB 1B	F7		F7			4	0	1	0	0	0	2
72 Derek Dietrich, L (1, 10) OBP: 0.500, SLG: 0.429										1	1	1	0	1	0	0
15 Kevin Kouzmanoff, R (7, PH) OBP: 0.375, SLG: 1.250	1B			BB 1-2		2 2B HBP		HR		1	1	1	1	0	0	0
(8, 10)																
2 Gorkys Hernández, R (1, 8) OBP: 0.077, SLG: 0.154	G5-3			K		76 2B 1-H 2B		G4-3		3	1	1	1	0	1	3
77 Jake Marisnick, R (7, 8) OBP: 0.545, SLG: 0.889										1	0	0	0	0	0	0
Inning Stats	R: 0 E: 0 K: 1 S: 6 H: 1 LOB: 2 BB: 1 P: 10		R: 0 E: 0 K: 0 S: 4 H: 1 LOB: 1 BB: 0 P: 4	R: 0 E: 0 K: 0 S: 4 H: 1 LOB: 1 BB: 0 P: 4	R: 0 E: 0 K: 1 S: 6 H: 2 LOB: 2 BB: 1 P: 10	R: 2 E: 0 K: 1 S: 7 H: 2 LOB: 2 BB: 2 P: 15	R: 3 E: 0 K: 0 S: 6 H: 3 LOB: 1 BB: 0 P: 7	R: 1 E: 0 K: 0 S: 4 H: 1 LOB: 0 BB: 0 P: 4	R: 0 E: 0 K: 0 S: 3 H: 0 LOB: 1 BB: 0 P: 4	1B: 7 2B: 4 3B: 0 HR: 1	SF: 1 SAC: 0 DP: 1 HBP: 2	WP: 0 PB: 0 SB: 0 CS: 0	PA: 40				

PITCHER		IP	WLS	BF	H	R	ER	SO	BB	IBB	HBP	BLK	WP	HR	S	P	ERA	WHIP
35 Dillon Gee, R ERA:	(1, 1)	3.0		13	3	0	0	1	1	0	0	0	0	0	14	18	0.00	1.333
75 Cory Mazzoni, R ERA: 2.57	(4, 1)	2.0		12	4	2	2	2	3	0	0	0	0	0	13	25	9.00	3.500
56 Scott Rice, L ERA: 6.75	(6, 1)	1.0	L	7	3	3	3	0	0	0	1	0	0	0	6	7	27.00	3.000
73 Robert Carson, L ERA: 5.4	(7, 1)	2.0		8	1	1	1	0	0	0	1	0	0	1	7	8	4.50	0.500

PITCHER	IP	WLS	BF	H	R	ER	SO	BB	IBB	HBP	BLK	WP	HR	S	P	ERA	WHIP

New York Mets @ Miami Marlins
Roger Dean Stadium, Jupiter, FL
Sun Mar 03 2013, 1:13 PM - 4:02 PM EST
Att. 3,979 - Sunny - 61 F

livebaseballscorecards.com

AB	33
R	6
H	11
RBI	6
BB	4
SO	3
LOB	14

Batter	1	2	3	4	5	6	7	8	9	AB	R	H	RBI	BB	SO	LOB
1 Elvis Andrus, R (1, 6) OBP: 0.600, SLG: 0.500	13 E 24 2B 1B	G3 1-2		BBBB 4-0 BB			15 G6-3 1-2 1B		G4-3 2-3	4	1	2	0	1	0	2
13 Asdrúbal Cabrera, S (1, 10) OBP: 0.333, SLG: 0.333	E5 1-3 24 2B	2-H 1B		L7			G6-3 1-2f 2-3		G5-6-3	3	1	1	0	0	0	2
15 Salvador Perez, R (7, PH) (7, 10)										2	0	0	0	0	0	3
24 Miguel Cabrera, R (1, 3) OBP: 0.750, SLG: 2.000	5 1B 2-H 3-H 2B		26 CS 2B		F8		HR 3-H		BBBB 4-0 BB	4	2	3	4	0	0	0
18 Mario Lisson, R (7, 3)										0	0	0	0	1	0	0
48 Pablo Sandoval, S (1, 5) OBP: 0.200, SLG: 0.400	G6-3	G6-3			F9		2B		SSS K	5	0	1	0	0	1	4
5 Carlos González, L (1, 9) OBP: 0.500, SLG: 0.333	26 1B 2-H 1B		BBBB 4-0 26 BB BB		G6-3		G6-3			3	0	1	1	1	0	1
26 Miguel Montero, L (1, 2) OBP: 1.000, SLG: 1.000	12 G6-4-3 1-2 1B		BBBB 4-0 1-2 2-3 BB		F9				L9	1	0	1	0	1	0	0
55 Ramon Hernandez, R (5, 2)										2	0	0	0	0	0	0
12 Martín Prado, R (1, 7)	G6-4-3 1-2f	L8			G6-3		G6-3		G6-3	4	0	0	0	0	0	4
9 Gerardo Parra, L (1, 8)		F7		G3			G4-3		G6-3	4	0	0	0	0	0	0
19 Marco Scutaro, R (1, 4) OBP: 0.500, SLG: 0.500		1 G3 13 1B 1B		CCC 0-3 K			BBBB 4-0 15 G6-3 24 HR 1 1B BB		1 G4-3 2B	2	0	1	0	0	1	0
4 Omar Infante, R (5, 4) OBP: 1.000, SLG: 2.000										1	1	1	0	1	0	0
Inning Stats	R: 3 E: 1 K: 0 S: 7 H: 4 LOB: 1 BB: 0 P: 7	R: 0 E: 0 K: 0 S: 4 H: 2 LOB: 2 BB: 0 P: 4	R: 0 E: 0 K: 0 S: 3 H: 1 LOB: 2 BB: 2 P: 11	R: 0 E: 0 K: 1 S: 5 H: 0 LOB: 1 BB: 1 P: 9	R: 0 E: 0 K: 0 S: 3 H: 0 LOB: 0 BB: 0 P: 3	R: 0 E: 0 K: 0 S: 3 H: 0 LOB: 0 BB: 0 P: 3	R: 2 E: 0 K: 0 S: 5 H: 3 LOB: 1 BB: 1 P: 9	R: 0 E: 0 K: 0 S: 3 H: 0 LOB: 0 BB: 0 P: 3	R: 0 E: 0 K: 1 S: 6 H: 1 LOB: 2 BB: 1 P: 10	1B: 6 2B: 4 3B: 0 HR: 1	SF: 0 SAC: 0 DP: 2 HBP: 0					

TOP

Venezuela @ Miami Marlins

Roger Dean Stadium, Jupiter, FL

Tue Mar 05 2013, 7:10 PM - 10:02 PM EST

Att. 2,719 - Partly Cloudy - 68 F

livebaseballscorecards.com

AB	35
R	5
H	11
RBI	5
BB	5
SO	2
LOB	16

PITCHER		IP	WLS	BF	H	R	ER	SO	BB	IBB	HBP	BLK	WP	HR	S	P	ERA	WHIP
23 Wade LeBlanc, L ERA: 6.75	(1, 1)	2.2		15	7	3	2	0	2	0	0	0	0	0	13	21	6.75	3.375
78 José Fernández, R ERA:	(3, 1)	1.1		5	0	0	0	1	1	0	0	0	0	0	6	10	0.00	0.750
40 Mike Dunn, L ERA:	(5, 1)	1.0		3	0	0	0	0	0	0	0	0	0	0	3	3	0.00	0.000
57 Scott Maine, L ERA:	(6, 1)	1.0		3	0	0	0	0	0	0	0	0	0	0	3	3	0.00	0.000
62 Jordan Smith, R ERA: 18.0	(7, 1)	1.0		6	3	2	2	0	1	0	0	0	0	1	5	9	18.00	4.000

PITCHER		IP	WLS	BF	H	R	ER	SO	BB	IBB	HBP	BLK	WP	HR	S	P	ERA	WHIP
43 Dan Jennings, L ERA:	(8, 1)	1.0		3	0	0	0	0	0	0	0	0	0	0	3	3	0.00	0.000
44 AJ Ramos, R ERA:	(9, 1)	1.0	W	5	1	0	0	1	1	0	0	0	0	0	6	10	0.00	2.000

BOTTOM

Batter	1	2	3	4	5	6	7	8	9	AB	R	H	RBI	BB	SO	LOB
9 Juan Pierre, L (1, 7) OBP: 0.333, SLG: 0.667	x 0-0 G4-3 ①		x 0-0 G3 ②		x 0-0 19 L6-4 1-3 2-H 3-H 2B		S S S 0-3 K ②		x 0-0 1-H 3-H 3B	3	0	1	2	0	0	0
11 Bryan Petersen, L (6, 9) OBP: 0.500, SLG: 1.500										2	0	1	2	0	1	1
17 Donovan Solano, R (1, 4)	C C C 0-3 K ②		x 0-0 G1-3 ③		x 0-0 G6-3 ① 3-H		B B B B 4-0 BB			3	0	0	1	0	1	1
12 Matt Downs, R (6, 4)										0	0	0	0	1	0	0
19 Rob Brantly, L (1, 2) OBP: 0.333, SLG: 0.333	S S S 0-3 K ③			x 0-0 1B	x 0-0 L6-4 ② ③ 2-2		x 0-0 G4-3 ③			3	0	1	0	0	1	1
74 Jake Jefferies, L (6, 2)										1	0	0	0	0	0	2
15 Kevin Kouzmanoff, R (1, 10)		x 0-0 F8 ①		x 0-0 P4 ①		x 0-0 G4-3 ①		x 0-0 G6-3 ①		4	0	0	0	0	0	1
18 Casey Kotchman, L (1, 3) OBP: 0.333, SLG: 0.333		x 0-0 1B ②		x 0-0 L1 ②		x 0-0 L7 ②		x 0-0 F8 ②		3	0	1	0	0	0	1
61 Jordan Brown, L (7, 3)										1	0	0	0	0	0	0
3 Adeiny Hechavarría, R (1, 6)		B B B B 4-0 8 2B BB		x 0-0 G3 ③		x 0-0 G5-3 ③		S S S 0-3 K ③		2	0	0	0	1	0	1
22 Nick Green, R (7, 6)										1	0	0	0	0	1	0
8 Chris Coghlan, L (1, 9) OBP: 1.000, SLG: 1.500	x 0-0 1-3 2B				x 0-0 16 1B 1 BB 9 2B 1B		x 0-0 1 3B 2B		x 0-0 60 1B 11 3B 1B	4	3	4	0	0	0	0
(6, 7)																
1 Chone Figgins, S (1, 5) OBP: 0.667, SLG: 1.500	x 0-0 G4-3 ③				B B B B 4-0 16 1B 9 2B 1-2 BB		x 0-0 2-H 3B		x 0-0 11 3B 1-3 1B	2	1	1	1	1	0	2
60 Zack Cox, L (8, 5) OBP: 1.000, SLG: 1.000										1	0	1	0	0	0	0
85 Danny Black, L (9, PR)										0	1	0	0	0	0	0
16 Kevin Mattison, L (1, 8) OBP: 0.333, SLG: 0.333		C C C 0-3 K ①			x 0-0 9 2B 17 G6-3 1-2 2-3 1B		S S S 0-3 K ①		S S S 0-3 K ①	3	1	1	0	0	2	1
77 Jake Marisnick, R (8, 8)										1	0	0	0	0	1	2
Inning Stats	R: 0 E: 0 K: 2 S: 7 H: 0 LOB: 0 BB: 0 P: 7	R: 0 E: 0 K: 0 S: 4 H: 2 LOB: 2 BB: 1 P: 8	R: 0 E: 0 K: 1 S: 5 H: 0 LOB: 0 BB: 0 P: 5	R: 0 E: 0 K: 0 S: 4 H: 1 LOB: 1 BB: 0 P: 4	R: 3 E: 0 K: 0 S: 5 H: 3 LOB: 0 BB: 1 P: 9	R: 0 E: 0 K: 0 S: 3 H: 0 LOB: 0 BB: 0 P: 3	R: 1 E: 0 K: 2 S: 9 H: 2 LOB: 2 BB: 1 P: 13	R: 0 E: 0 K: 1 S: 5 H: 0 LOB: 0 BB: 0 P: 5	R: 2 E: 0 K: 1 S: 6 H: 3 LOB: 2 BB: 0 P: 6	1B: 6 2B: 4 3B: 2 HR: 0	SF: 0 SAC: 0 DP: 1 HBP: 0						

PITCHER	IP	WLS	BF	H	R	ER	SO	BB	IBB	HBP	BLK	WP	HR	S	P	ERA	WHIP
38 Carlos Zambrano, R (1, 1) ERA:	2.0		8	2	0	0	2	1	0	0	0	0	0	11	15	0.00	1.500
37 Henderson Alvarez III, R (3, 1) ERA:	1.0	H	3	0	0	0	1	0	0	0	0	0	0	5	5	0.00	0.000
21 Alex Torres, L (4, 1) ERA: 9.0	3.0	B	13	4	3	3	0	1	0	0	0	0	0	12	16	9.00	1.667
36 Cesar Jimenez, L (7, 1) ERA: 9.0	1.0	H	6	2	1	1	2	1	0	0	0	0	0	9	13	9.00	3.000
57 Francisco Rodríguez, R (8, 1) ERA:	1.0	H	3	0	0	0	1	0	0	0	0	0	0	5	5	0.00	0.000

PITCHER	IP	WLS	BF	H	R	ER	SO	BB	IBB	HBP	BLK	WP	HR	S	P	ERA	WHIP
51 Ronald Belisario, R (9, 1) ERA: 54.0	0.1	L	4	3	2	2	1	0	0	0	0	0	0	6	6	54.00	9.000

Venezuela @ Miami Marlins

Roger Dean Stadium, Jupiter, FL

Tue Mar 05 2013, 7:10 PM - 10:02 PM EST

Att. 2,719 - Partly Cloudy - 68 F

livebaseballscorecards.com

AB	34
R	6
H	11
RBI	6
BB	3
SO	7
LOB	13

MIAMI

PA: 37

WP: 0 PB: 0 SB: 0 CS: 0

Miami Marlins @ St. Louis Cardinals

Roger Dean Stadium, Jupiter, FL

Wed Mar 06 2013, 1:08 PM - 3:33 PM EST

Att. 4,736 - Cloudy - 72 F

TOP

livebaseballscorecards.com

Batter	1	2	3	4	5	6	7	8	9	AB	R	H	RBI	BB	SO	LOB
76 Christian Yelich, L (1, 7) OBP: 0.524, SLG: 0.889 65 Kyle Jensen, R (7, PH) OBP: 0.286, SLG: 0.167 (7, 7)	F8		K		2B		K			3 1	0 0	1 0	0 0	0 0	1 1	1 0
77 Jake Marisnick, R (1, 8) OBP: 0.500, SLG: 0.727 2 Gorkys Hernández, R (5, 8) OBP: 0.071, SLG: 0.143	F9		K		17 G4-6-3 HBP			B1-3		2 1	0 0	0 0	0 0	0 0	1 0	1 0
17 Donovan Solano, R (1, 4) OBP: 0.529, SLG: 0.533 64 Ed Lucas, R (6, 4) OBP: 0.250, SLG: 0.250	1B		2-H 1B		G4-6-3 1-2f			F7		3 1	0 0	2 0	1 0	0 0	0 0	2 0
25 Joe Mahoney, L (1, 3) OBP: 0.333, SLG: 0.706 61 Jordan Brown, L (6, 3) OBP: 0.250, SLG: 0.500	F8		F8			K		2B		3 1	0 0	0 1	0 0	0 0	1 0	2 0
12 Matt Downs, R (1, 5) OBP: 0.211, SLG: 0.526		G6-3		3B		G5-3		L9		4	0	1	0	0	0	1
11 Bryan Petersen, L (1, 9) OBP: 0.222, SLG: 0.125 68 Marcell Ozuna, R (7, 9) OBP: 0.500, SLG: 0.400		1B		P6		P3			G6-3	3 1	0 0	1 0	0 0	0 0	0 0	1 0
26 Austin Kearns, R (1, 10) OBP: 0.235, SLG: 0.071 16 Kevin Mattison, L (9, PH)	F8		K				K		G3-1	3 1	0 0	0 0	0 0	0 0	2 0	2 0
3 Adeiny Hechavarría, R (1, 6) OBP: 0.278, SLG: 0.250 85 Danny Black, L (7, 6)	F8		F9				K		K	3 1	0 0	0 0	0 0	0 0	1 1	2 0
53 Kyle Skipworth, L (1, 2) OBP: 0.308, SLG: 0.400 81 Austin Barnes, R (7, PH) OBP: 1.000, SLG: 4.000 (7, 2)			17 1B 2B		P5		HR			2 1	1 1	1 1	0 1	0 0	0 0	0 0
Inning Stats	R: 0 E: 0 K: 0 S: 4 H: 1 LOB: 1 BB: 0 P: 4	R: 0 E: 0 K: 0 S: 4 H: 1 LOB: 1 BB: 0 P: 4	R: 1 E: 0 K: 2 S: 9 H: 2 LOB: 1 BB: 0 P: 9	R: 0 E: 0 K: 1 S: 6 H: 1 LOB: 1 BB: 0 P: 6	R: 0 E: 0 K: 0 S: 3 H: 1 LOB: 1 BB: 0 P: 4	R: 0 E: 0 K: 1 S: 5 H: 0 LOB: 0 BB: 0 P: 5	R: 1 E: 0 K: 3 S: 10 H: 1 LOB: 0 BB: 0 P: 11	R: 0 E: 0 K: 0 S: 4 H: 1 LOB: 1 BB: 0 P: 4	R: 0 E: 0 K: 1 S: 5 H: 0 LOB: 0 BB: 0 P: 5	1B: 3 2B: 3 3B: 1 HR: 1 SF: 0 SAC: 0 DP: 1 HBP: 1						

	AB	34
	R	2
	H	8
	RBI	2
	BB	0
	SO	8
	LOB	12

MIAMI

PITCHER		IP	WLS	BF	H	R	ER	SO	BB	IBB	HBP	BLK	WP	HR	S	P	ERA	WHIP
35 Jake Westbrook, R ERA: 4.5	(1, 1)	3.0	W	13	4	1	1	2	0	0	0	0	0	0	17	17	3.00	1.333
26 Trevor Rosenthal, R ERA: 6.43	(4, 1)	2.0	H	8	2	0	0	1	0	0	1	0	0	0	9	10	0.00	1.000
52 Eduardo Sanchez, R ERA: 2.08	(6, 1)	1.0	H	3	0	0	0	1	0	0	0	0	0	0	5	5	0.00	0.000
61 Kevin Siegrist, L ERA: 3.0	(7, 1)	1.0	H	4	1	1	1	3	0	0	0	0	0	1	10	11	9.00	1.000
67 Eric Fornataro, R ERA: 2.25	(8, 1)	1.0	H	4	1	0	0	0	0	0	0	0	0	0	4	4	0.00	1.000

PITCHER		IP	WLS	BF	H	R	ER	SO	BB	IBB	HBP	BLK	WP	HR	S	P	ERA	WHIP
64 Michael Blazek, R ERA: 2.25	(9, 1)	1.0		3	0	0	0	1	0	0	0	0	0	0	5	5	0.00	0.000

WP: 0 PA: 35
PB: 0
SB: 0
CS: 0

Miami Marlins @ St. Louis Cardinals

Roger Dean Stadium, Jupiter, FL

Wed Mar 06 2013, 1:08 PM - 3:33 PM EST

Att. 4,736 - Cloudy - 72 F

BOTTOM

livebaseballscorecards.com

Batter	1	2	3	4	5	6	7	8	9	AB	R	H	RBI	BB	SO	LOB
19 Jon Jay, L (1, 8) OBP: 0.409, SLG: 0.500	0-0 21 CS 2B	0-0 G5-3		0-3 K			0-3 K			3	0	1	0	0	1	1
43 Shane Robinson, R (5, 8) OBP: 0.591, SLG: 1.000										1	0	0	0	0	1	1
13 Matt Carpenter, L (1, 4) OBP: 0.458, SLG: 0.421	0-0 F7		0-0 7 HR 1B	0-0 F7			1 SAFE 1-0 1-2 HR			3	1	1	0	0	0	1
16 Ronny Cedeno, R (6, 4) OBP: 0.263, SLG: 0.412										1	1	1	1	0	0	0
7 Matt Holliday, R (1, 7) OBP: 0.389, SLG: 0.643	4-0 BB		0-2 1-H HR		0-0 21 G6-4-3 1B		0-0 L8			1	1	1	2	1	0	0
56 Adron Chambers, L (5, 7) OBP: 0.296, SLG: 0.435										2	0	1	0	0	0	0
21 Allen Craig, R (1, 10) OBP: 0.611, SLG: 0.769	0-1 F9 2-3		0-3 K		0-0 G6-4-3 1-2f			1-0 HR		3	0	0	0	0	1	3
53 Matt Adams, L (8, PH) OBP: 0.526, SLG: 0.824 (9, 10)										1	1	1	1	0	0	0
12 Ty Wigginton, R (1, 3) OBP: 0.286, SLG: 0.174		0-0 87 HR 1B	4-0 87 2B BB		0-0 F8			0-2 HR		2	1	1	0	1	0	0
32 Rob Johnson, R (6, 2) OBP: 0.143, SLG: 0.308										1	1	1	1	0	0	0
87 Oscar Taveras, L (1, 9) OBP: 0.357, SLG: 0.630		3-2 1-H HR	0-0 1-3 2B			0-3 K		0-0 G6-3		3	1	2	2	0	1	0
60 Justin Christian, R (8, 9) OBP: 0.300, SLG: 0.368										1	0	0	0	0	0	0
33 Daniel Descalso, L (1, 5) OBP: 0.391, SLG: 0.500	0-0	0-0 46 G4-6-3 38 1B 1B	0-0 P6			0-0 L8		0-0 G6-3		3	0	1	0	0	0	2
92 Patrick Wisdom, R (7, 5)										1	0	0	0	0	0	0
38 Pete Kozma, R (1, 6) OBP: 0.444, SLG: 0.600	0-0	0-0 46 G4-6-3 1-2 1B	0-3 K			0-0 F8		0-3 K		3	0	1	0	0	1	2
8 Ryan Jackson, R (7, 6) OBP: 0.250, SLG: 0.143										1	0	0	0	0	1	0
46 J.R. Towles, R (1, 2) OBP: 0.500, SLG: 0.333		0-0 G4-6-3 1-2f 2-3		0-0 F8			4-0 16 HR BB			2	0	0	0	1	0	2
(6, 3)																
Inning Stats	R: 0 E: 0 K: 0 S: 4 H: 1 LOB: 1 BB: 1 P: 8	R: 2 E: 0 K: 0 S: 8 H: 4 LOB: 1 BB: 0 P: 11	R: 2 E: 0 K: 2 S: 12 H: 3 LOB: 2 BB: 1 P: 16	R: 0 E: 0 K: 1 S: 5 H: 0 LOB: 0 BB: 0 P: 5	R: 0 E: 0 K: 0 S: 3 H: 1 LOB: 0 BB: 0 P: 3	R: 0 E: 0 K: 1 S: 5 H: 0 LOB: 0 BB: 0 P: 5	R: 1 E: 0 K: 1 S: 5 H: 1 LOB: 0 BB: 1 P: 10	R: 2 E: 0 K: 1 S: 9 H: 2 LOB: 0 BB: 0 P: 10		1B: 5 2B: 2 3B: 0 HR: 5	SF: 0 SAC: 0 DP: 2 HBP: 0						

	AB	32
	R	7
	H	12
	RBI	7
	BB	3
	SO	6
	LOB	12

WP: 0 PB: 0 SB: 0 CS: 1 PA: 35

PITCHER		IP	WLS	BF	H	R	ER	SO	BB	IBB	HBP	BLK	WP	HR	S	P	ERA	WHIP
34 Tom Koehler, R ERA: 6.75	(1, 1)	2.1		14	7	4	4	1	2	0	0	0	0	2	19	30	15.43	3.857
45 Kevin Slowey, R ERA:	(3, 1)	2.2		9	2	0	0	2	0	0	0	0	0	0	13	13	0.00	0.750
59 Alex Sanabia, R ERA:	(6, 1)	1.0		3	0	0	0	1	0	0	0	0	0	0	5	5	0.00	0.000
54 Evan Reed, R ERA: 1.8	(7, 1)	1.0		4	1	1	1	1	1	0	0	0	0	1	5	10	9.00	2.000
58 Ryan Webb, R ERA: 12.0	(8, 1)	1.0		5	2	2	2	1	0	0	0	0	0	2	9	10	18.00	2.000

PITCHER	IP	WLS	BF	H	R	ER	SO	BB	IBB	HBP	BLK	WP	HR	S	P	ERA	WHIP

Miami Marlins @ New York Mets

Tradition Field, Port St. Lucie, FL

Thu Mar 07 2013, 1:11 PM - 3:35 PM EST

Att. 3,695 - Partly Cloudy - 68 F

livebaseballscorecards.com

TOP

Batter	1	2	3	4	5	6	7	8	9	AB	R	H	RBI	BB	SO	LOB
9 Juan Pierre, L (1, 7) OBP: 0.353, SLG: 0.471 76 Christian Yelich, L (6, 8) OBP: 0.500, SLG: 0.842	S S S 0-3 ① K	B X 1-0 ③ G5-3 1-2	X 0-0 ① 22 S 1B	X 0-0 ① F7	3 0 1 0 0 1 1 1 0 0 0 0 0 0
22 Nick Green, R (1, 6) OBP: 0.313, SLG: 0.357	X 0-0 ② F9	X 0-0 ① G6-3	S S S 0-3 ③ K 1-2	S S S 0-3 ② K	4 0 0 0 0 2 1
19 Rob Brantly, L (1, 2) OBP: 0.235, SLG: 0.188 79 J.T. Realmuto, R (6, 2) OBP: 0.429, SLG: 0.833	X 0-0 ③ F7	X 0-0 ② G3-1	X 0-0 ① G6-3	B B X 2-0 HR
25 Joe Mahoney, L (1, 10) OBP: 0.273, SLG: 0.571	C C C 0-3 ① K	S S S 0-3 ③ K2-3	X 0-0 ② F8	S S S 0-3 ③ K	4 0 0 0 0 3 0
13 Chris Valaika, R (1, 4) OBP: 0.118, SLG: 0.188 64 Ed Lucas, R (7, 4) OBP: 0.250, SLG: 0.250	X 0-0 ② F9	X 0-0 ① P4	X 0-0 ③ F7	3 0 0 0 0 0 0 0 0 0 0 0 0 0
8 Chris Coghlan, L (1, 8) (6, 7) OBP: 0.333, SLG: 0.350 68 Marcell Ozuna, R (8, PH) (8, 9) OBP: 0.429, SLG: 0.333	S S S 0-3 ③ K	X 0-0 ② G6-3	X 0-0 ① G4-3	2 0 0 0 0 1 0 1 0 0 0 0 0 0
18 Casey Kotchman, L (1, 3) OBP: 0.533, SLG: 0.786 72 Derek Dietrich, L (8, 5) OBP: 0.500, SLG: 0.429	X 0-0 ① F9	X 0-0 ③ F8	S S S 0-3 ② K	3 0 0 0 0 1 0 0 0 0 0 0 0 0
1 Chone Figgins, S (1, 9) (8, 7)	X 0-0 ① E6 9 S	X 0-0 ① L3	B B B B 4-0 BB	2 0 0 0 1 0 0
60 Zack Cox, L (1, 5) OBP: 0.300, SLG: 0.300 15 Kevin Kouzmanoff, R (6, 5) (8, 3) OBP: 0.333, SLG: 1.111	S S S 0-3 ② K	X 0-0 ② L5	X 0-0 ③ P3	2 0 0 0 0 1 1 1 0 0 0 0 0 1

	AB	30
	R	1
	H	2
	RBI	1
	BB	1
	SO	9
	LOB	4

Inning Stats																																
	R: 0	E: 0	K: 1	S: 5	H: 0	LOB: 0	BB: 0	P: 5	R: 0	E: 0	K: 2	S: 7	H: 0	LOB: 0	BB: 0	P: 7	R: 0	E: 1	K: 1	S: 6	H: 0	LOB: 1	BB: 0	P: 7	R: 0	E: 0	K: 1	S: 5	H: 0	LOB: 0	BB: 0	P: 5
	R: 0	E: 0	K: 0	S: 3	H: 0	LOB: 0	BB: 0	P: 3	R: 0	E: 0	K: 1	S: 6	H: 1	LOB: 1	BB: 0	P: 6	R: 0	E: 0	K: 0	S: 3	H: 0	LOB: 0	BB: 0	P: 3	R: 0	E: 0	K: 1	S: 5	H: 0	LOB: 1	BB: 1	P: 9
	R: 1	E: 0	K: 2	S: 8	H: 1	LOB: 0	BB: 0	P: 10	1B: 1	2B: 0	3B: 0	HR: 1	SF: 0	SAC: 0	DP: 0	HBP: 0	WP: 0	PB: 0	SB: 2	CS: 0	PA: 31											

PITCHER		IP	WLS	BF	H	R	ER	SO	BB	IBB	HBP	BLK	WP	HR	S	P	ERA	WHIP
33 Matt Harvey, R ERA: 2.0	(1, 1)	4.1	W	14	0	0	0	5	0	0	0	0	0	0	24	25	0.00	0.000
55 Pedro Feliciano, L ERA:	(5, 1)	0.2	H	2	0	0	0	0	0	0	0	0	0	0	2	2	0.00	0.000
66 Josh Edgin, L ERA: 3.6	(6, 1)	1.0	H	4	1	0	0	1	0	0	0	0	0	0	6	6	0.00	1.000
34 Brandon Lyon, R ERA: 3.38	(7, 1)	1.0		3	0	0	0	0	0	0	0	0	0	0	3	3	0.00	0.000
56 Scott Rice, L ERA: 5.4	(8, 1)	1.0		4	0	0	0	1	1	0	0	0	0	0	5	9	0.00	1.000

PITCHER		IP	WLS	BF	H	R	ER	SO	BB	IBB	HBP	BLK	WP	HR	S	P	ERA	WHIP
46 Greg Burke, R ERA: 7.2	(9, 1)	1.0		4	1	1	1	2	0	0	0	0	0	1	8	10	9.00	1.000

Batter	1	2	3	4	5	6	7	8	9	AB	R	H	RBI	BB	SO	LOB
1 Jordany Valdespin, L (1, 4) OBP: 0.381, SLG: 0.500	F9		G5-3			F8	70 FC6-4 1B			3	0	0	0	0	0	0
64 Reese Havens, L (7, 4) OBP: 0.300, SLG: 0.125										1	0	1	0	0	0	0
3 Omar Quintanilla, L (1, 6) OBP: 0.444, SLG: 0.571	G3			F8		F7	FC6-4 1-2f			3	0	0	0	0	0	0
70 Wilfredo Tovar, R (7, 6) OBP: 0.273, SLG: 0.273				2B						1	0	0	0	0	0	1
29 Ike Davis, L (1, 3) OBP: 0.400, SLG: 0.588	K					77 2B 1B		K		3	0	2	0	0	1	0
80 Jamie Hoffmann, R (6, PR) OBP: 0.188, SLG: 0.333										1	1	0	0	0	1	0
(7, 7)																
6 Marlon Byrd, R (1, 9) OBP: 0.389, SLG: 0.529		44 CS 20 1B 1B		K		1B 2B		G4-3		2	1	1	0	0	1	1
77 Andrew Brown, R (5, 9) OBP: 0.211, SLG: 0.278										2	1	1	1	0	0	0
21 Lucas Duda, L (1, 7) OBP: 0.158, SLG: 0.368		K		K		44 HBP 1B		G1-3		2	0	0	0	0	2	2
Justin Turner, R (5, 7) OBP: 0.389, SLG: 0.353										2	0	1	1	0	0	0
(7, 3)																
44 John Buck, R (1, 10) OBP: 0.267, SLG: 0.615		K2 1-2			P4	1-2 HBP				2	0	0	0	0	1	1
20 Anthony Recker, R (1, 2) OBP: 0.500, SLG: 1.000					G6-3	K				2	0	1	1	0	0	0
22 Landon Powell, S (6, PH) OBP: 0.250, SLG: 0.182		2-H 1B								1	0	0	0	0	1	2
(7, 2)																
68 Matthew den Dekker, L (1, 8) OBP: 0.263, SLG: 0.421			K		HR		61 G5-4-3 1B			3	1	2	1	0	1	0
63 Juan Lagares, R (8, 8) OBP: 0.200, SLG: 0.300										0	0	0	0	0	0	0
12 Brandon Hicks, R (1, 5) OBP: 0.300, SLG: 0.267			K		K		G5-4-3 1-2f			2	0	0	0	0	2	0
61 Wilmer Flores, R (7, 5) OBP: 0.100, SLG: 0.100										1	0	0	0	0	0	1
Inning Stats	R: 0 E: 0 K: 1 S: 5 H: 0 LOB: 0 BB: 0 P: 5	R: 1 E: 0 K: 2 S: 8 H: 2 LOB: 1 BB: 0 P: 8	R: 0 E: 0 K: 2 S: 7 H: 0 LOB: 0 BB: 0 P: 7	R: 0 E: 0 K: 2 S: 8 H: 1 LOB: 1 BB: 0 P: 8	R: 1 E: 0 K: 1 S: 6 H: 1 LOB: 0 BB: 0 P: 6	R: 2 E: 0 K: 1 S: 8 H: 3 LOB: 2 BB: 0 P: 9	R: 0 E: 0 K: 0 S: 4 H: 2 LOB: 1 BB: 0 P: 4	R: 0 E: 0 K: 1 S: 5 H: 0 LOB: 0 BB: 0 P: 5		1B: 6 2B: 2 3B: 0 HR: 1	SF: 0 SAC: 0 DP: 1 HBP: 1			WP: 0 PB: 0 SB: 0 CS: 1	PA: 32		

PITCHER		IP	WLS	BF	H	R	ER	SO	BB	IBB	HBP	BLK	WP	HR	S	P	ERA	WHIP
47 Ricky Nolasco, R ERA:	(1, 1)	3.2	L	13	3	1	0	6	0	0	0	0	0	0	25	25	0.00	0.818
21 Mitch Talbot, R ERA: 5.4	(4, 1)	2.0		11	4	3	3	2	0	0	1	0	0	1	14	15	13.50	2.000
83 Adam Conley, L ERA:	(6, 1)	0.1		1	0	0	0	1	0	0	0	0	0	0	3	3	0.00	0.000
46 Doug Mathis, R ERA:	(7, 1)	1.0		4	2	0	0	0	0	0	0	0	0	0	4	4	0.00	2.000
63 Jonathan Albaladejo, R ERA:	(8, 1)	1.0		3	0	0	0	1	0	0	0	0	0	0	5	5	0.00	0.000

PITCHER	IP	WLS	BF	H	R	ER	SO	BB	IBB	HBP	BLK	WP	HR	S	P	ERA	WHIP

BOTTOM

Miami Marlins @ New York Mets

Tradition Field, Port St. Lucie, FL

Thu Mar 07 2013, 1:11 PM - 3:35 PM EST

Att. 3,695 - Partly Cloudy - 68 F

livebaseballscorecards.com

AB	31
R	4
H	9
RBI	4
BB	0
SO	10
LOB	8

Batter	1	2	3	4	5	6	7	8	9	AB	R	H	RBI	BB	SO	LOB
11 Brett Gardner, L (1, 10) OBP: 0.536, SLG: 0.542	B B B B 4-0 26 1B BB	X 0-0 ③ FC5 1-2 2-3f			S S S 0-3 ① K		B B B B 4-0 1-2 BB			2	0	0	0	1	1	3
45 Bobby Wilson, R (7, PH) OBP: 0.182, SLG: 0.100 (7, 10)										0	0	0	0	1	0	0
26 Eduardo Núñez, R (1, 6) OBP: 0.292, SLG: 0.238	X 0-0 29 G6-3 1-2 1B		B B B B 4-0 36 CS BB		S S S 0-3 ② K		X 0-0 ③ L3			3	0	1	0	1	1	2
96 Addison Maruszak, R (7, 6) OBP: 0.200, SLG: 0.333										0	0	0	0	0	0	0
36 Kevin Youkilis, R (1, 5)	X 0-0 ① F8		1 SAFE X 0-0 ① ② F9 1-2		X 0-0 ③ G6-3			X 0-0 ① F7		3	0	0	0	0	0	3
77 Corban Joseph, L (7, 5) OBP: 0.263, SLG: 0.176										1	0	0	0	0	0	0
29 Francisco Cervelli, R (1, 2) OBP: 0.350, SLG: 0.294	X 0-0 ② ③ G6-3 1-2f		X 0-0 ③ G4-3			X 0-0 ① G6-3		X 0-0 ② P6		3	0	0	0	0	0	2
76 John Ryan Murphy, R (7, 2) OBP: 0.455, SLG: 1.000										1	0	0	0	0	0	0
17 Jayson Nix, R (1, 4) OBP: 0.318, SLG: 0.250		X 0-0 ① F9		X 0-0 ① F7		X 0-0 ② L5		X 0-0 ③ P4		3	0	0	0	0	0	0
97 José Pirela, R (7, 4) OBP: 0.357, SLG: 0.429										1	0	0	0	0	0	0
12 Dan Johnson, L (1, 3) OBP: 0.273, SLG: 0.059		H 1-0 95 BB 63 1B HBP		X 0-0 ② P6		X 0-0 ③ P2			X 0-0 63 G4-6-3 1B	2	0	0	0	0	0	0
94 Luke Murton, R (7, 3) OBP: 0.400, SLG: 0.333										1	0	1	0	0	0	0
63 Melky Mesa, R (1, 8) OBP: 0.292, SLG: 0.522		X 0-0 11 FC5 95 BB 1-2 1B		X 0-0 60 2B 1B			X 0-0 ① F8		X 0-0 ① ② G4-6-3 1-2f	4	1	2	0	0	0	1
60 Thomas Neal, R (1, 7) OBP: 0.333, SLG: 0.571		X 0-0 ② F9		X 0-0 1-H 2B			B B B B 4-0 45 BB BB		X 0-0 ③ G6-3	2	0	1	1	1	0	2
79 Ramón Flores, L (7, 7) OBP: 0.364, SLG: 0.222										1	0	0	0	0	0	0
95 Ronnier Mustelier, R (1, 9) OBP: 0.471, SLG: 0.571		B B B B 4-0 11 FC5 1-2 2-3 BB		X 0-0 ③ G4-3			S S C 0-3 ② K			2	0	0	0	1	1	2
78 Zoilo Almonte, S (8, 9) OBP: 0.222, SLG: 0.389										0	0	0	0	0	0	0
Inning Stats	R: 0 E: 0 K: 0 S: 3 H: 1 LOB: 1 BB: 1 P: 7	R: 0 E: 0 K: 0 S: 4 H: 1 LOB: 3 BB: 1 P: 9	R: 0 E: 0 K: 0 S: 2 H: 0 LOB: 0 BB: 1 P: 6	R: 1 E: 0 K: 0 S: 5 H: 2 LOB: 1 BB: 0 P: 5	R: 0 E: 0 K: 2 S: 7 H: 0 LOB: 0 BB: 0 P: 7	R: 0 E: 0 K: 0 S: 3 H: 0 LOB: 0 BB: 0 P: 3	R: 0 E: 0 K: 1 S: 5 H: 0 LOB: 2 BB: 2 P: 13	R: 0 E: 0 K: 0 S: 3 H: 0 LOB: 0 BB: 0 P: 3	R: 0 E: 0 K: 0 S: 3 H: 1 LOB: 0 BB: 0 P: 3	1B: 4 2B: 1 3B: 0 HR: 0 SF: 0 SAC: 0 DP: 2 HBP: 1						

PITCHER		IP	WLS	BF	H	R	ER	SO	BB	IBB	HBP	BLK	WP	HR	S	P	ERA	WHIP
24 Nathan Eovaldi, R ERA: 4.15	(1, 1)	4.0	W	18	4	1	1	0	3	0	1	0	0	0	14	27	2.25	1.750
73 John Maine, R ERA: 1.8	(5, 1)	2.0	H	6	0	0	0	2	0	0	0	0	0	0	10	10	0.00	0.000
40 Mike Dunn, L ERA: 2.25	(7, 1)	1.0		5	0	0	0	1	2	0	0	0	0	0	5	13	0.00	2.000
60 Jon Rauch, R ERA: 5.4	(8, 1)	1.0		3	0	0	0	0	0	0	0	0	0	0	3	3	0.00	0.000
66 Zach Phillips, L ERA: 6.75	(9, 1)	1.0		3	1	0	0	0	0	0	0	0	0	0	3	3	0.00	1.000

PITCHER	IP	WLS	BF	H	R	ER	SO	BB	IBB	HBP	BLK	WP	HR	S	P	ERA	WHIP

TOP

New York Yankees @ Miami Marlins

Roger Dean Stadium, Jupiter, FL

Fri Mar 08 2013, 1:09 PM - 3:36 PM EST

Att. 6,934 - Sunny - 73 F

livebaseballscorecards.com

AB	29
R	1
H	5
RBI	1
BB	5
SO	3
LOB	15

WP: 0	PA: 35		
PB: 0			
SB: 0			
CS: 1			

BOTTOM

Batter	1	2	3	4	5	6	7	8	9	AB	R	H	RBI	BB	SO	LOB
9 Juan Pierre, L (1, 7) OBP: 0.350, SLG: 0.450	0-0 17 G3 12 SF8 17 WP 1B	0-0 L6 ③		0-0 B5-3 ③		0-0 F9 ②		0-0 G6-4-3 ②③ 1-2f		3	1	1	0	0	0	1
11 Bryan Petersen, L (6, 9) OBP: 0.182, SLG: 0.100										2	0	0	0	0	0	3
17 Donovan Solano, R (1, 4) OBP: 0.524, SLG: 0.526	B X 1-0 G3 ① 1-3		0-0 19 1B 12 2B 1B		0-0 19 2B 76 G3-1 1B	B S S S 1-3 K ③ 1-2				4	2	2	0	0	1	2
64 Ed Lucas, R (7, 4) OBP: 0.250, SLG: 0.250										0	0	0	0	0	0	0
19 Rob Brantly, L (1, 2) OBP: 0.350, SLG: 0.333	B B B B 4-0 BB		0-0 12 2B 3 SF9 1-2 1B		0-0 76 G3-1 3 3B 1-3 2B	S S S 0-3 K ①				2	2	2	0	1	0	0
53 Kyle Skipworth, L (7, 2) OBP: 0.286, SLG: 0.364										1	0	0	0	0	1	0
12 Matt Downs, R (1, 5) OBP: 0.227, SLG: 0.571	0-0 SF8 ② 3-H		0-0 3 SF9 1-3 2-H 2B		0-0 F9 ①		0-0 F9 ②			2	0	1	2	0	0	2
13 Chris Valaika, R (7, 5) OBP: 0.111, SLG: 0.176										1	0	0	0	0	0	0
76 Christian Yelich, L (1, 10) OBP: 0.462, SLG: 0.727	0-0 G5-3 ③		0-0 G1-3 ①		0-0 G3-1 ② 2-3 3-H	B B B B 4-0 22 WP BB				3	0	0	1	1	0	4
3 Adeiny Hechavarría, R (1, 6) OBP: 0.333, SLG: 0.444		0-0 8 G4-3 18 1B 2 G4-3 1B	0-0 SF9 ② 2-3 3-H		0-0 3-H 3B	B X 1-0 G5-3 ③ 1-2				2	1	2	2	0	0	0
22 Nick Green, R (7, 6) OBP: 0.294, SLG: 0.333										1	0	0	0	0	0	1
18 Casey Kotchman, L (1, 3) OBP: 0.500, SLG: 0.706		0-0 2 G4-3 8 G4-3 1-2 1B	0-0 G6-3 ③		0-0 P3 ③			0-0 2 1B 1B		3	0	1	0	0	0	2
15 Kevin Kouzmanoff, R (7, 3) OBP: 0.400, SLG: 1.100										1	0	1	0	0	0	0
8 Chris Coghlan, L (1, 8) OBP: 0.280, SLG: 0.292		0-0 G4-3 ① 1-2 2-3		0-0 G6-3 ①		0-0 G4-3 ①		0-0 P6 ①		4	0	0	0	0	0	3
(6, 7)																
2 Gorkys Hernández, R (1, 9) OBP: 0.167, SLG: 0.176		0-0 G4-3 ② 2-3 3-H		0-0 G6-3 ②		H 1-0 17 S HBP		0-0 11 G6-4-3 1-2 1B		3	0	1	1	0	0	1
(6, 8)																
Inning Stats	R: 1 E: 0 K: 0 S: 4 H: 1 LOB: 1 BB: 1 P: 9	R: 1 E: 0 K: 0 S: 5 H: 2 LOB: 1 BB: 0 P: 5	R: 2 E: 0 K: 0 S: 6 H: 3 LOB: 1 BB: 0 P: 6	R: 0 E: 0 K: 0 S: 3 H: 0 LOB: 0 BB: 0 P: 3	R: 2 E: 0 K: 0 S: 6 H: 3 LOB: 1 BB: 0 P: 6	R: 0 E: 0 K: 1 S: 5 H: 0 LOB: 1 BB: 0 P: 7	R: 0 E: 0 K: 1 S: 5 H: 0 LOB: 1 BB: 1 P: 10	R: 0 E: 0 K: 0 S: 4 H: 2 LOB: 1 BB: 0 P: 4		1B: 8 2B: 2 3B: 1 HR: 0	SF: 2 SAC: 0 DP: 1 HBP: 1			WP: 2 PB: 0 SB: 1 CS: 0	PA: 37			

PITCHER		IP	WLS	BF	H	R	ER	SO	BB	IBB	HBP	BLK	WP	HR	S	P	ERA	WHIP
43 Adam Warren, R	(1, 1)	4.0	L	19	6	4	4	0	1	0	0	0	1	0	18	23	9.00	1.750
ERA: 5.0																		
82 Chase Whitley, R	(5, 1)	1.0		6	3	2	2	0	0	0	0	0	0	0	6	6	18.00	3.000
ERA: 6.23																		
99 Branden Pinder, R	(6, 1)	1.0		4	0	0	0	1	0	0	1	0	0	0	5	7	0.00	0.000
ERA:																		
94 Mark Montgomery, R	(7, 1)	1.0		4	0	0	0	1	1	0	0	0	1	0	5	10	0.00	1.000
ERA: 5.4																		
27 Shawn Kelley, R	(8, 1)	1.0		4	2	0	0	0	0	0	0	0	0	0	4	4	0.00	2.000
ERA:																		

PITCHER	IP	WLS	BF	H	R	ER	SO	BB	IBB	HBP	BLK	WP	HR	S	P	ERA	WHIP

New York Yankees @ Miami Marlins

Roger Dean Stadium, Jupiter, FL

Fri Mar 08 2013, 1:09 PM - 3:36 PM EST

Att. 6,934 - Sunny - 73 F

livebaseballscorecards.com

AB	32
R	6
H	11
RBI	6
BB	2
SO	2
LOB	19

MIAMI

Batter	1	2	3	4	5	6	7	8	9	AB	R	H	RBI	BB	SO	LOB
76 Christian Yelich, L (1, 7) OBP: 0.516, SLG: 0.720	BBBB 4-0 12 G5-4-3 1 1B BB		SX 0-1 1 SH5-3 25 HR 1-H 1B	BBBB 4-0 1-2 2-3 3-H BB		X 0-0 1B			X 0-0 ① G4-3 2-3	3	1	2	2	2	0	1
1 Chone Figgins, S (1, 4) OBP: 0.235, SLG: 0.143 (6, 9)	X 0-0 12 G5-4-3 1-2 1B		X 0-0 ① SH5-3 1-2	X 0-0 ① SF8 3-H		X 0-0 ③ F9			X 0-0 72 1B 3-H 1B	3	0	2	2	0	0	1
12 Matt Downs, R (1, 5) OBP: 0.192, SLG: 0.480 72 Derek Dietrich, L (7, 5) OBP: 0.545, SLG: 0.500	X 0-0 ①② G5-4-3 1-2f 2-3		X 0-0 ② P5	SSS 0-3 ② K			X 0-0 ① G5-3		X 0-0 1-2 1B	4	0	0	0	0	1	5
										1	0	1	0	0	0	0
25 Joe Mahoney, L (1, 3) OBP: 0.259, SLG: 0.615	X 0-0 ③ L1-3		BBSCX 2-2 2-H HR	SSS 0-3 ③ K			X 0-0 ② G3		CCC 0-3 ② K	5	1	1	2	0	2	5
65 Kyle Jensen, R (1, 10) OBP: 0.200, SLG: 0.111 61 Jordan Brown, L (7, PH) OBP: 0.200, SLG: 0.400 (7, 10)		CCC 0-3 ① K	X 0-0 ③ F8		X 0-0 ① P4		X 0-0 ③ P5		SSS 0-3 ③ K	3	0	0	0	0	1	0
										2	0	0	0	0	1	2
8 Chris Coghlan, L (1, 9) OBP: 0.310, SLG: 0.321 (6, 8)		CCC 0-3 ② K		X 0-0 53 1B 22 1B 2 1B 1B	X 0-0 22 G5-4-3 1B			X 0-0 ① G3		4	1	2	0	0	1	0
22 Nick Green, R (1, 6) OBP: 0.333, SLG: 0.333		BBBB 4-0 BB		X 0-0 2 1B 53 1B 76 BB 1-2 1B	X 0-0 ②③ G5-4-3 1-2f			SSS 0-3 ② K		3	1	1	0	1	1	1
53 Kyle Skipworth, L (1, 2) OBP: 0.294, SLG: 0.357 74 Jake Jefferies, L (6, 2)		X 0-0 ③ F9		X 0-0 76 BB 2 1B 1 SF8 1-2 2-3 1B		X 0-0 ① F7		X 0-0 ③ F8		3	1	1	0	0	0	1
										1	0	0	0	0	0	0
2 Gorkys Hernández, R (1, 8) OBP: 0.238, SLG: 0.211 85 Danny Black, L (6, 4) OBP: 0.250, SLG: 0.500			BBBB 4-0 76 S 76 1B BB	X 0-0 76 BB 1-2 2-3 3-H 1B		X 0-0 ② F9			X 0-0 76 G4-3 1 1B 2B	2	1	1	1	1	0	0
										1	1	1	0	0	0	0
Inning Stats	R: 0 E: 0 K: 0 S: 3 H: 1 LOB: 1 BB: 1 P: 7	R: 0 E: 0 K: 2 S: 7 H: 0 LOB: 1 BB: 1 P: 11	R: 3 E: 0 K: 0 S: 8 H: 2 LOB: 1 BB: 1 P: 14	R: 3 E: 0 K: 2 S: 11 H: 4 LOB: 2 BB: 1 P: 15	R: 0 E: 0 K: 0 S: 3 H: 1 LOB: 0 BB: 0 P: 3	R: 0 E: 0 K: 0 S: 4 H: 1 LOB: 1 BB: 0 P: 4	R: 0 E: 0 K: 0 S: 3 H: 0 LOB: 0 BB: 0 P: 3	R: 0 E: 0 K: 1 S: 5 H: 0 LOB: 0 BB: 0 P: 5	R: 1 E: 0 K: 2 S: 10 H: 3 LOB: 2 BB: 0 P: 10	1B: 10 2B: 1 3B: 0 HR: 1	SF: 1 SAC: 1 DP: 2 HBP: 0						

TOP

Miami Marlins @ Washington Nationals

Space Coast Stadium, Viera, FL

Sat Mar 09 2013, 1:07 PM - 3:58 PM EST

Att. 5,166 - Partly Cloudy - 76 F

livebaseballscorecards.com

AB	35
R	7
H	12
RBI	7
BB	4
SO	7
LOB	16

MIAMI

WP: 0	PB: 0	SB: 1	CS: 0	PA: 41																		

PITCHER		IP	WLS	BF	H	R	ER	SO	BB	IBB	HBP	BLK	WP	HR	S	P	ERA	WHIP
38 Chris Young, R ERA: 9.0	(1, 1)	3.0		14	3	3	3	2	3	0	0	0	0	1	18	32	9.00	2.000
35 Craig Stammen, R ERA: 5.87	(4, 1)	0.2	B	7	4	3	3	1	1	0	0	0	0	0	8	12	40.50	7.500
55 Erik Davis, R ERA:	(4, 1)	1.1		4	1	0	0	1	0	0	0	0	0	0	6	6	0.00	0.750
45 Ryan Perry, R ERA: 6.75	(6, 1)	2.0		7	1	0	0	0	0	0	0	0	0	0	7	7	0.00	0.500
58 Fernando Abad, L ERA: 3.38	(8, 1)	1.0	W	3	0	0	0	1	0	0	0	0	0	0	5	5	0.00	0.000

PITCHER		IP	WLS	BF	H	R	ER	SO	BB	IBB	HBP	BLK	WP	HR	S	P	ERA	WHIP
39 Jeremy Accardo, R ERA: 3.6	(9, 1)	1.0	S	6	3	1	1	2	0	0	0	0	0	0	10	10	9.00	3.000

BOTTOM

Miami Marlins @ Washington Nationals

Space Coast Stadium, Viera, FL

Sat Mar 09 2013, 1:07 PM - 3:58 PM EST

Att. 5,166 - Partly Cloudy - 76 F

livebaseballscorecards.com

Batter	1	2	3	4	5	6	7	8	9	AB	R	H	RBI	BB	SO	LOB
2 Denard Span, L (1, 8) OBP: 0.333, SLG: 0.263 10 Corey Brown, L (5, 8) OBP: 0.286, SLG: 0.364	G4-3	F7		K		G3		K 1-2		3 2	0 0	0 0	0 0	0 0	1 1	2 1
28 Jayson Werth, R (1, 9) OBP: 0.250, SLG: 0.250 12 Tyler Moore, R (5, 9) OBP: 0.206, SLG: 0.265	G5-3		11 1B 34 1B 25 FC4 1B	G6-3			G4-3			3 1	1 0	1 0	0 0	0 0	0 0	0 0
34 Bryce Harper, L (1, 7) OBP: 0.481, SLG: 0.846 46 Micah Owings, R (6, 7) OBP: 0.273, SLG: 0.636	K		25 FC4 11 1B 8 1B 1-2 1B		HR		K			3 1	2 0	2 0	1 0	0 0	1 1	0 0
11 Ryan Zimmerman, R (1, 10) OBP: 0.500, SLG: 0.833 49 Carlos Maldonado, R (7, PH) OBP: 0.500, SLG: 0.333 (8, 10)	24 HBP 8 BB 1 1B 1B		25 FC4 1-2 2-3 1B		HR		1B			3 1	2 0	3 1	1 0	0 0	0 0	0 0
25 Adam LaRoche, L (1, 3) OBP: 0.200, SLG: 0.077 14 Chris Marrero, R (5, PR) OBP: 0.353, SLG: 0.467 (6, 3)	F8		FC4 8 1B 1-2f 2-3 3-H		20 G5-4-3 BB		F9			2 1	0 0	0 0	1 0	1 0	0 0	3 1
20 Ian Desmond, R (1, 6) OBP: 0.320, SLG: 0.417 60 Zach Walters, S (6, 6) OBP: 0.360, SLG: 0.583	P6	K		G5-4-3 1-2f				HR		3 1	0 1	0 1	0 1	0 0	1 0	4 0
8 Danny Espinosa, S (1, 4) OBP: 0.406, SLG: 0.414 17 Will Rhymes, L (6, 4) OBP: 0.353, SLG: 0.313	24 HBP 1 1B 1-2 BB	24 FC6 1-2 3-H 1B		K				7 F9 7 S 19 1B 1B		2 1	1 1	1 1	1 0	1 0	1 0	1 0
24 Kurt Suzuki, R (1, 2) OBP: 0.412, SLG: 0.429 7 Chris Snyder, R (5, 2) OBP: 0.214, SLG: 0.429	1 1B 1-2 2-3 HBP	FC6 1-2f				G4-3		F9 1-3		1 2	0 0	0 0	0 0	0 0	0 0	2 1
1 Steve Lombardozzi, S (1, 5) OBP: 0.242, SLG: 0.281 19 Carlos Rivero, R (5, 5) OBP: 0.310, SLG: 0.360	1-3 2-H 3-H 1B			G4-3		K		10 CS 3-H 1B		2 2	0 0	1 1	2 1	0 0	0 1	0 0
Inning Stats	R: 0 E: 0 K: 1 S: 5 H: 0 LOB: 0 BB: 0 P: 5	R: 2 E: 0 K: 0 S: 5 H: 2 LOB: 2 BB: 1 P: 10	R: 2 E: 0 K: 1 S: 9 H: 4 LOB: 2 BB: 0 P: 9	R: 0 E: 0 K: 1 S: 5 H: 0 LOB: 0 BB: 0 P: 5	R: 2 E: 0 K: 1 S: 10 H: 2 LOB: 1 BB: 1 P: 18	R: 0 E: 0 K: 1 S: 5 H: 0 LOB: 0 BB: 0 P: 5	R: 0 E: 0 K: 1 S: 6 H: 1 LOB: 1 BB: 0 P: 6	R: 2 E: 0 K: 1 S: 8 H: 3 LOB: 1 BB: 0 P: 9		1B: 9 2B: 1 3B: 0 HR: 3	SF: 0 SAC: 0 DP: 2 HBP: 1					

	AB	34
	R	8
	H	12
	RBI	8
	BB	2
	SO	7
	LOB	15

WP: 0 PB: 0 SB: 1 CS: 1 PA: 37

PITCHER		IP	WLS	BF	H	R	ER	SO	BB	IBB	HBP	BLK	WP	HR	S	P	ERA	WHIP
59 Alex Sanabia, R ERA: 5.14	(1, 1)	2.2		15	5	4	4	2	1	0	1	0	0	0	17	22	13.50	2.250
52 Brad Hand, L ERA: 12.0	(3, 1)	2.1		10	3	2	2	2	1	0	0	0	0	2	17	25	7.71	1.714
78 José Fernández, R ERA:	(6, 1)	2.0		7	1	0	0	2	0	0	0	0	0	0	11	11	0.00	0.500
62 Jordan Smith, R ERA: 6.0	(8, 1)	1.0	L	5	3	2	2	1	0	0	0	0	0	1	8	9	18.00	3.000

PITCHER	IP	WLS	BF	H	R	ER	SO	BB	IBB	HBP	BLK	WP	HR	S	P	ERA	WHIP

Batter	1	2	3	4	5	6	7	8	9	AB	R	H	RBI	BB	SO	LOB
19 Jon Jay, L (1, 8) OBP: 0.310, SLG: 0.370	F7		FC3-6 87 G4-3 1-2f		F8		G4-3			4	0	0	0	0	0	1
60 Justin Christian, R (7, 8) OBP: 0.269, SLG: 0.292										0	0	0	0	0	0	0
87 Oscar Taveras, L (1, 9) OBP: 0.343, SLG: 0.576	4-0 53 2B BB		G4-3 1-2		2B			P5		3	0	1	0	1	0	1
98 Charles Tilson, L (8, 9)										0	0	0	0	0	0	0
23 David Freese, R (1, 10) OBP: 0.409, SLG: 0.500	0-3 K		0-3 K		4-0 53 FC6 BB			0-3 K		2	0	0	0	1	2	2
16 Ronny Cedeno, R (8, PH) OBP: 0.292, SLG: 0.409										1	0	0	0	0	1	0
(8, 10)																
53 Matt Adams, L (1, 3) OBP: 0.480, SLG: 0.739	0-0 1-3 2B			0-0 33 1B 38 2B 1B	FC6 1-2f			G4-3		3	1	2	0	0	0	2
92 Patrick Wisdom, R (8, PH) OBP: 0.200, SLG: 0.200										1	0	0	0	0	0	0
(8, 3)																
12 Ty Wigginton, R (1, 5) OBP: 0.265, SLG: 0.172	F8			0-3 K		G6-3			G5-3	3	0	0	0	0	1	3
94 Carson Kelly, R (6, 5)										1	0	0	0	0	0	0
33 Daniel Descalso, L (1, 4) OBP: 0.379, SLG: 0.571		L8		0-0 38 2B 1-2 1B		G6-3			0-0 1B	3	1	1	0	0	0	0
79 Kolten Wong, L (6, 4) OBP: 0.294, SLG: 0.588										1	0	1	0	0	0	0
38 Pete Kozma, R (1, 6) OBP: 0.455, SLG: 0.710		G6-3		0-0 1-H 2-H 2B		K			F9	3	0	1	2	0	1	0
89 Greg Garcia, L (6, 6) OBP: 0.357, SLG: 0.182										1	0	0	0	0	0	1
56 Adron Chambers, L (1, 7) OBP: 0.351, SLG: 0.469		G4-3		0-0 48 PO 1B			0-0 48 G6-3 1B		G4-3	4	0	2	0	0	0	1
48 Tony Cruz, R (1, 2) OBP: 0.364, SLG: 0.350			0-0 19 FC3-6 1B	1 SAFE 0-0 PO 1-2	G6-3		0-0 G6-3 1-2f			3	0	1	0	0	0	1
Inning Stats	R: 0 E: 0 K: 1 S: 6 H: 1 LOB: 2 BB: 1 P: 10	R: 0 E: 0 K: 0 S: 3 H: 0 LOB: 0 BB: 0 P: 3	R: 0 E: 0 K: 1 S: 6 H: 1 LOB: 1 BB: 0 P: 6	R: 2 E: 0 K: 1 S: 7 H: 4 LOB: 0 BB: 0 P: 7	R: 0 E: 0 K: 0 S: 4 H: 1 LOB: 2 BB: 1 P: 8	R: 0 E: 0 K: 1 S: 5 H: 0 LOB: 0 BB: 0 P: 5	R: 0 E: 0 K: 0 S: 3 H: 1 LOB: 0 BB: 0 P: 3	R: 0 E: 0 K: 1 S: 5 H: 0 LOB: 0 BB: 0 P: 5	R: 0 E: 0 K: 0 S: 4 H: 1 LOB: 1 BB: 0 P: 4	1B: 6 2B: 3 3B: 0 HR: 0 SF: 0 SAC: 0 DP: 1 HBP: 0						

PITCHER		IP	WLS	BF	H	R	ER	SO	BB	IBB	HBP	BLK	WP	HR	S	P	ERA	WHIP
33 Jacob Turner, R ERA: 16.2	(1, 1)	3.0		12	2	0	0	2	1	0	0	0	0	0	15	19	0.00	1.000
39 Chris Hatcher, R ERA: 15.75	(4, 1)	1.0	L	5	4	2	2	1	0	0	0	0	0	0	7	7	18.00	4.000
58 Ryan Webb, R ERA: 9.0	(5, 1)	1.0		5	1	0	0	0	1	0	0	0	0	0	4	8	0.00	2.000
50 Chad Qualls, R ERA:	(6, 1)	1.0		3	0	0	0	1	0	0	0	0	0	0	5	5	0.00	0.000
43 Dan Jennings, L ERA: 4.5	(7, 1)	1.0		3	1	0	0	0	0	0	0	0	0	0	3	3	0.00	1.000

PITCHER		IP	WLS	BF	H	R	ER	SO	BB	IBB	HBP	BLK	WP	HR	S	P	ERA	WHIP
44 AJ Ramos, R ERA: 5.4	(8, 1)	1.0		3	0	0	0	1	0	0	0	0	0	0	5	5	0.00	0.000
36 Sam Dyson, R ERA:	(9, 1)	1.0		4	1	0	0	0	0	0	0	0	0	0	4	4	0.00	1.000

TOP

St. Louis Cardinals @ Miami Marlins

Roger Dean Stadium, Jupiter, FL

Sat Mar 09 2013, 1:08 PM - 3:32 PM EST

Att. 4,219 - Partly Cloudy - 73 F

livebaseballscorecards.com

AB	33
R	2
H	9
RBI	2
BB	2
SO	5
LOB	12

WP: 0 PB: 0 SB: 0 CS: 0 PA: 36

Batter	1	2	3	4	5	6	7	8	9	AB	R	H	RBI	BB	SO	LOB
9 Juan Pierre, L (1, 7) OBP: 0.348, SLG: 0.435	17 1B		G1-3			G6-3			K	3	0	1	0	0	0	0
99 Isaac Galloway, R (7, 7)										1	0	0	0	0	1	0
17 Donovan Solano, R (1, 4) OBP: 0.542, SLG: 0.591	26 G6-4-3 1-3 1B			19 G4-3 2B		K			13 FC5 26 1B	3	0	2	0	0	1	0
64 Ed Lucas, R (7, 4) OBP: 0.333, SLG: 0.333										1	0	1	0	0	0	0
19 Rob Brantly, L (1, 2) OBP: 0.304, SLG: 0.286	K			G4-3 2-3		K			F8	3	0	0	0	0	2	3
81 Austin Barnes, R (7, 2) OBP: 0.500, SLG: 2.000										1	0	0	0	0	0	1
26 Austin Kearns, R (1, 10) OBP: 0.238, SLG: 0.111	G6-4-3 1-2f			K			G5-3		1-2 1B	4	0	1	0	0	1	3
87 Terrence Dayleg, R (9, PR)										0	0	0	0	0	0	0
18 Casey Kotchman, L (1, 3) OBP: 0.429, SLG: 0.600		K		G4-3			G1-3		FC5 2-3f	3	0	0	0	0	1	1
13 Chris Valaika, R (8, 5) OBP: 0.105, SLG: 0.167										1	0	0	0	0	0	2
20 Justin Ruggiano, R (1, 8)		K		K			G6-3			2	0	0	0	0	2	0
68 Marcell Ozuna, R (6, 9) OBP: 0.375, SLG: 0.286										1	0	0	0	0	0	0
15 Kevin Kouzmanoff, R (1, 5) OBP: 0.308, SLG: 0.846		K		F7				F9		3	0	0	0	0	1	0
(8, 3)																
3 Adeiny Hechavarria, R (1, 6) OBP: 0.333, SLG: 0.400			F9	BB				F8		2	0	0	0	1	0	0
11 Bryan Petersen, L (1, 9) OBP: 0.143, SLG: 0.077			G3-1	F9				K		3	0	0	0	0	1	1
(6, 8)																
Inning Stats	R: 0 H: 2 E: 0 LOB: 1 K: 1 BB: 0 S: 6 P: 6	R: 0 H: 0 E: 0 LOB: 0 K: 3 BB: 0 S: 9 P: 9	R: 0 H: 0 E: 0 LOB: 0 K: 0 BB: 0 S: 3 P: 3	R: 0 H: 1 E: 0 LOB: 1 K: 1 BB: 0 S: 6 P: 6	R: 0 H: 0 E: 0 LOB: 1 K: 1 BB: 1 S: 5 P: 9	R: 0 H: 0 E: 0 LOB: 0 K: 2 BB: 0 S: 7 P: 7	R: 0 H: 0 E: 0 LOB: 0 K: 0 BB: 0 S: 3 P: 3	R: 0 H: 0 E: 0 LOB: 0 K: 1 BB: 0 S: 5 P: 5	R: 0 H: 2 E: 0 LOB: 2 K: 1 BB: 0 S: 7 P: 7	1B: 4 SF: 0 2B: 1 SAC: 0 3B: 0 DP: 1 HR: 0 HBP: 0						

PITCHER	IP	WLS	BF	H	R	ER	SO	BB	IBB	HBP	BLK	WP	HR	S	P	ERA	WHIP
50 Adam Wainwright, R (1, 1) ERA: 3.48	4.2	W	17	3	0	0	6	1	0	0	0	0	0	28	32	0.00	0.857
36 Randy Choate, L (5, 1) ERA: 2.08	0.2	H	2	0	0	0	0	0	0	0	0	0	0	2	2	0.00	0.000
63 Maikel Cleto, R (6, 1) ERA: 2.45	0.2	H	2	0	0	0	2	0	0	0	0	0	0	6	6	0.00	0.000
30 Jason Motte, R (7, 1) ERA: 9.0	1.0	H	3	0	0	0	0	0	0	0	0	0	0	3	3	0.00	0.000
74 Michael Wacha, R (8, 1) ERA:	2.0	S	8	2	0	0	2	0	0	0	0	0	0	12	12	0.00	1.000

PITCHER	IP	WLS	BF	H	R	ER	SO	BB	IBB	HBP	BLK	WP	HR	S	P	ERA	WHIP

BOTTOM

St. Louis Cardinals @ Miami Marlins

Roger Dean Stadium, Jupiter, FL

Sat Mar 09 2013, 1:08 PM - 3:32 PM EST

Att. 4,219 - Partly Cloudy - 73 F

livebaseballscorecards.com

AB	31
R	0
H	5
RBI	0
BB	1
SO	10
LOB	11

MIAMI

Miami Marlins @ Atlanta Braves

Champion Stadium, Lake Buena Vista, FL

Sun Mar 10 2013, 1:09 PM - 3:48 PM EDT

Att. 7,150 - Sunny - 73 F

TOP

livebaseballscorecards.com

Batter	1	2	3	4	5	6	7	8	9	AB	R	H	RBI	BB	SO	LOB
76 Christian Yelich, L OBP: 0.500, SLG: 0.759 (1, 10)	H 1-0 25 F8 / 68 HR / 1 1B / HBP	X 0-0 ② G4-3 1-2 2-3		X 0-0 ① ② F7-2 3-H		X 0-0 E5 1 1B / 25 1B	B X 1-0 1-H HR		X 0-0 1B	4	3	1	2	0	0	4
81 Austin Barnes, R OBP: 0.667, SLG: 1.667 (9, PH) (9, 10)										1	0	1	0	0	0	0
1 Chone Figgins, S OBP: 0.381, SLG: 0.333 (1, 4)	X 0-0 68 HR / 1-2 1B	X 0-0 2-H 3-H 1B		X 0-0 12 FC6-4 / 1-2 1B		X 0-0 25 1B / 8 2B / 1-2 1B	X 0-0 ② F8		X 0-0 ③ G1-3	4	2	4	2	0	0	0
64 Ed Lucas, R OBP: 0.273, SLG: 0.273 (6, 4)										2	0	0	0	0	0	1
12 Matt Downs, R OBP: 0.167, SLG: 0.414 (1, 5)	X 0-0 ① F7	S S S 0-3 ③ K		X 0-0 ③ FC6-4 1-2f		S S S 0-3 ① K	X 0-0 ③ G5-3			4	0	0	0	0	2	7
15 Kevin Kouzmanoff, R OBP: 0.286, SLG: 0.786 (6, 5)										1	0	0	0	0	0	0
25 Joe Mahoney, L OBP: 0.258, SLG: 0.567 (1, 3)	X 0-0 ② F8 2-3		X 0-0 ① G4-3		X 0-0 ① F8	X 0-0 8 2B / 1-3 2-H 1B		X 0-0 ① L5		4	0	1	1	0	0	2
61 Jordan Brown, L OBP: 0.182, SLG: 0.364 (7, 3)										1	0	0	0	0	0	0
68 Marcell Ozuna, R OBP: 0.462, SLG: 0.727 (1, 9)	B B B C F X 3-2 1-H 3-H HR		X 0-0 ② G5-3		H 1-0 8 2B / 22 FC6 / HBP	X 0-0 ② L4		X 0-0 2B		4	2	2	3	0	0	2
8 Chris Coghlan, L OBP: 0.364, SLG: 0.438 (1, 7)	X 0-0 ③ G1-4-3		X 0-0 1B		X 0-0 22 FC6 / 1-3 2B	X 0-0 1-3 3-H 2B		S S S 0-3 ② K		4	0	3	1	0	0	0
65 Kyle Jensen, R OBP: 0.182, SLG: 0.100 (6, 7)										1	0	0	0	0	1	1
22 Nick Green, R OBP: 0.320, SLG: 0.318 (1, 6)		X 0-0 ③ 76 G4-3 / 2 BB / 1 1B / 1B	X 0-0 ③ G5-3		X 0-0 ③ FC6 2 FC6-4 / 2-3 3-H	X 0-0 ③ L9		X 0-0 ③ L6		4	1	1	1	0	0	4
13 Chris Valaika, R OBP: 0.100, SLG: 0.158 (6, 6)										1	0	0	0	0	0	1
53 Kyle Skipworth, L OBP: 0.300, SLG: 0.353 (1, 2)		X 0-0 ① L9		X 0-0 2 1B / 76 F7-2 / 1B	X 0-0 ② F9	C C C 0-3 ① K			X 0-0 ① G5-3	3	0	1	0	0	0	3
80 Wilfredo Gimenez, R (7, PH) (7, 2)										2	0	0	0	0	1	0
2 Gorkys Hernández, R OBP: 0.308, SLG: 0.227 (1, 8)		B B B 4-0 76 G4-3 / 1 1B / 1-2 BB		X 0-0 1 1B / 1-3 1B	X 0-0 ③ FC6-4 1-2f	B B B 4-0 76 HR / BB			C C C 0-3 ② K	3	2	1	0	2	1	2

	AB	43
	R	10
	H	15
	RBI	10
	BB	2
	SO	5
	LOB	27

MIAMI

Inning Stats	1	2	3	4	5	6	7	8	9	1B: 10	SF: 0	WP: 0	PA: 47
R	3	2	0	0	1	2	2	0	0	2B: 4	SAC: 0	PB: 0	
E	0	0	0	0	0	1	0	0	0	3B: 0	DP: 1	SB: 0	
K	0	1	0	0	0	1	1	1	1	HR: 2	HBP: 2	CS: 0	
S	7	7	4	5	5	9	6	6	6				
LOB	0	1	1	3	2	3	1	1	1				
P	11	11	4	5	6	9	11	6	6				
BB	0	1	0	0	0	0	1	0	0				
H	2	2	1	3	1	3	1	1	1				

PITCHER		IP	WLS	BF	H	R	ER	SO	BB	IBB	HBP	BLK	WP	HR	S	P	ERA	WHIP
15 Tim Hudson, R ERA: 6.43	(1, 1)	5.0	L	27	9	6	6	1	1	0	2	0	0	1	28	37	10.80	2.000
39 Jonny Venters, L ERA: 3.6	(6, 1)	1.0		7	3	2	0	1	0	0	0	0	0	0	9	9	0.00	3.000
65 Cory Rasmus, R ERA: 14.54	(7, 1)	1.0		5	1	2	2	1	1	0	0	0	0	1	6	11	18.00	2.000
83 J.R. Graham, R ERA:	(8, 1)	2.0		8	2	0	0	2	0	0	0	0	0	0	12	12	0.00	1.000

PITCHER		IP	WLS	BF	H	R	ER	SO	BB	IBB	HBP	BLK	WP	HR	S	P	ERA	WHIP

BOTTOM

Miami Marlins @ Atlanta Braves

Champion Stadium, Lake Buena Vista, FL

Sun Mar 10 2013, 1:09 PM - 3:48 PM EDT

Att. 7,150 - Sunny - 73 F

Batter	1	2	3	4	5	6	7	8	9	AB	R	H	RBI	BB	SO	LOB
7 Reed Johnson, R (1, 7) OBP: 0.219, SLG: 0.200 73 Joey Terdoslavich, S (7, 9) OBP: 0.467, SLG: 0.643	F9	F9	F8	L9	3 0 0 0 0 0 0 1 0 0 0 0 0 0
22 Jason Heyward, L (1, 9) OBP: 0.265, SLG: 0.500 74 Jordan Parraz, R (7, 7) OBP: 0.208, SLG: 0.364	1B	8 WP 1B	F9	G6-3	3 0 2 0 0 0 0 1 0 0 0 0 0 0
8 Justin Upton, R (1, 10) OBP: 0.324, SLG: 0.516 23 Blake DeWitt, L (8, PH) OBP: 0.280, SLG: 0.318 (9, 10)	K	L8 1-2	BB	G3-1	2 0 0 0 1 1 2 1 0 0 0 0 0 0
5 Freddie Freeman, L (1, 3) OBP: 0.333, SLG: 0.514 58 Ernesto Mejia, R (7, 3) OBP: 0.360, SLG: 0.318	F8	G3	G4-3	76 2B 1B	3 0 0 0 0 0 2 1 1 1 0 0 0 0
2 B.J. Upton, R (1, 8) OBP: 0.382, SLG: 0.559 72 Todd Cunningham, R (7, PR) OBP: 0.345, SLG: 0.269 (8, 8)	26 CS 1B	23 CS 1B	26 BLK 26 1B 1B	F8	3 0 3 0 0 0 0 1 1 0 0 0 0 1
26 Dan Uggla, R (1, 4) OBP: 0.300, SLG: 0.306 Luis Nunez, R (7, PR) OBP: 0.500, SLG: 0.500 (8, 4)	1 SAFE G5-3 1-2	F7	23 G6-4-3 1-H 1B	76 2B 1-2 1B	3 0 1 1 0 0 2 1 0 1 0 0 0 0
23 Chris Johnson, R (1, 5) OBP: 0.333, SLG: 0.563 76 Joe Leonard, R (8, 5) OBP: 0.267, SLG: 0.400	1B	1 SAFE CS 1-2	K	G6-4-3 1-2f	1-3 2-H 2B	3 0 1 0 0 1 1 1 0 1 1 0 0 0
67 José Yépez, R (1, 2) OBP: 0.286, SLG: 0.286 69 Braeden Schlehuber, R (7, 2) OBP: 0.143, SLG: 0.143	F9	G1-3	1B	K	2 0 0 0 0 0 1 2 0 1 0 0 1 2
75 Elmer Reyes, R (1, 6)	F7	G4-3	K	F7	4 0 0 0 0 1 3
Inning Stats	R: 0 H: 1 E: 0 LOB: 1 K: 1 BB: 0 S: 6 P: 6	R: 0 H: 2 E: 0 LOB: 1 K: 0 BB: 0 S: 4 P: 4	R: 0 H: 1 E: 0 LOB: 1 K: 0 BB: 0 S: 4 P: 5	R: 0 H: 1 E: 0 LOB: 0 K: 0 BB: 0 S: 3 P: 3	R: 0 H: 0 E: 0 LOB: 0 K: 1 BB: 0 S: 5 P: 5	R: 0 H: 0 E: 0 LOB: 1 K: 0 BB: 1 S: 3 P: 7	R: 1 H: 3 E: 0 LOB: 1 K: 1 BB: 0 S: 7 P: 7	R: 0 H: 0 E: 0 LOB: 0 K: 0 BB: 0 S: 3 P: 3	R: 1 H: 3 E: 0 LOB: 2 K: 1 BB: 0 S: 8 P: 8	1B: 10 SF: 0 2B: 1 SAC: 0 3B: 0 DP: 1 HR: 0 HBP: 0						

livebaseballscorecards.com

AB	35
R	2
H	11
RBI	2
BB	1
SO	4
LOB	14

WP: 1 PA: 37
PB: 0
SB: 0
CS: 2

PITCHER		IP	WLS	BF	H	R	ER	SO	BB	IBB	HBP	BLK	WP	HR	S	P	ERA	WHIP
23 Wade LeBlanc, L ERA:	(1, 1)	4.0	W	15	5	0	0	1	0	0	0	0	1	0	17	18	0.00	1.250
46 Doug Mathis, R ERA:	(5, 1)	2.0		7	0	0	0	1	1	0	0	0	0	0	8	12	0.00	0.500
51 Braulio Lara, L ERA: 4.5	(7, 1)	1.0		5	3	1	1	1	0	0	0	1	0	0	7	7	9.00	3.000
63 Jonathan Albaladejo, R ERA:	(8, 1)	1.0		3	0	0	0	0	0	0	0	0	0	0	3	3	0.00	0.000
54 Evan Reed, R ERA: 3.0	(9, 1)	1.0		6	3	1	1	1	0	0	0	0	0	0	8	8	9.00	3.000

PITCHER	IP	WLS	BF	H	R	ER	SO	BB	IBB	HBP	BLK	WP	HR	S	P	ERA	WHIP

Boston Red Sox @ Miami Marlins

Roger Dean Stadium, Jupiter, FL

Mon Mar 11 2013, 1:08 PM - 3:57 PM EDT

Att. 6,406 - Partly Cloudy - 74 F

TOP

livebaseballscorecards.com

Batter	1	2	3	4	5	6	7	8	9	AB	R	H	RBI	BB	SO	LOB
74 Jackie Bradley Jr., L (1, 8) OBP: 0.618, SLG: 0.704 84 Ronald Bermudez, R (8, 8)	HR		BB	2B		G6-3		1B		4 0	1 0	3 0	2 0	1 0	0 0	0 0
26 Brock Holt, L (1, 4) OBP: 0.242, SLG: 0.226 76 Jonathan Diaz, R (7, 4) OBP: 0.300, SLG: 0.188	K		FC4-6 12 HBP 39 2B	K			16 HR 2B	F9		4 1	2 0	1 0	0 0	0 0	2 0	4 2
12 Mike Napoli, R (1, 3) OBP: 0.462, SLG: 0.909 71 Mark Hamilton, L (6, 3) OBP: 0.304, SLG: 0.211	K		39 2B HBP	BB			K		F8	1 2	0 0	0 0	0 0	1 0	1 1	0 1
39 Jarrod Saltalamacchia, S (1, 2) OBP: 0.458, SLG: 0.619 61 Dan Butler, R (6, 2) OBP: 0.429, SLG: 0.400	F8		2B	K			K		F9	3 2	0 0	1 0	2 0	0 0	1 1	3 1
16 Will Middlebrooks, R (1, 5) OBP: 0.300, SLG: 0.389 44 Drew Sutton, S (7, 5) OBP: 0.500, SLG: 0.333	K	G6-3			P6		HR		1B	4 1	1 0	1 1	2 0	0 0	1 0	2 0
37 Mike Carp, L (1, 7) OBP: 0.280, SLG: 0.391 26 Shannon Wilkerson, R (8, 7)	K			HR	P4		F7		G4-3	4 1	1 0	1 0	1 0	0 0	1 0	0 1
50 Mauro Gomez, R (1, 10) OBP: 0.286, SLG: 0.208	G6-3			L1	G5-3			P5		4	0	0	0	0	0	0
48 Mitch Maier, L (1, 9) OBP: 0.370, SLG: 0.304 75 J.C. Linares, R (8, 9) OBP: 0.375, SLG: 0.545			26 FC4-6 74 BB 39 2B BB	10 BB 74 2B 1B		P5		L3		3 0	2 0	1 0	0 0	1 0	0 0	0 0
10 Jose Iglesias, R (1, 6) OBP: 0.267, SLG: 0.429 82 Deven Marrero, R (8, PR) (8, 6) OBP: 0.500, SLG: 0.500			K	74 2B BB		G4-3		E6 74 1B		3 0	0 0	0 0	0 0	1 0	1 0	1 0
Inning Stats	R: 1 E: 0 K: 2 S: 8 H: 1 LOB: 0 BB: 0 P: 8	R: 0 E: 0 K: 2 S: 7 H: 0 LOB: 0 BB: 0 P: 7	R: 2 E: 0 K: 1 S: 6 H: 1 LOB: 2 BB: 2 P: 15	R: 2 E: 0 K: 2 S: 11 H: 3 LOB: 3 BB: 2 P: 20	R: 0 E: 0 K: 0 S: 3 H: 0 LOB: 0 BB: 0 P: 3	R: 0 E: 0 K: 0 S: 3 H: 0 LOB: 0 BB: 0 P: 3	R: 2 E: 0 K: 2 S: 10 H: 2 LOB: 0 BB: 0 P: 11	R: 0 E: 1 K: 0 S: 5 H: 1 LOB: 2 BB: 0 P: 5	R: 0 E: 0 K: 0 S: 4 H: 1 LOB: 1 BB: 0 P: 4	1B: 3 2B: 3 3B: 0 HR: 3	SF: 0 SAC: 0 DP: 0 HBP: 1						

	AB	37
	R	7
	H	9
	RBI	7
	BB	4
	SO	9
	LOB	15

WP: 0 PB: 0 SB: 0 CS: 0 PA: 42

PITCHER	IP	WLS	BF	H	R	ER	SO	BB	IBB	HBP	BLK	WP	HR	S	P	ERA	WHIP
45 Kevin Slowey, R (1, 1) ERA: 2.89	3.0		14	2	3	3	5	2	0	1	0	0	1	21	30	9.00	1.333
34 Tom Koehler, R (4, 1) ERA: 7.27	2.0		11	3	2	2	2	2	0	0	0	0	1	14	23	9.00	2.500
66 Zach Phillips, L (6, 1) ERA: 5.4	1.0		3	0	0	0	0	0	0	0	0	0	0	3	3	0.00	0.000
60 Jon Rauch, R (7, 1) ERA: 8.31	1.0		5	2	2	2	2	0	0	0	0	0	1	10	11	18.00	2.000
40 Mike Dunn, L (8, 1) ERA: 1.8	1.0		5	1	0	0	0	0	0	0	0	0	0	5	5	0.00	1.000

PITCHER	IP	WLS	BF	H	R	ER	SO	BB	IBB	HBP	BLK	WP	HR	S	P	ERA	WHIP
39 Chris Hatcher, R (9, 1) ERA: 12.6	1.0	W	4	1	0	0	0	0	0	0	0	0	0	4	4	0.00	1.000

BOTTOM

Batter	1	2	3	4	5	6	7	8	9	AB	R	H	RBI	BB	SO	LOB
9 Juan Pierre, L (1, 7) OBP: 0.346, SLG: 0.423	13 S 13 1B 17 G4-3 1B		B1-3			G6-3	15 2B 1-2 2-3 3-H BB		P4	3	1	1	0	0	0	0
11 Bryan Petersen, L (7, 7) OBP: 0.188, SLG: 0.071										1	1	0	0	1	0	0
17 Donovan Solano, R (1, 4) OBP: 0.481, SLG: 0.520	G4-3 1-2		K2-3			K	1-H 2-H 3-H 2B		76 HR 1B	3	0	0	0	0	2	1
15 Kevin Kouzmanoff, R (7, 5) OBP: 0.375, SLG: 0.875										2	0	2	3	0	0	0
22 Nick Green, R (9, PR) OBP: 0.320, SLG: 0.318										0	1	0	0	0	0	0
20 Justin Ruggiano, R (1, 8)	G5-3		G6-3			G4-3	K		1-H HR	2	0	0	0	0	0	1
76 Christian Yelich, L (6, 8) OBP: 0.487, SLG: 0.813										3	1	1	2	0	1	1
13 Chris Valaika, R (1, 10) OBP: 0.167, SLG: 0.182	2-H 1B			G5-3			18 1B 19 BB 12 BB BB	P3		3	1	1	1	1	0	0
19 Rob Brantly, L (1, 2) OBP: 0.308, SLG: 0.261	G3-1			G5-3			12 BB 18 1B 11 PB 1-2 BB	E6 61 2B		2	1	0	0	1	0	1
74 Jake Jefferies, L (8, 2)										1	0	0	0	0	0	0
26 Austin Kearns, R (1, 9) OBP: 0.208, SLG: 0.095		K		K		P2		K		3	0	0	0	0	2	2
2 Gorkys Hernández, R (8, 9) OBP: 0.296, SLG: 0.217										1	0	0	0	0	1	1
18 Casey Kotchman, L (1, 3) OBP: 0.458, SLG: 0.652	2B		G3-1			11 PB 12 BB 15 2B 1-2 2-3 1B	1-3 2B			3	1	2	0	0	0	0
61 Jordan Brown, L (8, 3) OBP: 0.250, SLG: 0.500										1	0	1	0	0	0	0
64 Ed Lucas, R (1, 5) OBP: 0.200, SLG: 0.200	P6		P6			K	K			4	0	0	0	0	2	6
(7, 4)																
3 Adeiny Hechavarría, R (1, 6) OBP: 0.308, SLG: 0.364	K		F9			11 PB 15 2B 1-2 2-3 3-H BB		K		2	0	0	0	0	1	1
12 Matt Downs, R (7, 6) OBP: 0.188, SLG: 0.400										1	1	0	1	1	1	0
Inning Stats	R: 1 E: 0 K: 0 S: 5 H: 2 LOB: 1 BB: 0 P: 6	R: 0 E: 0 K: 2 S: 8 H: 1 LOB: 1 BB: 0 P: 8	R: 0 E: 0 K: 1 S: 5 H: 0 LOB: 0 BB: 0 P: 5	R: 0 E: 0 K: 1 S: 5 H: 0 LOB: 0 BB: 0 P: 5	R: 0 E: 0 K: 0 S: 3 H: 0 LOB: 0 BB: 0 P: 3	R: 0 E: 0 K: 1 S: 5 H: 0 LOB: 0 BB: 0 P: 5	R: 5 E: 0 K: 2 S: 9 H: 2 LOB: 1 BB: 4 P: 25	R: 0 E: 1 K: 2 S: 9 H: 1 LOB: 2 BB: 0 P: 9	R: 2 E: 0 K: 1 S: 7 H: 2 LOB: 1 BB: 0 P: 9	1B: 4 2B: 3 3B: 0 HR: 1	SF: 0 SAC: 0 DP: 0 HBP: 0						

PITCHER	IP	WLS	BF	H	R	ER	SO	BB	IBB	HBP	BLK	WP	HR	S	P	ERA	WHIP
31 Jon Lester, L (1, 1) ERA: 1.29	5.0		18	3	1	1	4	0	0	0	0	0	0	26	27	1.80	0.600
63 Alex Wilson, R (6, 1) ERA:	1.0		3	0	0	0	1	0	0	0	0	0	0	5	5	0.00	0.000
62 Rubby De La Rosa, R (7, 1) ERA: 9.45	0.2		8	2	5	5	1	4	0	0	0	0	0	6	22	67.50	9.000
77 Anthony Carter, R (7, 1) ERA:	1.1	H	6	1	0	0	3	0	0	0	0	0	0	12	12	0.00	0.750
37 Chris Carpenter, R (9, 1) ERA: 3.38	0.2	L	4	2	2	2	1	0	0	0	0	0	1	7	9	27.00	3.000

PITCHER	IP	WLS	BF	H	R	ER	SO	BB	IBB	HBP	BLK	WP	HR	S	P	ERA	WHIP

Boston Red Sox @ Miami Marlins

Roger Dean Stadium, Jupiter, FL

Mon Mar 11 2013, 1:08 PM - 3:57 PM EDT

Att. 6,406 - Partly Cloudy - 74 F

livebaseballscorecards.com

AB	35
R	8
H	8
RBI	7
BB	4
SO	10
LOB	14

MIAMI

Houston Astros @ Miami Marlins

Roger Dean Stadium, Jupiter, FL

Tue Mar 12 2013, 1:09 PM - 4:03 PM EDT

Att. 2,481 - Cloudy - 78 F

TOP

livebaseballscorecards.com

Batter	1	2	3	4	5	6	7	8	9	AB	R	H	RBI	BB	SO	LOB
27 Jose Altuve, R (1, 4) OBP: 0.313, SLG: 0.367	C C C 0-3 ① K	X 0-0 ① F9	X 0-0 ② P4		X 0-0 ② P3		X 0-0 ② G3			4	0	0	0	0	1	6
78 Robbie Grossman, S (5, 8) OBP: 0.455, SLG: 0.500										1	0	0	0	0	0	0
46 Rick Ankiel, L (1, 8) OBP: 0.480, SLG: 0.739	X 0-0 12 HR 2B	X 0-0 12 F8 23 E 1-3 1B	C C C 0-3 ③ K		X 0-0 ③ G6-3		X 0-0 ③ L8			4	1	2	0	0	1	5
69 René García, R (5, 2) OBP: 0.400, SLG: 0.250										1	0	0	0	0	0	0
23 Chris Carter, R (1, 7) OBP: 0.257, SLG: 0.438	X 0-0 ② P4	X 0-0 E4 1-2 3-H		B S S X 1-2 HR		B B B B 4-0 56 G4-3 29 2B 56 WP BB		X 0-0 ① G1-3		3	1	1	2	0	0	2
23 Tyler Greene, R (5, 6) OBP: 0.324, SLG: 0.192										1	1	0	0	1	0	0
12 Carlos Pena, L (1, 10) OBP: 0.308, SLG: 0.667	B B C X 2-1 2-H HR	X 0-0 ② F8 2-3		X 0-0 ① F9		B X 1-0 ① G4-3 1-3		X 0-0 ② L4		3	1	1	2	0	0	2
56 Nate Freiman, R (6, PH) (6, 10) OBP: 0.259, SLG: 0.333										1	0	0	0	0	0	1
21 Fernando Martinez, L (8, PH) (8, 10) OBP: 0.409, SLG: 0.600										1	0	0	0	0	0	0
29 Brett Wallace, L (1, 3) OBP: 0.387, SLG: 0.679	X 0-0 HR	C C C 0-3 ③ K		X 0-0 ② G4-3		X 0-0 73 FC6-4 3-H 2B		X 0-0 ③ F7		5	1	2	2	0	1	2
14 J.D. Martinez, R (1, 9) OBP: 0.313, SLG: 0.433	X 0-0 ③ P4		S S S 0-3 ① K	S S S 0-3 ③ K2-3		B B B B 4-0 73 FC6-4 BB			S S S 0-3 ① K	3	0	0	0	0	2	0
38 Jimmy Paredes, S (5, 9) OBP: 0.192, SLG: 0.136										1	0	0	0	1	1	0
15 Jason Castro, L (1, 2) OBP: 0.579, SLG: 1.125		X 0-0 30 HR 1B	B B F B X 3-1 HR		X 0-0 30 1B 2B	X 0-0 ② FC6-4 1-2f 2-3			X 0-0 ② F8	3	2	3	1	0	0	0
73 Jose Martinez, R (5, PR) (5, 4) OBP: 0.368, SLG: 0.556										2	0	0	0	0	0	2
30 Matt Dominguez, R (1, 5) OBP: 0.480, SLG: 0.810	X 0-0 1-H HR	B B B B 4-0 9 1B 9 PB BB		X 0-0 9 S 2-3 1B	S S S 0-3 ③ K			X 0-0 1B		2	1	2	2	1	0	0
8 Trevor Crowe, S (5, PR) (5, 7) OBP: 0.294, SLG: 0.563										2	0	1	0	0	1	2
9 Marwin Gonzalez, S (1, 6) OBP: 0.406, SLG: 0.357	B B B B 4-0 46 1B 23 E BB	B X 1-0 1-3 1B		B X 1-0 ① P5 1-2			X 0-0 ① L6		S S S 0-3 ③ K	4	1	1	0	1	1	4
(5, 5)																
Inning Stats	R: 3 E: 0 K: 1 S: 9 H: 3 LOB: 0 BB: 0 P: 11	R: 3 E: 1 K: 1 S: 9 H: 3 LOB: 2 BB: 1 P: 13	R: 1 E: 0 K: 2 S: 10 H: 2 LOB: 2 BB: 1 P: 18	R: 1 E: 0 K: 1 S: 8 H: 1 LOB: 0 BB: 0 P: 9	R: 0 E: 0 K: 0 S: 5 H: 2 LOB: 3 BB: 0 P: 6	R: 1 E: 0 K: 1 S: 6 H: 1 LOB: 2 BB: 2 P: 15	R: 0 E: 0 K: 0 S: 3 H: 0 LOB: 0 BB: 0 P: 3	R: 0 E: 0 K: 0 S: 3 H: 0 LOB: 0 BB: 0 P: 3	R: 0 E: 0 K: 2 S: 8 H: 1 LOB: 1 BB: 0 P: 8	1B: 5 2B: 3 3B: 0 HR: 5 SF: 0 SAC: 0 DP: 0 HBP: 0						

	AB	41
	R	9
	H	13
	RBI	9
	BB	4
	SO	8
	LOB	26

WP: 1 PB: 1 SB: 1 CS: 0 PA: 45

PITCHER		IP	WLS	BF	H	R	ER	SO	BB	IBB	HBP	BLK	WP	HR	S	P	ERA	WHIP
47 Ricky Nolasco, R ERA: 7.27	(1, 1)	3.0	L	20	8	7	7	4	2	0	0	0	0	4	28	42	21.00	3.333
21 Mitch Talbot, R ERA: 5.14	(4, 1)	2.0		9	3	1	1	1	0	0	0	0	0	1	13	15	4.50	1.500
43 Dan Jennings, L ERA: 5.4	(6, 1)	1.0		6	1	1	1	1	2	0	0	0	1	0	6	15	9.00	3.000
58 Ryan Webb, R ERA: 7.2	(7, 1)	1.0		3	0	0	0	0	0	0	0	0	0	0	3	3	0.00	0.000
50 Chad Qualls, R ERA:	(8, 1)	1.0		3	0	0	0	0	0	0	0	0	0	0	3	3	0.00	0.000

PITCHER		IP	WLS	BF	H	R	ER	SO	BB	IBB	HBP	BLK	WP	HR	S	P	ERA	WHIP
44 AJ Ramos, R ERA: 4.5	(9, 1)	1.0		4	1	0	0	2	0	0	0	0	0	0	8	8	0.00	1.000

Houston Astros @ Miami Marlins

Roger Dean Stadium, Jupiter, FL

Tue Mar 12 2013, 1:09 PM - 4:03 PM EDT

Att. 2,481 - Cloudy - 78 F

BOTTOM

Batter	1	2	3	4	5	6	7	8	9	AB	R	H	RBI	BB	SO	LOB
76 Christian Yelich, L (1, 7) OBP: 0.476, SLG: 0.771 11 Bryan Petersen, L (7, 7) OBP: 0.176, SLG: 0.067	G3		1 G4-3, 17 2B, 1B 1-3	B X F7 1-2			F8			3 1	1 0	1 0	0 0	0 0	0 0	1 0
1 Chone Figgins, S (1, 5) OBP: 0.320, SLG: 0.273 (6, 4)	SSS K		G4-3 1-2 3-H		F7			G4-3		4	0	0	1	0	1	1
17 Donovan Solano, R (1, 4) OBP: 0.500, SLG: 0.571 13 Chris Valaika, R (6, 5) OBP: 0.160, SLG: 0.174	61 1B, 1B		61 G6-3, 15 HR, 2B 2-H		F7			G3-1		3 1	1 0	2 0	1 0	0 0	0 0	0 0
61 Jordan Brown, L (1, 3) OBP: 0.250, SLG: 0.438 (7, 9)	15 FC6-4, 1B 1-3		G6-3 2-3		SSS K			F8		4	0	1	0	0	1	1
15 Kevin Kouzmanoff, R (1, 10) OBP: 0.400, SLG: 1.000	FC6-4 1-2f		B X HR 3-H			SST K			22 G5-3, 2B	4	1	2	2	0	1	2
8 Chris Coghlan, L (1, 9) OBP: 0.333, SLG: 0.400 12 Matt Downs, R (7, 3) OBP: 0.182, SLG: 0.387		P6	F8			L7			CCC K	3 1	0 0	0 0	0 0	0 0	0 1	0 1
3 Adeiny Hechavarría, R (1, 6) OBP: 0.276, SLG: 0.320 22 Nick Green, R (7, 6) OBP: 0.308, SLG: 0.304		G4-3	G6-3			G5-3			G5-3 2-3	3 1	0 0	0 0	0 0	0 0	0 0	0 1
53 Kyle Skipworth, L (1, 2) OBP: 0.273, SLG: 0.316 79 J.T. Realmuto, R (7, 2) OBP: 0.333, SLG: 0.625		F7	G3-1				G5-3		L9	2 2	0 0	0 0	0 0	0 0	0 0	0 1
2 Gorkys Hernández, R (1, 8) OBP: 0.333, SLG: 0.269			76 1B, 1 G4-3, 1B	76 S, 1B			G6-3			3	1	2	0	0	0	0

| Inning Stats | | | |

Atlanta Braves @ Miami Marlins

Roger Dean Stadium, Jupiter, FL

Wed Mar 13 2013, 7:07 PM - 9:34 PM EDT

Att. 4,217 - Clear - 68 F

TOP

livebaseballscorecards.com

Batter	1	2	3	4	5	6	7	8	9	AB	R	H	RBI	BB	SO	LOB
14 Ramiro Pena, S (1, 6) OBP: 0.414, SLG: 0.440 1 Tyler Pastornicky, R (6, 6) OBP: 0.462, SLG: 0.667	B S S S 1-3 ① K		X 0-0 ② L6			S S C 0-3 ① K			B B B B 4-0 8 S 23 1B BB	3 0 0 0 0 2 0 0 1 0 0 1 0 0						
22 Jason Heyward, L (1, 9) OBP: 0.250, SLG: 0.474 74 Jordan Parraz, R (9, 9) OBP: 0.222, SLG: 0.360	X 0-0 ② G4-3		C F T 0-2 ③ K			S S S 0-3 ② K			X 0-0 ① P5	4 0 0 0 0 2 1 0 0 0 0 0 0 0						
8 Justin Upton, R (1, 7) OBP: 0.302, SLG: 0.436 73 Joey Terdoslavich, S (9, 7) OBP: 0.455, SLG: 0.645	X 0-0 ③ G3			X 0-0 ① G1-3		X 0-0 ③ G5-3			S S S 0-3 ② K 1-2	4 0 0 0 0 1 1 0 0 0 0 0 0 0						
5 Freddie Freeman, L (1, 3) OBP: 0.356, SLG: 0.595 23 Chris Johnson, R (7, 3) OBP: 0.324, SLG: 0.528 (8, 5)		F B X 1-1 HR		X 0-0 ② F7			X 0-0 ① F9		X 0-0 2-H 1B	3 1 1 1 0 0 0 1 0 1 1 0 0 0						
2 B.J. Upton, R (1, 8) OBP: 0.429, SLG: 0.595 17 Jordan Schafer, L (7, 8) OBP: 0.326, SLG: 0.333		X 0-0 25 G4-3 2B		X 0-0 1B			X 0-0 ② F8		X 0-0 ③ F7	3 0 2 0 0 0 0 1 0 0 0 0 0 1						
26 Dan Uggla, R (1, 4) OBP: 0.283, SLG: 0.268 23 Blake DeWitt, L (7, 4) OBP: 0.281, SLG: 0.345		X 0-0 ① F9		X 0-0 ③ G4-3			X 0-0 ③ F9			3 0 0 0 0 0 2 0 0 0 0 0 0 0						
25 Juan Francisco, L (1, 5) OBP: 0.316, SLG: 0.500 72 Todd Cunningham, S (8, PR) OBP: 0.364, SLG: 0.345 58 Ernesto Mejia, R (8, 3) OBP: 0.452, SLG: 0.462		X 0-0 ② G4-3 2-3			S S S 0-3 ① K			B B B B 4-0 7 G5-3 BB		2 0 0 0 1 1 1 0 0 0 0 0 0 0 0 0 0 0 0 0 0						
11 Gerald Laird, R (1, 2) OBP: 0.222, SLG: 0.067 66 Matt Kennelly, R (7, 2) 68 Evan Gattis, R (8, PH) OBP: 0.469, SLG: 0.828 (8, 2)		S C C 0-3 ③ K			X 0-0 ② F8			L X 0-1 ① F9		2 0 0 0 0 1 1 0 0 0 0 0 0 0 1 0 0 0 0 0 1						
54 Kris Medlen, S (1, 1) 39 Jonny Venters, L (5, 1) 48 Dusty Hughes, L (7, 1) 7 Reed Johnson, R (8, PH) OBP: 0.222, SLG: 0.206 62 David Hale, R (8, 1)			X 0-0 ① G1-3		X 0-0 ③ P4			D X 1-0 ② ③ G5-3 1-2		2 0 0 0 0 0 0 0 0 0 0 0 0 0 0 0 0 0 0 0 0 1 0 0 0 0 0 1 0 0 0 0 0 0 0						
Inning Stats	R: 0 E: 0 K: 1 S: 5 H: 0 LOB: 0 BB: 0 P: 6	R: 1 E: 0 K: 1 S: 8 H: 2 LOB: 1 BB: 0 P: 9	R: 0 E: 0 K: 1 S: 5 H: 0 LOB: 0 BB: 0 P: 5	R: 0 E: 0 K: 0 S: 4 H: 1 LOB: 1 BB: 0 P: 4	R: 0 E: 0 K: 1 S: 5 H: 0 LOB: 0 BB: 0 P: 5	R: 0 E: 0 K: 2 S: 7 H: 0 LOB: 0 BB: 0 P: 7	R: 0 E: 0 K: 0 S: 3 H: 0 LOB: 0 BB: 0 P: 3	R: 0 E: 0 K: 0 S: 3 H: 0 LOB: 1 BB: 1 P: 8	R: 1 E: 0 K: 1 S: 6 H: 1 LOB: 1 BB: 1 P: 10	1B: 2 2B: 1 3B: 0 HR: 1 SF: 0 SAC: 0 DP: 0 HBP: 0							WP: 0 PB: 0 SB: 1 CS: 0 PA: 32

	AB	30
	R	2
	H	4
	RBI	2
	BB	2
	SO	7
	LOB	9

PITCHER		IP	WLS	BF	H	R	ER	SO	BB	IBB	HBP	BLK	WP	HR	S	P	ERA	WHIP
24 Nathan Eovaldi, R ERA: 3.29	(1, 1)	5.0		18	3	1	1	4	0	0	0	0	0	1	27	29	1.80	0.600
40 Mike Dunn, L ERA: 1.5	(6, 1)	1.0		3	0	0	0	2	0	0	0	0	0	0	7	7	0.00	0.000
60 Jon Rauch, R ERA: 6.75	(7, 1)	1.0		3	0	0	0	0	0	0	0	0	0	0	3	3	0.00	0.000
63 Jonathan Albaladejo, R ERA: 1.59	(8, 1)	2.0	L	8	1	1	1	1	2	0	0	0	0	0	9	18	4.50	1.500

PITCHER	IP	WLS	BF	H	R	ER	SO	BB	IBB	HBP	BLK	WP	HR	S	P	ERA	WHIP

Atlanta Braves @ Miami Marlins

Roger Dean Stadium, Jupiter, FL

Wed Mar 13 2013, 7:07 PM - 9:34 PM EDT

Att. 4,217 - Clear - 68 F

BOTTOM

Batter	1	2	3	4	5	6	7	8	9	AB	R	H	RBI	BB	SO	LOB
9 Juan Pierre, L (1, 7) OBP: 0.345, SLG: 0.393 76 Christian Yelich, L (7, 7) OBP: 0.465, SLG: 0.750	S S S 0-3 ① K		X 0-0 ③ F7			B B B B 4-0 19 WP 17 S 20 BB BB		X 0-0 ① P5		2 1 0 0 1 1 0 1 0 0 0 0 0 0						
17 Donovan Solano, R (1, 4) OBP: 0.485, SLG: 0.533 12 Matt Downs, R (7, 4) OBP: 0.176, SLG: 0.375	S C S 0-3 ② K			X 0-0 ① L7		B B B B 4-0 20 BB 19 WP 8 G5-2-3 1-2 BB		S S C 0-3 ② K		2 0 0 0 1 1 0 1 0 0 0 0 1 0						
19 Rob Brantly, L (1, 2) OBP: 0.345, SLG: 0.280 53 Kyle Skipworth, L (8, 2) OBP: 0.261, SLG: 0.300	X 0-0 ③ G6-3			X 0-0 20 G4-6-3 1B		B B B B 4-0 20 BB 1-2 2-3 BB		X 0-0 ③ P6		2 0 1 0 1 0 0 1 0 0 0 0 0 0						
20 Justin Ruggiano, R (1, 8) 2 Gorkys Hernández, R (6, PR) OBP: 0.355, SLG: 0.269 (7, 8)		X 0-0 ① G4-3		X 0-0 ② ③ G4-6-3 1-2f		B B B B 4-0 1-2 2-3 3-H BB			B B B B 4-0 8 E 8 G3 BB	2 0 0 1 1 0 1 0 0 0 0 1 0 0						
8 Chris Coghlan, L (1, 10) OBP: 0.300, SLG: 0.359		C S S 0-3 ② K			X 0-0 ① G4-3	X 0-0 ② ③ G5-2-3 3-Hf			X 0-0 ① G3 1-3	4 0 0 0 0 1 4						
26 Austin Kearns, R (1, 9) OBP: 0.222, SLG: 0.087 11 Bryan Petersen, L (7, PR) OBP: 0.167, SLG: 0.063 (8, 9)		X 0-0 E4			X 0-0 ② G5-3		B B B B 4-0 BB		S S S 0-3 ② K	2 0 0 0 1 0 0 1 0 0 0 0 1 1						
18 Casey Kotchman, L (1, 3) OBP: 0.429, SLG: 0.593		X 0-0 ③ L8			X 0-0 1B		S S S 0-3 ① K		S S S 0-3 ③ K	4 0 1 0 0 2 3						
13 Chris Valaika, R (1, 5) OBP: 0.143, SLG: 0.154			X 0-0 ① F7		X 0-0 ③ G5-3		X 0-0 ② F9			3 0 0 0 0 0 2						
3 Adeiny Hechavarría, R (1, 6) OBP: 0.250, SLG: 0.286 22 Nick Green, R (8, 6) OBP: 0.308, SLG: 0.304			X 0-0 ② G6-3			X 0-0 ① G6-3	X 0-0 ③ G6-4-1			3 0 0 0 0 0 1 0 0 0 0 0 0 0						
Inning Stats	R: 0 H: 0 E: 0 LOB: 0 K: 2 BB: 0 S: 7 P: 7	R: 0 H: 0 E: 1 LOB: 1 K: 1 BB: 0 S: 6 P: 6	R: 0 H: 0 E: 0 LOB: 0 K: 0 BB: 0 S: 3 P: 3	R: 0 H: 1 E: 0 LOB: 0 K: 0 BB: 0 S: 3 P: 3	R: 0 H: 1 E: 0 LOB: 1 K: 0 BB: 0 S: 4 P: 4	R: 1 H: 0 E: 0 LOB: 2 K: 0 BB: 4 S: 2 P: 18	R: 0 H: 0 E: 0 LOB: 1 K: 1 BB: 1 S: 5 P: 9	R: 0 H: 0 E: 0 LOB: 0 K: 1 BB: 0 S: 5 P: 5	R: 0 H: 0 E: 1 LOB: 1 K: 2 BB: 1 S: 7 P: 11	1B: 2 SF: 0 2B: 0 SAC: 0 3B: 0 DP: 2 HR: 0 HBP: 0						

livebaseballscorecards.com

AB	28
R	1
H	2
RBI	1
BB	6
SO	7
LOB	12

WP: 1 PA: 34
PB: 0
SB: 1
CS: 0

MIAMI

PITCHER		IP	WLS	BF	H	R	ER	SO	BB	IBB	HBP	BLK	WP	HR	S	P	ERA	WHIP
54 Kris Medlen, R ERA: 2.63	(1, 1)	4.2		16	2	0	0	3	0	0	0	0	0	0	22	22	0.00	0.429
39 Jonny Venters, L ERA: 4.26	(5, 1)	1.1	B	7	0	1	1	0	4	0	0	0	1	0	3	19	6.75	3.000
48 Dusty Hughes, L ERA: 1.5	(7, 1)	1.0		4	0	0	0	1	1	0	0	0	0	0	5	9	0.00	1.000
62 David Hale, R ERA: 3.0	(8, 1)	2.0	W	7	0	0	0	3	1	0	0	0	0	0	12	16	0.00	0.500

PITCHER	IP	WLS	BF	H	R	ER	SO	BB	IBB	HBP	BLK	WP	HR	S	P	ERA	WHIP

Batter	1	2	3	4	5	6	7	8	9	AB	R	H	RBI	BB	SO	LOB
9 Juan Pierre, L (1, 7) OBP: 0.364, SLG: 0.406	x 0-0 17 1B 17 E 26 G5-3 1B	x 0-0 ② FC1-4 1-2f 2-3		F x 0-1 ③ F9			x 0-0 17 1B 1-3 1B		x 0-0 ② FC4-6 1-2f	4	1	2	0	0	0	4
76 Christian Yelich, L (7, 7) OBP: 0.455, SLG: 0.730										1	0	0	0	0	0	1
17 Donovan Solano, R (1, 4) OBP: 0.486, SLG: 0.529	1 SAFE x 0-0 26 G5-3 15 BB 1-3 1B	x 0-0 ③ L4			x 0-0 ① P3		x 0-0 15 G3-6-1 1-2 3-H 1B		x 0-0 ③ F9	4	0	2	1	0	0	2
64 Ed Lucas, R (7, 4) OBP: 0.188, SLG: 0.188										1	0	0	0	0	0	1
15 Kevin Kouzmanoff, R (1, 3) OBP: 0.417, SLG: 0.913	B B B B 4-0 26 G5-3 19 1B 1-2 BB		x 0-0 26 L6-3 1B		x 0-0 ② F8		x 0-0 ② ③ G3-6-1 1-2f			3	1	1	0	1	0	2
26 Austin Kearns, R (1, 9) OBP: 0.200, SLG: 0.077	x 0-0 ① ② G5-3 1-2 2-3f 3-H		x 0-0 ① ② L6-3 1-1		x 0-0 ③ G6-3			x 0-0 2B		3	0	0	0	0	0	3
8 Chris Coghlan, L (7, 9) OBP: 0.317, SLG: 0.400										1	0	1	0	0	0	0
19 Rob Brantly, L (1, 2) OBP: 0.344, SLG: 0.286	x 0-0 2-H 1B		S S S 0-3 ③ K			x 0-0 ① F8		x 0-0 ① P6		3	0	1	1	0	1	0
79 J.T. Realmuto, R (7, 2) OBP: 0.300, SLG: 0.556										1	0	0	0	0	0	1
12 Matt Downs, R (1, 10) OBP: 0.158, SLG: 0.333	x 0-0 ③ F8			S S S 0-3 ① K		x 0-0 ② F8		x 0-0 ② G6-3		4	0	0	0	0	1	2
3 Adeiny Hechavarría, R (1, 6) OBP: 0.229, SLG: 0.258		x 0-0 ① G6-3		x 0-0 ② F8		S S S 0-3 ③ K		x 0-0 ③ G6-3		3	0	0	0	0	1	0
13 Chris Valaika, R (7, 5) OBP: 0.138, SLG: 0.148										1	0	0	0	0	0	1
22 Nick Green, R (1, 5) OBP: 0.367, SLG: 0.370 (7, 6)		x 0-0 9 FC1-4 2 1B 1B		x 0-0 2 1B 1B			x 0-0 9 1B 17 1B 1B		S S S 0-3 ① K	4	1	3	0	0	1	0
2 Gorkys Hernández, R (1, 8) OBP: 0.400, SLG: 0.333		x 0-0 9 FC1-4 1-2 1B		x 0-0 1-3 1B			C C C 0-3 ① K		x 0-0 76 FC4-6 1B	4	0	3	0	0	1	1
Inning Stats	R: 2 E: 1 K: 0 S: 5 / H: 3 LOB: 1 BB: 1 P: 9	R: 0 E: 0 K: 0 S: 5 / H: 2 LOB: 2 BB: 0 P: 5	R: 0 E: 0 K: 1 S: 5 / H: 1 LOB: 0 BB: 0 P: 5	R: 0 E: 0 K: 1 S: 8 / H: 2 LOB: 2 BB: 0 P: 8	R: 0 E: 0 K: 0 S: 3 / H: 0 LOB: 0 BB: 0 P: 3	R: 0 E: 0 K: 1 S: 5 / H: 0 LOB: 0 BB: 0 P: 5	R: 1 E: 0 K: 1 S: 7 / H: 3 LOB: 1 BB: 0 P: 7	R: 0 E: 0 K: 0 S: 4 / H: 1 LOB: 1 BB: 0 P: 4	R: 0 E: 0 K: 1 S: 6 / H: 1 LOB: 1 BB: 0 P: 6	1B: 12 2B: 2 3B: 0 HR: 0	SF: 0 SAC: 0 DP: 3 HBP: 0						

PITCHER		IP	WLS	BF	H	R	ER	SO	BB	IBB	HBP	BLK	WP	HR	S	P	ERA	WHIP
52 CC Sabathia, L ERA: 3.6	(1, 1)	5.0		22	8	2	2	2	1	0	0	0	0	0	26	30	3.60	1.800
62 Joba Chamberlain, R ERA: 4.5	(6, 1)	1.0	H	4	1	1	1	1	0	0	0	0	0	0	6	6	9.00	1.000
30 David Robertson, R ERA:	(7, 1)	1.0	W	4	2	0	0	1	0	0	0	0	0	0	6	6	0.00	2.000
94 Mark Montgomery, R ERA: 3.86	(8, 1)	1.0	H	4	1	0	0	0	0	0	0	0	0	0	4	4	0.00	1.000
96 Vidal Nuño, L ERA: 1.08	(9, 1)	1.0		4	1	0	0	1	0	0	0	0	0	0	6	6	0.00	1.000

PITCHER	IP	WLS	BF	H	R	ER	SO	BB	IBB	HBP	BLK	WP	HR	S	P	ERA	WHIP

TOP

Miami Marlins @ New York Yankees

George M. Steinbrenner Field, Tampa, FL

Fri Mar 15 2013, 1:06 PM - 3:54 PM EDT

Att. 10,650 - Sunny - 66 F

livebaseballscorecards.com

AB	37
R	3
H	13
RBI	2
BB	1
SO	5
LOB	18

WP: 0	PA: 38		
PB: 0			
SB: 0			
CS: 0			

Miami Marlins @ New York Yankees

George M. Steinbrenner Field, Tampa, FL

Fri Mar 15 2013, 1:06 PM - 3:54 PM EDT

Att. 10,650 - Sunny - 66 F

livebaseballscorecards.com

BOTTOM

Batter	1	2	3	4	5	6	7	8	9	AB	R	H	RBI	BB	SO	LOB
11 Brett Gardner, L (1, 8) OBP: 0.405, SLG: 0.378 22 Matt Diaz, R (8, 7) OBP: 0.241, SLG: 0.185	S S S 0-3 K ①	X 0-0 P6 ③			X 0-0 G4-3 ①		B S S S 1-3 K ① 1-2 2-3 3-H	X 0-0 F8 ③		4 0 0 0 0 2 4 1 0 0 0 0 0 1						
2 Derek Jeter, R (1, 6) OBP: 0.300, SLG: 0.222 96 Addison Maruszak, R (6, 6) OBP: 0.136, SLG: 0.227	X 0-0 G6-3 ②		X 0-0 31 FC6 1B		X 0-0 G4-3 ②		X 0-0 FC1-3 ② 31 BB 2-3 3-H			3 0 1 0 0 0 0 1 0 0 0 0 0 2						
31 Ichiro Suzuki, L (1, 7) OBP: 0.500, SLG: 0.500 93 Walter Ibarra, S (8, 4) OBP: 0.357, SLG: 0.357	B B B B 4-0 BB		X 0-0 FC6 ① 33 HR 1-2f		X 0-0 F8 ③		B 1 SAFE B B B 4-0 1-2 3-H BB			2 1 0 0 2 0 1 0 0 0 0 0 0 0						
33 Travis Hafner, L (1, 10) OBP: 0.286, SLG: 0.348 45 Bobby Wilson, R (7, PH) OBP: 0.222, SLG: 0.176 (8, 10)	X 0-0 G1-3 ③		B X 1-0 1-H HR			X 0-0 G3 ①	X 0-0 G4-3 ③			3 1 1 2 0 0 1 1 0 0 0 0 0 2						
54 Juan Rivera, R (1, 9) OBP: 0.361, SLG: 0.457 Zoilo Almonte, S (8, 9) OBP: 0.250, SLG: 0.348		X 0-0 L9 ①	C C C 0-3 K ②			X 0-0 G3 ②		C C C 0-3 K ①		3 0 0 0 0 1 0 1 0 0 0 0 1 0						
29 Francisco Cervelli, R (1, 2) OBP: 0.323, SLG: 0.370 87 Francisco Arcia, L (8, 2) OBP: 0.750, SLG: 0.667		B B B C X 3-2 HR	X 0-0 F9 ③			X 0-0 G6-3 ③		B B B 4-0 97 3B BB		3 1 1 1 0 0 0 0 1 0 0 1 0 0						
95 Ronnier Mustelier, R (1, 5) OBP: 0.357, SLG: 0.480 97 José Pirela, R (4, 5) OBP: 0.385, SLG: 0.615		X 0-0 E6 12 F9 12 S		X 0-0 G5-3 ①			X 0-0 11 PB 3B	X 0-0 60 2B 1-H 3B		1 0 0 0 0 0 0 3 2 2 1 0 0 0						
12 Dan Johnson, L (1, 3) OBP: 0.267, SLG: 0.043 60 Thomas Neal, R (7, PH) OBP: 0.393, SLG: 0.520 (8, 8)	B X 1-0 F9 ② 1-3			X 0-0 P6 ②			H 1-0 11 PB 85 BB 96 FC1-3 HBP	X 0-0 85 G6-3 3-H 2B		2 0 0 0 0 0 1 1 0 1 1 0 0 0						
Corban Joseph, L (1, 4) OBP: 0.303, SLG: 0.241 85 Gil Velazquez, R (7, PH) OBP: 0.474, SLG: 0.333 (8, 3)	B B B B 4-0 BB			X 0-0 F8 ③			B B B B 4-0 96 FC1-3 11 PB 31 E 1-2 BB	X 0-0 G6-3 ② 2-3		1 0 0 0 1 0 0 1 1 0 0 1 0 1						
Inning Stats	R: 0 E: 0 K: 1 S: 5 H: 0 LOB: 1 BB: 1 P: 9	R: 1 E: 1 K: 0 S: 7 H: 1 LOB: 2 BB: 1 P: 15	R: 2 E: 0 K: 1 S: 7 H: 2 LOB: 0 BB: 0 P: 8	R: 0 E: 0 K: 0 S: 3 H: 0 LOB: 0 BB: 0 P: 3	R: 0 E: 0 K: 0 S: 3 H: 0 LOB: 0 BB: 0 P: 3	R: 0 E: 0 K: 0 S: 3 H: 0 LOB: 0 BB: 0 P: 3	R: 2 E: 1 K: 1 S: 6 H: 1 LOB: 2 BB: 2 P: 16	R: 2 E: 0 K: 1 S: 7 H: 2 LOB: 1 BB: 1 P: 11		1B: 1 2B: 1 3B: 2 HR: 2 SF: 0 SAC: 0 DP: 0 HBP: 1						

	AB	31
	R	7
	H	6
	RBI	5
	BB	5
	SO	4
	LOB	13

WP: 0 PB: 1 SB: 1 CS: 0 PA: 37

PITCHER		IP	WLS	BF	H	R	ER	SO	BB	IBB	HBP	BLK	WP	HR	S	P	ERA	WHIP
73 John Maine, R ERA: 4.5	(1, 1)	3.0		15	3	3	3	2	2	0	0	0	0	2	19	32	9.00	1.667
58 Ryan Webb, R ERA: 5.14	(4, 1)	2.0		6	0	0	0	0	0	0	0	0	0	0	6	6	0.00	0.000
44 AJ Ramos, R ERA: 3.86	(6, 1)	1.0		3	0	0	0	0	0	0	0	0	0	0	3	3	0.00	0.000
43 Dan Jennings, L ERA: 6.0	(7, 1)	1.0	L	7	1	2	1	1	2	0	1	0	0	0	6	16	9.00	3.000
34 Tom Koehler, R ERA: 8.38	(8, 1)	1.0		6	2	2	2	1	1	0	0	0	0	0	7	11	18.00	3.000

PITCHER		IP	WLS	BF	H	R	ER	SO	BB	IBB	HBP	BLK	WP	HR	S	P	ERA	WHIP

Miami Marlins @ New York Mets

Tradition Field, Port St. Lucie, FL

Sat Mar 16 2013, 1:11 PM - 3:55 PM EDT

Att. 4,718 - Sunny - 75 F

TOP

livebaseballscorecards.com

Batter	1	2	3	4	5	6	7	8	9	AB	R	H	RBI	BB	SO	LOB
9 Juan Pierre, L (1, 7) OBP: 0.333, SLG: 0.371	G3		F9		B1-3		1B		22 G5-4-3 BB	3	0	0	0	0	0	0
1 Chone Figgins, S (6, 9) OBP: 0.370, SLG: 0.304										1	0	1	1	1	0	0
30 Placido Polanco, R (1, 5) OBP: 0.500, SLG: 0.538	2B		1B		F9		G5-3		G5-4-3	3	0	2	0	0	0	0
22 Nick Green, R (6, 5) OBP: 0.344, SLG: 0.345										2	0	0	0	0	0	2
19 Rob Brantly, L (1, 2) OBP: 0.314, SLG: 0.258	G1-3		G4-3		F7			K2-3		3	0	0	0	0	0	2
53 Kyle Skipworth, L (7, 2) OBP: 0.250, SLG: 0.286										1	0	0	0	0	1	0
20 Justin Ruggiano, R (1, 8) OBP: 0.200, SLG: 0.111	G6-3			E5 8 3B 1B		F8		2-0 HR		3	1	1	0	0	0	1
76 Christian Yelich, L (6, 8) OBP: 0.467, SLG: 0.816										1	1	1	1	0	0	0
8 Chris Coghlan, L (1, 9) OBP: 0.333, SLG: 0.455		G4-3		17 G6-3 3B		K		64 WP 1B		4	1	2	1	0	1	0
(6, 7)																
17 Donovan Solano, R (1, 4) OBP: 0.450, SLG: 0.486		F9		G6-3		K		K 1-2		3	0	0	1	0	1	0
64 Ed Lucas, R (6, 4) OBP: 0.176, SLG: 0.176										1	0	0	0	0	1	1
18 Casey Kotchman, L (1, 3) OBP: 0.484, SLG: 0.655	1B		37 FC5-4 BB				G4-3 1 1B 2B		13 FC6-4 BB	2	1	2	0	1	0	0
15 Kevin Kouzmanoff, R (7, 3) OBP: 0.440, SLG: 0.913										0	0	0	0	1	0	0
3 Adeiny Hechavarría, R (1, 6) OBP: 0.211, SLG: 0.235	G5-3		F8				G4-3 2-3	FC6-4 1-2f		3	0	0	0	0	0	3
13 Chris Valaika, R (7, 6) OBP: 0.133, SLG: 0.143										1	0	0	0	0	0	2
37 Henderson Alvarez III, R (1, 1)			G5-3	FC5-4 1-2f			K		1 CS BB	2	0	0	0	0	0	1
45 Kevin Slowey, R (4, 1)										1	0	0	0	0	1	1
11 Bryan Petersen, L (9, PH) OBP: 0.211, SLG: 0.063										0	0	0	0	1	0	0
40 Mike Dunn, L (9, 1)										0	0	0	0	0	0	0
Inning Stats	R: 0 E: 0 K: 0 S: 4 / H: 1 LOB: 1 BB: 0 P: 4	R: 0 E: 0 K: 0 S: 4 / H: 1 LOB: 1 BB: 0 P: 4	R: 0 E: 0 K: 0 S: 4 / H: 1 LOB: 1 BB: 0 P: 4	R: 2 E: 1 K: 0 S: 5 / H: 2 LOB: 1 BB: 1 P: 9	R: 0 E: 0 K: 0 S: 3 / H: 0 LOB: 0 BB: 0 P: 3	R: 0 E: 0 K: 2 S: 7 / H: 0 LOB: 0 BB: 0 P: 7	R: 1 E: 0 K: 1 S: 7 / H: 2 LOB: 1 BB: 0 P: 7	R: 1 E: 0 K: 2 S: 9 / H: 2 LOB: 2 BB: 1 P: 15	R: 0 E: 0 K: 0 S: 1 / H: 0 LOB: 0 BB: 2 P: 8	1B: 5 2B: 2 3B: 1 HR: 1 / SF: 0 SAC: 0 DP: 1 HBP: 0							WP: 1 PB: 0 SB: 0 CS: 1 / PA: 38

	AB	34
	R	4
	H	9
	RBI	4
	BB	4
	SO	5
	LOB	13

PITCHER		IP	WLS	BF	H	R	ER	SO	BB	IBB	HBP	BLK	WP	HR	S	P	ERA	WHIP
38 Shaun Marcum, R ERA: 4.66	(1, 1)	4.0	L	18	5	2	2	0	1	0	0	0	0	0	17	21	4.50	1.500
34 Brandon Lyon, R ERA: 1.93	(5, 1)	1.0		3	0	0	0	0	0	0	0	0	0	0	3	3	0.00	0.000
55 Pedro Feliciano, L ERA: 3.0	(6, 1)	1.0		4	1	1	1	2	0	0	0	0	0	0	8	8	9.00	1.000
46 Greg Burke, R ERA: 4.15	(7, 1)	1.0		4	1	0	0	1	0	0	0	0	0	0	6	6	0.00	1.000
27 Jeurys Familia, R ERA: 3.68	(8, 1)	1.1		8	2	1	1	2	3	0	0	0	1	1	9	22	6.75	3.750
85 Dylan Owen, R ERA:	(9, 1)	0.2		1	0	0	0	0	0	0	0	0	0	0	1	1	0.00	0.000

BOTTOM

Miami Marlins @ New York Mets

Tradition Field, Port St. Lucie, FL

Sat Mar 16 2013, 1:11 PM - 3:55 PM EDT

Att. 4,718 - Sunny - 75 F

livebaseballscorecards.com

Batter	1	2	3	4	5	6	7	8	9	AB	R	H	RBI	BB	SO	LOB
23 Mike Baxter, L (1, 9) OBP: 0.270, SLG: 0.133	BBBB 4-0 29 G4-6-3 1B BB		x 0-0 F7 ③		x 0-0 12 S 1B			CCC 0-3 K ①		3	0	1	0	1	1	0
Justin Turner, R (1, 5) OBP: 0.323, SLG: 0.286	x 0-0 29 G4-6-3 1B 1-2			SSS 0-3 K ①	BCCC 1-3 K ③ 1-2			x 0-0 P4 ②		1	0	1	0	0	0	0
12 Brandon Hicks, R (4, 5) OBP: 0.350, SLG: 0.367										3	0	0	0	0	2	1
29 Ike Davis, L (1, 3) OBP: 0.472, SLG: 0.533	x 0-0 G4-6-3 ① ② 1-2f 2-3			x 0-0 6 2B 21 G4-3 1B		BBBB 4-0 21 G3-6-1 BB		CCC 0-3 K ③		2	1	1	0	1	0	2
19 Zach Lutz, R (8, 3) OBP: 0.447, SLG: 0.406										1	0	0	0	0	1	0
6 Marlon Byrd, R (1, 8) OBP: 0.364, SLG: 0.484	x 0-0 G5-3 ③			x 0-0 21 G4-3 2B 1-3		x 0-0 L5 ①			CCC 0-3 K ①	3	0	1	0	0	0	2
68 Matthew den Dekker, L (7, 8) OBP: 0.250, SLG: 0.323										1	0	0	0	0	1	0
21 Lucas Duda, L (1, 7) OBP: 0.289, SLG: 0.457		x 0-0 G3 ①		x 0-0 G4-3 ② 2-3 3-H		x 0-0 G3-6-1 ② ③ 1-2f			x 0-0 G6-3 ②	3	0	0	1	0	0	2
27 Jeurys Familia, R (8, 1)										0	0	0	0	0	0	0
85 Dylan Owen, R (9, 1)										0	0	0	0	0	0	0
4 Collin Cowgill, R (9, PH) OBP: 0.405, SLG: 0.568										1	0	0	0	0	0	0
15 Travis d'Arnaud, R (1, 2) OBP: 0.387, SLG: 0.423		x 0-0 P3 ②		BBBB 4-0 16 FC4-6 BB			x 0-0 16 G4-3 3 G3 2B		SSS 0-3 K ③	2	1	1	0	1	0	0
20 Anthony Recker, R (8, 2) OBP: 0.529, SLG: 0.813										1	0	0	0	0	1	0
16 Brian Bixler, R (1, 4) OBP: 0.438, SLG: 0.615		x 0-0 F7 ③		x 0-0 FC4-6 ③ 1-2f			x 0-0 G4-3 ① 2-3			3	0	0	0	0	0	3
3 Omar Quintanilla, L (1, 6) OBP: 0.333, SLG: 0.423		x 0-0 F8 ①			SSS 0-3 K ①		x 0-0 G3 ② 3-H			3	0	0	1	0	1	0
38 Shaun Marcum, R (1, 1)		x 0-0 F9 ②			x 0-0 F9 ②		x 0-0 P4 ③			1	0	0	0	0	0	0
34 Brandon Lyon, R (5, 1)										0	0	0	0	0	0	0
11 Rubén Tejada, R (5, PH) OBP: 0.226, SLG: 0.222										1	0	0	0	0	0	0
55 Pedro Feliciano, L (6, 1)										0	0	0	0	0	0	0
46 Greg Burke, R (7, 1)										0	0	0	0	0	0	0
77 Andrew Brown, R (7, 7) OBP: 0.200, SLG: 0.241										1	0	0	0	0	0	0
Inning Stats	R: 0 H: 1 E: 0 LOB: 1 K: 0 BB: 1 S: 3 P: 7	R: 0 H: 0 E: 0 LOB: 0 K: 0 BB: 0 S: 3 P: 3	R: 0 H: 0 E: 0 LOB: 0 K: 0 BB: 0 S: 3 P: 3	R: 1 H: 2 E: 0 LOB: 2 K: 1 BB: 1 S: 7 P: 11	R: 0 H: 1 E: 0 LOB: 1 K: 2 BB: 0 S: 8 P: 9	R: 0 H: 0 E: 0 LOB: 0 K: 0 BB: 1 S: 2 P: 6	R: 1 H: 1 E: 0 LOB: 0 K: 0 BB: 0 S: 4 P: 4	R: 0 H: 0 E: 0 LOB: 0 K: 2 BB: 0 S: 7 P: 7	R: 0 H: 0 E: 0 LOB: 0 K: 2 BB: 0 S: 7 P: 7	1B: 3 SF: 0 2B: 2 SAC: 0 3B: 0 DP: 2 HR: 0 HBP: 0						

	AB	30
	R	2
	H	5
	RBI	2
	BB	3
	SO	7
	LOB	10

PITCHER		IP	WLS	BF	H	R	ER	SO	BB	IBB	HBP	BLK	WP	HR	S	P	ERA	WHIP
37 Henderson Alvarez III, R ERA: 4.7	(1, 1)	3.2	W	14	3	1	1	1	1	0	0	0	0	0	15	19	2.46	1.091
45 Kevin Slowey, R ERA: 2.63	(4, 1)	4.1	H	16	2	1	1	4	2	0	0	0	0	0	22	31	2.08	0.923
40 Mike Dunn, L ERA: 1.29	(9, 1)	1.0	S	3	0	0	0	2	0	0	0	0	0	0	7	7	0.00	0.000

PITCHER	IP	WLS	BF	H	R	ER	SO	BB	IBB	HBP	BLK	WP	HR	S	P	ERA	WHIP

Batter	1	2	3	4	5	6	7	8	9	AB	R	H	RBI	BB	SO	LOB
19 Jon Jay, L (1, 8) OBP: 0.279, SLG: 0.385	G1-3		43 1B 1B		F9			BB		3	0	1	0	1	0	1
43 Shane Robinson, R (1, 9) OBP: 0.535, SLG: 0.846	21 S 7 G6-3 1B		7 FC6-4 1-2 1B			21 F9 7 G5-3 1B		K		4	0	3	0	0	1	1
7 Matt Holliday, R (1, 7) OBP: 0.333, SLG: 0.455 56 Adron Chambers, L (6, 7) OBP: 0.280, SLG: 0.356	G6-3 1-2		FC6-4 1-2f			G5-3 1-2		G3		3 1	0 0	0 0	0 0	0 0	0 0	4 1
21 Allen Craig, R (1, 3) OBP: 0.462, SLG: 0.452 94 Carson Kelly, R (6, 5)	K 2-3			38 G6-4-3 1B		F9 2-3			P6	3 1	0 0	1 0	0 0	0 0	1 0	2 0
53 Matt Adams, L (1, 10) OBP: 0.341, SLG: 0.571		F8		K		G3			K2-3	4	0	0	0	0	2	2
38 Pete Kozma, R (1, 6) OBP: 0.386, SLG: 0.561 89 Greg Garcia, L (6, 6) OBP: 0.381, SLG: 0.294		K		G6-4-3 1-2f			G4-3		79 WP 1B	2 2	0 0	0 1	0 0	0 0	1 0	1 0
79 Kolten Wong, L (1, 4) OBP: 0.320, SLG: 0.583		G4-3			3B		F8		G3 1-2	4	0	1	0	0	0	1
46 J.R. Towles, R (1, 2) OBP: 0.409, SLG: 0.316 82 Audry Pérez, R (6, 2)			G6-3		K		F9			2 1	0 0	0 0	0 0	0 0	1 0	1 0
92 Patrick Wisdom, R (1, 5) OBP: 0.200, SLG: 0.111 (6, 3)			L7		K			P3		3	0	0	0	0	1	1
Inning Stats	R: 0 H: 1 E: 0 LOB: 1 K: 1 BB: 0 S: 6 P: 7	R: 0 H: 0 E: 0 LOB: 0 K: 1 BB: 0 S: 5 P: 5	R: 0 H: 2 E: 0 LOB: 2 K: 0 BB: 0 S: 5 P: 5	R: 0 H: 1 E: 0 LOB: 0 K: 1 BB: 0 S: 5 P: 5	R: 0 H: 1 E: 0 LOB: 1 K: 2 BB: 0 S: 8 P: 8	R: 0 H: 1 E: 0 LOB: 1 K: 0 BB: 0 S: 4 P: 4	R: 0 H: 0 E: 0 LOB: 0 K: 0 BB: 0 S: 3 P: 3	R: 0 H: 0 E: 0 LOB: 1 K: 1 BB: 1 S: 5 P: 9	R: 0 H: 1 E: 0 LOB: 1 K: 1 BB: 0 S: 6 P: 7	1B: 6 SF: 0 2B: 0 SAC: 0 3B: 1 DP: 1 HR: 0 HBP: 0						

TOP

St. Louis Cardinals @ Miami Marlins

Roger Dean Stadium, Jupiter, FL

Sun Mar 17 2013, 1:08 PM - 3:53 PM EDT

Att. 5,780 - Cloudy - 77 F

livebaseballscorecards.com

AB	33
R	0
H	7
RBI	0
BB	1
SO	7
LOB	15

WP: 1 PA: 34
PB: 0
SB: 1
CS: 0

PITCHER	IP	WLS	BF	H	R	ER	SO	BB	IBB	HBP	BLK	WP	HR	S	P	ERA	WHIP
47 Ricky Nolasco, R (1, 1) ERA: 4.3	6.0	W	23	6	0	0	5	0	0	0	0	0	0	33	34	0.00	1.000
46 Doug Mathis, R (7, 1) ERA:	1.0		3	0	0	0	0	0	0	0	0	0	0	3	3	0.00	0.000
31 Steve Cishek, R (8, 1) ERA: 3.6	1.0		4	0	0	0	1	1	0	0	0	0	0	5	9	0.00	1.000
21 Mitch Talbot, R (9, 1) ERA: 4.5	1.0		4	1	0	0	1	0	0	0	0	1	0	6	7	0.00	1.000

PITCHER	IP	WLS	BF	H	R	ER	SO	BB	IBB	HBP	BLK	WP	HR	S	P	ERA	WHIP

BOTTOM

St. Louis Cardinals @ Miami Marlins

Roger Dean Stadium, Jupiter, FL

Sun Mar 17 2013, 1:08 PM - 3:53 PM EDT

Att. 5,780 - Cloudy - 77 F

livebaseballscorecards.com

Batter	1	2	3	4	5	6	7	8	9	AB	R	H	RBI	BB	SO	LOB
9 Juan Pierre, L (1, 7) OBP: 0.350, SLG: 0.368	G4-3		F7	BB	1B		K			3	1	1	1	1	0	0
76 Christian Yelich, L (6, 7) OBP: 0.457, SLG: 0.795										1	0	0	0	0	1	1
30 Placido Polanco, R (1, 5) OBP: 0.500, SLG: 0.588	2B		1B	G6-3	F7			K		4	2	2	0	0	0	3
13 Chris Valaika, R (6, 5) OBP: 0.129, SLG: 0.138										1	0	0	0	0	1	0
27 Giancarlo Stanton, R (1, 9) OBP: 0.500, SLG: 0.833	F9		2B	BB		1B		K		3	1	2	0	1	0	1
61 Jordan Brown, L (7, 9) OBP: 0.235, SLG: 0.412										1	0	0	0	0	1	0
19 Rob Brantly, L (1, 2) OBP: 0.359, SLG: 0.314	1B		1B	1B		P6		G5-3		4	1	3	3	0	0	1
53 Kyle Skipworth, L (7, 2) OBP: 0.240, SLG: 0.273										1	0	0	0	0	0	0
20 Justin Ruggiano, R (1, 8) OBP: 0.154, SLG: 0.091	K2-3		SF8	FC5		K				2	0	0	1	0	1	3
2 Gorkys Hernández, R (6, 8) OBP: 0.389, SLG: 0.323										1	0	0	0	0	1	1
17 Donovan Solano, R (1, 4) OBP: 0.432, SLG: 0.463		G5-3	1B		F9	L9				4	0	1	0	0	0	1
64 Ed Lucas, R (7, 4) OBP: 0.176, SLG: 0.176										0	0	0	0	0	0	0
18 Casey Kotchman, L (1, 3) OBP: 0.500, SLG: 0.688		2B	1B		G6-3		G6-3			3	0	2	1	0	0	0
15 Kevin Kouzmanoff, R (7, 3) OBP: 0.423, SLG: 0.875										1	0	0	0	0	0	0
3 Adeiny Hechavarría, R (1, 6) OBP: 0.220, SLG: 0.243		E6	F8		1B		F8			3	1	1	0	0	0	3
22 Nick Green, R (7, 6) OBP: 0.333, SLG: 0.333										1	0	0	0	0	0	0
47 Ricky Nolasco, R (1, 1)		G3		F9	BB		BB			2	0	0	0	1	0	1
46 Doug Mathis, L (7, 1)										0	0	0	0	0	0	0
11 Bryan Petersen, L (7, PH) OBP: 0.250, SLG: 0.063										0	0	0	0	1	0	0
31 Steve Cishek, R (8, 1)										0	0	0	0	0	0	0
21 Mitch Talbot, R (9, 1)										0	0	0	0	0	0	0
Inning Stats	R: 1 E: 0 K: 1 S: 7 H: 2 LOB: 1 BB: 0 P: 7	R: 0 E: 1 K: 0 S: 4 H: 1 LOB: 1 BB: 0 P: 4	R: 3 E: 0 K: 0 S: 8 H: 5 LOB: 2 BB: 0 P: 8	R: 1 E: 0 K: 0 S: 4 H: 1 LOB: 2 BB: 2 P: 13	R: 1 E: 0 K: 0 S: 5 H: 2 LOB: 2 BB: 1 P: 9	R: 0 E: 0 K: 1 S: 6 H: 1 LOB: 1 BB: 0 P: 6	R: 0 E: 0 K: 1 S: 5 H: 0 LOB: 1 BB: 1 P: 9	R: 0 E: 0 K: 2 S: 7 H: 0 LOB: 0 BB: 0 P: 7								

AB	35
R	6
H	12
RBI	6
BB	4
SO	5
LOB	15

1B: 9 SF: 1
2B: 3 SAC: 0
3B: 0 DP: 0
HR: 0 HBP: 0

WP: 0 PA: 40
PB: 0
SB: 1
CS: 0

PITCHER	IP	WLS	BF	H	R	ER	SO	BB	IBB	HBP	BLK	WP	HR	S	P	ERA	WHIP
31 Lance Lynn, R (1, 1) ERA: 7.5	3.2	L	22	9	5	5	1	2	0	0	0	0	0	22	31	12.27	3.000
Keith Butler, R (4, 1) ERA: 13.5	0.1		1	0	0	0	0	0	0	0	0	0	0	1	1	0.00	0.000
76 John Gast, L (5, 1) ERA: 7.5	1.0		6	2	1	1	0	1	0	0	0	0	0	5	9	9.00	3.000
59 Fernando Salas, R (6, 1) ERA: 1.5	1.0		4	1	0	0	1	0	0	0	0	0	0	6	6	0.00	1.000
41 Mitchell Boggs, R (7, 1) ERA:	1.0		4	0	0	0	1	1	0	0	0	0	0	5	9	0.00	1.000

PITCHER	IP	WLS	BF	H	R	ER	SO	BB	IBB	HBP	BLK	WP	HR	S	P	ERA	WHIP
26 Trevor Rosenthal, R (8, 1) ERA: 4.82	1.0		3	0	0	0	2	0	0	0	0	0	0	7	7	0.00	0.000

Batter	1	2	3	4	5	6	7	8	9	AB	R	H	RBI	BB	SO	LOB
76 Christian Yelich, L (1, 7) OBP: 0.469, SLG: 0.857	X 0-0 15 CS 1B	B S S S 1-3 ① K 1-2			S S X 0-2 HR					3	1	2	1	0	1	2
1 Chone Figgins, S (1, 4) OBP: 0.367, SLG: 0.308	X 0-0 ① P5	X 0-0 ②③ G3-2 3-Hf			X 0-0 15 G5-4-3 1B					3	0	1	0	0	0	3
15 Kevin Kouzmanoff, R (1, 3) OBP: 0.379, SLG: 0.778	B X 1-0 ②③ F8 1-2		X 0-0 ① G4-3		X 0-0 ①② G5-4-3 1-2f					3	0	0	0	0	0	2
26 Austin Kearns, R (1, 9) OBP: 0.212, SLG: 0.071		B B B B 4-0 22 1B 13 1B 22 E BB	X 0-0 ② L6		S S S 0-3 ③ K2-3					2	1	0	0	1	1	0
13 Chris Valaika, R (1, 5) OBP: 0.182, SLG: 0.290		X 0-0 12 HBP 22 E 53 BB 1-2 1B	B X 1-0 HR							2	2	2	1	0	0	0
22 Nick Green, R (1, 6) OBP: 0.343, SLG: 0.344		X 0-0 E9 53 BB 12 HBP 2 1B 1-2 2-H 1B	X 0-0 ③ F7							2	1	1	0	0	0	0
12 Matt Downs, R (1, 10) OBP: 0.175, SLG: 0.324		H 1-0 53 BB 2 1B 1-2 2-3 HBP		S S S 0-3 ① K						1	1	0	0	0	1	0
53 Kyle Skipworth, L (1, 2) OBP: 0.259, SLG: 0.261		B B B B 4-0 2 1B 1 G3-2 1-2 2-3 3-H BB		X 0-0 ② L9						1	0	0	1	1	0	0
2 Gorkys Hernández, R (1, 8) OBP: 0.395, SLG: 0.333		X 0-0 76 S 1-3 2-H 3-H 1B		X 0-0 ③ G6-3						2	0	1	2	0	0	0
Inning Stats	R: 0 E: 0 K: 0 S: 3 H: 1 LOB: 0 BB: 0 P: 4	R: 4 E: 1 K: 1 S: 7 H: 3 LOB: 1 BB: 2 P: 17	R: 1 E: 0 K: 0 S: 4 H: 1 LOB: 0 BB: 0 P: 5	R: 0 E: 0 K: 1 S: 5 H: 0 LOB: 0 BB: 0 P: 5	R: 1 E: 0 K: 1 S: 8 H: 2 LOB: 0 BB: 0 P: 8					1B: 5 2B: 1 3B: 0 HR: 2	SF: 0 SAC: 0 DP: 2 HBP: 1					

TOP

Miami Marlins @ Minnesota Twins

Hammond Stadium, Fort Myers, FL

Mon Mar 18 2013, 1:07 PM - 2:37 PM EDT

Att. 5,866 - Cloudy - 79 F

livebaseballscorecards.com

AB	19
R	6
H	7
RBI	5
BB	2
SO	3
LOB	7

MIAMI

PITCHER		IP	WLS	BF	H	R	ER	SO	BB	IBB	HBP	BLK	WP	HR	S	P	ERA	WHIP
30 Kevin Correia, R ERA: 6.46	(1, 1)	4.0	L	18	5	5	5	2	2	0	1	0	0	1	19	31	11.25	1.750
43 Tim Wood, R ERA: 5.59	(5, 1)	1.0		4	2	1	1	1	0	0	0	0	0	1	8	8	9.00	2.000

PITCHER	IP	WLS	BF	H	R	ER	SO	BB	IBB	HBP	BLK	WP	HR	S	P	ERA	WHIP

Batter	1	2	3	4	5	6	7	8	9	AB	R	H	RBI	BB	SO	LOB
32 Aaron Hicks, S (1, 8) OBP: 0.352, SLG: 0.633	B B B B 4-0 2 HR BB	X 0-0 ③ F9			X 0-0 ① G3-1					2	1	0	0	1	0	1
2 Brian Dozier, R (1, 4) OBP: 0.313, SLG: 0.409	B B S X 2-1 1-H HR		X 0-0 ① F8		S S C 0-3 ② K					3	1	1	2	0	1	0
7 Joe Mauer, L (1, 2) OBP: 0.579, SLG: 0.429	X 0-0 16 FC5-4 1B		X 0-0 ② G3		X 0-0 16 HBP 1B					3	0	2	0	0	0	0
16 Josh Willingham, R (1, 7) OBP: 0.500, SLG: 0.600	X 0-0 ① FC5-4 1-2f		X 0-0 1B		H 1-0 1-2 HBP					2	0	1	0	0	0	1
33 Justin Morneau, L (1, 3) OBP: 0.281, SLG: 0.469	X 0-0 ② P6		X 0-0 ③ G1-3		S S S 0-3 ③ K					3	0	0	0	0	1	4
13 Jeff Clement, L (1, 10) OBP: 0.324, SLG: 0.250	X 0-0 ③ F7			S S S 0-3 ① K						2	0	0	0	0	1	1
19 Darin Mastroianni, R (1, 9) OBP: 0.448, SLG: 0.560		X 0-0 ① L3		X 0-0 5 G3 1B						2	0	1	0	0	0	0
5 Eduardo Escobar, S (1, 5) OBP: 0.302, SLG: 0.317		X 0-0 ② F7		X 0-0 ② G3 1-2						2	0	0	0	0	0	1
25 Pedro Florimón, S (1, 6) OBP: 0.279, SLG: 0.256		B B B B 4-0 BB		X 0-0 ③ G6-3						1	0	0	0	1	0	1
Inning Stats	R: 2 E: 0 K: 0 S: 6 H: 2 LOB: 1 BB: 1 P: 12	R: 0 E: 0 K: 0 S: 3 H: 0 LOB: 1 BB: 1 P: 7	R: 0 E: 0 K: 0 S: 4 H: 1 LOB: 1 BB: 0 P: 4	R: 0 E: 0 K: 1 S: 6 H: 1 LOB: 1 BB: 0 P: 6	R: 0 E: 0 K: 2 S: 8 H: 1 LOB: 2 BB: 0 P: 9					1B: 4 2B: 0 3B: 0 HR: 1	SF: 0 SAC: 0 DP: 0 HBP: 1			WP: 0 PB: 0 SB: 0 CS: 0	PA: 23	

PITCHER	IP	WLS	BF	H	R	ER	SO	BB	IBB	HBP	BLK	WP	HR	S	P	ERA	WHIP
24 Nathan Eovaldi, R (1, 1) ERA: 3.38	5.0	W	23	5	2	2	3	2	0	1	0	0	1	27	38	3.60	1.400

PITCHER	IP	WLS	BF	H	R	ER	SO	BB	IBB	HBP	BLK	WP	HR	S	P	ERA	WHIP

BOTTOM

Miami Marlins @ Minnesota Twins

Hammond Stadium, Fort Myers, FL

Mon Mar 18 2013, 1:07 PM - 2:37 PM EDT

Att. 5,866 - Cloudy - 79 F

livebaseballscorecards.com

AB	20
R	2
H	5
RBI	2
BB	2
SO	3
LOB	9

Miami Marlins @ St. Louis Cardinals

Roger Dean Stadium, Jupiter, FL

Tue Mar 19 2013, 1:09 PM - 3:26 PM EDT

Att. 5,704 - Partly Cloudy - 75 F

livebaseballscorecards.com

Batter	1	2	3	4	5	6	7	8	9	AB	R	H	RBI	BB	SO	LOB
9 Juan Pierre, L (1, 7) OBP: 0.364, SLG: 0.381 76 Christian Yelich, L (7, 7) OBP: 0.469, SLG: 0.857	29 F8 / 27 BB / 1B		B5			G6-3	30 WP / 30 1B / 1-2 2-H / 1B			4 1 2 1 0 0 0 0 0 0 0 0 0 0						
30 Placido Polanco, R (1, 5) OBP: 0.455, SLG: 0.524 13 Chris Valaika, R (7, 5) OBP: 0.182, SLG: 0.290	L8		F8			G5-3	27 FC6-4 / 1-H 2-H / 1B			4 0 1 2 0 0 1 0 0 0 0 0 0 0						
27 Giancarlo Stanton, R (1, 9) OBP: 0.500, SLG: 0.762 1 Chone Figgins, S (7, 9) OBP: 0.367, SLG: 0.308	1-2 / BB			F8		1B	FC6-4 / 1-2f			3 0 1 0 1 0 1 0 0 0 0 0 0 0						
29 Greg Dobbs, L (1, 3) OBP: 0.167, SLG: 0.167 18 Casey Kotchman, L (7, 3) OBP: 0.486, SLG: 0.667	F8 / 2-3			P6		G4-3		G4-3		3 0 0 0 0 0 3 1 0 0 0 0 0 0						
17 Donovan Solano, R (1, 4) OBP: 0.426, SLG: 0.455 64 Ed Lucas, R (8, PH) OBP: 0.167, SLG: 0.167 (8, 4)	K			K			20 G4-6-3 / 19 1B / 3 1B / 1B	F8		3 1 1 0 0 2 2 1 0 0 0 0 0 0						
19 Rob Brantly, L (1, 2) OBP: 0.349, SLG: 0.308 79 J.T. Realmuto, R (8, 2) OBP: 0.300, SLG: 0.556		G4-3			F7		20 G4-6-3 / 1-2 / 1B	G1-3		4 0 1 0 0 0 0 0 0 0 0 0 0 0						
20 Justin Ruggiano, R (1, 8) OBP: 0.188, SLG: 0.214 2 Gorkys Hernández, R (8, 8) OBP: 0.385, SLG: 0.324		L5			3 G4-3 / 2B		G4-6-3 / 1-2f 2-3		B1-3	3 0 1 0 0 0 2 1 0 0 0 0 0 0						
3 Adeiny Hechavarría, R (1, 6) OBP: 0.227, SLG: 0.250 22 Nick Green, R (8, 6) OBP: 0.333, SLG: 0.333		L9			G4-3 / 2-3		61 / 9 1B / 3-H / 1B		L9	3 1 1 1 0 0 1 1 0 0 0 0 0 0						
33 Jacob Turner, R (1, 1) 50 Chad Qualls, R (6, 1) 61 Jordan Brown, L (7, PH) OBP: 0.278, SLG: 0.444 43 Dan Jennings, L (7, 1) 34 Tom Koehler, R (8, 1) 15 Kevin Kouzmanoff, R (9, PH) OBP: 0.367, SLG: 0.750			K		G4-3		30 WP / 9 1B / 30 1B / 1-2 / 1B		G6-3	2 0 0 0 0 1 1 0 0 0 0 0 0 0 1 1 1 0 0 0 0 0 0 0 0 0 0 0 0 0 0 0 0 0 0 1 0 0 0 0 0 0						

Inning Stats									
	R: 0 E: 0 K: 1 S: 6	H: 1 LOB: 2 BB: 1 P: 10	R: 0 E: 0 K: 0 S: 3	H: 0 LOB: 0 BB: 0 P: 3	R: 0 E: 0 K: 1 S: 5	H: 0 LOB: 0 BB: 0 P: 5	R: 0 E: 0 K: 1 S: 5	H: 0 LOB: 0 BB: 0 P: 5	R: 0 E: 0 K: 0 S: 4	H: 1 LOB: 1 BB: 0 P: 4
	R: 0 E: 0 K: 0 S: 4	H: 1 LOB: 1 BB: 0 P: 4	R: 4 E: 0 K: 0 S: 8	H: 6 LOB: 1 BB: 0 P: 9	R: 0 E: 0 K: 0 S: 3	H: 0 LOB: 0 BB: 0 P: 3	R: 0 E: 0 K: 0 S: 3	H: 0 LOB: 0 BB: 0 P: 3		

1B: 8	SF: 0	WP: 1	PA: 36
2B: 1	SAC: 0	PB: 0	
3B: 0	DP: 1	SB: 0	
HR: 0	HBP: 0	CS: 0	

PITCHER		IP	WLS	BF	H	R	ER	SO	BB	IBB	HBP	BLK	WP	HR	S	P	ERA	WHIP
40 Shelby Miller, R ERA: 4.63	(1, 1)	4.0	W	14	1	0	0	3	1	0	0	0	0	0	19	23	0.00	0.500
58 Joe Kelly, R ERA: 4.91	(5, 1)	3.0	H	16	8	4	4	0	0	0	0	0	1	0	16	17	12.00	2.667
26 Trevor Rosenthal, R ERA: 4.35	(8, 1)	1.0	H	3	0	0	0	0	0	0	0	0	0	0	3	3	0.00	0.000
41 Mitchell Boggs, R ERA:	(9, 1)	1.0	S	3	0	0	0	0	0	0	0	0	0	0	3	3	0.00	0.000

PITCHER	IP	WLS	BF	H	R	ER	SO	BB	IBB	HBP	BLK	WP	HR	S	P	ERA	WHIP

TOP

AB	35
R	4
H	9
RBI	4
BB	1
SO	3
LOB	11

Miami Marlins @ St. Louis Cardinals

Roger Dean Stadium, Jupiter, FL

Tue Mar 19 2013, 1:09 PM - 3:26 PM EDT

Att. 5,704 - Partly Cloudy - 75 F

livebaseballscorecards.com

BOTTOM

Batter	1	2	3	4	5	6	7	8	9	AB	R	H	RBI	BB	SO	LOB
33 Daniel Descalso, L (1, 4) OBP: 0.340, SLG: 0.469	13 G5-3 1B		P2		13 2B 1-3 2B	L5				4	1	2	0	0	0	1
13 Matt Carpenter, L (1, 5) OBP: 0.491, SLG: 0.600	G5-3 1-2		F8		21 WP 2-H 3-H 2B		G6-3			4	0	1	2	0	0	1
7 Matt Holliday, R (1, 7) OBP: 0.294, SLG: 0.414 56 Adron Chambers, L (8, 7) OBP: 0.283, SLG: 0.354	K			F9	L6		K			4 0	0 0	0 0	0 0	0 0	2 0	2 0
21 Allen Craig, R (1, 3) OBP: 0.442, SLG: 0.514 53 Matt Adams, L (8, 3) OBP: 0.333, SLG: 0.565	G5-3			HR	G4-3 2-3		G6-3			4 0	1 0	1 0	1 0	0 0	0 0	2 0
87 Oscar Taveras, L (1, 8) (8, 9) OBP: 0.333, SLG: 0.481		L8		43 S 43 1B 1B	G1			F7		4	1	1	0	0	0	1
43 Shane Robinson, R (1, 9) (8, 8) OBP: 0.511, SLG: 0.791		G6-3		1-H 1B		G6-3		K		4	0	1	1	0	1	0
38 Pete Kozma, R (1, 6) OBP: 0.375, SLG: 0.523		BB		K		E3 82 G6-3 58 1B		K		3	1	0	0	1	2	1
82 Audry Pérez, R (1, 2)		G6-3		G6-3		G6-3 1-2				3	0	0	0	0	0	3
40 Shelby Miller, R (1, 1) 58 Joe Kelly, R (5, 1) OBP: 0.667, SLG: 0.667 26 Trevor Rosenthal, R (8, 1) 41 Mitchell Boggs, R (9, 1)			F8		33 2B 13 2B 1B	2-H 1B				1 2 0 0	0 1 0 0	0 2 0 0	0 1 0 0	0 0 0 0	0 0 0 0	0 0 0 0

Inning Stats	1	2	3	4	5	6	7	8	9
	R: 0 H: 1 E: 0 LOB: 1 K: 1 BB: 0 S: 6 P: 6	R: 0 H: 0 E: 0 LOB: 1 K: 0 BB: 1 S: 3 P: 7	R: 0 H: 0 E: 0 LOB: 0 K: 0 BB: 0 S: 3 P: 3	R: 2 H: 3 E: 0 LOB: 1 K: 1 BB: 0 S: 9 P: 10	R: 2 H: 3 E: 0 LOB: 1 K: 0 BB: 0 S: 6 P: 7	R: 1 H: 1 E: 1 LOB: 1 K: 0 BB: 0 S: 5 P: 5	R: 0 H: 0 E: 0 LOB: 0 K: 1 BB: 0 S: 5 P: 5	R: 0 H: 0 E: 0 LOB: 0 K: 2 BB: 0 S: 7 P: 7	

	AB	
AB	33	
R	5	
H	8	
RBI	5	
BB	1	
SO	5	
LOB	11	

| | | | |

Washington Nationals @ Miami Marlins

Roger Dean Stadium, Jupiter, FL

Wed Mar 20 2013, 1:08 PM - 3:41 PM EDT

Att. 3,487 - Partly Cloudy - 81 F

TOP

livebaseballscorecards.com

Batter	1	2	3	4	5	6	7	8	9	AB	R	H	RBI	BB	SO	LOB
2 Denard Span, L (1, 8) OBP: 0.370, SLG: 0.316	G6-3		34 2B 1-2 2-3 1B		28 1B 34 1B 1-2 BB		P5		F8	2	2	1	0	1	0	0
5 Erik Komatsu, L (6, 8)										2	0	0	0	0	0	0
28 Jayson Werth, R (1, 9) OBP: 0.306, SLG: 0.382	34 FC4-6 1B		SF9 3-H		34 1B 11 SF9 1-2 2-3 1B		G4-3			2	1	2	1	0	0	0
6 Sean Nicol, R (6, 3)										1	0	0	0	0	0	0
34 Bryce Harper, L (1, 7) OBP: 0.434, SLG: 0.700	FC4-6 1-2f		11 G5-3 1-H 2-H 2B		25 G3 1-3 2-H 3-H 1B		F9			3	0	2	4	0	0	1
46 Micah Owings, R (6, 7) OBP: 0.407, SLG: 0.731										1	0	0	0	0	0	0
11 Ryan Zimmerman, R (1, 5) OBP: 0.355, SLG: 0.567	L8		G5-3 2-3		SF9 3-H			F7		2	0	0	1	0	0	2
18 Chad Tracy, L (6, 4) OBP: 0.231, SLG: 0.361										1	0	0	0	0	0	0
25 Adam LaRoche, L (1, 3) OBP: 0.229, SLG: 0.226		F7	K		G3 1-2			P4		3	0	0	0	0	1	2
12 Tyler Moore, R (6, 9) OBP: 0.255, SLG: 0.489										1	0	0	0	0	0	0
20 Ian Desmond, R (1, 6) OBP: 0.292, SLG: 0.348		G1		K	F7			K		3	0	0	0	0	1	1
19 Carlos Rivero, R (6, 6) OBP: 0.244, SLG: 0.275										1	0	0	0	0	1	0
8 Danny Espinosa, S (1, 4) OBP: 0.333, SLG: 0.353	K		K			G6-3			K	3	0	0	0	0	2	0
30 Zach Duke, L (6, 1)										0	0	0	0	0	0	0
36 Tyler Clippard, R (8, 1)										0	0	0	0	0	0	0
49 Carlos Maldonado, R (9, PH) OBP: 0.538, SLG: 0.444										1	0	0	0	0	1	0
63 Henry Alberto Rodriguez, R (9, 1)										0	0	0	0	0	0	0
24 Kurt Suzuki, R (1, 2) OBP: 0.387, SLG: 0.519			2 1B 38 1B 28 SF9 1B	G5-3		P3			HR	4	2	2	1	0	0	0
38 Chris Young, R (1, 1) OBP: 1.000, SLG: 1.000			2 1B 34 2B 1-2 1B		28 1B 2 BB 34 1B BB	K			G6-3	1	2	1	0	1	0	0
1 Steve Lombardozzi, S (6, PH) OBP: 0.182, SLG: 0.204										2	0	0	0	0	1	0
(6, 5)																

Inning Stats	1	2	3	4	5	6	7	8	9
	R: 0 E: 0 K: 0 S: 4	H: 1 LOB: 1 BB: 0 P: 4	R: 0 E: 0 K: 1 S: 5	H: 0 LOB: 0 BB: 0 P: 5	R: 3 E: 0 K: 1 S: 9	H: 4 LOB: 1 BB: 0 P: 9	R: 0 E: 0 K: 2 S: 7	H: 0 LOB: 0 BB: 0 P: 7	R: 3 E: 0 K: 0 S: 5	H: 2 LOB: 1 BB: 2 P: 13
	R: 0 E: 0 K: 1 S: 5	H: 0 LOB: 0 BB: 0 P: 5	R: 0 E: 0 K: 0 S: 3	H: 0 LOB: 0 BB: 0 P: 3	R: 0 E: 0 K: 1 S: 5	H: 0 LOB: 0 BB: 0 P: 5	R: 1 E: 0 K: 1 S: 7	H: 1 LOB: 0 BB: 0 P: 9		

	AB	33
	R	7
	H	8
	RBI	7
	BB	2
	SO	7
	LOB	6

	1B: 6	SF: 2
	2B: 1	SAC: 0
	3B: 0	DP: 0
	HR: 1	HBP: 0

	WP: 0	PA: 37
	PB: 0	
	SB: 0	
	CS: 0	

PITCHER		IP	WLS	BF	H	R	ER	SO	BB	IBB	HBP	BLK	WP	HR	S	P	ERA	WHIP
23 Wade LeBlanc, L ERA: 3.86	(1, 1)	5.0	L	24	7	6	6	4	2	0	0	0	0	0	30	38	10.80	1.800
73 John Maine, R ERA: 3.6	(6, 1)	2.0		6	0	0	0	1	0	0	0	0	0	0	8	8	0.00	0.000
66 Zach Phillips, L ERA: 4.5	(8, 1)	1.0		3	0	0	0	1	0	0	0	0	0	0	5	5	0.00	0.000
34 Tom Koehler, R ERA: 7.94	(9, 1)	1.0		4	1	1	1	1	0	0	0	0	0	1	7	9	9.00	1.000

PITCHER		IP	WLS	BF	H	R	ER	SO	BB	IBB	HBP	BLK	WP	HR	S	P	ERA	WHIP

BOTTOM

Washington Nationals @ Miami Marlins

Roger Dean Stadium, Jupiter, FL

Wed Mar 20 2013, 1:08 PM - 3:41 PM EDT

Att. 3,487 - Partly Cloudy - 81 F

livebaseballscorecards.com

Batter	1	2	3	4	5	6	7	8	9	AB	R	H	RBI	BB	SO	LOB
9 Juan Pierre, L (1, 7) OBP: 0.362, SLG: 0.364	BBBB 4-0 30 F8 30 S BB		x 0-0 F9 ③			x 0-0 L6 ②	x 0-0 FC3-6 ② 1-2f		x 0-0 G3-1 ② 1-2 3-H	2	0	0	0	1	0	0
76 Christian Yelich, L (7, 7) OBP: 0.451, SLG: 0.818										2	0	0	1	0	0	2
30 Placido Polanco, R (1, 5) OBP: 0.440, SLG: 0.500	BX 1-0 F8 ① 1-3			x 0-0 L7 ①		x 0-0 27 2B 1B	x 0-0 G6-3 ③		x 0-0 G4-3 ③	3	1	1	0	0	0	1
22 Nick Green, R (7, PH) OBP: 0.316, SLG: 0.314 (8, 5)										2	0	0	0	0	0	2
27 Giancarlo Stanton, R (1, 9) OBP: 0.483, SLG: 0.750	SSS 0-3 K ②			x 0-0 F9 ②		x 0-0 29 1B 1-H 2B		x 0-0 F9 ①		3	1	1	1	0	1	1
2 Gorkys Hernández, R (7, 8) OBP: 0.375, SLG: 0.314										1	0	0	0	0	0	0
29 Greg Dobbs, L (1, 3) OBP: 0.222, SLG: 0.222	x 0-0 G3 ③			SSS 0-3 K ③		x 0-0 13 1B 19 2B 2-H 1B		x 0-0 53 FC5-4 1B		3	1	1	1	0	1	1
15 Kevin Kouzmanoff, R (7, 3) OBP: 0.387, SLG: 0.759										1	0	1	0	0	0	0
13 Chris Valaika, R (1, 4) OBP: 0.216, SLG: 0.314		x 0-0 19 G3-6-1 1B			x 0-0 F7 ①	x 0-0 19 2B 1-2 1B		SSS 0-3 K ②		4	1	2	0	0	1	1
19 Rob Brantly, L (1, 2) OBP: 0.370, SLG: 0.381		x 0-0 G3-6-1 ① ② 1-2f			x 0-0 8 F8 2B	x 0-0 1-H 2-H 2B		x 0-0 FC5-4 ③ 1-2f		3	0	2	2	0	0	1
53 Kyle Skipworth, L (8, 2) OBP: 0.250, SLG: 0.250										1	0	0	0	0	0	1
8 Chris Coghlan, L (1, 8) OBP: 0.327, SLG: 0.426		x 0-0 G4-3 ③			x 0-0 F8 ② 2-3	x 0-0 G6-3 ③			BBBB 4-0 61 FC4-6 3 BB 76 G3-1 BB	3	1	0	0	1	0	2
(7, 9)																
3 Adeiny Hechavarría, R (1, 6) OBP: 0.250, SLG: 0.238			x 0-0 G6-3 ①		x 0-0 F9 ③	BBBB 4-0 76 FC3-6 BB			BBBB 4-0 61 FC4-6 1-2 BB	2	0	0	0	2	0	1
23 Wade LeBlanc, L (1, 1)			x 0-0 P5 ②			x 0-0 F8 ①	x 0-0 F8 ①		x 0-0 FC4-6 ① 76 G3-1 1-2f 2-3	1	0	0	0	0	0	0
73 John Maine, R (6, 1)										1	0	0	0	0	0	0
12 Matt Downs, R (7, PH) OBP: 0.171, SLG: 0.316										1	0	0	0	0	0	1
66 Zach Phillips, L (8, 1)										0	0	0	0	0	0	0
34 Tom Koehler, R (9, 1)										0	0	0	0	0	0	0
61 Jordan Brown, L (9, PH) OBP: 0.263, SLG: 0.421										1	0	0	0	0	0	2
Inning Stats	R: 0 E: 0 K: 1 S: 5 H: 0 LOB: 1 BB: 1 P: 10	R: 0 E: 0 K: 0 S: 3 H: 1 LOB: 0 BB: 0 P: 3	R: 0 E: 0 K: 0 S: 3 H: 0 LOB: 0 BB: 0 P: 3	R: 0 E: 0 K: 1 S: 5 H: 0 LOB: 0 BB: 0 P: 5	R: 0 E: 0 K: 0 S: 4 H: 1 LOB: 1 BB: 0 P: 4	R: 4 E: 0 K: 0 S: 8 H: 5 LOB: 1 BB: 0 P: 8	R: 0 E: 0 K: 0 S: 3 H: 0 LOB: 1 BB: 1 P: 7	R: 0 E: 0 K: 1 S: 6 H: 1 LOB: 1 BB: 0 P: 6	R: 1 E: 0 K: 0 S: 3 H: 0 LOB: 1 BB: 2 P: 11	1B: 5 2B: 3 3B: 0 HR: 0	SF: 0 SAC: 0 DP: 1 HBP: 0					

	AB	34
	R	5
	H	8
	RBI	5
	BB	4
	SO	3
	LOB	16

WP: 0 PB: 0 SB: 1 CS: 0 PA: 38

PITCHER		IP	WLS	BF	H	R	ER	SO	BB	IBB	HBP	BLK	WP	HR	S	P	ERA	WHIP
38 Chris Young, R ERA: 3.0	(1, 1)	5.0	W	17	2	0	0	2	1	0	0	0	0	0	20	25	0.00	0.600
30 Zach Duke, L ERA: 5.06	(6, 1)	2.0		12	5	4	4	0	1	0	0	0	0	0	11	15	18.00	3.000
36 Tyler Clippard, R ERA:	(8, 1)	1.0	H	4	1	0	0	1	0	0	0	0	0	0	6	6	0.00	1.000
63 Henry Alberto Rodriguez, R ERA: 4.76	(9, 1)	1.0	S	5	0	1	1	0	2	0	0	0	0	0	3	11	9.00	2.000

PITCHER	IP	WLS	BF	H	R	ER	SO	BB	IBB	HBP	BLK	WP	HR	S	P	ERA	WHIP

New York Mets @ Miami Marlins

Roger Dean Stadium, Jupiter, FL

Fri Mar 22 2013, 7:08 PM - 10:09 PM EDT

Att. 4,758 - Cloudy - 72 F

TOP

livebaseballscorecards.com

Batter	1	2	3	4	5	6	7	8	9	AB	R	H	RBI	BB	SO	LOB
1 Jordany Valdespin, L (1, 4) OBP: 0.396, SLG: 0.833 68 Matthew den Dekker, L (7, 8) OBP: 0.233, SLG: 0.381	0-0 77 1B 3B		1-0 77 1B HBP		0-0 ① G6-3		0-0 ② G1-3 2-3		0-0 ① G5-3	3 1 1 0 0 0 1 1 0 0 0 0 0 0						
4 Collin Cowgill, R (1, 8) OBP: 0.352, SLG: 0.531 73 Robert Carson, L (7, 1) 50 Scott Atchison, R (8, 1) 97 Mike Wilson, R (9, PH) 56 Scott Rice, L (9, 1)	0-3 ① K		0-3 ① K		0-0 ② P2		0-3 ③ K		0-0 ② G4-3	4 0 0 0 0 3 3 0 0 0 0 0 0 0 0 0 0 0 0 0 0 1 0 0 0 0 0 0 0 0 0 0 0 0 0						
23 Mike Baxter, L (1, 9) OBP: 0.311, SLG: 0.167 80 Jamie Hoffmann, R (8, 9) OBP: 0.242, SLG: 0.355	1-0 77 1B HBP		0-3 ② K		0-0 ③ F9			0-0 20 2B 1B	0-0 ③ G6-3	3 1 1 0 0 1 1 1 0 0 0 0 0 0						
77 Andrew Brown, R (1, 7) OBP: 0.256, SLG: 0.289 19 Zach Lutz, R (8, 7) OBP: 0.404, SLG: 0.356	0-0 1-2 3-H 1B		0-0 1-2 1B			0-0 ① F9		0-2 ① K		4 0 2 1 0 1 1 0 0 0 0 0 0 0						
20 Anthony Recker, R (1, 2) OBP: 0.417, SLG: 0.652 22 Landon Powell, S (8, 2) OBP: 0.240, SLG: 0.174	0-3 ② K		0-0 ③ G6-3			0-0 ② G5-3		0-0 3 1B 84 1B 1-H 2B		4 1 1 1 0 1 4 0 0 0 0 0 0 0						
12 Brandon Hicks, R (1, 3) OBP: 0.346, SLG: 0.308 90 Eric Campbell, R (9, 3)	0-0 ③ F7			4-1 16 G5-3 BB		4-0 3 S BB		0-3 ② K		2 0 0 0 2 1 3 0 0 0 0 0 0 0						
3 Omar Quintanilla, L (1, 6) OBP: 0.349, SLG: 0.378		0-0 16 G6-4-3 1B	0-0 ① F7			0-1 ③ G3-1 1-2		0-0 16 BB 84 1B 2-3 1B		4 1 2 0 0 0 2						
16 Brian Bixler, R (1, 5) OBP: 0.425, SLG: 0.636		0-0 ① ② G6-4-3 1-2f	0-0 ② G5-3 1-2				0-0 1 G1-3 2B	4-0 84 1B 84 1B 1-2 BB		3 0 1 0 1 0 2						
49 Jonathon Niese, L (1, 1) 30 LaTroy Hawkins, R (6, 1) 55 Pedro Feliciano, L (6, 1) 84 Joshua Rodriguez, R (7, PH) OBP: 0.500, SLG: 0.500 (7, 4)		0-0 ③ G3	0-3 ③ K				0-3 ① K	0-0 ③ 1-H 2-H 3-H 1B		2 0 0 0 0 1 1 0 0 0 0 0 0 0 0 0 0 0 0 0 0 2 0 1 2 0 1 1						
Inning Stats	R: 1 H: 2 E: 0 LOB: 2 K: 2 BB: 0 S: 9 P: 10	R: 0 H: 1 E: 0 LOB: 0 K: 0 BB: 0 S: 3 P: 3	R: 0 H: 1 E: 0 LOB: 2 K: 2 BB: 0 S: 8 P: 9	R: 0 H: 0 E: 0 LOB: 1 K: 1 BB: 1 S: 6 P: 10	R: 0 H: 0 E: 0 LOB: 0 K: 0 BB: 0 S: 3 P: 3	R: 0 H: 0 E: 0 LOB: 1 K: 0 BB: 1 S: 4 P: 8	R: 0 H: 1 E: 0 LOB: 1 K: 2 BB: 0 S: 8 P: 8	R: 3 H: 4 E: 0 LOB: 2 K: 2 BB: 1 S: 10 P: 14	R: 0 H: 0 E: 0 LOB: 0 K: 0 BB: 0 S: 3 P: 3	1B: 6 SF: 0 2B: 2 SAC: 0 3B: 1 DP: 1 HR: 0 HBP: 2						

AB	34
R	4
H	9
RBI	4
BB	3
SO	9
LOB	19

WP: 0 PA: 39
PB: 0
SB: 1
CS: 0

PITCHER		IP	WLS	BF	H	R	ER	SO	BB	IBB	HBP	BLK	WP	HR	S	P	ERA	WHIP
47 Ricky Nolasco, R ERA: 3.48	(1, 1)	6.0		25	4	1	1	5	2	0	2	0	0	0	33	43	1.50	1.000
50 Chad Qualls, R ERA:	(7, 1)	1.0	H	4	1	0	0	2	0	0	0	0	0	0	8	8	0.00	1.000
58 Ryan Webb, R ERA: 7.88	(8, 1)	1.0	L	7	4	3	3	2	1	0	0	0	0	0	10	14	27.00	5.000
31 Steve Cishek, R ERA: 3.0	(9, 1)	1.0		3	0	0	0	0	0	0	0	0	0	0	3	3	0.00	0.000

PITCHER	IP	WLS	BF	H	R	ER	SO	BB	IBB	HBP	BLK	WP	HR	S	P	ERA	WHIP

New York Mets @ Miami Marlins

Roger Dean Stadium, Jupiter, FL

Fri Mar 22 2013, 7:08 PM - 10:09 PM EDT

Att. 4,758 - Cloudy - 72 F

BOTTOM

Batter	1	2	3	4	5	6	7	8	9	AB	R	H	RBI	BB	SO	LOB
9 Juan Pierre, L (1, 7) OBP: 0.373, SLG: 0.362	G4-3		30 WP; BB		G4-3			12 G6-4-3; 1B		3	0	1	0	1	0	0
30 Placido Polanco, R (1, 5) OBP: 0.393, SLG: 0.444 12 Matt Downs, R (7, 5) OBP: 0.167, SLG: 0.308	K		K		K			G6-4-3		3 1	0 0	0 0	0 0	0 0	3 0	2 2
27 Giancarlo Stanton, R (1, 9) OBP: 0.485, SLG: 0.692	G5-3			20 FC6-4; BB		G6-3			BB	2	0	0	0	2	0	0
20 Justin Ruggiano, R (1, 8) OBP: 0.158, SLG: 0.176 2 Gorkys Hernández, R (8, 8) OBP: 0.366, SLG: 0.306		K		FC6-4; 13 CS; 18 BB; 19 1B		K		F8		3 1	1 0	0 0	0 0	0 0	2 0	1 2
18 Casey Kotchman, L (1, 3) OBP: 0.500, SLG: 0.657 26 Austin Kearns, R (9, PH) OBP: 0.235, SLG: 0.071		E8; 13 L4-6; 1B		13 CS; BB		G5-3			13 G6-4-3; BB	2 0	0 0	1 0	0 0	1 1	0 0	0 0
13 Chris Valaika, R (1, 6) OBP: 0.220, SLG: 0.289		L4-6		19 1B; 22 1B; BB			F8		G6-4-3	3	1	0	0	1	0	2
19 Rob Brantly, L (1, 2) OBP: 0.380, SLG: 0.391			30 WP; 47 SH2-3; 1B	22 1B; 22 1B; 1B			G4-3		G3	4	0	2	1	0	0	0
22 Nick Green, R (1, 4) OBP: 0.317, SLG: 0.316			K				G6-3			3	0	1	1	0	1	1
47 Ricky Nolasco, R (1, 1) 50 Chad Qualls, R (7, 1) 58 Ryan Webb, R (8, 1) 29 Greg Dobbs, L (8, PH) OBP: 0.300, SLG: 0.300 23 Paul Gran, R (8, PR) 31 Steve Cishek, R (9, 1)		SH2-3			L7			12 G6-4-3; 9 1B; 1B		1 0 0 0 1 0 0	0 0 0 0 0 0 0	0 0 0 0 1 0 0	0 0 0 0 0 0 0	0 0 0 0 0 0 0	0 0 0 0 0 0 0	0 0 0 0 0 0 0
Inning Stats	R: 0 E: 0 K: 1 S: 5 / H: 0 LOB: 0 BB: 0 P: 5	R: 0 E: 1 K: 1 S: 5 / H: 1 LOB: 0 BB: 0 P: 5	R: 0 E: 0 K: 2 S: 8 / H: 1 LOB: 2 BB: 1 P: 13	R: 2 E: 0 K: 0 S: 3 / H: 2 LOB: 2 BB: 3 P: 15	R: 0 E: 0 K: 1 S: 5 / H: 0 LOB: 0 BB: 0 P: 5	R: 0 E: 0 K: 1 S: 5 / H: 0 LOB: 0 BB: 0 P: 5	R: 0 E: 0 K: 0 S: 3 / H: 0 LOB: 0 BB: 0 P: 3	R: 0 E: 0 K: 0 S: 4 / H: 2 LOB: 2 BB: 1 P: 8	R: 0 E: 0 K: 0 S: 2 / H: 0 LOB: 0 BB: 1 P: 6	1B: 6 2B: 1 3B: 0 HR: 0	SF: 0 SAC: 1 DP: 3 HBP: 0					

	AB	27
	R	2
	H	6
	RBI	2
	BB	6
	SO	6
	LOB	10

livebaseballscorecards.com

PITCHER		IP	WLS	BF	H	R	ER	SO	BB	IBB	HBP	BLK	WP	HR	S	P	ERA	WHIP
49 Jonathon Niese, L ERA: 1.53	(1, 1)	5.0		20	4	2	2	5	4	0	0	0	1	0	26	43	3.60	1.600
30 LaTroy Hawkins, R ERA:	(6, 1)	0.2		2	0	0	0	1	0	0	0	0	0	0	4	4	0.00	0.000
55 Pedro Feliciano, L ERA: 2.25	(6, 1)	0.1		1	0	0	0	0	0	0	0	0	0	0	1	1	0.00	0.000
73 Robert Carson, L ERA: 4.35	(7, 1)	1.0	W	3	0	0	0	0	0	0	0	0	0	0	3	3	0.00	0.000
50 Scott Atchison, R ERA: 2.08	(8, 1)	1.0	H	5	2	0	0	0	1	0	0	0	0	0	4	8	0.00	3.000
56 Scott Rice, L ERA: 3.72	(9, 1)	1.0	S	3	0	0	0	0	1	0	0	0	0	0	2	6	0.00	1.000

St. Louis Cardinals @ Miami Marlins

Roger Dean Stadium, Jupiter, FL

Sat Mar 23 2013, 1:08 PM - 4:17 PM EDT

Att. 4,851 - Partly Cloudy - 82 F

TOP

livebaseballscorecards.com

Batter	1	2	3	4	5	6	7	8	9	AB	R	H	RBI	BB	SO	LOB
33 Daniel Descalso, L (1, 4) OBP: 0.368, SLG: 0.473	7 2B 1B		G3			7 1B 4 1B 7 E 1B	G6-3		K	3	1	2	0	0	0	0
79 Kolten Wong, L (6, PR) OBP: 0.276, SLG: 0.500 (6, 4)	F7		1B			P6		G4-3	BB	2	1	0	0	0	1	2
7 Matt Holliday, R (1, 7) OBP: 0.317, SLG: 0.472	1-H 2B			G6-3		1 SAFE 4 1B 53 1B 1-3 1B		K	F7	3	0	2	1	0	0	0
60 Justin Christian, R (6, PR) OBP: 0.270, SLG: 0.343 (6, 7)										2	1	0	0	0	1	3
4 Yadier Molina, R (1, 2) OBP: 0.471, SLG: 0.467	G5-3			53 G6-3 53 WP 1B		53 1B 56 1B 1-2 3-H 1B		L6		3	0	2	1	0	0	1
82 Audry Pérez, R (6, PR) (6, 2)										1	0	0	0	0	0	0
53 Matt Adams, L (1, 3) OBP: 0.351, SLG: 0.529	L3			G6-3 1-3		56 1B 1-2 2-H 1B			48 SH5-4 43 1B 38 1B BB	3	0	1	1	1	0	2
96 Tyler Rahmatulla, R (9, PR) 34 Marc Rzepczynski, L (9, 1)										0	1	0	0	0	0	0
										0	0	0	0	0	0	0
12 Ty Wigginton, R (1, 5) OBP: 0.188, SLG: 0.116		G6-3		G5-3		F3			38 1B 48 SH5-4 13 WP 1-2 1B	3	0	0	0	0	0	3
26 Trevor Rosenthal, R (7, 1)										0	0	0	0	0	0	0
41 Mitchell Boggs, R (8, 1)										0	0	0	0	0	0	0
43 Shane Robinson, R (9, PH) OBP: 0.509, SLG: 0.796 (9, 8)										1	1	1	0	0	0	0
56 Adron Chambers, L (1, 8) OBP: 0.286, SLG: 0.353		G6-3			G6-3	1-2 2-H 1B			SH5-4 1-2 2-3	3	0	1	0	0	0	0
48 Tony Cruz, R (9, PH) OBP: 0.275, SLG: 0.270 (9, 3)										0	0	0	0	0	0	0
38 Pete Kozma, R (1, 6) OBP: 0.393, SLG: 0.510		K			F8		F8		87 BB 13 WP 2-3 3-H 1B	4	0	1	1	0	1	0
31 Lance Lynn, S (1, 1)			K		G6-3		L6		87 BB 1-2 3-H BB	2	0	0	0	0	1	0
36 Randy Choate, L (6, 1)										0	0	0	0	0	0	0
59 Fernando Salas, R (6, 1)										0	0	0	0	0	0	0
89 Greg Garcia, L (6, 5) OBP: 0.364, SLG: 0.278										1	0	0	0	0	0	0
13 Matt Carpenter, L (9, PH) OBP: 0.466, SLG: 0.538 (9, 5)										0	0	0	0	1	0	0

	AB	35
	R	5
	H	11
	RBI	4
	BB	3
	SO	4
	LOB	13

Inning Stats	1	2	3	4	5	6	7	8	9	1B: 10	SF: 0	WP: 2	PA: 39
R:	1	0	0	0	0	2	0	0	2	2B: 1	SAC: 1	PB: 0	
E:	0	0	0	1	0	1	0	0	0	3B: 0	DP: 0	SB: 0	
LOB:	1	0	1	1	0	2	0	0	2	HR: 0	HBP: 0	CS: 0	
K:	0	1	1	0	0	0	0	1	1				
BB:	0	0	0	0	0	0	0	0	3				
S:	5	5	5	4	3	7	3	5	7				
P:	5	5	5	5	3	7	3	5	19				

PITCHER		IP	WLS	BF	H	R	ER	SO	BB	IBB	HBP	BLK	WP	HR	S	P	ERA	WHIP
24 Nathan Eovaldi, R ERA: 3.65	(1, 1)	6.0		25	9	3	3	2	0	0	0	0	1	0	29	30	4.50	1.500
40 Mike Dunn, L ERA: 1.13	(7, 1)	1.0	H	3	0	0	0	0	0	0	0	0	0	0	3	3	0.00	0.000
44 AJ Ramos, R ERA: 3.38	(8, 1)	1.0	H	3	0	0	0	1	0	0	0	0	0	0	5	5	0.00	0.000
43 Dan Jennings, L ERA: 6.75	(9, 1)	0.2	B	7	2	2	2	1	3	0	0	0	1	0	6	18	27.00	7.500
66 Zach Phillips, L ERA: 4.26	(9, 1)	0.1	W	1	0	0	0	0	0	0	0	0	0	0	1	1	0.00	0.000

PITCHER	IP	WLS	BF	H	R	ER	SO	BB	IBB	HBP	BLK	WP	HR	S	P	ERA	WHIP

Batter	1	2	3	4	5	6	7	8	9	AB	R	H	RBI	BB	SO	LOB
3 Adeiny Hechavarría, R (1, 6) OBP: 0.245, SLG: 0.234	G6-3		G3		30 G5-4-3 1B	FC6-4 1-2f			G1-3	5	0	1	0	0	0	2
30 Placido Polanco, R (1, 5) OBP: 0.355, SLG: 0.400 1 Wilson Valdez, R (6, 5) OBP: 0.318, SLG: 0.216	G5-3		K		G5-4-3 1-2f		K		61 FC6-4 BB	3 1	0 0	0 0	0 0	0 1	1 1	1 0
29 Greg Dobbs, L (1, 3) OBP: 0.214, SLG: 0.214 61 Jordan Brown, L (8, 3) OBP: 0.250, SLG: 0.400	G6-3		G6-3		L7		F8		FC6-4 26 BB 8 1B 1-2f	4 1	0 1	0 0	0 0	0 0	0 0	0 1
26 Austin Kearns, R (1, 9) OBP: 0.256, SLG: 0.065		K		13 FC5-4 8 HBP 2 SF9 HBP		F9	K		8 1B 1-2 BB	3	1	0	0	1	2	0
8 Chris Coghlan, L (1, 8) OBP: 0.352, SLG: 0.431		53 BB 13 1B 2 G4-3 1B		13 FC5-4 1-2 HBP		K		G3	1-2 2-H 1B	4	1	2	1	0	1	0
13 Chris Valaika, R (1, 4) OBP: 0.250, SLG: 0.317 22 Nick Green, R (7, 4) OBP: 0.333, SLG: 0.316		2 G4-3 53 BB 1-2 1B		FC5-4 53 BB 1-2f 2-3		2 BB 53 BB 74 1B 1B		90 G3-1 2 1B BB		3 0	1 1	2 0	0 0	0 1	0 0	2 0
53 Kyle Skipworth, L (1, 2) OBP: 0.323, SLG: 0.250 90 Taylor Krick, R (8, PH) (9, 2)		2 G4-3 1-2 2-3 BB		1-2 BB		74 1B 2 BB 74 E 1-2 BB		G3-1 1-2		0 1	1 0	0 0	0 0	3 0	0 0	0 1
2 Gorkys Hernández, R (1, 7) OBP: 0.378, SLG: 0.316		G4-3 1-2 2-3 3-H		SF9 3-H		74 E 1-2 2-3 BB		85 WP 2-H 1B		2	0	1	3	1	0	2
24 Nathan Eovaldi, R (1, 1) 74 Austin Nola, R (6, PH) OBP: 1.000, SLG: 1.000 40 Mike Dunn, L (7, 1) 44 AJ Ramos, R (8, 1) 85 James Wooster, L (8, PH) 43 Dan Jennings, L (9, 1) 66 Zach Phillips, L (9, 1)		K		K		E9 3 FC6-4 1-3 2-H 3-H 1B		K 2-3		2 1 0 0 1 0 0	0 0 0 0 0 0 0	0 1 0 0 0 0 0	0 1 0 0 0 0 0	0 1 0 0 0 0 0	2 0 0 0 1 0 0	4 0 0 0 1 0 0
Inning Stats	R: 0 E: 0 K: 0 S: 3 H: 0 LOB: 0 BB: 0 P: 3	R: 1 E: 0 K: 2 S: 9 H: 2 LOB: 2 BB: 1 P: 13	R: 0 E: 0 K: 1 S: 5 H: 0 LOB: 0 BB: 0 P: 5	R: 1 E: 0 K: 1 S: 5 H: 0 LOB: 2 BB: 1 P: 11	R: 0 E: 0 K: 0 S: 3 H: 1 LOB: 0 BB: 0 P: 3	R: 2 E: 1 K: 1 S: 7 H: 2 LOB: 2 BB: 2 P: 15	R: 0 E: 0 K: 2 S: 7 H: 0 LOB: 0 BB: 0 P: 7	R: 1 E: 0 K: 1 S: 6 H: 1 LOB: 1 BB: 1 P: 11	R: 1 E: 0 K: 0 S: 3 H: 1 LOB: 2 BB: 2 P: 11	1B: 7 2B: 0 3B: 0 HR: 0	SF: 1 SAC: 0 DP: 1 HBP: 2						

BOTTOM

St. Louis Cardinals @ Miami Marlins

Roger Dean Stadium, Jupiter, FL

Sat Mar 23 2013, 1:08 PM - 4:17 PM EDT

Att. 4,851 - Partly Cloudy - 82 F

livebaseballscorecards.com

AB	31
R	6
H	7
RBI	5
BB	7
SO	8
LOB	14

PITCHER		IP	WLS	BF	H	R	ER	SO	BB	IBB	HBP	BLK	WP	HR	S	P	ERA	WHIP
31 Lance Lynn, R ERA: 6.62	(1, 1)	5.2		24	4	3	3	5	2	0	2	0	0	0	30	40	4.76	1.059
36 Randy Choate, L ERA: 1.69	(6, 1)	0.0		1	0	0	0	0	1	0	0	0	0	0	0	4	∞	∞
59 Fernando Salas, R ERA: 1.23	(6, 1)	0.1	B	3	1	1	0	0	1	0	0	0	0	0	2	6	0.00	6.000
26 Trevor Rosenthal, R ERA: 3.97	(7, 1)	1.0		3	0	0	0	2	0	0	0	0	0	0	7	7	0.00	0.000
41 Mitchell Boggs, R ERA: 1.5	(8, 1)	1.0		5	1	1	1	1	1	0	0	0	1	0	6	11	9.00	2.000

PITCHER		IP	WLS	BF	H	R	ER	SO	BB	IBB	HBP	BLK	WP	HR	S	P	ERA	WHIP
34 Marc Rzepczynski, L ERA: 3.52	(9, 1)	0.2	L	5	1	1	1	0	2	0	0	0	0	0	3	11	13.50	4.500

Batter	1	2	3	4	5	6	7	8	9	AB	R	H	RBI	BB	SO	LOB
9 Juan Pierre, L (1, 7) OBP: 0.370, SLG: 0.360	0-0 1 SH1-3 27 1B 1B		0-0 ① B5-3	0-0 ③ F7						3	1	1	0	0	0	2
1 Wilson Valdez, R (1, 6) OBP: 0.326, SLG: 0.231	0-0 ① SH1-3 1-2		0-0 29 2B 1B		0-0 ① G4-3					2	0	1	0	0	0	0
27 Giancarlo Stanton, R (1, 9) OBP: 0.472, SLG: 0.655	0-0 29 1B 2-H 1B		0-0 ② L7		0-0 ② G5-3					3	0	1	1	0	0	1
29 Greg Dobbs, L (1, 10) OBP: 0.353, SLG: 0.471	0-0 20 CS 1-2 1B		0-0 1-3 2B		0-0 20 1B 2B					3	0	3	0	0	0	0
20 Justin Ruggiano, R (1, 8) OBP: 0.182, SLG: 0.200	0-3 ② ③ S S S K 1-2		0-0 ③ P4		0-0 19 FC6 2-3 1B					3	0	1	0	0	1	4
19 Rob Brantly, L (1, 2) OBP: 0.377, SLG: 0.388		0-0 ① P5		0-0 22 FC5-4 12 1B 1B	0-0 ③ FC6 1-2f					3	0	1	0	0	0	2
12 Matt Downs, R (1, 5) OBP: 0.182, SLG: 0.317		0-0 ② F8		0-0 22 FC5-4 1-2 1B						2	0	1	0	0	0	0
18 Casey Kotchman, L (1, 3) OBP: 0.500, SLG: 0.649		0-0 1B		0-0 ① F9						2	0	1	0	0	0	2
22 Nick Green, R (1, 4) OBP: 0.318, SLG: 0.300		0-3 ③ S S S K		0-0 ② FC5-4 1-2f 2-3						2	0	0	0	0	1	3
Inning Stats	R: 1 H: 3 E: 0 LOB: 2 K: 1 BB: 0 S: 7 P: 7	R: 0 H: 1 E: 0 LOB: 1 K: 1 BB: 0 S: 6 P: 6	R: 0 H: 2 E: 0 LOB: 2 K: 0 BB: 0 S: 5 P: 5	R: 0 H: 2 E: 0 LOB: 2 K: 0 BB: 0 S: 5 P: 5	R: 0 H: 2 E: 0 LOB: 2 K: 0 BB: 0 S: 5 P: 5					1B: 8 SF: 0 2B: 3 SAC: 1 3B: 0 DP: 1 HR: 0 HBP: 0						

TOP

Miami Marlins @ Houston Astros

Osceola County Stadium, Kissimmee, FL

Sun Mar 24 2013, 1:07 PM - 2:40 PM EDT

Att. 2,761 - Cloudy - 81 F

WP: 0 PB: 0 SB: 0 CS: 1 PA: 24

livebaseballscorecards.com

AB	23
R	1
H	10
RBI	1
BB	0
SO	2
LOB	14

MIAMI

PITCHER		IP	WLS	BF	H	R	ER	SO	BB	IBB	HBP	BLK	WP	HR	S	P	ERA	WHIP
David Martinez, R ERA: 1.5	(1, 1)	4.0	W	19	8	1	1	2	0	0	0	0	0	0	23	23	2.25	2.000
41 Jose Veras, R ERA: 7.71	(5, 1)	1.0	S	5	2	0	0	0	0	0	0	0	0	0	5	5	0.00	2.000

PITCHER	IP	WLS	BF	H	R	ER	SO	BB	IBB	HBP	BLK	WP	HR	S	P	ERA	WHIP

Batter	1	2	3	4	5	6	7	8	9	AB	R	H	RBI	BB	SO	LOB
27 Jose Altuve, R (1, 4) OBP: 0.394, SLG: 0.424	BBBB 4-0 12 G5-6-3 BB		BBBB 4-0 29 S 29 HR BB	x 0-0 ③ F8						1	1	0	0	2	0	1
29 Brett Wallace, L (1, 3) OBP: 0.347, SLG: 0.578	SSS 0-3 ① K		BBSX 2-1 1-H HR		x 0-0 ① G3					3	1	1	2	0	1	1
12 Carlos Pena, L (1, 10) OBP: 0.321, SLG: 0.553	x 0-0 ②③ G5-6-3 1-2f		x 0-0 ① G4-3		x 0-0 ② G3					3	0	0	0	0	0	1
46 Rick Ankiel, L (1, 8) OBP: 0.478, SLG: 0.800		BBBB 4-0 21 2B BB	x 0-0 21 G1 1B		x 0-0 1B					2	1	2	0	1	0	0
21 Fernando Martinez, L (1, 9) OBP: 0.367, SLG: 0.536		x 0-0 22 F9 30 SF8 1-H 2B	x 0-0 ② G1 1-2							2	1	1	1	0	0	1
22 Carlos Corporán, S (1, 2) OBP: 0.355, SLG: 0.600		x 0-0 ① F9 2-3	x 0-0 ③ F7							2	0	0	0	0	0	2
30 Matt Dominguez, R (1, 5) OBP: 0.356, SLG: 0.590		x 0-0 ② SF8 3-H		x 0-0 ① G1						1	0	0	1	0	0	0
8 Trevor Crowe, S (1, 7) OBP: 0.344, SLG: 0.483		BBBB 4-0 13 FC6-4 BB		x 0-0 ② G4-3						1	0	0	0	1	0	0
13 Ronny Cedeno, R (1, 6) OBP: 0.378, SLG: 0.485		x 0-0 ③ FC6-4 1-2f		x 0-0 3B						2	0	1	0	0	0	1
Inning Stats	R: 0 H: 0 E: 0 LOB: 0 K: 1 BB: 1 S: 4 P: 8	R: 2 H: 1 E: 0 LOB: 1 K: 0 BB: 2 S: 4 P: 12	R: 2 H: 2 E: 0 LOB: 1 K: 0 BB: 1 S: 6 P: 12	R: 0 H: 1 E: 0 LOB: 1 K: 0 BB: 0 S: 4 P: 4	R: 0 H: 1 E: 0 LOB: 1 K: 0 BB: 0 S: 3 P: 3					1B: 2 SF: 1 2B: 1 SAC: 0 3B: 1 DP: 1 HR: 1 HBP: 0						

PITCHER	IP	WLS	BF	H	R	ER	SO	BB	IBB	HBP	BLK	WP	HR	S	P	ERA	WHIP
33 Jacob Turner, R (1, 1) ERA: 9.69	4.2	L	22	5	4	4	1	4	0	0	0	0	1	21	39	7.71	1.929

PITCHER	IP	WLS	BF	H	R	ER	SO	BB	IBB	HBP	BLK	WP	HR	S	P	ERA	WHIP

BOTTOM

Miami Marlins @ Houston Astros

Osceola County Stadium, Kissimmee, FL

Sun Mar 24 2013, 1:07 PM - 2:40 PM EDT

Att. 2,761 - Cloudy - 81 F

livebaseballscorecards.com

AB	17
R	4
H	5
RBI	4
BB	4
SO	1
LOB	7

WP: 0 PA: 22
PB: 0
SB: 1
CS: 0

Detroit Tigers @ Miami Marlins

Roger Dean Stadium, Jupiter, FL

Mon Mar 25 2013, 1:08 PM - 3:46 PM EDT

Att. 5,080 - Partly Cloudy - 73 F

TOP

livebaseballscorecards.com

Batter	1	2	3	4	5	6	7	8	9	AB	R	H	RBI	BB	SO	LOB
14 Austin Jackson, R (1, 8) OBP: 0.308, SLG: 0.448	FCS 0-3 ① K	FSC 0-3 ② K		CFC 0-3 ② K			CLS 0-3 ① K	X 0-0 1-2 1B		3	0	0	0	0	3	0
52 Quintin Berry, L (5, 8) OBP: 0.400, SLG: 0.300										2	0	1	0	0	1	1
48 Torii Hunter, R (1, 10) OBP: 0.306, SLG: 0.475	X 0-0 ③ 24 2B 2B	X 0-0 ③ G1-3		X 0-0 ③ G5-3			X 0-0 68 G4-3 21 FC3 39 HBP 1-3 1B	CTS 0-3 ③ K		3	1	1	0	0	0	0
65 Brad Davis, R (7, PH) OBP: 0.182, SLG: 0.100										2	1	1	0	0	1	2
(7, 10)																
24 Miguel Cabrera, R (1, 5) OBP: 0.333, SLG: 0.574	X 0-0 68 G4-3 27 HR 2-H 2B		X 0-0 68 1B 13 1B 1B		X 0-0 ① F8		X 0-0 FC3 39 HBP 68 G4-3 32 2-5-2 1-2 3-H		CFS 0-3 ① K	3	2	2	1	0	0	0
21 Steven Moya, L (5, 9)										2	0	0	1	0	1	1
68 Matt Tuiasosopo, R (1, 7) OBP: 0.411, SLG: 0.694	X 0-0 ② G4-3 2-3		X 0-0 55 FC5 13 1B 1-2 1B		X 0-0 ② L9		X 0-0 ② G4-3 1-2 2-3		X 0-0 ② G5-3	4	0	1	0	0	0	3
17 Jeff McVaney, R (7, 7) OBP: 0.500, SLG: 0.333										1	0	0	0	0	0	0
27 Jhonny Peralta, R (1, 6) OBP: 0.339, SLG: 0.500	CDB X 2-1 3-H HR		X 0-0 ① F8		X 0-0 ③ G5-3		BBBB 4-0 39 HBP BB		CCS 0-3 ③ K	3	1	1	2	0	0	2
29 Danny Worth, R (5, 6) OBP: 0.435, SLG: 0.474										0	0	0	0	1	0	0
28 Brandon Loy, R (9, PH) OBP: 0.500, SLG: 0.500										1	0	0	0	0	1	0
(9, 4)																
4 Omar Infante, R (1, 4) OBP: 0.348, SLG: 0.425	X 0-0 13 BB 1B		X 0-0 ② F8			X 0-0 ① F7 H	1-0 1-2 2-3 3-H HBP			3	0	1	0	0	0	2
39 Ramon Santiago, S (6, 4) OBP: 0.458, SLG: 0.471										0	0	0	1	0	0	0
(9, 6)																
13 Alex Avila, L (1, 2) OBP: 0.422, SLG: 0.408	BBBB 4-0 1-2 BB		X 0-0 55 FC5 1-2 2-H 1B			SSC 0-3 ② K B	1-0 ③ 2-5-2 3-H	X 0-0 ① G6-3		2	0	1	1	1	1	0
32 Don Kelly, L (7, PH) OBP: 0.347, SLG: 0.548										1	0	0	0	0	0	0
(7, 3)																
55 Brayan Peña, S (1, 3) OBP: 0.195, SLG: 0.359	X 0-0 ③ F9		X 0-0 ③ FC5 1-2 2-3f			X 0-0 ③ G3-1		X 0-0 ② G4-3		4	0	0	0	0	0	4
(7, 2)																
67 Kevin Russo, R (1, 9) OBP: 0.333, SLG: 0.564		CTC 0-3 ① K		X 0-0 ① G3			X 0-0 65 1B 21 FC3 1B	BBBB 4-0 52 1B BB		3	1	1	0	1	1	0
(5, 5)																
Inning Stats	R: 3 E: 0 K: 1 S: 10 H: 4 LOB: 2 BB: 1 P: 16	R: 0 E: 0 K: 2 S: 7 H: 0 LOB: 0 BB: 0 P: 7	R: 1 E: 0 K: 0 S: 6 H: 3 LOB: 2 BB: 0 P: 6	R: 0 E: 0 K: 1 S: 5 H: 0 LOB: 0 BB: 0 P: 5	R: 0 E: 0 K: 0 S: 3 H: 0 LOB: 0 BB: 0 P: 3	R: 0 E: 0 K: 1 S: 5 H: 0 LOB: 0 BB: 0 P: 5	R: 2 E: 0 K: 1 S: 7 H: 2 LOB: 3 BB: 1 P: 13	R: 0 E: 0 K: 1 S: 6 H: 1 LOB: 2 BB: 1 P: 10	R: 0 E: 0 K: 2 S: 7 H: 0 LOB: 0 BB: 0 P: 7	1B: 7 2B: 2 3B: 0 HR: 1	SF: 0 SAC: 0 DP: 0 HBP: 1						

	AB	37
	R	6
	H	10
	RBI	6
	BB	3
	SO	9
	LOB	15

PITCHER		IP	WLS	BF	H	R	ER	SO	BB	IBB	HBP	BLK	WP	HR	S	P	ERA	WHIP
23 Wade LeBlanc, L ERA: 4.74	(1, 1)	5.0	L	23	7	4	4	4	1	0	0	0	0	1	31	37	7.20	1.600
50 Chad Qualls, R ERA: 2.7	(6, 1)	1.2		10	2	2	2	2	1	0	1	0	0	0	12	17	10.80	1.800
44 AJ Ramos, R ERA: 2.89	(7, 1)	1.1		6	1	0	0	1	1	0	0	0	0	0	6	11	0.00	1.500
31 Steve Cishek, R ERA: 2.57	(9, 1)	1.0		3	0	0	0	2	0	0	0	0	0	0	7	7	0.00	0.000

PITCHER	IP	WLS	BF	H	R	ER	SO	BB	IBB	HBP	BLK	WP	HR	S	P	ERA	WHIP

Detroit Tigers @ Miami Marlins

Roger Dean Stadium, Jupiter, FL

Mon Mar 25 2013, 1:08 PM - 3:46 PM EDT

Att. 5,080 - Partly Cloudy - 73 F

BOTTOM

Batter	1	2	3	4	5	6	7	8	9	AB	R	H	RBI	BB	SO	LOB
1 Wilson Valdez, R (1, 4) OBP: 0.300, SLG: 0.209	G6-3		G6-3		G5-3			G4-3		4	0	0	0	0	0	0
8 Chris Coghlan, L (1, 7)	K		G5-3			K			26 1B 2B	4	0	1	0	0	2	0
27 Giancarlo Stanton, R (1, 9) 26 Austin Kearns, R (7, 9) OBP: 0.275, SLG: 0.094	G1-3		K			F9			2-3 1B	3 1	0 0	0 1	0 0	0 0	1 0	0 0
30 Placido Polanco, R (1, 5) OBP: 0.353, SLG: 0.424 13 Chris Valaika, R (7, 5) OBP: 0.244, SLG: 0.310		19 G4-3 20 1B 2B		L9		G5-3			K	3 1	1 0	1 0	0 0	0 0	0 1	0 2
19 Rob Brantly, L (1, 2) OBP: 0.375, SLG: 0.442 32 Koyie Hill, S (8, 2)		G4-3 2-3		HR			K2-3		K	3 1	1 0	1 0	1 0	0 0	1 1	1 2
20 Justin Ruggiano, R (1, 8) OBP: 0.192, SLG: 0.208		3 S 3 3B 3-H 1B		F9			F9		F9	4	1	1	1	0	0	2
18 Casey Kotchman, L (1, 3) OBP: 0.465, SLG: 0.600		P6		G3-4-1			G4-3			3	0	0	0	0	0	1
3 Adeiny Hechavarría, R (1, 6) OBP: 0.250, SLG: 0.280		1-H 3B			G6-3			G6-3		3	0	1	1	0	0	0
23 Wade LeBlanc, L (1, 1) 61 Jordan Brown, L (5, PH) OBP: 0.238, SLG: 0.381 50 Chad Qualls, R (6, 1) 44 AJ Ramos, R (7, 1) 29 Greg Dobbs, L (8, PH) OBP: 0.333, SLG: 0.444 31 Steve Cishek, R (9, 1)		G4-3			G4-3			G3-1		1 1 0 0 1 0	0 0 0 0 0 0	0 0 0 0 0 0	0 0 0 0 0 0	0 0 0 0 0 0	0 0 0 0 0 0	1 0 0 0 0 0
Inning Stats	R: 0 E: 0 K: 1 S: 5 H: 0 LOB: 0 BB: 0 P: 5	R: 2 E: 0 K: 0 S: 6 H: 3 LOB: 1 BB: 0 P: 7	R: 0 E: 0 K: 1 S: 5 H: 0 LOB: 0 BB: 0 P: 5	R: 1 E: 0 K: 0 S: 5 H: 1 LOB: 0 BB: 0 P: 7	R: 0 E: 0 K: 0 S: 3 H: 0 LOB: 0 BB: 0 P: 3	R: 0 E: 0 K: 1 S: 5 H: 0 LOB: 0 BB: 0 P: 5	R: 0 E: 0 K: 1 S: 5 H: 0 LOB: 0 BB: 0 P: 5	R: 0 E: 0 K: 0 S: 3 H: 0 LOB: 0 BB: 0 P: 3	R: 0 E: 0 K: 2 S: 9 H: 2 LOB: 2 BB: 0 P: 9	1B: 2 2B: 2 3B: 1 HR: 1	SF: 0 SAC: 0 DP: 0 HBP: 0			WP: 0 PB: 0 SB: 1 CS: 0	PA: 33		

livebaseballscorecards.com

	AB	33
	R	3
	H	6
	RBI	3
	BB	0
	SO	6
	LOB	9

MIAMI

PITCHER		IP	WLS	BF	H	R	ER	SO	BB	IBB	HBP	BLK	WP	HR	S	P	ERA	WHIP
21 Rick Porcello, R ERA: 3.0	(1, 1)	6.0	W	22	4	3	3	3	0	0	0	0	0	1	29	32	4.50	0.667
62 Al Alburquerque, R ERA: 4.5	(7, 1)	1.0	H	3	0	0	0	1	0	0	0	0	0	0	5	5	0.00	0.000
60 Brayan Villarreal, R ERA: 1.64	(8, 1)	1.0	H	3	0	0	0	0	0	0	0	0	0	0	3	3	0.00	0.000
36 Luke Putkonen, R ERA: 3.95	(9, 1)	1.0	S	5	2	0	0	2	0	0	0	0	0	0	9	9	0.00	2.000

PITCHER		IP	WLS	BF	H	R	ER	SO	BB	IBB	HBP	BLK	WP	HR	S	P	ERA	WHIP

Washington Nationals @ Miami Marlins

Roger Dean Stadium, Jupiter, FL

Tue Mar 26 2013, 1:08 PM - 3:28 PM EDT

Att. 4,439 - Sunny - 66 F

TOP

livebaseballscorecards.com

Batter	1	2	3	4	5	6	7	8	9	AB	R	H	RBI	BB	SO	LOB
2 Denard Span, L (1, 8) OBP: 0.359, SLG: 0.283	F8		F8		11 FC3 / 34 BB / 11 E / 1B		HR		1B	3	0	1	0	0	0	1
33 Roger Bernadina, L (5, PR) OBP: 0.364, SLG: 0.556 (5, 8)										2	2	2	1	0	0	0
28 Jayson Werth, R (1, 9) OBP: 0.340, SLG: 0.367	G5-3		34 1B / 11 E / 1-2 / BB		P6		K		K	2	1	0	0	1	0	1
12 Tyler Moore, R (5, 9) OBP: 0.224, SLG: 0.404										2	0	0	0	0	2	1
34 Bryce Harper, L (1, 7) OBP: 0.507, SLG: 0.730	11 S / 1B		11 E / 1-3 / 2-H / 1B		11 E / 20 WP / 1-2 / BB		G5-3		L4	2	1	2	1	1	0	0
46 Micah Owings, R (5, 7) OBP: 0.371, SLG: 0.618										2	0	0	0	0	0	1
11 Ryan Zimmerman, R (1, 5) OBP: 0.265, SLG: 0.396	G4-3 / 1-2		E4 / 1-2 / 3-H		FC3 / 20 WP / 1-3 / 2-H		F9			4	0	0	0	0	0	3
52 Ryan Mattheus, R (7, 1)										0	0	0	0	0	0	0
36 Tyler Clippard, R (8, 1)										0	0	0	0	0	0	0
25 Adam LaRoche, L (1, 3) OBP: 0.269, SLG: 0.383		K	K		K			1 G4-3 / 2B		3	0	0	0	0	3	4
18 Chad Tracy, L (5, 3) OBP: 0.298, SLG: 0.455										1	0	1	0	0	0	0
(7, 5)																
20 Ian Desmond, R (1, 6) OBP: 0.317, SLG: 0.407		F9		F8	K / 1-2 / 3-H			F8		3	0	0	0	0	1	1
19 Carlos Rivero, R (5, 6) OBP: 0.222, SLG: 0.265										1	0	0	0	0	0	1
8 Danny Espinosa, S (1, 4) OBP: 0.375, SLG: 0.449	K		1B	F8	F8			G4-3 / 2-3		3	0	1	0	0	1	0
1 Steve Lombardozzi, S (6, 4) OBP: 0.203, SLG: 0.242										1	0	0	0	0	0	1
24 Kurt Suzuki, R (1, 2) OBP: 0.366, SLG: 0.457			28 BB / 34 1B / 1B	F8		F9		F8		4	1	1	0	0	0	2
15 Dan Haren, R (1, 1) OBP: 0.200, SLG: 0.200			K	K		K			G4-3	3	0	0	0	0	3	2
49 Carlos Maldonado, R (7, 3) OBP: 0.412, SLG: 0.308										1	0	0	0	0	0	0
Inning Stats	R: 0 E: 0 K: 0 S: 5 / H: 1 LOB: 1 BB: 0 P: 5	R: 0 E: 0 K: 2 S: 7 / H: 0 LOB: 0 BB: 0 P: 7	R: 2 E: 1 K: 2 S: 10 / H: 2 LOB: 2 BB: 1 P: 14	R: 0 E: 0 K: 1 S: 6 / H: 1 LOB: 1 BB: 0 P: 6	R: 2 E: 1 K: 2 S: 9 / H: 1 LOB: 2 BB: 1 P: 14	R: 0 E: 0 K: 1 S: 5 / H: 0 LOB: 0 BB: 0 P: 5	R: 1 E: 0 K: 1 S: 8 / H: 1 LOB: 0 BB: 0 P: 11	R: 0 E: 0 K: 0 S: 4 / H: 1 LOB: 1 BB: 0 P: 4	R: 0 E: 0 K: 1 S: 6 / H: 1 LOB: 1 BB: 0 P: 6	1B: 6 2B: 1 3B: 0 HR: 1	SF: 0 SAC: 0 DP: 0 HBP: 0						

AB	37
R	5
H	8
RBI	2
BB	2
SO	10
LOB	18

WP: 1 PB: 0 SB: 1 CS: 0 PA: 39

PITCHER		IP	WLS	BF	H	R	ER	SO	BB	IBB	HBP	BLK	WP	HR	S	P	ERA	WHIP
37 Henderson Alvarez III, R ERA: 3.55	(1, 1)	5.0		24	5	4	1	7	2	0	0	0	1	0	37	46	1.80	1.400
40 Mike Dunn, L ERA: 1.8	(6, 1)	2.0	W	7	1	1	1	2	0	0	0	0	0	1	13	16	4.50	0.500
60 Jon Rauch, R ERA: 5.68	(8, 1)	1.0	H	4	1	0	0	0	0	0	0	0	0	0	4	4	0.00	1.000
58 Ryan Webb, R ERA: 7.0	(9, 1)	1.0	S	4	1	0	0	1	0	0	0	0	0	0	6	6	0.00	1.000

PITCHER	IP	WLS	BF	H	R	ER	SO	BB	IBB	HBP	BLK	WP	HR	S	P	ERA	WHIP

BOTTOM

Washington Nationals @ Miami Marlins

Roger Dean Stadium, Jupiter, FL

Tue Mar 26 2013, 1:08 PM - 3:28 PM EDT

Att. 4,439 - Sunny - 66 F

livebaseballscorecards.com

Batter	1	2	3	4	5	6	7	8	9	AB	R	H	RBI	BB	SO	LOB
9 Juan Pierre, L (1, 7) OBP: 0.379, SLG: 0.389	B1-3		K		2B		30 WP 30 1B 1-2 1B			4	1	2	0	0	1	0
30 Placido Polanco, R (1, 5) OBP: 0.342, SLG: 0.405	F8		G4-3		F9		29 1B 20 1B 1-H 2-H 1B			4	1	1	2	0	0	1
27 Giancarlo Stanton, R (1, 9) OBP: 0.452, SLG: 0.771 26 Austin Kearns, R (7, 9) OBP: 0.268, SLG: 0.091	HR		K		HR		P4			3 1	2 0	2 0	2 0	0 0	1 0	0 1
29 Greg Dobbs, L (1, 3) OBP: 0.318, SLG: 0.409	P5		F8		G4-3		20 1B 20 1B 1-2 1B			4	0	1	0	0	0	0
20 Justin Ruggiano, R (1, 8) OBP: 0.233, SLG: 0.250		G6-3	G5-3		19 1B 1B		1-H 2-H 1B			4	0	2	1	0	0	0
19 Rob Brantly, L (1, 2) OBP: 0.367, SLG: 0.429		K	F7		13 G5-4-3 1-2 1B			P6		4	0	1	0	0	1	0
13 Chris Valaika, R (1, 4) OBP: 0.245, SLG: 0.370		HR	G4-3		G5-4-3 1-2f			K		4	1	1	1	0	1	2
3 Adeiny Hechavarría, R (1, 6) OBP: 0.250, SLG: 0.264		G5-3	BB 8 HR				E5 18 FC5-4	F8		3	1	0	0	1	0	0
37 Henderson Alvarez III, R (1, 1) 8 Chris Coghlan, L (5, PH) OBP: 0.556, SLG: 0.500 40 Mike Dunn, L (6, 1) 18 Casey Kotchman, L (7, PH) OBP: 0.455, SLG: 0.585 60 Jon Rauch, R (8, 1) 58 Ryan Webb, R (9, 1)			G5-3		HR		FC5-4 30 WP 9 1B 30 1B 1-2f			1 1 0 1 0 0	0 1 0 1 0 0	0 1 0 0 0 0	0 2 0 0 0 0	0 0 0 0 0 0	0 0 0 1 0 0	0 0 0 0 0 0
Inning Stats	R: 1 E: 0 K: 0 S: 4 H: 1 LOB: 0 BB: 0 P: 5	R: 1 E: 0 K: 1 S: 7 H: 1 LOB: 0 BB: 0 P: 8	R: 0 E: 0 K: 1 S: 5 H: 0 LOB: 0 BB: 0 P: 5	R: 0 E: 0 K: 1 S: 5 H: 0 LOB: 0 BB: 0 P: 5	R: 2 E: 0 K: 0 S: 6 H: 2 LOB: 1 BB: 1 P: 10	R: 1 E: 0 K: 0 S: 6 H: 3 LOB: 1 BB: 0 P: 8	R: 3 E: 1 K: 0 S: 7 H: 4 LOB: 2 BB: 0 P: 8	R: 0 E: 0 K: 1 S: 5 H: 0 LOB: 0 BB: 0 P: 5		1B: 6 2B: 1 3B: 0 HR: 4 SF: 0 SAC: 0 DP: 1 HBP: 0						

	AB	34
	R	8
	H	11
	RBI	8
	BB	1
	SO	4
	LOB	5

WP: 1 PB: 0 SB: 0 CS: 0 PA: 35

PITCHER		IP	WLS	BF	H	R	ER	SO	BB	IBB	HBP	BLK	WP	HR	S	P	ERA	WHIP
15 Dan Haren, R ERA: 6.39	(1, 1)	6.0		25	7	5	5	3	1	0	0	0	0	4	33	41	7.50	1.333
52 Ryan Mattheus, R ERA: 3.75	(7, 1)	1.0	L	7	4	3	1	0	0	0	0	0	1	0	7	8	9.00	4.000
36 Tyler Clippard, R ERA:	(8, 1)	1.0		3	0	0	0	1	0	0	0	0	0	0	5	5	0.00	0.000

PITCHER	IP	WLS	BF	H	R	ER	SO	BB	IBB	HBP	BLK	WP	HR	S	P	ERA	WHIP

Miami Marlins @ Boston Red Sox

JetBlue Park, Ft. Myers, FL

Wed Mar 27 2013, 1:41 PM - 4:29 PM EDT

Att. 9,950 - Sunny - 63 F

TOP

livebaseballscorecards.com

Batter	1	2	3	4	5	6	7	8	9	AB	R	H	RBI	BB	SO	LOB
8 Chris Coghlan, L (1, 8) (3, 9) OBP: 0.344, SLG: 0.475	S S S 0-3 ① K		x 0-0 1B			S S S 0-3 ② K	x 0-0 ③ G3		S S S 0-3 ③ K	5	0	1	0	0	3	2
3 Adeiny Hechavarría, R (1, 6) OBP: 0.266, SLG: 0.298	x 0-0 26 S 1B		x 0-0 ③ G1-3			x 0-0 2B		x 0-0 ① G6-3		4	0	2	0	0	0	1
87 Terrence Dayleg, R (8, 5)										0	0	0	0	0	0	0
20 Justin Ruggiano, R (1, 7) (3, 8) OBP: 0.206, SLG: 0.219	S S S 0-3 ② K			x 0-0 ① L4		x 0-0 ③ F8		x 0-0 ② G5-3		4	0	0	0	0	1	2
26 Austin Kearns, R (1, 10) OBP: 0.267, SLG: 0.108	B x 1-0 ③ G6-3 1-2			S S S 0-3 ② K			x 0-0 18 G4-3 13 1B 32 SF7 1B	S S S 0-3 ③ K		4	1	1	0	0	2	1
13 Chris Valaika, R (1, 5) (8, 6) OBP: 0.264, SLG: 0.380		x 0-0 ① F7		x 0-0 ③ F7			x 0-0 1 PB 18 G4-3 94 2B 1-2 1B		x 0-0 18 2B 94 1B 1B	4	2	2	0	0	0	0
18 Casey Kotchman, L (1, 3) OBP: 0.438, SLG: 0.578		x 0-0 ② G4-3			x 0-0 ① G3-1		x 0-0 ① G4-3 1-2 2-3		x 0-0 94 1B 1-3 2B	4	1	1	0	0	0	2
32 Koyie Hill, S (1, 2) OBP: 0.250, SLG: 0.333		x 0-0 ③ L3			x 0-0 1 G5-4-3 1B		x 0-0 ② SF7 3-H		x 0-0 ① P4	2	0	1	1	0	0	0
53 Kyle Skipworth, L (7, 2) OBP: 0.313, SLG: 0.240										1	0	0	0	0	0	2
1 Wilson Valdez, R (1, 4) OBP: 0.296, SLG: 0.196			x 0-0 ① G5-3		x 0-0 ② ③ G5-4-3 1-2f		B B B B 4-0 94 2B 2-3 BB		x 0-0 ② G4-3	3	1	0	0	1	0	3
2 Gorkys Hernández, R (1, 9) OBP: 0.370, SLG: 0.308			S S S 0-3 ② K			S S S 0-3 ① K	x 0-0 1-H 3-H 2B		x 0-0 2-H 3-H 1B	1	0	0	0	0	1	0
94 Daniel Pertusati, R (3, 7) OBP: 0.667, SLG: 1.000										3	0	2	4	0	1	0
Inning Stats	R: 0 E: 0 K: 2 S: 8 H: 1 LOB: 1 BB: 0 P: 9	R: 0 E: 0 K: 0 S: 3 H: 0 LOB: 0 BB: 0 P: 3	R: 0 E: 0 K: 1 S: 6 H: 1 LOB: 1 BB: 0 P: 6	R: 0 E: 0 K: 1 S: 5 H: 0 LOB: 0 BB: 0 P: 5	R: 0 E: 0 K: 0 S: 3 H: 1 LOB: 0 BB: 0 P: 3	R: 0 E: 0 K: 2 S: 8 H: 1 LOB: 1 BB: 0 P: 8	R: 3 E: 0 K: 0 S: 6 H: 3 LOB: 1 BB: 1 P: 10	R: 0 E: 0 K: 1 S: 5 H: 0 LOB: 0 BB: 0 P: 5	R: 2 E: 0 K: 1 S: 8 H: 3 LOB: 1 BB: 0 P: 8	1B: 7 2B: 3 3B: 0 HR: 0		SF: 1 SAC: 0 DP: 1 HBP: 0				

	AB	35
	R	5
	H	10
	RBI	5
	BB	1
	SO	8
	LOB	13

WP: 0 PB: 1 SB: 1 CS: 0 PA: 37

PITCHER		IP	WLS	BF	H	R	ER	SO	BB	IBB	HBP	BLK	WP	HR	S	P	ERA	WHIP
31 Jon Lester, L ERA: 0.75	(1, 1)	4.0		14	2	0	0	4	0	0	0	0	0	0	22	23	0.00	0.500
30 Andrew Miller, L ERA: 2.16	(5, 1)	1.0	H	3	1	0	0	0	0	0	0	0	0	0	3	3	0.00	1.000
40 Andrew Bailey, R ERA: 2.79	(6, 1)	1.0	H	4	1	0	0	2	0	0	0	0	0	0	8	8	0.00	1.000
51 Daniel Bard, R ERA: 6.75	(7, 1)	1.0	L	7	3	3	3	0	1	0	0	0	0	0	6	10	27.00	4.000
36 Junichi Tazawa, R ERA: 3.18	(8, 1)	1.0		3	0	0	0	1	0	0	0	0	0	0	5	5	0.00	0.000

PITCHER		IP	WLS	BF	H	R	ER	SO	BB	IBB	HBP	BLK	WP	HR	S	P	ERA	WHIP
28 Ryan Rowland-Smith, L ERA: 10.8	(9, 1)	1.0		6	3	2	2	1	0	0	0	0	0	0	8	8	18.00	3.000

Miami Marlins @ Boston Red Sox

JetBlue Park, Ft. Myers, FL

Wed Mar 27 2013, 1:41 PM - 4:29 PM EDT

Att. 9,950 - Sunny - 63 F

BOTTOM

Batter	1	2	3	4	5	6	7	8	9	AB	R	H	RBI	BB	SO	LOB
74 Jackie Bradley Jr., L (1, 8) OBP: 0.514, SLG: 0.638	G1-6-3 15 29 BB 1B		K		1-2 BB		FC3-6 29 BB 1-2f		G4-6-3 1-2f	4	0	1	0	1	1	2
29 Daniel Nava, S (1, 9) (7, 7) OBP: 0.446, SLG: 0.341	1-2 15 G1-6-3 BB		1B		P6		1-2 BB		DI BB	2	0	1	0	3	0	1
15 Dustin Pedroia, R (1, 4) OBP: 0.362, SLG: 0.373 Brock Holt, L (8, 4) OBP: 0.246, SLG: 0.259	G1-6-3 1-2f 2-3		F8		K		F7		F7 1-2	4 1	0 0	0 0	0 0	0 0	1 0	6 1
12 Mike Napoli, R (1, 3) OBP: 0.383, SLG: 0.548 50 Mauro Gomez, R (8, 3) OBP: 0.240, SLG: 0.200	F9			2B		K	F9			4 0	0 0	1 0	0 0	0 0	1 0	3 0
16 Will Middlebrooks, R (1, 5) OBP: 0.407, SLG: 0.592		F8		BB		39 BB BB		P6		2	0	0	0	2	0	0
39 Jarrod Saltalamacchia, S (1, 2) OBP: 0.391, SLG: 0.525 90 Blake Swihart, S (9, 2) OBP: 0.500, SLG: 1.000		K	K			1-2 BB		K		3 0	0 0	0 0	0 0	1 0	3 0	2 0
5 Jonny Gomes, R (1, 10) OBP: 0.352, SLG: 0.520		HR	F9			K		1B		4	1	2	1	0	1	4
37 Mike Carp, L (1, 7) OBP: 0.250, SLG: 0.317 25 Ryan Sweeney, L (7, 9) OBP: 0.294, SLG: 0.239		G4-3	P3			P6		F7		3 1	0 0	0 0	0 0	0 0	0 0	4 1
10 Jose Iglesias, R (1, 6) OBP: 0.317, SLG: 0.450 23 Pedro Ciriaco, R (8, 6) OBP: 0.344, SLG: 0.419			G5-3		74 BB 1B		74 FC3-6 BB		74 G4-6-3 1B	2 1	0 0	1 1	0 0	1 0	0 0	0 0
Inning Stats	R: 0 H: 1 E: 0 LOB: 1 K: 0 BB: 1 S: 3 P: 7	R: 1 H: 1 E: 0 LOB: 0 K: 1 BB: 0 S: 7 P: 7	R: 0 H: 1 E: 0 LOB: 1 K: 1 BB: 0 S: 6 P: 6	R: 0 H: 1 E: 0 LOB: 2 K: 1 BB: 1 S: 6 P: 10	R: 0 H: 1 E: 0 LOB: 1 K: 1 BB: 1 S: 5 P: 9	R: 0 H: 0 E: 0 LOB: 2 K: 2 BB: 2 S: 7 P: 15	R: 0 H: 0 E: 0 LOB: 2 K: 0 BB: 2 S: 3 P: 11	R: 0 H: 1 E: 0 LOB: 1 K: 1 BB: 0 S: 6 P: 6	R: 0 H: 1 E: 0 LOB: 1 K: 0 BB: 1 S: 3 P: 8	1B: 5 2B: 1 3B: 0 HR: 1	SF: 0 SAC: 0 DP: 2 HBP: 0			WP: 0 PB: 0 SB: 0 CS: 0		PA: 39	

livebaseballscorecards.com

AB	31
R	1
H	7
RBI	1
BB	8
SO	7
LOB	24

PITCHER		IP	WLS	BF	H	R	ER	SO	BB	IBB	HBP	BLK	WP	HR	S	P	ERA	WHIP
45 Kevin Slowey, R ERA: 2.41	(1, 1)	5.0		21	5	1	1	4	3	0	0	0	0	1	27	39	1.80	1.600
73 John Maine, R ERA: 2.63	(6, 1)	3.2	W	17	2	0	0	3	5	0	0	0	0	0	18	38	0.00	1.909
94 James Leverton, L ERA:	(9, 1)	0.1		1	0	0	0	0	0	0	0	0	0	0	1	2	0.00	0.000

PITCHER	IP	WLS	BF	H	R	ER	SO	BB	IBB	HBP	BLK	WP	HR	S	P	ERA	WHIP

Batter	1	2	3	4	5	6	7	8	9	AB	R	H	RBI	BB	SO	LOB
9 Juan Pierre, L (1, 7) OBP: 0.371, SLG: 0.379	0-0 17 FC1-6 1B		0-0 G4-3			0-0 G3			0-0 G3	4	0	1	0	0	0	0
17 Donovan Solano, R (1, 4) OBP: 0.400, SLG: 0.426 13 Chris Valaika, R (7, 4) OBP: 0.259, SLG: 0.373	0-0 FC1-6 30 FC6 1-2f		0-0 L1			0-0 F8			0-0 G6-3	3 1	0 0	0 0	0 0	0 0	0 0	1 0
27 Giancarlo Stanton, R (1, 9) OBP: 0.435, SLG: 0.718	0-3 K			0-3 K			0-0 1B		0-0 F9	4	0	1	0	0	2	1
30 Placido Polanco, R (1, 5) OBP: 0.317, SLG: 0.375	0-0 FC6 1-2f			0-0 F9			0-0 F9			3	0	0	0	0	0	2
29 Greg Dobbs, L (1, 3) OBP: 0.280, SLG: 0.360		0-0 G6-3		0-0 P6			0-3 K			3	0	0	0	0	1	1
20 Justin Ruggiano, R (1, 8) OBP: 0.216, SLG: 0.229		0-0 19 G3 1B			0-3 K		0-3 K			3	0	1	0	0	2	1
19 Rob Brantly, L (1, 2) OBP: 0.349, SLG: 0.407		0-0 G3 1-2			0-0 F7			0-0 F8		3	0	0	0	0	0	1
3 Adeiny Hechavarría, R (1, 6) OBP: 0.254, SLG: 0.283		0-3 K			0-0 G6-3			0-0 F9		3	0	0	0	0	1	1
34 Justin Nicolino, L (1, 1) 32 Kyle Hill, S (6, PH) OBP: 0.200, SLG: 0.250 60 Jon Rauch, R (6, 1) 31 Steve Cishek, R (7, 1) 8 Chris Coghlan, L (8, PH) OBP: 0.308, SLG: 0.468 40 Mike Dunn, L (8, 1)			0-3 K			0-0 L4		0-0 F8		1 1 0 0 1 0	0 0 0 0 0 0	0 0 0 0 0 0	0 0 0 0 0 0	0 0 0 0 0 0	1 0 0 0 0 0	0 0 0 0 0 0
Inning Stats	R: 0 H: 1 E: 0 LOB: 1 K: 1 BB: 0 S: 6 P: 6	R: 0 H: 1 E: 0 LOB: 1 K: 1 BB: 0 S: 6 P: 6	R: 0 H: 0 E: 0 LOB: 0 K: 1 BB: 0 S: 5 P: 5	R: 0 H: 0 E: 0 LOB: 0 K: 1 BB: 0 S: 5 P: 5	R: 0 H: 0 E: 0 LOB: 0 K: 1 BB: 0 S: 5 P: 5	R: 0 H: 0 E: 0 LOB: 0 K: 0 BB: 0 S: 3 P: 3	R: 0 H: 1 E: 0 LOB: 1 K: 2 BB: 0 S: 8 P: 8	R: 0 H: 0 E: 0 LOB: 0 K: 0 BB: 0 S: 3 P: 3	R: 0 H: 0 E: 0 LOB: 0 K: 0 BB: 0 S: 3 P: 3	1B: 3 SF: 0 2B: 0 SAC: 0 3B: 0 DP: 0 HR: 0 HBP: 0					WP: 0 PA: 30 PB: 0 SB: 0 CS: 0	

PITCHER		IP	WLS	BF	H	R	ER	SO	BB	IBB	HBP	BLK	WP	HR	S	P	ERA	WHIP
31 Lance Lynn, R ERA: 4.94	(1, 1)	6.0	W	20	2	0	0	5	0	0	0	0	0	0	30	30	0.00	0.333
44 Edward Mujica, R ERA: 8.49	(7, 1)	1.0	H	4	1	0	0	2	0	0	0	0	0	0	8	8	0.00	1.000
26 Trevor Rosenthal, R ERA: 3.38	(8, 1)	1.0	H	3	0	0	0	0	0	0	0	0	0	0	3	3	0.00	0.000
41 Mitchell Boggs, R ERA: 1.13	(9, 1)	1.0	S	3	0	0	0	0	0	0	0	0	0	0	3	3	0.00	0.000

PITCHER	IP	WLS	BF	H	R	ER	SO	BB	IBB	HBP	BLK	WP	HR	S	P	ERA	WHIP

TOP

Miami Marlins @ St. Louis Cardinals

Roger Dean Stadium, Jupiter, FL

Thu Mar 28 2013, 1:08 PM - 3:16 PM EDT

Att. 7,162 - Sunny - 70 F

livebaseballscorecards.com

AB	30
R	0
H	3
RBI	0
BB	0
SO	7
LOB	8

MIAMI

Miami Marlins @ St. Louis Cardinals

Roger Dean Stadium, Jupiter, FL

Thu Mar 28 2013, 1:08 PM - 3:16 PM EDT

Att. 7,162 - Sunny - 70 F

livebaseballscorecards.com

BOTTOM

Batter	1	2	3	4	5	6	7	8	9	AB	R	H	RBI	BB	SO	LOB
19 Jon Jay, L (1, 8) OBP: 0.379, SLG: 0.466 96 Tommy Pham, R (6, 7)	0-0 13 SH1-3 7 1B 2B	0-3 K			0-0 1B		0-0 G6-3			3 1	1 0	2 0	0 0	0 0	1 0	2 2
13 Matt Carpenter, L (1, 4) OBP: 0.418, SLG: 0.455	0-0 SH1-3 2-3		0-0 G4-3		0-0 F9			0-3 K		3	0	0	0	0	1	1
7 Matt Holliday, R (1, 7) OBP: 0.420, SLG: 0.524 56 Adron Chambers, L (5, 7) OBP: 0.262, SLG: 0.310 (6, 8) 43 Shane Robinson, R (8, PH) OBP: 0.500, SLG: 0.742 (9, 8)	0-0 3-H 1B		0-0 3 G4-6-3 1B			0-0 P6		0-0 87 F7-4 2B		2 1 1	0 0 0	2 0 1	1 0 0	0 0 0	0 0 0	0 0 0
3 Carlos Beltrán, S (1, 9) OBP: 0.400, SLG: 0.273 87 Oscar Taveras, L (7, 9) OBP: 0.333, SLG: 0.432	0-0 P3		0-0 G4-6-3 1-2f			0-0 F9		0-0 F7-4 2-2		3 1	0 0	0 0	0 0	0 0	0 0	2 1
4 Yadier Molina, R (1, 2) OBP: 0.519, SLG: 0.667	0-0 F9			0-0 53 G4-6-3 1B		0-0 G5-3				3	0	1	0	0	0	1
53 Matt Adams, L (1, 3) OBP: 0.343, SLG: 0.516		0-0 G3-1		0-0 G4-6-3 1-2f			0-3 K			3	0	0	0	0	1	1
12 Ty Wigginton, R (1, 5) OBP: 0.224, SLG: 0.173 96 Tyler Rahmatulla, R (7, PR) (8, 5)		4-0 31 SH5-4 8 1B BB		0-3 K			0-0 97 1B 1B			2 0	0 0	1 0	0 0	1 0	1 0	0 0
8 Ryan Jackson, R (1, 6) OBP: 0.281, SLG: 0.300		0-0 31 SH5-4 1-2 1B			0-0 G6-3		0-0 F7			3	0	1	0	0	0	1
31 Lance Lynn, S (1, 1) 44 Edward Mujica, R (7, 1) 97 Vance Albitz, R (7, PH) OBP: 1.000, SLG: 1.000 26 Trevor Rosenthal, R (8, 1) 41 Mitchell Boggs, R (9, 1)	0-0 SH5-4 1-2 2-3				0-3 K		0-0 1-3 1B			1 0 1 0 0	0 0 0 0 0	0 0 1 0 0	0 0 0 0 0	1 0 0 0 0	0 0 0 0 0	0 0 0 0 0
Inning Stats	R: 1 H: 2 E: 0 LOB: 1 K: 0 BB: 0 S: 5 P: 5	R: 0 H: 1 E: 0 LOB: 2 K: 1 BB: 1 S: 6 P: 10	R: 0 H: 1 E: 0 LOB: 0 K: 0 BB: 0 S: 3 P: 3	R: 0 H: 1 E: 0 LOB: 0 K: 1 BB: 0 S: 5 P: 5	R: 0 H: 1 E: 0 LOB: 1 K: 1 BB: 0 S: 6 P: 6	R: 0 H: 0 E: 0 LOB: 0 K: 0 BB: 0 S: 3 P: 3	R: 0 H: 2 E: 0 LOB: 2 K: 1 BB: 0 S: 7 P: 7	R: 0 H: 1 E: 0 LOB: 0 K: 1 BB: 0 S: 5 P: 5		1B: 7 2B: 3 3B: 0 HR: 0	SF: 0 SAC: 2 DP: 3 HBP: 0					

	AB	28
	R	1
	H	9
	RBI	1
	BB	1
	SO	5
	LOB	11

PITCHER		IP	WLS	BF	H	R	ER	SO	BB	IBB	HBP	BLK	WP	HR	S	P	ERA	WHIP
34 Justin Nicolino, L ERA: 1.8	(1, 1)	5.0	L	20	6	1	1	3	1	0	0	0	0	0	25	29	1.80	1.400
60 Jon Rauch, R ERA: 4.91	(6, 1)	1.0		3	0	0	0	0	0	0	0	0	0	0	3	3	0.00	0.000
31 Steve Cishek, R ERA: 2.25	(7, 1)	1.0		5	2	0	0	1	0	0	0	0	0	0	7	7	0.00	2.000
40 Mike Dunn, L ERA: 1.64	(8, 1)	1.0		3	1	0	0	1	0	0	0	0	0	0	5	5	0.00	1.000

PITCHER	IP	WLS	BF	H	R	ER	SO	BB	IBB	HBP	BLK	WP	HR	S	P	ERA	WHIP

Miami Marlins @ New Orleans Zephyrs

Zephyr Field, Metairie, LA

Sat Mar 30 2013, 2:07 PM - 4:16 PM EDT

Att. 9,032 - Partly Cloudy - 72 F

livebaseballscorecards.com

TOP

Batter	1	2	3	4	5	6	7	8	9	AB	R	H	RBI	BB	SO	LOB
9 Juan Pierre, L (1, 7) OBP: 0.500, SLG: 0.833	0-0 30 WP 30 HR 1B	0-0 2B		0-0 ② G5-3 1-2 2-3 3-H			0-0 ① G4-3		0-0 ③ F8	3	1	2	1	0	0	2
8 Chris Coghlan, L (5, 7) OBP: 0.667, SLG: 1.000										2	0	0	0	0	0	0
30 Placido Polanco, R (1, 5) OBP: 0.667, SLG: 2.667	B C S B B X 3-2 1-H HR	0-0 ③ F8		B B X 2-0 2-H 3-H HR			0-0 ② L6			3	2	2	5	0	0	1
13 Chris Valaika, R (5, 5)										1	0	0	0	0	0	0
27 Giancarlo Stanton, R (1, 9)	0-0 ① G5-3		0-0 ① F8	0-0 ③ F7			0-0 HR			3	0	0	0	0	0	0
99 Isaac Galloway, R (5, 9) OBP: 1.000, SLG: 4.000										1	1	1	1	0	0	0
20 Justin Ruggiano, R (1, 8)	S S S 0-3 ② K		0-0 ② F9		0-0 ① G6-3		0-0 ③ G6-3			4	0	0	0	0	1	0
18 Casey Kotchman, L (1, 3) OBP: 0.333, SLG: 0.333	0-0 26 2B 1B		0-0 ③ G4-3		0-0 ② G4-3			0-0 ① F9		3	0	1	0	0	0	0
29 Greg Dobbs, L (5, 3)										1	0	0	0	0	0	0
26 Austin Kearns, R (1, 10) OBP: 0.667, SLG: 1.000	0-0 1-3 2B			0-0 3 BB 17 1B 9 G5-3 1B	0-0 ③ L5			0-0 ② G4-3		3	1	2	0	0	0	0
81 Austin Barnes, R (8, PH) (8, 10)										1	0	0	0	0	0	0
19 Rob Brantly, L (1, 2) OBP: 0.200, SLG: 0.200	0-0 ③ G3-1			0-0 ① F8		0-0 ① G4-3		0-0 ③ G6-3		2	0	0	0	0	0	3
21 Miguel Olivo, R (5, 2) OBP: 0.250, SLG: 1.333										2	0	0	0	0	0	0
17 Donovan Solano, R (1, 4) OBP: 0.200, SLG: 0.200		0-0 ① F9		0-0 9 G5-3 3 BB 30 HR 1-2 1B		0-0 74 G4-6-3 1B			0-0 ① G5-3	2	1	1	0	0	0	0
87 Terrence Dayleg, R (5, 4) OBP: 0.500, SLG: 0.500										2	0	1	0	0	0	0
3 Adeiny Hechavarría, R (1, 6)		0-0 ② F8		B B B 4-0 9 G5-3 30 HR 1-2 2-3 BB		0-0 ②③ G4-6-3 1-2f			0-0 ② P6	1	1	0	0	1	0	0
74 Austin Nola, R (5, 6)										2	0	0	0	0	0	1

	AB	36
	R	7
	H	10
	RBI	7
	BB	1
	SO	1
	LOB	7

Inning Stats	1	2	3	4	5	6	7	8	9
	R: 2 E: 0 K: 1 S: 11	H: 4 LOB: 2 BB: 0 P: 14	R: 0 E: 0 K: 0 S: 4	H: 1 LOB: 1 BB: 0 P: 4	R: 0 E: 0 K: 0 S: 3	H: 0 LOB: 0 BB: 0 P: 3	R: 4 E: 0 K: 0 S: 6	H: 3 LOB: 0 BB: 1 P: 12	R: 0 E: 0 K: 0 S: 3	H: 0 LOB: 0 BB: 0 P: 3
	R: 0 E: 0 K: 0 S: 3	H: 1 LOB: 0 BB: 0 P: 3	R: 1 E: 0 K: 0 S: 4	H: 1 LOB: 0 BB: 0 P: 4	R: 0 E: 0 K: 0 S: 3	H: 0 LOB: 0 BB: 0 P: 3	R: 0 E: 0 K: 0 S: 3	H: 0 LOB: 0 BB: 0 P: 3	1B: 5 2B: 2 3B: 0 HR: 3	SF: 0 SAC: 0 DP: 1 HBP: 0
	WP: 1 PB: 0 SB: 0 CS: 0	PA: 37								

PITCHER	IP	WLS	BF	H	R	ER	SO	BB	IBB	HBP	BLK	WP	HR	S	P	ERA	WHIP
24 Brad Hand, L (1, 1) ERA: 13.5	4.0	L	21	8	6	6	1	1	0	0	0	1	2	24	33	13.50	2.250
36 Doug Mathis, R (5, 1) ERA:	0.0		0	0	0	0	0	0	0	0	0	0	0	0	0	∞	∞
22 James Nygren, R (7, 1) ERA: 9.0	0.0		0	0	0	0	0	0	0	0	0	0	0	0	0	∞	∞
38 Dan Jennings, L (8, 1) ERA:	1.0		3	0	0	0	0	0	0	0	0	0	0	3	3	0.00	0.000
41 Jordan Smith, R (9, 1) ERA:	0.0		0	0	0	0	0	0	0	0	0	0	0	0	0	∞	∞

PITCHER	IP	WLS	BF	H	R	ER	SO	BB	IBB	HBP	BLK	WP	HR	S	P	ERA	WHIP

Batter	1	2	3	4	5	6	7	8	9	AB	R	H	RBI	BB	SO	LOB
4 Kevin Mattison, L (1, 8)	K			F7		F8		K		4	0	0	0	0	2	2
13 Ed Lucas, R (1, 6)	L5			K		K			G6-3	4	0	0	0	0	2	0
11 Bryan Petersen, L (1, 9)	G3			F8			L6		F7	4	0	0	0	0	0	0
20 Ben Lasater, R (1, 3)		F8			K		K		K	4	0	0	0	0	3	0
35 Jordan Brown, L (1, 10)		F7			G4-3		G4-3			3	0	0	0	0	0	0
23 Matt Diaz, R (1, 7) OBP: 0.333, SLG: 0.333		K			10 E 1B			L7		3	0	1	0	0	1	0
10 Wilson Valdez, R (1, 4) OBP: 0.333, SLG: 0.333			L6		E4 1-2					3	0	1	0	0	0	1
5 Koyie Hill, S (1, 2)			G6-3		G4-3					2	0	0	0	0	0	2
9 Kyle Skipworth, L (8, PH) OBP: 1.000, SLG: 1.000 (9, 2)								1-2 1B		1	0	1	0	0	0	0
12 Matt Downs, R (1, 5)			G5-3			K		K		3	0	0	0	0	2	2
Inning Stats	R: 0 H: 0 E: 0 LOB: 0 K: 1 BB: 0 S: 5 P: 5	R: 0 H: 0 E: 0 LOB: 0 K: 1 BB: 0 S: 5 P: 5	R: 0 H: 0 E: 0 LOB: 0 K: 0 BB: 0 S: 3 P: 3	R: 0 H: 0 E: 0 LOB: 0 K: 1 BB: 0 S: 5 P: 5	R: 0 H: 1 E: 1 LOB: 2 K: 1 BB: 0 S: 7 P: 7	R: 0 H: 0 E: 0 LOB: 0 K: 2 BB: 0 S: 7 P: 7	R: 0 H: 0 E: 0 LOB: 0 K: 1 BB: 0 S: 5 P: 5	R: 0 H: 2 E: 0 LOB: 2 K: 2 BB: 0 S: 9 P: 9	R: 0 H: 0 E: 0 LOB: 0 K: 1 BB: 0 S: 5 P: 5	1B: 3 SF: 0 2B: 0 SAC: 0 3B: 0 DP: 0 HR: 0 HBP: 0						

PITCHER		IP	WLS	BF	H	R	ER	SO	BB	IBB	HBP	BLK	WP	HR	S	P	ERA	WHIP
23 Wade LeBlanc, L ERA: 2.7	(1, 1)	4.0	W	12	0	0	0	3	0	0	0	0	0	0	18	18	0.00	0.000
58 Ryan Webb, R ERA:	(5, 1)	1.0		5	1	0	0	1	0	0	0	0	0	0	7	7	0.00	1.000
50 Chad Qualls, R ERA:	(6, 1)	0.2		2	0	0	0	1	0	0	0	0	0	0	4	4	0.00	0.000
40 Mike Dunn, L ERA:	(6, 1)	0.1		1	0	0	0	1	0	0	0	0	0	0	3	3	0.00	0.000
60 Jon Rauch, R ERA:	(7, 1)	1.0		3	0	0	0	1	0	0	0	0	0	0	5	5	0.00	0.000

PITCHER		IP	WLS	BF	H	R	ER	SO	BB	IBB	HBP	BLK	WP	HR	S	P	ERA	WHIP
44 AJ Ramos, R ERA:	(8, 1)	1.0		5	2	0	0	2	0	0	0	0	0	0	9	9	0.00	2.000
31 Steve Cishek, R ERA:	(9, 1)	1.0		3	0	0	0	1	0	0	0	0	0	0	5	5	0.00	0.000

BOTTOM

Miami Marlins @ New Orleans Zephyrs

Zephyr Field, Metairie, LA

Sat Mar 30 2013, 2:07 PM - 4:16 PM EDT

Att. 9,032 - Partly Cloudy - 72 F

livebaseballscorecards.com

AB	31
R	0
H	3
RBI	0
BB	0
SO	10
LOB	7

Miami Marlins @ Washington Nationals

Nationals Park, Washington, DC

Mon Apr 01 2013, 1:10 PM - 3:19 PM EDT

Att. 45,274 - Partly Cloudy - 61 F

TOP

livebaseballscorecards.com

Batter	1	2	3	4	5	6	7	8	9	AB	R	H	RBI	BB	SO	LOB
9 Juan Pierre, L (1, 7) OBP: 0.250, SLG: 0.250	C FF 94 X FF 97 0-1 27 F8 8 G3 1B		B FF 96 B CH 89 B FF 98 C FF 96 F FF 96 F FF 97 X FF 97 3-2 ③ L9			B SI 95 X SI 94 1-0 ③ F8			C FF 91 X FF 92 0-1 ① F9	4	0	1	0	0	0	0
8 Chris Coghlan, L (1, 8)	B FF 94 1 SAFE S FF 95 B FF 97 F CH 88 F FF 96 X CU 80 2-2 ① G3 1-2			B CU 78 B CH 88 C FF 96 B FF 96 C FF 95 X FF 97 3-2 ① F7			B FF 93 B CH 89 F FF 96 F FF 96 S CU 80 2-3 ① K		B FF 90 C FF 91 C SI 91 C FC 89 1-3 ② K	4	0	0	0	0	2	1
27 Giancarlo Stanton, R (1, 9) OBP: 0.250, SLG: 0.500	X FF 96 0-0 ② F8 2-3			B FF 96 C CH 90 X FF 97 1-1 ② F9			C CU 80 X CU 80 0-1 30 1B 19 2B L7-2-3-4-2		B FC 90 C FF 91 S SL 84 B SL 82 C FC 89 2-3 ③ K	4	0	1	0	0	1	1
30 Placido Polanco, R (1, 5) OBP: 0.333, SLG: 0.333	B CU 81 X FF 95 1-0 ③ G5-3			B FF 96 X FF 97 1-0 ③ G5-3			C FF 94 B CH 87 C FF 95 D CU 82 X FF 95 2-2 2-3 1B			3	0	1	0	0	0	1
19 Rob Brantly, L (1, 2)		B FF 96 F FF 96 F FF 97 B FF 97 X CU 82 2-2 ① G1-3			X FF 94 0-0 ① G4-3		X SI 95 0-0 ②③ L7-2-3-4-2 3-H			3	0	0	0	0	0	2
17 Donovan Solano, R (1, 4)		B FF 97 B FF 97 F FF 97 F FF 97 B CU 83 X FF 98 3-2 ② G5-3			B FF 95 C FF 95 B FF 95 B CH 85 X FF 97 3-1 ② G6-3			B FF 92 B FF 92 B FF 92 C FF 93 B FF 93 4-1 BB		2	0	0	0	1	0	0
18 Casey Kotchman, L (1, 3)		B FF 97 F FF 98 X SI 92 1-1 ③ G1-3			X SI 97 0-0 ③ G4-3			B FF 93 F FF 93 D CH 80 S CH 80 X FF 92 2-2 ① P5		3	0	0	0	0	0	1
3 Adeiny Hechavarría, R (1, 6)			F FF 95 C CU 79 B SI 95 C CU 80 1-3 ① K			C FF 94 F CU 79 X FF 96 0-2 ① F9		S FF 94 F CU 77 1 SAFE D CH 80 F FF 93 F CH 80 B FF 93 1 SAFE S CH 80 2-3 ② K		3	0	0	0	0	2	1
47 Ricky Nolasco, R (1, 1) 50 Chad Qualls, R (7, 1) 29 Greg Dobbs, L (8, PH) 40 Mike Dunn, L (8, 1)			B FF 96 C FF 96 C FF 96 F FF 97 B CU 80 C FF 98 2-3 ② K			C FF 94 X FF 96 0-1 ② G3		C FF 93 S FF 93 F FF 93 B CH 82 F FF 94 X FF 92 1-2 ③ F7		2 0 1 0	0 0 0 0	0 0 0 0	0 0 0 0	1 0 0 0	0 0 0 0	0 0 1 0

Inning Stats										
	R: 0 H: 1 E: 0 LOB: 1 K: 0 BB: 0 S: 8 P: 11	R: 0 H: 0 E: 0 LOB: 0 K: 0 BB: 0 S: 8 P: 14	R: 0 H: 0 E: 0 LOB: 0 K: 2 BB: 0 S: 11 P: 17	R: 0 H: 0 E: 0 LOB: 0 K: 0 BB: 0 S: 6 P: 11	R: 0 H: 0 E: 0 LOB: 0 K: 0 BB: 0 S: 4 P: 7	R: 0 H: 0 E: 0 LOB: 1 K: 0 BB: 0 S: 6 P: 7	R: 0 H: 2 E: 0 LOB: 1 K: 1 BB: 0 S: 9 P: 13	R: 0 H: 0 E: 0 LOB: 1 K: 1 BB: 1 S: 14 P: 23	R: 0 H: 0 E: 0 LOB: 0 K: 2 BB: 0 S: 8 P: 11	1B: 2 SF: 0 2B: 2 SAC: 0 3B: 0 DP: 1 HR: 0 HBP: 0	WP: 0 PA: 30 PB: 0 SB: 0 CS: 0

	AB	29
	R	0
	H	3
	RBI	0
	BB	1
	SO	6
	LOB	8

PITCHER		IP	WLS	BF	H	R	ER	SO	BB	IBB	HBP	BLK	WP	HR	S	P	ERA	WHIP
37 Stephen Strasburg, R	(1, 1)	7.0	W	23	3	0	0	3	0	0	0	0	0	0	52	80	0.00	0.429
ERA:																		
36 Tyler Clippard, R	(8, 1)	1.0	H	4	0	0	0	1	1	0	0	0	0	0	14	23	0.00	1.000
ERA:																		
29 Rafael Soriano, R	(9, 1)	1.0	S	3	0	0	0	2	0	0	0	0	0	0	8	11	0.00	0.000
ERA:																		

PITCHER	IP	WLS	BF	H	R	ER	SO	BB	IBB	HBP	BLK	WP	HR	S	P	ERA	WHIP

Miami Marlins @ Washington Nationals

Nationals Park, Washington, DC

Mon Apr 01 2013, 1:10 PM - 3:19 PM EDT

Att. 45,274 - Partly Cloudy - 61 F

livebaseballscorecards.com

BOTTOM

Batter	1	2	3	4	5	6	7	8	9	AB	R	H	RBI	BB	SO	LOB
2 Denard Span, L (1, 8) OBP: 0.250, SLG: 0.250	C FF 89 B FF 92 C FF 92 B CU 75 F CU 75 X SI 92 2-2 ① G4-3		D FS 82 X SI 92 1-0 ② G3-1 2-3		B FS 81 X SI 90 1-0 ② G3 2-3			C FF 94 B FF 94 X FF 94 1-1 1B		4	0	1	0	0	0	2
28 Jayson Werth, R (1, 9)	B FF 92 F SI 92 X SI 92 1-1 ② G5-3		B SI 92 C SL 84 X FF 91 1-1 ③ F8		B CU 76 C SL 83 C CU 76 F CU 77 B FF 93 F SI 92 D SL 79 F FF 92 S SL 82 3-3 ③ K			C SL 88 C FF 94 X FF 94 0-2 ② L8		4	0	0	0	0	1	3
34 Bryce Harper, L (1, 7) OBP: 0.500, SLG: 2.000	B FS 82 X CU 73 1-0 HR			B FS 81 B SI 90 F SI 90 F SL 84 B FS 81 X SL 85 3-2 HR		S FS 79 B SI 90 B CU 77 B FS 81 X SI 91 3-1 ① F7		F FF 95 X FF 94 0-1 ③ P3		4	2	2	2	0	0	1
11 Ryan Zimmerman, R (1, 5)	F SI 92 C SL 83 B SL 81 C CU 76 1-3 ③ K			B SL 82 B SL 82 F FF 92 S SL 85 B FF 93 C FF 92 3-3 ① K		C SL 82 B SI 92 F SL 82 B SI 93 S CU 76 2-3 ② K				3	0	0	0	0	3	0
25 Adam LaRoche, L (1, 3)		C SI 90 S FS 81 B FS 80 B FF 92 S CU 74 2-3 ① K		X SI 91 0-0 ② L9		T FS 82 B SI 92 S CU 75 B SL 84 X CU 74 2-2 ③ F7				3	0	0	0	0	1	0
20 Ian Desmond, R (1, 6) OBP: 0.667, SLG: 0.500		S SL 84 F SI 90 B CU 76 X SL 81 1-2 ② F9		B FF 92 B SL 86 B SL 83 B FF 90 4-0 BB			X SI 93 0-0 8 G1-6-3 1B			2	0	1	0	1	0	0
8 Danny Espinosa, S (1, 4)		C SL 82 X FS 79 0-1 ③ G3		X SI 90 0-0 ③ F7			X SI 93 0-0 ① ② G1-6-3 1-2f			3	0	0	0	0	0	2
40 Wilson Ramos, R (1, 2) OBP: 0.667, SLG: 0.500			B SI 91 B SL 84 B SI 91 F FF 91 B SI 91 4-1 2 G3-1 37 SH1-4 BB		B SL 84 X SL 79 1-0 2 G3 37 SH1-4 1B		C SI 96 B SI 96 X SL 87 1-1 ③ G1-3			2	0	1	0	1	0	0
37 Stephen Strasburg, R (1, 1) 36 Tyler Clippard, R (8, 1) 1 Steve Lombardozzi, S (8, PH) 29 Rafael Soriano, R (9, 1)			X FF 88 0-0 ① SH1-4 1-2		1 SAFE B FF 87 B FF 87 X FF 88 2-0 ① SH1-4 1-2			X FF 94 0-0 ① P4		0 0 1 0	0 0 0 0	0 0 0 0	0 0 0 0	0 0 0 0	0 0 0 0	0 0 0 0
Inning Stats	R: 1 E: 0 K: 1 S: 10 H: 1 LOB: 0 BB: 0 P: 15	R: 0 E: 0 K: 1 S: 8 H: 0 LOB: 0 BB: 0 P: 11	R: 0 E: 0 K: 0 S: 5 H: 0 LOB: 1 BB: 1 P: 11	R: 1 E: 0 K: 1 S: 8 H: 1 LOB: 1 BB: 1 P: 18	R: 0 E: 0 K: 1 S: 9 H: 1 LOB: 1 BB: 0 P: 16	R: 0 E: 0 K: 1 S: 8 H: 0 LOB: 0 BB: 0 P: 15	R: 0 E: 0 K: 0 S: 4 H: 1 LOB: 0 BB: 0 P: 5	R: 0 E: 0 K: 0 S: 8 H: 1 LOB: 1 BB: 0 P: 9		1B: 3 2B: 0 3B: 0 HR: 2 SF: 0 SAC: 2 DP: 1 HBP: 0						

	AB	26
	R	2
	H	5
	RBI	2
	BB	2
	SO	5
	LOB	8

WP: 0 PA: 30
PB: 0
SB: 0
CS: 0

PITCHER		IP	WLS	BF	H	R	ER	SO	BB	IBB	HBP	BLK	WP	HR	S	P	ERA	WHIP
47 Ricky Nolasco, R ERA: 3.0	(1, 1)	6.0	L	23	3	2	2	5	2	0	0	0	0	2	48	86	3.00	0.833
50 Chad Qualls, R ERA:	(7, 1)	1.0		3	1	0	0	0	0	0	0	0	0	0	4	5	0.00	1.000
40 Mike Dunn, L ERA:	(8, 1)	1.0		4	1	0	0	0	0	0	0	0	0	0	8	9	0.00	1.000

PITCHER		IP	WLS	BF	H	R	ER	SO	BB	IBB	HBP	BLK	WP	HR	S	P	ERA	WHIP

Batter	1	2	3	4	5	6	7	8	9	AB	R	H	RBI	BB	SO	LOB
9 Juan Pierre, L (1, 7) OBP: 0.286, SLG: 0.286	C CH 87 F FF 89 B FF 88 B CU 77 B FF 91 X FF 91 3-2 F9 ①		B FF 93 F FF 91 B FF 90 B FF 92 C FF 92 X FF 93 3-2 17 CS 1B			B FF 92 X FF 91 1-0 SH2-3 ① 1-2			B FF 88 C FF 88 F FF 91 S SL 83 1-3 K ①	3	0	1	0	0	1	0
17 Donovan Solano, R (1, 4) OBP: 0.286, SLG: 0.167	C SI 88 X SI 88 0-1 G6-3 ②		1 SAFE 1 SAFE F SI 90 1 SAFE B CU 75 1-1 CS ③ 1-2	C SI 89 X CU 76 0-1 G4-3 ①		S SI 91 F SI 92 S FF 92 0-3 K ②			B FF 90 C FC 88 C FF 89 X SL 82 1-2 27 BB 1B	4	0	1	0	0	1	1
27 Giancarlo Stanton, R (1, 9) OBP: 0.250, SLG: 0.286	X SI 90 0-0 G6-3 ③			C SI 90 F CU 78 B SI 90 B CU 79 B CU 78 S CU 80 3-3 K ②		C CU 79 S FF 92 S CU 78 0-3 K ③			C SL 82 B FF 91 B SL 81 B SL 82 S FC 89 B FF 92 4-2 BB 1-2	3	0	0	0	1	2	1
30 Placido Polanco, R (1, 5) OBP: 0.286, SLG: 0.286		B SI 88 X CH 81 1-0 G1 ①		B SI 91 C SI 92 F CU 78 B CU 79 X SI 92 2-2 L9 ③			C SI 92 X SI 92 0-1 20 G4-6-3 1B		B FF 90 B FF 90 B FF 92 C FF 90 F FF 91 F FF 91 X FF 92 3-2 F9 ②	4	0	1	0	0	0	2
20 Justin Ruggiano, R (1, 8) OBP: 0.250, SLG: 0.500		S SI 88 C SI 90 F FF 91 B CU 78 B CU 80 B SI 92 X FF 93 3-2 E6			C CU 77 B CU 76 B SI 90 X SI 92 2-1 18 G1-6-3 2B		X SI 92 0-0 G4-6-3 ①② 1-2f		C SL 82 S FF 92 F FF 91 X FC 92 0-2 F8 ③	4	0	1	0	0	0	3
21 Miguel Olivo, R (1, 2)		F SI 90 C CU 77 1 SAFE X CU 76 0-2 L8 ②			B CU 76 B FF 93 B CH 82 B FF 91 4-0 18 G1-6-3 BB		B SL 81 F FF 91 C SI 94 B SL 82 C SI 94 2-3 K ③			2	0	0	0	1	1	1
18 Casey Kotchman, L (1, 3) 29 Greg Dobbs, L (5, 3)		B SI 90 B SI 91 X FF 92 2-0 F9 ③			L FF 91 F FF 92 F FF 92 X FF 92 0-2 G1-6-3 ①② 1-2f 2-3			B SI 92 F SI 93 B SL 81 S FF 93 F FF 94 X FF 94 2-2 F8 ①		2 1	0 0	0 0	0 0	0 0	0 0	3 0
3 Adeiny Hechavarría, R (1, 6)			C SI 89 B SI 89 F SI 90 B SI 91 F FF 92 F SI 92 B CH 84 F SI 93 X SI 93 3-2 G4-3 ①		T SI 91 C SI 92 B FF 92 S CU 78 1-3 K ③			F FF 93 B SL 82 B FF 93 X FF 92 2-1 L8 ②		3	0	0	0	0	1	1
45 Kevin Slowey, R (1, 1) 58 Ryan Webb, R (6, 1) 8 Chris Coghlan, L (8, PH) 44 AJ Ramos, R (8, 1)			B SI 92 C FF 92 B SI 92 S SI 92 F SI 93 B FF 92 C FF 92 3-3 K ②			B SI 89 B SI 91 B FF 91 C FF 91 C FF 91 B FF 92 4-2 9 SH2-3 BB		C FF 93 B CH 86 F SI 92 S SL 82 1-3 K ③		1 0 1 0	0 0 0 0	0 0 0 0	0 0 0 0	1 0 0 0	1 0 1 0	0 0 0 0

Inning Stats																						
	R: 0 E: 0 K: 0 S: 6	H: 0 LOB: 0 BB: 0 P: 9	R: 0 E: 1 K: 0 S: 9	H: 0 LOB: 1 BB: 0 P: 15	R: 0 E: 0 K: 1 S: 14	H: 1 LOB: 0 BB: 0 P: 24	R: 0 E: 0 K: 1 S: 8	H: 0 LOB: 0 BB: 0 P: 13	R: 0 E: 0 K: 1 S: 9	H: 1 LOB: 1 BB: 1 P: 16	R: 0 E: 0 K: 2 S: 9	H: 0 LOB: 1 BB: 1 P: 14	R: 0 E: 0 K: 1 S: 6	H: 1 LOB: 0 BB: 0 P: 8	R: 0 E: 0 K: 1 S: 9	H: 0 LOB: 0 BB: 0 P: 14	R: 0 E: 0 K: 1 S: 16	H: 1 LOB: 2 BB: 1 P: 25	1B: 3 2B: 1 3B: 0 HR: 0	SF: 0 SAC: 1 DP: 2 HBP: 0	WP: 0 PB: 0 SB: 0 CS: 1	PA: 33

PITCHER		IP	WLS	BF	H	R	ER	SO	BB	IBB	HBP	BLK	WP	HR	S	P	ERA	WHIP
47 Gio González, L	(1, 1)	6.0	W	21	2	0	0	5	2	0	0	0	0	0	55	91	0.00	0.667
ERA:																		
52 Ryan Mattheus, R	(7, 1)	1.0	H	3	1	0	0	1	0	0	0	0	0	0	6	8	0.00	1.000
ERA:																		
22 Drew Storen, R	(8, 1)	1.0	H	3	0	0	0	1	0	0	0	0	0	0	9	14	0.00	0.000
ERA:																		
29 Rafael Soriano, R	(9, 1)	1.0	S	5	1	0	0	1	1	0	0	0	0	0	16	25	0.00	2.000
ERA:																		

PITCHER	IP	WLS	BF	H	R	ER	SO	BB	IBB	HBP	BLK	WP	HR	S	P	ERA	WHIP

TOP

Miami Marlins @ Washington Nationals

Nationals Park, Washington, DC

Wed Apr 03 2013, 7:10 PM - 9:40 PM EDT

Att. 26,269 - Clear - 45 F

livebaseballscorecards.com

AB	28
R	0
H	4
RBI	0
BB	3
SO	8
LOB	12

MIAMI

Miami Marlins @ Washington Nationals

Nationals Park, Washington, DC

Wed Apr 03 2013, 7:10 PM - 9:40 PM EDT

Att. 26,269 - Clear - 45 F

livebaseballscorecards.com

BOTTOM

Batter	1	2	3	4	5	6	7	8	9	AB	R	H	RBI	BB	SO	LOB
2 Denard Span, L (1, 8) OBP: 0.500, SLG: 0.500	C FF 86 F FF 87 B CU 73 B CU 72 B SL 78 D FF 88 4-2 34 1B BB		X FF 87 0-0 2B		B FF 88 C FF 88 B CH 83 B CU 71 B FF 87 4-1 28 CS BB		S SI 92 S SI 92 F SI 91 B CH 84 F SL 83 X SI 92 1-2 ② FC4 28 WP 1-2f 3-H			2	0	1	1	2	0	1
28 Jayson Werth, R (1, 9)	C FF 88 ① 1 SAFE T FF 87 F SL 77 1 SAFE X CU 72 0-2 F9		F SI 86 B FF 87 B SL 78 X SL 78 2-1 ① G6-3		C FF 88 B SL 78 B SI 88 B SL 77 C SI 88 S SL 78 3-3 ② ③ K 1-2		1 SAFE C SI 91 C SL 80 1 SAFE B SL 81 X SL 79 1-2 ③ F9 1-2			4	0	0	0	0	1	4
34 Bryce Harper, L (1, 7) OBP: 0.500, SLG: 1.375	X CU 72 0-0 1-2 1B		B SI 89 B SI 86 B SI 87 C FF 88 S FF 88 S SI 88 3-3 ② K			C FF 87 S FF 87 B FF 87 X FF 88 1-2 ① F8		B FF 93 X FF 91 1-0 11 1B 2B		4	1	2	0	0	1	1
11 Ryan Zimmerman, R (1, 5) OBP: 0.286, SLG: 0.571	C SI 87 1 SAFE F SI 87 X CU 74 0-2 ② L9		C SL 78 B SI 86 C SI 88 X SI 86 1-2 ③ G1-3			F FF 88 F SI 89 F CU 74 X FF 89 0-2 3B		X FF 92 0-0 2-H 1B		4	0	2	1	0	0	3
25 Adam LaRoche, L (1, 3)	X FF 87 0-0 ③ F7			B CU 71 C FF 86 B CU 73 X FF 86 2-1 ① L9		B FF 86 B FF 87 B FF 87 F FF 87 B SL 77 4-1 20 G5-4-3 BB		C CH 82 C FF 92 S CU 79 0-3 ① K		3	0	0	0	1	1	3
20 Ian Desmond, R (1, 6) OBP: 0.286, SLG: 0.167		B SL 78 B FF 87 C FF 88 X SL 79 2-1 ① L7		F SL 78 B FF 88 C FF 88 B CU 72 S CU 73 2-3 ② K		X SI 90 0-0 ② ③ G5-4-3 1-2f		B CU 79 X SI 93 1-0 ② P4		4	0	0	0	0	1	3
8 Danny Espinosa, S (1, 4)		X FF 87 0-0 ② P5		C FF 86 T SL 79 B FF 87 X CU 73 1-2 ③ F8			S CH 83 X SI 92 0-1 E4 18 WP 24 SH2-4 2 FC4	S CH 81 C SL 80 B FF 95 S CH 84 1-3 ③ K		4	1	0	0	0	1	1
24 Kurt Suzuki, R (1, 2)		C FF 87 B SL 78 B FF 88 F SL 78 H FF 87 3-2 47 FC6-4 HBP			C SL 76 B FF 86 C FF 87 S FF 88 1-3 ① K		1 SAFE L SI 90 1 SAFE X SL 81 0-1 ① SH2-4 1-2			1	0	0	0	0	1	0
47 Gio González, R (1, 1) OBP: 0.500, SLG: 2.000 52 Ryan Mattheus, R (7, 1) 18 Chad Tracy, L (7, PH) 33 Roger Bernadina, L (7, PR) 22 Drew Storen, S (8, 1) 29 Rafael Soriano, R (9, 1)		F FF 86 T SL 78 X CU 72 0-2 ③ FC6-4 1-2f			X CU 76 0-0 HR		B SI 92 S SI 90 B CH 84 C SI 91 D CH 84 B SI 93 4-2 2 FC4 2-3 BB			2 0 0 0 0 0	1 0 0 0 0 0	1 0 0 0 0 0	1 0 0 0 0 0	0 0 1 0 0 0	0 0 0 0 0 0	1 0 0 0 0 0
Inning Stats	R: 0 E: 0 K: 0 S: 11 H: 1 LOB: 2 BB: 1 P: 15	R: 0 E: 0 K: 0 S: 8 H: 0 LOB: 1 BB: 0 P: 13	R: 0 E: 0 K: 1 S: 9 H: 1 LOB: 1 BB: 0 P: 15	R: 0 E: 0 K: 1 S: 8 H: 0 LOB: 0 BB: 0 P: 13	R: 1 E: 0 K: 2 S: 8 H: 1 LOB: 0 BB: 1 P: 16	R: 0 E: 0 K: 0 S: 9 H: 1 LOB: 1 BB: 1 P: 14	R: 1 E: 1 K: 0 S: 14 H: 0 LOB: 2 BB: 1 P: 20	R: 1 E: 0 K: 2 S: 9 H: 2 LOB: 1 BB: 0 P: 12		1B: 2 2B: 2 3B: 1 HR: 1 SF: 0 SAC: 1 DP: 1 HBP: 1		WP: 2 PB: 0 SB: 0 CS: 1 PA: 34			

	AB	28
	R	3
	H	6
	RBI	3
	BB	4
	SO	6
	LOB	17

PITCHER		IP	WLS	BF	H	R	ER	SO	BB	IBB	HBP	BLK	WP	HR	S	P	ERA	WHIP
45 Kevin Slowey, R ERA: 1.69	(1, 1)	5.1	L	23	4	1	1	4	3	0	1	0	0	1	52	85	1.69	1.312
58 Ryan Webb, R ERA:	(6, 1)	1.2		6	0	1	0	0	1	0	0	0	2	0	15	21	0.00	0.600
44 AJ Ramos, R ERA: 9.0	(8, 1)	1.0		5	2	1	1	2	0	0	0	0	0	0	9	12	9.00	2.000

PITCHER	IP	WLS	BF	H	R	ER	SO	BB	IBB	HBP	BLK	WP	HR	S	P	ERA	WHIP

Miami Marlins @ Washington Nationals

Nationals Park, Washington, DC

Thu Apr 04 2013, 4:06 PM - 6:40 PM EDT

Att. 25,123 - Cloudy - 47 F

livebaseballscorecards.com

TOP

Batter	1	2	3	4	5	6	7	8	9	AB	R	H	RBI	BB	SO	LOB
9 Juan Pierre, L (1, 7) OBP: 0.182, SLG: 0.182	C FF 92 F FF 94 X FF 95 0-2 G1-3	C SL 87 B FF 94 B CH 87 X FF 94 2-1 F8		C CH 85 B FF 93 X FF 94 1-1 G4-3			B CH 92 C FF 93 X FF 93 1-1 F9			4	0	0	0	0	0	4
30 Placido Polanco, R (1, 5) OBP: 0.182, SLG: 0.182	B FF 94 B FF 95 F FF 94 C SL 88 X FF 95 2-2 G6-3		B FF 92 C SL 86 C SL 88 X FF 93 1-2 G6-3		C CU 74 B SL 85 X FF 93 1-1 G4-3		B FF 96 B FF 93 C FF 94 X FF 95 2-1 G6-3			4	0	0	0	0	0	0
27 Giancarlo Stanton, R (1, 9) OBP: 0.333, SLG: 0.222	B SL 87 C FF 95 B FF 95 S SL 89 B SL 88 B FF 95 4-2 BB		C FF 94 B FF 94 B CU 80 C SL 86 B SL 86 B SL 88 4-2 20 FC6-4 BB		B FF 93 B SL 86 C FF 94 X FF 93 2-1 F9		T FF 95 B SL 81 F FF 95 B SL 81 C SL 81 2-3 K			2	0	0	0	2	1	0
29 Greg Dobbs, L (1, 3) OBP: 0.167, SLG: 0.167	C FF 94 T CH 87 F FF 94 X CU 77 0-2 G4-3		C CU 76 X SI 93 0-1 F7		C CH 86 X CH 86 0-1 20 FC6-4 1B			C FF 93 B CH 80 S CU 77 S CH 80 1-3 K		4	0	1	0	0	1	2
20 Justin Ruggiano, R (1, 8) OBP: 0.250, SLG: 0.750		X FF 94 0-0 HR	X SL 84 0-0 FC6-4 1-2f		C SI 93 B FF 94 X SL 86 1-1 FC6-4 1-2f			X FF 93 0-0 P3		4	1	1	1	0	0	2
19 Rob Brantly, L (1, 2) OBP: 0.286, SLG: 0.286		B FF 93 B FF 94 B FF 93 C FF 92 X FF 94 3-1 3 1B		C SL 86 B CH 85 X FF 93 1-1 F7		X FF 92 0-0 3 G6-3 17 1B		B FF 94 S CH 80 T FF 93 X FF 94 1-2 F7		4	0	2	0	0	0	0
17 Donovan Solano, R (1, 4) OBP: 0.455, SLG: 0.333		B SL 86 1 SAFE S FF 93 F SL 86 X FF 93 1-2 F9		B SL 84 X SL 85 1-0 23 FC1-5 3 1B		B FF 91 F FF 93 X FF 92 1-1 3 G6-3 1-2			B SI 92 C SI 90 B FC 85 B SI 90 B SI 89 4-1 3 G6-3 BB	3	0	2	0	1	0	1
3 Adeiny Hechavarría, R (1, 6) OBP: 0.200, SLG: 0.200		C FF 93 B SL 85 F FF 93 X CU 76 1-2 1-2		C FF 93 F FF 92 F FF 93 X SL 86 0-2 23 FC1-5 1-2		X SL 86 0-0 G6-3 1-2f 2-3			C SI 89 X SI 90 0-1 G6-3 1-2f	4	0	2	0	0	0	3
23 Wade LeBlanc, L (1, 1) 26 Austin Kearns, R (6, PH) 60 Jon Rauch, R (6, 1) 40 Mike Dunn, L (7, 1) 31 Steve Cishek, R (8, 1) 8 Chris Coghlan, L (9, PH)		B FF 92 M FF 92 L FF 93 M FF 93 1-3 K		T SI 93 X 0-1 FC1-5 1-2 2-3f		S SL 85 B FF 94 B SL 87 F SL 86 X FF 95 2-2 G3			B SI 91 B SI 91 C SI 90 X SI 90 2-1 F7	2 1 0 0 0 1	0 0 0 0 0 0	0 0 0 0 0 0	0 0 0 0 0 0	1 0 0 0 0 0	4 1 0 0 0 0	
Inning Stats	R: 0 E: 0 K: 0 S: 12 H: 0 LOB: 1 BB: 1 P: 18	R: 1 E: 0 K: 1 S: 14 H: 3 LOB: 2 BB: 0 P: 22	R: 0 E: 0 K: 0 S: 8 H: 0 LOB: 1 BB: 1 P: 13	R: 0 E: 0 K: 0 S: 11 H: 2 LOB: 2 BB: 0 P: 14	R: 0 E: 0 K: 0 S: 8 H: 1 LOB: 1 BB: 0 P: 12	R: 0 E: 0 K: 0 S: 7 H: 2 LOB: 1 BB: 0 P: 10	R: 0 E: 0 K: 1 S: 7 H: 0 LOB: 0 BB: 0 P: 12	R: 0 E: 0 K: 1 S: 7 H: 0 LOB: 0 BB: 0 P: 9	R: 0 E: 0 K: 0 S: 5 H: 0 LOB: 0 BB: 1 P: 11	1B: 7 2B: 0 3B: 0 HR: 1	SF: 0 SAC: 0 DP: 2 HBP: 0					

	AB	33
	R	1
	H	8
	RBI	1
	BB	3
	SO	3
	LOB	17

WP: 0 PA: 36
PB: 0
SB: 0
CS: 0

PITCHER		IP	WLS	BF	H	R	ER	SO	BB	IBB	HBP	BLK	WP	HR	S	P	ERA	WHIP
27 Jordan Zimmermann, R ERA: 1.5	(1, 1)	6.0	W	27	8	1	1	1	2	0	0	0	0	0	60	89	1.50	1.667
63 Henry Alberto Rodriguez, R ERA:	(7, 1)	1.0	H	3	0	0	0	1	0	0	0	0	0	0	7	12	0.00	0.000
36 Tyler Clippard, R ERA:	(8, 1)	1.0		3	0	0	0	1	0	0	0	0	0	0	7	9	0.00	0.000
35 Craig Stammen, R ERA:	(9, 1)	1.0		3	0	0	0	0	1	0	0	0	0	0	5	11	0.00	1.000

PITCHER		IP	WLS	BF	H	R	ER	SO	BB	IBB	HBP	BLK	WP	HR	S	P	ERA	WHIP

BOTTOM

Miami Marlins @ Washington Nationals

Nationals Park, Washington, DC

Thu Apr 04 2013, 4:06 PM - 6:40 PM EDT

Att. 25,123 - Cloudy - 47 F

livebaseballscorecards.com

Batter	1	2	3	4	5	6	7	8	9	AB	R	H	RBI	BB	SO	LOB
2 Denard Span, L (1, 8) OBP: 0.500, SLG: 0.444	B FF 85 B SI 86 C FF 85 C FF 85 X CU 73 2-2 ① G3		C FF 85 X FF 84 0-1 ① E1 34 E 1B		C CU 72 B FF 85 B SI 83 X FC 83 2-1 ① F8		B FF 92 B FF 93 B SL 85 C FF 94 S SL 86 F FF 93 B SL 87 4-2 28 HR 2-3 BB			3	2	1	0	1	0	0
28 Jayson Werth, R (1, 9) OBP: 0.167, SLG: 0.417	B SI 84 F SI 84 F FF 86 F FF 87 B FF 86 F FF 86 X FF 86 2-2 11 2B 34 1B 1B		S CH 73 B CH 71 B FF 86 F FC 83 T CH 71 2-2 ① K		X SI 85 0-0 ② F7		1 SAFE B FF 94 C FF 93 X FF 93 1-1 1-H 3-H HR			4	2	2	3	0	1	1
34 Bryce Harper, L (1, 7) OBP: 0.500, SLG: 1.083	X SI 87 0-0 11 2B 1-2 1B		B SI 86 C CH 75 F SI 85 X SI 88 1-2 E9 11 CS 2-H 1B		C FC 82 F CH 75 F FC 83 X CH 75 0-2 ③ P4		S SL 86 F FF 94 T SL 86 0-2 ② K			4	1	2	1	0	1	0
11 Ryan Zimmerman, R (1, 5) OBP: 0.545, SLG: 0.800	B FF 86 B SI 87 F SI 87 F FF 84 X CH 76 2-2 25 F7 1-H 2-H 2B		B CH 74 B FF 84 F SI 86 B SI 86 B FF 86 4-1 ② 2-3 BB			C FF 90 X SL 84 0-1 20 G3 25 G4-3 1B	B FF 93 F FF 93 B SL 86 C FF 93 X SL 87 2-2 1B			3	0	3	2	1	0	0
25 Adam LaRoche, L (1, 3)	C FF 85 B FC 82 B SI 86 X CH 73 2-1 ② F7 2-3		1 SAFE C FF 84 B FF 86 F CH 75 B FF 87 1 SAFE B CH 76 X FF 86 3-2 ③ F7			F FF 89 F CH 82 B SL 82 B SL 84 X FF 88 2-2 ① G4-3 1-2	B SL 85 C FF 93 X FF 94 1-1 ③ P2			4	0	0	0	0	0	4
20 Ian Desmond, R (1, 6) OBP: 0.182, SLG: 0.100	D CH 76 X CH 76 1-0 ③ G5-3			S SI 84 B FF 84 C FC 83 S FF 85 1-3 ① K		X SL 83 0-0 ② G3 2-3		C SI 92 B SL 83 C SI 92 B SL 82 S SI 93 2-3 ① K		4	0	0	0	0	2	2
8 Danny Espinosa, S (1, 4)		C SI 85 X CU 73 0-1 ① G5-3		C CH 74 B CH 75 B FF 84 B SI 84 S FC 82 S FF 86 3-3 ② K		C FF 88 B FF 89 X CH 83 1-1 ③ F9		F SI 93 F SI 93 S SI 92 0-3 ② K		4	0	0	0	0	2	1
40 Wilson Ramos, R (1, 2) OBP: 0.571, SLG: 0.400		F SI 85 X FF 85 0-1 ② G4-3		S CH 74 C FF 85 F FF 86 B CH 75 B CH 74 B FF 86 F FF 86 B FF 84 4-2 BB			F FF 90 F FF 90 X SL 83 0-2 2 WP 1 SH1-4 28 HR 1B	C SI 94 X SL 83 0-1 ③ G6-3		3	1	1	0	1	0	0
27 Jordan Zimmermann, R (1, 1) 63 Henry Alberto Rodriguez, R (7, PH) 1 Steve Lombardozzi, S (7, PH) 36 Tyler Clippard, R (8, 1) 35 Craig Stammen, R (9, 1)		C SI 86 F FF 85 B CH 74 B CH 77 B FF 85 F SI 85 F FF 84 C FF 84 3-3 ③ K		F SI 85 D CH 76 B CH 76 B FF 85 C SI 85 F SI 86 F SI 85 S FF 86 3-3 ③ K			L FF 90 X FF 89 0-1 ① SH1-4 1-2			2 0 0 0 0	0 0 0 0 0	0 0 0 0 0	0 0 0 0 0	0 0 0 0 0	2 0 0 0 0	1 0 0 0 0
Inning Stats	R: 2 H: 3 E: 0 LOB: 1 K: 0 BB: 0 S: 15 P: 24	R: 0 H: 0 E: 0 LOB: 0 K: 1 BB: 0 S: 9 P: 12	R: 1 H: 2 E: 2 LOB: 1 K: 1 BB: 1 S: 12 P: 22	R: 0 H: 0 E: 0 LOB: 1 K: 3 BB: 1 S: 15 P: 26	R: 0 H: 0 E: 0 LOB: 0 K: 0 BB: 0 S: 7 P: 9	R: 0 H: 1 E: 0 LOB: 1 K: 0 BB: 0 S: 8 P: 11	R: 3 H: 3 E: 0 LOB: 1 K: 1 BB: 1 S: 18 P: 26	R: 0 H: 0 E: 0 LOB: 0 K: 2 BB: 0 S: 8 P: 10		1B: 7 SF: 0 2B: 1 SAC: 1 3B: 0 DP: 0 HR: 1 HBP: 0					WP: 1 PA: 35 PB: 0 SB: 0 CS: 1	

	AB	31
	R	6
	H	9
	RBI	6
	BB	3
	SO	8
	LOB	9

PITCHER		IP	WLS	BF	H	R	ER	SO	BB	IBB	HBP	BLK	WP	HR	S	P	ERA	WHIP
23 Wade LeBlanc, L ERA: 3.6	(1, 1)	5.0	L	21	5	3	2	5	2	0	0	0	0	0	58	93	3.60	1.400
60 Jon Rauch, R ERA: 6.75	(6, 1)	1.1		6	2	1	1	0	0	0	0	0	0	0	13	16	6.75	1.500
40 Mike Dunn, L ERA: 10.8	(7, 1)	0.2		5	2	2	2	1	1	0	0	0	1	1	13	21	27.00	4.500
31 Steve Cishek, R ERA:	(8, 1)	1.0		3	0	0	0	2	0	0	0	0	0	0	8	10	0.00	0.000

PITCHER		IP	WLS	BF	H	R	ER	SO	BB	IBB	HBP	BLK	WP	HR	S	P	ERA	WHIP

Batter	1	2	3	4	5	6	7	8	9	AB	R	H	RBI	BB	SO	LOB
9 Juan Pierre, L (1, 7) OBP: 0.200, SLG: 0.200	B FF 89 F FF 88 B FF 89 F FF 89 S SL 83 2-3 **K** ①		B CU 73 C FF 88 B FF 88 X FF 89 2-1 **G5-3** ①		C FF 88 X CU 75 0-1 **1B**		X SI 86 0-0 **SH** 30 1B 29 SF8 **1-2** **2-3**	B SI 89 S FF 89 B SL 85 F FF 89 F SL 85 F FF 89 X FF 89 2-2 **F8** ③		4	1	1	0	0	1	0
30 Placido Polanco, R (1, 5) OBP: 0.313, SLG: 0.313	C FF 90 C CU 74 X SL 84 0-2 **G1-3** ②		B CU 73 F FF 89 C CU 74 F SL 83 X FF 89 1-2 **1B**		1 SAFE C FF 88 1 SAFE B FF 87 B SL 81 X FF 89 2-1 **F8** ①		B SI 87 X SI 87 1-0 **27** **PB** **20** **2B** **1-3** **2-H** **3-H** **1B**		X FF 88 0-0 **27** **2B** **1B**	5	1	3	2	0	0	1
27 Giancarlo Stanton, R (1, 9) OBP: 0.294, SLG: 0.286	F FF 89 B SL 84 B FF 90 F CH 83 S FF 90 2-3 **K** ③		C SL 84 S FF 90 F SL 83 F FF 90 F FF 89 B SL 83 B FF 90 S SL 84 2-3 **K** ②		1 SAFE B FF 89 X FF 88 1-0 **P4** ②		S SI 87 S SI 88 S SL 76 0-3 **K** ① **1-2**		B FF 89 B FF 90 C FF 90 X SI 92 2-1 **20** **1B** **2B** ① **1-H**	5	1	1	0	0	3	4
29 Greg Dobbs, L (1, 3) OBP: 0.182, SLG: 0.500		B FF 88 B CH 82 F SI 88 B SL 84 X FF 90 3-1 **HR**	C FF 89 S FF 89 B FF 89 F SL 84 B FF 90 X SL 82 2-2 **P4** ③		B FF 87 F CH 81 1 SAFE X FF 87 1-1 **L8** ③		B SI 88 X SI 86 1-0 **SF8** ② **3-H**		B FF 90 B SI 90 B FF 91 C FF 92 F FF 91 F CH 84 X CH 84 3-2 **G4-3** ②	4	1	1	2	0	0	3
20 Justin Ruggiano, R (1, 8) OBP: 0.308, SLG: 0.692		B FF 90 C SI 89 B CU 76 S SL 84 X SI 88 2-2 **G6-3** ①		S CU 75 X SL 81 0-1 **G6-3** ①		C CH 86 S SL 80 B SL 81 F SL 80 X FF 87 1-2 **G6-3** ①	C SI 88 B SL 78 X SI 88 1-1 **19** **S** **19** **2B** **2B** **2-H**		B FF 91 X SL 86 1-0 **19** **S** **1B** **3-H**	5	1	2	2	0	0	0
19 Rob Brantly, L (1, 2) OBP: 0.417, SLG: 0.545		B FF 90 C CH 84 B CH 84 B SI 88 B SI 89 4-1 **3** **1B** **BB**		B CH 82 X CH 82 1-0 **2B**		B CU 73 C FF 87 X SL 81 1-1 **G3-1** ②	C SL 81 B SI 88 X SI 90 1-1 **2B** **2-H**		C FF 91 S CH 82 F SL 85 S CH 83 0-3 **K** ③ **1-2**	4	0	2	1	1	1	1
3 Adeiny Hechavarría, R (1, 6) OBP: 0.214, SLG: 0.214		B SL 83 F FF 89 B CU 73 B SL 82 X FF 89 3-1 **1B** **1-2**		B SI 88 B CU 76 B SI 88 C FF 88 X SI 88 3-1 **P3** ②		C FF 87 B SL 82 B FF 88 C SL 82 B SL 82 X SL 83 3-2 **G5-3** ③	B SI 88 F SI 89 D CH 80 S CH 80 D CH 82 X SI 88 3-2 **G1-3** ③			4	0	1	0	0	0	2
17 Donovan Solano, R (1, 4) OBP: 0.400, SLG: 0.250		C FF 89 T FF 89 B SL 84 F SL 84 X FF 90 1-2 **P5** ②		I IN 74 I IN 77 I IN 79 I IN 78 4-0 **IBB**			B SI 87 B SI 87 C SI 85 S SI 86 B SI 86 F SI 86 X SI 86 3-2 **9** **SH** **26** **BB** **30** **1B** **E6**	C FF 89 X SL 84 0-1 **F9** ①		3	1	0	0	1	0	2
28 Alex Sanabia, R (1, 1) 26 Austin Kearns, R (7, PH) 50 Chad Qualls, R (7, 1) 40 Mike Dunn, L (7, 1) 21 Miguel Olivo, R (8, PH) 44 AJ Ramos, R (8, 1) 31 Steve Cishek, R (9, 1)		X FF 88 0-0 **G5-3** ③		C SL 82 X SL 82 0-1 **G4-3** ③			C SI 84 D SI 85 B SI 85 1 SAFE B SI 86 B SI 83 4-1 **9** **SH** **30** **1B** **1-2** **BB**	B CU 76 B SL 85 C SL 84 S SL 86 B SL 85 X SL 85 3-2 **G5-3** ②		2 0 0 0 1 0 0	0 1 0 0 0 0 0	0 0 0 0 0 0 0	0 0 0 0 0 0 0	0 1 0 0 0 0 0	4 0 0 0 0 0 0
Inning Stats	R: 0 H: 0 E: 0 LOB: 0 K: 2 BB: 0 S: 9 P: 13	R: 1 H: 2 E: 0 LOB: 2 K: 0 BB: 1 S: 13 P: 26	R: 0 H: 1 E: 0 LOB: 1 K: 1 BB: 0 S: 16 P: 23	R: 0 H: 1 E: 0 LOB: 2 K: 0 BB: 1 S: 7 P: 15	R: 0 H: 1 E: 0 LOB: 1 K: 0 BB: 0 S: 7 P: 11	R: 0 H: 0 E: 0 LOB: 0 K: 0 BB: 0 S: 9 P: 14	R: 5 H: 3 E: 1 LOB: 1 K: 1 BB: 1 S: 18 P: 32	R: 0 H: 0 E: 0 LOB: 0 K: 0 BB: 0 S: 10 P: 15	R: 1 H: 3 E: 0 LOB: 1 K: 1 BB: 0 S: 12 P: 18	1B: 6 2B: 4 3B: 0 HR: 1	SF: 1 SAC: 1 DP: 0 HBP: 0		WP: 0 PB: 1 SB: 2 CS: 0	PA: 42			

PITCHER		IP	WLS	BF	H	R	ER	SO	BB	IBB	HBP	BLK	WP	HR	S	P	ERA	WHIP
53 Jeremy Hefner, R ERA: 1.5	(1, 1)	6.0	L	25	5	1	1	3	1	1	0	0	0	1	61	102	1.50	1.000
46 Greg Burke, R ERA: 18.0	(7, 1)	0.1		5	1	4	2	1	1	0	0	0	0	0	10	18	54.00	6.000
56 Scott Rice, L ERA: 3.86	(7, 1)	0.2		4	2	1	0	0	0	0	0	0	0	0	8	14	0.00	3.000
50 Scott Atchison, R ERA:	(8, 1)	1.0		3	0	0	0	0	0	0	0	0	0	0	10	15	0.00	0.000
32 LaTroy Hawkins, R ERA: 10.8	(9, 1)	1.0		5	3	1	1	1	0	0	0	0	0	0	12	18	9.00	3.000

PITCHER	IP	WLS	BF	H	R	ER	SO	BB	IBB	HBP	BLK	WP	HR	S	P	ERA	WHIP

Miami Marlins @ New York Mets

Citi Field, Flushing, NY

Fri Apr 05 2013, 7:11 PM - 10:42 PM EDT

Att. 24,935 - Clear - 57 F

TOP

livebaseballscorecards.com

AB	37
R	7
H	11
RBI	7
BB	3
SO	5
LOB	17

MIAMI

BOTTOM

Miami Marlins @ New York Mets

Citi Field, Flushing, NY

Fri Apr 05 2013, 7:11 PM - 10:42 PM EDT

Att. 24,935 - Clear - 57 F

Batter	1	2	3	4	5	6	7	8	9	AB	R	H	RBI	BB	SO	LOB
1 Jordany Valdespin, L (1, 8) OBP: 0.500, SLG: 0.333	C SI 89 C CH 82 B SI 89 F CH 82 X SL 80 1-2 28 S/ 1B		B CH 79 F CH 85 X CH 80 1-1 5 1B 1B		B CH 82 X SI 88 1-0 ① P6		C SI 91 D SI 92 S SI 91 1 SAFE F SL 86 D SL 85 F SI 91 B SL 84 B SI 90 4-2 1-2 28 HR BB	H FF 88 1-0 1-2 2-3 HBP		3	1	2	0	1	0	0
28 Daniel Murphy, L (1, 4) OBP: 0.267, SLG: 0.429	B SI 88 1 SAFE B SI 87 B SI 86 B SI 89 4-0 29 G6-4-3 1-2 BB		C SI 87 C CH 80 X SI 87 0-2 ① L6		X CH 83 0-0 ② G6-3		C SI 90 B SI 91 B SI 90 X SI 92 2-1 1-H 2-H HR	C FF 88 B CH 81 B FF 88 B FF 88 F FF 88 X FF 89 3-2 ③ G4-3		4	1	1	3	1	0	4
5 David Wright, R (1, 5) OBP: 0.389, SLG: 0.286	X SI 89 0-0 ① L3		1 SAFE C SL 81 B SI 88 X CH 83 1-1 ② 1-2 1B		B SI 89 B SI 88 B FF 89 C SI 87 B SI 87 4-1 BB		C SL 84 F SL 84 F SL 86 X SI 92 0-2 ① P4		C SI 91 F SI 92 B SL 82 B SL 81 B SI 93 C SI 92 3-3 ① K	4	0	1	0	1	1	2
29 Ike Davis, L (1, 3) OBP: 0.167, SLG: 0.250	X SI 89 0-0 ②③ G6-4-3 1-2f		C SI 88 S CH 80 B SI 86 1 SAFE D CH 82 X CH 82 2-2 ③ F7		1 SAFE C SI 87 B SI 88 X CH 81 1-1 ③ L7		B FF 92 C FF 92 C SL 84 B SL 86 S FF 93 2-3 ② K		B SI 92 B SI 92 B SI 91 C SI 90 B SI 92 4-1 9 2B BB	4	1	0	0	1	1	4
6 Marlon Byrd, R (1, 9) OBP: 0.353, SLG: 0.267 50 Scott Atchison, R (8, 1) 32 LaTroy Hawkins, R (9, 1) 9 Kirk Nieuwenhuis, L (9, PH) OBP: 0.500, SLG: 1.000		B SI 88 C SI 88 F SI 89 B SI 90 X CH 82 2-2 ① G6-3		B SL 79 S SI 87 X SL 78 1-1 11 FC6-4 21 BB 1B		B FF 86 B SI 87 C CH 81 F SI 89 X CH 81 2-2 ① P3	S FF 93 F FF 93 X SL 86 0-2 ③ G6-3		B SI 91 C SI 90 C SI 91 B SL 81 X SI 92 2-2 1-H 21 1B 2B	4 0 0 1	0 0 0 1	1 0 0 1	0 0 0 1	0 0 0 0	0 0 0 0	0 0 0 0
21 Lucas Duda, L (1, 7) OBP: 0.500, SLG: 0.636		B SI 90 B SI 89 C S SI 88 X SI 89 2-2 ② F9		C CH 80 B SI 88 1 SAFE S CH 79 B CH 82 B FF 88 B CH 80 4-2 11 FC6-4 1-2 BB		F CH 81 H FF 88 1-1 HBP		C FF 90 B CH 82 C FF 92 S CU 79 1-3 ① K	C SI 92 B CH 84 X SI 92 1-1 44 PB 2-H 1B	3	0	1	1	1	1	0
44 John Buck, R (1, 2) OBP: 0.444, SLG: 0.765		S SI 88 X SI 90 0-1 11 2B 1B		F SI 87 B SL 82 X SI 88 1-1 ① F8		C FF 88 B SI 89 X FF 87 1-1 ② F7		B CU 74 B FF 86 C FF 89 C FF 89 B CU 74 X FF 91 3-2 ② F8	C SI 93 C SL 80 B SL 82 F SL 82 B SI 91 S SI 92 2-3 ② K 1-2	5	0	1	0	0	1	4
11 Rubén Tejada, R (1, 6) OBP: 0.375, SLG: 0.385 Justin Turner, R (9, PH) OBP: 0.600, SLG: 0.800		B FF 88 X SI 86 1-0 1-3 2B		D SL 82 S SL 80 X SL 79 1-1 ② FC6-4 53 FC5-4 1-2f 2-3		B SL 82 B SL 79 F SI 88 B FF 89 F FF 88 F SI 89 X CH 81 3-2 ③ G5-3		B SL 80 C FF 94 B FF 91 C FF 90 B FF 93 B FF 93 4-2 1 HBP 23 BB BB	S SI 91 B SL 82 F SI 89 B SI 92 X SI 92 2-2 ③ G3-1	3 1	0 0	1 0	0 0	1 0	0 0	3 1
53 Jeremy Hefner, R (1, 1) 46 Greg Burke, R (7, 1) 56 Scott Rice, L (7, 1) 23 Mike Baxter, L (7, PH) OBP: 0.600, SLG: 0.333 (8, 9)		C SI 90 D SL 82 B SI 89 F FF 88 S CH 82 2-3 ③ K	X SI 86 0-0 ③ FC5-4 1-2f				B SI 90 F SI 90 B SI 92 B SI 90 X SI 88 3-1 1 BB 28 HR 1B	B FF 86 B FF 86 C FF 88 B FF 88 B FF 89 4-1 1-2 1 HBP BB		2 0 0 1	0 0 0 1	0 0 0 1	0 0 0 0	1 0 0 1	4 0 0 0
Inning Stats	R: 0 E: 0 K: 0 S: 6 H: 1 LOB: 1 BB: 1 P: 11	R: 0 E: 0 K: 1 S: 12 H: 2 LOB: 2 BB: 0 P: 19	R: 0 E: 0 K: 0 S: 10 H: 2 LOB: 1 BB: 0 P: 14	R: 0 E: 0 K: 0 S: 9 H: 1 LOB: 2 BB: 1 P: 16	R: 0 E: 0 K: 0 S: 5 H: 0 LOB: 1 BB: 1 P: 11	R: 0 E: 0 K: 0 S: 10 H: 0 LOB: 1 BB: 0 P: 17	R: 3 E: 0 K: 1 S: 18 H: 2 LOB: 0 BB: 1 P: 29	R: 0 E: 0 K: 1 S: 12 H: 0 LOB: 3 BB: 2 P: 28	R: 2 E: 0 K: 2 S: 16 H: 2 LOB: 1 BB: 1 P: 30	1B: 7 2B: 2 3B: 0 HR: 1 SF: 0 SAC: 0 DP: 1 HBP: 2						

livebaseballscorecards.com

AB	35
R	5
H	10
RBI	5
BB	7
SO	5
LOB	22

WP: 0 PA: 44
PB: 1
SB: 1
CS: 0

PITCHER		IP	WLS	BF	H	R	ER	SO	BB	IBB	HBP	BLK	WP	HR	S	P	ERA	WHIP
28 Alex Sanabia, R ERA:	(1, 1)	6.0	W	26	6	0	0	1	3	0	1	0	0	0	52	88	0.00	1.500
50 Chad Qualls, R ERA: 20.25	(7, 1)	0.1		4	2	3	3	0	1	0	0	0	0	1	12	21	81.00	9.000
40 Mike Dunn, L ERA: 7.71	(7, 1)	0.2	H	2	0	0	0	1	0	0	0	0	0	0	6	8	0.00	0.000
44 AJ Ramos, R ERA: 4.5	(8, 1)	1.0	H	6	0	0	0	1	2	0	1	0	0	0	12	28	0.00	2.000
31 Steve Cishek, R ERA: 9.0	(9, 1)	1.0		6	2	2	2	2	1	0	0	0	0	0	16	30	18.00	3.000

PITCHER		IP	WLS	BF	H	R	ER	SO	BB	IBB	HBP	BLK	WP	HR	S	P	ERA	WHIP

Batter	1	2	3	4	5	6	7	8	9	AB	R	H	RBI	BB	SO	LOB
9 Juan Pierre, L (1, 7) OBP: 0.300, SLG: 0.263	C FF 87 B FC 88 X FC 87 1-1 27 F9 30 G5-3 29 1B 1B		B CU 71 F FF 89 B FC 88 B FF 89 B FF 90 4-1 27 1B BB		C CH 85 X CU 71 0-1 ① G4-3		C FF 88 S CU 78 B SL 84 X SL 86 1-2 27 G1-3 29 1B 1B		B FF 94 C FF 95 B FF 95 X FF 95 2-1 ② G6-3	4	2	2	0	1	0	0
30 Placido Polanco, R (1, 5) OBP: 0.286, SLG: 0.286	B FF 90 B FF 90 F FF 88 1 SAFE B FF 90 F FC 87 F FF 89 X FC 88 3-2 ① G5-3 1-2		F FC 87 1 SAFE F FF 90 B FF 90 1 SAFE X FC 87 1-2 ② L9		B CU 70 F CH 81 F FC 87 B CU 72 X CH 84 2-2 27 1B 29 E 1B		C FF 89 B SL 85 F FF 89 X FF 89 1-2 ① F7		B FF 94 C FF 94 F KC 85 X FF 96 1-2 ③ G1-6-3	5	1	1	0	0	0	3
27 Giancarlo Stanton, R (1, 9) OBP: 0.333, SLG: 0.333	C FC 87 S FF 91 F FF 90 X CU 73 0-2 ② F9 2-3		F FF 89 S FC 88 X FC 88 0-2 1-2 1B		C FC 85 X FC 88 0-1 29 FC4-6 1-2 1B		C FF 90 B FF 90 1 SAFE 1 SAFE X FF 90 1-1 ② G1-3 1-2			4	0	2	0	0	0	2
29 Greg Dobbs, L (1, 3) OBP: 0.267, SLG: 0.500	C FF 89 F CU 72 X FC 87 0-2 3-H 1B		C FF 88 B CU 72 F FF 90 F FF 89 S FC 88 1-3 ③ K		S CH 81 B FF 89 X SI 87 1-1 ② FC4-6 1-2f 2-H		C CU 78 B FF 93 X FF 91 1-1 ③ 2-H 1B			4	0	2	2	0	1	3
20 Justin Ruggiano, R (1, 8) OBP: 0.235, SLG: 0.529	T SI 89 D CH 84 S FF 90 X FF 91 1-2 ③ P4			C CU 69 S CH 82 S CH 82 0-3 ① K	X FC 87 0-0 ③ G6-3			C FF 87 B SL 82 F SL 80 S CU 76 1-3 ① K		4	0	0	0	0	2	2
21 Miguel Olivo, R (1, 2) OBP: 0.375, SLG: 0.286		C CH 86 S CH 82 B CU 73 B FF 89 B CH 82 X CH 82 3-2 ① G5-3		C SI 86 F SI 88 F CU 75 X CH 84 0-2 ② G6-3	X SI 87 0-0 17 G4-6-3 3 BB 1B			C SL 80 C FF 86 X CU 77 0-2 3 FC5-4 1B		4	0	2	0	0	0	0
3 Adeiny Hechavarría, R (1, 6) OBP: 0.278, SLG: 0.235		S FF 88 B CH 83 C CU 72 F CU 73 F FF 89 S CH 84 1-3 ② K		C CU 70 B CH 84 X CH 83 1-1 17 1B 1B	B FC 87 B CH 82 B CH 82 B FF 88 4-0 17 G4-6-3 1-2 BB			B FF 87 B FF 86 F FF 87 X SL 80 2-1 ② FC5-4 1-2f		3	0	1	0	1	1	1
17 Donovan Solano, R (1, 4) OBP: 0.368, SLG: 0.250		C FF 89 B CU 73 F FC 86 S CU 74 1-3 ③ K		B FF 88 D CH 82 1 SAFE X FC 86 2-0 1-2 1B	C FC 88 X FF 90 0-1 ①② G4-6-3 1-2f 2-3			D SL 80 S FF 86 F SI 86 B SL 81 S SI 86 3-3 ③ K		4	0	1	0	0	2	3
47 Ricky Nolasco, R (1, 1) 58 Ryan Webb, R (6, 1) 50 Chad Qualls, R (8, 1) 8 Chris Coghlan, L (9, PH)			C SI 87 B CH 83 X FC 87 1-1 ① G6-3	B CU 71 C CH 83 B FC 86 X FC 87 2-1 ③ G6-3	D CU 74 F FC 87 B FF 88 B FC 86 S FF 89 S FF 89 3-3 ③ K				B FF 92 B FF 92 B FF 92 C FF 93 F FF 94 S FF 97 3-3 ① K	3 0 0 1	0 0 0 0	0 0 0 0	0 0 0 0	0 0 0 0	1 0 0 1	3 0 0 0

Inning Stats	1	2	3	4	5	6	7	8	9
	R: 1 E: 0 K: 0 S: 16	H: 2 LOB: 1 BB: 0 P: 21	R: 0 E: 0 K: 2 S: 11	H: 0 LOB: 0 BB: 0 P: 16	R: 0 E: 0 K: 1 S: 13	H: 1 LOB: 2 BB: 1 P: 20	R: 0 E: 0 K: 1 S: 12	H: 2 LOB: 2 BB: 0 P: 17	R: 1 E: 1 K: 0 S: 10	H: 2 LOB: 1 BB: 0 P: 13	R: 0 E: 0 K: 1 S: 6	H: 1 LOB: 1 BB: 1 P: 13	R: 1 E: 0 K: 0 S: 10	H: 2 LOB: 1 BB: 0 P: 14	R: 0 E: 0 K: 2 S: 11	H: 1 LOB: 1 BB: 0 P: 17	R: 0 E: 0 K: 1 S: 8	H: 0 LOB: 0 BB: 0 P: 14

1B: 11 2B: 0 3B: 0 HR: 0	SF: 0 SAC: 0 DP: 1 HBP: 0	WP: 0 PB: 0 SB: 0 CS: 0	PA: 38
---	---	---	---

PITCHER		IP	WLS	BF	H	R	ER	SO	BB	IBB	HBP	BLK	WP	HR	S	P	ERA	WHIP
49 Jonathon Niese, L ERA: 2.13	(1, 1)	6.0		27	8	2	1	5	2	0	0	0	0	0	68	100	1.50	1.667
50 Scott Atchison, R ERA: 3.38	(7, 1)	0.2	H	3	1	1	1	0	0	0	0	0	0	0	8	11	13.50	1.500
66 Josh Edgin, L ERA:	(7, 1)	0.1	B	1	1	0	0	0	0	0	0	0	0	0	2	3	0.00	3.000
34 Brandon Lyon, R ERA:	(8, 1)	1.0	W	4	1	0	0	2	0	0	0	0	0	0	11	17	0.00	1.000
39 Bobby Parnell, R ERA:	(9, 1)	1.0		3	0	0	0	1	0	0	0	0	0	0	8	14	0.00	0.000

PITCHER	IP	WLS	BF	H	R	ER	SO	BB	IBB	HBP	BLK	WP	HR	S	P	ERA	WHIP

TOP

Miami Marlins @ New York Mets

Citi Field, Flushing, NY

Sat Apr 06 2013, 1:10 PM - 4:10 PM EDT

Att. 28,474 - Sunny - 46 F

livebaseballscorecards.com

AB	36
R	3
H	11
RBI	2
BB	2
SO	8
LOB	17

MIAMI

Miami Marlins @ New York Mets

Citi Field, Flushing, NY

Sat Apr 06 2013, 1:10 PM - 4:10 PM EDT

Att. 28,474 - Sunny - 46 F

livebaseballscorecards.com

Batter	1	2	3	4	5	6	7	8	9	AB	R	H	RBI	BB	SO	LOB
23 Mike Baxter, L (1, 9) OBP: 0.600, SLG: 0.333	C SI 87 B CU 72 S FS 78 B CU 72 F SI 88 F FS 78 B SL 80 B SI 88 4-2 29 1B 5 1B 44 SF9 BB		B CU 72 B FF 88 X SI 88 2-0 28 G4-6-3 1B		B SI 90 C FS 79 B SI 89 X FS 79 2-1 ③ F9		B CH 81 B SI 90 B SI 90 C SI 88 B SI 90 4-1 28 E 28 S 28 3B BB	B SI 91 X SI 90 1-0 ③ G4-3		3	2	1	0	2	0	0
28 Daniel Murphy, L (1, 4) OBP: 0.263, SLG: 0.500	C FF 88 C SI 88 S CU 73 0-3 ① K		F SI 87 1 SAFE B FF 89 X FS 80 1-1 ① ② G4-6-3 1-2f			C FS 78 B SL 83 X FS 80 1-1 ① G5-3	C SI 89 B CH 81 B SI 90 F SI 90 X SI 90 2-2 5 1B 1-H 3B			4	1	1	1	0	1	2
5 David Wright, R (1, 5) OBP: 0.455, SLG: 0.389	C SI 89 B CU 73 C CU 73 X SI 90 1-2 29 1B 1-2 1B		C SI 90 B CU 76 F FS 81 B CU 76 F CU 74 F FF 89 X SL 82 2-2 ③ L8			C SL 79 F FF 90 B FF 88 B FS 81 B SL 80 X SI 90 3-2 29 1B 44 2B 1B	X SI 91 0-0 29 E 29 S 44 SF9 3-H 1B			4	2	3	1	0	0	0
29 Ike Davis, L (1, 3) OBP: 0.273, SLG: 0.316	X SI 88 0-0 1-2 2-3 1B			X FS 79 0-0 ① G3-1		F FS 79 B FS 79 B FS 78 C FS 79 B FF 89 F SI 89 F SI 90 X FS 80 3-2 44 2B 1-3 1B	1 SAFE C SI 90 B CH 82 I IN 75 I IN 74 I IN 76 4-1 44 SF9 1-3 IBB			3	1	2	0	1	0	0
44 John Buck, R (1, 2) OBP: 0.409, SLG: 0.789	B SL 82 B SI 89 C SL 81 B SL 81 C SI 90 X SI 90 3-2 ② SF9 3-H			C SL 80 X SI 88 0-1 ② F7		F SI 91 C SL 82 F FF 91 X SI 90 0-2 9 FC3-6 1-H 2B 3-H	C SL 76 F SI 90 B SL 79 1 SAFE X SL 80 1-2 ② SF9 1-2 3-H			2	0	1	4	0	0	0
21 Lucas Duda, L (1, 7) OBP: 0.500, SLG: 0.538 34 Brandon Lyon, R (8, 1) 39 Bobby Parnell, R (9, 1)	X SI 90 0-0 ③ P6			B FS 79 B SI 89 T FF 89 B FF 89 B SI 90 4-1 BB		B FF 88 D FS 80 B FF 88 B SI 89 4-0 9 FC3-6 BB	C SI 90 B CH 81 C SI 90 B CH 82 X SI 90 2-2 ③ G4-3			2 0 0	0 0 0	0 0 0	0 0 0	2 0 0	0 0 0	3 0 0
9 Kirk Nieuwenhuis, L (1, 8) OBP: 0.167, SLG: 0.333		C CU 69 X SI 88 0-1 ① F8		B SL 82 C SI 89 F FS 81 X SI 90 1-2 ③ L9		X SI 90 0-0 ② FC3-6 1-2f 2-3		L SI 92 B SI 92 S SL 85 B SL 87 F SL 86 C SI 92 2-3 ① K		4	0	0	0	0	1	3
11 Rubén Tejada, R (1, 6) OBP: 0.300, SLG: 0.294		C FF 89 B SL 79 C CU 73 B FF 90 X CU 73 2-2 ② L6			B SL 80 B SL 78 B SI 88 C FF 88 C FF 88 F SI 89 C SI 89 3-3 ① K	B SI 89 B SI 89 C SI 90 X SL 79 2-1 ③ F8		B SL 86 X SI 92 1-0 ② G6-3		4	0	0	0	0	1	2
49 Jonathon Niese, L (1, 1) OBP: 0.600, SLG: 0.500 50 Scott Atchison, R (7, 1) 66 Josh Edgin, R (7, 1) 1 Jordany Valdespin, L (7, PH) OBP: 0.444, SLG: 0.286 4 Collin Cowgill, R (8, 7) OBP: 0.231, SLG: 0.769		B FF 88 C SI 88 B CU 72 C FF 89 B CU 73 C SI 89 3-3 ③ K			B FF 88 F SI 88 C CU 73 B CU 72 B SI 90 X SI 89 3-2 ② G4-3		C SI 87 B CH 81 C CH 79 B SI 89 X SI 89 2-2 ① F8	C SL 85 X SL 85 0-1 HR		2 0 0 0 1 1	0 0 0 0 0 1	0 0 0 0 0 1	0 0 0 0 0 1	1 0 0 0 0 0	0 0 0 0 0 0	0 0 0 0 0 0
Inning Stats	R: 1 E: 0 K: 1 S: 15 H: 2 LOB: 2 BB: 1 P: 23	R: 0 E: 0 K: 1 S: 8 H: 0 LOB: 0 BB: 0 P: 13	R: 0 E: 0 K: 0 S: 8 H: 1 LOB: 0 BB: 0 P: 13	R: 0 E: 0 K: 0 S: 7 H: 0 LOB: 1 BB: 1 P: 12	R: 0 E: 0 K: 1 S: 9 H: 0 LOB: 0 BB: 0 P: 17	R: 2 E: 0 K: 0 S: 17 H: 3 LOB: 2 BB: 1 P: 30	R: 3 E: 0 K: 0 S: 16 H: 2 LOB: 1 BB: 2 P: 31	R: 1 E: 0 K: 1 S: 8 H: 1 LOB: 0 BB: 0 P: 12		1B: 6 2B: 1 3B: 1 HR: 1	SF: 2 SAC: 0 DP: 1 HBP: 0			WP: 0 PB: 0 SB: 2 CS: 0	PA: 37	

	AB	R	H	RBI	BB	SO	LOB
BOTTOM							
	3	2	1	0	2	0	0
	4	1	1	1	0	1	2
	4	2	3	1	0	0	0
	3	1	2	0	1	0	0
	2	0	1	4	0	0	0
	2	0	0	0	2	0	3
	0	0	0	0	0	0	0
	0	0	0	0	0	0	0
	4	0	0	0	0	1	3
	4	0	0	0	0	1	2
	2	0	0	0	0	1	0
	0	0	0	0	0	0	0
	0	0	0	0	0	0	0
	1	0	0	0	0	0	0
	1	1	1	1	0	0	0

AB	30
R	7
H	9
RBI	7
BB	5
SO	4
LOB	10

PITCHER		IP	WLS	BF	H	R	ER	SO	BB	IBB	HBP	BLK	WP	HR	S	P	ERA	WHIP
47 Ricky Nolasco, R ERA: 3.97	(1, 1)	5.1		24	6	3	3	3	3	0	0	0	0	0	61	103	5.06	1.688
58 Ryan Webb, R ERA: 5.4	(6, 1)	1.2	L	9	2	3	2	0	1	1	0	0	0	0	19	36	10.80	1.800
50 Chad Qualls, R ERA: 15.43	(8, 1)	1.0		4	1	1	1	1	0	0	0	0	0	1	8	12	9.00	1.000

PITCHER	IP	WLS	BF	H	R	ER	SO	BB	IBB	HBP	BLK	WP	HR	S	P	ERA	WHIP

TOP

Miami Marlins @ New York Mets
Citi Field, Flushing, NY
Sun Apr 07 2013, 1:13 PM - 4:49 PM EDT
Att. 29,780 - Partly Cloudy - 53 F

Batter	1	2	3	4	5	6	7	8	9	AB	R	H	RBI	BB	SO	LOB
9 Juan Pierre, L (1, 7) OBP: 0.280, SLG: 0.250	G1-3	K		G4-3		G6-3		1B (17 G4-6-3)		5	0	1	0	0	1	3
17 Donovan Solano, R (1, 4) OBP: 0.417, SLG: 0.381	1B (29 1B)		1B (27 G5-3)	2B (3-H)		P4		G4-6-3 (1-2f)		5	0	3	1	0	0	1
27 Giancarlo Stanton, R (1, 9) OBP: 0.308, SLG: 0.273	K		G5-3 (1-2)	K		K			BB (29 G4-6-3)	4	0	0	0	1	3	3
29 Greg Dobbs, L (1, 3) OBP: 0.400, SLG: 0.529	1B (1-2)		1B (20 2B)		HBP (3 1B, 20 1B)		BB (19 2B)		G4-6-3 (1-2f)	3	1	2	0	1	0	1
20 Justin Ruggiano, R (1, 8) OBP: 0.318, SLG: 0.571	K		2B (1-H)		1B (3 1B, 1-2)		F9		BB (19 BLK)	4	0	2	1	1	1	3
19 Rob Brantly, L (1, 2) OBP: 0.353, SLG: 0.500		G5-3	P5		F9		2B (1-3)		G1-3 (1-2)	5	0	1	0	0	0	4
3 Adeiny Hechavarría, R (1, 6) OBP: 0.364, SLG: 0.300		1B (13 1B)		BB (13 2B)	1B (1-2, 2-3)		G1-3			3	1	2	0	1	0	2
13 Chris Valaika, R (1, 5) OBP: 0.500, SLG: 0.750		1B (1-2)		2B (16 SH5-4, 17 2B, 1-H)	K		K			4	1	2	1	0	2	5
16 José Fernández, R (1, 1)		K		SH5-4 (2-3)	K			K		2	0	0	0	0	2	5
44 AJ Ramos, R (6, 1)										0	0	0	0	0	0	0
60 Jon Rauch, R (7, 1)										0	0	0	0	0	0	0
8 Chris Coghlan, L (8, PH)										1	0	0	0	0	1	0
40 Mike Dunn, L (8, 1)										0	0	0	0	0	0	0
31 Steve Cishek, R (9, 1)										0	0	0	0	0	0	0

livebaseballscorecards.com

AB	36
R	3
H	13
RBI	3
BB	4
SO	10
LOB	27

Inning Stats	1	2	3	4	5	6	7	8	9
R	0	0	1	2	0	0	0	0	0
E	0	0	0	0	0	0	0	0	0
K	2	2	0	1	2	1	1	1	0
S	17	18	12	10	13	8	11	8	9
H	2	2	3	2	2	0	1	1	0
LOB	2	2	1	1	3	0	2	0	1
BB	0	0	0	1	0	0	1	0	2
P	22	25	17	19	17	15	23	12	20

1B: 9 SF: 0 2B: 4 SAC: 1 3B: 0 DP: 2 HR: 0 HBP: 1

WP: 0 PA: 42 PB: 0 SB: 0 CS: 0

PITCHER	IP	WLS	BF	H	R	ER	SO	BB	IBB	HBP	BLK	WP	HR	S	P	ERA	WHIP
47 Aaron Laffey, L (1, 1) ERA: 6.23	4.1		24	10	3	3	5	1	0	1	0	0	0	62	90	6.23	2.538
46 Greg Burke, R (5, 1) ERA: 6.75	1.2		6	1	0	0	3	0	0	0	0	0	0	16	25	0.00	0.600
66 Josh Edgin, L (7, 1) ERA:	0.1		3	1	0	0	0	1	0	0	0	0	0	6	13	0.00	6.000
50 Scott Atchison, R (7, 1) ERA: 2.7	0.2		2	0	0	0	1	0	0	0	0	0	0	5	10	0.00	0.000
32 LaTroy Hawkins, R (8, 1) ERA: 6.75	1.0		3	1	0	0	1	0	0	0	0	0	0	8	12	0.00	1.000

PITCHER	IP	WLS	BF	H	R	ER	SO	BB	IBB	HBP	BLK	WP	HR	S	P	ERA	WHIP
56 Scott Rice, L (9, 1) ERA: 2.7	1.0	W	4	0	0	0	0	2	0	0	1	0	0	9	20	0.00	2.000

Miami Marlins @ New York Mets

Citi Field, Flushing, NY

Sun Apr 07 2013, 1:13 PM - 4:49 PM EDT

Att. 29,780 - Partly Cloudy - 53 F

BOTTOM

livebaseballscorecards.com

Batter	1	2	3	4	5	6	7	8	9	AB	R	H	RBI	BB	SO	LOB
4 Collin Cowgill, R (1, 8) OBP: 0.176, SLG: 0.588	C FF 93 X FF 93 0-1 ① F8			B FF 94 C FF 94 C CU 80 S FF 96 1-3 ① K	B CU 80 F FF 95 F FF 96 B FF 96 X CU 82 2-2 ③ P4		B SL 83 C FF 88 T SL 81 X FF 91 1-2 ③ P4			4	0	0	0	0	1	2
28 Daniel Murphy, L (1, 4) OBP: 0.304, SLG: 0.636	C FF 96 X FF 95 0-1 ② F7			B CH 87 B SI 95 X SI 95 2-0 29 BB 1B		B FF 91 X FF 90 1-0 HR		C FF 94 X SL 85 0-1 ① F8		4	1	2	1	0	0	0
5 David Wright, R (1, 5) OBP: 0.462, SLG: 0.350	F FF 96 B CU 80 F FF 96 X CU 81 1-2 ③ F9			C CU 80 F FF 96 C CU 82 0-3 ② K		C SL 80 F FF 94 F FF 94 B CU 77 B FF 93 F SL 80 B CU 76 B FF 90 4-2 29 F7 BB		B FF 93 B FF 93 S SL 86 C CU 75 B FF 94 B SL 87 4-2 BB		2	0	0	0	2	1	1
29 Ike Davis, L (1, 3) OBP: 0.269, SLG: 0.273		B SI 93 C FF 93 S CH 85 C CU 80 1-3 ① K		1 SAFE 1 SAFE B FF 94 C CH 84 D CH 86 B CU 78 B FF 92 4-1 1-2 BB		1 SAFE 1 SAFE C FF 89 D CH 83 X FF 90 1-1 ① F7 1-2		B SL 84 1 SAFE F FF 93 C SL 86 C FF 94 1-3 ② K		3	0	0	0	1	2	2
23 Mike Baxter, L (1, 9) OBP: 0.500, SLG: 0.250 46 Greg Burke, R (5, 1) 1 Jordany Valdespin, L (6, PH) OBP: 0.400, SLG: 0.250 66 Josh Edgin, R (7, 1) 50 Scott Atchison, R (7, 1) 32 LaTroy Hawkins, R (8, 1) 44 John Buck, R (8, PH) OBP: 0.391, SLG: 0.750 (9, 2)		F FF 95 B FF 96 B FF 94 B FF 96 C FF 95 S FF 95 3-3 ② K		C FF 94 B CU 79 B SI 92 S FF 93 X CU 80 2-2 ③ G1-3		C FF 92 F FF 93 B FF 92 B CU 75 C FF 92 3-3 ② K		1 SAFE B FF 93 C SL 82 S FF 93 1 SAFE B FF 94 S FF 94 2-3 ③ K		2 0 1 0 0 0	0 0 0 0 0 0	0 0 0 0 0 0	0 0 0 0 0 0	1 0 1 0 0 0	2 0 1 0 0 0	2 0 1 0 0 0
21 Lucas Duda, L (1, 7) OBP: 0.417, SLG: 0.412		B SI 96 S FF 96 B SI 95 F FF 96 S FF 97 2-3 ③ K			C CH 86 B SI 93 C FF 94 C CU 85 1-3 ① K	B CH 84 F FF 92 X CH 83 1-1 ③ G3-1			B SI 94 B SL 83 S SI 92 B SL 83 C SI 94 X SI 94 3-2 ① F8	4	0	0	0	0	2	1
11 Rubén Tejada, R (1, 6) OBP: 0.375, SLG: 0.316			B SI 94 B FF 95 F FF 93 X FF 94 2-1 ① L9		B FF 95 F FF 94 C CU 82 B CU 79 B CU 80 F FF 96 F FF 96 F CU 83 X CU 83 3-2 20 2B 1B		B FF 89 B FF 90 F FF 89 F SL 84 B FF 90 B FF 90 4-2 6 S BB		C SI 94 B SI 94 C SL 83 B SL 85 F SI 94 H SI 93 3-2 9 1B 6 1B HBP	2	2	1	0	1	0	0
20 Anthony Recker, R (1, 2) OBP: 0.333, SLG: 0.667 56 Scott Rice, L (9, 1) 9 Kirk Nieuwenhuis, L (9, PH) OBP: 0.286, SLG: 0.429		C FF 97 C CU 83 S FF 97 0-3 ② K		B CU 78 T FF 92 S CU 81 X CU 82 1-2 1-H 2B		B FF 90 1 SAFE C FF 89 F FF 90 B FF 89 C SL 80 2-3 ① K		B SI 92 S SI 93 C SL 81 B SL 81 F SI 92 X SL 84 2-2 1-3 6 1B 1B	3 0 1	0 0 1	1 0 1	1 0 1	0 0 0	2 0 0	1 0 0
47 Aaron Laffey, L (1, 1) 6 Marlon Byrd, R (5, 9) OBP: 0.350, SLG: 0.278		C FF 95 B FF 96 X FF 95 1-1 ③ G3		F FF 95 F CU 80 F FF 95 B FF 93 S CU 83 1-3 ② K		C SL 83 B SL 80 F FF 90 B SL 82 S FF 90 2-3 ② K 1-2		B SL 82 X SI 92 1-0 2-H 3-H 1B	1 3	0 0	0 1	0 2	0 0	0 2	0 2

Inning Stats	1	2	3	4	5	6	7	8	9
	R: 0 E: 0 K: 0 S: 7	R: 0 E: 0 K: 3 S: 9	R: 0 E: 0 K: 1 S: 7	R: 0 E: 0 K: 2 S: 11	R: 1 E: 0 K: 2 S: 19	R: 1 E: 0 K: 1 S: 12	R: 0 E: 0 K: 2 S: 11	R: 0 E: 0 K: 2 S: 10	R: 2 E: 0 K: 0 S: 11
	H: 0 LOB: 0 BB: 0 P: 8	H: 0 LOB: 0 BB: 0 P: 15	H: 0 LOB: 0 BB: 0 P: 10	H: 1 LOB: 2 BB: 1 P: 20	H: 2 LOB: 1 BB: 0 P: 27	H: 1 LOB: 1 BB: 1 P: 22	H: 0 LOB: 1 BB: 1 P: 20	H: 0 LOB: 1 BB: 1 P: 17	H: 2 LOB: 1 BB: 0 P: 20

1B: 4	SF: 0
2B: 1	SAC: 0
3B: 0	DP: 0
HR: 1	HBP: 1

WP: 0	PA: 36
PB: 0	
SB: 1	
CS: 0	

AB	31
R	4
H	6
RBI	4
BB	4
SO	13
LOB	13

PITCHER	IP	WLS	BF	H	R	ER	SO	BB	IBB	HBP	BLK	WP	HR	S	P	ERA	WHIP
16 José Fernández, R (1, 1) ERA: 1.8	5.0		19	3	1	1	8	1	0	0	0	0	0	53	80	1.80	0.800
44 AJ Ramos, R (6, 1) ERA: 6.0	1.0	H	5	1	1	1	1	1	0	0	0	0	1	12	22	9.00	2.000
60 Jon Rauch, R (7, 1) ERA: 3.86	1.0	H	4	0	0	0	2	1	0	0	0	0	0	11	20	0.00	1.000
40 Mike Dunn, L (8, 1) ERA: 5.4	1.0	H	4	0	0	0	2	1	0	0	0	0	0	10	17	0.00	1.000
31 Steve Cishek, R (9, 1) ERA: 15.43	0.1	L	4	2	2	2	0	0	0	1	0	0	0	11	20	54.00	6.000

PITCHER	IP	WLS	BF	H	R	ER	SO	BB	IBB	HBP	BLK	WP	HR	S	P	ERA	WHIP

Batter	1	2	3	4	5	6	7	8	9	AB	R	H	RBI	BB	SO	LOB
2 B.J. Upton, R (1, 8) OBP: 0.241, SLG: 0.240	C FF 88 B SI 87 X SL 77 1-1 G6-3		X SI 89 0-0 G6-3		X SI 88 0-0 F9			C SI 93 S SI 93 B SI 94 B SL 86 S SL 88 2-3 K	C FF 90 B SL 85 S FF 90 X FF 92 1-2 G6-3	5	0	0	0	0	1	3
22 Jason Heyward, L (1, 9) OBP: 0.267, SLG: 0.208	B FF 89 B CH 82 X SI 87 2-0 F7		C FF 88 X FF 89 0-1 F7			C SL 78 X FF 88 0-1 F8		X SI 93 0-0 P6		4	0	0	0	0	0	0
8 Justin Upton, R (1, 7) OBP: 0.448, SLG: 1.192	C SI 88 C SI 88 F SL 80 B FF 88 X CU 73 1-2 1B			B SL 78 C FF 88 X SI 88 1-1 24 F9 26 G6-3 2B		B CU 72 X FF 88 1-0 HR		C SL 87 X SI 95 0-1 24 1B 1B		4	2	4	1	0	0	0
24 Evan Gattis, R (1, 2) OBP: 0.375, SLG: 0.533	C FF 89 F SI 88 1 SAFE 1 SAFE F SI 89 B CU 72 F FF 90 C SI 89 1-3 K			B SL 78 C SL 77 B CU 73 B FF 89 X FF 90 3-1 F9 2-3		S FF 90 F FF 90 B FF 90 B CU 73 B CU 75 F FF 91 S FF 90 3-3 K		1 SAFE F SI 93 1 SAFE X SL 87 0-1 1-3 1B		4	0	1	0	0	2	2
26 Dan Uggla, R (1, 4) OBP: 0.296, SLG: 0.435		C FF 88 B FF 88 X CH 83 1-1 G5-3		C FF 89 B SI 90 F FF 90 X FF 88 1-2 G6-3 3-H		B SL 78 F FF 90 C FF 90 X SI 90 1-2 F7		B SI 94 B SI 94 T SI 94 S SI 94 C SL 88 2-3 K		4	0	0	1	0	1	2
25 Juan Francisco, L (1, 5) OBP: 0.300, SLG: 0.300 14 Ramiro Pena, S (9, PR) OBP: 0.273, SLG: 0.364 (9, 5)		C FF 89 B FF 88 B FF 89 B CH 84 X FF 88 3-1 1B		B CH 83 B FF 88 X CH 84 2-0 G4-3			C SI 88 C CH 84 F SI 89 B CH 83 C SI 90 1-3 K		F FF 89 F SL 84 B FF 91 X FF 91 1-2 19 F8 23 1B 1B	4 0	0 0	2 0	0 0	0 0	1 0	0 0
23 Chris Johnson, R (1, 3) OBP: 0.438, SLG: 0.429		B FF 89 C SI 89 F SL 80 F FF 90 F SL 81 F SL 79 X FF 89 1-2 F8			F FF 88 B CU 72 X SI 89 1-1 28 SH1-4 1B		C SL 79 F FF 89 X FF 90 0-2 19 FC5-4 1B		B FF 89 C FF 90 F SL 85 B SL 85 X FF 90 2-2 1-2 1B	4	0	3	0	0	0	1
19 Andrelton Simmons, R (1, 6) OBP: 0.182, SLG: 0.190		C FF 90 C FF 88 X FF 89 0-2 L7			F FF 88 1 SAFE X FF 88 0-1 F9		1 SAFE F FF 89 1 SAFE X FF 89 0-1 FC5-4 1-2f		B SL 85 C FF 90 L SI 90 D SL 86 B SL 85 X SI 89 3-2 F8 2-3	4	0	0	0	0	0	5
28 Paul Maholm, L (1, 1) 34 Eric O'Flaherty, L (8, 1) 7 Reed Johnson, R (9, PH) 46 Craig Kimbrel, R (9, 1)			B FF 87 C FF 88 S FF 88 F FF 90 B FF 89 X FF 88 2-2 F7		X FF 86 0-0 SH1-4 1-2		C FF 89 X SI 89 0-1 F7		B FF 89 L FF 89 S SI 90 B FF 91 F FF 91 1 SAFE T FF 91 2-2 K	2 0 1 0	0 0 0 0	0 0 0 0	0 0 0 0	0 0 0 0	0 0 1 0	1 0 2 0
Inning Stats	R: 0 E: 0 K: 1 S: 12 H: 1 LOB: 1 BB: 0 P: 17	R: 0 E: 0 K: 0 S: 13 H: 1 LOB: 1 BB: 0 P: 18	R: 0 E: 0 K: 0 S: 7 H: 0 LOB: 0 BB: 0 P: 9	R: 1 E: 0 K: 0 S: 8 H: 1 LOB: 0 BB: 0 P: 15	R: 0 E: 0 K: 0 S: 6 H: 1 LOB: 1 BB: 0 P: 7	R: 1 E: 0 K: 1 S: 10 H: 1 LOB: 0 BB: 0 P: 15	R: 0 E: 0 K: 1 S: 11 H: 1 LOB: 1 BB: 0 P: 12	R: 0 E: 0 K: 2 S: 11 H: 2 LOB: 2 BB: 0 P: 15	R: 0 E: 0 K: 1 S: 16 H: 2 LOB: 2 BB: 0 P: 25	1B: 8 2B: 1 3B: 0 HR: 1 SF: 0 SAC: 1 DP: 0 HBP: 0						

Atlanta Braves @ Miami Marlins

Marlins Park, Miami, FL

Mon Apr 08 2013, 7:21 PM - 9:54 PM EDT

Att. 34,439 - Partly Cloudy - 79 F

TOP

livebaseballscorecards.com

AB	36
R	2
H	10
RBI	2
BB	0
SO	6
LOB	16

PITCHER		IP	WLS	BF	H	R	ER	SO	BB	IBB	HBP	BLK	WP	HR	S	P	ERA	WHIP
45 Kevin Slowey, R ERA: 2.19	(1, 1)	7.0	L	27	6	2	2	3	0	0	0	0	0	1	67	93	2.57	0.857
50 Chad Qualls, R ERA: 10.8	(8, 1)	1.0		5	2	0	0	2	0	0	0	0	0	0	11	15	0.00	2.000
73 John Maine, R ERA:	(9, 1)	1.0		5	2	0	0	1	0	0	0	0	0	0	16	25	0.00	2.000

PITCHER	IP	WLS	BF	H	R	ER	SO	BB	IBB	HBP	BLK	WP	HR	S	P	ERA	WHIP

Batter	1	2	3	4	5	6	7	8	9	AB	R	H	RBI	BB	SO	LOB
9 Juan Pierre, L (1, 7) OBP: 0.276, SLG: 0.222	B SI 86 C FF 87 C FC 81 X FF 88 1-2 G1-3 ①		L FC 81 C FC 82 X CU 72 0-2 G4-3 ②		C CU 74 C FC 82 H FF 86 1-2 HBP			C SI 90 X SI 90 0-1 E4 30 G6-4-3		3	0	0	0	0	0	0
30 Placido Polanco, R (1, 5) OBP: 0.280, SLG: 0.280	C SI 87 B CH 81 B SI 87 X FC 84 2-1 F8 ②		B FC 83 F SI 87 B FF 88 X SI 87 2-1 27 BB 1B		C SI 86 1 SAFE 1 SAFE F SI 86 S CU 72 0-3 K ③			B FF 90 X SI 89 1-0 1-2f G6-4-3 ②③		4	0	1	0	0	1	2
27 Giancarlo Stanton, R (1, 9) OBP: 0.367, SLG: 0.261	B SI 87 B FC 84 B FF 87 B SI 84 4-0 29 BB BB		C CU 74 D FF 87 C CU 72 1 SAFE D SL 79 D CU 73 D CU 75 4-2 1-2 BB			C FC 82 B FF 87 F FC 83 B CU 73 C FC 82 2-3 K ①			C FF 98 F FF 97 B FF 98 B FF 98 B FF 98 B FF 98 4-2 29 FC4-6 BB	1	0	0	0	3	1	0
29 Greg Dobbs, L (1, 3) OBP: 0.375, SLG: 0.450 13 Chris Valaika, R (9, PR) OBP: 0.500, SLG: 0.750	B SI 88 S SL 80 B SI 88 B SL 80 B FF 88 4-1 1-2 BB		S SL 80 C CU 74 D SL 80 F FF 88 F CU 73 F FF 88 S SL 79 1-3 K ③			B SI 88 C CH 83 C FC 82 X EP 63 1-2 G3-1 ②			S FF 97 F FF 98 B KC 85 F KC 86 F FF 96 X KC 84 1-2 FC4-6 19 1B 1-2f	3 0	0 0	0 0	0 0	1 0	1 0	3 0
20 Justin Ruggiano, R (1, 8) OBP: 0.269, SLG: 0.480	X SI 88 0-0 F9 ③			F CH 80 X FF 86 0-1 B5-3 ①		B CH 82 X FC 84 1-0 G6-3 ③			B KC 84 C FF 96 B FF 96 F FF 96 D KC 86 X FF 96 3-2 L7 ②	4	0	0	0	0	0	3
19 Rob Brantly, L (1, 2) OBP: 0.333, SLG: 0.450		F SI 86 B SI 87 S CH 81 C CU 72 1-3 K ①		B EP 65 S FC 81 F CH 82 B CU 74 S CH 82 2-3 K ②			F SL 79 F SI 86 B CU 73 C SI 88 1-3 K ①		B FF 96 B FF 95 F FF 95 C FF 96 B FF 94 X FF 96 3-2 1-3 1B	4	0	1	0	0	3	0
3 Adeiny Hechavarría, R (1, 6) OBP: 0.308, SLG: 0.250		B SI 86 X SI 88 1-0 G4-3 ②		B SI 87 B SI 88 C SI 84 F CH 81 B SI 88 X CH 82 3-2 G5-3 ③			B SI 87 B FC 83 F SI 87 B FF 88 X SI 84 3-1 G5-3 ②		S FF 95 F FF 96 B FF 96 S FF 96 1-3 K ③	4	0	0	0	0	1	2
17 Donovan Solano, R (1, 4) OBP: 0.370, SLG: 0.333		B CH 80 C FF 87 X CH 81 1-1 G5-3 ③			C FF 86 B CH 81 X FF 87 1-1 G4-3 ①		B EP 60 B SI 87 X SI 87 2-0 F9 ③			3	0	0	0	0	0	0
45 Kevin Slowey, R (1, 1) 50 Chad Qualls, R (8, 1) 26 Austin Kearns, R (8, PH) 73 John Maine, R (9, 1)			B SI 86 C FF 86 S SI 86 S SI 86 1-3 K ①		C SI 86 X SI 86 0-1 F9 ②			B SI 89 B SI 90 C SI 91 X SI 91 2-1 G5-3 ①		2 0 1 0	0 0 0 0	0 0 0 0	0 0 0 0	1 0 0 0	0 0 0 0	0 0 0 0
Inning Stats	R: 0 E: 0 K: 0 S: 7 H: 0 LOB: 2 BB: 2 P: 18	R: 0 E: 0 K: 1 S: 6 H: 0 LOB: 0 BB: 0 P: 9	R: 0 E: 0 K: 2 S: 16 H: 1 LOB: 2 BB: 1 P: 24	R: 0 E: 0 K: 1 S: 8 H: 0 LOB: 0 BB: 0 P: 13	R: 0 E: 0 K: 1 S: 9 H: 0 LOB: 1 BB: 0 P: 11	R: 0 E: 0 K: 1 S: 7 H: 0 LOB: 0 BB: 0 P: 11	R: 0 E: 0 K: 1 S: 6 H: 0 LOB: 0 BB: 0 P: 12	R: 0 E: 1 K: 0 S: 5 H: 0 LOB: 0 BB: 0 P: 8	R: 0 E: 0 K: 1 S: 16 H: 1 LOB: 2 BB: 1 P: 28	1B: 2 2B: 0 3B: 0 HR: 0	SF: 0 SAC: 0 DP: 1 HBP: 1					WP: 0 PB: 0 SB: 0 CS: 0	PA: 34

PITCHER		IP	WLS	BF	H	R	ER	SO	BB	IBB	HBP	BLK	WP	HR	S	P	ERA	WHIP
28 Paul Maholm, L ERA:	(1, 1)	7.0	W	26	1	0	0	7	3	0	1	0	0	0	59	98	0.00	0.571
34 Eric O'Flaherty, L ERA: 2.45	(8, 1)	1.0	H	3	0	0	0	0	0	0	0	0	0	0	5	8	0.00	0.000
46 Craig Kimbrel, R ERA:	(9, 1)	1.0	S	5	1	0	0	1	1	0	0	0	0	0	16	28	0.00	2.000

PITCHER	IP	WLS	BF	H	R	ER	SO	BB	IBB	HBP	BLK	WP	HR	S	P	ERA	WHIP

BOTTOM

Atlanta Braves @ Miami Marlins

Marlins Park, Miami, FL

Mon Apr 08 2013, 7:21 PM - 9:54 PM EDT

Att. 34,439 - Partly Cloudy - 79 F

livebaseballscorecards.com

AB	29
R	0
H	2
RBI	0
BB	4
SO	8
LOB	10

MIAMI

Atlanta Braves @ Miami Marlins

Marlins Park, Miami, FL

Tue Apr 09 2013, 7:10 PM - 9:43 PM EDT

Att. 14,222 - Partly Cloudy - 76 F

livebaseballscorecards.com

Batter	1	2	3	4	5	6	7	8	9	AB	R	H	RBI	BB	SO	LOB
2 B.J. Upton, R (1, 8) OBP: 0.212, SLG: 0.207	B FF 85 X SI 86 1-0 ① G3-1	X CH 73 0-0 ③ G5-3			B CH 74 B SI 85 B SI 83 C SI 83 F FF 84 F FF 85 F FF 84 S CH 76 3-3 ② K		F FF 94 B SL 84 F FF 96 B FF 96 C FF 95 2-3 ③ K			4	0	0	0	0	2	1
19 Andrelton Simmons, R (1, 6) OBP: 0.269, SLG: 0.280	C SI 85 B SI 86 B CH 74 X SI 87 2-1 24 HR 1B	X CH 74 0-0 ① G6-3			C SI 86 X SI 87 0-1 1B			B CU 79 B FF 94 F FF 92 X FF 93 2-1 E1 8 2B 1B		4	2	3	0	0	0	0
8 Justin Upton, R (1, 7) OBP: 0.424, SLG: 1.100	1 SAFE C CH 73 1 SAFE 1 SAFE B SI 86 1 SAFE F SI 86 B FF 85 F SI 86 2-3 ② K F SI 87 S CH 75		B FF 85 B SI 85 B CH 80 F SI 85 S SI 86 X FF 84 3-2 ② L8		1 SAFE X CH 75 0-0 ③ P3			X FF 94 0-0 26 G6-3 2-H 2B		4	0	1	1	0	1	2
24 Evan Gattis, R (1, 2) OBP: 0.400, SLG: 0.737	1 SAFE S CH 76 B FF 85 X CH 74 1-1 1-H HR		C FF 85 B FF 86 X FF 85 1-1 ③ L9			B SI 86 B SI 81 X FC 83 2-0 2B		B FF 94 B SL 81 X FF 94 2-0 ① F9		4	1	2	2	0	0	1
26 Dan Uggla, R (1, 4) OBP: 0.323, SLG: 0.423	C SI 88 X FF 85 0-1 1B			C FF 84 B SI 86 B SI 86 S SI 82 B FF 86 B CH 80 4-2 BB		S CH 74 C SI 85 D CH 75 S SI 86 1-3 ① K		B FF 95 F FF 94 C SL 82 F FF 94 X SL 82 1-2 ② G6-3 2-3		3	0	1	0	1	1	2
25 Juan Francisco, L (1, 5) OBP: 0.250, SLG: 0.250 34 Eric O'Flaherty, L (8, 1) 22 Jason Heyward, L (9, 9) OBP: 0.267, SLG: 0.208	B FF 86 C FF 86 B CU 75 F CH 78 F FF 86 B FF 85 X FF 87 3-2 ③ G4-3			X FC 82 0-0 ① F8		X FC 81 0-0 ② F7		S CH 84 F CH 86 F FF 94 D CH 85 C SL 82 1-3 ③ K		4 0 0	0 0 0	0 0 0	0 0 0	0 0 0	1 0 0	4 0 0
23 Chris Johnson, R (1, 3) OBP: 0.350, SLG: 0.333		B SI 84 F SI 84 S CH 73 F FF 84 B CH 71 F CH 74 X FF 86 2-2 ① L4		C SI 86 B FF 86 F FF 84 B FF 85 1 SAFE 1 SAFE F CH 73 F FF 83 S CH 74 2-3 ② K		B SI 86 B SI 85 C FF 84 F FC 83 B FF 86 C FF 85 3-3 ③ K			C FF 88 C SL 81 F CU 72 S SL 82 0-3 ① K	4	0	0	0	0	3	2
7 Reed Johnson, R (1, 9) OBP: 0.222, SLG: 0.250 46 Craig Kimbrel, R (9, 1)		C SI 85 B SI 87 X FF 85 1-1 2B		X SI 85 0-0 ③ P4			C FF 95 B FF 96 F FF 94 S SL 82 1-3 ① K		X FF 90 0-0 ② L8	4 0	0 0	1 0	0 0	0 0	1 0	1 0
54 Kris Medlen, S (1, 1) 14 Ramiro Pena, S (8, 5) OBP: 0.250, SLG: 0.333		B SI 85 X SI 85 1-0 ② F7			B SI 84 C FF 83 F CH 75 X FF 85 1-2 ① L4		X FF 93 0-0 ② F9		B FF 90 X FF 90 1-0 ③ F8	3 1	0 0	0 0	0 0	0 0	0 0	1 0
Inning Stats	R: 2 E: 0 K: 1 S: 16 H: 3 LOB: 1 BB: 0 P: 25	R: 0 E: 0 K: 0 S: 9 H: 1 LOB: 1 BB: 0 P: 13	R: 0 E: 0 K: 0 S: 6 H: 0 LOB: 0 BB: 0 P: 10	R: 0 E: 0 K: 1 S: 9 H: 0 LOB: 1 BB: 1 P: 15	R: 0 E: 0 K: 1 S: 11 H: 1 LOB: 1 BB: 0 P: 15	R: 0 E: 0 K: 2 S: 8 H: 1 LOB: 1 BB: 0 P: 14	R: 0 E: 0 K: 2 S: 7 H: 0 LOB: 0 BB: 0 P: 10	R: 1 E: 1 K: 1 S: 12 H: 2 LOB: 1 BB: 0 P: 18	R: 0 E: 0 K: 1 S: 6 H: 0 LOB: 0 BB: 0 P: 7	1B: 4 2B: 3 3B: 0 HR: 1 SF: 0 SAC: 0 DP: 0 HBP: 0						

PITCHER	IP	WLS	BF	H	R	ER	SO	BB	IBB	HBP	BLK	WP	HR	S	P	ERA	WHIP
23 Wade LeBlanc, L (1, 1) ERA: 3.27	6.0	L	25	6	2	2	5	1	0	0	0	0	1	59	92	3.00	1.167
44 AJ Ramos, R (7, 1) ERA: 5.4	2.0		8	2	1	1	3	0	0	0	0	0	0	19	28	4.50	1.000
60 Jon Rauch, R (9, 1) ERA: 2.7	1.0		3	0	0	0	1	0	0	0	0	0	0	6	7	0.00	0.000

PITCHER	IP	WLS	BF	H	R	ER	SO	BB	IBB	HBP	BLK	WP	HR	S	P	ERA	WHIP

AB	35
R	3
H	8
RBI	3
BB	1
SO	9
LOB	14

WP: 0 PA: 36
PB: 0
SB: 0
CS: 0

Atlanta Braves @ Miami Marlins

Marlins Park, Miami, FL

Tue Apr 09 2013, 7:10 PM - 9:43 PM EDT

Att. 14,222 - Partly Cloudy - 76 F

livebaseballscorecards.com

BOTTOM

Batter	1	2	3	4	5	6	7	8	9	AB	R	H	RBI	BB	SO	LOB
9 Juan Pierre, L (1, 7) OBP: 0.273, SLG: 0.226	B SI 90 B SI 90 C SI 91 C CH 82 F CU 76 X SI 92 2-2 ① L8		C SI 90 X CH 82 0-1 8 S 1B		X SI 90 0-0 ② L9			B SI 89 C SI 89 B SI 90 X SI 89 2-1 ① G1-3 1-2		4	0	1	0	0	0	1
8 Chris Coghlan, L (1, 8) 20 Justin Ruggiano, R (8, PH) OBP: 0.259, SLG: 0.462 (9, 8)	B SI 91 C SI 90 B CH 82 B SI 91 B SI 92 4-1 27 G1-3 BB		B SI 89 1 SAFE C SI 89 B CH 82 1 SAFE S CU 77 S CU 78 2-3 ② K 1-2		C CH 82 X CH 81 0-1 ③ F8			C SI 89 B FF 90 S CH 86 D SL 84 X FF 91 2-2 ② G5-3 2-3		2 1	0 0	0 0	0 0	1 0	1 0	1 1
27 Giancarlo Stanton, R (1, 9) OBP: 0.353, SLG: 0.231	C SI 91 C SI 91 B CU 77 F CU 78 1 SAFE B SI 92 X CU 78 2-2 ② G1-3 1-2		B CU 77 C FF 90 F CH 81 X FF 90 1-2 ③ F8			S CH 79 X SI 89 0-1 ① G4-3		I I IN 60 I IN 64 I IN 68 4-0 30 1B IBB		3	0	0	0	1	0	2
30 Placido Polanco, R (1, 5) OBP: 0.310, SLG: 0.345	X CU 77 0-0 ③ F9			C SI 88 X CU 76 0-1 29 G4-3 2B		B FF 88 F SI 89 X CH 79 1-1 ② P4		D SI 90 X SI 91 1-0 1-2 3-H 1B		4	0	2	1	0	0	1
29 Greg Dobbs, L (1, 3) OBP: 0.321, SLG: 0.375		B SI 89 S CH 83 B CU 76 F SI 90 F CU 77 B FF 91 X FF 89 3-2 E8 17 1B 19 SF7		B CH 80 X SI 89 1-0 ① G4-3 2-3		C CH 82 C SI 90 D CU 77 X SI 88 1-2 ③ G3-1		C SL 83 F SI 90 D SL 84 X SL 86 1-2 ③ G4-3		4	1	0	0	0	0	3
17 Donovan Solano, R (1, 4) OBP: 0.387, SLG: 0.333		B CH 82 F SI 90 F SI 89 X SI 89 1-2 3 G1-6-3 2-3 1B		X SI 89 0-0 ② G6-3			C CU 76 C CH 81 X CU 78 0-2 ① G5-3		B FF 96 B SI 97 C FF 95 B FF 96 B FF 95 4-1 19 B5-3 BB	3	0	1	0	1	0	1
19 Rob Brantly, L (1, 2) OBP: 0.320, SLG: 0.409		1 SAFE B SI 89 B FF 89 1 SAFE S CH 82 X SI 89 2-1 ① SF7 3-H		B CH 81 C CU 77 S CH 82 D CU 78 B CU 77 F CH 82 F FF 90 B CH 83 4-2 3 FC5-4 BB			B SI 90 S CH 82 X SI 90 1-1 ② G4-3		X FF 96 0-0 ① ② B5-3 1-1f	2	0	0	1	1	0	1
3 Adeiny Hechavarría, R (1, 6) OBP: 0.267, SLG: 0.214		1 SAFE 1 SAFE F SI 89 X SI 90 0-1 ② ③ G1-6-3 1-2f		C SI 89 1 SAFE X SI 90 0-1 ③ FC5-4 1-2f			S FF 90 B CU 78 X CU 78 1-1 ③ F7		C FF 97 B FF 98 B FF 97 B FF 96 C FF 96 S FF 96 3-3 ③ K	4	0	0	0	0	1	3
23 Wade LeBlanc, L (1, 1) 44 AJ Ramos, R (7, 1) 26 Austin Kearns, R (8, PH) 60 Jon Rauch, R (9, 1)			C SI 88 C SI 89 F FF 90 B CU 74 X SI 89 1-2 ① G4-3		B SI 88 C FF 88 X SI 88 1-1 ① G4-3			B SI 88 F SI 88 B CH 85 B SI 88 B SI 89 4-1 20 G5-3 9 G1-3 30 1B BB		2 0 0 0	0 0 1 0	0 0 0 0	0 0 0 0	0 0 1 0	0 0 0 0	0 0 0 0
Inning Stats	R: 0 E: 0 K: 0 S: 10 H: 0 LOB: 1 BB: 1 P: 18	R: 1 E: 1 K: 0 S: 11 H: 1 LOB: 0 BB: 0 P: 17	R: 0 E: 0 K: 1 S: 12 H: 1 LOB: 1 BB: 0 P: 16	R: 0 E: 0 K: 0 S: 10 H: 1 LOB: 2 BB: 1 P: 15	R: 0 E: 0 K: 0 S: 5 H: 0 LOB: 0 BB: 0 P: 6	R: 0 E: 0 K: 0 S: 7 H: 0 LOB: 0 BB: 0 P: 9	R: 0 E: 0 K: 0 S: 7 H: 0 LOB: 0 BB: 0 P: 9	R: 1 E: 0 K: 0 S: 10 H: 1 LOB: 2 BB: 2 P: 24	R: 0 E: 0 K: 1 S: 5 H: 0 LOB: 0 BB: 1 P: 12	1B: 3 2B: 2 3B: 0 HR: 0 SF: 1 SAC: 0 DP: 2 HBP: 0						

	AB	29
	R	2
	H	4
	RBI	2
	BB	5
	SO	2
	LOB	14

PITCHER		IP	WLS	BF	H	R	ER	SO	BB	IBB	HBP	BLK	WP	HR	S	P	ERA	WHIP
54 Kris Medlen, R ERA: 1.5	(1, 1)	7.0	W	26	3	1	0	1	2	0	0	0	0	0	62	90	0.00	0.714
34 Eric O'Flaherty, L ERA: 3.86	(8, 1)	1.0	H	6	1	1	1	0	1	1	0	0	0	0	10	24	9.00	2.000
46 Craig Kimbrel, R ERA:	(9, 1)	1.0	S	3	0	0	0	1	1	0	0	0	0	0	5	12	0.00	1.000

PITCHER	IP	WLS	BF	H	R	ER	SO	BB	IBB	HBP	BLK	WP	HR	S	P	ERA	WHIP

WP: 0 PB: 0 SB: 1 CS: 0 PA: 35

Batter	1	2	3	4	5	6	7	8	9	AB	R	H	RBI	BB	SO	LOB
19 Andrelton Simmons, R (1, 6) OBP: 0.258, SLG: 0.276	C SI 90 B SI 90 X SL 84 1-1 F7 ①		C SL 81 B SI 90 X SI 89 1-1 F7 ①		X SI 90 0-0 22 BB 24 HR 2-H 1B	F SI 91 X SL 81 0-1 SF8 ② 3-H		F SL 87 X FF 95 0-1 F9 ②		4	1	1	2	0	0	1
22 Jason Heyward, L (1, 9) OBP: 0.257, SLG: 0.179	F SI 91 B CH 84 S CH 82 B CH 83 B SI 92 X CH 82 3-2 E3 8 BB		B SI 90 B CH 82 C SI 90 X CH 82 2-1 L4 ②		1 SAFE 1 SAFE F SI 89 D CH 81 B CH 80 1 SAFE B SI 89 B CH 80 4-1 24 HR 1-2 BB	B SI 92 B CH 83 X SI 91 2-0 G6-3 ③		B SL 86 X SL 87 1-0 E1 ③ 1-3		4	1	0	0	1	0	1
8 Justin Upton, R (1, 7) OBP: 0.395, SLG: 0.971	B CH 82 1 SAFE F SI 91 1 SAFE F CH 81 B FF 90 B CH 83 B SL 82 4-2 24 G6-4-3 1-2 BB		X CH 85 0-0 G5-3 ③		F SL 82 F CH 84 B SI 90 X CH 82 1-2 F8 ②		B SI 90 C SL 80 S SI 89 X SL 80 1-2 G1-3 ①		C SL 86 C SL 84 B SI 93 B FF 91 B SI 92 F SI 91 X FF 90 3-2 P4 ①	4	0	0	0	1	0	2
24 Evan Gattis, R (1, 2) OBP: 0.440, SLG: 0.826	X SI 91 0-0 G6-4-3 ② ③ 1-2f			B CH 82 X SI 89 1-0 25 1B 1B	D CH 84 X SI 90 1-0 1-H 2-H HR		C SL 80 B SL 80 B SI 90 C SL 81 F SL 82 F SI 91 B SI 92 B SL 83 4-2 25 BB BB		X SI 91 0-0 G3-1 ②	4	1	2	3	1	0	2
26 Dan Uggla, R (1, 4) OBP: 0.333, SLG: 0.400		B SI 90 S CH 82 C SL 83 S SL 83 1-3 K ①		F SL 82 S CH 80 S CH 82 0-3 K ①	C SL 81 S CH 82 B CH 83 B CH 82 B SI 90 B CH 82 4-2 25 HR BB		X SI 92 0-0 L5 ②		B SL 85 X SI 91 1-0 25 1B 23 1B 1B	4	2	1	0	1	2	2
25 Juan Francisco, L (1, 5) OBP: 0.345, SLG: 0.429		F SI 91 B CH 83 B SI 90 B CH 81 S CH 81 F CH 80 X SI 90 3-2 F7 ②		B CH 82 F SI 89 S CH 81 X SI 90 1-2 23 G4-6-3 1-2 1B	X SI 88 0-0 1-H HR		B SI 90 D SL 81 S CH 82 B SI 92 F SI 91 D CH 84 4-2 1-2 BB		D CH 86 F SI 92 F SI 92 X SL 85 1-2 23 1B 1-2 1B	4	1	3	2	1	0	0
23 Chris Johnson, R (1, 3) OBP: 0.360, SLG: 0.348		B FF 91 B SL 80 X SI 89 2-0 17 1B 1B	C CH 82 X FF 91 0-1 G4-6-3 ② ③ 1-2f		X SL 81 0-0 F8 ③		X SI 91 0-0 P4 ③		B SI 91 C SL 85 X SI 91 1-1 1-3 2-H 1B	5	0	2	1	0	0	4
17 Jordan Schafer, L (1, 8) OBP: 0.667, SLG: 0.833		X SI 89 0-0 1-2 1B			S CH 80 B SI 89 X CH 80 1-1 36 S 19 1B 1B	F SI 89 X CH 82 0-1 36 SH5-4 19 SF8 2B		B FF 95 S FF 95 X FF 95 1-1 22 E1 22 E 1B	B SI 91 C SI 91 C SI 92 F FF 92 B FF 92 S SI 91 2-3 K ③	5	2	4	0	0	1	2
36 Mike Minor, R (1, 1) 53 Cory Gearrin, R (6, 1) 7 Reed Johnson, R (8, PH) OBP: 0.200, SLG: 0.222 38 Anthony Varvaro, R (8, 1)		S SI 90 S CH 82 D CH 82 S CH 82 1-3 K ③			C SL 80 D SL 80 L SI 89 L CH 81 1-3 K ① 1-2	X SI 91 0-0 SH5-4 ① 2-3		C SL 87 B FF 95 S SL 84 S FF 95 1-3 K ①		2	0	0	0	0	2	3
										0	0	0	0	0	0	0
										1	0	0	0	0	1	1
										0	0	0	0	0	0	0

TOP

Atlanta Braves @ Miami Marlins

Marlins Park, Miami, FL

Wed Apr 10 2013, 7:11 PM - 9:58 PM EDT

Att. 13,810 - Partly Cloudy - 81 F

livebaseballscorecards.com

AB	37
R	8
H	13
RBI	8
BB	5
SO	6
LOB	18

Inning Stats	1	2	3	4	5	6	7	8	9	1B: 10	SF: 1	WP: 0	PA: 44
	R: 0 E: 1 K: 0 S: 8	R: 0 E: 0 K: 2 S: 12	R: 0 E: 0 K: 0 S: 5	R: 0 E: 0 K: 1 S: 9	R: 6 E: 0 K: 1 S: 15	R: 1 E: 0 K: 0 S: 6	R: 0 E: 0 K: 0 S: 11	R: 0 E: 1 K: 1 S: 8	R: 1 E: 0 K: 1 S: 15	2B: 1	SAC: 1	PB: 0	
	H: 0 LOB: 1 BB: 1 P: 16	H: 2 LOB: 2 BB: 0 P: 19	H: 0 LOB: 0 BB: 0 P: 8	H: 2 LOB: 1 BB: 0 P: 11	H: 4 LOB: 0 BB: 2 P: 27	H: 1 LOB: 0 BB: 0 P: 8	H: 0 LOB: 2 BB: 2 P: 20	H: 1 LOB: 2 BB: 0 P: 11	H: 3 LOB: 2 BB: 0 P: 23	3B: 0 HR: 2	DP: 2 HBP: 0	SB: 1 CS: 0	

PITCHER	IP	WLS	BF	H	R	ER	SO	BB	IBB	HBP	BLK	WP	HR	S	P	ERA	WHIP
28 Alex Sanabia, R (1, 1) ERA: 4.91	5.0	L	25	8	6	6	4	3	0	0	0	0	2	49	81	10.80	2.200
58 Ryan Webb, R (6, 1) ERA: 5.06	2.0		9	1	1	1	0	2	0	0	0	0	0	17	28	4.50	1.500
40 Mike Dunn, L (8, 1) ERA: 4.15	1.0		4	1	0	0	1	0	0	0	0	0	0	8	11	0.00	1.000
73 John Maine, R (9, 1) ERA: 4.5	1.0		6	3	1	1	1	0	0	0	0	0	0	15	23	9.00	3.000

PITCHER	IP	WLS	BF	H	R	ER	SO	BB	IBB	HBP	BLK	WP	HR	S	P	ERA	WHIP

Atlanta Braves @ Miami Marlins

Marlins Park, Miami, FL

Wed Apr 10 2013, 7:11 PM - 9:58 PM EDT

Att. 13,810 - Partly Cloudy - 81 F

BOTTOM

livebaseballscorecards.com

Batter	1	2	3	4	5	6	7	8	9	AB	R	H	RBI	BB	SO	LOB
9 Juan Pierre, L (1, 7) OBP: 0.243, SLG: 0.200	C FF 91 B FF 90 B FF 89 C CH 83 B KC 79 F FF 92 F FF 92 X SL 85 3-2 ① G1-3		B FF 90 S SL 85 C SL 85 X KC 80 1-2 ② G4-3 2-3		C SL 83 B KC 77 C FF 88 X SL 84 1-2 ③ G2-3			C FF 92 X FF 93 0-1 ① F7		4	0	0	0	0	0	2
17 Donovan Solano, R (1, 4) OBP: 0.371, SLG: 0.323	C FF 91 B FF 92 X CH 86 1-1 ② G5-3		F FF 91 B FF 90 S CH 84 D KC 82 X FF 91 2-2 ③ P3			C FF 88 F CH 82 B FF 89 X KC 77 1-2 20 F9 30 1B 1B		C FF 93 B FF 93 X FF 93 1-1 ② G3-1		4	0	1	0	0	0	1
27 Giancarlo Stanton, R (1, 9) OBP: 0.342, SLG: 0.233	X FF 92 0-0 ③ P4			B KC 77 X FF 89 1-0 ① P5		F FF 89 B FF 90 B KC 79 B FF 89 C FF 90 S CH 84 3-3 ① K		C FF 94 F FF 93 X CU 80 0-2 30 DI 1B		4	0	1	0	0	1	1
30 Placido Polanco, R (1, 5) OBP: 0.333, SLG: 0.394		B FF 91 C FF 91 X SL 84 1-1 2B		B FF 90 B CH 83 C FF 90 X CH 83 2-1 ② F8		B CH 82 B FF 89 F CH 82 X FF 89 2-1 1-2 1B		B FF 93 C FF 93 B FF 93 X FF 94 2-1 ③ G1-3 1-2		4	0	2	0	0	0	1
20 Justin Ruggiano, R (1, 8) OBP: 0.258, SLG: 0.433		C FF 91 S CH 85 B FF 92 F CH 85 X FF 91 1-2 ① L6		F CH 85 B FF 90 C CH 83 B KC 80 X CH 84 2-2 1B		S CH 82 F FF 90 D CH 84 F CH 83 B CH 83 X SL 82 2-2 ② F9 2-3			F FF 91 S CU 78 B FF 92 X FF 94 1-2 ① L9	4	0	1	0	0	0	3
21 Miguel Olivo, R (1, 2) OBP: 0.273, SLG: 0.200 40 Mike Dunn, L (8, 1) 73 John Maine, R (9, 1) 8 Chris Coghlan, L (9, PH) OBP: 0.167, SLG: 0.091		B CH 83 F FF 91 B FF 91 S CH 84 S FF 91 2-3 ② K		X FF 88 0-0 ③ F8		C SL 79 F SL 80 F SI 89 F SL 81 S SI 90 0-3 ③ K			C FF 93 F CH 87 B FF 94 B FF 94 X CU 79 2-2 1B	3 0 0 1	0 0 0 0	0 0 0 1	0 0 0 0	0 0 0 0	2 0 0 0	4 0 0 0
3 Adeiny Hechavarría, R (1, 6) OBP: 0.235, SLG: 0.188		C FF 91 B FF 90 T FF 90 B KC 80 F FF 91 F CH 84 B FF 91 S FF 91 3-3 ③ K			C FF 88 S CH 81 B FF 89 B FF 89 F CH 82 X FF 88 2-2 ① G5-3		B SI 88 F SI 88 C SI 88 B SL 81 B SL 81 C SI 88 3-3 ① K		C CU 80 X FF 94 0-1 ② F9	4	0	0	0	0	2	2
13 Chris Valaika, R (1, 3) OBP: 0.500, SLG: 0.714			B FF 89 B CH 83 C FF 90 B FF 90 X FF 90 3-1 9 G4-3 2B		C FF 89 X CH 82 0-1 ② G3		C SI 88 S SL 80 B SL 82 B SL 88 B SL 82 B SI 88 4-2 53 G1-6-3 BB		B FF 94 X FF 93 1-0 ③ F9	3	0	1	0	1	0	1
28 Alex Sanabia, R (1, 1) 26 Austin Kearns, R (5, PH) 58 Ryan Webb, R (6, 1) 53 Kyle Skipworth, L (7, PH) (8, 2)			L FF 90 M KC 79 B FF 89 M KC 80 1-3 ① K		B FF 88 C FF 89 B FF 89 B CH 82 C FF 90 B CH 83 4-2 BB		X SI 89 0-0 ② ③ G1-6-3 1-2f			1 0 0 1	0 0 0 0	0 0 0 0	0 0 0 0	0 1 0 0	1 0 0 0	1 0 0 1
Inning Stats	R: 0 E: 0 K: 0 S: 8 H: 0 LOB: 0 BB: 0 P: 12	R: 0 E: 0 K: 2 S: 14 H: 1 LOB: 1 BB: 0 P: 21	R: 0 E: 0 K: 1 S: 11 H: 1 LOB: 1 BB: 0 P: 18	R: 0 E: 0 K: 0 S: 7 H: 1 LOB: 1 BB: 0 P: 12	R: 0 E: 0 K: 0 S: 11 H: 0 LOB: 1 BB: 1 P: 18	R: 0 E: 0 K: 2 S: 18 H: 2 LOB: 2 BB: 0 P: 26	R: 0 E: 0 K: 1 S: 6 H: 0 LOB: 0 BB: 1 P: 13	R: 0 E: 0 K: 0 S: 9 H: 1 LOB: 1 BB: 0 P: 12	R: 0 E: 0 K: 0 S: 9 H: 1 LOB: 1 BB: 0 P: 13	1B: 5 2B: 2 3B: 0 HR: 0	SF: 0 SAC: 0 DP: 1 HBP: 0						

AB	33
R	0
H	7
RBI	0
BB	2
SO	6
LOB	17

WP: 0 PB: 0 SB: 0 CS: 0 PA: 35

MIAMI

PITCHER	IP	WLS	BF	H	R	ER	SO	BB	IBB	HBP	BLK	WP	HR	S	P	ERA	WHIP
36 Mike Minor, L (1, 1) ERA: 0.69	5.2	W	23	5	0	0	4	1	0	0	0	0	0	63	101	0.00	1.059
53 Cory Gearrin, R (6, 1) ERA:	1.1		4	0	0	0	2	1	0	0	0	0	0	12	19	0.00	0.750
38 Anthony Varvaro, R (8, 1) ERA:	2.0		8	2	0	0	0	0	0	0	0	0	0	18	25	0.00	1.000

PITCHER	IP	WLS	BF	H	R	ER	SO	BB	IBB	HBP	BLK	WP	HR	S	P	ERA	WHIP

Batter	1	2	3	4	5	6	7	8	9	10	AB	R	H	RBI	BB	SO	LOB
2 Ben Revere, L (1, 8) OBP: 0.289, SLG: 0.238	C FF 90 B FF 91 X FF 90 1-1 26 G4-3 11 G3 1B		B SL 80 B FF 91 C FF 91 F FF 91 X CU 75 2-2 ② G6-3		X FF 92 0-0 SH 11 CS 2-3		C FF 94 C FF 94 C FF 95 0-3 ② K			B FF 89 B FF 88 B FF 90 C FF 88 F FF 89 X FF 88 3-2 26 3B 1B	4	1	2	0	0	1	1
11 Jimmy Rollins, S (1, 6) OBP: 0.311, SLG: 0.465	X FF 89 0-0 ① G3 1-2		B SL 81 C CU 75 C CU 75 F SL 82 X FC 92 1-2 ③ P6		1 SAFE B SL 81 D CU 77 C FC 92 X FC 93 2-1 ②③ G4-3 1-2		B CU 78 C FF 93 B CH 84 S FF 93 F FF 94 B CH 85 X FF 94 3-2 ③ G4-3			1 SAFE B FF 88 C SL 82 1 SAFE 1 SAFE X SL 82 1-1 ② P5	5	0	0	0	0	0	5
26 Chase Utley, L (1, 4) OBP: 0.372, SLG: 0.632	B FF 90 X FC 90 1-0 ② G4-3 2-3			C FF 90 B FF 91 C CU 75 F SL 82 C CU 76 1-3 ① K		B SL 80 F FC 90 X CU 76 1-1 ① F9		C FF 92 F FF 94 X SL 88 0-2 ① G4-3		1 SAFE B FF 88 C SL 83 1 SAFE B FF 88 B SL 83 F FF 89 X SL 82 3-2 10 1B 1-H 3B	5	1	1	1	0	1	1
6 Ryan Howard, L (1, 3) OBP: 0.279, SLG: 0.359	B FF 91 B CU 74 S SL 85 B FC 92 X FF 91 3-1 G5-3			B CU 74 S SL 80 B FC 91 F CU 75 X SL 80 2-2 9 1B 2B		F CU 75 C FF 91 F SL 83 B FF 92 X CU 76 1-2 10 G6-3 9 2B		X FF 95 0-0 ② G3		I IN 75 I IN 72 I IN 74 I IN 73 4-0 10 1B IBB	4	1	2	0	1	0	1
10 Michael Young, R (1, 5) OBP: 0.429, SLG: 0.541		B FC 92 X FF 91 1-0 ① L9		C CU 77 X FF 91 0-1 ② F9		B SL 80 S SL 82 B FF 92 X FF 92 2-1 ② G6-3 2-3		C FF 92 B CU 74 B FF 94 S SL 87 B FF 94 X FF 95 3-2 ③ L9		C FF 88 X SL 83 0-1 1-2 3-H 1B	5	0	1	1	0	0	2
9 Domonic Brown, L (1, 7) OBP: 0.300, SLG: 0.447		X FC 92 0-0 ② F7		C SL 81 B FF 92 B SL 82 C CU 75 F CU 76 X CU 76 2-2 2-3 1B		F SL 85 B FC 93 C CU 75 X FC 93 1-2 3-H 2B			C SI 93 B SI 94 B SL 83 C SI 93 F SI 94 T SI 94 2-2 ① K	X FF 90 0-0 ③ F9	5	0	2	1	0	1	2
19 Laynce Nix, L (1, 9) OBP: 0.300, SLG: 0.389 15 John Mayberry Jr., R (10, 9) OBP: 0.391, SLG: 0.579		F FF 92 B SL 84 B CU 74 B SL 84 C FF 92 X FF 91 3-2 ③ L9		C FF 92 D FS 82 1 SAFE S FC 92 X CU 76 1-2 ③ G4-3		I IN 64 I IN 61 I IN 62 I IN 64 4-0 31 FC6-4 IBB			B SI 93 C SI 94 B SL 83 B SI 91 X SI 93 3-1 ② G4-3		3 0	0 0	0 0	0 0	1 0	0 0	2 0
31 Erik Kratz, R (1, 2) OBP: 0.206, SLG: 0.364			F SL 82 B SL 78 F SL 82 F FC 91 X CU 76 1-2 ① P4		C FF 91 B FF 91 B FF 91 X SL 81 2-1 2 SH 27 SH2-4 1B	C CU 75 B FF 92 X CU 77 1-1 ③ FC6-4 1-2f			C SI 93 C SI 93 B SL 85 B SL 83 F SI 92 X SI 94 2-2 ③ G6-3		4	0	1	0	0	0	2
27 John Lannan, L (1, 1) OBP: 0.500, SLG: 1.000 16 Ezequiel Carrera, L (7, PH) 59 Antonio Bastardo, R (7, 1) 37 Mike Adams, R (8, 1) 48 Phillippe Aumont, L (9, 1) 28 Kevin Frandsen, R (10, PH) OBP: 0.500, SLG: 0.750 58 Jonathan Papelbon, R (10, 1)			C FC 91 B FF 91 B CU 74 B FF 90 F FF 90 X FF 91 3-2 2B		B FF 88 B FF 87 L FF 89 X FF 87 2-1 ① SH2-4 1-2		B FF 92 C FF 92 X FF 93 1-1 ① L8			C FF 87 F SL 81 B FF 90 S FF 91 1-3 ① K	1 1 0 0 0 0 1 0	0 0 0 0 0 0 0 0	1 0 0 0 0 0 0 0	0 0 0 0 0 0 0 1	0 0 0 0 0 0 0 0	0 0 0 0 0 0 0 0	0 0 0 0 0 0 0 0
Inning Stats	R: 0 E: 0 K: 0 S: 6 H: 1 LOB: 1 BB: 0 P: 11	R: 0 E: 0 K: 0 S: 5 H: 0 LOB: 0 BB: 0 P: 9	R: 0 E: 0 K: 0 S: 14 H: 1 LOB: 1 BB: 0 P: 21	R: 0 E: 0 K: 1 S: 16 H: 2 LOB: 2 BB: 0 P: 22	R: 0 E: 1 K: 0 S: 7 H: 1 LOB: 1 BB: 0 P: 13	R: 1 E: 0 K: 0 S: 13 H: 2 LOB: 2 BB: 1 P: 23	R: 0 E: 0 K: 1 S: 9 H: 0 LOB: 0 BB: 0 P: 13	R: 0 E: 0 K: 0 S: 7 H: 0 LOB: 0 BB: 0 P: 10	R: 0 E: 0 K: 1 S: 10 H: 0 LOB: 0 BB: 0 P: 17	R: 2 E: 0 K: 1 S: 14 H: 3 LOB: 2 BB: 1 P: 26	1B: 5 2B: 4 3B: 1 HR: 0	SF: 0 SAC: 2 DP: 0 HBP: 0		WP: 0 PB: 0 SB: 0 CS: 1	PA: 42		

PITCHER	IP	WLS	BF	H	R	ER	SO	BB	IBB	HBP	BLK	WP	HR	S	P	ERA	WHIP
47 Ricky Nolasco, R (1, 1) ERA: 3.12	6.0		26	7	1	1	1	0	1	0	0	0	0	61	99	1.50	1.167
44 AJ Ramos, R (7, 1) ERA: 4.5	1.0		3	0	0	0	1	0	0	0	0	0	0	9	13	0.00	0.000
40 Mike Dunn, L (8, 1) ERA: 3.38	1.0		3	0	0	0	0	0	0	0	0	0	0	7	10	0.00	0.000
31 Steve Cishek, R (9, 1) ERA: 10.8	1.0		3	0	0	0	1	0	0	0	0	0	0	10	17	0.00	0.000
60 Jon Rauch, R (10, 1) ERA: 6.23	1.0	L	7	3	2	2	1	0	1	0	0	0	0	14	26	18.00	3.000

PITCHER	IP	WLS	BF	H	R	ER	SO	BB	IBB	HBP	BLK	WP	HR	S	P	ERA	WHIP

TOP

Philadelphia Phillies @ Miami Marlins

Marlins Park, Miami, FL

Fri Apr 12 2013, 7:13 PM - 10:24 PM EDT
Att. 17,923 - Partly Cloudy - 83 F

livebaseballscorecards.com

AB	38
R	3
H	10
RBI	3
BB	2
SO	4
LOB	16

Batter	1	2	3	4	5	6	7	8	9	10	AB	R	H	RBI	BB	SO	LOB
9 Juan Pierre, L (1, 7) OBP: 0.268, SLG: 0.211	C FF 87 C SI 88 X FF 88 0-2 G3		L SI 89 B SL 81 S SI 88 B SL 81 X CH 84 2-2 FC1-6 1-2f			B FF 88 L SI 89 B CU 75 F SI 89 H SI 89 3-2 17 G6-3 30 1B HBP		1 SAFE B FF 89 C SI 88 B CH 78 1 SAFE X SL 84 2-1 17 G4-6-3 1-3 1B			3	1	1	0	0	0	1
31 Steve Cishek, R (9, 1)											0	0	0	0	0	0	0
60 Jon Rauch, R (10, 1)											0	0	0	0	0	0	0
17 Donovan Solano, R (1, 4) OBP: 0.333, SLG: 0.286	C FF 89 X CH 82 0-1 L7		1 SAFE 1 SAFE 1 SAFE B SI 87 F CH 81 X FF 88 1-1 L9			B FF 88 B SL 80 B FF 86 C SI 88 F FF 88 F SL 82 F FF 87 1 SAFE X FF 89 3-2 G6-3 1-2		S SL 86 1 SAFE B SI 88 X FF 88 1-1 G4-6-3 1-2f			4	0	0	0	0	0	4
30 Placido Polanco, R (1, 5) OBP: 0.351, SLG: 0.405	B SI 89 B SI 90 C CH 82 X FF 89 2-1 G6-3			C FF 88 C SL 78 B CH 83 X SI 88 1-2 20 FC6-4 1B		X CH 84 0-0 2-H 1B			B SI 94 B SI 93 C SI 94 X SI 94 2-1 G6-3		4	0	2	1	0	0	0
20 Justin Ruggiano, R (1, 8) OBP: 0.286, SLG: 0.406		B FF 87 B FF 88 F CH 86 B SI 89 F SI 88 B FF 88 4-2 29 FC4-6 BB		C CU 72 S CH 84 X CH 84 0-2 FC6-4 29 K 29 S 1-2f		B CH 83 B CH 83 B FF 88 F SI 88 X CH 84 3-1 G4-3			B CU 79 C SI 95 B CU 80 B CU 78 B SI 95 4-1 29 G6-3 BB		2	0	0	0	2	0	2
29 Greg Dobbs, L (1, 3) OBP: 0.281, SLG: 0.321		C SL 80 X CH 85 0-1 FC4-6 1-2f		B SL 82 1 SAFE F CH 82 1 SAFE 2 SAFE B CU 73 F SI 90 F CH 84 S FF 90 2-3 K 1-3			B SL 84 C FF 91 S CH 85 B FF 92 B SL 86 S FF 92 3-3 K			C SI 93 X SI 94 0-1 G6-3 1-2f		4	0	0	0	0	2	3
26 Austin Kearns, R (1, 9)		C FF 86 C CH 83 B CH 82 B SI 88 F FF 86 F CH 83 B SL 83 X FF 89 3-2 L7			B CU 70 B SI 88 C CH 84 F CH 83 S SL 81 2-3 K		F FF 92 C SL 84 B FF 92 S FF 92 1-3 K		C FF 92 F FF 91 X FF 92 0-2 F7		4	0	0	0	0	2	1
19 Rob Brantly, L (1, 2) OBP: 0.276, SLG: 0.346		C FF 87 X SI 86 0-1 L4			B SI 89 C SI 89 F SI 89 F FF 84 X FF 90 1-2 L6		S FF 92 F FF 91 B SL 86 S SL 86 1-3 K		B FF 92 C FF 91 X FS 87 1-1 L8		4	0	0	0	0	1	1
3 Adeiny Hechavarría, R (1, 6) OBP: 0.211, SLG: 0.167			B CU 72 B CU 71 C SI 88 C SI 89 X CH 83 2-2 G6-3		F CU 73 B SL 81 X CH 84 1-1 G5-3			B SL 87 F SL 86 C FF 90 X CU 78 1-2 F8		X FF 91 0-0 F9	4	0	0	0	0	0	0
47 Ricky Nolasco, R (1, 1) OBP: 0.167, SLG: 0.167 21 Miguel Olivo, R (6, PH) OBP: 0.250, SLG: 0.182 44 AJ Ramos, R (7, 1) 40 Mike Dunn, L (8, 1) 8 Chris Coghlan, L (8, PH) OBP: 0.231, SLG: 0.091 (9, 7)			B SI 90 C SI 88 S CH 82 B SI 90 X SI 90 2-2 9 FC1-6 1B			B CH 84 X CH 83 1-0 F8		B FF 90 B SL 88 B SL 87 C FF 90 B FF 89 4-1 9 1B BB			1 1 0 0 0	0 0 0 0 0	1 0 0 0 0	0 0 0 0 1	0 0 0 0 0	0 0 0 0 0	0 0 0 0 0
Inning Stats	R: 0 E: 0 K: 0 S: 7 H: 0 LOB: 0 BB: 0 P: 9	R: 0 E: 0 K: 0 S: 11 H: 0 LOB: 1 BB: 1 P: 18	R: 0 E: 0 K: 0 S: 11 H: 1 LOB: 1 BB: 0 P: 18	R: 0 E: 0 K: 1 S: 10 H: 1 LOB: 0 BB: 0 P: 13	R: 0 E: 0 K: 1 S: 9 H: 0 LOB: 0 BB: 0 P: 13	R: 1 E: 0 K: 0 S: 11 H: 1 LOB: 1 BB: 0 P: 21	R: 0 E: 0 K: 3 S: 9 H: 0 LOB: 0 BB: 0 P: 14	R: 0 E: 0 K: 0 S: 8 H: 1 LOB: 1 BB: 1 P: 16	R: 0 E: 0 K: 0 S: 5 H: 0 LOB: 0 BB: 1 P: 11	R: 0 E: 0 K: 0 S: 6 H: 0 LOB: 0 BB: 0 P: 7	1B: 4 2B: 0 3B: 0 HR: 0 SF: 0 SAC: 0 DP: 2 HBP: 1						

PITCHER	IP	WLS	BF	H	R	ER	SO	BB	IBB	HBP	BLK	WP	HR	S	P	ERA	WHIP
27 John Lannan, L (1, 1) ERA: 2.77	6.0		22	3	1	1	2	1	0	1	0	0	0	59	92	1.50	0.667
59 Antonio Bastardo, L (7, 1) ERA:	1.0		3	0	0	0	3	0	0	0	0	0	0	9	14	0.00	0.000
37 Mike Adams, R (8, 1) ERA: 2.08	1.0		4	1	0	0	0	1	0	0	0	0	0	8	16	0.00	2.000
48 Phillippe Aumont, R (9, 1) ERA:	1.0	W	3	0	0	0	0	1	0	0	0	0	0	5	11	0.00	1.000
58 Jonathan Papelbon, R (10, 1) ERA: 4.5	1.0	S	3	0	0	0	0	0	0	0	0	0	0	6	7	0.00	0.000

PITCHER	IP	WLS	BF	H	R	ER	SO	BB	IBB	HBP	BLK	WP	HR	S	P	ERA	WHIP

BOTTOM

Philadelphia Phillies @ Miami Marlins

Marlins Park, Miami, FL

Fri Apr 12 2013, 7:13 PM - 10:24 PM EDT

Att. 17,923 - Partly Cloudy - 83 F

livebaseballscorecards.com

AB	31
R	1
H	4
RBI	1
BB	3
SO	5
LOB	12

MIAMI

WP: 0 PB: 0 SB: 1 CS: 0 PA: 35

Batter	1	2	3	4	5	6	7	8	9	AB	R	H	RBI	BB	SO	LOB
2 Ben Revere, L (1, 8) OBP: 0.286, SLG: 0.222	B FF 92 C FF 93 B FF 93 X FF 93 2-1 G5-3		C FF 93 S CH 87 B FF 96 F FF 96 C CU 80 1-3 K			C CU 80 X FF 95 0-1 G1-3	C FF 93 B SL 86 C SL 87 B FF 95 B FF 95 F FF 95 F FF 94 F FF 95 B FF 95 1-2 4-2 BB			3	0	0	0	1	1	0
11 Jimmy Rollins, S (1, 6) OBP: 0.327, SLG: 0.444	C FF 95 X CH 87 0-1 G3-1		B CH 86 B CH 88 B SI 93 C SI 93 B CU 80 4-1 BB			B CU 80 C CU 79 F CU 84 B FF 96 B FF 95 B CU 80 4-2 26 FC4-6 BB	C SL 87 C FF 95 S FF 95 0-3 K			2	0	0	0	2	1	3
26 Chase Utley, L (1, 4) OBP: 0.340, SLG: 0.571	B SI 93 B FF 95 F FF 96 C CU 80 B FF 97 X FF 96 3-2 G4-3		B SI 93 1 SAFE F FF 94 C CU 79 1 SAFE F CU 84 B CU 80 F CU 80 1 SAFE 2-2 X CH 88 G4-3			B FF 93 1 SAFE X CU 80 1-0 FC4-6 1-2f		S FF 93 B SL 87 X SL 86 1-1 F7		4	0	0	0	0	0	2
6 Ryan Howard, L (1, 3) OBP: 0.277, SLG: 0.372 15 John Mayberry Jr., R (8, PR) OBP: 0.391, SLG: 0.579 (8, 9)		B FF 94 X FF 94 1-0 F8		X FF 94 0-0 G4-3		C CH 88 B FF 96 B FF 95 C FF 95 F FF 96 B FF 96 S CU 82 3-3 K		C FF 94 C SL 86 X FF 94 0-2 9 G6-3 2B		4 0	0 0	1 0	0 0	0 0	1 0	1 0
9 Domonic Brown, L (1, 7) OBP: 0.295, SLG: 0.429		B FF 96 C FF 96 C CH 87 S CU 79 1-3 K		C FF 94 B CU 80 C FF 94 B FF 96 C FF 95 2-3 K			S CH 82 F SL 81 X FF 96 0-2 13 BB 31 E 1B	C FF 94 S SL 86 F SL 88 F FF 94 X FF 94 0-2 G6-3 2-3		4	1	1	0	0	2	1
19 Laynce Nix, L (1, 9) OBP: 0.304, SLG: 0.381 28 Kevin Frandsen, R (8, PH) OBP: 0.400, SLG: 0.600 (8, 3)		C FF 94 B CU 82 X FF 95 1-1 13 1B 1B		X FF 95 0-0 P5			D FF 92 1 SAFE B FF 92 C FF 92 F FF 93 1 SAFE C CU 78 2-3 K	S SI 92 S SI 91 F SI 92 S SL 82 0-3 K		3 1	0 0	1 0	0 0	0 0	1 1	1 2
13 Freddy Galvis, S (1, 5) OBP: 0.286, SLG: 0.167		C FF 95 1 SAFE B FF 93 X FF 95 1-1 1-2 1B		C FF 93 B CH 88 F CH 88 F CU 81 B FF 95 B CH 86 X FF 94 3-2 G3			B FF 93 B FF 91 F FF 93 1 SAFE B FF 92 B FF 92 4-1 31 FC6-4 1-2 BB		L SI 92 B SI 94 S SI 93 B SI 94 F SI 94 F SL 84 X SI 93 2-2 F7	3	0	1	0	1	0	0
31 Erik Kratz, R (1, 2) OBP: 0.184, SLG: 0.324		B CU 80 C CU 81 F FF 95 X CU 82 1-2 F7		X FF 95 0-0 F8			C CU 75 B SL 81 C FF 92 X SL 80 1-2 FC6-4 10 1B 1-2f 2-H		S SI 93 B SL 85 B SI 93 X SI 93 2-1 G5-3	4	0	0	0	0	0	3
35 Cole Hamels, L (1, 1) OBP: 0.167, SLG: 0.167 10 Michael Young, R (7, PH) OBP: 0.442, SLG: 0.553 33 Cliff Lee, L (7, PR) OBP: 0.286, SLG: 0.167 59 Antonio Bastardo, R (7, 1) 37 Mike Adams, R (8, 1) 16 Ezequiel Carrera, L (9, PH) 48 Phillippe Aumont, L (9, 1)			X FF 93 0-0 G3-1		C FF 96 B CH 88 F FF 96 F CU 81 B CU 80 F FF 95 C FF 95 2-3 K		B FF 93 X FF 91 1-0 2 BB 2-3 1B		B SI 94 X SI 94 1-0 L7	2 1 0 0 0 1	0 0 0 0 0 0	0 1 0 0 0 0	0 0 0 0 0 0	1 0 0 0 0 0	0 0 0 0 0 0	0 0 0 0 0 0
Inning Stats	R: 0 E: 0 K: 0 S: 7 H: 0 LOB: 0 BB: 0 P: 12	R: 0 E: 0 K: 1 S: 11 H: 2 LOB: 2 BB: 0 P: 16	R: 0 E: 0 K: 1 S: 11 H: 0 LOB: 1 BB: 1 P: 18	R: 0 E: 0 K: 1 S: 5 H: 0 LOB: 0 BB: 0 P: 7	R: 0 E: 0 K: 1 S: 10 H: 0 LOB: 0 BB: 0 P: 15	R: 0 E: 1 K: 1 S: 9 H: 0 LOB: 1 BB: 1 P: 17	R: 1 E: 1 K: 2 S: 19 H: 2 LOB: 3 BB: 2 P: 31	R: 0 E: 0 K: 1 S: 14 H: 1 LOB: 2 BB: 0 P: 15	R: 0 E: 0 K: 0 S: 8 H: 0 LOB: 0 BB: 0 P: 13	1B: 4 2B: 1 3B: 0 HR: 0 SF: 0 SAC: 0 DP: 0 HBP: 0						

TOP

Philadelphia Phillies @ Miami Marlins

Marlins Park, Miami, FL

Sat Apr 13 2013, 7:11 PM - 10:01 PM EDT

Att. 20,037 - Roof Closed - 72 F

livebaseballscorecards.com

AB	32
R	1
H	5
RBI	0
BB	4
SO	8
LOB	13

PITCHER		IP	WLS	BF	H	R	ER	SO	BB	IBB	HBP	BLK	WP	HR	S	P	ERA	WHIP
16 José Fernández, R ERA: 0.82	(1, 1)	6.0		22	2	0	0	5	2	0	0	0	0	0	53	85	0.00	0.667
44 AJ Ramos, R ERA: 5.4	(7, 1)	0.2	B	5	2	1	1	1	1	0	0	0	0	0	11	19	13.50	4.500
40 Mike Dunn, L ERA: 2.84	(7, 1)	1.0		5	1	0	0	1	1	0	0	0	0	0	18	23	0.00	2.000
58 Ryan Webb, R ERA: 4.76	(8, 1)	0.1		1	0	0	0	1	0	0	0	0	0	0	4	4	0.00	0.000
31 Steve Cishek, R ERA: 8.31	(9, 1)	1.0	W	3	0	0	0	0	0	0	0	0	0	0	8	13	0.00	0.000

PITCHER		IP	WLS	BF	H	R	ER	SO	BB	IBB	HBP	BLK	WP	HR	S	P	ERA	WHIP

BOTTOM

Philadelphia Phillies @ Miami Marlins

Marlins Park, Miami, FL

Sat Apr 13 2013, 7:11 PM - 10:01 PM EDT

Att. 20,037 - Roof Closed - 72 F

livebaseballscorecards.com

Batter	1	2	3	4	5	6	7	8	9	AB	R	H	RBI	BB	SO	LOB
9 Juan Pierre, L (1, 7) OBP: 0.244, SLG: 0.190	C FF 89 B FF 91 B FF 90 F FF 91 F FC 87 T FF 92 2-2 ① K		B FF 90 X FF 90 1-0 ③ G4-3		C CH 81 X FF 91 0-1 ③ G3			B SI 89 C SL 86 X FF 89 1-1 ② G4-3		4	0	0	0	0	1	2
17 Donovan Solano, R (1, 4) OBP: 0.326, SLG: 0.282	B FF 92 F FF 92 F FC 88 F FC 87 F FF 93 F FF 93 X FC 88 1-2 ② G1-3			B FF 90 B FF 90 C FF 91 F FC 86 X CU 74 2-2 ① L4		X CH 80 0-0 30 S 1B		C FF 89 F CH 80 C FF 89 0-3 ③ K		4	0	1	0	0	1	0
30 Placido Polanco, R (1, 5) OBP: 0.366, SLG: 0.385	X FF 91 0-0 ③ L9			B FF 91 C FF 88 X FC 87 1-1 ② G5-3		1 SAFE C FC 84 B FF 90 S FC 86 B FF 91 F FF 90 D CH 83 B FF 91 4-2 26 G5-4-3 1-2 BB			B SI 94 B SI 94 B SI 94 C SI 95 B SI 95 4-1 29 1B 8 E BB	2	1	0	0	2	0	0
29 Greg Dobbs, L (1, 3) OBP: 0.306, SLG: 0.323		B FF 90 B FF 90 C FF 90 X FF 86 2-1 ① L8		C CH 84 B FF 91 F CH 83 B CH 85 F CH 84 F FF 92 B CH 84 F FF 91 F CH 84 4-2 B FF 91 BB		C CH 83 X FF 90 0-1 ① F6			X SI 94 0-0 8 E 1-3 1B	3	0	1	0	1	0	2
26 Austin Kearns, R (1, 9)		C FF 91 C FF 92 X FF 93 0-2 ② L3		B CH 83 C FF 92 F FC 88 B FF 92 F FC 88 S CH 84 2-3 ③ K		B FC 87 D CH 82 S CH 82 B CH 83 C FF 91 X FF 91 3-2 ②③ G5-4-3 1-2f			C CU 80 C CU 76 F SI 94 F SI 93 F CU 79 B CU 79 S CU 80 1-3 ① K	4	0	0	0	0	2	5
8 Chris Coghlan, L (1, 8) OBP: 0.176, SLG: 0.067		C FF 92 B FF 93 C CU 76 F CH 85 S CH 83 1-3 ③ K			X FF 89 0-0 ① F8		B FF 90 B FF 91 F FF 90 C SL 83 F SL 84 F FF 90 S SL 84 2-3 ① K		C CU 78 S CU 79 D CU 78 X SI 93 1-2 E4 1-2 3-H	4	0	0	0	0	2	1
19 Rob Brantly, L (1, 2) OBP: 0.250, SLG: 0.310 58 Ryan Webb, R (8, 1) 31 Steve Cishek, R (9, 1)			C FF 90 F CU 72 S FF 90 0-3 ① K		B FF 88 C FF 90 S CH 83 S CH 83 1-3 ② K		B SL 84 X FF 90 1-0 ② L4			3 0 0	0 0 0	0 0 0	0 0 0	0 0 0	2 0 0	0 0 0
3 Adeiny Hechavarría, R (1, 6) OBP: 0.244, SLG: 0.237			C FF 90 B CH 82 C FF 91 B FF 93 B CH 84 B FF 91 4-2 16 SH1-4 BB		X FF 89 0-0 16 1B 3B		C FF 90 X SL 84 0-1 ③ P4			2	1	1	0	1	0	0
16 José Fernández, R (1, 1) OBP: 0.333, SLG: 0.333 44 AJ Ramos, R (7, 1) 40 Mike Dunn, L (7, 1) 21 Miguel Olivo, R (8, 2) OBP: 0.231, SLG: 0.167			M FF 90 X FF 89 0-1 ② SH1-4 1-2		S FF 91 B FF 92 X FF 91 1-1 3-H 1B			B SL 87 B CH 80 C SL 85 S SL 85 S FF 91 2-3 ① K		1 0 0 1	0 0 0 0	1 0 0 0	1 0 0 0	0 0 0 0	0 0 0 1	0 0 0 0
Inning Stats	R: 0 E: 0 K: 1 S: 11 H: 0 LOB: 0 BB: 0 P: 14	R: 0 E: 0 K: 1 S: 9 H: 0 LOB: 0 BB: 0 P: 12	R: 0 E: 0 K: 1 S: 8 H: 0 LOB: 1 BB: 1 P: 13	R: 0 E: 0 K: 1 S: 15 H: 0 LOB: 1 BB: 1 P: 24	R: 1 E: 0 K: 1 S: 9 H: 2 LOB: 1 BB: 0 P: 11	R: 0 E: 0 K: 0 S: 9 H: 1 LOB: 1 BB: 1 P: 16	R: 0 E: 0 K: 1 S: 8 H: 0 LOB: 0 BB: 0 P: 11	R: 0 E: 0 K: 2 S: 8 H: 0 LOB: 0 BB: 0 P: 11	R: 1 E: 1 K: 1 S: 11 H: 1 LOB: 2 BB: 1 P: 17	1B: 3 2B: 0 3B: 1 HR: 0 SF: 0 SAC: 1 DP: 1 HBP: 0						

	AB	28
	R	2
	H	4
	RBI	1
	BB	4
	SO	9
	LOB	10

PITCHER		IP	WLS	BF	H	R	ER	SO	BB	IBB	HBP	BLK	WP	HR	S	P	ERA	WHIP
35 Cole Hamels, L ERA: 7.56	(1, 1)	6.0		23	3	1	1	5	3	0	0	0	0	0	61	90	1.50	1.000
59 Antonio Bastardo, L ERA:	(7, 1)	1.0		3	0	0	0	1	0	0	0	0	0	0	8	11	0.00	0.000
37 Mike Adams, R ERA: 1.69	(8, 1)	1.0		3	0	0	0	2	0	0	0	0	0	0	8	11	0.00	0.000
48 Phillippe Aumont, R ERA:	(9, 1)	0.1	L	4	1	1	0	1	1	0	0	0	0	0	11	17	0.00	6.000

PITCHER		IP	WLS	BF	H	R	ER	SO	BB	IBB	HBP	BLK	WP	HR	S	P	ERA	WHIP

WP: 0 PB: 0 SB: 1 CS: 0 PA: 33

Philadelphia Phillies @ Miami Marlins

Marlins Park, Miami, FL

Sun Apr 14 2013, 1:11 PM - 3:50 PM EDT

Att. 21,412 - Roof Closed - 73 F

TOP

livebaseballscorecards.com

Batter	1	2	3	4	5	6	7	8	9	AB	R	H	RBI	BB	SO	LOB
2 Ben Revere, L (1, 8) OBP: 0.296, SLG: 0.240	G1-3		1B		1B		G2-3		G6-3	5	0	2	0	0	0	0
13 Freddy Galvis, S (1, 6) OBP: 0.500, SLG: 0.333	6 1B 1B		1 SAFE 1 SAFE 1 SAFE 26 G6-3 1B		BB		G1-3		HBP	3	0	2	0	1	0	0
26 Chase Utley, L (1, 4) OBP: 0.327, SLG: 0.532	F8		G6-3		G4-3			10 G4-6-3 6 1B 1B	P5	5	0	1	0	0	0	7
6 Ryan Howard, L (1, 3) OBP: 0.314, SLG: 0.426	1B			L9		10 1B 2B		B SI 94 C SI 93 1 SAFE B SI 93 S SI 92 X SI 94 10 G4-6-3 1B		4	1	3	0	0	0	0
10 Michael Young, R (1, 5) OBP: 0.426, SLG: 0.524	F9			G1-3		2H 1B		G4-6-3		4	0	1	1	0	0	4
9 Domonic Brown, L (1, 7) OBP: 0.292, SLG: 0.400		P5		L4		L4		IBB		3	0	0	0	1	0	1
15 John Mayberry Jr., R (1, 9) OBP: 0.423, SLG: 0.571 11 Jimmy Rollins, S (8, PH) OBP: 0.320, SLG: 0.435 16 Ezequiel Carrera, L (8, 9)	12 CS 1B		K		K	12 G1-6-3 BB		F7		2 1 0	0 0 0	1 0 0	0 0 0	1 0 0	1 0 0	0 2 0
12 Humberto Quintero, R (1, 2) OBP: 0.222, SLG: 0.333 31 Erik Kratz, R (9, PH) OBP: 0.179, SLG: 0.316 (9, 2)	K				2 1B 2B	G1-6-3			F8	3 1	0 0	1 0	0 0	0 0	1 0	3 0
34 Roy Halladay, R (1, 1) 19 Laynce Nix, L (9, PH) OBP: 0.333, SLG: 0.545 58 Jonathan Papelbon, R (9, 1)			K		K		K		HR	3 1 0	0 1 0	0 1 0	0 1 0	0 0 0	3 0 0	1 0 0
Inning Stats	R: 0 E: 0 K: 0 S: 10 H: 2 LOB: 2 BB: 0 P: 12	R: 0 E: 0 K: 1 S: 12 H: 1 LOB: 1 BB: 0 P: 17	R: 0 E: 0 K: 1 S: 12 H: 2 LOB: 1 BB: 0 P: 18	R: 0 E: 0 K: 0 S: 8 H: 0 LOB: 0 BB: 0 P: 12	R: 0 E: 0 K: 2 S: 12 H: 2 LOB: 3 BB: 1 P: 19	R: 1 E: 0 K: 0 S: 8 H: 2 LOB: 1 BB: 1 P: 14	R: 0 E: 0 K: 1 S: 7 H: 0 LOB: 0 BB: 0 P: 8	R: 0 E: 0 K: 0 S: 11 H: 2 LOB: 2 BB: 1 P: 22	R: 1 E: 0 K: 0 S: 12 H: 1 LOB: 1 BB: 0 P: 20	1B: 9 2B: 3 3B: 0 HR: 1 SF: 0 SAC: 0 DP: 4 HBP: 1							

AB	35
R	2
H	12
RBI	2
BB	3
SO	5
LOB	18

WP: 0 PB: 0 SB: 1 CS: 1 PA: 39

PITCHER		IP	WLS	BF	H	R	ER	SO	BB	IBB	HBP	BLK	WP	HR	S	P	ERA	WHIP
45 Kevin Slowey, R ERA: 2.04	(1, 1)	5.1		25	9	1	1	4	2	0	0	0	0	0	61	91	1.69	2.062
50 Chad Qualls, R ERA: 6.35	(6, 1)	2.1		8	2	0	0	1	0	1	0	0	0	0	17	28	0.00	0.857
60 Jon Rauch, R ERA: 6.35	(8, 1)	1.1	L	6	1	1	1	0	0	0	1	0	0	1	14	23	6.75	0.750

PITCHER	IP	WLS	BF	H	R	ER	SO	BB	IBB	HBP	BLK	WP	HR	S	P	ERA	WHIP

Philadelphia Phillies @ Miami Marlins

Marlins Park, Miami, FL

Sun Apr 14 2013, 1:11 PM - 3:50 PM EDT

Att. 21,412 - Roof Closed - 73 F

livebaseballscorecards.com

BOTTOM

Batter	1	2	3	4	5	6	7	8	9	AB	R	H	RBI	BB	SO	LOB
9 Juan Pierre, L (1, 7) OBP: 0.224, SLG: 0.174	B SI 88 C SI 88 X FC 87 1-1 F7 ①		C CH 82 X FC 89 0-1 P2 ②			C CH 79 X FC 87 0-1 B1-3 ①		B CU 74 C CH 80 X FC 87 1-1 G3 ②		4	0	0	0	0	0	1
8 Chris Coghlan, L (1, 8) OBP: 0.143, SLG: 0.053	B SI 89 B CH 82 X SI 88 2-0 G4-3 ②		C CH 80 B CU 76 X SI 90 1-1 G4-3 ③			X SI 87 0-0 G4-3 ②		X CH 80 0-0 G4-3 ③		4	0	0	0	0	0	1
30 Placido Polanco, R (1, 5) OBP: 0.378, SLG: 0.381	B SI 89 B FC 87 B SI 88 C SI 88 X SI 90 3-1 G3 ③			B SI 86 X SI 88 1-0 1B		B FC 87 C SI 88 X CH 82 1-1 G1-3 ③			B FF 92 B FF 91 B FF 92 B FF 92 4-0 BB	3	0	1	0	1	0	0
29 Greg Dobbs, L (1, 3) OBP: 0.300, SLG: 0.343		B SI 88 F CH 80 S FC 88 B FC 88 F CU 76 X SI 90 2-2 20 SH3-4 2B		B CU 75 B CH 81 X CH 81 2-0 F7 ①			C SI 88 X CU 76 0-1 L7 ①		C FF 92 B FS 85 F FS 89 B FF 92 F FS 86 X FF 93 2-2 L8 ①	4	0	1	0	0	0	2
20 Justin Ruggiano, R (1, 9) OBP: 0.289, SLG: 0.400		X SI 88 0-0 SH3-4 ① 2-3		F FC 88 X CU 77 0-1 F8 ②			B CH 80 B CH 81 X SI 88 2-0 19 BB 13 1B 1B		C SL 76 F FF 93 B FF 93 F FF 93 B FF 93 B SL 76 X FF 93 3-2 F9 ②	3	1	1	0	0	0	2
19 Rob Brantly, L (1, 2) OBP: 0.257, SLG: 0.290 60 Jon Rauch, R (8, 1) 17 Donovan Solano, R (9, PH) OBP: 0.318, SLG: 0.275		B CU 77 C CU 76 X SI 88 1-1 P6 ②		C SI 88 C CU 77 S CU 78 0-3 K ③			B CU 76 F SI 89 B CH 81 B FC 88 B SI 90 4-1 3 13 F8-6-4 1B 1-2 BB		B FF 93 B SL 76 F FF 93 F FF 92 X FF 93 2-2 P2 ③	2 0 1	0 0 0	0 0 0	0 0 0	1 0 0	1 0 0	2 0 1
13 Chris Valaika, R (1, 4) OBP: 0.455, SLG: 0.600		B CU 76 B FC 89 C CU 78 B SI 89 C CU 78 X FC 89 3-2 F8 ③			C FC 87 B SI 88 F CU 77 X FC 87 1-2 F9 ①		C CU 76 X SI 89 0-1 1-2 2-H 1B			3	0	1	1	0	0	1
3 Adeiny Hechavarría, R (1, 6) OBP: 0.250, SLG: 0.244			C SI 87 B FC 87 X FC 88 1-1 45 SH1-4 1B		S CH 79 C CH 80 X SI 88 0-2 G5-3 ②		F CH 82 B CH 82 X CU 78 1-1 F8-6-4 ②③ 2-2			3	0	1	0	0	0	2
45 Kevin Slowey, R (1, 1) 50 Chad Qualls, R (6, 1) 21 Miguel Olivo, R (8, 2) OBP: 0.214, SLG: 0.154			B SI 88 X 1-0 SH1-4 ① 1-2		C SI 88 F SI 89 S CU 76 0-3 K ③			S CH 78 B CH 80 S CU 76 F CU 77 X CH 80 1-2 L7 ①		1 0 1	0 0 0	0 0 0	0 0 0	1 0 0	0 0 0	0 0 0
Inning Stats	R: 0 E: 0 K: 0 S: 5 H: 0 LOB: 0 BB: 0 P: 11	R: 0 E: 0 K: 0 S: 10 H: 1 LOB: 1 BB: 0 P: 16	R: 0 E: 0 K: 0 S: 7 H: 1 LOB: 1 BB: 0 P: 10	R: 0 E: 0 K: 1 S: 7 H: 1 LOB: 1 BB: 0 P: 10	R: 0 E: 0 K: 1 S: 9 H: 0 LOB: 0 BB: 0 P: 10	R: 0 E: 0 K: 0 S: 5 H: 0 LOB: 0 BB: 0 P: 6	R: 1 E: 0 K: 0 S: 8 H: 2 LOB: 1 BB: 1 P: 15	R: 0 E: 0 K: 0 S: 7 H: 0 LOB: 0 BB: 0 P: 9	R: 0 E: 0 K: 0 S: 11 H: 0 LOB: 1 BB: 1 P: 22	1B: 4 2B: 2 3B: 0 HR: 0 SF: 0 SAC: 2 DP: 1 HBP: 0						

	AB	29
	R	1
	H	5
	RBI	1
	BB	2
	SO	2
	LOB	12

PITCHER	IP	WLS	BF	H	R	ER	SO	BB	IBB	HBP	BLK	WP	HR	S	P	ERA	WHIP
34 Roy Halladay, R (1, 1) ERA: 7.63	8.0	W	29	5	1	1	2	1	0	0	0	0	0	58	87	1.12	0.750
58 Jonathan Papelbon, R (9, 1) ERA: 3.6	1.0	S	4	0	0	0	0	1	0	0	0	0	0	11	22	0.00	1.000

PITCHER	IP	WLS	BF	H	R	ER	SO	BB	IBB	HBP	BLK	WP	HR	S	P	ERA	WHIP

Washington Nationals @ Miami Marlins

Marlins Park, Miami, FL

Mon Apr 15 2013, 7:13 PM - 9:37 PM EDT

Att. 15,933 - Roof Closed - 72 F

TOP

livebaseballscorecards.com

Batter	1	2	3	4	5	6	7	8	9	AB	R	H	RBI	BB	SO	LOB
2 Denard Span, L (1, 8) OBP: 0.421, SLG: 0.354	B FF 85 B FF 86 C FF 86 F FF 87 X CH 75 2-2 34 BB 28 1B 11 1B 1B	B SI 86 X CU 73 1-0 G6-3		B FC 81 B SI 86 C FC 83 B FF 86 C FF 85 C FF 84 3-3 K	F FF 92 B CH 85 B FF 91 X FF 91 2-1 2-H 3-H 1B			X SI 90 0-0 G6-3		5	1	2	2	0	1	0
28 Jayson Werth, R (1, 9) OBP: 0.321, SLG: 0.490 33 Roger Bernadina, L (5, PH) (5, 9)	C SI 87 C SI 87 X CU 74 0-2 34 BB 11 1B 1-2 1B	C FF 84 B CH 66 C CH 73 B SI 86 B FF 88 X SI 86 3-2 G6-3		B CH 75 X SI 86 1-0 11 HR 1B	B FF 90 X CH 84 1-0 G4-3			B SI 90 X SI 91 1-0 G4-3		3 2	2 0	2 0	0 0	0 0	0 0	0 0
34 Bryce Harper, L (1, 7) OBP: 0.382, SLG: 0.640	B FC 80 B CU 80 B FC 81 B FF 86 4-0 11 1B 1-2 2-3 BB	X SI 85 0-0 G5-3		F FC 82 B SI 86 F CH 76 B FC 83 X CH 76 2-2 P6		C FF 90 F FF 91 T FF 92 0-2 K		B SL 81 F SI 90 B SI 91 F SI 92 F SL 83 B SL 83 X SI 92 3-2 G1		4	0	0	0	1	1	1
11 Ryan Zimmerman, R (1, 5) OBP: 0.321, SLG: 0.391	B FF 85 F SI 86 F FF 85 X SI 87 1-2 20 2B 12 1B 1-3 2-H 3-H 1B	C CH 75 C FF 86 S FF 87 0-3 K	X SI 88 0-0 1-H HR			X SI 90 0-0 G5-3			B FF 89 C FF 90 F SL 83 B FF 90 F CU 71 S CU 74 2-3 K	5	2	2	4	0	2	0
20 Ian Desmond, R (1, 6) OBP: 0.327, SLG: 0.600	B SI 87 F SI 86 X CH 73 1-1 12 1B 1-3 2B	C SI 86 B FF 85 C FF 84 F FF 87 X FF 86 1-2 12 2B 2B		C SI 90 X SL 85 0-1 12 FC6-4 1B		C SL 84 B SI 91 F FF 91 B SI 91 B FF 90 X SI 91 3-2 G4-3			X SL 82 0-0 1B	5	2	4	0	0	0	0
12 Tyler Moore, R (1, 3) OBP: 0.154, SLG: 0.231	B CH 73 S CH 73 B FF 86 X SI 87 2-1 2-H 3-H 1B	X SI 87 0-0 1 2B 2-H 2B		B SL 85 B SI 91 X SI 91 2-0 FC6-4 1-2f			B SL 82 C SL 82 F SL 82 C SI 91 1-3 K		F FF 89 S CU 73 B FF 91 F FF 91 S FF 91 1-3 K	5	1	2	3	0	2	2
1 Steve Lombardozzi, S (1, 4) OBP: 0.385, SLG: 0.500	C SI 87 F FF 85 D FF 86 X CH 75 1-2 P3	X FF 84 0-0 2-H 2B			B SI 90 B SI 90 C FF 90 X SL 84 2-1 27 SH1-4 24 1B 2 1B 1B		X SI 90 0-0 F7		C CU 72 X FF 91 0-1 G1-3	5	1	2	1	0	0	2
24 Kurt Suzuki, R (1, 2) OBP: 0.520, SLG: 0.684	C SI 86 B FF 84 C SI 86 F SI 87 F FF 86 F FF 88 S CH 74 1-3 K	I IN 68 I IN 69 I IN 68 I IN 68 4-0 IBB			C FF 90 C FF 90 F SI 92 B FF 91 X SI 91 1-2 27 SH1-4 2 1B 1-2 1B		B FF 90 X SI 90 1-0 2B			3	1	2	0	1	1	1
27 Jordan Zimmermann, R (1, 1)		F SI 85 C FC 83 C FF 87 0-3 K	X FC 83 0-0 F9		X FF 89 0-0 SH1-4 1-2 2-3		X FF 89 0-0 F9			3	0	0	0	0	1	3

	AB	R	H	RBI	BB	SO	LOB
	40	10	16	10	2	8	9

Inning Stats	1	2	3	4	5	6	7	8	9	1B: 10	SF: 0	WP: 0	PA: 43
R:	4	0	2	2	2	0	0	0	1	2B: 5	SAC: 1	PB: 0	
E:	0	0	0	0	0	0	0	0	0	3B: 0	DP: 0	SB: 0	
K:	1	1	1	1	0	1	1	1	2	HR: 1	HBP: 0	CS: 0	
S:	22	7	11	11	10	7	6	6	11				
H:	5	0	3	3	3	0	1	0	1				
LOB:	1	0	2	1	0	0	1	0	1				
BB:	1	0	1	0	0	0	0	0	0				
P:	34	11	16	19	16	10	8	10	14				

PITCHER		IP	WLS	BF	H	R	ER	SO	BB	IBB	HBP	BLK	WP	HR	S	P	ERA	WHIP
23 Wade LeBlanc, L ERA: 6.75	(1, 1)	3.2	L	21	9	7	7	4	1	1	0	0	0	0	47	74	17.18	2.727
73 John Maine, R ERA: 6.75	(4, 1)	3.1		15	6	3	3	2	0	0	0	0	0	1	27	40	8.10	1.800
58 Ryan Webb, R ERA: 4.05	(8, 1)	1.0		3	0	0	0	0	0	0	0	0	0	0	6	10	0.00	0.000
60 Jon Rauch, R ERA: 5.4	(9, 1)	1.0		4	1	0	0	2	0	0	0	0	0	0	11	14	0.00	1.000

PITCHER	IP	WLS	BF	H	R	ER	SO	BB	IBB	HBP	BLK	WP	HR	S	P	ERA	WHIP

BOTTOM

Washington Nationals @ Miami Marlins

Marlins Park, Miami, FL

Mon Apr 15 2013, 7:13 PM - 9:37 PM EDT
Att. 15,933 - Roof Closed - 72 F

livebaseballscorecards.com

Batter	1	2	3	4	5	6	7	8	9	AB	R	H	RBI	BB	SO	LOB
9 Juan Pierre, L (1, 7) OBP: 0.226, SLG: 0.200	B FF 92 F FF 91 X FF 93 1-1 L4 ①			B FF 92 X FF 93 1-0 F7 ①		C FF 93 F FF 93 B FF 94 X SL 86 1-2 8 1B 2B 2-H	C FF 94 X FF 93 0-1 FC6-4 ③ 1-2f			4	1	1	1	0	0	3
8 Chris Coghlan, L (1, 8) OBP: 0.200, SLG: 0.130	B FF 93 C FF 92 B FF 95 X FF 95 2-1 F7 ②			B FF 92 X CH 86 1-0 30 G6-4-3 1B		B FF 93 X FF 92 1-0 1B 2-H		C FF 93 C CU 77 F SI 94 X CU 78 0-2 F7 ①		4	0	2	1	0	0	0
30 Placido Polanco, R (1, 5) OBP: 0.362, SLG: 0.364 13 Chris Valaika, R (6, PH) OBP: 0.385, SLG: 0.500 (7, 5)	C FF 94 X FF 96 0-1 G4-3 ③			C FF 93 B FF 92 X FF 92 1-1 G6-4-3 ②③ 1-2f		C FF 95 F FF 94 S CU 76 0-3 K ③		C SL 83 F FF 94 B CU 79 B CU 78 F SL 85 B FF 95 C FF 94 3-3 K ②		2 2	0 0	0 0	0 0	0 0	0 2	1 1
29 Greg Dobbs, L (1, 3) OBP: 0.295, SLG: 0.359		C FF 94 F FF 94 C CH 87 0-3 K ①			F FF 93 B FF 93 F FF 94 S CU 77 1-3 K ①		B FF 94 X CH 87 1-0 20 19 1B 2B	B CU 77 F FF 94 X FF 95 1-1 P4 ③		4	1	1	0	0	2	0
20 Justin Ruggiano, R (1, 9) OBP: 0.286, SLG: 0.385		B SL 84 S FF 95 B FF 95 B CU 77 C FF 96 F FF 95 F FF 96 S FF 96 3-3 K ②			C SL 85 B CU 77 B FF 94 X FF 94 2-1 G6-3 ②		F FF 94 F FF 94 B CU 78 X FF 94 1-2 3 FC6-4 19 1B 1B 2-3		X FF 92 0-0 G5-3 ①	4	0	1	0	0	1	0
19 Rob Brantly, L (1, 2) OBP: 0.256, SLG: 0.286		B FF 94 X FF 96 1-0 G6-3 ③			F FF 94 X FF 94 0-1 G1-3 ③		X FF 94 0-0 3 FC6-4 1B 1-2 3-H		B FF 93 B FF 92 X FF 92 2-0 G4-3 ②	4	0	1	1	0	0	0
3 Adeiny Hechavarría, R (1, 6) OBP: 0.229, SLG: 0.222			C FF 92 X FF 93 0-1 G6-3 ①			X FF 93 0-0 G6-3 ① B SL 85 C FF 93 F FF 93 X FF 94 1-2 FC6-4 53 BB ① 1-2f 2-3			X FF 94 0-0 G5-3 ③	4	0	0	0	0	0	2
17 Donovan Solano, R (1, 4) OBP: 0.319, SLG: 0.262			B FF 94 C FF 94 B FF 94 F FF 95 X FF 95 2-2 F9 ②			H FF 92 1-0 73 SH1-4 9 2B HBP B SL 86 F FF 94 1 SAFE F FF 95 F FF 94 B FF 94 S CU 77 2-3 K ②				2	1	0	0	0	1	2
23 Wade LeBlanc, L (1, 1) 73 John Maine, R (4, 1) 53 Kyle Skipworth, L (7, PH) 58 Ryan Webb, R (8, 1) 60 Jon Rauch, R (9, 1)			C FF 94 X FF 94 0-1 G6-3 ③			L FF 91 X FF 91 0-1 SH1-4 ② 1-2 B FF 94 B FF 93 B FF 92 B FF 94 4-0 9 FC6-4 BB 1-2				1 0 0 0 0	0 0 0 0 0	0 0 0 0 0	0 0 0 0 0	0 0 1 0 0	0 0 0 0 0	0 0 0 0 0
Inning Stats	R: 0 E: 0 K: 0 S: 6 H: 0 LOB: 0 BB: 0 P: 9	R: 0 E: 0 K: 2 S: 9 H: 0 LOB: 0 BB: 0 P: 13	R: 0 E: 0 K: 0 S: 7 H: 0 LOB: 0 BB: 0 P: 9	R: 0 E: 0 K: 0 S: 4 H: 1 LOB: 0 BB: 0 P: 7	R: 0 E: 0 K: 1 S: 7 H: 0 LOB: 0 BB: 0 P: 10	R: 2 E: 0 K: 1 S: 10 H: 2 LOB: 1 BB: 0 P: 13	R: 1 E: 0 K: 1 S: 14 H: 3 LOB: 3 BB: 1 P: 23	R: 0 E: 0 K: 1 S: 10 H: 0 LOB: 0 BB: 0 P: 14	R: 0 E: 0 K: 0 S: 3 H: 0 LOB: 0 BB: 0 P: 5	1B: 4 2B: 2 3B: 0 HR: 0 SF: 0 SAC: 1 DP: 1 HBP: 1						

	AB	31
	R	3
	H	6
	RBI	3
	BB	1
	SO	6
	LOB	9

PITCHER	IP	WLS	BF	H	R	ER	SO	BB	IBB	HBP	BLK	WP	HR	S	P	ERA	WHIP
27 Jordan Zimmermann, R (1, 1) ERA: 2.45	9.0	W	34	6	3	3	6	1	0	1	0	0	0	70	103	3.00	0.778

PITCHER	IP	WLS	BF	H	R	ER	SO	BB	IBB	HBP	BLK	WP	HR	S	P	ERA	WHIP

WP: 0 PB: 0 SB: 0 CS: 0 PA: 34

Washington Nationals @ Miami Marlins

Marlins Park, Miami, FL

Tue Apr 16 2013, 7:12 PM - 9:55 PM EDT

Att. 16,200 - Partly Cloudy - 76 F

livebaseballscorecards.com

TOP

Batter	1	2	3	4	5	6	7	8	9	AB	R	H	RBI	BB	SO	LOB
28 Jayson Werth, R (1, 9) OBP: 0.333, SLG: 0.491	C SI 91 B SI 90 C SI 91 B SI 92 X SI 92 2-2 33 G4-6-3 1B		C SL 85 X SL 83 0-1 33 G1-3 1B		X SI 91 0-0 ② G5-3		B FF 95 F FF 91 F FF 96 F SL 82 B FF 94 B FF 94 X FF 91 3-2 ② F7			4	0	2	0	0	0	0
33 Roger Bernadina, L (1, 8)	B SI 90 C CH 80 S CH 82 X SI 90 1-2 ①② G4-6-3 1-2f		1 SAFE L SI 89 1 SAFE X CH 81 0-1 ① G1-3 1-2		B CH 83 C CH 81 F CH 81 B SI 90 F SL 84 F CH 81 X CH 84 2-2 ③ G1-3		C FF 92 F CH 83 B SL 82 S CH 84 1-3 ③ K			4	0	0	0	0	1	2
11 Ryan Zimmerman, R (1, 5) OBP: 0.333, SLG: 0.388	C SI 90 B SL 84 S SL 84 B SI 91 B SI 91 B CH 84 4-2 BB		B FF 88 C SI 90 D SL 84 S SI 89 S SL 83 2-3 ② K			C SL 82 B SI 89 B CH 82 X SI 90 2-1 ① P6		B FF 92 C FF 93 X FF 94 1-1 1B		3	0	1	0	1	1	1
25 Adam LaRoche, L (1, 3) OBP: 0.244, SLG: 0.351	C SI 90 B CH 82 B SI 90 X CH 81 2-1 ③ G4-3		B SI 89 F SI 91 C SL 82 B SI 90 F CH 82 F SL 85 B FF 90 B CH 82 4-2 BB			S CH 82 B SI 89 B CH 81 X CH 83 2-1 20 G4-3 12 2B 2B		X FF 92 0-0 ① F9		3	1	1	0	1	0	2
20 Ian Desmond, R (1, 6) OBP: 0.321, SLG: 0.593		S CH 82 B CH 83 B FF 92 F CH 82 X SL 84 2-2 1 G6-3 2B	D SL 84 C SI 90 X CH 84 1-1 ③ F7			X SI 90 0-0 ② G4-3 2-3		C FF 94 B SL 81 B SL 81 B FF 93 X FF 93 3-1 ② F9		4	0	1	0	0	0	4
12 Tyler Moore, R (1, 7) OBP: 0.176, SLG: 0.294		F FF 91 F CH 83 F FF 89 S SL 82 0-3 ① K		B SL 82 F SI 87 S SL 82 S SL 81 1-3 ① K		F SI 90 X SL 83 0-1 1 2B 3-H 2B		X FF 94 0-0 ③ F9		4	1	1	1	0	2	2
1 Steve Lombardozzi, S (1, 4) OBP: 0.412, SLG: 0.563		C SI 90 X SI 90 0-1 ② G6-3 2-3		B SI 90 X SI 88 1-0 ② G6-3		X SI 90 0-0 2-H 2B			C FF 94 B FF 94 X SL 88 1-1 23 G4-6-3 1B	4	0	2	1	0	0	1
24 Kurt Suzuki, R (1, 2) OBP: 0.483, SLG: 0.591		B SL 84 B SL 82 I IN 76 I IN 74 4-0 15 FC5-4 IBB		B SI 90 C SI 90 C SL 83 X SI 91 1-2 ③ G5-3		C SI 90 X SI 91 0-1 ③ P3			C FF 94 B FF 95 B FF 93 F FF 95 B FF 94 X FF 94 3-2 ① F8	3	0	0	0	1	0	2
15 Dan Haren, R (1, 1) OBP: 0.200, SLG: 0.400 35 Craig Stammen, R (5, 1) 18 Chad Tracy, L (7, PH) OBP: 0.200, SLG: 0.143 63 Henry Alberto Rodriguez, R (7, 1) 52 Ryan Mattheus, R (8, 1) 23 Jhonatan Solano, R (9, PH)		C FF 90 B SI 88 B FF 89 X SI 90 2-1 ③ FC5-4 1-2f			B SI 86 F SI 88 S SL 82 B SL 81 X FF 89 2-2 ① G4-3		B FF 93 B FF 91 C FF 91 X FF 92 2-1 ① F7		C FF 94 F FF 94 F FF 95 F FF 94 X SL 89 0-2 ②③ G4-6-3 1-2f	2 0 1 0 0 1	0 0 0 0 0 0	0 0 0 0 0 0	0 0 0 0 0 0	0 0 0 0 0 0	0 0 0 0 0 0	2 0 0 0 0 1
Inning Stats	R: 0 E: 0 K: 0 S: 10 H: 1 LOB: 1 BB: 1 P: 19	R: 0 E: 0 K: 1 S: 11 H: 1 LOB: 2 BB: 1 P: 19	R: 0 E: 0 K: 1 S: 13 H: 1 LOB: 2 BB: 1 P: 20	R: 0 E: 0 K: 1 S: 7 H: 0 LOB: 0 BB: 0 P: 10	R: 0 E: 0 K: 0 S: 9 H: 0 LOB: 0 BB: 0 P: 13	R: 2 E: 0 K: 0 S: 10 H: 3 LOB: 1 BB: 0 P: 14	R: 0 E: 0 K: 1 S: 9 H: 0 LOB: 0 BB: 0 P: 15	R: 0 E: 0 K: 0 S: 6 H: 1 LOB: 1 BB: 0 P: 10	R: 0 E: 0 K: 0 S: 10 H: 1 LOB: 0 BB: 0 P: 14	1B: 4 2B: 4 3B: 0 HR: 0	SF: 0 SAC: 0 DP: 2 HBP: 0			WP: 0 PB: 0 SB: 0 CS: 0	PA: 36		

	AB	33
	R	2
	H	8
	RBI	2
	BB	3
	SO	4
	LOB	17

PITCHER	IP	WLS	BF	H	R	ER	SO	BB	IBB	HBP	BLK	WP	HR	S	P	ERA	WHIP
28 Alex Sanabia, R (1, 1) ERA: 4.24	6.0	W	26	6	2	2	3	2	1	0	0	0	0	60	95	3.00	1.333
44 AJ Ramos, R (7, 1) ERA: 4.15	2.0		7	1	0	0	1	0	0	0	0	0	0	15	25	0.00	0.500
40 Mike Dunn, L (9, 1) ERA: 2.45	1.0		3	1	0	0	0	0	0	0	0	0	0	10	14	0.00	1.000

PITCHER	IP	WLS	BF	H	R	ER	SO	BB	IBB	HBP	BLK	WP	HR	S	P	ERA	WHIP

BOTTOM

Batter	1	2	3	4	5	6	7	8	9	AB	R	H	RBI	BB	SO	LOB
8 Chris Coghlan, L (1, 9) OBP: 0.172, SLG: 0.111	B SI 89 B FF 90 S FF 89 C SI 90 X SI 86 2-2 ① L7		C FF 89 C FC 85 X FS 85 0-2 ③ G3		C KC 77 X FC 85 0-1 ① L9	X SI 92 0-0 ③ G6-3				4	0	0	0	0	0	1
9 Juan Pierre, L (1, 7) OBP: 0.263, SLG: 0.241	C FF 90 F FF 91 B FF 90 F FC 86 B FF 91 B FF 91 X SI 90 3-2 1B			B SI 87 F SI 88 F FF 89 F FF 90 B FF 90 X SI 90 2-2 ① P3	F FF 89 X FF 89 0-1 29 BB 30 1B 20 2B 1-2 1B		B FF 97 F FF 96 B FF 97 X FF 97 2-1 29 S 30 S 29 1B 1B			4	2	3	0	0	0	0
30 Placido Polanco, R (1, 5) OBP: 0.353, SLG: 0.354	1 SAFE X FF 89 0-0 ② F8			C FF 91 X FS 85 0-1 E5 29 1B 20 1B	C FC 87 F FC 86 F FS 84 X FF 89 0-2 29 BB 20 2B 1-2 2-3 1B		C FF 95 B FF 97 B CH 86 F FF 97 X SL 86 2-2 ① L8 1-2			4	2	1	0	0	0	2
29 Greg Dobbs, L (1, 3) OBP: 0.333, SLG: 0.381	B FF 89 C FC 86 X FF 90 1-1 ③ F7			X FF 89 0-0 19 G1 20 1B 3 HR 1-3 1B	D KC 79 F FC 85 F FC 86 B FF 90 B FF 89 F FC 86 B FF 91 4-2 20 2B 1-2 2-3 3-H BB		C CH 89 D SL 85 F FF 97 X FF 98 1-2 2-H 1B			3	1	2	2	1	0	1
20 Justin Ruggiano, R (1, 8) OBP: 0.304, SLG: 0.419		B FC 85 L FC 86 S FS 84 B FS 85 C FF 90 2-3 ① K		B FC 86 B FC 88 S FC 87 X FC 87 2-1 19 G1 3 HR 1-2 3-H 1B	B FC 85 B FC 84 X SI 91 2-0 1-3 2-H 3-H 2B		C SL 84 B SL 85 B FF 97 S FF 97 F FF 97 B SL 87 F FF 97 F FF 97 X FF 96 3-2 ② F7			4	1	2	3	0	1	1
19 Rob Brantly, L (1, 2) OBP: 0.256, SLG: 0.282		F FF 89 C FF 91 B FC 86 B FF 91 B FC 87 X FF 90 3-2 ② G3-1		C KC 77 F FF 90 F FS 86 F FS 84 B FC 87 F FF 90 X FS 84 1-2 ② G1 1-2 2-3	F SI 91 B KC 80 S SI 92 X SI 92 1-2 3 G5-4-3 1B		C FF 96 X FF 97 0-1 ③ L8			4	0	1	0	0	0	3
3 Adeiny Hechavarría, R (1, 6) OBP: 0.231, SLG: 0.286		B FF 90 X FC 87 1-0 ③ G4-3		B FC 87 F FC 86 X FS 85 1-1 2-H 3-H HR	B SI 92 B SI 92 B SI 91 C FF 91 X SI 92 3-1 ②③ G5-4-3 1-2f			F SI 89 B SI 93 X SI 92 1-1 ① G5-3		4	1	1	3	0	0	3
17 Donovan Solano, R (1, 4) OBP: 0.294, SLG: 0.239			C FC 86 S FS 83 T FS 84 0-2 ① K	S FC 86 F FF 90 F SI 91 F FF 89 B FC 87 B FC 86 F FC 86 F SI 91 F FF 91 3-2 ③ B FC 87 X FC 85 F7		B SI 90 C SI 90 B FC 84 X SI 91 2-1 ① G5-3		C SL 80 B FC 86 B FF 92 F FF 92 X SI 92 2-2 ② G5-3		4	0	0	0	0	1	0
28 Alex Sanabia, R (1, 1) OBP: 0.200, SLG: 0.200 26 Austin Kearns, R (6, PH) 44 AJ Ramos, R (7, 1) 53 Kyle Skipworth, L (8, PH) 40 Mike Dunn, L (9, 1)			B SI 89 B SI 88 C SI 89 C FF 89 X FF 91 2-2 ② G4-3		B SI 87 B FF 88 C FF 87 X FF 89 2-1 30 1B 9 1B 29 BB 1B	B SI 92 F SI 91 F FC 84 S FC 85 1-3 ② K		B SI 93 X SI 93 1-0 ③ P6		2 1 0 1 0	1 0 0 0 0	1 0 0 0 0	0 0 0 0 0	0 1 0 0 0	0 0 0 0 0	0 0 0 0 0
Inning Stats	R: 0 E: 0 K: 0 S: 10 H: 1 LOB: 1 BB: 0 P: 16	R: 0 E: 0 K: 1 S: 7 H: 0 LOB: 0 BB: 0 P: 13	R: 0 E: 0 K: 1 S: 9 H: 0 LOB: 0 BB: 0 P: 11	R: 4 E: 1 K: 0 S: 25 H: 3 LOB: 0 BB: 0 P: 34	R: 3 E: 0 K: 0 S: 19 H: 5 LOB: 2 BB: 1 P: 31	R: 0 E: 0 K: 1 S: 6 H: 0 LOB: 0 BB: 0 P: 9	R: 1 E: 0 K: 0 S: 16 H: 2 LOB: 1 BB: 0 P: 24	R: 0 E: 0 K: 0 S: 6 H: 0 LOB: 0 BB: 0 P: 10		1B: 9 2B: 1 3B: 0 HR: 1 SF: 0 SAC: 0 DP: 1 HBP: 0						

PITCHER	IP	WLS	BF	H	R	ER	SO	BB	IBB	HBP	BLK	WP	HR	S	P	ERA	WHIP
15 Dan Haren, R (1, 1) ERA: 8.1	4.1	L	22	7	7	3	2	1	0	0	0	0	1	64	93	6.23	1.846
35 Craig Stammen, R (5, 1) ERA: 5.4	1.2		6	2	0	0	1	0	0	0	0	0	0	12	21	0.00	1.200
63 Henry Alberto Rodriguez, R (7, 1) ERA: 5.06	1.0		5	2	1	1	0	0	0	0	0	0	0	16	24	9.00	2.000
52 Ryan Mattheus, R (8, 1) ERA: 3.52	1.0		3	0	0	0	0	0	0	0	0	0	0	6	10	0.00	0.000

PITCHER	IP	WLS	BF	H	R	ER	SO	BB	IBB	HBP	BLK	WP	HR	S	P	ERA	WHIP

Washington Nationals @ Miami Marlins

Marlins Park, Miami, FL

Tue Apr 16 2013, 7:12 PM - 9:55 PM EDT

Att. 16,200 - Partly Cloudy - 76 F

livebaseballscorecards.com

AB	35
R	8
H	11
RBI	8
BB	1
SO	3
LOB	11

MIAMI

WP: 0 PB: 0 SB: 2 CS: 0 PA: 36

Washington Nationals @ Miami Marlins

Marlins Park, Miami, FL

Wed Apr 17 2013, 7:12 PM - 10:05 PM EDT

Att. 22,302 - Partly Cloudy - 76 F

livebaseballscorecards.com

Batter	1	2	3	4	5	6	7	8	9	AB	R	H	RBI	BB	SO	LOB
28 Jayson Werth, R (1, 9) OBP: 0.323, SLG: 0.458	X FF 90 0-0 ① G1-3		C SL 79 C FF 89 B CU 75 B SL 81 X SL 79 2-2 ① G5-3		C SL 81 C SL 82 B FF 92 B FS 83 X SL 80 2-2 ② F7		B SI 92 B SL 82 B SI 91 D SL 81 4-0 1 1B BB		C SL 84 S SL 85 F SL 84 B SI 94 X SL 84 1-2 E6 1 1B 34 1B	4	1	0	0	1	0	0
1 Steve Lombardozzi, S (1, 4) OBP: 0.409, SLG: 0.524	C FF 89 C CU 74 X SI 91 0-2 ② F9		B CU 72 F SI 89 B FS 79 X FF 90 2-1 ② F9		B FF 89 B FS 80 X FF 91 2-0 ③ G4-3		X SI 91 0-0 1-2 3-H 1B		X SI 93 0-0 34 1B 1-3 1B	5	0	2	1	0	0	0
34 Bryce Harper, L (1, 7) OBP: 0.417, SLG: 0.673	F SI 91 B CU 75 C CU 73 B FF 91 X CU 73 2-2 1B		B CU 74 C CU 73 X FF 90 1-1 1B		S FS 79 B FF 89 S FS 79 B SL 81 B FS 81 F FS 80 X FS 81 3-2 11 G4-3 25 1B 2B	B SI 91 S CH 83 F SI 91 B SI 91 F SI 91 X SI 92 2-2 ② F7			S SI 95 B SI 95 F CH 83 X SI 93 1-2 12 FC5-4 1-2 3-H 1B	5	1	4	1	0	0	2
11 Ryan Zimmerman, R (1, 5) OBP: 0.311, SLG: 0.358 36 Tyler Clippard, R (8, 1) 12 Tyler Moore, R (9, PH) OBP: 0.167, SLG: 0.278 29 Rafael Soriano, R (9, 1)	B SI 90 B CU 74 X SI 91 2-0 ③ L7		1 SAFE 1 SAFE B SL 80 B SI 90 S SL 83 C SL 82 S SL 80 2-3 ③ K		C SL 81 X SL 81 0-1 ① G4-3 2-3	C SI 91 F SL 82 B SL 82 S SL 81 1-3 ③ K			B SL 84 F SI 94 X SL 85 1-1 ③ FC5-4 1-2f	4 0 1 0	0 0 0 0	0 0 0 0	0 0 0 0	0 0 0 0	2 0 0 0	5 0 2 0
25 Adam LaRoche, L (1, 3) OBP: 0.267, SLG: 0.366		B SI 89 B FF 89 B SI 90 C SI 90 X SI 90 3-1 20 1B 33 G6-3 1B	B FS 79 C FS 79 B SL 80 F SL 82 B CU 75 F SI 91 F SL 81 S SL 80 3-3 ① K		C SI 91 D FS 83 X FS 82 1-1 3-H 1B		B SI 93 S SI 92 X SI 94 1-1 ① G4-3		4	1	2	1	0	1	0
20 Ian Desmond, R (1, 6) OBP: 0.317, SLG: 0.569		C SI 90 C SL 81 D SL 82 B FF 92 X SL 80 2-2 33 G6-3 33 S 24 SF8 1-3 1B	C SL 81 X CU 77 0-1 ② P3		C SL 81 B SL 81 X FF 92 1-1 ② F9		S SI 94 S SL 86 B SL 89 B SL 88 F SI 95 S SI 96 2-3 ② K		4	1	1	0	0	1	1
33 Roger Bernadina, L (1, 8)		F SI 90 C CU 74 B FF 91 B SI 92 B CU 76 X SI 94 3-2 ① G6-3 1-3 3-H	B SL 85 S FS 80 B FS 80 C SI 91 S FS 81 2-3 ③ K		B FF 90 B FS 80 F SI 91 C CU 74 B CU 74 S SL 80 3-3 ③ K		C SI 94 B SI 93 B SL 87 F SI 90 X SL 85 2-2 ③ P6		4	0	0	1	0	2	2
24 Kurt Suzuki, R (1, 2) OBP: 0.485, SLG: 0.800		B SI 93 B SL 82 C SI 91 C SL 81 X FF 93 2-2 ② SF8 3-H	C SL 81 B FF 91 B FS 81 F SI 90 F SL 81 B FF 92 F SI 91 X SI 91 3-2 HR			C SI 92 B SL 82 C SL 80 B SL 81 X SI 93 2-2 1 1B 3B	C SI 93 C SL 84 B SL 85 B SI 94 B SL 84 C SI 93 3-3 ① K		3	2	2	2	0	1	0
48 Ross Detwiler, R (1, 1) 18 Chad Tracy, L (8, 5) OBP: 0.188, SLG: 0.133		B SI 92 C FF 92 C SL 80 S SL 80 1-3 ③ K	C FF 90 C CU 74 S SL 80 0-3 ① K			F SI 92 C SL 82 D SL 83 S SL 81 1-3 ① K		X SI 94 0-0 ② L5	3 1	0 0	0 0	0 0	0 0	3 0	1 0
Inning Stats	R: 0 H: 1 E: 0 LOB: 1 K: 0 BB: 0 S: 8 P: 12	R: 2 H: 2 E: 0 LOB: 0 K: 1 BB: 0 S: 14 P: 25	R: 0 H: 1 E: 0 LOB: 1 K: 1 BB: 0 S: 10 P: 17	R: 0 H: 0 E: 0 LOB: 0 K: 2 BB: 0 S: 10 P: 15	R: 1 H: 1 E: 0 LOB: 0 K: 1 BB: 0 S: 12 P: 19	R: 1 H: 2 E: 0 LOB: 1 K: 1 BB: 0 S: 13 P: 21	R: 1 H: 2 E: 0 LOB: 2 K: 2 BB: 1 S: 14 P: 24	R: 0 H: 0 E: 0 LOB: 0 K: 1 BB: 0 S: 9 P: 14	R: 1 H: 2 E: 1 LOB: 2 K: 1 BB: 0 S: 14 P: 20	1B: 8 SF: 1 2B: 1 SAC: 0 3B: 1 DP: 0 HR: 1 HBP: 0						

TOP

AB	38
R	6
H	11
RBI	6
BB	1
SO	10
LOB	13

WP: 0 PA: 40
PB: 0
SB: 1
CS: 0

PITCHER		IP	WLS	BF	H	R	ER	SO	BB	IBB	HBP	BLK	WP	HR	S	P	ERA	WHIP
47 Ricky Nolasco, R ERA: 3.86	(1, 1)	6.0	L	25	7	4	4	6	0	0	0	0	0	1	67	109	6.00	1.167
58 Ryan Webb, R ERA: 4.7	(7, 1)	1.0		6	2	1	1	2	1	0	0	0	0	0	14	24	9.00	3.000
50 Chad Qualls, R ERA: 5.4	(8, 1)	1.0		3	0	0	0	1	0	0	0	0	0	0	9	14	0.00	0.000
31 Steve Cishek, R ERA: 6.75	(9, 1)	1.0		6	2	1	0	1	0	0	0	0	0	0	14	20	0.00	2.000

PITCHER	IP	WLS	BF	H	R	ER	SO	BB	IBB	HBP	BLK	WP	HR	S	P	ERA	WHIP

Batter	1	2	3	4	5	6	7	8	9	AB	R	H	RBI	BB	SO	LOB
9 Juan Pierre, L (1, 7) OBP: 0.246, SLG: 0.224	C FF 93 X SI 92 0-1 ① L4		B SI 94 F SI 93 X SI 93 1-1 ① G6-3		F SI 93 X SI 94 0-1 ② G6-3		L SI 92 X SI 94 0-1 ② FC3-6 17 FC5-4 1-2f			4	0	0	0	0	0	2
17 Donovan Solano, R (1, 4) OBP: 0.291, SLG: 0.240	C FF 94 B FF 93 X FF 94 1-1 ② P4		F FF 94 B SL 77 F SI 94 T FF 95 1-2 ② K		B FF 96 F SI 93 X SI 93 1-1 2-H 1B		B SI 92 S SI 91 F SI 93 X FF 94 1-2 ③ FC5-4 1-2f			4	0	1	1	0	1	1
30 Placido Polanco, R (1, 5) OBP: 0.364, SLG: 0.385	B FF 94 F FF 94 B SI 93 X SI 94 2-1 1B		B SI 93 T SI 92 F SI 92 X SL 79 1-2 2B		1 SAFE C SI 92 X SI 92 0-1 ③ G4-3			C FF 92 C CU 76 B FF 93 X CH 80 1-2 ① F7		4	0	2	0	0	0	1
20 Justin Ruggiano, R (1, 8) OBP: 0.280, SLG: 0.383	T SI 93 F SI 92 F SI 93 T FF 95 0-2 ③ K		B FF 95 S SI 93 X SI 93 1-1 ③ G6-3			B SI 90 S SI 92 T SI 92 X SI 93 1-2 ① G5-3		X FF 94 0-0 ② F8		4	0	0	0	0	1	2
29 Greg Dobbs, L (1, 3) OBP: 0.327, SLG: 0.370		F FF 91 F SI 91 B SI 92 B SI 92 F SI 93 X SI 93 2-2 26 1B 1B		X SI 93 0-0 ① G3		B FF 95 T SI 93 F SI 93 X SL 79 1-2 ② F7		B FF 92 F FF 92 B FF 93 F CH 81 F FF 93 S FF 93 2-3 ③ K		4	0	1	0	0	1	0
26 Austin Kearns, R (1, 9) OBP: 0.278, SLG: 0.133		C SI 93 B SI 92 X SI 91 1-1 1-2 1B		C FF 94 B FF 94 C FF 93 F SI 94 B SI 93 X FF 95 2-2 ② P4		S SI 93 X FF 94 0-1 21 FC4-6 1B			C FF 90 F FF 88 F FF 89 S SL 81 0-3 ① K	4	0	2	0	0	1	0
21 Miguel Olivo, R (1, 2) OBP: 0.167, SLG: 0.118		C FF 94 F SI 94 S SL 78 0-3 ① K		B SI 92 F SI 92 F SI 94 B FF 95 B SL 79 F SI 94 F FF 94 X SI 95 3-2 ③ G6-3		F SI 92 B SI 94 F SI 92 X SI 93 1-2 ③ FC4-6 1-2f			C FC 90 F FC 89 B FF 91 S SL 83 1-3 ② K	4	0	0	0	0	2	3
13 Chris Valaika, R (1, 6) OBP: 0.353, SLG: 0.500		S SI 94 F FF 94 X SL 79 0-2 ② F8			B FF 93 B SI 91 C SI 92 B SI 92 X SI 93 3-1 17 1B 2B		C FF 92 F SI 91 F SL 78 B FF 94 F SI 92 F SI 92 X FF 94 1-2 ① P3		C FF 89 X FF 90 0-1 ③ G4-3	4	1	1	0	0	0	2
47 Ricky Nolasco, R (1, 1) OBP: 0.125, SLG: 0.125 58 Ryan Webb, R (7, 1) 25 Joe Mahoney, L (7, PH) 50 Chad Qualls, R (8, 1) 31 Steve Cishek, R (9, 1)		S FF 95 B FF 95 S FF 94 S FF 94 1-3 ③ K			B FF 94 L SI 93 L L 1-3 ① K		B FF 94 S SI 93 X SI 93 1-1 E6 9 FC3-6			2 0 1 0 0	0 0 0 0 0	0 0 0 0 0	0 0 0 0 0	0 0 0 0 0	2 0 0 0 0	3 0 0 0 0
Inning Stats	R: 0 H: 1 E: 0 LOB: 1 K: 1 BB: 0 S: 10 P: 13	R: 0 H: 2 E: 0 LOB: 2 K: 2 BB: 0 S: 15 P: 19	R: 0 H: 1 E: 0 LOB: 1 K: 1 BB: 0 S: 10 P: 14	R: 0 H: 0 E: 0 LOB: 0 K: 0 BB: 0 S: 10 P: 15	R: 1 H: 2 E: 0 LOB: 1 K: 1 BB: 0 S: 11 P: 16	R: 0 H: 1 E: 0 LOB: 1 K: 0 BB: 0 S: 11 P: 14	R: 0 H: 0 E: 1 LOB: 1 K: 0 BB: 0 S: 13 P: 16	R: 0 H: 0 E: 0 LOB: 0 K: 1 BB: 0 S: 8 P: 11	R: 0 H: 0 E: 0 LOB: 0 K: 2 BB: 0 S: 9 P: 10	1B: 5 2B: 2 3B: 0 HR: 0	SF: 0 SAC: 0 DP: 0 HBP: 0			WP: 0 PB: 0 SB: 0 CS: 0	PA: 35		

PITCHER		IP	WLS	BF	H	R	ER	SO	BB	IBB	HBP	BLK	WP	HR	S	P	ERA	WHIP
48 Ross Detwiler, L ERA: 0.9	(1, 1)	7.0	W	29	7	1	1	5	0	0	0	0	0	0	80	107	1.29	1.000
36 Tyler Clippard, R ERA: 5.4	(8, 1)	1.0		3	0	0	0	1	0	0	0	0	0	0	8	11	0.00	0.000
29 Rafael Soriano, R ERA: 5.14	(9, 1)	1.0		3	0	0	0	2	0	0	0	0	0	0	9	10	0.00	0.000

PITCHER	IP	WLS	BF	H	R	ER	SO	BB	IBB	HBP	BLK	WP	HR	S	P	ERA	WHIP

BOTTOM

Washington Nationals @ Miami Marlins

Marlins Park, Miami, FL

Wed Apr 17 2013, 7:12 PM - 10:05 PM EDT

Att. 22,302 - Partly Cloudy - 76 F

livebaseballscorecards.com

AB	35
R	1
H	7
RBI	1
BB	0
SO	8
LOB	14

MIAMI

Batter	1	2	3	4	5	6	7	8	9	AB	R	H	RBI	BB	SO	LOB
8 Chris Coghlan, L (1, 7) OBP: 0.212, SLG: 0.194	B FF 93 B FF 94 C FF 93 F FF 95 X FF 94 2-2 27 1B 1B		B SL 77 B FF 89 B FF 90 C FF 91 C FF 91 X FF 91 3-2 2B	D SL 76 B FF 90 C SL 76 C FF 91 F FF 92 S SL 78 2-3 ③ K			B FF 93 C FF 93 C CU 76 X FF 93 1-2 ② G6-3			4	0	2	0	0	1	1
13 Chris Valaika, R (1, 6) OBP: 0.286, SLG: 0.400	1 SAFE C FF 92 D FF 92 X CH 84 1-1 ① P4		F FF 90 B FF 89 C CH 85 T FF 91 1-2 ① K		C FF 91 F FF 91 F FF 92 B FF 94 B CH 86 B FF 94 X FF 91 3-2 ① L4		C FF 93 B CU 76 F FF 93 C CU 76 1-3 ③ K			4	0	0	0	0	2	2
27 Giancarlo Stanton, R (1, 9) OBP: 0.357, SLG: 0.242	X FF 92 0-0 29 FC6-4 1-2 1B		B CH 84 B CH 86 B FF 92 B FF 91 4-0 BB		C FF 92 F FF 94 S FF 94 0-3 ② K			C FF 94 F FC 90 B CU 79 F CU 79 S FC 90 1-3 ① K		3	0	1	0	1	2	0
30 Placido Polanco, R (1, 5) OBP: 0.356, SLG: 0.364	B FF 93 F FF 92 B FF 93 F FF 92 F FF 93 S FF 93 2-3 ② K		B FF 90 X FF 89 1-0 ② F4		C FF 92 F FF 93 B SL 78 B FF 94 F FF 92 B FF 93 B FF 93 4-2 BB			S SI 95 B SI 94 F SI 95 X CU 80 1-2 ② F9		3	0	0	0	1	1	4
29 Greg Dobbs, L (1, 3) OBP: 0.304, SLG: 0.340	C FF 92 B FF 92 B FF 93 F FF 92 F FF 93 X FF 93 2-2 ③ FC6-4 1-2f		B FF 90 B SL 78 C FF 91 F FF 91 F FF 94 S FF 93 2-3 ③ K		F FF 90 S SL 79 B FF 93 S SL 78 1-3 ③ K			B SI 96 X SI 95 1-0 ③ G1-3		4	0	0	0	0	2	5
20 Justin Ruggiano, R (1, 8) OBP: 0.315, SLG: 0.460		B FF 91 B CH 84 F FF 91 S FF 93 B FF 92 F FF 92 B FF 92 4-2 19 G6-3 BB	F FF 92 B FF 92 S FF 91 F FF 94 B SL 78 F FF 93 F FF 92 B FF 93 F FF 93 3-2 X FF 92 HR		B FF 88 C SL 80 C KC 73 B KC 76 B SI 90 F SI 90 S SL 81 3-3 ① K			F FF 94 B SL 91 X SI 95 1-1 19 G4-6-3 1B	3	1	2	1	1	1	0
19 Rob Brantly, L (1, 2) OBP: 0.234, SLG: 0.256		B FF 91 C FF 92 1 SAFE B FF 92 1 SAFE X FF 92 2-1 ① G6-3 1-2	C FF 91 X SL 78 0-1 ① G3-1		S CH 82 C KC 72 F SL 79 S KC 76 0-3 ② K			B FF 95 B FF 95 F FF 95 X SL 92 2-1 ① ② G4-6-3 1-2f		4	0	0	0	0	1	2
17 Donovan Solano, R (1, 4) OBP: 0.288, SLG: 0.241		F FF 90 F CH 85 T FF 93 0-2 ② K	C SL 74 X CH 83 0-1 16 SH3-4 1B		C FF 92 B SL 81 F FF 91 B KC 77 B FF 91 X FF 91 3-2 ③ F9			B FF 95 B FF 95 C FF 94 X SL 90 2-1 ③ L9		4	0	1	0	0	1	1
16 José Fernández, R (1, 1) OBP: 0.250, SLG: 0.250		F FF 90 T FF 92 S FF 92 0-3 ③ K	X FF 89 0-0 ② SH3-4 1-2				B FF 92 F FF 91 X FF 91 1-1 ① G6-3			1	0	0	0	0	1	1
73 John Maine, R (5, 1)										0	0	0	0	0	0	0
26 Austin Kearns, R (7, PH) OBP: 0.263, SLG: 0.125										1	0	0	0	0	0	0
60 Jon Rauch, R (7, 1)										0	0	0	0	0	0	0
44 AJ Ramos, R (8, 1)										0	0	0	0	0	0	0
Inning Stats	R: 0 E: 0 K: 1 S: 14 H: 2 LOB: 2 BB: 0 P: 21	R: 0 E: 0 K: 2 S: 11 H: 0 LOB: 1 BB: 1 P: 17	R: 0 E: 0 K: 2 S: 11 H: 1 LOB: 2 BB: 1 P: 22	R: 1 E: 0 K: 1 S: 16 H: 2 LOB: 1 BB: 0 P: 21	R: 0 E: 0 K: 2 S: 13 H: 0 LOB: 1 BB: 1 P: 21	R: 0 E: 0 K: 2 S: 11 H: 0 LOB: 0 BB: 0 P: 17	R: 0 E: 0 K: 1 S: 8 H: 0 LOB: 0 BB: 0 P: 11	R: 0 E: 0 K: 1 S: 8 H: 0 LOB: 0 BB: 0 P: 11	R: 0 E: 0 K: 0 S: 6 H: 1 LOB: 0 BB: 0 P: 11	1B: 4 2B: 1 3B: 0 HR: 1 SF: 0 SAC: 1 DP: 1 HBP: 0				WP: 0 PB: 0 SB: 0 CS: 0		PA: 35

TOP

Miami Marlins @ Cincinnati Reds

Great American Ball Park, Cincinnati, OH

Thu Apr 18 2013, 7:13 PM - 10:18 PM EDT

Att. 14,916 - Partly Cloudy - 81 F

livebaseballscorecards.com

AB	31
R	1
H	6
RBI	1
BB	3
SO	12
LOB	16

MIAMI

PITCHER		IP	WLS	BF	H	R	ER	SO	BB	IBB	HBP	BLK	WP	HR	S	P	ERA	WHIP
52 Tony Cingrani, L ERA: 1.8	(1, 1)	5.0	W	23	5	1	1	8	3	0	0	0	0	1	65	102	1.80	1.600
63 Sam LeCure, R ERA: 1.5	(6, 1)	1.0		3	0	0	0	2	0	0	0	0	0	0	11	17	0.00	0.000
60 J.J. Hoover, R ERA: 5.4	(7, 1)	1.0		3	0	0	0	1	0	0	0	0	0	0	8	11	0.00	0.000
31 Alfredo Simon, R ERA: 5.63	(8, 1)	1.0		3	0	0	0	1	0	0	0	0	0	0	8	11	0.00	0.000
51 Jonathan Broxton, R ERA: 9.53	(9, 1)	1.0		3	1	0	0	0	0	0	0	0	0	0	6	11	0.00	1.000

PITCHER	IP	WLS	BF	H	R	ER	SO	BB	IBB	HBP	BLK	WP	HR	S	P	ERA	WHIP

BOTTOM

Miami Marlins @ Cincinnati Reds

Great American Ball Park, Cincinnati, OH

Thu Apr 18 2013, 7:13 PM - 10:18 PM EDT

Att. 14,916 - Partly Cloudy - 81 F

livebaseballscorecards.com

Batter	1	2	3	4	5	6	7	8	9	AB	R	H	RBI	BB	SO	LOB
17 Shin-Soo Choo, L (1, 8) OBP: 0.472, SLG: 0.569	C FF 95 B FF 95 F FF 96 B CU 80 S FF 97 2-3 K ①		X SI 95 0-0 2 1B 19 WP 1B	B CU 79 B CU 80 C CU 80 C FF 94 F FF 96 B CU 82 X FF 94 3-2 2 1B 3-H 2B	S FF 91 B SL 84 B FF 90 F FF 91 B SL 82 D SL 84 4-2 2 BB 1-2 BB		B FF 92 X FF 92 1-0 F7 ②			4	2	2	1	1	1	0
2 Zack Cozart, R (1, 6) OBP: 0.266, SLG: 0.492	C FF 97 B CU 80 X FF 96 1-1 G1-3 ②		C CU 79 X CU 80 0-1 19 WP 1-3 1B	C CU 82 B FF 94 S CU 79 B FF 95 X CU 80 2-2 2-H 1B	B FF 90 B FF 92 C FF 91 B FF 91 B FF 90 4-1 19 G4-6-3 1-2 2-3 3-H BB		B FF 92 F FF 92 C SL 86 C FF 92 1-3 K ③			4	0	2	2	1	1	0
19 Joey Votto, L (1, 3) OBP: 0.526, SLG: 0.400	B FF 96 B FF 96 B FF 97 B FF 96 4-0 BB		B FF 93 1 SAFE C CU 79 B FF 95 B CH 88 B CU 81 4-1 1-2 3-H BB	B CH 85 C CU 82 D CH 87 1 SAFE C FF 93 F CH 86 X FF 94 2-2 G1-3 ③	C FF 91 S FF 90 X FF 91 0-2 G4-6-3 ② ③ 1-2f			C FF 93 F CU 76 F CU 78 X FF 94 0-2 3 1B 1B		3	0	1	0	2	0	4
4 Brandon Phillips, R (1, 4) OBP: 0.368, SLG: 0.603 51 Jonathan Broxton, R (9, 1)	F FF 96 B CU 81 1 SAFE X CU 80 1-1 G6-3 ③		B FF 96 S FF 96 F FF 98 F FF 98 S FF 98 1-3 K ③		B SL 84 F FF 90 B FF 91 C FF 90 X FF 91 2-2 21 1B 32 BB 39 WP 1B	C FF 89 S SL 81 B FF 90 B FF 90 S FF 90 2-3 K ①		S FF 92 C SL 82 S CU 76 0-3 K ①		5 0	1 0	1 0	0 0	0 0	3 0	4 0
32 Jay Bruce, L (1, 9) OBP: 0.342, SLG: 0.368 15 Derrick Robinson, S (8, PH) OBP: 0.375, SLG: 0.286 (9, 9)		F FF 95 B CH 86 S CH 87 B FF 95 C FF 97 2-3 K ①	X FF 94 0-0 21 BB 26 E 1B	B FF 90 1 SAFE B FF 90 1 SAFE S FF 91 B FF 91 B FF 89 4-1 39 WP 21 1B 28 1B 1-2 BB	B FF 90 B FF 89 B FF 90 B FF 90 4-0 21 HR BB		C FF 94 F FF 93 B CU 77 B CU 77 C FF 93 2-3 K ②		2 1	3 0	1 0	0 0	2 0	1 1	0 1
21 Todd Frazier, R (1, 5) OBP: 0.369, SLG: 0.614 60 J.J. Hoover, R (7, 1) 31 Alfredo Simon, R (8, 1) OBP: 1.000, SLG: 1.000 3 Cesar Izturis, S (8, PH) OBP: 0.294, SLG: 0.250 (9, 4)		B CU 78 B CU 79 B FF 96 F FF 95 C CU 80 S FF 96 3-3 K ②	B CU 78 1 SAFE C FF 94 B CU 81 B FF 95 B FF 95 4-1 26 E 39 SF8 1-2 BB	S FF 91 X SL 85 0-1 28 1B 39 WP 28 E 1-2 2-3 1B	F FF 90 X FF 89 0-1 1-H HR		X FF 93 0-0 1-2 1B		3 0 0 1	3 0 0 0	2 0 0 1	2 0 0 0	1 0 0 0	1 0 0 0	0 0 0 0
26 Xavier Paul, L (1, 7) OBP: 0.294, SLG: 0.471 63 Sam LeCure, R (6, 1) 9 Jack Hannahan, L (6, PH) OBP: 0.500, SLG: 0.462 (7, 5)		C CU 78 S SI 95 X FF 98 0-2 G6-3 ③		B CH 86 X FF 94 1-0 E9 52 G5-3 17 2B 1-3 2-H 1B	F FF 91 B FF 91 F FF 92 X FF 92 1-2 F5 ①	C FF 88 B CH 84 F FF 90 C FF 90 1-3 K ②		X FF 94 0-0 G4-3 ③		3 0 2	1 0 0	1 0 0	1 0 0	0 0 0	0 0 1	3 0 2
39 Devin Mesoraco, R (1, 2) OBP: 0.391, SLG: 0.412			B FF 93 B FF 94 F FF 94 F FF 96 X FF 96 2-2 P4 ①	X FF 96 0-0 SF8 ① 3-H	B SL 84 I IN 67 I IN 75 I IN 74 4-0 28 E 2 BB 1-2 2-3 3-H IBB	B FF 90 F FF 89 B SL 82 F FF 90 F FF 89 C FF 90 2-3 K ③				2	1	0	1	1	1	0
52 Tony Cingrani, L (1, 1) 28 Chris Heisey, R (5, PH) OBP: 0.200, SLG: 0.283 (6, 7)			C FF 96 X FF 96 0-1 G5-3 ②	L FF 93 B FF 93 X FF 93 1-1 G5-3 ② 2-3	B FF 90 X FF 91 1-0 E9 2 BB 17 BB 1-3 2-H 3-H 1B		S FF 91 F FF 91 F CU 73 S CU 74 0-3 K ①			2 2	0 0	0 1	0 1	0 0	0 1	1 0
Inning Stats	R: 0 E: 0 K: 1 S: 7 H: 0 LOB: 1 BB: 1 P: 15	R: 0 E: 0 K: 2 S: 9 H: 0 LOB: 0 BB: 0 P: 14	R: 1 E: 0 K: 1 S: 13 H: 2 LOB: 2 BB: 1 P: 20	R: 4 E: 1 K: 0 S: 17 H: 4 LOB: 1 BB: 1 P: 30	R: 4 E: 1 K: 0 S: 16 H: 3 LOB: 2 BB: 4 P: 36	R: 2 E: 0 K: 3 S: 12 H: 1 LOB: 0 BB: 1 P: 21	R: 0 E: 0 K: 2 S: 8 H: 0 LOB: 0 BB: 0 P: 10	R: 0 E: 0 K: 2 S: 12 H: 2 LOB: 2 BB: 0 P: 14		1B: 10 2B: 1 3B: 0 HR: 1 SF: 1 SAC: 0 DP: 1 HBP: 0				WP: 2 PB: 0 SB: 0 CS: 0 PA: 43		

	AB	34
	R	11
	H	12
	RBI	8
	BB	8
	SO	11
	LOB	15

PITCHER		IP	WLS	BF	H	R	ER	SO	BB	IBB	HBP	BLK	WP	HR	S	P	ERA	WHIP
16 José Fernández, R ERA: 3.6	(1, 1)	4.0	L	21	6	5	5	4	3	0	0	0	1	0	46	79	11.25	2.250
73 John Maine, R ERA: 12.27	(5, 1)	2.0		14	4	6	6	3	4	1	0	0	1	1	28	57	27.00	4.000
60 Jon Rauch, R ERA: 4.7	(7, 1)	1.0		3	0	0	0	2	0	0	0	0	0	0	8	10	0.00	0.000
44 AJ Ramos, R ERA: 3.72	(8, 1)	1.0		5	2	0	0	2	0	0	0	0	0	0	12	14	0.00	2.000

PITCHER	IP	WLS	BF	H	R	ER	SO	BB	IBB	HBP	BLK	WP	HR	S	P	ERA	WHIP

Miami Marlins @ Cincinnati Reds

Great American Ball Park, Cincinnati, OH

Fri Apr 19 2013, 7:11 PM - 9:57 PM EDT

Att. 26,112 - Cloudy - 46 F

TOP

livebaseballscorecards.com

Batter	1	2	3	4	5	6	7	8	9	AB	R	H	RBI	BB	SO	LOB
9 Juan Pierre, L (1, 7) OBP: 0.246, SLG: 0.242	C FC 92 S SL 86 F SI 91 F FF 93 S FF 92 0-3 ① K		L SI 90 B SI 90 C SI 89 F FC 92 C SI 90 1-3 ② K			B CU 76 X FF 92 1-0 30 L9 27 FC6-2 2B		B FF 94 F SL 88 S SL 90 F FF 94 S FF 94 1-3 ① K		4	0	1	0	0	3	2
30 Placido Polanco, R (1, 5) OBP: 0.349, SLG: 0.356	F FF 93 X FC 92 0-1 ② G4-3		B FC 91 F FC 92 X FF 92 1-1 ③ 2-H 3-H 1B			F SL 88 F SL 82 X SI 88 0-2 ① L9 2-3		C FF 95 B SL 91 X FF 95 1-1 ② G6-3		4	0	1	1	0	0	1
27 Giancarlo Stanton, R (1, 9) OBP: 0.326, SLG: 0.216	B FC 95 C FC 94 S SL 88 S FC 94 1-3 ③ K			B SL 86 F SL 86 S FC 92 B SL 86 F SL 86 B SL 85 C FF 94 3-3 ① K		F FC 93 B SI 91 S FC 94 B FC 94 X FC 94 2-2 ② FC6-2 3-H		X FF 93 0-0 ③ G4-3		4	0	0	0	0	2	1
25 Joe Mahoney, L (1, 3) 13 Chris Valaika, R (9, PH) (9, 3) OBP: 0.273, SLG: 0.381		B CU 76 C FF 91 X SI 90 1-1 ① G4-3		X CU 77 0-0 ② G1-3		X SI 90 0-0 ③ G5-3			S FF 97 X SL 84 0-1 ① G5-3	3 1	0 0	0 0	0 0	0 0	0 0	1 0
20 Justin Ruggiano, R (1, 8) OBP: 0.310, SLG: 0.500		C SL 85 S FC 91 S FC 93 0-3 ② K		B SI 92 S CU 78 C FF 92 F CU 78 S CU 77 1-3 ③ K			B CU 77 B SL 87 S SL 85 C SI 90 B FC 92 X FC 92 3-2 ① F8		B FF 97 B FF 95 C FF 95 B FF 94 X FF 94 3-1 HR	4	1	1	1	0	2	0
19 Rob Brantly, L (1, 2) OBP: 0.235, SLG: 0.239		F SI 89 B SI 89 B FC 92 B SL 85 F SI 89 S SL 86 3-3 ③ K			C SL 83 F SI 90 C SI 90 0-3 ① K		C SL 84 B SL 86 B SL 84 B SL 86 B SI 90 4-1 17 G5-3 22 1B BB		S FF 97 C FF 95 B FF 96 F FF 96 X SL 83 1-2 ② P4	3	0	0	0	1	2	0
22 Nick Green, R (1, 6) OBP: 0.750, SLG: 0.750			S SL 89 X SL 85 0-1 45 SH2-4 30 1B 17 1B 1B		F FF 92 F FF 92 F CU 78 F FC 94 B SI 93 X FF 93 1-2 1B		S SL 86 B SL 89 1 SAFE F FF 88 F SL 86 F SL 89 X SI 90 1-2 17 G5-3 1-2 1B		C FF 93 F FF 94 F SL 86 S FF 95 0-3 ③ K	4	1	3	0	0	1	0
17 Donovan Solano, R (1, 4) OBP: 0.290, SLG: 0.246			B FF 88 B SL 84 X SL 89 2-0 45 SH2-4 30 1B 1-2 1B		1 SAFE B FC 92 X FF 91 1-0 ② L9		F FC 91 F SL 86 D CU 79 B SL 85 F FC 94 X CU 77 2-2 ② G5-3 1-2 2-3			3	0	1	0	0	0	3
45 Kevin Slowey, R (1, 1) 29 Greg Dobbs, L (7, PH) OBP: 0.298, SLG: 0.333 50 Chad Qualls, R (7, 1) 40 Mike Dunn, L (8, 1) 31 Steve Cishek, R (9, 1)			X FC 92 0-0 ① SH2-4 1-2 2-3		C FF 89 S SI 93 B SI 93 C FF 91 1-3 ③ K		S SL 86 C SI 92 B SL 87 F SL 86 F SI 92 S CU 79 1-3 ③ K			1 1 0 0 0	0 0 0 0 0	0 0 0 0 0	0 0 0 0 0	1 1 0 0 0	1 2 0 0 0	1 0 0 0 0
Inning Stats	R: 0 E: 0 K: 2 S: 10 H: 0 LOB: 0 BB: 0 P: 11	R: 0 E: 0 K: 2 S: 8 H: 0 LOB: 0 BB: 0 P: 12	R: 1 E: 0 K: 1 S: 10 H: 3 LOB: 2 BB: 0 P: 14	R: 0 E: 0 K: 2 S: 9 H: 0 LOB: 0 BB: 0 P: 13	R: 0 E: 0 K: 2 S: 12 H: 1 LOB: 1 BB: 0 P: 15	R: 0 E: 0 K: 0 S: 8 H: 1 LOB: 1 BB: 0 P: 11	R: 0 E: 0 K: 1 S: 18 H: 1 LOB: 2 BB: 1 P: 29	R: 0 E: 0 K: 1 S: 7 H: 0 LOB: 0 BB: 0 P: 9	R: 1 E: 0 K: 1 S: 12 H: 1 LOB: 0 BB: 0 P: 16	1B: 5 2B: 1 3B: 0 HR: 1 SF: 0 SAC: 1 DP: 0 HBP: 0						

AB	32
R	2
H	7
RBI	2
BB	1
SO	12
LOB	11

WP: 0 PB: 0 SB: 0 CS: 0 PA: 34

PITCHER		IP	WLS	BF	H	R	ER	SO	BB	IBB	HBP	BLK	WP	HR	S	P	ERA	WHIP
55 Mat Latos, R ERA: 2.73	(1, 1)	7.0		27	6	1	1	10	1	0	0	0	0	0	75	105	1.29	1.000
51 Jonathan Broxton, R ERA: 8.1	(8, 1)	1.0		3	0	0	0	1	0	0	0	0	0	0	7	9	0.00	0.000
54 Aroldis Chapman, L ERA: 1.08	(9, 1)	1.0	L	4	1	1	1	1	0	0	0	0	0	1	12	16	9.00	1.000

PITCHER	IP	WLS	BF	H	R	ER	SO	BB	IBB	HBP	BLK	WP	HR	S	P	ERA	WHIP

Miami Marlins @ Cincinnati Reds

Great American Ball Park, Cincinnati, OH

Fri Apr 19 2013, 7:11 PM - 9:57 PM EDT

Att. 26,112 - Cloudy - 46 F

livebaseballscorecards.com

BOTTOM

Batter	1	2	3	4	5	6	7	8	9	AB	R	H	RBI	BB	SO	LOB
17 Shin-Soo Choo, L (1, 8) OBP: 0.461, SLG: 0.581	F FF 87 T FF 88 B FF 87 B SI 89 B CH 83 X FF 88 3-2 19 SF7 3B		C CH 81 B CH 83 B FF 89 C FF 89 C SL 80 2-3 ② K		F SI 88 C FF 89 B CU 72 X SI 89 1-2 ③ G4-3			F SL 87 C SL 88 F FF 94 B SL 87 C FF 95 1-3 ③ K		4	1	1	0	0	2	1
2 Zack Cozart, R (1, 6) OBP: 0.265, SLG: 0.477	C FF 88 X FF 89 0-1 ① P3		C FF 88 F SI 88 X SI 89 0-2 ③ G6-3			C SI 88 X FF 88 0-1 ① F9			B SI 92 C SI 92 C SI 93 B SL 82 X SI 93 2-2 1B	4	0	1	0	0	0	1
19 Joey Votto, L (1, 3) OBP: 0.500, SLG: 0.377	B FF 88 B CH 82 B CH 83 X FF 87 3-0 ② SF7 3-H			C CH 82 B SL 79 B SI 89 B FF 88 F SI 89 S FF 89 3-3 ① K		C FF 88 X FF 88 0-1 ② F7			T SI 92 S SL 83 B SI 92 S SI 92 1-3 ① K	3	0	0	1	0	2	1
4 Brandon Phillips, R (1, 4) OBP: 0.347, SLG: 0.567	F FF 89 B FF 88 X CH 84 1-1 ③ F8			C CH 84 S CH 81 X SI 88 0-2 ② G5-3		C SI 89 B FF 89 F FF 88 B SI 90 S SL 80 2-3 ③ K			B SI 92 F SI 93 B SI 93 X SI 93 2-1 ② F8	4	0	0	0	0	1	1
32 Jay Bruce, L (1, 9) OBP: 0.351, SLG: 0.366		B FF 88 C CH 82 B SI 88 B FF 87 B FF 87 4-1 21 1B BB		F CH 82 C SI 88 B CH 81 B SL 80 B FF 90 F FF 89 X FF 89 3-2 1B			C SI 92 S SL 86 B SL 87 C SI 91 1-3 ① K		X SI 92 0-0 ③ L9	3	0	1	0	1	1	1
21 Todd Frazier, R (1, 5) OBP: 0.382, SLG: 0.610		X SI 88 0-0 29 G6-4-3 1-2 1B		S SL 79 B SL 77 D SI 88 1 SAFE B FF 88 C FF 88 X FF 88 3-2 ③ F8			S SL 86 B SL 85 B SI 93 B SI 91 B SI 91 4-1 28 CS BB			2	0	1	0	1	0	1
28 Chris Heisey, R (1, 7) OBP: 0.190, SLG: 0.268		C FF 89 F SL 78 X CU 73 0-2 ① L7			F FF 88 F SI 88 X FF 88 0-2 ① L6		S SL 86 X SI 92 0-1 ②③ G6-3 1-2			3	0	0	0	0	0	3
29 Ryan Hanigan, R (1, 2) OBP: 0.182, SLG: 0.079		D SL 78 B SL 78 C FF 88 B FF 88 X FF 89 3-1 ②③ G6-4-3 1-2f			S FF 89 X FF 88 0-1 ② L8			C SI 91 X SL 84 0-1 ① F9		3	0	0	0	0	0	2
55 Mat Latos, R (1, 1) OBP: 0.200, SLG: 0.222 51 Jonathan Broxton, R (8, 1) 26 Xavier Paul, L (8, PH) OBP: 0.278, SLG: 0.444 54 Aroldis Chapman, L (9, 1)			C FF 87 F FF 86 C SI 89 0-3 ① K		S FF 88 X SI 88 0-1 2B			C FF 94 F FF 94 B SL 87 B FF 94 B FF 94 S FF 94 3-3 ② K		2 0 1 0	0 0 0 0	1 0 0 0	0 0 0 0	0 0 1 0	1 0 0 0	0 0 0 0
Inning Stats	R: 1 E: 0 K: 0 S: 8 H: 1 LOB: 0 BB: 0 P: 15	R: 0 E: 0 K: 0 S: 7 H: 1 LOB: 1 BB: 1 P: 14	R: 0 E: 0 K: 2 S: 9 H: 0 LOB: 0 BB: 0 P: 11	R: 0 E: 0 K: 1 S: 13 H: 1 LOB: 1 BB: 0 P: 22	R: 0 E: 0 K: 0 S: 10 H: 1 LOB: 1 BB: 0 P: 11	R: 0 E: 0 K: 1 S: 7 H: 0 LOB: 0 BB: 0 P: 9	R: 0 E: 0 K: 1 S: 6 H: 0 LOB: 0 BB: 1 P: 11	R: 0 E: 0 K: 2 S: 9 H: 0 LOB: 0 BB: 0 P: 13	R: 0 E: 0 K: 1 S: 9 H: 1 LOB: 1 BB: 0 P: 14	1B: 3 2B: 1 3B: 1 HR: 0	SF: 1 SAC: 0 DP: 1 HBP: 0		WP: 0 PB: 0 SB: 0 CS: 1	PA: 32			

	AB	29
	R	1
	H	5
	RBI	1
	BB	2
	SO	8
	LOB	11

PITCHER		IP	WLS	BF	H	R	ER	SO	BB	IBB	HBP	BLK	WP	HR	S	P	ERA	WHIP
45 Kevin Slowey, R ERA: 1.9	(1, 1)	6.0		22	4	1	1	4	1	0	0	0	0	0	54	82	1.50	0.833
50 Chad Qualls, R ERA: 4.5	(7, 1)	1.1		4	0	0	0	1	1	0	0	0	0	0	8	13	0.00	0.750
40 Mike Dunn, L ERA: 2.25	(8, 1)	0.2	W	2	0	0	0	2	0	0	0	0	0	0	7	11	0.00	0.000
31 Steve Cishek, R ERA: 5.68	(9, 1)	1.0	S	4	1	0	0	1	0	0	0	0	0	0	9	14	0.00	1.000

PITCHER	IP	WLS	BF	H	R	ER	SO	BB	IBB	HBP	BLK	WP	HR	S	P	ERA	WHIP

Batter	1	2	3	4	5	6	7	8	9	10	11	12	13	AB	R	H	RBI	BB	SO	LOB
9 Juan Pierre, L (1, 7) OBP: 0.225, SLG: 0.221	C CU 72 X CH 75 0-1 G1-3		C CU 73 F CU 69 C SI 86 0-3 K		L SI 86 C CU 72 B SI 86 X CH 74 1-2 L5-3 1-1			C CH 73 B CH 74 B CU 72 C SL 74 X SI 87 2-2 G3		C KC 72 B SI 88 S KC 76 C SI 90 1-3 K			B SI 93 C SI 92 F SI 94 F FC 89 B FS 83 F SI 93 F SI 94 B SI 94 C FF 93 3-3 K	6	0	0	0	0	3	4
30 Placido Polanco, R (1, 5) OBP: 0.333, SLG: 0.354	C SI 86 B CU 70 X CH 74 1-1 P3			C SI 86 X SI 87 0-1 G5-3	C CH 77 C SL 76 X SL 77 0-2 2-H 2B			C SL 75 C SI 86 B CH 79 X SI 87 1-2 L4			X SL 81 0-0 P4		B SI 94 C SI 92 F SI 93 X FC 89 1-2 F9	6	0	1	1	0	0	0
27 Giancarlo Stanton, R (1, 9) OBP: 0.308, SLG: 0.209	B FF 86 S CH 76 S SL 76 B SL 77 S SL 77 2-3 K			C CU 70 B CU 70 C SL 75 X SI 87 1-2 20 E 20 S 1B	F SI 86 X CH 75 0-1 P4			X SI 87 0-0 P6			B FF 89 X FF 90 1-0 G5-3		X FF 94 0-0 F8	6	0	1	0	0	1	1
29 Greg Dobbs, L (1, 3) OBP: 0.290, SLG: 0.321		C FF 86 B SI 86 B CH 75 F CH 78 X SI 88 2-2 22 G4-3 1B		B SI 87 B CU 72 X CU 70 2-0 F7		C CU 66 F SI 85 X SI 87 0-2 G6-3			C FF 96 F FF 97 C SL 86 0-3 K		B CH 82 C SI 89 B KC 73 X KC 76 2-1 F8			5	0	1	0	0	1	1
20 Justin Ruggiano, R (1, 8) OBP: 0.317, SLG: 0.483		B CH 78 B CU 71 F SL 75 C SI 87 S SI 88 2-3 K		B SL 76 S SI 86 B SI 87 B SI 89 F CH 78 B SI 88 4-2 1-3 BB		B SL 76 S CH 75 F SI 86 S SL 77 1-3 K			C SL 85 F FF 98 B FF 99 X SL 89 1-2 F9			F FF 92 B FF 93 F FF 92 B CU 75 B FF 93 X FF 93 3-2 22 SH1-4 1B		4	0	1	0	1	2	1
22 Nick Green, R (1, 6) OBP: 0.375, SLG: 0.375		X CH 77 0-0 G4-3 1-2		X SI 88 0-0 L8		X CH 77 0-0 F7			C FF 98 F FF 97 S FF 98 0-3 K			L FF 91 B FF 91 X FF 91 1-1 SH1-4 1-2		4	0	0	0	0	1	3
21 Miguel Olivo, R (1, 2) OBP: 0.227, SLG: 0.238 19 Rob Brantly, L (10, PR) OBP: 0.231, SLG: 0.234 (10, 2)		C CH 77 F SL 75 F FF 88 S SL 76 0-3 K			X SI 87 0-0 17 1B 25 1B 2B		C CH 74 S SL 74 X SL 78 0-2 F8			X SL 80 0-0 17 SH2-4 1B		C FF 92 X FF 92 0-1 F7		4	1	2	0	0	1	1
														1	0	0	0	0	0	1
17 Donovan Solano, R (1, 4) OBP: 0.303, SLG: 0.250			C CH 76 C SI 86 B SL 73 X SL 77 1-2 L8		X SL 75 0-0 25 1B 30 2B 2-3 1B		X SI 87 0-0 G6-3			1 SAFE X SI 89 0-0 SH2-4 1-2		I IN 69 I IN 69 I IN 68 I IN 67 4-0 IBB		3	1	1	0	1	0	0
23 Wade LeBlanc, L (1, 1) 25 Joe Mahoney, L (6, PH) OBP: 0.000, SLG: 0.000 34 Tom Koehler, R (6, 1) 26 Austin Kearns, R (7, PH) 40 Mike Dunn, L (7, 1) 50 Chad Qualls, R (7, 1) 44 AJ Ramos, R (8, 1) 8 Chris Coghlan, L (10, PH) 58 Ryan Webb, R (10, 1) 13 Chris Valaika, R (10, PH) 31 Steve Cishek, R (10, 1)		C FF 86 S CH 76 B SL 73 B SL 75 X CH 77 2-2 G4-3			C CU 73 B CH 74 X CH 77 1-1 9 L5-3 1-2 3-H 1B		B SL 75 F SI 87 F SL 77 B SL 76 F CH 74 C SI 89 2-3 K			X KC 73 0-0 L9		F FF 91 D FF 92 B FF 93 F FF 93 X FF 93 2-2 G4-3		1 0 0 0 0 0 0 1 0 1 1 0 0 0 0 0 0 0 0 0 0 1 0 0 0 0 1 0 0 0 0 0 0 0 0 0 0 0 0 0 0 0 0 0 0 0 0 0 2 1 0 0 0 0 0 0 0 0 0 0 0 0 0						
Inning Stats	R: 0 H: 0 E: 0 LOB: 0 K: 1 BB: 0 S: 7 P: 10	R: 0 H: 1 E: 0 LOB: 1 K: 2 BB: 0 S: 11 P: 15	R: 0 H: 0 E: 0 LOB: 0 K: 1 BB: 0 S: 9 P: 12	R: 0 H: 1 E: 0 LOB: 2 K: 0 BB: 1 S: 9 P: 16	R: 2 H: 4 E: 0 LOB: 1 K: 0 BB: 0 S: 12 P: 14	R: 0 H: 0 E: 0 LOB: 0 K: 1 BB: 0 S: 7 P: 8	R: 0 H: 0 E: 0 LOB: 0 K: 1 BB: 0 S: 8 P: 10	R: 0 H: 0 E: 0 LOB: 0 K: 0 BB: 0 S: 7 P: 10	R: 0 H: 0 E: 0 LOB: 0 K: 2 BB: 0 S: 9 P: 10	R: 0 H: 1 E: 0 LOB: 2 K: 1 BB: 0 S: 6 P: 7	R: 0 H: 0 E: 0 LOB: 0 K: 0 BB: 0 S: 4 P: 7	R: 0 H: 1 E: 0 LOB: 2 K: 0 BB: 1 S: 10 P: 20	R: 0 H: 0 E: 0 LOB: 0 K: 1 BB: 0 S: 10 P: 14	1B: 6 2B: 3 3B: 0 HR: 0	SF: 0 SAC: 2 DP: 1 HBP: 0	WP: 0 PB: 0 SB: 1 CS: 0	PA: 48		

PITCHER	IP	WLS	BF	H	R	ER	SO	BB	IBB	HBP	BLK	WP	HR	S	P	ERA	WHIP
61 Bronson Arroyo, R (1, 1) ERA: 3.54	8.0		30	6	2	2	6	1	0	0	0	0	0	70	95	2.25	0.875
54 Aroldis Chapman, L (9, 1) ERA: 0.96	1.0		3	0	0	0	2	0	0	0	0	0	0	9	10	0.00	0.000
63 Sam LeCure, R (10, 1) ERA: 1.13	2.0		7	1	0	0	1	0	0	0	0	0	0	10	14	0.00	0.500
60 J.J. Hoover, R (12, 1) ERA: 4.82	1.0		5	1	0	0	0	0	1	0	0	0	0	10	20	0.00	1.000
31 Alfredo Simon, R (13, 1) ERA: 5.0	1.0	W	3	0	0	0	1	0	0	0	0	0	0	10	14	0.00	0.000

PITCHER	IP	WLS	BF	H	R	ER	SO	BB	IBB	HBP	BLK	WP	HR	S	P	ERA	WHIP

TOP

Miami Marlins @ Cincinnati Reds

Great American Ball Park, Cincinnati, OH

Sat Apr 20 2013, 1:10 PM - 5:20 PM EDT

Att. 35,645 - Sunny - 49 F

livebaseballscorecards.com

AB	44
R	2
H	8
RBI	2
BB	2
SO	10
LOB	16

MIAMI

Batter	1	2	3	4	5	6	7	8	9	10	11	12	13	AB	R	H	RBI	BB	SO	LOB
17 Shin-Soo Choo, L (1, 8) OBP: 0.494, SLG: 0.606	B FF 86 B SI 86 X SI 87 2-0 2 S 1B	B FC 82 B SI 85 T FF 87 F SI 86 D CH 77 F FF 84 B FF 84 4-2 1-2 2-3 BB		F FC 81 B CU 70 B CH 75 D FC 80 B FF 85 4-1 2 FC6-4 BB		L FF 94 B FF 94 B CH 86 B KC 82 C KC 80 F KC 82 B FF 93 4-2 2 FC6-4 BB		S CH 83 C CH 83 F FF 95 X SL 80 0-2 1B	S SI 91 F SI 91 B SL 82 C SI 91 1-3 K			C SI 93 B SI 94 X SL 83 1-1 3 F8 4 SF8 2B	4	1	3	0	3	1	1
2 Zack Cozart, R (1, 6) OBP: 0.243, SLG: 0.437 3 Cesar Izturis, S (13, PH) OBP: 0.278, SLG: 0.235	F SI 85 B CH 74 X CH 75 1-1 F9 1-2	S CH 75 B FF 86 B FF 84 X SI 87 2-1 G5-3		B FC 82 C SI 84 S FC 83 F FC 83 X FF 86 1-2 FC6-4 19 1B 1-2f 2-3		1 SAFE X FF 92 0-0 FC6-4 1-2f		1 SAFE 1 SAFE C FF 92 B CU 80 1 SAFE C FF 93 1-3 K			F SI 88 B SI 89 C SI 89 X SL 81 1-2 G4-3		L SI 94 B SI 92 B SI 91 B SI 93 X SI 92 X SI 92 3-2 F8 2-3	6 1	0 0	0 0	0 0	0 0	1 0	8 1
19 Joey Votto, L (1, 3) OBP: 0.517, SLG: 0.458	C FF 87 F FF 82 X SI 87 0-2 L7		B FF 85 B FF 84 X SI 86 2-0 HR	X FF 83 0-0 1-3 3-H 1B			B FF 94 F FF 94 C SL 85 X SL 84 1-2 32 2B 1B	S CH 85 C CH 84 X CH 86 0-2 G3			B CH 82 B SI 90 F SI 90 B SL 79 X SI 90 3-1 1B		I IN 82 I IN 83 I IN 84 I IN 84 4-0 IBB	6	1	4	2	1	0	2
4 Brandon Phillips, R (1, 4) OBP: 0.342, SLG: 0.542	B CH 76 F CH 76 B FF 86 B SI 88 B FF 85 4-1 BB		S CH 76 F SI 87 F CU 73 F SI 87 X CH 74 1-2 1B	T CH 74 F FF 85 B FF 86 1 SAFE B FF 86 F FF 86 1 SAFE X CH 74 2-2 P4			C FF 94 B SL 84 S FF 94 S FF 96 1-3 K		C SL 81 F FF 94 F FF 97 B SL 84 S SL 81 1-3 K		B SI 90 1 SAFE 1 SAFE C SI 91 C SI 91 B SL 83 1 SAFE X SI 91 2-2 L9		B SI 92 X SI 93 1-0 SF8 3-H	5	0	1	1	1	2	4
32 Jay Bruce, L (1, 9) OBP: 0.349, SLG: 0.368	C CH 77 B FF 86 D CU 73 S FF 83 B FF 84 S CH 78 3-3 K		1 SAFE S SI 86 B FC 82 C FC 82 1 SAFE B FF 86 B FC 82 X FF 86 3-2 P6		B FF 92 B FF 92 B FF 93 C FF 91 F FF 92 B KC 81 4-2 21 CS BB		S FF 94 X FF 94 0-1 1-3 2B		S CH 85 C CH 86 0-3 K		B SI 91 B CH 83 C SL 80 S SL 82 B SI 92 S SL 81 3-3 K			5	0	1	0	1	3	4
21 Todd Frazier, R (1, 5) OBP: 0.370, SLG: 0.571 63 Sam LeCure, R (10, 1) 60 J.J. Hoover, R (12, 1) 26 Xavier Paul, L (12, PH) OBP: 0.263, SLG: 0.421 31 Alfredo Simon, R (13, 1) OBP: 1.000, SLG: 1.000		C CH 74 B SI 86 B CH 76 X FF 84 2-1 G5-3	1 SAFE S CH 75 B CH 75 F FF 84 T SI 85 1-2 K		B FF 93 B FF 92 F FF 92 B KC 79 T FF 93 S FF 92 3-3 K 1-2		I IN 67 I IN 68 I IN 70 I IN 68 4-0 IBB		B SL 82 F FF 96 B SL 83 B SL 81 S SL 81 C SL 82 3-3 K			C SI 92 B SI 92 S SI 93 F SI 94 T SI 93 1-2 K	4 0 0 1 0	0 0 0 0 0	0 0 0 0 0	0 0 0 0 0	1 0 0 1 0	3 0 0 0 0	2 0 0 0 0
28 Chris Heisey, R (1, 7) OBP: 0.203, SLG: 0.274		X SI 86 0-0 61 FC2-5 39 1B 1B	C CH 75 1 SAFE F FC 84 X FF 87 0-2 F9		C KC 80 F FF 94 B KC 84 D KC 82 B KC 81 X FF 94 3-2 G6-3		X SI 92 0-0 F1			C SI 90 C SI 90 S SL 81 0-3 K		F SI 83 B SL 83 X SI 94 1-1 39 G4-3 1B	6	0	2	0	0	1	4
39 Devin Mesoraco, R (1, 2) OBP: 0.414, SLG: 0.409	1 SAFE C CH 75 B FF 85 1 SAFE 1 SAFE 1 SAFE S SI 85 X CH 74 1-2 17 BB 61 FC2-5 1B			B SI 85 C SI 84 X FF 84 1-1 2 FC6-4 61 SH1-4 19 1B 1B		F FF 93 C KC 80 X KC 83 0-2 L9	B SI 93 F SI 94 S SL 87 S SI 93 1-3 K			B SL 80 B SI 91 B SI 91 B SI 89 4-0 BB		C SI 93 X SI 94 0-1 G4-3 1-2	5	1	2	0	1	1	4
61 Bronson Arroyo, R (1, 1) 15 Derrick Robinson, S (8, PH) OBP: 0.353, SLG: 0.267 54 Aroldis Chapman, L (9, 1) 9 Jack Hannahan, L (10, 5) OBP: 0.438, SLG: 0.400	L SI 83 X CH 72 0-1 FC2-5 17 BB 1-2 2-3f			L FF 83 1 SAFE X FF 83 0-1 SH1-4 1-2		B FF 92 X FF 93 1-0 F9	B FF 94 F FF 90 X CH 81 1-1 B2-3			B SI 91 X SI 91 1-0 L7		S SI 94 S SI 94 B SI 94 B SI 93 S SI 95 2-3 K	2 1 0 2	0 0 0 0	0 0 0 0	0 0 0 0	0 0 0 1	0 0 0 2	2 0 0 2
Inning Stats	R: 0 H: 1 E: 0 LOB: 2 K: 1 BB: 1 S: 10 P: 20	R: 0 H: 2 E: 0 LOB: 3 K: 0 BB: 1 S: 13 P: 22	R: 1 H: 2 E: 0 LOB: 1 K: 1 BB: 0 S: 14 P: 21	R: 1 H: 2 E: 0 LOB: 2 K: 0 BB: 1 S: 14 P: 22	R: 0 H: 0 E: 0 LOB: 0 K: 1 BB: 1 S: 8 P: 18	R: 0 H: 0 E: 0 LOB: 1 K: 0 BB: 1 S: 8 P: 13	R: 0 H: 2 E: 0 LOB: 3 K: 2 BB: 1 S: 12 P: 19	R: 0 H: 1 E: 0 LOB: 1 K: 1 BB: 0 S: 12 P: 14	R: 0 H: 0 E: 0 LOB: 0 K: 3 BB: 0 S: 10 P: 14	R: 0 H: 0 E: 0 LOB: 0 K: 2 BB: 0 S: 7 P: 13	R: 0 H: 1 E: 0 LOB: 1 K: 1 BB: 1 S: 11 P: 20	R: 0 H: 1 E: 0 LOB: 1 K: 2 BB: 0 S: 11 P: 15	R: 1 H: 1 E: 0 LOB: 1 K: 0 BB: 1 S: 6 P: 15	1B: 10 2B: 3 3B: 0 HR: 1	SF: 1 SAC: 1 DP: 1 HBP: 0	WP: 0 PB: 0 SB: 1 CS: 1	PA: 58			

PITCHER		IP	WLS	BF	H	R	ER	SO	BB	IBB	HBP	BLK	WP	HR	S	P	ERA	WHIP
23 Wade LeBlanc, L ERA: 6.27	(1, 1)	4.0		22	7	2	2	2	3	0	0	0	0	1	51	85	4.50	2.500
34 Tom Koehler, R ERA:	(5, 1)	2.0		7	0	0	0	1	2	0	0	0	0	0	16	31	0.00	1.000
40 Mike Dunn, L ERA: 2.16	(7, 1)	0.1		3	2	0	0	1	0	0	0	0	0	0	8	10	0.00	6.000
50 Chad Qualls, R ERA: 4.15	(7, 1)	0.2		3	0	0	0	1	0	1	0	0	0	0	4	9	0.00	0.000
44 AJ Ramos, R ERA: 3.09	(8, 1)	2.0		7	1	0	0	4	0	0	0	0	0	0	22	28	0.00	0.500

PITCHER		IP	WLS	BF	H	R	ER	SO	BB	IBB	HBP	BLK	WP	HR	S	P	ERA	WHIP
58 Ryan Webb, R ERA: 3.72	(10, 1)	2.0		8	1	0	0	3	1	0	0	0	0	0	18	33	0.00	1.000
31 Steve Cishek, R ERA: 5.63	(12, 1)	1.2	L	8	2	1	1	2	0	1	0	0	0	0	17	30	5.40	1.200

BOTTOM

Miami Marlins @ Cincinnati Reds

Great American Ball Park, Cincinnati, OH

Sat Apr 20 2013, 1:10 PM - 5:20 PM EDT

Att. 35,645 - Sunny - 49 F

livebaseballscorecards.com

AB	48
R	3
H	13
RBI	3
BB	8
SO	14
LOB	34

Batter	1	2	3	4	5	6	7	8	9	AB	R	H	RBI	BB	SO	LOB
8 Chris Coghlan, L (1, 7) OBP: 0.231, SLG: 0.222	B FF 91 B SI 92 B SI 91 C SI 90 X SI 92 3-1 17 G6-3 2B	S KC 77 F CH 85 F FF 91 S KC 78 0-3 ③ K		D KC 77 2 SAFE B KC 75 B SI 90 C FF 91 B KC 78 4-1 1-2 2-3 BB		B KC 78 X FF 93 1-0 ③ G4-3			B FF 91 C FF 91 S SL 81 D SL 82 S SL 81 2-3 ② K	4	0	1	0	1	2	4
17 Donovan Solano, R (1, 4) OBP: 0.296, SLG: 0.262	B SI 91 S FF 92 X SI 91 1-1 ① G6-3 2-3		B SL 84 C FF 90 B KC 78 F SI 92 X SI 92 2-2 ① G6-3	F KC 78 S FF 91 S FF 91 0-3 ③ K			B CU 76 B CU 75 F FF 91 B FF 92 S FF 91 S FF 92 3-3 ① K		X FF 92 0-0 27 1B 21 HR 1-3 2B	5	1	1	0	0	2	4
27 Giancarlo Stanton, R (1, 9) OBP: 0.316, SLG: 0.229	F FF 93 F FF 92 B FF 92 B SI 91 S SL 85 2-3 ② K		B CH 87 B FF 92 S SL 84 C FF 92 F CH 85 B SL 86 F SL 86 X FF 94 3-2 1B		C SL 84 B FF 90 C SI 90 B CH 85 B FF 93 C KC 79 3-3 ① K		C FC 92 B FC 90 B FC 88 F FC 90 S FF 92 2-3 ② K		D FF 91 F FF 91 B FF 92 X FF 92 2-1 21 DI 21 HR 2-3 3-H 1B	5	1	2	1	0	3	1
25 Joe Mahoney, L (1, 3) OBP: 0.111, SLG: 0.111 34 Tom Koehler, R (7, 1) 21 Miguel Olivo, R (9, PH) OBP: 0.261, SLG: 0.409	C KC 76 F CH 84 B FF 92 S SL 84 1-3 ③ K		1 SAFE X FF 92 0-0 ② L7		C FF 93 B CH 86 F FF 92 X FF 93 1-2 ② F8		S FC 92 B CH 82 S FC 90 F FC 92 F CH 82 C CU 79 1-3 ③ K		D FS 84 F FF 92 B FF 92 B FF 92 X FF 91 3-1 1-H 3-H HR	4 0 1	0 0 1	0 0 1	0 0 3	0 0 0	2 0 0	2 0 0
20 Justin Ruggiano, R (1, 8) OBP: 0.294, SLG: 0.444		C SI 91 S KC 79 X KC 78 0-2 ① G5-3	B FF 92 C SI 92 D SL 86 T FF 94 S KC 80 2-3 ③ K		C FF 92 B KC 79 S KC 79 C FF 94 1-3 ③ K			B FF 92 B FF 91 B FF 92 C FF 92 X FF 92 3-1 ① G6-3	B SL 81 X FF 92 1-0 ③ F9	5	0	0	0	0	2	1
19 Rob Brantly, L (1, 2) OBP: 0.268, SLG: 0.280		X FF 91 0-0 22 1B 13 1B 1B		B SI 90 S CH 83 B KC 76 F FF 92 B SL 85 B SI 92 4-2 28 FC2-5 13 BB BB		X SI 90 0-0 22 SH1-3 13 1B 2B		C SI 93 C CU 77 S CU 78 0-3 ② K		3	2	2	0	1	1	0
22 Nick Green, R (1, 6) OBP: 0.364, SLG: 0.364		B SL 86 B SI 91 C FF 92 B SI 90 X SL 87 3-1 13 1B 1-2 1B		F KC 75 S SL 86 S KC 79 0-3 ① K		C KC 75 X CH 89 0-1 ① SH1-3 2-3		B FF 94 X SI 93 1-0 ③ G5-3		3	0	1	0	0	1	1
13 Chris Valaika, R (1, 5) OBP: 0.333, SLG: 0.400		X FF 92 0-0 1-2 2-H 1B		C SI 92 B CH 84 B SL 86 B FF 92 D SI 93 4-1 8 BB 28 FC2-5 1-2 BB		S FF 93 F FF 93 X FF 94 0-2 28 SH2-4 3-H 1B			C FF 91 F FF 92 S FS 84 0-3 ① K	3	0	2	2	1	1	0
28 Alex Sanabia, R (1, 1) OBP: 0.143, SLG: 0.143 60 Jon Rauch, R (7, 1) 29 Greg Dobbs, L (7, 3) OBP: 0.290, SLG: 0.321 26 Austin Kearns, R (9, PH) OBP: 0.286, SLG: 0.167		X CH 89 0-0 ② B2		B SI 90 L SI 92 X SI 90 1-1 ② FC2-5 8 BB 1-2 2-3f		X FF 91 0-0 ② SH2-4 1-2			X FF 90 0-0 17 2B 27 1B 1B	2 0 0 1	0 0 0 1	0 0 0 1	0 0 0 0	0 0 0 0	0 0 0 0	4 0 0 0
Inning Stats	R: 0 E: 0 K: 2 S: 10 H: 1 LOB: 1 BB: 0 P: 17	R: 1 E: 0 K: 1 S: 12 H: 3 LOB: 2 BB: 0 P: 15	R: 0 E: 0 K: 1 S: 12 H: 1 LOB: 1 BB: 0 P: 19	R: 0 E: 0 K: 2 S: 12 H: 0 LOB: 3 BB: 3 P: 25	R: 0 B KC 79 S: 9 H: 0 LOB: 0 BB: 0 P: 14	R: 1 E: 0 K: 0 S: 8 H: 2 LOB: 1 BB: 0 P: 9	R: 0 E: 0 K: 3 S: 11 H: 0 LOB: 0 BB: 0 P: 17	R: 0 E: 0 K: 1 S: 6 H: 0 LOB: 0 BB: 0 P: 10	R: 4 E: 0 K: 2 S: 13 H: 4 LOB: 0 BB: 0 P: 21	1B: 7 2B: 3 3B: 0 HR: 1 SF: 0 SAC: 2 DP: 0 HBP: 0						

PITCHER	IP	WLS	BF	H	R	ER	SO	BB	IBB	HBP	BLK	WP	HR	S	P	ERA	WHIP
34 Homer Bailey, R (1, 1) ERA: 3.24	6.0		28	7	2	2	8	3	0	0	0	0	0	63	99	3.00	1.667
66 Logan Ondrusek, R (7, 1) ERA: 3.86	1.0	W	3	0	0	0	3	0	0	0	0	0	0	11	17	0.00	0.000
31 Alfredo Simon, R (8, 1) ERA: 4.5	1.0		3	0	0	0	1	0	0	0	0	0	0	6	10	0.00	0.000
43 Manny Parra, L (9, 1) ERA: 8.44	1.0		7	4	4	4	2	0	0	0	0	0	1	13	21	36.00	4.000

PITCHER	IP	WLS	BF	H	R	ER	SO	BB	IBB	HBP	BLK	WP	HR	S	P	ERA	WHIP

TOP

Miami Marlins @ Cincinnati Reds

Great American Ball Park, Cincinnati, OH

Sun Apr 21 2013, 1:12 PM - 4:25 PM EDT
Att. 28,882 - Partly Cloudy - 54 F

livebaseballscorecards.com

AB	36
R	6
H	11
RBI	6
BB	3
SO	14
LOB	17

MIAMI

Miami Marlins @ Cincinnati Reds

Great American Ball Park, Cincinnati, OH

Sun Apr 21 2013, 1:12 PM - 4:25 PM EDT

Att. 28,882 - Partly Cloudy - 54 F

BOTTOM

Batter	1	2	3	4	5	6	7	8	9	AB	R	H	RBI	BB	SO	LOB
17 Shin-Soo Choo, L (1, 8) OBP: 0.523, SLG: 0.632	S SI 88 H SI 90 1-1 26 G4-6-3 HBP		B SL 80 S SI 88 D SL 79 B FF 87 F SI 87 X CH 80 3-2 19 E 1-2 1B	H SI 87 1-0 HBP			F CH 81 B CH 81 B SI 89 S SI 88 C SI 90 B SI 91 4-2 19 1B 26 1B 4 1B BB B FF 90 S FF 90 B FF 91 C FF 92 X FF 91 3-2 26 2B 2-H			2	2	2	1	1	0	0
26 Xavier Paul, L (1, 7) OBP: 0.292, SLG: 0.458 31 Alfredo Simon, R (8, 1) OBP: 1.000, SLG: 1.000 43 Manny Parra, L (9, 1) OBP: 0.500, SLG: 0.500	1 SAFE F SI 88 S SI 89 X SI 89 0-2 ① ② G4-6-3 1-2f		F SI 89 B SI 90 B CH 81 X SI 89 2-1 ① P2	F SI 88 X SI 88 0-1 ③ F7			B CH 82 B SI 89 S SI 88 X CH 82 2-2 4 1B 19 1B 4 E 1-2 1B B FF 90 S FF 90 B FF 91 C FF 92 X FF 91 3-2 2-H 2B			5 0 0	1 0 0	2 0 0	1 0 0	0 0 0	0 0 0	5 0 0
19 Joey Votto, L (1, 3) OBP: 0.522, SLG: 0.516	X CH 82 0-0 HR		F SI 90 B SL 83 X SI 90 1-1 E8 1-3 2-H 1B		C SI 86 C SI 87 B SL 80 X SI 89 1-2 ① G1-3		F SI 89 K FF 89 0-1 32 BB 4 E 39 1B 1-2 2-3 1B C CH 86 C KC 81 B KC 81 B FF 96 S FF 96 S KC 81 2-3 ① K			5	2	3	1	0	1	1
4 Brandon Phillips, R (1, 4) OBP: 0.357, SLG: 0.533	B FF 87 B FF 86 B SI 88 C SI 87 B SI 87 4-1 BB		B SL 81 D SL 82 B FF 90 C SL 82 B SL 79 4-1 BB		F SI 89 X SL 82 0-1 ② P3		C FF 90 D SL 84 S SL 86 F SL 86 F FF 92 F CU 73 F CU 74 X FF 91 1-2 E9 39 1B 32 BB 21 2B 1-2 2-H 3-H 1B	B FF 94 B FF 92 X FF 91 2-0 ① P4		3	1	1	1	2	0	0
32 Jay Bruce, L (1, 9) OBP: 0.341, SLG: 0.350	S SI 87 B SI 87 B SI 86 F CH 80 B SI 89 S SI 88 3-3 ③ K		S SI 89 S SL 82 T SL 81 0-2 ② K		B SI 89 B CH 82 S CH 81 X SL 81 2-1 ③ L4		F FF 91 C CH 84 D SL 85 B CU 75 B CH 85 F FF 91 F FF 92 F CH 84 B FF 92 4-2 39 1B 21 2B 1-2 2-3 BB	S KC 80 X CH 86 0-1 ② L8		4	1	0	0	1	2	4
39 Devin Mesoraco, R (1, 2) OBP: 0.382, SLG: 0.370		X SI 89 0-0 ① F7	X SL 81 0-0 ③ G1-3			B FF 89 B SL 81 X SI 89 2-0 ① P6	C FF 90 B FF 92 B SL 85 F SL 91 X CU 73 2-2 21 2B 1-2 2-3 3-H 1B	S SL 88 C KC 82 C SI 94 0-3 ③ K		5	1	1	1	0	1	3
9 Jack Hannahan, L (1, 5) OBP: 0.368, SLG: 0.333 66 Logan Ondrusek, R (7, 1) 28 Chris Heisey, R (7, PH) OBP: 0.200, SLG: 0.270 (8, 7)		B SI 89 F SI 88 B SI 88 X CH 79 2-1 ② P6	X CH 78 0-0 ① F8		C SI 90 F CH 84 B SL 83 B SI 90 F CH 82 F SI 90 B CH 84 F SI 90 X SL 81 3-2 ② G3		S FF 92 F FF 91 F FF 91 F SL 84 X FF 91 0-2 ① F4			3 0 1	0 0 0	0 0 0	0 0 0	0 0 0	0 0 3	0 0 0
3 Cesar Izturis, S (1, 6) OBP: 0.318, SLG: 0.211		C SI 89 C SI 89 B SL 81 B CH 82 F SI 90 F CH 80 X SI 89 2-2 ③ G3-1	B SI 88 B SI 88 B CH 85 C SI 86 D SI 87 4-1 34 SH1-4 BB		B SI 90 B SI 88 B FF 87 B FF 86 4-0 BB		S FF 91 X FF 91 0-1 ② F6			2	0	0	0	2	0	3
34 Homer Bailey, R (1, 1) OBP: 0.400, SLG: 0.600 21 Todd Frazier, R (6, PH) OBP: 0.373, SLG: 0.585 (7, 5)			B SI 88 C SI 86 F FF 89 X SL 81 1-2 19 1B 19 E 17 1B 1B	M SI 88 X SI 88 0-1 ② SH1-4 1-2		C FF 91 C FF 91 S FF 89 0-3 ③ K	D CU 74 C FF 91 F SL 85 D FF 92 X FF 91 2-2 17 2B 1-H 2-H 3-H 2B			1 2	1 1	1 1	0 3	0 0	0 1	0 1
Inning Stats	R: 1 E: 0 K: 1 S: 9 H: 1 LOB: 1 BB: 1 P: 17	R: 0 E: 0 K: 0 S: 8 H: 0 LOB: 0 BB: 0 P: 12	R: 1 E: 1 K: 1 S: 15 H: 3 LOB: 3 BB: 1 P: 26	R: 0 E: 0 K: 0 S: 6 H: 0 LOB: 2 BB: 1 P: 11	R: 0 E: 0 K: 0 S: 7 H: 0 LOB: 0 BB: 0 P: 10	R: 0 E: 0 K: 1 S: 10 H: 0 LOB: 1 BB: 1 P: 19	R: 8 E: 1 K: 1 S: 46 H: 7 LOB: 1 BB: 2 P: 67	R: 0 E: 0 K: 1 S: 6 H: 0 LOB: 0 BB: 0 P: 8		1B: 7 2B: 3 3B: 0 HR: 1 SF: 0 SAC: 1 DP: 1 HBP: 2						

livebaseballscorecards.com

AB	33
R	10
H	11
RBI	8
BB	6
SO	5
LOB	20

PITCHER		IP	WLS	BF	H	R	ER	SO	BB	IBB	HBP	BLK	WP	HR	S	P	ERA	WHIP
28 Alex Sanabia, R ERA: 5.09	(1, 1)	6.0	L	30	6	5	5	3	5	0	2	0	0	1	63	109	7.50	1.833
60 Jon Rauch, R ERA: 9.72	(7, 1)	0.2		7	4	4	4	0	1	0	0	0	0	0	28	40	54.00	7.500
34 Tom Koehler, R ERA:	(7, 1)	1.1		5	1	1	1	2	0	0	0	0	0	0	16	21	6.75	0.750

PITCHER	IP	WLS	BF	H	R	ER	SO	BB	IBB	HBP	BLK	WP	HR	S	P	ERA	WHIP

WP: 0 PA: 42
PB: 0
SB: 0
CS: 0

Miami Marlins @ Minnesota Twins

Target Field, Minneapolis, MN

Tue Apr 23 2013, 1:12 PM - 3:37 PM CDT

Att. 25,716 - Partly Cloudy - 38 F

livebaseballscorecards.com

Batter	1	2	3	4	5	6	7	8	9	AB	R	H	RBI	BB	SO	LOB
9 Juan Pierre, L (1, 7) OBP: 0.227, SLG: 0.236	C FF 88 F SI 90 B FF 90 B SL 85 X SL 86 2-2 ① F7		C CU 76 B FF 90 F CH 85 F FF 91 B SL 86 S CH 84 2-3 ③ K		C SI 89 C SL 86 B FF 89 B FF 89 X SL 84 2-2 ② P5			B SI 90 C CH 89 F SL 83 X CH 86 1-2 27 HBP 29 L1-6-3 2B		4	1	1	0	0	1	1
30 Placido Polanco, R (1, 5) OBP: 0.342, SLG: 0.353	B FF 90 C SL 88 C FF 90 X CU 76 1-2 27 G6-4-3 1B			B CU 76 F SL 88 F FF 89 F FF 89 X SL 88 1-2 ① G1-3	C SL 87 B SL 87 B FF 88 X FF 89 2-1 ③ P6			H SI 90 1-0 29 L1-6-3 27 HBP HBP		3	0	1	0	0	0	1
27 Giancarlo Stanton, R (1, 9) OBP: 0.311, SLG: 0.216	X FF 89 0-0 ② ③ G6-4-3 1-2f			B FC 89 S SL 89 B SL 89 X FC 89 2-1 ② G3		C CU 77 S SL 88 S SL 88 0-3 ① K		C SL 84 S CH 86 B FF 90 H FF 91 2-2 29 L1-6-3 HBP 1-2 2-3		3	0	0	0	0	1	1
29 Greg Dobbs, L (1, 10) OBP: 0.288, SLG: 0.317		B SI 88 X SI 90 1-0 ① F8		C CH 86 B SI 91 C SL 88 B CH 86 X CH 86 2-2 20 2B 25 1B 1B		F FF 91 X SL 89 0-1 ② P6		C SL 83 X CH 86 0-1 ② L1-6-3 1-2 2-3 3-H		4	1	1	1	0	0	2
20 Justin Ruggiano, R (1, 8) OBP: 0.292, SLG: 0.448		F FF 90 B SL 87 F SL 86 S CU 76 1-3 ② K		X SI 88 0-0 25 1B 1-3 2B		B SL 89 F SL 88 B CU 77 X SL 87 2-1 ③ G6-3		C SL 82 X CH 86 0-1 ③ G5-3		4	1	1	0	0	1	2
25 Joe Mahoney, L (1, 3) OBP: 0.250, SLG: 0.250 13 Chris Valaika, R (9, PH) OBP: 0.321, SLG: 0.385		B SI 91 X CH 86 1-0 21 FC6-4 1B		X SL 89 0-0 2-H 3-H 1B			C CH 84 S CU 77 C SL 87 0-3 ① K		B FF 94 B FF 94 C SI 94 S FF 95 F FF 95 B SL 86 F FF 94 F SL 84 S FF 94 3-3 ① K	3 1	0 0	2 0	2 0	0 0	1 1	0 0
21 Miguel Olivo, R (1, 2) OBP: 0.222, SLG: 0.346		B SL 87 S SL 87 X SI 90 1-1 ③ FC6-4 1-2f		B SI 89 F SL 87 F FF 90 X CU 77 1-2 ③ G5-3			X FF 90 0-0 ② P4		C FF 95 S SL 84 S FF 95 0-3 ② K	4	0	0	0	0	1	2
22 Nick Green, R (1, 6) OBP: 0.267, SLG: 0.267			S SL 87 B CU 77 S SL 87 B SL 86 X FF 90 2-2 ① F7		X CU 76 0-0 ① F7		B SI 89 B CH 87 C SI 90 X SI 89 2-1 ③ P4		F FF 95 B FF 95 F SL 84 B FF 96 F FF 95 F SL 84 F SL 83 S FF 94 2-3 ③ K	4	0	0	0	0	1	0
17 Donovan Solano, R (1, 4) OBP: 0.297, SLG: 0.254			F FF 89 F CU 77 C CU 78 0-3 ② K		B SL 88 B SL 87 B SL 87 C SI 89 B SL 88 4-1 BB			B FF 90 B FC 89 C FF 89 X FF 90 2-1 ① F8		2	0	0	0	1	1	0
Inning Stats	R: 0 E: 0 K: 0 S: 7 H: 1 LOB: 0 BB: 0 P: 10	R: 0 E: 0 K: 1 S: 7 H: 1 LOB: 1 BB: 0 P: 11	R: 0 E: 0 K: 2 S: 10 H: 0 LOB: 0 BB: 0 P: 14	R: 2 E: 0 K: 0 S: 14 H: 3 LOB: 1 BB: 0 P: 20	R: 0 E: 0 K: 0 S: 7 H: 0 LOB: 1 BB: 1 P: 15	R: 0 E: 0 K: 1 S: 7 H: 0 LOB: 0 BB: 0 P: 9	R: 0 E: 0 K: 1 S: 6 H: 0 LOB: 0 BB: 0 P: 8	R: 1 E: 0 K: 0 S: 11 H: 1 LOB: 2 BB: 0 P: 17	R: 0 E: 0 K: 3 S: 15 H: 0 LOB: 0 BB: 0 P: 20	1B: 4 2B: 2 3B: 0 HR: 0 SF: 0 SAC: 0 DP: 1 HBP: 2						

TOP	
AB	32
R	3
H	6
RBI	3
BB	1
SO	8
LOB	9

WP: 0 PB: 0 SB: 0 CS: 0 PA: 35

PITCHER		IP	WLS	BF	H	R	ER	SO	BB	IBB	HBP	BLK	WP	HR	S	P	ERA	WHIP
30 Kevin Correia, R ERA: 2.86	(1, 1)	7.0	W	26	5	2	2	5	1	0	0	0	0	0	58	87	2.57	0.857
61 Jared Burton, R ERA: 1.08	(8, 1)	1.0	H	6	1	1	1	0	0	0	2	0	0	0	11	17	9.00	1.000
15 Glen Perkins, L ERA: 2.35	(9, 1)	1.0	S	3	0	0	0	3	0	0	0	0	0	0	15	20	0.00	0.000

PITCHER	IP	WLS	BF	H	R	ER	SO	BB	IBB	HBP	BLK	WP	HR	S	P	ERA	WHIP

Miami Marlins @ Minnesota Twins

Target Field, Minneapolis, MN

Tue Apr 23 2013, 1:12 PM - 3:37 PM CDT

Att. 25,716 - Partly Cloudy - 38 F

livebaseballscorecards.com

BOTTOM

Batter	1	2	3	4	5	6	7	8	9	AB	R	H	RBI	BB	SO	LOB
2 Brian Dozier, R (1, 4) OBP: 0.321, SLG: 0.340	C FF 90 X FF 93 0-1 33 FC6-4 3B		C CU 80 B CU 80 X CU 79 1-1 7 G3 1B	C FF 95 S FF 96 F FF 96 X CU 82 0-2 ③ F8			C SI 90 X SL 80 0-1 16 F8 16 S 1B			4	1	3	0	0	0	0
7 Joe Mauer, L (1, 2) OBP: 0.427, SLG: 0.522	B SI 93 F FF 94 D CU 82 B CH 85 F CH 85 D CU 81 4-2 33 FC6-4 BB		C FF 93 B FF 93 B CU 80 C FF 94 X CU 80 2-2 ① G3 1-2		B SI 91 C CH 85 B SI 94 B FF 94 F FF 93 F FF 94 X CH 86 3-2 ① G1-3		C SI 90 F SI 91 1 SAFE S SL 82 0-3 ① K			3	0	0	0	1	1	2
16 Josh Willingham, R (1, 7) OBP: 0.410, SLG: 0.447	S FF 94 S CU 80 C FF 94 0-3 ① K		H CU 80 1-0 33 G6-4-3 HBP		B FF 95 C FF 94 C CU 79 X CU 83 1-2 ② F7		B SI 90 1 SAFE C SI 91 B SL 82 B SI 90 F SI 91 X SL 80 3-2 ② F8 1-3			3	0	0	0	0	1	3
33 Justin Morneau, L (1, 3) OBP: 0.319, SLG: 0.365	C CU 79 B SI 94 X CU 80 1-1 ② FC6-4 1-2f 3-H		C CU 80 F FF 93 X CU 82 0-2 ②③ G6-4-3 1-2f		B FF 94 X FF 93 1-0 1B		D SI 90 C SI 90 B SL 81 B SI 90 F SI 91 X SL 81 3-2 ③ F8			4	0	1	1	0	0	4
27 Chris Parmelee, L (1, 9) OBP: 0.352, SLG: 0.333	B FF 95 B FF 95 C CH 85 B FF 94 F FF 94 S CH 86 3-3 ③ K			X FF 92 0-0 24 1B 31 HR 1B	1 SAFE D FF 92 X CH 86 1-0 ③ F9			F SI 88 B CH 81 X SL 81 1-1 ① F7		4	1	1	0	0	1	2
24 Trevor Plouffe, R (1, 5) OBP: 0.302, SLG: 0.407		C CU 78 B CH 84 X FF 94 1-1 ① L8		X FF 94 0-0 31 HR 1-2 1B		C SI 88 B SL 80 B SI 90 C SI 90 B SL 80 B SI 89 4-2 31 FC3-6 BB		F SL 80 X SI 89 0-1 ② P3		3	1	1	0	1	0	0
31 Oswaldo Arcia, L (1, 10) OBP: 0.214, SLG: 0.385		C CH 86 C FF 94 B FF 94 X CU 82 1-2 ② F7		X CH 85 0-0 1-H 2-H HR		X SI 89 0-0 ① FC3-6 1-2f		B SI 88 C SI 90 C SL 80 F SI 90 X SL 80 1-2 ③ F8		4	1	1	3	0	0	1
32 Aaron Hicks, S (1, 8) OBP: 0.206, SLG: 0.057		B FF 96 B FF 95 C FF 95 C CH 85 B CU 82 B FF 95 4-2 25 BLK BB		X FF 93 0-0 ① F8		1 SAFE C SI 89 X SI 90 0-1 ② F7				2	0	0	0	1	0	1
25 Pedro Florimón, S (1, 6) OBP: 0.405, SLG: 0.345		B FF 94 1 SAFE 1 SAFE F FF 95 B FF 95 C FF 92 F FF 94 F CH 86 F FF 95 2-2 ③ X CU 81 G3 1-2		B CU 80 C FF 93 X CH 86 1-1 ② F7		1 SAFE B SI 89 1 SAFE C SI 89 B SI 90 C SI 91 X SL 82 2-2 ③ F9				3	0	0	0	0	0	2
Inning Stats	R: 1 H: 1 E: 0 LOB: 1 K: 2 BB: 1 S: 12 P: 20	R: 0 H: 0 E: 0 LOB: 1 K: 0 BB: 1 S: 13 P: 21	R: 0 H: 1 E: 0 LOB: 1 K: 0 BB: 0 S: 8 P: 12	R: 3 H: 3 E: 0 LOB: 0 K: 0 BB: 0 S: 10 P: 11	R: 0 H: 1 E: 0 LOB: 1 K: 0 BB: 0 S: 9 P: 15	R: 0 H: 0 E: 0 LOB: 1 K: 0 BB: 1 S: 8 P: 14	R: 0 H: 1 E: 0 LOB: 1 K: 1 BB: 0 S: 11 P: 17	R: 0 H: 0 E: 0 LOB: 0 K: 0 BB: 0 S: 8 P: 10		1B: 5 SF: 0 2B: 0 SAC: 0 3B: 1 DP: 1 HR: 1 HBP: 1						WP: 0 PA: 34 PB: 0 SB: 1 CS: 0	

	AB	30
	R	4
	H	7
	RBI	4
	BB	3
	SO	3
	LOB	15

PITCHER		IP	WLS	BF	H	R	ER	SO	BB	IBB	HBP	BLK	WP	HR	S	P	ERA	WHIP
16 José Fernández, R ERA: 4.5	(1, 1)	5.0	L	23	6	4	4	2	2	0	1	1	0	1	52	79	7.20	1.600
58 Ryan Webb, R ERA: 2.84	(6, 1)	3.0		11	1	0	0	1	1	0	0	0	0	0	27	41	0.00	0.667

PITCHER	IP	WLS	BF	H	R	ER	SO	BB	IBB	HBP	BLK	WP	HR	S	P	ERA	WHIP

Miami Marlins @ Minnesota Twins

Target Field, Minneapolis, MN

Tue Apr 23 2013, 7:11 PM - 10:51 PM CDT

Att. 23,300 - Clear - 42 F

livebaseballscorecards.com

TOP

Batter	1	2	3	4	5	6	7	8	9	AB	R	H	RBI	BB	SO	LOB
8 Chris Coghlan, L (1, 7) OBP: 0.227, SLG: 0.220	B FF 91 C FF 91 X FF 91 1-1 ① P6	C SI 91 B FF 91 X FS 82 1-1 27 FC5-4 1B 1-2 2-3		F FF 90 X CU 78 0-1 ② G4-3		C SI 90 C FF 91 B FF 93 B SL 82 X SI 91 2-2 ② G3-1		X FF 91 0-0 ① F8		5	0	1	0	0	0	2
30 Placido Polanco, R (1, 5) OBP: 0.333, SLG: 0.342	B FF 91 F FF 91 X SI 92 1-1 29 1B 27 BB 20 FC6-4 1B	F SI 91 B FF 92 F FF 92 F SI 92 B SL 87 S SL 87 2-3 ① K		B CU 77 X SI 92 1-0 ③ G4-3		C FF 92 B SL 81 F SL 82 B FF 92 X SL 82 2-2 ③ F9		1 SAFE B FF 92 X FF 93 1-0 ② G6-3 1-2		5	1	1	0	0	1	5
27 Giancarlo Stanton, R (1, 9) OBP: 0.333, SLG: 0.255	B FF 91 B CU 73 F SI 90 B SI 90 D FF 91 4-1 20 FC6-4 29 1B 19 2B 1-2 BB	F CU 77 B SI 91 F SI 91 X SI 93 1-2 ② FC5-4 1-2f 2-3 3-H			C SL 86 B SI 90 X SI 91 1-1 29 G4-3 19 2B 2B		B SL 80 S SL 81 F SL 81 X SL 80 1-2 ① F9	B FF 94 F FF 93 S FF 93 X FF 94 1-2 2-H 1B		4	2	2	2	1	0	2
29 Greg Dobbs, L (1, 10) OBP: 0.296, SLG: 0.323	B CU 75 B FF 91 D SI 91 C FF 92 X SI 91 3-1 20 FC6-4 1-2 2-3 1B	D FS 81 B SI 91 F FF 90 D FS 82 F FS 81 F FF 91 X SI 92 3-2 ③ P5			C FS 81 X SI 92 0-1 ① G4-3 2-3		B FF 90 S FF 90 F SI 91 F SI 92 B SL 80 X FF 91 2-2 20 1B 19 1B 1B	C CU 80 X FF 93 0-1 ③ F7		5	1	2	0	0	0	4
20 Justin Ruggiano, R (1, 8) OBP: 0.286, SLG: 0.431	C FF 92 S SI 91 B FF 92 F FF 93 B SI 92 X FF 92 3-2 ② FC6-4 19 2B 1-2f 2-3 3-H		B SL 85 S SL 87 F SI 90 B SL 86 B SL 86 X FF 92 3-2 ① F9		B SI 93 B SL 87 F SL 86 F SI 92 F FF 93 S SL 86 2-3 ② K		B SL 80 S SL 88 X SL 78 1-1 19 1B 13 1B 1B 1-3		C SL 80 B FF 88 S CH 80 B CU 72 X FF 88 2-2 ① F8	5	2	1	1	0	1	3
19 Rob Brantly, L (1, 2) OBP: 0.295, SLG: 0.345	X FF 92 0-0 1-H 3-H 2B		B FS 80 C FS 81 C FF 90 B FS 83 X FF 91 2-2 ② P6		F FF 92 B FS 83 B FF 92 D FS 83 T FF 92 X FF 92 3-2 3-H 2B		B SI 89 F SI 90 X FF 90 1-1 25 F7-6-5 13 1B 1B 1-3 3-H		S CU 72 S CU 71 B CU 74 X FF 88 1-2 ② G4-3	5	0	3	4	0	0	0
13 Chris Valaika, R (1, 6) OBP: 0.364, SLG: 0.400	X CU 72 0-0 ③ F7		C FF 91 X CU 73 0-1 ③ F8		C FF 91 B SL 81 D SL 80 B SI 90 F SI 90 D FF 92 4-2 BB		B CU 78 S FF 94 C FF 94 F FF 95 D CU 80 F FF 94 F FF 94 X CU 79 2-2 1-2 3-H 1B		B CH 81 B FF 87 C CH 80 S CH 82 B CU 75 X CH 83 3-2 1B	4	0	2	1	1	0	1
25 Joe Mahoney, L (1, 3) OBP: 0.294, SLG: 0.353		B CU 72 S SI 89 X SI 90 1-1 8 1B 17 1B 27 FC5-4 1B		B SI 89 C SI 89 X CU 74 1-1 17 G4-3 2B	S FF 90 F SI 90 X SL 80 0-2 ③ G4-3		S FF 94 F FF 90 F CU 80 F FF 93 B FF 94 F CU 79 F FF 94 X FF 94 1-2 ②③ F7-6-5 2-3		B FF 88 B CH 79 S FC 86 B FF 87 X FF 86 3-1 ③ F8	5	1	2	0	0	0	5
17 Donovan Solano, R (1, 4) OBP: 0.308, SLG: 0.268		B FF 90 C FF 90 F FF 89 B CU 74 F SI 90 B SL 86 F FF 92 X SI 90 3-2 27 FC5-4 8 1B 1-2 1B		X SI 90 0-0 ① G4-3 2-3		B SL 80 B SI 90 X FF 90 2-0 ① F9		B FF 92 B FF 91 C FF 90 X FF 91 2-1 30 G6-3 27 1B 1B		4	1	2	0	0	0	1
Inning Stats	R: 3 E: 0 K: 0 S: 13 H: 3 LOB: 1 BB: 1 P: 25	R: 1 E: 0 K: 1 S: 20 H: 3 LOB: 2 BB: 0 P: 31	R: 0 E: 0 K: 0 S: 8 H: 0 LOB: 0 BB: 0 P: 13	R: 0 E: 0 K: 0 S: 6 H: 1 LOB: 1 BB: 0 P: 8	R: 1 E: 0 K: 1 S: 16 H: 2 LOB: 2 BB: 1 P: 26	R: 0 E: 0 K: 0 S: 7 H: 0 LOB: 0 BB: 0 P: 13	R: 2 E: 0 K: 0 S: 24 H: 4 LOB: 1 BB: 0 P: 32	R: 1 E: 0 K: 0 S: 9 H: 2 LOB: 1 BB: 0 P: 13	R: 0 E: 0 K: 0 S: 11 H: 1 LOB: 1 BB: 0 P: 20	1B: 12 2B: 5 3B: 0 HR: 0 SF: 0 SAC: 0 DP: 1 HBP: 0						

	AB	42
	R	8
	H	16
	RBI	8
	BB	2
	SO	2
	LOB	23

	WP: 0	PA: 44
	PB: 0	
	SB: 0	
	CS: 0	

PITCHER	IP	WLS	BF	H	R	ER	SO	BB	IBB	HBP	BLK	WP	HR	S	P	ERA	WHIP
37 Mike Pelfrey, R (1, 1) ERA: 7.94	4.2	L	24	9	5	5	2	1	0	0	0	0	0	58	94	9.64	2.143
51 Anthony Swarzak, R (5, 1) ERA: 2.61	1.2		9	3	2	2	0	1	0	0	0	0	0	23	38	10.80	2.400
57 Ryan Pressly, R (7, 1) ERA: 1.23	1.2		7	3	1	1	0	0	0	0	0	0	0	22	29	5.40	1.800
60 Pedro Hernandez, L (9, 1) ERA: 3.48	1.0		4	1	0	0	0	0	0	0	0	0	0	11	20	0.00	1.000

PITCHER	IP	WLS	BF	H	R	ER	SO	BB	IBB	HBP	BLK	WP	HR	S	P	ERA	WHIP

Miami Marlins @ Minnesota Twins

Target Field, Minneapolis, MN

Tue Apr 23 2013, 7:11 PM - 10:51 PM CDT

Att. 23,300 - Clear - 42 F

livebaseballscorecards.com

Batter	1	2	3	4	5	6	7	8	9	AB	R	H	RBI	BB	SO	LOB
2 Brian Dozier, R (1, 4) OBP: 0.310, SLG: 0.314	C FF 88 X FF 88 0-1 ① F8		C SL 80 C CU 74 F SL 82 F FF 90 F CU 75 D CU 74 F SL 80 B FF 91 F SI 91 4-2 B SI 91 D SI 92 7 1B 7 WP 31 E 1-2 2-3 BB		C CU 76 B SI 84 X FF 87 1-1 ① F8	C SL 81 B CU 79 B FF 92 X FF 91 2-1 ② ③ G6-4-3 1-2f			C SI 93 F SL 83 B SL 84 F SI 94 B SL 83 X SI 92 2-2 ① G6-3	4	1	0	0	1	0	2
7 Joe Mauer, L (1, 10) OBP: 0.438, SLG: 0.521	C FF 88 X FS 78 0-1 ② G3		B CU 75 B FF 90 F FF 90 C CU 74 B FS 81 X CU 74 3-2 9 PB 31 E 1-3 2-H 3-H 1B		B FS 76 C FF 86 B FF 87 F SL 82 B FS 78 X FS 78 3-2 31 1B 1B		B FF 93 B FF 94 X FF 93 2-0 ① G6-3		C SI 92 B CH 84 B CH 83 B SI 93 B SI 93 4-1 33 DI BB	4	0	2	1	1	0	0
31 Oswaldo Arcia, L (1, 7) OBP: 0.211, SLG: 0.333	B SI 88 F FS 78 F CU 73 B FF 90 X FS 79 2-2 ③ F7		B SI 89 X CU 72 1-0 E3 9 PB 1-2 3-H		B FF 86 D FS 78 C SI 86 C CU 72 F CU 73 X FS 79 2-2 1-2 1B		B FF 95 F SL 87 X SL 85 1-1 ② L6		C SI 92 S SI 92 B SI 92 S SI 92 1-3 ② K	5	0	1	0	0	1	2
33 Justin Morneau, L (1, 3) OBP: 0.297, SLG: 0.338		C FF 86 X SI 87 0-1 ① F9	C FF 88 F FF 89 X SL 80 0-2 ② F8		C CU 72 B FS 79 S FS 80 F SL 80 S SI 90 1-3 ② K		F FF 94 F SL 87 B FF 93 S SL 88 1-3 ③ K		C SI 92 B SI 93 F SI 92 F SI 92 X SL 83 1-2 ③ F7 1-2	5	0	0	0	0	2	5
9 Ryan Doumit, S (1, 2) OBP: 0.288, SLG: 0.305		C FF 87 B FF 89 B SL 81 X SI 88 2-1 ② F8	B SI 87 S FS 79 S FS 78 B FF 90 S FS 80 2-3 ③ K 1-2 2-3		B CU 72 B FF 88 C SI 89 F SI 90 X CU 74 2-2 ③ G4-3			B FF 94 B FF 93 X FF 93 2-0 5 1B 32 SF9 2B		4	1	1	0	0	1	4
27 Chris Parmelee, L (1, 9) OBP: 0.328, SLG: 0.306	C FS 78 C CU 74 B SL 82 B FS 79 B CU 73 F SI 89 F SI 89 F FF 90 F SL 79 3-2 ③ L8 X SI 90		F FF 85 B FS 77 F FS 78 B SI 90 B CU 73 X FF 89 3-2 ① L9		C FF 92 S CH 84 B CH 85 F FF 94 B SL 81 B CH 82 F FF 92 X FF 92 3-2 ① F7			C SL 85 F SL 86 B FF 94 B FF 93 S SL 87 2-3 ① K	4	0	0	0	0	1	1
5 Eduardo Escobar, S (1, 6) OBP: 0.500, SLG: 0.720			C SI 88 B FF 89 T SL 80 X CU 73 1-2 2 BB 32 1B 7 WP 1B X FF 88 0-0 3B		B FF 94 B FF 92 B FF 93 B FF 93 4-0 32 BB 8 1B BB			C FF 93 B SL 83 F FF 93 X SL 86 1-2 2-3 1B	3	2	3	0	1	0	0
32 Aaron Hicks, S (1, 8) OBP: 0.224, SLG: 0.073			X SI 89 0-0 7 WP 2 BB 7 1B 1-2 1B D FS 81 B CU 73 B SI 90 C FF 89 F SI 91 C SI 90 3-3 ② K		C CH 84 B FF 94 B CH 82 B FF 93 B FF 92 4-1 8 1B 1-2 BB			F FF 93 D CU 74 X FF 92 1-1 ② SF9 3-H	2	1	1	1	1	1	1
8 Jamey Carroll, R (1, 5) OBP: 0.278, SLG: 0.235			C SI 89 F SL 80 C CU 74 0-3 ① K X SI 91 0-0 ③ G3		B FF 92 C FF 92 X FF 91 1-1 2 G6-4-3 1-2 2-H 1B			B SL 86 C FF 92 C FF 92 F FF 92 B FF 92 F SL 84 S FF 92 2-3 ③ K	4	0	1	1	0	2	4

Inning Stats	1	2	3	4	5	6	7	8	9
	R: 0 E: 0 K: 0 S: 7 H: 0 LOB: 0 BB: 0 P: 9	R: 0 E: 0 K: 0 S: 11 H: 0 LOB: 0 BB: 0 P: 16	R: 3 E: 1 K: 2 S: 24 H: 3 LOB: 2 BB: 1 P: 35	R: 0 E: 0 K: 1 S: 8 H: 1 LOB: 1 BB: 0 P: 14	R: 0 E: 0 K: 1 S: 16 H: 2 LOB: 2 BB: 0 P: 25	R: 1 E: 0 K: 0 S: 10 H: 1 LOB: 1 BB: 2 P: 24	R: 0 E: 0 K: 1 S: 6 H: 0 LOB: 0 BB: 0 P: 10	R: 1 E: 0 K: 2 S: 14 H: 2 LOB: 1 BB: 0 P: 22	R: 0 E: 0 K: 1 S: 12 H: 0 LOB: 1 BB: 1 P: 20

1B: 7 SF: 1 WP: 1 PA: 40
2B: 1 SAC: 0 PB: 1
3B: 1 DP: 1 SB: 0
HR: 0 HBP: 0 CS: 0

PITCHER		IP	WLS	BF	H	R	ER	SO	BB	IBB	HBP	BLK	WP	HR	S	P	ERA	WHIP
47 Ricky Nolasco, R ERA: 3.81	(1, 1)	5.0	W	23	6	3	2	4	1	0	0	0	1	0	66	99	3.60	1.400
44 AJ Ramos, R ERA: 3.55	(6, 1)	1.0	H	5	1	1	1	0	2	0	0	0	0	0	10	24	9.00	3.000
40 Mike Dunn, L ERA: 2.61	(7, 1)	2.0	H	8	2	1	1	3	0	0	0	0	0	0	20	32	4.50	1.000
31 Steve Cishek, R ERA: 5.0	(9, 1)	1.0	S	4	0	0	0	1	1	0	0	0	0	0	12	20	0.00	1.000

PITCHER	IP	WLS	BF	H	R	ER	SO	BB	IBB	HBP	BLK	WP	HR	S	P	ERA	WHIP

BOTTOM	
AB	35
R	5
H	9
RBI	3
BB	4
SO	8
LOB	19

Batter	1	2	3	4	5	6	7	8	9	AB	R	H	RBI	BB	SO	LOB
9 David DeJesus, L (1, 8) OBP: 0.351, SLG: 0.545	B FF 88 X SI 88 1-0 13 1B 2B		B CH 81 B CU 69 B CH 83 C FF 88 F FF 90 F FF 91 X CH 84 3-2 ① G3-1		B FF 89 C SL 78 B CH 83 F CH 85 C FF 86 2-3 ② K		B SI 90 F SI 93 X SL 86 1-1 ③ L8			4	1	1	0	0	1	0
13 Starlin Castro, R (1, 6) OBP: 0.298, SLG: 0.407	B FF 88 C SL 78 X CU 73 1-1 12 HBP 2-H 1B		B SL 80 X SI 89 1-0 ② L9		B FF 90 F SL 81 S FF 91 B CH 85 X SI 92 2-2 E4			C SL 86 C SI 95 S SL 89 0-3 ① K		4	0	1	1	0	1	0
44 Anthony Rizzo, L (1, 3) OBP: 0.256, SLG: 0.420	1 SAFE C SI 88 S CH 83 B SI 88 B SL 81 1 SAFE C SI 89 2-3 ① K		C FF 90 B CH 85 F SI 90 B SI 86 S SI 91 2-3 ③ K		F CU 72 B FF 89 1 SAFE B FF 88 F CU 74 S SL 79 2-3 ③ K			C SL 86 X FF 94 0-1 ② P5		4	0	0	0	0	3	2
12 Alfonso Soriano, R (1, 7) OBP: 0.306, SLG: 0.358	B FF 89 1 SAFE C FF 88 B SI 88 F FF 88 F FF 89 H SI 89 3-2 1-2 HBP			F FF 89 B SL 80 C SI 90 F SL 82 B CH 84 F FF 90 X SL 81 2-2 ① P4		F FF 89 F SI 89 F FF 90 X SI 91 0-2 ① G6-3		C SL 86 B FF 94 B FF 94 X SL 87 2-1 ③ F8		3	0	0	0	0	0	0
19 Nate Schierholtz, L (1, 9) OBP: 0.362, SLG: 0.578	C SI 88 B CH 83 X FF 87 1-1 ② F7			F SL 80 B CH 85 S SI 90 B CU 73 B FF 91 F FF 90 X FF 90 3-2 53 2B 2B		B SL 80 F SL 79 X CH 82 1-1 HR			B SI 93 S SI 94 B SL 83 S SI 94 F SI 95 F SI 93 X SI 93 2-2 ① G4-3	4	2	2	1	0	0	2
53 Welington Castillo, R (1, 2) OBP: 0.344, SLG: 0.435	B SI 89 S FF 90 F SL 79 X SI 89 1-2 ③ G6-3			C SL 80 X FF 90 0-1 24 G4-3 2-H 2B		C SL 80 B FF 91 C FF 91 F SL 80 S FF 91 1-3 ② K			C SI 93 C SI 93 S SL 85 0-3 ② K	4	0	1	1	0	2	2
24 Luis Valbuena, L (1, 5) OBP: 0.338, SLG: 0.475		C FF 89 B CH 80 F FF 89 F CH 84 F CU 73 B CU 72 F FF 90 X SL 80 2-2 ① P4		X CH 83 0-0 ② G4-3 2-3		C SI 90 B CH 83 S FF 91 B CH 85 F CU 74 F FF 90 F FF 91 F CU 74 F FF 92 2-2 ③ X SI 91 G4-3			X SI 94 0-0 HR	4	1	1	1	0	0	1
15 Darwin Barney, R (1, 4) OBP: 0.182, SLG: 0.226		X SL 79 0-0 ② G1-3		D CU 74 B FF 90 C FF 90 D SL 80 X FF 90 3-1 ③ F8			C SI 93 B SI 94 F SI 93 B SL 88 X SI 95 2-2 ① G5-3		X SI 94 0-0 ③ F8	4	0	0	0	0	0	1
36 Edwin Jackson, R (1, 1) 20 Julio Borbon, L (7, PH) OBP: 0.500, SLG: 0.571 56 Héctor Rondón, R (7, 1) 54 Shawn Camp, R (8, 1) 49 Carlos Marmol, R (9, 1)		C SI 88 C FF 89 B FF 89 X FF 89 1-2 ③ L4			C FF 89 F FF 89 C SI 90 0-3 ① K		C SI 94 F SL 87 B SI 95 S SL 90 1-3 ② K			2 1 0 0 0	0 0 0 0 0	0 0 0 0 0	0 0 0 0 0	0 0 0 0 0	1 1 0 0 0	0 0 0 0 0
Inning Stats	R: 1 E: 0 K: 1 S: 14 H: 2 LOB: 2 BB: 0 P: 23	R: 0 E: 0 K: 0 S: 10 H: 0 LOB: 0 BB: 0 P: 13	R: 0 E: 0 K: 1 S: 8 H: 0 LOB: 0 BB: 0 P: 14	R: 1 E: 0 K: 0 S: 14 H: 2 LOB: 1 BB: 0 P: 22	R: 0 E: 1 K: 3 S: 12 H: 0 LOB: 1 BB: 0 P: 18	R: 1 E: 0 K: 1 S: 18 H: 1 LOB: 0 BB: 0 P: 22	R: 0 E: 0 K: 1 S: 8 H: 0 LOB: 0 BB: 0 P: 12	R: 0 E: 0 K: 1 S: 7 H: 0 LOB: 0 BB: 0 P: 9	R: 1 E: 0 K: 1 S: 10 H: 1 LOB: 0 BB: 0 P: 12	1B: 1 2B: 3 3B: 0 HR: 2 SF: 0 SAC: 0 DP: 0 HBP: 1					WP: 0 PB: 0 SB: 0 CS: 0	PA: 35	

PITCHER		IP	WLS	BF	H	R	ER	SO	BB	IBB	HBP	BLK	WP	HR	S	P	ERA	WHIP
45 Kevin Slowey, R ERA: 2.43	(1, 1)	6.0		25	5	3	3	6	0	0	1	0	0	1	76	112	4.50	0.833
50 Chad Qualls, R ERA: 3.6	(7, 1)	1.1		4	0	0	0	2	0	0	0	0	0	0	11	15	0.00	0.000
40 Mike Dunn, L ERA: 2.45	(8, 1)	0.2		2	0	0	0	0	0	0	0	0	0	0	4	6	0.00	0.000
31 Steve Cishek, R ERA: 5.4	(9, 1)	1.0	L	4	1	1	1	1	0	0	0	0	0	1	10	12	9.00	1.000

PITCHER	IP	WLS	BF	H	R	ER	SO	BB	IBB	HBP	BLK	WP	HR	S	P	ERA	WHIP

Chicago Cubs @ Miami Marlins

Marlins Park, Miami, FL

Thu Apr 25 2013, 7:12 PM - 10:11 PM EDT

Att. 15,394 - Clear - 78 F

TOP

livebaseballscorecards.com

AB	34
R	4
H	6
RBI	4
BB	0
SO	9
LOB	8

Chicago Cubs @ Miami Marlins

Marlins Park, Miami, FL

Thu Apr 25 2013, 7:12 PM - 10:11 PM EDT

Att. 15,394 - Clear - 78 F

livebaseballscorecards.com

BOTTOM

Batter	1	2	3	4	5	6	7	8	9	AB	R	H	RBI	BB	SO	LOB
9 Juan Pierre, L (1, 7) OBP: 0.225, SLG: 0.234	G6-3	30 S 27 FC6-4 1B (2-H)		F9		FC4-6 (1-2f)			FC2-5 (1-2, 2-3f)	5	1	1	1	0	0	4
30 Placido Polanco, R (1, 5) OBP: 0.349, SLG: 0.342	25 1B 27 1B 19 BB BB	27 FC6-4 BB (1-3)			25 G2-3 1B		L1		L8	3	1	1	0	2	0	2
27 Giancarlo Stanton, R (1, 9) OBP: 0.324, SLG: 0.250	19 BB 25 1B 1B (1-2)	FC6-4 (1-2f, 3-H)			F7		G1-3		K	5	0	1	1	0	1	4
25 Joe Mahoney, L (1, 3) OBP: 0.286, SLG: 0.333	19 BB 1B (1-2, 2-3)	F7			G2-3 (1-2)		P5			4	0	1	0	0	0	2
20 Justin Ruggiano, R (1, 8) OBP: 0.272, SLG: 0.408	K	K			K			F8		4	0	0	0	0	3	4
19 Rob Brantly, L (1, 2) OBP: 0.308, SLG: 0.333	BB (1-2, 2-3, 3-H)	L4				SH1-3 HBP (13)		G3-1		2	0	0	1	1	0	0
13 Chris Valaika, R (1, 6) OBP: 0.333, SLG: 0.364	K	G1-3				SH1-3 (1-2)		F9		3	0	0	0	0	1	3
17 Donovan Solano, R (1, 4) OBP: 0.317, SLG: 0.270		45 SH3 9 1B 1B		G6-3		F7			9 FC2-5 26 1B BB	3	1	1	0	1	0	1
45 Kevin Slowey, R (1, 1)		SH3 (1-2)		F9		9 FC4-6 IBB			9 FC2-5 1B (1-2)	1	0	0	0	0	0	0
29 Greg Dobbs, L (6, PH) OBP: 0.306, SLG: 0.323										0	0	0	0	1	0	0
50 Chad Qualls, R (7, 1)										0	0	0	0	0	0	0
40 Mike Dunn, L (8, 1)										0	0	0	0	0	0	0
31 Steve Cishek, R (9, 1)										0	0	0	0	0	0	0
26 Austin Kearns, R (9, PH) OBP: 0.318, SLG: 0.211										1	0	1	0	0	0	0

	AB	R	H	RBI	BB	SO	LOB
	31	3	6	3	5	5	20

Inning Stats	1	2	3	4	5	6	7	8	9	1B	SF	WP	PA
R	1	2	0	0	0	0	0	0	0	6	0	0	39
H	2	2	0	0	1	0	0	0	1	2B 0	SAC 2	PB 0	
E	0	0	0	0	0	0	0	0	0	3B 0	DP 0	SB 2	
LOB	3	1	0	1	1	2	0	0	2	HR 0	HBP 1	CS 0	
BB	2	1	0	0	0	1	0	0	1				
K	2	0	1	0	1	0	0	0	0				
P	35	14	11	14	12	14	6	14	18				
S	21	9	8	7	8	6	5	9	10				

PITCHER		IP	WLS	BF	H	R	ER	SO	BB	IBB	HBP	BLK	WP	HR	S	P	ERA	WHIP
36 Edwin Jackson, R	(1, 1)	6.0		28	5	3	3	4	3	1	1	0	0	0	59	100	4.50	1.333
ERA: 4.76																		
56 Héctor Rondón, R	(7, 1)	1.0		3	0	0	0	0	0	0	0	0	0	0	5	6	0.00	0.000
ERA: 1.35																		
54 Shawn Camp, R	(8, 1)	1.0	W	3	0	0	0	0	0	0	0	0	0	0	9	14	0.00	0.000
ERA: 8.0																		
49 Carlos Marmol, R	(9, 1)	1.0	S	5	1	0	0	1	1	0	0	0	0	0	10	18	0.00	2.000
ERA: 4.35																		

PITCHER	IP	WLS	BF	H	R	ER	SO	BB	IBB	HBP	BLK	WP	HR	S	P	ERA	WHIP

Chicago Cubs @ Miami Marlins

Marlins Park, Miami, FL

Fri Apr 26 2013, 7:10 PM - 9:53 PM EDT

Att. 16,017 - Partly Cloudy - 77 F

TOP

livebaseballscorecards.com

Batter	1	2	3	4	5	6	7	8	9	AB	R	H	RBI	BB	SO	LOB
17 Dave Sappelt, R (1, 8) OBP: 0.226, SLG: 0.267	X FF 86 0-0 44 HR 1B		C CH 74 C FF 84 B CH 75 X CH 76 1-2 13 G4-1 44 HR 1B		C CU 69 X FC 82 0-1 ① G6-3		F FF 95 B KC 81 X FF 94 1-1 ② G6-3 1-2 2-3		C FF 94 B FF 94 X CH 85 1-1 ③ F7	4	2	2	0	0	0	2
9 David DeJesus, L (9, PH) OBP: 0.347, SLG: 0.537 (9, 8)										1	0	0	0	0	0	1
13 Starlin Castro, R (1, 6) OBP: 0.286, SLG: 0.389	C FF 86 F FC 83 X FF 87 0-2 ① F8		B FC 82 B CH 75 C CH 74 B FC 82 X FC 82 3-1 ① G4-1 1-2		C FC 82 B CH 74 S CH 75 F FF 86 B FF 85 X CH 73 2-2 ② P4		B KC 81 X FF 95 1-0 ③ L9			4	0	0	0	0	0	4
44 Anthony Rizzo, L (1, 3) OBP: 0.277, SLG: 0.506	1 SAFE 1 SAFE X FC 82 0-0 1-H HR		B CH 78 F FF 85 B CH 76 X CU 77 2-1 2-H HR		X FF 86 0-0 ③ F7			X FF 94 0-0 53 S 1B		4	2	3	4	0	0	0
12 Alfonso Soriano, R (1, 7) OBP: 0.303, SLG: 0.353	B FF 86 S FF 86 S CH 77 X CH 75 1-2 21 CS 1B		C FC 82 C FC 83 F FF 87 B CH 77 S FC 82 1-3 ② K			S CH 75 X FC 83 0-1 ① P4		X FF 94 0-0 ① F9		4	0	1	0	0	1	1
53 Welington Castillo, R (1, 2) OBP: 0.324, SLG: 0.409	S CH 75 1 SAFE B FC 84 1 SAFE X CH 75 1-1 ② P5		X FC 82 0-0 ③ F8			B CH 76 X FF 86 1-0 ② L7		C SL 82 1 SAFE 1 SAFE B FF 94 B SL 80 F FF 90 C CU 76 2-3 ② K 1-2		4	0	0	0	0	1	2
21 Scott Hairston, R (1, 9) OBP: 0.107, SLG: 0.240	C FF 85 F FF 86 B FF 86 1-2 ③ CS 1-2	B CH 75 B FC 83 B FC 80 C FF 85 S FF 85 X FF 85 3-2 ① F9		C FF 86 C FC 83 X FF 88 0-2 ① F8		X CH 76 0-0 ③ G1-3		X FF 93 0-0 ③ F7		4	0	0	0	0	0	1
54 Shawn Camp, R (8, 1)										0	0	0	0	0	0	0
63 Kevin Gregg, R (9, 1)										0	0	0	0	0	0	0
1 Cody Ransom, R (1, 5) OBP: 0.238, SLG: 0.450		X FF 85 0-0 ② 2B		S CH 76 B FC 83 B CH 75 S CH 77 B FC 84 X FC 84 3-2 ② G6-3			F FC 82 S CH 73 F CH 74 B CH 74 B FF 85 F CH 76 B CH 75 B FC 82 4-2 17 G6-3 15 1B BB		B FF 92 X FF 92 1-0 ① P4	3	0	1	0	1	0	0
15 Darwin Barney, R (1, 4) OBP: 0.270, SLG: 0.324		C FF 86 F CH 74 H FF 87 1-2 HBP		C FC 84 X CH 75 0-1 1B			X FF 83 0-0 17 G6-3 1-2 1B		C FF 92 C SL 80 F FF 96 B SL 83 F FF 96 X FF 95 1-2 2B	3	0	3	0	0	0	0
46 Scott Feldman, L (1, 1)		S FF 86 D CU 78 S CU 78 S CU 78 1-3 ③ K		B FF 86 C FF 86 B FF 87 S FF 86 X FC 81 2-2 ③ F8			L FF 93 L FF 95 X FF 96 0-2 ① B2		C FF 94 S CH 85 B CU 77 X FF 95 1-2 ② F7	3	0	0	0	0	1	4
40 James Russell, L (7, 1)										0	0	0	0	0	0	0
20 Julio Borbon, L (8, 9) OBP: 0.444, SLG: 0.500										1	0	0	0	0	0	1

	AB	35
	R	4
	H	10
	RBI	4
	BB	1
	SO	3
	LOB	16

Inning Stats										
	R: 2 E: 0 K: 0 S: 12	H: 3 LOB: 0 BB: 0 P: 15	R: 0 E: 0 K: 1 S: 9	H: 1 LOB: 1 BB: 0 P: 14	R: 2 E: 0 K: 1 S: 12	H: 2 LOB: 0 BB: 0 P: 19	R: 0 E: 0 K: 0 S: 11	H: 1 LOB: 1 BB: 0 P: 16	R: 0 E: 0 K: 0 S: 7	H: 0 LOB: 0 BB: 0 P: 9
	R: 0 E: 0 K: 0 S: 4	H: 0 LOB: 0 BB: 0 P: 5	R: 0 E: 0 K: 0 S: 11	H: 1 LOB: 2 BB: 1 P: 17	R: 0 E: 0 K: 1 S: 6	H: 1 LOB: 1 BB: 0 P: 8	R: 0 E: 0 K: 0 S: 11	H: 1 LOB: 1 BB: 0 P: 15	1B: 6 2B: 2 3B: 0 HR: 2	SF: 0 SAC: 0 DP: 0 HBP: 1

WP: 0 PB: 0 SB: 1 CS: 1 PA: 38

PITCHER		IP	WLS	BF	H	R	ER	SO	BB	IBB	HBP	BLK	WP	HR	S	P	ERA	WHIP
23 Wade LeBlanc, L	(1, 1)	6.0	L	26	8	4	4	2	1	0	1	0	0	2	60	87	6.00	1.500
ERA: 6.2																		
34 Tom Koehler, R	(7, 1)	1.0		3	0	0	0	0	0	0	0	0	0	0	6	8	0.00	0.000
ERA:																		
44 AJ Ramos, R	(8, 1)	2.0		8	2	0	0	1	0	0	0	0	0	0	17	23	0.00	1.000
ERA: 3.07																		

PITCHER	IP	WLS	BF	H	R	ER	SO	BB	IBB	HBP	BLK	WP	HR	S	P	ERA	WHIP

Chicago Cubs @ Miami Marlins

Marlins Park, Miami, FL

Fri Apr 26 2013, 7:10 PM - 9:53 PM EDT

Att. 16,017 - Partly Cloudy - 77 F

BOTTOM

livebaseballscorecards.com

Batter	1	2	3	4	5	6	7	8	9	AB	R	H	RBI	BB	SO	LOB
9 Juan Pierre, L (1, 7) OBP: 0.226, SLG: 0.235	B C L B X 2-2 L6		C CU 75 X FC 89 0-1 30 G1-4-3 1B 1-2		B CU 77 X SI 90 1-0 F7		B SL 82 X SL 80 1-0 F7			4	0	1	0	0	0	2
30 Placido Polanco, R (1, 5) OBP: 0.345, SLG: 0.338	C SI 90 B FC 85 F SI 93 X CU 79 1-2 P3		X CH 86 0-0 G1-4-3 1-2f 2-3			B SI 91 C SI 91 B CU 77 X SI 90 2-1 G6-3		B SI 86 C SI 86 X SI 87 1-1 17 1B 1B		4	0	1	0	0	0	2
27 Giancarlo Stanton, R (1, 9) OBP: 0.320, SLG: 0.250	C SI 92 C FC 85 B SI 93 B SI 92 B CU 79 X SI 92 3-2 1B		X SI 92 0-0 G6-3			B SI 91 X FC 81 1-0 G6-3		C SL 78 B SI 86 B SI 86 B SL 78 1 SAFE C SL 78 1 SAFE S SL 78 3-3 K		4	0	1	0	0	1	2
25 Joe Mahoney, L (1, 3) OBP: 0.280, SLG: 0.440	C CU 76 B SI 91 X CH 86 1-1 F7			B CU 76 F SI 91 B CU 77 F CH 86 X FF 91 2-2 HR		X SI 91 0-0 G4-3		B SI 85 B SI 84 F SI 85 1 SAFE C SL 78 X SL 79 2-2 F8		4	1	1	1	0	0	2
17 Donovan Solano, R (1, 4) OBP: 0.326, SLG: 0.282		B SI 91 B SI 92 X SI 91 2-0 G3		C SI 91 B FC 85 C CU 77 B SI 92 F CU 78 B SI 92 F SI 94 F SI 92 X SI 93 3-2 19 G3-6 1B			C SI 90 X CU 76 0-1 G5-3	B SL 78 C SI 87 X SI 85 1-1 1-2 1B		4	0	2	0	0	0	0
19 Rob Brantly, L (1, 2) OBP: 0.319, SLG: 0.350		B CU 74 C SI 90 X SI 88 1-1 13 WP 2B		1 SAFE C CU 76 B CH 85 X CU 76 1-1 G3-6 1-2f			F SI 88 B CU 75 B CH 86 C SI 89 B SI 92 B SI 91 4-2 8 2B 13 SF7 BB	C SL 78 X SL 78 0-1 P6		3	1	1	0	1	0	3
8 Chris Coghlan, L (1, 8) OBP: 0.229, SLG: 0.244		C CU 76 B CU 76 X CH 85 1-1 G1-3		B CU 77 C FC 90 B SI 92 B FF 91 X SI 91 3-1 G3			C CU 75 1 SAFE F SI 89 X CU 77 0-2 1-3 2B		C FF 90 C FF 92 F FF 91 B FS 83 B FF 91 B FF 92 C FF 91 3-3 K	4	0	1	0	0	1	1
13 Chris Valaika, R (1, 6) OBP: 0.300, SLG: 0.333		B CU 77 C CU 75 B CU 76 C SI 91 B FC 83 C CU 77 3-3 K 2-3			B SI 90 C SI 91 X CU 78 1-1 G5-3		S FC 81 B SI 92 S CU 78 B FC 83 X CU 78 2-2 SF7 3-H		C CU 80 B FF 91 B FF 91 F FF 93 X FF 92 2-2 L4	3	0	0	1	0	1	1
23 Wade LeBlanc, L (1, 1) OBP: 0.125, SLG: 0.125			C SI 90 X SI 89 0-1 30 9 G1-4-3 1B 1B		C SI 91 B CU 78 C CU 77 C SI 91 1-3 K		S CU 77 B SI 91 C SI 90 D CU 78 B FC 83 B CU 78 4-2 BB		C FF 93 B FF 92 X FF 92 1-1 F7	2	0	1	0	0	1	0
34 Tom Koehler, R (7, 1)										0	0	0	0	0	0	0
26 Austin Kearns, R (7, PH) OBP: 0.348, SLG: 0.211										0	0	0	0	1	0	0
44 AJ Ramos, R (8, 1)										0	0	0	0	0	0	0
29 Greg Dobbs, L (9, PH) OBP: 0.301, SLG: 0.318										1	0	0	0	0	0	0
Inning Stats	R: 0 E: 0 K: 0 S: 11 H: 1 LOB: 1 BB: 0 P: 18	R: 0 E: 0 K: 1 S: 8 H: 1 LOB: 1 BB: 0 P: 15	R: 0 E: 0 K: 0 S: 6 H: 2 LOB: 1 BB: 0 P: 6	R: 1 E: 0 K: 0 S: 13 H: 2 LOB: 0 BB: 0 P: 22	R: 0 E: 0 K: 1 S: 6 H: 0 LOB: 0 BB: 0 P: 9	R: 0 E: 0 K: 0 S: 4 H: 0 LOB: 0 BB: 0 P: 7	R: 1 E: 0 K: 0 S: 13 H: 1 LOB: 2 BB: 2 P: 24	R: 0 E: 0 K: 1 S: 12 H: 2 LOB: 2 BB: 0 P: 19	R: 0 E: 0 K: 1 S: 9 H: 0 LOB: 0 BB: 0 P: 15	1B: 6 2B: 2 3B: 0 HR: 1 SF: 1 SAC: 0 DP: 2 HBP: 0						

AB	33
R	2
H	9
RBI	2
BB	2
SO	4
LOB	13

WP: 1 PB: 0 SB: 0 CS: 0 — PA: 36

PITCHER		IP	WLS	BF	H	R	ER	SO	BB	IBB	HBP	BLK	WP	HR	S	P	ERA	WHIP
46 Scott Feldman, R ERA: 3.92	(1, 1)	6.2	W	27	7	2	2	2	2	0	0	0	1	1	60	99	2.70	1.350
40 James Russell, L ERA:	(7, 1)	0.1	H	1	0	0	0	0	0	0	0	0	0	0	1	2	0.00	0.000
54 Shawn Camp, R ERA: 7.2	(8, 1)	1.0	H	5	2	0	0	1	0	0	0	0	0	0	12	19	0.00	2.000
63 Kevin Gregg, R ERA:	(9, 1)	1.0	S	3	0	0	0	1	0	0	0	0	0	0	9	15	0.00	0.000

PITCHER	IP	WLS	BF	H	R	ER	SO	BB	IBB	HBP	BLK	WP	HR	S	P	ERA	WHIP

Batter	1	2	3	4	5	6	7	8	9	AB	R	H	RBI	BB	SO	LOB
9 David DeJesus, L (1, 8) OBP: 0.354, SLG: 0.549	B SI 90 B SI 88 X SI 88 2-0 E9 13 WP 2B	X SI 90 0-0 ② F7	C CH 84 F CH 83 X SL 81 0-2 ① G4-3	F FF 96 B SL 86 B SL 88 X FF 95 2-1 1-3 2-H 1B		4	1	2	1	0	0	0
13 Starlin Castro, R (1, 6) OBP: 0.284, SLG: 0.384	F SI 90 B SL 82 F SL 81 X SI 92 1-2 ① P3 3-H	B FF 92 B FF 90 C SI 89 X SL 81 2-1 ③ F8	F SL 83 F FF 93 X SL 83 0-2 44 BB 1B	F FF 94 1 SAFE B SL 86 F FF 94 X SL 87 1-2 ③ G1-3		4	0	1	0	0	0	2
44 Anthony Rizzo, L (1, 3) OBP: 0.286, SLG: 0.494	F SI 92 X SL 82 0-1 ② G4-3	S CH 82 B SL 81 B SI 90 B CH 82 C SL 82 F SL 81 B SI 91 4-2 19 G6-4-3 BB	S CH 84 S SL 80 1 SAFE B FF 93 F SL 80 1 SAFE B FF 92 B SI 92 B CH 82 4-2 1-2 BB	X SL 87 0-0 ① P6		2	0	0	0	2	0	0
12 Alfonso Soriano, R (1, 7) OBP: 0.290, SLG: 0.337	B SL 82 C SI 91 X SL 84 1-1 ③ G5-3	F SI 91 X SL 82 0-1 ① F9	F SI 92 F SL 83 S FF 91 0-3 ② K	B SL 81 F SI 92 X SL 81 1-1 ② G5-3		4	0	0	0	0	1	3
19 Nate Schierholtz, L (1, 9) OBP: 0.370, SLG: 0.582		B CH 81 F SI 88 B SL 82 X SI 88 2-1 24 1B 2B	B CH 83 1 SAFE T SI 90 F SI 91 X CH 83 1-2 ②③ G6-4-3 1-2f	F CH 82 B FF 91 X CH 83 1-1 ③ G4-3	B CH 84 B SL 81 C SI 91 B CH 82 B SI 90 4-1 53 CS BB		3	1	1	0	1	0	3
53 Welington Castillo, R (1, 2) OBP: 0.333, SLG: 0.414		B SL 82 X SI 91 1-0 ① F8	C FF 92 S SL 85 B SL 83 S SL 82 1-3 ① K	C SL 83 B FF 92 X FF 92 1-1 20 BB 9 1B 1B	1 SAFE B SI 91 1-0 ③ CS 1-2	B SI 93 X SI 91 1-0 1B		4	1	2	0	0	1	1
24 Luis Valbuena, L (1, 5) OBP: 0.347, SLG: 0.492		F CH 83 B SL 82 S SL 80 D SL 80 F SI 91 B SI 92 X CH 82 3-2 15 G5-4-3 2-H 1B	B CH 85 B CH 84 B SI 87 C SI 86 X CH 81 3-1 2B	B SI 92 X CH 82 1-0 ① F7		B SI 91 B SL 84 F SI 92 X SI 93 2-1 ① F7		4	0	2	1	0	0	2
15 Darwin Barney, R (1, 4) OBP: 0.244, SLG: 0.289		C SL 81 T FF 90 X SL 80 0-2 ②③ G5-4-3 1-2f	X SI 92 0-0 ② P3	C SL 84 B SI 92 S SI 90 B SL 80 B SI 92 X SI 91 3-2 ② F7		S SI 94 X SI 95 0-1 ② F8		4	0	0	0	0	0	4
37 Travis Wood, R (1, 1) OBP: 0.200, SLG: 0.111 20 Julio Borbon, L (7, PH) OBP: 0.500, SLG: 0.500 50 Kameron Loe, R (7, 1) 40 James Russell, L (8, 1) 49 Carlos Marmol, R (8, 1) 21 Scott Hairston, R (9, PH) OBP: 0.103, SLG: 0.231 63 Kevin Gregg, R (9, 1)			F SI 89 C SL 81 S SL 81 0-3 ① K2-3	F SI 92 B SL 83 S SL 83 S SL 82 1-3 ③ K	C FF 93 B FF 94 B SL 87 C FF 94 B FF 96 D FF 96 4-2 9 1B 1-2 BB	C SL 88 F SL 88 B SI 96 S SI 96 1-3 ③ K	2 0 0 0 0 2 1 0 0 0 0 1 0 0 0 0 0 0 0 0 0 0 0 0 0 0 0 0 0 0 0 0 0 0 0 1 0 0 0 0 1 1 0 0 0 0 0 0 0						
Inning Stats	R: 1 E: 1 K: 0 S: 8 H: 1 LOB: 0 BB: 0 P: 12	R: 1 E: 0 K: 0 S: 10 H: 2 LOB: 0 BB: 0 P: 16	R: 0 E: 0 K: 1 S: 6 H: 0 LOB: 0 BB: 0 P: 8	R: 0 E: 0 K: 0 S: 8 H: 0 LOB: 0 BB: 1 P: 13	R: 0 E: 0 K: 2 S: 9 H: 1 LOB: 1 BB: 0 P: 14	R: 0 E: 0 K: 1 S: 14 H: 1 LOB: 2 BB: 1 P: 19	R: 1 E: 0 K: 0 S: 13 H: 2 LOB: 2 BB: 1 P: 25	R: 0 E: 0 K: 0 S: 4 H: 0 LOB: 0 BB: 1 P: 10	R: 0 E: 0 K: 1 S: 8 H: 1 LOB: 1 BB: 0 P: 12	1B: 5 2B: 3 3B: 0 HR: 0 SF: 0 SAC: 0 DP: 2 HBP: 0						

PITCHER		IP	WLS	BF	H	R	ER	SO	BB	IBB	HBP	BLK	WP	HR	S	P	ERA	WHIP
28 Alex Sanabia, R ERA: 4.85	(1, 1)	6.2	L	26	6	3	3	4	2	0	0	0	1	0	61	93	4.05	1.200
40 Mike Dunn, L ERA: 2.31	(7, 1)	0.2		4	1	0	0	0	1	0	0	0	0	0	8	15	0.00	3.000
58 Ryan Webb, R ERA: 2.7	(8, 1)	0.2		2	0	0	0	0	1	0	0	0	0	0	3	9	0.00	1.500
50 Chad Qualls, R ERA: 3.27	(9, 1)	1.0		4	1	0	0	1	0	0	0	0	0	0	8	12	0.00	1.000

PITCHER	IP	WLS	BF	H	R	ER	SO	BB	IBB	HBP	BLK	WP	HR	S	P	ERA	WHIP

TOP

Chicago Cubs @ Miami Marlins

Marlins Park, Miami, FL

Sat Apr 27 2013, 7:12 PM - 10:01 PM EDT

Att. 27,519 - Partly Cloudy - 80 F

livebaseballscorecards.com

AB	32
R	3
H	8
RBI	2
BB	4
SO	5
LOB	17

WP: 1	PA: 37
PB: 0	
SB: 0	
CS: 1	

Chicago Cubs @ Miami Marlins

Marlins Park, Miami, FL

Sat Apr 27 2013, 7:12 PM - 10:01 PM EDT

Att. 27,519 - Partly Cloudy - 80 F

BOTTOM

Batter	1	2	3	4	5	6	7	8	9	AB	R	H	RBI	BB	SO	LOB
17 Donovan Solano, R (1, 4) OBP: 0.311, SLG: 0.268	C SI 90 C SI 91 F FF 92 F FF 90 F FC 88 F SL 79 F FF 90 F FF 92 X CH 82 0-2 ① G6-3		C FF 91 B CH 79 X FC 88 1-1 ② G3-1		D SL 77 F FC 87 F CH 78 F FF 90 B SI 89 T FC 88 2-2 ③ K			1 SAFE 1 SAFE C FF 90 1 SAFE B SI 90 X FF 89 1-1 ① F9		4	0	0	0	0	1	2
30 Placido Polanco, R (1, 5) OBP: 0.341, SLG: 0.333	C FF 91 S SL 79 B CH 81 X CH 80 1-2 ② G5-3		B FC 88 C CH 79 B FF 91 F FC 88 X FF 92 2-2 1B			B CH 74 C FC 87 C SL 79 F FC 87 X FF 91 1-2 ① F9		1 SAFE D FF 88 F CH 82 1 SAFE 1 SAFE F SL 82 X CH 81 1-2 ② F8		4	0	1	0	0	0	1
27 Giancarlo Stanton, R (1, 9) OBP: 0.329, SLG: 0.299	C SL 80 B FF 93 B FC 88 B CH 83 X FC 88 3-1 HR		S CH 80 C FC 88 B FF 90 C FF 93 1-3 ③ K			S SL 78 T SL 77 X FF 91 0-2 ② F9		1 SAFE B FF 94 B SL 85 B SL 83 B SL 84 4-0 26 FC6-4 1-2 BB		3	1	1	1	1	1	1
26 Austin Kearns, R (1, 7) OBP: 0.296, SLG: 0.174	C FF 91 X SL 78 0-1 ③ F8			B SI 90 B FC 87 X FC 87 2-0 ① F7		B FF 91 X SL 77 1-0 ③ P2		B FF 94 X FF 94 1-0 ③ FC6-4 1-2f		4	0	0	0	0	0	2
20 Justin Ruggiano, R (1, 8) OBP: 0.271, SLG: 0.392		B FF 88 X CH 77 1-0 ① G4-3		B SL 76 C FC 87 B CH 82 C FC 89 C FF 92 2-3 ② K			B SI 90 B SI 89 S SI 89 F SI 90 B SL 81 F SI 90 B SI 91 4-2 21 25 1B G5-4-3 BB		B CU 80 C FF 91 B CU 80 X FF 92 2-1 ① G4-3	3	0	0	0	1	1	0
25 Joe Mahoney, L (1, 3) OBP: 0.276, SLG: 0.414		B SL 78 C FF 87 F SL 78 X SL 74 1-2 ② F9		C FC 89 S FF 91 F FF 92 B FF 93 X SL 79 1-2 ③ P5			1 SAFE X SI 89 0-0 21 G5-4-3 1-2 1B		S FF 91 C FF 91 B FF 92 B FS 83 S FS 83 2-3 ② K	4	0	1	0	0	1	0
21 Miguel Olivo, R (1, 2) OBP: 0.226, SLG: 0.433		B FF 90 S SL 79 B CH 81 C FC 87 B SL 76 X CH 81 3-2 HR			C SL 76 F FF 90 X SL 78 0-2 ① G1-3		X SI 90 0-0 ① ② G5-4-3 1-2f 2-3		B CU 81 C CU 81 B FF 91 X FF 91 2-1 ③ P3	4	1	1	1	0	0	2
13 Chris Valaika, R (1, 6) OBP: 0.279, SLG: 0.308		F SI 91 F FC 88 T FF 91 0-2 ③ K			F FC 88 B FF 90 X FC 88 1-1 ② G6-3		B SI 91 F SI 90 X SL 82 1-1 ③ F9			3	0	0	0	0	1	1
28 Alex Sanabia, R (1, 1) OBP: 0.222, SLG: 0.125 40 Mike Dunn, L (7, 1) 58 Ryan Webb, R (8, 1) 9 Juan Pierre, L (8, PH) OBP: 0.235, SLG: 0.244 50 Chad Qualls, R (9, 1)			C SI 88 C SI 90 B FF 88 B FF 91 S FC 88 2-3 ① K		B FF 89 B SI 88 B FF 89 B FC 90 4-0 BB			C SL 81 S SL 81 X SL 83 0-2 27 WP 1B		1 0 0 1 0	0 0 0 0 0	0 0 0 1 0	0 0 0 0 0	1 0 0 0 0	1 0 0 0 0	0 0 0 0 0
Inning Stats	R: 1 E: 0 K: 0 S: 16 H: 1 LOB: 0 BB: 0 P: 20	R: 1 E: 0 K: 1 S: 10 H: 1 LOB: 0 BB: 0 P: 15	R: 0 E: 0 K: 2 S: 11 H: 1 LOB: 1 BB: 0 P: 17	R: 0 E: 0 K: 1 S: 8 H: 0 LOB: 0 BB: 0 P: 13	R: 0 E: 0 K: 1 S: 9 H: 0 LOB: 1 BB: 1 P: 16	R: 0 E: 0 K: 0 S: 8 H: 0 LOB: 0 BB: 0 P: 10	R: 0 E: 0 K: 0 S: 7 H: 1 LOB: 1 BB: 1 P: 12	R: 0 E: 0 K: 0 S: 9 H: 1 LOB: 2 BB: 1 P: 16	R: 0 E: 0 K: 1 S: 7 H: 0 LOB: 0 BB: 0 P: 13	1B: 3 2B: 0 3B: 0 HR: 2 SF: 0 SAC: 0 DP: 1 HBP: 0						WP: 1 PB: 0 SB: 0 CS: 0 PA: 34	

livebaseballscorecards.com

AB	31
R	2
H	5
RBI	2
BB	3
SO	6
LOB	9

PITCHER		IP	WLS	BF	H	R	ER	SO	BB	IBB	HBP	BLK	WP	HR	S	P	ERA	WHIP
37 Travis Wood, L ERA: 2.25	(1, 1)	6.0	W	22	3	2	2	5	1	0	0	0	0	2	62	91	3.00	0.667
50 Kameron Loe, R ERA: 7.45	(7, 1)	1.0	H	4	1	0	0	0	1	0	0	0	0	0	7	12	0.00	2.000
40 James Russell, L ERA:	(8, 1)	0.2	H	3	1	0	0	0	0	0	0	0	0	0	8	10	0.00	1.500
49 Carlos Marmol, R ERA: 4.22	(8, 1)	0.1	H	2	0	0	0	0	1	0	0	0	1	0	1	6	0.00	3.000
63 Kevin Gregg, R ERA:	(9, 1)	1.0	S	3	0	0	0	1	0	0	0	0	0	0	7	13	0.00	0.000

PITCHER	IP	WLS	BF	H	R	ER	SO	BB	IBB	HBP	BLK	WP	HR	S	P	ERA	WHIP

Chicago Cubs @ Miami Marlins

Marlins Park, Miami, FL

Sun Apr 28 2013, 1:12 PM - 3:49 PM EDT

Att. 19,817 - Roof Closed - 75 F

TOP

livebaseballscorecards.com

Batter	1	2	3	4	5	6	7	8	9	AB	R	H	RBI	BB	SO	LOB
9 David DeJesus, L (1, 8) OBP: 0.361, SLG: 0.541	C SI 89 B SI 89 B CU 73 B SI 89 B SI 89 4-1 44 2B BB		C SL 80 S FS 79 F SI 90 B CU 73 X SL 79 1-2 13 2B 1-2 1B		C CU 72 F FF 89 B FF 89 X CU 73 1-2 ① G6-3			C SL 86 C FF 94 B FF 95 X SL 88 1-2 ① G3		3	2	1	0	1	0	0
13 Starlin Castro, R (1, 6) OBP: 0.292, SLG: 0.398	X SI 89 0-0 ① F8		C SL 80 B SI 90 B SL 80 C SL 81 X CU 75 2-2 19 FC6-4 1-H 2-H 2B		B CU 73 B SL 78 B SI 89 C FF 88 C FF 90 F SI 90 S FF 90 3-3 ② K			B SL 86 C FF 93 X FF 94 1-1 44 1B 1B		4	0	2	2	0	1	1
44 Anthony Rizzo, L (1, 3) OBP: 0.304, SLG: 0.511	B SI 89 C SI 89 1 SAFE X FS 79 1-1 12 G5-3 1-H 2B		B FF 90 C FF 91 B CU 74 B SI 90 B FF 90 4-1 19 FC6-4 BB		B FF 90 F CU 74 F CU 74 C FF 91 1-3 ③ K			B SL 87 C FF 94 C FF 95 X FF 95 1-2 1-2 1B		3	0	2	1	1	1	0
12 Alfonso Soriano, R (1, 7) OBP: 0.278, SLG: 0.323	C SL 79 B SI 89 X SL 80 1-1 ② G5-3 2-3		F SI 90 T SL 80 X SL 79 0-2 ① F4			B FF 89 B SL 78 X SI 89 2-0 ① G6-3		C FF 94 X SL 87 0-1 ② L7		4	0	0	0	0	0	5
19 Nate Schierholtz, L (1, 9) OBP: 0.355, SLG: 0.557 21 Scott Hairston, R (8, PH) OBP: 0.100, SLG: 0.222 (8, 9)	S FF 90 B SI 90 F CU 73 X FF 91 1-2 ③ P6		C SL 82 B FS 80 C SI 90 X CU 74 1-2 ② FC6-4 1-2f 2-3			B CU 71 F FF 88 B SI 89 B SI 90 T FF 89 X SI 90 3-2 ② G4-3		F FF 93 F FF 94 X FF 94 0-2 ③ F7		3 1	0 0	0 0	0 0	0 0	0 0	3 2
30 Dioner Navarro, S (1, 2) OBP: 0.242, SLG: 0.467		C FF 88 B SI 90 B FS 80 F FF 90 X SI 90 2-2 ① P4	X SI 91 0-0 ③ G4-3			C CU 73 F FS 80 X CU 75 0-2 ③ F8			S SI 94 B SI 94 C SL 85 X SI 94 1-2 HR	4	1	1	1	0	0	2
24 Luis Valbuena, L (1, 5) OBP: 0.329, SLG: 0.463		C CU 72 B CU 74 X FS 79 1-1 ② L9		B FF 89 B CU 72 F SI 89 S SI 90 X FF 90 2-2 ① L3			B FF 87 C SI 88 X CU 72 1-1 ① G6-3		C SL 84 B SI 95 X SL 85 1-1 ① G6-3	4	0	0	0	0	0	0
15 Darwin Barney, R (1, 4) OBP: 0.222, SLG: 0.262		C FF 90 B SL 79 X SL 80 1-1 ③ F8		C SI 90 B FF 91 X SL 79 1-1 ② G6-3			B FF 89 F SI 89 B FF 89 F SL 81 X SL 81 2-2 ② G4-3		B SI 94 X SI 93 1-0 ② G6-3	4	0	0	0	0	0	0
33 Carlos Villanueva, R (1, 1) OBP: 0.143, SLG: 0.143 17 Dave Sappelt, R (7, PH) OBP: 0.219, SLG: 0.258 50 Kameron Loe, R (7, 1) 20 Julio Borbon, L (9, PH) OBP: 0.455, SLG: 0.444			X FF 89 0-0 9 1B 13 2B 1B	F FF 90 X CU 73 0-1 ③ G5-3			B SL 81 C SL 80 B CU 74 X SI 91 2-1 ③ P6		B SL 84 B SI 94 C SI 93 F SI 92 X SL 84 2-2 ③ G1-3	2 1 0 1	1 0 0 0	1 0 0 0	0 0 0 0	0 0 0 0	0 0 0 0	0 0 0 0

Inning Stats	1	2	3	4	5	6	7	8	9
	R: 1 E: 0 K: 0 S: 9	R: 0 E: 0 K: 0 S: 7	R: 2 E: 0 K: 0 S: 16	R: 0 E: 0 K: 0 S: 7	R: 0 E: 0 K: 2 S: 10	R: 0 E: 0 K: 0 S: 7	R: 0 E: 0 K: 0 S: 7	R: 0 E: 0 K: 0 S: 13	R: 1 E: 0 K: 0 S: 9
	H: 1 LOB: 1 BB: 1 P: 16	H: 0 LOB: 0 BB: 0 P: 11	H: 3 LOB: 2 BB: 1 P: 24	H: 0 LOB: 0 BB: 0 P: 10	H: 0 LOB: 0 BB: 0 P: 15	H: 0 LOB: 0 BB: 0 P: 12	H: 0 LOB: 0 BB: 0 P: 12	H: 2 LOB: 2 BB: 0 P: 16	H: 1 LOB: 0 BB: 0 P: 14

1B: 4 SF: 0
2B: 2 SAC: 0
3B: 0 DP: 0
HR: 1 HBP: 0

WP: 0 PA: 36
PB: 0
SB: 0
CS: 0

AB	34
R	4
H	7
RBI	4
BB	2
SO	2
LOB	13

PITCHER		IP	WLS	BF	H	R	ER	SO	BB	IBB	HBP	BLK	WP	HR	S	P	ERA	WHIP
47 Ricky Nolasco, R ERA: 3.82	(1, 1)	7.0	W	27	4	3	3	2	2	0	0	0	0	0	63	100	3.86	0.857
40 Mike Dunn, L ERA: 2.13	(8, 1)	1.0	H	5	2	0	0	0	0	0	0	0	0	0	13	16	0.00	2.000
31 Steve Cishek, R ERA: 5.73	(9, 1)	1.0	S	4	1	1	1	0	0	0	0	0	0	1	9	14	9.00	1.000

PITCHER		IP	WLS	BF	H	R	ER	SO	BB	IBB	HBP	BLK	WP	HR	S	P	ERA	WHIP

Chicago Cubs @ Miami Marlins

Marlins Park, Miami, FL

Sun Apr 28 2013, 1:12 PM - 3:49 PM EDT

Att. 19,817 - Roof Closed - 75 F

BOTTOM

Batter	1	2	3	4	5	6	7	8	9	AB	R	H	RBI	BB	SO	LOB
9 Juan Pierre, L (1, 7) OBP: 0.236, SLG: 0.244	B FF 84 C FF 86 S FF 87 X SI 88 1-2 G1 ①		C FF 89 B SI 89 B CH 80 X SI 88 2-1 P4 ②			C FF 88 B CH 82 X FF 89 1-1 8 S 27 1B 1B	B SI 90 X SI 90 1-0 L7 ②			4	1	1	0	0	0	1
8 Chris Coghlan, L (1, 8) OBP: 0.231, SLG: 0.229	B FF 86 B CH 79 B SI 86 B FF 86 4-0 27 HR BB		C FF 88 B EP 56 F CH 80 X SL 82 1-2 G4-3 ③			B FF 87 C CH 79 B SL 83 C CH 80 F SL 82 C FF 88 2-3 K ② 1-2	C SI 90 B CH 82 D SI 90 X SI 89 2-1 G1-3 ③			3	1	0	0	1	1	2
27 Giancarlo Stanton, R (1, 9) OBP: 0.361, SLG: 0.414	C SI 88 B SL 82 T SL 81 B FF 90 X CH 81 2-2 1-H HR			B FF 87 B FF 87 C CH 81 B SL 81 B FF 88 4-1 29 FC6-4 BB		C SL 81 C SI 88 F SL 84 B CH 82 B SI 90 X SL 81 2-2 17 1B 2-H 1B		C SI 89 B SI 89 X SL 78 1-1 HR		3	3	3	4	1	0	0
29 Greg Dobbs, L (1, 3) OBP: 0.299, SLG: 0.304	F FF 86 F CU 72 C SL 82 0-3 K ②			B FF 86 D FF 87 F CH 79 B FF 87 1 SAFE X FF 88 3-1 FC6-4 17 CS ① 1-2f		I IN 64 I IN 64 I IN 71 I IN 69 4-0 17 1B IBB		X SI 89 0-0 G1-4-3 ①		3	0	0	0	1	1	1
17 Donovan Solano, R (1, 4) OBP: 0.309, SLG: 0.267	C FF 87 B SI 88 X CH 78 1-1 L6 ③			C SL 80 F SI 86 F FF 89 S SL 82 0-3 K2-3 ② ③ 1-2		B CH 81 X CH 80 1-0 1-2 2-H 1B		C SI 90 F SI 89 B FF 88 X SI 91 1-2 G4-3 ②		4	0	1	1	0	1	1
19 Rob Brantly, L (1, 2) OBP: 0.301, SLG: 0.328		C FF 85 C SI 85 B CH 82 B CU 76 S CH 81 2-3 K ①			X CH 77 0-0 G3 ①	C FF 88 B SL 81 X CH 82 1-1 F8 ③		C SI 89 S SI 89 B SI 91 X CH 83 1-2 G4-3 ③		4	0	0	0	0	1	2
22 Nick Green, R (1, 6) OBP: 0.278, SLG: 0.444		F CH 80 S SL 80 S SL 84 0-3 K ②			C FF 86 F CU 73 B FF 89 B CH 82 F SL 81 T SL 82 2-2 K ②		C SL 78 X SI 90 0-1 HR			3	1	1	1	0	2	0
13 Chris Valaika, R (1, 5) OBP: 0.283, SLG: 0.333		B FF 87 C FF 88 X CU 72 1-1 G5-3 ③			C SI 88 S SL 82 F FF 90 F CH 80 F SL 82 F SL 84 F FF 88 F CH 81 X CU 73 0-2 F8 ③		C SI 89 B FF 89 F FF 89 X SL 81 1-2 2B			3	0	1	0	0	0	0
47 Ricky Nolasco, R (1, 1) OBP: 0.100, SLG: 0.100			C FF 86 S CU 73 B SL 81 C SL 81 1-3 K ①			C FF 86 B SL 80 C CU 72 S SL 81 1-3 K ①	B SI 90 C SL 79 B SI 90 X SI 89 2-1 G6-3 ①			2	0	0	0	0	2	0
26 Austin Kearns, R (7, PH) OBP: 0.286, SLG: 0.167										1	0	0	0	0	0	1
40 Mike Dunn, L (8, 1)										0	0	0	0	0	0	0
31 Steve Cishek, R (9, 1)										0	0	0	0	0	0	0
Inning Stats	R: 2 E: 0 K: 1 S: 11 H: 1 LOB: 0 BB: 1 P: 19	R: 0 E: 0 K: 2 S: 8 H: 0 LOB: 0 BB: 0 P: 11	R: 0 E: 0 K: 1 S: 8 H: 0 LOB: 0 BB: 0 P: 12	R: 0 E: 0 K: 1 S: 7 H: 0 LOB: 0 BB: 1 P: 14	R: 0 E: 0 K: 1 S: 14 H: 0 LOB: 0 BB: 0 P: 16	R: 2 E: 0 K: 2 S: 16 H: 3 LOB: 2 BB: 1 P: 28	R: 1 E: 0 K: 0 S: 10 H: 2 LOB: 1 BB: 0 P: 16	R: 1 E: 0 K: 0 S: 9 H: 1 LOB: 0 BB: 0 P: 12		1B: 3 2B: 1 3B: 0 HR: 3	SF: 0 SAC: 0 DP: 0 HBP: 0			WP: 0 PB: 0 SB: 1 CS: 1	PA: 33		

livebaseballscorecards.com

AB	30
R	6
H	7
RBI	6
BB	3
SO	8
LOB	8

PITCHER		IP	WLS	BF	H	R	ER	SO	BB	IBB	HBP	BLK	WP	HR	S	P	ERA	WHIP
33 Carlos Villanueva, R ERA: 2.29	(1, 1)	6.0	L	24	4	4	4	8	2	1	0	0	0	1	64	100	6.00	1.000
50 Kameron Loe, R ERA: 7.71	(7, 1)	2.0		9	3	2	2	0	0	0	0	0	0	2	19	28	9.00	1.500

PITCHER	IP	WLS	BF	H	R	ER	SO	BB	IBB	HBP	BLK	WP	HR	S	P	ERA	WHIP

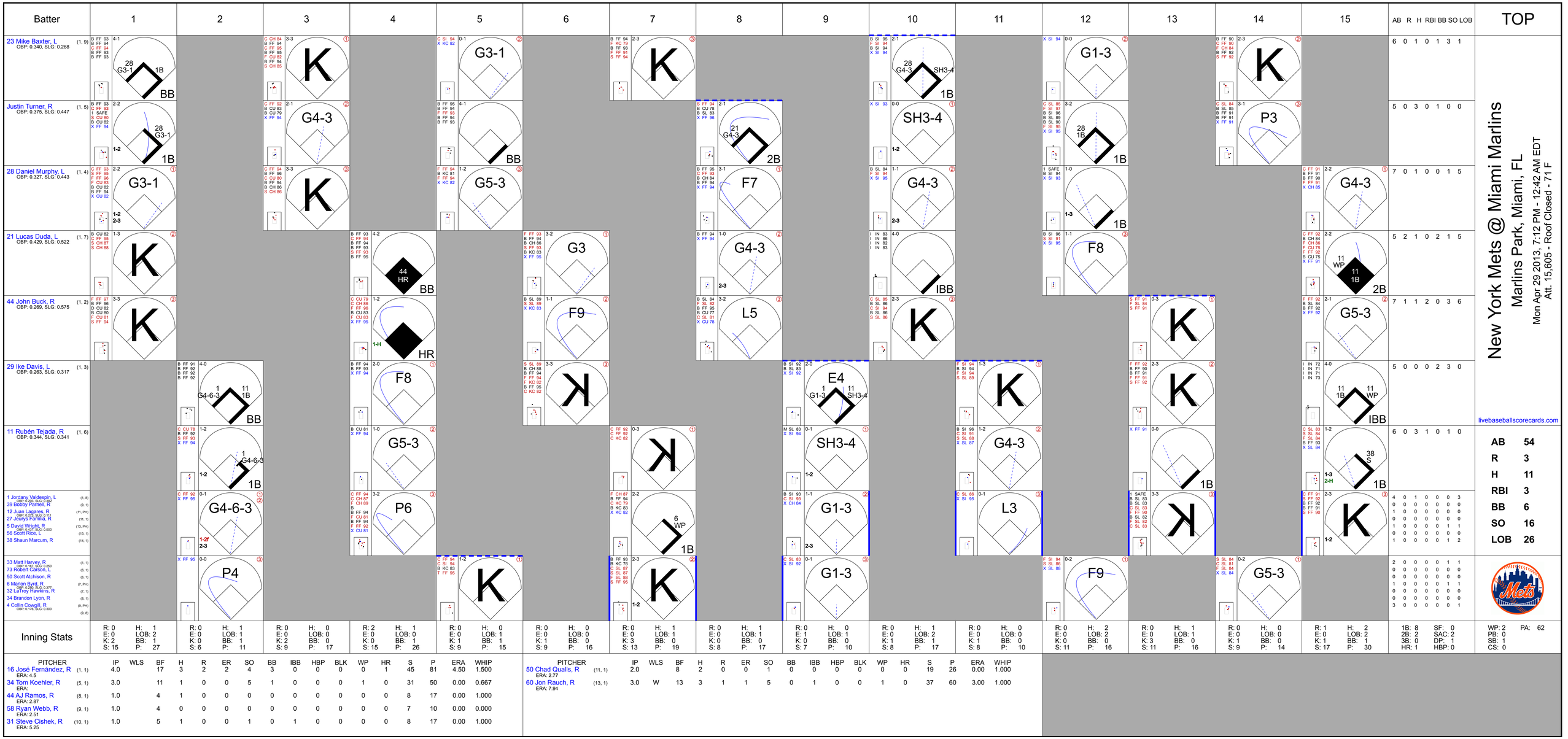
Batter
1
2
3
4
5
6
7
8
9
10
11
12
13
14
15
AB R H RBI BB SO LOB
TOP
23 Mike Baxter, L (1, 9)
OBP: 0.340, SLG: 0.268
6 0 1 0 1 3 1
Justin Turner, R (1, 5)
OBP: 0.375, SLG: 0.447
5 0 3 0 1 0 0
28 Daniel Murphy, L (1, 4)
OBP: 0.327, SLG: 0.443
7 0 1 0 0 1 5
21 Lucas Duda, L (1, 7)
OBP: 0.429, SLG: 0.522
5 2 1 0 2 1 5
44 John Buck, R (1, 2)
OBP: 0.269, SLG: 0.575
7 1 1 2 0 3 6
29 Ike Davis, L (1, 3)
OBP: 0.263, SLG: 0.317
5 0 0 0 2 3 0
11 Rubén Tejada, R (1, 6)
OBP: 0.344, SLG: 0.341
6 0 3 1 0 1 0
1 Jordany Valdespin, L (1, 8)
OBP: 0.286, SLG: 0.357
39 Bobby Parnell, R (9, 1)
12 Juan Lagares, R (11, PH)
OBP: 0.000, SLG: 0.000
27 Jeurys Familia, R (11, 1)
5 David Wright, R (13, PH)
OBP: 0.267, SLG: 0.500
56 Scott Rice, L (13, 1)
38 Shaun Marcum, R (14, 1)
4 0 1 0 0 0 3
0 0 0 0 0 0 0
1 0 0 0 0 0 0
0 0 0 0 0 0 0
1 0 0 0 0 1 1
0 0 0 0 0 0 0
1 0 0 0 0 1 2
33 Matt Harvey, R (1, 1)
OBP: 0.167, SLG: 0.250
73 Robert Carson, L (6, 1)
50 Scott Atchison, R (6, 1)
6 Marlon Byrd, R (7, PH)
OBP: 0.286, SLG: 0.377
32 LaTroy Hawkins, R (7, 1)
34 Brandon Lyon, R (8, 1)
4 Collin Cowgill, R (9, PH)
OBP: 0.176, SLG: 0.300
(9, R)
2 0 0 0 0 1 1
0 0 0 0 0 0 0
0 0 0 0 0 0 0
1 0 0 0 0 1 1
0 0 0 0 0 0 0
0 0 0 0 0 0 0
3 0 0 0 0 0 1
New York Mets @ Miami Marlins
Marlins Park, Miami, FL
Mon Apr 29 2013, 7:12 PM - 12:42 AM EDT
Att. 15,605 - Roof Closed - 71 F
livebaseballscorecards.com
AB 54
R 3
H 11
RBI 3
BB 6
SO 16
LOB 26
Inning Stats
R: 0 H: 1
E: 0 LOB: 2
K: 2 BB: 1
S: 15 P: 27
R: 0 H: 1
E: 0 LOB: 1
K: 0 BB: 1
S: 6 P: 11
R: 0 H: 0
E: 0 LOB: 0
K: 2 BB: 0
S: 9 P: 17
R: 2 H: 1
E: 0 LOB: 0
K: 0 BB: 1
S: 15 P: 26
R: 0 H: 0
E: 0 LOB: 1
K: 1 BB: 1
S: 9 P: 15
R: 0 H: 0
E: 0 LOB: 0
K: 1 BB: 0
S: 9 P: 16
R: 0 H: 1
E: 0 LOB: 1
K: 3 BB: 0
S: 13 P: 19
R: 0 H: 1
E: 0 LOB: 1
K: 0 BB: 0
S: 8 P: 17
R: 0 H: 0
E: 1 LOB: 1
K: 0 BB: 0
S: 7 P: 10
R: 0 H: 1
E: 0 LOB: 2
K: 1 BB: 1
S: 8 P: 17
R: 0 H: 0
E: 0 LOB: 0
K: 1 BB: 0
S: 8 P: 10
R: 0 H: 2
E: 0 LOB: 2
K: 0 BB: 0
S: 11 P: 16
R: 0 H: 1
E: 0 LOB: 1
K: 3 BB: 0
S: 11 P: 16
R: 0 H: 0
E: 0 LOB: 0
K: 1 BB: 0
S: 9 P: 14
R: 1 H: 2
E: 0 LOB: 2
K: 1 BB: 1
S: 17 P: 30
1B: 8 SF: 0
2B: 2 SAC: 2
3B: 0 DP: 1
HR: 1 HBP: 0
WP: 2 PA: 62
PB: 0
SB: 1
CS: 0
PITCHER IP WLS BF H R ER SO BB IBB HBP BLK WP HR S P ERA WHIP
16 José Fernández, R (1, 1) ERA: 4.5 4.0 17 3 2 2 4 3 0 0 0 0 1 45 81 4.50 1.500
34 Tom Koehler, R (5, 1) ERA: 2.87 3.0 11 1 0 0 5 1 0 0 0 1 0 31 50 0.00 0.667
44 AJ Ramos, R (8, 1) ERA: 2.51 1.0 4 1 0 0 0 0 0 0 0 0 0 8 17 0.00 1.000
58 Ryan Webb, R (9, 1) ERA: 2.51 1.0 4 0 0 0 0 0 0 0 0 0 0 7 10 0.00 0.000
31 Steve Cishek, R (10, 1) ERA: 5.25 1.0 5 1 0 0 1 0 1 0 0 0 0 8 17 0.00 1.000
PITCHER IP WLS BF H R ER SO BB IBB HBP BLK WP HR S P ERA WHIP
50 Chad Qualls, R (11, 1) ERA: 2.77 2.0 8 2 0 0 1 0 0 0 0 0 0 19 26 0.00 1.000
60 Jon Rauch, R (13, 1) ERA: 7.94 3.0 W 13 3 1 1 5 0 1 0 0 1 0 37 60 3.00 1.000

Batter	1	2	3	4	5	6	7	8	9	10	11	12	13	14	15	AB	R	H	RBI	BB	SO	LOB
9 Juan Pierre, L (1, 7) OBP: 0.250, SLG: 0.250	F9				G1-3		FC5-6			HBP				F7	P3	6	1	2	0	0	0	3
17 Donovan Solano, R (1, 4) OBP: 0.320, SLG: 0.275 60 Jon Rauch, R (13, 1)	30 FC6-4 1B		27 G4-6-3 1B		L9		G1-6-3			FC5-4		IBB		SH1-4		5	0	2	0	1	0	2
																0	0	0	0	0	0	0
27 Giancarlo Stanton, R (1, 9) OBP: 0.341, SLG: 0.367 50 Chad Qualls, R (11, 1) 21 Miguel Olivo, R (12, PH) OBP: 0.242, SLG: 0.419 (13, 3)	K		G4-6-3		P2			K		G2-3		BB		K		5	0	0	0	0	2	3
																0	0	0	0	0	0	0
																1	0	0	0	1	1	2
30 Placido Polanco, R (1, 5) OBP: 0.316, SLG: 0.308	FC6-4		G1-3			G6-3		G3		L9		G6-3			P3	7	0	0	0	0	0	5
29 Greg Dobbs, L (1, 3) OBP: 0.310, SLG: 0.320 (11, 9)		K		2B		20 1B BB		F7			G4-3		G3		19 1B 20 BB 1B	6	1	2	0	1	1	0
20 Justin Ruggiano, R (1, 8) OBP: 0.304, SLG: 0.417		K	K	K		22 1B 1B			19 1B 22 SF9 2B		G4-6-1 BB		19 G4-6-3 1B		22 SF7 BB	5	2	3	0	2	2	1
19 Rob Brantly, L (1, 2) OBP: 0.313, SLG: 0.338		22 1B 1B		K	F7				8 G4-6-3 1B		G3-6-1		G4-6-3		1B	7	0	3	1	0	1	5
22 Nick Green, R (1, 6) OBP: 0.320, SLG: 0.455		1B		BB	F8				SF9			L6		SH1-4 1B	SF7	4	0	2	2	1	0	2
		K	K	K			9 FC5-6 1B		G4-6-3			F7		60 SH1-4 1B	60 SH1-4 1B							

16 José Fernández, R
17 Donovan Solano, R
34 Tom Koehler, R
26 Austin Kearns, R
44 AJ Ramos, R
58 Ryan Webb, R
8 Chris Coghlan, L
31 Steve Cishek, R
13 Chris Valaika, R

Inning Stats																						
	R: 0 E: 0 K: 1 S: 11	H: 1 LOB: 1 BB: 0 P: 14	R: 0 E: 0 K: 3 S: 20	H: 2 LOB: 2 BB: 0 P: 32	R: 1 E: 0 K: 0 S: 10	H: 2 LOB: 0 BB: 0 P: 14	R: 0 E: 0 K: 3 S: 15	H: 1 LOB: 2 BB: 1 P: 27	R: 0 E: 0 K: 0 S: 8	H: 0 LOB: 0 BB: 0 P: 12	R: 0 E: 0 K: 0 S: 18	H: 1 LOB: 2 BB: 1 P: 27	R: 0 E: 0 K: 0 S: 6	H: 1 LOB: 0 BB: 0 P: 6	R: 0 E: 0 K: 1 S: 6	H: 0 LOB: 0 BB: 0 P: 8	R: 1 E: 0 K: 0 S: 12	H: 2 LOB: 0 BB: 0 P: 17	R: 0 E: 0 K: 0 S: 12	H: 0 LOB: 1 BB: 0 P: 18	R: 0 E: 0 K: 0 S: 4	H: 0 LOB: 0 BB: 1 P: 13	R: 0 E: 0 K: 0 S: 9	H: 1 LOB: 3 BB: 2 P: 18	R: 0 E: 0 K: 0 S: 10	H: 1 LOB: 0 BB: 0 P: 17	R: 0 E: 0 K: 1 S: 10	H: 2 LOB: 2 BB: 0 P: 12	R: 2 E: 0 K: 0 S: 11	H: 2 LOB: 1 BB: 1 P: 16	1B: 14 2B: 2 3B: 0 HR: 0	SF: 2 SAC: 1 DP: 5 HBP: 1	WP: 0 PB: 0 SB: 2 CS: 0	PA: 62

PITCHER		IP	WLS	BF	H	R	ER	SO	BB	IBB	HBP	BLK	WP	HR	S	P	ERA	WHIP
33 Matt Harvey, R	(1, 1)	5.1		24	7	1	1	7	2	0	0	0	0	0	78	121	1.69	1.688
ERA: 1.56																		
73 Robert Carson, L	(6, 1)	0.1	H	1	0	0	0	0	0	0	0	0	0	0	2	2	0.00	0.000
ERA: 14.73																		
50 Scott Atchison, R	(6, 1)	0.1	H	1	0	0	0	0	0	0	0	0	0	0	2	3	0.00	0.000
ERA: 4.22																		
32 LaTroy Hawkins, R	(7, 1)	1.0	H	3	1	0	0	0	0	0	0	0	0	0	6	6	0.00	1.000
ERA: 3.38																		
34 Brandon Lyon, R	(8, 1)	1.0	H	3	0	0	0	1	0	0	0	0	0	0	6	8	0.00	0.000
ERA: 4.35																		

PITCHER		IP	WLS	BF	H	R	ER	SO	BB	IBB	HBP	BLK	WP	HR	S	P	ERA	WHIP
39 Bobby Parnell, R	(9, 1)	2.0	B	8	2	1	1	0	0	0	1	0	0	0	24	35	4.50	1.000
ERA: 1.59																		
27 Jeurys Familia, R	(11, 1)	2.0		9	1	0	0	0	2	1	0	0	0	0	13	31	0.00	1.500
ERA: 2.84																		
56 Scott Rice, L	(13, 1)	1.0		3	1	0	0	0	0	0	0	0	0	0	10	17	0.00	1.000
ERA: 1.88																		
38 Shaun Marcum, R	(14, 1)	1.2	L	10	4	2	2	1	1	0	0	0	0	0	21	28	10.80	3.000
ERA: 7.94																		

BOTTOM

New York Mets @ Miami Marlins

Marlins Park, Miami, FL

Mon Apr 29 2013, 7:12 PM - 12:42 AM EDT

Att. 15,605 - Roof Closed - 71 F

livebaseballscorecards.com

AB	52
R	4
H	16
RBI	3
BB	6
SO	9
LOB	28

MIAMI

New York Mets @ Miami Marlins

Marlins Park, Miami, FL

Tue Apr 30 2013, 7:13 PM - 10:49 PM EDT

Att. 15,018 - Roof Closed - 76 F

TOP

livebaseballscorecards.com

Batter	1	2	3	4	5	6	7	8	9	AB	R	H	RBI	BB	SO	LOB
23 Mike Baxter, L (1, 9) OBP: 0.315, SLG: 0.244	C FF 88 B SI 89 B SL 79 F FF 88 B FF 88 X FF 89 3-2 F7 ①		C FF 89 C SL 80 X FF 90 0-2 P6 ③			C CH 84 T FF 90 B SI 90 B SL 80 B CU 74 F FF 90 F FF 90 F SL 79 X CH 84 3-2 G1-3 ②			B SI 92 B SI 92 B SI 91 C SI 89 X SI 92 3-1 L9 ①	4	0	0	0	0	0	0
11 Rubén Tejada, R (1, 6) OBP: 0.330, SLG: 0.326	C SL 81 B FF 90 X SL 81 1-1 G1-3 ②			C FF 90 B FF 89 B FF 89 F SL 79 B FF 90 C SL 81 3-3 K ①		C SL 80 L SL 80 X FF 90 0-2 F8 ③			C SI 92 B SI 93 S SL 83 F SI 92 B SI 92 F SL 82 B SI 93 X SL 81 3-2 L9 ②	4	0	0	0	0	1	0
5 David Wright, R (1, 5) OBP: 0.415, SLG: 0.477	F FF 90 F FF 89 B FF 89 B CU 72 B FF 89 X SL 82 3-2 F9 ③			C SL 80 X SL 79 0-1 F9 ②			C FF 90 F FF 90 S FF 89 0-3 K ①		B SL 82 B SI 92 B SI 93 X SI 91 3-0 F7 ③	4	0	0	0	0	1	0
21 Lucas Duda, L (1, 7) OBP: 0.436, SLG: 0.542		B CU 73 B FF 88 C FF 88 X FF 88 2-1 28 G4-6-3 1B		C SL 78 F FF 90 B FF 89 B CU 73 S SL 80 2-3 K ③			C SL 80 B FF 89 B SI 89 X FF 89 2-1 2B			3	0	2	0	0	1	0
28 Daniel Murphy, L (1, 4) OBP: 0.327, SLG: 0.450		C SI 88 B FF 89 B SL 79 F SI 88 X SI 89 2-2 G4-6-3 ① ② 1-2f			X FF 89 0-0 29 F8 20 SF7 2B		B FF 89 X SL 78 1-0 F8 ②			3	1	1	0	0	0	2
29 Ike Davis, L (1, 3) OBP: 0.265, SLG: 0.318		C FF 89 B CU 74 X CU 71 1-1 1B			C FF 90 X SL 79 0-1 F8 ① 2-3		F FF 88 C FF 89 X FF 90 0-2 G3-1 ③			3	0	1	0	0	0	2
20 Anthony Recker, R (1, 2) OBP: 0.200, SLG: 0.167		C FF 89 C SI 88 B FF 88 D CU 75 S CU 75 2-3 K2-3 ③			B SL 79 B FF 88 X SL 79 2-0 SF7 ② 3-H			C FF 90 F FF 90 B CU 74 F CU 75 S CU 75 1-3 K2-3 ①		2	0	0	1	0	2	1
12 Juan Lagares, R (1, 8) OBP: 0.214, SLG: 0.083			C SL 79 B FF 88 C FF 88 F CU 74 F FF 90 B CU 75 F SL 79 X FF 88 2-2 L7 ①		S FF 89 F FF 89 S FF 90 0-3 K ③			B SL 79 B FF 88 S FF 88 X FF 88 2-1 B1-3 ②		3	0	0	0	0	1	0
53 Jeremy Hefner, R (1, 1) 34 Brandon Lyon, R (9, 1)			C FF 89 S FF 88 S FF 90 0-3 K ②			L FF 89 C FF 89 B SI 90 S FF 90 1-3 K ①		X FF 88 0-0 F8 ③		3 0	0 0	0 0	0 0	0 0	2 0	0 0
Inning Stats	R: 0 H: 0 E: 0 LOB: 0 K: 0 BB: 0 S: 8 P: 15	R: 0 H: 2 E: 0 LOB: 1 K: 1 BB: 0 S: 10 P: 17	R: 0 H: 0 E: 0 LOB: 0 K: 1 BB: 0 S: 12 P: 14	R: 0 H: 0 E: 0 LOB: 0 K: 2 BB: 0 S: 8 P: 13	R: 1 H: 1 E: 0 LOB: 0 K: 1 BB: 0 S: 7 P: 9	R: 0 H: 0 E: 0 LOB: 0 K: 1 BB: 0 S: 12 P: 16	R: 0 H: 1 E: 0 LOB: 1 K: 1 BB: 0 S: 9 P: 12	R: 0 H: 0 E: 0 LOB: 0 K: 1 BB: 0 S: 7 P: 10	R: 0 H: 0 E: 0 LOB: 0 K: 0 BB: 0 S: 8 P: 17	1B: 2 SF: 1 2B: 2 SAC: 0 3B: 0 DP: 1 HR: 0 HBP: 0						

	AB	29
	R	1
	H	4
	RBI	1
	BB	0
	SO	8
	LOB	5

WP: 0 PA: 30
PB: 0
SB: 0
CS: 0

PITCHER		IP	WLS	BF	H	R	ER	SO	BB	IBB	HBP	BLK	WP	HR	S	P	ERA	WHIP
45 Kevin Slowey, R ERA: 2.15	(1, 1)	8.0		27	4	1	1	8	0	0	0	0	0	0	73	106	1.12	0.500
58 Ryan Webb, R ERA: 2.35	(9, 1)	1.0	W	3	0	0	0	0	0	0	0	0	0	0	8	17	0.00	0.000

PITCHER		IP	WLS	BF	H	R	ER	SO	BB	IBB	HBP	BLK	WP	HR	S	P	ERA	WHIP

New York Mets @ Miami Marlins

Marlins Park, Miami, FL

Tue Apr 30 2013, 7:13 PM - 10:49 PM EDT

Att. 15,018 - Roof Closed - 76 F

BOTTOM

Batter	1	2	3	4	5	6	7	8	9	AB	R	H	RBI	BB	SO	LOB
9 Juan Pierre, L (1, 7) OBP: 0.242, SLG: 0.242	G4-3		G3			G1-3			SH, 17 1B, 29 WP, 1-3	3	1	0	0	0	0	1
17 Donovan Solano, R (1, 4) OBP: 0.327, SLG: 0.284	B2-3			30 G5-4-3 1B		P3			29 WP, 30 IBB 1B, 1-3, 3-H	4	0	2	1	0	0	0
30 Placido Polanco, R (1, 5) OBP: 0.314, SLG: 0.298	F9			G5-4-3, 1-2f			G4-3		29 WP, IBB, 1-2	3	0	0	0	1	0	1
29 Greg Dobbs, L (1, 3) OBP: 0.310, SLG: 0.321		20 G6-4-3 1B		P3			K		WP, 1-2, 2-3, 3-H	4	0	1	0	0	1	2
20 Justin Ruggiano, R (1, 8) OBP: 0.295, SLG: 0.402		G6-4-3, 1-2f			K		K			3	0	0	0	0	2	1
48 Marcell Ozuna, R (1, 9) OBP: 0.333, SLG: 0.333		K			1B			G5-3		3	0	1	0	0	1	0
21 Miguel Olivo, R (1, 2) OBP: 0.222, SLG: 0.382			P4		K			K		3	0	0	0	0	2	1
22 Nick Green, R (1, 6) OBP: 0.321, SLG: 0.417			HBP		G5-3			G5-3		2	0	0	0	0	0	1
45 Kevin Slowey, R (1, 1) 58 Ryan Webb, R (9, 1) 8 Chris Coghlan, L (9, PH) OBP: 0.241, SLG: 0.240			K			K			SH 9, PB 9, 17 1B, 1B	2 0 1	0 0 1	0 0 1	0 0 1	0 0 0	2 0 0	1 0 0
Inning Stats	R: 0 E: 0 K: 0 S: 5 H: 0 LOB: 0 BB: 0 P: 7	R: 0 E: 0 K: 1 S: 9 H: 1 LOB: 0 BB: 0 P: 15	R: 0 E: 0 K: 1 S: 7 H: 0 LOB: 1 BB: 0 P: 8	R: 0 E: 0 K: 0 S: 7 H: 1 LOB: 0 BB: 0 P: 10	R: 0 E: 0 K: 2 S: 10 H: 1 LOB: 1 BB: 0 P: 16	R: 0 E: 0 K: 1 S: 7 H: 0 LOB: 0 BB: 0 P: 12	R: 0 E: 0 K: 2 S: 11 H: 0 LOB: 0 BB: 0 P: 17	R: 0 E: 0 K: 1 S: 11 H: 0 LOB: 0 BB: 0 P: 14	R: 2 E: 0 K: 0 S: 6 H: 2 LOB: 2 BB: 1 P: 19	1B: 5 2B: 0 3B: 0 HR: 0	SF: 0 SAC: 1 DP: 2 HBP: 1						

PITCHER	IP	WLS	BF	H	R	ER	SO	BB	IBB	HBP	BLK	WP	HR	S	P	ERA	WHIP
53 Jeremy Hefner, R (1, 1) ERA: 4.34	8.0	L	28	4	2	2	8	0	0	1	0	0	0	70	107	2.25	0.500
34 Brandon Lyon, R (9, 1) ERA: 4.35	0.0	B	3	1	0	0	0	0	1	0	0	1	0	3	11	∞	∞

livebaseballscorecards.com

AB	28
R	2
H	5
RBI	1
BB	1
SO	8
LOB	8

WP: 1 PB: 1 SB: 0 CS: 0 PA: 31

Batter	1	2	3	4	5	6	7	8	9	AB	R	H	RBI	BB	SO	LOB
11 Rubén Tejada, R (1, 6) OBP: 0.333, SLG: 0.323	C SI 86 X FF 86 0-1 28 G3-6-3 1B		C CH 75 F CH 74 B CU 71 B FF 86 F FC 82 X FC 80 2-2 ② G4-3		B SI 86 C CH 77 C SI 87 B FF 86 X CH 77 2-2 E5		B SI 92 X SI 92 1-0 ① G1-3	B FF 93 F FF 91 B CU 79 B FF 94 F FF 92 B FF 92 4-2 BB		4	0	1	0	1	0	0
28 Daniel Murphy, L (1, 4) OBP: 0.330, SLG: 0.448	F FF 86 B FC 81 X CH 76 1-1 ① ② G3-6-3 1-2f		B CU 78 B FF 86 X FF 87 2-0 5 CS 1B		X CU 80 0-0 ③ F7		C SI 93 F SL 85 X SL 89 0-2 5 1B 44 2B 1B	B FF 92 B FF 90 X FF 91 2-0 ③ G4-3		5	1	2	0	0	0	3
5 David Wright, R (1, 5) OBP: 0.423, SLG: 0.527	B CH 76 B SI 86 X CH 76 2-0 ③ G5-3		B FF 86 B FC 81 S CH 76 1 SAFE 2-1 ③ CS 1-2	X CH 75 0-0 HR		C FF 85 B CH 75 B SI 86 X CH 76 2-1 21 G4-3 6 1B 2B	X SI 95 0-0 44 2B 1-3 1B		X FF 95 0-0 ① F8	5	3	3	1	0	0	0
44 John Buck, R (1, 2) OBP: 0.296, SLG: 0.593		C CH 76 X FC 83 0-1 29 HBP 1B		B SI 85 X FC 82 1-0 1B	B SI 86 S CH 74 S CH 74 B FF 87 X CH 76 2-2 ① G6-3		1 SAFE C SI 95 1 SAFE S SL 88 1 SAFE B SL 86 F SL 86 X SL 86 1-2 6 F8 1-H 3-H 2B		B CU 75 F FF 94 B SL 88 B FF 94 F FF 95 B FF 95 4-2 6 1B BB	4	0	3	2	1	0	1
21 Lucas Duda, L (1, 7) OBP: 0.424, SLG: 0.513 23 Mike Baxter, L (9, 7) OBP: 0.315, SLG: 0.244		C FF 86 B FC 80 C FF 86 T FC 80 1-2 ① K	B FF 86 S FC 80 S FC 80 B SI 85 F CU 79 B CU 78 S CU 79 3-3 ① K		B CU 79 C FF 86 B FF 85 S CU 78 X CU 78 2-2 ② G4-3 2-3	B CH 83 B FF 92 B FF 91 B FF 91 4-0 BB		C FF 95 B SL 89 C FF 94 S SL 88 1-3 ② K	4 0	0 0	0 0	0 0	1 0	3 0	4 0
6 Marlon Byrd, R (1, 9) OBP: 0.288, SLG: 0.378	C FF 86 B CH 76 F FC 83 B FF 86 S CH 76 2-3 ② K		B CH 75 X SI 85 1-0 ② L6		S CH 76 X CH 74 0-1 29 1B 1 HR 3-H 1B	C FF 92 B CU 78 D FF 89 F FF 91 X FF 92 2-2 ② F8 2-3		F FF 94 B FF 94 B SL 86 X FF 95 2-1 1-2 1B	5	1	2	1	0	1	4
29 Ike Davis, L (1, 3) OBP: 0.272, SLG: 0.315	C FC 81 B FC 80 F FF 86 H SI 86 2-2 1-2 HBP		C FF 86 F CU 79 X CU 80 0-2 ③ G6-3		C FF 86 B FC 80 X CU 79 1-1 1 HR 1-2 1B	S FF 93 B CU 78 F FF 93 C CU 79 1-3 ③ K		B FF 94 X FF 94 1-0 ③ G6-3	4	1	1	0	0	1	5
12 Juan Lagares, R (1, 8) OBP: 0.188, SLG: 0.071 1 Jordany Valdespin, L (6, PH) OBP: 0.300, SLG: 0.439 (6, 8)	C SI 86 B FF 86 F SI 86 B CU 78 X FF 86 2-2 ③ G6-3				B SI 84 C FF 84 C FF 86 X CH 75 1-2 ① G4-3	B FF 91 S CH 81 F FF 91 B FF 94 X CH 83 2-2 1-H 2-H HR		C CU 77 C FF 93 B CU 81 S CU 80 1-3 ① K	2 2	0 1	0 1	0 3	0 0	0 1	2 0
35 Dillon Gee, R (1, 1) OBP: 0.091, SLG: 0.091 50 Scott Atchison, R (6, 1) 4 Collin Cowgill, R (8, PH) OBP: 0.173, SLG: 0.294 32 LaTroy Hawkins, R (8, 1) 56 Scott Rice, L (8, 1) 39 Bobby Parnell, R (9, 1)			B SI 83 X FF 84 1-0 ① F8		T SI 86 B CH 77 S CH 77 S SI 88 1-3 ② K	F FF 91 C CU 79 S SL 81 0-3 ③ K		B FF 93 S FF 92 B CU 77 B FF 92 F FF 91 F FF 92 S FF 92 3-3 ② K	3 0 1 0 0 0	0 0 0 0 0 0	0 0 0 0 0 0	0 0 0 0 0 0	2 0 1 0 0 0	0 0 0 0 0 0	0 0 0 0 0 0
Inning Stats	R: 0 E: 0 K: 0 S: 5 H: 1 LOB: 0 BB: 0 P: 8	R: 0 E: 0 K: 2 S: 13 H: 1 LOB: 2 BB: 0 P: 20	R: 0 E: 0 K: 0 S: 7 H: 1 LOB: 0 BB: 0 P: 14	R: 1 E: 0 K: 1 S: 10 H: 2 LOB: 1 BB: 0 P: 15	R: 0 E: 1 K: 1 S: 10 H: 0 LOB: 1 BB: 0 P: 14	R: 4 E: 0 K: 1 S: 18 H: 4 LOB: 0 BB: 0 P: 27	R: 2 E: 0 K: 1 S: 15 H: 3 LOB: 2 BB: 1 P: 24	R: 0 E: 0 K: 2 S: 10 H: 0 LOB: 1 BB: 1 P: 20	R: 0 E: 0 K: 1 S: 9 H: 1 LOB: 2 BB: 1 P: 17	1B: 9 2B: 2 3B: 0 HR: 2 SF: 0 SAC: 0 DP: 1 HBP: 1						WP: 0 PB: 0 SB: 0 CS: 1 PA: 44	

PITCHER		IP	WLS	BF	H	R	ER	SO	BB	IBB	HBP	BLK	WP	HR	S	P	ERA	WHIP
23 Wade LeBlanc, L ERA: 6.23	(1, 1)	5.2		25	8	4	4	4	0	0	1	0	0	1	57	90	6.35	1.412
44 AJ Ramos, R ERA: 3.38	(6, 1)	0.1	L	2	1	1	1	1	0	0	0	0	0	1	6	8	27.00	3.000
50 Chad Qualls, R ERA: 4.05	(7, 1)	0.1		4	3	2	2	0	0	0	0	0	0	0	9	11	54.00	9.000
52 Brad Hand, L ERA:	(7, 1)	1.2		7	0	0	0	3	2	0	0	0	0	0	16	33	0.00	1.200
40 Mike Dunn, L ERA: 1.98	(9, 1)	1.0		5	1	0	0	1	1	0	0	0	0	0	9	17	0.00	2.000

PITCHER	IP	WLS	BF	H	R	ER	SO	BB	IBB	HBP	BLK	WP	HR	S	P	ERA	WHIP

TOP

New York Mets @ Miami Marlins

Marlins Park, Miami, FL

Wed May 01 2013, 12:41 PM - 3:44 PM EDT

Att. 16,188 - Roof Closed - 75 F

livebaseballscorecards.com

AB	39
R	7
H	13
RBI	7
BB	3
SO	9
LOB	19

Batter	1	2	3	4	5	6	7	8	9	AB	R	H	RBI	BB	SO	LOB
9 Juan Pierre, L (1, 7) OBP: 0.260, SLG: 0.253	B FF 86 B FF 87 C SI 87 B CH 82 B SI 87 4-1 17 G2-3 20 1B BB	B SI 89 X SI 89 1-0 1B		B KC 74 B FF 88 X SI 90 2-0 2-H 1B			C FF 91 X SL 87 0-1 ① G3-1	C SI 87 S CH 78 D CH 79 F CH 80 F SI 88 X CH 79 1-2 ③ G4-3		4	1	2	1	1	0	1
17 Donovan Solano, R (1, 4) OBP: 0.321, SLG: 0.280	C SI 87 X SI 88 0-1 ① G2-3 1-2	1 SAFE F SI 88 B SI 88 F SI 89 1 SAFE C SL 80 1-3 ③ K		B SI 90 X SI 90 1-0 ③ G4-3			B SL 87 C FF 91 X SL 87 1-1 20 1B 29 1B 20 E 1B		C KC 82 X FF 94 0-1 ① G6-3	5	1	1	0	0	1	3
29 Greg Dobbs, L (1, 3) OBP: 0.326, SLG: 0.329	B CH 83 C SI 89 F CH 82 B FF 88 D SL 79 B CH 83 4-2 20 1B 13 2B BB		X FF 88 0-0 ① F8		B SL 80 X CH 81 1-0 48 1B 1B		C FF 92 B SL 87 X FF 92 1-1 20 E 20 E 1-2 1B		X FF 94 0-0 ② F7	4	2	2	0	1	0	0
20 Justin Ruggiano, R (1, 8) OBP: 0.300, SLG: 0.402	X SL 82 0-0 13 2B 1-2 2-H 1B		B FF 89 B SI 89 X SI 89 2-0 ② G6-3		X SI 88 0-0 ① L6		B SL 88 X SL 87 1-0 E7 1-H 2-H 1B		C FF 96 F KC 84 B FF 95 S KC 86 1-3 ③ K	5	1	2	1	0	1	1
48 Marcell Ozuna, R (1, 9) OBP: 0.429, SLG: 0.429	X FF 89 0-0 ② F9		C FF 88 C KC 75 B SL 81 B SL 81 X FF 89 2-2 E8 1B		C SI 87 X SL 80 0-1 13 G6-4-3 1-2 1B		C FF 92 B FF 93 F FF 92 B SL 87 X SL 88 2-2 ② G5-3			4	0	2	0	0	0	3
13 Chris Valaika, R (1, 5) OBP: 0.288, SLG: 0.354	B KC 73 X SL 80 1-0 1-H 2-H 2B		C SI 90 S KC 74 B SL 80 X SI 90 1-2 ③ G6-3		X SI 89 0-0 ② ③ G6-4-3 1-2f		B SL 87 B FF 92 C SL 88 X FF 92 2-1 ③ F8			4	0	1	2	0	0	4
21 Miguel Olivo, R (1, 2) OBP: 0.200, SLG: 0.342	C FF 89 B FF 90 S SL 80 B SL 82 F KC 75 X SI 91 2-2 ③ G3-1			X FF 86 0-0 ① F8		X SL 88 0-0 ① G6-3		C FF 92 B FF 92 B SL 88 F FF 94 B SL 87 F FF 94 F FF 95 X FF 95 3-2 ① G6-3		4	0	0	0	0	0	1
22 Nick Green, R (1, 6) OBP: 0.344, SLG: 0.500		X SI 88 0-0 ① G5-3		C FF 87 F SI 88 X SI 89 0-2 23 1B 2B		C SL 86 B FF 92 B FF 92 X SL 88 2-1 ② G5-3		B FF 94 C FF 94 X SL 88 1-1 26 G6-3 2B		4	0	2	0	0	0	0
23 Wade LeBlanc, L (1, 1) OBP: 0.200, SLG: 0.200 44 AJ Ramos, R (6, 1) 8 Chris Coghlan, L (6, PH) OBP: 0.235, SLG: 0.235 50 Chad Qualls, R (7, 1) 52 Brad Hand, L (7, 1) 26 Austin Kearns, R (8, PH) OBP: 0.300, SLG: 0.192 40 Mike Dunn, L (9, 1)		B SI 88 C FF 88 B KC 72 C FF 89 X CH 83 2-2 ② G4-3		B FF 88 F SI 88 C SL 80 B CH 82 F FF 88 B SL 78 X FF 88 3-2 ② 9 1B 2-H 1B		B FF 92 B CH 85 C FF 92 S SL 89 F SL 89 B SL 88 X SL 88 3-2 ③ P6		C FF 94 X FF 92 0-1 ② G6-3 2-3	2 0 1 0 0 1 0	1 0 0 0 0 0 0	1 0 0 0 0 0 0	0 0 0 0 0 0 0	0 0 0 0 0 0 0	0 0 0 0 0 0 1	0 0 0 0 0 1 0
Inning Stats	R: 3 E: 0 K: 0 S: 12 H: 2 LOB: 1 BB: 2 P: 23	R: 0 E: 0 K: 1 S: 8 H: 1 LOB: 1 BB: 0 P: 12	R: 0 E: 1 K: 0 S: 8 H: 1 LOB: 1 BB: 0 P: 13	R: 1 E: 0 K: 0 S: 10 H: 3 LOB: 1 BB: 0 P: 16	R: 0 E: 0 K: 0 S: 5 H: 2 LOB: 1 BB: 0 P: 6	R: 0 E: 0 K: 0 S: 7 H: 0 LOB: 0 BB: 0 P: 12	R: 2 E: 1 K: 0 S: 12 H: 3 LOB: 1 BB: 0 P: 19	R: 0 E: 0 K: 0 S: 14 H: 1 LOB: 1 BB: 0 P: 19	R: 0 E: 0 K: 1 S: 6 H: 0 LOB: 0 BB: 0 P: 7	1B: 10 2B: 3 3B: 0 HR: 0 SF: 0 SAC: 0 DP: 1 HBP: 0						WP: 0 PB: 0 SB: 0 CS: 0 PA: 40

PITCHER		IP	WLS	BF	H	R	ER	SO	BB	IBB	HBP	BLK	WP	HR	S	P	ERA	WHIP
35 Dillon Gee, R ERA: 6.16	(1, 1)	5.0	W	24	9	4	4	1	2	0	0	0	0	0	43	70	7.20	2.200
50 Scott Atchison, R ERA: 3.55	(6, 1)	2.0	H	9	3	2	0	0	0	0	0	0	0	0	19	31	0.00	1.500
32 LaTroy Hawkins, R ERA: 3.18	(8, 1)	0.2	H	3	1	0	0	0	0	0	0	0	0	0	9	13	0.00	1.500
56 Scott Rice, L ERA: 1.84	(8, 1)	0.1	H	1	0	0	0	0	0	0	0	0	0	0	5	6	0.00	0.000
39 Bobby Parnell, R ERA: 1.46	(9, 1)	1.0	S	3	0	0	0	1	0	0	0	0	0	0	6	7	0.00	0.000

PITCHER	IP	WLS	BF	H	R	ER	SO	BB	IBB	HBP	BLK	WP	HR	S	P	ERA	WHIP

BOTTOM

New York Mets @ Miami Marlins

Marlins Park, Miami, FL

Wed May 01 2013, 12:41 PM - 3:44 PM EDT

Att. 16,188 - Roof Closed - 75 F

livebaseballscorecards.com

AB	38
R	6
H	13
RBI	4
BB	2
SO	2
LOB	14

MIAMI

TOP

Miami Marlins @ Philadelphia Phillies

Citizens Bank Park, Philadelphia, PA

Thu May 02 2013, 7:09 PM - 9:55 PM EDT

Att. 36,978 - Clear - 71 F

livebaseballscorecards.com

Batter	1	2	3	4	5	6	7	8	9	AB	R	H	RBI	BB	SO	LOB
9 Juan Pierre, L (1, 7) OBP: 0.259, SLG: 0.245	C SI 90 B SI 90 B SI 91 B SI 90 C SI 90 F SI 90 D SI 91 4-2 30 S 17 1B 30 G5-4-3 BB		C SI 88 X CH 82 0-1 ① G4-3	X SI 91 0-0 ③ P6			C SI 91 B SI 92 B CH 83 X SI 91 2-1 ② F8			3	1	0	0	1	0	1
17 Donovan Solano, R (1, 4) OBP: 0.327, SLG: 0.288	C SI 90 F SI 90 X CH 83 0-2 30 G5-4-3 1-2 1B		B SI 90 B CH 82 X SI 91 2-0 20 BB 30 1B 1B		B SI 90 F SI 90 B SI 91 F SI 89 F CH 83 B FC 85 X SI 91 3-2 ① L1-3		X FC 87 0-0 ③ B1-3			4	0	2	0	0	0	0
30 Placido Polanco, R (1, 5) OBP: 0.311, SLG: 0.296	B SI 91 C SI 91 B SI 91 X SI 90 2-1 ① ② G5-4-3 1-2f 2-H		B FC 85 C SI 90 1 SAFE B SI 90 C SI 90 X SI 91 2-2 20 BB 1-2 1B		C SI 91 B FC 89 X SI 91 1-1 ② G6-3			C FF 91 C SL 88 F SL 88 F FF 91 S CH 82 0-3 ① K2-3		4	0	1	0	0	1	1
29 Greg Dobbs, L (1, 3) OBP: 0.323, SLG: 0.326	F SI 90 C SI 90 F CH 83 X CH 83 0-2 20 FC6-4 1B		B CH 82 T SI 90 D CH 83 F SI 90 T SI 92 2-2 ② K		F SI 92 X SI 91 0-1 ③ P4			B SI 92 F SL 87 F SL 88 F FF 92 X CH 83 1-2 ② G4-3		4	0	1	0	0	1	2
20 Justin Ruggiano, R (1, 8) OBP: 0.308, SLG: 0.432	X SI 90 0-0 ③ FC6-4 1-2f		B CH 84 B CH 84 D CH 83 B SI 89 4-0 1-2 2-3 BB			X SI 91 0-0 HR		C SL 88 B CH 82 C SL 88 S CU 79 1-3 ③ K		3	1	1	1	1	1	1
19 Rob Brantly, L (1, 2) OBP: 0.298, SLG: 0.320		X SI 88 0-0 ① F8	B SI 91 C SI 91 S CH 83 C SI 92 1-3 ③ K			C SI 91 X CH 83 0-1 ① F9			C FF 92 X FF 92 0-1 ① L7	4	0	0	0	0	1	3
48 Marcell Ozuna, R (1, 9) OBP: 0.364, SLG: 0.455		C SI 88 X SI 89 0-1 2B		C SI 90 F CH 83 S CH 84 0-3 ① K		C SI 91 B FC 87 B CH 84 F CH 83 X SI 92 2-2 ② G3			F FF 92 C SL 77 F FF 92 B FF 94 X FF 93 1-2 ② F8	4	0	1	0	0	1	0
3 Adeiny Hechavarría, R (1, 6) OBP: 0.232, SLG: 0.321		C SI 89 B CH 84 X CH 82 1-1 ② G5-3		C CH 82 F CH 82 X CH 84 0-2 3B		F FC 86 C SI 92 X FC 88 0-2 ③ G5-3			X FF 93 0-0 ③ F9	4	0	1	0	0	0	1
28 Alex Sanabia, R (1, 1) OBP: 0.182, SLG: 0.100 60 Jon Rauch, R (6, 1) 8 Chris Coghlan, L (7, PH) OBP: 0.232, SLG: 0.231 34 Tom Koehler, R (7, 1)		C SI 89 B SI 90 F SI 89 D CH 83 F SI 90 T SI 91 2-2 ③ K		F CH 81 F SI 92 X SI 92 0-2 ② G3			C SI 91 B CH 83 C SI 91 C FC 88 1-3 ① K			2 0 1 0	0 0 0 0	0 0 0 0	0 0 0 0	0 0 0 0	1 0 1 0	2 0 0 0

	AB	33
	R	2
	H	7
	RBI	1
	BB	2
	SO	7
	LOB	11

Inning Stats																				
	R: 1 E: 0 K: 0 S: 13	H: 2 LOB: 1 BB: 1 P: 19	R: 0 E: 0 K: 1 S: 9	H: 1 LOB: 1 BB: 0 P: 12	R: 0 E: 0 K: 2 S: 12	H: 2 LOB: 3 BB: 1 P: 23	R: 0 E: 0 K: 1 S: 10	H: 1 LOB: 1 BB: 0 P: 10	R: 0 E: 0 K: 0 S: 8	H: 0 LOB: 0 BB: 0 P: 12	R: 1 E: 0 K: 0 S: 9	H: 1 LOB: 0 BB: 0 P: 11	R: 0 E: 0 K: 1 S: 6	H: 0 LOB: 0 BB: 0 P: 9	R: 0 E: 0 K: 2 S: 12	H: 0 LOB: 0 BB: 0 P: 14	R: 0 E: 0 K: 0 S: 7	H: 0 LOB: 0 BB: 0 P: 8	1B: 4 2B: 1 3B: 1 HR: 1	SF: 0 SAC: 0 DP: 1 HBP: 0	WP: 0 PB: 0 SB: 1 CS: 0	PA: 35

PITCHER		IP	WLS	BF	H	R	ER	SO	BB	IBB	HBP	BLK	WP	HR	S	P	ERA	WHIP
38 Kyle Kendrick, R ERA: 2.43	(1, 1)	7.0	W	29	7	2	2	5	2	0	0	0	0	1	67	96	2.57	1.286
37 Mike Adams, R ERA: 3.27	(8, 1)	1.0	H	3	0	0	0	2	0	0	0	0	0	0	12	14	0.00	0.000
58 Jonathan Papelbon, R ERA: 1.8	(9, 1)	1.0		3	0	0	0	0	0	0	0	0	0	0	7	8	0.00	0.000

PITCHER		IP	WLS	BF	H	R	ER	SO	BB	IBB	HBP	BLK	WP	HR	S	P	ERA	WHIP

BOTTOM

Miami Marlins @ Philadelphia Phillies

Citizens Bank Park, Philadelphia, PA

Thu May 02 2013, 7:09 PM - 9:55 PM EDT

Att. 36,978 - Clear - 71 F

Batter	1	2	3	4	5	6	7	8	9	AB	R	H	RBI	BB	SO	LOB
11 Jimmy Rollins, S (1, 6) OBP: 0.300, SLG: 0.369	C SI 89 B SI 91 B SI 90 X SI 88 2-1 G4-3 ①		S CH 83 F CH 83 X SI 91 0-2 G3-6 ①② 1-2f		B SI 91 X SI 90 1-0 E4 10 1B 6 PB 2-3		X FF 95 0-0 F8 ①			4	1	0	0	0	0	2
26 Chase Utley, L (1, 4) OBP: 0.333, SLG: 0.505	B SI 90 C SI 90 X CH 84 1-1 G3 ②		C CH 83 B SL 84 F SI 93 S CH 84 1-3 K2-3 ③		B SI 91 X CH 81 1-0 SF9 ② 3-H		B FF 96 S FF 94 B FF 95 X FF 94 2-1 G6-3 ②			3	0	0	1	0	1	0
10 Michael Young, R (1, 5) OBP: 0.400, SLG: 0.414	B SI 90 B FF 91 X SI 89 2-0 2B			C FF 91 B SI 91 B SL 84 X CH 84 2-1 F8 ①	1 SAFE 1 SAFE X FF 89 0-0 6 PB 1B 1-3		X FF 96 0-0 G1-3 ③			4	0	2	0	0	0	0
6 Ryan Howard, L (1, 3) OBP: 0.303, SLG: 0.475	B SI 91 F CH 81 C SI 91 D SL 82 F CH 83 B SI 92 F CH 83 S SI 92 3-3 K ③			F FF 92 B SI 93 F SI 93 B SI 92 F CH 84 B SI 93 F CH 83 F SI 90 X SL 82 3-2 HR	B SI 92 D CH 84 B SI 88 I IN 76 4-0 3 FC6-4 IBB 1-2 3-H			B FF 94 B SI 95 B FF 94 B FF 94 4-0 19 BB 9 1B BB		2	2	1	1	2	1	1
3 Delmon Young, R (1, 9) OBP: 0.364, SLG: 0.556 19 Laynce Nix, L (8, 9) OBP: 0.333, SLG: 0.417		C CH 84 B SL 84 X SI 91 1-1 F8 ①		B SL 82 F FF 91 B SI 92 S CH 82 S SL 82 2-3 K ②	S SL 81 B SL 79 X SI 91 1-1 FC6-4 ③ 1-2f			B KC 82 C FF 94 B KC 79 F FF 94 B SL 84 F FF 95 B FF 94 4-2 9 1B 31 WP BB 1-2		3 0	0 1	0 0	0 0	1 1	0 0	2 0
9 Domonic Brown, L (1, 7) OBP: 0.333, SLG: 0.426		B SI 92 X SI 91 1-0 HR		S CH 84 B CH 84 S CH 84 F SI 94 X CH 84 1-2 1B		B FF 90 S FF 89 X CH 84 1-1 G5-3 ①		X FF 94 0-0 31 WP 15 G1-3 31 1B 1B 1-3 2-H		4	2	3	2	0	0	0
15 John Mayberry Jr., R (1, 8) OBP: 0.321, SLG: 0.449		B FF 90 S SI 90 X CH 85 1-1 L7 ②		C SI 92 D SL 84 F SL 82 F FF 93 B SL 83 1 SAFE 1 SAFE F SI 92 X CH 84 2-2 F7 ③		B SL 83 B FF 90 B FF 90 B FF 90 4-0 BB		X SL 90 0-0 G1-3 ① 1-2		3	0	0	0	1	0	3
31 Erik Kratz, R (1, 2) OBP: 0.237, SLG: 0.310		C SI 92 S SL 84 S SL 81 0-3 K ③			F FF 91 B SL 85 F SI 89 F SL 82 F SL 82 B CH 84 B SL 82 F SI 91 F CH 82 4-2 11 E 38 SH2-4 26 SF9 BB	B FF 90 T FF 90 S FF 89 1 SAFE C FF 90 1-3 K ②		B FF 95 S SL 89 X SL 89 1-1 28 G4-6-3 1B 2-H 3-H		3	1	1	1	1	2	1
38 Kyle Kendrick, R (1, 1) OBP: 0.154, SLG: 0.154 37 Mike Adams, R (8, 1) 28 Kevin Frandsen, R (8, PH) OBP: 0.333, SLG: 0.364 58 Jonathan Papelbon, R (9, 1)			B SI 90 C SI 88 B SI 90 X SI 90 2-1 11 G3-6 1B		B SI 91 X SI 89 1-0 SH2-4 ① 1-2	C FF 89 B FF 89 F FF 90 X SL 83 1-2 G4-3 ③		B FF 94 B CH 88 F FF 94 F FF 95 B KC 83 F FF 93 X FF 94 3-2 G4-6-3 ②③ 1-2f		2 0 1 0	0 0 0 0	1 0 0 0	0 0 0 0	0 0 0 0	0 0 1 0	1 0 1 0

Inning Stats																								
	R: 0 E: 0 K: 1 S: 10	H: 1 LOB: 1 BB: 0 P: 18		R: 1 E: 0 K: 1 S: 8	H: 1 LOB: 0 BB: 0 P: 11		R: 0 E: 0 K: 1 S: 8	H: 1 LOB: 0 BB: 0 P: 11		R: 1 E: 0 K: 1 S: 20	H: 2 LOB: 1 BB: 0 P: 30		R: 2 E: 1 K: 0 S: 13	H: 1 LOB: 2 BB: 2 P: 25		R: 0 E: 0 K: 1 S: 8	H: 0 LOB: 1 BB: 1 P: 15		R: 0 E: 0 K: 0 S: 4	H: 0 LOB: 0 BB: 0 P: 6		R: 3 E: 0 K: 0 S: 11	H: 2 LOB: 0 BB: 2 P: 23		1B: 5 2B: 1 3B: 0 HR: 2	SF: 1 SAC: 1 DP: 2 HBP: 0		WP: 1 PB: 1 SB: 0 CS: 0	PA: 36

PITCHER		IP	WLS	BF	H	R	ER	SO	BB	IBB	HBP	BLK	WP	HR	S	P	ERA	WHIP
28 Alex Sanabia, R ERA: 4.67	(1, 1)	5.0	L	23	6	4	2	4	1	1	0	0	0	2	59	95	3.60	1.400
60 Jon Rauch, R ERA: 7.3	(6, 1)	1.0		4	0	0	0	1	1	0	0	0	0	0	8	15	0.00	1.000
34 Tom Koehler, R ERA: 2.89	(7, 1)	2.0		9	2	3	3	0	2	0	0	0	1	0	15	29	13.50	2.000

PITCHER	IP	WLS	BF	H	R	ER	SO	BB	IBB	HBP	BLK	WP	HR	S	P	ERA	WHIP

AB	29
R	7
H	8
RBI	5
BB	5
SO	5
LOB	11

livebaseballscorecards.com

Batter	1	2	3	4	5	6	7	8	9	AB	R	H	RBI	BB	SO	LOB
9 Juan Pierre, L (1, 7) OBP: 0.261, SLG: 0.248	C SI 91 B FF 90 F FC 88 F FF 92 X SL 87 1-2 G4-3		C SI 89 X CH 83 0-1 G1-3			B SL 85 C SI 90 B CH 83 X SI 89 2-1 17 S 1B	B FF 93 S SL 84 B FF 92 F FF 92 C FF 92 2-3 K			3	0	1	0	0	0	0
32 Matt Diaz, R (7, PH) (7, 7)										1	0	0	0	0	1	3
17 Donovan Solano, R (1, 4) OBP: 0.333, SLG: 0.324	F FF 92 B SI 90 S SL 86 F SI 90 B SI 92 B CH 84 X FF 93 3-2 30 FC6-4 1B			B FF 90 C FF 90 B CH 83 X SL 84 2-1 HR		C SI 89 B SI 89 C SI 89 D FC 88 F FF 90 F SL 87 S CH 84 2-3 1-2 K		B SL 89 X SL 87 1-0 G6-3		4	1	2	1	0	1	1
30 Placido Polanco, R (1, 5) OBP: 0.309, SLG: 0.294	B SI 91 X FC 87 1-0 FC6-4 1-2f			B FF 92 C FF 90 X CH 82 1-1 G4-3		X FC 87 0-0 G1-3		C SL 87 X CH 82 0-1 29 BB 1B		4	0	1	0	0	0	2
29 Greg Dobbs, L (1, 3) OBP: 0.320, SLG: 0.315	X CH 84 0-0 G4-3			F FF 90 X FC 87 0-1 G3-1		C CH 84 S FF 91 C SI 92 0-3 K		B SI 89 B SL 86 F SI 90 1 SAFE B SL 84 B SI 89 4-1 1-2 BB		3	0	0	0	1	1	2
20 Justin Ruggiano, R (1, 8) OBP: 0.296, SLG: 0.414		F SL 83 B SL 84 S FF 90 B CH 84 B SI 92 F SL 86 F FF 92 X SL 88 3-2 F9		B SI 92 B SI 90 F CH 83 B SL 86 F FF 91 X FF 92 3-2 F9			C SL 83 B SL 83 F SL 84 B SL 81 B FF 89 F FF 90 S FF 90 3-3 K	C SL 84 S FF 88 T CU 77 0-2 K		4	0	0	0	0	2	2
48 Marcell Ozuna, R (1, 9) OBP: 0.400, SLG: 0.533		F CH 83 F FF 92 B SL 84 X SL 85 1-2 F8			B FF 90 F CH 82 X CH 82 1-1 3 G4-3 2B		B SL 81 F SI 88 B SI 90 X SL 85 2-1 3 BB 19 BB 1B	X FF 90 0-0 P3		4	0	2	0	0	0	2
19 Rob Brantly, L (1, 2) OBP: 0.295, SLG: 0.308		F FF 92 F FF 92 B CH 84 X SL 86 1-2 G4-3			F SI 89 B CH 84 B CH 82 X FF 91 2-1 F8		B SL 80 C FF 90 B FF 91 S SL 82 B FF 91 B FF 92 4-2 3 BB 1-2 BB		B FF 93 C FF 92 S FS 86 F SI 94 X FS 86 1-2 G4-3	3	0	0	0	1	0	1
3 Adeiny Hechavarría, R (1, 6) OBP: 0.233, SLG: 0.304			F SL 86 B SI 92 X SI 89 1-1 G6-3		B SL 88 C SL 87 X FF 91 1-1 G4-3 2-3		B FF 90 S FF 91 D SL 84 T FF 91 B FF 92 B FF 91 4-2 1-2 2-3 BB		C FF 92 X FF 93 0-1 G4-3	3	0	0	0	1	0	1
47 Ricky Nolasco, R (1, 1) OBP: 0.083, SLG: 0.083			B FF 91 C FF 91 X SL 87 1-1 F9		C SI 92 B SI 90 B SI 92 X SI 92 2-1 G6-3		B FF 92 S SL 84 B FF 92 C FF 92 B FF 92 F FF 92 S SL 83 3-3 K		B FS 87 B FS 88 B FF 92 C FF 92 C FF 92 S FF 93 3-3 K	2	0	0	0	0	0	1
26 Austin Kearns, R (7, PH) OBP: 0.290, SLG: 0.185										1	0	0	0	0	1	3
58 Ryan Webb, R (7, 1)										0	0	0	0	0	0	0
8 Chris Coghlan, L (9, PH) OBP: 0.228, SLG: 0.226										1	0	0	0	0	1	0
Inning Stats	R: 0 E: 0 K: 0 S: 10 H: 1 LOB: 1 BB: 0 P: 15	R: 0 E: 0 K: 0 S: 11 H: 0 LOB: 0 BB: 0 P: 16	R: 0 E: 0 K: 0 S: 6 H: 0 LOB: 0 BB: 0 P: 8	R: 1 E: 0 K: 0 S: 9 H: 1 LOB: 0 BB: 0 P: 15	R: 0 E: 0 K: 0 S: 8 H: 1 LOB: 1 BB: 0 P: 14	R: 0 E: 0 K: 2 S: 11 H: 1 LOB: 1 BB: 0 P: 15	R: 0 E: 0 K: 3 S: 17 H: 1 LOB: 3 BB: 2 P: 35	R: 0 E: 0 K: 1 S: 8 H: 1 LOB: 2 BB: 1 P: 13	R: 0 E: 0 K: 1 S: 9 H: 0 LOB: 0 BB: 0 P: 13	1B: 4 2B: 1 3B: 0 HR: 1 SF: 0 SAC: 0 DP: 0 HBP: 0						

PITCHER		IP	WLS	BF	H	R	ER	SO	BB	IBB	HBP	BLK	WP	HR	S	P	ERA	WHIP
44 Jonathan Pettibone, R ERA: 3.24	(1, 1)	6.1	W	24	5	1	1	3	0	0	0	0	0	1	61	94	1.42	0.789
59 Antonio Bastardo, L ERA: 0.9	(7, 1)	0.2	H	4	0	0	0	2	2	0	0	0	0	0	11	24	0.00	3.000
37 Mike Adams, R ERA: 3.0	(8, 1)	1.0	H	5	1	0	0	1	1	0	0	0	0	0	8	13	0.00	2.000
58 Jonathan Papelbon, R ERA: 1.64	(9, 1)	1.0	S	3	0	0	0	1	0	0	0	0	0	0	9	13	0.00	0.000

PITCHER	IP	WLS	BF	H	R	ER	SO	BB	IBB	HBP	BLK	WP	HR	S	P	ERA	WHIP

TOP

Miami Marlins @ Philadelphia Phillies

Citizens Bank Park, Philadelphia, PA

Fri May 03 2013, 7:07 PM - 9:47 PM EDT

Att. 36,292 - Partly Cloudy - 63 F

livebaseballscorecards.com

AB	33
R	1
H	6
RBI	1
BB	3
SO	7
LOB	18

MIAMI

WP: 0 PB: 0 SB: 1 CS: 0 PA: 36

Batter	1	2	3	4	5	6	7	8	9	AB	R	H	RBI	BB	SO	LOB
11 Jimmy Rollins, S (1, 6) OBP: 0.298, SLG: 0.365	B SI 88 C FF 88 X FF 90 1-1 10 G4-6-3 1B	D FS 82 X FS 81 1-0 ③ G3			B FS 79 C CU 73 B FS 80 X FS 80 2-1 ① G3-1		B CH 83 C SI 92 S SI 93 X SL 83 1-2 ③ F9			4	0	1	0	0	0	2
26 Chase Utley, L (1, 4) OBP: 0.331, SLG: 0.523	B SI 88 F SI 88 1 SAFE B CU 74 X CU 73 2-1 ① F9		X SI 88 0-0 HR		B FF 90 X FS 80 1-0 E4 10 G5-4-3			B SI 89 X SI 90 1-0 ① L9		4	1	1	1	0	0	1
10 Michael Young, R (1, 5) OBP: 0.386, SLG: 0.398	C SL 81 1 SAFE B SI 88 B CU 74 X SL 82 2-1 ②③ G4-6-3 1-2f		C SL 81 B SL 81 F FF 91 X FF 92 1-2 ① L4		B SI 90 X SL 82 1-0 ②③ G5-4-3 1-2f			B SL 80 X SI 91 1-0 ② G6-3		4	0	0	0	0	0	2
6 Ryan Howard, L (1, 3) OBP: 0.319, SLG: 0.519		B FF 88 B FS 80 X SI 87 2-0 HR	B CU 74 X CU 74 1-0 ② 2B			B FS 80 S FF 88 B FF 89 S CU 73 B CU 75 F FS 81 F SI 90 F CU 76 X SL 82 3-2 ① L9		B SI 91 B SI 91 B CH 83 D SI 92 4-0 BB		3	1	2	1	1	0	0
3 Delmon Young, R (1, 9) OBP: 0.357, SLG: 0.583 37 Mike Adams, R (8, 1) 19 Laynce Nix, L (8, PH) OBP: 0.327, SLG: 0.408 58 Jonathan Papelbon, R (9, 1)		X SL 82 0-0 ① F8	C CU 75 S SI 89 B FF 91 B SL 82 F SL 82 S SL 82 2-3 ③ K			F CU 75 B SI 92 S SI 90 B FF 92 X SL 83 2-2 2B		C SI 91 F CH 84 S SL 80 0-3 ③ K		3 0 1 0 0 1 0 0 0 0 0 0 0 0 1 0 0 0 0 1 1 0 0 0 0 0 0 0	0 0 0 0 0	1 0 0 0 0	0 0 0 0 0	0 0 0 1 0	1 0 1 0 0	0 0 1 0 0
9 Domonic Brown, L (1, 7) OBP: 0.333, SLG: 0.454		B SI 88 C SI 89 F SL 83 S CU 75 1-3 ② K		S FS 79 F FS 79 F SL 79 B SI 89 F FS 81 B SL 81 B CU 77 X SL 81 3-2 HR		B FS 81 S FS 82 F SI 92 C CU 76 1-3 ② K				3	1	1	1	0	2	1
51 Carlos Ruiz, R (1, 2) OBP: 0.133, SLG: 0.200		B FF 91 B SI 91 B SI 91 F FF 91 X FF 91 3-1 2 S 2 1B 1B		C SL 82 B CU 76 F SL 82 T SI 89 1-2 ① K		C SL 82 B FF 93 X SL 82 1-1 ③ G5-3				3	1	1	0	0	1	1
2 Ben Revere, L (1, 8) OBP: 0.248, SLG: 0.229		C FF 91 C CU 74 B FF 92 X CU 76 1-2 44 BB 1-H 1B		B SI 90 S FS 82 F SI 90 X FS 82 1-2 ② G4-3			B SI 91 C SI 91 C SI 93 F SL 82 B SI 93 B SI 93 F SI 93 C SI 93 3-3 ① K			3	0	1	1	0	1	0
44 Jonathan Pettibone, L (1, 1) OBP: 0.500, SLG: 0.250 59 Antonio Bastardo, R (7, 1) 15 John Mayberry Jr., R (7, PH) OBP: 0.316, SLG: 0.443 (8, 9)		B SI 90 B FF 91 B SI 89 C SI 90 1 SAFE B FF 90 4-1 1-2 BB		C FF 90 X SL 80 0-1 ③ F7			B SL 82 C SI 93 B SL 82 X SI 93 2-1 ② P6			1 0 1	0 0 0	0 0 0	0 0 0	1 0 0	0 0 0	0 0 0
Inning Stats	R: 0 E: 0 K: 0 S: 6 H: 1 LOB: 0 BB: 0 P: 11	R: 2 E: 0 K: 1 S: 12 H: 3 LOB: 2 BB: 1 P: 24	R: 1 E: 0 K: 1 S: 9 H: 2 LOB: 0 BB: 0 P: 13	R: 1 E: 0 K: 1 S: 13 H: 1 LOB: 0 BB: 0 P: 18	R: 0 E: 1 K: 0 S: 4 H: 0 LOB: 0 BB: 0 P: 8	R: 0 E: 0 K: 1 S: 14 H: 1 LOB: 1 BB: 0 P: 21	R: 0 E: 0 K: 1 S: 10 H: 0 LOB: 0 BB: 0 P: 16	R: 0 E: 0 K: 1 S: 5 H: 0 LOB: 1 BB: 1 P: 11		1B: 3 2B: 2 3B: 0 HR: 3	SF: 0 SAC: 0 DP: 2 HBP: 0		WP: 0 PB: 0 SB: 1 CS: 0	PA: 32	

PITCHER		IP	WLS	BF	H	R	ER	SO	BB	IBB	HBP	BLK	WP	HR	S	P	ERA	WHIP
47 Ricky Nolasco, R ERA: 4.14	(1, 1)	6.0	L	25	8	4	4	4	1	0	0	0	0	3	58	95	6.00	1.500
58 Ryan Webb, R ERA: 2.08	(7, 1)	2.0		7	0	0	0	2	1	0	0	0	0	0	15	27	0.00	0.500

PITCHER	IP	WLS	BF	H	R	ER	SO	BB	IBB	HBP	BLK	WP	HR	S	P	ERA	WHIP

BOTTOM

Miami Marlins @ Philadelphia Phillies

Citizens Bank Park, Philadelphia, PA

Fri May 03 2013, 7:07 PM - 9:47 PM EDT

Att. 36,292 - Partly Cloudy - 63 F

livebaseballscorecards.com

AB	30
R	4
H	8
RBI	4
BB	2
SO	6
LOB	8

Batter	1	2	3	4	5	6	7	8	9	AB	R	H	RBI	BB	SO	LOB
13 Chris Valaika, R (1, 4) OBP: 0.286, SLG: 0.404	C FF 92 S CU 77 F FF 93 B CH 84 F FF 94 S CH 85 1-3 K ①		B FF 91 X FC 86 1-0 HR		C FF 92 B CU 77 F CH 84 F FF 92 B CU 76 F FF 93 F FF 93 B SI 92 S FF 92 3-3 K ②			X FF 89 0-0 F7 ②		4	1	1	1	0	2	0
30 Placido Polanco, R (1, 5) OBP: 0.316, SLG: 0.295	C FF 93 H CU 77 1-1 20 F8 HBP		T FF 91 X FC 88 0-1 32 S 1B		C CH 84 B FF 93 B FF 91 X FF 93 2-1 G5-3 ③			C CH 80 C CU 73 X FF 91 0-2 P4 ③		3	0	1	0	0	0	0
20 Justin Ruggiano, R (1, 8) OBP: 0.286, SLG: 0.398	X FF 93 0-0 F8 ② 1-2		C CU 76 B FF 92 B FF 93 F FC 89 S CH 85 2-3 K ②			S CH 81 B CU 74 B FF 91 S CH 83 S CH 82 2-3 K ①			C CU 80 C CU 81 B CU 80 B CU 79 F SI 97 X SI 95 2-2 G6-3 ①	4	0	0	0	0	2	2
32 Matt Diaz, R (1, 7)	F FC 88 S FF 92 X FF 93 0-2 G4-3 ③		C FF 91 C FF 92 X SI 92 0-2 F8 ③ 1-2			C CH 82 B FF 91 X FC 88 1-1 G6-3 ②			B SI 96 S SI 96 F SI 95 B CU 81 T CU 79 2-2 K ②	4	0	0	0	0	1	2
48 Marcell Ozuna, R (1, 9) OBP: 0.421, SLG: 0.667		X FF 92 0-0 HR		C FF 92 B CU 75 F FC 88 B CU 77 B CH 85 X CH 84 3-2 P6 ①		X CH 83 0-0 G6-3 ③			B CU 80 B SI 96 B CU 81 B SI 94 4-0 BB	3	1	1	1	1	0	0
29 Greg Dobbs, L (1, 3) OBP: 0.308, SLG: 0.301		C FF 91 B CU 76 B FC 89 F CH 84 X FC 89 2-2 G5-3 ①		X FF 90 0-0 G4-3 ②			B FF 91 S CH 82 X FF 92 1-1 F8 ①		1 SAFE B FF 89 X FF 89 1-0 P2 ③	4	0	0	0	0	0	1
21 Miguel Olivo, R (1, 2) OBP: 0.209, SLG: 0.341		S CH 84 B CH 85 C CH 85 B FF 93 F FF 91 B FF 94 X CH 86 3-2 F7 ②		B CU 76 F FF 93 X FF 93 1-1 1B			B FF 92 S FC 88 B FF 92 X FF 92 2-1 L1 ②			3	0	1	0	0	0	0
3 Adeiny Hechavarría, R (1, 6) OBP: 0.222, SLG: 0.288		B FF 93 B FF 93 S FF 93 C FF 93 B FF 93 S CH 86 3-3 K ③		C CH 84 1 SAFE B CH 85 B FF 93 F FC 88 X CH 85 2-2 G5-3 ③			C FF 90 C FF 92 B FF 92 F SI 93 X CU 77 1-2 G5-3 ③			3	0	0	0	0	1	1
16 José Fernández, R (1, 1) OBP: 0.125, SLG: 0.125 9 Juan Pierre, L (8, PH) OBP: 0.259, SLG: 0.245 40 Mike Dunn, L (8, 1) 31 Steve Cishek, R (9, 1)			C FF 90 X CH 84 0-1 G6-3 ①		C FF 89 F CU 74 B FF 92 F CH 84 F CH 82 S FF 93 1-3 K ①			B FF 89 X FF 88 1-0 L8 ①		2 1 0 0	0 0 0 0	0 0 0 0	0 0 0 0	0 0 0 0	1 0 0 0	0 0 0 0

Inning Stats	1	2	3	4	5	6	7	8	9
	R: 0 E: 0 K: 1 S: 10	H: 0 LOB: 1 BB: 0 P: 12	R: 1 E: 0 K: 1 S: 11	H: 1 LOB: 0 BB: 0 P: 19	R: 1 E: 0 K: 1 S: 11	H: 2 LOB: 1 BB: 0 P: 14	R: 0 E: 0 K: 0 S: 9	H: 1 LOB: 1 BB: 0 P: 15	R: 0 E: 0 K: 2 S: 13	H: 0 LOB: 0 BB: 0 P: 19	R: 0 E: 0 K: 1 S: 6	H: 0 LOB: 0 BB: 0 P: 9	R: 0 E: 0 K: 0 S: 8	H: 0 LOB: 0 BB: 0 P: 12	R: 0 E: 0 K: 0 S: 5	H: 0 LOB: 0 BB: 0 P: 6	R: 0 E: 0 K: 1 S: 8	H: 0 LOB: 1 BB: 1 P: 17

| | | |

BOTTOM

Miami Marlins @ Philadelphia Phillies

Citizens Bank Park, Philadelphia, PA

Sat May 04 2013, 7:09 PM - 9:29 PM EDT

Att. 40,091 - Clear - 63 F

livebaseballscorecards.com

Batter	1	2	3	4	5	6	7	8	9	AB	R	H	RBI	BB	SO	LOB
11 Jimmy Rollins, S (1, 6) OBP: 0.297, SLG: 0.356	P6		K			L9			BB	3	0	0	0	1	1	0
13 Freddy Galvis, S (1, 5) OBP: 0.318, SLG: 0.410	1B			G4-3			BB		K	3	0	1	0	1	1	1
26 Chase Utley, L (1, 4) OBP: 0.320, SLG: 0.505	K			G3-1			K		F8	4	0	0	0	0	2	3
6 Ryan Howard, L (1, 3) OBP: 0.310, SLG: 0.505	K			K			K			3	0	0	0	0	3	2
3 Delmon Young, R (1, 9) OBP: 0.294, SLG: 0.467		F8			K		K			3	0	0	0	0	2	1
9 Domonic Brown, L (1, 7) OBP: 0.324, SLG: 0.440		G3-4-1			G1-3			K		3	0	0	0	0	1	0
51 Carlos Ruiz, R (1, 2) OBP: 0.111, SLG: 0.167		G5-3			L4			G4-3		3	0	0	0	0	0	0
2 Ben Revere, L (1, 8) OBP: 0.243, SLG: 0.224			G5-3			B3		F7		2	0	0	0	0	0	0
15 John Mayberry Jr., R (8, PH) OBP: 0.313, SLG: 0.437 (9, 8)										1	0	0	0	0	0	0
35 Cole Hamels, L (1, 1) OBP: 0.077, SLG: 0.077			F8			K			K	2	0	0	0	0	1	0
48 Phillippe Aumont, L (9, 1)										0	0	0	0	0	0	0
47 Jeremy Horst, L (9, 1)										0	0	0	0	0	0	0
19 Laynce Nix, L (9, PH) OBP: 0.321, SLG: 0.400										1	0	0	0	0	1	0

Inning Stats	1	2	3	4	5	6	7	8	9
	R: 0 E: 0 K: 2 S: 9	R: 0 E: 0 K: 0 S: 10	R: 0 E: 0 K: 1 S: 7	R: 0 E: 0 K: 1 S: 6	R: 0 E: 0 K: 1 S: 6	R: 0 E: 0 K: 1 S: 8	R: 0 E: 0 K: 3 S: 11	R: 0 E: 0 K: 1 S: 9	R: 0 E: 0 K: 2 S: 14
	H: 1 LOB: 1 BB: 0 P: 12	H: 0 LOB: 0 BB: 0 P: 12	H: 0 LOB: 0 BB: 0 P: 9	H: 0 LOB: 0 BB: 0 P: 11	H: 0 LOB: 0 BB: 0 P: 8	H: 0 LOB: 0 BB: 0 P: 12	H: 0 LOB: 1 BB: 1 P: 18	H: 0 LOB: 0 BB: 0 P: 14	H: 0 LOB: 1 BB: 1 P: 24

	AB	28
	R	0
	H	1
	RBI	0
	BB	2
	SO	12
	LOB	7

1B: 1 SF: 0
2B: 0 SAC: 0
3B: 0 DP: 0
HR: 0 HBP: 0

WP: 0 PA: 30
PB: 0
SB: 0
CS: 0

PITCHER		IP	WLS	BF	H	R	ER	SO	BB	IBB	HBP	BLK	WP	HR	S	P	ERA	WHIP
16 José Fernández, R ERA: 3.48	(1, 1)	7.0	W	23	1	0	0	9	1	0	0	0	0	0	57	82	0.00	0.286
40 Mike Dunn, L ERA: 1.84	(8, 1)	1.0	H	3	0	0	0	1	0	0	0	0	0	0	9	14	0.00	0.000
31 Steve Cishek, R ERA: 4.85	(9, 1)	1.0	S	4	0	0	0	2	1	0	0	0	0	0	14	24	0.00	1.000

PITCHER	IP	WLS	BF	H	R	ER	SO	BB	IBB	HBP	BLK	WP	HR	S	P	ERA	WHIP

Batter	1	2	3	4	5	6	7	8	9	AB	R	H	RBI	BB	SO	LOB
9 Juan Pierre, L (1, 7) OBP: 0.280, SLG: 0.261	B SI 89 B SI 89 B SI 87 B SI 88 4-0 13 G4-3 13 S 48 2B BB	C SI 87 B CU 74 L SI 86 B CU 76 S SI 88 2-3 ① K	C SI 87 B SI 87 X CU 77 1-1 1B			B CU 78 F FF 88 B FF 88 C SI 87 X SI 89 2-2 ① P5	B SI 88 B SI 88 B SI 89 C SI 87 F SI 89 F SI 89 X SI 90 3-2 13 FC6-4 1B		C FF 87 B FF 90 X FF 88 1-1 20 HR 1B	5	2	3	0	1	1	0
13 Chris Valaika, R (1, 4) OBP: 0.274, SLG: 0.368	B FC 87 1 SAFE 1 SAFE C SI 89 X SI 88 1-1 ① G4-3 1-3	S CU 75 C CU 76 S SI 87 0-3 ② K	C CU 75 X CU 77 0-1 ③ F8			C SI 88 B SI 87 T SI 88 F SI 89 F SI 88 F SI 88 H SI 81 2-2 20 BB 30 1B 48 1B HBP	F FC 88 X SI 89 0-1 ③ FC6-4 1-2f		F FF 91 B SI 92 T X SI 91 1-2 ① F8	5	1	0	0	0	1	4
30 Placido Polanco, R (1, 5) OBP: 0.317, SLG: 0.291	F SI 88 B SI 89 B FC 87 S CH 81 B FC 86 D CU 78 4-2 20 HBP 48 2B BB	C SI 89 X CU 76 0-1 ③ L8		C SI 86 B SI 87 C SI 87 X CU 77 1-2 ① F7		B FF 88 B SI 88 X SI 87 2-0 48 1B 20 BB 1-2 1B		B FF 85 F SI 88 B SI 88 C FC 86 B FC 88 S SI 89 3-3 ① K	B CH 81 S B X FF 87 2-1 ② L4	5	1	1	0	1	1	1
20 Justin Ruggiano, R (1, 8) OBP: 0.314, SLG: 0.462	B SI 88 S CU 77 C FC 88 H FC 86 2-2 48 2B 3 3B 1-2 HBP		C SI 87 S SI 86 H SI 87 1-2 29 1B 48 S 3 HR HBP	B CU 78 F FF 88 F SI 88 S CH 78 1-3 ② K		B CH 78 B FF 87 B SI 88 C SI 87 B SI 87 4-1 48 1B 1-2 2-3 BB		S SI 90 F CH 83 B CU 76 F FC 87 X CH 83 1-2 HR	B F FF 88 B SL 80 B SL 83 X SI 90 3-1 1-H HR	3	4	2	3	1	1	0
48 Marcell Ozuna, R (1, 9) OBP: 0.520, SLG: 0.783	D CH 82 B FC 87 X SI 89 2-0 3 3B 1-3 2-H 3-H 2B		1 SAFE C CU 75 D CU 75 B FC 87 S CH 80 D CU 76 B CU 75 4-2 29 1B 3 HR 1-2 BB	B FF 87 B SI 88 S CU 78 C FF 88 X CH 76 2-2 1B		C SI 88 C FF 88 X FF 88 0-2 1-2 2-3 3-H 1B		B FC 86 B FC 87 S SI 90 F SI 89 B FC 88 X FC 88 3-2 21 E 2B	C SI 92 S CH 82 F CH 82 F SI 90 C SL 82 0-3 ③ K	5	3	4	3	1	1	0
29 Greg Dobbs, L (1, 3) OBP: 0.321, SLG: 0.302	B SI 86 S CU 74 B CU 75 B SI 90 D CU 77 4-1 3 3B BB		B SI 88 X SI 89 1-0 3 HR 1-2 2-3 1B	C FF 86 X SI 87 0-1 ③ G4-3		B CU 77 C CU 76 T SI 88 F SI 88 S CU 78 1-3 ② K		H FF 88 1-0 21 FC5-4 HBP		3	2	1	0	1	1	4
21 Miguel Olivo, R (1, 2) OBP: 0.188, SLG: 0.304	S CU 75 B SI 90 F SI 89 X CU 75 1-2 ② P5		D CH 80 C SI 89 S CU 76 S CU 75 1-3 ① K		B FF 87 X CH 77 1-0 ① G1-3	C FC 86 S CU 75 B FC 87 F FC 87 F SI 88 B CU 74 B CU 73 S FC 88 3-3 ③ K		F FF 87 B FF 88 F FF 87 X SL 80 1-2 ② FC5-4 32 FC1-5 3 BB 1-2f 2-H		5	0	0	0	0	2	10
3 Adeiny Hechavarría, R (1, 6) OBP: 0.250, SLG: 0.381	C SI 89 B FC 87 F CU 77 B CU 76 F SI 90 X FC 86 2-2 1-H 2-H 3-H 3B		B CU 74 X SI 89 1-0 1-H 2-H 3-H HR		B SI 87 B CU 77 C FF 87 S FF 88 B FF 88 X FF 88 3-2 ② F8		X SI 88 0-0 ① G1-3	B FF 88 B CH 79 B FF 88 C FF 88 F FF 89 F FF 89 F FF 89 B FF 88 4-2 32 FC1-5 1-2 BB		4	1	2	7	1	0	0
45 Kevin Slowey, R (1, 1) 32 Matt Diaz, R (8, PH) 44 AJ Ramos, R (8, 1) 60 Jon Rauch, R (9, 1)	C SI 88 S CU 77 S CU 76 0-3 ③ K		C FF 86 X SI 85 0-1 ② G1-3		C FF 87 X SI 87 0-1 ③ G4-3		B FF 89 F FF 88 B SI 89 F FF 89 S SI 88 2-3 ② K	F CH 82 X FF 89 0-1 ③ FC1-5 1-2 2-3f		4 1 0 0	0 0 0 0	0 0 0 0	0 0 0 0	2 0 0 0	1 2 0 0
Inning Stats	R: 5 E: 0 K: 1 S: 18 H: 2 LOB: 1 BB: 3 P: 38	R: 0 E: 0 K: 2 S: 8 H: 0 LOB: 0 BB: 0 P: 10	R: 4 E: 0 K: 1 S: 15 H: 3 LOB: 1 BB: 1 P: 24	R: 0 E: 0 K: 1 S: 11 H: 1 LOB: 1 BB: 0 P: 15	R: 0 E: 0 K: 0 S: 6 H: 0 LOB: 0 BB: 0 P: 10	R: 1 E: 0 K: 2 S: 22 H: 2 LOB: 3 BB: 1 P: 36	R: 0 E: 0 K: 1 S: 10 H: 1 LOB: 1 BB: 0 P: 15	R: 2 E: 1 K: 1 S: 19 H: 2 LOB: 2 BB: 1 P: 32	R: 2 E: 0 K: 1 S: 14 H: 2 LOB: 0 BB: 0 P: 21	1B: 7 2B: 2 3B: 1 HR: 3 SF: 0 SAC: 0 DP: 0 HBP: 4						

PITCHER		IP	WLS	BF	H	R	ER	SO	BB	IBB	HBP	BLK	WP	HR	S	P	ERA	WHIP
34 Roy Halladay, R ERA: 8.65	(1, 1)	2.1	L	17	4	9	9	4	4	0	2	0	0	1	35	65	34.71	3.429
46 Raul Valdes, L ERA: 7.0	(3, 1)	3.1		16	4	1	1	2	1	0	1	0	0	0	40	60	2.70	1.500
45 Chad Durbin, R ERA: 6.75	(6, 1)	1.2		8	3	2	1	3	0	0	0	0	0	1	25	40	5.40	1.800
47 Jeremy Horst, L ERA: 6.59	(8, 1)	1.2		9	2	2	2	1	1	0	1	0	0	1	23	36	10.80	1.800

PITCHER	IP	WLS	BF	H	R	ER	SO	BB	IBB	HBP	BLK	WP	HR	S	P	ERA	WHIP

TOP

Miami Marlins @ Philadelphia Phillies

Citizens Bank Park, Philadelphia, PA

Sun May 05 2013, 2:37 PM - 5:34 PM EDT

Att. 45,276 - Sunny - 62 F

livebaseballscorecards.com

AB	40
R	14
H	13
RBI	13
BB	6
SO	10
LOB	22

MIAMI

Miami Marlins @ Philadelphia Phillies

Citizens Bank Park, Philadelphia, PA

Sun May 05 2013, 2:37 PM - 5:34 PM EDT

Att. 45,276 - Sunny - 62 F

livebaseballscorecards.com

BOTTOM

Batter	1	2	3	4	5	6	7	8	9	AB	R	H	RBI	BB	SO	LOB
13 Freddy Galvis, S (1, 6) OBP: 0.313, SLG: 0.419	B FF 86 C FF 87 F FF 87 X CU 70 1-2 ① F8		B FF 88 B FF 88 C SI 88 B CH 83 X SI 89 3-1 2B			C CH 82 F FF 89 B FF 90 X CU 73 1-2 ① F7		F FF 93 D CH 84 S FF 94 X SL 83 1-2 ② G3-1 3-H		4	0	1	1	0	0	0
10 Michael Young, R (1, 5) OBP: 0.381, SLG: 0.393	B SL 78 C SI 88 X FF 89 1-1 26 G1-3 1B		B FF 90 C FF 89 F SL 80 B SL 80 F SI 91 F FF 90 F CH 82 S SL 80 2-3 ③ K			F FF 90 S SL 82 X FF 91 0-2 ② G4-3		F FF 95 F FF 95 B SL 84 B SL 83 B FF 95 X FF 94 3-2 ③ F9		4	0	1	0	0	1	1
26 Chase Utley, L (1, 4) OBP: 0.312, SLG: 0.491 28 Kevin Frandsen, R (7, 4) OBP: 0.320, SLG: 0.348	C FF 88 C CH 83 X SI 90 0-2 ② G1-3 1-2			C FF 89 B CH 84 F CH 84 B FF 90 X SI 90 2-2 ① F8		C FF 90 C CH 85 F FF 89 S CU 75 0-3 ③ K			B FF 92 X FC 91 1-0 ① G6-3	3 1	0 0	0 0	0 0	0 0	1 0	1 0
6 Ryan Howard, L (1, 3) OBP: 0.305, SLG: 0.495 15 John Mayberry Jr., R (7, 3) OBP: 0.305, SLG: 0.425	B SI 88 B SI 88 X CH 82 2-0 ③ G3			B CH 83 C CH 85 F FF 91 B SI 90 S SI 85 2-3 ② K			C SL 78 F FF 90 B FF 89 S SL 80 1-3 ① K		F FF 91 X CH 86 0-1 ② G5-3	2 2	0 0	0 0	0 0	0 0	1 1	1 0
3 Delmon Young, R (1, 9) OBP: 0.250, SLG: 0.389 47 Jeremy Horst, L (8, 1) 11 Jimmy Rollins, S (9, PH) OBP: 0.302, SLG: 0.361		F CU 71 X FF 88 0-1 ① P3		C FF 90 F CU 74 B CU 75 B FF 90 X CU 74 2-2 ③ G1-3			F SI 88 S SL 80 B CU 72 B SL 78 F FF 90 T SL 78 2-2 ② K		X FF 92 0-0 9 DI 1B	3 0 1	0 0 0	0 0 1	0 0 0	0 0 0	1 0 0	0 0 0
9 Domonic Brown, L (1, 7) OBP: 0.313, SLG: 0.423		B FF 88 C CH 83 S FF 89 B FF 89 S FF 89 2-3 ② K			F FF 89 F FF 89 X CH 84 0-2 ① F7		B FF 89 B FF 90 X CH 84 2-0 ③ P5		B FC 91 B CH 86 F FF 92 X FF 91 2-1 ③ G1-3 1-2	4	0	0	0	0	1	1
51 Carlos Ruiz, R (1, 2) OBP: 0.143, SLG: 0.150		F FF 89 B CU 73 F CU 72 C FF 90 1-3 ③ K			B FF 89 C SL 78 B CU 73 B FF 90 X FF 89 3-1 ② F8			B FF 96 F FF 95 B SL 82 B FF 95 B FF 96 4-1 2 2 1B 2 E BB		2	1	0	0	1	1	0
2 Ben Revere, L (1, 8) OBP: 0.264, SLG: 0.232			B FF 88 B FF 86 B FF 87 B FF 88 4-0 46 B5-3 BB		B FF 89 B SI 88 B FF 88 B FF 88 4-0 BB			C FF 95 F FF 95 B FF 94 F CH 85 F FF 95 X SL 80 1-2 E1 19 G1-3 13 G3-1 1-H 1B		1	1	1	0	2	0	0
34 Roy Halladay, R (1, 1) 46 Raul Valdes, L (3, 1) OBP: 0.333, SLG: 0.667 45 Chad Durbin, R (6, 1) 19 Laynce Nix, L (8, 9) OBP: 0.316, SLG: 0.392			X FF 86 0-0 ①② B5-3 1-1f		C FF 88 X FF 89 0-1 ③ F7			F FF 94 X CH 84 0-1 ① G1-3 2-3		0 2 0 1	0 0 0 0	0 0 0 0	0 0 0 0	0 0 0 0	0 0 0 0	0 2 0 1
Inning Stats	R: 0 H: 1 E: 0 LOB: 1 K: 0 BB: 0 S: 9 P: 13	R: 0 H: 0 E: 0 LOB: 0 K: 2 BB: 0 S: 8 P: 11	R: 0 H: 1 E: 0 LOB: 1 K: 1 BB: 1 S: 9 P: 18	R: 0 H: 0 E: 0 LOB: 0 K: 1 BB: 0 S: 9 P: 15	R: 0 H: 0 E: 0 LOB: 1 K: 0 BB: 1 S: 7 P: 14	R: 0 H: 0 E: 0 LOB: 0 K: 1 BB: 0 S: 10 P: 11	R: 0 H: 0 E: 0 LOB: 0 K: 2 BB: 0 S: 8 P: 13	R: 2 H: 1 E: 1 LOB: 0 K: 0 BB: 1 S: 14 P: 23	R: 0 H: 1 E: 0 LOB: 1 K: 0 BB: 0 S: 6 P: 9	1B: 3 2B: 2 3B: 0 HR: 0	SF: 0 SAC: 0 DP: 1 HBP: 0			WP: 0 PB: 0 SB: 0 CS: 0	PA: 33		

	AB	30
	R	2
	H	4
	RBI	1
	BB	3
	SO	7
	LOB	7

PITCHER		IP	WLS	BF	H	R	ER	SO	BB	IBB	HBP	BLK	WP	HR	S	P	ERA	WHIP
45 Kevin Slowey, R ERA: 1.81	(1, 1)	7.0	W	24	2	0	0	7	2	0	0	0	0	0	60	95	0.00	0.571
44 AJ Ramos, R ERA: 3.71	(8, 1)	1.0		5	1	2	1	0	1	0	0	0	0	0	14	23	9.00	2.000
60 Jon Rauch, R ERA: 6.75	(9, 1)	1.0		4	1	0	0	0	0	0	0	0	0	0	6	9	0.00	1.000

PITCHER	IP	WLS	BF	H	R	ER	SO	BB	IBB	HBP	BLK	WP	HR	S	P	ERA	WHIP

Batter	1	2	3	4	5	6	7	8	9	AB	R	H	RBI	BB	SO	LOB
9 Juan Pierre, L (1, 7) OBP: 0.287, SLG: 0.272	B FF 94 X FF 94 1-0 ① F7		B CH 85 B CH 84 B FF 93 B FF 94 4-0 13 S BB		B CH 84 X FF 94 1-0 2B			C CH 85 B SI 93 S SL 83 F SI 95 X SL 83 1-2 ① F8		3	0	1	0	1	0	1
13 Chris Valaika, R (1, 4) OBP: 0.258, SLG: 0.344	B FF 95 T FF 94 C FF 95 S FF 94 1-3 ② K		1 SAFE 1 SAFE B FF 95 C SL 83 S SI 94 C FF 94 1-3 ② K 1-2		B SL 83 X SL 82 1-0 ③ F9			B FF 93 C FF 93 B FF 93 X FF 93 2-1 ②③ G4-6-3 1-2f		4	0	0	0	0	2	4
30 Placido Polanco, R (1, 5) OBP: 0.315, SLG: 0.283	B FF 93 X FF 94 1-0 ③ L8		B CH 85 F CH 85 B CH 86 D SL 84 B FF 96 4-1 BB			C FF 92 B CH 84 X CH 84 1-1 ① L9			B FF 93 F FF 91 B SL 83 F FF 92 B FF 93 X FF 93 3-2 ① F8	3	0	0	0	1	0	0
20 Justin Ruggiano, R (1, 8) OBP: 0.320, SLG: 0.459		B FF 92 S CH 84 F CH 84 F SL 82 B FF 95 B FF 95 B CH 84 4-2 29 PB 48 S BB	B FF 96 S CH 86 S CH 85 B FF 96 S CH 86 2-3 ③ K			L CH 82 B FF 93 C SI 94 B FF 94 T FF 94 2-2 ② K			X SL 83 0-0 29 DI 1B	3	0	1	0	1	2	3
48 Marcell Ozuna, R (1, 9) OBP: 0.448, SLG: 0.667		B FF 94 S SL 85 B SL 85 C FF 95 X FF 96 2-2 ① G6-3 1-2		C CU 79 B FF 94 X CH 85 1-1 ① G5-3		B SL 83 F SI 94 B SI 94 X CH 86 2-1 ③ G1-3			C FF 94 S FF 94 F FF 94 S SL 81 0-3 ② K	4	0	0	0	0	1	2
29 Greg Dobbs, L (1, 3) OBP: 0.310, SLG: 0.290		B CH 85 F SI 94 B SI 95 X CH 86 2-1 ② L6 2-3		C CU 79 B SI 94 B CU 77 X FF 93 2-1 ② G1-3			F CH 83 X SI 91 0-1 ① G1-3		C FF 93 B SL 82 F SL 81 X FF 93 1-2 ③ G6-3 1-2	4	0	0	0	0	0	2
19 Rob Brantly, L (1, 2) OBP: 0.297, SLG: 0.309		C CH 87 X CH 86 0-1 ③ L8		F CU 79 B SL 80 B FF 94 B CH 85 X FF 94 3-1 ③ G5-3			X CH 84 0-0 3 G1-6-3 1B			3	0	1	0	0	0	1
3 Adeiny Hechavarria, R (1, 6) OBP: 0.254, SLG: 0.394			B FF 92 B FF 93 B FF 94 C SI 93 X FF 93 3-1 23 SH1-4 2B		C CH 84 X SI 93 0-1 ① G4-3		C SI 92 B SI 93 X SI 93 1-1 ②③ G1-6-3 1-2f			3	0	1	0	0	0	1
23 Wade LeBlanc, L (1, 1) OBP: 0.182, SLG: 0.182 34 Tom Koehler, R (6, 1) 8 Chris Coghlan, L (8, PH) OBP: 0.241, SLG: 0.241 50 Chad Qualls, R (8, 1)			X FF 94 0-0 ① SH1-4 2-3		C FF 93 B SL 83 B FF 94 C CH 85 X CH 85 2-2 ② G6-3			X SI 90 0-0 13 G4-6-3 1B		1 0 1 0	0 0 0 0	0 0 1 0	0 0 0 0	0 0 0 0	0 0 0 0	0 0 0 0
Inning Stats	R: 0 E: 0 K: 1 S: 5 H: 0 LOB: 0 BB: 0 P: 8	R: 0 E: 0 K: 0 S: 10 H: 0 LOB: 1 BB: 1 P: 18	R: 0 E: 0 K: 2 S: 10 H: 1 LOB: 3 BB: 2 P: 24	R: 0 E: 0 K: 0 S: 6 H: 0 LOB: 0 BB: 0 P: 12	R: 0 E: 0 K: 0 S: 7 H: 1 LOB: 1 BB: 0 P: 11	R: 0 E: 0 K: 1 S: 7 H: 0 LOB: 0 BB: 0 P: 12	R: 0 E: 0 K: 0 S: 5 H: 1 LOB: 0 BB: 0 P: 6	R: 0 E: 0 K: 0 S: 7 H: 1 LOB: 0 BB: 0 P: 10	R: 0 E: 0 K: 1 S: 11 H: 1 LOB: 1 BB: 0 P: 15	1B: 3 2B: 2 3B: 0 HR: 0 SF: 0 SAC: 1 DP: 2 HBP: 0						

PITCHER		IP	WLS	BF	H	R	ER	SO	BB	IBB	HBP	BLK	WP	HR	S	P	ERA	WHIP
34 Andrew Cashner, R ERA: 3.23	(1, 1)	7.1	W	28	4	0	0	4	3	0	0	0	0	0	55	97	0.00	0.955
55 Dale Thayer, R ERA: 1.76	(8, 1)	1.2		5	1	0	0	1	0	0	0	0	0	0	13	19	0.00	0.600

PITCHER		IP	WLS	BF	H	R	ER	SO	BB	IBB	HBP	BLK	WP	HR	S	P	ERA	WHIP

TOP

Miami Marlins @ San Diego Padres

Petco Park, San Diego, CA

Mon May 06 2013, 7:11 PM - 9:33 PM PDT

Att. 14,596 - Cloudy - 65 F

livebaseballscorecards.com

AB	29
R	0
H	5
RBI	0
BB	3
SO	5
LOB	14

MIAMI

Batter	1	2	3	4	5	6	7	8	9	AB	R	H	RBI	BB	SO	LOB
13 Chris Denorfia, R (1, 8) (8, 9) (8, 7) OBP: 0.369, SLG: 0.440	X SI 87 0-0 ① F8	B CH 75 C SI 85 S CH 73 B CU 76 F SI 87 B FF 84 X FF 86 3-2 ③ G6-3		C CU 78 C FF 86 B FF 85 B SI 87 F SI 86 B SI 86 X FF 84 3-2 2 1B 2-H 1B			S SL 88 B KC 81 X FF 92 1-1 ① F8			4	1	1	1	0	0	0
2 Everth Cabrera, S (1, 6) OBP: 0.357, SLG: 0.393	C SI 87 B SI 86 B FC 83 B SI 87 B SI 87 4-1 18 E S BB		C SI 83 C CU 75 X CH 74 0-2 ① G5-3	X FF 85 0-0 2-H 1B			B SI 95 B SI 93 B FF 92 B FF 93 4-0 S 2B BB			2	2	1	1	2	0	0
Chase Headley, S (1, 5) OBP: 0.392, SLG: 0.522	B SI 86 F CH 74 B FC 83 1 SAFE 1 SAFE F FC 83 F SI 87 1 SAFE B FF 84 3-3 ② K 1-2		X CH 76 0-0 18 E 1B	C FF 86 X CH 74 0-1 ③ L8			C FF 93 B CH 86 X SL 88 1-1 18 FC1-5 1-H 2B			4	0	2	1	0	1	2
18 Carlos Quentin, R (1, 7) OBP: 0.276, SLG: 0.344 5 Alexi Amarista, L (7, PR) (8, 8) OBP: 0.258, SLG: 0.322	C FC 83 B CH 75 X CH 74 1-1 E2 88 BB 2-H	D FC 82 C SI 85 1 SAFE 1 SAFE X FF 83 1-1 FC5 1-2			B CU 77 X CH 75 1-0 ① G3		B KC 80 X FF 94 1-0 ② FC1-5 2-3			4 0	0 0	0 0	0 0	0 0	0 0	2 0
88 Kyle Blanks, R (1, 9) (8, 7) OBP: 0.389, SLG: 0.386 55 Dale Thayer, R (8, 1)	C SI 87 B CH 76 S SI 87 D CH 75 B FF 84 B CH 76 4-2 1-2 BB	C FF 83 S CH 74 D CH 75 B FF 83 F FF 86 F CH 77 F FF 87 F CU 77 F FC 82 2-3 C SI 87 ② K			X SI 86 0-0 ② G4-3		B SL 86 B FF 93 X FF 93 2-0 ③ L6			3 0	0 0	0 0	0 0	1 0	1 0	3 0
23 Yonder Alonso, L (1, 3) OBP: 0.333, SLG: 0.426	B SI 87 C FF 88 C SI 86 B CU 80 X CU 79 2-2 ③ G4-3		X CU 77 0-0 ③ P4		B SI 86 C FF 86 B SI 86 B CU 76 X CU 77 3-1 ③ G4-3			C SI 91 X SI 94 0-1 ① L5		4	0	0	0	0	0	4
9 Jedd Gyorko, R (1, 4) OBP: 0.323, SLG: 0.422		B SI 84 X SI 84 1-0 HR		B FF 83 X CH 76 1-0 ① G5-3		X FF 94 0-0 ① L5		C SI 94 F SL 84 B SL 85 F SI 94 F SL 86 S SL 85 1-3 ② K		4	1	1	1	0	1	0
4 Nick Hundley, R (1, 2) OBP: 0.320, SLG: 0.479		B SI 85 X SI 86 1-0 ① F9		C CU 77 B CH 74 B CH 75 B SI 85 F FC 82 D CH 78 4-2 34 SH3-4 13 1B BB		B FF 95 B KC 80 F FF 93 F SL 88 B KC 82 X KC 81 3-2 ② G5-3		F SL 86 X SI 94 0-1 ③ G6-3		3	1	0	0	1	0	0
34 Andrew Cashner, R (1, 1) OBP: 0.200, SLG: 0.200 25 Will Venable, L (8, 9) OBP: 0.301, SLG: 0.392		C FF 85 S SI 84 S CH 76 0-3 ② K		X FF 83 0-0 ② SH3-4 1-2		B FF 93 C FF 93 B FF 92 C FF 92 S FF 93 2-3 ③ K				2 0	0 0	0 0	0 0	0 0	2 0	0 0
Inning Stats	R: 1 E: 1 K: 1 S: 13 H: 0 LOB: 2 BB: 2 P: 27	R: 1 E: 0 K: 1 S: 9 H: 1 LOB: 0 BB: 0 P: 14	R: 0 E: 1 K: 1 S: 15 H: 1 LOB: 2 BB: 0 P: 18	R: 2 E: 0 K: 0 S: 11 H: 2 LOB: 1 BB: 1 P: 19	R: 0 E: 0 K: 0 S: 4 H: 0 LOB: 0 BB: 0 P: 8	R: 0 E: 0 K: 1 S: 7 H: 0 LOB: 0 BB: 0 P: 12	R: 1 E: 0 K: 0 S: 6 H: 1 LOB: 1 BB: 1 P: 15	R: 0 E: 0 K: 1 S: 9 H: 0 LOB: 0 BB: 0 P: 10		1B: 3 2B: 1 3B: 0 HR: 1	SF: 0 SAC: 1 DP: 0 HBP: 0			WP: 0 PB: 0 SB: 2 CS: 0	PA: 35	

PITCHER		IP	WLS	BF	H	R	ER	SO	BB	IBB	HBP	BLK	WP	HR	S	P	ERA	WHIP
23 Wade LeBlanc, L ERA: 6.11	(1, 1)	5.0	L	24	4	4	3	3	3	0	0	0	0	1	52	86	5.40	1.400
34 Tom Koehler, R ERA: 3.18	(6, 1)	2.0		8	1	1	1	1	1	0	0	0	0	0	13	27	4.50	1.000
50 Chad Qualls, R ERA: 3.77	(8, 1)	1.0		3	0	0	0	1	0	0	0	0	0	0	9	10	0.00	0.000

PITCHER	IP	WLS	BF	H	R	ER	SO	BB	IBB	HBP	BLK	WP	HR	S	P	ERA	WHIP

BOTTOM

Miami Marlins @ San Diego Padres

Petco Park, San Diego, CA

Mon May 06 2013, 7:11 PM - 9:33 PM PDT

Att. 14,596 - Cloudy - 65 F

livebaseballscorecards.com

AB	30
R	5
H	5
RBI	4
BB	4
SO	5
LOB	11

Miami Marlins @ San Diego Padres

Petco Park, San Diego, CA

Tue May 07 2013, 7:12 PM - 9:49 PM PDT

Att. 16,263 - Partly Cloudy - 65 F

TOP

livebaseballscorecards.com

Batter	1	2	3	4	5	6	7	8	9	AB	R	H	RBI	BB	SO	LOB
3 Adeiny Hechavarría, R (1, 6) OBP: 0.253, SLG: 0.377	C FF 85 F CH 78 F FF 89 X CU 69 0-2 ① F7		C FF 86 X CU 68 0-1 ③ G6-3		B CH 77 B SL 76 B CH 77 C SI 84 B SI 84 4-1 1-2 BB		C FF 92 F FF 93 S SL 81 0-3 ③ K			3	0	0	0	1	1	1
32 Matt Diaz, R (1, 7) OBP: 0.200, SLG: 0.222	B FF 86 B SL 78 B FF 86 B SI 84 4-0 30 1B BB			F CH 76 B SL 78 F SL 77 X FF 88 1-2 ① 30 G4-3 48 2B 2B	F CU 66 B CU 68 F FF 86 C FF 88 1-3 ③ K			C SL 80 B SL 80 X SL 80 1-1 ① G6-3		3	1	1	0	1	1	2
30 Placido Polanco, R (1, 5) OBP: 0.320, SLG: 0.291	B FF 87 C FF 85 F FF 86 B FF 88 D CU 68 X FF 87 3-2 ② 20 WP 1-2 1B			B SL 76 F SI 84 S SL 79 F SL 80 B FF 88 X CU 67 2-2 ① G4-3 2-3		B CH 76 C CH 75 X FF 86 1-1 20 G6-4-3 1B		B SI 88 B SI 88 C SI 80 X SI 88 2-1 ② L9		4	0	2	0	0	0	1
20 Justin Ruggiano, R (1, 8) OBP: 0.310, SLG: 0.442	C FF 86 C SL 78 B CU 70 D CH 80 X CH 80 2-2 ③ G6-3 1-3			F CU 66 D CH 80 C FF 88 D CU 71 S CH 79 2-3 ② K		X SI 83 0-0 ①② G6-4-3 1-2f		F SI 89 B SL 81 B SL 81 X SL 80 2-1 ③ G6-3		4	0	0	0	0	1	3
48 Marcell Ozuna, R (1, 9) OBP: 0.455, SLG: 0.677		F CU 66 C FF 86 X FF 88 0-2 ① P4		X CH 78 0-0 3-H 2B		B SI 84 S CH 77 F FF 87 X CU 68 1-2 1B			C FC 93 B SL 86 B SL 85 F FC 91 F FF 93 S SL 86 2-3 ① K	4	0	2	1	0	1	0
29 Greg Dobbs, L (1, 3) OBP: 0.299, SLG: 0.279		C FF 86 X SL 78 0-1 ② P4		F SL 78 X FF 86 0-1 ③ P3		C CU 64 1 SAFE F FF 86 X CU 66 0-2 ③ L7			C FC 91 B SL 84 X SL 83 1-1 ② G1-3	4	0	0	0	0	0	2
21 Miguel Olivo, R (1, 2) OBP: 0.192, SLG: 0.300		B FF 86 B CH 78 C CH 78 F FF 88 S FF 88 2-3 ③ K			X CH 77 0-0 ① G5-3		B SL 76 X CH 75 1-0 1B		F SL 85 B SL 84 X SL 83 1-1 ③ G6-3	4	0	1	0	0	1	0
13 Chris Valaika, R (1, 4) OBP: 0.261, SLG: 0.344 8 Chris Coghlan, L (8, 4) OBP: 0.241, SLG: 0.241			B FF 85 B SL 77 B FF 84 C SI 84 S SI 85 X FF 87 3-2 ① G6-3		C FF 85 X SL 82 0-1 3 BB 1B		B SI 84 X CH 76 1-0 ① F9			3	0	1	0	0	0	1
										0	0	0	0	0	0	0
28 Alex Sanabia, R (1, 1) OBP: 0.154, SLG: 0.083 58 Ryan Webb, R (5, 1) 22 Nick Green, R (7, PH) OBP: 0.333, SLG: 0.483 44 AJ Ramos, R (7, 1)			C FF 86 X CH 78 0-1 ② G5-3		L FF 85 B CH 78 L FF 85 L SL 78 1-3 ② K		B SI 91 B FF 91 X FF 91 2-0 ② P4			2	0	0	0	0	1	1
										0	0	0	0	0	0	0
										1	0	0	0	0	0	1
										0	0	0	0	0	0	0

	AB	R	H	RBI	BB	SO	LOB
	32	1	7	1	2	6	12

Inning Stats	1	2	3	4	5	6	7	8	9
R	0	0	0	1	0	0	0	0	0
E	0	0	0	0	0	0	0	0	0
K	0	1	0	1	2	0	1	0	1
S	10	8	7	13	10	9	6	6	8
H	1	0	0	2	1	2	1	0	0
LOB	1	0	0	1	2	1	1	0	0
BB	1	0	0	0	1	0	0	0	0
P	19	10	10	18	16	11	10	11	12

1B	5
2B	2
3B	0
HR	0
SF	0
SAC	0
DP	1
HBP	0
WP	1
PB	0
SB	0
CS	0
PA	34

PITCHER	IP	WLS	BF	H	R	ER	SO	BB	IBB	HBP	BLK	WP	HR	S	P	ERA	WHIP
53 Eric Stults, L (1, 1) ERA: 4.5	6.1	W	26	7	1	1	4	2	0	0	0	1	0	59	88	1.42	1.421
55 Dale Thayer, R (7, 1) ERA: 1.69	0.2	H	2	0	0	0	1	0	0	0	0	0	0	4	6	0.00	0.000
57 Luke Gregerson, R (8, 1) ERA: 1.1	1.0	H	3	0	0	0	0	0	0	0	0	0	0	6	11	0.00	0.000
45 Anthony Bass, R (9, 1) ERA: 2.59	1.0		3	0	0	0	1	0	0	0	0	0	0	8	12	0.00	0.000

PITCHER	IP	WLS	BF	H	R	ER	SO	BB	IBB	HBP	BLK	WP	HR	S	P	ERA	WHIP

Miami Marlins @ San Diego Padres

Petco Park, San Diego, CA

Tue May 07 2013, 7:12 PM - 9:49 PM PDT

Att. 16,263 - Partly Cloudy - 65 F

livebaseballscorecards.com

BOTTOM

Batter	1	2	3	4	5	6	7	8	9	AB	R	H	RBI	BB	SO	LOB
2 Everth Cabrera, S (1, 6) OBP: 0.361, SLG: 0.392	B SI 89 B FF 87 B FF 87 C SI 87 C CH 81 F CH 81 B CH 84 4-2 E 23 1B SF7-5-4 BB	F CH 83 B FF 89 S SI 89 X SL 79 1-2 2-H 1B		X CH 84 0-0 ② L8			S CH 83 C FF 94 F FF 93 B FC 93 B CH 83 X SL 81 2-2 ② L9			3	1	1	1	1	0	1
13 Chris Denorfia, R (1, 7) OBP: 0.357, SLG: 0.423	1 SAFE C FF 90 1 SAFE S SL 81 F SL 79 B FF 91 S FF 89 1-3 ① K	C FF 89 C SL 82 X FF 89 0-2 ③ L9		B SL 81 B FF 90 C FF 89 B SI 90 X FF 89 3-1 ③ F8			F FF 93 S SL 81 S FC 92 0-3 ③ K			4	0	0	0	0	2	3
Chase Headley, S (1, 5) OBP: 0.398, SLG: 0.521	C SI 90 F FF 91 1 SAFE X CH 82 0-2 E9 23 SF7-5-4 1-3 1B		B CH 83 F FF 88 B SL 81 B CH 81 F FF 88 X FF 89 3-2 ① L9		B SL 81 X CH 82 1-0 9 CS 1B			F FF 90 B CH 84 F CH 82 F FC 90 S CH 84 1-3 ① K		4	0	2	0	0	1	0
23 Yonder Alonso, L (1, 3) OBP: 0.338, SLG: 0.432	F SI 90 X CH 82 0-1 ②③ SF7-5-4 1-2 3-H		B CH 82 X SL 79 1-0 25 1B 9 BB 1B		C FF 86 B SI 87 C FF 89 S FF 87 1-3 ① K			S CH 83 C FF 92 B CH 85 B FF 92 F SL 81 F CH 84 B FF 92 F CH 84 X FC 91 3-2 9 E 9 S 25 FC4-6 1B		3	1	2	1	0	1	1
9 Jedd Gyorko, R (1, 4)		B SL 82 F FF 90 X FF 91 1-1 25 HR 1B	B FF 90 B SL 79 F FF 89 S CH 80 B FF 90 F CH 82 B CH 82 4-2 25 1B 1-2 BB		C SI 90 S SL 81 S SL 81 0-3 ②③ K 1-2			B FF 92 F FC 90 B SL 82 C FF 92 B FF 92 B FF 92 4-2 25 FC4-6 1-3 BB		2	1	1	0	2	1	1
25 Will Venable, L (1, 9) OBP: 0.310, SLG: 0.436		B SI 89 1 SAFE X FF 89 1-0 1-H HR	C SL 82 B SI 90 X FF 89 1-1 4 G5-4-3 1-2 2-3 1B			B SI 90 F SI 89 S SL 80 B SL 80 F SI 91 B SL 81 S SL 80 3-3 ① K		F FF 92 B FF 92 X CH 84 1-1 ② FC4-6 4 CS 1-2f 3-H		4	1	2	3	0	1	1
4 Nick Hundley, R (1, 2) OBP: 0.311, SLG: 0.464		F FF 90 C CH 82 X SL 82 0-2 ① F8	F SL 80 X FF 90 0-1 ②③ G5-4-3 1-2f			C SI 92 B SI 92 F SL 82 C SL 79 1-3 ② K		B FF 91 F FF 92 1 SAFE 1 SAFE 1-1 ③ CS 1-2		3	0	0	0	0	1	3
5 Alexi Amarista, L (1, 8) OBP: 0.277, SLG: 0.371		B FF 90 X CH 81 1-0 2 1B 2B		C CH 82 F SL 81 B FF 89 F FF 89 X CH 83 1-2 2B			B SI 91 B SI 90 C SI 91 C SI 91 F SL 82 X SL 82 2-2 ③ F8			3	1	2	0	0	0	0
53 Eric Stults, L (1, 1) OBP: 0.250, SLG: 0.500		X FF 89 0-0 ② G5-3		L CH 82 M CH 81 F CH 81 S SI 90 0-3 ① K			F FF 92 B SL 82 C SL 81 F FF 94 C SL 82 1-3 ① K			2	0	0	0	0	1	2
55 Dale Thayer, R (7, 1)										0	0	0	0	0	0	0
15 Jesus Guzman, R (7, PH) OBP: 0.288, SLG: 0.278										1	0	0	0	0	1	0
57 Luke Gregerson, L (8, 1)										0	0	0	0	0	0	0
45 Anthony Bass, R (9, 1)										0	0	0	0	0	0	0
Inning Stats	R: 1 E: 1 K: 1 S: 12 H: 1 LOB: 0 BB: 1 P: 17	R: 3 E: 0 K: 0 S: 14 H: 4 LOB: 1 BB: 0 P: 18	R: 0 E: 0 K: 0 S: 11 H: 2 LOB: 2 BB: 1 P: 20	R: 0 E: 0 K: 1 S: 11 H: 1 LOB: 1 BB: 0 P: 15	R: 0 E: 0 K: 2 S: 7 H: 1 LOB: 0 BB: 0 P: 9	R: 0 E: 0 K: 2 S: 11 H: 0 LOB: 0 BB: 0 P: 17	R: 0 E: 0 K: 2 S: 11 H: 0 LOB: 0 BB: 0 P: 14	R: 1 E: 0 K: 1 S: 15 H: 1 LOB: 0 BB: 1 P: 25		1B: 7 2B: 3 3B: 0 HR: 1 SF: 1 SAC: 0 DP: 2 HBP: 0					WP: 0 PB: 0 SB: 1 CS: 2 PA: 34	

	AB	29
	R	5
	H	10
	RBI	5
	BB	3
	SO	9
	LOB	12

PITCHER		IP	WLS	BF	H	R	ER	SO	BB	IBB	HBP	BLK	WP	HR	S	P	ERA	WHIP
28 Alex Sanabia, R ERA: 4.85	(1, 1)	4.1	L	22	9	4	3	3	2	0	0	0	0	1	52	76	6.23	2.538
58 Ryan Webb, R ERA: 1.89	(5, 1)	1.2		4	0	0	0	3	0	0	0	0	0	0	14	20	0.00	0.000
44 AJ Ramos, R ERA: 3.32	(7, 1)	2.0		7	1	1	0	3	1	0	0	0	0	0	26	39	0.00	1.000

PITCHER		IP	WLS	BF	H	R	ER	SO	BB	IBB	HBP	BLK	WP	HR	S	P	ERA	WHIP

Miami Marlins @ San Diego Padres

Petco Park, San Diego, CA

Wed May 08 2013, 12:44 PM - 3:05 PM PDT

Att. 16,730 - Partly Cloudy - 68 F

TOP

livebaseballscorecards.com

Batter	1	2	3	4	5	6	7	8	9	AB	R	H	RBI	BB	SO	LOB
9 Juan Pierre, L (1, 7) OBP: 0.294, SLG: 0.274	C SI 86 B SI 86 X SL 80 1-1 3 CS 1B		B SI 86 B SI 87 B SI 86 C SI 86 B SI 86 4-1 3 G1-2-3 BB			L SI 87 X SL 79 0-1 ② G3		C SI 87 X SI 86 0-1 ③ G6-3		3	0	1	0	1	0	0
3 Adeiny Hechavarría, R (1, 6) OBP: 0.241, SLG: 0.356	C SI 87 X SI 87 0-1 ① ② F9 1-2		B SI 87 X SI 87 1-0 ② ③ G1-2-3 1-2 2-3 3-Hf			X SI 88 0-0 ③ P3			C SI 89 X SL 83 0-1 ① G1-3	4	0	0	0	0	0	4
30 Placido Polanco, R (1, 5) OBP: 0.311, SLG: 0.281	C SI 88 B SI 87 B SI 88 X SL 80 2-1 ③ G6-3			C SI 87 B SI 86 B SI 87 B SI 87 C SI 85 F SL 81 X SL 79 3-2 ① L9			B SL 80 C SI 87 X SL 79 1-1 ① G5-3		B SL 82 B SI 89 C SI 88 B SL 82 F SI 89 F SL 83 C SL 83 3-3 ② K	4	0	0	0	0	1	0
48 Marcell Ozuna, R (1, 9) OBP: 0.405, SLG: 0.600		B SI 88 B SL 78 F SI 87 F SL 78 B SL 80 X SL 80 3-2 ① F8		F SL 80 B SL 80 X SI 87 1-1 ② G5-3			C SI 88 F SL 80 B SL 78 X SL 80 1-2 ② G6-3		B SL 84 B SL 82 C SL 83 B SL 83 C SI 91 F SL 84 F SI 90 F SL 84 S SI 91 3-3 ③ K	4	0	0	0	0	1	0
20 Justin Ruggiano, R (1, 8) OBP: 0.310, SLG: 0.440		B SI 88 S SI 86 X SI 87 1-1 ② G1-3		X SI 88 0-0 ③ G4-3			C SI 88 B SI 87 C SI 88 F SI 88 B SI 88 X SI 88 2-2 29 1B 1B			3	0	1	0	0	0	0
29 Greg Dobbs, L (1, 3) OBP: 0.300, SLG: 0.280		C SI 88 C SI 88 X SI 88 0-2 ③ G1-3			B SI 87 F SI 87 B SI 87 X SI 87 2-1 ① G4-3		S SI 87 B SI 86 1 SAFE B SI 87 F SI 87 X SI 86 2-2 1-2 1B			3	0	1	0	0	0	0
51 Derek Dietrich, L (1, 4) OBP: 0.333, SLG: 0.333			B SI 87 X SI 87 1-0 21 2B 3 G1-2-3 1B		C SI 87 X CH 75 0-1 ② L9		S SI 87 F SI 86 B SI 87 B CH 79 S CH 77 2-3 ③ K			3	0	1	0	0	1	2
21 Miguel Olivo, R (1, 2) OBP: 0.200, SLG: 0.321			B SI 87 F SI 86 S SL 78 X SL 78 1-2 3 G1-2-3 1-3 2B		B SL 81 X SI 88 1-0 ③ P2			B SI 87 C SL 79 B SI 87 F SI 88 F SI 88 B SL 80 S SL 81 3-3 ① K		3	0	1	0	0	1	0
47 Ricky Nolasco, R (1, 1) OBP: 0.071, SLG: 0.071 8 Chris Coghlan, L (8, PH) OBP: 0.237, SLG: 0.236 40 Mike Dunn, L (8, 1)			X SI 86 0-0 ① G5-3			C SI 86 C SI 86 C SL 81 0-3 ① K		B SI 88 B SI 88 C SI 86 X SI 86 2-1 ② G4-3		2 1 0	0 0 0	0 0 0	0 0 0	0 0 0	1 0 0	2 0 0
Inning Stats	R: 0 E: 0 K: 0 S: 6 H: 1 LOB: 0 BB: 0 P: 9	R: 0 E: 0 K: 0 S: 8 H: 0 LOB: 0 BB: 0 P: 12	R: 0 E: 0 K: 0 S: 7 H: 2 LOB: 2 BB: 1 P: 14	R: 0 E: 0 K: 0 S: 7 H: 0 LOB: 0 BB: 0 P: 11	R: 0 E: 0 K: 0 S: 5 H: 0 LOB: 0 BB: 0 P: 8	R: 0 E: 0 K: 1 S: 6 H: 0 LOB: 0 BB: 0 P: 6	R: 0 E: 0 K: 1 S: 15 H: 2 LOB: 2 BB: 0 P: 23	R: 0 E: 0 K: 1 S: 8 H: 0 LOB: 0 BB: 0 P: 13	R: 0 E: 0 K: 2 S: 12 H: 0 LOB: 0 BB: 0 P: 18	1B: 4 2B: 1 3B: 0 HR: 0 SF: 0 SAC: 0 DP: 1 HBP: 0						

	AB	30
	R	0
	H	5
	RBI	0
	BB	1
	SO	5
	LOB	8

WP: 0 PB: 0 SB: 0 CS: 1 PA: 31

PITCHER	IP	WLS	BF	H	R	ER	SO	BB	IBB	HBP	BLK	WP	HR	S	P	ERA	WHIP
21 Jason Marquis, R (1, 1) ERA: 3.48	8.0	W	28	5	0	0	3	1	0	0	0	0	0	62	96	0.00	0.750
16 Huston Street, R (9, 1) ERA: 3.86	1.0	S	3	0	0	0	2	0	0	0	0	0	0	12	18	0.00	0.000

PITCHER	IP	WLS	BF	H	R	ER	SO	BB	IBB	HBP	BLK	WP	HR	S	P	ERA	WHIP

Batter	1	2	3	4	5	6	7	8	9	AB	R	H	RBI	BB	SO	LOB
2 Everth Cabrera, S (1, 6) OBP: 0.351, SLG: 0.380	B SI 89 X SI 89 1-0 ① L4		L FS 80 B FF 90 C FS 81 B CU 76 S SI 91 2-3 ② K			S FS 80 F SL 83 B FS 80 S FS 81 1-3 ① K		X FF 93 0-0 ① G3		4	0	0	0	0	2	0
25 Will Venable, L (1, 9) OBP: 0.319, SLG: 0.439	B FF 88 X FF 89 1-0 ② B3		C FS 79 F FF 91 B SL 80 B SI 92 X CU 75 2-2 S 1B			F SL 84 X SI 90 0-1 18 BB 23 SF7 1B		B FF 94 S SL 87 F SL 88 B SI 94 B SL 87 F FF 95 F FF 94 F SL 89 X SL 88 3-2 ② G3-1		4	1	2	0	0	0	0
Chase Headley, S (1, 5) OBP: 0.402, SLG: 0.533	B FF 89 X SI 89 1-0 2B		1 SAFE 1 SAFE B FF 89 S FS 79 F SI 90 B CU 74 S SL 81 2-3 ③ K 1-2			1 SAFE B SI 89 B FF 89 X SI 90 2-0 9 FC5 18 BB 1-2 1B		F FF 94 C CU 76 F FF 94 B CU 76 S SL 87 2-3 ③ K		4	0	2	0	0	2	1
18 Carlos Quentin, R (1, 7) OBP: 0.291, SLG: 0.338 13 Chris Denorfia, R (9, 7) OBP: 0.357, SLG: 0.423	C SL 80 B FF 91 H SI 90 2-1 HBP			F FF 90 S CU 76 B SL 81 C CU 75 1-3 ① K		F SI 91 S SL 81 B SL 80 B CU 75 F SL 81 B SL 82 B SI 92 4-2 9 FC5 1-2 2-3 BB				1	0	0	0	1	1	0
										0	0	0	0	0	0	0
23 Yonder Alonso, L (1, 3) OBP: 0.331, SLG: 0.425	C SI 90 B FF 91 S CU 74 F CU 74 T SI 91 1-2 ③ K			B CU 74 C FS 80 F SL 83 B FF 92 S FF 92 2-3 ② K		B FS 80 F SL 84 B SL 85 X SI 91 2-1 ② SF7 3-H				2	0	0	1	0	2	2
9 Jedd Gyorko, R (1, 4) OBP: 0.328, SLG: 0.413		C SL 80 B SL 80 B SI 88 S SL 81 B FF 90 X SI 91 3-2 ① F9		F SL 82 X CU 76 0-1 ③ G6-3		X SL 82 0-0 ③ FC5 1-2 2-3f				3	0	0	0	0	0	2
4 Nick Hundley, R (1, 2) OBP: 0.302, SLG: 0.450		B FF 91 X SL 82 1-0 ② G3-1			C SL 82 F SI 89 B FF 91 B FF 92 S SL 81 2-3 ① K		L FF 88 B SL 82 F SL 81 B FF 89 X SL 81 2-2 ① F8			3	0	0	0	0	1	0
5 Alexi Amarista, L (1, 8) OBP: 0.265, SLG: 0.354		S SI 89 F CU 73 B SI 91 X CU 75 1-2 ③ L3			C FF 90 F FS 82 F SL 84 B SL 83 B SI 91 F SL 83 X SI 91 2-2 ② L7		F FS 79 X CU 74 0-1 ② G4-3			3	0	0	0	0	0	0
21 Jason Marquis, L (1, 1) OBP: 0.176, SLG: 0.176 16 Huston Street, R (9, 1)			C SI 89 B CU 73 X CU 73 1-1 ① F8		F SI 90 S FS 81 S SL 82 0-3 ③ K		F FF 90 S FS 79 B SL 83 S FS 79 1-3 ③ K			3	0	0	0	0	2	0
										0	0	0	0	0	0	0
Inning Stats	R: 0 E: 0 K: 1 S: 8 H: 1 LOB: 2 BB: 0 P: 14	R: 0 E: 0 K: 0 S: 7 H: 0 LOB: 0 BB: 0 P: 12	R: 0 E: 0 K: 2 S: 11 H: 1 LOB: 1 BB: 0 P: 18	R: 0 E: 0 K: 2 S: 8 H: 0 LOB: 0 BB: 0 P: 11	R: 0 E: 0 K: 2 S: 11 H: 0 LOB: 0 BB: 0 P: 15	R: 1 E: 0 K: 1 S: 12 H: 2 LOB: 2 BB: 1 P: 21	R: 0 E: 0 K: 1 S: 8 H: 0 LOB: 0 BB: 0 P: 11	R: 0 E: 0 K: 1 S: 11 H: 0 LOB: 0 BB: 0 P: 16		1B: 3 2B: 1 3B: 0 HR: 0 SF: 1 SAC: 0 DP: 0 HBP: 1						

PITCHER		IP	WLS	BF	H	R	ER	SO	BB	IBB	HBP	BLK	WP	HR	S	P	ERA	WHIP
47 Ricky Nolasco, R ERA: 3.72	(1, 1)	7.0	L	27	4	1	1	9	1	0	1	0	0	0	65	102	1.29	0.714
40 Mike Dunn, L ERA: 1.72	(8, 1)	1.0		3	0	0	0	1	0	0	0	0	0	0	11	16	0.00	0.000

PITCHER	IP	WLS	BF	H	R	ER	SO	BB	IBB	HBP	BLK	WP	HR	S	P	ERA	WHIP

BOTTOM

Miami Marlins @ San Diego Padres

Petco Park, San Diego, CA

Wed May 08 2013, 12:44 PM - 3:05 PM PDT

Att. 16,730 - Partly Cloudy - 68 F

livebaseballscorecards.com

AB	27
R	1
H	4
RBI	1
BB	1
SO	10
LOB	5

Miami Marlins @ Los Angeles Dodgers

Dodger Stadium, Los Angeles, CA

Fri May 10 2013, 7:12 PM - 10:12 PM PDT

Att. 41,721 - Partly Cloudy - 69 F

TOP

livebaseballscorecards.com

Batter	1	2	3	4	5	6	7	8	9	AB	R	H	RBI	BB	SO	LOB
9 Juan Pierre, L (1, 7) OBP: 0.300, SLG: 0.281	C FF 89 C FF 91 B FF 91 X FF 92 1-2 ① F7		C FF 91 B CH 84 S CH 84 X CH 84 1-2 3 FC6-4 1B	C FF 90 X FF 89 0-1 ③ P3			B SI 93 C SI 94 F SI 94 B SI 94 F SI 94 X CH 89 2-2 3 G6-3 1B 2-3 3-H			4	0	2	1	0	0	2
3 Adeiny Hechavarría, R (1, 6) OBP: 0.229, SLG: 0.338	C FF 91 C SL 85 B FF 91 X FF 91 1-2 ② F8		B FF 91 F FF 90 X SL 84 1-1 ③ FC6-4 1-2f		B SL 81 X SL 82 1-0 ① G6-3		B SI 93 1 SAFE B SI 93 X SI 92 2-0 ① ② G6-3 1-2f 3-H			4	0	0	0	0	0	2
30 Placido Polanco, R (1, 5) OBP: 0.309, SLG: 0.274	B FF 91 C SL 83 X FF 91 1-1 ③ P4			B FF 91 B FF 90 B FF 90 B FF 91 4-0 48 BB 51 HR BB	B FF 90 C SL 80 B CH 81 S SL 84 B FF 91 X FF 91 3-2 ② G6-3		C SI 95 X SL 86 0-1 ③ F9			3	1	0	0	1	0	0
20 Justin Ruggiano, R (1, 8) OBP: 0.316, SLG: 0.432		C FF 88 B FF 90 F FF 91 B SL 83 B FF 90 B FF 91 4-2 BB		B SL 84 F FF 92 C SL 84 B FF 92 D SL 85 S FF 94 3-3 ① K	S CH 81 F FF 91 X FF 90 0-2 ③ F9			B SL 84 C SL 84 B SL 86 S SI 92 F SI 94 B SI 94 B SI 94 4-2 48 CS BB		2	0	0	0	2	1	1
29 Greg Dobbs, L (1, 3) OBP: 0.290, SLG: 0.270		B FF 90 B CH 84 B FF 90 C FF 90 F FF 92 F FF 92 X FF 91 3-2 ① F9		X CH 84 0-0 ② P4		C SI 87 B SI 88 F KC 80 X KC 80 1-2 ① G6-3		X SL 89 0-0 ① P5		4	0	0	0	0	0	3
48 Marcell Ozuna, R (1, 9) OBP: 0.390, SLG: 0.553		1 SAFE C FF 91 X FF 90 0-1 ② F8		C FF 91 B FF 92 B FF 90 S SL 85 B SL 84 F SL 86 B SL 86 4-2 51 HR 1-2 BB	B SI 88 B CH 81 C SI 86 S SI 88 X SI 87 3-2 ② G6-3			1 SAFE B SI 90 C SL 87 B CH 86 F SL 88 B CU 82 X CU 82 3-2 ② ③ F9 1-2		3	1	0	0	1	0	2
51 Derek Dietrich, L (1, 4) OBP: 0.286, SLG: 0.714		C FF 90 B CH 82 S CH 82 B FF 91 C FF 91 2-3 ③ K		B FF 91 B CH 81 C FF 91 F FF 92 B FF 90 X FF 92 3-2 1-H 2-H HR	C KC 80 B SI 88 S KC 82 B SI 88 X SI 88 2-2 ③ G5-3				X SL 87 0-0 ① G3	4	1	1	3	0	1	1
19 Rob Brantly, L (1, 2) OBP: 0.316, SLG: 0.313			B SL 80 B FF 90 F FF 90 S FF 91 B FF 91 B FF 92 4-2 16 B3-6-4 BB	C SL 82 B CH 81 F CH 81 B FF 91 H SL 85 3-2 16 1B HBP			C CH 86 S SL 85 X SI 94 0-2 8 2B 9 1B 1B		C SL 88 S CU 81 S CU 82 0-3 ② K	2	1	1	0	1	1	0
16 José Fernández, R (1, 1) OBP: 0.200, SLG: 0.200 8 Chris Coghlan, L (7, PH) OBP: 0.250, SLG: 0.268 40 Mike Dunn, L (7, 1) 50 Chad Qualls, R (8, 1) 32 Matt Diaz, R (9, PH) OBP: 0.182, SLG: 0.200 31 Steve Cishek, R (9, 1)			L FF 90 X FF 91 0-1 ① ② B3-6-4 1-2f	F FF 90 B FF 91 S FF 89 B FF 92 X SL 84 2-2 1-2 1B			S SI 92 X SI 93 0-1 9 1B 3 G6-3 1-3 2B		X SI 90 0-0 ③ G3	2 1 0 0 1 0	0 1 0 0 0 0	1 1 0 0 0 0	0 0 0 0 0 0	0 0 0 0 0 0	0 0 0 0 0 0	1 0 0 0 0 0

	AB	30
	R	5
	H	6
	RBI	4
	BB	5
	SO	3
	LOB	12

MIAMI

Inning Stats	1	2	3	4	5	6	7	8	9	1B: 4 SF: 0 2B: 1 SAC: 0 3B: 0 DP: 2 HR: 1 HBP: 1	WP: 0 PA: 36 PB: 0 SB: 0 CS: 1
R:	0	0	0	3	0	0	2	0	0		
E:	0	0	0	0	0	0	0	0	0		
K:	0	1	0	1	0	0	0	0	1		
S:	8	11	9	17	7	9	12	7	5		
H:	0	0	1	2	0	0	3	0	0		
LOB:	0	1	1	2	0	0	0	0	0		
BB:	0	1	1	2	0	0	0	1	0		
P:	11	20	15	36	11	15	16	14	5		

PITCHER		IP	WLS	BF	H	R	ER	SO	BB	IBB	HBP	BLK	WP	HR	S	P	ERA	WHIP
36 Matt Magill, R ERA: 6.92	(1, 1)	5.0		22	3	3	3	2	4	0	1	0	0	1	52	93	5.40	1.400
56 J.P. Howell, L ERA: 3.6	(6, 1)	1.0		3	0	0	0	0	0	0	0	0	0	0	9	15	0.00	0.000
51 Ronald Belisario, R ERA: 4.15	(7, 1)	1.0	L	6	3	2	2	0	1	0	0	0	0	0	15	23	18.00	4.000
75 Paco Rodríguez, L ERA: 2.57	(8, 1)	2.0		5	0	0	0	1	0	0	0	0	0	0	9	12	0.00	0.000

PITCHER	IP	WLS	BF	H	R	ER	SO	BB	IBB	HBP	BLK	WP	HR	S	P	ERA	WHIP

Batter	1	2	3	4	5	6	7	8	9	AB	R	H	RBI	BB	SO	LOB
25 Carl Crawford, L (1, 7) OBP: 0.377, SLG: 0.500	B FF 94 C FF 95 X FF 95 1-1 7 BB 23 HR 1B	F CH 87 X CH 87 0-1 7 S 1B			F SI 94 X CU 82 0-1 1-2 1B		B FF 95 B FF 95 C FF 95 B SL 87 C FF 94 F FF 95 S FF 95 3-3 ① K		B SI 94 F SI 94 X SL 84 1-1 ② G3	5	1	3	0	0	1	0
7 Nick Punto, S (1, 5) OBP: 0.434, SLG: 0.446	B FF 94 1 SAFE B FF 94 B FF 95 C FF 94 1 SAFE B FF 94 4-1 23 HR 1-2 BB	1 SAFE C CU 79 1 SAFE B FF 94 C CH 86 X CU 80 1-2 ③ G3-1 1-2			B SI 92 M CH 85 2 SAFE 1 SAFE 1 SAFE 1 SAFE S CU 80 B CU 84 C FF 96 2-3 ①② K 2-3		B FF 95 C SL 87 S FF 94 F FF 95 F SL 87 B FF 95 F FF 95 F FF 94 X SL 88 2-2 ② L7		S SI 92 B SI 94 B SI 94 F SI 93 C SI 94 2-3 ③ K	4	1	0	0	1	2	3
23 Adrián González, L (1, 3) OBP: 0.394, SLG: 0.518	C FF 95 X CH 87 0-1 1-H 2-H HR		C SI 93 S FF 95 X CH 88 0-2 ① G6-3		1 SAFE F FF 95 F FF 97 S CU 84 0-3 ③ K		C FF 95 S SL 88 X FF 95 0-2 ③ G4-3			4	1	1	3	0	1	1
27 Matt Kemp, R (1, 8) OBP: 0.322, SLG: 0.349	F FF 95 B CU 81 B FF 95 F FF 95 F FF 97 S CU 84 2-3 ① K		C CU 79 F FF 97 C FF 96 0-3 ② K			C FF 96 B CH 85 B FF 96 X CU 82 2-1 ① F8		C SI 94 X SL 87 0-1 16 S 17 1B 1B		4	1	1	0	0	2	0
16 Andre Ethier, L (1, 9) OBP: 0.331, SLG: 0.353	F FF 94 F CH 88 X CU 84 0-2 ② G4-3		X SI 94 0-0 ③ G4-3			X FF 95 0-0 ② P6		C SI 94 B SI 96 F SI 95 X SL 89 1-2 ① F9 1-2		4	0	0	0	0	0	1
17 A.J. Ellis, R (1, 2) OBP: 0.393, SLG: 0.410	C FF 96 X FF 96 0-1 2B			C FF 96 B CU 80 C CU 83 F CU 80 F FF 97 F CU 83 F FF 95 F CU 80 C FF 98 1-3 ① K		C CU 80 B CU 83 B FF 97 X CU 79 2-1 3 2B 1B		D SI 94 C SL 88 B SI 94 B SI 95 C SI 94 X SI 92 3-2 3 G1-6-3 2-H 3 WP 1B		4	0	3	1	0	1	0
3 Skip Schumaker, L (1, 4) OBP: 0.294, SLG: 0.211	X FF 94 0-0 ③ F7			C CU 80 F CU 83 F SI 95 F CH 87 S CU 81 0-3 ② K		X SI 92 0-0 1-3 2B		C SI 94 F SI 94 D SL 90 B SL 90 F SI 94 X SI 94 2-2 ② G1-6-3 1-3		4	0	1	0	0	1	2
9 Dee Strange-Gordon, L (1, 6) OBP: 0.385, SLG: 0.364		F FF 93 X FF 94 0-1 ① B5-3		C FF 96 X CH 87 0-1 ③ G3-1		I IN 64 I IN 69 I IN 68 I IN 69 4-0 IBB		B SI 95 X SI 94 1-0 ③ G4-3		3	0	0	0	1	0	1
36 Matt Magill, R (1, 1) 5 Juan Uribe, R (5, PH) OBP: 0.381, SLG: 0.353 56 J.P. Howell, L (6, 1) 18 Tim Federowicz, R (6, PH) 51 Ronald Belisario, R (7, 1) 75 Paco Rodríguez, L (8, 1) 33 Scott Van Slyke, R (9, PH)		C SI 95 C FF 95 C CU 79 0-3 ② K			B CU 79 C CU 79 F FF 97 X FF 98 1-2 7 A-I 25 D-H 1B 1B	S FF 96 X FF 97 0-1 ③ F8			C SI 93 B SL 84 B SI 93 F SI 93 B SL 83 C SI 94 3-3 ① K	1 1 0 1 0 0 1	0 0 0 0 0 0 0	0 1 0 0 0 0 0	0 0 0 0 0 0 0	0 0 0 0 0 0 0	1 0 0 0 0 0 1	0 0 0 3 0 0 0
Inning Stats	R: 3 E: 0 K: 1 S: 15 H: 3 LOB: 1 BB: 1 P: 22	R: 0 E: 0 K: 1 S: 10 H: 1 LOB: 1 BB: 0 P: 11	R: 0 E: 0 K: 1 S: 7 H: 0 LOB: 0 BB: 0 P: 7	R: 0 E: 0 K: 2 S: 15 H: 0 LOB: 0 BB: 0 P: 16	R: 0 E: 0 K: 2 S: 11 H: 2 LOB: 1 BB: 0 P: 14	R: 0 E: 0 K: 0 S: 8 H: 2 LOB: 3 BB: 1 P: 16	R: 0 E: 0 K: 1 S: 14 H: 0 LOB: 0 BB: 0 P: 19	R: 1 E: 0 K: 0 S: 13 H: 2 LOB: 1 BB: 0 P: 20	R: 0 E: 0 K: 2 S: 8 H: 0 LOB: 0 BB: 0 P: 14	1B: 7 2B: 2 3B: 0 HR: 1	SF: 0 SAC: 0 DP: 0 HBP: 0					

PITCHER		IP	WLS	BF	H	R	ER	SO	BB	IBB	HBP	BLK	WP	HR	S	P	ERA	WHIP
16 José Fernández, R ERA: 3.65	(1, 1)	6.0	W	27	8	3	3	7	1	1	0	0	0	1	66	86	4.50	1.500
40 Mike Dunn, L ERA: 1.62	(7, 1)	1.0	H	3	0	0	0	1	0	0	0	0	0	0	14	19	0.00	0.000
50 Chad Qualls, R ERA: 4.11	(8, 1)	1.0	H	5	2	1	1	0	0	0	0	0	1	0	13	20	9.00	2.000
31 Steve Cishek, R ERA: 4.5	(9, 1)	1.0	S	3	0	0	0	2	0	0	0	0	0	0	8	14	0.00	0.000

PITCHER	IP	WLS	BF	H	R	ER	SO	BB	IBB	HBP	BLK	WP	HR	S	P	ERA	WHIP

BOTTOM

Miami Marlins @ Los Angeles Dodgers

Dodger Stadium, Los Angeles, CA

Fri May 10 2013, 7:12 PM - 10:12 PM PDT

Att. 41,721 - Partly Cloudy - 69 F

livebaseballscorecards.com

AB	36
R	4
H	10
RBI	4
BB	2
SO	10
LOB	11

WP: 1	PA: 38		
PB: 0			
SB: 2			
CS: 0			

Miami Marlins @ Los Angeles Dodgers

Dodger Stadium, Los Angeles, CA

Sat May 11 2013, 6:11 PM - 9:09 PM PDT

Att. 42,208 - Partly Cloudy - 76 F

livebaseballscorecards.com

TOP

Batter	1	2	3	4	5	6	7	8	9	AB	R	H	RBI	BB	SO	LOB
3 Adeiny Hechavarría, R (1, 6) OBP: 0.241, SLG: 0.338	B FF 90 X FF 90 1-0 ① G5-3		B CH 77 B CH 78 C CH 78 X SL 81 2-1 1B		C FF 90 B CU 69 B FF 90 B CH 77 C FF 91 F CH 82 F FF 91 F FF 92 D CU 75 4-2 BB		C FF 88 C SL 87 F CU 80 F FF 90 X FF 90 0-2 ③ L9			3	0	1	0	1	0	1
32 Matt Diaz, R (1, 7) OBP: 0.133, SLG: 0.143	B FF 91 B CH 80 F FF 90 B FF 91 F FF 90 X FF 93 3-2 ② G4-3		F FF 90 X FF 90 0-1 ③ P5		X FF 90 0-0 ③ G4-3			C FC 88 B SI 90 X SI 90 1-1 ① L9		4	0	0	0	0	0	3
30 Placido Polanco, R (1, 5) OBP: 0.314, SLG: 0.289	C FF 92 B CU 73 B CU 71 X FF 92 2-1 ③ F9			B FF 89 B FF 90 X FF 91 2-0 20 G5-3 2B	C FF 86 B CU 67 F CH 78 B CU 69 F FF 91 F FF 90 F CH 80 F CH 83 B SL 79 3-2 F FF 92 X FF 92 20 FC6-4 1B			B FF 90 C FC 87 C CU 78 B FC 87 B FF 90 X FF 89 3-2 ② P6		4	0	2	0	0	0	0
20 Justin Ruggiano, R (1, 8) OBP: 0.307, SLG: 0.418		S CU 69 B CH 77 X SL 77 1-1 ① G6-3		F FF 91 C FF 91 B FF 91 B FF 92 X CH 81 2-2 ① G5-3 2-3		S CH 76 C FF 88 X CH 74 0-2 ① FC6-4 48 G6-4-3 1-2f		C FF 91 B CH 83 S FC 87 S FC 86 1-3 ③ K		4	0	0	0	0	1	2
48 Marcell Ozuna, R (1, 9) OBP: 0.356, SLG: 0.500		C FF 90 B FF 90 B SL 81 F FF 91 B FF 91 X CH 82 3-2 ② G6-3		B FF 92 B FF 91 S CH 80 F FF 92 F CU 76 F CH 81 F FF 92 S FF 92 2-3 ② K		C FF 89 C FF 88 X CH 75 0-2 ②③ G6-4-3 1-2f			S FF 89 C FF 91 B FF 92 X SL 87 1-2 ① G1-3	4	0	0	0	0	1	2
21 Miguel Olivo, R (1, 2) OBP: 0.224, SLG: 0.382 53 Kyle Skipworth, L (9, PH)		B FF 93 B CU 71 B CH 80 C FF 92 C CH 82 B FF 94 4-2 BB		C FF 93 F FF 92 X FF 93 0-2 ③ G6-3			B CH 85 B CH 75 F FF 89 X CH 78 2-1 HR		C FF 91 B CH 84 F FF 92 B SL 90 F FF 91 S SL 90 2-3 ② K	2 1	1 0	1 0	1 0	1 0	0 1	1 0
29 Greg Dobbs, L (1, 3) OBP: 0.289, SLG: 0.263		B FF 91 C SL 80 F FF 92 X SL 84 1-2 ③ G6-3			B CU 73 B SL 79 B FF 89 B FF 88 4-0 22 FC3-6 BB		X FF 89 0-0 ① G6-3		S FF 90 B CU 76 S FF 91 F SL 90 B FF 94 B SL 88 F FF 93 X FF 92 3-2 ③ L1	3	0	0	0	1	0	1
22 Nick Green, R (1, 4) OBP: 0.306, SLG: 0.438			B CH 76 F FF 90 F SL 82 S FF 92 1-3 ① K		B CH 78 F FF 89 X CH 78 1-1 ① FC3-6 45 SH1-4 1-2f		X CH 75 0-0 ② L7			3	0	0	0	0	1	1
45 Kevin Slowey, R (1, 1) 60 Jon Rauch, R (5, 1) 8 Chris Coghlan, L (7, PH) OBP: 0.262, SLG: 0.281 44 AJ Ramos, R (7, 1) 58 Ryan Webb, R (8, 1)			B FF 90 C FF 91 F FF 90 F CU 71 B FF 92 F CH 76 T FF 91 2-2 ② K		L CH 80 L FF 89 X FF 88 0-2 ② SH1-4 1-2		C FF 90 B SL 83 B SL 82 X FF 90 2-1 1B			1 0 1 0 0	0 0 0 0 0	0 0 1 0 0	0 0 0 0 0	1 0 0 0 0	0 0 0 0 0	0 0 0 0 0
Inning Stats	R: 0 E: 0 K: 0 S: 6 H: 0 LOB: 0 BB: 0 P: 12	R: 0 E: 0 K: 0 S: 10 H: 0 LOB: 1 BB: 1 P: 19	R: 0 E: 0 K: 2 S: 12 H: 1 LOB: 1 BB: 0 P: 17	R: 0 E: 0 K: 1 S: 13 H: 1 LOB: 1 BB: 0 P: 19	R: 0 E: 0 K: 0 S: 11 H: 0 LOB: 2 BB: 2 P: 20	R: 0 E: 0 K: 0 S: 14 H: 1 LOB: 0 BB: 0 P: 17	R: 1 E: 0 K: 0 S: 11 H: 2 LOB: 1 BB: 0 P: 15	R: 0 E: 0 K: 1 S: 8 H: 0 LOB: 0 BB: 0 P: 13	R: 0 E: 0 K: 1 S: 12 H: 0 LOB: 0 BB: 0 P: 18	1B: 3 2B: 1 3B: 0 HR: 1 SF: 0 SAC: 1 DP: 1 HBP: 0						

	AB	30
	R	1
	H	5
	RBI	1
	BB	3
	SO	5
	LOB	11

WP: 0 PB: 0 SB: 0 CS: 0 PA: 34

PITCHER		IP	WLS	BF	H	R	ER	SO	BB	IBB	HBP	BLK	WP	HR	S	P	ERA	WHIP
99 Hyun Jin Ryu, L ERA: 3.4	(1, 1)	6.2	W	27	5	1	1	3	3	0	0	0	0	1	72	114	1.35	1.200
75 Paco Rodríguez, L ERA: 2.51	(7, 1)	0.1		1	0	0	0	0	0	0	0	0	0	0	5	5	0.00	0.000
54 Matt Guerrier, R ERA: 3.21	(8, 1)	1.0		3	0	0	0	1	0	0	0	0	0	0	8	13	0.00	0.000
48 Javy Guerra, R ERA: 9.0	(9, 1)	1.0		3	0	0	0	1	0	0	0	0	0	0	12	18	0.00	0.000

PITCHER	IP	WLS	BF	H	R	ER	SO	BB	IBB	HBP	BLK	WP	HR	S	P	ERA	WHIP

Miami Marlins @ Los Angeles Dodgers

Dodger Stadium, Los Angeles, CA

Sat May 11 2013, 6:11 PM - 9:09 PM PDT

Att. 42,208 - Partly Cloudy - 76 F

livebaseballscorecards.com

Batter	1	2	3	4	5	6	7	8	9	AB	R	H	RBI	BB	SO	LOB
25 Carl Crawford, L (1, 7) OBP: 0.370, SLG: 0.488 54 Matt Guerrier, R (8, 1) 48 Javy Guerra, R (9, 1)	C FF 89 B FF 88 F SL 79 F CU 74 X FF 90 1-2 ① F7	B FF 90 X SI 89 1-0 ③ G6-3		B CU 72 F FF 90 F SL 78 B SI 89 B CU 75 X FF 90 3-2 ① P4	C FF 90 F FF 91 X FF 90 0-2 ③ 1-2 2-H 1B		C FF 94 F CH 87 X FF 95 0-2 ③ F8			5 0 0	0 0 0	1 0 0	0 0 0	0 0 0	0 0 0	3 0 0
9 Dee Strange-Gordon, L (1, 6) OBP: 0.387, SLG: 0.462	S FF 90 F FF 90 X SL 80 0-2 ② P6		B FF 90 B CH 84 X CH 84 2-0 HR	C SI 90 L FF 91 F SI 90 X CU 75 0-2 ② G1-3		C FF 90 F FF 90 F CU 75 F CU 75 X FF 91 0-2 ① G3-1		B SI 92 C SI 91 B SI 92 F SI 93 B SL 84 B SI 92 4-2 47 G6-4-3 BB		4	1	1	1	1	0	0
23 Adrián González, L (1, 3) OBP: 0.397, SLG: 0.517 47 Luis Alfonso Cruz, R (8, 5) OBP: 0.113, SLG: 0.088	X FF 90 0-0 27 FC5-4 1B		B CU 74 X SI 89 1-0 16 1B 27 1B 3 FC7-5 1B	C FF 90 S FF 86 B FF 90 F CU 76 F FF 91 X CU 76 1-2 ③ G3-1		B CU 74 X FF 90 1-0 ② G3		B SI 92 X SI 93 1-0 ① ② G6-4-3 1-2f		4 1	1 0	2 0	0 0	0 0	0 0	0 1
27 Matt Kemp, R (1, 8) OBP: 0.318, SLG: 0.343	C FF 90 D CU 72 X SL 80 1-1 ③ FC5-4 1-2f		F FF 90 X SI 88 0-1 16 1B 1-2 1B		C FF 90 B CU 75 F CU 74 X FF 91 1-2 ① F8	F CU 73 S FF 91 B CU 76 F CU 76 B FF 91 X FF 92 2-2 ③ G5-3		C SI 93 S SL 84 B SL 83 S SL 84 1-3 ③ K		5	0	1	0	0	1	1
16 Andre Ethier, L (1, 9) OBP: 0.350, SLG: 0.390		C FF 87 F SL 79 X FF 89 0-2 17 SH1-3 3 1B 2B	B CH 84 X SL 80 1-0 ① 3 FC7-5 17 BB 1-3 2-3 1B		B CU 74 F SL 80 C SI 90 X FF 90 1-2 17 1B 3 1B 1B		S CH 84 X FF 95 0-1 5 1B 2B			4	3	4	0	0	0	0
17 A.J. Ellis, R (1, 2) OBP: 0.400, SLG: 0.412		X FF 88 0-0 ① SH1-3 2-3	B FF 90 B CH 84 F SL 82 F FF 89 B CU 74 B CH 84 4-2 5 BB 3 FC7-5 1-2 BB		1 SAFE C SI 89 B SL 80 B SL 80 F SI 90 F FF 89 B SL 80 X SL 80 3-2 3 1B 5 SF7 1-3 1B		C FF 94 C SL 82 B FF 95 F SL 84 S SL 84 1-3 ① K			2	1	1	0	1	1	1
3 Skip Schumaker, L (1, 4) OBP: 0.319, SLG: 0.233 (8, 7)		C FF 89 D SL 79 B FF 89 C CH 84 X FF 90 2-2 99 SH1-4 5 1B 3-H 1B	F CH 83 X CU 74 0-1 ② FC7-5 5 BB 1-2 2-3f 3-H		F FF 90 F CU 73 F FF 89 F SL 81 X FF 90 0-2 99 S 25 1B 1-3 3-H 1B		B FF 93 B FF 94 B FF 94 C FF 94 F FF 94 B FF 94 4-2 5 1B 7 PB BB			3	1	2	3	1	0	2
5 Juan Uribe, R (1, 5) OBP: 0.403, SLG: 0.377 (8, 3)		X SL 80 0-0 99 SH1-4 1-2 1B	B CU 74 F FF 90 C CU 74 B CU 76 B FF 90 D SL 77 4-2 1-2 2-3 BB		B SL 82 F CU 73 1 SAFE B SI 90 S SL 80 X SL 83 2-2 ② SF7 3-H		B SL 84 X FF 93 1-0 7 PB 1-3 2-H 1B			2	0	2	2	1	0	0
99 Hyun Jin Ryu, R (1, 1) OBP: 0.313, SLG: 0.333 75 Paco Rodríguez, L (7, 1) 7 Nick Punto, S (7, PH) OBP: 0.429, SLG: 0.439 (8, 4)		X CH 83 0-0 ② SH1-4 1-2 2-3	B FF 90 F FF 90 F FF 90 F FF 91 F FF 91 X FF 91 1-2 ③ G3		F FF 90 B CU 73 B SL 81 B FF 90 F FF 90 F FF 90 B FF 90 4-2 25 1B 1-2 BB		C FF 95 B CH 84 S CH 84 B FF 95 B CH 85 C FF 94 3-3 ② K 1-2 3-H			1 0 1	0 0 0	0 0 0	0 0 0	1 0 1	0 0 1	3 0 1
Inning Stats	R: 0 E: 0 K: 0 S: 10 H: 1 LOB: 1 BB: 0 P: 12	R: 1 E: 0 K: 0 S: 10 H: 3 LOB: 2 BB: 0 P: 13	R: 2 E: 0 K: 0 S: 16 H: 4 LOB: 3 BB: 2 P: 29	R: 0 E: 0 K: 0 S: 12 H: 0 LOB: 0 BB: 0 P: 16	R: 2 E: 0 K: 0 S: 24 H: 4 LOB: 2 BB: 1 P: 35	R: 0 E: 0 K: 0 S: 10 H: 0 LOB: 0 BB: 0 P: 13	R: 2 E: 0 K: 2 S: 15 H: 2 LOB: 1 BB: 1 P: 24	R: 0 E: 0 K: 1 S: 6 H: 0 LOB: 0 BB: 1 P: 12		1B: 11 2B: 2 3B: 0 HR: 1	SF: 1 SAC: 2 DP: 1 HBP: 0		WP: 0 PB: 1 SB: 1 CS: 0	PA: 40		

	AB	32
	R	7
	H	14
	RBI	6
	BB	5
	SO	3
	LOB	12

PITCHER		IP	WLS	BF	H	R	ER	SO	BB	IBB	HBP	BLK	WP	HR	S	P	ERA	WHIP
45 Kevin Slowey, R ERA: 2.55	(1, 1)	4.2	L	27	11	5	5	0	3	0	0	0	0	1	69	102	9.64	3.000
60 Jon Rauch, R ERA: 6.14	(5, 1)	1.1		4	1	0	0	0	0	0	0	0	0	0	13	16	0.00	0.750
44 AJ Ramos, R ERA: 3.6	(7, 1)	1.0		6	2	2	1	2	1	0	0	0	0	0	15	24	9.00	3.000
58 Ryan Webb, R ERA: 1.8	(8, 1)	1.0		3	0	0	0	1	1	0	0	0	0	0	6	12	0.00	1.000

PITCHER	IP	WLS	BF	H	R	ER	SO	BB	IBB	HBP	BLK	WP	HR	S	P	ERA	WHIP

Batter	1	2	3	4	5	6	7	8	9	AB	R	H	RBI	BB	SO	LOB
9 Juan Pierre, L (1, 7) OBP: 0.291, SLG: 0.272	B SI 88 X SI 88 1-0 ① L8		C SL 82 X SI 90 0-1 ② G6-3		C SI 90 F CH 79 B SI 91 S SL 82 1-3 ③ K			C FC 90 F FC 92 B SL 82 F FC 95 B FC 93 F FC 92 F FC 92 X FC 93 2-2 ① G4-3		4	0	0	0	0	1	0
30 Placido Polanco, R (1, 5) OBP: 0.306, SLG: 0.280	C SI 87 F SI 90 B SI 90 F CH 81 B SI 92 S CH 80 2-3 ② K		C SI 90 S CH 80 S CH 75 0-3 ③ K			F CH 78 X SI 89 0-1 ① L7		C FC 91 F SL 83 F FC 96 B SL 82 T FC 94 1-2 ② K		4	0	0	0	0	3	0
20 Justin Ruggiano, R (1, 8) OBP: 0.312, SLG: 0.444	B CU 75 X SI 90 1-0 48 1B 1B			B CU 73 B CH 77 S CH 76 C SI 88 B CH 77 F CH 77 T CH 78 3-2 ① K		F CH 78 B CU 74 X CH 78 1-1 HR		S FC 92 S FC 93 F FC 94 S FC 96 0-3 ③ K		4	1	2	1	0	2	0
48 Marcell Ozuna, R (1, 9) OBP: 0.367, SLG: 0.500	1 SAFE 1 SAFE S CH 78 S CH 80 1 SAFE X SI 90 0-2 1-3 1B			X SI 89 0-0 21 G1-3 21 WP 1B		C SI 90 X SI 90 0-1 ② P3			B SI 94 X SI 95 1-0 ① G6-3	4	0	2	0	0	0	0
21 Miguel Olivo, R (1, 2) OBP: 0.226, SLG: 0.373	S CH 80 F CH 81 X CH 81 0-2 ③ F8			B SI 87 S CH 79 X CH 79 1-1 ② G1-3 1-3		B SI 91 X SI 90 1-0 ③ G6-3			S FS 88 F SI 95 B FS 87 X SI 95 1-2 22 FC6-4 1B	4	0	1	0	0	0	3
22 Nick Green, R (1, 3) OBP: 0.300, SLG: 0.400		F SI 87 B SI 89 S CH 77 S CH 78 1-3 ① K2-3		B CH 80 B SI 90 B CH 79 B CH 78 4-0 BB			B SI 89 B SI 88 X CH 78 2-0 ① F8		C SI 95 X SI 95 0-1 ② FC6-4 51 1B 3 2B 1-2f	3	1	0	0	1	1	1
51 Derek Dietrich, L (1, 4) OBP: 0.364, SLG: 0.727		B SI 88 X SI 87 1-0 ② G3		3 SAFE X SL 81 0-0 ③ G3			C SL 82 B SL 80 F SI 90 B SI 92 F SL 82 X SI 91 2-2 2B		X SI 96 0-0 3 DI 3 2B 1-3 1B	4	1	2	0	0	0	2
3 Adeiny Hechavarría, R (1, 6) OBP: 0.242, SLG: 0.345		B SI 88 X CH 77 1-0 ③ P6			C CH 76 B CU 72 X SI 90 1-1 ① G4-3		C FC 91 B FC 93 F FC 91 F FC 94 S FC 94 1-3 ② K		B SI 95 C SI 95 D SI 96 X SI 96 2-1 1-H 3-H 2B	4	0	1	2	0	1	1
34 Tom Koehler, R (1, 1) 58 Ryan Webb, R (6, 1) 8 Chris Coghlan, L (7, PH) OBP: 0.258, SLG: 0.276 60 Jon Rauch, R (7, 1) 40 Mike Dunn, L (7, 1) 31 Steve Cishek, R (8, 1) 29 Greg Dobbs, L (9, PH) OBP: 0.287, SLG: 0.261			C SI 86 S SI 88 F CH 76 F SI 90 B CH 77 S CH 79 1-3 ① K		C SI 89 S SI 90 S CH 78 0-3 ② K		C FC 95 C FC 93 S FC 95 0-3 ③ K		X SI 96 0-0 ③ G5-3	2 0 1 0 0 0 1	0 0 0 0 0 0 0	0 0 0 0 0 0 0	0 0 0 0 0 0 0	0 0 1 0 0 0 0	2 0 0 0 0 0 0	0 0 1 0 0 0 1
Inning Stats	R: 0 E: 0 K: 1 S: 12 H: 2 LOB: 2 BB: 0 P: 16	R: 0 E: 0 K: 1 S: 5 H: 0 LOB: 0 BB: 0 P: 8	R: 0 E: 0 K: 2 S: 10 H: 0 LOB: 0 BB: 0 P: 11	R: 0 E: 0 K: 1 S: 8 H: 1 LOB: 2 BB: 1 P: 16	R: 0 E: 0 K: 2 S: 8 H: 0 LOB: 0 BB: 0 P: 10	R: 1 E: 0 K: 0 S: 7 H: 1 LOB: 0 BB: 0 P: 9	R: 0 E: 0 K: 2 S: 12 H: 1 LOB: 1 BB: 0 P: 17	R: 0 E: 0 K: 2 S: 14 H: 0 LOB: 0 BB: 0 P: 17	R: 2 E: 0 K: 0 S: 10 H: 3 LOB: 1 BB: 0 P: 14	1B: 5 2B: 2 3B: 0 HR: 1 SF: 0 SAC: 0 DP: 0 HBP: 0						

PITCHER		IP	WLS	BF	H	R	ER	SO	BB	IBB	HBP	BLK	WP	HR	S	P	ERA	WHIP
35 Chris Capuano, L ERA: 6.6	(1, 1)	6.1	W	25	5	1	1	7	1	0	0	0	1	1	55	79	1.42	0.947
74 Kenley Jansen, R ERA: 2.29	(7, 1)	1.2	H	5	0	0	0	4	0	0	0	0	0	0	21	25	0.00	0.000
31 Brandon League, R ERA: 6.28	(9, 1)	1.0		6	3	2	2	0	0	0	0	0	0	0	10	14	18.00	3.000

PITCHER	IP	WLS	BF	H	R	ER	SO	BB	IBB	HBP	BLK	WP	HR	S	P	ERA	WHIP

TOP

Miami Marlins @ Los Angeles Dodgers

Dodger Stadium, Los Angeles, CA

Sun May 12 2013, 1:12 PM - 4:00 PM PDT

Att. 43,959 - Sunny - 83 F

livebaseballscorecards.com

AB	35
R	3
H	8
RBI	3
BB	1
SO	11
LOB	9

MIAMI

WP: 1	PA: 36										
PB: 0											
SB: 0											
CS: 0											

Miami Marlins @ Los Angeles Dodgers

Dodger Stadium, Los Angeles, CA

Sun May 12 2013, 1:12 PM - 4:00 PM PDT

Att. 43,959 - Sunny - 83 F

livebaseballscorecards.com

BOTTOM

Batter	1	2	3	4	5	6	7	8	9	AB	R	H	RBI	BB	SO	LOB
25 Carl Crawford, L (1, 7) OBP: 0.379, SLG: 0.488	B FF 92 F FF 92 B SL 88 X CH 87 2-1 27 F9-5 9 1B 1B		B CH 86 B FF 93 C FF 92 S SL 88 B FF 94 X FF 93 3-2 ① G4-3		X FF 93 0-0 ① F7		C FF 94 F SL 86 B FF 94 X SL 88 1-2 9 SH5-4 33 1B 1B 3-H	B SI 93 C SI 93 B CH 86 F SI 93 F SL 82 B CH 87 B SI 94 4-2 1-2 BB		4	1	2	1	1	0	0
9 Dee Strange-Gordon, L (1, 6) OBP: 0.371, SLG: 0.433	1 SAFE B FF 94 F FF 93 1 SAFE 1 SAFE L FF 94 1 SAFE B SI 94 B KC 80 3-2 1 SAFE X FF 94 16 S 1B 1-2		C FF 93 T FF 94 B SI 95 X KC 83 1-2 ② G4-3		B SI 92 B FF 91 X CH 86 2-0 ② F8		B FF 94 C FF 94 X FF 93 1-1 ① SH5-4 1-2 2-3	F SI 92 C SI 92 F SI 93 S SL 83 0-3 ③ K		4	0	1	0	0	1	2
27 Matt Kemp, R (1, 8) OBP: 0.329, SLG: 0.350	F FF 94 S SL 90 B SL 89 X FF 96 1-2 ① ② F9-5 2-3		B FF 94 F FF 94 S SL 89 B FF 96 X SL 84 2-2 1B		X SL 87 0-0 1B		I IN 75 I IN 78 I IN 80 I IN 81 4-0 33 1B IBB			3	0	2	0	1	0	2
16 Andre Ethier, L (1, 9) OBP: 0.340, SLG: 0.381	1 SAFE C FF 95 B FF 94 C KC 81 X FF 96 1-2 ③ G6-3 1-2		B FF 94 1 SAFE X CH 86 1-0 ③ G5-3		1 SAFE B FF 92 X FF 91 1-0 ③ P5		B FF 95 S FF 96 T SL 87 F FF 96 X FF 97 1-2 ② SF7 3-H			3	0	0	1	0	0	3
33 Scott Van Slyke, R (1, 3) OBP: 0.400, SLG: 1.000		B SL 87 B FF 94 F FF 93 X SL 88 2-1 HR		C FF 92 B FF 94 B FF 93 F FF 92 F KC 83 X FF 95 2-2 ① F9		S SL 80 C SI 90 S SL 82 0-3 ① K2-3	F FF 94 F SL 89 X FF 96 0-2 1-2 2-H 1B			4	1	2	2	0	1	0
3 Skip Schumaker, L (1, 4) OBP: 0.320, SLG: 0.254 74 Kenley Jansen, S (7, 1) 31 Brandon League, R (9, 1)		F FF 94 X KC 81 0-1 ① G3		C CH 87 B FF 94 B KC 80 F FF 93 X FF 93 2-2 18 1B 7 SF8 2B		B SI 92 F SI 92 F SL 82 X SL 82 1-2 ② F7	C FF 96 X FF 96 0-1 ③ G1-3			3 1 0	1 0 0	1 0 0	0 0 0	0 0 0	0 2 0	0 0 0
18 Tim Federowicz, R (1, 2) OBP: 0.167, SLG: 0.091		C FF 95 C KC 80 T KC 82 0-2 ② K		C KC 80 B KC 80 X FF 93 1-1 2-3 1B		B SI 92 X SI 92 1-0 ③ G5-3		B SI 92 X SI 93 1-0 ① G1-3		4	0	1	0	0	1	0
7 Nick Punto, S (1, 5) OBP: 0.432, SLG: 0.441 (7, 4)		B FF 94 C FF 93 F KC 80 B KC 83 F FF 94 F KC 82 F FF 95 B SI 95 B KC 81 4-2 BB		B CH 87 S FF 94 X FF 93 1-1 ② SF8 3-H			C FF 89 X FF 90 0-1 5 1B 25 1B 1B	F SI 93 X CH 83 0-1 ② P6		2	1	1	1	1	0	0
35 Chris Capuano, L (1, 1) 5 Juan Uribe, R (7, 5) OBP: 0.420, SLG: 0.389		X FF 94 0-0 ③ F7		X FF 92 0-0 ③ B2-3			X FF 90 0-0 9 SH5-4 25 1B 16 SF7 1B 1-3	B SL 83 B SL 84 B SI 94 B SI 92 4-0 25 BB BB		2 1	0 1	0 1	0 1	0 0	0 0	2 0
Inning Stats	R: 0 E: 0 K: 0 S: 11 H: 2 LOB: 1 BB: 0 P: 18	R: 1 E: 0 K: 1 S: 13 H: 1 LOB: 1 BB: 1 P: 19	R: 0 E: 0 K: 0 S: 10 H: 1 LOB: 1 BB: 0 P: 17	R: 1 E: 0 K: 0 S: 12 H: 2 LOB: 1 BB: 0 P: 18	R: 0 E: 0 K: 0 S: 4 H: 1 LOB: 1 BB: 0 P: 7	R: 0 E: 0 K: 1 S: 7 H: 0 LOB: 0 BB: 0 P: 9	R: 3 E: 0 K: 0 S: 17 H: 4 LOB: 2 BB: 1 P: 24	R: 0 E: 0 K: 1 S: 10 H: 0 LOB: 2 BB: 2 P: 19		1B: 9 2B: 2 3B: 0 HR: 1 SF: 2 SAC: 1 DP: 1 HBP: 0						

	AB	31
	R	5
	H	11
	RBI	5
	BB	4
	SO	3
	LOB	11

WP: 0 PB: 0 SB: 1 CS: 0 PA: 38

PITCHER		IP	WLS	BF	H	R	ER	SO	BB	IBB	HBP	BLK	WP	HR	S	P	ERA	WHIP
34 Tom Koehler, R ERA: 3.31	(1, 1)	5.0	L	22	7	2	2	1	1	0	0	0	0	1	50	79	3.60	1.600
58 Ryan Webb, R ERA: 1.71	(6, 1)	1.0		3	0	0	0	1	0	0	0	0	0	0	7	9	0.00	0.000
60 Jon Rauch, R ERA: 7.36	(7, 1)	0.0		2	2	2	2	0	0	0	0	0	0	0	3	3	∞	∞
40 Mike Dunn, L ERA: 2.04	(7, 1)	1.0		6	2	1	1	0	0	1	0	0	0	0	14	21	9.00	2.000
31 Steve Cishek, R ERA: 4.2	(8, 1)	1.0		5	0	0	0	1	2	0	0	0	0	0	10	19	0.00	2.000

Batter	1	2	3	4	5	6	7	8	9	AB	R	H	RBI	BB	SO	LOB
17 Shin-Soo Choo, L (1, 8) OBP: 0.456, SLG: 0.539	S SI 89 B FS 81 B SL 82 B FS 81 C SI 90 X SI 91 3-2 G3-1	F FS 82 H FF 91 1-1 19 BB 2 1B 4 BB HBP		C CU 74 S FF 90 C FF 92 0-3 K		B CU 79 C CU 80 B SI 87 F FF 87 F FC 82 B FF 87 F FF 87 B FF 87 4-2 2 FC5-4 1-2 BB		I IN 76 I IN 72 I IN 76 I IN 78 4-0 IBB		2	1	0	0	2	1	0
2 Zack Cozart, R (1, 6) OBP: 0.242, SLG: 0.352	B SI 90 F SI 90 B SL 81 B SL 82 X FF 90 3-1 19 1B 4 1B 2B	X SL 81 0-0 4 BB 19 BB 26 2B 1-2 2-3 1B		C FF 90 X CU 75 0-1 F7		C CH 76 S FC 84 B FF 88 X CH 77 1-2 FC5-4 1-2f		C SL 83 X CU 71 0-1 G2-3		5	2	2	0	0	0	4
19 Joey Votto, L (1, 3) OBP: 0.454, SLG: 0.473	C CU 73 B SL 82 B FF 90 C CU 74 B SL 81 X SI 92 3-2 4 1B 2-3 1B	C CU 75 D FS 82 F SI 91 B FF 92 F SI 92 B SI 93 B SL 82 4-2 4 BB 26 2B 1-2 2-3 3-H BB		F SI 91 B SL 84 B SL 84 F CU 75 X CU 76 2-2 G1-3			C FC 81 B CH 79 B SI 86 X FC 80 2-1 1B		F FF 92 B CH 87 C FF 96 X SL 84 1-2 4 G5-4-3 1B	4	1	3	1	1	0	0
4 Brandon Phillips, R (1, 4) OBP: 0.327, SLG: 0.463	C SL 82 B SI 90 1 SAFE B SL 81 F SL 83 D SL 82 X SL 82 3-2 1-2 3-H 1B	B CU 76 F SI 91 B SI 91 B SI 90 B SI 92 4-1 26 2B 1-2 2-3 3-H BB			C SL 80 F CU 74 B SL 82 B SL 82 X FF 91 2-2 26 CS 1B		C CH 76 D FF 84 F FC 83 F FF 86 X FF 86 1-2 F8		X FF 94 0-0 G5-4-3 1-2f	4	1	2	2	1	0	2
26 Xavier Paul, L (1, 7) OBP: 0.378, SLG: 0.429 15 Derrick Robinson, S (9, 7) OBP: 0.448, SLG: 0.304	C SI 91 S FS 82 B CU 75 S FS 82 1-3 K	D FS 81 B SI 91 C SI 92 B SI 92 X FF 92 3-1 1-H 2-H 3-H 2B			B SL 82 S SL 81 C FF 91 X CU 76 1-2 G3-1 1-2		C FF 86 X CU 79 0-1 F8		B FF 95 F FF 96 S CH 87 X FF 95 1-2 G4-3	5 0	0 0	1 0	3 0	0 0	1 0	4 0
21 Todd Frazier, R (1, 5) OBP: 0.318, SLG: 0.420	C CU 75 F CU 76 S FF 92 0-3 K	F SI 91 X SL 82 0-1 F9			S SL 82 B SL 82 S SI 90 C SI 91 1-3 K		B CH 74 S CH 76 B FF 84 B CH 77 S FC 82 T FF 87 3-2 K			4	0	0	0	0	3	4
23 Donald Lutz, L (1, 9) OBP: 0.261, SLG: 0.391		S FS 80 X FS 81 0-1 F9	C CU 73 B FF 89 X FS 80 1-1 G3-1			F CU 78 F CU 78 B FF 87 B CU 78 X FF 87 2-2 G4-3		B FF 90 S CH 83 F FF 90 X CU 73 1-2 F9		4	0	0	0	0	0	0
29 Ryan Hanigan, R (1, 2) OBP: 0.255, SLG: 0.149		C FF 89 B FF 91 X SL 81 1-1 2 1B 34 SH1-4 19 BB 1B	F SL 80 C CU 74 B CU 76 X FF 90 1-2 G5-3			C FF 86 B CU 78 B SI 87 B FC 83 B FC 84 4-1 17 BB BB		B SL 83 C SL 82 F FF 90 X FF 91 1-2 34 SH1-4 1B		3	1	2	0	1	0	0
34 Homer Bailey, R (1, 1) OBP: 0.250, SLG: 0.333		L FF 88 X SI 89 0-1 SH1-4 1-2	S FF 91 S SL 80 S SL 81 0-3 K			L FF 85 L FC 83 F FC 80 S CH 76 0-3 K		B FF 90 L FF 89 L FF 89 1 SAFE B SL 82 F FF 88 X SL 84 2-2 SH1-4 1-2		2	0	0	0	0	2	1
Inning Stats	R: 1 E: 0 K: 2 S: 17 H: 3 LOB: 2 BB: 0 P: 30	R: 5 E: 0 K: 0 S: 16 H: 3 LOB: 1 BB: 2 P: 29	R: 0 E: 0 K: 1 S: 8 H: 0 LOB: 0 BB: 0 P: 10	R: 0 E: 0 K: 1 S: 8 H: 0 LOB: 0 BB: 0 P: 10	R: 0 E: 0 K: 1 S: 9 H: 1 LOB: 0 BB: 0 P: 13	R: 0 E: 0 K: 1 S: 15 H: 0 LOB: 2 BB: 2 P: 26	R: 0 E: 0 K: 1 S: 11 H: 1 LOB: 1 BB: 0 P: 17	R: 0 E: 0 K: 0 S: 12 H: 1 LOB: 2 BB: 1 P: 20	R: 0 E: 0 K: 0 S: 7 H: 1 LOB: 0 BB: 0 P: 9							

TOP

Cincinnati Reds @ Miami Marlins

Marlins Park, Miami, FL

Tue May 14 2013, 7:13 PM - 10:06 PM EDT

Att. 14,694 - Partly Cloudy - 76 F

livebaseballscorecards.com

AB	33
R	6
H	10
RBI	6
BB	5
SO	7
LOB	15

PITCHER		IP	WLS	BF	H	R	ER	SO	BB	IBB	HBP	BLK	WP	HR	S	P	ERA	WHIP
47 Ricky Nolasco, R ERA: 4.39	(1, 1)	5.0	L	24	7	6	6	5	2	0	1	0	0	0	58	92	10.80	1.800
23 Wade LeBlanc, L ERA: 5.79	(6, 1)	2.0		9	1	0	0	2	2	0	0	0	0	0	26	43	0.00	1.500
60 Jon Rauch, R ERA: 6.89	(8, 1)	1.0		5	1	0	0	0	0	1	0	0	0	0	12	20	0.00	1.000
44 AJ Ramos, R ERA: 3.43	(9, 1)	1.0		3	1	0	0	0	0	0	0	0	0	0	7	9	0.00	1.000

PITCHER	IP	WLS	BF	H	R	ER	SO	BB	IBB	HBP	BLK	WP	HR	S	P	ERA	WHIP

1B: 8	SF: 0	WP: 0	PA: 41
2B: 2	SAC: 2	PB: 0	
3B: 0	DP: 1	SB: 0	
HR: 0	HBP: 1	CS: 1	

Cincinnati Reds @ Miami Marlins

Marlins Park, Miami, FL

Tue May 14 2013, 7:13 PM - 10:06 PM EDT

Att. 14,694 - Partly Cloudy - 76 F

BOTTOM

livebaseballscorecards.com

Batter	1	2	3	4	5	6	7	8	9	AB	R	H	RBI	BB	SO	LOB
9 Juan Pierre, L (1, 7) OBP: 0.290, SLG: 0.279	B SI 92 C KC 77 X SL 89 1-1 30 G3-1 51 1B 2B		C SI 93 B SI 93 S CH 86 X SI 95 1-2 ① P5			C KC 78 X KC 79 0-1 ① G4-3		B SI 92 C KC 78 B SI 95 F SI 93 S FF 97 2-3 ① K		4	1	1	0	0	1	0
30 Placido Polanco, R (1, 5) OBP: 0.304, SLG: 0.274	F SI 93 B SI 93 X SI 92 1-1 ① G3-1 2-3		B FF 95 X SI 95 1-0 ② G4-3			B KC 79 F FF 93 H SI 92 2-1 51 1B HBP		F SI 95 B KC 80 X SI 95 1-1 ② F9		3	0	0	0	0	0	1
51 Derek Dietrich, L (1, 4) OBP: 0.400, SLG: 0.667	B FF 94 C SI 94 X SI 94 1-1 48 FC6-4 3-H 1B		C KC 81 B CH 89 B CH 86 B SI 94 F FF 94 X FF 96 3-2 ③ F7			B SI 94 X FF 94 1-0 1-3 1B		C KC 80 B KC 80 C KC 81 F SI 96 C KC 81 1-3 ③ K		4	0	2	1	0	1	0
48 Marcell Ozuna, R (1, 9) OBP: 0.340, SLG: 0.460	C FF 94 B SI 94 X SI 94 1-1 ② FC6-4 20 S 1-2f			F SL 90 B SL 88 S SI 92 X SI 94 1-2 ① F9		F SI 92 F FF 94 T SI 93 0-2 ② K			C KC 79 B KC 79 B KC 80 C FF 95 B SI 95 F FF 96 X FF 96 3-2 ① L9	4	0	0	0	0	1	3
20 Justin Ruggiano, R (1, 8) OBP: 0.303, SLG: 0.431	1 SAFE C FF 94 B KC 80 S KC 81 B KC 80 D KC 79 C SI 95 3-3 ③ K 1-2			S SI 93 S KC 81 F KC 79 F SI 94 B CH 88 X KC 81 1-2 ② L6		B SI 93 B FF 94 F SI 95 B SI 96 X FF 94 3-1 ③ F9			B SI 95 C SI 95 T SL 90 F FF 96 S SI 95 1-3 ② K	4	0	0	0	0	2	3
29 Greg Dobbs, L (1, 3) OBP: 0.278, SLG: 0.252		F SI 92 X CH 87 0-1 ① G4-3		C SI 94 F SI 93 F SI 93 B FF 92 C SI 94 1-3 ③ K			X CH 86 0-0 ① F7		B CH 86 S FF 95 C KC 80 F FF 97 F SI 96 F SI 96 F SI 96 B CH 87 B FF 96 3-2 X FF 87 ③ L6	4	0	0	0	0	1	0
3 Adeiny Hechavarría, R (1, 6) OBP: 0.255, SLG: 0.379		C FF 94 C SI 94 F FF 95 B FF 95 X SI 95 1-2 1B			C SI 93 F SL 90 F CH 88 C SI 95 0-3 ① K		X SI 93 0-0 19 SF9 3B			3	1	2	0	0	1	0
19 Rob Brantly, L (1, 2) OBP: 0.316, SLG: 0.318		C SI 94 F SI 94 D CH 87 1 SAFE 1 SAFE S CH 88 1-3 ② K			X SL 85 0-0 32 G5-4-3 1B		B FF 96 B FF 92 F FF 95 X FF 92 2-1 ② SF9 3-H			2	0	1	1	0	1	1
47 Ricky Nolasco, R (1, 1) OBP: 0.067, SLG: 0.067 32 Matt Diaz, R (5, PH) OBP: 0.125, SLG: 0.133 23 Wade LeBlanc, L (6, 1) OBP: 0.182, SLG: 0.182 8 Chris Coghlan, L (7, PH) OBP: 0.254, SLG: 0.271 60 Jon Rauch, R (8, 1) 44 AJ Ramos, R (9, 1)		C SI 94 F SI 95 B SL 88 S FF 90 1-3 ③ K			X SI 92 0-0 ②③ G5-4-3 1-2f		C KC 81 C KC 81 S SI 96 0-3 ③ K			1 0 0 0 0 1 1 1 0 0 0 0 0 1 0 0 0 0 0 0 0 1 0 0 0 0 1 0 0 0 0 0 0 0 0 0 0 0 0 0 0 0						
Inning Stats	R: 1 H: 2 E: 0 LOB: 1 K: 1 BB: 0 S: 11 P: 18	R: 0 H: 1 E: 0 LOB: 1 K: 2 BB: 0 S: 12 P: 15	R: 0 H: 0 E: 0 LOB: 0 K: 0 BB: 0 S: 7 P: 12	R: 0 H: 0 E: 0 LOB: 0 K: 1 BB: 0 S: 12 P: 15	R: 0 H: 1 E: 0 LOB: 0 K: 1 BB: 0 S: 6 P: 6	R: 0 H: 1 E: 0 LOB: 2 K: 1 BB: 0 S: 9 P: 15	R: 1 H: 1 E: 0 LOB: 0 K: 1 BB: 0 S: 7 P: 9	R: 0 H: 0 E: 0 LOB: 0 K: 2 BB: 0 S: 9 P: 13	R: 0 H: 0 E: 0 LOB: 0 K: 1 BB: 0 S: 15 P: 22	1B: 4 SF: 1 2B: 1 SAC: 0 3B: 1 DP: 1 HR: 0 HBP: 1						

	AB	31
	R	2
	H	6
	RBI	2
	BB	0
	SO	10
	LOB	10

PITCHER	IP	WLS	BF	H	R	ER	SO	BB	IBB	HBP	BLK	WP	HR	S	P	ERA	WHIP
34 Homer Bailey, R (1, 1) ERA: 3.51	9.0	W	33	6	2	2	10	0	0	1	0	0	0	88	125	2.00	0.667

PITCHER	IP	WLS	BF	H	R	ER	SO	BB	IBB	HBP	BLK	WP	HR	S	P	ERA	WHIP

Cincinnati Reds @ Miami Marlins

Marlins Park, Miami, FL

Wed May 15 2013, 7:11 PM - 10:09 PM EDT

Att. 14,866 - Partly Cloudy - 79 F

TOP

livebaseballscorecards.com

Batter	1	2	3	4	5	6	7	8	9	AB	R	H	RBI	BB	SO	LOB
17 Shin-Soo Choo, L (1, 8) OBP: 0.465, SLG: 0.589	B SI 91 B SI 89 F SI 88 X SI 89 2-1 3 BB 4 2B 1B	B CH 85 S FF 91 C SI 91 X CH 84 1-2 1B		C SI 91 B FF 92 C SL 82 F SI 93 X SI 93 1-2 HR		B SI 92 B SI 90 C CH 84 B SI 89 F SI 90 X SI 89 3-2 HR			C FF 94 S SL 89 B SL 88 S SL 89 1-3 ① K	5	3	4	2	0	1	0
3 Cesar Izturis, S (1, 6) OBP: 0.286, SLG: 0.194	B SI 88 1 SAFE B SI 88 B SI 88 B FF 87 4-0 4 2B 1-2 BB	1 SAFE X FF 90 0-0 ③ F8		F SI 86 B SI 91 X SI 91 1-1 19 1B 2B		X CH 83 0-0 ③ G3			F FF 96 F FF 94 B SL 90 F FF 95 F SL 88 T FF 95 1-2 ② K	4	1	1	0	1	1	1
19 Joey Votto, L (1, 3) OBP: 0.457, SLG: 0.473	S FF 91 B CH 85 B SI 91 X SI 91 2-1 ① F7		F SI 90 F SI 90 C SI 92 0-3 ① K	B SI 90 S CH 82 F SI 91 B SL 83 X SI 91 2-2 4 G6-4-3 2-H 1B			B SI 92 C CH 83 F SL 82 F SL 81 B SI 92 X SL 83 2-2 4 G5-4-3 1B		C SL 88 B FF 94 C FF 96 B SL 89 B FF 95 F FF 94 F SL 89 B FF 94 4-2 BB	4	0	2	1	1	1	2
4 Brandon Phillips, R (1, 4) OBP: 0.329, SLG: 0.468	B SI 92 X SL 84 1-0 1-3 2-H 2B		F SI 92 F CH 85 B SL 82 F SI 92 F SI 93 X SL 83 1-2 32 2B 26 FC1-2 1B	C SI 92 F SI 92 X CH 84 0-2 ②③ G6-4-3 1-2f			X SI 92 0-0 ①② G5-4-3 1-2f		X FF 94 0-0 ③ P4	5	0	2	1	0	0	3
32 Jay Bruce, L (1, 9) OBP: 0.310, SLG: 0.411	S SI 91 F SI 91 S CH 81 0-3 ② K		D CH 83 D CH 83 B SI 92 C SI 92 F CH 84 X CH 84 3-2 26 FC1-2 1-3 2B		S FF 90 X SI 90 0-1 ① L4		X CH 83 0-0 1B			4	0	2	0	0	1	2
26 Xavier Paul, L (1, 7) OBP: 0.372, SLG: 0.409 15 Derrick Robinson, S (7, 7) OBP: 0.448, SLG: 0.304	C SI 92 F CH 85 B CH 82 D SL 82 F SI 93 B CH 84 B CH 83 4-2 9 FC5-4 BB		X CH 86 0-0 ② FC1-2 2-3 3-H		C SL 83 C SI 91 B CH 84 B FF 93 B SI 91 X SI 89 3-2 ② F9		C SI 91 S SL 82 B SL 82 X SI 92 1-2 ③ G2-3			3 0	0 0	0 0	0 0	1 0	0 0	3 0
9 Jack Hannahan, L (1, 5) OBP: 0.333, SLG: 0.294	B FF 92 F SI 92 S SI 93 X FF 92 1-2 ③ FC5-4 1-2f		B FF 93 B CH 85 B CH 84 I IN 68 4-0 IBB		S CH 84 B FF 93 B SL 82 X CH 83 2-1 ③ G3			C SI 94 B SI 96 B SI 95 C SI 93 B SL 87 X SI 94 3-2 ① G6-3		3	0	0	0	1	0	3
39 Devin Mesoraco, R (1, 2) OBP: 0.325, SLG: 0.343		B SI 91 B SI 91 X FF 91 2-0 ① F8	B SL 84 C SI 92 X SI 93 1-1 ③ G6-3			F SI 91 B CH 84 C SI 91 X SI 92 1-2 ① G6-3		C SL 88 X SI 97 0-1 ② G5-3		4	0	0	0	0	0	3
44 Mike Leake, R (1, 1) OBP: 0.250, SLG: 0.350 45 Sean Marshall, L (7, 1) 23 Donald Lutz, L (8, PH) OBP: 0.250, SLG: 0.375 63 Sam LeCure, R (8, 1) 54 Aroldis Chapman, L (9, 1)		F FF 91 B SL 82 X FF 91 1-1 ② P4		B FF 99 C FF 89 F SL 82 S SL 83 1-3 ① K		F SL 82 L SI 90 B FF 92 X CH 85 1-2 ② G6-3		B SI 96 X SI 95 1-0 ③ G3-1		3 0 1 0 0	0 0 0 0 0	0 0 0 0 0	0 0 0 0 0	1 0 0 0 0	0 0 0 0 0	0 0 0 0 0
Inning Stats	R: 1 E: 0 K: 1 S: 14 H: 2 LOB: 3 BB: 2 P: 28	R: 0 E: 0 K: 0 S: 7 H: 1 LOB: 1 BB: 0 P: 11	R: 0 E: 0 K: 1 S: 14 H: 2 LOB: 3 BB: 1 P: 23	R: 2 E: 0 K: 1 S: 15 H: 3 LOB: 0 BB: 0 P: 20	R: 0 E: 0 K: 0 S: 7 H: 0 LOB: 0 BB: 0 P: 12	R: 1 E: 0 K: 0 S: 10 H: 1 LOB: 0 BB: 0 P: 15	R: 0 E: 0 K: 0 S: 9 H: 2 LOB: 1 BB: 0 P: 12	R: 0 E: 0 K: 0 S: 6 H: 0 LOB: 0 BB: 0 P: 10	R: 0 E: 0 K: 2 S: 13 H: 0 LOB: 1 BB: 1 P: 19	1B: 6 2B: 3 3B: 0 HR: 2 SF: 0 SAC: 0 DP: 2 HBP: 0						

AB	36
R	4
H	11
RBI	4
BB	4
SO	5
LOB	17

WP: 0 PA: 40
PB: 0
SB: 0
CS: 0

PITCHER		IP	WLS	BF	H	R	ER	SO	BB	IBB	HBP	BLK	WP	HR	S	P	ERA	WHIP
28 Alex Sanabia, R ERA: 5.0	(1, 1)	6.0	L	29	9	4	4	3	2	1	0	0	0	2	67	109	6.00	1.833
58 Ryan Webb, R ERA: 1.64	(7, 1)	1.0		4	2	0	0	0	0	0	0	0	0	0	9	12	0.00	2.000
50 Chad Qualls, R ERA: 3.86	(8, 1)	1.0		3	0	0	0	0	0	0	0	0	0	0	6	10	0.00	0.000
40 Mike Dunn, L ERA: 1.93	(9, 1)	1.0		4	0	0	0	2	1	0	0	0	0	0	13	19	0.00	1.000

PITCHER	IP	WLS	BF	H	R	ER	SO	BB	IBB	HBP	BLK	WP	HR	S	P	ERA	WHIP

Cincinnati Reds @ Miami Marlins

Marlins Park, Miami, FL

Wed May 15 2013, 7:11 PM - 10:09 PM EDT

Att. 14,866 - Partly Cloudy - 79 F

BOTTOM

Batter	1	2	3	4	5	6	7	8	9	AB	R	H	RBI	BB	SO	LOB
9 Juan Pierre, L (1, 7)	B SI 89 S SI 91 X KC 78 1-1 G3-1 ①		L SI 89 X CU 79 0-1 G4-3 ②		B SI 89 X FC 86 1-0 30 G6-4-3 1B		B FC 88 C SI 90 F KC 79 B FC 88 B FC 89 S FC 89 3-3 K ①		B FF 99 C FF 96 B FF 99 X FF 96 2-1 1-2 1B	4	0	1	0	0	1	2
32 Matt Diaz, R (9, PH)										1	0	1	0	0	0	0
OBP: 0.289, SLG: 0.278 / OBP: 0.176, SLG: 0.188																
30 Placido Polanco, R (1, 5)	F SI 90 F SI 91 H SI 92 1-2 HBP		B KC 78 C SI 91 X SI 92 1-1 48 1B 51 1B 1B		1 SAFE 1 SAFE 1 SAFE B SI 91 C SI 90 1 SAFE X SI 91 1-1 G6-4-3 ①② 1-2f		C FF 90 X SI 91 0-1 P4 ②		B SL 87 B SI 98 X FF 96 2-0 F4 ②	4	0	1	0	0	0	5
OBP: 0.307, SLG: 0.273																
51 Derek Dietrich, L (1, 4)	C SI 91 B CH 84 B FC 88 F CH 84 C FC 89 2-3 K ②		F SI 91 X FC 90 0-1 48 1B 1-2 1B		B SI 91 B SI 93 F CH 86 F CH 86 B SL 81 X FC 88 3-2 2B		B SL 82 F SI 88 B SI 90 B CU 76 C SL 85 S CU 76 3-3 1-2 2-3 K ③		F FF 100 F FF 100 F FF 102 F FF 101 B SL 88 D SL 90 F FF 101 F FF 100 F FF 101 2-3 C SL 86 K ③	5	0	2	0	0	3	5
OBP: 0.400, SLG: 0.650																
48 Marcell Ozuna, R (1, 9)	C KC 78 B CH 85 C KC 79 B FC 88 S SL 82 2-3 K2-3 ③		X CH 85 0-0 1-2 2-3 1B		B CH 86 X FC 89 1-0 F8 ③			C FF 89 B SL 82 B SL 82 F SI 89 C SI 89 2-3 K ①		4	0	1	0	0	2	2
OBP: 0.333, SLG: 0.444																
20 Justin Ruggiano, R (1, 8)		B SI 88 F CH 83 S KC 79 B FC 88 B KC 78 B SI 92 4-2 3 G5-4-3 29 1B BB	B SI 91 X CH 86 1-0 F9 ③			C SI 89 X FC 88 0-1 G4-3 ①		C KC 71 B SI 90 B SI 90 C SI 90 S SI 91 2-3 K ②		3	0	0	0	1	1	3
OBP: 0.302, SLG: 0.421																
29 Greg Dobbs, L (1, 3)		1 SAFE C SI 89 C SI 91 X FC 88 0-2 3 G5-4-3 1-2 1B		C SI 89 X FC 88 0-1 G4-3 ①		C SI 90 F KC 79 B SI 92 X SL 80 1-2 G3-1 ②		B KC 70 F CH 82 F FF 90 F FF 89 X KC 74 1-2 1B		4	0	2	0	0	0	0
40 Mike Dunn, L (9, 1)										0	0	0	0	0	0	0
OBP: 0.285, SLG: 0.260																
3 Adeiny Hechavarria, R (1, 6)		C KC 78 X SI 91 0-1 G5-4-3 ①② 1-2f 2-3		B SI 90 B CU 79 X SI 90 2-0 F8 ②		C KC 78 B CH 85 S SI 92 B FC 89 S FC 90 2-3 K ③		S SL 79 D KC 73 B SI 90 1 SAFE X SI 90 2-1 G5-3 ③		4	0	0	0	0	1	3
OBP: 0.245, SLG: 0.363																
19 Rob Brantly, L (1, 2)		B KC 79 F FC 89 B SI 87 F SI 87 T KC 81 2-2 K ③		B CH 84 X FC 87 1-0			B KC 76 S CH 83 B CH 84 C CH 84 X FC 89 2-2 51 WP 8 1B		B FF 98 B FF 97 B FF 95 C FF 97 B FF 95 4-1 32 1B BB	3	0	2	0	0	1	1
21 Miguel Olivo, R (9, PH)										0	0	0	0	1	0	0
OBP: 0.238, SLG: 0.373																
28 Alex Sanabia, R (1, 1)			C SI 88 C SI 90 B FC 88 S SL 80 1-3 K ①	X FC 88 0-0 G1-3 ③			X SI 91 0-0 51 WP 1-2 1B		C FF 96 F FF 96 F FF 100 C FF 100 0-3 K ①	2	0	0	0	0	1	1
58 Ryan Webb, R (7, 1)										0	0	0	0	0	0	0
8 Chris Coghlan, L (7, PH)										1	0	1	0	0	0	0
OBP: 0.266, SLG: 0.283																
50 Chad Qualls, R (8, 1)										0	0	0	0	0	0	0
22 Nick Green, R (9, 3)										1	0	0	0	0	1	1
OBP: 0.293, SLG: 0.389																
Inning Stats	R: 0 E: 0 K: 2 S: 10 H: 0 LOB: 1 BB: 0 P: 16	R: 0 E: 0 K: 1 S: 10 H: 1 LOB: 1 BB: 1 P: 16	R: 0 E: 0 K: 1 S: 11 H: 3 LOB: 3 BB: 0 P: 14	R: 0 E: 0 K: 0 S: 5 H: 1 LOB: 1 BB: 0 P: 8	R: 0 E: 0 K: 0 S: 7 H: 2 LOB: 1 BB: 0 P: 13	R: 0 E: 0 K: 1 S: 8 H: 0 LOB: 0 BB: 0 P: 11	R: 0 E: 0 K: 2 S: 12 H: 2 LOB: 2 BB: 0 P: 20	R: 0 E: 0 K: 2 S: 12 H: 1 LOB: 1 BB: 0 P: 19	R: 0 E: 0 K: 2 S: 16 H: 1 LOB: 2 BB: 1 P: 26	1B: 10 2B: 1 3B: 0 HR: 0 SF: 0 SAC: 0 DP: 2 HBP: 1						

livebaseballscorecards.com

AB	36
R	0
H	11
RBI	0
BB	2
SO	11
LOB	23

WP: 1 PA: 39
PB: 0
SB: 0
CS: 0

MIAMI

PITCHER		IP	WLS	BF	H	R	ER	SO	BB	IBB	HBP	BLK	WP	HR	S	P	ERA	WHIP
44 Mike Leake, R	(1, 1)	6.2	W	29	9	0	0	6	1	0	1	0	0	0	60	92	0.00	1.500
ERA: 3.72																		
45 Sean Marshall, L	(7, 1)	0.1	H	1	0	0	0	1	0	0	0	0	1	0	3	6	0.00	0.000
ERA: 1.59																		
63 Sam LeCure, R	(8, 1)	1.0		4	1	0	0	2	0	0	0	0	0	0	12	19	0.00	1.000
ERA: 1.5																		
54 Aroldis Chapman, L	(9, 1)	1.0		5	1	0	0	2	1	0	0	0	0	0	16	26	0.00	2.000
ERA: 2.5																		

PITCHER	IP	WLS	BF	H	R	ER	SO	BB	IBB	HBP	BLK	WP	HR	S	P	ERA	WHIP

Batter	1	2	3	4	5	6	7	8	9	10	AB	R	H	RBI	BB	SO	LOB
17 Shin-Soo Choo, L (1, 8) OBP: 0.468, SLG: 0.584	C FF 94 B FF 96 C FF 96 B CU 81 X CU 82 2-2 G4-3		X CU 79 0-0 2 PO 1B		C CH 86 B FF 95 B FF 94 S CH 87 S CU 82 2-3 K		I IN 66 I IN 67 I IN 69 I IN 71 4-0 IBB			B SI 93 B SI 93 B SI 93 C SI 93 F SI 93 B SI 94 4-2 2 SH2-4 32 2B 1-2 BB	3	1	1	0	2	1	1
2 Zack Cozart, R (1, 6) OBP: 0.236, SLG: 0.342	C FF 96 C FF 97 C SI 98 0-3 K		1 SAFE 1 SAFE 1 SAFE 0-0 PO 1-2	S CU 78 F FF 93 X FF 95 0-2 F7		C FF 93 B FF 93 C FF 94 X CU 83 1-2 G1	F CU 84 S FF 95 D CU 84 F CU 83 X CU 84 1-2 F8			B SI 92 X SI 93 1-0 SH2-4 1-2 2-3	4	0	0	0	0	1	2
19 Joey Votto, L (1, 3) OBP: 0.456, SLG: 0.474	B SI 95 X FF 96 1-0 F7			C SI 94 B FF 96 B CH 87 F FF 96 B FF 95 X CU 79 3-2 32 1B 2B		B CH 87 F CH 89 X CU 81 1-1 F7		S FF 94 S FF 95 X FF 94 0-2 P5		I IN 83 I IN 83 I IN 84 I IN 84 4-0 32 2B IBB	4	2	1	0	1	0	0
4 Brandon Phillips, R (1, 4) OBP: 0.326, SLG: 0.481		F CU 78 C CU 80 X FF 97 0-2 F7		C CU 81 C CU 84 S CU 85 0-3 K		X FF 95 0-0 HR		B FF 94 S SI 94 C SL 87 S FF 95 1-3 K		C SL 83 B SL 84 F SL 84 X SL 84 1-2 SF7 3-H	4	1	1	2	0	2	1
32 Jay Bruce, L (1, 9) OBP: 0.318, SLG: 0.419		X SI 94 0-0 E3		B CH 88 B CU 81 S CU 81 F FF 95 B CU 82 X FF 96 3-2 21 FC6-4 2-H 1B		C CU 82 B SI 94 B FF 96 B CH 88 B CU 79 4-1 BB		S SL 88 C SL 88 F FF 95 B SL 88 S FF 95 1-3 K		B SL 83 F SI 92 B SL 82 S SL 83 X SL 81 2-2 1-H 2-H 2B	4	0	2	3	1	1	0
21 Todd Frazier, R (1, 5) OBP: 0.308, SLG: 0.404		B FF 96 F FF 96 X FF 95 1-1 L9		C FF 95 S CU 82 F FF 97 B CU 84 X CU 83 1-2 FC6-4 1-2f		X FF 94 0-0 F7			X SI 93 0-0 F8	S FF 95 S FF 95 D CU 79 B FF 95 X FF 94 2-2 G6-3	5	0	0	0	0	0	4
26 Xavier Paul, L (1, 7) OBP: 0.378, SLG: 0.406 15 Derrick Robinson, S (9, PR) OBP: 0.448, SLG: 0.304 (9, 7)		1 SAFE X FF 95 0-0 G4-3		C CH 86 B CH 89 B CH 86 B FF 94 B FF 92 4-1 BB		C CU 78 C CU 79 B CU 82 F CU 81 B FF 93 F FF 93 X CH 88 2-2 G3			B SI 92 X SI 93 1-0 29 CS 1B	3 0	0 0	1 0	0 0	1 0	0 0	1 0
29 Ryan Hanigan, R (1, 2) OBP: 0.254, SLG: 0.157			F FF 93 B FF 94 X FF 95 1-1 G4-3	C FF 94 C CU 84 B FF 95 1 SAFE X CU 84 1-2 F8		X FF 95 0-0 55 SH5-4 1B			C SI 92 X SL 83 0-1 F9 1-2	4	0	1	0	0	0	2
55 Mat Latos, R (1, 1) OBP: 0.227, SLG: 0.238 54 Aroldis Chapman, L (9, 1) 23 Donald Lutz, L (10, PH) OBP: 0.280, SLG: 0.400 60 J.J. Hoover, R (10, 1)			C FF 95 S FF 95 B FF 97 B CU 79 T FF 96 2-2 K	C CU 80 L CU 80 L CU 83 0-3 K		X CU 80 0-0 SH5-4 1-2			B SI 92 B SI 92 C SI 93 B SI 93 X SI 93 3-1 2 SH2-4 17 BB 4 SF7 1B	2 0 1 0	0 0 1 0	0 0 1 0	0 0 0 0	0 0 0 0	2 0 0 0	1 0 0 0
Inning Stats	R: 0 E: 0 K: 1 S: 7 H: 0 LOB: 0 BB: 0 P: 10	R: 0 E: 1 K: 0 S: 7 H: 0 LOB: 1 BB: 0 P: 8	R: 0 E: 0 K: 1 S: 6 H: 1 LOB: 0 BB: 0 P: 9	R: 1 E: 0 K: 1 S: 16 H: 2 LOB: 1 BB: 0 P: 23	R: 0 E: 0 K: 2 S: 10 H: 0 LOB: 1 BB: 1 P: 17	R: 1 E: 0 K: 0 S: 8 H: 1 LOB: 1 BB: 1 P: 14	R: 0 E: 0 K: 0 S: 11 H: 1 LOB: 2 BB: 1 P: 18	R: 0 E: 0 K: 2 S: 10 H: 0 LOB: 0 BB: 0 P: 12	R: 0 E: 0 K: 0 S: 4 H: 1 LOB: 1 BB: 0 P: 5	R: 3 E: 0 K: 0 S: 14 H: 2 LOB: 1 BB: 2 P: 31	1B: 5 2B: 2 3B: 0 HR: 1 SF: 1 SAC: 2 DP: 0 HBP: 0	WP: 0 PB: 0 SB: 0 CS: 1 PA: 43					

TOP

Cincinnati Reds @ Miami Marlins

Marlins Park, Miami, FL

Thu May 16 2013, 7:13 PM - 10:08 PM EDT
Att. 16,680 - Partly Cloudy - 81 F

livebaseballscorecards.com

AB	34
R	5
H	8
RBI	5
BB	5
SO	7
LOB	12

PITCHER		IP	WLS	BF	H	R	ER	SO	BB	IBB	HBP	BLK	WP	HR	S	P	ERA	WHIP
16 José Fernández, R ERA: 3.48	(1, 1)	7.0		29	5	2	2	5	2	1	0	0	0	1	65	99	2.57	1.000
40 Mike Dunn, L ERA: 1.83	(8, 1)	1.0		3	0	0	0	2	0	0	0	0	0	0	10	12	0.00	0.000
31 Steve Cishek, R ERA: 5.4	(9, 1)	1.2	L	9	3	3	3	0	1	1	0	0	0	0	15	31	16.20	2.400
44 AJ Ramos, R ERA: 3.38	(10, 1)	0.1		1	0	0	0	0	0	0	0	0	0	0	3	5	0.00	0.000

PITCHER		IP	WLS	BF	H	R	ER	SO	BB	IBB	HBP	BLK	WP	HR	S	P	ERA	WHIP

Batter	1	2	3	4	5	6	7	8	9	10	AB	R	H	RBI	BB	SO	LOB
9 Juan Pierre, L (1, 7) OBP: 0.286, SLG: 0.297	B FC 92 L SI 92 B SI 93 X SI 90 2-1 HR		B SI 93 X FC 93 1-0 ③ B5-3			C CU 78 F SI 93 B SI 93 F SI 94 F SL 86 B FF 97 F FF 94 S SL 88 2-3 ③ K2-3			C SI 92 B SI 93 X SI 90 1-1 ① F7	B FF 92 C FF 92 X FF 92 1-1 ③ G4-3	5	1	1	1	0	1	1
3 Adeiny Hechavarría, R (1, 6) OBP: 0.265, SLG: 0.400	B SL 87 X SL 87 1-0 ① G5-3			C FF 91 F SL 86 X SI 93 0-2 51 CS 1B			B SL 86 C SL 87 C SL 84 B CU 80 X SL 86 2-2 48 SH5-3 51 HBP 6 G5-2-3 1B		C FF 93 F SL 86 X SL 85 0-2 48 3B 3B		4	1	3	0	0	0	0
51 Derek Dietrich, L (1, 4) OBP: 0.391, SLG: 0.591 30 Placido Polanco, R (9, PH) OBP: 0.305, SLG: 0.271 (10, 5)	C SI 94 X CU 79 0-1 ② G3			F SI 91 C SI 90 S SL 85 0-3 ①② K 1-2			H SL 84 1-0 48 SH5-3 1-2 HBP		B FF 99 S FF 100 F FF 100 B FF 101 T FF 100 2-2 ② K		2 1	0 0	0 0	0 0	0 0	1 1	1 1
48 Marcell Ozuna, R (1, 9) OBP: 0.333, SLG: 0.474	C FF 95 S SL 87 S SL 87 0-3 ③ K			S SL 87 X SL 86 0-1 ③ G6-3			B SI 91 B SI 91 X FF 92 2-0 ① SH5-3 1-2 2-3		B FF 101 B FF 100 X FF 98 2-0 3-H 3B		3	0	1	1	0	1	0
8 Chris Coghlan, L (1, 8) OBP: 0.269, SLG: 0.274 20 Justin Ruggiano, R (9, PH) OBP: 0.300, SLG: 0.418 (10, 8)		C SL 84 T SL 86 B SI 91 X SL 85 1-2 ① L5			C SI 92 X CH 82 0-1 ① G4-3		I IN 61 I IN 62 I IN 66 I IN 61 4-0 IBB		S FF 101 B FF 101 S FF 100 S FF 102 1-3 ③ K		2 1	0 0	0 0	0 0	1 1	0 1	0 1
6 Jeff Mathis, R (1, 2)		C FC 94 S SL 86 S SL 87 0-3 ② K			X SL 86 0-0 ② G5-3		C SL 84 B SI 92 S CH 86 B SL 85 X SL 85 2-2 ②③ G5-2-3 3-Hf		C FF 92 B FF 93 S FF 93 S FF 93 1-3 ① K		4	0	0	0	0	2	3
29 Greg Dobbs, L (1, 3) OBP: 0.277, SLG: 0.252		C SI 94 C FC 95 B SI 94 X CU 79 1-2 ③ G4-3			C SL 84 F SI 95 B SL 86 X SL 86 1-2 ③ G3			X SI 92 0-0 ① L7	B FF 94 C CU 72 F FF 94 B FF 93 B FF 93 F FF 94 F FF 94 F FF 94 X FF 94 3-2 ② G4-3		4	0	0	0	0	0	0
22 Nick Green, R (1, 5) OBP: 0.289, SLG: 0.359 (10, 4)			X FF 92 0-0 ① F8			C FC 91 X SL 85 0-1 ① G6-3		T FC 92 S FF 94 B FF 94 X SI 94 1-2 ② G6-3	F FF 94 F FF 94 B FF 94 B FF 94 B FF 95 F FF 93 F FF 94 F FF 93 F FF 93 4-2 F FF 93 B FF 93 32 DI 32 1B BB		3	1	0	0	1	0	0
16 José Fernández, R (1, 1) OBP: 0.167, SLG: 0.167 40 Mike Dunn, L (8, 1) 19 Rob Brantly, L (8, PH) OBP: 0.324, SLG: 0.326 31 Steve Cishek, R (9, 1) 44 AJ Ramos, R (10, 1) 32 Matt Diaz, R (10, PH) OBP: 0.222, SLG: 0.235			B FC 94 B FC 93 C FC 94 S FC 95 X FC 95 2-2 ② F9			C FC 94 S SL 87 X SL 84 0-2 ② G2-3		S SL 86 B SI 95 F CU 80 X SL 86 1-2 ③ G4-3	S FF 93 B FF 93 X FF 92 1-1 1-H 1B		2 0 1 0 0 1	0 0 0 0 0 0	0 0 0 0 0 0	0 0 0 0 0 1	0 0 0 0 0 0	0 0 0 0 0 0	0 0 0 0 0 0
Inning Stats	R: 1 H: 1 E: 0 LOB: 0 K: 1 BB: 0 S: 8 P: 11	R: 0 H: 0 E: 0 LOB: 0 K: 1 BB: 0 S: 9 P: 11	R: 0 H: 0 E: 0 LOB: 0 K: 0 BB: 0 S: 5 P: 8	R: 0 H: 1 E: 0 LOB: 0 K: 1 BB: 0 S: 8 P: 8	R: 0 H: 0 E: 0 LOB: 0 K: 0 BB: 0 S: 6 P: 7	R: 0 H: 0 E: 0 LOB: 0 K: 1 BB: 0 S: 11 P: 13	R: 0 H: 1 E: 0 LOB: 2 K: 0 BB: 1 S: 7 P: 18	R: 0 H: 0 E: 0 LOB: 0 K: 0 BB: 0 S: 7 P: 9	R: 1 H: 2 E: 0 LOB: 1 K: 2 BB: 0 S: 12 P: 18	R: 1 H: 1 E: 0 LOB: 1 K: 1 BB: 1 S: 20 P: 30	1B: 3 SF: 0 2B: 0 SAC: 1 3B: 2 DP: 1 HR: 1 HBP: 1						

PITCHER		IP	WLS	BF	H	R	ER	SO	BB	IBB	HBP	BLK	WP	HR	S	P	ERA	WHIP
55 Mat Latos, R ERA: 2.91	(1, 1)	8.1		29	4	2	2	4	0	1	1	0	0	1	66	91	2.16	0.480
54 Aroldis Chapman, L ERA: 2.41	(9, 1)	0.2	W	3	1	0	0	2	0	0	0	0	0	0	7	12	0.00	1.500
60 J.J. Hoover, R ERA: 3.86	(10, 1)	1.0	S	5	1	1	1	1	1	0	0	0	0	0	20	30	9.00	2.000

PITCHER	IP	WLS	BF	H	R	ER	SO	BB	IBB	HBP	BLK	WP	HR	S	P	ERA	WHIP

BOTTOM

Cincinnati Reds @ Miami Marlins

Marlins Park, Miami, FL

Thu May 16 2013, 7:13 PM - 10:08 PM EDT
Att. 16,680 - Partly Cloudy - 81 F

livebaseballscorecards.com

AB	33
R	3
H	6
RBI	3
BB	2
SO	7
LOB	7

MIAMI

WP: 0	PB: 0	SB: 0	CS: 1	PA: 37		

Arizona Diamondbacks @ Miami Marlins

Marlins Park, Miami, FL

Fri May 17 2013, 7:13 PM - 9:53 PM EDT

Att. 13,444 - Partly Cloudy - 81 F

TOP

livebaseballscorecards.com

Batter	1	2	3	4	5	6	7	8	9	AB	R	H	RBI	BB	SO	LOB
8 Gerardo Parra, L (1, 9) OBP: 0.391, SLG: 0.491	B SI 88 B FF 88 F FF 87 B FF 89 F FF 88 X FF 90 3-2 44 HR 2B	X CH 84 0-0 ① G3-1	C CU 76 F CU 76 B FF 87 F FF 88 X CU 76 1-2 44 FC4-6 1B	C FF 87 F FF 88 X FF 87 0-2 1 G1-6-3 1B	F FF 91 D CH 86 F CH 86 X SL 84 1-2 ③ G3				5	1	3	0	0	0	1
1 Didi Gregorius, L (1, 6) OBP: 0.392, SLG: 0.575	L SI 88 B CH 84 F CH 82 F SI 89 B CU 71 F FF 89 X CH 84 2-2 ① P6	C SL 78 C SI 88 B SL 79 X SI 89 1-2 44 HR 1B	B CU 79 B CU 77 X FF 87 2-0 ② F8	X FC 82 0-0 ②③ G1-6-3 1-2f			B CH 84 B FF 91 S FF 89 B FF 91 B FF 91 4-1 44 1B 12 1B BB		4	2	1	0	1	0	3
44 Paul Goldschmidt, R (1, 3) OBP: 0.421, SLG: 0.656	C SL 80 C FF 90 F SI 90 X CU 72 0-2 2-H HR	B SL 80 B FF 89 C FF 89 1 SAFE T CH 83 F SI 90 B FF 89 F FF 90 F FF 90 3-2 1 SAFE F FF 89 F FF 91 R FF 90 F FF 90 K KF 90 1-H HR	C CH 75 X SI 87 0-1 ③ FC4-6 1-2f	C FC 83 B FF 84 X SI 86 1-1 12 G3-1 7 SF9 2B	C SL 84 S SL 84 X FF 92 0-2 12 1B 7 1B 1-3 1B	5	4	4	4	0	0	1
12 Eric Chavez, L (1, 5) OBP: 0.398, SLG: 0.584 4 Cliff Pennington, S (9, PR) OBP: 0.288, SLG: 0.286 (9, 4)	X CH 84 0-0 HR	B SL 81 B FF 88 C CH 84 B SL 79 X FF 89 3-1 7 FC5-4 1B	B FC 80 F FF 86 C CH 78 F FF 86 F CU 79 F SI 88 F CH 77 F FF 85 X CU 79 1-2 14 1B 1B	S FC 82 S FC 81 B FC 81 F SI 86 F FC 80 X FF 87 1-2 ① G3-1 2-3	X FF 92 0-0 26 G6-4-3 7 1B 1-2 3-H 1B	5 0	1 0	4 0	2 0	0 0	0 0	1 0
7 Cody Ross, R (1, 7) OBP: 0.327, SLG: 0.382	B SL 80 X FF 89 1-0 ② F8	C FF 88 B SL 78 F SL 78 B FF 88 X SL 78 2-2 ② FC5-4 26 BB 14 1B 1-2f	F SI 86 S FC 84 B FF 88 F FF 85 S CH 75 1-3 ① K	X FF 85 0-0 ② SF9 3-H	F FF 90 F SL 83 F SL 82 F CU 73 X SL 82 0-2 26 G6-4-3 1-2 2-H 1B	4	1	1	2	0	1	2
26 Miguel Montero, L (1, 2) OBP: 0.280, SLG: 0.263	B SI 88 B CH 85 B CH 84 F FF 88 C SI 89 X FF 89 3-2 ③ F7	F SL 78 B FF 88 D CH 83 B CH 83 B SI 89 4-1 14 1B 1-2 BB	F FC 83 B SI 86 C FF 87 B SI 87 X FF 86 2-2 ② F7	S CU 77 B FC 81 T FC 80 B CU 79 X CU 80 2-2 ③ F7	F SI 93 F SL 83 F SL 82 X SI 92 0-2 ①② G6-4-3 1-2f 2-3	4	0	0	0	1	0	3
14 Martín Prado, R (1, 4) OBP: 0.297, SLG: 0.351 (9, 5)	C FF 88 X SL 78 0-1 ① L9	C SL 78 X FF 88 0-1 1-2 2-H 1B	B CH 76 B CH 77 X SI 87 2-0 1-3 1B	C SL 81 B FF 90 B CU 74 X FF 90 2-1 1B	B SI 93 C SI 93 F SL 83 X SL 82 1-2 ③ G5-3	5	0	3	1	0	0	2
11 AJ Pollock, R (1, 8) OBP: 0.268, SLG: 0.439	C FF 88 B FF 88 X SI 88 1-1 ② F8	C FF 88 C FF 90 X SL 81 0-2 ③ F9	D CH 78 B CH 77 C FF 84 F CU 79 B CH 77 X FF 85 3-2 ③ G4-3	B FF 90 X SL 82 1-0 ① F9	4	0	0	0	0	0	5
35 Trevor Cahill, R (1, 1) OBP: 0.053, SLG: 0.158 38 Will Harris, R (9, 1)	C FF 87 S FF 88 C FF 88 0-3 ③ K	C FF 87 B SI 86 F SI 86 S CH 76 1-3 ① K	F FF 86 B CH 78 X FF 85 1-1 ① G4-3	B FF 90 F FF 90 C SL 83 F FF 91 S SL 84 1-3 ② K	4 0	0 0	0 0	0 0	0 0	3 0	1 0
Inning Stats	R: 3 H: 3 E: 0 LOB: 0 K: 0 BB: 0 S: 17 P: 26	R: 0 H: 0 E: 0 LOB: 0 K: 1 BB: 0 S: 7 P: 8	R: 3 H: 4 E: 0 LOB: 2 K: 0 BB: 1 S: 25 P: 38	R: 0 H: 1 E: 0 LOB: 1 K: 1 BB: 0 S: 10 P: 14	R: 0 H: 2 E: 0 LOB: 2 K: 1 BB: 0 S: 19 P: 28	R: 0 H: 1 E: 0 LOB: 0 K: 0 BB: 0 S: 6 P: 7	R: 1 H: 1 E: 0 LOB: 0 K: 0 BB: 0 S: 11 P: 15	R: 0 H: 1 E: 0 LOB: 1 K: 1 BB: 0 S: 10 P: 15	R: 2 H: 3 E: 0 LOB: 2 K: 0 BB: 1 S: 17 P: 22	1B: 11 SF: 1 2B: 2 SAC: 0 3B: 0 DP: 2 HR: 3 HBP: 0						

	AB	40
	R	9
	H	16
	RBI	9
	BB	2
	SO	4
	LOB	19

WP: 0 PA: 43
PB: 0
SB: 0
CS: 0

PITCHER		IP	WLS	BF	H	R	ER	SO	BB	IBB	HBP	BLK	WP	HR	S	P	ERA	WHIP
45 Kevin Slowey, R ERA: 3.44	(1, 1)	3.0	L	17	7	6	6	1	1	0	0	0	0	3	49	72	18.00	2.667
23 Wade LeBlanc, L ERA: 5.44	(4, 1)	4.0		16	5	1	1	2	0	0	0	0	0	0	46	64	2.25	1.250
60 Jon Rauch, R ERA: 7.56	(8, 1)	1.0		8	4	2	2	1	1	0	0	0	0	0	20	29	18.00	5.000
58 Ryan Webb, R ERA: 1.57	(9, 1)	1.0		2	0	0	0	0	0	0	0	0	0	0	7	8	0.00	0.000

PITCHER	IP	WLS	BF	H	R	ER	SO	BB	IBB	HBP	BLK	WP	HR	S	P	ERA	WHIP

Batter	1	2	3	4	5	6	7	8	9	AB	R	H	RBI	BB	SO	LOB
9 Juan Pierre, L (1, 7) OBP: 0.291, SLG: 0.293	C SI 87 B SI 90 B CH 84 B SI 88 B SI 88 4-1 48 1B 51 S BB	B SI 89 B SI 88 C SI 88 D SI 88 B SI 89 4-1 51 FC4-6 3 FC5 1-2 BB	C SI 88 B SI 88 F SL 88 X KC 79 1-2 ③ G6-3			B CH 85 X SI 87 1-0 ① L7		2	0	0	0	2	0	0
3 Adeiny Hechavarría, R (1, 6) OBP: 0.255, SLG: 0.384	C SI 90 B SI 89 F SI 89 S CH 82 1-3 ① K	C SI 90 X SL 86 0-1 ① FC5 51 FC4-6 1-2 2-3f		X CH 84 0-0 ① G6-3	C SI 89 B SL 85 C KC 75 X KC 78 1-2 ② G5-3		4	0	0	0	0	0	1	3
51 Derek Dietrich, L (1, 4) OBP: 0.370, SLG: 0.520	C SI 88 B CH 80 S CH 82 B SI 90 B SI 90 D SI 89 4-2 48 1B 1-2 BB	X SI 89 0-0 ② FC4-6 48 FC6-4 1-2f 2-3		C SI 86 X SL 85 0-1 ② L6	B CH 83 X SI 89 1-0 ③ G4-3		3	0	0	0	1	0	2	
48 Marcell Ozuna, R (1, 9) OBP: 0.328, SLG: 0.459	C SI 90 F SI 90 X CH 80 0-2 20 G5-4-3 1-2 2-3 1B	X SI 90 0-0 ③ FC6-4 1-2f		C SI 86 F SI 87 C KC 79 0-3 ③ K		B FF 93 B FC 92 X FC 92 2-0 ① P3	4	0	1	0	0	1	2	
20 Justin Ruggiano, R (1, 8) OBP: 0.292, SLG: 0.406	F SI 89 B SL 88 X SI 88 1-1 ②③ G5-4-3 1-2f		S CH 84 X KC 77 0-1 ① G6-3		C CH 84 F SI 88 B SI 89 S CH 79 1-3 ① K		S FC 92 B CU 81 F CU 81 X FF 92 1-2 ② G6-3	4	0	0	0	0	1	3
29 Greg Dobbs, L (1, 3) OBP: 0.290, SLG: 0.275		C CH 84 X FF 88 0-1 ① 19 G4-6-3 1B	C SI 86 F KC 79 B SI 88 B CH 81 X CH 84 2-2 ② G3		X SI 85 0-0 ① 30 1B 19 1B 1B		B FF 93 S FF 93 X FF 93 1-1 ② 30 1B 2B	4	2	3	0	0	0	0
30 Placido Polanco, R (1, 5) OBP: 0.310, SLG: 0.278		C SI 90 C SL 87 S SI 90 0-3 ① K	F SI 89 B SI 92 B KC 77 X SI 88 2-1 ③ G1-3		F SI 88 B SI 89 F SI 89 X CH 83 1-2 19 1B 1-2 1B		T FF 92 F CU 82 X CU 81 0-2 2-H 1B	4	0	2	1	0	1	1
19 Rob Brantly, L (1, 2) OBP: 0.321, SLG: 0.323		X SI 88 0-0 ②③ G4-6-3 1-2f		C SI 85 S KC 78 B SI 88 X CH 82 1-2 ① G3	B SL 87 F CH 85 B SL 88 X SI 90 2-1 8 G3-6-3 1-3 2-H 1B		F FF 92 F FC 92 S CU 80 0-3 ③ K	4	0	1	1	0	1	2
45 Kevin Slowey, R (1, 1) 23 Wade LeBlanc, L (4, 1) OBP: 0.167, SLG: 0.167 8 Chris Coghlan, L (7, PH) OBP: 0.265, SLG: 0.270 60 Jon Rauch, R (8, 1) 58 Ryan Webb, R (9, 1)		B CH 84 C SI 86 B SI 88 S SI 86 F SI 90 B KC 76 B SI 89 4-2 3 FC5 9 BB		C SI 87 C CH 81 B KC 77 B CH 78 X SI 89 2-2 ② G5-3	B CH 81 X SI 88 1-0 ②③ G3-6-3 1-2f			0 1 1 0 0	0 0 0 0 0	0 0 0 0 0	0 0 0 0 0	1 0 0 0 0	0 0 0 0 0	0 0 2 0 0
Inning Stats	R: 0 E: 0 K: 1 S: 11 H: 1 LOB: 2 BB: 2 P: 21	R: 0 E: 0 K: 1 S: 6 H: 1 LOB: 0 BB: 0 P: 6	R: 0 E: 0 K: 0 S: 8 H: 0 LOB: 2 BB: 2 P: 16	R: 0 E: 0 K: 0 S: 7 H: 0 LOB: 0 BB: 0 P: 11	R: 0 E: 0 K: 0 S: 9 H: 0 LOB: 0 BB: 0 P: 13	R: 0 E: 0 K: 1 S: 6 H: 0 LOB: 0 BB: 0 P: 6	R: 1 E: 0 K: 1 S: 10 H: 3 LOB: 1 BB: 0 P: 15	R: 0 E: 0 K: 0 S: 5 H: 0 LOB: 0 BB: 0 P: 8	R: 1 E: 0 K: 1 S: 12 H: 2 LOB: 1 BB: 0 P: 16	1B: 6 2B: 1 3B: 0 HR: 0 SF: 0 SAC: 0 DP: 3 HBP: 0						WP: 0 PB: 0 SB: 1 CS: 0 PA: 35	

PITCHER		IP	WLS	BF	H	R	ER	SO	BB	IBB	HBP	BLK	WP	HR	S	P	ERA	WHIP
35 Trevor Cahill, R ERA: 2.48	(1, 1)	8.0	W	30	5	1	1	4	4	0	0	0	0	0	62	96	1.12	1.125
38 Will Harris, R ERA: 9.0	(9, 1)	1.0		5	2	1	1	1	0	0	0	0	0	0	12	16	9.00	2.000

PITCHER	IP	WLS	BF	H	R	ER	SO	BB	IBB	HBP	BLK	WP	HR	S	P	ERA	WHIP

BOTTOM

Arizona Diamondbacks @ Miami Marlins

Marlins Park, Miami, FL

Fri May 17 2013, 7:13 PM - 9:53 PM EDT
Att. 13,444 - Partly Cloudy - 81 F

livebaseballscorecards.com

AB	31
R	2
H	7
RBI	2
BB	4
SO	5
LOB	15

MIAMI

Arizona Diamondbacks @ Miami Marlins

Marlins Park, Miami, FL

Sat May 18 2013, 7:13 PM - 9:36 PM EDT

Att. 18,786 - Roof Closed - 76 F

livebaseballscorecards.com

TOP

Batter	1	2	3	4	5	6	7	8	9	AB	R	H	RBI	BB	SO	LOB
8 Gerardo Parra, L (1, 9) OBP: 0.394, SLG: 0.506	X FF 94 0-0 HR		C FF 94 B CH 88 S KC 82 B KC 83 B KC 80 F FF 94 S SL 89 3-3 ② K			B KC 77 B CH 87 B FF 93 C FF 92 F FF 91 T FF 92 3-2 ① K		B SL 88 B FF 94 F FF 95 F FF 95 B FF 94 F FF 94 B FF 95 4-2 1 CS BB		3	1	1	1	1	2	0
1 Didi Gregorius, L (1, 6) OBP: 0.398, SLG: 0.560	C FF 94 F CH 88 B SL 84 B FF 95 S KC 81 2-3 ① K		B CH 87 B FF 93 B FF 92 C FF 92 S FF 92 B FF 93 4-2 44 WP BB			B FF 93 F CH 86 F FF 93 B KC 82 B KC 83 B FF 92 4-2 44 1B BB		B FF 95 1 SAFE S FF 94 S FF 95 S SL 90 F FF 95 F SL 89 F FF 95 F FF 95 3-2 ②③ F FF 95 B SL 90 X FF 97 G4-3 1-2		2	0	0	0	2	1	1
44 Paul Goldschmidt, R (1, 3) OBP: 0.418, SLG: 0.645	F FF 95 S SL 89 B FF 96 S SL 90 1-3 ② K		B SL 89 B FF 92 C FF 93 X FF 94 2-1 ③ G4-3 1-2			B FF 92 X FF 91 1-0 1-2 1B			F SI 94 F SL 84 B SL 84 F SI 95 S SI 94 1-3 ① K	4	0	1	0	0	2	1
12 Eric Chavez, L (1, 5) OBP: 0.382, SLG: 0.559	C KC 80 B FF 94 B CH 89 B KC 80 F FF 91 F CH 88 F FF 93 X FF 94 3-2 ③ F7			B CH 86 B FF 92 F FF 93 F FF 93 S KC 82 2-3 ① K		D CH 87 F FF 93 B KC 79 F FF 93 B KC 81 C KC 80 3-3 ② K			B SL 83 X SI 92 1-0 ② G4-3	4	0	0	0	0	2	2
7 Cody Ross, R (1, 7) OBP: 0.325, SLG: 0.377		C FF 91 X FF 94 0-1 14 FC6-5 26 G2 1B		B SL 89 F SI 94 S KC 82 X FF 95 1-2 ② F9		F FF 92 F FF 94 X KC 83 0-2 ③ F9			C SI 93 T SL 83 X SL 84 0-2 ③ G5-3	4	0	1	0	0	0	2
26 Miguel Montero, L (1, 2) OBP: 0.281, SLG: 0.265		F FF 93 F FF 94 B FF 94 B KC 81 X FF 95 2-2 ① G2 1-2		X CH 87 0-0 ③ G3-1			X SI 92 0-0 14 G6-4-3 1B			3	0	1	0	0	0	1
14 Martín Prado, R (1, 4) OBP: 0.293, SLG: 0.345		B SL 88 X FF 93 1-0 ② FC6-5 2-3			C KC 79 B KC 81 X FF 94 1-1 ① G6-3		F SI 93 C SL 82 1 SAFE X SI 92 0-2 ①② G6-4-3 1-2f			3	0	0	0	0	0	2
11 AJ Pollock, R (1, 8) OBP: 0.262, SLG: 0.430		C FF 94 F FF 95 1 SAFE B KC 82 F FF 96 B KC 83 X KC 82 2-2 ③ G3			X FF 94 0-0 ② G5-3		C SI 92 B SI 92 S SL 83 B SL 82 S SI 92 2-3 ③ K			3	0	0	0	0	1	1
32 Brandon McCarthy, R (1, 1)			C FF 92 C FF 93 B FF 95 C KC 82 1-3 ① K		C FF 92 B FF 93 X FF 92 1-1 ③ G3			B SI 90 B SI 91 B SI 90 C SI 89 X SI 89 3-1 ① G5-3		3	0	0	0	0	1	0

Inning Stats	1	2	3	4	5	6	7	8	9
	R: 1 E: 0 K: 2 S: 12	R: 0 E: 0 K: 0 S: 10	R: 0 E: 0 K: 2 S: 11	R: 0 E: 0 K: 1 S: 7	R: 0 E: 0 K: 0 S: 5	R: 0 E: 0 K: 2 S: 12	R: 0 E: 0 K: 1 S: 7	R: 0 E: 0 K: 0 S: 13	R: 0 E: 0 K: 1 S: 8
	H: 1 LOB: 0 BB: 0 P: 18	H: 1 LOB: 1 BB: 0 P: 15	H: 0 LOB: 1 BB: 1 P: 21	H: 0 LOB: 0 BB: 0 P: 10	H: 0 LOB: 0 BB: 0 P: 7	H: 1 LOB: 2 BB: 1 P: 23	H: 1 LOB: 0 BB: 0 P: 9	H: 0 LOB: 0 BB: 1 P: 23	H: 0 LOB: 0 BB: 0 P: 10

| | | |

BOTTOM

Arizona Diamondbacks @ Miami Marlins

Marlins Park, Miami, FL

Sat May 18 2013, 7:13 PM - 9:36 PM EDT

Att. 18,786 - Roof Closed - 76 F

livebaseballscorecards.com

Batter	1	2	3	4	5	6	7	8	9	AB	R	H	RBI	BB	SO	LOB
9 Juan Pierre, L (1, 7) OBP: 0.284, SLG: 0.285	B SI 92 X SI 92 1-0 F7 ①		C SI 92 F FC 90 F FC 93 B FC 91 B SI 92 F CU 81 F CU 80 X SI 92 2-2 F8 ②			L SI 90 B FC 90 X CU 80 1-1 G6-3 ②		X SI 92 0-0 G3 ③		4	0	0	0	0	0	0
3 Adeiny Hechavarria, R (1, 6) OBP: 0.255, SLG: 0.379	X SI 92 0-0 G6-3 ②		C CU 81 B CU 82 C SI 93 X FC 92 1-2 G1-3 ③			C SI 91 X SI 91 0-1 51 PB 1B			B SI 92 B CU 80 C FC 90 X FC 90 2-1 P4 ①	4	0	1	0	0	0	0
51 Derek Dietrich, L (1, 4) OBP: 0.355, SLG: 0.464	C SI 92 B SI 92 B CU 80 B SI 92 C FC 92 F FC 92 B SI 93 4-2 48 1B 8 1B BB			C CU 79 B FC 90 B FS 85 F SI 92 B SI 93 X SI 92 3-2 G6-3 ①		C FC 91 C SI 91 F SI 92 1 SAFE 1 SAFE B SI 92 S SI 93 1-3 K 1-2 ③			X SI 91 0-0 F8 ②	3	0	0	0	1	1	1
48 Marcell Ozuna, R (1, 9) OBP: 0.338, SLG: 0.453	X SI 90 0-0 8 1B 1-2 1B			C CU 81 F SI 92 X FC 92 0-2 P2 ②			C CU 80 B CU 80 B CU 80 B FC 90 B FC 90 4-1 30 BLK BB		X CU 79 0-0 L6 ③	3	0	1	0	1	0	0
8 Chris Coghlan, L (1, 8) OBP: 0.268, SLG: 0.273	F SI 92 X CU 79 0-1 1-2 2-H 1B ③			X SI 93 0-0 L8 ③			D FC 90 C CU 78 B FC 90 F FC 91 F SI 91 S SI 92 2-3 K ①			3	0	1	0	0	1	1
29 Greg Dobbs, L (1, 3) OBP: 0.284, SLG: 0.269		C SI 91 X FS 84 0-1 F8 ①			X SI 92 0-0 F8 ①		B FC 92 S SI 92 X FC 92 1-1 P5 ②			3	0	0	0	0	0	1
30 Placido Polanco, R (1, 5) OBP: 0.304, SLG: 0.272		B SI 93 X SI 92 1-0 G6-3 ②			C SI 92 B SI 92 F SI 92 X FC 90 1-2 G3 ②		C FC 92 X SI 92 0-1 L7 ③ 1-2			3	0	0	0	0	0	1
19 Rob Brantly, L (1, 2) OBP: 0.312, SLG: 0.313		X SI 92 0-0 P5 ③			C SI 91 F FC 92 B FC 92 F SI 92 B CU 80 S FC 91 2-3 K ③			F FC 90 F FC 90 C FC 92 0-3 K ①		3	0	0	0	0	2	0
34 Tom Koehler, R (1, 1) 32 Matt Diaz, R (6, PH) OBP: 0.211, SLG: 0.222 58 Ryan Webb, R (7, 1) 40 Mike Dunn, L (8, 1) 20 Justin Ruggiano, R (8, PH) OBP: 0.290, SLG: 0.403 31 Steve Cishek, R (9, 1)			B SI 92 C SI 91 C FC 91 B CU 81 S FC 92 2-3 K ①			B FC 90 X CU 80 1-0 G6-3 ①		B CU 78 S FC 90 F FC 91 B FC 92 X FC 90 2-2 F9 ②		1 1 0 0 1 0	0 0 0 0 0 0	0 0 0 0 0 0	0 0 0 0 0 0	1 0 0 0 0 0	0 0 0 0 0 0

Inning Stats	1	2	3	4	5	6	7	8	9
	R: 0 E: 0 K: 0 S: 8	H: 2 LOB: 2 BB: 1 P: 13	R: 0 E: 0 K: 0 S: 4	H: 0 LOB: 0 BB: 0 P: 5	R: 0 E: 0 K: 1 S: 12	H: 0 LOB: 0 BB: 0 P: 17	R: 0 E: 0 K: 0 S: 7	H: 0 LOB: 0 BB: 0 P: 10	R: 0 E: 0 K: 1 S: 8	H: 0 LOB: 0 BB: 0 P: 11	R: 0 E: 0 K: 1 S: 9	H: 1 LOB: 1 BB: 0 P: 12	R: 0 E: 0 K: 1 S: 9	H: 0 LOB: 1 BB: 1 P: 16	R: 0 E: 0 K: 1 S: 7	H: 0 LOB: 0 BB: 0 P: 9	R: 0 E: 0 K: 0 S: 4	H: 0 LOB: 0 BB: 0 P: 6

1B: 3	SF: 0	WP: 0
2B: 0	SAC: 0	PB: 1
3B: 0	DP: 0	SB: 0
HR: 0	HBP: 0	CS: 0

PA: 31

PITCHER	IP	WLS	BF	H	R	ER	SO	BB	IBB	HBP	BLK	WP	HR	S	P	ERA	WHIP
32 Brandon McCarthy, R (1, 1) ERA: 4.74	9.0	W	31	3	0	0	5	2	0	0	1	0	0	68	99	0.00	0.556

PITCHER	IP	WLS	BF	H	R	ER	SO	BB	IBB	HBP	BLK	WP	HR	S	P	ERA	WHIP

AB	29
R	0
H	3
RBI	0
BB	2
SO	5
LOB	4

Batter	1	2	3	4	5	6	7	8	9	AB	R	H	RBI	BB	SO	LOB
8 Gerardo Parra, L (1, 8) OBP: 0.385, SLG: 0.494	B SI 88 L SI 89 C CU 74 S SL 81 1-3 ① K		C CU 75 F SL 84 B SL 82 B CU 76 F SL 82 B FF 92 X CU 74 3-2 ② F7		S FS 82 C FS 81 S FS 83 0-3 ③ K			C FS 83 F FF 93 S FS 82 0-3 ③ K		4	0	0	0	0	3	1
1 Didi Gregorius, L (1, 6) OBP: 0.414, SLG: 0.582	F SI 90 C CU 75 B CU 74 X SL 80 1-2 ② 1B		C FF 92 X CU 76 0-1 1-2 1B			F FS 80 B FF 91 X SL 81 1-1 ① F9			B FF 90 C FF 91 X FS 81 1-1 44 G4-3 13 SF7 2B	4	1	3	0	0	0	0
44 Paul Goldschmidt, R (1, 3) OBP: 0.414, SLG: 0.635	X FF 90 0-0 1B		C SL 82 F SL 82 B SI 91 S SL 82 1-3 ③ K			B FF 91 B SI 91 C SL 84 F FF 92 B SL 83 X SL 83 3-2 ② G6-3			B SL 82 X SI 92 1-0 ① G4-3 2-3	4	0	1	0	0	1	3
13 Jason Kubel, L (1, 7) OBP: 0.300, SLG: 0.413	B FF 89 C CU 74 1 SAFE X FS 80 1-1 ③ F7			F FS 81 B FF 92 X FS 81 1-1 ① G3		B FF 92 X FS 82 1-0 ③ F9			C SL 84 B SI 93 S SI 93 B SI 93 X SI 93 2-2 ② SF7 3-H	3	0	0	1	0	0	1
7 Cody Ross, R (1, 9) OBP: 0.333, SLG: 0.380 12 Eric Chavez, L (9, PH) OBP: 0.388, SLG: 0.564 10 Josh Wilson, R (9, PR) OBP: 0.275, SLG: 0.340		C FF 91 B FS 82 B SL 82 F SI 91 F FF 91 X SL 82 2-2 14 FC3-6 1B		C SI 92 B SI 92 H SI 91 2-1 HBP			C FF 90 B FF 91 X FF 91 1-1 ① F9		B SI 93 X SI 93 1-0 26 BB 14 BB 1B	2 1 0	0 0 0	1 1 0	0 0 0	0 0 0	0 0 0	0 0 0
14 Martín Prado, R (1, 5) OBP: 0.292, SLG: 0.339		X SI 91 0-0 ① FC3-6 26 CS 1-2f		B SI 92 C SL 80 1 SAFE 1 SAFE S SI 90 X SL 83 1-2 ② P3			C FF 91 B CU 75 F FF 92 X SL 83 1-2 ② G6-3		B SI 93 C SI 93 B SL 83 D SI 94 B SI 93 4-1 26 BB 1-2 BB	3	0	0	0	1	0	2
26 Miguel Montero, L (1, 2) OBP: 0.280, SLG: 0.259		B SI 89 1 SAFE C CU 74 B SI 89 F SI 90 1 SAFE B CU 73 F CU 74 S SL 81 3-3 ② ③ K 1-2		C CU 75 F FS 81 X SL 81 0-2 ③ G4-3			C FF 89 S CU 76 B FS 82 S CU 75 1-3 ③ K		B SL 88 B FF 95 F FF 95 B FF 95 B FF 94 4-1 1-2 2-3 BB	3	0	0	0	1	2	2
4 Cliff Pennington, S (1, 4) OBP: 0.281, SLG: 0.278 11 AJ Pollock, R (9, PH) OBP: 0.261, SLG: 0.426			B SI 91 F SI 91 F FF 91 C SL 82 1-3 ① K		C CU 73 S CU 75 B SL 81 S CU 75 1-3 ① K			B CU 73 F FF 90 F CU 74 F SL 82 S SL 83 1-3 ① K	C FF 94 B FF 95 T SL 90 B SL 88 F FF 95 B FF 94 F FF 95 X FF 94 3-2 ③ G6-3	3 1	0 0	0 0	0 0	0 0	3 0	0 3
36 Wade Miley, L (1, 1) OBP: 0.133, SLG: 0.286 29 Brad Ziegler, R (7, 1) 22 Eric Hinske, L (8, PH) OBP: 0.235, SLG: 0.313 55 Josh Collmenter, R (8, 1)			B FF 90 B SI 90 B FF 90 B FF 90 4-0 1 1B BB		B FF 90 C SI 90 F SI 92 C CU 75 1-3 ② K			S CU 74 B CU 75 S FF 92 B SL 82 B CU 75 T CU 73 3-2 ② K		1 0 1 0	0 0 0 0	0 0 0 0	1 0 0 0	1 0 1 0	0 0 0 0	0 0 0 0
Inning Stats	R: 0 E: 0 K: 1 S: 9 H: 2 LOB: 1 BB: 0 P: 12	R: 0 E: 0 K: 1 S: 9 H: 1 LOB: 1 BB: 0 P: 14	R: 0 E: 0 K: 2 S: 12 H: 1 LOB: 2 BB: 1 P: 21	R: 0 E: 0 K: 0 S: 9 H: 0 LOB: 1 BB: 0 P: 13	R: 0 E: 0 K: 3 S: 9 H: 0 LOB: 0 BB: 0 P: 11	R: 0 E: 0 K: 0 S: 6 H: 0 LOB: 0 BB: 0 P: 11	R: 0 E: 0 K: 1 S: 8 H: 0 LOB: 0 BB: 0 P: 11	R: 0 E: 0 K: 3 S: 10 H: 0 LOB: 0 BB: 0 P: 14	R: 1 E: 0 K: 0 S: 14 H: 2 LOB: 3 BB: 2 P: 30	1B: 5 2B: 2 3B: 0 HR: 0 SF: 1 SAC: 0 DP: 1 HBP: 1						

PITCHER	IP	WLS	BF	H	R	ER	SO	BB	IBB	HBP	BLK	WP	HR	S	P	ERA	WHIP
47 Ricky Nolasco, R (1, 1) ERA: 3.96	8.0	W	29	5	1	1	11	1	0	1	0	0	0	74	110	1.12	0.750
31 Steve Cishek, R (9, 1) ERA: 4.91	0.2	H	4	1	0	0	0	1	0	0	0	0	0	6	14	0.00	3.000
40 Mike Dunn, L (9, 1) ERA: 1.74	0.1	S	2	0	0	0	0	1	0	0	0	0	0	6	13	0.00	3.000

PITCHER	IP	WLS	BF	H	R	ER	SO	BB	IBB	HBP	BLK	WP	HR	S	P	ERA	WHIP

TOP

Arizona Diamondbacks @ Miami Marlins

Marlins Park, Miami, FL

Sun May 19 2013, 1:12 PM - 3:49 PM EDT

Att. 20,206 - Roof Closed - 76 F

livebaseballscorecards.com

AB	30
R	1
H	6
RBI	1
BB	3
SO	11
LOB	12

Batter	1	2	3	4	5	6	7	8	9	AB	R	H	RBI	BB	SO	LOB
3 Adeiny Hechavarría, R (1, 6) OBP: 0.254, SLG: 0.374	M SI 87 F SI 89 B SL 79 C FF 91 1-3 K ①		B CH 81 F SI 89 F SI 91 B SI 91 S SI 94 2-3 K ③			B FF 88 B SI 89 C FF 90 F FF 90 F SI 92 B SL 80 X SI 91 3-2 51 1B 48 2B 1B		X FC 87 0-0 B2-1 ①		4	1	1	0	0	2	1
30 Placido Polanco, R (1, 5) OBP: 0.297, SLG: 0.265	C SI 89 B CH 81 F SI 90 F FF 91 B SL 79 B CH 82 X SI 91 3-2 F8 ②			B SI 88 X SI 89 1-0 F9 ①		1 SAFE C FF 90 1 SAFE F FF 90 D SL 82 F SL 82 B SI 91 1 SAFE F SL 80 3-2 B SI 92 1 SAFE X SL 92 F7 ②		B FC 87 C CH 77 F FC 88 C FC 90 1-3 K ②		4	0	0	0	0	1	1
51 Derek Dietrich, L (1, 4) OBP: 0.343, SLG: 0.438	C FF 90 B SI 90 F SI 90 F SL 79 S SL 80 1-3 K ③			B FF 90 C SI 88 C SI 91 B FF 92 S SL 82 2-3 K ②		S SL 79 F SI 91 1 SAFE 1 SAFE B FF 94 F SL 80 X SI 91 1-2 48 2B 1-3 1B		C CH 78 X FC 89 0-1 G3 ③		4	1	1	0	0	2	0
48 Marcell Ozuna, R (1, 9) OBP: 0.338, SLG: 0.463		X SI 88 0-0 G6-3 ①		C SI 91 B SL 81 B FF 91 X SI 90 2-1 G6-3 ③		B SL 83 F SL 82 B FF 93 X SI 93 2-1 1-H 3-H 2B				3	0	1	2	0	0	0
20 Justin Ruggiano, R (1, 8) OBP: 0.291, SLG: 0.397		X SI 87 0-0 G6-3 ②			C SI 88 X CH 80 0-1 G1-4-3 ①	B SI 92 C CH 82 B SI 92 F SI 93 F SI 94 B SL 84 D SL 83 4-2 8 FC4-6 BB				2	0	0	0	1	0	0
8 Chris Coghlan, L (1, 7) OBP: 0.270, SLG: 0.290		B FF 89 C FF 90 B FF 90 B FF 90 X FF 92 3-1 F7 ③			X FF 89 0-0 22 WP 2B	B SL 82 X SI 92 1-0 FC4-6 ③ 1-2f				3	0	1	0	0	0	2
22 Nick Green, R (1, 3) OBP: 0.271, SLG: 0.333			C SI 88 X SI 90 0-1 F8 ①		S SI 90 F SI 92 B FF 91 F FF 92 B SL 81 S SL 83 2-3 K ② 2-3		F SI 86 S SI 86 B SI 87 S CU 75 1-3 K ①			3	0	0	0	0	2	1
6 Jeff Mathis, R (1, 2) OBP: 0.143, SLG: 0.286			C SI 90 B SI 90 F CH 82 X CU 74 1-2 2B		C CH 83 B FF 92 S FF 92 F FF 94 X SI 95 1-2 L3 ③		C SI 87 X CU 75 0-1 G5-3 ②			3	0	1	0	0	0	1
47 Ricky Nolasco, R (1, 1) OBP: 0.056, SLG: 0.056 31 Steve Cishek, R (9, 1) 40 Mike Dunn, L (9, 1)			C SI 89 S FF 90 D SL 80 C FF 90 1-3 K ②			C SI 86 F FF 88 X FF 89 0-2 P4 ①		C SI 87 C SI 87 F SI 88 B CU 76 X SI 88 1-2 G4-3 ③		3 0 0	0 0 0	0 0 0	0 0 0	0 0 0	1 0 0	1 0 0
Inning Stats	R: 0 E: 0 K: 2 S: 11 H: 0 LOB: 0 BB: 0 P: 16	R: 0 E: 0 K: 0 S: 4 H: 0 LOB: 0 BB: 0 P: 7	R: 0 E: 0 K: 2 S: 11 H: 1 LOB: 1 BB: 0 P: 15	R: 0 E: 0 K: 1 S: 6 H: 0 LOB: 0 BB: 0 P: 11	R: 0 E: 0 K: 1 S: 11 H: 1 LOB: 1 BB: 0 P: 14	R: 2 E: 0 K: 0 S: 22 H: 3 LOB: 2 BB: 1 P: 36	R: 0 E: 0 K: 1 S: 9 H: 0 LOB: 0 BB: 0 P: 11	R: 0 E: 0 K: 1 S: 6 H: 0 LOB: 0 BB: 0 P: 7		1B: 2 2B: 3 3B: 0 HR: 0 SF: 0 SAC: 0 DP: 0 HBP: 0				WP: 1 PB: 0 SB: 0 CS: 0 PA: 30		

PITCHER		IP	WLS	BF	H	R	ER	SO	BB	IBB	HBP	BLK	WP	HR	S	P	ERA	WHIP
36 Wade Miley, L ERA: 3.67	(1, 1)	6.0	L	24	5	2	2	6	1	0	0	0	1	0	65	99	3.00	1.000
29 Brad Ziegler, R ERA: 2.61	(7, 1)	1.0		3	0	0	0	1	0	0	0	0	0	0	9	11	0.00	0.000
55 Josh Collmenter, R ERA: 2.45	(8, 1)	1.0		3	0	0	0	1	0	0	0	0	0	0	6	7	0.00	0.000

PITCHER	IP	WLS	BF	H	R	ER	SO	BB	IBB	HBP	BLK	WP	HR	S	P	ERA	WHIP

BOTTOM

Arizona Diamondbacks @ Miami Marlins

Marlins Park, Miami, FL

Sun May 19 2013, 1:12 PM - 3:49 PM EDT

Att. 20,206 - Roof Closed - 76 F

livebaseballscorecards.com

AB	29
R	2
H	5
RBI	2
BB	1
SO	8
LOB	7

MIAMI

Batter	1	2	3	4	5	6	7	8	9	AB	R	H	RBI	BB	SO	LOB
11 Jimmy Rollins, S (1, 6) OBP: 0.306, SLG: 0.398	X SI 87 0-0 2 G6-3 1B		B SI 89 B CH 82 C SI 87 C SI 88 X SI 88 2-2 2B			C SI 91 B FF 90 B CH 82 S CH 84 X SL 83 2-2 ① P4	X SI 93 0-0 ③ G4-3			4	0	2	0	0	0	2
2 Ben Revere, L (1, 8) OBP: 0.291, SLG: 0.278	C SI 88 1 SAFE B SI 87 B CH 82 1 SAFE X CH 82 2-1 ① ② G6-3 1-2f		B SI 90 F CH 80 B FF 90 X CH 81 2-1 ③ F8			X SI 91 0-0 ② G6-3		C FF 93 S CH 85 C CH 86 0-3 ① K		4	0	0	0	0	1	2
10 Michael Young, R (1, 3) OBP: 0.394, SLG: 0.395	C FF 88 C SL 82 B SL 82 B SI 89 F SL 82 C FF 90 2-3 ③ K			X SL 82 0-0 26 G4-6-3 1B		X FF 92 0-0 2B		X FF 95 0-0 ② F9		4	0	2	0	0	1	0
26 Chase Utley, L (1, 4) OBP: 0.339, SLG: 0.475		C SI 86 S SI 87 X SI 88 0-2 ① G1-3		C FF 89 X CH 84 0-1 ① G4-6-3 1-2f		C CH 84 F CH 84 B FF 92 H SL 84 2-2 HBP		B CH 86 B FF 95 C FF 94 F FF 94 B CH 87 B FF 95 4-2 9 CS BB		2	0	0	0	1	0	1
9 Domonic Brown, L (1, 7) OBP: 0.293, SLG: 0.436		X CH 83 0-0 HR		C SI 91 X SI 86 0-1 3 S 1B		X SI 91 0-0 ③ F7		S CH 84 B CH 85 1 SAFE B FF 94 2-1 ③ CS 1-2	X SI 94 0-0 ① G4-3	4	1	2	1	0	0	2
3 Delmon Young, R (1, 9) OBP: 0.279, SLG: 0.308		B SI 88 X SL 82 1-0 ② F8		1 SAFE F FF 89 B FF 90 1 SAFE S SL 83 F SL 82 S SL 82 1-3 ③ K 1-2			B SL 82 B SI 89 F FF 90 F SL 81 F FF 91 F SI 90 X SL 83 2-2 ① G6-3		B SI 96 F SI 95 B SL 88 F SI 95 S SL 88 2-3 ② K	4	0	0	0	0	2	1
13 Freddy Galvis, S (1, 5) OBP: 0.348, SLG: 0.483		X SI 89 0-0 ③ F8			B CH 83 C CH 82 F SI 90 B SL 83 B SI 90 S SI 91 3-3 ① K		B SI 91 B SI 89 C SI 90 S CH 83 B SL 83 F SI 90 B CH 83 4-2 31 1B BB		C SI 95 S SL 88 F SL 90 F SL 89 B SL 88 S SI 96 1-3 ③ K	3	0	0	0	1	2	0
31 Erik Kratz, R (1, 2) OBP: 0.250, SLG: 0.337			C FF 88 B FF 89 C SI 90 X SL 83 1-2 ① F9		S SL 84 S SL 84 X SL 82 0-2 ② G1-3		F FF 91 1 SAFE D SL 82 F SL 80 B SL 80 1 SAFE B SI 91 F SL 81 X FF 91 3-2 1-3 1B			3	0	1	0	0	0	0
35 Cole Hamels, L (1, 1) OBP: 0.059, SLG: 0.059 19 Laynce Nix, L (7, PH) OBP: 0.292, SLG: 0.348 30 Justin De Fratus, S (7, 1) 47 Jeremy Horst, L (8, 1) 48 Phillippe Aumont, L (8, 1)			X SI 88 0-0 ② F9		T SI 92 B SI 91 B CH 83 X SI 90 2-1 ③ G6-3		B SI 93 T SI 93 X SL 84 1-1 ② F9			2 1 0 0 0	0 0 0 0 0	0 0 0 0 0	0 0 0 0 0	0 0 0 0 0	0 0 0 0 0	0 2 0 0 0
Inning Stats	R: 0 E: 0 K: 1 S: 7 H: 1 LOB: 0 BB: 0 P: 11	R: 1 E: 0 K: 0 S: 6 H: 1 LOB: 0 BB: 0 P: 7	R: 0 E: 0 K: 0 S: 9 H: 1 LOB: 0 BB: 0 P: 14	R: 0 E: 0 K: 1 S: 9 H: 2 LOB: 1 BB: 0 P: 10	R: 0 E: 0 K: 1 S: 8 H: 0 LOB: 0 BB: 0 P: 13	R: 0 E: 0 K: 0 S: 8 H: 1 LOB: 2 BB: 0 P: 12	R: 0 E: 0 K: 0 S: 16 H: 1 LOB: 2 BB: 1 P: 26	R: 0 E: 0 K: 1 S: 7 H: 0 LOB: 0 BB: 1 P: 13	R: 0 E: 0 K: 2 S: 9 H: 0 LOB: 0 BB: 0 P: 12	1B: 4 2B: 2 3B: 0 HR: 1	SF: 0 SAC: 0 DP: 2 HBP: 1			WP: 0 PB: 0 SB: 1 CS: 1	PA: 35		

PITCHER		IP	WLS	BF	H	R	ER	SO	BB	IBB	HBP	BLK	WP	HR	S	P	ERA	WHIP
28 Alex Sanabia, R ERA: 4.56	(1, 1)	6.1	W	26	7	1	1	3	1	0	1	0	0	1	60	89	1.42	1.263
58 Ryan Webb, R ERA: 1.44	(7, 1)	0.2	H	2	0	0	0	0	0	0	0	0	0	0	3	4	0.00	0.000
44 AJ Ramos, R ERA: 3.22	(8, 1)	1.0	H	3	0	0	0	1	1	0	0	0	0	0	7	13	0.00	1.000
50 Chad Qualls, R ERA: 3.63	(9, 1)	1.0		3	0	0	0	2	0	0	0	0	0	0	9	12	0.00	0.000

PITCHER	IP	WLS	BF	H	R	ER	SO	BB	IBB	HBP	BLK	WP	HR	S	P	ERA	WHIP

TOP

Philadelphia Phillies @ Miami Marlins

Marlins Park, Miami, FL

Mon May 20 2013, 7:11 PM - 9:53 PM EDT

Att. 13,231 - Roof Closed - 74 F

livebaseballscorecards.com

AB	31
R	1
H	7
RBI	1
BB	2
SO	6
LOB	10

BOTTOM

Philadelphia Phillies @ Miami Marlins

Marlins Park, Miami, FL

Mon May 20 2013, 7:11 PM - 9:53 PM EDT

Att. 13,231 - Roof Closed - 74 F

livebaseballscorecards.com

Batter	1	2	3	4	5	6	7	8	9	AB	R	H	RBI	BB	SO	LOB
3 Adeiny Hechavarría, R (1, 6) OBP: 0.254, SLG: 0.369	C FF 91 B FF 92 F FF 92 X FF 90 1-2 51 1B 51 S 48 1B 1B		B CH 84 F FF 92 B FF 94 F FF 94 S CH 85 2-3 ① K		C CU 76 L CH 86 X FF 93 0-2 ③ G6-3		C SL 82 X FF 94 0-1 ③ F8			4	1	1	0	0	1	1
30 Placido Polanco, R (1, 5) OBP: 0.302, SLG: 0.271	B FF 92 X FF 92 1-0 ① F9		C FC 90 X FC 90 0-1 ② G5-3			C CH 83 F FF 92 B FF 94 X FF 89 1-2 20 2B 1B		B X FF 92 1-0 48 1B 20 1B 1B		4	2	2	0	0	0	1
51 Derek Dietrich, L (1, 4) OBP: 0.333, SLG: 0.417	B FF 93 S FF 90 F FF 90 F CH 84 X FF 93 1-2 48 1B 1-3 1B		B FF 94 S FF 94 X CU 76 1-1 ③ L9			F FF 93 F CH 84 B FF 90 S FF 94 1-3 ① K		B SL 81 C FF 88 1 SAFE F SL 81 F SL 81 F FF 90 F FF 90 X SL 80 1-2 ① F8		4	0	1	0	0	1	2
48 Marcell Ozuna, R (1, 9) OBP: 0.347, SLG: 0.465	B CH 84 F FF 94 F FF 94 F FF 91 X FF 95 1-2 20 G6-3 1-2 3-H 1B			C CU 76 S CH 83 B CH 86 B FF 94 F FC 90 S CH 85 2-3 ① K		B CH 84 F FF 93 1 SAFE F FF 90 S CH 84 1-3 ② K		C CU 80 S FS 84 F SI 94 X CU 81 0-2 20 1B 22 1B 1-3 1B		4	1	2	1	0	2	1
20 Justin Ruggiano, R (1, 8) OBP: 0.296, SLG: 0.407	B FF 94 B CH 85 F FF 95 X CH 86 2-1 ② G6-3 ③ 1-2f			B CU 77 F FF 94 S CH 84 S CH 86 1-3 ② K		X FF 89 0-0 1-H 2B		B SI 93 D CU 81 X SI 93 2-0 22 1B 22 1B 1-2 3-H 1B		4	1	2	2	0	1	2
8 Chris Coghlan, L (1, 7) OBP: 0.282, SLG: 0.329		X FF 92 0-0 3B		S FF 94 B FF 91 X FF 90 1-1 22 E 1B		F FC 90 B FF 94 B FF 92 B FF 93 S FC 89 F FC 88 S CH 85 3-3 ③ K		C SI 94 C SI 90 B SI 95 D CU 81 S CU 81 2-3 ② K		4	0	2	0	0	2	3
22 Nick Green, R (1, 3) OBP: 0.269, SLG: 0.326		T FF 92 F FF 94 X FF 91 0-2 ① P5		1 SAFE T FF 93 S FF 94 F FF 95 S CH 85 0-3 ③ K 1-2			B FF 93 X FF 92 1-0 ① F7	C SI 93 X CU 79 0-1 1-H 2-H 1B		4	0	1	2	0	1	2
6 Jeff Mathis, R (1, 2) OBP: 0.091, SLG: 0.182		C FF 95 X FF 95 0-1 ② P6			C CH 84 B FF 93 F FF 93 F FF 91 B FF 91 S FF 94 2-3 ① K		L FF 94 X SL 83 0-1 E5	B SI 96 F SI 94 F SI 95 S CU 83 1-3 ③ K		4	0	0	0	0	2	2
28 Alex Sanabia, R (1, 1) OBP: 0.118, SLG: 0.063 58 Ryan Webb, R (7, 1) 29 Greg Dobbs, L (7, PH) OBP: 0.282, SLG: 0.267 44 AJ Ramos, R (8, 1) 50 Chad Qualls, R (9, 1)		C FF 94 F FF 94 D FF 96 S FC 90 1-3 ③ K			F FF 93 C FF 94 S CH 86 0-3 ② K		C FF 93 F SI 92 F FF 94 F SL 82 D SL 82 B FF 93 S FF 94 2-3 ② K			2 0 1 0 0	0 0 0 0 0	0 0 0 0 0	0 0 0 0 0	0 0 1 0 0	2 0 1 0 0	1 0 1 0 0
Inning Stats	R: 1 E: 0 K: 0 S: 14 H: 3 LOB: 1 BB: 0 P: 20	R: 0 E: 0 K: 0 S: 9 H: 1 LOB: 1 BB: 0 P: 10	R: 0 E: 0 K: 1 S: 7 H: 0 LOB: 0 BB: 0 P: 10	R: 0 E: 1 K: 3 S: 13 H: 1 LOB: 1 BB: 0 P: 17	R: 0 E: 0 K: 2 S: 10 H: 0 LOB: 0 BB: 0 P: 12	R: 1 E: 0 K: 3 S: 14 H: 2 LOB: 1 BB: 0 P: 20	R: 0 E: 1 K: 1 S: 10 H: 0 LOB: 1 BB: 0 P: 13	R: 3 E: 0 K: 2 S: 20 H: 4 LOB: 1 BB: 0 P: 27		1B: 9 2B: 1 3B: 1 HR: 0 SF: 0 SAC: 0 DP: 1 HBP: 0						

	AB	35
	R	5
	H	11
	RBI	5
	BB	0
	SO	13
	LOB	16

PITCHER		IP	WLS	BF	H	R	ER	SO	BB	IBB	HBP	BLK	WP	HR	S	P	ERA	WHIP
35 Cole Hamels, L ERA: 4.45	(1, 1)	6.0	L	24	7	2	2	10	0	0	0	0	0	0	67	89	3.00	1.167
30 Justin De Fratus, R ERA: 2.7	(7, 1)	1.0		5	1	1	1	1	0	0	0	0	0	0	11	15	9.00	1.000
47 Jeremy Horst, L ERA: 5.09	(8, 1)	0.1		1	0	0	0	0	0	0	0	0	0	0	6	7	0.00	0.000
48 Phillippe Aumont, R ERA: 4.15	(8, 1)	0.2		5	3	2	2	2	0	0	0	0	0	0	13	18	27.00	4.500

PITCHER	IP	WLS	BF	H	R	ER	SO	BB	IBB	HBP	BLK	WP	HR	S	P	ERA	WHIP

Philadelphia Phillies @ Miami Marlins

Marlins Park, Miami, FL

Tue May 21 2013, 7:11 PM - 10:13 PM EDT

Att. 13,996 - Roof Closed - 73 F

livebaseballscorecards.com

Batter	1	2	3	4	5	6	7	8	9	AB	R	H	RBI	BB	SO	LOB
11 Jimmy Rollins, S (1, 6) OBP: 0.307, SLG: 0.395	C FF 92 X SI 94 0-1 2 F9 2 PB 10 FC4-2 1B		C CH 85 F CU 80 S CU 83 0-3 ① K		C FF 92 B CH 87 F CH 85 F CU 80 B CU 80 F FF 93 X CH 87 2-2 ② F8		B CH 82 C FF 89 S CH 84 X CH 84 1-2 10 1B 2 1B 6 1B 1B	C CH 77 X FF 85 0-1 ① F7	C FF 93 B CH 85 C CU 77 F CU 79 X FF 95 1-2 ③ G6-3	6	1	2	0	0	1	2
2 Ben Revere, L (1, 8) OBP: 0.302, SLG: 0.298	C FF 94 1 SAFE 1 SAFE B CH 85 X FF 94 1-1 ① F9 1-3		B FF 94 C CH 85 C CU 84 B CU 80 B CH 87 X FF 93 3-2 ② L7		B FF 94 X FF 93 1-0 1-2 1B		L FF 89 1 SAFE B SL 84 1 SAFE 1 SAFE L FF 89 X SL 84 1-2 10 1B 6 1B 1B	C FF 84 B FC 80 X FF 87 1-1 10 G3 6 1B 2B		5	2	3	0	0	0	1
10 Michael Young, R (1, 5) OBP: 0.389, SLG: 0.388	S FF 97 B CU 84 C CU 81 F FF 98 B CU 83 X CU 83 2-2 ② FC4-2 3-H		X CH 84 0-0 ③ G5-3		F FF 96 B FF 97 B CU 81 B CU 81 X FF 96 3-1 ③ F8		C SI 93 B SI 93 C SL 84 B SI 94 B SL 85 F SI 94 F SI 93 F SI 93 X SI 93 3-2 6 1B 3 G5-3 1B 1-2 2-3	F SI 87 D CH 76 X CH 76 1-1 ② G3 2-3		5	1	1	0	0	0	4
6 Ryan Howard, L (1, 3) OBP: 0.292, SLG: 0.436 19 Laynce Nix, L (8, PR) OBP: 0.292, SLG: 0.348 (8, 3)	F FF 94 B CH 88 X FF 96 1-1 ③ G4-3			X FF 94 0-0 ① G3-1		C FF 90 B FF 90 B CU 77 X FF 90 2-1 3 2B 9 G4-3 1B	B SI 94 B SI 94 F SI 92 X SI 92 2-1 9 WP 3 G5-3 9 2B 1B 1-3 2-H 3-H	B CU 78 D CU 77 F CU 78 F FF 86 D CU 77 X FC 80 3-2 15 1B 1B 3-H		5	2	3	3	0	0	1
										0	0	0	0	0	0	0
3 Delmon Young, R (1, 9) OBP: 0.292, SLG: 0.393 15 John Mayberry Jr., R (7, 9) OBP: 0.310, SLG: 0.404		B CU 80 B FF 94 C FF 96 X FF 96 2-1 ① F9		B FF 96 C FF 96 C CU 80 B CU 85 F CU 80 F CU 77 X CU 80 2-2 HR		B FF 90 X SL 86 1-0 9 G4-3 2B 1-3	F SL 82 F SI 93 F SL 81 B SI 93 B SI 94 B SI 94 F SI 93 X SL 83 3-2 ① G5-3 1-2 3-H	X CH 77 0-0 1-2 1B		4	1	2	2	0	0	1
										1	0	1	0	0	0	0
9 Domonic Brown, L (1, 7) OBP: 0.291, SLG: 0.435		C CU 80 B CH 86 B FF 97 B FF 95 X CH 86 3-1 ② F7		B CH 85 X FF 94 1-0 ② G4-3		F SL 84 B FF 90 C SL 85 X SL 85 1-2 ① G4-3 2-3 3-H	F SI 93 B CH 84 B CH 85 B SL 82 X SI 92 3-1 2-H 2B	B CU 77 B CU 77 F FF 87 F CU 77 X FF 87 2-2 ③ F8		5	0	1	2	0	0	3
13 Freddy Galvis, S (1, 4) OBP: 0.338, SLG: 0.462		C FF 95 X FF 96 0-1 31 1B 1B		C CH 84 B CU 81 F CH 87 B FF 94 F CU 80 F FF 94 S CU 81 2-3 ③ K		F CU 79 F SL 86 D SL 86 B FF 91 F SL 86 F SL 85 S CU 79 2-3 ② K	C SI 90 C SL 82 C SL 81 0-3 ② K		F FF 93 B CH 86 B CH 85 X FF 94 2-1 ① F8	5	0	1	0	0	3	2
31 Erik Kratz, R (1, 2) OBP: 0.268, SLG: 0.337		X FF 97 0-0 1-3 1B			X FF 95 0-0 ① F8	I IN 76 I IN 78 I IN 78 I IN 75 4-0 IBB	I IN 77 I IN 79 I IN 78 I IN 80 4-0 IBB		C SL 82 B FF 97 C SL 83 X SL 84 1-2 ② G1-3	3	0	1	0	2	0	0
50 Tyler Cloyd, R (1, 1) 59 Antonio Bastardo, R (8, 1) 28 Kevin Frandsen, R (9, PH) OBP: 0.342, SLG: 0.485 53 B.J. Rosenberg, R (9, 1)		C FF 94 C CU 81 X CU 83 0-2 ③ G5-3			B FF 96 C FF 95 B FF 96 B FF 94 C FF 92 F FF 94 F FF 92 B FF 92 4-2 2 1B BB	S FF 88 F FF 89 X CH 83 0-2 ③ G3	C SI 91 B SI 92 C SI 92 S SL 83 1-3 ③ K		B SL 83 F FF 95 T SL 83 F FF 95 X SL 84 1-2 E6	3	0	0	0	1	1	6
										0	0	0	0	0	0	0
										1	0	0	0	0	0	0
										0	0	0	0	0	0	0

	AB	R	H	RBI	BB	SO	LOB
TOP	43	7	15	7	3	5	20

Inning Stats	1	2	3	4	5	6	7	8	9
	R: 0 E: 0 K: 0 S: 10	R: 0 E: 0 K: 0 S: 10	R: 0 E: 0 K: 1 S: 7	R: 1 E: 0 K: 1 S: 12	R: 0 E: 0 K: 0 S: 13	R: 1 E: 0 K: 1 S: 14	R: 4 E: 0 K: 2 S: 27	R: 1 E: 0 K: 0 S: 13	R: 0 E: 1 K: 0 S: 13
	H: 1 LOB: 1 BB: 0 P: 14	H: 2 LOB: 2 BB: 0 P: 15	H: 0 LOB: 0 BB: 0 P: 10	H: 1 LOB: 0 BB: 0 P: 17	H: 1 LOB: 2 BB: 1 P: 23	H: 2 LOB: 2 BB: 1 P: 24	H: 5 LOB: 2 BB: 1 P: 45	H: 3 LOB: 2 BB: 0 P: 20	H: 0 LOB: 1 BB: 0 P: 18

	1B: 11	SF: 0	WP: 1	PA: 46
	2B: 3	SAC: 0	PB: 1	
	3B: 0	DP: 0	SB: 0	
	HR: 1	HBP: 0	CS: 0	

PITCHER		IP	WLS	BF	H	R	ER	SO	BB	IBB	HBP	BLK	WP	HR	S	P	ERA	WHIP
16 José Fernández, R ERA: 3.31	(1, 1)	5.0		21	5	1	1	2	1	0	0	0	0	1	52	79	1.80	1.200
64 Duane Below, L ERA: 27.0	(6, 1)	1.0	L	8	4	3	3	1	0	1	0	0	0	0	20	32	27.00	4.000
58 Ryan Webb, R ERA: 2.08	(7, 1)	1.0		7	3	2	2	2	0	1	0	0	1	0	21	37	18.00	3.000
23 Wade LeBlanc, L ERA: 5.53	(8, 1)	1.0		6	3	1	1	0	0	0	0	0	0	0	13	20	9.00	3.000
44 AJ Ramos, R ERA: 3.09	(9, 1)	1.0		4	0	0	0	0	0	0	0	0	0	0	13	18	0.00	0.000

PITCHER		IP	WLS	BF	H	R	ER	SO	BB	IBB	HBP	BLK	WP	HR	S	P	ERA	WHIP

BOTTOM

Philadelphia Phillies @ Miami Marlins

Marlins Park, Miami, FL

Tue May 21 2013, 7:11 PM - 10:13 PM EDT

Att. 13,996 - Roof Closed - 73 F

livebaseballscorecards.com

Batter	1	2	3	4	5	6	7	8	9	AB	R	H	RBI	BB	SO	LOB
9 Juan Pierre, L (1, 7) OBP: 0.288, SLG: 0.289	C FF 87 X FF 87 0-1 3 G6-4-3 1B		X FC 83 0-0 ② B2-3		C CH 80 B FC 84 B SI 87 X SI 86 2-1 ③ F9		C FC 85 X FC 84 0-1 3-H 1B		C FF 92 D CH 85 X FF 93 1-1 ③ L9	5	0	2	1	0	0	1
3 Adeiny Hechavarría, R (1, 6) OBP: 0.246, SLG: 0.357	1 SAFE L FF 87 F FC 85 F SI 86 B SI 86 X CU 76 1-2 ① ② G6-4-3 1-2f		X FC 84 0-0 ③ F9			C FC 84 B CH 80 X SI 84 1-1 ① G5-3	D CU 76 F FC 82 B SI 85 X FC 84 2-1 ③ G4-3			4	0	0	0	0	0	2
51 Derek Dietrich, L (1, 4) OBP: 0.326, SLG: 0.385	B FF 88 B FC 84 C FF 86 B SI 87 B FC 84 4-1 48 S BB			B CU 75 C FC 82 C SI 85 X FC 84 1-2 ① F8		C FC 85 F FC 85 B SI 86 B SI 87 S FC 85 2-3 ② K		F FF 92 B FF 92 T FF 93 S SL 84 1-3 ① K		3	0	0	0	1	2	0
48 Marcell Ozuna, R (1, 9) OBP: 0.342, SLG: 0.453	B FC 84 S FC 84 B CU 77 F FC 84 B SI 85 F SI 87 S CU 76 3-3 ③ K 1-2			C FC 85 C SI 87 B CH 82 B CU 77 C FC 84 2-3 ② K		C CU 76 B CU 77 B SI 85 X FC 84 2-1 8 BB 1B		C FF 92 C FF 93 B SL 86 S SL 84 1-3 ② K		4	0	1	0	0	3	1
8 Chris Coghlan, L (1, 8)		B SI 86 F SI 86 X CH 81 1-1 ① F7		B CH 81 X SI 86 1-0 3B		B FC 84 B SI 85 B SI 86 C FF 87 B FC 83 4-1 1-2 BB		X FF 92 0-0 ③ L9		3	0	1	0	1	0	0
29 Greg Dobbs, L (1, 3) OBP: 0.281, SLG: 0.266		B FF 88 X CH 81 1-0 30 S 1B	F FC 85 B FC 83 X SI 85 1-1 ③ P5			C FC 85 F FC 84 F FF 88 X FF 88 0-2 ③ G3-1			F SI 93 B FF 93 F CH 84 X FF 94 1-2 ① P5	4	0	1	0	0	0	3
30 Placido Polanco, R (1, 5) OBP: 0.306, SLG: 0.283		B FC 85 F FC 84 B FC 83 S SI 84 B SI 85 C FC 82 3-3 ② K 1-2			B CH 79 B FF 85 C FC 83 X FC 83 2-1 19 G4-3 54 SF7 2B		C FF 86 B SI 82 X SI 84 1-1 21 G6-4-3 19 1B 9 1B 1B		C FF 93 X FF 92 0-1 ② F7	4	2	2	0	0	1	1
19 Rob Brantly, L (1, 2) OBP: 0.319, SLG: 0.320		B SI 86 B SI 85 X SI 86 2-0 ③ G4-3			X FC 84 0-0 ① G4-3 2-3		B FF 87 B SI 85 B FF 86 C FF 86 X FF 86 3-1 21 G6-4-3 1-2 1B		X SI 93 0-0 20 2B 1B	4	1	2	0	0	0	2
16 José Fernández, R (1, 1) OBP: 0.154, SLG: 0.154 54 Jordan Brown, L (5, PH) 64 Duane Below, L (6, 1) 58 Ryan Webb, R (7, 1) 21 Miguel Olivo, R (7, PH) OBP: 0.234, SLG: 0.367 23 Wade LeBlanc, L (8, 1) OBP: 0.167, SLG: 0.167 44 AJ Ramos, R (9, 1) 20 Justin Ruggiano, R (9, PH) OBP: 0.301, SLG: 0.418			C FF 86 B FC 83 F FC 82 T FC 83 1-2 ① K		B FC 84 F FC 85 B SI 86 F FC 84 B SI 87 X FC 84 3-2 ② SF7 3-H		C FC 84 X FC 83 0-1 ① ② G6-4-3 1-2f 2-3		F FF 93 B CU 77 B CU 77 S FF 94 X FF 93 2-2 1-H 2B	1 0 0 0 1 0 0	0 0 0 0 0 0 0	0 0 0 0 0 0 0	0 1 0 0 1 0 0	1 0 0 0 0 0 0	0 0 0 0 0 0 0	0 0 0 0 2 0 0
Inning Stats	R: 0 E: 0 K: 1 S: 11 H: 1 LOB: 1 BB: 1 P: 19	R: 0 E: 0 K: 1 S: 7 H: 1 LOB: 1 BB: 0 P: 14	R: 0 E: 0 K: 1 S: 5 H: 0 LOB: 0 BB: 0 P: 6	R: 0 E: 0 K: 1 S: 9 H: 1 LOB: 1 BB: 0 P: 14	R: 1 E: 0 K: 0 S: 8 H: 1 LOB: 0 BB: 0 P: 15	R: 0 E: 0 K: 1 S: 12 H: 1 LOB: 2 BB: 1 P: 21	R: 1 E: 0 K: 0 S: 10 H: 3 LOB: 1 BB: 0 P: 16	R: 0 E: 0 K: 2 S: 7 H: 0 LOB: 0 BB: 0 P: 9	R: 1 E: 0 K: 0 S: 11 H: 2 LOB: 1 BB: 0 P: 15	1B: 7 2B: 2 3B: 1 HR: 0	SF: 1 SAC: 0 DP: 2 HBP: 0					

	AB	34
	R	3
	H	10
	RBI	3
	BB	2
	SO	7
	LOB	12

	WP: 0	PA: 37
	PB: 0	
	SB: 2	
	CS: 0	

PITCHER		IP	WLS	BF	H	R	ER	SO	BB	IBB	HBP	BLK	WP	HR	S	P	ERA	WHIP
50 Tyler Cloyd, R ERA: 2.7	(1, 1)	7.0	W	29	8	2	2	5	2	0	0	0	0	0	62	105	2.57	1.429
59 Antonio Bastardo, L ERA: 2.35	(8, 1)	1.0		3	0	0	0	2	0	0	0	0	0	0	7	9	0.00	0.000
53 B.J. Rosenberg, R ERA: 15.43	(9, 1)	1.0		5	2	1	1	0	0	0	0	0	0	0	11	15	9.00	2.000

PITCHER	IP	WLS	BF	H	R	ER	SO	BB	IBB	HBP	BLK	WP	HR	S	P	ERA	WHIP

Philadelphia Phillies @ Miami Marlins

Marlins Park, Miami, FL

Wed May 22 2013, 7:11 PM - 9:53 PM EDT

Att. 15,520 - Roof Closed - 76 F

livebaseballscorecards.com

Batter	1	2	3	4	5	6	7	8	9	AB	R	H	RBI	BB	SO	LOB
11 Jimmy Rollins, S (1, 6) OBP: 0.310, SLG: 0.396	X 0-0 10 CS 1B		B FF 90 X CU 73 1-0 ② L9		D CU 75 C CH 84 X FF 90 1-1 E9 1-3 1B		B SI 84 F SI 85 S FF 84 S CH 75 1-3 ① K		X SI 92 0-0 ① F7	5	0	2	0	0	1	2
2 Ben Revere, L (1, 8) OBP: 0.299, SLG: 0.294	C FF 89 1 SAFE 1 SAFE F CU 72 B FF 90 1 SAFE S SL 81 1-3 ① K		S CU 74 C FF 90 D CU 75 B FF 90 F FF 91 F SL 80 B FF 90 S CU 74 3-3 ③ K		B CU 76 X FF 89 1-0 ③ P6		B CU 77 X SI 85 1-0 6 2B 1B		C SI 93 F CH 85 X SI 92 0-2 ② FC4-6 1-2f	5	0	1	0	0	2	5
10 Michael Young, R (1, 5) OBP: 0.378, SLG: 0.376	1 SAFE C FF 88 1 SAFE F SL 81 B SL 81 F FF 90 C SL 81 1-3 ②③ K 1-2			F FF 90 F FF 90 X SL 82 0-2 ① L3		B SI 86 X CH 77 1-0 ① P3	1 SAFE 1 SAFE B SI 85 1 SAFE B SI 85 B FC 82 C SI 84 X FF 83 3-1 ② F8		1 SAFE B SI 93 S SI 92 1 SAFE B SL 83 X SI 92 2-1 ③ G5-3	5	0	0	0	0	1	3
6 Ryan Howard, L (1, 3) OBP: 0.297, SLG: 0.444		B FF 89 B FF 89 X CU 72 2-0 1B		B FF 90 X FF 89 1-0 ② F7		C FF 87 B CU 79 S CU 79 B CU 78 B SI 87 C SI 87 3-3 ② K	1 SAFE S CU 78 B SI 85 X SI 86 1-1 1-3 2B			4	0	2	0	0	1	0
3 Delmon Young, R (1, 9) OBP: 0.304, SLG: 0.450 15 John Mayberry Jr., R (7, 9) OBP: 0.310, SLG: 0.404		C FF 88 B FF 89 B FF 88 F FF 89 X SL 81 2-2 ① F7		T FF 90 F FF 90 F CU 74 X SI 90 0-2 HR		S CH 77 B FF 87 B CH 77 X CH 78 2-1 9 3B 1B	S SL 86 S SL 86 D SL 90 S SI 96 1-3 ③ K			4 0	2 0	2 0	1 0	0 0	1 0	3 0
9 Domonic Brown, L (1, 7) OBP: 0.290, SLG: 0.442		F FF 90 X SL 81 0-1 ② F7		F CU 75 B CH 84 F FF 90 S SL 81 1-3 ③ K		B SI 86 X FC 80 1-0 13 1B 1-H 3B		F SI 94 F SL 88 F SL 90 X SI 96 0-2 ① G3		4	1	1	1	0	1	1
13 Freddy Galvis, S (1, 4) OBP: 0.333, SLG: 0.449		C CU 74 S CU 73 F CU 73 B FF 89 F CU 73 F FF 89 C SI 90 1-3 ③ K			C CH 83 X FF 90 0-1 ① F9	L CH 77 B CH 75 F FF 88 F CH 75 X FF 86 1-2 31 S 3-H 1B			C SL 86 X SL 87 0-1 ② F9	4	0	1	1	0	1	1
31 Erik Kratz, R (1, 2) OBP: 0.277, SLG: 0.337			B FF 88 B SL 80 B FF 90 C FF 88 X FF 90 3-1 1B		X FF 89 0-0 ② G4-3	C CH 76 I IN 70 I IN 71 I IN 75 I IN 72 4-1 1-2 IBB			B SL 87 X SI 96 1-0 ③ G5-3	3	0	1	0	1	0	0
33 Cliff Lee, L (1, 1) OBP: 0.350, SLG: 0.368			L FF 88 1 SAFE L FF 88 S CU 75 0-3 ① K		B SI 88 C FF 90 X FF 90 1-1 11 E 1B	S FF 88 B CU 78 C CU 77 B FF 88 X CU 78 2-2 ③ G1-3			B SI 91 S SI 91 X SI 92 1-1 2 FC4-6 1B	4	0	2	0	0	1	3
Inning Stats	R: 0 E: 0 K: 2 S: 8 H: 1 LOB: 0 BB: 0 P: 10	R: 0 E: 0 K: 1 S: 12 H: 1 LOB: 1 BB: 0 P: 17	R: 0 E: 0 K: 2 S: 11 H: 1 LOB: 0 BB: 0 P: 18	R: 1 E: 0 K: 1 S: 11 H: 1 LOB: 0 BB: 0 P: 13	R: 0 E: 1 K: 0 S: 8 H: 2 LOB: 2 BB: 0 P: 11	R: 2 E: 0 K: 1 S: 15 H: 3 LOB: 2 BB: 1 P: 29	R: 0 E: 0 K: 2 S: 11 H: 2 LOB: 2 BB: 0 P: 18	R: 0 E: 0 K: 0 S: 7 H: 0 LOB: 0 BB: 0 P: 8	R: 0 E: 0 K: 0 S: 8 H: 1 LOB: 1 BB: 0 P: 11	1B: 9 2B: 1 3B: 1 HR: 1 SF: 0 SAC: 0 DP: 0 HBP: 0						

AB	38
R	3
H	12
RBI	3
BB	1
SO	9
LOB	18

WP: 0 PB: 0 SB: 1 CS: 1 PA: 39

PITCHER		IP	WLS	BF	H	R	ER	SO	BB	IBB	HBP	BLK	WP	HR	S	P	ERA	WHIP
45 Kevin Slowey, R ERA: 3.3	(1, 1)	5.0	L	20	6	1	1	6	0	0	0	0	0	1	50	69	1.80	1.200
23 Wade LeBlanc, L ERA: 5.73	(6, 1)	1.2		11	5	2	2	2	0	1	0	0	0	0	23	43	10.80	3.000
50 Chad Qualls, R ERA: 3.38	(7, 1)	1.1		4	0	0	0	1	0	0	0	0	0	0	10	12	0.00	0.000
31 Steve Cishek, R ERA: 4.66	(9, 1)	1.0		4	1	0	0	0	0	0	0	0	0	0	8	11	0.00	1.000

PITCHER	IP	WLS	BF	H	R	ER	SO	BB	IBB	HBP	BLK	WP	HR	S	P	ERA	WHIP

BOTTOM

Philadelphia Phillies @ Miami Marlins

Marlins Park, Miami, FL

Wed May 22 2013, 7:11 PM - 9:53 PM EDT

Att. 15,520 - Roof Closed - 76 F

livebaseballscorecards.com

Batter	1	2	3	4	5	6	7	8	9	AB	R	H	RBI	BB	SO	LOB
3 Adeiny Hechavarría, R (1, 6) OBP: 0.238, SLG: 0.345	X FF 90 0-0 ① F9		C FF 91 B FC 87 F FC 86 S CU 74 1-3 ② K			C SI 89 B FF 90 X CH 84 1-1 ① FC6-4 1-2f			C CH 84 C FC 87 F SI 92 F SI 93 F CU 75 X CH 86 0-2 ① G6-3	4	0	0	0	0	1	1
30 Placido Polanco, R (1, 5) OBP: 0.299, SLG: 0.276	C SI 90 C CH 84 X SI 91 0-2 ② F8		X CH 85 0-0 ③ P3			C FF 90 B FC 88 C SI 91 B FC 87 X SI 92 2-2 ② L8			C FF 92 X SI 92 0-1 ② L8	4	0	0	0	0	0	1
51 Derek Dietrich, L (1, 4) OBP: 0.319, SLG: 0.372	B SI 91 B SI 91 C SI 90 C FC 88 X FC 88 2-2 ③ G4-3			X FC 86 0-0 ① P4		C CU 74 C SI 91 F CU 75 B SI 93 X FC 87 1-2 ③ P6			X SI 93 0-0 48 DI 1B	4	0	1	0	0	0	1
48 Marcell Ozuna, R (1, 9) OBP: 0.337, SLG: 0.443		B CU 73 C SI 90 F FC 85 F CU 74 X CH 84 1-2 8 HBP 20 BB 22 G5-2-3 1B		B FF 91 X FF 91 1-0 ② L9			B SI 90 B CH 84 F FF 90 C CH 84 C SI 92 2-3 ① K		C SI 92 D FC 89 F CH 85 B SI 93 X SI 92 2-2 ③ F9 1-2	4	0	1	0	0	1	1
20 Justin Ruggiano, R (1, 8) OBP: 0.301, SLG: 0.412		D FF 90 S CH 83 B CH 84 B SI 89 F FF 89 D CH 84 4-2 22 G5-2-3 8 HBP 1-2 BB		B FF 91 B FC 86 C CH 84 C CH 84 C SI 92 2-3 ③ K			C CH 84 F CH 84 X SI 92 0-2 ② F9			2	0	0	0	1	1	0
8 Chris Coghlan, L (1, 7) OBP: 0.306, SLG: 0.351		F FC 87 S SI 90 F SI 91 H CU 72 1-2 22 G5-2-3 1-2 2-3 HBP			B FF 90 C FC 88 C FC 87 F FF 93 B CU 74 B FC 87 F SI 91 F SI 91 B FC 88 4-2 22 F9-6 BB		C FF 91 S SI 92 X SI 93 0-2 ③ G6-3			1	0	0	0	1	0	0
22 Nick Green, R (1, 3) OBP: 0.255, SLG: 0.306		F FC 86 X FC 87 0-1 ① ② G5-2-3 1-2 2-3 3-Hf			B FF 90 S CH 83 B CH 84 1 SAFE F FC 87 F FF 90 F FC 88 X FF 91 2-2 ① ② F9-6 1-2			F FF 91 C CH 85 C SI 92 0-3 ① K		3	0	0	0	0	1	4
6 Jeff Mathis, R (1, 2) OBP: 0.077, SLG: 0.154 23 Wade LeBlanc, L (6, 1) OBP: 0.167, SLG: 0.167 50 Chad Qualls, R (7, 1) 54 Jordan Brown, L (8, PH) 31 Steve Cishek, R (9, 1)		B SI 91 F FC 87 S FC 85 X FC 88 1-2 ③ P4			S CH 86 X SI 91 0-1 ③ F8			C SI 92 B CU 76 X SI 92 1-1 ② F7		2 0 0 1 0	0 0 0 0 0	0 0 0 0 0	0 0 0 0 0	0 0 0 0 0	0 0 0 0 0	2 0 0 0 0
45 Kevin Slowey, R (1, 1) 21 Miguel Olivo, R (6, 2) OBP: 0.242, SLG: 0.371			C SI 89 X FF 91 0-1 ① G4-3			C CU 72 B CH 82 S CH 83 B FF 91 X CU 73 2-2 3 FC6-4 1B		S CH 86 F FC 88 S FF 92 0-3 ③ K		1 2	0 0	0 1	0 0	0 0	0 1	0 0
Inning Stats	R: 0 E: 0 K: 0 S: 7 H: 0 LOB: 0 BB: 0 P: 9	R: 0 E: 0 K: 0 S: 14 H: 1 LOB: 2 BB: 1 P: 21	R: 0 E: 0 K: 1 S: 6 H: 0 LOB: 0 BB: 0 P: 7	R: 0 E: 0 K: 1 S: 5 H: 0 LOB: 0 BB: 0 P: 8	R: 0 E: 0 K: 0 S: 12 H: 0 LOB: 0 BB: 1 P: 18	R: 0 E: 0 K: 0 S: 12 H: 1 LOB: 1 BB: 0 P: 18	R: 0 E: 0 K: 1 S: 9 H: 0 LOB: 0 BB: 0 P: 11	R: 0 E: 0 K: 2 S: 8 H: 0 LOB: 0 BB: 0 P: 9	R: 0 E: 0 K: 0 S: 12 H: 1 LOB: 1 BB: 0 P: 14	1B: 3 2B: 1 3B: 0 HR: 0	SF: 0 SAC: 0 DP: 2 HBP: 1						

PITCHER	IP	WLS	BF	H	R	ER	SO	BB	IBB	HBP	BLK	WP	HR	S	P	ERA	WHIP
33 Cliff Lee, L (1, 1) ERA: 2.48	9.0	W	31	3	0	0	5	2	0	1	0	0	0	85	115	0.00	0.556

PITCHER	IP	WLS	BF	H	R	ER	SO	BB	IBB	HBP	BLK	WP	HR	S	P	ERA	WHIP

AB	28
R	0
H	3
RBI	0
BB	2
SO	5
LOB	10

WP: 0 PA: 31
PB: 0
SB: 0
CS: 0

Batter	1	2	3	4	5	6	7	8	9	10	11	AB	R	H	RBI	BB	SO	LOB
3 Adeiny Hechavarría, R (1, 6) OBP: 0.252, SLG: 0.350	B FF 88 L FF 88 B CU 75 S SI 89 F FC 85 F FC 87 F FF 90 X CH 81 2-2 P5 ①		C CU 75 D CH 79 X FF 89 1-1 G3 ③			C FC 84 B SI 88 F FF 90 X FC 86 1-2 30 FC4-6 1B		X FF 95 0-0 51 E 51 S 1B		B FF 94 B FF 95 B FF 96 C FF 95 B FF 95 4-1 30 G6-4-3 BB		4	0	2	0	1	0	1
30 Placido Polanco, R (1, 5) OBP: 0.297, SLG: 0.274	C FF 88 F CU 73 B FF 89 X FF 90 1-2 G5-3 ②			C CU 73 X FF 88 0-1 51 HR 1B		C FC 85 X FC 84 0-1 FC4-6 51 G6-4-3 ① 1-2f		B FF 93 1 SAFE 1 SAFE F FF 92 1 SAFE B FF 94 1 SAFE X FF 95 2-1 F7 ①		F FF 95 X FF 95 0-1 G6-4-3 ②③ 1-2f		5	1	1	0	0	0	4
51 Derek Dietrich, L (1, 4) OBP: 0.308, SLG: 0.417	C FF 89 F SI 90 F CH 82 B CU 72 S FC 86 1-3 K ③			X FF 89 0-0 1-H HR		B FF 90 F FC 86 X FC 86 1-1 G6-4-3 ②③ 1-2f		D CU 74 1 SAFE C SL 82 S FF 94 B CH 84 S FF 95 2-3 K ② 1-3			X FC 85 0-0 P6 ①	5	1	1	2	0	2	2
48 Marcell Ozuna, R (1, 9) OBP: 0.330, SLG: 0.440		B SI 88 C CH 81 B FF 90 C FC 87 F CH 80 X FF 91 2-2 G6-3 ①		F FC 85 X CH 80 0-1 F7 ①			C SI 88 X CH 82 0-1 20 1B 21 SF9 2B	C SL 84 F FF 94 B FF 94 B FF 94 X SL 83 2-2 G6-3 ③			C SI 98 B SI 99 C SL 86 S SL 88 1-3 K ②	5	1	1	0	0	1	1
20 Justin Ruggiano, R (1, 8) OBP: 0.298, SLG: 0.405		C FF 90 X FF 90 0-1 F8 ②		X CU 75 0-0 P6 ②			L SI 94 B SL 84 L SI 95 D SL 86 B SL 86 X FF 96 3-2 22 1B 8 S 2-3 1B		B SL 85 F FF 92 B FF 93 X FF 93 2-1 F8 ①		B SI 87 B SI 98 X SI 97 2-0 L4 ③	5	0	1	0	0	0	0
8 Chris Coghlan, L (1, 7) OBP: 0.303, SLG: 0.338		B FF 89 C FF 89 F FC 87 F FF 90 S CH 81 1-3 K ③		X SI 88 0-0 L3 ③			C SL 85 S SL 86 1 SAFE B SI 95 D SL 87 F SI 96 D SL 86 D SL 87 4-2 22 1B 1-2 BB		B SL 83 X FF 93 1-0 P6 ②			3	0	0	0	1	1	0
21 Miguel Olivo, R (1, 10) OBP: 0.229, SLG: 0.354			B FF 88 B FF 88 F FC 85 B FF 88 S CH 81 S CH 80 3-3 K ①		B CH 80 X CH 80 1-0 F8 ①	B SI 95 C SI 95 B SI 95 X SI 94 2-1 SF9 ① 3-H		C FF 94 X SL 87 0-1 G3 ③			3	0	0	1	0	1	0
22 Nick Green, R (1, 3) OBP: 0.288, SLG: 0.314			S FF 89 B FF 89 C FF 89 H FC 88 2-2 HBP		F FF 88 C FF 89 B FF 88 S CH 81 1-3 K ②	X SI 94 0-0 6 G6-3 1-2 2-3 1B			F FF 94 B FF 94 S FF 95 F FF 95 H SL 84 2-2 6 SH1-4 HBP			2	0	1	0	0	1	0
6 Jeff Mathis, R (1, 2) OBP: 0.063, SLG: 0.125			B FF 89 1 SAFE F FF 87 C FF 89 S CH 80 1-3 K ②		S FC 86 B CH 81 B FF 90 X CH 81 2-1 F7 ③		D SL 86 X SI 95 1-0 G6-3 ②③ 1-2f			1 SAFE C FF 94 X FF 93 0-1 SH1-4 ① 1-2		3	0	0	0	0	1	4
Inning Stats	R: 0 H: 0 E: 0 LOB: 0 K: 1 BB: 0 S: 14 P: 18	R: 0 H: 0 E: 0 LOB: 0 K: 1 BB: 0 S: 10 P: 13	R: 0 H: 0 E: 0 LOB: 1 K: 2 BB: 0 S: 10 P: 17	R: 2 H: 2 E: 0 LOB: 0 K: 0 BB: 0 S: 7 P: 7	R: 0 H: 0 E: 0 LOB: 0 K: 1 BB: 0 S: 6 P: 10	R: 0 H: 1 E: 0 LOB: 0 K: 0 BB: 0 S: 7 P: 9	R: 1 H: 3 E: 0 LOB: 2 K: 0 BB: 1 S: 12 P: 22	R: 0 H: 1 E: 1 LOB: 1 K: 1 BB: 0 S: 9 P: 15	R: 0 H: 0 E: 0 LOB: 0 K: 0 BB: 0 S: 5 P: 8	R: 0 H: 0 E: 0 LOB: 1 K: 0 BB: 1 S: 8 P: 14	R: 0 H: 0 E: 0 LOB: 0 K: 1 BB: 0 S: 5 P: 8						

TOP

Miami Marlins @ Chicago White Sox

U.S. Cellular Field, Chicago, IL

Fri May 24 2013, 8:13 PM - 11:29 PM EDT

Att. 20,393 - Clear - 51 F

livebaseballscorecards.com

AB	35
R	3
H	7
RBI	3
BB	2
SO	7
LOB	12

1B: 5	SF: 1	WP: 0	PA: 41
2B: 1	SAC: 1	PB: 0	
3B: 0	DP: 3	SB: 2	
HR: 1	HBP: 2	CS: 0	

PITCHER		IP	WLS	BF	H	R	ER	SO	BB	IBB	HBP	BLK	WP	HR	S	P	ERA	WHIP
50 John Danks, L ERA: 4.5	(1, 1)	6.0		22	4	3	3	5	0	0	1	0	0	1	56	76	4.50	0.667
27 Matt Lindstrom, R ERA: 4.26	(7, 1)	1.0	B	5	2	0	0	0	1	0	0	0	0	0	10	20	0.00	3.000
26 Jesse Crain, R ERA: 0.82	(8, 1)	1.0		4	1	0	0	1	0	0	0	0	0	0	9	15	0.00	1.000
43 Addison Reed, R ERA: 2.05	(9, 1)	1.0		3	0	0	0	0	0	0	0	0	0	0	5	8	0.00	0.000
37 Matt Thornton, L ERA: 3.6	(10, 1)	1.1		5	0	0	0	0	1	0	1	0	0	0	9	15	0.00	0.750

PITCHER		IP	WLS	BF	H	R	ER	SO	BB	IBB	HBP	BLK	WP	HR	S	P	ERA	WHIP
65 Nate Jones, R ERA: 6.14	(11, 1)	0.2	W	2	0	0	0	1	0	0	0	0	0	0	4	7	0.00	0.000

Miami Marlins @ Chicago White Sox

U.S. Cellular Field, Chicago, IL

Fri May 24 2013, 8:13 PM - 11:29 PM EDT

Att. 20,393 - Clear - 51 F

livebaseballscorecards.com

BOTTOM

Batter	1	2	3	4	5	6	7	8	9	10	11	AB	R	H	RBI	BB	SO	LOB
30 Alejandro De Aza, L (1, 8) OBP: 0.289, SLG: 0.410	C FF 93 C FF 94 B KC 82 B SI 95 X SI 94 2-2 G3-1 ①		B KC 81 X FF 94 1-0 F7 ③		D CH 87 F FF 93 F FF 94 X KC 82 1-2 G4-3 ③			C FF 91 S CH 84 S CH 85 0-3 K ①		B SI 93 B SI 92 X SI 92 2-0 SH2-4 ① 1-2 2-3		4	0	0	0	0	1	2
10 Alexei Ramirez, R (1, 6) OBP: 0.321, SLG: 0.345	B FF 95 X FF 94 1-0 G5-3 ②			C KC 81 C KC 82 X SI 95 0-2 L9 ①		B SI 91 X SI 93 1-0 G5-3 ①		B FF 91 B FF 93 B FF 92 B FF 94 4-0 BB		I IN 68 I IN 71 I IN 71 I IN 70 4-0 51 G6-4-3 IBB		3	0	0	0	2	0	0
51 Alex Rios, R (1, 9) OBP: 0.367, SLG: 0.545	B KC 80 B FF 95 F FF 94 F FF 94 B SL 84 X FF 95 3-2 G6-3 ③			X SL 89 0-0 G5-3 ②		B FF 94 X FF 93 1-0 44 G4-3 14 1B 1B		C FF 94 1 SAFE F FF 94 1 SAFE F SL 81 C SL 84 0-3 K ②		C SI 94 F SI 96 F SL 88 D SL 88 X SI 96 1-2 G6-4-3 ②③ 1-2f		5	1	1	0	0	1	4
44 Adam Dunn, L (1, 10) OBP: 0.254, SLG: 0.395		F FF 94 B FF 95 B FF 94 B FF 95 B FF 94 4-1 14 G1-4-3 BB		C CH 88 B CH 89 C KC 81 B SI 95 S KC 82 2-3 K ③		S FF 92 1 SAFE B FF 93 B FF 93 1 SAFE B KC 80 F FF 94 X KC 81 3-2 G4-3 ② 1-2		F FF 95 B FF 94 1 SAFE S SL 88 S SL 90 1-3 K ③			X SI 93 0-0 G5-3 ①	4	0	0	0	1	2	2
14 Paul Konerko, R (1, 3) OBP: 0.298, SLG: 0.360 1 Tyler Greene, R (11, PR) OBP: 0.264, SLG: 0.373		X FF 94 0-0 G1-4-3 ①② 1-2f			C FF 93 F SL 88 X FF 93 0-2 24 FC6-4 1B	B KC 79 B KC 81 X SL 88 2-0 2-H 1B			B SL 86 C SI 95 B SI 95 F SI 94 X SL 87 2-2 G6-3 ①		B SI 94 F SI 94 X SI 94 1-1 24 1B 7 1B 1B	5 0	0 1	3 0	1 0	0 0	0 0	1 0
24 Dayan Viciedo, R (1, 7) OBP: 0.340, SLG: 0.453	B FF 95 F SI 94 S KC 81 F FF 96 X KC 83 1-2 G6-3 ③				F FF 93 B FF 94 S KC 82 X KC 82 1-2 FC6-4 ① 12 2B 7 G6-3 1-2f	B FF 93 F FF 94 C KC 80 S KC 81 1-3 K ③			C SI 96 X SL 86 0-1 G1-3 ②		X SI 93 0-0 7 1B 12 IBB 1B 1-3	5	1	1	0	0	1	2
12 Conor Gillaspie, L (1, 5) OBP: 0.351, SLG: 0.433			C FF 92 B CH 86 X FF 93 1-1 38 WP 7 L1-4-3 1B		B FF 94 B FF 91 F FF 93 F FF 93 F KC 82 F KC 82 X SL 89 2-2 7 G6-3 38 1B 2B 1-3		B FF 93 X FF 92 1-0 F7 ①		C SI 94 X SI 96 0-1 F9 ③		I IN 79 I IN 80 I IN 80 I IN 82 4-0 7 1B IBB 1-2	4	1	2	0	1	0	0
7 Jeff Keppinger, R (1, 4) OBP: 0.217, SLG: 0.253			C FF 93 B FF 93 1 SAFE C FF 92 B FF 95 D KC 82 X FF 94 3-2 L1-4-3 ① 1-2		C FF 95 X KC 82 0-1 G6-3 ② 2-3 3-H		B FF 94 X FF 94 1-0 P2 ②			X SI 93 0-0 30 SH2-4 38 HBP 1B	B SI 94 X SI 95 1-0 1-2 2-3 3-H 1B	5	0	2	2	0	0	2
38 Hector Gimenez, S (1, 2) OBP: 0.333, SLG: 0.469			C KC 79 F KC 82 B FF 94 B KC 83 T KC 83 2-2 K ② 2-3		B FF 93 C SI 94 S FF 94 F KC 82 X FF 95 1-2 3-H 1B		C FF 94 S CH 84 B CH 86 S CH 86 1-3 K ③			H SI 93 1-0 30 SH2-4 1-2 HBP		3	0	1	1	0	2	1
Inning Stats	R: 0 E: 0 K: 0 S: 7 H: 0 LOB: 0 BB: 0 P: 13	R: 0 E: 0 K: 0 S: 6 H: 0 LOB: 0 BB: 1 P: 11	R: 0 E: 0 K: 1 S: 9 H: 1 LOB: 1 BB: 0 P: 16	R: 0 E: 0 K: 1 S: 7 H: 0 LOB: 0 BB: 0 P: 9	R: 2 E: 0 K: 0 S: 20 H: 3 LOB: 1 BB: 0 P: 25	R: 1 E: 0 K: 1 S: 9 H: 2 LOB: 1 BB: 0 P: 17	R: 0 E: 0 K: 1 S: 5 H: 0 LOB: 0 BB: 0 P: 8	R: 0 E: 0 K: 3 S: 10 H: 0 LOB: 1 BB: 1 P: 15	R: 0 E: 0 K: 0 S: 7 H: 0 LOB: 0 BB: 0 P: 9	R: 0 E: 0 K: 0 S: 6 H: 1 LOB: 2 BB: 1 P: 14	R: 1 E: 0 K: 0 S: 5 H: 3 LOB: 3 BB: 1 P: 11	1B: 9 2B: 1 3B: 0 HR: 0 SF: 0 SAC: 1 DP: 2 HBP: 1						

	AB	38
	R	4
	H	10
	RBI	4
	BB	4
	SO	7
	LOB	14

WP: 1 PA: 44
PB: 0
SB: 0
CS: 0

PITCHER		IP	WLS	BF	H	R	ER	SO	BB	IBB	HBP	BLK	WP	HR	S	P	ERA	WHIP
34 Tom Koehler, R ERA: 3.18	(1, 1)	6.0		24	6	3	3	3	1	0	0	0	1	0	58	91	4.50	1.167
44 AJ Ramos, R ERA: 2.88	(7, 1)	1.2		6	0	0	0	3	1	0	0	0	0	0	12	19	0.00	0.600
40 Mike Dunn, L ERA: 1.71	(8, 1)	0.1		1	0	0	0	1	0	0	0	0	0	0	3	4	0.00	0.000
50 Chad Qualls, R ERA: 3.05	(9, 1)	2.0		8	1	0	0	0	0	1	1	0	0	0	13	23	0.00	0.500
58 Ryan Webb, R ERA: 2.39	(11, 1)	0.1	L	5	3	1	1	0	0	1	0	0	0	0	5	11	27.00	9.000

PITCHER		IP	WLS	BF	H	R	ER	SO	BB	IBB	HBP	BLK	WP	HR	S	P	ERA	WHIP

Batter	1	2	3	4	5	6	7	8	9	AB	R	H	RBI	BB	SO	LOB
9 Juan Pierre, L (1, 7) OBP: 0.287, SLG: 0.288	C FF 89 F FF 90 F FF 92 S CH 82 0-3 K		C FF 90 F FF 91 X CH 82 0-2 G6-3			B FF 88 C CH 81 B CH 81 X CH 81 2-1 30 CS 1B		C FF 90 X FF 91 0-1 F7		4	0	1	0	0	1	2
30 Placido Polanco, R (1, 5) OBP: 0.290, SLG: 0.267	C FF 91 X SI 90 0-1 G5-3			C FF 88 B FC 86 X FC 86 1-1 F9		B SI 90 T FF 90 C FF 90 B CH 82 X CH 82 2-2 G5-3 1-2			F FF 89 X FF 90 0-1 P3	4	0	0	0	0	0	1
51 Derek Dietrich, L (1, 4) OBP: 0.304, SLG: 0.462	B FF 91 F FF 92 X FC 88 1-1 G4-3			B FF 91 F FF 87 X CH 82 1-1 F8			C CU 78 F SI 90 C SL 81 0-3 K		B FF 90 S CH 82 F CH 82 X SL 82 1-2 HR	4	1	1	1	0	1	0
48 Marcell Ozuna, R (1, 9) OBP: 0.326, SLG: 0.432		B FF 90 F FF 90 B SI 90 F SI 91 X FC 86 2-2 20 G6-4-3 8 1B 1B		C CU 79 B SI 91 C FF 91 C SI 91 1-3 K			X CH 83 0-0 G6-3		F SI 89 B SI 91 S FC 86 S FC 87 1-3 K	4	0	1	0	0	2	0
8 Chris Coghlan, L (1, 10) OBP: 0.323, SLG: 0.349		B CH 83 X CH 82 1-0 20 G6-4-3 1-2 1B			C CU 77 C FC 86 B FF 90 B FF 91 B FC 86 X FF 89 3-2 20 FC6-4 1B		C FF 91 C FF 91 F SI 90 B SL 82 B CH 82 X FC 86 2-2 L9		B CU 81 B CH 81 B SI 91 B FF 89 4-0 20 BLK BB	3	0	2	0	1	0	0
20 Justin Ruggiano, R (1, 8) OBP: 0.291, SLG: 0.395		C SI 92 F SI 91 B FC 88 F FC 87 X FF 93 1-2 G6-4-3 1-2f 2-3			F SI 90 1 SAFE X FC 87 0-1 FC6-4 1-2f			B FC 86 B FC 87 B CH 82 C SI 89 X FF 89 3-1 L8	B FF 91 B CH 82 X FC 87 2-0 F8 1-2	4	0	0	0	0	0	4
29 Greg Dobbs, L (1, 3) OBP: 0.282, SLG: 0.275		C CH 83 F FF 92 B FF 94 S CH 83 1-3 K			1 SAFE C CU 78 1 SAFE 1 SAFE F CH 82 F CH 82 X SI 91 0-2 F7			B FF 91 C FF 90 S FF 91 B FF 91 X SL 82 2-2 2B		3	0	1	0	0	1	2
3 Adeiny Hechavarria, R (1, 6) OBP: 0.254, SLG: 0.344			B FC 86 X FC 86 1-0 F8		C SI 90 F FF 91 F FF 91 X SL 82 0-2 G6-3			B SI 91 C FC 88 B CH 83 F FC 87 B SL 82 B SL 83 4-2 BB		2	0	0	0	1	0	1
19 Rob Brantly, L (1, 2) OBP: 0.310, SLG: 0.311			C FF 90 B FC 87 C CH 82 B CH 82 X SI 91 2-2 F9			X CU 77 0-0 L3		X SI 92 0-0 P5		3	0	0	0	0	0	2
Inning Stats	R: 0 E: 0 K: 1 S: 8 H: 0 LOB: 0 BB: 0 P: 9	R: 0 E: 0 K: 1 S: 11 H: 2 LOB: 1 BB: 0 P: 16	R: 0 E: 0 K: 0 S: 7 H: 0 LOB: 0 BB: 0 P: 10	R: 0 E: 0 K: 1 S: 7 H: 0 LOB: 0 BB: 0 P: 10	R: 0 E: 0 K: 0 S: 13 H: 1 LOB: 1 BB: 0 P: 16	R: 0 E: 0 K: 0 S: 6 H: 1 LOB: 0 BB: 0 P: 10	R: 0 E: 0 K: 1 S: 8 H: 0 LOB: 0 BB: 0 P: 10	R: 0 E: 0 K: 0 S: 10 H: 1 LOB: 2 BB: 1 P: 19	R: 1 E: 0 K: 1 S: 9 H: 1 LOB: 1 BB: 1 P: 17	1B: 4 2B: 1 3B: 0 HR: 1	SF: 0 SAC: 0 DP: 1 HBP: 0					

TOP

Miami Marlins @ Chicago White Sox

U.S. Cellular Field, Chicago, IL

Sat May 25 2013, 7:16 PM - 9:56 PM EDT

Att. 23,705 - Overcast - 57 F

livebaseballscorecards.com

AB	31
R	1
H	6
RBI	1
BB	2
SO	5
LOB	12

WP: 0 PA: 33
PB: 0
SB: 0
CS: 1

PITCHER	IP	WLS	BF	H	R	ER	SO	BB	IBB	HBP	BLK	WP	HR	S	P	ERA	WHIP
44 Jake Peavy, R (1, 1) ERA: 2.97	9.0	W	33	6	1	1	5	2	0	0	1	0	1	79	117	1.00	0.889

PITCHER	IP	WLS	BF	H	R	ER	SO	BB	IBB	HBP	BLK	WP	HR	S	P	ERA	WHIP

BOTTOM

Miami Marlins @ Chicago White Sox

U.S. Cellular Field, Chicago, IL

Sat May 25 2013, 7:16 PM - 9:56 PM EDT

Att. 23,705 - Overcast - 57 F

livebaseballscorecards.com

Batter	1	2	3	4	5	6	7	8	9	AB	R	H	RBI	BB	SO	LOB
30 Alejandro De Aza, L (1, 8) (9, 7) OBP: 0.288, SLG: 0.407	C SI 90 S FS 80 B FS 82 B CU 73 S FF 90 2-3 ① K		M FS 79 X CU 75 0-1 10 2B 1B		X FF 87 0-0 ① F7			B CU 72 B FS 79 F SI 89 L FF 89 X SL 81 2-2 ① F8		4	1	1	0	0	1	0
10 Alexei Ramirez, R (1, 6) OBP: 0.324, SLG: 0.354	F FF 91 B SL 82 X SL 82 1-1 ② F9		C CU 74 1 SAFE B FF 88 X SL 81 1-1 1-H 2B		X SI 89 0-0 ② F8			C CU 74 B SI 89 S CU 75 F FF 91 X FS 82 1-2 44 WP 1B		4	0	2	1	0	0	0
51 Alex Rios, R (1, 9) OBP: 0.360, SLG: 0.533	C FF 91 B SI 92 B SL 82 C SL 82 T CU 75 2-2 ③ K		B FF 90 X SL 83 1-0 ① G5-3		C FF 90 F FF 90 B FF 92 X SL 83 1-2 ③ F8			B SL 82 1 SAFE B SI 90 X SL 82 2-0 ② F8		4	0	0	0	0	1	2
44 Adam Dunn, L (1, 10) OBP: 0.254, SLG: 0.388		F FF 88 B FS 80 B CU 72 S CU 73 S SL 82 2-3 ① K	B CU 74 C SI 90 F FF 90 F CU 75 S SL 82 1-3 ② K			S FS 77 B CU 74 X FS 79 1-1 ① G3-1		B SL 86 1 SAFE B FF 92 B FF 93 C FF 94 B FF 94 4-1 1-2 BB		3	0	0	0	1	2	1
14 Paul Konerko, R (1, 3) OBP: 0.297, SLG: 0.358		C FS 80 B CU 76 B SL 83 F SI 91 B FF 92 X SL 83 3-2 7 1B 12 1B 1B	B SL 81 F CU 75 X CU 76 1-1 ③ F8			C FF 89 B FF 91 F CU 76 B FF 91 X SL 82 2-2 ② F9		B SL 81 C SL 83 F SI 92 B SL 84 B SL 84 F SI 94 X SI 94 3-2 ③ L4		4	0	1	0	0	0	3
24 Dayan Viciedo, R (1, 7) OBP: 0.330, SLG: 0.439 28 Dewayne Wise, L (9, 8) OBP: 0.266, SLG: 0.339		B FS 81 S SL 82 X SI 90 1-1 ② L4		B SL 81 C SL 79 S CU 75 B CU 76 F SL 82 F SI 90 X CU 76 2-2 ① G5-3		X CU 75 0-0 ③ F8			C SI 91 B SL 83 X SI 91 1-1 12 1B 2B	3 1	0 1	0 1	0 0	0 0	0 0	1 0
12 Conor Gillaspie, L (1, 5) OBP: 0.362, SLG: 0.444		B FF 89 X FS 80 1-0 7 1B 1-2 1B	C FF 91 B FF 92 S CU 77 B SI 91 X CU 76 2-2 7 WP 1B				B FS 78 F FS 79 S SL 84 B SI 90 X SI 91 2-2 ① G6-3		X SI 92 0-0 2-H 1B	4	0	3	1	0	0	0
7 Jeff Keppinger, R (1, 4) OBP: 0.225, SLG: 0.261		C SL 82 X FF 91 0-1 1-2 2-3 1B	C SI 90 F FF 91 S SL 83 0-3 ② K 1-2				B SI 90 B SL 82 B SI 90 C SI 91 F FF 91 X FF 90 3-2 38 CS 1B			3	0	2	0	0	1	1
38 Hector Gimenez, S (1, 2) OBP: 0.310, SLG: 0.429		B FS 81 X SI 91 1-0 ③ G4-3	B CU 74 S FS 82 X FS 81 1-1 ③ G3-1				B FS 79 S FS 80 S CU 76 S SL 83 1-3 ② ③ K2-3 1-2			3	0	0	0	0	1	5

	AB	33
	R	2
	H	10
	RBI	2
	BB	1
	SO	6
	LOB	13

Inning Stats	1	2	3	4	5	6	7	8	9	1B: 8	SF: 0	WP: 2	PA: 34
	R: 0 E: 0 K: 2 S: 8 H: 0 LOB: 0 BB: 0 P: 13	R: 0 E: 0 K: 1 S: 12 H: 3 LOB: 3 BB: 0 P: 20	R: 1 E: 0 K: 1 S: 11 H: 2 LOB: 1 BB: 0 P: 15	R: 0 E: 0 K: 1 S: 13 H: 1 LOB: 1 BB: 0 P: 18	R: 0 E: 0 K: 0 S: 5 H: 0 LOB: 0 BB: 0 P: 6	R: 0 E: 0 K: 0 S: 6 H: 0 LOB: 0 BB: 0 P: 9	R: 0 E: 0 K: 1 S: 9 H: 1 LOB: 0 BB: 0 P: 15	R: 0 E: 0 K: 0 S: 13 H: 1 LOB: 2 BB: 1 P: 25	R: 1 E: 0 K: 0 S: 3 H: 2 LOB: 1 BB: 0 P: 4	2B: 2 3B: 0 HR: 0	SAC: 0 DP: 0 HBP: 0	PB: 0 SB: 0 CS: 1	

PITCHER		IP	WLS	BF	H	R	ER	SO	BB	IBB	HBP	BLK	WP	HR	S	P	ERA	WHIP
47 Ricky Nolasco, R ERA: 3.65	(1, 1)	7.2		30	8	1	1	6	0	0	0	0	1	0	72	109	1.17	1.043
40 Mike Dunn, L ERA: 1.71	(8, 1)	0.0		1	0	0	0	0	1	0	0	0	1	0	1	5	∞	∞
58 Ryan Webb, R ERA: 2.7	(8, 1)	0.1	L	3	2	1	1	0	0	0	0	0	0	0	7	11	27.00	6.000

PITCHER	IP	WLS	BF	H	R	ER	SO	BB	IBB	HBP	BLK	WP	HR	S	P	ERA	WHIP

Miami Marlins @ Chicago White Sox

U.S. Cellular Field, Chicago, IL

Sun May 26 2013, 2:12 PM - 4:52 PM EDT

Att. 25,464 - Cloudy - 65 F

TOP

livebaseballscorecards.com

Batter	1	2	3	4	5	6	7	8	9	AB	R	H	RBI	BB	SO	LOB
9 Juan Pierre, L (1, 7) OBP: 0.286, SLG: 0.282	B4-3		48 G5-3		F8		F7			3	1	0	0	1	0	0
3 Adeiny Hechavarría, R (1, 6) OBP: 0.254, SLG: 0.336	F9		G5-3		G6-3		G4-3			3	0	0	0	1	0	0
51 Derek Dietrich, L (1, 4) OBP: 0.283, SLG: 0.429	F7		F9		G3-1			K		4	0	0	0	0	1	2
48 Marcell Ozuna, R (1, 9) OBP: 0.333, SLG: 0.435		8 1B; 20 1B	G5-3			8 G4-3; 20 1B		K		4	1	2	1	0	1	1
8 Chris Coghlan, L (1, 8) OBP: 0.320, SLG: 0.345		20 1B	K			G4-3		K		4	0	1	0	0	2	2
20 Justin Ruggiano, R (1, 10) OBP: 0.296, SLG: 0.398		22 1B		G5-3					K	4	1	2	1	0	1	0
29 Greg Dobbs, L (1, 3) OBP: 0.281, SLG: 0.269		F9		G4-3		BB			K	3	0	0	0	1	1	1
22 Nick Green, R (1, 5) OBP: 0.302, SLG: 0.327						F8			G5-3	4	0	2	1	0	0	2
19 Rob Brantly, L (1, 2) OBP: 0.303, SLG: 0.302		G4-3		F8			G6-3			3	0	0	0	0	0	2

Inning Stats	1	2	3	4	5	6	7	8	9
	R: 0 H: 0 E: 0 LOB: 0 K: 0 BB: 0 S: 5 P: 7	R: 2 H: 4 E: 0 LOB: 1 K: 0 BB: 0 S: 9 P: 14	R: 1 H: 0 E: 0 LOB: 1 K: 1 BB: 2 S: 10 P: 22	R: 0 H: 1 E: 0 LOB: 1 K: 0 BB: 0 S: 8 P: 12	R: 0 H: 0 E: 0 LOB: 0 K: 0 BB: 0 S: 8 P: 12	R: 0 H: 2 E: 0 LOB: 2 K: 0 BB: 1 S: 14 P: 25	R: 0 H: 0 E: 0 LOB: 0 K: 0 BB: 0 S: 6 P: 8	R: 0 H: 0 E: 0 LOB: 0 K: 3 BB: 0 S: 13 P: 18	R: 0 H: 0 E: 0 LOB: 0 K: 2 BB: 0 S: 10 P: 14

AB	32	
R	3	
H	7	
RBI	3	
BB	3	
SO	6	
LOB	10	

1B: 7	SF: 0	WP: 0 PA: 35
2B: 0	SAC: 0	PB: 0
3B: 0	DP: 0	SB: 0
HR: 0	HBP: 0	CS: 0

PITCHER		IP	WLS	BF	H	R	ER	SO	BB	IBB	HBP	BLK	WP	HR	S	P	ERA	WHIP
33 Dylan Axelrod, R ERA: 4.21	(1, 1)	5.1	W	23	6	3	3	1	2	0	0	0	0	0	46	77	5.06	1.500
27 Matt Lindstrom, R ERA: 4.12	(6, 1)	0.2	H	3	1	0	0	0	1	0	0	0	0	0	8	15	0.00	3.000
37 Matt Thornton, L ERA: 3.38	(7, 1)	1.0	H	3	0	0	0	0	0	0	0	0	0	0	6	8	0.00	0.000
26 Jesse Crain, R ERA: 0.78	(8, 1)	1.0	H	3	0	0	0	3	0	0	0	0	0	0	13	18	0.00	0.000
43 Addison Reed, R ERA: 1.96	(9, 1)	1.0	S	3	0	0	0	2	0	0	0	0	0	0	10	14	0.00	0.000

PITCHER	IP	WLS	BF	H	R	ER	SO	BB	IBB	HBP	BLK	WP	HR	S	P	ERA	WHIP

BOTTOM

Miami Marlins @ Chicago White Sox

U.S. Cellular Field, Chicago, IL

Sun May 26 2013, 2:12 PM - 4:52 PM EDT

Att. 25,464 - Cloudy - 65 F

Batter	1	2	3	4	5	6	7	8	9	AB	R	H	RBI	BB	SO	LOB
30 Alejandro De Aza, L (1, 8) OBP: 0.292, SLG: 0.420	C SI 86 B CH 85 S CH 81 B SL 81 S CH 80 2-3 K ① T CH 84 B SI 89 B CH 81 B SI 90 X SI 90 3-1 1-H 3-H 2B				C FF 88 B CU 79 B CU 79 F FF 86 X FC 80 2-2 F7 ①			C SI 94 B SL 83 S SL 84 X SI 94 1-2 10 G3-1 51 1B 2B		4	1	2	2	0	1	0
10 Alexei Ramirez, R (1, 6) OBP: 0.323, SLG: 0.352	B SI 88 C SI 88 F CH 81 X SI 92 1-2 44 HR 1B C SL 82 X SI 86 0-1 P3 ③				C FF 86 B FF 86 B FF 88 F FF 86 B CH 79 X FF 87 3-2 G5-3 ②			B SL 82 S SL 83 B SI 94 X SI 93 2-1 G3-1 ① 2-3		4	1	1	0	0	0	2
51 Alex Rios, R (1, 9) OBP: 0.358, SLG: 0.527	B SI 89 1 SAFE X SI 88 1-0 F8 ②		B SL 81 B CH 84 C CH 84 X CH 81 2-1 F8 ①		F FF 88 B CH 78 X CH 78 1-1 F8 ③			C SL 83 X SI 92 0-1 44 E 3-H 1B		4	0	1	1	0	0	1
44 Adam Dunn, L (1, 10) OBP: 0.254, SLG: 0.402	1 SAFE X SI 88 0-0 1-H HR		B CH 80 F CH 85 B SL 82 S CH 81 F CH 81 F SL 80 F CH 81 B SI 89 C CH 81 3-3 K ②			B CU 78 X CU 79 1-0 L9 ①		B CH 83 1 SAFE S SL 83 S SL 84 B SL 83 B SI 93 C SL 83 3-3 K ② 1-2		4	1	1	2	0	2	1
14 Paul Konerko, R (1, 3) OBP: 0.301, SLG: 0.357	B SL 82 C SI 87 B SL 83 X SI 88 2-1 F8 ③		B SI 90 B SI 89 F SI 88 C CH 84 F SL 83 X SI 91 2-2 24 2B 1B			C FF 86 B FF 84 F FF 84 B CH 74 F CH 76 B FC 80 X FF 85 3-2 G3-1 ②		I IN 84 I IN 84 I IN 83 I IN 82 4-0 IBB		3	0	1	0	1	0	0
24 Dayan Viciedo, R (1, 7) OBP: 0.336, SLG: 0.461		B SL 82 S SL 81 F SI 87 B SL 82 F CH 80 B SL 82 X SL 81 3-2 12 G3 30 2B 2B	B SI 86 C SI 87 S CH 82 X SI 90 1-2 1-H 2B ③			C FF 87 S FF 84 X CH 74 0-2 L9 ③		S SL 84 B SI 93 X SL 83 1-1 G6-3 ③		4	1	2	0	0	0	2
12 Conor Gillaspie, L (1, 5) OBP: 0.355, SLG: 0.433		B CH 79 X CH 85 1-0 G3 ① 2-3		X CH 80 0-0 F8 ①			B FF 87 B FF 86 F FF 88 C FF 87 X FC 82 2-2 G4-3 ①			3	0	0	0	0	0	1
7 Jeff Keppinger, R (1, 4) OBP: 0.221, SLG: 0.256		C CH 81 C SI 90 B SL 81 D CH 83 S SL 80 2-3 K2-3 ②		B CH 82 C CH 85 X CH 83 1-1 F7 ②			F FF 86 B FF 86 X FF 86 1-1 L7 ②			3	0	0	0	0	1	1
38 Hector Gimenez, S (1, 2) OBP: 0.311, SLG: 0.405		B CH 81 B SI 90 B CH 81 B SI 87 4-0 30 2B BB		C CH 82 B CH 78 F CH 78 X SL 80 1-2 F9 ③			B FF 87 B FF 87 C FF 86 X FF 85 2-1 L7 ③			2	1	0	0	1	0	0
Inning Stats	R: 2 E: 0 K: 1 S: 10 H: 2 LOB: 0 BB: 0 P: 16	R: 2 E: 0 K: 1 S: 12 H: 2 LOB: 1 BB: 1 P: 25	R: 0 E: 0 K: 1 S: 15 H: 2 LOB: 2 BB: 0 P: 23	R: 0 E: 0 K: 0 S: 6 H: 0 LOB: 0 BB: 0 P: 8	R: 0 E: 0 K: 0 S: 8 H: 0 LOB: 0 BB: 0 P: 14	R: 0 E: 0 K: 0 S: 8 H: 0 LOB: 0 BB: 0 P: 12	R: 0 E: 0 K: 0 S: 7 H: 0 LOB: 0 BB: 0 P: 12	R: 1 E: 1 K: 1 S: 12 H: 2 LOB: 2 BB: 1 P: 23		1B: 3 2B: 4 3B: 0 HR: 1 SF: 0 SAC: 0 DP: 0 HBP: 0				WP: 0 PB: 0 SB: 0 CS: 0 PA: 33	

livebaseballscorecards.com

	AB	31
	R	5
	H	8
	RBI	5
	BB	2
	SO	4
	LOB	8

PITCHER		IP	WLS	BF	H	R	ER	SO	BB	IBB	HBP	BLK	WP	HR	S	P	ERA	WHIP
28 Alex Sanabia, R ERA: 4.88	(1, 1)	4.0	L	18	6	4	4	3	1	0	0	0	0	1	43	72	9.00	1.750
23 Wade LeBlanc, L ERA: 5.36	(5, 1)	3.0		9	0	0	0	0	0	0	0	0	0	0	23	38	0.00	0.000
31 Steve Cishek, R ERA: 4.87	(8, 1)	1.0		6	2	1	1	1	0	1	0	0	0	0	12	23	9.00	2.000

PITCHER	IP	WLS	BF	H	R	ER	SO	BB	IBB	HBP	BLK	WP	HR	S	P	ERA	WHIP

Miami Marlins @ Tampa Bay Rays

Tropicana Field, St. Petersburg, FL

Mon May 27 2013, 3:14 PM - 6:51 PM EDT

Att. 13,025 - Dome - 72 F

TOP

livebaseballscorecards.com

Batter	1	2	3	4	5	6	7	8	9	AB	R	H	RBI	BB	SO	LOB
8 Chris Coghlan, L (1, 7) OBP: 0.324, SLG: 0.359	C FF 90 B FF 91 B CH 84 S CH 85 X FF 91 2-2 48 1B 2B		B FF 89 F FF 87 B FF 90 X CH 84 2-1 ① F7	X FF 92 0-0 3-H 1B	B FF 94 B FS 82 F FF 95 F FF 95 B FS 80 C FS 81 3-3 ③ K			C CU 79 B FF 91 S FS 82 X FF 91 1-2 ② F8		5	0	2	1	0	1	2
30 Placido Polanco, R (1, 5) OBP: 0.288, SLG: 0.266	F FF 90 S CH 86 X FF 91 0-2 ① L1		C FF 89 C FF 90 B CH 86 F SL 85 X FF 89 1-2 ② F9	B CU 69 X FF 90 1-0 ③ F9		C FF 95 F SI 97 X SI 94 0-2 51 FC4-6 1B		B FF 91 B CU 80 X FF 91 2-0 ③ P3		5	0	1	0	0	0	2
51 Derek Dietrich, L (1, 4) OBP: 0.308, SLG: 0.424	H FF 92 1-0 48 1B HBP		C CU 69 C CU 70 B FF 92 B CH 87 B CU 71 F FF 91 F CH 86 H FF 91 4-2 HBP		C FF 89 F CU 71 F CH 85 B FF 92 B SL 86 X CH 85 2-2 19 1B 48 BB 29 1B 1B	1 SAFE X SI 96 0-0 ① FC4-6 48 FC4-6 1-2f			B SI 94 C FF 94 F SI 95 B CH 84 X CH 84 2-2 ① F8	3	1	1	0	0	0	1
48 Marcell Ozuna, R (1, 9) OBP: 0.347, SLG: 0.432	S CH 86 B CH 86 B CH 86 X CH 85 2-1 1-2 2-3 1B		B SL 85 S SL 84 F FF 92 1 SAFE F FF 93 S CH 86 1-3 ③ K		B FF 90 B FF 91 F FF 92 F FF 91 B CH 84 B FF 91 4-2 19 1B 29 1B 1-2 BB	B FF 95 B SI 96 X SI 95 2-0 ② FC4-6 19 S 1-2f			B SI 96 B FF 96 B FF 96 C FF 95 B FF 95 4-1 20 PB BB	3	1	1	0	2	1	2
19 Rob Brantly, L (1, 2) OBP: 0.298, SLG: 0.297	C FF 91 B SL 86 S SL 85 F FF 93 X FF 93 1-2 ② P6			C FF 87 B CU 69 S CH 84 F FF 91 X SL 85 1-2 ① F7	B FF 90 X CH 85 1-0 29 1B 54 1B 1-2 2-3 1B	C SI 96 B FF 97 X SI 97 1-1 ③ G6-3 1-2			C CH 85 S CH 83 B CH 85 B SI 99 F CH 85 S CH 85 2-3 ② K	5	1	1	0	0	1	5
20 Justin Ruggiano, R (1, 8) OBP: 0.293, SLG: 0.410	B FF 93 B CH 85 F FF 92 X FF 92 2-1 ③ G1-3			X FF 87 0-0 HR	C FF 95 F FF 96 B FS 81 C FS 80 1-3 ① K		S SI 96 B SI 96 S SL 87 S SI 96 1-3 ① K		B FF 96 C SI 97 S CH 85 D CH 84 C CH 84 2-3 ③ K 1-2	5	1	1	1	0	3	7
29 Greg Dobbs, L (1, 3) OBP: 0.287, SLG: 0.275		C FF 89 X CU 71 0-1 ① G3-1		B FF 90 B CH 83 C SI 89 F CH 85 X CU 71 2-2 3 2B 54 G4-3 1B	B FF 96 F FF 96 B FF 96 S FS 81 X FF 96 2-2 54 1B 1-2 2-H 3-H 1B		B FF 97 C SL 85 F FF 97 F FF 97 B SL 85 S SI 97 2-3 K 3 G3-6-3			4	1	2	2	0	1	0
3 Adeiny Hechavarría, R (1, 6) OBP: 0.254, SLG: 0.341		B FF 89 C FF 90 F FF 89 B SL 86 B SL 85 S FF 92 3-3 ② K		B CH 86 X FF 89 1-0 54 G4-3 8 1B 1-3 2B	C SL 82 B SL 82 S FS 83 B FS 82 S FS 82 2-3 ② K		B SL 86 C FF 96 X SI 96 1-1 ② ③ G3-6-3 1-2f			4	1	1	0	0	2	3
54 Jordan Brown, L (1, 10) OBP: 0.167, SLG: 0.200		C FF 71 B CH 86 F CU 70 F FF 92 F FF 92 F FF 92 B FF 92 F SL 86 F CH 84 2-2 ③ F CU 71 F SL 85 F SL 85 F FF 92 X FF 93 G3-1		C FF 91 F CH 86 X FF 92 0-2 ② G4-3 2-3 3-H	D FF 96 F FS 81 C FF 95 F FS 82 X SL 81 1-2 1-3 2-H 1B			C CU 78 B FS 83 X FS 82 1-1 ① P4		4	0	1	2	0	0	1
Inning Stats	R: 0 E: 0 K: 0 S: 14 H: 2 LOB: 3 BB: 0 P: 22	R: 0 E: 0 K: 1 S: 17 H: 0 LOB: 0 BB: 0 P: 22	R: 0 E: 0 K: 1 S: 14 H: 0 LOB: 1 BB: 0 P: 22	R: 3 E: 0 K: 0 S: 14 H: 4 LOB: 1 BB: 0 P: 19	R: 3 E: 0 K: 3 S: 23 H: 4 LOB: 2 BB: 1 P: 39	R: 0 E: 0 K: 0 S: 7 H: 1 LOB: 1 BB: 0 P: 10	R: 0 E: 0 K: 2 S: 9 H: 0 LOB: 0 BB: 0 P: 13	R: 0 E: 0 K: 0 S: 6 H: 0 LOB: 0 BB: 0 P: 10	R: 0 E: 0 K: 2 S: 11 H: 0 LOB: 1 BB: 1 P: 21	1B: 8 2B: 2 3B: 0 HR: 1 SF: 0 SAC: 0 DP: 1 HBP: 2						

AB	38
R	6
H	11
RBI	6
BB	2
SO	9
LOB	23

WP: 0	PA: 42
PB: 2	
SB: 1	
CS: 0	

PITCHER		IP	WLS	BF	H	R	ER	SO	BB	IBB	HBP	BLK	WP	HR	S	P	ERA	WHIP
23 Jake Odorizzi, R ERA: 9.0	(1, 1)	4.0		23	8	6	6	2	1	0	2	0	0	1	66	99	13.50	2.250
52 Josh Lueke, R ERA: 4.91	(5, 1)	1.0		5	2	0	0	3	0	0	0	0	0	0	16	25	0.00	2.000
57 Jake McGee, L ERA: 6.75	(6, 1)	2.0	W	7	1	0	0	2	0	0	0	0	0	0	16	23	0.00	0.500
62 Joel Peralta, R ERA: 1.85	(8, 1)	1.0	H	3	0	0	0	0	0	0	0	0	0	0	6	10	0.00	0.000
56 Fernando Rodney, R ERA: 5.75	(9, 1)	1.0		4	0	0	0	2	1	0	0	0	0	0	11	21	0.00	1.000

PITCHER	IP	WLS	BF	H	R	ER	SO	BB	IBB	HBP	BLK	WP	HR	S	P	ERA	WHIP

Batter	1	2	3	4	5	6	7	8	9	AB	R	H	RBI	BB	SO	LOB
18 Ben Zobrist, S (1, 4) OBP: 0.341, SLG: 0.368	C FF 94 B FF 96 S SI 94 B CU 83 S CU 81 2-3 ① K	L CH 86 X CU 80 0-1 E2 (2 HR) 1-2 3-H		X CH 86 0-0 (2 1B, 20 1B, 3 SF8) 1B		C SI 92 C FF 92 S SL 82 0-3 ① K		B FF 93 F FF 93 B CH 84 B FF 94 B FF 93 4-1 (20 1B, 2 HR) BB		4	3	1	1	1	2	1
20 Matt Joyce, L (1, 9) OBP: 0.351, SLG: 0.496	B FF 96 B FF 97 F FF 96 B FF 96 B FF 94 4-1 (3 S) BB	C FF 93 S CU 83 F FF 96 S CU 83 0-3 ② K		D FF 93 F FF 93 1 SAFE B CU 81 S CH 84 F CH 87 B FF 95 F CU 79 F CH 85 3-2 F CU 79 1 SAFE F CU 83 F FF 94 F FF 93 X FF 96 (3 SF8, 2 1B) 1-2 1B		X SI 93 0-0 ② G3-1		C FF 92 X FF 93 0-1 (2 HR) 1-2 1B		4	1	2	0	1	1	2
2 Kelly Johnson, L (1, 7) OBP: 0.358, SLG: 0.570 5 Sam Fuld, L (9, 7) OBP: 0.244, SLG: 0.191	1 SAFE F FF 94 C CH 87 1 SAFE B FF 98 F CU 82 S CH 87 1-3 ② K	B FF 95 C CU 79 S CH 86 X CU 83 1-2 1-H 2-H HR		S FF 90 S SL 85 F SL 84 F CU 80 X FF 91 0-2 1-2 2-3 1B		B SI 94 B SI 93 X SI 92 2-0 (3 S) 2B		B CH 84 B CH 85 X FF 93 2-0 1-H 2-H HR		5 0	2 0	4 0	6 0	0 0	1 0	1 0
3 Evan Longoria, R (1, 5) OBP: 0.384, SLG: 0.557	C FF 99 B CU 84 C CH 85 F FF 99 S FF 99 1-3 ③ K 1-2	X FF 95 0-0 ③ G4-3		B SI 92 B FF 92 F FF 91 F FF 91 F SL 85 X FF 92 2-2 ② SF8 2-3 3-H		I IN 64 I IN 62 I IN 60 I IN 61 4-0 2-3 IBB		B FF 95 B FF 95 B SL 82 C FF 93 C FF 94 F FF 92 X FF 94 3-2 ② F9		3	0	0	1	1	1	1
21 James Loney, L (1, 3) OBP: 0.403, SLG: 0.500		C CU 76 B FF 93 B CH 82 B FF 94 F FF 92 B CU 81 4-2 (8 HBP, 30 BB, 28 SF9) BB B FF 93 C CH 83 S FF 95 1-3 ① K		F SL 84 X CU 77 0-1 ③ P4		B FF 92 B SI 91 C SI 92 F SI 92 X SI 93 2-2 ③ F7		B FF 93 B CH 84 B FF 95 B FF 94 4-0 BB		3	1	0	0	2	1	4
30 Luke Scott, L (1, 10) OBP: 0.369, SLG: 0.394		C FF 93 B SI 94 1 SAFE F CH 86 B FF 96 B FF 94 B FF 96 4-2 (28 SF9, 8 HBP, 11 1B) 1-2 BB B CU 79 B FF 94 B CU 76 F FF 92 C CH 81 F CU 83 F FF 95 S FF 94 3-3 ② K		C FF 90 S FF 91 S SL 86 0-3 ① K		C SI 92 C SL 81 S SL 83 0-3 ① K		F FF 92 B FF 93 F FF 92 D SL 83 B FF 92 F FF 91 F FC 92 X FF 92 3-2 ③ F7		4	1	0	0	1	3	1
8 Desmond Jennings, R (1, 8) OBP: 0.300, SLG: 0.396		B FF 96 L FF 95 H CU 80 2-1 (11 1B, 28 SF9, 18 E) HBP 1-2 2-3		C CU 80 B CU 82 C FF 96 X CU 84 1-2 (28 FC4) 1B C SI 91 B SL 85 B CH 85 F FF 89 B SL 84 F FF 90 B FF 90 4-2 (28 CS) BB		B FF 94 S FF 93 C SL 82 F FF 94 X SL 83 1-2 ② G6-3				2	1	1	0	1	0	0
28 José Molina, R (1, 2) OBP: 0.280, SLG: 0.349		C CU 79 X FF 95 0-1 ① SF9 1-2 2-3 3-H		1 SAFE C CU 78 1 SAFE X FF 94 0-1 ③ FC4 1-2f		D FF 90 S FF 91 1 SAFE 1 SAFE B SI 89 B FF 89 X FF 90 3-1 ② (11 FC5-4) 1-2 1B		S FF 94 X CU 77 0-1 ③ G1-3		3	0	1	1	0	0	1
11 Yunel Escobar, R (1, 6) OBP: 0.281, SLG: 0.354		X FF 97 0-0 (18 E, 2 HR) 2-3 3-H 1B		B CU 81 C CU 80 B FF 95 X FF 95 2-1 ① F9 B FF 90 X CH 85 1-0 ③ FC5-4 1-2f				B CU 80 F FF 92 B SL 81 F FF 94 X FF 95 2-2 ① G4-3		4	1	1	1	0	0	1
Inning Stats	R: 0 E: 0 K: 3 S: 12 H: 0 LOB: 1 BB: 1 P: 20	R: 6 E: 1 K: 1 S: 18 H: 2 LOB: 0 BB: 2 P: 29	R: 0 E: 0 K: 2 S: 14 H: 1 LOB: 1 BB: 0 P: 19	R: 1 E: 0 K: 0 S: 25 H: 3 LOB: 2 BB: 0 P: 32	R: 0 E: 0 K: 1 S: 9 H: 1 LOB: 1 BB: 1 P: 17	R: 0 E: 0 K: 1 S: 8 H: 1 LOB: 2 BB: 1 P: 16	R: 0 E: 0 K: 1 S: 9 H: 0 LOB: 0 BB: 0 P: 10	R: 3 E: 0 K: 0 S: 16 H: 2 LOB: 1 BB: 2 P: 34		1B: 7 2B: 1 3B: 0 HR: 2 SF: 2 SAC: 0 DP: 0 HBP: 1						

BOTTOM

Miami Marlins @ Tampa Bay Rays

Tropicana Field, St. Petersburg, FL

Mon May 27 2013, 3:14 PM - 6:51 PM EDT

Att. 13,025 - Dome - 72 F

livebaseballscorecards.com

AB	32
R	10
H	10
RBI	10
BB	7
SO	9
LOB	12

WP: 0 PB: 0 SB: 2 CS: 1 — PA: 42

PITCHER		IP	WLS	BF	H	R	ER	SO	BB	IBB	HBP	BLK	WP	HR	S	P	ERA	WHIP
16 José Fernández, R ERA: 3.78	(1, 1)	3.1	L	20	5	7	4	6	3	0	1	0	0	0	58	87	10.80	2.400
64 Duane Below, L ERA: 10.13	(4, 1)	1.2		7	2	0	0	1	1	0	0	0	0	0	20	30	0.00	1.800
43 Dan Jennings, L ERA:	(6, 1)	1.1		6	1	0	0	2	0	1	0	0	0	0	11	19	0.00	0.750
44 AJ Ramos, R ERA: 3.71	(7, 1)	1.2		9	2	3	3	0	2	0	0	0	0	1	22	41	16.20	2.400

PITCHER	IP	WLS	BF	H	R	ER	SO	BB	IBB	HBP	BLK	WP	HR	S	P	ERA	WHIP

Miami Marlins @ Tampa Bay Rays

Tropicana Field, St. Petersburg, FL

Tue May 28 2013, 7:13 PM - 10:38 PM EDT

Att. 13,876 - Dome - 72 F

TOP

livebaseballscorecards.com

Batter	1	2	3	4	5	6	7	8	9	AB	R	H	RBI	BB	SO	LOB
9 Juan Pierre, L (1, 10) OBP: 0.277, SLG: 0.273	C FF 88 B CH 79 X FF 89 1-1 ① F7		B FF 89 B FF 89 C FF 89 B FF 89 C FF 90 F FF 90 X FF 89 3-2 ② F9	B FF 88 D FF 88 C FF 88 F CH 79 B FF 89 X FF 89 3-2 ③ G3-1			C FC 88 X FC 88 0-1 ② G6-3		C SI 95 S SI 96 B SI 96 X CH 85 1-2 ② G3	5	0	0	0	0	0	1
30 Placido Polanco, R (1, 5) OBP: 0.291, SLG: 0.269	F FF 89 X FF 89 0-1 ② F9		C FF 89 B FF 89 X FF 89 1-1 51 3B 1B		C CU 72 F CH 77 F CU 75 B FF 88 F FF 89 X FF 89 1-2 ① F7		X SI 90 0-0 1B		B SI 95 C SI 95 F FF 96 B SI 96 B CH 86 S SI 96 3-3 ③ K	5	1	2	0	0	1	0
51 Derek Dietrich, L (1, 4) OBP: 0.304, SLG: 0.444	C FF 90 S CH 80 B FF 90 F CH 80 F FF 91 F FF 91 X CH 81 1-2 ③ G1-3		X FF 89 0-0 1-H 8 3B 3B		B FF 89 C CU 73 X FF 90 1-1 ② G4-3		B SI 90 B FC 88 1 SAFE X FC 89 2-0 ③ G5-3			4	1	1	1	0	0	1
48 Marcell Ozuna, R (1, 9) OBP: 0.362, SLG: 0.449		B CH 79 F FF 90 B FF 89 C CH 79 X FF 90 2-2 20 1B 2B	B CU 76 B CU 76 S CH 80 F CH 79 B CU 78 D CH 78 4-2 8 3B BB		B FF 89 B FF 90 C FF 89 X CH 79 2-1 ③ G6-3			C CU 77 S FF 90 F FS 80 B FS 82 X FS 81 1-2 29 WP 20 G5-3 29 1B 1B		3	3	2	0	1	0	0
8 Chris Coghlan, L (1, 7) OBP: 0.330, SLG: 0.417		B FF 90 C FF 89 B FF 91 S CH 81 S CH 79 2-3 ① K	1 SAFE 1 SAFE B CU 74 C FF 89 S FF 89 1 SAFE 1 SAFE B FF 89 D CU 78 3-2 X FF 89 1-H 3-H 3B			S CH 77 B FF 89 C FF 89 X CH 79 1-2 HR		1 SAFE C FS 80 X FS 80 0-1 ① F9		4	1	2	3	0	1	2
20 Justin Ruggiano, R (1, 8) OBP: 0.293, SLG: 0.406		X FF 91 0-0 3 S 2-H 1B	S CH 78 S CH 78 D CH 77 X FF 88 1-2 ③ G6-3			C FF 88 F CH 78 B CU 77 X FF 90 1-2 ① G5-3		B CU 77 D FS 81 F CU 77 S FF 90 F FF 90 F FS 81 D FS 82 1 SAFE X CU 77 3-2 ② G5-3 1-2		4	0	1	1	0	0	2
29 Greg Dobbs, L (1, 3) OBP: 0.292, SLG: 0.281		D SI 90 C FF 89 1 SAFE C FF 89 B FF 89 X FF 89 2-2 ② F9		B FF 88 X CH 78 1-0 6 G6-3 1B		C SI 90 B CU 76 X FC 88 1-1 ② G4-3		F CU 79 B FS 82 B FS 81 X CU 79 2-1 2-H 1B		4	0	2	1	0	0	1
3 Adeiny Hechavarría, R (1, 6) OBP: 0.247, SLG: 0.331		S CH 80 S CH 80 C FF 90 0-3 ③ K 1-2		C FF 88 B FF 88 X FF 89 1-1 ① L9		S SI 91 F CH 84 B CU 79 C CU 78 1-3 ③ K		S FF 90 S FF 90 B FF 90 F FF 90 X FS 81 1-2 ③ F9		4	0	0	0	0	2	3
6 Jeff Mathis, R (1, 2) OBP: 0.050, SLG: 0.100			C FF 88 C CU 75 B CU 77 F CH 79 B CH 81 F FF 90 B CU 75 S FF 90 3-3 ① K	1 SAFE B FF 88 B FF 89 B FF 89 C FF 88 F FF 88 X FF 89 3-2 ② G6-3 1-2			C FC 88 B CU 78 B FC 88 X SI 89 2-1 ① G6-3		B CH 83 C SI 93 C SI 95 B CH 84 X CH 84 2-2 ① G4-3	4	0	0	0	0	1	1
Inning Stats	R: 0 E: 0 K: 0 S: 10 H: 0 LOB: 0 BB: 0 P: 12	R: 1 E: 0 K: 2 S: 13 H: 2 LOB: 1 BB: 0 P: 19	R: 3 E: 0 K: 1 S: 20 H: 3 LOB: 1 BB: 1 P: 35	R: 0 E: 0 K: 0 S: 9 H: 1 LOB: 1 BB: 0 P: 17	R: 0 E: 0 K: 0 S: 9 H: 0 LOB: 0 BB: 0 P: 13	R: 1 E: 0 K: 1 S: 11 H: 1 LOB: 0 BB: 0 P: 15	R: 0 E: 0 K: 0 S: 6 H: 1 LOB: 1 BB: 0 P: 10	R: 1 E: 0 K: 0 S: 17 H: 2 LOB: 1 BB: 0 P: 24	R: 0 E: 0 K: 1 S: 9 H: 0 LOB: 0 BB: 0 P: 15	1B: 6 2B: 1 3B: 2 HR: 1 SF: 0 SAC: 0 DP: 0 HBP: 0						

	AB	37
	R	6
	H	10
	RBI	6
	BB	1
	SO	5
	LOB	11

WP: 1 PA: 38
PB: 0
SB: 1
CS: 0

PITCHER		IP	WLS	BF	H	R	ER	SO	BB	IBB	HBP	BLK	WP	HR	S	P	ERA	WHIP
58 Jeremy Hellickson, R ERA: 5.61	(1, 1)	5.1		24	7	5	5	3	1	0	0	0	0	1	67	104	8.44	1.500
35 Jamey Wright, R ERA: 3.68	(6, 1)	1.2		6	1	0	0	1	0	0	0	0	0	0	11	17	0.00	0.600
62 Joel Peralta, R ERA: 2.13	(8, 1)	1.0		5	2	1	1	0	0	0	0	0	1	0	17	24	9.00	2.000
56 Fernando Rodney, R ERA: 5.48	(9, 1)	1.0	W	3	0	0	0	1	0	0	0	0	0	0	9	15	0.00	0.000

PITCHER		IP	WLS	BF	H	R	ER	SO	BB	IBB	HBP	BLK	WP	HR	S	P	ERA	WHIP

BOTTOM

Miami Marlins @ Tampa Bay Rays

Tropicana Field, St. Petersburg, FL

Tue May 28 2013, 7:13 PM - 10:38 PM EDT

Att. 13,876 - Dome - 72 F

Batter	1	2	3	4	5	6	7	8	9	AB	R	H	RBI	BB	SO	LOB
18 Ben Zobrist, S (1, 4) (9, 9) OBP: 0.343, SLG: 0.366	X FF 86 0-0 F7 ①		B CU 71 B FF 89 X FF 88 2-0 2 2B 1-2 2-3 1B	C CU 72 F FF 88 X CU 72 0-2 L7 ③		B SI 92 C SL 80 B SL 81 X SL 81 2-1 P4 ③		I IN 74 I IN 80 I IN 82 I IN 79 4-0 19 FC6-4 IBB		4	0	1	0	1	0	2
20 Matt Joyce, L (1, 9) OBP: 0.348, SLG: 0.493 19 Ryan Roberts, R (8, PH) OBP: 0.286, SLG: 0.360 (9, 4)	B CU 72 C FF 86 X CU 72 1-1 P4 ②		B CU 72 B CH 83 B FF 90 C FF 89 X FF 90 3-1 SF7 ① 3-H		B CH 82 B CH 83 C FF 89 X FF 88 2-1 G3-1 ①		B SL 78 S FF 91 X SI 92 1-1 3 G5-4-3 1B	F FF 95 F SL 89 X SL 89 0-2 FC6-4 ③ 1-2f		3 1	0 0	1 0	1 0	0 0	0 0	0 3
2 Kelly Johnson, L (1, 7) OBP: 0.360, SLG: 0.571	B FF 88 C FF 87 B CH 82 B FF 88 C FF 88 F FF 89 F FF 89 S CH 84 3-3 K ③		B FF 90 B CH 83 B CH 83 S FF 89 X FF 90 3-1 1-3 2-H 2B		B FF 88 C CH 83 B FF 88 F FF 89 X CH 84 2-2 G4-3 ②		B SI 92 1 SAFE B SI 92 S SI 91 X SI 92 2-1 F7 ①		X FF 94 0-0 3 1B 8 1B 1B	5	1	2	1	0	1	1
3 Evan Longoria, R (1, 5) OBP: 0.380, SLG: 0.548		C FF 88 C SL 78 X SL 79 0-2 F9 ①	F SL 80 S SL 81 B SL 80 S SL 80 1-3 K ②		F FF 89 F FF 90 X SL 80 0-2 F9 ③		B SI 91 B FF 91 X SI 90 2-0 G5-4-3 ②③ 1-2f		B FF 93 B FF 94 S SL 87 F FF 94 X SL 89 2-2 8 1B 1-2 1B	5	0	1	0	0	1	3
21 James Loney, L (1, 3) OBP: 0.392, SLG: 0.485		C CU 71 B FF 88 C SI 88 B CU 73 X CH 84 2-2 F9 ②	X CU 73 0-0 F7 ③			B FF 88 C FF 88 X CH 84 1-1 L8 ①		F FF 94 C SL 88 X SL 90 0-2 G4-3 ①	L FF 94 F SL 90 X SL 88 0-2 F7 ①	5	0	0	0	0	0	4
30 Luke Scott, L (1, 10) OBP: 0.382, SLG: 0.423		F FF 88 B FF 89 X CU 74 1-1 8 FC6-4 1B		F FF 88 S CH 83 C SI 89 0-3 K ①		B CU 73 F FF 89 F FF 89 B SL 80 B CH 84 X FF 90 3-2 59 2B 2B		C SL 84 X SL 88 0-1 8 1B 11 1B 1B	X FF 94 0-0 F7 ②	5	2	3	0	0	1	2
8 Desmond Jennings, R (1, 8) OBP: 0.311, SLG: 0.408		B FF 89 S SL 79 C FF 88 F FF 89 F SL 80 F FF 88 X FF 89 1-2 FC6-4 ③ 1-2f		C SL 79 B SL 78 X FF 88 1-1 11 2B 2B		B SL 78 B SI 91 B SI 90 B SI 91 4-0 59 2B BB		X FF 94 0-0 11 1B 1-2 1B	C SI 95 X SI 95 0-1 1-2 2-H 1B	4	2	3	1	1	0	1
59 Jose Lobaton, S (1, 2) OBP: 0.319, SLG: 0.384 1 Sean Rodríguez, R (8, PH) OBP: 0.348, SLG: 0.443 28 José Molina, R (9, 2) OBP: 0.280, SLG: 0.349			C FF 87 B FF 88 F FF 88 B FF 89 X FF 90 2-2 18 1B 11 1B 20 SF7 1B	C CU 72 S CU 72 B SL 78 B SI 88 F FF 89 D CU 73 T FF 90 3-2 K ②		B SI 92 X SI 91 1-0 1-H 2-H 2B		F FF 94 F SL 87 B FF 95 F SL 89 C SL 89 1-3 K ②		3 1 0	1 0 0	2 0 0	2 0 0	0 1 0	1 2 0	1 2 0
11 Yunel Escobar, R (1, 6) OBP: 0.291, SLG: 0.370			C FF 90 X FF 89 0-1 18 1B 1-2 2 2B 1B	X FF 88 0-0 2-H 2B		C SL 81 B SL 82 F SI 92 F SL 81 X SL 80 1-2 L8 ②		C SL 88 S SL 89 X FF 94 0-2 1-3 2-H 1B		4	1	3	2	0	0	1

livebaseballscorecards.com

AB	40
R	7
H	16
RBI	7
BB	2
SO	5
LOB	20

Inning Stats	1	2	3	4	5	6	7	8	9	1B: 11	SF: 1	WP: 0	PA: 43
	R: 0 E: 0 K: 1 S: 8 H: 0 LOB: 0 BB: 0 P: 12	R: 0 E: 0 K: 0 S: 14 H: 1 LOB: 1 BB: 0 P: 18	R: 2 E: 0 K: 1 S: 14 H: 4 LOB: 2 BB: 0 P: 25	R: 1 E: 0 K: 2 S: 13 H: 2 LOB: 1 BB: 0 P: 17	R: 0 E: 0 K: 0 S: 8 H: 0 LOB: 0 BB: 0 P: 12	R: 2 E: 0 K: 0 S: 12 H: 2 LOB: 1 BB: 1 P: 24	R: 0 E: 0 K: 0 S: 5 H: 1 LOB: 0 BB: 0 P: 10	R: 1 E: 0 K: 1 S: 16 H: 3 LOB: 3 BB: 1 P: 21	R: 1 E: 0 K: 0 S: 10 H: 3 LOB: 2 BB: 0 P: 12	2B: 5 3B: 0 HR: 0	SAC: 0 DP: 1 HBP: 0	PB: 0 SB: 0 CS: 0	

PITCHER		IP	WLS	BF	H	R	ER	SO	BB	IBB	HBP	BLK	WP	HR	S	P	ERA	WHIP
45 Kevin Slowey, R ERA: 3.59	(1, 1)	5.1		24	8	4	4	4	0	0	0	0	0	0	62	93	6.75	1.500
58 Ryan Webb, R ERA: 2.96	(6, 1)	0.2	B	4	1	1	1	0	1	0	0	0	0	0	7	15	13.50	3.000
43 Dan Jennings, L ERA:	(7, 1)	1.0		3	1	0	0	0	0	0	0	0	0	0	5	10	0.00	1.000
40 Mike Dunn, L ERA: 2.38	(8, 1)	1.2	L	11	5	2	2	1	0	1	0	0	0	0	24	31	10.80	3.000
50 Chad Qualls, R ERA: 3.05	(9, 1)	0.0		1	1	0	0	0	0	0	0	0	0	0	2	2	∞	∞

PITCHER	IP	WLS	BF	H	R	ER	SO	BB	IBB	HBP	BLK	WP	HR	S	P	ERA	WHIP

Batter	1	2	3	4	5	6	7	8	9	AB	R	H	RBI	BB	SO	LOB
18 Ben Zobrist, S (1, 4) OBP: 0.341, SLG: 0.363	B FF 94 F FF 93 B KC 82 X FF 94 2-1 20 2B 2 1B 1B		B KC 80 C KC 80 B CH 86 C FF 94 X KC 83 2-2 ① F8			X FF 93 0-0 ① L7		C KC 79 X CH 86 0-1 ② F7		4	1	1	0	0	0	0
20 Matt Joyce, L (1, 9) OBP: 0.346, SLG: 0.493	F FF 93 B FF 95 X FF 93 1-1 2 1B 3 G5-4-3 1-3 2B		B CH 87 B CH 86 S SL 90 C KC 81 X KC 83 2-2 ② G5-3			B CH 85 X FF 92 1-0 ② F7		F FF 94 S CH 86 B FF 93 B KC 83 S CH 86 2-3 ③ K		4	1	1	0	0	1	0
2 Kelly Johnson, L (1, 7) OBP: 0.357, SLG: 0.563 5 Sam Fuld, L (9, 7) OBP: 0.244, SLG: 0.191	X FF 94 0-0 3 G5-4-3 2-3 3-H 1B		B FF 93 B CH 87 X CH 86 2-0 ③ G1-3			C CH 85 X FF 94 0-1 ③ F7			B SI 92 S SL 82 X SI 92 1-1 ① G6-3	4 0	0 0	1 0	1 0	0 0	0 0	0 0
3 Evan Longoria, R (1, 5) OBP: 0.373, SLG: 0.537	1 SAFE C KC 80 F SI 95 F KC 82 B KC 82 F FF 95 X KC 83 1-2 ① ② G5-4-3 1-2f 3-H			B FF 93 X FF 94 1-0 ① F9			C FF 92 B FF 94 C KC 80 B FF 94 X KC 81 2-2 ① F8		B SL 83 F SI 94 F SL 82 B SI 93 F SL 83 F SI 92 B SL 84 X SI 93 3-2 ② F9	4	0	0	0	0	0	1
21 James Loney, L (1, 3) OBP: 0.389, SLG: 0.485	B FF 94 C KC 80 B CH 87 X FF 94 2-1 ③ G4-3			B FF 94 C KC 80 B CH 88 F FF 90 F KC 83 X KC 80 2-2 ② G4-3			C CH 86 X SL 89 0-1 8 1B 11 SF8 2B		B SL 83 B SL 83 X SI 90 2-0 ③ F7	4	1	1	0	0	0	0
8 Desmond Jennings, R (1, 8) OBP: 0.321, SLG: 0.415		X SI 93 0-0 11 G6-3 1B		S CH 86 B SI 94 B KC 80 B KC 81 F FF 92 B KC 82 4-2 11 CS BB			L KC 78 F SL 87 D KC 82 X KC 81 1-2 2-3 1B			2	0	2	0	1	0	0
11 Yunel Escobar, R (1, 6) OBP: 0.287, SLG: 0.366		B KC 80 C KC 80 1 SAFE 1 SAFE 1 SAFE S SL 90 X KC 82 1-2 ① ② G6-3 1-2		D KC 82 1 SAFE 1 SAFE B FF 94 2-0 ③ CS 1-2	F FF 94 F SL 88 B FF 94 B KC 83 C KC 81 2-3 ① K		B FF 94 X KC 79 1-0 ② SF8 3-H			2	0	0	1	0	1	1
28 José Molina, R (1, 2) OBP: 0.281, SLG: 0.348		B SI 95 X FF 93 1-0 1B			B FF 94 X SL 89 1-0 ② G4-3		X FF 92 0-0 ③ L8			3	0	1	0	0	0	1
40 Roberto Hernandez, R (1, 1) 56 Fernando Rodney, R (9, 1)		C FF 94 X FF 93 0-1 ③ G6-3			B FF 92 C FF 92 B SL 89 S FF 92 S KC 81 2-3 ③ K			C FF 90 F SI 93 C KC 82 0-3 ① K		3 0	0 0	0 0	0 0	0 0	2 0	1 0
Inning Stats	R: 2 E: 0 K: 0 S: 12 H: 3 LOB: 0 BB: 0 P: 18	R: 0 E: 0 K: 0 S: 7 H: 2 LOB: 1 BB: 0 P: 9	R: 0 E: 0 K: 0 S: 7 H: 0 LOB: 0 BB: 0 P: 13	R: 0 E: 0 K: 0 S: 7 H: 0 LOB: 0 BB: 1 P: 16	R: 0 E: 0 K: 2 S: 7 H: 0 LOB: 0 BB: 0 P: 12	R: 0 E: 0 K: 0 S: 4 H: 0 LOB: 0 BB: 0 P: 5	R: 1 E: 0 K: 0 S: 10 H: 2 LOB: 1 BB: 0 P: 14	R: 0 E: 0 K: 2 S: 8 H: 0 LOB: 0 BB: 0 P: 10	R: 0 E: 0 K: 0 S: 8 H: 0 LOB: 0 BB: 0 P: 14	1B: 5 2B: 2 3B: 0 HR: 0 SF: 1 SAC: 0 DP: 1 HBP: 0						

TOP

Tampa Bay Rays @ Miami Marlins

Marlins Park, Miami, FL

Wed May 29 2013, 7:14 PM - 9:26 PM EDT

Att. 16,671 - Roof Closed - 74 F

livebaseballscorecards.com

AB	30
R	3
H	7
RBI	2
BB	1
SO	4
LOB	4

PITCHER		IP	WLS	BF	H	R	ER	SO	BB	IBB	HBP	BLK	WP	HR	S	P	ERA	WHIP
34 Tom Koehler, R ERA: 3.22	(1, 1)	8.0	L	29	7	3	3	4	1	0	0	0	0	0	62	97	3.38	1.000
31 Steve Cishek, R ERA: 4.64	(9, 1)	1.0		3	0	0	0	0	0	0	0	0	0	0	8	14	0.00	0.000

PITCHER	IP	WLS	BF	H	R	ER	SO	BB	IBB	HBP	BLK	WP	HR	S	P	ERA	WHIP

Batter	1	2	3	4	5	6	7	8	9	AB	R	H	RBI	BB	SO	LOB
8 Chris Coghlan, L (1, 7) OBP: 0.327, SLG: 0.420	B FF 90 X SI 92 1-0 30 E 2B		C SI 92 B SL 85 X SL 83 1-1 ③ L8			X CH 86 0-0 ② F9			B SI 92 B SI 93 C SI 92 X SI 92 2-1 ② G3-1	4	1	1	0	0	0	0
30 Placido Polanco, R (1, 5) OBP: 0.290, SLG: 0.269	X SI 91 0-0 ① L9 2-H			C SI 92 B SL 85 C SL 85 X SI 93 1-2 ① G1-3		B SI 93 S SL 86 X SI 93 1-1 ③ G5-3			C SI 92 X CH 85 0-1 1B	4	0	1	0	0	0	0
51 Derek Dietrich, L (1, 4) OBP: 0.288, SLG: 0.418	C SL 84 B CH 83 X CH 85 1-1 ② G4-3			X SL 84 0-0 ② F9			S SI 92 X SI 93 0-1 ① G4-3		B CH 83 X SI 96 1-0 ③ L9	4	0	0	0	0	0	1
48 Marcell Ozuna, R (1, 9) OBP: 0.361, SLG: 0.446	C SI 93 B CH 85 F CH 85 B SI 93 S SI 93 2-3 ③ K			S SI 93 B SI 93 C SL 85 B SI 93 F CH 85 F SI 92 F SL 84 F CH 86 X CH 87 2-2 20 S 1B			C SL 83 C SL 83 B SL 84 F CH 85 X SI 93 1-2 ② G5-3			3	0	1	0	0	1	0
20 Justin Ruggiano, R (1, 8) OBP: 0.288, SLG: 0.399		C SL 84 B CH 85 C SL 85 B SL 85 B SI 92 C SI 92 3-3 ① K		F SL 83 D CH 84 F CH 84 X SI 93 1-2 ③ G5-3 1-2			X CH 87 0-0 ③ G5-3			3	0	0	0	0	1	1
29 Greg Dobbs, L (1, 3) OBP: 0.287, SLG: 0.276		C SI 92 B SL 82 B SL 82 X CH 86 2-1 ② F9			X SI 92 0-0 ① G6-3			B SI 92 F SI 92 C SI 92 S SI 92 1-3 ① K		3	0	0	0	0	1	0
3 Adeiny Hechavarría, R (1, 6) OBP: 0.242, SLG: 0.324		C SI 93 F SI 93 B SI 94 C SL 86 1-3 ③ K			X SI 93 0-0 ② G6-3			C SL 84 S CH 85 B CH 85 X SI 93 1-2 ② G1-3		3	0	0	0	0	1	0
19 Rob Brantly, L (1, 2) OBP: 0.291, SLG: 0.289			B SI 93 X SI 92 1-0 ① F7		C SI 92 B SI 93 S SL 86 S CH 85 1-3 ③ K			C CH 86 X SI 92 0-1 ③ L9		3	0	0	0	0	1	0
34 Tom Koehler, R (1, 1) 31 Steve Cishek, R (9, 1) 9 Juan Pierre, L (9, PH) OBP: 0.276, SLG: 0.272			B SI 93 C SI 91 F SI 93 B SI 93 X SI 92 2-2 ② G3-1			C SI 92 F SI 92 X SL 83 0-2 ① L4			C SI 92 X SI 93 0-1 ① F7	2 0 1	0 0 0	0 0 0	0 0 0	0 0 0	0 0 0	0 0 0
Inning Stats	R: 1 E: 1 K: 1 S: 7 H: 1 LOB: 0 BB: 0 P: 11	R: 0 E: 0 K: 2 S: 8 H: 0 LOB: 0 BB: 0 P: 14	R: 0 E: 0 K: 0 S: 6 H: 0 LOB: 0 BB: 0 P: 10	R: 0 E: 0 K: 0 S: 14 H: 1 LOB: 1 BB: 0 P: 18	R: 0 E: 0 K: 1 S: 5 H: 0 LOB: 0 BB: 0 P: 6	R: 0 E: 0 K: 0 S: 6 H: 0 LOB: 0 BB: 0 P: 7	R: 0 E: 0 K: 0 S: 7 H: 0 LOB: 0 BB: 0 P: 8	R: 0 E: 0 K: 1 S: 8 H: 0 LOB: 0 BB: 0 P: 10	R: 0 E: 0 K: 0 S: 7 H: 1 LOB: 1 BB: 0 P: 10	1B: 2 2B: 1 3B: 0 HR: 0 SF: 0 SAC: 0 DP: 0 HBP: 0						

PITCHER	IP	WLS	BF	H	R	ER	SO	BB	IBB	HBP	BLK	WP	HR	S	P	ERA	WHIP
40 Roberto Hernandez, R (1, 1) ERA: 4.87	8.2	W	29	3	1	0	5	0	0	0	0	0	0	67	92	0.00	0.346
56 Fernando Rodney, R (9, 1) ERA: 5.4	0.1	S	1	0	0	0	0	0	0	0	0	0	0	1	2	0.00	0.000

PITCHER	IP	WLS	BF	H	R	ER	SO	BB	IBB	HBP	BLK	WP	HR	S	P	ERA	WHIP

BOTTOM

Tampa Bay Rays @ Miami Marlins

Marlins Park, Miami, FL

Wed May 29 2013, 7:14 PM - 9:26 PM EDT

Att. 16,671 - Roof Closed - 74 F

livebaseballscorecards.com

AB	30
R	1
H	3
RBI	0
BB	0
SO	5
LOB	2

MIAMI

Tampa Bay Rays @ Miami Marlins

Marlins Park, Miami, FL

Thu May 30 2013, 7:12 PM - 10:49 PM EDT

Att. 23,199 - Roof Closed - 76 F

TOP

livebaseballscorecards.com

Batter	1	2	3	4	5	6	7	8	9	AB	R	H	RBI	BB	SO	LOB
18 Ben Zobrist, S (1, 4) OBP: 0.347, SLG: 0.368	B FF 89 X SI 90 1-0 ① P6		B FS 80 B FS 79 C FF 90 B SL 82 B SI 92 4-1 1-2 BB			B CU 72 B FS 80 B SI 91 B FF 90 4-0 ① 20 HR BB	B FF 91 B FF 91 F FF 90 F FF 92 C SL 80 2-3 ③ K		X FF 95 0-0 19 G6-3 1-H 2-H 2B	3	1	1	2	2	1	2
20 Matt Joyce, L (1, 9) OBP: 0.348, SLG: 0.507	B FF 90 B SL 78 B FF 91 C SI 90 F FF 89 S SL 81 3-3 ② K		B FS 80 C CU 74 F CU 75 X FS 80 1-2 ③ F7			D SL 84 1 SAFE X SI 89 1-0 ① 1-H HR		B CH 85 B FF 94 B FF 93 B FF 95 4-0 8 BB 2 S BB	L SL 87 B SL 89 B FF 93 L FF 95 X SL 88 2-2 ① F7	4	1	1	2	1	1	3
2 Kelly Johnson, L (1, 7) OBP: 0.349, SLG: 0.548 62 Joel Peralta, R (8, 1) 52 Josh Lueke, R (8, 1) 19 Ryan Roberts, R (9, PH) OBP: 0.283, SLG: 0.357 56 Fernando Rodney, R (9, 1)	B SI 91 C FS 80 B SI 91 C SL 82 B CU 74 X SL 82 3-2 ③ G1-3			B SI 88 C FS 80 F FF 90 X FF 92 1-2 ① G6-3		B FF 91 B CU 73 F FF 92 X FF 92 2-1 ② G4-3		F FF 93 1 SAFE B CH 86 1 SAFE C FF 93 S SL 82 1-3 ① K 1-2	B SL 84 C SL 84 X SI 95 1-1 ② G6-3 2-3	4 0 0 1 0	0 0 0 0 0	0 0 0 0 0	0 0 0 0 0	1 0 0 0 0	0 0 0 0 0	1 0 0 1 0
3 Evan Longoria, R (1, 5) OBP: 0.370, SLG: 0.529		C SL 78 X FF 88 0-1 ① G6-3		X SI 91 0-0 21 G4-6-3 1B		B CU 75 B SL 82 B FF 92 X FF 91 3-0 ③ F9		C FF 95 S SL 83 D SL 84 S FF 95 1-3 ② K	C SL 85 C SI 95 B SL 90 F SI 95 S SL 87 1-3 ③ K	5	0	1	0	0	2	2
21 James Loney, L (1, 3) OBP: 0.392, SLG: 0.500		B FF 88 C CU 71 F SL 81 C SI 91 1-3 ② K		C FF 90 F SI 91 B FF 90 X FS 80 1-2 ② ③ G4-6-3 1-2f			B CU 72 C CU 73 X FF 90 1-1 HR	I IN 72 I IN 72 I IN 70 I IN 70 4-0 8 BB IBB		3	1	1	1	1	1	1
8 Desmond Jennings, R (1, 8) OBP: 0.324, SLG: 0.418		C SL 81 X CU 74 0-1 ③ F9			C SL 80 B SI 90 X SI 89 1-1 ① G1-3		F FF 89 B SL 80 F SL 81 B FF 91 B SL 80 X FF 90 3-2 11 G4-3 2B	C SL 82 B FF 94 B SL 82 B SL 81 S FF 93 B FF 93 4-2 1-2 2-3 BB		3	0	1	0	1	0	0
11 Yunel Escobar, R (1, 6) OBP: 0.286, SLG: 0.359			B FF 89 B SL 82 B SL 82 B FF 89 4-0 18 BB BB		C SL 81 B CU 74 X SL 80 1-1 ② G2-3		X SI 91 0-0 ① G4-3 2-3	B FF 94 B FF 93 X FF 93 2-0 ③ F8		3	0	0	0	1	0	4
28 José Molina, R (1, 2) OBP: 0.280, SLG: 0.344			X SI 90 0-0 ① F7		C FF 91 S CU 76 C FF 92 0-3 ③ K		C SL 84 F SL 82 F FF 93 S SL 83 0-3 ② K		F FF 94 X FF 94 0-1 5 BB 18 2B 1B	4	1	1	0	0	2	2
37 Alex Colomé, R (1, 1) 57 Jake McGee, L (6, 1) 30 Luke Scott, L (7, PH) OBP: 0.389, SLG: 0.423 35 Jamey Wright, R (7, 1) 5 Sam Fuld, L (8, 7) OBP: 0.253, SLG: 0.191			S FF 90 S SL 81 1 SAFE S SL 82 0-3 ② K			C SL 80 B FF 92 S SL 81 F SL 80 X SL 81 1-2 ① G6-3	B SI 93 C CU 76 S SL 84 B FF 93 B SL 83 F SI 93 B CU 74 4-2 BB		B SI 94 M FF 94 B SL 87 F FF 93 B SL 88 B FF 94 4-2 1-2 18 2B BB	2 0 0 0 0	0 0 0 0 1	0 0 0 0 0	0 0 0 0 0	1 0 0 0 0	0 0 0 0 0	1 0 0 0 0
Inning Stats	R: 0 E: 0 K: 1 S: 7 H: 0 LOB: 0 BB: 0 P: 14	R: 0 E: 0 K: 1 S: 7 H: 0 LOB: 0 BB: 0 P: 8	R: 0 E: 0 K: 1 S: 8 H: 0 LOB: 2 BB: 2 P: 17	R: 0 E: 0 K: 0 S: 7 H: 1 LOB: 0 BB: 0 P: 9	R: 0 E: 0 K: 1 S: 7 H: 0 LOB: 0 BB: 0 P: 9	R: 2 E: 0 K: 0 S: 8 H: 1 LOB: 0 BB: 1 P: 19	R: 1 E: 0 K: 2 S: 16 H: 2 LOB: 2 BB: 1 P: 26	R: 0 E: 0 K: 2 S: 9 H: 0 LOB: 3 BB: 3 P: 25	R: 2 E: 0 K: 1 S: 14 H: 2 LOB: 1 BB: 1 P: 22	1B: 2 2B: 2 3B: 0 HR: 2 SF: 0 SAC: 0 DP: 1 HBP: 0	WP: 0 PB: 0 SB: 1 CS: 0 PA: 40					

	AB	32
	R	5
	H	6
	RBI	5
	BB	8
	SO	9
	LOB	17

PITCHER		IP	WLS	BF	H	R	ER	SO	BB	IBB	HBP	BLK	WP	HR	S	P	ERA	WHIP
47 Ricky Nolasco, R ERA: 3.69	(1, 1)	6.2	L	27	4	3	3	5	4	0	0	0	0	2	57	97	4.05	1.200
43 Dan Jennings, L ERA:	(7, 1)	0.1		1	0	0	0	1	0	0	0	0	0	0	3	5	0.00	0.000
44 AJ Ramos, R ERA: 3.58	(8, 1)	1.0		6	0	0	0	2	2	1	0	0	0	0	9	25	0.00	2.000
40 Mike Dunn, L ERA: 3.13	(9, 1)	0.1		4	2	2	2	0	1	0	0	0	0	0	8	14	54.00	9.000
50 Chad Qualls, R ERA: 2.95	(9, 1)	0.2		2	0	0	0	1	0	0	0	0	0	0	6	8	0.00	0.000

PITCHER		IP	WLS	BF	H	R	ER	SO	BB	IBB	HBP	BLK	WP	HR	S	P	ERA	WHIP

Tampa Bay Rays @ Miami Marlins

Marlins Park, Miami, FL

Thu May 30 2013, 7:12 PM - 10:49 PM EDT

Att. 23,199 - Roof Closed - 76 F

livebaseballscorecards.com

BOTTOM

Batter	1	2	3	4	5	6	7	8	9	AB	R	H	RBI	BB	SO	LOB
8 Chris Coghlan, L (1, 7) OBP: 0.322, SLG: 0.410	C FF 95 B SI 95 S CH 86 B CH 88 B FF 96 C FF 95 3-3 K ①	B FF 95 L CH 86 S FF 95 F CH 88 S CH 87 1-3 K ③			X CH 84 0-0 30 G5-4-3 2-3 1B		B FC 88 B SI 90 F FC 88 B FC 88 X FC 88 3-1 F7 ③ 1-2		C SI 96 S CH 83 B CH 84 B SI 96 X CH 84 2-2 G3-1 ②	5	0	1	0	0	2	2
30 Placido Polanco, R (1, 5) OBP: 0.293, SLG: 0.265	B SI 94 B FF 95 B FF 94 B FF 94 4-0 48 1B 51 BB 20 PB BB		C FF 94 S FC 88 S CH 89 0-3 K2-3 ①		F CH 84 S CH 87 X CH 87 0-2 G5-4-3 ②③ 1-2f			B CU 77 B FF 91 B FF 90 C FF 90 B FF 91 4-1 29 E 20 BB 21 BB BB	C SI 96 B SI 98 B SI 95 X SI 96 2-1 G3-1 ③	3	2	0	0	2	1	2
51 Derek Dietrich, L (1, 4) OBP: 0.299, SLG: 0.414	B FF 95 S CH 84 B FF 94 B FF 95 C FF 94 F CH 84 B CH 85 4-2 20 PB 48 1B 1-2 BB		S FC 87 B CH 88 C FC 86 X CH 88 1-2 F8 ②			B FF 94 B CH 83 C FF 94 S FF 94 B FF 94 X CH 85 3-2 20 G5-3 1B		C CU 78 B CU 78 S FF 91 F FF 91 X FS 82 1-2 F8 ①		3	0	1	0	1	0	1
48 Marcell Ozuna, R (1, 9) OBP: 0.357, SLG: 0.438	X FF 96 0-0 20 PB 1-2 2-3 1B		S FC 89 B FF 97 S CH 89 F FF 97 B FC 88 X FC 88 2-2 F7 ③			1 SAFE F CH 85 B CH 86 B CH 83 F CH 84 X FF 95 2-2 F7 ①		C FS 80 B FF 91 S FF 90 F FF 91 S FS 82 1-3 K ②		4	0	1	0	0	1	2
20 Justin Ruggiano, R (1, 8) OBP: 0.287, SLG: 0.392	S CH 86 T CH 88 S CH 89 0-3 K 1-2 2-3 3-H ②			B FC 86 B FF 95 B FF 95 C FF 95 F FF 95 X CH 87 3-2 G5-3 ①		S CH 87 B FF 95 X CH 85 1-1 G5-3 ② 1-2		B FS 79 D CU 79 F CU 78 B FF 90 B FS 81 4-1 21 BB 29 E 1-2 BB		3	0	0	0	1	1	3
29 Greg Dobbs, L (1, 3) OBP: 0.280, SLG: 0.269	B FF 96 B FF 95 C CH 88 S CH 87 X FC 89 2-2 G4-3 ③			B FC 86 F FF 95 B CH 85 F FF 95 F FF 96 F FC 88 S CH 89 2-3 K ②		X FF 94 0-0 G4-3 ③		B FS 82 B FF 91 C CU 79 F CU 79 X FS 81 2-2 E3 21 BB 1-2 2-3		4	0	0	0	0	1	5
3 Adeiny Hechavarría, R (1, 6) OBP: 0.237, SLG: 0.317 21 Miguel Olivo, R (8, PH) OBP: 0.239, SLG: 0.354 40 Mike Dunn, L (9, 1) 50 Chad Qualls, R (9, 1)		X FF 95 0-0 G6-3 ①		B FF 95 S FC 87 F FF 95 F FF 96 B CH 87 S CH 87 2-3 K ③			B SI 91 C SI 90 B CU 78 X SI 91 2-1 G4-3 ①	C SL 81 B SL 84 S SL 82 B SL 83 B FF 97 B FF 97 4-2 1-2 2-3 3-H BB		3 0 0 0	0 0 0 0	0 0 0 0	0 1 0 0	1 1 0 0	0 0 0 0	0 0 0 0
19 Rob Brantly, L (1, 2) OBP: 0.290, SLG: 0.288		C FF 95 B FC 88 B FF 95 S CH 88 X CH 88 2-2 1B			B FF 94 B FF 93 X FF 93 2-0 F9 ①		C FC 89 C CU 77 S CU 78 0-3 K ②	B FF 96 C FF 96 F FF 95 B FS 80 S FS 80 2-3 K ③		4	0	1	0	0	2	3
47 Ricky Nolasco, R (1, 1) OBP: 0.100, SLG: 0.150 43 Dan Jennings, L (7, 1) 54 Jordan Brown, L (7, PH) OBP: 0.286, SLG: 0.200 44 AJ Ramos, R (8, 1) 59 Ed Lucas, R (9, 6)		C FF 94 1 SAFE L FF 93 L CH 89 0-3 K ②			B FF 96 C FF 95 X FF 95 1-1 8 1B 2B		C FC 88 B CU 78 B FC 88 B FC 87 B SI 90 4-1 8 PB BB		B SI 93 C SI 92 S SI 96 X CH 83 1-2 G1-3 ①	2 0 0 0 1	0 0 0 0 0	1 0 0 0 0	0 0 1 0 0	0 0 0 0 0	1 0 0 0 0	1 0 0 0 0
Inning Stats	R: 1 H: 1 E: 0 LOB: 2 K: 2 BB: 2 S: 13 P: 26	R: 0 H: 1 E: 0 LOB: 1 K: 2 BB: 0 S: 11 P: 14	R: 0 H: 0 E: 0 LOB: 0 K: 1 BB: 0 S: 10 P: 13	R: 0 H: 0 K: 2 LOB: 0 S: 12 BB: 0 P: 19	R: 0 H: 2 E: 0 LOB: 1 K: 0 BB: 0 S: 7 P: 10	R: 0 H: 1 E: 0 LOB: 1 K: 0 BB: 0 S: 9 P: 15	R: 0 H: 0 E: 0 LOB: 1 K: 1 BB: 1 S: 8 P: 17	R: 1 H: 0 E: 1 LOB: 3 K: 2 BB: 3 S: 18 P: 36	R: 0 H: 0 E: 0 LOB: 0 K: 0 BB: 0 S: 8 P: 13	1B: 4 2B: 1 3B: 0 HR: 0	SF: 0 SAC: 0 DP: 1 HBP: 0			WP: 0 PB: 2 SB: 0 CS: 0	PA: 38		

	AB	32
	R	2
	H	5
	RBI	1
	BB	6
	SO	10
	LOB	19

MIAMI

PITCHER		IP	WLS	BF	H	R	ER	SO	BB	IBB	HBP	BLK	WP	HR	S	P	ERA	WHIP
37 Alex Colomé, R ERA:	(1, 1)	5.2	W	23	5	1	0	7	2	0	0	0	0	0	61	96	0.00	1.235
57 Jake McGee, L ERA: 6.64	(6, 1)	0.1	H	1	0	0	0	0	0	0	0	0	0	0	1	1	0.00	0.000
35 Jamey Wright, R ERA: 3.52	(7, 1)	1.0	H	4	0	0	0	1	1	0	0	0	0	0	8	17	0.00	1.000
62 Joel Peralta, R ERA: 2.08	(8, 1)	0.2	H	5	0	1	0	1	2	0	0	0	0	0	13	25	0.00	3.000
52 Josh Lueke, R ERA: 4.7	(8, 1)	0.1	H	2	0	0	0	1	1	0	0	0	0	0	5	11	0.00	3.000

PITCHER		IP	WLS	BF	H	R	ER	SO	BB	IBB	HBP	BLK	WP	HR	S	P	ERA	WHIP
56 Fernando Rodney, R ERA: 5.16	(9, 1)	1.0	S	3	0	0	0	0	0	0	0	0	0	0	8	13	0.00	0.000

Batter	1	2	3	4	5	6	7	8	9	AB	R	H	RBI	BB	SO	LOB
3 Omar Quintanilla, L (1, 6) OBP: 0.429, SLG: 0.333	C FF 91 F SI 92 B CU 77 B CU 78 X FF 94 2-2 G5-3		C SI 93 B CH 86 X FF 92 1-1 G3-1			B SI 92 B SI 92 X FF 93 2-0 5 FC6-4 1B		C FF 95 B FF 94 S FF 95 X SL 88 1-2 28 2B 1B		4	1	2	0	0	0	0
28 Daniel Murphy, L (1, 4) OBP: 0.336, SLG: 0.461	B SI 94 X FF 92 1-0 1B			B SI 91 C FF 91 B CH 86 X SI 93 2-1 G3-1		C CU 76 F FF 92 1 SAFE D CU 80 1 SAFE X FC 85 1-2 F8		X FF 94 0-0 1-H 2B		4	0	2	1	0	0	1
5 David Wright, R (1, 5) OBP: 0.384, SLG: 0.476	X FF 92 0-0 F9			S FF 92 F FC 86 S SI 93 0-3 K		C FC 83 1 SAFE 1 SAFE X FF 92 0-1 FC6-4 1-2f		S SL 88 B SL 88 F CU 76 B SL 88 F FF 94 C FF 94 2-3 K		4	0	0	0	0	2	3
21 Lucas Duda, L (1, 7) OBP: 0.352, SLG: 0.458	1 SAFE B SI 92 F SI 92 X CH 85 1-1 G4-3			B SI 95 B SI 93 F SI 93 X CH 86 2-1 1B		1 SAFE F SI 92 B CU 77 1 SAFE X SI 92 1-1 F7			C SI 92 T CH 87 B SI 92 F SL 83 X SL 83 1-2 F9	4	0	1	0	0	0	2
44 John Buck, R (1, 2) OBP: 0.286, SLG: 0.442 23 Mike Baxter, L (9, PH) OBP: 0.351, SLG: 0.300		C CU 75 S CU 76 B FF 92 B FF 94 X CU 78 2-2 F7		S FC 84 S FC 85 D FC 85 S CU 79 1-3 K2-3			C FF 93 S FC 86 X FC 86 0-2 16 G4-6-3 1B		F SI 93 B SI 93 C SL 83 B SL 84 B SL 83 X SI 92 3-2 G3-1	3 1	0 0	1 0	0 0	0 0	1 0	1 0
16 Rick Ankiel, L (1, 8) OBP: 0.254, SLG: 0.470		B SI 93 C SI 94 B SI 93 B SI 92 X FF 93 3-1 G3-1			X CU 76 0-0 F7		X SI 92 0-0 G4-6-3 1-2f		C SL 82 F SI 93 S SI 92 0-3 K	4	0	0	0	0	1	1
6 Marlon Byrd, R (1, 9) OBP: 0.285, SLG: 0.444		B FF 93 F FF 94 S FC 87 S FC 86 1-3 K			B FF 92 B FF 93 B FF 93 B SI 92 4-0 29 CS BB		C FC 85 B FC 87 X FF 93 1-1 G6-3			2	0	0	0	1	1	0
29 Ike Davis, L (1, 3) OBP: 0.243, SLG: 0.253			X SI 92 0-0 G6-3		B CU 78 B SI 94 C SI 93 X SI 94 2-1 1-2 2B			C FF 94 S SL 86 F SL 89 B SL 89 T FF 94 1-2 K		3	0	1	0	0	1	0
38 Shaun Marcum, R (1, 1) OBP: 0.231, SLG: 0.308 73 Robert Carson, L (7, 1) Justin Turner, R (8, PH) OBP: 0.317, SLG: 0.338 46 Greg Burke, R (8, 1)			C FF 92 X FF 93 0-1 G6-3		B FC 85 B FF 92 F FF 93 S FF 92 F FF 94 B CU 78 X FF 93 3-2 G5-3			F FF 95 C FF 94 B SL 88 X FF 95 1-2 F7		2 0 1 0	0 0 0 0	0 0 0 0	0 0 0 0	0 0 0 0	0 0 0 0	1 0 0 0
Inning Stats	R: 0 E: 0 K: 0 S: 7 H: 1 LOB: 1 BB: 0 P: 11	R: 0 E: 0 K: 1 S: 8 H: 0 LOB: 0 BB: 0 P: 14	R: 0 E: 0 K: 0 S: 5 H: 0 LOB: 0 BB: 0 P: 6	R: 0 E: 0 K: 2 S: 10 H: 1 LOB: 1 BB: 0 P: 15	R: 0 E: 0 K: 0 S: 7 H: 1 LOB: 1 BB: 1 P: 16	R: 0 E: 0 K: 0 S: 8 H: 1 LOB: 1 BB: 0 P: 12	R: 0 E: 0 K: 0 S: 6 H: 1 LOB: 0 BB: 0 P: 7	R: 1 E: 0 K: 2 S: 15 H: 2 LOB: 1 BB: 0 P: 20	R: 0 E: 0 K: 1 S: 10 H: 0 LOB: 0 BB: 0 P: 14	1B: 5 2B: 2 3B: 0 HR: 0 SF: 0 SAC: 0 DP: 1 HBP: 0						

PITCHER		IP	WLS	BF	H	R	ER	SO	BB	IBB	HBP	BLK	WP	HR	S	P	ERA	WHIP
33 Jacob Turner, R ERA:	(1, 1)	7.0	W	25	5	0	0	3	1	0	0	0	0	0	51	81	0.00	0.857
40 Mike Dunn, L ERA: 3.38	(8, 1)	1.0		5	2	1	1	2	0	0	0	0	0	0	15	20	9.00	2.000
31 Steve Cishek, R ERA: 4.43	(9, 1)	1.0		3	0	0	0	1	0	0	0	0	0	0	10	14	0.00	0.000

PITCHER	IP	WLS	BF	H	R	ER	SO	BB	IBB	HBP	BLK	WP	HR	S	P	ERA	WHIP

TOP

New York Mets @ Miami Marlins

Marlins Park, Miami, FL

Fri May 31 2013, 7:14 PM - 9:47 PM EDT

Att. 16,493 - Roof Closed - 75 F

livebaseballscorecards.com

AB	32
R	1
H	7
RBI	1
BB	1
SO	6
LOB	9

New York Mets @ Miami Marlins

Marlins Park, Miami, FL

Fri May 31 2013, 7:14 PM - 9:47 PM EDT

Att. 16,493 - Roof Closed - 75 F

BOTTOM

Batter	1	2	3	4	5	6	7	8	9	AB	R	H	RBI	BB	SO	LOB
9 Juan Pierre, L (1, 7) OBP: 0.275, SLG: 0.271	C FF 84 C CU 71 B SI 86 X CH 78 1-2 ① F7			B CH 78 S CH 80 B FF 86 F CH 80 F FC 83 X FF 86 2-2 30 CS 1B		B CU 71 X CH 77 1-0 ② B1-3	B SL 85 F FF 95 F FF 94 F SL 86 X FF 95 1-2 ③ G3			4	0	1	0	0	0	1
30 Placido Polanco, R (1, 5) OBP: 0.287, SLG: 0.259	C SI 86 B CU 70 F FF 86 C FC 83 1-3 ② K			B CU 72 1 SAFE S CH 81 C SI 85 B CU 73 X CH 82 2-2 ① ② G5-3 1-2		C CU 70 X CH 81 0-1 ③ G6-3		B SI 89 B SI 89 C SI 88 F SI 88 X SL 79 2-2 ① G5-3		4	0	0	0	0	1	1
51 Derek Dietrich, L (1, 4) OBP: 0.296, SLG: 0.419	C CH 82 F FC 84 F CH 81 X CH 76 0-2 ③ L4			S CH 80 B FC 84 C SL 79 B CU 73 X CH 82 2-2 ③ G5-3			B CU 70 C SL 79 B SI 85 F CU 72 F CH 78 B CH 80 X SL 81 3-2 48 1B 59 1B 2B	X SI 89 0-0 E6 48 2B		4	2	1	0	0	0	0
48 Marcell Ozuna, R (1, 9) OBP: 0.371, SLG: 0.459		C FC 83 B FC 82 F CH 81 X SI 86 1-2 ① F8			X FF 82 0-0 59 SH5-4 8 1B 1B		C CU 73 F SL 79 X FF 86 0-2 59 1B 6 SF8 2-3 1B	X SI 90 0-0 8 F8 2-H 2B		4	1	3	1	0	0	0
8 Chris Coghlan, L (1, 8) OBP: 0.319, SLG: 0.404		B FF 86 F CH 81 S CU 72 B SI 86 X FC 85 2-2 ② G5-3			X SI 85 0-0 59 SH5-4 1-2 1B		S CH 80 S CH 80 S CH 78 0-3 ① K	S SI 90 D CH 80 X SI 89 1-1 ② F8 2-3		4	0	1	0	0	1	3
59 Ed Lucas, R (1, 6) OBP: 0.250, SLG: 0.250 31 Steve Cishek, R (9, 1)		B FF 86 X SI 86 1-0 ③ F8			L FF 82 X CH 78 0-1 ① SH5-4 1-2 2-3		1 SAFE 1 SAFE X SI 84 0-0 29 BB 54 2B 1-3 3-H 1B	F SI 89 B SI 89 X SL 81 1-1 ③ G5-3		3 0	1 0	1 0	1 0	0 0	0 0	1 0
29 Greg Dobbs, L (1, 3) OBP: 0.287, SLG: 0.267			C FF 85 B CU 70 F SI 86 B FF 85 B FC 84 X CH 81 3-2 ① G4-3		I IN 65 I IN 64 I IN 64 I IN 62 4-0 6 G4-6-3 IBB		B CU 72 B FF 86 B CH 79 B CH 79 4-0 54 2B 1-2 BB			1	1	0	0	2	0	0
6 Jeff Mathis, R (1, 2) OBP: 0.043, SLG: 0.091			C FF 86 S FC 82 X FC 84 0-2 ② L3		F FC 83 B CH 80 S FC 82 F FC 83 X SL 79 1-2 ② ③ G4-6-3 1-2f		S FC 83 B FC 83 X FC 83 1-1 ② SF8 3-H			2	0	0	1	0	0	3
33 Jacob Turner, R (1, 1) 54 Jordan Brown, L (7, PH) OBP: 0.375, SLG: 0.500 40 Mike Dunn, L (8, 1) 3 Adeiny Hechavarría, R (9, 6) OBP: 0.237, SLG: 0.317			C FF 86 S FC 82 B FC 82 S FC 83 1-3 ③ K			C SI 83 S SL 80 S SL 80 0-3 ① K	C CH 80 F CH 80 B SI 85 X CU 73 1-2 1-H 2-H 2B			2 1 0 0	0 0 0 0	0 1 0 0	0 2 0 0	0 0 0 0	2 0 0 0	0 0 0 0
Inning Stats	R: 0 E: 0 K: 1 S: 10 H: 0 LOB: 0 BB: 0 P: 12	R: 0 E: 0 K: 0 S: 7 H: 0 LOB: 0 BB: 0 P: 11	R: 0 E: 0 K: 1 S: 9 H: 0 LOB: 0 BB: 0 P: 13	R: 0 E: 0 K: 0 S: 10 H: 1 LOB: 0 BB: 0 P: 16	R: 0 E: 0 K: 0 S: 8 H: 2 LOB: 2 BB: 1 P: 13	R: 0 E: 0 K: 1 S: 6 H: 0 LOB: 0 BB: 0 P: 7	R: 4 E: 0 K: 1 S: 20 H: 4 LOB: 1 BB: 1 P: 30	R: 1 E: 1 K: 0 S: 9 H: 1 LOB: 1 BB: 0 P: 13		1B: 5 2B: 3 3B: 0 HR: 0 SF: 1 SAC: 1 DP: 1 HBP: 0						

livebaseballscorecards.com

AB	29
R	5
H	8
RBI	5
BB	2
SO	4
LOB	9

PITCHER		IP	WLS	BF	H	R	ER	SO	BB	IBB	HBP	BLK	WP	HR	S	P	ERA	WHIP
38 Shaun Marcum, R ERA: 5.71	(1, 1)	6.2	L	27	7	4	4	4	1	1	0	0	0	0	66	97	5.40	1.200
73 Robert Carson, L ERA: 9.22	(7, 1)	0.1		1	0	0	0	0	0	0	0	0	0	0	4	5	0.00	0.000
46 Greg Burke, R ERA: 3.6	(8, 1)	1.0		5	1	1	0	0	0	0	0	0	0	0	9	13	0.00	1.000

PITCHER	IP	WLS	BF	H	R	ER	SO	BB	IBB	HBP	BLK	WP	HR	S	P	ERA	WHIP

Batter	1	2	3	4	5	6	7	8	9	AB	R	H	RBI	BB	SO	LOB
3 Omar Quintanilla, L (1, 6) OBP: 0.500, SLG: 0.444 Justin Turner, R (8, PH) OBP: 0.325, SLG: 0.359 (8, 6)	C FF 94 X SI 92 0-1 28 G1-3 1B		C FF 96 F CH 84 B FF 94 B CU 80 B CU 80 F FF 95 F FF 96 F FF 95 X FF 95 3-2 1B			C FF 94 F FF 96 S CU 81 0-3 ① K		C FF 91 B SI 92 F FF 92 X SL 82 1-2 1-H 2B		3 0 2 0 0 1 0 1 0 1 1 0 0 0						
28 Daniel Murphy, L (1, 4) OBP: 0.330, SLG: 0.452	B SI 92 B CU 79 X SI 93 2-0 ① G1-3 1-2		B CU 79 X SI 92 1-0 ③ G1-3			C CU 79 S CU 81 X CU 82 0-2 ② L8		F SL 81 B SL 82 C FF 93 F SL 82 X SL 83 1-2 ③ G4-3		4 0 0 0 0 0 3						
5 David Wright, R (1, 5) OBP: 0.377, SLG: 0.466	F FF 96 F FF 96 F CU 82 X FF 96 0-2 ② F8			B CU 82 X FF 95 1-0 ① F9		F FF 96 B FF 96 B FF 96 X FF 96 2-1 ③ G4-3			B SI 93 X SI 93 1-0 ① G5-3	4 0 0 0 0 0 1						
21 Lucas Duda, L (1, 7) OBP: 0.350, SLG: 0.453	X FF 96 0-0 ③ G6-3			B CU 79 B SI 94 C FF 94 B CH 83 X FF 94 3-1 1B			B SI 94 C FF 93 B CH 84 B FF 95 F FF 92 F FF 95 C CU 80 3-3 ① K		B SI 93 F SL 80 F SL 83 F SI 93 S SL 83 1-3 ② K	4 0 1 0 0 2 1						
44 John Buck, R (1, 2) OBP: 0.280, SLG: 0.432		C FF 96 F CU 83 S FF 95 0-3 ① K		F CU 82 1 SAFE S CU 83 S CU 84 0-3 ② K			S FF 96 C FF 97 S FF 96 0-3 ② K		S SL 83 B SI 93 B SI 94 B SL 84 X SI 93 3-1 ③ F9	4 0 0 0 0 3 1						
16 Rick Ankiel, L (1, 8) OBP: 0.256, SLG: 0.462		C SI 94 B FF 97 B CU 79 F FF 96 B CU 80 B FF 95 4-2 29 CS BB		X FF 94 0-0 ③ F8			F CU 82 B FF 96 C CU 81 S CU 83 1-3 ③ K			2 0 0 0 1 1 1						
29 Ike Davis, L (1, 3) OBP: 0.239, SLG: 0.249		B FF 94 C FF 95 C FF 94 B CU 83 B FF 96 X FF 96 3-2 ② ③ G3 1-2			C CU 78 B FF 94 X FF 94 1-1 ① L8			S FF 90 X SL 79 0-1 ① P5		3 0 0 0 0 0 1						
1 Jordany Valdespin, L (1, 9) OBP: 0.284, SLG: 0.360 6 Marlon Byrd, R (8, PH) OBP: 0.290, SLG: 0.448 (8, 9)			X FF 94 0-0 ① L8		C CU 79 C CU 81 B FF 96 S CU 82 1-3 ② K			B FF 92 X FF 91 1-0 12 FC4-6 1B		2 0 0 0 0 1 0 1 0 1 0 0 0 0						
36 Collin McHugh, R (1, 1) 73 Robert Carson, L (5, 1) 46 Greg Burke, R (7, 1) 12 Juan Lagares, R (8, PH) OBP: 0.180, SLG: 0.250 34 Brandon Lyon, R (8, 1)			C FF 93 B FF 93 S FF 93 X FF 95 1-2 ② F8		B FF 93 C FF 93 C FF 95 S CU 82 1-3 ③ K			B FF 92 C FF 91 F SL 82 X SL 81 1-2 ② FC4-6 1-2f 2B		2 0 0 0 0 1 0 0 0 0 0 0 0 0 0 0 0 0 0 0 0 1 1 0 0 0 0 1 0 0 0 0 0 0 0						
Inning Stats	R: 0 E: 0 K: 0 S: 8 H: 1 LOB: 1 BB: 0 P: 10	R: 0 E: 0 K: 1 S: 8 H: 0 LOB: 0 BB: 1 P: 15	R: 0 E: 0 K: 0 S: 11 H: 1 LOB: 1 BB: 0 P: 16	R: 0 E: 0 K: 1 S: 7 H: 1 LOB: 1 BB: 0 P: 11	R: 0 E: 0 K: 2 S: 8 H: 0 LOB: 0 BB: 0 P: 11	R: 0 E: 0 K: 1 S: 8 H: 0 LOB: 0 BB: 0 P: 10	R: 0 E: 0 K: 3 S: 10 H: 0 LOB: 0 BB: 0 P: 14	R: 1 E: 0 K: 0 S: 13 H: 2 LOB: 1 BB: 0 P: 17	R: 0 E: 0 K: 1 S: 7 H: 0 LOB: 0 BB: 0 P: 12	1B: 4 2B: 1 3B: 0 HR: 0 SF: 0 SAC: 0 DP: 0 HBP: 0						WP: 0 PB: 0 SB: 0 CS: 1 PA: 32	

PITCHER		IP	WLS	BF	H	R	ER	SO	BB	IBB	HBP	BLK	WP	HR	S	P	ERA	WHIP
16 José Fernández, R ERA: 3.34	(1, 1)	7.0	W	24	3	0	0	8	1	0	0	0	0	0	60	87	0.00	0.571
43 Dan Jennings, L ERA: 2.45	(8, 1)	1.0		5	2	1	1	0	0	0	0	0	0	0	13	17	9.00	2.000
58 Ryan Webb, R ERA: 2.86	(9, 1)	1.0		3	0	0	0	1	0	0	0	0	0	0	7	12	0.00	0.000

PITCHER	IP	WLS	BF	H	R	ER	SO	BB	IBB	HBP	BLK	WP	HR	S	P	ERA	WHIP

TOP

New York Mets @ Miami Marlins

Marlins Park, Miami, FL

Sat Jun 01 2013, 4:12 PM - 6:52 PM EDT

Att. 16,283 - Roof Closed - 78 F

livebaseballscorecards.com

AB	31
R	1
H	5
RBI	1
BB	1
SO	9
LOB	9

BOTTOM

New York Mets @ Miami Marlins

Marlins Park, Miami, FL

Sat Jun 01 2013, 4:12 PM - 6:52 PM EDT

Att. 16,283 - Roof Closed - 78 F

livebaseballscorecards.com

Batter	1	2	3	4	5	6	7	8	9	AB	R	H	RBI	BB	SO	LOB
9 Juan Pierre, L (1, 7) OBP: 0.269, SLG: 0.265	C SI 91 X FC 88 0-1 ① G4-3	B SI 91 X CH 82 1-0 ③ B2-3		B SI 91 X CH 82 1-0 ③ G4-3			B FF 93 L FF 93 X SL 85 1-1 SH 30 G5-3 51 1B 2-3	F SI 89 F SI 89 B SI 88 X CU 76 1-2 ①② G6-4-3 1-2f		4	1	0	0	0	0	3
30 Placido Polanco, R (1, 5) OBP: 0.294, SLG: 0.264	F SI 92 C CU 71 F FC 86 F CU 73 B SI 91 B SI 89 F CU 72 B FC 84 F SI 91 4-2 B FC 87 51 BB 8 1B BB		B SI 90 C SI 89 C CU 70 X FC 84 1-2 ① G1-3		B FF 90 X SI 89 1-0 48 FC6-4 51 1B 1B		F FF 94 1 SAFE F FF 94 F FF 94 X FF 94 0-2 ① G5-3 1-2	B CU 77 B SI 88 X FF 87 2-0 1B		4	1	2	0	1	0	2
51 Derek Dietrich, L (1, 4) OBP: 0.314, SLG: 0.423	B SI 92 B CH 83 B SI 91 C SI 90 B SI 90 4-1 8 1B 1-2 BB		B CU 70 B CH 83 C FC 83 B FC 84 X CH 83 3-1 ② G1-3		C SL 83 B FF 94 F FF 94 F SL 85 B FF 95 B SL 83 X FF 94 3-2 48 FC6-4 1-2 1B		S SL 83 S SL 86 X SL 86 0-2 48 BB 8 1B 2-H 3-H 1B	F SI 89 X SI 89 0-1 ③ F8		4	1	2	2	1	0	1
48 Marcell Ozuna, R (1, 9) OBP: 0.367, SLG: 0.446	B FC 85 C CU 70 C FC 83 S CU 71 1-3 ② K		C FC 84 F CU 72 X CH 85 0-2 ③ G4-3		C SL 82 F SL 84 F FF 94 F SL 85 X FF 96 0-2 ① FC6-4 8 P6 1-2f 2-3		S SL 78 B SL 78 B SI 88 B SL 77 B SI 86 4-1 8 1B 3 1B 1-2 BB			3	1	0	0	1	1	4
8 Chris Coghlan, L (1, 8) OBP: 0.333, SLG: 0.416	B CH 84 X SI 92 1-0 ③ 1-3 2-H 1B			B FC 84 F CH 82 X FC 84 1-1 29 1B 3 SF8 1B	S SL 83 1 SAFE X FF 95 0-1 ②③ P6 1-2		B SI 87 X SI 87 1-0 3 1B 1-2 2-H 1B			4	1	3	2	0	0	2
29 Greg Dobbs, L (1, 3) OBP: 0.286, SLG: 0.267		B SI 89 C CH 84 F FC 85 F CU 71 F CH 84 F FC 86 X CH 83 1-2 ① G5-3		X CH 82 0-0 6 3B 1-3 1B		B FF 94 B FF 94 S FF 94 B SL 82 X FF 94 3-1 ① G6-3	B SI 89 B CH 78 F SI 88 B CH 77 F SI 88 S SI 90 3-3 ② K			4	1	1	0	0	1	2
3 Adeiny Hechavarría, R (1, 6) OBP: 0.237, SLG: 0.317		C FC 84 X CU 72 0-1 ② G5-3		B FC 83 C FC 83 X CU 70 1-1 ① SF8 3-H		B SL 82 B FF 94 F FF 93 X SL 80 2-1 ② L9	B SI 90 F SI 88 F SL 80 B SL 79 X SL 80 2-2 1-2 2-H 1B			3	0	1	2	0	0	0
6 Jeff Mathis, R (1, 2) OBP: 0.111, SLG: 0.200		C FF 92 B FC 84 B FC 84 B FC 83 F FF 90 F FF 90 F FC 82 D FC 84 4-2 16 1B 16 1B BB		1 SAFE B FC 82 X SI 89 1-0 1-H 3B		C FF 94 C SL 84 X SL 86 0-2 ③ P3	X SI 88 0-0 ③ G6-3			3	1	1	1	1	0	2
16 José Fernández, R (1, 1) OBP: 0.250, SLG: 0.313 43 Dan Jennings, L (8, 1) 54 Jordan Brown, L (8, PH) OBP: 0.444, SLG: 0.571 58 Ryan Webb, R (9, 1)		X FF 91 0-0 1-H 1B		X SI 88 0-0 ② G1-3			C SL 82 X FF 93 0-1 9 SH 51 1B 2B	C SI 89 B CU 75 B SL 83 X FF 90 2-1 9 G6-4-3 1B		3 0 1 0	1 0 0 0	2 0 1 0	1 0 0 0	0 0 0 0	0 0 0 0	1 0 0 0
Inning Stats	R: 1 H: 1 E: 0 LOB: 2 K: 1 BB: 2 S: 13 P: 23	R: 1 H: 1 E: 0 LOB: 1 K: 0 BB: 1 S: 14 P: 20	R: 0 H: 0 E: 0 LOB: 0 K: 0 BB: 0 S: 8 P: 12	R: 2 H: 3 E: 0 LOB: 1 K: 0 BB: 0 S: 8 P: 12	R: 0 H: 2 E: 0 LOB: 1 K: 0 BB: 0 S: 12 P: 16	R: 0 H: 0 E: 0 LOB: 0 K: 0 BB: 0 S: 7 P: 12	R: 4 H: 4 E: 1 LOB: 2 K: 1 BB: 1 S: 20 P: 31	R: 0 H: 2 E: 0 LOB: 1 K: 0 BB: 0 S: 8 P: 13		1B: 11 SF: 1 2B: 1 SAC: 1 3B: 1 DP: 1 HR: 0 HBP: 0						

	AB	33
	R	8
	H	13
	RBI	8
	BB	4
	SO	2
	LOB	17

PITCHER		IP	WLS	BF	H	R	ER	SO	BB	IBB	HBP	BLK	WP	HR	S	P	ERA	WHIP
36 Collin McHugh, R ERA: 10.29	(1, 1)	4.0	L	20	6	4	4	1	3	0	0	0	0	0	44	69	9.00	2.250
73 Robert Carson, L ERA: 9.0	(5, 1)	2.1		10	3	3	2	0	0	0	0	0	0	0	29	38	7.71	1.286
46 Greg Burke, R ERA: 4.02	(7, 1)	0.2		5	2	1	1	1	1	0	0	0	0	0	9	19	13.50	4.500
34 Brandon Lyon, R ERA: 3.48	(8, 1)	1.0		4	2	0	0	0	0	0	0	0	0	0	8	13	0.00	2.000

PITCHER	IP	WLS	BF	H	R	ER	SO	BB	IBB	HBP	BLK	WP	HR	S	P	ERA	WHIP

New York Mets @ Miami Marlins

Marlins Park, Miami, FL

Sun Jun 02 2013, 1:13 PM - 4:22 PM EDT

Att. 18,434 - Roof Closed - 77 F

TOP

livebaseballscorecards.com

Batter	1	2	3	4	5	6	7	8	9	AB	R	H	RBI	BB	SO	LOB
3 Omar Quintanilla, L (1, 6) OBP: 0.533, SLG: 0.714	C FF 87 B CH 82 B CH 83 B FF 88 C FF 88 X FF 88 3-2 G3-1		B CH 82 X FF 87 1-0 HR		C CU 72 B CU 71 B FF 88 F FF 89 B SL 82 X FF 90 3-2 21 FC3-6 5 1B 6 1B 1B	C FF 86 B SI 89 X FF 88 1-1 P6			C SI 90 B SI 92 C SL 83 B SL 83 X SL 84 2-2 1B	5	2	3	1	0	0	0
28 Daniel Murphy, L (1, 4) OBP: 0.323, SLG: 0.441	L SL 79 S FF 89 F FF 89 X SL 81 0-2 F7		B SI 90 B FF 90 C CH 84 C CU 72 X CU 73 2-2 F7		F SI 88 1 SAFE B CU 73 X CH 83 1-1 F7		X FF 92 0-0 L4		X SI 91 0-0 G3	5	0	0	0	0	0	2
5 David Wright, R (1, 5) OBP: 0.374, SLG: 0.462	B FF 89 C FF 89 F SL 82 B CH 83 S SL 81 2-3 K		B FF 90 F CU 72 B CH 84 C FF 90 B CH 85 S FF 91 3-3 K		T FF 90 F FF 90 X SL 81 0-2 21 FC3-6 1-2 1B		C SL 83 X FF 94 0-1 L8			4	0	1	0	0	2	0
21 Lucas Duda, L (1, 7) OBP: 0.348, SLG: 0.466		X FF 88 0-0 HR		C SL 81 B SL 80 X SI 89 1-1 F7	F FF 88 B CU 78 S FC 80 F CU 79 B CH 78 X CU 78 2-2 FC3-6 6 1B 29 1B 1-2f 2-3		S CH 85 B SL 83 X CH 85 1-1 G3			4	2	1	1	0	0	2
6 Marlon Byrd, R (1, 9) OBP: 0.302, SLG: 0.449		C SL 79 B SL 78 F FF 88 B CH 82 B CH 83 B FF 89 4-2 44 F9 29 F8 BB		C FF 90 S CU 75 B SL 82 B CH 85 B CH 85 F SL 81 B SL 81 4-2 29 HR BB	F CH 76 B FF 86 X FF 84 1-1 29 1B 1-2 3-H 1B			T FF 95 B FF 95 C CU 76 B SL 88 X FF 95 2-2 G6-3		2	1	1	1	2	0	0
29 Ike Davis, L (1, 3) OBP: 0.245, SLG: 0.272		X SI 88 0-0 F8 1-2		F FF 90 B FF 90 1 SAFE B CH 84 F FF 89 1 SAFE X FF 89 2-2 1-H HR	D FC 82 B FF 89 X FC 82 2-0 1-3 2-H 1B			S SL 87 C SL 89 X SL 87 0-2 F8		4	1	2	3	0	0	1
44 John Buck, R (1, 2) OBP: 0.279, SLG: 0.433		X SL 81 0-0 F9 2-3		C SL 81 S FF 90 F SL 81 B CU 76 X CU 75 1-2 2B	F CH 77 B FF 89 X CH 78 1-1 P6			F FF 95 X FF 93 0-1 P4		4	0	1	0	0	0	3
16 Rick Ankiel, L (1, 8) OBP: 0.248, SLG: 0.446		C FF 89 B CH 83 X SL 80 1-1 P6		C CH 82 F CU 72 B SI 88 C SL 77 1-3 K		X FC 80 0-0 L8			C SI 91 B CH 86 F SI 93 S SL 83 1-3 K	4	0	0	0	0	2	2
33 Matt Harvey, R (1, 1) OBP: 0.125, SLG: 0.167 Justin Turner, R (6, PH) OBP: 0.321, SLG: 0.354 56 Scott Rice, L (6, 1) 34 Brandon Lyon, R (6, 1) 32 LaTroy Hawkins, R (8, 1) 23 Mike Baxter, L (9, PH) OBP: 0.347, SLG: 0.296			C FF 88 X SL 79 0-1 F8	X SL 78 0-0 F8		X CH 76 0-0 G5-3			C SI 92 B CH 86 C SL 84 B CH 86 B SL 83 F SI 92 X SI 93 3-2 F9	2 1 0 0 0 1	0 0 0 0 0 0	0 0 0 0 0 0	0 0 0 0 0 0	0 0 0 0 0 0	0 0 0 0 0 0	1 0 0 0 0 0
Inning Stats	R: 0 E: 0 K: 1 S: 10 H: 0 LOB: 0 BB: 0 P: 15	R: 1 E: 0 K: 0 S: 7 H: 1 LOB: 1 BB: 1 P: 12	R: 1 E: 0 K: 1 S: 9 H: 1 LOB: 0 BB: 0 P: 15	R: 2 E: 0 K: 1 S: 16 H: 2 LOB: 1 BB: 1 P: 25	R: 2 E: 0 K: 0 S: 17 H: 4 LOB: 2 BB: 0 P: 27	R: 0 E: 0 K: 0 S: 4 H: 0 LOB: 0 BB: 0 P: 5	R: 0 E: 0 K: 0 S: 5 H: 0 LOB: 0 BB: 0 P: 6	R: 0 E: 0 K: 0 S: 8 H: 0 LOB: 0 BB: 0 P: 10	R: 0 E: 0 K: 1 S: 11 H: 1 LOB: 1 BB: 0 P: 17	1B: 5 2B: 1 3B: 0 HR: 3 SF: 0 SAC: 0 DP: 0 HBP: 0						

	AB	36
	R	6
	H	9
	RBI	6
	BB	2
	SO	4
	LOB	11

WP: 0 PB: 0 SB: 0 CS: 0 PA: 38

PITCHER		IP	WLS	BF	H	R	ER	SO	BB	IBB	HBP	BLK	WP	HR	S	P	ERA	WHIP
45 Kevin Slowey, R ERA: 4.16	(1, 1)	4.1		21	6	6	6	3	2	0	0	0	0	3	50	79	12.46	1.846
23 Wade LeBlanc, L ERA: 5.18	(5, 1)	1.2	W	7	2	0	0	0	0	0	0	0	0	0	13	20	0.00	1.200
44 AJ Ramos, R ERA: 3.45	(7, 1)	1.0	H	3	0	0	0	0	0	0	0	0	0	0	5	6	0.00	0.000
40 Mike Dunn, L ERA: 3.24	(8, 1)	1.0	H	3	0	0	0	0	0	0	0	0	0	0	8	10	0.00	0.000
31 Steve Cishek, R ERA: 4.24	(9, 1)	1.0		4	1	0	0	1	0	0	0	0	0	0	11	17	0.00	1.000

PITCHER	IP	WLS	BF	H	R	ER	SO	BB	IBB	HBP	BLK	WP	HR	S	P	ERA	WHIP

Batter	1	2	3	4	5	6	7	8	9	AB	R	H	RBI	BB	SO	LOB
9 Juan Pierre, L (1, 7) OBP: 0.283, SLG: 0.272	C FF 96 X SL 90 0-1 59 1B 48 3B 1B	B FF 97 S FF 97 B FF 97 F FF 95 B SL 91 B FF 97 4-2 59 1B BB		C CU 82 F CH 89 X CU 84 0-2 59 1B 1B		B SL 82 B SL 82 B SI 89 B SI 90 4-0 51 S 59 BB 48 2B BB	C SI 88 X SI 88 0-1 ② FC4-6 1-2f 59 2B			3	3	2	0	2	0	1
59 Ed Lucas, R (1, 5) OBP: 0.667, SLG: 0.750	B FF 96 C FF 94 X FF 96 1-1 48 3B 1-2 1B	B FF 96 X FF 97 1-0 1-2 2-H 1B		B FF 96 1 SAFE C FF 96 D SL 90 1 SAFE F FF 95 F SL 92 X CU 83 2-2 1-3 1B		D SI 91 1 SAFE 1 SAFE 1 SAFE B SL 83 B SI 88 B SI 90 4-0 51 BB 48 2B 1-2 BB	B SI 87 1 SAFE X SI 87 1-0 1-H 2B			4	2	4	2	1	0	0
51 Derek Dietrich, L (1, 4) OBP: 0.308, SLG: 0.402	F FF 97 B CH 88 S FF 97 B SL 90 S CH 88 2-3 ① K	B CH 88 S FF 97 F FF 95 B FF 98 B FF 97 F FF 97 S CH 88 3-3 ② K		F FF 97 B CU 84 F CH 87 S FF 95 1-3 ③ K		B SL 83 B SI 90 B SI 91 C SI 91 1 SAFE B SI 92 4-1 48 2B 8 G4-3 1-2 2-3 BB	B CU 75 X SI 88 1-0 ③ G4-3			4	1	0	0	1	3	7
48 Marcell Ozuna, R (1, 9) OBP: 0.376, SLG: 0.479	X SL 90 0-0 8 2B 1-H 2-H 3B	X FF 96 0-0 ③ F9	C CU 81 B FF 94 S CU 82 X CU 81 1-2 ① G5-3	F SI 84 B SL 84 X CH 83 1-1 8 G4-3 1-3 2-H 3-H 2B		X FF 91 0-0 8 1B 29 HR 1B				5	2	3	4	0	0	2
8 Chris Coghlan, L (1, 8) OBP: 0.352, SLG: 0.441	F FF 96 F CU 84 B FF 97 B CH 89 X FF 96 2-2 29 G4-3 3-H 2B		F CU 82 B SL 90 B CU 83 B FF 97 F FF 97 X CH 88 3-2 29 G4-3-6 1B	F CU 81 X CU 86 0-1 3 BB 1B	D SL 84 B CH 83 F SL 82 X SI 90 2-1 ② G4-3 2-3 3-H	F FF 92 F FF 93 1 SAFE B FF 93 F FF 93 X SL 88 1-2 29 HR 1B				5	1	4	2	0	0	1
29 Greg Dobbs, L (1, 3) OBP: 0.289, SLG: 0.284	F FF 96 B FF 96 B CH 88 F FF 97 F SL 91 B CU 84 X CH 88 3-2 ② G4-3 2-3		F FF 96 X CU 83 0-1 ① ② G4-3-6 1-2f	C FF 96 D CH 87 F FF 96 1 SAFE B CH 87 S FF 96 2-3 ② K	B SI 91 D SL 82 C SI 90 C CH 83 B SL 82 B CH 82 4-2 BB	X FF 92 0-0 1-H 2-H HR				4	1	1	3	1	1	3
3 Adeiny Hechavarría, R (1, 6) OBP: 0.236, SLG: 0.309	B FF 97 F FF 97 F SL 91 X FF 96 1-2 ③ F9		B SL 90 C CU 83 F FF 97 B CU 84 X SL 89 2-2 ③ P6	B SL 91 B SL 90 B FF 96 C FF 95 B FF 96 4-1 1-2 BB	B FC 85 B FC 85 X FC 86 2-0 ③ F7	B FF 92 B SL 87 F FF 93 F FF 93 X CU 78 2-2 E6 19 G4-6-3				4	0	0	0	1	0	3
19 Rob Brantly, L (1, 2) OBP: 0.287, SLG: 0.285		X FF 95 0-0 45 SH1-4 59 1B 1B		B CH 87 C CH 86 B CU 84 B SL 90 X FF 97 3-1 ① F7	S CH 87 B CH 87 C FF 94 B CH 88 D SL 91 S CH 88 3-3 ③ K		C SI 88 B SI 89 F SL 82 B FF 89 C CU 75 2-3 ① K	C FF 94 B FF 94 X FF 94 1-1 ① ② G4-6-3 1-2f		5	1	1	0	0	2	3
45 Kevin Slowey, R (1, 1) 23 Wade LeBlanc, L (5, 1) OBP: 0.167, SLG: 0.167 20 Justin Ruggiano, R (6, PH) OBP: 0.286, SLG: 0.390 44 AJ Ramos, R (7, 1) 21 Miguel Olivo, R (7, PH) OBP: 0.250, SLG: 0.364 40 Mike Dunn, L (8, 1) 54 Jordan Brown, L (8, PH) OBP: 0.400, SLG: 0.500 31 Steve Cishek, R (9, 1)		X FF 96 0-0 ① SH1-4 1-2	C FF 97 X FF 97 0-1 ② G3	B SI 88 F SI 87 B SL 83 F CH 81 X CH 80 2-2 ① G6-3	B FF 89 X FC 86 1-0 9 FC4-6 1B	C FF 92 X CU 77 0-1 ③ G2-3			1 0 1 0 1 0 1 0	0 0 0 0 0 0 0 0	0 0 0 0 1 0 0 0	0 0 0 0 0 0 0 0	0 0 0 0 0 0 0 0	0 0 0 0 0 0 0 0	0 0 0 0 0 0 0 0
Inning Stats	R: 3 E: 0 K: 1 S: 18 H: 4 LOB: 1 BB: 0 P: 27	R: 1 E: 0 K: 1 S: 10 H: 2 LOB: 2 BB: 1 P: 18	R: 0 E: 0 K: 0 S: 8 H: 1 LOB: 0 BB: 0 P: 13	R: 0 E: 0 K: 1 S: 14 H: 2 LOB: 2 BB: 0 P: 20	R: 0 E: 0 K: 2 S: 12 H: 1 LOB: 2 BB: 1 P: 22	R: 3 E: 0 K: 0 S: 11 H: 1 LOB: 2 BB: 4 P: 34	R: 1 E: 0 K: 1 S: 8 H: 2 LOB: 1 BB: 0 P: 13	R: 3 E: 1 K: 0 S: 13 H: 3 LOB: 0 BB: 0 P: 17		1B: 11 2B: 3 3B: 1 HR: 1 SF: 0 SAC: 1 DP: 2 HBP: 0	WP: 0 PB: 0 SB: 1 CS: 0 PA: 45					

PITCHER		IP	WLS	BF	H	R	ER	SO	BB	IBB	HBP	BLK	WP	HR	S	P	ERA	WHIP
33 Matt Harvey, R ERA: 2.17	(1, 1)	5.0		26	10	4	4	5	2	0	0	0	0	0	62	100	7.20	2.400
56 Scott Rice, L ERA: 4.0	(6, 1)	0.2	L	7	1	3	3	0	4	0	0	0	0	0	10	31	40.50	7.500
34 Brandon Lyon, R ERA: 3.68	(6, 1)	1.1		6	2	1	1	1	0	0	0	0	0	0	9	16	6.75	1.500
32 LaTroy Hawkins, R ERA: 4.44	(8, 1)	1.0		6	3	3	3	0	0	0	0	0	0	1	13	17	27.00	3.000

PITCHER	IP	WLS	BF	H	R	ER	SO	BB	IBB	HBP	BLK	WP	HR	S	P	ERA	WHIP

BOTTOM

New York Mets @ Miami Marlins

Marlins Park, Miami, FL

Sun Jun 02 2013, 1:13 PM - 4:22 PM EDT

Att. 18,434 - Roof Closed - 77 F

livebaseballscorecards.com

AB	38
R	11
H	16
RBI	11
BB	6
SO	6
LOB	20

MIAMI

Batter	1	2	3	4	5	6	7	8	9	AB	R	H	RBI	BB	SO	LOB
9 Juan Pierre, L (1, 7) OBP: 0.288, SLG: 0.277	C SI 90 B SI 90 X CH 82 1-1 ① B3		B SI 90 X SI 90 1-0 59 BB, 51 1B 1B		B CH 80 B SI 89 C SI 89 X SI 90 2-1 51 G4-3, 59 SH1-3 1B		C SI 90 X CH 83 0-1 ③ G4-3			4	1	2	0	0	0	0
59 Ed Lucas, R (1, 5) OBP: 0.667, SLG: 0.700	C SI 90 B SI 90 X SI 91 1-1 51 G3-1 1B		1 SAFE B CH 83 F FC 88 B CH 83 B FC 87 1 SAFE B SI 90 4-1 51 1B, 48 1B 1-2 BB		X SI 90 0-0 ① SH1-3 1-2			B SI 90 X SI 90 1-0 ① L7		2	1	1	0	1	0	0
51 Derek Dietrich, L (1, 4) OBP: 0.305, SLG: 0.395	C SI 90 X CH 84 0-1 ② G3-1 1-2		C SI 91 X CH 84 0-1 8 G3, 48 1B 1-3 2-H 1B		C FC 88 B CH 83 B FC 87 B SI 90 X SI 91 3-1 ② G4-3 2-3			X SI 90 0-0 ② F8		4	0	1	1	0	0	2
48 Marcell Ozuna, R (1, 9) OBP: 0.372, SLG: 0.471	X SI 90 0-0 ③ L6		S CH 83 F SI 91 X SI 91 0-2 8 G3 1-2 3-H 1B		C FC 88 B FC 88 C CH 85 B CH 85 B FC 88 X CH 85 3-2 ③ F7			C SI 91 B SI 90 C FC 87 F SL 77 S CH 82 1-3 ③ K		4	0	1	1	0	1	2
8 Chris Coghlan, L (1, 8) OBP: 0.348, SLG: 0.443		X SI 89 0-0 2B	F CH 82 X CH 83 0-1 ② G3 1-2 2-3			B CH 81 C FC 87 F FC 88 X SI 91 1-2 ① G6-3			F CH 81 B FC 87 X CH 83 1-1 ① G1-3	4	0	1	0	0	0	2
18 Casey Kotchman, L (1, 3) 67 Edgar Olmos, L (6, 1) 43 Dan Jennings, L (8, 1) 20 Justin Ruggiano, R (9, PH) OBP: 0.284, SLG: 0.388		D SI 90 C CH 81 F FC 87 F SI 90 F FC 88 X CH 83 1-2 ① G1-3	X FC 88 0-0 ③ P6			C SI 91 B CH 84 X SI 91 1-1 ② G4-3			F CH 83 B FC 87 S CH 83 F CH 83 F FC 87 C SL 76 1-3 ② K	3 0 0 1	0 0 0 0	0 0 0 0	0 0 0 0	0 0 0 0	0 0 0 1	3 0 0 0
3 Adeiny Hechavarría, R (1, 6) OBP: 0.230, SLG: 0.301		B CH 82 B FC 87 C SI 90 X SI 91 2-1 ② G5-3		X FC 86 0-0 ① G1-3		B SI 91 C SI 90 X CH 84 1-1 ③ L8			B CH 83 C SI 91 B CH 85 F SI 90 B SI 92 X SI 92 3-2 ③ G6-3	4	0	0	0	0	0	1
19 Rob Brantly, L (1, 2) OBP: 0.281, SLG: 0.278		C CH 82 S CH 83 S CH 84 0-3 ③ K		C SI 89 S CH 83 B FC 88 S CH 84 1-3 ② K			C SI 89 X SI 90 0-1 ① F8			3	0	0	0	0	2	1
34 Tom Koehler, R (1, 1) 58 Ryan Webb, R (6, 1) 29 Greg Dobbs, L (6, 3) OBP: 0.287, SLG: 0.282			C SI 89 C SI 90 S CH 83 0-3 ① K	F FC 86 C SI 90 X CH 83 0-2 ③ G6-3			C SI 90 B FC 89 X CH 82 1-1 ② G3			2 0 1	0 0 0	0 0 0	0 0 0	1 0 0	0 0 0	0 0 0
Inning Stats	R: 0 E: 0 K: 0 S: 7 H: 1 LOB: 1 BB: 0 P: 9	R: 0 E: 0 K: 1 S: 11 H: 1 LOB: 1 BB: 0 P: 14	R: 2 E: 0 K: 1 S: 13 H: 3 LOB: 2 BB: 1 P: 18	R: 0 E: 0 K: 1 S: 7 H: 0 LOB: 0 BB: 0 P: 8	R: 0 E: 0 K: 0 S: 8 H: 1 LOB: 1 BB: 0 P: 16	R: 0 E: 0 K: 0 S: 7 H: 0 LOB: 0 BB: 0 P: 10	R: 0 E: 0 K: 0 S: 6 H: 0 LOB: 0 BB: 0 P: 7	R: 0 E: 0 K: 1 S: 6 H: 0 LOB: 0 BB: 0 P: 8	R: 0 E: 0 K: 1 S: 10 H: 0 LOB: 0 BB: 0 P: 15	1B: 5 2B: 1 3B: 0 HR: 0 SF: 0 SAC: 1 DP: 0 HBP: 0						

PITCHER	IP	WLS	BF	H	R	ER	SO	BB	IBB	HBP	BLK	WP	HR	S	P	ERA	WHIP
38 Kyle Kendrick, R (1, 1) ERA: 3.12	9.0	W	34	6	2	2	5	1	0	0	0	0	0	75	105	2.00	0.778

PITCHER	IP	WLS	BF	H	R	ER	SO	BB	IBB	HBP	BLK	WP	HR	S	P	ERA	WHIP

TOP

Miami Marlins @ Philadelphia Phillies

Citizens Bank Park, Philadelphia, PA

Mon Jun 03 2013, 7:07 PM - 9:47 PM EDT

Att. 35,087 - Cloudy - 74 F

livebaseballscorecards.com

AB	32
R	2
H	6
RBI	2
BB	1
SO	5
LOB	11

MIAMI

Miami Marlins @ Philadelphia Phillies

Citizens Bank Park, Philadelphia, PA

Mon Jun 03 2013, 7:07 PM - 9:47 PM EDT

Att. 35,087 - Cloudy - 74 F

livebaseballscorecards.com

BOTTOM

Batter	1	2	3	4	5	6	7	8	9	AB	R	H	RBI	BB	SO	LOB
2 Ben Revere, L (1, 8) OBP: 0.289, SLG: 0.283	B SI 93 C FF 93 X FF 94 1-1 ① L9		B KC 78 B CH 86 X FF 93 2-0 ② G3		B SI 94 X FF 93 1-0 16 E, 16 S, 16 G3, 3-H, 1B	B SI 93 X SI 93 1-0 11 S, 1-2, 1B		C FF 92 B SL 82 S SL 82 S SL 83 1-3 ③ K2-3		5	1	2	1	0	1	0
16 César Hernández, S (1, 4) OBP: 0.217, SLG: 0.261	C SI 94 C KC 80 F SI 95 S KC 82 0-3 ② K		C CH 86 C KC 80 F SI 94 B FF 94 X KC 81 1-2 ③ G5-3		C KC 78 1 SAFE 1 SAFE B KC 79 1 SAFE 1 SAFE B FF 92 S CH 86 F KC 82 2-2 X KC 81 ② G3, 1-H	F SI 92 F SL 81 X SL 80 0-2 ② F8, 2-3				4	0	0	1	0	1	2
11 Jimmy Rollins, S (1, 6) OBP: 0.329, SLG: 0.403	B SI 94 B FF 93 B SI 92 B FF 93 4-0 6 BB, BB			C KC 79 B CH 86 F KC 81 B SI 95 X KC 82 2-2 ① G4-3	F CH 86 B SI 93 B CH 85 F KC 78 B FF 95 S KC 81 3-3 ③ K	B SI 92 B CH 84 B SI 92 C SI 92 C SL 81 B SI 93 4-2 1-2 BB				2	0	0	0	2	1	0
6 Ryan Howard, L (1, 3) OBP: 0.295, SLG: 0.435	B SI 94 F FF 93 1 SAFE 1 SAFE B KC 79 1 SAFE B SI 93 B SI 92 4-1 1-2 BB			X SI 94 0-0 ② F7		F FF 93 C KC 81 C KC 82 C KC 81 X KC 81 2-2 9 HR, 2B C FF 94 C FF 96 X SL 88 1-1 G4-3				3	1	1	0	1	0	3
9 Domonic Brown, L (1, 7) OBP: 0.329, SLG: 0.592	C KC 80 F FF 94 B KC 83 S KC 82 1-3 ③ K			B CH 86 B CH 87 X FF 94 2-0 3 FC6-4, 1B		F CH 85 T CH 84 B FF 93 F KC 81 F FF 94 F KC 82 B SI 93 X CH 84 2-2 2-H HR	C FF 96 F FF 96 B FF 98 F SL 87 F FF 97 X SL 88 1-2 3 G6-4-3, 1B			4	1	3	2	0	1	2
3 Delmon Young, R (1, 9) OBP: 0.278, SLG: 0.412 15 John Mayberry Jr., R (8, 9) OBP: 0.317, SLG: 0.397		C FF 92 F KC 82 B KC 82 F FF 94 S SL 89 1-3 ① K		F SI 93 B KC 82 1 SAFE X KC 79 1-1 ③ FC6-4, 1-2f		B SI 92 S SL 80 X SL 80 1-1 HR	F FF 94 X FF 96 0-1 ① ② G6-4-3, 1-2f			4 0	1 0	1 0	1 0	0 0	1 0	2 0
31 Erik Kratz, R (1, 2) OBP: 0.301, SLG: 0.434		C KC 77 F SI 94 X FF 94 0-2 13 G6-3, 1B			F FF 93 B SL 88 B SI 94 X SL 88 2-1 HR	C SL 81 B SI 93 S SI 94 F SL 82 F SI 92 S SI 93 1-3 ① K	F FF 95 B CH 87 S CH 86 F FF 98 X FF 97 1-2 ③ F9			4	1	2	1	0	1	0
13 Freddy Galvis, S (1, 5) OBP: 0.291, SLG: 0.422		C SI 93 X CH 85 0-1 ② ③ G6-3, 1-2f			C SI 92 B FF 94 C CH 86 B KC 82 X KC 81 2-2 ① G4-3	X CH 83 0-0 38 FC6, 3B		B FF 92 X FF 90 1-0 ① F8		4	1	1	0	0	0	1
38 Kyle Kendrick, R (1, 1) OBP: 0.192, SLG: 0.269			C SI 92 X FF 92 0-1 ① G4-3		X FF 93 0-0 2 1B, 3B	S SL 80 C SI 94 F SL 82 B SI 93 X SL 82 1-2 FC6, 16 F8, 2 1B, 3-H		X FF 91 0-0 ② G5-3		4	1	1	1	0	0	0
Inning Stats	R: 0 E: 0 K: 2 S: 10 H: 0 LOB: 2 BB: 2 P: 20	R: 0 E: 0 K: 1 S: 9 H: 1 LOB: 0 BB: 0 P: 10	R: 0 E: 0 K: 0 S: 7 H: 0 LOB: 0 BB: 0 P: 10	R: 0 E: 0 K: 0 S: 7 H: 1 LOB: 1 BB: 0 P: 12	R: 3 E: 0 K: 1 S: 14 H: 3 LOB: 0 BB: 0 P: 24	R: 4 E: 0 K: 1 S: 29 H: 5 LOB: 3 BB: 1 P: 42	R: 0 E: 0 K: 0 S: 11 H: 1 LOB: 0 BB: 0 P: 13	R: 0 E: 0 K: 1 S: 5 H: 0 LOB: 0 BB: 0 P: 7		1B: 5 2B: 1 3B: 2 HR: 3 SF: 0 SAC: 0 DP: 2 HBP: 0				WP: 0 PB: 0 SB: 2 CS: 0 PA: 37		

	AB	34
	R	7
	H	11
	RBI	7
	BB	3
	SO	6
	LOB	10

PITCHER		IP	WLS	BF	H	R	ER	SO	BB	IBB	HBP	BLK	WP	HR	S	P	ERA	WHIP
34 Tom Koehler, R ERA: 3.7	(1, 1)	5.0	L	23	7	5	4	4	2	0	0	0	0	2	56	89	7.20	1.800
58 Ryan Webb, R ERA: 3.41	(6, 1)	0.2		7	3	2	2	1	1	0	0	0	0	1	18	26	27.00	6.000
67 Edgar Olmos, L ERA:	(6, 1)	1.1		4	1	0	0	0	0	0	0	0	0	0	13	16	0.00	0.750
43 Dan Jennings, L ERA: 1.93	(8, 1)	1.0		3	0	0	0	1	0	0	0	0	0	0	5	7	0.00	0.000

PITCHER	IP	WLS	BF	H	R	ER	SO	BB	IBB	HBP	BLK	WP	HR	S	P	ERA	WHIP

Batter	1	2	3	4	5	6	7	8	9	10	11	AB	R	H	RBI	BB	SO	LOB
9 Juan Pierre, L (1, 7) OBP: 0.296, SLG: 0.282	C SI 93 B SI 93 B SL 87 C SI 93 X SI 93 2-2 59 CS 1B		B SI 91 B SL 88 X SI 92 2-0 ② P6		B SL 86 F FF 91 X SL 86 1-1 2-3 59 S 1B		C SL 80 B FF 89 X FF 90 1-1 ③ G4-3			C FF 92 F SL 85 F FF 93 B SL 86 F FF 93 B SL 85 F FF 94 B FF 93 B FF 93 4-2 8 S 59 SH3 8 WP BB		4	1	2	0	1	0	0
59 Ed Lucas, R (1, 5) OBP: 0.688, SLG: 0.692	B FF 92 C SL 88 F SI 91 B CH 85 X SL 89 2-2 ①② G4-3 1-2		C FC 88 F SI 92 B SI 90 X FF 94 1-2 1B		1 SAFE B SI 90 B SI 91 B SI 92 B SI 92 4-0 1-2 BB			C FF 90 B CU 78 X FF 90 1-1 51 G3-1 8 G4-3 1B		X FF 92 0-0 ① SH3 1-2		3	0	2	0	1	0	1
8 Chris Coghlan, L (1, 8) OBP: 0.336, SLG: 0.425	X CH 86 0-0 ③ G4-3		B SI 90 X CH 85 1-0 ③ G4-3		D CH 86 B CH 85 S FF 92 S FF 93 X CH 86 2-2 ② F5			1 SAFE B SL 87 1 SAFE B SI 89 S SI 89 X SL 87 2-1 ① G4-3 1-2		B SL 86 C FF 92 S FF 94 F SL 82 B SL 84 B SL 86 X FF 93 3-2 ② F8 2-H		5	0	0	0	0	0	5
48 Marcell Ozuna, R (1, 9) OBP: 0.381, SLG: 0.488		B FF 90 F FC 88 B SI 90 C SL 86 B FF 93 X SL 87 3-2 51 E 18 G6-3 2B		C SI 92 B SL 85 F SI 90 F SI 92 X CH 84 1-2 ① G6-3	S SI 92 F SI 92 F CH 86 F SI 93 B SL 86 X SI 93 1-2 ③ F8			S SL 87 B SI 90 H SI 90 2-1 51 G3-1 HBP		S SL 86 X SL 83 0-1 2B		4	1	2	0	0	0	3
51 Derek Dietrich, L (1, 4) OBP: 0.300, SLG: 0.385		B SI 90 S SI 92 C SI 92 X CH 86 1-2 E7 18 G6-3 2-3 1B		X FF 92 0-0 ② P6	C SI 90 F SI 89 X SL 85 0-2 ① L4			B SI 90 C SL 86 T SL 86 F SL 86 F SI 93 X SL 87 1-2 ② G3-1 1-2 2-3		X FF 93 0-0 ③ F7		5	0	1	0	0	0	3
18 Casey Kotchman, L (1, 3)	C SI 92 B SL 87 X SI 93 1-1 ① G6-3 2-3 3-H		B FF 90 B SI 92 B CH 83 C FF 91 X FF 92 3-1 ③ G1		B FF 90 C SL 86 B FF 90 B FF 90 F SL 85 B SL 86 4-2 3 G6-4-3 BB			C SL 88 C SL 86 B FF 92 X SL 86 2-1 ③ G4-3			C SL 84 B SL 84 X FF 92 1-1 ① G4-3	4	0	0	1	1	0	3
3 Adeiny Hechavarría, R (1, 6) OBP: 0.229, SLG: 0.297	B SI 92 D SI 93 C FC 88 X FF 94 2-1 ② G4-3		L SI 88 F SI 90 B SL 84 B FF 91 B SI 90 X FF 92 3-2 19 CS 19 1B 1B		B SI 90 F SI 90 B SI 90 B SL 85 X FF 92 3-1 ②③ G6-4-3 1-2f				B FF 92 X FF 93 1-0 ① P4	B SL 84 C FF 92 F FF 91 B SL 84 F SL 83 B SL 81 F FF 91 X FF 92 3-2 ② F8		5	1	1	0	0	0	2
19 Rob Brantly, L (1, 2) OBP: 0.285, SLG: 0.282	X CH 85 0-0 ③ G1-3		D CH 84 C SI 90 X CH 85 1-1 9 1B 47 SH1-4 1-H 1B				B FF 89 C FF 89 B SL 80 F FF 90 C FF 91 2-3 ① K	B FF 89 C FF 89 B FF 89 F FF 88 S FF 90 2-3 ② K	B FF 92 B FS 88 F FF 92 F FF 93 F FS 87 C FF 93 2-3 ② K	B FF 92 F FF 92 B SL 83 F FF 91 B SL 82 X FF 91 3-2 1B	5	0	2	1	0	2	1
47 Ricky Nolasco, R (1, 1) OBP: 0.091, SLG: 0.136 40 Mike Dunn, L (7, 1) 21 Miguel Olivo, R (9, PH) OBP: 0.247, SLG: 0.358 50 Chad Qualls, R (9, 1) 31 Steve Cishek, R (10, 1) 43 Dan Jennings, L (10, 1) 29 Greg Dobbs, L (11, PH) OBP: 0.286, SLG: 0.281 67 Edgar Olmos, L (11, 1)			C FF 91 B SL 87 F SI 91 C FF 93 1-3 ① K		B SI 89 B SI 90 L SI 89 X FF 88 2-1 ① SH1-4 1-2		B FF 89 C FF 89 B FF 89 F FF 88 S FF 90 2-3 ② K	S FS 88 B SL 76 B FF 92 S SL 77 S FF 93 2-3 ③ K		B FF 91 X FF 91 1-0 ③ F9	2 0 1 0 0 0 1	0 0 0 0 0 0 0	0 0 0 0 0 0 0	0 0 0 0 0 0 0	0 0 0 0 0 0 0	2 0 1 0 0 0 0	0 0 0 0 0 0 1
Inning Stats	R: 0 E: 0 K: 0 S: 7 H: 1 LOB: 0 BB: 0 P: 11	R: 1 E: 1 K: 0 S: 11 H: 2 LOB: 1 BB: 0 P: 18	R: 0 E: 0 K: 1 S: 8 H: 1 LOB: 1 BB: 0 P: 13	R: 0 E: 0 K: 0 S: 7 H: 0 LOB: 0 BB: 0 P: 11	R: 1 E: 0 K: 0 S: 17 H: 3 LOB: 3 BB: 1 P: 31	R: 0 E: 0 K: 0 S: 7 H: 0 LOB: 0 BB: 1 P: 14	R: 0 E: 0 K: 2 S: 8 H: 0 LOB: 0 BB: 0 P: 13	R: 0 E: 0 K: 0 S: 12 H: 1 LOB: 2 BB: 0 P: 20	R: 0 E: 0 K: 2 S: 8 H: 0 LOB: 0 BB: 0 P: 13	R: 1 E: 0 K: 0 S: 13 H: 1 LOB: 1 BB: 1 P: 20	R: 0 E: 0 K: 0 S: 11 H: 1 LOB: 1 BB: 0 P: 19	1B: 8 2B: 2 3B: 0 HR: 0	SF: 0 SAC: 2 DP: 1 HBP: 1	WP: 1 PB: 0 SB: 2 CS: 2	PA: 45			

PITCHER		IP	WLS	BF	H	R	ER	SO	BB	IBB	HBP	BLK	WP	HR	S	P	ERA	WHIP
44 Jonathan Pettibone, R ERA: 3.4	(1, 1)	6.0		25	7	2	1	1	2	0	0	0	0	0	57	98	1.50	1.500
47 Jeremy Horst, L ERA: 4.7	(7, 1)	1.0		3	0	0	0	2	0	0	0	0	0	0	8	13	0.00	0.000
37 Mike Adams, R ERA: 3.66	(8, 1)	1.0		5	1	0	0	0	0	0	1	0	0	0	12	20	0.00	1.000
58 Jonathan Papelbon, R ERA: 1.25	(9, 1)	1.0		3	0	0	0	2	0	0	0	0	0	0	8	13	0.00	0.000
59 Antonio Bastardo, L ERA: 2.57	(10, 1)	1.0		5	1	1	1	0	1	0	0	0	1	0	13	20	9.00	2.000

PITCHER		IP	WLS	BF	H	R	ER	SO	BB	IBB	HBP	BLK	WP	HR	S	P	ERA	WHIP
40 Michael Stutes, R ERA: 1.23	(11, 1)	1.0	W	4	1	0	0	0	0	0	0	0	0	0	11	19	0.00	1.000

TOP

Miami Marlins @ Philadelphia Phillies

Citizens Bank Park, Philadelphia, PA

Tue Jun 04 2013, 7:08 PM - 10:53 PM EDT

Att. 38,932 - Partly Cloudy - 78 F

livebaseballscorecards.com

AB	39
R	3
H	10
RBI	2
BB	3
SO	5
LOB	19

MIAMI

Miami Marlins @ Philadelphia Phillies

Citizens Bank Park, Philadelphia, PA

Tue Jun 04 2013, 7:08 PM - 10:53 PM EDT

Att. 38,932 - Partly Cloudy - 78 F

livebaseballscorecards.com

Batter	1	2	3	4	5	6	7	8	9	10	11	AB	R	H	RBI	BB	SO	LOB
2 Ben Revere, L (1, 8) OBP: 0.282, SLG: 0.276	B SI 88 C FF 89 F SI 89 S SL 81 1-3 ① K2-3			C CU 73 X SL 82 0-1 ① G4-3		B FS 78 X SI 90 1-0 ① FC5-4 10 FC5-4 1-2f		X FF 94 0-0 E3 10 G5-4-3		C SL 84 B SI 94 X SL 85 1-1 ① G6-3		5	0	0	0	0	1	1
10 Michael Young, R (1, 5) OBP: 0.343, SLG: 0.350	B SI 89 C SL 81 F SI 89 B CU 76 S SL 81 2-3 ② K			S SL 82 B SI 90 B FS 82 X SI 91 2-1 6 S 1B		B SI 89 1 SAFE X FS 83 1-0 ② FC5-4 1-2f		1 SAFE C FF 93 B FF 94 1 SAFE C SL 87 X SL 90 1-2 ①② G5-4-3 1-2f		C SI 92 B SL 85 B SL 84 B SI 92 F SI 93 X SI 93 3-2 ② G6-3		5	0	1	0	0	1	2
11 Jimmy Rollins, S (1, 6) OBP: 0.331, SLG: 0.397	B FF 90 C SI 90 S FS 80 B SI 91 B SL 82 X SI 90 3-2 ③ F7			F FS 79 X SL 83 0-1 ② F8		C FF 89 D FS 81 1 SAFE B CU 74 F SL 85 B FF 91 X SL 82 3-2 ③ L9		B FF 94 B FF 94 B SL 86 B FF 94 4-0 BB		S SL 83 B SI 92 C SL 84 F SL 84 B SI 92 B SL 84 B SI 93 4-2 6 2-6 BB		3	0	0	0	2	0	2
6 Ryan Howard, L (1, 3) OBP: 0.298, SLG: 0.437		S FS 79 X SI 89 0-1 ① F8		B FF 90 S CU 75 C SI 92 B SL 81 D CU 76 B SL 81 4-2 1-2 BB			C CU 73 B SI 89 X FF 88 1-1 3 2B 2B	B SL 87 1 SAFE S FF 94 X FF 95 1-1 ③ F7		B SL 79 1 SAFE C FF 91 S SL 81 D SL 83 2-2 ③ 2-6 1-2	S FF 97 X FF 97 0-1 ① F9	4	1	1	0	1	0	1
9 Domonic Brown, L (1, 7) OBP: 0.321, SLG: 0.578		X CU 72 0-0 ② G3		B SL 85 F CU 74 C SI 92 B FF 92 X CU 74 2-2 ③ P6			S CU 74 C SL 85 B SI 92 F CU 75 D CU 74 B CU 75 F SL 81 F CU 75 S SI 92 3-3 ① K		B SI 94 B SI 93 B SI 93 X SI 93 3-0 ① G6-3		B FF 98 X FF 97 1-0 E1 31 BB 15 HR SH1-4	5	1	0	0	0	1	3
3 Delmon Young, R (1, 9) OBP: 0.279, SLG: 0.420 37 Mike Adams, R (8, 1) 58 Jonathan Papelbon, R (9, 1) 16 César Hernández, S (9, PH) OBP: 0.250, SLG: 0.282 59 Antonio Bastardo, R (10, 1) 40 Michael Stutes, R (11, 1) Kyle Kendrick, R (11, PH) OBP: 0.192, SLG: 0.269		B FF 90 B SL 84 S SL 84 X SI 90 2-1 ③ P4		F CU 72 C CU 75 B FS 82 F SI 88 B SI 89 S CU 75 2-3 ① K			X SL 84 0-0 31 2B 2-H 2B		S SI 94 X SI 95 0-1 13 1B 1B	I SAFE L FF 96 B FF 95 L FF 92 X FF 95 1-2 ② SH1-4 1-2	3 0 0 1 0 0 0	1 0 0 1 0 0 0	1 0 0 0 0 0 0	1 0 0 0 0 0 0	0 0 0 0 0 0 0	1 0 0 0 0 0 0	0 0 0 0 0 0 0
13 Freddy Galvis, S (1, 4) OBP: 0.295, SLG: 0.416		B FF 88 B CU 72 X FF 89 2-0 ① F8		B FS 79 S SL 82 X FS 80 1-1 ② P5			B SL 81 C SI 91 C CU 76 S CU 75 1-3 ② K		B SI 95 B SI 92 X SI 92 2-0 31 G5-4-3 1-2 1B	I IN 69 I IN 69 I IN 68 I IN 66 4-0 31 BB 15 HR IBB		4	1	1	0	1	1	1
12 Humberto Quintero, R (1, 2) OBP: 0.290, SLG: 0.345 31 Erik Kratz, R (7, PH) OBP: 0.309, SLG: 0.444 (8, 2)		S SL 82 B FS 84 X SL 82 1-1 ② F9		C CU 74 X SI 90 0-1 ③ G5-3			D CU 74 C CU 75 C SI 92 X FF 92 1-2 2-H 2B		D SL 88 X SI 96 1-0 ②③ G5-4-3 1-2f	B FF 94 B FF 94 B FF 95 B FF 94 4-0 15 HR BB 1-2 2-3		2 2	0 1	0 1	0 1	0 1	0 0	0 2
44 Jonathan Pettibone, L (1, 1) OBP: 0.235, SLG: 0.265 28 Kevin Frandsen, R (6, PH) OBP: 0.375, SLG: 0.435 47 Jeremy Horst, L (7, 1) 19 Laynce Nix, L (7, PH) OBP: 0.273, SLG: 0.324 15 John Mayberry Jr., R (7, PH) OBP: 0.326, SLG: 0.454 (8, 9)		B SI 90 C SI 90 C CU 74 B CU 74 S SL 81 2-3 ③ K				L SL 82 B CU 74 C CU 75 B SI 88 B SL 82 B FF 88 4-2 2 FC5-4 BB	B FF 94 S SL 88 C FF 95 S SL 88 1-3 ③ K			B SI 92 B SI 93 C SI 93 C SI 93 X SL 83 2-2 HR	B FF 94 C FF 95 X FF 94 1-1 1-H 2-H 3-H HR	1 0 0 0 3	0 0 0 0 2	0 0 0 0 2	0 1 0 0 5	0 0 0 0 0	1 0 0 0 1	0 0 0 0 1
Inning Stats	R: 0 E: 0 K: 2 S: 9 H: 0 LOB: 0 BB: 0 P: 15	R: 0 E: 0 K: 0 S: 5 H: 0 LOB: 0 BB: 0 P: 7	R: 0 E: 0 K: 1 S: 6 H: 0 LOB: 0 BB: 0 P: 11	R: 0 E: 0 K: 0 S: 11 H: 1 LOB: 2 BB: 1 P: 19	R: 0 E: 0 K: 1 S: 8 H: 0 LOB: 0 BB: 0 P: 11	R: 0 E: 0 K: 0 S: 7 H: 0 LOB: 1 BB: 0 P: 16	R: 2 E: 0 K: 3 S: 18 H: 3 LOB: 1 BB: 0 P: 25	R: 0 E: 1 K: 0 S: 6 H: 0 LOB: 1 BB: 1 P: 12	R: 0 E: 0 K: 0 S: 5 H: 2 LOB: 1 BB: 0 P: 11	R: 1 E: 0 K: 0 S: 13 H: 1 LOB: 1 BB: 1 P: 25	R: 4 E: 1 K: 0 S: 8 H: 1 LOB: 0 BB: 2 P: 19	1B: 3 2B: 4 3B: 0 HR: 2	SF: 0 SAC: 1 DP: 2 HBP: 0	WP: 0 PB: 0 SB: 1 CS: 0	PA: 45			

PITCHER		IP	WLS	BF	H	R	ER	SO	BB	IBB	HBP	BLK	WP	HR	S	P	ERA	WHIP
47 Ricky Nolasco, R ERA: 3.61	(1, 1)	6.2		26	4	2	2	6	2	0	0	0	0	0	61	100	2.70	0.900
40 Mike Dunn, L ERA: 3.08	(7, 1)	1.1		5	0	0	0	1	1	0	0	0	0	0	9	16	0.00	0.750
50 Chad Qualls, R ERA: 2.82	(9, 1)	1.0		4	2	0	0	0	0	0	0	0	0	0	5	11	0.00	2.000
31 Steve Cishek, R ERA: 4.5	(10, 1)	0.2	B	4	1	1	1	0	1	0	0	0	0	1	11	21	13.50	3.000
43 Dan Jennings, L ERA: 1.8	(10, 1)	0.1		1	0	0	0	0	0	0	0	0	0	0	2	4	0.00	0.000

PITCHER		IP	WLS	BF	H	R	ER	SO	BB	IBB	HBP	BLK	WP	HR	S	P	ERA	WHIP
67 Edgar Olmos, L ERA:	(11, 1)	0.2	L	6	1	4	0	0	1	1	0	0	0	1	8	19	0.00	3.000

AB	38
R	7
H	8
RBI	7
BB	6
SO	7
LOB	13

Batter	1	2	3	4	5	6	7	8	9	AB	R	H	RBI	BB	SO	LOB
9 Juan Pierre, L (1, 7) OBP: 0.295, SLG: 0.286	C FF 90 F FF 92 X CH 83 0-2 2B		C FF 92 S CH 86 X FF 93 0-2 ③ G6-3			B FF 90 F FF 91 X FF 92 1-1 ① B4-3		C FF 92 X SL 85 0-1 ② G4-3		4	0	1	0	0	0	0
59 Ed Lucas, R (1, 5) OBP: 0.600, SLG: 0.563	F FF 92 F FF 92 2 SAFE F FF 93 X FC 90 0-2 ① G1-3			X FF 91 0-0 ① F8		B FC 87 B FF 91 C FF 91 S CH 83 F FF 92 B CU 77 B FC 89 4-2 BB		C FF 92 B SL 85 C FF 92 B SL 84 X SI 93 2-2 ③ G5-3		3	0	0	0	1	0	1
51 Derek Dietrich, L (1, 4) OBP: 0.298, SLG: 0.411	S FF 92 F FC 89 S FF 94 0-3 ② K			C FF 91 X FC 90 0-1 HR		F FF 92 F CH 84 F FF 94 B FC 90 X FF 94 1-2 ② L7			B FF 91 B FF 92 C FF 91 X FF 92 2-1 ① F8	4	1	1	1	0	1	2
48 Marcell Ozuna, R (1, 9) OBP: 0.370, SLG: 0.473	F CH 83 B FF 93 F FC 90 S CU 78 1-3 ③ K			B FF 90 F FF 94 B CH 84 S CH 85 F FF 93 B FC 89 S CH 86 3-3 ② K		B FF 93 B FC 90 C FF 93 S CH 85 F FF 94 S CU 78 2-3 ③ K			S SL 84 F FF 92 X FF 92 0-2 ② F8	4	0	0	0	0	3	2
20 Justin Ruggiano, R (1, 8) OBP: 0.289, SLG: 0.387		B FF 92 F FF 93 S CH 84 B CH 84 H FC 88 3-2 6 CS HBP		C CH 84 S CH 84 X CH 85 0-2 ③ L7			B FF 90 F FF 92 B FC 89 S CH 84 F FF 93 B FF 94 S CH 86 3-3 ① K		B SL 83 X FF 92 1-0 1B	3	0	1	0	0	1	0
18 Casey Kotchman, L (1, 3)		C FF 93 B FC 89 1 SAFE F FC 88 F FF 93 S FF 91 1-3 ① K			F FC 89 F FF 92 X FF 93 0-2 ① G6-3		B CU 77 F FF 92 B FC 89 X CH 84 2-1 ② P5		X FF 92 0-0 ③ G3	4	0	0	0	0	1	2
3 Adeiny Hechavarría, R (1, 6) OBP: 0.237, SLG: 0.304		1 SAFE C FF 93 F FF 93 C FF 94 0-3 ② K			X CH 83 0-0 1B		C CH 83 F FF 92 B FF 92 X CH 84 1-2 1B			3	0	2	0	0	1	1
6 Jeff Mathis, R (1, 2) OBP: 0.100, SLG: 0.179 44 AJ Ramos, R (7, 1) 58 Ryan Webb, R (8, 1)		S FF 93 0-1 ③ CS 1-2	F FF 91 F FF 92 B FF 90 X FC 90 1-2 ① G3		C FF 93 F FF 93 C FF 93 0-3 ② K		F FF 92 F FF 94 S CH 86 0-3 ③ K			3 0 0	0 0 0	0 0 0	0 0 0	0 0 0	2 0 0	2 0 0
33 Jacob Turner, R (1, 1) 21 Miguel Olivo, R (7, 2) OBP: 0.243, SLG: 0.353			C FF 91 B FF 93 S FF 92 B FF 94 F FF 94 F FF 93 F FC 89 S CH 85 2-3 ② K		B FF 93 S FF 92 F FF 93 D CH 85 F FF 93 C FC 90 2-3 ③ K			C FF 92 B SL 84 S SL 83 B FF 93 B FF 93 F FF 93 T SI 92 3-2 ① K		2 1	0 0	0 0	0 0	0 0	2 1	1 0
Inning Stats	R: 0 E: 0 K: 2 S: 13 H: 1 LOB: 1 BB: 0 P: 14	R: 0 E: 0 K: 2 S: 10 H: 0 LOB: 0 BB: 0 P: 14	R: 0 E: 0 K: 1 S: 12 H: 0 LOB: 0 BB: 0 P: 15	R: 1 E: 0 K: 1 S: 10 H: 1 LOB: 0 BB: 0 P: 13	R: 0 E: 0 K: 2 S: 11 H: 1 LOB: 1 BB: 0 P: 13	R: 0 E: 0 K: 1 S: 13 H: 0 LOB: 1 BB: 1 P: 21	R: 0 E: 0 K: 2 S: 12 H: 1 LOB: 1 BB: 0 P: 18	R: 0 E: 0 K: 1 S: 9 H: 0 LOB: 0 BB: 0 P: 14	R: 0 E: 0 K: 0 S: 7 H: 1 LOB: 1 BB: 0 P: 10	1B: 3 2B: 1 3B: 0 HR: 1	SF: 0 SAC: 0 DP: 0 HBP: 1	WP: 0 PB: 0 SB: 0 CS: 1	PA: 34			

PITCHER		IP	WLS	BF	H	R	ER	SO	BB	IBB	HBP	BLK	WP	HR	S	P	ERA	WHIP
35 Cole Hamels, L ERA: 4.56	(1, 1)	7.0	W	26	4	1	1	11	1	0	1	0	0	1	81	108	1.29	0.714
30 Justin De Fratus, R ERA: 2.35	(8, 1)	1.0		3	0	0	0	1	0	0	0	0	0	0	9	14	0.00	0.000
40 Michael Stutes, R ERA: 1.08	(9, 1)	1.0		4	1	0	0	0	0	0	0	0	0	0	7	10	0.00	1.000

PITCHER	IP	WLS	BF	H	R	ER	SO	BB	IBB	HBP	BLK	WP	HR	S	P	ERA	WHIP

TOP

Miami Marlins @ Philadelphia Phillies

Citizens Bank Park, Philadelphia, PA

Wed Jun 05 2013, 1:08 PM - 4:04 PM EDT

Att. 38,643 - Cloudy - 79 F

livebaseballscorecards.com

AB	31
R	1
H	5
RBI	1
BB	1
SO	12
LOB	11

MIAMI

Miami Marlins @ Philadelphia Phillies

Citizens Bank Park, Philadelphia, PA

Wed Jun 05 2013, 1:08 PM - 4:04 PM EDT

Att. 38,643 - Cloudy - 79 F

livebaseballscorecards.com

BOTTOM

Batter	1	2	3	4	5	6	7	8	9	AB	R	H	RBI	BB	SO	LOB
2 Ben Revere, L (1, 8) OBP: 0.290, SLG: 0.277	B FF 91 C SI 92 B FF 93 B SI 93 B FF 93 4-1 10 CS 10 S BB		X SI 92 0-0 ① G4-3		C CU 76 F FF 93 B FC 85 B FF 92 F CU 80 B CU 79 B SI 93 4-2 10 FC3-6 BB		B FF 94 X FF 92 1-0 11 1B 6 3B 1-2 1B	B CH 73 B SI 94 C SI 92 X SI 93 2-1 ③ G5-3		3	1	1	0	2	0	1
10 Michael Young, R (1, 5) OBP: 0.341, SLG: 0.348	B FF 93 B FF 91 C FF 92 F FF 93 S FC 86 2-3 ①② K 1-3		C FC 85 F FC 85 X FC 88 0-2 11 FC4-6 1B		C FC 85 F FC 85 B FF 94 F FC 86 X FC 85 1-2 ② FC3-6 11 BB 1-2f 2-3		D FF 95 X FF 92 1-0 ② F9 2-3			4	0	1	0	0	1	5
11 Jimmy Rollins, S (1, 6) OBP: 0.333, SLG: 0.396	B CU 76 S CH 87 B CH 88 X SI 93 2-1 ③ G4-3		B SI 93 B SI 92 X SI 93 2-0 ② FC4-6 1-2f		D CH 84 B SI 93 B SI 93 B SI 92 4-0 1-2 BB		B FF 95 C FF 93 X CH 84 1-1 6 S 6 3B 1-3 3-H 1B			3	1	1	1	1	0	1
6 Ryan Howard, L (1, 3) OBP: 0.297, SLG: 0.443		S CU 75 F FF 92 B CU 78 X FF 94 1-2 ① G1-3	B SI 93 B CH 86 F SI 93 1 SAFE B CH 85 X SI 92 3-1 ③ P6		B CU 76 X FF 93 1-0 ③ G4-3		B FF 95 X FF 95 1-0 9 HR 1-H 3-H 3B			4	1	1	2	0	0	4
9 Domonic Brown, L (1, 7) OBP: 0.320, SLG: 0.586		C CU 77 C FF 93 B CU 80 B FC 86 F CU 80 F FF 94 X CU 80 2-2 ② F9		C SI 91 B CH 86 C FF 92 B CU 78 F FF 93 S FF 93 2-3 ① K		F CU 76 F FF 91 S CU 79 0-3 ① K2-3	B CH 86 B FF 95 F FF 94 B CH 84 X CH 84 3-1 3-H HR			4	1	1	2	0	2	0
15 John Mayberry Jr., R (1, 9) OBP: 0.323, SLG: 0.447		B FF 94 C FF 94 X SI 94 1-1 31 2B 1B	B SI 93 C FC 85 S SI 93 B CH 87 B SI 93 X FF 94 3-2 ② L9		C FF 93 B FF 93 S SI 92 S CU 80 1-3 ② K		B SL 82 B FF 94 S FF 92 X SL 81 2-1 ③ G1-3			4	1	1	0	0	1	1
31 Erik Kratz, R (1, 2) OBP: 0.308, SLG: 0.445		1 SAFE 1 SAFE 1 SAFE X FF 93 0-0 1-H 2B	B CU 76 S FC 85 X SI 94 1-1 ③ G6-3		F FF 93 B SI 93 B FC 87 C FF 93 X FC 85 2-2 ③ G5-3			B SI 93 S SL 82 X SI 94 1-1 ① G4-3		4	0	1	1	0	0	0
13 Freddy Galvis, S (1, 4) OBP: 0.302, SLG: 0.414		C CU 76 B CU 78 B SI 93 S CU 78 F CU 80 D CU 80 F CU 80 F CU 79 F CU 79 4-2 B CH 87 BB		S SI 92 X CH 86 0-1 10 FC3-6 35 SH1-4 1B			B CH 85 F FF 94 F CH 85 B SL 82 B CH 84 F FF 93 S FF 93 3-3 ① K	S SI 95 F SL 84 B SI 94 S SI 94 1-3 ② K		3	0	1	0	1	2	0
35 Cole Hamels, L (1, 1) OBP: 0.091, SLG: 0.091 3 Delmon Young, R (7, PH) OBP: 0.286, SLG: 0.429 16 César Hernández, S (7, PR) OBP: 0.250, SLG: 0.292 30 Justin De Fratus, S (8, 1) 19 Laynce Nix, L (8, PH) OBP: 0.282, SLG: 0.324 40 Michael Stutes, R (9, 1)		B SI 94 S CH 87 X SI 94 1-1 ③ L7			X FF 91 0-0 ① SH1-4 1-2		X SL 82 0-0 10 F9 2 1B 11 1B 1B	C SI 93 B SL 83 B SI 94 B SI 93 B SI 94 4-1 BB		1 1 0 0 0 0	0 0 1 0 0 0	0 1 0 0 0 0	0 0 0 0 0 0	0 0 0 0 1 0	0 0 0 0 0 0	2 0 0 0 0 0
Inning Stats	R: 0 E: 0 K: 1 S: 6 H: 0 LOB: 0 BB: 1 P: 14	R: 1 E: 0 K: 0 S: 19 H: 2 LOB: 2 BB: 1 P: 28	R: 0 E: 0 K: 0 S: 7 H: 1 LOB: 1 BB: 0 P: 12	R: 0 E: 0 K: 1 S: 9 H: 0 LOB: 0 BB: 0 P: 15	R: 0 E: 0 K: 0 S: 11 H: 1 LOB: 3 BB: 2 P: 21	R: 0 E: 0 K: 2 S: 9 H: 0 LOB: 0 BB: 0 P: 12	R: 5 E: 0 K: 1 S: 14 H: 5 LOB: 1 BB: 0 P: 26	R: 0 E: 0 K: 1 S: 8 H: 0 LOB: 1 BB: 1 P: 16		1B: 6 2B: 1 3B: 1 HR: 1 SF: 0 SAC: 1 DP: 0 HBP: 0			WP: 0 PB: 0 SB: 2 CS: 1		PA: 37	

	AB	31
	R	6
	H	9
	RBI	6
	BB	5
	SO	6
	LOB	14

PITCHER		IP	WLS	BF	H	R	ER	SO	BB	IBB	HBP	BLK	WP	HR	S	P	ERA	WHIP
33 Jacob Turner, R ERA: 0.69	(1, 1)	6.0		25	4	1	1	4	4	0	0	0	0	0	61	102	1.50	1.333
44 AJ Ramos, R ERA: 4.85	(7, 1)	1.0	L	8	5	5	5	1	0	0	0	0	0	1	14	26	45.00	5.000
58 Ryan Webb, R ERA: 3.3	(8, 1)	1.0		4	0	0	0	1	1	0	0	0	0	0	8	16	0.00	1.000

PITCHER		IP	WLS	BF	H	R	ER	SO	BB	IBB	HBP	BLK	WP	HR	S	P	ERA	WHIP

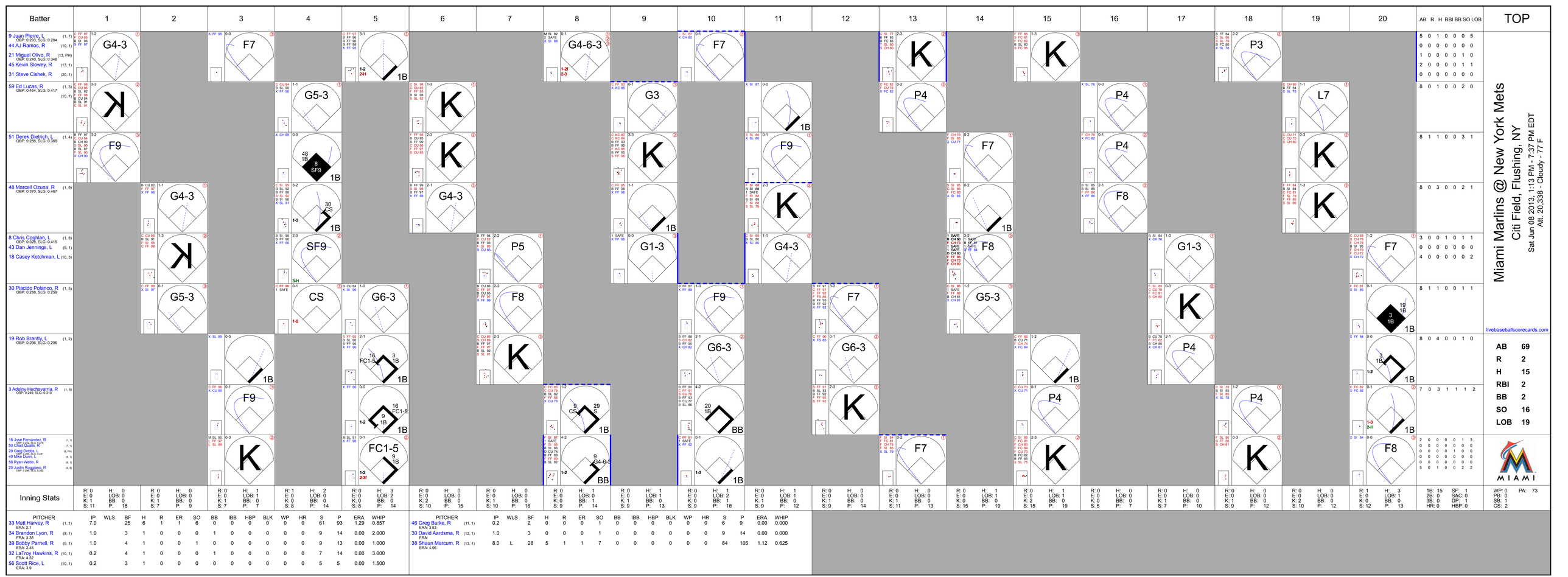
Batter
1
2
3
4
5
6
7
8
9
10
11
12
13
14
15
16
17
18
19
20
AB R H RBI BB SO LOB
TOP
9 Juan Pierre, L (1, 7) OBP: 0.293, SLG: 0.284
44 AJ Ramos, R (10, 1)
21 Miguel Olivo, R (13, PH) OBP: 0.240, SLG: 0.348
45 Kevin Slowey, R (13, 1)
31 Steve Cishek, R (20, 1)
59 Ed Lucas, R (1, 3) OBP: 0.464, SLG: 0.417
(10, 7)
51 Derek Dietrich, L (1, 4) OBP: 0.286, SLG: 0.388
48 Marcell Ozuna, R (1, 9) OBP: 0.370, SLG: 0.467
8 Chris Coghlan, L (1, 8) OBP: 0.328, SLG: 0.415
43 Dan Jennings, L (9, 1)
18 Casey Kotchman, L (10, 3)
30 Placido Polanco, R (1, 5) OBP: 0.288, SLG: 0.259
19 Rob Brantly, L (1, 2) OBP: 0.296, SLG: 0.295
3 Adeiny Hechavarría, R (1, 6) OBP: 0.249, SLG: 0.310
16 José Fernández, R (7, 1) OBP: 0.231, SLG: 0.274
50 Chad Qualls, R (7, 1)
29 Greg Dobbs, L (8, PH) OBP: 0.286, SLG: 0.281
40 Mike Dunn, L (8, 1)
58 Ryan Webb, R (8, 1)
20 Justin Ruggiano, R (9, 6) OBP: 0.296, SLG: 0.582
Miami Marlins @ New York Mets
Citi Field, Flushing, NY
Sat Jun 08 2013, 1:13 PM - 7:37 PM EDT
Att. 20,338 - Cloudy - 77 F
livebaseballscorecards.com
AB 69
R 2
H 15
RBI 2
BB 2
SO 16
LOB 19
Inning Stats
PITCHER IP WLS BF H R ER SO BB IBB HBP BLK WP HR S P ERA WHIP
33 Matt Harvey, R (1, 1) ERA: 2.1 7.0 25 6 1 1 6 0 0 0 0 0 0 61 93 1.29 0.857
34 Brandon Lyon, R (8, 1) ERA: 3.38 1.0 3 1 0 0 0 1 0 0 0 0 0 0 9 14 0.00 2.000
39 Bobby Parnell, R (9, 1) ERA: 2.45 1.0 4 1 0 0 1 0 0 0 0 0 0 0 9 13 0.00 1.000
32 LaTroy Hawkins, R (10, 1) ERA: 4.32 0.2 4 1 0 0 0 1 0 0 0 0 0 0 7 14 0.00 3.000
56 Scott Rice, L (10, 1) ERA: 3.9 0.2 3 1 0 0 0 0 0 0 0 0 0 0 5 5 0.00 1.500
46 Greg Burke, R (11, 1) ERA: 3.63 0.2 2 0 0 0 1 0 0 0 0 0 0 0 4 5 0.00 0.000
30 David Aardsma, R (12, 1) ERA: 1.0 3 0 0 0 1 0 0 0 0 0 0 9 14 0.00 0.000
38 Shaun Marcum, R (13, 1) ERA: 4.96 8.0 L 28 5 1 1 7 0 0 0 0 0 0 84 105 1.12 0.625
1B: 15 SF: 1
2B: 0 SAC: 0
3B: 0 DP: 1
HR: 0 HBP: 0
WP: 0 PA: 73
PB: 0
SB: 1
CS: 2

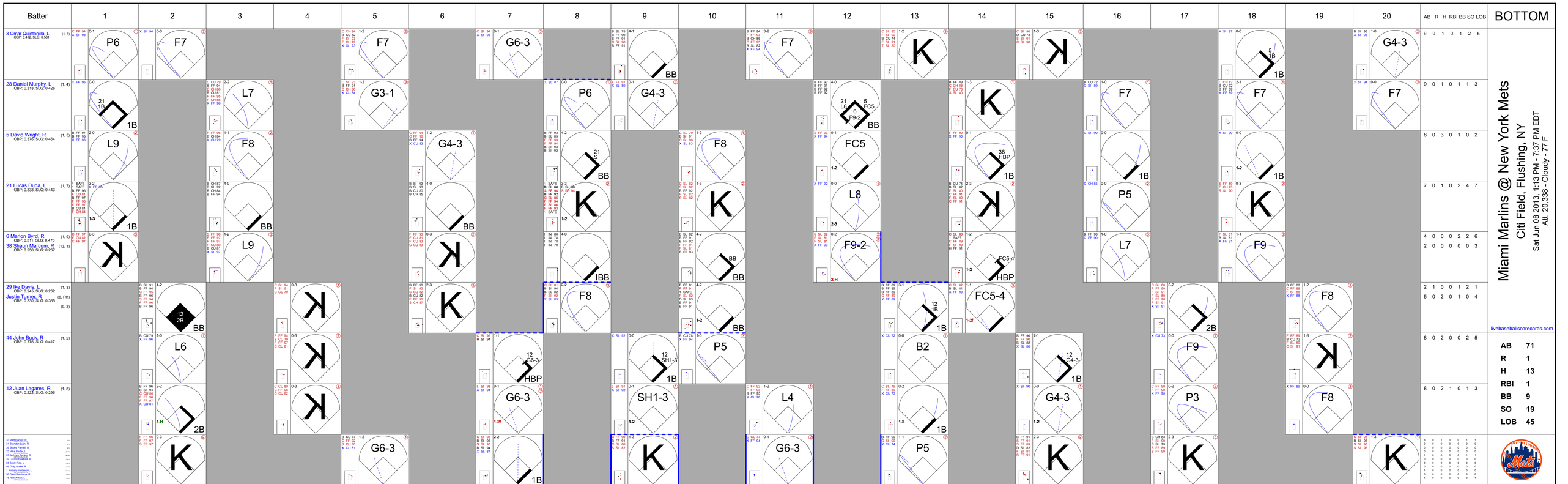
Batter
1
2
3
4
5
6
7
8
9
10
11
12
13
14
15
16
17
18
19
20
AB R H RBI BB SO LOB
BOTTOM
3 Omar Quintanilla, L (1, 6) OBP: 0.412, SLG: 0.581
28 Daniel Murphy, L (1, 4) OBP: 0.318, SLG: 0.426
5 David Wright, R (1, 6) OBP: 0.376, SLG: 0.464
21 Lucas Duda, L (1, 7) OBP: 0.338, SLG: 0.443
6 Marlon Byrd, R (1, 9) OBP: 0.311, SLG: 0.476
38 Shaun Marcum, R (13, 1) OBP: 0.250, SLG: 0.267
29 Ike Davis, L (1, 3) OBP: 0.245, SLG: 0.262
Justin Turner, R (8, PH) (9, 3) OBP: 0.330, SLG: 0.365
44 John Buck, R (1, 2) OBP: 0.276, SLG: 0.417
12 Juan Lagares, R (1, 8) OBP: 0.222, SLG: 0.295
33 Matt Harvey, R
34 Bruce Chen, L
39 Bobby Parnell, R
23 Mike Baxter, L
20 Anthony Recker, R
10 LaTroy Hawkins, R
56 Scott Rice, L
40 Greg Burke, R
7 Jordany Valdespin, L
30 Daniel Descalso, R
16 Andrew Brown, L
Miami Marlins @ New York Mets
Citi Field, Flushing, NY
Sat Jun 08 2013, 1:13 PM - 7:37 PM EDT
Att. 20,338 - Cloudy - 77 F
livebaseballscorecards.com
AB 71
R 1
H 13
RBI 1
BB 9
SO 19
LOB 45
Inning Stats
PITCHER
IP WLS BF H R ER SO BB IBB HBP BLK WP HR S P ERA WHIP
16 José Fernández, R (1, 1) ERA: 3.17
50 Chad Qualls, R (7, 1) ERA: 2.7
40 Mike Dunn, L (8, 1) ERA: 3.0
58 Ryan Webb, R (8, 1) ERA: 3.23
43 Dan Jennings, L (9, 1) ERA: 1.42
44 AJ Ramos, R (10, 1) ERA: 4.5
45 Kevin Slowey, R (13, 1) ERA: 3.77
31 Steve Cishek, R (20, 1) ERA: 4.32

Miami Marlins @ New York Mets

Citi Field, Flushing, NY

Sun Jun 09 2013, 1:12 PM - 4:46 PM EDT

Att. 21,747 - Partly Cloudy - 80 F

livebaseballscorecards.com

TOP

Batter	1	2	3	4	5	6	7	8	9	10	AB	R	H	RBI	BB	SO	LOB
9 Juan Pierre, L (1, 7) OBP: 0.294, SLG: 0.286	B FF 89 F FF 89 B FF 90 F FC 87 F FF 92 S FC 89 2-3 K ①		C FF 89 C SI 89 X FF 88 0-2 G1-3 ②			B SI 87 L FC 85 F SI 88 S FC 86 1-3 K ①	C FC 86 F FC 87 F FF 89 B FC 86 F FC 85 F SI 89 B FC 86 F FC 86 F FF 90 2-2 X FC 86 1-2 1B		C KC 84 C FF 95 B FF 94 X FF 96 1-2 59 1B 1B	C FF 92 X SL 83 0-1 G3-1 ②	6	0	2	0	0	2	0
59 Ed Lucas, R (1, 5) OBP: 0.471, SLG: 0.414	C FF 91 S FC 88 S CU 77 0-3 K ②		C SI 90 F CH 83 B FF 90 F FC 86 X SI 90 1-2 F8 ③			S FF 88 S CU 74 F FF 90 X CU 75 0-2 51 1B 48 2B 1B	F FF 90 X FF 91 0-1 G5-3 ③		1 SAFE B FF 95 C KC 84 1 SAFE X FF 94 1-1 1-3 1B	C FF 93 B FF 93 S FF 92 B FF 93 F SL 83 B FF 92 4-2 BB	5	1	2	0	1	1	2
51 Derek Dietrich, L (1, 4) OBP: 0.288, SLG: 0.413	C FF 91 F FC 88 S FF 92 0-3 K ③			X FC 85 0-0 G6-3 ①		C FC 86 F SI 90 X CU 75 0-2 48 2B 48 E 1-2 1B		B SL 81 F SI 89 B SI 88 F CH 82 B SL 82 F SI 91 X SI 92 3-2 HR	F KC 85 C KC 84 F KC 85 S FF 94 0-3 K ②	X FF 92 0-0 G5-3 ③	6	2	2	1	0	2	3
48 Marcell Ozuna, R (1, 9) OBP: 0.371, SLG: 0.472		B FF 89 B FC 87 F SI 89 F FC 86 B FF 90 X SI 90 3-2 20 G6-4-3 5 BB 3 1B 1B		B CH 79 F FC 86 B FF 89 X CH 82 2-1 P2 ②		B FC 87 S FC 86 B FC 86 B SI 89 X SI 90 3-1 E8 1-H 2-H 2B		C CU 76 B FF 88 B SL 82 S SL 82 B SI 89 X SL 81 3-2 F7 ①	X KC 85 0-0 G5-3 ③		5	1	2	1	0	0	2
5 Logan Morrison, L (1, 3) OBP: 0.600, SLG: 0.500		B FF 90 B FC 87 B SI 90 B FF 90 4-0 20 G6-4-3 1-2 BB		B FC 87 X FC 86 1-0 G6-3 ③		X FF 89 0-0 L8 ②		B SI 88 X CU 76 1-0 3 1B 20 1B 1B		B FS 89 C KC 82 X FF 93 1-1 3 FC4 20 1B 3 E 1B	4	1	2	0	1	0	1
20 Justin Ruggiano, R (1, 8) OBP: 0.289, SLG: 0.382		B FF 89 X FC 88 1-0 G6-4-3 ① ② 1-2f 2-3			C SI 86 X CH 79 0-1 F8 ①	B FC 86 B CU 74 X FF 90 2-0 G5-3 ③		D SL 80 C SL 82 F CU 76 F FF 88 X SL 82 1-2 3 1B 1-2 1B		L FF 94 B FF 94 X KC 85 1-1 3 E 29 SF7 1-2 1B	5	1	2	0	0	0	3
3 Adeiny Hechavarría, R (1, 6) OBP: 0.253, SLG: 0.312		C CU 75 B FF 91 X SI 90 1-1 3-H 1B			L FC 84 X FF 87 0-1 L9 ②		C FF 88 B FC 86 B FC 86 X CH 81 2-1 G5-3 ① D SL 82 C SI 86 F FC 86 B SI 86 B FC 85 X FC 86 3-2 1-2 2-3 1B ②		B FF 92 L FF 90 L FF 94 B FF 96 D KC 85 X FF 95 3-2 FC4 29 SF7 21 HR 1-3 2-H	5	1	2	1	0	0	1
6 Jeff Mathis, R (1, 2) 40 Mike Dunn, L (8, 1) 50 Chad Qualls, R (9, 1) 29 Greg Dobbs, L (10, PH) OBP: 0.288, SLG: 0.281 31 Steve Cishek, R (10, 1)		D SI 90 F FC 86 1 SAFE X CH 84 1-1 F8 ③			C FF 88 B FC 85 X FC 86 1-1 2B		B FF 89 B CH 80 B FF 90 C FF 88 F SI 89 X SI 89 3-2 P3 ② S FC 87 B SI 88 B FC 86 F FC 87 F SI 87 B CU 76 X FC 86 3-2 F8 ③		B SL 84 X FF 92 1-0 SF7 ① 1-2 3-H	4	0	1	0	0	0	3
34 Tom Koehler, R (1, 1) OBP: 0.100, SLG: 0.100 21 Miguel Olivo, R (8, 2) OBP: 0.247, SLG: 0.394			C FF 87 B FC 88 B FF 88 S FF 89 F FC 88 X FC 87 2-2 G6-3 ①		X FC 85 0-0 G6-3 ③		C FF 87 S CH 80 F FF 90 X CU 74 0-2 9 1B 1B		C FF 92 C FF 93 F KC 83 F KC 84 B FF 94 B KC 84 C FF 96 2-3 K ①	F SL 85 B FF 91 F SL 83 F FF 92 B FF 92 F FF 92 X SL 84 2-2 2-H HR	3	0	1	0	0	0	1
											2	1	1	2	0	1	0
Inning Stats	R: 0 H: 0 E: 0 LOB: 0 K: 3 BB: 0 S: 10 P: 12	R: 1 H: 2 E: 0 LOB: 1 K: 0 BB: 1 S: 8 P: 18	R: 0 H: 0 E: 0 LOB: 0 K: 0 BB: 0 S: 11 P: 14	R: 0 H: 0 E: 0 LOB: 0 K: 0 BB: 0 S: 4 P: 7	R: 0 H: 1 E: 0 LOB: 1 K: 0 BB: 0 S: 7 P: 8	R: 2 H: 3 E: 1 LOB: 1 K: 1 BB: 0 S: 14 P: 20	R: 0 H: 2 E: 0 LOB: 2 K: 0 BB: 0 S: 19 P: 26	R: 1 H: 4 E: 0 LOB: 2 K: 0 BB: 0 S: 19 P: 33	R: 0 H: 2 E: 0 LOB: 2 K: 2 BB: 0 S: 15 P: 19	R: 4 H: 3 E: 1 LOB: 1 K: 0 BB: 1 S: 19 P: 31	1B: 13 SF: 1 2B: 2 SAC: 0 3B: 0 DP: 1 HR: 2 HBP: 0						

	AB	45
	R	8
	H	17
	RBI	6
	BB	2
	SO	6
	LOB	16

WP: 0 PA: 48
PB: 0
SB: 0
CS: 0

PITCHER		IP	WLS	BF	H	R	ER	SO	BB	IBB	HBP	BLK	WP	HR	S	P	ERA	WHIP
49 Jonathon Niese, L ERA: 4.24	(1, 1)	6.2		28	8	3	2	4	1	0	0	0	0	0	71	103	2.70	1.350
32 LaTroy Hawkins, R ERA: 4.26	(7, 1)	0.1	H	1	0	0	0	0	0	0	0	0	0	0	2	2	0.00	0.000
56 Scott Rice, L ERA: 4.23	(8, 1)	0.0	B	1	1	1	1	0	0	0	0	0	0	1	4	7	∞	∞
34 Brandon Lyon, R ERA: 3.24	(8, 1)	1.0		5	3	0	0	0	0	0	0	0	0	0	15	26	0.00	3.000
39 Bobby Parnell, R ERA: 3.04	(9, 1)	1.0	L	8	4	3	3	2	0	0	0	0	0	0	22	31	27.00	4.000

PITCHER		IP	WLS	BF	H	R	ER	SO	BB	IBB	HBP	BLK	WP	HR	S	P	ERA	WHIP
73 Robert Carson, L ERA: 8.5	(10, 1)	1.0		5	1	1	0	0	1	0	0	0	0	1	12	19	0.00	2.000

Miami Marlins @ New York Mets

Citi Field, Flushing, NY

Sun Jun 09 2013, 1:12 PM - 4:46 PM EDT

Att. 21,747 - Partly Cloudy - 80 F

BOTTOM

Batter	1	2	3	4	5	6	7	8	9	10	AB	R	H	RBI	BB	SO	LOB
3 Omar Quintanilla, L (1, 6) OBP: 0.385, SLG: 0.528	C SI 92 F SI 93 F KC 82 X SI 94 0-2 ① F7		B KC 78 X SI 93 1-0 5 2B 28 G4-3 1-2 2-3 1B		C FF 93 X CH 85 0-1 ② G3-1			C FF 94 B SL 87 X SL 87 1-1 ① G3		C SI 91 B CH 84 X CH 86 1-1 ③ G3-1	5	1	1	0	0	0	0
1 Jordany Valdespin, L (1, 9) OBP: 0.294, SLG: 0.376 6 Marlon Byrd, R (8, PH) OBP: 0.309, SLG: 0.473 (9, 9)	B KC 80 F FF 93 X FF 93 1-1 28 CS 5 G4-3 1B		B KC 79 D KC 80 X FF 94 2-0 ① F5		S FF 93 X FF 93 0-1 ③ G6-3			B FF 93 S FF 94 S SL 87 F SL 88 F FF 95 S FF 94 1-3 ② K			3 1	0 0	1 0	0 0	0 0	0 1	3 0
5 David Wright, R (1, 5) OBP: 0.373, SLG: 0.465	B SI 93 F SI 92 B FF 93 1 SAFE F SI 94 X SL 88 2-2 ② G4-3 1-2		B FF 94 F CH 87 X SI 94 1-1 28 G4-3 1-3 2-H 3-H 2B			B KC 76 B SI 92 S FF 90 F FF 90 S SL 88 2-3 ① K		T FF 94 F FF 94 B FF 94 X SL 89 1-2 ③ P3			4	0	1	2	0	1	1
28 Daniel Murphy, L (1, 4) OBP: 0.325, SLG: 0.442	C CH 85 B KC 80 1-1 ③ CS 2-3	F FF 93 B SI 94 X CH 85 1-1 HR	C KC 81 B KC 82 C KC 79 F SL 88 B SI 94 F KC 80 X KC 81 2-2 ② G4-3 2-3 3-H			C CH 85 B SI 93 F FF 92 B SL 88 X SL 89 2-2 E4 1B			C SL 86 S SL 88 B FF 93 B SL 87 F FF 92 B SL 88 F FF 94 B FF 93 4-2 20 S BB		3	1	2	2	1	0	1
Mike Baxter, L (1, 7) OBP: 0.333, SLG: 0.282		B SI 93 B FF 94 F FF 92 F FF 94 X KC 80 2-2 ① G3-1	X FF 94 0-0 ③ F8			B KC 77 X FF 92 1-0 ② P6			B FF 94 C FF 94 T SL 86 L SL 87 1-3 ① K		4	0	0	0	0	1	3
29 Ike Davis, L (1, 3) OBP: 0.242, SLG: 0.258 Justin Turner, R (9, PH) OBP: 0.326, SLG: 0.360 (10, 3)		B SI 93 B FF 92 F FF 92 B KC 80 F SI 93 S SI 94 3-3 ② K	B FF 91 T CH 84 C FF 93 X KC 82 1-2 ① G5-3			S KC 80 X KC 80 0-1 ③ F8			F SI 94 F SI 95 S SL 88 0-3 ② K		3 1	0 0	0 0	0 0	0 0	1 1	1 1
20 Anthony Recker, R (1, 2) OBP: 0.250, SLG: 0.343		F FF 93 B FF 94 B SL 88 B FF 93 S FF 93 X FF 94 3-2 ③ F9	X SI 93 0-0 ② G6-3		X SI 92 0-0 ① P3				C SL 88 B SI 94 F SL 87 F SI 94 C SL 88 1-3 ③ K 1-2		4	0	0	0	0	1	1
12 Juan Lagares, R (1, 8) OBP: 0.224, SLG: 0.292			C FF 92 F FF 92 B SI 95 X KC 82 1-2 3 1B 49 BB 5 2B 1B	B FF 94 B FF 93 C FF 91 B SI 93 X SI 92 3-1 ③ G6-3		B FF 93 B FF 90 C CH 89 B FF 89 C FF 91 X FF 92 3-2 ② F8			C SI 90 B SL 83 C SI 91 T SL 83 1-2 ① K	4	1	1	0	0	1	0
49 Jonathon Niese, L (1, 1) OBP: 0.319, SLG: 0.235 32 LaTroy Hawkins, R (7, 1) 21 Lucas Duda, L (7, PH) OBP: 0.336, SLG: 0.440 56 Scott Rice, L (8, 1) 34 Brandon Lyon, R (8, 1) 39 Bobby Parnell, R (9, 1) 73 Robert Carson, L (10, 1) 9 Kirk Nieuwenhuis, L (10, PH) OBP: 0.167, SLG: 0.176			B FF 93 1 SAFE B SI 91 F FF 90 B FF 91 C FF 91 B FF 91 4-2 3 1B 5 2B 1-2 BB	X FF 92 0-0 ① G5-3		C KC 80 B SL 87 F KC 80 F FF 94 X SL 88 1-2 ③ G3-1			B SI 91 C SI 92 F CH 86 C SL 82 1-3 ② K	1 0 1 0 0 0 0 1	1 0 0 0 0 0 0 0	0 0 0 0 0 0 0 0	0 0 0 0 0 0 0 0	1 0 0 0 0 0 0 1	0 0 0 0 0 0 0 0	0 0 0 0 0 0 0 0
Inning Stats	R: 0 E: 0 K: 0 S: 10 H: 1 LOB: 0 BB: 0 P: 14	R: 1 E: 0 K: 1 S: 11 H: 1 LOB: 0 BB: 0 P: 20	R: 3 E: 0 K: 0 S: 15 H: 3 LOB: 1 BB: 1 P: 26	R: 0 E: 0 K: 0 S: 6 H: 0 LOB: 0 BB: 0 P: 10	R: 0 E: 0 K: 0 S: 5 H: 0 LOB: 0 BB: 0 P: 5	R: 0 E: 1 K: 1 S: 9 H: 1 LOB: 1 BB: 0 P: 14	R: 0 E: 0 K: 0 S: 8 H: 0 LOB: 0 BB: 0 P: 12	R: 0 E: 0 K: 1 S: 10 H: 0 LOB: 0 BB: 0 P: 13	R: 0 E: 0 K: 3 S: 14 H: 0 LOB: 1 BB: 1 P: 20	R: 0 E: 0 K: 2 S: 8 H: 0 LOB: 0 BB: 0 P: 11	1B: 4 2B: 1 3B: 0 HR: 1 SF: 0 SAC: 0 DP: 0 HBP: 0	WP: 0 PB: 0 SB: 1 CS: 1 PA: 38					

PITCHER		IP	WLS	BF	H	R	ER	SO	BB	IBB	HBP	BLK	WP	HR	S	P	ERA	WHIP
34 Tom Koehler, R ERA: 3.91	(1, 1)	7.0		27	6	4	4	2	1	0	0	0	0	1	64	101	5.14	1.000
40 Mike Dunn, L ERA: 2.86	(8, 1)	1.1		5	0	0	0	2	1	0	0	0	0	0	17	25	0.00	0.750
50 Chad Qualls, R ERA: 2.63	(9, 1)	0.2	W	2	0	0	0	2	0	0	0	0	0	0	7	8	0.00	0.000
31 Steve Cishek, R ERA: 4.15	(10, 1)	1.0		3	0	0	0	2	0	0	0	0	0	0	8	11	0.00	0.000

PITCHER	IP	WLS	BF	H	R	ER	SO	BB	IBB	HBP	BLK	WP	HR	S	P	ERA	WHIP

AB	35
R	4
H	6
RBI	4
BB	2
SO	8
LOB	11

livebaseballscorecards.com

Batter	1	2	3	4	5	6	7	8	9	AB	R	H	RBI	BB	SO	LOB
7 Norichika Aoki, L (1, 9) OBP: 0.381, SLG: 0.403	B SI 90 B SI 90 C FF 89 X FF 90 2-1 27 E 2B	B SL 82 B FS 80 C SI 89 B SL 84 X SI 91 3-1 9 G4-3 27 1B 1B		L SI 90 H SL 85 1-1 9 G6-4-3 HBP		B FS 80 B FF 89 B SI 91 B SI 90 4-0 9 G6-3 1-2 BB		C FF 94 B SL 84 B FF 96 X FF 96 2-1 ① G4-3		3	2	2	0	1	0	0
9 Jean Segura, R (1, 6) OBP: 0.371, SLG: 0.538	L SI 89 X SL 79 0-1 ① F9	C SI 91 1 SAFE X SI 89 0-1 ② G4-3 1-2		X SI 88 0-0 ②③ G6-4-3 1-2f		X SI 92 0-0 ②③ G6-3 1-2f		B FF 96 X FF 95 1-0 27 G4-6-3 1B		5	0	1	0	0	0	5
27 Carlos Gómez, R (1, 8) OBP: 0.363, SLG: 0.583	X SL 81 0-0 E2 20 1B 2-H 1B	F CU 76 B SI 91 S FS 82 B SI 92 D SL 84 X FS 82 3-2 16 S 2-H 1B			X CU 72 0-0 ① P5		C SI 90 F SL 83 X SI 92 0-2 20 1B 3B	D CH 84 X FF 95 1-0 ②③ G4-6-3 1-2f		5	2	3	2	0	0	1
16 Aramis Ramirez, R (1, 5) OBP: 0.375, SLG: 0.465 14 Jeff Bianchi, R (9, PH) OBP: 0.267, SLG: 0.339 (9, 5)	B SI 92 F SL 82 S SI 91 B SI 91 B FF 92 X SL 82 3-2 ② L9	1 SAFE 1 SAFE B SL 82 B FF 90 B FF 90 X FF 92 3-0 ③ F9 1-2			F FF 88 C SL 80 B FF 91 S CU 74 1-3 ② K		X SI 93 0-0 ① P2		B FF 91 F FF 91 F CH 84 B SL 81 B SL 84 T FF 92 3-2 ① K	4 1	0 0	0 0	0 0	0 0	1 1	3 0
20 Jonathan Lucroy, R (1, 2) OBP: 0.319, SLG: 0.426	B SL 82 B SI 92 D SL 84 C FF 92 X SI 92 3-1 23 1B 22 BB 3-H 1B		C FF 90 S FS 80 B SL 83 X SL 82 1-2 ① G6-3		C SL 84 B FF 91 S SL 84 B FF 91 X CU 76 2-2 22 1B 1B		B SI 93 X SI 94 1-0 23 1B 22 1B 21 SF8 3-H 1B		X FF 92 0-0 2B	5	1	4	2	0	0	0
22 Logan Schafer, L (1, 7) OBP: 0.308, SLG: 0.333	C FS 82 D FS 80 1 SAFE B CU 72 B FF 89 B SI 92 4-1 23 1B 1-2 BB		B FF 90 B SI 91 C SI 90 S SL 86 X CU 75 2-2 ② G3		B FF 91 X SI 91 1-0 1-2 1B		F SI 93 F SI 92 X SL 83 0-2 21 SF8 23 1B 1-2 1B		C FF 93 X SL 81 0-1 ② P6	4	0	2	0	1	0	1
23 Rickie Weeks Jr., R (1, 4) OBP: 0.305, SLG: 0.337	B SL 82 B SL 83 S SI 92 X SL 82 2-1 1-2 2-3 1B		F SL 84 B CU 74 X SL 81 1-1 HR		C FS 82 S FF 92 B SI 91 D SL 84 X SL 83 2-2 ③ F8		C SL 82 X SI 93 0-1 1-2 2-3 1B		D FF 92 X FF 92 1-0 ③ F9	5	1	3	1	0	0	3
21 Juan Francisco, L (1, 3) OBP: 0.273, SLG: 0.346	F FS 81 B CU 75 B CU 76 S FF 92 F FF 92 S SL 82 2-3 ③ K		F FS 81 B FF 91 S CU 75 B SI 92 S SL 82 2-3 ③ K			C CU 72 F SL 84 S SL 82 0-3 ① K	B CH 83 X SL 82 1-0 ② SF8 2-3 3-H			3	0	0	1	0	3	3
49 Yovani Gallardo, R (1, 1) OBP: 0.233, SLG: 0.467 48 Donovan Hand, R (9, 1)		C SI 90 F SI 89 B SL 82 B SL 83 S SL 79 2-3 ① K		B SI 89 X FF 91 1-0 ① G4-3		S SL 85 C SL 84 F FF 92 X CU 76 0-2 7 BB 1B	F SI 93 S SL 82 S SL 83 0-3 ③ K			4 0	0 0	1 0	0 0	0 0	2 0	2 0

Inning Stats																					
	R: 2 E: 1 K: 1 S: 17	H: 4 LOB: 3 BB: 1 P: 33	R: 1 E: 0 K: 1 S: 11	H: 2 LOB: 1 BB: 0 P: 22	R: 1 E: 0 K: 1 S: 11	H: 1 LOB: 0 BB: 0 P: 17	R: 0 E: 0 K: 0 S: 3	H: 0 LOB: 0 BB: 0 P: 5	R: 0 E: 0 K: 1 S: 11	H: 2 LOB: 2 BB: 0 P: 17	R: 0 E: 0 K: 1 S: 8	H: 1 LOB: 1 BB: 1 P: 12	R: 2 E: 0 K: 1 S: 14	H: 4 LOB: 2 BB: 0 P: 16	R: 0 E: 0 K: 0 S: 4	H: 1 LOB: 0 BB: 0 P: 8	R: 0 E: 0 K: 1 S: 7	H: 1 LOB: 1 BB: 0 P: 11	1B: 12 2B: 2 3B: 1 HR: 1	SF: 1 SAC: 0 DP: 3 HBP: 1	WP: 0 PB: 0 SB: 1 CS: 0	PA: 43

PITCHER		IP	WLS	BF	H	R	ER	SO	BB	IBB	HBP	BLK	WP	HR	S	P	ERA	WHIP
47 Ricky Nolasco, R ERA: 3.8	(1, 1)	5.1	L	28	10	4	4	5	2	0	1	0	0	1	60	105	6.75	2.250
58 Ryan Webb, R ERA: 3.62	(6, 1)	1.2		8	4	2	2	1	0	0	0	0	0	0	15	17	10.80	2.400
67 Edgar Olmos, L ERA:	(8, 1)	1.0		3	1	0	0	0	0	0	0	0	0	0	4	8	0.00	1.000
43 Dan Jennings, L ERA: 1.23	(9, 1)	1.0		4	1	0	0	1	0	0	0	0	0	0	7	11	0.00	1.000

PITCHER	IP	WLS	BF	H	R	ER	SO	BB	IBB	HBP	BLK	WP	HR	S	P	ERA	WHIP

TOP

Milwaukee Brewers @ Miami Marlins

Marlins Park, Miami, FL

Mon Jun 10 2013, 7:13 PM - 10:01 PM EDT

Att. 13,259 - Roof Closed - 78 F

livebaseballscorecards.com

AB	39
R	6
H	16
RBI	6
BB	2
SO	7
LOB	18

Milwaukee Brewers @ Miami Marlins

Marlins Park, Miami, FL

Mon Jun 10 2013, 7:13 PM - 10:01 PM EDT

Att. 13,259 - Roof Closed - 78 F

livebaseballscorecards.com

BOTTOM

Batter	1	2	3	4	5	6	7	8	9	AB	R	H	RBI	BB	SO	LOB
9 Juan Pierre, L (1, 7) OBP: 0.298, SLG: 0.300	B SI 88 B FF 88 C SI 88 F FF 89 X FF 91 2-2 G6-3		B FF 92 X SL 86 1-0 30 G6-4-3 1-2 1B			B FF 91 C FF 91 X SI 91 1-1 FC6-4 59 L4-6 59 S 1-2f			C SI 90 X CH 84 0-1 59 G5-3 3B	4	1	2	0	0	0	1
30 Placido Polanco, R (1, 5) OBP: 0.286, SLG: 0.256 59 Ed Lucas, R (6, PH) OBP: 0.444, SLG: 0.387 (7, 5)	C FF 90 B FF 91 X FF 91 1-1 G5-3		C CU 78 X FF 93 0-1 G6-4-3 1-2f			1 SAFE C FF 92 B SL 86 C SI 92 B SL 87 B SI 92 F FF 92 F SI 92 F FF 93 3-2 F SI 92 X SL 87 L4-6 1-2			C SI 91 B SL 84 B SL 83 B SI 90 X SI 91 3-1 G5-3 3-H	2 2	0 0	0 0	0 1	0 0	0 0	2 1
27 Giancarlo Stanton, R (1, 9) OBP: 0.337, SLG: 0.380	B SI 92 B FF 92 X SI 91 2-0 G6-3			B CU 79 F SL 87 F FF 92 B CU 80 F SL 88 X FF 92 2-2 5 G3-6 1B			C CU 77 S FF 92 X CU 78 0-2 G6-3		C SI 91 S CU 69 B CU 68 D CU 68 C SI 92 2-3 K	4	0	1	0	0	1	0
48 Marcell Ozuna, R (1, 8) OBP: 0.364, SLG: 0.462		B SI 89 X FF 90 1-0 G6-3		C CU 79 B SL 87 B FF 93 F SI 93 S CU 79 2-3 K			C FF 91 B SL 85 B CU 78 F SI 91 F CU 79 S CU 79 2-3 K			3	0	0	0	0	2	1
5 Logan Morrison, L (1, 3) OBP: 0.500, SLG: 0.333		C FF 91 B CU 78 B CU 78 B FF 90 B SI 91 4-1 BB		C FF 93 D CU 79 1 SAFE B CU 79 1 SAFE X FF 93 2-1 G3-6 1-2f			C CU 77 B CH 84 X CH 85 1-1 G4-3			2	0	0	0	1	0	1
51 Derek Dietrich, L (1, 4) OBP: 0.281, SLG: 0.402		C FF 91 B SL 85 B FF 91 F FF 91 S SL 85 2-3 K			X FF 90 0-0 L9			C CU 75 X SL 85 0-1 G3-4-1		3	0	0	0	0	1	1
3 Adeiny Hechavarría, R (1, 6) OBP: 0.249, SLG: 0.307		C FF 91 F FF 91 B FF 92 B CU 80 B FF 93 F FF 92 S FF 92 3-3 K			C FF 91 B SI 91 B CU 80 F FF 92 F FF 92 X FF 92 2-2 G6-3			B CU 78 B SI 91 X FF 90 2-0 F9		3	0	0	0	0	1	1
19 Rob Brantly, L (1, 2) OBP: 0.292, SLG: 0.291 58 Ryan Webb, R (6, 1) 67 Edgar Olmos, L (8, 1) 29 Greg Dobbs, L (8, PH) OBP: 0.286, SLG: 0.279 43 Dan Jennings, L (9, 1)			C CU 76 X FF 91 0-1 G1			B CU 76 F CU 78 X SL 86 1-1 G4-3		B CU 78 C SI 91 S CU 78 B CU 79 B SI 91 F FF 92 X CH 87 3-2 G6-3		2 0 0 1 0	0 0 0 0 0	0 0 0 0 0	0 0 0 0 0	0 0 0 0 0	0 0 0 0 0	0 0 0 0 0
47 Ricky Nolasco, R (1, 1) OBP: 0.130, SLG: 0.174 21 Miguel Olivo, R (6, 2) OBP: 0.253, SLG: 0.397			C FF 89 F SL 86 B CU 77 X CU 78 1-2 9 1B 1B			B FF 90 C FF 90 F FF 91 B FF 90 F FF 92 X SI 92 2-2 9 FC6-4 1B			B SI 90 F SI 90 B SI 90 F SI 89 S CU 68 2-3 K	1 2	0 0	1 1	0 0	0 0	0 1	0 0
Inning Stats	R: 0 E: 0 K: 0 S: 6 H: 0 LOB: 0 BB: 0 P: 11	R: 0 E: 0 K: 2 S: 9 H: 0 LOB: 1 BB: 1 P: 19	R: 0 E: 0 K: 0 S: 8 H: 2 LOB: 1 BB: 0 P: 10	R: 0 E: 0 K: 1 S: 9 H: 1 LOB: 0 BB: 0 P: 15	R: 0 E: 0 K: 0 S: 7 H: 0 LOB: 0 BB: 0 P: 10	R: 0 E: 0 K: 0 S: 13 H: 1 LOB: 0 BB: 0 P: 19	R: 0 E: 0 K: 1 S: 9 H: 0 LOB: 0 BB: 0 P: 12	R: 0 E: 0 K: 0 S: 7 H: 0 LOB: 0 BB: 0 P: 12	R: 1 E: 0 K: 2 S: 10 H: 1 LOB: 0 BB: 0 P: 17	1B: 4 2B: 1 3B: 1 HR: 0	SF: 0 SAC: 0 DP: 3 HBP: 0			WP: 0 PB: 0 SB: 1 CS: 0	PA: 30		

PITCHER	IP	WLS	BF	H	R	ER	SO	BB	IBB	HBP	BLK	WP	HR	S	P	ERA	WHIP
49 Yovani Gallardo, R (1, 1) ERA: 4.74	8.0	W	26	4	0	0	4	1	0	0	0	0	0	68	108	0.00	0.625
48 Donovan Hand, R (9, 1) ERA: 3.97	1.0		4	1	1	1	2	0	0	0	0	0	0	10	17	9.00	1.000

PITCHER	IP	WLS	BF	H	R	ER	SO	BB	IBB	HBP	BLK	WP	HR	S	P	ERA	WHIP

AB	29
R	1
H	5
RBI	1
BB	1
SO	6
LOB	8

Batter	1	2	3	4	5	6	7	8	9	AB	R	H	RBI	BB	SO	LOB
7 Norichika Aoki, L (1, 9) OBP: 0.375, SLG: 0.397	C FF 91 F FF 91 B CU 79 C CU 77 1-3 ① K		S SI 93 L SI 92 B SI 93 X CH 85 1-2 ① FC1-6 9 G6-4-3 1-2f		B SI 92 X CH 85 1-0 ③ L3		X SI 93 0-0 ③ G3			4	0	0	0	0	1	2
9 Jean Segura, R (1, 6) OBP: 0.373, SLG: 0.538	B SI 93 X SI 93 1-0 20 S 16 WP 1B		F SI 92 1 SAFE 1 SAFE X SI 92 0-1 ②③ G6-4-3 1-2f			B CU 75 F SI 92 B FC 83 B SI 92 C SI 93 X SI 93 3-2 27 G4-3 27 S 16 G5-3 1B		C SI 95 B SL 89 C SI 95 X SL 88 1-2 ① G4-3		4	1	2	0	0	0	1
27 Carlos Gómez, R (1, 8) OBP: 0.357, SLG: 0.573	X FC 83 0-0 ② F7			F FF 92 C SI 94 S CU 81 0-3 K 20 E 20 SF8		1 SAFE C FF 93 S FF 92 X FF 93 0-2 ① G4-3 1-3		B SL 87 C SI 95 X SI 95 1-1 ② G4-3		4	1	0	0	0	1	2
16 Aramis Ramirez, R (1, 5) OBP: 0.371, SLG: 0.453	F SI 92 1 SAFE B FF 91 C FC 84 B FC 84 D FC 85 D CU 80 4-2 1-2 BB			X FF 93 0-0 ① P4		B SI 93 C FC 84 F FF 94 X SI 94 1-2 ② G5-3 3-H		T SL 88 S SL 86 X SI 95 0-2 ③ G6-3		3	0	0	1	1	0	1
20 Jonathan Lucroy, R (1, 2) OBP: 0.313, SLG: 0.420	C FF 93 C SI 93 D CU 81 D FC 81 S SI 95 2-3 ③ K 2-3			1 SAFE 1 SAFE 1 SAFE C SI 92 1 SAFE B SI 93 B SI 93 B FC 86 X FF 93 3-1 ② SF8 1-H		F FF 93 B FC 84 X SI 94 1-1 ③ G6-3			C SI 92 C SI 94 X SL 83 0-2 ① F9	3	0	0	1	0	1	2
22 Logan Schafer, L (1, 7) OBP: 0.293, SLG: 0.316		C SI 91 C SI 93 B SI 94 F SI 94 F CU 79 S CU 80 1-3 ① K		X SI 93 0-0 ③ G4-3			B CU 75 X SI 92 1-0 ① F7		F SI 93 B SL 83 C SL 83 X SL 84 1-2 ② P2	4	0	0	0	0	1	0
23 Rickie Weeks Jr., R (1, 4) OBP: 0.308, SLG: 0.337		C FF 94 B FF 94 C SI 93 F FC 82 B SI 95 C FF 95 2-3 ② K			X FF 92 0-0 60 SH1-3 1B		B FC 84 B FC 83 B FF 93 D FF 92 4-0 3 3B BB		B SI 93 B SI 94 C SI 92 B SI 93 X SI 93 3-1 ③ L9	3	1	1	0	1	1	0
3 Yuniesky Betancourt, R (1, 3) OBP: 0.248, SLG: 0.374		F FF 94 B SI 95 B CU 78 F FF 94 X FC 86 2-2 ③ G5-3			F SI 91 S FC 84 S FC 85 0-3 ① K		X SI 94 0-0 2 SH5-3 3B 1-H			3	1	1	1	0	1	1
60 Wily Peralta, R (1, 1) OBP: 0.217, SLG: 0.182 2 Scooter Gennett, L (7, PH) OBP: 0.250, SLG: 0.286 51 Michael Gonzalez, R (7, 1) 59 John Axford, R (7, 1) 29 Jim Henderson, L (8, 1)			B FF 92 C FF 92 X FF 93 1-1 7 FC1-6 1B		X FF 92 0-0 ② SH1-3 1-2		B CU 79 S CU 79 D CU 80 X SI 92 2-1 ② SH5-3 3-H			1 0 0 0 0	0 0 0 0 0	1 0 0 0 0	0 1 0 0 0	0 0 0 0 0	0 0 0 0 0	0 0 0 0 0

TOP

Milwaukee Brewers @ Miami Marlins

Marlins Park, Miami, FL

Tue Jun 11 2013, 7:12 PM - 9:37 PM EDT

Att. 13,110 - Roof Closed - 78 F

livebaseballscorecards.com

AB	29
R	4
H	5
RBI	4
BB	2
SO	6
LOB	9

Inning Stats	1	2	3	4	5	6	7	8	9
R	0	0	0	1	0	1	2	0	0
E	0	0	0	1	0	0	0	0	0
K	2	2	0	1	1	0	0	0	0
S	10	12	7	7	6	11	5	8	8
H	1	0	1	0	1	1	1	0	0
LOB	2	0	0	0	1	0	0	0	0
BB	1	0	0	0	0	0	1	0	0
P	18	17	9	10	7	16	12	10	12

| | | |

Batter	1	2	3	4	5	6	7	8	9	AB	R	H	RBI	BB	SO	LOB
9 Juan Pierre, L (1, 7) OBP: 0.297, SLG: 0.299	B SL 90 C FF 92 B SI 93 X FF 94 2-1 ① L6	D SI 96 X SI 94 1-0 ③ L1			X FF 95 0-0 ③ B5-3			B FF 92 F FF 95 B FF 96 F FF 96 F SL 86 F FF 96 B FF 97 X FF 95 3-2 27 HR 1B		4	1	1	0	0	0	1
59 Ed Lucas, R (1, 5) OBP: 0.400, SLG: 0.343	B FF 96 B SI 94 B FF 95 C FF 92 F FF 95 F SI 96 F FF 97 X SI 96 3-2 ② L8		B SI 95 B FF 95 X FF 94 2-0 ① F8			C FF 94 X SI 94 0-1 ① G4-3		1 SAFE C FF 95 1 SAFE 1 SAFE F FF 90 1 SAFE F FF 95 B SL 86 1 SAFE 1-3 ② S SL 87 K		4	0	0	0	0	1	1
27 Giancarlo Stanton, R (1, 9) OBP: 0.333, SLG: 0.410	C FF 96 B SL 85 X SL 84 1-1 ③ G6-3		S SL 85 X SL 83 0-1 ② G1-3			S SL 83 B SL 85 B SI 96 X SL 84 2-1 ② G6-3		X SL 86 0-0 1-H HR		4	1	1	2	0	0	0
48 Marcell Ozuna, R (1, 8) OBP: 0.361, SLG: 0.456		X FF 95 0-0 5 2B 1B	B SL 86 X SL 84 1-0 ③ G5-3			X SL 83 0-0 ③ F8		B SL 86 B FF 96 B FF 96 C FF 95 F FF 96 S SL 86 3-3 ③ K		4	1	1	0	0	1	0
5 Logan Morrison, L (1, 3) OBP: 0.545, SLG: 0.667		B SI 93 1 SAFE B CH 84 X SI 92 2-0 1-H 51 HR 2B		X FF 96 0-0 ① G6-3			B SL 80 C FF 92 X SL 81 1-1 3 G4-3 2B			3	1	2	1	0	0	0
51 Derek Dietrich, L (1, 4) OBP: 0.290, SLG: 0.430		D SL 84 X SI 95 1-0 2-H HR		B FF 96 F CH 84 B SI 97 F CH 84 B SL 86 B CH 85 4-2 3 L3 BB			C SL 81 F FF 93 B FF 93 S SL 83 1-3 ① K			2	1	1	2	1	1	1
3 Adeiny Hechavarría, R (1, 6) OBP: 0.250, SLG: 0.307		X FF 96 0-0 33 B1-6-4 6 1B 1B		1 SAFE 1 SAFE B SI 94 C SL 82 F FF 94 D SL 86 X SI 96 2-2 ② ③ L3 1-1			C CU 78 B FF 95 X CU 78 1-1 ② G4-3 2-3			3	0	1	0	0	0	2
6 Jeff Mathis, R (1, 2) OBP: 0.135, SLG: 0.229		X SL 82 0-0 33 B1-6-4 1-2 1B			B FF 94 X FF 93 1-0 ① L7		C CU 78 C FF 95 B FF 96 B SL 84 B SL 84 C FF 96 3-3 ③ K			3	0	1	0	0	1	1
33 Jacob Turner, R (1, 1) 50 Chad Qualls, R (8, 1) 29 Greg Dobbs, L (8, PH) OBP: 0.285, SLG: 0.277 31 Steve Cishek, R (9, 1)		X SI 92 0-0 ① ② B1-6-4 1-2 2-3f			C FF 95 S SL 83 F SL 84 B SI 95 S FF 96 1-3 ② K			F FF 96 C SL 86 F FF 96 T FF 97 0-2 ① K		2 0 1 0	0 0 0 0	0 0 0 0	0 0 0 0	1 0 1 0	2 0 0 0	2 0 0 0
Inning Stats	R: 0 E: 0 K: 0 S: 9 H: 0 LOB: 0 BB: 0 P: 15	R: 3 E: 0 K: 0 S: 7 H: 5 LOB: 1 BB: 0 P: 11	R: 0 E: 0 K: 0 S: 4 H: 0 LOB: 0 BB: 0 P: 7	R: 0 E: 0 K: 0 S: 6 H: 0 LOB: 0 BB: 1 P: 12	R: 0 E: 0 K: 1 S: 6 H: 0 LOB: 0 BB: 0 P: 8	R: 0 E: 0 K: 0 S: 5 H: 0 LOB: 0 BB: 0 P: 7	R: 0 E: 0 K: 2 S: 10 H: 1 LOB: 1 BB: 0 P: 16	R: 2 E: 0 K: 3 S: 17 H: 2 LOB: 0 BB: 0 P: 24		1B: 4 2B: 3 3B: 0 HR: 2	SF: 0 SAC: 0 DP: 2 HBP: 0			WP: 0 PB: 0 SB: 0 CS: 0	PA: 31	

PITCHER		IP	WLS	BF	H	R	ER	SO	BB	IBB	HBP	BLK	WP	HR	S	P	ERA	WHIP
60 Wily Peralta, R ERA: 6.03	(1, 1)	6.0		22	5	3	3	1	1	0	0	0	0	1	37	60	4.50	1.000
51 Michael Gonzalez, L ERA: 2.78	(7, 1)	0.1	H	2	1	0	0	1	0	0	0	0	0	0	5	7	0.00	3.000
59 John Axford, R ERA: 4.82	(7, 1)	0.2	H	2	0	0	0	1	0	0	0	0	0	0	5	9	0.00	0.000
29 Jim Henderson, R ERA: 1.66	(8, 1)	1.0	L	5	2	2	2	3	0	0	0	0	0	1	17	24	18.00	2.000

PITCHER	IP	WLS	BF	H	R	ER	SO	BB	IBB	HBP	BLK	WP	HR	S	P	ERA	WHIP

BOTTOM

Milwaukee Brewers @ Miami Marlins

Marlins Park, Miami, FL

Tue Jun 11 2013, 7:12 PM - 9:37 PM EDT

Att. 13,110 - Roof Closed - 78 F

livebaseballscorecards.com

AB	30
R	5
H	8
RBI	5
BB	1
SO	6
LOB	8

MIAMI

Batter	1	2	3	4	5	6	7	8	9	AB	R	H	RBI	BB	SO	LOB
7 Norichika Aoki, L (1, 9) OBP: 0.376, SLG: 0.398	C FF 88 B FF 88 X CH 85 1-1 16 HBP 27 1B 20 3B 1B	C FF 86 F CU 74 C FF 90 0-3 ③ K		F FF 91 X FF 90 0-1 ② SF7 3-H		C FF 94 B SL 84 X FF 96 1-1 9 BB 27 E 1-2 1B		X FF 92 0-0 ②③ G4-6-3 1-2r		4	2	2	1	0	1	1
9 Jean Segura, R (1, 6) OBP: 0.374, SLG: 0.545 3 Yuniesky Betancourt, R (9, 6) OBP: 0.248, SLG: 0.374	C FF 90 F FF 90 X SL 80 0-2 ① F9		X SL 81 0-0 HR	B CH 83 C SI 90 B FF 91 X SL 78 2-1 ③ F8		B FF 94 B FF 94 B FF 94 C FF 94 B FF 96 4-1 27 E 1-2 2-3 BB			F FF 95 F FF 95 X FF 96 0-2 ① F9	4 0	2 0	1 0	1 0	1 0	0 0	2 0
27 Carlos Gómez, R (1, 8) OBP: 0.366, SLG: 0.594	1 SAFE X SL 80 0-0 16 HBP 20 3B 1-2 1B		C CH 84 B FF 90 X FF 89 1-1 20 CS 16 1B 1B		B SL 82 C FF 90 C CH 85 X SI 91 1-2 20 SF8 3B	X FF 95 0-0 E4 1-H 2-H 3-H 3B			X SL 82 0-0 ② G4-3	5	3	4	3	0	0	0
16 Aramis Ramirez, R (1, 5) OBP: 0.375, SLG: 0.450 14 Jeff Bianchi, R (6, 5) OBP: 0.262, SLG: 0.333	C FF 90 H FF 90 1-1 20 3B 1-2 2-3 HBP		B FF 89 1 SAFE B FF 90 X SL 81 2-0 20 CS 1-2 1B		F FF 91 C SL 83 S FF 91 0-3 ① K	C SL 83 X FF 95 0-1 ③ G5-3			C SL 82 S FF 93 X FF 94 0-2 ③ L9	3 1	1 0	1 0	0 0	0 0	1 0	1 0
20 Jonathan Lucroy, R (1, 2) OBP: 0.312, SLG: 0.429	B FF 90 C FF 90 X CU 73 1-1 1-H 2-H 3-H 3B		C FF 90 C SI 90 S SI 91 0-3 ①② K 1-2 2-3		S FF 91 X FF 91 0-2 ② SF8 3-H		B FF 91 B FF 89 C FF 90 B FF 90 X FF 91 3-1 ① G6-3			3	0	1	4	0	1	2
22 Logan Schafer, L (1, 7) OBP: 0.279, SLG: 0.300	C SI 91 X SL 82 0-1 ② P6		B CH 84 T FF 90 S FF 91 B FF 91 C FF 91 2-3 ③ K		S CU 75 F FF 90 X SL 82 0-2 ③ L8		F FF 92 C SL 80 B SL 81 F SL 81 B FF 92 B FF 92 T FF 92 3-2 ② K			4	0	0	0	0	2	2
21 Juan Francisco, L (1, 3) OBP: 0.266, SLG: 0.336	B FF 91 D SL 82 B CH 85 F FF 91 C FF 91 T SI 91 3-2 ③ K			C FF 86 X CU 73 0-1 ① G1-3		X FF 94 0-0 ① L7	X SL 81 0-0 ③ G5-3			4	0	0	0	0	1	1
2 Scooter Gennett, L (1, 4) OBP: 0.250, SLG: 0.278		X SI 89 0-0 ① F7		B CH 85 B FF 90 X FF 90 2-0 45 E 45 1B 7 SF7 1B		C FF 93 B FF 96 X SL 84 1-1 ② L9		C FF 90 F SL 80 B SL 82 F FF 91 B SL 82 X FF 92 2-2 ① G5-3		4	1	1	0	0	0	0
45 Alfredo Figaro, R (1, 1) OBP: 0.333, SLG: 0.333 23 Rickie Weeks Jr., R (8, PH) OBP: 0.311, SLG: 0.337 32 Tom Gorzelanny, R (8, 1) 31 Burke Badenhop, R (9, 1)		F FF 88 F FF 90 F SI 91 S SL 82 0-3 ② K		X FF 88 0-0 E5 1-3 1B		B FF 94 C FF 92 B FF 95 X FF 95 2-1 9 BB 7 1B 27 E 1B		C SL 82 B FF 91 B CH 85 B SL 80 F FF 91 B FF 92 4-2 7 G4-6-3 BB		3 0 0 0	1 0 0 0	2 0 0 0	0 0 0 0	0 1 0 0	1 0 0 0	0 0 0 0
Inning Stats	R: 3 E: 0 K: 1 S: 14 H: 3 LOB: 1 BB: 0 P: 20	R: 0 E: 0 K: 2 S: 8 H: 0 LOB: 0 BB: 0 P: 8	R: 1 E: 0 K: 2 S: 10 H: 3 LOB: 1 BB: 0 P: 15	R: 1 E: 1 K: 0 S: 8 H: 2 LOB: 1 BB: 0 P: 12	R: 1 E: 0 K: 1 S: 12 H: 1 LOB: 0 BB: 0 P: 13	R: 4 E: 1 K: 0 S: 11 H: 3 LOB: 0 BB: 1 P: 19	R: 0 E: 0 K: 1 S: 7 H: 0 LOB: 0 BB: 0 P: 13	R: 0 E: 0 K: 0 S: 7 H: 0 LOB: 0 BB: 1 P: 13	R: 0 E: 0 K: 0 S: 7 H: 0 LOB: 0 BB: 0 P: 7	1B: 8 2B: 0 3B: 3 HR: 1 SF: 2 SAC: 0 DP: 1 HBP: 1						

PITCHER		IP	WLS	BF	H	R	ER	SO	BB	IBB	HBP	BLK	WP	HR	S	P	ERA	WHIP
45 Kevin Slowey, R ERA: 4.1	(1, 1)	5.0	L	24	9	6	5	6	0	0	1	0	0	1	52	68	9.00	1.800
67 Edgar Olmos, L ERA: 6.75	(6, 1)	1.0		7	3	4	3	0	1	0	0	0	0	0	11	19	27.00	4.000
43 Dan Jennings, L ERA: 0.96	(7, 1)	2.0		6	0	0	0	1	1	0	0	0	0	0	14	26	0.00	0.500
44 AJ Ramos, R ERA: 4.36	(9, 1)	1.0		3	0	0	0	0	0	0	0	0	0	0	7	7	0.00	0.000

PITCHER	IP	WLS	BF	H	R	ER	SO	BB	IBB	HBP	BLK	WP	HR	S	P	ERA	WHIP

TOP

Milwaukee Brewers @ Miami Marlins

Marlins Park, Miami, FL

Wed Jun 12 2013, 7:11 PM - 9:41 PM EDT

Att. 13,468 - Roof Closed - 76 F

livebaseballscorecards.com

AB	35
R	10
H	12
RBI	9
BB	2
SO	7
LOB	9

PA: 40

WP: 0
PB: 0
SB: 0
CS: 2

Batter	1	2	3	4	5	6	7	8	9	AB	R	H	RBI	BB	SO	LOB
9 Juan Pierre, L (1, 7) OBP: 0.296, SLG: 0.298	B FF 93 X FF 94 1-0 ① B5-3		C FF 96 F FF 95 B SL 84 X FF 96 1-2 ③ G6-3			C FF 96 B SL 83 X FF 96 1-1 ③ G4-3			B SI 89 X SI 89 1-0 59 FC5-4 1-2 1B	4	0	1	0	0	0	0
59 Ed Lucas, R (1, 5) OBP: 0.409, SLG: 0.359	B FF 96 B FF 95 X FF 95 2-0 1B			C FF 96 B CH 86 F FF 97 C SL 84 1-3 ① K			F FF 95 B SL 82 F SL 81 X SI 97 1-2 48 G6-4-3 27 1B 1B		B SI 90 B SI 89 X SI 89 2-0 ① FC5-4 27 FC3-6 1-2f 2-3	4	0	2	0	0	1	2
27 Giancarlo Stanton, R (1, 9) OBP: 0.330, SLG: 0.402	C FF 96 C FF 95 F FF 95 B SL 83 X FF 97 1-2 ② L8			X SL 82 0-0 ② G5-3			X SL 79 0-0 48 G6-4-3 1-2 1B		C SI 90 C SI 90 B SL 82 X SI 90 1-2 ② FC3-6 48 FC6-4 1-2f 3-H	4	0	1	1	0	0	2
48 Marcell Ozuna, R (1, 8) OBP: 0.352, SLG: 0.444	B SL 83 C SL 82 B FF 96 X SL 82 2-1 ③ P4			C SL 80 S SL 82 B FF 98 X SI 98 1-2 ③ G5-3			F SL 80 B SL 81 C SL 80 D SL 81 F FF 96 X SL 82 2-2 ① ② G6-4-3 1-2f 2-3		C SI 91 X SL 81 0-1 ③ FC6-4 1-2f	4	0	0	0	0	0	4
51 Derek Dietrich, L (1, 4) OBP: 0.283, SLG: 0.419		C SL 81 F SI 95 B CH 86 B FF 97 F FF 95 F SL 82 S FF 96 2-3 ① K			B SL 80 C SL 80 C SL 82 X FF 97 1-2 ① F8		B SL 78 S CH 85 F SI 95 F SL 82 F SI 97 D CH 86 B FF 97 X FF 95 3-2 ③ P5			3	0	0	0	0	1	1
29 Greg Dobbs, L (1, 3) OBP: 0.281, SLG: 0.273		B CH 87 B SL 82 B SL 82 C FF 97 X FF 97 3-1 ② G3			C CH 86 F SL 82 F FF 95 B CH 86 F FF 96 X SL 84 1-2 ② G4-3			X FF 88 0-0 ① F7		3	0	0	0	0	0	0
3 Adeiny Hechavarría, R (1, 6) OBP: 0.246, SLG: 0.302		B FF 97 X FF 96 1-0 ③ G5-3			F FF 97 B SL 83 B SL 82 X FF 98 2-1 ③ F8			B SI 90 B SI 91 B SI 90 C FF 89 X SI 90 3-1 ② L6		3	0	0	0	0	0	0
19 Rob Brantly, L (1, 2) OBP: 0.287, SLG: 0.285			X CH 87 0-0 ① G4-3			B SL 80 X SI 95 1-0 ① G2-3		C SL 78 B FF 91 X SL 80 1-1 ③ G4-3		3	0	0	0	0	0	0
45 Kevin Slowey, R (1, 1) 67 Edgar Olmos, L (6, 1) 21 Miguel Olivo, R (6, PH) OBP: 0.250, SLG: 0.392 43 Dan Jennings, L (7, 1) 44 AJ Ramos, R (9, 1) 20 Justin Ruggiano, R (9, PH) OBP: 0.292, SLG: 0.385			C SI 97 C FF 95 B SL 84 T FF 98 1-2 ② K			B SL 84 C SL 81 F FF 96 S SL 81 1-3 ② K2-3			B SI 91 B SI 89 F SI 90 F SI 90 X SI 91 2-2 59 FC5-4 9 1B 27 FC3-6 1B	1 0 1 0 0 1	0 0 0 0 0 1	0 0 0 0 0 1	0 0 0 0 0 1	1 0 1 0 0 1	0 0 0 0 0 0	0 0 0 0 0 0
Inning Stats	R: 0 E: 0 K: 0 S: 8 H: 1 LOB: 1 BB: 0 P: 14	R: 0 E: 0 K: 1 S: 8 H: 0 LOB: 0 BB: 0 P: 14	R: 0 E: 0 K: 1 S: 7 H: 0 LOB: 0 BB: 0 P: 9	R: 0 E: 0 K: 1 S: 7 H: 0 LOB: 0 BB: 0 P: 9	R: 0 E: 0 K: 0 S: 10 H: 0 LOB: 0 BB: 0 P: 14	R: 0 E: 0 K: 1 S: 6 H: 0 LOB: 0 BB: 0 P: 9	R: 0 E: 0 K: 0 S: 13 H: 2 LOB: 1 BB: 0 P: 19	R: 0 E: 0 K: 0 S: 5 H: 0 LOB: 0 BB: 0 P: 9	R: 1 E: 0 K: 0 S: 10 H: 2 LOB: 1 BB: 0 P: 16	1B: 5 2B: 0 3B: 0 HR: 0 SF: 0 SAC: 0 DP: 1 HBP: 0						

PITCHER	IP	WLS	BF	H	R	ER	SO	BB	IBB	HBP	BLK	WP	HR	S	P	ERA	WHIP
45 Alfredo Figaro, R (1, 1) ERA: 3.47	7.0	W	23	3	0	0	4	0	0	0	0	0	0	59	88	0.00	0.429
32 Tom Gorzelanny, L (8, 1) ERA: 1.98	1.0		3	0	0	0	0	0	0	0	0	0	0	5	9	0.00	0.000
31 Burke Badenhop, R (9, 1) ERA: 3.38	1.0		5	2	1	1	0	0	0	0	0	0	0	10	16	9.00	2.000

PITCHER	IP	WLS	BF	H	R	ER	SO	BB	IBB	HBP	BLK	WP	HR	S	P	ERA	WHIP

BOTTOM

Milwaukee Brewers @ Miami Marlins

Marlins Park, Miami, FL

Wed Jun 12 2013, 7:11 PM - 9:41 PM EDT

Att. 13,468 - Roof Closed - 76 F

livebaseballscorecards.com

AB	31
R	1
H	5
RBI	1
BB	0
SO	4
LOB	9

MIAMI

Batter	1	2	3	4	5	6	7	8	9	AB	R	H	RBI	BB	SO	LOB
13 Matt Carpenter, L (1, 4) OBP: 0.408, SLG: 0.473	B FF 94 X FF 95 1-0 7 E 21 1B 1B	C SI 92 C CH 84 F FF 97 S CU 82 0-3 ③ K			B FF 92 S SI 92 C CH 84 B CU 82 B CH 87 C CU 80 3-3 ① K		C CU 82 F SI 94 B CU 81 S CU 82 1-3 ② K		C SL 82 B SI 92 X SL 82 1-1 ③ G3	5	1	1	0	0	3	0
3 Carlos Beltrán, S (1, 9) OBP: 0.339, SLG: 0.513	B FF 95 C FF 95 X CU 80 1-1 ① F7	B SI 92 C CU 78 F SI 92 S CU 83 1-3 ① K			X SI 93 0-0 7 G5-4-3 1B		C CU 82 B CU 83 C SI 93 B CU 84 F CU 84 X CU 78 2-2 ③ G4-3			4	0	1	0	0	1	1
7 Matt Holliday, R (1, 7) OBP: 0.351, SLG: 0.447	B FF 95 T FF 96 F FF 98 B CU 82 X CU 81 2-2 FC5 21 1B 4 1B 1-2	S CU 83 F FF 97 B FF 96 F CU 84 B CU 85 F CU 82 F FF 97 F FF 98 B CU 85 3-3 ② S CU 81 K			C FF 95 B FF 95 X SI 94 1-1 ② ③ G5-4-3 1-2f			X SI 94 0-0 4 G1-3 23 2B 1B		4	2	1	0	0	1	2
21 Allen Craig, R (1, 3) OBP: 0.358, SLG: 0.467	X FF 96 0-0 4 1B 1-2 2-H 1B	C FF 96 F SI 95 C CU 85 0-3 ③ K				F FF 94 B CU 83 S SI 91 X FF 97 1-2 19 2B 1B		B SI 95 F SI 94 T SI 95 C SI 97 1-3 ① K		4	1	2	1	0	2	1
4 Yadier Molina, R (1, 2) OBP: 0.395, SLG: 0.498	D CU 84 X FF 97 1-0 1-3 2-H 1B			X FF 96 0-0 ① G6-3		C SI 93 C FF 96 B CU 86 B FF 97 D CU 81 X FF 97 3-2 ① F9		F SI 94 X SI 95 0-1 ② G1-3 1-2		4	0	1	1	0	0	2
23 David Freese, R (1, 5) OBP: 0.356, SLG: 0.385	B FF 96 B FF 97 C CU 82 F FF 96 C CU 84 2-3 ② K			B CU 82 B FF 94 B FF 94 C FF 95 B FF 95 4-1 19 BB BB		F FF 97 S SI 94 S CU 85 0-3 ② K		B SI 96 F SI 94 B SI 96 X SI 96 2-1 2-H 2B		3	0	1	1	1	2	3
19 Jon Jay, L (1, 8) OBP: 0.327, SLG: 0.346	B CU 82 X SI 93 1-0 ③ G3-1			B CU 81 F SI 92 B CH 84 1 SAFE F CH 85 B CU 81 1 SAFE B CU 80 4-2 1-2 BB		C CU 81 B SI 94 B CU 82 B FF 94 F FF 94 X CU 82 3-2 1-H 2B		C SL 88 B SL 88 C FF 96 D SL 89 B SL 89 T FF 96 3-2 ③ K		3	0	1	1	1	1	3
38 Pete Kozma, R (1, 6) OBP: 0.304, SLG: 0.323 33 Daniel Descalso, L (9, PH) OBP: 0.318, SLG: 0.419		X FF 93 0-0 ① P5		C CU 83 F FF 96 D CU 85 S CU 86 1-3 ② K		X CU 84 0-0 ③ G6-3			X SI 94 0-0 ① G4-3	3 1	0 0	0 0	0 0	1 0	3 0
35 Jake Westbrook, R (1, 1) OBP: 0.188, SLG: 0.133 58 Joe Kelly, R (6, 1) 12 Ty Wigginton, R (7, PH) OBP: 0.283, SLG: 0.234 65 Keith Butler, R (7, 1) 46 Kevin Siegrist, L (8, 1) Matt Adams, L (9, PH) OBP: 0.359, SLG: 0.568	C FF 93 B FF 93 X FF 93 1-1 ② G5-3			C FF 95 F CU 82 S CU 84 0-3 ③ K			B FF 94 F FF 93 X FF 94 1-1 ① P3		B SI 93 B SL 83 F SI 94 S SL 85 C SL 83 2-3 ② K	2 0 1 0 0 1	0 0 0 0 0 0	0 0 0 0 0 0	0 0 0 0 0 0	0 0 0 0 0 0	1 0 0 0 0 1	2 0 0 0 0 0
Inning Stats	R: 2 E: 1 K: 1 S: 12 H: 3 LOB: 2 BB: 0 P: 20	R: 0 E: 0 K: 1 S: 7 H: 0 LOB: 0 BB: 0 P: 8	R: 0 E: 0 K: 3 S: 13 H: 0 LOB: 0 BB: 0 P: 17	R: 0 E: 0 K: 2 S: 10 H: 0 LOB: 2 BB: 2 P: 19	R: 0 E: 0 K: 1 S: 6 H: 1 LOB: 0 BB: 0 P: 10	R: 1 E: 0 K: 1 S: 13 H: 2 LOB: 1 BB: 0 P: 20	R: 0 E: 0 K: 1 S: 9 H: 0 LOB: 0 BB: 0 P: 13	R: 1 E: 0 K: 2 S: 11 H: 2 LOB: 1 BB: 0 P: 17	R: 0 E: 0 K: 1 S: 6 H: 0 LOB: 0 BB: 0 P: 9	1B: 6 2B: 2 3B: 0 HR: 0 SF: 0 SAC: 0 DP: 1 HBP: 0						

PITCHER		IP	WLS	BF	H	R	ER	SO	BB	IBB	HBP	BLK	WP	HR	S	P	ERA	WHIP
16 José Fernández, R ERA: 3.11	(1, 1)	7.0	W	29	6	3	2	10	2	0	0	0	0	0	70	107	2.57	1.143
50 Chad Qualls, R ERA: 2.81	(8, 1)	0.2	H	4	2	1	1	1	0	0	0	0	0	0	8	11	13.50	3.000
40 Mike Dunn, L ERA: 2.83	(8, 1)	0.1	H	1	0	0	0	1	0	0	0	0	0	0	3	6	0.00	0.000
31 Steve Cishek, R ERA: 3.86	(9, 1)	1.0	S	3	0	0	0	1	0	0	0	0	0	0	6	9	0.00	0.000

PITCHER	IP	WLS	BF	H	R	ER	SO	BB	IBB	HBP	BLK	WP	HR	S	P	ERA	WHIP

TOP

St. Louis Cardinals @ Miami Marlins

Marlins Park, Miami, FL

Fri Jun 14 2013, 7:13 PM - 10:00 PM EDT

Att. 15,403 - Roof Closed - 75 F

livebaseballscorecards.com

AB	35
R	4
H	8
RBI	4
BB	2
SO	13
LOB	17

WP: 0 PA: 37
PB: 0
SB: 0
CS: 0

Batter	1	2	3	4	5	6	7	8	9	AB	R	H	RBI	BB	SO	LOB
9 Juan Pierre, L (1, 7) OBP: 0.300, SLG: 0.307	C SI 89 S FS 82 F FS 82 B SI 90 B CH 82 F SI 90 X SI 91 2-2 59 S 1B	C SI 92 X FS 83 0-1 ③ L7			B CU 77 B SI 89 C SI 90 X SI 89 2-1 27 2B 2B	X SI 96 0-0 ③ G6-3				4	1	2	0	0	0	2
59 Ed Lucas, R (1, 5) OBP: 0.396, SLG: 0.333	1 SAFE C SI 88 F SI 90 B SI 92 1 SAFE D FS 83 B FC 86 X SI 91 3-2 ① G1-3 1-2		B CU 78 B FC 86 X SI 88 2-0 ① L5		H SI 90 1-0 27 2B HBP		X FF 88 0-0 ① F7			3	1	0	0	0	0	1
27 Giancarlo Stanton, R (1, 9) OBP: 0.346, SLG: 0.440	B SI 92 D SI 91 X FC 87 2-0 ② G6-3		X SI 91 0-0 48 G6-4-3 1B		B SI 89 B SI 89 B SI 89 X SI 90 3-0 51 G6-3 1-H 2-H 2B		B FF 88 B CH 78 C CH 78 X FF 92 2-1 2B			4	0	3	2	0	0	1
48 Marcell Ozuna, R (1, 8) OBP: 0.343, SLG: 0.433	B SI 92 B SI 91 C SI 91 F FS 84 F FS 84 X CU 79 2-2 ③ G5-3		B SI 89 S FC 86 X SI 90 1-1 ②③ G6-4-3 1-2f		B FC 83 B SI 88 F SI 89 S FC 85 F FC 84 X SI 90 2-2 ① F9		B SI 88 B CH 78 C FF 88 S CH 78 D CH 78 X CH 78 3-2 ② F7			4	0	0	0	0	0	4
51 Derek Dietrich, L (1, 4) OBP: 0.282, SLG: 0.413		C SI 90 S FC 87 B FS 84 F FS 83 B SI 93 X SI 91 2-2 E4 29 G4-3 3 1B 6 G4-3		B FC 88 F SI 90 X SI 90 1-1 3 FC4-6 1B	F CU 78 F FC 85 X FS 83 0-2 ② G6-3 2-3		B CH 79 C FF 88 S CH 79 C FF 92 1-3 ③ K			4	1	1	0	0	1	2
3 Adeiny Hechavarría, R (1, 6) OBP: 0.246, SLG: 0.301		B SI 92 C SI 92 F SI 91 X SI 91 1-2 6 G4-3 29 G4-3 16 1B 1-2 1B		1 SAFE 1 SAFE D FC 86 B SI 90 C SI 89 X SI 90 2-1 ① FC4-6 29 2B 1-2f	B SI 90 X SI 90 1-0 ③ G1-3			S FF 94 C FF 94 F FF 95 F FF 94 F FF 95 B CU 79 X FF 95 1-2 ① F9		4	2	1	0	0	0	2
29 Greg Dobbs, L (1, 3) OBP: 0.280, SLG: 0.278		B FS 84 T SI 91 X SI 91 1-1 ① G4-3 1-2 2-3		S SI 90 C SI 90 1 SAFE F SI 90 B FS 82 F FS 82 F FC 86 B SI 90 X SI 91 2-2 16 B2-5-3 1-H 2B		C CH 84 F SI 96 F SL 82 X CU 79 0-2 ① F8		B FF 94 X FF 96 1-0 ② L7		4	0	1	1	0	0	2
6 Jeff Mathis, R (1, 2) OBP: 0.171, SLG: 0.263		C SI 90 X SI 91 0-1 ② G4-3 2-3 3-H		C CU 79 D CU 81 S FS 82 B SI 91 B FS 82 B SI 91 4-2 BB		B SI 96 X SI 96 1-0 2B		S FF 94 C FF 94 C FF 96 0-3 ③ K		3	0	1	1	1	1	1
16 José Fernández, R (1, 1) OBP: 0.238, SLG: 0.286 50 Chad Qualls, R (8, 1) 40 Mike Dunn, L (8, 1) 31 Steve Cishek, R (9, 1)		F SI 92 X SI 92 0-1 3-H 1B		L SI 91 L SI 90 X CU 81 0-2 ②③ B2-5-3 2-3f		B SL 85 B FF 96 X SI 94 2-0 ② F9				3 0 0 0	0 0 0 0	1 0 0 0	1 0 0 0	0 0 0 0	0 0 0 0	3 0 0 0
Inning Stats	R: 0 E: 0 K: 0 S: 13 H: 1 LOB: 1 BB: 0 P: 22	R: 2 E: 1 K: 0 S: 15 H: 2 LOB: 1 BB: 0 P: 19	R: 0 E: 0 K: 0 S: 4 H: 1 LOB: 0 BB: 0 P: 7	R: 1 E: 0 K: 0 S: 15 H: 2 LOB: 1 BB: 1 P: 24	R: 2 E: 0 K: 0 S: 11 H: 2 LOB: 1 BB: 0 P: 20	R: 0 E: 0 K: 0 S: 7 H: 1 LOB: 1 BB: 0 P: 10	R: 0 E: 0 K: 1 S: 9 H: 1 LOB: 1 BB: 0 P: 15	R: 0 E: 0 K: 1 S: 10 H: 0 LOB: 0 BB: 0 P: 12		1B: 5 2B: 5 3B: 0 HR: 0		SF: 0 SAC: 0 DP: 2 HBP: 1		WP: 0 PB: 0 SB: 1 CS: 0		PA: 35

PITCHER	IP	WLS	BF	H	R	ER	SO	BB	IBB	HBP	BLK	WP	HR	S	P	ERA	WHIP
35 Jake Westbrook, R (1, 1) ERA: 2.05	5.0	L	24	8	5	3	0	1	0	1	0	0	0	58	92	5.40	1.800
58 Joe Kelly, R (6, 1) ERA: 5.33	1.0		4	1	0	0	0	0	0	0	0	0	0	7	10	0.00	1.000
65 Keith Butler, R (7, 1) ERA: 3.24	1.0		4	1	0	0	1	0	0	0	0	0	0	9	15	0.00	1.000
46 Kevin Siegrist, L (8, 1) ERA:	1.0		3	0	0	0	1	0	0	0	0	0	0	10	12	0.00	0.000

PITCHER	IP	WLS	BF	H	R	ER	SO	BB	IBB	HBP	BLK	WP	HR	S	P	ERA	WHIP

BOTTOM

St. Louis Cardinals @ Miami Marlins

Marlins Park, Miami, FL

Fri Jun 14 2013, 7:13 PM - 10:00 PM EDT

Att. 15,403 - Roof Closed - 75 F

livebaseballscorecards.com

AB	33
R	5
H	10
RBI	5
BB	1
SO	2
LOB	18

Batter	1	2	3	4	5	6	7	8	9	AB	R	H	RBI	BB	SO	LOB
19 Jon Jay, L OBP: 0.327, SLG: 0.343 (1, 8)	BB	L6		1-0 G6-3 1B	2-1 G6-3		0-0 G1-3		1-3 K	5	1	1	0	1	1	6
3 Carlos Beltrán, S OBP: 0.343, SLG: 0.546 (1, 9) 43 Shane Robinson, R OBP: 0.338, SLG: 0.333 (9, 9)	1-1 F7	1-2 HR		2-2 G6-3 1-2f		0-2 G4-3		0-1 3B	0-0 HR	6 0	3 0	3 0	2 0	0 0	0 0	2 0
7 Matt Holliday, R OBP: 0.354, SLG: 0.446 (1, 7) 65 Keith Butler, R (9, 1)	2-2 1B 1-2	1-3 K		1-0 G6-3		0-2 FC1-6 1B		4-1 BB	2-3 K	5 0	2 0	2 0	0 0	1 0	2 0	0 0
21 Allen Craig, R OBP: 0.358, SLG: 0.463 (1, 3)	1-1 HBP 1-2 2-3	0-2 L7			0-0 P3	2-1 FC1-6 1-2f		2-1 1B 1-2 3-H		4	2	1	1	0	0	1
4 Yadier Molina, R OBP: 0.395, SLG: 0.496 (1, 2)	0-1 1B 1-2 2-H 3-H	0-2 G6-3			3-3 K	0-2 L4		0-1 G6-4-3 1-2 2-H		5	1	2	3	0	1	1
23 David Freese, R OBP: 0.367, SLG: 0.410 (1, 5)	3-2 1B 1-3 2-H	0-0 HR			4-0 BB		1-0 1B	0-0 G6-4-3 1-2f 2-3		4	3	3	2	1	0	2
33 Daniel Descalso, L OBP: 0.336, SLG: 0.446 (1, 4)	3-1 2B 1-3 3-H	2-1 G3-1		3-1 1B 1-2			3-2 2B 1-3	4-2 BB 3-H		4	1	3	1	1	0	0
38 Pete Kozma, R OBP: 0.302, SLG: 0.320 (1, 6)	0-0 FC3 2-3 3-H	0-0 F8		1-0 1B 1-2 2-3			0-3 K	0-2 FC5-4 1-2f		5	0	1	1	0	1	4
31 Lance Lynn, S OBP: 0.222, SLG: 0.125 (1, 1) 43 Seth Maness, R (6, 1) Matt Adams, L OBP: 0.354, SLG: 0.560 (7, PH) 36 Randy Choate, L (7, 1) 26 Trevor Rosenthal, R (8, 1) 12 Ty Wigginton, R OBP: 0.278, SLG: 0.229 (9, PH) (9, 7)	0-0 SH1-3 1-2	2-3 K		1-0 1B 1-3 2-H 3-H			2-3 K		2-1 F9	2 0 1 0 0 1	0 0 0 0 0 0	1 0 0 0 0 0	2 0 0 0 0 0	0 0 0 0 0 0	1 0 1 0 0 0	0 0 2 0 0 0
Inning Stats	R: 5 E: 0 K: 0 S: 20 H: 4 LOB: 2 BB: 1 P: 36	R: 1 E: 0 K: 1 S: 13 H: 1 LOB: 0 BB: 0 P: 15	R: 1 E: 0 K: 1 S: 7 H: 1 LOB: 0 BB: 0 P: 11	R: 0 E: 0 K: 0 S: 5 H: 1 LOB: 0 BB: 0 P: 9	R: 2 E: 0 K: 1 S: 11 H: 3 LOB: 2 BB: 1 P: 25	R: 0 E: 0 K: 0 S: 12 H: 1 LOB: 1 BB: 0 P: 14	R: 0 E: 0 K: 2 S: 12 H: 2 LOB: 2 BB: 0 P: 18	R: 3 E: 0 K: 0 S: 13 H: 3 LOB: 1 BB: 2 P: 23	R: 1 E: 0 K: 2 S: 9 H: 1 LOB: 0 BB: 0 P: 14	1B: 11 2B: 2 3B: 1 HR: 3 SF: 0 SAC: 1 DP: 2 HBP: 1						

PITCHER		IP	WLS	BF	H	R	ER	SO	BB	IBB	HBP	BLK	WP	HR	S	P	ERA	WHIP
34 Tom Koehler, R ERA: 5.09	(1, 1)	4.2	L	25	8	9	9	3	2	0	1	0	0	2	52	88	17.36	2.143
58 Ryan Webb, R ERA: 3.58	(5, 1)	0.1		3	2	0	0	0	0	0	0	0	0	0	4	8	0.00	6.000
44 AJ Ramos, R ERA: 4.89	(6, 1)	2.0		12	5	3	3	2	1	0	0	0	0	0	29	43	13.50	3.000
43 Dan Jennings, L ERA: 0.87	(8, 1)	1.0		4	1	0	0	0	1	0	0	0	1	0	8	12	0.00	2.000
67 Edgar Olmos, L ERA: 7.2	(9, 1)	1.0		4	1	1	1	2	0	0	0	0	0	1	9	14	9.00	1.000

PITCHER	IP	WLS	BF	H	R	ER	SO	BB	IBB	HBP	BLK	WP	HR	S	P	ERA	WHIP

TOP

St. Louis Cardinals @ Miami Marlins

Marlins Park, Miami, FL

Sat Jun 15 2013, 4:13 PM - 7:28 PM EDT

Att. 16,098 - Roof Closed - 76 F

livebaseballscorecards.com

AB	42
R	13
H	17
RBI	12
BB	4
SO	7
LOB	18

WP: 1 PB: 0 SB: 0 CS: 0 PA: 48

BOTTOM

St. Louis Cardinals @ Miami Marlins

Marlins Park, Miami, FL

Sat Jun 15 2013, 4:13 PM - 7:28 PM EDT

Att. 16,098 - Roof Closed - 76 F

livebaseballscorecards.com

Batter	1	2	3	4	5	6	7	8	9	AB	R	H	RBI	BB	SO	LOB
9 Juan Pierre, L (1, 7) OBP: 0.302, SLG: 0.318	C FF 88 B FF 90 X FF 90 1-1 59 1B 3B	C FF 91 B CH 82 X CH 83 1-1 ① L8		C SI 90 F SI 90 F FF 92 B SI 92 B CU 78 B FF 91 X FF 91 3-2 48 F8 27 BB 1B	F FF 92 S CU 77 D CU 76 X FF 93 1-2 ③ G4-3			C FF 97 B CH 88 B CH 89 X FF 96 2-1 ①② G4-6-3 1-2f		5	1	2	0	0	0	2
59 Ed Lucas, R (1, 5) (8, 3) OBP: 0.415, SLG: 0.370	B FF 90 F FF 91 F FF 91 B FF 92 X SL 83 2-2 3 1B 51 BB 1B 3-H	B CU 77 B CU 77 C FF 92 F FF 92 F SL 85 B SI 91 B FF 93 4-2 27 HR BB		S FF 92 F SI 90 B FF 94 C SI 89 1-3 ① K		B SI 89 C SI 90 F SI 90 F CH 83 X SI 91 1-2 ① G3		S FF 98 C CU 80 X CH 89 0-2 2B		4	2	2	1	1	1	1
27 Giancarlo Stanton, R (1, 9) OBP: 0.358, SLG: 0.474	B FF 92 C FF 92 B FF 91 X FF 92 2-1 ① F9	B FF 93 F FF 93 S SI 91 X FF 92 1-2 1-H HR		B FF 92 B FF 91 B FF 91 4-0 1-2 BB		C SI 91 B CH 83 X FF 89 1-1 48 FC6-4 1B		C FF 99 S FF 99 F FF 99 X FF 99 0-2 ③ F9		4	1	2	2	1	0	2
48 Marcell Ozuna, R (1, 8) OBP: 0.333, SLG: 0.420	C FF 92 C FF 91 C FF 92 0-3 ② K	B CU 76 C CU 76 B SI 89 X CU 77 2-1 ② G6-3		X FF 93 0-0 ② F8 2-3		X SI 90 0-0 ② FC6-4 1-2f			B FF 90 F FF 90 B FF 90 C FF 89 B CH 79 S FF 91 3-3 ① K	5	0	0	0	0	2	4
51 Derek Dietrich, L (1, 4) OBP: 0.279, SLG: 0.400	F FF 92 B SI 91 B FF 91 B FF 91 B SI 90 4-1 29 HBP 19 1B 3 1B 1-2 BB	B SL 86 X SI 91 1-0 ③ G6-3		C FF 92 B FF 92 B CH 84 F FF 92 B FF 93 X FF 93 3-2 ③ P5		X SI 89 0-0 ③ G4-3			F FF 88 B CU 73 B CH 80 S CH 80 S CH 80 2-3 ② K	4	1	0	0	1	1	3
3 Adeiny Hechavarría, R (1, 6) OBP: 0.250, SLG: 0.304	C FF 92 B FF 92 X CU 78 1-1 29 HBP 19 1B 1-2 2-H 1B	X FF 89 0-0 ① F9		F FF 90 B FF 91 X FF 92 1-1 29 2B 19 SF8 1B			B SI 86 X SI 85 1-0 ① G6-3		X FF 90 0-0 ③ L9	5	2	2	1	0	0	0
29 Greg Dobbs, L (1, 3) 67 Edgar Olmos, L (9, 1) OBP: 0.284, SLG: 0.284	H FF 92 1-0 19 1B 1-2 2-3 HBP	B SI 90 S SI 89 B SL 88 F SI 90 B CH 84 F FF 93 S FF 92 3-3 ② K		B SI 91 D FF 92 F SI 91 X SI 88 2-1 1-3 2B			B SL 76 B SI 86 S SI 86 C SI 85 S SL 77 2-3 ② K			3	0	1	0	0	2	0
19 Rob Brantly, L (1, 2) OBP: 0.292, SLG: 0.299	X FF 92 0-0 1-2 2-H 3-H 1B	C SI 91 B CH 84 B CH 82 X SI 91 2-1 2B		X FF 91 0-0 ① SF8 3-H			B SL 78 F SI 86 F SI 86 C SL 76 1-3 ③ K			0	0	0	0	0	0	0
34 Tom Koehler, R (1, 1) OBP: 0.083, SLG: 0.083 58 Ryan Webb, R (5, 1) 54 Jordan Brown, L (5, PH) OBP: 0.364, SLG: 0.444 44 AJ Ramos, R (6, 1) 43 Dan Jennings, L (8, 1) 30 Placido Polanco, R (8, 5) OBP: 0.289, SLG: 0.256	C FF 92 F FF 93 S FF 92 0-3 ③ K	S FF 92 B FF 91 F FF 92 B FF 91 B FF 93 F FF 92 S FF 92 3-3 ③ K		C FF 91 B CH 84 F FF 91 S FF 93 1-3 ② K				C FF 96 F FF 96 B FF 97 F FF 97 F FF 99 B FF 98 F FF 98 B FF 95 4-2 H FF 98 9 G4-6-3 HBP		2 0 1 0 0 0	0 0 0 0 0 0	0 0 0 0 0 0	0 0 0 0 0 0	2 0 1 0 0 0	3 0 1 0 0 0

Inning Stats	1	2	3	4	5	6	7	8	9
	R: 4 E: 0 K: 2 S: 17	H: 4 LOB: 2 BB: 1 P: 28	R: 2 E: 0 K: 0 S: 11	H: 1 LOB: 0 BB: 1 P: 20	R: 0 E: 0 K: 2 S: 11	H: 1 LOB: 1 BB: 0 P: 19	R: 0 E: 0 K: 1 S: 11	H: 1 LOB: 2 BB: 1 P: 22	R: 1 E: 0 K: 1 S: 11	H: 2 LOB: 1 BB: 0 P: 16	R: 0 E: 0 K: 0 S: 8	H: 1 LOB: 1 BB: 0 P: 10	R: 0 E: 0 K: 2 S: 7	H: 0 LOB: 0 BB: 0 P: 11	R: 0 E: 0 K: 0 S: 15	H: 1 LOB: 1 BB: 0 P: 21	R: 0 E: 0 K: 2 S: 7	H: 0 LOB: 0 BB: 0 P: 12

1B: 6	SF: 1
2B: 3	SAC: 0
3B: 1	DP: 1
HR: 1	HBP: 2

WP: 0	PA: 42
PB: 0	
SB: 0	
CS: 0	

AB	36
R	7
H	11
RBI	7
BB	3
SO	10
LOB	16

PITCHER		IP	WLS	BF	H	R	ER	SO	BB	IBB	HBP	BLK	WP	HR	S	P	ERA	WHIP
31 Lance Lynn, R ERA: 3.56	(1, 1)	5.0	W	28	9	7	7	6	3	0	1	0	0	1	61	105	12.60	2.400
43 Seth Maness, R ERA: 3.26	(6, 1)	1.0	H	4	1	0	0	0	0	0	0	0	0	0	8	10	0.00	1.000
36 Randy Choate, L ERA: 2.63	(7, 1)	1.0	H	3	0	0	0	2	0	0	0	0	0	0	7	11	0.00	0.000
26 Trevor Rosenthal, R ERA: 1.59	(8, 1)	1.0		4	1	0	0	0	0	0	1	0	0	0	15	21	0.00	1.000
65 Keith Butler, R ERA: 2.89	(9, 1)	1.0		3	0	0	0	2	0	0	0	0	0	0	7	12	0.00	0.000

PITCHER	IP	WLS	BF	H	R	ER	SO	BB	IBB	HBP	BLK	WP	HR	S	P	ERA	WHIP

St. Louis Cardinals @ Miami Marlins

Marlins Park, Miami, FL

Sun Jun 16 2013, 1:11 PM - 3:57 PM EDT

Att. 18,468 - Roof Closed - 79 F

livebaseballscorecards.com

Batter	1	2	3	4	5	6	7	8	9	AB	R	H	RBI	BB	SO	LOB
13 Matt Carpenter, L (1, 4) OBP: 0.405, SLG: 0.467	B SI 89 B SI 89 F SI 89 X SI 88 2-1 L9 ①		B FS 80 B SI 91 C FS 80 B CU 74 B 4-1 19 1B 2-3 BB			B FF 89 X SI 89 1-0 F7 ①		C SL 89 D SL 89 C FF 94 S FF 95 1-3 K ②		3	0	0	0	1	1	1
19 Jon Jay, L (1, 8) OBP: 0.326, SLG: 0.342	C FF 89 B FS 79 S FS 79 X SL 79 1-2 P6 ②		B CU 73 B FS 79 B FF 89 C FF 90 X SI 90 3-1 1-2 1B 3-H			B FF 90 C FS 81 S FS 80 B SL 81 B SI 91 F SL 83 X SL 83 3-2 G3-1 ②		L FF 96 C FF 94 D SL 90 F SL 89 X FF 95 1-2 G5-3 ③		4	0	1	1	0	0	1
3 Carlos Beltrán, S (1, 9) OBP: 0.337, SLG: 0.537	B FF 90 C CU 72 X FS 81 1-1 F7 ③		C CU 75 B FF 91 B CU 74 T FS 82 F SL 81 S SL 82 2-3 K ③			B CU 73 F FS 79 B CU 74 S FF 90 X FS 80 2-2 F7 ③			X SI 93 0-0 G6-3 ①	4	0	0	0	0	1	2
21 Allen Craig, R (1, 7) OBP: 0.357, SLG: 0.458		B FF 89 C FF 90 X SI 90 1-1 F7 ①		C SL 82 X SL 83 0-1 G6-3 ①			B SL 81 X SL 82 1-0 G5-3 ①		B SI 94 B SI 92 B SI 93 C SI 93 B SI 90 4-1 23 G4-3 1B BB	3	1	0	0	1	0	0
23 David Freese, R (1, 5) OBP: 0.365, SLG: 0.407		B SI 91 B SI 90 F SI 90 S SL 83 X SL 82 2-2 G5-3 ②		B SL 82 B FF 91 B SI 92 C FF 90 X SI 90 3-1 L5 ②			X SI 91 0-0 E8 F9 1B		C SI 94 B SL 86 X SI 94 1-1 G4-3 ② 1-2	4	0	1	0	0	0	1
Matt Adams, L (1, 3) OBP: 0.349, SLG: 0.544		B FF 91 S FS 81 S FS 82 B SL 81 B SL 81 F FF 91 X FF 91 3-2 G4-3 ③		B CU 76 C FF 91 B FF 92 S SL 84 B SL 84 F FF 91 S FF 90 3-3 K ③			B CU 72 C FS 79 X SL 83 1-1 F9 ② 2-3		C SI 95 B SL 90 B SI 95 S SI 95 B SL 91 X SI 96 3-2 33 E 33 1B 2-H 1B	4	0	1	1	0	1	1
33 Daniel Descalso, L (1, 6) OBP: 0.341, SLG: 0.448			B SI 88 X FF 89 1-0 13 WP 19 1B 70 SH5-3 1B		C SI 90 F FF 90 S SL 80 0-3 K ①		C FS 82 B CU 75 F SL 80 F SL 81 F FS 81 X SL 81 1-2 G3 ③		X SI 94 0-0 E9 4 BB 1-3 1B	4	1	2	0	0	1	1
48 Tony Cruz, R (1, 2) OBP: 0.167, SLG: 0.207 4 Yadier Molina, R (9, PH) OBP: 0.398, SLG: 0.496			X SL 80 0-0 P5 ①		C SL 80 B FF 91 F FF 92 S SL 83 1-3 K ②			B FF 94 C FF 92 B FF 93 F FF 94 X SL 90 2-2 L8 ①	B SL 90 C SI 96 B SI 97 B SI 96 B SI 96 4-1 1-2 BB	3 0	0 0	0 0	0 0	0 1	1 0	1 0
70 Tyler Lyons, L (1, 1) OBP: 0.125, SLG: 0.125 58 Joe Kelly, R (6, 1) 43 Seth Maness, R (7, 1) 43 Shane Robinson, R (8, PH) OBP: 0.348, SLG: 0.333 46 Kevin Siegrist, L (8, 1) 7 Matt Holliday, R (9, PH) OBP: 0.353, SLG: 0.444			X FF 86 0-0 SH5-3 ② 1-2		C FF 91 B FF 92 C CU 75 B CU 76 F SL 80 B FF 92 X FF 90 3-2 G4-3 ③			B FF 94 B FF 94 B FF 93 C FF 94 C FF 95 B FF 94 4-2 BB	C SI 91 C SI 92 B SL 84 B SL 84 C SI 92 2-3 K ③	1 0 0 0 0 1	0 0 0 0 0 0	0 0 0 0 1 0	0 0 0 0 0 0	0 0 0 0 0 1	0 0 0 0 0 3	0 0 0 0 0 3
Inning Stats	R: 0 E: 0 K: 0 S: 7 H: 0 LOB: 0 BB: 0 P: 11	R: 0 E: 0 K: 0 S: 9 H: 0 LOB: 0 BB: 0 P: 15	R: 1 E: 0 K: 1 S: 10 H: 2 LOB: 2 BB: 1 P: 20	R: 0 E: 0 K: 1 S: 8 H: 0 LOB: 0 BB: 0 P: 14	R: 0 E: 0 K: 2 S: 10 H: 0 LOB: 0 BB: 0 P: 14	R: 0 E: 0 K: 0 S: 8 H: 0 LOB: 0 BB: 0 P: 14	R: 0 E: 1 K: 0 S: 9 H: 1 LOB: 1 BB: 0 P: 12	R: 0 E: 0 K: 1 S: 12 H: 0 LOB: 1 BB: 1 P: 20	R: 1 E: 1 K: 1 S: 12 H: 2 LOB: 3 BB: 2 P: 26	1B: 5 2B: 0 3B: 0 HR: 0 SF: 0 SAC: 1 DP: 0 HBP: 0						

TOP	
AB	31
R	2
H	5
RBI	2
BB	4
SO	6
LOB	11

PITCHER		IP	WLS	BF	H	R	ER	SO	BB	IBB	HBP	BLK	WP	HR	S	P	ERA	WHIP
47 Ricky Nolasco, R ERA: 3.61	(1, 1)	7.0	W	25	3	1	1	4	1	0	0	0	1	0	61	100	1.29	0.571
40 Mike Dunn, L ERA: 2.73	(8, 1)	1.0		4	0	0	0	1	1	0	0	0	0	0	12	20	0.00	1.000
50 Chad Qualls, R ERA: 3.08	(9, 1)	0.2		6	2	1	1	0	2	0	0	0	0	0	9	21	13.50	6.000
31 Steve Cishek, R ERA: 3.81	(9, 1)	0.1	S	1	0	0	0	1	0	0	0	0	0	0	3	5	0.00	0.000

PITCHER	IP	WLS	BF	H	R	ER	SO	BB	IBB	HBP	BLK	WP	HR	S	P	ERA	WHIP

Batter	1	2	3	4	5	6	7	8	9	AB	R	H	RBI	BB	SO	LOB
9 Juan Pierre, L (1, 7) OBP: 0.304, SLG: 0.320	B FF 90 X FF 89 1-0 27 2B 20 1B 1B		C SL 80 X CU 78 0-1 ① G4-3	B CU 75 C SL 80 X SI 89 1-1 1-2 2-H 3-H 1B		C CH 82 S CH 82 D CH 82 X SL 82 1-2 ① F7		C FF 94 X FF 93 0-1 ① G6-3		5	1	2	2	0	0	1
59 Ed Lucas, R (1, 3) OBP: 0.379, SLG: 0.333	1 SAFE 1 SAFE 1 SAFE B FF 90 C CH 81 X FF 90 1-1 ① F8		S CH 84 X SI 92 0-1 ② F9	S CH 83 C SL 82 B FF 92 S SL 83 1-3 ③ K		C SI 94 B SI 93 F SI 94 B CU 77 X CU 76 2-2 ② FC5-4 1-2f		B FF 92 X FF 95 1-0 ② F9		5	0	0	0	0	1	4
27 Giancarlo Stanton, R (1, 9) OBP: 0.360, SLG: 0.475	B SI 90 F SI 89 1 SAFE X SI 90 1-1 20 1B 1-3 2B		B FF 93 B SL 83 B FF 92 B SI 90 4-0 BB		C FF 90 X CH 82 0-1 ① G6-3	B SL 84 S SI 94 1 SAFE S SL 83 S SL 81 1-3 ③ K		S CH 82 B FF 95 F CH 82 X FF 95 1-2 ③ G4-3		4	1	1	0	1	1	1
20 Justin Ruggiano, R (1, 8) OBP: 0.296, SLG: 0.388	B CU 76 X SI 90 1-0 51 S 2-H 3-H 1B		B SI 89 S CH 83 X SL 80 1-1 ③ F8		X SI 90 0-0 3 1B 30 2B 1B		B CU 78 S SI 89 X SI 90 1-1 ① G6-3			4	1	2	2	0	0	1
51 Derek Dietrich, L (1, 4) OBP: 0.279, SLG: 0.403	B FF 90 S SL 81 S SL 81 2 SAFE B SL 81 F FF 92 B SL 81 S SL 81 3-3 ② K 1-2			B FF 89 C FF 90 S CU 76 S SL 83 1-3 ① K	C FF 89 1 SAFE 1 SAFE B FF 89 F FF 88 B SL 80 X SI 88 2-2 ② P3		B SI 89 X SI 90 1-0 3 1B 2B			4	1	1	0	0	2	2
3 Adeiny Hechavarría, R (1, 6) OBP: 0.255, SLG: 0.308	C CU 75 S FF 91 C SL 82 0-3 ③ K			B FF 92 X SI 89 1-0 ② G4-3	D CH 81 F FF 89 B SI 89 F SI 88 X SL 80 2-2 30 2B 1-3 1B		C SI 88 D CU 77 X SL 82 1-1 6 G1-3 30 1B 2-H 1B			4	1	2	1	0	1	1
30 Placido Polanco, R (1, 5) OBP: 0.297, SLG: 0.270		C FF 91 F SL 82 S SL 83 0-3 ① K		X SI 92 0-0 47 BB 6 HBP 9 1B 1B	B SL 81 D CH 82 F SI 89 X CH 83 2-1 1-H 3-H 2B		B SI 89 T SI 90 B SI 88 X CH 82 2-1 6 G1-3 1-2 1B			4	1	3	2	0	1	0
6 Jeff Mathis, R (1, 2) OBP: 0.178, SLG: 0.244		X SI 92 0-0 ② G4-3		C CH 82 C FF 91 B FF 91 H SL 84 2-2 47 BB 9 1B 1-2 HBP	B FF 90 S SL 81 C SL 81 B FF 90 X SL 81 2-2 ③ F7		C SI 90 X SI 89 0-1 ② G1-3 1-2 2-3			3	1	0	0	0	0	3
47 Ricky Nolasco, R (1, 1) OBP: 0.192, SLG: 0.167 54 Jordan Brown, L (7, PH) OBP: 0.333, SLG: 0.400 40 Mike Dunn, L (8, 1) 50 Chad Qualls, R (9, 1) 31 Steve Cishek, R (9, 1)		C SI 91 S CH 84 S FF 93 0-3 ③ K		C CH 82 B FF 90 B FF 89 B FF 88 B FF 89 4-1 9 1B 1-2 2-3 BB	C SI 88 T SI 90 B SI 91 B FF 90 B FF 89 B SI 89 4-2 59 FC5-4 BB		S CH 82 X SI 90 0-1 ③ G4-3			1 1 0 0 0	0 0 0 0 0	0 0 0 0 0	0 0 0 0 0	2 0 0 0 0	1 0 0 0 0	0 2 0 0 0
Inning Stats	R: 2 E: 0 K: 2 S: 13 H: 3 LOB: 1 BB: 0 P: 20	R: 0 E: 0 K: 2 S: 7 H: 0 LOB: 0 BB: 0 P: 7	R: 0 E: 0 K: 0 S: 6 H: 0 LOB: 1 BB: 1 P: 11	R: 2 E: 0 K: 2 S: 13 H: 2 LOB: 2 BB: 1 P: 23	R: 2 E: 0 K: 0 S: 14 H: 3 LOB: 1 BB: 0 P: 22	R: 0 E: 0 K: 1 S: 11 H: 0 LOB: 1 BB: 1 P: 19	R: 1 E: 0 K: 0 S: 11 H: 3 LOB: 2 BB: 0 P: 16	R: 0 E: 0 K: 0 S: 6 H: 0 LOB: 0 BB: 0 P: 8		1B: 8 2B: 3 3B: 0 HR: 0 SF: 0 SAC: 0 DP: 0 HBP: 1						

PITCHER		IP	WLS	BF	H	R	ER	SO	BB	IBB	HBP	BLK	WP	HR	S	P	ERA	WHIP
70 Tyler Lyons, L ERA: 4.65	(1, 1)	5.1	L	28	8	6	6	6	3	0	1	0	0	0	58	93	10.12	2.062
58 Joe Kelly, R ERA: 5.19	(6, 1)	0.2		2	0	0	0	1	0	0	0	0	0	0	6	9	0.00	0.000
43 Seth Maness, R ERA: 3.54	(7, 1)	1.0		6	3	1	1	0	0	0	0	0	0	0	11	16	9.00	3.000
46 Kevin Siegrist, L ERA:	(8, 1)	1.0		3	0	0	0	0	0	0	0	0	0	0	6	8	0.00	0.000

PITCHER	IP	WLS	BF	H	R	ER	SO	BB	IBB	HBP	BLK	WP	HR	S	P	ERA	WHIP

BOTTOM

St. Louis Cardinals @ Miami Marlins

Marlins Park, Miami, FL

Sun Jun 16 2013, 1:11 PM - 3:57 PM EDT

Att. 18,468 - Roof Closed - 79 F

livebaseballscorecards.com

AB	35
R	7
H	11
RBI	7
BB	3
SO	7
LOB	15

1B: 8	SF: 0	WP: 0	PA: 39
2B: 3	SAC: 0	PB: 0	
3B: 0	DP: 0	SB: 1	
HR: 0	HBP: 1	CS: 0	

Batter	1	2	3	4	5	6	7	8	9	AB	R	H	RBI	BB	SO	LOB
9 Juan Pierre, L (1, 7) OBP: 0.303, SLG: 0.319	C FF 93 B SI 94 X SI 95 1-1 ① G6-3		C SI 93 C SL 78 B SL 81 B SI 93 B SL 81 F FF 93 X FF 94 3-2 ③ L7			C FF 94 F SI 93 F SI 93 X SI 92 0-2 27 HR 1B		F SI 92 B SL 81 S SL 79 F SI 91 F SI 93 T SL 80 1-2 ③ K		4	1	1	0	0	1	0
59 Ed Lucas, R (1, 4) OBP: 0.355, SLG: 0.309	C SI 95 B SI 93 C SI 94 F SI 94 F SI 95 B SI 95 S SL 81 2-3 ② K			F SI 92 S SI 92 B SI 91 B SI 93 F SI 94 T CH 83 2-2 ① K		C SI 93 B SI 92 1 SAFE B SI 92 X SI 92 2-1 ② P4			B FF 93 F FF 91 C FF 93 S CU 82 1-3 ① K2-3	4	0	0	0	0	3	1
27 Giancarlo Stanton, R (1, 9) OBP: 0.364, SLG: 0.534	B FF 94 F FF 94 X SI 95 1-1 E5			S SL 79 B FF 93 X SI 94 1-1 ② F8		B FF 92 B SL 78 X SI 93 2-0 1-H HR			C CU 83 F CU 82 F FF 95 B CU 82 X FF 95 1-2 HR	4	2	2	3	0	0	0
48 Marcell Ozuna, R (1, 8) OBP: 0.331, SLG: 0.412	C SI 93 S SL 79 D SL 80 F SI 94 X SL 81 1-2 ③ F7			B SI 94 B CH 82 B SI 94 B SI 93 4-0 BB		S CH 83 F SI 93 X SI 93 0-2 ③ G1-6-3			B CU 82 X CU 80 1-0 ② G5-3	3	0	0	0	1	0	1
5 Logan Morrison, L (1, 3) OBP: 0.400, SLG: 0.462		C SI 91 X SI 91 0-1 ① G4-3		1 SAFE 1 SAFE B SI 91 S SL 77 F SI 92 F SI 93 F SL 82 S SL 81 1-3 ③ K2-3			C SL 76 B SI 91 C SI 91 S SI 93 1-3 ① K		C FF 94 B FF 94 C FF 93 B CU 81 B CU 80 X FF 93 3-2 ③ G3	4	0	0	0	0	2	1
3 Adeiny Hechavarría, R (1, 6) OBP: 0.251, SLG: 0.303		X SI 92 0-0 ② G1-3			B SI 92 S SI 92 F SI 92 B SI 92 S SL 80 2-3 ① K		X SI 93 0-0 ② G4-3			3	0	0	0	0	1	0
30 Placido Polanco, R (1, 5) OBP: 0.293, SLG: 0.266		B SI 92 X SI 92 1-0 ③ L5			C CH 83 B SI 93 X SI 92 1-1 ② L8		C SI 93 B SI 93 F SI 93 X SL 80 1-2 ③ G5-3			3	0	0	0	0	0	0
6 Jeff Mathis, R (1, 2) OBP: 0.167, SLG: 0.227		X SI 92 0-0 ① F8			B SL 80 X CH 84 1-0 ③ F8			C SI 90 B SI 91 B FF 90 X SI 93 2-1 ① L7		3	0	0	0	0	0	0
33 Jacob Turner, R (1, 1) 20 Justin Ruggiano, R (6, PH) OBP: 0.295, SLG: 0.386 43 Dan Jennings, L (6, 1) 58 Ryan Webb, R (7, 1) 54 Jordan Brown, L (8, PH) OBP: 0.308, SLG: 0.364 40 Mike Dunn, L (8, 1) 31 Steve Cishek, R (9, 1)		C SI 92 B SI 93 S SI 92 F SI 93 S SL 80 1-3 ② K				C SL 77 B SL 78 S CH 82 B FF 91 B SI 92 X SI 93 3-2 ① G6-3		B SL 77 X SI 93 1-0 ② G3		1 1 0 0 1 0 0 0	0 0 0 0 0 0 0 0	0 0 0 0 0 0 0 0	0 0 0 0 0 0 0 0	1 0 0 0 0 0 0 0	0 0 0 0 0 0 0 0	0 0 0 0 0 0 0 0
Inning Stats	R: 0 E: 1 K: 1 S: 13 H: 0 LOB: 1 BB: 0 P: 18	R: 0 E: 0 K: 0 S: 4 H: 0 LOB: 0 BB: 0 P: 5	R: 0 E: 0 K: 1 S: 9 H: 0 LOB: 0 BB: 0 P: 13	R: 0 E: 0 K: 2 S: 11 H: 0 LOB: 1 BB: 1 P: 19	R: 0 E: 0 K: 1 S: 6 H: 0 LOB: 0 BB: 0 P: 10	R: 2 E: 0 K: 0 S: 13 H: 2 LOB: 0 BB: 0 P: 20	R: 0 E: 0 K: 1 S: 7 H: 0 LOB: 0 BB: 0 P: 9	R: 0 E: 0 K: 1 S: 8 H: 0 LOB: 0 BB: 0 P: 12	R: 1 E: 0 K: 1 S: 11 H: 1 LOB: 0 BB: 0 P: 17	1B: 1 2B: 0 3B: 0 HR: 2 SF: 0 SAC: 0 DP: 0 HBP: 0				WP: 0 PB: 0 SB: 0 CS: 0	PA: 32	

TOP

Miami Marlins @ Arizona Diamondbacks

Chase Field, Phoenix, AZ

Mon Jun 17 2013, 6:41 PM - 9:27 PM MST

Att. 19,366 - Roof Closed - 81 F

livebaseballscorecards.com

AB	31
R	3
H	3
RBI	3
BB	1
SO	8
LOB	3

MIAMI

PITCHER		IP	WLS	BF	H	R	ER	SO	BB	IBB	HBP	BLK	WP	HR	S	P	ERA	WHIP
46 Patrick Corbin, L ERA: 2.28	(1, 1)	8.0		28	2	2	2	7	1	0	0	0	0	1	71	106	2.25	0.375
21 Heath Bell, R ERA: 4.23	(9, 1)	1.0	L	4	1	1	1	1	0	0	0	0	0	1	11	17	9.00	1.000

PITCHER		IP	WLS	BF	H	R	ER	SO	BB	IBB	HBP	BLK	WP	HR	S	P	ERA	WHIP

Miami Marlins @ Arizona Diamondbacks

Chase Field, Phoenix, AZ

Mon Jun 17 2013, 6:41 PM - 9:27 PM MST

Att. 19,366 - Roof Closed - 81 F

BOTTOM

Batter	1	2	3	4	5	6	7	8	9	AB	R	H	RBI	BB	SO	LOB
8 Gerardo Parra, L (1, 8) OBP: 0.376, SLG: 0.464	C SI 91 F SI 91 S CU 78 0-3 ① K	D CU 78 F SI 92 X CU 78 1-1 ③ G6-3			F CH 84 X FF 91 0-1 44 S 44 1B 1B		M SL 80 C FF 91 B SL 83 B SL 83 B SI 92 F FF 92 X FF 92 3-2 ① F8		B SL 85 S SL 84 X SL 85 1-1 ② L8	5	1	1	0	0	1	2
18 Willie Bloomquist, R (1, 4) OBP: 0.418, SLG: 0.429	B FF 92 X FF 93 1-0 ② G6-3		C FF 91 F SI 92 B FC 85 F SI 93 X CU 80 1-2 ① P4		1 SAFE F FF 92 1 SAFE 1 SAFE X SI 92 0-1 ① F9		C SL 82 B SI 93 S SL 83 B SL 83 X SI 94 2-2 ② G6-3		B SI 92 X SI 93 1-0 ③ L8	5	0	0	0	0	0	1
44 Paul Goldschmidt, R (1, 3) OBP: 0.386, SLG: 0.556	B FF 93 B FF 92 B FC 84 C FF 92 B FF 93 4-1 7 FC5 26 1B BB		B FC 84 X FF 92 1-0 HR		B FF 92 B FF 92 1 SAFE C FF 92 B FC 84 X FC 84 3-1 1-H 1B		B SI 94 C SL 82 B SI 94 S SL 83 C SI 95 2-3 ③ K			3	1	2	2	1	1	0
26 Miguel Montero, L (1, 2) OBP: 0.306, SLG: 0.316	B SI 92 1 SAFE S FF 91 B FF 91 X SI 92 2-1 7 FC5 1-2 1B		B SI 92 B CH 84 C SI 92 X CH 87 2-1 ② F7		S CH 84 B CU 76 S FF 91 S FC 85 1-3 ② K			B FF 94 X FF 94 1-0 7 BB 1B		4	0	2	0	0	1	1
7 Cody Ross, R (1, 9) OBP: 0.309, SLG: 0.339	C FF 92 D FC 86 F FC 85 D CU 79 F CU 79 F SI 93 F SI 94 X FC 86 2-2 ③ FC5 1-2 2-3f		C FF 93 B FF 93 F FC 84 S FF 94 1-3 ③ K		B FF 92 B FF 92 B FF 94 B FF 92 4-0 BB			B FF 94 S SL 89 F FF 94 B FF 95 D SL 88 D FF 95 4-2 1-2 BB		2	0	0	0	2	1	2
13 Jason Kubel, L (1, 7) OBP: 0.322, SLG: 0.403		C SI 91 X CU 78 0-1 ① G3		F SI 92 B CH 85 S SI 92 B FF 94 B CU 79 B SI 93 4-2 14 G6-3 14 WP BB	B CH 85 S SI 92 B CH 86 B SI 93 C SI 93 F SI 93 F SI 94 X SI 94 3-2 ③ G4-3			C FF 95 X FF 95 0-1 ① F6		3	0	0	0	1	0	4
14 Martín Prado, R (1, 5) OBP: 0.296, SLG: 0.335		B FF 92 F FF 92 F SI 93 X CU 81 1-2 1 1B 1B		C FF 92 F SI 94 F SI 93 B FC 86 F SI 93 B CU 78 D CU 80 F SI 92 X SI 92 3-2 ① G6-3 1-3		C SL 80 C SL 82 B SI 92 B SL 83 F SI 92 C FF 92 2-3 ① K		C FF 95 D FF 92 F FF 94 F SL 91 T FF 95 1-2 ② K		4	0	1	0	0	2	3
1 Didi Gregorius, L (1, 6) OBP: 0.384, SLG: 0.446		X SI 92 0-0 1-2 1B		B FC 85 X FF 92 1-0 ② P2		B FF 92 S FF 92 F SL 82 X SL 83 1-2 ② F9		B FF 94 F FF 94 B SL 90 F FF 95 X SL 90 2-2 ③ G4-3		4	0	1	0	0	0	3
46 Patrick Corbin, L (1, 1) OBP: 0.097, SLG: 0.129 21 Heath Bell, R (9, 1) 22 Eric Hinske, L (9, PH) OBP: 0.245, SLG: 0.306		L SI 91 F SI 91 M CU 78 0-3 ② K		M SI 92 B CU 80 C FF 92 S CU 80 1-3 ③ K		B FF 93 C FF 92 B FF 92 F FF 91 S FF 92 2-3 ③ K			C SI 93 F SL 84 B SI 92 F SL 82 F SI 94 F SL 83 X SL 83 1-2 ① G3	3 0 1	0 0 0	0 0 0	0 0 0	0 0 0	3 0 0	3 0 0
Inning Stats	R: 0 E: 0 K: 1 S: 13 H: 1 LOB: 2 BB: 1 P: 22	R: 0 E: 0 K: 1 S: 11 H: 2 LOB: 2 BB: 0 P: 13	R: 1 E: 0 K: 1 S: 10 H: 1 LOB: 0 BB: 0 P: 15	R: 0 E: 0 K: 1 S: 12 H: 0 LOB: 1 BB: 1 P: 21	R: 1 E: 0 K: 1 S: 14 H: 2 LOB: 2 BB: 1 P: 25	R: 0 E: 0 K: 2 S: 10 H: 0 LOB: 0 BB: 0 P: 15	R: 0 E: 0 K: 1 S: 10 H: 0 LOB: 0 BB: 0 P: 17	R: 0 E: 0 K: 1 S: 12 H: 1 LOB: 2 BB: 1 P: 20	R: 0 E: 0 K: 0 S: 9 H: 0 LOB: 0 BB: 0 P: 12	1B: 6 2B: 0 3B: 0 HR: 1	SF: 0 SAC: 0 DP: 0 HBP: 0		WP: 1 PB: 0 SB: 1 CS: 0	PA: 38			

livebaseballscorecards.com

AB	34
R	2
H	7
RBI	2
BB	4
SO	9
LOB	19

PITCHER		IP	WLS	BF	H	R	ER	SO	BB	IBB	HBP	BLK	WP	HR	S	P	ERA	WHIP
33 Jacob Turner, R ERA: 2.16	(1, 1)	5.0		24	6	2	2	5	3	0	0	0	1	1	60	96	3.60	1.800
43 Dan Jennings, L ERA: 0.77	(6, 1)	1.1		4	0	0	0	2	0	0	0	0	0	0	14	22	0.00	0.000
58 Ryan Webb, R ERA: 3.51	(7, 1)	0.2		2	0	0	0	1	0	0	0	0	0	0	6	10	0.00	0.000
40 Mike Dunn, L ERA: 2.64	(8, 1)	1.0	W	5	1	0	0	1	1	0	0	0	0	0	12	20	0.00	2.000
31 Steve Cishek, R ERA: 3.68	(9, 1)	1.0	S	3	0	0	0	0	0	0	0	0	0	0	9	12	0.00	0.000

PITCHER	IP	WLS	BF	H	R	ER	SO	BB	IBB	HBP	BLK	WP	HR	S	P	ERA	WHIP

Batter	1	2	3	4	5	6	7	8	9	AB	R	H	RBI	BB	SO	LOB
9 Juan Pierre, L (1, 7) OBP: 0.302, SLG: 0.317	C FF 90 S CH 82 B SI 93 X CU 80 1-2 ① G4-3		C CH 81 B SI 92 X CU 79 1-1 30 G5-4-3 1B		C FF 90 F SI 90 B SI 92 X SI 93 1-2 ① G1-3			B SI 86 B SI 86 C SI 86 X SI 86 2-1 ① G4-3		4	0	1	0	0	0	0
30 Placido Polanco, R (1, 5) OBP: 0.288, SLG: 0.261	C FF 92 B CH 84 X SI 92 1-1 ② G4-3		B SI 92 X SI 92 1-0 ② ③ G5-4-3 1-2f		C SI 91 B FF 92 X SI 93 1-1 ② G6-3			C SI 87 X SI 87 0-1 ② G4-3		4	0	0	0	0	0	1
27 Giancarlo Stanton, R (1, 9) OBP: 0.352, SLG: 0.514	B CU 79 B CH 82 C SI 92 F SI 91 C SI 93 2-3 ③ K			F SI 91 B CU 78 S CH 83 S CH 84 1-3 ① K	B SI 92 C CH 83 C FF 92 X CH 84 1-2 ③ G6-3			B SI 88 S SI 87 B SI 87 X SI 88 2-1 ③ G6-3		4	0	0	0	0	2	0
5 Logan Morrison, L (1, 3) OBP: 0.421, SLG: 0.471		F SI 91 C SI 92 X FF 92 0-2 3 F9 48 1B 1B		X CH 81 0-0 48 FC5-4 1B	C SI 91 C SI 92 X FF 93 0-2 ① F8				C CU 80 B CU 82 B CU 80 F FF 94 F SI 94 B FF 94 F FF 94 S FF 94 3-3 ① K	4	0	2	0	0	1	0
48 Marcell Ozuna, R (1, 8) OBP: 0.330, SLG: 0.408		X SI 91 0-0 1-2 1B		B SI 91 B SI 91 X SI 92 2-0 ② FC5-4 51 3B 1-2f	F CH 81 F SI 91 X SI 93 0-2 ② G5-3				B FF 94 S CU 81 B CU 82 B FF 94 X FF 94 3-1 ② F8	4	1	1	0	0	0	1
51 Derek Dietrich, L (1, 4) OBP: 0.278, SLG: 0.414		C CH 80 C SI 93 F SI 92 B FF 92 T CH 82 1-2 ① K		D SI 91 X SI 91 1-0 3 1B 1-H 3B	B CH 83 B CH 82 F SI 91 B FF 92 C SI 92 T SI 92 3-2 ③ K				B FF 93 B SI 93 F FF 93 X FF 92 2-1 ③ F9	4	1	1	1	0	2	2
3 Adeiny Hechavarría, R (1, 6) OBP: 0.257, SLG: 0.313		X SI 92 0-0 ② F9 2-3		B FF 91 F CH 83 S SI 92 X SI 92 1-2 19 1B 3-H 1B			B SI 88 C CH 80 X CH 81 1-1 ① 2B			3	0	2	1	0	0	2
19 Rob Brantly, L (1, 2) OBP: 0.293, SLG: 0.300		C SI 92 T CU 78 F FF 93 B SI 92 X CH 82 1-2 ③ G3		S CH 82 B SI 92 B SI 92 D CH 82 X CH 82 3-1 1-2 1B			B FF 91 S CH 82 X SI 91 1-1 ② F7			3	0	1	0	0	0	2
24 Nathan Eovaldi, R (1, 1) 54 Jordan Brown, L (7, PH) OBP: 0.286, SLG: 0.333 44 AJ Ramos, R (7, 1) 50 Chad Qualls, R (9, 1)			C FF 89 S SI 91 C SI 92 0-3 ① K	S SI 92 F SI 92 F SI 92 T CU 78 0-2 ③ K			C CH 80 B SI 91 C SI 92 X CH 83 1-2 ③ F9			2 1 0 0	0 0 0 0	0 0 0 0	0 0 0 0	2 0 0 0	2 0 0 0	2 0 0 0

TOP

Miami Marlins @ Arizona Diamondbacks

Chase Field, Phoenix, AZ

Tue Jun 18 2013, 6:41 PM - 9:02 PM MST

Att. 21,068 - Roof Closed - 80 F

livebaseballscorecards.com

AB	33
R	2
H	8
RBI	2
BB	0
SO	7
LOB	10

MIAMI

Inning Stats	1	2	3	4	5	6	7	8	9
	R: 0 E: 0 K: 1 S: 8	H: 0 LOB: 0 BB: 0 P: 12	R: 0 E: 0 K: 1 S: 13	H: 2 LOB: 2 BB: 0 P: 15	R: 0 E: 0 K: 1 S: 6	H: 1 LOB: 0 BB: 0 P: 8	R: 2 E: 0 K: 2 S: 15	H: 4 LOB: 2 BB: 0 P: 23	R: 0 E: 0 K: 0 S: 8	H: 0 LOB: 0 BB: 0 P: 11
	R: 0 E: 0 K: 1 S: 9	H: 0 LOB: 0 BB: 0 P: 12	R: 0 E: 0 K: 0 S: 7	H: 1 LOB: 0 BB: 0 P: 10	R: 0 E: 0 K: 0 S: 6	H: 0 LOB: 0 BB: 0 P: 10	R: 0 E: 0 K: 1 S: 9	H: 0 LOB: 0 BB: 0 P: 17		

	1B: 6	SF: 0	WP: 0	PA: 33
	2B: 1	SAC: 0	PB: 0	
	3B: 1	DP: 1	SB: 0	
	HR: 0	HBP: 0	CS: 0	

PITCHER	IP	WLS	BF	H	R	ER	SO	BB	IBB	HBP	BLK	WP	HR	S	P	ERA	WHIP
48 Randall Delgado, R (1, 1) ERA: 4.0	7.0		27	8	2	2	6	0	0	0	0	0	0	66	91	2.57	1.143
29 Brad Ziegler, R (8, 1) ERA: 2.1	1.0		3	0	0	0	0	0	0	0	0	0	0	6	10	0.00	0.000
30 David Hernandez, R (9, 1) ERA: 3.94	1.0	W	3	0	0	0	1	0	0	0	0	0	0	9	17	0.00	0.000

PITCHER	IP	WLS	BF	H	R	ER	SO	BB	IBB	HBP	BLK	WP	HR	S	P	ERA	WHIP

Batter	1	2	3	4	5	6	7	8	9	AB	R	H	RBI	BB	SO	LOB
8 Gerardo Parra, L (1, 9) OBP: 0.375, SLG: 0.461	C FF 98 B FF 97 F FF 97 F SL 88 S SL 91 1-3 K ①		D CH 86 B FF 97 C FF 97 X SL 89 2-1 G4-3 ③			B CH 85 X SL 88 1-0 1B		B CH 83 B CU 77 F FF 92 C FF 93 F CH 84 B CU 78 X FF 93 3-2 L8 ②		4	0	1	0	0	1	1
18 Willie Bloomquist, R (1, 4) OBP: 0.390, SLG: 0.396	C FF 98 B FF 98 S SL 89 X SL 89 1-2 G1-3 ②			F FF 97 X SL 87 0-1 F9 ①		S FF 96 1 SAFE S FF 94 1 SAFE F FF 96 B CU 78 1 SAFE B CU 76 B FF 95 3-2 X FF 95 F9 ①		F FF 94 B FF 94 B SL 81 X FF 93 2-1 F8 ③		4	0	0	0	0	0	1
44 Paul Goldschmidt, R (1, 3) OBP: 0.384, SLG: 0.563	C FF 98 B SL 88 F FF 98 F FF 99 B CU 79 F SL 88 B SL 90 F FF 98 X FF 97 3-2 L9 ③			B SL 88 B FF 98 C FF 99 F SL 87 B CU 78 F FF 98 X FF 97 3-2 F8 ②		S CU 76 D CU 77 1 SAFE F FF 95 T CU 77 1-2 K ②			B SI 95 X SI 93 1-0 HR	4	1	1	1	0	1	1
26 Miguel Montero, L (1, 2) OBP: 0.307, SLG: 0.313		S FF 97 C FF 98 F CU 80 F CU 78 S FF 99 0-3 K ①		B FF 97 B CH 88 B FF 97 C FF 96 F FF 97 F FF 98 F FF 98 B FF 97 4-2 14 HR BB		B FF 96 S SL 86 1 SAFE S FF 95 X SL 87 1-2 F9 ③				2	1	0	0	1	1	1
14 Martín Prado, R (1, 5) OBP: 0.297, SLG: 0.345		B FF 98 X FF 98 1-0 G4-3 ②		C FF 97 B FF 97 D SL 88 B FF 96 X FF 93 3-1 1-H HR			B SL 81 F FF 94 C FF 93 B CU 79 B SL 83 X FF 93 3-2 F9 ①			3	1	1	2	0	0	0
13 Jason Kubel, L (1, 7) OBP: 0.315, SLG: 0.394		S FF 99 B CU 76 F FF 97 X SL 88 1-2 G4-3 ③		X FF 97 0-0 G3-1 ③			C CH 84 S CH 84 B SL 83 B CU 78 X FF 95 2-2 F7 ②			3	0	0	0	0	0	0
11 AJ Pollock, R (1, 8) OBP: 0.283, SLG: 0.412			X SL 87 0-0 48 SH2-3 1B		B FF 95 X FF 97 1-0 G6-3 ①		B FF 95 B FF 95 B FF 94 C FF 93 X FF 94 3-1 2B			3	0	2	0	0	0	0
1 Didi Gregorius, L (1, 6) OBP: 0.359, SLG: 0.438			C FF 97 S FF 97 X FF 97 0-2 F7 ①		X FF 97 0-0 F7 ②		X CH 85 0-0 G4-3 ③			3	0	0	0	0	0	2
48 Randall Delgado, R (1, 1) 29 Brad Ziegler, R (8, 1) 22 Eric Hinske, L (8, PH) OBP: 0.241, SLG: 0.300 30 David Hernandez, R (9, 1)			X FF 96 0-0 SH2-3 ② 1-2		C FF 96 S FF 98 X FF 97 0-2 G3 ③			C CU 76 S FF 93 B FF 93 F FF 92 F SL 82 S CH 85 1-3 K ①		1 0 1 0	0 0 0 0	0 0 0 0	0 0 0 0	0 0 1 0	0 0 0 0	0 0 0 0
Inning Stats	R: 0 E: 0 K: 1 S: 13 H: 0 LOB: 0 BB: 0 P: 18	R: 0 E: 0 K: 1 S: 9 H: 0 LOB: 0 BB: 0 P: 11	R: 0 E: 0 K: 0 S: 7 H: 1 LOB: 1 BB: 0 P: 9	R: 2 E: 0 K: 0 S: 13 H: 1 LOB: 0 BB: 1 P: 23	R: 0 E: 0 K: 0 S: 5 H: 0 LOB: 0 BB: 0 P: 6	R: 0 E: 0 K: 1 S: 11 H: 1 LOB: 1 BB: 0 P: 17	R: 0 E: 0 K: 0 S: 9 H: 1 LOB: 1 BB: 0 P: 17	R: 0 E: 0 K: 1 S: 11 H: 0 LOB: 0 BB: 0 P: 17	R: 1 E: 0 K: 0 S: 1 H: 1 LOB: 0 BB: 0 P: 2	1B: 2 2B: 1 3B: 0 HR: 2 SF: 0 SAC: 1 DP: 0 HBP: 0						

PITCHER		IP	WLS	BF	H	R	ER	SO	BB	IBB	HBP	BLK	WP	HR	S	P	ERA	WHIP
24 Nathan Eovaldi, R ERA: 3.0	(1, 1)	6.0		22	3	2	2	3	1	0	0	0	0	1	58	84	3.00	0.667
44 AJ Ramos, R ERA: 4.62	(7, 1)	2.0		7	1	0	0	1	0	0	0	0	0	0	20	34	0.00	0.500
50 Chad Qualls, R ERA: 3.42	(9, 1)	0.0	L	1	1	1	1	0	0	0	0	0	0	1	1	2	∞	∞

PITCHER	IP	WLS	BF	H	R	ER	SO	BB	IBB	HBP	BLK	WP	HR	S	P	ERA	WHIP

BOTTOM

Miami Marlins @ Arizona Diamondbacks

Chase Field, Phoenix, AZ

Tue Jun 18 2013, 6:41 PM - 9:02 PM MST

Att. 21,068 - Roof Closed - 80 F

livebaseballscorecards.com

AB	28
R	3
H	5
RBI	3
BB	1
SO	4
LOB	6

WP: 0 PA: 30
PB: 0
SB: 0
CS: 0

Miami Marlins @ Arizona Diamondbacks

Chase Field, Phoenix, AZ

Wed Jun 19 2013, 12:41 PM - 3:22 PM MST

Att. 26,870 - Roof Closed - 77 F

TOP

livebaseballscorecards.com

Batter	1	2	3	4	5	6	7	8	9	AB	R	H	RBI	BB	SO	LOB
20 Justin Ruggiano, R (1, 7) OBP: 0.299, SLG: 0.403	C FF 88 B SI 90 B SI 90 X SI 90 2-1 27 59 G5-3 FC1-5-4 1B		B CH 78 S CH 77 B FC 87 B FC 87 C FC 88 X FC 88 3-2 ② F7			C FC 87 X FC 87 0-1 ② F9			B FF 94 B FF 94 C FF 92 F FF 94 B FF 94 F FF 93 F FF 93 X FF 93 3-2 HR	4	1	2	1	0	0	0
59 Ed Lucas, R (1, 5) OBP: 0.348, SLG: 0.305	L SI 89 B SI 89 1 SAFE X SI 89 1-1 ① G5-3 1-2		C FC 87 B CH 78 F FC 88 B FC 88 F FC 87 B FC 89 X FC 88 3-2 ③ P4			C FC 87 X CH 78 0-1 ③ G5-3			B FF 93 C FF 91 X FF 92 1-1 27 BB 1B	4	0	1	0	0	0	1
27 Giancarlo Stanton, R (1, 9) OBP: 0.357, SLG: 0.509	B SI 91 C CH 81 F SI 90 B SL 87 D CH 83 X SI 91 3-2 ② FC1-5-4 2-3			F FC 87 B FC 87 S FC 88 S CH 78 1-3 ① K			X CH 78 0-0 1B		B CU 83 D CU 84 B CU 84 C FF 95 B FF 92 4-1 1-2 BB	3	0	1	0	1	1	1
48 Marcell Ozuna, R (1, 8) OBP: 0.322, SLG: 0.399	B CH 85 C SI 90 D KC 79 F SI 89 F CH 83 B SI 92 X SI 92 3-2 ③ G1-5-3			C CH 79 C CH 78 B CH 78 F FC 89 F FC 88 B CH 80 S CH 79 2-3 ② K			S FC 87 F FC 86 B FC 87 S CH 78 1-3 ① K		B FF 94 B FF 94 C FF 94 C FF 94 F CU 82 X FF 94 2-2 ① F9	4	0	0	0	0	2	4
51 Derek Dietrich, L (1, 4) OBP: 0.270, SLG: 0.401		C CH 85 B CH 78 B SI 89 F FC 85 B FC 86 F FC 87 X CH 76 3-2 ① G4-3		F FC 87 F FC 88 B FC 88 S FC 88 1-3 ③ K			S CH 77 X FC 86 0-1 ② P3		B FF 93 C FF 94 X FF 92 1-1 ② P2	4	0	0	0	0	1	3
3 Adeiny Hechavarría, R (1, 6) OBP: 0.253, SLG: 0.309 5 Logan Morrison, L (9, PH) OBP: 0.400, SLG: 0.444		B FC 86 X FC 87 1-0 ② P3			C FC 87 C FC 86 C FC 88 0-3 ① K		B CH 78 F FC 87 F FC 88 D CH 78 D CU 72 X FC 88 3-2 ③ F9		B FF 94 B FF 93 S FF 94 F FF 95 F FF 94 C FF 93 2-3 ③ K	3 1	0 0	0 0	0 0	0 0	1 1	1 2
29 Greg Dobbs, L (1, 3) OBP: 0.290, SLG: 0.286		C FC 86 B FC 86 S FC 86 B FC 87 B FC 87 B FC 88 4-2 BB			C CH 79 X FC 87 0-1 ② P5			X FF 94 0-0 6 G5-4-3 1B		2	0	1	0	1	0	0
6 Jeff Mathis, R (1, 2) OBP: 0.157, SLG: 0.213		C FC 86 X FC 86 0-1 ③ G6-3			S CH 79 B FC 87 B FC 88 F FC 89 B FC 89 S CH 81 3-3 ③ K			C CU 81 1 SAFE L CU 81 D CU 82 X CU 83 1-2 ①② G5-4-3 1-2f		3	0	0	0	0	1	2
16 José Fernández, R (1, 1) OBP: 0.208, SLG: 0.250 40 Mike Dunn, L (8, 1)			B FC 86 C FC 87 B CH 76 F FC 88 C FC 88 2-3 ① K			C FC 86 B CH 77 X FC 87 1-1 ① F8		S FF 94 X FF 94 0-1 ③ F8		3 0	0 0	0 0	0 0	0 0	1 0	0 0
Inning Stats	R: 0 E: 0 K: 0 S: 11 H: 1 LOB: 1 BB: 0 P: 20	R: 0 E: 0 K: 0 S: 9 H: 0 LOB: 1 BB: 1 P: 17	R: 0 E: 0 K: 1 S: 10 H: 0 LOB: 0 BB: 0 P: 18	R: 0 E: 0 K: 3 S: 11 H: 0 LOB: 0 BB: 0 P: 15	R: 0 E: 0 K: 2 S: 8 H: 0 LOB: 0 BB: 0 P: 11	R: 0 E: 0 K: 0 S: 6 H: 0 LOB: 0 BB: 0 P: 7	R: 0 E: 0 K: 1 S: 9 H: 1 LOB: 1 BB: 0 P: 13	R: 0 E: 0 K: 0 S: 6 H: 1 LOB: 0 BB: 0 P: 7	R: 1 E: 0 K: 1 S: 18 H: 2 LOB: 2 BB: 1 P: 31	1B: 4 2B: 0 3B: 0 HR: 1 SF: 0 SAC: 0 DP: 1 HBP: 0						

AB	31
R	1
H	5
RBI	1
BB	2
SO	8
LOB	14

WP: 0 PB: 0 SB: 0 CS: 0 PA: 33

PITCHER	IP	WLS	BF	H	R	ER	SO	BB	IBB	HBP	BLK	WP	HR	S	P	ERA	WHIP
35 Trevor Cahill, R (1, 1) ERA: 3.92	1.0		4	1	0	0	0	0	0	0	0	0	0	11	20	0.00	1.000
55 Josh Collmenter, R (2, 1) ERA: 2.43	6.0		20	1	0	0	7	1	0	0	0	0	0	53	81	0.00	0.333
30 David Hernandez, R (8, 1) ERA: 3.82	1.0	W	3	1	0	0	0	0	0	0	0	0	0	6	7	0.00	1.000
21 Heath Bell, R (9, 1) ERA: 4.4	1.0	S	6	2	1	1	1	1	0	0	0	0	1	18	31	9.00	3.000

PITCHER	IP	WLS	BF	H	R	ER	SO	BB	IBB	HBP	BLK	WP	HR	S	P	ERA	WHIP

Batter	1	2	3	4	5	6	7	8	9	AB	R	H	RBI	BB	SO	LOB
8 Gerardo Parra, L (1, 9) OBP: 0.373, SLG: 0.458	X FF 93 0-0 4 FC6-4 1B		C CU 82 F FF 95 B CU 82 X CU 83 1-2 ① FC6-4 4 CS 1-2f			C CH 84 X FF 95 0-1 ② L5		L FF 94 S FF 95 X SL 90 0-2 ② F7		4	0	1	0	0	0	2
4 Cliff Pennington, S (1, 4) OBP: 0.305, SLG: 0.302	B FF 94 1 SAFE X FF 95 1-0 ① FC6-4 1-2f		1 SAFE B SI 95 S FF 96 F SI 95 F CU 84 B CU 82 X CU 83 2-2 ②③ G3-1 1-2			B SI 94 X SI 93 1-0 ③ F7		B FF 95 F FF 95 C FF 94 X SL 90 1-2 ③ G6-3		4	0	0	0	0	0	3
44 Paul Goldschmidt, R (1, 3) OBP: 0.380, SLG: 0.556	B FF 96 C FF 97 C FF 96 F FF 98 1 SAFE X CU 85 1-2 ② F8			B CU 80 C FF 96 X SI 94 1-1 ① G5-3			C CU 82 B CU 85 S CU 84 F CU 85 B FF 96 S CU 82 2-3 ① K			3	0	0	0	0	1	1
26 Miguel Montero, L (1, 2) OBP: 0.303, SLG: 0.309	D SI 95 B FF 96 1 SAFE S SI 92 F SI 94 F CU 82 X FF 96 2-2 ③ G6-3			B CU 82 C FF 95 B CU 80 X SI 94 2-1 ② G4-3			C CU 82 B SI 94 B CH 86 X SI 94 2-1 ② G5-3			3	0	0	0	0	0	1
14 Martín Prado, R (1, 5) OBP: 0.294, SLG: 0.342		C FF 95 S SI 93 X SI 95 0-2 ① G4-3		C FF 97 B CU 84 F SI 95 F FF 97 X CU 85 1-2 ③ G6-3			C CU 82 F CU 84 F SI 95 B CU 82 X CU 85 1-2 ③ P4			3	0	0	0	0	0	0
13 Jason Kubel, L (1, 7) OBP: 0.322, SLG: 0.396 10 Josh Wilson, R (8, PR) OBP: 0.262, SLG: 0.300 21 Heath Bell, R (9, 1)		C CU 80 X SI 93 0-1 1B			C SI 93 B FF 96 B CU 81 C CU 81 F CU 83 F FF 96 C CU 82 2-3 ① K			B CU 81 B CU 82 B SI 91 C CU 80 S SI 91 F SI 94 F CU 82 F CU 82 B CU 81 4-2 1 BB 7 HR BB		2 0 0	0 1 0	1 0 0	0 0 0	1 0 0	1 0 0	0 0 0
11 AJ Pollock, R (1, 8) OBP: 0.279, SLG: 0.406		B FF 96 C FF 94 F FF 97 X CU 84 1-2 ② F7			C CU 83 X FF 96 0-1 ② F8			1 SAFE L FF 93 B CU 84 X FF 95 1-1 ① B2		3	0	0	0	0	0	2
1 Didi Gregorius, L (1, 6) OBP: 0.358, SLG: 0.433		C CU 82 C FF 94 B CU 83 S CU 82 1-3 ③ K			B SI 94 F CU 79 X SI 94 1-1 ③ F7			S CU 83 B FF 94 B SI 92 F CU 82 B SI 94 B CU 81 4-2 1-2 7 HR BB		2	1	0	0	1	1	1
35 Trevor Cahill, R (1, 1) OBP: 0.074, SLG: 0.185 55 Josh Collmenter, R (2, 1) OBP: 0.167, SLG: 0.167 30 David Hernandez, R (8, 1) 22 Eric Hinske, L (8, PH) OBP: 0.241, SLG: 0.300 7 Cody Ross, R (8, PH) OBP: 0.313, SLG: 0.358 (9, 7)			B FF 91 X FF 90 1-0 8 FC6-4 1B			C FF 94 C CU 81 C FF 95 0-3 ① K		B SL 88 C FF 95 S SL 90 X SL 90 1-2 1-H 2-H HR		0 2 0 0 1	0 0 0 0 1	0 1 0 0 1	0 0 0 0 3	0 1 0 0 0	0 0 0 0 0	0 0 0 0 0
Inning Stats	R: 0 E: 0 K: 0 S: 10 H: 1 LOB: 1 BB: 0 P: 14	R: 0 E: 0 K: 1 S: 11 H: 1 LOB: 1 BB: 0 P: 13	R: 0 E: 0 K: 0 S: 8 H: 1 LOB: 0 BB: 0 P: 12	R: 0 E: 0 K: 0 S: 8 H: 0 LOB: 0 BB: 0 P: 12	R: 0 E: 0 K: 1 S: 9 H: 0 LOB: 0 BB: 0 P: 12	R: 0 E: 0 K: 1 S: 6 H: 0 LOB: 0 BB: 0 P: 7	R: 0 E: 0 K: 1 S: 10 H: 0 LOB: 0 BB: 0 P: 15	R: 3 E: 0 K: 0 S: 18 H: 1 LOB: 1 BB: 2 P: 29		1B: 3 2B: 0 3B: 0 HR: 1	SF: 0 SAC: 0 DP: 0 HBP: 0			WP: 0 PB: 0 SB: 0 CS: 1	PA: 29	

PITCHER		IP	WLS	BF	H	R	ER	SO	BB	IBB	HBP	BLK	WP	HR	S	P	ERA	WHIP
16 José Fernández, R ERA: 3.05	(1, 1)	7.1	L	26	3	2	2	4	2	0	0	0	0	0	71	103	2.46	0.682
40 Mike Dunn, L ERA: 2.87	(8, 1)	0.2		3	1	1	1	0	0	0	0	0	0	1	9	11	13.50	1.500

PITCHER	IP	WLS	BF	H	R	ER	SO	BB	IBB	HBP	BLK	WP	HR	S	P	ERA	WHIP

BOTTOM

Miami Marlins @ Arizona Diamondbacks

Chase Field, Phoenix, AZ

Wed Jun 19 2013, 12:41 PM - 3:22 PM MST

Att. 26,870 - Roof Closed - 77 F

livebaseballscorecards.com

AB	27
R	3
H	4
RBI	3
BB	2
SO	4
LOB	10

Miami Marlins @ San Francisco Giants

AT&T Park, San Francisco, CA

Thu Jun 20 2013, 7:19 PM - 9:45 PM PDT

Att. 41,290 - Partly Cloudy - 60 F

livebaseballscorecards.com

Batter	1	2	3	4	5	6	7	8	9	AB	R	H	RBI	BB	SO	LOB
9 Juan Pierre, L (1, 7) OBP: 0.297, SLG: 0.312	C FF 91 B CH 86 F SI 91 X FF 93 1-2 G5-3		C SL 80 F SL 80 B FF 91 B SL 78 B SI 90 X CH 86 3-2 P3			C FF 92 F FF 93 X FF 93 0-2 G6-3		C SI 92 B SI 92 F SI 92 X CU 76 1-2 G4-3		4	0	0	0	0	0	2
30 Placido Polanco, R (1, 5) OBP: 0.288, SLG: 0.261	F FF 92 C FF 92 X FF 92 0-2 27 G1-4-3 1B			B FF 90 C SL 80 B SL 79 C SL 79 S FF 92 2-3 K			B SL 79 F FF 90 F FF 91 X FF 93 1-2 G3-1		X FF 92 0-0 G6-3	4	0	1	0	0	1	0
27 Giancarlo Stanton, R (1, 9) OBP: 0.354, SLG: 0.500	B SL 82 X SI 92 1-0 G1-4-3 1-2f			C FF 92 B CH 88 B SL 81 C FF 92 X FF 93 2-2 G5-3			S FF 92 S FF 92 S FF 94 0-3 K		B CU 82 B FF 93 S FF 93 X FF 93 2-1 5 1B	4	0	1	0	0	1	1
5 Logan Morrison, L (1, 3) OBP: 0.375, SLG: 0.409		X FF 91 0-0 F8		C FF 91 B CH 87 X FF 91 1-1 F7			S CH 84 X FF 94 0-1 P3		B CH 84 B CH 84 B FF 92 C FF 92 X FF 92 3-1 1-2 1B	4	0	1	0	0	0	0
20 Justin Ruggiano, R (1, 8) OBP: 0.302, SLG: 0.402		C FF 91 S SL 79 X SL 78 0-2 G3			X SL 79 0-0 3 CS 51 G1-3 1B			B FF 91 C SL 81 B SL 82 B SL 82 B FF 92 4-1 3 SH5-4 48 E 51 HBP BB	C FF 93 B CH 86 F CH 87 S CH 86 1-3 K	3	1	1	0	1	1	2
51 Derek Dietrich, L (1, 4) OBP: 0.270, SLG: 0.393		B FF 91 B FF 91 C FF 91 X CH 84 2-1 G3-1			1 SAFE X FF 88 0-0 G1-3 1-2			1 SAFE H SI 90 1-0 3 SH5-4 48 E 1-2 HBP	X CH 87 0-0 G3	3	1	0	0	0	0	3
3 Adeiny Hechavarría, R (1, 6) OBP: 0.256, SLG: 0.307			B SL 79 B FF 91 B FF 90 C FF 91 B FF 90 4-1 19 CS BB		C CH 89 2 SAFE C SL 81 F FF 92 B SL 82 B SL 83 B SL 82 S FF 93 3-3 K 2-3			X SI 91 0-0 SH5-4 1-2 2-3		1	0	0	0	1	1	1
19 Rob Brantly, L (1, 2) 6 Jeff Mathis, R (8, PH) (8, 2) OBP: 0.295, SLG: 0.298 / OBP: 0.154, SLG: 0.208			B FF 90 F CH 85 B FF 93 B FF 93 B FF 91 4-1 1-2 BB			B CH 83 X CH 83 1-0 P4		S SI 92 C CH 86 S CH 87 0-3 K		1 1	0 0	0 0	0 0	1 0	0 1	0 2
34 Tom Koehler, R (1, 1) OBP: 0.071, SLG: 0.071 48 Marcell Ozuna, R (8, PH) OBP: 0.326, SLG: 0.402 50 Chad Qualls, R (8, 1) 31 Steve Cishek, R (9, 1)			X FF 92 0-0 B2			C FF 91 C SL 80 S SL 82 0-3 K		S SI 91 F SI 92 F CH 86 X SI 92 0-2 E9 2-H 3-H 1B		2 1 0 0	0 0 0 0	0 1 0 0	0 2 0 0	1 0 0 0	1 0 0 0	1 0 0 0
Inning Stats	R: 0 E: 0 K: 0 S: 7 H: 1 LOB: 0 BB: 0 P: 9	R: 0 E: 0 K: 0 S: 6 H: 0 LOB: 0 BB: 0 P: 8	R: 0 E: 0 K: 0 S: 6 H: 0 LOB: 1 BB: 2 P: 17	R: 0 E: 0 K: 1 S: 8 H: 0 LOB: 0 BB: 0 P: 13	R: 0 E: 0 K: 1 S: 6 H: 1 LOB: 0 BB: 0 P: 9	R: 0 E: 0 K: 1 S: 7 H: 0 LOB: 0 BB: 0 P: 8	R: 0 E: 0 K: 1 S: 8 H: 0 LOB: 0 BB: 0 P: 9	R: 2 E: 1 K: 1 S: 12 H: 1 LOB: 1 BB: 1 P: 18	R: 0 E: 0 K: 1 S: 9 H: 2 LOB: 2 BB: 0 P: 15							

AB	28
R	2
H	5
RBI	2
BB	3
SO	6
LOB	12

1B: 5 SF: 0 WP: 0 PA: 33
2B: 0 SAC: 1 PB: 0
3B: 0 DP: 1 SB: 0
HR: 0 HBP: 1 CS: 2

PITCHER		IP	WLS	BF	H	R	ER	SO	BB	IBB	HBP	BLK	WP	HR	S	P	ERA	WHIP
57 Chad Gaudin, R ERA: 2.6	(1, 1)	4.1		15	2	0	0	1	2	0	0	0	0	0	29	49	0.00	0.923
43 Sandy Rosario, R ERA: 3.27	(5, 1)	2.2		8	0	1	1	3	1	0	0	0	0	0	20	29	3.38	0.375
41 Jeremy Affeldt, L ERA: 3.12	(8, 1)	1.0	L	5	1	1	1	1	0	0	1	0	0	0	11	13	9.00	1.000
63 Jean Machi, R ERA: 2.16	(9, 1)	1.0		5	2	0	0	1	0	0	0	0	0	0	9	15	0.00	2.000

PITCHER		IP	WLS	BF	H	R	ER	SO	BB	IBB	HBP	BLK	WP	HR	S	P	ERA	WHIP

Batter	1	2	3	4	5	6	7	8	9	AB	R	H	RBI	BB	SO	LOB
7 Grégor Blanco, L (1, 7) OBP: 0.344, SLG: 0.389	C FF 92 F SI 92 B KC 79 F KC 81 B FF 94 X FF 92 2-2 ① G4-3		F FF 93 F SI 94 F SI 94 F KC 81 X FF 93 0-2 ③ L8			B CH 85 B KC 81 X FF 92 2-0 19 CS 1B		X SI 92 0-0 ③ G1-3		4	0	1	0	0	0	0
19 Marco Scutaro, R (1, 4) OBP: 0.390, SLG: 0.440	B FF 92 X FF 91 1-0 ② G3-1			B KC 78 B KC 80 B SI 92 B FF 91 4-0 BB		C SI 93 B SL 85 F FF 93 B FF 93 F KC 81 F FF 93 X KC 82 2-2 ②③ G3-1 1-2			C SI 91 F SI 92 B SL 84 F SL 84 C SI 92 1-3 ① K	3	0	0	0	1	1	1
28 Buster Posey, R (1, 2) OBP: 0.395, SLG: 0.510 56 Andres Torres, S (9, PR) OBP: 0.303, SLG: 0.373	B SI 92 B FF 92 C FF 92 B SL 86 B FF 91 4-1 BB			B SI 93 C FF 91 F FF 91 B KC 83 X FF 94 2-2 ① F9			B KC 78 X FF 91 1-0 ① G5-3		B SI 92 B SI 92 C SI 91 C SI 92 X SL 84 2-2 1B	3 0	0 0	1 0	0 0	1 0	0 0	1 0
8 Hunter Pence, R (1, 9) OBP: 0.329, SLG: 0.490	C KC 78 X FF 93 0-1 ③ P4			F FF 94 X SI 94 0-1 ② F7			B KC 80 C KC 79 F FF 92 F SI 92 B KC 82 X KC 81 2-2 ② F8		S SI 92 X SI 91 0-1 ② P6	4	0	0	0	0	0	3
9 Brandon Belt, L (1, 3) OBP: 0.328, SLG: 0.425		F SI 92 B CH 86 X FF 93 1-1 ① F8		S CH 86 F FF 94 B SI 94 X KC 82 1-2 ③ F8			B CH 85 S FF 92 X KC 80 1-1 13 3B 2B		C SL 82 F SL 83 S SI 91 0-3 ③ K	4	1	1	0	0	1	2
13 Joaquin Arias, R (1, 6) OBP: 0.308, SLG: 0.316		B FF 94 F SI 93 X SI 92 1-1 ② G6-3			C FF 90 B KC 79 B KC 79 B FF 91 B SI 91 4-1 2 G4-6-3 BB		C FF 92 X SI 93 0-1 2-H 3B			2	0	1	1	1	0	0
21 Nick Noonan, L (1, 5) OBP: 0.259, SLG: 0.237 63 Jean Machi, R (9, 1)		C KC 79 F SI 94 B KC 82 B KC 82 F FF 94 F KC 82 X FF 92 2-2 ③ G4-1			X FF 92 0-0 ① F7		S CH 84 B CH 86 B FF 92 F CH 85 S KC 82 2-3 ③ K			3 0	0 0	0 0	0 0	0 0	1 0	2 0
2 Juan Carlos Perez, R (1, 8) OBP: 0.296, SLG: 0.308			B SI 90 X FF 90 1-0 ① F7		B FF 92 1 SAFE X SI 91 1-0 ②③ G4-6-3 1-2f			B SI 93 C SI 92 X SL 86 1-1 ① G5-3		3	0	0	0	0	0	1
57 Chad Gaudin, R (1, 1) 43 Sandy Rosario, R (5, 1) 41 Jeremy Affeldt, L (8, 1) 10 Tony Abreu, S (8, 5) OBP: 0.344, SLG: 0.414			C FF 92 C FF 92 C KC 81 0-3 ② K			B SI 92 B FF 91 B CH 89 C FF 90 C CH 89 F FF 91 C SI 93 3-3 ① K		C SI 93 F SI 94 S SL 88 0-3 ② K		1 1 0 1	0 0 0 0	0 0 0 0	0 0 0 0	0 0 0 0	1 1 0 1	0 0 0 0
Inning Stats	R: 0 H: 0 E: 0 LOB: 1 K: 0 BB: 1 S: 8 P: 15	R: 0 H: 0 E: 0 LOB: 0 K: 0 BB: 0 S: 9 P: 13	R: 0 H: 0 E: 0 LOB: 0 K: 1 BB: 0 S: 9 P: 10	R: 0 H: 0 E: 0 LOB: 1 K: 0 BB: 1 S: 8 P: 15	R: 0 H: 0 E: 0 LOB: 0 K: 0 BB: 1 S: 3 P: 8	R: 0 H: 1 E: 0 LOB: 0 K: 1 BB: 0 S: 10 P: 17	R: 1 H: 2 E: 0 LOB: 1 K: 1 BB: 0 S: 12 P: 18	R: 0 H: 0 E: 0 LOB: 0 K: 1 BB: 0 S: 6 P: 7	R: 0 H: 1 E: 0 LOB: 1 K: 2 BB: 0 S: 12 P: 15	1B: 2 SF: 0 2B: 1 SAC: 0 3B: 1 DP: 1 HR: 0 HBP: 0					WP: 0 PA: 32 PB: 0 SB: 0 CS: 1	

PITCHER		IP	WLS	BF	H	R	ER	SO	BB	IBB	HBP	BLK	WP	HR	S	P	ERA	WHIP
34 Tom Koehler, R ERA: 4.65	(1, 1)	7.0	W	25	3	1	1	3	3	0	0	0	0	0	59	96	1.29	0.857
50 Chad Qualls, R ERA: 3.29	(8, 1)	1.0	H	3	0	0	0	1	0	0	0	0	0	0	6	7	0.00	0.000
31 Steve Cishek, R ERA: 3.56	(9, 1)	1.0	S	4	1	0	0	2	0	0	0	0	0	0	12	15	0.00	1.000

PITCHER	IP	WLS	BF	H	R	ER	SO	BB	IBB	HBP	BLK	WP	HR	S	P	ERA	WHIP

BOTTOM

Miami Marlins @ San Francisco Giants

AT&T Park, San Francisco, CA

Thu Jun 20 2013, 7:19 PM - 9:45 PM PDT

Att. 41,290 - Partly Cloudy - 60 F

livebaseballscorecards.com

AB	29
R	1
H	4
RBI	1
BB	3
SO	6
LOB	10

Batter	1	2	3	4	5	6	7	8	9	AB	R	H	RBI	BB	SO	LOB
9 Juan Pierre, L (1, 7) OBP: 0.291, SLG: 0.305	C FF 89 B FF 90 X SL 83 1-1 ① L9		C SL 79 B FF 91 B SL 81 X FF 90 2-1 ① B5-3			B SL 80 X FF 88 1-0 ① G6-3		C SI 89 B SI 89 X SL 81 1-1 ① G6-3	C FF 87 C SL 77 B SL 83 C SL 76 1-3 ① K	5	0	0	0	0	1	0
31 Steve Cishek, R (9, 1)										0	0	0	0	0	0	0
59 Ed Lucas, R (1, 5) OBP: 0.352, SLG: 0.313	C FF 90 B FF 90 S CH 84 F FF 92 F FF 92 S CH 84 1-3 ② K		C CU 75 F CU 76 B SL 81 X SL 81 1-2 ② G6-3			B FF 89 X FF 90 1-0 5 3B 1B		X SI 90 0-0 27 HBP 48 1B 1B	C FF 90 B SL 80 S SL 81 F SL 80 S FF 90 1-3 ② K	5	2	2	0	0	2	0
(6, 4)																
27 Giancarlo Stanton, R (1, 9) OBP: 0.356, SLG: 0.492	C FF 91 S SL 83 B SL 82 F FF 89 S FF 93 1-3 ③ K		C FF 91 B FF 90 F SL 83 B SL 81 B SL 82 S CH 86 3-3 ③ K			B SL 81 D SL 81 B FF 92 C CH 85 X CH 84 3-1 ② F8		C FF 91 S SL 81 B SL 82 H FF 91 2-2 48 1B 29 1B 1-2 HBP	B FF 89 X CH 80 1-0 5 WP 1B	4	1	1	0	0	2	1
5 Logan Morrison, L (1, 3) OBP: 0.379, SLG: 0.593		B SI 90 B CH 83 X CH 83 2-0 HR		B FF 89 C FF 89 C CU 75 B FF 91 X CU 76 2-2 ① L6		B FF 91 C FF 89 B SL 81 B FF 90 S CH 84 X FF 91 3-2 48 1B 1-H 3B		B SL 78 C SI 86 C CU 72 D CU 72 S SL 80 2-3 ② K	B FF 91 F FF 89 C FF 91 D SL 80 X FF 92 2-2 ③ L5 1-2	5	2	2	2	0	1	3
48 Marcell Ozuna, R (1, 8) OBP: 0.330, SLG: 0.404		C SL 82 S SL 83 F FF 90 S SL 82 0-3 ① K2-3		S SL 82 X SL 82 0-1 ② L8		C SL 82 B CU 75 B SL 80 C SL 84 X SL 86 2-2 51 S 1B 3-H		X CH 85 0-0 3 1B 29 1B 3 E 1-3 2-H 1B		4	1	2	2	0	1	0
51 Derek Dietrich, L (1, 4) OBP: 0.271, SLG: 0.387		C FF 91 C FF 91 F CH 86 F FF 90 H FF 91 1-2 47 FC5 3 PB HBP		B CU 75 S CH 85 C FF 90 S SL 82 1-3 ③ K		1 SAFE D SL 82 S SL 82 S SL 85 S SL 84 1-3 ③ K 1-2		F FF 94 1 SAFE C CH 85 F CH 86 B FF 93 B FF 93 1 SAFE X CH 86 2-2 3 E 1-2 3-H 1B		2	0	0	0	0	2	1
43 Dan Jennings, L (6, 1)										0	0	0	0	0	0	0
44 AJ Ramos, R (7, 1)										0	0	0	0	0	0	0
29 Greg Dobbs, L (8, PH) OBP: 0.293, SLG: 0.290										1	0	1	1	0	0	0
40 Mike Dunn, L (8, 1)										0	0	0	0	0	0	0
20 Justin Ruggiano, R (9, 7) OBP: 0.302, SLG: 0.402										0	0	0	0	0	0	0
3 Adeiny Hechavarría, R (1, 6) OBP: 0.256, SLG: 0.306		B SL 80 C FF 91 S SL 81 F FF 90 S CH 85 1-3 ② K 1-2			B CU 73 X CH 83 1-0 ① G5-3		C FF 88 X FF 89 0-1 ① L4	C FF 92 X FF 93 0-1 E6 19 BB 1-3 2-H 1B		4	0	1	0	0	1	1
19 Rob Brantly, L (1, 2) OBP: 0.300, SLG: 0.294		I IN 75 I IN 76 I IN 74 I IN 76 4-0 47 FC5 IBB			F FF 90 B FF 91 X CH 85 1-1 ② G6-3		F SL 82 B SL 84 X FF 89 1-1 ② L5	B SL 80 1 SAFE C FF 89 B FF 91 B SL 78 B FF 89 4-1 1-2 BB		2	0	0	0	2	0	0
47 Ricky Nolasco, R (1, 1) OBP: 0.179, SLG: 0.154		S SL 81 D SL 80 X CH 84 1-1 ③ FC5 1-2 2-3f			B FF 90 C FF 89 B CH 83 B FF 91 C FF 89 F FF 90 F FF 90 C FF 90 3-3 ③ K		C FF 89 X SL 81 0-1 ③ G6-3	X FF 88 0-0 ③ G5-3		2	0	0	0	0	1	2
30 Placido Polanco, R (6, 5) OBP: 0.285, SLG: 0.259										2	0	0	0	0	0	3
Inning Stats	R: 0 E: 0 K: 2 S: 11 H: 0 LOB: 0 BB: 0 P: 14	R: 1 E: 0 K: 2 S: 15 H: 1 LOB: 2 BB: 1 P: 24	R: 0 E: 0 K: 1 S: 8 H: 0 LOB: 0 BB: 0 P: 14	R: 0 E: 0 K: 1 S: 8 H: 0 LOB: 0 BB: 0 P: 11	R: 0 E: 0 K: 1 S: 8 H: 0 LOB: 0 BB: 0 P: 13	R: 2 E: 0 K: 1 S: 13 H: 3 LOB: 1 BB: 0 P: 24	R: 0 E: 0 K: 0 S: 6 H: 0 LOB: 0 BB: 0 P: 7	R: 3 E: 1 K: 1 S: 17 H: 4 LOB: 3 BB: 1 P: 28	R: 0 E: 0 K: 2 S: 11 H: 1 LOB: 1 BB: 0 P: 16	1B: 7 2B: 0 3B: 1 HR: 1 SF: 0 SAC: 0 DP: 0 HBP: 2						

PITCHER		IP	WLS	BF	H	R	ER	SO	BB	IBB	HBP	BLK	WP	HR	S	P	ERA	WHIP
55 Tim Lincecum, R ERA: 4.52	(1, 1)	7.0		27	4	3	3	8	0	1	1	0	0	1	69	107	3.86	0.571
51 Jake Dunning, R ERA: 6.0	(8, 1)	0.1	L	3	1	2	2	0	0	0	1	0	0	0	5	8	54.00	3.000
49 Javier López, L ERA: 1.53	(8, 1)	0.1		1	0	0	0	1	0	0	0	0	0	0	3	5	0.00	0.000
63 Jean Machi, R ERA: 2.52	(8, 1)	0.0		3	3	1	1	0	0	0	0	0	0	0	7	9	∞	∞
50 Jose Mijares, L ERA: 2.77	(8, 1)	1.1		6	1	0	0	2	1	0	0	0	1	0	13	22	0.00	1.500

PITCHER	IP	WLS	BF	H	R	ER	SO	BB	IBB	HBP	BLK	WP	HR	S	P	ERA	WHIP

TOP

Miami Marlins @ San Francisco Giants

AT&T Park, San Francisco, CA

Fri Jun 21 2013, 7:16 PM - 10:29 PM PDT

Att. 41,490 - Clear - 63 F

livebaseballscorecards.com

AB	36
R	6
H	9
RBI	5
BB	2
SO	11
LOB	11

MIAMI

WP: 1 PA: 40
PB: 1
SB: 1
CS: 0

BOTTOM

Miami Marlins @ San Francisco Giants

AT&T Park, San Francisco, CA

Fri Jun 21 2013, 7:16 PM - 10:29 PM PDT

Att. 41,490 - Clear - 63 F

livebaseballscorecards.com

Batter	1	2	3	4	5	6	7	8	9	AB	R	H	RBI	BB	SO	LOB
7 Grégor Blanco, L (1, 8) (7, 7) OBP: 0.349, SLG: 0.394	B SI 88 X SI 89 1-0 G4-3 ①		C FF 90 X FS 80 0-1 19 S 19 2B 1B		C FS 79 X SL 83 0-1 28 FC6-4-5 19 G5-3 1B	C FF 90 B SL 79 S SL 80 S SL 83 1-3 K ③			B SL 83 C SL 83 F SI 90 F SL 84 F SI 90 X SI 91 1-2 1-2 19 G1-3 1B	5	1	3	0	0	1	1
19 Marco Scutaro, R (1, 4) OBP: 0.386, SLG: 0.440	S FF 90 C SL 81 B SI 88 B SI 91 B SL 82 X SI 90 3-2 L9 ②		1 SAFE B SL 82 B SI 90 X FF 90 2-0 1-H 2B		B SI 87 C FF 89 1 SAFE F SL 82 B CU 74 X SL 82 2-2 G5-3 ① 1-2		B FF 94 X FF 92 1-0 F8 ①		B SI 91 C SI 90 X SL 83 1-1 1-2 2-3 G1-3 ②	5	0	1	1	0	0	3
28 Buster Posey, R (1, 3) OBP: 0.388, SLG: 0.500	C SL 84 C CU 75 F FF 90 B CU 74 B F SL 81 B SL 82 F SL 84 X SI 91 3-2 G4-3 ③		C SL 83 C FF 89 X CU 75 0-2 G6-3 ①		B SI 89 B SL 80 B FF 91 C SI 91 C SL 83 X SI 91 3-2 FC6-4-5 ② 8 2B 2-3		B SL 82 F FF 93 B CU 78 F FF 94 B FF 93 X FF 92 3-2 P6 ②		B SI 92 B SL 82 B SI 91 C SI 91 X SI 92 3-1 G5-3 ③	5	1	0	0	0	0	4
8 Hunter Pence, R (1, 9) OBP: 0.331, SLG: 0.493		C FF 90 X SI 89 0-1 56 WP 29 1B 21 FC3-6 1B	C SI 91 D CU 76 X CU 76 1-1 F7 ②		B CU 75 B FS 80 B SL 83 C SI 91 F SL 83 F SL 83 X SI 92 3-2 1-H 2B		B SL 82 C FF 93 T CU 78 B FF 93 X FF 91 2-2 G1-3 ③			4	1	2	1	0	0	1
29 Héctor Sánchez, S (1, 2) OBP: 0.286, SLG: 0.194		B SI 88 S FS 78 1 SAFE 1 SAFE S FS 79 F X SI 89 1-2 21 FC3-6 56 WP 1-2 1B	B CU 75 C SI 90 S FS 82 X FS 80 1-2 L3 ③		C SL 80 B SI 91 B CU 74 F CU 74 F SI 91 F CU 75 D FS 80 B FF 90 4-2 BB			C FF 93 S CU 78 X FF 94 0-2 F9 ①		3	0	1	0	1	0	1
13 Joaquin Arias, R (1, 6) OBP: 0.296, SLG: 0.304		S SL 83 X SL 83 0-1 L9 ①		B SI 88 F SL 83 F SI 90 B FF 92 F CU 74 F CU 76 X SL 83 2-2 G4-3 ① 2B	C SL 84 B SI 89 X FF 90 1-1 F8 ③			C FF 94 X FF 94 0-1 G6-3 ②		4	0	0	0	0	0	4
56 Andres Torres, S (1, 7) OBP: 0.315, SLG: 0.393 2 Juan Carlos Perez, R (7, 8) OBP: 0.286, SLG: 0.296		B FS 81 B SL 82 B FF 90 B SI 91 4-0 21 FC3-6 1-2 2-3 BB	B CU 75 C CU 73 F SI 91 X SL 83 1-2 21 G4-3 2B		B CU 72 C CU 71 X FS 80 1-1 2B ①			C FF 93 B SL 87 X FF 94 1-1 F9 ③		2 1	0 0	2 0	0 0	1 0	0 0	0 0
21 Nick Noonan, L (1, 5) OBP: 0.259, SLG: 0.238		X SI 92 0-0 FC3-6 ② 1-2f 2-3 3-H	F SL 83 B CU 73 B SI 90 X FS 80 2-1 G4-3 ② 2-3		C CU 72 B SI 89 X FS 79 1-1 L9 ②				C SI 91 B SI 92 F SL 83 B SL 83 B SI 92 X SI 92 3-2 19 G1-3 7 1B 1B	4	0	1	1	0	0	3
55 Tim Lincecum, L (1, 1) OBP: 0.111, SLG: 0.154 51 Jake Dunning, R (8, 1) 49 Javier López, L (8, 1) 63 Jean Machi, R (8, 1) 50 Jose Mijares, L (8, 1) 9 Brandon Belt, L (9, PH) OBP: 0.327, SLG: 0.424		B SI 91 F SI 91 C CU 74 C CU 74 1-3 K ③		X SI 92 0-0 G6-3 ③		X SI 89 0-0 3B			F SL 84 S SI 91 S SI 91 0-3 K ①	3 0 0 0 0 0 1	0 0 0 0 0 0 0	1 0 0 0 0 0 0	0 0 0 0 0 0 0	0 0 0 0 0 0 0	1 0 0 0 0 0 1	3 0 0 0 0 0 1
Inning Stats	R: 0 E: 0 K: 0 S: 10 H: 0 LOB: 0 BB: 0 P: 17	R: 1 E: 0 K: 1 S: 12 H: 2 LOB: 2 BB: 1 P: 18	R: 1 E: 0 K: 0 S: 11 H: 2 LOB: 1 BB: 0 P: 15	R: 0 E: 0 K: 0 S: 11 H: 1 LOB: 1 BB: 0 P: 16	R: 1 E: 0 K: 0 S: 18 H: 2 LOB: 2 BB: 1 P: 31	R: 0 E: 0 K: 1 S: 8 H: 2 LOB: 1 BB: 0 P: 11	R: 0 E: 0 K: 0 S: 7 H: 0 LOB: 0 BB: 0 P: 13	R: 0 E: 0 K: 0 S: 7 H: 0 LOB: 0 BB: 0 P: 8	R: 0 E: 0 K: 1 S: 15 H: 2 LOB: 2 BB: 0 P: 23	1B: 6 2B: 4 3B: 1 HR: 0 SF: 0 SAC: 0 DP: 0 HBP: 0						

	AB	37
	R	3
	H	11
	RBI	3
	BB	2
	SO	3
	LOB	21

WP: 1 PA: 39
PB: 0
SB: 1
CS: 0

PITCHER		IP	WLS	BF	H	R	ER	SO	BB	IBB	HBP	BLK	WP	HR	S	P	ERA	WHIP
47 Ricky Nolasco, R ERA: 3.68	(1, 1)	5.2		27	9	3	3	1	2	0	0	0	1	0	67	104	4.76	1.941
43 Dan Jennings, L ERA: 0.75	(6, 1)	0.1		1	0	0	0	1	0	0	0	0	0	0	3	4	0.00	0.000
44 AJ Ramos, R ERA: 4.5	(7, 1)	1.0	W	3	0	0	0	0	0	0	0	0	0	0	7	13	0.00	0.000
40 Mike Dunn, L ERA: 2.78	(8, 1)	1.0	H	3	0	0	0	0	0	0	0	0	0	0	7	8	0.00	0.000
31 Steve Cishek, R ERA: 3.45	(9, 1)	1.0	S	5	2	0	0	1	0	0	0	0	0	0	15	23	0.00	2.000

PITCHER	IP	WLS	BF	H	R	ER	SO	BB	IBB	HBP	BLK	WP	HR	S	P	ERA	WHIP

Miami Marlins @ San Francisco Giants

AT&T Park, San Francisco, CA

Sat Jun 22 2013, 1:07 PM - 4:32 PM PDT

Att. 41,683 - Sunny - 69 F

Batter	1	2	3	4	5	6	7	8	9	10	11	AB	R	H	RBI	BB	SO	LOB
20 Justin Ruggiano, R (1, 7) OBP: 0.296, SLG: 0.392	B FF 81 C FF 80 S CU 71 B FF 82 B CU 71 F FC 80 C FC 81 3-3 ① K	F CU 69 B FF 80 C FF 82 B CH 74 F FF 82 B FC 80 X CH 73 3-2 ① G1-3	X CH 73 0-0 ③ L5			B CU 75 B SI 92 X SI 91 2-0 ② G5-3		B SL 80 F FF 91 B SL 82 S FF 94 B FF 94 F FF 93 S SL 84 3-3 ② K		5	0	0	0	0	2	3
59 Ed Lucas, R (1, 4) (11, 5) OBP: 0.382, SLG: 0.382	B SI 83 F FF 82 S CH 73 F CH 73 B FF 83 F FF 82 X CU 71 2-2 HR	B SI 82 B CH 72 C SI 82 B FC 79 B FF 80 4-1 27 G4-3 BB			F CH 80 B SI 84 X FC 80 1-1 27 FC5-4 1B	C SI 92 B SI 92 X SI 92 1-1 1B		B SL 83 S SL 83 F FF 94 F SL 84 D SL 85 B SL 84 S FF 93 3-3 ③ K		4	1	3	1	1	1	2
27 Giancarlo Stanton, R (1, 9) OBP: 0.343, SLG: 0.472	B SI 83 C CH 72 B SI 83 B FC 81 S FC 80 X SI 83 3-2 ② F8	C SI 83 S SI 81 F CH 73 X SI 84 0-2 ② ③ G4-3 1-2f			B FF 81 D FF 82 F SI 83 S SI 83 B FC 79 F CH 74 X FC 81 3-2 ① FC5-4 48 G6-4-3 1-2f	B SL 77 C SL 78 S SL 76 1 SAFE S SL 77 1-3 ③ K		B SL 76 F FF 92 B FF 91 X SL 83 2-1 ① G6-3		5	0	0	0	0	1	3
48 Marcell Ozuna, R (1, 8) OBP: 0.326, SLG: 0.404	B CH 73 S CH 72 B SI 83 X FF 80 2-1 ③ L8	C CU 69 B FF 82 C FF 82 B FF 83 S FC 81 2-3 ① K			X SI 85 0-0 ② ③ G6-4-3 1-2f		B SL 78 B SI 88 S SL 77 C SL 78 S SL 77 2-3 ① K		X FF 93 0-0 2B	5	0	1	0	0	2	1
5 Logan Morrison, L (1, 3) OBP: 0.353, SLG: 0.516		C FF 83 S FC 80 F CU 70 F SI 82 F FC 80 B CU 71 B FF 82 B SI 82 S FF 84 3-3 ① K	X FF 82 0-0 ② G1-3			B SI 81 F FF 82 B CU 70 X FF 83 2-1 ① F8	B CH 83 X SI 87 1-0 ② G4-3		I IN 59 I IN 57 I IN 58 I IN 59 4-0 IBB	4	0	0	0	1	1	0
3 Adeiny Hechavarría, R (1, 6) OBP: 0.254, SLG: 0.304		B FC 80 X FC 81 1-0 30 CS 1B	C SI 83 B CH 72 F CH 73 F FC 80 X SI 81 1-2 ③ F8			B CH 79 C SI 82 B FC 77 F FC 79 X CU 71 2-2 ② G5-3	C SL 78 S FF 88 X SL 77 0-2 ③ P6		C SL 79 S SL 82 F SL 84 B FF 91 B SL 84 F SL 84 F FF 94 F SL 84 S FF 94 2-3 ② K	5	0	1	0	0	1	2
30 Placido Polanco, R (1, 5) OBP: 0.291, SLG: 0.271		B FF 82 1 SAFE B FC 80 C CH 80 D CH 74 C FC 80 1 SAFE 1 SAFE X FF 82 3-2 ② 1-2 2B	C SI 82 X FF 82 0-1 ① F9			C SI 83 B FF 82 B FC 79 X FF 83 2-1 1B		C FF 88 X SL 78 0-1 29 1B 1B	F FF 93 X FF 93 0-1 ③ L9	5	0	3	0	0	0	2
6 Jeff Mathis, R (1, 2) OBP: 0.161, SLG: 0.196		I IN 71 I IN 69 I IN 68 I IN 67 4-0 IBB	B FC 79 F FC 80 B CU 71 B CH 72 S CH 80 S FC 80 3-3 ② K			B CU 69 X FC 78 1-0 ③ F9		L SL 76 1 SAFE B SL 75 L SL 77 S SL 77 1-3 ① K		3	0	0	0	1	2	2
33 Jacob Turner, R (1, 1) OBP: 0.111, SLG: 0.111		S FC 79 S FC 80 S CU 71 0-3 ③ K	B FF 82 X FC 80 1-0 1B			B CU 75 F SI 91 X SI 92 1-1 ① G1-3		X SI 86 0-0 1-2 1B		2	0	1	0	0	1	2
9 Juan Pierre, L (8, PH) OBP: 0.290, SLG: 0.304										1	0	0	0	0	0	0
50 Chad Qualls, R (8, 1)										0	0	0	0	0	0	0
43 Dan Jennings, L (9, 1)										0	0	0	0	0	0	0
29 Greg Dobbs, L (10, PH) OBP: 0.297, SLG: 0.294										1	0	1	0	0	0	0
40 Mike Dunn, L (10, 1)										0	0	0	0	0	0	0
58 Ryan Webb, R (11, 1)										0	0	0	0	0	0	0
51 Derek Dietrich, L (11, 4) OBP: 0.271, SLG: 0.387										0	0	0	0	0	0	0
Inning Stats	R: 1 E: 0 K: 1 S: 14 H: 1 LOB: 0 BB: 0 P: 24	R: 0 E: 0 K: 2 S: 13 H: 2 LOB: 2 BB: 1 P: 24	R: 0 E: 0 K: 0 S: 9 H: 0 LOB: 0 BB: 1 P: 16	R: 0 E: 0 K: 1 S: 8 H: 0 LOB: 0 BB: 0 P: 11	R: 0 E: 0 K: 1 S: 7 H: 0 LOB: 1 BB: 0 P: 11	R: 0 E: 0 K: 0 S: 7 H: 1 LOB: 0 BB: 0 P: 11	R: 0 E: 0 K: 0 S: 8 H: 1 LOB: 1 BB: 0 P: 15	R: 0 E: 0 K: 1 S: 8 H: 1 LOB: 1 BB: 0 P: 13	R: 0 E: 0 K: 1 S: 7 H: 0 LOB: 0 BB: 0 P: 10	R: 0 E: 0 K: 3 S: 14 H: 2 LOB: 2 BB: 0 P: 21	R: 0 E: 0 K: 1 S: 12 H: 1 LOB: 2 BB: 1 P: 20	1B: 7 2B: 2 3B: 0 HR: 1	SF: 0 SAC: 0 DP: 2 HBP: 0					

TOP

AB	40
R	1
H	10
RBI	1
BB	3
SO	11
LOB	17

WP: 0 PB: 0 SB: 0 CS: 1 PA: 43

livebaseballscorecards.com

PITCHER		IP	WLS	BF	H	R	ER	SO	BB	IBB	HBP	BLK	WP	HR	S	P	ERA	WHIP
75 Barry Zito, L ERA: 4.4	(1, 1)	7.0		26	6	1	1	5	1	1	0	0	0	1	66	112	1.29	1.000
41 Jeremy Affeldt, L ERA: 3.04	(8, 1)	0.2		3	1	0	0	0	0	0	0	0	0	0	5	9	0.00	1.500
54 Sergio Romo, R ERA: 2.4	(8, 1)	1.2		6	1	0	0	3	0	0	0	0	0	0	15	20	0.00	0.600
49 Javier López, L ERA: 1.53	(10, 1)	0.0		1	1	0	0	0	0	0	0	0	0	0	1	1	∞	∞
43 Sandy Rosario, R ERA: 2.84	(10, 1)	1.2	W	7	1	0	0	3	0	1	0	0	0	0	20	34	0.00	0.600

PITCHER	IP	WLS	BF	H	R	ER	SO	BB	IBB	HBP	BLK	WP	HR	S	P	ERA	WHIP

Batter	1	2	3	4	5	6	7	8	9	10	11	AB	R	H	RBI	BB	SO	LOB
7 Grégor Blanco, L (1, 7) OBP: 0.355, SLG: 0.404	C SI 89 X SI 91 0-1 28 L8-4 19 1B 1B		X SI 91 0-0 E1 19 G4-6-3		C SI 90 B CH 85 F SI 92 X CU 80 1-2 1-H 2B			C SI 93 B SI 94 X SI 94 1-1 ② G4-3			C FF 93 F SL 88 X SL 89 0-2 28 1B 19 SH1-3 29 1B 1B	5	1	3	1	0	0	1
19 Marco Scutaro, R (1, 4) OBP: 0.384, SLG: 0.437	C FF 89 X SI 90 0-1 1-2 1B		D FC 83 X SI 92 1-0 ②③ G4-6-3 1-2f		B FC 82 B FF 89 X FF 91 2-0 ③ F9			B SI 93 C SI 93 F SL 85 F SI 92 B SI 94 C SL 87 2-3 ③ K			1 SAFE B SI 93 X SI 93 1-0 ① SH1-3 1-2	4	0	1	0	0	1	3
28 Buster Posey, R (1, 2) OBP: 0.385, SLG: 0.494	B FF 91 B FC 83 C FF 91 X SI 91 2-1 ①② L8-4 2-2			C FF 91 F FF 92 F SI 93 B CU 80 F FF 93 B FC 84 X SI 93 2-2 ① G4-3		C CU 75 X FF 90 0-1 ① F8			C SI 93 C SI 94 F SL 89 S SI 94 0-3 ① K		C SI 93 B SL 83 X SI 93 1-1 29 1B 8 IBB 2-3 1B	5	0	1	0	0	1	2
8 Hunter Pence, R (1, 9) OBP: 0.329, SLG: 0.486	D FF 92 S FC 82 X FF 91 1-1 ③ F9			F CU 77 X CU 80 0-1 ② G5-3		S FC 82 B FC 83 F SI 90 F CU 79 B FC 83 X CU 80 2-2 ② F8			B SL 88 X SL 88 1-0 ② G6-3		I IN 75 I IN 78 I IN 77 I IN 76 4-0 29 1B 1-2 IBB	4	0	0	0	1	0	1
9 Brandon Belt, L (1, 3) OBP: 0.326, SLG: 0.425		C SI 89 F CU 77 B CU 78 S SI 92 1-3 ① K		S CU 78 B CU 79 B SI 92 X SI 93 2-1 2B		C SI 92 B CH 86 B CH 86 B SI 92 X SI 92 3-1 ③ F7			B FF 92 C FF 91 B SL 82 B FF 91 F FF 92 C SI 92 3-3 ③ K		F SL 83 X SL 83 0-1 1-2 2-3 3-H 1B	4	0	1	0	0	2	0
35 Brandon Crawford, L (1, 6) OBP: 0.345, SLG: 0.417		C SI 92 B CH 85 F SI 92 X CU 78 1-2 ② L8		B SI 93 X CH 85 1-0 ③ G6-3			C CU 75 F CH 84 S CU 79 0-3 ① K			X FF 94 0-0 ① B1-3		4	0	0	0	0	1	1
2 Juan Carlos Perez, R (1, 8) OBP: 0.313, SLG: 0.333		S FF 91 S FC 83 B FC 85 B FC 85 B CU 80 B FF 94 4-2 21 PO BB			X FC 81 0-0 21 G4-3 75 FC1-2 2B		B CU 75 X SI 91 1-0 ② F8			C FF 93 F CU 76 B FF 95 B SL 87 F FF 94 C SL 88 2-3 ② K		3	0	1	0	1	1	0
21 Nick Noonan, L (1, 5) OBP: 0.261, SLG: 0.241 54 Sergio Romo, R (8, 1) 49 Javier López, L (10, 1) 43 Sandy Rosario, R (10, 1) 13 Joaquin Arias, R (10, 3) OBP: 0.303, SLG: 0.311 29 Héctor Sánchez, S (11, PH) OBP: 0.306, SLG: 0.219	1 SAFE 0-0 ③ PO 1-2		B SI 90 B SI 90 F FF 92 S SI 91 B SI 92 F SI 93 X FF 93 3-2 75 SH3 1B		X SI 90 0-0 ① G4-3 2-3		B SI 91 F CH 85 X CU 78 1-1 ③ P2			B FF 93 C FF 94 X FF 94 1-1 1B	3 0 0 0 0 1 1	0 0 0 0 0 0 0	1 0 0 0 1 0 1	0 0 0 0 0 0 1	0 0 0 0 0 0 0	0 0 0 0 0 0 0	1 0 0 0 0 0 0
75 Barry Zito, L (1, 1) OBP: 0.182, SLG: 0.182 41 Jeremy Affeldt, L (8, 1) 10 Tony Abreu, S (8, 5) OBP: 0.324, SLG: 0.387			L FF 90 X SI 90 0-1 ① SH3 1-2		X SI 91 0-0 ② FC1-2 7 2B 3-H			X SI 93 0-0 ① F7		F FF 94 F CU 76 X SI 94 0-2 ③ L9	1 0 2	1 0 0	0 0 0	0 0 0	0 0 0	0 0 0	1 0 1
Inning Stats	R: 0 E: 0 K: 0 S: 8 H: 2 LOB: 1 BB: 0 P: 11	R: 0 E: 0 K: 1 S: 8 H: 0 LOB: 0 BB: 1 P: 14	R: 0 E: 1 K: 0 S: 8 H: 1 LOB: 1 BB: 0 P: 12	R: 0 E: 0 K: 0 S: 10 H: 1 LOB: 1 BB: 0 P: 15	R: 1 E: 0 K: 0 S: 7 H: 2 LOB: 1 BB: 0 P: 10	R: 0 E: 0 K: 0 S: 8 H: 0 LOB: 0 BB: 0 P: 13	R: 0 E: 0 K: 1 S: 6 H: 0 LOB: 0 BB: 0 P: 8	R: 0 E: 0 K: 1 S: 7 H: 0 LOB: 0 BB: 0 P: 10	R: 0 E: 0 K: 2 S: 8 H: 0 LOB: 0 BB: 0 P: 12	R: 0 E: 0 K: 1 S: 10 H: 1 LOB: 1 BB: 0 P: 13	R: 1 E: 0 K: 0 S: 8 H: 3 LOB: 3 BB: 1 P: 14	1B: 7 2B: 4 3B: 0 HR: 0 SF: 0 SAC: 2 DP: 2 HBP: 0						

PITCHER		IP	WLS	BF	H	R	ER	SO	BB	IBB	HBP	BLK	WP	HR	S	P	ERA	WHIP
33 Jacob Turner, R ERA: 1.97	(1, 1)	7.0		26	6	1	1	2	1	0	0	0	0	0	55	83	1.29	1.000
50 Chad Qualls, R ERA: 3.1	(8, 1)	1.2		5	0	0	0	2	0	0	0	0	0	0	12	16	0.00	0.000
43 Dan Jennings, L ERA: 0.73	(9, 1)	0.1		1	0	0	0	1	0	0	0	0	0	0	3	6	0.00	0.000
40 Mike Dunn, L ERA: 2.97	(10, 1)	1.0	L	5	2	1	1	1	0	0	0	0	0	0	13	16	9.00	2.000
58 Ryan Webb, R ERA: 3.48	(11, 1)	0.1		4	2	0	0	0	0	1	0	0	0	0	5	11	0.00	6.000

PITCHER	IP	WLS	BF	H	R	ER	SO	BB	IBB	HBP	BLK	WP	HR	S	P	ERA	WHIP

BOTTOM

Miami Marlins @ San Francisco Giants

AT&T Park, San Francisco, CA

Sat Jun 22 2013, 1:07 PM - 4:32 PM PDT

Att. 41,683 - Sunny - 69 F

livebaseballscorecards.com

AB	37
R	2
H	10
RBI	2
BB	2
SO	6
LOB	11

WP: 0	PB: 0	SB: 0	CS: 0
PA: 42			

Miami Marlins @ San Francisco Giants

AT&T Park, San Francisco, CA

Sun Jun 23 2013, 1:06 PM - 3:58 PM PDT

Att. 41,697 - Overcast - 59 F

TOP

livebaseballscorecards.com

Batter	1	2	3	4	5	6	7	8	9	AB	R	H	RBI	BB	SO	LOB
20 Justin Ruggiano, R (1, 7) OBP: 0.298, SLG: 0.421	B FF 90 X FF 90 1-0 HR		X FF 91 0-0 ② F8		C SL 84 B CU 80 B SL 86 B SL 86 C FF 92 C SL 87 3-3 ③ K		B FF 90 X SL 81 1-0 ③ P6		C CU 81 X CH 86 0-1 2-H HR	5	2	2	3	0	1	0
59 Ed Lucas, R (1, 5) OBP: 0.370, SLG: 0.370	C SL 87 B FF 92 B CU 79 X SL 87 2-1 ① F9		C FF 92 C CH 86 B FF 90 B CU 80 B SL 86 F CU 79 S FF 92 3-3 ③ K			F FF 90 C FF 92 B FF 91 F SL 87 F CU 80 X SL 88 1-2 27 1B 5 E 1B		F FF 90 F FF 90 B FF 90 B SL 81 F FF 91 B FF 90 X FF 90 3-2 ① G5-3	X FF 89 0-0 ③ L7	5	1	1	0	0	1	0
27 Giancarlo Stanton, R (1, 9) OBP: 0.340, SLG: 0.465	X SL 87 0-0 ② L7			F SL 86 F SL 87 S SL 87 1-3 ① K		B SL 86 F SL 87 B SI 91 1 SAFE X SL 86 2-1 48 F9 5 E 1-3 1B		C FF 90 X FF 90 0-1 ② G5-3		4	0	1	0	0	1	0
5 Logan Morrison, L (1, 3) OBP: 0.342, SLG: 0.486	C SI 91 F SL 86 B CH 87 X FF 92 1-2 ③ F8			C CU 79 F SL 86 B FF 92 X SL 89 1-2 48 2B 1B		B SL 88 X CH 86 1-0 E3 1-2 3-H		B FF 90 C FF 89 B FF 90 X CH 81 2-1 ③ G4-3		4	1	1	1	0	0	1
48 Marcell Ozuna, R (1, 8) OBP: 0.330, SLG: 0.428		X FF 90 0-0 ① P4		B FF 91 B SL 87 B SL 86 C FF 92 S SL 87 X FF 91 3-2 1-H 2B		S SL 87 B FF 91 S FF 92 B FF 91 F SL 87 F CU 80 X SI 93 2-2 ① F9 2-3			C CH 83 B CU 82 B CH 85 B FF 92 X FF 92 3-1 HR	4	1	2	2	0	0	2
19 Rob Brantly, L (1, 2) OBP: 0.299, SLG: 0.293		B FF 90 X CH 85 1-0 1B		C CH 86 X FF 92 0-1 ② F8		F SL 88 B CH 86 T SL 87 S SL 86 1-3 ② K			B FF 92 F FF 92 F FF 92 B CH 86 X FF 92 2-2 ① G4-3	4	0	1	0	0	1	3
3 Adeiny Hechavarría, R (1, 6) OBP: 0.254, SLG: 0.303		S FF 90 B SL 86 T FF 89 B FF 90 S FF 90 2-3 ② K		B CU 80 B SL 88 C SL 87 F FF 92 B SL 88 X CU 80 3-2 ③ P4		X SL 86 0-0 ③ L4			F FF 92 X CH 84 0-1 51 FC3-6 1B	4	0	1	0	0	1	4
51 Derek Dietrich, L (1, 4) OBP: 0.264, SLG: 0.377		C CH 85 F SL 86 B FF 90 B FF 91 C SL 86 2-3 ③ K			C CU 77 B SI 89 F SL 86 F CH 86 B CH 86 S FF 91 2-3 ① K		B FF 90 X FF 89 1-0 ① F9		1 SAFE B FF 91 1 SAFE 1 SAFE X SI 92 1-0 ② FC3-6 1-2f 29 2B	4	1	0	0	0	2	2
24 Nathan Eovaldi, R (1, 1) 43 Dan Jennings, L (7, 1) 58 Ryan Webb, R (7, 1) 50 Chad Qualls, R (8, 1) 29 Greg Dobbs, L (9, PH) OBP: 0.300, SLG: 0.303 45 Kevin Slowey, R (9, 1)			B FF 90 B FF 90 C FF 91 F FF 91 B SL 87 F FF 91 F SL 86 C FF 90 3-3 ① K		C SL 86 B CU 79 X FF 91 1-1 ② G3		C FF 91 F FF 91 C SL 80 0-3 ② K		B FF 92 B FF 92 S CH 83 B CH 84 X FF 91 3-1 1-H 20 HR 2B	3 0 0 0 1 0	0 0 0 0 1 0	0 0 0 0 1 0	0 0 0 0 1 0	0 0 0 0 0 0	2 0 0 0 0 0	0 0 0 0 0 0
Inning Stats	R: 1 E: 0 K: 0 S: 7 H: 1 LOB: 0 BB: 0 P: 11	R: 0 E: 0 K: 2 S: 8 H: 1 LOB: 1 BB: 0 P: 13	R: 0 E: 0 K: 2 S: 10 H: 0 LOB: 0 BB: 0 P: 16	R: 1 E: 0 K: 1 S: 14 H: 2 LOB: 1 BB: 0 P: 22	R: 0 E: 0 K: 2 S: 9 H: 0 LOB: 0 BB: 0 P: 15	R: 1 E: 1 K: 1 S: 17 H: 2 LOB: 2 BB: 0 P: 24	R: 0 E: 0 K: 1 S: 5 H: 0 LOB: 0 BB: 0 P: 7	R: 0 E: 0 K: 0 S: 8 H: 0 LOB: 0 BB: 0 P: 13	R: 4 E: 0 K: 0 S: 13 H: 4 LOB: 0 BB: 0 P: 22	1B: 5 2B: 2 3B: 0 HR: 3 SF: 0 SAC: 0 DP: 0 HBP: 0						

	AB	38
	R	7
	H	10
	RBI	7
	BB	0
	SO	9
	LOB	12

		WP: 0	PA: 38
		PB: 0	
		SB: 0	
		CS: 0	

PITCHER		IP	WLS	BF	H	R	ER	SO	BB	IBB	HBP	BLK	WP	HR	S	P	ERA	WHIP
18 Matt Cain, R ERA: 4.54	(1, 1)	6.0	L	25	6	3	3	8	0	0	0	0	0	1	65	101	4.50	1.000
51 Jake Dunning, R ERA: 3.6	(7, 1)	2.0		6	0	0	0	1	0	0	0	0	0	0	13	20	0.00	0.000
63 Jean Machi, R ERA: 3.86	(9, 1)	0.2		6	4	4	4	0	0	0	0	0	0	2	12	21	54.00	6.000
50 Jose Mijares, L ERA: 2.73	(9, 1)	0.1		1	0	0	0	0	0	0	0	0	0	0	1	1	0.00	0.000

PITCHER		IP	WLS	BF	H	R	ER	SO	BB	IBB	HBP	BLK	WP	HR	S	P	ERA	WHIP

Miami Marlins @ San Francisco Giants

AT&T Park, San Francisco, CA

Sun Jun 23 2013, 1:06 PM - 3:58 PM PDT

Att. 41,697 - Overcast - 59 F

livebaseballscorecards.com

BOTTOM

Batter	1	2	3	4	5	6	7	8	9	AB	R	H	RBI	BB	SO	LOB
7 Grégor Blanco, L (1, 8) OBP: 0.353, SLG: 0.401	C FF 97 F FF 96 S SL 89 0-3 ① K			B FF 95 F FF 96 X CU 78 1-1 28 BB 1B		C FF 94 F FF 97 C FF 97 0-3 ① K		X SI 94 0-0 E6 19 1B		4	0	1	0	0	2	1
19 Marco Scutaro, R (1, 4) OBP: 0.386, SLG: 0.438	B FF 98 B FF 97 C FF 97 X FF 98 2-1 28 G6-4-3 1B			1 SAFE 1 SAFE C SL 86 B SL 87 B FF 97 C FF 97 X SL 88 2-2 ① F8		C SL 86 X FF 99 0-1 ② G4-3 3-H		1 SAFE L SI 92 X SI 94 0-1 ② 1-3 1B		4	0	2	1	0	0	1
28 Buster Posey, R (1, 2) OBP: 0.383, SLG: 0.488 63 Jean Machi, R (9, 1) 50 Jose Mijares, L (9, 1)	B FF 96 X SL 87 1-0 ② ③ G6-4-3 1-2f			B SL 89 1 SAFE B FF 97 C SL 87 B SL 88 B FF 97 4-1 1-2 BB		B FF 98 C FF 97 C FF 97 F FF 98 S CU 79 1-3 ③ K		B SL 87 F SI 95 X SI 96 1-1 ③ G6-3		3 0 0	0 0 0	0 0 0	0 0 0	1 0 0	1 0 0	2 0 0
8 Hunter Pence, R (1, 9) OBP: 0.328, SLG: 0.493		F SL 87 B FF 97 F FF 97 F CU 77 C FF 98 1-3 ① K		C FF 97 B FF 97 X FF 96 1-1 ② F9			B SL 87 F FF 97 X SL 89 1-1 HR		B FF 90 B FF 90 C FF 90 F FF 90 C FF 91 2-3 ① K	4	1	1	1	0	2	2
9 Brandon Belt, L (1, 3) OBP: 0.324, SLG: 0.419		F FF 98 X FF 96 0-1 ② G4-3		C CH 86 F FF 98 F SL 91 B FF 98 B CU 79 B SL 88 F FF 97 F FF 97 X FF 96 3-2 ③ G3-1			B FF 96 B FF 95 B FF 96 B FF 95 4-0 56 1B BB		C FF 90 B FF 91 X FF 90 1-1 ② P5	3	0	0	0	1	0	2
35 Brandon Crawford, L (1, 6) OBP: 0.344, SLG: 0.414		C FF 97 X SL 89 0-1 ③ G1-3			S FF 95 C FF 96 B FF 97 T FF 97 1-2 ① K		B FF 91 B FF 90 C FF 91 C FF 91 F FF 92 F FF 92 S FF 93 2-3 ① K		C FF 91 C FF 90 F SI 91 X FF 92 0-2 56 DI 1B	4	0	1	0	0	2	1
56 Andres Torres, S (1, 7) OBP: 0.313, SLG: 0.389		B FF 95 C FF 95 F CH 88 F FF 97 S SL 86 1-3 ① K		S FF 96 B FF 96 S FF 96 B FF 97 B FF 96 F FF 97 S FF 96 3-3 ② K			X FF 92 0-0 13 G1-6-3 1-3 1B		B FF 90 B FF 89 B FF 90 C FF 89 F FF 90 X FF 90 3-2 ③ F9 1-2	4	0	1	0	0	2	1
21 Nick Noonan, L (1, 5) OBP: 0.256, SLG: 0.235 13 Joaquin Arias, R (7, PH) OBP: 0.300, SLG: 0.308 (8, 5)		B FF 96 F FF 98 X FF 96 1-1 ② L6		X FF 96 0-0 ③ G1-5-3			C SI 92 F SI 93 F SL 83 X SL 84 0-2 ② ③ G1-6-3 1-2f			2 1	0 0	0 0	0 0	0 0	0 0	0 2
18 Matt Cain, R (1, 1) OBP: 0.107, SLG: 0.107 10 Tony Abreu, S (6, PH) OBP: 0.343, SLG: 0.469 51 Jake Dunning, R (7, 1) 29 Héctor Sánchez, S (8, PH) OBP: 0.297, SLG: 0.212 (9, 2)		B FF 95 B FF 96 X FF 97 2-0 ③ G4-3				B FF 93 C FF 95 X SL 87 1-1 19 G4-3 3B		B SI 92 X SI 91 1-0 ① F7		1 1 0 1	0 1 0 0	0 1 0 0	0 0 0 0	0 0 0 0	0 0 0 0	0 0 0 0
Inning Stats	R: 0 E: 0 K: 1 S: 6 H: 1 LOB: 0 BB: 0 P: 9	R: 0 E: 0 K: 1 S: 8 H: 0 LOB: 0 BB: 0 P: 9	R: 0 E: 0 K: 1 S: 7 H: 0 LOB: 0 BB: 0 P: 11	R: 0 E: 0 K: 0 S: 14 H: 1 LOB: 2 BB: 1 P: 25	R: 0 E: 0 K: 2 S: 8 H: 0 LOB: 0 BB: 0 P: 12	R: 1 E: 0 K: 2 S: 11 H: 1 LOB: 0 BB: 1 P: 13	R: 1 E: 0 K: 1 S: 12 H: 2 LOB: 1 BB: 1 P: 19	R: 0 E: 1 K: 0 S: 6 H: 1 LOB: 1 BB: 0 P: 8	R: 0 E: 0 K: 1 S: 12 H: 1 LOB: 1 BB: 0 P: 18	1B: 5 2B: 0 3B: 1 HR: 1 SF: 0 SAC: 0 DP: 2 HBP: 0						

	AB	32
	R	2
	H	7
	RBI	2
	BB	2
	SO	9
	LOB	12

PITCHER		IP	WLS	BF	H	R	ER	SO	BB	IBB	HBP	BLK	WP	HR	S	P	ERA	WHIP
24 Nathan Eovaldi, R ERA: 3.0	(1, 1)	6.0	W	23	4	2	2	7	2	0	0	0	0	1	56	86	3.00	1.000
43 Dan Jennings, L ERA: 0.71	(7, 1)	0.1	H	2	1	0	0	1	0	0	0	0	0	0	6	8	0.00	3.000
58 Ryan Webb, R ERA: 3.41	(7, 1)	0.2	H	1	0	0	0	0	0	0	0	0	0	0	4	4	0.00	0.000
50 Chad Qualls, R ERA: 3.0	(8, 1)	1.0	H	4	1	0	0	0	0	0	0	0	0	0	6	8	0.00	1.000
45 Kevin Slowey, R ERA: 4.05	(9, 1)	1.0		4	1	0	0	1	0	0	0	0	0	0	12	18	0.00	1.000

PITCHER	IP	WLS	BF	H	R	ER	SO	BB	IBB	HBP	BLK	WP	HR	S	P	ERA	WHIP

Minnesota Twins @ Miami Marlins

Marlins Park, Miami, FL

Tue Jun 25 2013, 7:13 PM - 10:07 PM EDT

Att. 14,581 - Roof Closed - 78 F

TOP

livebaseballscorecards.com

Batter	1	2	3	4	5	6	7	8	9	AB	R	H	RBI	BB	SO	LOB
11 Clete Thomas, L (1, 8) OBP: 0.333, SLG: 0.397	B FF 93 C FF 93 B SI 91 S SI 91 B SI 92 F FF 94 F FF 95 X FF 94 3-2 ① F9		C CU 78 B FF 95 B CH 84 B SI 92 F FF 93 F FF 94 F CU 79 B CU 79 4-2 7 F7 2 1B 16 1B BB		C FF 92 F CH 84 F CU 82 X CH 87 0-2 ② P4		C SL 82 B CU 76 C FF 94 B FF 94 F CH 86 F CH 86 B FF 94 X FF 93 3-2 2B		B SI 93 C SI 94 F SL 85 B SL 84 T SL 84 2-2 ② K	4	1	1	0	1	1	0
2 Brian Dozier, R (1, 4) OBP: 0.304, SLG: 0.374	B SI 93 X FF 94 1-0 ② P4		B CU 79 1 SAFE X FF 93 1-0 16 1B 1-2 1B		C CH 84 B CU 80 B CU 81 S FF 94 B CU 83 F FF 96 B CU 80 4-2 7 1B BB		C SL 82 B SL 82 B FF 94 C SL 81 C FF 94 2-3 ③ K		C SI 83 C SI 93 B SL 85 F SI 93 C SI 92 1-3 ③ K	4	0	1	0	1	2	1
7 Joe Mauer, L (1, 2) OBP: 0.414, SLG: 0.504	B SI 93 C FF 94 S FF 96 X FF 98 1-2 ③ L5		B SI 92 B FF 94 S CU 80 X SI 94 2-1 ② F7 2-3		C CU 80 1 SAFE 1 SAFE C CH 86 B SI 94 F CU 84 X CU 82 1-2 16 FC6-4 1-3 1B			C FF 94 C SL 89 F FF 95 F FF 96 X SL 91 0-2 31 1B 24 1B 1B		4	1	2	0	0	0	2
16 Josh Willingham, R (1, 7) OBP: 0.351, SLG: 0.396		C CU 76 X FF 94 0-1 ① F7	X FF 96 0-0 1-2 3-H 1B		B CU 83 B FF 96 C CU 82 X CU 83 2-1 ③ FC6-4 1-2f			D SL 90 C FF 96 S FF 96 B FF 96 F FF 96 D SL 89 X FF 95 3-2 ① L7		4	0	1	1	0	0	3
33 Justin Morneau, L (1, 3) OBP: 0.331, SLG: 0.383		C FF 94 B SI 92 S SI 92 F CH 84 X FF 96 1-2 ② F7	B CH 84 B SI 94 C FF 95 C CU 80 F SI 94 X CU 82 2-2 ③ F7			B FF 93 F FF 92 X CH 85 1-1 ① G4-3		F SL 90 F SL 90 B FF 96 B FF 95 X SL 90 2-2 ② L4 1-1		4	0	0	0	0	0	3
31 Oswaldo Arcia, L (1, 9) OBP: 0.342, SLG: 0.486		B FF 97 S SI 93 C CH 87 B FF 97 B CU 82 X FF 95 3-2 24 BB 1B		S SI 90 X CH 84 0-1 ① G5-3		C SL 81 B FF 95 S CH 86 T FF 93 1-2 ② K		B CU 77 X FF 96 1-0 24 1B 1-3 1B		4	0	2	0	0	1	0
24 Trevor Plouffe, R (1, 5) OBP: 0.342, SLG: 0.438		B FF 96 B SI 92 B FF 94 B SI 92 4-0 1-2 BB		B CU 79 B FF 94 X FF 93 2-0 ② P4		C FF 93 C SL 81 B FF 96 B SL 84 C FF 94 2-3 ③ K		F SL 86 X SI 95 0-1 1-2 3-H 1B		3	0	1	1	1	1	0
25 Pedro Florimón, S (1, 6) OBP: 0.297, SLG: 0.326 27 Chris Parmelee, L (8, PH) OBP: 0.310, SLG: 0.389 8 Jamey Carroll, R (8, 6) OBP: 0.271, SLG: 0.240		C FF 94 F SI 93 B FF 95 C CU 80 1-3 ③ K		B FF 93 C FF 93 B CU 78 F FF 94 B SI 92 C FF 93 3-3 ③ K			C FF 91 C FF 93 B FF 93 X FF 93 1-2 ① G6-3	F SI 93 B SI 95 C SI 94 X SL 88 1-2 ③ F8		3 1 0	0 0 0	0 0 0	0 0 0	0 0 0	2 0 0	2 2 0
30 Kevin Correia, R (1, 1) 5 Eduardo Escobar, S (7, PH) OBP: 0.289, SLG: 0.369 52 Brian Duensing, L (7, 1) 20 Josh Roenicke, R (7, 1) 56 Caleb Thielbar, R (8, 1) 9 Ryan Doumit, S (9, PH) OBP: 0.304, SLG: 0.411			C FF 93 F FF 92 F FF 94 F CU 77 C FF 95 0-3 ① K		C FF 92 X FF 93 0-1 ① G5-3		B FF 93 F FF 92 B CH 86 F FF 93 B CU 78 X FF 94 3-2 ② F8		X SI 93 0-0 ① F7	2 1 0 0 0 1	0 0 0 0 0 0	0 0 0 0 0 0	0 0 0 0 0 0	1 0 0 0 0 0	0 0 0 0 0 0	0 0 0 0 0 0
Inning Stats	R: 0 E: 0 K: 0 S: 9 H: 0 LOB: 0 BB: 0 P: 14	R: 0 E: 0 K: 1 S: 12 H: 1 LOB: 2 BB: 1 P: 21	R: 1 E: 0 K: 1 S: 17 H: 2 LOB: 2 BB: 1 P: 26	R: 0 E: 0 K: 1 S: 6 H: 0 LOB: 0 BB: 0 P: 11	R: 0 E: 0 K: 0 S: 15 H: 1 LOB: 2 BB: 1 P: 22	R: 0 E: 0 K: 2 S: 8 H: 0 LOB: 0 BB: 0 P: 12	R: 0 E: 0 K: 1 S: 14 H: 1 LOB: 1 BB: 0 P: 23	R: 1 E: 1 K: 0 S: 18 H: 3 LOB: 2 BB: 0 P: 25	R: 0 E: 0 K: 2 S: 8 H: 0 LOB: 0 BB: 0 P: 11	1B: 7 2B: 1 3B: 0 HR: 0	SF: 0 SAC: 0 DP: 0 HBP: 0					

	AB	35
	R	2
	H	8
	RBI	2
	BB	3
	SO	8
	LOB	13

PITCHER		IP	WLS	BF	H	R	ER	SO	BB	IBB	HBP	BLK	WP	HR	S	P	ERA	WHIP
16 José Fernández, R ERA: 2.98	(1, 1)	5.0		22	4	1	1	3	3	0	0	0	0	0	59	94	1.80	1.400
44 AJ Ramos, R ERA: 4.28	(6, 1)	2.0	W	7	1	0	0	3	0	0	0	0	0	0	22	35	0.00	0.500
40 Mike Dunn, L ERA: 2.91	(8, 1)	0.2	H	4	2	1	0	0	0	0	0	0	0	0	13	19	0.00	3.000
50 Chad Qualls, R ERA: 2.97	(8, 1)	0.1	H	2	1	0	0	0	0	0	0	0	0	0	5	6	0.00	3.000
31 Steve Cishek, R ERA: 3.34	(9, 1)	1.0	S	3	0	0	0	2	0	0	0	0	0	0	8	11	0.00	0.000

PITCHER		IP	WLS	BF	H	R	ER	SO	BB	IBB	HBP	BLK	WP	HR	S	P	ERA	WHIP

BOTTOM

Minnesota Twins @ Miami Marlins

Marlins Park, Miami, FL

Tue Jun 25 2013, 7:13 PM - 10:07 PM EDT

Att. 14,581 - Roof Closed - 78 F

livebaseballscorecards.com

Batter	1	2	3	4	5	6	7	8	9	AB	R	H	RBI	BB	SO	LOB
9 Juan Pierre, L (1, 7) OBP: 0.290, SLG: 0.300	C FF 89 B CU 75 B SI 90 F FF 91 B SL 88 F FC 89 F SI 90 B SI 90 4-2 27 CS BB		C SL 88 B CU 78 F CU 78 X SL 89 1-2 ② G1-3			C FF 90 X CH 86 0-1 ① G1-3	C SI 93 F CU 74 B SI 93 T SI 92 1-2 ② K			3	0	0	0	1	1	0
59 Ed Lucas, R (1, 5) (9, 4) OBP: 0.376, SLG: 0.368	B SI 90 X SL 88 1-0 ① L9		B CU 79 C CU 78 F SL 88 B CU 79 X FF 89 2-2 ③ L9			B CU 78 X FF 89 1-0 5 1B 27 BB 48 1B 1B	S FF 90 B SL 80 B SL 81 B FF 91 B FF 90 4-1 BB			3	1	1	0	1	0	1
27 Giancarlo Stanton, R (1, 9) OBP: 0.345, SLG: 0.469	B SI 90 B SI 90 B CU 80 C SL 87 F SI 90 X FF 90 3-2 ② 1-2 2B			X FF 89 0-0 ① G6-3		B SI 91 C FC 91 B SI 90 B FF 90 B CH 86 4-1 48 1B 5 1B 48 E 1-2 BB	C FF 91 S FF 91 S FF 93 0-3 ③ K			3	1	1	0	1	1	1
5 Logan Morrison, L (1, 3) OBP: 0.357, SLG: 0.513	F SL 88 B FC 91 B SI 90 F CH 86 B SL 87 S SL 86 3-3 ③ K			C FF 90 B FF 91 B CH 87 X CH 86 2-1 E3		C FF 90 B FC 89 X SL 88 1-1 19 FC4-6 48 E 1-2 2-3 1B		B SI 89 F SI 90 X SI 85 1-1 48 2B 2B		4	1	2	0	0	1	1
48 Marcell Ozuna, R (1, 8) OBP: 0.333, SLG: 0.435		C SL 86 B CU 77 X SL 88 1-1 E6 3 G6-4-3 19 1B		X SL 88 0-0 ② F9		X FF 90 0-0 E8 19 FC4-6 1-2 2-H 3-H 1B		C SL 83 D SL 83 X SI 88 1-1 2-H 2B		4	0	2	2	0	0	1
19 Rob Brantly, L (1, 2) OBP: 0.298, SLG: 0.292		B SI 89 X SI 90 1-0 3 G6-4-3 1-2 1B		X CH 85 0-0 ③ P5		X FC 89 0-0 ② FC4-6 1-2f 2-3		C FF 87 B FF 90 X SI 86 1-1 ① P2		4	0	1	0	0	0	4
3 Adeiny Hechavarría, R (1, 6) OBP: 0.254, SLG: 0.299		B FC 89 D SI 90 X SL 88 2-0 ① ② G6-4-3 1-2f 2-3	B CU 76 C SL 88 X CU 76 1-1 ① F9			B FC 89 X SL 88 1-0 ③ L9		I IN 56 I IN 61 I IN 62 I IN 62 4-0 IBB		3	0	0	0	1	0	4
51 Derek Dietrich, L (1, 4) OBP: 0.264, SLG: 0.393 31 Steve Cishek, R (9, 1)		B FF 91 B SL 88 X FC 89 2-0 ③ L6	C CU 78 B SI 90 B CH 86 C SL 86 F CH 85 S SL 87 2-3 ② K				X SL 85 0-0 HR	C FF 89 S FF 90 F FF 92 S FF 91 0-3 ② K		4 0	1 0	1 0	1 0	0 0	2 0	3 0
16 José Fernández, R (1, 1) OBP: 0.200, SLG: 0.240 54 Jordan Brown, L (5, PH) OBP: 0.267, SLG: 0.308 44 AJ Ramos, R (6, 1) 20 Justin Ruggiano, R (7, PH) OBP: 0.297, SLG: 0.419 40 Mike Dunn, L (8, 1) 50 Chad Qualls, R (8, 1) 30 Placido Polanco, R (8, PH) OBP: 0.290, SLG: 0.270 (9, 5)			B FF 89 C FF 90 C FF 88 X SL 88 1-2 ① G5-3			C FF 91 B CU 78 X CH 86 1-1 ③ F7	C SI 93 B SI 93 B SI 94 C CH 86 F FF 94 B SL 86 F SL 84 S SL 84 3-3 ① K	C FF 89 B FF 88 B CH 79 B SI 88 C SI 88 X FF 86 3-2 ③ F8		1 1 0 1 0 0 0 1	0 0 0 0 0 0 0 0	0 0 0 0 0 0 0 2	0 0 0 0 0 0 0 0	0 0 0 0 1 0 0 0	0 0 0 1 0 0 0 0	0 0 0 0 0 0 0 0
Inning Stats	R: 0 E: 0 K: 1 S: 11 H: 1 LOB: 1 BB: 1 P: 22	R: 0 E: 1 K: 0 S: 5 H: 1 LOB: 1 BB: 0 P: 11	R: 0 E: 0 K: 0 S: 9 H: 0 LOB: 0 BB: 0 P: 13	R: 0 E: 1 K: 0 S: 5 H: 0 LOB: 1 BB: 0 P: 7	R: 0 E: 0 K: 1 S: 8 H: 0 LOB: 0 BB: 0 P: 12	R: 2 E: 1 K: 0 S: 9 H: 3 LOB: 2 BB: 1 P: 16	R: 1 E: 0 K: 3 S: 13 H: 1 LOB: 1 BB: 1 P: 21	R: 1 E: 0 K: 1 S: 13 H: 2 LOB: 2 BB: 1 P: 23		1B: 4 2B: 3 3B: 0 HR: 1 SF: 0 SAC: 0 DP: 1 HBP: 0				WP: 0 PB: 0 SB: 0 CS: 1 PA: 36		

PITCHER		IP	WLS	BF	H	R	ER	SO	BB	IBB	HBP	BLK	WP	HR	S	P	ERA	WHIP
30 Kevin Correia, R ERA: 3.82	(1, 1)	6.0	L	25	5	2	2	2	2	0	0	0	0	0	47	81	3.00	1.167
52 Brian Duensing, L ERA: 4.0	(7, 1)	0.2		3	1	1	1	2	0	0	0	0	0	1	9	13	13.50	1.500
20 Josh Roenicke, R ERA: 3.31	(7, 1)	0.1		4	2	1	1	1	1	0	0	0	0	0	8	14	27.00	9.000
56 Caleb Thielbar, L ERA:	(8, 1)	1.0		4	0	0	0	1	0	1	0	0	0	0	9	17	0.00	0.000

PITCHER	IP	WLS	BF	H	R	ER	SO	BB	IBB	HBP	BLK	WP	HR	S	P	ERA	WHIP

Minnesota Twins @ Miami Marlins

Marlins Park, Miami, FL

Wed Jun 26 2013, 12:44 PM - 3:50 PM EDT

Att. 15,318 - Roof Closed - 77 F

TOP

livebaseballscorecards.com

Batter	1	2	3	4	5	6	7	8	9	AB	R	H	RBI	BB	SO	LOB
11 Clete Thomas, L (1, 8) OBP: 0.338, SLG: 0.377	B FF 92 C FF 92 B FF 91 B FF 92 C FF 92 F FF 92 F FF 93 B FF 93 4-2 2 E 7 1B BB	F FF 93 B FF 92 X KC 80 1-1 ② G5-3		B FF 93 B FF 93 F FF 92 B CH 84 B FF 92 4-1 2 CS BB		C SI 91 F FF 92 F FF 91 X CU 76 0-2 ② P4			B SI 91 B SI 92 B SI 92 C SI 91 C SI 92 F SI 92 X SI 92 3-2 ① G4-3	3	1	0	0	2	0	1
2 Brian Dozier, R (1, 4) OBP: 0.303, SLG: 0.369 33 Justin Morneau, L (9, PH) OBP: 0.330, SLG: 0.382	B FF 92 C FF 92 B KC 80 1 SAFE F FF 92 B FF 94 1 SAFE B KC 82 4-2 7 1B 16 1B 1-3 BB	C FF 93 C SL 86 B FF 92 B KC 82 X FF 93 2-2 ③ L7		B FF 92 B FF 92 2-0 ③ CS 1-2	C FF 90 B FF 90 X FF 90 1-1 ① G4-3	C FF 92 C FF 92 B SI 92 B FF 92 X FF 91 2-2 ③ G4-3			C SL 82 B SL 83 B SL 83 S SI 92 F SI 92 F SL 83 S SL 83 2-3 ② K	3 1	1 0	0 0	0 0	1 0	0 1	1 0
7 Joe Mauer, L (1, 2) OBP: 0.417, SLG: 0.505	B SI 94 F FF 94 B FF 94 C KC 80 F KC 83 X FF 94 2-2 16 1B 31 G3 1-2 3-H 1B	C FF 92 C KC 80 B KC 82 B FF 94 F KC 81 X SL 87 2-2 ① G4-3			B FF 91 C FF 91 F FF 91 B FF 91 X SI 91 2-2 24 FC4 31 WP 1B		C FF 90 X CU 74 0-1 16 G6-4-3 1B		B SI 92 B SL 83 C SI 91 B SI 93 X SI 91 3-1 ③ F7	5	1	3	1	0	0	0
16 Josh Willingham, R (1, 7) OBP: 0.349, SLG: 0.393	C FF 94 F KC 81 B KC 82 X FF 95 1-2 31 G3 1-3 2-H 1B	C FF 93 C SL 86 F KC 82 X SL 85 0-2 ② G5-3			C FF 91 C FF 91 B FF 92 B FF 91 C FF 92 2-3 ② K		B FF 91 X FF 91 1-0 ①② G6-4-3 1-2f			4	0	1	1	0	1	2
31 Oswaldo Arcia, L (1, 9) OBP: 0.352, SLG: 0.490	X KC 79 0-0 ① G3 1-2 3-H	S FF 94 X SI 94 0-1 24 1B 1B			B CU 75 F SI 92 B FF 91 F SI 90 B FF 91 B SI 91 4-2 24 FC4 1-2 BB		C FF 86 S FF 92 B FF 91 X FF 91 1-2 1B			3	0	2	1	1	0	1
24 Trevor Plouffe, R (1, 5) OBP: 0.340, SLG: 0.434	C FF 93 F KC 80 B KC 83 F KC 82 S FF 94 1-3 ② K	C FF 93 B FF 93 B SL 86 X FF 93 2-1 1-2 1B			C FF 92 F SL 82 B FF 92 B SL 83 X SI 92 2-2 FC4 1-2 2-3		F FF 92 F FF 91 B FF 90 F FF 91 C FF 91 1-3 ③ K			4	0	1	0	0	2	4
27 Chris Parmelee, L (1, 3) OBP: 0.309, SLG: 0.383	B SI 93 B CH 85 B FF 92 B FF 91 4-0 BB	B KC 79 F CH 85 B KC 80 B FF 92 F FF 91 X KC 81 3-2 ③ F8			X FF 86 0-0 ③ G3			B FF 94 S FF 94 B FF 94 C FF 95 F SL 88 F FF 94 F FF 95 F SL 89 F FF 94 3-2 ① B FF 95 F FF 95 X FF 95 F9		3	0	0	0	1	0	5
5 Eduardo Escobar, S (1, 6) OBP: 0.280, SLG: 0.357	B FF 93 C KC 79 X KC 78 1-1 ③ F7			B FF 91 X FF 92 1-0 ① G4-3		C FF 89 B FF 90 S FF 91 B FF 92 X FF 92 2-2 ① P6			C FF 94 B CU 74 F FF 94 F SL 89 B FF 95 F FF 93 F FF 95 B FF 94 F FF 94 3-3 S FF 94 K	4	0	0	0	0	1	2
58 Scott Diamond, L (1, 1) OBP: 0.143, SLG: 0.143 57 Ryan Pressly, R (6, 1) 52 Brian Duensing, L (7, 1) 8 Jamey Carroll, R (8, PH) OBP: 0.270, SLG: 0.238 50 Casey Fien, R (8, 1)		C FF 91 F FF 92 X FF 94 0-2 ① G6-3		B SI 92 B FF 92 B FF 91 C FF 90 F FF 91 X FF 92 3-2 ② G6-3		C FF 90 X SI 90 0-1 1B			C FF 94 S SL 88 B FF 95 B SL 90 X FF 94 2-2 ③ L9	3 0 0 1 0	0 0 0 0 0	1 0 0 0 0	0 0 0 0 0	0 0 0 0 0	0 0 0 0 0	0 0 0 0 0

Inning Stats																						
	R: 3	H: 2	R: 0	H: 0	R: 0	H: 2	R: 0	H: 0	R: 0	H: 1	R: 0	H: 1	R: 0	H: 2	R: 0	H: 0	R: 0	H: 0	1B: 8	SF: 0	WP: 1	PA: 40
	E: 1	LOB: 2	E: 0	LOB: 0	E: 0	LOB: 2	E: 0	LOB: 0	E: 0	LOB: 3	E: 0	LOB: 1	E: 0	LOB: 1	E: 0	LOB: 0	E: 0	LOB: 0	2B: 0	SAC: 0	PB: 0	
	K: 1	BB: 3	K: 0	BB: 0	K: 0	BB: 3	K: 1	BB: 1	K: 1	BB: 1	K: 0	BB: 0	K: 1	BB: 0	K: 1	BB: 0	K: 1	BB: 0	3B: 0	DP: 1	SB: 0	
	S: 20	P: 37	S: 8	P: 11	S: 15	P: 22	S: 5	P: 15	S: 14	P: 25	S: 12	P: 16	S: 10	P: 13	S: 19	P: 27	S: 11	P: 19	HR: 0	HBP: 0	CS: 1	

PITCHER		IP	WLS	BF	H	R	ER	SO	BB	IBB	HBP	BLK	WP	HR	S	P	ERA	WHIP
34 Tom Koehler, R ERA: 4.78	(1, 1)	4.0		19	4	3	3	1	4	0	0	0	0	0	48	85	6.75	2.000
45 Kevin Slowey, R ERA: 3.9	(5, 1)	3.0	W	14	4	0	0	2	1	0	0	0	1	0	36	54	0.00	1.667
40 Mike Dunn, L ERA: 2.83	(8, 1)	1.0	H	3	0	0	0	1	0	0	0	0	0	0	19	27	0.00	0.000
31 Steve Cishek, R ERA: 3.24	(9, 1)	1.0	S	3	0	0	0	1	0	0	0	0	0	0	11	19	0.00	0.000

PITCHER	IP	WLS	BF	H	R	ER	SO	BB	IBB	HBP	BLK	WP	HR	S	P	ERA	WHIP

AB	34
R	3
H	8
RBI	3
BB	5
SO	5
LOB	16

Minnesota Twins @ Miami Marlins

Marlins Park, Miami, FL

Wed Jun 26 2013, 12:44 PM - 3:50 PM EDT

Att. 15,318 - Roof Closed - 77 F

BOTTOM

Batter	1	2	3	4	5	6	7	8	9	AB	R	H	RBI	BB	SO	LOB
20 Justin Ruggiano, R (1, 7) OBP: 0.296, SLG: 0.416	C FF 87 B FF 87 B FF 88 F FF 89 F CU 81 S CU 81 2-3 K ①		B FF 88 F CH 84 F FF 89 B CU 81 B FF 88 F FF 89 X FF 90 3-2 G4-3 ②		X FF 89 0-0 27 G3 59 1B 1-2 1B		T SL 84 B CU 80 S CU 80 T FF 94 1-2 K ①			4	0	1	0	0	2	0
59 Ed Lucas, R (1, 4) OBP: 0.382, SLG: 0.375	C FF 89 B FF 89 F CH 85 B FF 88 F FF 89 F CH 84 X FF 89 2-2 G6-3 ②		F CU 81 X CU 80 0-1 F8 ③		C FF 90 S CH 84 F CU 81 X CH 84 0-2 27 G3 1-2 2-3 1B		C FF 95 B CU 81 F CH 90 X CU 81 1-2 27 E 1B			4	0	2	0	0	0	0
27 Giancarlo Stanton, R (1, 9) OBP: 0.349, SLG: 0.470	B FF 89 F FF 90 B FF 90 B FF 89 F FF 90 X FF 90 3-2 48 2B 1B			C FF 89 S CH 83 X CU 81 0-2 L4 ①	X CU 82 0-0 G3 ② 1-2 2-3 3-H		B FF 94 D FF 94 B CH 89 C FF 94 X FF 94 3-1 E8 1-3 1B			4	0	2	1	0	0	2
48 Marcell Ozuna, R (1, 8) OBP: 0.332, SLG: 0.436	B FF 90 C FF 90 B CU 81 X FF 90 2-1 1-3 2B			C CU 80 S CH 85 B FF 89 B FF 90 X CU 82 2-2 G3-1 ②	C FF 90 B CH 85 S CH 84 F CU 82 D CH 85 D CH 86 S CU 83 3-3 K ③		X FF 94 0-0 G5-3 ②			4	0	1	0	0	1	4
5 Logan Morrison, L (1, 3) OBP: 0.348, SLG: 0.488	X FF 90 0-0 L7 ③			C FF 90 C CU 81 S CU 82 0-3 K2-3 ③		C CU 81 B FF 90 X FF 89 1-1 30 HR 1B	X SI 93 0-0 G3 ③			4	1	1	0	0	1	4
30 Placido Polanco, R (1, 5) OBP: 0.294, SLG: 0.286		C FF 87 X FF 87 0-1 F9 ①			B FF 88 X FF 89 1-0 6 HR 1B	B FF 92 C CH 88 F FF 93 B CU 80 D SL 87 X FF 93 3-2 1-H HR		B FF 91 F FF 90 C FF 92 F SL 87 X SL 87 1-2 G6-3 ①		4	2	2	2	0	0	0
3 Adeiny Hechavarría, R (1, 6) OBP: 0.250, SLG: 0.293		C FF 88 F CU 80 X CH 83 0-2 G6-3 ②			C FF 88 F FF 88 X CU 80 0-2 L8 ①	B SL 88 F FF 94 T FF 94 B CU 82 X CU 81 2-2 L7 ①		B CU 78 X SL 84 1-0 G5-3 ②		4	0	0	0	0	0	1
6 Jeff Mathis, R (1, 2) OBP: 0.167, SLG: 0.255		B CU 80 F FF 89 B FF 88 F FF 89 B CH 85 X FF 90 3-2 G5-3 ③			B FF 88 C FF 89 B FF 89 B FF 89 C FF 89 X FF 89 3-2 1-H HR	B SL 88 F FF 94 B FF 94 X SL 85 2-1 F9 ②		F SL 85 S SL 86 B SL 86 F SL 87 S FF 92 1-3 K ③		4	1	1	2	0	1	0
34 Tom Koehler, R (1, 1) OBP: 0.067, SLG: 0.067			C FF 88 F FF 88 C FF 89 0-3 K ①		C FF 90 C FF 90 F FF 90 X FF 90 0-2 59 1B 20 1B 27 G3 1B	F FF 94 C FF 94 B FF 94 X CU 81 1-2 F9 ③				1	0	0	0	0	1	0
45 Kevin Slowey, R (5, 1) OBP: 0.136, SLG: 0.050										2	1	1	0	0	0	0
40 Mike Dunn, L (8, 1)										0	0	0	0	0	0	0
31 Steve Cishek, R (9, 1)										0	0	0	0	0	0	0
Inning Stats	R: 0 E: 0 K: 1 S: 15 H: 2 LOB: 2 BB: 0 P: 24	R: 0 E: 0 K: 0 S: 8 H: 0 LOB: 0 BB: 0 P: 11	R: 0 E: 0 K: 1 S: 9 H: 0 LOB: 0 BB: 0 P: 12	R: 0 E: 0 K: 1 S: 9 H: 0 LOB: 0 BB: 0 P: 11	R: 3 E: 0 K: 1 S: 21 H: 5 LOB: 2 BB: 0 P: 28	R: 2 E: 0 K: 0 S: 13 H: 2 LOB: 0 BB: 0 P: 22	R: 0 E: 1 K: 1 S: 10 H: 2 LOB: 2 BB: 0 P: 15	R: 0 E: 0 K: 1 S: 9 H: 0 LOB: 0 BB: 0 P: 12		1B: 8 2B: 1 3B: 0 HR: 2 SF: 0 SAC: 0 DP: 0 HBP: 0						

livebaseballscorecards.com

AB	35
R	5
H	11
RBI	5
BB	0
SO	6
LOB	11

PITCHER		IP	WLS	BF	H	R	ER	SO	BB	IBB	HBP	BLK	WP	HR	S	P	ERA	WHIP
58 Scott Diamond, L ERA: 5.4	(1, 1)	5.0	L	23	8	4	4	4	0	0	0	0	0	1	64	89	7.20	1.600
57 Ryan Pressly, R ERA: 2.27	(6, 1)	1.2		8	3	1	1	1	0	0	0	0	0	1	20	33	5.40	1.800
52 Brian Duensing, L ERA: 3.95	(7, 1)	0.1		1	0	0	0	0	0	0	0	0	0	0	1	1	0.00	0.000
50 Casey Fien, R ERA: 3.69	(8, 1)	1.0		3	0	0	0	1	0	0	0	0	0	0	9	12	0.00	0.000

PITCHER	IP	WLS	BF	H	R	ER	SO	BB	IBB	HBP	BLK	WP	HR	S	P	ERA	WHIP

Batter	1	2	3	4	5	6	7	8	9	AB	R	H	RBI	BB	SO	LOB
11 Logan Forsythe, R (1, 4) OBP: 0.356, SLG: 0.485	B SI 90 F SI 90 C SL 81 F FF 90 B FF 91 B SL 80 X FF 90 3-2 18 G4-6-3 1B		C SL 82 C CU 75 F SL 81 B SI 89 X CU 74 1-2 1-H HR		B CU 73 B SL 81 C SI 91 X FF 90 2-1 5 G4-3 5 S 1B	B SI 94 B SI 93 C SI 93 B SL 84 F SI 95 F SI 94 X SI 94 3-2 ③ G1-3		C SI 93 D SL 83 F SI 93 B FF 93 B SL 82 B FF 94 4-2 5 1B BB		4	1	3	2	1	0	1
5 Alexi Amarista, L (1, 8) OBP: 0.285, SLG: 0.408	B SI 88 C FF 88 1 SAFE F SI 89 F SL 79 B SI 90 X SL 80 2-2 ① F8		C FF 90 B SL 83 F SI 91 X FF 92 1-2 ① G3		F FF 90 1 SAFE 1 SAFE S FS 80 X FS 79 0-2 ② G4-3 1-3		B SI 92 X SI 92 1-0 18 PB 3B	C FF 90 B SL 82 F SL 81 F SL 82 B FF 94 X SL 82 2-2 1-2 2-H 1B		5	1	2	1	0	0	2
18 Carlos Quentin, R (1, 7) OBP: 0.367, SLG: 0.464 26 Burch Smith, R (8, 1)	S SL 81 X SI 91 0-1 ②③ G4-6-3 1-2f		B FF 90 S SL 82 X SL 83 1-1 88 FC6-4 1B		S FF 92 S FF 92 S SL 82 0-3 ③ K		B SL 81 B SI 91 X SI 92 2-0 ① P5 3-H	C SL 82 X FF 92 0-1 ③ F8		5 0	0 0	1 0	0 0	0 0	1 0	4 0
Chase Headley, S (1, 5) OBP: 0.325, SLG: 0.355		C FF 87 B FF 89 F SL 82 B CU 73 F CU 72 F SL 80 X FS 80 2-2 25 S 25 1B 1B	F FS 81 B SI 91 S FS 80 B FF 90 S CU 75 2-3 ② K			T FS 77 F FS 79 F SI 90 X FS 78 0-2 88 2B 12 1B 1B	B SI 92 C SL 82 C SI 93 B SL 83 X SI 93 2-2 ② G1-3		B FF 95 B FF 94 X FF 94 2-0 ① F7	5 0	2 0	2 0	0 0	0 0	1 0	1 0
88 Kyle Blanks, R (1, 3) OBP: 0.350, SLG: 0.472		C SL 80 S SI 90 F CU 74 D SL 81 F SI 91 B SI 90 B SL 81 S SL 83 3-3 ① K	F SI 91 B FF 89 1 SAFE B SL 81 X SL 82 2-1 ③ FC6-4 1-2f			C SL 81 1 SAFE B SL 81 S SL 82 X SL 83 1-2 12 1B 25 1B 1-3 2B	C SL 81 X SI 93 0-1 ③ G6-3		B FF 96 C SL 83 F FF 96 S FF 96 1-3 ② K	5	1	1	0	0	2	2
12 Yasmani Grandal, S (1, 2) OBP: 0.359, SLG: 0.368		F SI 90 C CU 73 B SI 91 F FS 80 B SI 90 X CU 75 2-2 ② F7		B FS 77 B SL 81 F FF 88 B FF 89 C SI 90 S SL 81 3-3 ① K		B SI 91 F FF 91 B FF 92 F SL 82 X FF 92 2-2 25 1B 3 E 2-3 3-H 1B		B FF 93 T FF 92 X SL 81 1-1 25 1B 2B	F FF 95 F FF 96 F FF 95 H SL 81 1-2 HBP	4	2	2	1	0	1	1
25 Will Venable, L (1, 9) OBP: 0.265, SLG: 0.419		F CU 75 F SL 83 B FF 91 X SL 81 1-2 1-H 1B	B FF 89 C FS 79 F SL 84 X FS 81 1-2 ② F8			X SL 82 0-0 3 FC1-6 1-2 3-H 1B		X FF 93 0-0 15 PB 5 1B 2-H 1B	B FF 94 F FF 93 X FF 95 1-1 ③ G4-3	5	1	3	3	0	0	1
3 Pedro Ciriaco, R (1, 6) OBP: 0.307, SLG: 0.391	1 SAFE B SL 81 1 SAFE X FF 89 1-0 ③ F9		B SI 92 B SL 83 F SI 91 F SL 81 F SI 91 F CU 75 S SL 82 2-3 ③ K			C SI 94 S SL 82 B SL 82 F SI 94 D SI 93 B SL 82 X SI 94 3-2 ① FC1-6 37 SH2-4 1-2f 2-H		C SI 93 F FF 92 S SL 83 0-3 ① K		4	0	0	0	0	2	3
37 Edinson Volquez, R (1, 1) OBP: 0.182, SLG: 0.364 50 Nick Vincent, R (7, 1) 15 Jesus Guzman, R (8, PH) OBP: 0.283, SLG: 0.338 13 Chris Denorfia, R (8, 7) OBP: 0.333, SLG: 0.394			C FF 89 X FF 89 0-1 11 HR 1B		C FF 89 C SL 78 S SL 79 0-3 ① K	1 SAFE B SI 93 C SI 93 X SI 93 1-1 ② SH2-4 1-2		B SL 82 B FF 92 X FF 92 2-0 ② F8 1-2		2 0 1 0	1 0 0 0	1 0 0 0	0 0 0 0	1 0 0 0	0 0 1 0	0 0 1 0
Inning Stats	R: 0 E: 0 K: 0 S: 10 H: 1 LOB: 0 BB: 0 P: 15	R: 1 E: 0 K: 1 S: 18 H: 2 LOB: 1 BB: 0 P: 27	R: 2 E: 0 K: 1 S: 16 H: 3 LOB: 1 BB: 0 P: 23	R: 0 E: 0 K: 2 S: 12 H: 0 LOB: 0 BB: 0 P: 18	R: 0 E: 0 K: 2 S: 11 H: 1 LOB: 1 BB: 0 P: 13	R: 3 E: 1 K: 0 S: 21 H: 4 LOB: 1 BB: 0 P: 31	R: 1 E: 0 K: 0 S: 7 H: 1 LOB: 0 BB: 0 P: 12	R: 2 E: 0 K: 1 S: 15 H: 3 LOB: 2 BB: 1 P: 24	R: 0 E: 0 K: 1 S: 9 H: 0 LOB: 1 BB: 0 P: 14	1B: 11 2B: 2 3B: 1 HR: 1 SF: 0 SAC: 1 DP: 1 HBP: 1						

PITCHER	IP	WLS	BF	H	R	ER	SO	BB	IBB	HBP	BLK	WP	HR	S	P	ERA	WHIP
47 Ricky Nolasco, R (1, 1) ERA: 3.93	5.0	L	25	11	6	5	6	0	0	0	0	0	1	78	110	9.00	2.200
58 Ryan Webb, R (6, 1) ERA: 3.22	2.0		7	1	1	0	0	0	0	0	0	0	0	17	29	0.00	0.500
43 Dan Jennings, L (8, 1) ERA: 1.98	1.0		7	3	2	2	1	1	0	0	0	0	0	15	24	18.00	4.000
44 AJ Ramos, R (9, 1) ERA: 4.17	1.0		4	0	0	0	1	0	0	1	0	0	0	9	14	0.00	0.000

PITCHER | IP | WLS | BF | H | R | ER | SO | BB | IBB | HBP | BLK | WP | HR | S | P | ERA | WHIP

TOP

San Diego Padres @ Miami Marlins

Marlins Park, Miami, FL

Fri Jun 28 2013, 7:15 PM - 10:34 PM EDT

Att. 18,347 - Roof Closed - 78 F

livebaseballscorecards.com

AB	40
R	9
H	15
RBI	7
BB	1
SO	8
LOB	16

WP: 0 PA: 43
PB: 2
SB: 2
CS: 0

Batter	1	2	3	4	5	6	7	8	9	AB	R	H	RBI	BB	SO	LOB
9 Juan Pierre, L (1, 7) OBP: 0.288, SLG: 0.298	B SI 90 B FF 91 C SI 90 X FF 91 2-1 G4-3 ①		C SI 92 B SI 92 T SI 91 B KC 80 C SI 92 2-3 K ①		B SI 89 X SI 89 1-0 L8 ①		B SL 88 F FF 90 X SL 86 1-1 1B		B SI 93 X SI 94 1-0 G3 ②	5	0	1	0	0	1	0
30 Placido Polanco, R (1, 5) OBP: 0.296, SLG: 0.286	C SI 91 B SI 91 C SI 92 F KC 80 C CH 83 1-3 K ②		C KC 76 B SI 93 B SI 92 B FF 93 F SI 92 B FF 93 4-2 27 2B BB		C KC 77 F CH 81 F KC 79 F SI 92 B KC 81 X CH 84 1-2 1B		C FF 90 C SL 86 F SL 86 B FF 91 X FF 91 1-2 L9 ②		B SI 94 S FF 94 T SI 95 B SI 96 F SI 93 X SI 95 2-2 F9 ③	4	1	1	0	1	1	1
27 Giancarlo Stanton, R (1, 9) OBP: 0.353, SLG: 0.478	B CH 83 B SI 93 F CH 83 X SI 94 2-1 5 3B 1B		C CH 83 X KC 80 0-1 5 G6-3 1-H 2B		B SI 94 F SI 92 C SI 94 B FF 94 S CH 86 2-3 K ②		B SL 87 S FF 90 B SL 87 T SL 88 S FF 90 2-3 K ③			4	1	2	1	0	2	2
5 Logan Morrison, L (1, 3) OBP: 0.340, SLG: 0.511	C FF 92 B CH 83 F SI 93 B CH 80 X CH 82 2-2 1-H 3B		C FF 94 F SI 93 B KC 80 B SI 94 D KC 80 X SI 93 3-2 G6-3 ② 2-3		D SI 94 B SI 91 X SI 92 2-0 L4 ③			C SI 94 B SI 95 C SI 94 B CU 79 B SI 94 X FF 94 3-2 G4-3 ①		4	0	1	1	0	0	2
48 Marcell Ozuna, R (1, 8) OBP: 0.330, SLG: 0.432	B SI 92 S SI 93 X KC 79 1-1 G5-3 ③		C KC 79 X KC 80 0-1 F8 ③			B SI 90 C FF 91 C CH 79 C KC 77 1-3 K ①		F FF 95 B SI 96 S CH 84 X CU 78 1-2 19 BB 1B		4	0	1	0	0	1	2
19 Rob Brantly, L (1, 2) OBP: 0.297, SLG: 0.287		C SI 91 B KC 77 B SI 91 F SI 92 C SI 93 2-3 K ①		B CH 80 B SI 90 X SI 90 2-0 F9 ①		B CH 79 C SI 92 S KC 76 B KC 78 X SI 90 2-2 F7 ②		B CU 76 C SI 92 B SI 92 B SI 93 B SI 92 4-1 1-2 BB		3	0	0	0	1	1	0
3 Adeiny Hechavarría, R (1, 6) OBP: 0.250, SLG: 0.293		F SI 93 F KC 78 F CH 84 F FF 94 F KC 81 B SI 92 F CH 85 C SI 94 1-3 K ②		F SI 92 X KC 79 0-1 G5-3 ②		B CH 81 B SI 91 F SI 90 B SI 92 X SI 91 3-1 1B		C SI 92 S SI 94 S FF 94 0-3 K ②		4	0	1	0	0	2	2
51 Derek Dietrich, L (1, 4) OBP: 0.269, SLG: 0.403		X SI 93 0-0 1B		C CH 81 B KC 78 X CH 81 1-1 2B		F SI 91 C KC 78 B KC 78 S FF 93 1-3 K ③		C SI 93 X CH 83 0-1 F8 ③		4	0	2	0	0	1	3
47 Ricky Nolasco, R (1, 1) OBP: 0.167, SLG: 0.143 58 Ryan Webb, R (6, 1) 54 Jordan Brown, L (7, PH) OBP: 0.250, SLG: 0.286 43 Dan Jennings, L (8, 1) 44 AJ Ramos, R (9, 1) 29 Greg Dobbs, L (9, PH) OBP: 0.299, SLG: 0.302		C FF 93 S SI 92 C SI 93 0-3 K ③		C SI 91 B SI 94 X FF 92 1-1 F9 ③			C FF 89 F SL 86 B SL 87 F SL 86 F FF 91 F SL 88 B SI 91 F SL 87 X CH 84 2-2 G6-3 ①		S FF 93 X SI 92 0-1 P4 ①	2 0 1 0 0 1	0 0 0 0 0 0	0 0 0 0 0 0	0 0 0 0 0 0	0 0 0 0 0 0	1 0 0 0 0 0	2 0 0 0 0 0
Inning Stats	R: 1 H: 2 E: 0 LOB: 1 K: 1 BB: 0 S: 13 P: 21	R: 0 H: 1 E: 0 LOB: 1 K: 3 BB: 0 S: 14 P: 17	R: 1 H: 1 E: 0 LOB: 1 K: 1 BB: 1 S: 13 P: 22	R: 0 H: 1 E: 0 LOB: 1 K: 0 BB: 0 S: 7 P: 11	R: 0 H: 1 E: 0 LOB: 1 K: 1 BB: 0 S: 10 P: 16	R: 0 H: 1 E: 0 LOB: 1 K: 2 BB: 0 S: 11 P: 18	R: 0 H: 1 E: 0 LOB: 1 K: 1 BB: 0 S: 16 P: 22	R: 0 H: 1 E: 0 LOB: 2 K: 1 BB: 1 S: 12 P: 20	R: 0 H: 0 E: 0 LOB: 0 K: 0 BB: 0 S: 7 P: 10	1B: 6 2B: 2 3B: 1 HR: 0	SF: 0 SAC: 0 DP: 0 HBP: 0			WP: 0 PB: 0 SB: 0 CS: 0	PA: 38		

PITCHER		IP	WLS	BF	H	R	ER	SO	BB	IBB	HBP	BLK	WP	HR	S	P	ERA	WHIP
37 Edinson Volquez, R ERA: 5.5	(1, 1)	6.0	W	26	7	2	2	8	1	0	0	0	0	0	68	105	3.00	1.333
50 Nick Vincent, R ERA:	(7, 1)	1.0		4	1	0	0	1	0	0	0	0	0	0	16	22	0.00	1.000
26 Burch Smith, R ERA: 14.46	(8, 1)	2.0		8	1	0	0	1	1	0	0	0	0	0	19	30	0.00	1.000

PITCHER	IP	WLS	BF	H	R	ER	SO	BB	IBB	HBP	BLK	WP	HR	S	P	ERA	WHIP

BOTTOM

San Diego Padres @ Miami Marlins

Marlins Park, Miami, FL

Fri Jun 28 2013, 7:15 PM - 10:34 PM EDT

Att. 18,347 - Roof Closed - 78 F

livebaseballscorecards.com

AB	36
R	2
H	9
RBI	2
BB	2
SO	10
LOB	14

MIAMI

Batter	1	2	3	4	5	6	7	8	9	AB	R	H	RBI	BB	SO	LOB
11 Logan Forsythe, R (1, 4) OBP: 0.351, SLG: 0.471	C FF 90 C SI 91 B SI 93 S CU 78 1-3 ① K		B SI 93 X SI 93 1-0 ② G6-3			C FF 90 C FC 83 S FF 92 0-3 ① K		C FF 92 X FC 83 0-1 1-2 1B		4	0	1	0	0	2	0
5 Alexi Amarista, L (1, 8) OBP: 0.284, SLG: 0.404	B SI 92 X SI 92 1-0 ② G4-3		B SI 92 C CH 86 F FF 93 X CU 79 1-2 ③ G6-3			B SI 92 X SI 91 1-0 18 G1-6-3 1B		X SI 92 0-0 ③ G6-3		4	0	1	0	0	0	2
18 Carlos Quentin, R (1, 7) OBP: 0.370, SLG: 0.462	S FF 91 S FC 84 B FF 94 X FC 86 1-2 1B			F FF 90 X FF 92 0-1 ① F9		X FF 90 0-0 ②③ G1-6-3 1-2f			C SI 91 F FF 92 B FC 86 B FC 85 F FF 93 B CU 78 B FF 93 4-2 25 DI BB	3	0	1	0	1	0	1
Chase Headley, S (1, 5) OBP: 0.321, SLG: 0.349	S CU 76 F FF 92 S CU 78 0-3 ③ K			C CH 85 B FF 92 S FF 92 B FF 94 X SI 94 2-2 ② G6-3			B SI 91 F SI 91 F FF 92 F FF 93 B FC 86 F FF 93 F FF 94 X CU 79 2-2 ① G4-3		F SI 90 S FF 92 F FF 93 D FC 84 D CU 79 B SI 92 F SI 92 X SI 93 3-2 ① F7	4	0	0	0	0	1	2
88 Kyle Blanks, R (1, 3) OBP: 0.343, SLG: 0.462		B FF 89 C FF 91 F SI 92 X CU 78 1-2 ① F8		B SI 93 C SI 92 B FF 94 B FF 94 S SI 94 F SI 94 S FF 94 3-3 ③ K			C FF 93 B CU 79 F FF 93 S SI 95 1-3 ② K		C FF 92 D SI 93 F FF 92 S FC 86 1-3 ② K	4	0	0	0	0	3	1
25 Will Venable, L (1, 9) OBP: 0.264, SLG: 0.425		B CH 84 X SI 92 1-0 ② G4-3			B SI 89 C SI 90 T CH 84 B CU 76 B FC 84 X SI 94 3-2 4 2B 3B		X SI 93 0-0 ③ L7		B CH 84 X SI 92 1-0 ③ G3-1 1-2	4	1	1	0	0	0	1
4 Nick Hundley, R (1, 2) OBP: 0.277, SLG: 0.392		F FF 92 X FC 83 0-1 1B			B CU 75 B FF 92 C FF 92 X SI 92 2-1 3 P4 3-H 2B			X FF 90 0-0 ① F9		3	0	2	1	0	0	0
3 Pedro Ciriaco, R (1, 6) OBP: 0.308, SLG: 0.389		C FF 91 X FF 91 0-1 ③ F8			B FF 91 X FF 91 1-0 ①② P4 2-3			B FF 90 C FF 91 X SI 92 1-1 11 1B		3	0	1	0	0	0	2
53 Eric Stults, L (1, 1) OBP: 0.121, SLG: 0.242 46 Tim Stauffer, R (4, 1) 14 Mark Kotsay, L (8, PH) OBP: 0.270, SLG: 0.277 55 Dale Thayer, R (8, 1)			C FF 91 X SI 92 0-1 ① G5-3		B FF 91 C FF 91 X FF 92 1-1 ③ F8			B SI 91 F CH 83 F SI 91 S FC 83 1-3 ② K		1 1 1 0	0 0 0 0	0 0 0 0	0 0 0 0	0 0 1 0	0 0 1 0	0 0 1 0
Inning Stats	R: 0 E: 0 K: 2 S: 10 H: 1 LOB: 1 BB: 0 P: 13	R: 0 E: 0 K: 0 S: 8 H: 1 LOB: 1 BB: 0 P: 10	R: 0 E: 0 K: 0 S: 6 H: 0 LOB: 0 BB: 0 P: 8	R: 0 E: 0 K: 1 S: 9 H: 0 LOB: 0 BB: 0 P: 14	R: 1 E: 0 K: 0 S: 8 H: 2 LOB: 0 BB: 0 P: 15	R: 0 E: 0 K: 1 S: 5 H: 1 LOB: 0 BB: 0 P: 6	R: 0 E: 0 K: 1 S: 10 H: 0 LOB: 0 BB: 0 P: 13	R: 0 E: 0 K: 1 S: 9 H: 2 LOB: 2 BB: 0 P: 11	R: 0 E: 0 K: 1 S: 12 H: 0 LOB: 1 BB: 1 P: 21	1B: 5 2B: 1 3B: 1 HR: 0	SF: 0 SAC: 0 DP: 1 HBP: 0			WP: 0 PB: 0 SB: 0 CS: 0	PA: 33	

PITCHER		IP	WLS	BF	H	R	ER	SO	BB	IBB	HBP	BLK	WP	HR	S	P	ERA	WHIP
33 Jacob Turner, R ERA: 1.76	(1, 1)	9.0	W	33	7	1	1	7	1	0	0	0	0	0	77	111	1.00	0.889

PITCHER	IP	WLS	BF	H	R	ER	SO	BB	IBB	HBP	BLK	WP	HR	S	P	ERA	WHIP

TOP

San Diego Padres @ Miami Marlins

Marlins Park, Miami, FL

Sat Jun 29 2013, 7:12 PM - 9:35 PM EDT

Att. 19,266 - Roof Closed - 76 F

livebaseballscorecards.com

AB	32
R	1
H	7
RBI	1
BB	1
SO	7
LOB	10

Batter	1	2	3	4	5	6	7	8	9	AB	R	H	RBI	BB	SO	LOB
20 Justin Ruggiano, R (1, 7) OBP: 0.299, SLG: 0.417	C SI 82 X CH 76 0-1 59 1B 48 1B 1B		F FF 85 X CU 67 0-1 1B	F CH 77 S FF 87 B FF 88 B FF 87 F SL 77 S FF 87 2-3 ② K		C SI 92 B CH 82 B SL 88 C SI 93 B SL 87 X SI 92 3-2 ③ P4				4	1	2	0	0	1	1
59 Ed Lucas, R (1, 3) OBP: 0.387, SLG: 0.373	B SL 77 F SL 76 B FF 86 X CH 75 2-1 48 1B 48 E 1-2 1B		S CH 77 S CH 77 1 SAFE F FF 88 F CH 77 1 SAFE X CH 77 0-2 ① P4	B SL 76 B FF 86 B SI 83 B SI 82 4-0 BB			C SI 90 B SI 91 X CH 82 1-1 ① F9			3	1	1	0	1	0	1
27 Giancarlo Stanton, R (1, 9) OBP: 0.350, SLG: 0.493	C SL 78 B FF 87 D CU 67 F SL 78 F FF 88 X CH 77 2-2 ① F8		X CH 76 0-0 ② F7	C CH 81 B SI 91 S SL 86 X CH 82 1-2 ③ P6			B SI 92 X CH 82 1-0 HR			4	1	1	1	0	0	5
48 Marcell Ozuna, R (1, 8) OBP: 0.329, SLG: 0.429	C SL 78 B SL 77 B SL 79 B FF 86 S CH 77 X SL 78 3-2 E8 30 SF9 1-H 2-H 1B		T FF 86 X CH 76 0-1 ③ F7		X SI 91 0-0 ① L8		B FF 92 B SI 91 C CH 81 C SI 92 F SI 92 X SL 87 2-2 ② F9			4	1	1	1	0	0	1
30 Placido Polanco, R (1, 5) OBP: 0.299, SLG: 0.285	X FF 87 0-0 ② SF9 3-H			B SI 83 B SI 82 B SL 75 B SI 82 4-0 51 1B 51 WP 3 1B BB	B SI 92 C SI 90 B SL 88 B FF 92 B SI 91 4-1 51 1B BB		F SI 92 B SL 86 F SI 91 X SL 87 1-2 ③ G5-3			1	1	0	1	2	0	0
51 Derek Dietrich, L (1, 4) OBP: 0.275, SLG: 0.405	B FF 86 S SL 78 B SL 80 S FF 87 F SL 78 X CH 78 2-2 ③ L8			L FF 86 F FF 86 F SL 80 B SL 78 X SL 78 1-2 3 1B 6 1B 1-3 1B	B SI 92 S CH 81 B SI 91 F SL 86 X CH 81 2-2 3 G6-4-3 1-2 1B			B FF 93 B FF 93 F FF 93 X FF 92 2-1 ① F7		4	1	2	0	0	0	0
3 Adeiny Hechavarría, R (1, 6) OBP: 0.250, SLG: 0.292		C SI 84 F FF 85 F CU 68 X FF 87 0-2 ① F9		C FF 88 B FF 87 X CH 78 1-1 6 1B 1-3 3-H 1B	C SI 92 F SI 92 D CU 76 F SL 87 B FF 93 X CH 82 2-2 ②③ G6-4-3 1-2f			C FF 94 F FF 94 B FF 94 X SL 80 1-2 ② L7		4	1	1	1	0	0	2
6 Jeff Mathis, R (1, 2) OBP: 0.188, SLG: 0.259		F FF 84 C FF 87 B FF 88 S CH 78 1-3 ② K		D CH 78 D CH 80 X SL 80 2-0 33 SH1-3 2-H 3-H 1B		X SL 86 0-0 ① F9		C SL 80 C SL 80 B FF 94 B FF 95 B FF 94 F FF 94 B SL 79 4-2 BB		3	0	1	2	1	1	0
33 Jacob Turner, R (1, 1) OBP: 0.083, SLG: 0.083		C SI 84 C CH 76 B FF 88 X CU 68 1-2 ③ G5-3		L FF 87 L FF 87 X FF 86 0-2 ① SH1-3 1-2		C SI 92 F SI 92 B SL 86 X CH 81 1-2 ② G6-3		B FF 94 S FF 91 B FF 93 F FF 92 F FF 92 C FF 93 2-3 ③ K		3	0	0	0	0	1	1
Inning Stats	R: 3 E: 1 K: 0 S: 16 H: 3 LOB: 0 BB: 0 P: 25	R: 0 E: 0 K: 1 S: 10 H: 0 LOB: 0 BB: 0 P: 12	R: 0 E: 0 K: 0 S: 10 H: 1 LOB: 1 BB: 0 P: 10	R: 3 E: 0 K: 1 S: 17 H: 3 LOB: 2 BB: 2 P: 32	R: 0 E: 0 K: 0 S: 10 H: 1 LOB: 1 BB: 1 P: 18	R: 0 E: 0 K: 0 S: 7 H: 0 LOB: 0 BB: 0 P: 11	R: 1 E: 0 K: 0 S: 10 H: 1 LOB: 0 BB: 0 P: 15	R: 0 E: 0 K: 1 S: 12 H: 0 LOB: 1 BB: 1 P: 21		1B: 8 2B: 0 3B: 0 HR: 1 SF: 1 SAC: 1 DP: 1 HBP: 0					WP: 1 PB: 0 SB: 0 CS: 0 PA: 36	

PITCHER		IP	WLS	BF	H	R	ER	SO	BB	IBB	HBP	BLK	WP	HR	S	P	ERA	WHIP
53 Eric Stults, L ERA: 3.51	(1, 1)	3.2	L	20	7	6	5	2	2	0	0	0	1	0	50	75	12.27	2.455
46 Tim Stauffer, R ERA: 3.54	(4, 1)	3.1		12	2	1	1	0	1	0	0	0	0	1	30	48	2.70	0.900
55 Dale Thayer, R ERA: 3.44	(8, 1)	1.0		4	0	0	0	1	1	0	0	0	0	0	12	21	0.00	1.000

PITCHER	IP	WLS	BF	H	R	ER	SO	BB	IBB	HBP	BLK	WP	HR	S	P	ERA	WHIP

BOTTOM

San Diego Padres @ Miami Marlins

Marlins Park, Miami, FL

Sat Jun 29 2013, 7:12 PM - 9:35 PM EDT

Att. 19,266 - Roof Closed - 76 F

livebaseballscorecards.com

AB	30
R	7
H	9
RBI	6
BB	4
SO	3
LOB	11

MIAMI

San Diego Padres @ Miami Marlins

Marlins Park, Miami, FL

Sun Jun 30 2013, 1:12 PM - 3:40 PM EDT

Att. 15,929 - Roof Closed - 77 F

livebaseballscorecards.com

Batter	1	2	3	4	5	6	7	8	9	AB	R	H	RBI	BB	SO	LOB
11 Logan Forsythe, R (1, 4) OBP: 0.333, SLG: 0.446	F9		G5-4-3 1-2f		L5		G6-3			4	0	0	0	0	0	1
5 Alexi Amarista, L (1, 8) OBP: 0.283, SLG: 0.400	G3-1		P3		1B		L5			4	0	1	0	0	0	0
Chase Headley, S (1, 5) OBP: 0.320, SLG: 0.345	BB			L7	G3			K		3	0	0	0	1	1	1
88 Kyle Blanks, R (1, 3) OBP: 0.341, SLG: 0.457 (9, 7)	L8			12 BB 25 1B 1B		G1-3		F9		4	0	1	0	0	0	1
25 Will Venable, L (1, 9) OBP: 0.265, SLG: 0.424 13 Chris Denorfia, R (8, PH) OBP: 0.332, SLG: 0.393 (8, 9)		P5		12 BB 1-2 1B		G1-3		G4-3		3 1	0 0	1 0	0 0	0 0	0 0	0 0
14 Mark Kotsay, L (1, 7) OBP: 0.269, SLG: 0.267 38 Tyson Ross, R (9, 1) OBP: 0.125, SLG: 0.125		G1-3		F7		P6			12 CS BB	3 0	0 0	0 0	0 0	1 0	0 0	2 0
12 Yasmani Grandal, S (1, 2) OBP: 0.375, SLG: 0.364		BB	3 FC5-4 1-2 2-3 BB				18 HR BB		F7 1-2	1	1	0	0	3	0	1
3 Pedro Ciriaco, R (1, 6) OBP: 0.296, SLG: 0.374		F9	FC5-4 1-2f				K		G6-3	4	0	0	0	0	1	5
34 Andrew Cashner, R (1, 1) OBP: 0.292, SLG: 0.292 18 Carlos Quentin, R (7, PH) OBP: 0.373, SLG: 0.481 50 Nick Vincent, R (7, 1) 57 Luke Gregerson, L (8, 1) 15 Jesus Guzman, R (9, 3) OBP: 0.283, SLG: 0.338			11 G5-4-3 1B		G1-3		1-H HR			2 1 0 0 0	0 1 0 0 0	1 1 0 0 0	0 2 0 0 0	0 0 0 0 0	0 0 0 0 0	0 0 0 0 0

Inning Stats	1	2	3	4	5	6	7	8	9
R	0	0	0	0	0	0	2	0	0
E	0	0	0	0	0	0	0	0	0
K	0	0	0	0	0	0	1	1	0
S	7	9	10	12	10	5	9	7	8
H	0	0	1	2	1	0	1	0	0
LOB	1	1	0	3	1	0	0	0	0
BB	1	1	0	1	0	0	1	0	1
P	15	17	13	24	13	7	16	11	14

1B	4
2B	0
3B	0
HR	1
SF	0
SAC	0
DP	1
HBP	0
WP	0
PB	0
SB	0
CS	1
PA	35

PITCHER		IP	WLS	BF	H	R	ER	SO	BB	IBB	HBP	BLK	WP	HR	S	P	ERA	WHIP
24 Nathan Eovaldi, R ERA: 2.0	(1, 1)	6.0		24	4	0	0	0	3	0	0	0	0	0	53	89	0.00	1.167
50 Chad Qualls, R ERA: 3.45	(7, 1)	1.0	B	5	1	2	2	1	1	0	0	0	0	1	9	16	18.00	2.000
40 Mike Dunn, L ERA: 2.75	(8, 1)	1.0		4	0	0	0	1	1	0	0	0	0	0	10	18	0.00	1.000
31 Steve Cishek, R ERA: 3.15	(9, 1)	1.0	W	2	0	0	0	0	0	0	0	0	0	0	5	7	0.00	0.000

PITCHER	IP	WLS	BF	H	R	ER	SO	BB	IBB	HBP	BLK	WP	HR	S	P	ERA	WHIP

TOP	
AB	30
R	2
H	5
RBI	2
BB	5
SO	2
LOB	11

Batter	1	2	3	4	5	6	7	8	9	AB	R	H	RBI	BB	SO	LOB
20 Justin Ruggiano, R (1, 7) OBP: 0.298, SLG: 0.423	S FF 92 X SI 93 0-1 ① G6-3		B SL 82 C FF 95 X CH 83 1-1 ③ F7		B CU 76 X CU 77 1-0 3B			B SI 88 S SL 80 S SL 82 X CU 73 1-2 ① F7		4	0	1	0	0	0	0
59 Ed Lucas, R (1, 5) OBP: 0.371, SLG: 0.356	C FF 94 B SI 94 B SI 94 F FF 94 B FF 97 T CH 84 3-2 ② K			B SI 91 C FF 93 C CH 82 X SL 80 1-2 ① G2-3	C FF 95 F FF 96 B SI 99 B SI 98 X SI 97 2-2 ③ G1-3			F SI 88 B SI 88 C SL 82 S SL 82 1-3 ② K		4	0	0	0	0	2	1
27 Giancarlo Stanton, R (1, 9) OBP: 0.341, SLG: 0.479	B SI 95 C CH 84 F SI 95 B FF 97 S CH 84 2-3 ③ K			B FF 94 C CH 81 B FF 94 X SI 92 2-1 ② G4-3		X SI 91 0-0 ① G6-3		C SL 81 S FF 90 B SL 82 S SL 82 1-3 ③ K		4	0	0	0	0	2	0
5 Logan Morrison, L (1, 3) OBP: 0.370, SLG: 0.520		C FF 91 X SI 92 0-1 ① F7		F FF 92 X FF 93 0-1 48 1B 51 2B 1B		B CH 82 F SI 92 B SI 95 X SI 94 2-1 48 FC1-6 1B			B FF 95 B FF 95 F FF 94 B SI 94 B FF 95 4-1 51 F9 6 HR 48 1B BB	3	2	2	0	1	0	0
48 Marcell Ozuna, R (1, 8) OBP: 0.332, SLG: 0.430		X SI 93 0-0 E6 51 BB		B CH 82 X CH 81 1-0 51 2B 1B 1-2		F SI 93 B SI 94 C FF 95 X SI 97 1-2 ② FC1-6 1-2f			B FF 95 B FF 94 F FF 94 F FF 96 X SL 88 2-2 29 IBB 6 HR 1B 1-2	4	2	2	0	0	0	1
51 Derek Dietrich, L (1, 4) OBP: 0.280, SLG: 0.410		D SI 92 B SI 93 F SI 93 1 SAFE B SI 94 B FF 93 4-1 3 G1-6-3 1-2 BB		B CH 80 X SI 94 1-0 2B 1-H 2-H		C FF 95 F SI 95 F SI 96 B FF 96 1 SAFE X CH 82 1-2 ③ G1-3			X FF 95 0-0 ① F9 2-3	3	0	1	2	1	0	3
3 Adeiny Hechavarría, R (1, 6) 29 Greg Dobbs, L (9, PH) OBP: 0.247, SLG: 0.288 OBP: 0.302, SLG: 0.302		S SI 94 C FF 96 B FF 97 X SI 95 1-2 ② ③ G1-6-3 1-2f		B FF 95 F SI 94 S CH 82 X FF 96 1-2 ③ G4-3			C FF 89 F SL 86 S FF 89 0-3 ① K		I IN 67 I IN 71 I IN 72 I IN 72 4-0 6 HR 1-2 IBB	3 0	0 1	0 0	0 0	0 1	1 0	3 0
6 Jeff Mathis, R (1, 2) OBP: 0.191, SLG: 0.306			B SI 93 C SI 93 C SI 93 B CH 82 B FF 94 X CH 83 3-2 ① F9		C FF 92 X CU 77 0-1 ① G5-3		C SL 87 B SL 86 S FF 89 F FF 90 X SL 87 1-2 ② G4-3		B FF 95 X FF 93 1-0 1-H 2-H 3-H HR	4	1	1	4	0	0	0
24 Nathan Eovaldi, R (1, 1) 50 Chad Qualls, R (7, 1) 54 Jordan Brown, L (7, PH) OBP: 0.235, SLG: 0.267 40 Mike Dunn, L (8, 1) 31 Steve Cishek, R (9, 1)			C FF 93 B SI 93 C SI 93 B SL 83 C SI 94 2-3 ② K		C FF 91 C FF 92 X SL 81 0-2 ② G1		B SI 90 B SI 90 X SL 87 2-0 ③ G4-3			2 0 0 1 0 0	0 0 0 0 0 0	0 0 0 0 0 0	0 0 0 0 0 0	1 0 0 0 0 0	0 0 0 0 0 0	0 0 0 0 0 0
Inning Stats	R: 0 H: 0 E: 0 LOB: 0 K: 2 BB: 0 S: 8 P: 13	R: 0 H: 0 E: 1 LOB: 1 K: 0 BB: 1 S: 7 P: 12	R: 0 H: 0 E: 0 LOB: 0 K: 1 BB: 0 S: 8 P: 14	R: 2 H: 3 E: 0 LOB: 1 K: 0 BB: 0 S: 12 P: 18	R: 0 H: 1 E: 0 LOB: 1 K: 0 BB: 0 S: 9 P: 12	R: 0 H: 1 E: 0 LOB: 1 K: 0 BB: 0 S: 10 P: 14	R: 0 H: 0 E: 0 LOB: 0 K: 1 BB: 0 S: 8 P: 11	R: 0 H: 0 E: 0 LOB: 0 K: 2 BB: 0 S: 9 P: 12	R: 4 H: 2 E: 0 LOB: 0 K: 0 BB: 2 S: 6 P: 17	1B: 4 2B: 1 3B: 1 HR: 1	SF: 0 SAC: 0 DP: 1 HBP: 0		WP: 0 PB: 0 SB: 0 CS: 0	PA: 35			

PITCHER	IP	WLS	BF	H	R	ER	SO	BB	IBB	HBP	BLK	WP	HR	S	P	ERA	WHIP
34 Andrew Cashner, R (1, 1) ERA: 3.31	6.0		24	5	2	2	3	1	0	0	0	0	0	54	83	3.00	1.000
50 Nick Vincent, R (7, 1) ERA:	1.0		3	0	0	0	1	0	0	0	0	0	0	8	11	0.00	0.000
57 Luke Gregerson, R (8, 1) ERA: 2.6	1.0		3	0	0	0	2	0	0	0	0	0	0	9	12	0.00	0.000
38 Tyson Ross, R (9, 1) ERA: 3.24	0.1	L	5	2	4	4	0	1	1	0	0	0	1	6	17	108.00	9.000

PITCHER	IP	WLS	BF	H	R	ER	SO	BB	IBB	HBP	BLK	WP	HR	S	P	ERA	WHIP

BOTTOM

San Diego Padres @ Miami Marlins

Marlins Park, Miami, FL

Sun Jun 30 2013, 1:12 PM - 3:40 PM EDT

Att. 15,929 - Roof Closed - 77 F

livebaseballscorecards.com

AB	32
R	6
H	7
RBI	6
BB	3
SO	6
LOB	8

MIAMI

Batter	1	2	3	4	5	6	7	8	9	AB	R	H	RBI	BB	SO	LOB
11 Logan Forsythe, R (1, 4) OBP: 0.329, SLG: 0.429	C FF 92 B FF 95 F FF 96 X CU 81 1-2 ① G5-3		B FF 96 F FF 95 B SI 95 F FF 96 B FF 96 B FF 96 4-2 ③ 13 E BB			B FF 96 C FF 96 S FF 95 B FF 96 S FF 96 2-3 ② K			F FF 94 X FF 95 0-1 ① G6-3	3	0	0	0	1	1	0
13 Chris Denorfia, R (1, 9) OBP: 0.327, SLG: 0.386	C FF 96 C FF 97 B FF 97 F CU 81 X FF 96 1-2 ② G4-3		B FF 96 1 SAFE 1 SAFE X FF 95 1-0 ③ L7 1-2			B CU 80 F FF 97 C CU 82 S CU 84 1-3 ③ K			F FF 95 T FF 95 C SL 84 0-3 ② K	4	0	0	0	0	2	1
18 Carlos Quentin, R (1, 7) OBP: 0.375, SLG: 0.484	X FF 97 0-0 2B			B FF 95 F FF 96 S FF 96 B CU 83 S CU 83 2-3 ① K			B FF 94 B FF 95 B FF 95 C FF 94 F FF 94 F FF 95 C CU 81 3-3 ① K		S FF 96 B FF 96 B FF 94 F FF 94 B SL 84 F FF 95 F FF 95 B FF 96 4-2 1B DI BB	3	0	1	0	1	2	0
Chase Headley, S (1, 5) OBP: 0.319, SLG: 0.344	F FF 95 F FF 96 S CU 83 0-3 ③ K			B CU 79 B FF 93 X FF 95 2-0 ② F8			X FF 94 0-0 ② L1		B FF 94 X FF 94 1-0 1-3 1B	4	0	1	0	0	1	1
88 Kyle Blanks, R (1, 3) OBP: 0.340, SLG: 0.453		B FF 96 C FF 97 F CU 82 B FF 94 C FF 97 2-3 ① K		X FF 97 0-0 ③ L9			X FF 96 0-0 1B		C SI 92 F SL 86 B SL 85 X SL 85 1-2 ③ G1-3	4	0	1	0	0	1	2
12 Yasmani Grandal, S (1, 2) OBP: 0.364, SLG: 0.350		B SI 94 S FF 96 F FF 96 B CU 83 S CU 83 2-3 ② K			B FF 92 C FF 93 B CU 80 X FF 93 2-1 ① G4-3		C CU 80 D CU 83 S FF 95 D CU 84 F FF 96 X FF 95 2-2 ③ G4-3			3	0	0	0	0	1	1
5 Alexi Amarista, L (1, 8) OBP: 0.278, SLG: 0.393		C FF 95 F FF 96 F CU 82 B FF 95 C CU 83 1-3 ③ K			C CU 79 X FF 92 0-1 ② F8			B FF 92 X FF 93 1-0 ① F7		3	0	0	0	0	1	0
3 Pedro Ciriaco, R (1, 6) OBP: 0.288, SLG: 0.363			X FF 96 0-0 ① F9		C FF 96 F SI 95 B FF 95 F CU 83 S CU 83 1-3 ③ K			B FF 94 X FF 93 1-0 ② G5-3		3	0	0	0	0	1	0
21 Jason Marquis, L (1, 1) OBP: 0.111, SLG: 0.111			C FF 95 F SI 93 F FF 94 S FF 96 0-3 ② K			B FF 96 S FF 94 S FF 96 X FF 96 1-2 ① L8		C FF 94 B CU 81 F FF 94 F FF 95 F CU 82 B CH 84 X FF 94 2-2 ③ G1-3		2	0	0	0	1	0
54 Joe Thatcher, L (7, 1)										0	0	0	0	0	0	0
14 Mark Kotsay, L (8, PH) OBP: 0.266, SLG: 0.264										1	0	0	0	0	0	0
26 Burch Smith, R (8, 1)										0	0	0	0	0	0	0
Inning Stats	R: 0 E: 0 K: 1 S: 11 H: 1 LOB: 1 BB: 0 P: 13	R: 0 E: 0 K: 3 S: 10 H: 0 LOB: 0 BB: 0 P: 15	R: 0 E: 1 K: 1 S: 8 H: 0 LOB: 1 BB: 1 P: 13	R: 0 E: 0 K: 1 S: 5 H: 0 LOB: 0 BB: 0 P: 9	R: 0 E: 0 K: 1 S: 8 H: 0 LOB: 0 BB: 0 P: 11	R: 0 E: 0 K: 2 S: 9 H: 0 LOB: 0 BB: 0 P: 13	R: 0 E: 0 K: 1 S: 10 H: 1 LOB: 1 BB: 0 P: 15	R: 0 E: 0 K: 0 S: 7 H: 0 LOB: 0 BB: 0 P: 11	R: 0 E: 0 K: 1 S: 13 H: 1 LOB: 2 BB: 1 P: 19	1B: 2 2B: 1 3B: 0 HR: 0 SF: 0 SAC: 0 DP: 0 HBP: 0						

PITCHER		IP	WLS	BF	H	R	ER	SO	BB	IBB	HBP	BLK	WP	HR	S	P	ERA	WHIP
16 José Fernández, R ERA: 2.72	(1, 1)	8.0	W	27	2	0	0	10	1	0	0	0	0	0	68	100	0.00	0.375
44 AJ Ramos, R ERA: 4.1	(9, 1)	0.2		4	1	0	0	1	1	0	0	0	0	0	10	15	0.00	3.000
31 Steve Cishek, R ERA: 3.12	(9, 1)	0.1	S	1	0	0	0	0	0	0	0	0	0	0	3	4	0.00	0.000

PITCHER	IP	WLS	BF	H	R	ER	SO	BB	IBB	HBP	BLK	WP	HR	S	P	ERA	WHIP

TOP

San Diego Padres @ Miami Marlins

Marlins Park, Miami, FL

Mon Jul 01 2013, 7:12 PM - 9:38 PM EDT

Att. 14,669 - Roof Closed - 76 F

livebaseballscorecards.com

AB	30
R	0
H	3
RBI	0
BB	2
SO	11
LOB	5

WP: 0 PA: 32
PB: 0
SB: 0
CS: 0

Batter	1	2	3	4	5	6	7	8	9	AB	R	H	RBI	BB	SO	LOB
20 Justin Ruggiano, R (1, 7) OBP: 0.294, SLG: 0.416	B SI 89 B SI 89 X SI 88 2-0 ① G5-3		C SI 88 B SL 82 B SL 83 S SL 82 F SL 82 D SL 82 F SI 90 X SL 82 3-2 ③ F8		D SI 90 X SI 87 1-0 ②③ G6-4-3 1-2f		X SL 81 0-0 ① G4-3			4	0	0	0	0	0	3
59 Ed Lucas, R (1, 5) OBP: 0.366, SLG: 0.344	B SI 89 C SI 89 B SI 89 X SI 89 2-1 ② F8			C SI 89 B SI 88 X SI 89 1-1 ① G5-3		X SI 89 0-0 E6 27 BB 48 1B	B SI 88 B SI 86 F SI 86 B SL 82 B SI 88 4-1 27 1B BB			3	1	0	0	1	0	0
27 Giancarlo Stanton, R (1, 9) OBP: 0.351, SLG: 0.480	B SI 90 F SI 89 B SI 88 S SL 83 S SL 83 2-3 ③ K			B SI 89 B SI 87 S SL 83 S SL 82 B SL 82 F SL 83 B SL 82 4-2 5 BB		B SL 83 B SI 89 C SL 81 D CH 76 F SL 83 B CH 76 4-2 48 1B 6 2B 1-2 BB	B SL 81 D SI 88 C SL 82 F CH 77 D CH 77 X SL 81 3-2 1-2 1B			2	1	1	0	2	1	0
5 Logan Morrison, L (1, 3) OBP: 0.379, SLG: 0.500		C SI 88 B SI 88 B SI 88 B SI 88 B SI 88 4-1 51 L4-3 BB		C SI 88 B SI 88 B SL 86 B SI 87 B SI 88 4-1 1-2 BB		X CH 78 0-0 ① F7	B FF 87 F FF 86 F FF 88 X SL 79 1-2 ② F7			2	0	0	0	2	0	4
48 Marcell Ozuna, R (1, 8) OBP: 0.330, SLG: 0.427		B SI 88 F SI 88 D SL 83 X SL 81 2-1 ① F8		X SI 89 0-0 ② L6		D SL 82 C SL 83 S SL 82 F SL 82 X SL 82 1-2 1-3 2-H 6 2B 1B	X FF 85 0-0 ③ F8			4	1	1	1	0	0	5
51 Derek Dietrich, L (1, 4) OBP: 0.279, SLG: 0.402		B SI 88 X SI 88 1-0 ②③ L4-3 1-1		C CH 77 X CH 78 0-1 ③ G3-1		I IN 76 I IN 79 I IN 79 I IN 79 4-0 6 2B IBB		C SI 92 X SI 93 0-1 ① L1-3		3	1	0	0	1	0	3
3 Adeiny Hechavarría, R (1, 6) OBP: 0.251, SLG: 0.292			B SI 88 F SI 87 X SL 81 1-1 ① G6-3		C SI 89 B SL 81 X SL 82 1-1 6 1B 1B	C SI 89 F SI 88 S SL 82 0-3 ② K		X SI 94 0-0 6 S 1B		4	0	2	0	0	1	3
6 Jeff Mathis, R (1, 2) OBP: 0.222, SLG: 0.338			B SI 88 C SI 89 B SI 89 B SI 88 B SI 89 4-1 16 SH3 BB		B SI 89 X SI 89 1-0 20 G6-4-3 1-3 1B	X SL 83 0-0 1-H 2-H 3-H 2B		F SI 92 B CH 81 1 SAFE C FF 93 B SI 94 S SI 92 2-3 ② K 1-2		3	0	2	3	1	1	1
16 José Fernández, R (1, 1) OBP: 0.185, SLG: 0.222 29 Greg Dobbs, L (8, PH) OBP: 0.300, SLG: 0.300 44 AJ Ramos, R (9, 1) 31 Steve Cishek, R (9, 1)			L SI 88 B SI 88 X SI 86 1-1 ② SH3 1-2		B SI 89 F SI 89 S SL 83 F SL 82 S SL 82 1-3 ① K	B SI 89 F SI 87 B SI 88 S SI 87 S SI 87 2-3 ③ K		F CH 81 S SI 93 F SI 94 X CH 82 0-2 ③ G3-1		2 1 0 0	0 0 0 0	0 0 0 0	0 0 0 0	2 0 0 0	3 1 0 0	23 1 0 0
Inning Stats	R: 0 E: 0 K: 1 S: 6 H: 0 LOB: 0 BB: 0 P: 12	R: 0 E: 0 K: 0 S: 4 H: 0 LOB: 0 BB: 1 P: 11	R: 0 E: 0 K: 0 S: 10 H: 0 LOB: 1 BB: 1 P: 19	R: 0 E: 0 K: 0 S: 9 H: 0 LOB: 2 BB: 2 P: 18	R: 0 E: 0 K: 1 S: 8 H: 2 LOB: 1 BB: 0 P: 12	R: 4 E: 1 K: 2 S: 15 H: 2 LOB: 1 BB: 2 P: 26	R: 0 E: 0 K: 0 S: 9 H: 1 LOB: 2 BB: 1 P: 17	R: 0 E: 0 K: 1 S: 10 H: 1 LOB: 1 BB: 0 P: 12		1B: 5 2B: 2 3B: 0 HR: 0 SF: 0 SAC: 1 DP: 2 HBP: 0						

PITCHER	IP	WLS	BF	H	R	ER	SO	BB	IBB	HBP	BLK	WP	HR	S	P	ERA	WHIP
21 Jason Marquis, R (1, 1) ERA: 3.74	6.1	L	30	5	4	0	4	6	1	0	0	0	0	57	110	0.00	1.737
54 Joe Thatcher, L (7, 1) ERA: 2.38	0.2		2	0	0	0	0	0	0	0	0	0	0	4	5	0.00	0.000
26 Burch Smith, R (8, 1) ERA: 13.06	1.0		4	1	0	0	1	0	0	0	0	0	0	10	12	0.00	1.000

PITCHER	IP	WLS	BF	H	R	ER	SO	BB	IBB	HBP	BLK	WP	HR	S	P	ERA	WHIP

BOTTOM

San Diego Padres @ Miami Marlins

Marlins Park, Miami, FL

Mon Jul 01 2013, 7:12 PM - 9:38 PM EDT

Att. 14,669 - Roof Closed - 76 F

livebaseballscorecards.com

AB	28
R	4
H	6
RBI	4
BB	7
SO	5
LOB	23

WP: 0	PB: 0	SB: 1	CS: 0
PA: 36			

Batter	1	2	3	4	5	6	7	8	9	AB	R	H	RBI	BB	SO	LOB
9 Juan Pierre, L (1, 7) OBP: 0.286, SLG: 0.296	B SI 90 X SI 89 1-0 ① L3	B SI 89 X FF 90 1-0 ③ F8			C FF 89 B CH 82 S CH 82 X FF 88 1-2 ① G4-3	B SI 89 X SI 89 1-0 ③ F8			C SI 93 X SI 93 0-1 1B	5	0	1	0	0	0	3
30 Placido Polanco, R (1, 5) OBP: 0.302, SLG: 0.288 45 Kevin Slowey, R (7, 1) OBP: 0.136, SLG: 0.050 20 Justin Ruggiano, R (9, PH) OBP: 0.292, SLG: 0.414	B SI 90 F FF 89 X SI 90 1-1 ② G1-3		B FC 87 C SI 88 F FF 88 X FF 89 1-2 5 FC3-6 27 1B 1B		B CU 77 C FC 87 X CH 82 1-1 5 G4-3 27 BB 1B		C FF 94 B CH 86 S CU 80 X FF 95 1-2 ① L9		S SI 93 B CH 85 F CH 86 F SI 94 F CH 86 S KC 83 1-3 ② K	4 0 1	0 0 0	2 0 0	0 0 0	0 0 1	0 0 1	0 0 1
27 Giancarlo Stanton, R (1, 9) OBP: 0.358, SLG: 0.477	B FF 90 F SI 90 F SI 91 B FF 91 B CH 83 F CU 78 B SI 91 4-2 5 HR BB		S CH 82 1 SAFE B SI 90 X CU 78 1-1 5 FC3-6 1-2 1B		B FC 86 B SI 90 B SI 89 C FF 88 F FF 88 F CH 83 B CU 78 4-2 5 G4-3 1-2 BB		C FF 95 B FF 95 B CU 80 B CH 87 F FF 94 X FF 96 3-2 ② G3		B SI 94 F CH 85 F SI 93 F CH 86 D CH 85 F SI 95 F KC 83 F CH 86 F FF 94 B SI 94 3-3 ③ F CH 86 S KC 82 K	3	1	1	0	2	1	1
5 Logan Morrison, L (1, 3) OBP: 0.387, SLG: 0.554	X SI 90 0-0 1-H HR	B SI 90 S CH 84 C SI 91 D CU 79 B SI 90 X CH 83 3-2 ① FC3-6 48 L6 1-2f 2-3			B CU 78 F SI 91 B SI 89 F CH 84 X CU 78 2-2 ② G4-3 1-2 2-3		C FF 95 X FF 95 0-1 48 FC5-4 1B			4	1	2	2	0	0	4
48 Marcell Ozuna, R (1, 8) OBP: 0.324, SLG: 0.419	C CU 77 B SI 91 X FC 86 1-1 ③ G6-3		1 SAFE S CU 78 X CU 79 0-1 ②③ L6 1-2		X SI 90 0-0 ③ G5-3		F CU 80 X CU 79 0-1 ③ FC5-4 1-2f			4	0	0	0	0	0	5
51 Derek Dietrich, L (1, 4) OBP: 0.279, SLG: 0.405		B FF 89 F SI 89 B CU 75 B CH 82 X FF 89 3-1 ① F8		B SI 88 B CH 82 B SI 90 C SI 88 X SI 90 3-1 ① F7		F FF 89 X SI 90 0-1 3 SH5-4 29 1B 2B		C SI 93 S SI 93 X KC 83 0-2 ① G4-3		4	1	1	0	0	0	0
3 Adeiny Hechavarría, R (1, 6) OBP: 0.260, SLG: 0.300		X SI 91 0-0 19 2B 1B		C CU 77 X SI 90 0-1 1B		B CU 77 2 SAFE X FF 86 1-0 ① SH5-4 2-3		C CH 86 B SI 94 F CH 85 F KC 83 X FF 94 1-2 19 G3-6-3 1B		3	0	3	0	0	0	0
19 Rob Brantly, L (1, 2) OBP: 0.296, SLG: 0.292		B CH 82 1 SAFE X FC 88 1-0 1-3 2B		B FC 88 S CH 84 B CH 83 D SI 88 X SI 92 3-1 ② L8		S CH 83 D CH 83 B SI 90 C CU 77 S CH 83 2-3 ② K		B SI 94 C FF 94 X SI 94 1-1 ②③ G3-6-3 1-2f		4	0	1	0	0	1	3
34 Tom Koehler, R (1, 1) OBP: 0.059, SLG: 0.059 29 Greg Dobbs, L (6, PH) OBP: 0.304, SLG: 0.304 43 Dan Jennings, L (6, 1) 58 Ryan Webb, R (6, 1) 17 Donovan Solano, R (7, 5) OBP: 0.331, SLG: 0.321		S SI 90 X FC 88 0-1 ② G5-3		B FF 90 X SI 90 1-0 ③ G5-3		X CU 78 0-0 3-H 1B			C FF 92 X SI 93 0-1 ① F9	2 1 0 0 1	0 0 0 0 0	0 1 0 0 0	0 1 0 0 0	0 0 0 0 0	0 0 0 0 0	3 0 0 0 0
Inning Stats	R: 2 E: 0 K: 0 S: 9 H: 1 LOB: 0 BB: 1 P: 16	R: 0 E: 0 K: 0 S: 7 H: 2 LOB: 2 BB: 0 P: 12	R: 0 E: 0 K: 0 S: 10 H: 2 LOB: 1 BB: 0 P: 15	R: 0 E: 0 K: 0 S: 7 H: 1 LOB: 1 BB: 0 P: 14	R: 0 E: 0 K: 0 S: 12 H: 1 LOB: 2 BB: 1 P: 20	R: 1 E: 0 K: 1 S: 8 H: 2 LOB: 1 BB: 0 P: 12	R: 0 E: 0 K: 0 S: 10 H: 1 LOB: 1 BB: 0 P: 14	R: 0 E: 0 K: 0 S: 9 H: 1 LOB: 0 BB: 0 P: 11	R: 0 E: 0 K: 2 S: 17 H: 1 LOB: 1 BB: 0 P: 21	1B: 9 2B: 2 3B: 0 HR: 1 SF: 0 SAC: 1 DP: 1 HBP: 0						

PITCHER		IP	WLS	BF	H	R	ER	SO	BB	IBB	HBP	BLK	WP	HR	S	P	ERA	WHIP
54 Kris Medlen, R ERA: 3.11	(1, 1)	6.0	W	28	9	3	3	1	2	0	0	0	0	1	53	89	4.50	1.833
38 Anthony Varvaro, R ERA: 2.95	(7, 1)	1.0		4	1	0	0	0	0	0	0	0	0	0	10	14	0.00	1.000
58 Alex Wood, L ERA: 2.87	(8, 1)	2.0		7	2	0	0	2	0	0	0	0	0	0	26	32	0.00	1.000

PITCHER	IP	WLS	BF	H	R	ER	SO	BB	IBB	HBP	BLK	WP	HR	S	P	ERA	WHIP

TOP

Miami Marlins @ Atlanta Braves

Turner Field, Atlanta, GA

Tue Jul 02 2013, 7:12 PM - 10:17 PM EDT

Att. 28,045 - Cloudy - 85 F

livebaseballscorecards.com

AB	36
R	3
H	12
RBI	3
BB	2
SO	3
LOB	20

MIAMI

WP: 0 PA: 39
PB: 0
SB: 0
CS: 0

Miami Marlins @ Atlanta Braves

Turner Field, Atlanta, GA

Tue Jul 02 2013, 7:12 PM - 10:17 PM EDT

Att. 28,045 - Cloudy - 85 F

BOTTOM

Batter	1	2	3	4	5	6	7	8	9	AB	R	H	RBI	BB	SO	LOB
19 Andrelton Simmons, R (1, 6) OBP: 0.280, SLG: 0.339	B FF 92 C FF 92 F FF 94 X KC 82 1-2 G5-3 ①		C KC 78 D FF 93 D KC 80 S FF 92 X FF 92 2-2 G1-6-3 ①② 1-2f		B KC 78 C KC 77 B FF 93 B KC 79 X FF 91 3-1 G5-3 ②	B SI 93 X SL 82 1-0 1-2 3-H 1B		X SL 82 0-0 1-H 8 1B 3B		5	1	2	2	0	0	2
22 Jason Heyward, L (1, 9) OBP: 0.327, SLG: 0.366	F FF 95 X FF 96 0-1 F9 ②		B CH 85 B FF 94 C FF 92 F KC 80 F KC 83 F FF 95 X KC 82 2-2 F7 ③		C FF 94 B FF 93 B KC 79 C KC 78 F KC 83 F FF 94 X FF 94 2-2 F9 ③	S SL 82 X SL 82 0-1 G2-3 ③		B FF 90 C FF 90 S CU 75 D CU 76 B FF 91 B FF 91 4-2 5 F8 8 1B 16 1B BB		4	1	0	0	1	0	3
8 Justin Upton, R (1, 7) OBP: 0.362, SLG: 0.458	C KC 80 F FF 96 B KC 83 F FF 94 B KC 83 S KC 82 2-3 K ③			B FF 90 C FF 92 C SL 85 F KC 82 X FF 95 1-2 5 3B 3B		C FF 92 B FF 92 C FF 92 B SL 84 X FF 93 2-2 16 1B 5 1B 23 2B 1B	B SL 81 B FF 91 B SL 82 B FF 90 4-0 5 F7 16 2B BB	B FF 92 B FF 91 F FF 91 B FF 92 X FF 92 3-1 16 1B 1-2 3-H 1B		4	3	3	1	1	1	0
5 Freddie Freeman, L (1, 3) OBP: 0.387, SLG: 0.483		X FF 93 0-0 16 G4-3 26 G5-3 2B		B KC 79 X KC 80 1-0 3-H 3B	B SL 82 S FF 93 F SL 82 D SL 84 B SI 91 X FF 92 3-2 16 1B 23 2B 1-2 1B	F FF 90 1 SAFE C SI 91 X SI 90 0-2 F7 ① 1-2	X FF 91 0-0 F8 ② 2-3		5	2	3	1	0	0	3
16 Brian McCann, L (1, 2) OBP: 0.360, SLG: 0.489		C KC 78 B FF 94 F SI 93 B KC 82 X KC 82 2-2 G4-3 ① 2-3		F FF 94 F CH 86 B KC 83 T FF 94 1-2 K ①	X FF 93 0-0 23 2B 17 1B 1-2 2-3 1B	C CH 85 X SI 91 0-1 2-H 2B	C FF 86 B SL 84 X CH 84 1-1 1-3 3-H 1B		5	1	3	2	0	1	2
26 Dan Uggla, R (1, 4) OBP: 0.325, SLG: 0.405		B FF 96 S KC 82 F KC 83 B FF 96 B FF 95 X KC 83 3-2 G5-3 ② 3-H		B KC 80 X FF 94 1-0 P3 ②	S SI 93 B SI 93 F SL 83 C SL 82 1-3 K ①	S SL 83 B FF 92 F SL 82 S SL 82 1-3 K ②	B SI 92 B SL 83 B FF 91 C FF 91 C FF 91 F FF 92 X FF 91 3-2 F8 ③		5	0	0	1	0	2	7
2 B.J. Upton, R (1, 8) OBP: 0.277, SLG: 0.316 7 Reed Johnson, R (3, 8) OBP: 0.318, SLG: 0.364		C FF 95 S SL 87 B FF 95 B KC 82 S FF 95 2-3 K ③		C KC 81 F FF 95 S KC 82 0-3 K ③		C SL 82 C SL 82 S SI 93 0-3 K ② X SL 82 0-0 G1-3 ③			1 3	0 0	0 0	0 0	0 0	1 2	0 5
23 Chris Johnson, R (1, 5) OBP: 0.377, SLG: 0.480 4 Paul Janish, R (8, PR) (9, 5)			B FF 92 B FF 92 C FF 90 X KC 80 2-1 54 E 2B		B KC 78 B FF 92 F FF 92 F FF 91 X KC 81 2-2 G4-3 ①	C SI 94 X SI 95 0-1 17 1B 19 1B 1-3 2-H 3-H 2B		S FF 90 B FF 90 F FF 91 B FF 90 F FF 92 F FF 91 F FF 91 F FF 92 X SI 92 2-2 19 3B 1B		4 0	2 1	3 0	2 0	0 0	0 0	0 0
54 Kris Medlen, S (1, 1) OBP: 0.241, SLG: 0.333 17 Jordan Schafer, L (6, PH) OBP: 0.401, SLG: 0.468 38 Anthony Varvaro, R (7, 1) 58 Alex Wood, R (8, 1)			B FF 92 C FF 92 X FF 94 1-1 E5 19 G1-6-3 2-H 1B		C FF 93 C KC 79 B KC 81 X FF 92 1-2 2B	F SL 83 S SI 93 X SI 93 0-2 19 1B 2-3 3-H 1B		L FF 90 C FF 90 L FF 91 0-3 K ①		2 1 0 1	0 0 0 0	2 1 0 1	0 1 0 1	0 0 0 0	0 0 0 1	0 0 0 1
Inning Stats	R: 0 E: 0 K: 1 S: 9 H: 0 LOB: 0 BB: 0 P: 12	R: 1 E: 0 K: 1 S: 10 H: 1 LOB: 0 BB: 0 P: 17	R: 1 E: 1 K: 0 S: 12 H: 2 LOB: 0 BB: 0 P: 19	R: 1 E: 0 K: 2 S: 12 H: 2 LOB: 1 BB: 0 P: 16	R: 0 E: 0 K: 0 S: 13 H: 1 LOB: 1 BB: 0 P: 21	R: 4 E: 0 K: 2 S: 21 H: 6 LOB: 2 BB: 0 P: 28	R: 1 E: 0 K: 1 S: 9 H: 1 LOB: 1 BB: 1 P: 14	R: 3 E: 0 K: 1 S: 22 H: 4 LOB: 2 BB: 1 P: 35		1B: 9 2B: 5 3B: 3 HR: 0 SF: 0 SAC: 0 DP: 1 HBP: 0					WP: 0 PB: 0 SB: 0 CS: 0	PA: 42

livebaseballscorecards.com

AB	40
R	11
H	17
RBI	10
BB	2
SO	8
LOB	23

PITCHER		IP	WLS	BF	H	R	ER	SO	BB	IBB	HBP	BLK	WP	HR	S	P	ERA	WHIP
34 Tom Koehler, R ERA: 4.7	(1, 1)	5.0		20	6	3	2	4	0	0	0	0	0	0	56	85	3.60	1.200
43 Dan Jennings, L ERA: 3.95	(6, 1)	0.0	L	3	3	3	3	0	0	0	0	0	0	0	7	12	∞	∞
58 Ryan Webb, R ERA: 3.38	(6, 1)	1.0		6	3	1	1	2	0	0	0	0	0	0	14	16	9.00	3.000
45 Kevin Slowey, R ERA: 4.24	(7, 1)	2.0		13	5	4	4	2	2	0	0	0	0	0	31	49	18.00	3.500

PITCHER	IP	WLS	BF	H	R	ER	SO	BB	IBB	HBP	BLK	WP	HR	S	P	ERA	WHIP

Batter	1	2	3	4	5	6	7	8	9	AB	R	H	RBI	BB	SO	LOB
20 Justin Ruggiano, R (1, 7) OBP: 0.298, SLG: 0.432	X FF 91 0-0 27 S 2B		B FF 91 B FF 90 S FF 90 X CH 86 2-1 ② P4		B FF 91 X FF 90 1-0 1-H 3-H HR		F FF 95 B FF 94 B SL 85 S FF 94 C FF 96 2-3 ① K	C SL 80 C SL 80 B SL 81 B SL 82 D SL 82 B SI 88 4-2 2-3 BB		4	1	2	3	1	1	0
59 Ed Lucas, R (1, 3) OBP: 0.368, SLG: 0.347	C FF 91 F FF 91 S CH 87 0-3 ① K		B FF 92 S CH 84 F FF 91 B CH 86 F CH 86 X FF 92 2-2 ③ F9		X FF 91 0-0 1B		L FF 95 F FF 96 B FF 96 X SL 84 1-2 1B	X SI 88 0-0 ③ G1-3		5	0	2	0	0	1	3
27 Giancarlo Stanton, R (1, 9) OBP: 0.354, SLG: 0.465	B KC 81 F SL 85 C FF 92 F KC 81 B FF 92 B CH 87 B FF 93 4-2 2-3 BB			B CH 84 C SL 83 C CH 84 X KC 80 1-2 ① F7	B FF 90 C FF 91 S SL 84 F FF 90 D KC 80 F FF 90 S CH 84 2-3 ③ K		B FF 94 B SL 84 S FF 95 C SL 83 S FF 96 2-3 ② K		X FF 90 0-0 ① P3	4	0	0	0	1	2	2
48 Marcell Ozuna, R (1, 8) OBP: 0.317, SLG: 0.409	F CH 87 S KC 81 D KC 81 S FF 91 1-3 ② K			C KC 79 S FF 92 X KC 80 0-2 ② G5-3		S CH 84 C FF 89 X KC 79 0-2 ① P6	X FF 95 0-0 ③ L9		B FF 92 C FF 92 B CU 79 S CU 79 S FF 94 2-3 ② K	5	0	0	0	0	2	3
30 Placido Polanco, R (1, 5) OBP: 0.300, SLG: 0.286	C FF 92 F FF 92 S KC 81 0-3 ③ K			B CH 85 B FF 91 X FF 90 2-0 ③ F9		C FF 90 B FF 89 F SL 82 F FF 89 X FF 88 1-2 3 2B 1B		C SL 78 B SI 86 X SI 87 1-1 ① G6-3	S FF 91 F FF 92 B CU 79 X FF 93 1-2 ③ G6-3	5	1	1	0	0	1	2
17 Donovan Solano, R (1, 4) OBP: 0.336, SLG: 0.330		B SL 83 F FF 90 F FF 91 X SL 84 1-2 ① G6-3			B FF 90 C FF 90 B FF 90 B CH 85 X FF 90 3-1 3 WP 20 HR 2B	C SL 81 S SL 83 B FF 87 F SL 82 X CH 84 1-2 ② F9		H CH 78 1-0 3 1B 6 2B HBP		3	2	1	0	0	0	1
3 Adeiny Hechavarría, R (1, 6) OBP: 0.263, SLG: 0.308		B CH 85 X SL 84 1-0 ② L8			B FF 90 B SL 83 C FF 88 C FF 89 B KC 80 S FF 90 3-3 ① K 2-3	S FF 88 B CH 84 X KC 78 1-1 1-H 2B		1 SAFE C SL 78 F SL 78 1 SAFE X SI 86 0-2 6 2B 1-2 1B		4	1	2	1	0	1	1
6 Jeff Mathis, R (1, 2) OBP: 0.237, SLG: 0.353		C FF 91 S FF 90 S CH 86 0-3 ③ K			B CH 86 S KC 80 S FF 90 C CH 86 1-3 ② K	I IN 68 I IN 70 I IN 67 I IN 68 4-0 IBB		X SI 88 0-0 20 WP 1-H 2-H 2B		3	0	1	2	1	2	1
47 Ricky Nolasco, R (1, 1) OBP: 0.182, SLG: 0.133			C FF 91 F SI 91 S KC 79 0-3 ① K		S FF 91 B FF 91 B FF 89 B FF 90 C FF 89 F FF 89 B FF 90 4-2 20 HR BB	S CH 82 S FF 90 B FF 90 F CH 84 C FF 88 1-3 ③ K		X SI 88 0-0 ② F7		2	1	0	0	1	2	2
29 Greg Dobbs, L (8, PH) OBP: 0.302, SLG: 0.302										1	0	0	0	0	0	1
50 Chad Qualls, R (8, 1)										0	0	0	0	0	0	0
40 Mike Dunn, L (9, 1)										0	0	0	0	0	0	0
31 Steve Cishek, R (9, 1)										0	0	0	0	0	0	0
Inning Stats	R: 0 E: 0 K: 3 S: 13 H: 1 LOB: 2 BB: 1 P: 18	R: 0 E: 0 K: 1 S: 7 H: 0 LOB: 0 BB: 0 P: 9	R: 0 E: 0 K: 1 S: 9 H: 0 LOB: 0 BB: 0 P: 13	R: 0 E: 0 K: 0 S: 7 H: 0 LOB: 0 BB: 0 P: 10	R: 3 E: 0 K: 3 S: 18 H: 3 LOB: 1 BB: 1 P: 32	R: 1 E: 0 K: 1 S: 17 H: 2 LOB: 2 BB: 1 P: 25	R: 0 E: 0 K: 2 S: 10 H: 1 LOB: 1 BB: 0 P: 15	R: 2 E: 0 K: 0 S: 10 H: 2 LOB: 2 BB: 1 P: 16	R: 0 E: 0 K: 1 S: 7 H: 0 LOB: 0 BB: 0 P: 10	1B: 4 2B: 4 3B: 0 HR: 1	SF: 0 SAC: 0 DP: 0 HBP: 1					

PITCHER		IP	WLS	BF	H	R	ER	SO	BB	IBB	HBP	BLK	WP	HR	S	P	ERA	WHIP
36 Mike Minor, L ERA: 3.15	(1, 1)	6.0	L	27	6	4	4	9	2	1	0	0	1	1	71	107	6.00	1.333
48 David Carpenter, R ERA: 1.74	(7, 1)	1.0		4	1	0	0	2	0	0	0	0	0	0	10	15	0.00	1.000
53 Cory Gearrin, R ERA: 3.77	(8, 1)	1.0		7	2	2	2	0	1	0	1	0	1	0	10	16	18.00	3.000
38 Anthony Varvaro, R ERA: 2.88	(9, 1)	1.0		3	0	0	0	1	0	0	0	0	0	0	7	10	0.00	0.000

PITCHER	IP	WLS	BF	H	R	ER	SO	BB	IBB	HBP	BLK	WP	HR	S	P	ERA	WHIP

TOP

Miami Marlins @ Atlanta Braves

Turner Field, Atlanta, GA

Wed Jul 03 2013, 7:18 PM - 10:04 PM EDT

Att. 26,129 - Cloudy - 71 F

livebaseballscorecards.com

AB	36
R	6
H	9
RBI	6
BB	4
SO	12
LOB	16

MIAMI

WP: 2 PB: 0 SB: 1 CS: 0 PA: 41

BOTTOM

Miami Marlins @ Atlanta Braves

Turner Field, Atlanta, GA

Wed Jul 03 2013, 7:18 PM - 10:04 PM EDT

Att. 26,129 - Cloudy - 71 F

Batter	1	2	3	4	5	6	7	8	9	AB	R	H	RBI	BB	SO	LOB
19 Andrelton Simmons, R (1, 6) OBP: 0.282, SLG: 0.340	C SI 90 B SI 89 B FF 89 X SI 90 2-1 F8 ①		F SL 81 X SI 91 0-1 22 1B 2-H 1B		S SL 81 F FF 90 B SL 81 X SL 82 1-2 G6-3 ③			B SI 92 C SI 92 X SL 86 1-1 22 FC6-4 1B		4	0	2	1	0	0	0
22 Jason Heyward, L (1, 9) OBP: 0.325, SLG: 0.364	B FF 89 B CU 73 X SI 89 2-0 P4 ②		1 SAFE B FS 78 B FS 80 X FF 90 2-0 1-3 1B			B SI 85 B FS 77 X SI 88 2-0 G4-3 ①		C SI 93 B SI 94 X SI 93 1-1 FC6-4 8 G4-6-3 ① 1-2f		4	0	1	0	0	0	1
8 Justin Upton, R (1, 7) OBP: 0.358, SLG: 0.452	B FF 89 S SL 82 B FF 91 B SL 81 F SI 91 X SL 81 3-2 G6-3 ③		X SL 81 0-0 F9 ③			X SI 88 0-0 F9 ②		C SI 94 B SL 87 X SI 95 1-1 G4-6-3 ②③ 1-2f		4	0	0	0	0	0	3
5 Freddie Freeman, L (1, 3) OBP: 0.389, SLG: 0.484		B FF 90 S FS 79 B FF 91 B SI 90 X FF 90 3-1 G4-3 ①		S CU 72 F FF 89 B CU 75 S CU 76 1-3 K ①		B CU 71 S FS 78 F FF 88 B SL 80 F FS 78 B FF 89 X SI 91 3-2 16 E 1B			X FF 93 0-0 26 1B 23 1B 1B	4	1	2	0	0	1	0
16 Brian McCann, L (1, 2) OBP: 0.357, SLG: 0.503		B CU 74 S FS 81 B FF 91 X FS 80 2-1 G4-3 ②		C CU 75 X FS 81 0-1 HR		C CU 73 B SI 90 1 SAFE C CU 75 S CU 73 1-3 K ③ 1-3			F FF 95 B SL 88 F SL 87 S FF 95 1-3 K ①	4	1	1	1	0	2	2
26 Dan Uggla, R (1, 4) OBP: 0.324, SLG: 0.403		X FF 91 0-0 G6-3 ③		B FF 91 S SL 82 F SL 82 C SL 84 1-3 K ②			X FF 89 0-0 G5-3 ①		B FF 95 X FF 93 1-0 23 1B 1-2 1B	4	0	1	0	0	1	0
2 B.J. Upton, R (1, 8) OBP: 0.276, SLG: 0.315			F FF 89 X SL 81 0-1 36 SH1-3 19 1B 1B	B FF 91 S SL 82 B SL 83 S SI 91 X SL 83 2-2 F9 ③			B SI 88 S FF 88 S SL 80 B CU 73 S SL 80 2-3 K ②		B SL 82 C SI 92 F SI 92 C SI 92 1-3 K ②	4	1	1	0	0	2	2
23 Chris Johnson, R (1, 5) OBP: 0.379, SLG: 0.480			C SI 88 S SI 89 1 SAFE B SL 80 1 SAFE B SI 90 S SL 80 2-3 K ①		B FF 89 S SL 80 S SL 80 B SL 82 F SI 88 F FF 89 F SL 80 S SL 81 2-3 K ①			B FF 88 C SL 80 X FS 78 1-1 1B	X SI 93 0-0 1-2 2-H 1B	4	0	2	1	0	2	1
36 Mike Minor, R (1, 1) OBP: 0.121, SLG: 0.188 48 David Carpenter, R (7, 1) 17 Jordan Schafer, L (7, PH) OBP: 0.399, SLG: 0.464 53 Cory Gearrin, R (8, 1) 38 Anthony Varvaro, R (9, 1) 1 Tyler Pastornicky, R (9, PH) OBP: 0.250, SLG: 0.313			X FF 88 0-0 SH1-3 1-2 ②		F SI 90 S SL 79 S SL 80 0-3 K ②		B CU 71 B SI 87 C FF 88 S SI 89 X CU 74 2-2 G4-3 ③		C SL 83 X SI 92 0-1 G1-3 ③	1 0 1 0 0 1	0 0 0 0 0 0	0 0 0 0 0 0	0 0 0 0 0 0	1 0 0 0 0 0	0 0 0 0 0 0	0 0 1 0 0 2
Inning Stats	R: 0 E: 0 K: 0 S: 6 H: 0 LOB: 0 BB: 0 P: 13	R: 0 E: 0 K: 0 S: 5 H: 0 LOB: 0 BB: 0 P: 10	R: 1 E: 0 K: 1 S: 10 H: 3 LOB: 2 BB: 0 P: 14	R: 1 E: 0 K: 2 S: 11 H: 1 LOB: 0 BB: 0 P: 15	R: 0 E: 0 K: 2 S: 12 H: 0 LOB: 0 BB: 0 P: 15	R: 0 E: 1 K: 1 S: 9 H: 1 LOB: 1 BB: 0 P: 15	R: 0 E: 0 K: 1 S: 9 H: 1 LOB: 1 BB: 0 P: 14	R: 0 E: 0 K: 0 S: 6 H: 1 LOB: 0 BB: 0 P: 9	R: 1 E: 0 K: 2 S: 11 H: 3 LOB: 2 BB: 0 P: 14	1B: 9 2B: 0 3B: 0 HR: 1	SF: 0 SAC: 1 DP: 1 HBP: 0			WP: 0 PB: 0 SB: 0 CS: 0	PA: 36		

livebaseballscorecards.com

AB	35
R	3
H	10
RBI	3
BB	0
SO	9
LOB	12

PITCHER		IP	WLS	BF	H	R	ER	SO	BB	IBB	HBP	BLK	WP	HR	S	P	ERA	WHIP
47 Ricky Nolasco, R ERA: 3.85	(1, 1)	7.0	W	27	6	2	2	7	0	0	0	0	0	1	62	96	2.57	0.857
50 Chad Qualls, R ERA: 3.34	(8, 1)	1.0		3	1	0	0	0	0	0	0	0	0	0	6	9	0.00	1.000
40 Mike Dunn, L ERA: 2.97	(9, 1)	0.1		3	2	1	1	1	0	0	0	0	0	0	5	7	27.00	6.000
31 Steve Cishek, R ERA: 3.06	(9, 1)	0.2	S	3	1	0	0	1	0	0	0	0	0	0	6	7	0.00	1.500

PITCHER		IP	WLS	BF	H	R	ER	SO	BB	IBB	HBP	BLK	WP	HR	S	P	ERA	WHIP

Miami Marlins @ Atlanta Braves

Turner Field, Atlanta, GA

Thu Jul 04 2013, 7:14 PM - 10:41 PM EDT

Att. 35,465 - Rain - 72 F

TOP

livebaseballscorecards.com

Batter	1	2	3	4	5	6	7	8	9	AB	R	H	RBI	BB	SO	LOB
20 Justin Ruggiano, R (1, 7) OBP: 0.297, SLG: 0.427	K		59 G4-3 1B		G5-3	FC6-4 1-2f		K		5	0	1	0	0	2	3
59 Ed Lucas, R (1, 5) (7, 4) OBP: 0.369, SLG: 0.343	K		G4-3 1-2 3-H		5 BB 1B		K		5 BB 17 1B BB	4	1	1	1	1	2	1
27 Giancarlo Stanton, R (1, 9) OBP: 0.344, SLG: 0.450	K		G5-3		F9		K		K	5	0	0	0	0	3	3
5 Logan Morrison, L (1, 3) OBP: 0.418, SLG: 0.569		K		48 1B 2B	1-2 BB		48 1B BB		17 1B 1-2 BB	2	1	1	0	3	1	0
48 Marcell Ozuna, R (1, 8) OBP: 0.323, SLG: 0.427		HR	3 S 2-H 1B		F9		1-2 1B		K	5	1	3	2	0	1	4
51 Derek Dietrich, L (1, 4) OBP: 0.278, SLG: 0.407 31 Steve Cishek, R (9, 1)	P6	P6				3 1B 2B	G4-3		1-3 2-H 1B	4	0	1	0	0	0	3
										0	0	0	0	0	0	0
3 Adeiny Hechavarría, R (1, 6) OBP: 0.262, SLG: 0.306	K	K	K 1-2			20 FC6-4 2-3 1B		F9	K	5	0	1	0	0	3	3
6 Jeff Mathis, R (1, 2) OBP: 0.263, SLG: 0.357			20 1B 59 G4-3 1B	IBB		K		BB		2	1	1	0	2	1	2
37 Henderson Alvarez III, R (1, 1)			K	F9		P6		K		2	0	0	0	0	1	3
29 Greg Dobbs, L (6, PH) OBP: 0.301, SLG: 0.301										1	0	0	0	0	0	2
43 Dan Jennings, L (6, 1)										0	0	0	0	0	0	0
44 AJ Ramos, R (7, 1)										0	0	0	0	0	0	0
30 Placido Polanco, R (7, 5) OBP: 0.299, SLG: 0.285										1	0	0	0	0	1	1
17 Donovan Solano, R (9, PH) OBP: 0.341, SLG: 0.336										1	0	1	1	0	0	0

	AB	R	H	RBI	BB	SO	LOB
	37	4	10	4	6	15	25

MIAMI

Inning Stats	1	2	3	4	5	6	7	8	9
	R: 0 E: 0 K: 3 S: 13	H: 0 LOB: 0 BB: 0 P: 22	R: 1 E: 0 K: 2 S: 15	H: 1 LOB: 0 BB: 0 P: 23	R: 1 E: 0 K: 1 S: 15	H: 2 LOB: 1 BB: 0 P: 18	R: 1 E: 0 K: 1 S: 10	H: 2 LOB: 2 BB: 1 P: 19	R: 0 E: 0 K: 0 S: 14	H: 1 LOB: 2 BB: 1 P: 22	R: 0 E: 0 K: 1 S: 14	H: 2 LOB: 2 BB: 0 P: 17	R: 0 E: 0 K: 2 S: 13	H: 1 LOB: 2 BB: 1 P: 22	R: 0 E: 0 K: 2 S: 14	H: 0 LOB: 1 BB: 1 P: 25	R: 1 E: 0 K: 3 S: 17	H: 1 LOB: 2 BB: 2 P: 28

	1B: 7	SF: 0	WP: 0	PA: 43
	2B: 2	SAC: 0	PB: 0	
	3B: 0	DP: 0	SB: 1	
	HR: 1	HBP: 0	CS: 0	

PITCHER		IP	WLS	BF	H	R	ER	SO	BB	IBB	HBP	BLK	WP	HR	S	P	ERA	WHIP
49 Julio Teheran, R ERA: 3.23	(1, 1)	5.0		23	6	3	3	7	1	1	0	0	0	1	67	104	5.40	1.400
48 David Carpenter, R ERA: 1.61	(6, 1)	1.2		7	2	0	0	3	0	0	0	0	0	0	21	27	0.00	1.200
43 Luis Avilán, L ERA: 1.59	(7, 1)	0.1		3	1	0	0	0	1	0	0	0	0	0	6	12	0.00	6.000
52 Jordan Walden, R ERA: 2.54	(8, 1)	1.0		4	0	0	0	2	1	0	0	0	0	0	14	25	0.00	1.000
46 Craig Kimbrel, R ERA: 1.72	(9, 1)	1.0	L	6	1	1	1	3	2	0	0	0	0	0	17	28	9.00	3.000

PITCHER	IP	WLS	BF	H	R	ER	SO	BB	IBB	HBP	BLK	WP	HR	S	P	ERA	WHIP

Miami Marlins @ Atlanta Braves

Turner Field, Atlanta, GA

Thu Jul 04 2013, 7:14 PM - 10:41 PM EDT

Att. 35,465 - Rain - 72 F

livebaseballscorecards.com

BOTTOM

Batter	1	2	3	4	5	6	7	8	9	AB	R	H	RBI	BB	SO	LOB
19 Andrelton Simmons, R (1, 6) OBP: 0.285, SLG: 0.342	C FF 90 X CH 82 0-1 22 2B 5 1B 1B	B SI 92 B SI 93 X SI 92 2-0 ③ G4-3			C SI 91 D SL 80 D SI 89 1 SAFE 1 SAFE X FF 90 2-1 ② ③ L6-3 1-1			C SL 81 C SL 80 B SL 82 F FF 93 B FF 94 X SL 81 2-2 1B		4	1	2	0	0	0	1
22 Jason Heyward, L (1, 9) OBP: 0.324, SLG: 0.366	B SI 88 1 SAFE B SI 89 X SI 88 2-0 5 1B 1-3 2B		C FF 90 F FF 92 X SI 92 0-2 ① F7			C SL 80 F FF 92 F SL 82 B SL 83 B FF 93 X SL 82 2-2 ① L6		1 SAFE B CH 83 S CH 84 F FF 91 S FF 91 1-3 ② K		4	1	1	0	0	1	1
8 Justin Upton, R (1, 7) OBP: 0.353, SLG: 0.446	F CH 87 F SI 93 B SL 86 B SL 78 F SL 82 B SI 92 X SL 83 3-2 ① P3		C SI 92 F SI 92 X SL 85 0-2 ② G6-3			B FF 92 X FF 92 1-0 ② G5-3		1 SAFE X FF 92 0-0 ③ F8		4	0	0	0	0	0	3
5 Freddie Freeman, L (1, 3) OBP: 0.390, SLG: 0.482	D SI 88 S SI 93 B SI 94 X SI 88 2-1 16 2B 2-H 3-H 1B		B FF 92 B SI 92 B SI 92 F FF 90 F SI 93 F SI 94 X SI 94 3-2 ③ F8			B SL 82 X FF 94 1-0 ③ P6			S SL 85 B SL 87 B SI 93 B SI 93 B SI 92 4-1 BB	3	1	1	2	1	0	0
16 Brian McCann, L (1, 2) OBP: 0.360, SLG: 0.510	B SI 92 D SI 90 C FF 93 B SI 93 X SI 92 3-1 1-H 2B			B SI 91 C CH 86 X FF 92 1-1 ① F8			B SL 80 C FF 92 B SL 82 X FF 92 2-1 1B		B SI 93 C SL 83 B SL 84 C SL 84 X SL 84 2-2 ① F7	4	0	2	1	0	0	1
26 Dan Uggla, R (1, 4) OBP: 0.320, SLG: 0.397	X SI 91 0-0 ② G6-3			B SI 91 C SI 93 X SI 92 1-1 ② G6-3			C SL 80 X FF 94 0-1 ① F9		C SL 85 B SL 85 X SI 92 1-1 ② L9	4	0	0	0	0	0	3
2 B.J. Upton, R (1, 8) OBP: 0.272, SLG: 0.310	X SL 80 0-0 ③ G5-3			C SI 89 C SI 92 X SL 84 0-2 ③ G6-3			S FF 93 S FF 94 S FF 95 0-3 ② K		C SI 92 F SI 92 B SL 85 S SI 92 1-3 ③ K	4	0	0	0	0	2	3
23 Chris Johnson, R (1, 5) OBP: 0.378, SLG: 0.478		F SI 89 B SL 80 F SI 91 B SL 80 C SI 92 2-3 ① K			C CH 87 B SI 90 F SI 89 B SI 92 F SI 91 B SI 91 X SL 82 3-2 1 FC6-4 1B		C FF 94 B SL 83 S FF 93 S FF 95 1-3 ③ K			3	0	1	0	0	2	1
49 Julio Teheran, R (1, 1) OBP: 0.212, SLG: 0.219 1 Tyler Pastornicky, R (5, PH) OBP: 0.225, SLG: 0.294 48 David Carpenter, R (6, 1) 43 Luis Avilán, L (7, 1) 52 Jordan Walden, R (8, 1) 25 Joey Terdoslavich, S (8, PH) 46 Craig Kimbrel, R (9, 1)		C SI 89 F SI 92 C FF 90 0-3 ② K			X SI 89 0-0 ① FC6-4 19 L6-3 1-2f			S CH 83 B CH 84 B FF 92 C FF 92 S CH 84 2-3 ① K		1 1 0 0 0 0 1 0	0 0 0 0 0 0 0 0	0 0 0 0 0 0 0 0	0 0 0 0 0 0 0 0	1 0 0 0 0 0 1 0	0 0 0 0 0 0 0 0	0 1 0 0 0 0 0 0
Inning Stats	R: 3 H: 4 E: 0 LOB: 1 K: 0 BB: 0 S: 13 P: 23	R: 0 H: 0 E: 0 LOB: 0 K: 2 BB: 0 S: 7 P: 11	R: 0 H: 0 E: 0 LOB: 0 K: 0 BB: 0 S: 10 P: 13	R: 0 H: 0 E: 0 LOB: 0 K: 0 BB: 0 S: 7 P: 9	R: 0 H: 1 E: 0 LOB: 0 K: 0 BB: 0 S: 7 P: 12	R: 0 H: 0 E: 0 LOB: 0 K: 0 BB: 0 S: 6 P: 10	R: 0 H: 1 E: 0 LOB: 1 K: 2 BB: 0 S: 10 P: 13	R: 0 H: 1 E: 0 LOB: 1 K: 2 BB: 0 S: 11 P: 16	R: 0 H: 0 E: 0 LOB: 1 K: 1 BB: 1 S: 9 P: 17	1B: 5 SF: 0 2B: 3 SAC: 0 3B: 0 DP: 1 HR: 0 HBP: 0						

	AB	33
	R	3
	H	7
	RBI	3
	BB	1
	SO	7
	LOB	14

WP: 0 PA: 34
PB: 0
SB: 0
CS: 0

PITCHER		IP	WLS	BF	H	R	ER	SO	BB	IBB	HBP	BLK	WP	HR	S	P	ERA	WHIP
37 Henderson Alvarez III, R ERA: 5.4	(1, 1)	5.0		19	5	3	3	2	0	0	0	0	0	0	44	68	5.40	1.000
43 Dan Jennings, L ERA: 3.68	(6, 1)	1.0		4	1	0	0	0	0	0	0	0	0	0	8	14	0.00	1.000
44 AJ Ramos, R ERA: 3.92	(7, 1)	2.0	W	7	1	0	0	4	0	0	0	0	0	0	19	25	0.00	0.500
31 Steve Cishek, R ERA: 2.97	(9, 1)	1.0	S	4	0	0	0	1	1	0	0	0	0	0	9	17	0.00	1.000

PITCHER		IP	WLS	BF	H	R	ER	SO	BB	IBB	HBP	BLK	WP	HR	S	P	ERA	WHIP

Miami Marlins @ St. Louis Cardinals

Busch Stadium, St. Louis, MO

Fri Jul 05 2013, 7:16 PM - 9:32 PM CDT

Att. 46,177 - Clear - 82 F

TOP

livebaseballscorecards.com

Batter	1	2	3	4	5	6	7	8	9	AB	R	H	RBI	BB	SO	LOB
20 Justin Ruggiano, R (1, 7) OBP: 0.296, SLG: 0.422	C SI 90 C SI 90 F FC 85 X SI 89 0-2 ① G6-3		H CU 77 1-0 HBP		D SI 90 B SI 89 F SI 89 X SI 89 2-1 ③ G6-3			C FF 98 S FF 98 S FF 98 0-3 ③ K		3	0	0	0	0	1	1
59 Ed Lucas, R (1, 5) OBP: 0.357, SLG: 0.330	B SI 90 C SI 90 X SI 90 1-1 ② G3-1		1 SAFE S SI 89 X SI 90 0-1 ③ G4-3			X SI 88 0-0 ① G1-6-3			C FF 91 B FF 90 B FF 91 C FS 86 S FF 90 2-3 ① K	4	0	0	0	0	1	1
27 Giancarlo Stanton, R (1, 9) OBP: 0.337, SLG: 0.439	B SI 91 S SI 90 X SI 90 1-1 ③ G6-3			C SI 88 B CH 81 X CH 80 1-1 ① F7		B SI 88 X SI 89 1-0 E4 5 G4-6-3			C FF 92 S FF 92 B FS 87 X FS 87 1-2 ② G5-3	4	0	0	0	0	0	0
5 Logan Morrison, L (1, 3) OBP: 0.408, SLG: 0.597		B SI 88 X SI 89 1-0 HR		F FC 84 B CH 81 F CH 81 B FC 83 B SI 89 F CH 82 X SI 90 3-2 ② G4-3		B SI 89 C SI 90 B SI 90 B SI 88 X SI 89 3-1 ②③ G4-6-3 1-2f			C FF 93 F FS 86 F FS 87 F FS 86 S FF 92 0-3 ③ K	4	1	1	1	0	1	1
48 Marcell Ozuna, R (1, 8) OBP: 0.324, SLG: 0.425		C SI 89 X CU 77 0-1 ① L8		C SI 89 B SI 90 B SI 91 F SI 89 X SI 89 2-2 1B			B SI 88 B SI 89 F SI 88 X SI 90 2-1 ① G5-3			3	0	1	0	0	0	0
51 Derek Dietrich, L (1, 4) OBP: 0.274, SLG: 0.400		F SI 89 T FC 84 B CH 82 B SI 90 F FS 82 F SI 90 B SI 89 F SI 89 X SI 91 3-2 ② L7		1 SAFE F FC 85 B CU 79 F CH 79 X CH 81 1-2 ③ G4-3			C SI 90 F CH 82 B CH 81 F SI 89 X SI 88 1-2 ② G4-3			3	0	0	0	0	0	1
3 Adeiny Hechavarría, R (1, 6) OBP: 0.263, SLG: 0.306		X SI 90 0-0 ③ G6-3			C SI 89 B SI 90 B SI 90 X SI 90 2-1 33 B2-5 6 E 1B		B SI 89 X SI 89 1-0 ③ G6-3			3	0	1	0	0	0	0
6 Jeff Mathis, R (1, 2) OBP: 0.253, SLG: 0.342			B CU 77 F SI 88 C FC 84 X CH 81 1-2 ① G1		1 SAFE F SI 90 X SI 90 0-1 FC6 33 B2-5 1-2			B FF 95 C FF 95 S FF 96 S CH 87 1-3 ① K		3	0	0	0	0	1	1
33 Jacob Turner, R (1, 1) OBP: 0.071, SLG: 0.071 43 Dan Jennings, L (7, 1) 17 Donovan Solano, R (8, PH) OBP: 0.339, SLG: 0.333 58 Ryan Webb, R (8, 1)			C SI 88 B SI 90 F SI 90 X SI 91 1-2 ② G6-3		L SI 89 B SI 89 X SI 88 1-1 ①② B2-5 1-2 2-3f			C FF 97 S FF 97 F FF 99 C FF 97 0-3 ② K		2 0 1 0	0 0 0 0	0 0 0 0	0 0 0 0	0 0 1 0	0 0 0 0	2 0 0 0
Inning Stats	R: 0 E: 0 K: 0 S: 8 H: 0 LOB: 0 BB: 0 P: 10	R: 1 E: 0 K: 0 S: 10 H: 1 LOB: 0 BB: 0 P: 14	R: 0 E: 0 K: 0 S: 8 H: 0 LOB: 1 BB: 0 P: 11	R: 0 E: 0 K: 0 S: 12 H: 1 LOB: 1 BB: 0 P: 19	R: 0 E: 1 K: 0 S: 8 H: 1 LOB: 1 BB: 0 P: 13	R: 0 E: 1 K: 0 S: 4 H: 0 LOB: 0 BB: 0 P: 8	R: 0 E: 0 K: 0 S: 7 H: 0 LOB: 0 BB: 0 P: 11	R: 0 E: 0 K: 3 S: 10 H: 0 LOB: 0 BB: 0 P: 11	R: 0 E: 0 K: 2 S: 11 H: 0 LOB: 0 BB: 0 P: 14	1B: 2 2B: 0 3B: 0 HR: 1	SF: 0 SAC: 0 DP: 2 HBP: 1					

AB	30
R	1
H	3
RBI	1
BB	0
SO	5
LOB	7

WP: 0 PA: 31
PB: 0
SB: 0
CS: 0

PITCHER		IP	WLS	BF	H	R	ER	SO	BB	IBB	HBP	BLK	WP	HR	S	P	ERA	WHIP
35 Jake Westbrook, R ERA: 2.78	(1, 1)	7.0	W	25	3	1	1	0	0	0	1	0	0	1	57	86	1.29	0.429
26 Trevor Rosenthal, R ERA: 2.03	(8, 1)	1.0	H	3	0	0	0	3	0	0	0	0	0	0	10	11	0.00	0.000
44 Edward Mujica, R ERA: 2.55	(9, 1)	1.0	S	3	0	0	0	2	0	0	0	0	0	0	11	14	0.00	0.000

PITCHER		IP	WLS	BF	H	R	ER	SO	BB	IBB	HBP	BLK	WP	HR	S	P	ERA	WHIP

Batter	1	2	3	4	5	6	7	8	9	AB	R	H	RBI	BB	SO	LOB
13 Matt Carpenter, L (1, 4) OBP: 0.393, SLG: 0.488	B FF 91 C SI 91 B CU 78 F SI 93 T FC 85 2-2 ① K		C CU 76 C CU 78 B FC 85 X FF 93 1-2 19 1B 7 2B 1B	C SI 93 X SI 92 0-1 ③ F7			B FF 93 C FF 94 B FF 94 B FF 93 B FF 92 4-1 BB			3	1	1	0	1	1	0
19 Jon Jay, L (1, 8) OBP: 0.322, SLG: 0.337	C SI 92 B CH 87 X CH 87 1-1 ② L7		1 SAFE X SI 92 0-0 7 2B 21 SF9 1-3 1B		B SI 92 F CH 84 B SI 92 F SI 92 X CU 78 2-2 ① G4-3		1 SAFE C FF 94 C SL 83 1 SAFE D SL 84 B SL 83 X FF 93 2-2 ③ G6-3			4	1	1	0	0	0	1
7 Matt Holliday, R (1, 7) OBP: 0.349, SLG: 0.434	F FF 95 B FC 86 F SI 94 B SI 95 F SI 94 X FC 86 2-2 21 2B 2B		B SI 93 S SI 92 S SI 93 1 SAFE B FF 93 X SI 94 2-2 21 SF9 1-3 3-H 2B		C SI 92 F FC 84 F SI 93 B CU 79 X FC 85 1-2 ② L8			B SI 94 B SI 95 F SI 93 X SI 94 2-1 ① L9		4	2	2	1	0	0	0
21 Allen Craig, R (1, 9) OBP: 0.368, SLG: 0.492	C FC 84 B FC 85 X SI 94 1-1 2-H 2B		F FC 85 B FC 86 X FC 85 1-1 ① SF9 2-3 3-H		B SI 92 C FC 84 B FC 85 S SI 93 S CU 79 2-3 ③ K			C SI 94 B SL 83 F SL 84 B SI 94 X SI 94 2-2 ② G4-3		3	0	1	2	0	1	0
4 Yadier Molina, R (1, 2) OBP: 0.388, SLG: 0.490	B FC 85 F SI 93 X SI 94 1-1 ③ L9		B CU 78 X CU 80 1-0 ② G5-3			F SI 92 B SI 92 C SI 92 F CU 78 X CU 80 1-2 ① G5-3		F SI 94 C SI 93 F SI 94 X SL 82 0-2 ③ G4-3		4	0	0	0	0	0	2
Matt Adams, L (1, 3) OBP: 0.364, SLG: 0.554		C CU 76 X SI 92 0-1 1B	B CU 79 C CH 87 S CU 79 B CU 82 F CU 81 B FC 86 X CU 79 3-2 3-H 2B			B CU 76 B SI 93 B FF 93 B FF 92 4-0 23 G5-4-3 BB				2	0	2	1	1	0	0
23 David Freese, R (1, 5) OBP: 0.350, SLG: 0.397		C FF 92 B SI 93 F SI 92 D CU 80 C SI 94 2-3 ① K	X SI 92 0-0 ③ L5			C FF 92 B FC 85 X SI 92 1-1 ②③ G5-4-3 1-2f				3	0	0	0	0	1	3
33 Daniel Descalso, L (1, 6) OBP: 0.337, SLG: 0.433		B SI 93 B CH 86 B SI 93 C SI 93 X SI 92 3-1 ② F9		B SI 91 B SI 91 B SI 92 C SI 92 X SI 92 3-1 ① G3-1			C FF 93 B SL 82 B FF 92 F FF 93 X SL 83 2-2 ① G3			3	0	0	0	0	0	1
35 Jake Westbrook, R (1, 1) OBP: 0.200, SLG: 0.111 12 Ty Wigginton, R (7, PH) OBP: 0.238, SLG: 0.193 26 Trevor Rosenthal, R (8, 1) 44 Edward Mujica, R (9, 1)		F SI 92 C FF 93 X SI 94 0-2 ③ G6-3		B SI 92 B SI 92 C SI 93 X SI 93 2-1 ② P4			S SL 82 B FF 93 X FF 93 1-1 ② G6-3			2 0 0 0 0 0 1 1 0 0 0 0 0 0 0 0 0 0 0 0 0 0 0 0 0 0 0 0						
Inning Stats	R: 1 H: 2 E: 0 LOB: 1 K: 1 BB: 0 S: 13 P: 20	R: 0 H: 1 E: 0 LOB: 1 K: 1 BB: 0 S: 10 P: 15	R: 3 H: 4 E: 0 LOB: 1 K: 0 BB: 0 S: 15 P: 23	R: 0 H: 0 E: 0 LOB: 0 K: 0 BB: 0 S: 6 P: 11	R: 0 H: 0 E: 0 LOB: 0 K: 1 BB: 0 S: 10 P: 15	R: 0 H: 0 E: 0 LOB: 0 K: 0 BB: 1 S: 6 P: 12	R: 0 H: 0 E: 0 LOB: 1 K: 0 BB: 1 S: 9 P: 18	R: 0 H: 0 E: 0 LOB: 0 K: 0 BB: 0 S: 9 P: 13		1B: 3 SF: 1 2B: 4 SAC: 0 3B: 0 DP: 1 HR: 0 HBP: 0						

PITCHER		IP	WLS	BF	H	R	ER	SO	BB	IBB	HBP	BLK	WP	HR	S	P	ERA	WHIP
33 Jacob Turner, R ERA: 2.3	(1, 1)	6.0	L	25	7	4	4	3	1	0	0	0	0	0	60	96	6.00	1.333
43 Dan Jennings, L ERA: 3.45	(7, 1)	1.0		4	0	0	0	0	1	0	0	0	0	0	9	18	0.00	1.000
58 Ryan Webb, R ERA: 3.29	(8, 1)	1.0		3	0	0	0	0	0	0	0	0	0	0	9	13	0.00	0.000

PITCHER	IP	WLS	BF	H	R	ER	SO	BB	IBB	HBP	BLK	WP	HR	S	P	ERA	WHIP

BOTTOM

Miami Marlins @ St. Louis Cardinals

Busch Stadium, St. Louis, MO

Fri Jul 05 2013, 7:16 PM - 9:32 PM CDT

Att. 46,177 - Clear - 82 F

livebaseballscorecards.com

AB	29
R	4
H	7
RBI	4
BB	2
SO	3
LOB	8

WP: 0 PA: 32
PB: 0
SB: 0
CS: 0

Miami Marlins @ St. Louis Cardinals

Busch Stadium, St. Louis, MO

Sat Jul 06 2013, 1:16 PM - 3:59 PM CDT

Att. 45,475 - Partly Cloudy - 82 F

TOP

livebaseballscorecards.com

Batter	1	2	3	4	5	6	7	8	9	AB	R	H	RBI	BB	SO	LOB
20 Justin Ruggiano, R (1, 7) OBP: 0.292, SLG: 0.415	F SI 93 B SI 95 X SI 95 1-1 ① L9		C CU 76 B SI 93 X SI 93 1-1 ① G5-3	S SL 82 B SL 82 X SI 95 1-1 ③ P4			C SI 89 B SL 84 B SL 85 S SI 91 B CU 80 F CH 83 X SI 91 3-2 ② G3 2-3			4	0	0	0	0	0	2
30 Placido Polanco, R (1, 5) OBP: 0.302, SLG: 0.283	B SI 93 B SI 94 B SI 95 B SI 93 4-0 BB		B SI 95 B SI 94 B SI 95 C SI 93 B SI 92 4-1 5 HR BB		B CU 78 X SI 93 1-0 ① G3		X SI 91 0-0 ③ G3-1			2	1	0	0	2	0	1
27 Giancarlo Stanton, R (1, 9) OBP: 0.340, SLG: 0.437	B SI 93 X SI 94 1-0 ② F8		D SL 84 B SI 94 B SI 93 X SI 94 3-0 ② F9		B SI 95 B CU 77 X CU 78 2-0 5 G6-3 1B			B SL 90 B FF 97 B SL 90 B SL 89 4-0 5 FC4-6 BB		3	0	1	0	1	0	2
5 Logan Morrison, L (1, 3) OBP: 0.400, SLG: 0.621	B CH 84 C SI 94 F SI 94 X CU 77 1-2 ③ G6-3		C SI 95 F SI 96 B CH 84 B SI 94 X CU 78 2-2 1-H HR		X CH 84 0-0 ② ③ G6-3 1-2f			C FF 97 B FF 98 F FF 98 B FF 98 X CH 86 2-2 ① FC4-6 1-2f		4	1	1	2	0	0	3
48 Marcell Ozuna, R (1, 8) OBP: 0.318, SLG: 0.418		B SI 95 F SI 94 C SL 82 S SL 82 1-3 ① K	X SL 82 0-0 ③ G5-3			C SI 93 B SI 93 S CU 77 S SL 84 1-3 ① K		S FF 96 C FF 97 B FF 98 X FF 99 1-2 ② P3		4	0	0	0	0	2	1
51 Derek Dietrich, L (1, 4) OBP: 0.278, SLG: 0.425		B SI 95 S CH 87 B SI 96 X SI 93 2-1 3 1B 2B	X CH 83 0-0 HR			C CU 78 X SI 95 0-1 ② P6		C CH 86 C CU 78 S FF 99 0-3 ③ K		4	2	2	1	0	1	1
3 Adeiny Hechavarría, R (1, 6) OBP: 0.263, SLG: 0.305		B SI 93 B SI 95 F SI 95 2 SAFE B CU 77 X CU 78 3-1 2-H 1B	C SI 94 B SI 92 X SI 92 1-1 E6 19 F8 24 FC4-2			X SI 97 0-0 ③ B5-3			C SL 83 F FF 91 B SL 84 F FF 93 B FS 87 F FS 87 X FS 88 2-2 ① G5-3	4	0	1	1	0	0	0
19 Rob Brantly, L (1, 2) OBP: 0.295, SLG: 0.291	C CH 88 C SI 96 B CH 85 F SI 96 S CH 86 1-3 ② K		F CU 77 X CH 84 0-1 ① F8 2-3				B SI 89 X SI 90 1-0 20 G3 24 SH1-4 1B		S FS 88 B FS 87 F FS 87 X FS 88 1-2 ② G3-1	4	0	1	0	0	1	2
24 Nathan Eovaldi, R (1, 1) 40 Mike Dunn, L (7, 1) 50 Chad Qualls, R (8, 1) 29 Greg Dobbs, L (9, PH) OBP: 0.300, SLG: 0.299 44 AJ Ramos, R (9, 1)	B SI 94 F SI 93 B SI 95 F SI 93 C SI 96 2-3 ③ K		B SI 94 X SI 94 1-0 ② FC4-2 3-H				X SI 89 0-0 ① SH1-4 1-2		X FS 86 0-0 ③ G6-3	2 0 0 1 0	0 0 0 0 0	0 0 0 0 0	0 0 0 0 0	0 0 0 0 0	1 0 0 0 0	2 0 0 0 0
Inning Stats	R: 0 E: 0 K: 0 S: 6 H: 0 LOB: 1 BB: 1 P: 13	R: 1 E: 0 K: 3 S: 14 H: 2 LOB: 1 BB: 0 P: 23	R: 2 E: 0 K: 0 S: 8 H: 1 LOB: 0 BB: 1 P: 18	R: 1 E: 1 K: 0 S: 8 H: 1 LOB: 1 BB: 0 P: 11	R: 0 E: 0 K: 0 S: 3 H: 1 LOB: 0 BB: 0 P: 6	R: 0 E: 0 K: 1 S: 6 H: 0 LOB: 0 BB: 0 P: 7	R: 0 E: 0 K: 0 S: 7 H: 1 LOB: 1 BB: 0 P: 11	R: 0 E: 1 K: 1 S: 9 H: 0 LOB: 1 BB: 1 P: 16	R: 0 E: 0 K: 0 S: 9 H: 0 LOB: 0 BB: 0 P: 12	1B: 3 2B: 1 3B: 0 HR: 2 SF: 0 SAC: 1 DP: 1 HBP: 0						

	AB	32
	R	4
	H	6
	RBI	4
	BB	3
	SO	5
	LOB	14

WP: 0 PB: 0 SB: 0 CS: 0 PA: 36

PITCHER		IP	WLS	BF	H	R	ER	SO	BB	IBB	HBP	BLK	WP	HR	S	P	ERA	WHIP
58 Joe Kelly, R ERA: 4.15	(1, 1)	6.0		25	5	4	4	4	2	0	0	0	0	2	45	78	6.00	1.167
43 Seth Maness, R ERA: 2.6	(7, 1)	1.0		4	1	0	0	0	0	0	0	0	0	0	7	11	0.00	1.000
26 Trevor Rosenthal, R ERA: 1.98	(8, 1)	1.0		4	0	0	0	1	1	0	0	0	0	0	9	16	0.00	1.000
44 Edward Mujica, R ERA: 2.48	(9, 1)	1.0	W	3	0	0	0	0	0	0	0	0	0	0	9	12	0.00	0.000

PITCHER		IP	WLS	BF	H	R	ER	SO	BB	IBB	HBP	BLK	WP	HR	S	P	ERA	WHIP

Miami Marlins @ St. Louis Cardinals

Busch Stadium, St. Louis, MO

Sat Jul 06 2013, 1:16 PM - 3:59 PM CDT

Att. 45,475 - Partly Cloudy - 82 F

BOTTOM

livebaseballscorecards.com

Batter	1	2	3	4	5	6	7	8	9	AB	R	H	RBI	BB	SO	LOB
13 Matt Carpenter, L (1, 4) OBP: 0.391, SLG: 0.491	C FF 96 X FF 96 0-1 ① L8		L CU 77 X FF 95 0-1 3 1B 1-H 3B		B CU 77 C FF 95 B CH 86 C FF 95 X SL 86 2-2 ② F7		L FF 95 C SL 90 B SL 90 X SL 89 1-2 ③ G1-3			4	1	1	1	0	0	1
3 Carlos Beltrán, S (1, 9) OBP: 0.345, SLG: 0.533	C FF 96 C CU 78 X FF 97 0-2 ② G6-3		B FF 96 S SL 88 B SL 87 X FF 97 2-1 7 G6-3 3-H 1B		B FF 97 C FF 97 B CU 78 F CH 87 S CU 76 2-3 ③ K			F SL 89 F FF 94 F SL 90 B FF 95 F FF 92 B FF 95 F SL 90 X CU 78 2-2 ① P3		4	0	1	1	0	1	1
7 Matt Holliday, R (1, 7) OBP: 0.348, SLG: 0.430	B FF 98 B FF 97 B FF 96 C FF 96 B FF 98 4-1 BB		F CU 78 X FF 97 0-1 ② ③ G6-3 1-2f			C CU 78 B SL 88 X FF 96 1-1 ① P4		C SI 96 S SL 89 X SI 95 0-2 ② G6-3		3	0	0	0	1	0	1
21 Allen Craig, R (1, 3) OBP: 0.370, SLG: 0.491	B FF 96 C SL 87 B FF 96 F B CU 78 F FF 97 X FF 96 3-2 ③ F9			B FF 96 B CU 77 B FF 94 C FF 95 B FF 95 4-1 23 G4-6-3 BB		B FF 94 B FF 96 B FF 97 C FF 97 X FF 96 3-1 ② G5-3		B SI 97 S SI 95 F SI 97 F SI 96 X SI 97 1-2 1B		3	0	1	0	1	0	1
23 David Freese, R (1, 5) OBP: 0.345, SLG: 0.391		B FF 96 S FF 96 X FF 96 1-1 ① F8		F FF 95 C CU 75 X SL 87 0-2 ① ② G4-6-3 1-2f		B CU 76 B FF 97 X FF 96 2-0 ③ F9		F SI 96 F SL 88 S SL 89 0-3 ③ K		4	0	0	0	0	1	2
33 Daniel Descalso, L (1, 6) OBP: 0.335, SLG: 0.425		C FF 95 F FF 96 B SL 90 F FF 96 B FF 96 X FF 96 2-2 ② P6		B CU 76 B FF 95 F FF 96 B FF 97 F FF 96 B FF 95 4-2 BB			X FF 93 0-0 ① G4-3		X FF 94 0-0 ① L8	3	0	0	0	1	0	0
48 Tony Cruz, R (1, 2) OBP: 0.179, SLG: 0.211		C FF 96 F FF 96 B FF 95 T FF 96 1-2 ③ K		B FF 95 B FF 95 T FF 95 F FF 95 X FF 96 2-2 ③ G4-3			B FF 96 C FF 95 F FF 95 X SL 88 1-2 HR 1B		B CU 77 F FF 95 B SL 82 B FF 95 X FF 93 3-1 ② F9	4	1	1	0	0	1	1
19 Jon Jay, L (1, 8) OBP: 0.324, SLG: 0.337			C FF 94 S FF 95 B FF 96 B FF 96 S FF 94 2-3 ① K		B FF 96 X FF 94 1-0 58 FC1-6 1B		B SI 94 B FF 93 X FF 94 2-0 ② F7		B SI 94 B CH 84 B FF 95 C FF 94 C FF 95 B FF 94 4-2 43 1B 43 E BB	3	1	1	0	1	1	1
58 Joe Kelly, R (1, 1) OBP: 0.167, SLG: 0.167 43 Seth Maness, R (7, 1) Matt Adams, L (7, PH) OBP: 0.369, SLG: 0.584 26 Trevor Rosenthal, R (8, 1) 44 Edward Mujica, R (9, 1) 43 Shane Robinson, R (9, PH) OBP: 0.359, SLG: 0.344			B FF 95 C FF 95 X FF 96 1-1 13 3B 1B		X FF 95 0-0 ① FC1-6 1-2f		C FF 94 B SL 89 S SL 90 X FF 95 1-2 1-H HR		1 SAFE B CH 82 B FF 94 F FF 92 1 SAFE B FF 94 F FF 93 X FF 96 3-2 1-H E9 1B	2 0 1 0 0 0 1	1 0 1 0 0 0 0	1 0 1 0 0 0 1	0 0 2 0 0 0 0	0 0 0 0 0 0 0	0 0 0 0 0 0 0	1 0 0 0 0 0 0
Inning Stats	R: 0 E: 0 K: 0 S: 10 H: 0 LOB: 1 BB: 1 P: 17	R: 0 E: 0 K: 1 S: 9 H: 0 LOB: 0 BB: 0 P: 13	R: 2 E: 0 K: 1 S: 11 H: 3 LOB: 0 BB: 0 P: 16	R: 0 E: 0 K: 0 S: 9 H: 0 LOB: 1 BB: 2 P: 19	R: 0 E: 0 K: 1 S: 8 H: 1 LOB: 1 BB: 0 P: 13	R: 0 E: 0 K: 0 S: 5 H: 0 LOB: 0 BB: 0 P: 11	R: 2 E: 0 K: 0 S: 11 H: 2 LOB: 0 BB: 0 P: 16	R: 0 E: 0 K: 1 S: 16 H: 1 LOB: 1 BB: 0 P: 19	R: 1 E: 1 K: 0 S: 8 H: 1 LOB: 1 BB: 1 P: 18	1B: 6 2B: 0 3B: 1 HR: 1 SF: 0 SAC: 0 DP: 2 HBP: 0						

PITCHER		IP	WLS	BF	H	R	ER	SO	BB	IBB	HBP	BLK	WP	HR	S	P	ERA	WHIP
24 Nathan Eovaldi, R ERA: 2.55	(1, 1)	6.2		26	5	3	3	3	3	0	0	0	0	0	57	97	4.05	1.200
40 Mike Dunn, L ERA: 3.16	(7, 1)	0.2	B	3	1	1	1	0	0	0	0	0	0	1	12	16	13.50	1.500
50 Chad Qualls, R ERA: 3.27	(8, 1)	0.2		3	1	0	0	1	0	0	0	0	0	0	10	11	0.00	1.500
44 AJ Ramos, R ERA: 3.86	(9, 1)	0.2	L	4	1	1	0	0	1	0	0	0	0	0	8	18	0.00	3.000

PITCHER	IP	WLS	BF	H	R	ER	SO	BB	IBB	HBP	BLK	WP	HR	S	P	ERA	WHIP

AB	32
R	5
H	8
RBI	4
BB	4
SO	4
LOB	9

WP: 0 PA: 36
PB: 0
SB: 0
CS: 0

Miami Marlins @ St. Louis Cardinals

Busch Stadium, St. Louis, MO

Sun Jul 07 2013, 1:17 PM - 3:55 PM CDT

Att. 43,741 - Partly Cloudy - 87 F

TOP

livebaseballscorecards.com

Batter	1	2	3	4	5	6	7	8	9	AB	R	H	RBI	BB	SO	LOB
9 Juan Pierre, L (1, 7) OBP: 0.286, SLG: 0.296	C FF 92 B CU 79 X SI 91 1-1 ① G6-3		C CU 75 B CH 83 L CH 83 B CU 79 F SI 92 X SI 92 2-2 ① G4-3		C CH 83 X CH 82 0-1 59 G6-4-3 1B		S CU 79 B CU 80 X CH 86 1-1 ②③ G4-6-3 1-2f		B SL 84 S FS 87 X FS 87 1-1 ③ F8	4	0	1	0	0	0	1
20 Justin Ruggiano, R (9, PH) OBP: 0.290, SLG: 0.414										1	0	0	0	0	0	0
59 Ed Lucas, R (1, 5) OBP: 0.353, SLG: 0.327 (8, 6)	C FF 92 X SI 91 0-1 1B		C SI 91 B CU 79 C CU 80 F SI 91 B SL 90 F FF 93 X CU 78 2-2 ② G6-3		M SI 89 B SL 86 1 SAFE 1 SAFE F CU 79 1 SAFE X SI 91 1-2 ①② G6-4-3 1-2f			C CU 80 F FF 97 F CH 88 B FF 99 S FF 98 1-3 ① K		4	0	1	0	0	1	1
27 Giancarlo Stanton, R (1, 9) OBP: 0.338, SLG: 0.439	B SI 93 C FF 93 B SL 87 S SI 91 S SI 93 2-3 ② K		S SL 88 B FF 90 B FF 93 S FF 93 B SL 90 F SI 93 S SI 93 3-3 ③ K		B FF 93 B FF 94 C FF 94 S SL 88 S SL 88 2-3 ③ K			B SL 93 S FF 97 X FF 99 1-1 5 1B 2B		4	0	1	0	0	3	1
5 Logan Morrison, L (1, 3) OBP: 0.392, SLG: 0.600	B CH 86 X CH 85 1-0 ③ G3			B FF 92 F SI 92 X SL 86 1-1 ① F8		C CH 85 F FF 92 X FF 93 0-2 ① L1		B FF 98 C CH 88 B FF 99 X FF 98 2-1 51 HBP 2-3 1B		4	0	1	0	0	0	1
48 Marcell Ozuna, R (1, 8) OBP: 0.317, SLG: 0.424		C FF 92 C FF 92 B FF 93 B FF 93 F FF 94 X SL 86 2-2 ① F8		C CU 77 S CU 79 B FF 94 B FF 94 X SI 94 2-2 6 1B 3B		S SL 87 F SL 88 X SL 87 0-2 ② G6-3		C FF 99 B CU 84 F FF 98 S FF 99 1-3 ② K		4	1	1	0	0	1	2
51 Derek Dietrich, L (1, 4) OBP: 0.293, SLG: 0.433		F SL 87 B CH 86 F FF 91 B CU 77 F FF 94 F SL 85 B CH 85 F SI 92 X SI 90 3-2 3 1B 2B		C FF 93 S SL 90 B CH 86 B SI 93 H SL 88 3-2 6 1B HBP		B CH 85 F SI 92 B SL 87 B SI 90 B CH 84 4-1 BB		H FF 99 1-0 1-2 HBP		1	1	1	0	1	0	0
3 Adeiny Hechavarría, R (1, 6) OBP: 0.264, SLG: 0.305 29 Greg Dobbs, L (8, PH) OBP: 0.298, SLG: 0.297 58 Ryan Webb, R (8, 1)		X SI 92 0-0 2-H 1B		B FF 94 F SI 91 F SI 92 S SI 92 1-3 ② K		C SL 87 B SI 90 X SI 91 1-1 ③ P6		C CU 82 F CU 82 X CU 83 0-2 ③ G4-3		3	0	1	1	0	1	3
										1	0	0	0	0	0	3
										0	0	0	0	0	0	0
6 Jeff Mathis, R (1, 2) OBP: 0.253, SLG: 0.338		1 SAFE C FF 92 C SL 88 F SL 87 1 SAFE S SI 91 0-3 ② K		X FF 94 0-0 1-2 3-H 1B			F FF 91 F SL 86 B CH 87 S SI 92 1-3 ① K		S SL 81 B SL 82 B FS 85 F FS 86 B FS 86 X FF 92 3-2 ① F9	4	0	1	1	0	2	1
16 José Fernández, R (1, 1) OBP: 0.172, SLG: 0.207 30 Placido Polanco, R (7, PH) OBP: 0.304, SLG: 0.286 43 Dan Jennings, L (7, 1) 17 Donovan Solano, R (8, 5) OBP: 0.336, SLG: 0.330		C FF 92 L SI 90 S CU 80 0-3 ③ K2-3		X SI 92 0-0 ③ G4-3			S FF 92 B CU 79 B SI 90 X SI 90 2-1 9 G4-6-3 1B		C FF 93 X SL 82 0-1 ② F8	2	0	0	0	0	1	3
										1	0	1	0	0	0	0
										0	0	0	0	0	0	0
										1	0	0	0	0	0	0

	AB	34
	R	2
	H	9
	RBI	2
	BB	1
	SO	9
	LOB	16

MIAMI

Inning Stats	1	2	3	4	5	6	7	8	9	1B: 6	SF: 0	WP: 0	PA: 37
R:	0	1	0	1	0	0	0	0	0	2B: 2	SAC: 0	PB: 0	
E:	0	0	0	0	0	0	0	0	0	3B: 1	DP: 2	SB: 0	
K:	1	2	1	1	0	0	1	2	0	HR: 0	HBP: 2	CS: 0	
S:	8	18	13	12	8	9	7	14	7				
H:	1	2	0	2	1	0	1	2	0				
LOB:	1	1	0	2	0	1	0	3	0				
BB:	0	0	0	0	0	1	0	0	0				
P:	12	23	20	19	11	14	11	20	11				

PITCHER		IP	WLS	BF	H	R	ER	SO	BB	IBB	HBP	BLK	WP	HR	S	P	ERA	WHIP
31 Lance Lynn, R ERA: 3.67	(1, 1)	7.0	W	28	7	2	2	7	1	0	1	0	0	0	75	110	2.57	1.143
26 Trevor Rosenthal, R ERA: 1.93	(8, 1)	1.0	H	6	2	0	0	2	0	0	1	0	0	0	14	20	0.00	2.000
44 Edward Mujica, R ERA: 2.41	(9, 1)	1.0	S	3	0	0	0	0	0	0	0	0	0	0	7	11	0.00	0.000

PITCHER	IP	WLS	BF	H	R	ER	SO	BB	IBB	HBP	BLK	WP	HR	S	P	ERA	WHIP

Miami Marlins @ St. Louis Cardinals

Busch Stadium, St. Louis, MO

Sun Jul 07 2013, 1:17 PM - 3:55 PM CDT

Att. 43,741 - Partly Cloudy - 87 F

BOTTOM

livebaseballscorecards.com

Batter	1	2	3	4	5	6	7	8	9	AB	R	H	RBI	BB	SO	LOB
13 Matt Carpenter, L (1, 4) OBP: 0.390, SLG: 0.487	X FF 94 0-0 ① F8		H CU 79 1-0 7 BB, 3 1B, 21 SF9 HBP	B SI 94 C CU 80 S CH 84 S CU 84 1-3 ③ K			C SL 83 B SL 84 C SL 83 S SL 84 1-3 ② K			3	1	0	0	0	2	1
3 Carlos Beltrán, S (1, 9) OBP: 0.347, SLG: 0.533	C FF 94 B FF 95 S CU 81 B CU 82 X FF 97 2-2 ② G4-3		X CU 80 0-0 21 SF9, 7 BB, 23 S 1-2 1B		C CU 79 C CH 83 F CU 83 F CU 83 X CU 83 0-2 7 G5-4-3 1B		C FF 93 X FF 92 0-1 ③ G6-3			4	1	2	0	0	0	0
7 Matt Holliday, R (1, 7) OBP: 0.350, SLG: 0.439	F FF 97 B CU 83 X FF 96 1-1 HR		B FF 96 B SI 94 C FF 97 B FF 98 S CU 82 F FF 97 B FF 97 4-2 23 S 1-2 2-3 BB		C FF 96 X SI 95 0-1 ① ② G5-4-3 1-2f			F SI 93 X SL 81 0-1 ① P3		3	1	1	1	1	0	1
21 Allen Craig, R (1, 3) OBP: 0.368, SLG: 0.492	X FF 97 0-0 ③ P4		B CU 85 X CU 85 1-0 ① SF9 2-3 3-H		C FF 97 B CU 86 C CU 82 F SI 96 S CU 85 1-3 ③ K			B SI 94 F SI 93 C SI 94 B SL 83 X SL 81 2-2 48 1B 2B		3	0	1	1	0	1	0
23 David Freese, R (1, 5) OBP: 0.343, SLG: 0.386 44 Edward Mujica, R (9, 1)		C FF 96 F SI 92 B SI 94 F CU 82 B CU 83 S CU 84 2-3 ① K	S CU 85 B CU 87 B FF 96 C CU 85 B CU 86 S CU 85 3-3 ② K 1-2 3-H			B FF 95 B FF 96 B FF 95 C FF 94 B FF 94 4-1 19 G5-4-3 BB		C SI 93 B SI 91 X SI 93 1-1 ② G6-3		3 0	0 0	0 0	0 0	1 0	2 0	2 0
19 Jon Jay, L (1, 8) OBP: 0.326, SLG: 0.340		C CU 79 S CU 80 B CU 84 B FF 96 X FF 95 2-2 2B	C CU 82 S CU 82 X CU 84 0-2 ③ G4-3			F CU 80 X SI 94 0-1 ① ② G5-4-3 1-2f		I IN 78 I IN 79 I IN 81 I IN 81 4-0 48 1B IBB		3	0	1	0	1	0	2
48 Tony Cruz, R (1, 2) OBP: 0.209, SLG: 0.220		B FF 96 F FF 97 C FF 97 S FF 97 1-3 ② K		F FF 93 B FF 94 X FF 95 1-1 ① L7		B CU 83 C FF 96 F FF 96 F FF 97 H CU 80 2-2 HBP		S SI 93 X SI 92 0-1 ③ 1-2 2-H 1B		3	0	1	0	0	1	1
38 Pete Kozma, R (1, 6) OBP: 0.281, SLG: 0.297		I IN 66 I IN 66 I IN 65 I IN 65 4-0 IBB		X SI 94 0-0 ② G1-3		C CU 80 X CU 82 0-1 ③ P4				2	0	0	0	1	0	1
31 Lance Lynn, S (1, 1) OBP: 0.226, SLG: 0.111 43 Shane Robinson, R (7, PH) OBP: 0.354, SLG: 0.339 26 Trevor Rosenthal, R (8, 1) 33 Daniel Descalso, L (9, 5) OBP: 0.335, SLG: 0.425		F FF 97 X CU 83 0-1 ③ L9		B SI 93 B FF 92 B SI 94 B SI 93 4-0 BB			T SL 81 B SL 83 S FF 92 B SL 84 X FF 92 2-2 ① G6-3			1 1 0 0	0 0 0 0	0 0 0 0	0 0 0 0	1 0 0 0	0 0 0 0	2 0 0 0
Inning Stats	R: 1 H: 1 E: 0 LOB: 0 K: 0 BB: 0 S: 7 P: 10	R: 0 H: 1 E: 0 LOB: 2 K: 2 BB: 1 S: 12 P: 21	R: 2 H: 1 E: 0 LOB: 1 K: 1 BB: 1 S: 11 P: 20	R: 0 H: 0 E: 0 LOB: 1 K: 1 BB: 1 S: 6 P: 12	R: 0 H: 1 E: 0 LOB: 0 K: 1 BB: 0 S: 11 P: 12	R: 0 H: 0 E: 0 LOB: 1 K: 0 BB: 1 S: 8 P: 14	R: 0 H: 0 E: 0 LOB: 0 K: 1 BB: 0 S: 8 P: 11	R: 0 H: 2 E: 0 LOB: 2 K: 0 BB: 1 S: 9 P: 16		1B: 3 SF: 1 2B: 2 SAC: 0 3B: 0 DP: 2 HR: 1 HBP: 2					WP: 0 PA: 34 PB: 0 SB: 2 CS: 0	

	AB	26
	R	3
	H	6
	RBI	2
	BB	5
	SO	6
	LOB	10

PITCHER	IP	WLS	BF	H	R	ER	SO	BB	IBB	HBP	BLK	WP	HR	S	P	ERA	WHIP
16 José Fernández, R (1, 1) ERA: 2.83	6.0	L	26	4	3	3	5	3	1	2	0	0	1	55	89	4.50	1.167
43 Dan Jennings, L (7, 1) ERA: 3.24	1.0		3	0	0	0	1	0	0	0	0	0	0	8	11	0.00	0.000
58 Ryan Webb, R (8, 1) ERA: 3.2	1.0		5	2	0	0	0	0	1	0	0	0	0	9	16	0.00	2.000

PITCHER	IP	WLS	BF	H	R	ER	SO	BB	IBB	HBP	BLK	WP	HR	S	P	ERA	WHIP

Atlanta Braves @ Miami Marlins

Marlins Park, Miami, FL

Mon Jul 08 2013, 7:12 PM - 11:31 PM EDT

Att. 15,745 - Partly Cloudy - 86 F

TOP

livebaseballscorecards.com

Batter	1	2	3	4	5	6	7	8	9	10	11	12	13	14	AB	R	H	RBI	BB	SO	LOB
19 Andrelton Simmons, R (1, 6) OBP: 0.281, SLG: 0.346	G6-3		L8		G3			G6-3			G3-1			B2 F8	7	0	0	0	0	0	4
22 Jason Heyward, L (1, 9) OBP: 0.326, SLG: 0.378	F9			P6		8 SF9 3B		F8			G3-1			8 2B BB	5	2	1	0	1	0	0
8 Justin Upton, R (1, 7) OBP: 0.347, SLG: 0.443	L7			2B		SF9 3-H			G6-3			K		1 1B 11 1B 2B	5	1	2	3	0	1	0
5 Freddie Freeman, L (1, 3) OBP: 0.387, SLG: 0.468		16 G3-6-1 1B		BB		P5			G4-3			L7		1 1B 11 1B IBB	4	1	1	0	2	0	0
16 Brian McCann, L (1, 2) OBP: 0.376, SLG: 0.524		G3-6-1 1-2f		P5		F9			G3			K		11 1B 23 1B 1B	5	0	0	0	0	1	3
48 David Carpenter, R (12, 1)															0	0	0	0	0	0	0
1 Tyler Pastornicky, R (14, PH) OBP: 0.316, SLG: 0.368															1	1	1	0	0	0	0
58 Alex Wood, R (14, 1)															0	0	0	0	0	0	0
26 Dan Uggla, R (1, 4) OBP: 0.319, SLG: 0.419		2B		K		F8				F7			K	K	6	0	1	0	0	3	5
2 B.J. Upton, R (1, 8) OBP: 0.299, SLG: 0.301		K			L5	G6-3				K			P6	23 1B 23 E 1B	3	0	0	0	0	1	1
52 Jordan Walden, R (7, 1)															0	0	0	0	0	0	0
43 Luis Avilán, L (8, 1)															0	0	0	0	0	0	0
25 Joey Terdoslavich, S (10, PH) OBP: 0.280, SLG: 0.280															1	0	0	0	0	1	0
38 Anthony Varvaro, R (10, 1)															0	0	0	0	0	0	0
46 Craig Kimbrel, R (11, 1)															0	0	0	0	0	0	0
11 Gerald Laird, R (12, 2) OBP: 0.375, SLG: 0.406															2	1	1	2	0	0	0
23 Chris Johnson, R (1, 5) OBP: 0.374, SLG: 0.482			F8		36 FC3-6 1B									E7 7 E 1B	6	0	2	1	0	1	0
36 Mike Minor, R (1, 1) OBP: 0.114, SLG: 0.176			K		FC3-6 1-2f			G1-3			B3-1			6 28 22 26 BB E6	2	0	0	0	0	1	1
7 Reed Johnson, R (7, 8) OBP: 0.333, SLG: 0.361															3	1	0	0	1	0	1

	AB	50
	R	7
	H	9
	RBI	6
	BB	4
	SO	9
	LOB	15

Inning Stats	1	2	3	4	5	6	7	8	9	10	11	12	13	14
	R: 0 E: 0 K: 0 S: 10	H: 0 LOB: 0 BB: 0 P: 11	R: 0 E: 0 K: 1 S: 11	H: 2 LOB: 1 BB: 0 P: 17	R: 0 E: 0 K: 1 S: 10	H: 0 LOB: 0 BB: 0 P: 11	R: 0 E: 0 K: 1 S: 11	H: 1 LOB: 2 BB: 1 P: 18	R: 0 E: 0 K: 0 S: 9	H: 1 LOB: 1 BB: 0 P: 12	R: 1 E: 0 K: 0 S: 6	H: 1 LOB: 0 BB: 0 P: 13	R: 0 E: 0 K: 0 S: 8	H: 0 LOB: 0 BB: 0 P: 10	R: 0 E: 0 K: 0 S: 10	H: 0 LOB: 0 BB: 0 P: 13	R: 0 E: 0 K: 0 S: 6	H: 0 LOB: 0 BB: 0 P: 9	R: 0 E: 0 K: 2 S: 9	H: 0 LOB: 0 BB: 0 P: 12	R: 0 E: 0 K: 0 S: 9	H: 0 LOB: 0 BB: 0 P: 14	R: 0 E: 0 K: 2 S: 8	H: 0 LOB: 0 BB: 0 P: 11	R: 0 E: 0 K: 1 S: 12	H: 0 LOB: 0 BB: 0 P: 17	R: 6 E: 2 K: 1 S: 22	H: 4 LOB: 2 BB: 3 P: 42

	1B: 5	SF: 1
	2B: 3	SAC: 0
	3B: 1	DP: 1
	HR: 0	HBP: 0

	WP: 0	PA: 55
	PB: 0	
	SB: 0	
	CS: 0	

PITCHER		IP	WLS	BF	H	R	ER	SO	BB	IBB	HBP	BLK	WP	HR	S	P	ERA	WHIP
45 Kevin Slowey, R ERA: 4.0	(1, 1)	5.0		19	4	0	0	3	1	0	0	0	0	0	51	69	0.00	1.000
43 Dan Jennings, L ERA: 3.57	(6, 1)	1.0	B	4	1	1	1	0	0	0	0	0	0	0	6	13	9.00	1.000
58 Ryan Webb, R ERA: 3.12	(7, 1)	1.0		3	0	0	0	0	0	0	0	0	0	0	8	10	0.00	0.000
50 Chad Qualls, R ERA: 3.09	(8, 1)	2.0		6	0	0	0	0	0	0	0	0	0	0	16	22	0.00	0.000
31 Steve Cishek, R ERA: 2.82	(10, 1)	2.0		6	0	0	0	2	0	0	0	0	0	0	18	26	0.00	0.000
40 Mike Dunn, L ERA: 3.0	(12, 1)	2.0		6	0	0	0	3	0	0	0	0	0	0	20	28	0.00	0.000
39 Chris Hatcher, R ERA: 45.0	(14, 1)	1.0	L	11	4	6	5	1	2	1	0	0	0	0	22	42	45.00	6.000

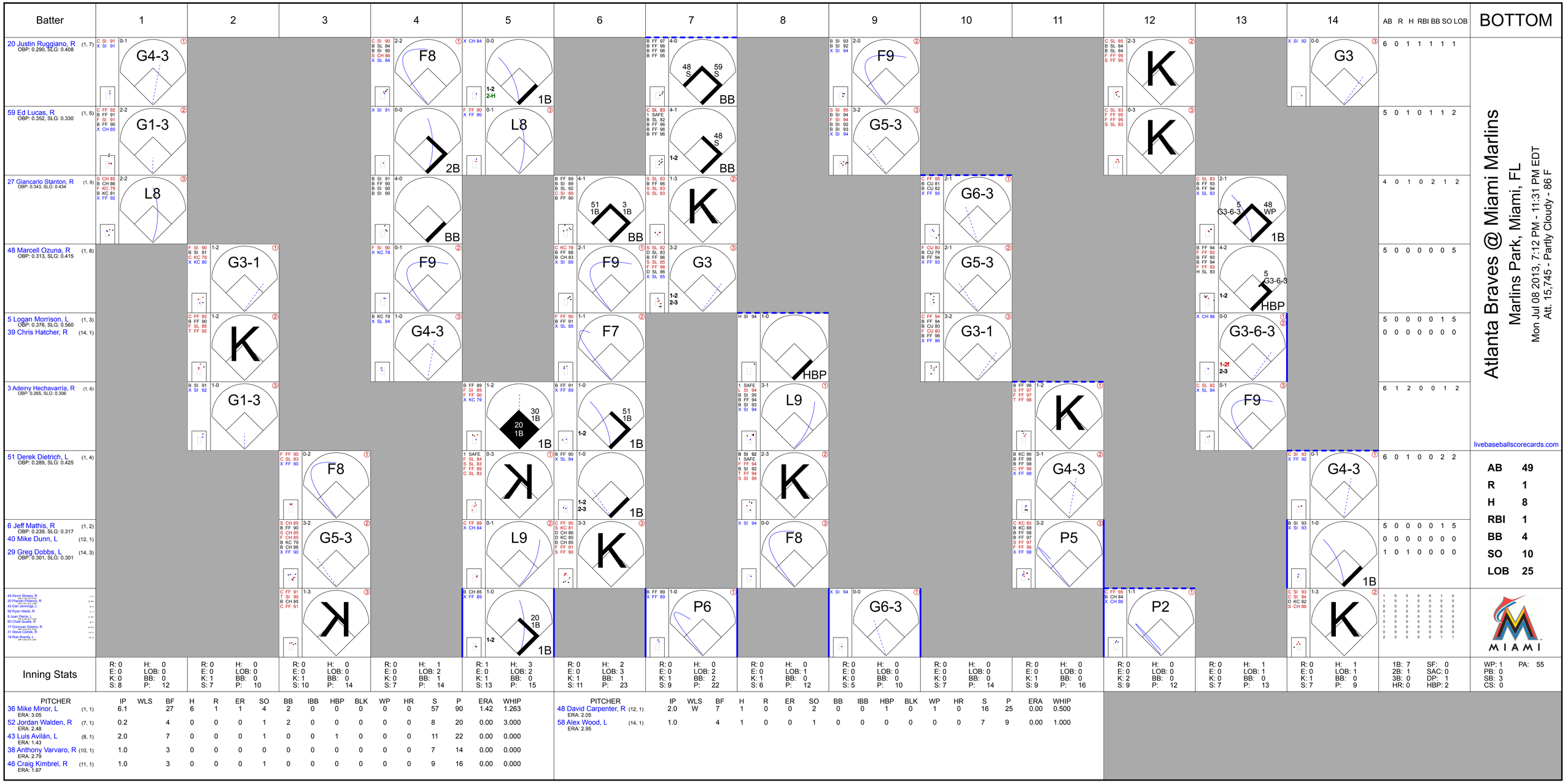
Batter
1
2
3
4
5
6
7
8
9
10
11
12
13
14
AB R H RBI BB SO LOB
BOTTOM
20 Justin Ruggiano, R (1, 7) OBP: 0.290, SLG: 0.408
59 Ed Lucas, R (1, 5) OBP: 0.352, SLG: 0.330
27 Giancarlo Stanton, R (1, 9) OBP: 0.343, SLG: 0.434
48 Marcell Ozuna, R (1, 8) OBP: 0.313, SLG: 0.415
5 Logan Morrison, L (1, 3) OBP: 0.376, SLG: 0.560
39 Chris Hatcher, R (14, 1)
3 Adeiny Hechavarría, R (1, 6) OBP: 0.265, SLG: 0.306
51 Derek Dietrich, L (1, 4) OBP: 0.289, SLG: 0.425
6 Jeff Mathis, R (1, 2) OBP: 0.239, SLG: 0.317
40 Mike Dunn, L (12, 1)
29 Greg Dobbs, L (14, 3) OBP: 0.301, SLG: 0.301
45 Kevin Slowey, R
30 Placido Polanco, R
43 Dan Jennings, L
58 Ryan Webb, R
9 Juan Pierre, L
59 Chad Qualls, R
17 Donovan Solano, R
31 Steve Cishek, R
19 Rob Brantly, L
Atlanta Braves @ Miami Marlins
Marlins Park, Miami, FL
Mon Jul 08 2013, 7:12 PM - 11:31 PM EDT
Att. 15,745 - Partly Cloudy - 86 F
livebaseballscorecards.com
AB 49
R 1
H 8
RBI 1
BB 4
SO 10
LOB 25
MIAMI
Inning Stats
PITCHER IP WLS BF H R ER SO BB IBB HBP BLK WP HR S P ERA WHIP
36 Mike Minor, L (1, 1) ERA: 3.05 6.1 27 6 1 1 4 2 0 0 0 0 0 57 90 1.42 1.263
52 Jordan Walden, R (7, 1) ERA: 2.48 0.2 4 0 0 0 1 2 0 0 0 0 0 8 20 0.00 3.000
43 Luis Avilán, L (8, 1) ERA: 1.43 2.0 7 0 0 0 1 0 0 1 0 0 0 11 22 0.00 0.000
38 Anthony Varvaro, R (10, 1) ERA: 2.79 1.0 3 0 0 0 0 0 0 0 0 0 0 7 14 0.00 0.000
46 Craig Kimbrel, R (11, 1) ERA: 1.67 1.0 3 0 0 0 1 0 0 0 0 0 0 9 16 0.00 0.000
48 David Carpenter, R (12, 1) ERA: 2.05 2.0 W 7 1 0 0 2 0 0 1 0 0 0 16 25 0.00 0.500
58 Alex Wood, L (14, 1) ERA: 2.95 1.0 4 1 0 0 1 0 0 0 0 0 0 7 9 0.00 1.000
1B: 7 SF: 0
2B: 1 SAC: 0
3B: 0 DP: 1
HR: 0 HBP: 2
WP: 1 PA: 55
PB: 0
SB: 3
CS: 0

TOP

Atlanta Braves @ Miami Marlins

Marlins Park, Miami, FL

Tue Jul 09 2013, 7:14 PM - 10:24 PM EDT

Att. 17,399 - Roof Closed - 77 F

livebaseballscorecards.com

Batter	1	2	3	4	5	6	7	8	9	AB	R	H	RBI	BB	SO	LOB
19 Andrelton Simmons, R (1, 6) OBP: 0.280, SLG: 0.344	C FF 93 F FF 92 F SL 84 X FF 94 0-2 ① G6-3		C SL 80 X SI 95 0-1 ① F9	F SI 91 1 SAFE B SI 91 F SI 92 X SI 93 1-2 FC6 1-3		F CH 84 D SL 84 X SI 91 1-1 ② G5-3		1 SAFE B SL 81 1 SAFE F FF 93 F FF 94 1 SAFE D FF 95 F FF 94 X SL 83 2-2 22 BB 1-2 1B		5	0	1	0	0	0	2
22 Jason Heyward, L (1, 9) OBP: 0.327, SLG: 0.376	B FF 93 C SI 92 B SI 94 F SI 93 F FF 91 S SI 90 2-3 ② K		B SI 90 B SI 94 C SI 94 X FF 93 2-1 8 2B 1B	F SI 94 1 SAFE F FF 89 X FF 95 0-2 ②③ F8-2 3-H		C SI 88 B FF 93 F SI 88 F SI 88 S SI 87 1-3 ③ K2-3		B FF 93 B FF 94 B FF 93 B FF 93 4-0 1-2 2-3 BB		4	1	1	0	1	2	3
8 Justin Upton, R (1, 7) OBP: 0.350, SLG: 0.461	C FF 94 S SL 85 B SI 94 S SL 83 1-3 ③ K		X SI 94 0-0 5 WP 16 SF9 1-H 2B		X SL 78 0-0 16 1B 2B		F SI 92 C SL 82 F SL 81 F SI 93 B SL 82 B SL 82 B SI 94 X SL 84 3-2 HR	C FF 94 S FF 95 B FF 96 S FF 94 1-3 ③ K		5	3	3	2	0	2	3
5 Freddie Freeman, L (1, 3) OBP: 0.390, SLG: 0.470		X SI 89 0-0 16 G4-3 2 SF9 2B	B SI 90 B SI 94 B SI 88 F SI 94 F SI 89 B SI 97 4-2 26 BB 2-3 BB		S SI 88 B SI 93 F SI 88 F SI 89 C FF 91 1-3 ① K		F SI 92 B CH 85 B SI 93 S SL 83 F SL 82 B SI 92 B SI 92 4-2 16 G3-6 BB		S CH 85 S CH 85 F FF 94 B CH 85 B SL 83 B CH 86 F FF 94 F FF 94 S CH 85 3-3 ① K	3	1	1	0	2	2	1
16 Brian McCann, L (1, 2) OBP: 0.371, SLG: 0.518		X SI 92 0-0 ① G4-3 2-3	B SI 94 C SI 95 F SI 89 B FF 96 X SI 92 2-2 ② SF9 3-H		B SI 91 B FF 88 B SI 93 C SI 91 F SI 90 F SI 90 F SI 90 X SI 89 3-2 ② 2-H 1B		C SI 93 C SL 83 B SI 92 F SL 83 B SI 94 X SL 82 2-2 ①② G3-6 1-2f		F FF 95 X FF 95 0-1 ② G3	4	0	1	2	0	0	2
26 Dan Uggla, R (1, 4) OBP: 0.321, SLG: 0.415		C SL 85 C SI 93 D SI 93 B SI 94 B SI 91 B SL 86 4-2 2 SF9 BB	1 SAFE B SL 81 T FF 95 C SL 82 B SL 84 B FF 95 B SL 84 4-2 1-2 BB		F FF 91 C SL 85 X FF 93 0-2 ③ G5-3		B SL 82 B SI 93 S SI 93 C SI 94 B SL 83 X SI 94 3-2 ③ G5-3		B CU 79 T FF 94 B FF 93 X FF 93 2-1 ③ L7	3	0	0	0	2	0	0
2 B.J. Upton, R (1, 8) OBP: 0.269, SLG: 0.305		F SI 92 X SI 93 0-1 ② SF9 1-2 3-H	B FF 96 X SI 92 1-0 ③ L5			B FF 90 S SI 92 C SL 84 B SI 93 X FF 92 2-2 23 F8 49 E 1B		S FF 93 B FF 95 B SL 82 F FF 94 X SL 82 2-2 22 BB 19 1B 1B		3	1	2	1	0	0	2
23 Chris Johnson, R (1, 5) OBP: 0.375, SLG: 0.480 4 Paul Janish, R (8, 5)		I IN 82 I IN 82 I IN 80 I IN 83 4-0 49 FC6-4 IBB		B SL 82 F FF 92 X FF 92 1-1 19 E 19 FC6 22 F8-2 1B		X SI 91 0-0 ① F8 1-2		1 SAFE F FF 95 1 SAFE B FF 94 S SL 82 1 SAFE X FF 94 1-2 ① L8		3 0	0 0	1 0	0 0	1 0	0 0	2 0
49 Julio Teheran, R (1, 1) OBP: 0.216, SLG: 0.222 52 Jordan Walden, R (8, 1) 46 Craig Kimbrel, R (9, 1)		X SI 92 0-0 ③ FC6-4 1-2f		B CH 86 B FF 90 B FF 90 C FF 92 L FF 92 L SI 91 3-3 ① K		S SI 91 B SL 80 X SI 91 1-1 E1 2-H 1B		1 SAFE L FF 91 T FF 91 L FF 92 0-3 ② K		4 0 0	0 0 0	1 0 0	0 0 0	0 0 0	2 0 0	4 0 0
Inning Stats	R: 0 E: 0 K: 2 S: 11 H: 0 LOB: 0 BB: 0 P: 14	R: 1 E: 0 K: 0 S: 7 H: 1 LOB: 2 BB: 2 P: 15	R: 2 E: 0 K: 0 S: 13 H: 2 LOB: 2 BB: 2 P: 26	R: 0 E: 1 K: 1 S: 11 H: 1 LOB: 1 BB: 0 P: 16	R: 1 E: 0 K: 1 S: 13 H: 2 LOB: 0 BB: 0 P: 17	R: 1 E: 1 K: 1 S: 12 H: 2 LOB: 1 BB: 0 P: 17	R: 1 E: 0 K: 0 S: 15 H: 1 LOB: 0 BB: 1 P: 27	R: 0 E: 0 K: 2 S: 16 H: 2 LOB: 3 BB: 1 P: 26	R: 0 E: 0 K: 1 S: 10 H: 0 LOB: 0 BB: 0 P: 15	1B: 7 2B: 4 3B: 0 HR: 1 SF: 2 SAC: 0 DP: 2 HBP: 0						

	AB	34
	R	6
	H	11
	RBI	5
	BB	6
	SO	8
	LOB	19

WP: 1 PA: 42
PB: 0
SB: 0
CS: 0

PITCHER		IP	WLS	BF	H	R	ER	SO	BB	IBB	HBP	BLK	WP	HR	S	P	ERA	WHIP
37 Henderson Alvarez III, R ERA: 5.73	(1, 1)	6.0	L	29	8	5	4	5	3	1	0	0	1	0	67	105	6.00	1.833
58 Ryan Webb, R ERA: 3.27	(7, 1)	1.0		4	1	1	1	0	1	0	0	0	0	1	15	27	9.00	2.000
44 AJ Ramos, R ERA: 3.69	(8, 1)	2.0		9	2	0	0	3	1	0	0	0	0	0	26	41	0.00	1.500

PITCHER		IP	WLS	BF	H	R	ER	SO	BB	IBB	HBP	BLK	WP	HR	S	P	ERA	WHIP

Atlanta Braves @ Miami Marlins

Marlins Park, Miami, FL

Tue Jul 09 2013, 7:14 PM - 10:24 PM EDT

Att. 17,399 - Roof Closed - 77 F

livebaseballscorecards.com

BOTTOM

Batter	1	2	3	4	5	6	7	8	9	AB	R	H	RBI	BB	SO	LOB
20 Justin Ruggiano, R (1, 7) OBP: 0.286, SLG: 0.402	F SI 90 B CH 83 C FF 92 B FF 91 S SI 91 2-3 K ①		F FF 92 X SI 91 0-1 G6-3 ① S CU 76 D CU 75 X CH 82 1-1 G6-3 ③				S FF 91 F SI 91 B CU 73 X FF 92 1-2 P6 ②			4	0	0	0	0	1	1
59 Ed Lucas, R (1, 5) OBP: 0.349, SLG: 0.328	B FF 92 C SL 82 F CH 82 C FF 93 1-3 K ②		F FF 93 X SL 80 0-1 27 BB 5 1B 1B		F FF 91 B CU 74 X CU 70 1-1 G6-3 ①		B FF 92 B SL 81 B FF 92 C FF 92 X FF 92 3-1 F9 ③			4	1	1	0	0	1	0
27 Giancarlo Stanton, R (1, 9) OBP: 0.346, SLG: 0.429	F CH 82 S SI 91 B CU 75 B CU 74 B SL 82 X FF 93 3-2 P3 ③		B SI 92 1 SAFE B SI 88 C SI 91 1 SAFE B CH 82 B SL 80 4-1 48 G3-4-1 5 1B 1-2 BB		X CU 72 0-0 F8 ②			B SI 89 B FF 91 B FF 92 C FF 91 S SI 89 F FF 91 B FF 91 4-2 5 G4-3 BB		2	0	0	0	2	0	0
5 Logan Morrison, L (1, 3) OBP: 0.382, SLG: 0.557		B FF 90 B CH 80 C FF 92 F FF 92 X FF 92 2-2 51 K 48 E 1B	F CH 82 X CU 73 0-1 48 G3-4-1 1-2 2-H 1B		X SI 90 0-0 G4-3 ③			X SI 89 0-0 G4-3 ① 1-2		4	0	2	1	0	0	1
48 Marcell Ozuna, R (1, 8) OBP: 0.309, SLG: 0.408		B SI 90 C FF 94 S SI 91 X SI 91 1-2 E5 3 1B 19 HR 1-2	C SL 82 X FF 93 0-1 G3-4-1 ② 1-2 2-3		C CU 73 X SL 83 0-1 G6-3 ①			S SL 82 B FF 96 X SL 82 1-1 F7 ②		4	1	0	0	0	0	4
51 Derek Dietrich, L (1, 4) OBP: 0.284, SLG: 0.416		C CH 84 F FF 92 2 SAFE F FF 93 B FF 93 S SI 91 1-3 ① ② K 2-3	X SI 90 0-0 G3 ③			B CH 83 B CH 81 X SI 90 2-0 F7 ②		S SL 83 C FF 95 X FF 96 0-2 P6 ③		4	0	0	0	0	1	5
3 Adeiny Hechavarría, R (1, 6) OBP: 0.268, SLG: 0.313		C CU 75 1 SAFE X FF 91 0-1 19 HR 1-2 1B		B SI 90 C SI 90 X CU 75 1-1 P3 ①		X SI 90 0-0 2B			C FF 95 B FF 97 B FF 97 F FF 96 X FF 97 2-2 G3 ①	4	1	2	0	0	0	0
19 Rob Brantly, L (1, 2) OBP: 0.296, SLG: 0.309		B FF 93 C CH 84 B FF 93 X FF 92 2-1 1-H 2-H HR		B SI 91 C SI 90 F CU 75 X SI 90 1-2 37 SH2-4 1B		C FF 92 X SL 82 0-1 L9 ③			C FF 96 B KC 87 F FF 97 B KC 87 F FF 97 C KC 87 2-3 K ②	4	1	2	3	0	1	1
37 Henderson Alvarez III, R (1, 1) 58 Ryan Webb, R (7, 1) 9 Juan Pierre, L (7, PH) OBP: 0.284, SLG: 0.293 44 AJ Ramos, R (8, 1) 29 Greg Dobbs, L (9, PH) OBP: 0.300, SLG: 0.299		C FF 93 X FF 93 0-1 F8 ③		L FF 90 X 0-1 SH2-4 ② 1-2			C FF 89 X FF 89 0-1 G4-3 ①		F FF 95 F FF 98 B FF 96 B KC 87 S KC 88 2-3 K ③	1 0 1 0 1	0 0 0 0 0	0 0 0 0 0	0 0 0 0 1	0 0 0 0 0	0 0 0 0 1	0 0 0 0 0
Inning Stats	R: 0 E: 0 K: 2 S: 9 H: 0 LOB: 0 BB: 0 P: 15	R: 3 E: 1 K: 1 S: 16 H: 3 LOB: 0 BB: 0 P: 22	R: 1 E: 0 K: 0 S: 10 H: 2 LOB: 2 BB: 1 P: 14	R: 0 E: 0 K: 0 S: 9 H: 1 LOB: 1 BB: 0 P: 12	R: 0 E: 0 K: 0 S: 4 H: 0 LOB: 0 BB: 0 P: 5	R: 0 E: 0 K: 0 S: 6 H: 1 LOB: 1 BB: 0 P: 8	R: 0 E: 0 K: 0 S: 7 H: 0 LOB: 0 BB: 0 P: 11	R: 0 E: 0 K: 0 S: 9 H: 0 LOB: 1 BB: 1 P: 14	R: 0 E: 0 K: 2 S: 10 H: 0 LOB: 0 BB: 0 P: 16	1B: 5 2B: 1 3B: 0 HR: 1 SF: 0 SAC: 1 DP: 0 HBP: 0						

	AB	R	H	RBI	BB	SO	LOB
	33	4	7	4	2	5	12

WP: 0 PB: 0 SB: 0 CS: 0 PA: 36

PITCHER		IP	WLS	BF	H	R	ER	SO	BB	IBB	HBP	BLK	WP	HR	S	P	ERA	WHIP
49 Julio Teheran, R ERA: 3.09	(1, 1)	7.1	W	31	7	4	1	3	2	0	0	0	0	1	65	95	1.23	1.227
52 Jordan Walden, R ERA: 2.43	(8, 1)	0.2	H	2	0	0	0	0	0	0	0	0	0	0	5	6	0.00	0.000
46 Craig Kimbrel, R ERA: 1.62	(9, 1)	1.0	S	3	0	0	0	2	0	0	0	0	0	0	10	16	0.00	0.000

PITCHER	IP	WLS	BF	H	R	ER	SO	BB	IBB	HBP	BLK	WP	HR	S	P	ERA	WHIP

Atlanta Braves @ Miami Marlins

Marlins Park, Miami, FL

Wed Jul 10 2013, 12:43 PM - 3:40 PM EDT

Att. 23,921 - Roof Closed - 76 F

TOP

livebaseballscorecards.com

Batter	1	2	3	4	5	6	7	8	9	AB	R	H	RBI	BB	SO	LOB
1 Tyler Pastornicky, R (1, 6) OBP: 0.304, SLG: 0.348	C FF 89 B FF 90 B SI 92 F FF 92 F FF 92 S FC 82 2-3 K		C FF 92 B FF 92 S FF 93 F FF 94 F SI 94 X FC 84 1-2 F9		C FF 93 C FC 83 F FF 93 F FF 94 X FC 85 0-2 1B			C SI 94 B SI 96 B SI 94 X SI 93 2-1 G1-3		4	0	1	0	0	1	0
22 Jason Heyward, L (1, 9) OBP: 0.323, SLG: 0.369	X FF 92 0-0 L9		B SI 93 B SI 93 F SI 93 F FF 94 F FC 83 B FC 85 F FF 94 X CH 87 3-2 G1-3		C CH 85 X CH 84 0-1 G4-3			C SI 94 S SL 86 B SL 89 T SL 87 1-2 K		4	0	0	0	0	1	1
8 Justin Upton, R (1, 7) OBP: 0.349, SLG: 0.457	C FF 91 B SI 92 B SI 92 B FF 92 C FC 82 B FF 95 4-2 BB		C FF 94 B FF 94 X CU 78 1-1 G5-3			S FF 91 S SI 93 X CU 78 0-2 F8		S SL 88 C SI 96 B SI 96 F SI 95 F SL 88 F SL 90 T SL 90 1-2 K		3	0	0	0	1	1	0
5 Freddie Freeman, L (1, 3) OBP: 0.388, SLG: 0.470	F SI 93 D CU 76 B CH 84 C SI 93 B CH 86 F CH 86 F CH 86 S CU 78 3-3 K			X CH 85 0-0 G2-3		B CH 84 X SI 92 1-0 23 WP 23 G3-1 2B			S SI 92 B SI 92 C SL 85 B CH 88 S SL 84 2-3 K	4	1	1	0	0	2	1
23 Chris Johnson, R (1, 5) OBP: 0.377, SLG: 0.484		C FF 90 X SI 92 0-1 26 2B 2B		B FF 92 X FF 92 1-0 F9		F FF 91 F SI 93 F FC 83 F CU 79 B CU 77 F SI 92 D FC 84 X FC 83 2-2 G3-1 2-H			B SI 91 B SI 93 C SI 92 X SI 92 2-1 2 1B 1B	4	1	2	1	0	0	0
26 Dan Uggla, R (1, 4) OBP: 0.323, SLG: 0.417		X FF 90 0-0 2 FC2-5 2-H 2B		B FF 92 B SI 92 B FF 93 C FF 92 B SI 92 4-1 BB		B FC 83 C FC 82 B FF 92 X FF 92 2-1 F8			S SI 93 C SL 85 F SI 91 B SI 92 B SL 86 B SI 93 S SI 92 3-3 K	3	0	1	1	1	1	1
2 B.J. Upton, R (1, 8) OBP: 0.269, SLG: 0.304		T FF 91 B FC 83 F FF 92 S CU 76 1-3 FC2-5 11 BB 2-3		X FF 93 0-0 F9			B CU 80 F FF 90 B FC 82 S FF 91 F FF 91 S FC 82 2-3 K		C SI 93 S SI 92 X SI 93 0-2 11 FC5-4 1-2 1B	4	0	1	0	0	1	2
11 Gerald Laird, R (1, 2) OBP: 0.368, SLG: 0.388		1 SAFE C FF 92 S FC 82 B FC 83 B CU 80 B FC 83 B FF 93 4-2 1-2 BB			C FF 90 F FF 92 F FF 94 T FF 94 0-2 K		C FF 91 B FF 93 B FF 92 X FF 92 2-1 P4		L SI 92 X SI 92 0-1 FC5-4 1-2f	3	0	0	0	1	1	2
28 Paul Maholm, L (1, 1) OBP: 0.116, SLG: 0.140 48 David Carpenter, R (5, 1) 25 Joey Terdoslavich, S (7, PH) OBP: 0.200, SLG: 0.200 20 Luis Ayala, R (7, 1) 38 Anthony Varvaro, R (8, 1)		B FF 94 F FF 92 F SI 94 B CU 78 F FF 94 F FF 94 X SI 95 2-2 L8			F FF 92 B SI 93 B SI 92 X FF 92 2-1 F9		X SI 93 0-0 G3			2 0 1 0 0	0 0 0 0 0	0 0 0 0 0	0 0 0 0 0	0 0 0 0 0	0 0 0 0 0	1 0 0 0 0
Inning Stats	R: 0 E: 0 K: 2 S: 12 H: 0 LOB: 1 BB: 1 P: 21	R: 1 E: 0 K: 0 S: 13 H: 2 LOB: 1 BB: 1 P: 20	R: 0 E: 0 K: 0 S: 12 H: 0 LOB: 0 BB: 0 P: 17	R: 0 E: 0 K: 0 S: 4 H: 0 LOB: 1 BB: 1 P: 9	R: 0 E: 0 K: 1 S: 13 H: 1 LOB: 1 BB: 0 P: 15	R: 1 E: 0 K: 0 S: 12 H: 1 LOB: 0 BB: 0 P: 17	R: 0 E: 0 K: 1 S: 7 H: 0 LOB: 0 BB: 0 P: 11	R: 0 E: 0 K: 2 S: 11 H: 0 LOB: 0 BB: 0 P: 15	R: 0 E: 0 K: 2 S: 14 H: 2 LOB: 2 BB: 0 P: 21	1B: 3 2B: 3 3B: 0 HR: 0 SF: 0 SAC: 0 DP: 0 HBP: 0						

	AB	32
	R	2
	H	6
	RBI	2
	BB	3
	SO	8
	LOB	8

WP: 1 PA: 35
PB: 0
SB: 0
CS: 0

PITCHER		IP	WLS	BF	H	R	ER	SO	BB	IBB	HBP	BLK	WP	HR	S	P	ERA	WHIP
33 Jacob Turner, R ERA: 2.33	(1, 1)	7.0	W	27	4	2	2	5	3	0	0	0	1	0	73	110	2.57	1.000
50 Chad Qualls, R ERA: 3.0	(8, 1)	1.0	H	3	0	0	0	2	0	0	0	0	0	0	11	15	0.00	0.000
31 Steve Cishek, R ERA: 2.75	(9, 1)	1.0		5	2	0	0	2	0	0	0	0	0	0	14	21	0.00	2.000

PITCHER		IP	WLS	BF	H	R	ER	SO	BB	IBB	HBP	BLK	WP	HR	S	P	ERA	WHIP

Atlanta Braves @ Miami Marlins

Marlins Park, Miami, FL

Wed Jul 10 2013, 12:43 PM - 3:40 PM EDT

Att. 23,921 - Roof Closed - 76 F

BOTTOM

livebaseballscorecards.com

Batter	1	2	3	4	5	6	7	8	9	AB	R	H	RBI	BB	SO	LOB
20 Justin Ruggiano, R (1, 7) OBP: 0.288, SLG: 0.397	C SI 86 B SI 86 B CH 79 B SI 85 B SI 87 4-1 59 1B 27 2B BB	F SI 86 B CU 70 X FC 83 1-1 ① G5-3		B FC 83 F CH 80 B FF 86 B FC 83 B SI 86 4-1 27 BB BB		B FF 93 F FF 94 B FF 95 C SL 83 F SL 83 X FF 94 2-2 ① F8		1 SAFE D SI 89 B SI 89 X SI 89 2-0 ① P3		3	1	0	0	2	0	1
59 Ed Lucas, R (1, 3) OBP: 0.351, SLG: 0.331	C SI 86 F CH 78 1 SAFE X SI 86 0-2 27 2B 1-2 1B	B SI 87 F FC 83 F CH 80 B SL 78 X SI 87 2-2 ② G6-3		C FC 82 B CU 69 B FC 83 S CH 78 S CH 80 2-3 ② K		X FF 94 0-0 ② L9		1 SAFE 1 SAFE X SI 89 0-0 48 BB 30 1B 1-2 1B		5	2	2	0	0	1	2
27 Giancarlo Stanton, R (1, 9) OBP: 0.357, SLG: 0.436	B SI 88 B CH 80 X CH 81 2-0 30 2B 1-H 2-H 2B	B SI 88 B FC 84 C SI 88 C CU 72 F CU 72 B FF 89 B FF 88 4-2 48 FC5-4 BB		1 SAFE B FC 83 B FC 83 B FC 83 B FF 85 4-0 48 FC6-4 1-2 BB		C FF 94 B FF 95 B SL 83 T FF 95 B FF 96 B SL 83 4-2 BB		X FF 92 0-0 ② F9 2-3		2	1	1	2	3	0	2
48 Marcell Ozuna, R (1, 8) OBP: 0.307, SLG: 0.402	F FF 88 B FC 84 S FC 84 D SL 79 S CH 78 2-3 ① K	X CH 82 0-0 ③ FC5-4 1-2f		D SI 87 B CH 81 B SI 88 C SI 85 X SI 86 3-1 ③ FC6-4 1-2f		C FF 94 B FF 95 F FF 95 X SL 83 1-2 ③ G5-3		B CU 80 F FF 93 F FF 92 B CU 81 D CU 80 F FF 96 F FF 94 B CU 80 4-2 30 1B 1-2 BB		4	0	0	0	1	1	6
30 Placido Polanco, R (1, 5) OBP: 0.312, SLG: 0.298	X FF 87 0-0 17 G4-3 6 1B 2-H 2B	C FF 84 C CU 70 B SI 87 X CH 81 1-2 ① G6-3		C CH 83 B CH 79 F CH 77 X FC 81 1-2 17 FC2-6 1B		X SI 88 0-0 E5 17 G1-6-3		X FF 94 0-0 17 FC6-4 1-3 2-H 3-H 1B		5	1	3	3	0	0	0
17 Donovan Solano, R (1, 4) OBP: 0.321, SLG: 0.314	B CU 72 C SI 88 X SI 87 1-1 ② G4-3 2-3	S CH 80 F FC 82 X SL 77 0-2 ② G5-3		B FF 85 B FC 81 C CH 80 X CH 80 2-1 ① FC2-6 3 1B 1-2f		C SI 88 X SI 89 0-1 ①② G1-6-3 1-2f		C FF 94 X FF 94 0-1 ③ FC6-4 1-2f		5	0	0	0	0	0	5
3 Adeiny Hechavarría, R (1, 6) OBP: 0.275, SLG: 0.320	B FC 84 B CH 80 D CH 80 B SI 88 4-0 6 1B BB	B SI 88 F CH 80 B FC 82 F FC 83 C SI 86 2-3 ③ K		C CU 72 B CU 68 B CH 77 X CH 77 2-1 1-2 1B		C SI 89 B SL 84 F SI 91 B SI 89 F CU 72 X CH 84 2-2 2B				3	0	2	0	1	1	0
6 Jeff Mathis, R (1, 2) OBP: 0.240, SLG: 0.314	B SI 87 B CH 79 F FC 83 B SI 88 F FC 85 X CH 80 3-2 1-3 3-H 1B			F SI 87 B SI 87 F CU 70 X FC 84 1-2 ① L1-3	B SL 82 X FF 93 1-0 ② L8		X SI 89 0-0 ③ G4-3			4	0	1	1	0	0	3
33 Jacob Turner, R (1, 1) OBP: 0.118, SLG: 0.235 50 Chad Qualls, R (8, 1) 9 Juan Pierre, L (8, PH) OBP: 0.286, SLG: 0.296 31 Steve Cishek, R (9, 1)	F SI 88 B SI 87 F SI 88 B SI 88 B SI 88 F FF 88 X SI 88 3-2 ③ G4-3			C SI 88 B CH 82 X SI 85 1-1 3B	S FF 94 C FF 94 F FF 95 T FF 93 0-2 ③ K			B SI 90 C SL 85 B SL 83 F SL 82 B FF 89 X CU 77 3-2 27 F9 59 1B 30 1B 1B	3 0 1 1	0 0 1 0	1 0 1 0	0 0 0 0	1 0 0 0	0 0 0 0	4 0 0 0
Inning Stats	R: 4 E: 0 K: 1 S: 18 H: 4 LOB: 2 BB: 2 P: 37	R: 0 E: 0 K: 0 S: 9 H: 0 LOB: 1 BB: 1 P: 16	R: 0 E: 0 K: 1 S: 9 H: 0 LOB: 0 BB: 0 P: 12	R: 0 E: 0 K: 1 S: 11 H: 1 LOB: 3 BB: 2 P: 26	R: 0 E: 0 K: 1 S: 12 H: 2 LOB: 2 BB: 0 P: 18	R: 0 E: 0 K: 0 S: 10 H: 0 LOB: 1 BB: 1 P: 17	R: 0 E: 1 K: 0 S: 8 H: 1 LOB: 1 BB: 0 P: 10	R: 2 E: 0 K: 0 S: 13 H: 3 LOB: 2 BB: 1 P: 22		1B: 7 2B: 3 3B: 1 HR: 0 SF: 0 SAC: 0 DP: 1 HBP: 0						

	AB	35
	R	6
	H	11
	RBI	6
	BB	7
	SO	4
	LOB	23

WP: 0 PA: 42
PB: 0
SB: 0
CS: 0

PITCHER		IP	WLS	BF	H	R	ER	SO	BB	IBB	HBP	BLK	WP	HR	S	P	ERA	WHIP
28 Paul Maholm, L ERA: 3.98	(1, 1)	4.1	L	25	7	4	4	3	5	0	0	0	0	0	54	103	8.31	2.769
48 David Carpenter, R ERA: 1.93	(5, 1)	1.2		6	0	0	0	1	1	0	0	0	0	0	15	23	0.00	0.600
20 Luis Ayala, R ERA: 6.0	(7, 1)	1.1		7	3	2	2	0	0	0	0	0	0	0	13	20	13.50	2.250
38 Anthony Varvaro, R ERA: 2.74	(8, 1)	0.2		4	1	0	0	0	1	0	0	0	0	0	8	12	0.00	3.000

PITCHER	IP	WLS	BF	H	R	ER	SO	BB	IBB	HBP	BLK	WP	HR	S	P	ERA	WHIP

Washington Nationals @ Miami Marlins

Marlins Park, Miami, FL

Fri Jul 12 2013, 7:13 PM - 10:19 PM EDT

Att. 16,861 - Roof Closed - 77 F

livebaseballscorecards.com

Batter	1	2	3	4	5	6	7	8	9	AB	R	H	RBI	BB	SO	LOB
2 Denard Span, L (1, 8) OBP: 0.315, SLG: 0.351	B FF 97 B FF 98 C FF 97 F FF 98 B FF 98 B FF 98 4-2 20 1B 25 2B BB	B FF 96 B FF 96 X FF 96 2-0 ② F8			X FF 92 0-0 ① P4		X SI 94 0-0 20 S 1B		B SI 93 C SI 93 C SL 87 B SL 87 F SI 95 C SL 87 2-3 ① K	4	1	1	0	1	1	2
20 Ian Desmond, R (1, 6) OBP: 0.326, SLG: 0.490	C FF 97 B FF 98 1 SAFE B FF 97 X FF 96 2-1 34 BB 25 2B 1-3 1B	S SL 88 F FF 96 B CU 78 S SL 88 1-3 ③ K			C FF 94 B FF 95 C FF 96 B CU 78 X FF 96 2-2 ② G2-3		C SL 82 S SL 83 B SI 94 B SL 84 B SI 93 B SI 93 4-2 1-2 BB		C SI 95 S SL 84 S SL 89 0-3 ② K	4	1	1	0	1	2	2
34 Bryce Harper, L (1, 7) OBP: 0.374, SLG: 0.534	B FF 96 B SL 86 F FF 96 B FF 96 B FF 96 4-1 25 2B 28 G6-3 1-2 BB		C FF 94 C CU 76 T SL 89 0-2 ① K		C CU 76 B FF 97 B SL 87 X SL 85 2-1 ③ F9		S SL 89 B FF 96 B SL 89 B FF 95 F FF 96 X FF 97 3-2 ③ F8		B SI 95 D SI 95 S SI 94 B SI 96 B SI 94 4-1 1-2 BB	3	1	0	0	2	1	2
11 Ryan Zimmerman, R (1, 5) OBP: 0.349, SLG: 0.459	F FF 98 S SL 90 F FF 98 C SL 90 0-3 ① K		B FF 96 B FF 96 S FF 96 F SL 89 X FF 97 2-2 ② G6-3			B FF 92 F FF 93 B SL 87 B SL 84 F FF 95 X FF 96 3-2 ① F9		C SI 94 X SL 89 0-1 ① G5-3	X SI 95 0-0 ③ G5-3	5	0	0	0	0	1	5
25 Adam LaRoche, L (1, 3) OBP: 0.331, SLG: 0.430	F FF 98 B FF 98 D CH 91 X FF 97 2-1 1-3 2-H 3-H 2B		F FF 96 B CU 78 X FF 96 1-1 ③ L8			C FF 95 C SL 88 C SL 88 0-3 ② K		S SL 87 B SL 88 F FF 95 F SL 90 C SL 88 1-3 ② K		4	0	1	2	0	2	0
28 Jayson Werth, R (1, 9) OBP: 0.364, SLG: 0.471	B SL 88 C FF 97 B SL 88 F FF 97 F SL 89 F SL 88 F FF 97 X FF 96 2-2 ② G6-3 3-H			B FF 96 C SL 85 X SL 87 1-1 ① F8		B FF 96 B FF 95 B FF 95 C FF 94 C FF 94 B FF 97 4-2 BB		B SI 96 C FF 95 B FF 95 X SL 90 2-1 2B		3	0	1	1	1	0	1
6 Anthony Rendon, R (1, 4) OBP: 0.351, SLG: 0.449	X FF 97 0-0 ③ F9			C SL 86 B FF 96 X FF 96 1-1 ② G4-3		B FF 93 X FF 93 1-0 ③ L8		B FF 95 T FF 94 B FF 95 B FF 95 B FF 96 4-1 BB		3	0	0	0	1	0	2
40 Wilson Ramos, R (1, 2) OBP: 0.355, SLG: 0.549		B FF 96 F FF 96 B FF 96 F FF 94 B SL 88 B FF 96 4-2 37 SH2-4 BB		B SL 86 S FF 94 X FF 96 1-1 1B			F SI 92 B SI 93 X SL 82 1-1 ① G1-3	C SI 96 C SI 95 D SL 88 F SL 88 X SI 97 1-2 ③ G1-3		3	0	1	0	1	0	2
37 Stephen Strasburg, R (1, 1) OBP: 0.194, SLG: 0.233 43 Ross Ohlendorf, R (3, 1) 33 Roger Bernadina, L (7, PH) OBP: 0.247, SLG: 0.283 58 Fernando Abad, L (7, 1) 1 Steve Lombardozzi, S (9, PH) OBP: 0.253, SLG: 0.302		B FF 94 L FF 93 L FF 91 X FF 94 1-2 ① SH2-4 1-2		B FF 94 C FF 95 F FF 94 S FF 96 1-3 ③ K			C SI 92 F SL 84 B SI 94 S SL 83 1-3 ② K		X SI 94 0-0 34 DI 1B	0 1 1 0 1	0 0 0 0 0	0 0 0 0 1	0 0 0 0 0	0 1 0 0 0	0 1 1 0 0	0 1 0 0 0

	AB	R	H	RBI	BB	SO	LOB
AB	32						
R	3						
H	6						
RBI	3						
BB	7						
SO	9						
LOB	17						

Inning Stats	1	2	3	4	5	6	7	8	9
	R: 3 E: 0 K: 1 S: 18	H: 2 LOB: 1 BB: 2 P: 32	R: 0 E: 0 K: 1 S: 9	H: 0 LOB: 1 BB: 1 P: 17	R: 0 E: 0 K: 1 S: 8	H: 0 LOB: 0 BB: 0 P: 11	R: 0 E: 0 K: 1 S: 9	H: 1 LOB: 1 BB: 0 P: 13	R: 0 E: 0 K: 0 S: 6	H: 0 LOB: 0 BB: 0 P: 10	R: 0 E: 0 K: 1 S: 9	H: 0 LOB: 1 BB: 1 P: 17	R: 0 E: 0 K: 1 S: 11	H: 1 LOB: 2 BB: 1 P: 20	R: 0 E: 0 K: 1 S: 13	H: 1 LOB: 2 BB: 1 P: 21	R: 0 E: 0 K: 2 S: 10	H: 1 LOB: 2 BB: 1 P: 16

| | | | | | |

BOTTOM

Washington Nationals @ Miami Marlins

Marlins Park, Miami, FL

Fri Jul 12 2013, 7:13 PM - 10:19 PM EDT

Att. 16,861 - Roof Closed - 77 F

livebaseballscorecards.com

Batter	1	2	3	4	5	6	7	8	9	AB	R	H	RBI	BB	SO	LOB
20 Justin Ruggiano, R (1, 7) OBP: 0.290, SLG: 0.392	B SI 91 B FF 95 C SI 94 B SI 95 B SI 95 B FF 95 4-1 5 BB 27 S 48 3B BB	D CU 80 B SI 95 X SI 94 2-0 FC6-4 1-2f	S FF 94 B SL 82 B SL 82 S FF 94 B FF 95 F FF 92 F SL 81 B FF 94 4-2 59 FC5-4 1-2 BB			B FF 86 S FF 88 F SL 79 S FF 92 1-3 ② K		X SI 92 0-0 ② G6-3		3	1	0	0	2	1	2
59 Ed Lucas, R (1, 5) OBP: 0.360, SLG: 0.331 (8, 4)	C SI 92 D CU 80 X SI 94 1-1 ① F9	C SI 93 B SI 94 C CU 79 B CU 80 F CU 79 F FF 95 B CH 87 B FF 95 4-2 27 HR BB	B FF 93 B FF 94 F FF 92 X FF 93 2-1 ③ FC5-4 1-2f			F FF 90 B SL 80 C SL 78 F SL 80 B FF 92 B SL 80 B FF 91 4-2 BB		C SI 93 X CH 81 0-1 1B		3	1	1	0	2	0	3
27 Giancarlo Stanton, R (1, 9) OBP: 0.358, SLG: 0.448	B SI 94 B CU 78 B FF 96 C FF 95 B CU 78 4-1 5 BB 48 3B 1-2 BB	C FF 94 C SI 95 F CU 79 B SI 92 D CU 79 B FF 95 X FF 96 3-2 1-H HR		C FF 90 B SL 81 B FF 92 S SL 80 F FF 93 F SL 81 B SL 82 S SL 82 3-3 ① K		C SL 80 B SL 79 B FF 91 S FF 93 F FF 93 S SL 81 2-3 ③ K		B SI 92 X FF 93 1-0 ③ P3		4	2	1	2	1	2	2
5 Logan Morrison, L (1, 3) OBP: 0.376, SLG: 0.537	F SI 94 B SI 93 F CH 87 B CU 80 B CU 79 F FF 94 B FF 94 4-2 48 3B 1-2 2-3 BB	F FF 96 B CH 88 S CH 86 B SI 95 F CU 80 T SI 96 2-2 ① K		X SL 82 0-0 ② G1-4-3			B KC 75 C KC 76 B FF 95 S FF 94 S FF 95 2-3 ① K			3	1	0	0	1	2	0
48 Marcell Ozuna, R (1, 8) OBP: 0.306, SLG: 0.407	B FF 95 X SI 94 1-0 51 1B 1-H 2-H 3-H 3B	C CU 80 B FF 96 S CU 79 B CU 80 F SI 96 B FF 97 X FF 95 3-2 ② G6-3		C SL 80 S SL 81 B SL 81 S SL 82 1-3 ③ K			C CH 77 B FF 95 C KC 80 B KC 79 S CH 76 2-3 ② K			4	1	1	3	0	2	0
51 Derek Dietrich, L (1, 4) OBP: 0.288, SLG: 0.418 50 Chad Qualls, R (8, 1)	B CU 80 B FF 96 X SI 95 2-0 3 1B 24 1B 3-H 1B	B FF 97 X SI 95 1-0 ③ F8			S FF 90 F FF 89 F SL 79 X FF 92 0-2 ① P2		B FF 93 C KC 79 S KC 81 X SI 96 1-2 3 2B 1B			4 0	2 0	2 0	1 0	0 0	0 0	0 0
3 Adeiny Hechavarría, R (1, 6) OBP: 0.278, SLG: 0.326	1 SAFE B SI 92 X SI 92 1-0 24 1B 1-3 1B		C FF 93 X SL 81 0-1 ① L4		C FF 90 X SL 79 0-1 ② L5		C SI 92 X KC 80 0-1 1-H 2B			4	0	2	1	0	0	0
19 Rob Brantly, L (1, 2) OBP: 0.295, SLG: 0.308	C CH 87 F SI 93 S CU 80 0-3 ② K		B FF 93 X FF 94 1-0 24 FC2-6 1B		C FF 91 F SL 81 B SL 82 B FF 93 B SL 82 F FF 91 X SL 81 3-2 ③ G3		C KC 81 C KC 81 X KC 80 0-2 ③ G6-3			4	0	1	0	0	1	3
24 Nathan Eovaldi, R (1, 1) OBP: 0.091, SLG: 0.091 9 Juan Pierre, L (6, PH) OBP: 0.285, SLG: 0.295 58 Ryan Webb, R (7, 1) 40 Mike Dunn, L (7, 1) 30 Placido Polanco, R (8, 5) OBP: 0.311, SLG: 0.297	B FF 94 C FF 93 X SI 93 1-1 20 FC6-4 1-2 3-H 1B		B FF 93 C FF 94 M FF 93 X FF 95 1-2 ② FC2-6 20 BB 1-2f			C FF 88 B FF 89 X SL 77 1-1 ① F9		C SI 90 B SI 92 F SI 92 F FF 94 F SI 93 X SI 93 1-2 ① G5-3		2 1 0 0 1	0 0 0 0 0	1 0 0 0 0	1 0 0 0 0	0 0 0 0 0	0 0 0 0 0	1 0 0 0 0
Inning Stats	R: 5 E: 0 K: 1 S: 16 H: 4 LOB: 2 BB: 3 P: 36	R: 2 E: 0 K: 1 S: 17 H: 1 LOB: 0 BB: 1 P: 30	R: 0 E: 0 K: 0 S: 12 H: 1 LOB: 2 BB: 1 P: 20	R: 0 E: 0 K: 2 S: 9 H: 0 LOB: 0 BB: 0 P: 13	R: 0 E: 0 K: 0 S: 10 H: 0 LOB: 0 BB: 0 P: 13	R: 0 E: 0 K: 2 S: 12 H: 0 LOB: 1 BB: 0 P: 20	R: 1 E: 0 K: 2 S: 14 H: 2 LOB: 1 BB: 0 P: 19	R: 0 E: 0 K: 0 S: 9 H: 1 LOB: 1 BB: 0 P: 11		1B: 6 2B: 1 3B: 1 HR: 1	SF: 0 SAC: 0 DP: 0 HBP: 0		WP: 0 PB: 0 SB: 1 CS: 0	PA: 39		

	AB	33
	R	8
	H	9
	RBI	8
	BB	6
	SO	8
	LOB	11

PITCHER		IP	WLS	BF	H	R	ER	SO	BB	IBB	HBP	BLK	WP	HR	S	P	ERA	WHIP
37 Stephen Strasburg, R ERA: 2.99	(1, 1)	2.0	L	15	5	7	7	2	4	0	0	0	0	1	33	66	31.50	4.500
43 Ross Ohlendorf, R ERA: 1.74	(3, 1)	4.0		15	1	0	0	4	2	0	0	0	0	0	43	66	0.00	0.750
58 Fernando Abad, L ERA: 1.83	(7, 1)	2.0		9	3	1	1	2	0	0	0	0	0	0	23	30	4.50	1.500

PITCHER		IP	WLS	BF	H	R	ER	SO	BB	IBB	HBP	BLK	WP	HR	S	P	ERA	WHIP

Batter	1	2	3	4	5	6	7	8	9	10	AB	R	H	RBI	BB	SO	LOB
2 Denard Span, L (1, 8) OBP: 0.316, SLG: 0.348	C FF 93 B CU 81 B FF 94 B FF 94 B FF 93 4-1 20 CS BB		B CU 80 F FF 92 C CU 83 F CU 85 F CU 84 B FF 95 F CU 84 F CU 83 B FF 95 4-2 B FF 95 BB		B CU 82 X CH 86 1-0 ② G4-3 2-3		1 SAFE C SL 82 B SI 91 F SI 92 B SL 83 C SI 93 2-3 ③ K 1-2			X SI 92 0-0 ① FC2-6 7 WP 20 1B 1-2f	3	0	0	0	2	1	3
20 Ian Desmond, R (1, 6) OBP: 0.327, SLG: 0.487	S FF 95 1 SAFE 1 SAFE B FF 96 C FF 95 S CU 85 1-3 ①② K 1-2		X CU 84 0-0 ③ L8		C FF 97 F FF 97 B FF 97 F FF 98 C CU 84 1-3 ③ K			B SI 91 B SI 91 F SI 91 B SI 92 B SI 91 4-1 11 CS BB		S SI 93 C SI 93 F SL 85 1 SAFE B SL 84 F SI 92 X SI 92 1-2 7 WP 1-2 1B	4	0	1	0	1	2	4
34 Bryce Harper, L (1, 7) OBP: 0.372, SLG: 0.526 7 Scott Hairston, R (8, 7) OBP: 0.235, SLG: 0.425	B CU 80 C FF 96 B CU 82 F FF 95 F CU 83 X CU 84 2-2 ③ G6-3			B CU 81 S CU 82 F CU 82 B FF 95 B CH 83 B FF 94 4-2 25 1B 28 SF8 BB		B SI 94 B FF 95 C FF 95 C FF 95 C FF 96 2-3 ① K		C FF 92 S SL 82 F SL 83 C FF 92 0-3 ① K		C SL 84 C SL 83 B SL 85 F SI 92 F SL 82 F SL 84 B SL 84 S SI 92 2-3 ② K 1-2 2-3	3	1	0	0	1	2	1
											1	0	0	0	0	1	2
11 Ryan Zimmerman, R (1, 5) OBP: 0.350, SLG: 0.458 35 Craig Stammen, R (10, 1)		C FF 93 B SI 92 F FF 95 X FF 94 2-1 25 G3-6 1B		1 SAFE 1 SAFE B CU 82 C FF 94 B SI 93 S CU 81 X SI 92 2-2 ① P6		C FF 96 B FF 97 X CU 83 1-1 1B		B SI 93 1 SAFE B SI 92 C FF 93 S FF 91 F FF 93 F FF 94 1 SAFE B FF 93 3-2 ②③ X FF 92 F9 1-2		C SI 93 S SL 84 S SL 83 0-3 ③ K	5	0	2	0	0	1	4
											0	0	0	0	0	0	0
25 Adam LaRoche, L (1, 3) OBP: 0.330, SLG: 0.427		C SI 92 B CH 85 D FF 94 B SI 91 X SI 92 3-1 ①② G3-6 1-2f		C CU 82 F FF 94 B CH 86 X CU 83 1-2 28 SF8 1-3 1B		B FF 93 S CH 86 C FF 95 F CU 83 X CU 82 1-2 ② P6			S CH 85 B CH 85 B FF 94 F CH 84 S SL 81 2-3 ① K		4	0	1	0	0	1	2
28 Jayson Werth, R (1, 9) OBP: 0.362, SLG: 0.467		B FF 96 C CU 82 X CU 83 1-1 ③ F7		F FF 97 C FF 97 B FF 95 B CU 87 X CU 86 2-2 ② SF8 1-2 3-H		F CU 82 C CU 84 B FF 96 F FF 95 X CU 82 1-2 ③ F7			C SL 81 B SL 81 B FF 94 S FF 95 B FF 97 F SL 81 B FF 94 4-2 BB		2	0	0	1	1	0	1
1 Steve Lombardozzi, S (1, 4) OBP: 0.247, SLG: 0.295			B FF 94 F FF 94 X FF 94 1-1 ① G6-3	F FF 96 B CH 87 C CU 82 S CU 86 1-3 ③ K			X SI 91 0-0 ① L8		C CH 84 1 SAFE F FF 93 S SL 83 0-3 ② K		4	0	0	0	0	2	2
40 Wilson Ramos, R (1, 2) OBP: 0.350, SLG: 0.533			F FF 96 S FF 97 X CU 84 0-2 15 SH1 1B		B CU 79 C CU 82 B FF 95 X CU 82 2-1 E5 2 G4-3 15 SH3		F SI 91 B SI 92 S SI 92 F SI 92 X SL 82 1-2 ② L6		1 SAFE T FF 93 C FF 94 F FF 94 D SL 83 B FF 94 S SL 82 2-3 ③ K		4	0	1	0	0	1	1
15 Dan Haren, R (1, 1) OBP: 0.185, SLG: 0.259 33 Roger Bernadina, L (7, PH) OBP: 0.252, SLG: 0.288 22 Drew Storen, S (7, 1) 36 Tyler Clippard, R (8, 1) 29 Rafael Soriano, R (9, 1) 18 Chad Tracy, L (10, PH) OBP: 0.188, SLG: 0.268 (10, 5)			L FF 92 B FF 94 D FF 93 X FF 93 2-1 ② SH1 1-2		B FF 93 X FF 91 1-0 ① SH3 1-2		C SL 83 B SI 92 C SL 83 X SI 92 1-2 2 S 1B			C SL 83 X SL 84 0-1 2 FC2-6 1B	0	0	0	0	0	0	0
											1	0	1	0	0	0	0
											0	0	0	0	0	0	0
											0	0	0	0	0	0	0
											0	0	0	0	0	0	0
											1	0	1	0	0	0	0

Inning Stats	1	2	3	4	5	6	7	8	9	10
	R: 0 E: 0 K: 1 S: 8 H: 0 LOB: 0 BB: 1 P: 15	R: 0 E: 0 K: 0 S: 6 H: 1 LOB: 0 BB: 0 P: 12	R: 0 E: 0 K: 0 S: 14 H: 1 LOB: 2 BB: 1 P: 21	R: 1 E: 0 K: 1 S: 14 H: 1 LOB: 1 BB: 1 P: 24	R: 0 E: 1 K: 1 S: 8 H: 0 LOB: 1 BB: 0 P: 13	R: 0 E: 0 K: 1 S: 13 H: 1 LOB: 1 BB: 0 P: 18	R: 0 E: 0 K: 1 S: 11 H: 1 LOB: 1 BB: 0 P: 15	R: 0 E: 0 K: 1 S: 10 H: 0 LOB: 0 BB: 1 P: 17	R: 0 E: 0 K: 3 S: 13 H: 0 LOB: 1 BB: 1 P: 21	R: 0 E: 0 K: 2 S: 17 H: 2 LOB: 2 BB: 0 P: 20

PITCHER	IP	WLS	BF	H	R	ER	SO	BB	IBB	HBP	BLK	WP	HR	S	P	ERA	WHIP
16 José Fernández, R (1, 1) ERA: 2.75	6.0		24	4	1	1	4	3	0	0	0	0	0	63	103	1.50	1.167
58 Ryan Webb, R (7, 1) ERA: 3.14	1.0		5	1	0	0	1	1	0	0	0	0	0	12	20	0.00	2.000
43 Dan Jennings, L (8, 1) ERA: 3.38	1.0		2	0	0	0	1	0	0	0	0	0	0	9	12	0.00	0.000
44 AJ Ramos, R (9, 1) ERA: 3.61	1.0		4	0	0	0	3	1	0	0	0	0	0	13	21	0.00	1.000
31 Steve Cishek, R (10, 1) ERA: 2.68	1.0	W	5	2	0	0	2	0	0	0	0	1	0	17	20	0.00	2.000

PITCHER	IP	WLS	BF	H	R	ER	SO	BB	IBB	HBP	BLK	WP	HR	S	P	ERA	WHIP

TOP

Washington Nationals @ Miami Marlins

Marlins Park, Miami, FL

Sat Jul 13 2013, 7:17 PM - 10:39 PM EDT

Att. 20,057 - Roof Closed - 75 F

livebaseballscorecards.com

AB	32
R	1
H	7
RBI	1
BB	5
SO	11
LOB	20

1B: 7	SF: 1	WP: 1	PA: 40
2B: 0	SAC: 2	PB: 0	
3B: 0	DP: 1	SB: 1	
HR: 0	HBP: 0	CS: 2	

Batter	1	2	3	4	5	6	7	8	9	10	AB	R	H	RBI	BB	SO	LOB
20 Justin Ruggiano, R (1, 7) OBP: 0.289, SLG: 0.387	F SI 89 F SI 89 B FC 86 X FC 84 1-2 ① G5-3		B FC 87 B FC 86 C SI 89 B FC 85 F SI 89 T FF 89 3-2 ② K		X FC 85 0-0 ③ L9			B FF 92 T FF 92 F FC 84 B FF 92 X FF 92 2-2 ② L6		4-0 59 FC4-6 IBB	4	0	0	0	1	1	3
59 Ed Lucas, R (1, 5) (10, 4) OBP: 0.347, SLG: 0.318	C SI 90 F FC 86 B FC 84 F FS 82 S FS 83 1-3 ② K		C FC 85 D FS 83 X FS 83 1-1 ③ G6-3			F SI 88 B KC 78 F FC 84 X FS 82 1-2 ① P4		F FF 91 C FC 83 F FF 91 F CH 81 S FF 91 0-3 ③ K		X FC 87 0-0 ② FC4-6 1-2f 3-H	5	0	0	1	0	2	4
27 Giancarlo Stanton, R (1, 9) OBP: 0.361, SLG: 0.465	B FC 86 B FC 85 C FC 85 B FC 85 X FC 85 3-1 1B			C FC 86 B SI 88 B FS 83 B FC 85 F FF 88 F FS 82 F FF 90 S FS 83 3-3 ① K		B FC 86 C FF 89 S FC 87 B FF 88 B FS 84 C FC 86 3-3 ② K			F FF 92 B SL 83 C SL 82 X FF 93 1-2 HR		4	1	2	1	0	2	0
5 Logan Morrison, L (1, 3) OBP: 0.371, SLG: 0.518	C SI 89 B FS 82 D KC 81 T SI 89 C FS 81 2-3 ③ K			B SI 90 B FS 83 B SI 88 B SI 86 4-0 BB		B KC 77 X FF 88 1-0 ③ F8			C SI 92 B FF 90 S SI 92 S SI 92 1-3 ① K		3	0	0	0	1	2	1
48 Marcell Ozuna, R (1, 8) OBP: 0.305, SLG: 0.402		C FC 86 B FC 86 C FF 89 B FC 85 F FS 81 F FF 90 S FS 82 2-3 ① K		X FC 85 0-0 ② L9			B SL 82 B FF 94 B FF 94 C FF 94 B FF 94 4-1 3 G6-4-3 BB		B FF 92 C FF 92 X SL 83 1-1 ② F9		3	0	0	0	1	1	1
51 Derek Dietrich, L (1, 4) OBP: 0.282, SLG: 0.409 31 Steve Cishek, R (10, 1)	C SI 89 B FS 83 X FS 82 1-1 ② G1-3		B SI 89 C SI 89 X SI 89 1-1 ③ L8				C FF 95 F FF 95 1 SAFE C SL 83 0-3 ① K		F SI 93 X SI 94 0-1 ③ G3-1		4 0	0 0	0 0	0 0	0 0	1 0	2 0
3 Adeiny Hechavarría, R (1, 6) OBP: 0.274, SLG: 0.322	F SI 89 B SI 90 F FC 85 B FF 90 F FF 89 B FF 91 F SI 90 S FF 91 3-3 ③ K		F FF 88 B SI 88 B FC 86 F FF 89 X FF 89 2-2 ① F8				X FF 95 0-0 ②③ G6-4-3 1-2f		C FF 92 B FC 88 F FF 92 X FF 92 1-2 E5 30 SH1-4 59 FC4-6		4	1	0	0	0	1	1
6 Jeff Mathis, R (1, 2) OBP: 0.270, SLG: 0.330			F FF 87 B SI 89 B FC 85 X SI 89 2-1 16 SH3-4 1B		C FC 86 X FS 83 0-1 16 SH3-4 1B			B FF 91 C FF 91 L FC 84 B FF 92 B CH 79 B FF 91 4-2 BB		L FC 85 D FC 86 B FC 86 C B FC 86 B FF 91 4-2 30 SH1-4 BB	2	0	2	0	2	0	0
16 José Fernández, R (1, 1) OBP: 0.172, SLG: 0.207 58 Ryan Webb, R (7, 1) 43 Dan Jennings, L (8, 1) 17 Donovan Solano, R (8, PH) OBP: 0.318, SLG: 0.311 44 AJ Ramos, R (9, 1) 30 Placido Polanco, R (10, 5) OBP: 0.311, SLG: 0.297			M FC 84 B FC 84 X SI 88 1-1 ① SH3-4 1-2		X FF 88 0-0 ② SH3-4 1-2			L FF 91 T FF 91 S FF 91 0-3 ① K		X 0-0 ① SH1-4 1-2 2-3	0 0 0 1 0 0	0 0 0 0 0 0	0 0 0 0 0 0	0 0 0 0 0 0	0 0 0 1 0 0	0 0 0 1 0 0	0 0 0 1 0 0
Inning Stats	R: 0 H: 1 E: 0 LOB: 1 K: 2 BB: 0 S: 12 P: 19	R: 0 H: 0 E: 0 LOB: 0 K: 2 BB: 0 S: 12 P: 18	R: 0 H: 1 E: 0 LOB: 1 K: 1 BB: 0 S: 9 P: 16	R: 0 H: 0 E: 0 LOB: 1 K: 1 BB: 1 S: 8 P: 16	R: 0 H: 1 E: 0 LOB: 1 K: 0 BB: 0 S: 7 P: 9	R: 0 H: 0 E: 0 LOB: 0 K: 1 BB: 0 S: 7 P: 12	R: 0 H: 0 E: 0 LOB: 0 K: 1 BB: 1 S: 5 P: 9	R: 0 H: 0 E: 0 LOB: 1 K: 2 BB: 1 S: 13 P: 19	R: 1 H: 1 E: 0 LOB: 0 K: 1 BB: 0 S: 10 P: 13	R: 1 H: 0 E: 1 LOB: 3 K: 0 BB: 2 S: 7 P: 16	1B: 3 2B: 0 3B: 0 HR: 1	SF: 0 SAC: 3 DP: 1 HBP: 0						

PITCHER		IP	WLS	BF	H	R	ER	SO	BB	IBB	HBP	BLK	WP	HR	S	P	ERA	WHIP
15 Dan Haren, R ERA: 5.61	(1, 1)	6.0		22	3	0	0	7	1	0	0	0	0	0	55	90	0.00	0.667
22 Drew Storen, R ERA: 4.89	(7, 1)	1.0	H	3	0	0	0	1	1	0	0	0	0	0	5	9	0.00	1.000
36 Tyler Clippard, R ERA: 2.04	(8, 1)	1.0	H	4	0	0	0	2	1	0	0	0	0	0	13	19	0.00	1.000
29 Rafael Soriano, R ERA: 2.31	(9, 1)	1.0	B	4	1	1	1	1	0	0	0	0	0	1	10	13	9.00	1.000
35 Craig Stammen, R ERA: 3.7	(10, 1)	0.2	L	5	0	1	0	0	1	1	0	0	0	0	7	16	0.00	1.500

PITCHER	IP	WLS	BF	H	R	ER	SO	BB	IBB	HBP	BLK	WP	HR	S	P	ERA	WHIP

BOTTOM

Washington Nationals @ Miami Marlins

Marlins Park, Miami, FL

Sat Jul 13 2013, 7:17 PM - 10:39 PM EDT

Att. 20,057 - Roof Closed - 75 F

livebaseballscorecards.com

AB	30
R	2
H	4
RBI	2
BB	5
SO	11
LOB	13

WP: 0 PA: 38
PB: 0
SB: 0
CS: 0

Batter	1	2	3	4	5	6	7	8	9	10	AB	R	H	RBI	BB	SO	LOB
34 Bryce Harper, L (1, 7) OBP: 0.371, SLG: 0.522	X FF 95 0-0 ① G4-3		B SI 93 B SI 92 X SI 92 2-0 6 L8 2B		F SI 91 F FF 90 B SI 94 S SL 84 1-3 ① K		B FF 88 B FF 93 F SI 89 C SI 92 B SL 84 B SL 85 4-2 6 2B BB		F FF 94 B SL 90 X SL 88 1-1 ① F7	F SL 80 D SL 81 C FF 90 X SL 82 1-2 ③ G1	5	1	1	0	1	1	1
6 Anthony Rendon, R (1, 4) OBP: 0.352, SLG: 0.460	B FF 95 B FF 95 B FF 93 C FF 93 X SI 92 3-1 ② L3		C SL 82 F FF 94 B SL 85 X SI 94 1-2 ② L8 2-3		B FF 94 X SI 93 1-0 2B		B SL 79 B SI 90 C SI 93 B SI 92 X SI 92 3-1 25 BB 1-H 2B		B SI 91 C SI 92 B SL 84 C SI 92 C SI 91 2-3 ② K		5	0	2	1	0	1	1
11 Ryan Zimmerman, R (1, 5) OBP: 0.351, SLG: 0.453	C FF 95 B SI 95 C FF 95 X SI 94 1-2 ③ G1-4-3		C FF 95 B SI 95 B FF 95 B SL 86 B SI 95 4-1 BB		C SI 92 D SL 84 S SL 84 S SL 83 1-3 ② K		B FF 91 B FF 91 B CU 78 C FF 94 B CU 79 4-1 25 BB BB		X SL 82 0-0 ③ F7		3	0	0	0	2	1	1
25 Adam LaRoche, L (1, 3) OBP: 0.331, SLG: 0.425		C SI 91 X SI 92 0-1 2 2B 1B	C SI 91 X SI 93 0-1 ③ F8		X SI 91 0-0 ③ G3		D CH 83 B FF 92 F FF 91 B FF 91 B FF 93 4-1 1-2 2-3 BB			X SI 93 0-0 ① G4-3	4	1	1	0	1	0	3
28 Jayson Werth, R (1, 9) OBP: 0.363, SLG: 0.466 33 Roger Bernadina, L (10, 9) OBP: 0.252, SLG: 0.288		C SI 92 B SI 92 B SI 92 F SI 93 F FF 94 X SL 82 2-2 ① L8		B FF 91 C SI 92 B SL 85 B SL 84 C SI 93 X SI 94 3-2 ① 1B		C SL 78 F SI 92 F SI 92 F SL 86 X SI 92 0-2 ① L5	C FF 94 F FF 94 D SL 82 B SL 81 X FF 93 2-2 ③ F8			B SI 91 B SL 84 B SI 91 C SI 90 C SI 92 X SI 92 3-2 20 FC6-4 1B	5 0	0 0	2 0	0 0	0 0	0 0	4 0
20 Ian Desmond, R (1, 6) OBP: 0.328, SLG: 0.486		1 SAFE C SI 93 F FF 95 S SL 89 0-3 ② K		B SL 85 F FF 93 B FF 94 X FF 95 2-1 2 1B 38 1B 1B		S SL 84 X FF 94 0-1 ② P3		B FF 94 T FF 94 X FF 94 1-1 2 FC5-6 1B		S SL 82 F SI 83 F SI 91 F SI 84 X SL 84 0-2 ② FC6-4 1-2f 2 2B	5	1	2	0	0	1	2
2 Denard Span, L (1, 8) OBP: 0.320, SLG: 0.358		C SI 94 B FF 96 F SI 92 B SL 85 X SI 95 3-2 1-H 2B		C SI 92 1 SAFE 1 SAFE 1 SAFE F FF 92 X SL 83 0-2 38 1B 1-2 1B		X SI 93 0-0 ③ G6-3		X FF 94 0-0 ① FC5-6 1-2f		1 SAFE B SI 92 F SI 91 B SI 91 X SL 83 2-1 40 1B 1-H 2B	5	1	3	2	0	0	1
40 Wilson Ramos, R (1, 2) OBP: 0.341, SLG: 0.513		C SI 94 B FF 94 B SI 94 F SL 86 X SL 86 2-2 ③ G6-3		X SI 92 0-0 ② L9			X FF 92 0-0 ① G6-3	B FF 93 F FF 95 S FF 95 F FF 95 1 SAFE X SL 88 1-2 ② P4		S SL 82 B SI 92 X SL 81 1-1 18 2B 2-H 1B	5	1	1	1	0	0	4
38 Taylor Jordan, R (1, 1) 1 Steve Lombardozzi, S (7, PH) 46 Ian Krol, L (7, 1) 22 Drew Storen, S (7, 1) 7 Scott Hairston, R (8, PH) 36 Tyler Clippard, R (8, 1) 35 Craig Stammen, R (9, 1) 18 Chad Tracy, L (10, PH) 29 Rafael Soriano, R (10, 1)			S SI 90 C FF 92 X FF 92 0-2 ① G1-3	X SI 93 0-0 ③ 1-2 2-H 1B			B SI 89 F SI 92 X FF 90 1-1 ② F8	C SL 88 B FF 95 F SL 89 F FF 95 F SL 88 T FF 96 1-2 ③ K		C FF 90 X SI 90 0-1 1-H 2B	2 1 0 0 0 1 0 0 1	0 0 0 0 0 0 0 1 0	1 0 0 0 0 0 0 1 0	0 0 0 0 0 0 0 1 0	0 0 0 0 0 1 0 0 0	0 0 0 0 0 1 0 0 0	0 0 0 0 0 1 0 0 0
Inning Stats	R: 0 E: 0 K: 0 S: 6 H: 0 LOB: 0 BB: 0 P: 10	R: 1 E: 0 K: 1 S: 15 H: 2 LOB: 1 BB: 0 P: 22	R: 0 E: 0 K: 0 S: 10 H: 1 LOB: 2 BB: 1 P: 17	R: 0 E: 0 K: 0 S: 10 H: 4 LOB: 2 BB: 0 P: 15	R: 0 E: 0 K: 2 S: 8 H: 1 LOB: 1 BB: 0 P: 11	R: 0 E: 0 K: 0 S: 8 H: 0 LOB: 0 BB: 0 P: 8	R: 1 E: 0 K: 0 S: 12 H: 1 LOB: 3 BB: 3 P: 30	R: 0 E: 0 K: 1 S: 12 H: 1 LOB: 1 BB: 0 P: 15	R: 0 E: 0 K: 1 S: 6 H: 0 LOB: 0 BB: 0 P: 9	R: 3 E: 0 K: 0 S: 18 H: 4 LOB: 1 BB: 0 P: 25	1B: 8 2B: 6 3B: 0 HR: 0 SF: 0 SAC: 0 DP: 0 HBP: 0						

PITCHER		IP	WLS	BF	H	R	ER	SO	BB	IBB	HBP	BLK	WP	HR	S	P	ERA	WHIP
37 Henderson Alvarez III, R ERA: 4.58	(1, 1)	6.2		29	9	2	2	3	2	0	0	0	0	0	64	98	2.70	1.650
44 AJ Ramos, R ERA: 3.59	(7, 1)	0.1		3	0	0	0	0	2	0	0	0	0	0	5	15	0.00	6.000
40 Mike Dunn, L ERA: 2.83	(8, 1)	1.1		5	1	0	0	1	0	0	0	0	0	0	14	18	0.00	0.750
31 Steve Cishek, R ERA: 3.24	(9, 1)	1.1	L	7	3	3	3	1	0	0	0	0	0	0	17	25	20.25	2.250
43 Dan Jennings, L ERA: 3.32	(10, 1)	0.1		2	1	0	0	0	0	0	0	0	0	0	5	6	0.00	3.000

PITCHER	IP	WLS	BF	H	R	ER	SO	BB	IBB	HBP	BLK	WP	HR	S	P	ERA	WHIP

TOP

Washington Nationals @ Miami Marlins

Marlins Park, Miami, FL

Sun Jul 14 2013, 1:11 PM - 4:50 PM EDT
Att. 19,766 - Roof Closed - 76 F

livebaseballscorecards.com

AB	42
R	5
H	14
RBI	5
BB	4
SO	5
LOB	18

WP: 0 PA: 46
PB: 0
SB: 0
CS: 0

Batter	1	2	3	4	5	6	7	8	9	10	AB	R	H	RBI	BB	SO	LOB
9 Juan Pierre, L (1, 7) OBP: 0.284, SLG: 0.297	B SI 89 C SI 90 B FF 94 X SI 92 2-1 G6-3 ①		B SI 90 B CH 82 X SI 92 2-0 F7 ②		B CH 84 F SI 93 X CH 86 1-1 P6 ②		B SI 95 B FF 94 C FF 93 F SI 93 B CH 87 F FF 94 X FF 94 3-2 F7 ②			C SI 92 B SI 91 B FF 92 F FF 91 F FF 91 X FF 93 2-2 30 G6-3 2B	5	0	1	0	0	0	3
30 Placido Polanco, R (1, 5) OBP: 0.313, SLG: 0.297	X FF 92 0-0 G6-3 ②		B SL 82 F FF 93 B FF 91 C SL 84 H SI 92 3-2 27 1B HBP		B FF 92 B FF 92 F FF 91 B SI 93 X FF 92 3-1 1B		C SL 81 B SL 82 S FF 94 S SI 94 1-3 K ③			B FF 91 C FF 92 F FC 90 B SL 84 X FC 90 2-2 G6-3 ② 2-3	4	0	1	0	0	1	3
27 Giancarlo Stanton, R (1, 9) OBP: 0.357, SLG: 0.458	B FF 93 C SL 85 S SI 91 S SL 86 1-3 K ③		B SL 84 C SL 84 X SL 84 1-1 1-2 2-H 1B ③		C SL 82 F SI 90 D SL 84 B SL 84 S SL 82 2-3 K ③			B CU 74 C FC 84 B CH 79 F FF 92 B CH 79 F CH 80 S FC 84 3-3 K ①		C SL 85 X SL 85 0-1 G3 ③	5	0	1	0	0	3	2
48 Marcell Ozuna, R (1, 8) OBP: 0.308, SLG: 0.404		X FF 91 0-0 3 1B 1B	X SL 83 0-0 51 HR 1B		X SL 81 0-0 P3 ①			F FC 85 C FF 92 F FF 92 S CH 80 0-3 K ②			4	1	2	0	0	1	0
51 Derek Dietrich, L (1, 4) OBP: 0.282, SLG: 0.421 31 Steve Cishek, R (9, 1) 43 Dan Jennings, L (10, 1)		B SI 90 F SI 92 1 SAFE F SI 92 F CH 85 B SI 94 T CH 85 2-2 K ①	L SI 90 X FF 91 0-1 1-H HR		X SI 91 0-0 G6-3 ②			S CH 80 T FF 92 F FF 92 B CH 81 B CH 80 S CH 80 2-3 K ③			4 0 0	1 0 0	1 0 0	2 0 0	0 0 0	2 0 0	1 0 0
3 Adeiny Hechavarría, R (1, 6) OBP: 0.277, SLG: 0.324		B FF 92 X FF 92 1-0 29 G6-3 1-3 1B	C FF 94 S FF 96 B SL 86 B SL 85 F FF 94 X FF 95 2-2 29 G4-6-3 1B		B FF 91 B FF 89 C FF 91 F FF 92 F SL 83 B SL 83 X FF 94 3-2 G5-3 ③				C SI 93 B FC 86 X SI 92 1-1 P4 ①		4	0	2	0	0	0	0
29 Greg Dobbs, L (1, 3) OBP: 0.295, SLG: 0.294		B SI 92 X SI 91 1-0 G6-3 ②③ 1-2f	B SI 89 X SI 91 1-0 G4-6-3 ①② 1-2f				F FF 94 F FF 94 B CU 78 F FF 93 X CU 78 1-2 P3 ①		C SI 94 S SI 93 B SI 93 S SI 92 1-3 K ②		4	0	0	0	0	1	3
6 Jeff Mathis, R (1, 2) OBP: 0.279, SLG: 0.337			B FF 92 S SL 83 F SL 85 X FF 95 1-2 37 SH1-4 27 1B 1B	X SL 82 0-0 G5-3 ③			B FF 95 B FF 94 B FF 93 C FF 90 F FF 90 F FF 94 X FF 94 3-2 17 1B 1B		S FC 87 B SI 93 B FC 87 B SI 92 X SI 94 3-1 G6-3 ③		4	0	2	0	0	0	0
37 Henderson Alvarez III, R (1, 1) 44 AJ Ramos, R (7, 1) 17 Donovan Solano, R (7, PH) OBP: 0.323, SLG: 0.317 40 Mike Dunn, L (8, 1) 59 Ed Lucas, R (9, 4) OBP: 0.345, SLG: 0.315			X FF 90 0-0 SH1-4 ① 1-2		C SI 88 S FF 91 C SL 81 0-3 K ①		B SI 94 C SI 94 B SL 82 B SI 94 F FF 94 F FF 95 X FF 95 3-2 1-2 1B			C FF 92 F FF 89 F SL 83 B FF 92 X SL 83 1-2 G4-3 ①	1 0 1 0 1	0 0 0 0 0	0 0 1 0 0	0 0 0 0 0	0 0 0 0 0	1 0 0 0 0	0 0 0 0 0
Inning Stats	R: 0 E: 0 K: 1 S: 6 H: 0 LOB: 0 BB: 0 P: 9	R: 0 E: 0 K: 1 S: 7 H: 2 LOB: 1 BB: 0 P: 11	R: 0 E: 0 K: 0 S: 9 H: 2 LOB: 2 BB: 0 P: 16	R: 2 E: 0 K: 0 S: 9 H: 3 LOB: 0 BB: 0 P: 12	R: 0 E: 0 K: 2 S: 10 H: 1 LOB: 1 BB: 0 P: 16	R: 0 E: 0 K: 0 S: 6 H: 0 LOB: 0 BB: 0 P: 9	R: 0 E: 0 K: 1 S: 19 H: 2 LOB: 2 BB: 0 P: 30	R: 0 E: 0 K: 3 S: 12 H: 0 LOB: 0 BB: 0 P: 17	R: 0 E: 0 K: 1 S: 7 H: 0 LOB: 0 BB: 0 P: 12	R: 0 E: 0 K: 0 S: 13 H: 1 LOB: 1 BB: 0 P: 18	1B: 9 2B: 1 3B: 0 HR: 1	SF: 0 SAC: 1 DP: 2 HBP: 1	WP: 0 PB: 0 SB: 0 CS: 0	PA: 39			

PITCHER		IP	WLS	BF	H	R	ER	SO	BB	IBB	HBP	BLK	WP	HR	S	P	ERA	WHIP
38 Taylor Jordan, R ERA: 3.32	(1, 1)	6.0		24	8	2	2	4	0	0	1	0	0	1	47	73	3.00	1.333
46 Ian Krol, L ERA: 1.8	(7, 1)	0.1		2	1	0	0	0	0	0	0	0	0	0	8	12	0.00	3.000
22 Drew Storen, R ERA: 4.81	(7, 1)	0.2		3	1	0	0	1	0	0	0	0	0	0	11	18	0.00	1.500
36 Tyler Clippard, R ERA: 1.99	(8, 1)	1.0		3	0	0	0	3	0	0	0	0	0	0	12	17	0.00	0.000
35 Craig Stammen, R ERA: 3.62	(9, 1)	1.0	W	3	0	0	0	1	0	0	0	0	0	0	7	12	0.00	0.000

PITCHER		IP	WLS	BF	H	R	ER	SO	BB	IBB	HBP	BLK	WP	HR	S	P	ERA	WHIP
29 Rafael Soriano, R ERA: 2.25	(10, 1)	1.0	S	4	1	0	0	0	0	0	0	0	0	0	13	18	0.00	1.000

BOTTOM

Washington Nationals @ Miami Marlins

Marlins Park, Miami, FL

Sun Jul 14 2013, 1:11 PM - 4:50 PM EDT
Att. 19,766 - Roof Closed - 76 F

livebaseballscorecards.com

AB	37
R	2
H	11
RBI	2
BB	0
SO	9
LOB	12

MIAMI

Batter	1	2	3	4	5	6	7	8	9	AB	R	H	RBI	BB	SO	LOB
20 Justin Ruggiano, R (1, 7) OBP: 0.285, SLG: 0.381	F SI 87 F SL 84 B SI 88 F CU 73 B SI 89 B SL 85 X SL 84 3-2 ① G5-3		F CU 73 C CH 80 B SL 84 B SL 83 S SI 90 2-3 ① K		S CU 74 F CU 74 B SI 89 C SI 90 1-3 ③ K			B SI 95 T SI 94 X FF 94 1-1 ① F9		4	0	0	0	0	2	1
30 Placido Polanco, R (1, 5) OBP: 0.312, SLG: 0.296	B SI 90 B SI 90 F SI 90 X SI 89 2-1 1B		C SI 89 B CU 75 F SI 89 F SL 82 X SI 90 1-2 ② P4			C SI 90 F CH 80 B SI 89 X SL 83 1-2 ① G6-3		B FF 95 B FF 94 B SI 94 C FF 93 C FF 94 X FF 95 3-2 ② L9		4	0	1	0	0	0	0
27 Giancarlo Stanton, R (1, 9) OBP: 0.351, SLG: 0.449	B SI 88 C SL 84 B CU 74 F SI 89 X SI 88 2-2 ② F8		B SL 84 C CH 82 C SI 89 B SI 90 S SL 84 2-3 ③ K			B CU 74 B CH 80 B SL 84 C SI 88 C SL 82 X SL 80 3-2 ② L5		S FF 96 C FF 95 T FF 96 0-2 ③ K		4	0	0	0	0	2	1
5 Logan Morrison, L (1, 3) OBP: 0.366, SLG: 0.517	C SI 90 F SI 90 X SL 85 0-2 ③ G3			C CU 72 B SL 84 B SI 89 C SI 90 X SI 90 2-2 ① F8		B SI 89 C CU 74 F SI 89 B SL 83 B SL 83 F SI 91 F SL 83 F SI 90 X SL 83 3-2 2B			C CU 76 S FF 93 X FF 93 0-2 ① P5	4	0	1	0	0	0	1
48 Marcell Ozuna, R (1, 8) OBP: 0.303, SLG: 0.398		C SI 89 F CU 73 B SL 84 B SL 83 S SI 89 2-3 ① K		B CU 73 F SL 82 B SI 90 F CU 73 B SI 90 X SL 83 3-2 ② F8		B SI 91 C SL 85 B SI 90 S SL 84 X SI 90 2-2 ③ F8			B FF 94 C FF 93 B FF 93 X FF 92 2-1 ② F9	4	0	0	0	0	1	1
51 Derek Dietrich, L (1, 4) OBP: 0.277, SLG: 0.413		C SI 89 B SI 89 X CH 80 1-1 ② G3		C CU 73 X CH 80 0-1 ③ F9			B FF 94 F FF 94 C FF 95 T FF 96 1-2 ① K		B CU 76 C FF 92 C FF 92 S CH 83 1-3 ③ K2-3	4	0	0	0	0	2	0
3 Adeiny Hechavarría, R (1, 6) OBP: 0.284, SLG: 0.331		F SI 90 B SI 90 X SL 84 1-1 6 1B 1B			B SI 89 X SI 88 1-0 E9 33 G6-3 1B		B FF 96 F FF 95 S FF 95 F FF 96 B CU 78 B CU 78 F FF 95 F FF 96 X FF 97 3-2 1B			3	0	3	0	0	0	0
6 Jeff Mathis, R (1, 2) OBP: 0.280, SLG: 0.337		1 SAFE C SL 82 T SI 89 B SI 89 X CU 74 1-2 1-2 1B			B SL 83 C SL 84 D SI 89 C SI 89 F SL 84 C SL 84 2-3 ① K		C CU 80 S FF 94 B FF 94 F SL 82 X FF 95 1-2 ② F8			3	0	1	0	0	1	2
33 Jacob Turner, R (1, 1) OBP: 0.105, SLG: 0.211		S SL 82 X SL 82 0-1 ③ G5-3			M SL 82 B SL 81 L SI 88 F SL 83 X SI 90 1-2 ② G6-3 2-3		D CU 75 S FF 93 B FF 94 B FF 93 X FF 94 3-1 ③ G4-3			2	0	0	0	0	0	3
58 Ryan Webb, R (6, 1)										0	0	0	0	0	0	0
29 Greg Dobbs, L (7, PH) OBP: 0.293, SLG: 0.292										1	0	0	0	0	0	1
44 AJ Ramos, R (7, 1)										0	0	0	0	0	0	0
43 Dan Jennings, L (8, 1)										0	0	0	0	0	0	0
Inning Stats	R: 0 E: 0 K: 0 S: 12 H: 1 LOB: 1 BB: 0 P: 19	R: 0 E: 0 K: 1 S: 12 H: 2 LOB: 2 BB: 0 P: 17	R: 0 E: 0 K: 2 S: 10 H: 0 LOB: 0 BB: 0 P: 15	R: 0 E: 0 K: 0 S: 8 H: 0 LOB: 0 BB: 0 P: 13	R: 0 E: 1 K: 2 S: 12 H: 1 LOB: 1 BB: 0 P: 17	R: 0 E: 0 K: 0 S: 15 H: 1 LOB: 1 BB: 0 P: 24	R: 0 E: 0 K: 1 S: 15 H: 1 LOB: 1 BB: 0 P: 23	R: 0 E: 0 K: 1 S: 8 H: 0 LOB: 0 BB: 0 P: 12	R: 0 E: 0 K: 1 S: 8 H: 0 LOB: 0 BB: 0 P: 11	1B: 5 2B: 1 3B: 0 HR: 0	SF: 0 SAC: 0 DP: 0 HBP: 0	WP: 0 PB: 0 SB: 0 CS: 0	PA: 33			

PITCHER		IP	WLS	BF	H	R	ER	SO	BB	IBB	HBP	BLK	WP	HR	S	P	ERA	WHIP
26 Kyle Lohse, R ERA: 3.49	(1, 1)	6.0	W	23	5	0	0	5	0	0	0	0	0	0	69	105	0.00	0.833
59 John Axford, R ERA: 3.63	(7, 1)	1.0	H	4	1	0	0	1	0	0	0	0	0	0	15	23	0.00	1.000
29 Jim Henderson, R ERA: 2.34	(8, 1)	1.0	H	3	0	0	0	1	0	0	0	0	0	0	8	12	0.00	0.000
57 Francisco Rodríguez, R ERA: 1.14	(9, 1)	1.0	S	3	0	0	0	1	0	0	0	0	0	0	8	11	0.00	0.000

PITCHER	IP	WLS	BF	H	R	ER	SO	BB	IBB	HBP	BLK	WP	HR	S	P	ERA	WHIP

TOP

Miami Marlins @ Milwaukee Brewers

Miller Park, Milwaukee, WI

Fri Jul 19 2013, 7:12 PM - 10:14 PM CDT

Att. 30,316 - Partly Cloudy - 90 F

livebaseballscorecards.com

AB	33
R	0
H	6
RBI	0
BB	0
SO	8
LOB	10

MIAMI

Batter	1	2	3	4	5	6	7	8	9	AB	R	H	RBI	BB	SO	LOB
7 Norichika Aoki, L (1, 9) OBP: 0.361, SLG: 0.368	C FF 90 B CU 76 X SI 90 1-1 ① G5-3		B SI 91 B SI 91 C FF 91 F SI 92 F SI 92 B CU 81 B SI 93 4-2 20 1B BB	B CH 83 B CH 83 B SI 91 B SI 90 4-0 BB		B SI 93 C SI 93 B SI 93 D SL 82 C SI 93 F SI 93 X SI 91 3-2 ③ F7			2	0	0	0	2	0	1
9 Jean Segura, R (1, 6) OBP: 0.362, SLG: 0.484	X FF 91 0-0 27 S 20 S 1B		L SI 92 1 SAFE C FC 82 S SI 91 0-3 ① K	B SI 90 C CU 80 X SI 91 1-1 ③ G4-3			C FF 90 S SL 80 S SL 82 0-3 ① K			4	0	1	0	0	2	3
8 Ryan Braun, R (1, 7) OBP: 0.375, SLG: 0.500 22 Logan Schafer, L (7, 7) OBP: 0.284, SLG: 0.359	1 SAFE X FF 90 0-0 ② P6		C FF 90 X FC 82 0-1 ② F8		B FF 90 C CU 78 B FF 89 F CU 80 F SI 92 S SI 91 2-3 ① K		B FF 93 B FF 93 B FF 93 B FF 94 4-0 BB			3 0	0 0	0 0	0 0	0 0	1 1	2 0
20 Jonathan Lucroy, R (1, 2) OBP: 0.322, SLG: 0.472	1 SAFE 1 SAFE B FF 89 C FF 89 F FF 91 D CU 82 B FC 83 B SI 92 4-2 27 S BB 1-2		1 SAFE F SI 90 X FF 89 0-1 1B 1-2		C FF 89 B FC 82 S CU 80 F SI 92 F SI 92 X SI 91 1-2 ② G5-3		C FF 93 X FF 94 0-1 ② F9			3	0	1	0	1	0	1
27 Carlos Gómez, R (1, 8) OBP: 0.336, SLG: 0.538	B FF 91 B FF 90 X SI 92 2-0 ③ G5-3 1-2 2-3		F SI 91 S CU 82 S FC 83 0-3 ③ K		S CU 80 S FC 82 X CU 80 0-2 HR		B FF 94 1 SAFE F FF 94 F FF 94 1 SAFE B SL 82 F SL 81 1 SAFE B FF 93 3-3 C SL 81 ③ K			4	1	1	1	0	2	5
21 Juan Francisco, L (1, 3) OBP: 0.315, SLG: 0.452 3 Yuniesky Betancourt, R (9, 3) OBP: 0.228, SLG: 0.336		F SI 89 B CU 74 B SI 91 B SI 92 X SI 92 3-1 ① G3-1		C CU 72 F SI 91 B FC 83 B FF 91 B FC 83 X SI 92 3-2 HR	B EP 68 B CH 84 C SI 92 F SI 91 B CH 84 F FF 92 F FC 83 T CU 81 3-2 ③ K			B SL 81 B FF 93 F FF 92 C FF 92 C SL 83 2-3 ① K		4 0	1 0	1 0	1 0	0 0	2 0	0 0
23 Rickie Weeks Jr., R (1, 4) OBP: 0.329, SLG: 0.377		C FF 92 C FF 92 B CU 76 B FC 83 T SI 94 2-2 ② K		B CU 79 B FF 91 C CH 86 B SI 91 B SI 92 4-1 26 S BB		B FF 88 B CU 80 S FF 89 F FF 89 F SI 90 B SI 91 H CU 79 4-2 14 G4-3 HBP		B FF 92 C FF 92 F FF 94 B SL 84 C FF 93 2-3 ② K		2	0	0	0	1	2	0
14 Jeff Bianchi, R (1, 5) OBP: 0.268, SLG: 0.290	X SI 91 0-0 1B		B FC 82 X FF 90 1-0 ① F7			1 SAFE C SI 92 1 SAFE X SI 92 0-1 ① G4-3 1-2		C FF 93 B FF 92 F FF 92 B SL 84 F SL 83 B FF 93 F FF 93 F FF 92 F FF 93 3-2 ③ G1-3		4	0	1	0	0	0	2
26 Kyle Lohse, R (1, 1) OBP: 0.184, SLG: 0.162 11 Sean Halton, R (6, PH) OBP: 0.227, SLG: 0.326 59 John Axford, R (7, 1) 29 Jim Henderson, L (8, 1) 57 Francisco Rodríguez, R (9, 1)		C FF 92 F FF 92 F CU 81 T FF 93 0-2 ③ K		B FF 90 M SI 89 D FC 83 F FF 91 X SI 90 2-2 ② P5 1-2		C SI 93 F SL 81 F SL 80 B SI 93 B SI 92 S SL 83 2-3 ② K				2 1 0 0 0	0 0 0 0 0	0 0 0 0 0	0 0 0 0 0	0 1 0 0 0	1 1 0 0 0	2 1 0 0 0
Inning Stats	R: 0 E: 0 K: 0 S: 7 H: 1 LOB: 2 BB: 1 P: 14	R: 0 E: 0 K: 2 S: 10 H: 1 LOB: 1 BB: 0 P: 15	R: 0 E: 0 K: 2 S: 13 H: 1 LOB: 2 BB: 1 P: 17	R: 1 E: 0 K: 0 S: 11 H: 1 LOB: 2 BB: 2 P: 26	R: 1 E: 0 K: 2 S: 17 H: 1 LOB: 0 BB: 0 P: 23	R: 0 E: 0 K: 1 S: 13 H: 0 LOB: 1 BB: 0 P: 22	R: 0 E: 0 K: 2 S: 9 H: 0 LOB: 1 BB: 1 P: 16	R: 0 E: 0 K: 2 S: 13 H: 0 LOB: 0 BB: 0 P: 20		1B: 3 2B: 0 3B: 0 HR: 2	SF: 0 SAC: 0 DP: 0 HBP: 1		WP: 0 PB: 0 SB: 4 CS: 0	PA: 35	

PITCHER		IP	WLS	BF	H	R	ER	SO	BB	IBB	HBP	BLK	WP	HR	S	P	ERA	WHIP
33 Jacob Turner, R ERA: 2.44	(1, 1)	5.0	L	25	5	2	2	6	4	0	1	0	0	2	61	102	3.60	1.800
58 Ryan Webb, R ERA: 3.07	(6, 1)	1.0		3	0	0	0	1	0	0	0	0	0	0	10	15	0.00	0.000
44 AJ Ramos, R ERA: 3.51	(7, 1)	1.0		4	0	0	0	2	1	0	0	0	0	0	9	16	0.00	1.000
43 Dan Jennings, L ERA: 3.15	(8, 1)	1.0		3	0	0	0	2	0	0	0	0	0	0	13	20	0.00	0.000

PITCHER	IP	WLS	BF	H	R	ER	SO	BB	IBB	HBP	BLK	WP	HR	S	P	ERA	WHIP

BOTTOM

Miami Marlins @ Milwaukee Brewers

Miller Park, Milwaukee, WI

Fri Jul 19 2013, 7:12 PM - 10:14 PM CDT

Att. 30,316 - Partly Cloudy - 90 F

livebaseballscorecards.com

AB	29
R	2
H	5
RBI	2
BB	5
SO	11
LOB	17

Batter	1	2	3	4	5	6	7	8	9	AB	R	H	RBI	BB	SO	LOB
3 Adeiny Hechavarría, R (1, 6) OBP: 0.284, SLG: 0.330	C FF 90 C SI 90 F SI 90 B SL 87 B SI 91 F FF 91 F SI 91 B SL 86 F SI 91 3-2 X FF 91 F8 ①		C FF 91 B CU 78 B SL 86 X SI 91 2-1 59 G5-4-3 1B			B SL 88 F SI 89 F CU 77 X SI 90 1-2 FC5-4 27 E 59 1B 1-2f ①		B SI 90 C SI 90 X SI 89 1-1 G5-3 ①		4	0	1	0	0	0	1
59 Ed Lucas, R (1, 5) OBP: 0.342, SLG: 0.313	C FF 90 F SL 87 X SI 91 0-2 G4-3 ②		1 SAFE S SL 86 X SI 91 0-1 G5-4-3 ②③ 1-2f			F SL 85 B SL 86 F SI 90 B CU 77 F SI 90 B SI 91 F FF 91 X SI 90 3-2 27 E 1-2 1B		C SI 91 B SI 91 F SI 91 X SI 92 1-2 G6-3 ②		4	0	1	0	0	0	1
27 Giancarlo Stanton, R (1, 9) OBP: 0.349, SLG: 0.442	C SL 87 C SI 91 B SL 84 B SI 91 F FF 91 B FF 92 B SL 89 4-2 BB			B SL 87 B SL 87 X SI 90 2-0 F8 ①		C SI 91 B SI 91 B SI 87 X SI 91 2-1 FC3 5 G4-6-3 1-2 2-3		B SI 92 X SI 92 1-0 G5-3 ③		3	0	0	0	1	0	2
5 Logan Morrison, L (1, 3) OBP: 0.362, SLG: 0.500	B FF 91 F FF 90 B CU 77 C FF 90 C SL 86 2-3 K ③			B CU 76 S FF 90 X CU 78 1-1 G5-3 ②		X SI 91 0-0 G4-6-3 ②③ 1-2f			B SI 88 B FF 88 F FF 89 B FF 90 S FF 90 F SI 90 B FF 91 4-2 30 DI BB	3	0	0	0	1	1	4
48 Marcell Ozuna, R (1, 8) OBP: 0.302, SLG: 0.393		C FF 89 B CU 77 X CU 77 1-1 G5-3 ①		C SI 90 C FF 90 B SL 86 B CU 78 X FF 90 2-2 G5-3 ③			B SI 88 B SI 89 B FF 89 B SL 88 4-0 17 F9 51 1B BB		F SI 90 X FF 89 0-1 F7 ①	3	0	0	0	1	0	1
51 Derek Dietrich, L (1, 4) OBP: 0.281, SLG: 0.414		C FF 90 B CU 77 X SI 90 1-1 6 FC6-4 1B			F CH 86 C SL 86 C SL 85 0-3 K ①		C FF 89 B SL 85 X SI 89 1-1 1-2 1B		S FF 89 B FF 89 S FF 90 F SI 91 S FF 92 1-3 K ②	4	0	2	0	0	2	1
20 Justin Ruggiano, R (1, 7) OBP: 0.283, SLG: 0.378 45 Kevin Slowey, R (5, 1) OBP: 0.130, SLG: 0.048 17 Donovan Solano, R (7, PH) OBP: 0.321, SLG: 0.315 50 Chad Qualls, R (7, 1) 40 Mike Dunn, L (8, 1) 30 Placido Polanco, R (9, PH) OBP: 0.311, SLG: 0.295		B CU 76 B FF 91 F FF 90 F FF 91 S CU 78 2-3 K ②			C SI 89 F CU 78 B SL 84 F SL 86 C FF 90 1-3 K ②		C FF 89 S SL 86 B FF 90 F SL 85 F SI 90 X SI 90 1-2 F9 ① 2-3		C SI 89 B SI 89 X SI 90 1-1 G5-3 ③ 1-2	2 0 1 0 0 0 0	0 0 0 0 0 0 0	0 0 0 0 0 0 0	0 0 0 0 0 0 0	2 0 0 0 0 0 0	1 0 2 0 0 0 1
6 Jeff Mathis, R (1, 2) OBP: 0.273, SLG: 0.327		1 SAFE F FF 90 1 SAFE B FF 90 B FF 90 X SI 91 2-1 FC6-4 ③ 1-2f			B SI 90 X SI 90 1-0 G6-3 ③		B SI 91 F SI 92 C SI 93 F SI 93 X SI 93 1-2 P6 ②			3	0	0	0	0	0	3
24 Nathan Eovaldi, R (1, 1) OBP: 0.083, SLG: 0.083 9 Juan Pierre, L (5, 7) OBP: 0.285, SLG: 0.299			B SL 88 B FF 89 B SI 90 C FF 90 C FF 90 C FF 91 3-3 K ①			B SL 88 X SL 88 1-0 3 FC5-4 1B	B SI 92 B SI 91 C SI 92 F SI 91 S SI 92 2-3 K ③			1 2	0 0	0 1	0 0	0 0	1 1	0 2
Inning Stats	R: 0 E: 0 K: 1 S: 16 H: 0 LOB: 1 BB: 1 P: 25	R: 0 E: 0 K: 1 S: 9 H: 1 LOB: 1 BB: 0 P: 15	R: 0 E: 0 K: 1 S: 7 H: 1 LOB: 0 BB: 0 P: 12	R: 0 E: 0 K: 0 S: 6 H: 0 LOB: 0 BB: 0 P: 11	R: 0 E: 0 K: 2 S: 8 H: 0 LOB: 0 BB: 0 P: 10	R: 0 E: 1 K: 0 S: 12 H: 2 LOB: 2 BB: 0 P: 19	R: 0 E: 0 K: 1 S: 14 H: 1 LOB: 2 BB: 1 P: 23	R: 0 E: 0 K: 0 S: 6 H: 0 LOB: 0 BB: 0 P: 9	R: 0 E: 0 K: 1 S: 11 H: 0 LOB: 1 BB: 1 P: 17	1B: 5 2B: 0 3B: 0 HR: 0	SF: 0 SAC: 0 DP: 2 HBP: 0			WP: 0 PB: 0 SB: 0 CS: 0	PA: 34		

PITCHER		IP	WLS	BF	H	R	ER	SO	BB	IBB	HBP	BLK	WP	HR	S	P	ERA	WHIP
49 Yovani Gallardo, R ERA: 4.58	(1, 1)	6.1	W	25	5	0	0	5	2	0	0	0	0	0	65	105	0.00	1.105
53 Brandon Kintzler, R ERA: 3.27	(7, 1)	1.2		5	0	0	0	1	0	0	0	0	0	0	13	19	0.00	0.000
48 Donovan Hand, R ERA: 3.27	(9, 1)	0.1		2	0	0	0	0	1	0	0	0	0	0	5	9	0.00	3.000
51 Michael Gonzalez, L ERA: 2.97	(9, 1)	0.1		1	0	0	0	1	0	0	0	0	0	0	4	5	0.00	0.000
31 Burke Badenhop, R ERA: 4.1	(9, 1)	0.1		1	0	0	0	0	0	0	0	0	0	0	2	3	0.00	0.000

PITCHER	IP	WLS	BF	H	R	ER	SO	BB	IBB	HBP	BLK	WP	HR	S	P	ERA	WHIP

TOP

Miami Marlins @ Milwaukee Brewers

Miller Park, Milwaukee, WI

Sat Jul 20 2013, 6:14 PM - 9:02 PM CDT

Att. 37,446 - Partly Cloudy - 73 F

livebaseballscorecards.com

AB	31
R	0
H	5
RBI	0
BB	3
SO	7
LOB	19

MIAMI

Miami Marlins @ Milwaukee Brewers

Miller Park, Milwaukee, WI

Sat Jul 20 2013, 6:14 PM - 9:02 PM CDT

Att. 37,446 - Partly Cloudy - 73 F

BOTTOM

livebaseballscorecards.com

Batter	1	2	3	4	5	6	7	8	9	AB	R	H	RBI	BB	SO	LOB
7 Norichika Aoki, L (1, 9) OBP: 0.362, SLG: 0.368	B FF 94 F FF 96 F FF 96 X CU 78 1-2 9 1B 8 2B 1B	X FF 96 0-0 ② F9		D CU 77 B FF 98 X FF 96 2-0 9 1B 20 2B 3-H 1B		C FF 88 B CH 82 C CH 83 S SI 88 1-3 ② K		F FF 95 B SL 88 X SL 90 1-1 ③ G3		5	2	2	1	0	1	1
9 Jean Segura, R (1, 6) OBP: 0.363, SLG: 0.484	B FF 96 B FF 97 1 SAFE F FF 97 1 SAFE 1 SAFE F FF 97 X SL 86 2-2 8 2B 1-2 1B	B FF 97 B FF 97 C FF 96 X FF 97 2-1 ③ G1-3		1 SAFE F FF 96 F FF 96 X FF 95 0-2 20 2B 1-2 1B		S FF 88 S FF 88 X FF 88 0-2 ③ F9				4	1	2	0	0	0	0
8 Ryan Braun, R (1, 7) OBP: 0.373, SLG: 0.500	B SL 87 X FF 97 1-0 20 1B 1-H 2-H 2B		C FF 96 F FF 97 B SL 87 S FF 97 1-3 ① K	S SL 87 F FF 98 B SL 87 S CU 78 1-3 ② K			X SI 94 0-0 ① G1-3			4	0	1	2	0	2	2
20 Jonathan Lucroy, R (1, 2) OBP: 0.330, SLG: 0.493	C FF 97 X FF 97 0-1 23 BB 2-3 1B		B FF 97 S FF 98 X FF 98 1-1 HR	B SL 86 S SL 86 X FF 97 1-1 1-3 2-H 2B			B SI 94 B SI 91 C SI 92 C SI 93 X SL 87 2-2 1B			4	1	4	2	0	0	0
27 Carlos Gómez, R (1, 8) OBP: 0.335, SLG: 0.534	S FF 96 B CU 77 C FF 97 S SL 87 1-3 ① K		L SL 89 B FF 98 B FF 98 S SL 89 B SL 89 B FF 98 4-2 21 G6-4-3 BB	C FF 97 C FF 97 D SL 88 S SL 89 1-3 ③ K			B SI 94 F SI 94 C SI 95 S SL 88 1-3 ② K			3	0	0	0	1	3	5
21 Juan Francisco, L (1, 3) OBP: 0.309, SLG: 0.444	B CU 76 1 SAFE F FF 96 S FF 96 F FF 95 X SL 86 1-2 ② P6		X FF 96 0-0 ② ③ G6-4-3 1-2f		C FF 88 C FF 88 C FF 88 0-3 ① K		F SI 95 S SL 89 S SL 90 0-3 ③ K			4	0	0	0	0	2	4
23 Rickie Weeks Jr., R (1, 4) OBP: 0.331, SLG: 0.387	C FF 97 F FF 97 B SL 86 B SL 87 B FF 98 F FF 98 B FF 97 4-2 1-2 BB			B SL 86 B FF 95 B FF 96 C FF 96 X FF 95 3-1 HR	F SI 89 B SI 90 F SI 89 B FF 89 F FF 89 B CH 84 F FF 89 X FF 89 3-2 ② P3			C FF 95 X FF 96 0-1 ① G6-3		3	1	1	1	1	0	0
14 Jeff Bianchi, R (1, 5) OBP: 0.277, SLG: 0.309	F FF 98 F SL 87 C SL 88 0-3 ③ K			B FF 96 S SL 87 X SL 87 1-1 49 SH1-4 7 1B 2B	C FF 89 S SL 81 C FF 89 0-3 ③ K			B FF 95 X FF 95 1-0 3 FC6-4 1B		4	1	2	0	0	2	3
49 Yovani Gallardo, R (1, 1) OBP: 0.256, SLG: 0.462 53 Brandon Kintzler, R (7, 1) 3 Yuniesky Betancourt, R (8, PH) OBP: 0.227, SLG: 0.335 48 Donovan Hand, R (9, 1) OBP: 0.200, SLG: 0.200 51 Michael Gonzalez, R (9, 1) 31 Burke Badenhop, R (9, 1)		B FF 95 B FF 96 F FF 96 F FF 97 B FF 97 X FF 96 3-2 ① G5-3		X FF 96 0-0 ① SH1-4 2-3		F FF 88 B SL 79 S FF 88 S FF 88 1-3 ① K		B SL 89 C FF 95 D SL 88 F FF 94 B FF 96 X FF 96 3-2 ② FC6-4 1-2f		2 0 1 0 0 0	0 0 0 0 0 0	0 0 0 0 0 0	0 0 0 0 0 0	0 0 0 0 0 0	1 0 1 0 0 0	0 0 0 0 0 0
Inning Stats	R: 2 E: 0 K: 2 S: 22 H: 4 LOB: 3 BB: 1 P: 32	R: 0 E: 0 K: 0 S: 6 H: 0 LOB: 0 BB: 0 P: 11	R: 1 E: 0 K: 1 S: 8 H: 1 LOB: 0 BB: 1 P: 14	R: 3 E: 0 K: 2 S: 17 H: 5 LOB: 2 BB: 0 P: 26	R: 0 E: 0 K: 2 S: 11 H: 0 LOB: 0 BB: 0 P: 14	R: 0 E: 0 K: 2 S: 9 H: 0 LOB: 0 BB: 0 P: 11	R: 0 E: 0 K: 2 S: 10 H: 1 LOB: 1 BB: 0 P: 13	R: 0 E: 0 K: 0 S: 8 H: 1 LOB: 1 BB: 0 P: 13		1B: 7 2B: 3 3B: 0 HR: 2	SF: 0 SAC: 1 DP: 1 HBP: 0		WP: 0 PB: 0 SB: 0 CS: 0	PA: 37		

PITCHER		IP	WLS	BF	H	R	ER	SO	BB	IBB	HBP	BLK	WP	HR	S	P	ERA	WHIP
24 Nathan Eovaldi, R ERA: 4.15	(1, 1)	4.0	L	23	10	6	6	5	2	0	0	0	0	2	53	83	13.50	3.000
45 Kevin Slowey, R ERA: 3.91	(5, 1)	2.0		6	0	0	0	4	0	0	0	0	0	0	20	25	0.00	0.000
50 Chad Qualls, R ERA: 2.82	(7, 1)	1.0		4	1	0	0	2	0	0	0	0	0	0	10	13	0.00	1.000
40 Mike Dunn, L ERA: 2.76	(8, 1)	1.0		4	1	0	0	0	0	0	0	0	0	0	8	13	0.00	1.000

PITCHER	IP	WLS	BF	H	R	ER	SO	BB	IBB	HBP	BLK	WP	HR	S	P	ERA	WHIP

AB	34
R	6
H	12
RBI	6
BB	2
SO	11
LOB	16

Batter	1	2	3	4	5	6	7	8	9	10	11	12	13	AB	R	H	RBI	BB	SO	LOB
3 Adeiny Hechavarría, R (1, 6) OBP: 0.288, SLG: 0.331	F FF 94 X SI 96 0-1 G6-3 ①		X SI 96 0-0 1-2 1B			B SL 82 F SL 82 B CH 84 B SI 94 X SI 94 3-1 G6-3 ②			B FF 92 C FF 91 B CU 77 F FF 92 X CH 80 2-2 59 SH1 1B		C FF 95 C SL 86 B SL 85 X SL 83 1-2 P6 ②			5	0	2	0	0	0	0
59 Ed Lucas, R (1, 5) OBP: 0.340, SLG: 0.312 (12, 4)	C SI 95 X SI 96 0-1 G5-3 ②		B SL 83 B SI 94 F SI 94 X SI 96 2-1 G5-3 ③			F FF 93 B SI 95 F SI 95 B SL 84 B SI 95 X SI 96 3-2 G4-3 ③			X FF 91 0-0 SH1 1-2 ①		B FF 94 B FF 94 C FF 95 F FF 95 X FF 96 2-2 1B			4	0	1	0	0	0	2
27 Giancarlo Stanton, R (1, 9) OBP: 0.346, SLG: 0.433	B SI 95 F FF 95 S SI 96 S SL 87 1-3 K2-3 ③			C SL 82 B SI 95 B SI 91 B SL 83 B SI 94 4-1 5 G4-6-3 BB			X SI 94 0-0 E6 48 G5-4-3		B FF 92 C FF 92 X FF 92 1-1 F9 ②		B SL 88 S FF 97 F FF 97 S SL 88 1-3 K ③			4	0	0	0	1	2	2
5 Logan Morrison, L (1, 3) OBP: 0.355, SLG: 0.479		C SI 94 B FF 94 X SI 96 1-1 L9 ①		C SL 84 B SI 95 S CH 85 F SL 85 X SI 96 1-2 G4-6-3 ①② 1-2f			C SL 84 F FF 93 D CH 88 S SL 86 1-3 K ①		B CU 76 B CU 75 I IN 88 I IN 90 4-0 IBB			B CU 77 B FF 94 X FF 94 2-0 G4-3 ①		4	0	0	0	1	1	2
48 Marcell Ozuna, R (1, 8)		S SI 95 B SI 96 X SL 84 1-1 G6-3 ②		B FF 96 S SI 95 S FF 96 X SL 84 1-2 G5-3 ③			C SL 83 F SI 95 D SL 84 F SL 86 X SI 95 1-2 G5-4-3 ②③ 1-2f		B CU 77 F FF 92 D CU 77 X FF 91 2-1 F8 ③			B FF 94 F FF 95 C CU 82 B CU 80 S FF 95 2-3 K ②		5	0	0	0	0	1	3
51 Derek Dietrich, L (1, 4) OBP: 0.275, SLG: 0.405 58 Ryan Webb, R (12, 1)		S SL 84 S SL 86 S SL 84 0-3 K2-3 ③			C SL 84 S SL 84 S SL 84 0-3 K2-3 ①			F SL 84 X SL 84 0-1 E4 20 G5-3		B FF 91 C FF 91 X SL 79 1-1 G4-3 ①			C SL 81 B SL 82 C CU 81 X CU 81 1-2 G4-3 ③	5 0	0 0	0 0	0 0	0 0	2 0	0 0
20 Justin Ruggiano, R (1, 7) OBP: 0.282, SLG: 0.373			B FF 94 B FF 95 S SI 94 X SI 95 2-1 L8 ①		F SL 82 B SI 96 B SI 96 C FF 95 B SL 84 B SI 95 4-2 19 CS BB			1 SAFE L SI 94 L SI 94 B SI 94 1 SAFE F SL 82 X SI 94 1-2 G5-3 ① 1-2			C SL 75 B FF 91 S CH 81 S FF 91 1-3 K ②		B FF 93 B CU 81 B FF 94 C FF 94 X FF 93 3-1 P3 ①	4	0	0	0	1	1	1
19 Rob Brantly, L (1, 2) OBP: 0.289, SLG: 0.301 44 AJ Ramos, R (10, 1) 30 Placido Polanco, R (12, 5) OBP: 0.310, SLG: 0.294			B SL 83 F FF 94 S SL 83 B SL 85 X FF 96 2-2 L9 ②		1 SAFE 1 SAFE S SL 82 S SL 84 1 SAFE 1 SAFE S SL 85 0-3 K ②③ 1-2			B SL 84 F SL 82 F FF 94 S SL 85 1-3 K ②		C SL 77 B FF 92 X SL 82 1-1 G4-3 ③			C FF 94 X FF 94 0-1 G3 ②	4 0 1	0 0 0	0 0 0	0 0 0	0 0 0	2 0 0	2 0 0
37 Henderson Alvarez III, R (1, 1) OBP: 0.167, SLG: 0.167 29 Greg Dobbs, L (8, PH) OBP: 0.292, SLG: 0.291 40 Mike Dunn, L (8, 1) 50 Chad Qualls, R (9, 1) 6 Jeff Mathis, R (10, 2) OBP: 0.268, SLG: 0.320			C FF 92 X FF 94 0-1 3 1B 1B			C FF 92 S SI 93 S SL 82 0-3 K ①		D SL 85 F SL 83 X SI 97 1-1 G3 ③			F FF 94 S FF 95 B FF 95 B SL 85 S FF 96 2-3 K ①		C FF 94 F FF 96 B FF 94 X FF 95 1-2 G6-3 ③	2 1 0 0 2	0 0 0 0 0	1 0 0 0 0	0 0 0 0 0	1 0 0 0 1	0 1 0 0 0	0 0 0 0 0
Inning Stats	R: 0 E: 0 K: 1 S: 7 H: 0 LOB: 0 BB: 0 P: 8	R: 0 E: 0 K: 1 S: 7 H: 0 LOB: 0 BB: 0 P: 9	R: 0 E: 0 K: 0 S: 10 H: 2 LOB: 2 BB: 0 P: 16	R: 0 E: 0 K: 0 S: 8 H: 0 LOB: 0 BB: 1 P: 14	R: 0 E: 0 K: 2 S: 8 H: 0 LOB: 1 BB: 1 P: 12	R: 0 E: 0 K: 1 S: 8 H: 0 LOB: 0 BB: 0 P: 14	R: 0 E: 1 K: 1 S: 8 H: 0 LOB: 0 BB: 0 P: 10	R: 0 E: 1 K: 1 S: 11 H: 0 LOB: 1 BB: 0 P: 14	R: 0 E: 0 K: 0 S: 8 H: 1 LOB: 2 BB: 1 P: 17	R: 0 E: 0 K: 1 S: 7 H: 0 LOB: 0 BB: 0 P: 10	R: 0 E: 0 K: 2 S: 12 H: 1 LOB: 1 BB: 0 P: 18	R: 0 E: 0 K: 1 S: 7 H: 0 LOB: 0 BB: 0 P: 12	R: 0 E: 0 K: 0 S: 7 H: 0 LOB: 0 BB: 0 P: 11	1B: 4 2B: 1 3B: 0 HR: 0 SF: 0 SAC: 1 DP: 3 HBP: 0	WP: 0 PB: 0 SB: 0 CS: 1 PA: 45						

PITCHER	IP	WLS	BF	H	R	ER	SO	BB	IBB	HBP	BLK	WP	HR	S	P	ERA	WHIP
60 Wily Peralta, R (1, 1) ERA: 4.3	8.0		27	2	0	0	7	2	0	0	0	0	0	67	97	0.00	0.500
57 Francisco Rodríguez, R (9, 1) ERA: 1.09	1.0		5	1	0	0	0	0	1	0	0	0	0	8	17	0.00	1.000
51 Michael Gonzalez, L (10, 1) ERA: 2.88	1.0		3	0	0	0	1	0	0	0	0	0	0	7	10	0.00	0.000
29 Jim Henderson, R (11, 1) ERA: 2.27	1.0		4	1	0	0	2	0	0	0	0	0	0	12	18	0.00	1.000
59 John Axford, R (12, 1) ERA: 3.46	2.0	W	6	0	0	0	1	0	0	0	0	0	0	14	23	0.00	0.000

PITCHER	IP	WLS	BF	H	R	ER	SO	BB	IBB	HBP	BLK	WP	HR	S	P	ERA	WHIP

TOP

Miami Marlins @ Milwaukee Brewers

Miller Park, Milwaukee, WI

Sun Jul 21 2013, 1:11 PM - 4:47 PM CDT
Att. 30,073 - Partly Cloudy - 76 F

livebaseballscorecards.com

AB	41
R	0
H	4
RBI	0
BB	3
SO	11
LOB	13

MIAMI

Miami Marlins @ Milwaukee Brewers

Miller Park, Milwaukee, WI

Sun Jul 21 2013, 1:11 PM - 4:47 PM CDT

Att. 30,073 - Partly Cloudy - 76 F

livebaseballscorecards.com

BOTTOM

Batter	1	2	3	4	5	6	7	8	9	10	11	12	13	AB	R	H	RBI	BB	SO	LOB
7 Norichika Aoki, L (1, 9) OBP: 0.360, SLG: 0.366	C SI 90 B SI 92 B SI 87 B SI 92 X SI 92 3-1 P4 ①		F SI 94 X SI 91 0-1 22 1B 1B		B SI 88 B SI 93 C SI 93 X SI 92 2-1 G5-3 ③			B SL 90 C SL 87 F SL 89 F FF 94 B FF 96 B FF 96 X SL 89 3-2 L8 ②			F CH 87 X CH 87 0-1 G5-3 ②			5	0	1	0	0	0	0
22 Logan Schafer, L (1, 8) OBP: 0.282, SLG: 0.354	B SI 93 C SI 91 B SI 92 X SI 93 2-1 F8 ②		1 SAFE F SI 92 F CH 86 B SI 91 1 SAFE X SI 90 1-2 1-3 1B			C SI 90 F SI 89 B SI 94 B SI 91 X SI 93 2-2 G3 ①		B FF 95 C SL 89 S SL 90 B FF 91 X SL 89 2-2 G4-3 ③			C FF 96 S CH 88 F CH 88 B FF 96 B FF 95 F CH 86 B FF 96 F FF 95 X FF 96 3-2 G4-3 ③			5	0	1	0	0	0	0
9 Jean Segura, R (1, 6) OBP: 0.381, SLG: 0.481	B FF 91 C SI 92 F SL 84 X SI 93 1-2 L1 ③		C SI 95 C SI 94 X SI 96 0-2 G1-3 ③			B SI 94 B SI 88 C SI 94 X SI 94 2-1 G6-3 ②			B SI 93 C SI 93 X SI 93 1-1 G6-3 ①				B SI 92 B SI 93 X SI 92 2-0 21 S 1B		5	0	1	0	0	0	2
21 Juan Francisco, L (1, 3) OBP: 0.303, SLG: 0.434		S SI 91 X FF 94 0-1 G3-1 ①		S SI 87 X SI 88 0-1 P4 ①		B SI 91 C SI 94 B SI 91 S SI 91 B SI 95 F SI 91 F SI 90 C SI 96 3-3 K ③			C SI 93 S SL 87 B SL 88 S SL 88 1-3 K ②			1 SAFE B SI 92 B SI 92 S SL 83 S SL 82 S SL 82 2-3 K2-3 ① 1-2		5	0	0	0	0	3	1
23 Rickie Weeks Jr., R (1, 4) OBP: 0.329, SLG: 0.382		C SI 94 B SI 93 S SI 88 B SI 94 B SI 90 B SI 89 4-2 12 G6-3 BB		X SL 83 0-0 G6-3 ②	C SI 91 C SI 90 X SI 93 0-2 L3 ①		F SL 83 X SI 93 0-1 B5-3 ②		S SI 95 B SI 95 F SI 94 B SL 90 S SL 87 2-3 K ③			B SL 80 C SI 92 X SI 93 1-1 G5-3 ②		4	0	0	0	1	1	1
12 Martin Maldonado, R (1, 2) OBP: 0.243, SLG: 0.308		C SL 84 1 SAFE X SI 92 0-1 G6-3 ② 1-2		C SI 91 F FF 95 X SI 94 0-2 1B			B SI 88 X SI 93 1-0 2B			F FF 92 S SL 81 X SL 82 0-2 P3 ①		S SL 82 S SL 81 S SL 83 0-3 K ③		5	0	1	0	0	1	2
15 Caleb Gindl, L (1, 7) OBP: 0.310, SLG: 0.407	B SI 94 B SI 94 S SI 94 S SI 94 B SI 96 X SI 96 3-2 F7 ③			C FF 88 X SI 95 0-1 L7 ③			C SI 94 X SI 93 0-1 G4-3 ③			F CH 83 S SI 92 X SL 81 0-2 L9 ②			B SI 90 X SI 90 1-0 HR	5	1	2	1	0	0	2
14 Jeff Bianchi, R (1, 5) OBP: 0.276, SLG: 0.307			C SI 91 C SI 93 X SI 91 0-2 60 B1-6-4 1B		C SL 80 X SI 92 0-1 G6-3 ①					F FF 92 S FF 95 S FF 96 0-3 K ③				4	0	1	0	0	1	1
60 Wily Peralta, R (1, 1) OBP: 0.167, SLG: 0.143 20 Jonathan Lucroy, R (8, PH) OBP: 0.329, SLG: 0.451 57 Francisco Rodriguez, R (9, 1) 51 Michael Gonzalez, R (10, 1) 29 Jim Henderson, L (11, 1) 8 Ryan Braun, R (11, PH) OBP: 0.372, SLG: 0.498 59 John Axford, R (12, 1)			X SI 91 0-0 B1-6-4 ① ② 1-2f		X SI 92 0-0 G4-3 ②			C FF 94 S SL 87 F SL 89 B FF 95 X SL 88 2-2 F9 ①			C SL 80 C SL 82 B SL 84 S FF 96 1-3 K ①		2 1 0 0 0 0 1 0	0 0 0 0 0 0 0 0	0 0 0 0 0 0 0 0	0 0 0 0 0 0 1 0	0 0 0 0 0 0 0 0	0 0 0 0 0 0 1 0	1 0 0 0 0 0 0 0
Inning Stats	R: 0 E: 0 K: 0 S: 7 H: 0 LOB: 0 BB: 0 P: 13	R: 0 E: 0 K: 0 S: 9 H: 0 LOB: 1 BB: 1 P: 16	R: 0 E: 0 K: 0 S: 12 H: 3 LOB: 2 BB: 0 P: 13	R: 0 E: 0 K: 0 S: 8 H: 1 LOB: 1 BB: 0 P: 8	R: 0 E: 0 K: 0 S: 5 H: 0 LOB: 0 BB: 0 P: 7	R: 0 E: 0 K: 1 S: 10 H: 0 LOB: 0 BB: 0 P: 17	R: 0 E: 0 K: 0 S: 8 H: 1 LOB: 1 BB: 0 P: 9	R: 0 E: 0 K: 0 S: 10 H: 0 LOB: 0 BB: 0 P: 17	R: 0 E: 0 K: 2 S: 8 H: 0 LOB: 0 BB: 0 P: 12	R: 0 E: 0 K: 1 S: 9 H: 0 LOB: 0 BB: 0 P: 9	R: 0 E: 0 K: 1 S: 11 H: 0 LOB: 0 BB: 0 P: 15	R: 0 E: 0 K: 2 S: 9 H: 1 LOB: 1 BB: 0 P: 14	R: 1 E: 0 K: 0 S: 1 H: 1 LOB: 0 BB: 0 P: 2	1B: 5 2B: 1 3B: 0 HR: 1 SF: 0 SAC: 0 DP: 1 HBP: 0	WP: 0 PB: 0 SB: 1 CS: 0 PA: 43

PITCHER	IP	WLS	BF	H	R	ER	SO	BB	IBB	HBP	BLK	WP	HR	S	P	ERA	WHIP
37 Henderson Alvarez III, R (1, 1) ERA: 3.28	7.0		26	5	0	0	1	1	0	0	0	0	0	59	83	0.00	0.857
40 Mike Dunn, L (8, 1) ERA: 2.7	1.0		3	0	0	0	0	0	0	0	0	0	0	10	17	0.00	0.000
50 Chad Qualls, R (9, 1) ERA: 2.75	1.0		3	0	0	0	2	0	0	0	0	0	0	8	12	0.00	0.000
44 AJ Ramos, R (10, 1) ERA: 3.38	2.0		6	0	0	0	2	0	0	0	0	0	0	20	24	0.00	0.000
58 Ryan Webb, R (12, 1) ERA: 3.2	1.0	L	5	2	1	1	2	0	0	0	0	0	1	10	16	9.00	2.000

PITCHER	IP	WLS	BF	H	R	ER	SO	BB	IBB	HBP	BLK	WP	HR	S	P	ERA	WHIP

AB	42
R	1
H	7
RBI	1
BB	1
SO	7
LOB	10

Batter	1	2	3	4	5	6	7	8	9	AB	R	H	RBI	BB	SO	LOB
3 Adeiny Hechavarría, R (1, 6) OBP: 0.288, SLG: 0.330	B FF 92 S FF 90 F FF 92 F FF 92 B FF 92 S KC 80 2-3 K ①	S KC 80 C FF 91 S KC 81 0-3 K2-3 ③			C SI 88 F KC 75 B FF 90 B KC 75 B FF 91 F FF 90 B FF 90 4-2 27 S BB		B FF 91 X SL 80 1-0 1B		B FF 93 X FF 91 1-0 G5-3 ②	4	0	1	0	1	2	1
59 Ed Lucas, R (1, 3) OBP: 0.342, SLG: 0.336	C FF 92 X FF 93 0-1 27 2B 1B		B FF 89 B CH 83 X FF 90 2-0 HR		1 SAFE 1 SAFE B KC 77 F FF 89 D KC 79 1 SAFE X FF 90 2-1 L9 ①		1 SAFE X FF 89 0-0 L7 ③		C FF 94 B FF 94 S FS 86 B FF 94 F SI 92 S SI 87 2-3 K ③	5	2	2	1	0	1	2
27 Giancarlo Stanton, R (1, 9) OBP: 0.353, SLG: 0.439	C FF 93 B KC 79 X FF 92 1-1 48 1B 30 SF8 1-H 2B		C KC 78 C FF 92 B KC 80 F FF 92 B KC 83 B KC 78 B KC 79 4-2 30 G5-4-3 48 BB BB		B FF 90 B KC 78 S KC 79 B KC 78 B KC 77 4-1 48 G6-4-3 1-2 BB			C SI 92 F SL 84 B FF 91 B SI 92 S FS 86 2-3 K ①		2	1	1	1	2	1	0
48 Marcell Ozuna, R (1, 8) OBP: 0.303, SLG: 0.389	B FF 94 X FF 92 1-0 2-3 1B		F FF 92 B FF 91 B KC 80 B FF 91 B FF 92 4-1 30 G5-4-3 1-2 BB		X FF 89 0-0 G6-4-3 ② ③ 1-2f			B SI 91 C FF 92 C FF 92 X SL 86 1-2 20 BB 30 1B 1B		3	0	2	0	1	0	2
30 Placido Polanco, R (1, 5) OBP: 0.312, SLG: 0.298	B FF 91 F FF 91 C KC 81 X FF 93 1-2 SF8 ② 3-H		X KC 79 0-0 G5-4-3 ① ② 1-2f 2-3			C FF 89 X FF 89 0-1 17 L1-3 1B		1 SAFE 1 SAFE C SI 90 1 SAFE F FF 90 F SI 91 F FF 91 F FF 93 X FF 91 0-2 20 BB 1-2 1B		3	0	2	1	0	0	2
17 Donovan Solano, R (1, 4) OBP: 0.312, SLG: 0.305	C KC 80 X FF 92 0-1 G5-3 ③		C KC 80 B FF 92 X KC 78 1-1 F9 ③			C FF 88 X FF 88 0-1 L1-3 ① ② 1-1		B SI 91 X SI 91 1-0 F9 ②		4	0	0	0	0	0	5
20 Justin Ruggiano, R (1, 7) OBP: 0.281, SLG: 0.369		B KC 78 B FF 91 C FF 90 B FF 91 F FF 91 X FF 92 3-2 F8 ①		S SI 89 C KC 77 F FF 90 X KC 79 0-2 L7 ①		S FF 92 B FF 90 S SL 81 X FF 91 1-2 G5-3 ③		B FF 93 B FF 93 F SI 92 F SL 86 F FS 86 B FF 94 1 SAFE B FS 86 4-2 1-2 2-3 BB		3	0	0	0	1	0	0
6 Jeff Mathis, R (1, 2) OBP: 0.267, SLG: 0.317		B FF 92 X FF 91 1-0 34 SH3-4 1B		B KC 77 X FF 91 1-0 F8 ②			B SL 82 X SI 89 1-0 G4-3 ①	C SI 91 X SI 92 0-1 G3 ③		4	0	1	0	0	0	3
34 Tom Koehler, R (1, 1) OBP: 0.053, SLG: 0.053 50 Chad Qualls, R (8, 1) 29 Greg Dobbs, L (9, PH) OBP: 0.291, SLG: 0.289 31 Steve Cishek, R (9, 1)		L FF 91 X SI 90 0-1 SH3-4 ② 1-2		B FF 90 B FF 90 C FF 90 F FF 90 X FF 90 2-2 G3 ③			B SI 91 C SI 89 S SL 81 F FF 91 X SL 82 1-2 G6-3 ②		S SI 91 F SI 92 B FF 92 S FS 85 1-3 K ①	2 0 1 0	0 0 0 0	0 0 0 0	0 0 0 0	0 0 1 0	0 0 0 0	0 0 0 0
Inning Stats	R: 2 E: 0 K: 1 S: 14 H: 3 LOB: 1 BB: 0 P: 19	R: 0 E: 0 K: 1 S: 9 H: 1 LOB: 1 BB: 0 P: 13	R: 1 E: 0 K: 0 S: 8 H: 1 LOB: 1 BB: 2 P: 19	R: 0 E: 0 K: 0 S: 8 H: 0 LOB: 0 BB: 0 P: 11	R: 0 E: 0 K: 0 S: 7 H: 0 LOB: 1 BB: 2 P: 17	R: 0 E: 0 K: 0 S: 7 H: 1 LOB: 0 BB: 0 P: 8	R: 0 E: 0 K: 0 S: 7 H: 1 LOB: 1 BB: 0 P: 10	R: 0 E: 0 K: 1 S: 18 H: 2 LOB: 3 BB: 1 P: 26	R: 0 E: 0 K: 2 S: 8 H: 0 LOB: 0 BB: 0 P: 12	1B: 7 2B: 2 3B: 0 HR: 1 SF: 1 SAC: 1 DP: 3 HBP: 0						

PITCHER		IP	WLS	BF	H	R	ER	SO	BB	IBB	HBP	BLK	WP	HR	S	P	ERA	WHIP
13 Drew Pomeranz, L ERA: 8.1	(1, 1)	4.1	L	21	5	3	3	2	4	0	0	0	0	1	45	78	6.23	2.077
60 Manny Corpas, R ERA: 4.03	(5, 1)	2.2		8	2	0	0	0	0	0	0	0	0	0	15	19	0.00	0.750
59 Wilton Lopez, R ERA: 4.28	(8, 1)	2.0		9	2	0	0	3	1	0	0	0	0	0	26	38	0.00	1.500

PITCHER	IP	WLS	BF	H	R	ER	SO	BB	IBB	HBP	BLK	WP	HR	S	P	ERA	WHIP

TOP

Miami Marlins @ Colorado Rockies

Coors Field, Denver, CO

Mon Jul 22 2013, 6:42 PM - 9:22 PM MDT

Att. 31,913 - Clear - 91 F

livebaseballscorecards.com

AB	31
R	3
H	9
RBI	3
BB	5
SO	5
LOB	15

MIAMI

WP: 0 PA: 38
PB: 0
SB: 1
CS: 0

Miami Marlins @ Colorado Rockies

Coors Field, Denver, CO

Mon Jul 22 2013, 6:42 PM - 9:22 PM MDT

Att. 31,913 - Clear - 91 F

livebaseballscorecards.com

BOTTOM

Batter	1	2	3	4	5	6	7	8	9	AB	R	H	RBI	BB	SO	LOB
24 Dexter Fowler, S (1, 8) OBP: 0.376, SLG: 0.464	C FF 91 B FF 94 X FF 91 1-1 ① L3		F FF 92 B KC 77 B FF 93 B FF 92 X FF 91 3-1 ① G6-3		C KC 78 B KC 80 F FF 93 B SL 85 F KC 80 X SL 84 2-2 ② F8		F FF 92 B CH 84 S SL 84 B FF 92 B KC 79 F FF 92 S KC 80 3-3 ③ K			4	0	0	0	0	1	0
9 DJ LeMahieu, R (1, 4) OBP: 0.327, SLG: 0.361	C FF 93 F FF 92 X FF 91 0-2 1B		X FF 92 0-0 5 G4-6-3 1B		B KC 77 C FF 92 B FF 92 X FF 90 2-1 1B			B SI 92 C SI 92 X SL 86 1-1 ① G4-3		4	0	3	0	0	0	0
5 Carlos González, L (1, 7) OBP: 0.369, SLG: 0.607	B FF 92 C FF 92 X FF 92 1-1 ② L9		X KC 78 0-0 ② ③ G4-6-3 1-2f		C KC 78 1 SAFE B FF 92 F FF 92 S SL 85 1-3 ③ K			C SI 92 X SI 94 0-1 2B		4	0	1	0	0	1	3
2 Troy Tulowitzki, R (1, 6) OBP: 0.401, SLG: 0.609	B FF 94 C SL 84 B SL 84 B FF 93 1 SAFE X FF 93 3-1 ③ L9			B FF 92 B FF 90 B FF 92 X FF 90 3-0 HR		X KC 78 0-0 1B		C SI 95 B SL 88 X SL 88 1-1 ② F7		4	1	2	1	0	0	2
3 Michael Cuddyer, R (1, 9) OBP: 0.393, SLG: 0.565		C FF 92 B FF 92 B KC 83 X FF 93 2-1 28 1B 1B		S SL 84 X FF 94 0-1 20 G6-3 2B		C FF 92 X FF 91 0-1 ① L8		D SL 90 X SL 87 1-0 ③ G6-3		4	0	2	0	0	0	2
17 Todd Helton, L (1, 3) OBP: 0.338, SLG: 0.385		B FF 92 C FF 92 X FF 92 1-1 ① L4		C KC 76 C KC 78 S SL 85 0-3 ① K		F FF 92 B CH 85 S FF 92 F KC 81 T FF 93 1-2 ② K			C SI 92 C SL 84 S SI 91 0-3 ① K	4	0	0	0	0	3	3
20 Wilin Rosario, R (1, 2) OBP: 0.305, SLG: 0.461		C FF 92 S SL 84 B FF 92 1 SAFE S KC 80 1-3 ② K		B SL 85 X SL 85 1-0 ② G6-3 2-3		T FF 91 C FF 93 F CU 83 B KC 82 T FF 93 1-2 ③ K			F SI 92 S SL 84 S SL 83 0-3 ② K	4	0	0	0	0	3	3
28 Nolan Arenado, R (1, 5) OBP: 0.283, SLG: 0.385		X FF 93 0-0 1-2 1B		C KC 80 B FF 93 X SL 85 1-1 ③ F9			B KC 81 X FF 91 1-0 ① F7		C SI 92 X SI 92 0-1 ③ G3-1	4	0	1	0	0	0	1
13 Drew Pomeranz, R (1, 1) 60 Manny Corpas, R (5, 1) 15 Jordan Pacheco, R (7, PH) OBP: 0.269, SLG: 0.301 59 Wilton Lopez, R (8, 1)		F FF 92 B FF 94 B FF 92 X FF 92 2-1 ③ F9			C FF 92 F FF 92 S SL 84 0-3 ① K		X FF 91 0-0 ② F9			1 1 1 0	0 0 0 0	0 0 0 0	0 0 0 0	0 0 0 0	0 1 0 0	2 0 0 0
Inning Stats	R: 0 E: 0 K: 0 S: 9 H: 1 LOB: 1 BB: 0 P: 14	R: 0 E: 0 K: 1 S: 10 H: 2 LOB: 2 BB: 0 P: 16	R: 0 E: 0 K: 0 S: 4 H: 1 LOB: 0 BB: 0 P: 7	R: 1 E: 0 K: 1 S: 9 H: 2 LOB: 1 BB: 0 P: 14	R: 0 E: 0 K: 2 S: 12 H: 1 LOB: 1 BB: 0 P: 17	R: 0 E: 0 K: 2 S: 11 H: 1 LOB: 1 BB: 0 P: 13	R: 0 E: 0 K: 1 S: 6 H: 0 LOB: 0 BB: 0 P: 10	R: 0 E: 0 K: 0 S: 7 H: 1 LOB: 1 BB: 0 P: 10	R: 0 E: 0 K: 2 S: 8 H: 0 LOB: 0 BB: 0 P: 8	1B: 6 2B: 2 3B: 0 HR: 1	SF: 0 SAC: 0 DP: 1 HBP: 0		WP: 0 PB: 0 SB: 0 CS: 0	PA: 35			

	AB	35
	R	1
	H	9
	RBI	1
	BB	0
	SO	9
	LOB	16

PITCHER		IP	WLS	BF	H	R	ER	SO	BB	IBB	HBP	BLK	WP	HR	S	P	ERA	WHIP
34 Tom Koehler, R ERA: 4.38	(1, 1)	7.0	W	28	8	1	1	7	0	0	0	0	0	1	61	91	1.29	1.143
50 Chad Qualls, R ERA: 2.68	(8, 1)	1.0	H	4	1	0	0	0	0	0	0	0	0	0	7	10	0.00	1.000
31 Steve Cishek, R ERA: 3.16	(9, 1)	1.0	S	3	0	0	0	2	0	0	0	0	0	0	8	8	0.00	0.000

PITCHER	IP	WLS	BF	H	R	ER	SO	BB	IBB	HBP	BLK	WP	HR	S	P	ERA	WHIP

Batter	1	2	3	4	5	6	7	8	9	AB	R	H	RBI	BB	SO	LOB
3 Adeiny Hechavarría, R (1, 6) OBP: 0.289, SLG: 0.334	C FC 88 F SL 79 B FC 89 X FC 89 1-2 L4 ①		F FF 90 B FF 89 X FF 89 1-1 21 S 21 1B 1B		B SL 79 X FF 88 1-0 21 E 1-3 2-H 2B		B SL 81 F SL 78 B FF 91 F SL 82 X SL 83 2-2 G6-3 ③		S FF 92 B FF 91 F FF 92 B SL 85 S SL 85 2-3 K ③	5	1	2	1	0	1	3
21 Christian Yelich, L (1, 7) OBP: 0.500, SLG: 0.500	C FC 89 X FF 85 0-1 1B		1 SAFE C FC 90 B CU 74 X CH 81 1-1 1-H 1B		X FF 90 0-0 E4 27 L4-3 2-3 3-H			S SL 82 B SL 82 X SL 82 1-1 L8 ①		4	0	2	1	0	0	1
27 Giancarlo Stanton, R (1, 9) OBP: 0.351, SLG: 0.450	1 SAFE C FF 89 B SL 78 F SI 85 B FF 88 1 SAFE C SL 79 2-3 K ②		X FF 89 0-0 F9 ③		C SL 79 F FC 90 D SL 81 F SL 80 1 SAFE 1 SAFE X SL 81 1-2 L4-3 ② ③ 1-1			S CH 81 B SI 90 X CH 81 1-1 HR		4	1	1	1	0	1	4
5 Logan Morrison, L (1, 3) OBP: 0.351, SLG: 0.470 40 Mike Dunn, L (8, 1) 31 Steve Cishek, R (9, 1)	B FF 87 C CH 81 C SL 82 1 SAFE X SI 90 1-2 G3 ③			B FF 91 X FF 89 1-0 G4-3 ①		C CU 72 X CU 76 0-1 L7 ①		B SL 85 X SL 84 1-0 59 G4-6-3 1B		4 0 0	0 0 0	1 0 0	0 0 0	0 0 0	0 0 0	1 0 0
59 Ed Lucas, R (1, 5) OBP: 0.333, SLG: 0.327 (8, 3)		B FF 87 C CU 76 S CH 80 F SL 79 B SL 79 B SI 88 X FF 90 3-2 L9 ①		B FF 92 C SL 78 S FF 88 F SI 88 X CU 76 1-2 P4 ②		C SI 87 F SL 78 S SL 82 0-3 K ②		X SI 93 0-0 G4-6-3 ② ③ 1-2f		4	0	0	0	0	1	1
23 Jake Marisnick, R (1, 8)		C FF 90 X FF 91 0-1 G6-3 ②		C CU 75 S SL 80 B SL 79 X FF 90 1-2 G6-3 ③		B FF 90 F CH 80 B CH 82 S SL 78 X CU 76 2-2 P6 ③			F FF 90 S SL 83 B FF 91 X FC 90 1-2 L4 ①	4	0	0	0	0	0	0
17 Donovan Solano, R (1, 4) OBP: 0.317, SLG: 0.318		B FF 90 C FF 89 F CH 82 X FF 91 1-2 G6-3 ③			B SI 87 X SI 85 1-0 16 FC1-5 6 1B 1B		X FF 89 0-0 16 G5-3 2B		B CU 72 X FF 89 1-0 L4 ②	4	0	2	0	0	0	0
6 Jeff Mathis, R (1, 2) OBP: 0.275, SLG: 0.324			C FF 88 B SI 87 B SI 88 B CH 81 X FF 89 3-1 G5-3 ①		B FF 87 1 SAFE B CH 81 1 SAFE F SI 87 X SI 88 2-1 16 FC1-5 3 2B 1-2 1B		C CH 83 C SL 80 B CH 82 F SL 77 F FF 88 F SL 81 S SL 82 1-3 K ①		F SL 85 B SL 83 X FF 92 1-1 30 1B 1B	4	1	2	0	0	1	1
16 José Fernández, R (1, 1) OBP: 0.156, SLG: 0.188 30 Placido Polanco, R (8, 5) OBP: 0.314, SLG: 0.300			B FF 88 B FF 88 C FF 88 F SI 86 C SL 79 2-3 K ②		F FF 89 X FF 88 0-1 FC1-5 3 2B 21 E 1-2 2-3f ①		S SL 78 S SL 81 X SL 80 0-2 G5-3 ② 2-3		C FF 90 F FF 91 B SL 84 X FF 92 1-2 1B	3 1	1 0	0 1	0 0	0 0	1 0	3 0
Inning Stats	R: 0 E: 0 K: 1 S: 11 H: 1 LOB: 1 BB: 0 P: 15	R: 0 E: 0 K: 0 S: 9 H: 0 LOB: 0 BB: 0 P: 13	R: 1 E: 0 K: 1 S: 10 H: 2 LOB: 0 BB: 0 P: 17	R: 0 E: 0 K: 0 S: 8 H: 0 LOB: 0 BB: 0 P: 11	R: 2 E: 1 K: 0 S: 11 H: 3 LOB: 1 BB: 0 P: 16	R: 0 E: 0 K: 1 S: 8 H: 0 LOB: 0 BB: 0 P: 10	R: 0 E: 0 K: 1 S: 13 H: 1 LOB: 1 BB: 0 P: 16	R: 1 E: 0 K: 0 S: 6 H: 2 LOB: 0 BB: 0 P: 9	R: 0 E: 0 K: 1 S: 12 H: 2 LOB: 2 BB: 0 P: 18	1B: 8 2B: 3 3B: 0 HR: 1 SF: 0 SAC: 0 DP: 2 HBP: 0						

PITCHER		IP	WLS	BF	H	R	ER	SO	BB	IBB	HBP	BLK	WP	HR	S	P	ERA	WHIP
45 Jhoulys Chacín, R ERA: 3.45	(1, 1)	7.0	L	28	7	3	2	4	0	0	0	0	0	0	70	98	2.57	1.000
88 Josh Outman, L ERA: 4.66	(8, 1)	0.1		3	2	1	1	0	0	0	0	0	0	1	5	8	27.00	6.000
61 Edgmer Escalona, R ERA: 4.54	(8, 1)	0.2		1	0	0	0	0	0	0	0	0	0	0	1	1	0.00	0.000
34 Matt Belisle, R ERA: 4.2	(9, 1)	1.0		5	2	0	0	1	0	0	0	0	0	0	12	18	0.00	2.000

PITCHER	IP	WLS	BF	H	R	ER	SO	BB	IBB	HBP	BLK	WP	HR	S	P	ERA	WHIP

Miami Marlins @ Colorado Rockies

Coors Field, Denver, CO

Tue Jul 23 2013, 6:42 PM - 9:23 PM MDT

Att. 34,223 - Cloudy - 89 F

TOP

livebaseballscorecards.com

AB	37
R	4
H	11
RBI	3
BB	0
SO	5
LOB	14

MIAMI

WP: 0 PB: 0 SB: 1 CS: 0 PA: 37

Batter	1	2	3	4	5	6	7	8	9	AB	R	H	RBI	BB	SO	LOB
24 Dexter Fowler, S (1, 8) OBP: 0.375, SLG: 0.459	C FF 93 B FF 95 C FF 95 B CU 82 B FF 96 F FF 94 F FF 95 B FF 95 4-2 5 CS BB		B FF 95 X CH 83 1-0 G5-3		F CH 86 L FF 94 B FF 94 F CH 88 B FF 95 X CU 83 2-2 G4-6-3 1-2f			S FF 95 B SL 87 C FF 94 S SI 95 1-3 K		3	0	0	0	1	1	2
9 DJ LeMahieu, R (1, 4) OBP: 0.330, SLG: 0.374	B FF 96 1 SAFE F FF 95 X FF 95 1-1 L9 1-1			F CU 80 X CU 82 0-1 5 FC4-6 1B		X FF 95 0-0 5 G4-3 3B		C SI 95 F SL 89 B SL 89 B FF 94 S FF 95 2-3 K		4	1	2	0	0	1	1
5 Carlos González, L (1, 7) OBP: 0.368, SLG: 0.602	B FF 95 F FF 95 1 SAFE F FF 95 F CU 84 F CH 88 F CU 84 S CU 84 1-3 K 1-2			X CH 86 0-0 FC4-6 2 1B 1-2f		C FF 96 B FF 97 X FF 96 1-1 G4-3 3-H			B SI 90 B SI 92 B SI 92 B SI 91 4-0 3 G3-1 2 S BB	3	0	0	1	1	1	2
2 Troy Tulowitzki, R (1, 6) OBP: 0.399, SLG: 0.603		B CU 81 F FF 94 C FF 93 F FF 97 F CU 83 S CU 84 1-3 K		1 SAFE F FF 95 X SI 93 0-1 3 S 1-3 1B		B FF 98 S FF 97 F FF 97 S CU 86 1-3 K			C SI 92 F SL 81 B SL 84 F SI 92 B SL 83 B SL 83 C SL 83 3-3 K 1-2	4	0	1	0	0	3	1
3 Michael Cuddyer, R (1, 9) OBP: 0.389, SLG: 0.558		X FF 95 0-0 G6-3		B FF 96 B FF 96 S CU 84 C CU 84 S CU 85 2-3 K 1-2		B FF 96 X CU 81 1-0 G5-3			C SI 91 C SI 91 B SI 92 B SL 82 X SL 82 2-2 G3-1 2-3	4	0	0	0	0	1	3
17 Todd Helton, L (1, 3) OBP: 0.336, SLG: 0.396		B FF 95 X FF 94 1-0 HR		B SI 95 B SI 95 C FF 96 F CU 84 S CU 85 2-3 K			B CU 78 B SI 92 C CU 78 B FF 93 F CH 84 X CU 82 3-2 G3-1		B SL 82 B SI 92 C SL 82 X SI 92 2-1 P5	4	1	1	1	0	1	3
20 Wilin Rosario, R (1, 2) OBP: 0.303, SLG: 0.456		F FF 96 F FF 97 S CU 84 0-3 K			C CU 80 F FF 93 C CU 83 0-3 K		X FF 94 0-0 F8			3	0	0	0	0	2	0
28 Nolan Arenado, R (1, 5) OBP: 0.284, SLG: 0.385			C FF 94 X CU 81 0-1 F7		C FF 94 F FF 96 F SI 94 F FF 92 X CU 82 0-2 45 BB 1B		F FF 95 B CU 83 S CU 83 F FF 96 C CU 83 1-3 K			3	0	1	0	0	1	0
45 Jhoulys Chacín, R (1, 1) OBP: 0.286, SLG: 0.263 88 Josh Outman, L (8, 1) 61 Edgmer Escalona, R (8, 1) 19 Charlie Blackmon, L (8, PH) OBP: 0.292, SLG: 0.413 15 Jordan Pacheco, R (8, PH) OBP: 0.268, SLG: 0.299 34 Matt Belisle, R (9, 1)			B FF 94 C FF 94 C FF 96 X FF 95 1-2 G6-3		B FF 93 C FF 91 B CU 80 B FF 92 B FF 91 4-1 24 G4-6-3 1-2 BB			C SI 94 F FF 95 X SL 87 0-2 L3		1 0 0 0 1 0	0 0 0 0 0 0	0 0 0 0 0 0	0 0 0 0 0 0	1 0 0 0 0 0	0 0 0 0 0 0	0 0 0 0 0 0
Inning Stats	R: 0 E: 1 K: 1 S: 12 H: 0 LOB: 0 BB: 1 P: 18	R: 1 E: 0 K: 2 S: 10 H: 1 LOB: 0 BB: 0 P: 12	R: 0 E: 0 K: 0 S: 6 H: 0 LOB: 0 BB: 0 P: 8	R: 0 E: 0 K: 2 S: 11 H: 2 LOB: 2 BB: 0 P: 15	R: 0 E: 0 K: 1 S: 13 H: 1 LOB: 1 BB: 1 P: 19	R: 1 E: 0 K: 1 S: 7 H: 1 LOB: 0 BB: 0 P: 10	R: 0 E: 0 K: 1 S: 8 H: 0 LOB: 0 BB: 0 P: 12	R: 0 E: 0 K: 2 S: 9 H: 0 LOB: 0 BB: 0 P: 12	R: 0 E: 0 K: 1 S: 9 H: 0 LOB: 1 BB: 1 P: 20	1B: 3 2B: 0 3B: 1 HR: 1	SF: 0 SAC: 0 DP: 1 HBP: 0			WP: 0 PB: 0 SB: 2 CS: 1	PA: 33		

BOTTOM

Miami Marlins @ Colorado Rockies

Coors Field, Denver, CO

Tue Jul 23 2013, 6:42 PM - 9:23 PM MDT

Att. 34,223 - Cloudy - 89 F

livebaseballscorecards.com

AB	30
R	2
H	5
RBI	2
BB	3
SO	11
LOB	12

PITCHER		IP	WLS	BF	H	R	ER	SO	BB	IBB	HBP	BLK	WP	HR	S	P	ERA	WHIP
16 José Fernández, R ERA: 2.74	(1, 1)	7.0	W	26	5	2	2	8	2	0	0	0	0	1	67	94	2.57	1.000
40 Mike Dunn, L ERA: 2.64	(8, 1)	1.0	H	3	0	0	0	2	0	0	0	0	0	0	9	12	0.00	0.000
31 Steve Cishek, R ERA: 3.09	(9, 1)	1.0	S	4	0	0	0	1	1	0	0	0	0	0	9	20	0.00	1.000

PITCHER	IP	WLS	BF	H	R	ER	SO	BB	IBB	HBP	BLK	WP	HR	S	P	ERA	WHIP

Miami Marlins @ Colorado Rockies

Coors Field, Denver, CO

Wed Jul 24 2013, 6:42 PM - 9:36 PM MDT

Att. 30,900 - Cloudy - 79 F

TOP

livebaseballscorecards.com

Batter	1	2	3	4	5	6	7	8	9	AB	R	H	RBI	BB	SO	LOB
3 Adeiny Hechavarría, R (1, 6) OBP: 0.288, SLG: 0.332	C FC 88 F FF 90 C CU 73 0-3 ① K	X FS 82 0-0 ③ FC5-4 1-2f			C CU 71 F FS 82 B FC 85 B FC 86 X FS 83 3-2 21 S 1B		F FF 94 F FF 95 B SL 87 D SL 87 B SI 96 C FF 95 3-3 ① K		C FF 92 F FF 93 B SL 88 S SL 87 1-3 ① K	5	0	1	0	0	3	5
21 Christian Yelich, L (1, 7) OBP: 0.333, SLG: 0.250	B FF 90 B FC 82 B FF 91 B FF 90 4-0 59 1B BB		X FF 90 0-0 ① L7		B FF 90 C FF 92 S FC 84 B FC 86 D FS 83 X FS 83 3-2 ③ G4-3 1-2		C SL 84 S SL 83 B SL 84 B SL 84 S SI 92 2-3 ② K		S FF 93 X FF 93 0-1 ② G6-3	4	0	0	0	1	1	4
27 Giancarlo Stanton, R (1, 9) OBP: 0.348, SLG: 0.441	C FF 89 S FS 83 B FF 90 B FS 82 S FC 86 2-3 ② K		F FC 82 B FF 91 B FS 82 C FS 82 B FF 92 X FS 84 3-2 ② G5-3			B FC 86 C FF 89 B FC 83 B FS 82 X FF 90 3-1 ① G5-3	B SI 90 X SI 90 1-0 ③ FC5 1-2 2-3f		B FF 94 B FF 93 B SL 87 B FF 94 4-0 59 FC4-6 BB	4	0	0	0	1	1	4
59 Ed Lucas, R (1, 3) OBP: 0.335, SLG: 0.329	D CU 73 S FS 83 X FS 82 1-1 30 FC5-4 1-3 1B		B FF 90 B FF 91 S FS 81 C FF 90 X FC 86 2-2 ③ G5-3			C CU 72 B FC 83 C FF 89 X FF 91 1-2 ② G3-1		B SL 83 C FF 90 X FF 90 1-1 30 FC3-6 1B	X FF 92 0-0 ③ FC4-6 1-2f	5	0	2	0	0	0	1
30 Placido Polanco, R (1, 5) OBP: 0.314, SLG: 0.300	B FF 91 F FF 92 B FF 92 F FS 83 F FC 86 X FS 84 2-2 ③ FC5-4 1-2f			C FC 86 X FF 90 0-1 ① L9		B FC 88 C FC 88 F FS 81 B FS 82 X FF 91 2-2 1B		X FF 91 0-0 ① FC3-6 23 G3 17 1B 1-2f		4	1	1	0	0	0	3
23 Jake Marisnick, R (1, 8)		B FS 86 F FF 90 S FS 82 B FS 83 F FC 85 B FC 85 S FS 83 3-3 ① K		B FF 90 B FS 81 F FS 81 C FF 90 S FC 84 2-3 ② K		F FS 82 B FF 91 X FS 81 1-1 ③ F8		B SL 83 C FF 91 C FF 92 X SL 86 1-2 ② G3 2-3		4	0	0	0	0	2	2
17 Donovan Solano, R (1, 4) OBP: 0.329, SLG: 0.331		C FF 90 X CU 74 0-1 33 1B 1B		C FF 91 B FS 82 X FS 82 1-1 ③ G5-3			F SI 94 X SI 95 0-1 29 HBP 6 1B 1B	B SL 85 B SL 86 S SL 85 F FF 91 X FF 93 2-2 6 1B 3-H 1B		4	0	3	1	0	0	0
6 Jeff Mathis, R (1, 2) OBP: 0.282, SLG: 0.330		D FF 90 S FS 82 B FF 91 1 SAFE 1 SAFE X FS 83 2-1 ② L7			C FF 89 C FS 81 X FC 84 0-2 ① L7		F FF 93 S SI 94 X SI 95 0-2 27 FC5 29 HBP 1-2 1B	C FF 91 B SL 87 S SL 85 B FF 92 X SL 86 2-2 1-2 1B		4	0	2	0	0	0	1
33 Jacob Turner, R (1, 1) OBP: 0.143, SLG: 0.238 29 Greg Dobbs, L (7, PH) OBP: 0.294, SLG: 0.289 58 Ryan Webb, R (7, 1) 43 Dan Jennings, L (7, 1) 20 Justin Ruggiano, R (8, PH) OBP: 0.280, SLG: 0.367 44 AJ Ramos, R (8, 1)		X FF 91 0-0 3 FC5-4 1-2 1B			B FF 90 B FF 90 C FF 89 C FF 90 B CU 72 S FF 90 3-3 ② K		H SL 88 1-0 27 FC5 1-2 2-3 HBP	S SL 84 F SL 86 D SL 83 B FF 91 B FF 92 S SL 85 3-3 ③ K		2 0 0 0 0 1 0	0 0 0 0 0 0 0	1 0 0 0 0 0 0	0 0 0 0 0 1 0	0 0 0 0 0 0 0	1 0 0 0 0 1 0	0 0 0 0 0 2 0
Inning Stats	R: 0 E: 0 K: 2 S: 12 H: 1 LOB: 2 BB: 1 P: 21	R: 0 E: 0 K: 1 S: 10 H: 2 LOB: 2 BB: 0 P: 15	R: 0 E: 0 K: 0 S: 7 H: 0 LOB: 0 BB: 0 P: 12	R: 0 E: 0 K: 1 S: 7 H: 0 LOB: 0 BB: 0 P: 10	R: 0 E: 0 K: 1 S: 12 H: 1 LOB: 1 BB: 0 P: 21	R: 0 E: 0 K: 0 S: 10 H: 1 LOB: 1 BB: 0 P: 17	R: 0 E: 0 K: 2 S: 12 H: 2 LOB: 3 BB: 0 P: 19	R: 1 E: 1 K: 1 S: 15 H: 3 LOB: 2 BB: 0 P: 24	R: 0 E: 0 K: 1 S: 6 H: 0 LOB: 1 BB: 1 P: 11	1B: 10 2B: 0 3B: 0 HR: 0		SF: 0 SAC: 0 DP: 0 HBP: 1			PA: 40	

	AB	37
	R	1
	H	10
	RBI	1
	BB	2
	SO	9
	LOB	22

PITCHER		IP	WLS	BF	H	R	ER	SO	BB	IBB	HBP	BLK	WP	HR	S	P	ERA	WHIP
29 Jorge De La Rosa, L ERA: 2.97	(1, 1)	6.0	W	24	5	0	0	5	1	0	0	0	0	0	58	96	0.00	1.000
61 Edgmer Escalona, R ERA: 4.5	(7, 1)	0.1	H	4	2	0	0	1	0	0	1	0	0	0	8	12	0.00	6.000
88 Josh Outman, L ERA: 4.62	(7, 1)	0.1	H	1	0	0	0	1	0	0	0	0	0	0	3	5	0.00	0.000
59 Wilton Lopez, R ERA: 4.25	(7, 1)	0.1	H	1	0	0	0	0	0	0	0	0	0	0	1	2	0.00	0.000
34 Matt Belisle, R ERA: 4.29	(8, 1)	1.0	H	6	3	1	1	1	0	0	0	0	0	0	15	24	9.00	3.000

PITCHER		IP	WLS	BF	H	R	ER	SO	BB	IBB	HBP	BLK	WP	HR	S	P	ERA	WHIP
49 Rex Brothers, L ERA: 1.27	(9, 1)	1.0	S	4	0	0	0	1	1	0	0	0	0	0	6	11	0.00	1.000

Batter	1	2	3	4	5	6	7	8	9	AB	R	H	RBI	BB	SO	LOB
24 Dexter Fowler, S (1, 8) OBP: 0.376, SLG: 0.458	B FF 91 X SI 92 1-0 ① F7		B CU 75 B CH 85 C SI 91 S SI 91 X SI 94 2-2 ① F7		B CH 82 X CU 74 1-0 5 WP 2-3 1B		B SI 91 B SL 81 B SI 92 B SI 90 4-0 9 1B BB			3	0	1	0	1	0	0
9 DJ LeMahieu, R (1, 4) OBP: 0.329, SLG: 0.373	B FF 92 B FF 91 X FF 90 2-0 ② G1-3		C FC 85 F FC 86 B CU 80 C SI 94 1-3 ② K		1 SAFE X FF 89 0-0 ② SF8 3-H		C SI 92 1 SAFE 1 SAFE X SL 80 0-1 1-3 1B			3	0	1	1	0	1	0
5 Carlos González, L (1, 7) OBP: 0.367, SLG: 0.598	B FF 92 B SI 92 X SI 93 2-0 2 CS 1B		C SI 92 B FF 93 F FF 93 B FC 88 F FF 93 S CH 87 2-3 ③ K		1 SAFE 1 SAFE C CU 74 1 SAFE S SI 91 B CU 78 S CH 86 1-3 ③ K 1-2		B SL 80 S SL 81 X SL 82 1-1 ③ G4-3			4	0	1	0	0	2	3
2 Troy Tulowitzki, R (1, 6) OBP: 0.393, SLG: 0.594	C FF 91 C FF 91 0-2 ③ CS 1-2	C FF 91 C SI 92 X CU 78 0-2 ① G5-3		X FF 91 0-0 ① G6-3		C FF 90 C SI 92 S FF 93 0-3 ① K		B FF 92 C FF 92 S FF 94 B SL 82 B FF 94 S SL 81 3-3 ① K		4	0	0	0	0	2	0
3 Michael Cuddyer, R (1, 9) OBP: 0.393, SLG: 0.557		B FF 91 C FF 91 X FC 86 1-1 ② F8		C FF 90 X SI 92 0-1 17 F8 1B		B FC 84 B FF 91 B FF 92 B FF 91 4-0 17 FC4-6 BB		B SL 82 B FF 93 B FF 93 C FF 92 B FF 91 4-1 17 S BB		2	0	1	0	2	0	0
17 Todd Helton, L (1, 3) OBP: 0.335, SLG: 0.398		B SI 92 B CH 86 X SI 93 2-0 28 1B 2B		B SI 90 B CH 84 X FF 91 2-0 ② F8 1-2		B CU 75 B FF 90 F FF 90 S SI 91 X CH 85 2-2 ② FC4-6 1-2f		S CH 84 F CH 84 B FF 93 S CH 84 1-3 ② K 1-2		4	1	1	0	0	1	3
28 Nolan Arenado, R (1, 5) OBP: 0.283, SLG: 0.383		F FF 92 B SI 92 X FC 85 1-1 2-H 1B		C FF 91 B FF 91 S FF 92 X FF 92 1-2 ③ F8		F FF 91 S SI 92 F FF 93 B SI 94 X SI 92 1-2 ③ G6-3		B FF 93 S CU 79 C SL 81 D SL 81 B FC 92 F SL 80 X SL 80 3-2 ③ G5-3		4	0	1	1	0	0	3
8 Yorvit Torrealba, R (1, 2) OBP: 0.357, SLG: 0.336		I IN 73 I IN 78 I IN 77 I IN 77 4-0 IBB	B FF 90 C FF 90 X FF 90 1-1 24 1B 29 SH1-3 9 SF8 1B				X SI 91 0-0 ① G6-3			2	1	1	0	1	0	0
29 Jorge De La Rosa, L (1, 1) OBP: 0.111, SLG: 0.059 61 Edgmer Escalona, R (7, 1) 88 Josh Outman, L (7, 1) 59 Wilton Lopez, R (7, 1) 19 Charlie Blackmon, L (7, PH) OBP: 0.286, SLG: 0.404 34 Matt Belisle, R (8, 1) 49 Rex Brothers, L (9, 1)		X SI 92 0-0 ③ G4-3			X FF 88 0-0 ① SH1-3 1-2		B SI 92 B CH 82 X SI 92 2-0 ② F7			1 0 0 0 1 0 0 0	0 0 0 0 0 0 0 0	0 0 0 0 0 0 0 0	0 0 0 0 0 0 0 0	0 0 0 0 0 0 0 0	0 0 0 0 0 0 0 0	2 0 0 0 0 0 0 0
Inning Stats	R: 0 E: 0 K: 0 S: 5 H: 1 LOB: 0 BB: 0 P: 10	R: 1 E: 0 K: 0 S: 9 H: 2 LOB: 2 BB: 1 P: 17	R: 0 E: 0 K: 2 S: 10 H: 0 LOB: 0 BB: 0 P: 15	R: 0 E: 0 K: 0 S: 7 H: 1 LOB: 1 BB: 0 P: 10	R: 1 E: 0 K: 1 S: 8 H: 2 LOB: 1 BB: 0 P: 11	R: 0 E: 1 K: 1 S: 10 H: 0 LOB: 1 BB: 1 P: 17	R: 0 E: 0 K: 0 S: 6 H: 1 LOB: 2 BB: 1 P: 13	R: 0 E: 0 K: 2 S: 11 H: 0 LOB: 1 BB: 1 P: 22		1B: 6 2B: 1 3B: 0 HR: 0 SF: 1 SAC: 1 DP: 0 HBP: 0		WP: 1 PB: 0 SB: 1 CS: 1 PA: 35		

PITCHER		IP	WLS	BF	H	R	ER	SO	BB	IBB	HBP	BLK	WP	HR	S	P	ERA	WHIP
33 Jacob Turner, R ERA: 2.49	(1, 1)	6.0	L	25	6	2	2	4	1	1	0	0	1	0	49	80	3.00	1.167
58 Ryan Webb, R ERA: 3.15	(7, 1)	0.2		4	1	0	0	0	1	0	0	0	0	0	4	10	0.00	3.000
43 Dan Jennings, L ERA: 3.1	(7, 1)	0.1		1	0	0	0	0	0	0	0	0	0	0	2	3	0.00	0.000
44 AJ Ramos, R ERA: 3.31	(8, 1)	1.0		4	0	0	0	2	1	0	0	0	0	0	11	22	0.00	1.000

PITCHER	IP	WLS	BF	H	R	ER	SO	BB	IBB	HBP	BLK	WP	HR	S	P	ERA	WHIP

BOTTOM

Miami Marlins @ Colorado Rockies

Coors Field, Denver, CO

Wed Jul 24 2013, 6:42 PM - 9:36 PM MDT

Att. 30,900 - Cloudy - 79 F

livebaseballscorecards.com

AB	28
R	2
H	7
RBI	2
BB	4
SO	6
LOB	11

Miami Marlins @ Colorado Rockies

Coors Field, Denver, CO

Thu Jul 25 2013, 1:13 PM - 5:21 PM MDT

Att. 33,165 - Partly Cloudy - 77 F

TOP

livebaseballscorecards.com

Batter	1	2	3	4	5	6	7	8	9	AB	R	H	RBI	BB	SO	LOB
3 Adeiny Hechavarría, R (1, 6) OBP: 0.287, SLG: 0.329	B FF 91 X FF 91 1-0 ① G6-3		B SL 84 B FF 92 B FF 90 C FF 91 B FF 90 4-1 21 CS BB			X SL 83 0-0 ② G5-3		B FF 92 F ST 82 B ST 83 X ST 83 2-1 ③ G4-3 1-2 3-H		3	0	0	0	1	0	1
21 Christian Yelich, L (1, 7) OBP: 0.308, SLG: 0.333	B FF 90 F CH 83 F FF 92 B FF 91 S FF 93 2-3 ② K		1 SAFE B FF 88 1 SAFE 1 SAFE C CH 87 1-1 ③ CS 1-2	S SL 82 B FF 90 B SL 85 F FF 93 X FF 92 2-2 ① G3		C FF 89 B CH 84 B SL 83 C FF 90 B FF 93 S SL 77 3-3 ③ K			B FF 89 X SI 89 1-0 27 2B 2B	4	1	1	0	0	2	0
27 Giancarlo Stanton, R (1, 9) OBP: 0.350, SLG: 0.452	B SL 85 B FF 90 X CH 84 2-0 2B			S FF 91 S FF 95 F FF 94 B SL 86 S SL 84 1-3 ② K			C CH 86 S SL 88 X SL 81 0-2 ① G5-3		B FF 91 X FF 91 1-0 5 F8 59 1B 2-H 2B	4	1	2	1	0	1	0
5 Logan Morrison, L (1, 3) OBP: 0.347, SLG: 0.462	C FF 92 F CH 86 B FF 93 B FF 90 S FF 93 2-3 ③ K			F FF 93 X FF 93 0-1 1B			C CH 83 B SL 87 T FF 90 T FF 90 1-2 ② K		X SI 91 0-0 ① F8 2-3	4	0	1	0	0	2	2
59 Ed Lucas, R (1, 5) OBP: 0.333, SLG: 0.327		B FF 90 C SL 85 F FF 90 C FF 94 1-3 ① K		B FF 93 B SL 84 B FF 90 C FF 91 X FF 92 3-1 ③ G5-3			B FF 90 S SL 84 F FF 92 F FF 93 B SL 82 B SL 85 X SL 82 3-2 ③ G4-3		F FF 92 B SI 91 X FF 91 1-1 17 HR 3-H 1B	4	1	1	1	0	1	1
17 Donovan Solano, R (1, 4) OBP: 0.327, SLG: 0.350		S SL 86 F FF 92 F SL 86 B SL 84 X SL 83 1-2 ② F9			C SL 87 B CH 84 B SL 82 X FF 90 2-1 ① G5-3			C FF 90 F ST 82 S ST 81 0-3 ① K	X SI 90 0-0 1-H HR	4	1	1	2	0	1	0
23 Jake Marisnick, R (1, 8)		C FF 92 F SL 85 C FF 92 0-3 ③ K			X SL 84 0-0 ② F8			B ST 81 S ST 81 F FF 91 B ST 83 S ST 83 2-3 ② K	F SL 88 C FF 93 B SL 89 X FF 94 1-2 ② G6-3	4	0	0	0	0	2	0
19 Rob Brantly, L (1, 2) OBP: 0.288, SLG: 0.300			B CH 88 C SL 88 B FF 89 X FF 89 2-1 ① G6-3		B FF 89 B CH 83 B FF 90 C FF 90 T FF 90 C FF 95 3-3 ③ K			B ST 81 X FF 91 1-0 29 1B 3 WP 1B	X FF 94 0-0 ③ G3	4	1	1	0	0	1	0
24 Nathan Eovaldi, R (1, 1) OBP: 0.071, SLG: 0.071 43 Dan Jennings, L (7, 1) 29 Greg Dobbs, L (8, PH) OBP: 0.287, SLG: 0.293 50 Chad Qualls, R (8, 1) 45 Kevin Slowey, R (9, 1) OBP: 0.130, SLG: 0.048 31 Steve Cishek, R (9, 1) 6 Jeff Mathis, R (9, 2) OBP: 0.282, SLG: 0.330			C FF 90 C FF 91 B SL 84 B FF 93 S FF 94 2-3 ② K			C FF 88 B FF 91 F FF 90 B FF 93 B FF 90 X SL 89 3-2 ① G4-3		D ST 82 C FF 91 X CH 86 1-1 3 WP 1-3 1B		2 0 1 0 0 0 0	0 0 0 0 0 0 0	0 0 1 0 0 0 0	0 0 0 0 0 0 0	1 0 0 0 0 0 0	0 0 0 0 0 0 0
Inning Stats	R: 0 E: 0 K: 2 S: 8 H: 1 LOB: 1 BB: 0 P: 15	R: 0 E: 0 K: 2 S: 10 H: 0 LOB: 0 BB: 0 P: 12	R: 0 E: 0 K: 1 S: 7 H: 0 LOB: 0 BB: 1 P: 16	R: 0 E: 0 K: 1 S: 11 H: 1 LOB: 1 BB: 0 P: 17	R: 0 E: 0 K: 1 S: 6 H: 0 LOB: 0 BB: 0 P: 11	R: 0 E: 0 K: 1 S: 7 H: 0 LOB: 0 BB: 0 P: 13	R: 0 E: 0 K: 1 S: 10 H: 0 LOB: 0 BB: 0 P: 14	R: 1 E: 0 K: 2 S: 11 H: 2 LOB: 1 BB: 0 P: 17	R: 4 E: 0 K: 0 S: 10 H: 4 LOB: 0 BB: 0 P: 14	1B: 4 2B: 3 3B: 0 HR: 1 SF: 0 SAC: 0 DP: 0 HBP: 0						

	AB	34
	R	5
	H	8
	RBI	4
	BB	1
	SO	11
	LOB	4

WP: 1 PA: 36
PB: 0
SB: 0
CS: 1

PITCHER		IP	WLS	BF	H	R	ER	SO	BB	IBB	HBP	BLK	WP	HR	S	P	ERA	WHIP
12 Juan Nicasio, R ERA: 4.4	(1, 1)	7.0		23	2	0	0	9	1	0	0	0	0	0	59	98	0.00	0.429
0 Adam Ottavino, R ERA: 2.92	(8, 1)	1.0	L	5	2	1	1	2	0	0	0	0	1	0	11	17	9.00	2.000
59 Wilton Lopez, R ERA: 4.96	(9, 1)	0.1		5	4	4	4	0	0	0	0	0	0	1	6	9	108.00	12.000
41 Mitchell Boggs, R ERA: 9.92	(9, 1)	0.2		2	0	0	0	0	0	0	0	0	0	0	4	5	0.00	0.000

PITCHER	IP	WLS	BF	H	R	ER	SO	BB	IBB	HBP	BLK	WP	HR	S	P	ERA	WHIP

Miami Marlins @ Colorado Rockies

Coors Field, Denver, CO

Thu Jul 25 2013, 1:13 PM - 5:21 PM MDT

Att. 33,165 - Partly Cloudy - 77 F

livebaseballscorecards.com

BOTTOM

Batter	1	2	3	4	5	6	7	8	9	AB	R	H	RBI	BB	SO	LOB
24 Dexter Fowler, S (1, 8) OBP: 0.372, SLG: 0.452	B FF 94 B FF 95 X FF 95 2-0 G4-3		S FF 95 X FF 96 0-1 G3-1		C FF 96 B SL 88 X FF 96 1-1 F8			F SI 94 B SI 95 B SI 93 F SI 93 S SL 88 2-3 K		4	0	0	0	0	1	2
9 DJ LeMahieu, R (1, 4) OBP: 0.323, SLG: 0.366 59 Wilton Lopez, R (9, 1) 41 Mitchell Boggs, R (9, 1)	C FF 95 X FF 96 0-1 G4-3		C FF 96 B SL 88 X FF 95 1-1 G6-3		F FF 96 F FF 98 X CU 78 0-2 FC6-4 1-2f			X SI 95 0-0 G5-3		4 0 0	0 0 0	0 0 0	0 0 0	0 0 0	0 0 0	2 0 0
5 Carlos González, L (1, 7) OBP: 0.366, SLG: 0.597 15 Jordan Pacheco, R (4, PH) OBP: 0.269, SLG: 0.299 (5, 3)	F FF 96 B FF 96 S FF 96 B SL 88 F FF 96 B SL 87 S FF 95 3-3 K			C FF 95 B FF 95 F FF 95 X SL 86 1-2 F8		B FF 93 X FF 95 1-0 F8			C FF 89 C FF 88 X FF 89 0-2 3 2B 1B	1 3	0 1	0 1	0 0	0 0	1 0	0 0
3 Michael Cuddyer, R (1, 3) OBP: 0.397, SLG: 0.562 (5, 9)		B FF 95 C FF 95 B SL 87 B FF 95 B FF 96 4-1 20 1B BB		B FF 94 F FF 95 X SL 86 1-1 19 FC4-6 1B		F SL 87 S CU 78 X SL 87 0-2 P3			C FF 89 B FF 90 B FF 89 B FF 90 X FF 90 3-1 1-H 20 1B 2B	3	1	2	1	1	0	0
20 Wilin Rosario, R (1, 2) OBP: 0.305, SLG: 0.457		C FF 96 B FF 96 1 SAFE X FF 96 1-1 19 FC4-6 1-2 1B		1 SAFE B SL 85 F FF 95 1 SAFE F SL 85 B CU 76 C CU 74 2-3 K		C CU 77 B FF 96 B FF 96 F SL 86 F FF 96 F CU 76 S SL 85 2-3 K			C SL 81 C SI 90 X CU 75 0-2 28 E 2-H 1B	4	1	2	1	0	2	1
19 Charlie Blackmon, L (1, 9) OBP: 0.264, SLG: 0.373 (5, 7)		B FF 95 F FF 93 S SL 88 B FF 96 X FF 96 2-2 FC4-6 28 1B 1-2f		X FF 96 0-0 FC4-6 1-2f			B SI 91 X FF 92 1-0 G3		B SI 91 B SI 91 X SI 92 2-0 P6	4	0	0	0	0	0	3
28 Nolan Arenado, R (1, 5) OBP: 0.286, SLG: 0.384		C FF 96 1 SAFE S SL 87 X SL 85 0-2 1-3 1B			X FF 95 0-0 L8		C SL 82 T FF 92 B SL 83 X FF 93 1-2 G1-4-3		C SI 92 B SI 91 X SI 92 1-1 E9 18 G5-4-3 2-H 1B	4	0	2	0	0	0	0
18 Jonathan Herrera, S (1, 6) OBP: 0.307, SLG: 0.351 (9, 4)		C FF 96 1 SAFE F SL 84 B FF 96 C FF 95 1-3 K			B FF 94 B FF 93 B FF 94 B FF 95 4-0 12 SH BB		B FF 92 S FF 93 S SI 92 B FF 93 S SL 85 2-3 K		X SI 92 0-0 G5-4-3 1-2f	3	0	0	0	1	2	3
12 Juan Nicasio, R (1, 1) OBP: 0.269, SLG: 0.174 0 Adam Ottavino, S (8, 1) 2 Troy Tulowitzki, R (8, PH) OBP: 0.392, SLG: 0.591 (9, 6)			C FF 93 F FF 95 B CU 76 X FF 96 1-2 G4-3		X FF 92 0-0 SH 9 FC6-4 1-2			B SL 85 C SI 93 B SL 88 C SI 94 F SL 88 X SL 88 2-2 P1		1 0 1	0 0 0	0 0 0	0 0 0	0 0 0	0 0 0	0 0 0

Inning Stats										
	R: 0 E: 0 K: 1 S: 7	H: 0 LOB: 0 BB: 0 P: 12	R: 0 E: 0 K: 1 S: 12	H: 2 LOB: 2 BB: 1 P: 20	R: 0 E: 0 K: 0 S: 7	H: 0 LOB: 0 BB: 0 P: 9	R: 0 E: 0 K: 1 S: 9	H: 1 LOB: 1 BB: 0 P: 13	R: 0 E: 1 K: 0 S: 7	H: 0 LOB: 2 BB: 1 P: 12
	R: 0 E: 0 K: 1 S: 9	H: 0 LOB: 0 BB: 0 P: 12	R: 0 E: 0 K: 1 S: 7	H: 0 LOB: 0 BB: 0 P: 11	R: 0 E: 0 K: 0 S: 8	H: 0 LOB: 0 BB: 0 P: 12	R: 3 E: 1 K: 0 S: 12	H: 4 LOB: 0 BB: 0 P: 18	1B: 6 2B: 1 3B: 0 HR: 0	SF: 0 SAC: 1 DP: 1 HBP: 0

	AB	32
	R	3
	H	7
	RBI	2
	BB	2
	SO	6
	LOB	11

WP: 0 PA: 35
PB: 0
SB: 0
CS: 0

PITCHER		IP	WLS	BF	H	R	ER	SO	BB	IBB	HBP	BLK	WP	HR	S	P	ERA	WHIP
24 Nathan Eovaldi, R ERA: 3.54	(1, 1)	6.0		23	3	0	0	4	2	0	0	0	0	0	51	78	0.00	0.833
43 Dan Jennings, L ERA: 2.95	(7, 1)	1.0	W	3	0	0	0	1	0	0	0	0	0	0	7	11	0.00	0.000
50 Chad Qualls, R ERA: 2.61	(8, 1)	1.0	H	3	0	0	0	1	0	0	0	0	0	0	8	12	0.00	0.000
45 Kevin Slowey, R ERA: 4.11	(9, 1)	0.0		3	3	3	2	0	0	0	0	0	0	0	8	11	∞	∞
31 Steve Cishek, R ERA: 3.02	(9, 1)	1.0	S	3	1	0	0	0	0	0	0	0	0	0	4	7	0.00	1.000

PITCHER		IP	WLS	BF	H	R	ER	SO	BB	IBB	HBP	BLK	WP	HR	S	P	ERA	WHIP

Batter	1	2	3	4	5	6	7	8	9	AB	R	H	RBI	BB	SO	LOB
6 Starling Marte, R (1, 7) OBP: 0.333, SLG: 0.441	F FF 95 L SI 94 X SL 88 0-2 G6-3		B SL 85 F SL 85 X SI 94 1-1 G4-6-3 1-2f			C CU 75 X SL 84 0-1 18 S 1B			B SI 90 T SI 92 S SL 83 B SI 91 F SL 84 F SI 92 S SL 84 2-3 K	4	0	1	0	0	1	1
18 Neil Walker, S (1, 4) OBP: 0.339, SLG: 0.374	B FF 95 F SI 93 S SI 91 X SI 95 1-2 G5-3			B CU 73 X SI 91 1-0 F8		1 SAFE 1 SAFE C SI 93 B SI 94 C SI 88 X SI 90 1-2 G4-3 1-2			B SL 83 B SI 93 B SI 92 C SI 90 T SI 91 F SI 91 S SI 91 3-3 K	4	0	0	0	0	1	1
22 Andrew McCutchen, R (1, 8) OBP: 0.371, SLG: 0.488	C FF 95 C FF 96 S FF 96 0-3 K			C SI 92 F FF 94 X FF 96 0-2 L8			C SL 80 C SL 82 B SL 83 S FF 96 1-3 K		F SI 91 B SL 84 B SL 83 F SI 92 X SI 93 2-2 24 1B 1B	4	0	1	0	0	2	0
24 Pedro Alvarez, L (1, 5) OBP: 0.307, SLG: 0.504		S SI 90 B SI 90 B SI 90 B SI 92 B SI 93 4-1 55 G5-3 BB		B FF 93 F SI 89 X SI 93 1-1 L7			B CU 78 S CH 86 S CH 88 S CH 87 1-3 K		X SI 91 0-0 1-3 1B	3	0	1	0	1	1	0
55 Russell Martin, R (1, 2) OBP: 0.350, SLG: 0.401 30 Jeanmar Gómez, R (7, 1) OBP: 0.091, SLG: 0.091 31 Jose Tabata, R (9, PH) OBP: 0.338, SLG: 0.394		F SI 93 B SI 93 F SI 93 B SI 90 F SI 95 X SI 96 2-2 G5-3 1-2			C SI 90 C SL 84 C FF 95 0-3		B FF 95 C SL 83 S FF 96 B SL 84 B FF 97 F FF 96 C SL 84 3-3		S SL 82 B SI 92 X SI 91 1-1 G4-3	3 0 1	0 0 0	0 0 0	0 0 0	0 0 0	2 0 0	1 0 2
46 Garrett Jones, L (1, 9) OBP: 0.302, SLG: 0.434 5 Josh Harrison, R (8, PH) OBP: 0.261, SLG: 0.364 (8, 6)		B SI 94 X SI 94 1-0 L7			B CU 76 B SI 90 X SI 92 2-0 L9			B FF 94 C FF 94 B SI 89 C FF 95 X SL 88 2-2 G5-3		2 1	0 0	0 0	0 0	0 0	0 0	1 0
14 Gaby Sanchez, R (1, 3) OBP: 0.352, SLG: 0.413		B SL 86 C FF 96 C SL 86 S FF 98 1-3 K			C SI 94 F FF 93 F SL 86 F SL 84 F FF 96 C SI 95 0-3 K			B FF 94 C FF 95 B SL 88 S FF 94 F FF 95 F FF 96 B SL 90 F FF 95 F FF 96 3-2 F SL 80 X FF 95 23 G4-3 2B		3	0	1	0	0	2	1
10 Jordy Mercer, R (1, 6) OBP: 0.332, SLG: 0.408 23 Travis Snider, L (8, PH) OBP: 0.290, SLG: 0.326 (8, 9)			C SI 90 B FF 93 B SL 83 X SI 93 2-1 6 G4-6-3 1B			B SI 88 X SI 90 1-0 F8		X SI 94 0-0 G4-3 2-3		2 1	0 0	1 0	0 0	0 0	0 0	0 1
49 Jeff Locke, L (1, 1) OBP: 0.139, SLG: 0.088 19 Michael McKenry, R (7, 2) OBP: 0.239, SLG: 0.318			B FF 90 T SI 94 M B C 2-3 K			C SI 91 C FF 91 F SI 93 B SI 94 X SI 93 1-2 G5-3		B SL 87 C SI 94 F SI 95 S SL 88 1-3 K		2 1	0 0	0 0	0 0	0 0	1 1	1 1
Inning Stats	R: 0 E: 0 K: 1 S: 9 H: 0 LOB: 0 BB: 0 P: 10	R: 0 E: 0 K: 1 S: 9 H: 0 LOB: 1 BB: 1 P: 17	R: 0 E: 0 K: 1 S: 7 H: 1 LOB: 0 BB: 0 P: 12	R: 0 E: 0 K: 0 S: 6 H: 0 LOB: 0 BB: 0 P: 8	R: 0 E: 0 K: 2 S: 10 H: 0 LOB: 0 BB: 0 P: 12	R: 0 E: 0 K: 0 S: 10 H: 1 LOB: 1 BB: 0 P: 13	R: 0 E: 0 K: 3 S: 10 H: 0 LOB: 0 BB: 0 P: 15	R: 0 E: 0 K: 1 S: 15 H: 1 LOB: 1 BB: 0 P: 21	R: 0 E: 0 K: 2 S: 15 H: 2 LOB: 2 BB: 0 P: 23	1B: 4 2B: 1 3B: 0 HR: 0 SF: 0 SAC: 0 DP: 1 HBP: 0						WP: 0 PB: 0 SB: 1 CS: 0 PA: 32	

Pittsburgh Pirates @ Miami Marlins

Marlins Park, Miami, FL

Fri Jul 26 2013, 7:12 PM - 9:55 PM EDT

Att. 18,718 - Roof Closed - 81 F

TOP

livebaseballscorecards.com

AB	31
R	0
H	5
RBI	0
BB	1
SO	11
LOB	10

PITCHER		IP	WLS	BF	H	R	ER	SO	BB	IBB	HBP	BLK	WP	HR	S	P	ERA	WHIP
37 Henderson Alvarez III, R ERA: 2.64	(1, 1)	6.0	W	20	2	0	0	5	1	0	0	0	0	0	51	72	0.00	0.500
44 AJ Ramos, R ERA: 3.25	(7, 1)	1.0	H	3	0	0	0	3	0	0	0	0	0	0	10	15	0.00	0.000
40 Mike Dunn, L ERA: 2.62	(8, 1)	0.1	H	2	1	0	0	0	0	0	0	0	0	0	11	16	0.00	3.000
50 Chad Qualls, R ERA: 2.57	(8, 1)	0.2	H	2	0	0	0	1	0	0	0	0	0	0	4	5	0.00	0.000
31 Steve Cishek, R ERA: 2.96	(9, 1)	1.0	S	5	2	0	0	2	0	0	0	0	0	0	15	23	0.00	2.000

PITCHER	IP	WLS	BF	H	R	ER	SO	BB	IBB	HBP	BLK	WP	HR	S	P	ERA	WHIP

Batter	1	2	3	4	5	6	7	8	9	AB	R	H	RBI	BB	SO	LOB
3 Adeiny Hechavarría, R (1, 6) OBP: 0.287, SLG: 0.328	F SI 92 B CH 83 F KC 82 F SI 93 C SI 93 1-3 ① K		F KC 80 C SI 92 X KC 84 0-2 ① L9		C SI 90 X CH 81 0-1 21 CS 1B	X KC 78 0-0 ② L3				4	0	1	0	0	1	3
21 Christian Yelich, L (1, 7) OBP: 0.294, SLG: 0.313	X SI 93 0-0 27 BB 1B		C KC 84 F SI 93 B SI 93 B KC 85 S SI 92 2-3 ② K		C SI 90 D KC 81 1 SAFE S SI 91 B SI 93 X SI 92 2-2 ① ② G4-3 1-2	B SI 91 X SI 92 1-0 ③ FC4-6 1-2f				4	0	1	0	0	1	4
27 Giancarlo Stanton, R (1, 9) OBP: 0.360, SLG: 0.470	B SI 92 D CH 84 B SI 93 C SI 93 F SI 93 B SI 92 4-2 1-2 BB		B SI 93 X KC 84 1-0 1B		B SI 92 B SI 91 B CH 83 B SI 92 4-0 59 FC6-4 BB		C KC 79 B SI 90 B KC 81 B SI 90 X SI 89 3-1 HR			2	1	2	1	2	0	0
59 Ed Lucas, R (1, 5) OBP: 0.326, SLG: 0.319	F SI 93 C KC 82 F SI 93 S KC 82 0-3 ② K		B CH 81 B KC 83 S CH 81 S CH 82 S KC 83 2-3 ③ K		B KC 83 X SI 91 1-0 ③ FC6-4 1-2f		F SI 92 B CH 81 B KC 84 F SI 92 F KC 82 F SI 91 C SI 92 2-3 ① K			4	0	0	0	0	3	4
5 Logan Morrison, L (1, 3) OBP: 0.344, SLG: 0.449	S KC 83 X SI 93 0-1 ③ G3-1			B SI 91 B SI 92 C SI 92 B SI 91 B SI 92 4-1 6 1B BB		B SI 88 S SI 90 F KC 82 B SI 92 X SI 92 2-2 ① G3	S KC 82 F SI 91 T KC 82 0-2 ② K			3	0	0	0	1	1	2
17 Donovan Solano, R (1, 4) OBP: 0.325, SLG: 0.343		F SI 91 F KC 83 C SI 92 0-3 ① K		1 SAFE D CH 81 X SI 91 1-0 ① F9		B SI 93 B SI 92 B SI 91 C SI 92 B SI 92 4-1 6 BB 23 1B 30 1B BB	C SI 92 F SL 80 B SL 83 B SL 80 X SI 92 2-2 ③ G5-3			3	1	0	0	1	1	1
23 Jake Marisnick, R (1, 8) OBP: 0.063, SLG: 0.063		X SI 93 0-0 ② G6-3		C KC 79 S CH 83 B SI 92 C SI 92 1-3 ② K		1 SAFE B KC 80 1 SAFE S CH 81 X SI 91 1-1 30 1B 6 BB 1-2 1B		C SL 77 F SI 91 B SL 81 B SI 92 F CH 81 X SI 91 2-2 ① G3-1		4	0	1	0	0	1	1
6 Jeff Mathis, R (1, 2) OBP: 0.297, SLG: 0.333		B SI 93 B CH 83 B SI 93 C SI 93 B CH 82 4-1 37 2B BB		X SI 93 0-0 1-2 1B		B KC 77 C SI 90 B CH 80 B SI 91 B SI 90 4-1 30 1B 1-2 2-3 BB		B SI 93 F SI 92 X SL 80 1-1 ② G5-3		2	0	1	0	2	0	0
37 Henderson Alvarez III, R (1, 1) OBP: 0.250, SLG: 0.375 30 Placido Polanco, R (6, PH) OBP: 0.316, SLG: 0.302 44 AJ Ramos, R (7, 1) 40 Mike Dunn, L (8, 1) 50 Chad Qualls, R (8, 1) 9 Juan Pierre, L (8, PH) OBP: 0.284, SLG: 0.297 31 Steve Cishek, R (9, 1)		X SI 92 0-0 ③ 1-H 2B		C SI 91 S KC 78 S KC 79 0-3 ③ K		X SI 91 0-0 21 FC4-6 1-2 2-3 3-H 1B		F SI 92 S CH 83 F SI 92 X CH 82 0-2 ③ G3		2 0 1 0 0 1 2 1 0 1 1 0 0 0 0 0 0 0 0 0 0 0 0 0 0 0 0 0 0 0 0 0 0 0 0 1 0 0 0 0 0 0 0 0 0 0 0 0 0						
Inning Stats	R: 0 E: 0 K: 2 S: 13 H: 1 LOB: 2 BB: 1 P: 18	R: 0 E: 0 K: 1 S: 6 H: 1 LOB: 2 BB: 1 P: 10	R: 0 E: 0 K: 2 S: 10 H: 1 LOB: 1 BB: 0 P: 15	R: 0 E: 0 K: 2 S: 9 H: 1 LOB: 2 BB: 1 P: 15	R: 0 E: 0 K: 0 S: 6 H: 1 LOB: 1 BB: 1 P: 13	R: 1 E: 0 K: 0 S: 10 H: 2 LOB: 3 BB: 2 P: 22	R: 1 E: 0 K: 2 S: 13 H: 1 LOB: 0 BB: 0 P: 20	R: 0 E: 0 K: 0 S: 10 H: 0 LOB: 0 BB: 0 P: 13		1B: 6 2B: 1 3B: 0 HR: 1	SF: 0 SAC: 0 DP: 0 HBP: 0		WP: 0 PB: 0 SB: 0 CS: 1	PA: 36		

BOTTOM

Pittsburgh Pirates @ Miami Marlins

Marlins Park, Miami, FL

Fri Jul 26 2013, 7:12 PM - 9:55 PM EDT

Att. 18,718 - Roof Closed - 81 F

livebaseballscorecards.com

AB	30
R	2
H	8
RBI	2
BB	6
SO	9
LOB	17

MIAMI

PITCHER		IP	WLS	BF	H	R	ER	SO	BB	IBB	HBP	BLK	WP	HR	S	P	ERA	WHIP
49 Jeff Locke, L ERA: 2.15	(1, 1)	6.2	L	32	8	2	2	9	6	0	0	0	0	1	64	108	2.70	2.100
30 Jeanmar Gómez, R ERA: 2.59	(7, 1)	1.1		4	0	0	0	0	0	0	0	0	0	0	13	18	0.00	0.000

PITCHER	IP	WLS	BF	H	R	ER	SO	BB	IBB	HBP	BLK	WP	HR	S	P	ERA	WHIP

Batter	1	2	3	4	5	6	7	8	9	AB	R	H	RBI	BB	SO	LOB
6 Starling Marte, R (1, 7) OBP: 0.333, SLG: 0.443	B FF 92 X FF 92 1-0 18 2B 2B	C KC 78 B KC 80 S FF 92 X FF 94 1-2 ③ G3-1		C FF 92 L KC 80 F KC 80 S SL 85 0-3 ① K		B SI 92 F SI 93 S SL 83 B SL 82 F SL 82 F SI 93 B SL 81 X SI 93 3-2 18 2B 1B		C SL 82 B FF 92 C FF 92 S SL 83 1-3 ① K2-3		5	2	2	0	0	2	0
18 Neil Walker, S (1, 4) OBP: 0.343, SLG: 0.386	B FF 92 B FF 92 X FF 93 2-0 22 G4-3 46 2B 2-H 2B		C FF 91 S KC 78 F FF 93 B SL 86 B KC 79 X FF 93 2-2 24 FC4-6 22 1B 46 1B 1B	X SI 93 0-0 ② L7		C SI 92 1 SAFE F SL 82 1 SAFE X SL 82 0-2 22 P3 1-H 2B		B FF 92 F FF 92 X SI 88 1-1 ② L8		5	2	3	2	0	0	0
22 Andrew McCutchen, R (1, 8) OBP: 0.374, SLG: 0.493	S FF 92 X KC 80 0-1 ① G4-3 2-3		X KC 77 0-0 24 FC4-6 1-2 1B	B SL 86 B SI 93 B FF 92 B SI 92 4-0 BB		B SI 93 X SL 81 1-0 ① P3 2-3		B FF 93 X SL 84 1-0 24 1B 3B		4	1	2	0	1	0	2
24 Pedro Alvarez, L (1, 5) OBP: 0.306, SLG: 0.500	B KC 80 C KC 79 B SI 93 F FF 93 S SL 86 2-3 ② K		B KC 78 C KC 79 X CH 85 1-1 ① FC4-6 46 1B 19 1B 1-2f 2-3	C SI 93 F KC 80 1 SAFE B SL 86 B KC 80 S KC 80 2-3 ③ K		F SI 92 B SL 82 C SI 93 D SL 82 B SI 93 S SL 83 3-3 ② K		C SL 83 B SL 84 B SL 84 X FF 92 2-1 29 WP 3-H 1B		5	1	1	1	0	3	5
46 Garrett Jones, L (1, 3) OBP: 0.305, SLG: 0.438 37 Justin Wilson, L (6, 1) 29 Bryan Morris, L (7, 1) OBP: 0.200, SLG: 0.200 44 Tony Watson, L (8, 1) 12 Clint Barmes, R (9, 6) OBP: 0.264, SLG: 0.290	F FF 94 B FF 94 C KC 80 D SL 86 F FF 95 X KC 81 2-2 19 1B 3-H 2B		S CH 85 B FF 94 1 SAFE B KC 79 F FF 94 B SL 87 F KC 80 F KC 80 1 SAFE 3-2 X FF 93 23 G1 19 1B 1-3 3-H 1B		F FF 91 B FF 92 F KC 77 B FF 94 F SL 85 F KC 80 F FF 94 S FF 93 2-3 ① K		B SI 93 C SI 93 C SI 93 S SL 81 1-3 ③ K		C FF 93 C SL 83 B SL 85 S SL 84 1-3 ③ K 1-2		4 0 1 0 0	1 0 0 0 0	2 0 0 0 0	2 0 1 0 0	0 0 0 0 0	2 0 1 0 0	1 0 1 0 0
19 Michael McKenry, R (1, 2) OBP: 0.262, SLG: 0.348	C KC 78 B FF 93 F KC 80 F FF 95 X SL 85 1-2 2-H 1B		B FF 92 F KC 78 X FF 93 1-1 23 G1 1-2 3-H 1B		B KC 78 X FF 93 1-0 23 G6-3 2B		X FF 93 0-0 10 FC1-4 1B		C CU 80 C FF 93 B FF 96 X SL 83 1-2 ① G6-3	5	0	4	2	0	0	0
23 Travis Snider, L (1, 9) OBP: 0.287, SLG: 0.322 31 Jose Tabata, R (7, PH) OBP: 0.333, SLG: 0.388 (7, 9)	B FF 93 F FF 92 F KC 79 T KC 82 1-2 ③ K		C KC 79 B FF 93 S CH 85 B FF 94 F CH 86 B CH 86 F FF 93 F FF 94 X KC 80 3-2 ② G1 1-2 2-3		C KC 78 B CH 84 F FF 92 X KC 81 1-2 ② G6-3 2-3		C FF 92 B FF 94 L SL 83 B SL 82 B FF 93 X FF 94 3-2 ① F9		C FF 95 F SL 83 B FF 95 F FF 97 X SL 82 1-2 ② G6-3	3 2	0 0	0 0	0 0	1 0	4 1
10 Jordy Mercer, R (1, 6) OBP: 0.333, SLG: 0.402 35 Mark Melancon, R (9, 1)		C FF 90 C FF 91 B FF 92 X KC 81 1-2 ① G4-3	I IN 80 I IN 81 I IN 83 I IN 82 4-0 IBB	I IN 83 I IN 83 I IN 83 I IN 84 4-0 IBB		F SL 83 B FF 92 X FF 93 1-1 ② FC1-4 1-2f		X FF 94 0-0 ③ P6	3 0	0 0	0 0	0 0	2 0	0 0	1 0
50 Charlie Morton, R (1, 1) 14 Gaby Sanchez, R (6, 3) OBP: 0.351, SLG: 0.411		C FF 92 X SI 94 0-1 ② L3	C FF 92 B KC 79 X FF 92 1-1 ③ F9	F FF 93 T SL 84 S KC 82 0-3 ③ K		D SL 84 C FF 93 X SL 83 1-1 ③ L6			3 1	0 0	0 0	0 0	1 0	5 1
Inning Stats	R: 3 H: 4 E: 0 LOB: 1 K: 2 BB: 0 S: 18 P: 27	R: 0 H: 0 E: 0 LOB: 0 K: 0 BB: 0 S: 8 P: 10	R: 2 H: 4 E: 0 LOB: 3 K: 0 BB: 1 S: 22 P: 37	R: 0 H: 0 E: 0 LOB: 1 K: 2 BB: 1 S: 8 P: 14	R: 0 H: 1 E: 0 LOB: 2 K: 2 BB: 1 S: 13 P: 21	R: 1 H: 2 E: 0 LOB: 1 K: 2 BB: 0 S: 15 P: 23	R: 0 H: 1 E: 0 LOB: 1 K: 0 BB: 0 S: 8 P: 13	R: 1 H: 2 E: 0 LOB: 1 K: 2 BB: 0 S: 11 P: 17	R: 0 H: 0 E: 0 LOB: 0 K: 0 BB: 0 S: 8 P: 10	1B: 8 2B: 5 3B: 1 HR: 0	SF: 0 SAC: 0 DP: 0 HBP: 0			WP: 1 PB: 0 SB: 0 CS: 0	PA: 44		

PITCHER		IP	WLS	BF	H	R	ER	SO	BB	IBB	HBP	BLK	WP	HR	S	P	ERA	WHIP
34 Tom Koehler, R ERA: 4.67	(1, 1)	5.0	L	27	9	5	5	6	1	2	0	0	0	0	69	109	9.00	2.000
58 Ryan Webb, R ERA: 3.28	(6, 1)	1.0		5	2	1	1	2	0	0	0	0	0	0	15	23	9.00	2.000
43 Dan Jennings, L ERA: 3.09	(7, 1)	2.0		9	3	1	1	2	0	0	0	0	1	0	19	30	4.50	1.500
44 AJ Ramos, R ERA: 3.19	(9, 1)	1.0		3	0	0	0	0	0	0	0	0	0	0	8	10	0.00	0.000

PITCHER	IP	WLS	BF	H	R	ER	SO	BB	IBB	HBP	BLK	WP	HR	S	P	ERA	WHIP

TOP

Pittsburgh Pirates @ Miami Marlins

Marlins Park, Miami, FL

Sat Jul 27 2013, 7:12 PM - 10:28 PM EDT

Att. 22,410 - Roof Closed - 76 F

livebaseballscorecards.com

AB	41
R	7
H	14
RBI	7
BB	3
SO	10
LOB	21

Batter	1	2	3	4	5	6	7	8	9	AB	R	H	RBI	BB	SO	LOB
3 Adeiny Hechavarría, R (1, 6) OBP: 0.286, SLG: 0.324	B SI 92 L SI 94 X SI 92 1-1 ① L9		B SI 92 X SI 92 1-0 ① G6-3	X SI 93 0-0 ② G6-3			F FF 94 F FF 91 B FF 96 S FF 96 1-3 ① K		B FF 94 B FC 91 B FF 93 C FF 93 F FC 93 B FF 93 4-2 21 G4-6-3 BB	4	0	0	0	1	1	0
21 Christian Yelich, L (1, 7) OBP: 0.318, SLG: 0.333	B FF 94 F FF 93 X SI 93 1-1 5 HBP 17 1B 1B		C FF 94 S CU 78 X CU 76 0-2 E8 27 2B 1B	B FF 93 B FS 87 F SI 93 C FS 87 B CU 78 C FC 90 3-3 ③ K			C FC 90 X FF 91 0-1 ② G1-3		F FC 93 B FC 93 S FF 93 F FC 93 D KC 83 B FF 94 F FF 92 F FC 93 X FF 94 3-2 ①② G4-6-3 1-2f	5	2	2	0	0	1	1
27 Giancarlo Stanton, R (1, 9) OBP: 0.369, SLG: 0.480	C FF 93 B CU 77 S SI 93 1 SAFE B SI 93 S CU 77 2-3 ② K		B FF 94 F SI 92 B SI 92 X CU 77 2-1 5 E 2-H 2B		C FF 94 S SI 93 F CU 77 B SI 92 B CU 78 B FF 94 F SI 93 X SI 93 3-2 17 G6-3 5 1B 1B		B FF 96 B FF 96 B FF 96 B FF 97 4-0 5 1B BB		B FF 95 B FC 92 X FC 92 2-0 5 DI 1B	4	1	3	1	1	1	1
5 Logan Morrison, L (1, 3) OBP: 0.362, SLG: 0.459	H FF 93 1-0 17 1B 1-2 HBP		X FF 93 0-0 E7 17 L9 30 1B 2-H 1B		X SI 93 0-0 17 G6-3 1-2 1B		C FF 96 B FF 96 X FF 93 1-1 17 FC6-4 1-2 1B		B FF 93 B FC 93 X FC 91 2-0 ③ G3 1-2	4	1	3	1	0	0	1
17 Donovan Solano, R (1, 4) OBP: 0.323, SLG: 0.340	X SI 94 0-0 1-3 2-H 1B		F SI 93 X SI 93 0-1 ② L9 2-3		X SI 92 0-0 ①② G6-3 1-2f 2-3		S FF 93 X FC 92 0-1 ③ FC6-4 1-2f			4	0	1	1	0	0	5
30 Placido Polanco, R (1, 5) OBP: 0.315, SLG: 0.301	C SI 94 X SI 93 0-1 ③ G4-3		X SI 94 0-0 23 1B 3-H 1B		C SI 93 F SI 94 B SI 91 B FF 94 S SI 93 2-3 ③ K			C FC 90 X FC 90 0-1 ① L3		4	0	1	1	0	1	3
23 Jake Marisnick, R (1, 8) OBP: 0.150, SLG: 0.105		F FF 94 B SI 93 S SI 94 X CU 78 1-2 ① G5-3	B SI 94 S SI 93 X FF 93 1-1 1-2 1B			B FF 96 X FF 95 1-0 ① P3		B FF 95 B SI 95 B FF 96 B FF 94 4-0 BB		3	0	1	0	1	0	0
19 Rob Brantly, L (1, 2) OBP: 0.283, SLG: 0.294		B FF 94 B SI 93 F SI 93 T FF 94 F FF 95 B CU 78 X SI 93 3-2 ② G5-3	F SI 94 B CU 77 C CU 78 S CU 78 1-3 ③ K			F FF 97 B CU 80 L FF 92 T FF 99 1-2 ② K		C FC 91 X FF 96 0-1 ② L9		4	0	0	0	0	2	3
34 Tom Koehler, R (1, 1) OBP: 0.048, SLG: 0.048 58 Ryan Webb, R (6, 1) 20 Justin Ruggiano, R (6, PH) OBP: 0.279, SLG: 0.366 43 Dan Jennings, L (7, 1) 29 Greg Dobbs, L (8, PH) OBP: 0.296, SLG: 0.291 44 AJ Ramos, R (9, 1)		B FF 94 C SI 92 S SI 92 F SI 92 B CU 77 F SI 92 F FF 94 F SI 93 S CU 77 2-3 ③ K		C SI 92 S SI 92 B CU 78 B SI 92 S SI 92 2-3 ① K		B FF 97 B FF 97 F SI 97 X FF 97 2-1 ③ P3		C SI 94 B SI 95 F SI 95 S SI 95 1-3 ③ K		2 0 1 0 0 1 0	0 0 0 0 0 0 0	0 0 0 0 0 0 0	0 0 0 0 0 0 0	2 0 0 0 0 1 0	0 0 0 0 0 1 0	0 0 0 0 0 1 0
Inning Stats	R: 1 H: 2 E: 0 LOB: 2 K: 1 BB: 0 S: 10 P: 15	R: 0 H: 0 E: 0 LOB: 0 K: 1 BB: 0 S: 14 P: 20	R: 3 H: 5 E: 2 LOB: 2 K: 1 BB: 0 S: 15 P: 20	R: 0 H: 0 E: 0 LOB: 0 K: 2 BB: 0 S: 7 P: 12	R: 0 H: 2 E: 0 LOB: 1 K: 1 BB: 0 S: 10 P: 15	R: 0 H: 0 E: 0 LOB: 0 K: 1 BB: 0 S: 6 P: 10	R: 0 H: 1 E: 0 LOB: 2 K: 1 BB: 1 S: 9 P: 15	R: 0 H: 0 E: 0 LOB: 1 K: 0 BB: 1 S: 7 P: 12	R: 0 H: 1 E: 0 LOB: 1 K: 0 BB: 1 S: 10 P: 21	1B: 10 SF: 0 2B: 1 SAC: 0 3B: 0 DP: 2 HR: 0 HBP: 1						

PITCHER	IP	WLS	BF	H	R	ER	SO	BB	IBB	HBP	BLK	WP	HR	S	P	ERA	WHIP
50 Charlie Morton, R (1, 1) ERA: 3.59	5.0	W	24	9	4	3	6	0	0	1	0	0	0	56	82	5.40	1.800
37 Justin Wilson, L (6, 1) ERA: 2.11	1.2	H	7	1	0	0	2	1	0	0	0	0	0	13	23	0.00	1.200
29 Bryan Morris, R (7, 1) ERA: 2.84	1.0	H	4	0	0	0	0	1	0	0	0	0	0	6	10	0.00	1.000
44 Tony Watson, L (8, 1) ERA: 3.19	0.1	H	1	0	0	0	1	0	0	0	0	0	0	3	4	0.00	0.000
35 Mark Melancon, R (9, 1) ERA: 0.91	1.0	S	4	1	0	0	0	1	0	0	0	0	0	10	21	0.00	2.000

PITCHER	IP	WLS	BF	H	R	ER	SO	BB	IBB	HBP	BLK	WP	HR	S	P	ERA	WHIP

BOTTOM

Pittsburgh Pirates @ Miami Marlins

Marlins Park, Miami, FL

Sat Jul 27 2013, 7:12 PM - 10:28 PM EDT

Att. 22,410 - Roof Closed - 76 F

livebaseballscorecards.com

AB	36
R	4
H	11
RBI	4
BB	3
SO	9
LOB	15

Batter	1	2	3	4	5	6	7	8	9	AB	R	H	RBI	BB	SO	LOB
6 Starling Marte, R (1, 8) OBP: 0.330, SLG: 0.439	S FF 95 C FF 96 S FF 98 0-3 ① K		C CU 81 F CU 83 B FF 95 B FF 98 S FF 97 2-3 ① K		C CU 83 F CU 84 S CU 84 0-3 ③ K			F FF 95 S CU 83 X CU 86 0-2 ③ G4-3		4	0	0	0	0	3	0
31 Jose Tabata, R (1, 7) OBP: 0.325, SLG: 0.378	F FF 97 F FF 99 B FF 99 X FF 99 1-2 ② G5-3		B FF 97 B CU 83 C CU 83 F CU 83 B CU 84 S CU 84 3-3 ② K			B FF 96 F FF 96 S CU 83 B CU 84 S CU 84 2-3 ① K			B SL 82 C SI 91 F SI 91 X SL 83 1-2 ① G5-3	4	0	0	0	0	2	0
18 Neil Walker, S (1, 4) OBP: 0.342, SLG: 0.384 5 Josh Harrison, R (9, PR) OBP: 0.261, SLG: 0.364	C FF 95 B SI 93 B FF 96 X FF 94 2-1 ③ G4-3		B FF 95 B CH 83 C FF 95 B CH 87 S FF 96 C FF 95 3-3 ③ K			C SI 94 B CU 82 X CU 82 1-1 ② G4-3			C SL 83 B SL 84 C SI 91 X SL 84 1-2 55 BB 1B	4 0	0 0	1 0	0 0	0 0	1 0	0 0
24 Pedro Alvarez, L (1, 5) OBP: 0.305, SLG: 0.497		X FF 96 0-0 55 2B 1B		B FF 96 X CH 88 1-0 ① G4-3		C CU 83 S CH 88 S CU 84 0-3 ③ K			F SL 84 X SI 92 0-1 ② L7	4	1	1	0	0	1	1
55 Russell Martin, R (1, 2) OBP: 0.355, SLG: 0.407		X FF 96 0-0 46 S 12 1B 2B 1-H		B FF 97 S CU 83 C CU 84 S FF 98 1-3 ② K			B FF 95 F FF 94 B FF 96 X FF 95 2-1 14 G4-6-3 1B		B SI 93 C SI 92 F SI 91 B SL 85 F SL 85 B SI 92 B SI 92 4-2 1-2 BB	3	1	2	1	1	1	0
46 Garrett Jones, L (1, 9) OBP: 0.304, SLG: 0.435		C CU 81 F FF 95 F CU 83 S FF 96 0-3 ① K 2-3		S CU 83 B CU 83 X FF 96 1-1 1B			**C FF 91** **S CH 87** **B FF 94** 1 SAFE 1 SAFE B FF 93 F CU 82 F CU 82 F CU 83 2-3 ① K		C SL 85 B SI 91 X SL 84 1-1 ③ G4-3	4	0	1	0	0	2	4
14 Gaby Sanchez, R (1, 3) OBP: 0.346, SLG: 0.404		C CU 86 X CU 86 0-1 ② G3		S FF 97 T FF 97 S CU 85 0-3 ③ K			C CU 83 1 SAFE X FF 95 0-1 ② ③ G4-6-3 1-2f			3	0	0	0	0	1	3
12 Clint Barmes, R (1, 6) OBP: 0.265, SLG: 0.290		X FF 98 0-0 3-H 1B			C FF 95 C CU 83 S CU 86 0-3 ① K			X FF 96 0-0 ① F7		3	0	1	1	0	1	0
45 Gerrit Cole, R (1, 1) OBP: 0.353, SLG: 0.313 22 Andrew McCutchen, R (8, PH) OBP: 0.373, SLG: 0.492 32 Vin Mazzaro, R (8, 1) OBP: 0.200, SLG: 0.200		C FF 97 S CU 84 X CU 84 0-2 ③ G6-3			B FF 95 C SI 92 C FF 96 B CU 85 F FF 95 C CU 82 2-3 ② K			C CU 83 F CU 84 X CU 84 0-2 ② P4		2 1 0	0 0 0	0 0 0	0 0 0	0 0 0	1 0 0	1 0 0
Inning Stats	R: 0 E: 0 K: 1 S: 8 H: 0 LOB: 0 BB: 0 P: 11	R: 2 E: 0 K: 1 S: 12 H: 3 LOB: 1 BB: 0 P: 12	R: 0 E: 0 K: 3 S: 9 H: 0 LOB: 0 BB: 0 P: 17	R: 0 E: 0 K: 2 S: 9 H: 1 LOB: 1 BB: 0 P: 12	R: 0 E: 0 K: 3 S: 10 H: 0 LOB: 0 BB: 0 P: 12	R: 0 E: 0 K: 2 S: 8 H: 0 LOB: 0 BB: 0 P: 11	R: 0 E: 0 K: 1 S: 11 H: 1 LOB: 0 BB: 0 P: 15	R: 0 E: 0 K: 0 S: 7 H: 0 LOB: 0 BB: 0 P: 7	R: 0 E: 0 K: 0 S: 13 H: 1 LOB: 2 BB: 1 P: 20	1B: 5 2B: 1 3B: 0 HR: 0 SF: 0 SAC: 0 DP: 1 HBP: 0						

PITCHER	IP	WLS	BF	H	R	ER	SO	BB	IBB	HBP	BLK	WP	HR	S	P	ERA	WHIP
16 José Fernández, R (1, 1) ERA: 2.71	8.0	W	28	5	2	2	13	0	0	0	0	0	0	74	97	2.25	0.625
31 Steve Cishek, R (9, 1) ERA: 2.89	1.0	S	5	1	0	0	0	1	0	0	0	0	0	13	20	0.00	2.000

PITCHER	IP	WLS	BF	H	R	ER	SO	BB	IBB	HBP	BLK	WP	HR	S	P	ERA	WHIP

TOP

Pittsburgh Pirates @ Miami Marlins

Marlins Park, Miami, FL

Sun Jul 28 2013, 1:11 PM - 3:21 PM EDT

Att. 24,207 - Roof Closed - 77 F

livebaseballscorecards.com

AB	32
R	2
H	6
RBI	2
BB	1
SO	13
LOB	9

WP: 0 PA: 33
PB: 0
SB: 1
CS: 0

Batter	1	2	3	4	5	6	7	8	9	AB	R	H	RBI	BB	SO	LOB
3 Adeiny Hechavarría, R (1, 6) OBP: 0.282, SLG: 0.320	X FF 94 0-0 ① F9		C FF 96 B SL 88 S SL 89 B SL 88 F FF 98 X KC 84 2-2 ③ G5-3		F FF 94 X FF 97 0-1 ③ F8			C SI 92 F SI 94 B SL 88 F SL 85 X SL 88 1-2 ① F8		4	0	0	0	0	0	0
21 Christian Yelich, L (1, 7) OBP: 0.269, SLG: 0.280	C FF 96 S KC 84 X FF 97 0-2 ② G5-3			B FF 94 B CH 88 C FF 95 C CH 89 S KC 84 2-3 ① K		C FF 92 C CH 88 B FF 95 B KC 81 F FF 96 S SL 90 2-3 ① K		B SI 93 S SL 87 C SI 94 B SL 87 S SL 87 2-3 ② K		4	0	0	0	0	3	0
27 Giancarlo Stanton, R (1, 9) OBP: 0.375, SLG: 0.500	C SI 97 X SI 94 0-1 2B			B FF 94 C FF 94 B SL 89 B FF 97 S SL 90 B SL 90 4-2 5 1B 59 1B BB		X FF 95 0-0 HR		B SL 87 F SL 88 C FF 94 B SL 89 X SL 89 2-2 ③ F9		3	2	2	1	1	0	0
5 Logan Morrison, L (1, 3) OBP: 0.369, SLG: 0.460	B FF 96 C FF 96 C FF 98 S KC 85 1-3 ③ K			B KC 83 B FF 95 F FF 93 F FF 96 X KC 83 2-2 59 1B 17 SF8 1-2 1B		B FF 94 B CH 90 B FF 96 C FF 95 F FF 96 F SL 92 B FF 97 4-2 BB				2	1	1	0	1	1	1
59 Ed Lucas, R (1, 5) OBP: 0.326, SLG: 0.319		C FF 95 F SL 90 S SL 90 0-3 ① K		F SL 90 D SL 89 F FF 97 D SL 90 B SL 90 1 SAFE X FF 98 3-2 17 SF8 1-3 2-H 1B		S FF 96 F FF 96 S SL 87 0-3 ② K				3	0	1	1	0	2	1
17 Donovan Solano, R (1, 4) OBP: 0.317, SLG: 0.336		C FF 95 F SL 88 B FF 98 B SL 90 X FF 97 2-2 ② G6-3		D FF 97 X SL 89 1-0 ② SF8 1-2 3-H		F FF 93 F FF 97 D SL 88 B FF 99 F FF 97 X SL 89 2-2 ③ F9				2	0	0	1	0	0	1
23 Jake Marisnick, R (1, 8) OBP: 0.130, SLG: 0.091		B FF 95 X FF 96 1-0 ③ G6-3		B FF 96 B FF 96 B FF 95 C FF 95 X FF 97 3-1 ③ G4-3			C FF 95 X FF 96 0-1 ① F8			3	0	0	0	0	0	1
6 Jeff Mathis, R (1, 2) OBP: 0.290, SLG: 0.325			C SL 88 X FF 96 0-1 ① L8		X FF 94 0-0 ① G1		C FF 96 M FF 96 S FF 97 0-3 ② K			3	0	0	0	0	1	0
16 José Fernández, R (1, 1) OBP: 0.143, SLG: 0.171 31 Steve Cishek, R (9, 1)			C FF 96 L FF 94 S SL 89 0-3 ② K		C FF 94 C FF 94 C SL 87 0-3 ② K		X FF 95 0-0 ③ G1-3			3 0	0 0	0 0	0 0	0 0	2 0	0 0
Inning Stats	R: 0 E: 0 K: 1 S: 9 H: 1 LOB: 1 BB: 0 P: 10	R: 0 E: 0 K: 1 S: 7 H: 0 LOB: 0 BB: 0 P: 10	R: 0 E: 0 K: 1 S: 9 H: 0 LOB: 0 BB: 0 P: 11	R: 2 E: 0 K: 1 S: 14 H: 2 LOB: 1 BB: 1 P: 29	R: 0 E: 0 K: 1 S: 6 H: 0 LOB: 0 BB: 0 P: 6	R: 1 E: 0 K: 2 S: 15 H: 1 LOB: 1 BB: 1 P: 23	R: 0 E: 0 K: 1 S: 6 H: 0 LOB: 0 BB: 0 P: 6	R: 0 E: 0 K: 1 S: 10 H: 0 LOB: 0 BB: 0 P: 15		1B: 2 2B: 1 3B: 0 HR: 1 SF: 1 SAC: 0 DP: 0 HBP: 0					WP: 0 PB: 0 SB: 0 CS: 0 PA: 30	

PITCHER		IP	WLS	BF	H	R	ER	SO	BB	IBB	HBP	BLK	WP	HR	S	P	ERA	WHIP
45 Gerrit Cole, R ERA: 3.56	(1, 1)	7.0	L	27	4	3	3	8	2	0	0	0	0	1	66	95	3.86	0.857
32 Vin Mazzaro, R ERA: 3.11	(8, 1)	1.0		3	0	0	0	1	0	0	0	0	0	0	10	15	0.00	0.000

PITCHER	IP	WLS	BF	H	R	ER	SO	BB	IBB	HBP	BLK	WP	HR	S	P	ERA	WHIP

BOTTOM

Pittsburgh Pirates @ Miami Marlins

Marlins Park, Miami, FL

Sun Jul 28 2013, 1:11 PM - 3:21 PM EDT

Att. 24,207 - Roof Closed - 77 F

livebaseballscorecards.com

AB	27
R	3
H	4
RBI	3
BB	2
SO	9
LOB	4

Batter	1	2	3	4	5	6	7	8	9	AB	R	H	RBI	BB	SO	LOB
22 Eric Young Jr., S (1, 7) OBP: 0.322, SLG: 0.354	C SI 90 B CU 76 X SI 91 1-1 ① L8		B CH 84 X CH 84 1-0 ② G3-1 1-2 2-3		B CU 73 B SI 91 C SI 92 F SI 92 X FC 84 2-2 28 BB 1B		B FF 95 C FF 94 S FF 95 F FF 95 F SL 89 B FF 95 F FF 95 D FF 96 X FF 95 3-2 28 1B 2B		S SI 92 B SI 92 B SI 93 F SI 92 B SL 83 X SI 92 3-2 ① G4-3	5	1	2	0	0	0	2
28 Daniel Murphy, L (1, 4) OBP: 0.319, SLG: 0.416	B SI 92 B CH 85 X SI 92 2-0 ② F7		C CH 84 X SI 92 0-1 5 2B 2-H 3-H 1B		B SI 91 B SI 91 1 SAFE B SI 91 B SI 91 4-0 1-2 BB		C SL 89 X SL 88 0-1 6 WP 6 S 6 1B 2-H 1B		C SI 91 C CH 84 B SL 82 B SI 93 X SI 93 2-2 ② G6-3	4	2	2	3	1	0	0
5 David Wright, R (1, 5) OBP: 0.391, SLG: 0.509	X FF 91 0-0 ③ P3		B FF 90 1 SAFE 1 SAFE B FC 82 X SI 90 2-0 1-H 2B		B FC 84 B FC 84 C FF 91 D FF 91 X SI 93 3-1 ① L9		C CU 79 B FF 93 1 SAFE X SL 81 1-1 ② F9		B SL 82 F SI 93 X SI 93 1-1 1B	5	0	2	1	0	0	3
6 Marlon Byrd, R (1, 9) OBP: 0.324, SLG: 0.508		F SI 89 B SI 91 B SI 90 S FF 90 X SI 92 2-2 ① L6	X FF 90 0-0 ③ L8		X FF 92 0-0 ② F9		F FF 94 B CH 86 S FF 94 B FF 96 B SL 83 X FF 95 3-2 29 2B 1-H 1B		C SI 92 X SI 93 0-1 ③ P6	5	1	1	1	0	0	4
29 Ike Davis, L (1, 3) OBP: 0.273, SLG: 0.277		B SI 91 B SI 91 C SI 92 B SI 92 F SI 93 X SI 93 3-2 ② F8		B SI 90 B SI 91 B SI 91 B FF 92 4-0 3 BB BB	B CH 84 X SI 92 1-0 ③ G4-3		1 SAFE X FF 92 0-0 1-H 2B			3	0	1	1	1	0	2
12 Juan Lagares, R (1, 8) OBP: 0.293, SLG: 0.391		B FF 91 X FF 92 1-0 ③ L9		C FC 83 B SI 91 F SI 90 X CU 77 1-2 ① F7		B FC 82 C FF 91 C SI 92 B FF 92 X FC 85 2-2 ① F8	C SL 81 X SL 80 0-1 ③ G6-3			4	0	0	0	0	0	2
20 Anthony Recker, R (1, 2) OBP: 0.228, SLG: 0.376			B FF 90 X FF 89 1-0 22 G3-1 3 1B 28 1B 1B	B FF 91 C FC 83 S FC 85 S FC 85 1-3 ② K		F FF 92 B SI 91 S FC 84 B CU 78 F FC 85 F FF 93 B FC 86 F FC 86 F SI 94 3-3 ② K		B CU 79 C FF 91 B SL 80 S FF 92 F FF 94 B SL 81 F FF 93 X FF 94 3-2 ① F7		4	1	1	0	0	2	1
3 Omar Quintanilla, L (1, 6) OBP: 0.321, SLG: 0.319			B SI 89 X SI 89 1-0 22 G3-1 28 1B 1-2 1B	B SI 90 B CH 84 1 SAFE B SI 90 B FF 91 4-0 1-2 BB		B SI 93 X SI 92 1-0 ③ G6-3		S CH 87 M CH 86 X CH 86 0-2 ② G4-3		3	1	1	0	1	0	0
53 Jeremy Hefner, R (1, 1) 30 David Aardsma, R (6, 1) 13 Josh Satin, R (7, PH) OBP: 0.437, SLG: 0.464 66 Josh Edgin, R (7, 1) 30 Andrew Brown, R (8, PH) OBP: 0.284, SLG: 0.403 32 LaTroy Hawkins, R (8, 1) 39 Bobby Parnell, R (9, 1)			L FF 88 L FF 88 M FC 82 0-3 ① K	S FF 91 B FC 86 S FC 86 B FC 86 T FF 91 2-2 ③ K		C FF 92 B SI 92 X SI 92 1-1 ① G6-3		C SL 80 B FF 94 S SL 81 S SL 83 1-3 ③ K		2 0 1 0 1 0 0 0	0 0 0 0 0 0 0 0	0 0 0 0 0 0 0 0	0 0 0 0 0 1 0 0	0 0 0 0 0 0 0 0	2 0 0 0 0 0 0 0	4 0 0 0 0 0 0 0
Inning Stats	R: 0 E: 0 K: 0 S: 4 H: 0 LOB: 0 BB: 0 P: 7	R: 0 E: 0 K: 0 S: 7 H: 0 LOB: 0 BB: 0 P: 13	R: 3 E: 0 K: 1 S: 10 H: 4 LOB: 1 BB: 0 P: 15	R: 0 E: 0 K: 2 S: 9 H: 0 LOB: 2 BB: 2 P: 21	R: 0 E: 0 K: 0 S: 7 H: 1 LOB: 2 BB: 1 P: 17	R: 0 E: 0 K: 1 S: 12 H: 0 LOB: 0 BB: 0 P: 18	R: 3 E: 0 K: 0 S: 18 H: 4 LOB: 1 BB: 0 P: 26	R: 0 E: 0 K: 1 S: 11 H: 0 LOB: 0 BB: 0 P: 15	R: 0 E: 0 K: 0 S: 10 H: 1 LOB: 1 BB: 0 P: 16	1B: 7 2B: 3 3B: 0 HR: 0 SF: 0 SAC: 0 DP: 0 HBP: 0						

PITCHER		IP	WLS	BF	H	R	ER	SO	BB	IBB	HBP	BLK	WP	HR	S	P	ERA	WHIP
33 Jacob Turner, R ERA: 2.65	(1, 1)	6.1		27	5	3	3	4	3	0	0	0	0	0	51	94	4.26	1.263
40 Mike Dunn, L ERA: 3.02	(7, 1)	0.0		2	2	1	1	0	0	0	0	0	0	0	8	11	∞	∞
44 AJ Ramos, R ERA: 3.25	(7, 1)	1.2	L	7	2	2	2	1	0	0	0	0	1	0	19	27	10.80	1.200
58 Ryan Webb, R ERA: 3.21	(9, 1)	1.0		4	1	0	0	0	0	0	0	0	0	0	10	16	0.00	1.000

PITCHER	IP	WLS	BF	H	R	ER	SO	BB	IBB	HBP	BLK	WP	HR	S	P	ERA	WHIP

TOP

New York Mets @ Miami Marlins

Marlins Park, Miami, FL

Mon Jul 29 2013, 7:11 PM - 10:38 PM EDT

Att. 19,343 - Roof Closed - 79 F

livebaseballscorecards.com

AB	37
R	6
H	10
RBI	6
BB	3
SO	5
LOB	18

New York Mets @ Miami Marlins

Marlins Park, Miami, FL

Mon Jul 29 2013, 7:11 PM - 10:38 PM EDT

Att. 19,343 - Roof Closed - 79 F

BOTTOM

Batter	1	2	3	4	5	6	7	8	9	AB	R	H	RBI	BB	SO	LOB
3 Adeiny Hechavarría, R (1, 6) OBP: 0.278, SLG: 0.315	G6-3		FC4-6 21 S 1-2f		P3	P5			K	5	0	0	0	0	1	3
21 Christian Yelich, L (1, 7) OBP: 0.258, SLG: 0.241	G1-3		K 1-2		G4-3		K		BB 1-3	4	0	0	0	1	2	1
27 Giancarlo Stanton, R (1, 9) OBP: 0.379, SLG: 0.502	BB			2B 59 3B	BB		G5-3		G4-3	3	1	1	0	2	0	2
5 Logan Morrison, L (1, 3) OBP: 0.358, SLG: 0.444	G4-3			L7	K		G3			4	0	0	0	0	1	3
59 Ed Lucas, R (1, 5) OBP: 0.330, SLG: 0.331		K		3B 33 E 2-H		BB 23 1B 6 1B		G4-3		3	2	1	1	1	1	0
17 Donovan Solano, R (1, 4) OBP: 0.315, SLG: 0.329		G5-3		HBP 23 BB 33 E		F7		G3-1		3	1	0	0	0	0	1
23 Jake Marisnick, R (1, 8) OBP: 0.222, SLG: 0.160		L8		BB 33 E6 33 E 1-2		1B 6 1B 1-3		1B 6 CS		3	1	2	0	1	0	0
6 Jeff Mathis, R (1, 2) OBP: 0.296, SLG: 0.325			BB 3 FC4-6	F4		1B 33 L8 2-H 3-H		CS 1-2	K	3	0	1	2	1	1	3
33 Jacob Turner, R (1, 1) OBP: 0.125, SLG: 0.208 40 Mike Dunn, L (7, 1) 44 AJ Ramos, R (7, 1) 58 Ryan Webb, R (9, 1) 29 Greg Dobbs, L (9, PH) OBP: 0.299, SLG: 0.295 9 Juan Pierre, L (9, PR) OBP: 0.284, SLG: 0.297			K 1-3 2-H 3-H	E6 1-3 2-H 3-H		L8 2-3			1B 21 S	3 0 0 0 0 1 0	0 0 0 0 0 0 0	0 0 0 0 1 0 0	0 0 0 0 0 0 0	1 0 0 0 0 0 0	0 0 0 0 0 0 0	3 0 0 0 0 0 0
Inning Stats	R: 0 E: 0 K: 0 S: 10 H: 0 LOB: 1 BB: 1 P: 18	R: 0 E: 0 K: 1 S: 15 H: 0 LOB: 0 BB: 0 P: 21	R: 0 E: 0 K: 2 S: 9 H: 0 LOB: 1 BB: 1 P: 17	R: 3 E: 1 K: 0 S: 15 H: 2 LOB: 2 BB: 1 P: 28	R: 0 E: 0 K: 1 S: 9 H: 0 LOB: 1 BB: 1 P: 15	R: 2 E: 0 K: 0 S: 12 H: 2 LOB: 1 BB: 1 P: 19	R: 0 E: 0 K: 1 S: 13 H: 0 LOB: 0 BB: 0 P: 19	R: 0 E: 0 K: 0 S: 9 H: 1 LOB: 0 BB: 0 P: 13	R: 0 E: 0 K: 2 S: 14 H: 1 LOB: 2 BB: 1 P: 21	1B: 4 2B: 1 3B: 1 HR: 0 SF: 0 SAC: 0 DP: 0 HBP: 1						

livebaseballscorecards.com

AB	32
R	5
H	6
RBI	3
BB	6
SO	7
LOB	16

MIAMI

WP: 0 PB: 0 SB: 3 CS: 1 PA: 40

PITCHER		IP	WLS	BF	H	R	ER	SO	BB	IBB	HBP	BLK	WP	HR	S	P	ERA	WHIP
53 Jeremy Hefner, R ERA: 4.21	(1, 1)	5.1		26	4	5	3	4	5	0	1	0	0	0	65	111	5.06	1.688
30 David Aardsma, R ERA: 3.18	(6, 1)	0.2	W	2	0	0	0	0	0	0	0	0	0	0	5	7	0.00	0.000
66 Josh Edgin, L ERA: 3.77	(7, 1)	1.0	H	3	0	0	0	1	0	0	0	0	0	0	13	19	0.00	0.000
32 LaTroy Hawkins, R ERA: 3.15	(8, 1)	1.0	H	3	1	0	0	0	0	0	0	0	0	0	9	13	0.00	1.000
39 Bobby Parnell, R ERA: 2.2	(9, 1)	1.0	S	5	1	0	0	2	1	0	0	0	0	0	14	21	0.00	2.000

Batter	1	2	3	4	5	6	7	8	9	10	AB	R	H	RBI	BB	SO	LOB
22 Eric Young Jr., S OBP: 0.323, SLG: 0.349 (1, 7)	C FF 97 B FF 97 B FF 98 F FF 97 F FF 98 F SL 87 F FF 98 F FF 98 B FF 97 4-2 F FF 86 B FF 97 BB		C FF 95 B CU 76 C FF 95 B CU 77 X FF 96 2-2 ② G1-3		B FF 95 B FF 95 C FF 95 B FF 96 B FF 96 4-1 28 S BB		B FF 92 C FF 91 B FF 92 X FF 92 2-1 ② G5-3		B SI 91 B SI 92 C SI 91 X SI 92 2-1 ② G6-3	F SI 90 B SL 84 B SL 84 X SI 91 2-1 ③ G6-3	4	0	0	0	2	0	3
28 Daniel Murphy, L OBP: 0.318, SLG: 0.414 (1, 4)	C FF 96 X FF 97 0-1 ① F7		X CU 76 0-0 ③ F8		F FF 97 1 SAFE B FF 95 C CH 89 T FF 96 1-2 ① K 1-2		C SL 82 X FF 92 0-1 1B		B SI 84 C SI 92 X SI 92 0-3 ③ K		5	0	1	0	0	2	2
5 David Wright, R OBP: 0.392, SLG: 0.510 (1, 5)	B FF 97 1 SAFE X SL 85 1-0 ② F8			C FF 96 B CU 78 C SL 85 X SL 86 1-2 6 L9 12 3B 2B	C FF 97 C FF 98 F FF 98 F FF 97 S SL 86 0-3 ② K		C FF 90 1 SAFE X FF 90 0-1 ③ F8			B SL 83 C SI 92 F SL 84 B SL 84 X SI 92 2-2 29 BB 6 1B 44 1B 1B	5	2	2	0	0	1	3
6 Marlon Byrd, R OBP: 0.325, SLG: 0.512 (1, 9)	C SL 85 B FF 96 X FF 97 1-1 ③ P5			X FF 96 0-0 ① L9 2-3	B SL 82 B SL 83 C FF 97 F SL 84 S SL 87 2-3 ③ K			X SI 93 0-0 3B		B SL 84 F SI 92 B SL 83 C SL 83 F SL 83 F SI 92 F SI 93 X SL 84 2-2 29 BB 44 1B 1-2 1B	5	1	2	0	0	1	3
29 Ike Davis, L OBP: 0.275, SLG: 0.273 (1, 3)		B FF 95 B FF 95 C FF 97 S FF 97 F CU 78 B FF 97 F FF 97 B SL 86 4-2 44 G6-4-3 BB		B CU 77 F FF 96 B FF 97 B SL 86 S SL 85 X SL 86 3-2 ② P4		C CU 74 B FF 96 F FF 95 F FF 96 X SL 85 1-2 ① G3		S SL 87 F SL 87 F SL 88 D SL 90 F SL 90 F SI 96 F SL 87 D SL 90 F SI 95 2-3 S SL 90 ① K	B SL 82 D SL 82 F SI 93 B SL 82 B SI 91 4-1 12 SH5-4 44 1B 13 FC5-2 1-2 2-3 BB	3	0	0	0	2	1	2
44 John Buck, R OBP: 0.287, SLG: 0.388 (1, 2)		C SL 85 F SL 83 B FF 95 X FF 97 1-2 ① ② G6-4-3 1-2f		B FF 98 F FF 98 B FF 96 B FF 100 B SL 88 4-1 12 3B BB		F FF 97 F SL 86 B FF 97 T SL 86 1-2 ② K		F SL 89 X SI 94 0-1 ② G5-3	X SI 92 0-0 13 FC5-2 12 SH5-4 1-2 2-H 3-H 1B	4	1	1	2	1	1	2
12 Juan Lagares, R OBP: 0.307, SLG: 0.412 (1, 8)	C FF 97 X FF 98 0-1 1B		B SL 85 C FF 97 F FF 96 X CU 77 1-2 1-H 3-H 3B		C FF 98 F FF 98 X SL 86 0-2 1B		D SL 88 F SL 87 B SI 93 B SI 94 F SL 88 F SL 87 B SL 87 4-2 BB		C SI 92 X SL 82 0-1 ① SH5-4 1-2 2-3	3	0	3	2	1	0	0
3 Omar Quintanilla, L OBP: 0.322, SLG: 0.314 (1, 6)		B FF 96 B FF 95 1 SAFE T FF 95 B FF 95 F FF 95 X FF 94 3-2 ③ F7		I IN 81 I IN 80 I IN 82 I IN 80 4-0 IBB		T FF 96 B FF 95 1 SAFE F FF 94 F SL 86 F FF 97 1 SAFE F SL 85 X CU 76 1-2 ③ G3		C SI 94 F SL 88 S SL 87 0-3 ③ K	I IN 82 I IN 83 I IN 84 I IN 85 4-0 13 FC5-2 IBB	3	0	0	0	2	1	4
45 Zack Wheeler, L (1, 1) OBP: 0.125, SLG: 0.188 32 LaTroy Hawkins, R (8, 1) 2 Justin Turner, R (9, PH) OBP: 0.304, SLG: 0.317 50 Scott Atchison, R (9, 1) 13 Josh Satin, R (10, PH) OBP: 0.433, SLG: 0.459 39 Bobby Parnell, R (10, 1)			C FF 93 C FF 96 F FF 96 B CU 76 X FF 96 1-2 ① P5	X FF 95 0-0 ③ F7			C FF 92 F FF 91 S SL 83 0-3 ① K		X SI 91 0-0 ① P6	C SL 83 X SL 84 0-1 ② FC5-2 1-2 2-3 3-Hf	3 0 1 0 1	0 0 0 0 0	0 0 0 0 0	0 0 0 0 0	0 0 0 0 0	1 0 0 0 0	2 0 0 0 3
Inning Stats	R: 0 E: 0 K: 0 S: 12 H: 0 LOB: 1 BB: 1 P: 18	R: 0 E: 0 K: 0 S: 12 H: 1 LOB: 1 BB: 1 P: 20	R: 0 E: 0 K: 0 S: 8 H: 0 LOB: 0 BB: 0 P: 11	R: 2 E: 0 K: 0 S: 12 H: 2 LOB: 2 BB: 2 P: 25	R: 0 E: 0 K: 3 S: 12 H: 0 LOB: 1 BB: 1 P: 19	R: 0 E: 0 K: 1 S: 16 H: 1 LOB: 1 BB: 0 P: 19	R: 0 E: 0 K: 1 S: 9 H: 1 LOB: 1 BB: 0 P: 11	R: 0 E: 0 K: 2 S: 17 H: 1 LOB: 2 BB: 1 P: 23	R: 0 E: 0 K: 1 S: 6 H: 0 LOB: 0 BB: 0 P: 8	R: 2 E: 0 K: 0 S: 17 H: 3 LOB: 3 BB: 2 P: 31	1B: 6 2B: 1 3B: 2 HR: 0	SF: 0 SAC: 1 DP: 1 HBP: 0		WP: 0 PB: 0 SB: 1 CS: 0	PA: 46			

PITCHER		IP	WLS	BF	H	R	ER	SO	BB	IBB	HBP	BLK	WP	HR	S	P	ERA	WHIP
24 Nathan Eovaldi, R ERA: 3.47	(1, 1)	6.0		26	4	2	2	4	4	1	0	0	0	0	72	112	3.00	1.333
43 Dan Jennings, L ERA: 3.0	(7, 1)	0.2		3	1	0	0	1	0	0	0	0	0	0	7	9	0.00	1.500
57 Steve Ames, R ERA:	(7, 1)	0.1		1	0	0	0	0	0	0	0	0	0	0	2	2	0.00	0.000
50 Chad Qualls, R ERA: 2.51	(8, 1)	1.0		5	1	0	0	2	1	0	0	0	0	0	17	23	0.00	2.000
31 Steve Cishek, R ERA: 3.14	(9, 1)	2.0	L	11	3	2	2	1	1	1	0	0	0	0	23	39	9.00	2.000

PITCHER	IP	WLS	BF	H	R	ER	SO	BB	IBB	HBP	BLK	WP	HR	S	P	ERA	WHIP

TOP

New York Mets @ Miami Marlins

Marlins Park, Miami, FL

Tue Jul 30 2013, 7:15 PM - 10:21 PM EDT

Att. 23,408 - Roof Closed - 79 F

livebaseballscorecards.com

AB	37
R	4
H	9
RBI	4
BB	8
SO	8
LOB	24

New York Mets @ Miami Marlins

Marlins Park, Miami, FL

Tue Jul 30 2013, 7:15 PM - 10:21 PM EDT

Att. 23,408 - Roof Closed - 79 F

livebaseballscorecards.com

Batter	1	2	3	4	5	6	7	8	9	10	AB	R	H	RBI	BB	SO	LOB
21 Christian Yelich, L (1, 7) OBP: 0.250, SLG: 0.212	B FF 96 B FF 96 F FF 97 F FF 96 X FF 98 2-2 ① L6			B FF 95 B FF 96 F FF 95 F FF 96 X FF 96 2-2 ① G3		F FF 96 B CU 77 X FF 96 1-1 ② L4		F FF 92 X FF 92 0-1 ② G1-3		B FF 93 B FF 93 C FF 92 F FF 94 B KC 84 B FF 96 4-2 BB	4	0	0	0	1	0	0
3 Adeiny Hechavarría, R (1, 6) OBP: 0.277, SLG: 0.314	C FF 96 X FC 87 0-1 ② P3			C FF 97 X FF 95 0-1 ② G6-3		X FF 96 0-0 ③ G6-3		C FF 92 S SL 89 F FF 93 X FF 94 0-2 1B		F FF 93 B FF 95 X FF 95 1-1 ③ G6-3	5	0	1	0	0	0	1
27 Giancarlo Stanton, R (1, 9) OBP: 0.377, SLG: 0.496	B FF 97 S FC 86 X FF 96 1-1 ③ G6-3			B CU 77 B FC 87 B SI 96 B FF 96 4-0 BB			C FF 94 F FC 86 B FF 96 B FF 96 F FC 88 S SI 96 2-3 ① K	C FF 93 1 SAFE F FF 93 D SL 89 X FF 94 1-2 ③ G1-3			3	0	0	0	1	1	1
5 Logan Morrison, L (1, 3) OBP: 0.362, SLG: 0.437		C FF 96 B CU 78 F FF 95 X FC 86 1-2 ① G6-3		X SI 95 0-0 ③ F8			B FF 95 B FF 96 B FF 95 C FF 93 F FF 96 B FF 96 4-2 59 1B 17 1B BB		B FF 91 B FF 92 B FF 91 C FF 91 B FF 92 4-1 59 FC3-6 BB		2	1	0	0	2	0	1
59 Ed Lucas, R (1, 5) OBP: 0.328, SLG: 0.329		C FF 96 F FF 96 F FC 87 S FF 96 0-3 ② K			C FF 96 S FC 87 F FF 95 B FC 87 X FF 96 1-2 ① G3		F FF 95 X FF 94 0-1 17 1B 23 1B 1-2 1B		X FF 92 0-0 ① FC3-6 1-2f		4	1	1	0	0	1	1
17 Donovan Solano, R (1, 4) OBP: 0.314, SLG: 0.327		X FF 97 0-0 ③ G6-3			C FF 95 X FC 86 0-1 ② G5-3		C SI 94 X FC 86 0-1 23 1B 1-3 2-H 1B		F FF 92 X SL 87 0-1 ② P6		4	0	1	1	0	0	1
23 Jake Marisnick, R (1, 8) OBP: 0.258, SLG: 0.179		C FF 95 C CU 78 X FF 96 0-2 ① L8			B FC 89 B FF 96 B FF 96 C FF 96 F FF 94 F FF 96 F FF 96 F FF 96 B FF 96 4-2 BB		X SI 94 0-0 6 G6-3 1-2 3-H 1B		B FF 92 X FF 91 1-0 ③ F7		3	0	1	1	1	0	1
6 Jeff Mathis, R (1, 2) OBP: 0.288, SLG: 0.315		C FF 96 F FF 97 S FF 97 0-3 ② K			C FF 95 C FF 94 F FC 86 S FC 87 0-3 ③ K		F FF 94 F FF 94 F FC 87 X FF 94 0-2 ②③ G6-3 1-2f			B FF 90 C FF 92 B FF 93 F FF 93 B FF 96 F FF 94 X FF 95 3-2 ① G4-3	4	0	0	0	0	2	3
24 Nathan Eovaldi, R (1, 1) OBP: 0.067, SLG: 0.067 9 Juan Pierre, L (6, PH) OBP: 0.283, SLG: 0.296 43 Dan Jennings, L (7, 1) 57 Steve Ames, R (7, 1) 50 Chad Qualls, R (8, 1) 29 Greg Dobbs, L (8, PH) OBP: 0.287, SLG: 0.293 31 Steve Cishek, R (9, 1) 20 Justin Ruggiano, R (10, PH) OBP: 0.278, SLG: 0.365		C FF 96 F FF 96 C FF 97 0-3 ③ K				B FF 94 X FF 96 1-0 ① L7		F FF 91 X FF 92 0-1 ① F7		B FF 94 C FF 93 B KC 84 X FF 95 2-1 ② G5-3	1 1 0 0 0 1 0 0 1	0 0 0 0 0 0 0 0 0	0 0 0 0 0 0 0 0 0	0 0 0 0 0 0 0 0 0	0 0 0 0 0 0 0 0 0	1 0 0 0 0 0 0 0 0	0 0 0 0 0 0 0 0 0
Inning Stats	R: 0 E: 0 K: 0 S: 7 H: 0 LOB: 0 BB: 0 P: 10	R: 0 E: 0 K: 1 S: 8 H: 0 LOB: 0 BB: 0 P: 9	R: 0 E: 0 K: 2 S: 9 H: 0 LOB: 0 BB: 0 P: 9	R: 0 E: 0 K: 0 S: 6 H: 0 LOB: 1 BB: 1 P: 12	R: 0 E: 0 K: 1 S: 15 H: 0 LOB: 1 BB: 1 P: 20	R: 0 E: 0 K: 0 S: 4 H: 0 LOB: 0 BB: 0 P: 6	R: 2 E: 0 K: 1 S: 15 H: 3 LOB: 1 BB: 1 P: 21	R: 0 E: 0 K: 0 S: 11 H: 1 LOB: 1 BB: 0 P: 12	R: 0 E: 0 K: 0 S: 5 H: 0 LOB: 1 BB: 1 P: 10	R: 0 E: 0 K: 0 S: 10 H: 0 LOB: 1 BB: 1 P: 20	1B: 4 2B: 0 3B: 0 HR: 0 SF: 0 SAC: 0 DP: 1 HBP: 0						

BOTTOM

AB	33
R	2
H	4
RBI	2
BB	5
SO	5
LOB	9

WP: 0 PA: 38
PB: 0
SB: 0
CS: 0

PITCHER		IP	WLS	BF	H	R	ER	SO	BB	IBB	HBP	BLK	WP	HR	S	P	ERA	WHIP
45 Zack Wheeler, R ERA: 3.55	(1, 1)	7.0		26	3	2	2	5	3	0	0	0	0	0	64	87	2.57	0.857
32 LaTroy Hawkins, R ERA: 3.09	(8, 1)	1.0		4	1	0	0	0	0	0	0	0	0	0	11	12	0.00	1.000
50 Scott Atchison, R ERA: 3.52	(9, 1)	1.0	W	4	0	0	0	0	1	0	0	0	0	0	5	10	0.00	1.000
39 Bobby Parnell, R ERA: 2.16	(10, 1)	1.0	S	4	0	0	0	0	1	0	0	0	0	0	10	20	0.00	1.000

PITCHER	IP	WLS	BF	H	R	ER	SO	BB	IBB	HBP	BLK	WP	HR	S	P	ERA	WHIP

Batter	1	2	3	4	5	6	7	8	9	AB	R	H	RBI	BB	SO	LOB
22 Eric Young Jr., S (1, 7) OBP: 0.325, SLG: 0.356	C SI 92 X SI 89 0-1 B1-3		C SI 93 X SI 90 0-1 3B		C SI 92 X FF 93 0-1 G4-3			B SI 91 B SI 90 C SI 90 B FF 93 B SI 91 4-1 28 L5-3 5 PB BB		3	1	1	0	1	0	0
28 Daniel Murphy, L (1, 4) OBP: 0.317, SLG: 0.411	C FF 94 B SI 88 B FF 94 X SI 92 2-1 G3-1		B SI 90 B FF 95 C SI 94 B FF 96 D SL 86 4-1 BB			X CH 84 0-0 G4-3		C SI 91 C FF 88 D SL 82 F SI 91 D SL 82 B SI 93 F SI 92 X FF 91 3-2 L5-3 1-3		3	0	0	0	1	0	1
5 David Wright, R (1, 5) OBP: 0.390, SLG: 0.508	F FF 95 X SL 85 0-1 G5-3		C FF 95 B FF 94 S SL 86 X FF 95 1-2 F9			B SI 89 B SL 81 C SI 91 F SL 82 X SI 92 2-2 G6-3		F SL 86 B SI 94 B SI 86 X SI 94 2-1 6 F8 6 S 3-H 1B		4	0	1	0	0	0	2
6 Marlon Byrd, R (1, 9) OBP: 0.327, SLG: 0.515		B FF 91 C SI 92 X SI 92 1-1 44 G6-4-3 2B		B SL 82 C SI 92 C SI 92 F FF 95 X SI 90 1-2 L8		C SI 92 X FF 95 0-1 29 2B 1B		F SI 93 S SL 87 X SI 95 0-2 F8 1-3		4	1	2	0	0	0	1
29 Ike Davis, L (1, 3) OBP: 0.279, SLG: 0.282 13 Josh Satin, R (8, PH) OBP: 0.429, SLG: 0.453 (8, 3)		C SI 90 B SI 89 X SI 88 1-1 44 G6-4-3 1B		X SI 91 0-0 G6-3		S CH 87 B FF 93 B CH 86 B SI 91 C SI 92 F SI 92 F SI 91 F SI 92 X SI 87 3-2 1-H 2B		F FF 96 B SL 87 B SL 89 X FF 96 2-1 F7		3 1	0 0	2 0	1 0	0 0	0 0	0 1
44 John Buck, R (1, 2) OBP: 0.286, SLG: 0.386		B SI 93 T SI 94 C SI 94 X SI 96 1-2 G6-4-3 1-2f 2-3		C SI 93 C SI 96 F SL 84 B SI 94 X SI 96 1-2 E6		S SL 84 B SI 92 X SI 92 1-1 G1-3			B FF 95 B FF 95 S FF 94 B FF 95 T FF 95 X FF 96 3-2 1B	4	0	1	0	0	0	3
12 Juan Lagares, R (1, 8) OBP: 0.306, SLG: 0.405		X FF 96 0-0 G1		D SL 87 X SI 94 1-0 G6-3			B SL 82 B SI 90 C SI 92 F SI 92 H SI 91 3-2 3 G4-6-3 HBP		B FF 95 C SL 88 F FF 94 B SL 89 F SL 89 F SL 89 S FF 96 2-3 K	3	0	0	0	0	1	3
3 Omar Quintanilla, L (1, 6) OBP: 0.323, SLG: 0.314 2 Justin Turner, R (9, PH) OBP: 0.301, SLG: 0.314			B SI 92 S FF 93 B FF 90 X SI 93 2-1 G6-3		C SI 88 X FF 92 0-1 58 B2-6-4 1B		B SI 91 B SI 92 B SI 91 C FF 91 X SI 92 3-1 G4-6-3 1-2f		F SL 88 X FF 95 0-1 F9	3 1	0 0	1 0	0 0	0 0	0 0	1 1
58 Jenrry Mejia, R (1, 1) 30 Andrew Brown, R (7, PH) OBP: 0.279, SLG: 0.397 56 Scott Rice, L (7, 1) 52 Carlos Torres, R (8, 1) OBP: 0.200, SLG: 0.200 20 Anthony Recker, R (9, PH) OBP: 0.225, SLG: 0.372			C SI 91 S FF 93 C SI 94 0-3 K		X FF 89 0-0 B2-6-4 1-2f		C SL 81 X SI 91 0-1 F9		B FF 95 F FF 95 C FF 95 F FF 96 F SL 88 S FF 96 1-3 K	2 1 0 0 1	0 0 0 0 0	0 0 0 0 0	0 0 0 0 0	1 0 0 0 1	1 0 0 0 1	1 0 0 0 1
Inning Stats	R: 0 E: 0 K: 0 S: 6 H: 0 LOB: 0 BB: 0 P: 8	R: 0 E: 0 K: 0 S: 8 H: 2 LOB: 1 BB: 0 P: 11	R: 0 E: 0 K: 1 S: 11 H: 1 LOB: 2 BB: 1 P: 18	R: 0 E: 1 K: 0 S: 10 H: 0 LOB: 1 BB: 0 P: 13	R: 0 E: 0 K: 0 S: 5 H: 1 LOB: 0 BB: 0 P: 5	R: 1 E: 0 K: 0 S: 14 H: 2 LOB: 1 BB: 0 P: 20	R: 0 E: 0 K: 0 S: 6 H: 0 LOB: 0 BB: 0 P: 12	R: 1 E: 0 K: 0 S: 13 H: 1 LOB: 1 BB: 1 P: 24	R: 0 E: 0 K: 2 S: 15 H: 1 LOB: 1 BB: 0 P: 21	1B: 5 2B: 2 3B: 1 HR: 0	SF: 0 SAC: 0 DP: 3 HBP: 1			WP: 0 PB: 1 SB: 1 CS: 0	PA: 36	

PITCHER		IP	WLS	BF	H	R	ER	SO	BB	IBB	HBP	BLK	WP	HR	S	P	ERA	WHIP
37 Henderson Alvarez III, R ERA: 2.61	(1, 1)	7.1	W	29	6	2	2	1	2	0	1	0	0	0	66	100	2.46	1.091
50 Chad Qualls, R ERA: 2.49	(8, 1)	0.1	H	2	1	0	0	0	0	0	0	0	0	0	5	7	0.00	3.000
40 Mike Dunn, L ERA: 2.93	(8, 1)	1.1	S	5	1	0	0	2	0	0	0	0	0	0	17	25	0.00	0.750

PITCHER | IP | WLS | BF | H | R | ER | SO | BB | IBB | HBP | BLK | WP | HR | S | P | ERA | WHIP

TOP

New York Mets @ Miami Marlins

Marlins Park, Miami, FL

Wed Jul 31 2013, 7:14 PM - 10:04 PM EDT

Att. 18,714 - Roof Closed - 78 F

livebaseballscorecards.com

AB	33
R	2
H	8
RBI	1
BB	2
SO	3
LOB	15

New York Mets @ Miami Marlins

Marlins Park, Miami, FL

Wed Jul 31 2013, 7:14 PM - 10:04 PM EDT

Att. 18,714 - Roof Closed - 78 F

BOTTOM

Batter	1	2	3	4	5	6	7	8	9	AB	R	H	RBI	BB	SO	LOB
21 Christian Yelich, L (1, 7) OBP: 0.275, SLG: 0.270	C FF 91 B SI 91 B FF 92 F FF 92 F CH 86 X CH 88 2-2 30 G4-6-3 1B		X FF 92 0-0 30 SF9 27 SF7 1-3 2B		C CH 84 X SL 83 0-1 FC3 1-3		B SI 92 S SI 91 B SI 91 F SI 92 C SI 92 2-3 ③ K			4	1	2	0	0	1	1
30 Placido Polanco, R (1, 5) OBP: 0.311, SLG: 0.298	C FF 92 C SL 85 F SL 86 X FF 95 0-2 ①② G4-6-3 1-2f		B FC 93 F FF 91 B SL 85 F FF 92 X SL 85 2-2 ① SF9 2-3 3-H		1 SAFE B SI 90 B FF 92 X FC 90 2-0 ② F9			C FF 92 X FC 89 0-1 ① G1-3		3	0	0	1	0	0	3
27 Giancarlo Stanton, R (1, 9) OBP: 0.375, SLG: 0.491	B FF 94 F SI 92 B SL 84 B FF 94 B FF 94 4-1 5 WP BB		B FF 94 X FF 94 1-0 ② SF7 3-H		C SL 84 B FC 93 B FF 93 B SL 82 S SL 83 X SL 83 3-2 ③ G5-3			B FC 88 X FC 90 1-0 ② L9		2	0	0	1	1	0	2
5 Logan Morrison, L (1, 3) OBP: 0.352, SLG: 0.423	B FC 93 B SI 91 B SI 91 F FF 92 X FC 93 3-1 ③ L6 1-2		B FF 92 S SI 91 S SL 84 X CH 86 1-2 ③ G3			B FF 90 B CH 88 X FC 89 2-0 ① L3		B FF 93 B FF 92 C FC 89 X FC 90 2-1 ③ G4-3		4	0	0	0	0	0	1
59 Ed Lucas, R (1, 6) OBP: 0.323, SLG: 0.324 (8, 4)		C FF 92 B FF 91 S SL 84 B SL 85 F SL 84 S SI 91 2-3 ① K		S SL 81 B FC 92 S SL 81 B SL 86 S SL 82 2-3 ① K		C FF 93 S SL 84 B SL 86 F SL 84 F FF 92 B SL 83 F SL 84 F FF 93 S SL 82 2-3 ② K				3	0	0	0	0	3	0
17 Donovan Solano, R (1, 4) OBP: 0.314, SLG: 0.327 3 Adeiny Hechavarria, R (8, 6) OBP: 0.277, SLG: 0.314		B FF 92 C SL 82 B FF 92 X FF 93 2-1 ② G6-3		B FF 91 C FF 91 F SL 83 C SL 84 1-3 ② K		X FF 92 0-0 1B				3 0	0 0	1 0	0 0	0 0	1 0	0 0
23 Jake Marisnick, R (1, 8) OBP: 0.265, SLG: 0.290		B FF 92 X SI 92 1-0 HR		F SL 82 X SI 92 0-1 ③ G5-3		B SL 82 X FF 93 1-0 ③ G6-3				3	1	1	1	0	0	1
19 Rob Brantly, L (1, 2) OBP: 0.279, SLG: 0.289		C FF 93 B SI 92 C FF 93 B CH 84 F CH 88 X FF 93 2-2 ③ G4-3			F FF 91 B SI 89 B FF 92 S SL 82 X CH 85 2-2 ① G3		F SI 91 B SI 92 S SI 91 B SL 84 S SI 93 2-3 ① K			3	0	0	0	0	1	0
37 Henderson Alvarez III, R (1, 1) OBP: 0.364, SLG: 0.455 50 Chad Qualls, R (8, 1) 40 Mike Dunn, L (8, 1)			C FF 90 B FF 90 X FF 92 1-1 21 2B 30 SF9 1B		X FC 91 0-0 21 E 21 FC3 1B		C SI 93 F SI 93 S SI 91 0-3 ② K			3 0 0	1 0 0	2 0 0	0 0 0	0 0 0	1 0 0	0 0 0
Inning Stats	R: 0 E: 0 K: 0 S: 11 H: 1 LOB: 1 BB: 1 P: 20	R: 1 E: 0 K: 1 S: 11 H: 1 LOB: 0 BB: 0 P: 18	R: 2 E: 0 K: 0 S: 10 H: 2 LOB: 0 BB: 0 P: 15	R: 0 E: 0 K: 2 S: 8 H: 0 LOB: 0 BB: 0 P: 11	R: 0 E: 1 K: 0 S: 10 H: 1 LOB: 2 BB: 0 P: 17	R: 0 E: 0 K: 1 S: 10 H: 1 LOB: 1 BB: 0 P: 15	R: 0 E: 0 K: 3 S: 9 H: 0 LOB: 0 BB: 0 P: 13	R: 0 E: 0 K: 0 S: 5 H: 0 LOB: 0 BB: 0 P: 8		1B: 4 2B: 1 3B: 0 HR: 1 SF: 2 SAC: 0 DP: 1 HBP: 0						

livebaseballscorecards.com

AB	28
R	3
H	6
RBI	3
BB	1
SO	7
LOB	8

MIAMI

PITCHER		IP	WLS	BF	H	R	ER	SO	BB	IBB	HBP	BLK	WP	HR	S	P	ERA	WHIP
58 Jenrry Mejia, R ERA: 2.08	(1, 1)	6.0	L	25	6	3	3	4	1	0	0	0	1	1	60	96	4.50	1.167
56 Scott Rice, L ERA: 3.92	(7, 1)	1.0		3	0	0	0	3	0	0	0	0	0	0	9	13	0.00	0.000
52 Carlos Torres, R ERA: 3.03	(8, 1)	1.0		3	0	0	0	0	0	0	0	0	0	0	5	8	0.00	0.000

PITCHER	IP	WLS	BF	H	R	ER	SO	BB	IBB	HBP	BLK	WP	HR	S	P	ERA	WHIP

Batter	1	2	3	4	5	6	7	8	9	AB	R	H	RBI	BB	SO	LOB
22 Eric Young Jr., S (1, 7) OBP: 0.320, SLG: 0.350	C FF 91 F FF 93 F KC 81 B KC 82 X FF 93 1-2 P6		C FF 94 B CH 85 B FF 93 S FF 93 X KC 80 2-2 G4-3		B FF 92 F FF 91 B CH 85 C FF 90 S KC 79 2-3 K		C FF 95 S CH 86 F CH 86 B FF 94 F CH 87 X FF 95 1-2 G4-3		F SI 94 X SI 93 0-1 1-2f FC6-4	5	0	0	0	0	1	1
2 Justin Turner, R (1, 4) OBP: 0.314, SLG: 0.330	B FF 94 B FF 92 X FF 92 2-0 2B		C KC 80 B FF 93 X KC 80 1-1 6 HBP 5 BB 1B		F FF 92 B FF 94 S SL 84 B SL 85 B SL 88 F FF 93 B KC 80 4-2 5 1B BB		C FF 95 B SL 83 F FF 96 B CH 87 F FF 96 X CH 85 2-2 L4		C SI 93 B SL 84 F SI 93 S SI 93 1-3 K	4	0	2	0	1	1	1
5 David Wright, R (1, 5) OBP: 0.391, SLG: 0.506	B FF 92 B FF 92 X SL 84 2-0 P2		B FF 93 B FF 93 B KC 79 1 SAFE B FF 92 4-0 6 HBP 1-2 BB		X FF 91 0-0 6 L8-4-3 1-2 1B		B SL 83 F FF 96 F FF 96 B CH 86 F SL 82 X FF 95 2-2 F9			3	0	1	0	1	0	1
6 Marlon Byrd, R (1, 9) OBP: 0.329, SLG: 0.512	B SL 84 B SL 85 B FF 93 C FF 93 S SL 86 B SL 86 4-2 BB		H KC 78 1-0 1-2 2-3 HBP		B SL 84 D FF 92 C FF 92 X FF 91 2-1 L8-4-3 1-1			C FF 93 S SL 81 F SL 81 S FF 95 0-3 K		2	0	0	0	1	1	2
29 Ike Davis, L (1, 3) OBP: 0.282, SLG: 0.280	F FF 94 C KC 80 B SL 85 B FF 93 2 SAFE B SL 87 F FF 94 F KC 81 S FF 94 3-3 K		B FF 94 F FF 92 C KC 81 X FF 94 1-2 P5			C KC 77 C KC 80 B FF 94 B FF 93 B KC 79 B FF 92 4-2 44 G4-6-3 BB			C FF 94 S CH 88 B CH 86 B CH 87 B FF 94 F FF 93 B FF 94 4-2 BB	2	0	0	0	2	1	5
44 John Buck, R (1, 2) OBP: 0.283, SLG: 0.382		X FF 92 0-0 G6-3		C KC 78 B FF 93 B FF 92 X SL 84 2-1 G4-3		B FF 92 X SL 84 1-0 1-2f G4-6-3		S FF 94 D SL 82 X SL 81 1-1 F9	4	0	0	0	0	0	2
12 Juan Lagares, R (1, 8) OBP: 0.310, SLG: 0.418		C SI 93 C FF 92 B SI 93 B SL 87 F FF 94 F FF 93 C KC 82 2-3 K		C FF 93 T FF 92 B FF 92 F SL 86 X FF 94 1-2 3B		C KC 79 B SI 93 B KC 78 S SL 85 B SL 86 X FF 93 3-2 3 BB 1B		B FF 95 C FF 93 F FF 93 F FF 93 S SL 82 1-3 K2-3	4	0	2	0	0	2	1
3 Omar Quintanilla, L (1, 6) OBP: 0.326, SLG: 0.314		B FF 93 F FF 93 X CH 85 1-1 L8		C KC 79 X SL 87 0-1 L3		B FF 91 B FF 90 F FF 93 1 SAFE C FF 90 F FF 92 B KC 79 F SL 86 F SL 85 4-2 F SL 85 B KC 80 1-2 BB			C SI 91 B CH 86 F SI 93 B SL 84 F SI 93 X SI 92 2-2 22 FC6-4 1B	3	0	1	0	1	0	1
33 Matt Harvey, R (1, 1) OBP: 0.098, SLG: 0.137 50 Scott Atchison, R (6, 1) 71 Gonzalez Germen, R (7, 1) 28 Daniel Murphy, L (9, PH) OBP: 0.317, SLG: 0.410			C FF 91 F KC 79 S SL 85 0-3 K	S SL 85 X SL 84 0-1 F7		F FF 92 S SL 86 S SL 86 0-3 K			C SI 93 D SL 84 F SL 86 F SL 84 F SL 84 S SI 93 1-3 K	3 0 0 1	0 0 0 0	0 0 0 0	0 0 0 0	0 0 0 0	2 0 0 1	3 0 0 1
Inning Stats	R: 0 E: 0 K: 1 S: 13 H: 1 LOB: 2 BB: 1 P: 25	R: 0 E: 0 K: 1 S: 8 H: 0 LOB: 0 BB: 0 P: 11	R: 0 E: 0 K: 1 S: 11 H: 1 LOB: 3 BB: 1 P: 20	R: 0 E: 0 K: 0 S: 10 H: 1 LOB: 1 BB: 0 P: 13	R: 0 E: 0 K: 1 S: 9 H: 1 LOB: 1 BB: 1 P: 17	R: 0 E: 0 K: 1 S: 15 H: 1 LOB: 2 BB: 2 P: 27	R: 0 E: 0 K: 0 S: 13 H: 0 LOB: 0 BB: 0 P: 18	R: 0 E: 0 K: 2 S: 13 H: 0 LOB: 1 BB: 1 P: 19	R: 0 E: 0 K: 2 S: 14 H: 1 LOB: 1 BB: 0 P: 18	1B: 4 2B: 2 3B: 1 HR: 0 SF: 0 SAC: 0 DP: 2 HBP: 1						

PITCHER		IP	WLS	BF	H	R	ER	SO	BB	IBB	HBP	BLK	WP	HR	S	P	ERA	WHIP
34 Tom Koehler, R ERA: 4.34	(1, 1)	6.0	W	27	5	0	0	5	5	0	1	0	0	0	66	113	0.00	1.667
44 AJ Ramos, R ERA: 3.14	(7, 1)	2.0	H	7	0	0	0	2	1	0	0	0	0	0	26	37	0.00	0.500
31 Steve Cishek, R ERA: 3.08	(9, 1)	1.0	S	4	1	0	0	2	0	0	0	0	0	0	14	18	0.00	1.000

PITCHER	IP	WLS	BF	H	R	ER	SO	BB	IBB	HBP	BLK	WP	HR	S	P	ERA	WHIP

TOP

New York Mets @ Miami Marlins

Marlins Park, Miami, FL

Thu Aug 01 2013, 12:44 PM - 3:50 PM EDT

Att. 25,916 - Roof Closed - 78 F

livebaseballscorecards.com

AB	31
R	0
H	6
RBI	0
BB	6
SO	9
LOB	18

Batter	1	2	3	4	5	6	7	8	9	AB	R	H	RBI	BB	SO	LOB
21 Christian Yelich, L (1, 7) OBP: 0.273, SLG: 0.268	C FF 94 B FF 94 C CU 83 B CH 88 X FF 96 2-2 ① G4-3	S FF 96 B CU 84 F FF 96 F CU 86 B FF 97 B FF 97 F FF 99 X SL 87 3-2 ③ G4-3	1 SAFE B FF 95 F FF 96 B CH 88 F FF 96 B SL 91 F SI 97 1 SAFE X FF 97 3-2 5 1B 17 1B 1-3 1B	X FF 92 0-0 ② FC3-6 1-2f				4	1	1	0	0	0	2
3 Adeiny Hechavarría, R (1, 6) OBP: 0.274, SLG: 0.310	C FF 96 S SL 90 S SL 90 0-3 ② K	F FF 95 C FF 96 X SL 90 0-2 ① G6-3	X SL 91 0-0 ① L6	1 SAFE 1 SAFE B FF 92 S SL 82 X FF 93 1-1 ③ G6-3						4	0	0	0	0	1	3
27 Giancarlo Stanton, R (1, 9) OBP: 0.370, SLG: 0.483	C FF 94 C FF 95 B SL 91 B FF 98 X SL 90 2-2 ③ F8	B FF 96 B SL 92 S FF 97 X FF 98 2-1 E6	C FF 95 F FF 95 B SL 92 B SL 92 B FF 97 F FF 97 S SL 92 3-3 ② K	F FF 93 B FF 94 B CH 83 S CH 83 B FF 94 F CH 84 S SL 84 3-3 ① K						4	0	0	0	0	2	2
5 Logan Morrison, L (1, 3) OBP: 0.349, SLG: 0.417		B FF 96 B CH 86 B FF 98 C FF 96 T FF 96 X CH 87 3-2 ① F7	C SI 97 F FF 96 T FF 98 0-2 ② K	F CH 88 B FF 97 1 SAFE B FF 97 X CH 88 2-1 59 HBP 17 1B 1-3 3-H 1B	B FF 94 B CH 83 C FF 92 X FF 94 2-1 ② L9					4	1	1	1	0	1	1
59 Ed Lucas, R (1, 5) OBP: 0.321, SLG: 0.318 (7, 4)		C FF 98 B SL 90 B FF 96 B SL 91 F FF 96 C CU 86 3-3 ② K	X SL 90 0-0 ③ G4-3	H FF 95 1-0 17 1B 1-2 HBP	C SL 82 C SL 84 F FF 94 F SL 84 B CH 83 F SL 84 B FF 93 C FF 94 2-3 ③ K					3	0	0	0	0	2	1
17 Donovan Solano, R (1, 4) OBP: 0.314, SLG: 0.327 44 AJ Ramos, R (7, 1) 31 Steve Cishek, R (9, 1)	C FF 97 S SL 92 B SL 92 S FF 97 1-3 ③ K	C FF 95 B FF 96 B CU 85 S SL 88 B SL 91 F FF 97 F CU 84 F FF 98 X SL 92 3-2 ① F9	F SL 91 F FF 96 B SL 91 F FF 98 F SL 92 F CH 86 B SL 91 F FF 98 X SL 92 2-2 23 S 1-3 2-H 3-H 1B							3 0 0	0 0 0	1 0 0	2 0 0	0 0 0	1 0 0	0 0 0
23 Jake Marisnick, R (1, 8) OBP: 0.243, SLG: 0.265		B FF 95 C FF 95 C CU 83 B SL 91 S SL 89 2-3 ① K	C SI 97 F FF 98 B SL 92 F CU 85 B FF 97 C FF 98 2-3 ② K	C SL 89 S SL 87 D CU 81 D SL 87 S SL 89 2-3 ③ K 1-2						3	0	0	0	0	3	2
6 Jeff Mathis, R (1, 2) OBP: 0.282, SLG: 0.307		B FF 96 C FF 97 C FF 96 S FF 96 1-3 ② K	B SL 90 X FF 96 1-0 ③ L9	B FF 92 F FF 92 B FF 94 B FF 93 F FF 92 F FF 94 X FF 94 3-2 ① F7						3	0	0	0	0	1	0
34 Tom Koehler, R (1, 1) OBP: 0.091, SLG: 0.091 9 Juan Pierre, L (6, PH) OBP: 0.286, SLG: 0.299 30 Placido Polanco, R (7, 5) OBP: 0.313, SLG: 0.301		B FF 95 C FF 96 S FF 97 B FF 97 X FF 97 2-2 1B	B FF 95 X SI 95 1-0 21 1B 5 1B 1B	X FF 94 0-0 21 FC3-6 1B						1 1 1	0 1 0	1 1 1	0 0 0	0 0 0	0 0 0	0 0 0
Inning Stats	R: 0 E: 0 K: 1 S: 9 H: 0 LOB: 0 BB: 0 P: 13	R: 0 E: 0 K: 2 S: 9 H: 0 LOB: 0 BB: 0 P: 16	R: 0 E: 0 K: 2 S: 14 H: 1 LOB: 1 BB: 0 P: 22	R: 0 E: 1 K: 1 S: 9 H: 0 LOB: 1 BB: 0 P: 11	R: 0 E: 0 K: 1 S: 11 H: 0 LOB: 0 BB: 0 P: 17	R: 3 E: 0 K: 2 S: 22 H: 4 LOB: 2 BB: 0 P: 36	R: 0 E: 0 K: 0 S: 8 H: 1 LOB: 1 BB: 0 P: 12	R: 0 E: 0 K: 2 S: 12 H: 0 LOB: 0 BB: 0 P: 19		1B: 6 2B: 0 3B: 0 HR: 0		SF: 0 SAC: 0 DP: 0 HBP: 1		WP: 0 PB: 0 SB: 1 CS: 0		PA: 32

PITCHER	IP	WLS	BF	H	R	ER	SO	BB	IBB	HBP	BLK	WP	HR	S	P	ERA	WHIP
33 Matt Harvey, R (1, 1) ERA: 2.21	5.2	L	24	5	3	3	8	0	0	1	0	0	0	71	110	4.76	0.882
50 Scott Atchison, R (6, 1) ERA: 3.47	0.1		1	0	0	0	1	0	0	0	0	0	0	3	5	0.00	0.000
71 Gonzalez Germen, R (7, 1) ERA: 2.38	2.0		7	1	0	0	2	0	0	0	0	0	0	20	31	0.00	0.500

PITCHER	IP	WLS	BF	H	R	ER	SO	BB	IBB	HBP	BLK	WP	HR	S	P	ERA	WHIP

BOTTOM

New York Mets @ Miami Marlins

Marlins Park, Miami, FL

Thu Aug 01 2013, 12:44 PM - 3:50 PM EDT
Att. 25,916 - Roof Closed - 78 F

livebaseballscorecards.com

AB	31
R	3
H	6
RBI	3
BB	0
SO	11
LOB	11

MIAMI

Cleveland Indians @ Miami Marlins

Marlins Park, Miami, FL

Fri Aug 02 2013, 7:11 PM - 9:44 PM EDT

Att. 17,731 - Roof Closed - 75 F

livebaseballscorecards.com

Batter	1	2	3	4	5	6	7	8	9	AB	R	H	RBI	BB	SO	LOB
24 Michael Bourn, L (1, 8) OBP: 0.333, SLG: 0.373	B FF 94 T FF 95 F FF 95 S CU 81 1-3 ① K		C FF 96 B CH 86 B FF 93 C FF 96 X CU 82 2-2 ② FC4-6 1-2f			F SI 94 B CH 88 X SI 94 1-1 ② G6-3		B FF 93 S CH 87 B CU 81 X FF 94 2-1 ③ F7		4	0	0	0	0	1	2
33 Nick Swisher, S (1, 3) OBP: 0.347, SLG: 0.399	B FF 96 X SI 93 1-0 1B		B FF 97 C CH 87 F CU 83 S FF 96 1-3 ③ K			C CU 81 C CU 83 F CU 85 S CH 90 0-3 ③ K			C FF 88 F CH 82 B SL 80 T FF 90 1-2 ① K	4	0	1	0	0	3	1
22 Jason Kipnis, L (1, 4) OBP: 0.368, SLG: 0.495	D CU 80 C CU 80 C FF 96 B CU 84 X CU 82 2-2 ② F7			B FF 96 F FF 96 F SI 94 S CU 83 1-3 ① K			C CU 81 B CH 90 B FF 95 B FF 95 X FF 95 3-1 ① G6-3		C FF 89 B CH 83 X CH 84 1-1 ② G3-1	4	0	0	0	0	1	1
13 Asdrúbal Cabrera, S (1, 6) OBP: 0.301, SLG: 0.401	C FF 97 C CU 84 B CU 84 S CU 84 1-3 ③ K			F FF 96 F CU 79 F FF 97 S CU 83 0-3 ② K			B SI 93 X SI 93 1-0 23 G4-3 2B		C FF 90 C FF 89 B CH 84 F CH 84 F FF 89 S FF 91 1-3 ③ K	4	0	1	0	0	3	1
23 Michael Brantley, L (1, 7) OBP: 0.334, SLG: 0.391		C FF 94 X CH 86 0-1 ① G3-1		B FF 96 X FF 95 1-0 ③ G6-3			D CU 82 C CH 89 B FF 97 C FF 97 F CU 84 F FF 97 X CU 83 2-2 ② G4-3 2-3			3	0	0	0	0	0	1
41 Carlos Santana, S (1, 2) OBP: 0.379, SLG: 0.461		C CU 81 X FF 96 0-1 ② G3-1			B FF 95 C CH 86 X CH 89 1-1 ① G3-1		B CH 90 B CU 84 C CU 83 T CH 90 C CU 86 2-3 ③ K			3	0	0	0	0	1	1
8 Lonnie Chisenhall, L (1, 5) OBP: 0.283, SLG: 0.394		B FF 97 F FF 95 F FF 94 S CU 83 1-3 ③ K			B FF 96 F FF 95 B CU 82 F CU 82 S CU 84 2-3 ② K			S FF 95 F FF 95 S CU 83 0-3 ① K		3	0	0	0	0	3	0
11 Drew Stubbs, R (1, 9) OBP: 0.305, SLG: 0.373 27 Bryan Shaw, S (5, 1) 35 Marc Rzepczynski, L (7, 1) 12 Mark Reynolds, R (8, PH) OBP: 0.305, SLG: 0.369 32 Matt Albers, L (8, 1)			C FF 95 C FF 97 B FF 98 S CU 83 1-3 ① K		F FF 97 C CU 81 S CU 84 0-3 ③ K			S CU 83 B CU 85 S FF 97 B FF 97 F CU 83 S CU 85 2-3 ② K		2 0 0 1 0	0 0 0 0 0	0 0 0 0 0	0 0 0 0 0	2 0 0 1 0	0 0 0 0 0	0 0 0 0 0
30 Ubaldo Jiménez, R (1, 1) 9 Ryan Raburn, R (5, 9) OBP: 0.378, SLG: 0.583			B FF 97 B FF 96 B FF 94 C FF 95 B FF 94 4-1 24 FC4-6 BB			C FF 96 F CU 80 S CU 85 0-3 ① K		S CU 85 S CU 85 B FF 97 X CU 84 1-2 1B		0 2	0 0	0 1	0 0	1 0	0 1	0 0
Inning Stats	R: 0 E: 0 K: 2 S: 10 H: 1 LOB: 1 BB: 0 P: 15	R: 0 E: 0 K: 1 S: 7 H: 0 LOB: 0 BB: 0 P: 8	R: 0 E: 0 K: 2 S: 10 H: 0 LOB: 1 BB: 1 P: 18	R: 0 E: 0 K: 2 S: 8 H: 0 LOB: 0 BB: 0 P: 10	R: 0 E: 0 K: 2 S: 8 H: 0 LOB: 0 BB: 0 P: 11	R: 0 E: 0 K: 2 S: 9 H: 0 LOB: 0 BB: 0 P: 10	R: 0 E: 0 K: 1 S: 11 H: 1 LOB: 1 BB: 0 P: 19	R: 0 E: 0 K: 2 S: 12 H: 1 LOB: 1 BB: 0 P: 17	R: 0 E: 0 K: 2 S: 10 H: 0 LOB: 0 BB: 0 P: 13	1B: 2 2B: 1 3B: 0 HR: 0 SF: 0 SAC: 0 DP: 0 HBP: 0						

PITCHER		IP	WLS	BF	H	R	ER	SO	BB	IBB	HBP	BLK	WP	HR	S	P	ERA	WHIP
16 José Fernández, R ERA: 2.54	(1, 1)	8.0	W	28	3	0	0	14	1	0	0	0	0	0	75	108	0.00	0.500
57 Steve Ames, R ERA:	(9, 1)	1.0		3	0	0	0	2	0	0	0	0	0	0	10	13	0.00	0.000

PITCHER		IP	WLS	BF	H	R	ER	SO	BB	IBB	HBP	BLK	WP	HR	S	P	ERA	WHIP

TOP

AB	30
R	0
H	3
RBI	0
BB	1
SO	16
LOB	7

WP: 0 PA: 31
PB: 0
SB: 0
CS: 0

Batter	1	2	3	4	5	6	7	8	9	AB	R	H	RBI	BB	SO	LOB
21 Christian Yelich, L (1, 7) OBP: 0.306, SLG: 0.348	C FF 89 B FF 91 X FS 81 1-1 ① G3	C FF 90 B FS 84 X SL 85 1-1 5 1B 3B	F SI 90 X SI 90 0-1 1B		B FC 93 S FC 92 S SL 80 S FC 93 1-3 ③ K			X SI 92 0-0 59 FC4-6 1-3 1B		5	1	3	0	0	1	0
59 Ed Lucas, R (1, 5) OBP: 0.323, SLG: 0.313	B FF 92 C SI 92 B SL 84 F FF 92 B FF 93 F FF 92 B FF 93 4-2 5 WP 27 E 5 2B BB	B SL 85 B SL 85 B SI 92 B SI 92 4-0 17 E 5 1B BB	B SI 91 1 SAFE C SL 82 1 SAFE S SL 82 F FF 90 1 SAFE B FF 91 X FS 82 2-2 ③ G4-3			C FC 92 F SL 79 S FC 93 0-3 ① K		B SI 92 X SI 93 1-0 ② FC4-6 27 1B 5 3B 1-2f 3-H	3	2	0	1	2	1	2
27 Giancarlo Stanton, R (1, 9) OBP: 0.370, SLG: 0.479	B SI 93 C SL 83 F FF 92 F FF 94 X SI 94 1-2 FC6 5 2B 5 WP 17 G4-3	F SL 85 F FF 92 B FF 94 B FF 92 D FS 85 1 SAFE X SL 80 3-2 ② P2		B FS 81 B SI 92 B SI 91 C SI 91 F SI 92 F FF 94 F SL 83 S FF 89 3-3 ① K		C SL 81 B SL 80 B FC 93 F FC 94 B SL 82 B FC 93 4-2 5 G4-6-3 BB		X SI 92 0-0 5 3B 1B 1-2		4	2	1	0	1	1	3
5 Logan Morrison, L (1, 3) OBP: 0.364, SLG: 0.455	B SL 86 S SL 84 C SL 84 D FS 87 B SL 88 X SL 86 3-2 17 G4-3 3 1B 2B 1-3 2-H	B FS 85 B SI 91 B SL 84 C SL 84 F FS 84 X FS 84 3-2 17 E 1B 1-2 3-H		X SI 91 0-0 17 FC5-4 1B		F FC 92 X FC 92 0-1 ② ③ G4-6-3 1-2f		B CH 83 B SI 94 X SI 93 2-0 17 1B 3B 1-H 2-H		5	2	4	4	0	0	1
17 Donovan Solano, R (1, 4) OBP: 0.311, SLG: 0.323	T SL 87 S SI 93 B SL 81 B FF 94 X SI 95 2-2 ② G4-3 2-3 3-H	C SI 91 X FF 91 0-1 FC6 1-2 2-3		B SI 91 X SI 90 1-0 ② FC5-4 3 2B 1-2f			B SI 92 C SI 92 X CH 85 1-1 ① F9	X SL 90 0-0 3 1B 23 1B 1B 3-H		5	1	1	2	0	0	4
3 Adeiny Hechavarría, R (1, 6) OBP: 0.279, SLG: 0.317	B SL 84 F SI 94 X SI 94 1-1 23 1B 1B 3-H	D SL 86 C FF 92 S FS 83 B FF 93 X FS 84 2-2 ③ G1-3		X SL 81 0-0 1-3 2B			C SI 93 B SL 85 B CH 86 F SI 92 X SL 86 2-2 ② G5-3	B SI 94 X SL 87 1-0 23 1B 1B 1-3		5	0	3	1	0	0	3
23 Jake Marisnick, R (1, 8) OBP: 0.286, SLG: 0.333	1 SAFE X SI 93 0-0 1-3 1B		F SI 89 B SI 90 X SI 89 1-1 16 S 16 SF9 2B	D FF 92 F SL 83 F FF 90 F FS 84 B FF 92 S FF 92 2-3 ③ K			B SI 93 S SI 92 F SI 93 B SL 84 B SI 93 X SI 93 3-2 ③ G6-3	B SI 94 X SI 93 1-0 1-2 3-H 1B		5	1	3	1	0	1	2
6 Jeff Mathis, R (1, 2) OBP: 0.272, SLG: 0.295	B SL 83 S SL 84 1 SAFE X FS 83 1-1 ③ B1-3		C SI 93 B SI 91 S SL 84 B FF 92 S SL 84 2-3 ① K		F FC 92 B FC 91 S SL 79 C FC 93 1-3 ① K			G5-3 L8		5	0	0	0	0	2	5
16 José Fernández, R (1, 1) OBP: 0.132, SLG: 0.162 9 Juan Pierre, L (8, PH) OBP: 0.288, SLG: 0.301 57 Steve Ames, R (9, 1)		C SI 91 B SL 85 B FF 92 C SI 91 B SL 83 F SI 92 F SI 91 C SI 93 3-3 ① K	B SL 83 F SL 84 B CU 79 D SI 94 C SI 92 X SI 92 3-2 ② SF9 2-H		C FC 91 F FC 91 S FC 92 0-3 ② K			C SI 93 F FF 93 X CU 78 0-2 21 1B 59 FC4-6 1B		2 1 0	0 1 0	0 1 0	1 0 0	0 0 0	2 0 0	0 0 0
Inning Stats	R: 3 E: 1 K: 0 S: 20 H: 3 LOB: 2 BB: 1 P: 33	R: 1 E: 1 K: 1 S: 18 H: 2 LOB: 3 BB: 1 P: 34	R: 1 E: 0 K: 1 S: 14 H: 2 LOB: 1 BB: 0 P: 22	R: 0 E: 0 K: 2 S: 12 H: 2 LOB: 2 BB: 0 P: 18	R: 0 E: 0 K: 3 S: 9 H: 0 LOB: 0 BB: 0 P: 11	R: 0 E: 0 K: 1 S: 7 H: 0 LOB: 0 BB: 1 P: 11	R: 0 E: 0 K: 0 S: 8 H: 0 LOB: 0 BB: 0 P: 14	R: 5 E: 0 K: 0 S: 16 H: 7 LOB: 2 BB: 0 P: 22		1B: 11 2B: 3 3B: 2 HR: 0 SF: 1 SAC: 0 DP: 1 HBP: 0						

PITCHER		IP	WLS	BF	H	R	ER	SO	BB	IBB	HBP	BLK	WP	HR	S	P	ERA	WHIP
30 Ubaldo Jiménez, R ERA: 4.18	(1, 1)	4.0	L	25	9	5	2	4	2	0	0	0	1	0	64	107	4.50	2.750
27 Bryan Shaw, R ERA: 3.83	(5, 1)	2.0		6	0	0	0	4	1	0	0	0	0	0	16	22	0.00	0.500
35 Marc Rzepczynski, L ERA: 7.15	(7, 1)	1.0		3	0	0	0	0	0	0	0	0	0	0	8	14	0.00	0.000
32 Matt Albers, R ERA: 3.79	(8, 1)	1.0		10	7	5	5	0	0	0	0	0	0	0	16	22	45.00	7.000

PITCHER	IP	WLS	BF	H	R	ER	SO	BB	IBB	HBP	BLK	WP	HR	S	P	ERA	WHIP

BOTTOM

Cleveland Indians @ Miami Marlins

Marlins Park, Miami, FL

Fri Aug 02 2013, 7:11 PM - 9:44 PM EDT
Att. 17,731 - Roof Closed - 75 F

livebaseballscorecards.com

AB	40
R	10
H	16
RBI	10
BB	3
SO	8
LOB	20

MIAMI

WP: 1 PA: 44
PB: 0
SB: 1
CS: 0

Cleveland Indians @ Miami Marlins

Marlins Park, Miami, FL

Sat Aug 03 2013, 7:11 PM - 10:30 PM EDT

Att. 22,997 - Roof Closed - 76 F

livebaseballscorecards.com

Batter	1	2	3	4	5	6	7	8	9	AB	R	H	RBI	BB	SO	LOB
24 Michael Bourn, L (1, 8) OBP: 0.337, SLG: 0.375	B SI 91 F FF 91 X FF 92 1-1 33 G3-4-1 33 S 22 1B 1B		B SI 93 C FF 90 F CU 77 F CU 80 B CU 79 X FF 94 2-2 22 S 22 WP 1B		C SI 90 S FF 90 X FF 91 0-2 ① G4-3		B FF 93 C FF 92 D SL 84 1 SAFE S SL 83 D SL 85 B SL 83 4-2 33 S 22 1B 1-2 BB		F FF 93 F FF 95 B SL 89 B SL 89 F FF 94 B FF 95 X FF 96 3-2 ① F8	4	3	2	0	1	0	0
33 Nick Swisher, S (1, 3) OBP: 0.345, SLG: 0.395	F SI 92 1 SAFE B CH 87 B CH 86 F FF 92 F FC 85 B FC 85 X SI 93 3-2 ① G3-4-1 1-3		1 SAFE 1 SAFE C SI 92 F FF 91 D FC 86 B CU 78 X CU 77 2-2 ① F8		X SI 92 0-0 ② G1		D FF 94 B FF 93 B FF 93 B FF 92 4-0 22 1B 1-2 2-3 BB		B SL 87 F FF 95 X FF 95 1-1 ② F9	4	0	0	0	1	0	2
22 Jason Kipnis, L (1, 4) OBP: 0.373, SLG: 0.497	C SI 93 B FC 86 X CH 88 1-1 3-H 1B		1 SAFE B SI 92 D SI 93 C CU 76 B CU 79 D SI 94 4-1 13 G4-3 13 WP 1-H BB		C SI 90 B FC 85 X CU 78 1-1 13 1B 13 1B 1B		B FF 93 C FF 92 C FF 93 F SL 83 X SL 83 1-2 1-2 2-H 3-H 1B		B FF 94 B FF 94 F FF 94 F FF 95 B FF 95 C SL 87 3-3 ③ K	4	0	3	3	1	1	0
13 Asdrúbal Cabrera, S (1, 6) OBP: 0.300, SLG: 0.399	B SI 93 X SI 92 1-0 ② F8		F SI 92 B CU 77 1 SAFE B FF 91 F CU 77 F FF 92 B FC 87 X SI 93 3-2 ② G4-3 1-3		B SI 91 1 SAFE X FF 90 1-0 ③ 1-H 1B		C SI 93 F SL 84 B SI 93 F SI 93 D SL 83 B CH 85 S SL 83 3-3 ② K			4	0	1	0	0	1	4
23 Michael Brantley, L (1, 7) OBP: 0.331, SLG: 0.387	B SI 92 B SI 92 B SI 92 C FF 91 F SI 92 S FF 92 3-3 ③ K		F SI 93 B CU 79 X SI 94 1-1 ③ L6			B SI 91 X SI 90 1-0 ① G3-1	B SI 94 F SI 93 B SI 93 B CH 86 X SI 93 3-1 ③ F7			4	0	0	0	0	1	4
41 Carlos Santana, S (1, 2) OBP: 0.376, SLG: 0.456		C SI 91 F FF 91 S CU 77 0-3 ① K		B CU 76 X SI 92 1-0 ① G4-3		C CU 76 B CH 86 F SI 91 S CU 78 1-3 ② K		C SI 92 B SI 91 F CH 85 F SL 83 X CH 84 1-2 ① G4-3		4	0	0	0	0	2	0
9 Ryan Raburn, R (1, 9) OBP: 0.382, SLG: 0.588 37 Cody Allen, R (6, 1) 25 Jason Giambi, L (8, PH) OBP: 0.305, SLG: 0.406 38 Joe Smith, R (8, 1) 54 Chris Perez, R (9, 1)		B FF 92 B FC 86 B FF 93 X FF 92 3-0 2B	B CU 77 B FF 92 C FF 92 F FF 93 B FF 93 B FF 93 4-2 BB			C FF 92 F CU 78 B CU 79 B FC 88 B FC 87 S SI 94 3-3 ③ K		X SI 92 0-0 ② G1-3	2 0 1 0 0	0 0 0 0 0	1 0 0 0 0	0 0 0 0 0	1 0 0 0 0	1 0 0 0 0	0 0 0 0 0
8 Lonnie Chisenhall, L (1, 5) OBP: 0.280, SLG: 0.390 4 Mike Aviles, R (7, PH) OBP: 0.297, SLG: 0.381 (7, 5)		F SI 92 F FF 91 T SI 93 0-2 ② K	B SI 92 F SI 92 X FC 85 1-1 ② F9				C FF 92 B SL 82 X SL 82 1-1 ① F7	C SL 81 C SI 92 F SL 82 B SI 94 B SI 93 F SL 82 X SL 82 2-2 11 S 1B		2 2	0 0	0 1	0 0	0 0	1 0	2 0
34 Zach McAllister, R (1, 1) 11 Drew Stubbs, R (6, 9) OBP: 0.307, SLG: 0.374		X FF 93 0-0 ③ G6-3	B FF 91 S FF 91 C SI 93 F FF 92 D FC 88 S SI 92 2-3 ③ K				C FF 93 X SL 84 0-1 33 S 24 S 22 1B 1B	B SI 93 1 SAFE F SL 81 B SI 93 B SI 93 C SI 92 F SL 82 X SI 93 3-2 ③ G4-3 1-2		2 2	0 1	0 1	0 0	0 0	1 0	2 1
Inning Stats	R: 1 H: 2 E: 0 LOB: 1 K: 1 BB: 0 S: 12 P: 21	R: 0 H: 1 E: 0 LOB: 1 K: 2 BB: 0 S: 8 P: 11	R: 1 H: 1 E: 0 LOB: 1 K: 0 BB: 1 S: 14 P: 26	R: 0 H: 0 E: 0 LOB: 1 K: 1 BB: 1 S: 9 P: 17	R: 0 H: 2 E: 0 LOB: 2 K: 0 BB: 0 S: 7 P: 9	R: 0 H: 0 E: 0 LOB: 0 K: 2 BB: 0 S: 7 P: 12	R: 2 H: 2 E: 0 LOB: 2 K: 1 BB: 2 S: 16 P: 32	R: 0 H: 1 E: 0 LOB: 1 K: 0 BB: 0 S: 14 P: 20	R: 0 H: 0 E: 0 LOB: 0 K: 1 BB: 0 S: 9 P: 16	1B: 8 2B: 1 3B: 0 HR: 0	SF: 0 SAC: 0 DP: 0 HBP: 0						

	AB	35
	R	4
	H	9
	RBI	3
	BB	4
	SO	8
	LOB	15

WP: 2 PA: 39
PB: 0
SB: 6
CS: 0

PITCHER		IP	WLS	BF	H	R	ER	SO	BB	IBB	HBP	BLK	WP	HR	S	P	ERA	WHIP
33 Jacob Turner, R ERA: 2.68	(1, 1)	6.0		25	6	2	2	6	2	0	0	0	2	0	57	96	3.00	1.333
43 Dan Jennings, L ERA: 3.7	(7, 1)	0.1	L	5	2	2	2	0	2	0	0	0	0	0	10	20	54.00	12.000
58 Ryan Webb, R ERA: 3.1	(7, 1)	1.2		6	1	0	0	1	0	0	0	0	0	0	20	32	0.00	0.600
40 Mike Dunn, L ERA: 2.87	(9, 1)	1.0		3	0	0	0	1	0	0	0	0	0	0	9	16	0.00	0.000

PITCHER	IP	WLS	BF	H	R	ER	SO	BB	IBB	HBP	BLK	WP	HR	S	P	ERA	WHIP

Cleveland Indians @ Miami Marlins

Marlins Park, Miami, FL

Sat Aug 03 2013, 7:11 PM - 10:30 PM EDT

Att. 22,997 - Roof Closed - 76 F

BOTTOM

Batter	1	2	3	4	5	6	7	8	9	AB	R	H	RBI	BB	SO	LOB
21 Christian Yelich, L (1, 7) OBP: 0.302, SLG: 0.360	G3-1			K		59 1B 2B		F7		4	1	1	1	0	1	0
59 Ed Lucas, R (1, 5) (7, 4) OBP: 0.322, SLG: 0.311	K			K		5 1B 1B		L4		4	0	1	1	0	2	0
27 Giancarlo Stanton, R (1, 9) OBP: 0.369, SLG: 0.473	K			BB		K		L5		3	0	0	0	1	2	1
5 Logan Morrison, L (1, 3) OBP: 0.368, SLG: 0.463		P5		K		17 BB 1B			29 1B 2B	4	1	2	0	0	1	1
17 Donovan Solano, R (1, 4) 58 Ryan Webb, R (7, 1) 40 Mike Dunn, L (9, 1) 29 Greg Dobbs, L (9, PH) OBP: 0.300, SLG: 0.297		K			F7		BB		23 SH1-4 3 SH 2-H 1B	2	0	0	0	1	1	0
										0	0	0	0	0	0	0
										0	0	0	0	0	0	0
										1	0	1	1	0	0	0
3 Adeiny Hechavarría, R (1, 6) OBP: 0.276, SLG: 0.314		P4			G3	L8			SH 23 SH1-4 1-2	3	0	0	0	0	0	3
23 Jake Marisnick, R (1, 8) OBP: 0.267, SLG: 0.310		P4			F7		G3		SH1-4 1-2 2-3	3	0	0	0	0	0	0
19 Rob Brantly, L (1, 2) OBP: 0.279, SLG: 0.289		G4-3				21 2B 1B	F9		G3	4	1	1	0	0	0	2
33 Jacob Turner, R (1, 1) 9 Juan Pierre, L (6, PH) 43 Dan Jennings, L (7, 1) 30 Placido Polanco, R (7, 5) OBP: 0.120, SLG: 0.200 OBP: 0.287, SLG: 0.300 OBP: 0.311, SLG: 0.299		K				P4	L9		L8	1	0	0	0	0	1	0
										1	0	0	0	0	0	1
										0	0	0	0	0	0	0
										2	0	0	0	0	0	2
Inning Stats	R: 0 E: 0 K: 2 S: 11 H: 0 LOB: 0 BB: 0 P: 18	R: 0 E: 0 K: 1 S: 10 H: 0 LOB: 0 BB: 0 P: 13	R: 0 E: 0 K: 1 S: 11 H: 0 LOB: 0 BB: 0 P: 12	R: 0 E: 0 K: 3 S: 14 H: 0 LOB: 1 BB: 1 P: 25	R: 0 E: 0 K: 0 S: 11 H: 0 LOB: 0 BB: 0 P: 15	R: 2 E: 0 K: 1 S: 17 H: 4 LOB: 3 BB: 1 P: 34	R: 0 E: 0 K: 0 S: 7 H: 0 LOB: 0 BB: 0 P: 9	R: 0 E: 0 K: 0 S: 7 H: 0 LOB: 0 BB: 0 P: 11	R: 1 E: 0 K: 0 S: 12 H: 2 LOB: 2 BB: 0 P: 20	1B: 4 2B: 2 3B: 0 HR: 0 SF: 0 SAC: 2 DP: 0 HBP: 0							

livebaseballscorecards.com

AB	32
R	3
H	6
RBI	3
BB	2
SO	8
LOB	10

WP: 0 PB: 0 SB: 0 CS: 0 PA: 36

PITCHER		IP	WLS	BF	H	R	ER	SO	BB	IBB	HBP	BLK	WP	HR	S	P	ERA	WHIP
34 Zach McAllister, R ERA: 3.47	(1, 1)	5.1		20	3	2	2	7	1	0	0	0	0	0	65	99	3.38	0.750
37 Cody Allen, R ERA: 2.56	(6, 1)	1.2	W	7	1	0	0	1	1	0	0	0	0	0	16	27	0.00	1.200
38 Joe Smith, R ERA: 3.12	(8, 1)	1.0	H	3	0	0	0	0	0	0	0	0	0	0	7	11	0.00	0.000
54 Chris Perez, R ERA: 2.6	(9, 1)	1.0	S	6	2	1	1	0	0	0	0	0	0	0	12	20	9.00	2.000

PITCHER	IP	WLS	BF	H	R	ER	SO	BB	IBB	HBP	BLK	WP	HR	S	P	ERA	WHIP

Cleveland Indians @ Miami Marlins

Marlins Park, Miami, FL

Sun Aug 04 2013, 1:21 PM - 4:15 PM EDT

Att. 25,077 - Roof Closed - 75 F

TOP

livebaseballscorecards.com

Batter	1	2	3	4	5	6	7	8	9	AB	R	H	RBI	BB	SO	LOB
24 Michael Bourn, L (1, 8) OBP: 0.335, SLG: 0.372	C FF 97 C FF 97 X FF 99 0-2 ① G6-3		X FF 96 0-0 ① G4-3		C FF 96 D CU 77 F FF 97 D SL 86 X FF 95 2-2 ③ G4-3		B SL 88 S FF 99 C FF 99 F FF 100 X FF 98 1-2 ③ L9		S CH 86 S CH 87 X SL 83 0-2 1B	5	0	1	0	0	0	3
4 Mike Aviles, R (1, 6) OBP: 0.295, SLG: 0.382	X FF 99 0-0 ② G1-3		B FF 97 B FF 96 C FF 96 X FF 96 2-1 ② L8			C FF 95 C SL 84 B SL 87 X SL 85 1-2 ① G1-3		S SI 95 C SI 96 B SL 86 X SL 88 1-2 22 SH1-3 23 1B 2B	B FF 94 T FF 94 C SL 82 1 SAFE 1 SAFE B SL 84 S FF 95 2-3 ③ K	5	1	1	0	0	1	1
22 Jason Kipnis, L (1, 4) OBP: 0.375, SLG: 0.497	B FF 99 C FF 98 B CU 80 F FF 99 B FF 100 X FF 99 3-2 1B		C FF 98 C CH 90 F FF 97 B SL 88 F FF 98 B SL 86 S FF 98 2-3 ③ K			B CU 79 B FF 96 B FF 98 B FF 97 4-0 BB		X SI 94 0-0 ① SH1-3 2-3		2	0	1	0	1	1	0
9 Ryan Raburn, R (1, 9) OBP: 0.375, SLG: 0.575 11 Drew Stubbs, R (8, 9) OBP: 0.307, SLG: 0.374	C FF 98 D SL 86 X FF 96 1-1 ③ G4-3			B SL 84 X FF 95 1-0 ① G5-3		1 SAFE B FF 97 C FF 96 X SL 87 1-1 ② L8		S SL 88 D SL 87 F SL 89 B SI 95 S SI 96 2-3 ② K		4 0	0 0	0 0	0 0	0 0	1 0	3 0
23 Michael Brantley, L (1, 7) OBP: 0.330, SLG: 0.385		C FF 96 B CH 89 F FF 96 X SL 87 1-2 ① G4-3		C FF 96 F FF 96 B SL 86 X FF 96 1-2 ② P5		1 SAFE C FF 96 X FF 96 0-1 ③ G4-3		S SL 88 B SL 89 B SI 95 F SL 88 F SL 88 B SI 96 X SI 94 3-2 10 1B 1B 3-H		4	0	1	1	0	0	1
10 Yan Gomes, R (1, 2) OBP: 0.345, SLG: 0.529		C FF 97 F FF 98 B FF 97 X CU 80 1-2 12 2B 8 1B 1B		B SL 87 S FF 98 X SL 86 1-1 ③ F9			B FF 94 F FF 97 B FF 96 F FF 97 B FF 97 F FF 96 F FF 96 X SL 84 3-2 8 SH5-3 12 1B 1B	X SI 95 0-0 1-2		4	1	3	0	0	0	0
12 Mark Reynolds, R (1, 3) OBP: 0.307, SLG: 0.373		C FF 96 S SL 85 1 SAFE F SL 86 X SL 86 0-2 8 1B 1-3 2B			F FF 96 C FF 97 C FF 97 0-3 ① K		C FF 95 B FF 96 X FF 94 1-1 8 SH5-3 1-2 1B	S SL 87 S SL 87 B SL 88 X SL 87 1-2 ③ G5-3		4	0	2	0	0	1	2
8 Lonnie Chisenhall, L (1, 5) OBP: 0.281, SLG: 0.389		B FF 96 C FF 97 F FF 97 F CU 79 X FF 97 1-2 26 G4-6-3 1B 2-3 3-H			C FF 97 F FF 98 F SL 86 B FF 97 F FF 97 F CU 79 X CU 79 1-2 ② G6-3		B FF 95 X FF 94 1-0 ① SH5-3 1-2 2-3		F FF 94 F CH 86 F CH 86 B SL 82 F CH 87 F FF 95 B CU 80 X CH 87 2-2 ① G4-3	3	0	1	1	0	0	0
26 Scott Kazmir, L (1, 1) OBP: 0.250, SLG: 0.250 25 Jason Giambi, L (7, PH) OBP: 0.303, SLG: 0.403 27 Bryan Shaw, S (7, 1) 38 Joe Smith, R (8, 1) 33 Nick Swisher, S (9, PH) OBP: 0.344, SLG: 0.394 54 Chris Perez, R (9, 1)		B FF 97 X FF 96 1-0 ② ③ G4-6-3 1-2f			B FF 97 S FF 97 X FF 98 1-1 1B		S FF 98 S FF 100 X FF 100 0-2 ② P5		C FF 95 F CH 86 X SL 83 0-2 ② G3	2 1 0 0 1 0	0 0 0 0 0 0	1 0 0 0 0 0	0 0 0 0 0 0	0 0 0 0 0 0	0 0 0 0 0 0	2 2 0 0 0 0
Inning Stats	R: 0 E: 0 K: 0 S: 9 H: 1 LOB: 1 BB: 0 P: 13	R: 1 E: 0 K: 0 S: 15 H: 3 LOB: 1 BB: 0 P: 19	R: 0 E: 0 K: 1 S: 8 H: 0 LOB: 0 BB: 0 P: 12	R: 0 E: 0 K: 0 S: 6 H: 0 LOB: 0 BB: 0 P: 9	R: 0 E: 0 K: 1 S: 14 H: 1 LOB: 1 BB: 0 P: 18	R: 0 E: 0 K: 0 S: 7 H: 0 LOB: 1 BB: 1 P: 13	R: 0 E: 0 K: 0 S: 15 H: 2 LOB: 2 BB: 0 P: 21	R: 1 E: 0 K: 1 S: 15 H: 3 LOB: 2 BB: 0 P: 22	R: 0 E: 0 K: 1 S: 15 H: 1 LOB: 1 BB: 0 P: 19	1B: 9 2B: 2 3B: 0 HR: 0 SF: 0 SAC: 2 DP: 1 HBP: 0						

	AB	35
	R	2
	H	11
	RBI	2
	BB	1
	SO	4
	LOB	14

WP: 0 PA: 38
PB: 0
SB: 0
CS: 0

PITCHER		IP	WLS	BF	H	R	ER	SO	BB	IBB	HBP	BLK	WP	HR	S	P	ERA	WHIP
24 Nathan Eovaldi, R ERA: 3.19	(1, 1)	7.0	L	28	7	1	1	2	1	0	0	0	0	0	74	105	1.29	1.143
50 Chad Qualls, R ERA: 2.64	(8, 1)	1.0		6	3	1	1	1	0	0	0	0	0	0	15	22	9.00	3.000
44 AJ Ramos, R ERA: 3.09	(9, 1)	1.0		4	1	0	0	1	0	0	0	0	0	0	15	19	0.00	1.000

PITCHER	IP	WLS	BF	H	R	ER	SO	BB	IBB	HBP	BLK	WP	HR	S	P	ERA	WHIP

Batter	1	2	3	4	5	6	7	8	9	AB	R	H	RBI	BB	SO	LOB
21 Christian Yelich, L (1, 7) OBP: 0.298, SLG: 0.352	C SL 90 S SI 92 X SI 94 0-2 G6-3 ①		B SL 89 C SI 94 D SL 84 S SI 94 F SI 95 X SI 94 2-2 F7 ②			B CH 84 X SI 93 1-0 1B		F FF 90 B SL 80 C SL 79 F FF 90 X FF 90 1-2 F7 ②		4	0	1	0	0	0	1
59 Ed Lucas, R (1, 5) OBP: 0.325, SLG: 0.317	B SI 91 F SI 91 S CH 80 B SL 87 B SI 93 X SL 86 3-2 2B		C CH 80 F SI 94 F SI 95 X SL 89 0-2 L4 ③			B SI 92 B CH 77 1 SAFE D CH 79 C SI 92 C SI 91 S CH 78 3-3 K ②		B SL 81 B SI 88 B SI 88 C FF 89 C SI 88 B SI 88 4-2 BB		3	0	1	0	1	1	2
27 Giancarlo Stanton, R (1, 9) OBP: 0.364, SLG: 0.466	S SI 94 D SL 88 B SI 93 S SL 87 X SI 95 2-2 P6 ②			X SI 93 0-0 G6-3 ①		B SI 92 D CH 77 B SI 93 C SI 93 S SI 94 F SI 95 F SI 95 S CH 79 3-3 K ③		B SL 81 C FF 89 B SI 89 S SI 88 S SL 83 2-3 K ③		4	0	0	0	0	2	3
5 Logan Morrison, L (1, 3) OBP: 0.365, SLG: 0.457	C SI 95 C SI 96 B SI 95 S SL 85 1-3 K ③			C SI 94 C SI 94 X SI 96 0-2 G4-3 ②			F FC 93 B CH 81 F FC 92 F SL 81 B SL 82 X FC 94 2-2 3 1B 1B		C FF 91 B SL 81 C FF 92 X FF 91 1-2 L8 ①	4	0	1	0	0	1	1
17 Donovan Solano, R (1, 4) OBP: 0.305, SLG: 0.312		C SI 92 F SI 92 B SL 89 F SI 94 X SL 89 1-2 P6 ①		C SI 92 S CH 79 S SI 94 0-3 K ③			S FC 92 S SL 81 B FC 92 S SL 81 1-3 K ①		B FF 92 C FF 92 X SL 81 1-1 L8 ②	4	0	0	0	0	2	1
3 Adeiny Hechavarría, R (1, 6) OBP: 0.276, SLG: 0.314		F SI 93 F SL 88 B SI 95 B CH 80 X SL 88 2-2 L6 ②			C CH 80 B SL 89 F SI 92 X CH 78 1-2 L8 ①		1 SAFE S FC 92 S FC 92 X FC 94 0-2 1-2 1B		B SL 81 B FF 92 C FF 91 F FF 91 X SL 81 2-2 G5-3 ③	4	0	1	0	0	0	0
23 Jake Marisnick, R (1, 8) OBP: 0.250, SLG: 0.289		F SI 94 F SI 94 B SI 93 B SI 91 T CH 80 2-2 K ③			B SL 88 F SI 92 B SI 93 S CH 80 F SI 94 B SL 87 F SI 93 X CH 80 3-2 F7 ②		S SL 80 C FC 92 T SL 81 0-2 K ②			3	0	0	0	0	2	2
6 Jeff Mathis, R (1, 2) OBP: 0.273, SLG: 0.291			F SI 92 B SI 93 B SL 88 B CH 80 B SI 92 4-1 24 BB BB		B SL 88 B SI 92 S SI 92 C SI 92 S CH 77 2-3 K ③		C FC 92 S SL 80 T SL 82 0-2 K ③			2	0	0	0	1	2	2
24 Nathan Eovaldi, R (1, 1) OBP: 0.118, SLG: 0.063 50 Chad Qualls, R (8, 1) 9 Juan Pierre, L (8, PH) OBP: 0.286, SLG: 0.299 44 AJ Ramos, R (9, 1)			C SI 93 M SI 94 1 SAFE B SI 95 B SI 93 F SI 93 F SI 94 B SL 87 F SI 92 4-2 B SI 92 1-2 BB ①			B SI 90 F SI 90 B SI 92 F SI 91 S CH 78 2-3 K ①		C S SI 89 C SL 81 0-3 K ①	1 0 1 0	0 0 0 0	0 0 0 0	0 0 0 0	1 0 0 0	1 0 1 0	0 0 0 0
Inning Stats	R: 0 E: 0 K: 1 S: 12 H: 1 LOB: 1 BB: 0 P: 18	R: 0 E: 0 K: 1 S: 10 H: 0 LOB: 0 BB: 0 P: 15	R: 0 E: 0 K: 0 S: 14 H: 0 LOB: 1 BB: 2 P: 24	R: 0 E: 0 K: 1 S: 7 H: 0 LOB: 0 BB: 0 P: 7	R: 0 E: 0 K: 1 S: 11 H: 0 LOB: 0 BB: 0 P: 17	R: 0 E: 0 K: 3 S: 12 H: 1 LOB: 1 BB: 0 P: 21	R: 0 E: 0 K: 3 S: 16 H: 2 LOB: 2 BB: 0 P: 19	R: 0 E: 0 K: 2 S: 12 H: 0 LOB: 1 BB: 1 P: 19	R: 0 E: 0 K: 0 S: 8 H: 0 LOB: 0 BB: 0 P: 12	1B: 3 2B: 1 3B: 0 HR: 0	SF: 0 SAC: 0 DP: 0 HBP: 0		WP: 0 PB: 0 SB: 0 CS: 0		PA: 33		

PITCHER		IP	WLS	BF	H	R	ER	SO	BB	IBB	HBP	BLK	WP	HR	S	P	ERA	WHIP
26 Scott Kazmir, L ERA: 3.89	(1, 1)	6.0	W	21	2	0	0	7	2	0	0	0	0	0	66	102	0.00	0.667
27 Bryan Shaw, R ERA: 3.75	(7, 1)	1.0	H	5	2	0	0	3	0	0	0	0	0	0	16	19	0.00	2.000
38 Joe Smith, R ERA: 3.05	(8, 1)	1.0	H	4	0	0	0	2	1	0	0	0	0	0	12	19	0.00	1.000
54 Chris Perez, R ERA: 2.52	(9, 1)	1.0	S	3	0	0	0	0	0	0	0	0	0	0	8	12	0.00	0.000

PITCHER	IP	WLS	BF	H	R	ER	SO	BB	IBB	HBP	BLK	WP	HR	S	P	ERA	WHIP

BOTTOM

Cleveland Indians @ Miami Marlins

Marlins Park, Miami, FL

Sun Aug 04 2013, 1:21 PM - 4:15 PM EDT
Att. 25,077 - Roof Closed - 75 F

livebaseballscorecards.com

AB	30
R	0
H	4
RBI	0
BB	3
SO	12
LOB	12

MIAMI

Miami Marlins @ Pittsburgh Pirates

PNC Park, Pittsburgh, PA

Tue Aug 06 2013, 7:12 PM - 10:00 PM EDT

Att. 27,907 - Partly Cloudy - 81 F

TOP

livebaseballscorecards.com

Batter	1	2	3	4	5	6	7	8	9	AB	R	H	RBI	BB	SO	LOB
21 Christian Yelich, L (1, 7) OBP: 0.306, SLG: 0.345	B SI 90 F SI 90 B KC 81 F FF 89 F SI 91 B KC 84 X FF 91 3-2 5 S 1B	C KC 79 D KC 81 F SI 90 D KC 81 X SI 91 2-2 ③ G3		X SI 89 0-0 ② G3		D FF 87 D KC 77 S SI 88 F FF 89 F SI 90 D KC 78 B KC 76 4-2 BB		C SI 95 F SI 95 B SL 86 S SI 95 1-3 ② K		4	0	1	0	1	1	2
59 Ed Lucas, R (1, 5) OBP: 0.327, SLG: 0.325	B KC 80 X SI 91 1-0 ① F9		B SI 89 S CH 81 B KC 79 B FF 89 X FF 91 3-1 27 1B 5 1B 1B	B FF 90 X FF 89 1-0 2B		C SI 93 X SI 94 0-1 ③ G4-3		B SI 96 S CH 89 X CH 87 1-1 ③ G4-3		5	1	2	0	0	0	3
27 Giancarlo Stanton, R (1, 9) OBP: 0.361, SLG: 0.461	C SI 90 F SI 90 1 SAFE D KC 81 D CH 80 F FF 91 C SI 89 2-3 ② K		C KC 78 D CH 81 B CH 82 X KC 80 2-1 5 1B 17 1B 1-2 1B	F KC 80 C FF 91 X KC 81 0-2 ③ G4-3			C SI 92 B SL 87 C SI 92 B SL 87 B SI 94 F SI 94 F SI 94 F SL 87 F SI 94 3-2 X SL 88 P5		C FC 89 T FF 95 S FC 89 0-3 ① K	5	1	1	0	0	2	2
5 Logan Morrison, L (1, 3) OBP: 0.372, SLG: 0.458	F FF 90 1 SAFE D KC 80 B SI 90 B FF 89 2 SAFE C SI 90 F SI 90 S KC 81 3-3 ③ K 1-2		B FF 91 X SI 90 1-0 17 1B 1-3 2-H 1B		B KC 80 C KC 76 S SI 90 B KC 81 B SI 92 B KC 82 4-2 17 G5-4-3 BB		X SI 94 0-0 23 E 17 1B 1B		S FC 90 S FC 87 B CU 86 F FC 88 X SI 95 1-2 ② G5-3	4	0	2	1	1	1	1
17 Donovan Solano, R (1, 4) OBP: 0.313, SLG: 0.320		B SI 88 X SI 89 1-0 23 1B 3 1B 37 SF8 1B	D KC 79 C FF 90 D KC 79 B SI 89 C SI 90 F CH 82 X SI 91 3-2 1-2 3-H 1B		D CH 81 C SI 88 1 SAFE X KC 76 1-1 ① ② G5-4-3 1-2f		B SI 94 X FF 95 1-0 23 E 1-2 1B		F SI 94 F FC 88 B FC 86 X FC 88 1-2 ③ G4-3	5	1	3	1	0	0	1
3 Adeiny Hechavarría, R (1, 6) OBP: 0.276, SLG: 0.313		B SI 87 1 SAFE X CH 81 1-0 23 1B 1-2 1B	X FF 90 0-0 ① B2		F FF 89 F KC 79 C SI 91 0-3 ③ K		F SL 87 X SL 88 0-1 ② L8			4	0	1	0	0	1	4
23 Jake Marisnick, R (1, 8) OBP: 0.250, SLG: 0.286		F SI 90 D SI 86 D KC 78 C FF 89 B SI 90 X SI 90 3-2 1-2 2-3 1B	B SI 90 X FF 89 1-0 ② F5			B SI 87 X SI 89 1-0 ① F7	B SI 93 C SI 93 C FF 94 B SL 88 F SL 88 B SI 89 X FF 94 3-2 1-2 2-3 E5			4	0	1	0	0	0	4
6 Jeff Mathis, R (1, 2) OBP: 0.273, SLG: 0.285		D FF 88 C SI 90 C KC 80 B FF 91 X SI 91 2-2 ① F3	F SI 90 C SI 90 X KC 81 0-2 ③ G1-3			B SI 86 B SI 89 B FF 88 B FF 86 4-0 37 SH3-4 BB	B FF 95 F FF 95 B FF 95 F FF 94 B SL 90 X FF 95 3-2 ③ F7			3	0	0	0	1	0	8
37 Henderson Alvarez III, R (1, 1) OBP: 0.308, SLG: 0.417 20 Justin Ruggiano, R (8, PH) OBP: 0.278, SLG: 0.364 50 Chad Qualls, R (8, 1) 40 Mike Dunn, L (8, 1)		X SI 90 0-0 ② SF8 3-H		C FF 87 F KC 78 S KC 78 0-3 ① K		X SI 87 0-0 ② SH3-4 1-2		B SI 94 B SI 95 X SI 95 2-0 ① F8		1 1 0 0	0 0 0 0	0 0 0 0	1 0 0 0	0 0 0 0	1 0 0 0	0 0 0 0
Inning Stats	R: 0 E: 0 K: 2 S: 13 H: 1 LOB: 1 BB: 0 P: 22	R: 1 E: 0 K: 0 S: 12 H: 3 LOB: 2 BB: 0 P: 21	R: 2 E: 0 K: 0 S: 14 H: 4 LOB: 2 BB: 0 P: 24	R: 0 E: 0 K: 1 S: 8 H: 1 LOB: 1 BB: 0 P: 9	R: 0 E: 0 K: 1 S: 7 H: 0 LOB: 0 BB: 1 P: 12	R: 0 E: 0 K: 0 S: 7 H: 0 LOB: 2 BB: 2 P: 16	R: 0 E: 1 K: 0 S: 18 H: 2 LOB: 3 BB: 0 P: 28	R: 0 E: 0 K: 1 S: 6 H: 0 LOB: 0 BB: 0 P: 10	R: 0 E: 0 K: 1 S: 10 H: 0 LOB: 0 BB: 0 P: 12	1B: 10 2B: 1 3B: 0 HR: 0 SF: 1 SAC: 1 DP: 1 HBP: 0						

AB	36
R	3
H	11
RBI	3
BB	3
SO	6
LOB	25

WP: 0 PA: 41
PB: 0
SB: 1
CS: 0

PITCHER		IP	WLS	BF	H	R	ER	SO	BB	IBB	HBP	BLK	WP	HR	S	P	ERA	WHIP
49 Jeff Locke, L ERA: 2.47	(1, 1)	5.2		28	9	3	3	4	3	0	0	0	0	0	59	102	4.76	2.118
32 Vin Mazzaro, R ERA: 2.84	(6, 1)	1.1		7	2	0	0	0	0	0	0	0	0	0	20	30	0.00	1.500
44 Tony Watson, L ERA: 3.27	(8, 1)	1.0		3	0	0	0	1	0	0	0	0	0	0	6	10	0.00	0.000
29 Bryan Morris, R ERA: 2.63	(9, 1)	1.0	W	3	0	0	0	1	0	0	0	0	0	0	10	12	0.00	0.000

PITCHER	IP	WLS	BF	H	R	ER	SO	BB	IBB	HBP	BLK	WP	HR	S	P	ERA	WHIP

Miami Marlins @ Pittsburgh Pirates

PNC Park, Pittsburgh, PA

Tue Aug 06 2013, 7:12 PM - 10:00 PM EDT

Att. 27,907 - Partly Cloudy - 81 F

livebaseballscorecards.com

BOTTOM

Batter	1	2	3	4	5	6	7	8	9	AB	R	H	RBI	BB	SO	LOB
6 Starling Marte, R (1, 7) OBP: 0.334, SLG: 0.439	B FF 92 B SI 92 C SI 92 C SI 93 F SI 94 S FF 94 2-3 ① K		X SI 94 0-0 ② FC5-4 18 1B 22 2B 1-2f		C SL 79 F SI 93 T SL 83 0-2 ② K			B SI 93 B SI 93 F SI 93 B SI 93 B SI 90 4-1 22 PB 18 1B BB		3	1	0	0	1	2	1
18 Neil Walker, S (1, 4) OBP: 0.350, SLG: 0.398	C SI 92 B SI 90 F SI 94 X SI 95 1-2 ② G6-3		B SI 93 1 SAFE X FF 93 1-0 22 2B 1-2 1B		S CU 72 S SI 90 F SL 85 B SI 90 B SI 90 X FF 95 2-2 22 PB 1B			1 SAFE 1 SAFE F SI 93 1 SAFE 1 SAFE X SI 92 0-1 22 PB 1-2 1B		4	1	3	0	0	0	0
22 Andrew McCutchen, R (1, 8) OBP: 0.381, SLG: 0.502	B FF 92 C SI 92 C SI 94 B SI 94 X SI 94 2-2 1B		X SI 93 0-0 24 3B 1-H 2-H 2B		B SL 82 B SI 94 X SI 95 2-0 ③ G6-3 1-2			B SL 86 B SI 93 B SL 88 I IN 69 4-0 55 G6-4-3 1-2 2-3 IBB		3	1	2	2	1	0	1
24 Pedro Alvarez, L (1, 5) OBP: 0.302, SLG: 0.492	1 SAFE B SI 92 1 SAFE X SI 94 1-0 ③ G4-3		B SI 89 S SI 89 D SI 94 X SI 95 2-1 3B 2-H			X SI 90 0-0 ① G3-1		B SL 88 B FF 96 S FF 95 S FF 95 C FF 96 2-3 ① K		4	0	1	1	0	1	4
55 Russell Martin, R (1, 2) OBP: 0.352, SLG: 0.402		C SI 91 F FF 93 B FF 94 F SL 84 S SL 83 1-3 ① K	C SL 84 F FF 96 S SI 95 0-3 ③ K			B SI 93 B SI 91 C SI 94 F SI 93 X SI 94 2-2 ② G4-3		B SL 89 X FF 96 1-0 ② ③ G6-4-3 1-2f		4	0	0	0	0	2	4
46 Garrett Jones, L (1, 3) OBP: 0.301, SLG: 0.422 5 Josh Harrison, R (9, PH) OBP: 0.286, SLG: 0.500		C SI 94 B SI 94 X SI 94 1-1 ② L9		B SI 92 B SI 93 X SI 92 2-0 ① F8		B EP 58 C SI 89 F FF 90 X SI 96 1-2 ③ G1-6-3			B FF 94 F FF 94 X SI 95 1-1 HR	3 1	0 1	0 1	0 1	0 0	0 0	0 0
7 Alex Presley, L (1, 9) OBP: 0.279, SLG: 0.426		C FF 94 X SI 91 0-1 ③ G5-3		C SI 93 X SI 93 0-1 ② F8			X SI 91 0-0 ① B1-3			3	0	0	0	0	0	0
10 Jordy Mercer, R (1, 6) OBP: 0.335, SLG: 0.399			C SI 90 F SI 93 X SI 94 0-2 6 FC5-4 1B	X FF 95 0-0 ③ F8			C SL 80 F SI 93 B SL 84 B SI 94 B FF 93 F SI 94 X SI 93 3-2 ② F7			3	0	1	0	0	0	0
49 Jeff Locke, L (1, 1) OBP: 0.128, SLG: 0.081 32 Vin Mazzaro, R (6, 1) OBP: 0.200, SLG: 0.200 31 Jose Tabata, R (7, PH) OBP: 0.337, SLG: 0.399 44 Tony Watson, L (8, 1) 29 Bryan Morris, L (9, 1) OBP: 0.200, SLG: 0.200			B SI 91 C FF 93 C FF 92 B SI 93 L FF 93 2-3 ① K		B FF 90 B FF 91 C FF 92 C SI 91 C FF 92 2-3 ① K		S SL 79 B FF 94 X SI 94 1-1 ③ G5-3			2 0 0 1 0 0	0 0 0 0 0 0	0 0 0 0 0 0	0 0 0 0 0 0	0 0 0 0 0 0	2 0 0 0 0 0	1 0 0 0 0 0
Inning Stats	R: 0 E: 0 K: 1 S: 11 H: 1 LOB: 1 BB: 0 P: 17	R: 0 E: 0 K: 1 S: 8 H: 0 LOB: 0 BB: 0 P: 10	R: 3 E: 0 K: 2 S: 14 H: 4 LOB: 1 BB: 0 P: 19	R: 0 E: 0 K: 0 S: 4 H: 0 LOB: 0 BB: 0 P: 6	R: 0 E: 0 K: 2 S: 11 H: 1 LOB: 1 BB: 0 P: 17	R: 0 E: 0 K: 0 S: 7 H: 0 LOB: 0 BB: 0 P: 10	R: 0 E: 0 K: 0 S: 7 H: 0 LOB: 0 BB: 0 P: 11	R: 0 E: 0 K: 1 S: 7 H: 1 LOB: 2 BB: 2 P: 18	R: 1 E: 0 K: 0 S: 2 H: 1 LOB: 0 BB: 0 P: 3							

	AB	31
	R	4
	H	8
	RBI	4
	BB	2
	SO	7
	LOB	11

| | | | | | | |

Miami Marlins @ Pittsburgh Pirates

PNC Park, Pittsburgh, PA

Wed Aug 07 2013, 7:44 PM - 10:21 PM EDT

Att. 28,173 - Cloudy - 71 F

TOP

livebaseballscorecards.com

Batter	1	2	3	4	5	6	7	8	9	AB	R	H	RBI	BB	SO	LOB
21 Christian Yelich, L (1, 7) OBP: 0.318, SLG: 0.355	C SI 93 F CU 77 B SI 93 F CU 77 F SI 93 B CU 77 X SI 94 2-2 27 G6-3 59 G5-3 1B		X SI 93 0-0 59 FC1-4-6 1B		C SI 92 C FS 85 X CU 78 0-2 ③ G1-3			T SI 96 X SL 86 0-1 ③ G5-3		4	0	2	0	0	0	0
59 Ed Lucas, R (1, 5) OBP: 0.326, SLG: 0.323	B SI 93 1 SAFE X SI 92 1-0 ① G5-3 1-2		X SI 92 0-0 ③ FC1-4-6 1-2f			C SI 91 B SI 91 C CU 78 F CU 78 F CU 77 S CU 77 1-3 ① K			C FF 94 F FC 92 X KC 82 0-2 27 L4-3 1B	4	0	1	0	0	1	2
27 Giancarlo Stanton, R (1, 9) OBP: 0.359, SLG: 0.457	B SI 93 F SI 92 B CU 78 S SI 92 B SI 91 F CU 77 X SI 92 3-2 ② G6-3 2-3			B SI 93 S SI 93 B SI 93 X SI 92 2-1 5 2B 17 1B 1B		S SI 91 X FS 84 0-1 ② G6-3			B FC 92 X FF 94 1-0 ①② L4-3 1-1	4	1	1	0	0	0	2
5 Logan Morrison, L (1, 3) OBP: 0.369, SLG: 0.459	B CU 76 C CU 78 F SI 93 B SI 92 S SI 92 2-3 ③ K			B CU 78 S CU 77 B SI 91 X SI 92 2-1 17 1B 3 G4-6-3 1-3 2B		C CU 78 B FS 84 F FF 92 B CU 78 S CU 78 2-3 ③ K2-3			B FC 95 B FC 94 C FC 92 B FC 92 C FC 91 S FC 93 3-3 ③ K	4	1	1	0	0	3	1
17 Donovan Solano, R (1, 4) OBP: 0.313, SLG: 0.320		B SI 92 X SI 92 1-0 ① G5-3		C SI 93 X CU 78 0-1 3 G4-6-3 2-3 3-H 1B			B SI 91 B SI 91 B SI 92 C SI 91 X SI 92 3-1 ① G5-3			3	0	1	1	0	0	0
3 Adeiny Hechavarría, R (1, 6) OBP: 0.276, SLG: 0.313		C SI 93 B CU 78 X SI 93 1-1 23 CS 1B		C SI 95 X SI 92 0-1 ①② G4-6-3 1-2f 3-H			F FF 93 C CU 78 S CU 78 0-3 ② K			3	0	1	0	0	1	1
23 Jake Marisnick, R (1, 8) OBP: 0.236, SLG: 0.269		M SI 92 C SI 92 B CU 79 X SI 94 1-2 ②③ G5-3 1-2		C SI 95 C SI 93 S CU 78 0-3 ③ K			X SI 92 0-0 ③ L7			3	0	0	0	0	1	1
19 Rob Brantly, L (1, 2) OBP: 0.275, SLG: 0.284			X SI 92 0-0 ① G3-1		B SI 94 B FS 87 F SI 93 X FS 85 2-1 ① G4-3			T SI 95 B SL 86 B SL 86 S SI 94 C SI 95 2-3 ① K		3	0	0	0	0	1	0
34 Tom Koehler, R (1, 1) OBP: 0.083, SLG: 0.083 58 Ryan Webb, R (6, 1) 20 Justin Ruggiano, R (8, PH) OBP: 0.277, SLG: 0.362 44 AJ Ramos, R (8, 1)			B SI 94 C SI 91 C SI 92 B CU 77 X SI 92 2-2 ② G5-3		B SI 94 B SI 92 C SI 92 X SI 92 2-1 ② G3			S SI 96 C CH 88 B CH 88 X SI 95 1-2 ② F9		2 0 1 0	0 0 0 0	0 0 0 0	0 0 0 0	0 0 0 0	0 0 0 0	0 0 0 0
Inning Stats	R: 0 E: 0 K: 1 S: 13 H: 1 LOB: 1 BB: 0 P: 21	R: 0 E: 0 K: 0 S: 6 H: 1 LOB: 0 BB: 0 P: 9	R: 0 E: 0 K: 0 S: 6 H: 1 LOB: 1 BB: 0 P: 8	R: 2 E: 0 K: 1 S: 11 H: 3 LOB: 0 BB: 0 P: 15	R: 0 E: 0 K: 0 S: 7 H: 0 LOB: 0 BB: 0 P: 11	R: 0 E: 0 K: 2 S: 10 H: 0 LOB: 0 BB: 0 P: 13	R: 0 E: 0 K: 1 S: 6 H: 0 LOB: 0 BB: 0 P: 9	R: 0 E: 0 K: 1 S: 8 H: 0 LOB: 0 BB: 0 P: 11	R: 0 E: 0 K: 1 S: 7 H: 1 LOB: 0 BB: 0 P: 11	1B: 6 2B: 2 3B: 0 HR: 0	SF: 0 SAC: 0 DP: 2 HBP: 0			WP: 0 PB: 0 SB: 0 CS: 1	PA: 31		

	AB	31
	R	2
	H	7
	RBI	1
	BB	0
	SO	7
	LOB	7

PITCHER		IP	WLS	BF	H	R	ER	SO	BB	IBB	HBP	BLK	WP	HR	S	P	ERA	WHIP
50 Charlie Morton, R ERA: 3.88	(1, 1)	7.0	W	25	6	2	2	5	0	0	0	0	0	0	59	86	2.57	0.857
44 Tony Watson, L ERA: 3.21	(8, 1)	1.0	H	3	0	0	0	1	0	0	0	0	0	0	8	11	0.00	0.000
35 Mark Melancon, R ERA: 0.84	(9, 1)	1.0	S	3	1	0	0	1	0	0	0	0	0	0	7	11	0.00	1.000

PITCHER	IP	WLS	BF	H	R	ER	SO	BB	IBB	HBP	BLK	WP	HR	S	P	ERA	WHIP

Batter	1	2	3	4	5	6	7	8	9	AB	R	H	RBI	BB	SO	LOB
6 Starling Marte, R (1, 7) OBP: 0.331, SLG: 0.435	B FF 92 X FF 91 1-0 ① F9		C KC 79 F FF 93 F SL 85 B FF 95 B KC 82 S SL 85 2-3 ③ K		B SI 92 B FF 92 F SI 91 X SL 86 2-1 ② F9 1-2 3-H		C SL 80 C SL 81 D SL 81 X SI 94 1-2 ③ G6-3			4	0	0	0	0	1	2
18 Neil Walker, S (1, 4) OBP: 0.351, SLG: 0.401	B FF 93 B FF 92 F FF 92 C KC 79 B KC 81 B SI 94 4-2 BB			X SI 93 0-0 ① F7	F KC 78 F SI 94 B SL 85 F SL 85 F SI 93 F KC 81 B KC 80 B FF 93 F FF 93 3-3 ③ K			X FF 93 0-0 22 1B 24 SF8 2B		3	1	1	0	1	1	1
22 Andrew McCutchen, R (1, 8) OBP: 0.384, SLG: 0.511	B FF 93 C FF 93 B SL 85 1 SAFE F SL 83 S FF 94 2-3 ② K			B KC 78 C KC 79 B SI 93 B SL 84 X FF 93 3-1 HR		C SI 93 B SI 94 B SL 81 B SI 81 B SI 94 4-1 24 S BB		B SL 81 C FF 94 F SL 81 B FF 95 B SL 83 F SL 82 F FF 94 X SL 82 3-2 55 CS 2-3 1B		3	1	2	1	1	1	1
24 Pedro Alvarez, L (1, 5) OBP: 0.300, SLG: 0.488	B KC 80 C FF 93 1 SAFE C FF 94 B FF 95 S KC 81 2-3 ③ K			B CH 86 S SI 93 F CH 86 F SL 85 B FF 94 B KC 81 X KC 80 3-2 ② L8		1 SAFE F SI 92 C SL 82 S SL 82 0-3 ① K2-3 1-2		X FF 93 0-0 ① SF8 3-H		3	0	0	1	0	2	2
55 Russell Martin, R (1, 2) OBP: 0.351, SLG: 0.400		X SI 92 0-0 5 L6-3 1B		C KC 78 S SI 93 B FF 94 B SL 86 B KC 80 C SL 84 3-3 ③ K		S SL 80 B SI 94 S SL 83 B SL 83 S SL 83 2-3 ② K		C SL 80 1 SAFE B FF 93 D SL 81 T SL 82 B FF 94 C SL 81 3-3 ②③ K 1-2		4	0	1	0	0	3	2
46 Garrett Jones, L (1, 3) OBP: 0.301, SLG: 0.421 14 Gaby Sanchez, R (7, 3) OBP: 0.352, SLG: 0.409		B FF 93 B FF 93 F FF 93 1 SAFE T KC 79 C KC 80 2-3 ① K			X FF 92 0-0 5 FC5-4 1B	B SI 93 X SI 93 1-0 ③ G4-3				3 0	0 0	1 0	0 0	0 0	1 0	2 0
5 Josh Harrison, R (1, 9) OBP: 0.289, SLG: 0.472 44 Tony Watson, L (8, 1) 35 Mark Melancon, R (9, 1)		C KC 79 B SI 92 1 SAFE X SL 84 1-1 ②③ L6-3 1-1			C SL 83 C KC 78 B SI 90 F SL 85 F SI 94 X KC 80 1-2 ① FC5-4 50 WP 10 S 50 1B 1-2f		F SI 91 S SL 81 F SL 81 H SI 93 1-2 10 SH1-3 HBP			2 0 0	1 0 0	0 0 0	0 0 0	0 0 0	0 0 0	2 0 0
10 Jordy Mercer, R (1, 6) OBP: 0.336, SLG: 0.397			B FF 91 B SI 91 F FF 92 C FF 93 S SL 85 2-3 ① K		C KC 78 H FF 92 1-1 50 1B 50 WP 6 WP 1-2 HBP		1 SAFE 1 SAFE X SI 92 0-0 ① SH1-3 1-2			1	1	0	0	0	1	0
50 Charlie Morton, R (1, 1) OBP: 0.118, SLG: 0.118 7 Alex Presley, L (7, PH) OBP: 0.274, SLG: 0.419 (8, 9)			C FF 92 F FF 93 F SL 86 F FF 94 C KC 79 0-3 ② K		L FF 91 B FF 92 B KC 78 X FF 92 2-1 6 WP 1-3 2-H 1B		B SI 92 C SI 93 X SI 93 1-1 ② P4			2 1	0 0	1 0	1 0	0 0	1 0	0 1
Inning Stats	R: 0 E: 0 K: 2 S: 9 H: 0 LOB: 1 BB: 1 P: 18	R: 0 E: 0 K: 1 S: 6 H: 1 LOB: 0 BB: 0 P: 9	R: 0 E: 0 K: 3 S: 12 H: 0 LOB: 0 BB: 0 P: 16	R: 1 E: 0 K: 1 S: 10 H: 1 LOB: 0 BB: 0 P: 19	R: 2 E: 0 K: 1 S: 19 H: 2 LOB: 1 BB: 0 P: 28	R: 0 E: 0 K: 2 S: 8 H: 0 LOB: 1 BB: 1 P: 15	R: 0 E: 0 K: 0 S: 9 H: 0 LOB: 1 BB: 0 P: 12	R: 1 E: 0 K: 1 S: 10 H: 2 LOB: 1 BB: 0 P: 16		1B: 4 2B: 3 3B: 0 HR: 1	SF: 1 SAC: 1 DP: 2 HBP: 2			WP: 2 PB: 0 SB: 2 CS: 1	PA: 32	

PITCHER		IP	WLS	BF	H	R	ER	SO	BB	IBB	HBP	BLK	WP	HR	S	P	ERA	WHIP
34 Tom Koehler, R ERA: 4.4	(1, 1)	5.0	L	20	4	3	3	8	1	0	1	0	2	1	56	90	5.40	1.000
58 Ryan Webb, R ERA: 2.98	(6, 1)	2.0		8	0	0	0	2	1	0	1	0	0	0	17	27	0.00	0.500
44 AJ Ramos, R ERA: 3.19	(8, 1)	1.0		4	2	1	1	1	0	0	0	0	0	0	10	16	9.00	2.000

PITCHER	IP	WLS	BF	H	R	ER	SO	BB	IBB	HBP	BLK	WP	HR	S	P	ERA	WHIP

BOTTOM

Miami Marlins @ Pittsburgh Pirates

PNC Park, Pittsburgh, PA

Wed Aug 07 2013, 7:44 PM - 10:21 PM EDT

Att. 28,173 - Cloudy - 71 F

livebaseballscorecards.com

AB	26
R	4
H	6
RBI	3
BB	2
SO	11
LOB	13

Batter	1	2	3	4	5	6	7	8	9	10	AB	R	H	RBI	BB	SO	LOB
21 Christian Yelich, L (1, 7) OBP: 0.352, SLG: 0.424	B FF 94 B FF 94 B FF 94 B FF 92 4-0 59 G4-3 27 2B BB		F FF 96 F FF 99 X KC 84 0-2 59 G4-6-3 1B		B FF 99 F CH 88 B FF 99 F CH 90 B SL 93 X SL 92 3-2 2-H HR		C CH 85 D CH 82 X SI 90 1-1 1-2 1B		B FF 92 S FC 93 B FC 92 B FC 92 S FF 93 S FC 92 3-3 ② K		4	2	3	2	1	1	0
59 Ed Lucas, R (1, 4) OBP: 0.318, SLG: 0.315	C SI 96 S SL 92 B SL 91 1 SAFE 1 SAFE X FF 98 1-2 ① G4-3 1-2		1 SAFE C SI 98 1 SAFE X FF 98 0-1 ① ② G4-6-3 1-2f		C FF 98 F SL 90 F FF 99 B KC 86 X FF 99 1-2 ② G3-1		S SL 85 B SL 89 X SI 91 1-1 ③ F7		B FC 93 F FF 92 B KC 82 F FF 91 B KC 82 S FC 91 3-3 ③ K		5	0	0	0	0	1	4
27 Giancarlo Stanton, R (1, 9) OBP: 0.357, SLG: 0.456	F SI 98 D SI 98 D SL 90 X FF 98 2-1 30 E 2-H 2B		B FF 96 B SL 91 F FF 96 F FF 97 S SL 92 2-3 ③ K		C SL 92 B KC 83 F FF 97 B SI 98 C FF 98 2-3 ③ K			C FF 98 F FC 92 B FF 98 B FF 98 S FF 99 2-3 ① K		F SI 92 F SI 92 B SL 86 X SL 85 1-2 ① G5-3	5	1	1	1	0	3	0
5 Logan Morrison, L (1, 3) OBP: 0.358, SLG: 0.444	F FF 98 X CH 87 0-1 ② L7			B FF 100 X SI 96 1-0 ① L8		C CU 76 F SI 91 B CH 85 X CH 86 1-2 ① G4-3		C SI 99 B FF 98 B FF 99 C FF 98 X FF 98 2-2 ② F7		X SI 92 0-0 ② G6-3	5	0	0	0	0	0	1
30 Placido Polanco, R (1, 5) OBP: 0.316, SLG: 0.301	D FF 98 F SI 94 F SI 96 X SL 89 1-2 E8 2-H 1B			B SI 98 B SL 91 X FF 97 2-0 1B		B SI 91 B SI 90 C SI 90 B SI 92 X SI 91 3-1 ② G4-3		B FF 98 S FF 98 B CU 82 F SI 98 B FC 94 B FF 98 4-2 3 1B BB		C SI 92 F SI 92 F FF 93 F SL 85 B SI 92 X SL 86 1-2 ③ P4	4	0	2	1	1	0	0
3 Adeiny Hechavarría, R (1, 6) OBP: 0.276, SLG: 0.312	F SL 93 F KC 81 F FF 100 D SL 92 X FF 99 1-2 ③ G6-3			L FF 97 B CH 89 1 SAFE S SL 93 S KC 84 1-3 ② K		B SI 91 S CH 84 F SL 84 S SI 93 1-3 ③ K		S FF 98 X FF 94 0-1 20 BB 1-3 1B			4	0	1	0	0	2	2
20 Justin Ruggiano, R (1, 8) OBP: 0.276, SLG: 0.359		X FF 94 0-0 ① G5-3		C SL 89 X KC 84 0-1 ③ F8			L SI 89 F CH 80 S SL 88 0-3 ① K	B FF 98 B FF 97 B FF 97 B FF 97 4-0 1-2 BB			3	0	0	0	1	1	1
6 Jeff Mathis, R (1, 2) OBP: 0.278, SLG: 0.291		C FF 95 X FF 96 0-1 ② F7			B FF 96 C SL 91 X SL 90 1-1 16 SH3-4 21 HR 1B		F SI 88 B CH 81 S SL 82 X SL 87 1-2 21 1B 1B	B FF 96 C FF 96 C FF 97 B FF 97 X FF 97 2-2 ③ F9			4	1	2	0	0	0	3
16 José Fernández, R (1, 1) OBP: 0.128, SLG: 0.158 44 AJ Ramos, R (6, 1) 29 Greg Dobbs, L (7, PH) OBP: 0.299, SLG: 0.295 50 Chad Qualls, R (7, 1) 40 Mike Dunn, L (7, 1) 58 Ryan Webb, R (7, 1) 9 Juan Pierre, L (9, PH) OBP: 0.285, SLG: 0.298 57 Steve Ames, R (9, 1)		B FF 96 C FF 94 F FF 95 S SL 90 1-3 ③ K		B FF 99 L FF 98 X SI 97 1-1 ① SH3-4 1-2		X SI 88 0-0 ② L7		B FC 93 C FC 93 F FC 91 X FC 92 1-2 ① G3		1 0 0 0 0 1 0 0 0 0 0 0 0 0 1 0 0 0 0 0 1 0 0 0 0 0 0 0 0 0 0 0 0 0 0 0 0 0 0 0 0 0 1 0 0 0 0 0 0 0 0 0 0 0 0 0						
Inning Stats	R: 2 H: 2 E: 1 LOB: 1 K: 0 BB: 1 S: 14 P: 23	R: 0 H: 0 E: 0 LOB: 0 K: 1 BB: 0 S: 6 P: 7	R: 0 H: 1 E: 0 LOB: 0 K: 1 BB: 0 S: 8 P: 10	R: 0 H: 1 E: 0 LOB: 1 K: 1 BB: 0 S: 7 P: 11	R: 2 H: 2 E: 0 LOB: 0 K: 1 BB: 0 S: 14 P: 22	R: 0 H: 0 E: 0 LOB: 0 K: 1 BB: 0 S: 8 P: 13	R: 0 H: 2 E: 0 LOB: 2 K: 1 BB: 0 S: 11 P: 14	R: 0 H: 1 E: 0 LOB: 3 K: 1 BB: 2 S: 13 P: 27	R: 0 H: 0 E: 0 LOB: 0 K: 2 BB: 0 S: 9 P: 16	R: 0 H: 0 E: 0 LOB: 0 K: 0 BB: 0 S: 9 P: 11	1B: 7 SF: 0 2B: 1 SAC: 1 3B: 0 DP: 1 HR: 1 HBP: 0						

PITCHER		IP	WLS	BF	H	R	ER	SO	BB	IBB	HBP	BLK	WP	HR	S	P	ERA	WHIP
45 Gerrit Cole, R ERA: 3.95	(1, 1)	5.0		21	6	4	4	4	1	0	0	0	0	1	49	73	7.20	1.400
30 Jeanmar Gómez, R ERA: 3.15	(6, 1)	2.0		8	2	0	0	2	0	0	0	0	0	0	19	27	0.00	1.000
37 Justin Wilson, L ERA: 2.14	(8, 1)	1.0		6	1	0	0	1	2	0	0	0	0	0	13	27	0.00	3.000
35 Mark Melancon, R ERA: 0.83	(9, 1)	1.0		3	0	0	0	2	0	0	0	0	0	0	9	16	0.00	0.000
48 Jared Hughes, R ERA: 4.42	(10, 1)	1.0	W	3	0	0	0	0	0	0	0	0	0	0	9	11	0.00	0.000

PITCHER	IP	WLS	BF	H	R	ER	SO	BB	IBB	HBP	BLK	WP	HR	S	P	ERA	WHIP

TOP

Miami Marlins @ Pittsburgh Pirates

PNC Park, Pittsburgh, PA

Thu Aug 08 2013, 12:39 PM - 4:24 PM EDT

Att. 33,646 - Cloudy - 81 F

livebaseballscorecards.com

AB	37
R	4
H	9
RBI	4
BB	3
SO	9
LOB	12

WP: 0	PA: 41
PB: 0	
SB: 0	
CS: 0	

Miami Marlins @ Pittsburgh Pirates

PNC Park, Pittsburgh, PA

Thu Aug 08 2013, 12:39 PM - 4:24 PM EDT

Att. 33,646 - Cloudy - 81 F

BOTTOM

Batter	1	2	3	4	5	6	7	8	9	10	AB	R	H	RBI	BB	SO	LOB
6 Starling Marte, R (1, 8) OBP: 0.335, SLG: 0.435	C FF 94 C CU 82 F CU 83 T FF 97 0-2 ① K		S CU 79 F CU 84 F FF 97 B FF 97 X FF 96 1-2 ② P3		B FF 93 B CH 83 B CU 78 B FF 93 4-0 7 1B 18 1B BB		B SL 88 C SI 94 S SI 95 X SL 90 1-2 24 BB 22 1B 14 SF9 1-2 1B	B SL 81 X SI 92 1-0 10 S 1B		I IN 72 I IN 76 I IN 75 I IN 74 4-0 55 1B IBB	4	2	2	0	2	1	0
7 Alex Presley, L (1, 7) OBP: 0.292, SLG: 0.422 30 Jeanmar Gómez, R (6, 1) OBP: 0.091, SLG: 0.091 22 Andrew McCutchen, R (7, PH) OBP: 0.386, SLG: 0.512 37 Justin Wilson, L (8, 1) 10 Jordy Mercer, R (8, PH) OBP: 0.335, SLG: 0.396 35 Mark Melancon, R (9, 1) 48 Jared Hughes, R (10, 1) 55 Russell Martin, R (10, PH) OBP: 0.353, SLG: 0.402	B FF 95 F FF 95 F CH 87 S CU 83 1-3 ② K		B FF 94 B FF 93 B FF 94 C FF 94 B FF 94 4-1 18 1B BB		B FF 91 F FF 92 B CH 85 X FF 91 2-1 18 1B 24 1B 1-2 1B		B SL 87 B SI 95 X SI 94 2-0 59 E 24 BB 1-2 2-3 1B	B SI 92 B SL 82 D SI 93 C SI 92 X SI 92 3-1 ③ L8 1-2		F SL 81 F FF 89 D SL 80 B SL 81 B FF 88 X SL 79 3-2 1-2 2-H 1B	2 0 1 0 1 0 0	1 0 0 0 0 0 0	1 0 1 0 0 0 0	0 0 0 0 0 0 0	1 0 0 0 0 0 0	1 0 0 0 0 0 0	0 0 0 0 1 0 0
18 Neil Walker, S (1, 4) OBP: 0.358, SLG: 0.407	C FF 97 B CH 90 B CH 88 B FF 95 B FF 96 4-1 BB		X FF 92 0-0 1-2 1B		B CU 80 X CH 86 1-0 24 1B 1-3 2-H 1B		F FF 93 B SL 86 F SL 86 F FF 95 F FF 94 D SL 88 X FF 95 2-2 ① SF9 3-H		C FF 89 S CH 83 B SL 79 B FF 90 X FF 89 2-2 24 G4-6-3 1B		3	0	3	2	1	0	0
24 Pedro Alvarez, L (1, 5) OBP: 0.301, SLG: 0.486	C FF 96 B SI 91 B FF 96 C CU 80 X CU 83 2-2 ③ L4		C CH 88 S CH 90 F CU 84 F CU 82 X CH 90 0-2 ③ L7		C CU 82 B CU 82 X CH 90 1-1 ② 2-H 3-H 1B		S SL 86 S SL 87 D SL 88 B SL 86 B FF 94 F SL 87 B SL 86 4-2 5 FC5 59 E 1-2 2-3 BB		B FF 89 F FF 88 F CH 83 1 SAFE F SL 81 X FF 90 1-2 ① ② G4-6-3 1-2f		4	0	1	1	1	0	4
46 Garrett Jones, L (1, 3) OBP: 0.305, SLG: 0.421 14 Gaby Sanchez, R (7, PH) OBP: 0.354, SLG: 0.417 (8, 3)		B FF 94 B FF 94 B FF 94 C FF 94 B CU 79 4-1 5 WP BB	B FF 93 F FF 94 F FF 92 X CU 80 2-2 5 FC6-4 1B	B SI 92 F CH 88 B FF 92 C CU 80 X CU 80 2-2 ③ L7			X SI 94 0-0 ② SF9 3-H		C SL 81 C SL 81 B SL 81 X FF 90 1-2 2B	2 1	0 0	1 1	0 1	1 0	0 0	1 0
59 Tony Sanchez, R (1, 2) OBP: 0.200, SLG: 0.217	C FF 94 F FF 96 B CU 84 C CU 82 1-3 ① K		S FF 94 F FF 95 B FF 95 B CU 81 F CU 82 B CU 82 1 SAFE X FF 94 3-2 ① F8			C CU 80 B SL 81 F FF 93 B FF 93 S SL 81 2-3 ① K	S SL 81 S SI 93 B SL 82 B SI 95 X SL 83 2-2 FC6 5 FC5 1-2 2-3		X SL 80 0-0 ③ G5-3		5	0	0	0	0	2	5
5 Josh Harrison, R (1, 9) OBP: 0.279, SLG: 0.439	F FF 96 B FF 96 B CU 81 1 SAFE B CU 83 C CU 81 F CU 82 X FF 96 3-2 ② P1 1-2		F FF 95 X CU 83 0-1 ② FC6-4 1-2f			C SL 81 F FC 92 B SL 83 X SL 80 1-2 ② P4	X SL 82 0-0 ③ FC5 1-2 2-3f			C SL 79 C SL 81 B SL 79 F FF 88 F FF 87 F SL 80 X FF 88 1-2 12 SH3-4 55 1B 1B	5	1	1	0	0	0	5
12 Clint Barmes, R (1, 6) OBP: 0.260, SLG: 0.297	B CU 83 F FF 96 B FF 97 F FF 96 S CU 84 2-3 ③ K		1 SAFE C CU 81 F FF 94 X FF 94 0-2 ③ F9			C FF 93 S SL 81 S SL 81 0-3 ③ K		C SI 92 X SL 80 0-1 ① G2-3		X FF 88 0-0 ① SH3-4 1-2	4	0	0	0	0	2	2
45 Gerrit Cole, R (1, 1) OBP: 0.300, SLG: 0.263 31 Jose Tabata, R (5, PH) OBP: 0.335, SLG: 0.392 (6, 7)			C FF 92 C FF 95 B CU 83 F CU 82 B CU 82 F FF 94 C FF 95 2-3 ① K		B FF 94 F FF 93 F FF 94 X FF 96 1-2 ① G4-3		B SI 92 B SI 92 B SI 92 B SI 93 4-0 22 1B 6 1B 18 SF9 BB	X SI 92 0-0 ② G6-3		C SL 80 X SL 80 0-1 ② G5-3	1 3	0 1	0 0	0 1	0 0	1 1	0 1
Inning Stats	R: 0 E: 0 K: 2 S: 11 H: 0 LOB: 1 BB: 1 P: 18	R: 0 E: 0 K: 2 S: 11 H: 0 LOB: 1 BB: 1 P: 21	R: 0 E: 0 K: 1 S: 16 H: 1 LOB: 2 BB: 1 P: 23	R: 0 E: 0 K: 0 S: 12 H: 1 LOB: 1 BB: 0 P: 17	R: 2 E: 0 K: 0 S: 11 H: 3 LOB: 1 BB: 1 P: 22	R: 0 E: 0 K: 2 S: 9 H: 0 LOB: 0 BB: 0 P: 12	R: 2 E: 1 K: 0 S: 17 H: 2 LOB: 3 BB: 2 P: 32	R: 0 E: 0 K: 0 S: 6 H: 1 LOB: 1 BB: 0 P: 10	R: 0 E: 0 K: 0 S: 11 H: 2 LOB: 1 BB: 0 P: 15	R: 1 E: 0 K: 0 S: 12 H: 2 LOB: 2 BB: 1 P: 20	1B: 11 2B: 1 3B: 0 HR: 0 SF: 2 SAC: 1 DP: 1 HBP: 0						

PITCHER		IP	WLS	BF	H	R	ER	SO	BB	IBB	HBP	BLK	WP	HR	S	P	ERA	WHIP
16 José Fernández, R ERA: 2.58	(1, 1)	5.0		23	5	2	2	5	4	0	0	0	1	0	61	101	3.60	1.800
44 AJ Ramos, R ERA: 3.13	(6, 1)	1.0	H	3	0	0	0	2	0	0	0	0	0	0	9	12	0.00	0.000
50 Chad Qualls, R ERA: 3.05	(7, 1)	0.0		3	2	2	2	0	1	0	0	0	0	0	4	11	∞	∞
40 Mike Dunn, L ERA: 2.98	(7, 1)	0.1	H	2	0	0	0	0	1	0	0	0	0	0	8	14	0.00	3.000
58 Ryan Webb, R ERA: 2.89	(7, 1)	1.2	B	7	1	0	0	0	0	0	0	0	0	0	11	17	0.00	0.600

PITCHER		IP	WLS	BF	H	R	ER	SO	BB	IBB	HBP	BLK	WP	HR	S	P	ERA	WHIP
57 Steve Ames, R ERA: 3.0	(9, 1)	1.2	L	9	4	1	1	0	0	1	0	0	0	0	23	35	5.40	2.400

livebaseballscorecards.com

AB	37
R	5
H	12
RBI	5
BB	7
SO	7
LOB	19

WP: 1 PA: 47
PB: 0
SB: 1
CS: 0

Miami Marlins @ Atlanta Braves

Turner Field, Atlanta, GA

Fri Aug 09 2013, 7:38 PM - 10:04 PM EDT

Att. 37,424 - Partly Cloudy - 88 F

TOP

livebaseballscorecards.com

Batter	1	2	3	4	5	6	7	8	9	AB	R	H	RBI	BB	SO	LOB
21 Christian Yelich, L (1, 7) OBP: 0.347, SLG: 0.414	C FF 90 X FF 91 0-1 23 L6-3 1B			C FF 89 S CH 83 B FF 90 C FF 92 1-3 ① K		B FF 88 C CU 70 X CH 80 1-1 ② FC1-5 2-3			C SI 88 C SI 89 F SI 88 B SI 88 C SI 89 1-3 ① K	4	0	1	0	0	2	2
23 Jake Marisnick, R (1, 8) OBP: 0.220, SLG: 0.250	C FF 90 S CH 81 1 SAFE B FF 91 B FF 92 X CH 82 2-2 ①② L6-3 1-1			B SL 81 S FF 90 F FF 91 C FF 93 1-3 ② K		B CU 71 D CH 80 C FF 89 X FF 88 2-1 ③ P4			B SI 87 X SI 88 1-0 ②③ G6-4-3 1-2f	4	0	0	0	0	1	3
27 Giancarlo Stanton, R (1, 9) OBP: 0.354, SLG: 0.451	X CU 72 0-0 ③ F7			C FF 91 S CH 83 C FF 91 0-3 ③ K			F FF 89 C FF 91 S CH 81 0-3 ① K			3	0	0	0	0	2	0
5 Logan Morrison, L (1, 3) OBP: 0.364, SLG: 0.445		C FF 89 F CU 72 B FF 92 B CU 71 X CH 83 2-2 ① G3			B CH 80 F CH 80 X CH 82 1-1 3 FC4-6 1B		B FF 89 B FF 88 B FF 89 C FF 87 T FF 90 F FF 90 F FF 90 B FF 89 4-2 59 L1-3 BB			2	0	1	0	1	0	0
59 Ed Lucas, R (1, 5) OBP: 0.314, SLG: 0.310		B SL 81 X FF 90 1-0 ② P3			B FF 89 D CH 80 X FF 88 2-0 ① L8		B CH 80 X CH 80 1-0 ②③ L1-3 1-1			3	0	0	0	0	0	2
17 Donovan Solano, R (1, 4) OBP: 0.308, SLG: 0.315		C FF 90 F CU 72 X CU 72 0-2 ③ L7			C FF 89 1 SAFE S CH 79 X CH 81 0-2 ② P3			B FF 88 C FF 88 T FF 89 B CH 82 S FF 91 2-3 ① K		3	0	0	0	0	1	1
3 Adeiny Hechavarría, R (1, 6) OBP: 0.274, SLG: 0.310			C FF 88 B FF 92 X CH 82 1-1 ① F8		C FF 89 1 SAFE B FF 87 S CU 71 X FF 91 1-2 ③ FC4-6 1-2f			C CU 71 B CH 82 F FF 90 X CH 80 1-2 ② F8		3	0	0	0	0	0	1
6 Jeff Mathis, R (1, 2) OBP: 0.273, SLG: 0.285 31 Steve Cishek, R (8, 1)			F FF 90 B FF 90 F FF 90 B SL 84 X CU 72 2-2 ② G5-3			B FF 89 T FF 90 B FF 89 B FF 89 F FF 89 F FF 91 X FF 90 3-2 ① F8		F FF 89 C FF 91 B FF 90 C CH 82 1-3 ③ K		3 0	0 0	0 0	0 0	0 0	1 0	0 0
33 Jacob Turner, R (1, 1) OBP: 0.115, SLG: 0.192 9 Juan Pierre, L (6, PH) OBP: 0.288, SLG: 0.304 43 Dan Jennings, L (6, 1) 46 Koyie Hill, S (8, 2) OBP: 1.000, SLG: 1.000			B FF 89 C FF 89 B FF 90 F FF 90 X FF 92 2-2 ③ G3-1			B FF 90 F CH 82 F FF 90 X FF 92 1-2 21 FC1-5 2B		X SI 86 0-0 23 G6-4-3 1B	1 1 0 1	0 0 0 0	0 1 0 1	0 0 0 0	0 0 0 0	0 0 0 0	0 0 0 0
Inning Stats	R: 0 E: 0 K: 0 S: 6 H: 1 LOB: 0 BB: 0 P: 8	R: 0 E: 0 K: 0 S: 7 H: 0 LOB: 0 BB: 0 P: 10	R: 0 E: 0 K: 0 S: 8 H: 0 LOB: 0 BB: 0 P: 13	R: 0 E: 0 K: 3 S: 9 H: 0 LOB: 0 BB: 0 P: 11	R: 0 E: 0 K: 0 S: 9 H: 1 LOB: 1 BB: 0 P: 13	R: 0 E: 0 K: 0 S: 11 H: 1 LOB: 1 BB: 0 P: 18	R: 0 E: 0 K: 1 S: 8 H: 0 LOB: 0 BB: 1 P: 13	R: 0 E: 0 K: 2 S: 9 H: 0 LOB: 0 BB: 0 P: 13	R: 0 E: 0 K: 1 S: 6 H: 1 LOB: 0 BB: 0 P: 8	1B: 3 2B: 3 3B: 0 HR: 0 SF: 0 SAC: 0 DP: 3 HBP: 0						

	AB	28
	R	0
	H	4
	RBI	0
	BB	1
	SO	7
	LOB	9

WP: 0 PA: 29
PB: 0
SB: 0
CS: 0

PITCHER		IP	WLS	BF	H	R	ER	SO	BB	IBB	HBP	BLK	WP	HR	S	P	ERA	WHIP
37 Brandon Beachy, R ERA: 5.0	(1, 1)	8.0	W	26	3	0	0	6	1	0	0	0	0	0	67	99	0.00	0.500
32 Scott Downs, L ERA: 1.62	(9, 1)	0.1		2	1	0	0	1	0	0	0	0	0	0	5	6	0.00	3.000
20 Luis Ayala, R ERA: 3.06	(9, 1)	0.2		1	0	0	0	0	0	0	0	0	0	0	1	2	0.00	0.000

PITCHER	IP	WLS	BF	H	R	ER	SO	BB	IBB	HBP	BLK	WP	HR	S	P	ERA	WHIP

Miami Marlins @ Atlanta Braves

Turner Field, Atlanta, GA

Fri Aug 09 2013, 7:38 PM - 10:04 PM EDT

Att. 37,424 - Partly Cloudy - 88 F

BOTTOM

Batter	1	2	3	4	5	6	7	8	9	AB	R	H	RBI	BB	SO	LOB
22 Jason Heyward, L (1, 9) OBP: 0.342, SLG: 0.394	F SI 90 F CH 86 B FC 86 S SI 92 1-3 ① K	B SI 92 C SI 91 X SI 92 1-1 ① F7		B CH 83 B SI 90 X SI 90 2-0 8 WP 1B		B SL 83 C FF 92 B FF 90 B FF 93 S FF 92 X FF 92 3-2 2B				4	0	2	0	0	1	0
8 Justin Upton, R (1, 7) OBP: 0.361, SLG: 0.490	C FF 92 C FF 93 B FC 87 B FC 87 X FF 92 2-2 HR	C FF 92 B CU 78 B FF 92 S CU 78 F FF 92 X CU 79 2-2 ② F8		C FC 84 B FC 84 B FF 90 S CU 76 X CU 76 2-2 ② G5-3 1-2		C FF 94 B SL 85 B SL 84 B FF 92 X FF 94 3-1 ③ G3-1				4	1	1	1	0	0	2
5 Freddie Freeman, L (1, 3) OBP: 0.390, SLG: 0.473	X SI 93 0-0 16 E 23 HR 1B	B CU 77 B CH 85 B SI 92 F FF 90 S SI 93 X SI 91 3-2 ③ F7		F CU 74 B SI 91 D SI 90 F CU 76 D FC 86 D CU 78 4-2 BB			B FF 92 F FF 91 F FF 92 X SL 84 1-2 ① G6-3			3	1	1	0	1	0	0
16 Brian McCann, L (1, 2) OBP: 0.358, SLG: 0.524	X CH 86 0-0 E6 23 HR 1-2	B SI 91 C SI 92 X CH 85 1-1 HR		D CU 77 C SI 90 B SI 91 X SI 91 2-1 ③ G3-1			B FF 91 F FF 92 C FF 93 X SL 85 1-2 1B			4	2	2	1	0	0	3
23 Chris Johnson, R (1, 5) OBP: 0.377, SLG: 0.473 4 Paul Janish, R (8, 5)	B FF 90 X FC 84 1-0 1-H 2-H HR	C FF 90 B FF 91 B CU 76 X FF 90 2-1 ① F8			B FF 89 B FF 90 S FF 89 X SI 90 2-1 ① G6-3		C FF 93 C FF 93 S SL 84 0-3 ② K			4 0	1 0	1 0	3 0	0 0	1 0	1 0
26 Dan Uggla, R (1, 4) OBP: 0.310, SLG: 0.397	B FF 91 H FF 90 2-0 2 S HBP	B FF 90 B FF 90 S SI 92 B FF 91 F FF 90 B SI 91 4-2 BB			B FC 83 B FC 85 F FF 90 B FF 89 S SI 91 3-3 ② K		X FF 92 0-0 ③ G5-3			2	0	0	0	1	1	1
2 B.J. Upton, R (1, 8) OBP: 0.280, SLG: 0.315	C FF 90 F CU 77 B FF 88 X CU 77 1-2 ② F8 1-2	B SI 89 S FC 84 1 SAFE S FF 91 S FC 83 1-3 ② K			B FF 90 C FF 89 B FC 85 F FF 89 S CU 76 2-3 ③ K			B SI 92 X SL 83 1-0 ① G6-3		4	0	0	0	0	2	2
19 Andrelton Simmons, R (1, 6) OBP: 0.286, SLG: 0.364	I IN 74 I IN 76 I IN 78 I IN 76 4-0 IBB		F FF 89 S FC 84 B FF 90 X FC 83 1-2 ③ L7			C FF 92 B FF 93 F FF 92 X SL 83 1-2 ① G4-3		F SI 93 C SI 92 T SI 92 0-2 ② K		3	0	0	0	1	1	1
37 Brandon Beachy, R (1, 1) 25 Joey Terdoslavich, S (8, PH) OBP: 0.354, SLG: 0.372 32 Scott Downs, L (9, 1) 20 Luis Ayala, R (9, 1)	X FF 91 0-0 ③ L9			C FF 88 F FF 89 S CU 82 0-3 ① K		C FF 92 B FF 93 C FF 93 B SI 92 X FF 94 2-2 ② L9		C SL 83 B CH 84 B CH 86 B SI 92 X SI 93 3-1 ③ G4-3		3 1 0 0	0 0 0 0	0 0 0 0	0 0 0 0	0 0 0 0	1 0 0 0	2 0 0 0
Inning Stats	R: 4 E: 1 K: 1 S: 13 H: 3 LOB: 2 BB: 1 P: 24	R: 0 E: 0 K: 0 S: 9 H: 0 LOB: 0 BB: 0 P: 15	R: 1 E: 0 K: 1 S: 12 H: 1 LOB: 1 BB: 1 P: 21	R: 0 E: 0 K: 1 S: 11 H: 1 LOB: 2 BB: 1 P: 21	R: 0 E: 0 K: 2 S: 8 H: 0 LOB: 0 BB: 0 P: 15	R: 0 E: 0 K: 0 S: 11 H: 1 LOB: 1 BB: 0 P: 20	R: 0 E: 0 K: 1 S: 10 H: 1 LOB: 1 BB: 0 P: 12	R: 0 E: 0 K: 1 S: 6 H: 0 LOB: 0 BB: 0 P: 10		1B: 3 2B: 1 3B: 0 HR: 3 SF: 0 SAC: 0 DP: 0 HBP: 1				WP: 1 PB: 0 SB: 1 CS: 0 PA: 36		

PITCHER	IP	WLS	BF	H	R	ER	SO	BB	IBB	HBP	BLK	WP	HR	S	P	ERA	WHIP
33 Jacob Turner, R (1, 1) ERA: 2.95	5.0	L	25	5	5	4	5	2	1	1	0	1	3	53	96	7.20	1.400
43 Dan Jennings, L (6, 1) ERA: 3.42	2.0		8	2	0	0	1	0	0	0	0	0	0	21	32	0.00	1.000
31 Steve Cishek, R (8, 1) ERA: 3.02	1.0		3	0	0	0	1	0	0	0	0	0	0	6	10	0.00	0.000

PITCHER	IP	WLS	BF	H	R	ER	SO	BB	IBB	HBP	BLK	WP	HR	S	P	ERA	WHIP

livebaseballscorecards.com

AB	32
R	5
H	7
RBI	5
BB	3
SO	7
LOB	12

Miami Marlins @ Atlanta Braves

Turner Field, Atlanta, GA

Sat Aug 10 2013, 7:12 PM - 10:35 PM EDT

Att. 42,177 - Cloudy - 86 F

TOP

livebaseballscorecards.com

Batter	1	2	3	4	5	6	7	8	9	AB	R	H	RBI	BB	SO	LOB
21 Christian Yelich, L (1, 7) OBP: 0.342, SLG: 0.405	C SI 92 F SI 91 B SI 93 B FF 94 X SI 93 2-2 5 BB 1B		X SI 91 0-0 ② L9			B KC 77 C SI 90 C SI 90 B CH 84 B KC 79 F SI 91 X SI 91 3-2 ① G4-3		B SI 92 X SI 93 1-0 ③ G1-3		4	0	1	0	0	0	0
3 Adeiny Hechavarría, R (1, 6) OBP: 0.274, SLG: 0.315	X SI 93 0-0 ① F9		B SI 90 F SI 91 C SI 91 S KC 80 1-3 ③ K			C CH 85 F SI 90 B SI 91 F CH 82 C SI 92 1-3 ② K			C FF 95 X FF 96 0-1 59 WP 3B	4	1	1	0	0	2	1
59 Ed Lucas, R (1, 4) OBP: 0.308, SLG: 0.304	C SI 93 X SI 93 0-1 ② F7			F SI 89 B SI 91 X CH 84 1-1 ① G5-3		C SI 90 S CH 83 B SI 91 X CH 83 1-2 E4			D SL 84 S FF 97 C SL 83 D SL 82 B SL 84 F FF 95 F FF 95 F FF 95 S SL 82 3-3 ① K 3-H	4	0	0	0	0	1	1
5 Logan Morrison, L (1, 3) OBP: 0.361, SLG: 0.437	1 SAFE 1 SAFE B SI 92 B SI 93 F SI 93 F CH 85 1 SAFE F KC 79 B SI 93 4-2 B SI 82 1-2 BB			B KC 80 B SI 91 C SI 91 F CH 84 C SI 90 2-3 ② K		D KC 81 B KC 78 S SI 90 B SI 92 X SI 91 3-1 ③ P5			C FF 96 B CH 88 X FF 95 1-1 ② L1-3	3	0	0	0	1	1	1
30 Placido Polanco, R (1, 5) OBP: 0.312, SLG: 0.297	F SI 93 C SI 94 F SI 93 D KC 82 B SI 93 S CH 84 2-3 ③ K			B SI 90 B SI 91 X SI 90 2-0 ③ G5-3			C FF 96 C SL 86 B FF 96 F FF 96 B SL 88 S SL 88 2-3 ① K		B FF 92 X FF 91 1-0 ③ G6-3	4	0	0	0	0	2	2
20 Justin Ruggiano, R (1, 9) OBP: 0.274, SLG: 0.355		B SI 91 X SI 91 1-0 ① F9			X SI 89 0-0 ① F7		S SL 86 S SL 88 B FF 96 F FF 97 F SL 86 S SL 87 1-3 ② K			3	0	0	0	0	1	0
23 Jake Marisnick, R (1, 8) OBP: 0.210, SLG: 0.237		C SI 91 B SI 92 S CH 85 B CH 84 F SI 93 B SI 92 F SI 92 C SI 92 3-3 ② K			C CH 83 B SI 91 X SI 91 1-1 ② P2		F FF 96 C FF 96 S SL 88 0-3 ③ K			3	0	0	0	0	2	0
6 Jeff Mathis, R (1, 2) OBP: 0.274, SLG: 0.286		F SI 91 C SI 92 B SI 92 S CH 84 1-3 ③ K			C SI 89 X CH 83 0-1 1B			X FF 96 0-0 ① G6-3		3	0	1	0	0	1	0
24 Nathan Eovaldi, R (1, 1) OBP: 0.105, SLG: 0.056 9 Juan Pierre, L (8, PH) OBP: 0.287, SLG: 0.303 50 Chad Qualls, R (8, 1) 40 Mike Dunn, L (8, 1) 31 Steve Cishek, R (9, 1)			B SI 89 C SI 90 F SI 91 F SI 90 X SI 91 1-2 ① F9		F SI 90 F SI 90 B SI 92 S CH 84 1-3 ③ K			B SI 92 F SI 92 X SI 92 1-1 ② G4-3		2 1 0 0 0	0 0 0 0 0	0 0 0 0 0	0 0 0 0 0	1 0 0 0 0	1 0 0 0 0	1 0 0 0 0
Inning Stats	R: 0 E: 0 K: 1 S: 13 H: 1 LOB: 2 BB: 1 P: 21	R: 0 E: 0 K: 2 S: 9 H: 0 LOB: 0 BB: 0 P: 14	R: 0 E: 0 K: 1 S: 8 H: 0 LOB: 0 BB: 0 P: 10	R: 0 E: 0 K: 1 S: 6 H: 0 LOB: 0 BB: 0 P: 11	R: 0 E: 0 K: 1 S: 8 H: 1 LOB: 1 BB: 0 P: 10	R: 0 E: 1 K: 1 S: 13 H: 0 LOB: 1 BB: 0 P: 21	R: 0 E: 0 K: 3 S: 12 H: 0 LOB: 0 BB: 0 P: 15	R: 0 E: 0 K: 0 S: 4 H: 0 LOB: 0 BB: 0 P: 6	R: 1 E: 0 K: 1 S: 11 H: 1 LOB: 0 BB: 0 P: 16	1B: 2 2B: 0 3B: 1 HR: 0 SF: 0 SAC: 0 DP: 0 HBP: 0						

	AB	31
	R	1
	H	3
	RBI	0
	BB	1
	SO	11
	LOB	6

WP: 1 PB: 0 SB: 0 CS: 0 PA: 32

PITCHER		IP	WLS	BF	H	R	ER	SO	BB	IBB	HBP	BLK	WP	HR	S	P	ERA	WHIP
58 Alex Wood, L ERA: 2.78	(1, 1)	6.0		22	2	0	0	7	1	0	0	0	0	0	57	87	0.00	0.500
48 David Carpenter, R ERA: 1.8	(7, 1)	1.1		4	0	0	0	3	0	0	0	0	0	0	13	16	0.00	0.000
43 Luis Avilán, L ERA: 1.14	(8, 1)	0.2		2	0	0	0	0	0	0	0	0	0	0	3	5	0.00	0.000
52 Jordan Walden, R ERA: 2.5	(9, 1)	0.2	L	3	1	1	1	1	0	0	0	0	1	0	10	14	13.50	1.500
38 Anthony Varvaro, R ERA: 3.06	(9, 1)	0.1		1	0	0	0	0	0	0	0	0	0	0	1	2	0.00	0.000

PITCHER	IP	WLS	BF	H	R	ER	SO	BB	IBB	HBP	BLK	WP	HR	S	P	ERA	WHIP

Miami Marlins @ Atlanta Braves

Turner Field, Atlanta, GA

Sat Aug 10 2013, 7:12 PM - 10:35 PM EDT

Att. 42,177 - Cloudy - 86 F

BOTTOM

Batter	1	2	3	4	5	6	7	8	9	AB	R	H	RBI	BB	SO	LOB
22 Jason Heyward, L (1, 9) OBP: 0.341, SLG: 0.390	B FF 96 X FF 96 1-0 ① G1-3		C FF 95 F FF 97 B FF 95 B SL 86 F FF 97 B FF 97 B FF 96 4-2 8 G4-6-3 BB			B FF 95 B FF 95 F FF 96 X FF 96 2-1 ① L7		B FF 95 X SL 85 1-0 ③ G4-3		3	0	0	0	1	0	1
8 Justin Upton, R (1, 7) OBP: 0.358, SLG: 0.486	B FF 96 C FF 96 X SL 86 1-1 ② F9		X FF 96 0-0 ① ② G4-6-3 1-2f			B SL 86 B FF 97 C FF 97 S FF 97 B FF 98 X FF 97 3-2 ② F7			B SI 93 X SI 92 1-0 ① L4	4	0	0	0	0	0	1
5 Freddie Freeman, L (1, 3) OBP: 0.389, SLG: 0.471	X FF 97 0-0 24 WP 1B		F CU 78 X CH 89 0-1 ③ F7			B SL 88 F FF 98 X CU 79 1-1 ③ G6-3			X SI 92 0-0 ② G4-3	4	0	1	0	0	0	0
24 Evan Gattis, R (1, 2) OBP: 0.302, SLG: 0.489	B FF 96 B SL 86 B FF 96 B FF 96 4-0 1-2 BB			S SL 85 F SL 86 B CU 77 S FF 98 1-3 ① K			C SL 86 X SL 88 0-1 ① F9		S SL 84 F SL 84 B SL 84 X SL 84 1-2 1B	3	0	1	0	1	1	0
23 Chris Johnson, R (1, 5) OBP: 0.376, SLG: 0.472 4 Paul Janish, R (2, 5)	C FF 95 C FF 97 C FF 97 0-3 ③ K			B FF 96 C FF 96 B SL 87 X FF 96 2-1 ② P6			C FF 96 X FF 97 0-1 ② G6-3		B SI 92 C SI 90 F SL 84 B SL 83 C SL 82 2-3 ③ K	1 3	0 0	0 0	0 0	0 0	1 1	2 1
26 Dan Uggla, R (1, 4) OBP: 0.308, SLG: 0.394		B FF 97 B FF 94 S FF 98 S FF 97 F FF 98 C SL 88 2-3 ① K		F FF 96 B SL 87 F FF 96 B SL 88 C SL 89 2-3 ③ K			F FF 98 X FF 98 0-1 ③ F8			3	0	0	0	0	2	0
2 B.J. Upton, R (1, 8) OBP: 0.277, SLG: 0.311		S FF 97 F FF 96 S SL 86 0-3 ② K			F FF 95 B FF 96 C FF 97 B FF 98 B SL 85 S FF 97 3-3 ① K			B SI 92 X SI 92 1-0 ① L4		3	0	0	0	0	2	0
19 Andrelton Simmons, R (1, 6) OBP: 0.289, SLG: 0.365		B FF 96 B FF 98 B FF 95 C FF 96 B FF 97 4-1 BB			S FF 97 F FF 97 B FF 96 B SL 88 B FF 97 X FF 96 3-2 ② P3			B SI 92 B SI 94 X SI 92 2-0 1B		2	0	1	0	1	0	0
58 Alex Wood, R (1, 1) 48 David Carpenter, R (7, 1) 43 Luis Avilán, L (8, 1) 16 Brian McCann, L (8, PH) OBP: 0.357, SLG: 0.522 52 Jordan Walden, R (9, 1) 38 Anthony Varvaro, R (9, 1)		B FF 93 C FF 93 B FF 95 F FF 93 C FF 98 2-3 ③ K			B FF 95 C FF 94 C FF 96 S SL 87 1-3 ③ K			C SL 85 F FF 94 S FF 94 0-3 ② K		2 0 0 1 0 0 0	0 0 0 0 0 0 0	0 0 0 0 0 0 0	0 0 0 0 0 0 0	2 0 0 0 1 0 0	1 0 0 1 1 0 0	1 0 0 0 1 0 0

livebaseballscorecards.com

AB	29
R	0
H	3
RBI	0
BB	3
SO	10
LOB	7

Inning Stats	1	2	3	4	5	6	7	8	9	1B: 3	SF: 0	WP: 1	PA: 32
	R: 0 E: 0 K: 1 S: 7 H: 1 LOB: 2 BB: 1 P: 13	R: 0 E: 0 K: 3 S: 11 H: 0 LOB: 1 BB: 1 P: 19	R: 0 E: 0 K: 0 S: 6 H: 0 LOB: 0 BB: 1 P: 10	R: 0 E: 0 K: 2 S: 8 H: 0 LOB: 0 BB: 0 P: 13	R: 0 E: 0 K: 2 S: 9 H: 0 LOB: 0 BB: 0 P: 16	R: 0 E: 0 K: 0 S: 7 H: 0 LOB: 0 BB: 0 P: 13	R: 0 E: 0 K: 0 S: 6 H: 0 LOB: 0 BB: 0 P: 6	R: 0 E: 0 K: 1 S: 6 H: 1 LOB: 1 BB: 0 P: 10	R: 0 E: 0 K: 1 S: 8 H: 1 LOB: 1 BB: 0 P: 12	2B: 0 3B: 0 HR: 0	SAC: 0 DP: 1 HBP: 0	PB: 0 SB: 0 CS: 0	

PITCHER		IP	WLS	BF	H	R	ER	SO	BB	IBB	HBP	BLK	WP	HR	S	P	ERA	WHIP
24 Nathan Eovaldi, R ERA: 2.82	(1, 1)	7.0		24	1	0	0	8	3	0	0	0	1	0	54	90	0.00	0.571
50 Chad Qualls, R ERA: 3.02	(8, 1)	0.1		2	1	0	0	0	0	0	0	0	0	0	2	5	0.00	3.000
40 Mike Dunn, L ERA: 2.94	(8, 1)	0.2	W	2	0	0	0	1	0	0	0	0	0	0	4	5	0.00	0.000
31 Steve Cishek, R ERA: 2.96	(9, 1)	1.0	S	4	1	0	0	1	0	0	0	0	0	0	8	12	0.00	1.000

PITCHER	IP	WLS	BF	H	R	ER	SO	BB	IBB	HBP	BLK	WP	HR	S	P	ERA	WHIP

Miami Marlins @ Atlanta Braves

Turner Field, Atlanta, GA

Sun Aug 11 2013, 1:39 PM - 4:43 PM EDT

Att. 32,881 - Partly Cloudy - 90 F

TOP

livebaseballscorecards.com

Batter	1	2	3	4	5	6	7	8	9	AB	R	H	RBI	BB	SO	LOB
21 Christian Yelich, L (1, 7) OBP: 0.325, SLG: 0.385	B FF 91 F FF 91 C SL 85 F FF 92 B KC 82 C CH 86 2-3 ① K	C SL 85 C FF 91 F FF 92 D KC 81 F FF 92 C SL 85 1-3 ③ K			X SL 86 0-0 ② F7			B SI 94 B SI 94 B SI 94 C SI 93 T SI 94 X SI 95 3-2 E4		4	0	0	0	0	2	1
3 Adeiny Hechavarría, R (1, 6) OBP: 0.271, SLG: 0.311	C FF 92 C FF 92 S KC 82 0-3 ② K2-3		X CH 83 0-0 ① P5		B CH 85 C FF 91 X KC 78 1-1 ③ F7			C SI 96 F SI 95 S CU 77 0-3 ① K		4	0	0	0	0	2	1
27 Giancarlo Stanton, R (1, 9) OBP: 0.352, SLG: 0.446	B FF 91 X FF 93 1-0 ③ F8		C FF 91 S KC 79 B FF 92 F KC 80 B CH 85 F FF 91 S SL 84 2-3 ② K			B SI 90 B SI 91 F SI 91 B KC 78 B KC 80 4-1 30 1B 59 SF8 BB		C SI 94 F CU 76 D CU 77 B SI 95 F SI 96 B FF 95 F CU 77 F SI 95 F SI 95 3-2 X SI 95 ② G6-3		3	1	0	0	1	1	1
30 Placido Polanco, R (1, 5) OBP: 0.311, SLG: 0.297		B FF 90 X FF 90 1-0 ① G6-3	B CH 84 C FF 92 B CH 85 F FF 92 F SI 91 X SL 82 2-2 ③ L5			C FF 90 B FF 91 S SL 83 B CH 86 X SL 84 2-2 17 L4-3 1-3 1B		F SI 96 F SI 94 F SI 94 B SI 94 F CU 75 X SI 94 1-2 ③ L5		4	0	1	0	0	0	1
59 Ed Lucas, R (1, 3) OBP: 0.312, SLG: 0.314		F SI 91 X FF 92 0-1 23 1B 2B	C FF 90 B CH 85 F CH 85 C SL 84 X SI 91 1-2 1B			B SI 92 C CH 85 F CH 85 B FF 90 B FF 90 F FF 91 F FF 91 X FF 90 3-2 ① SF8 3-H			C FF 93 X CU 79 0-1 ① G1-3	3	1	2	1	0	0	0
17 Donovan Solano, R (1, 4) OBP: 0.302, SLG: 0.309		C SI 91 F CH 86 S KC 81 0-3 ② K2-3	C SL 85 B CH 85 1 SAFE X CH 85 1-1 ① F9			1 SAFE X FF 90 0-0 ②③ L4-3 1-1			C FF 94 C CU 79 F CU 80 B FF 94 F CU 79 F FF 96 B FF 93 F FF 95 X CH 85 2-2 ② G6-3	4	0	0	0	0	1	3
23 Jake Marisnick, R (1, 8) OBP: 0.212, SLG: 0.238		X FF 91 0-0 46 1B 37 2B 2-H 1B	B CH 85 B SL 84 S FF 92 C SI 91 1 SAFE X SL 85 2-2 ② F9				F CH 84 B SI 90 F FF 90 X SL 83 1-2 ① G6-3		C CU 78 F CH 86 B FF 97 X CU 81 1-2 ③ G6-3	4	1	1	1	0	0	1
46 Koyie Hill, S (1, 2) OBP: 0.500, SLG: 0.500		B FF 90 1 SAFE B FF 90 B FF 90 C FF 91 X FF 92 3-1 1-3 37 2B 1B	S CH 85 X FF 91 0-1 ③ P2				C SI 89 B CH 84 X SL 85 1-1 ② F9			3	1	1	0	0	0	1
37 Henderson Alvarez III, R (1, 1) OBP: 0.333, SLG: 0.500 20 Justin Ruggiano, R (7, PH) OBP: 0.273, SLG: 0.354 43 Dan Jennings, L (7, 1) 44 AJ Ramos, R (7, 1) 57 Steve Ames, R (8, 1)		X FF 92 0-0 1-H 3-H 2B			B SI 90 B CH 82 C FF 90 F SI 91 B FF 91 F FF 92 S FF 90 3-3 ① K		L CH 84 B SL 84 B FF 90 X CH 83 2-1 ③ G4-3			2 1 0 0 0	0 0 0 0 0	1 0 0 0 0	2 0 0 0 0	0 0 0 0 0	1 0 0 0 0	0 0 0 0 0

Inning Stats	1	2	3	4	5	6	7	8	9
	R: 0 E: 0 K: 2 S: 8	H: 0 LOB: 0 BB: 0 P: 11	R: 3 E: 0 K: 2 S: 15	H: 4 LOB: 1 BB: 0 P: 20	R: 0 E: 0 K: 1 S: 10	H: 0 LOB: 0 BB: 0 P: 14	R: 0 E: 0 K: 0 S: 10	H: 1 LOB: 1 BB: 0 P: 14	R: 0 E: 0 K: 1 S: 7	H: 0 LOB: 0 BB: 0 P: 11	R: 1 E: 0 K: 0 S: 10	H: 1 LOB: 0 BB: 1 P: 19	R: 0 E: 0 K: 0 S: 7	H: 0 LOB: 0 BB: 0 P: 11	R: 0 E: 1 K: 1 S: 18	H: 0 LOB: 1 BB: 0 P: 25	R: 0 E: 0 K: 0 S: 12	H: 0 LOB: 0 BB: 0 P: 15

AB	32
R	4
H	6
RBI	4
BB	1
SO	7
LOB	9

1B: 4	SF: 1	WP: 0	PA: 34
2B: 3	SAC: 0	PB: 0	
3B: 0	DP: 1	SB: 0	
HR: 0	HBP: 0	CS: 0	

PITCHER	IP	WLS	BF	H	R	ER	SO	BB	IBB	HBP	BLK	WP	HR	S	P	ERA	WHIP
36 Mike Minor, L (1, 1) ERA: 2.87	7.0	W	27	6	4	4	6	1	0	0	0	0	0	67	100	5.14	1.000
43 Luis Avilán, L (8, 1) ERA: 1.12	1.0		4	0	0	0	1	0	0	0	0	0	0	18	25	0.00	0.000
38 Anthony Varvaro, R (9, 1) ERA: 3.0	1.0		3	0	0	0	0	0	0	0	0	0	0	12	15	0.00	0.000

PITCHER	IP	WLS	BF	H	R	ER	SO	BB	IBB	HBP	BLK	WP	HR	S	P	ERA	WHIP

Miami Marlins @ Atlanta Braves

Turner Field, Atlanta, GA

Sun Aug 11 2013, 1:39 PM - 4:43 PM EDT

Att. 32,881 - Partly Cloudy - 90 F

BOTTOM

Batter	1	2	3	4	5	6	7	8	9	AB	R	H	RBI	BB	SO	LOB
22 Jason Heyward, L (1, 9) OBP: 0.347, SLG: 0.397	B FF 94 X FF 93 1-0 ① G4-3		C FF 95 B SI 92 B SI 92 X SI 93 2-1 1B		B FF 92 B SI 89 X SI 93 2-0 8 FC2-5 5 HR 1-2 1B		B SL 83 M FF 92 F FF 94 F FF 92 X FF 94 1-2 24 2B 1-3 1B	C CH 84 B FF 88 S CH 83 F SL 81 X FF 89 1-2 5 BB 2-H 1B		5	2	4	1	0	0	0
8 Justin Upton, R (1, 7) OBP: 0.356, SLG: 0.482 2 B.J. Upton, R (5, PR) OBP: 0.276, SLG: 0.310 (6, 8)	C SI 95 S FF 95 B FF 95 C SI 95 1-3 ② K		S SL 82 X FF 95 0-1 ③ G4-3		X SL 82 0-0 ① FC2-5 5 HR 1-2 2-3f		B CU 80 S SL 81 C FF 94 X SL 82 1-2 ① SF7 3-H	T SL 80 F SL 80 S SL 80 0-3 ② K		3 1	0 1	0 0	0 1	0 0	1 1	3 1
5 Freddie Freeman, L (1, 3) OBP: 0.393, SLG: 0.482	F FF 96 B CU 61 B FF 96 F SI 92 F FF 97 X FF 96 2-2 ③ G6-3			X SI 92 0-0 24 1B 2B	B FF 91 C FF 90 D SL 83 B SI 92 X SI 95 3-1 1-H 2-H HR		I IN 75 I IN 77 I IN 74 I IN 72 4-0 24 2B 23 2B IBB	B CH 84 B CH 85 B FF 89 C FF 87 D CH 84 4-1 1-2 BB		3	2	2	3	2	0	0
24 Evan Gattis, R (1, 2) OBP: 0.308, SLG: 0.500		B EP 59 B SI 89 C SI 91 X FF 93 2-1 23 F9 26 SF8 2B		S SL 82 B SL 84 F SL 80 X FF 96 1-2 26 BB 2-3 1B	F SL 79 S FF 96 F FF 96 F SL 83 B FF 91 F SI 92 F FF 96 X CU 74 1-2 ② G6-3		X SL 81 0-0 23 2B 1-3 2-H 2B	S FF 89 S FF 89 X FF 87 0-2 ③ F8		5	2	3	1	0	0	3
23 Chris Johnson, R (1, 5) OBP: 0.375, SLG: 0.472 38 Anthony Varvaro, R (9, 1)		F SI 93 X FF 94 0-1 ① F9 2-3		C SL 82 B FF 95 S SL 82 B SI 96 F SL 79 S FF 91 2-3 ① K	B SL 82 B SI 92 F SI 90 S FF 94 2-3 ③ K2-3		F FF 95 B FF 95 X FF 93 1-1 2-H 3-H 2B			4 0	0 0	1 0	2 0	0 0	2 0	4 0
26 Dan Uggla, R (1, 4) OBP: 0.307, SLG: 0.392		B FF 96 X SL 83 1-0 ② SF8 3-H		B FF 95 S SI 93 B SL 83 B SL 85 C FF 95 B FF 95 4-2 17 FC4-6 1-2 BB	B SL 78 C SI 90 B FF 91 F SI 90 B FF 88 X SI 93 3-2 ① P4	C SL 82 S FF 94 B FF 95 B SL 81 F CH 85 X FF 96 2-2 ② F9				2	0	0	1	1	0	1
19 Andrelton Simmons, R (1, 6) OBP: 0.286, SLG: 0.361		B FF 96 X FF 94 1-0 ③ F8		B SL 85 X FF 94 1-0 ② F9	F FF 93 B FF 94 X SL 79 1-1 ② G1-3	C CU 77 S SL 83 B FF 94 F CU 78 X SL 82 1-2 ③ P6				4	0	0	0	0	0	4
17 Jordan Schafer, L (1, 8) OBP: 0.395, SLG: 0.457 (6, 7)			B SI 91 X SI 90 1-0 ① G4-3	C SI 94 B FF 96 S FF 91 F FF 92 D SL 84 X SI 91 2-2 ③ FC4-6 1-2f	B SI 91 C SI 91 S SI 91 X FF 89 1-2 ③ F9			C FF 86 B FF 88 B CH 82 S FF 88 B FF 88 X FF 86 3-2 4 S 22 1B 1B		4	1	1	0	0	0	3
36 Mike Minor, R (1, 1) OBP: 0.170, SLG: 0.239 25 Joey Terdoslavich, S (7, PH) OBP: 0.367, SLG: 0.372 43 Luis Avilán, L (8, 1) 4 Paul Janish, R (8, PH) (9, 5)			B FF 94 C SI 94 F FF 94 S SL 82 1-3 ② K		C FF 94 B SL 81 X SI 93 1-1 8 FC2-5 22 1B 1B		B FF 92 B FF 92 C FF 92 B FF 93 B FF 93 4-1 22 1B 2 SF7 BB	1 SAFE B FF 87 1 SAFE S SL 80 C SL 81 S FF 88 1-3 ① K 1-2		2 0 0 1	0 1 0 0	1 0 0 0	0 0 0 0	1 1 0 0	0 0 0 1	0 0 0 1
Inning Stats	R: 0 E: 0 K: 1 S: 8 H: 0 LOB: 0 BB: 0 P: 12	R: 1 E: 0 K: 0 S: 6 H: 1 LOB: 0 BB: 0 P: 10	R: 0 E: 0 K: 1 S: 8 H: 1 LOB: 1 BB: 0 P: 12	R: 0 E: 0 K: 1 S: 15 H: 2 LOB: 3 BB: 1 P: 25	R: 3 E: 0 K: 1 S: 16 H: 3 LOB: 1 BB: 0 P: 25	R: 0 E: 0 K: 0 S: 8 H: 0 LOB: 0 BB: 0 P: 13	R: 4 E: 0 K: 0 S: 19 H: 3 LOB: 1 BB: 2 P: 33	R: 1 E: 0 K: 2 S: 17 H: 2 LOB: 2 BB: 1 P: 26		1B: 7 2B: 4 3B: 0 HR: 1 SF: 2 SAC: 0 DP: 0 HBP: 0						

livebaseballscorecards.com

AB	34
R	9
H	12
RBI	9
BB	4
SO	6
LOB	20

WP: 0 PA: 40
PB: 0
SB: 1
CS: 0

PITCHER		IP	WLS	BF	H	R	ER	SO	BB	IBB	HBP	BLK	WP	HR	S	P	ERA	WHIP
37 Henderson Alvarez III, R ERA: 3.18	(1, 1)	6.0		26	7	4	4	4	1	0	0	0	0	1	61	97	6.00	1.333
43 Dan Jennings, L ERA: 4.1	(7, 1)	0.0	L	2	1	2	2	0	1	0	0	0	0	0	5	10	∞	∞
44 AJ Ramos, R ERA: 3.38	(7, 1)	1.0		6	2	2	2	0	0	1	0	0	0	0	14	23	18.00	2.000
57 Steve Ames, R ERA: 4.5	(8, 1)	1.0		6	2	1	1	2	1	0	0	0	0	0	17	26	9.00	3.000

PITCHER		IP	WLS	BF	H	R	ER	SO	BB	IBB	HBP	BLK	WP	HR	S	P	ERA	WHIP

Miami Marlins @ Kansas City Royals

Kauffman Stadium, Kansas City, MO

Mon Aug 12 2013, 7:11 PM - 10:15 PM CDT

Att. 15,956 - Partly Cloudy - 83 F

TOP

livebaseballscorecards.com

Batter	1	2	3	4	5	6	7	8	9	AB	R	H	RBI	BB	SO	LOB
21 Christian Yelich, L (1, 7) OBP: 0.318, SLG: 0.373	C FF 92 B FF 92 X FF 92 1-1 ① G3-1		B KC 80 B KC 81 F FF 92 X KC 84 2-1 ③ FC4-6 1-2f		X CH 86 0-0 ③ F7		B SI 92 F FF 91 X SI 90 1-1 5 BB 27 BB 1B		C FF 96 S FC 92 B FC 92 B KC 82 F FC 92 S FF 97 2-3 ① K	5	0	1	0	0	1	1
17 Donovan Solano, R (1, 4) OBP: 0.304, SLG: 0.316	F FF 90 X SI 93 0-1 ② L4			B FF 90 B FC 88 C FF 91 X FF 94 2-1 59 G1-3 2B		X KC 80 0-0 ① G6-3	C FF 89 1 SAFE X SL 80 0-1 ② P3		C FF 96 X FC 92 0-1 1B	5	0	2	0	0	0	1
27 Giancarlo Stanton, R (1, 9) OBP: 0.353, SLG: 0.443	C FF 92 B SI 93 X FF 93 1-1 ③ P2			X FC 89 0-0 ① G1-3		C FF 91 B FF 88 F FC 88 B FC 88 X FC 90 2-2 E8 5 2B 1B	C SL 82 B FF 90 B FF 90 D SL 83 F FF 91 B SL 82 4-2 1-2 5 BB BB		C FC 91 B FF 96 F FF 96 S FC 91 1-3 ② K	4	1	1	0	1	1	2
5 Logan Morrison, L (1, 3) OBP: 0.368, SLG: 0.441		C KC 79 X FF 92 0-1 ① P3		F KC 84 B FC 91 B KC 84 S FC 91 F FF 95 F KC 84 B FC 89 D KC 86 4-2 59 G1-3 BB		B FF 92 S FC 90 B FF 94 X FC 92 2-1 29 E 3-H 2B	C CU 72 B CU 73 F FF 93 B CU 75 B CH 84 B CH 84 4-2 1-2 2-3 BB		X SI 95 0-0 ③ L8	3	1	1	1	2	0	1
59 Ed Lucas, R (1, 5) OBP: 0.306, SLG: 0.308		C FF 91 X KC 81 0-1 ② F9		C FC 90 F SI 92 B FC 89 B FC 89 F SI 93 B FF 92 F FF 94 X KC 84 3-2 ② G1-3 1-2 2-3		C KC 84 S SI 91 C FC 88 0-3 ② K	C CU 73 F FF 93 X FF 94 0-2 ③ F7			4	0	0	0	0	1	6
29 Greg Dobbs, L (1, 10) OBP: 0.307, SLG: 0.310		B FF 93 F FF 91 C FF 93 B FC 90 B FF 93 C FF 94 3-3 ③ K		F FF 94 F FF 95 B SI 94 H FC 90 2-2 HBP		B KC 84 X PO 93 1-0 E9 2-H 2B		F FF 98 B CU 80 B FF 98 X FF 97 2-1 2B		3	0	2	1	0	1	0
3 Adeiny Hechavarría, R (1, 6) OBP: 0.273, SLG: 0.311			X FF 90 0-0 ① 1B	C FC 90 B KC 86 X FC 89 1-1 ③ G5-3		B FC 90 B FC 88 B SI 92 C FF 94 C FF 94 F KC 85 B FF 95 4-2 BB		C SI 98 S CH 86 B FF 100 X CU 82 1-2 ① L5		3	0	1	0	1	0	4
23 Jake Marisnick, R (1, 8) OBP: 0.214, SLG: 0.239			B FF 91 C FF 91 F FF 92 B FF 95 X FF 94 2-2 6 FC3-6 1B	C FF 90 F KC 79 B FF 91 F FC 88 B FC 88 F KC 82 F FF 93 S FF 93 2-3 ① K		B KC 83 F FF 93 1 SAFE X FF 93 1-1 ③ F8		S SI 98 D CH 89 D CH 88 B SI 98 C FF 98 F FF 99 S SI 98 3-3 ② K		4	0	1	0	0	2	3
6 Jeff Mathis, R (1, 2) OBP: 0.268, SLG: 0.278			X SI 92 0-0 ② FC3-6 21 FC4-6 1-2f		B KC 82 F SI 91 X KC 82 1-1 ② G6-3		B FF 91 C FF 91 B SL 82 C SI 91 S FF 91 2-3 ① K	B SI 99 F SI 99 B CH 86 X SI 98 2-1 ③ G6-3		4	0	0	0	0	1	2
Inning Stats	R: 0 E: 0 K: 0 S: 6 H: 0 LOB: 0 BB: 0 P: 8	R: 0 E: 0 K: 1 S: 7 H: 0 LOB: 0 BB: 0 P: 10	R: 0 E: 0 K: 0 S: 7 H: 2 LOB: 1 BB: 0 P: 11	R: 0 E: 0 K: 0 S: 16 H: 1 LOB: 3 BB: 1 P: 28	R: 0 E: 0 K: 1 S: 9 H: 0 LOB: 0 BB: 0 P: 12	R: 2 E: 2 K: 1 S: 15 H: 3 LOB: 2 BB: 1 P: 25	R: 0 E: 0 K: 1 S: 14 H: 1 LOB: 3 BB: 2 P: 25	R: 0 E: 0 K: 1 S: 11 H: 1 LOB: 1 BB: 0 P: 19	R: 0 E: 0 K: 2 S: 10 H: 1 LOB: 1 BB: 0 P: 13	1B: 5 2B: 4 3B: 0 HR: 0	SF: 0 SAC: 0 DP: 0 HBP: 1						

	AB	35
	R	2
	H	9
	RBI	2
	BB	4
	SO	7
	LOB	20

WP: 0 PB: 0 SB: 0 CS: 0 PA: 40

PITCHER		IP	WLS	BF	H	R	ER	SO	BB	IBB	HBP	BLK	WP	HR	S	P	ERA	WHIP
22 Wade Davis, R ERA: 5.29	(1, 1)	6.0	W	26	6	2	2	3	2	0	1	0	0	0	60	94	3.00	1.333
31 Louis Coleman, R ERA:	(7, 1)	0.2	H	4	1	0	0	1	1	0	0	0	0	0	9	16	0.00	3.000
55 Tim Collins, L ERA: 4.1	(7, 1)	0.1	H	2	0	0	0	0	1	0	0	0	0	0	5	9	0.00	3.000
40 Kelvin Herrera, R ERA: 4.07	(8, 1)	1.0		4	1	0	0	1	0	0	0	0	0	0	11	19	0.00	1.000
44 Luke Hochevar, R ERA: 1.72	(9, 1)	1.0		4	1	0	0	2	0	0	0	0	0	0	10	13	0.00	1.000

PITCHER	IP	WLS	BF	H	R	ER	SO	BB	IBB	HBP	BLK	WP	HR	S	P	ERA	WHIP

BOTTOM

Batter	1	2	3	4	5	6	7	8	9	AB	R	H	RBI	BB	SO	LOB
7 David Lough, L (1, 7) OBP: 0.322, SLG: 0.437	B FF 92 X FF 92 1-0 ① F8		1 SAFE 1 SAFE 1 SAFE B FF 91 1 SAFE B FF 90 B FF 92 B FF 91 4-0 1-2 BB		B FF 92 B CH 83 C FF 91 F KC 78 X KC 82 2-2 13 F9 16 1B 1B	1 SAFE B FF 92 1 SAFE C FF 92 F FF 93 1 SAFE F SL 85 1 SAFE B FF 93 3-2 F SL 84 F SL 84 D FF 94 X SL 85 1-H 35 G4-6-3 1B				3	0	2	1	1	0	0
35 Eric Hosmer, L (1, 3) OBP: 0.339, SLG: 0.436	B FF 93 B FF 92 X FF 92 2-0 ② P5		C KC 79 B FF 92 X KC 79 1-1 ③ F7		X FF 92 0-0 ① F7	B SL 84 X FF 93 1-0 ② ③ G4-6-3 1-2f				4	0	0	0	0	0	4
16 Billy Butler, R (1, 10) OBP: 0.380, SLG: 0.429	C FF 94 B KC 81 C FF 93 B SL 85 X KC 82 2-2 ③ G6-3			B FF 91 S SL 85 X FF 92 1-1 ① G5-3	1 SAFE 1 SAFE C SL 85 1 SAFE X FF 92 0-1 1-2 1B		C SI 93 B SI 93 B SI 94 X SI 94 2-1 HR			4	1	2	1	0	0	0
13 Salvador Perez, R (1, 2) OBP: 0.307, SLG: 0.377		C FF 92 F FF 94 B SL 88 X FF 94 1-2 ① G5-3		C KC 79 X SL 85 0-1 ② G6-3	X SL 84 0-0 ② F9 2-3		C SI 93 C SI 83 B SL 82 S SL 83 1-3 ① K			4	0	0	0	0	1	2
8 Mike Moustakas, L (1, 5) OBP: 0.290, SLG: 0.367 21 Jamey Carroll, R (5, PH) OBP: 0.280, SLG: 0.259 (6, 5)		C KC 79 B SI 94 S KC 80 B KC 81 X KC 80 2-2 ② G3-1		C KC 79 B FF 95 F KC 80 F FF 95 X KC 80 1-2 27 3B 1B	C FF 93 B KC 79 C KC 78 S SL 86 1-3 ③ K		B SI 92 B SI 92 B SI 91 C SI 91 F SI 92 F SI 92 X SI 92 3-2 ② G1-6-3			2 2	1 0	1 0	0 0	0 0	0 1	0 2
27 Justin Maxwell, R (1, 9) OBP: 0.337, SLG: 0.460		C SL 84 C SI 94 B SL 85 X SL 86 1-2 ③ P4		F KC 77 D SL 84 X FF 92 1-1 17 1B 3B 1-H		C FF 92 X FF 92 0-1 ① F9	S SL 81 S SL 82 B SL 83 X SI 94 1-2 ③ G5-3			4	1	1	1	0	0	0
17 Chris Getz, L (1, 4) OBP: 0.291, SLG: 0.293			B FF 92 B FF 92 C FF 92 X FF 91 2-1 ① G4-3	C KC 79 B KC 79 X FF 93 1-1 2 1B 1B 3-H		B SI 93 B SI 93 B FF 91 C FF 90 C FF 92 X FF 92 3-2 2 3B 1B		C SI 90 X SI 90 0-1 2 F8-5 2 S 1B		4	1	3	1	0	0	0
2 Alcides Escobar, R (1, 6) OBP: 0.273, SLG: 0.317			C FF 94 F KC 80 F SL 86 X FF 94 0-2 ② F8	1 SAFE X SL 86 0-0 1 S 1-3 1B		S SL 84 B FF 91 B FF 91 D SI 92 S FF 92 X FF 93 3-2 1 1B 3B 1-H		C SI 91 F SL 81 B SI 92 X SL 81 1-2 ① ② F8-5 1-3		4	1	2	1	0	0	1
1 Jarrod Dyson, L (1, 8) OBP: 0.323, SLG: 0.405			B FF 94 B FF 91 B FF 91 C FF 91 B FF 91 4-1 7 BB BB	C KC 77 C KC 79 X SL 86 0-2 ③ G4-3 1-2		C KC 79 D KC 80 B FF 93 C KC 79 X KC 81 2-2 7 S 7 1B 1B 3-H		C SI 92 X CH 84 0-1 ③ G1-3		3	1	1	1	1	0	2
Inning Stats	R: 0 E: 0 K: 0 S: 5 H: 0 LOB: 0 BB: 0 P: 10	R: 0 E: 0 K: 0 S: 9 H: 0 LOB: 0 BB: 0 P: 13	R: 0 E: 0 K: 0 S: 9 H: 0 LOB: 2 BB: 2 P: 20	R: 2 E: 0 K: 0 S: 16 H: 4 LOB: 2 BB: 0 P: 20	R: 0 E: 0 K: 1 S: 10 H: 2 LOB: 2 BB: 0 P: 13	R: 3 E: 0 K: 0 S: 18 H: 4 LOB: 0 BB: 0 P: 30	R: 1 E: 0 K: 1 S: 12 H: 1 LOB: 0 BB: 0 P: 19	R: 0 E: 0 K: 0 S: 7 H: 1 LOB: 0 BB: 0 P: 8		1B: 9 2B: 1 3B: 2 HR: 1	SF: 0 SAC: 0 DP: 2 HBP: 0		WP: 0 PB: 0 SB: 3 CS: 0	PA: 36		

PITCHER		IP	WLS	BF	H	R	ER	SO	BB	IBB	HBP	BLK	WP	HR	S	P	ERA	WHIP
34 Tom Koehler, R ERA: 4.62	(1, 1)	5.1	L	27	9	5	5	1	2	0	0	0	0	0	60	95	8.44	2.062
43 Dan Jennings, L ERA: 4.0	(6, 1)	0.2		2	1	0	0	0	0	0	0	0	0	0	7	11	0.00	1.500
58 Ryan Webb, R ERA: 2.95	(7, 1)	2.0		7	2	1	1	1	0	0	0	0	0	1	19	27	4.50	1.000

PITCHER	IP	WLS	BF	H	R	ER	SO	BB	IBB	HBP	BLK	WP	HR	S	P	ERA	WHIP

Miami Marlins @ Kansas City Royals

Kauffman Stadium, Kansas City, MO

Mon Aug 12 2013, 7:11 PM - 10:15 PM CDT

Att. 15,956 - Partly Cloudy - 83 F

livebaseballscorecards.com

AB	34
R	6
H	12
RBI	6
BB	2
SO	2
LOB	11

Batter	1	2	3	4	5	6	7	8	9	10	AB	R	H	RBI	BB	SO	LOB
21 Christian Yelich, L (1, 7) OBP: 0.344, SLG: 0.391	C SI 82 F SI 85 X SI 85 0-2 1B		B SL 82 B CH 78 B SI 84 B SI 84 4-0 BB		B SL 80 C SL 80 X SL 82 1-1 ③ F7			S SI 96 B SI 97 B SL 84 X SI 95 2-1 59 S 1B		B CH 88 S CH 88 X CH 90 1-1 2-H 1B	4	0	3	1	1	0	1
59 Ed Lucas, R (1, 3) OBP: 0.300, SLG: 0.301	F SI 84 1 SAFE 1 SAFE 1 SAFE X SL 82 0-1 ① L7		C CU 75 B SI 86 F SL 83 S FF 87 1-3 ③ K			B FF 85 B SL 82 S SL 82 S SL 81 X FF 86 2-2 ① F8		B SL 85 1 SAFE B SI 94 T SI 95 C SI 95 F SL 84 F SL 85 S SL 84 2-3 ② K 1-2		S SI 98 1 SAFE F FF 100 B FF 98 1 SAFE S FF 98 1-3 ② K	5	0	0	0	0	3	4
27 Giancarlo Stanton, R (1, 9) OBP: 0.351, SLG: 0.439	S FF 87 1 SAFE B SI 85 S SL 83 X FF 88 1-2 ② F8			B CU 74 C CH 77 C FF 86 B CU 75 B SL 83 F SL 83 X SL 83 3-2 17 FC5-4 1B		B CU 75 X CH 77 1-0 ② F8		B SL 86 B SI 97 C SL 85 S FF 97 C FF 97 2-3 ③ K		C SI 96 B FF 98 F FF 98 S CH 87 1-3 ③ K	5	0	1	0	0	2	3
5 Logan Morrison, L (1, 10) OBP: 0.365, SLG: 0.436	C SI 86 F FF 88 X FF 86 0-2 ③ G3			X SI 85 0-0 ① F8		C SL 81 B SI 86 X SL 82 1-1 ③ G6-3			B FF 96 C FF 97 F FF 97 B SL 88 X SL 87 2-2 30 SH1-4 1B		4	0	1	0	0	0	2
30 Placido Polanco, R (1, 5) OBP: 0.308, SLG: 0.294		C SI 83 C CU 74 F SI 86 B SL 83 F SL 83 B SL 82 X SL 83 2-2 ① G1-3		B CU 76 F SL 82 1 SAFE C CU 75 B SI 86 X SL 83 2-2 ② F8			C SI 85 B CU 75 X SI 85 1-1 ① F8		C FF 95 B FF 95 X FF 95 1-1 ① SH1-4 1-2		3	0	0	0	0	0	1
17 Donovan Solano, R (1, 4) OBP: 0.303, SLG: 0.311		B SL 82 B CH 76 B FF 84 B FF 83 4-0 3 FC4-6 BB		F CU 75 X SL 82 0-1 ③ FC5-4 1-2f			B CU 75 C CU 74 F FF 87 S FF 86 1-3 ② K		B SL 88 F FF 98 B SL 88 C SL 88 S SL 89 2-3 ② K		3	0	0	0	1	2	2
3 Adeiny Hechavarría, R (1, 6) OBP: 0.273, SLG: 0.309	C FF 86 X CU 74 0-1 ② FC4-6 23 CS 1-2f			B CU 72 X CH 76 1-0 ① L7			B CU 74 F SL 83 B FF 85 F FF 85 B FF 85 F FF 84 B SL 80 4-2 23 S BB		C SL 88 X SL 88 0-1 ③ G6-3		3	0	0	0	1	0	2
23 Jake Marisnick, R (1, 8) OBP: 0.230, SLG: 0.243	S FF 86 1 SAFE 1 SAFE B FF 88 S CH 77 B FF 86 F FF 88 F FF 88 F SI 86 2-2 1 SAFE CS 1-2 ③	C CH 76 F FF 86 F SL 83 S FF 88 0-3 ① K		C CU 74 F FF 87 F FF 87 B FF 87 X CU 73 1-2 1B			1 SAFE 1 SAFE 1 SAFE B FF 85 1 SAFE S CH 76 S FF 85 F FF 87 S CH 77 1-3 ③ K 1-2		F SI 96 S SI 98 F SI 99 F CH 86 H SI 98 1-2 6 S 21 1B HBP	3	1	1	0	0	2	1
6 Jeff Mathis, R (1, 2) OBP: 0.262, SLG: 0.271		C FF 86 B CU 77 B CH 76 F CH 77 S FF 86 2-3 ② K		1 SAFE F CU 74 D CH 76 F CH 77 1 SAFE S FF 87 1-3 ② K				B SI 96 X SI 95 1-0 ① G6-3		L CH 87 C CH 86 B FF 98 C SI 98 1-3 ① K 1-2	4	0	0	0	0	3	2
Inning Stats	R: 0 H: 1 E: 0 LOB: 1 K: 0 BB: 0 S: 11 P: 12	R: 0 H: 0 E: 0 LOB: 0 K: 0 BB: 1 S: 12 P: 20	R: 0 H: 0 E: 0 LOB: 1 K: 3 BB: 1 S: 10 P: 17	R: 0 H: 1 E: 0 LOB: 1 K: 0 BB: 0 S: 10 P: 15	R: 0 H: 1 E: 0 LOB: 1 K: 1 BB: 0 S: 10 P: 14	R: 0 H: 0 E: 0 LOB: 0 K: 0 BB: 0 S: 6 P: 10	R: 0 H: 0 E: 0 LOB: 1 K: 2 BB: 1 S: 12 P: 19	R: 0 H: 1 E: 0 LOB: 1 K: 2 BB: 0 S: 11 P: 18	R: 0 H: 1 E: 0 LOB: 1 K: 1 BB: 0 S: 10 P: 15	R: 1 H: 1 E: 0 LOB: 1 K: 3 BB: 0 S: 15 P: 20	1B: 6 SF: 0 2B: 0 SAC: 1 3B: 0 DP: 0 HR: 0 HBP: 1					WP: 0 PA: 40 PB: 0 SB: 3 CS: 1	

PITCHER		IP	WLS	BF	H	R	ER	SO	BB	IBB	HBP	BLK	WP	HR	S	P	ERA	WHIP
52 Bruce Chen, L ERA: 1.62	(1, 1)	7.0		26	3	0	0	6	3	0	0	0	0	0	71	107	0.00	0.857
43 Aaron Crow, R ERA: 2.82	(8, 1)	1.0		4	1	0	0	2	0	0	0	0	0	0	11	18	0.00	1.000
56 Greg Holland, R ERA: 1.53	(9, 1)	1.0		4	1	0	0	1	0	0	0	0	0	0	10	15	0.00	1.000
40 Kelvin Herrera, R ERA: 4.19	(10, 1)	1.0	L	5	1	1	1	3	0	0	1	0	0	0	15	20	9.00	1.000

PITCHER	IP	WLS	BF	H	R	ER	SO	BB	IBB	HBP	BLK	WP	HR	S	P	ERA	WHIP

TOP

Miami Marlins @ Kansas City Royals

Kauffman Stadium, Kansas City, MO

Tue Aug 13 2013, 7:11 PM - 9:57 PM CDT
Att. 21,092 - Overcast - 77 F

AB	34
R	1
H	6
RBI	1
BB	3
SO	12
LOB	18

livebaseballscorecards.com

Batter	1	2	3	4	5	6	7	8	9	10	AB	R	H	RBI	BB	SO	LOB
17 Chris Getz, L (1, 4) OBP: 0.284, SLG: 0.286	C FF 93 X SI 92 0-1 ① G3		C FF 96 X FF 96 0-1 ② L8			C FF 95 B CH 89 X CH 89 1-1 ② G4-3		B FF 94 C FF 94 F FF 94 F SL 87 X SL 86 1-2 ③ P5			4	0	0	0	0	0	0
35 Eric Hosmer, L (1, 3) OBP: 0.336, SLG: 0.432	S FF 95 B FF 97 F CU 81 T FF 96 1-2 ② K		C CH 88 B FF 98 B CU 81 C FF 96 X CU 83 2-2 ③ L4			C CU 82 S CH 89 S SI 91 0-3 ③ K			B SL 85 B FF 94 S SL 86 X SL 86 2-1 ① L7		4	0	0	0	0	2	0
16 Billy Butler, R (1, 10) OBP: 0.381, SLG: 0.428	C FF 96 B FF 98 F CU 82 X FF 98 1-2 1B			C FF 96 B CU 85 F CU 84 B FF 98 X FF 98 2-2 ① F9			B CU 81 C CU 81 B CU 84 B CU 83 C CU 82 B FF 96 4-2 2 1B BB		F SI 95 B SL 87 S SL 88 X SL 88 1-2 ② G5-3		3	0	1	0	1	0	0
4 Alex Gordon, L (1, 7) OBP: 0.336, SLG: 0.422	B CU 79 D CU 80 B FF 96 C CU 80 X FF 95 3-1 ③ L9			B FF 96 C CU 81 X FF 97 1-1 ② L8			B CH 89 B FF 94 F FF 95 C FF 95 T SI 91 2-2 ① K		S SL 88 F SL 90 S SL 87 0-3 ③ K2-3		4	0	0	0	0	2	2
7 David Lough, L (1, 9) OBP: 0.317, SLG: 0.430 (9, 8)		C X FF 94 0-1 ① G3		C CU 81 X CU 81 0-1 ③ G3			B CU 82 S CH 88 B FF 95 X FF 95 2-1 ② F7			B SI 92 X SI 92 1-0 ① G4-3	4	0	0	0	0	0	1
2 Alcides Escobar, R (1, 6) OBP: 0.275, SLG: 0.319		F FF 94 F FF 94 F FF 98 X CU 83 0-2 ② G3		C FF 94 B FF 96 X CU 82 1-1 ① G6-3			S FF 97 B FF 97 F CU 82 X FF 96 1-2 1-2 1B			C SI 93 X SL 83 0-1 21 FC4-6 1B	4	0	2	0	0	0	0
26 George Kottaras, L (1, 2) OBP: 0.382, SLG: 0.429 13 Salvador Perez, R (10, 2) OBP: 0.307, SLG: 0.376		B SI 95 C FF 95 B CH 89 X FF 95 2-1 1B		B FF 93 C CU 80 C FF 96 B CH 90 S CU 84 2-3 ② K			C CU 82 B CU 84 C CU 83 X CU 83 1-2 ③ F8			B SI 93 X SL 83 1-0 ② F9	3 1	0 0	1 0	0 0	0 0	1 0	2 1
21 Jamey Carroll, R (1, 5) OBP: 0.275, SLG: 0.254		F FF 97 X FF 97 0-1 ③ L9		B FF 96 C FF 95 B FF 96 X FF 95 2-1 ③ F9				C FF 94 C CU 76 F SL 86 F FF 95 C CU 76 0-3 ① K	1 SAFE B SI 92 C SI 92 1 SAFE X SI 92 1-1 ③ FC4-6 1-2f		4	0	0	0	0	1	2
1 Jarrod Dyson, L (1, 8) OBP: 0.318, SLG: 0.398 27 Justin Maxwell, R (8, PH) OBP: 0.335, SLG: 0.457 (9, 9)			C FF 92 C CH 88 F CU 82 S CU 82 0-3 ① K			F FF 93 C CH 89 B CU 82 F CU 81 C CU 83 1-3 ① K		B SL 86 B FF 94 S FF 94 B FF 94 C SL 87 S SL 85 3-3 ② K			2 1	0 0	0 0	0 0	0 0	2 1	0 0
Inning Stats	R: 0 H: 1 E: 0 LOB: 1 K: 1 BB: 0 S: 10 P: 15	R: 0 H: 1 E: 0 LOB: 1 K: 0 BB: 0 S: 10 P: 12	R: 0 H: 0 E: 0 LOB: 0 K: 1 BB: 0 S: 9 P: 11	R: 0 H: 0 E: 0 LOB: 0 K: 0 BB: 0 S: 7 P: 10	R: 0 H: 0 E: 0 LOB: 0 K: 1 BB: 0 S: 7 P: 12	R: 0 H: 0 E: 0 LOB: 0 K: 2 BB: 0 S: 9 P: 11	R: 0 H: 1 E: 0 LOB: 2 K: 1 BB: 1 S: 13 P: 23	R: 0 H: 0 E: 0 LOB: 0 K: 2 BB: 0 S: 12 P: 16	R: 0 H: 0 E: 0 LOB: 0 K: 1 BB: 0 S: 8 P: 11	R: 0 H: 1 E: 0 LOB: 1 K: 0 BB: 0 S: 6 P: 9	1B: 4 SF: 0 2B: 0 SAC: 0 3B: 0 DP: 0 HR: 0 HBP: 0						WP: 0 PA: 35 PB: 0 SB: 0 CS: 0

PITCHER	IP	WLS	BF	H	R	ER	SO	BB	IBB	HBP	BLK	WP	HR	S	P	ERA	WHIP
16 José Fernández, R (1, 1) ERA: 2.45	7.0		25	3	0	0	6	1	0	0	0	0	0	65	94	0.00	0.571
40 Mike Dunn, L (8, 1) ERA: 2.86	1.1		4	0	0	0	2	0	0	0	0	0	0	14	20	0.00	0.000
50 Chad Qualls, R (9, 1) ERA: 2.98	0.2	W	2	0	0	0	1	0	0	0	0	0	0	6	7	0.00	0.000
31 Steve Cishek, R (10, 1) ERA: 2.91	1.0	S	4	1	0	0	0	0	0	0	0	0	0	6	9	0.00	1.000

PITCHER	IP	WLS	BF	H	R	ER	SO	BB	IBB	HBP	BLK	WP	HR	S	P	ERA	WHIP

BOTTOM

Miami Marlins @ Kansas City Royals

Kauffman Stadium, Kansas City, MO

Tue Aug 13 2013, 7:11 PM - 9:57 PM CDT
Att. 21,092 - Overcast - 77 F

livebaseballscorecards.com

AB	34
R	0
H	4
RBI	0
BB	1
SO	9
LOB	8

Batter	1	2	3	4	5	6	7	8	9	AB	R	H	RBI	BB	SO	LOB
21 Christian Yelich, L (1, 7) OBP: 0.337, SLG: 0.374	C FF 90 X FF 90 0-1 F8		C SL 79 B CH 83 X FF 91 1-1 G4-3		B FF 89 F FF 89 F FF 92 B FF 92 B SL 84 F FF 92 X FF 93 3-2 G3		B FF 93 B FF 92 F FF 93 X FF 93 2-1 E5 17 G4-3 5 G3 2-3		B KC 81 C FF 97 B FC 91 D KC 81 I IN 64 4-1 17 1B 5 1B IBB	4	2	0	0	1	0	1
17 Donovan Solano, R (1, 4) OBP: 0.306, SLG: 0.313	C FF 90 F SL 84 F SL 84 X FF 93 0-2 F9		C SL 82 S SL 83 S SL 83 B FF 93 X SL 84 1-2 1B		B SL 82 X FF 92 1-0 L8		X CU 73 0-0 G4-3 2-3 3-H		B SI 95 S FC 91 X SI 95 1-1 5 1B 1-3 2-H 1B	5	0	2	2	0	0	1
5 Logan Morrison, L (1, 3) OBP: 0.366, SLG: 0.435	X FF 92 0-0 30 1B 1B		X FF 91 0-0 G3		B FF 90 C SL 82 X CH 87 1-1 G4-3		S CU 74 S CU 74 3 SAFE B FF 93 F CU 73 F FF 93 X CU 74 1-2 G3 3-H		X FC 92 0-0 1-2 3-H 1B	5	0	2	2	0	0	1
30 Placido Polanco, R (1, 5) OBP: 0.307, SLG: 0.292	F FF 93 B FF 93 X SL 84 1-1 1-2 1B			C FF 90 C SL 84 F SL 85 F FF 93 S SL 86 0-3 K	X FF 89 0-0 G6-3	C FF 93 X CU 74 0-1 G5-3			C FF 97 F FC 92 X FC 91 0-2 F9	5	0	1	0	0	1	2
29 Greg Dobbs, L (1, 10) OBP: 0.309, SLG: 0.309	B FF 93 C SL 83 X SL 84 1-1 G4-3			T SL 83 B FF 94 F CH 86 X SL 84 1-2 3 BB 23 1B 1B	B FF 90 F FF 90 B CH 85 B SL 80 B FF 90 4-1 20 WP 23 1B BB			X SI 94 0-0 L8	C KC 81 C FC 92 S FC 92 0-3 K	4	0	1	0	1	1	4
3 Adeiny Hechavarría, R (1, 6) OBP: 0.273, SLG: 0.306		C FF 91 S SL 83 S CH 85 0-3 K		B SL 84 S SL 84 D FF 93 F SL 84 F FF 92 D SL 85 F SL 85 B FF 93 4-2 23 1B 20 1B 1-2 BB	S SL 84 C FF 90 D SL 84 1 SAFE S SL 84 1-3 K			C FF 96 S FC 90 B FC 91 B FC 92 X FC 92 2-2 F8		3	1	0	0	1	2	1
23 Jake Marisnick, R (1, 8) OBP: 0.244, SLG: 0.257		B SL 82 B FF 93 X FF 94 2-0 G6-3		F FF 90 D SL 86 B SL 84 F FF 95 F SL 86 B FF 94 X SL 86 3-2 20 1B 1-2 2-H 1B	F FF 91 X FF 92 0-1 20 WP 1-2 1B			B FC 92 L FF 96 S SI 95 S FC 91 1-3 K		4	0	2	0	0	1	0
20 Justin Ruggiano, R (1, 9) OBP: 0.279, SLG: 0.359		C FF 92 F SL 84 X FF 92 0-2 46 CS 1B		C SL 85 X FF 94 0-1 1-2 2-H 1B	C SL 82 S SL 84 B SL 83 F SL 85 D SL 84 B SL 86 X FF 94 3-2 F8 1-2 2-3			B FC 90 C FF 96 B FC 92 X SI 95 2-1 46 SH3-4 17 1B 1B	4	1	3	1	0	0	2
46 Koyie Hill, S (1, 2) OBP: 0.429, SLG: 0.571		C FF 93 0-1 CS 1-2	F FF 89 B CH 82 B SL 82 X FF 91 2-1 F7	C FF 92 B CH 86 S SL 84 B SL 84 F SL 85 X FF 93 2-2 L8			F FF 92 B CU 73 B CH 83 F FF 92 B FF 92 F FF 92 X FF 93 3-2 21 E 17 G4-3 2B		X FF 94 0-0 SH3-4 1-2	3	1	1	0	0	0	2
Inning Stats	R: 0 E: 0 K: 0 S: 11 H: 2 LOB: 2 BB: 0 P: 13	R: 0 E: 0 K: 1 S: 8 H: 1 LOB: 0 BB: 0 P: 10	R: 0 E: 0 K: 0 S: 9 H: 1 LOB: 1 BB: 0 P: 13	R: 1 E: 0 K: 1 S: 22 H: 3 LOB: 2 BB: 1 P: 32	R: 0 E: 0 K: 0 S: 7 H: 0 LOB: 0 BB: 0 P: 12	R: 0 E: 0 K: 1 S: 11 H: 1 LOB: 2 BB: 1 P: 19	R: 2 E: 1 K: 0 S: 14 H: 1 LOB: 0 BB: 0 P: 20	R: 0 E: 0 K: 1 S: 7 H: 0 LOB: 0 BB: 0 P: 10	R: 2 E: 0 K: 1 S: 13 H: 3 LOB: 2 BB: 1 P: 20	1B: 11 2B: 1 3B: 0 HR: 0 SF: 0 SAC: 1 DP: 0 HBP: 0	WP: 1 PB: 0 SB: 0 CS: 1 PA: 42					

TOP

Miami Marlins @ Kansas City Royals

Kauffman Stadium, Kansas City, MO

Wed Aug 14 2013, 1:11 PM - 4:09 PM CDT

Att. 17,760 - Sunny - 78 F

livebaseballscorecards.com

AB	37
R	5
H	12
RBI	5
BB	3
SO	5
LOB	14

PITCHER		IP	WLS	BF	H	R	ER	SO	BB	IBB	HBP	BLK	WP	HR	S	P	ERA	WHIP
54 Ervin Santana, R ERA: 3.19	(1, 1)	6.0		26	8	1	1	3	2	0	0	0	1	0	68	99	1.50	1.667
55 Tim Collins, L ERA: 4.01	(7, 1)	1.0	L	5	1	2	0	0	0	0	0	0	0	0	14	20	0.00	1.000
44 Luke Hochevar, R ERA: 2.02	(8, 1)	2.0		10	3	2	2	2	0	1	0	0	0	0	20	30	9.00	1.500

PITCHER	IP	WLS	BF	H	R	ER	SO	BB	IBB	HBP	BLK	WP	HR	S	P	ERA	WHIP

Miami Marlins @ Kansas City Royals

Kauffman Stadium, Kansas City, MO

Wed Aug 14 2013, 1:11 PM - 4:09 PM CDT

Att. 17,760 - Sunny - 78 F

BOTTOM

Batter	1	2	3	4	5	6	7	8	9	AB	R	H	RBI	BB	SO	LOB
7 David Lough, L (1, 9) OBP: 0.315, SLG: 0.423	C FF 90 B SI 92 X FF 91 1-1 ① F8	1 SAFE P PO 87 1 SAFE B SI 91 B SI 92 B SI 91 4-0 1-2 BB		X SI 93 0-0 ② G4-3 1-2 2-3 3-H		C FF 93 X SL 82 0-1 ② F9			B SI 92 C SI 92 F SI 91 B SL 83 F SL 84 S SL 83 2-3 ② K2-3	4	0	0	1	1	1	4
35 Eric Hosmer, L (1, 3) OBP: 0.337, SLG: 0.436	B SI 92 B SI 88 X SI 94 2-0 4 FC3-6 13 1B 2B	B CH 87 B CH 87 1 SAFE X SI 93 2-0 ③ G4-3 2-3		B SI 93 B CH 86 B FF 93 X SI 93 3-0 ③ F7		X SL 83 0-0 ③ L4			B SL 84 B SI 93 C SI 92 F SI 91 B SL 83 X SI 92 3-2 2B	5	1	2	0	0	0	6
16 Billy Butler, R (1, 10) OBP: 0.383, SLG: 0.427 27 Justin Maxwell, R (9, PR) OBP: 0.335, SLG: 0.457	B FF 92 D FC 85 B FC 84 B FC 85 4-0 4 FC3-6 BB	B CU 77 X FF 91 1-0 ① G5-3	B FF 92 C SI 92 B CU 80 F SI 93 X SI 94 2-2 4 FC6-4 1B				C CU 75 X FF 94 0-1 ① F8		B SL 82 B SL 82 B SI 92 B SI 92 4-0 BB	3 0	0 0	1 0	0 0	2 0	0 0	0 0
4 Alex Gordon, L (1, 7) OBP: 0.333, SLG: 0.417	C FF 92 B SI 92 B CH 87 X CH 87 2-1 ② FC3-6 13 1B 1-2f 2-3	C SI 92 X CU 79 0-1 ② G1-3	S SI 93 D CU 78 B SI 93 F SI 93 X SI 89 2-2 ① FC6-4 2 FC6-4 1-2f				C CU 77 S CH 87 B SI 93 X CH 85 1-2 ② P3		F SI 92 C SL 83 S SI 92 0-3 ③ K	5	0	0	0	0	1	5
13 Salvador Perez, R (1, 2) OBP: 0.306, SLG: 0.375	B FF 91 1 SAFE X FF 91 1-0 1-2 3-H 1B	X FF 92 0-0 ③ G1-3	F FF 91 1 SAFE B CU 79 X SI 92 1-1 ② F7				C FF 95 B CU 78 X CU 77 1-1 ③ G6-3			4	0	1	1	0	0	1
2 Alcides Escobar, R (1, 6) OBP: 0.273, SLG: 0.316	X CU 77 0-0 ③ F8			B FF 91 B FF 92 X FF 92 2-0 ① G6-3	F FF 89 C CU 77 B SI 92 F CU 80 B CU 76 F SI 93 X SI 92 2-2 ③ FC6-4 1-2f			C FF 96 F FF 95 B FF 94 S SI 94 1-3 ① K		4	0	0	0	0	1	3
17 Chris Getz, L (1, 4) OBP: 0.294, SLG: 0.284		B CU 78 B SI 91 B SI 92 B FF 92 4-0 23 CS BB		B FF 93 B SI 93 C SI 94 B SI 92 C SI 93 B FF 93 4-2 23 E 7 G4-3 BB		B SI 93 B SI 91 B SI 91 B FF 92 4-0 23 S BB		B SI 94 B CH 84 B FF 93 C FF 94 C FF 94 X FF 96 3-2 ② G3-1		1	1	0	0	3	0	0
23 Elliot Johnson, S (1, 5) OBP: 0.218, SLG: 0.241		1 SAFE 1 SAFE B SI 93 B SI 91 C SI 92 X SI 93 2-1 ① ② G4-3 1-2		B SI 92 B SI 92 X SI 91 2-0 E6 7 G4-3 1 S 1-3		S FF 93 B SL 83 1 SAFE B FF 93 F FF 93 S FF 94 2-3 ① K 1-2		B CU 77 B FF 93 B FF 94 C FF 94 C FF 93 F FF 95 F FF 95 X FF 94 3-2 ③ F8		4	0	0	0	0	1	3
1 Jarrod Dyson, L (1, 8) OBP: 0.331, SLG: 0.400		B SI 94 C FF 93 F FF 93 B CU 80 X FF 93 2-2 35 WP 7 S 1B		B CH 86 C SI 92 B CH 87 F SI 93 D CU 78 B FF 92 4-2 7 G4-3 1-2 BB		B FF 94 B SL 82 B FF 92 B FF 92 4-0 BB			B SI 91 C SI 92 X CH 86 1-1 ① G3	2	0	1	0	2	0	0
Inning Stats	R: 1 E: 0 K: 0 S: 7 H: 2 LOB: 2 BB: 1 P: 17	R: 0 E: 0 K: 0 S: 7 H: 1 LOB: 2 BB: 2 P: 20	R: 0 E: 0 K: 0 S: 4 H: 0 LOB: 0 BB: 0 P: 5	R: 1 E: 1 K: 0 S: 8 H: 0 LOB: 2 BB: 2 P: 23	R: 0 E: 0 K: 0 S: 13 H: 1 LOB: 1 BB: 0 P: 20	R: 0 E: 0 K: 1 S: 6 H: 0 LOB: 2 BB: 2 P: 16	R: 0 E: 0 K: 0 S: 7 H: 0 LOB: 0 BB: 0 P: 9	R: 0 E: 0 K: 1 S: 11 H: 0 LOB: 0 BB: 0 P: 18	R: 0 E: 0 K: 2 S: 12 H: 1 LOB: 2 BB: 1 P: 22	1B: 3 2B: 2 3B: 0 HR: 0 SF: 0 SAC: 0 DP: 0 HBP: 0						

livebaseballscorecards.com

AB	32
R	2
H	5
RBI	2
BB	8
SO	4
LOB	22

WP: 1 PA: 40
PB: 0
SB: 3
CS: 1

PITCHER		IP	WLS	BF	H	R	ER	SO	BB	IBB	HBP	BLK	WP	HR	S	P	ERA	WHIP
33 Jacob Turner, R ERA: 2.89	(1, 1)	5.0		25	4	2	1	0	6	0	0	0	1	0	39	89	1.80	2.000
43 Dan Jennings, L ERA: 3.86	(6, 1)	1.0	W	4	0	0	0	1	1	0	0	0	0	0	6	12	0.00	1.000
44 AJ Ramos, R ERA: 3.27	(7, 1)	2.0	H	6	0	0	0	1	0	0	0	0	0	0	18	27	0.00	0.000
31 Steve Cishek, R ERA: 2.85	(9, 1)	1.0	S	5	1	0	0	2	1	0	0	0	0	0	12	22	0.00	2.000

PITCHER	IP	WLS	BF	H	R	ER	SO	BB	IBB	HBP	BLK	WP	HR	S	P	ERA	WHIP

Batter	1	2	3	4	5	6	7	8	9	AB	R	H	RBI	BB	SO	LOB
19 Marco Scutaro, R (1, 4) OBP: 0.362, SLG: 0.379 46 Santiago Casilla, R (8, 1) 75 Barry Zito, L (9, 1) OBP: 0.167, SLG: 0.167	B FF 96 B FF 98 C FF 98 C FF 98 F FF 98 F FF 97 F SL 88 F SL 87 X SL 87 2-2 9 1B 35 1B 8 FC6 1B	B FF 93 B FF 96 C FF 96 C FF 95 X FF 98 2-2 ① G3 1B	B FF 96 F FF 96 B FF 96 F FF 96 F FF 96 X FF 96 2-2 1B	C SI 92 D SI 93 B SI 93 B SI 94 C SI 93 X SL 82 3-2 ② G1-3 1-2			C FF 93 X FF 92 0-1 35 G4-3 35 WP 9 3B 1B	C FF 95 C FF 97 H CU 82 1-2 HBP		5	2	3	0	0	0	1
										0	0	0	0	0	0	0
										0	0	0	0	0	0	0
35 Brandon Crawford, L (1, 6) OBP: 0.333, SLG: 0.397	S FF 96 C CU 78 F SL 86 B FF 96 F CU 77 1 SAFE X FF 98 1-2 8 FC6 9 1B 8 E 1B	B FF 94 X FF 97 1-0 9 E 8 2B 1B	X FF 94 0-0 ③ L8	S SL 81 C SL 81 D SL 83 C SI 93 1-3 ③			L SL 83 B SL 84 X SL 83 1-1 ① G4-3 1-3	S FF 95 C FF 96 S CH 88 0-3 ③		6	2	2	0	0	2	4
9 Brandon Belt, L (1, 3) OBP: 0.354, SLG: 0.488	B FF 97 F FF 98 F CU 79 B FF 98 B SL 87 F FF 98 X FF 97 3-2 8 E 48 2B 1-2 2-3 1B	F FF 96 X CU 76 0-1 E3 8 2B 1-3		C FF 95 X CH 86 0-1 8 2B 2B	B SI 90 X SI 91 1-0 ① G3-1		X SL 83 0-0 8 3B 3-H 3B		X SI 94 0-0 29 L8 48 BB 1B	6	4	4	1	0	0	1
8 Hunter Pence, R (1, 9) OBP: 0.328, SLG: 0.457	X SL 87 0-0 FC6 48 2B 1-2 2-H 3-H	S SL 86 B SL 86 D SL 86 C FF 97 X SL 87 2-2 48 1B 2-H 3-H 2B		F FF 94 X SL 83 0-1 48 1B 29 HR 2-H 2B	C SI 92 B SL 80 C SI 92 F SL 83 B SL 81 X SI 92 2-2 ② G4-3		B FF 93 S SL 85 C SL 83 B SL 83 X SL 83 2-2 3-H 3B		C SI 94 F SI 95 X SL 87 0-2 ① P4	6	3	3	5	0	0	2
48 Pablo Sandoval, S (1, 5) OBP: 0.321, SLG: 0.385	F FF 98 B CU 79 X FF 98 1-1 22 G3 1-H 2-H 2B	F FF 97 X FF 98 0-1 2-H 1B		X CU 75 0-0 29 HR 2-3 1B	C SL 82 X SI 91 0-1 1B		I IN 71 I IN 69 I IN 70 I IN 72 4-0 IBB		B SI 95 S SI 93 D SL 89 B SI 94 B SI 93 4-1 1-2 BB	4	1	4	3	2	0	0
29 Héctor Sánchez, S (1, 2) OBP: 0.288, SLG: 0.333	C FF 96 C FF 96 F SL 85 S SL 86 0-3 ① K	F FF 96 X SL 84 0-1 ② F7		D SL 83 B SL 84 C FF 95 X FF 95 2-1 1-H 3-H HR	C SI 81 S SI 92 S SL 84 0-3 ③ K		C FF 92 S SL 84 S SL 84 0-3 ② K		C SL 86 X SI 95 0-1 ② L8 2-3	6	1	1	3	0	3	7
22 Roger Kieschnick, L (1, 7) OBP: 0.286, SLG: 0.283	S FF 96 D FF 96 X FF 96 1-1 ② G3 2-3	X FF 95 0-0 ③ G4-3		B SI 91 S SI 91 X CH 84 1-1 7 1B 3-H 3B	B SI 91 B SI 90 B SI 91 C SI 88 X SI 91 3-1 ① G6-3	B SI 91 3-1 ① 1B	B SL 84 S FF 92 F SL 84 D SL 85 X SL 84 2-2 ③ P6		X SI 94 0-0 ③ L7	6	1	1	0	0	0	6
7 Grégor Blanco, L (1, 8) OBP: 0.318, SLG: 0.324	I IN 78 I IN 83 I IN 82 I IN 83 4-0 IBB	X FF 94 0-0 ① G4-3		B SI 92 B SI 91 F SI 92 B SL 81 X SI 92 3-1 19 G1-3 3-H 1B	B SI 91 X SI 92 1-0 ② L7			C FF 94 F FF 97 F FF 98 X CH 91 0-2 ① L7		4	0	1	1	1	0	0
57 Chad Gaudin, R (1, 1) OBP: 0.111, SLG: 0.040 50 Jose Mijares, L (5, 1) 23 Jeff Francoeur, R (6, PH) OBP: 0.240, SLG: 0.300 43 Sandy Rosario, R (6, 1) 13 Joaquin Arias, R (8, PH) OBP: 0.306, SLG: 0.333 (8, 4)	1 SAFE B FF 97 S FF 96 S FF 96 F FF 97 C FF 97 1-3 ③	B FF 95 C FF 96 C FF 96 C SL 86 1-3 ② K		C SI 91 C SI 94 B SI 94 C SL 81 1-3 ① K		X SL 81 0-0 ③ P4		X FF 95 0-0 ② F8		3 0 1 0 1	0 0 0 0 0	0 0 0 0 0	0 0 0 0 0	3 0 0 0 0	3 0 0 0 0
Inning Stats	R: 4 E: 1 K: 2 S: 29 H: 4 LOB: 2 BB: 1 P: 42	R: 3 E: 1 K: 0 S: 14 H: 3 LOB: 1 BB: 0 P: 19	R: 0 E: 0 K: 1 S: 9 H: 1 LOB: 1 BB: 0 P: 12	R: 5 E: 0 K: 2 S: 20 H: 6 LOB: 1 BB: 0 P: 31	R: 0 E: 0 K: 1 S: 10 H: 1 LOB: 1 BB: 0 P: 13	R: 0 E: 0 K: 0 S: 4 H: 0 LOB: 0 BB: 0 P: 8	R: 2 E: 0 K: 1 S: 14 H: 3 LOB: 2 BB: 1 P: 23	R: 0 E: 0 K: 1 S: 10 H: 0 LOB: 1 BB: 0 P: 11	R: 0 E: 0 K: 0 S: 8 H: 1 LOB: 2 BB: 1 P: 12	1B: 11 2B: 4 3B: 3 HR: 1 SF: 0 SAC: 0 DP: 0 HBP: 1						

PITCHER		IP	WLS	BF	H	R	ER	SO	BB	IBB	HBP	BLK	WP	HR	S	P	ERA	WHIP
24 Nathan Eovaldi, R ERA: 3.96	(1, 1)	3.0	L	24	12	11	9	3	0	1	0	0	0	1	59	82	27.00	4.000
58 Ryan Webb, R ERA: 2.95	(4, 1)	3.0		12	3	1	1	3	0	0	0	0	0	0	27	43	3.00	1.000
43 Dan Jennings, L ERA: 4.34	(7, 1)	1.0		7	3	2	2	1	0	1	0	0	1	0	14	23	18.00	3.000
49 Arquimedes Caminero, R ERA:	(8, 1)	1.0		4	0	0	0	1	0	0	1	0	0	0	10	11	0.00	0.000
50 Chad Qualls, R ERA: 2.91	(9, 1)	1.0		5	1	0	0	0	1	0	0	0	0	0	8	12	0.00	2.000

PITCHER	IP	WLS	BF	H	R	ER	SO	BB	IBB	HBP	BLK	WP	HR	S	P	ERA	WHIP

TOP

San Francisco Giants @ Miami Marlins

Marlins Park, Miami, FL

Fri Aug 16 2013, 7:14 PM - 10:54 PM EDT

Att. 26,166 - Roof Closed - 79 F

livebaseballscorecards.com

AB	48
R	14
H	19
RBI	13
BB	3
SO	8
LOB	24

1B: 11	SF: 0	WP: 1	PA: 52
2B: 4	SAC: 0	PB: 0	
3B: 3	DP: 0	SB: 0	
HR: 1	HBP: 1	CS: 0	

BOTTOM

San Francisco Giants @ Miami Marlins

Marlins Park, Miami, FL

Fri Aug 16 2013, 7:14 PM - 10:54 PM EDT

Att. 26,166 - Roof Closed - 79 F

livebaseballscorecards.com

Batter	1	2	3	4	5	6	7	8	9	AB	R	H	RBI	BB	SO	LOB
21 Christian Yelich, L (1, 7) OBP: 0.346, SLG: 0.392	C FF 89 C FF 91 S FF 91 0-3 ① K		B FF 88 B CH 83 X FF 88 2-0 17 E 5 2B 2B 1-3	B FF 88 B FF 88 C FF 86 X CH 81 2-1 30 FC5 5 BB 1B	C FF 94 C SL 81 X FF 93 0-2 5 WP 17 1B 1B 2-3 3-H		C FF 91 B FF 94 B SL 82 X FF 91 2-1 ① G4-3		C CU 71 C FF 82 F CU 72 S SI 83 0-3 ① K	6	1	3	1	0	2	0
17 Donovan Solano, R (1, 4) OBP: 0.315, SLG: 0.320	B FF 91 C FF 91 X FF 91 1-1 27 1B 1B		B SL 80 B FF 91 F FF 90 S SL 81 X SL 79 2-2 E9 5 2B 1B 2-3 3-H	C FF 87 F CH 84 S FF 89 0-3 ① K	1 SAFE F FF 92 B FF 91 X CH 83 1-1 5 WP 1B 1-2 3-H		B SL 82 B FF 94 B FF 92 B FF 94 4-0 27 FC1-6 BB		C CH 72 X SI 82 0-1 ② F8	5	1	3	2	1	1	1
27 Giancarlo Stanton, R (1, 9) OBP: 0.350, SLG: 0.435	C FF 90 B FF 89 B FF 90 X FF 89 2-1 5 G4-6-3 1B 1-2		B SL 80 B FF 90 F FF 91 X FF 90 2-1 ② P6	C SL 80 F SL 80 X SL 79 0-2 ② F8	C SL 82 B FF 94 B SL 80 C FF 91 S FF 94 2-3 ① K		C FF 94 B SL 83 B SL 83 C FF 91 X FF 94 2-2 ② FC1-6 5 WP 1-2f		C CU 71 B CU 71 B FF 82 B SI 83 B CH 74 4-1 5 DI BB	5	0	1	0	1	1	6
5 Logan Morrison, L (1, 3) OBP: 0.365, SLG: 0.434	B SL 76 D SL 76 X FF 90 2-0 ② ③ G4-6-3 1-2f		B FF 89 B CH 84 X FF 89 2-0 30 1B 2B 1-H 3-H	B CH 86 F FF 87 B CH 84 D SL 79 B CH 88 4-1 30 FC5 BB 1-2	B SL 82 D SL 82 C FF 92 F FF 92 B SL 80 S FF 90 3-3 ② K 1-2 2-3		C FF 94 B CH 89 C SL 81 F SL 83 F FF 95 X SL 84 1-2 ③ L6 1-2		C FF 82 X CU 72 0-1 ③ G3-1 1-2	5	1	1	2	1	1	6
30 Placido Polanco, R (1, 5) OBP: 0.308, SLG: 0.292 59 Ed Lucas, R (8, PR) OBP: 0.300, SLG: 0.301 (9, 5)		B FF 88 B FF 89 C FF 88 B FF 88 C FF 89 S SL 79 3-3 ① K	B FF 90 F FF 90 B FF 88 D SL 80 X FF 90 3-1 23 BB 3 1B 1B 2-H	C SL 78 X SL 76 0-1 ③ FC5 1-2 2-3f	B FF 91 B CH 79 F FF 90 C FF 92 B FF 94 X FF 91 3-2 ③ G1-3			C FF 94 F SI 94 H SI 94 1-2 29 WP HBP		4	0	1	1	0	1	4
3 Adeiny Hechavarría, R (1, 6) OBP: 0.274, SLG: 0.306		C SL 79 F SL 79 F FF 90 X FF 92 0-2 ② F9	B FF 90 X FF 89 1-0 23 BB 1B 1-2		B CH 83 F SL 75 C SL 78 B FF 89 B CH 87 F CH 85 B SL 77 4-2 6 WP 58 1B 20 2B BB	B SL 80 C SL 81 B FF 95 X FF 93 2-1 ① F9		F SL 89 X SL 90 0-1 ① F8		4	1	1	0	1	0	1
23 Jake Marisnick, R (1, 8) OBP: 0.250, SLG: 0.253 43 Dan Jennings, L (7, 1) 49 Arquimedes Caminero, R (8, 1) 29 Greg Dobbs, L (8, PH) OBP: 0.307, SLG: 0.307 50 Chad Qualls, R (9, 1)		C FF 91 S SL 82 B SL 81 S SL 80 1-3 ③ K	D SL 78 B SL 79 F FF 86 B FF 88 B SL 86 4-1 1-2 2-3 BB		B FF 87 C CH 84 S CH 86 X CH 86 1-2 6 BB 20 2B 1B 1-2	B FF 94 S FF 93 C SL 83 F SL 85 X FF 95 1-2 ② G4-3		B FF 94 F SI 95 B FF 95 F SI 96 F KC 81 S CH 90 2-3 ② K 1-2		1 0 0 1 0	0 0 0 0 0	0 0 0 0 0	0 0 0 0 0	1 0 0 0 0	1 0 0 1 0	0 0 0 1 0
6 Jeff Mathis, R (1, 2) OBP: 0.266, SLG: 0.270			C FF 87 F FF 89 B FF 88 B SL 90 1-3 ① K B FF 88 X FF 88 1-0 ③ P2		B SL 79 B CH 84 C FF 89 B SL 80 B FF 89 4-1 20 2B 21 1B 1-2 2-3 BB	B SL 83 X FF 95 1-0 1B		B FF 94 C SL 90 X SL 91 1-1 ③ F9		4	1	1	0	1	1	5
24 Nathan Eovaldi, R (1, 1) OBP: 0.150, SLG: 0.105 58 Ryan Webb, R (4, 1) OBP: 1.000, SLG: 1.000 20 Justin Ruggiano, R (4, 8) OBP: 0.284, SLG: 0.387 9 Juan Pierre, L (6, PH) OBP: 0.286, SLG: 0.302			C FF 87 F FF 89 X FF 91 0-2 21 2B 17 1B 1B	C FF 87 B SL 79 B SL 80 F FF 89 X SL 79 2-2 HR	B FF 92 X FF 91 1-0 21 1B 17 1B 1-3 2-H 3-H 2B	C FF 92 B SL 82 C SL 82 B FF 94 X SL 83 2-2 ③ G4-3			X FF 85 0-0 HR	1 1 4 1	1 1 3 0	1 1 3 0	0 0 4 0	0 0 0 0	0 0 0 0	0 0 1 0
Inning Stats	R: 0 E: 0 K: 1 S: 8 H: 2 LOB: 1 BB: 0 P: 13	R: 0 E: 0 K: 2 S: 10 H: 0 LOB: 0 BB: 0 P: 14	R: 4 E: 1 K: 1 S: 18 H: 6 LOB: 3 BB: 1 P: 36	R: 1 E: 0 K: 1 S: 14 H: 2 LOB: 2 BB: 1 P: 22	R: 4 E: 0 K: 2 S: 22 H: 4 LOB: 2 BB: 2 P: 41	R: 0 E: 0 K: 0 S: 11 H: 1 LOB: 1 BB: 0 P: 17	R: 0 E: 0 K: 0 S: 10 H: 0 LOB: 1 BB: 1 P: 19	R: 0 E: 0 K: 1 S: 10 H: 0 LOB: 2 BB: 0 P: 14	R: 1 E: 0 K: 1 S: 10 H: 1 LOB: 1 BB: 1 P: 14	1B: 11 2B: 3 3B: 0 HR: 2	SF: 0 SAC: 0 DP: 1 HBP: 1					WP: 4 PB: 0 SB: 0 CS: 0	PA: 49	

PITCHER		IP	WLS	BF	H	R	ER	SO	BB	IBB	HBP	BLK	WP	HR	S	P	ERA	WHIP
57 Chad Gaudin, R ERA: 3.06	(1, 1)	4.0		26	11	8	8	5	4	0	0	0	1	1	57	101	18.00	3.750
50 Jose Mijares, L ERA: 3.48	(5, 1)	1.0		6	3	1	1	2	0	0	0	0	1	0	15	25	9.00	3.000
43 Sandy Rosario, R ERA: 2.55	(6, 1)	2.0	W	8	1	0	0	0	1	0	0	0	1	0	21	36	0.00	1.000
46 Santiago Casilla, R ERA: 1.72	(8, 1)	1.0		4	0	0	0	1	0	0	1	0	1	0	10	14	0.00	0.000
75 Barry Zito, L ERA: 5.34	(9, 1)	1.0		5	1	1	1	1	1	0	0	0	0	1	10	14	9.00	2.000

PITCHER	IP	WLS	BF	H	R	ER	SO	BB	IBB	HBP	BLK	WP	HR	S	P	ERA	WHIP

AB	42
R	10
H	16
RBI	10
BB	6
SO	9
LOB	25

TOP

San Francisco Giants @ Miami Marlins

Marlins Park, Miami, FL

Sat Aug 17 2013, 7:13 PM - 10:14 PM EDT

Att. 24,653 - Roof Closed - 78 F

livebaseballscorecards.com

Batter	1	2	3	4	5	6	7	8	9	AB	R	H	RBI	BB	SO	LOB
19 Marco Scutaro, R (1, 4) OBP: 0.359, SLG: 0.376	B FF 96 C FF 96 B SL 82 X SI 96 2-1 G4-3		B SI 96 C SI 96 B SL 82 X SI 95 2-1 ②③ G4-6-3 1-2f		C SI 89 F SL 78 F FF 92 F FF 92 B SL 78 X SI 89 1-2 ① F9			C FF 92 S CH 85 S FF 96 0-3 ① K	S SL 87 B SL 87 S FF 94 X FF 94 1-2 ② G4-3	3	0	0	0	0	0	2
13 Joaquin Arias, R (6, 4) OBP: 0.302, SLG: 0.329										2	0	0	0	0	1	0
35 Brandon Crawford, L (1, 6) OBP: 0.332, SLG: 0.393	B FF 96 B SI 94 F SI 96 C FF 96 F SI 95 X FF 97 2-2 ② G5-3			C CU 61 B FF 90 X FF 96 1-1 ① G4-3	X SI 91 0-0 ② F7			B CU 76 B FF 93 T FF 93 B CH 86 B FF 94 4-1 28 BB 9 BB 48 BB BB	C SL 87 B SL 88 F FF 94 F SL 86 F FF 94 X SL 87 1-2 ③ G4-3	4	1	0	0	1	0	0
9 Brandon Belt, L (1, 3) OBP: 0.356, SLG: 0.485	C CU 62 F FF 98 S SL 84 0-3 ③ K			C FF 96 B CU 73 S SL 83 B SL 78 B FF 96 B SL 83 4-2 8 WP 28 1B 48 1B BB	B FF 94 B FF 92 X SI 91 2-0 ③ G3-1			C CH 84 B FF 92 B CH 85 F FF 94 B SI 93 F SI 93 1 SAFE F FF 94 B FF 95 4-2 48 BB 28 BB 56 1B 1-2 BB		2	2	0	0	2	1	0
28 Buster Posey, R (1, 2) OBP: 0.377, SLG: 0.485		B SL 79 C SI 94 B FF 95 X SL 81 2-1 ① F8		X SI 95 0-0 48 1B 8 WP 22 BLK 1-2 1B		B CU 77 B SI 90 B SI 92 C SI 91 F FF 92 F SI 93 F FF 93 B FF 93 4-2 8 G5-4-3 BB		B FF 95 C FF 93 B SL 81 B FF 94 F FF 93 F SL 81 B CH 85 4-2 56 1B 48 BB 1-2 2-3 BB		2	1	1	0	2	0	0
8 Hunter Pence, R (1, 9) OBP: 0.326, SLG: 0.453		C FF 97 C SL 85 B SL 85 S SL 83 1-3 ② K		B SI 95 B SI 96 B SI 96 C SI 95 C SI 96 F SI 96 S SL 84 3-3 ② K 1-2 2-3		X CU 75 0-0 ①② G5-4-3 1-2f		X CH 84 0-0 ② F7		4	0	0	0	0	2	6
48 Pablo Sandoval, S (1, 5) OBP: 0.323, SLG: 0.384		B FF 96 B SI 94 X SI 96 2-0 ③ G5-3		S SI 93 B SI 93 F FF 98 F SL 85 X SL 84 1-2 22 BLK 7 3B 2-3 3-H 1B		C SI 92 C CU 70 X CU 76 0-2 ③ G4-3		B SL 86 F SL 84 B FF 94 B SL 84 S FF 95 F FF 95 F FF 95 B FF 96 4-2 56 1B 1-2 2-3 3-H BB		3	1	1	2	1	0	0
22 Roger Kieschnick, L (1, 7) OBP: 0.308, SLG: 0.277			C FF 96 B SI 91 B SI 91 B SI 95 F FF 96 B SI 96 4-2 7 1B BB	1 SAFE B FF 96 S SI 88 B SI 88 B SI 92 B FF 94 4-1 7 3B 1-2 3-H BB			X SI 90 0-0 ① F8	B SL 87 B FF 95 X FF 95 2-0 1-2 2-3 3-H 1B		1	1	0	0	2	0	0
56 Andres Torres, S (8, PH) OBP: 0.295, SLG: 0.338										1	0	1	1	0	0	0
										(8, 8)						
7 Grégor Blanco, L (1, 8) OBP: 0.320, SLG: 0.331			B SI 95 B SI 95 X SI 94 2-0 19 G4-6-3 1-2 1B	X SI 93 0-0 1-H 2-H 3B			B SI 91 F FF 90 B SI 87 X SI 91 2-1 ② G5-3	C SL 85 D SL 88 S FF 95 B FF 94 S SL 88 2-3 ③ K		4	0	2	2	0	1	3
										(8, 7)						
18 Matt Cain, R (1, 1) OBP: 0.091, SLG: 0.070			L SI 94 L SI 95 L SL 81 0-3 ① K	S FF 96 B SL 84 X FF 96 1-1 ③ P3			B FF 91 F SI 91 X SI 92 1-1 ③ G6-3		C FF 93 B SL 86 X FF 93 1-1 ① F7	3	0	0	0	0	1	3
46 Santiago Casilla, R (8, 1)										0	0	0	0	0	0	0
6 Brett Pill, R (9, PH) OBP: 0.231, SLG: 0.380										1	0	0	0	0	0	0
54 Sergio Romo, R (9, 1)										0	0	0	0	0	0	0

	AB	30
	R	6
	H	5
	RBI	5
	BB	8
	SO	6
	LOB	14

Inning Stats	1	2	3	4	5	6	7	8	9
	R: 0 E: 0 K: 1 S: 9 H: 0 LOB: 0 BB: 0 P: 13	R: 0 E: 0 K: 1 S: 6 H: 0 LOB: 0 BB: 0 P: 11	R: 0 E: 0 K: 1 S: 8 H: 1 LOB: 1 BB: 1 P: 16	R: 4 E: 0 K: 1 S: 17 H: 3 LOB: 1 BB: 2 P: 31	R: 0 E: 0 K: 0 S: 7 H: 0 LOB: 0 BB: 0 P: 10	R: 0 E: 0 K: 0 S: 8 H: 0 LOB: 0 BB: 1 P: 12	R: 0 E: 0 K: 0 S: 5 H: 0 LOB: 0 BB: 0 P: 8	R: 2 E: 0 K: 2 S: 20 H: 1 LOB: 3 BB: 4 P: 40	R: 0 E: 0 K: 0 S: 10 H: 0 LOB: 0 BB: 0 P: 13

	1B: 4	SF: 0	WP: 1	PA: 38
	2B: 0	SAC: 0	PB: 0	
	3B: 1	DP: 2	SB: 0	
	HR: 0	HBP: 0	CS: 0	

PITCHER		IP	WLS	BF	H	R	ER	SO	BB	IBB	HBP	BLK	WP	HR	S	P	ERA	WHIP
37 Henderson Alvarez III, R ERA: 3.41	(1, 1)	7.0	L	27	4	4	4	4	4	0	0	1	1	0	60	101	5.14	1.143
44 AJ Ramos, R ERA: 3.52	(8, 1)	0.2		5	0	2	2	1	3	0	0	0	0	0	12	24	27.00	4.500
40 Mike Dunn, L ERA: 2.79	(8, 1)	1.1		6	1	0	0	1	1	0	0	0	0	0	18	29	0.00	1.500

PITCHER		IP	WLS	BF	H	R	ER	SO	BB	IBB	HBP	BLK	WP	HR	S	P	ERA	WHIP

BOTTOM

Batter	1	2	3	4	5	6	7	8	9	AB	R	H	RBI	BB	SO	LOB
21 Christian Yelich, L (1, 7) OBP: 0.352, SLG: 0.390	B SI 90 F FF 90 F FF 91 B FF 92 F FF 92 X FF 92 2-2 ① G4-3			C CU 75 B SI 91 S CU 76 B CU 77 B FF 92 X FF 92 3-2 59 BB, 27 BB, 1B	S SI 90 X CU 77 0-1 ③ G3			B KC 80 F SI 94 C KC 81 B KC 81 B SI 95 B FF 94 4-2 17 E, 5 2B, BB		3	1	1	0	1	0	1
17 Donovan Solano, R (1, 4) OBP: 0.314, SLG: 0.319	C FF 91 X FF 92 0-1 ② G4-3			B FF 92 B FF 92 B FF 92 C SI 91 F FF 92 F SL 85 S SL 86 3-3 ① K		C SI 90 F CU 78 B CU 78 X FF 92 1-2 27 HR, 1B		F FF 96 B SL 92 T SL 92 X KC 81 1-2 FC6, 5 2B, 1-2		4	2	1	0	0	1	2
27 Giancarlo Stanton, R (1, 9) OBP: 0.352, SLG: 0.444	B SL 91 X FF 92 1-0 ③ L8			C CU 78 F FF 91 F FF 93 D SL 86 1 SAFE D CU 72 B FF 94 F FF 93 F FF 94 4-2 B FF 94 1-2 59 BB, BB		B SL 86 B SL 88 S SL 87 F FF 93 B FF 93 X FF 93 3-2 1-H HR		B KC 82 S SL 91 B SL 90 C FF 96 S SL 91 2-3 ① K		3	1	1	2	1	1	2
5 Logan Morrison, L (1, 3) OBP: 0.363, SLG: 0.436		B CH 88 F SI 89 F FF 91 F CU 79 X FF 93 1-2 ① F8		X FF 93 0-0 ② P3		F CH 87 F SL 88 T SL 89 0-2 ① K		D KC 83 T FF 96 X FF 96 1-1 1-H, 2-H, 2B		4	0	1	2	0	1	2
59 Ed Lucas, R (1, 5) OBP: 0.299, SLG: 0.297		C FF 93 X SI 92 0-1 ② F9		B FF 93 B CU 77 C SL 87 B SL 87 S SL 88 B SI 92 4-2 1-2, 2-3, BB		S FF 93 F FF 93 B SL 88 F FF 94 B CU 81 S CU 81 2-3 ② K		C SL 91 C FF 95 B SL 90 C SL 92 1-3 ② K		3	0	0	0	1	2	1
3 Adeiny Hechavarría, R (1, 6) OBP: 0.272, SLG: 0.303		F FF 92 F FF 93 F FF 92 B CH 86 X FF 92 1-2 ③ F8		B SI 91 C SL 87 D SL 88 F FF 93 F SL 88 B CU 78 F SL 87 F FF 93 X SL 86 3-2 ③ G1-3		B SI 93 S SL 88 F SL 87 C FF 93 1-3 ③ K		C FF 96 X SL 90 0-1 ③ F8		4	0	0	0	0	1	4
23 Jake Marisnick, R (1, 8) OBP: 0.250, SLG: 0.253			B FF 90 X CH 90 1-0 ① G6-3		C FF 92 F SI 90 B FF 92 F SL 87 F CU 79 X CU 78 1-2 1B		B CU 78 S SL 86 B FF 91 F SL 85 F SL 87 B CH 86 X SL 86 3-2 ① L7		C FF 88 C SI 89 B SL 78 X SL 76 1-2 ① P5	4	0	1	0	0	0	0
46 Koyie Hill, S (1, 2) OBP: 0.273, SLG: 0.364			C SI 91 X CH 85 0-1 ② G4-3		X SI 92 0-0 ① L7		X CH 85 0-0 ② G3-1		C SI 88 B CH 82 B SL 77 B SI 87 C SI 87 S SL 79 3-3 ② K	4	0	0	0	0	1	1
37 Henderson Alvarez III, R (1, 1) 9 Juan Pierre, L (7, PH) OBP: 0.285, SLG: 0.301 44 AJ Ramos, R (8, 1) 40 Mike Dunn, L (8, 1) 29 Greg Dobbs, L (9, PH) OBP: 0.306, SLG: 0.306			C FF 92 X SI 92 0-1 ③ G5-3		L SI 92 L CU 78 L FF 90 0-3 ② K		B CH 86 C SI 91 X CU 79 1-1 ③ F7		X SI 88 0-0 ③ F7	2 1 0 0 1	0 0 0 0 0	0 0 0 0 0	0 0 0 0 0	0 0 0 0 0	1 0 0 0 0	1 0 0 0 0
Inning Stats	R: 0 E: 0 K: 0 S: 7 H: 0 LOB: 0 BB: 0 P: 10	R: 0 E: 0 K: 0 S: 10 H: 0 LOB: 0 BB: 0 P: 12	R: 0 E: 0 K: 0 S: 5 H: 0 LOB: 0 BB: 0 P: 6	R: 0 E: 0 K: 1 S: 21 H: 1 LOB: 3 BB: 2 P: 38	R: 0 E: 0 K: 1 S: 11 H: 1 LOB: 1 BB: 0 P: 12	R: 2 E: 0 K: 3 S: 16 H: 2 LOB: 0 BB: 0 P: 23	R: 0 E: 0 K: 0 S: 7 H: 0 LOB: 0 BB: 0 P: 11	R: 2 E: 1 K: 2 S: 15 H: 1 LOB: 1 BB: 1 P: 24	R: 0 E: 0 K: 1 S: 7 H: 0 LOB: 0 BB: 0 P: 11	1B: 3 2B: 1 3B: 0 HR: 1 SF: 0 SAC: 0 DP: 0 HBP: 0						WP: 0 PB: 0 SB: 0 CS: 0 PA: 36

PITCHER		IP	WLS	BF	H	R	ER	SO	BB	IBB	HBP	BLK	WP	HR	S	P	ERA	WHIP
18 Matt Cain, R ERA: 4.35	(1, 1)	7.0	W	27	4	2	2	5	2	0	0	0	0	1	77	112	2.57	0.857
46 Santiago Casilla, R ERA: 1.95	(8, 1)	1.0		6	1	2	1	2	1	0	0	0	0	0	15	24	9.00	2.000
54 Sergio Romo, R ERA: 2.78	(9, 1)	1.0	S	3	0	0	0	1	0	0	0	0	0	0	7	11	0.00	0.000

PITCHER	IP	WLS	BF	H	R	ER	SO	BB	IBB	HBP	BLK	WP	HR	S	P	ERA	WHIP

San Francisco Giants @ Miami Marlins

Marlins Park, Miami, FL

Sat Aug 17 2013, 7:13 PM - 10:14 PM EDT

Att. 24,653 - Roof Closed - 78 F

livebaseballscorecards.com

AB	33
R	4
H	5
RBI	4
BB	3
SO	8
LOB	14

San Francisco Giants @ Miami Marlins

Marlins Park, Miami, FL

Sun Aug 18 2013, 1:12 PM - 4:40 PM EDT

Att. 23,113 - Roof Closed - 83 F

TOP

livebaseballscorecards.com

Batter	1	2	3	4	5	6	7	8	9	AB	R	H	RBI	BB	SO	LOB
7 Grégor Blanco, L (1, 8) (7, 7) OBP: 0.323, SLG: 0.335	C FF 91 B FF 93 B SI 93 S FF 92 F FF 94 X FF 93 2-2 8 HR 1B		X FF 91 0-0 ① G4-3		B KC 77 C FF 91 X KC 77 1-1 35 WP 8 1B 1B	B SL 79 B SL 81 F SL 81 S SI 92 X SL 83 2-2 ③ L9		C SI 96 B SL 88 F SL 88 B SI 97 F SI 96 X SL 87 2-2 35 1B 1B		5	2	3	0	0	0	2
35 Brandon Crawford, L (1, 6) OBP: 0.335, SLG: 0.401	C FF 91 1 SAFE F FF 92 1 SAFE 1 SAFE X SL 85 0-2 ① P5		C FF 92 B KC 80 B FF 90 F FF 91 B KC 79 S KC 79 3-3 ② K		B FF 91 B CH 84 S CH 84 C KC 77 B SL 85 F KC 80 B KC 78 4-2 8 1B 1-2 BB		B FF 94 F FF 94 C FF 95 F FF 95 B SL 86 X FF 94 2-2 HR	1 SAFE B SI 95 B SI 95 X SI 93 2-0 8 FC6-4 1-2 1B		4	1	2	1	1	1	1
9 Brandon Belt, L (1, 3) OBP: 0.351, SLG: 0.479 50 Jose Mijares, L (8, 1)	B FF 92 1 SAFE 1 SAFE 1 SAFE F FF 91 B FF 93 B FF 91 1 SAFE X FF 91 3-1 ② F7		B KC 77 F KC 78 B FF 91 C KC 77 B SL 85 X KC 79 3-2 ③ G6-3		X FF 92 0-0 ② F8		S FF 95 C SL 86 F FF 94 B SL 87 T SL 87 1-2 ① K	C SL 88 S SL 88 S SL 89 0-3 ② K		5	0	0	0	0	2	5
										0	0	0	0	0	0	0
8 Hunter Pence, R (1, 9) OBP: 0.326, SLG: 0.459	C SL 85 B SL 86 D FF 92 X FF 92 2-1 1-H HR			B KC 82 C SL 83 F KC 79 S FF 94 1-3 ① K	C KC 79 F SL 86 X FF 94 0-2 1-2 2-H 1B		C SL 86 B SL 86 S FF 94 B SL 87 F FF 95 B CU 75 F SL 85 F FF 95 S SL 86 3-3 ② K	X SL 88 0-0 ③ FC6-4 1-2f		5	1	2	3	0	2	2
48 Pablo Sandoval, S (1, 5) OBP: 0.324, SLG: 0.387	C KC 78 F KC 80 F SL 85 F FF 94 X KC 81 0-2 ③ L5			B SI 94 F CH 85 B CH 86 X FF 94 2-1 29 G4-3 2B	B SL 83 F SL 83 B FF 93 X CH 86 2-1 ③ G4-3		B FF 94 F FF 94 F FF 94 B FF 96 X FF 94 2-2 29 2B 1B		B SI 93 B SL 83 F SI 92 C SL 84 X SL 84 2-2 ① F8	5	1	2	0	0	0	2
29 Héctor Sánchez, S (1, 2) OBP: 0.328, SLG: 0.368 6 Brett Pill, R (9, PR) OBP: 0.231, SLG: 0.380		C KC 79 B KC 80 F FF 92 B KC 81 B SL 86 B FF 93 4-2 22 G3-6 BB	C KC 78 X KC 79 0-1 ② G4-3 2-3		B KC 75 B CH 84 F FF 91 B FF 92 B FF 91 4-1 13 SH5-4 22 1B BB	D SL 86 X FF 94 1-0 1-H 2B		C SL 83 B SL 84 X SL 84 1-1 28 G6-4-3 1B	3	0	2	1	2	0	1
										0	0	0	0	0	0	0
22 Roger Kieschnick, L (1, 7) OBP: 0.339, SLG: 0.286 43 Sandy Rosario, R (7, 1) 28 Buster Posey, R (8, 3) OBP: 0.376, SLG: 0.484		C FF 92 B CH 84 F FF 92 X KC 81 1-2 ①② G3-6 1-2f	B KC 80 S CH 85 D KC 80 B FF 93 C KC 79 B KC 79 4-2 BB		C FF 91 F KC 78 F SL 84 B SL 85 B SI 92 F KC 80 X KC 81 2-2 13 SH5-4 1-2 1B	B FF 93 D SL 85 F SL 85 B SL 84 B FF 94 4-1 13 FC6-4 BB		B SI 91 C SI 92 X SI 91 1-1 ②③ G6-4-3 1-2f	2	0	1	0	2	0	1
										0	0	0	0	0	0	0
										1	0	0	0	0	0	1
13 Joaquin Arias, R (1, 4) OBP: 0.302, SLG: 0.335		X FF 93 0-0 2B	B KC 82 B KC 77 F FF 91 X KC 77 2-1 ③ F9		X SL 79 0-0 ① SH5-4 1-2 2-3	F SL 85 X SL 86 0-1 ③ FC6-4 1-2f				3	0	1	0	0	0	4
40 Madison Bumgarner, R (1, 1) OBP: 0.208, SLG: 0.119 19 Marco Scutaro, R (6, PH) OBP: 0.358, SLG: 0.375 34 Guillermo Moscoso, R (6, 1) 49 Javier López, L (7, 1) 56 Andres Torres, S (7, 8) OBP: 0.294, SLG: 0.337		C SI 92 S SL 85 B KC 81 S SL 84 1-3 ③ K	S CH 88 C FF 92 S SL 85 0-3 ① K		X SI 90 0-0 ② P3			C SI 94 C SL 88 B SL 88 X SL 89 1-2 ① G4-3		2	0	0	0	0	2	1
										1	0	0	0	0	0	2
										0	0	0	0	0	0	0
										0	0	0	0	0	0	0
										1	0	0	0	0	0	0

	AB	37
	R	5
	H	13
	RBI	5
	BB	5
	SO	7
	LOB	22

Inning Stats	1	2	3	4	5	6	7	8	9
	R: 2 E: 0 K: 0 S: 16	R: 0 E: 0 K: 1 S: 9	R: 0 E: 0 K: 1 S: 7	R: 0 E: 0 K: 1 S: 11	R: 1 E: 0 K: 1 S: 14	R: 0 E: 0 K: 0 S: 11	R: 2 E: 0 K: 2 S: 21	R: 0 E: 0 K: 1 S: 12	R: 0 E: 0 K: 0 S: 7
	H: 2 LOB: 0 BB: 0 P: 23	H: 1 LOB: 1 BB: 1 P: 15	H: 0 LOB: 0 BB: 0 P: 13	H: 1 LOB: 1 BB: 1 P: 20	H: 2 LOB: 2 BB: 1 P: 21	H: 1 LOB: 2 BB: 1 P: 19	H: 3 LOB: 2 BB: 1 P: 34	H: 2 LOB: 2 BB: 0 P: 17	H: 1 LOB: 1 BB: 0 P: 11

| | | | | | | | | | |

BOTTOM

Batter	1	2	3	4	5	6	7	8	9	AB	R	H	RBI	BB	SO	LOB
21 Christian Yelich, L (1, 7) OBP: 0.345, SLG: 0.375	B FF 92 X FF 92 1-0 ① G3		C CU 77 B CU 78 X FF 92 1-1 ② G4-3		B FF 92 B FC 87 B FC 88 C FF 90 C FF 92 F FF 92 X FC 89 3-2 ① G1-3		C SI 91 B FS 79 B FS 81 F FF 92 B FS 80 B SI 92 4-2 17 2B BB	1 SAFE B FF 89 B FF 91 X FF 90 2-0 ③ L7		4	1	0	0	1	0	1
17 Donovan Solano, R (1, 4) OBP: 0.317, SLG: 0.324	B FF 92 X FC 89 1-0 ② L9		C CH 87 B FC 88 F CU 78 B CU 79 X FC 90 2-2 ③ G5-3		C CU 75 B FF 92 B CH 86 B FC 87 B FF 91 4-1 20 BB 5 1B 20 WP BB		X SL 84 0-0 27 WP 1-H 2B			3	1	1	1	1	0	0
27 Giancarlo Stanton, R (1, 9) OBP: 0.351, SLG: 0.441	B FF 93 B FF 93 X FC 87 2-0 ③ G6-3			B FC 88 B FC 88 X CH 86 2-0 20 CI 59 1B 1B	C FF 90 B CU 74 X CU 74 1-1 ② F8		B SI 92 S SL 85 D SL 84 S SL 86 F FF 92 C SI 92 2-3 ① K 2-3			4	1	1	0	0	1	2
5 Logan Morrison, L (1, 3) OBP: 0.361, SLG: 0.432		S FF 93 B FF 93 F FF 93 F FF 93 S CU 76 1-3 ① K		C FC 88 S FC 88 X CU 77 0-2 ① P5	X FC 87 0-0 20 WP 1-2 1B		B SI 87 S SI 87 X CU 72 1-1 ② L9			4	0	1	0	0	1	2
20 Justin Ruggiano, R (1, 8) OBP: 0.288, SLG: 0.386		B CH 85 B FC 88 B FF 93 B FC 89 4-0 59 FC6-4 BB		F CH 84 S CU 77 0-2 CI 3 CS 59 1B 1-2	C CH 84 B FC 88 B CU 75 C FC 86 D CU 77 F FF 91 B FC 87 4-2 1-3 2-H BB		B SL 82 X SL 82 1-0 ③ G6-3			1	0	0	0	2	0	1
59 Ed Lucas, R (1, 5) OBP: 0.302, SLG: 0.301		C FF 91 S FC 88 F FC 88 B FF 92 F FC 88 X CU 76 1-2 ② FC6-4 3 FC6-4 1-2f		S FC 89 B FC 88 F FF 91 X FC 88 1-2 3 CS 3 1B 1-2 2-H 1B	C CU 75 B FC 86 F CH 85 B CU 75 X FF 91 2-2 ③ F7			X FF 91 0-0 6 2B 1B		4	2	2	1	0	0	3
3 Adeiny Hechavarría, R (1, 6) OBP: 0.271, SLG: 0.302		B FC 88 F FF 92 F FC 88 F CU 76 X FF 92 1-2 ③ FC6-4 1-2f		B CU 74 C FC 88 B CU 76 X CH 86 2-1 ② 6 S 1-H 2-3 1B		C SI 92 F SI 93 B SI 91 S SL 84 1-3 ① K		X FF 91 0-0 ① B2		4	0	1	1	0	1	2
6 Jeff Mathis, R (1, 2) OBP: 0.276, SLG: 0.302			C FC 88 X FC 89 0-1 HR	1 SAFE I IN 70 I IN 72 I IN 74 I IN 72 4-0 1-2 IBB		S SL 84 S SI 93 S SL 85 0-3 ② K		C SL 79 B SL 79 X SL 81 1-1 ② 1-H 2B		3	1	2	2	1	1	0
34 Tom Koehler, R (1, 1) OBP: 0.077, SLG: 0.077 58 Ryan Webb, R (6, 1) OBP: 1.000, SLG: 1.000 9 Juan Pierre, L (6, PH) OBP: 0.284, SLG: 0.300 40 Mike Dunn, L (7, 1) 50 Chad Qualls, R (7, 1) 29 Greg Dobbs, L (8, PH) OBP: 0.309, SLG: 0.309 31 Steve Cishek, R (9, 1)			B FF 92 C FF 92 S FF 92 S FF 92 1-3 ① K	S FF 92 S FF 92 F FF 92 D CU 78 F FF 92 S FC 88 1-3 ③ K		B FF 92 B FF 92 C SI 93 F FF 92 S SI 91 2-3 ③ K		C CH 84 X SL 83 0-1 1B		2 0 1 0 0 1 0	0 0 0 0 0 0 0	0 0 0 0 0 1 0	0 0 0 0 0 0 0	0 0 0 0 0 0 0	2 0 1 0 0 0 0	2 0 0 0 0 0 0
Inning Stats	R: 0 E: 0 K: 0 S: 3 H: 0 LOB: 0 BB: 0 P: 7	R: 0 E: 0 K: 1 S: 13 H: 0 LOB: 1 BB: 1 P: 20	R: 1 E: 0 K: 1 S: 10 H: 1 LOB: 0 BB: 0 P: 14	R: 2 E: 1 K: 1 S: 16 H: 3 LOB: 2 BB: 1 P: 26	R: 1 E: 0 K: 0 S: 14 H: 1 LOB: 2 BB: 2 P: 28	R: 0 E: 0 K: 3 S: 9 H: 0 LOB: 0 BB: 0 P: 12	R: 1 E: 0 K: 1 S: 10 H: 1 LOB: 1 BB: 1 P: 18	R: 1 E: 0 K: 0 S: 7 H: 3 LOB: 1 BB: 0 P: 10		1B: 6 2B: 2 3B: 0 HR: 1 SF: 0 SAC: 0 DP: 0 HBP: 0						

PITCHER		IP	WLS	BF	H	R	ER	SO	BB	IBB	HBP	BLK	WP	HR	S	P	ERA	WHIP
40 Madison Bumgarner, L ERA: 2.82	(1, 1)	5.0		24	5	4	3	3	3	1	0	0	1	1	56	95	5.40	1.600
34 Guillermo Moscoso, R ERA: 4.91	(6, 1)	1.1		6	1	1	1	4	1	0	0	0	1	0	16	25	6.75	1.500
49 Javier López, L ERA: 2.08	(7, 1)	0.1		1	0	0	0	0	0	0	0	0	0	0	2	3	0.00	0.000
43 Sandy Rosario, R ERA: 2.72	(7, 1)	1.0	L	5	3	1	1	0	0	0	0	0	0	0	7	9	9.00	3.000
50 Jose Mijares, L ERA: 3.46	(8, 1)	0.1		1	0	0	0	0	0	0	0	0	0	0	1	3	0.00	0.000

PITCHER	IP	WLS	BF	H	R	ER	SO	BB	IBB	HBP	BLK	WP	HR	S	P	ERA	WHIP

San Francisco Giants @ Miami Marlins

Marlins Park, Miami, FL

Sun Aug 18 2013, 1:12 PM - 4:40 PM EDT

Att. 23,113 - Roof Closed - 83 F

livebaseballscorecards.com

AB	31
R	6
H	9
RBI	5
BB	5
SO	7
LOB	13

WP: 3 PA: 37
PB: 0
SB: 1
CS: 2

Batter	1	2	3	4	5	6	7	8	9	AB	R	H	RBI	BB	SO	LOB
25 Carl Crawford, L (1, 7) OBP: 0.339, SLG: 0.411	B FF 93 B FF 94 B FF 94 B FF 94 4-0 23 BB BB		B FF 94 C FF 94 B SI 94 S FF 95 F CU 81 X CH 88 2-2 ① F7		C FF 96 F CU 84 F CU 84 D SI 92 D CU 85 X CU 84 2-2 ① FC4-6 1-2f 2-3 3-H		C FF 95 B CH 86 X CH 85 1-1 ① G3-1		X SI 91 0-0 2B	4	0	1	1	1	0	2
66 Yasiel Puig, R (1, 9) OBP: 0.412, SLG: 0.556	S FF 97 B FF 99 1 SAFE F FF 98 1 SAFE F CU 83 X CU 83 1-2 ① P6		B CU 82 B FF 96 X CU 81 2-0 ② G6-3		S FF 97 C FF 97 S FF 97 0-3 ② K		F SL 82 S SL 81 S SL 82 0-3 ② K		F SL 83 B SL 84 B SI 92 X SL 84 2-1 ③ F8	5	0	0	0	0	2	4
23 Adrián González, L (1, 3) OBP: 0.345, SLG: 0.456	B FF 97 B CH 88 C FF 95 B FF 95 B CU 80 4-1 1-2 BB		B CH 89 B FF 95 F CH 89 B CU 82 C CU 82 X CU 83 3-2 ③ L5		D CH 89 C CH 88 S FF 93 1 SAFE S CU 84 1-3 ③ K		B FF 94 X FF 93 1-0 1B			3	0	1	0	1	1	2
13 Hanley Ramirez, R (1, 6) OBP: 0.398, SLG: 0.623	S CU 81 F CU 84 F CU 85 F FF 98 X CU 85 0-2 ② F8			F FF 95 S CU 83 C FF 98 0-3 ① K		C CU 81 X CU 82 0-1 ① F7	B SL 83 F FF 94 C SL 81 F SL 83 S SL 83 1-3 ③ K			4	0	0	0	0	2	3
16 Andre Ethier, L (1, 8) OBP: 0.350, SLG: 0.405	C CU 82 C FF 96 F CU 84 S CU 84 0-3 ③ K			S CH 88 B FF 96 S CH 89 C CU 83 1-3 ② K		B FF 94 C FF 90 C FF 93 H EP 58 2-2 5 2B HBP		S SI 94 F SI 95 C SL 87 0-3 ① K		3	1	0	0	0	3	2
17 A.J. Ellis, R (1, 2) OBP: 0.332, SLG: 0.361		C FF 95 F FF 94 B FF 98 X CU 83 1-2 ① G6-3		B FF 95 C FF 97 B FF 96 F FF 96 B FF 98 X CU 83 3-2 ③ G4-3		F FF 95 C CU 80 S CU 82 0-3 ② K		C SL 86 B SL 86 C SI 94 X SL 87 1-2 ② G5-3		4	0	0	0	0	1	1
5 Juan Uribe, R (1, 5) OBP: 0.339, SLG: 0.421		X FF 97 0-0 1B			B CU 79 C CU 79 X FF 94 1-1 99 E 14 1B 25 FC4-6 1B	B FF 96 C CU 81 B CU 82 S CU 81 B CU 84 F CU 82 X CU 82 3-2 1-H 2B		S SL 87 X SL 86 0-1 ③ G6-3		4	1	3	1	0	0	0
14 Mark Ellis, R (1, 4) OBP: 0.327, SLG: 0.373		C FF 96 C FF 96 F CU 83 F CU 81 B CU 84 S FF 95 1-3 ② K			B FF 94 B FF 93 X FF 95 2-0 25 FC4-6 99 E 1-2 1B	I IN 67 I IN 68 I IN 63 I IN 65 4-0 IBB			C SI 90 C SL 84 X SL 84 0-2 ① L4	3	0	1	0	1	1	1
99 Hyun Jin Ryu, R (1, 1) OBP: 0.208, SLG: 0.277 44 Chris Withrow, R (8, 1) 56 J.P. Howell, L (8, 1) 49 Carlos Marmol, R (8, 1) 55 Skip Schumaker, L (9, PH) OBP: 0.335, SLG: 0.340		X FF 95 0-0 ③ L8			X CU 80 0-0 FC2 25 FC4-6 1-2 2-3	S CU 82 B CU 82 B FF 94 C FF 93 B CU 83 S CU 82 3-3 ③ K			B SI 91 F SI 92 B CH 84 X SI 91 2-1 ② L7	3 0 0 0 1	0 0 0 0 0	0 0 0 0 0	0 0 0 0 0	0 0 0 0 0	1 0 0 0 0	5 0 0 0 0
Inning Stats	R: 0 E: 0 K: 1 S: 14 H: 0 LOB: 2 BB: 2 P: 23	R: 0 E: 0 K: 1 S: 10 H: 1 LOB: 1 BB: 0 P: 12	R: 0 E: 0 K: 0 S: 8 H: 0 LOB: 0 BB: 0 P: 15	R: 0 E: 0 K: 2 S: 9 H: 0 LOB: 0 BB: 0 P: 13	R: 1 E: 1 K: 2 S: 14 H: 2 LOB: 2 BB: 0 P: 20	R: 1 E: 0 K: 2 S: 14 H: 1 LOB: 2 BB: 1 P: 26	R: 0 E: 0 K: 2 S: 10 H: 1 LOB: 1 BB: 0 P: 13	R: 0 E: 0 K: 1 S: 8 H: 0 LOB: 0 BB: 0 P: 9	R: 0 E: 0 K: 0 S: 8 H: 1 LOB: 1 BB: 0 P: 12	1B: 4 2B: 2 3B: 0 HR: 0	SF: 0 SAC: 0 DP: 0 HBP: 1					

PITCHER	IP	WLS	BF	H	R	ER	SO	BB	IBB	HBP	BLK	WP	HR	S	P	ERA	WHIP
16 José Fernández, R (1, 1) ERA: 2.41	6.0	W	27	4	2	1	8	2	1	1	0	0	0	69	109	1.50	1.000
44 AJ Ramos, R (7, 1) ERA: 3.46	1.0	H	4	1	0	0	2	0	0	0	0	0	0	10	13	0.00	1.000
50 Chad Qualls, R (8, 1) ERA: 2.77	1.0	H	3	0	0	0	1	0	0	0	0	0	0	8	9	0.00	0.000
31 Steve Cishek, R (9, 1) ERA: 2.75	1.0		4	1	0	0	0	0	0	0	0	0	0	8	12	0.00	1.000

PITCHER	IP	WLS	BF	H	R	ER	SO	BB	IBB	HBP	BLK	WP	HR	S	P	ERA	WHIP

TOP

Los Angeles Dodgers @ Miami Marlins

Marlins Park, Miami, FL

Mon Aug 19 2013, 7:12 PM - 10:05 PM EDT

Att. 27,127 - Roof Closed - 77 F

livebaseballscorecards.com

AB	34
R	2
H	6
RBI	2
BB	3
SO	11
LOB	20

WP: 0 PA: 38
PB: 0
SB: 0
CS: 0

Batter	1	2	3	4	5	6	7	8	9	AB	R	H	RBI	BB	SO	LOB
21 Christian Yelich, L (1, 7) OBP: 0.342, SLG: 0.380	C FF 86 B FF 89 B SL 79 X FF 90 2-1 G4-3 ①		B FF 91 B FF 91 C FF 90 B SL 78 X FF 90 3-1 17 1B 1-H 2B			B SL 74 C SL 78 X SL 80 1-1 G6-3 ①		C SL 81 F CH 80 B SL 84 B FF 92 F CH 79 B CU 72 X SI 92 3-2 G5-3 ①		4	1	1	1	0	0	0
17 Donovan Solano, R (1, 4) OBP: 0.325, SLG: 0.329	B FF 88 B FF 88 C FF 89 B CH 80 B FF 89 4-1 27 CS BB		B FF 92 B CH 81 X SI 92 2-0 3-H 1B			X SI 91 0-0 27 1B 5 2B 1B		C FF 93 F CU 74 F FF 94 B FF 95 B FF 95 F SL 88 B FF 95 S FF 97 3-3 K ②		3	1	2	1	1	1	0
27 Giancarlo Stanton, R (1, 9) OBP: 0.353, SLG: 0.452	C SI 88 B FF 88 B FF 88 C FF 89 B SL 81 S CH 79 3-3 K ② ③ 1-2		X CH 80 0-0 L8 ③			B SI 90 B CU 76 B SI 89 C CH 80 F SI 90 X SL 79 3-2 5 2B 1-2 1B		B FF 95 X FF 94 1-0 HR		4	1	2	1	0	1	2
5 Logan Morrison, L (1, 3) OBP: 0.363, SLG: 0.444		C SI 88 B SI 89 F CU 70 X SI 89 1-2 L7 ①		X FF 89 0-0 F7 ①		B FF 91 B CH 81 F FF 90 X SI 91 2-1 1-3 2-H 2B		C SI 88 C SI 88 F KC 81 X KC 80 0-2 59 1B 2B		4	1	2	1	0	0	0
59 Ed Lucas, R (1, 5) OBP: 0.306, SLG: 0.301		S FF 90 B SI 90 B CH 80 B FF 90 F SI 90 X CH 81 3-2 G4-3 ②		C FF 90 B SL 80 C CU 70 F SL 81 S CH 80 1-3 K ②		I IN 50 I IN 52 I IN 52 I IN 50 4-0 3 G6-4-3 IBB		C SI 88 S KC 81 F KC 80 X KC 80 0-2 3 WP 2-H 3 1B 1B		3	1	1	1	1	1	0
3 Adeiny Hechavarría, R (1, 6) OBP: 0.271, SLG: 0.302		F CU 70 F FF 90 X CU 72 0-2 G6-3 ③		C FF 91 B SL 80 F FF 91 F SI 93 B SL 78 X CH 79 2-2 F8 ③		F CH 80 F FF 93 B SI 93 B CH 81 F CH 80 X SI 94 2-2 G6-4-3 ② ③ 1-2f		B SI 88 F SI 89 S KC 82 B SI 87 B SI 90 F KC 81 X KC 80 3-2 23 S 1-H 1B		4	0	1	1	0	0	3
23 Jake Marisnick, R (1, 8) OBP: 0.239, SLG: 0.241			C CH 78 B FF 89 X FF 90 1-1 G6-3 ①		C FF 88 X CH 79 0-1 G5-3 ①		L CU 67 X CH 76 0-1 G4-3 ①	1 SAFE B FF 94 B SL 87 S SL 87 F SL 87 B FF 96 X SL 85 3-2 G4-3 ③ 1-2		4	0	0	0	0	0	1
6 Jeff Mathis, R (1, 2) OBP: 0.272, SLG: 0.297			F FF 90 B SI 90 B CH 79 S CH 79 X CH 79 2-2 P3 ②		C CH 78 C FF 92 B FF 90 B FF 92 B CH 79 S CH 81 3-3 K ②		X CH 77 0-0 F7 ②			3	0	0	0	0	1	0
16 José Fernández, R (1, 1) OBP: 0.146, SLG: 0.175 44 AJ Ramos, R (7, 1) 20 Justin Ruggiano, R (7, PH) OBP: 0.287, SLG: 0.385 50 Chad Qualls, R (8, 1) 31 Steve Cishek, R (9, 1)			B FF 89 X FF 90 1-0 21 2B 1B		L CH 77 B SI 91 S CU 71 F CH 78 S CU 70 1-3 K ③		B SI 89 C FF 90 C SI 90 B SI 91 F CH 78 S FF 91 2-3 K ③			2 0 1 0 0	1 0 0 0 0	1 0 0 0 0	0 0 0 0 0	0 0 0 0 0	1 0 1 0 0	0 0 0 0 0
Inning Stats	R: 0 E: 0 K: 1 S: 6 H: 0 LOB: 1 BB: 1 P: 15	R: 0 E: 0 K: 0 S: 9 H: 0 LOB: 0 BB: 0 P: 13	R: 2 E: 0 K: 0 S: 10 H: 3 LOB: 1 BB: 0 P: 19	R: 0 E: 0 K: 1 S: 9 H: 0 LOB: 0 BB: 0 P: 12	R: 0 E: 0 K: 2 S: 9 H: 0 LOB: 0 BB: 0 P: 13	R: 1 E: 0 K: 0 S: 12 H: 3 LOB: 2 BB: 1 P: 24	R: 0 E: 0 K: 1 S: 7 H: 0 LOB: 0 BB: 0 P: 9	R: 3 E: 0 K: 1 S: 25 H: 4 LOB: 1 BB: 0 P: 38		1B: 6 2B: 4 3B: 0 HR: 1 SF: 0 SAC: 0 DP: 2 HBP: 0						

PITCHER		IP	WLS	BF	H	R	ER	SO	BB	IBB	HBP	BLK	WP	HR	S	P	ERA	WHIP
99 Hyun Jin Ryu, L ERA: 2.95	(1, 1)	7.1	L	28	6	3	3	5	1	1	0	0	0	0	66	112	3.68	0.955
44 Chris Withrow, R ERA: 2.61	(8, 1)	0.1		2	1	1	1	1	0	0	0	0	0	1	6	10	27.00	3.000
56 J.P. Howell, L ERA: 2.37	(8, 1)	0.0		3	3	2	2	0	0	0	0	0	1	0	12	15	∞	∞
49 Carlos Marmol, R ERA: 5.35	(8, 1)	0.1		1	0	0	0	0	0	0	0	0	0	0	3	6	0.00	0.000

PITCHER	IP	WLS	BF	H	R	ER	SO	BB	IBB	HBP	BLK	WP	HR	S	P	ERA	WHIP

BOTTOM

Los Angeles Dodgers @ Miami Marlins

Marlins Park, Miami, FL

Mon Aug 19 2013, 7:12 PM - 10:05 PM EDT

Att. 27,127 - Roof Closed - 77 F

livebaseballscorecards.com

AB	32
R	6
H	10
RBI	6
BB	2
SO	6
LOB	6

MIAMI

WP: 1 PB: 0 SB: 1 CS: 1 PA: 34

Los Angeles Dodgers @ Miami Marlins

Marlins Park, Miami, FL

Tue Aug 20 2013, 7:10 PM - 10:39 PM EDT

Att. 25,690 - Roof Closed - 79 F

livebaseballscorecards.com

TOP

Batter	1	2	3	4	5	6	7	8	9	AB	R	H	RBI	BB	SO	LOB
25 Carl Crawford, L (1, 7) OBP: 0.340, SLG: 0.410	X FF 90 0-0 ① F8		B SI 90 B SI 91 C FF 91 F SI 90 B CH 88 X SI 93 3-2 ① G1-3	B SI 92 X SI 91 1-0 14 E 23 1B 1-2 2-3 3-H 1B		B FF 97 B FF 96 C FF 95 T FF 96 F FF 97 X CH 90 2-2 23 1B 1B		S SL 84 B SL 84 F FF 91 B SL 83 B FF 92 X SL 84 3-2 G4-3		5	1	2	1	0	0	0
14 Mark Ellis, R (1, 4) OBP: 0.329, SLG: 0.375 44 Chris Withrow, R (6, 1) 6 Jerry Hairston, R (8, PH) OBP: 0.315, SLG: 0.331 54 Ronald Belisario, R (8, 1) 75 Paco Rodríguez, L (8, 1) 7 Nick Punto, S (9, 4) OBP: 0.341, SLG: 0.339	C FF 90 X FF 91 0-1 ② F9		B FC 87 C FF 92 X FF 91 1-1 13 WP 1B	C FC 86 C FC 85 X FC 87 0-2 E6 23 1B 1-3 2-H 3-H 1B		B FF 94 B FF 93 C FF 93 B FF 93 C FF 94 X FF 94 3-2 ① F7		B FF 92 X FF 91 1-0 ② L7		4 0 1 0 0 0	0 0 0 0 0 0	2 0 0 0 0 0	1 0 0 0 0 0	0 0 0 0 0 0	0 0 0 0 0 0	1 0 0 0 0 0
23 Adrián González, L (1, 3) OBP: 0.348, SLG: 0.460	B FF 91 B SI 92 B SI 91 C FF 92 X FF 92 3-1 2B		B FF 91 1 SAFE B SI 91 F SI 92 B SI 92 X SI 93 3-1 ② L7	B CH 84 B SI 91 S SI 91 X SI 92 2-1 13 FC6-4 1-2 3-H 1B		1 SAFE S FF 96 1 SAFE C FF 96 B CH 90 X CU 82 1-2 13 G6-4-3 1-3 1B		B FF 92 C FF 92 F SL 84 T FF 92 1-2 ③ K		5	0	3	1	0	1	1
13 Hanley Ramirez, R (1, 6) OBP: 0.394, SLG: 0.618	X FF 91 0-0 ③ P4		C FF 91 B SI 91 F FC 85 X FF 92 1-2 ③ L9 1-2	S FC 84 S FC 84 X FC 85 0-2 ③ FC6-4 1-2f		X FF 96 0-0 ② ③ G6-4-3 1-2f			B SL 83 X SI 93 1-0 5 E 18 1B 2B	5	1	1	0	0	0	6
16 Andre Ethier, L (1, 8) OBP: 0.352, SLG: 0.406		B SI 90 X SI 92 1-0 5 1B 55 G3-2-5 1B		B SI 91 B FF 92 X FF 90 2-0 55 G4-6-3 5 1B 25 1B 1B	B SI 89 B FF 92 B SI 91 D FF 91 4-0 5 G6-4-3 BB		B FF 92 B FF 93 C FF 92 B FF 92 C FF 92 F FF 92 F FF 93 F FF 93 S FF 92 3-3 ① K		B SI 91 B SI 92 C SI 93 B SI 92 F SI 93 S SL 82 3-3 ① K	4	1	2	0	1	2	1
5 Juan Uribe, R (1, 5) OBP: 0.340, SLG: 0.420		D FC 86 F FC 85 X SI 92 1-1 55 G3-2-5 1-3 1B	B FF 90 X FC 84 1-0 55 G4-6-3 1-2 1B	X FF 91 0-0 ① ② G6-4-3 1-2f		C SL 84 B SL 84 B FF 92 B FF 92 X FF 93 3-1 ② F9		B SL 83 X SI 93 1-0 E6 18 1B 18 S 2-3	5	0	2	0	0	0	2
55 Skip Schumaker, L (1, 9) OBP: 0.336, SLG: 0.343 (6, 4) 74 Kenley Jansen, S (9, 1)	C CU 77 S CU 78 F CU 77 F FC 85 X FF 93 0-2 ① ② G3-2-5 1-2 3-Hf	B CH 83 D SI 90 X SI 91 2-0 ① ② G4-6-3 1-2f 2-3	B SI 91 B SI 91 B FF 91 C FF 91 B FF 91 4-1 18 1B BB		C SL 84 B SL 84 X SL 84 1-1 2B		C SL 82 X SL 82 0-1 ② P2	4 0	0 0	1 0	0 0	1 0	0 0	6 0
18 Tim Federowicz, R (1, 2) OBP: 0.290, SLG: 0.361		I IN 73 I IN 76 I IN 72 I IN 72 4-0 IBB	I IN 73 I IN 73 I IN 73 I IN 72 4-0 25 1B 35 BB 14 1B IBB	S FC 86 B FC 84 X FC 86 1-1 1-3 1B		B SL 84 B FF 92 X FF 93 2-0 ③ G5-3		C SL 83 B SL 83 F SI 94 F SL 83 X SI 94 1-2 1-3 3-H 1B	3	1	2	1	2	0	1
35 Chris Capuano, L (1, 1) OBP: 0.087, SLG: 0.045 43 Brandon League, R (6, 1) 56 J.P. Howell, L (6, 1) 66 Yasiel Puig, R (6, 9) OBP: 0.412, SLG: 0.567		F FF 92 B FF 90 F SI 92 D CU 80 X SI 92 2-2 ③ G4-3	B SI 91 B SI 90 C FF 90 B FF 91 B FF 91 4-1 14 1B 25 1B 14 E 1-2 BB	X SI 92 0-0 ③ G4-3		X FF 90 0-0 HR		X SL 82 0-0 ③ P3	2 0 0 2	1 0 0 1	0 0 0 1	0 0 0 1	1 0 0 0	0 0 0 0	4 0 0 2
Inning Stats	R: 0 E: 0 K: 0 S: 6 H: 1 LOB: 1 BB: 0 P: 9	R: 0 E: 0 K: 0 S: 11 H: 2 LOB: 2 BB: 1 P: 19	R: 0 E: 0 K: 0 S: 10 H: 1 LOB: 1 BB: 0 P: 18	R: 4 E: 1 K: 0 S: 13 H: 5 LOB: 2 BB: 2 P: 29	R: 0 E: 0 K: 0 S: 5 H: 1 LOB: 2 BB: 2 P: 14	R: 0 E: 0 K: 0 S: 11 H: 2 LOB: 1 BB: 0 P: 17	R: 0 E: 0 K: 1 S: 11 H: 1 LOB: 1 BB: 0 P: 20	R: 1 E: 0 K: 1 S: 8 H: 1 LOB: 0 BB: 0 P: 13	R: 1 E: 1 K: 1 S: 12 H: 2 LOB: 2 BB: 0 P: 18	1B: 12 2B: 4 3B: 0 HR: 1	SF: 0 SAC: 0 DP: 4 HBP: 0		WP: 1 PB: 0 SB: 1 CS: 0	PA: 45			

	AB	40
	R	6
	H	16
	RBI	5
	BB	5
	SO	3
	LOB	24

PITCHER		IP	WLS	BF	H	R	ER	SO	BB	IBB	HBP	BLK	WP	HR	S	P	ERA	WHIP
33 Jacob Turner, R ERA: 3.02	(1, 1)	5.0		27	10	4	3	0	3	2	0	0	1	0	45	89	5.40	2.600
49 Arquimedes Caminero, R ERA:	(6, 1)	1.0		4	2	0	0	0	0	0	0	0	0	0	11	17	0.00	2.000
43 Dan Jennings, L ERA: 4.35	(7, 1)	2.0	L	8	2	1	1	2	0	0	0	0	0	1	19	33	4.50	1.000
58 Ryan Webb, R ERA: 2.85	(9, 1)	1.0		6	2	1	0	1	0	0	0	0	0	0	12	18	0.00	2.000

PITCHER	IP	WLS	BF	H	R	ER	SO	BB	IBB	HBP	BLK	WP	HR	S	P	ERA	WHIP

Batter	1	2	3	4	5	6	7	8	9	AB	R	H	RBI	BB	SO	LOB
21 Christian Yelich, L (1, 7) OBP: 0.344, SLG: 0.384	L SI 86 B CH 80 F SI 87 B SL 80 F SL 80 X SI 88 2-2 17 G4-3 27 G4-3 2B		B SL 79 B SL 79 C SI 87 X SL 80 2-1 ② G5-3		C SI 88 B SL 81 X SI 88 1-1 ① G6-3	S SI 87 D KC 78 B SI 88 D KC 80 B SI 88 4-1 1-2 2-3 BB			C FC 90 S FC 91 F FC 93 X FC 95 0-2 ① G4-3	4	1	1	0	1	0	1
17 Donovan Solano, R (1, 4) OBP: 0.318, SLG: 0.321	F CH 76 X CH 76 0-1 ① G4-3 2-3		B CU 74 B CH 76 C SI 88 X CH 75 2-1 ③ G6-3		C SI 89 B SI 90 S SI 90 B SI 91 X CH 76 2-2 ② G6-3	B SL 85 S FF 95 C FF 95 B SL 86 T FF 94 2-2 ③ K			C FC 91 C FC 94 S FC 92 0-3 ② K	5	0	0	0	0	2	5
27 Giancarlo Stanton, R (1, 9) OBP: 0.356, SLG: 0.458	B CU 75 X CH 76 1-0 ② G4-3 3-H			B SI 88 S SI 88 B SI 90 X CH 77 2-1 5 1B 20 FC5-4 1B	C CH 78 B SI 88 X CU 74 1-1 2B		C SL 86 B FF 95 F SL 87 X FF 95 1-2 59 G5-4-3 5 1B 1B		C FC 94 B FC 96 S SL 83 F FC 96 X FC 95 1-2 ③ P3	5	1	3	1	0	0	0
5 Logan Morrison, L (1, 3) OBP: 0.366, SLG: 0.445	F SI 88 B SL 81 B CH 78 B SI 88 X SI 89 3-1 ③ G3			1 SAFE C SI 88 S SL 81 X SL 80 0-2 20 FC5-4 59 BB 3 1B 1-3 1B	D SL 82 C SI 90 X SL 80 1-1 ③ F8		C SL 87 F FF 95 F FF 95 1 SAFE X SL 88 0-2 59 G5-4-3 1-2 1B			4	1	2	0	0	0	1
59 Ed Lucas, R (1, 5) OBP: 0.305, SLG: 0.297		X SI 86 0-0 ① L8		D CH 77 B SI 88 B SI 88 C SI 87 B CH 76 4-1 20 FC5-4 1-2 BB		F SI 93 S FS 85 S FS 86 0-3 ① K	B SL 88 L FF 96 B SL 88 L FF 95 F FF 97 X SL 88 2-2 ①② G5-4-3 1-2f 2-3			3	0	0	0	1	1	2
20 Justin Ruggiano, R (1, 8) OBP: 0.287, SLG: 0.383		C SI 87 B CH 75 F SI 88 C SI 90 1-3 ② K		S CH 76 B SI 89 X CH 76 1-1 ① FC5-4 6 F8 3 1B 1-2f 2-3 3-H		B FS 86 C SI 94 X SI 95 1-1 3 BB 6 1B 1B	C SL 87 F FF 96 D CU 77 S SL 86 1-3 ③ K			4	1	1	1	0	2	3
3 Adeiny Hechavarría, R (1, 6) OBP: 0.273, SLG: 0.302		B CH 75 B SI 88 B SI 88 C SI 88 C SI 88 F CH 76 X SI 89 3-2 ③ G4-3		X CU 74 0-0 1-2 3-H		1 SAFE B SI 94 B SI 93 B SI 95 B SI 94 4-0 21 BB 6 1B 1-2 BB		F SI 96 F SI 95 B SI 96 C SI 95 1-3 ① K		3	0	1	1	1	1	0
6 Jeff Mathis, R (1, 2) OBP: 0.277, SLG: 0.302			B SI 88 C SI 88 S CH 76 B SI 89 X CH 76 2-2 33 SH5-4 1B	S CH 76 S CH 77 F CH 77 D CH 75 X SI 89 1-2 ② F8 2-3		C SI 94 C SI 94 X FS 86 0-2 21 BB 1-2 2-H 1B		X SI 95 0-0 ② G6-3		4	0	2	1	0	0	2
33 Jacob Turner, R (1, 1) OBP: 0.111, SLG: 0.185 49 Arquimedes Caminero, R (6, 1) 29 Greg Dobbs, L (6, PH) OBP: 0.308, SLG: 0.308 43 Dan Jennings, L (7, 1) 9 Juan Pierre, L (8, PH) OBP: 0.284, SLG: 0.300 23 Jake Marisnick, R (8, PH) OBP: 0.236, SLG: 0.238 58 Ryan Webb, R (9, 1) OBP: 1.000, SLG: 1.000			X CH 69 0-0 ① SH5-4 1-2	B CH 75 1 SAFE B SI 87 C SI 85 F SI 87 X CH 75 2-2 ③ G1-3		F SI 87 B SI 88 C KC 79 D KC 80 F KC 80 X KC 81 2-2 ② F7		B SL 89 C CU 81 F SI 91 C FF 88 1-3 ③ K		1 0 1 0 0 1 0	0 0 0 0 0 0 0	0 0 0 0 0 0 0	0 0 0 0 0 0 0	0 0 0 0 0 1 0	0 0 0 0 0 0 0	2 0 2 0 0 0 0
Inning Stats	R: 1 E: 0 K: 0 S: 9 H: 1 LOB: 0 BB: 0 P: 15	R: 0 E: 0 K: 1 S: 8 H: 0 LOB: 0 BB: 0 P: 12	R: 0 E: 0 K: 0 S: 8 H: 1 LOB: 1 BB: 0 P: 14	R: 2 E: 0 K: 0 S: 16 H: 3 LOB: 2 BB: 1 P: 26	R: 0 E: 0 K: 0 S: 9 H: 1 LOB: 1 BB: 0 P: 14	R: 1 E: 0 K: 2 S: 16 H: 2 LOB: 3 BB: 2 P: 29	R: 0 E: 0 K: 1 S: 14 H: 2 LOB: 1 BB: 0 P: 18	R: 0 E: 0 K: 1 S: 7 H: 0 LOB: 0 BB: 0 P: 9	R: 0 E: 0 K: 1 S: 11 H: 0 LOB: 0 BB: 0 P: 12	1B: 8 2B: 2 3B: 0 HR: 0	SF: 0 SAC: 1 DP: 1 HBP: 0	WP: 0 PB: 0 SB: 0 CS: 0	PA: 39			

BOTTOM

Los Angeles Dodgers @ Miami Marlins

Marlins Park, Miami, FL

Tue Aug 20 2013, 7:10 PM - 10:39 PM EDT

Att. 25,690 - Roof Closed - 79 F

livebaseballscorecards.com

AB	35
R	4
H	10
RBI	4
BB	3
SO	7
LOB	18

MIAMI

PITCHER		IP	WLS	BF	H	R	ER	SO	BB	IBB	HBP	BLK	WP	HR	S	P	ERA	WHIP
35 Chris Capuano, L ERA: 4.7	(1, 1)	5.0		22	6	3	3	1	1	0	0	0	0	0	50	81	5.40	1.400
43 Brandon League, R ERA: 5.24	(6, 1)	0.1	B	4	2	1	1	1	1	0	0	0	0	0	8	13	27.00	9.000
56 J.P. Howell, L ERA: 2.36	(6, 1)	0.1		2	0	0	0	0	1	0	0	0	0	0	5	11	0.00	3.000
44 Chris Withrow, R ERA: 2.45	(6, 1)	1.1	W	5	2	0	0	2	0	0	0	0	0	0	17	23	0.00	1.500
54 Ronald Belisario, R ERA: 3.13	(8, 1)	0.2	H	2	0	0	0	1	0	0	0	0	0	0	4	5	0.00	0.000

PITCHER		IP	WLS	BF	H	R	ER	SO	BB	IBB	HBP	BLK	WP	HR	S	P	ERA	WHIP
75 Paco Rodríguez, L ERA: 1.94	(8, 1)	0.1	H	1	0	0	0	1	0	0	0	0	0	0	3	4	0.00	0.000
74 Kenley Jansen, R ERA: 2.01	(9, 1)	1.0	S	3	0	0	0	1	0	0	0	0	0	0	11	12	0.00	0.000

Batter	1	2	3	4	5	6	7	8	9	AB	R	H	RBI	BB	SO	LOB
25 Carl Crawford, L (1, 7) OBP: 0.342, SLG: 0.413	C FF 97 B FF 98 B FF 98 F FF 99 2-2 CI 23 F8 66 G6-3		F CU 79 B FF 98 F CU 80 T FF 98 1-2 ③ K		C FF 96 B FF 96 X SL 86 1-1 2B		B FF 97 F FF 95 B FF 95 F FF 95 F FF 97 F FF 97 B CU 78 D CU 77 4-2 66 FC5-4 1-2 BB		C FF 95 F CH 90 B FF 96 F CH 88 B FF 98 S FF 95 2-3 ② K	3	0	1	0	1	2	0
66 Yasiel Puig, R (1, 9) OBP: 0.405, SLG: 0.556	F FF 99 B SL 86 1 SAFE 1 SAFE P PO 89 S SL 86 X SL 86 2-2 ① G6-3 1-2			B SL 86 X SL 87 1-0 E5 23 BB 13 2B	F FF 97 S SL 87 X SL 87 0-2 ② G1-3		X SL 86 0-0 ② FC5-4 1-2f 2-3		B FF 96 F FF 96 B CU 84 B FF 96 X FF 95 3-1 ③ F9	5	1	0	0	0	0	4
23 Adrián González, L (1, 3) OBP: 0.347, SLG: 0.457	C CU 79 F FF 97 B FF 97 X FF 98 1-2 ② F8 2-3			B FF 97 1 SAFE B FF 98 C FF 96 B CU 77 B FF 96 4-1 13 2B 16 1B 1-2 BB	T FF 99 S FF 100 C FF 100 0-3 ③ K		B CU 77 B FF 98 B FF 96 C FF 95 F CU 76 F FF 98 S FF 98 3-3 ③ K			3	1	0	0	1	2	4
13 Hanley Ramirez, R (1, 6) OBP: 0.396, SLG: 0.620	F FF 97 S SL 87 T SL 87 0-2 ③ K			B FF 96 X FF 98 1-0 16 1B 17 E 1-3 2-H 2B		B SL 84 X FF 98 1-0 G5-3		B SL 82 X SI 92 1-0 17 SH5-4 16 S 6 SF8 1B		4	2	2	1	0	1	1
16 Andre Ethier, L (1, 8) OBP: 0.356, SLG: 0.408		C FF 96 X CH 88 0-1 ① L8		F FF 96 F FF 98 B SL 87 X FF 99 1-2 17 G5-3 17 E 2-3 3-H 1B		X CU 78 0-0 17 1B 1B		B SI 91 B SI 92 B SI 92 S SI 92 B SI 93 4-1 17 SH5-4 1-2 BB		3	0	2	1	1	0	0
17 A.J. Ellis, R (1, 2) OBP: 0.332, SLG: 0.361		B FF 97 C FF 97 T FF 98 B FF 99 X FF 97 2-2 ② F8		D SL 86 1 SAFE L SL 85 B FF 95 C SL 86 F FF 97 X CU 78 2-2 ① G5-3 1-3 3-H		C FF 96 C FF 96 B FF 98 B SL 85 F FF 97 B FF 97 X SL 84 3-2 6 G4-6-3 1-2 1B		L SL 82 B SL 82 X SI 92 1-1 ① SH5-4 1-2 2-3		3	0	1	0	0	0	1
6 Jerry Hairston, R (1, 5) OBP: 0.308, SLG: 0.325 74 Kenley Jansen, S (9, 1)		B FF 98 X FF 99 1-0 ③ L8		C FF 95 X FF 96 0-1 ② G1-3		S SL 86 C FF 95 X SL 86 0-2 ② ③ G4-6-3 1-2f		X SI 93 0-0 ② SF8 3-H		3 0	0 0	0 0	1 0	0 0	0 0	3 0
14 Mark Ellis, R (1, 4) OBP: 0.328, SLG: 0.373			B FF 96 C FF 97 C CU 79 C FF 98 1-3 ① K	C SL 88 B FF 98 X SL 84 1-1 ③ F8			B CH 82 C SL 81 B FF 96 X FF 97 2-1 66 FC5-4 25 WP 1B	S SL 83 F SL 82 B SI 93 D SL 83 X SL 83 2-2 ③ G6-3		4	0	1	0	0	1	2
21 Zack Greinke, R (1, 1) OBP: 0.412, SLG: 0.378 5 Juan Uribe, R (9, PH) OBP: 0.339, SLG: 0.419 (9, 5)			C FF 98 C SL 87 F SL 86 B FF 99 X SL 87 1-2 ② G6-3		C FF 96 X SL 84 0-1 ① G6-3		C FF 93 X FF 95 0-1 ① B1		F FF 95 B FF 95 F CH 90 F FF 96 F CU 82 S CU 82 1-3 ① K	3 1	0 0	0 0	0 0	0 0	0 1	1 0
Inning Stats	R: 0 E: 1 K: 1 S: 12 H: 0 LOB: 1 BB: 0 P: 16	R: 0 E: 0 K: 0 S: 6 H: 0 LOB: 0 BB: 0 P: 9	R: 0 E: 0 K: 2 S: 10 H: 0 LOB: 0 BB: 0 P: 13	R: 3 E: 2 K: 0 S: 14 H: 2 LOB: 1 BB: 1 P: 24	R: 0 E: 0 K: 1 S: 10 H: 1 LOB: 1 BB: 0 P: 11	R: 0 E: 0 K: 0 S: 9 H: 2 LOB: 1 BB: 0 P: 13	R: 0 E: 0 K: 1 S: 13 H: 1 LOB: 2 BB: 1 P: 22	R: 1 E: 0 K: 0 S: 8 H: 1 LOB: 1 BB: 1 P: 16	R: 0 E: 0 K: 2 S: 11 H: 0 LOB: 0 BB: 0 P: 17	1B: 5 2B: 2 3B: 0 HR: 0 SF: 1 SAC: 1 DP: 1 HBP: 0						

PITCHER		IP	WLS	BF	H	R	ER	SO	BB	IBB	HBP	BLK	WP	HR	S	P	ERA	WHIP
24 Nathan Eovaldi, R ERA: 3.82	(1, 1)	7.0	L	30	6	3	2	5	2	0	0	0	1	0	74	108	2.57	1.143
58 Ryan Webb, R ERA: 2.95	(8, 1)	1.0		5	1	1	1	0	1	0	0	0	0	0	8	16	9.00	2.000
49 Arquimedes Caminero, R ERA:	(9, 1)	1.0		3	0	0	0	2	0	0	0	0	0	0	11	17	0.00	0.000

PITCHER	IP	WLS	BF	H	R	ER	SO	BB	IBB	HBP	BLK	WP	HR	S	P	ERA	WHIP

TOP

Los Angeles Dodgers @ Miami Marlins

Marlins Park, Miami, FL

Wed Aug 21 2013, 7:15 PM - 9:59 PM EDT

Att. 24,996 - Roof Closed - 78 F

livebaseballscorecards.com

AB	32
R	4
H	7
RBI	3
BB	3
SO	7
LOB	16

WP: 1 PA: 38
PB: 0
SB: 1
CS: 0

Batter	1	2	3	4	5	6	7	8	9	AB	R	H	RBI	BB	SO	LOB
21 Christian Yelich, L (1, 7) OBP: 0.333, SLG: 0.371	C FF 90 F FF 90 X FC 82 0-2 G4-3		C CU 73 F FF 91 B FF 93 B CH 87 X FC 85 2-2 G4-3		S FF 92 B FF 91 B FC 84 S CH 87 B FF 93 F CU 72 S CH 88 3-3 K			B CH 85 X FF 92 1-0 F7		4	0	0	0	0	1	0
17 Donovan Solano, R (1, 4) OBP: 0.313, SLG: 0.316	F FF 90 X CU 73 0-1 G1-6-3		B CH 87 C SI 92 S CH 86 B FF 94 C FF 93 2-3 K			B CU 72 X FC 83 1-0 G6-3		C CU 75 B CU 73 X FF 90 1-1 F9		4	0	0	0	0	1	0
27 Giancarlo Stanton, R (1, 9) OBP: 0.358, SLG: 0.469	B FF 92 X FC 84 1-0 HR		B FF 92 C FF 93 B CH 88 X FF 94 2-1 1B			S FC 83 S CU 72 B FC 83 S FC 83 1-3 K			B FC 92 B FC 92 C FC 92 B FC 92 F FC 93 F FC 94 T FC 94 3-2 K	4	1	2	1	0	2	0
5 Logan Morrison, L (1, 3) OBP: 0.359, SLG: 0.436	C FF 92 C CH 86 X FF 93 0-2 P5		B CH 87 B FF 93 X CH 86 2-0 F7			C CU 72 S CH 87 F FF 92 X CH 87 0-2 F7			C FC 90 B FF 92 C FC 92 X FC 92 1-2 P6	4	0	0	0	0	0	1
59 Ed Lucas, R (1, 5) OBP: 0.312, SLG: 0.302		F FF 90 B FF 90 X CH 86 1-1 3 1B 1B		B FF 91 B FF 92 X SI 91 2-0 G4-3			B FC 82 X FC 82 1-0 1B		B FC 91 C FC 92 B FC 93 B FC 92 C FC 91 F FC 94 B FC 93 4-2 3 DI BB	3	0	2	0	1	0	0
3 Adeiny Hechavarría, R (1, 6) OBP: 0.275, SLG: 0.306		1 SAFE X FC 84 0-0 1-2 1B		C SI 93 X CH 86 0-1 23 G4-3 2B			B FC 82 F SI 91 B SI 91 F CU 73 X CU 71 2-2 L6		B FC 90 C FC 91 B FC 91 B FC 93 S FC 90 X FC 91 3-2 F8 1-2	4	0	2	0	0	0	2
23 Jake Marisnick, R (1, 8) OBP: 0.228, SLG: 0.230	C FF 91 F FF 92 X FC 84 0-2 L9			B FF 92 S FF 92 B FF 93 2 SAFE T FF 92 X SI 94 2-2 G4-3 2-3			L FF 91 X CU 70 0-1 L7			3	0	0	0	0	0	4
46 Koyie Hill, S (1, 2) OBP: 0.214, SLG: 0.286		B CH 86 C CH 87 S FF 93 B FF 93 F CH 86 S FF 94 2-3 K			F CU 74 B CU 73 F FF 92 B SL 82 S CU 75 2-3 K		B CH 86 X CH 86 1-0 G4-3			3	0	0	0	0	2	3
24 Nathan Eovaldi, R (1, 1) OBP: 0.136, SLG: 0.095 58 Ryan Webb, R (8, 1) OBP: 1.000, SLG: 1.000 9 Juan Pierre, L (8, PH) OBP: 0.283, SLG: 0.299 49 Arquimedes Caminero, R (9, 1)		C FF 94 F FF 93 F FF 95 C FF 94 0-3 K			C FF 90 C CU 73 F FF 93 S CU 72 0-3 K			C FF 90 F CU 73 X FF 91 0-2 G4-3		2 0 1 0	0 0 0 0	0 0 0 0	0 0 0 0	2 0 0 0	2 0 0 0	2 0 0 0
Inning Stats	R: 1 E: 0 K: 0 S: 9 H: 1 LOB: 0 BB: 0 P: 10	R: 0 E: 0 K: 2 S: 14 H: 2 LOB: 2 BB: 0 P: 17	R: 0 E: 0 K: 1 S: 9 H: 1 LOB: 1 BB: 0 P: 17	R: 0 E: 0 K: 0 S: 6 H: 1 LOB: 0 BB: 0 P: 10	R: 0 E: 0 K: 3 S: 11 H: 0 LOB: 0 BB: 0 P: 16	R: 0 E: 0 K: 1 S: 8 H: 0 LOB: 0 BB: 0 P: 10	R: 0 E: 0 K: 0 S: 7 H: 1 LOB: 1 BB: 0 P: 11	R: 0 E: 0 K: 0 S: 6 H: 0 LOB: 0 BB: 0 P: 8	R: 0 E: 0 K: 1 S: 13 H: 0 LOB: 1 BB: 1 P: 24	1B: 4 2B: 1 3B: 0 HR: 1	SF: 0 SAC: 0 DP: 0 HBP: 0			WP: 0 PB: 0 SB: 0 CS: 0	PA: 33	

PITCHER		IP	WLS	BF	H	R	ER	SO	BB	IBB	HBP	BLK	WP	HR	S	P	ERA	WHIP
21 Zack Greinke, R ERA: 2.91	(1, 1)	8.0	W	29	6	1	1	7	0	0	0	0	0	1	70	99	1.12	0.750
74 Kenley Jansen, R ERA: 1.98	(9, 1)	1.0	S	4	0	0	0	1	1	0	0	0	0	0	13	24	0.00	1.000

PITCHER	IP	WLS	BF	H	R	ER	SO	BB	IBB	HBP	BLK	WP	HR	S	P	ERA	WHIP

BOTTOM

Los Angeles Dodgers @ Miami Marlins

Marlins Park, Miami, FL

Wed Aug 21 2013, 7:15 PM - 9:59 PM EDT

Att. 24,996 - Roof Closed - 78 F

livebaseballscorecards.com

AB	32
R	1
H	6
RBI	1
BB	1
SO	8
LOB	12

MIAMI

Batter	1	2	3	4	5	6	7	8	9	AB	R	H	RBI	BB	SO	LOB
25 Carl Crawford, L (1, 7) OBP: 0.340, SLG: 0.413	B FF 93 X FF 94 1-0 ① L6		F FF 93 B FF 94 B CH 82 B SI 91 X SI 92 3-1 ① G3	X FF 89 0-0 1-3 2-H 3-H 2B		C FF 91 X SL 82 0-1 ② L6		S FF 94 F SL 84 B SL 88 B SL 86 S FF 96 2-3 ① K		5	0	1	2	0	1	0
7 Nick Punto, S (1, 6) OBP: 0.335, SLG: 0.332	B FF 95 F SI 95 X SI 93 1-1 ② G4-3		B SI 91 F FF 93 X FF 96 1-1 ② G3-1	D SI 94 S SI 88 X SI 94 1-1 ③ F9		B FF 90 F FF 91 B SL 82 C FF 92 X FF 92 2-2 ③ G4-3		C FF 95 B CU 75 X FF 95 1-1 ② P4		5	0	0	0	0	0	2
23 Adrián González, L (1, 3) OBP: 0.347, SLG: 0.459	C SI 96 F FF 95 F FF 96 F SL 80 X FF 96 0-2 1B		C SI 89 B FF 95 F FF 87 B SI 93 S FF 90 2-3 ③ K		C SI 91 F SI 91 S SI 94 0-3 ① K		S SL 80 B SL 80 X FF 91 1-1 66 PB 66 SF8 2B	X FF 94 0-0 ③ F8		5	1	2	0	0	2	0
66 Yasiel Puig, R (1, 9) OBP: 0.405, SLG: 0.558	X SL 81 0-0 ③ P5			X SL 80 0-0 17 G1-3 22 1B 2B	F SL 82 S FF 94 X SL 81 0-2 ② P4		S SL 81 B SL 82 X FF 94 1-1 ① SF8 2-H		B SI 93 F SI 93 C SI 93 H SI 92 2-2 HBP	3	1	1	1	0	0	1
16 Andre Ethier, L (1, 8) OBP: 0.356, SLG: 0.409		C EP 59 C FF 94 B SL 79 X SI 93 1-2 ① G4-3		B SI 91 F CH 87 F SI 88 B SI 94 C SI 92 2-3 ① K	X SI 92 0-0 17 2B 2B		C FF 93 B CH 86 B FF 93 B FF 93 B FF 92 4-1 55 BB 17 BB BB		X SI 92 0-0 ① F8	4	1	1	0	1	1	2
17 A.J. Ellis, R (1, 2) OBP: 0.333, SLG: 0.363		B FF 96 X SI 92 1-0 ② G5-3		C SL 82 X SI 93 0-1 ② G1-3 2-3	F SI 92 X SI 90 0-1 55 WP 55 1B 2-H 2B		B FF 93 B CU 80 F FF 92 B FF 91 B FF 91 4-1 55 BB 1-2 BB		C SI 92 B SL 84 B SL 84 X SI 92 2-1 ② F9	4	1	1	1	1	0	2
55 Skip Schumaker, L (1, 4) OBP: 0.344, SLG: 0.344		C FF 95 B CU 71 C FF 96 F SI 92 H SL 80 2-2 5 BB HBP		C SI 89 H SL 84 1-1 22 1B 5 BB 25 2B HBP	B CU 65 F SI 92 B SI 93 B FF 88 C SI 92 X SI 93 3-2 5 FC6-4 2-H 1B		D CH 84 B FF 93 C FF 93 C FF 91 F CH 84 D CH 84 B FF 92 4-2 1-2 2-3 BB		F SL 82 B CH 85 B SI 91 S SL 82 C SL 83 2-3 ③ K	2	1	1	1	1	1	1
5 Juan Uribe, R (1, 5) OBP: 0.341, SLG: 0.416		C SL 78 D SL 78 B SI 94 B SL 80 F SL 79 B FF 95 4-2 1-2 BB		B SL 83 B SL 80 D CH 83 B FF 88 4-0 22 1B 25 2B 1-2 BB	X SI 91 0-0 ③ FC6-4 1-2f		B FF 93 F FF 92 T FF 94 S SL 80 1-3 ② K		2	1	0	0	2	1	4
22 Clayton Kershaw, L (1, 1) OBP: 0.217, SLG: 0.250 0 Brian Wilson, R (9, 1)		X SI 94 0-0 ③ G4-3		B SI 94 X SI 94 1-0 25 2B 1-2 2-3 3-H 1B		C FF 90 B FF 91 B FF 90 F FF 91 B FF 91 F FF 90 S FF 91 3-3 ① K	F FF 92 C FF 92 B FF 94 C FF 92 1-3 ③ K		4 0	0 0	1 0	1 0	0 0	2 0	5 0

Inning Stats	1	2	3	4	5	6	7	8	9
	R: 0 E: 0 K: 0 S: 9	R: 0 E: 0 K: 0 S: 10	R: 0 E: 0 K: 1 S: 7	R: 3 E: 0 K: 1 S: 11	R: 2 E: 0 K: 1 S: 13	R: 0 E: 0 K: 1 S: 9	R: 1 E: 0 K: 2 S: 15	R: 0 E: 0 K: 1 S: 6	R: 0 E: 0 K: 1 S: 8
	H: 1 LOB: 1 BB: 0 P: 11	H: 0 LOB: 2 BB: 1 P: 18	H: 0 LOB: 0 BB: 0 P: 13	H: 3 LOB: 2 BB: 1 P: 20	H: 3 LOB: 1 BB: 0 P: 16	H: 0 LOB: 0 BB: 0 P: 14	H: 1 LOB: 3 BB: 3 P: 31	H: 0 LOB: 0 BB: 0 P: 9	H: 0 LOB: 1 BB: 0 P: 14

PITCHER		IP	WLS	BF	H	R	ER	SO	BB	IBB	HBP	BLK	WP	HR	S	P	ERA	WHIP
37 Henderson Alvarez III, R ERA: 3.86	(1, 1)	5.0	L	26	7	5	5	3	2	0	2	0	1	0	50	78	9.00	1.800
43 Dan Jennings, L ERA: 4.5	(6, 1)	1.0		4	1	1	1	1	0	0	0	0	0	0	11	17	9.00	1.000
44 AJ Ramos, R ERA: 3.41	(7, 1)	1.0		6	0	0	0	2	3	0	0	0	0	0	13	28	0.00	3.000
40 Mike Dunn, L ERA: 3.04	(8, 1)	1.0		3	0	0	0	1	0	0	0	0	0	0	6	9	0.00	0.000
31 Steve Cishek, R ERA: 2.7	(9, 1)	1.0		4	0	0	0	1	0	0	1	0	0	0	8	14	0.00	0.000

PITCHER	IP	WLS	BF	H	R	ER	SO	BB	IBB	HBP	BLK	WP	HR	S	P	ERA	WHIP

TOP

Los Angeles Dodgers @ Miami Marlins

Marlins Park, Miami, FL

Thu Aug 22 2013, 12:42 PM - 3:26 PM EDT

Att. 25,609 - Roof Closed - 78 F

livebaseballscorecards.com

AB	34
R	6
H	8
RBI	6
BB	5
SO	8
LOB	17

1B: 3	SF: 1	WP: 1	PA: 43
2B: 5	SAC: 0	PB: 1	
3B: 0	DP: 0	SB: 0	
HR: 0	HBP: 3	CS: 0	

BOTTOM

Los Angeles Dodgers @ Miami Marlins

Marlins Park, Miami, FL

Thu Aug 22 2013, 12:42 PM - 3:26 PM EDT

Att. 25,609 - Roof Closed - 78 F

livebaseballscorecards.com

Batter	1	2	3	4	5	6	7	8	9	AB	R	H	RBI	BB	SO	LOB
21 Christian Yelich, L (1, 7) OBP: 0.331, SLG: 0.361	B FF 92 B FF 92 B FF 92 B FF 92 4-0 17 G4-3 BB		B FF 92 S FF 93 C SL 87 S SL 86 1-3 ① K		C SL 85 B FF 92 F SL 85 T CU 74 1-2 ③ K			S FF 93 C FF 93 B SL 86 S CU 73 1-3 ② K		3	0	0	0	1	3	0
17 Donovan Solano, R (1, 4) OBP: 0.312, SLG: 0.311	1 SAFE B FF 92 C SL 84 B FF 93 1 SAFE B FF 93 C FF 93 X FF 92 3-2 ① G4-3 1-2		S SL 87 X SL 86 0-1 ② G4-3			B FF 93 B SL 86 B FF 92 B FF 91 4-0 27 G6-4-3 BB		C FF 93 S CU 73 B SL 87 X CU 74 1-2 ③ G6-3		3	0	0	0	1	0	1
27 Giancarlo Stanton, R (1, 9) OBP: 0.357, SLG: 0.469	S SL 86 S SL 86 S CU 75 0-3 ② K		B FF 93 C SL 86 S SL 86 B CU 76 B FF 94 X SL 86 3-2 2B			C FF 93 X CU 73 0-1 ①② G6-4-3 1-2f			C SL 86 B SL 87 S FF 94 B SL 89 C SL 88 2-3 ① K	4	0	1	0	0	2	2
5 Logan Morrison, L (1, 3) OBP: 0.357, SLG: 0.432	D FF 94 B FF 92 F FF 94 F FF 93 D CU 75 F FF 94 X FF 93 3-2 ③ G4-3		F FF 94 S SL 86 F CU 74 F FF 94 S SL 87 0-3 ③ K			C SL 86 B CU 74 C FF 93 X FF 94 1-2 1B			C SL 87 B SI 93 X SI 93 1-1 ② G4-3	4	0	1	0	0	1	2
59 Ed Lucas, R (1, 5) OBP: 0.316, SLG: 0.307 40 Mike Dunn, L (8, 1) 31 Steve Cishek, R (9, 1) 29 Greg Dobbs, L (9, PH) OBP: 0.310, SLG: 0.315		B FF 92 F FF 92 X FF 92 1-1 3 FC6-4 20 WP 1B		B SL 84 F FF 93 X FF 92 1-1 20 G6-4-3 1B		X FF 92 0-0 ③ F9			C FF 93 B SL 88 B SL 88 X SL 88 2-1 2B	3 0 0 1	0 0 0 0	2 0 0 1	0 0 0 0	0 0 0 0	0 0 0 0	1 0 0 0
20 Justin Ruggiano, R (1, 8) OBP: 0.289, SLG: 0.383		B FF 92 S SL 85 S SL 87 1 SAFE B SL 87 B CU 74 B FF 94 4-2 3 FC6-4 1-2 BB	B FF 93 X FF 93 1-0 ①② G6-4-3 1-2f			F FF 91 C CU 72 F SL 85 X SL 85 0-2 3 G6-3 1B		B SL 89 S FF 92 B FF 94 C SL 89 B SL 89 F SL 89 S SL 89 3-3 ③ K	3	0	1	0	1	1	2
3 Adeiny Hechavarría, R (1, 6) OBP: 0.274, SLG: 0.304		B FF 94 B FF 93 C FF 93 B FF 93 X FF 93 3-1 ① FC6-4 1-2f 2-3	C FF 93 X CU 74 0-1 ③ G6-3				C FF 92 X FF 92 0-1 ①② G6-3 1-2f			3	0	0	0	0	0	3
6 Jeff Mathis, R (1, 2) OBP: 0.272, SLG: 0.297		X FF 93 0-0 ② F9			B FF 91 B CH 81 C FF 92 S SL 84 S SL 85 2-3 ① K		C FF 92 X CH 84 0-1 ③ P3			3	0	0	0	0	1	2
37 Henderson Alvarez III, R (1, 1) OBP: 0.278, SLG: 0.412 23 Jake Marisnick, R (5, PH) OBP: 0.226, SLG: 0.227 43 Dan Jennings, L (6, 1) 44 AJ Ramos, R (7, 1) 12 Gil Velazquez, R (7, 5)		F FF 94 X FF 93 0-1 ③ G5-3			B FF 93 X SL 85 1-0 ② P6			B FF 91 S FF 91 B FF 92 X FF 92 2-1 ① G4-3		1 1 0 0 1	0 0 0 0 0	0 0 0 0 0	0 0 0 0 0	0 0 0 0 0	0 0 0 0 0	2 0 0 0 0
Inning Stats	R: 0 E: 0 K: 1 S: 10 H: 0 LOB: 1 BB: 1 P: 20	R: 0 E: 0 K: 0 S: 9 H: 1 LOB: 2 BB: 1 P: 17	R: 0 E: 0 K: 2 S: 13 H: 1 LOB: 1 BB: 0 P: 17	R: 0 E: 0 K: 0 S: 5 H: 1 LOB: 0 BB: 0 P: 7	R: 0 E: 0 K: 2 S: 7 H: 0 LOB: 0 BB: 0 P: 11	R: 0 E: 0 K: 0 S: 6 H: 1 LOB: 1 BB: 1 P: 11	R: 0 E: 0 K: 0 S: 8 H: 1 LOB: 0 BB: 0 P: 8	R: 0 E: 0 K: 1 S: 8 H: 0 LOB: 0 BB: 0 P: 12	R: 0 E: 0 K: 2 S: 11 H: 1 LOB: 1 BB: 0 P: 19	1B: 4 2B: 2 3B: 0 HR: 0	SF: 0 SAC: 0 DP: 3 HBP: 0		WP: 1 PB: 0 SB: 0 CS: 0	PA: 33		

	AB	30
	R	0
	H	6
	RBI	0
	BB	3
	SO	8
	LOB	15

PITCHER	IP	WLS	BF	H	R	ER	SO	BB	IBB	HBP	BLK	WP	HR	S	P	ERA	WHIP
22 Clayton Kershaw, L (1, 1) ERA: 1.72	8.0	W	29	5	0	0	6	3	0	0	0	1	0	66	103	0.00	1.000
0 Brian Wilson, R (9, 1) ERA:	1.0		4	1	0	0	2	0	0	0	0	0	0	11	19	0.00	1.000

PITCHER	IP	WLS	BF	H	R	ER	SO	BB	IBB	HBP	BLK	WP	HR	S	P	ERA	WHIP

Colorado Rockies @ Miami Marlins

Marlins Park, Miami, FL

Fri Aug 23 2013, 7:12 PM - 9:55 PM EDT

Att. 19,253 - Roof Closed - 76 F

TOP

livebaseballscorecards.com

Batter	1	2	3	4	5	6	7	8	9	AB	R	H	RBI	BB	SO	LOB
24 Dexter Fowler, S (1, 8) OBP: 0.371, SLG: 0.414	B FF 92 F FF 91 B KC 79 B FF 92 S FF 91 X FF 93 3-2 ① L7		B CH 85 B CH 84 B FF 94 B FF 92 4-0 2 F7 9 1B BB		1 SAFE 1 SAFE X FF 91 0-0 ②③ G4-6-3 1-2f		C KC 78 B KC 79 B FF 92 X FF 92 2-1 ③ L8		C CU 76 C FF 94 S FF 94 0-3 ③ K	4	0	0	0	1	1	2
9 DJ LeMahieu, R (1, 4) OBP: 0.315, SLG: 0.367	C FF 94 X SL 84 0-1 ② G6-3		X FF 93 0-0 2 F7 1-2 1B			B KC 75 B FF 92 C FF 93 X FF 91 2-1 3 FC5-4 3B		C SI 96 B SL 86 S SL 86 X SL 88 1-2 ① L3		4	1	2	0	0	0	0
2 Troy Tulowitzki, R (1, 6) OBP: 0.390, SLG: 0.575	C SL 85 B SL 87 B SI 94 C SL 85 B KC 83 F FF 95 X FF 94 3-2 2B		F KC 79 B SL 85 X FF 93 1-1 ② F7 1-2 2-3			D SL 84 C KC 79 D SI 93 B SI 91 D KC 78 4-1 3 FC5-4 BB		B SI 94 C SI 94 X SL 87 1-1 3 1B 2B		3	1	2	0	1	0	2
3 Michael Cuddyer, R (1, 9) (8, 3) OBP: 0.391, SLG: 0.534	C FF 93 C FF 93 B SL 85 B KC 81 S SL 85 2-3 ③ K		B SL 85 S SL 84 C FF 93 X SL 85 1-2 ③ G1-3			D KC 79 B SL 84 F FF 92 1 SAFE B SL 85 F FF 92 X SL 87 3-2 ① FC5-4 1-2f 3-H		X SL 87 0-0 20 G3-1 4 2B 2-H 1B		4	1	1	2	0	1	4
20 Wilin Rosario, R (1, 2) OBP: 0.310, SLG: 0.488		X SL 84 0-0 ① G4-3		C FF 94 B SL 84 X SL 84 1-1 ① F8		1 SAFE B FF 92 X SL 84 1-0 ② F8		B SI 96 S SI 95 X SI 96 1-1 ② G3-1 2-3		4	0	0	0	0	0	2
4 Ryan Wheeler, L (1, 3) OBP: 0.143, SLG: 0.286 0 Adam Ottavino, S (8, 1) 49 Rex Brothers, L (9, 1)		C FF 93 S KC 79 C FF 93 0-3 ② K		B FF 93 S FF 94 X KC 80 1-1 ② G4-3		1 SAFE 1 SAFE B KC 76 D FF 92 F FF 92 X KC 79 2-1 ③ G4-3		C SI 91 B SI 94 F SL 87 D SL 90 F SL 87 X SL 89 2-2 3-H 2B		4 0 0	0 0 0	1 0 0	1 0 0	0 0 0	1 0 0	1 0 0
28 Nolan Arenado, R (1, 5) OBP: 0.301, SLG: 0.410		B FF 94 X FF 94 1-0 2B		C KC 79 S SI 94 B FF 94 S KC 82 1-3 ③ K			B KC 77 F FF 92 X KC 78 1-1 ① G5-3	B SI 94 F SI 94 B SI 95 F SL 86 S SI 94 2-3 ③ K		4	0	1	0	0	2	1
19 Charlie Blackmon, L (1, 7) (8, 9) OBP: 0.295, SLG: 0.419		B KC 77 C KC 77 F KC 78 F SL 85 B FF 93 F SL 85 B FF 94 X KC 80 3-2 ③ G1-3			M SI 92 X KC 79 0-1 24 G4-6-3 1B		C CH 85 B SI 94 F KC 78 B FF 94 S FF 93 2-3 ② K		F FF 94 F SL 85 B FF 94 S FF 95 1-3 ① K	4	0	1	0	0	2	1
45 Jhoulys Chacín, R (1, 1) OBP: 0.232, SLG: 0.216 6 Corey Dickerson, L (8, 7) OBP: 0.349, SLG: 0.484			B FF 92 B FF 90 X FF 92 2-0 ① G5-3		F FF 89 B SL 84 1 SAFE 1 SAFE B FF 91 F FF 92 L SL 84 2-3 ① K		X FF 92 0-0 1B		S FF 95 F FF 95 T SL 86 0-2 ② K	3 1	0 0	1 0	0 0	0 0	1 1	1 0
Inning Stats	R: 0 E: 0 K: 1 S: 12 H: 1 LOB: 1 BB: 0 P: 20	R: 0 E: 0 K: 1 S: 10 H: 1 LOB: 1 BB: 0 P: 14	R: 0 E: 0 K: 0 S: 7 H: 1 LOB: 2 BB: 1 P: 15	R: 0 E: 0 K: 1 S: 7 H: 0 LOB: 0 BB: 0 P: 10	R: 0 E: 0 K: 1 S: 6 H: 1 LOB: 0 BB: 0 P: 8	R: 1 E: 0 K: 0 S: 9 H: 1 LOB: 1 BB: 1 P: 21	R: 0 E: 0 K: 1 S: 8 H: 1 LOB: 1 BB: 0 P: 13	R: 2 E: 0 K: 1 S: 15 H: 3 LOB: 1 BB: 0 P: 22	R: 0 E: 0 K: 3 S: 9 H: 0 LOB: 0 BB: 0 P: 10	1B: 4 2B: 4 3B: 1 HR: 0 SF: 0 SAC: 0 DP: 1 HBP: 0						

	AB	35
	R	3
	H	9
	RBI	3
	BB	2
	SO	9
	LOB	14

WP: 0 PB: 0 SB: 0 CS: 0 PA: 37

PITCHER		IP	WLS	BF	H	R	ER	SO	BB	IBB	HBP	BLK	WP	HR	S	P	ERA	WHIP
34 Tom Koehler, R ERA: 4.45	(1, 1)	7.0		28	6	1	1	5	2	0	0	0	0	0	59	101	1.29	1.143
50 Chad Qualls, R ERA: 3.08	(8, 1)	1.0	L	6	3	2	2	1	0	0	0	0	0	0	15	22	18.00	3.000
40 Mike Dunn, L ERA: 2.98	(9, 1)	1.0		3	0	0	0	3	0	0	0	0	0	0	9	10	0.00	0.000

PITCHER	IP	WLS	BF	H	R	ER	SO	BB	IBB	HBP	BLK	WP	HR	S	P	ERA	WHIP

Colorado Rockies @ Miami Marlins

Marlins Park, Miami, FL

Fri Aug 23 2013, 7:12 PM - 9:55 PM EDT

Att. 19,253 - Roof Closed - 76 F

BOTTOM

Batter	1	2	3	4	5	6	7	8	9	AB	R	H	RBI	BB	SO	LOB
21 Christian Yelich, L (1, 7) OBP: 0.321, SLG: 0.350	C FF 88 B SI 86 S SI 88 C SI 88 1-3 ① K		X FF 90 0-0 ③ G6-3			B SI 89 X CH 81 1-0 ② G4-3	C CU 76 F SL 77 S FF 92 0-3 ③ K			4	0	0	0	0	2	1
17 Donovan Solano, R (1, 4) OBP: 0.315, SLG: 0.319	C FF 89 X CH 80 0-1 ② G5-3			C SL 77 S SL 79 F SL 80 X SI 87 0-2 5 G4-6-3 1B		C SI 89 X CH 82 0-1 5 BB 2B		B ST 84 S ST 82 S ST 83 F ST 83 B ST 84 S ST 85 2-3 ① K		4	0	2	0	0	1	0
27 Giancarlo Stanton, R (1, 9) OBP: 0.358, SLG: 0.466	B FF 90 B SI 88 C SL 78 S SL 79 F SL 78 B SL 81 F SL 80 B CH 83 4-2 BB			B SI 90 S SI 89 B SI 91 D SL 82 F FC 85 S SI 90 3-3 ① K		B SL 81 B SL 83 B SL 82 D SL 79 4-0 5 BB BB		C ST 84 F FF 91 F ST 84 C FF 93 0-3 ② K		2	0	0	0	2	2	1
5 Logan Morrison, L (1, 3) OBP: 0.355, SLG: 0.426	C SI 88 B SI 88 F CH 82 B SI 90 F FF 90 B FF 90 F FC 84 X CU 76 3-2 ③ G1-3			B SI 90 1 SAFE F SI 89 X SI 89 1-1 ② ③ G4-6-3 1-2f		B SI 89 B SI 89 B CH 84 B SI 90 4-0 1-2 2-3 BB		C FF 93 X CH 88 0-1 ③ F7		3	0	0	0	1	0	2
59 Ed Lucas, R (1, 5) OBP: 0.315, SLG: 0.318		X FF 88 0-0 ① F8			X FF 89 0-0 HR	F SI 91 X SL 82 0-1 ③ G6-3			B SL 84 X SL 86 1-0 ① G5-3	4	1	1	1	0	0	3
3 Adeiny Hechavarría, R (1, 6) OBP: 0.271, SLG: 0.301		B FF 87 B CU 76 B SI 88 C FF 88 X SI 87 3-1 ② G5-3			C FF 90 B SI 90 X SL 78 1-1 ① F7		F SL 79 X CH 84 0-1 ① F8		B FF 93 B SL 86 C FF 93 C FF 94 B SL 88 S FF 94 3-3 ② K	4	0	0	0	0	1	0
23 Jake Marisnick, R (1, 8) OBP: 0.227, SLG: 0.250		C FF 89 F CU 74 F SI 89 F SL 80 B SL 82 F SL 81 B FF 90 X FF 91 2-2 ③ G5-3			B CU 76 B SL 78 T CH 82 X SL 78 2-1 ② P3		C SL 80 F SL 82 X SL 80 0-2 29 SF9 3B		C FF 94 S SL 86 S SL 88 0-3 ③ K	4	1	1	0	0	1	0
6 Jeff Mathis, R (1, 2) OBP: 0.273, SLG: 0.293			T FF 87 B CU 77 F SL 78 S FF 89 1-3 ① K		X SI 89 0-0 ③ G1-3		B SI 90 S SL 82 P PO 84 B SI 91 F SL 82 B SL 84 4-2 BB			2	0	0	0	1	1	0
34 Tom Koehler, R (1, 1) OBP: 0.071, SLG: 0.071 29 Greg Dobbs, L (7, PH) OBP: 0.309, SLG: 0.315 50 Chad Qualls, R (8, 1) 40 Mike Dunn, L (9, 1)			B FF 87 C FF 89 X SI 88 1-1 ② G4-3			C FF 86 C CU 76 S SL 78 0-3 ① K2-3	B SI 92 B SI 90 S SI 90 F SI 90 B SI 91 X SL 81 3-2 ② SF9 3-H			2 0 0 0	0 0 0 0	0 0 0 0	0 1 0 0	0 0 0 0	1 0 0 0	0 0 0 0
Inning Stats	R: 0 E: 0 K: 1 S: 14 H: 0 LOB: 1 BB: 1 P: 22	R: 0 E: 0 K: 0 S: 9 H: 0 LOB: 0 BB: 0 P: 14	R: 0 E: 0 K: 1 S: 6 H: 0 LOB: 0 BB: 0 P: 8	R: 0 E: 0 K: 1 S: 9 H: 1 LOB: 0 BB: 0 P: 13	R: 1 E: 0 K: 0 S: 6 H: 1 LOB: 0 BB: 0 P: 9	R: 0 E: 0 K: 1 S: 8 H: 1 LOB: 3 BB: 2 P: 17	R: 1 E: 0 K: 1 S: 14 H: 1 LOB: 1 BB: 1 P: 20	R: 0 E: 0 K: 2 S: 10 H: 0 LOB: 0 BB: 0 P: 12	R: 0 E: 0 K: 2 S: 7 H: 0 LOB: 0 BB: 0 P: 11	1B: 1 2B: 1 3B: 1 HR: 1 SF: 1 SAC: 0 DP: 1 HBP: 0						

livebaseballscorecards.com

AB	29
R	2
H	4
RBI	2
BB	4
SO	9
LOB	7

MIAMI

PITCHER		IP	WLS	BF	H	R	ER	SO	BB	IBB	HBP	BLK	WP	HR	S	P	ERA	WHIP
45 Jhoulys Chacín, R ERA: 3.22	(1, 1)	7.0	W	28	4	2	2	5	4	0	0	0	0	1	66	103	2.57	1.143
0 Adam Ottavino, R ERA: 2.92	(8, 1)	1.0	H	3	0	0	0	2	0	0	0	0	0	0	10	12	0.00	0.000
49 Rex Brothers, L ERA: 1.48	(9, 1)	1.0	S	3	0	0	0	2	0	0	0	0	0	0	7	11	0.00	0.000

PITCHER	IP	WLS	BF	H	R	ER	SO	BB	IBB	HBP	BLK	WP	HR	S	P	ERA	WHIP

Batter	1	2	3	4	5	6	7	8	9	AB	R	H	RBI	BB	SO	LOB
24 Dexter Fowler, S (1, 8) OBP: 0.368, SLG: 0.410	C FF 95 C CH 88 B FF 98 B CU 83 S FF 97 2-3 ① **K**		B CU 79 X SI 91 1-0 ② **G6-3**			B CU 78 F FF 92 F FF 93 S CU 80 1-3 ① **K**		C CU 78 F CU 79 X CH 86 0-2 ③ **G3-1**		4	0	0	0	0	2	0
6 Corey Dickerson, L (1, 7) OBP: 0.336, SLG: 0.465	F FF 96 C CU 79 F CU 83 F FF 96 X CU 82 0-2 ② **G4-3**		B FF 94 T CH 87 X SI 94 1-1 ③ **L8**			B FF 93 C CH 89 B SI 91 S CU 78 X CH 87 2-2 ② **G4-3**			C SI 90 B CH 84 C SL 83 S SL 83 1-3 ① **K**	4	0	0	0	0	1	0
2 Troy Tulowitzki, R (1, 6) OBP: 0.386, SLG: 0.568	X FF 97 0-0 ③ **L1**			C FF 96 C CH 86 B FF 98 F FF 98 B CU 83 B CU 83 C FF 98 3-3 ① **K**		F FF 96 B FF 96 B CH 87 T CH 90 C CU 83 2-3 ③ **K**			C SI 92 B SI 91 X SL 83 1-1 ② **P3**	4	0	0	0	0	2	0
3 Michael Cuddyer, R (1, 9) OBP: 0.392, SLG: 0.536		B FF 95 F FF 96 B SI 94 C FF 97 X CU 83 2-2 **28 F9 17 1B 1B**		C FF 96 C FF 96 F FF 97 X CU 83 0-2 **17 G4-3 2B**			B FF 93 C FF 93 F SI 90 X FF 94 1-2 ① **F9**		C SI 91 C SI 91 B SL 83 X SI 92 1-2 ③ **G5-3**	4	0	2	0	0	0	0
17 Todd Helton, L (1, 3) OBP: 0.320, SLG: 0.385		B SI 93 S FF 94 C CU 80 B FF 96 B FF 96 X CU 81 3-2 **1-2 1B**		B CU 80 C CU 80 B FF 95 F CU 80 X CU 82 2-2 ② **G4-3** **2-3**			X CH 86 0-0 **28 FC5-4 1B**			3	0	2	0	0	0	1
20 Wilin Rosario, R (1, 2) OBP: 0.308, SLG: 0.485		B CU 82 C CU 82 B FF 97 S CU 82 S CU 84 2-3 ① **K**		F FF 97 B FF 97 F CU 83 D CU 84 B CU 83 C CU 83 3-3 ③ **K**			B CU 79 C FF 93 X FF 94 1-1 ② **F9**			3	0	0	0	0	2	4
28 Nolan Arenado, R (1, 5) OBP: 0.299, SLG: 0.407 62 Rob Scahill, L (7, 1)		C CU 83 F FF 94 X CU 83 0-2 ② **F9** **2-3**			B FF 94 F FF 94 F SI 91 F FF 95 B CU 80 X FF 94 2-2 ① **P3**		X FF 93 0-0 ③ **FC5-4** **1-2f**			3	0	0	0	0	0	3
										0	0	0	0	0	0	0
9 DJ LeMahieu, R (1, 4) OBP: 0.313, SLG: 0.363 (7, 5)		C CU 84 F FF 98 S CU 84 0-3 ③ **K**				B FF 96 X FF 93 1-0 ② **G6-3**		B FF 92 C FF 91 X SL 80 1-1 ① **F8**		3	0	0	0	0	1	2
50 Jeff Manship, R (1, 1)			C FF 92 X FF 93 0-1 ① **L9**			C FF 96 B FF 95 F FF 94 C CU 79 1-3 ③ **K**		C CH 87 S CU 78 S CH 86 0-3 ② **K**		2	0	0	0	0	1	0
18 Jonathan Herrera, S (7, 4) OBP: 0.335, SLG: 0.363										1	0	0	0	0	1	0
Inning Stats	R: 0 E: 0 K: 1 S: 9 H: 0 LOB: 0 BB: 0 P: 11	R: 0 E: 0 K: 2 S: 15 H: 2 LOB: 2 BB: 0 P: 22	R: 0 E: 0 K: 0 S: 5 H: 0 LOB: 0 BB: 0 P: 7	R: 0 E: 0 K: 2 S: 14 H: 1 LOB: 1 BB: 0 P: 22	R: 0 E: 0 K: 1 S: 8 H: 0 LOB: 0 BB: 0 P: 12	R: 0 E: 0 K: 2 S: 9 H: 0 LOB: 0 BB: 0 P: 14	R: 0 E: 0 K: 0 S: 7 H: 1 LOB: 1 BB: 0 P: 9	R: 0 E: 0 K: 1 S: 8 H: 0 LOB: 0 BB: 0 P: 9	R: 0 E: 0 K: 1 S: 8 H: 0 LOB: 0 BB: 0 P: 11	1B: 3 2B: 1 3B: 0 HR: 0 SF: 0 SAC: 0 DP: 0 HBP: 0						

TOP

Colorado Rockies @ Miami Marlins

Marlins Park, Miami, FL

Sat Aug 24 2013, 7:11 PM - 9:41 PM EDT

Att. 23,333 - Roof Closed - 79 F

livebaseballscorecards.com

AB	31
R	0
H	4
RBI	0
BB	0
SO	10
LOB	10

WP: 0 PB: 0 SB: 0 CS: 0 PA: 31

PITCHER		IP	WLS	BF	H	R	ER	SO	BB	IBB	HBP	BLK	WP	HR	S	P	ERA	WHIP
16 José Fernández, R ERA: 2.3	(1, 1)	7.0	W	25	4	0	0	8	0	0	0	0	0	0	67	97	0.00	0.571
44 AJ Ramos, R ERA: 3.36	(8, 1)	1.0	H	3	0	0	0	1	0	0	0	0	0	0	8	9	0.00	0.000
31 Steve Cishek, R ERA: 2.65	(9, 1)	1.0	S	3	0	0	0	1	0	0	0	0	0	0	8	11	0.00	0.000

PITCHER	IP	WLS	BF	H	R	ER	SO	BB	IBB	HBP	BLK	WP	HR	S	P	ERA	WHIP

Batter	1	2	3	4	5	6	7	8	9	AB	R	H	RBI	BB	SO	LOB
21 Christian Yelich, L (1, 7) OBP: 0.326, SLG: 0.349	B SI 88 B FF 89 C SI 87 X SI 89 2-1 ① L8		B CU 77 C CU 79 X CH 81 1-1 17 S 1B		C CU 78 B FF 90 B CH 82 B FF 89 X SI 88 3-1 ② G3-1		B SI 96 B CH 87 B SI 94 C FF 96 S FF 97 F FF 96 B FF 96 4-2 BB			3	0	1	0	1	0	0
17 Donovan Solano, R (1, 4) OBP: 0.310, SLG: 0.314	C FF 90 B SI 88 X CU 82 1-1 ② G6-3		C FF 88 F SI 86 1 SAFE 1 SAFE B FF 91 D CU 83 X CU 81 2-2 ③ G6-3 1-2		B FF 89 B CU 81 F SI 86 X SI 87 2-1 ③ F8		F SL 88 B FF 96 B FF 95 F FF 94 F FF 96 S SL 88 2-3 ③ K			4	0	0	0	0	1	3
27 Giancarlo Stanton, R (1, 9) OBP: 0.360, SLG: 0.468	C CU 82 B SI 90 F SI 90 B CU 85 B FF 91 F CU 79 F SI 90 B CU 84 4-2 BB			B SI 89 B CH 83 X CU 82 2-0 5 G3-1 59 1B 2B		B SI 88 X SI 88 1-0 ① L8		B FF 96 F FF 94 F FF 95 X SL 88 1-2 ① G6-3		3	1	1	0	1	0	0
5 Logan Morrison, L (1, 3) OBP: 0.349, SLG: 0.417	B SI 88 X SI 89 1-0 ③ G3			X SI 89 0-0 ① G3-1 2-3		C CU 76 F SI 89 B SI 90 S CU 82 1-3 ② K		B CH 88 B SI 95 X FF 94 2-0 ② P2		4	0	0	0	0	1	2
59 Ed Lucas, R (1, 5) OBP: 0.317, SLG: 0.318		B SI 88 S CU 81 B SI 88 F FF 90 F CU 82 B FF 91 X SI 88 3-2 ① P4		C CU 81 B CU 82 B SI 89 X SI 88 2-1 3 3B 1B 3-H		C CU 79 B CU 80 T SI 88 B CU 82 F CU 82 F CU 81 B FF 91 B CU 78 4-2 BB		C SL 88 C SL 88 B FF 96 C FF 95 1-3 ③ K		3	1	1	1	1	1	0
3 Adeiny Hechavarría, R (1, 6) OBP: 0.271, SLG: 0.306		C SI 87 X CH 83 0-1 ② L8		X CU 81 0-0 23 SF9 3B 1-H		F FF 89 B SI 86 F SI 88 X CU 82 1-2 ③ F8				3	1	1	1	0	0	1
23 Jake Marisnick, R (1, 8) OBP: 0.230, SLG: 0.247		C CU 78 X CU 82 0-1 ③ G5-3		X SI 88 0-0 ② SF9 3-H			B FF 96 F SL 90 B FF 97 B SI 95 C SL 88 F FF 96 B FF 96 4-2 29 F8 6 S BB			1	0	0	1	1	0	0
6 Jeff Mathis, R (1, 2) OBP: 0.269, SLG: 0.288			B SI 87 F SI 87 B CU 81 F SI 87 F SI 88 S CU 83 2-3 ① K	F CU 78 S CU 83 B FF 88 F CU 83 B SI 88 C FF 89 2-3 ③ K			F FF 96 S FF 96 F FF 97 B SL 90 B FF 95 F FF 97 F SL 89 B FF 96 S FF 96 3-3 ① K 1-2			3	0	0	0	0	3	1
16 José Fernández, R (1, 1) OBP: 0.140, SLG: 0.167 29 Greg Dobbs, L (7, PH) OBP: 0.308, SLG: 0.314 44 AJ Ramos, R (8, 1) 31 Steve Cishek, R (9, 1)			B SI 88 B SI 90 C SI 90 S FF 89 F FF 91 S CU 82 2-3 ② K		C FF 89 X FF 89 0-1 ① B5-3		B FF 96 S FF 96 F FF 97 F SI 96 X FF 98 1-2 ② F8 2-3			2 1 0 0	0 0 0 0	0 0 0 0	0 0 0 0	0 0 0 0	1 0 0 0	0 1 0 0
Inning Stats	R: 0 E: 0 K: 0 S: 9 H: 0 LOB: 1 BB: 1 P: 17	R: 0 E: 0 K: 0 S: 8 H: 0 LOB: 0 BB: 0 P: 11	R: 0 E: 0 K: 2 S: 13 H: 1 LOB: 1 BB: 0 P: 20	R: 3 E: 0 K: 1 S: 10 H: 3 LOB: 0 BB: 0 P: 16	R: 0 E: 0 K: 0 S: 6 H: 0 LOB: 0 BB: 0 P: 11	R: 0 E: 0 K: 1 S: 11 H: 0 LOB: 1 BB: 1 P: 18	R: 0 E: 0 K: 2 S: 20 H: 0 LOB: 2 BB: 2 P: 34	R: 0 E: 0 K: 1 S: 7 H: 0 LOB: 0 BB: 0 P: 11		1B: 2 2B: 1 3B: 1 HR: 0	SF: 1 SAC: 0 DP: 0 HBP: 0		WP: 0 PB: 0 SB: 2 CS: 0	PA: 32	

PITCHER	IP	WLS	BF	H	R	ER	SO	BB	IBB	HBP	BLK	WP	HR	S	P	ERA	WHIP
50 Jeff Manship, R (1, 1) ERA: 6.86	6.0	L	24	4	3	3	4	2	0	0	0	0	0	57	93	4.50	1.000
62 Rob Scahill, R (7, 1) ERA: 3.86	2.0		8	0	0	0	3	2	0	0	0	0	0	27	45	0.00	1.000

PITCHER	IP	WLS	BF	H	R	ER	SO	BB	IBB	HBP	BLK	WP	HR	S	P	ERA	WHIP

BOTTOM

Colorado Rockies @ Miami Marlins

Marlins Park, Miami, FL

Sat Aug 24 2013, 7:11 PM - 9:41 PM EDT

Att. 23,333 - Roof Closed - 79 F

livebaseballscorecards.com

AB	27
R	3
H	4
RBI	3
BB	4
SO	7
LOB	8

MIAMI

Batter	1	2	3	4	5	6	7	8	9	AB	R	H	RBI	BB	SO	LOB
19 Charlie Blackmon, L (1, 8) (7, 7) OBP: 0.294, SLG: 0.413	C FF 92 B FF 91 X FF 93 1-1 G4-3		B FF 89 T SI 90 B CU 76 X FF 91 2-1 9 G5-4-3 1B		B SI 92 B FF 90 X FF 91 2-0 G3-1		B SI 92 B SI 93 X SI 93 2-0 F8			4	0	1	0	0	0	1
9 DJ LeMahieu, R (1, 4) OBP: 0.309, SLG: 0.359	C FF 92 F CU 78 X CU 79 0-2 F8		S CU 76 1 SAFE F SI 90 1 SAFE X CU 77 0-2 G5-4-3 1-2f			B SI 90 C FF 88 F CU 76 X FF 91 1-2 G6-3		B SL 79 B SI 91 C SI 92 X SI 92 2-1 G3		4	0	0	0	0	0	1
6 Corey Dickerson, L (1, 7) OBP: 0.327, SLG: 0.451 24 Dexter Fowler, S (7, 8) OBP: 0.367, SLG: 0.409	B FF 92 C FF 93 B FF 93 S FF 93 X FF 93 2-2 G5-3		B SI 92 X FF 92 1-0 F7			B CU 74 B SI 90 B FF 92 C SI 92 X SI 90 3-1 G3		S SI 92 B SL 81 B SI 92 C SL 83 B SL 82 C SI 94 3-3 K		3 1	0 0	0 0	0 0	0 0	0 1	0 0
3 Michael Cuddyer, R (1, 9) OBP: 0.393, SLG: 0.534		B FF 90 C FF 91 B CU 76 B CU 76 B FF 92 4-1 4 WP 28 1B 4 1B BB		B FF 90 B FF 90 F FF 91 X SI 90 2-1 P6		C FF 92 F SI 93 X FF 92 0-2 28 2B 1B		S SI 92 S SL 82 B SL 82 S SL 83 1-3 K		3	2	1	0	1	1	0
28 Nolan Arenado, R (1, 5) OBP: 0.301, SLG: 0.411		B FF 90 1 SAFE F SI 92 X SI 91 1-1 4 1B 4 WP 15 E 1-2 1B		F CU 76 B CH 86 X FF 91 1-1 F7		F FF 92 X CU 77 0-1 1-H 2B			B FF 95 F FF 94 F FF 95 B SL 88 F SL 86 B FF 94 S FF 95 3-3 K	4	1	2	1	0	1	0
4 Ryan Wheeler, L (1, 3) OBP: 0.222, SLG: 0.333		B SI 92 B SI 93 F SI 92 X FF 91 2-1 15 E 18 SF9 1-3 2-H 1B		B CU 75 F SI 91 X SI 91 1-1 1B		C SL 81 D SL 81 X SL 80 1-1 F9			B FF 94 C SL 86 S SL 86 C FF 96 1-3 K	4	1	2	1	0	1	1
15 Jordan Pacheco, R (1, 2) OBP: 0.268, SLG: 0.297		B FF 93 S CU 78 D CU 78 X FF 92 2-1 L4 1-3 3-H		B CU 74 B FF 90 F FF 91 B SI 91 X SI 92 3-1 G4-3			C SI 92 B SL 81 T SI 93 X SL 83 1-2 18 SH1-3 1B		C FF 95 B SL 86 F SL 87 X SL 88 1-2 E6	4	0	1	0	0	0	2
18 Jonathan Herrera, S (1, 6) OBP: 0.329, SLG: 0.358		D CU 78 F FF 90 X FF 92 1-1 SF9 3-H			C FF 90 X CU 76 0-1 G4-3		B SI 90 F SI 91 X SL 81 1-1 SH1-3 1-2		F FF 94 F FF 95 B SL 87 D SL 87 T FF 94 2-2 K	2	0	0	1	0	1	1
29 Jorge De La Rosa, L (1, 1) OBP: 0.080, SLG: 0.042 0 Adam Ottavino, S (6, 1) 88 Josh Outman, L (6, 1) 23 Charlie Culberson, R (7, PH) OBP: 0.209, SLG: 0.310 59 Wilton Lopez, R (7, 1) 34 Matt Belisle, R (8, 1) 49 Rex Brothers, L (9, 1)		B FF 93 F FF 92 X FF 92 1-1 L7		C FF 91 F SI 91 B CU 75 C FF 92 1-3 K			B SL 82 S SL 81 F SI 93 S SI 94 1-3 K			2 0 0 1 0 0 0	0 0 0 0 0 0 0	0 0 0 0 0 0 0	0 0 0 0 0 0 0	1 0 0 1 0 0 0	0 0 0 1 0 0 0	0 0 0 1 0 0 0
Inning Stats	R: 0 E: 0 K: 0 S: 8 H: 0 LOB: 0 BB: 0 P: 11	R: 3 E: 1 K: 0 S: 11 H: 2 LOB: 0 BB: 1 P: 22	R: 0 E: 0 K: 0 S: 6 H: 1 LOB: 0 BB: 0 P: 9	R: 0 E: 0 K: 0 S: 8 H: 1 LOB: 1 BB: 0 P: 15	R: 0 E: 0 K: 1 S: 6 H: 0 LOB: 0 BB: 0 P: 9	R: 1 E: 0 K: 0 S: 12 H: 2 LOB: 1 BB: 0 P: 17	R: 0 E: 0 K: 1 S: 9 H: 1 LOB: 1 BB: 0 P: 14	R: 0 E: 0 K: 2 S: 8 H: 0 LOB: 0 BB: 0 P: 14	R: 0 E: 1 K: 3 S: 13 H: 0 LOB: 1 BB: 0 P: 20	1B: 6 2B: 1 3B: 0 HR: 0 SF: 1 SAC: 1 DP: 1 HBP: 0						

TOP

Colorado Rockies @ Miami Marlins

Marlins Park, Miami, FL

Sun Aug 25 2013, 1:11 PM - 4:26 PM EDT

Att. 20,191 - Roof Closed - 76 F

livebaseballscorecards.com

AB	32
R	4
H	7
RBI	3
BB	1
SO	7
LOB	7

WP: 1 PA: 35
PB: 0
SB: 0
CS: 0

PITCHER		IP	WLS	BF	H	R	ER	SO	BB	IBB	HBP	BLK	WP	HR	S	P	ERA	WHIP
33 Jacob Turner, R ERA: 3.12	(1, 1)	5.2	L	23	6	4	3	1	1	0	0	0	1	0	49	80	4.76	1.235
43 Dan Jennings, L ERA: 4.45	(6, 1)	0.1		1	0	0	0	0	0	0	0	0	0	0	2	3	0.00	0.000
58 Ryan Webb, R ERA: 2.86	(7, 1)	2.0		7	1	0	0	3	0	0	0	0	0	0	17	28	0.00	0.500
40 Mike Dunn, L ERA: 2.93	(9, 1)	1.0		4	0	0	0	3	0	0	0	0	0	0	13	20	0.00	0.000

PITCHER	IP	WLS	BF	H	R	ER	SO	BB	IBB	HBP	BLK	WP	HR	S	P	ERA	WHIP

Batter	1	2	3	4	5	6	7	8	9	AB	R	H	RBI	BB	SO	LOB
21 Christian Yelich, L (1, 7) OBP: 0.315, SLG: 0.336	B FF 89 B FF 90 S FF 88 B FF 90 X FF 89 3-1 ① G4-3		S SL 83 B FF 92 B SL 84 S FS 84 S FC 85 2-3 ② K		X SL 82 0-0 E1 5 FC4-6	C SL 84 B SI 92 B FF 92 C SL 83 S SL 85 2-3 ③ K			B FF 93 B FF 93 C FF 94 F FF 95 C SL 87 2-3 ① K	5	0	0	0	0	3	3
17 Donovan Solano, R (1, 4) OBP: 0.308, SLG: 0.308	C FF 91 X FS 83 0-1 ② G5-3		F FF 89 X SL 85 0-1 ③ G1-3		X FS 82 0-0 ① B2		C SL 83 S FF 93 B FF 94 X FS 87 1-2 ① G4-3		B SL 85 C SL 94 F CH 86 B SL 88 B SL 88 F FF 94 B FF 95 4-2 5 BB BB	4	0	0	0	1	0	2
27 Giancarlo Stanton, R (1, 9) OBP: 0.363, SLG: 0.470	C CU 71 B FF 91 X FS 83 1-1 ③ G5-3			B CU 72 S FS 83 B FC 84 B FS 84 C FS 83 X FF 92 3-2 5 PB 5 1B 2B	B CU 71 D CU 74 I IN 71 I IN 72 4-0 5 FC4-6 IBB		B FF 95 B SI 93 B SI 92 B FF 93 4-0 BB		B FF 95 S FF 95 B FF 94 B CH 88 F FF 95 C FF 95 3-3 ② K	3	1	1	0	2	1	1
5 Logan Morrison, L (1, 3) OBP: 0.350, SLG: 0.414		F FF 90 S SL 84 X SL 83 0-2 ① G3		B SL 85 F FC 84 X FF 92 1-1 59 BB 20 1B 1B 2-H	X FC 84 0-0 ② FC4-6 59 FC5-4 1-2f 2-3		B SI 92 B SI 91 X SI 91 2-0 ② P5		C FF 94 S FF 95 B FF 95 D SL 88 D SL 88 B FF 95 4-2 59 FC6-4 BB 1-2	4	1	1	1	1	0	3
59 Ed Lucas, R (1, 5) OBP: 0.315, SLG: 0.313		C CU 70 X FS 83 0-1 ② L8		1 SAFE B FF 91 B FS 81 F FS 82 B FF 92 F FF 92 B FS 84 4-2 3 BB 20 1B 46 G5-2-3 BB 1-2	B CU 74 C FF 91 B SL 83 F FS 84 X SL 86 2-2 ③ FC5-4 1-2f		D SL 84 F FF 94 B SI 92 B SI 91 S SI 91 S SI 92 3-3 ③ K		F FF 94 F FF 95 D SL 88 F SL 88 X FF 96 1-2 ③ FC6-4 1-2f	4	0	0	0	1	1	5
20 Justin Ruggiano, R (1, 8) OBP: 0.297, SLG: 0.396		B FF 91 S FF 91 B CU 73 F FS 83 X FF 92 2-2 HR		X FS 83 0-0 46 G5-2-3 3 BB 1B 1-2 2-H		C ST 82 C ST 82 B ST 82 B ST 84 B SL 85 B ST 84 4-2 3 S BB		B FF 89 B FF 90 C FF 89 B FF 89 C FF 90 B FF 89 4-2 3 SH1-4 BB		2	1	2	2	2	0	0
3 Adeiny Hechavarría, R (1, 6) OBP: 0.274, SLG: 0.305		C FS 82 B FF 92 B FS 82 F FS 82 F SL 84 B FS 83 F FS 84 X FS 84 3-2 ③ P4		C FS 84 B FF 92 B FS 83 B FS 83 B FF 93 4-1 46 G5-2-3 1-2 2-3 BB		1 SAFE C FF 92 F ST 84 1 SAFE B FF 92 B ST 84 B ST 83 B ST 83 4-2 1-2 BB		1 SAFE X FF 92 0-0 ① SH1-4 1-2	1	0	0	0	2	0	0
46 Koyie Hill, S (1, 2) OBP: 0.222, SLG: 0.278			C FF 90 B FS 86 X FS 83 1-1 1B	F FF 92 C FF 93 X SL 86 0-2 ① ② G5-2-3 1-2 2-3 3-Hf		L FF 90 C FF 93 B SI 94 S ST 85 1-3 ① K		C FF 92 B FF 92 F FF 92 X FF 91 1-2 ② P5	4	0	1	0	0	1	6
33 Jacob Turner, R (1, 1) OBP: 0.103, SLG: 0.172 43 Dan Jennings, L (6, 1) 29 Greg Dobbs, L (6, PH) OBP: 0.307, SLG: 0.313 58 Ryan Webb, R (7, 1) OBP: 1.000, SLG: 1.000 23 Jake Marisnick, R (8, PH) OBP: 0.208, SLG: 0.245 40 Mike Dunn, L (9, 1)			L L FF 90 M CU 72 0-3 ① K	C FF 92 F FF 92 D CU 76 B CU 76 B FF 92 C FF 93 3-3 ③ K		S SL 84 S SL 83 B SL 84 D SL 83 D SI 95 X SL 84 3-2 ② F8		C SL 85 S FF 91 S SL 85 0-3 ③ K	2 0 1 0 1 0	0 0 0 0 0 0	0 0 0 0 0 0	0 0 0 0 0 0	2 0 0 0 1 0	3 0 2 0 1 0	3 0 0 0 1 0
Inning Stats	R: 0 E: 0 K: 0 S: 6 H: 0 LOB: 0 BB: 0 P: 10	R: 1 E: 0 K: 0 S: 13 H: 1 LOB: 0 BB: 0 P: 18	R: 0 E: 0 K: 2 S: 10 H: 1 LOB: 1 BB: 0 P: 13	R: 2 E: 0 K: 1 S: 15 H: 3 LOB: 2 BB: 2 P: 30	R: 0 E: 1 K: 0 S: 6 H: 0 LOB: 2 BB: 1 P: 12	R: 0 E: 0 K: 2 S: 13 H: 0 LOB: 2 BB: 2 P: 27	R: 0 E: 0 K: 1 S: 7 H: 0 LOB: 1 BB: 1 P: 17	R: 0 E: 0 K: 1 S: 9 H: 0 LOB: 1 BB: 1 P: 14	R: 0 E: 0 K: 2 S: 15 H: 0 LOB: 2 BB: 2 P: 29	1B: 3 2B: 1 3B: 0 HR: 1	SF: 0 SAC: 1 DP: 1 HBP: 0		WP: 0 PB: 1 SB: 1 CS: 0	PA: 41			

PITCHER		IP	WLS	BF	H	R	ER	SO	BB	IBB	HBP	BLK	WP	HR	S	P	ERA	WHIP
29 Jorge De La Rosa, L ERA: 3.28	(1, 1)	5.0	W	23	5	3	3	3	2	1	0	0	0	1	50	83	5.40	1.400
0 Adam Ottavino, R ERA: 2.91	(6, 1)	0.1	H	3	0	0	0	1	2	0	0	0	0	0	7	16	0.00	6.000
88 Josh Outman, L ERA: 4.24	(6, 1)	0.2	H	2	0	0	0	1	0	0	0	0	0	0	6	11	0.00	0.000
59 Wilton Lopez, R ERA: 4.04	(7, 1)	1.0	H	4	0	0	0	1	1	0	0	0	0	0	7	17	0.00	1.000
34 Matt Belisle, R ERA: 3.98	(8, 1)	1.0	H	4	0	0	0	1	1	0	0	0	0	0	9	14	0.00	1.000

PITCHER		IP	WLS	BF	H	R	ER	SO	BB	IBB	HBP	BLK	WP	HR	S	P	ERA	WHIP
49 Rex Brothers, L ERA: 1.46	(9, 1)	1.0	S	5	0	0	0	2	2	0	0	0	0	0	15	29	0.00	2.000

BOTTOM

Colorado Rockies @ Miami Marlins

Marlins Park, Miami, FL

Sun Aug 25 2013, 1:11 PM - 4:26 PM EDT

Att. 20,191 - Roof Closed - 76 F

livebaseballscorecards.com

AB	31
R	3
H	5
RBI	3
BB	9
SO	9
LOB	26

MIAMI

Batter	1	2	3	4	5	6	7	8	9	AB	R	H	RBI	BB	SO	LOB
21 Christian Yelich, L (1, 7) OBP: 0.320, SLG: 0.363	B FF 91 B FF 91 B FF 92 C FF 92 F FF 90 F FF 92 S SI 92 3-3 ① K			B CH 80 B CH 85 X FF 88 2-0 27 2B 1B		B CH 81 B CH 80 S CH 83 X CH 85 2-1 HR		B FF 91 B CH 80 X FF 92 2-0 ① G3		4	1	2	1	0	1	0
17 Donovan Solano, R (1, 4) OBP: 0.303, SLG: 0.303	F FF 93 B SL 81 X SL 80 1-1 ② F9			B FF 88 1 SAFE C FF 91 B FF 91 F FF 91 X CH 82 2-2 ① F8		C SI 93 X SL 83 0-1 ① F9		C FF 91 C FC 85 S FF 93 0-3 ② K		4	0	0	0	0	1	1
27 Giancarlo Stanton, R (1, 9) OBP: 0.364, SLG: 0.472	C FF 93 F SL 82 B FF 95 B SL 82 B SL 81 X SL 81 3-2 ③ G6-3			S SL 81 B FF 93 X SL 81 1-1 20 FC5 2B 1-3		B SL 84 B SL 84 B SI 92 B FF 94 4-0 5 BB BB		C FF 92 S FF 92 S FF 93 0-3 ③ K		3	0	1	0	1	1	0
5 Logan Morrison, L (1, 3) OBP: 0.353, SLG: 0.410		C FF 89 B CH 80 X FF 90 1-1 ① G3		B FF 93 B CH 84 F CH 85 B FF 94 I 4-1 20 FC5 IBB		B SI 92 1 SAFE C FF 94 F SI 92 B CU 77 B SI 93 F SI 93 B CH 83 4-2 1-2 BB			B SI 93 F FF 92 F SI 93 C SL 85 1-3 ① K	2	0	0	0	2	1	0
59 Ed Lucas, R (1, 5) OBP: 0.311, SLG: 0.308		C FF 90 X FF 91 0-1 ② F8		F FF 93 C SL 82 B FF 93 S SL 82 1-3 ② K		C SL 83 S SL 84 C SI 93 0-3 ② K			F FF 92 B SL 86 F FF 93 X SL 85 1-2 ② G6-3	4	0	0	0	0	2	5
20 Justin Ruggiano, R (1, 8) OBP: 0.297, SLG: 0.394		C FF 90 B SL 81 B SL 80 F CH 90 B FF 92 X FF 91 3-2 ③ G5-3		X SL 81 0-0 ③ FC5 1-2 2-3f		C SI 94 B SL 84 B SL 84 T SI 93 S SI 94 2-3 ③ K			F SL 85 X SL 84 0-1 1B	4	0	1	0	0	1	5
3 Adeiny Hechavarría, R (1, 6) OBP: 0.272, SLG: 0.303			C SL 77 S FF 91 F FF 91 F FF 91 B SL 80 F SL 81 X FF 92 1-2 ① G4-3		B CH 85 F CH 87 F FF 91 C FF 92 1-3 ① K		X FF 94 0-0 ① F9		B FF 92 X FF 92 1-0 ③ G4-3	4	0	0	0	0	1	1
6 Jeff Mathis, R (1, 2) OBP: 0.265, SLG: 0.283			F CH 85 C FF 94 X SL 81 0-2 ② F7		B SL 76 S FF 90 X FF 91 1-1 ② L6		B SL 83 X FF 94 1-0 ② P5			3	0	0	0	0	0	0
24 Nathan Eovaldi, R (1, 1) OBP: 0.125, SLG: 0.087 9 Juan Pierre, L (7, PH) OBP: 0.282, SLG: 0.298 44 AJ Ramos, R (7, 1) 43 Dan Jennings, L (7, 1) 50 Chad Qualls, R (8, 1)			B FF 92 C FF 91 X FF 92 1-1 ③ G3		C FF 88 C FF 93 F SL 81 F FF 94 B SL 80 X SL 82 1-2 ③ F9		C FF 94 T SI 94 C SL 84 0-3 ③ K			2 1 0 0 0	0 0 0 0 0	0 0 0 0 0	0 0 0 0 0	0 0 0 0 0	0 1 0 0 0	0 0 0 0 0
Inning Stats	R: 0 H: 0 E: 0 LOB: 0 K: 1 BB: 0 S: 9 P: 16	R: 0 H: 0 E: 0 LOB: 0 K: 0 BB: 0 S: 7 P: 11	R: 0 H: 0 E: 0 LOB: 0 K: 0 BB: 0 S: 11 P: 13	R: 0 H: 2 E: 0 LOB: 3 K: 1 BB: 1 S: 11 P: 21	R: 0 H: 0 E: 0 LOB: 0 K: 1 BB: 0 S: 10 P: 13	R: 1 H: 1 E: 0 LOB: 2 K: 2 BB: 2 S: 13 P: 25	R: 0 H: 0 E: 0 LOB: 0 K: 1 BB: 0 S: 5 P: 6	R: 0 H: 0 E: 0 LOB: 0 K: 2 BB: 0 S: 7 P: 9	R: 0 H: 1 E: 0 LOB: 1 K: 1 BB: 0 S: 9 P: 12	1B: 2 2B: 1 3B: 0 HR: 1	SF: 0 SAC: 0 DP: 0 HBP: 0			WP: 0 PB: 0 SB: 0 CS: 0	PA: 34		

PITCHER		IP	WLS	BF	H	R	ER	SO	BB	IBB	HBP	BLK	WP	HR	S	P	ERA	WHIP
43 Ross Ohlendorf, R ERA: 2.49	(1, 1)	5.0	W	19	3	1	1	3	0	1	0	0	0	1	50	78	1.80	0.600
59 Tanner Roark, R ERA: 1.04	(6, 1)	1.0	H	5	0	0	0	2	2	0	0	0	0	0	11	21	0.00	2.000
22 Drew Storen, R ERA: 5.59	(7, 1)	1.0	H	3	0	0	0	1	0	0	0	0	0	0	5	6	0.00	0.000
36 Tyler Clippard, R ERA: 1.97	(8, 1)	1.0	H	3	0	0	0	2	0	0	0	0	0	0	7	9	0.00	0.000
29 Rafael Soriano, R ERA: 3.72	(9, 1)	1.0	S	4	1	0	0	1	0	0	0	0	0	0	9	12	0.00	1.000

PITCHER	IP	WLS	BF	H	R	ER	SO	BB	IBB	HBP	BLK	WP	HR	S	P	ERA	WHIP

TOP

Miami Marlins @ Washington Nationals

Nationals Park, Washington, DC

Tue Aug 27 2013, 7:07 PM - 9:43 PM EDT

Att. 24,616 - Partly Cloudy - 84 F

livebaseballscorecards.com

AB	31
R	1
H	4
RBI	1
BB	3
SO	9
LOB	12

MIAMI

Batter	1	2	3	4	5	6	7	8	9	AB	R	H	RBI	BB	SO	LOB
2 Denard Span, L (1, 8) OBP: 0.321, SLG: 0.373	C FF 95 B CU 79 X FF 96 1-1 ① G4-3		F FF 96 X FF 97 0-1 34 WP 1B	B FF 99 X FF 97 1-0 ③ FC6-4 1-2f			B FF 91 B FF 89 B FF 92 B FF 92 4-0 BB			3	0	1	0	1	0	3
11 Ryan Zimmerman, R (1, 5) OBP: 0.347, SLG: 0.436	C FF 97 B SL 87 F FF 97 F FF 98 B SL 87 B FF 99 X FF 97 3-2 34 1B 28 G5-3 1B		C FF 95 1 SAFE X FF 97 0-1 ① P4		C CU 78 S FF 97 B FF 95 F FF 97 C FF 97 1-3 ① K		B CU 80 1 SAFE F FF 92 S FF 92 B CU 80 S SL 81 2-3 ② K			4	1	1	0	0	2	2
34 Bryce Harper, L (1, 7) OBP: 0.377, SLG: 0.512	F FF 96 B FF 97 X CU 76 1-1 28 G5-3 20 1B 1-3 1B		S FF 95 F FF 96 F FF 94 B SL 86 B SL 86 F FF 98 C FF 98 2-3 ② K 1-2		B CU 78 F FF 98 S CH 86 X FF 98 1-2 1B		X SL 84 0-0 ③ G1-3			4	1	2	0	0	1	2
28 Jayson Werth, R (1, 9) OBP: 0.402, SLG: 0.523	C FF 96 B FF 97 1 SAFE D SL 86 D SL 86 X FF 97 3-1 ② G5-3 1-2 3-H		C FF 96 B SL 86 B SL 88 F FF 98 X FF 98 2-2 ③ G6-3		F FF 96 B CU 75 T FF 96 B FF 96 1 SAFE F FF 96 B SL 86 X FF 96 3-2 ② F9			C SL 85 X SI 95 0-1 ① F9		4	0	0	1	0	0	3
20 Ian Desmond, R (1, 6) OBP: 0.333, SLG: 0.474	C SL 86 F FF 96 B FF 96 B SL 86 X SL 87 2-2 2-H 1B			C FF 95 B FF 95 B SL 85 F FF 95 B FF 98 X FF 96 3-2 40 G5-3 25 1B 1B	1 SAFE C FF 96 S FF 96 B FF 94 B FF 96 T FF 95 2-2 ③ K			B SI 94 X SI 94 1-0 40 S 1B		4	0	3	1	0	1	1
25 Adam LaRoche, L (1, 3) OBP: 0.326, SLG: 0.418	F FF 96 1 SAFE X FF 95 0-1 ③ P6			B FF 95 B FF 94 X FF 94 2-0 40 G5-3 1-2 1B		C CU 76 B CH 86 X FF 94 1-1 40 L4-3 1B		C SI 95 1 SAFE B SI 94 X SI 94 1-1 ② F7		4	0	2	0	0	0	2
40 Wilson Ramos, R (1, 2) OBP: 0.306, SLG: 0.457		F FF 95 B FF 96 C FF 96 B SL 86 F FF 97 X FF 96 2-2 ① F9		B FF 95 X SL 86 1-0 ① G5-3 1-2 2-3		F SL 82 X FF 94 0-1 ①② L4-3 1-1		B SI 96 B SL 87 X SL 87 2-0 ③ G6-3 1-2		4	0	0	0	0	0	4
6 Anthony Rendon, R (1, 4) OBP: 0.316, SLG: 0.393		B FF 96 C FF 98 X FF 97 1-1 ② G6-3		I IN 71 I IN 78 I IN 75 I IN 74 4-0 2 FC6-4 IBB		C FF 97 B CU 77 B FF 98 F FF 97 B SL 85 F FF 97 F FF 97 S FF 95 3-3 ③ K				2	0	0	0	1	1	0
43 Ross Ohlendorf, R (1, 1) 59 Tanner Roark, R (6, 1) OBP: 0.500, SLG: 1.000 22 Drew Storen, S (7, 1) 1 Steve Lombardozzi, S (7, PH) OBP: 0.267, SLG: 0.328 36 Tyler Clippard, R (8, 1) 29 Rafael Soriano, R (9, 1)		F FF 98 F FF 97 C SL 86 0-3 ③ K		S FF 98 C FF 98 F FF 98 S SL 87 0-3 ② K			B FF 86 C FF 89 B CH 82 X FF 91 2-1 ① F9			2 0 0 0 0 2 3 0 0 0 0 0 0 0 0 0 0 0 0 0 0 1 0 0 0 0 0 0 0 0 0 0 0 0 0 0 0 0 0 0 0 0						
Inning Stats	R: 2 E: 0 K: 0 S: 15 H: 3 LOB: 1 BB: 0 P: 25	R: 0 E: 0 K: 1 S: 9 H: 0 LOB: 0 BB: 0 P: 12	R: 0 E: 0 K: 1 S: 12 H: 1 LOB: 1 BB: 0 P: 16	R: 0 E: 0 K: 1 S: 10 H: 2 LOB: 3 BB: 1 P: 21	R: 0 E: 0 K: 2 S: 14 H: 1 LOB: 1 BB: 0 P: 21	R: 0 E: 0 K: 1 S: 9 H: 1 LOB: 0 BB: 0 P: 13	R: 0 E: 0 K: 1 S: 6 H: 0 LOB: 1 BB: 1 P: 14	R: 0 E: 0 K: 0 S: 6 H: 1 LOB: 1 BB: 0 P: 10		1B: 9 2B: 1 3B: 0 HR: 0 SF: 0 SAC: 0 DP: 1 HBP: 0		WP: 1 PB: 0 SB: 1 CS: 0 PA: 34		

PITCHER		IP	WLS	BF	H	R	ER	SO	BB	IBB	HBP	BLK	WP	HR	S	P	ERA	WHIP
24 Nathan Eovaldi, R ERA: 3.76	(1, 1)	6.0	L	26	8	2	2	6	0	1	0	0	1	0	69	108	3.00	1.333
44 AJ Ramos, R ERA: 3.33	(7, 1)	0.2		3	0	0	0	1	1	0	0	0	0	0	5	13	0.00	1.500
43 Dan Jennings, L ERA: 4.41	(7, 1)	0.1		1	0	0	0	0	0	0	0	0	0	0	1	1	0.00	0.000
50 Chad Qualls, R ERA: 3.02	(8, 1)	1.0		4	1	0	0	0	0	0	0	0	0	0	6	10	0.00	1.000

PITCHER	IP	WLS	BF	H	R	ER	SO	BB	IBB	HBP	BLK	WP	HR	S	P	ERA	WHIP

BOTTOM

Miami Marlins @ Washington Nationals

Nationals Park, Washington, DC

Tue Aug 27 2013, 7:07 PM - 9:43 PM EDT

Att. 24,616 - Partly Cloudy - 84 F

livebaseballscorecards.com

AB	32
R	2
H	9
RBI	2
BB	2
SO	7
LOB	20

Miami Marlins @ Washington Nationals

Nationals Park, Washington, DC

Wed Aug 28 2013, 7:09 PM - 11:19 PM EDT

Att. 24,394 - Overcast - 76 F

TOP

livebaseballscorecards.com

Batter	1	2	3	4	5	6	7	8	9	AB	R	H	RBI	BB	SO	LOB
20 Justin Ruggiano, R (1, 8) OBP: 0.298, SLG: 0.398	B SI 94 X SI 95 1-0 ① F8		C FC 85 X KC 79 0-1 59 1B 1B		B FC 87 F FC 84 C SI 92 F SI 91 X FC 85 1-2 2B	F SI 93 X SI 93 0-1 ③ G6-3			B FF 93 F FF 93 S FF 93 B SL 87 S FF 92 2-3 ① K	5	0	2	0	0	1	2
59 Ed Lucas, R (1, 5) OBP: 0.312, SLG: 0.310 (7, 4)	B SI 95 C FF 95 C CU 79 C FF 97 1-3 ② K		C SI 91 1 SAFE X FC 86 0-1 21 FC6 1-2 1B		X FC 87 0-0 ② G5-3	F FF 94 B FF 94 F SL 82 F SL 84 X FF 95 1-2 21 BB 1B			F FF 92 B SL 85 X SL 85 1-1 ② B1-3	5	0	2	0	0	1	1
21 Christian Yelich, L (1, 7) OBP: 0.322, SLG: 0.355	B FF 96 B SI 94 B FF 96 C SI 96 B FF 95 4-1 BB		B SI 91 X KC 81 1-0 ③ FC6 1-2f		C SI 91 B SI 90 D KC 82 B SI 91 S SI 90 X SI 90 3-2 ③ L5		B SI 92 B SI 93 B FF 93 B FF 93 4-0 1-2 BB		X SI 92 0-0 ③ G6-3	3	0	0	0	2	0	3
27 Giancarlo Stanton, R (1, 9) OBP: 0.363, SLG: 0.478	C FF 95 F CU 80 B FF 97 S FF 96 1-3 ③ K			B FC 87 X FF 91 1-0 ① P3		B FF 91 F SI 92 C SL 82 B FF 94 B FF 93 X SL 82 3-2 HR	B FF 95 B FF 94 F FF 94 F FF 94 F FF 94 S SL 84 2-3 ① K			4	1	1	1	0	2	3
5 Logan Morrison, L (1, 3) OBP: 0.351, SLG: 0.407		S FF 95 F FF 96 B CU 80 X FF 97 1-2 ① G4-3		C KC 82 C SI 91 S FC 86 0-3 ② K		C SI 92 B FS 82 X FF 92 1-1 17 E7 3 FC5-2-6 1B	X FF 93 0-0 ② F4			4	0	1	0	0	1	2
17 Donovan Solano, R (1, 4) OBP: 0.306, SLG: 0.306 40 Mike Dunn, L (7, 1) 44 AJ Ramos, R (8, 1)		B FF 96 X FF 97 1-0 ② L9		X SI 90 0-0 1B	X SI 92 0-0 3 FC5-2-6 6 1B 2-3 1B	B SL 82 C FF 94 B SL 83 X FF 93 2-1 ③ P4				4 0 0	1 0 0	2 0 0	0 0 0	0 0 0	0 0 0	2 0 0
3 Adeiny Hechavarría, R (1, 6) OBP: 0.269, SLG: 0.300		X SI 96 0-0 ③ L4		B SI 91 F FC 85 X SI 90 1-1 ③ G4-3		F SI 92 X FF 92 0-1 ① FC5-2-6 29 G3 6 1B 1-3 3-H		C FF 91 B FF 92 F CH 78 B FF 92 S FF 92 2-3 ① K		4	0	0	0	0	1	3
6 Jeff Mathis, R (1, 2) OBP: 0.270, SLG: 0.304			B SI 90 C SI 90 S FC 85 B FC 86 X FC 87 2-2 ① G5-3		B FC 86 X SI 91 1-0 HR	1 SAFE B SI 92 B SL 81 S SI 92 C SI 93 1 SAFE F FS 82 X SI 93 2-2 29 G3 1-2 3-H 1B		S FF 92 B FC 86 C FF 91 B FF 92 F CH 78 S FF 92 2-3 ② K		4	1	2	2	0	1	0
37 Henderson Alvarez III, R (1, 1) OBP: 0.278, SLG: 0.412 58 Ryan Webb, R (2, 1) OBP: 0.333, SLG: 0.333 29 Greg Dobbs, L (6, PH) OBP: 0.306, SLG: 0.311 49 Arquimedes Caminero, R (6, 1) 30 Placido Polanco, R (7, 5) OBP: 0.307, SLG: 0.291			C SI 91 B SI 93 F SI 91 S FC 87 1-3 ② K		B SI 90 C SI 91 F SI 92 S FC 86 1-3 ① K	B SI 94 B FF 93 S SI 93 X FF 92 2-1 ② G3 1-2 2-3		X FF 92 0-0 ③ P6		0 2 1 0 1	0 0 0 0 0	0 0 0 0 0	0 0 0 0 0	0 0 0 0 0	0 2 0 0 0	0 0 2 0 0
Inning Stats	R: 0 E: 0 K: 2 S: 8 H: 0 LOB: 1 BB: 1 P: 15	R: 0 E: 0 K: 0 S: 5 H: 0 LOB: 0 BB: 0 P: 7	R: 0 E: 0 K: 1 S: 11 H: 2 LOB: 2 BB: 0 P: 15	R: 0 E: 0 K: 1 S: 7 H: 1 LOB: 1 BB: 0 P: 9	R: 1 E: 0 K: 1 S: 12 H: 2 LOB: 1 BB: 0 P: 18	R: 2 E: 1 K: 0 S: 16 H: 4 LOB: 2 BB: 0 P: 24	R: 0 E: 0 K: 1 S: 11 H: 1 LOB: 2 BB: 1 P: 20	R: 0 E: 0 K: 2 S: 8 H: 0 LOB: 0 BB: 0 P: 12	R: 0 E: 0 K: 1 S: 6 H: 0 LOB: 0 BB: 0 P: 9	1B: 7 2B: 1 3B: 0 HR: 2 SF: 0 SAC: 0 DP: 0 HBP: 0						

	AB	37
	R	3
	H	10
	RBI	3
	BB	2
	SO	9
	LOB	18

WP: 0 PB: 0 SB: 0 CS: 0 PA: 39

PITCHER		IP	WLS	BF	H	R	ER	SO	BB	IBB	HBP	BLK	WP	HR	S	P	ERA	WHIP
37 Stephen Strasburg, R ERA: 2.96	(1, 1)	2.0		7	0	0	0	2	1	0	0	0	0	0	13	22	0.00	0.500
35 Craig Stammen, R ERA: 2.97	(3, 1)	3.0		14	5	1	1	3	0	0	0	0	0	1	30	42	3.00	1.667
52 Ryan Mattheus, R ERA: 6.75	(6, 1)	1.0	B	7	4	2	2	0	0	0	0	0	0	1	16	24	18.00	4.000
22 Drew Storen, R ERA: 5.47	(7, 1)	1.0	W	5	1	0	0	1	1	0	0	0	0	0	11	20	0.00	2.000
36 Tyler Clippard, R ERA: 1.94	(8, 1)	1.0	H	3	0	0	0	2	0	0	0	0	0	0	8	12	0.00	0.000

PITCHER		IP	WLS	BF	H	R	ER	SO	BB	IBB	HBP	BLK	WP	HR	S	P	ERA	WHIP
29 Rafael Soriano, R ERA: 3.65	(9, 1)	1.0	S	3	0	0	0	1	0	0	0	0	0	0	6	9	0.00	0.000

Miami Marlins @ Washington Nationals

Nationals Park, Washington, DC

Wed Aug 28 2013, 7:09 PM - 11:19 PM EDT

Att. 24,394 - Overcast - 76 F

livebaseballscorecards.com

BOTTOM

Batter	1	2	3	4	5	6	7	8	9	AB	R	H	RBI	BB	SO	LOB
2 Denard Span, L (1, 8) OBP: 0.324, SLG: 0.376	B CH 86 B SI 88 C SI 90 X SI 91 2-1 11 G4-3 2B		B SI 92 X SI 90 1-0 ① L9		X SI 92 0-0 ① SH5-3 1-2		B FF 93 B FF 94 B FF 93 C FF 94 B FF 93 4-1 34 E 20 1B BB	B CH 86 B FF 93 B FF 92 B FF 94 4-0 1-2 BB		2	1	1	0	2	0	0
11 Ryan Zimmerman, R (1, 5) OBP: 0.345, SLG: 0.433	X FF 91 0-0 ① G4-3 2-3		C SL 80 B SI 93 X SI 92 1-1 34 2B 1B		C SL 81 X SL 81 0-1 ② FC6-5 2-3		F FF 92 B SL 85 1 SAFE B SL 83 F FF 94 B FF 94 F SL 86 1 SAFE F FF 93 3-2 ① X FF 94 F9	D SL 82 F CH 85 B FC 92 F FF 92 F SL 82 C FF 94 2-3 ③ K		5	1	1	0	0	1	5
34 Bryce Harper, L (1, 7) OBP: 0.376, SLG: 0.512	S CU 75 D SL 78 B FF 94 F SL 80 B SI 94 S SI 88 3-3 ② K		D CH 82 B SI 92 B SL 81 X SI 92 3-0 28 L6-4 1-H 2B		C SI 83 X SI 92 0-1 ③ G4-3		F SL 86 C SL 85 B FF 94 1 SAFE 1 SAFE D SL 86 S SL 84 2-3 ② K 1-2			4	0	1	1	0	2	3
28 Jayson Werth, R (1, 9) OBP: 0.403, SLG: 0.530	B SI 93 F SL 81 X SI 93 1-1 ③ G5-3		C SI 92 X SL 81 0-1 ②③ L6-4 2-2			C FF 95 X FF 96 0-1 HR	I IN 75 I IN 81 I IN 77 I IN 78 4-0 20 1B IBB			3	1	1	1	1	0	2
20 Ian Desmond, R (1, 6) OBP: 0.336, SLG: 0.476		C FF 91 X CH 86 0-1 1 2B 1B		B SI 92 X SI 90 1-0 ① G5-3		B FF 95 S CH 87 X CH 88 1-1 1 S 40 G5-3 1B	X SL 85 0-0 1-2 2-H 1B			4	1	3	1	0	0	0
25 Adam LaRoche, L (1, 3) OBP: 0.324, SLG: 0.414		C SI 90 C FF 93 C SI 93 0-3 ① K		C SL 80 B SI 92 B SI 92 X CH 83 2-1 ② F8		B FF 96 B FF 96 1 SAFE X FF 94 2-0 ① F8	B FF 93 B SL 86 B SL 86 S FF 93 F FF 93 S FF 94 3-3 ③ K			4	0	0	0	0	2	4
40 Wilson Ramos, R (1, 2) OBP: 0.310, SLG: 0.457		C SI 92 S FF 94 B SI 94 F SL 82 S SI 89 1-3 ② K		B SI 92 C SL 81 B SI 91 B SI 93 X SL 81 3-1 1 WP 1B		1 SAFE X FF 95 0-0 ② G5-3 1-2		B SL 80 X CU 79 1-0 12 FC5-4 1B		4	0	2	0	0	1	2
1 Steve Lombardozzi, S (1, 4) OBP: 0.271, SLG: 0.332		1 SAFE C SI 92 B SI 94 1 SAFE 1 SAFE X SI 93 1-1 1-H 2B		C SL 81 S SL 82 B SL 82 B SL 82 C SL 82 2-3 ③ K 1-2		B CH 89 C FF 94 F CH 90 B CH 86 B FF 95 F CH 88 B CH 90 4-2 2-3 BB		C FF 92 B CH 84 F FF 92 X CU 76 1-2 ① L8		3	0	1	1	1	1	2
37 Stephen Strasburg, R (1, 1) 7 Scott Hairston, R (2, PH) 35 Craig Stammen, R (3, 1) 6 Anthony Rendon, R (5, PH) 52 Ryan Mattheus, R (6, 1) 18 Chad Tracy, L (6, PH) 22 Drew Storen, S (7, 1) 36 Tyler Clippard, R (8, 1) 12 Tyler Moore, R (8, PH) 29 Rafael Soriano, R (9, 1)		F FF 92 C SL 81 B SL 82 F SL 82 B SL 80 F SI 94 S SL 81 2-3 ③ K			B SL 78 C SI 92 B SI 92 B SI 92 B SI 92 4-1 11 FC6-5 2 SH5-3 BB	F CH 87 B FF 95 F FF 95 S CH 90 1-3 ③ K		X SL 81 0-0 ② FC5-4 2 BB 1-2f							
Inning Stats	R: 0 E: 0 K: 1 S: 8 H: 1 LOB: 1 BB: 0 P: 14	R: 1 E: 0 K: 3 S: 16 H: 2 LOB: 1 BB: 0 P: 20	R: 1 E: 0 K: 0 S: 6 H: 2 LOB: 0 BB: 0 P: 11	R: 0 E: 0 K: 1 S: 8 H: 1 LOB: 1 BB: 0 P: 16	R: 0 E: 0 K: 0 S: 6 H: 0 LOB: 1 BB: 1 P: 10	R: 1 E: 0 K: 1 S: 12 H: 2 LOB: 2 BB: 1 P: 20	R: 1 E: 1 K: 2 S: 13 H: 1 LOB: 2 BB: 2 P: 29	R: 0 E: 0 K: 1 S: 9 H: 1 LOB: 2 BB: 1 P: 17		1B: 6 2B: 4 3B: 0 HR: 1 SF: 0 SAC: 1 DP: 1 HBP: 0	WP: 1 PB: 0 SB: 1 CS: 0 PA: 38				

PITCHER	IP	WLS	BF	H	R	ER	SO	BB	IBB	HBP	BLK	WP	HR	S	P	ERA	WHIP
37 Henderson Alvarez III, R (1, 1) ERA: 3.9	1.2		8	3	1	1	3	0	0	0	0	0	0	19	27	5.40	1.800
58 Ryan Webb, R (2, 1) ERA: 2.85	3.1		13	3	1	1	2	1	0	0	0	1	0	25	44	2.70	1.200
49 Arquimedes Caminero, R (6, 1) ERA: 2.25	1.0	B	6	2	1	1	1	1	0	0	0	0	1	12	20	9.00	3.000
40 Mike Dunn, L (7, 1) ERA: 3.04	1.0	L	6	1	1	1	2	1	1	0	0	0	0	13	29	9.00	2.000
44 AJ Ramos, R (8, 1) ERA: 3.28	1.0		5	1	0	0	1	1	0	0	0	0	0	9	17	0.00	2.000

PITCHER	IP	WLS	BF	H	R	ER	SO	BB	IBB	HBP	BLK	WP	HR	S	P	ERA	WHIP

Batter	1	2	3	4	5	6	7	8	9	AB	R	H	RBI	BB	SO	LOB
17 Donovan Solano, R (1, 4) OBP: 0.305, SLG: 0.303	B FF 91 B FF 90 C FF 91 F FF 91 F FF 93 S CU 79 2-3 K	B FF 94 B FF 93 B FF 92 B FF 92 4-0 1-2 BB			B SI 91 B CH 82 C FF 92 F FF 92 S CU 79 2-3 K			C SI 94 X SI 93 0-1 G6-3		3	0	0	0	1	2	0
59 Ed Lucas, R (1, 3) (6, 5) OBP: 0.308, SLG: 0.305	C SI 92 S FF 93 X CU 79 0-2 L9	C CH 84 B FF 94 X CH 84 1-1 F8			S CH 84 F FF 94 F FF 94 B FF 92 F CU 79 X CU 78 1-2 L9			X SI 94 0-0 L1-3		4	0	0	0	0	0	3
27 Giancarlo Stanton, R (1, 9) OBP: 0.362, SLG: 0.474	S CU 78 B FF 92 B CU 79 B SI 93 F FF 93 F FF 94 B CU 79 4-2 20 1B BB		C SI 90 B CU 76 B CH 84 B FF 92 F FF 92 F FF 93 F FF 94 S CU 79 3-3 K		B CH 83 B CU 77 X FF 92 2-0 P3			B SI 93 X SI 94 1-0 G6-3		3	0	0	0	1	1	0
20 Justin Ruggiano, R (1, 7) OBP: 0.298, SLG: 0.396	X SI 91 0-0 1-2 1B		B SI 93 X SI 92 1-0 G4-3			C CH 83 X CH 83 0-1 L8			X SI 93 0-0 F9	4	0	1	0	0	0	0
30 Placido Polanco, R (1, 5) OBP: 0.304, SLG: 0.288 31 Steve Cishek, R (8, 1) 9 Juan Pierre, L (9, PH) OBP: 0.281, SLG: 0.297	B SI 92 S CH 84 B FF 94 X CH 84 2-1 L9		X SI 91 0-0 L3			C SI 93 X CH 85 0-1 F9			F SI 92 F SI 94 X CU 77 0-2 G1-3	3 0 1	0 0 0	0 0 0	0 0 0	0 0 0	0 0 0	2 0 0
3 Adeiny Hechavarría, R (1, 6) OBP: 0.271, SLG: 0.302		X SI 90 0-0 23 FC3-6 1B		C SI 91 F FF 93 B CU 79 S FF 93 1-3 K		F SI 92 B CU 79 B FF 92 F SI 93 X FF 94 2-2 G5-3			C SI 93 X SI 93 0-1 1B	4	0	2	0	0	1	0
23 Jake Marisnick, R (1, 8) OBP: 0.229, SLG: 0.245		B SI 89 1 SAFE F SI 89 F FF 91 1 SAFE F CU 77 X CU 77 1-2 FC3-6 34 FC3-6 6 BB 1-2f		B SI 93 F CH 85 F FF 94 F CU 79 B FF 94 F CU 79 F SI 94 X CH 84 2-2 1B			C SI 92 F FF 92 B FF 92 X CU 79 1-2 F9		C SI 93 X SL 84 0-1 P4	4	0	1	0	0	0	2
6 Jeff Mathis, R (1, 2) OBP: 0.271, SLG: 0.301		F SI 92 1 SAFE B CU 77 B CU 75 B CH 82 F FF 93 B CH 83 4-2 34 FC3-6 1-2 BB		F FF 92 1 SAFE F SI 93 F FF 93 S CU 78 0-3 K			C CH 84 F FF 94 C CU 80 0-3 K			2	0	0	0	1	2	1
34 Tom Koehler, R (1, 1) OBP: 0.067, SLG: 0.067 36 Sam Dyson, R (6, 1) 5 Logan Morrison, L (6, 3) OBP: 0.350, SLG: 0.406		L FF 90 L SI 92 X FF 92 0-2 FC3-6 17 BB 1-2f 2-3		F SI 90 B SI 93 T FF 93 F CU 78 S FF 94 1-3 K			C FF 93 S FF 94 S FF 93 0-3 K			2 0 1	0 0 0	0 0 0	0 0 0	0 0 0	1 0 0	3 0 0
Inning Stats	R: 0 E: 0 K: 1 S: 13 H: 1 LOB: 2 BB: 1 P: 21	R: 0 E: 0 K: 0 S: 12 H: 1 LOB: 3 BB: 2 P: 22	R: 0 E: 0 K: 1 S: 7 H: 0 LOB: 0 BB: 0 P: 11	R: 0 E: 0 K: 3 S: 17 H: 1 LOB: 1 BB: 0 P: 21	R: 0 E: 0 K: 1 S: 9 H: 0 LOB: 0 BB: 0 P: 14	R: 0 E: 0 K: 0 S: 7 H: 0 LOB: 0 BB: 0 P: 9	R: 0 E: 0 K: 2 S: 9 H: 0 LOB: 0 BB: 0 P: 10	R: 0 E: 0 K: 0 S: 4 H: 0 LOB: 0 BB: 0 P: 5	R: 0 E: 0 K: 0 S: 8 H: 1 LOB: 1 BB: 0 P: 8	1B: 4 2B: 0 3B: 0 HR: 0 SF: 0 SAC: 0 DP: 0 HBP: 0						WP: 0 PB: 0 SB: 0 CS: 0 PA: 34

PITCHER		IP	WLS	BF	H	R	ER	SO	BB	IBB	HBP	BLK	WP	HR	S	P	ERA	WHIP
47 Gio González, L ERA: 3.56	(1, 1)	7.0	W	27	3	0	0	8	3	0	0	0	0	0	74	108	0.00	0.857
59 Tanner Roark, R ERA: 0.93	(8, 1)	2.0		7	1	0	0	0	0	0	0	0	0	0	12	13	0.00	0.500

PITCHER	IP	WLS	BF	H	R	ER	SO	BB	IBB	HBP	BLK	WP	HR	S	P	ERA	WHIP

TOP

Miami Marlins @ Washington Nationals

Nationals Park, Washington, DC

Thu Aug 29 2013, 7:09 PM - 9:32 PM EDT

Att. 27,374 - Partly Cloudy - 82 F

livebaseballscorecards.com

AB	31
R	0
H	4
RBI	0
BB	3
SO	8
LOB	11

MIAMI

Batter	1	2	3	4	5	6	7	8	9	AB	R	H	RBI	BB	SO	LOB
2 Denard Span, L (1, 8) OBP: 0.323, SLG: 0.375	C FF 92 X SI 93 0-1 11 1B 1B		B FF 93 B FF 94 X FF 92 2-0 ③ G4-3		B KC 81 B FF 92 F FF 93 X FF 93 2-1 ③ G4-3		C SI 90 X SI 90 0-1 ① G3			4	0	1	0	0	0	1
11 Ryan Zimmerman, R (1, 5) OBP: 0.350, SLG: 0.437	C FF 92 X SI 92 0-1 28 G4-6-3 1-2 1B			B FF 92 B SL 86 B SL 85 C FF 93 B FF 93 4-1 34 HR BB		B KC 80 X KC 80 1-0 34 BB 28 HR 1B	X SI 93 0-0 34 1B 28 1B 1B			3	2	3	0	1	0	0
34 Bryce Harper, L (1, 7) OBP: 0.379, SLG: 0.522	C SI 93 F CH 84 S SL 87 0-3 ① K			X CH 85 0-0 1-H HR		B FF 93 B SI 94 C SL 85 F SL 86 F KC 82 B FF 95 F KC 82 1 SAFE B CH 85 4-2 28 HR 1-2 BB	B SI 92 C CH 92 X CH 84 1-1 28 1B 20 HR 1-2 1B			3	3	2	2	1	1	2
28 Jayson Werth, R (1, 9) OBP: 0.406, SLG: 0.540	B SL 83 C FF 93 X SI 93 1-1 ②③ G4-6-3 1-2f			X FF 94 0-0 20 G4-6-3 1B		C KC 80 B SI 93 B SL 85 X SL 85 2-1 1-H 2-H HR	B SI 95 B SI 93 X SI 93 2-0 ② 20 HR 1-2 2-H 1B			4	2	3	3	0	0	2
20 Ian Desmond, R (1, 6) OBP: 0.338, SLG: 0.483		C FF 93 X SI 94 0-1 ① P3		B KC 83 X FF 92 1-0 ①② G4-6-3 1-2f		C FF 93 X SL 86 0-1 40 F9 25 BB 6 1B 1B	B FF 95 F FF 93 F CH 84 F SI 96 X CH 86 1-2 1-H 2-H HR			4	2	2	3	0	0	1
25 Adam LaRoche, L (1, 3) OBP: 0.323, SLG: 0.411 59 Tanner Roark, R (8, 1) OBP: 0.500, SLG: 1.000		F SI 93 S KC 82 X KC 82 0-2 ② G4-3		C KC 79 X SI 94 0-1 ③ G3		B FF 91 B FF 92 B SI 91 B SI 92 4-0 6 1B 1-2 BB	B SI 93 B FF 93 B SI 92 C CH 91 X SI 91 3-1 ③ G4-3			3 0	0 0	0 0	0 0	1 0	0 0	0 0
40 Wilson Ramos, R (1, 2) OBP: 0.303, SLG: 0.448		X SI 94 0-0 ③ G5-3			C FF 92 X KC 80 0-1 ① G4-3	X FF 93 0-0 ① F9 2-3		C SI 92 B SI 92 F SI 91 B SL 83 B SL 83 S SI 92 3-3 ① K		4	0	0	0	0	1	2
6 Anthony Rendon, R (1, 4) OBP: 0.321, SLG: 0.392			B FF 93 C FF 92 B SL 85 X SI 91 2-1 ① P3		B SL 84 B FF 92 B FF 91 B FF 92 4-0 47 SH3-4 BB	X SI 92 0-0 47 G4-6-3 1-2 3-H 1B		C SI 91 B SI 92 X SL 82 1-1 ② L5		3	0	1	1	1	0	0
47 Gio González, R (1, 1) OBP: 0.152, SLG: 0.205 18 Chad Tracy, L (8, 3) OBP: 0.215, SLG: 0.299			X FF 92 0-0 ② L7		B FF 92 X FF 92 1-0 ② SH3-4 1-2	B CH 91 B FF 91 L SI 91 M FF 91 F FF 93 X FF 93 2-2 ②③ G4-6-3 1-2f		C SL 81 S CH 86 B SI 90 F CH 84 X SL 81 1-2 ③ F8		2 1	0 0	0 0	0 0	0 0	0 0	2 0
Inning Stats	R: 0 E: 0 K: 1 S: 9 H: 2 LOB: 1 BB: 0 P: 10	R: 0 E: 0 K: 0 S: 6 H: 0 LOB: 0 BB: 0 P: 6	R: 0 E: 0 K: 0 S: 4 H: 0 LOB: 0 BB: 0 P: 8	R: 2 E: 0 K: 0 S: 6 H: 2 LOB: 0 BB: 1 P: 11	R: 0 E: 0 K: 0 S: 5 H: 0 LOB: 1 BB: 1 P: 12	R: 4 E: 0 K: 0 S: 15 H: 4 LOB: 1 BB: 2 P: 28	R: 3 E: 0 K: 0 S: 12 H: 4 LOB: 0 BB: 0 P: 19	R: 0 E: 0 K: 1 S: 9 H: 0 LOB: 0 BB: 0 P: 14		1B: 9 2B: 0 3B: 0 HR: 3 SF: 0 SAC: 1 DP: 3 HBP: 0				WP: 0 PB: 0 SB: 0 CS: 0 PA: 36		

PITCHER		IP	WLS	BF	H	R	ER	SO	BB	IBB	HBP	BLK	WP	HR	S	P	ERA	WHIP
34 Tom Koehler, R ERA: 4.72	(1, 1)	5.0	L	24	7	6	6	1	4	0	0	0	0	2	39	67	10.80	2.200
36 Sam Dyson, R ERA: 13.5	(6, 1)	2.0		9	5	3	3	0	0	0	0	0	0	1	18	27	13.50	2.500
31 Steve Cishek, R ERA: 2.61	(8, 1)	1.0		3	0	0	0	1	0	0	0	0	0	0	9	14	0.00	0.000

PITCHER	IP	WLS	BF	H	R	ER	SO	BB	IBB	HBP	BLK	WP	HR	S	P	ERA	WHIP

BOTTOM

Miami Marlins @ Washington Nationals

Nationals Park, Washington, DC

Thu Aug 29 2013, 7:09 PM - 9:32 PM EDT

Att. 27,374 - Partly Cloudy - 82 F

livebaseballscorecards.com

AB	31
R	9
H	12
RBI	9
BB	4
SO	2
LOB	10

Miami Marlins @ Atlanta Braves

Turner Field, Atlanta, GA

Fri Aug 30 2013, 7:38 PM - 10:29 PM EDT

Att. 28,255 - Partly Cloudy - 83 F

TOP

livebaseballscorecards.com

Batter	1	2	3	4	5	6	7	8	9	AB	R	H	RBI	BB	SO	LOB
21 Christian Yelich, L (1, 7) OBP: 0.333, SLG: 0.362	B FF 92 B FF 92 C FF 93 X SI 90 2-1 1B		F FF 93 B FF 92 C FF 94 X FF 94 1-2 5 BB 17 G6-3 3-H 1B		C SI 88 B FF 91 F CU 72 B FF 90 F CU 72 S SL 83 2-3 ① K		B SI 88 S SI 87 T SI 89 B SI 88 B SI 88 B SI 89 4-2 BB			3	0	2	1	1	1	0
17 Donovan Solano, R (1, 4) OBP: 0.301, SLG: 0.298	1 SAFE F FF 93 S SL 86 S FF 93 0-3 ① K		C SL 76 1 SAFE 1 SAFE S SL 85 X SI 91 0-2 ① G6-3 1-2		C SI 91 B CH 81 S SL 84 B SL 83 X FF 94 2-2 ② G4-3		X SI 90 0-0 ③ G6-3			4	0	0	0	0	1	3
27 Giancarlo Stanton, R (1, 9) OBP: 0.363, SLG: 0.473	1 SAFE C SI 90 B SL 84 1 SAFE S SL 84 S FF 94 1-3 ② K		B CU 73 B FF 92 C FF 93 F FF 93 B SL 83 B FF 94 4-2 5 BB BB		X SL 84 0-0 ③ P6			B FF 95 B FF 92 C FF 94 F FF 96 F FF 94 X FF 94 2-2 20 F9-6 1B		3	0	1	0	1	1	1
20 Justin Ruggiano, R (1, 8) OBP: 0.294, SLG: 0.391	C SL 83 1 SAFE B SL 83 S FF 93 S FF 95 1-3 ③ K		D CH 83 F FF 93 B SL 83 F FF 94 F SL 85 S SL 84 2-3 ② K			X FF 90 0-0 ① G5-6-3		1 SAFE C CH 86 C FF 93 X CH 85 0-2 ① ② F9-6 1-2		4	0	0	0	0	2	4
5 Logan Morrison, L (1, 3) OBP: 0.352, SLG: 0.402 50 Chad Qualls, R (8, 1)		C FF 90 X CH 82 0-1 ① P5	B CH 83 F FF 92 B CH 82 B SI 92 2 SAFE B SL 83 4-1 1-2 2-3 BB			F FF 92 B SL 82 F SL 83 B FF 94 B SL 82 B FF 94 4-2 BB		X FF 94 0-0 ③ P6		2 0	0 0	0 0	0 0	2 0	0 0	0 0
30 Placido Polanco, R (1, 5) OBP: 0.304, SLG: 0.288		C FF 92 F CH 82 B SL 83 X FF 93 1-2 3 G6-3 1B	B SL 83 F FF 93 B FF 94 F SI 89 B FF 93 X FF 92 3-2 ③ F8			X FF 92 0-0 ② L6			B FF 94 B FF 92 C FF 92 X FF 92 2-1 ① G1-3	4	0	1	0	0	0	4
3 Adeiny Hechavarría, R (1, 6) OBP: 0.269, SLG: 0.299		B SL 83 B SI 90 C SL 82 F SI 91 X SI 94 2-2 ② G6-3 1-2		C FF 93 S SI 90 T FF 91 0-2 ① K		X FF 94 0-0 ③ F8			C FF 92 X FF 93 0-1 ② F8	4	0	0	0	0	1	2
6 Jeff Mathis, R (1, 2) OBP: 0.267, SLG: 0.296 29 Greg Dobbs, L (9, PH) OBP: 0.304, SLG: 0.310		B FF 93 C SL 82 B FF 94 C FF 94 S FF 95 2-3 ③ K		B FF 94 F FF 92 C SL 82 F FF 94 B SL 85 T FF 93 2-2 ② K			C FF 91 X SL 83 0-1 ① P4		X CH 87 0-0 ③ F9	3 1	0 0	0 0	0 0	0 0	2 0	1 0
16 José Fernández, R (1, 1) OBP: 0.156, SLG: 0.227 9 Juan Pierre, L (7, PH) OBP: 0.280, SLG: 0.296 44 AJ Ramos, R (7, 1) 43 Dan Jennings, L (7, 1) 59 Ed Lucas, R (8, 3) OBP: 0.308, SLG: 0.305			C FF 92 X FF 92 0-1 21 1B 3B	F FF 94 B SL 84 X SL 82 1-1 ③ G5-3			L SI 87 F SI 88 X SI 88 0-2 ② G3-1			2 1 0 0 0	1 0 0 0 0	1 0 0 0 0	0 0 0 0 0	0 0 0 0 0	0 0 0 0 0	0 0 0 0 0
Inning Stats	R: 0 E: 0 K: 3 S: 11 H: 1 LOB: 1 BB: 0 P: 15	R: 0 E: 0 K: 1 S: 11 H: 1 LOB: 1 BB: 0 P: 16	R: 1 E: 0 K: 1 S: 18 H: 2 LOB: 3 BB: 2 P: 32	R: 0 E: 0 K: 2 S: 9 H: 0 LOB: 0 BB: 0 P: 12	R: 0 E: 0 K: 1 S: 8 H: 0 LOB: 0 BB: 0 P: 12	R: 0 E: 0 K: 0 S: 5 H: 0 LOB: 1 BB: 1 P: 9	R: 0 E: 0 K: 0 S: 8 H: 0 LOB: 1 BB: 1 P: 12	R: 0 E: 0 K: 0 S: 8 H: 1 LOB: 0 BB: 0 P: 10	R: 0 E: 0 K: 0 S: 5 H: 0 LOB: 0 BB: 0 P: 7	1B: 4 2B: 1 3B: 1 HR: 0	SF: 0 SAC: 0 DP: 1 HBP: 0					

	AB	31
	R	1
	H	5
	RBI	1
	BB	4
	SO	8
	LOB	15

WP: 0 PB: 0 SB: 0 CS: 0 PA: 35

PITCHER		IP	WLS	BF	H	R	ER	SO	BB	IBB	HBP	BLK	WP	HR	S	P	ERA	WHIP
49 Julio Teheran, R ERA: 3.01	(1, 1)	6.1	W	26	4	1	1	8	3	0	0	0	0	0	64	98	1.42	1.105
32 Scott Downs, L ERA: 1.56	(7, 1)	0.1	H	2	0	0	0	0	1	0	0	0	0	0	5	9	0.00	3.000
20 Luis Ayala, R ERA: 3.13	(7, 1)	0.1	H	1	0	0	0	0	0	0	0	0	0	0	1	1	0.00	0.000
38 Anthony Varvaro, R ERA: 3.13	(8, 1)	2.0	S	6	1	0	0	0	0	0	0	0	0	0	13	17	0.00	0.500

PITCHER	IP	WLS	BF	H	R	ER	SO	BB	IBB	HBP	BLK	WP	HR	S	P	ERA	WHIP

Batter	1	2	3	4	5	6	7	8	9	AB	R	H	RBI	BB	SO	LOB
17 Jordan Schafer, L (1, 9) OBP: 0.343, SLG: 0.385	B FF 94 F FF 96 C FF 96 F CU 81 S CU 82 1-3 ① K		B CU 78 X SI 92 1-0 ② G6-3		C SI 92 C CH 87 F CU 84 B CU 81 B FF 93 B CH 88 S FF 95 3-3 ② K		B FF 91 X FF 91 1-0 ② FC3-2 1-2 2-3 3-Hf			4	0	0	0	0	2	3
30 Elliot Johnson, S (1, 7) OBP: 0.222, SLG: 0.258	C FF 96 X FF 95 0-1 ③ 5 HR 2B		C FF 93 F CU 80 B CU 81 S CU 81 1-3 ③ K		X SI 92 0-0 ③ L4		B FF 92 S FF 93 S SL 84 D SL 83 B FF 93 S FF 92 3-3 ③ K			4	1	1	0	0	2	3
5 Freddie Freeman, L (1, 3) OBP: 0.386, SLG: 0.480	X CH 88 0-0 2-H HR			X FF 95 0-0 16 WP 2B		F SI 92 F CU 82 B FF 94 B CU 82 F CU 82 F CU 71 B CH 88 S CU 83 3-3 ① K		F FF 92 B SL 83 B FF 93 T FF 90 B FF 92 F FF 92 F FF 93 S SL 83 3-3 ① K		4	1	2	2	0	2	0
23 Chris Johnson, R (1, 5) OBP: 0.362, SLG: 0.462 4 Paul Janish, R (8, PR) OBP: 0.206, SLG: 0.167 (9, 5)	F FF 96 S CU 83 F FF 97 S CU 80 0-3 ② K			S CU 81 B FF 97 S CU 82 F CU 82 X CU 82 1-2 ① P3		B FF 95 X FF 95 1-0 ② G3-1		B SI 93 B SI 94 B SI 92 B SI 92 4-0 16 G4-6-3 BB		3 0	0 0	0 0	0 0	1 0	1 0	1 0
16 Brian McCann, L (1, 2) OBP: 0.344, SLG: 0.500	C CU 79 B CU 78 X SI 93 1-1 ③ F8			B CU 81 F SI 92 S CU 82 B CU 81 F CU 82 F FF 96 F CU 83 F CU 82 B FF 95 3-3 ② K 2-3		F CU 80 B SI 93 C CH 89 S CU 83 1-3 ③ K		C SI 94 1 SAFE D SL 86 X SI 93 1-1 ②③ G4-6-3 1-2f		4	0	0	0	0	2	2
26 Dan Uggla, R (1, 4) OBP: 0.309, SLG: 0.386		F FF 94 C CU 79 B CU 79 F CU 80 F FF 96 B FF 97 B FF 97 X FF 97 3-2 ① G5-3		B FF 96 B CU 81 B CU 82 I IN 60 4-0 2 BB IBB			F FF 95 B FF 93 X FF 93 1-1 19 SH1-4 2 1B 17 FC3-2 1B			2	0	1	0	1	0	0
2 B.J. Upton, R (1, 8) OBP: 0.269, SLG: 0.293		S FF 96 B FF 97 C FF 96 S FF 97 1-3 ② K		D CU 82 C CU 81 B FF 94 B FF 93 B FF 95 4-1 19 FC6-4 1-2 BB			X FF 94 0-0 17 FC3-2 19 SH1-4 1-2 1B			2	0	1	0	1	1	0
19 Andrelton Simmons, R (1, 6) OBP: 0.296, SLG: 0.372		C FF 96 B FF 96 S FF 95 X FF 97 1-2 ③ G6-3		X CU 81 0-0 ③ FC6-4 1-2f			X FF 93 0-0 ① SH1-4 1-2 2-3			2	0	0	0	0	0	3
49 Julio Teheran, R (1, 1) OBP: 0.245, SLG: 0.275 32 Scott Downs, L (7, 1) 20 Luis Ayala, R (7, 1) 24 Evan Gattis, R (7, PH) OBP: 0.298, SLG: 0.469 38 Anthony Varvaro, R (8, 1)			C FF 92 B CU 76 B FF 93 C FF 94 X SI 94 2-2 ① G6-3		C FF 91 C FF 94 X FF 95 0-2 ① G3		I IN 80 I IN 82 I IN 80 I IN 81 4-0 17 FC3-2 IBB			2 0 0 0 0	0 0 0 0 0	0 0 0 0 0	0 0 0 0 1	0 0 0 0 0	0 0 0 0 0	0 0 0 0 0
Inning Stats	R: 2 E: 0 K: 2 S: 13 H: 2 LOB: 0 BB: 0 P: 15	R: 0 E: 0 K: 1 S: 11 H: 0 LOB: 0 BB: 0 P: 16	R: 0 E: 0 K: 1 S: 7 H: 0 LOB: 0 BB: 0 P: 11	R: 0 E: 0 K: 1 S: 18 H: 1 LOB: 3 BB: 2 P: 30	R: 0 E: 0 K: 1 S: 8 H: 0 LOB: 0 BB: 0 P: 11	R: 0 E: 0 K: 2 S: 9 H: 0 LOB: 0 BB: 0 P: 14	R: 0 E: 0 K: 1 S: 8 H: 2 LOB: 3 BB: 1 P: 17	R: 0 E: 0 K: 1 S: 7 H: 0 LOB: 1 BB: 1 P: 15		1B: 2 2B: 2 3B: 0 HR: 1	SF: 0 SAC: 1 DP: 1 HBP: 0			WP: 1 PB: 0 SB: 0 CS: 0	PA: 32	

BOTTOM

Miami Marlins @ Atlanta Braves

Turner Field, Atlanta, GA

Fri Aug 30 2013, 7:38 PM - 10:29 PM EDT
Att. 28,255 - Partly Cloudy - 83 F

livebaseballscorecards.com

AB	27
R	2
H	5
RBI	2
BB	4
SO	10
LOB	12

PITCHER		IP	WLS	BF	H	R	ER	SO	BB	IBB	HBP	BLK	WP	HR	S	P	ERA	WHIP
16 José Fernández, R ERA: 2.33	(1, 1)	6.0	L	23	3	2	2	8	1	1	0	0	1	1	66	97	3.00	0.667
44 AJ Ramos, R ERA: 3.26	(7, 1)	0.1		4	2	0	0	0	0	1	0	0	0	0	4	9	0.00	6.000
43 Dan Jennings, L ERA: 4.28	(7, 1)	1.0		3	0	0	0	2	0	0	0	0	0	0	9	16	0.00	0.000
50 Chad Qualls, R ERA: 2.98	(8, 1)	0.2		2	0	0	0	0	1	0	0	0	0	0	2	7	0.00	1.500

PITCHER	IP	WLS	BF	H	R	ER	SO	BB	IBB	HBP	BLK	WP	HR	S	P	ERA	WHIP

Miami Marlins @ Atlanta Braves

Turner Field, Atlanta, GA

Sat Aug 31 2013, 7:11 PM - 11:10 PM EDT

Att. 32,727 - Partly Cloudy - 86 F

TOP

livebaseballscorecards.com

Batter	1	2	3	4	5	6	7	8	9	10	11	AB	R	H	RBI	BB	SO	LOB
3 Adeiny Hechavarría, R (1, 6) OBP: 0.270, SLG: 0.300	X FF 91 0-0 27 CS 1B		B FF 91 C FF 90 X KC 80 1-1 ② G6-3			B SL 82 C FF 90 B SI 90 C SI 90 S FF 92 2-3 ① K		S SL 87 F FF 96 B SL 86 F FF 95 F FF 96 X SL 86 1-2 ② F7		B SI 95 B SI 95 F SI 92 B SI 95 C SI 94 X SI 94 3-2 21 FC3-6 1B		5	0	2	0	0	1	0
21 Christian Yelich, L (1, 7) OBP: 0.329, SLG: 0.363	B FF 90 1 SAFE B SI 90 C FF 90 F SI 91 C FF 92 2-3 ① K		C SL 84 X FF 91 0-1 ③ G4-3			M SL 83 F KC 78 S FF 92 0-3 ② K		B FF 94 C FF 93 B FF 95 B FF 94 S FF 95 F FF 95 X FF 96 3-2 2B		1 SAFE X SI 90 0-0 ② FC3-6 1-2f		5	0	1	0	0	2	2
27 Giancarlo Stanton, R (1, 9) OBP: 0.366, SLG: 0.480	B FF 92 B KC 82 C CH 85 B KC 81 C SI 92 B SI 93 4-2 ② 20 HR 1-2 BB			C FF 91 B SL 83 X SI 90 1-1 HR		B CH 86 C FF 92 C FF 92 F FF 92 X FF 93 1-2 ③ P5		I IN 64 I IN 56 I IN 51 I IN 52 4-0 IBB		B SI 89 F SI 94 B SI 92 X SI 89 2-1 ③ F9		3	2	1	1	2	0	1
20 Justin Ruggiano, R (1, 8) OBP: 0.298, SLG: 0.401	F SI 92 B SI 92 B CH 86 B SI 93 F FF 92 F FF 93 X FF 92 3-2 1-H HR			C SL 84 X FF 90 0-1 ① L4			C SL 83 B SL 84 B FF 90 S CH 83 F CH 86 X FF 91 2-2 30 G5-3 5 1B 1B	B SL 85 C SL 85 X SL 84 1-1 ③ F7			B SL 83 B SL 82 F SL 83 S SI 89 F SI 90 B SI 89 B CU 79 4-2 30 SH1-4 BB	4	2	2	2	1	0	2
30 Placido Polanco, R (1, 5) OBP: 0.300, SLG: 0.284	C FF 93 B SI 93 X CH 86 1-1 ③ F9			B CH 84 X CH 84 1-0 ② L7			B SI 90 X CH 84 1-0 ① G5-3 1-2		B FF 98 C FF 97 B FF 97 X FF 97 2-1 ① G6-3		1 SAFE B SL 84 X SI 88 1-0 ① SH1-4 1-2	4	0	0	0	0	0	1
5 Logan Morrison, L (1, 3) OBP: 0.352, SLG: 0.401 44 AJ Ramos, R (7, 1) 9 Juan Pierre, L (9, PH) OBP: 0.279, SLG: 0.295 43 Dan Jennings, L (9, 1) 50 Chad Qualls, R (9, 1) 29 Greg Dobbs, L (11, PH) OBP: 0.307, SLG: 0.310 58 Ryan Webb, R (11, 1) OBP: 0.333, SLG: 0.333		F FF 92 F SI 91 S KC 80 0-3 ① K		S KC 79 C FF 91 B FF 91 C SL 85 1-3 ③ K			B FF 91 X FF 91 1-0 59 FC9-6 2-H 1B		B FF 98 B FF 98 X FF 96 1-0 ② G6-3		I IN 72 I IN 73 I IN 73 I IN 72 4-0 59 G6-4-3 IBB	3 0 1 0 0 0 0	0 0 0 0 0 0 0	1 0 0 0 0 0 0	1 0 0 0 0 1 0	0 0 0 0 0 0 0	2 0 0 0 0 0 0	0 0 0 0 0 0 0
59 Ed Lucas, R (1, 4) OBP: 0.303, SLG: 0.300 (7, 3)		S FF 92 F SI 92 F FF 91 F CH 87 B KC 81 F FF 92 X FF 93 1-2 ② G4-3			F FF 91 B FF 92 X FF 91 1-1 ① L7		S CH 84 X FF 90 0-1 ② FC9-6 46 FC6-4 1-2f		C FF 97 X FF 98 0-1 E3		C SI 89 X FF 91 0-1 ②③ G6-4-3 1-2f	5	0	0	0	0	0	3
46 Koyie Hill, S (1, 2) OBP: 0.182, SLG: 0.227	S CH 86 F CH 86 X FF 92 0-2 ③ P4			C FF 91 F SL 85 B CH 85 X CH 84 1-2 ② P4			X SL 84 0-0 ③ FC6-4 1-2f		C FF 97 F KC 86 F KC 86 C KC 87 0-3 ③ K			4	0	0	0	0	1	2
33 Jacob Turner, R (1, 1) OBP: 0.097, SLG: 0.161 40 Mike Dunn, L (6, 1) 17 Donovan Solano, R (7, 4) OBP: 0.299, SLG: 0.296			C FF 89 C KC 78 B KC 79 B FF 90 X FF 91 2-2 ① G4-3		C FF 91 C FF 91 B KC 79 F FF 91 B CH 84 C FF 92 2-3 ③ K			F FF 94 C SL 85 B FF 96 B FF 95 F SL 86 X FF 95 2-2 ① G4-3			B SI 93 C SI 93 S SI 92 X CU 76 1-2 ① L7	2 0 2	0 0 0	0 0 0	0 0 0	0 0 0	1 0 0	0 0 0
Inning Stats	R: 2 E: 0 K: 1 S: 12 H: 2 LOB: 0 BB: 1 P: 22	R: 0 E: 0 K: 1 S: 12 H: 0 LOB: 0 BB: 0 P: 13	R: 0 E: 0 K: 0 S: 7 H: 0 LOB: 0 BB: 0 P: 10	R: 1 E: 0 K: 1 S: 8 H: 1 LOB: 0 BB: 0 P: 11	R: 0 E: 0 K: 1 S: 9 H: 0 LOB: 0 BB: 0 P: 13	R: 0 E: 0 K: 2 S: 10 H: 0 LOB: 0 BB: 0 P: 13	R: 1 E: 0 K: 0 S: 9 H: 2 LOB: 1 BB: 0 P: 13	R: 0 E: 0 K: 0 S: 15 H: 1 LOB: 2 BB: 1 P: 26	R: 0 E: 1 K: 1 S: 9 H: 0 LOB: 1 BB: 0 P: 12	R: 0 E: 0 K: 0 S: 9 H: 1 LOB: 1 BB: 0 P: 15	R: 0 E: 0 K: 0 S: 6 H: 0 LOB: 1 BB: 2 P: 15	1B: 4 2B: 1 3B: 0 HR: 2	SF: 0 SAC: 1 DP: 1 HBP: 0		WP: 0 PB: 0 SB: 0 CS: 1	PA: 43		

	AB	38
	R	4
	H	7
	RBI	4
	BB	4
	SO	7
	LOB	11

PITCHER		IP	WLS	BF	H	R	ER	SO	BB	IBB	HBP	BLK	WP	HR	S	P	ERA	WHIP
36 Mike Minor, L ERA: 3.08	(1, 1)	7.0		26	5	4	4	6	1	0	0	0	0	2	67	95	5.14	0.857
48 David Carpenter, R ERA: 2.05	(8, 1)	1.0		5	1	0	0	0	0	1	0	0	0	0	15	26	0.00	1.000
46 Craig Kimbrel, R ERA: 0.95	(9, 1)	1.0		4	0	0	0	1	0	0	0	0	0	0	9	12	0.00	0.000
43 Luis Avilán, L ERA: 1.41	(10, 1)	1.0		4	1	0	0	0	0	0	0	0	0	0	9	15	0.00	1.000
20 Luis Ayala, R ERA: 3.0	(11, 1)	1.0	W	4	0	0	0	0	1	1	0	0	0	0	6	15	0.00	1.000

PITCHER	IP	WLS	BF	H	R	ER	SO	BB	IBB	HBP	BLK	WP	HR	S	P	ERA	WHIP

Miami Marlins @ Atlanta Braves

Turner Field, Atlanta, GA

Sat Aug 31 2013, 7:11 PM - 11:10 PM EDT

Att. 32,727 - Partly Cloudy - 86 F

livebaseballscorecards.com

Batter	1	2	3	4	5	6	7	8	9	10	11	AB	R	H	RBI	BB	SO	LOB
17 Jordan Schafer, L (1, 9) OBP: 0.345, SLG: 0.383	E1 30 SH1-3 30 S 5 SF7		1B 30 CS		SH 30 S	K		K		IBB		4	1	1	0	1	2	1
30 Elliot Johnson, S (1, 7) OBP: 0.222, SLG: 0.254 11 Gerald Laird, R (10, PH) OBP: 0.374, SLG: 0.391 20 Luis Ayala, R (11, 1)	SH1-3		BB		K	K	K	K		K		3 1 0	0 0 0	0 0 0	0 0 0	1 0 0	3 1 0	2 2 0
5 Freddie Freeman, L (1, 3) OBP: 0.385, SLG: 0.477	SF7		G4-3		IBB		G3		BB 23 1B		G4-3	3	0	0	1	2	0	1
23 Chris Johnson, R (1, 5) OBP: 0.366, SLG: 0.469 4 Paul Janish, R (11, PR) OBP: 0.206, SLG: 0.167	2B	G5-3	P4			2B 16 1B			G6-4-3 26 1B		1B 2 16 G4-3	6 0	1 1	4 0	0 0	0 0	0 0	3 0
16 Brian McCann, L (1, 2) OBP: 0.344, SLG: 0.495	G1-3	F8				BB 2 HR	1B 2 26 BB		L9		G4-3	5	1	1	1	1	0	4
26 Dan Uggla, R (1, 4) OBP: 0.311, SLG: 0.383		F7		HBP		P6	2 1B		G6-4-3		2 1B	3	0	0	0	2	0	3
2 B.J. Upton, R (1, 8) OBP: 0.275, SLG: 0.308		K		K		HR	1B			19 SH5-3	1B	6	1	4	3	0	2	1
19 Andrelton Simmons, R (1, 6) OBP: 0.294, SLG: 0.369		G6-3			L1	L7	K			SH5-3		4	0	0	0	0	1	3
36 Mike Minor, R (1, 1) OBP: 0.208, SLG: 0.255 48 David Carpenter, R (8, 1) 25 Joey Terdoslavich, S (8, PH) OBP: 0.351, SLG: 0.323 46 Craig Kimbrel, R (9, 1) 43 Luis Avilán, L (10, 1) 8 Justin Upton, R (10, PH) OBP: 0.357, SLG: 0.476 (11, 7)			K		1B 17 E 17 SH	BB		G6-3		G5-3		2 0 1 0 0 0 1	0 0 0 0 0 0 0	1 0 0 0 0 0 0	0 0 0 0 0 0 0	1 0 0 0 0 0 0	1 0 0 0 0 0 0	0 0 0 0 0 0 1
Inning Stats	R: 1 H: 1 E: 1 LOB: 1 K: 0 BB: 0 S: 9 P: 17	R: 0 H: 0 E: 0 LOB: 0 K: 1 BB: 0 S: 8 P: 11	R: 0 H: 1 E: 0 LOB: 1 K: 1 BB: 1 S: 7 P: 12	R: 0 H: 0 E: 0 LOB: 1 K: 1 BB: 0 S: 11 P: 14	R: 0 H: 1 E: 1 LOB: 3 K: 1 BB: 1 S: 15 P: 26	R: 2 H: 1 E: 0 LOB: 1 K: 1 BB: 2 S: 10 P: 25	R: 1 H: 3 E: 0 LOB: 3 K: 2 BB: 1 S: 21 P: 34	R: 0 H: 0 E: 0 LOB: 0 K: 2 BB: 0 S: 11 P: 17	R: 0 H: 1 E: 0 LOB: 1 K: 0 BB: 1 S: 7 P: 18	R: 0 H: 1 E: 0 LOB: 2 K: 1 BB: 1 S: 10 P: 19	R: 1 H: 2 E: 0 LOB: 2 K: 0 BB: 1 S: 9 P: 21	1B: 8 2B: 2 3B: 0 HR: 1	SF: 1 SAC: 3 DP: 1 HBP: 1		WP: 0 PB: 0 SB: 2 CS: 1	PA: 52		

BOTTOM

AB	39
R	5
H	11
RBI	5
BB	8
SO	10
LOB	21

PITCHER		IP	WLS	BF	H	R	ER	SO	BB	IBB	HBP	BLK	WP	HR	S	P	ERA	WHIP
33 Jacob Turner, R ERA: 3.13	(1, 1)	5.2		27	4	3	2	4	3	1	1	0	0	1	57	99	3.18	1.235
40 Mike Dunn, L ERA: 3.14	(6, 1)	1.0		5	2	1	1	2	0	0	0	0	0	0	15	22	9.00	2.000
44 AJ Ramos, R ERA: 3.2	(7, 1)	1.1		6	1	0	0	3	1	0	0	0	0	0	20	35	0.00	1.500
43 Dan Jennings, L ERA: 4.24	(9, 1)	0.1		3	1	0	0	0	1	0	0	0	0	0	5	13	0.00	6.000
50 Chad Qualls, R ERA: 2.89	(9, 1)	1.2		6	1	0	0	1	0	1	0	0	0	0	12	24	0.00	0.600

PITCHER		IP	WLS	BF	H	R	ER	SO	BB	IBB	HBP	BLK	WP	HR	S	P	ERA	WHIP
58 Ryan Webb, R ERA: 2.96	(11, 1)	0.2	L	5	2	1	1	0	1	0	0	0	0	0	9	21	13.50	4.500

Miami Marlins @ Atlanta Braves

Turner Field, Atlanta, GA

Sun Sep 01 2013, 5:09 PM - 7:49 PM EDT

Att. 38,441 - Cloudy - 73 F

TOP

livebaseballscorecards.com

Batter	1	2	3	4	5	6	7	8	9	AB	R	H	RBI	BB	SO	LOB
3 Adeiny Hechavarría, R (1, 6) OBP: 0.272, SLG: 0.301	B SI 91 F SI 90 B CH 84 S SI 91 B SI 91 F SI 92 F SI 92 F CH 85 F SI 92 3-2 F SI 92 X SI 92 ① G6-3		x CH 84 0-0 27 G6-3 21 1B 17 1B 1B B SL 79 C SI 80 X SI 90 1-1 ③ G5-3		B SL 80 X SI 89 1-0 ③ G5-3			F CH 84 X CU 78 0-1 21 BB 1B		5	1	2	0	0	0	3
21 Christian Yelich, L (1, 7) OBP: 0.343, SLG: 0.369	B SI 92 B SI 92 F SI 92 X SI 92 2-1 30 S 30 1B 1B		1 SAFE C SI 90 1 SAFE X SI 89 0-1 17 1B 27 G6-3 59 1B 1-2 1B	B FF 88 B CH 80 S FF 88 F SI 89 B CU 74 B SI 88 4-2 27 G5-4-3 BB		B SI 87 B SL 78 C SL 80 F SI 87 B FS 77 X SL 81 3-2 ① G3		C FF 92 B FF 92 B CH 84 S CH 86 F FF 93 B CH 87 F FF 96 B FF 95 4-2 1-2 BB		3	2	2	0	2	0	0
27 Giancarlo Stanton, R (1, 9) OBP: 0.363, SLG: 0.475 8 Chris Coghlan, L (7, 9) OBP: 0.324, SLG: 0.412	C SI 91 F CH 84 X SI 92 0-2 ② P4		B KC 79 D CH 85 F CH 85 X SI 90 2-1 ① G6-3 1-2 2-3	X SI 89 0-0 ① ② G5-4-3 1-2f		C SI 88 X SL 81 0-1 ② G6-3		X FF 93 0-0 ③ L1		4 1	0 0	0 0	0 0	0 0	0 0	4 2
30 Placido Polanco, R (1, 5) OBP: 0.307, SLG: 0.290	C SI 90 1 SAFE 1 SAFE B SI 92 X KC 79 1-1 1-H 1B		B SI 91 F SI 91 B SI 92 C SI 92 F SI 92 F SI 90 B SI 91 D CH 85 4-2 17 1B 59 1B BB	B SI 89 C SI 89 F SL 78 B FS 78 X FF 88 2-2 17 1B 1B		X SL 77 0-0 ③ G6-3			B FF 92 X FF 92 1-0 59 L3 1B	4	1	3	1	1	0	0
17 Donovan Solano, R (1, 4) OBP: 0.300, SLG: 0.298	B SI 91 D CH 84 X SI 91 2-0 ③ F8		C CH 84 X CH 84 0-1 23 BB 59 1B 6 2B 1-2 2-3 3-H 1B	C SI 89 S SL 80 F CU 73 X SI 89 0-2 1-2 1B			X SI 86 0-0 ① G5-3		C FF 92 C CH 85 B FF 95 B CU 81 S CU 81 2-3 ① K	5	1	2	1	0	1	2
59 Ed Lucas, R (1, 3) OBP: 0.301, SLG: 0.298		C SI 88 X SI 90 0-1 ① P4	S CH 84 X SI 92 0-1 23 BB 6 2B 1-2 2-H 3-H 1B	C SL 81 C SI 89 B SL 81 S SL 81 1-3 ③ K			C SI 87 X CH 81 0-1 ② G5-3		F FF 93 S FF 94 B FF 94 F CU 81 F FF 95 X CU 82 1-2 ② ③ L3 1-1	5	1	1	2	0	1	3
23 Jake Marisnick, R (1, 8) OBP: 0.239, SLG: 0.248		F SI 89 F CH 84 F SI 91 C SI 91 0-3 ② K	B KC 78 C SI 90 B SI 91 B CH 85 F SI 91 F CH 84 F SI 90 B CH 84 4-2 6 2B 1-2 2-3 BB	B SI 89 X SL 78 1-0 24 SH1-4 1B			C SI 86 B SI 87 C SI 87 X FS 80 1-2 ③ G5-3			3	0	1	0	1	1	0
6 Jeff Mathis, R (1, 2) OBP: 0.271, SLG: 0.321		B SI 89 S SI 90 B SI 91 X SI 89 2-1 HR	X CH 84 0-0 1-3 2-H 3-H 2B	F SI 89 B SI 88 1 SAFE C SL 80 C SI 89 1-3 ① K				B FF 91 X FF 91 1-0 ① G3-1		4	1	2	3	0	1	1
24 Nathan Eovaldi, R (1, 1) OBP: 0.111, SLG: 0.077 31 Steve Cishek, R (9, 1)		C SI 91 F SI 91 B CH 84 F CH 84 S SI 91 1-3 ③ K	F SI 89 C SI 89 F SL 78 X SL 79 0-2 ② G4-3	1 SAFE L SI 88 X SI 87 0-1 ② SH1-4 1-2				C FF 90 C FF 92 S FF 94 0-3 ② K		3 0	0 0	0 0	0 0	0 0	2 0	2 0
Inning Stats	R: 1 E: 0 K: 0 S: 16 H: 2 LOB: 1 BB: 0 P: 24	R: 1 E: 0 K: 2 S: 12 H: 1 LOB: 0 BB: 0 P: 15	R: 5 E: 0 K: 0 S: 24 H: 5 LOB: 2 BB: 2 P: 35	R: 0 E: 0 K: 1 S: 13 H: 2 LOB: 2 BB: 1 P: 20	R: 0 E: 0 K: 1 S: 7 H: 1 LOB: 1 BB: 0 P: 10	R: 0 E: 0 K: 0 S: 6 H: 0 LOB: 0 BB: 0 P: 9	R: 0 E: 0 K: 0 S: 6 H: 0 LOB: 0 BB: 0 P: 7	R: 0 E: 0 K: 1 S: 11 H: 1 LOB: 2 BB: 1 P: 16	R: 0 E: 0 K: 1 S: 9 H: 1 LOB: 0 BB: 0 P: 13	1B: 11 2B: 2 3B: 0 HR: 1 SF: 0 SAC: 1 DP: 2 HBP: 0						

	AB	37
	R	7
	H	13
	RBI	7
	BB	4
	SO	6
	LOB	17

WP: 0 PA: 42
PB: 0
SB: 1
CS: 0

PITCHER		IP	WLS	BF	H	R	ER	SO	BB	IBB	HBP	BLK	WP	HR	S	P	ERA	WHIP
58 Alex Wood, L ERA: 3.15	(1, 1)	2.1	L	17	8	7	7	2	2	0	0	0	0	1	46	67	27.00	4.286
50 Freddy Garcia, R ERA: 5.31	(3, 1)	4.2		17	3	0	0	2	1	0	0	0	0	0	38	53	0.00	0.857
38 Anthony Varvaro, R ERA: 3.03	(8, 1)	2.0		8	2	0	0	2	1	0	0	0	0	0	20	29	0.00	1.500

PITCHER	IP	WLS	BF	H	R	ER	SO	BB	IBB	HBP	BLK	WP	HR	S	P	ERA	WHIP

Miami Marlins @ Atlanta Braves

Turner Field, Atlanta, GA

Sun Sep 01 2013, 5:09 PM - 7:49 PM EDT

Att. 38,441 - Cloudy - 73 F

BOTTOM

Batter	1	2	3	4	5	6	7	8	9	AB	R	H	RBI	BB	SO	LOB
17 Jordan Schafer, L (1, 9) OBP: 0.341, SLG: 0.378	C FF 96 C FF 98 F FF 98 B FF 97 S SL 88 1-3 ① K	C FF 98 B FF 98 B FF 99 S FF 98 S FF 99 2-3 ③ K	X FF 96 0-0 1B	C FF 94 S CU 78 B SL 85 X SL 83 1-2 ③ P6	B SI 90 B SI 91 X SI 89 2-0 ③ G3	5	0	1	0	0	2	3
19 Andrelton Simmons, R (1, 6) OBP: 0.294, SLG: 0.373 30 Elliot Johnson, S (6, 6) OBP: 0.226, SLG: 0.263	B FF 97 C FF 98 C FF 99 X FF 98 1-2 3B	C FF 98 C SL 85 X FF 95 0-2 ① F7	C FF 96 B FF 97 X FF 95 1-1 ③ F7	C FF 95 X CU 78 0-1 8 F9 2B	3 1	0 0	1 1	0 0	0 0	0 0	1 0
5 Freddie Freeman, L (1, 3) OBP: 0.385, SLG: 0.475 25 Joey Terdoslavich, S (7, 3) OBP: 0.347, SLG: 0.318	F FF 98 B FF 97 X FF 98 1-1 ② F7	C CU 78 X FF 98 0-1 ② G6-3	S CU 77 B FF 97 B CU 79 B FF 97 B FF 96 4-1 2 FC6-4 BB	S FF 97 X FF 97 0-1 ① L6	2 1	0 0	0 0	0 0	1 0	0 0	1 1
8 Justin Upton, R (1, 7) OBP: 0.356, SLG: 0.474	F FF 98 C SL 87 B FF 96 B SL 86 B FF 99 S FF 99 3-3 ③ K	X FF 98 0-0 2 BB 11 1B 1B	C SL 84 S SL 84 B FF 92 C CU 78 1-3 ① K	C FF 97 B FF 98 F FF 98 X FF 97 1-2 ② F9 2-3	4	0	1	0	0	2	3
11 Gerald Laird, R (1, 2) OBP: 0.369, SLG: 0.385	X FF 96 0-0 ① L8	B FF 97 B FF 96 X FF 97 2-0 2 BB 1-2 1B	X SL 84 0-0 ② F8	B SL 86 S FF 97 X FF 98 1-1 ③ G4-3	4	0	1	0	0	0	2
2 B.J. Upton, R (1, 8) OBP: 0.275, SLG: 0.305	C FF 96 C FF 97 B FF 96 B FF 98 F SL 89 X FF 98 2-2 ② F8	S FF 98 B FF 98 C SL 86 B FF 99 B FF 99 F FF 99 B FF 98 4-2 1-2 2-3 BB	F FF 96 X FF 95 0-1 ③ FC6-4 1-2f	B SI 91 C SI 90 S SL 82 S SL 82 1-3 ① K	3	0	0	0	1	1	1
26 Dan Uggla, R (1, 4) OBP: 0.310, SLG: 0.381	S FF 98 X FF 98 0-1 ③ F7	B FF 98 X SL 83 1-0 ③ P5	F SL 85 B CU 78 C FF 98 X SL 86 1-2 ① G5-3	F SI 90 B SI 92 B SL 83 C SI 91 F SI 91 B SL 84 B SI 90 4-2 23 1B BB	3	0	0	0	1	0	3
4 Paul Janish, R (1, 5) OBP: 0.211, SLG: 0.206	B FF 96 C FF 98 C SL 85 S SL 85 1-3 ① K	C FF 95 B FF 96 X FF 95 1-1 ① F9	X FF 97 0-0 13 1B 2B	C SI 91 F SI 92 S SL 83 0-3 ② K	4	0	1	0	0	2	1
58 Alex Wood, R (1, 1) 50 Freddy Garcia, R (3, 1) 13 Jose Constanza, L (7, PH) OBP: 0.192, SLG: 0.192 38 Anthony Varvaro, R (8, 1) 23 Chris Johnson, R (9, PH) OBP: 0.368, SLG: 0.471	C FF 98 C FF 98 F FF 99 F SL 86 S FF 97 0-3 ② K	X FF 96 0-0 G6-3	F FF 96 S FF 96 X FF 92 0-2 2-H ② 1B	C SI 92 B SL 83 S SL 84 B SL 82 X SL 82 2-2 1-2 1B	0 2 1 0 1	0 0 0 0 0	0 0 1 0 1	0 0 0 0 0	0 1 0 0 0	0 0 0 0 0	0 0 0 0 0
Inning Stats	R: 0 H: 1 E: 0 LOB: 1 K: 2 BB: 0 S: 12 P: 18	R: 0 H: 0 E: 0 LOB: 0 K: 0 BB: 0 S: 7 P: 9	R: 0 H: 0 E: 0 LOB: 0 K: 3 BB: 0 S: 11 P: 14	R: 0 H: 2 E: 0 LOB: 3 K: 0 BB: 1 S: 11 P: 18	R: 0 H: 1 E: 0 LOB: 1 K: 0 BB: 0 S: 6 P: 8	R: 0 H: 0 E: 0 LOB: 1 K: 1 BB: 1 S: 7 P: 12	R: 0 H: 2 E: 0 LOB: 1 K: 0 BB: 0 S: 10 P: 12	R: 0 H: 1 E: 0 LOB: 1 K: 0 BB: 0 S: 9 P: 11	R: 0 H: 1 E: 0 LOB: 2 K: 2 BB: 1 S: 13 P: 22	1B: 5 2B: 2 3B: 1 HR: 0	SF: 0 SAC: 0 DP: 0 HBP: 0				

livebaseballscorecards.com

AB	34
R	0
H	8
RBI	0
BB	3
SO	8
LOB	16

PITCHER	IP	WLS	BF	H	R	ER	SO	BB	IBB	HBP	BLK	WP	HR	S	P	ERA	WHIP
24 Nathan Eovaldi, R (1, 1) ERA: 3.4	8.0	W	32	7	0	0	6	2	0	0	0	0	0	73	102	0.00	1.125
31 Steve Cishek, R (9, 1) ERA: 2.56	1.0		5	1	0	0	2	1	0	0	0	0	0	13	22	0.00	2.000

PITCHER	IP	WLS	BF	H	R	ER	SO	BB	IBB	HBP	BLK	WP	HR	S	P	ERA	WHIP

Batter	1	2	3	4	5	6	7	8	9	AB	R	H	RBI	BB	SO	LOB
3 Adeiny Hechavarría, R (1, 6) OBP: 0.271, SLG: 0.298	C FC 87 X FC 86 0-1 ① L8	B FC 86 B FC 86 B FF 89 C FF 88 S FC 86 F FC 86 B FF 90 4-2 BB		C CU 69 F CH 78 B SL 77 S FF 89 1-3 ③ K			X FC 84 0-0 ① P3	S SI 89 B FF 90 B SL 82 X CH 80 2-1 ③ F9	4	0	0	0	1	1	2
21 Christian Yelich, L (1, 7) OBP: 0.353, SLG: 0.399	C FF 87 B FF 88 F FC 86 B FF 90 B FF 90 F FC 87 F FF 91 X SL 78 3-2 HR	1 SAFE C FC 87 B FF 88 F FC 87 X SL 80 1-2 ② L8			F FF 87 X FF 88 0-1 27 G6-4-3 1B		B FC 85 F FC 84 X FF 88 1-1 1-2 1B			4	1	3	1	0	0	1
27 Giancarlo Stanton, R (1, 9) OBP: 0.359, SLG: 0.469	C FF 89 B FF 89 S FF 89 X FF 90 1-2 ② G5-3	X FC 86 0-0 ③ P6			C FC 86 B FC 86 S FC 85 B FC 86 X FF 90 2-2 ①② G6-4-3 1-2f		B FC 86 B CH 78 T FC 86 F FC 87 C FC 87 2-3 ② K			4	0	0	0	0	1	4
20 Justin Ruggiano, R (1, 8) OBP: 0.301, SLG: 0.405	X FF 88 0-0 2B		B FC 85 F FC 86 B CH 80 F CH 78 F FC 86 B SL 80 X FC 86 3-2 ① F8		L CU 68 B FC 87 S CH 78 F CH 79 B FF 88 X FF 89 2-2 30 FC5-4 1B		B CH 79 B CH 79 F FC 86 F FC 87 B FF 89 X FF 88 3-2 ③ P6			4	0	2	0	0	0	2
30 Placido Polanco, R (1, 5) OBP: 0.304, SLG: 0.286	C FC 86 X FC 86 0-1 ③ G4-3		B FC 86 B FC 86 X FF 89 2-0 ② G6-3		1 SAFE C FF 87 B CH 77 B FC 85 X FC 85 2-1 ③ FC5-4 1-2f			C FF 87 B SI 88 B SL 82 F FF 90 F SL 83 B SL 79 F FF 90 X FF 90 3-2 ① F8		4	0	0	0	0	0	2
59 Ed Lucas, R (1, 3) OBP: 0.300, SLG: 0.301		C FF 87 S CU 70 X CU 73 0-2 6 1B 37 HR 2B	F FC 85 X FC 86 0-1 ③ G3			B FC 84 X CH 76 1-0 ① G6-3		B FF 90 F CH 80 C CU 77 F FF 90 S SL 83 1-3 ② K		4	1	1	0	0	1	0
17 Donovan Solano, R (1, 4) OBP: 0.296, SLG: 0.293		F FF 87 S FC 84 F FF 88 F FC 86 F FF 88 B CH 81 S FF 90 1-3 ① K		C FC 83 X FC 85 0-1 ① F8		B FC 86 X FF 87 1-0 ② P4		C SI 90 X SL 78 0-1 ③ F8		4	0	0	0	0	1	1
6 Jeff Mathis, R (1, 2) OBP: 0.275, SLG: 0.321		B CH 80 X CH 79 1-0 37 HR 2-3 1B		B FF 87 C FC 84 B FF 88 B FC 84 B FF 88 4-1 37 SH2-4 BB		B CU 67 X FC 85 1-0 ③ P3			X SL 79 0-0 ① G6-3	3	1	1	0	1	0	0
37 Henderson Alvarez III, R (1, 1) OBP: 0.350, SLG: 0.632 40 Mike Dunn, L (7, 1) 50 Chad Qualls, R (8, 1) 29 Greg Dobbs, L (9, PH) OBP: 0.306, SLG: 0.308 31 Steve Cishek, R (9, 1)		X FF 89 0-0 1-H 3-H HR		X CH 78 0-0 ② SH2-4 1-2			C FC 84 X CH 75 0-1 21 1B 1B		F CH 78 C CU 77 F SL 82 S FF 90 0-3 ② K	2 0 0 1 0	1 0 0 0 0	2 0 0 0 0	3 0 0 0 0	0 0 0 1 0	0 0 0 0 0	0 0 0 0 0
Inning Stats	R: 1 E: 0 K: 0 S: 13 H: 2 LOB: 1 BB: 0 P: 17	R: 3 E: 0 K: 1 S: 18 H: 3 LOB: 1 BB: 1 P: 25	R: 0 E: 0 K: 0 S: 7 H: 0 LOB: 0 BB: 0 P: 12	R: 0 E: 0 K: 1 S: 7 H: 0 LOB: 1 BB: 1 P: 12	R: 0 E: 0 K: 0 S: 11 H: 2 LOB: 1 BB: 0 P: 17	R: 0 E: 0 K: 0 S: 3 H: 0 LOB: 0 BB: 0 P: 6	R: 0 E: 0 K: 1 S: 11 H: 2 LOB: 2 BB: 0 P: 17	R: 0 E: 0 K: 1 S: 11 H: 0 LOB: 0 BB: 0 P: 15	R: 0 E: 0 K: 1 S: 7 H: 0 LOB: 0 BB: 0 P: 9	1B: 5 2B: 2 3B: 0 HR: 2 SF: 0 SAC: 1 DP: 1 HBP: 0						

TOP

Miami Marlins @ Chicago Cubs

Wrigley Field, Chicago, IL

Mon Sep 02 2013, 1:24 PM - 4:05 PM CDT

Att. 26,978 - Partly Cloudy - 71 F

livebaseballscorecards.com

AB	34
R	4
H	9
RBI	4
BB	2
SO	5
LOB	12

WP: 0 PB: 0 SB: 0 CS: 0 PA: 37

PITCHER		IP	WLS	BF	H	R	ER	SO	BB	IBB	HBP	BLK	WP	HR	S	P	ERA	WHIP
37 Travis Wood, L ERA: 3.17	(1, 1)	7.0	L	31	9	4	4	3	2	0	0	0	0	2	70	106	5.14	1.571
33 Carlos Villanueva, R ERA: 4.31	(8, 1)	2.0		6	0	0	0	2	0	0	0	0	0	0	18	24	0.00	0.000

PITCHER	IP	WLS	BF	H	R	ER	SO	BB	IBB	HBP	BLK	WP	HR	S	P	ERA	WHIP

Miami Marlins @ Chicago Cubs

Wrigley Field, Chicago, IL

Mon Sep 02 2013, 1:24 PM - 4:05 PM CDT

Att. 26,978 - Partly Cloudy - 71 F

livebaseballscorecards.com

BOTTOM

Batter	1	2	3	4	5	6	7	8	9	AB	R	H	RBI	BB	SO	LOB
13 Starlin Castro, R (1, 6) OBP: 0.283, SLG: 0.344	C SI 94 C SI 93 X SL 81 0-2 24 1B 44 1B 1B	B FF 93 X SI 93 1-0 ③ G3			B CU 76 B SI 92 B SI 92 C SI 91 F SI 91 F SI 93 B SI 93 4-2 44 G6-4-3 BB		C FF 94 X FF 94 0-1 ③ G4-3			3	1	1	0	1	0	0
24 Luis Valbuena, L (1, 5) OBP: 0.332, SLG: 0.372 8 Donnie Murphy, R (8, PH) OBP: 0.366, SLG: 0.618 (9, 5)	B FF 92 F SI 90 1 SAFE X CU 74 1-1 44 1B 30 1B 1-3 1B	C SI 92 B SI 88 C FF 95 B SI 94 F SI 94 B SI 94 X SI 93 3-2 ① G6-3	B SI 91 S CH 86 F FF 92 X SL 80 1-2 ① P3			B FF 92 C FF 94 F FF 94 B SL 86 B SL 87 F FF 94 B FF 95 4-2 BB			3 0	1 0	1 0	0 0	0 1	0 0	1 0
44 Anthony Rizzo, L (1, 3) OBP: 0.326, SLG: 0.429	B SI 92 B SI 92 X CH 88 2-0 30 1B 19 SF8 1-3 3-H 1B	C SI 93 C CU 72 S SL 85 0-3 ② K	X SI 90 0-0 ②③ G6-4-3 1-2f					B SL 85 1 SAFE F FF 95 S SL 85 B FF 94 C FF 95 2-3 ① K		4	1	1	1	0	2	2
30 Dioner Navarro, S (1, 2) OBP: 0.369, SLG: 0.503	C SI 93 1 SAFE B SI 92 X CH 87 1-1 19 E 1-3 3-H 1B	X FF 91 0-0 1B				B CH 85 C CH 87 B FF 93 X SI 88 2-1 ① P2		X SI 94 0-0 ② L6		4	0	2	1	0	0	1
19 Nate Schierholtz, L (1, 9) OBP: 0.313, SLG: 0.497	D SI 94 F SI 94 F SI 94 X SL 82 1-2 ① SF8 1-3 3-H	S CH 87 X FF 94 0-1 ③ F8				C EP 57 S SL 81 B SI 94 X SL 82 1-2 ② G5-3		B SI 94 F SI 93 B SL 86 1 SAFE 1 SAFE B SI 92 C SI 92 F SL 88 X SL 88 3-2 ③ F9		3	0	0	1	0	0	2
6 Ryan Sweeney, L (1, 8) OBP: 0.352, SLG: 0.529	B SI 94 B SI 94 X FF 94 2-0 ② G3			B SI 90 C SI 90 B FF 95 C SI 91 X SI 93 2-2 15 G6-4-3 2B		C FF 93 X SI 93 0-1 21 FC5-4 1B			C SI 89 C SL 84 S SI 91 0-3 ① K	4	0	2	0	0	1	1
21 Junior Lake, R (1, 7) OBP: 0.337, SLG: 0.426	C SI 94 F FF 96 S SI 95 0-3 ③ K			F SI 92 H SI 93 1-1 15 G6-4-3 HBP		X SI 93 0-0 ③ FC5-4 1-2f			C SL 83 S SL 83 B SL 82 B SI 91 X SL 83 2-2 15 G3-6-3 1B	3	0	1	0	0	1	2
15 Darwin Barney, R (1, 4) OBP: 0.269, SLG: 0.321		B SI 91 C SI 92 F SI 91 C SI 93 1-3 ① K		C SI 93 F SI 94 F SI 95 X SI 94 0-2 ①② G6-4-3 1-2f 2-3			C FF 94 F SI 94 F SL 86 F FF 94 X SL 85 0-2 ① F7		X SI 91 0-0 ②③ G3-6-3 1-2f	4	0	0	0	0	1	3
37 Travis Wood, R (1, 1) OBP: 0.271, SLG: 0.421 2 Cole Gillespie, R (7, PH) OBP: 0.294, SLG: 0.237 33 Carlos Villanueva, R (8, 1) OBP: 0.161, SLG: 0.161		F SI 93 X SI 92 0-1 ② G6-3		B SL 82 X SI 94 1-0 ③ F8			C FF 94 F CU 76 F FF 94 S SL 87 0-3 ② K			2 1 0	0 0 0	0 0 0	0 0 0	0 0 0	0 1 0	1 0 0
Inning Stats	R: 3 H: 4 E: 1 LOB: 1 K: 1 BB: 0 S: 15 P: 22	R: 0 H: 0 E: 0 LOB: 0 K: 1 BB: 0 S: 6 P: 8	R: 0 H: 1 E: 0 LOB: 1 K: 1 BB: 0 S: 10 P: 13	R: 0 H: 1 E: 0 LOB: 1 K: 0 BB: 0 S: 9 P: 13	R: 0 H: 0 E: 0 LOB: 0 K: 0 BB: 1 S: 7 P: 12	R: 0 H: 1 E: 0 LOB: 1 K: 0 BB: 0 S: 8 P: 11	R: 0 H: 0 E: 0 LOB: 0 K: 1 BB: 0 S: 11 P: 11	R: 0 H: 0 E: 0 LOB: 1 K: 1 BB: 1 S: 11 P: 20	R: 0 H: 1 E: 0 LOB: 0 K: 1 BB: 0 S: 7 P: 9	1B: 7 SF: 1 2B: 1 SAC: 0 3B: 0 DP: 3 HR: 0 HBP: 1				WP: 0 PA: 35 PB: 0 SB: 0 CS: 0		

	AB	31
	R	3
	H	8
	RBI	3
	BB	2
	SO	6
	LOB	13

PITCHER		IP	WLS	BF	H	R	ER	SO	BB	IBB	HBP	BLK	WP	HR	S	P	ERA	WHIP
37 Henderson Alvarez III, R ERA: 3.95	(1, 1)	6.0	W	25	7	3	3	3	1	0	1	0	0	0	55	79	4.50	1.333
40 Mike Dunn, L ERA: 3.07	(7, 1)	1.1	H	5	0	0	0	2	1	0	0	0	0	0	17	23	0.00	0.750
50 Chad Qualls, R ERA: 2.85	(8, 1)	0.2	H	2	0	0	0	0	0	0	0	0	0	0	5	8	0.00	0.000
31 Steve Cishek, R ERA: 2.52	(9, 1)	1.0	S	3	1	0	0	1	0	0	0	0	0	0	7	9	0.00	1.000

PITCHER	IP	WLS	BF	H	R	ER	SO	BB	IBB	HBP	BLK	WP	HR	S	P	ERA	WHIP

Miami Marlins @ Chicago Cubs

Wrigley Field, Chicago, IL

Tue Sep 03 2013, 7:12 PM - 10:31 PM CDT

Att. 30,024 - Partly Cloudy - 67 F

TOP

livebaseballscorecards.com

Batter	1	2	3	4	5	6	7	8	9	AB	R	H	RBI	BB	SO	LOB
8 Chris Coghlan, L (1, 5) OBP: 0.320, SLG: 0.404	B FF 91 B FF 92 B FF 92 C FF 92 F FF 93 X FF 93 3-2 F8		B SL 85 C SL 85 X FF 93 1-1 G6-3		C SL 86 X SL 85 0-1 F9	1 SAFE F SL 81 1 SAFE B SL 80 B SI 91 F FF 91 S SL 82 2-3 K 1-2		1 SAFE X SI 92 0-0 17 2B 1-3 1B		5	1	1	0	0	1	2
40 Mike Dunn, L (8, 1)										0	0	0	0	0	0	0
44 AJ Ramos, R (9, 1)										0	0	0	0	0	0	0
17 Donovan Solano, R (1, 4) OBP: 0.305, SLG: 0.307	C FF 93 X SI 94 0-1 L8		X FF 93 0-0 2B		B SL 86 F SL 85 S FF 93 B FF 93 D SL 86 F FF 91 F FF 93 X SL 86 3-2 21 2B 27 1B 1-2 1B	C FF 91 B FF 91 S SL 81 D SL 82 D SL 82 B FF 92 4-2 21 S 2-3 BB		B CU 78 F FF 92 F FF 92 D FF 92 1 SAFE 1 SAFE D CU 79 X FF 92 3-2 21 1B 1-H 3-H 2B		4	2	3	2	1	0	0
21 Christian Yelich, L (1, 7) OBP: 0.360, SLG: 0.411	B FF 93 B SI 92 X FF 93 2-0 27 S 1B		C FF 94 B SL 84 B FF 93 C SL 85 S SL 85 2-3 K		F FF 94 B FF 94 S SL 85 B FF 95 D SL 86 X FF 92 3-2 27 1B 20 E 1-3 2-H 2B	C SL 81 B FF 90 B SL 83 X SL 81 2-2 F7 1-2		B CU 79 C FF 92 B FF 92 S CU 78 F CU 79 X FF 92 2-2 2-H 1B		5	1	3	2	0	1	3
27 Giancarlo Stanton, R (1, 9) OBP: 0.362, SLG: 0.468	C SL 84 C SL 86 D SL 85 1 SAFE 1 SAFE F FF 94 D SL 85 S SL 86 2-3 K 1-2			B SL 84 B FF 92 C FF 92 B SL 84 B FF 92 4-1 3 FC6-4 5 BB BB	C FF 94 B SL 87 D SL 88 X SL 85 2-1 20 E 2-3 3-H 1B		B FF 96 B FF 96 B FF 97 B FF 96 4-0 5 G6-3 BB	C FF 92 S FF 91 B FF 91 T FF 91 1-2 K		3	0	1	1	2	2	2
20 Justin Ruggiano, R (1, 8) OBP: 0.297, SLG: 0.399		C FF 92 B SL 84 S SL 86 B SL 86 F FF 93 B SL 86 S FF 93 3-3 K		1 SAFE X FF 92 0-0 F8	F FF 93 S SL 87 X SL 86 0-2 E6 1-2 3-H		B SL 82 B FF 96 C FF 94 C FF 94 C FF 95 2-3 K		X FF 91 0-0 P6	5	0	0	1	0	2	3
5 Logan Morrison, L (1, 3) OBP: 0.349, SLG: 0.394		B FF 94 B FF 94 F FF 94 X SL 85 2-1 F8		B FF 94 B FF 93 B SI 92 B FF 93 4-0 3 FC6-4 1-2 BB	B FF 94 C SL 85 B FF 93 X FF 93 2-1 F7		C FF 92 B SI 96 B FF 91 B FF 91 F FF 94 X FF 94 3-2 G6-3 1-2f		C FF 91 S FF 91 T FF 91 0-2 K	4	0	0	0	1	1	3
3 Adeiny Hechavarría, R (1, 6) OBP: 0.270, SLG: 0.300		B FF 93 X FF 92 1-0 2B		C SL 84 D SL 85 F FF 91 D SL 86 D SL 86 F FF 92 F FF 92 F FF 91 F FF 92 3-2 X FF 91 FC6-4 1-2f 2-3	B SI 92 F FF 93 F FF 93 D SL 86 X FF 93 2-2 F9			B FF 91 S FF 92 F FF 92 F FF 92 F CU 79 X FF 92 1-2 F9	X FF 92 0-0 G1-3	5	0	1	0	0	0	4
6 Jeff Mathis, R (1, 2) OBP: 0.275, SLG: 0.320		C SL 85 B FF 93 S SL 86 B SL 87 F FF 93 S SL 86 2-3 K		C SL 85 S SL 86 X SL 85 0-2 F7		C SI 93 F SL 80 S SL 85 0-3 K		F FF 92 X CU 78 0-1 8 1B 17 2B 1B		4	1	1	0	0	2	3
34 Tom Koehler, R (1, 1) OBP: 0.094, SLG: 0.094 43 Dan Jennings, L (5, 1) 9 Juan Pierre, L (6, PH) OBP: 0.281, SLG: 0.297 58 Ryan Webb, R (6, 1) OBP: 0.333, SLG: 0.333 29 Greg Dobbs, L (8, PH) OBP: 0.305, SLG: 0.307 30 Placido Polanco, R (8, 5) OBP: 0.304, SLG: 0.286			C FF 92 X FF 92 0-1 G6-3		C FF 93 X FF 92 0-1 17 1B 21 2B 1B	B SI 94 X SI 92 1-0 17 S 8 S 1B		C SI 92 B SI 92 F SI 92 B FS 87 S SI 91 2-3 K		2 0 1 0 1 0	1 0 0 0 0 0	1 0 1 0 0 0	0 0 0 0 0 0	0 0 0 0 1 0	0 0 0 0 1 0	0 0 0 0 1 0
Inning Stats	R: 0 E: 0 K: 1 S: 10 H: 1 LOB: 1 BB: 0 P: 17	R: 0 E: 0 K: 2 S: 11 H: 1 LOB: 1 BB: 0 P: 19	R: 0 E: 0 K: 1 S: 8 H: 1 LOB: 0 BB: 0 P: 11	R: 0 E: 0 K: 0 S: 12 H: 0 LOB: 2 BB: 2 P: 23	R: 3 E: 1 K: 0 S: 22 H: 4 LOB: 2 BB: 0 P: 34	R: 0 E: 0 K: 2 S: 12 H: 1 LOB: 2 BB: 1 P: 21	R: 0 E: 0 K: 1 S: 6 H: 0 LOB: 0 BB: 1 P: 15	R: 3 E: 0 K: 2 S: 21 H: 4 LOB: 1 BB: 0 P: 30	R: 0 E: 0 K: 1 S: 5 H: 0 LOB: 0 BB: 0 P: 5	1B: 8 2B: 4 3B: 0 HR: 0 SF: 0 SAC: 0 DP: 1 HBP: 0						

	AB	39
	R	6
	H	12
	RBI	6
	BB	4
	SO	10
	LOB	21

WP: 0 PA: 43
PB: 0
SB: 4
CS: 0

PITCHER		IP	WLS	BF	H	R	ER	SO	BB	IBB	HBP	BLK	WP	HR	S	P	ERA	WHIP
36 Edwin Jackson, R ERA: 4.91	(1, 1)	5.0	L	25	7	3	3	4	2	0	0	0	0	0	63	104	5.40	1.800
55 Alberto Cabrera, R ERA:	(6, 1)	0.1		2	1	0	0	1	0	0	0	0	0	0	4	5	0.00	3.000
59 Zac Rosscup, L ERA:	(6, 1)	0.2		3	0	0	0	1	1	0	0	0	0	0	8	16	0.00	1.500
56 Héctor Rondón, R ERA: 5.59	(7, 1)	1.0		3	0	0	0	1	1	0	0	0	0	0	6	15	0.00	1.000
50 Blake Parker, R ERA: 2.7	(8, 1)	1.0		7	4	3	3	2	0	0	0	0	0	0	21	30	27.00	4.000

PITCHER		IP	WLS	BF	H	R	ER	SO	BB	IBB	HBP	BLK	WP	HR	S	P	ERA	WHIP
28 Michael Bowden, R ERA: 4.3	(9, 1)	1.0		3	0	0	0	1	0	0	0	0	0	0	5	5	0.00	0.000

Miami Marlins @ Chicago Cubs

Wrigley Field, Chicago, IL

Tue Sep 03 2013, 7:12 PM - 10:31 PM CDT

Att. 30,024 - Partly Cloudy - 67 F

livebaseballscorecards.com

BOTTOM

Batter	1	2	3	4	5	6	7	8	9	AB	R	H	RBI	BB	SO	LOB
13 Starlin Castro, R (1, 6) OBP: 0.283, SLG: 0.343	C FF 93 X FF 94 0-1 24 G3-6-1 1B		B SL 85 X KC 79 1-0 ② G1-5-3 2-3		C FF 93 F SL 84 B KC 82 F FF 93 B KC 82 C SI 93 2-3 ① K		C SI 93 B SI 92 B SI 92 B SI 92 X SI 92 3-1 ③ G6-3			4	0	1	0	0	1	3
24 Luis Valbuena, L (1, 5) OBP: 0.335, SLG: 0.370 15 Darwin Barney, R (8, PH) OBP: 0.268, SLG: 0.320 (9, 4)	B FF 92 S SI 92 1 SAFE C SI 93 1 SAFE B FF 93 X KC 80 2-2 ① ② G3-6-1 1-2f		F SL 85 H SI 94 1-1 44 FC5-4 HBP		C SI 94 B SI 95 S KC 79 B KC 81 B SI 94 B KC 81 4-2 1-2 2-3 BB			B FF 93 B FF 93 F FF 93 X FF 94 2-1 ① F8		1 1	0 0	0 0	0 0	1 0	0 0	1 0
44 Anthony Rizzo, L (1, 3) OBP: 0.324, SLG: 0.426	B KC 81 X SI 95 1-0 ③ G4-3		C KC 80 S KC 82 D SL 86 X KC 82 1-2 ③ FC5-4 1-2f		F SL 82 D SL 82 F SL 82 X SL 81 1-2 ② SF9 2-3 3-H			X FF 94 0-0 ② G3-1		3	0	0	1	0	0	2
19 Nate Schierholtz, L (1, 9) OBP: 0.310, SLG: 0.492		B KC 79 X SI 93 1-0 ① F8		C KC 77 B FF 93 S KC 79 B KC 81 S SL 85 2-3 ① K	S SL 82 D SL 82 B FF 91 B SL 83 X FF 92 3-1 ③ G4-3			B SL 86 B FF 94 S FF 94 S FF 93 S FF 94 2-3 ③ K		4	0	0	0	0	2	2
6 Ryan Sweeney, L (1, 8) OBP: 0.348, SLG: 0.516		C SI 94 F FF 93 S KC 82 0-3 ② K	X SI 94 0-0 ② G5-3		B SI 92 C SI 92 B SI 93 X SI 94 2-1 ① G6-3				B FF 90 B FF 91 C FF 92 B FF 93 C FF 92 F FF 91 B FF 93 4-2 BB	3	0	0	0	1	1	0
8 Donnie Murphy, R (1, 4) OBP: 0.362, SLG: 0.602 (9, 5)		B SI 94 C FF 94 X KC 81 1-1 1B	C FF 93 X SI 94 0-1 ③ G6-3		S SI 93 X SI 94 0-1 ② G6-3				C FF 91 C SL 80 C SL 81 0-3 ① K	4	0	1	0	0	1	1
47 Brian Bogusevic, L (1, 7) OBP: 0.337, SLG: 0.477		B SI 93 C KC 79 X KC 80 1-1 ③ G6-3		B SI 92 X FF 90 1-0 HR	F SI 93 C SL 80 X SL 82 0-2 ③ G1-3				B CU 75 B FF 91 X FF 91 2-0 ② F8	4	1	1	1	0	0	2
53 Welington Castillo, R (1, 2) OBP: 0.350, SLG: 0.367			X FF 92 0-0 13 G1-5-3 2B	B SL 84 B FF 92 B FF 92 B FF 91 4-0 24 BB 21 BB 44 SF9 BB			S SL 80 S SL 91 B SI 92 B SL 82 C SL 82 2-3 ① K		C FF 92 B CH 85 C SL 81 D SL 83 S SL 82 2-3 ③ K	3	1	1	0	1	2	1
36 Edwin Jackson, R (1, 1) OBP: 0.104, SLG: 0.087 21 Junior Lake, R (5, PH) OBP: 0.340, SLG: 0.426 55 Alberto Cabrera, R (6, 1) 59 Zac Rosscup, R (6, 1) 56 Héctor Rondón, R (7, 1) 54 Darnell McDonald, R (7, PH) OBP: 0.310, SLG: 0.200 50 Blake Parker, R (8, 1) 28 Michael Bowden, R (9, 1)			C SI 93 L SL 85 S SL 86 0-3 ① K	S KC 77 C KC 80 D KC 82 B SL 85 B FF 94 B KC 78 4-2 44 SF9 24 BB 1-2 BB			B SL 81 C SI 93 S SI 93 B SL 82 X SI 94 2-2 ② G6-3			1 0 0 0 0 0 1 0 0	0 0 0 0 0 0 0 0 0	0 0 0 0 0 0 0 0 0	0 1 0 0 0 0 0 0 0	0 0 0 0 0 0 0 0 0	1 0 0 0 0 0 0 0 0	1 0 0 0 0 0 0 0 0
Inning Stats	R: 0 E: 0 K: 0 S: 6 H: 1 LOB: 0 BB: 0 P: 9	R: 0 E: 0 K: 1 S: 8 H: 1 LOB: 1 BB: 0 P: 11	R: 0 E: 0 K: 1 S: 9 H: 1 LOB: 2 BB: 0 P: 12	R: 0 E: 0 K: 1 S: 6 H: 0 LOB: 0 BB: 0 P: 8	R: 2 E: 0 K: 1 S: 14 H: 1 LOB: 2 BB: 3 P: 33	R: 0 E: 0 K: 0 S: 7 H: 0 LOB: 0 BB: 0 P: 9	R: 0 E: 0 K: 1 S: 8 H: 0 LOB: 0 BB: 0 P: 15	R: 0 E: 0 K: 1 S: 6 H: 0 LOB: 0 BB: 0 P: 10	R: 0 E: 0 K: 2 S: 10 H: 0 LOB: 1 BB: 1 P: 18	1B: 2 2B: 1 3B: 0 HR: 1 SF: 1 SAC: 0 DP: 1 HBP: 1						

	AB	R	H	RBI	BB	SO	LOB
AB	29						
R		2					
H			4				
RBI				2			
BB					4		
SO						8	
LOB							13

WP: 0 PA: 35
PB: 0
SB: 0
CS: 0

PITCHER		IP	WLS	BF	H	R	ER	SO	BB	IBB	HBP	BLK	WP	HR	S	P	ERA	WHIP
34 Tom Koehler, R ERA: 4.7	(1, 1)	4.1		20	4	2	2	4	3	0	1	0	0	1	38	64	4.15	1.615
43 Dan Jennings, L ERA: 4.15	(5, 1)	0.2		2	0	0	0	0	0	0	0	0	0	0	5	9	0.00	0.000
58 Ryan Webb, R ERA: 2.87	(6, 1)	2.0	W	6	0	0	0	1	0	0	0	0	0	0	15	24	0.00	0.000
40 Mike Dunn, L ERA: 3.02	(8, 1)	1.0		3	0	0	0	1	0	0	0	0	0	0	6	10	0.00	0.000
44 AJ Ramos, R ERA: 3.15	(9, 1)	1.0		4	0	0	0	2	1	0	0	0	0	0	10	18	0.00	1.000

PITCHER	IP	WLS	BF	H	R	ER	SO	BB	IBB	HBP	BLK	WP	HR	S	P	ERA	WHIP

TOP

Miami Marlins @ Chicago Cubs

Wrigley Field, Chicago, IL

Wed Sep 04 2013, 1:25 PM - 4:41 PM CDT

Att. 20,696 - Partly Cloudy - 78 F

livebaseballscorecards.com

Batter	1	2	3	4	5	6	7	8	9	AB	R	H	RBI	BB	SO	LOB
8 Chris Coghlan, L (1, 5) OBP: 0.309, SLG: 0.390	C FC 91 C SI 93 B FF 92 B FS 84 F FC 91 X FS 83 2-2 ① G4-3		F SL 85 X FS 83 0-1 ① G4-3		S SI 94 S FF 94 F FF 95 B FS 84 S FS 85 1-3 ① K	B SI 94 B SI 94 F SI 94 B SI 94 X SI 95 3-1 ③ G3-1		X SI 97 0-0 ③ G4-3		5	0	0	0	0	1	2
17 Donovan Solano, R (1, 4) OBP: 0.306, SLG: 0.314	B FC 90 B SI 93 S FC 93 B FF 93 X FF 93 3-1 ② G6-3		C SI 92 F SL 86 F FS 84 B SI 94 S FF 95 1-3 ② K		F FF 94 B FC 92 X FF 94 1-1 ②③ G6-4-3 1-2f		B FF 89 B FF 88 B FF 88 C FF 88 X FF 88 3-1 21 E 3B		B FF 91 B FF 91 B FF 91 B FF 91 4-0 27 BB BB	4	1	1	0	1	1	1
21 Christian Yelich, L (1, 7) OBP: 0.356, SLG: 0.405	S SL 89 F FC 91 C SI 93 0-3 ③ K		F FF 94 S FS 84 S FS 84 0-3 ③ K			X FC 90 0-0 ① B1-3	C CU 75 B FF 88 3 SAFE C FF 88 B SL 82 F SL 83 X FF 89 2-2 20 S 1B 3-H		C FF 91 B FF 91 B FC 88 B FF 92 T FF 92 S FF 89 3-3 ① K	5	0	1	0	0	3	1
27 Giancarlo Stanton, R (1, 9) OBP: 0.365, SLG: 0.468		B FF 92 F FF 93 X FF 93 1-1 5 HR 1B		C FC 91 B FC 91 C FS 85 B FS 86 S FS 86 2-3 ① K		B SI 93 C FC 92 S SI 94 X FF 96 1-2 5 BB 20 1B 3 HR 1B	D SI 88 X CH 83 1-0 ① F9		C FC 88 B FF 93 B FF 92 1 SAFE B FC 88 F FC 88 1 SAFE B FF 92 4-2 1-2 BB	4	2	2	0	1	1	1
20 Justin Ruggiano, R (1, 8) OBP: 0.298, SLG: 0.398		C SL 90 S SL 86 D FS 87 S FC 92 1-3 ① K		S SL 87 B SI 94 F FC 91 B FS 85 F FS 86 B SI 95 4-2 3 1B BB		F SI 93 B FF 94 S FS 84 B FS 84 1 SAFE X FF 93 2-2 5 BB 3 HR 1B 1-2	D CU 76 S CH 81 B SL 82 S CH 80 B CH 83 X SL 84 3-2 ② G6-3 1-2		C FF 89 S CU 79 B FC 88 D CU 80 B FF 93 S FC 88 3-3 ② K	4	1	1	0	1	2	4
5 Logan Morrison, L (1, 3) OBP: 0.354, SLG: 0.406		X FC 90 0-0 1-H HR		X SI 95 0-0 ② F7		B FS 84 B FS 85 B FS 85 C FF 94 B FS 84 4-1 3 HR BB 1-2 2-3	I IN 73 I IN 66 I IN 73 I IN 72 4-0 IBB		C CU 79 B FF 92 C FF 92 X FC 87 1-2 ③ P6	3	2	1	2	2	0	3
3 Adeiny Hechavarría, R (1, 6) OBP: 0.274, SLG: 0.310		B SL 86 C FF 94 F FF 93 X FS 84 1-2 1B		1 SAFE B SL 87 B FC 91 C FF 94 1 SAFE B SI 93 X FF 94 3-1 1-3 1B		B SI 95 X FC 92 1-0 1-H 2-H 3-H HR	B SL 83 S CH 82 C FF 89 D SL 85 S SL 84 2-3 ③ K2-3			4	1	3	4	0	1	2
46 Koyie Hill, S (1, 2) OBP: 0.192, SLG: 0.269		F SI 94 S FS 84 S FS 83 0-3 ② K		C FS 85 S FS 85 B FS 85 C FF 94 1-3 ③ K		X FF 95 0-0 59 G4-3 2B		B SI 96 F SI 95 S SL 84 B SL 83 X SL 83 2-2 ① G5-3		4	0	1	0	0	2	3
35 Brian Flynn, L (1, 1) OBP: 0.500, SLG: 0.500 39 Chris Hatcher, R (5, 1) 59 Ed Lucas, R (6, PH) OBP: 0.299, SLG: 0.300 49 Arquimedes Caminero, R (6, 1) 44 AJ Ramos, R (7, 1) 58 Ryan Webb, R (7, 1) OBP: 0.333, SLG: 0.333 9 Juan Pierre, L (8, PH) OBP: 0.281, SLG: 0.296 50 Chad Qualls, R (8, 1)		C FF 93 B FC 93 F FF 93 B FF 94 C FF 94 2-3 ③ K			B FF 93 C FF 93 F FF 94 F FF 95 B FF 93 F FF 93 F FF 95 X FS 84 2-2 17 G6-4-3 1B	C SL 86 D FS 85 B SI 93 B FF 94 X SI 95 3-1 ② G4-3 2-3		X SI 95 0-0 ② F7	2 0 1 0 0 0 0 1 0	0 0 0 0 0 0 0 0 0	1 0 0 0 0 0 0 0 0	0 0 0 0 0 0 0 0 0	1 0 0 0 0 0 0 0 0	1 0 1 0 0 0 0 0 0	1 0 0 0 0 0 0 0 0
Inning Stats	R: 0 E: 0 K: 1 S: 9 H: 0 LOB: 0 BB: 0 P: 14	R: 2 E: 0 K: 3 S: 15 H: 3 LOB: 1 BB: 0 P: 20	R: 0 E: 0 K: 2 S: 9 H: 0 LOB: 0 BB: 0 P: 10	R: 0 E: 0 K: 2 S: 12 H: 1 LOB: 2 BB: 1 P: 22	R: 0 E: 0 K: 1 S: 12 H: 1 LOB: 0 BB: 0 P: 16	R: 4 E: 0 K: 0 S: 14 H: 4 LOB: 1 BB: 1 P: 28	R: 1 E: 1 K: 1 S: 13 H: 2 LOB: 2 BB: 1 P: 28	R: 0 E: 0 K: 0 S: 5 H: 0 LOB: 0 BB: 0 P: 7	R: 0 E: 0 K: 2 S: 11 H: 0 LOB: 2 BB: 2 P: 26	1B: 7 2B: 1 3B: 1 HR: 2 SF: 0 SAC: 0 DP: 1 HBP: 0						

AB	37
R	7
H	11
RBI	6
BB	5
SO	12
LOB	19

WP: 0 PB: 0 SB: 1 CS: 0 PA: 42

PITCHER		IP	WLS	BF	H	R	ER	SO	BB	IBB	HBP	BLK	WP	HR	S	P	ERA	WHIP
29 Jeff Samardzija, R ERA: 4.29	(1, 1)	6.0		28	9	6	6	9	2	0	0	0	0	2	71	110	9.00	1.833
33 Carlos Villanueva, R ERA: 4.35	(7, 1)	1.0	W	6	2	1	1	1	0	1	0	0	0	0	13	28	9.00	2.000
46 Pedro Strop, R ERA: 4.5	(8, 1)	1.0	H	3	0	0	0	0	0	0	0	0	0	0	5	7	0.00	0.000
63 Kevin Gregg, R ERA: 3.11	(9, 1)	1.0	S	5	0	0	0	2	2	0	0	0	0	0	11	26	0.00	2.000

PITCHER		IP	WLS	BF	H	R	ER	SO	BB	IBB	HBP	BLK	WP	HR	S	P	ERA	WHIP

Batter	1	2	3	4	5	6	7	8	9	AB	R	H	RBI	BB	SO	LOB
13 Starlin Castro, R (1, 6) OBP: 0.284, SLG: 0.351	B FF 90 X FF 91 1-0 E5 15 G5-4-3		B FF 90 B SI 89 X SI 89 2-0 HR	C CU 72 B SL 81 X FF 89 1-1 L9 ③		B CU 81 X FF 95 1-0 G6-3 ③		C SI 94 1 SAFE 1 SAFE 1 SAFE C SI 94 D SL 88 X SL 88 1-2 30 G4-3 1-H 2B		5	1	2	2	0	0	2
15 Darwin Barney, R (1, 4) OBP: 0.270, SLG: 0.322	B FF 90 C SI 89 1 SAFE X FF 90 1-1 ①② G5-4-3 1-2f		X FF 90 0-0 ① G6-3	C SI 87 B SI 88 X SI 87 1-1 8 F9 2B			B FF 91 C FF 92 B SL 81 F FF 92 B FF 93 B FF 92 4-2 30 PB 44 BB 30 1B BB	L SI 94 L SI 93 S SI 94 0-3 ① K		4	1	1	0	1	1	2
44 Anthony Rizzo, L (1, 3) OBP: 0.326, SLG: 0.425	B FF 92 S FF 92 S SL 82 S SL 82 1-3 ③ K		C FF 91 C FF 91 F FF 91 B SL 81 X FF 92 1-2 ② G4-3		B SL 81 B FF 88 C FF 87 S SL 81 F SL 82 B FF 91 D SL 81 4-2 BB		C CH 84 B CH 85 B FF 90 B CH 82 B FF 91 4-1 30 PB 30 1B 1-2 BB	I IN 69 I IN 65 I IN 64 I IN 64 4-0 30 G4-3 IBB		2	1	0	0	3	1	0
30 Dioner Navarro, S (1, 2) OBP: 0.369, SLG: 0.515		S SI 90 B CU 71 F FF 91 F SI 93 B SL 83 X SI 92 2-2 ① G6-3	C CU 74 B CH 83 B FF 91 X SI 91 2-1 HR		C SI 95 C SI 95 X SL 87 0-2 ① P4		B FF 91 B FF 92 S FF 90 F FF 89 X FF 92 2-2 8 HR 1-H 2-H 1B	B SI 94 X SI 92 1-0 ② G4-3 1-2 2-3		5	2	2	3	0	0	4
8 Donnie Murphy, R (1, 5) OBP: 0.355, SLG: 0.612		B CU 73 B CU 74 B SI 92 C FF 91 F SI 90 S FF 92 3-3 ② K	T FF 90 C CU 72 B SL 82 X FF 90 1-2 ③ L8		B SI 95 F SL 85 F SL 86 F FF 95 B SL 86 F SI 94 X SI 96 2-2 ② F9 2-3		X SI 91 0-0 1-H HR	C SI 94 B SL 88 S SL 90 F SL 89 D SL 90 S SI 95 2-3 ③ K		5	1	1	2	0	2	4
21 Junior Lake, R (1, 7) OBP: 0.339, SLG: 0.428		B SI 92 B FF 91 X FF 91 2-0 54 2B 2B		B CU 70 B FF 88 X FF 88 2-0 ① F8	T SI 95 C SI 96 T SI 95 0-2 ③ K		B SL 78 S SI 90 B SI 92 S SI 91 B SL 81 S SI 93 3-3 ① K			4	1	1	0	0	2	2
54 Darnell McDonald, R (1, 9) OBP: 0.333, SLG: 0.276		T SL 82 B SL 82 F FF 90 D SL 81 B SL 82 X SL 78 3-2 2-H 2B		B SI 89 S CH 82 F CU 74 B FF 90 X SL 79 2-2 29 SH5-4 6 BB 1B		C FF 96 S FF 97 F FF 97 B CU 80 B FF 96 S FF 97 2-3 ① K	B SI 93 F SI 92 F SL 81 B SL 80 F SI 92 B SI 93 F SI 92 S SL 81 3-3 ② K			4	0	2	1	0	2	0
6 Ryan Sweeney, L (1, 8) OBP: 0.360, SLG: 0.540		B FF 91 D SL 81 B FF 90 C FF 90 B SL 78 4-1 BB		B FF 89 C FF 87 D SL 80 B FF 89 C FF 87 B FF 88 4-2 29 SH5-4 1-2 BB		B FF 97 C FF 96 S FF 96 F FF 98 F FF 96 B CH 92 F FF 96 B CH 88 F FF 96 3-2 X FF 96 HR	C SL 80 B SI 91 C SL 81 B SI 93 F SL 83 S SL 82 2-3 ③ K			2	1	1	1	2	1	0
29 Jeff Samardzija, R (1, 1) OBP: 0.146, SLG: 0.222 24 Luis Valbuena, L (6, PH) OBP: 0.334, SLG: 0.369 33 Carlos Villanueva, R (7, 1) OBP: 0.161, SLG: 0.161 46 Pedro Strop, R (8, 1) 47 Brian Bogusevic, L (8, PH) OBP: 0.344, SLG: 0.483 63 Kevin Gregg, R (9, 1)		X SI 89 0-0 ③ L9		X FF 85 0-0 ② SH5-4 1-2 2-3		B CU 78 C FF 95 B CH 88 X FF 93 2-1 ② P6		C SI 94 C SL 84 B SL 87 X SL 86 1-2 13 2B 1B		1 1 0 0 1 0	0 0 0 0 1 0	0 0 0 0 1 0	0 0 0 0 0 0	0 0 0 0 0 0	0 0 0 0 0 0	2 0 0 0 0 0
Inning Stats	R: 0 E: 1 K: 1 S: 6 H: 0 LOB: 0 BB: 0 P: 9	R: 1 E: 0 K: 1 S: 13 H: 2 LOB: 2 BB: 1 P: 27	R: 2 E: 0 K: 0 S: 11 H: 2 LOB: 0 BB: 0 P: 17	R: 0 E: 0 K: 0 S: 9 H: 1 LOB: 2 BB: 1 P: 18	R: 0 E: 0 K: 1 S: 16 H: 1 LOB: 2 BB: 1 P: 23	R: 1 E: 0 K: 1 S: 14 H: 1 LOB: 0 BB: 0 P: 22	R: 4 E: 0 K: 3 S: 19 H: 2 LOB: 0 BB: 2 P: 37	R: 1 E: 0 K: 2 S: 14 H: 2 LOB: 2 BB: 1 P: 23		1B: 3 2B: 4 3B: 0 HR: 4 SF: 0 SAC: 1 DP: 1 HBP: 0		WP: 0 PB: 1 SB: 0 CS: 0 PA: 41		

PITCHER		IP	WLS	BF	H	R	ER	SO	BB	IBB	HBP	BLK	WP	HR	S	P	ERA	WHIP
35 Brian Flynn, L ERA: 6.75	(1, 1)	4.0		21	6	3	3	2	3	0	0	0	0	0	44	81	6.75	2.250
39 Chris Hatcher, R ERA: 22.5	(5, 1)	1.0		3	0	0	0	1	0	0	0	0	0	0	11	13	0.00	0.000
49 Arquimedes Caminero, R ERA: 3.6	(6, 1)	1.0	H	4	1	1	1	1	0	0	0	0	0	1	14	22	9.00	1.000
44 AJ Ramos, R ERA: 3.53	(7, 1)	0.0		3	1	3	3	0	2	0	0	0	0	0	6	16	∞	∞
58 Ryan Webb, R ERA: 2.96	(7, 1)	1.0	L	4	1	1	1	3	0	0	0	0	0	1	13	21	9.00	1.000

PITCHER		IP	WLS	BF	H	R	ER	SO	BB	IBB	HBP	BLK	WP	HR	S	P	ERA	WHIP
50 Chad Qualls, R ERA: 2.96	(8, 1)	1.0		6	2	1	1	2	0	1	0	0	0	0	14	23	9.00	2.000

BOTTOM

Miami Marlins @ Chicago Cubs

Wrigley Field, Chicago, IL

Wed Sep 04 2013, 1:25 PM - 4:41 PM CDT

Att. 20,696 - Partly Cloudy - 78 F

livebaseballscorecards.com

AB	34
R	9
H	11
RBI	9
BB	6
SO	9
LOB	16

Batter	1	2	3	4	5	6	7	8	9	AB	R	H	RBI	BB	SO	LOB
10 Corey Brown, L (1, 8) OBP: 0.429, SLG: 1.000	C FF 95 X FF 96 0-1 ① F8			C CU 78 B CU 80 C FF 94 S CU 81 1-3 ① K2-3		C FF 95 X CU 81 0-1 ②③ G3-6-3 1-2f			F FF 94 F FF 94 S CU 82 0-3 ② K	3	0	0	0	0	1	1
12 Tyler Moore, R (9, PH) OBP: 0.245, SLG: 0.321										1	0	0	0	0	1	0
11 Ryan Zimmerman, R (1, 5) OBP: 0.349, SLG: 0.440	S FF 98 B FF 99 B FF 99 X FF 97 2-1 ② P6			B FF 96 B CU 82 F FF 96 F FF 97 X CU 82 2-2 ② G6-3			C FF 96 C SI 94 X FF 97 0-2 ① F9		B CU 80 F FF 95 B CH 88 B FF 95 X FF 94 3-1 ③ L7	4	0	0	0	0	0	0
34 Bryce Harper, L (1, 7) OBP: 0.377, SLG: 0.504	F CU 80 S FF 99 B SI 97 F FF 99 S CU 83 1-3 ③ K			B CH 90 F FF 96 X FF 96 1-1 ③ G4-3			B CU 79 S CH 89 B FF 96 F FF 95 B CH 88 D CH 88 4-2 BB			2	0	0	0	1	1	0
28 Jayson Werth, R (1, 9) OBP: 0.394, SLG: 0.519		B FF 97 C FF 97 B FF 96 X FF 96 2-1 ① F8			X FF 96 0-0 ① F9		B FF 94 C FF 94 F FF 94 B FF 95 F CH 87 S CU 81 2-3 ② K			3	0	0	0	0	1	1
20 Ian Desmond, R (1, 6) OBP: 0.336, SLG: 0.472		C CU 79 S CU 81 S FF 99 0-3 ② K			C FF 97 C FF 98 S FF 99 0-3 ② K		F CU 80 S CU 82 F FF 96 D CU 82 B FF 96 C FF 95 2-3 ③ K			3	0	0	0	0	3	1
25 Adam LaRoche, L (1, 3) OBP: 0.323, SLG: 0.404		B FF 96 F FF 96 C CH 89 F CU 83 B CU 83 S CH 89 2-3 ③ K			C CU 82 S CH 89 B FF 98 F CU 82 B SI 90 B CH 89 B CU 79 4-2 BB			B SI 94 F SI 93 X SI 94 1-1 40 G1-4-3 1B		2	0	1	0	1	1	0
40 Wilson Ramos, R (1, 2) OBP: 0.310, SLG: 0.455			C FF 95 C FF 97 F FF 99 X FF 98 0-2 ① G4-3		X FF 96 0-0 ③ F9			B SI 94 X SI 94 1-0 ①② G1-4-3 1-2f		3	0	0	0	0	0	2
1 Steve Lombardozzi, S (1, 4) OBP: 0.274, SLG: 0.339			B CU 79 C FF 94 C CU 79 F CU 81 S CH 89 1-3 ② K			F FF 95 C FF 95 F CU 81 X CU 80 0-2 ① G4-3		X SI 93 0-0 ③ G4-3		3	0	0	0	0	1	0
15 Dan Haren, R (1, 1) OBP: 0.214, SLG: 0.250			F FF 96 F FF 96 F FF 98 B FF 97 S CU 81 1-3 ③ K			B FF 95 S FF 96 F FF 96 B CU 81 X CU 81 2-2 10 G3-6-3 1B			B FF 94 F FF 93 X CH 88 1-1 ① P5	1	0	0	0	0	1	0
58 Fernando Abad, L (4, 1)										0	0	0	0	0	0	0
51 Erik Davis, R (5, 1)										0	0	0	0	0	0	0
4 Zach Walters, S (6, PH) OBP: 1.000, SLG: 1.000										1	0	1	0	0	0	0
64 Xavier Cedeño, L (6, 1)										0	0	0	0	0	0	0
52 Ryan Mattheus, R (6, 1)										0	0	0	0	0	0	0
46 Ian Krol, L (8, 1)										0	0	0	0	0	0	0
7 Scott Hairston, R (9, PH) OBP: 0.233, SLG: 0.401										1	0	0	0	0	0	0
Inning Stats	R: 0 E: 0 K: 1 S: 8 H: 0 LOB: 0 BB: 0 P: 11	R: 0 E: 0 K: 2 S: 9 H: 0 LOB: 0 BB: 0 P: 13	R: 0 E: 0 K: 2 S: 12 H: 0 LOB: 0 BB: 0 P: 14	R: 0 E: 0 K: 1 S: 8 H: 0 LOB: 0 BB: 0 P: 12	R: 0 E: 0 K: 1 S: 8 H: 0 LOB: 1 BB: 1 P: 12	R: 0 E: 0 K: 0 S: 9 H: 1 LOB: 0 BB: 0 P: 11	R: 0 E: 0 K: 2 S: 13 H: 0 LOB: 1 BB: 1 P: 21	R: 0 E: 0 K: 0 S: 4 H: 1 LOB: 0 BB: 0 P: 6	R: 0 E: 0 K: 1 S: 7 H: 0 LOB: 0 BB: 0 P: 11	1B: 2 2B: 0 3B: 0 HR: 0 SF: 0 SAC: 0 DP: 2 HBP: 0	WP: 0 PB: 0 SB: 0 CS: 0 PA: 29					

PITCHER		IP	WLS	BF	H	R	ER	SO	BB	IBB	HBP	BLK	WP	HR	S	P	ERA	WHIP
16 José Fernández, R ERA: 2.23	(1, 1)	7.0	W	23	1	0	0	9	2	0	0	0	0	0	67	94	0.00	0.429
50 Chad Qualls, R ERA: 2.91	(8, 1)	1.0		3	1	0	0	0	0	0	0	0	0	0	4	6	0.00	1.000
52 Brad Hand, L ERA:	(9, 1)	1.0		3	0	0	0	1	0	0	0	0	0	0	7	11	0.00	0.000

PITCHER	IP	WLS	BF	H	R	ER	SO	BB	IBB	HBP	BLK	WP	HR	S	P	ERA	WHIP

TOP

Washington Nationals @ Miami Marlins

Marlins Park, Miami, FL

Fri Sep 06 2013, 7:12 PM - 9:43 PM EDT

Att. 25,118 - Roof Closed - 80 F

livebaseballscorecards.com

AB	27
R	0
H	2
RBI	0
BB	2
SO	10
LOB	5

BOTTOM

Washington Nationals @ Miami Marlins

Marlins Park, Miami, FL

Fri Sep 06 2013, 7:12 PM - 9:43 PM EDT

Att. 25,118 - Roof Closed - 80 F

livebaseballscorecards.com

Batter	1	2	3	4	5	6	7	8	9	AB	R	H	RBI	BB	SO	LOB
8 Chris Coghlan, L (1, 7) OBP: 0.318, SLG: 0.404	C SI 88 F SI 88 B FC 83 X FS 82 1-2 21 1B 27 1B 2B	X FF 88 0-0 ② F8		X FF 92 0-0 17 F9 1-2 1B		B SI 92 B SI 89 F SI 90 X SI 90 2-1 17 1B 21 FC4-6 1B	S SI 94 C FS 82 X FS 82 0-2 ③ G1-3			5	2	3	0	0	0	2
17 Donovan Solano, R (1, 4) OBP: 0.308, SLG: 0.313	S FC 83 B FC 85 B FF 88 B FC 83 B FF 88 4-1 21 1B 27 1B BB	C SI 88 B FC 83 F FC 85 C SI 90 1-3 ③ K		B CH 75 F SI 91 F SI 92 F SI 93 B FF 94 B CH 74 F FF 92 F FF 93 F FF 93 3-2 ① X SI 93 F9 1-2 2-3		C FF 92 1 SAFE X FF 90 0-1 21 FC4-6 1-3 1B		F FF 92 B FF 95 F CH 85 B FF 94 F FF 94 B CU 76 X FF 94 3-2 ① F8		4	1	1	0	1	1	3
21 Christian Yelich, L (1, 8) OBP: 0.357, SLG: 0.401	X FF 89 0-0 27 1B 30 SF8 1-2 2-3 1B		B FC 84 S FC 85 B FF 89 F SI 88 B FF 88 F FF 89 X SI 89 3-2 ① F7	B KC 80 B KC 80 B KC 77 B FF 94 4-0 BB		B CU 78 X SI 91 1-0 ① FC4-6 5 1B 1-2f 3-H		X CU 77 0-0 ② G4-3		4	1	1	1	1	0	1
27 Giancarlo Stanton, R (1, 9) OBP: 0.368, SLG: 0.477	X FC 85 0-0 1-3 2-H 3-H 1B		F FC 84 B FF 89 B FF 88 B SI 89 B SI 89 4-1 5 HR BB	B FF 91 C KC 77 B SI 93 F SI 94 D KC 79 F FF 94 S FF 95 3-3 ② K		C SI 94 C SI 94 S FS 83 0-3 ② K		C FF 93 F FF 95 B CH 85 B FF 94 F FF 94 X FF 94 2-2 HR		4	2	2	3	1	2	4
5 Logan Morrison, L (1, 3) OBP: 0.354, SLG: 0.419	B FC 84 F KC 84 B FS 82 F FF 87 B SI 88 S FC 84 3-3 ① K		X FF 88 0-0 1-H HR	S SI 94 F KC 80 D KC 82 F SI 94 S KC 82 1-3 ③ K		1 SAFE X SI 93 0-0 30 FC4 1-3 1B		B CU 79 C FF 94 B FF 95 C FF 94 B CU 79 F FF 90 X FF 94 3-2 ③ P4		5	1	2	2	0	2	5
30 Placido Polanco, R (1, 5) OBP: 0.303, SLG: 0.287	X FC 84 0-0 ② SF8 3-H		B SI 88 F FC 84 X SI 87 1-1 3 G1 1B		B FF 92 X FF 93 1-0 ① L9	B SI 93 B SI 93 X SI 92 2-0 ③ FC4 1-2f				3	0	1	1	0	0	2
3 Adeiny Hechavarría, R (1, 6) OBP: 0.272, SLG: 0.307	F FC 83 S FF 88 B FC 84 S FC 84 1-3 ③ K		S FC 84 X FF 87 0-1 ② G1 1-2		C FF 93 X CH 84 0-1 ② G6-3		C SI 92 S SI 91 X SI 92 0-2 ① G5-3			4	0	0	0	0	1	2
6 Jeff Mathis, R (1, 2) OBP: 0.270, SLG: 0.314		S FF 88 F KC 84 B FS 82 F KC 81 B FC 85 S FF 89 2-3 ① K	C SI 88 F FC 84 F FC 83 C FF 88 0-3 ③ K		B FF 93 S FF 93 X KC 78 1-1 E5		B SI 93 B SI 92 C SI 93 X SI 93 2-1 ② G3			4	0	0	0	0	2	1
16 José Fernández, R (1, 1) OBP: 0.188, SLG: 0.255 9 Juan Pierre, L (7, PH) OBP: 0.283, SLG: 0.299 50 Chad Qualls, R (8, 1) 52 Brad Hand, L (9, 1)		C FF 89 B FC 85 X FC 84 1-1 1B		C FF 92 F SI 91 X KC 76 0-2 17 F9 8 1B 1B	F FF 93 C FF 93 X FF 92 0-2 ③ P5		X FF 91 0-0 1B			3 1 0 0	0 0 0 0	2 1 0 0	0 0 0 0	0 0 0 0	0 0 0 0	1 0 0 0
Inning Stats	R: 3 E: 0 K: 2 S: 13 H: 3 LOB: 1 BB: 1 P: 22	R: 0 E: 0 K: 2 S: 10 H: 1 LOB: 1 BB: 0 P: 14	R: 2 E: 0 K: 1 S: 14 H: 2 LOB: 1 BB: 1 P: 22	R: 0 E: 0 K: 2 S: 19 H: 2 LOB: 3 BB: 1 P: 30	R: 0 E: 1 K: 0 S: 8 H: 0 LOB: 1 BB: 0 P: 10	R: 1 E: 0 K: 1 S: 10 H: 3 LOB: 2 BB: 0 P: 15	R: 0 E: 0 K: 0 S: 9 H: 1 LOB: 1 BB: 0 P: 11	R: 1 E: 0 K: 0 S: 13 H: 1 LOB: 0 BB: 0 P: 21		1B: 10 2B: 1 3B: 0 HR: 2 SF: 1 SAC: 0 DP: 0 HBP: 0						

	AB	37
	R	7
	H	13
	RBI	7
	BB	3
	SO	8
	LOB	21

PITCHER		IP	WLS	BF	H	R	ER	SO	BB	IBB	HBP	BLK	WP	HR	S	P	ERA	WHIP
15 Dan Haren, R ERA: 5.23	(1, 1)	3.0	L	17	6	5	5	5	2	0	0	0	0	1	37	58	15.00	2.667
58 Fernando Abad, L ERA: 3.27	(4, 1)	1.0		6	2	0	0	2	1	0	0	0	0	0	19	30	0.00	3.000
51 Erik Davis, R ERA: 4.26	(5, 1)	1.0		4	0	0	0	0	0	0	0	0	0	0	8	10	0.00	0.000
64 Xavier Cedeño, L ERA: 10.13	(6, 1)	0.1		3	2	1	1	0	0	0	0	0	0	0	5	8	27.00	6.000
52 Ryan Mattheus, R ERA: 6.67	(6, 1)	1.2		7	2	0	0	1	0	0	0	0	0	0	14	18	0.00	1.200

PITCHER		IP	WLS	BF	H	R	ER	SO	BB	IBB	HBP	BLK	WP	HR	S	P	ERA	WHIP
46 Ian Krol, L ERA: 3.67	(8, 1)	1.0		4	1	1	1	0	0	0	0	0	0	1	13	21	9.00	1.000

Washington Nationals @ Miami Marlins

Marlins Park, Miami, FL

Sat Sep 07 2013, 7:13 PM - 10:13 PM EDT

Att. 28,336 - Roof Closed - 78 F

livebaseballscorecards.com

Batter	1	2	3	4	5	6	7	8	9	AB	R	H	RBI	BB	SO	LOB
2 Denard Span, L (1, 8) OBP: 0.330, SLG: 0.380	C FF 97 F FF 98 B CU 79 X FF 98 1-2 11 HR 1B	B CU 77 X FF 97 1-0 ③ F7		C CH 91 B SI 92 B SI 90 F SI 90 X SL 85 2-2 ① G3-1		1 SAFE S SL 85 1 SAFE X SL 85 0-1 ② SF7 3-H		F SI 92 F FF 92 X SL 81 0-2 1B		4	1	2	1	0	0	1
11 Ryan Zimmerman, R (1, 5) OBP: 0.349, SLG: 0.452	C FF 96 F FF 97 F FF 94 B SL 85 1 SAFE F FF 95 1 SAFE X SL 86 1-2 1-H HR		X FF 95 0-0 HR	C SI 93 C SL 82 F SL 84 F SI 94 F SI 92 B SL 83 F SL 83 B SL 85 X SI 92 2-2 ② P6		1 SAFE B SI 94 B SI 92 X SI 93 2-0 ③ FC5-4 1-2f		1 SAFE C FF 95 B SL 90 1 SAFE X FF 96 1-1 ③ P4		5	2	2	3	0	0	2
28 Jayson Werth, R (1, 9) OBP: 0.396, SLG: 0.526 3 Eury Pérez, R (9, 9)	C FF 97 B FF 97 B SL 85 F FF 97 B FF 98 X FF 96 3-2 25 F8 2B	B CU 76 S SL 85 C FF 96 B CU 79 X FF 97 2-2 25 1B 20 FC1-5-2 1B	C SI 93 X SL 85 0-1 ③ P6				C SI 96 C FF 96 F SL 87 B FF 96 F FS 89 X FF 96 1-2 25 2B 2B		B FF 97 F FF 96 C CU 83 S CH 92 1-3 ① K	5 0	1 0	3 0	0 0	0 0	1 0	0 0
25 Adam LaRoche, L (1, 3) OBP: 0.324, SLG: 0.407 36 Tyler Clippard, R (8, 1) 18 Chad Tracy, L (9, PH) OBP: 0.226, SLG: 0.303 22 Drew Storen, S (9, 1)	B FF 96 X FF 96 1-0 ① F8 2-3	B CU 77 D SL 88 B FF 96 F FF 95 C FF 95 1 SAFE X FF 93 3-2 20 FC1-5-2 40 1B 1-3 1B	B SI 91 B CH 90 C SI 90 C SI 90 B SI 92 C SI 90 3-3 ① K				C SI 96 B FS 89 B SI 96 S FS 90 B FS 91 F FF 96 X SI 95 3-2 40 G4-3 2-H 2B		B FF 97 X FF 98 1-0 ② F7	4 0 1 0	1 0 0 0	2 0 0 0	1 0 0 0	0 0 0 0	1 0 0 0	1 0 0 0
20 Ian Desmond, R (1, 6) OBP: 0.335, SLG: 0.469	D CU 79 X FF 96 1-0 ② L3		B SL 83 X FF 94 1-0 ① FC1-5-2 40 1B 1-3 3-H		B SI 92 X SL 84 1-0 ② L6		X SL 84 0-0 ① P6		C CU 82 B CU 83 F FF 97 B FF 96 B FF 98 F FF 95 X FF 96 3-2 12 WP 10 BB 12 1B 1B	5	2	1	0	0	0	4
40 Wilson Ramos, R (1, 2) OBP: 0.309, SLG: 0.452 43 Ross Ohlendorf, R (7, 1) 10 Corey Brown, L (8, 7) OBP: 0.500, SLG: 1.000	C FF 96 C FF 95 D FF 94 B SL 86 F FF 97 B FF 96 X FF 95 3-2 ③ F9		B FF 98 B FF 97 B SL 85 S FF 97 X FF 98 3-1 6 2B 2-H 3-H 1B		C SI 93 C SI 94 B SL 86 X SI 94 1-2 ③ G3		S SL 85 B FF 96 C FF 95 F SI 90 F FF 96 X FF 96 1-2 ② G4-3 2-3		B FF 94 F FF 95 D CH 90 B FF 94 B FF 94 4-1 12 WP 12 1B 1-2 BB	4 0 0	0 0 1	1 0 0	2 0 0	0 0 1	0 0 0	2 0 0
12 Tyler Moore, R (1, 7) OBP: 0.250, SLG: 0.324 (8, 3)		B FF 93 B FF 95 F FF 96 S FF 94 T FF 96 2-2 ① K	B SL 85 F FF 96 B FF 95 X FF 94 2-1 ② L9			F SI 93 B SI 91 C CH 92 X SL 84 1-2 6 1B 2 SF7 1B	B SL 85 B FF 95 X FF 95 2-0 ③ F9		F FF 95 C CU 82 B CH 91 F FF 96 X CU 84 1-2 1-H 2-H 1B	5	1	2	2	0	1	2
6 Anthony Rendon, R (1, 4) OBP: 0.324, SLG: 0.389		C FF 96 B FF 96 F FF 95 B CU 78 B FF 97 F FF 96 X FF 96 3-2 59 PB 1B	C FF 94 X CU 76 0-1 1-3 2B			D SI 92 X SI 90 1-0 11 FC5-4 1-3 1B		C FF 91 C FF 92 F FF 93 B FF 92 X FF 91 1-2 ① G6-3	X FF 95 0-0 ③ P3	5	0	3	0	0	0	1
59 Tanner Roark, R (1, 1) OBP: 0.333, SLG: 0.500 23 Jhonatan Solano, R (7, 2) OBP: 0.220, SLG: 0.231		C FF 93 S FF 96 F FF 97 T FF 97 0-2 ② K 1-2	B FF 96 X FF 95 1-0 ③ G6-3			B SI 91 1 SAFE M SI 91 M SI 91 M SI 92 1-3 ① K		C FF 92 X FF 91 0-1 ② F9		3 1	0 0	0 0	0 0	0 0	2 0	5 0
Inning Stats	R: 2 E: 0 K: 0 S: 17 H: 3 LOB: 1 BB: 0 P: 27	R: 0 E: 0 K: 2 S: 12 H: 1 LOB: 1 BB: 0 P: 18	R: 3 E: 0 K: 0 S: 15 H: 5 LOB: 2 BB: 0 P: 27	R: 0 E: 0 K: 0 S: 12 H: 0 LOB: 0 BB: 0 P: 16	R: 0 E: 0 K: 1 S: 7 H: 0 LOB: 0 BB: 0 P: 12	R: 1 E: 0 K: 1 S: 10 H: 2 LOB: 1 BB: 0 P: 15	R: 1 E: 0 K: 0 S: 16 H: 2 LOB: 1 BB: 0 P: 23	R: 0 E: 0 K: 0 S: 11 H: 1 LOB: 1 BB: 0 P: 13	R: 2 E: 0 K: 1 S: 14 H: 2 LOB: 1 BB: 1 P: 24	1B: 10 2B: 4 3B: 0 HR: 2 SF: 1 SAC: 0 DP: 0 HBP: 0						

TOP	
AB	42
R	9
H	16
RBI	9
BB	1
SO	5
LOB	18

WP: 1 PB: 1 SB: 0 CS: 0	PA: 44																												

PITCHER		IP	WLS	BF	H	R	ER	SO	BB	IBB	HBP	BLK	WP	HR	S	P	ERA	WHIP
24 Nathan Eovaldi, R ERA: 3.8	(1, 1)	3.0	L	18	9	5	5	2	0	0	0	0	0	2	44	72	15.00	3.000
36 Sam Dyson, R ERA: 7.2	(4, 1)	3.0		11	2	1	1	2	0	0	0	0	0	0	29	43	3.00	0.667
39 Chris Hatcher, R ERA: 18.0	(7, 1)	1.0		5	2	1	1	0	0	0	0	0	0	0	16	23	9.00	2.000
56 Zach Phillips, L ERA:	(8, 1)	0.2		3	1	0	0	0	0	0	0	0	0	0	9	10	0.00	1.500
49 Arquimedes Caminero, R ERA: 5.68	(8, 1)	1.1		7	2	2	2	1	1	0	0	0	1	0	16	27	13.50	2.250

PITCHER	IP	WLS	BF	H	R	ER	SO	BB	IBB	HBP	BLK	WP	HR	S	P	ERA	WHIP

Batter	1	2	3	4	5	6	7	8	9	AB	R	H	RBI	BB	SO	LOB
8 Chris Coghlan, L (1, 5) OBP: 0.317, SLG: 0.400	B SI 91 X SI 91 1-0 ① F7			C CH 83 F FF 92 B CH 84 F SI 92 B CU 76 X SI 92 2-2 21 1B 1B		F SI 92 X CH 82 0-1 ② P6		B FF 91 C CH 79 X FF 91 1-1 ① L6		4	0	1	0	0	0	1
17 Donovan Solano, R (1, 4) OBP: 0.307, SLG: 0.312	B SI 92 B SI 92 X SI 92 2-0 ② G5-3			C SI 92 C SL 83 1 SAFE X SI 91 0-2 ① L8		B SL 83 1 SAFE B SI 92 X SI 92 2-0 ③ 1-3 1B		B FF 91 C FF 92 F CH 80 X FS 82 1-2 ② G1-3		4	0	1	0	0	0	1
21 Christian Yelich, L (1, 7) OBP: 0.360, SLG: 0.404	C CU 75 C SI 93 B SI 92 C FF 93 1-3 ③ K			F CH 83 X SI 91 0-1 27 G4-6-3 1-2 1B			C FF 94 S SI 95 B FF 95 X SL 84 1-2 5 WP 3 1B 1B	C SL 76 B FF 93 S CH 80 X FS 83 1-2 ③ G4-3		4	1	2	0	0	1	0
27 Giancarlo Stanton, R (1, 9) OBP: 0.365, SLG: 0.473 23 Jake Marisnick, R (8, 8) OBP: 0.236, SLG: 0.245		B SL 83 X SI 92 1-0 ① G1-3		B SL 84 X SL 83 1-0 ②③ G4-6-3 1-2f			C FF 94 F FF 96 S FF 95 B FF 96 X SL 83 2-2 ① F7		C FF 93 X SL 82 0-1 ① G1-3	3 1	0 0	0 0	0 0	0 0	0 0	3 0
20 Justin Ruggiano, R (1, 8) (8, 9) OBP: 0.297, SLG: 0.396		B SI 92 C SI 92 F SI 92 B SL 84 T SI 93 2-2 ② K			X SL 83 0-0 ① G4-3		C SL 84 B SL 84 S FF 97 S FF 96 1-3 ② K		B FF 93 X FF 93 1-0 3 DI 1B	4	0	1	0	0	2	1
5 Logan Morrison, L (1, 3) OBP: 0.349, SLG: 0.412		B SI 92 F FF 93 X SI 93 1-1 ③ P5			F CH 83 F SI 92 B FF 93 B SI 93 S CU 77 2-3 ② K		C SL 83 C SL 84 B FF 95 S SL 84 1-3 K 3 1B 6 1B 1-2		B SI 93 X SI 93 1-0 ② L9	4	1	0	0	0	2	2
3 Adeiny Hechavarría, R (1, 6) OBP: 0.272, SLG: 0.307			C SI 92 B SI 92 C SL 84 B SI 93 X SI 93 2-2 ① G4-3		F SI 93 C SI 92 B CU 76 B SL 85 X SI 92 2-2 ③ P3		C SL 83 B SL 83 X FF 95 1-1 6 1B 1-2 2-H 1B		C FF 94 C SL 83 S SL 85 0-3 ③ K 1-2	4	0	1	1	0	1	1
6 Jeff Mathis, R (1, 2) OBP: 0.271, SLG: 0.314			C SI 93 B SL 84 F SL 84 B SI 94 B SI 93 F SI 93 C SI 93 3-3 ② K			B SI 91 F SI 90 B SI 92 C SL 83 B SI 92 F SI 92 F SI 92 X SI 92 3-2 ① G5-3	S FF 96 X FF 96 0-1 1-2 2-H 1B			3	0	1	1	0	1	0
24 Nathan Eovaldi, R (1, 1) OBP: 0.111, SLG: 0.077 19 Rob Brantly, L (3, PH) OBP: 0.274, SLG: 0.283 36 Sam Dyson, R (4, 1) 9 Juan Pierre, L (6, PH) OBP: 0.285, SLG: 0.301 39 Chris Hatcher, R (7, 1) 29 Greg Dobbs, L (7, PH) OBP: 0.304, SLG: 0.306 56 Zach Phillips, L (8, 1) 49 Arquimedes Caminero, R (8, 1)			C CU 76 X SI 93 0-1 ③ F9			X SI 93 0-0 17 1B 1B	S FF 95 C FF 94 D SL 84 B SL 84 X FF 95 2-2 ③ P2			0 1 0 1 0 1 0 0	0 0 0 0 0 0 0 0	0 0 0 1 0 0 0 0	0 0 0 0 0 0 0 0	0 0 0 0 0 0 0 0	0 0 0 0 0 0 0 0	0 0 0 0 0 2 0 0
Inning Stats	R: 0 E: 0 K: 1 S: 5 H: 0 LOB: 0 BB: 0 P: 9	R: 0 E: 0 K: 1 S: 6 H: 0 LOB: 0 BB: 0 P: 10	R: 0 E: 0 K: 1 S: 9 H: 0 LOB: 0 BB: 0 P: 14	R: 0 E: 0 K: 0 S: 10 H: 2 LOB: 1 BB: 0 P: 13	R: 0 E: 0 K: 1 S: 7 H: 0 LOB: 0 BB: 0 P: 11	R: 0 E: 0 K: 0 S: 9 H: 2 LOB: 2 BB: 0 P: 14	R: 2 E: 0 K: 2 S: 19 H: 3 LOB: 2 BB: 0 P: 27	R: 0 E: 0 K: 0 S: 8 H: 0 LOB: 0 BB: 0 P: 11	R: 0 E: 0 K: 1 S: 7 H: 1 LOB: 1 BB: 0 P: 9	1B: 8 2B: 0 3B: 0 HR: 0	SF: 0 SAC: 0 DP: 1 HBP: 0	WP: 1 PB: 0 SB: 0 CS: 0	PA: 34			

PITCHER		IP	WLS	BF	H	R	ER	SO	BB	IBB	HBP	BLK	WP	HR	S	P	ERA	WHIP
59 Tanner Roark, R ERA: 0.94	(1, 1)	6.0	W	20	4	0	0	4	0	0	0	0	0	0	46	71	0.00	0.667
43 Ross Ohlendorf, R ERA: 3.28	(7, 1)	1.0		7	3	2	2	2	0	0	0	0	1	0	19	27	18.00	3.000
36 Tyler Clippard, R ERA: 2.29	(8, 1)	1.0		3	0	0	0	0	0	0	0	0	0	0	8	11	0.00	0.000
22 Drew Storen, R ERA: 5.06	(9, 1)	1.0		4	1	0	0	1	0	0	0	0	0	0	7	9	0.00	1.000

PITCHER	IP	WLS	BF	H	R	ER	SO	BB	IBB	HBP	BLK	WP	HR	S	P	ERA	WHIP

BOTTOM

Washington Nationals @ Miami Marlins

Marlins Park, Miami, FL

Sat Sep 07 2013, 7:13 PM - 10:13 PM EDT

Att. 28,336 - Roof Closed - 78 F

livebaseballscorecards.com

AB	34
R	2
H	8
RBI	2
BB	0
SO	7
LOB	11

MIAMI

TOP

Washington Nationals @ Miami Marlins

Marlins Park, Miami, FL

Sun Sep 08 2013, 1:11 PM - 4:18 PM EDT

Att. 18,990 - Roof Closed - 78 F

livebaseballscorecards.com

Batter	1	2	3	4	5	6	7	8	9	AB	R	H	RBI	BB	SO	LOB
2 Denard Span, L (1, 8) OBP: 0.329, SLG: 0.379	X SI 92 0-0 ① G1-3	C SI 92 C CH 86 F FC 87 X CU 79 0-2 ③ G4-3		C SI 93 B CH 86 X SI 92 1-1 28 FC5-4 1-2 1B	B SI 93 C SL 82 F SL 83 B SI 93 C SI 94 2-3 ③ K			C SL 85 B SL 87 C SL 84 F FF 94 F FF 94 B FF 93 X SL 86 2-2 ① L6		5	0	1	0	0	1	2
11 Ryan Zimmerman, R (1, 5) OBP: 0.348, SLG: 0.455	C FF 90 C FF 93 B CU 80 B CU 79 X FF 93 2-2 ② G1-3		C SI 90 X FC 84 0-1 HR	C FF 90 C SI 93 S FF 92 0-3 ① K		B SI 92 X SI 92 1-0 ① G6-3		B FF 94 X CU 79 1-0 ② G5-3		5	1	1	1	0	1	2
28 Jayson Werth, R (1, 9) OBP: 0.398, SLG: 0.528	B FF 92 B FF 91 C FF 91 F FF 93 X SI 94 2-2 25 BB 1B		C SI 91 B CU 76 X SI 90 1-1 25 F8 20 2B 2B	C CU 79 F CU 79 D FC 84 F CU 79 B SI 92 X CU 78 2-2 ② FC5-4 1-2f 2-3		C SI 93 B SI 92 X SI 93 1-1 ② G6-3		B FF 94 B FF 92 F FF 91 B FF 93 B FF 92 4-1 BB		4	1	2	0	1	0	2
25 Adam LaRoche, L (1, 3) OBP: 0.325, SLG: 0.405	B SI 92 B SI 91 B SI 93 C SI 93 B FF 93 4-1 1-2 BB		X SI 92 0-0 ① F8 2-3	C SI 92 C SI 92 1 SAFE D FC 86 F SI 91 D FC 86 B FC 84 S SI 93 3-3 ③ K		C SI 93 B SL 84 S SL 83 B SI 93 B SL 81 B SL 80 4-2 20 S 20 3B BB		1 SAFE X FF 91 0-0 ③ F8		3	1	0	0	2	1	4
20 Ian Desmond, R (1, 6) OBP: 0.337, SLG: 0.476	F CU 78 X CU 79 0-1 ③ F8		X FF 91 0-0 40 1B 3-H 2B		B CU 74 X SI 90 1-0 40 S 40 1B 1B	C SL 81 S SL 82 B SI 93 X SL 83 1-2 1-H 3B			B SI 91 X SI 91 1-0 ① G1-3	5	1	3	2	0	0	2
40 Wilson Ramos, R (1, 2) OBP: 0.315, SLG: 0.468		S FF 92 X FF 91 0-1 HR	D FC 84 D FC 85 S SI 91 X FF 91 2-1 2-3 1B		1 SAFE C SI 91 F CU 77 B FF 92 X CU 77 1-2 1-H 6 3B 1B	C SI 93 C SI 93 B SI 93 X SL 82 1-2 ③ G6-3			B SI 91 F SI 92 F SI 81 F SI 83 F SI 92 S SL 82 1-3 ② K	5	2	3	2	0	1	1
12 Tyler Moore, R (1, 7) OBP: 0.244, SLG: 0.315 10 Corey Brown, L (7, 7) OBP: 0.444, SLG: 0.857		C FF 92 F CU 78 B FC 87 B CU 79 F CU 77 X FF 92 2-2 ① L9	C CU 76 F CU 77 S FC 83 0-3 ② K	F SI 91 F SI 92 F SL 82 1 SAFE C SI 94 0-3 ① K			B FF 94 S FF 94 S FF 94 S FF 94 1-3 ① K		C SI 90 B CH 85 S SL 81 F SL 81 S CH 85 1-3 ③ K	4 1	0 0	0 0	0 0	0 0	3 1	3 0
6 Anthony Rendon, R (1, 4) OBP: 0.326, SLG: 0.395		B FF 92 B FF 93 B FF 93 C FF 92 B SI 92 4-1 37 SH1-3 BB	X SI 91 0-0 ③ F9		B SL 81 B SI 93 C SI 93 X SL 82 2-1 1-H 3B		C FF 95 F FF 95 B FF 94 X SL 86 1-2 ② G5-3			3	0	1	1	1	0	2
37 Stephen Strasburg, R (1, 1) OBP: 0.191, SLG: 0.200 7 Scott Hairston, R (7, PH) OBP: 0.232, SLG: 0.399 22 Drew Storen, S (7, 1) 36 Tyler Clippard, R (8, 1) 29 Rafael Soriano, R (9, 1)		B FF 92 B FF 92 C FF 94 B SI 92 X FF 92 3-1 ② SH1-3 1-2		B FF 91 B SI 92 B SI 91 B SI 92 4-0 28 FC5-4 2 1B BB	S SI 93 B SL 82 B SI 94 F SI 94 C SI 94 2-3 ② K		B SL 87 F FF 94 F CU 76 B FF 95 T FF 95 2-2 ③ K			1 1 0 0 0	0 0 0 0 0	0 0 0 0 0	0 0 0 0 0	1 0 0 0 0	1 1 0 0 0	1 0 0 0 0
Inning Stats	R: 0 E: 0 K: 0 S: 10 H: 1 LOB: 2 BB: 1 P: 18	R: 1 E: 0 K: 0 S: 13 H: 1 LOB: 1 BB: 1 P: 22	R: 2 E: 0 K: 1 S: 12 H: 4 LOB: 2 BB: 0 P: 15	R: 0 E: 0 K: 2 S: 13 H: 1 LOB: 2 BB: 1 P: 23	R: 2 E: 0 K: 3 S: 16 H: 3 LOB: 1 BB: 0 P: 24	R: 1 E: 0 K: 0 S: 11 H: 1 LOB: 1 BB: 1 P: 19	R: 0 E: 0 K: 2 S: 9 H: 0 LOB: 0 BB: 0 P: 13	R: 0 E: 0 K: 0 S: 8 H: 0 LOB: 1 BB: 1 P: 15	R: 0 E: 0 K: 2 S: 10 H: 0 LOB: 0 BB: 0 P: 13	1B: 5 2B: 2 3B: 2 HR: 2 SF: 0 SAC: 1 DP: 0 HBP: 0	WP: 0 PB: 0 SB: 2 CS: 0 PA: 43					

	AB	37
	R	6
	H	11
	RBI	6
	BB	5
	SO	10
	LOB	19

PITCHER	IP	WLS	BF	H	R	ER	SO	BB	IBB	HBP	BLK	WP	HR	S	P	ERA	WHIP
33 Jacob Turner, R (1, 1) ERA: 3.43	4.0	L	24	9	5	5	3	3	0	0	0	0	2	52	84	11.25	3.000
58 Ryan Webb, R (5, 1) ERA: 3.0	2.0		9	2	1	1	3	1	0	0	0	0	0	23	37	4.50	1.500
40 Mike Dunn, L (7, 1) ERA: 2.95	1.1		4	0	0	0	2	0	0	0	0	0	0	14	20	0.00	0.000
44 AJ Ramos, R (8, 1) ERA: 3.5	0.2		3	0	0	0	0	1	0	0	0	0	0	3	8	0.00	1.500
31 Steve Cishek, R (9, 1) ERA: 2.48	1.0		3	0	0	0	2	0	0	0	0	0	0	10	13	0.00	0.000

PITCHER	IP	WLS	BF	H	R	ER	SO	BB	IBB	HBP	BLK	WP	HR	S	P	ERA	WHIP

Batter	1	2	3	4	5	6	7	8	9	AB	R	H	RBI	BB	SO	LOB
8 Chris Coghlan, L (1, 9) OBP: 0.307, SLG: 0.387	C FF 95 B SI 95 X FF 96 1-1 G6-3 ①	B CU 81 F SI 95 S CH 89 B CH 88 B CH 88 X FF 96 3-2 P5 ③ 2-3 3-H			B CH 88 B FF 96 B SI 94 C SI 93 C SI 94 X FF 95 3-2 G4-3 ③		B FF 93 C CH 86 F SI 92 X SL 82 1-2 E6 17 1B		B FF 92 B FF 91 C FF 92 F FF 93 F SL 86 X FF 93 2-2 G4-3 ③	5	0	0	0	0	0	1
17 Donovan Solano, R (1, 4) OBP: 0.310, SLG: 0.312	S FF 95 B FF 96 C CU 80 S CU 81 1-3 K2-3 ②		C SI 93 B CU 80 B SI 96 C SI 94 S CU 80 2-3 K ①			H SI 93 1-0 20 1B 29 1B HBP	F FF 92 X FF 93 0-1 1-2 1B			3	1	1	0	0	2	0
21 Christian Yelich, L (1, 7) OBP: 0.352, SLG: 0.394	B CH 88 B FF 96 F SI 95 F FF 97 T FF 97 2-2 K ③		X SI 96 0-0 G6-3 ②			B SI 94 B CH 84 F SI 95 C FF 94 C CU 79 2-3 K ①	B SL 80 F SI 93 F SL 82 B FF 94 S SL 82 2-3 K ③			4	0	0	0	0	3	3
20 Justin Ruggiano, R (1, 8) OBP: 0.302, SLG: 0.400		B SI 96 X FF 96 1-0 30 BB 5 1B 3 BLK 1B	C CU 81 B CH 88 B CH 89 F FF 98 C CU 80 2-3 K ③			X SI 95 0-0 29 1B 1-2 1B		B FF 90 X FF 91 1-0 9 G4-3 1B		4	1	3	0	0	1	0
5 Logan Morrison, L (1, 3) OBP: 0.348, SLG: 0.409		C SI 94 B CH 88 X SI 96 1-1 3 BLK 30 BB 3 G1-3 1-2 1B		C CU 78 F FF 95 B CU 79 B CH 89 X CU 81 2-2 G1-3 ①		C CU 79 B SI 95 C CU 80 B CH 88 F CU 80 B SI 96 X CH 89 3-2 L7 ②		F CH 80 X FF 92 0-1 P5 ①		4	1	1	0	0	0	3
30 Placido Polanco, R (1, 5) OBP: 0.304, SLG: 0.286 40 Mike Dunn, L (7, 1) 44 AJ Ramos, R (8, 1) 9 Juan Pierre, L (8, PH) OBP: 0.284, SLG: 0.300 31 Steve Cishek, R (9, 1)		B FF 96 B SI 95 B SI 95 C SI 94 B SI 95 4-1 3 G1-3 3 BLK 8 BLK 1-2 2-3 BB		C FF 96 F SI 96 X CU 78 0-2 G6-3 ②		C CU 80 X FF 95 0-1 3 WP 1-3 2-H 1B		X CH 80 0-0 G4-3 ② 1-2		1 0 0 1 0	1 0 0 0 0	0 0 0 0 0	0 0 0 1 0	1 0 0 0 0	0 0 0 0 0	0 0 0 1 0
3 Adeiny Hechavarría, R (1, 6) OBP: 0.270, SLG: 0.304		X CU 80 0-0 G1-3 ① 1-3 2-H 3-H		F SI 96 F FF 96 B FF 97 F SI 97 C CU 80 1-3 K ③		B CU 80 B FF 95 S CU 80 T SI 96 2-2 K ③ 1-2		B FF 92 C FF 92 S FF 93 S FF 92 1-3 K ③		4	0	0	1	0	3	4
19 Rob Brantly, L (1, 2) OBP: 0.273, SLG: 0.279		F CH 88 D CH 89 B FF 97 B CH 90 B SI 95 4-1 8 BLK 33 SH3-4 BB			B SI 94 X SI 94 1-0 F8 ①		C FF 93 S SL 81 C SL 83 0-3 K ①		C SI 91 F FC 89 B FF 92 X SL 85 1-2 F7 ①	3	0	0	0	1	1	0
33 Jacob Turner, R (1, 1) OBP: 0.097, SLG: 0.161 58 Ryan Webb, R (5, 1) OBP: 0.333, SLG: 0.333 59 Ed Lucas, R (5, 5) OBP: 0.296, SLG: 0.296 29 Greg Dobbs, L (6, PH) OBP: 0.306, SLG: 0.309		X SI 92 0-0 SH3-4 ② 1-2			C SI 95 B CU 79 B CU 79 B FF 95 C SI 95 X SI 94 3-2 G5-3 ②		B SL 81 S FF 94 F FF 94 F SL 84 B SL 82 F SL 84 X FF 94 2-2 G3-1 ②		C FF 92 B FC 90 C SL 84 S FF 92 1-3 K ②	0 0 3 1	0 0 0 0	0 0 0 1	0 0 0 1	0 0 0 0	0 0 1 0	0 0 0 0

Inning Stats	1	2	3	4	5	6	7	8	9
	R: 0 E: 0 K: 2 S: 8 H: 0 LOB: 0 BB: 0 P: 12	R: 3 E: 0 K: 0 S: 10 H: 2 LOB: 1 BB: 2 P: 23	R: 0 E: 0 K: 2 S: 7 H: 0 LOB: 0 BB: 0 P: 11	R: 0 E: 0 K: 1 S: 10 H: 0 LOB: 0 BB: 0 P: 13	R: 0 E: 0 K: 0 S: 7 H: 0 LOB: 0 BB: 0 P: 14	R: 1 E: 0 K: 2 S: 13 H: 2 LOB: 2 BB: 0 P: 21	R: 0 E: 1 K: 2 S: 16 H: 1 LOB: 2 BB: 0 P: 21	R: 0 E: 0 K: 1 S: 7 H: 1 LOB: 1 BB: 0 P: 9	R: 0 E: 0 K: 1 S: 10 H: 0 LOB: 0 BB: 0 P: 14

PITCHER	IP	WLS	BF	H	R	ER	SO	BB	IBB	HBP	BLK	WP	HR	S	P	ERA	WHIP
37 Stephen Strasburg, R (1, 1) ERA: 2.96	6.0	W	25	4	4	4	7	2	0	1	2	1	0	55	94	6.00	1.000
22 Drew Storen, R (7, 1) ERA: 4.97	1.0	H	5	1	0	0	2	0	0	0	0	0	0	16	21	0.00	1.000
36 Tyler Clippard, R (8, 1) ERA: 2.25	1.0	H	4	1	0	0	1	0	0	0	0	0	0	7	9	0.00	1.000
29 Rafael Soriano, R (9, 1) ERA: 3.41	1.0	S	3	0	0	0	1	0	0	0	0	0	0	10	14	0.00	0.000

PITCHER	IP	WLS	BF	H	R	ER	SO	BB	IBB	HBP	BLK	WP	HR	S	P	ERA	WHIP

BOTTOM

Washington Nationals @ Miami Marlins

Marlins Park, Miami, FL

Sun Sep 08 2013, 1:11 PM - 4:18 PM EDT

Att. 18,990 - Roof Closed - 78 F

livebaseballscorecards.com

AB	33
R	4
H	6
RBI	2
BB	2
SO	11
LOB	12

1B: 6	SF: 0	WP: 1	PA: 37
2B: 0	SAC: 1	PB: 0	
3B: 0	DP: 0	SB: 0	
HR: 0	HBP: 1	CS: 0	

Batter	1	2	3	4	5	6	7	8	9	AB	R	H	RBI	BB	SO	LOB
17 Jordan Schafer, L (1, 8) OBP: 0.344, SLG: 0.379	B FF 96 S SI 95 X SI 96 1-1 G1-3 ①		X SI 94 0-0 G5-3 ③	1 SAFE C FF 94 B FF 91 X SI 93 1-1 G4-3 ③ 1-3 3-H			C FF 94 S FF 95 S CU 82 0-3 K2-3 ②			4	0	0	0	0	1	2
8 Justin Upton, R (1, 9) OBP: 0.352, SLG: 0.462	C FF 95 C FF 96 X SI 95 0-2 G6-3 ②			B SI 95 B SL 83 X SI 95 2-0 5 2B 24 2B 2B	B FF 93 B CH 86 B FF 92 B FF 93 4-0 5 F9 BB		B FF 94 C FF 95 B CU 80 C CU 79 X CH 88 2-2 G4-3 ③			3	1	1	0	1	0	0
5 Freddie Freeman, L (1, 3) OBP: 0.379, SLG: 0.480	F FF 97 B CU 62 B FF 98 B FF 96 X SI 95 3-1 G6-3 ③			B FF 96 F SI 94 B FF 93 X SL 81 2-1 24 2B 2-3 2B	F FF 92 D FF 93 1 SAFE X FF 92 1-1 F9 ① 1-2			B SL 81 X SI 90 1-0 F7 ①		4	1	1	0	0	0	1
24 Evan Gattis, R (1, 7) OBP: 0.303, SLG: 0.498 20 Luis Ayala, R (8, 1) 46 Craig Kimbrel, R (9, 1)		F FF 96 X SL 80 0-1 G6-3 ①		T SI 96 X SI 95 0-1 23 1B 2-H 3-H 2B	B CH 85 S CH 86 S CH 86 X CH 88 1-2 G5-3 ②			C FF 91 S SL 83 S SL 82 0-3 K2-3 ②		4 0 0	1 0 0	1 0 0	2 0 0	0 0 0	1 0 0	1 0 0
16 Brian McCann, L (1, 2) OBP: 0.342, SLG: 0.476		B FF 97 B SI 95 B SI 95 B SI 94 4-0 23 G6-3 BB		B FF 89 C FF 89 B FF 90 B SI 93 C SL 80 B SL 78 4-2 19 L9 23 1B 30 1B BB	S FF 93 B FF 94 B CU 79 B FF 93 X FF 93 3-1 G4-3 ③			B SL 83 C FF 93 B SI 93 X SI 92 2-1 G4-3 ③		2	1	0	0	2	0	1
23 Chris Johnson, R (1, 5) OBP: 0.364, SLG: 0.462 4 Paul Janish, R (9, 5) OBP: 0.244, SLG: 0.243		X SI 95 0-0 G6-3 ②③ 1-2f		S SL 82 B FF 96 X SL 80 1-1 30 1B 17 WP 1-2 2-H 1B		F FF 92 C FF 94 X CU 80 0-2 G4-3 ①			C SI 95 B FF 95 F SL 86 B FF 96 X SL 86 2-2 G6-3 ① X SL 85 0-0 G1-3 ②	4 0	1 0	1 0	1 0	0 0	0 0	1 0
19 Andrelton Simmons, R (1, 6) OBP: 0.294, SLG: 0.387			C SI 92 C FF 97 B SL 82 B FF 95 B FF 97 F SI 95 F FF 94 X FF 96 3-2 G5-3 ① C SI 95 X SI 93 0-1 L9 ① 2-3			X FF 94 0-0 G6-3 ②			4	0	0	0	0	0	2
30 Elliot Johnson, S (1, 4) OBP: 0.229, SLG: 0.269 (8, 7)			C FF 97 B SI 95 C FF 96 C FF 96 1-3 K ② X FF 94 0-0 17 WP 17 S 1-3 3-H 1B			B FF 93 X FF 93 1-0 G4-3 ③		C FF 95 F SL 87 F FF 95 X FF 95 0-2 F7 ③	4	0	1	1	0	1	0
54 Kris Medlen, S (1, 1) OBP: 0.241, SLG: 0.286 43 Luis Avilán, L (7, 1) 26 Dan Uggla, R (8, 4) OBP: 0.311, SLG: 0.371			B FF 96 S SI 94 B SI 95 B SI 93 B SI 94 4-1 BB C SL 78 1 SAFE 1 SAFE L FF 92 L CH 83 0-3 K ②				C FF 92 S FF 93 C CU 79 0-3 K ①		2 0 0	0 0 0	0 0 0	0 0 0	1 0 0	2 0 0	2 0 0
Inning Stats	R: 0 E: 0 K: 0 S: 7 H: 0 LOB: 0 BB: 0 P: 11	R: 0 E: 0 K: 0 S: 3 H: 0 LOB: 0 BB: 1 P: 7	R: 0 E: 0 K: 1 S: 10 H: 0 LOB: 1 BB: 1 P: 18	R: 5 E: 0 K: 1 S: 17 H: 5 LOB: 1 BB: 1 P: 27	R: 0 E: 0 K: 0 S: 7 H: 0 LOB: 1 BB: 1 P: 16	R: 0 E: 0 K: 0 S: 5 H: 0 LOB: 0 BB: 0 P: 6	R: 0 E: 0 K: 2 S: 9 H: 0 LOB: 0 BB: 0 P: 11	R: 0 E: 0 K: 1 S: 6 H: 0 LOB: 0 BB: 0 P: 9	R: 0 E: 0 K: 0 S: 8 H: 0 LOB: 0 BB: 0 P: 10	1B: 2 2B: 3 3B: 0 HR: 0 SF: 0 SAC: 0 DP: 1 HBP: 0						

PITCHER		IP	WLS	BF	H	R	ER	SO	BB	IBB	HBP	BLK	WP	HR	S	P	ERA	WHIP
37 Henderson Alvarez III, R ERA: 4.34	(1, 1)	4.0	L	19	5	5	5	2	3	0	0	0	1	0	37	63	11.25	2.000
52 Brad Hand, L ERA:	(5, 1)	3.0		10	0	0	0	2	1	0	0	0	0	0	21	33	0.00	0.333
43 Dan Jennings, L ERA: 4.04	(8, 1)	1.0		3	0	0	0	1	0	0	0	0	0	0	6	9	0.00	0.000
39 Chris Hatcher, R ERA: 13.5	(9, 1)	1.0		3	0	0	0	0	0	0	0	0	0	0	8	10	0.00	0.000

PITCHER	IP	WLS	BF	H	R	ER	SO	BB	IBB	HBP	BLK	WP	HR	S	P	ERA	WHIP

TOP

Atlanta Braves @ Miami Marlins

Marlins Park, Miami, FL

Mon Sep 09 2013, 7:14 PM - 10:00 PM EDT

Att. 18,503 - Roof Closed - 78 F

livebaseballscorecards.com

AB	31
R	5
H	5
RBI	4
BB	4
SO	5
LOB	10

WP: 1 PA: 35
PB: 0
SB: 1
CS: 0

Atlanta Braves @ Miami Marlins

Marlins Park, Miami, FL

Mon Sep 09 2013, 7:14 PM - 10:00 PM EDT

Att. 18,503 - Roof Closed - 78 F

BOTTOM

Batter	1	2	3	4	5	6	7	8	9	AB	R	H	RBI	BB	SO	LOB
8 Chris Coghlan, L (1, 9) OBP: 0.324, SLG: 0.403	B FF 88 B FF 89 X FF 88 2-0 1B		B SI 89 B CH 83 B FF 88 C FF 89 X SI 90 3-1 1B			F FF 88 B CU 75 X CH 81 1-1 E4 1B	C SI 92 X SI 93 0-1 2-3 1B			4	0	4	0	0	0	0
17 Donovan Solano, R (1, 4) OBP: 0.306, SLG: 0.308	1 SAFE C FF 89 1 SAFE B FF 89 1 SAFE X CH 81 1-1 F8 ①		1 SAFE C CU 76 B SI 89 F SI 90 F CH 82 X FF 89 1-2 G6-3 ③			F SI 88 X FF 88 0-1 G6-3 ①	F SI 93 B FF 93 F SI 93 S SI 95 1-3 K ②			4	0	0	0	0	1	5
21 Christian Yelich, L (1, 7) OBP: 0.355, SLG: 0.390	S CH 82 1 SAFE C FF 89 1 SAFE S CH 82 0-3 K ②			B CH 87 B SI 89 B FF 89 C FF 88 B FF 90 4-1 BB		B SI 89 D CU 77 S CH 83 B SI 90 B FF 88 4-1 BB	T SI 93 F SI 93 F SI 92 B FF 93 B SI 92 S CU 73 2-3 K ③			2	0	0	0	2	2	3
20 Justin Ruggiano, R (1, 8) OBP: 0.302, SLG: 0.398	X FF 89 0-0 F8 ③			C SI 90 S CH 82 X FF 90 0-2 L9 ①		B CU 78 S CH 83 F SI 90 S CU 77 1-3 K ②		C SL 81 F SL 82 B SL 85 F FF 90 B FF 89 X FF 89 2-2 30 G5-4-3 1B		4	0	1	0	0	1	4
30 Placido Polanco, R (1, 5) OBP: 0.301, SLG: 0.282		C FF 88 S CH 81 B CH 81 F CH 82 F FF 89 X FF 90 1-2 L7 ①		1 SAFE C FF 90 X FF 90 0-1 L7 ②		T CH 81 B CH 83 F FF 89 F FF 89 X FF 90 1-2 G5-3 ③		C FF 89 X FF 90 0-1 1-2f G5-4-3 ①②		4	0	0	0	0	0	4
5 Logan Morrison, L (1, 3) OBP: 0.345, SLG: 0.406 52 Brad Hand, L (5, 1) 9 Juan Pierre, L (7, PH) OBP: 0.287, SLG: 0.306 43 Dan Jennings, L (8, 1) 23 Jake Marisnick, R (8, PH) OBP: 0.234, SLG: 0.243 39 Chris Hatcher, R (9, 1)		F FF 88 B FF 90 C FF 90 X CH 83 1-2 P6 ②		D CU 78 F FF 89 B CU 76 B SI 89 X CH 82 3-1 L8 ③			X FC 86 0-0 3 1B 59 2B 2B	C FF 90 B FF 90 F SL 85 S FF 89 1-3 K ③		2 0 1 0 1 0	0 0 1 0 0 0	0 0 1 0 0 0	0 0 0 0 1 0	0 0 0 0 0 0	0 0 0 0 1 0	1 0 0 0 0 0
3 Adeiny Hechavarría, R (1, 6) OBP: 0.269, SLG: 0.304		B CU 77 B FF 89 X FF 89 2-0 L8 ③			C CU 75 S CU 75 B CH 81 F FF 89 S CH 82 1-3 K ①		S CH 81 F FF 88 2 SAFE B FF 89 D CH 82 F CH 82 F SI 87 B CU 77 X SI 89 3-2 59 2B 2-3 1B		B FF 96 C FF 97 B KC 84 X FF 96 2-1 G6-3 ①	4	1	1	0	0	1	0
6 Jeff Mathis, R (1, 2) OBP: 0.268, SLG: 0.311 19 Rob Brantly, L (6, 2) OBP: 0.271, SLG: 0.276			F CU 74 B FF 88 T FF 90 F SI 90 F CH 82 B CH 83 F FF 91 X FF 90 2-2 L9 ①		L FF 89 S FF 89 S FF 90 0-3 K ②		S CH 82 B CH 88 S CU 77 B CH 82 B CU 76 S CH 82 3-3 K ①		B FF 98 B FF 97 C FF 96 F FF 97 S KC 85 2-3 K ②	2 2	0 0	0 0	0 0	0 0	1 2	0 2
37 Henderson Alvarez III, R (1, 1) OBP: 0.333, SLG: 0.600 59 Ed Lucas, R (5, 3) OBP: 0.297, SLG: 0.300			F SI 90 C CU 76 S CH 82 0-3 K ②		F FF 89 F FF 89 B CU 76 F FF 90 X CU 76 1-2 G6-3 ③		F FF 89 X FF 89 0-1 8 1B 1-H 3-H 2B		C FF 96 F FF 97 F FF 98 B FF 97 F FF 98 S KC 85 1-3 K ③	1 3	0 0	0 1	0 2	0 0	1 1	0 0
Inning Stats	R: 0 E: 0 K: 1 S: 7 H: 1 LOB: 1 BB: 0 P: 10	R: 0 E: 0 K: 0 S: 9 H: 0 LOB: 0 BB: 0 P: 13	R: 0 E: 0 K: 1 S: 15 H: 1 LOB: 1 BB: 0 P: 21	R: 0 E: 0 K: 0 S: 8 H: 0 LOB: 1 BB: 1 P: 15	R: 0 E: 0 K: 2 S: 11 H: 0 LOB: 0 BB: 0 P: 13	R: 0 E: 1 K: 1 S: 12 H: 1 LOB: 2 BB: 1 P: 19	R: 2 E: 0 K: 3 S: 20 H: 4 LOB: 2 BB: 0 P: 29	R: 0 E: 0 K: 1 S: 9 H: 1 LOB: 0 BB: 0 P: 12	R: 0 E: 0 K: 2 S: 10 H: 0 LOB: 0 BB: 0 P: 15	1B: 6 2B: 2 3B: 0 HR: 0 SF: 0 SAC: 0 DP: 1 HBP: 0						

livebaseballscorecards.com

AB	34
R	2
H	8
RBI	2
BB	2
SO	11
LOB	19

WP: 0 PB: 0 SB: 0 CS: 0 PA: 36

MIAMI

PITCHER	IP	WLS	BF	H	R	ER	SO	BB	IBB	HBP	BLK	WP	HR	S	P	ERA	WHIP
54 Kris Medlen, R (1, 1) ERA: 3.46	6.1	W	27	6	2	2	6	2	0	0	0	0	0	73	108	2.84	1.263
43 Luis Avilán, L (7, 1) ERA: 1.48	0.2	H	3	1	0	0	2	0	0	0	0	0	0	9	12	0.00	1.500
20 Luis Ayala, R (8, 1) ERA: 2.6	1.0	H	3	1	0	0	1	0	0	0	0	0	0	9	12	0.00	1.000
46 Craig Kimbrel, R (9, 1) ERA: 0.92	1.0	S	3	0	0	0	2	0	0	0	0	0	0	10	15	0.00	0.000

PITCHER	IP	WLS	BF	H	R	ER	SO	BB	IBB	HBP	BLK	WP	HR	S	P	ERA	WHIP

Atlanta Braves @ Miami Marlins

Marlins Park, Miami, FL

Tue Sep 10 2013, 7:13 PM - 10:25 PM EDT

Att. 19,095 - Roof Closed - 76 F

TOP

livebaseballscorecards.com

Batter	1	2	3	4	5	6	7	8	9	AB	R	H	RBI	BB	SO	LOB
17 Jordan Schafer, L (1, 8) (4, 9) OBP: 0.341, SLG: 0.371	L FF 92 S FF 94 B FF 94 X KC 80 1-2 G4-3 ①	S KC 80 S FF 93 T KC 81 0-2 K ③		X FF 93 0-0 B1-3 ②		B FF 90 F FF 90 S SL 79 S SI 92 1-3 K ②		I IN 64 I IN 67 I IN 67 I IN 63 4-0 IBB		4	0	0	0	1	2	2
8 Justin Upton, R (1, 9) OBP: 0.353, SLG: 0.462 2 B.J. Upton, R (4, PR) (4, 8) OBP: 0.271, SLG: 0.302	F FF 94 C KC 80 X SL 85 0-2 P3 ②		B KC 79 F KC 79 B FF 92 S FF 94 X FF 95 2-2 5 24 1B 1B	B FF 93 C SL 85 B FF 93 C KC 80 F FF 93 B SI 94 B KC 80 4-2 BB		B FF 92 D SL 83 B SL 82 C SI 91 F FF 92 X SL 78 3-2 F8 ③		S SL 88 F SL 87 F SL 87 S SI 94 0-3 K ③		2 2	1 0	1 0	0 0	1 0	0 1	0 3
5 Freddie Freeman, L (1, 3) OBP: 0.381, SLG: 0.480	B FF 94 B FF 94 F FF 92 S KC 80 B KC 82 X FF 94 3-2 24 2B 1B		F KC 80 X KC 80 0-1 16 FC3-6 24 1B 23 1B 1-2 1B	1 SAFE B SL 84 F CH 85 B FF 93 C KC 79 1 SAFE S SL 86 2-3 K ③			B FF 90 B FF 90 B FF 90 B SI 90 4-0 24 G6-3 24 PB BB		F FF 94 B SL 86 B FF 94 F FF 94 F SL 87 X FF 94 2-2 F7 ①	4	2	2	0	1	1	1
24 Evan Gattis, R (1, 7) OBP: 0.304, SLG: 0.500 46 Craig Kimbrel, R (9, 1)	X FF 93 0-0 16 2B 1-H 2B		C KC 79 X FF 94 0-1 16 FC3-6 1-2 2-H 1B		X FF 91 0-0 G5-3 ①		B CU 78 S FC 88 X FC 90 1-1 G6-3 ① 1-3		B FF 94 S FF 95 F SL 86 X FF 95 1-2 G6-3 ②	5 0	1 0	2 0	2 0	0 0	0 0	1 0
16 Brian McCann, L (1, 2) OBP: 0.342, SLG: 0.477	C KC 78 X FF 93 0-1 2-H 2B		B FF 93 B CH 85 B FF 92 X FF 91 3-0 FC3-6 23 1B 1-2f 2-3 ①		F CH 85 B FF 92 B KC 79 B FF 92 C FF 91 B KC 80 4-2 23 1B BB		C FF 91 D CU 80 S CU 80 F CU 77 F SL 80 S FC 92 1-3 K ②		B FF 94 B FF 94 C FF 94 X SL 88 2-1 G4-3 ③	4	0	1	1	1	1	3
23 Chris Johnson, R (1, 5) OBP: 0.365, SLG: 0.463	X FF 93 0-0 L8 ③		F KC 79 X SI 93 0-1 1-2 3-H 1B		B SL 84 C SL 84 X FF 91 1-1 19 G5-4-3 1-2 1B		C SL 81 B CU 77 X CU 78 1-1 G4-3 ③			4	0	2	1	0	0	2
19 Andrelton Simmons, R (1, 6) OBP: 0.294, SLG: 0.385		B FF 91 B FF 92 B FF 92 C FF 91 B FF 91 4-1 49 SH3 BB	C KC 80 F FF 93 F SL 86 X SL 84 0-2 F4 ②		F KC 77 F KC 82 X KC 81 0-2 G5-4-3 ②③ 1-2f			C SI 94 B SI 95 F SI 94 X SL 88 1-2 G5-3 ①		3	0	0	0	1	0	4
30 Elliot Johnson, S (1, 4) (9, 7) OBP: 0.234, SLG: 0.273		C FF 91 1 SAFE B FF 92 B KC 77 1 SAFE 1 SAFE X FF 91 2-1 L7 ①	B FF 93 S FF 93 X KC 79 1-1 G6-3 ③			B FF 89 F FF 89 X SL 83 1-1 49 SH2-4 1B		X SI 93 0-0 25 S 1B		4	0	2	0	0	0	3
49 Julio Teheran, R (1, 1) OBP: 0.241, SLG: 0.269 43 Luis Avilán, L (7, 1) 20 Luis Ayala, R (7, 1) 25 Joey Terdoslavich, S (8, PH) OBP: 0.325, SLG: 0.292 48 David Carpenter, R (8, 1) 26 Dan Uggla, R (9, 4) OBP: 0.311, SLG: 0.371		X FF 90 0-0 SH3 ② 1-2		C FF 92 X KC 79 0-1 G1-3 ①		B FF 90 1 SAFE L FF 90 X SI 90 1-1 SH2-4 ① 1-2		1 SAFE 1 SAFE B SI 94 B SI 94 F SI 94 T SI 95 C SL 88 2-3 K ② 1-2		1 0 0 0 1 0 0	0 0 0 0 0 0 0	0 0 0 0 0 0 0	0 0 0 0 0 0 0	0 0 0 0 1 0 0	0 0 0 0 1 0 0	0 0 0 0 1 0 0
Inning Stats	R: 2 E: 0 K: 0 S: 13 H: 3 LOB: 1 BB: 0 P: 17	R: 0 E: 0 K: 1 S: 7 H: 0 LOB: 1 BB: 1 P: 13	R: 2 E: 0 K: 0 S: 16 H: 4 LOB: 2 BB: 0 P: 22	R: 0 E: 0 K: 1 S: 9 H: 0 LOB: 1 BB: 1 P: 15	R: 0 E: 0 K: 0 S: 8 H: 1 LOB: 1 BB: 1 P: 13	R: 0 E: 0 K: 1 S: 10 H: 1 LOB: 1 BB: 0 P: 16	R: 0 E: 0 K: 1 S: 9 H: 0 LOB: 1 BB: 1 P: 16	R: 0 E: 0 K: 2 S: 11 H: 1 LOB: 2 BB: 1 P: 18	R: 0 E: 0 K: 0 S: 9 H: 0 LOB: 0 BB: 0 P: 14	1B: 8 2B: 2 3B: 0 HR: 0	SF: 0 SAC: 2 DP: 1 HBP: 0			WP: 0 PB: 1 SB: 1 CS: 0	PA: 41		

	AB	34
	R	4
	H	10
	RBI	4
	BB	5
	SO	6
	LOB	20

PITCHER		IP	WLS	BF	H	R	ER	SO	BB	IBB	HBP	BLK	WP	HR	S	P	ERA	WHIP
34 Tom Koehler, R ERA: 4.8	(1, 1)	5.0	L	25	8	4	4	2	3	0	0	0	0	0	53	80	7.20	2.200
56 Zach Phillips, L ERA:	(6, 1)	1.0		5	1	0	0	1	1	0	0	0	0	0	10	20	0.00	2.000
44 AJ Ramos, R ERA: 3.45	(7, 1)	1.0		3	0	0	0	1	0	0	0	0	0	0	9	12	0.00	0.000
50 Chad Qualls, R ERA: 2.86	(8, 1)	1.0		5	1	0	0	2	0	1	0	0	0	0	11	18	0.00	1.000
40 Mike Dunn, L ERA: 2.9	(9, 1)	1.0		3	0	0	0	0	0	0	0	0	0	0	9	14	0.00	0.000

PITCHER	IP	WLS	BF	H	R	ER	SO	BB	IBB	HBP	BLK	WP	HR	S	P	ERA	WHIP

Atlanta Braves @ Miami Marlins

Marlins Park, Miami, FL

Tue Sep 10 2013, 7:13 PM - 10:25 PM EDT

Att. 19,095 - Roof Closed - 76 F

livebaseballscorecards.com

BOTTOM

Batter	1	2	3	4	5	6	7	8	9	AB	R	H	RBI	BB	SO	LOB
8 Chris Coghlan, L (1, 7) OBP: 0.320, SLG: 0.393	B FF 90 C FF 90 S FF 91 T CU 73 1-2 ① **K**	C FF 91 B SL 82 B SI 90 C SL 81 S FF 92 2-3 ③ **K**			B SI 89 B SI 89 C FF 90 B SI 91 F FF 91 F FF 90 F FF 92 X FF 92 3-2 ② **G4-3**		C FF 92 B SI 91 F SI 90 B SI 91 B SL 81 B SL 81 4-2 **21 HBP 59 1B BB**		C KC 85 F FF 98 S KC 87 0-3 ② **K**	4	0	0	0	1	3	1
59 Ed Lucas, R (1, 5) OBP: 0.299, SLG: 0.303 (7, 4)	C FF 92 B SL 83 X SL 82 1-1 **21 BB 27 2B 1B**		B FF 90 X FF 91 1-0 ① **F8**		X FF 91 0-0 ③ **P6**		1 SAFE B SL 79 B FF 92 X FF 91 2-0 **21 HBP 1-2 1B**		B KC 84 1-0 ③ **2-5-4** 2-3	4	1	2	0	0	0	0
21 Christian Yelich, L (1, 8) OBP: 0.358, SLG: 0.385	S SI 90 B SI 91 B FF 91 B SI 90 C FF 92 1 SAFE F FF 93 B FF 92 4-2 **27 2B 5 1B 1-2 BB**		B CU 74 B SL 83 B FF 90 C FF 90 F FF 90 C FF 91 3-3 ② **K**			C FF 90 F CU 74 B FF 90 F SL 80 X SI 88 1-2 ① **L8**	B SI 93 C SI 93 F SI 92 D CU 76 F CU 76 F SI 93 H SI 94 3-2 **1-2 2-3 HBP**			2	1	0	0	1	1	0
27 Giancarlo Stanton, R (1, 9) OBP: 0.366, SLG: 0.475	B FF 90 C SL 81 X SI 89 1-1 **5 1B 17 FC1-6 1-3 2-H 2B**		C SL 80 S CU 69 S SL 81 0-3 ③ **K**			B SL 80 B SL 78 B SL 78 C FF 91 B FF 92 4-1 **17 E BB**	C SL 85 F SL 84 S FF 89 0-3 ③ **K**			3	1	1	1	1	2	3
5 Logan Morrison, L (1, 3) OBP: 0.344, SLG: 0.403	D CU 75 X FF 93 1-0 **17 FC1-6 2-3 3-H 1B**			B SL 80 C SL 80 B FF 90 B FF 90 C FF 90 F FF 91 X FF 92 3-2 ① **G6-3**		C FF 91 B SL 80 C SL 78 S SL 81 1-3 ② **K**		B FF 95 F FF 95 S SL 86 B FF 96 F FF 96 X FF 97 2-2 ① **P6**		4	0	1	1	0	1	1
17 Donovan Solano, R (1, 4) OBP: 0.306, SLG: 0.308 50 Chad Qualls, R (8, 1) 29 Greg Dobbs, L (8, PH) OBP: 0.305, SLG: 0.307 40 Mike Dunn, L (9, 1)	C FF 92 F FF 92 B SL 84 B SL 84 X SI 92 2-2 ② **FC1-6 1-2f 3-H**			S SL 81 S SL 81 F FF 93 X FF 91 0-2 **1B**		X FF 92 0-0 **E7 1-3**		X FF 97 0-0 ② **F8**		3 0 1 0	0 0 0 0	1 0 0 0	1 0 0 0	0 0 0 0	0 0 0 0	2 0 0 0
3 Adeiny Hechavarría, R (1, 6) OBP: 0.267, SLG: 0.301	S FF 93 C SL 83 X FF 91 0-2 ③ **P4**			B SI 91 1 SAFE B SL 81 C FF 91 1 SAFE C FF 91 X SL 83 2-2 ② **F7**		T SI 91 B SI 91 X SL 81 1-1 ③ **P5**		B FF 96 C FF 96 F FF 96 B SL 87 F SL 86 B FF 95 F FF 95 T FF 96 3-2 ③ **K**		4	0	0	0	0	1	4
19 Rob Brantly, L (1, 2) OBP: 0.267, SLG: 0.272 20 Justin Ruggiano, R (9, PH) OBP: 0.301, SLG: 0.397		B FF 91 X SI 90 1-0 ① **G1-3**		C CU 74 F FF 90 F SL 76 B SL 82 B FF 92 S SL 83 2-3 ③ **K**			X SI 88 0-0 ① **G1-3**		C KC 84 B KC 85 F FF 97 S KC 85 1-3 ① **K**	3 1	0 0	0 0	0 0	0 0	1 1	1 0
34 Tom Koehler, R (1, 1) OBP: 0.091, SLG: 0.091 9 Juan Pierre, L (5, PH) OBP: 0.286, SLG: 0.305 56 Zach Phillips, L (6, 1) 44 AJ Ramos, R (7, 1) 30 Placido Polanco, R (7, 5) OBP: 0.302, SLG: 0.287 23 Jake Marisnick, R (9, PR) OBP: 0.234, SLG: 0.243		C FF 91 X FF 90 0-1 ② **F9**			S SL 80 F FF 89 X SL 81 0-2 ① **P3**		C FF 89 X FF 89 0-1 ② **L8**		C FF 97 S FF 98 X FF 97 0-2 **59 2-5-4 2B**	1 1 0 0 2 0	0 0 0 0 0 0	0 0 0 0 1 0	0 0 0 0 0 0	0 0 0 0 0 0	0 0 0 0 0 0	0 0 0 0 0 0
Inning Stats	R: 3 H: 3 E: 0 LOB: 1 K: 1 BB: 1 S: 17 P: 27	R: 0 H: 0 E: 0 LOB: 0 K: 1 BB: 0 S: 6 P: 9	R: 0 H: 0 E: 0 LOB: 0 K: 2 BB: 0 S: 7 P: 11	R: 0 H: 1 E: 0 LOB: 1 K: 1 BB: 0 S: 15 P: 22	R: 0 H: 0 E: 0 LOB: 0 K: 0 BB: 0 S: 9 P: 12	R: 0 H: 0 E: 1 LOB: 2 K: 1 BB: 1 S: 11 P: 18	R: 0 H: 1 E: 0 LOB: 3 K: 1 BB: 1 S: 13 P: 22	R: 0 H: 0 E: 0 LOB: 0 K: 2 BB: 0 S: 10 P: 15	R: 0 H: 1 E: 0 LOB: 1 K: 2 BB: 0 S: 9 P: 11	1B: 4 SF: 0 2B: 2 SAC: 0 3B: 0 DP: 0 HR: 0 HBP: 1						

	AB	33
	R	3
	H	6
	RBI	3
	BB	3
	SO	10
	LOB	12

WP: 0 PA: 37
PB: 0
SB: 0
CS: 0

PITCHER		IP	WLS	BF	H	R	ER	SO	BB	IBB	HBP	BLK	WP	HR	S	P	ERA	WHIP
49 Julio Teheran, R ERA: 3.05	(1, 1)	6.2	W	29	5	3	3	6	3	0	0	0	0	0	71	111	4.05	1.200
43 Luis Avilán, L ERA: 1.48	(7, 1)	0.0		1	0	0	0	0	0	0	1	0	0	0	4	7	∞	∞
20 Luis Ayala, R ERA: 2.57	(7, 1)	0.1	H	1	0	0	0	1	0	0	0	0	0	0	3	3	0.00	0.000
48 David Carpenter, R ERA: 2.03	(8, 1)	1.0	H	3	0	0	0	1	0	0	0	0	0	0	10	15	0.00	0.000
46 Craig Kimbrel, R ERA: 0.91	(9, 1)	1.0	S	4	1	0	0	2	0	0	0	0	0	0	9	11	0.00	1.000

PITCHER	IP	WLS	BF	H	R	ER	SO	BB	IBB	HBP	BLK	WP	HR	S	P	ERA	WHIP

Batter	1	2	3	4	5	6	7	8	9	AB	R	H	RBI	BB	SO	LOB
17 Jordan Schafer, L (1, 8) OBP: 0.338, SLG: 0.372	C FF 96 B FF 98 B SI 94 F FF 96 B FF 97 X FF 96 3-2 8 F9 2B		B FF 95 B CU 78 X FF 95 2-0 G3-1 ②		C FF 93 L CU 80 B CU 79 B CU 79 X CU 81 2-2 L5 ①		B SI 92 C FF 94 X CU 80 1-1 FC1-6 ② 1-2f		B SL 82 B SI 91 C SI 92 F SI 91 F SL 82 S SL 83 2-3 K ③	5	0	1	0	0	1	3
8 Justin Upton, R (1, 9) OBP: 0.351, SLG: 0.459	F FF 97 X CU 84 0-1 F9 ① 2-3		B CU 82 B CU 79 C CU 80 S FF 96 X FF 97 2-2 P3 ③		B FF 95 B FF 96 C CU 80 B FF 94 S FF 95 F CU 81 F FF 96 X FF 96 3-2 F8 ② 1-2		C CU 81 B CU 82 1 SAFE 1 SAFE S CU 81 S CU 83 1-3 K ③			4	0	0	0	0	1	3
5 Freddie Freeman, L (1, 3) OBP: 0.380, SLG: 0.478	B FF 98 F CU 83 F FF 98 S FF 99 1-3 K ②			X FF 96 0-0 19 BB 16 BB 1B	X SI 94 0-0 G1-3 ③			B CU 74 F FF 94 S SL 86 B SL 84 S FF 95 2-3 K ①		4	0	1	0	0	2	2
24 Evan Gattis, R (1, 7) OBP: 0.304, SLG: 0.507	B CU 83 S CU 84 B FF 98 X CU 82 2-1 G6-3 ③			C CU 80 F FF 96 F CU 82 S CU 81 0-3 K ①		X FF 96 0-0 HR		C CU 75 X SL 85 0-1 F7 ②		4	1	1	1	0	1	2
16 Brian McCann, L (1, 2) OBP: 0.341, SLG: 0.472		B FF 95 C FF 96 B CU 80 X FF 95 2-1 F8 ①		B FF 94 1 SAFE B FF 94 B FF 94 B SI 93 4-0 19 BB 1-2 BB		B FF 96 C CU 81 X CU 81 1-1 G4-3 ①		B FF 94 F FF 94 X FF 94 1-1 F8 ③		3	0	0	0	1	0	0
23 Chris Johnson, R (1, 5) OBP: 0.362, SLG: 0.459		C FF 98 X CU 82 0-1 G1-3 ②		C FF 96 C CU 83 B CU 83 F CU 83 F FF 96 S CU 84 1-3 K ②		B FF 98 X FF 97 1-0 F7 ②			C SI 91 S SL 81 B SI 91 F SL 83 F SL 82 B SI 93 B SL 82 X SI 91 3-2 G4-3 ①	4	0	0	0	0	1	2
19 Andrelton Simmons, R (1, 6) OBP: 0.297, SLG: 0.392		B FF 96 S X FF 97 1-1 2B		B CU 82 B FF 96 C CU 81 B CU 82 B FF 97 4-1 1-2 2-3 BB		B FF 98 X FF 97 1-0 L9 ③			X SI 91 0-0 30 2B 3B	3	1	2	0	1	0	0
30 Elliot Johnson, S (1, 4) OBP: 0.234, SLG: 0.278		X FF 97 0-0 G5-3 ③		C FF 96 X CU 82 0-1 P3 ③			F FF 96 B FF 96 X FF 94 1-1 F7 ①		F CH 85 B CH 85 X SI 90 1-1 3-H 2B	4	0	1	1	0	0	4
36 Mike Minor, R (1, 1) OBP: 0.211, SLG: 0.255 25 Joey Terdoslavich, S (7, PH) OBP: 0.333, SLG: 0.292 38 Anthony Varvaro, R (7, 1) 26 Dan Uggla, R (9, PH) OBP: 0.311, SLG: 0.370			B FF 91 B FF 94 C FF 93 F FF 94 F FF 95 B FF 94 S FF 95 3-3 K ①		C FF 92 X FF 94 0-1 8 F8 1B		B CU 78 B FF 94 B CH 89 B FF 95 4-0 17 FC1-6 BB		C SL 83 C SL 83 S SL 83 0-3 K ②	2 0 0 1	0 0 0 0	1 0 0 0	0 0 0 1	0 1 0 0	1 0 0 1	0 0 0 1

Inning Stats	1	2	3	4	5	6	7	8	9
R:	0	0	0	0	0	1	0	0	1
E:	0	0	0	0	0	0	0	0	0
K:	1	0	1	2	0	0	1	1	2
S:	10	7	8	13	11	5	7	7	15
H:	1	1	0	1	1	1	0	0	2
LOB:	1	1	0	3	1	0	1	0	1
BB:	0	0	0	2	0	0	1	0	0
P:	16	10	15	22	16	8	14	10	21

PITCHER		IP	WLS	BF	H	R	ER	SO	BB	IBB	HBP	BLK	WP	HR	S	P	ERA	WHIP
16 José Fernández, R ERA: 2.19	(1, 1)	7.0	W	29	5	1	1	5	3	0	0	0	0	1	61	101	1.29	1.143
40 Mike Dunn, L ERA: 2.86	(8, 1)	1.0		3	0	0	0	1	0	0	0	0	0	0	7	10	0.00	0.000
31 Steve Cishek, R ERA: 2.59	(9, 1)	1.0		5	2	1	1	2	0	0	0	0	0	0	15	21	9.00	2.000

PITCHER	IP	WLS	BF	H	R	ER	SO	BB	IBB	HBP	BLK	WP	HR	S	P	ERA	WHIP

TOP

Atlanta Braves @ Miami Marlins

Marlins Park, Miami, FL

Wed Sep 11 2013, 7:13 PM - 9:54 PM EDT

Att. 25,111 - Roof Closed - 76 F

livebaseballscorecards.com

AB	34
R	2
H	7
RBI	2
BB	3
SO	8
LOB	17

1B:	2	SF:	0	WP:	0	PA:	37		
2B:	3	SAC:	0	PB:	0				
3B:	1	DP:	0	SB:	0				
HR:	1	HBP:	0	CS:	0				

Atlanta Braves @ Miami Marlins

Marlins Park, Miami, FL

Wed Sep 11 2013, 7:13 PM - 9:54 PM EDT

Att. 25,111 - Roof Closed - 76 F

livebaseballscorecards.com

BOTTOM

Batter	1	2	3	4	5	6	7	8	9	AB	R	H	RBI	BB	SO	LOB
3 Adeiny Hechavarría, R (1, 6) OBP: 0.267, SLG: 0.300	B FF 91 C FF 91 F SL 84 X FF 91 1-2 30 G6-4-3 1B		S FF 90 B FF 90 F KC 80 B FF 91 C CH 85 2-3 ① K	X SI 90 0-0 ③ FC6-4 1-2f		S FF 88 F FF 90 B KC 79 X FF 89 1-2 ③ F8		B CU 80 X FF 94 1-0 ③ L4		5	0	1	0	0	1	3
30 Placido Polanco, R (1, 5) OBP: 0.304, SLG: 0.292	C SI 90 T SL 84 B CH 84 X SL 85 1-2 ① ② G6-4-3 1-2f		X SL 84 0-0 2B		C CH 82 B FF 90 F FF 90 B FF 91 X FF 90 2-2 21 FC4-6 1B		C FF 92 F FF 91 X CH 84 0-2 ① F8			4	0	2	0	0	0	1
21 Christian Yelich, L (1, 7) OBP: 0.361, SLG: 0.393	B SL 85 B FF 91 S FF 91 S FF 91 X SI 92 2-2 E4 27 1B 1B		B CH 85 B SL 85 S SL 84 S FF 91 X FF 90 2-2 ② L7		C FF 90 F FF 91 F FF 88 B CH 84 B FF 90 1 SAFE B SL 84 X FF 90 3-2 ① FC4-6 27 HR 1-2f		S FF 91 C CU 78 F CU 79 X CU 78 0-2 2B			4	2	2	0	0	0	2
27 Giancarlo Stanton, R (1, 9) OBP: 0.370, SLG: 0.485	C KC 79 X SI 92 0-1 20 FC6-4 2-H 1B		C FF 91 B FF 92 F KC 80 X SI 90 1-2 ③ P2		F KC 79 D CH 84 1 SAFE S CH 81 X KC 78 1-2 1-H HR		I IN 67 I IN 63 I IN 63 I IN 63 4-0 IBB			3	1	2	3	1	0	1
20 Justin Ruggiano, R (1, 8) OBP: 0.298, SLG: 0.393	B FF 92 C SL 85 S SL 85 F FF 92 X KC 80 1-2 ③ FC6-4 1-2f			C FF 89 B FF 90 F KC 79 S KC 80 1-3 ① K	T CH 83 B FF 90 X CH 85 1-1 ② F7		F CH 85 F FF 94 B FF 96 X CU 81 1-2 ② F4			4	0	0	0	0	1	3
59 Ed Lucas, R (1, 4) OBP: 0.299, SLG: 0.306		X FF 90 0-0 ① F7		B FF 90 C SL 83 C KC 79 B FF 91 X SL 84 2-2 5 1B 2B	X FF 90 0-0 ③ F8		B FF 95 B FF 96 C FF 94 C FF 96 X FF 96 2-2 ③ G4-3			4	1	1	0	0	0	2
5 Logan Morrison, L (1, 3) OBP: 0.343, SLG: 0.401		C FF 91 F KC 78 B FF 92 C SL 85 1-3 ② K	F SL 85 C KC 78 B FF 90 X KC 79 1-2 46 FC5-4 2-H 1B		C FF 89 X FF 89 0-1 ① F8		X FF 92 0-0 ① G3-1			4	0	1	1	0	1	0
46 Koyie Hill, S (1, 2) OBP: 0.233, SLG: 0.300		B FF 92 C FF 90 X CH 85 1-1 1B	F FF 91 X SL 84 0-1 ② FC5-4 16 1B 1-2f		C SL 82 C FF 89 B FF 89 S KC 79 1-3 ② K		B FF 92 F FF 92 X FF 92 1-1 9 G3 1B			4	0	2	0	0	1	1
16 José Fernández, R (1, 1) OBP: 0.216, SLG: 0.340 40 Mike Dunn, L (8, 1) 9 Juan Pierre, L (8, PH) OBP: 0.285, SLG: 0.304 31 Steve Cishek, R (9, 1)		X CH 84 0-0 ③ G1-3	D CH 84 X FF 90 1-0 3 FC6-4 1-2 1B		B CH 83 X CH 84 1-0 HR		B FF 92 F CH 86 X CH 86 1-1 ② G3 1-2			3 0 1 0	1 0 0 0	2 0 0 0	1 0 0 0	0 0 0 0	0 0 1 0	1 0 1 0
Inning Stats	R: 1 E: 1 K: 0 S: 15 H: 3 LOB: 1 BB: 0 P: 20	R: 0 E: 0 K: 1 S: 7 H: 1 LOB: 1 BB: 0 P: 9	R: 0 E: 0 K: 1 S: 10 H: 1 LOB: 1 BB: 0 P: 15	R: 1 E: 0 K: 1 S: 13 H: 3 LOB: 2 BB: 0 P: 18	R: 2 E: 0 K: 0 S: 13 H: 2 LOB: 0 BB: 0 P: 20	R: 1 E: 0 K: 1 S: 9 H: 1 LOB: 0 BB: 0 P: 12	R: 0 E: 0 K: 0 S: 13 H: 1 LOB: 2 BB: 1 P: 20	R: 0 E: 0 K: 0 S: 6 H: 1 LOB: 1 BB: 0 P: 9		1B: 8 2B: 3 3B: 0 HR: 2 SF: 0 SAC: 0 DP: 1 HBP: 0		WP: 0 PB: 0 SB: 0 CS: 0 PA: 37		

	AB	36
	R	5
	H	13
	RBI	5
	BB	1
	SO	4
	LOB	15

MIAMI

PITCHER	IP	WLS	BF	H	R	ER	SO	BB	IBB	HBP	BLK	WP	HR	S	P	ERA	WHIP
36 Mike Minor, L (1, 1) ERA: 3.15	6.0	L	28	11	5	4	4	0	0	0	0	0	2	67	94	6.00	1.833
38 Anthony Varvaro, R (7, 1) ERA: 2.79	2.0		9	2	0	0	0	0	1	0	0	0	0	19	29	0.00	1.000

PITCHER	IP	WLS	BF	H	R	ER	SO	BB	IBB	HBP	BLK	WP	HR	S	P	ERA	WHIP

TOP

Atlanta Braves @ Miami Marlins

Marlins Park, Miami, FL

Thu Sep 12 2013, 12:42 PM - 3:17 PM EDT

Att. 15,274 - Roof Closed - 75 F

Batter	1	2	3	4	5	6	7	8	9	AB	R	H	RBI	BB	SO	LOB
30 Elliot Johnson, S (1, 7) OBP: 0.238, SLG: 0.277	C SI 92 B SI 92 X SI 90 1-1 ① G6-3		C SI 90 B CH 83 B CH 81 F SI 89 B SL 82 B SI 89 4-2 5 BB 8 BB 24 2B BB	C SI 90 F SL 80 X SL 78 0-2 8 CS 1B		X SI 93 0-0 ② G6-3 2-3		X FF 95 0-0 ③ P5		4	1	1	0	1	0	1
8 Justin Upton, R (1, 9) OBP: 0.353, SLG: 0.457	B SI 92 B SI 91 B SI 92 C SI 90 B SI 91 4-1 5 1B BB		C CU 72 1 SAFE B FF 91 B SI 89 F CH 81 D CU 73 1 SAFE F SI 90 B CU 73 4-2 5 BB 24 2B 1-2 BB	C SL 78 B FF 90 C SL 80 B FF 90 B FF 90 B SI 87 4-2 ② 5 HR 1-2 BB		C SI 96 B CH 87 B SI 95 F SI 95 S FF 96 2-3 ③ K			C FF 95 B CU 80 B CU 79 S FF 95 B FF 96 C FF 93 3-3 ① K	2	2	0	0	3	2	1
5 Freddie Freeman, L (1, 3) OBP: 0.384, SLG: 0.486	C FF 90 F SL 83 F CU 76 X SL 84 0-2 24 G4-6-3 1-2 1B		B SI 91 S FF 88 B SI 90 B FF 90 B FF 90 4-1 24 2B 23 2B 1-2 2-3 BB	B FF 90 D SL 80 F FF 89 S SI 89 X CU 73 2-2 1-H HR			B SI 93 X SI 93 1-0 ① F8		F FF 96 B CH 90 X FF 96 1-1 1B	4	2	3	2	1	0	0
24 Evan Gattis, R (1, 2) OBP: 0.302, SLG: 0.505	X SI 92 0-0 ② ③ G4-6-3 1-2f		X SI 91 0-0 23 2B 1-3 2-H 3-H 2B	F SL 82 F SL 82 F SL 81 S SI 92 0-3 ③ K			B SI 93 X SI 93 1-0 ② F9		B CU 81 F FF 96 T FF 96 D CH 91 S FF 95 2-3 ② K	5	1	1	2	0	2	3
23 Chris Johnson, R (1, 5) OBP: 0.365, SLG: 0.464 4 Paul Janish, R (9, 5) OBP: 0.244, SLG: 0.243		F SI 92 S SI 93 B SL 84 B FF 92 X FF 92 2-2 19 BB 1B	X CH 83 0-0 2-H 3-H 2B		X SI 92 0-0 ① G4-3		X SI 95 0-0 26 FC5 2B		B FF 95 X FF 93 1-0 ③ L7	5 0	0 0	3 0	2 0	0 0	0 0	1 0
19 Andrelton Simmons, R (1, 6) OBP: 0.298, SLG: 0.391		B SI 89 B CH 83 B SI 89 C SI 90 C FF 88 B SI 89 4-2 1-2 BB	F SI 90 B CU 73 C CU 73 B FF 90 F CU 75 F SI 90 B CH 81 F SI 89 F SI 89 3-2 ① F SI 91 X CU 73 P5		B SI 93 C SI 92 X SI 92 1-1 ② G5-3		H SI 94 1-0 26 FC5 HBP			2	0	0	0	1	0	1
26 Dan Uggla, R (1, 4) OBP: 0.308, SLG: 0.366		B FF 89 C CU 72 F CH 82 B SI 91 T CH 83 2-2 ① K	C CU 73 X SI 89 0-1 ② G5-3		B SI 95 C SI 92 S SI 94 B FF 95 S SI 94 2-3 ③ K		X SI 95 0-0 ③ FC5 1-2 2-3f			4	0	0	0	0	2	5
2 B.J. Upton, R (1, 8) OBP: 0.271, SLG: 0.301		B SI 91 B SI 90 X SI 91 2-0 ② F9	C FF 91 D CU 74 B CU 72 S SI 90 B CU 75 C SI 90 3-3 ③ K			X SI 93 0-0 30 G6-3 50 SH5-4 1B		B FF 94 S FF 94 B SL 91 F FF 96 X FF 96 2-2 ① G6-3		4	0	1	0	0	1	3
50 Freddy Garcia, R (1, 1) 52 Jordan Walden, R (7, 1) 25 Joey Terdoslavich, S (8, PH) OBP: 0.329, SLG: 0.288 48 David Carpenter, R (8, 1) 38 Anthony Varvaro, R (9, 1)		C SI 92 S SI 91 D CU 74 S CU 74 1-3 ③ K		B SI 88 C SI 88 X SI 88 1-1 ① F1-3		X CH 91 0-0 ① SH5-4 1-2		C FF 94 S CH 91 B FF 96 F FF 96 B CH 90 B CH 89 S FF 95 3-3 ② K		2 0 1 0 0	0 0 0 0 0	0 0 0 0 0	0 0 0 0 0	1 0 1 0 0	2 0 0 0 0	2 0 0 0 0

livebaseballscorecards.com

	AB	33
	R	6
	H	9
	RBI	6
	BB	6
	SO	9
	LOB	17

Inning Stats	1	2	3	4	5	6	7	8	9
	R: 0 E: 0 K: 0 S: 8	H: 1 LOB: 1 BB: 1 P: 13	R: 0 E: 0 K: 2 S: 12	H: 1 LOB: 2 BB: 1 P: 23	R: 4 E: 0 K: 1 S: 21	H: 2 LOB: 1 BB: 3 P: 39	R: 2 E: 0 K: 1 S: 14	H: 2 LOB: 0 BB: 1 P: 21	R: 0 E: 0 K: 1 S: 6	H: 0 LOB: 0 BB: 0 P: 9
	R: 0 E: 0 K: 1 S: 6	H: 1 LOB: 1 BB: 0 P: 8	R: 0 E: 0 K: 0 S: 4	H: 1 LOB: 0 BB: 0 P: 7	R: 0 E: 0 K: 1 S: 8	H: 0 LOB: 0 BB: 0 P: 13	R: 0 E: 0 K: 2 S: 9	H: 1 LOB: 1 BB: 0 P: 16		

	1B: 5	SF: 0	WP: 0	PA: 41
	2B: 3	SAC: 1	PB: 0	
	3B: 0	DP: 1	SB: 0	
	HR: 1	HBP: 1	CS: 1	

PITCHER		IP	WLS	BF	H	R	ER	SO	BB	IBB	HBP	BLK	WP	HR	S	P	ERA	WHIP
35 Brian Flynn, L ERA: 10.13	(1, 1)	4.0	L	22	6	6	6	4	6	0	0	0	0	1	55	96	13.50	3.000
36 Sam Dyson, R ERA: 4.5	(5, 1)	3.0		12	2	0	0	2	0	0	1	0	0	0	16	24	0.00	0.667
49 Arquimedes Caminero, R ERA: 4.32	(8, 1)	2.0		7	1	0	0	3	0	0	0	0	0	0	17	29	0.00	0.500

PITCHER	IP	WLS	BF	H	R	ER	SO	BB	IBB	HBP	BLK	WP	HR	S	P	ERA	WHIP

BOTTOM

Atlanta Braves @ Miami Marlins

Marlins Park, Miami, FL

Thu Sep 12 2013, 12:42 PM - 3:17 PM EDT

Att. 15,274 - Roof Closed - 75 F

livebaseballscorecards.com

Batter	1	2	3	4	5	6	7	8	9	AB	R	H	RBI	BB	SO	LOB
8 Chris Coghlan, L (1, 7) OBP: 0.313, SLG: 0.383	B SI 86 C SI 87 X CH 79 1-1 ① G1-3		D CH 82 C SI 86 C CH 80 F SL 81 B SL 79 S CH 82 2-3 ② K		C SI 86 C CU 72 B SL 78 B CH 82 X CU 74 2-2 ② G3-1			B FF 94 X FF 92 1-0 ① G4-3		4	0	0	0	0	1	1
17 Donovan Solano, R (1, 4) OBP: 0.305, SLG: 0.307	C SI 86 B SL 77 F SL 77 F FS 78 B SI 87 B SL 79 X SI 87 3-2 ② G6-3		B SI 88 X CU 73 1-0 27 1B 21 BB 2-H 1B		F SI 87 S FS 79 X SL 79 0-2 ③ G5-3			C FF 94 B SL 85 C SL 85 B FF 95 B FF 95 S FF 95 3-3 ② K		4	0	1	1	0	1	0
21 Christian Yelich, L (1, 8) OBP: 0.368, SLG: 0.398	B SI 88 F SI 86 X CH 80 1-1 ③ G4-3		B SL 78 B CH 82 B CH 81 C SI 87 F SI 87 B CH 81 4-2 27 1B 1-2 BB			C CH 81 X FS 78 0-1 27 FC5-4 1B		B FF 95 B FF 95 B FF 94 C FF 93 F FF 94 X FF 95 3-2 1B		3	0	2	0	1	0	0
27 Giancarlo Stanton, R (1, 9) OBP: 0.369, SLG: 0.482		C SI 87 B CH 81 F SL 77 S FS 79 1-3 ① K	C SL 79 B SI 88 X CH 81 1-1 1-2 2-3 1B			B SL 79 C SI 87 X SL 78 1-1 ① FC5-4 5 G1 1-2f		F SL 86 B FF 95 S FF 96 F FF 96 D SL 85 T SL 85 2-2 ③ K		4	0	1	0	0	2	2
5 Logan Morrison, L (1, 3) OBP: 0.338, SLG: 0.395		B SI 87 S CH 81 B SI 88 X CH 82 2-1 ② F9	X SI 88 0-0 ③ F8			F CH 82 B SI 86 D CH 82 F SL 80 X CU 74 2-2 ② G1 1-2			C FF 91 X CH 85 0-1 ① G3-1	4	0	0	0	0	0	4
59 Ed Lucas, R (1, 5) OBP: 0.298, SLG: 0.305 (5, 6)		C SI 88 B CH 82 B SL 78 X SI 88 2-1 3 FC6-4 1B		C CU 72 B SI 86 B CH 80 C SL 79 F SL 78 C SL 79 2-3 ① K		X SI 87 0-0 ③ L4			F FF 92 F FF 91 S CU 78 0-3 ② K	4	0	1	0	0	2	1
3 Adeiny Hechavarría, R (1, 6) OBP: 0.266, SLG: 0.299 36 Sam Dyson, R (5, 1) 9 Juan Pierre, L (7, PH) OBP: 0.287, SLG: 0.306 49 Arquimedes Caminero, R (8, 1) 23 Jake Marisnick, R (9, PH) OBP: 0.232, SLG: 0.240		B SL 78 X SI 87 1-0 ③ FC6-4 1-2f	B SI 87 B SL 78 X SI 86 2-0 ② F7				X FF 95 0-0 19 G4-6-3 1B		C FF 91 F CU 78 C FF 96 0-3 ③ K	2 0 1 0 1	0 0 0 0 0	0 0 1 0 0	0 0 0 0 0	0 0 0 0 1	0 0 0 0 0	1 0 0 0 0
19 Rob Brantly, L (1, 2) OBP: 0.268, SLG: 0.273			B SI 86 C SI 86 S CU 73 X CH 82 1-2 35 SH1-4 17 1B 1B	B SI 87 X SI 86 1-0 ③ F8			B FF 95 B FF 94 F FF 95 F FF 94 X FF 95 2-2 ①② G4-6-3 1-2f			3	1	1	0	0	0	1
35 Brian Flynn, L (1, 1) OBP: 0.500, SLG: 0.500 30 Placido Polanco, R (5, 5) OBP: 0.303, SLG: 0.290			X SI 85 0-0 ① SH1-4 1-2		X SI 86 0-0 ① G6-3		B SL 83 C FF 96 F FF 95 X SL 82 1-2 ③ F9			0 2	0 0	0 0	0 0	0 0	0 0	0 0
Inning Stats	R: 0 H: 0 E: 0 LOB: 0 K: 0 BB: 0 S: 8 P: 13	R: 0 H: 1 E: 0 LOB: 1 K: 1 BB: 0 S: 8 P: 14	R: 1 H: 3 E: 0 LOB: 3 K: 1 BB: 1 S: 14 P: 23	R: 0 H: 0 E: 0 LOB: 0 K: 1 BB: 0 S: 6 P: 11	R: 0 H: 0 E: 0 LOB: 0 K: 0 BB: 0 S: 7 P: 9	R: 0 H: 1 E: 0 LOB: 1 K: 0 BB: 0 S: 8 P: 11	R: 0 H: 1 E: 0 LOB: 0 K: 0 BB: 0 S: 7 P: 10	R: 0 H: 1 E: 0 LOB: 1 K: 2 BB: 0 S: 11 P: 20	R: 0 H: 0 E: 0 LOB: 0 K: 2 BB: 0 S: 8 P: 8	1B: 7 SF: 0 2B: 0 SAC: 1 3B: 0 DP: 1 HR: 0 HBP: 0						WP: 0 PA: 34 PB: 0 SB: 0 CS: 0

	AB	32
	R	1
	H	7
	RBI	1
	BB	1
	SO	7
	LOB	10

PITCHER	IP	WLS	BF	H	R	ER	SO	BB	IBB	HBP	BLK	WP	HR	S	P	ERA	WHIP
50 Freddy Garcia, R (1, 1) ERA: 4.86	6.0	W	24	5	1	1	3	1	0	0	0	0	0	51	81	1.50	1.000
52 Jordan Walden, R (7, 1) ERA: 2.42	1.0		3	1	0	0	0	0	0	0	0	0	0	7	10	0.00	1.000
48 David Carpenter, R (8, 1) ERA: 1.99	1.0		4	1	0	0	2	0	0	0	0	0	0	11	20	0.00	1.000
38 Anthony Varvaro, R (9, 1) ERA: 2.75	1.0		3	0	0	0	2	0	0	0	0	0	0	8	8	0.00	0.000

PITCHER	IP	WLS	BF	H	R	ER	SO	BB	IBB	HBP	BLK	WP	HR	S	P	ERA	WHIP

Batter	1	2	3	4	5	6	7	8	9	AB	R	H	RBI	BB	SO	LOB
3 Adeiny Hechavarría, R (1, 6) OBP: 0.264, SLG: 0.297	C CH 84 X FC 86 0-1 ① G4-3		F FC 87 F FF 90 F CU 78 B CU 78 F CU 77 F FF 93 X FC 90 1-2 ③ G4-3			F FC 86 X CU 75 0-1 ① F9		B FF 95 L FF 94 B FF 95 L FF 93 S FF 95 2-3 ① K		4	0	0	0	0	1	1
30 Placido Polanco, R (1, 5) OBP: 0.299, SLG: 0.287	F FF 87 C FF 90 F CU 77 B CU 77 B FF 92 F FF 91 S CU 77 2-3 ② K			B CU 74 X SI 89 1-0 ① G4-3		B CU 75 B SI 89 F FF 88 F FF 90 S CU 78 2-3 ② K		C FF 95 X FF 96 0-1 ② F8		4	0	0	0	0	2	1
21 Christian Yelich, L (1, 7) OBP: 0.362, SLG: 0.389	B CU 74 S CU 75 S SI 90 F SI 92 X SI 92 1-2 ③ G1-3			B SI 88 B SI 90 S SI 90 X SI 92 2-1 ② G3-1		B CU 75 B CU 77 C SI 89 B SI 91 C SI 90 S SI 90 3-3 ③ K		C CU 71 B CU 73 B CU 72 X CU 73 2-1 ③ G4-3		4	0	0	0	0	1	1
27 Giancarlo Stanton, R (1, 9) OBP: 0.370, SLG: 0.499		B FF 90 B FF 88 F FC 88 X FC 90 2-1 HR		C FF 91 B FF 89 C CU 77 F FF 91 S CU 79 1-3 ③ K			S CU 73 S CU 75 X CU 76 0-2 HR		C FF 91 C FF 91 B SL 89 B SL 89 S FF 92 2-3 ① K	4	2	2	2	0	2	0
20 Justin Ruggiano, R (1, 8) OBP: 0.295, SLG: 0.389		S CU 75 S CU 76 B FF 91 B CH 84 C CU 76 2-3 ① K			F CH 80 S FF 88 B CU 76 X CU 75 1-2 ① F8		B CH 82 F CH 82 B FF 89 C CU 76 F FF 92 B CU 77 F CU 76 C SI 89 3-3 ① K		F SL 86 B FF 89 X FF 92 1-1 ② F8	4	0	0	0	0	2	0
59 Ed Lucas, R (1, 3) OBP: 0.302, SLG: 0.312 5 Logan Morrison, L (9, PH) OBP: 0.337, SLG: 0.393		B FF 90 F FF 89 F FF 92 B CU 76 C FF 91 2-3 ② K			B FF 88 F FF 89 F FF 90 F CU 77 X FF 91 1-2 17 2B 2B		F SI 89 X SI 90 0-1 1B		B FF 92 S FF 94 S FF 93 F FF 93 F SL 87 B FF 93 X CU 78 2-2 ③ G1-3	3 1	1 0	2 0	0 0	0 0	1 0	0 0
17 Donovan Solano, R (1, 4) OBP: 0.306, SLG: 0.311	C FF 89 F FF 89 B FF 90 F CU 77 X FC 90 1-2 ③ G4-3		C SI 90 B FF 90 B FF 90 X SI 91 2-1 46 1B 2-H 2B			X FF 90 0-0 ② F8			livebaseballscorecards.com	3	0	1	1	0	0	1
46 Koyie Hill, S (1, 2) OBP: 0.242, SLG: 0.303			C SI 88 B CU 75 B SI 89 B FF 89 X SI 90 3-1 ① G1-3		B SI 90 X FF 90 1-0 52 B1-6-4 2-3 1B		B FF 90 F FF 91 C FF 91 S CU 79 1-3 ③ K			3	0	1	0	0	1	1
52 Brad Hand, L (1, 1) 58 Ryan Webb, R (6, 1) OBP: 0.333, SLG: 0.333 8 Chris Coghlan, L (8, PH) OBP: 0.317, SLG: 0.387 43 Dan Jennings, L (8, 1)			B FC 89 C FC 88 C FF 91 X FF 89 1-2 ② G2-3		C FF 88 X FF 88 0-1 ②③ B1-6-4 1-2f			C FF 96 S CU 82 X CU 82 0-2 1B		2 0 1 0	0 0 0 0	0 0 1 0	0 0 0 0	0 0 0 0	0 0 0 0	2 0 0 0

TOP

Miami Marlins @ New York Mets

Citi Field, Flushing, NY

Fri Sep 13 2013, 7:11 PM - 9:42 PM EDT

Att. 20,562 - Partly Cloudy - 70 F

	AB	R	H	RBI	BB	SO	LOB
	33	3	7	3	0	10	7

Inning Stats	1	2	3	4	5	6	7	8	9	1B	SF	WP	PA
R	0	1	0	0	1	0	1	0	0	3	0	0	33
E	0	0	0	0	0	0	0	0	0	2B 2	SAC 0	PB 0	
K	1	2	0	1	0	2	2	1	1	3B 0	DP 1	SB 0	
S	11	12	11	7	12	8	14	10	10	HR 2	HBP 0	CS 0	
H	0	1	0	0	3	0	2	1	0				
LOB	0	0	0	0	1	0	1	1	0				
BB	0	0	0	0	0	0	0	0	0				
P	14	19	16	11	17	13	18	14	15				

PITCHER	IP	WLS	BF	H	R	ER	SO	BB	IBB	HBP	BLK	WP	HR	S	P	ERA	WHIP
49 Jonathon Niese, L (1, 1) ERA: 3.88	6.1	W	24	6	3	3	7	0	0	0	0	0	2	71	103	4.26	0.947
50 Scott Atchison, R (7, 1) ERA: 4.38	0.2	H	2	0	0	0	1	0	0	0	0	0	0	4	5	0.00	0.000
38 Vic Black, R (8, 1) ERA: 4.66	0.2	H	3	1	0	0	1	0	0	0	0	0	0	8	10	0.00	1.500
55 Pedro Feliciano, L (8, 1) ERA: 5.19	0.1	H	1	0	0	0	0	0	0	0	0	0	0	2	4	0.00	0.000
32 LaTroy Hawkins, R (9, 1) ERA: 3.25	1.0	S	3	0	0	0	1	0	0	0	0	0	0	10	15	0.00	0.000

PITCHER	IP	WLS	BF	H	R	ER	SO	BB	IBB	HBP	BLK	WP	HR	S	P	ERA	WHIP

Miami Marlins @ New York Mets

Citi Field, Flushing, NY

Fri Sep 13 2013, 7:11 PM - 9:42 PM EDT

Att. 20,562 - Partly Cloudy - 70 F

BOTTOM

Batter	1	2	3	4	5	6	7	8	9	AB	R	H	RBI	BB	SO	LOB
22 Eric Young Jr., S (1, 7) OBP: 0.321, SLG: 0.347	C FF 90 F FF 92 B CU 80 S CU 79 1-3 ① K		B FF 93 B FF 93 X FF 94 2-0 ② F9			S FF 91 L CH 84 F FF 93 X CU 80 0-2 21 HR 2B	C SL 79 X SL 82 0-1 ③ F7			4	1	1	0	0	1	0
12 Juan Lagares, R (1, 8) (9, 9)	X FF 93 0-0 ② G6-3		C FF 93 B CU 79 S CU 80 X FF 94 1-2 ③ G1-3			C FF 91 B FF 92 F CH 85 S CU 80 1-3 ① K		C FF 90 B FF 91 B FF 91 X FF 92 2-1 ① G4-3		4	0	0	0	0	1	1
28 Daniel Murphy, L (1, 4) OBP: 0.315, SLG: 0.404	F FF 93 X FF 93 0-1 ③ G5-3			B FF 92 S FF 92 C CU 80 X FF 94 1-2 1B		C CU 78 X CU 78 0-1 ② L7		C FF 92 B SL 83 S SL 82 S SL 83 1-3 ② K2-3		4	0	1	0	0	1	1
30 Andrew Brown, R (1, 9) OBP: 0.304, SLG: 0.456 6 Matthew den Dekker, L (9, 8) OBP: 0.286, SLG: 0.333		F FF 91 X CH 85 0-1 HR		1 SAFE C FF 92 X FF 92 0-1 ① L3		D CU 79 C CU 77 B CU 79 B FF 93 B CU 79 4-1 21 HR BB		C FF 90 B SL 83 B FF 92 B SL 84 B FF 92 4-1 BB		2 0	2 0	1 0	1 0	2 0	0 0	1 0
21 Lucas Duda, L (1, 3) OBP: 0.351, SLG: 0.433		F FF 93 C FF 92 S CU 80 0-3 ① K		1 SAFE X FF 92 0-0 ② F9		D FF 90 F FF 93 B CU 78 F FF 94 F CU 80 X CU 81 2-2 1-H 2-H HR		C SL 83 B SL 83 S SL 83 S SL 82 1-3 ③ K		4	1	1	3	0	2	2
19 Zach Lutz, R (1, 5) OBP: 0.471, SLG: 0.385		B CU 78 B CH 86 B FF 92 B FF 94 4-0 15 FC6-4 BB		1 SAFE F FF 92 B FF 92 1 SAFE C FF 92 B CU 79 B FF 94 X FF 93 3-2 ③ F9		B FF 93 B CH 85 X FF 92 2-0 15 FC5-4 1B				2	0	1	0	1	0	1
15 Travis d'Arnaud, R (1, 2) OBP: 0.221, SLG: 0.217		B FF 92 C FF 92 B FF 92 X FF 93 2-1 ② FC6-4 11 FC5-4 1-2f			F FF 92 B SI 92 B FF 93 X FF 93 2-1 ① F9	X SI 90 0-0 ③ FC5-4 1-2f				3	0	0	0	0	0	2
11 Rubén Tejada, R (1, 6) OBP: 0.256, SLG: 0.250		F FF 93 B CU 79 F FF 94 D CU 78 X FF 93 2-2 ③ FC5-4 1-2f			C CU 78 B FF 92 B CU 79 S FF 94 X FF 94 2-2 ② F8		B SI 91 X SI 91 1-0 ① G5-3			3	0	0	0	0	0	1
49 Jonathon Niese, L (1, 1) OBP: 0.297, SLG: 0.273 50 Scott Atchison, R (7, 1) 23 Mike Baxter, L (7, PH) OBP: 0.313, SLG: 0.266 38 Vic Black, R (8, 1) 55 Pedro Feliciano, L (8, 1) 32 LaTroy Hawkins, R (9, 1)			C FF 92 B FF 93 B FF 92 C FF 92 B FF 93 C FF 93 3-3 ① K		C FF 93 C CU 80 B CU 81 B CU 79 F FF 91 B FF 92 X FF 94 3-2 ③ G6-3		F SI 91 B SI 92 C SL 80 B SL 81 B SI 92 C SI 93 3-3 ② K			2 0 1 0 0 0	0 0 0 0 0 0	0 0 0 0 0 0	0 0 0 0 0 0	1 0 1 0 0 0	0 0 0 0 0 0
Inning Stats	R: 0 E: 0 K: 1 S: 6 H: 0 LOB: 0 BB: 0 P: 7	R: 1 E: 0 K: 1 S: 10 H: 1 LOB: 1 BB: 1 P: 18	R: 0 E: 0 K: 1 S: 7 H: 0 LOB: 0 BB: 0 P: 13	R: 0 E: 0 K: 0 S: 9 H: 1 LOB: 1 BB: 0 P: 13	R: 0 E: 0 K: 0 S: 9 H: 0 LOB: 0 BB: 0 P: 16	R: 3 E: 0 K: 1 S: 16 H: 3 LOB: 1 BB: 1 P: 25	R: 0 E: 0 K: 1 S: 6 H: 0 LOB: 0 BB: 0 P: 10	R: 0 E: 0 K: 2 S: 9 H: 0 LOB: 1 BB: 1 P: 17		1B: 2 2B: 1 3B: 0 HR: 2	SF: 0 SAC: 0 DP: 0 HBP: 0		WP: 0 PB: 0 SB: 0 CS: 0	PA: 32	

livebaseballscorecards.com

AB	29
R	4
H	5
RBI	4
BB	3
SO	7
LOB	9

PITCHER		IP	WLS	BF	H	R	ER	SO	BB	IBB	HBP	BLK	WP	HR	S	P	ERA	WHIP
52 Brad Hand, L ERA: 3.18	(1, 1)	5.2	L	24	5	4	4	4	2	0	0	0	0	2	56	91	6.35	1.235
58 Ryan Webb, R ERA: 2.95	(6, 1)	1.1		4	0	0	0	1	0	0	0	0	0	0	7	11	0.00	0.000
43 Dan Jennings, L ERA: 3.93	(8, 1)	1.0		4	0	0	0	2	1	0	0	0	0	0	9	17	0.00	1.000

PITCHER	IP	WLS	BF	H	R	ER	SO	BB	IBB	HBP	BLK	WP	HR	S	P	ERA	WHIP

Batter	1	2	3	4	5	6	7	8	9	AB	R	H	RBI	BB	SO	LOB
8 Chris Coghlan, L (1, 5) OBP: 0.310, SLG: 0.378	C FC 89 B FC 90 X FC 89 1-1 ① G5-3		C CU 77 X FF 89 1-1 ③ G1-3		S CH 84 B FC 89 B CH 85 B SI 86 X FF 88 3-1 ③ G6-3		X FF 92 0-0 ② F8		B SL 80 X SI 90 1-0 17 G6-3 2-3 1B	4	0	0	0	0	0	1
30 Placido Polanco, R (8, 5) OBP: 0.301, SLG: 0.289										1	0	1	0	0	0	0
17 Donovan Solano, R (1, 4) OBP: 0.310, SLG: 0.321	B FF 90 H FF 90 2-0 HBP			B CU 78 H FF 86 2-0 21 BB 5 1B HBP		B FF 87 X FC 86 1-0 HR	S SL 81 S SL 84 F FF 92 B SL 84 F CH 81 F FF 94 X SL 84 1-2 ③ F8		C SI 89 F SL 81 B SI 89 B SI 90 X SL 80 2-2 ② ③ G6-3 1-2f	3	2	1	1	0	0	3
21 Christian Yelich, L (1, 7) OBP: 0.369, SLG: 0.399	C CU 76 F FF 90 1 SAFE S FC 88 0-3 ② K			B FF 91 F FC 87 B CU 75 B FF 89 B FF 88 4-1 5 1B 1-2 BB		B CU 74 C CU 75 F FC 87 B CH 84 B FC 88 X FF 90 3-2 20 S 1B		B SL 78 C SL 78 X SI 85 1-1 20 S 5 L1-3 2B		3	1	2	0	1	1	1
27 Giancarlo Stanton, R (1, 9) OBP: 0.367, SLG: 0.493	B FF 90 S FC 89 S CU 79 B FF 91 B FC 87 S FC 89 3-3 ③ K			B FF 90 F FC 89 B FF 91 B FC 90 S FC 90 S FC 89 3-3 ① K		B FF 91 B FC 89 B FF 91 X FF 92 3-0 ① L9		C FF 91 F FS 82 B FF 92 B FF 92 C FF 93 2-3 ① K		4	0	0	0	0	3	5
20 Justin Ruggiano, R (1, 8) OBP: 0.294, SLG: 0.385		C FF 88 X CU 78 0-1 ① G6-3		C FF 91 B FF 93 S FC 89 B FF 92 S FC 90 2-3 ② K		F CU 78 1 SAFE S CU 78 B FF 91 B FC 90 S CU 77 2-3 ② K 1-2		B FS 83 D CU 78 B FS 82 S FS 82 F FF 93 B FS 83 4-2 5 L1-3 2-3 BB		3	0	0	0	1	2	3
5 Logan Morrison, L (1, 3) OBP: 0.339, SLG: 0.392		C CU 76 F CH 84 F SI 90 B FF 90 F FF 89 B CU 80 X CU 78 2-2 ② G6-3		T FC 90 B FF 92 C CU 80 F FC 89 X FC 90 1-2 1-3 2-H 1B		I IN 60 I IN 65 I IN 67 I IN 69 4-0 IBB		F FF 92 C CU 77 X FF 92 0-2 ② L1-3 1-2 3-H		3	0	1	2	1	0	1
3 Adeiny Hechavarría, R (1, 6) OBP: 0.262, SLG: 0.294		F FC 88 B FF 91 F FF 91 B CU 81 S FC 89 2-3 ③ K		F FF 91 B FC 88 D FC 89 B FC 90 F FF 90 F FC 88 X FF 90 3-2 ③ F8		B FC 90 B FC 89 B FC 89 C FF 90 F FF 90 F FF 90 F FF 90 F FF 89 3-2 X FF 88 ③ F9		B SL 79 X SL 80 1-0 ③ G5-3		4	0	0	0	0	1	5
46 Koyie Hill, S (1, 2) OBP: 0.243, SLG: 0.278			C FF 90 B CH 81 B CH 82 F FF 90 C FF 92 2-3 ① K		F FF 88 B CH 83 S CH 84 X FF 91 1-2 ① L8		X FF 91 0-0 ① G3-1		B SI 89 B SI 90 B SI 89 C SI 88 F SI 88 B SI 88 4-2 30 1B 9 SH1-4 BB	3	0	0	0	1	1	0
37 Henderson Alvarez III, R (1, 1) OBP: 0.333, SLG: 0.565 50 Chad Qualls, R (8, 1) 9 Juan Pierre, L (9, PH) OBP: 0.287, SLG: 0.306 31 Steve Cishek, R (9, 1)			C FC 88 S FC 89 S FC 89 0-3 ② K		F FC 89 X CU 78 0-1 ② G6-3		C FF 92 B FF 93 S CH 80 X FF 93 1-2 1B		X SI 89 0-0 ① SH1-4 1-2	3 0 0 0	0 0 0 0	1 0 0 0	0 0 0 0	0 0 0 0	1 0 0 0	0 0 0 0
Inning Stats	R: 0 H: 0 E: 0 LOB: 1 K: 2 BB: 0 S: 8 P: 14	R: 0 H: 0 E: 0 LOB: 0 K: 1 BB: 0 S: 10 P: 14	R: 0 H: 0 E: 0 LOB: 0 K: 2 BB: 0 S: 8 P: 11	R: 1 H: 1 E: 0 LOB: 2 K: 2 BB: 1 S: 15 P: 30	R: 0 H: 0 E: 0 LOB: 0 K: 0 BB: 0 S: 7 P: 11	R: 1 H: 2 E: 0 LOB: 2 K: 1 BB: 1 S: 15 P: 31	R: 0 H: 1 E: 0 LOB: 1 K: 0 BB: 0 S: 11 P: 13	R: 1 H: 1 E: 0 LOB: 1 K: 1 BB: 1 S: 11 P: 19	R: 0 H: 1 E: 0 LOB: 1 K: 0 BB: 1 S: 7 P: 14	1B: 4 SF: 0 2B: 1 SAC: 1 3B: 0 DP: 1 HR: 1 HBP: 2						WP: 0 PA: 38 PB: 0 SB: 2 CS: 0

TOP

Miami Marlins @ New York Mets

Citi Field, Flushing, NY

Sat Sep 14 2013, 4:11 PM - 7:03 PM EDT

Partly Cloudy - 68 F

livebaseballscorecards.com

AB	31
R	3
H	6
RBI	3
BB	4
SO	9
LOB	19

MIAMI

PITCHER	IP	WLS	BF	H	R	ER	SO	BB	IBB	HBP	BLK	WP	HR	S	P	ERA	WHIP
52 Carlos Torres, R (1, 1) ERA: 3.48	6.0	L	25	3	2	2	8	1	1	2	0	0	1	63	111	3.00	0.667
71 Gonzalez Germen, R (7, 1) ERA: 4.13	1.0		4	1	0	0	0	0	0	0	0	0	0	11	13	0.00	1.000
40 Tim Byrdak, L (8, 1) ERA: 10.8	0.0		1	1	1	1	0	0	0	0	0	0	0	2	3	∞	∞
48 Frank Francisco, R (8, 1) ERA: 10.13	0.2		3	0	0	0	1	1	0	0	0	0	0	8	14	0.00	1.500
30 David Aardsma, R (8, 1) ERA: 4.79	0.1		1	0	0	0	0	0	0	0	0	0	0	1	2	0.00	0.000

PITCHER	IP	WLS	BF	H	R	ER	SO	BB	IBB	HBP	BLK	WP	HR	S	P	ERA	WHIP
46 Greg Burke, R (9, 1) ERA: 5.46	1.0		4	1	0	0	0	1	0	0	0	0	0	7	14	0.00	2.000

BOTTOM

Miami Marlins @ New York Mets

Citi Field, Flushing, NY

Sat Sep 14 2013, 4:11 PM - 7:03 PM EDT

Partly Cloudy - 68 F

Batter	1	2	3	4	5	6	7	8	9	AB	R	H	RBI	BB	SO	LOB
22 Eric Young Jr., S (1, 7) OBP: 0.319, SLG: 0.344	C FF 90 B SI 92 F CH 86 B SI 93 X FF 94 2-2 G4-3 ①		S CU 75 L FF 94 F CU 76 F SL 78 F FF 96 B FF 95 S SI 89 1-3 K ①		B FF 93 S SI 87 F SI 88 B SI 93 X SI 88 2-2 FC6-4 ③ 1-2f			B SL 86 X SI 94 1-0 L8 ②		4	0	0	0	0	1	1
23 Mike Baxter, L (1, 9) OBP: 0.303, SLG: 0.257	C FF 92 F SI 88 F CH 88 B SI 94 X SI 94 1-2 F8 ②		C CU 75 S FF 89 X SL 79 0-2 G3-1 ②			X SI 88 0-0 B1-3 ①		B SI 94 X SI 93 1-0 G6-3 ③		4	0	0	0	0	0	0
28 Daniel Murphy, L (1, 4) OBP: 0.313, SLG: 0.401	C FF 93 F SI 89 B FF 94 B SL 80 X SI 95 2-2 G3-1 ③		F CH 85 C SL 78 B SI 93 X SI 87 1-2 G3 ③			X FF 89 0-0 F7 ②			C SI 91 B CH 84 B SI 90 F SL 82 S SL 81 2-3 K ①	4	0	0	0	0	1	0
21 Lucas Duda, L (1, 3) OBP: 0.353, SLG: 0.432		C SI 90 B EP 52 C FF 94 X SI 93 1-2 15 G1-3 6 1B 1B		C CU 75 B SL 80 B CH 87 F CH 87 B SI 88 X SI 87 3-2 L6 ①		C SI 90 B CU 65 F SI 90 B SI 90 F SI 92 S SI 88 2-3 K ③			C SL 81 B SI 91 B SL 82 B SL 81 B SI 90 4-1 BB	3	0	1	0	1	1	0
19 Zach Lutz, R (1, 5) OBP: 0.381, SLG: 0.294		B SI 92 1 SAFE C SI 92 F SI 92 B SI 94 B SL 80 S SI 94 3-3 K ①		B SL 81 F SI 93 C CH 86 B CU 78 S CH 88 2-3 K ②			B SI 90 F SI 91 X SI 91 1-1 G5-3 ①		F SI 90 B SL 81 F SI 90 C SL 81 1-3 K ②	4	0	0	0	0	3	2
6 Matthew den Dekker, L (1, 8) OBP: 0.308, SLG: 0.378		B FF 94 C CH 86 X FF 93 1-1 15 G1-3 1-2 1B		X FF 92 0-0 P5 ③			B EP 57 F SI 91 X SI 92 1-1 15 F8 2B		B SL 81 F SI 91 S CH 86 B SL 81 C SL 82 2-3 K ③	4	0	2	0	0	1	1
15 Travis d'Arnaud, R (1, 2) OBP: 0.225, SLG: 0.222		D SI 95 B SL 79 C SI 94 X SI 94 2-1 G1-3 ② 1-2 2-3			B SI 90 F CH 86 B CU 74 X SI 87 2-1 3 FC4-6 1B		F SI 91 X SL 79 0-1 F8 ② 2-3			3	0	1	0	0	0	3
3 Omar Quintanilla, L (1, 6) OBP: 0.313, SLG: 0.291		C SI 88 F SI 89 H SI 95 1-2 HBP			X SI 89 0-0 FC4-6 ① 22 FC6-4 1-2f		D CH 88 X FF 87 1-0 G4-3 ③			2	0	0	0	0	0	2
52 Carlos Torres, R (1, 1) OBP: 0.154, SLG: 0.083 71 Gonzalez Germen, R (7, 1) 40 Tim Byrdak, L (8, 1) 48 Frank Francisco, R (8, 1) 30 David Aardsma, R (8, 1) 13 Josh Satin, R (8, PH) OBP: 0.378, SLG: 0.393 46 Greg Burke, R (9, 1)		D FF 95 B SI 96 C SI 94 F SI 95 F SI 96 B FF 95 X SI 95 3-2 G1-3 ③		L SI 90 B SI 89 L SI 91 L SI 94 1-3 K ②			C SI 94 B SL 85 F SL 87 X SI 96 1-2 G1-3 ①		2 0 0 0 0 1 4 0 0 0 0 0 0 0 0 0 0 0 0 0 0 0 0 0 0 0 0 0 0 0 0 0 0 0 0 1 0 0 0 0 0 0 0 0 0 0 0 0 0						

livebaseballscorecards.com

AB	31
R	0
H	4
RBI	0
BB	1
SO	8
LOB	13

Inning Stats	1	2	3	4	5	6	7	8	9
	R: 0 E: 0 K: 0 S: 10	H: 0 LOB: 0 BB: 0 P: 15	R: 0 E: 0 K: 1 S: 16	H: 2 LOB: 3 BB: 0 P: 27	R: 0 E: 0 K: 1 S: 12	H: 0 LOB: 0 BB: 0 P: 14	R: 0 E: 0 K: 1 S: 7	H: 0 LOB: 0 BB: 0 P: 12	R: 0 E: 0 K: 1 S: 9	H: 1 LOB: 1 BB: 0 P: 14	R: 0 E: 0 K: 1 S: 6	H: 0 LOB: 0 BB: 0 P: 8	R: 0 E: 0 K: 0 S: 7	H: 1 LOB: 1 BB: 0 P: 10	R: 0 E: 0 K: 0 S: 5	H: 0 LOB: 0 BB: 0 P: 8	R: 0 E: 0 K: 3 S: 10	H: 0 LOB: 1 BB: 1 P: 19

1B: 3	SF: 0
2B: 1	SAC: 0
3B: 0	DP: 0
HR: 0	HBP: 1

WP: 0	PA: 33
PB: 0	
SB: 0	
CS: 0	

PITCHER		IP	WLS	BF	H	R	ER	SO	BB	IBB	HBP	BLK	WP	HR	S	P	ERA	WHIP
37 Henderson Alvarez III, R ERA: 3.97	(1, 1)	7.0	W	26	4	0	0	5	0	0	1	0	0	0	67	100	0.00	0.571
50 Chad Qualls, R ERA: 2.81	(8, 1)	1.0	H	3	0	0	0	0	0	0	0	0	0	0	5	8	0.00	0.000
31 Steve Cishek, R ERA: 2.54	(9, 1)	1.0	S	4	0	0	0	3	1	0	0	0	0	0	10	19	0.00	1.000

PITCHER	IP	WLS	BF	H	R	ER	SO	BB	IBB	HBP	BLK	WP	HR	S	P	ERA	WHIP

TOP

Miami Marlins @ New York Mets

Citi Field, Flushing, NY

Sat Sep 14 2013, 7:44 PM - 10:30 PM EDT

Att. 25,175 - Clear - 62 F

livebaseballscorecards.com

Batter	1	2	3	4	5	6	7	8	9	AB	R	H	RBI	BB	SO	LOB
23 Jake Marisnick, R (1, 8) OBP: 0.226, SLG: 0.234	C FF 86 C CU 71 F FF 88 X SL 77 0-2 ① P4		C SI 87 F FC 86 F FS 82 B FF 88 X SL 79 1-2 ③ L4			X CU 70 0-0 ① F7		C FF 95 B FF 96 B CU 84 S FF 96 F FF 97 F FF 96 S CU 81 2-3 ② K		3	0	0	0	0	0	0
21 Christian Yelich, L (8, PH) OBP: 0.367, SLG: 0.397 (8, 7)										1	0	0	0	0	1	0
17 Donovan Solano, R (1, 4) OBP: 0.309, SLG: 0.320	F SI 85 F SI 87 B SL 78 S CU 72 1-3 ② K			C FF 85 B CU 72 B SI 86 X FC 84 2-1 ① F9		B SI 84 C SI 87 F FF 88 B SI 88 B FS 81 X SI 87 3-2 ② F9		C FF 95 B FF 96 B FF 96 X FF 94 2-1 1B		4	0	1	0	0	1	0
20 Justin Ruggiano, R (1, 7) OBP: 0.294, SLG: 0.392 (8, 8)	C CU 71 C SI 88 B SL 80 F FF 90 X SI 89 1-2 ③ G4-3			X FF 88 0-0 HR		S CU 71 C CU 70 X SI 87 0-2 ③ G5-3		C FF 95 F CU 81 S FF 95 0-3 ③ K		4	1	1	1	0	1	1
27 Giancarlo Stanton, R (1, 9) OBP: 0.366, SLG: 0.491		X SI 86 0-0 ① P3		C FF 89 X SI 89 0-1 ② F9			S CU 75 X SI 86 0-1 ① P4		B FF 90 F FF 91 X FF 92 1-1 30 G1-3 1B	4	0	1	0	0	0	0
30 Placido Polanco, R (1, 5) OBP: 0.303, SLG: 0.287		C SI 86 H FF 86 1-1 HBP		B FF 87 S FS 79 C CU 72 B FF 87 F FF 89 F SL 78 X FC 86 2-2 ③ G4-3			B CU 75 C CU 75 B CU 71 F SI 87 F SL 77 H FS 80 3-2 3 1B HBP		C FF 92 X FF 92 0-1 ① G1-3 1-2	2	0	0	0	0	0	1
59 Ed Lucas, R (1, 3) OBP: 0.299, SLG: 0.309		B CU 70 B FF 86 X SI 87 2-0 ② F9			C SI 84 F SI 86 X SL 76 0-2 ① G4-3		D FS 80 B CU 69 X SI 85 2-0 ② L4		C FF 93 C FF 93 T FF 93 0-2 ② K	3	0	0	0	0	0	2
5 Logan Morrison, L (9, PH) OBP: 0.338, SLG: 0.391										1	0	0	0	0	1	1
3 Adeiny Hechavarría, R (1, 6) OBP: 0.263, SLG: 0.294		F FF 87 1 SAFE B FF 87 C CU 72 F SI 88 F SL 76 B SL 79 X FF 88 2-2 ③ P3			S CU 70 B CU 73 F CU 72 B SI 89 B SL 78 F SI 86 B FF 86 4-2 BB		F SI 86 X FF 86 0-1 1-3 1B		B SL 90 X FF 93 1-0 ③ G4-3	3	0	1	0	1	0	2
19 Rob Brantly, L (1, 2) OBP: 0.265, SLG: 0.269			X FF 86 0-0 ① F7		C FS 79 X SI 87 0-1 ② F7		C CU 71 B FS 79 F FS 80 F FC 86 C SL 78 1-3 ③ K			3	0	0	0	0	1	3
33 Jacob Turner, R (1, 1) OBP: 0.091, SLG: 0.152			C SI 86 F FF 88 B CU 73 C CU 74 1-3 ② K		X SI 86 0-0 ③ G5-3			C FF 82 S CU 73 B CU 75 F CU 73 B SI 84 B CU 73 C CU 73 3-3 ① K		2	0	0	0	0	1	1
39 Chris Hatcher, R (6, 1)										0	0	0	0	0	0	0
8 Chris Coghlan, L (8, PH) OBP: 0.308, SLG: 0.376										1	0	0	0	0	1	0
43 Dan Jennings, L (8, 1)										0	0	0	0	0	0	0
49 Arquimedes Caminero, R (8, 1)										0	0	0	0	0	0	0
Inning Stats	R: 0 E: 0 K: 1 S: 11 H: 0 LOB: 0 BB: 0 P: 13	R: 0 E: 0 K: 0 S: 8 H: 0 LOB: 1 BB: 0 P: 13	R: 0 E: 0 K: 1 S: 8 H: 0 LOB: 0 BB: 0 P: 10	R: 1 E: 0 K: 0 S: 10 H: 1 LOB: 0 BB: 0 P: 14	R: 0 E: 0 K: 0 S: 9 H: 0 LOB: 1 BB: 1 P: 13	R: 0 E: 0 K: 0 S: 7 H: 0 LOB: 0 BB: 0 P: 10	R: 0 E: 0 K: 1 S: 12 H: 1 LOB: 2 BB: 0 P: 18	R: 0 E: 0 K: 3 S: 14 H: 1 LOB: 1 BB: 0 P: 21	R: 0 E: 0 K: 1 S: 8 H: 1 LOB: 1 BB: 0 P: 10	1B: 3 2B: 0 3B: 0 HR: 1	SF: 0 SAC: 0 DP: 0 HBP: 2					

	AB	31
	R	1
	H	4
	RBI	1
	BB	1
	SO	7
	LOB	11

WP: 0 PB: 0 SB: 0 CS: 0 PA: 34

PITCHER		IP	WLS	BF	H	R	ER	SO	BB	IBB	HBP	BLK	WP	HR	S	P	ERA	WHIP
16 Daisuke Matsuzaka, R ERA: 6.12	(1, 1)	7.0	W	26	2	1	1	3	1	0	2	0	0	1	65	91	1.29	0.429
55 Pedro Feliciano, L ERA: 5.0	(8, 1)	0.1	H	1	0	0	0	1	0	0	0	0	0	0	4	7	0.00	0.000
38 Vic Black, R ERA: 4.35	(8, 1)	0.2	H	3	1	0	0	2	0	0	0	0	0	0	10	14	0.00	1.500
32 LaTroy Hawkins, R ERA: 3.2	(9, 1)	1.0	S	4	1	0	0	1	0	0	0	0	0	0	8	10	0.00	1.000

PITCHER		IP	WLS	BF	H	R	ER	SO	BB	IBB	HBP	BLK	WP	HR	S	P	ERA	WHIP

Miami Marlins @ New York Mets

Citi Field, Flushing, NY

Sat Sep 14 2013, 7:44 PM - 10:30 PM EDT

Att. 25,175 - Clear - 62 F

BOTTOM

Batter	1	2	3	4	5	6	7	8	9	AB	R	H	RBI	BB	SO	LOB
22 Eric Young Jr., S (1, 7) OBP: 0.318, SLG: 0.342	B FF 91 B SI 92 C SI 91 S FF 92 C FF 93 2-3 ① K	B CU 78 B SI 91 B FF 91 C FF 91 S SI 91 B FF 93 4-2 12 S 2-3 BB		B SI 92 X SI 91 1-0 ② F7			C SI 92 B FS 89 X FF 95 1-1 ① G3			3	0	0	0	1	1	0
12 Juan Lagares, R (1, 9) OBP: 0.297, SLG: 0.375	B FF 92 S SI 93 B CU 78 F FF 92 F SI 92 S SI 93 2-3 ② K	B CU 78 C FF 92 F SI 91 D CU 81 X CU 80 2-2 ③ F8 1-2		B CU 78 B FF 90 B FF 89 C FF 92 F FF 90 F SI 90 B SI 90 4-2 BB			C SL 85 L SL 87 F SI 95 B FF 95 F SL 87 X SL 86 1-2 ② F9			3	0	0	0	1	1	2
28 Daniel Murphy, L (1, 4) OBP: 0.314, SLG: 0.407	B SI 91 C SI 92 S FF 92 X CU 81 1-2 21 S 4 1B 1B		F SI 91 B CH 85 S SI 92 X CU 80 1-2 HR	1 SAFE F SI 90 B FF 90 F CH 86 1 SAFE X SI 92 1-2 ③ G5-3			F SI 94 C FF 96 B SI 95 B SI 95 B FS 90 F SI 96 X SL 87 3-2 ③ G4-3			4	2	2	1	0	0	1
21 Lucas Duda, L (1, 3) OBP: 0.357, SLG: 0.445	1 SAFE B SI 90 C FF 92 C SI 92 B FC 84 B FF 93 B SI 93 4-2 4 1B 1-2 BB		C SI 92 B FF 92 F SI 92 X FF 92 1-2 HR		C SI 90 B CH 84 C SI 91 F FC 85 T CU 78 1-2 ① K			C FF 91 B SL 82 S SL 82 X SL 82 1-2 6 G1-3 1B		3	1	2	1	1	1	0
4 Wilmer Flores, R (1, 5) OBP: 0.256, SLG: 0.288	X FC 86 0-0 1-3 2-H 1B		B FF 91 B FF 90 T FF 92 X SI 91 2-1 ① L4		C FF 90 S CU 76 X CU 80 0-2 ② G4-3			B FF 90 X FF 91 1-0 ① F9		4	0	1	1	0	0	1
6 Matthew den Dekker, L (1, 8) OBP: 0.302, SLG: 0.350	C SI 92 D CU 79 B FF 92 1 SAFE S SI 90 F SI 93 C CU 79 2-3 ③ K		C SI 92 F CH 86 B FF 93 F CU 80 H CU 80 2-2 20 G5-3 HBP		C SI 90 F SI 90 B CU 80 B CU 78 X SI 92 2-2 ③ G6-3			B FF 91 F FF 91 T SL 81 X SL 82 1-2 ② G1-3 1-2		3	0	0	0	0	1	3
20 Anthony Recker, R (1, 2) OBP: 0.268, SLG: 0.395		C FF 91 F FF 92 B CU 80 C CU 80 1-3 ① K	1 SAFE 1 SAFE C CU 76 1 SAFE F FF 91 D CU 79 B SI 92 B SI 91 X SI 91 3-2 ② G5-3 1-2			F SI 92 B SL 85 C SI 93 S SI 95 1-3 ① K		F FF 93 D CU 81 F FF 94 D CU 82 S FF 95 2-3 ③ K		4	0	0	0	0	3	2
11 Rubén Tejada, R (1, 6) OBP: 0.257, SLG: 0.256		B FF 92 X FF 92 1-0 22 PB 2B	C CU 78 X SI 91 0-1 ③ G6-3			F SL 85 X SL 85 0-1 ② L9				3	0	1	0	0	0	1
16 Daisuke Matsuzaka, R (1, 1) OBP: 0.286, SLG: 0.286 55 Pedro Feliciano, L (8, 1) 38 Vic Black, R (8, 1) 32 LaTroy Hawkins, R (9, 1)		B FF 92 C FF 92 F FF 91 S CU 80 1-3 ② K		B FF 91 C FF 90 X FF 90 1-1 ① P4		B SI 94 C SI 93 B SI 95 B SI 95 C SI 94 C FF 95 3-3 ③ K				3 0 0 0	0 0 0 0	0 0 0 0	0 0 0 0	2 0 0 0	1 0 0 0	1 0 0 0
Inning Stats	R: 1 E: 0 K: 3 S: 17 H: 2 LOB: 2 BB: 1 P: 28	R: 0 E: 0 K: 2 S: 12 H: 1 LOB: 2 BB: 1 P: 21	R: 2 E: 0 K: 0 S: 16 H: 2 LOB: 1 BB: 0 P: 25	R: 0 E: 0 K: 0 S: 9 H: 0 LOB: 1 BB: 1 P: 16	R: 0 E: 0 K: 1 S: 10 H: 0 LOB: 0 BB: 0 P: 13	R: 0 E: 0 K: 0 S: 8 H: 0 LOB: 0 BB: 0 P: 12	R: 0 E: 0 K: 0 S: 11 H: 0 LOB: 0 BB: 0 P: 16	R: 0 E: 0 K: 1 S: 10 H: 1 LOB: 1 BB: 0 P: 15		1B: 3 2B: 1 3B: 0 HR: 2	SF: 0 SAC: 0 DP: 0 HBP: 1		WP: 0 PB: 1 SB: 2 CS: 0	PA: 34		

livebaseballscorecards.com

AB	30
R	3
H	6
RBI	3
BB	3
SO	9
LOB	11

PITCHER		IP	WLS	BF	H	R	ER	SO	BB	IBB	HBP	BLK	WP	HR	S	P	ERA	WHIP
33 Jacob Turner, R ERA: 3.51	(1, 1)	5.0	L	24	5	3	3	6	3	0	1	0	0	2	64	103	5.40	1.600
39 Chris Hatcher, R ERA: 9.0	(6, 1)	2.0		6	0	0	0	2	0	0	0	0	0	0	19	28	0.00	0.000
43 Dan Jennings, L ERA: 3.86	(8, 1)	0.2		3	1	0	0	0	0	0	0	0	0	0	7	10	0.00	1.500
49 Arquimedes Caminero, R ERA: 4.15	(8, 1)	0.1		1	0	0	0	1	0	0	0	0	0	0	3	5	0.00	0.000

PITCHER	IP	WLS	BF	H	R	ER	SO	BB	IBB	HBP	BLK	WP	HR	S	P	ERA	WHIP

Batter	1	2	3	4	5	6	7	8	9	10	11	12	AB	R	H	RBI	BB	SO	LOB
8 Chris Coghlan, L (1, 5) OBP: 0.309, SLG: 0.371	F FF 87 F SI 89 B FF 89 F SL 82 S KC 74 1-3 K		B CH 83 B CH 82 C SI 90 T SI 90 F SI 91 S SI 90 2-3 K		C CH 82 B FF 90 S SI 90 B FF 90 X SI 90 2-2 17 FC5-4 1B			B SI 86 B SI 89 F SI 88 B SI 89 B SI 89 4-1 17 SH2-4 BB	B FF 92 X FF 93 1-0 G4-3			C FF 95 C FF 96 X FF 96 0-2 G6-3	5	0	1	0	1	2	2
17 Donovan Solano, R (1, 4) OBP: 0.308, SLG: 0.318	B FF 88 B SI 90 X SI 90 2-0 21 BB 1B		C KC 75 B KC 77 X SI 90 1-1 L9		S KC 76 F SI 90 X KC 76 0-2 FC5-4 1-2f			I SAFE B SI 89 X SI 88 1-0 SH2-4 1-2		C SL 82 S SL 83 B FF 92 B SL 85 B SL 85 S CH 82 3-3 K		B CU 85 B CU 82 C FF 96 F FF 95 B FF 96 X CU 81 3-2 F8	5	0	1	0	0	1	1
21 Christian Yelich, L (1, 7) OBP: 0.363, SLG: 0.389	D KC 74 D KC 74 B SI 90 C SI 88 B SI 88 4-1 27 G5-4-3 1-2 BB			B KC 73 S CH 82 B SI 89 B CH 82 F SI 90 S CH 84 3-3 K		C KC 74 B CH 81 S CH 83 B FF 89 F SI 91 B FF 90 X SI 89 3-2 G6-3		B CU 72 B CU 73 C CU 72 B CU 71 X CU 73 3-1 F8		B CH 83 X CH 84 1-0 G3			4	0	0	0	1	1	1
27 Giancarlo Stanton, R (1, 9) OBP: 0.366, SLG: 0.487	X SI 90 0-0 G5-4-3 1-2f			C KC 77 B SL 83 F SL 84 H SI 90 2-2 20 1B HBP		B FF 89 S CH 83 X CH 84 1-1 G5-3		I IN 60 I IN 61 I IN 60 I IN 62 4-0 20 FC6-4 IBB		B CH 84 C FF 94 S CH 82 B FF 93 B CH 84 S CH 84 3-3 K			3	0	0	0	1	1	2
20 Justin Ruggiano, R (1, 8) OBP: 0.295, SLG: 0.395		C SL 80 B SL 81 X KC 74 1-1 F9		T SL 82 X KC 76 0-1 1-2 1B		C KC 75 B CH 82 X CH 83 1-1 5 CS 2B		F SL 88 X SL 88 0-1 FC6-4 1-2f			B SL 83 S FF 94 F CH 83 C FF 94 1-3 K		5	0	2	0	0	1	2
5 Logan Morrison, L (1, 3) OBP: 0.340, SLG: 0.400 3 Adeiny Hechavarría, R (9, PR) OBP: 0.263, SLG: 0.294 (9, 6)		B SI 90 B CH 83 X SI 90 2-0 3B		F KC 74 X CH 83 0-1 F7		B CH 83 1-0 CS 2-3	F SI 88 B SI 88 F SL 85 F FC 86 B KC 75 S CH 83 2-3 K		X FF 90 0-0 E4 59 FC4-5 1B		B FF 94 F FF 95 F FF 94 S SL 86 1-3 K		4 1	0 0	2 0	0 0	0 0	1 1	2 0
59 Ed Lucas, R (1, 6) OBP: 0.300, SLG: 0.314 (9, 3)		C SL 84 F SI 90 D KC 77 F KC 77 S SI 91 1-3 K		C KC 75 C KC 75 B SL 83 F SI 90 D KC 76 X KC 77 2-2 L8			X SI 89 0-0 2B	L SL 86 L FF 91 X SL 88 0-2 FC4-5 46 E 2-3			S SL 85 B FF 94 B CH 84 B CH 84 S SL 85 F FF 95 X SL 86 3-2 1B		5	0	2	0	0	1	4
46 Koyie Hill, S (1, 2) OBP: 0.214, SLG: 0.244		C SI 91 B SI 90 S KC 76 S CH 83 1-3 K			F SI 89 X SI 89 0-1 F7		X SI 89 0-0 F7		X FF 91 0-0 FC5 1-2		C SI 94 B CH 84 S CH 84 B FF 94 D CH 85 S CH 85 3-3 K		5	0	0	0	0	2	5
34 Tom Koehler, R DNP: 2 IP, 50 P, 5 BF 29 Greg Dobbs, L DNP: 0 AB, 0 PA, 0 BB 44 AJ Ramos, R 40 Mike Dunn, L 50 Chad Qualls, R 9 Juan Pierre, L DNP: 0 AB, 0 PA, 0 BB 56 Zach Phillips, L 58 Ryan Webb, R 30 Placido Polanco, R DNP: 0 AB, 0 PA, 0 RBI		C FF 88 B SL 82 S SL 82 F KC 74 C SI 90 1-3 K			B SI 89 C SI 90 F SL 82 F SI 90 S KC 74 1-3 K		B SL 83 X SL 83 1-0 G5-3		C CU 78 X FF 93 0-1 P5			X CU 82 0-0 F8	3 1 0 0 0 1 0 0 0	0 0 0 0 0 0 0 0 0	0 0 0 0 0 0 0 0 0	0 0 0 0 0 0 0 0 0	2 0 0 0 0 0 0 0 0	1 2 0 0 0 0 0 0 0	
Inning Stats	R: 0 E: 0 K: 1 S: 7 H: 1 LOB: 1 BB: 1 P: 14	R: 0 E: 0 K: 2 S: 10 H: 1 LOB: 1 BB: 0 P: 15	R: 0 E: 0 K: 2 S: 10 H: 0 LOB: 0 BB: 0 P: 14	R: 0 E: 0 K: 1 S: 13 H: 1 LOB: 2 BB: 0 P: 20	R: 0 E: 0 K: 1 S: 12 H: 1 LOB: 1 BB: 0 P: 15	R: 0 E: 0 K: 0 S: 8 H: 1 LOB: 0 BB: 0 P: 14	R: 0 E: 0 K: 1 S: 7 H: 1 LOB: 1 BB: 0 P: 10	R: 0 E: 0 K: 0 S: 6 H: 0 LOB: 2 BB: 2 P: 18	R: 0 E: 2 K: 0 S: 8 H: 1 LOB: 2 BB: 0 P: 9	R: 0 E: 0 K: 2 S: 7 H: 0 LOB: 0 BB: 0 P: 14	R: 0 E: 0 K: 3 S: 13 H: 1 LOB: 1 BB: 0 P: 21	R: 0 E: 0 K: 0 S: 7 H: 0 LOB: 0 BB: 0 P: 10	1B: 5 2B: 2 3B: 1 HR: 0	SF: 0 SAC: 1 DP: 1 HBP: 1	WP: 0 PB: 0 SB: 0 CS: 1	PA: 48		

PITCHER		IP	WLS	BF	H	R	ER	SO	BB	IBB	HBP	BLK	WP	HR	S	P	ERA	WHIP
35 Dillon Gee, R ERA: 3.47	(1, 1)	7.1		29	6	0	0	8	2	0	1	0	0	0	69	109	0.00	1.091
55 Pedro Feliciano, L ERA: 4.82	(8, 1)	0.1		2	0	0	0	0	0	1	0	0	0	0	2	9	0.00	0.000
50 Scott Atchison, R ERA: 4.35	(8, 1)	0.1		1	0	0	0	0	0	0	0	0	0	0	2	2	0.00	0.000
32 LaTroy Hawkins, R ERA: 3.15	(9, 1)	1.0		5	1	0	0	0	0	0	0	0	0	0	8	9	0.00	1.000
71 Gonzalez Germen, R ERA: 3.86	(10, 1)	2.0		7	1	0	0	5	0	0	0	0	0	0	20	35	0.00	0.500

PITCHER		IP	WLS	BF	H	R	ER	SO	BB	IBB	HBP	BLK	WP	HR	S	P	ERA	WHIP
38 Vic Black, R ERA: 3.97	(12, 1)	1.0	W	3	0	0	0	0	0	0	0	0	0	0	7	10	0.00	0.000

TOP

Miami Marlins @ New York Mets

Citi Field, Flushing, NY

Sun Sep 15 2013, 1:13 PM - 4:49 PM EDT

Att. 26,165 - Partly Cloudy - 69 F

livebaseballscorecards.com

AB	42
R	0
H	8
RBI	0
BB	3
SO	13
LOB	22

MIAMI

Batter	1	2	3	4	5	6	7	8	9	10	11	12	AB	R	H	RBI	BB	SO	LOB
22 Eric Young Jr., S (1, 7) OBP: 0.317, SLG: 0.342	C FF 92 F FF 93 X KC 81 0-2 G4-3 ①		B FF 92 X FF 92 1-0 G3 ③			X SI 93 0-0 2B			X CH 84 0-0 F7 ②		B SI 94 S SI 94 F SL 86 F SL 88 S SL 87 1-3 K ③		5	0	1	0	0	1	2
12 Juan Lagares, R (1, 9) (11, 8) OBP: 0.295, SLG: 0.371	C FF 93 M FF 94 F SL 84 B FF 93 B KC 80 X FF 94 2-2 F9 ②			C FF 92 B SI 93 F KC 83 C SI 94 1-3 K ①		C KC 78 C FF 92 F KC 81 B FF 93 B SL 86 B SI 94 X SI 94 3-2 G4-3 ③			B SL 82 F FF 91 B FC 93 C SL 80 X FF 94 2-2 G4-3 ③			B FF 87 B FF 87 B FF 86 C SI 87 B FF 88 4-1 28 1B 19 FC5-2 BB	4	0	0	0	1	1	1
28 Daniel Murphy, L (1, 4) OBP: 0.315, SLG: 0.407	B FF 94 X FF 92 1-0 F8 ③			C KC 78 B KC 80 F FF 94 X SI 94 1-2 L7 ②			B FF 92 X CH 84 1-0 4 L6 1B			F SL 86 S FF 94 B SL 86 B SL 87 X FF 94 2-2 F7 ①			F SL 78 1 SAFE X SL 79 0-1 19 FC5-2 21 BB 1-3 30 FC3-2 1B	5	0	2	0	0	0	0
21 Lucas Duda, L (1, 3) OBP: 0.355, SLG: 0.439		B FF 93 B FF 93 C KC 83 C FF 93 S KC 81 2-3 K ①		S CH 85 S FF 94 X SI 93 0-2 F8 ③			1 SAFE B SI 90 1 SAFE X SL 83 1-0 P6 ①			B SL 89 X SL 87 1-0 G6-3 ②			C SI 90 B FF 90 B FF 90 B SL 79 B SL 78 4-1 30 FC3-2 19 FC5-2 15 1B 1-2 BB	4	1	0	0	1	1	1
4 Wilmer Flores, R (1, 5) OBP: 0.256, SLG: 0.286 3 Omar Quintanilla, L (10, PR) OBP: 0.313, SLG: 0.291 (11, 5) 19 Zach Lutz, R (12, PH) OBP: 0.364, SLG: 0.278		B KC 79 F FF 93 S KC 80 S KC 81 1-3 K ②			C KC 78 X KC 80 0-1 G4-3 ①		1 SAFE 1 SAFE S FF 92 B SI 92 T KC 83 B SL 85 F FF 93 X KC 80 2-2 L6 ②③ 1-2			B FF 93 X FF 94 1-0 1B			B SL 81 X SI 94 1-0 FC5-2 15 1B 30 FC3-2 1-2 2-3 3-Hf	4 0 1	0 0 0	1 0 0	0 0 0	0 0 0	1 0 0	1 0 3
6 Matthew den Dekker, L (1, 8) OBP: 0.283, SLG: 0.326 30 Andrew Brown, R (10, PH) OBP: 0.299, SLG: 0.449 (11, 9)	F SI 95 B FF 93 C SL 85 B FF 94 B KC 81 F FF 93 F FF 94 X KC 80 3-2 F7 ③				S CH 86 B SL 84 F CH 86 F KC 81 F FF 95 B SL 85 S KC 80 2-3 K ②		C KC 76 B KC 78 S CH 83 F SL 84 B CH 86 X KC 81 2-2 G4-3 ①			B SL 87 B FF 94 B FF 94 C FF 94 S SL 88 S SL 86 3-3 K ③		X SI 95 0-0 FC3-2 15 1B 1-2 2-3 3-Hf	3 2	0 0	0 0	0 0	0 0	1 1	0 4
15 Travis d'Arnaud, R (1, 2) OBP: 0.235, SLG: 0.234			C FF 93 F SI 93 B KC 83 X KC 81 1-2 G3-1 ①		B FF 93 B SL 86 C FF 92 F FF 94 X FF 94 2-2 P6 ③		B SL 84 B FF 92 X FF 91 2-0 G6-3 ②				X SI 93 0-0 13 G4-3 11 SH1-3 1B	C SI 94 B SL 83 X SI 95 1-1 1-2 2-3 3-H	5	0	2	1	0	0	0
11 Rubén Tejada, R (1, 6) OBP: 0.253, SLG: 0.252			F FF 94 F FF 94 X FF 95 0-2 G6-3 ②			C FF 93 B FF 93 B KC 79 X SI 91 2-1 G5-3 ①	X FF 93 0-0 F8 ③				X SI 93 0-0 SH1-3 ① 1-2		3	0	0	0	0	0	0
35 Dillon Gee, R (1, 1) OBP: 0.190, SLG: 0.182 55 Pedro Feliciano, L (8, 1) 50 Scott Atchison, R (8, 1) 32 LaTroy Hawkins, R (9, 1) 23 Mike Baxter, L (9, PH) OBP: 0.301, SLG: 0.254 71 Gonzalez Germen, R (10, 1) 13 Josh Satin, R (11, PH) OBP: 0.378, SLG: 0.391 38 Vic Black, R (12, 1)			B SI 94 F FF 93 F FF 94 X KC 82 1-2 1B			F SI 93 S SL 84 S SL 84 0-3 K ②			C FF 91 S CH 85 B CH 85 F FF 93 B CU 78 S CH 85 2-3 K ①		C SL 86 C SL 85 F SL 87 F SI 95 B SI 96 X SL 88 1-2 G4-3 ② 2-3		2 0 0 0 0 1 0 1 0	0 0 0 0 0 0 0 0 0	1 0 0 0 0 1 0 0 0	0 0 0 0 0 0 0 0 0	1 0 0 0 0 0 0 1 0	0 0 0 0 0 0 0 0 0
Inning Stats	R: 0 E: 0 K: 0 S: 8 H: 0 LOB: 0 BB: 0 P: 11	R: 0 E: 0 K: 2 S: 11 H: 0 LOB: 0 BB: 0 P: 17	R: 0 E: 0 K: 0 S: 10 H: 1 LOB: 1 BB: 0 P: 13	R: 0 E: 0 K: 1 S: 9 H: 0 LOB: 0 BB: 0 P: 11	R: 0 E: 0 K: 0 S: 10 H: 0 LOB: 0 BB: 0 P: 14	R: 0 E: 0 K: 1 S: 10 H: 1 LOB: 1 BB: 0 P: 15	R: 0 E: 0 K: 0 S: 6 H: 1 LOB: 0 BB: 0 P: 10	R: 0 E: 0 K: 0 S: 6 H: 0 LOB: 0 BB: 0 P: 10	R: 0 E: 0 K: 1 S: 8 H: 0 LOB: 0 BB: 0 P: 12	R: 0 E: 0 K: 1 S: 8 H: 1 LOB: 1 BB: 0 P: 15	R: 0 E: 0 K: 1 S: 11 H: 1 LOB: 1 BB: 0 P: 13	R: 1 E: 0 K: 0 S: 8 H: 2 LOB: 3 BB: 2 P: 18	1B: 6 2B: 1 3B: 0 HR: 0	SF: 0 SAC: 1 DP: 0 HBP: 0	WP: 0 PB: 0 SB: 0 CS: 0	PA: 43			

PITCHER		IP	WLS	BF	H	R	ER	SO	BB	IBB	HBP	BLK	WP	HR	S	P	ERA	WHIP
34 Tom Koehler, R ERA: 4.51	(1, 1)	8.0		26	3	0	0	5	0	0	0	0	0	0	70	101	0.00	0.375
44 AJ Ramos, R ERA: 3.41	(9, 1)	1.0		3	0	0	0	1	0	0	0	0	0	0	8	12	0.00	0.000
40 Mike Dunn, L ERA: 2.81	(10, 1)	1.0		4	1	0	0	1	0	0	0	0	0	0	8	15	0.00	1.000
50 Chad Qualls, R ERA: 2.76	(11, 1)	1.0		4	1	0	0	1	0	0	0	0	0	0	11	13	0.00	1.000
56 Zach Phillips, L ERA: 5.4	(12, 1)	0.0	L	3	1	1	1	0	2	0	0	0	0	0	4	12	∞	∞

PITCHER		IP	WLS	BF	H	R	ER	SO	BB	IBB	HBP	BLK	WP	HR	S	P	ERA	WHIP
58 Ryan Webb, R ERA: 2.92	(12, 1)	0.2		3	1	0	0	0	0	0	0	0	0	0	4	6	0.00	1.500

BOTTOM

Miami Marlins @ New York Mets

Citi Field, Flushing, NY

Sun Sep 15 2013, 1:13 PM - 4:49 PM EDT

Att. 26,165 - Partly Cloudy - 69 F

livebaseballscorecards.com

AB	40
R	1
H	7
RBI	1
BB	2
SO	8
LOB	13

Batter	1	2	3	4	5	6	7	8	9	AB	R	H	RBI	BB	SO	LOB
17 Donovan Solano, R (1, 4) OBP: 0.304, SLG: 0.314	C SI 90 B SI 91 C FC 87 F SI 91 B CH 85 F FC 87 B CH 85 X FF 91 3-2 P3		C FC 87 X CH 85 0-1 G1-3		B SI 90 C SI 89 F SI 90 S CU 75 1-3 K		F FF 90 X FF 92 0-1 G6-3			4	0	0	0	0	1	3
59 Ed Lucas, R (1, 5) OBP: 0.303, SLG: 0.323	C CH 85 X FC 88 0-1 2B			B SI 89 F FC 87 S CH 84 X CH 84 1-2 F9		B SI 89 X SI 90 1-0 20 2B 2B		C CH 84 B CU 74 F FF 91 C SI 92 1-3 K		4	1	2	0	0	1	0
21 Christian Yelich, L (1, 7) OBP: 0.357, SLG: 0.381	F SI 91 F SI 90 B FC 87 C SI 90 1-3 K			F FC 86 F SI 90 S CH 85 0-3 K		C SI 91 C SI 91 F FF 91 B FC 88 S CH 85 1-3 K		S SI 92 C FF 92 X SI 92 0-2 G3		4	0	0	0	0	3	2
27 Giancarlo Stanton, R (1, 9) OBP: 0.365, SLG: 0.484	C SI 90 B FC 87 B CH 85 C SI 90 S SI 90 2-3 K			B FC 86 C CH 84 B FC 88 F FF 90 F SI 91 S FC 87 2-3 K		B SI 90 B SI 91 C FC 88 F SI 92 S CU 76 2-3 K		S SL 81 X FC 87 0-1 1B		4	0	1	0	0	3	2
20 Justin Ruggiano, R (1, 8) OBP: 0.297, SLG: 0.401		S CH 84 F FC 86 B FC 87 C SI 91 1-3 K			S CH 83 X CH 84 0-1 5 G3 3 1B 2B	B CU 72 B SI 90 X FC 86 2-0 2-H 2B		C SI 89 F SI 91 D CH 84 S SL 82 1-3 K		4	1	2	1	0	2	1
5 Logan Morrison, L (1, 3) OBP: 0.339, SLG: 0.396		C FC 88 B SI 91 X SI 91 1-1 G4-1			X SI 90 0-0 G3 2-3	C SI 91 S CH 84 F CU 74 C SI 92 0-3 K			B FF 93 F FF 94 S FF 95 B FF 94 F FF 94 B CU 76 F FF 95 B FF 94 4-2 BB	3	0	0	0	1	1	2
3 Adeiny Hechavarría, R (1, 6) OBP: 0.263, SLG: 0.294 9 Juan Pierre, L (9, PH) OBP: 0.285, SLG: 0.304		F FC 87 X CH 84 0-1 P3			B CH 84 X FC 87 1-0 30 1B 3-H 1B		C SI 90 C SI 90 B CU 75 X CH 85 1-2 G5-3		X FF 94 0-0 F7	3 1	0 0	1 0	1 0	0 0	0 0	0 1
6 Jeff Mathis, R (1, 2) OBP: 0.265, SLG: 0.307 19 Rob Brantly, L (8, 2) OBP: 0.264, SLG: 0.268			B CH 84 C CH 85 B SI 90 F SI 91 C FF 91 2-3 K		C SI 90 F FC 88 S CU 75 0-3 K		C CH 84 C CU 74 B FC 89 B CH 85 C SI 91 2-3 K		C FF 94 D CH 86 B FF 93 F FF 94 T FF 93 2-2 K	3 1	0 0	0 0	0 0	0 0	3 1	1 1
36 Sam Dyson, R (1, 1) 49 Arquimedes Caminero, R (3, 1) 30 Placido Polanco, R (5, PH) OBP: 0.305, SLG: 0.289 39 Chris Hatcher, R (5, 1) 23 Jake Marisnick, R (7, PH) OBP: 0.233, SLG: 0.250 43 Dan Jennings, L (7, 1) 29 Greg Dobbs, L (9, PH) OBP: 0.303, SLG: 0.305			C FF 91 B SI 90 F SI 90 F FF 92 X SI 91 1-2 G6-3		C CH 84 B FC 87 X FC 87 1-1 1-2 1B		B FF 90 X CH 85 1-0 2B		X FF 94 0-0 G3	1 0 1 0 1 0 0 1	0 0 0 0 0 0 0 0	0 0 1 0 1 0 0 0	0 0 0 0 0 0 0 0	0 0 0 0 0 0 0 0	0 0 0 0 0 0 0 0	0 0 0 0 0 0 0 1
Inning Stats	R: 0 E: 0 K: 2 S: 13 H: 1 LOB: 1 BB: 0 P: 19	R: 0 E: 0 K: 1 S: 7 H: 0 LOB: 0 BB: 0 P: 9	R: 0 E: 0 K: 1 S: 9 H: 0 LOB: 0 BB: 0 P: 12	R: 0 E: 0 K: 2 S: 10 H: 0 LOB: 0 BB: 0 P: 13	R: 1 E: 0 K: 2 S: 12 H: 3 LOB: 2 BB: 0 P: 15	R: 1 E: 0 K: 3 S: 13 H: 2 LOB: 1 BB: 0 P: 19	R: 0 E: 0 K: 1 S: 9 H: 1 LOB: 1 BB: 0 P: 13	R: 0 E: 0 K: 2 S: 11 H: 1 LOB: 1 BB: 0 P: 13	R: 0 E: 0 K: 1 S: 9 H: 0 LOB: 1 BB: 1 P: 15	1B: 3 2B: 5 3B: 0 HR: 0 SF: 0 SAC: 0 DP: 0 HBP: 0					WP: 0 PB: 0 SB: 0 CS: 0	PA: 36

PITCHER		IP	WLS	BF	H	R	ER	SO	BB	IBB	HBP	BLK	WP	HR	S	P	ERA	WHIP
33 Cliff Lee, L ERA: 2.95	(1, 1)	8.0	W	32	8	2	2	14	0	0	0	0	0	0	84	113	2.25	1.000
49 Ethan Martin, R ERA: 6.27	(9, 1)	1.0		4	0	0	0	1	1	0	0	0	0	0	9	15	0.00	1.000

PITCHER	IP	WLS	BF	H	R	ER	SO	BB	IBB	HBP	BLK	WP	HR	S	P	ERA	WHIP

TOP

Miami Marlins @ Philadelphia Phillies

Citizens Bank Park, Philadelphia, PA

Mon Sep 16 2013, 7:10 PM - 9:52 PM EDT

Att. 31,266 - Cloudy - 71 F

livebaseballscorecards.com

AB	35
R	2
H	8
RBI	2
BB	1
SO	15
LOB	14

MIAMI

Miami Marlins @ Philadelphia Phillies

Citizens Bank Park, Philadelphia, PA

Mon Sep 16 2013, 7:10 PM - 9:52 PM EDT

Att. 31,266 - Cloudy - 71 F

livebaseballscorecards.com

Batter	1	2	3	4	5	6	7	8	9	AB	R	H	RBI	BB	SO	LOB
16 César Hernández, S (1, 8) OBP: 0.380, SLG: 0.366	4-1: 11 2B / 26 G4-3 / BB		1-1: 26 HR / 11 BB / 1B G4-3		2-2: 3-H / 1B		1-3: K ①			4	2	2	1	1	1	3
11 Jimmy Rollins, S (1, 6) OBP: 0.316, SLG: 0.342	2-1: 26 G4-3 / 1-3 / 2B		4-0: 26 HR / 1-2 / BB	C FF 95, B CU 79, X FF 94 1-1: P5 ①	C SI 95, B FS 88, X SI 95 1-1: F8 ③		3-1: 26 FC6-4 / 1-2 / 1B			4	1	2	0	1	0	1
26 Chase Utley, L (1, 4) OBP: 0.343, SLG: 0.476	X SI 92 0-0: G4-3 ① / 2-3 / 3-H		B SI 92, B CH 84, X SI 90 2-0: 1-H / 2-H / HR	C FF 95, B FF 95, X FF 95 1-1: 1B		C SI 94, C FS 88, S FS 90 0-3: K ①	B FF 92, C FF 93, X SL 84 1-1: FC6-4 ② / 1-2f / 2-3			5	1	2	4	0	1	3
51 Carlos Ruiz, R (1, 2) OBP: 0.337, SLG: 0.397	C FF 91, F SI 91, F SI 92, B SI 91, D CH 84, S SI 92 2-3: K ②		F SI 90, F SI 91, X CU 78 0-2: F7 ②	B FF 95, F FF 94, B FF 95, X FF 94 2-1: P3 ②		C SL 86, C SL 85, F FS 89, F SI 94, X FS 88 0-2: G4-3 ②	C SL 84, B FF 92, C FF 92, B SL 85, F SL 84, B FF 93, T FF 93 3-2: K ③			5	0	0	0	0	2	4
9 Domonic Brown, L (1, 7) OBP: 0.318, SLG: 0.509	X SI 92 0-0: G6-3 ③		B CH 85, C CH 85, X SI 90 1-1: 18 BB / 25 1B / 1B	X FF 94 0-0: F8 ③		B FS 87, B FS 88, B FF 94, C SI 93, B FF 95 4-1: 18 HR / BB		B FF 90, C FF 91, B SL 83, X FF 91 2-1: F7 ①		4	2	1	0	1	0	2
18 Darin Ruf, R (1, 3) OBP: 0.353, SLG: 0.493		C SI 92, C SI 92, X SI 92 0-2: G6-3 ①	B SI 92, 1 SAFE, S SI 90, C SI 91, 1 SAFE, F SI 92, B SI 93, B SI 91, B SI 91 4-2: 25 1B / 33 1B / 1-2 / BB		C SI 95, B SI 96, F SL 85, X SI 96 1-2: 33 3B / 1B	X SI 93 0-0: 1-H / HR		B FF 91, C FF 92, B FF 91, F FF 92, S SL 84 2-3: K2-3 ②		4	3	2	2	1	1	0
25 Cody Asche, L (1, 5) OBP: 0.333, SLG: 0.448		C SI 90, B CH 85, X FF 91 1-1: G3 ②	X SI 90 0-0: 33 1B / 1-3 / 2-H / 1B		D SI 95, F FF 95, D FS 88, S FS 89, S FS 88 2-3: K ①	B FS 88, X SI 95 1-0: G4-3 ③		C SL 82, S SL 83, S SL 84 0-3: K2-3 ③		5	1	1	1	0	2	1
3 Roger Bernadina, L (1, 9) OBP: 0.249, SLG: 0.300		B SI 90, B SI 89, F SI 90, B CH 90, X SI 89 3-1: G3 ③	C FF 90, D CH 84, B CH 91, C FF 91, B FF 91, F SI 90, B SI 90 4-2: 33 1B / BB		C SI 94, B SI 95, F FS 88, C SI 96 1-3: K ②		S SL 83, B SL 83, S FF 93, B SL 85, F FF 94, B FF 91, X FF 92 3-2: 33 1B / 3B			3	1	1	0	1	1	1
33 Cliff Lee, L (1, 1) OBP: 0.207, SLG: 0.232 49 Ethan Martin, R (9, 1)			B CH 90, X SI 88 1-1: G5-3 ① X SI 90 0-0: 1-3 / 2-H / 3-H / 1B		B SI 95, S SI 95, B SI 94, X SI 95 2-1: 16 1B / 1-H / 3B		S SL 83, X SL 83 0-1: 26 FC6-4 / 11 1B / 3-H / 1B			4 1 3 4 0 0 0 0 0 0 0 0 0 0						
Inning Stats	R: 1 E: 0 K: 1 S: 9 H: 1 LOB: 1 BB: 1 P: 17	R: 0 E: 0 K: 0 S: 7 H: 0 LOB: 0 BB: 0 P: 11	R: 6 E: 0 K: 0 S: 20 H: 5 LOB: 2 BB: 3 P: 37	R: 0 E: 0 K: 0 S: 7 H: 1 LOB: 1 BB: 0 P: 11	R: 2 E: 0 K: 2 S: 16 H: 3 LOB: 1 BB: 0 P: 25	R: 2 E: 0 K: 1 S: 11 H: 1 LOB: 0 BB: 1 P: 16	R: 1 E: 0 K: 2 S: 18 H: 3 LOB: 2 BB: 0 P: 29	R: 0 E: 0 K: 2 S: 8 H: 0 LOB: 0 BB: 0 P: 12		1B: 9 2B: 1 3B: 2 HR: 2	SF: 0 SAC: 0 DP: 0 HBP: 0			WP: 0 PB: 0 SB: 0 CS: 0	PA: 43	

BOTTOM	
AB	38
R	12
H	14
RBI	12
BB	5
SO	8
LOB	15

PITCHER		IP	WLS	BF	H	R	ER	SO	BB	IBB	HBP	BLK	WP	HR	S	P	ERA	WHIP
36 Sam Dyson, R ERA: 9.28	(1, 1)	2.2	L	18	6	7	7	1	4	0	0	0	0	1	34	63	23.62	3.750
49 Arquimedes Caminero, R ERA: 3.6	(3, 1)	1.1		5	1	0	0	0	0	0	0	0	0	0	9	13	0.00	0.750
39 Chris Hatcher, R ERA: 11.25	(5, 1)	2.0		11	4	4	4	3	1	0	0	0	0	1	27	41	18.00	2.500
43 Dan Jennings, L ERA: 3.89	(7, 1)	2.0		9	3	1	1	4	0	0	0	0	0	0	26	41	4.50	1.500

PITCHER	IP	WLS	BF	H	R	ER	SO	BB	IBB	HBP	BLK	WP	HR	S	P	ERA	WHIP

Batter	1	2	3	4	5	6	7	8	9	AB	R	H	RBI	BB	SO	LOB
17 Donovan Solano, R (1, 4) OBP: 0.305, SLG: 0.319	C SI 85 F SI 87 B CH 79 B CU 76 F CH 80 F SI 86 B SI 87 X FC 86 3-2 ① F8		X SI 85 0-0 1B		C CH 77 B CU 74 B CH 79 C CH 83 X FC 86 2-2 59 1B 2B		D SL 82 B FF 92 C FF 92 F SL 81 F FF 94 F FF 94 X FF 93 2-2 ② F9		C FF 91 F FS 85 B FF 90 C FF 90 1-3 ② K	5	1	2	0	0	1	1
59 Ed Lucas, R (1, 3) OBP: 0.304, SLG: 0.324	C CU 75 B FC 86 S CH 80 B SI 87 F FC 86 F CH 80 F CH 80 X FC 85 3-2 ② F9		1 SAFE D CH 77 C CH 83 F SI 85 B CH 83 B CU 76 F CH 77 X FC 85 3-2 ③ G6-3		B CH 82 F CH 77 F CU 73 X CH 78 1-2 2-H 1B		S SL 83 B SL 83 X SL 82 1-1 ③ G4-3		B FF 90 C FF 90 C FS 88 B FF 92 F FS 84 X SL 74 2-2 21 1B 27 1B 1B	5	1	2	1	0	0	2
21 Christian Yelich, L (1, 7) OBP: 0.366, SLG: 0.388	C CH 79 F SI 86 F FC 84 B CH 80 X FC 85 1-2 ③ 1B			B CU 72 F SI 85 B CH 77 X CH 83 2-1 ① L8	C CH 84 F CH 84 D CU 75 D CH 80 B CH 77 D CH 78 4-2 BB			X SI 93 0-0 20 WP 20 2B 1B	B FF 89 C FF 90 C FF 90 X FS 87 1-2 27 1B 1-2 1B	4	1	3	0	1	0	0
27 Giancarlo Stanton, R (1, 9) OBP: 0.368, SLG: 0.483		B CU 74 B SI 85 F CH 79 B FC 84 C FC 84 B SI 86 4-2 8 G3 BB	H CH 83 1-0 3 FC6-5 8 WP HBP		S SI 85 B CH 80 S FC 85 F CU 75 X CH 78 1-2 ③ P3			B FF 92 F SL 85 C FF 94 S SI 95 1-3 ① K	D FS 86 C FF 91 D FS 85 F FF 90 X FF 91 2-2 1-2 2-H 1B	3	0	1	1	1	1	3
20 Justin Ruggiano, R (1, 8) OBP: 0.296, SLG: 0.401		C CH 78 X CH 84 0-1 ① P3	X CH 84 0-0 ② F7			X CH 82 0-0 ① F9		B SL 85 X SL 85 1-0 8 G4-3 3 1B 1-H 2B	C FS 87 B SL 76 D FS 86 S SL 75 B FF 90 F SL 75 S FF 91 3-3 ③ K	5	1	1	1	0	1	4
8 Chris Coghlan, L (1, 5) OBP: 0.308, SLG: 0.365		B SI 86 X CH 78 1-0 ② G3 1-2	B CH 83 B SI 84 B SI 86 B CH 83 4-0 3 FC6-5 1-2 BB			B SI 86 B CH 84 X SI 86 2-0 ② P5		B SI 94 B CH 85 X SI 92 2-0 ② G4-3 2-3		3	0	0	0	1	0	2
3 Adeiny Hechavarría, R (1, 6) OBP: 0.263, SLG: 0.294		C CH 84 B CH 84 B CH 84 X CH 78 2-1 ③ G5-3	X CH 78 0-0 ③ FC6-5 1-2 2-3f			B SI 85 C SI 85 F SI 85 F SI 85 B CH 79 X CU 72 2-2 ③ G6-3		B FF 94 C SL 85 F FF 95 F SI 93 D CU 80 D SL 86 X FF 95 3-2 3-H 1B		4	0	1	1	0	0	3
6 Jeff Mathis, R (1, 2) 29 Greg Dobbs, L (8, PH) 30 Placido Polanco, R (8, PH) 49 Arquimedes Caminero, R (8, 1)			S CH 83 F CH 83 F FC 85 X CH 78 0-2 ① G5-3		C CH 78 F CH 83 F CU 74 S CH 78 0-3 ① K		C FF 91 X SL 82 0-1 ① P3	C SI 94 F SI 93 F SI 96 B SI 96 B SI 95 F SI 94 F SI 97 S SL 86 2-3 ③ K		3 0 1 0	0 0 0 0	0 0 0 0	0 0 1 0	1 0 0 0	0 0 1 0
35 Brian Flynn, L (1, 1) OBP: 0.250, SLG: 0.250 9 Juan Pierre, L (7, PH) OBP: 0.288, SLG: 0.310 58 Ryan Webb, R (7, 1) OBP: 0.333, SLG: 0.333 46 Koyie Hill, S (8, 2) OBP: 0.209, SLG: 0.238			C SI 86 S CH 78 T CH 80 0-2 ② K		B SI 84 C SI 86 X CH 83 1-1 ② F7		X FF 93 0-0 2B		B FF 90 C FF 89 F FF 90 B FF 90 B FS 84 X FF 90 3-2 ① L8	2 1 0 1	0 0 0 0	0 1 0 0	0 0 0 0	1 0 0 0	0 0 0 0	0 0 0 0

Inning Stats										
	R: 0 E: 0 K: 0 S: 15	H: 1 LOB: 1 BB: 0 P: 22	R: 0 E: 0 K: 0 S: 7	H: 0 LOB: 1 BB: 1 P: 14	R: 0 E: 0 K: 1 S: 12	H: 1 LOB: 2 BB: 0 P: 15	R: 0 E: 0 K: 0 S: 4	H: 0 LOB: 2 BB: 1 P: 11	R: 1 E: 0 K: 1 S: 18	H: 2 LOB: 2 BB: 1 P: 27
	R: 0 E: 0 K: 0 S: 6	H: 0 LOB: 0 BB: 0 P: 10	R: 0 E: 0 K: 0 S: 10	H: 1 LOB: 1 BB: 0 P: 13	R: 2 E: 0 K: 2 S: 16	H: 3 LOB: 1 BB: 0 P: 25	R: 1 E: 0 K: 2 S: 20	H: 3 LOB: 2 BB: 0 P: 32	1B: 8 2B: 3 3B: 0 HR: 0	SF: 0 SAC: 0 DP: 0 HBP: 1	WP: 2 PB: 0 SB: 0 CS: 0	PA: 41

PITCHER		IP	WLS	BF	H	R	ER	SO	BB	IBB	HBP	BLK	WP	HR	S	P	ERA	WHIP
34 Roy Halladay, R ERA: 6.71	(1, 1)	6.0	W	25	4	1	1	2	3	0	1	0	1	0	62	99	1.50	1.167
30 Justin De Fratus, R ERA: 4.29	(7, 1)	1.0		4	1	0	0	0	0	0	0	0	0	0	10	13	0.00	1.000
B.J. Rosenberg, R ERA: 3.52	(8, 1)	0.2		5	3	2	2	1	0	0	0	0	1	0	10	17	27.00	4.500
63 Jake Diekman, L ERA: 2.88	(8, 1)	0.1	H	1	0	0	0	1	0	0	0	0	0	0	6	8	0.00	0.000
58 Jonathan Papelbon, R ERA: 2.61	(9, 1)	1.0	S	6	3	1	1	2	0	0	0	0	0	0	20	32	9.00	3.000

PITCHER		IP	WLS	BF	H	R	ER	SO	BB	IBB	HBP	BLK	WP	HR	S	P	ERA	WHIP

TOP

Miami Marlins @ Philadelphia Phillies

Citizens Bank Park, Philadelphia, PA

Tue Sep 17 2013, 7:08 PM - 9:51 PM EDT

Att. 28,872 - Clear - 63 F

livebaseballscorecards.com

AB	37
R	4
H	11
RBI	4
BB	3
SO	6
LOB	16

MIAMI

Miami Marlins @ Philadelphia Phillies

Citizens Bank Park, Philadelphia, PA

Tue Sep 17 2013, 7:08 PM - 9:51 PM EDT

Att. 28,872 - Clear - 63 F

BOTTOM

livebaseballscorecards.com

Batter	1	2	3	4	5	6	7	8	9	AB	R	H	RBI	BB	SO	LOB
16 César Hernández, S (1, 8) OBP: 0.386, SLG: 0.373	C SI 91 S FF 91 C SI 93 0-3 ① K		X SI 92 0-0 11 1B; 26 1B; 1B		B SI 92 B CH 81 X SI 90 2-0 11 1B; 26 HR; 1B		C SI 92 B SL 83 X SI 92 1-1 ② G5-3			4	2	2	0	0	1	0
11 Jimmy Rollins, S (1, 6) OBP: 0.319, SLG: 0.345	B SI 92 F SI 90 B CH 81 S CH 82 X SI 92 2-2 ② P4		B CH 79 X SI 90 1-0 26 1B; 1-2 51 1B; 1B		B CH 81 X SI 91 1-0 1-3 26 HR; 1B		C SL 82 B SL 83 X SI 94 1-1 1B			4	2	3	0	0	0	0
26 Chase Utley, L (1, 4) OBP: 0.346, SLG: 0.485	B FF 91 C FF 91 B SL 81 C FF 92 X SL 81 2-2 1B		C SL 80 C FF 91 F FF 92 X FF 92 0-2 1-3 2-H 51 1B; 1B		1 SAFE B SL 82 X SL 82 1-0 1-H 3-H HR		1 SAFE B SI 92 B SI 93 X SI 93 2-0 ③ F7			4	2	3	4	0	0	1
51 Carlos Ruiz, R (1, 2) OBP: 0.335, SLG: 0.395	C SI 91 X SI 91 0-1 ③ G6-3		F CH 82 X FF 92 0-1 9 WP; 2-H 3-H 1B		B SI 91 F FF 92 C CU 73 X SL 84 1-2 ② G5-3			B FF 95 B FF 94 F FF 95 B FF 95 X FF 92 3-1 ① F8		4	0	1	2	0	0	1
9 Domonic Brown, L (1, 7) OBP: 0.318, SLG: 0.505		C SL 81 S SL 82 B FF 92 B SL 82 S FF 90 2-3 ① K	D SL 83 F FF 91 F SL 82 B SL 83 X FF 92 2-2 ②③ 1-2 G6-3		B FF 91 B FF 91 F FF 92 X SL 83 2-1 ③ F7			B CU 78 B FF 94 B FF 95 B FF 92 4-0 BB		3	0	0	0	1	1	1
18 Darin Ruf, R (1, 9) OBP: 0.360, SLG: 0.495 (9, 3)		B SI 92 S CH 83 C FF 91 X SL 82 1-2 28 1B; 1B	C SI 90 B FF 91 B CH 81 S CH 81 B CH 80 B FF 91 4-2 28 G5-4-3; BB			C SI 90 X FF 90 0-1 28 G5-4-3; 1B		F FF 92 S FF 94 F SL 89 S FF 96 0-3 ② K		3	0	2	0	1	1	1
28 Kevin Frandsen, R (1, 3) OBP: 0.298, SLG: 0.346 58 Jonathan Papelbon, R (9, 1)		S FF 91 B FF 91 D CH 82 1 SAFE X SI 91 2-1 ② 1-3 1B	C SI 91 C CH 81 B FF 91 X SL 81 1-2 ①② 1-2f G5-4-3			B SI 90 X SI 88 1-0 ①② 1-2f G5-4-3		B FF 94 C SL 87 F FF 94 D CH 91 X FF 96 2-2 ③ G4-3		4 0	0 0	1 0	0 0	0 0	0 0	3 0
13 Freddy Galvis, S (1, 5) OBP: 0.287, SLG: 0.399		X CH 82 0-0 ③ G5-3		C FF 89 F CU 72 X SL 82 0-2 ③ L8		B CH 81 X SI 90 1-0 ③ L9				3	0	0	0	0	0	1
34 Roy Halladay, R (1, 1) 30 Justin De Fratus, S (7, 1) 12 Pete Orr, L (7, PH) OBP: 0.263, SLG: 0.176 B.J. Rosenberg, R (8, 1) 63 Jake Diekman, R (8, 1) 3 Roger Bernadina, L (9, 9) OBP: 0.249, SLG: 0.300			C SI 91 B SI 92 S SI 91 C SI 92 1-3 ① K		C SI 90 S FF 90 S SI 92 0-3 ① K		X SI 94 0-0 ① G6-3			2 0 0 1 0 0 0	0 0 0 0 0 0 0	0 0 0 0 0 0 0	0 0 0 0 0 0 0	2 0 0 0 0 0 0	0 0 0 0 0 0 0	0 0 0 0 0 0 0

Inning Stats	1	2	3	4	5	6	7	8	9
	R: 0 E: 0 K: 1 S: 11	H: 1 LOB: 1 BB: 0 P: 15	R: 0 E: 0 K: 1 S: 9	H: 2 LOB: 1 BB: 0 P: 14	R: 3 E: 0 K: 1 S: 14	H: 4 LOB: 0 BB: 0 P: 18	R: 0 E: 0 K: 0 S: 8	H: 0 LOB: 0 BB: 1 P: 13	R: 3 E: 0 K: 1 S: 11	H: 3 LOB: 0 BB: 0 P: 18	R: 0 E: 0 K: 0 S: 4	H: 1 LOB: 0 BB: 0 P: 6	R: 0 E: 0 K: 0 S: 6	H: 1 LOB: 1 BB: 0 P: 10	R: 0 E: 0 K: 1 S: 9	H: 0 LOB: 1 BB: 1 P: 18

AB	32
R	6
H	12
RBI	6
BB	2
SO	5
LOB	8

		1B: 11	SF: 0	WP: 1	PA: 34
		2B: 0	SAC: 0	PB: 0	
		3B: 0	DP: 2	SB: 0	
		HR: 1	HBP: 0	CS: 0	

PITCHER		IP	WLS	BF	H	R	ER	SO	BB	IBB	HBP	BLK	WP	HR	S	P	ERA	WHIP
35 Brian Flynn, L ERA: 9.64	(1, 1)	6.0	L	26	11	6	6	4	1	0	0	0	1	1	57	84	9.00	2.000
58 Ryan Webb, R ERA: 2.88	(7, 1)	1.0		4	1	0	0	0	0	0	0	0	0	0	6	10	0.00	1.000
49 Arquimedes Caminero, R ERA: 3.27	(8, 1)	1.0		4	0	0	0	1	1	0	0	0	0	0	9	18	0.00	1.000

PITCHER	IP	WLS	BF	H	R	ER	SO	BB	IBB	HBP	BLK	WP	HR	S	P	ERA	WHIP

Batter	1	2	3	4	5	6	7	8	9	10	AB	R	H	RBI	BB	SO	LOB
17 Donovan Solano, R (1, 4) OBP: 0.304, SLG: 0.317	B FF 92 F FF 92 F CH 82 F CH 83 X SI 92 1-2 ① G6-3		C FF 92 X CU 76 0-1 ① G5-3		S SL 83 B SL 84 X FF 94 1-1 ② G4-3 1-3 2-H		B FF 94 C FF 93 B FF 94 F SL 83 B FF 95 F FF 93 X FF 93 3-2 1B		B SL 85 B SI 96 X SI 96 2-0 ③ F8		5	0	1	1	0	0	3
59 Ed Lucas, R (1, 5) OBP: 0.305, SLG: 0.334	C CH 83 B FF 92 F FF 93 F CH 82 B SL 83 F CH 84 F SL 84 X SI 93 2-2 ② G6-3		B SI 91 B SL 84 X SI 92 2-0 21 CS 1B		B SL 84 C SL 82 X FF 95 1-1 ③ G3		F FF 93 B SL 82 C SL 82 S FF 94 1-3 ③ K			F FF 88 S SL 80 B CH 80 B FF 89 X SL 80 2-2 HR	5	1	2	1	0	1	2
21 Christian Yelich, L (1, 7) OBP: 0.367, SLG: 0.386	B CH 84 B SI 93 F SI 92 F CH 82 B SL 82 B SI 92 4-2 27 BB BB		F FF 92 B FF 92 C SI 92 B SL 84 F SI 92 B CH 80 S CH 81 3-3 ② ③ K 1-2			C FF 94 B FF 94 B FF 94 S FF 94 X FF 95 2-2 27 HR 1B		B CH 83 F SI 93 F FF 95 B SL 86 B FF 95 C FF 94 3-3 ① K		B SL 83 S SL 81 B FF 88 X FF 88 2-1 ① G6-3	4	1	1	0	1	2	1
27 Giancarlo Stanton, R (1, 9) OBP: 0.368, SLG: 0.488	B SL 85 B CH 84 B FF 94 B FF 93 4-0 1-2 BB			C SI 94 C SL 83 B SL 84 S SL 83 1-3 ① K		F FF 94 B FF 93 X SL 86 1-1 1-H HR		B FF 96 F FF 96 F SI 93 S CU 81 1-3 ② K		B CH 79 B FF 89 X SL 81 2-0 ② G6-3	4	1	1	2	1	2	0
20 Justin Ruggiano, R (1, 8) OBP: 0.297, SLG: 0.399	F FF 95 B SI 92 B CH 82 B SL 84 F SI 93 F FF 93 F CH 82 F FF 94 F FF 94 3-3 S SL 84 K			B FF 94 B FF 94 F FF 94 S SL 84 X FF 97 2-2 ② 1B		X FF 95 0-0 ① F9		B SI 95 C FF 95 S CU 82 B CU 79 X CU 80 2-2 ③ G5-3		C CH 80 C FF 88 H FF 88 1-2 5 S HBP	4	0	1	0	0	1	2
5 Logan Morrison, L (1, 3) OBP: 0.333, SLG: 0.388		B SI 90 B SI 89 S CH 81 B FF 92 X SI 90 3-1 ① L7		C SL 81 B FF 96 X SL 81 1-1 ③ G3		S CH 88 B CH 88 F FF 94 T SL 86 1-2 ② K			C SL 85 B SI 96 X SI 97 1-1 ① G6-3	C FF 88 D CH 80 X SL 82 1-1 ③ G3 1-2	5	0	0	0	0	1	1
3 Adeiny Hechavarría, R (1, 6) OBP: 0.265, SLG: 0.295		F FF 93 B SI 92 X FF 93 1-1 1B			B SL 82 B FF 92 C FF 93 X SL 81 2-1 17 WP 24 E 17 G4-3 1B	B SL 83 X FF 93 1-0 ③ B5-3			F SI 96 B SI 96 S CH 87 S SL 86 1-3 ② K2-3		4	1	2	0	0	1	0
6 Jeff Mathis, R (1, 2) OBP: 0.261, SLG: 0.301		B FF 91 B CH 82 T FF 91 B FF 93 X SI 91 3-1 ② P5			X FF 94 0-0 ① F9		S FF 93 T FF 94 S SL 84 0-3 ① K		B SI 96 X SI 97 1-0 30 1B 1B		4	0	1	0	0	1	2
24 Nathan Eovaldi, R (1, 1) OBP: 0.103, SLG: 0.071 44 AJ Ramos, R (6, 1) 9 Juan Pierre, L (7, PH) OBP: 0.287, SLG: 0.309 40 Mike Dunn, L (7, 1) 50 Chad Qualls, R (8, 1) 30 Placido Polanco, R (9, PH) OBP: 0.306, SLG: 0.291 52 Brad Hand, L (9, 1) 31 Steve Cishek, R (10, 1)		C FF 89 C SL 83 X SI 92 0-2 ③ G4-3			M FF 92 B FF 93 M FF 90 X SL 82 1-2 FC2 17 G4-3 17 WP 1-2		B SL 84 F FF 93 F FF 95 B CH 86 X FF 94 2-2 ② G4-3		F SI 96 S SL 86 B SL 87 D SI 97 F SI 97 X SI 97 2-2 1-2 1B		2 0 1 0 0 1 0 0	0 0 0 0 0 0 0 0	0 0 0 0 0 1 0 0	0 0 0 0 0 0 0 0	0 0 0 0 0 0 0 0	0 0 0 0 0 0 0 0	2 0 0 0 0 0 0 0
Inning Stats	R: 0 E: 0 K: 1 S: 19 H: 0 LOB: 2 BB: 2 P: 33	R: 0 E: 0 K: 0 S: 9 H: 1 LOB: 1 BB: 0 P: 16	R: 0 E: 0 K: 1 S: 7 H: 1 LOB: 1 BB: 0 P: 12	R: 0 E: 0 K: 1 S: 8 H: 1 LOB: 0 BB: 0 P: 12	R: 1 E: 1 K: 0 S: 10 H: 1 LOB: 1 BB: 0 P: 15	R: 2 E: 0 K: 1 S: 10 H: 2 LOB: 0 BB: 0 P: 15	R: 0 E: 0 K: 2 S: 13 H: 1 LOB: 1 BB: 0 P: 19	R: 0 E: 0 K: 2 S: 9 H: 0 LOB: 0 BB: 0 P: 15	R: 0 E: 0 K: 1 S: 11 H: 2 LOB: 2 BB: 0 P: 18	R: 1 E: 0 K: 0 S: 10 H: 1 LOB: 1 BB: 0 P: 18	1B: 8 2B: 1 3B: 0 HR: 2	SF: 0 SAC: 0 DP: 1 HBP: 1	WP: 1 PB: 0 SB: 1 CS: 1	PA: 42			

PITCHER		IP	WLS	BF	H	R	ER	SO	BB	IBB	HBP	BLK	WP	HR	S	P	ERA	WHIP
45 Zach Miner, R ERA: 3.22	(1, 1)	3.0		12	2	0	0	2	2	0	0	0	0	0	35	61	0.00	1.333
Luis García, R ERA: 4.39	(4, 1)	2.0		8	2	1	0	1	0	0	0	0	1	0	18	27	0.00	1.000
49 Ethan Martin, R ERA: 6.62	(6, 1)	1.0	B	5	2	2	2	1	0	0	0	0	0	1	10	15	18.00	2.000
30 Justin De Fratus, R ERA: 4.19	(7, 1)	1.0		4	1	0	0	2	0	0	0	0	0	0	13	19	0.00	1.000
B.J. Rosenberg, R ERA: 3.31	(8, 1)	1.0		3	0	0	0	2	0	0	0	0	0	0	9	15	0.00	0.000

PITCHER		IP	WLS	BF	H	R	ER	SO	BB	IBB	HBP	BLK	WP	HR	S	P	ERA	WHIP
63 Jake Diekman, L ERA: 2.8	(9, 1)	1.0		5	2	0	0	1	0	0	0	0	0	0	11	18	0.00	2.000
56 Cesar Jimenez, L ERA: 2.51	(10, 1)	1.0	L	5	1	1	1	0	0	0	1	0	0	1	10	18	9.00	1.000

TOP

Miami Marlins @ Philadelphia Phillies

Citizens Bank Park, Philadelphia, PA

Wed Sep 18 2013, 7:08 PM - 10:38 PM EDT
Att. 28,908 - Partly Cloudy - 70 F

livebaseballscorecards.com

AB	39
R	4
H	10
RBI	4
BB	2
SO	9
LOB	13

MIAMI

Miami Marlins @ Philadelphia Phillies

Citizens Bank Park, Philadelphia, PA

Wed Sep 18 2013, 7:08 PM - 10:38 PM EDT

Att. 28,908 - Partly Cloudy - 70 F

livebaseballscorecards.com

Batter	1	2	3	4	5	6	7	8	9	10	AB	R	H	RBI	BB	SO	LOB
16 César Hernández, S (1, 8) OBP: 0.398, SLG: 0.380	C FF 94 B FF 95 B FF 96 F FF 96 S FF 96 2-3 K		B FF 97 X FF 98 1-0 1B		1 SAFE D FF 92 X FF 94 1-0 26 PB 11 BB 26 1B 1-2 1B		B FF 94 B FF 94 B FF 94 B FF 93 4-0 BB		S FF 94 X CH 87 0-1 G3-1		4	1	2	0	1	1	0
11 Jimmy Rollins, S (1, 6) OBP: 0.322, SLG: 0.345	F FF 96 B CU 77 B CU 78 X FF 98 2-1 51 FC6-4 1B		C FF 96 C FF 96 1 SAFE F CU 79 1 SAFE D SL 84 S FF 97 1-3 K		D CU 77 B FF 95 B FF 95 B FF 94 4-0 26 PB 26 1B 1-2 2-3 BB		C FF 93 S SL 87 F FF 94 S SL 86 0-3 K		B CH 86 C CH 86 B CU 81 B FF 94 B FF 94 4-1 26 S 26 WP BB		3	1	1	0	2	2	2
26 Chase Utley, L (1, 4) OBP: 0.345, SLG: 0.482	B FF 96 1 SAFE C FF 95 1 SAFE D CU 77 X FF 96 2-1 L7		D CU 78 C FF 96 X FF 95 1-1 F9		B FF 95 B FF 96 X FF 95 2-0 51 BB 1-H 2-H 3-H 1B		F FF 94 B FF 94 F SL 88 D FF 94 X FF 94 2-2 P6		C FF 93 B CH 86 B CH 86 X FF 94 2-1 G4-3 1-3		5	0	1	2	0	0	4
51 Carlos Ruiz, R (1, 2) OBP: 0.333, SLG: 0.390	1 SAFE X FF 96 0-0 FC6-4 1-2f			B CU 78 B FF 96 F FF 96 X FF 96 2-1 G1-6-3	D SL 84 1 SAFE B FF 94 B FF 92 B FF 93 4-0 1-2 BB		B SL 88 D SL 87 B FF 94 X FF 93 3-0 L7			C SI 91 B SL 82 X SI 92 1-1 E5 9 2B	4	0	0	0	1	0	2
9 Domonic Brown, L (1, 7) OBP: 0.321, SLG: 0.510		C CU 78 B FF 97 F CU 79 B FF 98 B FF 98 X CU 79 3-2 P4		C CU 79 B CH 90 B FF 97 C FF 96 B SL 86 B FF 98 4-2 25 2-6-3 BB	F CU 77 X FF 95 0-1 F7			B CU 76 F SL 85 F SL 87 X FF 95 1-2 18 G6-3 2B		C SL 82 C SI 93 B SI 91 F SL 81 B SL 81 B SL 83 X SL 81 3-2 1-3 2B	4	0	2	0	1	0	2
18 Darin Ruf, R (1, 3) OBP: 0.353, SLG: 0.484		C CU 80 B FF 98 F FF 99 S SL 87 1-3 K		X FF 96 0-0 F8		C CU 78 B CU 80 F FF 90 C SL 81 1-3 K		B SL 86 X SL 85 1-0 G6-3 2-3		C SL 81 S SL 82 B SL 81 B SI 93 X SL 82 2-2 F9	5	0	0	0	0	2	4
25 Cody Asche, L (1, 5) OBP: 0.336, SLG: 0.438	B FF 98 C FF 99 F FF 99 F CU 80 B FF 98 F FF 98 F CU 81 H SL 86 3-2 HBP			B FF 93 1-0 2-6-3 1-2	B FF 95 C FF 97 F FF 95 B SL 86 X FF 97 2-2 F8	F FF 90 X CH 85 0-1 L6		F SL 85 S SL 87 S SL 86 0-3 K		I IN 83 I IN 83 I IN 84 I IN 84 4-0 13 FC6-4 IBB	3	0	0	0	1	1	1
3 Roger Bernadina, L (1, 9) OBP: 0.252, SLG: 0.300	C FF 97 C FF 98 S FF 98 0-3 K				C FF 96 B FF 96 T CU 79 B CU 79 F FF 97 B SL 86 B FF 96 4-2 11 BB 16 1B 26 PB BB	C CU 77 B FF 92 C FF 92 B CH 84 B FF 93 X FF 92 3-2 31 1B 31 1B 1B		C SI 92 D SL 88 X SI 93 1-1 G6-3		C SL 82 B SL 82 F SI 91 F SL 80 B SI 92 S SI 92 2-3 K	4	1	1	0	1	2	5
45 Zach Miner, R (1, 1) 12 Pete Orr, L (3, PH) OBP: 0.000, SLG: 0.167 Luis Garcia, R (4, 1) 7 Michael Martinez, S (5, PH) OBP: 1.167, SLG: 0.167 49 Ethan Martin, R (6, 1) 31 Erik Kratz, R (6, PH) OBP: 0.000, SLG: 0.000 30 Justin De Fratus, S (7, 1) B.J. Rosenberg, R (8, 1) 63 Jake Diekman, R (9, 1) 28 Kevin Frandsen, R (9, PH) OBP: .000, SLG: 0.000 56 Cesar Jimenez, L (10, 1) 13 Freddy Galvis, S (10, PH) OBP: 0.286, SLG: 0.357			C CU 77 S FF 97 B CU 78 B FF 97 S FF 98 2-3 K		X FF 94 0-0 L7	1 SAFE C SL 80 1 SAFE X FF 92 0-1 1-H 1B		B FF 92 X FF 92 1-0 F8		B SL 82 F SL 81 X SL 82 1-1 FC6-4 1-2f	0 1 0 1 0 1 0 0 0 0 0 1 0	0 0 0 0 0 0 0 0 0 0 0 0 0	0 0 0 0 0 0 0 0 0 0 0 0 0	0 0 0 0 0 0 0 0 0 0 0 0 0	0 0 1 0 1 0 0 0 0 0 0 0 0	0 0 0 0 0 0 0 0 0 0 0 0 0	0 1 0 1 0 1 0 0 0 0 0 0 0
Inning Stats	R: 0 E: 0 K: 1 S: 8 H: 1 LOB: 1 BB: 0 P: 14	R: 0 E: 0 K: 2 S: 14 H: 0 LOB: 1 BB: 0 P: 21	R: 0 E: 0 K: 2 S: 10 H: 1 LOB: 1 BB: 0 P: 15	R: 0 E: 0 K: 0 S: 5 H: 0 LOB: 1 BB: 1 P: 12	R: 3 E: 0 K: 0 S: 11 H: 2 LOB: 2 BB: 3 P: 28	R: 0 E: 0 K: 1 S: 10 H: 2 LOB: 2 BB: 0 P: 14	R: 0 E: 0 K: 1 S: 8 H: 0 LOB: 1 BB: 1 P: 17	R: 0 E: 0 K: 1 S: 9 H: 1 LOB: 1 BB: 0 P: 12	R: 0 E: 0 K: 0 S: 6 H: 0 LOB: 1 BB: 1 P: 13	R: 0 E: 1 K: 1 S: 15 H: 1 LOB: 3 BB: 1 P: 28	1B: 6 2B: 2 3B: 0 HR: 0	SF: 0 SAC: 0 DP: 0 HBP: 1	WP: 1 PB: 1 SB: 1 CS: 0	PA: 45				

PITCHER		IP	WLS	BF	H	R	ER	SO	BB	IBB	HBP	BLK	WP	HR	S	P	ERA	WHIP
24 Nathan Eovaldi, R ERA: 3.79	(1, 1)	5.0		24	4	3	2	5	4	0	1	0	0	0	48	90	3.60	1.600
44 AJ Ramos, R ERA: 3.36	(6, 1)	1.0		4	2	0	0	1	0	0	0	0	0	0	10	14	0.00	2.000
40 Mike Dunn, L ERA: 2.77	(7, 1)	1.0		5	1	0	0	1	1	0	0	0	0	0	11	21	0.00	2.000
50 Chad Qualls, R ERA: 2.72	(8, 1)	1.0		3	0	0	0	1	0	0	0	0	0	0	6	8	0.00	0.000
52 Brad Hand, L ERA: 2.92	(9, 1)	1.0	W	4	0	0	0	0	1	0	0	0	1	0	6	13	0.00	1.000

PITCHER		IP	WLS	BF	H	R	ER	SO	BB	IBB	HBP	BLK	WP	HR	S	P	ERA	WHIP
31 Steve Cishek, R ERA: 2.51	(10, 1)	1.0	S	6	1	0	0	1	0	1	0	0	0	0	15	28	0.00	1.000

BOTTOM	
AB	37
R	3
H	8
RBI	2
BB	7
SO	9
LOB	24

Batter	1	2	3	4	5	6	7	8	9	AB	R	H	RBI	BB	SO	LOB
17 Donovan Solano, R (1, 4) OBP: 0.308, SLG: 0.322	C FF 91 X SI 91 0-1 59 1B 2B		X SI 92 0-0 21 G4-6-3 59 1B 1B		C CH 83 X CH 84 0-1 ① F7		B FF 95 B FF 94 B FF 94 C FF 93 B FF 94 B FF 94 4-2 59 1B BB		B FF 89 C FF 90 C SL 84 F SL 84 F SL 84 F FF 90 1 SAFE F SL 84 X SL 85 1-2 ② FC1-6 59 BB 1-2f	4	1	2	0	1	0	1
59 Ed Lucas, R (1, 3) OBP: 0.313, SLG: 0.340	C SI 90 F FF 92 F CU 79 F FF 93 B FF 92 X CU 80 1-2 2-H 1B		C CU 78 C FF 92 B FF 94 X CH 83 1-2 21 G4-6-3 1-2 1B		F SI 93 B FF 94 C CU 80 B FF 93 X FF 94 2-2 ② P4		X FF 93 0-0 1-3 1B		B FF 91 B SL 84 C FF 91 B FC 89 B FF 90 4-1 1-2 BB	4	0	3	1	1	0	0
21 Christian Yelich, L (1, 7) OBP: 0.360, SLG: 0.377	S FF 92 B FF 93 B FF 92 F CU 78 C CU 79 2-3 ① K		B FF 94 F FF 93 X CU 78 1-1 ①② G4-6-3 1-2f 2-3		C CU 80 S CU 81 B CU 80 S CU 80 1-3 ③ K		B SL 82 C FF 94 X SL 82 1-1 ③ F7		C SI 91 F SI 92 S FF 92 0-3 ③ K	5	0	0	0	0	3	7
27 Giancarlo Stanton, R (1, 9) OBP: 0.369, SLG: 0.490	B FF 93 C CU 78 X FF 93 1-1 ② P5		B CU 79 B CU 80 B FF 93 B FF 93 4-0 20 BB BB			C CH 83 X CU 80 0-1 20 2B 2B		B FF 90 C FF 90 S FF 90 B FS 81 S FF 90 2-3 ① K		3	1	1	0	1	1	1
20 Justin Ruggiano, R (1, 8) OBP: 0.299, SLG: 0.402	B CU 78 X CH 84 1-0 ③ P4		B CH 85 C FF 93 B CU 80 B FF 94 C FF 92 B FF 93 4-2 1-2 BB			S CU 78 B FF 92 B FF 92 X CH 84 2-1 3 CS 2-H 2B		C FF 90 C SL 76 F FS 82 B FF 91 B FF 90 F FF 91 F CH 78 X FF 91 2-2 ② G6-3		3	0	1	1	1	0	1
30 Placido Polanco, R (1, 5) OBP: 0.306, SLG: 0.290		C SI 92 B SI 92 B CU 78 F FF 93 F FF 92 B CU 79 X FF 94 3-2 ① F9	B FF 94 F CH 85 S FF 94 X FF 94 1-2 ③ F8			F FF 92 F FF 92 B FF 91 D CU 78 X FF 92 2-2 ① L7		C FF 90 X FF 90 0-1 1B		4	0	1	0	0	0	4
3 Adeiny Hechavarría, R (1, 6) OBP: 0.265, SLG: 0.297		C SI 92 F FF 94 F CU 80 B FF 93 B CU 79 B CU 78 X FF 94 3-2 46 G6-3 2B		C FF 90 C CU 77 S FF 92 0-3 ① K		F FF 92 F FF 92 B FF 92 D CU 79 F FF 92 B FF 93 F FF 93 F FF 92 3-2 ②③ F FF 93 F CU 78 F CH 83 X FF 93 F9 2-3		S FF 92 B FF 91 B CH 79 B FF 92 F FF 92 T FF 90 3-2 ③ K		4	0	1	0	0	2	2
46 Koyie Hill, S (1, 2) OBP: 0.196, SLG: 0.222 29 Greg Dobbs, L (9, PH) OBP: 0.302, SLG: 0.303		B SI 92 S CH 84 S FF 93 X CH 84 1-2 ② G6-3 2-3		X SI 92 0-0 ② F9			B FF 94 X FF 94 1-0 ① F7		S SI 91 F SI 91 X SI 91 0-2 ① G6-3	3 1	0 0	0 0	0 0	0 0	0 0	1 0
37 Henderson Alvarez III, R (1, 1) OBP: 0.306, SLG: 0.520 58 Ryan Webb, R (6, 1) OBP: 0.333, SLG: 0.333 9 Juan Pierre, L (7, PH) OBP: 0.286, SLG: 0.308 44 AJ Ramos, R (7, 1) 43 Dan Jennings, L (8, 1) 49 Arquimedes Caminero, R (8, 1) 5 Logan Morrison, L (9, PH) OBP: 0.335, SLG: 0.388 23 Jake Marisnick, R (9, PR) OBP: 0.233, SLG: 0.250		B SI 93 F FF 93 B CU 79 X FF 93 2-1 ③ G6-3		B FF 92 B FF 92 C FF 92 X SI 92 2-1 ③ G4-3		C SL 82 X SL 82 0-1 ② L4		B SI 91 B FF 92 B FF 91 C FF 90 B FF 91 4-1 17 FC1-6 BB	2 0 1 0 0 0 0 0 0	0 0 0 0 0 0 0 0 0	0 0 0 0 0 0 0 0 0	0 0 0 0 0 0 0 0 1	0 0 0 0 0 0 0 0 0	0 0 0 0 0 0 0 0 0	1 0 0 0 0 0 0 0 0
Inning Stats	R: 1 E: 0 K: 1 S: 13 H: 2 LOB: 1 BB: 0 P: 18	R: 0 E: 0 K: 0 S: 13 H: 1 LOB: 1 BB: 0 P: 22	R: 0 E: 0 K: 0 S: 11 H: 2 LOB: 3 BB: 2 P: 22	R: 0 E: 0 K: 1 S: 6 H: 0 LOB: 0 BB: 0 P: 8	R: 0 E: 0 K: 1 S: 8 H: 0 LOB: 0 BB: 0 P: 11	R: 1 E: 0 K: 0 S: 17 H: 2 LOB: 0 BB: 0 P: 24	R: 0 E: 0 K: 0 S: 8 H: 1 LOB: 2 BB: 1 P: 14	R: 0 E: 0 K: 2 S: 14 H: 1 LOB: 1 BB: 0 P: 21	R: 0 E: 0 K: 1 S: 15 H: 0 LOB: 2 BB: 2 P: 24	1B: 5 2B: 4 3B: 0 HR: 0 SF: 0 SAC: 0 DP: 1 HBP: 0						

PITCHER		IP	WLS	BF	H	R	ER	SO	BB	IBB	HBP	BLK	WP	HR	S	P	ERA	WHIP
47 Gio González, L ERA: 3.39	(1, 1)	6.0	W	25	7	2	2	3	2	0	0	0	0	0	68	105	3.00	1.500
22 Drew Storen, R ERA: 4.76	(7, 1)	1.0	H	5	1	0	0	0	1	0	0	0	0	0	8	14	0.00	2.000
36 Tyler Clippard, R ERA: 2.35	(8, 1)	1.0	H	4	1	0	0	2	0	0	0	0	0	0	14	21	0.00	1.000
29 Rafael Soriano, R ERA: 3.2	(9, 1)	1.0	S	5	0	0	0	1	2	0	0	0	0	0	15	24	0.00	2.000

PITCHER	IP	WLS	BF	H	R	ER	SO	BB	IBB	HBP	BLK	WP	HR	S	P	ERA	WHIP

TOP

Miami Marlins @ Washington Nationals

Nationals Park, Washington, DC

Thu Sep 19 2013, 7:07 PM - 10:02 PM EDT

Att. 25,945 - Partly Cloudy - 73 F

livebaseballscorecards.com

AB	34
R	2
H	9
RBI	2
BB	5
SO	6
LOB	18

WP: 0 PA: 39
PB: 0
SB: 0
CS: 1

Batter	1	2	3	4	5	6	7	8	9	AB	R	H	RBI	BB	SO	LOB
2 Denard Span, L (1, 8) OBP: 0.329, SLG: 0.380	B FF 95 X FF 93 1-0 ① F7	B SI 89 F FF 93 X FF 95 1-1 ③ G3			C EP 60 X FF 94 0-1 ① G6-3		C CU 76 B SL 82 B CH 86 F FF 93 F FF 94 F CU 79 S CU 79 2-3 ② K			4	0	0	0	0	1	0
11 Ryan Zimmerman, R (1, 5) OBP: 0.354, SLG: 0.479	B FF 94 C SI 94 X SI 90 1-1 28 BB, 34 HR, 1B		C SI 92 X SL 82 0-1 ① G6-3		C FF 92 X SL 80 0-1 1B		B FC 92 X FC 92 1-0 1B			4	1	3	0	0	0	0
28 Jayson Werth, R (1, 9) OBP: 0.401, SLG: 0.531	B FF 94 1 SAFE B SI 94 B SI 93 C FF 94 B FF 95 4-1 34 HR, 1-2 BB		B SL 79 B SI 94 C SL 81 C SI 93 X SI 93 2-2 ② G5-3		C SI 91 B SI 94 F SI 92 X SI 92 1-2 ② L7		C FF 93 B CU 77 S FF 91 B SL 83 X FF 93 2-2 ③ F9			3	1	0	0	1	0	2
34 Bryce Harper, L (1, 7) OBP: 0.383, SLG: 0.509	B FF 89 F SI 94 S SL 83 B SI 96 X SL 82 2-2 1-H, 2-H HR		B SI 92 X SI 93 1-0 20 1B, 1B		X SI 92 0-0 ③ F7			B SL 81 B SL 82 X FF 91 2-0 25 G1-3, 1B		4	1	3	3	0	0	1
20 Ian Desmond, R (1, 6) OBP: 0.334, SLG: 0.465	B SI 94 B CU 73 B FF 96 H SI 95 4-0 25 1B, HBP		C FF 93 1 SAFE X SL 80 0-1 1-2 1B			X SI 89 0-0 40 G5-3, 25 BB, 1B		B FF 92 S SL 83 1 SAFE S SL 84 T SL 83 1-2 ① K		3	0	2	0	0	1	1
25 Adam LaRoche, L (1, 3) OBP: 0.331, SLG: 0.410	B SI 94 1 SAFE B FF 89 X SI 93 2-0 40 L3, 1-3 1B		S SI 91 F FF 91 X FF 90 0-2 ③ F8			B SI 89 B SI 91 B SI 91 C SI 90 B FF 92 4-1 40 G5-3, 1-2 BB		B SL 83 X FF 91 1-0 ② G1-3, 1-3		3	0	1	0	1	0	3
40 Wilson Ramos, R (1, 2) OBP: 0.310, SLG: 0.483	C SL 83 C SI 95 B SL 83 X SI 95 1-2 ② ③ L3, 1-1			B SI 91 X SI 92 1-0 ① G6-3		B SI 94 B SI 93 X SI 94 2-0 ① ② G5-3, 1-2, 2-3f		X FF 94 0-0 ③ L8		4	0	0	0	0	0	5
6 Anthony Rendon, R (1, 4) OBP: 0.324, SLG: 0.396		C FF 91 X CH 86 0-1 ① F9		C FF 94 B FF 92 F SL 80 F FF 94 B SI 93 F SI 93 F SI 93 B SL 80 F SI 93 3-3 ② K	C SI 94 X SI 95 0-1 ③ L9					3	0	0	0	0	1	1
47 Gio González, R (1, 1) OBP: 0.125, SLG: 0.167 22 Drew Storen, S (7, 1) 1 Steve Lombardozzi, S (7, PH) OBP: 0.274, SLG: 0.333 36 Tyler Clippard, R (8, 1) 29 Rafael Soriano, R (9, 1)		B FF 94 S SI 95 F FF 94 X SL 80 1-2 ② F8		S SI 93 S CU 76 B FF 96 X SI 93 1-2 ③ G3-1			C CU 76 X FF 92 0-1 ① G6-3			2 0 1 0 0	0 0 0 0 0	0 0 0 0 0	0 0 0 0 0	0 0 0 0 0	0 0 0 0 0	0 0 0 0 0
Inning Stats	R: 3 E: 0 K: 0 S: 11 H: 3 LOB: 1 BB: 1 P: 26	R: 0 E: 0 K: 0 S: 7 H: 0 LOB: 0 BB: 0 P: 9	R: 0 E: 0 K: 0 S: 11 H: 2 LOB: 2 BB: 0 P: 14	R: 0 E: 0 K: 1 S: 12 H: 0 LOB: 0 BB: 0 P: 17	R: 0 E: 0 K: 0 S: 8 H: 1 LOB: 1 BB: 0 P: 9	R: 0 E: 0 K: 0 S: 5 H: 1 LOB: 1 BB: 1 P: 11	R: 0 E: 0 K: 1 S: 11 H: 1 LOB: 1 BB: 0 P: 16	R: 0 E: 0 K: 1 S: 6 H: 1 LOB: 1 BB: 0 P: 10		1B: 8 2B: 1 3B: 0 HR: 1 SF: 0 SAC: 0 DP: 2 HBP: 1				WP: 0 PB: 0 SB: 0 CS: 0 PA: 34		

PITCHER		IP	WLS	BF	H	R	ER	SO	BB	IBB	HBP	BLK	WP	HR	S	P	ERA	WHIP
37 Henderson Alvarez III, R ERA: 4.05	(1, 1)	5.0	L	24	7	3	3	1	2	0	1	0	0	1	51	81	5.40	1.800
58 Ryan Webb, R ERA: 2.84	(6, 1)	1.0		2	0	0	0	0	0	0	0	0	0	0	3	5	0.00	0.000
44 AJ Ramos, R ERA: 3.32	(7, 1)	1.0		4	1	0	0	1	0	0	0	0	0	0	11	16	0.00	1.000
43 Dan Jennings, L ERA: 3.83	(8, 1)	0.2		3	1	0	0	1	0	0	0	0	0	0	5	9	0.00	1.500
49 Arquimedes Caminero, R ERA: 3.18	(8, 1)	0.1		1	0	0	0	0	0	0	0	0	0	0	1	1	0.00	0.000

PITCHER	IP	WLS	BF	H	R	ER	SO	BB	IBB	HBP	BLK	WP	HR	S	P	ERA	WHIP

BOTTOM

Miami Marlins @ Washington Nationals

Nationals Park, Washington, DC

Thu Sep 19 2013, 7:07 PM - 10:02 PM EDT

Att. 25,945 - Partly Cloudy - 73 F

livebaseballscorecards.com

AB	31
R	3
H	9
RBI	3
BB	2
SO	3
LOB	13

Batter	1	2	3	4	5	6	7	8	9	AB	R	H	RBI	BB	SO	LOB
17 Donovan Solano, R (1, 4) OBP: 0.307, SLG: 0.321	F FF 94 B CU 78 X FF 94 1-1 ① G6-3			C SL 86 F FF 94 F CU 79 X SL 87 0-2 ① G1-3		C SL 88 F FF 95 X FF 95 0-2 8 FC4-6 1B			B FF 95 B FF 94 C FF 93 F FF 95 F SL 88 F FF 95 X FF 95 2-2 ② L6	4	0	1	0	0	0	0
8 Chris Coghlan, L (1, 7) OBP: 0.307, SLG: 0.362	C FF 94 S FF 95 S FF 94 0-3 ② K			C CU 80 C FF 95 F FF 96 S SL 90 0-3 ② K		X FF 94 0-0 ③ FC4-6 1-2f			B CU 77 B FF 95 X FF 94 2-0 1B	4	0	1	0	0	2	1
27 Giancarlo Stanton, R (1, 9) OBP: 0.368, SLG: 0.486	C SL 86 S SL 86 S FF 95 0-3 ③ K			B FF 96 B SL 89 C SL 89 B FF 96 B SL 87 4-1 BB			B SL 87 B FF 94 B FF 95 C FF 95 X SL 88 3-1 ① G6-3		C FF 95 X FF 95 0-1 ③ G4-3	3	0	0	0	1	1	1
20 Justin Ruggiano, R (1, 8) OBP: 0.297, SLG: 0.398 52 Brad Hand, L (7, 1)		S SL 85 B SL 86 S SL 88 B FF 95 B SL 88 F SL 88 C SL 86 3-3 ① K		C SL 87 B SL 87 F FF 94 F FF 95 S SL 88 1-3 ③ K			B FF 94 X SL 87 1-0 ② L6			3 0	0 0	0 0	0 0	0 0	2 0	1 0
59 Ed Lucas, R (1, 5) OBP: 0.310, SLG: 0.336		C FF 94 F FF 95 F FF 95 C SL 87 0-3 ② K			F FF 93 X FF 94 0-1 ① G4-3		C FF 94 X FF 94 0-1 ③ G1-3			3	0	0	0	0	1	0
5 Logan Morrison, L (1, 3) OBP: 0.332, SLG: 0.384		C CU 79 B FF 96 C CU 79 S FF 96 1-3 ③ K			C FF 95 B CH 88 S FF 94 F SI 95 B SL 89 X FF 95 2-2 ② G4-3			C FF 91 B SL 86 X FF 92 1-1 ① P4		3	0	0	0	0	1	0
3 Adeiny Hechavarría, R (1, 6) OBP: 0.263, SLG: 0.295			B FF 94 C FF 94 B SL 88 X FF 95 2-1 ① G6-3		C FF 95 B FF 95 F FF 95 B SL 88 X SL 88 2-2 ③ F8			X FF 92 0-0 ② L9		3	0	0	0	0	0	0
6 Jeff Mathis, R (1, 2) OBP: 0.258, SLG: 0.297			C SL 86 F SL 88 B FF 95 B FF 96 S FF 95 2-3 ② K			S SL 87 S FF 95 F FF 95 X SL 88 0-2 ① L8		C FF 93 F FF 93 S CU 78 0-3 ③ K		3	0	0	0	0	2	0
33 Jacob Turner, R (1, 1) OBP: 0.086, SLG: 0.143 39 Chris Hatcher, R (6, 1) 23 Jake Marisnick, R (7, 8) OBP: 0.231, SLG: 0.248			C FF 95 F FF 94 X SL 88 0-2 ③ P2			X FF 94 0-0 ② G4-3			F FF 93 B SL 86 X SL 86 1-1 ① L8	2 0 1	0 0 0	0 0 0	0 0 0	0 0 0	0 0 0	0 0 0
Inning Stats	R: 0 E: 0 K: 2 S: 8 H: 0 LOB: 0 BB: 0 P: 9	R: 0 E: 0 K: 3 S: 11 H: 0 LOB: 0 BB: 0 P: 15	R: 0 E: 0 K: 1 S: 8 H: 0 LOB: 0 BB: 0 P: 12	R: 0 E: 0 K: 2 S: 13 H: 0 LOB: 1 BB: 1 P: 18	R: 0 E: 0 K: 0 S: 9 H: 0 LOB: 0 BB: 0 P: 13	R: 0 E: 0 K: 0 S: 9 H: 1 LOB: 1 BB: 0 P: 9	R: 0 E: 0 K: 0 S: 5 H: 0 LOB: 0 BB: 0 P: 9	R: 0 E: 0 K: 1 S: 6 H: 0 LOB: 0 BB: 0 P: 7	R: 0 E: 0 K: 0 S: 10 H: 1 LOB: 1 BB: 0 P: 15	1B: 2 2B: 0 3B: 0 HR: 0 SF: 0 SAC: 0 DP: 0 HBP: 0						

PITCHER	IP	WLS	BF	H	R	ER	SO	BB	IBB	HBP	BLK	WP	HR	S	P	ERA	WHIP
27 Jordan Zimmermann, R (1, 1) ERA: 3.18	9.0	W	30	2	0	0	9	1	0	0	0	0	0	79	107	0.00	0.333

PITCHER	IP	WLS	BF	H	R	ER	SO	BB	IBB	HBP	BLK	WP	HR	S	P	ERA	WHIP

TOP

Miami Marlins @ Washington Nationals

Nationals Park, Washington, DC

Fri Sep 20 2013, 7:06 PM - 9:28 PM EDT

Att. 34,752 - Partly Cloudy - 73 F

livebaseballscorecards.com

AB	29
R	0
H	2
RBI	0
BB	1
SO	9
LOB	3

WP: 0 PA: 30
PB: 0
SB: 0
CS: 0

Batter	1	2	3	4	5	6	7	8	9	AB	R	H	RBI	BB	SO	LOB
2 Denard Span, L (1, 8) OBP: 0.329, SLG: 0.384	B FF 94 X FF 94 1-0 ① G6-3		F FF 93 B CH 85 F SI 92 C CU 80 1-3 ② K			B FF 91 2-2 C FF 94 F FF 92 F FF 94 X FF 92 11 1B 28 2B 1B C FF 94 F FF 93 F FF 95 D FS 87 R SI 96 X FS 87 2-2 1-H 2-H 3B		X FF 94 0-0 ③ F8		5	1	2	2	0	1	1
11 Ryan Zimmerman, R (1, 5) OBP: 0.353, SLG: 0.477	B FF 94 B FF 94 C FF 95 X SI 94 2-1 ② G6-3		B FF 93 S CU 77 F FF 93 X CU 81 1-2 ③ G6-3			X FF 91 0-0 28 2B 1B 1-3 B SL 86 2-2 ③ L9				4	1	1	0	0	0	2
28 Jayson Werth, R (1, 9) OBP: 0.402, SLG: 0.532 10 Corey Brown, L (8, 9) OBP: 0.333, SLG: 0.600	X FF 94 0-0 ③ P4			B CU 78 B SI 90 B FF 92 C FF 92 F FF 93 X SI 93 3-2 ① P3		X FF 90 0-0 34 2B 1B-H 3-H 2B	B FF 92 B FF 93 C FF 92 B FF 94 B FF 94 4-1 20 2B BB			3 0	2 0	1 0	2 0	1 0	0 0	0 0
34 Bryce Harper, L (1, 7) OBP: 0.382, SLG: 0.509		C SI 93 B FF 93 X SI 94 1-1 ① G4-3		S SI 93 X CU 79 0-1 ② G5-3		S SI 91 X SI 92 0-1 20 G6-3 40 1B 2-H 2B	B FF 93 C FF 93 X CU 77 1-1 ① F8			4	1	1	1	0	0	1
20 Ian Desmond, R (1, 6) OBP: 0.335, SLG: 0.467		F FF 94 B CU 80 F SI 94 C CU 81 1-3 ② K		C FF 93 B FF 93 B SI 93 B FF 94 X FF 93 3-1 1B		T CU 79 F CU 79 X FC 86 0-2 ① G6-3 2-3	B CH 86 S CH 86 C FF 93 F CH 86 B FF 94 X CH 87 2-2 1-H 2B			4	0	2	1	0	1	1
25 Adam LaRoche, L (1, 3) OBP: 0.332, SLG: 0.409	B FF 94 B SI 93 B FF 94 B FF 95 4-0 40 1B BB			X SI 92 0-0 ③ F7		B CU 78 D SI 92 B CU 78 F FF 92 B FC 83 4-1 40 1B 6 1B BB	B FF 94 F FF 94 C CU 78 F CU 80 S CU 79 1-3 ② K			2	1	0	0	2	1	2
40 Wilson Ramos, R (1, 2) OBP: 0.313, SLG: 0.483	C FF 94 F FF 94 X SI 94 0-2 ③ 1-3 1B				C FF 92 C FF 93 B FF 93 S CU 80 1-3 ① K	C SL 84 C SI 94 B FF 94 D SL 86 B FF 92 1 SAFE F FF 96 X SL 84 3-2 27 FC1-5 6 1B 1-3 3-H 1B	B FF 93 F CH 85 F FF 93 X CH 86 1-2 ③ G1-3			4	0	2	1	0	1	1
6 Anthony Rendon, R (1, 4) OBP: 0.326, SLG: 0.397			C FF 92 X FF 93 0-1 27 G6-3 1B		B FF 93 X FF 93 1-0 ② F8	X SL 85 0-0 27 FC1-5 2 3B 1-2 3-H 1B		C FF 93 B SI 94 X CH 88 1-1 ① G4-3		4	1	2	1	0	0	0
27 Jordan Zimmermann, R (1, 1) OBP: 0.123, SLG: 0.127			C FF 92 B FF 92 1 SAFE X FF 92 1-1 ① G6-3 1-2		C FF 93 B FF 93 B FF 93 X FF 91 2-1 ③ L8	C SI 93 X SI 93 0-1 ② FC1-5 2 3B 1-2 2-3f		F FF 94 S CH 87 B FF 94 B CU 81 B FF 93 T FF 95 3-2 ② K		4	1	0	0	0	1	3
Inning Stats	R: 0 E: 0 K: 0 S: 4 H: 0 LOB: 0 BB: 0 P: 7	R: 0 E: 0 K: 1 S: 8 H: 1 LOB: 2 BB: 1 P: 14	R: 0 E: 0 K: 1 S: 10 H: 1 LOB: 1 BB: 1 P: 13	R: 0 E: 0 K: 0 S: 8 H: 1 LOB: 1 BB: 0 P: 14	R: 0 E: 0 K: 1 S: 6 H: 0 LOB: 0 BB: 0 P: 10	R: 7 E: 0 K: 0 S: 26 H: 7 LOB: 1 BB: 1 P: 39	R: 1 E: 0 K: 1 S: 14 H: 1 LOB: 1 BB: 1 P: 23	R: 0 E: 0 K: 1 S: 6 H: 0 LOB: 0 BB: 0 P: 10		1B: 7 2B: 3 3B: 1 HR: 0	SF: 0 SAC: 0 DP: 0 HBP: 0		WP: 0 PB: 0 SB: 0 CS: 0	PA: 37		

PITCHER		IP	WLS	BF	H	R	ER	SO	BB	IBB	HBP	BLK	WP	HR	S	P	ERA	WHIP
33 Jacob Turner, R ERA: 3.74	(1, 1)	5.1	L	24	7	5	5	3	2	0	0	0	0	0	47	75	8.44	1.688
39 Chris Hatcher, R ERA: 12.46	(6, 1)	0.2		5	3	2	2	0	0	0	0	0	0	0	15	22	27.00	4.500
52 Brad Hand, L ERA: 3.14	(7, 1)	2.0		8	1	1	1	2	1	0	0	0	0	0	20	33	4.50	1.000

PITCHER	IP	WLS	BF	H	R	ER	SO	BB	IBB	HBP	BLK	WP	HR	S	P	ERA	WHIP

BOTTOM

Miami Marlins @ Washington Nationals

Nationals Park, Washington, DC

Fri Sep 20 2013, 7:06 PM - 9:28 PM EDT

Att. 34,752 - Partly Cloudy - 73 F

livebaseballscorecards.com

AB	34
R	8
H	11
RBI	8
BB	3
SO	5
LOB	11

Batter	1	2	3	4	5	6	7	8	9	AB	R	H	RBI	BB	SO	LOB
8 Chris Coghlan, L (1, 7) OBP: 0.305, SLG: 0.356	C FF 89 X FC 85 0-1 ① G3-1		F FC 85 B KC 80 X KC 79 1-1 ① F8		B KC 78 F SI 88 X FC 85 1-1 ① P4		1 SAFE 1 SAFE 1 SAFE C SI 91 B SI 92 1 SAFE C SI 93 B FS 82 B SI 92 4-2 B SI 92 1-3 21 G4-6-3 BB		C SI 92 F SI 93 B SI 94 F CH 84 F SI 93 B CH 84 S CH 85 2-3 ② K	3	0	0	0	1	0	0
20 Justin Ruggiano, R (7, 8) OBP: 0.296, SLG: 0.398										1	0	0	0	0	1	0
17 Donovan Solano, R (1, 4) OBP: 0.309, SLG: 0.323	F FF 88 C KC 78 S KC 80 0-3 ② K		C FC 85 B FF 88 B KC 80 F FC 85 X KC 80 2-2 ② F9		C KC 79 B KC 80 C FF 89 X FF 89 1-2 21 G6-4-3 1B		X FF 91 0-0 ① SF7 3-H		X SI 93 0-0 1B	4	0	2	1	0	1	0
21 Christian Yelich, L (1, 8) OBP: 0.360, SLG: 0.395 (7, 7)	B FF 88 B FC 86 X FC 85 2-0 27 HR 2B		B KC 79 B FS 83 F FC 86 B FF 89 X FC 85 3-1 HR		C FF 88 B FF 89 B FS 83 X FF 88 2-1 ②③ G6-4-3 1-2f		1 SAFE C CU 78 B SI 91 S CU 81 B CU 80 X CU 82 2-2 ②③ G4-6-3 1-2f		1 SAFE D CH 84 B CH 84 F SI 92 F SI 92 B KC 78 S CH 85 3-3 ③ K	5	2	2	1	0	1	3
27 Giancarlo Stanton, R (1, 9) OBP: 0.367, SLG: 0.491	B FC 86 S FC 86 C FF 88 F FS 83 B SI 89 F FS 84 F FC 83 X FF 90 2-2 2-H HR		C FC 86 C FF 89 B FC 82 B FS 84 S KC 83 2-3 ③ K			C KC 78 C FS 83 T FS 78 0-2 ① K		C SL 84 X SI 96 0-1 ① L6		4	1	1	2	0	2	0
5 Logan Morrison, L (1, 3) OBP: 0.334, SLG: 0.386	C FC 85 C FC 85 B KC 81 X FS 82 1-2 1B			C KC 79 X FS 84 0-1 ① G4-3		B KC 80 F SI 89 B KC 78 F FS 82 X SI 90 2-2 30 G1-3 1B		S SL 84 B SI 96 B SL 84 X FF 96 2-1 ② G5-3		4	0	2	0	0	0	0
30 Placido Polanco, R (1, 5) OBP: 0.308, SLG: 0.292	B FC 85 F FC 85 C FF 88 B FF 88 X FC 85 2-2 ③ F9			C FC 85 B FC 87 F KC 80 X KC 79 1-2 3 1B 1B		X FC 84 0-0 ② G1-3 1-2		B FF 95 C FF 95 X SL 84 1-1 3 1B 1B		4	0	2	0	0	0	2
3 Adeiny Hechavarría, R (1, 6) OBP: 0.267, SLG: 0.297		B FC 86 B FC 85 F FC 83 F FC 85 B FC 87 X FC 85 3-2 ① G3		X FC 85 0-0 1-2 1B		B KC 79 B FF 88 C FC 86 C FF 89 B FC 86 B FC 86 4-2 6 FC6-4 BB		B FF 96 B FF 95 X FF 95 2-0 1-3 1B		3	0	2	0	1	0	0
6 Jeff Mathis, R (1, 2) OBP: 0.254, SLG: 0.292		X FC 85 0-0 ② F8		D FF 89 C FC 85 C FF 89 D KC 81 B FC 86 T FC 87 3-2 ② K		B FC 87 X FC 86 1-0 ③ FC6-4 1-2f		C FF 96 L SL 83 S SL 85 0-3 ③ K		4	0	0	0	0	2	6
34 Tom Koehler, R (1, 1) OBP: 0.079, SLG: 0.079 9 Juan Pierre, L (7, PH) OBP: 0.288, SLG: 0.310 40 Mike Dunn, L (7, 1) 50 Chad Qualls, R (8, 1) 29 Greg Dobbs, L (9, PH) OBP: 0.300, SLG: 0.302 31 Steve Cishek, R (9, 1)		B FF 89 C SI 89 C FC 86 S FC 86 1-3 ③ K		F FC 87 B FC 85 F FC 86 X FS 83 1-2 ③ G6-3			B SI 91 X SI 91 1-0 8 WP 8 S 17 SF7 1B		C FF 91 B KC 77 X CH 83 1-1 ① G1-3	2 1 0 0 1 0	0 1 0 0 0 0	0 1 0 0 0 0	0 0 0 0 0 0	0 0 0 0 0 0	1 0 0 0 0 0	2 0 0 0 0 0
Inning Stats	R: 2 E: 0 K: 1 S: 18 H: 3 LOB: 1 BB: 0 P: 25	R: 0 E: 0 K: 1 S: 7 H: 0 LOB: 0 BB: 0 P: 11	R: 1 E: 0 K: 1 S: 10 H: 1 LOB: 0 BB: 0 P: 18	R: 0 E: 0 K: 1 S: 12 H: 2 LOB: 2 BB: 0 P: 17	R: 0 E: 0 K: 0 S: 7 H: 1 LOB: 0 BB: 0 P: 11	R: 0 E: 0 K: 1 S: 10 H: 1 LOB: 2 BB: 1 P: 17	R: 1 E: 0 K: 0 S: 7 H: 1 LOB: 0 BB: 1 P: 14	R: 0 E: 0 K: 1 S: 10 H: 2 LOB: 2 BB: 0 P: 15	R: 0 E: 0 K: 2 S: 11 H: 1 LOB: 1 BB: 0 P: 17	1B: 9 2B: 1 3B: 0 HR: 2 SF: 1 SAC: 0 DP: 2 HBP: 0				WP: 1 PB: 0 SB: 1 CS: 0		PA: 39

PITCHER		IP	WLS	BF	H	R	ER	SO	BB	IBB	HBP	BLK	WP	HR	S	P	ERA	WHIP
15 Dan Haren, R ERA: 4.87	(1, 1)	6.0	L	26	8	3	3	5	1	0	0	0	0	2	64	99	4.50	1.500
52 Ryan Mattheus, R ERA: 6.15	(7, 1)	0.1		3	1	1	1	0	1	0	0	0	1	0	4	9	27.00	6.000
64 Xavier Cedeño, L ERA: 6.94	(7, 1)	0.2		1	0	0	0	0	0	0	0	0	0	0	3	5	0.00	0.000
22 Drew Storen, R ERA: 4.68	(8, 1)	1.0		5	2	0	0	1	0	0	0	0	0	0	10	15	0.00	2.000
51 Erik Davis, R ERA: 3.12	(9, 1)	1.0		4	1	0	0	2	0	0	0	0	0	0	11	17	0.00	1.000

PITCHER	IP	WLS	BF	H	R	ER	SO	BB	IBB	HBP	BLK	WP	HR	S	P	ERA	WHIP

TOP

Miami Marlins @ Washington Nationals

Nationals Park, Washington, DC

Sun Sep 22 2013, 1:35 PM - 4:15 PM EDT

Att. 35,101 - Cloudy - 68 F

livebaseballscorecards.com

AB	36
R	4
H	12
RBI	4
BB	2
SO	8
LOB	13

MIAMI

BOTTOM

Miami Marlins @ Washington Nationals

Nationals Park, Washington, DC

Sun Sep 22 2013, 1:35 PM - 4:15 PM EDT

Att. 35,101 - Cloudy - 68 F

livebaseballscorecards.com

Batter	1	2	3	4	5	6	7	8	9	AB	R	H	RBI	BB	SO	LOB
2 Denard Span, L (1, 8) OBP: 0.329, SLG: 0.382	B FF 92 C FF 92 F SI 92 F KC 81 X FF 94 1-2 ① G3-1		X FF 92 0-0 ③ F8			C FF 93 F SL 85 F KC 81 B FF 93 B FF 93 B KC 80 B FF 92 4-2 11 HR BB			C SI 92 C SL 83 B SI 93 F SL 84 B SI 92 S SI 94 2-3 ① K	3	1	0	0	1	1	0
11 Ryan Zimmerman, R (1, 5) OBP: 0.354, SLG: 0.483	B FF 93 X FF 94 1-0 28 G6-4-3 1B			C FF 93 B SI 94 X SI 93 1-1 ① L9		B FF 91 1 SAFE C KC 78 B KC 84 1 SAFE X FF 92 2-1 1-H HR			C SI 92 F SI 92 B SL 83 B SI 93 C SI 91 2-3 ② K	4	1	2	2	0	1	0
28 Jayson Werth, R (1, 9) OBP: 0.398, SLG: 0.527	C FF 92 B SI 92 B KC 78 C FF 93 X KC 80 2-2 ②③ G6-4-3 1-2f			B SL 86 B FF 94 C FF 93 F KC 80 X KC 82 2-2 ② L9		X KC 79 0-0 ③ L7			C SI 92 B SI 92 B SL 82 C SI 92 X SI 93 2-2 ③ P3	4	0	0	0	0	0	1
34 Bryce Harper, L (1, 7) OBP: 0.380, SLG: 0.505		C KC 77 B KC 80 F FF 93 F FF 94 X KC 81 1-2 ① G4-3		B KC 79 B CH 86 S FF 93 F CH 86 F KC 82 X SL 85 2-2 ③ F7			X SL 85 0-0 ① F7			3	0	0	0	0	0	0
20 Ian Desmond, R (1, 6) OBP: 0.335, SLG: 0.465		B KC 83 C SI 94 F SL 85 H FF 94 2-2 HBP			C KC 78 F FF 93 B SL 86 F FF 94 X KC 82 1-2 ① G6-3		C FF 95 B CU 76 F FF 94 C FF 96 1-3 ② K			2	0	0	0	0	1	0
25 Adam LaRoche, L (1, 3) OBP: 0.332, SLG: 0.408		C FF 93 X CH 84 0-1 ② F7			B KC 79 B FF 94 C FF 94 X FF 93 2-1 1 G4-6-3 1B		B FF 94 F FF 94 C FF 95 F FF 95 X SL 86 1-2 ③ G5-3			3	0	1	0	0	0	1
1 Steve Lombardozzi, S (1, 4) OBP: 0.274, SLG: 0.333		C FF 93 1 SAFE S KC 79 1 SAFE B KC 80 1 SAFE F FF 94 X SL 86 1-2 ③ P3			C KC 78 X KC 79 0-1 ②③ G4-6-3 1-2f			F SI 94 X SL 85 0-1 4 G4-3 1B		3	0	1	0	0	0	2
23 Jhonatan Solano, R (1, 2) OBP: 0.196, SLG: 0.205 4 Zach Walters, S (8, PH) OBP: 0.750, SLG: 0.667 41 Sandy León, S (9, 2)			B FF 93 B SI 91 C FF 90 B FF 92 X FF 90 3-1 ① F8			X FF 92 0-0 ① G4-3			C SI 94 C SI 95 X SL 86 0-2 ①② G4-3 1-2f	2 1 0	0 0 0	0 0 0	0 0 0	0 0 0	0 0 0	0 1 0
15 Dan Haren, R (1, 1) OBP: 0.196, SLG: 0.227 10 Corey Brown, L (6, PH) OBP: 0.308, SLG: 0.545 52 Ryan Mattheus, R (7, 1) 64 Xavier Cedeño, L (7, 1) 22 Drew Storen, S (8, 1) 18 Chad Tracy, L (8, PH) OBP: 0.223, SLG: 0.290 51 Erik Davis, R (9, 1)			C FF 93 X FF 93 0-1 ② L8			C FF 93 B KC 80 B KC 78 S FF 93 X SI 94 2-2 ② F7			C SI 94 B SI 96 B SL 89 B SI 93 X SI 93 3-1 ③ P6	1 1 0 0 0 1 0	0 0 0 0 0 0 0	0 0 0 0 0 0 0	0 0 0 0 0 0 0	0 0 0 0 0 0 0	0 0 0 0 0 0 0	0 0 0 0 0 0 0
Inning Stats	R: 0 E: 0 K: 0 S: 8 H: 1 LOB: 0 BB: 0 P: 12	R: 0 E: 0 K: 0 S: 12 H: 0 LOB: 1 BB: 0 P: 16	R: 0 E: 0 K: 0 S: 5 H: 0 LOB: 0 BB: 0 P: 8	R: 0 E: 0 K: 0 S: 9 H: 0 LOB: 0 BB: 0 P: 14	R: 0 E: 0 K: 0 S: 8 H: 1 LOB: 0 BB: 0 P: 11	R: 2 E: 0 K: 0 S: 10 H: 1 LOB: 0 BB: 1 P: 18	R: 0 E: 0 K: 1 S: 8 H: 0 LOB: 0 BB: 0 P: 10	R: 0 E: 0 K: 0 S: 7 H: 1 LOB: 0 BB: 0 P: 10	R: 0 E: 0 K: 2 S: 10 H: 0 LOB: 0 BB: 0 P: 16	1B: 3 2B: 0 3B: 0 HR: 1	SF: 0 SAC: 0 DP: 3 HBP: 1			WP: 0 PB: 0 SB: 0 CS: 0	PA: 30	

	AB	28
	R	2
	H	4
	RBI	2
	BB	1
	SO	3
	LOB	5

PITCHER		IP	WLS	BF	H	R	ER	SO	BB	IBB	HBP	BLK	WP	HR	S	P	ERA	WHIP
34 Tom Koehler, R ERA: 4.45	(1, 1)	6.0	W	21	3	2	2	0	1	0	1	0	0	1	52	79	3.00	0.667
40 Mike Dunn, L ERA: 2.73	(7, 1)	1.0	H	3	0	0	0	1	0	0	0	0	0	0	8	10	0.00	0.000
50 Chad Qualls, R ERA: 2.67	(8, 1)	1.0	H	3	1	0	0	0	0	0	0	0	0	0	7	10	0.00	1.000
31 Steve Cishek, R ERA: 2.47	(9, 1)	1.0	S	3	0	0	0	2	0	0	0	0	0	0	10	16	0.00	0.000

PITCHER	IP	WLS	BF	H	R	ER	SO	BB	IBB	HBP	BLK	WP	HR	S	P	ERA	WHIP

Miami Marlins @ Washington Nationals

Nationals Park, Washington, DC

Sun Sep 22 2013, 7:07 PM - 10:28 PM EDT

Att. 34,824 - Overcast - 69 F

TOP

livebaseballscorecards.com

Batter	1	2	3	4	5	6	7	8	9	AB	R	H	RBI	BB	SO	LOB
17 Donovan Solano, R (1, 4) OBP: 0.308, SLG: 0.326	B FF 94 C FF 94 F FF 94 X CU 79 1-2 59 G4-3 21 G3 2B		F FF 94 D CH 86 X CH 85 1-1 ①② G5-4-3 1-2f		C FF 94 X CU 78 0-1 ② L5		C FC 86 F FC 86 X SI 92 0-2 ②③ G4-6-3 1-2f			4	1	1	0	0	0	2
59 Ed Lucas, R (1, 3) OBP: 0.309, SLG: 0.335	B FF 93 F FF 93 C CU 79 B SI 95 X CU 78 2-2 ① G4-3 2-3		C FF 95 X CH 87 0-1 ③ G5-3		B CU 79 B FF 94 S FF 94 X FF 94 2-1 1B			S FF 92 B FF 91 S CH 79 F FF 92 S CH 80 1-3 ① K		4	0	1	0	0	1	1
21 Christian Yelich, L (1, 7) OBP: 0.359, SLG: 0.397	B FF 94 B FF 94 C FF 94 F FF 94 X CU 80 2-2 ② G3 3-H			C CU 79 B SI 94 C CH 87 S CH 88 1-3 ① K	C SI 93 F CH 86 D CH 87 C FF 94 1-3 ③ K			B SL 76 B FF 92 B FF 91 C FF 90 S FF 92 F FF 93 F FF 92 X CH 79 3-2 27 2B 2B		4	1	1	1	0	2	1
27 Giancarlo Stanton, R (1, 9) OBP: 0.368, SLG: 0.494	C FF 96 F CU 80 B CH 89 F CH 89 B FF 97 S CU 82 2-3 ③ K			C FF 95 B FF 94 F CH 87 X SI 96 1-2 8 BB 3 1B 1B		C CU 80 F FF 94 B CH 88 X CH 88 1-2 ① G5-3		C FF 93 S FF 92 F FF 94 F FF 93 B CH 80 F FF 93 X CH 81 1-2 2-H 2B		4	1	2	1	0	1	0
20 Justin Ruggiano, R (1, 8) OBP: 0.296, SLG: 0.403		C FF 96 B CU 81 B FF 94 B FF 95 F FF 96 X FF 96 3-2 HR		B CH 86 B FF 94 F FF 94 F CH 86 S CU 81 2-3 ② K		B CH 87 B CH 88 S CH 86 F FF 94 X SI 95 2-2 ② G6-3		F FF 92 S FF 92 F FF 93 X SL 77 0-2 ② F7		4	1	1	1	0	1	2
8 Chris Coghlan, L (1, 5) OBP: 0.309, SLG: 0.353		X FF 95 0-0 ① L8		C CU 79 1 SAFE 1 SAFE B FF 94 T CH 86 D CH 86 B FF 94 F CH 88 B SI 94 4-2 3 1B 1-2 BB		B FF 94 C CU 80 B CH 88 B FF 94 C FF 94 B CH 88 4-2 3 S BB		C CH 80 B FF 91 S FF 92 T FF 92 1-2 ③ K		2	0	0	0	2	1	1
3 Adeiny Hechavarría, R (1, 6) OBP: 0.267, SLG: 0.297		C CU 78 B FF 96 T FF 93 S CU 80 1-3 ② K2-3		B FF 94 F FF 94 B SI 94 X FF 94 2-1 1-3 2-H 1B		C FF 94 C CU 80 D CU 81 F FF 94 F CU 80 F SI 94 F SI 94 X CH 87 1-2 ③ F8 1-2			C FF 87 C SL 86 B SL 84 X SL 84 1-2 ① L8	4	0	1	1	0	1	1
46 Koyie Hill, S (1, 2) OBP: 0.180, SLG: 0.204		F FF 94 F FF 95 T FF 96 0-2 ③ K		B CH 84 1 SAFE 1 SAFE B FF 93 S CH 86 C FF 93 B CU 80 X CH 87 3-2 ③ G3			B SI 92 B SI 93 X SI 93 2-0 ① F7		X SI 89 0-0 ② G4-3	4	0	0	0	0	1	2
35 Brian Flynn, L (1, 1) ERA: 3.86, BAA: 0.400 9 Juan Pierre, L (5, PH) 58 Ryan Webb, R (6, 1) ERA: 4.50, BAA: 0.229 43 Dan Jennings, L (6, 1) 49 Arquimedes Caminero, R (6, 1) 5 Logan Morrison, L (7, PH) ERA: 4.09, BAA: 0.286 44 AJ Ramos, R (7, 1) 29 Greg Dobbs, L (8, PH) ERA: 7.84, BAA: 0.421 36 Sam Dyson, R (8, 1)			C FF 94 X FF 92 0-1 17 G5-4-3 1B		B CU 80 C FF 93 B CH 85 F FF 93 X CU 79 2-2 ① F8		B KC 80 B KC 79 B SI 92 B SI 92 4-0 17 G4-6-3 BB		C SI 91 F SL 85 S FF 90 0-3 ③ K	1 0 1 0 0 0 0 1 0 0 0 0 0 0 0 0 0 0 0 0 0 0 0 0 0 0 0 0 0 0 0 0 0 0 0 0 0 0 0 1 0 0 0 0 0 0 0 0 0 1 0 0 0 0 1 0 0 0 0 0 0 0 0						
Inning Stats	R: 1 E: 0 K: 1 S: 13 H: 1 LOB: 0 BB: 0 P: 20	R: 1 E: 0 K: 2 S: 10 H: 1 LOB: 0 BB: 0 P: 14	R: 0 E: 0 K: 0 S: 6 H: 1 LOB: 0 BB: 0 P: 7	R: 1 E: 0 K: 2 S: 17 H: 2 LOB: 2 BB: 1 P: 30	R: 0 E: 0 K: 1 S: 10 H: 1 LOB: 1 BB: 0 P: 15	R: 0 E: 0 K: 0 S: 15 H: 0 LOB: 1 BB: 1 P: 23	R: 0 E: 0 K: 0 S: 4 H: 0 LOB: 0 BB: 1 P: 10	R: 1 E: 0 K: 2 S: 22 H: 2 LOB: 1 BB: 0 P: 28	R: 0 E: 0 K: 1 S: 7 H: 0 LOB: 0 BB: 0 P: 8	1B: 4 2B: 3 3B: 0 HR: 1	SF: 0 SAC: 0 DP: 2 HBP: 0					

	AB	33
	R	4
	H	8
	RBI	4
	BB	3
	SO	9
	LOB	10

WP: 0 PB: 0 SB: 1 CS: 0 PA: 36

PITCHER		IP	WLS	BF	H	R	ER	SO	BB	IBB	HBP	BLK	WP	HR	S	P	ERA	WHIP
37 Stephen Strasburg, R ERA: 3.02	(1, 1)	6.0		25	6	3	3	6	2	0	0	0	0	1	71	109	4.50	1.333
35 Craig Stammen, R ERA: 2.79	(7, 1)	1.0	H	3	0	0	0	0	1	0	0	0	0	0	4	10	0.00	1.000
36 Tyler Clippard, R ERA: 2.44	(8, 1)	1.0	B	5	2	1	1	2	0	0	0	0	0	0	22	28	9.00	2.000
29 Rafael Soriano, R ERA: 3.15	(9, 1)	1.0	W	3	0	0	0	1	0	0	0	0	0	0	7	8	0.00	0.000

PITCHER	IP	WLS	BF	H	R	ER	SO	BB	IBB	HBP	BLK	WP	HR	S	P	ERA	WHIP

Miami Marlins @ Washington Nationals

Nationals Park, Washington, DC

Sun Sep 22 2013, 7:07 PM - 10:28 PM EDT

Att. 34,824 - Overcast - 69 F

livebaseballscorecards.com

BOTTOM

Batter	1	2	3	4	5	6	7	8	9	AB	R	H	RBI	BB	SO	LOB
2 Denard Span, L (1, 8) OBP: 0.329, SLG: 0.382	C FF 92 F FF 92 S SL 83 0-3 K ①		X SL 83 0-0 11 WP 11 1B 2-H 1B	B FF 91 B FF 90 B FF 90 C SI 90 T FF 90 X SI 91 3-2 FC6 ③ 1-2f		B FF 92 L SL 82 B SL 82 S SL 80 F SL 83 X SL 83 2-2 28 S 2-H 3-H 1B		X FF 91 0-0 G6-3 ②		5	1	2	3	0	1	3
11 Ryan Zimmerman, R (1, 5) OBP: 0.353, SLG: 0.480	B SI 93 B CH 82 X SI 92 2-0 G5-3 ②		B SI 91 S SL 83 F SI 92 F SI 92 X SL 82 1-2 1-H 1B		C SI 94 B SI 94 X SL 84 1-1 20 G3-1 E5 28 1B	1 SAFE B FF 94 F FF 94 1 SAFE T FF 96 X FF 96 1-2 F8 ②		C SL 82 S SL 82 B SL 82 B FF 93 X CU 79 2-2 F8 ③		5	0	1	1	0	0	1
28 Jayson Werth, R (1, 9) OBP: 0.398, SLG: 0.528 3 Eury Pérez, R (9, PR)	B SI 92 B SI 92 T SI 92 F SL 84 C SI 94 2-3 K ③		S CU 75 X SI 90 0-1 L9 ②		B SI 94 1 SAFE X SI 95 1-0 20 G3-1 1-2 1B	B CH 86 B CU 81 B FF 96 C SL 88 C CU 80 F FF 97 S FF 97 3-3 K ③ 1-2			B FF 95 C FF 94 X CU 79 1-1 40 S 40 E 2B	5 0	0 1	2 0	0 0	2 0	2 0
34 Bryce Harper, L (1, 7) OBP: 0.376, SLG: 0.499		B SI 92 B SI 92 B SI 92 C SI 91 F FF 92 X SI 93 3-2 F8 ①	B SL 84 F SI 90 B SI 91 X FF 90 2-1 P4 ③		B SI 95 B SI 95 F SI 93 X CH 84 2-1 P5 ①		C CU 74 B CH 84 B FF 90 S FF 89 B CH 84 C FF 92 3-3 K ①		B SI 94 B SI 93 F SI 93 X CH 86 2-1 P4 ①	5	0	0	0	0	1	4
20 Ian Desmond, R (1, 6) OBP: 0.338, SLG: 0.465		B CU 74 C CU 73 X SI 92 1-1 L8 ②		S SI 86 B CH 80 B SI 89 B SI 89 B SI 91 4-1 40 1B 40 WP BB	B SL 83 C SI 95 C SL 83 X SI 96 1-2 G3-1 ② 1-2 2-3		B CU 80 F FF 91 B FF 94 X FF 93 2-1 40 S 1B		I IN 84 I IN 82 I IN 82 I IN 80 4-0 40 S IBB	3	0	1	0	2	0	2
40 Wilson Ramos, R (1, 2) OBP: 0.315, SLG: 0.480		S CU 76 B CH 83 F SI 91 B CU 74 B SI 92 B SI 91 4-2 BB		C SI 89 B CU 73 X CH 81 1-1 12 BB 1-3 1B	X SL 82 0-0 G1-3 ③		C CU 79 F SL 81 F FF 94 F SL 82 1 SAFE F FF 93 B SL 82 D SL 83 F FF 93 3-2 B CU 77 X SL 81 F8 ② 1-2		B SI 94 B SI 94 F SI 96 B SI 94 X SI 93 3-1 E5 1-2 2-H	4	0	1	0	1	0	4
12 Tyler Moore, R (1, 3) OBP: 0.260, SLG: 0.346 26 Jeff Kobernus, R (6, PR) OBP: 0.310, SLG: 0.292 25 Adam LaRoche, L (7, 3) OBP: 0.333, SLG: 0.408		C SI 90 F SL 84 D SL 85 B SI 92 F SL 82 B SL 83 S SI 90 3-3 K ③		D CU 74 D SI 89 B SI 89 B SI 90 4-0 2 FC6 1-2 BB		F SL 81 B SL 81 F SI 93 H SL 80 2-2 1 2B 2 1B HBP	B FC 91 B CH 84 S CH 84 2 SAFE B FF 91 B CH 82 4-1 6 FC6-4 BB		1 0 0	0 1 0	0 0 0	0 0 0	1 0 1	1 0 0	1 0 0
6 Anthony Rendon, R (1, 4) OBP: 0.325, SLG: 0.395			C SI 91 B SI 91 F SI 91 X SL 83 1-2 37 SH2-3 2 1B 1B	C SI 91 S SL 82 F SL 82 D SL 81 B SI 90 B SI 91 S SI 91 3-3 K ①		B SI 93 1 SAFE C SI 94 X SL 81 1-1 F8 ① X FF 90	0-0 FC6-4 ③ 1-2f			4	1	1	0	0	1	6
37 Stephen Strasburg, R (1, 1) OBP: 0.188, SLG: 0.196 1 Steve Lombardozzi, S (6, PH) OBP: 0.277, SLG: 0.339 35 Craig Stammen, R (7, 1) 36 Tyler Clippard, R (8, 1) 18 Chad Tracy, L (8, PH) OBP: 0.221, SLG: 0.288 29 Rafael Soriano, R (9, 1)			X SI 90 0-0 SH2-3 ① 1-2	C SI 90 F SL 79 B SL 82 S SL 82 1-3 K ②		1 SAFE 1 SAFE B SI 94 B SI 93 F SI 94 X SI 93 2-1 2 1B 1-3 2B		B CU 74 F FF 90 B FF 91 C CU 78 X FF 93 2-2 F9 ①		1 1 0 0 1 0	0 1 0 0 0 0	0 1 0 0 0 0	0 0 0 0 0 0	1 0 0 0 0 0	3 0 0 0 0 0	

Inning Stats	1	2	3	4	5	6	7	8	9
	R: 0 E: 0 K: 2 S: 7	H: 0 LOB: 0 BB: 0 P: 11	R: 0 E: 0 K: 1 S: 11	H: 0 LOB: 1 BB: 1 P: 22	R: 2 E: 0 K: 0 S: 13	H: 3 LOB: 1 BB: 0 P: 17	R: 0 E: 0 K: 2 S: 13	H: 1 LOB: 3 BB: 2 P: 29	R: 0 E: 1 K: 0 S: 9	H: 1 LOB: 2 BB: 0 P: 14
	R: 2 E: 0 K: 1 S: 17	H: 2 LOB: 2 BB: 0 P: 28	R: 0 E: 0 K: 1 S: 14	H: 1 LOB: 2 BB: 1 P: 26	R: 0 E: 0 K: 0 S: 7	H: 0 LOB: 0 BB: 0 P: 11	R: 1 E: 1 K: 0 S: 6	H: 1 LOB: 2 BB: 1 P: 16		

1B: 7	SF: 0
2B: 2	SAC: 1
3B: 0	DP: 0
HR: 0	HBP: 1

WP: 2	PA: 42
PB: 0	
SB: 4	
CS: 0	

AB	35
R	5
H	9
RBI	4
BB	5
SO	7
LOB	26

PITCHER		IP	WLS	BF	H	R	ER	SO	BB	IBB	HBP	BLK	WP	HR	S	P	ERA	WHIP
35 Brian Flynn, L ERA: 8.5	(1, 1)	4.0		19	4	2	2	5	3	0	0	0	2	0	44	79	4.50	1.750
58 Ryan Webb, R ERA: 3.03	(5, 1)	1.1		8	2	2	2	0	0	0	1	0	0	0	15	25	13.50	1.500
43 Dan Jennings, L ERA: 3.83	(6, 1)	0.0	B	1	1	0	0	0	0	0	0	0	0	0	4	6	∞	∞
49 Arquimedes Caminero, R ERA: 3.0	(6, 1)	0.2		2	0	0	0	1	0	0	0	0	0	0	7	11	0.00	0.000
44 AJ Ramos, R ERA: 3.23	(7, 1)	2.0		8	1	0	0	1	1	0	0	0	0	0	21	37	0.00	1.000

PITCHER		IP	WLS	BF	H	R	ER	SO	BB	IBB	HBP	BLK	WP	HR	S	P	ERA	WHIP
36 Sam Dyson, R ERA: 9.0	(9, 1)	0.1	L	4	1	1	0	0	0	1	0	0	0	0	6	16	0.00	3.000

Philadelphia Phillies @ Miami Marlins

Marlins Park, Miami, FL

Mon Sep 23 2013, 7:13 PM - 10:15 PM EDT

Att. 18,627 - Roof Closed - 77 F

livebaseballscorecards.com

Batter	1	2	3	4	5	6	7	8	9	AB	R	H	RBI	BB	SO	LOB
16 César Hernández, S (1, 8) OBP: 0.365, SLG: 0.351	C FF 95 B FF 95 X FF 97 1-1 G3		1 SAFE 1 SAFE C FF 94 C FF 94 F FF 95 B CU 78 S SL 83 1-3 K			B CU 74 B FF 95 X FF 94 2-0 F8		B CU 76 B FF 97 C FF 96 B FF 96 F FF 96 B FF 95 4-2 BB		3	0	0	0	1	1	1
11 Jimmy Rollins, S (1, 6) OBP: 0.321, SLG: 0.348	C CU 80 C CU 79 B FF 98 S CU 80 1-3 K			B CU 75 B FF 95 B FF 95 C FF 94 F FF 94 X FF 94 3-2 G3-1		B FF 95 F FF 95 B CU 77 F FF 95 B CU 79 F FF 96 X SL 82 3-2 2B		C FF 93 C FF 94 X FF 95 0-2 F8		4	0	1	0	0	1	1
26 Chase Utley, L (1, 4) OBP: 0.342, SLG: 0.477	C FF 95 B CH 90 X FF 97 1-1 G4-3			B CU 77 B FF 95 C FF 94 B CH 85 X FF 95 3-1 G3		C CU 77 B FF 95 X CU 77 1-1 G3-1			B SI 90 F SI 91 B SL 82 B SI 91 C SI 92 F SI 92 S SL 83 3-3 K	4	0	0	0	0	1	1
51 Carlos Ruiz, R (1, 2) OBP: 0.324, SLG: 0.375		C FF 94 B CU 78 X FF 96 1-1 F9		B CU 78 S SL 83 X CU 77 1-1 G5-3			B FF 92 C FF 95 F FF 96 X SL 83 1-2 G4-3		B SI 91 X SI 91 1-0 G5-3	4	0	0	0	0	0	0
9 Domonic Brown, L (1, 7) OBP: 0.325, SLG: 0.505		X SL 82 0-0 F7			B CU 75 X FF 95 1-0 G4-3		B CU 77 B SL 84 X FF 97 2-0 F7		X SI 92 0-0 1B	4	0	1	0	0	0	0
18 Darin Ruf, R (1, 3) (5, 9) OBP: 0.355, SLG: 0.479		B FF 96 C FF 97 B SL 84 B FF 97 F FF 97 F FF 97 C SL 85 3-3 K			F FF 95 F FF 95 B FF 96 B SL 84 X FF 97 2-2 G5-3		B SL 83 C SL 85 B FF 96 X FF 94 2-1 1B		C SI 92 X SL 82 0-1 G4-3	4	0	1	0	0	1	1
25 Cody Asche, L (1, 5) OBP: 0.321, SLG: 0.419			C FF 93 X FF 94 0-1 F8		B FF 96 B SL 85 F FF 95 B FF 93 B FF 94 4-1 BB		D FF 93 X FF 93 1-0 F7			2	0	0	0	1	0	1
3 Roger Bernadina, L (1, 9) OBP: 0.254, SLG: 0.301 30 Justin De Fratus, S (5, 1) 49 Ethan Martin, R (7, 1) 7 Michael Martinez, S (8, PH) OBP: 0.162, SLG: 0.162 B.J. Rosenberg, R (8, 1) 56 Cesar Jimenez, L (8, 1)			F FF 94 B FF 96 C FF 96 B SL 83 F FF 95 X FF 96 2-2 1B		F FF 95 X FF 94 0-1 P5			B FF 95 B FF 94 C FF 95 S FF 94 S FF 96 2-3 K		2 0 0 1 0 0 0	0 0 0 0 0 0 0	1 0 0 0 0 0 0	0 0 0 1 0 0 0	0 0 0 0 0 0 0	1 0 0 0 0 0 0
34 Roy Halladay, R (1, 1) Luis García, R (1, 1) 55 Joe Savery, L (4, 1) 28 Kevin Frandsen, R (5, 3) OBP: 0.296, SLG: 0.347			C FF 92 B FF 95 1 SAFE L FF 93 B FF 92 L FF 92 2-3 K			B FF 94 X FF 94 1-0 P4		C FF 96 L SL 84 X CU 77 0-2 G5-3		0 1 0 2	0 0 0 0	0 0 0 0	0 0 0 0	0 1 0 0	0 1 0 0	0 1 0 0
Inning Stats	R: 0 E: 0 K: 1 S: 7 H: 0 LOB: 0 BB: 0 P: 10	R: 0 E: 0 K: 1 S: 7 H: 0 LOB: 0 BB: 0 P: 11	R: 0 E: 0 K: 2 S: 13 H: 1 LOB: 1 BB: 0 P: 18	R: 0 E: 0 K: 0 S: 7 H: 0 LOB: 0 BB: 0 P: 14	R: 0 E: 0 K: 0 S: 7 H: 0 LOB: 1 BB: 1 P: 14	R: 0 E: 0 K: 0 S: 8 H: 1 LOB: 1 BB: 0 P: 15	R: 0 E: 0 K: 0 S: 7 H: 1 LOB: 1 BB: 0 P: 13	R: 0 E: 0 K: 1 S: 11 H: 0 LOB: 1 BB: 1 P: 17	R: 0 E: 0 K: 1 S: 8 H: 1 LOB: 1 BB: 0 P: 12	1B: 3 2B: 1 3B: 0 HR: 0 SF: 0 SAC: 0 DP: 0 HBP: 0						PA: 33 WP: 0 PB: 0 SB: 0 CS: 0

	AB	31
	R	0
	H	4
	RBI	0
	BB	2
	SO	6
	LOB	7

PITCHER		IP	WLS	BF	H	R	ER	SO	BB	IBB	HBP	BLK	WP	HR	S	P	ERA	WHIP
24 Nathan Eovaldi, R ERA: 3.5	(1, 1)	7.2	W	28	3	0	0	5	2	0	0	0	0	0	64	109	0.00	0.652
40 Mike Dunn, L ERA: 2.71	(8, 1)	0.1	H	1	0	0	0	0	0	0	0	0	0	0	3	3	0.00	0.000
31 Steve Cishek, R ERA: 2.43	(9, 1)	1.0		4	1	0	0	1	0	0	0	0	0	0	8	12	0.00	1.000

PITCHER		IP	WLS	BF	H	R	ER	SO	BB	IBB	HBP	BLK	WP	HR	S	P	ERA	WHIP

Batter	1	2	3	4	5	6	7	8	9	AB	R	H	RBI	BB	SO	LOB
17 Donovan Solano, R (1, 4) OBP: 0.309, SLG: 0.325	B CH 82 B CH 82 B CH 82 B CH 83 4-0 27 BB 21 BB 20 BB BB	B FF 94 B FF 92 X FF 92 2-0 ③ G6-3	F FF 90 B FF 91 B CH 86 X FF 90 2-1 ③ G6-3	C FF 94 C SI 94 S FF 94 0-3 ③ K	C FF 95 X SI 94 0-1 27 BB 59 1B 1-2 2-3 3-H 1B			4	1	1	1	1	1	2
59 Ed Lucas, R (1, 3) OBP: 0.310, SLG: 0.336	B CU 70 C CH 81 F CH 83 D CH 76 B CH 83 F CH 77 X CH 76 3-2 ① P4	C SL 82 B SI 93 X FF 94 1-1 20 G5-3 21 1B 1B	X CH 85 0-0 ① G5-3	C FF 95 S CU 76 B FF 95 F FF 96 B CU 75 S SL 87 2-3 ① K	C SL 85 S FF 95 F FF 94 X FF 95 0-2 27 BB 1-2 2-3 3-H 1B			5	0	2	1	0	1	1
21 Christian Yelich, L (1, 7) OBP: 0.363, SLG: 0.401	B CU 72 B CU 71 B CH 83 C CH 82 1 SAFE B CH 76 4-1 20 BB 27 BB 1-2 BB	B FF 94 C SI 92 B SI 94 X SI 91 2-1 20 G5-3 1-2 1B	C FF 91 B FF 89 F FF 90 B SL 84 F SL 83 C FF 90 2-3 ② K	C FF 96 B FF 96 X FF 95 1-1 20 S 1B	B FF 89 B SL 83 X FF 91 2-0 ② SF8 3-H			3	0	2	1	1	1	0
27 Giancarlo Stanton, R (1, 9) OBP: 0.371, SLG: 0.491	D SL 83 D SL 81 B FF 95 B FF 94 4-0 20 BB 1-2 2-3 BB	B FF 95 S FF 92 C SL 82 S FF 95 1-3 ① K	B SL 83 B FF 94 B SL 83 B FF 94 4-0 20 1B BB	B FF 96 S CU 76 C FF 96 B FF 96 C FF 97 2-3 ② K	B SL 82 B CH 80 B FF 91 B SL 82 4-0 1-2 2-3 BB			2	0	0	0	3	2	3
20 Justin Ruggiano, R (1, 8) OBP: 0.297, SLG: 0.402	B FF 94 C FF 95 B FF 96 B SL 83 B FF 94 4-1 30 G4-6-3 1-2 2-3 3-H BB	X SL 82 0-0 ② G5-3 1-2 2-3	B FF 93 C SL 82 B SI 94 X SL 83 2-1 1-2 1B	C FF 96 B CU 77 C FF 96 B CU 76 B FF 96 X SL 86 3-2 ③ P4 1-2	B FF 90 S CH 80 C FF 90 B SL 83 B FF 90 X FF 91 3-2 ③ F8			4	0	1	1	1	0	6
30 Placido Polanco, R (1, 5) OBP: 0.309, SLG: 0.295	B FF 94 C FF 93 X FF 94 1-1 ② G4-6-3 ③ 1-2f 3-H	B FF 93 B SL 81 F FF 93 S SL 82 F SL 83 F FF 94 B FF 94 B FF 92 4-2 BB	S FF 94 C FF 94 F SL 84 X FF 93 0-2 ③ G6-3		C SL 85 F CU 80 B FF 95 B FF 95 F SI 94 B SI 92 X FF 96 3-2 6 S 17 1B 2B			3	1	1	0	1	0	5
3 Adeiny Hechavarría, R (1, 6) OBP: 0.268, SLG: 0.300		F SI 92 F FF 94 X SL 84 0-2 24 FC1-5 2B	B FF 94 S FF 91 S SL 80 X FF 94 1-2 ③ G5-3	C SL 82 X SL 83 0-1 24 SH2-4 1B	B SI 93 L SI 93 D CU 79 X SI 93 2-1 ① F8			4	0	2	0	0	0	4
6 Jeff Mathis, R (1, 2) OBP: 0.254, SLG: 0.288		B FF 93 C FF 94 C SI 94 X FF 94 1-2 ① L6	C FF 90 F CH 85 B FF 89 F SL 83 B CH 85 T FF 90 2-2 ① K	C FF 92 B SI 92 C FF 92 F FF 94 S SL 82 1-3 ① K	F SL 85 D SL 85 S FF 95 F CU 80 B FF 95 D CU 80 B CU 79 4-2 17 1B 29 BB 59 1B 2-3 BB			3	1	0	0	1	2	2
24 Nathan Eovaldi, R (1, 1) OBP: 0.097, SLG: 0.067 40 Mike Dunn, L (8, 1) 29 Greg Dobbs, L (8, PH) OBP: 0.302, SLG: 0.301 31 Steve Cishek, R (9, 1)		B FF 94 X SI 92 1-0 ② FC1-5 2-3	C FF 91 F SL 84 B SL 84 C FF 91 1-3 ② K	B SL 81 X FF 92 1-0 ② SH2-4 1-2	B SI 92 F CH 84 T FF 94 F SI 94 D CU 79 F SL 84 B CH 86 D SL 84 4-2 59 1B 17 1B 21 SF8 1-2 BB			2 0 0 0	0 0 1 0	0 0 0 0	0 0 1 0	1 0 0 0	1 0 0 0
Inning Stats	R: 1 E: 0 K: 0 S: 8 H: 0 LOB: 2 BB: 4 P: 28	R: 0 E: 0 K: 0 S: 8 H: 1 LOB: 1 BB: 0 P: 12	R: 0 E: 0 K: 1 S: 16 H: 2 LOB: 3 BB: 1 P: 25	R: 0 E: 0 K: 2 S: 9 H: 0 LOB: 0 BB: 0 P: 14	R: 0 E: 0 K: 1 S: 11 H: 1 LOB: 2 BB: 1 P: 19	R: 0 E: 0 K: 2 S: 10 H: 1 LOB: 1 BB: 0 P: 12	R: 0 E: 0 K: 2 S: 12 H: 1 LOB: 1 BB: 0 P: 20	R: 3 E: 0 K: 0 S: 23 H: 3 LOB: 3 BB: 3 P: 45		1B: 7 2B: 2 3B: 0 HR: 0 SF: 1 SAC: 1 DP: 1 HBP: 0			WP: 0 PB: 0 SB: 2 CS: 0 PA: 41	

PITCHER		IP	WLS	BF	H	R	ER	SO	BB	IBB	HBP	BLK	WP	HR	S	P	ERA	WHIP
34 Roy Halladay, R ERA: 6.82	(1, 1)	0.1	L	3	0	1	1	0	2	0	0	0	0	0	5	16	27.00	6.000
Luis García, R ERA: 3.99	(1, 1)	2.2		13	3	0	0	1	3	0	0	0	0	0	27	49	0.00	2.250
55 Joe Savery, L ERA: 3.5	(4, 1)	1.2		5	0	0	0	3	0	0	0	0	0	0	14	21	0.00	0.000
30 Justin De Fratus, R ERA: 4.0	(5, 1)	1.1		7	2	0	0	2	1	0	0	0	0	0	16	24	0.00	2.250
49 Ethan Martin, R ERA: 6.25	(7, 1)	1.0		4	1	0	0	2	0	0	0	0	0	0	12	20	0.00	1.000

PITCHER		IP	WLS	BF	H	R	ER	SO	BB	IBB	HBP	BLK	WP	HR	S	P	ERA	WHIP
B.J. Rosenberg, R ERA: 5.09	(8, 1)	0.1		6	3	3	3	0	2	0	0	0	0	0	19	32	81.00	15.000
56 Cesar Jimenez, L ERA: 2.35	(8, 1)	0.2		3	0	0	0	0	1	0	0	0	0	0	4	13	0.00	1.500

BOTTOM

Philadelphia Phillies @ Miami Marlins

Marlins Park, Miami, FL

Mon Sep 23 2013, 7:13 PM - 10:15 PM EDT

Att. 18,627 - Roof Closed - 77 F

livebaseballscorecards.com

AB	30
R	4
H	9
RBI	4
BB	9
SO	8
LOB	24

MIAMI

Batter	1	2	3	4	5	6	7	8	9	AB	R	H	RBI	BB	SO	LOB
16 César Hernández, S (1, 8) OBP: 0.352, SLG: 0.337	C FF 96 C SI 96 B SI 96 F SI 92 B SI 96 X SI 96 2-2 ① G1-6-3	F SI 94 C CH 89 F SI 94 X SI 92 0-2 ②③ G4-6-3 1-2f			L SI 89 F FF 92 B SL 80 F CH 85 F SI 92 X SI 93 1-2 ① F7		F SI 88 S FF 88 F FF 90 B SI 94 T FF 89 1-2 ③ K			4	0	0	0	0	1	2
11 Jimmy Rollins, S (1, 6) OBP: 0.321, SLG: 0.349	X FF 96 0-0 9 BB 18 BB 2B		F SL 79 B SI 94 B SI 89 X SI 93 2-1 ① G4-3		B EP 60 X SI 94 1-0 ② G4-3			B SL 83 C FF 92 F SL 83 B FF 92 F SL 84 X FF 94 2-2 ① G4-3		4	1	1	0	0	0	0
26 Chase Utley, L (1, 4) OBP: 0.346, SLG: 0.477	D CU 73 D SI 93 B FF 90 B FF 93 4-0 18 BB 9 BB 28 G6-3 BB		C SI 93 S SL 82 B SI 95 B SL 81 F SI 95 F CH 86 F SI 94 X FF 96 2-2 18 1B 1B		B SI 88 B SI 92 X SI 93 2-0 ③ G4-3			B SL 85 B FF 94 B FF 93 C FF 93 F FF 92 B FF 93 4-2 18 FC6-4 BB		2	1	1	0	2	0	0
9 Domonic Brown, L (1, 7) OBP: 0.324, SLG: 0.502	B FF 94 B SL 80 B SI 94 C SI 94 C SI 95 B SI 95 4-2 28 G6-3 18 BB 1-2 2-3 BB		X SI 91 0-0 ② L9			B CU 66 B SI 91 X SI 91 2-0 ① G1-3		B SL 84 D SL 84 T FF 93 C FF 93 F SL 85 D SL 85 X FF 92 3-2 ② F8		3	0	0	0	1	0	2
18 Darin Ruf, R (1, 9) OBP: 0.357, SLG: 0.477 (6, 3)	B SI 95 B SI 95 B FF 95 C SI 94 S SI 94 B SI 95 4-2 28 G6-3 1-2 2-3 3-H BB		C SI 95 S SI 94 1 SAFE B SI 95 B SI 95 F SI 94 B FF 95 X SI 94 3-2 28 FC4-6 1-3 1B			F SI 92 C SL 82 X SL 80 0-2 ② F8		1 SAFE 1 SAFE X SI 93 0-0 ③ FC6-4 1-2f		3	0	1	1	1	0	1
28 Kevin Frandsen, R (1, 3) OBP: 0.293, SLG: 0.343 66 JC Ramírez, R (6, 1) 63 Jake Diekman, R (8, 1) 25 Cody Asche, L (9, PH) OBP: 0.319, SLG: 0.416 58 Jonathan Papelbon, R (9, 1)	C SI 95 X SI 94 0-1 ② G6-3 1-2 2-3 3-H		X SI 93 0-0 ③ FC4-6 1-2f			C SI 91 F SI 89 B FF 94 X SL 79 1-2 ③ F8			B SL 78 S SI 93 F SI 92 B SL 82 C SI 95 2-3 ① K	3 0 0 0 1	0 0 0 0 0	0 0 0 0 0	1 0 0 0 0	0 0 0 0 1	0 0 0 0 0	4 0 0 0 0
13 Freddy Galvis, S (1, 5) OBP: 0.280, SLG: 0.389	X SI 94 0-0 ③ G4-1			B CH 84 C SI 91 X SI 88 1-1 ① F7			B CU 64 B SI 90 B SI 92 C SI 90 C SI 91 S SI 93 3-3 ① K		C SL 82 S SI 93 F SL 84 B SI 94 F SL 82 F SL 82 F SI 94 X SI 94 1-2 ② G6-3	4	0	0	0	0	1	2
29 Cameron Rupp, R (1, 2) OBP: 0.250, SLG: 0.250		B SI 94 F SI 93 C SL 82 B SI 94 C SI 94 2-3 ① K		S SI 92 X SI 94 0-1 ② G5-3			S FF 92 B FF 92 X SI 92 1-1 1B		B SL 82 C SI 94 B SI 95 X SI 94 2-1 ③ G5-3	4	0	1	0	0	1	0
45 Zach Miner, R (1, 1) OBP: 0.200, SLG: 0.200 40 Michael Stutes, R (5, 1) 15 John Mayberry Jr., R (6, 9) OBP: 0.286, SLG: 0.393		C FF 94 C SI 95 F FF 95 X FF 95 0-2 16 G4-6-3 1B		B SL 79 B SI 93 S SI 92 C SI 93 C FF 94 2-3 ③ K			C SI 92 1 SAFE F SI 92 B SI 92 S SI 92 1-3 ② K			2 0 1	0 0 0	1 0 0	0 0 0	0 0 0	1 0 1	0 0 1
Inning Stats	R: 2 E: 0 K: 0 S: 12 H: 1 LOB: 2 BB: 3 P: 26	R: 0 E: 0 K: 1 S: 11 H: 1 LOB: 0 BB: 0 P: 13	R: 0 E: 0 K: 0 S: 14 H: 2 LOB: 2 BB: 0 P: 21	R: 0 E: 0 K: 1 S: 7 H: 0 LOB: 0 BB: 0 P: 10	R: 0 E: 0 K: 0 S: 7 H: 0 LOB: 0 BB: 0 P: 11	R: 0 E: 0 K: 0 S: 7 H: 0 LOB: 0 BB: 0 P: 10	R: 0 E: 0 K: 3 S: 12 H: 1 LOB: 1 BB: 0 P: 18	R: 0 E: 0 K: 0 S: 11 H: 0 LOB: 1 BB: 1 P: 20	R: 0 E: 0 K: 1 S: 12 H: 0 LOB: 0 BB: 0 P: 17	1B: 4 2B: 1 3B: 0 HR: 0	SF: 0 SAC: 0 DP: 1 HBP: 0			WP: 0 PB: 0 SB: 0 CS: 0	PA: 35		

PITCHER		IP	WLS	BF	H	R	ER	SO	BB	IBB	HBP	BLK	WP	HR	S	P	ERA	WHIP
37 Henderson Alvarez III, R ERA: 3.94	(1, 1)	7.0	L	28	5	2	2	5	3	0	0	0	0	0	70	109	2.57	1.143
43 Dan Jennings, L ERA: 3.76	(8, 1)	0.2		3	0	0	0	0	1	0	0	0	0	0	10	19	0.00	1.500
58 Ryan Webb, R ERA: 2.97	(8, 1)	1.1		4	0	0	0	1	0	0	0	0	0	0	13	18	0.00	0.000

PITCHER	IP	WLS	BF	H	R	ER	SO	BB	IBB	HBP	BLK	WP	HR	S	P	ERA	WHIP

TOP

Philadelphia Phillies @ Miami Marlins

Marlins Park, Miami, FL

Tue Sep 24 2013, 7:14 PM - 10:07 PM EDT

Att. 19,375 - Roof Closed - 78 F

livebaseballscorecards.com

AB	31
R	2
H	5
RBI	2
BB	4
SO	6
LOB	12

Batter	1	2	3	4	5	6	7	8	9	AB	R	H	RBI	BB	SO	LOB
17 Donovan Solano, R (1, 4) OBP: 0.306, SLG: 0.321	C FF 92 F FF 93 B SL 84 B CH 83 X FF 93 2-2 ① G4-3		B SL 85 F SI 92 B CH 83 S FF 93 X CU 76 2-2 ② F9		C FF 89 C FF 88 X SL 79 0-2 ② P3			S SI 97 F SI 98 B SI 98 X SI 98 1-2 ① F9		4	0	0	0	0	0	1
59 Ed Lucas, R (1, 5) OBP: 0.313, SLG: 0.336	B SL 77 X SI 93 1-0 ② L9		B SI 84 B FF 94 F FF 94 B CH 83 F FF 94 B SI 84 4-2 BB		B SL 79 B FF 88 C SL 82 F SL 82 B FF 89 C SL 82 3-3 ③ K			S SI 98 S SI 99 F SI 99 F SI 99 B SL 86 B SI 98 X SI 98 2-2 27 FC5-4 1B		3	0	1	0	1	1	0
21 Christian Yelich, L (1, 7) OBP: 0.362, SLG: 0.398	B FF 94 C FF 93 F FF 93 B CH 82 F CH 82 X SI 93 2-2 ③ G6-3		B CH 83 B SI 92 F SI 93 B FF 94 F SI 92 F CH 81 X SI 93 3-2 ③ G1-3			C FF 94 C FF 95 B FF 97 F SL 87 F SL 87 B FF 95 B FF 95 X FF 94 3-2 27 E 1B		B SI 96 S SL 84 F SL 84 1 SAFE F SI 97 B SI 96 D SI 97 F SI 98 S SL 87 3-3 ② K		4	0	1	0	0	1	3
27 Giancarlo Stanton, R (1, 9) OBP: 0.370, SLG: 0.489		B FF 94 S SI 93 B SI 93 B CH 83 F FF 95 X SI 95 3-2 20 2B 1B	B SL 84 B FF 93 C FF 92 B SI 91 S FF 93 X FF 93 3-2 ① G6-3			1 SAFE B FF 95 S FF 95 1 SAFE X SL 85 1-1 ① F8 1-2		X SI 98 0-0 ③ FC5-4 1-2f		4	1	1	0	0	0	2
20 Justin Ruggiano, R (1, 8) OBP: 0.299, SLG: 0.405		B SI 92 X SL 84 1-0 ① 1-H 2B	X SI 85 0-0 3 FC5-4 5 S 1B			B SL 84 X SL 85 1-0 ② G5-3			X SL 75 0-0 ① G3-1	4	0	2	1	0	0	1
5 Logan Morrison, L (1, 3) OBP: 0.335, SLG: 0.382		B SI 83 C FF 94 X SI 84 1-1 ② G4-3	B SI 90 B SI 83 B SI 91 C SI 92 B SI 92 4-1 3 FC5-4 1-2 BB			B SL 85 C FF 94 X SL 85 1-1 ③ G6-3			B FS 87 B FF 91 C FF 90 F SL 76 F FF 92 X FS 86 2-2 ② G4-3	3	0	0	0	1	0	1
3 Adeiny Hechavarría, R (1, 6) OBP: 0.268, SLG: 0.300		C SL 85 S SI 93 T CH 82 0-2 ③ K	B SI 93 F SL 85 D SL 83 B FF 93 X SI 92 3-1 ② FC5-4 1-2f 2-3				B FF 95 X SL 84 1-0 ① G6-3		F FF 91 B SL 74 C FF 91 B FS 85 B FF 92 F FF 92 X FF 92 3-2 1B	4	0	1	0	0	1	2
6 Jeff Mathis, R (1, 2) OBP: 0.251, SLG: 0.284 30 Placido Polanco, R (9, PH) OBP: 0.309, SLG: 0.295			B FF 93 B FF 92 F SI 91 S SL 83 S CH 82 2-3 ① K	B SL 85 C SI 93 B SI 92 B SL 85 S FF 93 S SI 94 3-3 ③ K			C SL 85 F SL 83 B SL 84 B FF 93 S SL 84 2-3 ② K		1 SAFE B FF 90 C FF 91 B SL 75 X SL 74 2-1 ③ F9	3 1	0 0	0 0	0 0	0 0	3 0	2 1
37 Henderson Alvarez III, R (1, 1) OBP: 0.321, SLG: 0.556 9 Juan Pierre, L (7, PH) OBP: 0.286, SLG: 0.308 43 Dan Jennings, L (8, 1) 58 Ryan Webb, R (8, 1) OBP: 0.333, SLG: 0.333			C FF 94 B CU 75 X FF 93 1-1 2B		B SL 82 B FF 88 C FF 87 C FF 88 X SL 82 2-2 ① G5-3		B FF 94 X SI 95 1-0 ③ L9			2 1 0 0	0 0 0 0	1 0 0 0	0 0 0 0	0 0 0 0	0 0 0 0	0 0 0 0
Inning Stats	R: 0 E: 0 K: 0 S: 8 H: 0 LOB: 0 BB: 0 P: 13	R: 1 E: 0 K: 1 S: 9 H: 2 LOB: 0 BB: 0 P: 14	R: 0 E: 0 K: 1 S: 14 H: 1 LOB: 2 BB: 1 P: 26	R: 0 E: 0 K: 1 S: 10 H: 1 LOB: 2 BB: 1 P: 23	R: 0 E: 0 K: 1 S: 9 H: 0 LOB: 0 BB: 0 P: 14	R: 0 E: 1 K: 0 S: 10 H: 1 LOB: 1 BB: 0 P: 16	R: 0 E: 0 K: 1 S: 5 H: 0 LOB: 0 BB: 0 P: 9	R: 0 E: 0 K: 1 S: 14 H: 1 LOB: 1 BB: 0 P: 20	R: 0 E: 0 K: 0 S: 11 H: 1 LOB: 1 BB: 0 P: 18	1B: 5 2B: 2 3B: 0 HR: 0 SF: 0 SAC: 0 DP: 0 HBP: 0						

PITCHER		IP	WLS	BF	H	R	ER	SO	BB	IBB	HBP	BLK	WP	HR	S	P	ERA	WHIP
45 Zach Miner, R ERA: 3.08	(1, 1)	4.0		17	4	1	1	3	2	0	0	0	0	0	41	76	2.25	1.500
40 Michael Stutes, R ERA: 4.86	(5, 1)	1.0	W	3	0	0	0	1	0	0	0	0	0	0	9	14	0.00	0.000
66 JC Ramírez, R ERA: 7.84	(6, 1)	2.0	H	7	1	0	0	1	0	0	0	0	0	0	15	25	0.00	0.500
63 Jake Diekman, L ERA: 2.65	(8, 1)	1.0	H	4	1	0	0	1	0	0	0	0	0	0	14	20	0.00	1.000
58 Jonathan Papelbon, R ERA: 2.52	(9, 1)	1.0	S	4	1	0	0	0	0	0	0	0	0	0	11	18	0.00	1.000

PITCHER	IP	WLS	BF	H	R	ER	SO	BB	IBB	HBP	BLK	WP	HR	S	P	ERA	WHIP

BOTTOM

Philadelphia Phillies @ Miami Marlins

Marlins Park, Miami, FL

Tue Sep 24 2013, 7:14 PM - 10:07 PM EDT

Att. 19,375 - Roof Closed - 78 F

livebaseballscorecards.com

AB	33
R	1
H	7
RBI	1
BB	2
SO	6
LOB	13

MIAMI

Batter	1	2	3	4	5	6	7	8	9	AB	R	H	RBI	BB	SO	LOB
16 César Hernández, S (1, 8) OBP: 0.345, SLG: 0.330	F FF 92 C CU 78 F CU 80 B FF 94 F CU 79 X FF 94 1-2 ① L9		C FF 92 S CH 86 X FF 95 0-2 ① L8		B FF 93 1 SAFE F FF 93 X FF 94 1-1 ③ F9		B FF 92 B CH 83 X FF 93 2-0 1-3 2-H 1B		B SL 83 B SL 80 X SI 91 2-0 ② F7	5	0	1	1	0	0	2
11 Jimmy Rollins, S (1, 6) OBP: 0.318, SLG: 0.346	C FF 93 X CH 87 0-1 ② G5-3		B CU 79 B FF 94 X FF 94 2-0 ② G6-3			C FF 93 F FF 93 B FF 95 B CU 78 F FF 94 X FF 94 2-2 ① G5-3	B CU 75 B FF 95 F FF 93 X CH 83 2-1 ③ P6		C SL 82 B SI 92 B SL 84 S SI 93 S SL 84 2-3 ③ K	5	0	0	0	0	1	3
26 Chase Utley, L (1, 4) OBP: 0.347, SLG: 0.477	B FF 94 C FF 94 B CH 87 X FF 94 2-1 1B		B FF 95 B FF 94 X FF 94 2-0 ③ G3			X FF 95 0-0 51 G5-4-3 1B		C FF 93 X FF 93 0-1 ① F8		4	0	2	0	0	0	0
51 Carlos Ruiz, R (1, 2) OBP: 0.320, SLG: 0.370	B FF 93 X FF 93 1-0 ③ P3			B CU 77 B CU 77 B FF 93 C FF 92 F FF 91 X FF 94 3-2 ① P4		B FF 93 F FF 93 1 SAFE X SI 93 1-1 ② ③ G5-4-3 1-2f		C FF 94 X SL 85 0-1 ② G6-3		4	0	0	0	0	0	2
9 Domonic Brown, L (1, 7) OBP: 0.326, SLG: 0.502		B FF 93 X FF 92 1-0 13 FC4-6 28 BB 1B		C FF 93 X CU 79 0-1 ② P5			T FF 93 C FF 93 F FF 96 B CU 81 B FF 95 C FF 95 2-3 ① K	B FF 94 X SL 85 1-0 18 BB 1B		4	0	2	0	0	1	0
18 Darin Ruf, R (1, 9) OBP: 0.359, SLG: 0.479		C FF 93 S FF 93 S FF 94 0-3 ① K		B FF 94 X FF 93 1-0 ③ F9			X FF 95 0-0 28 1B 13 1B 2B	1 SAFE 1 SAFE B SL 85 C SI 94 B SL 86 1 SAFE B SI 93 B SI 96 4-1 1-2 BB		3	1	1	0	1	1	1
28 Kevin Frandsen, R (1, 3) OBP: 0.296, SLG: 0.343		1 SAFE B CU 78 1 SAFE B FF 92 B FF 92 B FF 92 4-0 13 FC4-6 1-2 BB			B FF 93 B CH 87 B FF 93 C FF 92 F FF 92 X FF 93 3-2 ① F8		D FF 94 B CU 79 C CH 87 C FF 95 X FF 94 2-2 13 1B 16 1B 2-3 1B	F SL 87 X SL 87 0-1 ③ L7		3	1	1	0	1	0	2
13 Freddy Galvis, S (1, 5) OBP: 0.289, SLG: 0.396		B FF 92 X FF 93 1-0 ② FC4-6 35 FC4-6 1-2f 2-3			C CU 80 B FF 94 X CU 80 1-1 1B		B FF 95 F FF 95 X CH 87 1-1 16 1B 1-2 3-H 1B		X SI 92 0-0 1B	4	0	3	1	0	0	2
35 Cole Hamels, L (1, 1) OBP: 0.207, SLG: 0.232 15 John Mayberry Jr., R (7, PH) OBP: 0.286, SLG: 0.393 25 Cody Asche, L (7, PH) OBP: 0.317, SLG: 0.413 56 Cesar Jimenez, L (7, 1) 49 Ethan Martin, R (8, 1) 3 Roger Bernadina, L (9, PH) OBP: 0.253, SLG: 0.300		X FF 93 0-0 ③ FC4-6 1-2f			B FF 93 L FF 93 M FF 94 1 SAFE M CU 81 1-3 ② K		C FF 90 S CH 84 S CH 84 0-3 ② K		S SI 93 F SI 93 B SI 92 B SI 93 C SL 82 2-3 ① K	2 0 1 0 0 1	0 0 0 0 0 0	0 0 0 0 0 0	0 0 0 0 0 0	0 0 1 0 0 1	1 0 2 0 0 1	3 0 2 0 0 1
Inning Stats	R: 0 E: 0 K: 0 S: 10 H: 1 LOB: 1 BB: 0 P: 14	R: 0 E: 0 K: 1 S: 6 H: 1 LOB: 2 BB: 1 P: 12	R: 0 E: 0 K: 0 S: 5 H: 0 LOB: 0 BB: 0 P: 9	R: 0 E: 0 K: 0 S: 6 H: 0 LOB: 0 BB: 0 P: 10	R: 0 E: 0 K: 1 S: 10 H: 1 LOB: 1 BB: 0 P: 16	R: 0 E: 0 K: 0 S: 7 H: 1 LOB: 0 BB: 0 P: 10	R: 2 E: 0 K: 2 S: 16 H: 4 LOB: 2 BB: 0 P: 25	R: 0 E: 0 K: 0 S: 8 H: 1 LOB: 2 BB: 1 P: 13	R: 0 E: 0 K: 2 S: 8 H: 1 LOB: 1 BB: 0 P: 14	1B: 9 2B: 1 3B: 0 HR: 0 SF: 0 SAC: 0 DP: 1 HBP: 0						

PITCHER		IP	WLS	BF	H	R	ER	SO	BB	IBB	HBP	BLK	WP	HR	S	P	ERA	WHIP
52 Brad Hand, L ERA: 3.05	(1, 1)	6.1		26	7	2	2	3	1	0	0	0	0	0	54	86	2.84	1.263
44 AJ Ramos, R ERA: 3.2	(7, 1)	0.2	B	3	1	0	0	1	0	0	0	0	0	0	6	10	0.00	1.500
40 Mike Dunn, L ERA: 2.69	(8, 1)	0.2		3	1	0	0	0	0	0	0	0	0	0	5	6	0.00	1.500
50 Chad Qualls, R ERA: 2.66	(8, 1)	0.1	W	2	0	0	0	0	1	0	0	0	0	0	3	7	0.00	3.000
31 Steve Cishek, R ERA: 2.39	(9, 1)	1.0	S	4	1	0	0	2	0	0	0	0	0	0	8	14	0.00	1.000

PITCHER	IP	WLS	BF	H	R	ER	SO	BB	IBB	HBP	BLK	WP	HR	S	P	ERA	WHIP

TOP

Philadelphia Phillies @ Miami Marlins

Marlins Park, Miami, FL

Wed Sep 25 2013, 7:13 PM - 10:06 PM EDT

Att. 19,180 - Roof Closed - 79 F

livebaseballscorecards.com

AB	36
R	2
H	10
RBI	2
BB	2
SO	6
LOB	18

WP: 0 PA: 38
PB: 0
SB: 0
CS: 0

Batter	1	2	3	4	5	6	7	8	9	AB	R	H	RBI	BB	SO	LOB
17 Donovan Solano, R (1, 4) OBP: 0.307, SLG: 0.320	C FF 90 B FF 91 S CH 82 F FF 93 X CH 83 1-2 21 G3 1B	B SI 92 F FF 90 C CU 78 B FF 92 C SI 92 2-3 ③ K			B CH 81 B FF 89 C FF 91 X SI 91 2-1 ① F8		F FF 89 1 SAFE 1 SAFE F FF 88 1 SAFE 1 SAFE B CH 78 B FF 89 D SL 82 4-2 1 SAFE B SL 81 59 FC3-6 1-2 BB	D SL 85 C FF 95 F FF 94 S FF 96 1-3 ③ K	4	0	1	0	1	2	4
59 Ed Lucas, R (1, 3) OBP: 0.312, SLG: 0.338	T FF 92 X FF 89 0-1 ① F9		X FC 87 0-0 2B		B SI 91 C SI 91 S CH 83 X CH 83 1-2 ② G4-3		2 SAFE B FF 89 B FF 89 1 SAFE F FF 88 S CH 80 F CH 79 X FF 89 2-2 ② FC3-6 1-2f 2-3			4	0	1	0	0	0	3
21 Christian Yelich, L (1, 7) OBP: 0.360, SLG: 0.393	C FF 93 X FF 89 0-1 ② G3 1-2		B FF 92 B FC 88 B FF 92 C FF 92 B FF 89 4-1 30 FC6-4 BB		M FC 88 B CH 82 B FF 92 C FF 88 F CH 83 S CH 82 2-3 ③ K		1 SAFE C FF 90 X FF 90 0-1 ③ G3-1			3	0	0	0	1	1	3
27 Giancarlo Stanton, R (1, 9) OBP: 0.367, SLG: 0.484	B SI 92 F FF 92 C FF 93 B CH 85 F CU 79 S FF 93 2-3 ③ K		X CH 83 0-0 ① F7			B CU 76 C CU 76 X FF 92 1-1 ① F7		B CU 75 X FF 95 1-0 ① G6-3		4	0	0	0	0	1	3
20 Justin Ruggiano, R (1, 8) OBP: 0.301, SLG: 0.403		C CH 82 C FF 92 B FF 93 F FF 90 B FF 94 B CU 79 B FF 95 4-2 30 1B 3 3B BB	C SI 91 D CU 79 S CU 78 C SI 93 1-3 ② K			S CH 82 S CH 82 X CU 78 0-2 ② G6-3		T FF 96 B CU 76 B SL 84 B FF 96 B FF 96 4-1 30 1B 3 FC6 BB		2	2	0	0	2	1	2
30 Placido Polanco, R (1, 5) OBP: 0.313, SLG: 0.302		B FF 93 F FF 93 1 SAFE C FF 90 1 SAFE F FF 89 B FF 93 B CH 84 X CH 82 3-2 3 3B 1-2 1B	B CH 83 B FF 93 X SI 93 2-0 ③ FC6-4 1-2f			F SI 90 F SI 91 B CU 79 B SI 92 F FF 92 F FC 89 F SI 92 X FF 92 2-2 2B		C FF 94 F FF 94 1 SAFE X FF 95 0-2 3 E 3 FC6 1-3 1B		4	1	3	0	0	0	2
3 Adeiny Hechavarría, R (1, 6) OBP: 0.268, SLG: 0.303		S FF 92 F FF 92 X FF 90 0-2 1-H 2-H 3B		B FF 91 F CH 82 B CU 77 F SI 90 F CU 79 F FF 93 B FF 90 X CH 84 3-2 ① G4-3		X CH 81 0-0 ③ L9		B FF 95 D SL 86 X FF 94 2-0 FC6 1-3 3-H		4	0	1	3	0	0	2
46 Koyie Hill, S (1, 2) OBP: 0.185, SLG: 0.192		C FF 92 C FF 92 X FF 90 0-2 ① G6-3		X SI 92 0-0 ② L9			B FF 88 B FF 88 C FF 88 B FF 89 S FF 90 F FF 90 B FF 90 4-2 9 FC2-6 BB	C FF 95 B CU 76 S FF 95 B FF 96 S FF 96 2-3 ② K		3	0	0	0	1	1	3
52 Brad Hand, L (1, 1) 44 AJ Ramos, R (7, 1) 9 Juan Pierre, L (7, PH) OBP: 0.285, SLG: 0.307 40 Mike Dunn, L (8, 1) 50 Chad Qualls, R (8, 1) 29 Greg Dobbs, L (8, PH) OBP: 0.305, SLG: 0.301 31 Steve Cishek, R (9, 1)		D CU 78 F SI 92 C CH 83 F CU 79 F SI 92 C FF 93 1-3 ② K		B FF 92 C FF 92 T FF 92 B CH 85 S CH 84 2-3 ③ K			L FF 90 1 SAFE X SL 82 0-1 ① FC2-6 59 FC3-6 17 BB 1-2f	B FF 96 D CU 76 I IN 67 I IN 72 4-0 IBB		2 0 0 1 0 0 0 0	0 0 0 0 0 0 0 0	0 0 0 0 0 0 1 0	0 0 0 0 0 0 0 0	2 0 1 0 0 1 0 0	1 0 0 0 0 0 0 0
Inning Stats	R: 0 E: 0 K: 1 S: 12 H: 1 LOB: 1 BB: 0 P: 15	R: 2 E: 0 K: 2 S: 21 H: 2 LOB: 1 BB: 1 P: 31	R: 0 E: 0 K: 1 S: 7 H: 1 LOB: 2 BB: 1 P: 14	R: 0 E: 0 K: 1 S: 9 H: 0 LOB: 0 BB: 0 P: 14	R: 0 E: 0 K: 1 S: 9 H: 0 LOB: 0 BB: 0 P: 14	R: 0 E: 0 K: 0 S: 12 H: 1 LOB: 1 BB: 0 P: 15	R: 0 E: 0 K: 0 S: 13 H: 0 LOB: 2 BB: 2 P: 23	R: 1 E: 1 K: 2 S: 12 H: 1 LOB: 3 BB: 2 P: 26		1B: 3 2B: 2 3B: 1 HR: 0 SF: 0 SAC: 0 DP: 0 HBP: 0			WP: 0 PB: 0 SB: 0 CS: 0	PA: 37		

PITCHER		IP	WLS	BF	H	R	ER	SO	BB	IBB	HBP	BLK	WP	HR	S	P	ERA	WHIP
35 Cole Hamels, L ERA: 3.6	(1, 1)	6.0		25	5	2	2	6	2	0	0	0	0	0	70	103	3.00	1.167
56 Cesar Jimenez, L ERA: 2.2	(7, 1)	1.0		5	0	0	0	0	2	0	0	0	0	0	13	23	0.00	2.000
49 Ethan Martin, R ERA: 6.32	(8, 1)	1.0	L	7	1	1	1	2	1	1	0	0	0	0	12	26	9.00	2.000

PITCHER	IP	WLS	BF	H	R	ER	SO	BB	IBB	HBP	BLK	WP	HR	S	P	ERA	WHIP

BOTTOM

Philadelphia Phillies @ Miami Marlins

Marlins Park, Miami, FL

Wed Sep 25 2013, 7:13 PM - 10:06 PM EDT

Att. 19,180 - Roof Closed - 79 F

livebaseballscorecards.com

AB	31
R	3
H	6
RBI	3
BB	6
SO	8
LOB	24

MIAMI

TOP

Detroit Tigers @ Miami Marlins

Marlins Park, Miami, FL

Fri Sep 27 2013, 7:13 PM - 10:03 PM EDT

Att. 26,992 - Partly Cloudy - 84 F

livebaseballscorecards.com

Batter	1	2	3	4	5	6	7	8	9	AB	R	H	RBI	BB	SO	LOB
14 Austin Jackson, R (1, 8) OBP: 0.338, SLG: 0.419	B SI 92 F SI 92 B FF 93 F FF 90 X SI 92 2-2 ① F8		C KC 78 D KC 79 B FF 92 C KC 78 X KC 81 2-2 ②③ G4-6-3 1-2f		B SL 84 1 SAFE C FF 92 X KC 78 1-1 1-2 3-H 1B		C SI 93 B SL 82 B SI 94 X SI 93 2-1 ② L9			4	0	1	1	0	0	1
12 Andy Dirks, L (1, 9) OBP: 0.323, SLG: 0.365	B SI 93 S CH 85 B KC 79 C KC 79 C SI 93 2-3 ② K			L CH 88 B FF 92 S FF 92 X KC 81 1-2 ① G6-3	S FF 92 F SI 94 S FF 94 0-3 ③ K		C SI 93 B CH 84 S SL 82 B SI 94 X SI 94 2-2 ③ G6-3			4	0	0	0	0	2	2
24 Miguel Cabrera, R (1, 5) OBP: 0.441, SLG: 0.637 18 Matt Tuiasosopo, R (6, PR) OBP: 0.356, SLG: 0.422 (6, 3)	X FF 94 0-0 ③ L9			B SI 93 C KC 79 B SI 93 F SL 87 B SI 94 X KC 81 3-2 27 FC6-4 1B		X SI 92 0-0 27 2B 1B		B SL 85 B SI 94 C SI 94 F SI 94 F SL 87 B SL 88 F SI 95 F SI 95 S SL 87 3-3 ① K		3 1	0 1	2 0	0 0	0 0	0 1	0 0
28 Prince Fielder, L (1, 3) OBP: 0.363, SLG: 0.460 32 Don Kelly, L (2, PR) OBP: 0.316, SLG: 0.351 (2, 3) (6, 5)		B FF 92 B KC 79 C SI 94 B FF 93 B KC 80 4-1 BB		X FF 92 0-0 ② F8		B FF 90 S CH 84 B FF 92 B FF 90 C FF 91 F SI 92 X FF 93 3-2 ① F9		X SI 94 0-0 ② P5		0 3	0 0	0 0	0 0	1 0	0 0	0 2
27 Jhonny Peralta, R (1, 7) OBP: 0.360, SLG: 0.461 31 Jose Veras, R (8, 1)		D FF 92 X FF 92 1-0 ① F8		X FF 92 0-0 ③ FC6-4 1-2f		B SL 84 C FF 91 B KC 79 X FF 92 2-1 13 1B 1-H 2B		B SI 97 B SI 95 X SI 95 2-0 ③ G5-3		4 0	0 0	1 0	1 0	0 0	0 0	2 0
13 Alex Avila, L (1, 2) OBP: 0.319, SLG: 0.379		B FF 92 B FF 92 C FF 91 1 SAFE B SI 91 X FF 91 3-1 ② L8			C FF 91 B FF 92 B FF 93 B FF 91 B FF 91 4-1 1 FC4-6 26 1B 14 1B BB	B CH 84 C SI 94 X SL 85 1-1 2-3 1B			X SI 91 0-0 1 G4-3-6 1B	3	1	2	0	1	0	1
26 Hernán Pérez, R (1, 4) OBP: 0.221, SLG: 0.231 39 Ramon Santiago, S (9, PH) OBP: 0.299, SLG: 0.292		C KC 79 F KC 79 B SI 93 S SL 86 1-3 ③ K			X FF 92 0-0 1 FC4-6 1-2 1B	S SL 83 B SI 94 S SI 94 S SI 94 1-3 ② K			B SI 92 C SL 83 C SL 84 B SI 92 S SL 83 2-3 ① K	3 1	0 0	1 0	0 0	0 0	2 1	3 1
1 Jose Iglesias, R (1, 6) OBP: 0.353, SLG: 0.390			C FF 90 B SL 85 X SI 93 1-1 ① G6-3		C SL 84 B KC 78 B FF 92 C SI 92 F KC 80 X KC 81 2-2 ① FC4-6 14 1B 1-2f 2-3	C SL 82 B SI 95 X SI 94 1-1 ③ G1-3			S SI 93 F SL 83 B SL 85 X SI 93 1-2 ②③ G4-3-6 1-2f	4	0	0	0	0	0	5
52 Jose Alvarez, L (1, 1) 21 Rick Porcello, R (3, 1) OBP: 0.333, SLG: 0.333 41 Victor Martinez, S (5, PH) OBP: 0.355, SLG: 0.430 36 Luke Putkonen, R (5, 1) 55 Brayan Peña, S (7, PH) OBP: 0.319, SLG: 0.403 57 Evan Reed, R (7, 1) 30 Nick Castellanos, R (8, 7) OBP: 0.294, SLG: 0.294			B FF 91 B FF 91 B FF 91 C FF 90 B FF 90 4-1 14 G4-6-3 BB		B SI 93 1 SAFE B CH 85 S FF 93 B KC 79 F FF 92 F FF 92 1 SAFE F SI 93 3-2 ② F7		B SI 92 B SI 93 X SI 93 2-0 ① G4-3			0 0 1 0 1 0 0 0	0 0 0 0 0 0 0 0	0 0 0 0 0 0 0 0	1 0 0 0 0 0 0 0	0 0 0 0 0 0 0 0	0 0 2 0 0 0 0 0
Inning Stats	R: 0 E: 0 K: 1 S: 7 H: 0 LOB: 0 BB: 0 P: 11	R: 0 E: 0 K: 1 S: 7 H: 0 LOB: 1 BB: 1 P: 16	R: 0 E: 0 K: 0 S: 6 H: 0 LOB: 0 BB: 1 P: 13	R: 0 E: 0 K: 0 S: 8 H: 1 LOB: 1 BB: 0 P: 12	R: 1 E: 0 K: 1 S: 17 H: 2 LOB: 2 BB: 1 P: 27	R: 1 E: 0 K: 1 S: 14 H: 3 LOB: 2 BB: 0 P: 22	R: 0 E: 0 K: 0 S: 6 H: 0 LOB: 0 BB: 0 P: 12	R: 0 E: 0 K: 1 S: 8 H: 0 LOB: 0 BB: 0 P: 13	R: 0 E: 0 K: 1 S: 7 H: 1 LOB: 0 BB: 0 P: 10	1B: 6 2B: 1 3B: 0 HR: 0	SF: 0 SAC: 0 DP: 2 HBP: 0	WP: 0 PB: 0 SB: 0 CS: 0	PA: 35			

	AB	32
	R	2
	H	7
	RBI	2
	BB	3
	SO	6
	LOB	19

PITCHER		IP	WLS	BF	H	R	ER	SO	BB	IBB	HBP	BLK	WP	HR	S	P	ERA	WHIP
34 Tom Koehler, R ERA: 4.41	(1, 1)	5.1	W	23	5	2	2	3	3	0	0	0	0	0	52	91	3.38	1.500
58 Ryan Webb, R ERA: 2.91	(6, 1)	1.2	H	6	1	0	0	1	0	0	0	0	0	0	13	22	0.00	0.600
50 Chad Qualls, R ERA: 2.61	(8, 1)	1.0	H	3	0	0	0	1	0	0	0	0	0	0	8	13	0.00	0.000
31 Steve Cishek, R ERA: 2.36	(9, 1)	1.0	S	3	1	0	0	1	0	0	0	0	0	0	7	10	0.00	1.000

Batter	1	2	3	4	5	6	7	8	9	AB	R	H	RBI	BB	SO	LOB
17 Donovan Solano, R (1, 4) OBP: 0.307, SLG: 0.319	B FF 91 B SI 90 C SI 90 S CH 79 B SL 87 X SI 90 3-2 ① G4-3		B FF 86 S CH 79 B FF 91 F SI 91 D CH 80 X FF 90 3-2 ② F9		B FF 94 X FF 94 1-0 1B		B FF 97 B SL 84 F FF 96 B SL 83 C FF 96 X FF 97 3-2 ③ G6-3			4	0	1	0	0	0	1
30 Placido Polanco, R (1, 5) OBP: 0.315, SLG: 0.302	B SI 91 X CH 81 1-0 21 FC4-6 1B		C SI 90 B FF 90 F SL 85 B FF 91 B CH 80 B SL 85 4-2 21 27 2B BB		1 SAFE 1 SAFE C FF 93 B CH 82 1 SAFE P PO 91 F FF 94 X CH 84 2-2 ② F9			C SI 93 B SI 94 B SI 94 F SI 93 B CU 78 X SI 94 3-2 ① G4-3		3	1	1	0	1	0	1
21 Christian Yelich, L (1, 7) OBP: 0.362, SLG: 0.392	B FF 91 C FF 92 X CU 75 1-1 ② FC4-6 1-2f		B SL 81 B FF 91 B FF 91 B FF 91 4-0 27 2B 1-2 2-3 BB		C CH 83 1 SAFE S FF 93 1 SAFE D CH 83 P PO 91 S CH 84 2-3 ③ K			B FS 85 F SI 94 C SI 94 X CU 77 1-2 20 S 1B		3	1	1	0	1	1	2
27 Giancarlo Stanton, R (1, 9) OBP: 0.366, SLG: 0.484	C SI 90 D CH 79 B CU 74 C SI 90 S CH 79 2-3 ③ K		B SI 93 X SI 94 1-0 1-H 2-H 3-H 2B			B SI 95 S SI 93 C CH 84 X CH 83 1-2 ① F7		C CU 78 B SI 94 S SI 95 1 SAFE F SI 95 F CU 77 F CU 78 F SI 96 D CU 79 2-3 ② S FS 83 K		4	0	1	3	0	2	2
20 Justin Ruggiano, R (1, 8) OBP: 0.298, SLG: 0.400		F SI 90 B SL 84 B SI 90 S CH 79 X CH 79 2-2 ① G5-3	S SI 93 X SI 93 0-1 ③ G6-3			B KC 80 B FF 95 X FF 94 2-0 ② G6-3		C SI 95 B CU 78 B FS 83 C CU 79 B SI 96 X CU 77 3-2 ③ G4-3 1-2		4	0	0	0	0	0	2
5 Logan Morrison, L (1, 3) OBP: 0.338, SLG: 0.382		B FF 92 C FF 92 F SL 83 S SI 91 1-3 ② K	B FF 92 B CH 82 X SI 92 2-0 3 G4-6-3 1B			F FF 94 B KC 75 C FF 94 B CH 86 B KC 80 F SI 94 B FF 93 4-2 3 FC6-4 BB				2	0	1	0	1	1	0
3 Adeiny Hechavarría, R (1, 6) OBP: 0.267, SLG: 0.302		B CH 80 B CH 78 B SI 91 C FF 91 F SI 91 C SI 90 3-3 ③ K	X SI 92 0-0 ① ② G4-6-3 1-2f			C FF 94 D KC 80 X FF 94 1-1 ③ FC6-4 1-2f				3	0	0	0	0	1	2
46 Koyie Hill, S (1, 2) OBP: 0.193, SLG: 0.200			C CH 79 X FF 91 0-1 21 BB 34 SH2-4 27 2B 1B C FF 93 S CU 75 B CU 74 C SI 94 1-3 ③ K				B FF 95 F FF 96 C FF 96 S CH 87 1-3 ① K			3	1	1	0	0	2	0
34 Tom Koehler, R (1, 1) OBP: 0.077, SLG: 0.077 58 Ryan Webb, R (6, 1) OBP: 0.333, SLG: 0.333 9 Juan Pierre, L (7, PH) OBP: 0.284, SLG: 0.306 50 Chad Qualls, R (8, 1) 31 Steve Cishek, R (9, 1)			X SI 90 0-0 ① SH2-4 1-2		B FF 93 C FF 93 F FF 95 F KC 78 X FF 94 1-2 ① F9		B FF 95 F FF 96 B CH 87 F FF 97 X FF 97 2-2 ② F8			1 0 1 0 0	0 0 0 0 0	0 0 0 0 0	0 0 0 0 0	0 0 0 0 0	0 0 0 0 0	0 0 0 0 0
Inning Stats	R: 0 E: 0 K: 1 S: 9 H: 1 LOB: 1 BB: 0 P: 16	R: 0 E: 0 K: 2 S: 9 H: 0 LOB: 0 BB: 0 P: 15	R: 3 E: 0 K: 0 S: 11 H: 2 LOB: 1 BB: 2 P: 23	R: 0 E: 0 K: 1 S: 5 H: 1 LOB: 0 BB: 0 P: 8	R: 0 E: 0 K: 1 S: 13 H: 1 LOB: 1 BB: 0 P: 17	R: 0 E: 0 K: 0 S: 9 H: 0 LOB: 1 BB: 1 P: 17	R: 0 E: 0 K: 1 S: 9 H: 0 LOB: 0 BB: 0 P: 15	R: 0 E: 0 K: 1 S: 16 H: 1 LOB: 1 BB: 0 P: 25		1B: 5 2B: 1 3B: 0 HR: 0	SF: 0 SAC: 1 DP: 1 HBP: 0					

PITCHER		IP	WLS	BF	H	R	ER	SO	BB	IBB	HBP	BLK	WP	HR	S	P	ERA	WHIP
52 Jose Alvarez, L ERA: 5.82	(1, 1)	2.2	L	12	2	3	3	3	2	0	0	0	0	0	26	50	10.12	1.500
21 Rick Porcello, R ERA: 4.35	(3, 1)	1.1		5	2	0	0	1	0	0	0	0	0	0	8	12	0.00	1.500
36 Luke Putkonen, R ERA: 2.79	(5, 1)	2.0		8	1	0	0	1	1	0	0	0	0	0	22	34	0.00	1.000
57 Evan Reed, R ERA: 3.91	(7, 1)	1.0		3	0	0	0	1	0	0	0	0	0	0	9	15	0.00	0.000
31 Jose Veras, R ERA: 3.02	(8, 1)	1.0		4	1	0	0	1	0	0	0	0	0	0	16	25	0.00	1.000

PITCHER	IP	WLS	BF	H	R	ER	SO	BB	IBB	HBP	BLK	WP	HR	S	P	ERA	WHIP

BOTTOM

Detroit Tigers @ Miami Marlins

Marlins Park, Miami, FL

Fri Sep 27 2013, 7:13 PM - 10:03 PM EDT

Att. 26,992 - Partly Cloudy - 84 F

livebaseballscorecards.com

AB	28
R	3
H	6
RBI	3
BB	3
SO	7
LOB	10

MIAMI

WP: 0 PA: 32
PB: 0
SB: 1
CS: 0

Batter	1	2	3	4	5	6	7	8	9	10	AB	R	H	RBI	BB	SO	LOB
14 Austin Jackson, R (1, 8) OBP: 0.337, SLG: 0.417	C FF 97 X FF 96 0-1 24 1B 1B	B FF 95 B SL 87 C FF 95 F FF 98 F FF 97 B SL 86 X FF 97 3-2 ① F8	C SL 84 B SL 85 B FF 94 C FF 93 D SL 85 X FF 94 3-2 ①② G1-4-3 1-2f	C FF 93 C SL 81 S CU 78 0-3 ② K	C FF 97 B FF 97 1 SAFE X FF 96 1-1 ② F8	5	0	1	0	0	1	2
48 Torii Hunter, R (1, 9) OBP: 0.334, SLG: 0.465 32 Don Kelly, L (8, 9) OBP: 0.314, SLG: 0.349	L FF 95 1 SAFE S SL 83 B SL 86 S SL 86 1-3 ① K	F SL 87 B SL 87 F FF 99 B SL 88 B FF 97 F FF 96 X SL 87 3-2 ② G5-3	B FF 97 B CU 78 F FF 97 S SL 88 F SL 87 F FF 97 X FF 97 2-2 24 1B 1B	B FF 93 F FF 91 S FF 94 F CU 78 B CU 79 S SL 82 2-3 ③ K	B FF 97 1 SAFE C CH 90 X FF 96 1-1 ③ F7	4 1	0 0	1 0	0 0	0 0	2 0	1 1
24 Miguel Cabrera, R (1, 5) OBP: 0.442, SLG: 0.636 18 Matt Tuiasosopo, R (8, 3) OBP: 0.354, SLG: 0.420	B FF 96 F FF 96 S FF 97 F SL 87 X FF 98 1-2 1-2 1B	F CU 76 S SL 87 S SL 88 0-3 ③ K	S SL 84 X FF 96 0-1 1-2 1B	B FF 94 F FF 92 B SL 81 B FF 92 F FF 91 X SL 81 3-2 ① G6-3	C SI 92 F SL 84 B SL 84 C SI 94 1-3 ① K	4 1	0 0	2 0	0 0	0 0	1 1	0 0
28 Prince Fielder, L (1, 3) OBP: 0.362, SLG: 0.457 39 Ramon Santiago, S (8, 5) OBP: 0.302, SLG: 0.292 (10, 6)	B FF 96 X FF 96 1-0 ② L5	B FF 96 B CU 77 B FF 97 C FF 96 B FF 97 4-1 27 1B 13 SF7 BB	B CU 77 X FF 97 1-0 ③ L1	C SL 86 S FF 94 F FF 95 B SL 87 F FF 96 X SL 89 1-2 ② F9	B SL 82 B SL 82 F SI 92 B SI 92 B SI 92 4-1 27 G5-4-3 BB	3 0	1 0	0 0	0 0	1 1	0 0	4 0
27 Jhonny Peralta, R (1, 7) OBP: 0.360, SLG: 0.461 (6, 6) 57 Evan Reed, R (10, 1)	B SL 85 X FF 97 1-0 ③ G5-3	C SL 86 X FF 96 0-1 1 FC6-4 1-3 1B	C FF 95 F SL 86 B SL 87 B CU 76 X FF 96 2-2 ① G4-3	B FF 96 F FF 94 B SL 86 X FF 95 2-1 13 BB 1B	F SL 83 F SL 84 B SI 91 X SL 84 1-2 ②③ G5-4-3 1-2f	5 0	0 0	2 0	0 0	0 0	0 0	3 0
13 Alex Avila, L (1, 2) OBP: 0.318, SLG: 0.377	B CU 74 F FF 95 F FF 96 F FF 97 B FF 97 S SL 86 2-3 ① K	X FF 95 0-0 ① SF7 3-H	B CU 75 B FF 96 X FF 95 2-0 ② L8	B FF 95 B FF 94 S SL 86 C FF 95 B FF 95 4-2 1-2 BB	2	0	0	1	1	1	0
4 Omar Infante, R (1, 4) OBP: 0.346, SLG: 0.452	C FF 97 X FF 98 0-1 1 SH2-3 1B	B SL 86 C SL 86 1 SAFE X SL 87 1-1 ② F8	F FF 94 B FF 97 F FF 96 X SL 86 1-2 1B	B SL 86 X FF 94 1-0 ③ F9	4	0	2	0	0	0	3
1 Jose Iglesias, R (1, 6) OBP: 0.351, SLG: 0.388 62 Al Alburquerque, R (6, 1) 33 Drew Smyly, L (8, 1) 41 Victor Martinez, S (9, PH) OBP: 0.356, SLG: 0.432 53 Joaquin Benoit, R (9, 1) 26 Hernán Pérez, R (10, 5) OBP: 0.221, SLG: 0.231	C FF 95 D SL 85 X SL 84 1-1 ② SH2-3 1-2	F FF 96 X CU 77 0-1 ③ FC6-4 1-2f	C SL 83 C FF 94 F FF 96 F FF 94 B SL 84 S SL 86 1-3 ③ K	B FF 98 X FF 98 1-0 ① F8	2 0 0 1 0 0	0 0 0 0 0 0	0 0 0 0 0 0	0 0 0 0 0 0	1 0 0 0 0 0	0 0 0 0 0 0	2 0 0 0 0 0
19 Aníbal Sánchez, R (1, 1) 34 Darin Downs, R (6, 1) 12 Andy Dirks, L (6, 7) OBP: 0.324, SLG: 0.366	C FF 95 F FF 96 B SL 85 B FF 98 S FF 97 2-3 ③ K	B FF 93 B FF 94 C FF 94 B FF 96 B FF 95 4-1 14 G1-4-3 BB	X FF 92 0-0 ① F7	B FF 98 B FF 97 C FF 96 T FF 97 F FF 97 X CU 84 2-2 1B	1 0 2	0 0 0	0 0 1	0 0 0	1 0 0	1 0 0	1 0 0
Inning Stats	R: 0 H: 2 E: 0 LOB: 2 K: 1 BB: 0 S: 11 P: 15	R: 0 H: 1 E: 0 LOB: 1 K: 2 BB: 0 S: 11 P: 16	R: 0 H: 0 E: 0 LOB: 0 K: 1 BB: 0 S: 11 P: 17	R: 1 H: 1 E: 0 LOB: 1 K: 0 BB: 1 S: 8 P: 13	R: 0 H: 2 E: 0 LOB: 2 K: 0 BB: 1 S: 12 P: 22	R: 0 H: 1 E: 0 LOB: 1 K: 1 BB: 0 S: 12 P: 18	R: 0 H: 0 E: 0 LOB: 0 K: 2 BB: 0 S: 8 P: 10	R: 0 H: 1 E: 0 LOB: 2 K: 0 BB: 1 S: 13 P: 24	R: 0 H: 1 E: 0 LOB: 1 K: 0 BB: 0 S: 9 P: 14	R: 0 H: 0 E: 0 LOB: 0 K: 1 BB: 1 S: 7 P: 13	1B: 9 2B: 0 3B: 0 HR: 0	SF: 1 SAC: 1 DP: 2 HBP: 0				

PITCHER	IP	WLS	BF	H	R	ER	SO	BB	IBB	HBP	BLK	WP	HR	S	P	ERA	WHIP
24 Nathan Eovaldi, R (1, 1) ERA: 3.39	6.0		26	7	1	1	5	2	0	0	0	0	0	65	101	1.50	1.500
44 AJ Ramos, R (7, 1) ERA: 3.15	1.1		4	0	0	0	2	0	0	0	0	0	0	11	16	0.00	0.000
40 Mike Dunn, L (8, 1) ERA: 2.66	0.2		4	1	0	0	0	1	0	0	0	0	0	10	18	0.00	3.000
49 Arquimedes Caminero, R (9, 1) ERA: 2.77	1.0		4	1	0	0	0	0	0	0	0	0	0	9	14	0.00	1.000
31 Steve Cishek, R (10, 1) ERA: 2.33	1.0	W	3	0	0	0	1	1	0	0	0	0	0	7	13	0.00	1.000

PITCHER	IP	WLS	BF	H	R	ER	SO	BB	IBB	HBP	BLK	WP	HR	S	P	ERA	WHIP

TOP

Detroit Tigers @ Miami Marlins

Marlins Park, Miami, FL

Sat Sep 28 2013, 7:11 PM - 10:44 PM EDT

Att. 28,750 - Roof Closed - 78 F

livebaseballscorecards.com

AB	35
R	1
H	9
RBI	1
BB	4
SO	8
LOB	17

WP: 0 PA: 41
PB: 0
SB: 0
CS: 0

Detroit Tigers @ Miami Marlins

Marlins Park, Miami, FL

Sat Sep 28 2013, 7:11 PM - 10:44 PM EDT

Att. 28,750 - Roof Closed - 78 F

livebaseballscorecards.com

Batter	1	2	3	4	5	6	7	8	9	10	AB	R	H	RBI	BB	SO	LOB
8 Chris Coghlan, L (1, 7) OBP: 0.316, SLG: 0.352	C FF 92 B SI 94 F FS 88 C SL 87 1-3 ① K			B FS 88 B FF 93 B FF 94 C FF 93 X FS 87 3-1 17 S 1B		C SI 89 X FC 84 0-1 ② G4-3 1-2		D FC 86 B SI 92 C SI 91 B SI 91 X SI 91 3-1 ③ F9		X FF 96 0-0 ① SH1-3 1-2	3	0	1	0	0	1	1
44 AJ Ramos, R (7, 1)											0	0	0	0	0	0	0
40 Mike Dunn, L (8, 1)											0	0	0	0	0	0	0
29 Greg Dobbs, L (8, PH) OBP: 0.302, SLG: 0.300											1	0	0	0	0	0	1
49 Arquimedes Caminero, R (9, 1)											0	0	0	0	0	0	0
31 Steve Cishek, R (10, 1)											0	0	0	0	0	0	0
9 Juan Pierre, L (10, PH) OBP: 0.284, SLG: 0.306											0	0	0	0	0	0	0
17 Donovan Solano, R (1, 4) OBP: 0.305, SLG: 0.316	F FF 93 X SL 87 0-1 ② G5-3			F SI 94 C SI 93 B FF 93 B SL 88 F FF 93 F FS 86 F CH 73 F FF 95 F FS 89 2-2 ① F8 1-2		B SL 84 B SL 85 S SL 85 C FF 95 D SL 88 C SL 85 3-3 ③ K			C SL 88 B CH 83 X SI 94 1-1 ① G4-3	B FF 95 B FF 95 F FF 96 S FF 96 B FF 95 H FF 95 4-2 27 1B 21 BB HBP	4	0	0	0	0	1	2
30 Placido Polanco, R (10, PR) OBP: 0.315, SLG: 0.302											0	0	0	0	0	0	0
21 Christian Yelich, L (1, 8) OBP: 0.370, SLG: 0.396	B FF 94 B FF 94 C FF 94 F FS 87 B SI 96 F FS 86 S SL 87 (7, 7) 3-3 ③ K			S FS 89 D FS 88 X FF 94 1-1 27 G4-6-3 1B			C FF 93 B SL 86 B SL 87 B SL 86 B FF 94 4-1 BB		C CH 84 B CH 84 B CH 85 B SI 95 F SI 96 X CH 86 3-2 27 BB 59 1B 1B	C FF 94 C CH 86 B FF 97 B CH 88 B FF 96 B FF 96 4-2 27 1B 1-2 2-3 BB	3	1	2	0	2	1	0
27 Giancarlo Stanton, R (1, 9) OBP: 0.366, SLG: 0.482		C SL 86 B FF 94 B FS 87 C FS 86 S FF 95 2-3 ① K		C FF 95 B FF 95 X FF 96 1-1 ② ③ G4-6-3 1-2f			C SL 87 S SL 86 S SL 86 0-3 ① K		B FF 96 C FF 95 B FF 96 B FF 95 B FF 96 4-1 3 BB 59 1B 1-2 BB	B FF 96 S FF 96 B SL 84 X FF 96 2-1 1-2 2-3 3-H 1B	4	0	1	1	1	2	3
5 Logan Morrison, L (1, 3) OBP: 0.334, SLG: 0.377		B SI 94 B FS 86 C FS 87 S FF 94 S SL 86 2-3 ② K			C CU 78 B FS 86 C FF 93 C FF 94 1-3 ① K		1 SAFE F SL 87 B SL 86 S SL 86 X FF 95 1-2 ② F7		B SI 94 B CH 84 X FF 94 2-0 ② F9		4	0	0	0	0	2	3
59 Ed Lucas, R (1, 5) OBP: 0.311, SLG: 0.337	C SI 92 X FS 86 0-1 ③ P3				T FC 94 S SL 88 S FC 95 0-3 ② K		B SL 86 S SL 86 1 SAFE S SL 87 B FF 95 F SL 86 X SL 86 2-2 ③ F8		C SI 96 D CH 84 C SI 95 B SI 96 X CH 86 2-2 3 BB 1-2 2-H 1B		4	0	1	1	0	1	1
3 Adeiny Hechavarría, R (1, 6) OBP: 0.268, SLG: 0.301			X FF 92 0-0 ① F9		C FF 95 S CU 80 S FC 94 0-3 ③ K			C SI 91 B FC 88 F FC 87 B SI 94 B KC 80 B SI 92 4-2 BB	B SI 95 F FF 94 D SL 89 F FF 95 B SI 95 B SI 96 4-2 19 FC4-6 1-2 2-3 BB		2	0	0	0	2	1	0
19 Rob Brantly, L (1, 2) OBP: 0.263, SLG: 0.265			X FF 94 0-0 ② G4-3			B SI 88 B SI 88 B SI 88 B SI 90 4-0 8 G4-3 BB		X SI 91 0-0 ① B1	B FF 94 C FF 94 X FF 94 1-1 ③ FC4-6 1-2f		3	0	0	0	1	0	4
24 Nathan Eovaldi, R (1, 1) OBP: 0.094, SLG: 0.065			B FF 94 C FC 94 S SL 89 B SL 89 F FF 95 C SL 88 2-3 ③ K			C SI 88 D CH 83 B SI 90 B SI 88 X SI 90 3-1 ① L8		S SI 91 1 SAFE S SI 92 1 SAFE 1 SAFE F SI 92 S FC 87 0-3 ② K		B SL 82 B FF 95 B FF 96 B FF 94 4-0 21 BB 9 SH1-3 27 1B BB	1	0	0	0	0	1	0
20 Justin Ruggiano, R (6, PH) OBP: 0.298, SLG: 0.398											2	1	0	0	1	1	2
Inning Stats	R: 0 E: 0 K: 2 S: 9 / H: 0 LOB: 0 BB: 0 P: 13	R: 0 E: 0 K: 2 S: 8 / H: 0 LOB: 0 BB: 0 P: 12	R: 0 E: 0 K: 1 S: 6 / H: 0 LOB: 0 BB: 0 P: 8	R: 0 E: 0 K: 0 S: 16 / H: 2 LOB: 1 BB: 1 P: 23	R: 0 E: 0 K: 0 S: 9 / H: 0 LOB: 0 BB: 0 P: 10	R: 0 E: 0 K: 1 S: 7 / H: 0 LOB: 1 BB: 1 P: 17	R: 0 E: 0 K: 1 S: 11 / H: 0 LOB: 1 BB: 1 P: 18	R: 0 E: 0 K: 1 S: 9 / H: 0 LOB: 1 BB: 1 P: 16	R: 1 E: 0 K: 0 S: 14 / H: 2 LOB: 3 BB: 2 P: 31	R: 1 E: 0 K: 0 S: 7 / H: 1 LOB: 3 BB: 2 P: 21	1B: 5 2B: 0 3B: 0 HR: 0	SF: 0 SAC: 1 DP: 1 HBP: 1					

BOTTOM

AB	31
R	2
H	5
RBI	2
BB	7
SO	11
LOB	17

MIAMI

PITCHER		IP	WLS	BF	H	R	ER	SO	BB	IBB	HBP	BLK	WP	HR	S	P	ERA	WHIP
19 Aníbal Sánchez, R ERA: 2.57	(1, 1)	5.0		16	2	0	0	8	0	0	0	0	0	0	48	66	0.00	0.400
34 Darin Downs, L ERA: 4.84	(6, 1)	0.2	H	3	0	0	0	0	1	0	0	0	0	0	4	11	0.00	1.500
62 Al Alburquerque, R ERA: 4.59	(6, 1)	1.1	H	5	0	0	0	2	1	0	0	0	0	0	14	24	0.00	0.750
33 Drew Smyly, L ERA: 2.37	(8, 1)	1.0	H	4	0	0	0	1	1	0	0	0	0	0	9	16	0.00	1.000
53 Joaquín Benoit, R ERA: 2.01	(9, 1)	1.0	B	7	2	1	1	0	2	0	0	0	0	0	14	31	9.00	4.000

PITCHER		IP	WLS	BF	H	R	ER	SO	BB	IBB	HBP	BLK	WP	HR	S	P	ERA	WHIP
57 Evan Reed, R ERA: 4.24	(10, 1)	0.1	L	5	1	1	1	0	2	0	1	0	0	0	7	21	27.00	9.000

WP: 0	PA: 40		
PB: 0			
SB: 1			
CS: 0			

Detroit Tigers @ Miami Marlins

Marlins Park, Miami, FL

Sun Sep 29 2013, 1:11 PM - 3:16 PM EDT

Att. 28,315 - Roof Closed - 75 F

TOP

livebaseballscorecards.com

Batter	1	2	3	4	5	6	7	8	9	AB	R	H	RBI	BB	SO	LOB
32 Don Kelly, L (1, 8) OBP: 0.309, SLG: 0.343	B FF 95 C FF 95 F SI 94 B SI 95 X FF 95 2-2 ① G6-3		B SI 88 B SI 89 B SI 94 C SI 93 F SI 93 X SI 94 3-2 ③ G3-1			B CU 69 X SI 94 1-0 ② P6			X SI 95 0-0 ② G1-3	4	0	0	0	0	0	0
12 Andy Dirks, L (1, 9) OBP: 0.323, SLG: 0.363	B FF 95 X SI 89 1-0 ② G1			B SI 92 C FF 93 X SI 89 1-1 ① G6-3		C SI 94 B SL 80 C FF 90 X SI 96 1-2 ③ G5-3			B SI 95 B SI 95 B SI 95 B SI 95 4-0 BB	3	0	0	0	1	0	0
28 Prince Fielder, L (1, 3) OBP: 0.362, SLG: 0.457 18 Matt Tuiasosopo, R (4, 3) OBP: 0.351, SLG: 0.415	H CU 64 1-0 HBP			X SI 93 0-0 ② G1-3			C SI 94 S FF 94 B SI 94 C SL 82 1-3 ① K		B SL 80 S SI 95 B SI 95 F SI 94 B SL 83 S SI 95 3-3 ③ K	1 2	0 0	0 0	0 0	0 0	0 2	0 1
27 Jhonny Peralta, R (1, 7) (7, 6) OBP: 0.358, SLG: 0.457	D SI 94 X SI 94 1-0 ③ F8			C SL 81 S FF 96 F SL 80 X SL 82 0-2 ③ P4			B SI 94 B SI 94 C SL 81 B SI 93 X SI 94 3-1 ② F9			3	0	0	0	0	0	1
4 Omar Infante, R (1, 4) OBP: 0.345, SLG: 0.450 26 Hernán Pérez, R (5, 4) OBP: 0.217, SLG: 0.227		F SI 93 F SI 89 X SL 82 0-2 ① L8			C FF 94 F SL 82 F SL 83 F SI 93 X SI 90 0-2 ① F8		B SL 82 C SI 94 F SL 81 X SL 82 1-2 ③ F9			2 1	0 0	0 0	0 0	0 0	0 0	0 0
55 Brayan Peña, S (1, 2) OBP: 0.315, SLG: 0.397		B FF 97 X SI 94 1-0 ② G4-3			B SI 95 B SI 91 X SI 93 2-0 ② L7			B CU 73 F SI 92 X SI 94 1-1 ① G4-3		3	0	0	0	0	0	0
1 Jose Iglesias, R (1, 6) OBP: 0.349, SLG: 0.386 30 Nick Castellanos, R (7, 7) OBP: 0.278, SLG: 0.278		C SI 95 S SL 82 F SI 96 X SI 94 0-2 ③ L8			X SI 94 0-0 E6			C SL 81 X SL 80 0-1 ② G3-1		2 1	0 0	0 0	0 0	0 0	0 0	0 0
39 Ramon Santiago, S (1, 5) OBP: 0.298, SLG: 0.288			C SI 94 C SL 88 B FF 94 F SL 77 X SI 95 1-2 ① L6		1 SAFE B SI 94 C SL 79 X SI 93 1-1 ③ G4-3			B SI 96 C FF 94 B SI 91 F SI 95 C SI 94 2-3 ③ K		3	0	0	0	0	1	1
35 Justin Verlander, R (1, 1) 58 Doug Fister, L (7, 1) OBP: 0.400, SLG: 0.400 21 Rick Porcello, R (8, 1) OBP: 0.333, SLG: 0.333 13 Alex Avila, L (9, PH) OBP: 0.317, SLG: 0.376 36 Luke Putkonen, R (9, 1)			B SI 94 X SI 94 1-0 ② G4-3			S SI 94 C SL 80 F FF 96 B SL 84 C SL 79 1-3 ① K			C SI 93 X SI 95 0-1 ① G1-3	2 0 0 1 0	0 0 0 0 0	0 0 0 0 0	0 0 0 0 0	0 0 0 0 0	1 0 0 0 0	0 0 0 0 0
Inning Stats	R: 0 H: 0 E: 0 LOB: 1 K: 0 BB: 0 S: 5 P: 10	R: 0 H: 0 E: 0 LOB: 0 K: 0 BB: 0 S: 8 P: 9	R: 0 H: 0 E: 0 LOB: 0 K: 0 BB: 0 S: 8 P: 13	R: 0 H: 0 E: 0 LOB: 0 K: 0 BB: 0 S: 7 P: 8	R: 0 H: 0 E: 1 LOB: 1 K: 0 BB: 0 S: 9 P: 12	R: 0 H: 0 E: 0 LOB: 0 K: 1 BB: 0 S: 8 P: 11	R: 0 H: 0 E: 0 LOB: 0 K: 1 BB: 0 S: 8 P: 13	R: 0 H: 0 E: 0 LOB: 0 K: 1 BB: 0 S: 7 P: 10	R: 0 H: 0 E: 0 LOB: 1 K: 1 BB: 1 S: 6 P: 13	1B: 0 SF: 0 2B: 0 SAC: 0 3B: 0 DP: 0 HR: 0 HBP: 1					WP: 0 PA: 30 PB: 0 SB: 0 CS: 0	

	AB	28
	R	0
	H	0
	RBI	0
	BB	1
	SO	4
	LOB	3

PITCHER	IP	WLS	BF	H	R	ER	SO	BB	IBB	HBP	BLK	WP	HR	S	P	ERA	WHIP
37 Henderson Alvarez III, R (1, 1) ERA: 3.59	9.0	W	30	0	0	0	4	1	0	1	0	0	0	66	99	0.00	0.111

PITCHER	IP	WLS	BF	H	R	ER	SO	BB	IBB	HBP	BLK	WP	HR	S	P	ERA	WHIP

Detroit Tigers @ Miami Marlins

Marlins Park, Miami, FL

Sun Sep 29 2013, 1:11 PM - 3:16 PM EDT

Att. 28,315 - Roof Closed - 75 F

BOTTOM

Batter	1	2	3	4	5	6	7	8	9	AB	R	H	RBI	BB	SO	LOB
9 Juan Pierre, L (1, 7) OBP: 0.284, SLG: 0.305	B FF 92 F FF 91 X FF 92 1-1 ① F8		X FF 93 0-0 1B			B FF 90 B FF 92 X FF 91 2-0 ① P6		B FF 93 X SI 93 1-0 ② G4-3		4	0	1	0	0	0	0
59 Ed Lucas, R (1, 4) OBP: 0.311, SLG: 0.336	S FF 91 C FF 91 B SL 85 T SL 86 1-2 ② K		1 SAFE B FF 95 D SL 86 F FF 95 1 SAFE X FF 95 2-1 ③ F9			C SL 83 C SL 85 X CU 78 0-2 1B		B CU 78 B SL 86 S SI 92 S SI 93 S SI 93 2-3 ③ K		4	0	1	0	0	2	1
20 Justin Ruggiano, R (1, 8) OBP: 0.298, SLG: 0.396	X FF 91 0-0 27 E 1B			C FF 91 C CU 78 B SL 84 B SL 85 F CU 79 B CH 85 S SL 86 3-3 ① K		C FF 95 F FF 94 1 SAFE 1 SAFE B FF 93 D CH 85 F FF 95 B FF 94 X FF 95 3-2 ② F8			B KC 76 X FF 93 1-0 ① G6-3	4	0	1	0	0	1	1
27 Giancarlo Stanton, R (1, 9) OBP: 0.365, SLG: 0.480	1 SAFE C FF 94 1 SAFE T FF 94 1 SAFE S FF 95 0-3 ③ K 1-2			S SL 85 B FF 95 B FF 96 S FF 96 B FF 97 F FF 97 C FF 97 3-3 ② K		C FF 94 1 SAFE S FF 93 C CU 79 0-3 ③ K			B SI 93 S FF 95 S KC 80 B FF 94 B FF 94 X FF 94 3-2 3 WP 5 1B 29 WP 1B	4	1	1	0	0	3	2
5 Logan Morrison, L (1, 3) OBP: 0.333, SLG: 0.375		S CH 84 F CH 84 B FF 92 S CU 79 1-3 ① K		X FF 95 0-0 ③ F7			B SI 90 B FC 86 C SI 90 B CH 81 X SI 90 3-1 ① F7		X FF 94 0-0 29 WP 3 WP 1-2 1B	4	0	1	0	0	1	0
3 Adeiny Hechavarría, R (1, 6) OBP: 0.267, SLG: 0.298		C FF 91 X SL 85 0-1 ② P3			C FF 90 X FF 93 0-1 ① P4		F FC 84 S CU 74 B FF 90 B CU 75 S FC 85 2-3 ② K		F FF 94 D KC 79 F FF 94 B KC 82 X FF 94 2-2 ② G6-3 1-2 2-3	4	0	0	0	0	1	2
8 Chris Coghlan, L (1, 5) OBP: 0.318, SLG: 0.354		C FF 92 B FF 92 F CH 84 S FF 94 1-3 ③ K			C FF 92 B CU 78 F FF 93 B CU 78 B CH 85 B CH 83 4-2 BB		B FC 88 X SI 90 1-0 1B		S FF 94 B FF 94 B FF 95 S SI 94 F FF 95 F FF 93 B FF 95 B FF 95 4-2 29 WP BB	2	0	1	0	2	1	0
46 Koyie Hill, S (1, 2) OBP: 0.183, SLG: 0.190 29 Greg Dobbs, L (9, PH) OBP: 0.303, SLG: 0.300			S CH 83 C FF 92 F FF 94 S FF 94 0-3 ① K		B CH 84 S FF 94 B FF 94 F CH 84 S CH 85 2-3 ② K		X SI 88 0-0 ③ P4		B KC 82 1-0 WP 1-2 2-3 3-H	3 1	0 0	0 0	0 0	0 0	2 0	2 2
37 Henderson Alvarez III, R (1, 1) OBP: 0.290, SLG: 0.500			S SL 86 F SL 86 B CU 79 F SL 87 S FF 95 1-3 ② K		X FF 93 0-0 ③ F9			C SI 92 S SI 93 S SI 94 0-3 ① K		3	0	0	0	0	2	1
Inning Stats	R: 0 E: 1 K: 2 S: 9 H: 1 LOB: 1 BB: 0 P: 11	R: 0 E: 0 K: 2 S: 8 H: 0 LOB: 0 BB: 0 P: 10	R: 0 E: 0 K: 2 S: 11 H: 1 LOB: 1 BB: 0 P: 14	R: 0 E: 0 K: 2 S: 9 H: 0 LOB: 0 BB: 0 P: 15	R: 0 E: 0 K: 1 S: 8 H: 0 LOB: 1 BB: 1 P: 14	R: 0 E: 0 K: 1 S: 11 H: 1 LOB: 1 BB: 0 P: 16	R: 0 E: 0 K: 1 S: 7 H: 1 LOB: 1 BB: 0 P: 13	R: 0 E: 0 K: 2 S: 7 H: 0 LOB: 0 BB: 0 P: 10	R: 1 E: 0 K: 0 S: 12 H: 2 LOB: 2 BB: 1 P: 23	1B: 6 2B: 0 3B: 0 HR: 0	SF: 0 SAC: 0 DP: 0 HBP: 0			WP: 2 PB: 0 SB: 0 CS: 0	PA: 35		

livebaseballscorecards.com

AB	33
R	1
H	6
RBI	0
BB	2
SO	13
LOB	11

PITCHER		IP	WLS	BF	H	R	ER	SO	BB	IBB	HBP	BLK	WP	HR	S	P	ERA	WHIP
35 Justin Verlander, R ERA: 3.46	(1, 1)	6.0		22	3	0	0	10	1	0	0	0	0	0	56	80	0.00	0.667
58 Doug Fister, R ERA: 3.67	(7, 1)	1.0		4	1	0	0	1	0	0	0	0	0	0	7	13	0.00	1.000
21 Rick Porcello, R ERA: 4.32	(8, 1)	1.0		3	0	0	0	2	0	0	0	0	0	0	7	10	0.00	0.000
36 Luke Putkonen, R ERA: 3.03	(9, 1)	0.2	L	6	2	1	1	0	1	0	0	0	2	0	12	23	13.50	4.500

PITCHER	IP	WLS	BF	H	R	ER	SO	BB	IBB	HBP	BLK	WP	HR	S	P	ERA	WHIP