

Miami Marlins - 2013

| Batter | 1 | 2 | 3 | 4 | 5 | 6 | 7 | 8 | 9 | AB | R | H | RBI | BB | SO | LOB | TOP | | | | |
|---|---|---|---|---|---|---|---|---|---|---|---|---|---|---|---|---|---|---|---|---|---|
| 19 Jon Jay, L (1,8) OBP: 0.697, SLG: 1.000 43 Shane Robinson, R (4,8) OBP: 0.500, SLG: 0.500 | 4-0 BB | | 0-0 2B | 0-3 K | | | 0-0 L8 | | 0-0 1B | 2 | 0 | 1 | 0 | 1 | 1 | 3 | | | | | |
| 33 Daniel Descalso, L (1,4) 13 Matt Carpenter, L (4,4) | 0-0 F7 | | 1-3 K | | 4-0 BB | | 0-3 K | | 0-0 G6-3 | 2 | 0 | 0 | 0 | 0 | 1 | 2 | | | | | |
| 7 Matt Holliday, R (1,7) 56 Adron Chambers, L (4,7) | 0-3 K | | | 4-0 BB | 0-0 F7 | | 4-0 BB | | 0-0 BB | 1 | 0 | 0 | 0 | 1 | 1 | 1 | | | | | |
| 3 Carlos Beltrán, S (1,9) 87 Oscar Taveras, L (4,9) | 1-0 G4-3 | | 0-0 L7 | | 0-0 G4-6-3 | | 0-0 F7 | | | 2 | 0 | 0 | 0 | 0 | 0 | 2 | | | | | |
| 4 Yadier Molina, R (1,2) 32 Rob Johnson, R (4,PR) | | 0-0 L3 | | 4-0 BB | | 0-0 P3 | | 0-0 F8 | | 1 | 0 | 0 | 0 | 1 | 0 | 0 | | | | | |
| 23 David Freese, R (1,5) 8 Ryan Jackson, R (4,5) | 1-1 HR | | 1-0 P3 | | 4-0 BB | | 4-0 BB | | 0-0 G5-3 | 2 | 1 | 1 | 1 | 0 | 0 | 2 | | | | | |
| 12 Ty Wigginton, R (1,10) 60 Justin Christian, R (8,PH) | 0-0 G3-1 | | 4-0 BB | | 1-2 2-3 G6-4-3 | | 0-0 G6-4-3 | | 0-0 G5-3 | 2 | 0 | 0 | 0 | 1 | 0 | 1 | | | | | |
| 53 Matt Adams, L (1,3) OBP: 0.500, SLG: 0.500 | 0-0 G6-3 | | 0-0 1B | | 1-2 2-3 BB | | 0-0 BB | | 0-3 K | 4 | 0 | 2 | 2 | 0 | 1 | 0 | | | | | |
| 38 Pete Kozma, R (1,6) OBP: 0.500, SLG: 0.333 | | | 0-0 F9 | | 4-0 BB | | 0-0 1B | | 0-0 L4 | 3 | 0 | 1 | 0 | 1 | 0 | 0 | | | | | |
| Inning Stats | R: 0 E: 0 K: 1 S: 5 | H: 0 LOB: 1 BB: 1 P: 10 | R: 1 E: 0 K: 0 S: 5 | H: 1 LOB: 0 BB: 0 P: 6 | R: 0 E: 0 K: 1 S: 5 | H: 1 LOB: 0 BB: 0 P: 6 | R: 2 E: 0 K: 1 S: 6 | H: 1 LOB: 3 BB: 4 P: 23 | R: 0 E: 0 K: 0 S: 2 | H: 0 LOB: 0 BB: 1 P: 6 | R: 0 E: 0 K: 0 S: 2 | H: 2 LOB: 3 BB: 1 P: 11 | R: 0 E: 0 K: 0 S: 3 | H: 0 LOB: 0 BB: 0 P: 3 | R: 0 E: 0 K: 1 S: 6 | H: 1 LOB: 1 BB: 0 P: 6 | 1B: 4 2B: 1 3B: 0 HR: 1 | SF: 0 SAC: 0 DP: 2 HBP: 0 | WP: 1 PB: 0 SB: 1 CS: 1 | PA: 38 | |
| PITCHER | IP WLS BF H R ER SO BB IBB HBP BLK WP HR S P ERA WHIP | IP WLS BF H R ER SO BB IBB HBP BLK WP HR S P ERA WHIP | IP WLS BF H R ER SO BB IBB HBP BLK WP HR S P ERA WHIP | IP WLS BF H R ER SO BB IBB HBP BLK WP HR S P ERA WHIP | IP WLS BF H R ER SO BB IBB HBP BLK WP HR S P ERA WHIP | IP WLS BF H R ER SO BB IBB HBP BLK WP HR S P ERA WHIP | IP WLS BF H R ER SO BB IBB HBP BLK WP HR S P ERA WHIP | IP WLS BF H R ER SO BB IBB HBP BLK WP HR S P ERA WHIP | IP WLS BF H R ER SO BB IBB HBP BLK WP HR S P ERA WHIP | IP WLS BF H R ER SO BB IBB HBP BLK WP HR S P ERA WHIP | IP WLS BF H R ER SO BB IBB HBP BLK WP HR S P ERA WHIP | IP WLS BF H R ER SO BB IBB HBP BLK WP HR S P ERA WHIP | IP WLS BF H R ER SO BB IBB HBP BLK WP HR S P ERA WHIP | IP WLS BF H R ER SO BB IBB HBP BLK WP HR S P ERA WHIP | IP WLS BF H R ER SO BB IBB HBP BLK WP HR S P ERA WHIP | IP WLS BF H R ER SO BB IBB HBP BLK WP HR S P ERA WHIP | IP WLS BF H R ER SO BB IBB HBP BLK WP HR S P ERA WHIP | IP WLS BF H R ER SO BB IBB HBP BLK WP HR S P ERA WHIP | IP WLS BF H R ER SO BB IBB HBP BLK WP HR S P ERA WHIP | IP WLS BF H R ER SO BB IBB HBP BLK WP HR S P ERA WHIP | IP WLS BF H R ER SO BB IBB HBP BLK WP HR S P ERA WHIP |

St. Louis Cardinals @ Miami Marlins
Roger Dean Stadium, Jupiter, FL
Sat Feb 23 2013, 1:07 PM - 3:57 PM EST
Att: 3,504 - Sunny - 83 F

AB 30
R 3
H 6
RBI 3
BB 8
SO 5
LOB 21



| Batter | 1 | 2 | 3 | 4 | 5 | 6 | 7 | 8 | 9 | AB | R | H | RBI | BB | SO | LOB | BOTTOM | | | | |
|---|---|---|---|---|---|---|---|---|---|---|---|---|---|---|---|---|---|---|---|---|---|
| 9 Juan Pierre, L (1,7) OBP: 1.000, SLG: 2.000 76 Christian Yelich, L (4,PH) OBP: 0.333, SLG: 0.333 | 0-0 3B | 0-0 1B | | 0-3 K | | 0-3 K | | 0-0 1B | | 2 | 2 | 2 | 1 | 0 | 0 | 0 | | | | | |
| 30 Placido Polanco, R (1,5) 60 Zack Cox, L (4,PH) OBP: 0.333, SLG: 0.333 | 0-0 G6-3 | 4-0 BB | | 0-0 G4-3 | | 1-0 G4-3 | | 0-0 1B | | 1 | 0 | 0 | 0 | 1 | 0 | 1 | | | | | |
| 27 Giancarlo Stanton, R (1,9) 68 Marcell Ozuna, R (5,9) | 0-0 G3-4 | 0-0 1B | | 0-0 G6-3 | | 0-0 1B | | 0-3 K | | 3 | 0 | 1 | 2 | 0 | 0 | 0 | | | | | |
| 25 Joe Mahoney, L (1,3) 15 Kevin Koussano, R (6,PH) | 0-0 2B | 0-0 G4-3 | | | 0-0 G5-3 | | 0-0 P6 | | | 3 | 1 | 1 | 0 | 0 | 0 | 2 | | | | | |
| 17 Donovan Solano, R (1,4) 13 Chris Valaika, R (5,4) | 0-0 1B | | 0-0 E5 | | 0-3 K | | 0-0 F8 | | | 2 | 1 | 1 | 1 | 0 | 0 | 0 | | | | | |
| 56 Alfredo Silverio, R (1,10) OBP: 0.250, SLG: 1.000 | 0-0 FC5-4 | | 0-3 K | | 3-2 HR | | 0-3 K | | | 4 | 1 | 1 | 1 | 0 | 2 | 2 | | | | | |
| 6 Jeff Mathis, R (1,2) 53 Kyle Skipworth, L (4,2) 74 Jake Jefferies, L (8,2) | | 0-0 G3 | | 0-0 1B | | 4-0 BB | | 0-3 K | | 2 | 0 | 1 | 1 | 0 | 0 | 0 | | | | | |
| 3 Adeiny Hechavarria, R (1,6) 22 Nick Green, R (5,6) | 4-0 BB | 4-0 BB | 1-3 K | | 0-3 K | | | 1-0 HBP | | 1 | 1 | 0 | 0 | 1 | 1 | 1 | | | | | |
| 2 Gorkys Hernández, R (1,8) 77 Jake Marisnick, R (5,8) OBP: 0.500, SLG: 0.500 | 1-0 F8 | 1-0 FC6-4 | | | | 0-0 1B | | 0-0 P3 | | 2 | 0 | 0 | 0 | 0 | 0 | 2 | | | | | |
| Inning Stats | R: 2 E: 0 K: 0 S: 6 | H: 3 LOB: 1 BB: 0 P: 6 | R: 2 E: 0 K: 0 S: 5 | H: 2 LOB: 2 BB: 2 P: 14 | R: 1 E: 1 K: 2 S: 9 | H: 1 LOB: 1 BB: 0 P: 10 | R: 0 E: 0 K: 1 S: 5 | H: 0 LOB: 0 BB: 0 P: 5 | R: 1 E: 0 K: 2 S: 10 | H: 1 LOB: 1 BB: 1 P: 17 | R: 1 E: 0 K: 1 S: 7 | H: 2 LOB: 1 BB: 0 P: 8 | R: 0 E: 0 K: 2 S: 7 | H: 0 LOB: 0 BB: 0 P: 7 | R: 1 E: 0 K: 1 S: 6 | H: 2 LOB: 1 BB: 0 P: 7 | 1B: 8 2B: 1 3B: 1 HR: 1 | SF: 0 SAC: 0 DP: 0 HBP: 1 | WP: 0 PB: 0 SB: 2 CS: 0 | PA: 39 | |
| PITCHER | IP WLS BF H R ER SO BB IBB HBP BLK WP HR S P ERA WHIP | IP WLS BF H R ER SO BB IBB HBP BLK WP HR S P ERA WHIP | IP WLS BF H R ER SO BB IBB HBP BLK WP HR S P ERA WHIP | IP WLS BF H R ER SO BB IBB HBP BLK WP HR S P ERA WHIP | IP WLS BF H R ER SO BB IBB HBP BLK WP HR S P ERA WHIP | IP WLS BF H R ER SO BB IBB HBP BLK WP HR S P ERA WHIP | IP WLS BF H R ER SO BB IBB HBP BLK WP HR S P ERA WHIP | IP WLS BF H R ER SO BB IBB HBP BLK WP HR S P ERA WHIP | IP WLS BF H R ER SO BB IBB HBP BLK WP HR S P ERA WHIP | IP WLS BF H R ER SO BB IBB HBP BLK WP HR S P ERA WHIP | IP WLS BF H R ER SO BB IBB HBP BLK WP HR S P ERA WHIP | IP WLS BF H R ER SO BB IBB HBP BLK WP HR S P ERA WHIP | IP WLS BF H R ER SO BB IBB HBP BLK WP HR S P ERA WHIP | IP WLS BF H R ER SO BB IBB HBP BLK WP HR S P ERA WHIP | IP WLS BF H R ER SO BB IBB HBP BLK WP HR S P ERA WHIP | IP WLS BF H R ER SO BB IBB HBP BLK WP HR S P ERA WHIP | IP WLS BF H R ER SO BB IBB HBP BLK WP HR S P ERA WHIP | IP WLS BF H R ER SO BB IBB HBP BLK WP HR S P ERA WHIP | IP WLS BF H R ER SO BB IBB HBP BLK WP HR S P ERA WHIP | IP WLS BF H R ER SO BB IBB HBP BLK WP HR S P ERA WHIP | IP WLS BF H R ER SO BB IBB HBP BLK WP HR S P ERA WHIP |

St. Louis Cardinals @ Miami Marlins
Roger Dean Stadium, Jupiter, FL
Sat Feb 23 2013, 1:07 PM - 3:57 PM EST
Att: 3,504 - Sunny - 83 F

AB 35
R 8
H 11
RBI 8
BB 3
SO 9
LOB 14



| Batter | 1 | 2 | 3 | 4 | 5 | 6 | 7 | 8 | 9 | 10 | AB | R | H | RBI | BB | SO | LOB | TOP | |
|---|---------------------------------------|---------------------------------------|---------------------------------------|---------------------------------------|---------------------------------------|---------------------------------------|---------------------------------------|---------------------------------------|---------------------------------------|---------------------------------------|---------------------------------------|---------------------------------------|---------------------------------------|---------------------------------------|---------------------------------------|---------------------------------------|----------------------------------|------------------------------------|--|
| 1 Chone Figgins, S 64 Ed Lucas, R OBP: 0.333, SLG: 0.333 | G6-3 | | SH5-3 | | | G6-3 | | F7 | | F7 | 1 | 0 | 0 | 0 | 0 | 0 | 0 | | |
| 8 Chris Coghlan, L 16 Kevin Mattison, L | G4-3 | | G3 | | | F7 | | F7 | | F7 | 2 | 0 | 0 | 1 | 0 | 0 | 1 | | |
| 29 Greg Dobbs, L 76 Christian Yelich, L OBP: 0.500, SLG: 0.500 | G3 | | G3 | | | L3 | | | | 65 1B 74 G4-3 | 3 | 0 | 1 | 0 | 0 | 0 | 2 | | |
| 26 Austin Kearns, R 65 Kyle Jensen, R OBP: 0.500, SLG: 0.500 | FC6-4 | | | | | | | | | | 2 | 0 | 0 | 0 | 0 | 1 | 1 | | |
| 19 Rob Brantly, L 74 Jake Jefferies, L | | G6-3 | | | | | | | | | 2 | 0 | 0 | 0 | 0 | 0 | 1 | | |
| 12 Matt Downs, R 61 Jordan Brown, L | | K | | | | | | | | | 2 | 0 | 0 | 0 | 0 | 0 | 1 | | |
| 22 Nick Green, R 85 Danny Black, L | | | | | | | | | | | 2 | 0 | 0 | 0 | 0 | 0 | 1 | | |
| 13 Chris Valaika, R 72 Derek Dietrich, L | | | | | | | | | | | 2 | 1 | 1 | 0 | 0 | 0 | 1 | | |
| 11 Bryan Petersen, L 68 Marcell Ozuna, R OBP: 0.500, SLG: 0.333 | | | | | | | | | | | 1 | 0 | 0 | 0 | 1 | 1 | 0 | | |
| Inning Stats | R: 0 E: 0 K: 0 S: 4 | H: 1 LOB: 1 BB: 0 P: 4 | R: 0 E: 0 K: 1 S: 5 | H: 0 LOB: 0 BB: 0 P: 5 | R: 1 E: 0 K: 0 S: 4 | H: 1 LOB: 1 BB: 1 P: 8 | R: 0 E: 0 K: 1 S: 5 | H: 0 LOB: 0 BB: 0 P: 5 | R: 0 E: 0 K: 0 S: 3 | H: 0 LOB: 0 BB: 0 P: 3 | R: 0 E: 0 K: 0 S: 4 | H: 1 LOB: 2 BB: 1 P: 8 | R: 1 E: 0 K: 1 S: 5 | H: 2 LOB: 1 BB: 0 P: 5 | R: 0 E: 0 K: 1 S: 5 | H: 0 LOB: 1 BB: 1 P: 9 | 1B: 5 2B: 2 3B: 0 HR: 0 | SF: 0 SAC: 1 DP: 2 HBP: 0 | WP: 0 PA: 38 PB: 0 SB: 0 CS: 0 |
| PITCHER | IP WLS BF H R ER SO | IP WLS BF H R ER SO | IP WLS BF H R ER SO | IP WLS BF H R ER SO | IP WLS BF H R ER SO | IP WLS BF H R ER SO | IP WLS BF H R ER SO | IP WLS BF H R ER SO | IP WLS BF H R ER SO | IP WLS BF H R ER SO | IP WLS BF H R ER SO | IP WLS BF H R ER SO | IP WLS BF H R ER SO | IP WLS BF H R ER SO | IP WLS BF H R ER SO | IP WLS BF H R ER SO | ERA WHIP | ERA WHIP | |
| 27 Jordan Zimmermann, R ERA: 3.0 | 3.0 | 12 | 2 | 1 | 1 | 1 | 1 | 1 | 1 | 1 | 0 | 0 | 0 | 0 | 0 | 0 | 0 | 0 | 0 |
| 30 Zach Duke, L ERA: | 1.0 | 3 | 0 | 0 | 0 | 1 | 0 | 0 | 0 | 0 | 0 | 0 | 0 | 0 | 0 | 0 | 0 | 0 | 0 |
| 31 Yunesky Maya, R ERA: | 3.0 | 9 | 1 | 0 | 0 | 1 | 0 | 0 | 0 | 0 | 0 | 0 | 0 | 0 | 0 | 0 | 0 | 0 | 0 |
| 39 Jeremy Accardo, R ERA: | 1.0 | H | 5 | 1 | 0 | 0 | 0 | 0 | 0 | 0 | 0 | 0 | 0 | 0 | 0 | 0 | 0 | 0 | 0 |
| 22 Drew Storen, R ERA: 9.0 | 1.0 | B | 5 | 2 | 1 | 1 | 0 | 0 | 0 | 0 | 0 | 0 | 0 | 0 | 0 | 0 | 0 | 0 | 0 |

Miami Marlins @ Washington Nationals
Space Coast Stadium, Viera, FL
Sun Feb 24 2013, 1:10 PM - 4:41 PM EST
Att. 3,856 - Cloudy - 79 F

AB 33
R 2
H 6
RBI 2
BB 4
SO 4
LOB 13



| Batter | 1 | 2 | 3 | 4 | 5 | 6 | 7 | 8 | 9 | 10 | AB | R | H | RBI | BB | SO | LOB | BOTTOM | | | |
|---|---------------------------------------|---------------------------------------|---------------------------------------|---------------------------------------|---------------------------------------|---------------------------------------|---------------------------------------|---------------------------------------|---------------------------------------|---------------------------------------|---------------------------------------|---------------------------------------|---------------------------------------|---------------------------------------|---------------------------------------|---------------------------------------|------------------------------|---------------------------------|----------------------------------|------------------------------------|--|
| 2 Denard Span, L OBP: 0.250, SLG: 0.250 | K | | | | | | | | | | 2 | 0 | 1 | 0 | 0 | 1 | 0 | | | | |
| 16 Eury Pérez, R OBP: 0.333, SLG: 0.333 | | | | | | | | | | | 3 | 0 | 1 | 0 | 0 | 1 | 1 | | | | |
| 6 Anthony Rendon, R OBP: 0.250, SLG: 1.000 | F8 | | | | | | | | | | 3 | 1 | 1 | 2 | 0 | 0 | 1 | | | | |
| 26 Matt Skole, L OBP: 0.667, SLG: 0.500 | | | | | | | | | | | 2 | 0 | 1 | 0 | 0 | 0 | 0 | | | | |
| 34 Bryce Harper, L OBP: 0.600, SLG: 0.600 | | | | | | | | | | | 2 | 0 | 2 | 0 | 0 | 0 | 0 | | | | |
| 10 Corey Brown, L OBP: 0.200, SLG: 0.400 | | | | | | | | | | | 3 | 0 | 1 | 0 | 0 | 1 | 1 | | | | |
| 12 Tyler Moore, R 19 Carlos Rivera, R | | | | | | | | | | | 2 | 0 | 0 | 0 | 0 | 1 | 2 | | | | |
| 18 Chad Tracy, L 14 Chris Marrero, R OBP: 0.333, SLG: 0.400 | | | | | | | | | | | 1 | 0 | 0 | 0 | 0 | 0 | 0 | | | | |
| 20 Ian Desmond, R OBP: 0.333, SLG: 0.333 | | | | | | | | | | | 1 | 0 | 0 | 0 | 0 | 1 | 0 | | | | |
| 60 Zach Walters, S OBP: 0.200, SLG: 0.200 | | | | | | | | | | | 3 | 0 | 0 | 0 | 0 | 0 | 2 | | | | |
| 8 Danny Espinosa, S 17 Will Rhymes, L ERA: | | | | | | | | | | | 1 | 0 | 0 | 0 | 0 | 0 | 0 | | | | |
| 24 Kurt Suzuki, R OBP: 1.000, SLG: 1.000 | | | | | | | | | | | 1 | 0 | 1 | 0 | 0 | 0 | 0 | | | | |
| 41 Sandy León, S ERA: | | | | | | | | | | | 3 | 0 | 0 | 0 | 0 | 0 | 1 | | | | |
| 1 Steve Lombardozzi, S OBP: 0.286, SLG: 0.333 | | | | | | | | | | | 4 | 1 | 1 | 0 | 0 | 0 | 1 | | | | |
| Inning Stats | R: 0 E: 0 K: 1 S: 6 | H: 1 LOB: 1 BB: 0 P: 6 | R: 0 E: 0 K: 1 S: 5 | H: 0 LOB: 0 BB: 0 P: 5 | R: 0 E: 0 K: 0 S: 4 | H: 2 LOB: 1 BB: 0 P: 4 | R: 0 E: 0 K: 1 S: 6 | H: 1 LOB: 2 BB: 0 P: 7 | R: 2 E: 0 K: 0 S: 7 | H: 3 LOB: 1 BB: 0 P: 9 | R: 0 E: 1 K: 1 S: 6 | H: 0 LOB: 1 BB: 0 P: 6 | R: 0 E: 0 K: 1 S: 5 | H: 0 LOB: 0 BB: 0 P: 5 | R: 0 E: 0 K: 0 S: 3 | H: 0 LOB: 0 BB: 0 P: 3 | R: 0 E: 1 K: 0 S: 5 | H: 2 LOB: 2 BB: 0 P: 5 | 1B: 6 2B: 2 3B: 0 HR: 1 | SF: 0 SAC: 0 DP: 1 HBP: 1 | WP: 0 PA: 40 PB: 0 SB: 0 CS: 0 |
| PITCHER | IP WLS BF H R ER SO | IP WLS BF H R ER SO | IP WLS BF H R ER SO | IP WLS BF H R ER SO | IP WLS BF H R ER SO | IP WLS BF H R ER SO | IP WLS BF H R ER SO | IP WLS BF H R ER SO | IP WLS BF H R ER SO | IP WLS BF H R ER SO | IP WLS BF H R ER SO | IP WLS BF H R ER SO | IP WLS BF H R ER SO | IP WLS BF H R ER SO | IP WLS BF H R ER SO | IP WLS BF H R ER SO | ERA WHIP | ERA WHIP | | | |
| 37 Henderson Alvarez III, R ERA: | 2.0 | 7 | 1 | 0 | 0 | 2 | 0 | 0 | 0 | 0 | 0 | 0 | 0 | 0 | 0 | 0 | 0 | 0 | | | |
| 45 Kevin Slowey, R ERA: | 1.0 | H | 4 | 2 | 0 | 0 | 0 | 0 | 0 | 0 | 0 | 0 | 0 | 0 | 0 | 0 | 0 | 0 | | | |
| 59 Alex Sanabia, R ERA: | 0.1 | H | 2 | 1 | 0 | 0 | 1 | 0 | 0 | 0 | 0 | 0 | 0 | 0 | 0 | 0 | 0 | 0 | | | |
| 63 Jonathan Albaladejo, R ERA: | 0.2 | H | 3 | 0 | 0 | 0 | 0 | 0 | 0 | 0 | 0 | 0 | 0 | 0 | 0 | 0 | 0 | 0 | | | |
| 58 Ryan Webb, R ERA: 18.0 | 1.0 | B | 6 | 3 | 2 | 2 | 0 | 0 | 0 | 0 | 0 | 0 | 0 | 0 | 0 | 0 | 0 | 0 | | | |
| 51 Braulio Lara, L ERA: | 6.1 | 1.0 | 4 | 0 | 0 | 0 | 1 | 0 | 0 | 0 | 0 | 0 | 0 | 0 | 0 | 0 | 0 | 0 | | | |
| 44 AJ Ramos, R ERA: | 7.1 | 1.0 | 3 | 0 | 0 | 0 | 1 | 0 | 0 | 0 | 0 | 0 | 0 | 0 | 0 | 0 | 0 | 0 | | | |
| 54 Evan Reed, R ERA: | 8.1 | 2.0 | 6 | 0 | 0 | 0 | 3 | 0 | 0 | 0 | 0 | 0 | 0 | 0 | 0 | 0 | 0 | 0 | | | |
| 81 Rauldel Lazo, L ERA: | 10.1 | 1.0 | 5 | 2 | 0 | 0 | 0 | 0 | 0 | 0 | 0 | 0 | 0 | 0 | 0 | 0 | 0 | 0 | | | |

Miami Marlins @ Washington Nationals
Space Coast Stadium, Viera, FL
Sun Feb 24 2013, 1:10 PM - 4:41 PM EST
Att. 3,856 - Cloudy - 79 F

AB 39
R 2
H 9
RBI 2
BB 0
SO 8
LOB 15



| Batter | 1 | 2 | 3 | 4 | 5 | 6 | 7 | 8 | 9 | AB | R | H | RBI | BB | SO | LOB | TOP | | | | | |
|---|------------------------------|---------------------------------|------------------------------|----------------------------------|------------------------------|---------------------------------|------------------------------|---------------------------------|------------------------------|---------------------------------|------------------------------|---------------------------------|------------------------------|----------------------------------|------------------------------|----------------------------------|--|---------------------------------|----------------------------------|------------------------------------|----------------------------------|--------|
| 1 Jordany Valdespin, L (1.4) 64 Reese Havens, L (6.4) | G4-3 | | E6 G4-3 1B | | F7 | | | K | | 3 | 1 | 1 | 0 | 0 | 0 | 1 | <p>New York Mets @ Miami Marlins</p> <p>Roger Dean Stadium, Jupiter, FL</p> <p>Tue Feb 26 2013, 1:08 PM - 3:42 PM EST</p> <p>Att: 2,661 - Partly Cloudy - 86 F</p> | | | | | |
| 9 Kirk Nieuwenhuis, L (1.8) 80 Jamie Hoffmann, R (7.7) | G3 | | K | | K | | G6-3 | | G5-3 | 3 | 0 | 0 | 0 | 0 | 2 | 2 | | | | | | |
| Justin Turner, R (1.10) 68 Matthew den Dekker, L (9.7) | G5-3 | | G4-3 | | | | | | G3 | 3 | 1 | 1 | 1 | 1 | 0 | 0 | | | | | | |
| 23 Mike Baxter, L (1.9) 58 César Puello, R (7.9) | | P5 | F7 | | | | | | G3 | 3 | 0 | 0 | 0 | 0 | 0 | 1 | | | | | | |
| 19 Zach Lutz, R (1.3) 76 Josh Satin, R (6.3) | | K | | | P4 | | | | P4 | 3 | 0 | 0 | 0 | 0 | 1 | 1 | | | | | | |
| 16 Brian Bixler, R (1.5) | | | | | P3 | | | | G3-1 | 2 | 0 | 0 | 0 | 2 | 0 | 1 | | | | | | |
| 22 Landon Powell, S (1.2) 15 Travis d'Arnaud, R (6.2) | | | | | F8 | | | | | 2 | 0 | 1 | 0 | 0 | 0 | 0 | | | | | | |
| 63 Juan Lagares, R (1.7) 70 Wilfredo Tovar, R (6.6) | | | | | | | | | | 4 | 0 | 0 | 0 | 0 | 1 | 5 | | | | | | |
| 3 Omar Quintanilla, L (1.6) 70 Wilfredo Tovar, R (6.6) | | | | | | | | | | 2 | 1 | 2 | 0 | 0 | 0 | 0 | | | | | | |
| | | | | | | | | | | 2 | 0 | 1 | 1 | 0 | 0 | 1 | | | | | | |
| Inning Stats | R: 0 E: 0 K: 0 S: 3 | H: 0 LOB: 0 BB: 0 P: 3 | R: 0 E: 0 K: 1 S: 6 | H: 1 LOB: 2 BB: 1 P: 10 | R: 2 E: 1 K: 1 S: 7 | H: 2 LOB: 0 BB: 0 P: 7 | R: 0 E: 0 K: 0 S: 3 | H: 0 LOB: 0 BB: 0 P: 3 | R: 0 E: 0 K: 1 S: 6 | H: 1 LOB: 1 BB: 0 P: 6 | R: 0 E: 0 K: 0 S: 3 | H: 0 LOB: 1 BB: 1 P: 7 | R: 0 E: 0 K: 1 S: 6 | H: 1 LOB: 2 BB: 1 P: 10 | R: 3 E: 0 K: 1 S: 9 | H: 4 LOB: 2 BB: 1 P: 13 | R: 0 E: 0 K: 1 S: 5 | H: 0 LOB: 0 BB: 0 P: 5 | 1B: 8 2B: 1 3B: 0 HR: 0 | SF: 1 SAC: 0 DP: 0 HBP: 0 | WP: 0 PB: 0 SB: 0 CS: 0 | PA: 40 |
| PITCHER | IP | WLS | BF | H | R | ER | SO | BB | IBB | HBP | BLK | WP | HR | S | P | ERA | WHIP | | | | | |
| 47 Ricky Nolasco, R (1.1) ERA: 0.00 | 2.0 | W | 8 | 1 | 0 | 0 | 1 | 1 | 0 | 0 | 0 | 0 | 0 | 9 | 13 | 0.00 | 1.000 | | | | | |
| 43 Dan Jennings, L (3.1) ERA: 0.00 | 1.0 | | 5 | 2 | 2 | 0 | 1 | 0 | 0 | 0 | 0 | 0 | 0 | 7 | 7 | 0.00 | 2.000 | | | | | |
| 60 Jon Rauch, R (4.1) ERA: 0.00 | 1.0 | H | 3 | 0 | 0 | 0 | 0 | 0 | 0 | 0 | 0 | 0 | 0 | 3 | 3 | 0.00 | 0.000 | | | | | |
| 31 Steve Cishek, R (5.1) ERA: 0.00 | 1.0 | H | 4 | 1 | 0 | 0 | 1 | 0 | 0 | 0 | 0 | 0 | 0 | 6 | 6 | 0.00 | 1.000 | | | | | |
| 48 Michael Wuertz, R (6.1) ERA: 0.00 | 1.0 | H | 4 | 0 | 0 | 0 | 0 | 1 | 0 | 0 | 0 | 0 | 0 | 3 | 7 | 0.00 | 1.000 | | | | | |
| 40 Mike Dunn, L (7.1) ERA: 0.00 | 1.0 | | 5 | 1 | 0 | 0 | 1 | 1 | 0 | 0 | 0 | 0 | 0 | 6 | 10 | 0.00 | 2.000 | | | | | |
| 39 Chris Hatcher, R (8.1) ERA: 13.5 | 1.0 | | 8 | 4 | 3 | 3 | 1 | 1 | 0 | 0 | 0 | 0 | 0 | 9 | 13 | 27.00 | 5.000 | | | | | |
| 63 Jonathan Albaladejo, R (9.1) ERA: 0.00 | 1.0 | S | 3 | 0 | 0 | 0 | 1 | 0 | 0 | 0 | 0 | 0 | 0 | 5 | 5 | 0.00 | 0.000 | | | | | |

| | |
|-----|----|
| AB | 35 |
| R | 5 |
| H | 9 |
| RBI | 4 |
| BB | 4 |
| SO | 6 |
| LOB | 16 |



| Batter | 1 | 2 | 3 | 4 | 5 | 6 | 7 | 8 | 9 | AB | R | H | RBI | BB | SO | LOB | BOTTOM | | | | |
|---|-------------------------------|----------------------------------|------------------------------|---------------------------------|------------------------------|---------------------------------|------------------------------|---------------------------------|-------------------------------|----------------------------------|------------------------------|---------------------------------|------------------------------|---------------------------------|------------------------------|---------------------------------|--|------------------------------------|----------------------------------|--------|--|
| 9 Juan Pierre, L (1.7) 65 Kyle Jensen, R (7.7) | E1 30 1B | G4-3 | | | F7 | | | F9 | | 3 | 1 | 0 | 0 | 0 | 0 | 0 | <p>New York Mets @ Miami Marlins</p> <p>Roger Dean Stadium, Jupiter, FL</p> <p>Tue Feb 26 2013, 1:08 PM - 3:42 PM EST</p> <p>Att: 2,661 - Partly Cloudy - 86 F</p> | | | | |
| 30 Placido Polanco, R (1.5) 15 Kevin Kouzmanoff, R (7.5) | | G6-3 | | | L9 | | | G6-3 | | 3 | 1 | 1 | 1 | 0 | 0 | 0 | | | | | |
| 27 Giancarlo Stanton, R (1.10) 80 Wilfredo Gimenez, R (8.10) | | P3 | | | P5 | | | | G4-3 | 3 | 1 | 1 | 1 | 0 | 0 | 1 | | | | | |
| 19 Rob Brantly, L (1.2) 79 J.T. Realmuto, R (7.2) | | | | | G3 | | | | G4-3 | 3 | 1 | 1 | 0 | 0 | 0 | 0 | | | | | |
| 26 Austin Kearns, R (1.9) 11 Bryan Petersen, L (7.9) | | | | | F9 | | | | F7 | 2 | 1 | 0 | 0 | 1 | 1 | 0 | | | | | |
| 18 Casey Ketchman, L (1.3) 12 Matt Downs, R (5.3) | | | | | G4-3 | | | | | 2 | 1 | 1 | 4 | 0 | 0 | 0 | | | | | |
| 22 Nick Green, R (1.6) 13 Chris Valaika, R (7.6) | | | | | P2 | | | | | 2 | 0 | 0 | 0 | 1 | 1 | 0 | | | | | |
| 1 Chone Figgins, S (1.4) 72 Derek Dietrich, L (7.4) | | | | | G6-3 | | | | L3 | 3 | 0 | 0 | 0 | 0 | 1 | 1 | | | | | |
| 16 Kevin Mattison, L (1.8) 77 Jake Marisnick, R (8.8) | | | | | F9 | | | | G4-3 | 3 | 0 | 0 | 0 | 0 | 0 | 0 | | | | | |
| | | | | | G4-3 | | | | G4-3 | 0 | 0 | 0 | 0 | 0 | 0 | 0 | | | | | |
| Inning Stats | R: 5 E: 1 K: 2 S: 11 | H: 3 LOB: 0 BB: 1 P: 17 | R: 0 E: 0 K: 0 S: 3 | H: 0 LOB: 0 BB: 0 P: 3 | R: 0 E: 0 K: 0 S: 3 | H: 0 LOB: 0 BB: 0 P: 3 | R: 0 E: 0 K: 0 S: 3 | H: 0 LOB: 0 BB: 0 P: 3 | R: 0 E: 0 K: 1 S: 10 | H: 2 LOB: 1 BB: 1 P: 14 | R: 0 E: 0 K: 0 S: 3 | H: 0 LOB: 0 BB: 0 P: 3 | R: 0 E: 0 K: 0 S: 3 | H: 0 LOB: 0 BB: 0 P: 3 | R: 0 E: 0 K: 0 S: 3 | H: 0 LOB: 0 BB: 0 P: 3 | 1B: 2 2B: 0 3B: 0 HR: 3 | SF: 0 SAC: 0 DP: 0 HBP: 0 | WP: 1 PB: 0 SB: 0 CS: 0 | PA: 32 | |
| PITCHER | IP | WLS | BF | H | R | ER | SO | BB | IBB | HBP | BLK | WP | HR | S | P | ERA | WHIP | | | | |
| 32 Jenny Mejia, R (1.1) ERA: 36.0 | 1.0 | L | 8 | 3 | 5 | 4 | 2 | 1 | 0 | 0 | 0 | 0 | 1 | 11 | 17 | 36.00 | 4.000 | | | | |
| 75 Cory Mazzoni, R (2.1) ERA: 0.00 | 3.0 | | 9 | 0 | 0 | 0 | 0 | 0 | 0 | 0 | 0 | 0 | 0 | 9 | 9 | 0.00 | 0.000 | | | | |
| 67 Hansel Robles, R (5.1) ERA: 9.0 | 2.0 | | 9 | 2 | 2 | 2 | 1 | 1 | 0 | 0 | 0 | 0 | 2 | 13 | 17 | 9.00 | 1.500 | | | | |
| 27 Jeury Familia, R (7.1) ERA: 9.0 | 1.0 | | 3 | 0 | 0 | 0 | 0 | 0 | 0 | 0 | 0 | 0 | 0 | 3 | 3 | 0.00 | 0.000 | | | | |
| 50 Scott Atchison, R (8.1) ERA: 0.00 | 1.0 | | 3 | 0 | 0 | 0 | 0 | 0 | 0 | 0 | 0 | 0 | 0 | 3 | 3 | 0.00 | 0.000 | | | | |

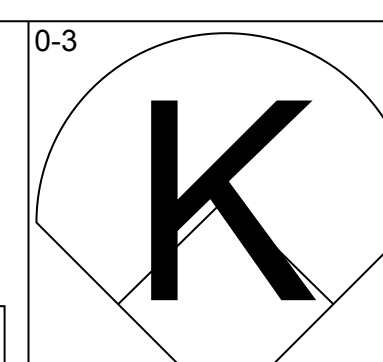
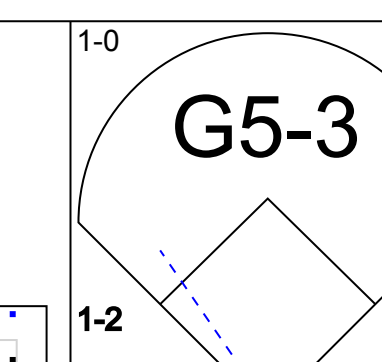
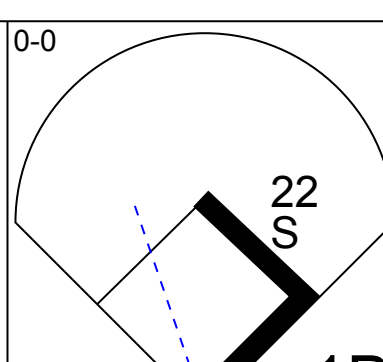
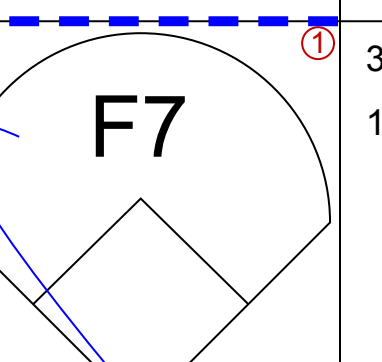
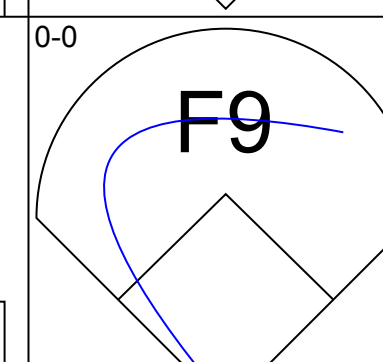
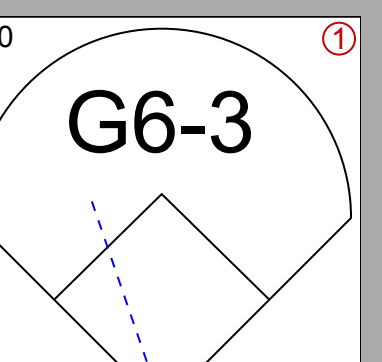
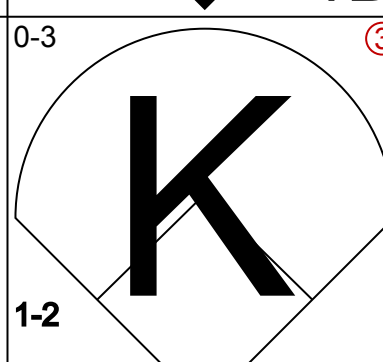
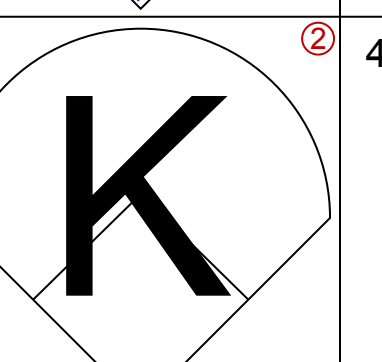
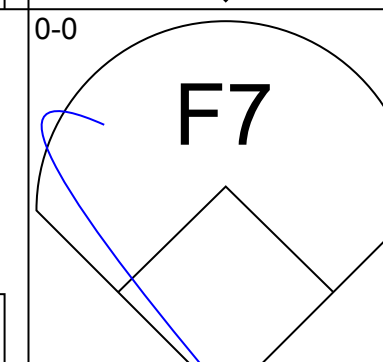
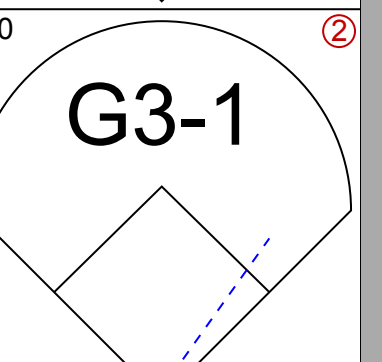
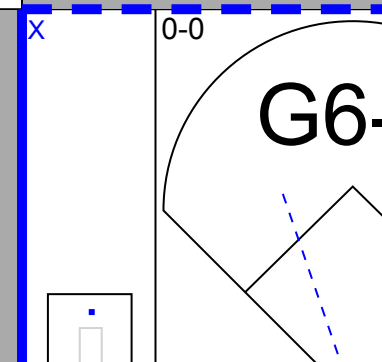
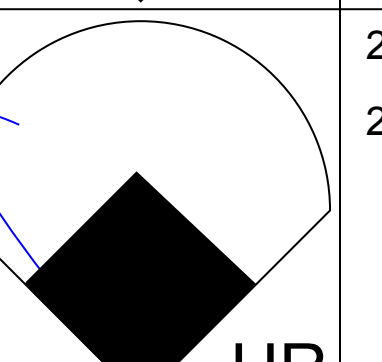
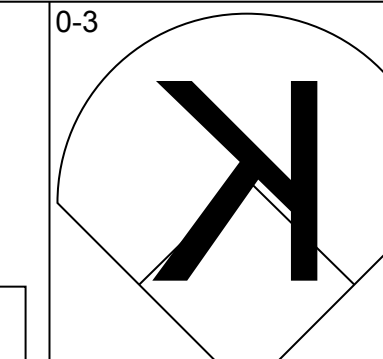
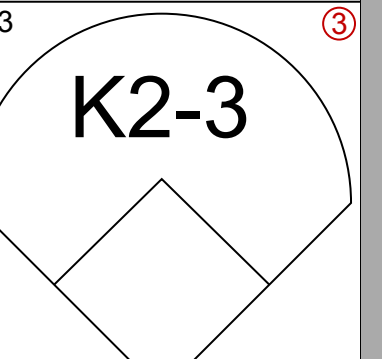
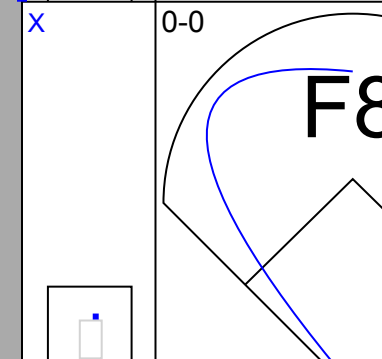
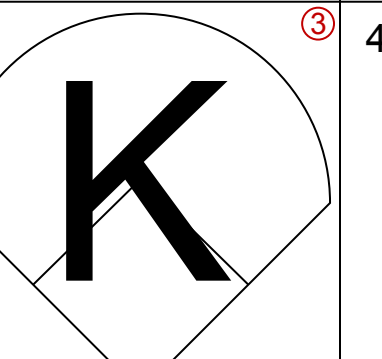

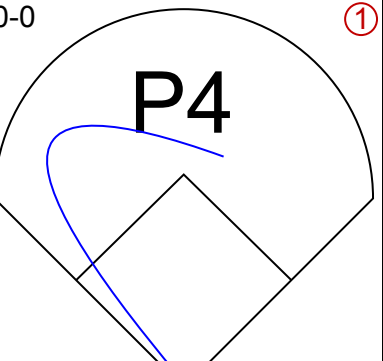
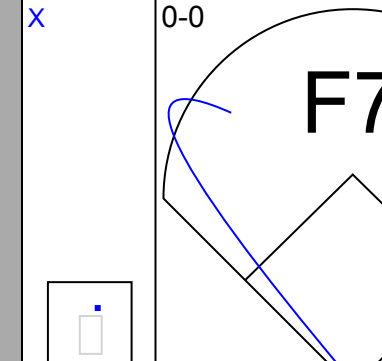

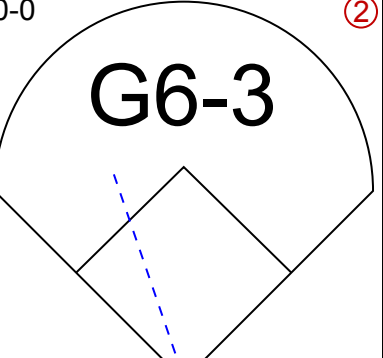
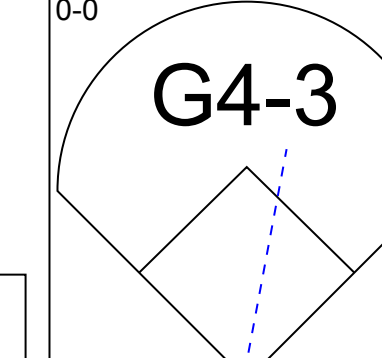
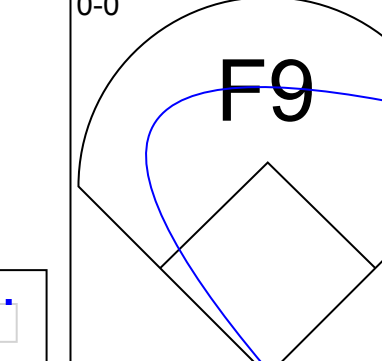
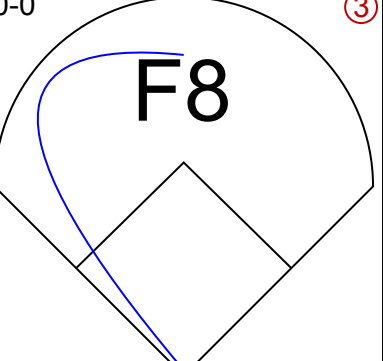
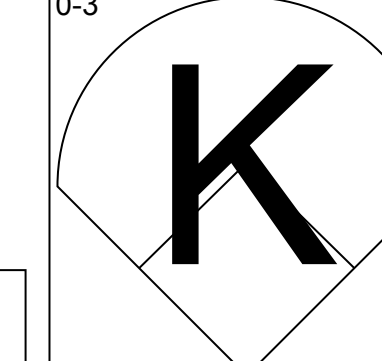
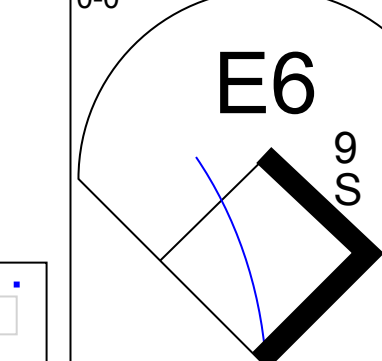
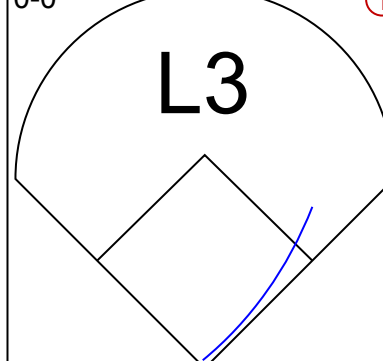
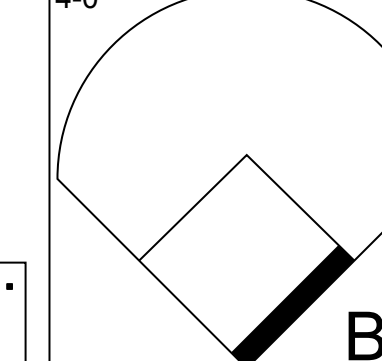
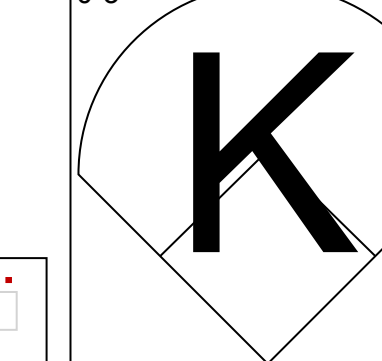
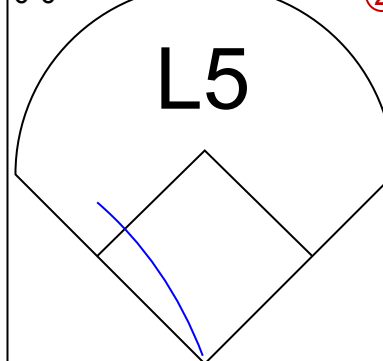
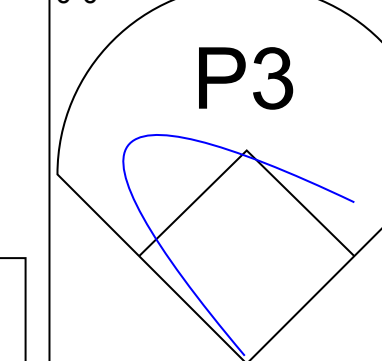
| | |
|-----|----|
| AB | 30 |
| R | 7 |
| H | 5 |
| RBI | 7 |
| BB | 2 |
| SO | 3 |
| LOB | 2 |



| Batter | 1 | 2 | 3 | 4 | 5 | 6 | 7 | 8 | 9 | AB | R | H | RBI | BB | SO | LOB | TOP | | | | | |
|--|---|----------------------------------|------------------------------|---------------------------------|------------------------------|---------------------------------|-------------------------------|---------------------------------|------------------------------|---------------------------------|-------------------------------|----------------------------------|------------------------------|----------------------------------|--|--|---|---------------------------------|-----------------------------------|------------------------------------|----------------------------------|--------|
| 32 Aaron Hicks, S OBP: 0.333, SLG: 0.500 | F8 | SF8 | | P6 | | K | | 2B 80 SF8 1B | | 4 | 1 | 1 | 1 | 0 | 1 | 1 | Minnesota Twins @ Miami Marlins Roger Dean Stadium, Jupiter, FL Fri Mar 01 2013, 1:09 PM - 4:01 PM EST Att. 2,700 - Overcast - 66 F | | | | | |
| 8 Jamey Carroll, R Eddie Rosario, L OBP: 0.333, SLG: 0.417 OBP: 0.636, SLG: 1.000 | 24 1B 13 1B | 24 FC6-4 1B | | | P5 | G5-3 | | 80 SF8 55 2B | | 4 | 1 | 2 | 1 | 0 | 0 | 1 | | | | | | |
| 24 Trevor Plouffe, R 80 Mark Sobolewski, R OBP: 0.250, SLG: 0.286 | 13 1B | FC6-4 1B | | | K | | 13 F8 55 1B | SF8 | | 4 | 0 | 2 | 0 | 0 | 1 | 1 | | | | | | |
| 27 Chris Parmelee, L 55 Chris Colabelo, R OBP: 0.231, SLG: 0.308 OBP: 0.400, SLG: 0.590 | K | | | | K | | 26 BB | | | 3 | 0 | 1 | 0 | 0 | 2 | 2 | | | | | | |
| 13 Jeff Clement, L OBP: 0.357, SLG: 0.182 | 1-2 3-H 1B | | | | L9 | | 48 E 41 1B 48 FC4 BB | F8 | L9 | 4 | 1 | 1 | 1 | 1 | 0 | 4 | | | | | | |
| 48 Brandon Boggs, S 11 Clete Thomas, L OBP: 0.308, SLG: 0.500 OBP: 0.273, SLG: 0.364 | F8 | | | | K | | 41 1B 25 2B | K | G4-3 | 3 | 1 | 0 | 0 | 0 | 1 | 4 | | | | | | |
| 22 Wilkin Ramirez, R 26 Brian Dinkelmann, L OBP: 0.400, SLG: 0.700 OBP: 0.500, SLG: 0.286 | | 25 G1-3 32 SF8 2B | | | K | | | | F8 | 3 | 1 | 1 | 0 | 0 | 2 | 3 | | | | | | |
| 41 Drew Butera, R 44 Chris Herrmann, L OBP: 0.714, SLG: 0.600 OBP: 0.429, SLG: 0.400 | | 32 SF8 8 1B 25 G1-3 1B | | | L5 | | 25 2B | F8 | | 3 | 2 | 2 | 1 | 0 | 0 | 0 | | | | | | |
| 25 Pedro Florimón, S 83 Danny Santana, S OBP: 0.250, SLG: 0.364 OBP: 0.444, SLG: 0.167 | | G1-3 | | | F8 | | 1-3 3-H 2B | | G1-3 | 3 | 0 | 1 | 2 | 0 | 0 | 2 | | | | | | |
| | | | | | | | | | | | | | | | | | | | | | | |
| Inning Stats | R: 1 E: 0 K: 1 S: 8 | H: 3 LOB: 2 BB: 0 P: 8 | R: 2 E: 0 K: 0 S: 6 | H: 3 LOB: 1 BB: 0 P: 6 | R: 0 E: 0 K: 2 S: 8 | H: 1 LOB: 1 BB: 0 P: 8 | R: 0 E: 0 K: 0 S: 3 | H: 0 LOB: 0 BB: 0 P: 3 | R: 0 E: 0 K: 2 S: 7 | H: 0 LOB: 0 BB: 0 P: 7 | R: 3 E: 1 K: 2 S: 10 | H: 2 LOB: 1 BB: 1 P: 14 | R: 0 E: 0 K: 1 S: 7 | H: 2 LOB: 3 BB: 1 P: 11 | R: 2 E: 0 K: 0 S: 6 | H: 3 LOB: 1 BB: 0 P: 6 | R: 0 E: 0 K: 0 S: 4 | H: 1 LOB: 1 BB: 0 P: 4 | 1B: 10 2B: 5 3B: 0 HR: 0 | SF: 2 SAC: 0 DP: 0 HBP: 0 | WP: 0 PB: 0 SB: 0 CS: 0 | PA: 45 |
| PITCHER | IP WLS BF H R ER SO BB IBB HBP BLK WP HR S P ERA WHIP | | | | | | | | | | | | | | | | | | | | | |
| 37 Henderson Alvarez III, R 23 Wade LeBlanc, L 31 Steve Cishek, R 60 Jon Rauch, R 62 Jordan Smith, R ERA: 6.75 ERA: 4.5 ERA: 7.71 ERA: | 2.0 3.0 6.1 7.1 9.1 | WLS H L | BF 10 11 8 4 | H 6 4 3 1 | R 3 0 2 0 | ER 3 1 2 2 0 | SO 3 4 0 0 | BB 0 0 1 0 | IBB 0 0 0 0 | HBP 0 0 0 0 | BLK 0 0 0 0 | WP 0 0 0 0 | HR 0 0 0 0 | S 14 18 7 4 | P 13.50 0.00 10.80 13.50 0.00 | ERA 3.000 0.333 3.000 3.000 1.000 | WHIP 3.000 0.333 3.000 3.000 1.000 | | | | | |
| Batter | 1 | 2 | 3 | 4 | 5 | 6 | 7 | 8 | 9 | AB | R | H | RBI | BB | SO | LOB | BOTTOM | | | | | |
| 9 Juan Pierre, L 76 Christian Yelich, L OBP: 0.455, SLG: 0.636 OBP: 0.417, SLG: 0.545 | 30 1B 27 SF8 | | | B1 | | K | | | G3-1 | 3 | 1 | 2 | 1 | 0 | 0 | 0 | Minnesota Twins @ Miami Marlins Roger Dean Stadium, Jupiter, FL Fri Mar 01 2013, 1:09 PM - 4:01 PM EST Att. 2,700 - Overcast - 66 F | | | | | |
| 30 Placido Polanco, R 15 Kevin Kouzmanoff, R OBP: 0.455, SLG: 0.400 OBP: 0.286, SLG: 0.857 | 18 BB 17 1B | L7 | | 18 WP 1B | | | G6-3 | | HR | 3 | 1 | 2 | 0 | 0 | 0 | 1 | | | | | | |
| 27 Giancarlo Stanton, R OBP: 0.444, SLG: 0.800 | SF8 | K | | P4 | | | 61 FC6-4 BB | F8 | | 3 | 0 | 0 | 1 | 1 | 1 | 2 | | | | | | |
| 18 Casey Kotchman, L 61 Jordan Brown, L OBP: 0.625, SLG: 1.143 OBP: 0.143, SLG: 0.286 | 8 1B 17 1B 8 E BB | | | 8 F7 3 1B 17 1B | | G3 | | FC6-4 | G4-3 | 2 | 2 | 1 | 0 | 1 | 0 | 1 | | | | | | |
| 17 Donovan Solano, R 72 Derek Dietrich, L OBP: 0.455, SLG: 0.500 OBP: 0.286, SLG: 0.333 | 8 E 1B | | | 2 FC4 3 1B | | G1-3 | | K | | 3 | 0 | 2 | 1 | 0 | 0 | 0 | | | | | | |
| 8 Chris Coghlan, L 11 Bryan Petersen, L OBP: 0.394, SLG: 0.455 | E8 3 G4-6-3 1B | | | F7 | | K | | | L8 | 3 | 0 | 1 | 0 | 0 | 1 | 2 | | | | | | |
| 3 Adeiny Hechavarría, R 12 Matt Downs, R OBP: 0.273, SLG: 0.111 OBP: 0.300, SLG: 0.700 | G4-6-3 | | | 2 FC4 1B | | G6-3 | | | G4-3 | 3 | 0 | 1 | 1 | 0 | 0 | 2 | | | | | | |
| 53 Kyle Skipworth, L 74 Jake Jefferies, L OBP: 0.222, SLG: 0.250 | | | | F8 | | K | | | P6 | 3 | 1 | 1 | 0 | 0 | 1 | 2 | | | | | | |
| 2 Gorkys Hernández, R 77 Jake Marisnick, R OBP: 0.633, SLG: 1.400 | | | | G6-3 | | FC4 | | | F8 | 1 | 1 | 1 | 0 | 0 | 0 | 0 | | | | | | |
| | | | | | | | | | | | | | | | | | | | | | | |
| Inning Stats | R: 3 E: 1 K: 0 S: 6 | H: 4 LOB: 1 BB: 1 P: 11 | R: 1 E: 0 K: 1 S: 7 | H: 2 LOB: 0 BB: 0 P: 7 | R: 1 E: 0 K: 0 S: 6 | H: 3 LOB: 2 BB: 0 P: 6 | R: 0 E: 0 K: 0 S: 4 | H: 1 LOB: 1 BB: 0 P: 5 | R: 0 E: 0 K: 1 S: 5 | H: 0 LOB: 0 BB: 0 P: 5 | R: 0 E: 0 K: 2 S: 7 | H: 0 LOB: 0 BB: 0 P: 7 | R: 0 E: 0 K: 1 S: 5 | H: 0 LOB: 1 BB: 1 P: 9 | R: 0 E: 0 K: 0 S: 3 | H: 0 LOB: 0 BB: 0 P: 3 | R: 2 E: 0 K: 0 S: 5 | H: 2 LOB: 0 BB: 0 P: 6 | 1B: 9 2B: 2 3B: 0 HR: 1 | SF: 1 SAC: 0 DP: 1 HBP: 0 | WP: 1 PB: 0 SB: 0 CS: 0 | PA: 40 |
| PITCHER | IP WLS BF H R ER SO BB IBB HBP BLK WP HR S P ERA WHIP | | | | | | | | | | | | | | | | | | | | | |
| 49 Vance Worley, R 20 Josh Roenicke, R 57 Ryan Pressly, R 43 Tim Wood, R 64 Tyler Robertson, L ERA: 6.75 ERA: 6.0 ERA: | 1.1 3.1 4.1 5.1 6.1 | WLS H W H | BF 12 6 4 3 | H 4 1 0 | R 4 3 1 | ER 3 1 0 0 0 | SO 3 1 0 0 2 | BB 1 0 0 0 0 | IBB 0 0 0 0 0 | HBP 0 0 0 0 0 | BLK 0 0 0 0 0 | WP 0 0 0 0 0 | HR 0 6 4 5 7 | S 13 6 5 5 7 | P 18 9.00 0.00 0.00 0.00 | ERA 3.500 3.000 1.000 0.000 0.000 | WHIP 3.500 3.000 1.000 0.000 0.000 | | | | | |
| 60 Pedro Hernandez, L 72 Michael Tonkin, R 67 Luis Perdomo, R ERA: 6.0 ERA: | 1.1 8.1 9.1 | WLS H S | BF 4 3 5 | H 0 2 | R 0 0 2 | ER 0 0 2 | SO 0 0 2 | BB 0 0 0 | IBB 0 0 0 | HBP 0 0 0 | BLK 0 0 0 | WP 0 0 0 | HR 0 3 5 | S 5 3 6 | P 5 3 6 | ERA 0.00 0.00 18.00 | WHIP 1.000 0.000 2.000 | | | | | |

| Batter | 1 | 2 | 3 | 4 | 5 | 6 | 7 | 8 | 9 | AB | R | H | RBI | BB | SO | LOB | TOP | | | | | |
|--|--|---|--|---|---|---|------------------------------|---------------------------------|------------------------------|----------------------------------|------------------------------|---------------------------------|------------------------------|----------------------------------|------------------------------|---------------------------------|--|------------------------------|---------------------------------|----------------------------------|------------------------------------|----------------------------------|
| 76 Christian Yelich, L (1.7) 65 Kyle Jensen, R (7.7) | | | | | | | | | | 2 | 2 | 2 | 2 | 2 | 0 | 0 | Miami Marlins @ New York Mets Tradition Field, Port St. Lucie, FL Sat Mar 02 2013, 1:12 PM - 4:22 PM EST Att: 3,957 - Partly Cloudy - 60 F | | | | | |
| 77 Jake Marisnick, R (1.8) 11 Bryan Petersen, L (7.8) | | | | | | | | | | 3 | 0 | 1 | 1 | 0 | 1 | 1 | | | | | | |
| 19 Rob Brantly, L (1.2) 79 J.T. Realmuto, R (6.2) | | | | | | | | | | 4 | 1 | 1 | 0 | 0 | 1 | 3 | | | | | | |
| 12 Matt Downs, R (1.4) 64 Ed Lucas, R (7.4) | | | | | | | | | | 4 | 0 | 0 | 0 | 0 | 1 | 4 | | | | | | |
| 25 Joe Mahoney, L (1.3) | | | | | | | | | | 5 | 2 | 2 | 4 | 0 | 2 | 0 | | | | | | |
| 26 Austin Kearns, R (1.10) | | | | | | | | | | 4 | 0 | 1 | 0 | 1 | 2 | 0 | | | | | | |
| 8 Chris Coghlan, L (1.9) 68 Marcell Ozuna, R (7.7) | | | | | | | | | | 4 | 0 | 2 | 0 | 0 | 0 | 1 | | | | | | |
| 22 Nick Green, R (1.6) 13 Chris Valaika, R (7.6) | | | | | | | | | | 4 | 1 | 2 | 0 | 0 | 0 | 3 | | | | | | |
| 1 Chone Figgins, S (1.5) 60 Zack Cox, L (7.5) | | | | | | | | | | 2 | 1 | 0 | 0 | 1 | 1 | 1 | | | | | | |
| Inning Stats | R: 1 E: 0 K: 1 S: 7 | H: 1 LOB: 0 P: 8 | R: 0 E: 0 K: 2 S: 8 | H: 1 LOB: 1 BB: 0 P: 8 | R: 0 E: 0 K: 1 S: 6 | H: 1 LOB: 2 BB: 1 P: 10 | R: 1 E: 0 K: 0 S: 6 | H: 3 LOB: 1 BB: 0 P: 8 | R: 3 E: 0 K: 2 S: 9 | H: 2 LOB: 0 BB: 1 P: 15 | R: 2 E: 0 K: 0 S: 5 | H: 2 LOB: 1 BB: 1 P: 9 | R: 0 E: 0 K: 1 S: 6 | H: 1 LOB: 2 BB: 1 P: 10 | R: 1 E: 1 K: 0 S: 4 | H: 1 LOB: 1 BB: 1 P: 8 | | R: 0 E: 0 K: 1 S: 6 | H: 1 LOB: 1 BB: 0 P: 6 | 1B: 7 2B: 3 3B: 0 HR: 3 | SF: 1 SAC: 0 DP: 2 HBP: 0 | WP: 1 PB: 0 SB: 0 CS: 0 |
| PITCHER | IP: 2.2 WLS: 3 BF: 12 H: 3 R: 1 ER: 1 SO: 4 BB: 1 IBB: 0 HBP: 0 BLK: 0 WP: 0 HR: 1 S: 20 P: 25 ERA: 3.86 WHIP: 1.500 | IP: 1.1 WLS: 6 BF: 3 H: 3 R: 1 ER: 1 SO: 1 BB: 0 IBB: 0 HBP: 0 BLK: 0 WP: 0 HR: 1 S: 7 P: 9 ERA: 6.75 WHIP: 2.250 | IP: 1.2 WLS: 11 BF: 4 H: 5 R: 5 ER: 2 SO: 2 BB: 0 IBB: 0 HBP: 0 BLK: 0 WP: 1 HR: 13 S: 23 P: 27 ERA: 27.00 WHIP: 3.600 | IP: 6.1 WLS: 6 BF: 1 H: 0 R: 0 ER: 0 SO: 1 BB: 0 IBB: 0 HBP: 0 BLK: 0 WP: 0 HR: 7 S: 11 P: 11 ERA: 0.00 WHIP: 1.500 | IP: 8.1 WLS: 5 BF: 1 H: 1 R: 0 ER: 0 SO: 0 BB: 1 IBB: 0 HBP: 0 BLK: 0 WP: 0 HR: 4 S: 8 P: 8 ERA: 0.00 WHIP: 2.000 | IP: 1.0 WLS: 4 BF: 1 H: 0 R: 0 ER: 0 SO: 1 BB: 0 IBB: 0 HBP: 0 BLK: 0 WP: 0 HR: 0 S: 6 P: 6 ERA: 0.00 WHIP: 1.000 | | | | | | | | | | | | | | | | |

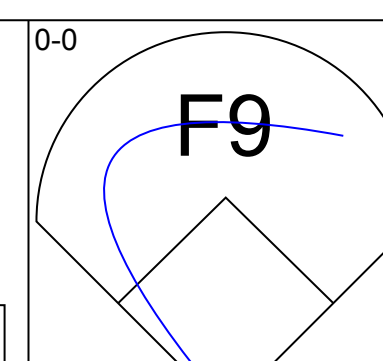
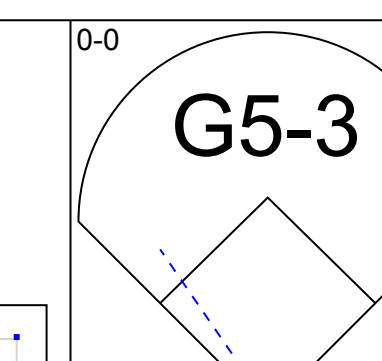
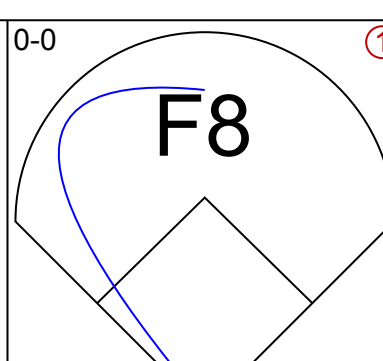
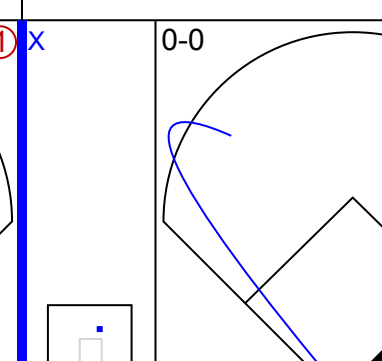
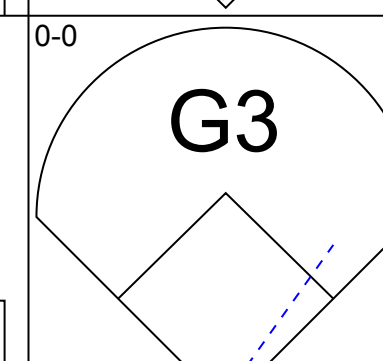
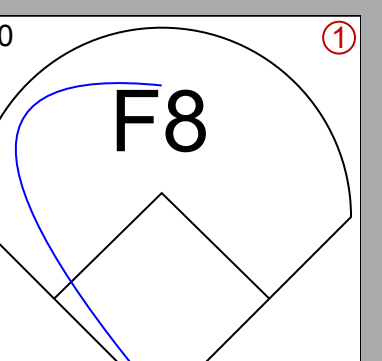
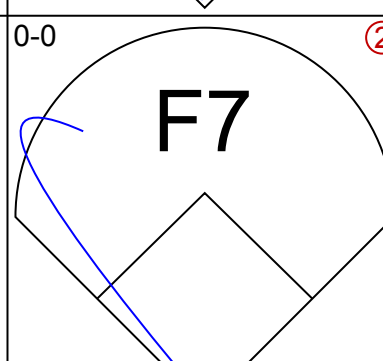
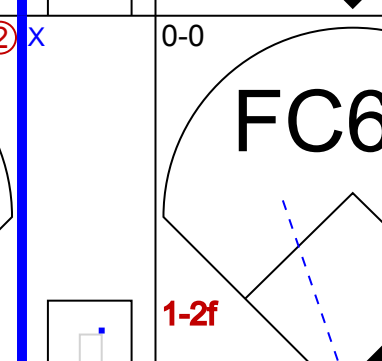
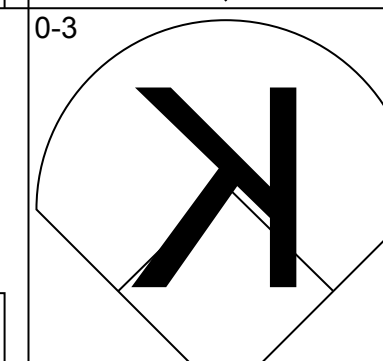
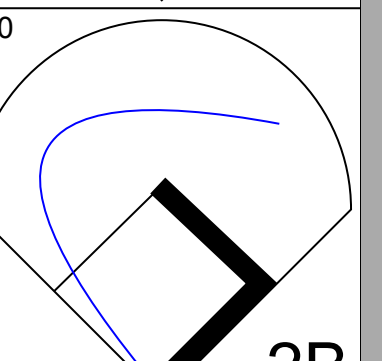
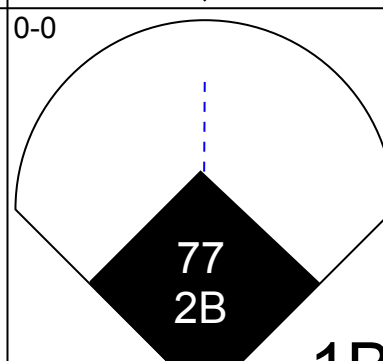
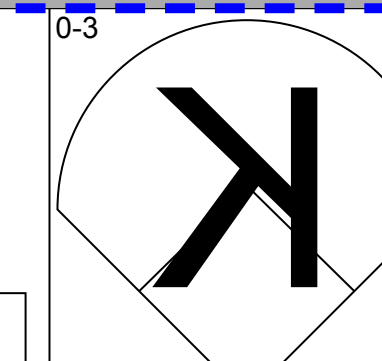
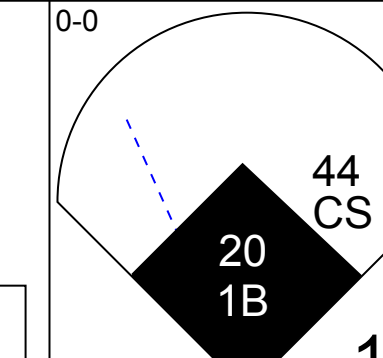
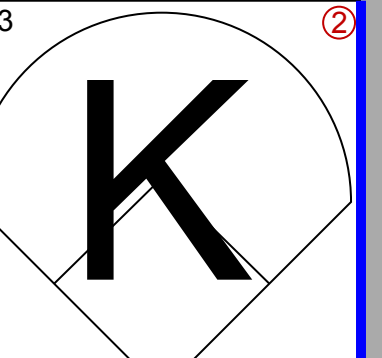
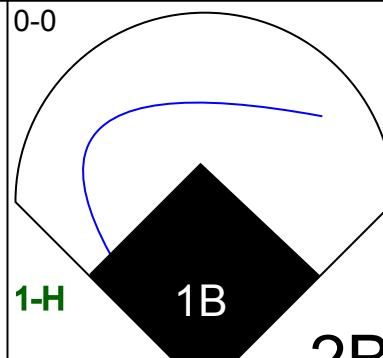
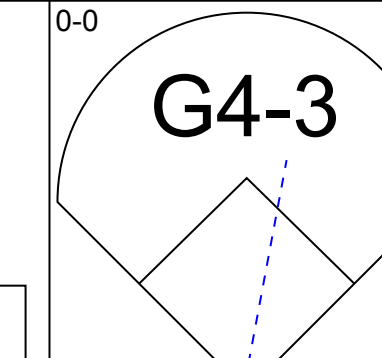

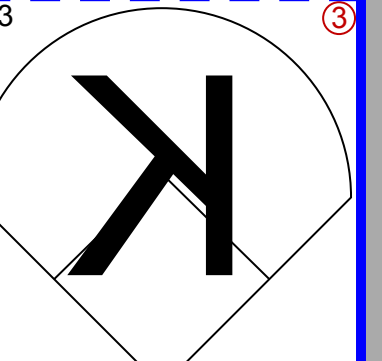
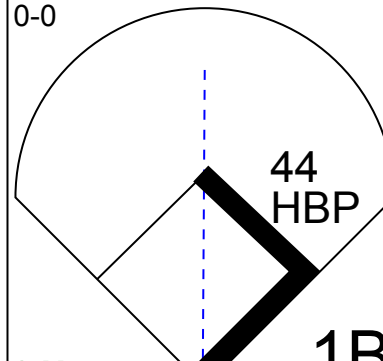
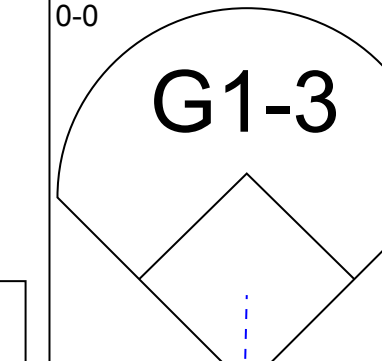

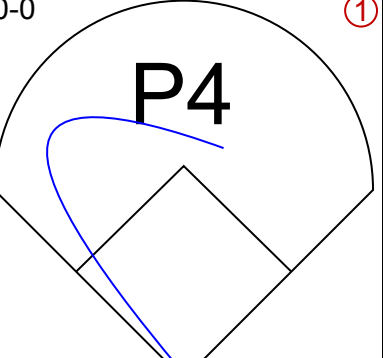
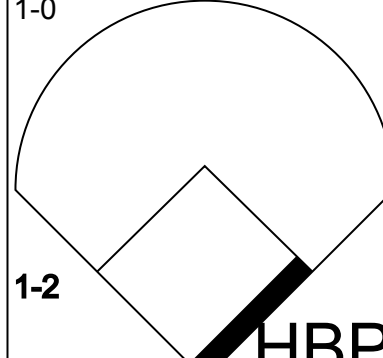

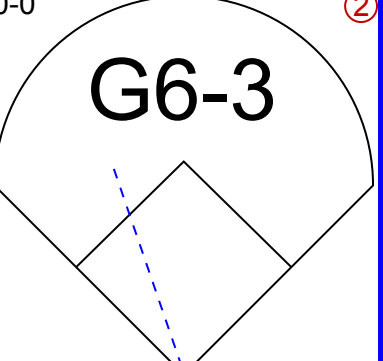
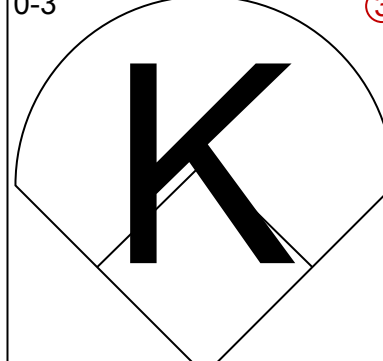
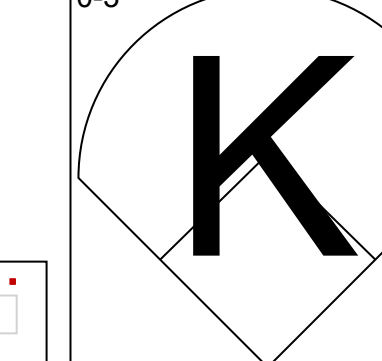
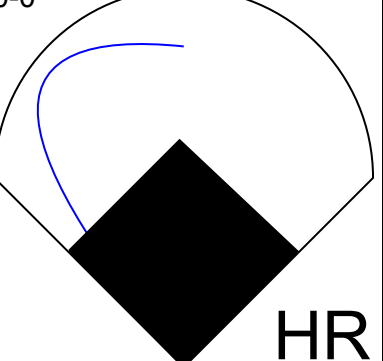
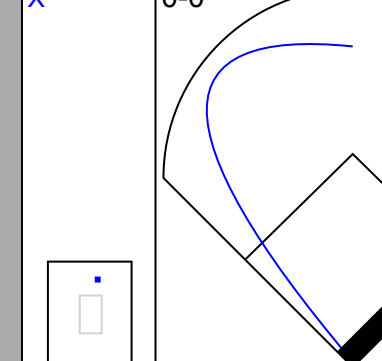

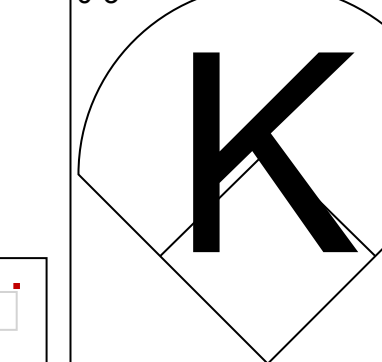
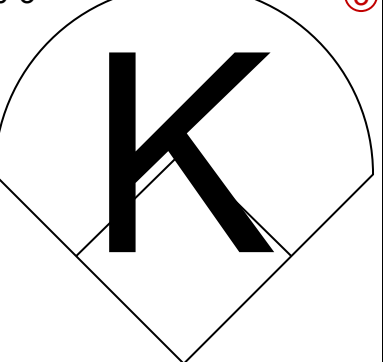
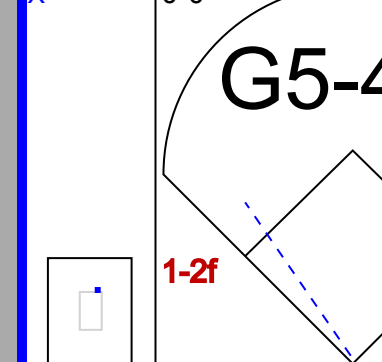
| Batter | 1 | 2 | 3 | 4 | 5 | 6 | 7 | 8 | 9 | AB | R | H | RBI | BB | SO | LOB | BOTTOM | | |
|--|---|---|--|---|---|---|------------------------------|----------------------------------|-------------------------------|----------------------------------|------------------------------|----------------------------------|------------------------------|---------------------------------|----------------------------------|------------------------------------|--|----------------------------------|--------|
| 4 Collin Cowgill, R (1.8) 63 Juan Lagares, R (6.8) | | | | | | | | | | 3 | 0 | 1 | 0 | 0 | 0 | 1 | Miami Marlins @ New York Mets Tradition Field, Port St. Lucie, FL Sat Mar 02 2013, 1:12 PM - 4:22 PM EST Att: 3,957 - Partly Cloudy - 60 F | | |
| 11 Rubén Tejada, R (1.6) 3 Omar Quintanilla, L (5.6) 61 Wilmer Flores, R (9.7) 70 Wilfredo Tovar, R (9.7) | | | | | | | | | | 2 | 0 | 0 | 0 | 0 | 0 | 0 | | | |
| 29 Ike Davis, L (1.3) 12 Brandon Hicks, R (5.5) | | | | | | | | | | 2 | 0 | 0 | 0 | 0 | 0 | 0 | | | |
| 6 Marlon Byrd, R (1.10) 22 Landon Powell, S (6.7) 21 Lucas Duda, L (1.7) 80 Jamie Hoffmann, R (7.7) | | | | | | | | | | 2 | 0 | 0 | 0 | 0 | 1 | 0 | | | |
| Justin Turner, R (1.4) 16 Brian Bixler, R (6.4) | | | | | | | | | | 2 | 0 | 0 | 0 | 0 | 0 | 2 | | | |
| 77 Andrew Brown, R (1.9) 23 Mike Baxter, L (6.9) 58 César Puello, R (9.9) | | | | | | | | | | 2 | 1 | 1 | 1 | 0 | 1 | 1 | | | |
| 20 Anthony Recker, R (1.2) 15 Travis d'Arnaud, R (6.2) | | | | | | | | | | 2 | 0 | 0 | 0 | 0 | 0 | 1 | | | |
| 19 Zach Lutz, R (1.5) 76 Josh Satin, R (9.3) | | | | | | | | | | 3 | 1 | 2 | 2 | 1 | 0 | 1 | | | |
| Inning Stats | R: 0 E: 0 K: 0 S: 3 | H: 0 LOB: 0 BB: 0 P: 3 | R: 0 E: 1 K: 1 S: 6 | H: 0 LOB: 0 BB: 0 P: 7 | R: 0 E: 0 K: 1 S: 5 | H: 0 LOB: 0 BB: 0 P: 5 | R: 2 E: 0 K: 0 S: 8 | H: 4 LOB: 0 BB: 0 P: 10 | R: 3 E: 0 K: 1 S: 11 | H: 4 LOB: 1 BB: 0 P: 13 | R: 2 E: 0 K: 1 S: 9 | H: 2 LOB: 1 BB: 1 P: 14 | R: 0 E: 0 K: 0 S: 3 | H: 1 LOB: 1 BB: 0 P: 3 | 1B: 6 2B: 4 3B: 1 HR: 2 | SF: 0 SAC: 0 DP: 2 HBP: 0 | | WP: 3 PB: 1 SB: 0 CS: 0 | PA: 40 |
| PITCHER | IP: 2.0 WLS: 2 BF: 6 H: 0 R: 0 ER: 0 SO: 1 BB: 0 IBB: 0 HBP: 0 BLK: 0 WP: 0 HR: 8 S: 8 P: 8 ERA: 0.00 WHIP: 0.000 | IP: 1.0 WLS: 3 BF: 1 H: 0 R: 0 ER: 0 SO: 0 BB: 0 IBB: 0 HBP: 0 BLK: 0 WP: 0 HR: 3 S: 3 P: 3 ERA: 3.00 WHIP: 1.000 | IP: 1.0 WLS: 7 BF: 4 H: 2 R: 2 ER: 2 SO: 0 BB: 0 IBB: 0 HBP: 0 BLK: 0 WP: 1 HR: 7 S: 8 P: 8 ERA: 18.00 WHIP: 4.000 | IP: 6.1 WLS: 4 BF: 1 H: 1 R: 1 ER: 1 SO: 1 BB: 0 IBB: 0 HBP: 0 BLK: 0 WP: 1 HR: 8 S: 10 P: 10 ERA: 9.00 WHIP: 1.000 | IP: 7.1 WLS: 7 BF: 4 H: 3 R: 3 ER: 3 SO: 2 BB: 0 IBB: 0 HBP: 0 BLK: 0 WP: 0 HR: 11 S: 13 P: 13 ERA: 27.00 WHIP: 4.000 | IP: 8.1 WLS: 6 BF: 2 H: 2 R: 2 ER: 2 SO: 2 BB: 0 IBB: 0 HBP: 0 BLK: 0 WP: 0 HR: 14 S: 14 P: 14 ERA: 18.00 WHIP: 3.000 | | | | | | | | | | | | | |

| Batter | 1 | 2 | 3 | 4 | 5 | 6 | 7 | 8 | 9 | AB | R | H | RBI | BB | SO | LOB | TOP | | | | | |
|--|---|---|---|--|--|---|---|---|---|---|---|---|---|---|---|---|---|---|---|---|---|---|
| 9 Juan Pierre, L OBP: 0.353, SLG: 0.471 76 Christian Yelich, L OBP: 0.500, SLG: 0.842 |  | |  | | |  | | |  | 3 | 0 | 1 | 0 | 0 | 1 | 1 | | | | | | |
| 22 Nick Green, R OBP: 0.313, SLG: 0.357 |  | | |  | | |  | |  | 4 | 0 | 0 | 0 | 0 | 2 | 1 | | | | | | |
| 19 Rob Brantly, L OBP: 0.235, SLG: 0.188 79 J.T. Realmuto, R OBP: 0.429, SLG: 0.833 |  | | |  | | |  | |  | 2 | 0 | 0 | 0 | 0 | 0 | 0 | | | | | | |
| 25 Joe Mahoney, L OBP: 0.273, SLG: 0.571 | |  | |  | | |  | |  | 4 | 0 | 0 | 0 | 0 | 3 | 0 | | | | | | |
| 13 Chris Valaika, R OBP: 0.118, SLG: 0.188 64 Ed Lucas, R OBP: 0.250, SLG: 0.250 |  | | | |  | |  | | | 3 | 0 | 0 | 0 | 0 | 0 | 0 | | | | | | |
| 8 Chris Coghlan, L OBP: 0.333, SLG: 0.350 68 Marcell Ozuna, R OBP: 0.429, SLG: 0.333 |  | | |  | | |  | | | 2 | 0 | 0 | 0 | 0 | 1 | 0 | | | | | | |
| 18 Casey Kotchman, L OBP: 0.533, SLG: 0.786 72 Derek Dietrich, L OBP: 0.500, SLG: 0.429 | | |  | |  | | |  | | 3 | 0 | 0 | 0 | 0 | 1 | 0 | | | | | | |
| 1 Chone Figgins, S (8, 7) | | |  | | |  | |  | | 2 | 0 | 0 | 0 | 1 | 0 | 0 | | | | | | |
| 60 Zack Cox, L OBP: 0.300, SLG: 0.300 15 Kevin Kouzmanoff, R OBP: 0.353, SLG: 1.111 | | |  | | |  | |  | | 2 | 0 | 0 | 0 | 0 | 1 | 1 | | | | | | |
| Inning Stats | R: 0 E: 0 K: 1 S: 5 | H: 0 LOB: 0 BB: 0 P: 5 | R: 0 E: 0 K: 2 S: 7 | H: 0 LOB: 0 BB: 0 P: 7 | R: 0 E: 1 K: 1 S: 6 | H: 0 LOB: 1 BB: 0 P: 7 | R: 0 E: 0 K: 1 S: 5 | H: 0 LOB: 0 BB: 0 P: 5 | R: 0 E: 0 K: 0 S: 3 | H: 1 LOB: 1 BB: 0 P: 6 | R: 0 E: 0 K: 0 S: 3 | H: 0 LOB: 0 BB: 0 P: 3 | R: 0 E: 0 K: 1 S: 5 | H: 0 LOB: 1 BB: 1 P: 9 | R: 1 E: 0 K: 2 S: 8 | H: 1 LOB: 0 BB: 0 P: 10 | 1B: 1 2B: 0 3B: 0 HR: 1 | SF: 0 SAC: 0 DP: 0 HBP: 0 | WP: 0 PB: 0 CS: 0 | PA: 31 | | |
| PITCHER | IP WLS BF H R ER SO BB IBB HBP BLK WP HR S P ERA WHIP | IP WLS BF H R ER SO BB IBB HBP BLK WP HR S P ERA WHIP | IP WLS BF H R ER SO BB IBB HBP BLK WP HR S P ERA WHIP | IP WLS BF H R ER SO BB IBB HBP BLK WP HR S P ERA WHIP | IP WLS BF H R ER SO BB IBB HBP BLK WP HR S P ERA WHIP | IP WLS BF H R ER SO BB IBB HBP BLK WP HR S P ERA WHIP | IP WLS BF H R ER SO BB IBB HBP BLK WP HR S P ERA WHIP | IP WLS BF H R ER SO BB IBB HBP BLK WP HR S P ERA WHIP | IP WLS BF H R ER SO BB IBB HBP BLK WP HR S P ERA WHIP | IP WLS BF H R ER SO BB IBB HBP BLK WP HR S P ERA WHIP | IP WLS BF H R ER SO BB IBB HBP BLK WP HR S P ERA WHIP | IP WLS BF H R ER SO BB IBB HBP BLK WP HR S P ERA WHIP | IP WLS BF H R ER SO BB IBB HBP BLK WP HR S P ERA WHIP | IP WLS BF H R ER SO BB IBB HBP BLK WP HR S P ERA WHIP | IP WLS BF H R ER SO BB IBB HBP BLK WP HR S P ERA WHIP | IP WLS BF H R ER SO BB IBB HBP BLK WP HR S P ERA WHIP | IP WLS BF H R ER SO BB IBB HBP BLK WP HR S P ERA WHIP | IP WLS BF H R ER SO BB IBB HBP BLK WP HR S P ERA WHIP | IP WLS BF H R ER SO BB IBB HBP BLK WP HR S P ERA WHIP | IP WLS BF H R ER SO BB IBB HBP BLK WP HR S P ERA WHIP | IP WLS BF H R ER SO BB IBB HBP BLK WP HR S P ERA WHIP | IP WLS BF H R ER SO BB IBB HBP BLK WP HR S P ERA WHIP |

Miami Marlins @ New York Mets
Tradition Field, Port St. Lucie, FL
Thu Mar 07 2013, 1:11 PM - 3:35 PM EST
Att: 3,695 - Partly Cloudy - 68 F

AB 30
R 1
H 2
RBI 1
BB 1
SO 9
LOB 4



| Batter | 1 | 2 | 3 | 4 | 5 | 6 | 7 | 8 | 9 | AB | R | H | RBI | BB | SO | LOB | BOTTOM | | | | |
|--|---|---|---|---|--|---|---|---|---|---|---|---|---|---|---|---|---|---|---|---|---|
| 1 Jordany Valdespin, L OBP: 0.381, SLG: 0.500 64 Reese Havens, L OBP: 0.300, SLG: 0.125 |  | |  | | |  |  | | | 3 | 0 | 0 | 0 | 0 | 0 | 0 | | | | | |
| 3 Omar Quintanilla, L OBP: 0.444, SLG: 0.571 70 Wilfredo Tovar, R OBP: 0.273, SLG: 0.273 |  | | |  | |  |  | | | 3 | 0 | 0 | 0 | 0 | 0 | 0 | | | | | |
| 29 Ike Davis, L OBP: 0.400, SLG: 0.588 80 Jamie Hoffmann, R OBP: 0.188, SLG: 0.333 |  | | |  | |  | |  | | 3 | 0 | 2 | 0 | 0 | 1 | 0 | | | | | |
| 6 Marlon Byrd, R OBP: 0.389, SLG: 0.529 77 Andrew Brown, R OBP: 0.211, SLG: 0.278 | |  | |  | |  | |  | | 2 | 1 | 1 | 0 | 0 | 1 | 1 | | | | | |
| 21 Lucas Duda, L OBP: 0.158, SLG: 0.368 Justin Turner, R OBP: 0.389, SLG: 0.353 |  | | |  | |  | |  | | 2 | 0 | 0 | 0 | 0 | 2 | 2 | | | | | |
| 44 John Buck, R OBP: 0.287, SLG: 0.615 |  | | | |  |  | | | | 2 | 0 | 0 | 0 | 0 | 1 | 1 | | | | | |
| 20 Anthony Recker, R OBP: 0.500, SLG: 1.000 22 Landon Powell, S OBP: 0.250, SLG: 0.182 |  | | | |  |  | | | | 2 | 0 | 1 | 1 | 0 | 0 | 0 | | | | | |
| 68 Matthew den Dekker, L OBP: 0.263, SLG: 0.421 63 Juan Lagares, R OBP: 0.200, SLG: 0.300 | | |  | | |  | |  | | 3 | 1 | 2 | 1 | 0 | 1 | 0 | | | | | |
| 12 Brandon Hicks, R OBP: 0.300, SLG: 0.267 61 Wilmer Flores, R OBP: 0.100, SLG: 0.100 |  | | |  | |  | |  | | 1 | 0 | 0 | 0 | 0 | 0 | 1 | | | | | |
| Inning Stats | R: 0 E: 0 K: 1 S: 5 | H: 2 LOB: 1 BB: 0 P: 8 | R: 1 E: 0 K: 2 S: 8 | H: 2 LOB: 1 BB: 0 P: 8 | R: 0 E: 0 K: 2 S: 7 | H: 0 LOB: 0 BB: 0 P: 7 | R: 0 E: 0 K: 2 S: 8 | H: 1 LOB: 1 BB: 0 P: 8 | R: 1 E: 0 K: 1 S: 6 | H: 1 LOB: 0 BB: 0 P: 6 | R: 2 E: 0 K: 1 S: 8 | H: 3 LOB: 2 BB: 0 P: 9 | R: 0 E: 0 K: 0 S: 4 | H: 2 LOB: 1 BB: 0 P: 4 | R: 0 E: 0 K: 1 S: 5 | H: 0 LOB: 0 BB: 0 P: 5 | 1B: 6 2B: 2 3B: 0 HR: 1 | SF: 0 SAC: 0 DP: 1 HBP: 1 | WP: 0 PB: 0 CS: 1 | PA: 32 | |
| PITCHER | IP WLS BF H R ER SO BB IBB HBP BLK WP HR S P ERA WHIP | IP WLS BF H R ER SO BB IBB HBP BLK WP HR S P ERA WHIP | IP WLS BF H R ER SO BB IBB HBP BLK WP HR S P ERA WHIP | IP WLS BF H R ER SO BB IBB HBP BLK WP HR S P ERA WHIP | IP WLS BF H R ER SO BB IBB HBP BLK WP HR S P ERA WHIP | IP WLS BF H R ER SO BB IBB HBP BLK WP HR S P ERA WHIP | IP WLS BF H R ER SO BB IBB HBP BLK WP HR S P ERA WHIP | IP WLS BF H R ER SO BB IBB HBP BLK WP HR S P ERA WHIP | IP WLS BF H R ER SO BB IBB HBP BLK WP HR S P ERA WHIP | IP WLS BF H R ER SO BB IBB HBP BLK WP HR S P ERA WHIP | IP WLS BF H R ER SO BB IBB HBP BLK WP HR S P ERA WHIP | IP WLS BF H R ER SO BB IBB HBP BLK WP HR S P ERA WHIP | IP WLS BF H R ER SO BB IBB HBP BLK WP HR S P ERA WHIP | IP WLS BF H R ER SO BB IBB HBP BLK WP HR S P ERA WHIP | IP WLS BF H R ER SO BB IBB HBP BLK WP HR S P ERA WHIP | IP WLS BF H R ER SO BB IBB HBP BLK WP HR S P ERA WHIP | IP WLS BF H R ER SO BB IBB HBP BLK WP HR S P ERA WHIP | IP WLS BF H R ER SO BB IBB HBP BLK WP HR S P ERA WHIP | IP WLS BF H R ER SO BB IBB HBP BLK WP HR S P ERA WHIP | IP WLS BF H R ER SO BB IBB HBP BLK WP HR S P ERA WHIP | IP WLS BF H R ER SO BB IBB HBP BLK WP HR S P ERA WHIP |

Miami Marlins @ New York Mets
Tradition Field, Port St. Lucie, FL
Thu Mar 07 2013, 1:11 PM - 3:35 PM EST
Att: 3,695 - Partly Cloudy - 68 F

AB 31
R 4
H 9
RBI 4
BB 0
SO 10
LOB 8



| Batter | 1 | 2 | 3 | 4 | 5 | 6 | 7 | 8 | 9 | AB | R | H | RBI | BB | SO | LOB | TOP | | | | | | | | | | |
|--|------------------------------|---------------------------------|------------------------------|---------------------------------|------------------------------|---------------------------------|------------------------------|---------------------------------|------------------------------|---------------------------------|------------------------------|----------------------------------|------------------------------|---------------------------------|------------------------------|---------------------------------|----------------------------------|------------------------------------|----------------------------------|--------|--|--|--|--|--|--|--|
| 11 Brett Gardner, L OBP: 0.536, SLG: 0.542 45 Bobby Wilson, R OBP: 0.182, SLG: 0.100 | 4-0 BB 1B | 0-0 FC5 | | | | | | | | 2 | 0 | 0 | 0 | 1 | 1 | 3 | | | | | | | | | | | |
| 26 Eduardo Núñez, R OBP: 0.292, SLG: 0.238 96 Addison Maruszak, R OBP: 0.200, SLG: 0.333 | 0-0 BB 1B | | | | | | | | | 3 | 0 | 1 | 0 | 1 | 1 | 2 | | | | | | | | | | | |
| 36 Kevin Youkilis, R 77 Corban Joseph, L OBP: 0.263, SLG: 0.176 | 0-0 F8 | | | | | | | | | 3 | 0 | 0 | 0 | 0 | 0 | 3 | | | | | | | | | | | |
| 29 Francisco Cervelli, R OBP: 0.350, SLG: 0.294 76 John Ryan Murphy, R OBP: 0.455, SLG: 1.000 | 0-0 G6-3 | | | | | | | | | 3 | 0 | 0 | 0 | 0 | 0 | 2 | | | | | | | | | | | |
| 17 Jayson Nix, R OBP: 0.318, SLG: 0.250 97 José Pirela, R OBP: 0.357, SLG: 0.429 | | | | | | | | | | 3 | 0 | 0 | 0 | 0 | 0 | 0 | | | | | | | | | | | |
| 12 Dan Johnson, L OBP: 0.273, SLG: 0.059 94 Luke Murton, R OBP: 0.400, SLG: 0.333 | | | | | | | | | | 2 | 0 | 0 | 0 | 0 | 0 | 0 | | | | | | | | | | | |
| 63 Melky Mesa, R OBP: 0.292, SLG: 0.522 | | | | | | | | | | 4 | 1 | 2 | 0 | 0 | 0 | 1 | | | | | | | | | | | |
| 60 Thomas Neal, R OBP: 0.333, SLG: 0.571 79 Ramón Flores, L OBP: 0.364, SLG: 0.222 | | | | | | | | | | 2 | 0 | 1 | 1 | 1 | 0 | 2 | | | | | | | | | | | |
| 95 Ronnier Mustelier, R OBP: 0.471, SLG: 0.571 78 Zolito Almonte, S OBP: 0.222, SLG: 0.389 | | | | | | | | | | 2 | 0 | 0 | 0 | 1 | 1 | 2 | | | | | | | | | | | |
| Inning Stats | R: 0 E: 0 K: 0 S: 3 | H: 1 LOB: 1 BB: 1 P: 7 | R: 0 E: 0 K: 0 S: 4 | H: 1 LOB: 3 BB: 1 P: 9 | R: 0 E: 0 K: 0 S: 2 | H: 0 LOB: 0 BB: 1 P: 6 | R: 1 E: 0 K: 0 S: 5 | H: 2 LOB: 1 BB: 0 P: 5 | R: 0 E: 0 K: 2 S: 7 | H: 0 LOB: 0 BB: 0 P: 7 | R: 0 E: 0 K: 0 S: 3 | H: 0 LOB: 2 BB: 2 P: 13 | R: 0 E: 0 K: 0 S: 3 | H: 0 LOB: 0 BB: 0 P: 3 | R: 0 E: 0 K: 0 S: 3 | H: 1 LOB: 0 BB: 0 P: 3 | 1B: 4 2B: 1 3B: 0 HR: 0 | SF: 0 SAC: 0 DP: 2 HBP: 1 | WP: 0 PB: 0 SB: 0 CS: 1 | PA: 35 | | | | | | | |
| PITCHER | IP | WLS | BF | H | R | ER | SO | BB | IBB | HBP | BLK | WP | HR | S | P | ERA | WHIP | | | | | | | | | | |
| 24 Nathan Eovaldi, R ERA: 4.15 | 4.0 | W | 18 | 4 | 1 | 1 | 0 | 3 | 0 | 1 | 0 | 0 | 0 | 14 | 27 | 2.25 | 1.750 | | | | | | | | | | |
| 73 John Maine, R ERA: 1.5 | 2.0 | H | 6 | 0 | 0 | 0 | 2 | 0 | 0 | 0 | 0 | 0 | 0 | 10 | 10 | 0.00 | 0.000 | | | | | | | | | | |
| 40 Mike Dunn, L ERA: 2.25 | 1.0 | | 5 | 0 | 0 | 0 | 1 | 2 | 0 | 0 | 0 | 0 | 0 | 5 | 13 | 0.00 | 2.000 | | | | | | | | | | |
| 60 Jon Rauch, R ERA: 5.4 | 1.0 | | 3 | 0 | 0 | 0 | 0 | 0 | 0 | 0 | 0 | 0 | 0 | 3 | 3 | 0.00 | 0.000 | | | | | | | | | | |
| 66 Zach Phillips, L ERA: 6.75 | 1.0 | | 3 | 1 | 0 | 0 | 0 | 0 | 0 | 0 | 0 | 0 | 0 | 3 | 3 | 0.00 | 1.000 | | | | | | | | | | |

New York Yankees @ Miami Marlins
Roger Dean Stadium, Jupiter, FL
Fri Mar 08 2013, 1:09 PM - 3:36 PM EST
Att: 6,934 - Sunny - 73 F

AB 29
R 1
H 5
RBI 1
BB 5
SO 3
LOB 15



| Batter | 1 | 2 | 3 | 4 | 5 | 6 | 7 | 8 | 9 | AB | R | H | RBI | BB | SO | LOB | BOTTOM | | | | | | | | | | |
|--|------------------------------|---------------------------------|------------------------------|---------------------------------|------------------------------|---------------------------------|------------------------------|---------------------------------|------------------------------|---------------------------------|------------------------------|----------------------------------|------------------------------|---------------------------------|----------------------------------|------------------------------------|----------------------------------|--------|--|--|--|--|--|--|--|--|--|
| 9 Juan Pierre, L OBP: 0.350, SLG: 0.450 11 Bryan Petersen, L OBP: 0.182, SLG: 0.100 | 0-0 BB 1B | | | | | | | | | 3 | 1 | 1 | 0 | 0 | 0 | 1 | | | | | | | | | | | |
| 17 Donovan Solano, R OBP: 0.524, SLG: 0.525 64 Ed Lucas, R OBP: 0.250, SLG: 0.250 | 0-0 L6 | | | | | | | | | 4 | 2 | 2 | 0 | 0 | 1 | 2 | | | | | | | | | | | |
| 19 Rob Brantly, L OBP: 0.350, SLG: 0.333 53 Kyle Skipworth, L OBP: 0.286, SLG: 0.364 | 0-0 BB | | | | | | | | | 2 | 2 | 2 | 0 | 1 | 0 | 0 | | | | | | | | | | | |
| 12 Matt Downs, R OBP: 0.227, SLG: 0.571 13 Chris Valaika, R OBP: 0.111, SLG: 0.176 | 0-0 SF8 | | | | | | | | | 2 | 0 | 1 | 2 | 0 | 0 | 2 | | | | | | | | | | | |
| 76 Christian Yelich, L OBP: 0.462, SLG: 0.727 | 0-0 G5-3 | | | | | | | | | 3 | 0 | 0 | 1 | 1 | 0 | 4 | | | | | | | | | | | |
| 3 Adelmir Echavarria, R OBP: 0.333, SLG: 0.444 22 Nick Green, R OBP: 0.294, SLG: 0.333 | 0-0 BB 1B | | | | | | | | | 2 | 1 | 2 | 2 | 0 | 0 | 0 | | | | | | | | | | | |
| 18 Casey Kotchman, L OBP: 0.550, SLG: 0.706 15 Kevin Kouzmanoff, R OBP: 0.400, SLG: 1.100 | 0-0 BB 1B | | | | | | | | | 3 | 0 | 1 | 0 | 0 | 0 | 2 | | | | | | | | | | | |
| 8 Chris Coghlan, L OBP: 0.280, SLG: 0.292 | 0-0 G4-3 | | | | | | | | | 4 | 0 | 0 | 0 | 0 | 0 | 3 | | | | | | | | | | | |
| 2 Gorkys Hernández, R OBP: 0.167, SLG: 0.176 | 0-0 G4-3 | | | | | | | | | 3 | 0 | 1 | 1 | 0 | 0 | 1 | | | | | | | | | | | |
| Inning Stats | R: 1 E: 0 K: 0 S: 4 | H: 1 LOB: 1 BB: 1 P: 9 | R: 2 E: 0 K: 0 S: 5 | H: 2 LOB: 0 BB: 0 P: 5 | R: 2 E: 0 K: 0 S: 6 | H: 3 LOB: 1 BB: 0 P: 6 | R: 0 E: 0 K: 0 S: 3 | H: 0 LOB: 0 BB: 0 P: 3 | R: 2 E: 0 K: 1 S: 5 | H: 3 LOB: 1 BB: 0 P: 6 | R: 0 E: 0 K: 1 S: 5 | H: 0 LOB: 1 BB: 1 P: 10 | R: 0 E: 0 K: 0 S: 4 | H: 2 LOB: 1 BB: 0 P: 4 | 1B: 8 2B: 2 3B: 1 HR: 0 | SF: 2 SAC: 0 DP: 1 HBP: 1 | WP: 2 PB: 0 SB: 1 CS: 0 | PA: 37 | | | | | | | | | |
| PITCHER | IP | WLS | BF | H | R | ER | SO | BB | IBB | HBP | BLK | WP | HR | S | P | ERA | WHIP | | | | | | | | | | |
| 43 Adam Warren, R ERA: 5.0 | 4.0 | L | 19 | 6 | 4 | 4 | 0 | 1 | 0 | 0 | 0 | 0 | 0 | 18 | 23 | 9.00 | 1.750 | | | | | | | | | | |
| 82 Chase Whitley, R ERA: 6.23 | 1.0 | | 6 | 3 | 2 | 2 | 0 | 0 | 0 | 0 | 0 | 0 | 0 | 6 | 6 | 18.00 | 3.000 | | | | | | | | | | |
| 99 Branden Pinder, R ERA: | 1.0 | | 4 | 0 | 0 | 0 | 1 | 0 | 0 | 1 | 0 | 0 | 0 | 5 | 7 | 0.00 | 0.000 | | | | | | | | | | |
| 94 Mark Montgomery, R ERA: 5.4 | 1.0 | | 4 | 0 | 0 | 0 | 1 | 1 | 0 | 0 | 0 | 1 | 0 | 5 | 10 | 0.00 | 1.000 | | | | | | | | | | |
| 27 Shawn Kelley, R ERA: | 1.0 | | 4 | 2 | 0 | 0 | 0 | 0 | 0 | 0 | 0 | 0 | 0 | 4 | 4 | 0.00 | 2.000 | | | | | | | | | | |

New York Yankees @ Miami Marlins
Roger Dean Stadium, Jupiter, FL
Fri Mar 08 2013, 1:09 PM - 3:36 PM EST
Att: 6,934 - Sunny - 73 F

AB 32
R 6
H 11
RBI 6
BB 2
SO 2
LOB 19



| Batter | 1 | 2 | 3 | 4 | 5 | 6 | 7 | 8 | 9 | AB | R | H | RBI | BB | SO | LOB | TOP | | | | | | | | | | |
|--|------------------------------|---------------------------------|------------------------------|---------------------------------|------------------------------|---------------------------------|------------------------------|---------------------------------|------------------------------|---------------------------------|------------------------------|---------------------------------|------------------------------|---------------------------------|------------------------------|----------------------------------|----------------------------------|------------------------------------|----------------------------------|--------|--|--|--|--|--|--|--|
| 14 Ramiro Pena, S OBP: 0.414, SLG: 0.440 1 Tyler Pastornicky, R OBP: 0.462, SLG: 0.667 | | | L6 | | | | | | | 3 | 0 | 0 | 0 | 0 | 2 | 0 | | | | | | | | | | | |
| 22 Jason Heyward, L OBP: 0.290, SLG: 0.474 74 Jordan Parraz, R OBP: 0.222, SLG: 0.360 | G4-3 | | | | | | | | P5 | 4 | 0 | 0 | 0 | 0 | 2 | 1 | | | | | | | | | | | |
| 8 Justin Upton, R OBP: 0.332, SLG: 0.436 73 Joey Terdoslavich, S OBP: 0.455, SLG: 0.645 | G3 | | | G1-3 | | G5-3 | | | | 4 | 0 | 0 | 0 | 0 | 1 | 1 | | | | | | | | | | | |
| 5 Freddie Freeman, L OBP: 0.356, SLG: 0.595 23 Chris Johnson, R OBP: 0.324, SLG: 0.528 | | HR | | F7 | | F9 | | | | 3 | 1 | 1 | 1 | 0 | 0 | 0 | | | | | | | | | | | |
| 2 B.J. Upton, R OBP: 0.429, SLG: 0.595 17 Jordan Schafer, L OBP: 0.326, SLG: 0.333 | | | | | | F8 | | | | 3 | 0 | 2 | 0 | 0 | 0 | 0 | | | | | | | | | | | |
| 26 Dan Uggla, R OBP: 0.283, SLG: 0.268 23 Blake DeWitt, L OBP: 0.281, SLG: 0.345 | | | | | | G4-3 | | | F7 | 1 | 0 | 0 | 0 | 0 | 0 | 1 | | | | | | | | | | | |
| 25 Juan Francisco, L OBP: 0.316, SLG: 0.500 72 Todd Cunningham, R, PR OBP: 0.364, SLG: 0.345 58 Ernesto Mejia, R OBP: 0.452, SLG: 0.462 | G4-3 | | | | | | | | | 2 | 0 | 0 | 0 | 1 | 1 | 1 | | | | | | | | | | | |
| 11 Gerald Laird, R OBP: 0.222, SLG: 0.067 66 Matt Kennelly, R OBP: 0.469, SLG: 0.828 | | | | | | F8 | | | F9 | 2 | 0 | 0 | 0 | 0 | 1 | 1 | | | | | | | | | | | |
| 54 Kris Medlen, S 39 Jonny Venters, L 48 Dusty Hughes, L 7 Reed Johnson, R 62 David Hale, R | | | G1-3 | | | P4 | | | G5-3 | 2 | 0 | 0 | 0 | 0 | 0 | 0 | | | | | | | | | | | |
| Inning Stats | R: 0 E: 0 K: 1 S: 5 | H: 0 LOB: 0 BB: 0 P: 6 | R: 1 E: 0 K: 1 S: 8 | H: 2 LOB: 1 BB: 0 P: 9 | R: 0 E: 0 K: 1 S: 5 | H: 0 LOB: 0 BB: 0 P: 5 | R: 0 E: 0 K: 0 S: 4 | H: 1 LOB: 1 BB: 0 P: 4 | R: 0 E: 0 K: 1 S: 5 | H: 0 LOB: 0 BB: 0 P: 5 | R: 0 E: 0 K: 0 S: 3 | H: 0 LOB: 0 BB: 0 P: 3 | R: 0 E: 0 K: 0 S: 3 | H: 0 LOB: 1 BB: 1 P: 8 | R: 1 E: 0 K: 1 S: 6 | H: 1 LOB: 1 BB: 1 P: 10 | 1B: 2 2B: 1 3B: 0 HR: 1 | SF: 0 SAC: 0 DP: 0 HBP: 0 | WP: 0 PB: 0 SB: 1 CS: 0 | PA: 32 | | | | | | | |
| PITCHER | IP | WLS | BF | H | R | ER | SO | BB | IBB | HBP | BLK | WP | HR | S | P | ERA | WHIP | | | | | | | | | | |
| 24 Nathan Eovaldi, R ERA: 3.29 40 Mike Dunn, L ERA: 1.5 60 Jon Rauch, R ERA: 6.75 63 Jonathan Albaladejo, R ERA: 1.59 | 5.0 | | 18 | 3 | 1 | 1 | 4 | 0 | 0 | 0 | 0 | 0 | 1 | 27 | 29 | 1.80 | 0.600 | | | | | | | | | | |

Atlanta Braves @ Miami Marlins
Roger Dean Stadium, Jupiter, FL
Wed Mar 13, 2013, 7:07 PM - 9:34 PM EDT
Att. 4,217 - Clear - 68 F

AB 30
R 2
H 4
RBI 2
BB 2
SO 7
LOB 9



| Batter | 1 | 2 | 3 | 4 | 5 | 6 | 7 | 8 | 9 | AB | R | H | RBI | BB | SO | LOB | BOTTOM | | | | | | | | | | |
|--|------------------------------|---------------------------------|------------------------------|---------------------------------|------------------------------|---------------------------------|------------------------------|---------------------------------|------------------------------|---------------------------------|------------------------------|----------------------------------|------------------------------|---------------------------------|------------------------------|---------------------------------|------------------------------|----------------------------------|----------------------------------|------------------------------------|----------------------------------|--------|--|--|--|--|--|
| 9 Juan Pierre, L OBP: 0.345, SLG: 0.393 76 Christian Yelich, L OBP: 0.465, SLG: 0.750 | | | F7 | | | | | | P5 | 2 | 1 | 0 | 0 | 1 | 1 | 0 | | | | | | | | | | | |
| 17 Donovan Solano, R OBP: 0.485, SLG: 0.533 12 Matt Downs, R OBP: 0.176, SLG: 0.375 | | | | L7 | | | | | | 2 | 0 | 0 | 0 | 1 | 1 | 0 | | | | | | | | | | | |
| 19 Rob Brantly, L OBP: 0.345, SLG: 0.280 53 Kyle Skipworth, L OBP: 0.261, SLG: 0.300 | G6-3 | | | | | | | | P6 | 2 | 0 | 1 | 0 | 1 | 0 | 0 | | | | | | | | | | | |
| 20 Justin Ruggiano, R 2 Gorkys Hernández, R | G4-3 | | | G4-6-3 | | | | | | 2 | 0 | 0 | 1 | 1 | 0 | 1 | | | | | | | | | | | |
| 8 Chris Coghlan, L OBP: 0.300, SLG: 0.359 | | | | | | G5-2-3 | | | | 4 | 0 | 0 | 0 | 0 | 1 | 4 | | | | | | | | | | | |
| 26 Austin Kearns, R OBP: 0.222, SLG: 0.087 11 Bryan Petersen, L OBP: 0.167, SLG: 0.063 | E4 | | | | | G5-3 | | | | 2 | 0 | 0 | 0 | 1 | 0 | 0 | | | | | | | | | | | |
| 18 Casey Kotchman, L OBP: 0.429, SLG: 0.593 | L8 | | | | | | | | | 4 | 0 | 1 | 0 | 0 | 2 | 3 | | | | | | | | | | | |
| 13 Chris Valaika, R OBP: 0.143, SLG: 0.154 | | | F7 | | | G5-3 | | | F9 | 3 | 0 | 0 | 0 | 0 | 2 | | | | | | | | | | | | |
| 3 Adeiny Hechavarria, R OBP: 0.250, SLG: 0.286 22 Nick Green, R OBP: 0.308, SLG: 0.304 | | | G6-3 | | | G6-3 | | | G6-4-1 | 3 | 0 | 0 | 0 | 0 | 1 | | | | | | | | | | | | |
| Inning Stats | R: 0 E: 0 K: 2 S: 7 | H: 0 LOB: 0 BB: 0 P: 7 | R: 0 E: 1 K: 1 S: 6 | H: 0 LOB: 1 BB: 0 P: 6 | R: 0 E: 0 K: 0 S: 3 | H: 0 LOB: 0 BB: 0 P: 3 | R: 0 E: 0 K: 0 S: 3 | H: 1 LOB: 0 BB: 0 P: 3 | R: 0 E: 0 K: 0 S: 4 | H: 1 LOB: 1 BB: 0 P: 4 | R: 1 E: 0 K: 0 S: 2 | H: 0 LOB: 2 BB: 4 P: 18 | R: 0 E: 0 K: 1 S: 5 | H: 0 LOB: 1 BB: 1 P: 9 | R: 0 E: 0 K: 1 S: 5 | H: 0 LOB: 0 BB: 0 P: 5 | R: 0 E: 1 K: 2 S: 7 | H: 0 LOB: 1 BB: 1 P: 11 | 1B: 2 2B: 0 3B: 0 HR: 0 | SF: 0 SAC: 0 DP: 2 HBP: 0 | WP: 1 PB: 0 SB: 1 CS: 0 | PA: 34 | | | | | |
| PITCHER | IP | WLS | BF | H | R | ER | SO | BB | IBB | HBP | BLK | WP | HR | S | P | ERA | WHIP | | | | | | | | | | |
| 54 Kris Medlen, R ERA: 2.63 39 Jonny Venters, L ERA: 4.26 48 Dusty Hughes, L ERA: 1.5 62 David Hale, R ERA: 3.0 | 4.2 | | 16 | 2 | 0 | 0 | 3 | 0 | 0 | 0 | 0 | 1 | 0 | 3 | 19 | 6.75 | 3.000 | | | | | | | | | | |

Atlanta Braves @ Miami Marlins
Roger Dean Stadium, Jupiter, FL
Wed Mar 13, 2013, 7:07 PM - 9:34 PM EDT
Att. 4,217 - Clear - 68 F

AB 28
R 1
H 2
RBI 1
BB 6
SO 7
LOB 12



| Batter | 1 | 2 | 3 | 4 | 5 | 6 | 7 | 8 | 9 | AB | R | H | RBI | BB | SO | LOB | TOP | | | | | | | | | | |
|--|------------------------------|---------------------------------|------------------------------|---------------------------------|------------------------------|---------------------------------|------------------------------|---------------------------------|------------------------------|---------------------------------|------------------------------|---------------------------------|------------------------------|---------------------------------|------------------------------|---------------------------------|---|---------------------------------|----------------------------------|------------------------------------|----------------------------------|--------|--|--|--|--|--|
| 19 Jon Jay, L (1.8) OBP: 0.279, SLG: 0.385 | G1-3 | | F9 | | F9 | | | BB | | 3 | 0 | 1 | 0 | 1 | 0 | 1 | St. Louis Cardinals @ Miami Marlins Roger Dean Stadium, Jupiter, FL Sun Mar 17 2013, 1:08 PM - 3:53 PM EDT Att: 5,780 - Cloudy - 77 F | | | | | | | | | | |
| 43 Shane Robinson, R (1.9) OBP: 0.535, SLG: 0.846 | 1B | | 1B | | 1B | | | BB | | 4 | 0 | 3 | 0 | 0 | 1 | 1 | | | | | | | | | | | |
| 7 Matt Holliday, R (1.7) OBP: 0.333, SLG: 0.455 | G6-3 | | FC6-4 | | G5-3 | | | G3 | | 3 | 0 | 0 | 0 | 0 | 0 | 4 | | | | | | | | | | | |
| 56 Adron Chambers, L (6.7) OBP: 0.280, SLG: 0.356 | G6-3 | | FC6-4 | | G5-3 | | | G3 | | 1 | 0 | 0 | 0 | 0 | 0 | 1 | | | | | | | | | | | |
| 21 Allen Craig, R (1.3) OBP: 0.462, SLG: 0.452 | K | | | | F9 | | | P6 | | 3 | 0 | 1 | 0 | 0 | 1 | 2 | | | | | | | | | | | |
| 94 Carson Kelly, R (6.5) | K | | | | F9 | | | P6 | | 1 | 0 | 0 | 0 | 0 | 0 | 0 | | | | | | | | | | | |
| 53 Matt Adams, L (1.10) OBP: 0.341, SLG: 0.571 | | F8 | | | K | | | K2-3 | | 4 | 0 | 0 | 0 | 0 | 2 | 2 | | | | | | | | | | | |
| 38 Pete Kozma, R (1.6) OBP: 0.386, SLG: 0.561 | K | | | | G6-4-3 | | | G4-3 | | 2 | 0 | 0 | 0 | 0 | 1 | 1 | | | | | | | | | | | |
| 89 Greg Garcia, L (6.6) OBP: 0.381, SLG: 0.294 | K | | | | G6-4-3 | | | G4-3 | | 2 | 0 | 1 | 0 | 0 | 0 | 0 | | | | | | | | | | | |
| 79 Kolten Wong, L (1.4) OBP: 0.320, SLG: 0.583 | G4-3 | | | | 3B | | | F8 | | 4 | 0 | 1 | 0 | 0 | 0 | 1 | | | | | | | | | | | |
| 46 J.R. Towles, R (1.2) OBP: 0.409, SLG: 0.316 | | | | | G6-3 | | | F9 | | 2 | 0 | 0 | 0 | 0 | 1 | 1 | | | | | | | | | | | |
| 82 Audry Pérez, R (6.2) | | | | | G6-3 | | | F9 | | 1 | 0 | 0 | 0 | 0 | 0 | 0 | | | | | | | | | | | |
| 92 Patrick Wisdom, R (1.5) OBP: 0.200, SLG: 0.111 | L7 | | | | L7 | | | P3 | | 3 | 0 | 0 | 0 | 0 | 1 | 1 | | | | | | | | | | | |
| Inning Stats | R: 0 E: 0 K: 1 S: 6 | H: 1 LOB: 1 BB: 0 P: 7 | R: 0 E: 0 K: 1 S: 5 | H: 0 LOB: 0 BB: 0 P: 5 | R: 0 E: 0 K: 0 S: 5 | H: 2 LOB: 2 BB: 0 P: 5 | R: 0 E: 0 K: 1 S: 5 | H: 1 LOB: 0 BB: 0 P: 5 | R: 0 E: 0 K: 2 S: 8 | H: 1 LOB: 1 BB: 0 P: 8 | R: 0 E: 0 K: 0 S: 4 | H: 1 LOB: 1 BB: 0 P: 4 | R: 0 E: 0 K: 0 S: 3 | H: 0 LOB: 0 BB: 0 P: 3 | R: 0 E: 0 K: 1 S: 5 | H: 0 LOB: 1 BB: 0 P: 9 | R: 0 E: 0 K: 1 S: 6 | H: 1 LOB: 1 BB: 0 P: 7 | 1B: 6 2B: 0 3B: 1 HR: 0 | SF: 0 SAC: 0 DP: 1 HBP: 0 | WP: 1 PB: 0 SB: 1 CS: 0 | PA: 34 | | | | | |
| PITCHER | IP | WLS | BF | H | R | ER | SO | BB | IBB | HBP | BLK | WP | HR | S | P | ERA | WHIP | | | | | | | | | | |
| 47 Ricky Nolasco, R (1.1) ERA: 4.3 | 6.0 | W | 23 | 6 | 0 | 0 | 5 | 0 | 0 | 0 | 0 | 0 | 0 | 33 | 34 | 0.00 | 1.000 | | | | | | | | | | |
| 46 Doug Mathis, R (7.1) ERA: | 1.0 | | 3 | 0 | 0 | 0 | 0 | 0 | 0 | 0 | 0 | 0 | 0 | 3 | 3 | 0.00 | 0.000 | | | | | | | | | | |
| 31 Steve Cishek, R (8.1) ERA: 3.6 | 1.0 | | 4 | 0 | 0 | 0 | 1 | 1 | 0 | 0 | 0 | 0 | 0 | 5 | 9 | 0.00 | 1.000 | | | | | | | | | | |
| 21 Mitch Talbot, R (9.1) ERA: 4.5 | 1.0 | | 4 | 1 | 0 | 0 | 1 | 0 | 0 | 0 | 0 | 1 | 0 | 6 | 7 | 0.00 | 1.000 | | | | | | | | | | |

| Batter | 1 | 2 | 3 | 4 | 5 | 6 | 7 | 8 | 9 | AB | R | H | RBI | BB | SO | LOB | BOTTOM | | | | | | | | | | |
|---|------------------------------|---------------------------------|------------------------------|---------------------------------|------------------------------|---------------------------------|------------------------------|----------------------------------|------------------------------|---------------------------------|------------------------------|---------------------------------|------------------------------|---------------------------------|------------------------------|---------------------------------|---|------------------------------------|----------------------------------|--------|--|--|--|--|--|--|--|
| 9 Juan Pierre, L (1.7) OBP: 0.350, SLG: 0.368 | G4-3 | | F7 | | F7 | | | K | | 3 | 1 | 1 | 1 | 1 | 0 | 0 | St. Louis Cardinals @ Miami Marlins Roger Dean Stadium, Jupiter, FL Sun Mar 17 2013, 1:08 PM - 3:53 PM EDT Att: 5,780 - Cloudy - 77 F | | | | | | | | | | |
| 76 Christian Yelich, L (6.7) OBP: 0.487, SLG: 0.755 | G4-3 | | F7 | | F7 | | | K | | 1 | 0 | 0 | 0 | 0 | 1 | 1 | | | | | | | | | | | |
| 30 Placido Polanco, R (1.5) OBP: 0.500, SLG: 0.588 | 1B | | F7 | | F7 | | | K | | 4 | 2 | 2 | 0 | 0 | 0 | 3 | | | | | | | | | | | |
| 13 Chris Valaika, R (6.5) OBP: 0.129, SLG: 0.138 | 2B | | F7 | | F7 | | | K | | 1 | 0 | 0 | 0 | 0 | 1 | 0 | | | | | | | | | | | |
| 27 Giancarlo Stanton, R (1.9) OBP: 0.500, SLG: 0.833 | F9 | | F7 | | F7 | | | K | | 3 | 1 | 2 | 0 | 1 | 0 | 1 | | | | | | | | | | | |
| 61 Jordan Brown, L (7.9) OBP: 0.235, SLG: 0.412 | F9 | | F7 | | F7 | | | K | | 1 | 0 | 0 | 0 | 0 | 1 | 0 | | | | | | | | | | | |
| 19 Rob Brantly, L (1.2) OBP: 0.359, SLG: 0.314 | 1B | | F7 | | F7 | | | K | | 4 | 1 | 3 | 3 | 0 | 0 | 1 | | | | | | | | | | | |
| 53 Kyle Skipworth, L (7.2) OBP: 0.240, SLG: 0.273 | 1B | | F7 | | F7 | | | K | | 1 | 0 | 0 | 0 | 0 | 0 | 0 | | | | | | | | | | | |
| 20 Justin Ruggiano, R (1.8) OBP: 0.154, SLG: 0.091 | K2-3 | | F7 | | F7 | | | K | | 2 | 0 | 0 | 1 | 0 | 1 | 3 | | | | | | | | | | | |
| 2 Gorkys Hernández, R (6.8) OBP: 0.389, SLG: 0.353 | K2-3 | | F7 | | F7 | | | K | | 1 | 0 | 0 | 0 | 0 | 1 | 1 | | | | | | | | | | | |
| 17 Donovan Solano, R (1.4) OBP: 0.432, SLG: 0.463 | G5-3 | | F9 | | F9 | | | L9 | | 4 | 0 | 1 | 0 | 0 | 0 | 1 | | | | | | | | | | | |
| 64 Ed Lucas, R (7.4) OBP: 0.176, SLG: 0.176 | G5-3 | | F9 | | F9 | | | L9 | | 0 | 0 | 0 | 0 | 0 | 0 | 0 | | | | | | | | | | | |
| 18 Casey Kotchman, L (1.3) OBP: 0.500, SLG: 0.688 | E6 | | F8 | | F8 | | | G6-3 | | 3 | 0 | 2 | 1 | 0 | 0 | 0 | | | | | | | | | | | |
| 15 Kevin Kouzmanoff, R (7.3) OBP: 0.423, SLG: 0.875 | E6 | | F8 | | F8 | | | G6-3 | | 1 | 0 | 0 | 0 | 0 | 0 | 0 | | | | | | | | | | | |
| 3 Adeiny Hechavarria, R (1.6) OBP: 0.220, SLG: 0.243 | E6 | | F8 | | F8 | | | F8 | | 3 | 1 | 1 | 0 | 0 | 0 | 3 | | | | | | | | | | | |
| 22 Nick Green, R (7.6) OBP: 0.333, SLG: 0.333 | E6 | | F8 | | F8 | | | F8 | | 1 | 0 | 0 | 0 | 0 | 0 | 0 | | | | | | | | | | | |
| 47 Ricky Nolasco, R (1.1) ERA: 7.5 | G3 | | F9 | | F9 | | | BB | | 2 | 0 | 0 | 0 | 1 | 0 | 1 | | | | | | | | | | | |
| 46 Doug Mathis, L (7.1) ERA: 13.5 | G3 | | F9 | | F9 | | | BB | | 0 | 0 | 0 | 0 | 0 | 0 | 0 | | | | | | | | | | | |
| 11 Bryan Petersen, L (7. PH) OBP: 0.250, SLG: 0.063 | G3 | | F9 | | F9 | | | BB | | 0 | 0 | 0 | 0 | 1 | 0 | 0 | | | | | | | | | | | |
| 31 Steve Cishek, R (8.1) ERA: 7.5 | G3 | | F9 | | F9 | | | BB | | 0 | 0 | 0 | 0 | 0 | 0 | 0 | | | | | | | | | | | |
| 21 Mitch Talbot, R (9.1) ERA: 4.5 | G3 | | F9 | | F9 | | | BB | | 0 | 0 | 0 | 0 | 0 | 0 | 0 | | | | | | | | | | | |
| Inning Stats | R: 1 E: 0 K: 1 S: 7 | H: 2 LOB: 1 BB: 0 P: 7 | R: 0 E: 1 K: 0 S: 4 | H: 1 LOB: 1 BB: 0 P: 4 | R: 3 E: 0 K: 0 S: 8 | H: 5 LOB: 2 BB: 0 P: 8 | R: 1 E: 0 K: 0 S: 4 | H: 1 LOB: 2 BB: 2 P: 13 | R: 1 E: 0 K: 0 S: 5 | H: 2 LOB: 2 BB: 1 P: 9 | R: 0 E: 0 K: 1 S: 6 | H: 1 LOB: 1 BB: 0 P: 6 | R: 0 E: 0 K: 1 S: 5 | H: 0 LOB: 0 BB: 1 P: 9 | R: 0 E: 0 K: 2 S: 7 | H: 0 LOB: 0 BB: 0 P: 7 | 1B: 9 2B: 3 3B: 0 HR: 0 | SF: 1 SAC: 0 DP: 0 HBP: 0 | WP: 0 PB: 0 SB: 1 CS: 0 | PA: 40 | | | | | | | |
| PITCHER | IP | WLS | BF | H | R | ER | SO | BB | IBB | HBP | BLK | WP | HR | S | P | ERA | WHIP | | | | | | | | | | |
| 31 Lance Lynn, R (1.1) ERA: 7.5 | 3.2 | L | 22 | 9 | 5 | 5 | 1 | 2 | 0 | 0 | 0 | 0 | 0 | 22 | 31 | 12.27 | 3.000 | | | | | | | | | | |
| Keith Butler, R (4.1) ERA: 13.5 | 0.1 | | 1 | 0 | 0 | 0 | 0 | 0 | 0 | 0 | 0 | 0 | 0 | 1 | 1 | 0.00 | 0.000 | | | | | | | | | | |
| 76 John Gast, L (5.1) ERA: 7.5 | 1.0 | | 6 | 2 | 1 | 1 | 0 | 1 | 0 | 0 | 0 | 0 | 0 | 5 | 9 | 9.00 | 3.000 | | | | | | | | | | |
| 59 Fernando Salas, R (6.1) ERA: 1.5 | 1.0 | | 4 | 1 | 0 | 0 | 1 | 0 | 0 | 0 | 0 | 0 | 0 | 6 | 6 | 0.00 | 1.000 | | | | | | | | | | |
| 41 Mitchell Boggs, R (7.1) ERA: | 1.0 | | 4 | 0 | 0 | 0 | 1 | 1 | 0 | 0 | 0 | 0 | 0 | 5 | 9 | 0.00 | 1.000 | | | | | | | | | | |
| PITCHER | IP | WLS | BF | H | R | ER | SO | BB | IBB | HBP | BLK | WP | HR | S | P | ERA | WHIP | | | | | | | | | | |
| 26 Trevor Rosenthal, R (8.1) ERA: 4.82 | 1.0 | | 3 | 0 | 0 | 0 | 2 | 0 | 0 | 0 | 0 | 0 | 0 | 7 | 7 | 0.00 | 0.000 | | | | | | | | | | |

St. Louis Cardinals @ Miami Marlins
 Roger Dean Stadium, Jupiter, FL
 Sun Mar 17 2013, 1:08 PM - 3:53 PM EDT
 Att: 5,780 - Cloudy - 77 F

AB 33
 R 0
 H 7
 RBI 0
 BB 1
 SO 7
 LOB 15



St. Louis Cardinals @ Miami Marlins
 Roger Dean Stadium, Jupiter, FL
 Sun Mar 17 2013, 1:08 PM - 3:53 PM EDT
 Att: 5,780 - Cloudy - 77 F

AB 35
 R 6
 H 12
 RBI 6
 BB 4
 SO 5
 LOB 15



| Batter | 1 | 2 | 3 | 4 | 5 | 6 | 7 | 8 | 9 | AB | R | H | RBI | BB | SO | LOB | TOP | | | | | | | | | | | | | | | | | | | | | | |
|---|------------------------------|--|------------------------------|----------------------------------|------------------------------|---------------------------------|------------------------------|---------------------------------|------------------------------|---------------------------------|-----|----|-----|----|----|----------------------------------|---|----------------------------------|--------|--|--|--|----|-----|----|---|---|----|----|----|-----|-----|-----|----|----|---|---|-----|------|
| 76 Christian Yelich, L (1, 7) OBP: 0.469, SLG: 0.857 | 0-0 15 CS 1B | 1-3 1-2 K | | | 0-2 HR | | | | | 3 | 1 | 2 | 1 | 0 | 1 | 2 | Miami Marlins @ Minnesota Twins Hammond Stadium, Fort Myers, FL Mon Mar 18 2013, 1:07 PM - 2:37 PM EDT Att: 5,866 - Cloudy - 79 F livebaseballscorecards.com | | | | | | | | | | | | | | | | | | | | | | |
| 1 Chone Figgins, S (1, 4) OBP: 0.367, SLG: 0.308 | 0-0 P5 | 0-0 G3-2 | | | 0-0 15 G5-4-3 1B | | | | | 3 | 0 | 1 | 0 | 0 | 0 | 3 | | | | | | | | | | | | | | | | | | | | | | | |
| 15 Kevin Kouzmanoff, R (1, 3) OBP: 0.379, SLG: 0.776 | 1-0 F8 | | 0-0 G4-3 | | 0-0 G5-4-3 | | | | | 3 | 0 | 0 | 0 | 0 | 0 | 2 | | | | | | | | | | | | | | | | | | | | | | | |
| 26 Austin Kearns, R (1, 9) | | 4-0 22 1B 22 E BB | 0-0 L6 | | 0-3 K2-3 | | | | | 2 | 1 | 0 | 0 | 1 | 1 | 0 | | | | | | | | | | | | | | | | | | | | | | | |
| 13 Chris Valaika, R (1, 5) OBP: 0.182, SLG: 0.290 | | 0-0 12 HBP 22 E 53 BB 1B | 1-0 HR | | | | | | | 2 | 2 | 2 | 1 | 0 | 0 | 0 | | | | | | | | | | | | | | | | | | | | | | | |
| 22 Nick Green, R (1, 6) OBP: 0.343, SLG: 0.344 | | 0-0 E9 53 BB 2 HBP 2 1B | 0-0 F7 | | | | | | | 2 | 1 | 1 | 0 | 0 | 0 | 0 | | | | | | | | | | | | | | | | | | | | | | | |
| 12 Matt Downs, R (1, 10) OBP: 0.175, SLG: 0.324 | | 1-0 53 BB 2 1B HBP | 0-3 K | | | | | | | 1 | 1 | 0 | 0 | 0 | 1 | 0 | | | | | | | | | | | | | | | | | | | | | | | |
| 53 Kyle Skipworth, L (1, 2) OBP: 0.259, SLG: 0.261 | | 4-0 2 1B 1 G3-2 1-2 2-3 3-H BB | 0-0 L9 | | | | | | | 1 | 0 | 0 | 1 | 1 | 0 | 0 | | | | | | | | | | | | | | | | | | | | | | | |
| 2 Gorkys Hernández, R (1, 8) OBP: 0.395, SLG: 0.333 | | 0-0 76 S 1-3 2-H 3-H 1B | 0-0 G6-3 | | | | | | | 2 | 0 | 1 | 2 | 0 | 0 | 0 | | | | | | | | | | | | | | | | | | | | | | | |
| Inning Stats | R: 0 E: 0 K: 0 S: 3 | H: 1 LOB: 0 BB: 0 P: 4 | R: 4 E: 1 K: 1 S: 7 | H: 3 LOB: 1 BB: 2 P: 17 | R: 1 E: 0 K: 0 S: 4 | H: 1 LOB: 0 BB: 0 P: 5 | R: 0 E: 0 K: 1 S: 5 | H: 0 LOB: 0 BB: 0 P: 5 | R: 1 E: 0 K: 1 S: 8 | H: 2 LOB: 0 BB: 0 P: 8 | | | | | | 1B: 5 2B: 1 3B: 0 HR: 2 | SF: 0 SAC: 0 DP: 2 HBP: 1 | WP: 0 PB: 0 SB: 1 CS: 1 | PA: 22 | | | | | | | | | | | | | | | | | | | | |
| PITCHER | IP | WLS | BF | H | R | ER | SO | BB | IBB | HBP | BLK | WP | HR | S | P | ERA | WHIP | PITCHER | | | | | IP | WLS | BF | H | R | ER | SO | BB | IBB | HBP | BLK | WP | HR | S | P | ERA | WHIP |
| 30 Kevin Correia, R (1, 1) ERA: 6.46 | 4.0 | L | 18 | 5 | 5 | 5 | 2 | 2 | 0 | 1 | 0 | 0 | 1 | 19 | 31 | 11.25 | 1.750 | | | | | | | | | | | | | | | | | | | | | | |
| 43 Tim Wood, R (5, 1) ERA: 5.99 | 1.0 | | 4 | 2 | 1 | 1 | 1 | 0 | 0 | 0 | 0 | 0 | 1 | 8 | 8 | 9.00 | 2.000 | | | | | | | | | | | | | | | | | | | | | | |

| Batter | 1 | 2 | 3 | 4 | 5 | 6 | 7 | 8 | 9 | AB | R | H | RBI | BB | SO | LOB | BOTTOM | | | | | | | | | | | | | | | | | | | | | | |
|--|------------------------------|----------------------------------|------------------------------|---------------------------------|------------------------------|---------------------------------|------------------------------|---------------------------------|------------------------------|---------------------------------|-----|----|-----|----|----|----------------------------------|---|----------------------------------|--------|--|--|--|----|-----|----|---|---|----|----|----|-----|-----|-----|----|----|---|---|-----|------|
| 32 Aaron Hicks, S (1, 8) OBP: 0.352, SLG: 0.633 | 4-0 2 HR BB | 0-0 F9 | | | 0-0 G3-1 | | | | | 2 | 1 | 0 | 0 | 1 | 0 | 1 | Miami Marlins @ Minnesota Twins Hammond Stadium, Fort Myers, FL Mon Mar 18 2013, 1:07 PM - 2:37 PM EDT Att: 5,866 - Cloudy - 79 F livebaseballscorecards.com | | | | | | | | | | | | | | | | | | | | | | |
| 2 Brian Dozier, R (1, 4) OBP: 0.313, SLG: 0.409 | 2-1 HR | | 0-0 F8 | | 0-3 K | | | | | 3 | 1 | 1 | 2 | 0 | 1 | 0 | | | | | | | | | | | | | | | | | | | | | | | |
| 7 Joe Mauer, L (1, 2) OBP: 0.579, SLG: 0.429 | 0-0 16 FC5-4 1B | | 0-0 G3 | | 0-0 16 HBP 1B | | | | | 3 | 0 | 2 | 0 | 0 | 0 | 0 | | | | | | | | | | | | | | | | | | | | | | | |
| 16 Josh Willingham, R (1, 7) OBP: 0.500, SLG: 0.600 | 0-0 FC5-4 | | 0-0 1B | | 1-0 HBP | | | | | 2 | 0 | 1 | 0 | 0 | 0 | 1 | | | | | | | | | | | | | | | | | | | | | | | |
| 33 Justin Morneau, L (1, 3) OBP: 0.281, SLG: 0.469 | 0-0 P6 | | 0-0 G1-3 | | 0-3 K | | | | | 3 | 0 | 0 | 0 | 0 | 1 | 4 | | | | | | | | | | | | | | | | | | | | | | | |
| 13 Jeff Clement, L (1, 10) OBP: 0.324, SLG: 0.250 | 0-0 F7 | | | 0-3 K | | | | | | 2 | 0 | 0 | 0 | 0 | 1 | 1 | | | | | | | | | | | | | | | | | | | | | | | |
| 19 Darin Mastroianni, R (1, 9) OBP: 0.449, SLG: 0.950 | | 0-0 L3 | | 0-0 5 G3 1B | | | | | | 2 | 0 | 1 | 0 | 0 | 0 | 0 | | | | | | | | | | | | | | | | | | | | | | | |
| 5 Eduardo Escobar, S (1, 5) OBP: 0.302, SLG: 0.317 | | 0-0 F7 | | 0-0 G3 | | | | | | 2 | 0 | 0 | 0 | 0 | 0 | 1 | | | | | | | | | | | | | | | | | | | | | | | |
| 25 Pedro Florimón, S (1, 6) OBP: 0.279, SLG: 0.256 | | 4-0 BB | | 0-0 G6-3 | | | | | | 1 | 0 | 0 | 0 | 1 | 0 | 1 | | | | | | | | | | | | | | | | | | | | | | | |
| Inning Stats | R: 2 E: 0 K: 0 S: 6 | H: 2 LOB: 1 BB: 1 P: 12 | R: 0 E: 0 K: 0 S: 3 | H: 0 LOB: 1 BB: 1 P: 7 | R: 0 E: 0 K: 0 S: 4 | H: 1 LOB: 0 BB: 0 P: 4 | R: 0 E: 0 K: 1 S: 6 | H: 1 LOB: 1 BB: 0 P: 6 | R: 0 E: 0 K: 2 S: 8 | H: 1 LOB: 2 BB: 0 P: 9 | | | | | | 1B: 4 2B: 0 3B: 0 HR: 1 | SF: 0 SAC: 0 DP: 0 HBP: 1 | WP: 0 PB: 0 SB: 0 CS: 0 | PA: 23 | | | | | | | | | | | | | | | | | | | | |
| PITCHER | IP | WLS | BF | H | R | ER | SO | BB | IBB | HBP | BLK | WP | HR | S | P | ERA | WHIP | PITCHER | | | | | IP | WLS | BF | H | R | ER | SO | BB | IBB | HBP | BLK | WP | HR | S | P | ERA | WHIP |
| 24 Nathan Eovaldi, R (1, 1) ERA: 3.38 | 5.0 | W | 23 | 5 | 2 | 2 | 3 | 2 | 0 | 1 | 0 | 0 | 1 | 27 | 38 | 3.60 | 1.400 | | | | | | | | | | | | | | | | | | | | | | |

| Batter | 1 | 2 | 3 | 4 | 5 | 6 | 7 | 8 | 9 | AB | R | H | RBI | BB | SO | LOB | TOP | | | | | | | | | | | | | | | | |
|---|---|----------------------------------|------------------------------|---------------------------------|------------------------------|---------------------------------|------------------------------|---------------------------------|------------------------------|---------------------------------|------------------------------|---------------------------------|------------------------------|---------------------------------|----------------------------------|--------------------------------------|--|------------------------------|---------------------------------|----------------------------------|------------------------------------|----------------------------------|--------|--|--|--|--|--|--|--|--|--|--|
| 9 Juan Pierre, L OBP: 0.364, SLG: 0.381 76 Christian Yelich, L OBP: 0.469, SLG: 0.857 | | | | | | | | | | 4 | 1 | 2 | 1 | 0 | 0 | 0 | Miami Marlins @ St. Louis Cardinals Roger Dean Stadium, Jupiter, FL Tue Mar 19 2013, 1:09 PM - 3:26 PM EDT Att: 5,704 - Partly Cloudy - 75 F | | | | | | | | | | | | | | | | |
| 30 Placido Polanco, R OBP: 0.455, SLG: 0.624 13 Chris Valaika, R OBP: 0.182, SLG: 0.290 | | | | | | | | | | 4 | 0 | 1 | 2 | 0 | 0 | 1 | | | | | | | | | | | | | | | | | |
| 27 Giancarlo Stanton, R OBP: 0.500, SLG: 0.762 1 Chone Figgins, S OBP: 0.367, SLG: 0.308 | | | | | | | | | | 3 | 0 | 1 | 0 | 1 | 0 | 1 | | | | | | | | | | | | | | | | | |
| 29 Greg Dobbs, L OBP: 0.167, SLG: 0.167 18 Casey Kotchman, L OBP: 0.496, SLG: 0.667 | | | | | | | | | | 3 | 0 | 0 | 0 | 0 | 0 | 3 | | | | | | | | | | | | | | | | | |
| 17 Donovan Solano, R OBP: 0.426, SLG: 0.455 64 Ed Lucas, R OBP: 0.167, SLG: 0.167 | | | | | | | | | | 3 | 1 | 1 | 0 | 0 | 2 | 2 | | | | | | | | | | | | | | | | | |
| 19 Rob Brantly, L OBP: 0.345, SLG: 0.308 79 J.T. Realmuto, R OBP: 0.300, SLG: 0.556 | | | | | | | | | | 4 | 0 | 1 | 0 | 0 | 0 | 0 | | | | | | | | | | | | | | | | | |
| 20 Justin Ruggiano, R OBP: 0.277, SLG: 0.250 2 Gorkys Hernández, R OBP: 0.385, SLG: 0.324 | | | | | | | | | | 3 | 0 | 1 | 0 | 0 | 0 | 2 | | | | | | | | | | | | | | | | | |
| 3 Adeiny Hechavarria, R OBP: 0.227, SLG: 0.250 22 Nick Green, R OBP: 0.333, SLG: 0.333 | | | | | | | | | | 3 | 1 | 1 | 1 | 0 | 0 | 1 | | | | | | | | | | | | | | | | | |
| 33 Jacob Turner, R OBP: 0.276, SLG: 0.244 61 Jordan Brown, L OBP: 0.276, SLG: 0.244 43 Dan Jennings, L OBP: 0.182, SLG: 0.290 34 Tom Koehler, R OBP: 0.300, SLG: 0.556 15 Kevin Kouzmanoff, R OBP: 0.300, SLG: 0.556 | | | | | | | | | | 2 | 0 | 0 | 0 | 0 | 1 | 1 | | | | | | | | | | | | | | | | | |
| Inning Stats | R: 0 E: 0 K: 1 S: 6 | H: 1 LOB: 2 BB: 1 P: 10 | R: 0 E: 0 K: 0 S: 3 | H: 0 LOB: 0 BB: 0 P: 3 | R: 0 E: 0 K: 1 S: 5 | H: 0 LOB: 0 BB: 0 P: 5 | R: 0 E: 0 K: 1 S: 5 | H: 0 LOB: 0 BB: 0 P: 5 | R: 0 E: 0 K: 0 S: 4 | H: 1 LOB: 1 BB: 0 P: 4 | R: 0 E: 0 K: 0 S: 4 | H: 1 LOB: 1 BB: 0 P: 4 | R: 4 E: 0 K: 0 S: 8 | H: 6 LOB: 1 BB: 0 P: 9 | R: 0 E: 0 K: 0 S: 3 | H: 0 LOB: 0 BB: 0 P: 3 | | R: 0 E: 0 K: 0 S: 3 | H: 0 LOB: 0 BB: 0 P: 3 | 1B: 8 2B: 1 3B: 0 HR: 0 | SF: 0 SAC: 0 DP: 1 HBP: 0 | WP: 1 PB: 0 SB: 0 CS: 0 | PA: 36 | | | | | | | | | | |
| PITCHER | IP WLS BF H R ER SO BB IBB HBP BLK WP HR S P ERA WHIP | | | | | | | | | | | | | | | | | | | | | | | | | | | | | | | | |
| 40 Shelby Miller, R ERA: 4.63 58 Joe Kelly, R ERA: 4.91 26 Trevor Rosenthal, R ERA: 4.35 41 Mitchell Boggs, R ERA: | 4.0 3.0 1.0 1.0 | WLS H H S | BF 16 3 3 | H 8 0 0 | R 4 0 0 | ER 4 0 0 | SO 3 0 0 | BB 1 0 0 | IBB 0 0 0 | HBP 0 0 0 | BLK 0 0 0 | WP 0 1 0 | HR 0 16 3 | S 19 23 3 | P 17 12.00 0.00 0.00 | ERA 0.00 12.00 0.00 0.00 | WHIP 0.500 2.667 0.000 0.000 | | | | | | | | | | | | | | | | |

| Batter | 1 | 2 | 3 | 4 | 5 | 6 | 7 | 8 | 9 | AB | R | H | RBI | BB | SO | LOB | BOTTOM | | | | | | | | | | | | | | | | |
|---|---|---------------------------------|------------------------------|---------------------------------|------------------------------|---------------------------------|------------------------------|----------------------------------|------------------------------|---------------------------------|------------------------------|---------------------------------|------------------------------|---------------------------------|------------------------------|-------------------------------------|--|------------------------------|---------------------------------|----------------------------------|------------------------------------|----------------------------------|--------|--|--|--|--|--|--|--|--|--|--|
| 33 Daniel Descalso, L OBP: 0.340, SLG: 0.469 | | | | | | | | | | 4 | 1 | 2 | 0 | 0 | 0 | 1 | Miami Marlins @ St. Louis Cardinals Roger Dean Stadium, Jupiter, FL Tue Mar 19 2013, 1:09 PM - 3:26 PM EDT Att: 5,704 - Partly Cloudy - 75 F | | | | | | | | | | | | | | | | |
| 13 Matt Carpenter, L OBP: 0.491, SLG: 0.600 | | | | | | | | | | 4 | 0 | 1 | 2 | 0 | 0 | 1 | | | | | | | | | | | | | | | | | |
| 7 Matt Holliday, R OBP: 0.294, SLG: 0.414 56 Adron Chambers, L OBP: 0.283, SLG: 0.354 | | | | | | | | | | 4 | 0 | 0 | 0 | 0 | 2 | 2 | | | | | | | | | | | | | | | | | |
| 21 Allen Craig, R OBP: 0.442, SLG: 0.514 53 Matt Adams, L OBP: 0.333, SLG: 0.565 | | | | | | | | | | 4 | 1 | 1 | 1 | 0 | 0 | 2 | | | | | | | | | | | | | | | | | |
| 87 Oscar Taveras, L OBP: 0.333, SLG: 0.481 | | | | | | | | | | 4 | 1 | 1 | 0 | 0 | 0 | 1 | | | | | | | | | | | | | | | | | |
| 43 Shane Robinson, R OBP: 0.511, SLG: 0.791 | | | | | | | | | | 4 | 0 | 1 | 1 | 0 | 1 | 0 | | | | | | | | | | | | | | | | | |
| 38 Pete Kozma, R OBP: 0.375, SLG: 0.523 | | | | | | | | | | 3 | 1 | 0 | 0 | 1 | 2 | 1 | | | | | | | | | | | | | | | | | |
| 82 Audry Pérez, R OBP: 0.167, SLG: 0.167 | | | | | | | | | | 3 | 0 | 0 | 0 | 0 | 0 | 3 | | | | | | | | | | | | | | | | | |
| 40 Shelby Miller, R ERA: 10.8 58 Joe Kelly, R OBP: 0.657, SLG: 0.667 26 Trevor Rosenthal, R ERA: 4.91 41 Mitchell Boggs, R ERA: 7.84 | | | | | | | | | | 1 | 0 | 0 | 0 | 0 | 0 | 0 | | | | | | | | | | | | | | | | | |
| Inning Stats | R: 0 E: 0 K: 1 S: 6 | H: 1 LOB: 1 BB: 0 P: 6 | R: 0 E: 0 K: 0 S: 3 | H: 0 LOB: 1 BB: 1 P: 7 | R: 0 E: 0 K: 0 S: 3 | H: 0 LOB: 0 BB: 0 P: 3 | R: 2 E: 0 K: 1 S: 9 | H: 3 LOB: 1 BB: 0 P: 10 | R: 2 E: 0 K: 0 S: 6 | H: 3 LOB: 1 BB: 0 P: 7 | R: 1 E: 0 K: 0 S: 5 | H: 1 LOB: 1 BB: 0 P: 5 | R: 0 E: 0 K: 1 S: 5 | H: 0 LOB: 0 BB: 0 P: 5 | R: 0 E: 0 K: 2 S: 7 | H: 0 LOB: 0 BB: 0 P: 7 | | R: 0 E: 0 K: 2 S: 7 | H: 0 LOB: 0 BB: 0 P: 7 | 1B: 5 2B: 2 3B: 0 HR: 1 | SF: 0 SAC: 0 DP: 0 HBP: 0 | WP: 1 PB: 0 SB: 1 CS: 0 | PA: 34 | | | | | | | | | | |
| PITCHER | IP WLS BF H R ER SO BB IBB HBP BLK WP HR S P ERA WHIP | | | | | | | | | | | | | | | | | | | | | | | | | | | | | | | | |
| 33 Jacob Turner, R ERA: 10.8 50 Chad Qualls, R ERA: 43 Dan Jennings, L ERA: 4.91 34 Tom Koehler, R ERA: 7.84 | 5.0 1.0 1.1 0.2 | WLS L L L | BF 23 5 4 2 | H 7 4 4 | R 4 4 2 | ER 4 0 0 | SO 2 0 0 | BB 1 0 0 | IBB 0 0 0 | HBP 0 0 0 | BLK 0 0 0 | WP 0 0 0 | HR 1 0 5 | S 27 5 6 6 | P 33 5 6 6 | ERA 7.20 0.00 0.00 0.00 | WHIP 1.600 1.000 0.000 0.000 | | | | | | | | | | | | | | | | |

| | |
|-----|----|
| AB | 35 |
| R | 4 |
| H | 9 |
| RBI | 4 |
| BB | 1 |
| SO | 3 |
| LOB | 11 |



| | |
|-----|----|
| AB | 33 |
| R | 5 |
| H | 8 |
| RBI | 5 |
| BB | 1 |
| SO | 5 |
| LOB | 11 |



| Batter | 1 | 2 | 3 | 4 | 5 | 6 | 7 | 8 | 9 | AB | R | H | RBI | BB | SO | LOB | TOP | | | | | |
|---|---|--|--|--|------------------------------|---------------------------------|------------------------------|---------------------------------|------------------------------|----------------------------------|------------------------------|---------------------------------|------------------------------|---------------------------------|------------------------------|---------------------------------|---|---------------------------------|----------------------------------|------------------------------------|----------------------------------|--------|
| 2 Denard Span, L (1.8) 5 Erik Komatsu, L (6.8) | G6-3 | | 34 2B | | 28 1B | | P5 | | F8 | 2 | 2 | 1 | 0 | 1 | 0 | 0 | Washington Nationals @ Miami Marlins Roger Dean Stadium, Jupiter, FL Wed Mar 20 2013, 1:08 PM - 3:41 PM EDT Att: 3,487 - Partly Cloudy - 81 F livebaseballscorecards.com | | | | | |
| 28 Jayson Werth, R (1.9) 6 Sean Nicol, R (6.3) | 34 FC4-6 | | SF9 | | 34 1B | | G4-3 | | | 2 | 1 | 2 | 1 | 0 | 0 | 0 | | | | | | |
| 34 Bryce Harper, L (1.7) 46 Micah Owings, R (6.7) | FC4-6 | | G5-3 | | 25 G3 | | F9 | | | 3 | 0 | 2 | 4 | 0 | 0 | 1 | | | | | | |
| 11 Ryan Zimmerman, R (1.5) 18 Chad Tracy, L (6.4) | L8 | | G5-3 | | SF9 | | | | F7 | 2 | 0 | 0 | 1 | 0 | 0 | 2 | | | | | | |
| 25 Adam LaRoche, L (1.3) 12 Tyler Moore, R (6.9) | | | F7 | | G3 | | | | P4 | 3 | 0 | 0 | 0 | 0 | 1 | 2 | | | | | | |
| 20 Ian Desmond, R (1.6) 19 Carlos Rivera, R (6.6) | G1 | | | | F7 | | | | K | 3 | 0 | 0 | 0 | 0 | 1 | 1 | | | | | | |
| 8 Danny Espinosa, S (1.4) 30 Zach Duke, L (6.1) 36 Tyler Clippard, R (8.1) 49 Carlos Maldonado, R (8. PH) 63 Henry Alberto Rodriguez, R (8. PH) | K | | | | K | | | | K | 3 | 0 | 0 | 0 | 0 | 2 | 0 | | | | | | |
| 24 Kurt Suzuki, R (1.2) | | | 28 SF9 | | G5-3 | | | | P3 | 4 | 2 | 2 | 1 | 0 | 0 | 0 | | | | | | |
| 38 Chris Young, R (1.1) 1 Steve Lombardozzi, S (6. PH) | | | 34 2B | | 28 1B | | | | G6-3 | 1 | 2 | 1 | 0 | 1 | 0 | 0 | | | | | | |
| | | | 34 2B | | 34 1B | | | | K | 2 | 0 | 0 | 0 | 0 | 1 | 0 | | | | | | |
| Inning Stats | R: 0 E: 0 K: 0 S: 4 | H: 1 LOB: 1 BB: 0 P: 4 | R: 0 E: 0 K: 1 S: 5 | H: 0 LOB: 0 BB: 0 P: 5 | R: 3 E: 0 K: 1 S: 9 | H: 4 LOB: 1 BB: 0 P: 9 | R: 0 E: 0 K: 2 S: 7 | H: 0 LOB: 0 BB: 0 P: 7 | R: 3 E: 0 K: 0 S: 5 | H: 2 LOB: 1 BB: 2 P: 13 | R: 0 E: 0 K: 1 S: 5 | H: 0 LOB: 0 BB: 0 P: 5 | R: 0 E: 0 K: 1 S: 5 | H: 0 LOB: 0 BB: 0 P: 3 | R: 0 E: 0 K: 1 S: 5 | H: 0 LOB: 0 BB: 0 P: 5 | R: 1 E: 0 K: 1 S: 7 | H: 1 LOB: 0 BB: 0 P: 9 | 1B: 6 2B: 1 3B: 0 HR: 1 | SF: 2 SAC: 0 DP: 0 HBP: 0 | WP: 0 PB: 0 SB: 0 CS: 0 | PA: 37 |
| PITCHER | IP WLS BF H R ER SO BB IBB HBP BLK WP HR S P ERA WHIP | | | | | | | | | | | | | | | | | | | | | |
| 23 Wade LeBlanc, L (1.1) 73 John Maine, R (6.1) 66 Zach Phillips, L (8.1) 34 Tom Koehler, R (9.1) | 5.0 L 24 7 6 6 4 2 0 0 0 0 0 0 0 30 38 10.80 1.800 | 2.0 6 0 0 0 1 0 0 0 0 0 0 0 8 8 0.00 0.000 | 1.0 3 0 0 0 1 0 0 0 0 0 0 0 5 5 0.00 0.000 | 1.0 4 1 1 1 1 0 0 0 0 0 0 1 7 9 9.00 1.000 | | | | | | | | | | | | | | | | | | |

| Batter | 1 | 2 | 3 | 4 | 5 | 6 | 7 | 8 | 9 | AB | R | H | RBI | BB | SO | LOB | BOTTOM | | | | | |
|---|---|---|---|---|------------------------------|---------------------------------|------------------------------|---------------------------------|------------------------------|---------------------------------|------------------------------|---------------------------------|------------------------------|---------------------------------|------------------------------|---------------------------------|---|----------------------------------|----------------------------------|------------------------------------|----------------------------------|--------|
| 9 Juan Pierre, L (1.7) 76 Christian Yelich, L (7.7) | 30 F8 | | F9 | | | L6 | | FC3-6 | | G3-1 | 2 | 0 | 0 | 1 | 0 | 0 | Washington Nationals @ Miami Marlins Roger Dean Stadium, Jupiter, FL Wed Mar 20 2013, 1:08 PM - 3:41 PM EDT Att: 3,487 - Partly Cloudy - 81 F livebaseballscorecards.com | | | | | |
| 30 Placido Polanco, R (1.5) 22 Nick Green, R (7. PH) | F8 | | | | L7 | | G6-3 | | G4-3 | 3 | 1 | 1 | 0 | 0 | 1 | 1 | | | | | | |
| 27 Giancarlo Stanton, R (1.9) 2 Gorkys Hernández, R (7.8) | K | | | | F9 | | | | F9 | 3 | 1 | 1 | 1 | 0 | 1 | 1 | | | | | | |
| 29 Greg Dobbs, L (1.3) 15 Kevin Koussamanoff, R (7.3) | G3 | | | | K | | | | | 3 | 1 | 1 | 1 | 0 | 1 | 1 | | | | | | |
| 13 Chris Valaika, R (1.4) | | | | | F7 | | | | F9 | 4 | 1 | 2 | 0 | 0 | 1 | 1 | | | | | | |
| 19 Rob Brantly, L (1.2) 53 Kyle Skipworth, L (8.2) | G3-6-1 | | | | | | | | K | 3 | 0 | 2 | 2 | 0 | 0 | 1 | | | | | | |
| 8 Chris Coghlan, L (1.8) (7.9) | G4-3 | | | | | | | | | 3 | 1 | 0 | 0 | 1 | 0 | 2 | | | | | | |
| 3 Adeiny Hechavarria, R (1.6) 23 Wade LeBlanc, L (1.1) 73 John Maine, R (6.1) 12 Matt Downs, R (7. PH) 66 Zach Phillips, L (8.1) 34 Tom Koehler, R (9.1) 61 Jordan Brown, L (8. PH) | G6-3 | | | | | | | | | 2 | 0 | 0 | 0 | 2 | 0 | 1 | | | | | | |
| | | | | | | | | | | 1 | 0 | 0 | 0 | 0 | 0 | 0 | | | | | | |
| | | | | | | | | | | 1 | 0 | 0 | 0 | 0 | 0 | 0 | | | | | | |
| Inning Stats | R: 0 E: 0 K: 1 S: 5 | H: 0 LOB: 1 BB: 1 P: 10 | R: 0 E: 0 K: 0 S: 3 | H: 1 LOB: 0 BB: 0 P: 3 | R: 0 E: 0 K: 0 S: 3 | H: 0 LOB: 0 BB: 0 P: 3 | R: 0 E: 0 K: 1 S: 5 | H: 0 LOB: 0 BB: 0 P: 5 | R: 0 E: 0 K: 0 S: 4 | H: 1 LOB: 1 BB: 0 P: 4 | R: 4 E: 0 K: 0 S: 8 | H: 5 LOB: 1 BB: 0 P: 8 | R: 0 E: 0 K: 0 S: 3 | H: 0 LOB: 1 BB: 1 P: 7 | R: 0 E: 0 K: 1 S: 6 | H: 1 LOB: 1 BB: 0 P: 6 | R: 1 E: 0 K: 0 S: 3 | H: 0 LOB: 1 BB: 2 P: 11 | 1B: 5 2B: 3 3B: 0 HR: 0 | SF: 0 SAC: 0 DP: 1 HBP: 0 | WP: 0 PB: 0 SB: 1 CS: 0 | PA: 38 |
| PITCHER | IP WLS BF H R ER SO BB IBB HBP BLK WP HR S P ERA WHIP | | | | | | | | | | | | | | | | | | | | | |
| 38 Chris Young, R (1.1) 30 Zach Duke, L (6.1) 36 Tyler Clippard, R (8.1) 63 Henry Alberto Rodriguez, R (8.1) | 5.0 W 17 5 4 4 0 1 0 0 0 0 0 0 0 11 15 18.00 3.000 | 2.0 12 5 4 4 0 1 0 0 0 0 0 0 6 6 0.00 1.000 | 1.0 H 4 1 0 0 1 0 0 0 0 0 0 0 3 11 9.00 2.000 | 1.0 S 5 0 1 1 0 2 0 0 0 0 0 0 0 3 11 9.00 2.000 | | | | | | | | | | | | | | | | | | |

| Batter | 1 | 2 | 3 | 4 | 5 | 6 | 7 | 8 | 9 | AB | R | H | RBI | BB | SO | LOB | TOP | | | | |
|---|---|---|---|---|---|---|---|---|---|---|---|---|---|---|---|---|---|---|---|---|---|
| 1 Jordany Valdespin, L (1.4) OBP: 0.396, SLG: 0.633 68 Matthew den Dekker, L (7.8) OBP: 0.233, SLG: 0.381 | | | | | | | | | | 3 | 1 | 1 | 0 | 0 | 0 | 1 | | | | | |
| 4 Collin Cowgill, R (1.8) OBP: 0.352, SLG: 0.531 73 Robert Carson, L (7.1) 50 Scott Atchison, R (8.1) 97 Mike Wilson, R (9. PH) 56 Scott Rice, L (9.1) | | | | | | | | | | 4 | 0 | 0 | 0 | 0 | 3 | 3 | | | | | |
| 23 Mike Baxter, L (1.9) OBP: 0.311, SLG: 0.167 80 Jamie Hoffmann, R (8.9) OBP: 0.242, SLG: 0.355 | | | | | | | | | | 3 | 1 | 1 | 0 | 0 | 1 | 1 | | | | | |
| 77 Andrew Brown, R (1.7) OBP: 0.256, SLG: 0.289 19 Zach Lutz, R (8.7) OBP: 0.404, SLG: 0.356 | | | | | | | | | | 4 | 0 | 2 | 1 | 0 | 1 | 1 | | | | | |
| 20 Anthony Recker, R (1.2) OBP: 0.417, SLG: 0.652 22 Landon Powell, S (8.2) OBP: 0.240, SLG: 0.174 | | | | | | | | | | 4 | 1 | 1 | 1 | 0 | 1 | 4 | | | | | |
| 12 Brandon Hicks, R (1.3) OBP: 0.346, SLG: 0.308 90 Eric Campbell, R (9.3) | | | | | | | | | | 2 | 0 | 0 | 0 | 2 | 1 | 3 | | | | | |
| 3 Omar Quintanilla, L (1.6) OBP: 0.349, SLG: 0.378 | | | | | | | | | | 4 | 1 | 2 | 0 | 0 | 0 | 2 | | | | | |
| 16 Brian Bixler, R (1.5) OBP: 0.425, SLG: 0.636 | | | | | | | | | | 3 | 0 | 1 | 0 | 1 | 0 | 2 | | | | | |
| 49 Jonathon Niese, L (1.1) 30 LaTroy Hawkins, R (6.1) 55 Pedro Feliciano, L (6.1) 84 Joshua Rodriguez, R (7. PH) OBP: 0.500, SLG: 0.500 | | | | | | | | | | 2 | 0 | 0 | 0 | 0 | 1 | 1 | | | | | |
| Inning Stats | R: 1 E: 0 K: 2 S: 9 | H: 2 LOB: 2 BB: 0 P: 10 | R: 0 E: 0 K: 0 S: 3 | H: 1 LOB: 0 BB: 0 P: 3 | R: 0 E: 0 K: 2 S: 8 | H: 1 LOB: 2 BB: 0 P: 9 | R: 0 E: 0 K: 1 S: 6 | H: 0 LOB: 1 BB: 1 P: 10 | R: 0 E: 0 K: 0 S: 4 | H: 0 LOB: 0 BB: 0 P: 3 | R: 0 E: 0 K: 2 S: 8 | H: 1 LOB: 1 BB: 0 P: 8 | R: 0 E: 0 K: 0 S: 10 | H: 4 LOB: 2 BB: 1 P: 14 | R: 0 E: 0 K: 0 S: 3 | H: 0 LOB: 0 BB: 0 P: 3 | 1B: 6 2B: 2 3B: 1 HR: 0 | SF: 0 SAC: 0 DP: 1 HBP: 2 | WP: 0 PB: 0 SB: 1 CS: 0 | PA: 39 | |
| PITCHER | IP WLS BF H R ER SO BB IBB HBP BLK WP HR S P ERA WHIP | IP WLS BF H R ER SO BB IBB HBP BLK WP HR S P ERA WHIP | IP WLS BF H R ER SO BB IBB HBP BLK WP HR S P ERA WHIP | IP WLS BF H R ER SO BB IBB HBP BLK WP HR S P ERA WHIP | IP WLS BF H R ER SO BB IBB HBP BLK WP HR S P ERA WHIP | IP WLS BF H R ER SO BB IBB HBP BLK WP HR S P ERA WHIP | IP WLS BF H R ER SO BB IBB HBP BLK WP HR S P ERA WHIP | IP WLS BF H R ER SO BB IBB HBP BLK WP HR S P ERA WHIP | IP WLS BF H R ER SO BB IBB HBP BLK WP HR S P ERA WHIP | IP WLS BF H R ER SO BB IBB HBP BLK WP HR S P ERA WHIP | IP WLS BF H R ER SO BB IBB HBP BLK WP HR S P ERA WHIP | IP WLS BF H R ER SO BB IBB HBP BLK WP HR S P ERA WHIP | IP WLS BF H R ER SO BB IBB HBP BLK WP HR S P ERA WHIP | IP WLS BF H R ER SO BB IBB HBP BLK WP HR S P ERA WHIP | IP WLS BF H R ER SO BB IBB HBP BLK WP HR S P ERA WHIP | IP WLS BF H R ER SO BB IBB HBP BLK WP HR S P ERA WHIP | IP WLS BF H R ER SO BB IBB HBP BLK WP HR S P ERA WHIP | IP WLS BF H R ER SO BB IBB HBP BLK WP HR S P ERA WHIP | IP WLS BF H R ER SO BB IBB HBP BLK WP HR S P ERA WHIP | IP WLS BF H R ER SO BB IBB HBP BLK WP HR S P ERA WHIP | IP WLS BF H R ER SO BB IBB HBP BLK WP HR S P ERA WHIP |

New York Mets @ Miami Marlins
Roger Dean Stadium, Jupiter, FL
Fri Mar 22 2013, 7:08 PM - 10:09 PM EDT
Att: 4,758 - Cloudy - 72 F

| | |
|-----|----|
| AB | 34 |
| R | 4 |
| H | 9 |
| RBI | 4 |
| BB | 3 |
| SO | 9 |
| LOB | 19 |



| Batter | 1 | 2 | 3 | 4 | 5 | 6 | 7 | 8 | 9 | AB | R | H | RBI | BB | SO | LOB | BOTTOM | | | | |
|--|---|---|---|---|---|---|---|---|---|---|---|---|---|---|---|---|---|---|---|---|---|
| 9 Juan Pierre, L (1.7) OBP: 0.373, SLG: 0.362 | | | | | | | | | | 3 | 0 | 1 | 0 | 1 | 0 | 0 | | | | | |
| 30 Placido Polanco, R (1.5) OBP: 0.393, SLG: 0.444 12 Matt Downs, R (7.5) OBP: 0.167, SLG: 0.308 | | | | | | | | | | 3 | 0 | 0 | 0 | 0 | 3 | 2 | | | | | |
| 27 Giancarlo Stanton, R (1.9) OBP: 0.485, SLG: 0.692 | | | | | | | | | | 2 | 0 | 0 | 0 | 2 | 0 | 0 | | | | | |
| 20 Justin Ruggiano, R (1.8) OBP: 0.158, SLG: 0.176 2 Corys Hernandez, R (8.8) OBP: 0.386, SLG: 0.306 | | | | | | | | | | 3 | 1 | 0 | 0 | 0 | 2 | 1 | | | | | |
| 18 Casey Kotchman, L (1.3) OBP: 0.500, SLG: 0.657 26 Austin Kearns, R (9. PH) OBP: 0.235, SLG: 0.071 | | | | | | | | | | 2 | 0 | 1 | 0 | 1 | 0 | 0 | | | | | |
| 13 Chris Valaika, R (1.6) OBP: 0.220, SLG: 0.289 | | | | | | | | | | 0 | 0 | 0 | 0 | 1 | 0 | 0 | | | | | |
| 19 Rob Brantly, L (1.2) OBP: 0.380, SLG: 0.391 | | | | | | | | | | | 4 | 0 | 2 | 1 | 0 | 0 | | | | | |
| 22 Nick Green, R (1.4) OBP: 0.317, SLG: 0.316 | | | | | | | | | | | 3 | 0 | 1 | 1 | 0 | 1 | | | | | |
| 47 Ricky Nolasco, R (1.1) 50 Chad Qualls, R (7.1) 58 Ryan Webb, R (8.1) 29 Greg Dobbs, L (8. PH) 23 Paul Gran, R (8. PH) 31 Steve Cishek, R (9.1) | | | | | | | | | | 1 | 0 | 0 | 0 | 0 | 0 | 0 | | | | | |
| Inning Stats | R: 0 E: 0 K: 1 S: 5 | H: 0 LOB: 0 BB: 0 P: 5 | R: 0 E: 1 K: 1 S: 5 | H: 1 LOB: 0 BB: 0 P: 5 | R: 0 E: 0 K: 2 S: 8 | H: 1 LOB: 2 BB: 1 P: 13 | R: 2 E: 0 K: 0 S: 3 | H: 2 LOB: 2 BB: 3 P: 15 | R: 0 E: 0 K: 1 S: 5 | H: 0 LOB: 0 BB: 0 P: 5 | R: 0 E: 0 K: 1 S: 5 | H: 0 LOB: 0 BB: 0 P: 5 | R: 0 E: 0 K: 0 S: 3 | H: 0 LOB: 2 BB: 1 P: 8 | R: 0 E: 0 K: 0 S: 2 | H: 0 LOB: 0 BB: 1 P: 6 | 1B: 6 2B: 1 3B: 0 HR: 0 | SF: 0 SAC: 1 DP: 3 HBP: 0 | WP: 1 PB: 0 SB: 0 CS: 2 | PA: 34 | |
| PITCHER | IP WLS BF H R ER SO BB IBB HBP BLK WP HR S P ERA WHIP | IP WLS BF H R ER SO BB IBB HBP BLK WP HR S P ERA WHIP | IP WLS BF H R ER SO BB IBB HBP BLK WP HR S P ERA WHIP | IP WLS BF H R ER SO BB IBB HBP BLK WP HR S P ERA WHIP | IP WLS BF H R ER SO BB IBB HBP BLK WP HR S P ERA WHIP | IP WLS BF H R ER SO BB IBB HBP BLK WP HR S P ERA WHIP | IP WLS BF H R ER SO BB IBB HBP BLK WP HR S P ERA WHIP | IP WLS BF H R ER SO BB IBB HBP BLK WP HR S P ERA WHIP | IP WLS BF H R ER SO BB IBB HBP BLK WP HR S P ERA WHIP | IP WLS BF H R ER SO BB IBB HBP BLK WP HR S P ERA WHIP | IP WLS BF H R ER SO BB IBB HBP BLK WP HR S P ERA WHIP | IP WLS BF H R ER SO BB IBB HBP BLK WP HR S P ERA WHIP | IP WLS BF H R ER SO BB IBB HBP BLK WP HR S P ERA WHIP | IP WLS BF H R ER SO BB IBB HBP BLK WP HR S P ERA WHIP | IP WLS BF H R ER SO BB IBB HBP BLK WP HR S P ERA WHIP | IP WLS BF H R ER SO BB IBB HBP BLK WP HR S P ERA WHIP | IP WLS BF H R ER SO BB IBB HBP BLK WP HR S P ERA WHIP | IP WLS BF H R ER SO BB IBB HBP BLK WP HR S P ERA WHIP | IP WLS BF H R ER SO BB IBB HBP BLK WP HR S P ERA WHIP | IP WLS BF H R ER SO BB IBB HBP BLK WP HR S P ERA WHIP | IP WLS BF H R ER SO BB IBB HBP BLK WP HR S P ERA WHIP |

New York Mets @ Miami Marlins
Roger Dean Stadium, Jupiter, FL
Fri Mar 22 2013, 7:08 PM - 10:09 PM EDT
Att: 4,758 - Cloudy - 72 F

| | |
|-----|----|
| AB | 27 |
| R | 2 |
| H | 6 |
| RBI | 2 |
| BB | 6 |
| SO | 6 |
| LOB | 10 |



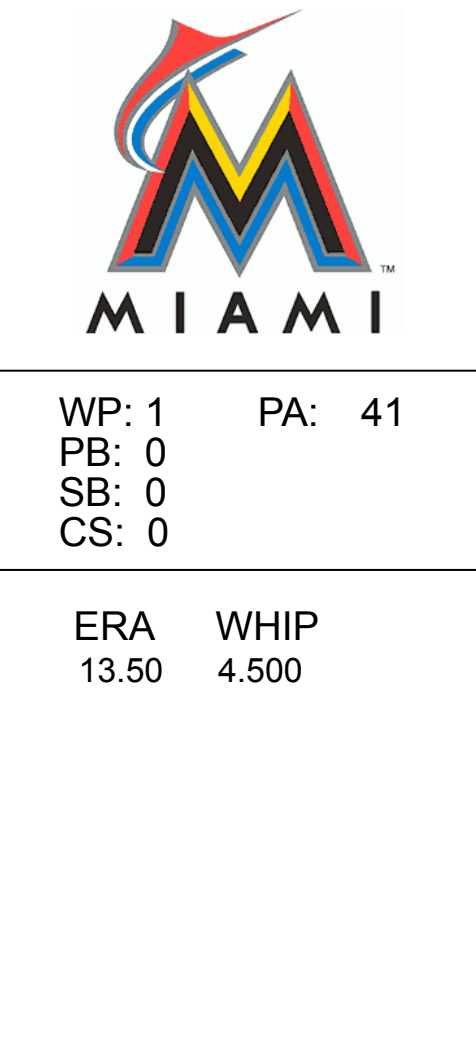
| Batter | 1 | 2 | 3 | 4 | 5 | 6 | 7 | 8 | 9 | AB | R | H | RBI | BB | SO | LOB | TOP | | | | | | | | | | |
|--|------------------------------|--|------------------------------|---|------------------------------|-----------------------------------|-------------------------------|----------------------------------|--|---------------------------------|------------------------------|----------------------------------|------------------------------|---------------------------------|------------------------------|----------------------------------|-----------------------------------|----------------------------------|----------------------------------|--------------------------|-----------------|--|--|--|--|--|--|
| 33 Daniel Descalso, L OBP: 0.368, SLG: 0.473 79 Kolten Wong, L OBP: 0.276, SLG: 0.500 | 0-0 7 2B 1B | | 0-0 G3 | | | 0-0 7 1B 4 1B 1B | 0-0 G6-3 | | 0-3 K | 3 | 1 | 2 | 0 | 0 | 0 | 0 | | | | | | | | | | | |
| 87 Oscar Taveras, L OBP: 0.318, SLG: 0.435 | 0-0 F7 | | 0-0 1B | | | 0-0 P6 | | 0-0 G4-3 | 4-0 BB | 4 | 0 | 1 | 0 | 1 | 0 | 2 | | | | | | | | | | | |
| 7 Matt Holliday, R OBP: 0.377, SLG: 0.472 60 Justin Christian, R OBP: 0.270, SLG: 0.343 | 0-0 1-H 2B | | | 0-0 G6-3 | | 0-0 4 1B 53 1B 1B | | 0-3 K | 0-0 F7 | 3 | 0 | 2 | 1 | 0 | 0 | 0 | | | | | | | | | | | |
| 4 Yadier Molina, R OBP: 0.471, SLG: 0.467 82 Audry Pérez, R | 0-0 G5-3 | | | 0-0 53 G6-3 53 WP 1B | | 0-0 56 1B 53 1B 1B | | 0-0 L6 | | 3 | 0 | 2 | 1 | 0 | 0 | 1 | | | | | | | | | | | |
| 53 Matt Adams, L OBP: 0.351, SLG: 0.529 96 Tyler Rahmatulla, R OBP: 0.296, SLG: 0.353 34 Marc Rzepczynski, L | 0-0 L3 | | | 0-0 G6-3 | | 0-0 56 1B 56 1B 1B | | 0-0 L6 | 4-0 SH5-4 48 1B 43 1B BB | 3 | 0 | 1 | 1 | 1 | 0 | 2 | | | | | | | | | | | |
| 12 Ty Wiginton, R OBP: 0.398, SLG: 0.116 26 Trevor Rosenthal, R OBP: 0.276, SLG: 0.353 41 Mitchell Boggs, R OBP: 0.509, SLG: 0.796 | | 0-0 G6-3 | | 0-0 G5-3 | | 0-0 F3 | | | 0-0 38 1B 48 SH5-4 13 WP 1B | 3 | 0 | 0 | 0 | 0 | 0 | 3 | | | | | | | | | | | |
| 56 Adron Chambers, L OBP: 0.275, SLG: 0.270 48 Tony Cruz, R OBP: 0.275, SLG: 0.270 | | 0-0 G6-3 | | | 0-0 G6-3 | | 0-0 1-2 2-H 1B | | 0-0 SH5-4 | 3 | 0 | 1 | 0 | 0 | 0 | 0 | | | | | | | | | | | |
| 38 Pete Kozma, R OBP: 0.393, SLG: 0.510 | | 0-2 K | | | 0-0 F8 | | | 0-0 F8 | 0-0 87 BB 13 WP 1B | 4 | 0 | 1 | 1 | 0 | 1 | 0 | | | | | | | | | | | |
| 31 Lance Lynn, S OBP: 0.448, SLG: 0.538 | | | 0-3 K | | | 0-0 G6-3 | | 0-0 L6 | 4-0 2-3 3-H 1-2 3-H BB | 2 | 0 | 0 | 0 | 0 | 1 | 0 | | | | | | | | | | | |
| Inning Stats | R: 1 E: 0 K: 0 S: 5 | H: 2 LOB: 1 BB: 0 P: 5 | R: 0 E: 0 K: 1 S: 5 | H: 0 LOB: 0 BB: 0 P: 5 | R: 0 E: 0 K: 1 S: 5 | H: 1 LOB: 1 BB: 0 P: 5 | R: 0 E: 0 K: 0 S: 4 | H: 0 LOB: 0 BB: 0 P: 3 | R: 2 E: 1 K: 0 S: 7 | H: 5 LOB: 2 BB: 0 P: 7 | R: 0 E: 0 K: 0 S: 3 | H: 0 LOB: 0 BB: 0 P: 3 | R: 0 E: 0 K: 1 S: 5 | H: 0 LOB: 0 BB: 0 P: 5 | R: 2 E: 0 K: 1 S: 7 | H: 2 LOB: 3 BB: 3 P: 19 | 1B: 10 2B: 1 3B: 0 HR: 0 | SF: 0 DP: 0 HBP: 0 | WP: 2 PA: 39 | | | | | | | | |
| PITCHER | IP | WLS | BF | H | R | ER | SO | BB | IBB | HBP | BLK | WP | HR | S | P | ERA | WHIP | | | | | | | | | | |
| 24 Nathan Eovaldi, R ERA: 3.65 | 6.0 | | 25 | 9 | 3 | 3 | 2 | 0 | 0 | 0 | 0 | 1 | 0 | 29 | 30 | 4.50 | 1.500 | | | | | | | | | | |
| 40 Mike Dunn, L ERA: 1.13 | 1.0 | H | 3 | 0 | 0 | 0 | 0 | 0 | 0 | 0 | 0 | 0 | 0 | 3 | 3 | 0.00 | 0.000 | | | | | | | | | | |
| 44 AJ Ramos, R ERA: 3.38 | 1.0 | H | 3 | 0 | 0 | 0 | 1 | 0 | 0 | 0 | 0 | 0 | 0 | 5 | 5 | 0.00 | 0.000 | | | | | | | | | | |
| 43 Dan Jennings, L ERA: 6.75 | 0.2 | B | 7 | 2 | 2 | 2 | 1 | 3 | 0 | 0 | 0 | 1 | 0 | 6 | 18 | 27.00 | 7.500 | | | | | | | | | | |
| 66 Zach Phillips, L ERA: 4.29 | 0.1 | W | 1 | 0 | 0 | 0 | 0 | 0 | 0 | 0 | 0 | 0 | 0 | 1 | 1 | 0.00 | 0.000 | | | | | | | | | | |
| Batter | 1 | 2 | 3 | 4 | 5 | 6 | 7 | 8 | 9 | AB | R | H | RBI | BB | SO | LOB | BOTTOM | | | | | | | | | | |
| 3 Adeiny Hechavarria, R OBP: 0.245, SLG: 0.234 | 0-0 G6-3 | | 0-0 G3 | | | 0-0 30 G5-4-3 1B | | | 0-0 G1-3 | 5 | 0 | 1 | 0 | 0 | 0 | 2 | | | | | | | | | | | |
| 30 Placido Polanco, R OBP: 0.355, SLG: 0.400 1 Wilson Valdez, R OBP: 0.318, SLG: 0.216 | 0-0 G5-3 | | 0-3 K | | 0-0 G5-4-3 | | | 0-3 K | 4-0 61 FC6-4 BB | 3 | 0 | 0 | 0 | 0 | 1 | 1 | | | | | | | | | | | |
| 29 Greg Dobbs, L OBP: 0.214, SLG: 0.214 61 Jordan Brown, L OBP: 0.250, SLG: 0.400 | 0-0 G6-3 | | 0-0 G6-3 | | 0-0 L7 | | | 0-0 F8 | 0-0 FC6-4 26 BB 8 1B | 4 | 0 | 0 | 0 | 0 | 0 | 0 | | | | | | | | | | | |
| 26 Austin Kearns, R OBP: 0.256, SLG: 0.065 | | 0-3 K | | 1-0 13 FC5-4 8 HBP 2 SF9 HBP | | 0-0 F9 | | 0-3 K | 4-0 8 1B 1-2 BB | 3 | 1 | 0 | 0 | 1 | 2 | 0 | | | | | | | | | | | |
| 8 Chris Coghlan, L OBP: 0.352, SLG: 0.431 | | 0-0 53 BB 2 G4-3 13 1B 1B | | 1-0 13 FC5-4 HBP | | 0-2 K | | 0-0 G3 | 0-0 1-2 2-H 1B | 4 | 1 | 2 | 1 | 0 | 1 | 0 | | | | | | | | | | | |
| 13 Chris Valaika, R OBP: 0.250, SLG: 0.317 22 Nick Green, R OBP: 0.333, SLG: 0.316 | | 0-0 2 G4-3 53 BB 1B | | 0-0 FC5-4 53 BB | | 0-0 2 BB 74 1B 1B | | 4-0 2 1B BB | | 3 | 1 | 2 | 0 | 0 | 0 | 2 | | | | | | | | | | | |
| 53 Kyle Skipworth, L OBP: 0.223, SLG: 0.250 90 Taylor Krick, R | 4-0 2 G4-3 BB | | | 4-0 BB | | 4-0 74 1B 2 BB BB | | 0-0 G3-1 | | 0 | 1 | 0 | 0 | 3 | 0 | 0 | | | | | | | | | | | |
| 2 Gorkys Hernández, R OBP: 0.378, SLG: 0.316 | 0-0 G4-3 | | | 0-0 SF9 | | 4-0 74 E BB | | 0-0 G3-1 | 4-0 85 WP 2-H 1B | 2 | 0 | 1 | 3 | 1 | 0 | 2 | | | | | | | | | | | |
| 24 Nathan Eovaldi, R ERA: 6.62 36 Randy Choate, L ERA: 1.69 59 Fernando Salas, R ERA: 1.23 26 Trevor Rosenthal, R ERA: 3.97 41 Mitchell Boggs, R ERA: 1.5 | 0-0 K | | 0-3 K | | 0-0 K | | 0-0 E9 3 FC6-4 1B | | 1-3 2-H 3-H 2-3 K | 2 | 0 | 0 | 0 | 0 | 2 | 4 | | | | | | | | | | | |
| Inning Stats | R: 0 E: 0 K: 0 S: 3 | H: 0 LOB: 0 BB: 0 P: 3 | R: 1 E: 0 K: 2 S: 9 | H: 2 LOB: 2 BB: 1 P: 13 | R: 0 E: 0 K: 1 S: 5 | H: 0 LOB: 0 BB: 0 P: 5 | R: 1 E: 0 K: 1 S: 5 | H: 0 LOB: 2 BB: 1 P: 11 | R: 0 E: 0 K: 0 S: 3 | H: 1 LOB: 0 BB: 0 P: 3 | R: 2 E: 1 K: 1 S: 7 | H: 2 LOB: 2 BB: 2 P: 15 | R: 0 E: 0 K: 2 S: 7 | H: 0 LOB: 0 BB: 0 P: 7 | R: 1 E: 0 K: 1 S: 6 | H: 1 LOB: 1 BB: 1 P: 11 | R: 1 E: 0 K: 0 S: 3 | H: 1 LOB: 2 BB: 2 P: 11 | 1B: 7 2B: 0 3B: 0 HR: 0 | SF: 1 DP: 1 HBP: 2 | WP: 1 PA: 41 | | | | | | |
| PITCHER | IP | WLS | BF | H | R | ER | SO | BB | IBB | HBP | BLK | WP | HR | S | P | ERA | WHIP | | | | | | | | | | |
| 34 Marc Rzepczynski, L ERA: 3.52 | 0.2 | L | 5 | 1 | 1 | 1 | 0 | 2 | 0 | 0 | 0 | 0 | 0 | 3 | 11 | 13.50 | 4.500 | | | | | | | | | | |

St. Louis Cardinals @ Miami Marlins
Roger Dean Stadium, Jupiter, FL
Sat Mar 23 2013, 1:08 PM - 4:17 PM EDT
Att: 4,851 - Partly Cloudy - 82 F

AB 35
R 5
H 11
RBI 4
BB 3
SO 4
LOB 13

St. Louis Cardinals @ Miami Marlins
Roger Dean Stadium, Jupiter, FL
Sat Mar 23 2013, 1:08 PM - 4:17 PM EDT
Att: 4,851 - Partly Cloudy - 82 F

AB 31
R 6
H 7
RBI 5
BB 7
SO 8
LOB 14



| Batter | 1 | 2 | 3 | 4 | 5 | 6 | 7 | 8 | 9 | AB | R | H | RBI | BB | SO | LOB | TOP | | | | | | |
|--|------------------------------|---------------------------------|------------------------------|---------------------------------|------------------------------|---------------------------------|------------------------------|---------------------------------|------------------------------|---------------------------------|-----|----|-----|----|----|------|-------|--|--|--|--|--|--|
| 9 Juan Pierre, L (1, 7) OBP: 0.370, SLG: 0.360 | 0-0 SH1-3 1B | | 0-0 B5-3 | 0-0 F7 | | | | | | 3 | 1 | 1 | 0 | 0 | 0 | 2 | | | | | | | |
| 1 Wilson Valdez, R (1, 6) OBP: 0.326, SLG: 0.231 | 0-0 SH1-3 1B | | 0-0 29 2B | | 0-0 G4-3 | | | | | 2 | 0 | 1 | 0 | 0 | 0 | 0 | | | | | | | |
| 27 Giancarlo Stanton, R (1, 9) OBP: 0.472, SLG: 0.655 | 0-0 29 1B | | 0-0 L7 | | 0-0 G5-3 | | | | | 3 | 0 | 1 | 1 | 0 | 0 | 1 | | | | | | | |
| 29 Greg Dobbs, L (1, 10) OBP: 0.353, SLG: 0.471 | 0-0 20 CS 1B | | 0-0 1-3 2B | | 0-0 20 1B | | | | | 3 | 0 | 3 | 0 | 0 | 0 | 0 | | | | | | | |
| 20 Justin Ruggiano, R (1, 8) OBP: 0.182, SLG: 0.200 | 0-3 K | | 0-0 P4 | | 0-0 19 FC6 1B | | | | | 3 | 0 | 1 | 0 | 0 | 1 | 4 | | | | | | | |
| 19 Rob Brantly, L (1, 2) OBP: 0.377, SLG: 0.388 | | 0-0 P5 | | 0-0 22 FC5-4 12 1B | | | | | | 3 | 0 | 1 | 0 | 0 | 0 | 2 | | | | | | | |
| 12 Matt Downs, R (1, 5) OBP: 0.182, SLG: 0.317 | | 0-0 F8 | | 0-0 22 FC5-4 1B | | | | | | 2 | 0 | 1 | 0 | 0 | 0 | 0 | | | | | | | |
| 18 Casey Kotchman, L (1, 3) OBP: 0.500, SLG: 0.649 | | 0-0 1B | | 0-0 F9 | | | | | | 2 | 0 | 1 | 0 | 0 | 0 | 2 | | | | | | | |
| 22 Nick Green, R (1, 4) OBP: 0.318, SLG: 0.300 | 0-3 K | | 0-0 FC5-4 | | | | | | | 2 | 0 | 0 | 0 | 0 | 1 | 3 | | | | | | | |
| Inning Stats | R: 1 E: 0 K: 1 S: 7 | H: 3 LOB: 2 BB: 0 P: 7 | R: 0 E: 0 K: 1 S: 6 | H: 1 LOB: 1 BB: 0 P: 6 | R: 0 E: 0 K: 0 S: 5 | H: 2 LOB: 2 BB: 0 P: 5 | R: 0 E: 0 K: 0 S: 5 | H: 2 LOB: 2 BB: 0 P: 5 | R: 0 E: 0 K: 0 S: 5 | H: 2 LOB: 2 BB: 0 P: 5 | | | | | | | | | | | | | |
| PITCHER | IP | WLS | BF | H | R | ER | SO | BB | IBB | HBP | BLK | WP | HR | S | P | ERA | WHIP | | | | | | |
| David Martinez, R (1, 1) ERA: 1.5 | 4.0 | W | 19 | 8 | 1 | 1 | 2 | 0 | 0 | 0 | 0 | 0 | 0 | 23 | 23 | 2.25 | 2.000 | | | | | | |
| 41 Jose Veras, R (5, 1) ERA: 7.71 | 1.0 | S | 5 | 2 | 0 | 0 | 0 | 0 | 0 | 0 | 0 | 0 | 0 | 5 | 5 | 0.00 | 2.000 | | | | | | |

Miami Marlins @ Houston Astros
Osceola County Stadium, Kissimmee, FL
Sun Mar 24 2013, 1:07 PM - 2:40 PM EDT
Att: 2,761 - Cloudy - 81 F

| | |
|-----|----|
| AB | 23 |
| R | 1 |
| H | 10 |
| RBI | 1 |
| BB | 0 |
| SO | 2 |
| LOB | 14 |



| | | | | | | | |
|-----|---|------|---|-----|---|-----|----|
| 1B: | 8 | SF: | 0 | WP: | 0 | PA: | 24 |
| 2B: | 3 | SAC: | 1 | FB: | 0 | | |
| 3B: | 0 | DP: | 1 | SB: | 0 | | |
| HR: | 0 | HBP: | 0 | CS: | 1 | | |

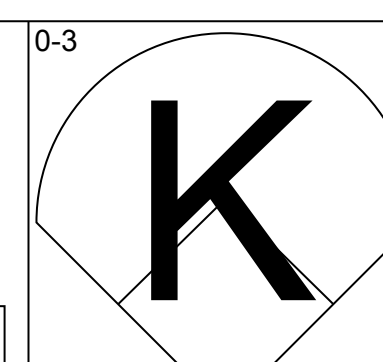
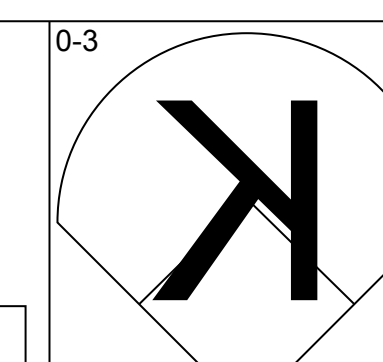
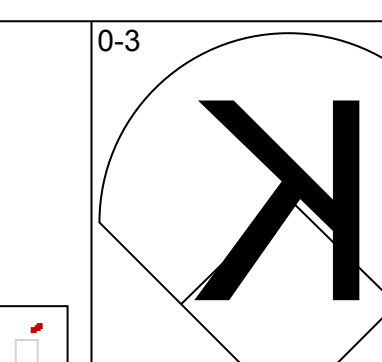
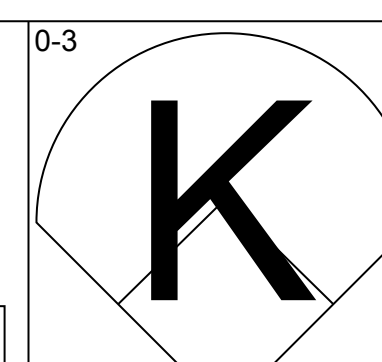
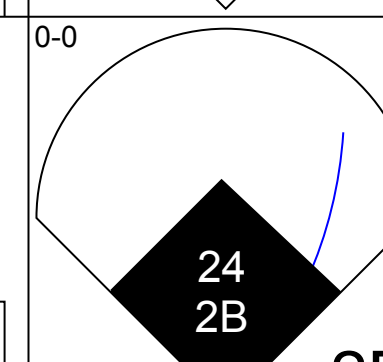
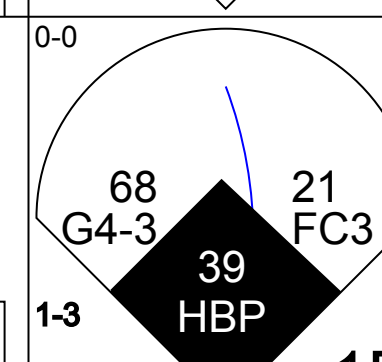
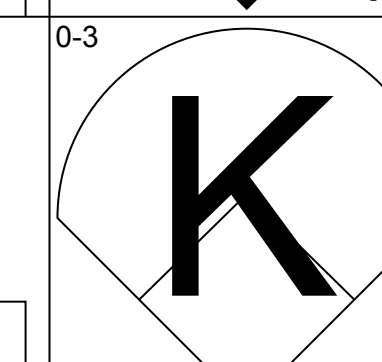
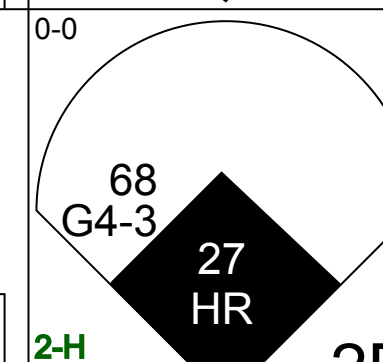
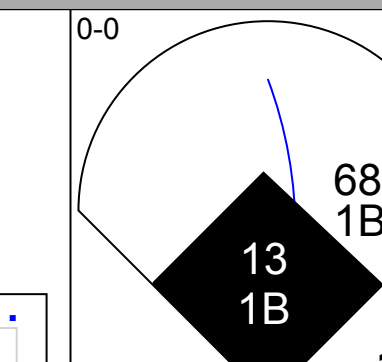
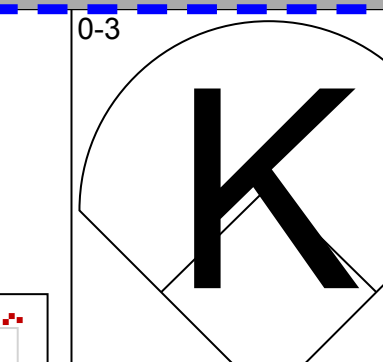
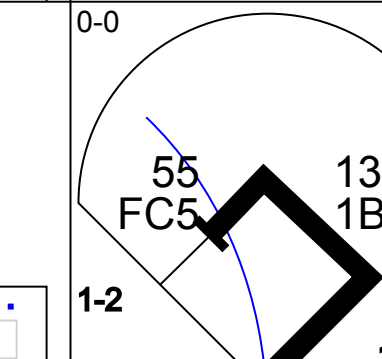
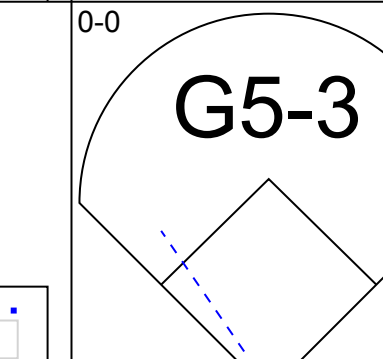
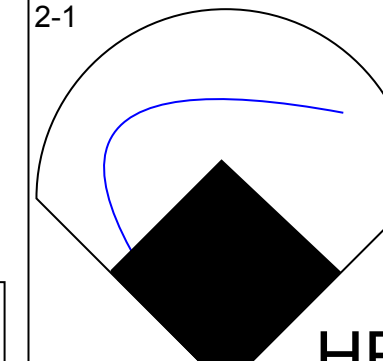
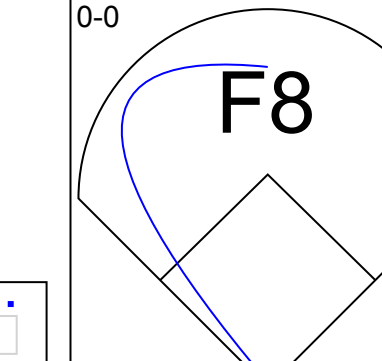
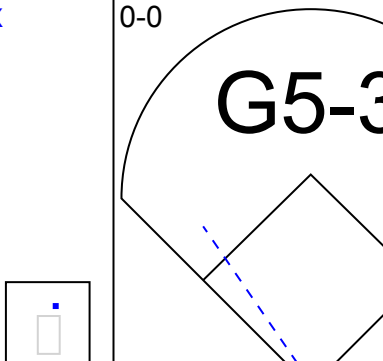
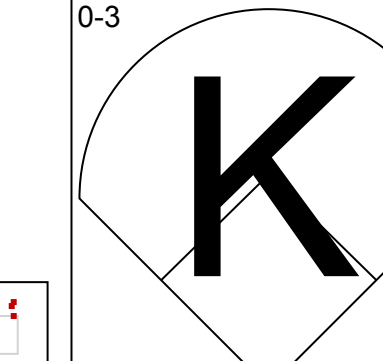
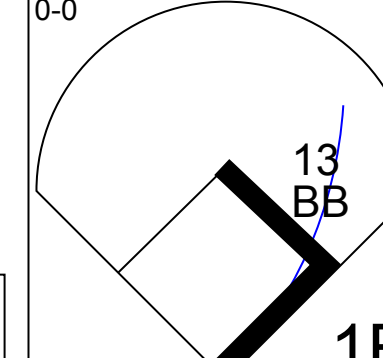
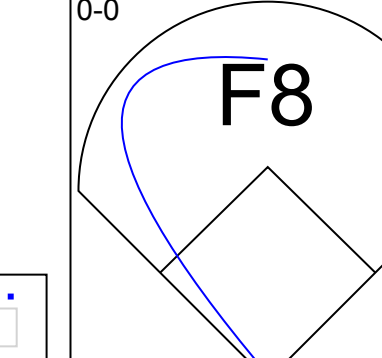
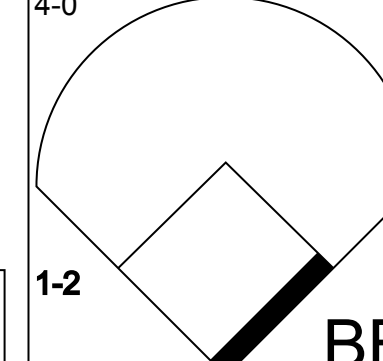
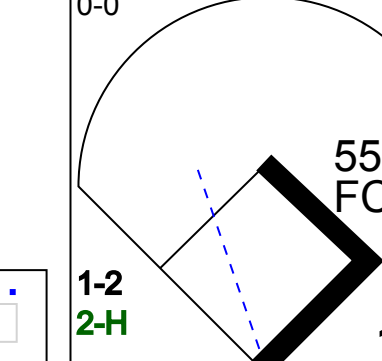
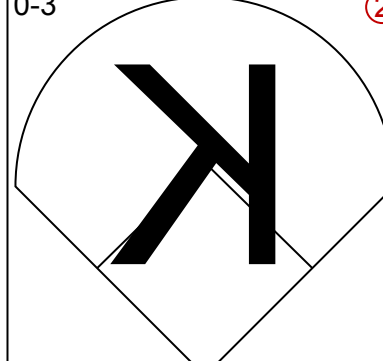
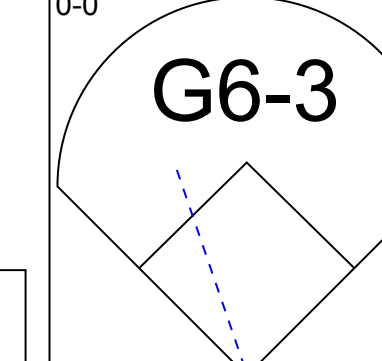
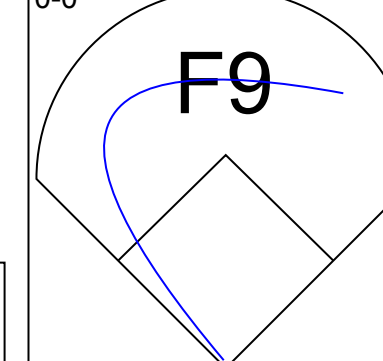
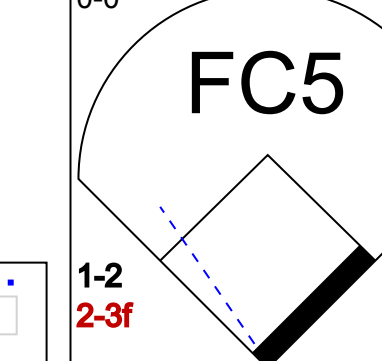
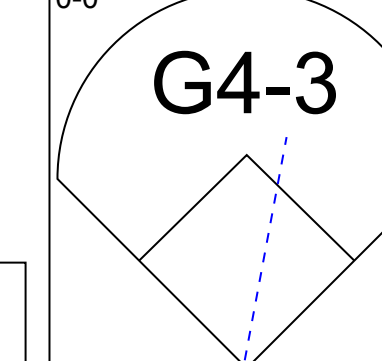
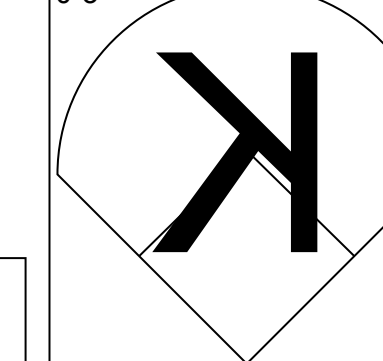
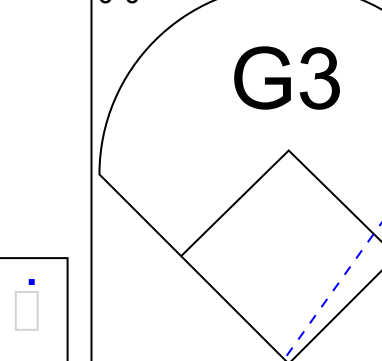
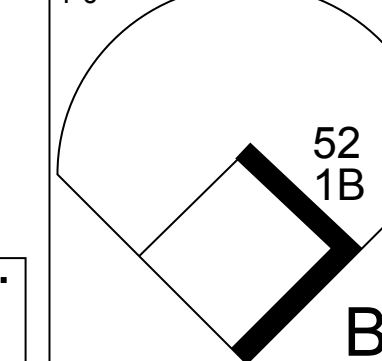
| Batter | 1 | 2 | 3 | 4 | 5 | 6 | 7 | 8 | 9 | AB | R | H | RBI | BB | SO | LOB | BOTTOM | | | | | | |
|--|------------------------------|------------------------------------|------------------------------|----------------------------------|------------------------------|----------------------------------|------------------------------|---------------------------------|------------------------------|---------------------------------|-----|----|-----|----|----|------|--------|--|--|--|--|--|--|
| 27 Jose Altuve, R (1, 4) OBP: 0.394, SLG: 0.424 | 4-0 12 G5-6-3 BB | | 4-0 29 HR BB | | 0-0 F8 | | | | | 1 | 1 | 0 | 0 | 2 | 0 | 1 | | | | | | | |
| 29 Brett Wallace, L (1, 3) OBP: 0.347, SLG: 0.578 | 0-3 K | | 2-1 1-H HR | | 0-0 G3 | | | | | 3 | 1 | 1 | 2 | 0 | 1 | 1 | | | | | | | |
| 12 Carlos Pena, L (1, 10) OBP: 0.321, SLG: 0.553 | 0-0 G5-6-3 1-2 | | 0-0 G4-3 | | 0-0 G3 | | | | | 3 | 0 | 0 | 0 | 0 | 0 | 1 | | | | | | | |
| 46 Rick Ankiel, L (1, 8) OBP: 0.478, SLG: 0.800 | | 4-0 21 2B BB | | 0-0 21 G1 1B | | | | | | 2 | 1 | 2 | 0 | 1 | 0 | 0 | | | | | | | |
| 21 Fernando Martinez, L (1, 9) OBP: 0.367, SLG: 0.536 | | 0-0 22 F9 30 SF8 2B | | 0-0 G1 | | | | | | 2 | 1 | 1 | 1 | 0 | 0 | 1 | | | | | | | |
| 22 Carlos Corporán, S (1, 2) OBP: 0.355, SLG: 0.600 | | 0-0 F9 | | 0-0 F7 | | | | | | 2 | 0 | 0 | 0 | 0 | 0 | 2 | | | | | | | |
| 30 Matt Dominguez, R (1, 5) OBP: 0.356, SLG: 0.590 | | 0-0 SF8 | | 0-0 G1 | | | | | | 1 | 0 | 0 | 1 | 0 | 0 | 0 | | | | | | | |
| 8 Trevor Crowe, S (1, 7) OBP: 0.344, SLG: 0.483 | | 4-0 13 FC6-4 BB | | 0-0 G4-3 | | | | | | 1 | 0 | 0 | 0 | 1 | 0 | 0 | | | | | | | |
| 13 Ronny Cedeno, R (1, 6) OBP: 0.378, SLG: 0.485 | | 0-0 FC6-4 | | 0-0 3B | | | | | | 2 | 0 | 1 | 0 | 0 | 0 | 1 | | | | | | | |
| Inning Stats | R: 0 E: 0 K: 1 S: 4 | H: 0 LOB: 0 BB: 1 P: 8 | R: 2 E: 0 K: 0 S: 4 | H: 1 LOB: 2 BB: 2 P: 12 | R: 2 E: 0 K: 0 S: 6 | H: 2 LOB: 1 BB: 1 P: 12 | R: 0 E: 0 K: 0 S: 4 | H: 1 LOB: 1 BB: 0 P: 4 | R: 0 E: 0 K: 0 S: 3 | H: 1 LOB: 1 BB: 0 P: 3 | | | | | | | | | | | | | |
| PITCHER | IP | WLS | BF | H | R | ER | SO | BB | IBB | HBP | BLK | WP | HR | S | P | ERA | WHIP | | | | | | |
| 33 Jacob Turner, R (1, 1) ERA: 9.69 | 4.2 | L | 22 | 5 | 4 | 4 | 1 | 4 | 0 | 0 | 0 | 0 | 1 | 21 | 39 | 7.71 | 1.929 | | | | | | |

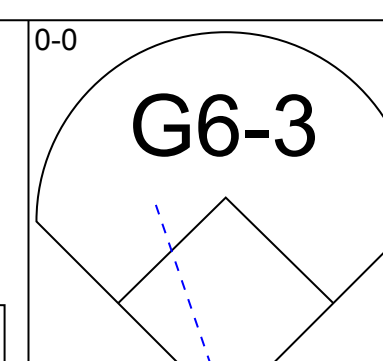
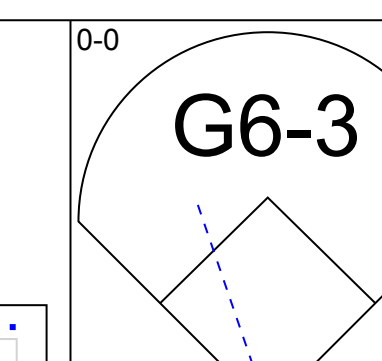
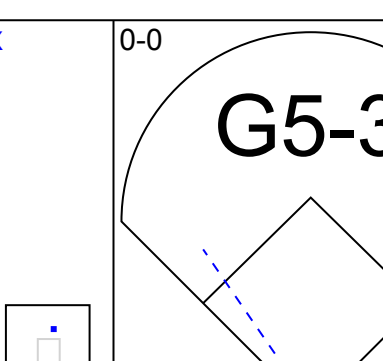
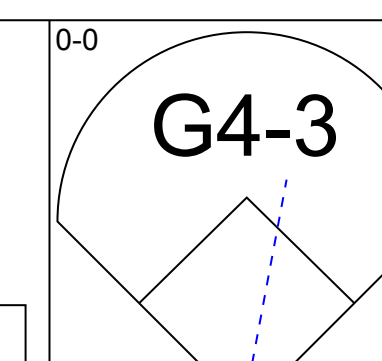
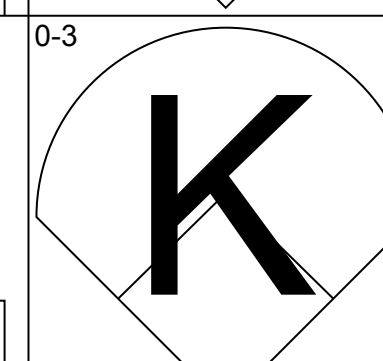
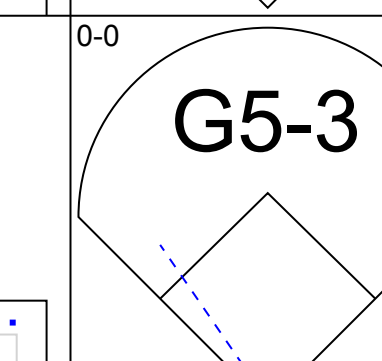
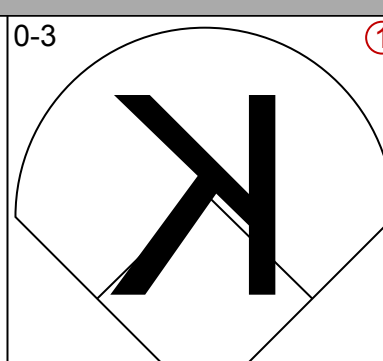
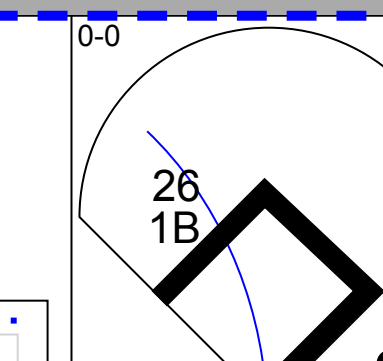
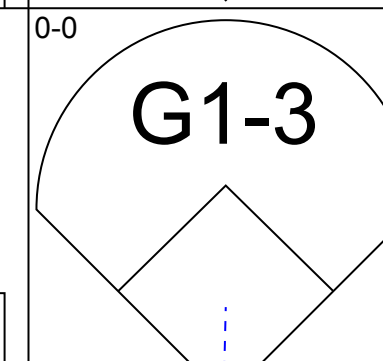
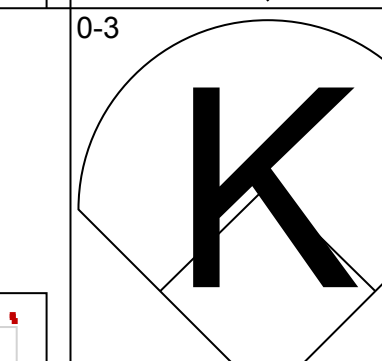
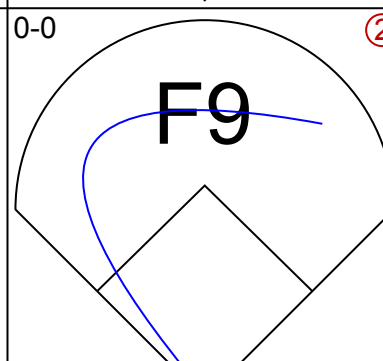
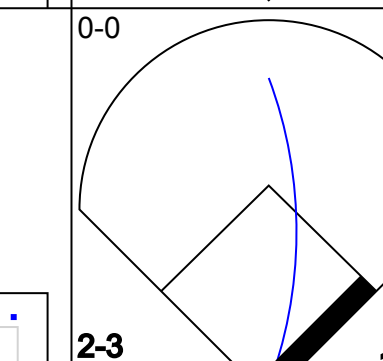
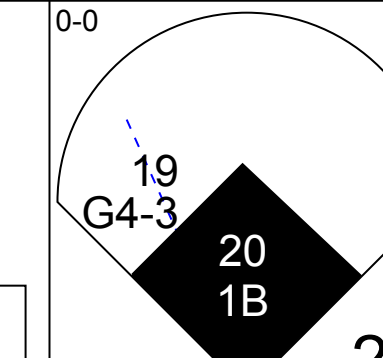
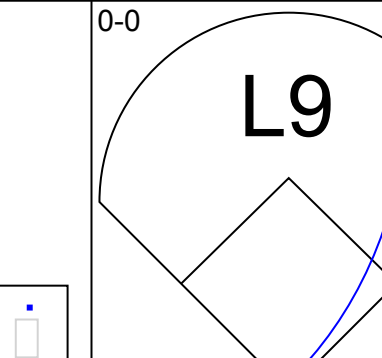
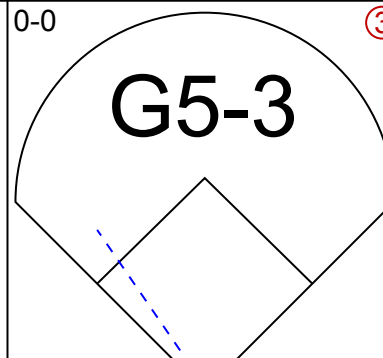
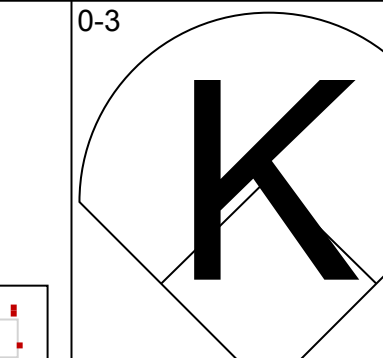

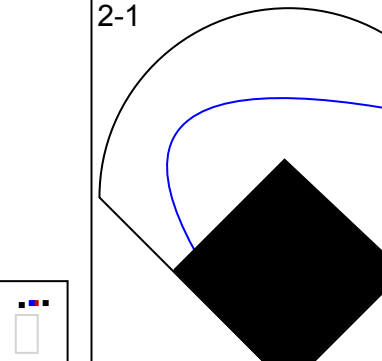
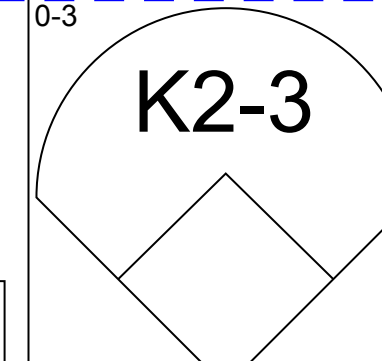
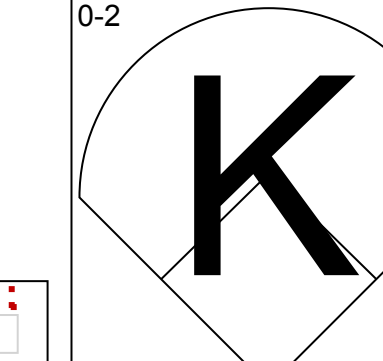

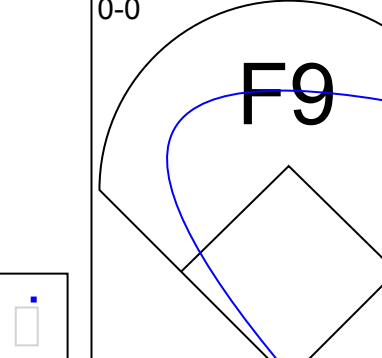

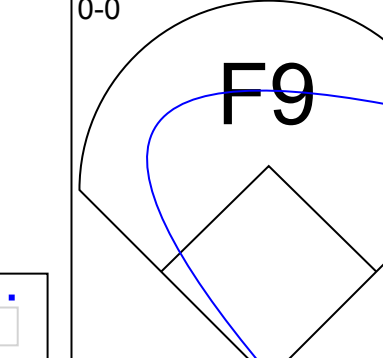

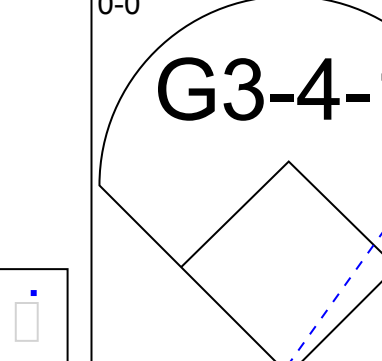
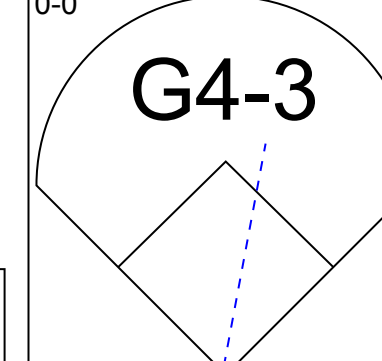

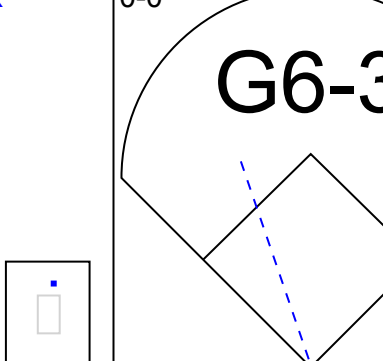
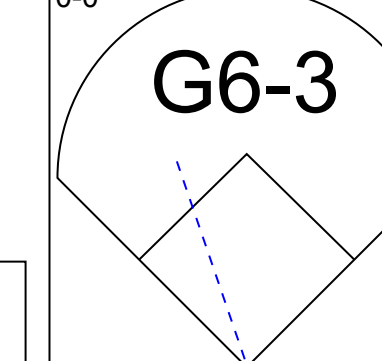

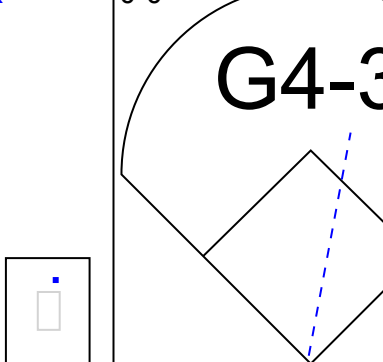
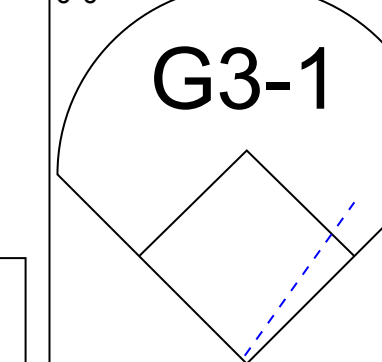
Miami Marlins @ Houston Astros
Osceola County Stadium, Kissimmee, FL
Sun Mar 24 2013, 1:07 PM - 2:40 PM EDT
Att: 2,761 - Cloudy - 81 F

| | |
|-----|----|
| AB | 17 |
| R | 4 |
| H | 5 |
| RBI | 4 |
| BB | 4 |
| SO | 1 |
| LOB | 7 |



| | | | | | | | |
|-----|---|------|---|-----|---|-----|----|
| 1B: | 2 | SF: | 1 | WP: | 0 | PA: | 22 |
| 2B: | 1 | SAC: | 0 | FB: | 0 | | |
| 3B: | 1 | DP: | 1 | SB: | 1 | | |
| HR: | 1 | HBP: | 0 | CS: | 0 | | |

| Batter | 1 | 2 | 3 | 4 | 5 | 6 | 7 | 8 | 9 | AB | R | H | RBI | BB | SO | LOB | TOP | | | | |
|--|--|---|--|---|--|---------------------------------|---|---|---|---------------------------------|------------------------------|----------------------------------|------------------------------|----------------------------------|------------------------------|---------------------------------|--|----------------------------------|------------------------------------|----------------------------------|--------|
| 14 Austin Jackson, R OBP: 0.308, SLG: 0.448 52 Quintin Berry, L OBP: 0.400, SLG: 0.300 |  |  | |  | | | |  | | 3 | 0 | 0 | 0 | 0 | 3 | 0 | <p>Detroit Tigers @ Miami Marlins Roger Dean Stadium, Jupiter, FL Mon Mar 25 2013, 1:08 PM - 3:46 PM EDT Att: 5,080 - Partly Cloudy - 73 F</p> | | | | |
| 48 Tori Hunter, R OBP: 0.306, SLG: 0.475 65 Brad Davis, R OBP: 0.182, SLG: 0.100 |  | G1-3 | | G5-3 | | |  |  | | 3 | 1 | 1 | 0 | 0 | 0 | 0 | | | | | |
| 24 Miguel Cabrera, R OBP: 0.333, SLG: 0.574 21 Steven Moya, L |  | | |  | | | | |  | 3 | 2 | 2 | 1 | 0 | 0 | 0 | | | | | |
| 68 Matt Tuiasosopo, R OBP: 0.411, SLG: 0.694 17 Jeff McVane, R OBP: 0.500, SLG: 0.333 | G4-3 | | |  | | | G4-3 | |  | 4 | 0 | 1 | 0 | 0 | 0 | 3 | | | | | |
| 27 Jhonny Peralta, R OBP: 0.339, SLG: 0.500 29 Danny Worth, R OBP: 0.435, SLG: 0.474 28 Brandon Loy, R OBP: 0.500, SLG: 0.500 |  | | |  | | |  | |  | 3 | 1 | 1 | 2 | 0 | 0 | 2 | | | | | |
| 4 Omar Infante, R OBP: 0.348, SLG: 0.425 39 Ramon Santiago, S OBP: 0.458, SLG: 0.471 |  | | |  | | | | | | 3 | 0 | 1 | 0 | 0 | 0 | 2 | | | | | |
| 13 Alex Avila, L OBP: 0.436, SLG: 0.408 32 Don Kelly, L OBP: 0.347, SLG: 0.548 |  | | |  | | |  | |  | 2 | 0 | 1 | 1 | 1 | 1 | 0 | | | | | |
| 55 Brayan Peña, S OBP: 0.195, SLG: 0.359 |  | | |  | | | | |  | 4 | 0 | 0 | 0 | 0 | 0 | 4 | | | | | |
| 67 Kevin Russo, R OBP: 0.333, SLG: 0.564 | |  | |  | | | | |  | 3 | 1 | 1 | 0 | 1 | 1 | 0 | | | | | |
| Inning Stats | R: 3 E: 0 K: 1 S: 10 | H: 4 LOB: 2 BB: 1 P: 16 | R: 0 E: 0 K: 2 S: 7 | H: 0 LOB: 0 BB: 0 P: 7 | R: 1 E: 0 K: 0 S: 6 | H: 3 LOB: 2 BB: 0 P: 6 | R: 0 E: 0 K: 1 S: 5 | H: 0 LOB: 0 BB: 0 P: 5 | R: 0 E: 0 K: 1 S: 5 | H: 0 LOB: 0 BB: 0 P: 5 | R: 2 E: 0 K: 1 S: 7 | H: 2 LOB: 3 BB: 1 P: 13 | R: 0 E: 0 K: 1 S: 6 | H: 1 LOB: 2 BB: 1 P: 10 | R: 0 E: 0 K: 2 S: 7 | H: 0 LOB: 0 BB: 0 P: 7 | | 1B: 7 2B: 2 3B: 0 HR: 1 | SF: 0 SAC: 0 DP: 0 HBP: 1 | WP: 0 PB: 0 SB: 0 CS: 0 | PA: 41 |
| PITCHER | IP WLS BF H R ER SO BB IBB HBP BLK WP HR S P ERA WHIP | 5.0 L 23 7 4 4 4 4 1 0 0 0 0 0 1 31 37 7.20 1.600 | 6.1 1.2 10 2 2 2 2 1 0 1 0 0 0 0 12 17 10.80 1.800 | 7.1 1.1 6 1 0 0 1 1 0 0 0 0 0 0 6 11 0.00 1.500 | 9.1 1.0 3 0 0 0 2 0 0 0 0 0 0 0 7 7 0.00 0.000 | PITCHER | | | | | | | | | | | | | | | |

| Batter | 1 | 2 | 3 | 4 | 5 | 6 | 7 | 8 | 9 | AB | R | H | RBI | BB | SO | LOB | BOTTOM | | | | |
|---|---|---|---|--|--|---------------------------------|---|---|---|---------------------------------|------------------------------|---------------------------------|------------------------------|---------------------------------|------------------------------|---------------------------------|--|----------------------------------|------------------------------------|----------------------------------|--------|
| 1 Wilson Valdez, R OBP: 0.300, SLG: 0.209 |  | |  | |  | | |  | | 4 | 0 | 0 | 0 | 0 | 0 | 0 | <p>Detroit Tigers @ Miami Marlins Roger Dean Stadium, Jupiter, FL Mon Mar 25 2013, 1:08 PM - 3:46 PM EDT Att: 5,080 - Partly Cloudy - 73 F</p> | | | | |
| 8 Chris Coghlan, L OBP: 0.345, SLG: 0.436 |  | |  | | | |  | |  | 4 | 0 | 1 | 0 | 0 | 2 | 0 | | | | | |
| 27 Giancarlo Stanton, R OBP: 0.436, SLG: 0.994 26 Austin Kearns, R OBP: 0.275, SLG: 0.094 |  | |  | | | |  | |  | 3 | 0 | 0 | 0 | 0 | 1 | 0 | | | | | |
| 30 Placido Polanco, R OBP: 0.353, SLG: 0.424 13 Chris Valaika, R OBP: 0.244, SLG: 0.310 | |  | |  | | |  | |  | 3 | 1 | 1 | 0 | 0 | 0 | 0 | | | | | |
| 19 Rob Brantly, L OBP: 0.375, SLG: 0.442 32 Koyie Hill, S |  | | |  | | |  | |  | 3 | 1 | 1 | 1 | 0 | 1 | 1 | | | | | |
| 20 Justin Ruggiano, R OBP: 0.192, SLG: 0.208 |  | | |  | | |  | |  | 4 | 1 | 1 | 1 | 0 | 0 | 2 | | | | | |
| 18 Casey Kotchman, L OBP: 0.465, SLG: 0.600 |  | | |  | | |  | | | 3 | 0 | 0 | 0 | 0 | 0 | 1 | | | | | |
| 3 Adeiny Hechavarria, R OBP: 0.250, SLG: 0.280 |  | | |  | | | | |  | 3 | 0 | 1 | 1 | 0 | 0 | 0 | | | | | |
| 23 Wade LeBlanc, L ERA: 3.0 61 Jordan Brown, L OBP: 0.238, SLG: 0.289 50 Chad Qualls, R ERA: 4.5 44 AJ Ramos, R ERA: 2.89 29 Greg Dobbs, L OBP: 0.164, SLG: 0.244 31 Steve Cishek, R ERA: 3.95 |  | | |  | | | | |  | 1 | 0 | 0 | 0 | 0 | 0 | 1 | | | | | |
| Inning Stats | R: 0 E: 0 K: 1 S: 5 | H: 0 LOB: 0 BB: 0 P: 5 | R: 2 E: 0 K: 0 S: 6 | H: 3 LOB: 1 BB: 0 P: 7 | R: 0 E: 0 K: 1 S: 5 | H: 0 LOB: 0 BB: 0 P: 5 | R: 1 E: 0 K: 0 S: 5 | H: 1 LOB: 0 BB: 0 P: 7 | R: 0 E: 0 K: 1 S: 5 | H: 0 LOB: 0 BB: 0 P: 3 | R: 0 E: 0 K: 1 S: 5 | H: 0 LOB: 0 BB: 0 P: 5 | R: 0 E: 0 K: 0 S: 3 | H: 0 LOB: 0 BB: 0 P: 3 | R: 0 E: 0 K: 2 S: 9 | H: 2 LOB: 2 BB: 0 P: 9 | | 1B: 2 2B: 2 3B: 1 HR: 1 | SF: 0 SAC: 0 DP: 0 HBP: 0 | WP: 0 PB: 0 SB: 1 CS: 0 | PA: 33 |
| PITCHER | IP WLS BF H R ER SO BB IBB HBP BLK WP HR S P ERA WHIP | 6.0 W 22 4 3 3 3 3 0 0 0 0 0 0 0 5 5 4.50 0.667 | 7.1 1.0 H 3 0 0 0 1 0 0 0 0 0 0 0 5 5 0.00 0.000 | 8.1 1.0 H 3 0 0 0 0 0 0 0 0 0 0 0 3 3 0.00 0.000 | 9.1 1.0 S 5 2 0 0 2 0 0 0 0 0 0 0 9 9 0.00 2.000 | PITCHER | | | | | | | | | | | | | | | |

| | |
|-----|----|
| AB | 37 |
| R | 6 |
| H | 10 |
| RBI | 6 |
| BB | 3 |
| SO | 9 |
| LOB | 15 |



| Batter | 1 | 2 | 3 | 4 | 5 | 6 | 7 | 8 | 9 | AB | R | H | RBI | BB | SO | LOB | TOP | | | | | | |
|---|---|---|---|---|---|---|---|---|---|---|---|---|---|---|---|---|--|---|---|---|---|---|---------------------------------|
| 2 Denard Span, L (1,8) OBP: 0.359, SLG: 0.283 33 Roger Bernadina, L (5, FR) OBP: 0.364, SLG: 0.556 | F8 | | F8 | | 11 FC3 11 E 34 BB 1B | | HR | | 1B | 3 | 0 | 1 | 0 | 0 | 0 | 1 | Washington Nationals @ Miami Marlins Roger Dean Stadium, Jupiter, FL Tue Mar 26 2013, 1:08 PM - 3:28 PM EDT Att: 4,439 - Sunny - 66 F | | | | | | |
| 28 Jayson Werth, R (1,9) OBP: 0.340, SLG: 0.367 12 Tyler Moore, R (5,9) OBP: 0.224, SLG: 0.404 | G5-3 | | 34 BB 1B 11 E | | P6 | | K | | K | 2 | 1 | 0 | 0 | 1 | 0 | 1 | | | | | | | |
| 34 Bryce Harper, L (1,7) OBP: 0.507, SLG: 0.730 46 Micah Owings, R (5,7) OBP: 0.371, SLG: 0.618 | 11 S 1B | | 11 E 1B | | 11 E 20 WP BB | | G5-3 | | L4 | 2 | 1 | 2 | 1 | 1 | 0 | 0 | | | | | | | |
| 11 Ryan Zimmerman, R (1,5) OBP: 0.265, SLG: 0.396 52 Ryan Mattheus, R (7,1) OBP: 0.224, SLG: 0.404 36 Tyler Clippard, R (8,1) OBP: 0.224, SLG: 0.404 | G4-3 | | E4 | | FC3 20 WP BB | | F9 | | | 4 | 0 | 0 | 0 | 0 | 0 | 3 | | | | | | | |
| 25 Adam LaRoche, L (1,3) OBP: 0.269, SLG: 0.383 18 Chad Tracy, L (5,3) OBP: 0.298, SLG: 0.455 | | K | K | | K | | | | G4-3 1 2B | 3 | 0 | 0 | 0 | 0 | 3 | 4 | | | | | | | |
| 20 Ian Desmond, R (1,6) OBP: 0.317, SLG: 0.407 19 Carlos Rivera, R (5,6) OBP: 0.222, SLG: 0.265 | F9 | | | | F8 | | | | F8 | 3 | 0 | 0 | 0 | 0 | 1 | 1 | | | | | | | |
| 8 Danny Espinosa, S (1,4) OBP: 0.375, SLG: 0.449 1 Steve Lombardozzi, S (6,4) OBP: 0.203, SLG: 0.242 | K | | | | | | F8 | | G4-3 | 3 | 0 | 1 | 0 | 0 | 1 | 0 | | | | | | | |
| 24 Kurt Suzuki, R (1,2) OBP: 0.366, SLG: 0.457 | | | | | F8 | | F9 | | F8 | 4 | 1 | 1 | 0 | 0 | 0 | 2 | | | | | | | |
| 15 Dan Haren, R (1,1) OBP: 0.200, SLG: 0.200 49 Carlos Maldonado, R (7,3) OBP: 0.412, SLG: 0.358 | | | K | | | | K | | G4-3 | 3 | 0 | 0 | 0 | 0 | 3 | 2 | | | | | | | |
| | | | | | | | | | | 1B: 6 | SF: 0 | WP: 1 | PA: 39 | FB: 0 | CS: 1 | | | | | | | | |
| Inning Stats | R: 0 E: 0 K: 0 S: 5 | H: 1 LOB: 1 BB: 0 P: 5 | R: 0 E: 0 K: 2 S: 7 | H: 0 LOB: 0 BB: 0 P: 7 | R: 2 E: 1 K: 2 S: 10 | H: 2 LOB: 2 BB: 1 P: 14 | R: 0 E: 0 K: 1 S: 6 | H: 1 LOB: 1 BB: 0 P: 6 | R: 2 E: 1 K: 2 S: 9 | H: 1 LOB: 2 BB: 1 P: 14 | R: 0 E: 0 K: 1 S: 5 | H: 0 LOB: 0 BB: 0 P: 5 | R: 1 E: 0 K: 1 S: 8 | H: 1 LOB: 0 BB: 0 P: 11 | R: 0 E: 0 K: 0 S: 4 | H: 1 LOB: 1 BB: 0 P: 4 | R: 0 E: 0 K: 1 S: 6 | H: 1 LOB: 1 BB: 0 P: 6 | 1B: 6 2B: 1 3B: 0 HR: 1 | SF: 0 SAC: 0 DP: 0 HBP: 0 | WP: 1 PA: 39 FB: 0 CS: 1 | | |
| PITCHER | IP WLS BF H R ER SO BB IBB HBP BLK WP HR S P ERA WHIP | IP WLS BF H R ER SO BB IBB HBP BLK WP HR S P ERA WHIP | IP WLS BF H R ER SO BB IBB HBP BLK WP HR S P ERA WHIP | IP WLS BF H R ER SO BB IBB HBP BLK WP HR S P ERA WHIP | IP WLS BF H R ER SO BB IBB HBP BLK WP HR S P ERA WHIP | IP WLS BF H R ER SO BB IBB HBP BLK WP HR S P ERA WHIP | IP WLS BF H R ER SO BB IBB HBP BLK WP HR S P ERA WHIP | IP WLS BF H R ER SO BB IBB HBP BLK WP HR S P ERA WHIP | IP WLS BF H R ER SO BB IBB HBP BLK WP HR S P ERA WHIP | IP WLS BF H R ER SO BB IBB HBP BLK WP HR S P ERA WHIP | IP WLS BF H R ER SO BB IBB HBP BLK WP HR S P ERA WHIP | IP WLS BF H R ER SO BB IBB HBP BLK WP HR S P ERA WHIP | IP WLS BF H R ER SO BB IBB HBP BLK WP HR S P ERA WHIP | IP WLS BF H R ER SO BB IBB HBP BLK WP HR S P ERA WHIP | IP WLS BF H R ER SO BB IBB HBP BLK WP HR S P ERA WHIP | IP WLS BF H R ER SO BB IBB HBP BLK WP HR S P ERA WHIP | IP WLS BF H R ER SO BB IBB HBP BLK WP HR S P ERA WHIP | IP WLS BF H R ER SO BB IBB HBP BLK WP HR S P ERA WHIP | IP WLS BF H R ER SO BB IBB HBP BLK WP HR S P ERA WHIP | IP WLS BF H R ER SO BB IBB HBP BLK WP HR S P ERA WHIP | IP WLS BF H R ER SO BB IBB HBP BLK WP HR S P ERA WHIP | IP WLS BF H R ER SO BB IBB HBP BLK WP HR S P ERA WHIP | |
| 37 Henderson Alvarez III, R (1,1) ERA: 3.55 40 Mike Dunn, L (6,1) ERA: 1.8 60 Jon Rauch, R (8,1) ERA: 5.68 58 Ryan Webb, R (9,1) ERA: 7.0 | 5.0 2.0 1.0 1.0 | WLS W H S | BF 24 7 4 | H 5 1 1 | R 4 1 0 | ER 1 1 0 | SO 7 2 0 | BB 2 0 0 | IBB 0 0 0 | HBP 0 0 0 | BLK 0 0 0 | WP 1 0 0 | HR 0 1 4 | S 37 13 4 | P 46 16 4 | ERA 1.80 4.50 0.00 | WHIP 1.400 0.500 1.000 | ERA 0.00 0.00 0.00 | WHIP 1.000 1.000 1.000 | ERA 0.00 0.00 0.00 | WHIP 1.000 1.000 1.000 | ERA 0.00 0.00 0.00 | WHIP 1.000 1.000 1.000 |

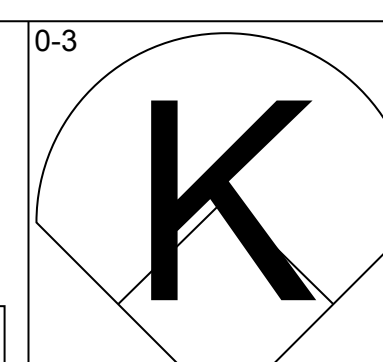
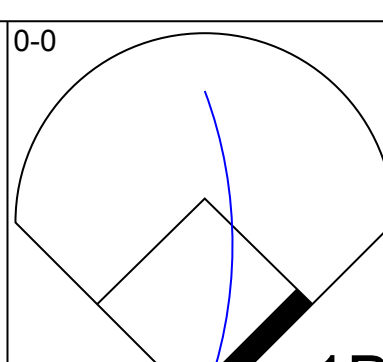
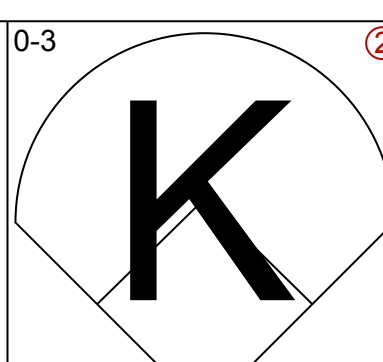
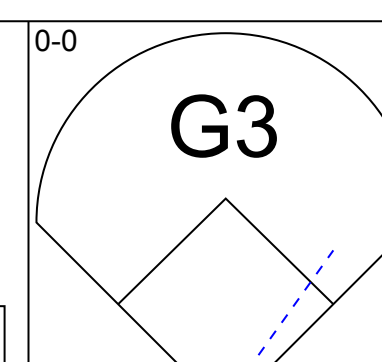
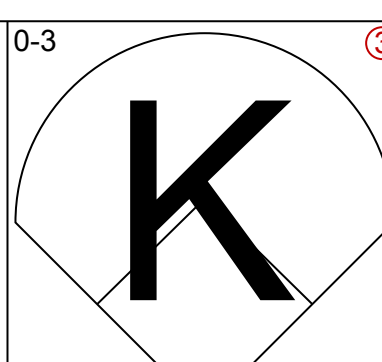
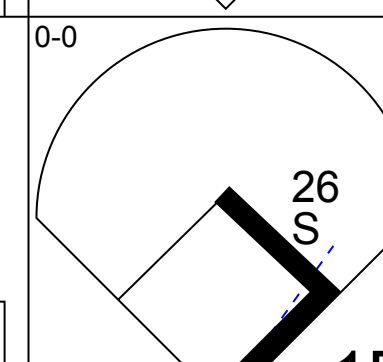
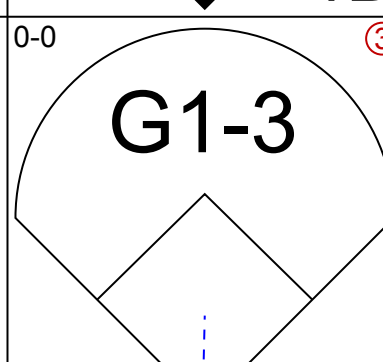
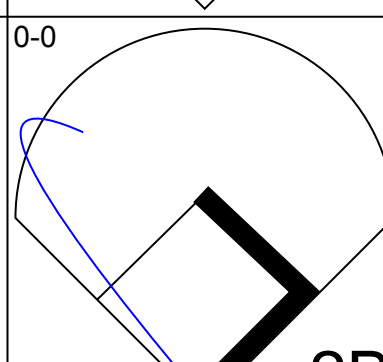
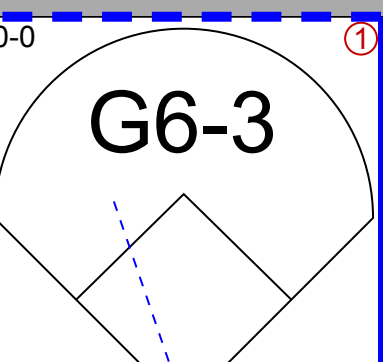
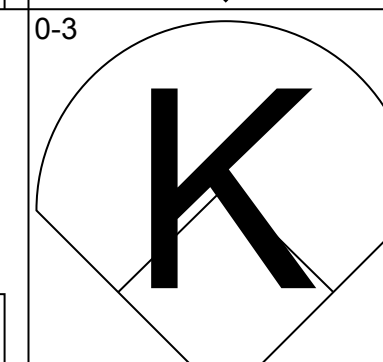
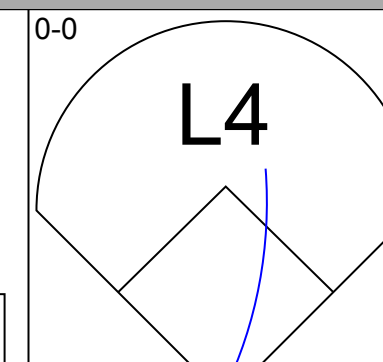
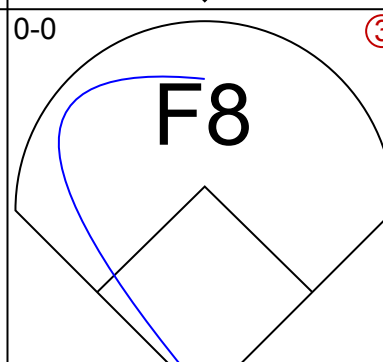
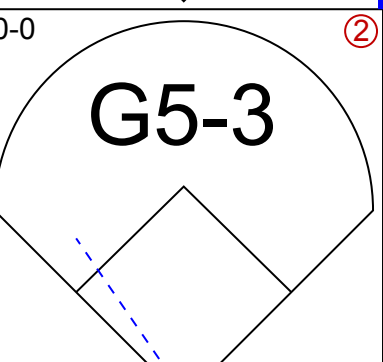
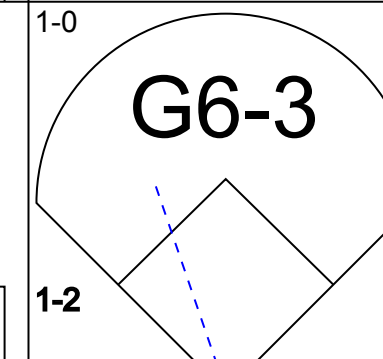
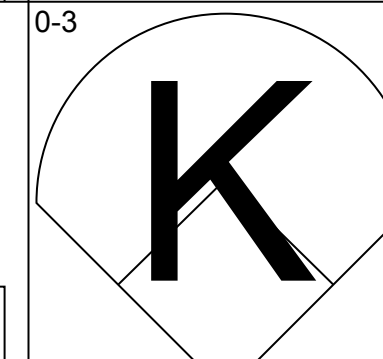
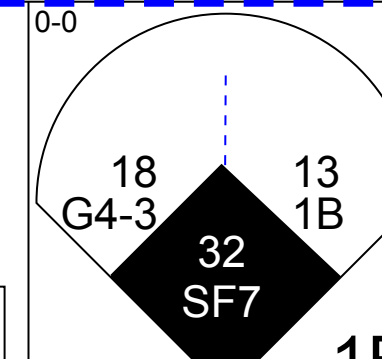
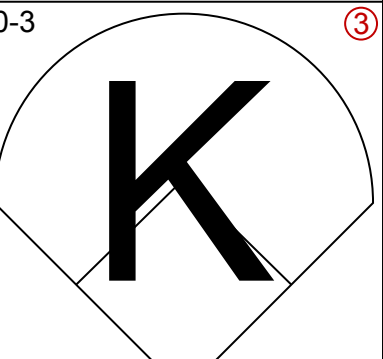
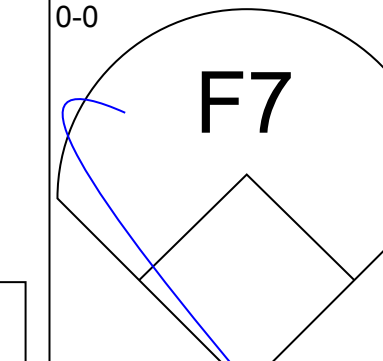
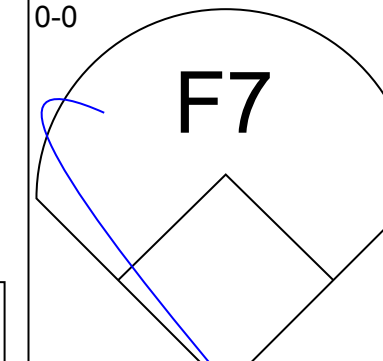
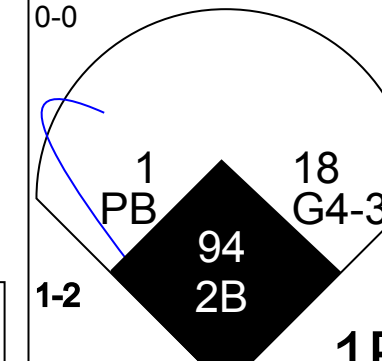
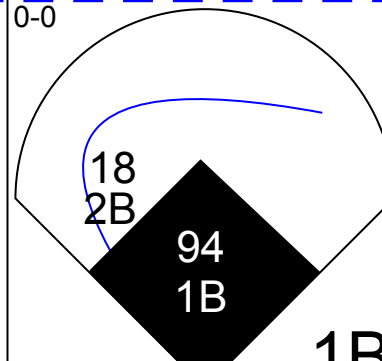
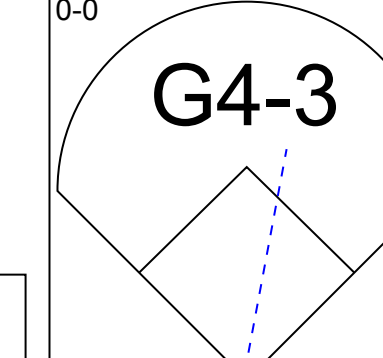
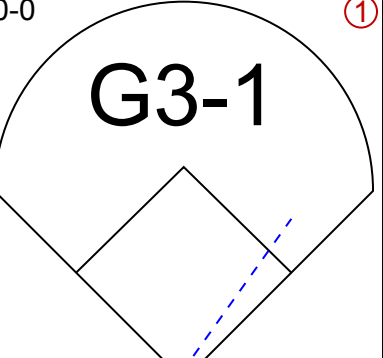
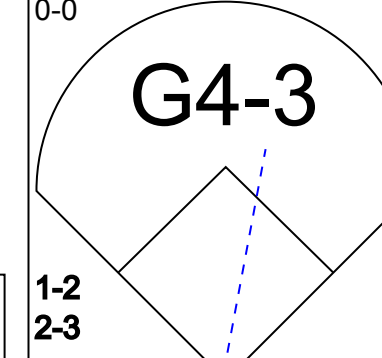
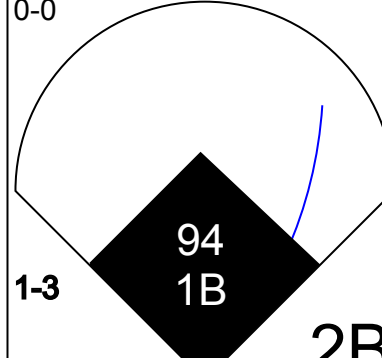
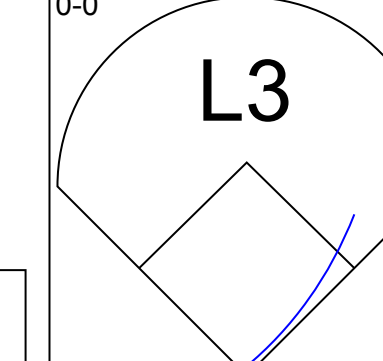
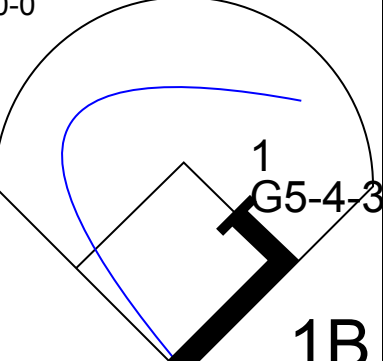
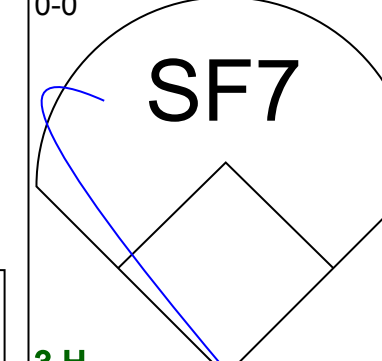
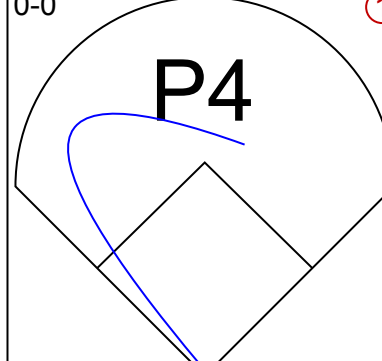
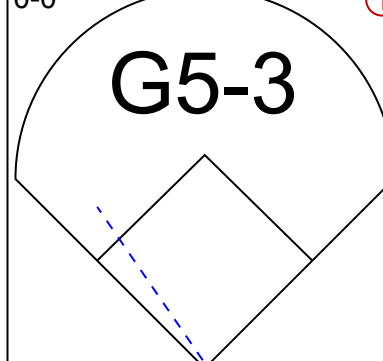
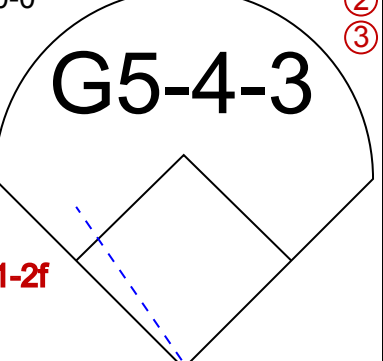
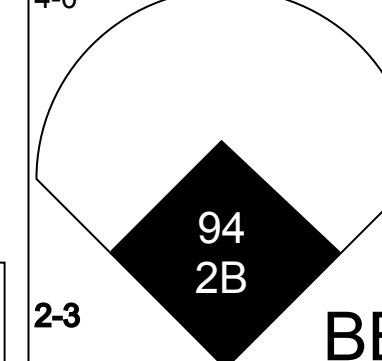
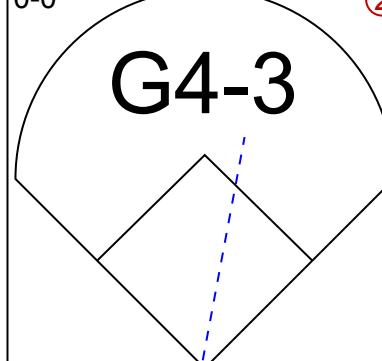


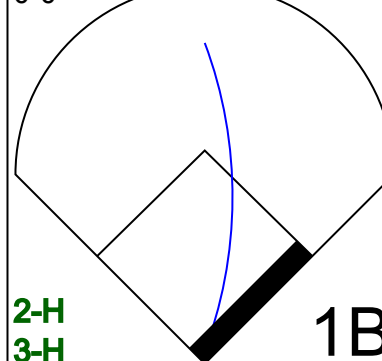
| | |
|-----|----|
| AB | 37 |
| R | 5 |
| H | 8 |
| RBI | 2 |
| BB | 2 |
| SO | 10 |
| LOB | 18 |



| Batter | 1 | 2 | 3 | 4 | 5 | 6 | 7 | 8 | 9 | AB | R | H | RBI | BB | SO | LOB | BOTTOM | | | | |
|--|---|---|---|---|---|---|---|---|---|---|---|---|---|---|---|---|--|---|---|---|---|
| 9 Juan Pierre, L (1,7) OBP: 0.379, SLG: 0.389 | B1-3 | | K | | | | | | | 4 | 1 | 2 | 0 | 0 | 1 | 0 | Washington Nationals @ Miami Marlins Roger Dean Stadium, Jupiter, FL Tue Mar 26 2013, 1:08 PM - 3:28 PM EDT Att: 4,439 - Sunny - 66 F | | | | |
| 30 Placido Polanco, R (1,5) OBP: 0.342, SLG: 0.405 | F8 | | G4-3 | | | | | | | 4 | 1 | 1 | 2 | 0 | 0 | 1 | | | | | |
| 27 Giancarlo Stanton, R (1,9) OBP: 0.452, SLG: 0.771 26 Austin Kearns, R (7,9) OBP: 0.268, SLG: 0.091 | HR | | | | | | | | | 3 | 2 | 2 | 2 | 0 | 1 | 0 | | | | | |
| 29 Greg Dobbs, L (1,3) OBP: 0.318, SLG: 0.409 | P5 | | | | | | | | | 4 | 0 | 1 | 0 | 0 | 0 | 0 | | | | | |
| 20 Justin Ruggiano, R (1,8) OBP: 0.233, SLG: 0.250 | | G6-3 | | | | | | | | 4 | 0 | 2 | 1 | 0 | 0 | 0 | | | | | |
| 19 Rob Brantly, L (1,2) OBP: 0.387, SLG: 0.429 | | K | | | | | | | | 4 | 0 | 1 | 0 | 0 | 1 | 0 | | | | | |
| 13 Chris Valaika, R (1,4) OBP: 0.245, SLG: 0.370 | | | | | | | | | | 4 | 1 | 1 | 1 | 0 | 1 | 2 | | | | | |
| 3 Adeiny Hechavarria, R (1,6) OBP: 0.250, SLG: 0.264 | | | | | | | | | | 3 | 1 | 0 | 0 | 1 | 0 | 0 | | | | | |
| 37 Henderson Alvarez III, R (1,1) ERA: 6.39 8 Chris Coghlan, L (5, PR) OBP: 0.306, SLG: 0.500 40 Mike Dunn, L (6,1) ERA: 1.8 18 Casey Kotchman, L (7, PR) OBP: 0.485, SLG: 0.585 60 Jon Rauch, R (8,1) ERA: 5.68 58 Ryan Webb, R (9,1) ERA: 7.0 | | | | | | | | | | 1 | 0 | 0 | 0 | 0 | 0 | 0 | | | | | |
| | | | | | | | | | | 1B: 6 | SF: 0 | WP: 1 | PA: 35 | FB: 0 | CS: 0 | | | | | | |
| Inning Stats | R: 1 E: 0 K: 0 S: 4 | H: 1 LOB: 0 BB: 0 P: 5 | R: 1 E: 0 K: 1 S: 7 | H: 1 LOB: 0 BB: 0 P: 8 | R: 0 E: 0 K: 1 S: 5 | H: 0 LOB: 0 BB: 0 P: 5 | R: 0 E: 0 K: 1 S: 5 | H: 0 LOB: 0 BB: 0 P: 5 | R: 2 E: 0 K: 0 S: 6 | H: 3 LOB: 1 BB: 0 P: 8 | R: 3 E: 1 K: 0 S: 7 | H: 4 LOB: 2 BB: 0 P: 8 | R: 0 E: 0 K: 1 S: 5 | H: 0 LOB: 0 BB: 0 P: 5 | R: 0 E: 0 K: 1 S: 5 | H: 0 LOB: 0 BB: 0 P: 5 | 1B: 6 2B: 1 3B: 0 HR: 4 | SF: 0 SAC: 0 DP: 1 HBP: 0 | WP: 1 PA: 35 FB: 0 CS: 0 | | |
| PITCHER | IP WLS BF H R ER SO BB IBB HBP BLK WP HR S P ERA WHIP | IP WLS BF H R ER SO BB IBB HBP BLK WP HR S P ERA WHIP | IP WLS BF H R ER SO BB IBB HBP BLK WP HR S P ERA WHIP | IP WLS BF H R ER SO BB IBB HBP BLK WP HR S P ERA WHIP | IP WLS BF H R ER SO BB IBB HBP BLK WP HR S P ERA WHIP | IP WLS BF H R ER SO BB IBB HBP BLK WP HR S P ERA WHIP | IP WLS BF H R ER SO BB IBB HBP BLK WP HR S P ERA WHIP | IP WLS BF H R ER SO BB IBB HBP BLK WP HR S P ERA WHIP | IP WLS BF H R ER SO BB IBB HBP BLK WP HR S P ERA WHIP | IP WLS BF H R ER SO BB IBB HBP BLK WP HR S P ERA WHIP | IP WLS BF H R ER SO BB IBB HBP BLK WP HR S P ERA WHIP | IP WLS BF H R ER SO BB IBB HBP BLK WP HR S P ERA WHIP | IP WLS BF H R ER SO BB IBB HBP BLK WP HR S P ERA WHIP | IP WLS BF H R ER SO BB IBB HBP BLK WP HR S P ERA WHIP | IP WLS BF H R ER SO BB IBB HBP BLK WP HR S P ERA WHIP | IP WLS BF H R ER SO BB IBB HBP BLK WP HR S P ERA WHIP | IP WLS BF H R ER SO BB IBB HBP BLK WP HR S P ERA WHIP | IP WLS BF H R ER SO BB IBB HBP BLK WP HR S P ERA WHIP | IP WLS BF H R ER SO BB IBB HBP BLK WP HR S P ERA WHIP | IP WLS BF H R ER SO BB IBB HBP BLK WP HR S P ERA WHIP | IP WLS BF H R ER SO BB IBB HBP BLK WP HR S P ERA WHIP |
| 15 Dan Haren, R (1,1) ERA: 6.39 52 Ryan Mattheus, R (7,1) ERA: 3.75 36 Tyler Clippard, R (8,1) ERA: 7.0 | 6.0 1.0 1.0 | WLS L S | BF 25 7 3 | H 7 4 0 | R 5 3 0 | ER 5 1 0 | SO 3 0 1 | BB 1 0 0 | IBB 0 0 0 | HBP 0 0 0 | BLK 0 0 0 | WP 1 0 0 | HR 4 7 5 | S 33 7 5 | P 41 8 5 | ERA 7.50 9.00 0.00 | WHIP 1.333 4.000 0.000 | ERA 0.00 0.00 0.00 | WHIP 1.000 1.000 1.000 | ERA 0.00 0.00 0.00 | WHIP 1.000 1.000 1.000 |

| | |
|-----|----|
| AB | 34 |
| R | 8 |
| H | 11 |
| RBI | 8 |
| BB | 1 |
| SO | 4 |
| LOB | 5 |

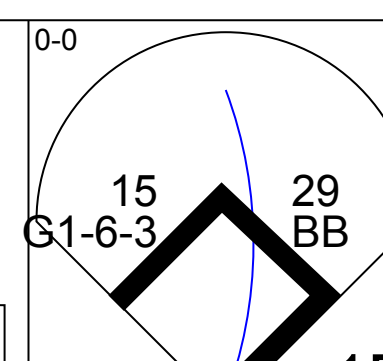
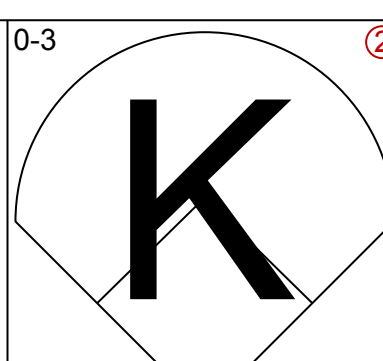
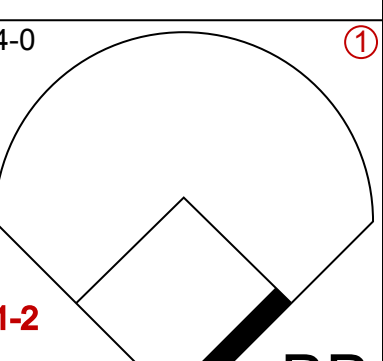
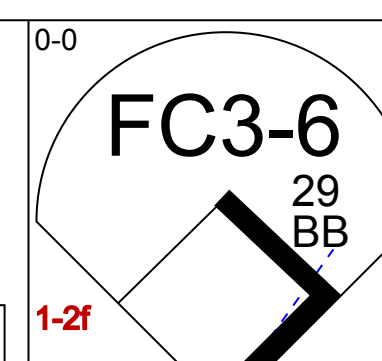
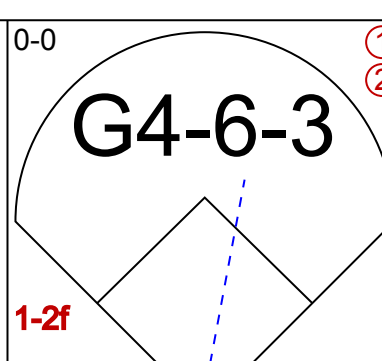
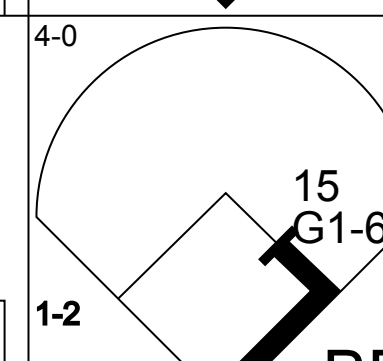
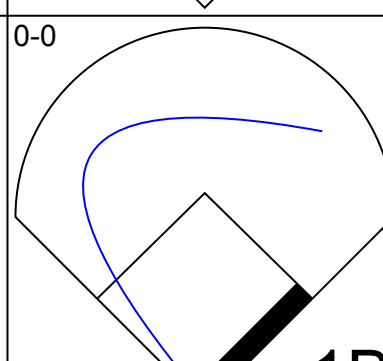
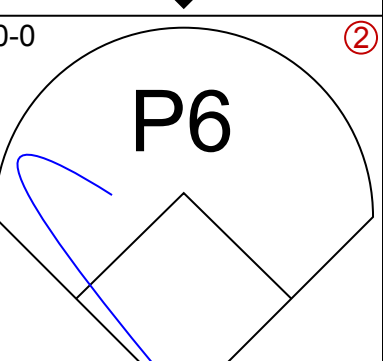
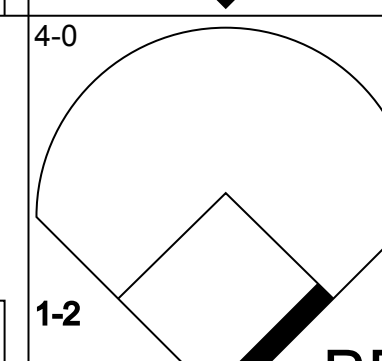
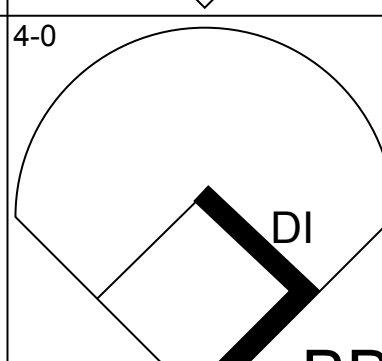
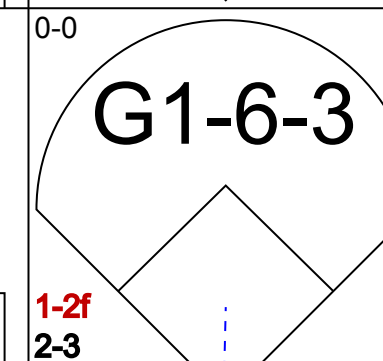
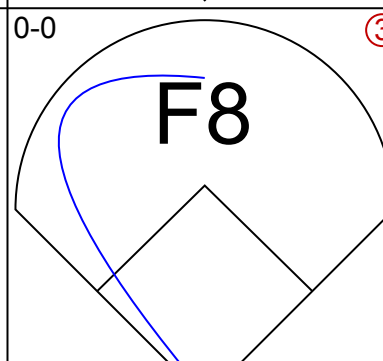
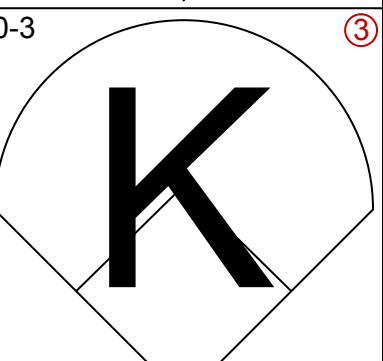
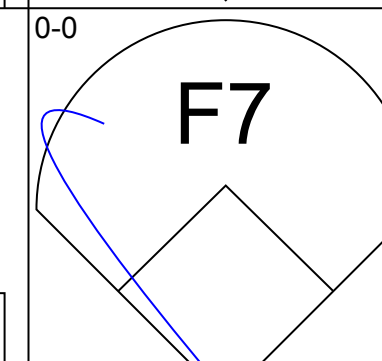
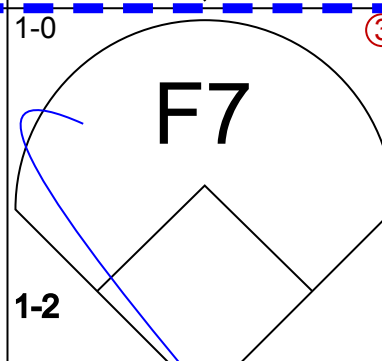
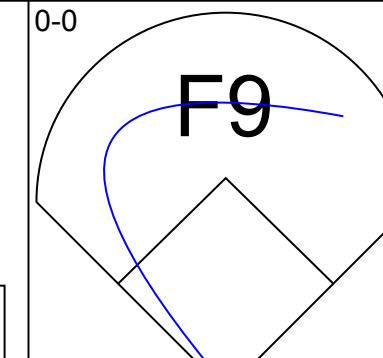
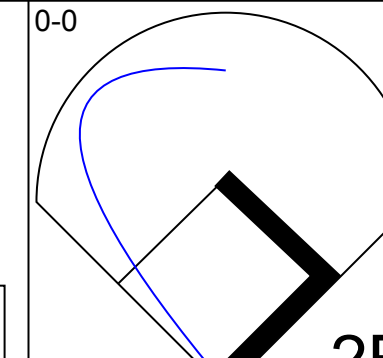
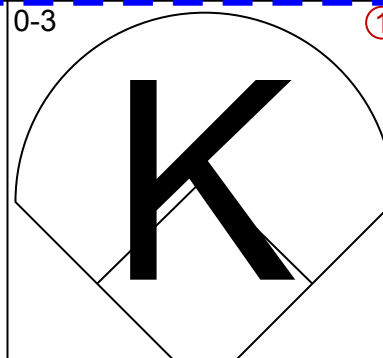
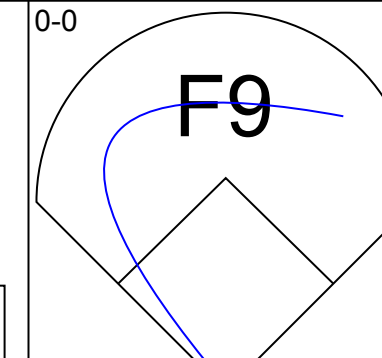
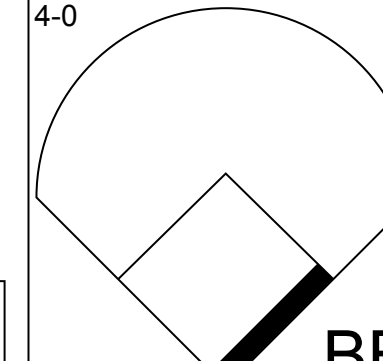
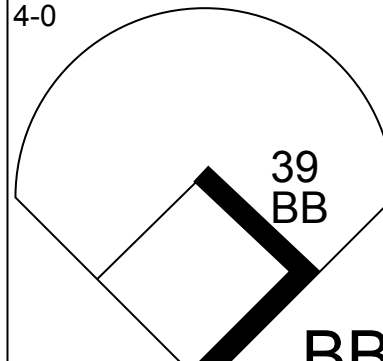
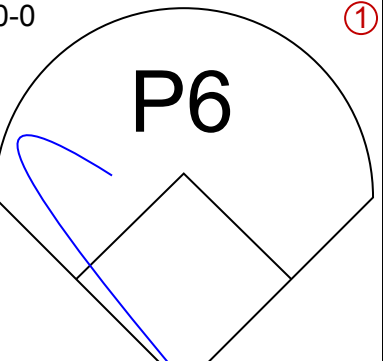
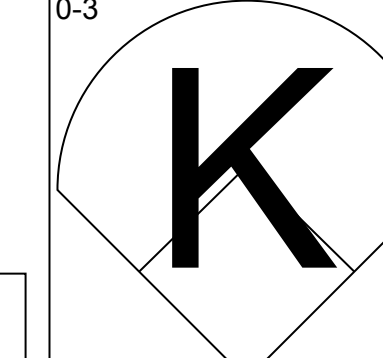
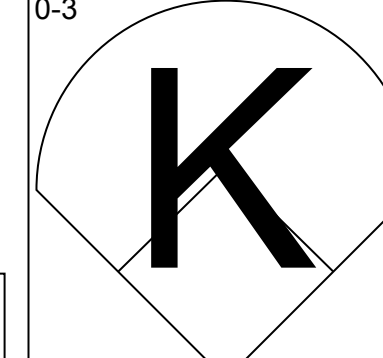
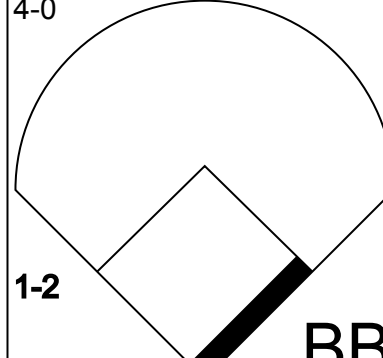

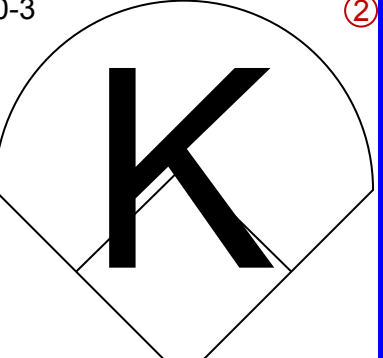
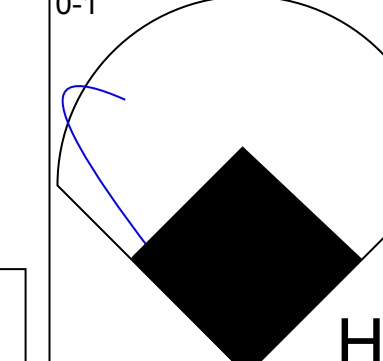
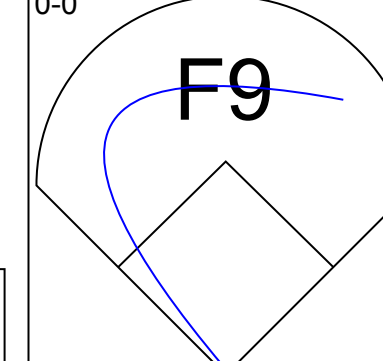
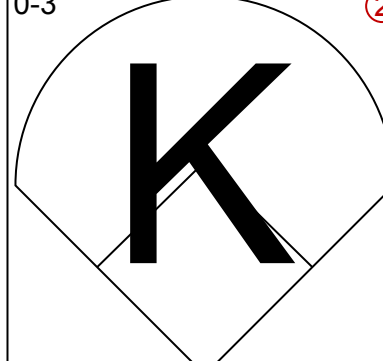

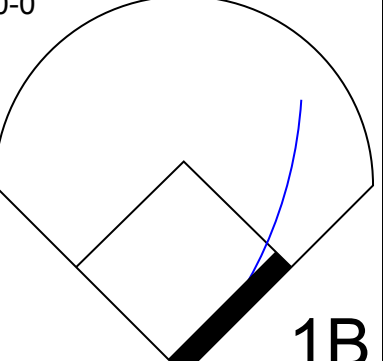
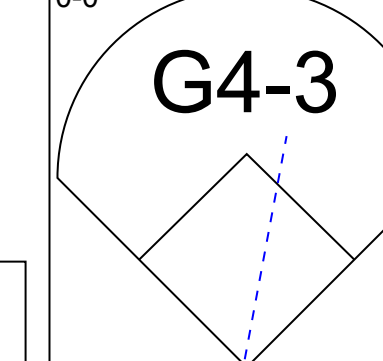
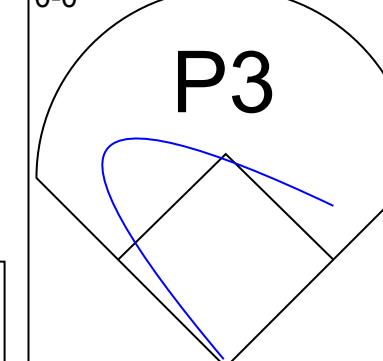
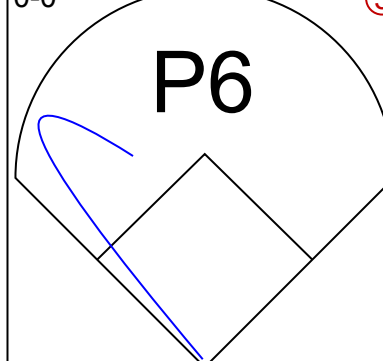
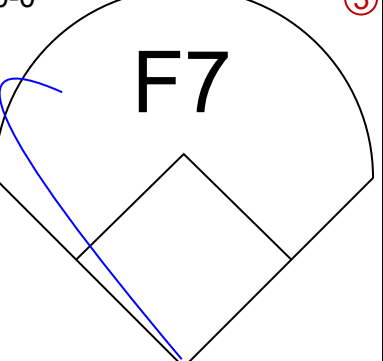
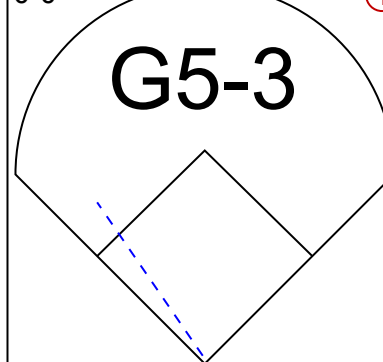
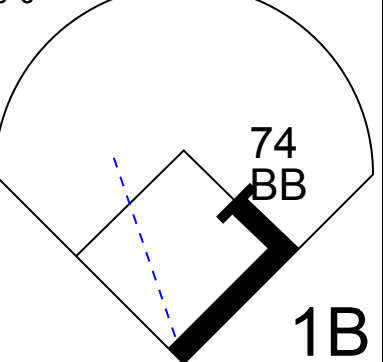
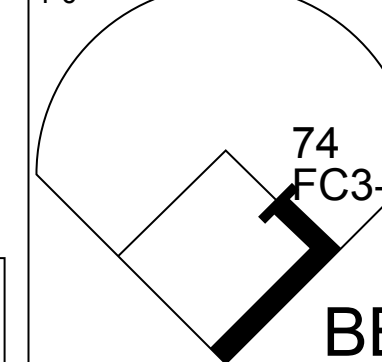
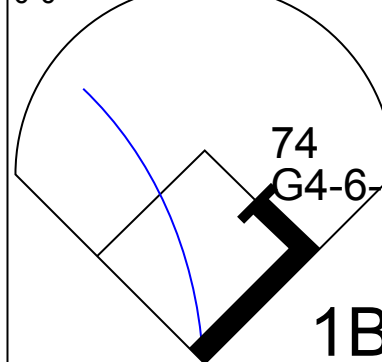


| Batter | 1 | 2 | 3 | 4 | 5 | 6 | 7 | 8 | 9 | AB | R | H | RBI | BB | SO | LOB | TOP | | | | | |
|---|---|---|---|---|---|---|---|---|---|---------------------------------|------------------------------|---------------------------------|------------------------------|----------------------------------|------------------------------|---------------------------------|------------------------------|---------------------------------|----------------------------------|------------------------------------|----------------------------------|--------|
| 8 Chris Coghlan, L (1, 8) OBP: 0.344, SLG: 0.475 (3, 9) |  | |  | | |  |  | |  | 5 | 0 | 1 | 0 | 0 | 3 | 2 | | | | | | |
| 3 Adeiny Hechavarria, R (1, 6) OBP: 0.250, SLG: 0.259 (8, 5) |  | |  | | |  | |  | | 4 | 0 | 2 | 0 | 0 | 0 | 1 | | | | | | |
| 20 Justin Ruggiano, R (1, 7) OBP: 0.208, SLG: 0.219 (3, 8) |  | | |  | |  | |  | | 4 | 0 | 0 | 0 | 0 | 1 | 2 | | | | | | |
| 26 Austin Kearns, R (1, 10) OBP: 0.267, SLG: 0.108 (8, 6) |  | | |  | | |  |  | | 4 | 1 | 1 | 0 | 0 | 2 | 1 | | | | | | |
| 13 Chris Valaika, R (1, 5) OBP: 0.264, SLG: 0.380 (8, 6) | |  | |  | | |  | |  | 4 | 2 | 2 | 0 | 0 | 0 | 0 | | | | | | |
| 18 Casey Kotchman, L (1, 3) OBP: 0.438, SLG: 0.578 (7, 2) |  | | | |  | |  | |  | 4 | 1 | 1 | 0 | 0 | 0 | 2 | | | | | | |
| 32 Koyie Hill, S (1, 2) OBP: 0.370, SLG: 0.308 (7, 2) |  | | | |  | |  | |  | 2 | 0 | 1 | 1 | 0 | 0 | 0 | | | | | | |
| 1 Wilson Valdez, R (1, 4) OBP: 0.296, SLG: 0.196 (8, 1) | | |  | |  | |  | |  | 3 | 1 | 0 | 0 | 1 | 0 | 3 | | | | | | |
| 2 Gorkys Hernández, R (1, 9) OBP: 0.370, SLG: 0.308 (3, 7) | | |  | | | |  | |  | 1 | 0 | 0 | 0 | 0 | 1 | 0 | | | | | | |
| Inning Stats | R: 0 E: 0 K: 2 S: 8 | H: 1 LOB: 1 BB: 0 P: 9 | R: 0 E: 0 K: 0 S: 3 | H: 0 LOB: 0 BB: 0 P: 3 | R: 0 E: 0 K: 1 S: 6 | H: 1 LOB: 1 BB: 0 P: 6 | R: 0 E: 0 K: 1 S: 5 | H: 0 LOB: 0 BB: 0 P: 5 | R: 0 E: 0 K: 0 S: 3 | H: 1 LOB: 1 BB: 0 P: 3 | R: 0 E: 0 K: 2 S: 8 | H: 1 LOB: 1 BB: 0 P: 8 | R: 3 E: 0 K: 0 S: 6 | H: 3 LOB: 1 BB: 1 P: 10 | R: 0 E: 0 K: 1 S: 5 | H: 0 LOB: 0 BB: 0 P: 5 | R: 2 E: 0 K: 1 S: 8 | H: 3 LOB: 1 BB: 0 P: 8 | 1B: 7 2B: 3 3B: 0 HR: 0 | SF: 1 SAC: 0 DP: 1 HBP: 0 | WP: 0 PB: 1 SB: 1 CS: 0 | PA: 37 |
| PITCHER | IP | WLS | BF | H | R | ER | SO | BB | IBB | HBP | BLK | WP | HR | S | P | ERA | WHIP | | | | | |
| 31 Jon Lester, L (1, 1) ERA: 0.75 | 4.0 | | 14 | 2 | 0 | 0 | 4 | 0 | 0 | 0 | 0 | 0 | 0 | 22 | 23 | 0.00 | 0.500 | | | | | |
| 30 Andrew Miller, L (5, 1) ERA: 2.16 | 1.0 | H | 3 | 1 | 0 | 0 | 0 | 0 | 0 | 0 | 0 | 0 | 0 | 3 | 3 | 0.00 | 1.000 | | | | | |
| 40 Andrew Bailey, R (6, 1) ERA: 2.79 | 1.0 | H | 4 | 1 | 0 | 0 | 2 | 0 | 0 | 0 | 0 | 0 | 0 | 8 | 8 | 0.00 | 1.000 | | | | | |
| 51 Daniel Bard, R (7, 1) ERA: 6.75 | 1.0 | L | 7 | 3 | 3 | 3 | 0 | 1 | 0 | 0 | 0 | 0 | 0 | 6 | 10 | 27.00 | 4.000 | | | | | |
| 36 Junichi Tazawa, R (8, 1) ERA: 3.19 | 1.0 | | 3 | 0 | 0 | 0 | 1 | 0 | 0 | 0 | 0 | 0 | 0 | 5 | 5 | 0.00 | 0.000 | | | | | |

Miami Marlins @ Boston Red Sox
JetBlue Park, Ft. Myers, FL
Wed Mar 27 2013, 1:41 PM - 4:29 PM EDT
Att: 9,950 - Sunny - 63 F

AB 35
R 5
H 10
RBI 5
BB 1
SO 8
LOB 13



| Batter | 1 | 2 | 3 | 4 | 5 | 6 | 7 | 8 | 9 | AB | R | H | RBI | BB | SO | LOB | BOTTOM | | | | | |
|---|---|---------------------------------|---|---|---|---|---|---|---|----------------------------------|------------------------------|---------------------------------|------------------------------|---------------------------------|------------------------------|---------------------------------|----------------------------------|------------------------------------|----------------------------------|--------|--|--|
| 74 Jackie Bradley Jr., L (1, 8) OBP: 0.514, SLG: 0.638 (7, 7) |  | |  | |  | |  | |  | 4 | 0 | 1 | 0 | 1 | 1 | 2 | | | | | | |
| 29 Daniel Nava, S (1, 9) OBP: 0.446, SLG: 0.341 (7, 7) |  | |  | |  | |  | |  | 2 | 0 | 1 | 0 | 3 | 0 | 1 | | | | | | |
| 15 Dustin Pedroia, R (1, 4) OBP: 0.362, SLG: 0.373 (8, 4) |  | |  | |  | |  | |  | 4 | 0 | 0 | 0 | 0 | 1 | 6 | | | | | | |
| 12 Mike Napoli, R (1, 3) OBP: 0.383, SLG: 0.548 (8, 3) |  | | |  | |  | |  | | 4 | 0 | 1 | 0 | 0 | 1 | 3 | | | | | | |
| 50 Mauro Gomez, R (8, 3) OBP: 0.240, SLG: 0.290 (8, 2) | | | |  | |  | |  | | 2 | 0 | 0 | 0 | 2 | 0 | 0 | | | | | | |
| 39 Jarrod Saltalamacchia, R (1, 2) OBP: 0.391, SLG: 0.525 (9, 2) |  | |  | |  | |  | |  | 3 | 0 | 0 | 0 | 1 | 3 | 2 | | | | | | |
| 5 Jonny Gomes, R (1, 10) OBP: 0.352, SLG: 0.520 (8, 6) |  | |  | |  | |  | |  | 4 | 1 | 2 | 1 | 0 | 1 | 4 | | | | | | |
| 37 Mike Carp, L (1, 7) OBP: 0.250, SLG: 0.317 (7, 9) |  | | |  | |  | |  | | 3 | 0 | 0 | 0 | 0 | 0 | 4 | | | | | | |
| 10 Jose Iglesias, R (1, 6) OBP: 0.317, SLG: 0.450 (8, 6) | | |  | |  | |  | |  | 2 | 0 | 1 | 0 | 1 | 0 | 0 | | | | | | |
| Inning Stats | R: 0 E: 0 K: 0 S: 3 | H: 1 LOB: 1 BB: 1 P: 7 | R: 1 E: 0 K: 1 S: 7 | H: 1 LOB: 0 BB: 0 P: 7 | R: 0 E: 0 K: 1 S: 6 | H: 1 LOB: 1 BB: 0 P: 6 | R: 0 E: 0 K: 1 S: 6 | H: 1 LOB: 2 BB: 1 P: 10 | R: 0 E: 0 K: 2 S: 7 | H: 0 LOB: 2 BB: 2 P: 15 | R: 0 E: 0 K: 0 S: 3 | H: 1 LOB: 1 BB: 0 P: 6 | R: 0 E: 0 K: 1 S: 6 | H: 1 LOB: 1 BB: 0 P: 8 | R: 0 E: 0 K: 0 S: 3 | H: 1 LOB: 1 BB: 1 P: 8 | 1B: 5 2B: 1 3B: 0 HR: 1 | SF: 0 SAC: 0 DP: 2 HBP: 0 | WP: 0 PB: 0 SB: 0 CS: 0 | PA: 39 | | |
| PITCHER | IP | WLS | BF | H | R | ER | SO | BB | IBB | HBP | BLK | WP | HR | S | P | ERA | WHIP | | | | | |
| 45 Kevin Slowey, R (1, 1) ERA: 2.41 | 5.0 | | 21 | 5 | 1 | 1 | 4 | 3 | 0 | 0 | 0 | 0 | 0 | 1 | 27 | 39 | 1.80 | 1.600 | | | | |
| 73 John Maine, R (6, 1) ERA: 2.63 | 3.2 | W | 17 | 2 | 0 | 0 | 3 | 5 | 0 | 0 | 0 | 0 | 0 | 18 | 38 | 0.00 | 1.909 | | | | | |
| 94 James Leverton, L (9, 1) ERA: | 0.1 | | 1 | 0 | 0 | 0 | 0 | 0 | 0 | 0 | 0 | 0 | 0 | 1 | 2 | 0.00 | 0.000 | | | | | |

Miami Marlins @ Boston Red Sox
JetBlue Park, Ft. Myers, FL
Wed Mar 27 2013, 1:41 PM - 4:29 PM EDT
Att: 9,950 - Sunny - 63 F

AB 31
R 1
H 7
RBI 1
BB 8
SO 7
LOB 24



| Batter | 1 | 2 | 3 | 4 | 5 | 6 | 7 | 8 | 9 | AB | R | H | RBI | BB | SO | LOB | TOP | | | |
|---|--|---------------------------------|------------------------------|---------------------------------|------------------------------|---------------------------------|------------------------------|---------------------------------|------------------------------|---------------------------------|------------------------------|---------------------------------|------------------------------|---------------------------------|------------------------------|---------------------------------|--|------------------------------------|-------------------------|--------|
| 9 Juan Pierre, L OBP: 0.371, SLG: 0.379 | | | | | | | | | | 4 | 0 | 1 | 0 | 0 | 0 | 0 | Miami Marlins @ St. Louis Cardinals Roger Dean Stadium, Jupiter, FL Thu Mar 28 2013, 1:08 PM - 3:16 PM EDT Att: 7,162 - Sunny - 70 F | | | |
| 17 Donovan Solano, R OBP: 0.400, SLG: 0.426 | | | | | | | | | | 3 | 0 | 0 | 0 | 0 | 0 | 1 | | | | |
| 13 Chris Valaika, R OBP: 0.259, SLG: 0.373 | | | | | | | | | | 1 | 0 | 0 | 0 | 0 | 0 | 0 | | | | |
| 27 Giancarlo Stanton, R OBP: 0.435, SLG: 0.716 | | | | | | | | | | 4 | 0 | 1 | 0 | 0 | 2 | 1 | | | | |
| 30 Placido Polanco, R OBP: 0.317, SLG: 0.375 | | | | | | | | | | 3 | 0 | 0 | 0 | 0 | 0 | 2 | | | | |
| 29 Greg Dobbs, L OBP: 0.280, SLG: 0.360 | | | | | | | | | | 3 | 0 | 0 | 0 | 0 | 1 | 1 | | | | |
| 20 Justin Ruggiano, R OBP: 0.216, SLG: 0.229 | | | | | | | | | | 3 | 0 | 1 | 0 | 0 | 2 | 1 | | | | |
| 19 Rob Brantly, L OBP: 0.349, SLG: 0.407 | | | | | | | | | | 3 | 0 | 0 | 0 | 0 | 0 | 1 | | | | |
| 3 Adeiny Hechavarria, R OBP: 0.254, SLG: 0.283 | | | | | | | | | | 3 | 0 | 0 | 0 | 0 | 1 | 1 | | | | |
| 34 Justin Nicolino, L ERA: 4.84 | | | | | | | | | | 1 | 0 | 0 | 0 | 0 | 1 | 0 | | | | |
| 32 Kyle Hill, S OBP: 0.200, SLG: 0.250 | | | | | | | | | | 0 | 0 | 0 | 0 | 0 | 0 | 0 | | | | |
| 60 Jon Rauch, R ERA: 8.49 | | | | | | | | | | 0 | 0 | 0 | 0 | 0 | 0 | 0 | | | | |
| 31 Steve Cishek, R ERA: 3.38 | | | | | | | | | | 0 | 0 | 0 | 0 | 0 | 0 | 0 | | | | |
| 8 Chris Coghlan, L OBP: 0.338, SLG: 0.659 | | | | | | | | | | 1 | 0 | 0 | 0 | 0 | 0 | 0 | | | | |
| 40 Mike Dunn, L ERA: 1.13 | | | | | | | | | | 0 | 0 | 0 | 0 | 0 | 0 | 0 | | | | |
| Inning Stats | R: 0 E: 0 K: 1 S: 6 | H: 1 LOB: 1 BB: 0 P: 6 | R: 0 E: 0 K: 1 S: 6 | H: 1 LOB: 1 BB: 0 P: 6 | R: 0 E: 0 K: 1 S: 5 | H: 0 LOB: 0 BB: 0 P: 5 | R: 0 E: 0 K: 1 S: 5 | H: 0 LOB: 0 BB: 0 P: 5 | R: 0 E: 0 K: 0 S: 3 | H: 0 LOB: 0 BB: 0 P: 3 | R: 0 E: 0 K: 2 S: 8 | H: 1 LOB: 1 BB: 0 P: 8 | R: 0 E: 0 K: 0 S: 3 | H: 0 LOB: 0 BB: 0 P: 3 | R: 0 E: 0 K: 0 S: 3 | H: 0 LOB: 0 BB: 0 P: 3 | 1B: 3 2B: 0 3B: 0 HR: 0 | SF: 0 SAC: 0 DP: 0 HBP: 0 | WP: 0 PB: 0 CS: 0 | PA: 30 |
| PITCHER | IP WLS BF H R ER SO BB IBB HBP BLK WP HR S P ERA WHIP | | | | | | | | | | | | | | | | | | | |
| 31 Lance Lynn, R ERA: 1.13 | (1, 1) 6.0 W 20 2 0 0 5 0 0 0 0 0 0 0 30 30 0.00 0.333 | | | | | | | | | | | | | | | | | | | |
| 44 Edward Mujica, R ERA: 8.49 | (7, 1) 1.0 H 4 1 0 0 2 0 0 0 0 0 0 0 8 8 0.00 1.000 | | | | | | | | | | | | | | | | | | | |
| 26 Trevor Rosenthal, R ERA: 3.38 | (8, 1) 1.0 H 3 0 0 0 0 0 0 0 0 0 0 0 3 3 0.00 0.000 | | | | | | | | | | | | | | | | | | | |
| 41 Mitchell Boggs, R ERA: 1.13 | (9, 1) 1.0 S 3 0 0 0 0 0 0 0 0 0 0 0 3 3 0.00 0.000 | | | | | | | | | | | | | | | | | | | |

| Batter | 1 | 2 | 3 | 4 | 5 | 6 | 7 | 8 | 9 | AB | R | H | RBI | BB | SO | LOB | BOTTOM | | | |
|--|--|---------------------------------|------------------------------|----------------------------------|------------------------------|---------------------------------|------------------------------|---------------------------------|------------------------------|---------------------------------|------------------------------|---------------------------------|------------------------------|---------------------------------|------------------------------|---------------------------------|--|------------------------------------|-------------------------|--------|
| 19 Jon Jay, L OBP: 0.379, SLG: 0.466 | | | | | | | | | | 3 | 1 | 2 | 0 | 0 | 1 | 2 | Miami Marlins @ St. Louis Cardinals Roger Dean Stadium, Jupiter, FL Thu Mar 28 2013, 1:08 PM - 3:16 PM EDT Att: 7,162 - Sunny - 70 F | | | |
| 96 Tommy Pham, R ERA: 8.49 | | | | | | | | | | 1 | 0 | 0 | 0 | 0 | 0 | 2 | | | | |
| 13 Matt Carpenter, L OBP: 0.416, SLG: 0.455 | | | | | | | | | | 3 | 0 | 0 | 0 | 0 | 1 | 1 | | | | |
| 7 Matt Holliday, R OBP: 0.420, SLG: 0.524 | | | | | | | | | | 2 | 0 | 2 | 1 | 0 | 0 | 0 | | | | |
| 56 Adron Chambers, L OBP: 0.262, SLG: 0.310 | | | | | | | | | | 1 | 0 | 0 | 0 | 0 | 0 | 0 | | | | |
| 43 Shane Robinson, R OBP: 0.500, SLG: 0.742 | | | | | | | | | | 1 | 0 | 1 | 0 | 0 | 0 | 0 | | | | |
| 3 Carlos Beltrán, S OBP: 0.400, SLG: 0.273 | | | | | | | | | | 3 | 0 | 0 | 0 | 0 | 0 | 2 | | | | |
| 87 Oscar Taveras, L OBP: 0.333, SLG: 0.432 | | | | | | | | | | 1 | 0 | 0 | 0 | 0 | 0 | 1 | | | | |
| 4 Yadier Molina, R OBP: 0.519, SLG: 0.667 | | | | | | | | | | 3 | 0 | 1 | 0 | 0 | 0 | 1 | | | | |
| 53 Matt Adams, L OBP: 0.343, SLG: 0.516 | | | | | | | | | | 3 | 0 | 0 | 0 | 0 | 1 | 1 | | | | |
| 12 Ty Wigginton, R OBP: 0.224, SLG: 0.173 | | | | | | | | | | 2 | 0 | 1 | 0 | 1 | 1 | 0 | | | | |
| 96 Tyler Rathmatulla, R ERA: 4.91 | | | | | | | | | | 0 | 0 | 0 | 0 | 0 | 0 | 0 | | | | |
| 8 Ryan Jackson, R OBP: 0.281, SLG: 0.300 | | | | | | | | | | 3 | 0 | 1 | 0 | 0 | 0 | 1 | | | | |
| 31 Lance Lynn, S ERA: 1.8 | | | | | | | | | | 1 | 0 | 0 | 0 | 0 | 1 | 0 | | | | |
| 44 Edward Mujica, R ERA: 4.91 | | | | | | | | | | 0 | 0 | 0 | 0 | 0 | 0 | 0 | | | | |
| 97 Vance Albitz, R OBP: 1.000, SLG: 1.000 | | | | | | | | | | 1 | 0 | 1 | 0 | 0 | 0 | 0 | | | | |
| 26 Trevor Rosenthal, R ERA: 2.25 | | | | | | | | | | 0 | 0 | 0 | 0 | 0 | 0 | 0 | | | | |
| 41 Mitchell Boggs, R ERA: 1.84 | | | | | | | | | | 0 | 0 | 0 | 0 | 0 | 0 | 0 | | | | |
| Inning Stats | R: 1 E: 0 K: 0 S: 5 | H: 2 LOB: 1 BB: 0 P: 5 | R: 0 E: 0 K: 1 S: 6 | H: 1 LOB: 1 BB: 1 P: 10 | R: 0 E: 0 K: 0 S: 3 | H: 1 LOB: 0 BB: 0 P: 3 | R: 0 E: 0 K: 1 S: 5 | H: 1 LOB: 0 BB: 0 P: 5 | R: 0 E: 0 K: 1 S: 6 | H: 1 LOB: 1 BB: 0 P: 6 | R: 0 E: 0 K: 0 S: 3 | H: 0 LOB: 0 BB: 0 P: 3 | R: 0 E: 0 K: 1 S: 7 | H: 2 LOB: 2 BB: 0 P: 7 | R: 0 E: 0 K: 1 S: 5 | H: 1 LOB: 0 BB: 0 P: 5 | 1B: 7 2B: 3 3B: 0 HR: 0 | SF: 0 SAC: 2 DP: 3 HBP: 0 | WP: 0 PB: 0 CS: 0 | PA: 31 |
| PITCHER | IP WLS BF H R ER SO BB IBB HBP BLK WP HR S P ERA WHIP | | | | | | | | | | | | | | | | | | | |
| 34 Justin Nicolino, L ERA: 1.8 | (1, 1) 5.0 L 20 2 0 0 1 3 0 0 0 0 0 0 25 29 0.00 1.400 | | | | | | | | | | | | | | | | | | | |
| 60 Jon Rauch, R ERA: 4.91 | (6, 1) 1.0 3 0 0 0 0 0 0 0 0 0 0 3 3 0.00 0.000 | | | | | | | | | | | | | | | | | | | |
| 31 Steve Cishek, R ERA: 2.25 | (7, 1) 1.0 5 2 0 0 1 0 0 0 0 0 0 7 7 0.00 2.000 | | | | | | | | | | | | | | | | | | | |
| 40 Mike Dunn, L ERA: 1.84 | (8, 1) 1.0 3 1 0 0 1 0 0 0 0 0 0 5 5 0.00 1.000 | | | | | | | | | | | | | | | | | | | |

| Batter | 1 | 2 | 3 | 4 | 5 | 6 | 7 | 8 | 9 | AB | R | H | RBI | BB | SO | LOB | TOP | | | | | | | |
|---|------------------------------|----------------------------------|------------------------------|----------------------------------|-------------------------------|----------------------------------|------------------------------|----------------------------------|------------------------------|---------------------------------|------------------------------|---------------------------------|------------------------------|----------------------------------|-------------------------------|----------------------------------|------------------------------|----------------------------------|----------------------------------|------------------------------------|----------------------------------|--------|--|--|
| 9 Juan Pierre, L OBP: 0.250, SLG: 0.250 | | | | | | | | | | 4 | 0 | 1 | 0 | 0 | 0 | 0 | | | | | | | | |
| 8 Chris Coghlan, L OBP: 0.250, SLG: 0.250 | | | | | | | | | | 4 | 0 | 0 | 0 | 0 | 2 | 1 | | | | | | | | |
| 27 Giancarlo Stanton, R OBP: 0.250, SLG: 0.500 | | | | | | | | | | 4 | 0 | 1 | 0 | 0 | 1 | 1 | | | | | | | | |
| 30 Placido Polanco, R OBP: 0.333, SLG: 0.333 | | | | | | | | | | 3 | 0 | 1 | 0 | 0 | 0 | 1 | | | | | | | | |
| 19 Rob Brantly, L | | | | | | | | | | 3 | 0 | 0 | 0 | 0 | 0 | 2 | | | | | | | | |
| 17 Donovan Solano, R | | | | | | | | | | 2 | 0 | 0 | 0 | 1 | 0 | 0 | | | | | | | | |
| 18 Casey Kotchman, L | | | | | | | | | | 3 | 0 | 0 | 0 | 0 | 0 | 1 | | | | | | | | |
| 3 Adeiny Hechavarria, R | | | | | | | | | | 3 | 0 | 0 | 0 | 0 | 2 | 1 | | | | | | | | |
| 47 Ricky Nolasco, R | | | | | | | | | | 2 | 0 | 0 | 0 | 0 | 1 | 0 | | | | | | | | |
| 50 Chad Qualls, R | | | | | | | | | | 0 | 0 | 0 | 0 | 0 | 0 | 0 | | | | | | | | |
| 29 Greg Dobbs, L | | | | | | | | | | 1 | 0 | 0 | 0 | 0 | 0 | 1 | | | | | | | | |
| 40 Mike Dunn, L | | | | | | | | | | 0 | 0 | 0 | 0 | 0 | 0 | 0 | | | | | | | | |
| Inning Stats | R: 0 E: 0 K: 0 S: 8 | H: 1 LOB: 1 BB: 0 P: 11 | R: 0 E: 0 K: 0 S: 8 | H: 0 LOB: 0 BB: 0 P: 14 | R: 0 E: 0 K: 2 S: 11 | H: 0 LOB: 0 BB: 0 P: 17 | R: 0 E: 0 K: 0 S: 6 | H: 0 LOB: 0 BB: 0 P: 11 | R: 0 E: 0 K: 0 S: 4 | H: 0 LOB: 0 BB: 0 P: 7 | R: 0 E: 0 K: 0 S: 6 | H: 0 LOB: 0 BB: 0 P: 7 | R: 0 E: 0 K: 1 S: 9 | H: 2 LOB: 1 BB: 0 P: 13 | R: 0 E: 0 K: 1 S: 14 | H: 0 LOB: 1 BB: 1 P: 23 | R: 0 E: 0 K: 2 S: 8 | H: 0 LOB: 0 BB: 0 P: 11 | 1B: 2 2B: 2 3B: 0 HR: 0 | SF: 0 SAC: 0 DP: 1 HBP: 0 | WP: 0 PB: 0 SB: 0 CS: 0 | PA: 30 | | |
| PITCHER | IP | WLS | BF | H | R | ER | SO | BB | IBB | HBP | BLK | WP | HR | S | P | ERA | WHIP | | | | | | | |
| 37 Stephen Strasburg, R | 7.0 | W | 23 | 3 | 0 | 0 | 3 | 0 | 0 | 0 | 0 | 0 | 0 | 52 | 80 | 0.00 | 0.429 | | | | | | | |
| 36 Tyler Clippard, R | 1.0 | H | 4 | 0 | 0 | 0 | 1 | 1 | 0 | 0 | 0 | 0 | 0 | 14 | 23 | 0.00 | 1.000 | | | | | | | |
| 29 Rafael Soriano, R | 1.0 | S | 3 | 0 | 0 | 0 | 2 | 0 | 0 | 0 | 0 | 0 | 0 | 8 | 11 | 0.00 | 0.000 | | | | | | | |

Miami Marlins @ Washington Nationals
Nationals Park, Washington, DC
Mon Apr 01 2013, 1:10 PM - 3:19 PM EDT
Att: 45,274 - Partly Cloudy - 61 F

livebaseballscores.com

AB 29
R 0
H 3
RBI 0
BB 1
SO 6
LOB 8

| Batter | 1 | 2 | 3 | 4 | 5 | 6 | 7 | 8 | 9 | AB | R | H | RBI | BB | SO | LOB | BOTTOM | | | | | | | |
|--|-------------------------------|----------------------------------|------------------------------|----------------------------------|------------------------------|----------------------------------|------------------------------|----------------------------------|------------------------------|----------------------------------|------------------------------|----------------------------------|------------------------------|---------------------------------|------------------------------|---------------------------------|------------------------------|----------------------------------|----------------------------------|------------------------------------|----------------------------------|--------|--|--|
| 2 Denard Span, L OBP: 0.250, SLG: 0.250 | | | | | | | | | | 4 | 0 | 1 | 0 | 0 | 0 | 2 | | | | | | | | |
| 28 Jayson Werth, R | | | | | | | | | | 4 | 0 | 0 | 0 | 0 | 1 | 3 | | | | | | | | |
| 34 Bryce Harper, L OBP: 0.500, SLG: 2.000 | | | | | | | | | | 4 | 2 | 2 | 2 | 0 | 0 | 1 | | | | | | | | |
| 11 Ryan Zimmerman, R | | | | | | | | | | 3 | 0 | 0 | 0 | 0 | 3 | 0 | | | | | | | | |
| 25 Adam LaRoche, L | | | | | | | | | | 3 | 0 | 0 | 0 | 0 | 1 | 0 | | | | | | | | |
| 20 Ian Desmond, R OBP: 0.667, SLG: 0.500 | | | | | | | | | | 2 | 0 | 1 | 0 | 1 | 0 | 0 | | | | | | | | |
| 8 Danny Espinosa, S | | | | | | | | | | 3 | 0 | 0 | 0 | 0 | 0 | 2 | | | | | | | | |
| 40 Wilson Ramos, R OBP: 0.667, SLG: 0.500 | | | | | | | | | | 2 | 0 | 1 | 0 | 1 | 0 | 0 | | | | | | | | |
| 37 Stephen Strasburg, R | | | | | | | | | | 0 | 0 | 0 | 0 | 0 | 0 | 0 | | | | | | | | |
| 36 Tyler Clippard, R | | | | | | | | | | 0 | 0 | 0 | 0 | 0 | 0 | 0 | | | | | | | | |
| 1 Steve Lombardozzi, S | | | | | | | | | | 1 | 0 | 0 | 0 | 0 | 0 | 0 | | | | | | | | |
| 29 Rafael Soriano, R | | | | | | | | | | 0 | 0 | 0 | 0 | 0 | 0 | 0 | | | | | | | | |
| Inning Stats | R: 1 E: 0 K: 1 S: 10 | H: 1 LOB: 0 BB: 0 P: 15 | R: 0 E: 0 K: 1 S: 8 | H: 0 LOB: 0 BB: 0 P: 11 | R: 0 E: 0 K: 0 S: 5 | H: 0 LOB: 1 BB: 1 P: 11 | R: 1 E: 0 K: 1 S: 8 | H: 1 LOB: 1 BB: 1 P: 18 | R: 0 E: 0 K: 1 S: 9 | H: 1 LOB: 1 BB: 0 P: 16 | R: 0 E: 0 K: 1 S: 8 | H: 0 LOB: 0 BB: 0 P: 15 | R: 0 E: 0 K: 0 S: 4 | H: 1 LOB: 0 BB: 0 P: 5 | R: 0 E: 0 K: 0 S: 8 | H: 1 LOB: 1 BB: 0 P: 9 | R: 0 E: 0 K: 0 S: 8 | H: 1 LOB: 1 BB: 0 P: 11 | 1B: 3 2B: 0 3B: 0 HR: 2 | SF: 0 SAC: 2 DP: 1 HBP: 0 | WP: 0 PB: 0 SB: 0 CS: 0 | PA: 30 | | |
| PITCHER | IP | WLS | BF | H | R | ER | SO | BB | IBB | HBP | BLK | WP | HR | S | P | ERA | WHIP | | | | | | | |
| 47 Ricky Nolasco, R | 6.0 | L | 23 | 3 | 2 | 2 | 5 | 2 | 0 | 0 | 0 | 0 | 0 | 4 | 5 | 3.00 | 0.833 | | | | | | | |
| 50 Chad Qualls, R | 1.0 | | 3 | 1 | 0 | 0 | 0 | 0 | 0 | 0 | 0 | 0 | 0 | 4 | 5 | 0.00 | 1.000 | | | | | | | |
| 40 Mike Dunn, L | 1.0 | | 4 | 1 | 0 | 0 | 0 | 0 | 0 | 0 | 0 | 0 | 0 | 8 | 9 | 0.00 | 1.000 | | | | | | | |

Miami Marlins @ Washington Nationals
Nationals Park, Washington, DC
Mon Apr 01 2013, 1:10 PM - 3:19 PM EDT
Att: 45,274 - Partly Cloudy - 61 F

livebaseballscores.com

AB 26
R 2
H 5
RBI 2
BB 2
SO 5
LOB 8

| Batter | 1 | 2 | 3 | 4 | 5 | 6 | 7 | 8 | 9 | AB | R | H | RBI | BB | SO | LOB | TOP | | | | | | | | | | |
|---|------------------------------|---------------------------------|------------------------------|----------------------------------|-------------------------------|----------------------------------|------------------------------|----------------------------------|------------------------------|----------------------------------|------------------------------|----------------------------------|------------------------------|---------------------------------|------------------------------|----------------------------------|-------------------------------|----------------------------------|----------------------------------|------------------------------------|----------------------------------|--------|--|--|--|--|--|
| 9 Juan Pierre, L OBP: 0.286, SLG: 0.286 | F9 | | 1B | | | SH2-3 | | | K | 3 | 0 | 1 | 0 | 0 | 1 | 0 | | | | | | | | | | | |
| 17 Donovan Solano, R OBP: 0.286, SLG: 0.167 | G6-3 | | CS | G4-3 | | K | | | 1B | 4 | 0 | 1 | 0 | 0 | 1 | 1 | | | | | | | | | | | |
| 27 Giancarlo Stanton, R OBP: 0.250, SLG: 0.286 | G6-3 | | | K | | K | | | | 3 | 0 | 0 | 0 | 1 | 2 | 1 | | | | | | | | | | | |
| 30 Placido Polanco, R OBP: 0.286, SLG: 0.286 | | G1 | | | L9 | | | | F9 | 4 | 0 | 1 | 0 | 0 | 0 | 2 | | | | | | | | | | | |
| 20 Justin Ruggiano, R OBP: 0.250, SLG: 0.500 | E6 | | | | | G4-6-3 | | | F8 | 4 | 0 | 1 | 0 | 0 | 0 | 3 | | | | | | | | | | | |
| 21 Miguel Olivo, R (1, 2) | L8 | | | | | | | | | 2 | 0 | 0 | 0 | 1 | 1 | 1 | | | | | | | | | | | |
| 18 Casey Kotchman, L (1, 3) | | | | | | | | | | | | | | | | | | | | | | | | | | | |
| 29 Greg Dobbs, L (5, 3) | F9 | | | | | G1-6-3 | | | F8 | 2 | 0 | 0 | 0 | 0 | 0 | 3 | | | | | | | | | | | |
| 3 Adeiny Hechavarria, R (1, 6) | | | G4-3 | | | K | | | L8 | 3 | 0 | 0 | 0 | 0 | 1 | 1 | | | | | | | | | | | |
| 45 Kevin Slowey, R (1, 1) | | | | | | | | | | 1 | 0 | 0 | 0 | 1 | 1 | 0 | | | | | | | | | | | |
| 58 Ryan Webb, R (6, 1) | | | | | | | | | | 0 | 0 | 0 | 0 | 0 | 0 | 0 | | | | | | | | | | | |
| 8 Chris Coghlan, L (8, PH) | | | | | | | | | | 1 | 0 | 0 | 0 | 0 | 1 | 0 | | | | | | | | | | | |
| 44 AJ Ramos, R (8, 1) | | | | | | | | | | 0 | 0 | 0 | 0 | 0 | 0 | 0 | | | | | | | | | | | |
| Inning Stats | R: 0 H: 0 K: 0 S: 6 | H: 0 LOB: 0 BB: 0 P: 9 | R: 0 H: 0 K: 0 S: 9 | H: 0 LOB: 1 BB: 0 P: 15 | R: 0 H: 1 K: 1 S: 14 | H: 0 LOB: 0 BB: 0 P: 24 | R: 0 H: 0 K: 1 S: 8 | H: 0 LOB: 0 BB: 0 P: 13 | R: 0 H: 1 K: 1 S: 9 | H: 0 LOB: 1 BB: 1 P: 16 | R: 0 H: 0 K: 2 S: 9 | H: 1 LOB: 1 BB: 1 P: 14 | R: 0 H: 1 K: 1 S: 6 | H: 0 LOB: 0 BB: 0 P: 8 | R: 0 H: 0 K: 1 S: 9 | H: 0 LOB: 0 BB: 0 P: 14 | R: 0 H: 1 K: 1 S: 16 | H: 1 LOB: 2 BB: 1 P: 25 | 1B: 3 2B: 1 3B: 0 HR: 0 | SF: 0 SAC: 1 DP: 2 HBP: 0 | WP: 0 PB: 0 SB: 0 CS: 1 | PA: 33 | | | | | |
| PITCHER | IP | WLS | BF | H | R | ER | SO | BB | IBB | HBP | BLK | WP | HR | S | P | ERA | WHIP | | | | | | | | | | |
| 47 Gio González, L ERA: 0.00 | 6.0 | W | 21 | 2 | 0 | 0 | 5 | 2 | 0 | 0 | 0 | 0 | 0 | 55 | 91 | 0.00 | 0.667 | | | | | | | | | | |
| 52 Ryan Mattheus, R ERA: 0.00 | 1.0 | H | 3 | 1 | 0 | 0 | 1 | 0 | 0 | 0 | 0 | 0 | 0 | 6 | 8 | 0.00 | 1.000 | | | | | | | | | | |
| 22 Drew Storen, R ERA: 0.00 | 1.0 | H | 3 | 0 | 0 | 0 | 1 | 0 | 0 | 0 | 0 | 0 | 0 | 9 | 14 | 0.00 | 0.000 | | | | | | | | | | |
| 29 Rafael Soriano, R ERA: 2.000 | 1.0 | S | 5 | 1 | 0 | 0 | 1 | 1 | 0 | 0 | 0 | 0 | 0 | 16 | 25 | 0.00 | 2.000 | | | | | | | | | | |

Miami Marlins @ Washington Nationals
Nationals Park, Washington, DC
Wed Apr 03 2013, 7:10 PM - 9:40 PM EDT
Att: 26,269 - Clear - 45 F

livebaseballscorecards.com

AB 28
R 0
H 4
RBI 0
BB 3
SO 8
LOB 12



| Batter | 1 | 2 | 3 | 4 | 5 | 6 | 7 | 8 | 9 | AB | R | H | RBI | BB | SO | LOB | BOTTOM | | | | | | | | | | |
|--|-------------------------------|----------------------------------|------------------------------|----------------------------------|------------------------------|----------------------------------|------------------------------|----------------------------------|------------------------------|----------------------------------|------------------------------|----------------------------------|-------------------------------|----------------------------------|------------------------------|----------------------------------|-------------------------------|----------------------------------|----------------------------------|------------------------------------|----------------------------------|--------|--|--|--|--|--|
| 2 Denard Span, L OBP: 0.500, SLG: 0.500 | BB | | 2B | | | BB | | | FC4 | 2 | 0 | 1 | 1 | 2 | 0 | 1 | | | | | | | | | | | |
| 28 Jayson Werth, R (1, 9) | F9 | | G6-3 | | | K | | | F9 | 4 | 0 | 0 | 0 | 0 | 1 | 4 | | | | | | | | | | | |
| 34 Bryce Harper, L OBP: 0.500, SLG: 1.375 | 1B | | K | | | | | | F8 | 4 | 1 | 2 | 0 | 0 | 1 | 1 | | | | | | | | | | | |
| 11 Ryan Zimmerman, R OBP: 0.286, SLG: 0.571 | L9 | | G1-3 | | | | | | | 4 | 0 | 2 | 1 | 0 | 0 | 3 | | | | | | | | | | | |
| 25 Adam LaRoche, L (1, 3) | F7 | | | | | | | | | 3 | 0 | 0 | 0 | 1 | 1 | 3 | | | | | | | | | | | |
| 20 Ian Desmond, R OBP: 0.286, SLG: 0.167 | L7 | | | | | | | | | 4 | 0 | 0 | 0 | 0 | 1 | 3 | | | | | | | | | | | |
| 8 Danny Espinosa, S (1, 4) | P5 | | | | | | | | | 4 | 1 | 0 | 0 | 0 | 1 | 1 | | | | | | | | | | | |
| 24 Kurt Suzuki, R (1, 2) | HBP | | | | | | | | | 1 | 0 | 0 | 0 | 0 | 1 | 0 | | | | | | | | | | | |
| 47 Gio González, R ERA: 1.69 | FC6-4 | | | | | | | | | 2 | 1 | 1 | 1 | 0 | 0 | 1 | | | | | | | | | | | |
| 18 Chad Tracy, L (7, PH) | | | | | | | | | | 0 | 0 | 0 | 0 | 0 | 0 | 0 | | | | | | | | | | | |
| 33 Roger Bernadina, L (7, PH) | | | | | | | | | | 0 | 0 | 0 | 0 | 0 | 0 | 0 | | | | | | | | | | | |
| 22 Drew Storen, S (8, 1) | | | | | | | | | | 0 | 0 | 0 | 0 | 0 | 0 | 0 | | | | | | | | | | | |
| 29 Rafael Soriano, R (8, 1) | | | | | | | | | | 0 | 0 | 0 | 0 | 0 | 0 | 0 | | | | | | | | | | | |
| Inning Stats | R: 0 H: 1 K: 0 S: 11 | H: 0 LOB: 2 BB: 1 P: 15 | R: 0 H: 0 K: 0 S: 8 | H: 0 LOB: 1 BB: 0 P: 13 | R: 0 H: 1 K: 1 S: 9 | H: 1 LOB: 0 BB: 0 P: 15 | R: 0 H: 0 K: 1 S: 8 | H: 0 LOB: 0 BB: 0 P: 13 | R: 1 H: 1 K: 2 S: 8 | H: 1 LOB: 0 BB: 1 P: 16 | R: 0 H: 1 K: 0 S: 9 | H: 1 LOB: 1 BB: 1 P: 14 | R: 1 H: 0 K: 0 S: 14 | H: 0 LOB: 2 BB: 1 P: 20 | R: 1 H: 2 K: 2 S: 9 | H: 2 LOB: 1 BB: 0 P: 12 | R: 1 H: 1 K: 1 S: 16 | H: 1 LOB: 1 BB: 1 P: 25 | 1B: 2 2B: 2 3B: 1 HR: 1 | SF: 0 SAC: 1 DP: 1 HBP: 1 | WP: 2 PB: 0 SB: 0 CS: 1 | PA: 34 | | | | | |
| PITCHER | IP | WLS | BF | H | R | ER | SO | BB | IBB | HBP | BLK | WP | HR | S | P | ERA | WHIP | | | | | | | | | | |
| 45 Kevin Slowey, R ERA: 1.69 | 5.1 | L | 23 | 4 | 1 | 1 | 4 | 3 | 0 | 1 | 0 | 0 | 0 | 52 | 85 | 1.69 | 1.312 | | | | | | | | | | |
| 58 Ryan Webb, R ERA: 0.00 | 1.2 | | 6 | 0 | 1 | 0 | 0 | 1 | 0 | 0 | 0 | 2 | 0 | 15 | 21 | 0.00 | 0.600 | | | | | | | | | | |
| 44 AJ Ramos, R ERA: 9.0 | 1.0 | | 5 | 2 | 1 | 1 | 2 | 0 | 0 | 0 | 0 | 0 | 0 | 9 | 12 | 9.00 | 2.000 | | | | | | | | | | |

Miami Marlins @ Washington Nationals
Nationals Park, Washington, DC
Wed Apr 03 2013, 7:10 PM - 9:40 PM EDT
Att: 26,269 - Clear - 45 F

livebaseballscorecards.com

AB 28
R 3
H 6
RBI 3
BB 4
SO 6
LOB 17



| Batter | 1 | 2 | 3 | 4 | 5 | 6 | 7 | 8 | 9 | AB | R | H | RBI | BB | SO | LOB | TOP | | | | | | | | | | |
|---|-------------------------------|----------------------------------|-------------------------------|----------------------------------|-------------------------------|----------------------------------|-------------------------------|----------------------------------|-------------------------------|----------------------------------|------------------------------|----------------------------------|-------------------------------|----------------------------------|-------------------------------|----------------------------------|--|----------------------------------|-----------------------------------|------------------------------------|-------------------------|--------|--|--|--|--|--|
| 9 Juan Pierre, L OBP: 0.300, SLG: 0.263 | | | | | | | | | | 4 | 2 | 2 | 0 | 1 | 0 | 0 | Miami Marlins @ New York Mets Citi Field, Flushing, NY Sat Apr 06 2013, 1:10 PM - 4:10 PM EDT Att: 28,474 - Sunny - 46 F | | | | | | | | | | |
| 30 Placido Polanco, R OBP: 0.286, SLG: 0.289 | | | | | | | | | | 5 | 1 | 1 | 0 | 0 | 0 | 3 | | | | | | | | | | | |
| 27 Giancarlo Stanton, R OBP: 0.333, SLG: 0.333 | | | | | | | | | | 4 | 0 | 2 | 0 | 0 | 0 | 2 | | | | | | | | | | | |
| 29 Greg Dobbs, L OBP: 0.267, SLG: 0.500 | | | | | | | | | | 4 | 0 | 2 | 2 | 0 | 1 | 3 | | | | | | | | | | | |
| 20 Justin Ruggiano, R OBP: 0.235, SLG: 0.529 | | | | | | | | | | 4 | 0 | 0 | 0 | 0 | 2 | 2 | | | | | | | | | | | |
| 21 Miguel Olivo, R OBP: 0.375, SLG: 0.286 | | | | | | | | | | 4 | 0 | 2 | 0 | 0 | 0 | 0 | | | | | | | | | | | |
| 3 Adeiny Hechavarria, R OBP: 0.278, SLG: 0.235 | | | | | | | | | | 3 | 0 | 1 | 0 | 1 | 1 | 1 | | | | | | | | | | | |
| 17 Donovan Solano, R OBP: 0.368, SLG: 0.250 | | | | | | | | | | 4 | 0 | 1 | 0 | 0 | 2 | 3 | | | | | | | | | | | |
| 47 Ricky Nolasco, R (1, 1) | | | | | | | | | | 3 | 0 | 0 | 0 | 0 | 1 | 3 | AB 36 R 3 H 11 RBI 2 BB 2 SO 8 LOB 17 | | | | | | | | | | |
| 58 Ryan Webb, R (6, 1) | | | | | | | | | 0 | 0 | 0 | 0 | 0 | 0 | 0 | | | | | | | | | | | | |
| 50 Chad Qualls, R (8, 1) | | | | | | | | | 0 | 0 | 0 | 0 | 0 | 0 | 0 | | | | | | | | | | | | |
| 8 Chris Coghlan, L (9, PH) | | | | | | | | | 1 | 0 | 0 | 0 | 0 | 1 | 0 | | | | | | | | | | | | |
| Inning Stats | R: 1 E: 0 K: 0 S: 16 | H: 2 LOB: 1 BB: 0 P: 21 | R: 0 E: 0 K: 2 S: 11 | H: 0 LOB: 0 BB: 0 P: 16 | R: 0 E: 0 K: 1 S: 13 | H: 1 LOB: 2 BB: 1 P: 20 | R: 0 E: 0 K: 1 S: 12 | H: 2 LOB: 2 BB: 0 P: 17 | R: 1 E: 0 K: 0 S: 10 | H: 2 LOB: 1 BB: 0 P: 13 | R: 0 E: 0 K: 1 S: 6 | H: 1 LOB: 1 BB: 1 P: 13 | R: 1 E: 0 K: 0 S: 10 | H: 2 LOB: 1 BB: 0 P: 14 | R: 0 E: 0 K: 2 S: 11 | H: 1 LOB: 1 BB: 0 P: 17 | R: 0 E: 0 K: 1 S: 8 | H: 0 LOB: 0 BB: 0 P: 14 | 1B: 11 2B: 0 3B: 0 HR: 0 | SF: 0 SAC: 0 DP: 1 HBP: 0 | WP: 0 PB: 0 CS: 0 | PA: 38 | | | | | |
| PITCHER | IP | WLS | BF | H | R | ER | SO | BB | IBB | HBP | BLK | WP | HR | S | P | ERA | WHIP | | | | | | | | | | |
| 49 Jonathon Niese, L (1, 1) | 6.0 | | 27 | 8 | 2 | 1 | 5 | 2 | 0 | 0 | 0 | 0 | 0 | 68 | 100 | 1.50 | 1.667 | | | | | | | | | | |
| 50 Scott Atchison, R (7, 1) | 0.2 | H | 3 | 1 | 1 | 1 | 0 | 0 | 0 | 0 | 0 | 0 | 0 | 8 | 11 | 13.50 | 1.500 | | | | | | | | | | |
| 66 Josh Edgin, L (7, 1) | 0.1 | B | 1 | 1 | 0 | 0 | 0 | 0 | 0 | 0 | 0 | 0 | 0 | 2 | 3 | 0.00 | 3.000 | | | | | | | | | | |
| 34 Brandon Lyon, R (8, 1) | 1.0 | W | 4 | 1 | 0 | 0 | 2 | 0 | 0 | 0 | 0 | 0 | 0 | 11 | 17 | 0.00 | 1.000 | | | | | | | | | | |
| 39 Bobby Parnell, R (9, 1) | 1.0 | | 3 | 0 | 0 | 0 | 1 | 0 | 0 | 0 | 0 | 0 | 0 | 8 | 14 | 0.00 | 0.000 | | | | | | | | | | |

| Batter | 1 | 2 | 3 | 4 | 5 | 6 | 7 | 8 | 9 | AB | R | H | RBI | BB | SO | LOB | BOTTOM | | | | | | | | | | |
|--|-------------------------------|----------------------------------|------------------------------|----------------------------------|------------------------------|----------------------------------|------------------------------|----------------------------------|------------------------------|----------------------------------|-------------------------------|----------------------------------|-------------------------------|----------------------------------|------------------------------|----------------------------------|--|------------------------------------|-------------------------|--------|--|--|--|--|--|--|--|
| 23 Mike Baxter, L OBP: 0.600, SLG: 0.333 | | | | | | | | | | 3 | 2 | 1 | 0 | 2 | 0 | 0 | Miami Marlins @ New York Mets Citi Field, Flushing, NY Sat Apr 06 2013, 1:10 PM - 4:10 PM EDT Att: 28,474 - Sunny - 46 F | | | | | | | | | | |
| 28 Daniel Murphy, L OBP: 0.283, SLG: 0.500 | | | | | | | | | | 4 | 1 | 1 | 1 | 0 | 1 | 2 | | | | | | | | | | | |
| 5 David Wright, R OBP: 0.495, SLG: 0.389 | | | | | | | | | | 4 | 2 | 3 | 1 | 0 | 0 | 0 | | | | | | | | | | | |
| 29 Ike Davis, L OBP: 0.273, SLG: 0.316 | | | | | | | | | | 3 | 1 | 2 | 0 | 1 | 0 | 0 | | | | | | | | | | | |
| 44 John Buck, R OBP: 0.409, SLG: 0.789 | | | | | | | | | | 2 | 0 | 1 | 4 | 0 | 0 | 0 | | | | | | | | | | | |
| 21 Lucas Duda, L OBP: 0.500, SLG: 0.538 | | | | | | | | | | 2 | 0 | 0 | 0 | 2 | 0 | 3 | | | | | | | | | | | |
| 34 Brandon Lyon, R (8, 1) | | | | | | | | | | 0 | 0 | 0 | 0 | 0 | 0 | 0 | | | | | | | | | | | |
| 39 Bobby Parnell, R (9, 1) | | | | | | | | | | 0 | 0 | 0 | 0 | 0 | 0 | 0 | | | | | | | | | | | |
| 9 Kirk Nieuwenhuis, L OBP: 0.167, SLG: 0.333 | | | | | | | | | | 4 | 0 | 0 | 0 | 0 | 1 | 3 | AB 30 R 7 H 9 RBI 7 BB 5 SO 4 LOB 10 | | | | | | | | | | |
| 11 Rubén Tejada, R OBP: 0.300, SLG: 0.294 | | | | | | | | | | 4 | 0 | 0 | 0 | 0 | 1 | 2 | | | | | | | | | | | |
| 49 Jonathon Niese, L (1, 1) | | | | | | | | | | 2 | 0 | 0 | 0 | 0 | 1 | 0 | | | | | | | | | | | |
| 50 Scott Atchison, R (7, 1) | | | | | | | | | | 0 | 0 | 0 | 0 | 0 | 0 | 0 | | | | | | | | | | | |
| 66 Josh Edgin, R (7, PH) | | | | | | | | | | 0 | 0 | 0 | 0 | 0 | 0 | 0 | | | | | | | | | | | |
| 4 Jordany Valdespin, L OBP: 0.444, SLG: 0.286 | | | | | | | | | | 1 | 0 | 0 | 0 | 0 | 0 | 0 | | | | | | | | | | | |
| 4 Collin Cowgill, R OBP: 0.231, SLG: 0.769 | | | | | | | | | | 1 | 1 | 1 | 1 | 0 | 0 | 0 | | | | | | | | | | | |
| Inning Stats | R: 1 E: 0 K: 1 S: 15 | H: 2 LOB: 2 BB: 1 P: 23 | R: 0 E: 0 K: 1 S: 8 | H: 0 LOB: 0 BB: 0 P: 13 | R: 0 E: 0 K: 0 S: 8 | H: 1 LOB: 0 BB: 0 P: 13 | R: 0 E: 0 K: 0 S: 7 | H: 0 LOB: 1 BB: 1 P: 12 | R: 0 E: 0 K: 1 S: 9 | H: 0 LOB: 0 BB: 0 P: 17 | R: 2 E: 0 K: 0 S: 17 | H: 3 LOB: 2 BB: 1 P: 30 | R: 3 E: 0 K: 0 S: 16 | H: 2 LOB: 1 BB: 2 P: 31 | R: 1 E: 0 K: 1 S: 8 | H: 1 LOB: 0 BB: 0 P: 12 | 1B: 6 2B: 1 3B: 1 HR: 1 | SF: 2 SAC: 0 DP: 1 HBP: 0 | WP: 0 PB: 0 CS: 0 | PA: 37 | | | | | | | |
| PITCHER | IP | WLS | BF | H | R | ER | SO | BB | IBB | HBP | BLK | WP | HR | S | P | ERA | WHIP | | | | | | | | | | |
| 47 Ricky Nolasco, R (1, 1) | 5.1 | | 24 | 6 | 3 | 3 | 3 | 3 | 0 | 0 | 0 | 0 | 0 | 61 | 103 | 5.06 | 1.688 | | | | | | | | | | |
| 58 Ryan Webb, R (6, 1) | 1.2 | L | 9 | 2 | 3 | 2 | 0 | 1 | 1 | 0 | 0 | 0 | 0 | 19 | 36 | 10.80 | 1.800 | | | | | | | | | | |
| 50 Chad Qualls, R (8, 1) | 1.0 | | 4 | 1 | 1 | 1 | 1 | 0 | 0 | 0 | 0 | 0 | 1 | 8 | 12 | 9.00 | 1.000 | | | | | | | | | | |

| Batter | 1 | 2 | 3 | 4 | 5 | 6 | 7 | 8 | 9 | AB | R | H | RBI | BB | SO | LOB | TOP | | | |
|---|--|---|---|---|--|---|---|--|--|--|--|--|--|--|---|----------------------------------|--|------------------------------------|----------------------------------|--------|
| 9 Juan Pierre, L OBP: 0.280, SLG: 0.250 | G1-3 | K | | G4-3 | | G6-3 | | G4-6-3 | | 5 | 0 | 1 | 0 | 0 | 1 | 3 | Miami Marlins @ New York Mets Citi Field, Flushing, NY Sun Apr 07 2013, 1:13 PM - 4:49 PM EDT Att: 29,780 - Partly Cloudy - 53 F | | | |
| 17 Donovan Solano, R OBP: 0.417, SLG: 0.381 | 1B | | | 1B | | P4 | | G4-6-3 | | 5 | 0 | 3 | 1 | 0 | 0 | 1 | | | | |
| 27 Giancarlo Stanton, R OBP: 0.309, SLG: 0.273 | K | | | G5-3 | | K | | | | 4 | 0 | 0 | 0 | 1 | 3 | 3 | | | | |
| 29 Greg Dobbs, L OBP: 0.400, SLG: 0.529 | 1B | | | | | | | G4-6-3 | | 3 | 1 | 2 | 0 | 1 | 0 | 1 | | | | |
| 20 Justin Ruggiano, R OBP: 0.318, SLG: 0.571 | K | | | 1B | | HBP | | | | 4 | 0 | 2 | 1 | 1 | 1 | 3 | | | | |
| 19 Rob Brantly, L OBP: 0.383, SLG: 0.500 | | | | P5 | | F9 | | | | 5 | 0 | 1 | 0 | 0 | 0 | 4 | | | | |
| 3 Adeiny Hechavarria, R OBP: 0.364, SLG: 0.300 | 1B | | | | | | | G1-3 | | 3 | 1 | 2 | 0 | 1 | 0 | 2 | | | | |
| 13 Chris Valaika, R OBP: 0.500, SLG: 0.750 | 1B | | | 2B | | K | | K | | 4 | 1 | 2 | 1 | 0 | 2 | 5 | | | | |
| 16 José Fernández, R 44 AJ Ramos, R 60 Jon Rauch, R 8 Chrs Coghlan, L 40 Mike Dunn, L 31 Steve Cishek, R | K | | | SH5-4 | | K | | K | | 2 | 0 | 0 | 0 | 0 | 0 | 5 | | | | |
| | | | | | | | | | | 2 | 0 | 0 | 0 | 0 | 0 | 0 | | | | |
| Inning Stats | R: 0 E: 0 K: 2 S: 17 | H: 2 LOB: 2 BB: 0 P: 22 | R: 0 E: 0 K: 2 S: 18 | H: 2 LOB: 2 BB: 0 P: 25 | R: 1 E: 0 K: 0 S: 12 | H: 3 LOB: 1 BB: 0 P: 17 | R: 2 E: 0 K: 1 S: 10 | H: 2 LOB: 1 BB: 1 P: 19 | R: 0 E: 0 K: 1 S: 8 | H: 0 LOB: 0 BB: 0 P: 15 | R: 0 E: 0 K: 1 S: 11 | H: 1 LOB: 2 BB: 1 P: 23 | R: 0 E: 0 K: 1 S: 8 | H: 1 LOB: 0 BB: 0 P: 12 | R: 0 E: 0 K: 0 S: 9 | H: 0 LOB: 1 BB: 2 P: 20 | 1B: 9 2B: 4 3B: 0 HR: 0 | SF: 0 SAC: 1 DP: 2 HBP: 1 | WP: 0 PB: 0 SB: 0 CS: 0 | PA: 42 |
| PITCHER | IP ERA WLS BF H R ER SO BB IBB HBP BLK WP HR S P ERA WHIP | 4.1 6.23 10 3 3 5 1 0 1 0 0 0 0 0 62 90 6.23 2.538 | 1.0 0.00 6 1 0 0 3 0 0 0 0 0 0 0 6 16 25 0.00 0.600 | 0.1 0.00 3 1 0 0 0 1 0 0 0 0 0 0 5 10 0.00 0.000 | 1.0 0.00 3 1 0 0 1 0 0 0 0 0 0 8 12 0.00 1.000 | 1.0 0.00 1 0 0 0 0 0 0 0 0 0 0 0 0 0 0 0.00 0.000 | 2.7 0.00 1 0 0 0 0 0 0 0 0 0 0 0 0 0 0 0.00 0.000 | 1.0 0.00 1 0 0 0 0 0 0 0 0 0 0 0 0 0 0 0 0.00 0.000 | 1.0 0.00 1 0 0 0 0 0 0 0 0 0 0 0 0 0 0 0 0.00 0.000 | 1.0 0.00 1 0 0 0 0 0 0 0 0 0 0 0 0 0 0 0 0.00 0.000 | 1.0 0.00 1 0 0 0 0 0 0 0 0 0 0 0 0 0 0 0 0.00 0.000 | 1.0 0.00 1 0 0 0 0 0 0 0 0 0 0 0 0 0 0 0 0.00 0.000 | 1.0 0.00 1 0 0 0 0 0 0 0 0 0 0 0 0 0 0 0 0.00 0.000 | 1.0 0.00 1 0 0 0 0 0 0 0 0 0 0 0 0 0 0 0 0.00 0.000 | 1.0 0.00 1 0 0 0 0 0 0 0 0 0 0 0 0 0 0 0.00 0.000 | 0.00 2.000 | | | | |

| Batter | 1 | 2 | 3 | 4 | 5 | 6 | 7 | 8 | 9 | AB | R | H | RBI | BB | SO | LOB | BOTTOM | | | | | |
|--|--|--|--|--|---|--|--|--|--|--|--|--|--|--|--|---|--|----------------------------------|----------------------------------|------------------------------------|----------------------------------|--------|
| 4 Collin Cowgill, R OBP: 0.176, SLG: 0.588 | F8 | | | K | | P4 | | P4 | | 4 | 0 | 0 | 0 | 0 | 1 | 2 | Miami Marlins @ New York Mets Citi Field, Flushing, NY Sun Apr 07 2013, 1:13 PM - 4:49 PM EDT Att: 29,780 - Partly Cloudy - 53 F | | | | | |
| 28 Daniel Murphy, L OBP: 0.304, SLG: 0.636 | F7 | | | 1B | | HR | | F8 | | 4 | 1 | 2 | 1 | 0 | 0 | 0 | | | | | | |
| 5 David Wright, R OBP: 0.462, SLG: 0.350 | F9 | | | K | | BB | | | | 2 | 0 | 0 | 0 | 2 | 1 | 1 | | | | | | |
| 29 Ike Davis, L OBP: 0.269, SLG: 0.273 | K | | | BB | | F7 | | K | | 3 | 0 | 0 | 0 | 1 | 2 | 2 | | | | | | |
| 23 Mike Baxter, L 46 Greg Burke, R 1 Jordany Valdespin, L 66 Josh Edgin, R 50 Scott Atchison, R 32 LaTroy Hawkins, R 44 John Buck, R | K | | | G1-3 | | K | | K | | 2 | 0 | 0 | 0 | 0 | 1 | 2 | | | | | | |
| 21 Lucas Duda, L OBP: 0.417, SLG: 0.412 | K | | | K | | G3-1 | | | | 4 | 0 | 0 | 0 | 0 | 2 | 1 | | | | | | |
| 11 Rubén Tejada, R OBP: 0.376, SLG: 0.316 | L9 | | | 1B | | BB | | | | 2 | 2 | 1 | 0 | 1 | 0 | 0 | | | | | | |
| 20 Anthony Recker, R 56 Scott Rice, L 9 Kirk Nieuwenhuis, L | K | | | 2B | | | | BB | | 3 | 0 | 1 | 1 | 0 | 2 | 1 | | | | | | |
| 47 Aaron Laffey, L 6 Marlon Byrd, R | G3 | | | K | | | | 1B | | 3 | 0 | 1 | 2 | 0 | 2 | 2 | | | | | | |
| | | | | | | | | | | 1 | 0 | 0 | 0 | 0 | 0 | 0 | | | | | | |
| Inning Stats | R: 0 E: 0 K: 0 S: 7 | H: 0 LOB: 0 BB: 0 P: 8 | R: 0 E: 0 K: 3 S: 9 | H: 0 LOB: 0 BB: 0 P: 15 | R: 0 E: 0 K: 1 S: 7 | H: 0 LOB: 0 BB: 0 P: 10 | R: 0 E: 0 K: 2 S: 11 | H: 1 LOB: 2 BB: 1 P: 20 | R: 1 E: 0 K: 2 S: 19 | H: 2 LOB: 1 BB: 0 P: 27 | R: 1 E: 0 K: 1 S: 12 | H: 1 LOB: 1 BB: 1 P: 22 | R: 0 E: 0 K: 2 S: 11 | H: 0 LOB: 1 BB: 1 P: 20 | R: 0 E: 0 K: 2 S: 10 | H: 0 LOB: 1 BB: 1 P: 17 | R: 2 E: 0 K: 0 S: 11 | H: 2 LOB: 1 BB: 0 P: 20 | 1B: 4 2B: 1 3B: 0 HR: 1 | SF: 0 SAC: 0 DP: 0 HBP: 1 | WP: 0 PB: 0 SB: 1 CS: 0 | PA: 36 |
| PITCHER | IP ERA WLS BF H R ER SO BB IBB HBP BLK WP HR S P ERA WHIP | 1.8 0.00 1 5 1 1 1 1 1 0 0 0 0 1 12 22 9.00 2.000 | 0.0 0.00 1 4 0 0 0 2 1 0 0 0 0 0 11 20 0.00 1.000 | 0.0 0.00 1 4 0 0 0 2 1 0 0 0 0 0 10 17 0.00 1.000 | 0.0 0.00 1 4 2 2 2 0 0 0 1 0 0 0 11 20 54.00 6.000 | 0.0 0.00 1 0 0 0 0 0 0 0 0 0 0 0 0 0 0 0 0.00 0.000 | 0.0 0.00 1 0 0 0 0 0 0 0 0 0 0 0 0 0 0 0 0.00 0.000 | 0.0 0.00 1 0 0 0 0 0 0 0 0 0 0 0 0 0 0 0 0.00 0.000 | 0.0 0.00 1 0 0 0 0 0 0 0 0 0 0 0 0 0 0 0 0.00 0.000 | 0.0 0.00 1 0 0 0 0 0 0 0 0 0 0 0 0 0 0 0 0.00 0.000 | 0.0 0.00 1 0 0 0 0 0 0 0 0 0 0 0 0 0 0 0 0.00 0.000 | 0.0 0.00 1 0 0 0 0 0 0 0 0 0 0 0 0 0 0 0 0.00 0.000 | 0.0 0.00 1 0 0 0 0 0 0 0 0 0 0 0 0 0 0 0 0.00 0.000 | 0.0 0.00 1 0 0 0 0 0 0 0 0 0 0 0 0 0 0 0 0.00 0.000 | 0.0 0.00 1 0 0 0 0 0 0 0 0 0 0 0 0 0 0 0 0.00 0.000 | 0.0 0.00 1 0 0 0 0 0 0 0 0 0 0 0 0 0 0 0.00 0.000 | 0.00 0.000 | | | | | |



| Batter | 1 | 2 | 3 | 4 | 5 | 6 | 7 | 8 | 9 | AB | R | H | RBI | BB | SO | LOB | TOP | |
|---|--|---|---|---|---|---|---|---|---|---|---|---|---|---|---|---|---|---|
| 2 B.J. Upton, R OBP: 0.241, SLG: 0.240 | G6-3 | | G6-3 | | F9 | | | K | G6-3 | 5 | 0 | 0 | 0 | 0 | 1 | 3 | | |
| 22 Jason Heyward, L OBP: 0.297, SLG: 0.208 | F7 | | F7 | | | F8 | | P6 | | 4 | 0 | 0 | 0 | 0 | 0 | 0 | | |
| 8 Justin Upton, R OBP: 0.448, SLG: 1.192 | | | | | 24 FC 26 G6-3 | | | 24 1B | | 4 | 2 | 4 | 1 | 0 | 0 | 0 | | |
| 24 Evan Gattis, R OBP: 0.375, SLG: 0.533 | K | | F9 | | | | | K | | 4 | 0 | 1 | 0 | 0 | 2 | 2 | | |
| 26 Dan Uggla, R OBP: 0.436, SLG: 0.435 | | G5-3 | | G6-3 | | | | F7 | | 4 | 0 | 0 | 1 | 0 | 1 | 2 | | |
| 25 Juan Francisco, L OBP: 0.300, SLG: 0.300 | | | | | | | | | | 4 | 0 | 2 | 0 | 0 | 1 | 0 | | |
| 14 Ramiro Pena, S OBP: 0.273, SLG: 0.364 | | | | | G4-3 | | | | | 0 | 0 | 0 | 0 | 0 | 0 | 0 | | |
| 23 Chris Johnson, R OBP: 0.436, SLG: 0.429 | | | | | | | | | | 4 | 0 | 3 | 0 | 0 | 0 | 1 | | |
| 19 Andrelton Simmons, R OBP: 0.182, SLG: 0.190 | | | | | | | | | | 4 | 0 | 0 | 0 | 0 | 0 | 5 | | |
| 28 Paul Maholm, L OBP: 0.300, SLG: 0.300 | | | | | | | | | | 2 | 0 | 0 | 0 | 0 | 0 | 1 | | |
| 34 Eric O'Flaherty, L OBP: 0.273, SLG: 0.364 | | | | | | | | | | 0 | 0 | 0 | 0 | 0 | 0 | 0 | | |
| 7 Reed Johnson, R OBP: 0.273, SLG: 0.364 | | | | | | | | | | 1 | 0 | 0 | 0 | 0 | 1 | 2 | | |
| 46 Craig Kimbrel, R OBP: 0.273, SLG: 0.364 | | | | | | | | | | 0 | 0 | 0 | 0 | 0 | 0 | 0 | | |
| Inning Stats | R: 0 H: 1 E: 0 K: 1 S: 12 | H: 1 LOB: 1 BB: 0 P: 17 | R: 0 H: 0 E: 0 K: 0 S: 13 | H: 1 LOB: 1 BB: 0 P: 18 | R: 0 H: 0 E: 0 K: 0 S: 7 | H: 0 LOB: 0 BB: 0 P: 9 | R: 1 H: 1 E: 0 K: 0 S: 8 | H: 1 LOB: 0 BB: 0 P: 15 | R: 0 H: 1 E: 0 K: 1 S: 10 | H: 2 LOB: 2 BB: 0 P: 15 | R: 0 H: 2 E: 0 K: 2 S: 11 | H: 2 LOB: 2 BB: 0 P: 25 | 1B: 8 2B: 1 3B: 0 HR: 1 | SF: 0 SAC: 1 DP: 0 HBP: 0 | WP: 0 PB: 0 SB: 0 CS: 0 | PA: 37 | | |
| PITCHER | IP: 7.0 WLS: L BF: 27 ERA: 2.19 | IP: 1.0 WLS: H BF: 5 ERA: 10.8 | IP: 1.0 WLS: S BF: 5 ERA: 0.00 | IP: 1.0 WLS: S BF: 5 ERA: 0.00 | IP: 1.0 WLS: S BF: 5 ERA: 0.00 | IP: 1.0 WLS: S BF: 5 ERA: 0.00 | IP: 1.0 WLS: S BF: 5 ERA: 0.00 | IP: 1.0 WLS: S BF: 5 ERA: 0.00 | IP: 1.0 WLS: S BF: 5 ERA: 0.00 | IP: 1.0 WLS: S BF: 5 ERA: 0.00 | IP: 1.0 WLS: S BF: 5 ERA: 0.00 | IP: 1.0 WLS: S BF: 5 ERA: 0.00 | IP: 1.0 WLS: S BF: 5 ERA: 0.00 | IP: 1.0 WLS: S BF: 5 ERA: 0.00 | IP: 1.0 WLS: S BF: 5 ERA: 0.00 | IP: 1.0 WLS: S BF: 5 ERA: 0.00 | IP: 1.0 WLS: S BF: 5 ERA: 0.00 | IP: 1.0 WLS: S BF: 5 ERA: 0.00 |

Atlanta Braves @ Miami Marlins
Marlins Park, Miami, FL
Mon Apr 08 2013, 7:21 PM - 9:54 PM EDT
Att: 34,439 - Partly Cloudy - 79 F

AB 36
R 2
H 10
RBI 2
BB 0
SO 6
LOB 16



| Batter | 1 | 2 | 3 | 4 | 5 | 6 | 7 | 8 | 9 | AB | R | H | RBI | BB | SO | LOB | BOTTOM | | | |
|---|--|---|---|---|---|---|---|---|---|---|---|---|---|---|---|---|---|---|----------------------------------|--------|
| 9 Juan Pierre, L OBP: 0.276, SLG: 0.222 | G1-3 | | G4-3 | | | | | E4 | | 3 | 0 | 0 | 0 | 0 | 0 | 0 | | | | |
| 30 Placido Polanco, R OBP: 0.280, SLG: 0.280 | F8 | | | | | | | G6-4-3 | | 4 | 0 | 1 | 0 | 0 | 1 | 2 | | | | |
| 27 Giancarlo Stanton, R OBP: 0.367, SLG: 0.261 | | | | | | | | | | 1 | 0 | 0 | 0 | 3 | 1 | 0 | | | | |
| 29 Greg Dobbs, L OBP: 0.375, SLG: 0.450 | | | | | | | | | | 3 | 0 | 0 | 0 | 1 | 1 | 3 | | | | |
| 13 Chris Valaika, R OBP: 0.500, SLG: 0.750 | | | | | | | | | | 0 | 0 | 0 | 0 | 0 | 0 | 0 | | | | |
| 20 Justin Ruggiano, R OBP: 0.269, SLG: 0.480 | | | | | | | | | | 4 | 0 | 0 | 0 | 0 | 0 | 3 | | | | |
| 19 Rob Brantly, L OBP: 0.333, SLG: 0.450 | | | | | | | | | | 4 | 0 | 1 | 0 | 0 | 3 | 0 | | | | |
| 3 Adeiny Hechavarria, R OBP: 0.308, SLG: 0.250 | | | | | | | | | | 4 | 0 | 0 | 0 | 0 | 1 | 2 | | | | |
| 17 Donovan Solano, R OBP: 0.370, SLG: 0.333 | | | | | | | | | | 3 | 0 | 0 | 0 | 0 | 0 | 0 | | | | |
| 45 Kevin Slowey, R OBP: 0.375, SLG: 0.450 | | | | | | | | | | 2 | 0 | 0 | 0 | 0 | 1 | 0 | | | | |
| 50 Chad Qualls, R OBP: 0.375, SLG: 0.450 | | | | | | | | | | 0 | 0 | 0 | 0 | 0 | 0 | 0 | | | | |
| 26 Austin Kearns, R OBP: 0.375, SLG: 0.450 | | | | | | | | | | 1 | 0 | 0 | 0 | 0 | 0 | 0 | | | | |
| 73 John Maine, R OBP: 0.375, SLG: 0.450 | | | | | | | | | | 0 | 0 | 0 | 0 | 0 | 0 | 0 | | | | |
| Inning Stats | R: 0 H: 0 E: 0 K: 0 S: 7 | H: 0 LOB: 2 BB: 2 P: 18 | R: 0 H: 0 E: 0 K: 1 S: 6 | H: 0 LOB: 0 BB: 0 P: 9 | R: 0 H: 1 E: 0 K: 2 S: 16 | H: 1 LOB: 2 BB: 1 P: 24 | R: 0 H: 0 E: 0 K: 1 S: 8 | H: 0 LOB: 0 BB: 0 P: 13 | R: 0 H: 0 E: 0 K: 1 S: 9 | H: 0 LOB: 1 BB: 0 P: 11 | R: 0 H: 0 E: 0 K: 1 S: 7 | H: 0 LOB: 0 BB: 0 P: 11 | R: 0 H: 0 E: 1 K: 0 S: 5 | H: 0 LOB: 0 BB: 0 P: 8 | R: 0 H: 1 E: 0 K: 1 S: 16 | H: 1 LOB: 2 BB: 1 P: 28 | 1B: 2 2B: 0 3B: 0 HR: 0 | SF: 0 SAC: 0 DP: 1 HBP: 1 | WP: 0 PB: 0 SB: 0 CS: 0 | PA: 34 |
| PITCHER | IP: 7.0 WLS: W BF: 26 ERA: 0.00 | IP: 1.0 WLS: H BF: 3 ERA: 2.45 | IP: 1.0 WLS: S BF: 5 ERA: 0.00 | IP: 1.0 WLS: S BF: 5 ERA: 0.00 | IP: 1.0 WLS: S BF: 5 ERA: 0.00 | IP: 1.0 WLS: S BF: 5 ERA: 0.00 | IP: 1.0 WLS: S BF: 5 ERA: 0.00 | IP: 1.0 WLS: S BF: 5 ERA: 0.00 | IP: 1.0 WLS: S BF: 5 ERA: 0.00 | IP: 1.0 WLS: S BF: 5 ERA: 0.00 | IP: 1.0 WLS: S BF: 5 ERA: 0.00 | IP: 1.0 WLS: S BF: 5 ERA: 0.00 | IP: 1.0 WLS: S BF: 5 ERA: 0.00 | IP: 1.0 WLS: S BF: 5 ERA: 0.00 | IP: 1.0 WLS: S BF: 5 ERA: 0.00 | IP: 1.0 WLS: S BF: 5 ERA: 0.00 | IP: 1.0 WLS: S BF: 5 ERA: 0.00 | IP: 1.0 WLS: S BF: 5 ERA: 0.00 | | |

Atlanta Braves @ Miami Marlins
Marlins Park, Miami, FL
Mon Apr 08 2013, 7:21 PM - 9:54 PM EDT
Att: 34,439 - Partly Cloudy - 79 F

AB 29
R 0
H 2
RBI 0
BB 4
SO 8
LOB 10



| Batter | 1 | 2 | 3 | 4 | 5 | 6 | 7 | 8 | 9 | AB | R | H | RBI | BB | SO | LOB | TOP | | | | | | | | | | | |
|---|------------------------------|----------------------------------|-------------------------------|----------------------------------|------------------------------|---------------------------------|------------------------------|----------------------------------|-------------------------------|----------------------------------|------------------------------|---------------------------------|-------------------------------|----------------------------------|------------------------------|----------------------------------|--|-------------------------------|----------------------------------|-----------------------------------|------------------------------------|--|--|--|--|--|--|--|
| 19 Andrelton Simmons, R (1.6) OBP: 0.395, SLG: 0.276 | | | | | | | | | | 4 | 1 | 1 | 2 | 0 | 0 | 1 | Atlanta Braves @ Miami Marlins Marlins Park, Miami, FL Wed Apr 10 2013, 7:11 PM - 9:58 PM EDT Att: 13,810 - Partly Cloudy - 81 F | | | | | | | | | | | |
| 22 Jason Heyward, L (1.9) OBP: 0.257, SLG: 0.179 | | | | | | | | | | 4 | 1 | 0 | 0 | 1 | 0 | 1 | | | | | | | | | | | | |
| 8 Justin Upton, R (1.7) OBP: 0.395, SLG: 0.971 | | | | | | | | | | 4 | 0 | 0 | 0 | 1 | 0 | 2 | | | | | | | | | | | | |
| 24 Evan Gattis, R (1.2) OBP: 0.440, SLG: 0.826 | | | | | | | | | | 4 | 1 | 2 | 3 | 1 | 0 | 2 | | | | | | | | | | | | |
| 26 Dan Uggla, R (1.4) OBP: 0.333, SLG: 0.400 | | | | | | | | | | 4 | 2 | 1 | 0 | 1 | 2 | 2 | | | | | | | | | | | | |
| 25 Juan Francisco, L (1.5) OBP: 0.345, SLG: 0.429 | | | | | | | | | | 4 | 1 | 3 | 2 | 1 | 0 | 0 | | | | | | | | | | | | |
| 23 Chris Johnson, R (1.3) OBP: 0.360, SLG: 0.348 | | | | | | | | | | 5 | 0 | 2 | 1 | 0 | 0 | 4 | | | | | | | | | | | | |
| 17 Jordan Schafer, L (1.8) OBP: 0.667, SLG: 0.833 | | | | | | | | | | 5 | 2 | 4 | 0 | 0 | 1 | 2 | | | | | | | | | | | | |
| 36 Mike Minor, R (1.1) | | | | | | | | | | 2 | 0 | 0 | 0 | 0 | 2 | 3 | Braves WP: 0 PA: 44 FB: 0 SB: 1 CS: 0 | | | | | | | | | | | |
| 53 Cory Gearrin, R (6.1) | | | | | | | | | | 0 | 0 | 0 | 0 | 0 | 0 | 0 | | | | | | | | | | | | |
| 7 Reed Johnson, R (8. PH) OBP: 0.200, SLG: 0.222 | | | | | | | | | | 1 | 0 | 0 | 0 | 0 | 1 | 1 | | | | | | | | | | | | |
| 38 Anthony Varvaro, R (8.1) | | | | | | | | | | 0 | 0 | 0 | 0 | 0 | 0 | 0 | | | | | | | | | | | | |
| Inning Stats | R: 0 E: 1 K: 0 S: 8 | H: 0 LOB: 1 BB: 1 P: 16 | R: 0 E: 0 K: 2 S: 12 | H: 2 LOB: 2 BB: 0 P: 19 | R: 0 E: 0 K: 1 S: 5 | H: 0 LOB: 0 BB: 0 P: 8 | R: 0 E: 0 K: 1 S: 9 | H: 2 LOB: 1 BB: 0 P: 11 | R: 6 E: 0 K: 1 S: 15 | H: 4 LOB: 0 BB: 2 P: 27 | R: 1 E: 0 K: 0 S: 6 | H: 1 LOB: 0 BB: 0 P: 8 | R: 0 E: 0 K: 0 S: 11 | H: 0 LOB: 2 BB: 2 P: 20 | R: 0 E: 1 K: 1 S: 8 | H: 1 LOB: 2 BB: 0 P: 11 | | R: 1 E: 0 K: 1 S: 15 | H: 3 LOB: 2 BB: 0 P: 23 | 1B: 10 2B: 1 3B: 0 HR: 2 | SF: 1 SAC: 1 DP: 2 HBP: 0 | | | | | | | |
| PITCHER | IP | WLS | BF | H | R | ER | SO | BB | IBB | HBP | BLK | WP | HR | S | P | ERA | | WHIP | | | | | | | | | | |
| 28 Alex Sanabia, R (1.1) ERA: 4.91 | 5.0 | L | 25 | 8 | 6 | 6 | 4 | 3 | 0 | 0 | 0 | 0 | 2 | 49 | 81 | 10.80 | | 2.200 | | | | | | | | | | |
| 58 Ryan Webb, R (6.1) ERA: 5.09 | 2.0 | | 9 | 1 | 1 | 1 | 0 | 2 | 0 | 0 | 0 | 0 | 0 | 17 | 28 | 4.50 | | 1.500 | | | | | | | | | | |
| 40 Mike Dunn, L (8.1) ERA: 4.15 | 1.0 | | 4 | 1 | 0 | 0 | 1 | 0 | 0 | 0 | 0 | 0 | 0 | 8 | 11 | 0.00 | 1.000 | | | | | | | | | | | |
| 73 John Maine, R (9.1) ERA: 4.5 | 1.0 | | 6 | 3 | 1 | 1 | 1 | 0 | 0 | 0 | 0 | 0 | 0 | 15 | 23 | 9.00 | 3.000 | | | | | | | | | | | |

| Batter | 1 | 2 | 3 | 4 | 5 | 6 | 7 | 8 | 9 | AB | R | H | RBI | BB | SO | LOB | BOTTOM | | | | | | | | | | |
|---|------------------------------|----------------------------------|-------------------------------|----------------------------------|-------------------------------|----------------------------------|------------------------------|----------------------------------|-------------------------------|----------------------------------|-------------------------------|----------------------------------|------------------------------|----------------------------------|------------------------------|----------------------------------|--|------------------------------|----------------------------------|----------------------------------|------------------------------------|--|--|--|--|--|--|
| 9 Juan Pierre, L (1.7) OBP: 0.243, SLG: 0.200 | | | | | | | | | | 4 | 0 | 0 | 0 | 0 | 0 | 2 | Atlanta Braves @ Miami Marlins Marlins Park, Miami, FL Wed Apr 10 2013, 7:11 PM - 9:58 PM EDT Att: 13,810 - Partly Cloudy - 81 F | | | | | | | | | | |
| 17 Donovan Solano, R (1.4) OBP: 0.371, SLG: 0.323 | | | | | | | | | | 4 | 0 | 1 | 0 | 0 | 0 | 1 | | | | | | | | | | | |
| 27 Giancarlo Stanton, R (1.9) OBP: 0.342, SLG: 0.233 | | | | | | | | | | 4 | 0 | 1 | 0 | 0 | 1 | 1 | | | | | | | | | | | |
| 30 Placido Polanco, R (1.5) OBP: 0.333, SLG: 0.394 | | | | | | | | | | 4 | 0 | 2 | 0 | 0 | 0 | 1 | | | | | | | | | | | |
| 20 Justin Ruggiano, R (1.8) OBP: 0.258, SLG: 0.433 | | | | | | | | | | 4 | 0 | 1 | 0 | 0 | 0 | 3 | | | | | | | | | | | |
| 21 Miguel Olivo, R (1.2) OBP: 0.273, SLG: 0.200 | | | | | | | | | | 3 | 0 | 0 | 0 | 0 | 2 | 4 | | | | | | | | | | | |
| 40 Mike Dunn, L (8.1) | | | | | | | | | | 0 | 0 | 0 | 0 | 0 | 0 | 0 | | | | | | | | | | | |
| 73 John Maine, R (9.1) | | | | | | | | | | 0 | 0 | 0 | 0 | 0 | 0 | 0 | | | | | | | | | | | |
| 8 Chris Coghlan, L (9. PH) OBP: 0.167, SLG: 0.091 | | | | | | | | | | 1 | 0 | 1 | 0 | 0 | 0 | 0 | | | | | | | | | | | |
| 3 Adeiny Hechavarria, R (1.6) OBP: 0.235, SLG: 0.185 | | | | | | | | | | 4 | 0 | 0 | 0 | 0 | 2 | 2 | MIAMI WP: 0 PA: 35 FB: 0 SB: 0 CS: 0 | | | | | | | | | | |
| 13 Chris Valaika, R (1.3) OBP: 0.500, SLG: 0.714 | | | | | | | | | | 3 | 0 | 1 | 0 | 1 | 0 | 1 | | | | | | | | | | | |
| 28 Alex Sanabia, R (1.1) | | | | | | | | | | 1 | 0 | 0 | 0 | 0 | 1 | 1 | | | | | | | | | | | |
| 26 Austin Kearns, R (5. PH) | | | | | | | | | | 0 | 0 | 0 | 0 | 1 | 0 | 0 | | | | | | | | | | | |
| 58 Ryan Webb, R (6.1) | | | | | | | | | | 0 | 0 | 0 | 0 | 0 | 0 | 0 | | | | | | | | | | | |
| 53 Kyle Skipworth, L (7. PH) (8.2) | | | | | | | | | | 1 | 0 | 0 | 0 | 0 | 0 | 1 | | | | | | | | | | | |
| Inning Stats | R: 0 E: 0 K: 0 S: 8 | H: 1 LOB: 1 BB: 0 P: 12 | R: 0 E: 0 K: 2 S: 14 | H: 1 LOB: 0 BB: 0 P: 21 | R: 0 E: 0 K: 1 S: 11 | H: 1 LOB: 1 BB: 0 P: 18 | R: 0 E: 0 K: 0 S: 7 | H: 1 LOB: 1 BB: 0 P: 12 | R: 0 E: 0 K: 2 S: 11 | H: 0 LOB: 1 BB: 1 P: 18 | R: 0 E: 0 K: 2 S: 18 | H: 2 LOB: 2 BB: 0 P: 26 | R: 0 E: 0 K: 1 S: 6 | H: 0 LOB: 0 BB: 1 P: 13 | R: 0 E: 0 K: 0 S: 9 | H: 1 LOB: 1 BB: 0 P: 12 | | R: 0 E: 0 K: 0 S: 9 | H: 1 LOB: 1 BB: 0 P: 13 | 1B: 5 2B: 2 3B: 0 HR: 0 | SF: 0 SAC: 0 DP: 1 HBP: 0 | | | | | | |
| PITCHER | IP | WLS | BF | H | R | ER | SO | BB | IBB | HBP | BLK | WP | HR | S | P | ERA | | WHIP | | | | | | | | | |
| 36 Mike Minor, L (1.1) ERA: 0.69 | 5.2 | W | 23 | 5 | 0 | 0 | 4 | 1 | 0 | 0 | 0 | 0 | 0 | 12 | 19 | 0.00 | 1.059 | | | | | | | | | | |
| 53 Cory Gearrin, R (6.1) | 1.1 | | 4 | 0 | 0 | 0 | 2 | 1 | 0 | 0 | 0 | 0 | 0 | 18 | 25 | 0.00 | 1.000 | | | | | | | | | | |
| 38 Anthony Varvaro, R (8.1) | 2.0 | | 8 | 2 | 0 | 0 | 0 | 0 | 0 | 0 | 0 | 0 | 0 | 18 | 25 | 0.00 | 1.000 | | | | | | | | | | |

| Batter | 1 | 2 | 3 | 4 | 5 | 6 | 7 | 8 | 9 | 10 | AB | R | H | RBI | BB | SO | LOB | TOP | | | | | | |
|---|------------------------------|----------------------------------|------------------------------|---------------------------------|-------------------------------|----------------------------------|-------------------------------|----------------------------------|------------------------------|----------------------------------|-------------------------------|----------------------------------|------------------------------|----------------------------------|------------------------------|----------------------------------|-------------------------------|--|-------------------------------|----------------------------------|----------------------------------|------------------------------------|----------------------------------|--------|
| 2 Ben Revere, L OBP: 0.289, SLG: 0.238 | | | G6-3 | | SH | | | | | | 4 | 1 | 2 | 0 | 0 | 1 | 1 | Philadelphia Phillies @ Miami Marlins Marlins Park, Miami, FL Fri Apr 12 2013, 7:13 PM - 10:24 PM EDT Att: 17,923 - Partly Cloudy - 83 F | | | | | | |
| 11 Jimmy Rollins, S OBP: 0.311, SLG: 0.465 | G3 | | P6 | | G4-3 | | G4-3 | | | P5 | 5 | 0 | 0 | 0 | 0 | 0 | 5 | | | | | | | |
| 26 Chase Utley, L OBP: 0.372, SLG: 0.632 | G4-3 | | | | | | F9 | | G4-3 | | 5 | 1 | 1 | 1 | 0 | 1 | 1 | | | | | | | |
| 6 Ryan Howard, L OBP: 0.279, SLG: 0.359 | G5-3 | | | | | | | | G3 | | 4 | 1 | 2 | 0 | 1 | 0 | 1 | | | | | | | |
| 10 Michael Young, R OBP: 0.429, SLG: 0.541 | | L9 | | F9 | | G6-3 | | L9 | | | 5 | 0 | 1 | 1 | 0 | 0 | 2 | | | | | | | |
| 9 Dominic Brown, L OBP: 0.300, SLG: 0.447 | | F7 | | | | | | | | | 5 | 0 | 2 | 1 | 0 | 1 | 2 | | | | | | | |
| 19 Laynce Nix, L OBP: 0.300, SLG: 0.389 | | | | | G4-3 | | | | | | 3 | 0 | 0 | 0 | 1 | 0 | 2 | | | | | | | |
| 15 John Mayberry Jr., R OBP: 0.297, SLG: 0.278 | | | | | | | | | | | 0 | 0 | 0 | 0 | 0 | 0 | 0 | | | | | | | |
| 31 Erik Kratz, R OBP: 0.206, SLG: 0.364 | | | P4 | | | | | | G4-3 | | 4 | 0 | 1 | 0 | 0 | 0 | 2 | | | | | | | |
| 27 John Lannan, L OBP: 0.268, SLG: 0.211 | | | | | | | | | | | 1 | 0 | 1 | 0 | 0 | 0 | 0 | | | | | | | |
| 16 Esquirol Carrera, L ERA: 4.5 | | | | | | | | | | | 0 | 0 | 0 | 0 | 0 | 0 | 0 | | | | | | | |
| 59 Antonio Bastardo, R ERA: 3.38 | | | | | | | | | | | 0 | 0 | 0 | 0 | 0 | 0 | 0 | | | | | | | |
| 37 Mike Adams, R ERA: 10.8 | | | | | | | | | | | 0 | 0 | 0 | 0 | 0 | 0 | 0 | | | | | | | |
| 48 Philippe Aumont, R ERA: 2.08 | | | | | | | | | | | 0 | 0 | 0 | 0 | 0 | 0 | 0 | | | | | | | |
| 28 Kevin Frandsen, R ERA: 3.12 | | | | | | | | | | | 0 | 0 | 0 | 0 | 0 | 0 | 0 | | | | | | | |
| 58 Jonathan Papelbon, R ERA: 2.77 | | | | | | | | | | | 0 | 0 | 0 | 0 | 0 | 0 | 0 | | | | | | | |
| Inning Stats | R: 0 E: 0 K: 0 S: 6 | H: 1 LOB: 1 BB: 0 P: 11 | R: 0 E: 0 K: 0 S: 5 | H: 0 LOB: 0 BB: 0 P: 9 | R: 0 E: 0 K: 0 S: 14 | H: 1 LOB: 1 BB: 0 P: 21 | R: 0 E: 0 K: 1 S: 16 | H: 2 LOB: 2 BB: 0 P: 22 | R: 0 E: 1 K: 0 S: 7 | H: 1 LOB: 1 BB: 0 P: 13 | R: 1 E: 0 K: 0 S: 13 | H: 2 LOB: 2 BB: 0 P: 23 | R: 0 E: 0 K: 1 S: 9 | H: 0 LOB: 0 BB: 0 P: 13 | R: 0 E: 0 K: 0 S: 7 | H: 0 LOB: 0 BB: 0 P: 10 | R: 0 E: 0 K: 1 S: 10 | H: 0 LOB: 0 BB: 0 P: 17 | R: 2 E: 0 K: 1 S: 14 | H: 3 LOB: 2 BB: 1 P: 26 | 1B: 5 2B: 4 3B: 1 HR: 0 | SF: 0 SAC: 2 DP: 0 HBP: 0 | WP: 0 PB: 0 SB: 0 CS: 1 | PA: 42 |
| PITCHER | IP 6.0 | WLS 7 | BF 26 | H 7 | R 1 | ER 1 | SO 1 | BB 0 | IBB 0 | HBP 0 | BLK 0 | WP 0 | HR 0 | S 61 | P 99 | ERA 1.50 | WHIP 1.167 | | | | | | | |
| 47 Ricky Nolasco, R ERA: 3.12 | | | | | | | | | | | | | | | | | | | | | | | | |
| 44 AJ Ramos, R ERA: 4.5 | | | | | | | | | | | | | | | | | | | | | | | | |
| 40 Mike Dunn, L ERA: 3.38 | | | | | | | | | | | | | | | | | | | | | | | | |
| 31 Steve Cishek, R ERA: 10.8 | | | | | | | | | | | | | | | | | | | | | | | | |
| 60 Jon Rauch, R ERA: 6.23 | | | | | | | | | | | | | | | | | | | | | | | | |

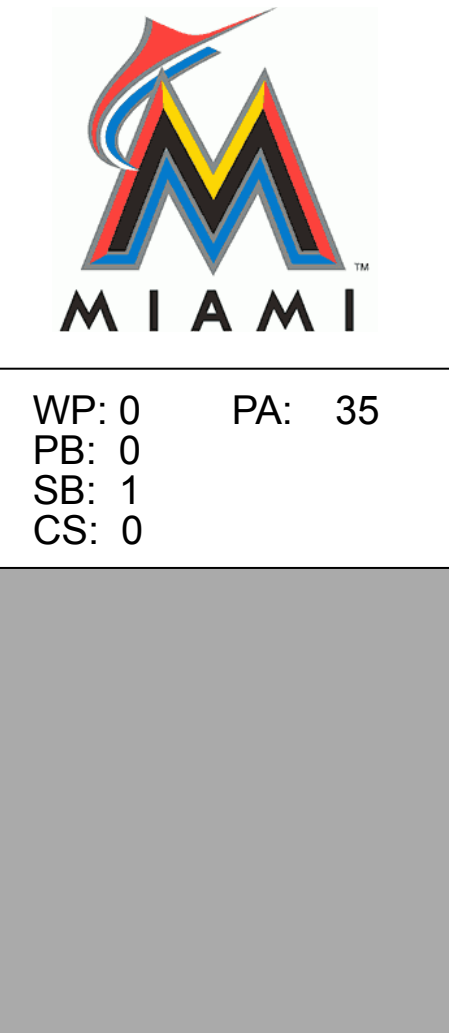
| Batter | 1 | 2 | 3 | 4 | 5 | 6 | 7 | 8 | 9 | 10 | AB | R | H | RBI | BB | SO | LOB | BOTTOM | | | | | | |
|---|------------------------------|---------------------------------|-------------------------------|----------------------------------|-------------------------------|----------------------------------|-------------------------------|----------------------------------|------------------------------|----------------------------------|-------------------------------|----------------------------------|------------------------------|----------------------------------|------------------------------|----------------------------------|------------------------------|--|------------------------------|---------------------------------|----------------------------------|------------------------------------|----------------------------------|--------|
| 9 Juan Pierre, L OBP: 0.268, SLG: 0.211 | G3 | | FC1-6 | | | | | | | | 3 | 1 | 1 | 0 | 0 | 0 | 1 | Philadelphia Phillies @ Miami Marlins Marlins Park, Miami, FL Fri Apr 12 2013, 7:13 PM - 10:24 PM EDT Att: 17,923 - Partly Cloudy - 83 F | | | | | | |
| 31 Steve Cishek, R ERA: 10.8 | | | L9 | | | G6-3 | | G4-6-3 | | | 4 | 0 | 0 | 0 | 0 | 0 | 4 | | | | | | | |
| 60 Jon Rauch, R ERA: 6.23 | | | | | | | | | | | 4 | 0 | 2 | 1 | 0 | 0 | 0 | | | | | | | |
| 17 Donovan Solano, R OBP: 0.333, SLG: 0.286 | L7 | | | | | | | | | | 2 | 0 | 0 | 0 | 2 | 0 | 2 | | | | | | | |
| 30 Placido Polanco, R OBP: 0.351, SLG: 0.405 | G6-3 | | | | | | | | | | 4 | 0 | 0 | 0 | 0 | 2 | 3 | | | | | | | |
| 20 Justin Ruggiano, R OBP: 0.286, SLG: 0.406 | | | | | | | | | | | 4 | 0 | 0 | 0 | 0 | 2 | 1 | | | | | | | |
| 29 Greg Dobbs, L OBP: 0.261, SLG: 0.321 | | | FC4-6 | | | | | | | | 4 | 0 | 0 | 0 | 0 | 2 | 3 | | | | | | | |
| 26 Austin Kearns, R ERA: 2.77 | | L7 | | | | | | | | | 4 | 0 | 0 | 0 | 0 | 2 | 1 | | | | | | | |
| 19 Rob Brantly, L OBP: 0.276, SLG: 0.346 | | | L4 | | | L6 | | | | | 4 | 0 | 0 | 0 | 0 | 1 | 1 | | | | | | | |
| 3 Adeiny Hechavarria, R OBP: 0.211, SLG: 0.167 | | | G6-3 | | | G5-3 | | | | | 4 | 0 | 0 | 0 | 0 | 0 | 0 | | | | | | | |
| 47 Ricky Nolasco, R ERA: 3.12 | | | | | | | | | | | 1 | 0 | 1 | 0 | 0 | 0 | 0 | | | | | | | |
| 21 Miguel Chirco, R ERA: 3.12 | | | | | | | | | | | 0 | 0 | 0 | 0 | 0 | 0 | 0 | | | | | | | |
| 44 AJ Ramos, R ERA: 4.5 | | | | | | | | | | | 0 | 0 | 0 | 0 | 0 | 0 | 0 | | | | | | | |
| 40 Mike Dunn, L ERA: 3.38 | | | | | | | | | | | 0 | 0 | 0 | 0 | 0 | 0 | 0 | | | | | | | |
| 8 Chris Coghlan, L OBP: 0.297, SLG: 0.278 | | | | | | | | | | | 0 | 0 | 0 | 0 | 1 | 0 | 0 | | | | | | | |
| Inning Stats | R: 0 E: 0 K: 0 S: 7 | H: 0 LOB: 0 BB: 0 P: 9 | R: 0 E: 0 K: 0 S: 11 | H: 0 LOB: 1 BB: 1 P: 18 | R: 0 E: 0 K: 0 S: 11 | H: 1 LOB: 1 BB: 0 P: 18 | R: 0 E: 0 K: 1 S: 10 | H: 1 LOB: 0 BB: 0 P: 13 | R: 0 E: 0 K: 1 S: 9 | H: 0 LOB: 0 BB: 0 P: 13 | R: 1 E: 0 K: 0 S: 11 | H: 1 LOB: 1 BB: 0 P: 21 | R: 0 E: 0 K: 3 S: 9 | H: 0 LOB: 0 BB: 0 P: 14 | R: 0 E: 0 K: 0 S: 8 | H: 1 LOB: 1 BB: 1 P: 16 | R: 0 E: 0 K: 0 S: 5 | H: 0 LOB: 0 BB: 0 P: 11 | R: 0 E: 0 K: 0 S: 6 | H: 0 LOB: 0 BB: 0 P: 7 | 1B: 4 2B: 0 3B: 0 HR: 0 | SF: 0 SAC: 0 DP: 2 HBP: 1 | WP: 0 PB: 0 SB: 1 CS: 0 | PA: 35 |
| PITCHER | IP 6.0 | WLS 3 | BF 22 | H 3 | R 1 | ER 1 | SO 2 | BB 1 | IBB 0 | HBP 0 | BLK 0 | WP 0 | HR 0 | S 59 | P 92 | ERA 1.50 | WHIP 0.667 | | | | | | | |
| 27 John Lannan, L ERA: 2.77 | | | | | | | | | | | | | | | | | | | | | | | | |
| 59 Antonio Bastardo, L ERA: 3.38 | | | | | | | | | | | | | | | | | | | | | | | | |
| 37 Mike Adams, R ERA: 10.8 | | | | | | | | | | | | | | | | | | | | | | | | |
| 48 Philippe Aumont, R ERA: 2.08 | | | | | | | | | | | | | | | | | | | | | | | | |
| 58 Jonathan Papelbon, R ERA: 2.77 | | | | | | | | | | | | | | | | | | | | | | | | |

Philadelphia Phillies @ Miami Marlins
 Marlins Park, Miami, FL
 Fri Apr 12 2013, 7:13 PM - 10:24 PM EDT
 Att: 17,923 - Partly Cloudy - 83 F

| | |
|-----|----|
| AB | 38 |
| R | 3 |
| H | 10 |
| RBI | 3 |
| BB | 2 |
| SO | 4 |
| LOB | 16 |

Philadelphia Phillies @ Miami Marlins
 Marlins Park, Miami, FL
 Fri Apr 12 2013, 7:13 PM - 10:24 PM EDT
 Att: 17,923 - Partly Cloudy - 83 F

| | |
|-----|----|
| AB | 31 |
| R | 1 |
| H | 4 |
| RBI | 1 |
| BB | 3 |
| SO | 5 |
| LOB | 12 |



| Batter | 1 | 2 | 3 | 4 | 5 | 6 | 7 | 8 | 9 | AB | R | H | RBI | BB | SO | LOB | TOP | | | | | | | | | | |
|---|--------------------------------------|----------------------------------|---------------------------------------|----------------------------------|---------------------------------------|----------------------------------|--------------------------------------|---------------------------------|---------------------------------------|----------------------------------|--------------------------------------|----------------------------------|---------------------------------------|----------------------------------|---------------------------------------|----------------------------------|--|----------------------------------|----------------------------------|------------------------------------|----------------------------------|--------|--|--|--|--|--|
| 2 Ben Revere, L OBP: 0.286, SLG: 0.222 | G5-3 | | K | | | G1-3 | | | | 3 | 0 | 0 | 0 | 1 | 1 | 0 | Philadelphia Phillies @ Miami Marlins Marlins Park, Miami, FL Sat Apr 13 2013, 7:11 PM - 10:01 PM EDT Att: 20,037 - Roof Closed - 72 F | | | | | | | | | | |
| 11 Jimmy Rollins, S OBP: 0.327, SLG: 0.444 | G3-1 | | | | | | | | | 2 | 0 | 0 | 0 | 2 | 1 | 3 | | | | | | | | | | | |
| 26 Chase Utley, L OBP: 0.340, SLG: 0.571 | G4-3 | | | | | | | | | 4 | 0 | 0 | 0 | 0 | 0 | 2 | | | | | | | | | | | |
| 6 Ryan Howard, L OBP: 0.277, SLG: 0.372 | | F8 | | | | | | | | 4 | 0 | 1 | 0 | 0 | 1 | 1 | | | | | | | | | | | |
| 15 John Mayberry Jr., R OBP: 0.397, SLG: 0.579 | | | | | | | | | | 0 | 0 | 0 | 0 | 0 | 0 | 0 | | | | | | | | | | | |
| 9 Domonic Brown, L OBP: 0.295, SLG: 0.429 | | | | | | | | | | 4 | 1 | 1 | 0 | 0 | 2 | 1 | | | | | | | | | | | |
| 19 Laynce Nix, L OBP: 0.304, SLG: 0.381 | | | | | | | | | | 3 | 0 | 1 | 0 | 0 | 1 | 1 | | | | | | | | | | | |
| 28 Kevin Frandsen, R OBP: 0.400, SLG: 0.600 | | | | | | | | | | 1 | 0 | 0 | 0 | 0 | 1 | 2 | | | | | | | | | | | |
| 13 Freddy Galvis, S OBP: 0.286, SLG: 0.167 | | | | | | | | | | 3 | 0 | 1 | 0 | 1 | 0 | 0 | | | | | | | | | | | |
| 31 Erik Kratz, R OBP: 0.184, SLG: 0.324 | | | | | | | | | | 4 | 0 | 0 | 0 | 0 | 0 | 3 | | | | | | | | | | | |
| 35 Cole Hamels, L OBP: 0.167, SLG: 0.167 | | | | | | | | | | 2 | 0 | 0 | 0 | 0 | 1 | 0 | | | | | | | | | | | |
| 10 Michael Young, R OBP: 0.447, SLG: 0.553 | | | | | | | | | | 1 | 0 | 1 | 0 | 0 | 0 | 0 | | | | | | | | | | | |
| 33 Cliff Lee, L OBP: 0.336, SLG: 0.193 | | | | | | | | | | 0 | 0 | 0 | 0 | 0 | 0 | 0 | | | | | | | | | | | |
| 59 Antonio Bastardo, R OBP: 0.286, SLG: 0.167 | | | | | | | | | | 0 | 0 | 0 | 0 | 0 | 0 | 0 | | | | | | | | | | | |
| 37 Mike Adams, R OBP: 0.167, SLG: 0.167 | | | | | | | | | | 1 | 0 | 0 | 0 | 0 | 0 | 0 | | | | | | | | | | | |
| 16 Ezequiel Carrera, L OBP: 0.167, SLG: 0.167 | | | | | | | | | | 0 | 0 | 0 | 0 | 0 | 0 | 0 | | | | | | | | | | | |
| 48 Philippe Aumont, L OBP: 0.167, SLG: 0.167 | | | | | | | | | | 0 | 0 | 0 | 0 | 0 | 0 | 0 | | | | | | | | | | | |
| Inning Stats | R: 0 H: 0 E: 0 K: 0 S: 7 | H: 0 LOB: 0 BB: 0 P: 12 | R: 0 H: 2 E: 0 K: 1 S: 11 | H: 2 LOB: 2 BB: 0 P: 16 | R: 0 H: 0 E: 0 K: 1 S: 11 | H: 0 LOB: 1 BB: 1 P: 18 | R: 0 H: 0 E: 0 K: 1 S: 5 | H: 0 LOB: 0 BB: 0 P: 7 | R: 0 H: 0 E: 0 K: 1 S: 10 | H: 0 LOB: 0 BB: 0 P: 15 | R: 0 H: 0 E: 1 K: 1 S: 9 | H: 0 LOB: 1 BB: 1 P: 17 | R: 1 H: 2 E: 1 K: 2 S: 19 | H: 2 LOB: 3 BB: 2 P: 31 | R: 0 H: 1 E: 0 K: 1 S: 14 | H: 1 LOB: 2 BB: 0 P: 15 | R: 0 H: 0 E: 0 K: 0 S: 8 | H: 0 LOB: 0 BB: 0 P: 13 | 1B: 4 2B: 1 3B: 0 HR: 0 | SF: 0 SAC: 0 DP: 0 HBP: 0 | WP: 0 PB: 0 SB: 0 CS: 0 | PA: 36 | | | | | |
| PITCHER | IP | WLS | BF | H | R | ER | SO | BB | IBB | HBP | BLK | WP | HR | S | P | ERA | WHIP | | | | | | | | | | |
| 16 José Fernández, R ERA: 0.82 | 6.0 | | 22 | 2 | 0 | 0 | 5 | 2 | 0 | 0 | 0 | 0 | 0 | 53 | 85 | 0.00 | 0.667 | | | | | | | | | | |
| 44 AJ Ramos, R ERA: 5.4 | 0.2 | B | 5 | 2 | 1 | 1 | 1 | 1 | 0 | 0 | 0 | 0 | 0 | 11 | 19 | 13.50 | 4.500 | | | | | | | | | | |
| 40 Mike Dunn, L ERA: 2.84 | 1.0 | | 5 | 1 | 0 | 0 | 1 | 1 | 0 | 0 | 0 | 0 | 0 | 18 | 23 | 0.00 | 2.000 | | | | | | | | | | |
| 58 Ryan Webb, R ERA: 4.76 | 0.1 | | 1 | 0 | 0 | 0 | 1 | 0 | 0 | 0 | 0 | 0 | 0 | 4 | 4 | 0.00 | 0.000 | | | | | | | | | | |
| 31 Steve Cishek, R ERA: 8.31 | 1.0 | W | 3 | 0 | 0 | 0 | 0 | 0 | 0 | 0 | 0 | 0 | 0 | 8 | 13 | 0.00 | 0.000 | | | | | | | | | | |

| | |
|-----|----|
| AB | 32 |
| R | 1 |
| H | 5 |
| RBI | 0 |
| BB | 4 |
| SO | 8 |
| LOB | 13 |



| Batter | 1 | 2 | 3 | 4 | 5 | 6 | 7 | 8 | 9 | AB | R | H | RBI | BB | SO | LOB | BOTTOM | | | | | | | | | | |
|---|---------------------------------------|----------------------------------|--------------------------------------|----------------------------------|--------------------------------------|----------------------------------|---------------------------------------|----------------------------------|--------------------------------------|----------------------------------|--------------------------------------|----------------------------------|--------------------------------------|----------------------------------|--------------------------------------|----------------------------------|--|----------------------------------|----------------------------------|------------------------------------|----------------------------------|--------|--|--|--|--|--|
| 9 Juan Pierre, L OBP: 0.244, SLG: 0.190 | K | | G4-3 | | | | | | | 4 | 0 | 0 | 0 | 0 | 1 | 2 | Philadelphia Phillies @ Miami Marlins Marlins Park, Miami, FL Sat Apr 13 2013, 7:11 PM - 10:01 PM EDT Att: 20,037 - Roof Closed - 72 F | | | | | | | | | | |
| 17 Donovan Solano, R OBP: 0.326, SLG: 0.282 | G1-3 | | | | | | | | | 4 | 0 | 1 | 0 | 0 | 1 | 0 | | | | | | | | | | | |
| 30 Placido Polanco, R OBP: 0.366, SLG: 0.385 | L9 | | | | | | | | | 2 | 1 | 0 | 0 | 2 | 0 | 0 | | | | | | | | | | | |
| 29 Greg Dobbs, L OBP: 0.306, SLG: 0.323 | | | | | | | | | | 3 | 0 | 1 | 0 | 1 | 0 | 2 | | | | | | | | | | | |
| 26 Austin Kearns, R OBP: 0.316, SLG: 0.316 | | | | | | | | | | 4 | 0 | 0 | 0 | 0 | 2 | 5 | | | | | | | | | | | |
| 8 Chris Coghlan, L OBP: 0.176, SLG: 0.067 | | | | | | | | | | 4 | 0 | 0 | 0 | 0 | 2 | 1 | | | | | | | | | | | |
| 19 Rob Brantly, L OBP: 0.250, SLG: 0.310 | | | | | | | | | | 3 | 0 | 0 | 0 | 0 | 2 | 0 | | | | | | | | | | | |
| 58 Ryan Webb, R OBP: 0.167, SLG: 0.167 | | | | | | | | | | 0 | 0 | 0 | 0 | 0 | 0 | 0 | | | | | | | | | | | |
| 31 Steve Cishek, R OBP: 0.167, SLG: 0.167 | | | | | | | | | | 0 | 0 | 0 | 0 | 0 | 0 | 0 | | | | | | | | | | | |
| 3 Adeiny Hechavarria, R OBP: 0.244, SLG: 0.237 | | | | | | | | | | 2 | 1 | 1 | 0 | 1 | 0 | 0 | | | | | | | | | | | |
| 16 José Fernández, R OBP: 0.333, SLG: 0.333 | | | | | | | | | | 1 | 0 | 1 | 1 | 0 | 0 | 0 | | | | | | | | | | | |
| 44 AJ Ramos, R ERA: 7.56 | | | | | | | | | | 0 | 0 | 0 | 0 | 0 | 0 | 0 | | | | | | | | | | | |
| 40 Mike Dunn, L ERA: 1.69 | | | | | | | | | | 0 | 0 | 0 | 0 | 0 | 0 | 0 | | | | | | | | | | | |
| 21 Miguel Olivo, R OBP: 0.231, SLG: 0.167 | | | | | | | | | | 1 | 0 | 0 | 0 | 0 | 1 | 0 | | | | | | | | | | | |
| Inning Stats | R: 0 H: 0 E: 0 K: 1 S: 11 | H: 0 LOB: 0 BB: 0 P: 14 | R: 0 H: 0 E: 0 K: 1 S: 9 | H: 0 LOB: 0 BB: 0 P: 12 | R: 0 H: 0 E: 0 K: 1 S: 8 | H: 0 LOB: 1 BB: 1 P: 13 | R: 0 H: 0 E: 0 K: 1 S: 15 | H: 0 LOB: 1 BB: 1 P: 24 | R: 1 H: 2 E: 0 K: 1 S: 9 | H: 2 LOB: 1 BB: 0 P: 11 | R: 0 H: 1 E: 0 K: 0 S: 9 | H: 1 LOB: 1 BB: 1 P: 16 | R: 0 H: 0 E: 0 K: 1 S: 8 | H: 0 LOB: 0 BB: 0 P: 11 | R: 0 H: 0 E: 0 K: 2 S: 8 | H: 0 LOB: 0 BB: 0 P: 11 | R: 1 H: 1 E: 1 K: 1 S: 11 | H: 1 LOB: 2 BB: 1 P: 17 | 1B: 3 2B: 0 3B: 1 HR: 0 | SF: 0 SAC: 1 DP: 1 HBP: 0 | WP: 0 PB: 0 SB: 0 CS: 0 | PA: 33 | | | | | |
| PITCHER | IP | WLS | BF | H | R | ER | SO | BB | IBB | HBP | BLK | WP | HR | S | P | ERA | WHIP | | | | | | | | | | |
| 35 Cole Hamels, L ERA: 7.56 | 6.0 | | 23 | 3 | 1 | 1 | 5 | 3 | 0 | 0 | 0 | 0 | 0 | 61 | 90 | 1.50 | 1.000 | | | | | | | | | | |
| 59 Antonio Bastardo, L ERA: 1.69 | 1.0 | | 3 | 0 | 0 | 0 | 1 | 0 | 0 | 0 | 0 | 0 | 0 | 8 | 11 | 0.00 | 0.000 | | | | | | | | | | |
| 37 Mike Adams, R ERA: 1.69 | 1.0 | | 3 | 0 | 0 | 0 | 2 | 0 | 0 | 0 | 0 | 0 | 0 | 8 | 11 | 0.00 | 0.000 | | | | | | | | | | |
| 48 Philippe Aumont, R ERA: 1.69 | 0.1 | L | 4 | 1 | 1 | 0 | 1 | 1 | 0 | 0 | 0 | 0 | 0 | 11 | 17 | 0.00 | 6.000 | | | | | | | | | | |

| | |
|-----|----|
| AB | 28 |
| R | 2 |
| H | 4 |
| RBI | 1 |
| BB | 4 |
| SO | 9 |
| LOB | 10 |



| Batter | 1 | 2 | 3 | 4 | 5 | 6 | 7 | 8 | 9 | AB | R | H | RBI | BB | SO | LOB | TOP | | | | | | | |
|--|--|----------------------------------|-------------------------------------|----------------------------------|-------------------------------|---|--------------------------------|-------------------------------------|----------------------------------|----------------------------------|---|----------------------------------|-------------------------------------|----------------------------------|------------------------------|----------------------------------|-------------------------------|----------------------------------|----------------------------------|------------------------------------|----------------------------------|--------|--|--|
| 28 Jayson Werth, R OBP: 0.333, SLG: 0.491 | | | | | | | | | | 4 | 0 | 2 | 0 | 0 | 0 | 0 | | | | | | | | |
| 33 Roger Bernadina, L OBP: 0.244, SLG: 0.351 | | | | | | | | | | 4 | 0 | 0 | 0 | 0 | 1 | 2 | | | | | | | | |
| 11 Ryan Zimmerman, R OBP: 0.333, SLG: 0.388 | | | | | | | | | | 3 | 0 | 1 | 0 | 1 | 1 | 1 | | | | | | | | |
| 25 Adam LaRoche, L OBP: 0.244, SLG: 0.351 | | | | | | | | | | 3 | 1 | 1 | 0 | 1 | 0 | 2 | | | | | | | | |
| 20 Ian Desmond, R OBP: 0.321, SLG: 0.593 | | | | | | | | | | 4 | 0 | 1 | 0 | 0 | 0 | 4 | | | | | | | | |
| 12 Tyler Moore, R OBP: 0.176, SLG: 0.294 | | | | | | | | | | 4 | 1 | 1 | 1 | 0 | 2 | 2 | | | | | | | | |
| 1 Steve Lombardozzi, S OBP: 0.412, SLG: 0.563 | | | | | | | | | | 4 | 0 | 2 | 1 | 0 | 0 | 1 | | | | | | | | |
| 24 Kurt Suzuki, R OBP: 0.483, SLG: 0.591 | | | | | | | | | | 3 | 0 | 0 | 0 | 1 | 0 | 2 | | | | | | | | |
| 15 Dan Haren, R OBP: 0.296, SLG: 0.406 | | | | | | | | | | 2 | 0 | 0 | 0 | 0 | 0 | 2 | | | | | | | | |
| 35 Craig Stammen, R ERA: 5.4 | | | | | | | | | | 4 | 0 | 0 | 0 | 0 | 0 | 1 | | | | | | | | |
| 18 Chad Tracy, L OBP: 0.266, SLG: 0.444 | | | | | | | | | | 4 | 2 | 3 | 0 | 0 | 0 | 0 | | | | | | | | |
| 63 Henry Alberto Rodriguez, R ERA: 5.06 | | | | | | | | | | 4 | 2 | 1 | 0 | 0 | 0 | 2 | | | | | | | | |
| 52 Ryan Mattheus, R ERA: 3.52 | | | | | | | | | | 3 | 1 | 2 | 2 | 1 | 0 | 1 | | | | | | | | |
| Inning Stats | R: 0 E: 0 K: 0 S: 10 | H: 1 LOB: 1 BB: 1 P: 19 | R: 0 E: 0 K: 1 S: 11 | H: 1 LOB: 2 BB: 1 P: 19 | R: 0 E: 0 K: 1 S: 13 | H: 0 LOB: 0 BB: 1 P: 20 | R: 0 E: 0 K: 1 S: 7 | H: 0 LOB: 0 BB: 0 P: 10 | R: 0 E: 0 K: 0 S: 9 | H: 0 LOB: 0 BB: 0 P: 13 | R: 2 E: 0 K: 0 S: 10 | H: 3 LOB: 1 BB: 0 P: 14 | R: 0 E: 0 K: 1 S: 9 | H: 0 LOB: 0 BB: 0 P: 15 | R: 0 E: 0 K: 0 S: 6 | H: 1 LOB: 1 BB: 0 P: 10 | R: 0 E: 0 K: 0 S: 10 | H: 1 LOB: 0 BB: 0 P: 14 | 1B: 4 2B: 4 3B: 0 HR: 0 | SF: 0 SAC: 0 DP: 2 HBP: 0 | WP: 0 PB: 0 SB: 0 CS: 0 | PA: 36 | | |
| PITCHER | IP: 6.0 WLS: W BF: 26 ERA: 4.24 | H: 6 R: 2 ER: 2 SO: 3 | BB: 2 IBB: 1 HBP: 0 BLK: 0 | WP: 0 HR: 0 S: 60 P: 95 | ERA: 3.00 WHIP: 1.333 | IP: 2.0 WLS: L BF: 7 ERA: 4.15 | H: 1 R: 0 ER: 0 SO: 1 | BB: 0 IBB: 0 HBP: 0 BLK: 0 | WP: 0 HR: 0 S: 15 P: 25 | ERA: 0.00 WHIP: 0.500 | IP: 1.0 WLS: L BF: 3 ERA: 2.45 | H: 1 R: 0 ER: 0 SO: 0 | BB: 0 IBB: 0 HBP: 0 BLK: 0 | WP: 0 HR: 0 S: 10 P: 14 | ERA: 0.00 WHIP: 1.000 | | | | | | | | | |

Washington Nationals @ Miami Marlins
Marlins Park, Miami, FL
Tue Apr 16 2013, 7:12 PM - 9:55 PM EDT
Att: 16,200 - Partly Cloudy - 76 F

AB 33
R 2
H 8
RBI 2
BB 3
SO 4
LOB 17



| Batter | 1 | 2 | 3 | 4 | 5 | 6 | 7 | 8 | 9 | AB | R | H | RBI | BB | SO | LOB | BOTTOM | | | | | | |
|--|---|----------------------------------|-------------------------------------|----------------------------------|------------------------------|--|--------------------------------|-------------------------------------|----------------------------------|----------------------------------|---|---------------------------------|-------------------------------------|----------------------------------|------------------------------|---|----------------------------------|-------------------------------------|----------------------------------|----------------------------------|------------------------------------|----------------------------------|--------|
| 8 Chris Coghlan, L OBP: 0.172, SLG: 0.111 | | | | | | | | | | 4 | 0 | 0 | 0 | 0 | 0 | 1 | | | | | | | |
| 9 Juan Pierre, L OBP: 0.263, SLG: 0.241 | | | | | | | | | | 4 | 2 | 3 | 0 | 0 | 0 | 0 | | | | | | | |
| 30 Placido Polanco, R OBP: 0.353, SLG: 0.354 | | | | | | | | | | 4 | 2 | 1 | 0 | 0 | 0 | 2 | | | | | | | |
| 29 Greg Dobbs, L OBP: 0.333, SLG: 0.381 | | | | | | | | | | 3 | 1 | 2 | 2 | 1 | 0 | 1 | | | | | | | |
| 20 Justin Ruggiano, R OBP: 0.304, SLG: 0.419 | | | | | | | | | | 4 | 1 | 2 | 3 | 0 | 1 | 1 | | | | | | | |
| 19 Rob Brantly, L OBP: 0.286, SLG: 0.282 | | | | | | | | | | 4 | 0 | 1 | 0 | 0 | 0 | 3 | | | | | | | |
| 3 Ainey Hechavarria, R OBP: 0.231, SLG: 0.286 | | | | | | | | | | 4 | 1 | 1 | 3 | 0 | 0 | 3 | | | | | | | |
| 17 Donovan Solano, R OBP: 0.294, SLG: 0.239 | | | | | | | | | | 4 | 0 | 0 | 0 | 0 | 1 | 0 | | | | | | | |
| 28 Alex Sanabia, R OBP: 0.200, SLG: 0.200 | | | | | | | | | | 2 | 1 | 1 | 0 | 0 | 0 | 0 | | | | | | | |
| 26 Austin Kearns, R OBP: 0.296, SLG: 0.282 | | | | | | | | | | 1 | 0 | 0 | 0 | 0 | 1 | 0 | | | | | | | |
| 44 AJ Ramos, R OBP: 0.296, SLG: 0.282 | | | | | | | | | | 0 | 0 | 0 | 0 | 0 | 0 | 0 | | | | | | | |
| 53 Kyle Skipworth, L OBP: 0.296, SLG: 0.282 | | | | | | | | | | 0 | 0 | 0 | 0 | 0 | 0 | 0 | | | | | | | |
| 40 Mike Dunn, L OBP: 0.296, SLG: 0.282 | | | | | | | | | | 0 | 0 | 0 | 0 | 0 | 0 | 0 | | | | | | | |
| Inning Stats | R: 0 E: 0 K: 0 S: 10 | H: 1 LOB: 0 BB: 0 P: 16 | R: 0 E: 0 K: 1 S: 7 | H: 0 LOB: 0 BB: 0 P: 13 | R: 0 E: 0 K: 1 S: 9 | H: 0 LOB: 0 BB: 0 P: 11 | R: 4 E: 1 K: 0 S: 25 | H: 3 LOB: 0 BB: 0 P: 34 | R: 3 E: 0 K: 0 S: 19 | H: 5 LOB: 2 BB: 1 P: 31 | R: 0 E: 0 K: 1 S: 6 | H: 0 LOB: 0 BB: 0 P: 9 | R: 1 E: 0 K: 0 S: 16 | H: 2 LOB: 1 BB: 0 P: 24 | R: 0 E: 0 K: 0 S: 6 | H: 0 LOB: 0 BB: 0 P: 10 | 1B: 9 2B: 1 3B: 0 HR: 1 | SF: 0 SAC: 0 DP: 1 HBP: 0 | WP: 0 PB: 0 SB: 2 CS: 0 | PA: 36 | | | |
| PITCHER | IP: 4.1 WLS: L BF: 22 ERA: 8.1 | H: 7 R: 3 ER: 3 SO: 2 | BB: 1 IBB: 0 HBP: 0 BLK: 0 | WP: 0 HR: 1 S: 64 P: 93 | ERA: 6.23 WHIP: 1.846 | IP: 1.2 WLS: L BF: 6 ERA: 5.4 | H: 2 R: 0 ER: 0 SO: 1 | BB: 0 IBB: 0 HBP: 0 BLK: 0 | WP: 0 HR: 0 S: 12 P: 21 | ERA: 0.00 WHIP: 1.200 | IP: 1.0 WLS: L BF: 5 ERA: 5.06 | H: 2 R: 1 ER: 1 SO: 0 | BB: 0 IBB: 0 HBP: 0 BLK: 0 | WP: 0 HR: 0 S: 16 P: 24 | ERA: 9.00 WHIP: 2.000 | IP: 1.0 WLS: L BF: 3 ERA: 3.52 | H: 0 R: 0 ER: 0 SO: 0 | BB: 0 IBB: 0 HBP: 0 BLK: 0 | WP: 0 HR: 1 S: 6 P: 10 | 1B: 9 2B: 1 3B: 0 HR: 1 | SF: 0 SAC: 0 DP: 1 HBP: 0 | WP: 0 PB: 0 SB: 2 CS: 0 | PA: 36 |

Washington Nationals @ Miami Marlins
Marlins Park, Miami, FL
Tue Apr 16 2013, 7:12 PM - 9:55 PM EDT
Att: 16,200 - Partly Cloudy - 76 F

AB 35
R 8
H 11
RBI 8
SO 3
LOB 11



| Batter | 1 | 2 | 3 | 4 | 5 | 6 | 7 | 8 | 9 | AB | R | H | RBI | BB | SO | LOB | TOP | |
|---|---|----------------------------------|-------------------------------|----------------------------------|-------------------------------|----------------------------------|-------------------------------|----------------------------------|-------------------------------|----------------------------------|------------------------------|----------------------------------|------------------------------|----------------------------------|----------------------------------|------------------------------------|---|--------|
| 8 Chris Coghlan, L (1,7) OBP: 0.212, SLG: 0.194 | | | | | | | | | | 4 | 0 | 2 | 0 | 0 | 1 | 1 | Miami Marlins @ Cincinnati Reds Great American Ball Park, Cincinnati, OH Thu Apr 18 2013, 7:13 PM - 10:18 PM EDT Att: 14,916 - Partly Cloudy - 81 F | |
| 13 Chris Valaika, R (1,6) OBP: 0.296, SLG: 0.400 | | | | | | | | | | 4 | 0 | 0 | 0 | 0 | 2 | 2 | | |
| 27 Giancarlo Stanton, R (1,9) OBP: 0.357, SLG: 0.242 | | | | | | | | | | 3 | 0 | 1 | 0 | 1 | 2 | 0 | | |
| 30 Placido Polanco, R (1,5) OBP: 0.356, SLG: 0.364 | | | | | | | | | | 3 | 0 | 0 | 0 | 1 | 1 | 4 | | |
| 29 Greg Dobbs, L (1,3) OBP: 0.304, SLG: 0.340 | | | | | | | | | | 4 | 0 | 0 | 0 | 0 | 2 | 5 | | |
| 20 Justin Ruggiano, R (1,8) OBP: 0.315, SLG: 0.460 | | | | | | | | | | 3 | 1 | 2 | 1 | 1 | 1 | 0 | | |
| 19 Rob Brantly, L (1,2) OBP: 0.234, SLG: 0.256 | | | | | | | | | | 4 | 0 | 0 | 0 | 0 | 1 | 2 | | |
| 17 Donovan Solano, R (1,4) OBP: 0.288, SLG: 0.241 | | | | | | | | | | 4 | 0 | 1 | 0 | 0 | 1 | 1 | | |
| 16 José Fernández, R (1,1) OBP: 0.250, SLG: 0.250 | | | | | | | | | | 1 | 0 | 0 | 0 | 0 | 1 | 1 | | |
| 73 John Maine, R (5,1) | | | | | | | | | | 0 | 0 | 0 | 0 | 0 | 0 | 0 | | |
| 26 Austin Kearns, R (7,PH) OBP: 0.263, SLG: 0.125 | | | | | | | | | | 1 | 0 | 0 | 0 | 0 | 0 | 0 | | |
| 60 Jon Rauch, R (7,1) | | | | | | | | | | 0 | 0 | 0 | 0 | 0 | 0 | 0 | | |
| 44 AJ Ramos, R (8,1) | | | | | | | | | | 0 | 0 | 0 | 0 | 0 | 0 | 0 | | |
| Inning Stats | R: 0 E: 0 K: 1 S: 14 | H: 2 LOB: 2 BB: 0 P: 21 | R: 0 E: 0 K: 2 S: 11 | H: 0 LOB: 1 BB: 1 P: 17 | R: 0 E: 0 K: 2 S: 11 | H: 1 LOB: 2 BB: 1 P: 22 | R: 1 E: 0 K: 1 S: 16 | H: 2 LOB: 1 BB: 0 P: 21 | R: 0 E: 0 K: 2 S: 13 | H: 0 LOB: 0 BB: 1 P: 17 | R: 0 E: 0 K: 1 S: 8 | H: 0 LOB: 0 BB: 0 P: 11 | R: 0 E: 0 K: 1 S: 6 | H: 1 LOB: 0 BB: 0 P: 11 | 1B: 4 2B: 1 3B: 0 HR: 1 | SF: 0 SAC: 1 DP: 1 HBP: 0 | WP: 0 PB: 0 SB: 0 CS: 0 | PA: 35 |
| PITCHER | IP WLS BF H R ER SO BB IBB HBP BLK WP HR S P ERA WHIP | | | | | | | | | | | | | | | | | |
| 52 Tony Cingrani, L (1,1) ERA: 1.8 | 5.0 W 23 5 1 1 8 3 0 0 0 0 0 1 65 102 1.80 1.600 | | | | | | | | | | | | | | | | | |
| 63 Sam LeCure, R (6,1) ERA: 1.5 | 1.0 3 0 0 0 2 0 0 0 0 0 0 0 11 17 0.00 0.000 | | | | | | | | | | | | | | | | | |
| 60 J.J. Hoover, R (7,1) ERA: 5.4 | 1.0 3 0 0 0 1 0 0 0 0 0 0 0 8 17 0.00 0.000 | | | | | | | | | | | | | | | | | |
| 31 Alfredo Simon, R (8,1) ERA: 5.63 | 1.0 3 0 0 0 1 0 0 0 0 0 0 0 8 11 0.00 0.000 | | | | | | | | | | | | | | | | | |
| 51 Jonathan Broxton, R (9,1) ERA: 9.53 | 1.0 3 1 0 0 0 0 0 0 0 0 0 0 6 11 0.00 1.000 | | | | | | | | | | | | | | | | | |

| Batter | 1 | 2 | 3 | 4 | 5 | 6 | 7 | 8 | 9 | AB | R | H | RBI | BB | SO | LOB | BOTTOM | | | |
|---|---|----------------------------------|------------------------------|----------------------------------|-------------------------------|----------------------------------|-------------------------------|----------------------------------|-------------------------------|----------------------------------|-------------------------------|----------------------------------|------------------------------|----------------------------------|-------------------------------|----------------------------------|---|------------------------------------|----------------------------------|--------|
| 17 Shin-Soo Choo, L (1,8) OBP: 0.472, SLG: 0.569 | | | | | | | | | | 4 | 2 | 2 | 1 | 1 | 1 | 0 | Miami Marlins @ Cincinnati Reds Great American Ball Park, Cincinnati, OH Thu Apr 18 2013, 7:13 PM - 10:18 PM EDT Att: 14,916 - Partly Cloudy - 81 F | | | |
| 2 Zack Cozart, R (1,6) OBP: 0.266, SLG: 0.492 | | | | | | | | | | 4 | 0 | 2 | 2 | 1 | 1 | 0 | | | | |
| 19 Joey Volto, L (1,3) OBP: 0.526, SLG: 0.400 | | | | | | | | | | 3 | 0 | 1 | 0 | 2 | 0 | 4 | | | | |
| 4 Brandon Phillips, R (1,4) OBP: 0.368, SLG: 0.693 | | | | | | | | | | 5 | 1 | 1 | 0 | 0 | 3 | 4 | | | | |
| 51 Jonathan Broxton, R (9,1) ERA: 9.53 | | | | | | | | | | 0 | 0 | 0 | 0 | 0 | 0 | 0 | | | | |
| 32 Jay Bruce, L (1,9) OBP: 0.342, SLG: 0.368 | | | | | | | | | | 2 | 3 | 1 | 0 | 2 | 1 | 0 | | | | |
| 15 Derrick Robinson, S (8,PH) OBP: 0.376, SLG: 0.266 | | | | | | | | | | 1 | 0 | 0 | 0 | 0 | 1 | 1 | | | | |
| 21 Todd Frazier, R (1,5) OBP: 0.369, SLG: 0.614 | | | | | | | | | | 3 | 3 | 2 | 2 | 1 | 1 | 0 | | | | |
| 60 J.J. Hoover, R (7,1) ERA: 5.4 | | | | | | | | | | 0 | 0 | 0 | 0 | 0 | 0 | 0 | | | | |
| 31 Alfredo Simon, R (8,1) ERA: 5.63 | | | | | | | | | | 0 | 0 | 0 | 0 | 0 | 0 | 0 | | | | |
| 3 Cesar Izturis, S (8,PH) OBP: 0.294, SLG: 0.250 | | | | | | | | | | 1 | 0 | 1 | 0 | 0 | 0 | 0 | | | | |
| 26 Xavier Paul, L (1,7) OBP: 0.294, SLG: 0.471 | | | | | | | | | | 3 | 1 | 1 | 1 | 0 | 0 | 3 | | | | |
| 63 Sam LeCure, R (6,1) ERA: 12.27 | | | | | | | | | | 0 | 0 | 0 | 0 | 0 | 0 | 0 | | | | |
| 9 Jack Hannahan, L (6,PH) OBP: 0.500, SLG: 0.462 | | | | | | | | | | 2 | 0 | 0 | 0 | 0 | 1 | 2 | | | | |
| 39 Devin Mesoraco, R (1,2) OBP: 0.391, SLG: 0.412 | | | | | | | | | | 2 | 1 | 0 | 1 | 1 | 1 | 0 | | | | |
| 52 Tony Cingrani, L (1,1) ERA: 3.6 | | | | | | | | | | 2 | 0 | 0 | 0 | 0 | 0 | 1 | | | | |
| 28 Chris Heisey, R (5,PH) OBP: 0.200, SLG: 0.283 | | | | | | | | | | 2 | 0 | 1 | 1 | 0 | 1 | 0 | | | | |
| Inning Stats | R: 0 E: 0 K: 1 S: 7 | H: 0 LOB: 1 BB: 1 P: 15 | R: 0 E: 0 K: 2 S: 9 | H: 0 LOB: 0 BB: 0 P: 14 | R: 1 E: 0 K: 1 S: 13 | H: 2 LOB: 2 BB: 1 P: 20 | R: 4 E: 1 K: 0 S: 17 | H: 4 LOB: 1 BB: 1 P: 30 | R: 4 E: 1 K: 0 S: 16 | H: 3 LOB: 2 BB: 4 P: 36 | R: 2 E: 0 K: 3 S: 12 | H: 1 LOB: 0 BB: 1 P: 21 | R: 0 E: 0 K: 2 S: 8 | H: 0 LOB: 0 BB: 0 P: 10 | R: 0 E: 0 K: 2 S: 12 | H: 2 LOB: 2 BB: 0 P: 14 | 1B: 10 2B: 1 3B: 0 HR: 1 | SF: 1 SAC: 0 DP: 1 HBP: 0 | WP: 2 PB: 0 SB: 0 CS: 0 | PA: 43 |
| PITCHER | IP WLS BF H R ER SO BB IBB HBP BLK WP HR S P ERA WHIP | | | | | | | | | | | | | | | | | | | |
| 16 José Fernández, R (1,1) ERA: 3.6 | 4.0 L 21 6 5 5 4 3 0 0 0 0 1 1 28 57 11.25 2.250 | | | | | | | | | | | | | | | | | | | |
| 73 John Maine, R (5,1) ERA: 12.27 | 2.0 14 4 6 6 3 4 1 0 0 0 1 1 28 57 27.00 4.000 | | | | | | | | | | | | | | | | | | | |
| 60 Jon Rauch, R (7,1) ERA: 4.7 | 1.0 3 0 0 0 2 0 0 0 0 0 0 0 8 10 0.00 0.000 | | | | | | | | | | | | | | | | | | | |
| 44 AJ Ramos, R (8,1) ERA: 3.72 | 1.0 5 2 0 0 2 0 0 0 0 0 0 0 12 14 0.00 2.000 | | | | | | | | | | | | | | | | | | | |

livebaseballscores.com

AB 31
R 1
H 6
RBI 1
BB 3
SO 12
LOB 16

livebaseballscores.com

AB 34
R 11
H 12
RBI 8
BB 8
SO 11
LOB 15

| Batter | 1 | 2 | 3 | 4 | 5 | 6 | 7 | 8 | 9 | 10 | 11 | 12 | 13 | AB R H RBI BB SO LOB | TOP | | | | | | | | | | | | |
|---|------------------------------|--------------------------|-------------------------------|--------------------------|------------------------------|--------------------------|------------------------------|-------------------------|-------------------------------|--------------------------|------------------------------|-------------------------|------------------------------|--------------------------|--|-------------------------|------------------------------|--------------------------|-------------------------------|--------------------------|-------------------------------|--------------------------|----------------------------------|------------------------------------|------------------------------------|--------|--|
| 9 Juan Pierre, L OBP: 0.225, SLG: 0.221 | G1-3 | | K | | L5-3 | | | G3 | | K | | | K | 6 0 0 0 0 3 4 | Miami Marlins @ Cincinnati Reds Great American Ball Park, Cincinnati, OH Sat Apr 20 2013, 1:10 PM - 5:20 PM EDT Att. 35,645 - Sunny - 49 F | | | | | | | | | | | | |
| 30 Placido Polanco, R OBP: 0.353, SLG: 0.354 | P3 | | | G5-3 | | | L4 | | | P4 | | | F9 | 6 0 1 1 0 0 0 | | | | | | | | | | | | | |
| 27 Giancarlo Stanton, R OBP: 0.306, SLG: 0.299 | K | | | | P4 | | | P6 | | G5-3 | | | F8 | 6 0 1 0 0 1 1 | | | | | | | | | | | | | |
| 29 Greg Dobbs, L OBP: 0.290, SLG: 0.321 | | | | F7 | | G6-3 | | | | K | | | F8 | 5 0 1 0 0 1 1 | | | | | | | | | | | | | |
| 20 Justin Ruggiano, R OBP: 0.317, SLG: 0.483 | K | | | | | K | | F9 | | | | | SH1-4 | 4 0 1 0 1 2 1 | | | | | | | | | | | | | |
| 22 Nick Green, R OBP: 0.375, SLG: 0.375 | G4-3 | | | | BB | | | K | | | | | | 4 0 0 0 0 1 3 | | | | | | | | | | | | | |
| 21 Miguel Olivo, R OBP: 0.227, SLG: 0.238 | | | | | | | | | | | | | F7 | 4 1 2 0 0 1 1 | | | | | | | | | | | | | |
| 19 Rob Grantly, L OBP: 0.231, SLG: 0.234 | K | | | | | | | | | | | | | 1 0 0 0 0 0 1 | | | | | | | | | | | | | |
| 17 Denovan Solano, R OBP: 0.303, SLG: 0.250 | | | | L8 | | | | | | | | | IBB | 3 1 1 0 1 0 0 | | | | | | | | | | | | | |
| 20 Mike Lowell, L OBP: 0.243, SLG: 0.238 | | | | G4-3 | | | | | | | | | G4-3 | 1 0 0 0 0 0 0 | | | | | | | | | | | | | |
| Inning Stats | R: 0 E: 0 K: 1 S: 7 | H: 0 LOB: 0 BB: 10 | R: 0 E: 0 K: 2 S: 11 | H: 1 LOB: 1 BB: 15 | R: 0 E: 0 K: 1 S: 9 | H: 0 LOB: 0 BB: 12 | R: 0 E: 0 K: 0 S: 9 | H: 1 LOB: 2 BB: 1 | R: 2 E: 0 K: 0 S: 12 | H: 4 LOB: 1 BB: 14 | R: 0 E: 0 K: 1 S: 7 | H: 0 LOB: 0 BB: 8 | R: 0 E: 0 K: 2 S: 8 | H: 1 LOB: 2 BB: 10 | R: 0 E: 0 K: 1 S: 6 | H: 0 LOB: 0 BB: 7 | R: 0 E: 0 K: 0 S: 4 | H: 1 LOB: 2 BB: 20 | R: 0 E: 0 K: 1 S: 10 | H: 0 LOB: 0 BB: 14 | R: 0 E: 0 K: 1 S: 10 | H: 0 LOB: 0 BB: 14 | 1B: 6 2B: 3 3B: 0 HR: 0 | SF: 0 SAC: 2 DP: 1 HBP: 0 | W/P: 0 P/B: 0 SB: 1 CS: 0 | PA: 48 | |
| PITCHER | IP 8.0 | WLS 30 | BF 6 | H 2 | R 2 | ER 2 | SO 6 | BB 1 | IBB 0 | HBP 0 | BLK 0 | WP 0 | HR 0 | S 70 | P 95 | ERA 2.25 | WHIP 0.875 | | | | | | | | | | |
| 61 Bronson Arroyo, R ERA: 3.54 | 1.0 | 3 | 0 | 0 | 0 | 2 | 0 | 0 | 0 | 0 | 0 | 0 | 9 | 10 | 0.00 | 0.000 | | | | | | | | | | | |
| 54 Aroldis Chapman, L ERA: 0.96 | 2.0 | 7 | 1 | 0 | 0 | 1 | 0 | 0 | 0 | 0 | 0 | 0 | 14 | 14 | 0.00 | 0.500 | | | | | | | | | | | |
| 63 Sam LeCure, R ERA: 1.13 | 1.0 | 5 | 1 | 0 | 0 | 0 | 0 | 0 | 1 | 0 | 0 | 0 | 10 | 20 | 0.00 | 1.000 | | | | | | | | | | | |
| 60 J.J. Hoover, R ERA: 4.82 | 1.0 | W | 3 | 0 | 0 | 0 | 1 | 0 | 0 | 0 | 0 | 0 | 10 | 14 | 0.00 | 0.000 | | | | | | | | | | | |
| 31 Alfredo Simon, R ERA: 5.0 | | | | | | | | | | | | | | | | | | | | | | | | | | | |

| Batter | 1 | 2 | 3 | 4 | 5 | 6 | 7 | 8 | 9 | 10 | 11 | 12 | 13 | AB R H RBI BB SO LOB | BOTTOM | | | | | | | | | | | | |
|--|-------------------------------|-------------------------|-------------------------------|-------------------------|-------------------------------|-------------------------|------------------------------|-------------------------|-------------------------------|-------------------------|-------------------------------|-------------------------|-------------------------------|--------------------------|--|-------------------------|-------------------------------|--------------------------|-------------------------------|--------------------------|------------------------------|--------------------------|-----------------------------------|------------------------------------|------------------------------------|--------|--|
| 17 Shin-Soo Choo, L OBP: 0.494, SLG: 0.606 | | | | | | | | | | | | | | 4 1 3 0 3 1 1 | Miami Marlins @ Cincinnati Reds Great American Ball Park, Cincinnati, OH Sat Apr 20 2013, 1:10 PM - 5:20 PM EDT Att. 35,645 - Sunny - 49 F | | | | | | | | | | | | |
| 2 Zack Cozart, R OBP: 0.243, SLG: 0.437 | F9 | | | | | | | | | | | | | 6 0 0 0 0 1 8 | | | | | | | | | | | | | |
| 3 Cesar Izturis, S OBP: 0.278, SLG: 0.235 | | | | | | | | | | | | | | 1 0 0 0 0 0 1 | | | | | | | | | | | | | |
| 19 Joey Votto, L OBP: 0.517, SLG: 0.458 | L7 | | | | | | | | | | | | | 6 1 4 2 1 0 2 | | | | | | | | | | | | | |
| 4 Brandon Phillips, R OBP: 0.342, SLG: 0.342 | | | | | | | | | | | | | | 5 0 1 1 1 2 4 | | | | | | | | | | | | | |
| 32 Jay Bruce, L OBP: 0.349, SLG: 0.368 | K | | | | | | | | | | | | | 5 0 1 0 1 3 4 | | | | | | | | | | | | | |
| 21 Todd Frazier, R OBP: 0.370, SLG: 0.571 | | | | | | | | | | | | | | 4 0 0 0 1 3 2 | | | | | | | | | | | | | |
| 63 Sam LeCure, R ERA: 1.13 | | | | | | | | | | | | | | 0 0 0 0 0 0 0 | | | | | | | | | | | | | |
| 60 J.J. Hoover, R ERA: 4.82 | | | | | | | | | | | | | | 0 0 0 0 0 0 0 | | | | | | | | | | | | | |
| 26 Xavier Paul, L OBP: 0.263, SLG: 0.421 | | | | | | | | | | | | | | 1 0 0 0 0 1 0 | | | | | | | | | | | | | |
| 31 Alfredo Simon, R OBP: 1.000, SLG: 1.000 | | | | | | | | | | | | | | 0 0 0 0 0 0 0 | | | | | | | | | | | | | |
| 28 Chris Heisey, R OBP: 0.203, SLG: 0.274 | | | | | | | | | | | | | | 6 0 2 0 0 1 4 | | | | | | | | | | | | | |
| 39 Devin Mesoraco, R OBP: 0.414, SLG: 0.409 | | | | | | | | | | | | | | 5 1 2 0 1 1 4 | | | | | | | | | | | | | |
| 61 Bronson Arroyo, R ERA: 6.27 | | | | | | | | | | | | | | 2 0 0 0 0 0 2 | | | | | | | | | | | | | |
| 15 Derrick Robinson, S OBP: 0.353, SLG: 0.267 | | | | | | | | | | | | | | 1 0 0 0 0 0 0 | | | | | | | | | | | | | |
| 54 Aroldis Chapman, L ERA: 0.96 | | | | | | | | | | | | | | 0 0 0 0 0 0 0 | | | | | | | | | | | | | |
| 9 Jack Hannahan, L OBP: 0.438, SLG: 0.400 | | | | | | | | | | | | | | 2 0 0 0 0 1 2 | | | | | | | | | | | | | |
| Inning Stats | R: 0 E: 0 K: 1 S: 10 | H: 1 LOB: 2 BB: 1 | R: 0 E: 0 K: 0 S: 13 | H: 2 LOB: 3 BB: 1 | R: 1 E: 0 K: 0 S: 14 | H: 2 LOB: 2 BB: 1 | R: 0 E: 0 K: 1 S: 8 | H: 0 LOB: 0 BB: 1 | R: 0 E: 0 K: 2 S: 12 | H: 2 LOB: 3 BB: 1 | R: 0 E: 0 K: 1 S: 12 | H: 1 LOB: 1 BB: 0 | R: 0 E: 0 K: 2 S: 10 | H: 0 LOB: 1 BB: 13 | R: 0 E: 0 K: 3 S: 7 | H: 0 LOB: 1 BB: 1 | R: 0 E: 0 K: 1 S: 11 | H: 1 LOB: 1 BB: 20 | R: 0 E: 0 K: 2 S: 11 | H: 1 LOB: 1 BB: 15 | R: 1 E: 0 K: 0 S: 6 | H: 1 LOB: 1 BB: 15 | 1B: 10 2B: 3 3B: 0 HR: 1 | SF: 1 SAC: 1 DP: 1 HBP: 0 | W/P: 0 P/B: 0 SB: 1 CS: 1 | PA: 58 | |
| PITCHER | IP 4.0 | WLS 22 | BF 7 | H 2 | R 2 | ER 2 | SO 2 | BB 3 | IBB 0 | HBP 0 | BLK 0 | WP 0 | HR 1 | S 51 | P 85 | ERA 4.50 | WHIP 2.500 | | | | | | | | | | |
| 23 Wade LeBlanc, L ERA: 6.27 | 2.0 | 7 | 0 | 0 | 0 | 1 | 2 | 0 | 0 | 0 | 0 | 0 | 16 | 31 | 0.00 | 1.000 | | | | | | | | | | | |
| 34 Tom Koehler, R ERA: 1.13 | 0.1 | 3 | 2 | 0 | 0 | 1 | 0 | 0 | 0 | 0 | 0 | 0 | 8 | 10 | 0.00 | 6.000 | | | | | | | | | | | |
| 40 Mike Dunn, L ERA: 2.16 | 0.2 | 3 | 0 | 0 | 0 | 0 | 0 | 1 | 0 | 0 | 0 | 0 | 4 | 9 | 0.00 | 0.000 | | | | | | | | | | | |
| 50 Chad Qualls, R ERA: 4.15 | 2.0 | 7 | 1 | 0 | 0 | 4 | 0 | 0 | 0 | 0 | 0 | 0 | 22 | 28 | 0.00 | 0.500 | | | | | | | | | | | |
| 58 Ryan Webb, R ERA: 3.72 | 1.2 | L | 8 | 2 | 1 | 1 | 2 | 0 | 1 | 0 | 0 | 0 | 0 | 17 | 30 | 5.40 | 1.200 | | | | | | | | | | |
| 31 Steve Cishek, R ERA: 5.63 | | | | | | | | | | | | | | | | | | | | | | | | | | | |

| | |
|-----|----|
| AB | 44 |
| R | 2 |
| H | 8 |
| RBI | 2 |
| BB | 2 |
| SO | 10 |
| LOB | 16 |

| | |
|-----|----|
| AB | 48 |
| R | 3 |
| H | 13 |
| RBI | 3 |
| BB | 8 |
| SO | 14 |
| LOB | 34 |



| Batter | 1 | 2 | 3 | 4 | 5 | 6 | 7 | 8 | 9 | AB | R | H | RBI | BB | SO | LOB | TOP | | | |
|---|---|---|--|--|-------------------------------|----------------------------------|-------------------------------|----------------------------------|------------------------------|---------------------------------|------------------------------|---------------------------------|-------------------------------|----------------------------------|---|---|---|------------------------------------|----------------------------------|--------|
| 9 Juan Pierre, L OBP: 0.227, SLG: 0.236 | | | | | | | | | | 4 | 1 | 1 | 0 | 0 | 1 | 1 | Miami Marlins @ Minnesota Twins Target Field, Minneapolis, MN Tue Apr 23 2013, 1:12 PM - 3:37 PM CDT Att: 25,716 - Partly Cloudy - 38 F | | | |
| 30 Placido Polanco, R OBP: 0.342, SLG: 0.353 | | | | | | | | | | 3 | 0 | 1 | 0 | 0 | 0 | 1 | | | | |
| 27 Giancarlo Stanton, R OBP: 0.311, SLG: 0.216 | | | | | | | | | | 3 | 0 | 0 | 0 | 0 | 1 | 1 | | | | |
| 29 Greg Dobbs, L OBP: 0.288, SLG: 0.317 | | | | | | | | | | 4 | 1 | 1 | 1 | 0 | 0 | 2 | | | | |
| 20 Justin Ruggiano, R OBP: 0.292, SLG: 0.448 | | | | | | | | | | 4 | 1 | 1 | 0 | 0 | 1 | 2 | | | | |
| 25 Joe Mahoney, L OBP: 0.250, SLG: 0.250 | | | | | | | | | | | | | | | | | | | | |
| 13 Chris Valaika, R OBP: 0.321, SLG: 0.385 | | | | | | | | | | | | | | | | | | | | |
| 21 Miguel Olivo, R OBP: 0.222, SLG: 0.346 | | | | | | | | | | | | | | | | | | | | |
| 22 Nick Green, R OBP: 0.267, SLG: 0.267 | | | | | | | | | | | | | | | | | | | | |
| 17 Donovan Solano, R OBP: 0.297, SLG: 0.254 | | | | | | | | | | 2 | 0 | 0 | 0 | 1 | 1 | 0 | | | | |
| Inning Stats | R: 0 E: 0 K: 0 S: 7 | H: 1 LOB: 0 BB: 0 P: 10 | R: 0 E: 0 K: 1 S: 7 | H: 1 LOB: 1 BB: 0 P: 11 | R: 0 E: 0 K: 2 S: 10 | H: 0 LOB: 0 BB: 0 P: 14 | R: 2 E: 0 K: 0 S: 14 | H: 3 LOB: 1 BB: 0 P: 20 | R: 0 E: 0 K: 1 S: 7 | H: 0 LOB: 0 BB: 0 P: 9 | R: 0 E: 0 K: 1 S: 6 | H: 0 LOB: 0 BB: 0 P: 8 | R: 1 E: 0 K: 0 S: 11 | H: 1 LOB: 2 BB: 0 P: 17 | R: 0 E: 0 K: 3 S: 15 | H: 0 LOB: 0 BB: 0 P: 20 | 1B: 4 2B: 2 3B: 0 HR: 0 | SF: 0 SAC: 0 DP: 1 HBP: 2 | WP: 0 PB: 0 SB: 0 CS: 0 | PA: 35 |
| PITCHER | IP WLS BF H R ER SO BB IBB HBP BLK WP HR S P ERA WHIP | 7.0 W 26 5 2 2 5 1 0 0 0 0 0 58 87 2.57 0.857 | 1.0 H 6 1 1 1 0 0 0 2 0 0 0 11 17 9.00 1.000 | 1.0 S 3 0 0 0 3 0 0 0 0 0 0 15 20 0.00 0.000 | | | | | | | | | | | IP WLS BF H R ER SO BB IBB HBP BLK WP HR S P ERA WHIP | 7.0 W 26 5 2 2 5 1 0 0 0 0 0 58 87 2.57 0.857 | | | | |

| Batter | 1 | 2 | 3 | 4 | 5 | 6 | 7 | 8 | 9 | AB | R | H | RBI | BB | SO | LOB | BOTTOM | | | |
|---|---|---|--|----------------------------------|------------------------------|----------------------------------|-------------------------------|----------------------------------|------------------------------|----------------------------------|------------------------------|----------------------------------|-------------------------------|---|---|----------------------------------|---|------------------------------------|----------------------------------|--------|
| 2 Brian Dozier, R OBP: 0.321, SLG: 0.340 | | | | | | | | | | 4 | 1 | 3 | 0 | 0 | 0 | 0 | Miami Marlins @ Minnesota Twins Target Field, Minneapolis, MN Tue Apr 23 2013, 1:12 PM - 3:37 PM CDT Att: 25,716 - Partly Cloudy - 38 F | | | |
| 7 Joe Mauer, L OBP: 0.427, SLG: 0.522 | | | | | | | | | | 3 | 0 | 0 | 0 | 1 | 1 | 2 | | | | |
| 16 Josh Willingham, R OBP: 0.410, SLG: 0.447 | | | | | | | | | | 3 | 0 | 0 | 0 | 0 | 1 | 3 | | | | |
| 33 Justin Morneau, L OBP: 0.319, SLG: 0.365 | | | | | | | | | | 4 | 0 | 1 | 1 | 0 | 0 | 4 | | | | |
| 27 Chris Parmelee, L OBP: 0.352, SLG: 0.333 | | | | | | | | | | 4 | 1 | 1 | 0 | 0 | 1 | 2 | | | | |
| 24 Trevor Plouffe, R OBP: 0.302, SLG: 0.407 | | | | | | | | | | 3 | 1 | 1 | 0 | 1 | 0 | 0 | | | | |
| 31 Oswaldo Arcia, L OBP: 0.214, SLG: 0.385 | | | | | | | | | | 4 | 1 | 1 | 3 | 0 | 0 | 1 | | | | |
| 32 Aaron Hicks, S OBP: 0.206, SLG: 0.057 | | | | | | | | | | 2 | 0 | 0 | 0 | 1 | 0 | 1 | | | | |
| 25 Pedro Florimón, S OBP: 0.405, SLG: 0.345 | | | | | | | | | | 3 | 0 | 0 | 0 | 0 | 0 | 2 | | | | |
| Inning Stats | R: 1 E: 0 K: 2 S: 12 | H: 1 LOB: 1 BB: 1 P: 20 | R: 0 E: 0 K: 0 S: 13 | H: 0 LOB: 1 BB: 1 P: 21 | R: 0 E: 0 K: 0 S: 8 | H: 1 LOB: 1 BB: 0 P: 12 | R: 3 E: 0 K: 0 S: 10 | H: 3 LOB: 0 BB: 0 P: 11 | R: 0 E: 0 K: 0 S: 9 | H: 1 LOB: 1 BB: 0 P: 15 | R: 0 E: 0 K: 0 S: 8 | H: 0 LOB: 1 BB: 1 P: 14 | R: 0 E: 0 K: 1 S: 11 | H: 1 LOB: 1 BB: 0 P: 17 | R: 0 E: 0 K: 0 S: 8 | H: 0 LOB: 0 BB: 0 P: 10 | 1B: 5 2B: 0 3B: 1 HR: 1 | SF: 0 SAC: 0 DP: 1 HBP: 1 | WP: 0 PB: 0 SB: 1 CS: 0 | PA: 34 |
| PITCHER | IP WLS BF H R ER SO BB IBB HBP BLK WP HR S P ERA WHIP | 5.0 L 23 6 4 4 2 2 0 0 1 1 0 27 41 0.00 0.667 | 3.0 1 0 0 1 1 0 0 0 0 0 0 0 27 41 0.00 0.667 | | | | | | | | | | | IP WLS BF H R ER SO BB IBB HBP BLK WP HR S P ERA WHIP | 5.0 L 23 6 4 4 2 2 0 0 1 1 0 27 41 0.00 0.667 | | | | | |

livebaseballscores.com



| Batter | 1 | 2 | 3 | 4 | 5 | 6 | 7 | 8 | 9 | AB | R | H | RBI | BB | SO | LOB | TOP |
|--|--|---|---|---|---|---|---|---|---|---|--|--|--|--|--|-------------|--|
| 8 Chris Coghlan, L (1, 7) OBP: 0.227, SLG: 0.220 | | | | | | | | | | 5 | 0 | 1 | 0 | 0 | 0 | 2 | Miami Marlins @ Minnesota Twins Target Field, Minneapolis, MN Tue Apr 23 2013, 7:11 PM - 10:51 PM CDT Att: 23,300 - Clear - 42 F |
| 30 Placido Polanco, R (1, 5) OBP: 0.333, SLG: 0.342 | | | | | | | | | | 5 | 1 | 1 | 0 | 0 | 1 | 5 | |
| 27 Giancarlo Stanton, R (1, 9) OBP: 0.333, SLG: 0.295 | | | | | | | | | | 4 | 2 | 2 | 2 | 1 | 0 | 2 | |
| 29 Greg Dobbs, L (1, 10) | | | | | | | | | | 5 | 1 | 2 | 0 | 0 | 0 | 4 | |
| 20 Justin Ruggiano, R (1, 8) OBP: 0.286, SLG: 0.431 | | | | | | | | | | 5 | 2 | 1 | 1 | 0 | 1 | 3 | |
| 19 Rob Brantly, L (1, 2) | | | | | | | | | | 5 | 0 | 3 | 4 | 0 | 0 | 0 | |
| 13 Chris Valaika, R (1, 6) | | | | | | | | | | 4 | 0 | 2 | 1 | 1 | 0 | 1 | |
| 25 Joe Mahoney, L (1, 3) | | | | | | | | | | 5 | 1 | 2 | 0 | 0 | 0 | 5 | |
| 17 Donovan Solano, R (1, 4) OBP: 0.308, SLG: 0.268 | | | | | | | | | | 4 | 1 | 2 | 0 | 0 | 0 | 1 | |
| Inning Stats | R: 3 H: 3 E: 0 K: 0 S: 13 | H: 3 R: 1 ER: 0 LOB: 2 BB: 1 P: 25 | R: 1 H: 3 E: 0 K: 1 S: 20 | H: 3 R: 0 ER: 0 LOB: 0 BB: 0 P: 13 | R: 0 H: 1 E: 0 K: 0 S: 6 | H: 2 R: 1 ER: 0 LOB: 1 BB: 1 P: 26 | R: 0 H: 0 E: 0 K: 0 S: 7 | H: 4 R: 2 ER: 0 LOB: 1 BB: 0 P: 32 | R: 1 H: 2 E: 0 K: 0 S: 9 | H: 1 R: 0 ER: 0 LOB: 1 BB: 0 P: 20 | 1B: 12 R: 5 H: 16 RBI: 8 BB: 2 SO: 2 LOB: 23 | SF: 0 2B: 5 3B: 0 HR: 0 | WP: 0 PB: 0 SB: 0 CS: 0 | PA: 44 | | | |
| PITCHER | IP: 4.2 WLS: L BF: 24 ERA: 7.94 | H: 9 R: 5 ER: 5 LOB: 2 BB: 1 P: 31 | H: 5 R: 2 ER: 2 LOB: 0 BB: 0 P: 30 | H: 5 R: 2 ER: 2 LOB: 0 BB: 0 P: 31 | H: 2 R: 1 ER: 0 LOB: 1 BB: 0 P: 13 | H: 2 R: 1 ER: 0 LOB: 2 BB: 1 P: 26 | H: 0 R: 0 ER: 0 LOB: 0 BB: 0 P: 13 | H: 4 R: 2 ER: 0 LOB: 1 BB: 0 P: 32 | H: 2 R: 1 ER: 0 LOB: 1 BB: 0 P: 13 | H: 1 R: 0 ER: 0 LOB: 1 BB: 0 P: 20 | IP: 4.2 WLS: L BF: 24 ERA: 7.94 | IP: 5.0 WLS: H BF: 23 ERA: 3.60 | IP: 6.0 WLS: H BF: 24 ERA: 9.00 | IP: 7.0 WLS: H BF: 28 ERA: 4.50 | IP: 9.0 WLS: S BF: 40 ERA: 0.00 | WHIP: 2.143 | |
| 37 Mike Pelfrey, R (1, 1) ERA: 7.94 | IP: 4.2 WLS: L BF: 24 ERA: 7.94 | H: 9 R: 5 ER: 5 LOB: 2 BB: 1 P: 31 | H: 5 R: 2 ER: 2 LOB: 0 BB: 0 P: 30 | H: 5 R: 2 ER: 2 LOB: 0 BB: 0 P: 31 | H: 2 R: 1 ER: 0 LOB: 1 BB: 0 P: 13 | H: 2 R: 1 ER: 0 LOB: 2 BB: 1 P: 26 | H: 0 R: 0 ER: 0 LOB: 0 BB: 0 P: 13 | H: 4 R: 2 ER: 0 LOB: 1 BB: 0 P: 32 | H: 2 R: 1 ER: 0 LOB: 1 BB: 0 P: 13 | H: 1 R: 0 ER: 0 LOB: 1 BB: 0 P: 20 | IP: 4.2 WLS: L BF: 24 ERA: 7.94 | IP: 5.0 WLS: H BF: 23 ERA: 3.60 | IP: 6.0 WLS: H BF: 24 ERA: 9.00 | IP: 7.0 WLS: H BF: 28 ERA: 4.50 | IP: 9.0 WLS: S BF: 40 ERA: 0.00 | WHIP: 2.143 | |
| 51 Anthony Swarzak, R (5, 1) ERA: 2.51 | IP: 1.2 WLS: 9 BF: 3 ERA: 2.51 | H: 3 R: 2 ER: 2 LOB: 0 BB: 0 P: 10 | H: 2 R: 1 ER: 1 LOB: 0 BB: 0 P: 10 | H: 2 R: 1 ER: 1 LOB: 0 BB: 0 P: 10 | H: 1 R: 0 ER: 0 LOB: 1 BB: 0 P: 10 | H: 2 R: 1 ER: 0 LOB: 2 BB: 1 P: 26 | H: 0 R: 0 ER: 0 LOB: 0 BB: 0 P: 13 | H: 4 R: 2 ER: 0 LOB: 1 BB: 0 P: 32 | H: 1 R: 0 ER: 0 LOB: 1 BB: 0 P: 13 | H: 1 R: 0 ER: 0 LOB: 1 BB: 0 P: 20 | IP: 1.2 WLS: 9 BF: 3 ERA: 2.51 | IP: 5.0 WLS: H BF: 23 ERA: 3.60 | IP: 6.0 WLS: H BF: 24 ERA: 9.00 | IP: 7.0 WLS: H BF: 28 ERA: 4.50 | IP: 9.0 WLS: S BF: 40 ERA: 0.00 | WHIP: 2.400 | |
| 57 Ryan Pressly, R (7, 1) ERA: 1.23 | IP: 1.2 WLS: 7 BF: 3 ERA: 1.23 | H: 3 R: 1 ER: 1 LOB: 0 BB: 0 P: 10 | H: 2 R: 1 ER: 1 LOB: 0 BB: 0 P: 10 | H: 2 R: 1 ER: 1 LOB: 0 BB: 0 P: 10 | H: 1 R: 0 ER: 0 LOB: 1 BB: 0 P: 10 | H: 2 R: 1 ER: 0 LOB: 2 BB: 1 P: 26 | H: 0 R: 0 ER: 0 LOB: 0 BB: 0 P: 13 | H: 4 R: 2 ER: 0 LOB: 1 BB: 0 P: 32 | H: 1 R: 0 ER: 0 LOB: 1 BB: 0 P: 13 | H: 1 R: 0 ER: 0 LOB: 1 BB: 0 P: 20 | IP: 1.2 WLS: 7 BF: 3 ERA: 1.23 | IP: 5.0 WLS: H BF: 23 ERA: 3.60 | IP: 6.0 WLS: H BF: 24 ERA: 9.00 | IP: 7.0 WLS: H BF: 28 ERA: 4.50 | IP: 9.0 WLS: S BF: 40 ERA: 0.00 | WHIP: 1.800 | |
| 60 Pedro Hernandez, L (9, 1) ERA: 3.48 | IP: 1.0 WLS: 4 BF: 1 ERA: 3.48 | H: 1 R: 0 ER: 0 LOB: 0 BB: 0 P: 10 | H: 0 R: 0 ER: 0 LOB: 0 BB: 0 P: 10 | H: 0 R: 0 ER: 0 LOB: 0 BB: 0 P: 10 | H: 1 R: 0 ER: 0 LOB: 1 BB: 0 P: 10 | H: 2 R: 1 ER: 0 LOB: 2 BB: 1 P: 26 | H: 0 R: 0 ER: 0 LOB: 0 BB: 0 P: 13 | H: 4 R: 2 ER: 0 LOB: 1 BB: 0 P: 32 | H: 2 R: 1 ER: 0 LOB: 1 BB: 0 P: 13 | H: 1 R: 0 ER: 0 LOB: 1 BB: 0 P: 20 | IP: 1.0 WLS: 4 BF: 1 ERA: 3.48 | IP: 5.0 WLS: H BF: 23 ERA: 3.60 | IP: 6.0 WLS: H BF: 24 ERA: 9.00 | IP: 7.0 WLS: H BF: 28 ERA: 4.50 | IP: 9.0 WLS: S BF: 40 ERA: 0.00 | WHIP: 1.000 | |

| Batter | 1 | 2 | 3 | 4 | 5 | 6 | 7 | 8 | 9 | AB | R | H | RBI | BB | SO | LOB | BOTTOM |
|---|--|---|---|---|---|---|---|---|---|---|--|--|--|--|--|-------------|--|
| 2 Brian Dozier, R (1, 4) OBP: 0.310, SLG: 0.314 | | | | | | | | | | 4 | 1 | 0 | 0 | 1 | 0 | 2 | Miami Marlins @ Minnesota Twins Target Field, Minneapolis, MN Tue Apr 23 2013, 7:11 PM - 10:51 PM CDT Att: 23,300 - Clear - 42 F |
| 7 Joe Mauer, L (1, 10) | | | | | | | | | | 4 | 0 | 2 | 1 | 1 | 0 | 0 | |
| 31 Oswaldo Arcia, L (1, 7) | | | | | | | | | | 5 | 0 | 1 | 0 | 0 | 1 | 2 | |
| 33 Justin Morneau, L (1, 3) OBP: 0.297, SLG: 0.338 | | | | | | | | | | 5 | 0 | 0 | 0 | 0 | 2 | 5 | |
| 9 Ryan Doumit, S (1, 2) | | | | | | | | | | 4 | 1 | 1 | 0 | 0 | 1 | 4 | |
| 27 Chris Parmelee, L (1, 9) OBP: 0.328, SLG: 0.306 | | | | | | | | | | 4 | 0 | 0 | 0 | 0 | 1 | 1 | |
| 5 Eduardo Escobar, S (1, 6) OBP: 0.500, SLG: 0.720 | | | | | | | | | | 3 | 2 | 3 | 0 | 1 | 0 | 0 | |
| 32 Aaron Hicks, S (1, 8) OBP: 0.224, SLG: 0.073 | | | | | | | | | | 2 | 1 | 1 | 1 | 1 | 1 | 1 | |
| 8 Jamey Carroll, R (1, 5) OBP: 0.278, SLG: 0.235 | | | | | | | | | | 4 | 0 | 1 | 1 | 0 | 2 | 4 | |
| Inning Stats | R: 0 H: 0 E: 0 K: 0 S: 7 | H: 0 R: 0 ER: 0 LOB: 0 BB: 0 P: 16 | R: 3 H: 3 E: 1 K: 2 S: 24 | H: 3 R: 0 ER: 0 LOB: 1 BB: 0 P: 35 | R: 0 H: 1 E: 0 K: 1 S: 8 | H: 2 R: 1 ER: 0 LOB: 2 BB: 0 P: 25 | R: 1 H: 1 E: 0 K: 0 S: 10 | H: 0 R: 0 ER: 0 LOB: 0 BB: 0 P: 10 | R: 1 H: 2 E: 0 K: 2 S: 14 | H: 0 R: 0 ER: 0 LOB: 1 BB: 1 P: 20 | 1B: 7 R: 5 H: 9 RBI: 3 BB: 4 SO: 8 LOB: 19 | SF: 1 2B: 1 3B: 1 HR: 0 | WP: 1 PB: 1 SB: 0 CS: 0 | PA: 40 | | | |
| PITCHER | IP: 5.0 WLS: H BF: 23 ERA: 3.81 | H: 3 R: 2 ER: 2 LOB: 0 BB: 0 P: 16 | H: 3 R: 0 ER: 0 LOB: 1 BB: 0 P: 35 | H: 3 R: 0 ER: 0 LOB: 1 BB: 0 P: 35 | H: 1 R: 0 ER: 0 LOB: 1 BB: 0 P: 14 | H: 2 R: 1 ER: 0 LOB: 2 BB: 0 P: 25 | H: 1 R: 0 ER: 0 LOB: 1 BB: 0 P: 24 | H: 0 R: 0 ER: 0 LOB: 0 BB: 0 P: 10 | H: 2 R: 1 ER: 0 LOB: 1 BB: 0 P: 22 | H: 0 R: 0 ER: 0 LOB: 1 BB: 1 P: 20 | IP: 5.0 WLS: H BF: 23 ERA: 3.81 | IP: 6.0 WLS: H BF: 24 ERA: 9.00 | IP: 7.0 WLS: H BF: 28 ERA: 4.50 | IP: 9.0 WLS: S BF: 40 ERA: 0.00 | WHIP: 1.400 | | |
| 47 Ricky Nolasco, R (1, 1) ERA: 3.81 | IP: 5.0 WLS: H BF: 23 ERA: 3.81 | H: 3 R: 2 ER: 2 LOB: 0 BB: 0 P: 16 | H: 3 R: 0 ER: 0 LOB: 1 BB: 0 P: 35 | H: 3 R: 0 ER: 0 LOB: 1 BB: 0 P: 35 | H: 1 R: 0 ER: 0 LOB: 1 BB: 0 P: 14 | H: 2 R: 1 ER: 0 LOB: 2 BB: 0 P: 25 | H: 1 R: 0 ER: 0 LOB: 1 BB: 0 P: 24 | H: 0 R: 0 ER: 0 LOB: 0 BB: 0 P: 10 | H: 2 R: 1 ER: 0 LOB: 1 BB: 0 P: 22 | H: 0 R: 0 ER: 0 LOB: 1 BB: 1 P: 20 | IP: 5.0 WLS: H BF: 23 ERA: 3.81 | IP: 6.0 WLS: H BF: 24 ERA: 9.00 | IP: 7.0 WLS: H BF: 28 ERA: 4.50 | IP: 9.0 WLS: S BF: 40 ERA: 0.00 | WHIP: 1.400 | | |
| 44 AJ Ramos, R (6, 1) ERA: 3.55 | IP: 1.0 WLS: H BF: 5 ERA: 3.55 | H: 1 R: 1 ER: 1 LOB: 0 BB: 0 P: 10 | H: 1 R: 0 ER: 0 LOB: 0 BB: 0 P: 10 | H: 1 R: 0 ER: 0 LOB: 0 BB: 0 P: 10 | H: 0 R: 0 ER: 0 LOB: 0 BB: 0 P: 10 | H: 2 R: 1 ER: 0 LOB: 2 BB: 0 P: 26 | H: 1 R: 0 ER: 0 LOB: 1 BB: 0 P: 26 | H: 0 R: 0 ER: 0 LOB: 0 BB: 0 P: 13 | H: 1 R: 0 ER: 0 LOB: 1 BB: 0 P: 13 | H: 1 R: 0 ER: 0 LOB: 1 BB: 0 P: 20 | IP: 1.0 WLS: H BF: 5 ERA: 3.55 | IP: 5.0 WLS: H BF: 23 ERA: 3.60 | IP: 6.0 WLS: H BF: 24 ERA: 9.00 | IP: 7.0 WLS: H BF: 28 ERA: 4.50 | IP: 9.0 WLS: S BF: 40 ERA: 0.00 | WHIP: 3.000 | |
| 40 Mike Dunn, L (7, 1) ERA: 2.61 | IP: 2.0 WLS: H BF: 8 ERA: 2.61 | H: 2 R: 1 ER: 1 LOB: 0 BB: 0 P: 10 | H: 1 R: 0 ER: 0 LOB: 0 BB: 0 P: 10 | H: 1 R: 0 ER: 0 LOB: 0 BB: 0 P: 10 | H: 0 R: 0 ER: 0 LOB: 0 BB: 0 P: 10 | H: 2 R: 1 ER: 0 LOB: 2 BB: 0 P: 26 | H: 1 R: 0 ER: 0 LOB: 1 BB: 0 P: 26 | H: 0 R: 0 ER: 0 LOB: 0 BB: 0 P: 13 | H: 1 R: 0 ER: 0 LOB: 1 BB: 0 P: 13 | H: 1 R: 0 ER: 0 LOB: 1 BB: 0 P: 20 | IP: 2.0 WLS: H BF: 8 ERA: 2.61 | IP: 5.0 WLS: H BF: 23 ERA: 3.60 | IP: 6.0 WLS: H BF: 24 ERA: 9.00 | IP: 7.0 WLS: H BF: 28 ERA: 4.50 | IP: 9.0 WLS: S BF: 40 ERA: 0.00 | WHIP: 1.000 | |
| 31 Steve Cishek, R (9, 1) ERA: 5.0 | IP: 1.0 WLS: S BF: 4 ERA: 5.0 | H: 0 R: 0 ER: 0 LOB: 0 BB: 0 P: 10 | H: 0 R: 0 ER: 0 LOB: 0 BB: 0 P: 10 | H: 0 R: 0 ER: 0 LOB: 0 BB: 0 P: 10 | H: 1 R: 0 ER: 0 LOB: 1 BB: 0 P: 10 | H: 2 R: 1 ER: 0 LOB: 2 BB: 0 P: 26 | H: 1 R: 0 ER: 0 LOB: 1 BB: 0 P: 26 | H: 0 R: 0 ER: 0 LOB: 0 BB: 0 P: 13 | H: 1 R: 0 ER: 0 LOB: 1 BB: 0 P: 13 | H: 1 R: 0 ER: 0 LOB: 1 BB: 0 P: 20 | IP: 1.0 WLS: S BF: 4 ERA: 5.0 | IP: 5.0 WLS: H BF: 23 ERA: 3.60 | IP: 6.0 WLS: H BF: 24 ERA: 9.00 | IP: 7.0 WLS: H BF: 28 ERA: 4.50 | IP: 9.0 WLS: S BF: 40 ERA: 0.00 | WHIP: 1.000 | |

| | |
|-----|----|
| AB | 42 |
| R | 8 |
| H | 16 |
| RBI | 8 |
| BB | 2 |
| SO | 2 |
| LOB | 23 |



| Batter | 1 | 2 | 3 | 4 | 5 | 6 | 7 | 8 | 9 | AB | R | H | RBI | BB | SO | LOB | TOP | | | | | | | | |
|---------------------------------|---|--|--|--|--|----------------------------------|-------------------------------|----------------------------------|-------------------------------|----------------------------------|-------------------------------|----------------------------------|------------------------------|----------------------------------|------------------------------|---------------------------------|-------------------------------|----------------------------------|----------------------------------|------------------------------------|----------------------------------|--------|--|--|--|
| 9 David DeJesus, L (1,8) | | | | | | | | | | 4 | 1 | 1 | 0 | 0 | 1 | 0 | | | | | | | | | |
| 13 Starlin Castro, R (1,6) | | | | | | | | | | 4 | 0 | 1 | 1 | 0 | 1 | 0 | | | | | | | | | |
| 44 Anthony Rizzo, L (1,3) | | | | | | | | | | 4 | 0 | 0 | 0 | 0 | 3 | 2 | | | | | | | | | |
| 12 Alfonso Soriano, R (1,7) | | | | | | | | | | 3 | 0 | 0 | 0 | 0 | 0 | 0 | | | | | | | | | |
| 19 Nate Schierholz, L (1,9) | | | | | | | | | | 4 | 2 | 2 | 1 | 0 | 0 | 2 | | | | | | | | | |
| 53 Wellington Castillo, R (1,2) | | | | | | | | | | 4 | 0 | 1 | 1 | 0 | 2 | 2 | | | | | | | | | |
| 24 Luis Valbuena, L (1,5) | | | | | | | | | | 4 | 1 | 1 | 1 | 0 | 0 | 1 | | | | | | | | | |
| 15 Darwin Barney, R (1,4) | | | | | | | | | | | 4 | 0 | 0 | 0 | 0 | 1 | | | | | | | | | |
| 36 Edwin Jackson, R (1,1) | | | | | | | | | | 2 | 0 | 0 | 0 | 0 | 1 | 0 | | | | | | | | | |
| 20 Julio Borbon, L (7,PH) | | | | | | | | | | 1 | 0 | 0 | 0 | 0 | 1 | 0 | | | | | | | | | |
| 56 Hector Rondón, R (7,1) | | | | | | | | | | 0 | 0 | 0 | 0 | 0 | 0 | 0 | | | | | | | | | |
| 54 Shawn Camp, R (8,1) | | | | | | | | | | 0 | 0 | 0 | 0 | 0 | 0 | 0 | | | | | | | | | |
| 49 Carlos Marmol, R (9,1) | | | | | | | | | | 0 | 0 | 0 | 0 | 0 | 0 | 0 | | | | | | | | | |
| Inning Stats | R: 1 E: 0 K: 1 S: 14 | H: 2 LOB: 2 BB: 0 P: 23 | R: 0 E: 0 K: 0 S: 10 | H: 0 LOB: 0 BB: 0 P: 13 | R: 0 E: 0 K: 1 S: 8 | H: 0 LOB: 0 BB: 0 P: 14 | R: 1 E: 0 K: 0 S: 14 | H: 2 LOB: 1 BB: 0 P: 22 | R: 0 E: 1 K: 3 S: 12 | H: 0 LOB: 1 BB: 0 P: 18 | R: 1 E: 0 K: 1 S: 18 | H: 1 LOB: 0 BB: 0 P: 22 | R: 0 E: 0 K: 1 S: 8 | H: 0 LOB: 0 BB: 0 P: 12 | R: 0 E: 0 K: 1 S: 7 | H: 0 LOB: 0 BB: 0 P: 9 | R: 1 E: 0 K: 1 S: 10 | H: 1 LOB: 0 BB: 0 P: 12 | 1B: 1 2B: 3 3B: 0 HR: 2 | SF: 0 SAC: 0 DP: 0 HBP: 1 | WP: 0 PB: 0 SB: 0 CS: 0 | PA: 35 | | | |
| PITCHER | IP WLS BF H R ER SO BB IBB HBP BLK WP HR S P ERA WHIP | 6.0 25 5 3 3 6 0 0 1 0 0 1 76 112 4.50 0.833 | 1.1 4 0 0 0 2 0 0 0 0 0 0 11 15 0.00 0.000 | 0.2 2 0 0 0 0 0 0 0 0 0 0 4 6 0.00 0.000 | 1.0 L 4 1 1 1 1 0 0 0 0 0 1 10 12 9.00 1.000 | | | | | | | | | | | | | | | | | | | | |

Chicago Cubs @ Miami Marlins
Marlins Park, Miami, FL
Thu Apr 25 2013, 7:12 PM - 10:11 PM EDT
Att: 15,394 - Clear - 78 F

| | |
|-----|----|
| AB | 34 |
| R | 4 |
| H | 6 |
| RBI | 4 |
| BB | 0 |
| SO | 9 |
| LOB | 8 |





| Batter | 1 | 2 | 3 | 4 | 5 | 6 | 7 | 8 | 9 | AB | R | H | RBI | BB | SO | LOB | BOTTOM | | | | | | |
|-------------------------------|---|--|--|---|--|----------------------------------|------------------------------|----------------------------------|------------------------------|----------------------------------|------------------------------|---------------------------------|------------------------------|----------------------------------|-------------------------------|----------------------------------|----------------------------------|------------------------------------|----------------------------------|--------|--|--|--|
| 9 Juan Pierre, L (1,7) | | | | | | | | | | 5 | 1 | 1 | 1 | 0 | 0 | 4 | | | | | | | |
| 30 Placido Polanco, R (1,5) | | | | | | | | | | 3 | 1 | 1 | 0 | 2 | 0 | 2 | | | | | | | |
| 27 Giancarlo Stanton, R (1,9) | | | | | | | | | | 5 | 0 | 1 | 1 | 0 | 1 | 4 | | | | | | | |
| 25 Joe Mahoney, L (1,3) | | | | | | | | | | 4 | 0 | 1 | 0 | 0 | 2 | | | | | | | | |
| 20 Justin Ruggiano, R (1,8) | | | | | | | | | | 4 | 0 | 0 | 0 | 0 | 3 | 4 | | | | | | | |
| 19 Rob Brantly, L (1,2) | | | | | | | | | | 2 | 0 | 0 | 1 | 1 | 0 | 0 | | | | | | | |
| 13 Chris Valaika, R (1,6) | | | | | | | | | | 3 | 0 | 0 | 0 | 0 | 1 | 3 | | | | | | | |
| 17 Donovan Solano, R (1,4) | | | | | | | | | | 3 | 1 | 1 | 0 | 1 | 0 | 1 | | | | | | | |
| 45 Kevin Slowey, R (1,1) | | | | | | | | | | 1 | 0 | 0 | 0 | 0 | 0 | 0 | | | | | | | |
| 29 Greg Dobbs, L (5,PH) | | | | | | | | | | 0 | 0 | 0 | 0 | 0 | 0 | 0 | | | | | | | |
| 50 Chad Qualls, R (7,1) | | | | | | | | | | 0 | 0 | 0 | 0 | 0 | 0 | 0 | | | | | | | |
| 40 Mike Dunn, L (8,1) | | | | | | | | | | 0 | 0 | 0 | 0 | 0 | 0 | 0 | | | | | | | |
| 31 Steve Cishek, R (9,1) | | | | | | | | | | 0 | 0 | 0 | 0 | 0 | 0 | 0 | | | | | | | |
| 26 Austin Kearns, R (9,PH) | | | | | | | | | | 1 | 0 | 1 | 0 | 0 | 0 | 0 | | | | | | | |
| Inning Stats | R: 1 E: 0 K: 2 S: 21 | H: 2 LOB: 3 BB: 2 P: 35 | R: 2 E: 0 K: 0 S: 9 | H: 2 LOB: 1 BB: 1 P: 14 | R: 0 E: 0 K: 1 S: 8 | H: 0 LOB: 0 BB: 0 P: 11 | R: 0 E: 0 K: 0 S: 7 | H: 0 LOB: 0 BB: 0 P: 14 | R: 0 E: 0 K: 0 S: 6 | H: 1 LOB: 1 BB: 0 P: 12 | R: 0 E: 0 K: 0 S: 5 | H: 0 LOB: 0 BB: 1 P: 6 | R: 0 E: 0 K: 0 S: 9 | H: 0 LOB: 0 BB: 0 P: 14 | R: 0 E: 0 K: 1 S: 10 | H: 1 LOB: 2 BB: 1 P: 18 | 1B: 6 2B: 0 3B: 0 HR: 0 | SF: 0 SAC: 2 DP: 0 HBP: 1 | WP: 0 PB: 0 SB: 2 CS: 0 | PA: 39 | | | |
| PITCHER | IP WLS BF H R ER SO BB IBB HBP BLK WP HR S P ERA WHIP | 6.0 28 5 3 3 4 3 1 1 0 0 0 59 100 4.50 1.333 | 1.0 3 0 0 0 0 0 0 0 0 0 0 5 6 0.00 0.000 | 1.0 W 3 0 0 0 0 0 0 0 0 0 0 9 14 0.00 0.000 | 1.0 S 5 1 0 0 1 1 0 0 0 0 0 10 18 0.00 2.000 | | | | | | | | | | | | | | | | | | |

Chicago Cubs @ Miami Marlins
Marlins Park, Miami, FL
Thu Apr 25 2013, 7:12 PM - 10:11 PM EDT
Att: 15,394 - Clear - 78 F

| | |
|-----|----|
| AB | 31 |
| R | 3 |
| H | 6 |
| RBI | 3 |
| BB | 5 |
| SO | 5 |
| LOB | 20 |



| Batter | 1 | 2 | 3 | 4 | 5 | 6 | 7 | 8 | 9 | AB | R | H | RBI | BB | SO | LOB | TOP | |
|--|---|---|---------------------------------------|--------------------------------------|--------------------------------------|--------------------------------------|---------------------------------------|---------------------------------------|--------------------------------------|--------------------------------------|----------------------------------|------------------------------------|----------------------------------|--------|----|-----|--|--|
| 9 David DeJesus, L (1,8) OBP: 0.354, SLG: 0.549 | E9 13 WP 2B | | F7 | | | G4-3 | 1-3 2-H 1B | | | 4 | 1 | 2 | 1 | 0 | 0 | 0 | Chicago Cubs @ Miami Marlins Marlins Park, Miami, FL Sat Apr 27 2013, 7:12 PM - 10:01 PM EDT Att: 27,519 - Partly Cloudy - 80 F | |
| 13 Starlin Castro, R (1,6) OBP: 0.284, SLG: 0.384 | P3 | | F8 | | | 44 BB 1B | G1-3 | | | 4 | 0 | 1 | 0 | 0 | 0 | 2 | | |
| 44 Anthony Rizzo, L (1,3) OBP: 0.286, SLG: 0.494 | G4-3 | | | | | 19 G6-4-3 BB | | | | 2 | 0 | 0 | 0 | 2 | 0 | 0 | | |
| 12 Alfonso Soriano, R (1,7) OBP: 0.290, SLG: 0.337 | G5-3 | | | | | F9 | K | | | 4 | 0 | 0 | 0 | 0 | 1 | 3 | | |
| 19 Nate Schierholtz, L (1,9) OBP: 0.370, SLG: 0.562 | 24 1B 2B | | | | | G6-4-3 | G4-3 | | | 3 | 1 | 1 | 0 | 1 | 0 | 3 | | |
| 53 Wellington Castillo, R (1,2) OBP: 0.333, SLG: 0.414 | F8 | | | | | K | 20 BB 9 1B | | | 4 | 1 | 2 | 0 | 0 | 1 | 1 | | |
| 24 Luis Valbuena, L (1,5) OBP: 0.347, SLG: 0.492 | 15 G5-4-3 2-H 1B | | | | | 2B | F7 | | | 4 | 0 | 2 | 1 | 0 | 0 | 2 | | |
| 15 Darwin Barney, R (1,4) OBP: 0.244, SLG: 0.289 | G5-4-3 | | | | | P3 | F7 | | | 4 | 0 | 0 | 0 | 0 | 0 | 4 | | |
| 37 Travis Wood, R (1,1) OBP: 0.206, SLG: 0.111 20 Julio Rodriguez, L (7,PH) OBP: 0.500, SLG: 0.900 50 Kameron Loe, R (7,1) 40 James Russell, L (8,1) 49 Carlos Marmol, R (8,1) 21 Scott Hairston, R (8,PH) 63 Kevin Gregg, R (8,1) | K2-3 | | | | | K | 9 1B BB | | | 2 | 0 | 0 | 0 | 0 | 0 | 2 | |  AB 32 R 3 H 8 RBI 2 BB 4 SO 5 LOB 17 |
| Inning Stats | R: 1 H: 1 E: 0 K: 0 S: 8 | L: 1 LOB: 0 BB: 0 P: 12 | R: 1 H: 2 E: 0 K: 0 S: 10 | R: 0 H: 0 E: 0 K: 1 S: 6 | R: 0 H: 0 E: 0 K: 0 S: 8 | R: 0 H: 1 E: 0 K: 2 S: 9 | R: 0 H: 1 E: 0 K: 1 S: 14 | R: 1 H: 2 E: 0 K: 0 S: 13 | R: 0 H: 0 E: 0 K: 0 S: 4 | R: 0 H: 1 E: 0 K: 1 S: 8 | 1B: 5 2B: 3 3B: 0 HR: 0 | SF: 0 SAC: 0 DP: 2 HBP: 0 | WP: 1 PB: 0 SB: 0 CS: 1 | PA: 37 | | | | |
| PITCHER | IP WLS BF H R ER SO BB IBB HBP BLK WP HR S P ERA WHIP | IP WLS BF H R ER SO BB IBB HBP BLK WP HR S P ERA WHIP | | | | | | | | | | | | | | | | |
| 28 Alex Sanabia, R (1,1) ERA: 4.85 | 6.2 L 26 6 3 3 4 2 0 0 0 0 1 0 61 93 4.05 1.200 | | | | | | | | | | | | | | | | | |
| 40 Mike Dunn, L (7,1) ERA: 2.31 | 0.2 4 1 0 0 0 1 0 0 0 0 0 0 8 15 0.00 3.000 | | | | | | | | | | | | | | | | | |
| 58 Ryan Webb, R (8,1) ERA: 2.7 | 0.2 2 0 0 0 0 1 0 0 0 0 0 0 3 9 0.00 1.500 | | | | | | | | | | | | | | | | | |
| 50 Chad Qualls, R (9,1) ERA: 3.27 | 1.0 4 1 0 0 1 0 0 0 0 0 0 0 8 12 0.00 1.000 | | | | | | | | | | | | | | | | | |

| Batter | 1 | 2 | 3 | 4 | 5 | 6 | 7 | 8 | 9 | AB | R | H | RBI | BB | SO | LOB | BOTTOM | |
|---|---|---|---------------------------------------|---------------------------------------|--------------------------------------|--------------------------------------|--------------------------------------|--------------------------------------|--------------------------------------|--------------------------------------|----------------------------------|------------------------------------|----------------------------------|--------|----|-----|--|---|
| 17 Donovan Solano, R (1,4) OBP: 0.311, SLG: 0.268 | G6-3 | | G3-1 | | | K | | | | 4 | 0 | 0 | 0 | 0 | 1 | 2 | Chicago Cubs @ Miami Marlins Marlins Park, Miami, FL Sat Apr 27 2013, 7:12 PM - 10:01 PM EDT Att: 27,519 - Partly Cloudy - 80 F | |
| 30 Placido Polanco, R (1,5) OBP: 0.341, SLG: 0.333 | G5-3 | | 1B | | | F9 | | | | 4 | 0 | 1 | 0 | 0 | 0 | 1 | | |
| 27 Giancarlo Stanton, R (1,9) OBP: 0.329, SLG: 0.299 | HR | | K | | | F9 | | | | 3 | 1 | 1 | 1 | 1 | 1 | 1 | | |
| 26 Austin Kearns, R (1,7) OBP: 0.296, SLG: 0.174 | F8 | | | | | F7 | | | | 4 | 0 | 0 | 0 | 0 | 0 | 2 | | |
| 20 Justin Ruggiano, R (1,8) OBP: 0.271, SLG: 0.392 | G4-3 | | K | | | 21 G5-4-3 25 1B BB | | | | 3 | 0 | 0 | 0 | 1 | 1 | 0 | | |
| 25 Joe Mahoney, L (1,3) OBP: 0.276, SLG: 0.414 | F9 | | P5 | | | 21 G5-4-3 1B | | | | 4 | 0 | 1 | 0 | 0 | 1 | 0 | | |
| 21 Miguel Olivo, R (1,2) OBP: 0.226, SLG: 0.433 | HR | | | | | G1-3 | G5-4-3 | | | 4 | 1 | 1 | 1 | 0 | 0 | 2 | | |
| 13 Chris Valaika, R (1,6) OBP: 0.279, SLG: 0.308 | K | | | | | G6-3 | F9 | | | 3 | 0 | 0 | 0 | 0 | 1 | 1 | | |
| 28 Alex Sanabia, R (1,1) OBP: 0.222, SLG: 0.125 | | | K | | | | | | | 1 | 0 | 0 | 0 | 1 | 1 | 0 | |  AB 31 R 2 H 5 RBI 2 BB 3 SO 6 LOB 9 |
| Inning Stats | R: 1 H: 1 E: 0 K: 0 S: 16 | L: 1 LOB: 0 BB: 0 P: 20 | R: 1 H: 1 E: 0 K: 1 S: 10 | R: 0 H: 1 E: 0 K: 2 S: 11 | R: 0 H: 0 E: 0 K: 1 S: 8 | R: 0 H: 0 E: 0 K: 1 S: 9 | R: 0 H: 0 E: 0 K: 0 S: 8 | R: 0 H: 1 E: 0 K: 0 S: 7 | R: 0 H: 1 E: 0 K: 0 S: 9 | R: 0 H: 0 E: 0 K: 1 S: 7 | 1B: 3 2B: 0 3B: 0 HR: 2 | SF: 0 SAC: 0 DP: 1 HBP: 0 | WP: 1 PB: 0 SB: 0 CS: 0 | PA: 34 | | | | |
| PITCHER | IP WLS BF H R ER SO BB IBB HBP BLK WP HR S P ERA WHIP | IP WLS BF H R ER SO BB IBB HBP BLK WP HR S P ERA WHIP | | | | | | | | | | | | | | | | |
| 37 Travis Wood, L (1,1) ERA: 2.25 | 6.0 W 22 3 2 2 5 1 0 0 0 0 0 0 7 12 0.00 2.000 | | | | | | | | | | | | | | | | | |
| 50 Kameron Loe, R (7,1) ERA: 7.45 | 1.0 H 4 1 0 0 0 1 0 0 0 0 0 0 7 12 0.00 2.000 | | | | | | | | | | | | | | | | | |
| 40 James Russell, L (8,1) ERA: | 0.2 H 3 1 0 0 0 0 0 0 0 0 0 0 8 10 0.00 1.500 | | | | | | | | | | | | | | | | | |
| 49 Carlos Marmol, R (8,1) ERA: 4.22 | 0.1 H 2 0 0 0 0 1 0 0 0 0 1 0 1 6 0.00 3.000 | | | | | | | | | | | | | | | | | |
| 63 Kevin Gregg, R (9,1) ERA: | 1.0 S 3 0 0 0 1 0 0 0 0 0 0 0 7 13 0.00 0.000 | | | | | | | | | | | | | | | | | |

| Batter | 1 | 2 | 3 | 4 | 5 | 6 | 7 | 8 | 9 | AB | R | H | RBI | BB | SO | LOB | TOP | | | |
|---|---|----------------------------------|--------------------------------------|----------------------------------|---------------------------------------|----------------------------------|--------------------------------------|----------------------------------|---------------------------------------|----------------------------------|--------------------------------------|----------------------------------|---------------------------------------|----------------------------------|--------------------------------------|----------------------------------|---|------------------------------------|----------------------------------|--------|
| 9 David DeJesus, L (1,8) OBP: 0.361, SLG: 0.541 | | | | | | | | | | 3 | 2 | 1 | 0 | 1 | 0 | 0 | Chicago Cubs @ Miami Marlins Marlins Park, Miami, FL Sun Apr 28 2013, 1:12 PM - 3:49 PM EDT Att: 19,817 - Roof Closed - 75 F | | | |
| 13 Starlin Castro, R (1,6) OBP: 0.292, SLG: 0.398 | | | | | | | | | | 4 | 0 | 2 | 2 | 0 | 1 | | | | | |
| 44 Anthony Rizzo, L (1,3) OBP: 0.304, SLG: 0.511 | | | | | | | | | | 3 | 0 | 2 | 1 | 1 | 1 | 0 | | | | |
| 12 Alfonso Soriano, R (1,7) OBP: 0.278, SLG: 0.323 | | | | | | | | | | 4 | 0 | 0 | 0 | 0 | 0 | 5 | | | | |
| 19 Nate Schierholz, L (1,9) OBP: 0.355, SLG: 0.557 | | | | | | | | | | 3 | 0 | 0 | 0 | 0 | 0 | 3 | | | | |
| 21 Scott Hairston, R (8,PH) OBP: 0.100, SLG: 0.222 | | | | | | | | | | 1 | 0 | 0 | 0 | 0 | 0 | 2 | | | | |
| 30 Dioner Navarro, S (1,2) OBP: 0.242, SLG: 0.467 | | | | | | | | | | 4 | 1 | 1 | 1 | 0 | 0 | 2 | | | | |
| 24 Luis Valbuena, L (1,5) OBP: 0.329, SLG: 0.463 | | | | | | | | | | 4 | 0 | 0 | 0 | 0 | 0 | 0 | | | | |
| 15 Darwin Barney, R (1,4) OBP: 0.222, SLG: 0.262 | | | | | | | | | | 4 | 0 | 0 | 0 | 0 | 0 | 0 | | | | |
| 33 Carlos Villanueva, R (1,1) OBP: 0.143, SLG: 0.143 | | | | | | | | | | 2 | 1 | 1 | 0 | 0 | 0 | 0 | | | | |
| 17 Dave Sappelt, R (7,PH) OBP: 0.219, SLG: 0.258 | | | | | | | | | | 1 | 0 | 0 | 0 | 0 | 0 | 0 | | | | |
| 50 Kameron Loe, R (7,1) | | | | | | | | | | 0 | 0 | 0 | 0 | 0 | 0 | 0 | | | | |
| 20 Julio Borbon, L (9,PH) OBP: 0.455, SLG: 0.444 | | | | | | | | | | 1 | 0 | 0 | 0 | 0 | 0 | 0 | | | | |
| Inning Stats | R: 1 H: 1 E: 0 K: 0 S: 9 | H: 1 LOB: 1 BB: 1 P: 16 | R: 0 H: 0 E: 0 K: 0 S: 7 | H: 0 LOB: 0 BB: 0 P: 11 | R: 2 H: 3 E: 0 K: 0 S: 16 | H: 3 LOB: 2 BB: 1 P: 24 | R: 0 H: 0 E: 0 K: 0 S: 7 | H: 0 LOB: 0 BB: 0 P: 10 | R: 0 H: 0 E: 0 K: 0 S: 10 | H: 0 LOB: 0 BB: 0 P: 15 | R: 0 H: 0 E: 0 K: 0 S: 7 | H: 0 LOB: 0 BB: 0 P: 12 | R: 0 H: 0 E: 0 K: 0 S: 13 | H: 2 LOB: 2 BB: 0 P: 16 | R: 1 H: 1 E: 0 K: 0 S: 9 | H: 1 LOB: 0 BB: 0 P: 14 | 1B: 4 2B: 2 3B: 0 HR: 1 | SF: 0 SAC: 0 DP: 0 HBP: 0 | WP: 0 PB: 0 SB: 0 CS: 0 | PA: 36 |
| PITCHER | IP WLS BF H R ER SO BB IBB HBP BLK WP HR S P ERA WHIP | | | | | | | | | | | | | | | | | | | |
| 47 Ricky Nolasco, R (1,1) ERA: 3.82 | 7.0 W 27 4 3 3 2 2 0 0 0 0 0 0 63 100 3.86 0.857 | | | | | | | | | | | | | | | | | | | |
| 40 Mike Dunn, L (8,1) ERA: 2.13 | 1.0 H 5 2 0 0 0 0 0 0 0 0 0 0 13 16 0.00 2.000 | | | | | | | | | | | | | | | | | | | |
| 31 Steve Cishek, R (9,1) ERA: 5.73 | 1.0 S 4 1 1 1 0 0 0 0 0 0 0 0 1 9 14 9.00 1.000 | | | | | | | | | | | | | | | | | | | |

livebaseballscores.com

| | |
|-----|----|
| AB | 34 |
| R | 4 |
| H | 7 |
| RBI | 4 |
| BB | 2 |
| SO | 2 |
| LOB | 13 |



| Batter | 1 | 2 | 3 | 4 | 5 | 6 | 7 | 8 | 9 | AB | R | H | RBI | BB | SO | LOB | BOTTOM | | | |
|---|---|----------------------------------|--------------------------------------|----------------------------------|--------------------------------------|----------------------------------|--------------------------------------|----------------------------------|---------------------------------------|----------------------------------|---------------------------------------|----------------------------------|---------------------------------------|----------------------------------|--------------------------------------|----------------------------------|---|------------------------------------|----------------------------------|--------|
| 9 Juan Pierre, L (1,7) OBP: 0.236, SLG: 0.244 | | | | | | | | | | 4 | 1 | 1 | 0 | 0 | 0 | 1 | Chicago Cubs @ Miami Marlins Marlins Park, Miami, FL Sun Apr 28 2013, 1:12 PM - 3:49 PM EDT Att: 19,817 - Roof Closed - 75 F | | | |
| 8 Chris Coghlan, L (1,8) OBP: 0.231, SLG: 0.229 | | | | | | | | | | 3 | 1 | 0 | 0 | 1 | 1 | 2 | | | | |
| 27 Giancarlo Stanton, R (1,9) OBP: 0.361, SLG: 0.414 | | | | | | | | | | 3 | 3 | 3 | 4 | 1 | 0 | 0 | | | | |
| 29 Greg Dobbs, L (1,3) OBP: 0.299, SLG: 0.304 | | | | | | | | | | 3 | 0 | 0 | 0 | 1 | 1 | 1 | | | | |
| 17 Donovan Solano, R (1,4) OBP: 0.309, SLG: 0.267 | | | | | | | | | | 4 | 0 | 1 | 1 | 0 | 1 | 1 | | | | |
| 19 Rob Brantly, L (1,2) OBP: 0.301, SLG: 0.328 | | | | | | | | | | 4 | 0 | 0 | 0 | 0 | 1 | 2 | | | | |
| 22 Nick Green, R (1,6) OBP: 0.276, SLG: 0.444 | | | | | | | | | | 3 | 1 | 1 | 1 | 0 | 2 | 0 | | | | |
| 13 Chris Valaika, R (1,5) OBP: 0.283, SLG: 0.333 | | | | | | | | | | 3 | 0 | 1 | 0 | 0 | 0 | 0 | | | | |
| 47 Ricky Nolasco, R (1,1) OBP: 0.100, SLG: 0.100 | | | | | | | | | | 2 | 0 | 0 | 0 | 0 | 2 | 0 | | | | |
| 26 Austin Kearns, R (7,PH) OBP: 0.286, SLG: 0.167 | | | | | | | | | | 1 | 0 | 0 | 0 | 0 | 0 | 1 | | | | |
| 40 Mike Dunn, L (8,1) | | | | | | | | | | 0 | 0 | 0 | 0 | 0 | 0 | 0 | | | | |
| 31 Steve Cishek, R (9,1) ERA: 7.71 | | | | | | | | | | 0 | 0 | 0 | 0 | 0 | 0 | 0 | | | | |
| Inning Stats | R: 2 H: 1 E: 0 K: 1 S: 11 | H: 0 LOB: 0 BB: 0 P: 19 | R: 0 H: 0 E: 0 K: 2 S: 8 | H: 0 LOB: 0 BB: 0 P: 11 | R: 0 H: 0 E: 0 K: 1 S: 8 | H: 0 LOB: 0 BB: 0 P: 12 | R: 0 H: 0 E: 0 K: 1 S: 7 | H: 0 LOB: 0 BB: 1 P: 14 | R: 0 H: 0 E: 0 K: 1 S: 14 | H: 0 LOB: 0 BB: 0 P: 16 | R: 2 H: 3 E: 0 K: 2 S: 16 | H: 3 LOB: 2 BB: 1 P: 28 | R: 1 H: 2 E: 0 K: 0 S: 10 | H: 2 LOB: 1 BB: 0 P: 16 | R: 1 H: 1 E: 0 K: 0 S: 9 | H: 1 LOB: 0 BB: 0 P: 12 | 1B: 3 2B: 1 3B: 0 HR: 3 | SF: 0 SAC: 0 DP: 0 HBP: 0 | WP: 0 PB: 0 SB: 1 CS: 1 | PA: 33 |
| PITCHER | IP WLS BF H R ER SO BB IBB HBP BLK WP HR S P ERA WHIP | | | | | | | | | | | | | | | | | | | |
| 33 Carlos Villanueva, R (1,1) ERA: 2.29 | 6.0 L 24 4 4 4 8 2 1 0 0 0 0 0 2 19 28 6.00 1.000 | | | | | | | | | | | | | | | | | | | |
| 50 Kameron Loe, R (7,1) ERA: 7.71 | 2.0 9 3 2 2 0 0 0 0 0 0 0 2 19 28 9.00 1.500 | | | | | | | | | | | | | | | | | | | |

livebaseballscores.com

| | |
|-----|----|
| AB | 30 |
| R | 6 |
| H | 7 |
| RBI | 6 |
| BB | 3 |
| SO | 8 |
| LOB | 8 |



| Batter | 1 | 2 | 3 | 4 | 5 | 6 | 7 | 8 | 9 | 10 | 11 | 12 | 13 | 14 | 15 | AB | R | H | RBI | BB | SO | LOB | TOP | | | | | | | |
|--|----------------------------------|----------------------------------|--------------------------------|-------------------------------------|------------------------------|-----------------------------------|--------------------------------|----------------------------------|--------------------------------|-------------------------------------|------------------------------|-----------------------------------|-------------------------------|----------------------------------|--------------------------------|-------------------------------------|------------------------------|-----------------------------------|-------------------------------|----------------------------------|-------------------------------|----------------------------------|------------------------------|----------------------------------|-------------------------------|----------------------------------|----------------------------------|------------------------------------|----------------------------------|--------|
| 23 Mike Baxter, L OBP: 0.340, SLG: 0.266 | | | | | | | | | | | | | | | | 6 | 0 | 1 | 0 | 1 | 3 | 1 | | | | | | | | |
| Justin Turner, R OBP: 0.375, SLG: 0.447 | | | | | | | | | | | | | | | | 5 | 0 | 3 | 0 | 1 | 0 | 0 | | | | | | | | |
| 28 Daniel Murphy, L OBP: 0.327, SLG: 0.443 | | | | | | | | | | | | | | | | 7 | 0 | 1 | 0 | 0 | 1 | 5 | | | | | | | | |
| 21 Lucas Duda, L OBP: 0.429, SLG: 0.522 | | | | | | | | | | | | | | | | 5 | 2 | 1 | 0 | 2 | 1 | 5 | | | | | | | | |
| 44 John Buck, R OBP: 0.269, SLG: 0.575 | | | | | | | | | | | | | | | | 7 | 1 | 1 | 2 | 0 | 3 | 6 | | | | | | | | |
| 29 Ike Davis, L OBP: 0.263, SLG: 0.317 | | | | | | | | | | | | | | | | 5 | 0 | 0 | 0 | 2 | 3 | 0 | | | | | | | | |
| 11 Rubén Tejada, R OBP: 0.344, SLG: 0.341 | | | | | | | | | | | | | | | | 6 | 0 | 3 | 1 | 0 | 1 | 0 | | | | | | | | |
| 1 Jordan Van Dyke, L OBP: 0.200, SLG: 0.100 | | | | | | | | | | | | | | | | 4 | 0 | 1 | 0 | 0 | 0 | 3 | | | | | | | | |
| 30 Bobby Parnell, R ERA: 1.59 | | | | | | | | | | | | | | | | 0 | 0 | 0 | 0 | 0 | 0 | 0 | | | | | | | | |
| 12 Juan Lagares, R ERA: 4.73 | | | | | | | | | | | | | | | | 1 | 0 | 0 | 0 | 0 | 0 | 0 | | | | | | | | |
| 27 Jeury Familia, R ERA: 4.22 | | | | | | | | | | | | | | | | 1 | 0 | 0 | 0 | 0 | 0 | 0 | | | | | | | | |
| 5 Scott Rice, L ERA: 3.38 | | | | | | | | | | | | | | | | 1 | 0 | 0 | 0 | 0 | 1 | 1 | | | | | | | | |
| 38 Shaun Marcum, R ERA: 4.35 | | | | | | | | | | | | | | | | 1 | 0 | 0 | 0 | 1 | 2 | | | | | | | | | |
| 33 Matt Harvey, R ERA: 1.56 | | | | | | | | | | | | | | | | 2 | 0 | 0 | 0 | 0 | 1 | 1 | | | | | | | | |
| 73 Robert Carson, L ERA: 1.73 | | | | | | | | | | | | | | | | 0 | 0 | 0 | 0 | 0 | 0 | 0 | | | | | | | | |
| 50 Scott Atchison, R ERA: 4.22 | | | | | | | | | | | | | | | | 1 | 0 | 0 | 0 | 0 | 1 | 1 | | | | | | | | |
| 32 LaTroy Hawkins, R ERA: 3.38 | | | | | | | | | | | | | | | | 0 | 0 | 0 | 0 | 0 | 0 | 0 | | | | | | | | |
| 34 Brandon Lyon, R ERA: 4.35 | | | | | | | | | | | | | | | | 3 | 0 | 0 | 0 | 0 | 1 | 2 | | | | | | | | |
| Inning Stats | R: 0 E: 0 K: 1 S: 15 | H: 1 LOB: 2 BB: 1 P: 27 | R: 0 E: 0 K: 0 S: 8 | H: 1 LOB: 1 BB: 1 P: 11 | R: 0 E: 0 K: 2 S: 9 | H: 0 LOB: 0 BB: 0 P: 17 | R: 2 E: 0 K: 0 S: 15 | H: 1 LOB: 0 BB: 1 P: 26 | R: 0 E: 0 K: 1 S: 9 | H: 0 LOB: 1 BB: 1 P: 15 | R: 0 E: 0 K: 3 S: 9 | H: 0 LOB: 0 BB: 0 P: 16 | R: 0 E: 0 K: 3 S: 13 | H: 1 LOB: 1 BB: 0 P: 19 | R: 0 E: 0 K: 0 S: 8 | H: 1 LOB: 1 BB: 0 P: 17 | R: 0 E: 0 K: 1 S: 8 | H: 0 LOB: 2 BB: 1 P: 17 | R: 0 E: 0 K: 1 S: 11 | H: 2 LOB: 2 BB: 0 P: 16 | R: 0 E: 0 K: 3 S: 11 | H: 1 LOB: 1 BB: 0 P: 16 | R: 0 E: 0 K: 1 S: 9 | H: 0 LOB: 0 BB: 0 P: 14 | R: 1 E: 0 K: 1 S: 17 | H: 2 LOB: 2 BB: 1 P: 30 | 1B: 8 2B: 2 3B: 0 HR: 1 | SF: 0 SAC: 2 DP: 1 HBP: 0 | WP: 2 PB: 0 SL: 1 CS: 0 | PA: 62 |
| PITCHER | 16 José Fernández, R ERA: 4.5 | IP: 4.0 WLS: 3 BF: 17 | H: 3 R: 2 ER: 2 SO: 3 | BB: 3 IBB: 0 HBP: 0 BLK: 0 | WP: 0 HR: 1 S: 45 | P: 81 ERA: 4.50 WHIP: 1.500 | 50 Chad Qualls, R ERA: 2.77 | IP: 2.0 WLS: 1 BF: 8 | H: 2 R: 0 ER: 0 SO: 1 | BB: 0 IBB: 0 HBP: 0 BLK: 0 | WP: 0 HR: 0 S: 19 | P: 26 ERA: 0.00 WHIP: 1.000 | 60 Jon Rauch, R ERA: 7.94 | IP: 3.0 WLS: 1 BF: 13 | H: 3 R: 1 ER: 1 SO: 5 | BB: 0 IBB: 0 HBP: 0 BLK: 0 | WP: 1 HR: 0 S: 37 | P: 60 ERA: 3.00 WHIP: 1.000 | | | | | | | | | | | | |

New York Mets @ Miami Marlins
Marlins Park, Miami, FL
Mon Apr 29 2013, 7:12 PM - 12:42 AM EDT
Att: 15,605 - Roof Closed - 71 F

AB: 54
R: 3
H: 11
RBI: 3
BB: 6
SO: 16
LOB: 26



| Batter | 1 | 2 | 3 | 4 | 5 | 6 | 7 | 8 | 9 | 10 | 11 | 12 | 13 | 14 | 15 | AB | R | H | RBI | BB | SO | LOB | BOTTOM | | | | | | | | | | | | | |
|---|--------------------------------|----------------------------------|--------------------------------|-------------------------------------|-------------------------------|-------------------------------------|----------------------------------|----------------------------------|--------------------------------|-------------------------------------|------------------------------|-----------------------------------|----------------------------------|----------------------------------|--------------------------------|-------------------------------------|------------------------------|-----------------------------------|-------------------------------|----------------------------------|--------------------------------|-------------------------------------|------------------------------|-----------------------------------|---------------------------------|----------------------------------|--------------------------------|-------------------------------------|-------------------------------|------------------------------------|-------------------------------|----------------------------------|-----------------------------------|------------------------------------|----------------------------------|--------|
| 9 Juan Pierre, L OBP: 0.250, SLG: 0.250 | | | | | | | | | | | | | | | | 6 | 1 | 2 | 0 | 0 | 0 | 3 | | | | | | | | | | | | | | |
| 17 Donovan Solano, R OBP: 0.320, SLG: 0.275 | | | | | | | | | | | | | | | | 5 | 0 | 2 | 0 | 1 | 0 | 2 | | | | | | | | | | | | | | |
| 60 Jon Rauch, R ERA: 7.94 | | | | | | | | | | | | | | | | 0 | 0 | 0 | 0 | 0 | 0 | 0 | | | | | | | | | | | | | | |
| 27 Giancarlo Stanton, R OBP: 0.341, SLG: 0.397 | | | | | | | | | | | | | | | | 5 | 0 | 0 | 0 | 0 | 0 | 2 | | | | | | | | | | | | | | |
| 50 Chad Qualls, R ERA: 2.77 | | | | | | | | | | | | | | | | 0 | 0 | 0 | 0 | 0 | 0 | 0 | | | | | | | | | | | | | | |
| 21 Miguel Olivo, R OBP: 0.242, SLG: 0.419 | | | | | | | | | | | | | | | | 1 | 0 | 0 | 0 | 0 | 1 | 2 | | | | | | | | | | | | | | |
| 30 Plácido Polanco, R OBP: 0.316, SLG: 0.308 | | | | | | | | | | | | | | | | 7 | 0 | 0 | 0 | 0 | 0 | 5 | | | | | | | | | | | | | | |
| 29 Greg Dobbs, L OBP: 0.310, SLG: 0.320 | | | | | | | | | | | | | | | | 6 | 1 | 2 | 0 | 1 | 1 | 0 | | | | | | | | | | | | | | |
| 20 Justin Ruggiano, R OBP: 0.304, SLG: 0.417 | | | | | | | | | | | | | | | | 5 | 2 | 3 | 0 | 2 | 2 | 1 | | | | | | | | | | | | | | |
| 19 Rob Brantly, L OBP: 0.313, SLG: 0.338 | | | | | | | | | | | | | | | | 7 | 0 | 3 | 1 | 0 | 1 | 5 | | | | | | | | | | | | | | |
| 22 Nick Green, R OBP: 0.320, SLG: 0.455 | | | | | | | | | | | | | | | | 4 | 0 | 2 | 2 | 1 | 0 | 2 | | | | | | | | | | | | | | |
| 33 Matt Harvey, R ERA: 1.56 | | | | | | | | | | | | | | | | 2 | 0 | 0 | 0 | 0 | 2 | 4 | | | | | | | | | | | | | | |
| 73 Robert Carson, L ERA: 1.73 | | | | | | | | | | | | | | | | 0 | 0 | 0 | 0 | 0 | 0 | 0 | | | | | | | | | | | | | | |
| 50 Scott Atchison, R ERA: 4.22 | | | | | | | | | | | | | | | | 1 | 0 | 0 | 0 | 0 | 0 | 0 | | | | | | | | | | | | | | |
| 32 LaTroy Hawkins, R ERA: 3.38 | | | | | | | | | | | | | | | | 1 | 0 | 0 | 0 | 0 | 0 | 0 | | | | | | | | | | | | | | |
| 34 Brandon Lyon, R ERA: 4.35 | | | | | | | | | | | | | | | | 2 | 0 | 0 | 0 | 0 | 0 | 0 | | | | | | | | | | | | | | |
| Inning Stats | R: 0 E: 0 K: 1 S: 11 | H: 1 LOB: 1 BB: 0 P: 14 | R: 0 E: 0 K: 0 S: 20 | H: 2 LOB: 2 BB: 0 P: 32 | R: 1 E: 0 K: 0 S: 10 | H: 2 LOB: 0 BB: 0 P: 14 | R: 1 E: 0 K: 0 S: 10 | H: 2 LOB: 0 BB: 0 P: 14 | R: 0 E: 0 K: 0 S: 15 | H: 1 LOB: 2 BB: 1 P: 27 | R: 0 E: 0 K: 0 S: 8 | H: 0 LOB: 0 BB: 0 P: 12 | R: 0 E: 0 K: 0 S: 18 | H: 1 LOB: 2 BB: 1 P: 27 | R: 0 E: 0 K: 0 S: 6 | H: 1 LOB: 1 BB: 0 P: 6 | R: 0 E: 0 K: 1 S: 6 | H: 0 LOB: 0 BB: 0 P: 8 | R: 1 E: 0 K: 0 S: 12 | H: 2 LOB: 0 BB: 0 P: 17 | R: 0 E: 0 K: 0 S: 12 | H: 0 LOB: 1 BB: 0 P: 18 | R: 0 E: 0 K: 0 S: 4 | H: 0 LOB: 0 BB: 0 P: 13 | R: 0 E: 0 K: 0 S: 9 | H: 1 LOB: 3 BB: 2 P: 18 | R: 0 E: 0 K: 0 S: 10 | H: 1 LOB: 0 BB: 0 P: 17 | R: 0 E: 0 K: 1 S: 10 | H: 2 LOB: 2 BB: 0 P: 12 | R: 2 E: 0 K: 0 S: 11 | H: 2 LOB: 1 BB: 1 P: 16 | 1B: 14 2B: 2 3B: 0 HR: 0 | SF: 2 SAC: 1 DP: 5 HBP: 1 | WP: 0 PB: 0 SL: 1 CS: 0 | PA: 62 |
| PITCHER | 33 Matt Harvey, R ERA: 1.56 | IP: 2.0 WLS: 1 BF: 24 | H: 7 R: 1 ER: 1 SO: 7 | BB: 2 IBB: 0 HBP: 0 BLK: 0 | WP: 0 HR: 0 S: 78 | P: 121 ERA: 1.669 WHIP: 1.688 | 39 Bobby Parnell, R ERA: 1.59 | IP: 2.0 WLS: 2 BF: 8 | H: 2 R: 1 ER: 1 SO: 1 | BB: 0 IBB: 0 HBP: 0 BLK: 0 | WP: 0 HR: 0 S: 24 | P: 35 ERA: 4.50 WHIP: 1.000 | 27 Jeury Familia, R ERA: 4.73 | IP: 2.0 WLS: 0 BF: 9 | H: 1 R: 0 ER: 0 SO: 2 | BB: 1 IBB: 0 HBP: 0 BLK: 0 | WP: 0 HR: 0 S: 13 | P: 31 ERA: 0.00 WHIP: 1.500 | 56 Scott Rice, L ERA: 3.38 | IP: 1.0 WLS: 1 BF: 3 | H: 1 R: 0 ER: 0 SO: 0 | BB: 0 IBB: 0 HBP: 0 BLK: 0 | WP: 0 HR: 0 S: 10 | P: 17 ERA: 0.00 WHIP: 1.000 | 38 Shaun Marcum, R ERA: 4.35 | IP: 1.2 WLS: 0 BF: 10 | H: 4 R: 2 ER: 2 SO: 1 | BB: 1 IBB: 0 HBP: 0 BLK: 0 | WP: 0 HR: 0 S: 21 | P: 28 ERA: 10.80 WHIP: 3.000 | | | | | | |

New York Mets @ Miami Marlins
Marlins Park, Miami, FL
Mon Apr 29 2013, 7:12 PM - 12:42 AM EDT
Att: 15,605 - Roof Closed - 71 F

AB: 52
R: 4
H: 16
RBI: 3
BB: 9
SO: 6
LOB: 28



| Batter | 1 | 2 | 3 | 4 | 5 | 6 | 7 | 8 | 9 | AB | R | H | RBI | BB | SO | LOB | TOP | | | | | |
|--|--------------------------------------|----------------------------------|---------------------------------------|----------------------------------|---------------------------------------|----------------------------------|--------------------------------------|----------------------------------|--------------------------------------|---------------------------------|---------------------------------------|----------------------------------|--------------------------------------|----------------------------------|--------------------------------------|----------------------------------|--------------------------------------|----------------------------------|-------------------------|---------------------------|----------------------------------|--------|
| 23 Mike Baxter, L (1,9) OBP: 0.315, SLG: 0.244 | F7 | | P6 | | | G1-3 | | | L9 | 4 | 0 | 0 | 0 | 0 | 0 | 0 | | | | | | |
| 11 Rubén Tejada, R (1,6) OBP: 0.330, SLG: 0.326 | G1-3 | | | K | | F8 | | | L9 | 4 | 0 | 0 | 0 | 0 | 1 | 0 | | | | | | |
| 5 David Wright, R (1,5) OBP: 0.415, SLG: 0.477 | F9 | | | F9 | | | | | F7 | 4 | 0 | 0 | 0 | 0 | 1 | 0 | | | | | | |
| 21 Lucas Duda, L (1,7) OBP: 0.436, SLG: 0.542 | | 1B | | | | | | | | 3 | 0 | 2 | 0 | 0 | 1 | 0 | | | | | | |
| 28 Daniel Murphy, L (1,4) OBP: 0.327, SLG: 0.450 | G4-6-3 | | | | | F8 | | | | 3 | 1 | 1 | 0 | 0 | 0 | 2 | | | | | | |
| 29 Ike Davis, L (1,3) OBP: 0.265, SLG: 0.318 | | | | | | F8 | | | | 3 | 0 | 1 | 0 | 0 | 0 | 2 | | | | | | |
| 20 Anthony Recker, R (1,2) OBP: 0.200, SLG: 0.167 | | 1B | | | | | | | | 2 | 0 | 0 | 1 | 0 | 2 | 1 | | | | | | |
| 12 Juan Lagares, R (1,8) OBP: 0.214, SLG: 0.083 | | | L7 | | | | | | B1-3 | 3 | 0 | 0 | 0 | 0 | 1 | 0 | | | | | | |
| 53 Jeremy Hefner, R (1,1) | | | | | | | | | | 3 | 0 | 0 | 0 | 0 | 2 | 0 | | | | | | |
| 34 Brandon Lyon, R (9,1) | | | | | | | | | F8 | 0 | 0 | 0 | 0 | 0 | 0 | 0 | | | | | | |
| Inning Stats | R: 0 H: 0 E: 0 K: 0 S: 8 | H: 0 LOB: 0 BB: 0 P: 15 | R: 0 H: 2 E: 0 K: 1 S: 10 | H: 1 LOB: 1 BB: 0 P: 17 | R: 0 H: 0 E: 0 K: 1 S: 12 | H: 0 LOB: 0 BB: 0 P: 14 | R: 0 H: 0 E: 0 K: 2 S: 8 | H: 0 LOB: 0 BB: 0 P: 13 | R: 1 H: 1 E: 0 K: 1 S: 7 | H: 1 LOB: 0 BB: 0 P: 9 | R: 0 H: 0 E: 0 K: 1 S: 12 | H: 0 LOB: 0 BB: 0 P: 16 | R: 0 H: 1 E: 0 K: 1 S: 9 | H: 1 LOB: 1 BB: 0 P: 12 | R: 0 H: 0 E: 0 K: 1 S: 7 | H: 0 LOB: 0 BB: 0 P: 10 | R: 0 H: 0 E: 0 K: 0 S: 8 | H: 0 LOB: 0 BB: 0 P: 17 | 1B: 2 2B: 2 HR: 0 | SF: 1 SAC: 0 HBP: 0 | WP: 0 PB: 0 SB: 0 CS: 0 | PA: 30 |
| PITCHER | IP | WLS | BF | H | R | ER | SO | BB | IBB | HBP | BLK | WP | HR | S | P | ERA | WHIP | | | | | |
| 45 Kevin Slowey, R (1,1) ERA: 2.15 | 8.0 | | 27 | 4 | 1 | 1 | 8 | 0 | 0 | 0 | 0 | 0 | 0 | 73 | 106 | 1.12 | 0.500 | | | | | |
| 58 Ryan Webb, R (9,1) ERA: 2.35 | 1.0 | W | 3 | 0 | 0 | 0 | 0 | 0 | 0 | 0 | 0 | 0 | 0 | 8 | 17 | 0.00 | 0.000 | | | | | |

New York Mets @ Miami Marlins
Marlins Park, Miami, FL
Tue Apr 30 2013, 7:13 PM - 10:49 PM EDT
Att: 15,018 - Roof Closed - 76 F

| | |
|-----|----|
| AB | 29 |
| R | 1 |
| H | 4 |
| RBI | 1 |
| BB | 0 |
| SO | 8 |
| LOB | 5 |



| Batter | 1 | 2 | 3 | 4 | 5 | 6 | 7 | 8 | 9 | AB | R | H | RBI | BB | SO | LOB | BOTTOM | | | | | |
|---|--------------------------------------|---------------------------------|--------------------------------------|----------------------------------|--------------------------------------|---------------------------------|--------------------------------------|----------------------------------|---------------------------------------|----------------------------------|--------------------------------------|----------------------------------|---------------------------------------|----------------------------------|---------------------------------------|----------------------------------|--------------------------------------|----------------------------------|----------------------------------|------------------------------------|----------------------------------|--------|
| 9 Juan Pierre, L (1,7) OBP: 0.242, SLG: 0.242 | G4-3 | | G3 | | | G1-3 | | | SH | 3 | 1 | 0 | 0 | 0 | 0 | 1 | | | | | | |
| 17 Donovan Solano, R (1,4) OBP: 0.327, SLG: 0.284 | B2-3 | | | | | P3 | | | 1B | 4 | 0 | 2 | 1 | 0 | 0 | 0 | | | | | | |
| 30 Placido Polanco, R (1,5) OBP: 0.314, SLG: 0.298 | F9 | | | | | | | | 1B | 3 | 0 | 0 | 0 | 1 | 0 | 1 | | | | | | |
| 29 Greg Dobbs, L (1,3) OBP: 0.310, SLG: 0.321 | | 1B | | | | | | | WP | 4 | 0 | 1 | 0 | 0 | 1 | 2 | | | | | | |
| 20 Justin Ruggiano, R (1,8) OBP: 0.295, SLG: 0.402 | G6-4-3 | | | | | | | | | 3 | 0 | 0 | 0 | 0 | 2 | 1 | | | | | | |
| 48 Marcell Ozuna, R (1,9) OBP: 0.333, SLG: 0.333 | | | | | | | | | | 3 | 0 | 1 | 0 | 0 | 1 | 0 | | | | | | |
| 21 Miguel Olivo, R (1,2) OBP: 0.222, SLG: 0.382 | | | | | | | | | | 3 | 0 | 0 | 0 | 0 | 2 | 1 | | | | | | |
| 22 Nick Green, R (1,6) OBP: 0.321, SLG: 0.417 | | | | | | | | | | 2 | 0 | 0 | 0 | 0 | 0 | 1 | | | | | | |
| 45 Kevin Slowey, R (1,1) | | | | | | | | | | 2 | 0 | 0 | 0 | 0 | 2 | 1 | | | | | | |
| 58 Ryan Webb, R (9,1) | | | | | | | | | | 0 | 0 | 0 | 0 | 0 | 0 | 0 | | | | | | |
| 8 Chris Coghlan, L (9,PH) OBP: 0.241, SLG: 0.240 | | | | | | | | | 1B | 1 | 1 | 1 | 0 | 0 | 0 | 0 | | | | | | |
| Inning Stats | R: 0 H: 0 E: 0 K: 0 S: 5 | H: 1 LOB: 0 BB: 0 P: 7 | R: 0 H: 1 E: 0 K: 1 S: 9 | H: 0 LOB: 0 BB: 0 P: 15 | R: 0 H: 0 E: 0 K: 1 S: 7 | H: 0 LOB: 1 BB: 0 P: 8 | R: 0 H: 1 E: 0 K: 0 S: 7 | H: 1 LOB: 0 BB: 0 P: 10 | R: 0 H: 1 E: 0 K: 2 S: 10 | H: 1 LOB: 1 BB: 0 P: 16 | R: 0 H: 0 E: 0 K: 1 S: 7 | H: 0 LOB: 0 BB: 0 P: 12 | R: 0 H: 0 E: 0 K: 2 S: 11 | H: 0 LOB: 0 BB: 0 P: 17 | R: 0 H: 0 E: 0 K: 1 S: 11 | H: 0 LOB: 0 BB: 0 P: 14 | R: 2 H: 2 E: 0 K: 0 S: 6 | H: 2 LOB: 2 BB: 1 P: 19 | 1B: 5 2B: 0 3B: 0 HR: 0 | SF: 0 SAC: 1 DP: 2 HBP: 1 | WP: 1 PB: 1 SB: 0 CS: 0 | PA: 31 |
| PITCHER | IP | WLS | BF | H | R | ER | SO | BB | IBB | HBP | BLK | WP | HR | S | P | ERA | WHIP | | | | | |
| 53 Jeremy Hefner, R (1,1) ERA: 4.34 | 8.0 | L | 28 | 4 | 2 | 2 | 2 | 0 | 1 | 0 | 0 | 1 | 0 | 70 | 107 | 2.25 | 0.500 | | | | | |
| 34 Brandon Lyon, R (9,1) ERA: 4.35 | 0.0 | B | 3 | 1 | 0 | 0 | 0 | 0 | 1 | 0 | 0 | 1 | 0 | 3 | 11 | ∞ | ∞ | | | | | |

New York Mets @ Miami Marlins
Marlins Park, Miami, FL
Tue Apr 30 2013, 7:13 PM - 10:49 PM EDT
Att: 15,018 - Roof Closed - 76 F

| | |
|-----|----|
| AB | 28 |
| R | 2 |
| H | 5 |
| RBI | 1 |
| BB | 1 |
| SO | 8 |
| LOB | 8 |



| Batter | 1 | 2 | 3 | 4 | 5 | 6 | 7 | 8 | 9 | AB | R | H | RBI | BB | SO | LOB | TOP | | | | | |
|--|---|---------------------------------|-------------------------------|----------------------------------|------------------------------|----------------------------------|-------------------------------|----------------------------------|-------------------------------|----------------------------------|-------------------------------|----------------------------------|-------------------------------|----------------------------------|-------------------------------|----------------------------------|------------------------------|----------------------------------|----------------------------------|------------------------------------|----------------------------------|--------|
| 11 Rubén Tejada, R OBP: 0.333, SLG: 0.323 | | | | | | | | | | 4 | 0 | 1 | 0 | 1 | 0 | 0 | | | | | | |
| 28 Daniel Murphy, L OBP: 0.330, SLG: 0.448 | | | | | | | | | | 5 | 1 | 2 | 0 | 0 | 0 | 3 | | | | | | |
| 5 David Wright, R OBP: 0.423, SLG: 0.527 | | | | | | | | | | 5 | 3 | 3 | 1 | 0 | 0 | 0 | | | | | | |
| 44 John Buck, R OBP: 0.296, SLG: 0.593 | | | | | | | | | | 4 | 0 | 3 | 2 | 1 | 0 | 1 | | | | | | |
| 21 Lucas Duda, L OBP: 0.424, SLG: 0.513 | | | | | | | | | | 4 | 0 | 0 | 0 | 1 | 3 | 4 | | | | | | |
| 23 Mike Baxter, L OBP: 0.315, SLG: 0.244 | | | | | | | | | | 0 | 0 | 0 | 0 | 0 | 0 | 0 | | | | | | |
| 6 Marlon Byrd, R OBP: 0.288, SLG: 0.378 | | | | | | | | | | 5 | 1 | 2 | 1 | 0 | 1 | 4 | | | | | | |
| 29 Ike Davis, L OBP: 0.272, SLG: 0.315 | | | | | | | | | | 4 | 1 | 1 | 0 | 0 | 1 | 5 | | | | | | |
| 12 Juan Lagares, R OBP: 0.188, SLG: 0.071 | | | | | | | | | | 2 | 0 | 0 | 0 | 0 | 0 | 2 | | | | | | |
| 1 Jordany Valdespin, L OBP: 0.300, SLG: 0.439 | | | | | | | | | | 2 | 1 | 1 | 3 | 0 | 1 | 0 | | | | | | |
| 35 Dillon Gee, R OBP: 0.000, SLG: 0.000 | | | | | | | | | | 3 | 0 | 0 | 0 | 0 | 2 | | | | | | | |
| 4 Collin Cowgill, R OBP: 0.179, SLG: 0.000 | | | | | | | | | | 1 | 0 | 0 | 0 | 0 | 1 | | | | | | | |
| 32 LaTroy Hawkins, R ERA: 3.18 | | | | | | | | | | 0 | 0 | 0 | 0 | 0 | 0 | | | | | | | |
| 56 Scott Rice, L ERA: 1.84 | | | | | | | | | | 0 | 0 | 0 | 0 | 0 | 0 | | | | | | | |
| 39 Bobby Parnell, R ERA: 1.46 | | | | | | | | | | 0 | 0 | 0 | 0 | 0 | 0 | | | | | | | |
| Inning Stats | R: 0 E: 0 K: 0 S: 5 | H: 1 LOB: 0 BB: 0 P: 8 | R: 0 E: 0 K: 2 S: 13 | H: 1 LOB: 2 BB: 0 P: 20 | R: 0 E: 0 K: 0 S: 7 | H: 1 LOB: 0 BB: 0 P: 14 | R: 1 E: 0 K: 1 S: 10 | H: 2 LOB: 1 BB: 0 P: 15 | R: 0 E: 1 K: 1 S: 10 | H: 0 LOB: 1 BB: 0 P: 14 | R: 4 E: 0 K: 1 S: 18 | H: 4 LOB: 0 BB: 0 P: 27 | R: 2 E: 0 K: 1 S: 15 | H: 3 LOB: 2 BB: 1 P: 24 | R: 0 E: 0 K: 2 S: 10 | H: 0 LOB: 1 BB: 1 P: 20 | R: 0 E: 0 K: 1 S: 9 | H: 1 LOB: 2 BB: 1 P: 17 | 1B: 9 2B: 2 3B: 0 HR: 2 | SF: 0 SAC: 0 DP: 1 HBP: 1 | WP: 0 PB: 0 SB: 0 CS: 1 | PA: 44 |
| PITCHER | IP WLS BF H R ER SO BB IBB HBP BLK WP HR S P ERA WHIP | | | | | | | | | | | | | | | | | | | | | |
| 23 Wade LeBlanc, L ERA: 6.23 | (1, 1) 5.2 25 8 4 4 4 0 0 1 0 0 1 57 90 6.35 1.412 | | | | | | | | | | | | | | | | | | | | | |
| 44 AJ Ramos, R ERA: 3.39 | (6, 1) 0.1 L 2 1 1 1 1 0 0 0 0 0 1 6 8 27.00 3.000 | | | | | | | | | | | | | | | | | | | | | |
| 50 Chad Qualls, R ERA: 4.05 | (7, 1) 0.1 4 3 2 2 0 0 0 0 0 0 0 6 8 54.00 9.000 | | | | | | | | | | | | | | | | | | | | | |
| 52 Brad Hand, L ERA: 1.98 | (9, 1) 1.0 5 1 0 0 1 1 0 0 0 0 0 9 17 0.00 2.000 | | | | | | | | | | | | | | | | | | | | | |
| Batter | 1 | 2 | 3 | 4 | 5 | 6 | 7 | 8 | 9 | AB | R | H | RBI | BB | SO | LOB | BOTTOM | | | | | |
| 9 Juan Pierre, L OBP: 0.260, SLG: 0.253 | | | | | | | | | | 4 | 1 | 2 | 1 | 1 | 0 | 1 | | | | | | |
| 17 Donovan Solano, R OBP: 0.321, SLG: 0.280 | | | | | | | | | | 5 | 1 | 1 | 0 | 0 | 1 | 3 | | | | | | |
| 29 Greg Dobbs, L OBP: 0.326, SLG: 0.329 | | | | | | | | | | 4 | 2 | 2 | 0 | 1 | 0 | 0 | | | | | | |
| 20 Justin Ruggiano, R OBP: 0.300, SLG: 0.402 | | | | | | | | | | 5 | 1 | 2 | 1 | 0 | 1 | 1 | | | | | | |
| 48 Marcell Ozuna, R OBP: 0.429, SLG: 0.429 | | | | | | | | | | 4 | 0 | 2 | 0 | 0 | 0 | 3 | | | | | | |
| 13 Chris Valaika, R OBP: 0.288, SLG: 0.354 | | | | | | | | | | 4 | 0 | 1 | 2 | 0 | 0 | 4 | | | | | | |
| 21 Miguel Olivo, R OBP: 0.200, SLG: 0.342 | | | | | | | | | | 4 | 0 | 0 | 0 | 0 | 0 | 1 | | | | | | |
| 22 Nick Green, R OBP: 0.344, SLG: 0.500 | | | | | | | | | | | | | | | | | | | | | | |

| Batter | 1 | 2 | 3 | 4 | 5 | 6 | 7 | 8 | 9 | AB | R | H | RBI | BB | SO | LOB | TOP | | | | |
|---|---|---|--|---|---|---------------------------------|------------------------------|----------------------------------|-------------------------------|----------------------------------|-------------------------------|----------------------------------|------------------------------|----------------------------------|------------------------------|----------------------------------|----------------------------------|------------------------------------|----------------------------------|--------|--|
| 9 Juan Pierre, L (1, 7) OBP: 0.261, SLG: 0.248 32 Matt Diaz, R (7, PH) (7, 7) | G4-3 | | G1-3 | | | 17 S 1B | K | | | 3 | 0 | 1 | 0 | 0 | 0 | 0 | | | | | |
| 17 Donovan Solano, R (1, 4) OBP: 0.333, SLG: 0.324 | 30 FC6-4 1B | | | HR | | K | | G6-3 | | 4 | 1 | 2 | 1 | 0 | 1 | 1 | | | | | |
| 30 Placido Polanco, R (1, 5) OBP: 0.309, SLG: 0.294 | FC6-4 | | | G4-3 | | G1-3 | | 29 BB 1B | | 4 | 0 | 1 | 0 | 0 | 0 | 2 | | | | | |
| 29 Greg Dobbs, L (1, 3) OBP: 0.320, SLG: 0.315 | G4-3 | | | G3-1 | | K | | BB | | 3 | 0 | 0 | 0 | 1 | 1 | 2 | | | | | |
| 20 Justin Ruggiano, R (1, 8) OBP: 0.296, SLG: 0.414 | F9 | | | F9 | | K | | K | | 4 | 0 | 0 | 0 | 0 | 2 | 2 | | | | | |
| 48 Marcell Ozuna, R (1, 9) OBP: 0.400, SLG: 0.533 | F8 | | | F8 | | 3 G4-3 2B | 3 BB 19 BB 1B | P3 | | 4 | 0 | 2 | 0 | 0 | 0 | 2 | | | | | |
| 19 Rob Brantly, L (1, 2) OBP: 0.295, SLG: 0.308 | G4-3 | | | F8 | | F8 | 3 BB BB | G4-3 | | 3 | 0 | 0 | 0 | 1 | 0 | 1 | | | | | |
| 3 Adeiny Hechavarria, R (1, 6) OBP: 0.233, SLG: 0.304 | | | G6-3 | | | G4-3 | | G4-3 | | 3 | 0 | 0 | 0 | 1 | 0 | 1 | | | | | |
| 47 Ricky Nolasco, R (1, 1) OBP: 0.083, SLG: 0.083 26 Austin Kearns, R (7, PH) OBP: 0.290, SLG: 0.185 58 Ryan Webb, R (7, 1) 8 Chris Coghlan, L (9, PH) OBP: 0.228, SLG: 0.226 | F9 | | F9 | | | G6-3 | | K | | 2 | 0 | 0 | 0 | 0 | 0 | 1 | | | | | |
| Inning Stats | R: 0 E: 0 K: 0 S: 10 | H: 1 LOB: 1 BB: 0 P: 15 | R: 0 E: 0 K: 0 S: 11 | H: 0 LOB: 0 BB: 0 P: 16 | R: 0 E: 0 K: 0 S: 6 | H: 0 LOB: 0 BB: 0 P: 8 | R: 1 E: 0 K: 0 S: 9 | H: 1 LOB: 0 BB: 0 P: 15 | R: 0 E: 0 K: 2 S: 11 | H: 1 LOB: 1 BB: 0 P: 14 | R: 0 E: 0 K: 3 S: 17 | H: 1 LOB: 3 BB: 2 P: 35 | R: 0 E: 0 K: 1 S: 8 | H: 0 LOB: 0 BB: 1 P: 13 | R: 0 E: 0 K: 1 S: 9 | H: 0 LOB: 0 BB: 0 P: 13 | 1B: 4 2B: 1 3B: 0 HR: 1 | SF: 0 SAC: 0 DP: 0 HBP: 0 | WP: 0 PB: 0 SB: 1 CS: 0 | PA: 36 | |
| PITCHER | IP WLS BF H R ER SO BB IBB HBP BLK WP HR S P ERA WHIP | 6.1 W 24 5 1 1 3 0 0 0 0 0 1 61 94 1.42 0.789 | 0.2 H 4 0 0 0 2 2 0 0 0 0 0 11 24 0.00 3.000 | 1.0 H 5 1 0 0 1 1 0 0 0 0 0 8 13 0.00 2.000 | 1.0 S 3 0 0 0 1 0 0 0 0 0 0 9 13 0.00 0.000 | | | | | | | | | | | | | | | | |

Miami Marlins @ Philadelphia Phillies
Citizens Bank Park, Philadelphia, PA
Fri May 03 2013, 7:07 PM - 9:47 PM EDT
Att: 36,292 - Partly Cloudy - G3 F

livebaseballscorecards.com

AB 33
R 1
H 6
RBI 1
BB 3
SO 7
LOB 18



| Batter | 1 | 2 | 3 | 4 | 5 | 6 | 7 | 8 | 9 | AB | R | H | RBI | BB | SO | LOB | BOTTOM | | | |
|---|---|--|---|----------------------------------|------------------------------|----------------------------------|-------------------------------|----------------------------------|------------------------------|---------------------------------|-------------------------------|----------------------------------|-------------------------------|----------------------------------|------------------------------|----------------------------------|----------------------------------|------------------------------------|----------------------------------|--------|
| 11 Jimmy Rollins, S (1, 6) OBP: 0.298, SLG: 0.365 | 10 G4-6-3 1B | | G3 | | | G3-1 | | F9 | | 4 | 0 | 1 | 0 | 0 | 0 | 2 | | | | |
| 26 Chase Utley, L (1, 4) OBP: 0.331, SLG: 0.523 | F9 | | | HR | | E4 10 G5-4-3 | | L9 | | 4 | 1 | 1 | 1 | 0 | 0 | 1 | | | | |
| 10 Michael Young, R (1, 5) OBP: 0.386, SLG: 0.398 | G4-6-3 | | L4 | | | G5-4-3 | | G6-3 | | 4 | 0 | 0 | 0 | 0 | 0 | 2 | | | | |
| 6 Ryan Howard, L (1, 3) OBP: 0.319, SLG: 0.519 | | HR | | 2B | | L9 | | BB | | 3 | 1 | 2 | 1 | 1 | 0 | 0 | | | | |
| 3 Delmon Young, R (1, 9) OBP: 0.357, SLG: 0.583 37 Mike Adams, R (8, 1) 19 Laynce Nix, L (8, PH) OBP: 0.327, SLG: 0.408 58 Jonathan Papelbon, R (9, 1) | F8 | | K | | | 2B | | K | | 3 | 0 | 1 | 0 | 0 | 1 | 0 | | | | |
| 9 Domonic Brown, L (1, 7) OBP: 0.333, SLG: 0.454 | K | | | HR | | K | | K | | 3 | 1 | 1 | 1 | 0 | 2 | 1 | | | | |
| 51 Carlos Ruiz, R (1, 2) OBP: 0.133, SLG: 0.200 | 2 S 1B | | K | | | G5-3 | | G5-3 | | 3 | 1 | 1 | 0 | 0 | 1 | 1 | | | | |
| 2 Ben Revere, L (1, 8) OBP: 0.248, SLG: 0.229 | 44 BB 1B | | G4-3 | | | K | | K | | 3 | 0 | 1 | 1 | 0 | 1 | 0 | | | | |
| 44 Jonathan Pettibone, L (1, 1) OBP: 0.500, SLG: 0.250 59 Antonio Bastardo, R (7, 1) 15 John Mayberry Jr., R (7, PH) OBP: 0.316, SLG: 0.443 | BB | | F7 | | | P6 | | | | 1 | 0 | 0 | 0 | 1 | 0 | 0 | | | | |
| Inning Stats | R: 0 E: 0 K: 0 S: 6 | H: 1 LOB: 0 BB: 0 P: 11 | R: 2 E: 0 K: 1 S: 12 | H: 3 LOB: 2 BB: 1 P: 24 | R: 1 E: 0 K: 1 S: 9 | H: 2 LOB: 0 BB: 0 P: 13 | R: 1 E: 0 K: 1 S: 13 | H: 1 LOB: 0 BB: 0 P: 18 | R: 0 E: 0 K: 0 S: 4 | H: 0 LOB: 0 BB: 0 P: 8 | R: 0 E: 0 K: 1 S: 14 | H: 1 LOB: 1 BB: 0 P: 21 | R: 0 E: 0 K: 1 S: 10 | H: 0 LOB: 0 BB: 0 P: 16 | R: 0 E: 0 K: 1 S: 5 | H: 0 LOB: 1 BB: 1 P: 11 | 1B: 3 2B: 2 3B: 0 HR: 3 | SF: 0 SAC: 0 DP: 2 HBP: 0 | WP: 0 PB: 0 SB: 1 CS: 0 | PA: 32 |
| PITCHER | IP WLS BF H R ER SO BB IBB HBP BLK WP HR S P ERA WHIP | 6.0 L 25 8 4 4 4 1 0 0 0 0 0 3 58 95 6.00 1.500 | 2.0 7 0 0 0 0 2 1 0 0 0 0 0 0 15 27 0.00 0.500 | | | | | | | | | | | | | | | | | |

Miami Marlins @ Philadelphia Phillies
Citizens Bank Park, Philadelphia, PA
Fri May 03 2013, 7:07 PM - 9:47 PM EDT
Att: 36,292 - Partly Cloudy - G3 F

livebaseballscorecards.com

AB 30
R 4
H 8
RBI 4
BB 2
SO 6
LOB 8



| Batter | 1 | 2 | 3 | 4 | 5 | 6 | 7 | 8 | 9 | AB | R | H | RBI | BB | SO | LOB | TOP | | | | | | | | |
|---|---|---|---|---|---|---|---|---|---|---|---|---|---|---|---|---|--|---|---|---|---|---|---|---|---|
| 13 Chris Valaika, R OBP: 0.286, SLG: 0.404 | | | | | | | | | | 4 | 1 | 1 | 1 | 0 | 2 | 0 | Miami Marlins @ Philadelphia Phillies Citizens Bank Park, Philadelphia, PA Sat May 04 2013, 7:09 PM - 9:29 PM EDT Att: 40,091 - Clear - 63 F | | | | | | | | |
| 30 Placido Polanco, R OBP: 0.316, SLG: 0.295 | | | | | | | | | | 3 | 0 | 1 | 0 | 0 | 0 | 0 | | | | | | | | | |
| 20 Justin Ruggiano, R OBP: 0.288, SLG: 0.398 | | | | | | | | | | 4 | 0 | 0 | 0 | 0 | 2 | 2 | | | | | | | | | |
| 32 Matt Diaz, R | | | | | | | | | | 4 | 0 | 0 | 0 | 0 | 1 | 2 | | | | | | | | | |
| 48 Marcell Ozuna, R OBP: 0.421, SLG: 0.667 | | | | | | | | | | 3 | 1 | 1 | 1 | 1 | 0 | 0 | | | | | | | | | |
| 29 Greg Dobbs, L OBP: 0.308, SLG: 0.301 | | | | | | | | | | 4 | 0 | 0 | 0 | 0 | 0 | 1 | | | | | | | | | |
| 21 Miguel Olivo, R OBP: 0.209, SLG: 0.341 | | | | | | | | | | 3 | 0 | 1 | 0 | 0 | 0 | 0 | | | | | | | | | |
| 3 Adeiny Hechavarria, R OBP: 0.222, SLG: 0.288 | | | | | | | | | | 3 | 0 | 0 | 0 | 0 | 1 | 1 | | | | | | | | | |
| 16 José Fernández, R OBP: 0.125, SLG: 0.125 | | | | | | | | | | 2 | 0 | 0 | 0 | 0 | 1 | 0 | | | | | | | | | |
| 9 Juan Pierre, L OBP: 0.259, SLG: 0.245 | | | | | | | | | | 1 | 0 | 0 | 0 | 0 | 0 | 0 | | | | | | | | | |
| 40 Mike Dunn, L | | | | | | | | | | 0 | 0 | 0 | 0 | 0 | 0 | 0 | | | | | | | | | |
| 31 Steve Cishek, R | | | | | | | | | | 0 | 0 | 0 | 0 | 0 | 0 | 0 | | | | | | | | | |
| Inning Stats | R: 0 H: 0 E: 0 K: 1 S: 10 | H: 0 LOB: 1 BB: 0 P: 12 | R: 1 H: 1 E: 0 K: 1 S: 11 | H: 1 LOB: 0 BB: 0 P: 19 | R: 1 H: 2 E: 0 K: 1 S: 11 | H: 1 LOB: 1 BB: 0 P: 14 | R: 0 H: 1 E: 0 K: 0 S: 9 | H: 1 LOB: 1 BB: 0 P: 15 | R: 0 H: 0 E: 0 K: 1 S: 13 | H: 0 LOB: 0 BB: 0 P: 19 | R: 0 H: 0 E: 0 K: 1 S: 6 | H: 0 LOB: 0 BB: 0 P: 9 | R: 0 H: 0 E: 0 K: 0 S: 8 | H: 0 LOB: 0 BB: 0 P: 12 | R: 0 H: 0 E: 0 K: 0 S: 5 | H: 0 LOB: 0 BB: 0 P: 6 | R: 0 H: 0 E: 0 K: 1 S: 8 | H: 0 LOB: 1 BB: 1 P: 17 | 1B: 2 2B: 0 3B: 0 HR: 2 | SF: 0 SAC: 0 DP: 0 HBP: 1 | WP: 0 PB: 0 SB: 1 CS: 0 | PA: 33 | | | |
| PITCHER | IP WLS BF H R ER SO BB IBB HBP BLK WP HR S P ERA WHIP | IP WLS BF H R ER SO BB IBB HBP BLK WP HR S P ERA WHIP | IP WLS BF H R ER SO BB IBB HBP BLK WP HR S P ERA WHIP | IP WLS BF H R ER SO BB IBB HBP BLK WP HR S P ERA WHIP | IP WLS BF H R ER SO BB IBB HBP BLK WP HR S P ERA WHIP | IP WLS BF H R ER SO BB IBB HBP BLK WP HR S P ERA WHIP | IP WLS BF H R ER SO BB IBB HBP BLK WP HR S P ERA WHIP | IP WLS BF H R ER SO BB IBB HBP BLK WP HR S P ERA WHIP | IP WLS BF H R ER SO BB IBB HBP BLK WP HR S P ERA WHIP | IP WLS BF H R ER SO BB IBB HBP BLK WP HR S P ERA WHIP | IP WLS BF H R ER SO BB IBB HBP BLK WP HR S P ERA WHIP | IP WLS BF H R ER SO BB IBB HBP BLK WP HR S P ERA WHIP | IP WLS BF H R ER SO BB IBB HBP BLK WP HR S P ERA WHIP | IP WLS BF H R ER SO BB IBB HBP BLK WP HR S P ERA WHIP | IP WLS BF H R ER SO BB IBB HBP BLK WP HR S P ERA WHIP | IP WLS BF H R ER SO BB IBB HBP BLK WP HR S P ERA WHIP | IP WLS BF H R ER SO BB IBB HBP BLK WP HR S P ERA WHIP | IP WLS BF H R ER SO BB IBB HBP BLK WP HR S P ERA WHIP | IP WLS BF H R ER SO BB IBB HBP BLK WP HR S P ERA WHIP | IP WLS BF H R ER SO BB IBB HBP BLK WP HR S P ERA WHIP | IP WLS BF H R ER SO BB IBB HBP BLK WP HR S P ERA WHIP | IP WLS BF H R ER SO BB IBB HBP BLK WP HR S P ERA WHIP | IP WLS BF H R ER SO BB IBB HBP BLK WP HR S P ERA WHIP | IP WLS BF H R ER SO BB IBB HBP BLK WP HR S P ERA WHIP | IP WLS BF H R ER SO BB IBB HBP BLK WP HR S P ERA WHIP |

| | |
|-----|----|
| AB | 31 |
| R | 2 |
| H | 4 |
| RBI | 2 |
| BB | 1 |
| SO | 7 |
| LOB | 6 |



| Batter | 1 | 2 | 3 | 4 | 5 | 6 | 7 | 8 | 9 | AB | R | H | RBI | BB | SO | LOB | BOTTOM | | | | | | | |
|---|---|---|---|---|---|---|---|---|---|---|---|---|---|---|---|---|--|---|---|---|---|---|---|---|
| 11 Jimmy Rollins, S OBP: 0.297, SLG: 0.356 | | | | | | | | | | 3 | 0 | 0 | 0 | 1 | 1 | 0 | Miami Marlins @ Philadelphia Phillies Citizens Bank Park, Philadelphia, PA Sat May 04 2013, 7:09 PM - 9:29 PM EDT Att: 40,091 - Clear - 63 F | | | | | | | |
| 13 Freddy Galvis, S OBP: 0.318, SLG: 0.410 | | | | | | | | | | 3 | 0 | 1 | 0 | 1 | 1 | 1 | | | | | | | | |
| 26 Chase Utley, L OBP: 0.320, SLG: 0.505 | | | | | | | | | | 4 | 0 | 0 | 0 | 0 | 2 | 3 | | | | | | | | |
| 6 Ryan Howard, L OBP: 0.310, SLG: 0.505 | | | | | | | | | | 3 | 0 | 0 | 0 | 0 | 3 | 2 | | | | | | | | |
| 3 Delmon Young, R OBP: 0.294, SLG: 0.467 | | | | | | | | | | 3 | 0 | 0 | 0 | 0 | 2 | 1 | | | | | | | | |
| 9 Domonic Brown, L OBP: 0.324, SLG: 0.440 | | | | | | | | | | 3 | 0 | 0 | 0 | 0 | 1 | 0 | | | | | | | | |
| 51 Carlos Ruiz, R OBP: 0.111, SLG: 0.167 | | | | | | | | | | 3 | 0 | 0 | 0 | 0 | 0 | 0 | | | | | | | | |
| 2 Ben Revere, L OBP: 0.243, SLG: 0.224 | | | | | | | | | | 2 | 0 | 0 | 0 | 0 | 0 | 0 | | | | | | | | |
| 15 John Mayberry Jr., R OBP: 0.313, SLG: 0.437 | | | | | | | | | | 1 | 0 | 0 | 0 | 0 | 0 | 0 | | | | | | | | |
| 35 Cole Hamels, L OBP: 0.077, SLG: 0.077 | | | | | | | | | | 2 | 0 | 0 | 0 | 0 | 0 | 0 | | | | | | | | |
| 48 Philippe Aumont, L | | | | | | | | | | 0 | 0 | 0 | 0 | 0 | 0 | 0 | | | | | | | | |
| 47 Jeremy Horst, L | | | | | | | | | | 0 | 0 | 0 | 0 | 0 | 0 | 0 | | | | | | | | |
| 19 Laynce Nix, L OBP: 0.321, SLG: 0.400 | | | | | | | | | | 1 | 0 | 0 | 0 | 0 | 1 | 0 | | | | | | | | |
| Inning Stats | R: 0 H: 1 E: 0 K: 2 S: 9 | H: 0 LOB: 1 BB: 0 P: 12 | R: 0 H: 0 E: 0 K: 0 S: 10 | H: 0 LOB: 0 BB: 0 P: 12 | R: 0 H: 0 E: 0 K: 1 S: 7 | H: 0 LOB: 0 BB: 0 P: 9 | R: 0 H: 0 E: 0 K: 1 S: 6 | H: 0 LOB: 0 BB: 0 P: 11 | R: 0 H: 0 E: 0 K: 1 S: 6 | H: 0 LOB: 0 BB: 0 P: 8 | R: 0 H: 0 E: 0 K: 1 S: 8 | H: 0 LOB: 0 BB: 0 P: 12 | R: 0 H: 0 E: 0 K: 3 S: 11 | H: 0 LOB: 1 BB: 1 P: 18 | R: 0 H: 0 E: 0 K: 1 S: 9 | H: 0 LOB: 0 BB: 0 P: 14 | R: 0 H: 0 E: 0 K: 2 S: 14 | H: 0 LOB: 1 BB: 1 P: 24 | 1B: 1 2B: 0 3B: 0 HR: 0 | SF: 0 SAC: 0 DP: 0 HBP: 0 | WP: 0 PB: 0 SB: 0 CS: 0 | PA: 30 | | |
| PITCHER | IP WLS BF H R ER SO BB IBB HBP BLK WP HR S P ERA WHIP | IP WLS BF H R ER SO BB IBB HBP BLK WP HR S P ERA WHIP | IP WLS BF H R ER SO BB IBB HBP BLK WP HR S P ERA WHIP | IP WLS BF H R ER SO BB IBB HBP BLK WP HR S P ERA WHIP | IP WLS BF H R ER SO BB IBB HBP BLK WP HR S P ERA WHIP | IP WLS BF H R ER SO BB IBB HBP BLK WP HR S P ERA WHIP | IP WLS BF H R ER SO BB IBB HBP BLK WP HR S P ERA WHIP | IP WLS BF H R ER SO BB IBB HBP BLK WP HR S P ERA WHIP | IP WLS BF H R ER SO BB IBB HBP BLK WP HR S P ERA WHIP | IP WLS BF H R ER SO BB IBB HBP BLK WP HR S P ERA WHIP | IP WLS BF H R ER SO BB IBB HBP BLK WP HR S P ERA WHIP | IP WLS BF H R ER SO BB IBB HBP BLK WP HR S P ERA WHIP | IP WLS BF H R ER SO BB IBB HBP BLK WP HR S P ERA WHIP | IP WLS BF H R ER SO BB IBB HBP BLK WP HR S P ERA WHIP | IP WLS BF H R ER SO BB IBB HBP BLK WP HR S P ERA WHIP | IP WLS BF H R ER SO BB IBB HBP BLK WP HR S P ERA WHIP | IP WLS BF H R ER SO BB IBB HBP BLK WP HR S P ERA WHIP | IP WLS BF H R ER SO BB IBB HBP BLK WP HR S P ERA WHIP | IP WLS BF H R ER SO BB IBB HBP BLK WP HR S P ERA WHIP | IP WLS BF H R ER SO BB IBB HBP BLK WP HR S P ERA WHIP | IP WLS BF H R ER SO BB IBB HBP BLK WP HR S P ERA WHIP | IP WLS BF H R ER SO BB IBB HBP BLK WP HR S P ERA WHIP | IP WLS BF H R ER SO BB IBB HBP BLK WP HR S P ERA WHIP | IP WLS BF H R ER SO BB IBB HBP BLK WP HR S P ERA WHIP |

| | |
|-----|----|
| AB | 28 |
| R | 0 |
| H | 1 |
| RBI | 0 |
| BB | 2 |
| SO | 12 |
| LOB | 7 |



| Batter | 1 | 2 | 3 | 4 | 5 | 6 | 7 | 8 | 9 | AB | R | H | RBI | BB | SO | LOB | TOP | | | |
|---|---|---------------------------------|------------------------------|----------------------------------|------------------------------|----------------------------------|------------------------------|----------------------------------|------------------------------|---------------------------------|-------------------------------|----------------------------------|------------------------------|----------------------------------|-------------------------------|----------------------------------|----------------------------------|------------------------------------|----------------------------------|--------|
| 9 Juan Pierre, L (1,7) OBP: 0.294, SLG: 0.274 | 1-1 CS 1B | | 4-1 G1-2-3 BB | | | 0-1 G3 | | 0-1 G6-3 | | 3 | 0 | 1 | 0 | 1 | 0 | 0 | | | | |
| 3 Adeiny Hechavarria, R (1,6) OBP: 0.241, SLG: 0.359 | 0-1 F9 | | 1-0 G1-2-3 | | | 0-0 P3 | | | 0-1 G1-3 | 4 | 0 | 0 | 0 | 0 | 0 | 4 | | | | |
| 30 Placido Polanco, R (1,5) OBP: 0.311, SLG: 0.281 | 2-1 G6-3 | | | | | | | | | | | | | | | | | | | |
| 48 Marcell Ozuna, R (1,9) OBP: 0.405, SLG: 0.600 | | 3-2 F8 | | | | | | | | | | | | | | | | | | |
| 20 Justin Ruggiano, R (1,8) OBP: 0.310, SLG: 0.440 | | 1-1 G1-3 | | | | | | | | | | | | | | | | | | |
| 29 Greg Dobbs, L (1,3) OBP: 0.300, SLG: 0.280 | | 0-2 G1-3 | | | | | | | | | | | | | | | | | | |
| 51 Derek Dietrich, L (1,4) OBP: 0.333, SLG: 0.333 | | | | | | | | | | | | | | | | | | | | |
| 21 Miguel Olivo, R (1,2) OBP: 0.200, SLG: 0.321 | | | | | | | | | | | | | | | | | | | | |
| 47 Ricky Nolasco, R (1,1) OBP: 0.071, SLG: 0.071 | | | | | | | | | | | | | | | | | | | | |
| 8 Chris Coghlan, L (8,PH) OBP: 0.237, SLG: 0.236 | | | | | | | | | | | | | | | | | | | | |
| 40 Mike Dunn, L (8,1) | | | | | | | | | | | | | | | | | | | | |
| Inning Stats | R: 0 E: 0 K: 0 S: 6 | H: 1 LOB: 0 BB: 0 P: 9 | R: 0 E: 0 K: 0 S: 8 | H: 0 LOB: 0 BB: 0 P: 12 | R: 0 E: 0 K: 0 S: 7 | H: 2 LOB: 2 BB: 1 P: 14 | R: 0 E: 0 K: 0 S: 7 | H: 0 LOB: 0 BB: 0 P: 11 | R: 0 E: 0 K: 1 S: 5 | H: 0 LOB: 0 BB: 0 P: 6 | R: 0 E: 0 K: 1 S: 15 | H: 2 LOB: 2 BB: 0 P: 23 | R: 0 E: 0 K: 1 S: 8 | H: 0 LOB: 0 BB: 0 P: 13 | R: 0 E: 0 K: 2 S: 12 | H: 0 LOB: 0 BB: 0 P: 18 | 1B: 4 2B: 1 3B: 0 HR: 0 | SF: 0 SAC: 0 DP: 1 HBP: 0 | WP: 0 PB: 0 SB: 0 CS: 1 | PA: 31 |
| PITCHER | IP WLS BF H R ER SO BB IBB HBP BLK WP HR S P ERA WHIP | | | | | | | | | | | | | | | | | | | |
| 21 Jason Marquis, R (1,1) ERA: 3.48 | 8.0 W 28 5 0 0 3 1 0 0 0 0 0 62 96 0.00 0.750 | | | | | | | | | | | | | | | | | | | |
| 16 Huston Street, R (9,1) ERA: 3.86 | 1.0 S 3 0 0 0 2 0 0 0 0 0 0 0 12 18 0.00 0.000 | | | | | | | | | | | | | | | | | | | |

Miami Marlins @ San Diego Padres
Petco Park, San Diego, CA
Wed May 08 2013, 12:44 PM - 3:05 PM PDT
Att: 16,730 - Partly Cloudy - 68 F

AB 30
R 0
H 5
RBI 0
BB 1
SO 5
LOB 8



| Batter | 1 | 2 | 3 | 4 | 5 | 6 | 7 | 8 | 9 | AB | R | H | RBI | BB | SO | LOB | BOTTOM | |
|--|---|----------------------------------|------------------------------|----------------------------------|-------------------------------|----------------------------------|------------------------------|----------------------------------|-------------------------------|----------------------------------|------------------------------|----------------------------------|-------------------------------|----------------------------------|----------------------------------|------------------------------------|----------------------------------|--------|
| 2 Everth Cabrera, S (1,6) OBP: 0.351, SLG: 0.380 | 1-0 L4 | | 2-3 K | | | 1-3 K | | 0-0 G3 | | 4 | 0 | 0 | 0 | 0 | 2 | 0 | | |
| 25 Will Venable, L (1,9) OBP: 0.318, SLG: 0.439 | 1-0 B3 | | 2-2 S 1B | | | 0-1 18 BB 23 SF7 1B | | 3-2 G3-1 | | 4 | 1 | 2 | 0 | 0 | 0 | 0 | | |
| Chase Headley, S (1,5) OBP: 0.402, SLG: 0.533 | 1-0 2B | | 2-3 1 SAFE 1B | | | 2-0 9 FC5 18 BB 1B | | 2-3 K | | 4 | 0 | 2 | 0 | 0 | 2 | 1 | | |
| 18 Carlos Quentin, R (1,7) OBP: 0.291, SLG: 0.338 | 2-1 HBP | | | | | 1-3 K | | | | 1 | 0 | 0 | 0 | 1 | 1 | 0 | | |
| 13 Chris Denorfia, R (9,7) OBP: 0.357, SLG: 0.423 | | | | | | 2-3 K | | | | 0 | 0 | 0 | 0 | 0 | 0 | 0 | | |
| 23 Yonder Alonso, L (1,3) OBP: 0.331, SLG: 0.425 | 1-2 K | | | | | 2-1 SF7 | | | | 2 | 0 | 0 | 1 | 0 | 2 | 2 | | |
| 9 Jedd Gyorko, R (1,4) OBP: 0.328, SLG: 0.413 | | | | | | 0-1 FC5 | | | | 3 | 0 | 0 | 0 | 0 | 0 | 2 | | |
| 4 Nick Hundley, R (1,2) OBP: 0.302, SLG: 0.450 | 1-0 G3-1 | | | | | 2-3 K | | | | 3 | 0 | 0 | 0 | 0 | 1 | 0 | | |
| 5 Alexi Amarista, L (1,8) OBP: 0.265, SLG: 0.354 | | | | | | 2-2 L7 | | | | 3 | 0 | 0 | 0 | 0 | 0 | 0 | | |
| 21 Jason Marquis, L (1,1) ERA: 3.72 | | | | | | 0-3 K | | | | 3 | 0 | 0 | 0 | 0 | 2 | 0 | | |
| 16 Huston Street, R (9,1) ERA: 1.72 | | | | | | 1-3 K | | | | 0 | 0 | 0 | 0 | 0 | 0 | 0 | | |
| Inning Stats | R: 0 E: 0 K: 1 S: 8 | H: 1 LOB: 2 BB: 0 P: 14 | R: 0 E: 0 K: 0 S: 7 | H: 0 LOB: 0 BB: 0 P: 12 | R: 0 E: 0 K: 2 S: 11 | H: 1 LOB: 1 BB: 0 P: 18 | R: 0 E: 0 K: 2 S: 8 | H: 0 LOB: 0 BB: 0 P: 11 | R: 0 E: 0 K: 1 S: 12 | H: 2 LOB: 2 BB: 1 P: 21 | R: 0 E: 0 K: 1 S: 8 | H: 0 LOB: 0 BB: 0 P: 11 | R: 0 E: 0 K: 1 S: 11 | H: 0 LOB: 0 BB: 0 P: 16 | 1B: 3 2B: 1 3B: 0 HR: 0 | SF: 1 SAC: 0 DP: 0 HBP: 1 | WP: 0 PB: 0 SB: 1 CS: 0 | PA: 30 |
| PITCHER | IP WLS BF H R ER SO BB IBB HBP BLK WP HR S P ERA WHIP | | | | | | | | | | | | | | | | | |
| 47 Ricky Nolasco, R (1,1) ERA: 3.72 | 7.0 L 27 4 1 1 9 1 0 0 0 0 0 65 102 1.29 0.714 | | | | | | | | | | | | | | | | | |
| 40 Mike Dunn, L (8,1) ERA: 1.72 | 1.0 3 0 0 0 1 0 0 0 0 0 0 0 11 16 0.00 0.000 | | | | | | | | | | | | | | | | | |


Miami Marlins @ San Diego Padres
Petco Park, San Diego, CA
Wed May 08 2013, 12:44 PM - 3:05 PM PDT
Att: 16,730 - Partly Cloudy - 68 F

AB 27
R 1
H 4
RBI 1
BB 1
SO 10
LOB 5



| Batter | 1 | 2 | 3 | 4 | 5 | 6 | 7 | 8 | 9 | AB | R | H | RBI | BB | SO | LOB | TOP | | | | | |
|--|---|----------------------------------|-------------------------------|----------------------------------|------------------------------|----------------------------------|-------------------------------|----------------------------------|------------------------------|----------------------------------|------------------------------|----------------------------------|-------------------------------|----------------------------------|------------------------------|----------------------------------|--|------------------------------|---------------------------------|----------------------------------|------------------------------------|----------------------------------|
| 9 Juan Pierre, L (1,7) OBP: 0.300, SLG: 0.281 | F7 | | FC6-4 1B | P3 | | | G6-3 1B | | | 4 | 0 | 2 | 1 | 0 | 0 | 2 | Miami Marlins @ Los Angeles Dodgers Dodger Stadium, Los Angeles, CA Fri May 10 2013, 7:12 PM - 10:12 PM PDT Att: 41,721 - Partly Cloudy - 69 F | | | | | |
| 3 Adeiny Hechavarria, R (1,6) OBP: 0.229, SLG: 0.339 | F8 | | FC6-4 1-2 | G6-3 | | | G6-3 | | | 4 | 0 | 0 | 0 | 0 | 0 | 2 | | | | | | |
| 30 Placido Polanco, R (1,5) OBP: 0.309, SLG: 0.274 | P4 | | | G6-3 | | | F9 | | | 3 | 1 | 0 | 0 | 1 | 0 | 0 | | | | | | |
| 20 Justin Ruggiano, R (1,8) OBP: 0.316, SLG: 0.432 | | BB | | K | | | F9 | | | 2 | 0 | 0 | 0 | 2 | 1 | 1 | | | | | | |
| 29 Greg Dobbs, L (1,3) OBP: 0.290, SLG: 0.270 | F9 | | | P4 | | | G6-3 | | | 4 | 0 | 0 | 0 | 0 | 0 | 3 | | | | | | |
| 48 Marcell Ozuna, R (1,9) OBP: 0.307, SLG: 0.553 | F8 | | | 51 HR BB | | | G6-3 | | | 3 | 1 | 0 | 0 | 1 | 0 | 2 | | | | | | |
| 51 Derek Dietrich, L (1,4) OBP: 0.286, SLG: 0.714 | K | | | HR | | | G5-3 | | | 4 | 1 | 1 | 3 | 0 | 1 | 1 | | | | | | |
| 19 Rob Brantly, L (1,2) OBP: 0.316, SLG: 0.313 | | | BB | HBP | | | 8 2B 9 1B 1B | | | 2 | 1 | 1 | 0 | 1 | 1 | 0 | | | | | | |
| 16 José Fernández, R (1,1) 8 Chis Cox 40 Mike Dunn, L (7,1) 50 Chad Qualls, R (8,1) 32 Matt Diaz, R (9,PH) 31 Steve Cishek, R (9,1) | | | B3-6-4 1-2 | | | | 9 1B 3 G6-3 2B | | | 2 | 0 | 1 | 0 | 0 | 0 | 1 | | | | | | |
| Inning Stats | R: 0 E: 0 K: 0 S: 8 | H: 0 LOB: 0 BB: 0 P: 11 | R: 0 E: 0 K: 1 S: 11 | H: 0 LOB: 1 BB: 1 P: 20 | R: 0 E: 0 K: 0 S: 9 | H: 1 LOB: 1 BB: 1 P: 15 | R: 3 E: 0 K: 1 S: 17 | H: 2 LOB: 2 BB: 2 P: 36 | R: 0 E: 0 K: 0 S: 9 | H: 0 LOB: 0 BB: 0 P: 15 | R: 0 E: 0 K: 0 S: 9 | H: 0 LOB: 0 BB: 0 P: 15 | R: 2 E: 0 K: 0 S: 12 | H: 3 LOB: 0 BB: 0 P: 16 | R: 0 E: 0 K: 0 S: 7 | H: 0 LOB: 0 BB: 0 P: 14 | | R: 0 E: 0 K: 1 S: 5 | H: 0 LOB: 0 BB: 0 P: 5 | 1B: 4 2B: 1 3B: 0 HR: 1 | SF: 0 SAC: 0 DP: 2 HBP: 1 | WP: 0 PB: 0 SB: 0 CS: 1 |
| PITCHER | IP WLS BF H R ER SO BB IBB HBP BLK WP HR S P ERA WHIP | | | | | | | | | | | | | | | | | | | | | |
| 36 Matt Magill, R (1,1) ERA: 6.92 | 5.0 | 22 | 3 | 3 | 3 | 2 | 4 | 0 | 1 | 0 | 0 | 0 | 1 | 52 | 93 | 5.40 | 1.400 | | | | | |
| 56 J.P. Howell, L (6,1) ERA: 3.6 | 1.0 | 3 | 0 | 0 | 0 | 0 | 0 | 0 | 0 | 0 | 0 | 0 | 0 | 9 | 15 | 0.00 | 0.000 | | | | | |
| 51 Ronald Belisario, R (7,1) ERA: 4.15 | 1.0 | L 6 | 3 | 2 | 2 | 0 | 1 | 0 | 0 | 0 | 0 | 0 | 15 | 23 | 18.00 | 4.000 | | | | | | |
| 75 Paco Rodríguez, L (8,1) ERA: 2.57 | 2.0 | 5 | 0 | 0 | 0 | 1 | 0 | 0 | 0 | 0 | 0 | 0 | 0 | 9 | 12 | 0.00 | 0.000 | | | | | |

| Batter | 1 | 2 | 3 | 4 | 5 | 6 | 7 | 8 | 9 | AB | R | H | RBI | BB | SO | LOB | BOTTOM | | | | | |
|---|---|----------------------------------|-------------------------------|----------------------------------|------------------------------|---------------------------------|-------------------------------|----------------------------------|-------------------------------|----------------------------------|------------------------------|----------------------------------|-------------------------------|----------------------------------|-------------------------------|----------------------------------|--|------------------------------|----------------------------------|----------------------------------|------------------------------------|----------------------------------|
| 25 Carl Crawford, L (1,7) OBP: 0.377, SLG: 0.500 | 23 HR 1B | | | | | | K | | | 5 | 1 | 3 | 0 | 0 | 1 | 0 | Miami Marlins @ Los Angeles Dodgers Dodger Stadium, Los Angeles, CA Fri May 10 2013, 7:12 PM - 10:12 PM PDT Att: 41,721 - Partly Cloudy - 69 F | | | | | |
| 7 Nick Punto, S (1,5) OBP: 0.434, SLG: 0.446 | 23 HR BB | G3-1 | | | | K | L7 | | | 4 | 1 | 0 | 0 | 1 | 2 | 3 | | | | | | |
| 23 Adrián González, L (1,3) OBP: 0.394, SLG: 0.518 | HR | | G6-3 | | | K | G4-3 | | | 4 | 1 | 1 | 3 | 0 | 1 | 1 | | | | | | |
| 27 Matt Kemp, R (1,8) OBP: 0.322, SLG: 0.349 | K | | | K | | | F8 | | | 4 | 1 | 1 | 0 | 0 | 2 | 0 | | | | | | |
| 16 Andre Ethier, L (1,9) OBP: 0.331, SLG: 0.353 | G4-3 | | G4-3 | | | P6 | F9 | | | 4 | 0 | 0 | 0 | 0 | 0 | 1 | | | | | | |
| 17 A.J. Ellis, R (1,2) OBP: 0.393, SLG: 0.410 | | | | K | | | 3 2B 1B | | | 4 | 0 | 3 | 1 | 0 | 1 | 0 | | | | | | |
| 3 Skip Schumaker, L (1,4) OBP: 0.294, SLG: 0.211 | F7 | | | K | | | 2B | | | 4 | 0 | 1 | 0 | 0 | 1 | 2 | | | | | | |
| 9 Dee Strange-Gordon, L (1,6) OBP: 0.385, SLG: 0.364 | B5-3 | | G3-1 | | | | G4-3 | | | 3 | 0 | 0 | 0 | 1 | 0 | 1 | | | | | | |
| 36 Matt Magill, R (1,1) 5 Juan Uribe, R (5,PH) 56 J.P. Howell, L (6,1) 18 Tim Federowicz, R (6,PH) 51 Ronald Belisario, R (7,1) 75 Paco Rodríguez, L (8,1) 33 Scott Van Slyke, R (9,PH) | | | | | | | 7 2B 25 1B 1B | | | 1 | 0 | 0 | 0 | 0 | 1 | 0 | | | | | | |
| Inning Stats | R: 3 E: 0 K: 1 S: 15 | H: 3 LOB: 1 BB: 1 P: 22 | R: 0 E: 0 K: 1 S: 10 | H: 1 LOB: 0 BB: 0 P: 11 | R: 0 E: 0 K: 1 S: 7 | H: 0 LOB: 0 BB: 0 P: 7 | R: 0 E: 0 K: 2 S: 15 | H: 0 LOB: 0 BB: 0 P: 16 | R: 0 E: 0 K: 2 S: 11 | H: 2 LOB: 1 BB: 0 P: 14 | R: 0 E: 0 K: 0 S: 8 | H: 2 LOB: 3 BB: 1 P: 16 | R: 0 E: 0 K: 1 S: 14 | H: 0 LOB: 0 BB: 0 P: 19 | R: 1 E: 0 K: 0 S: 13 | H: 2 LOB: 1 BB: 0 P: 20 | | R: 0 E: 0 K: 2 S: 8 | H: 0 LOB: 0 BB: 0 P: 14 | 1B: 7 2B: 2 3B: 0 HR: 1 | SF: 0 SAC: 0 DP: 0 HBP: 0 | WP: 1 PB: 0 SB: 2 CS: 0 |
| PITCHER | IP WLS BF H R ER SO BB IBB HBP BLK WP HR S P ERA WHIP | | | | | | | | | | | | | | | | | | | | | |
| 16 José Fernández, R (1,1) ERA: 3.65 | 6.0 | W 27 | 8 | 3 | 3 | 7 | 1 | 0 | 0 | 0 | 0 | 0 | 0 | 66 | 86 | 4.50 | 1.500 | | | | | |
| 40 Mike Dunn, L (7,1) ERA: 1.02 | 1.0 | H 3 | 0 | 0 | 0 | 1 | 0 | 0 | 0 | 0 | 0 | 0 | 14 | 19 | 0.00 | 0.000 | | | | | | |
| 50 Chad Qualls, R (8,1) ERA: 4.11 | 1.0 | H 5 | 2 | 1 | 1 | 0 | 0 | 0 | 0 | 1 | 0 | 13 | 20 | 9.00 | 2.000 | | | | | | | |
| 31 Steve Cishek, R (9,1) ERA: 4.5 | 1.0 | S 3 | 0 | 0 | 0 | 2 | 0 | 0 | 0 | 0 | 0 | 8 | 14 | 0.00 | 0.000 | | | | | | | |

MIAMI

 AB 30
 R 5
 H 6
 RBI 4
 BB 5
 SO 3
 LOB 12

Dodgers
 AB 36
 R 4
 H 10
 RBI 4
 BB 2
 SO 10
 LOB 11

| Batter | 1 | 2 | 3 | 4 | 5 | 6 | 7 | 8 | 9 | AB | R | H | RBI | BB | SO | LOB | TOP | | | | | |
|---|---|----------------------------------|-------------------------------|----------------------------------|-------------------------------|----------------------------------|-------------------------------|----------------------------------|-------------------------------|----------------------------------|-------------------------------|----------------------------------|-------------------------------|----------------------------------|------------------------------|----------------------------------|-------------------------------|----------------------------------|----------------------------------|------------------------------------|----------------------------------|--------|
| 3 Adeiny Hechavarria, R OBP: 0.241, SLG: 0.338 | G5-3 | | 1B | | | | L9 | | | 3 | 0 | 1 | 0 | 1 | 0 | 1 | | | | | | |
| 32 Matt Diaz, R OBP: 0.133, SLG: 0.143 | G4-3 | | P5 | | | | | L9 | | 4 | 0 | 0 | 0 | 0 | 0 | 3 | | | | | | |
| 30 Placido Polanco, R OBP: 0.314, SLG: 0.289 | F9 | | | | | | | P6 | | 4 | 0 | 2 | 0 | 0 | 0 | 0 | | | | | | |
| 20 Justin Ruggiano, R OBP: 0.307, SLG: 0.418 | | G6-3 | | G5-3 | | | FC6-4 | | K | 4 | 0 | 0 | 0 | 0 | 1 | 2 | | | | | | |
| 48 Marcell Ozuna, R OBP: 0.356, SLG: 0.500 | | G6-3 | | K | | | G6-4-3 | | | 4 | 0 | 0 | 0 | 0 | 1 | 2 | | | | | | |
| 21 Miguel Olivo, R OBP: 0.224, SLG: 0.382 | | | | | | | | | | 2 | 1 | 1 | 1 | 1 | 0 | 1 | | | | | | |
| 53 Kyle Skipworth, L (9, PH) | | | | | | | | | | 1 | 0 | 0 | 0 | 0 | 1 | 0 | | | | | | |
| 29 Greg Dobbs, L OBP: 0.289, SLG: 0.263 | | | | | | | | | | 3 | 0 | 0 | 0 | 1 | 0 | 1 | | | | | | |
| 22 Nick Green, R OBP: 0.306, SLG: 0.438 | | | | K | | | L7 | | | 3 | 0 | 0 | 0 | 0 | 1 | 1 | | | | | | |
| 45 Kevin Slowey, R | | | | | | | | | | 1 | 0 | 0 | 0 | 0 | 1 | 0 | | | | | | |
| 60 Jon Rauch, R | | | | | | | | | | 0 | 0 | 0 | 0 | 0 | 0 | 0 | | | | | | |
| 8 Chris Coghlan, L OBP: 0.262, SLG: 0.281 | | | | | | | | | | 1 | 0 | 1 | 0 | 0 | 0 | 0 | | | | | | |
| 44 AJ Ramos, R | | | | | | | | | | 0 | 0 | 0 | 0 | 0 | 0 | 0 | | | | | | |
| 58 Ryan Webb, R | | | | | | | | | | 0 | 0 | 0 | 0 | 0 | 0 | 0 | | | | | | |
| Inning Stats | R: 0 E: 0 K: 0 S: 6 | H: 0 LOB: 0 BB: 0 P: 12 | R: 0 E: 0 K: 0 S: 10 | H: 0 LOB: 1 BB: 1 P: 19 | R: 0 E: 0 K: 2 S: 12 | H: 1 LOB: 1 BB: 0 P: 17 | R: 0 E: 0 K: 1 S: 13 | H: 1 LOB: 0 BB: 2 P: 19 | R: 0 E: 0 K: 0 S: 11 | H: 0 LOB: 2 BB: 0 P: 20 | R: 0 E: 0 K: 0 S: 14 | H: 1 LOB: 1 BB: 0 P: 17 | R: 1 E: 0 K: 0 S: 11 | H: 2 LOB: 1 BB: 0 P: 15 | R: 0 E: 0 K: 1 S: 8 | H: 0 LOB: 0 BB: 0 P: 13 | R: 0 E: 0 K: 1 S: 12 | H: 0 LOB: 0 BB: 0 P: 18 | 1B: 3 2B: 1 3B: 0 HR: 1 | SF: 0 SAC: 1 DP: 1 HBP: 0 | WP: 0 PB: 0 SB: 0 CS: 0 | PA: 34 |
| PITCHER | IP WLS BF H R ER SO BB IBB HBP BLK WP HR S P ERA WHIP | | | | | | | | | | | | | | | | | | | | | |
| 99 Hyun Jin Ryu, L ERA: 3.4 | 6.2 W 27 5 1 1 3 3 0 0 0 0 0 1 72 114 1.35 1.200 | | | | | | | | | | | | | | | | | | | | | |
| 75 Paco Rodriguez, L ERA: 2.51 | 0.1 1 0 0 0 0 0 0 0 0 0 0 0 5 5 0.00 0.000 | | | | | | | | | | | | | | | | | | | | | |
| 54 Matt Guerrier, R ERA: 3.21 | 1.0 3 0 0 0 1 0 0 0 0 0 0 0 8 13 0.00 0.000 | | | | | | | | | | | | | | | | | | | | | |
| 48 Javy Guerra, R ERA: 9.0 | 1.0 3 0 0 0 1 0 0 0 0 0 0 0 12 18 0.00 0.000 | | | | | | | | | | | | | | | | | | | | | |

Miami Marlins @ Los Angeles Dodgers
Dodger Stadium, Los Angeles, CA
Sat May 11 2013, 6:11 PM - 9:09 PM PDT
Att: 42,208 - Partly Cloudy - 76 F

livebaseballscorecards.com

MIAMI

| | |
|-----|----|
| AB | 30 |
| R | 1 |
| H | 5 |
| RBI | 1 |
| BB | 3 |
| SO | 5 |
| LOB | 11 |

| Batter | 1 | 2 | 3 | 4 | 5 | 6 | 7 | 8 | 9 | AB | R | H | RBI | BB | SO | LOB | BOTTOM | | | |
|---|---|----------------------------------|-------------------------------|----------------------------------|-------------------------------|----------------------------------|-------------------------------|----------------------------------|-------------------------------|----------------------------------|-------------------------------|----------------------------------|-------------------------------|----------------------------------|------------------------------|----------------------------------|-----------------------------------|------------------------------------|----------------------------------|--------|
| 25 Carl Crawford, L OBP: 0.370, SLG: 0.488 | F7 | | | | | | | | | 5 | 0 | 1 | 0 | 0 | 0 | 3 | | | | |
| 54 Matt Guerrier, R | | G6-3 | | | | | | | | 0 | 0 | 0 | 0 | 0 | 0 | 0 | | | | |
| 48 Javy Guerra, R | | | | | | | | | | 0 | 0 | 0 | 0 | 0 | 0 | 0 | | | | |
| 9 Dee Strange-Gordon, L OBP: 0.397, SLG: 0.462 | P6 | | | | | | | | | 4 | 1 | 1 | 1 | 1 | 0 | 0 | | | | |
| 23 Adrián González, L OBP: 0.397, SLG: 0.517 | | | | | | | | | | 4 | 1 | 2 | 0 | 0 | 0 | 0 | | | | |
| 47 Luis Alfonso Cruz, R OBP: 0.113, SLG: 0.088 | | | | | | | | | | 1 | 0 | 0 | 0 | 0 | 0 | 1 | | | | |
| 27 Matt Kemp, R OBP: 0.318, SLG: 0.343 | | | | | | | | | | 5 | 0 | 1 | 0 | 0 | 1 | 1 | | | | |
| 16 Andre Ethier, L OBP: 0.350, SLG: 0.390 | | | | | | | | | | 4 | 3 | 4 | 0 | 0 | 0 | 0 | | | | |
| 17 A.J. Ellis, R OBP: 0.400, SLG: 0.412 | | | | | | | | | | 2 | 1 | 1 | 0 | 1 | 1 | 1 | | | | |
| 3 Skip Schumaker, L OBP: 0.319, SLG: 0.233 | | | | | | | | | | 3 | 1 | 2 | 3 | 1 | 0 | 2 | | | | |
| 5 Juan Uribe, R OBP: 0.403, SLG: 0.377 | | | | | | | | | | 2 | 0 | 2 | 2 | 1 | 0 | 0 | | | | |
| 99 Hyun Jin Ryu, R OBP: 0.313, SLG: 0.333 | | | | | | | | | | 1 | 0 | 0 | 0 | 1 | 0 | 3 | | | | |
| 75 Paco Rodriguez, L ERA: 6.14 | | | | | | | | | | 0 | 0 | 0 | 0 | 0 | 0 | 0 | | | | |
| 7 Nick Punto, S OBP: 0.429, SLG: 0.439 | | | | | | | | | | 1 | 0 | 0 | 0 | 0 | 1 | 1 | | | | |
| Inning Stats | R: 0 E: 0 K: 0 S: 10 | H: 1 LOB: 1 BB: 0 P: 12 | R: 1 E: 0 K: 0 S: 10 | H: 3 LOB: 2 BB: 0 P: 13 | R: 2 E: 0 K: 0 S: 16 | H: 4 LOB: 3 BB: 2 P: 29 | R: 0 E: 0 K: 0 S: 12 | H: 0 LOB: 0 BB: 0 P: 16 | R: 2 E: 0 K: 0 S: 24 | H: 4 LOB: 2 BB: 1 P: 35 | R: 0 E: 0 K: 0 S: 10 | H: 0 LOB: 0 BB: 0 P: 13 | R: 2 E: 0 K: 2 S: 15 | H: 2 LOB: 1 BB: 1 P: 24 | R: 0 E: 0 K: 1 S: 6 | H: 0 LOB: 0 BB: 1 P: 12 | 1B: 11 2B: 2 3B: 0 HR: 1 | SF: 1 SAC: 2 DP: 1 HBP: 0 | WP: 0 PB: 1 SB: 1 CS: 0 | PA: 40 |
| PITCHER | IP WLS BF H R ER SO BB IBB HBP BLK WP HR S P ERA WHIP | | | | | | | | | | | | | | | | | | | |
| 45 Kevin Slowey, R ERA: 2.55 | 4.2 L 27 11 5 5 0 0 3 0 0 0 0 0 0 69 102 9.64 3.000 | | | | | | | | | | | | | | | | | | | |
| 60 Jon Rauch, R ERA: 6.14 | 1.1 4 1 0 0 0 0 0 0 0 0 0 0 13 16 0.00 0.750 | | | | | | | | | | | | | | | | | | | |
| 44 AJ Ramos, R ERA: 3.6 | 1.0 6 2 2 1 2 1 0 0 0 0 0 0 15 24 9.00 3.000 | | | | | | | | | | | | | | | | | | | |
| 58 Ryan Webb, R ERA: 1.8 | 1.0 3 0 0 0 1 1 0 0 0 0 0 0 6 12 0.00 1.000 | | | | | | | | | | | | | | | | | | | |

Miami Marlins @ Los Angeles Dodgers
Dodger Stadium, Los Angeles, CA
Sat May 11 2013, 6:11 PM - 9:09 PM PDT
Att: 42,208 - Partly Cloudy - 76 F

livebaseballscorecards.com


Dodgers

| | |
|-----|----|
| AB | 32 |
| R | 7 |
| H | 14 |
| RBI | 6 |
| BB | 5 |
| SO | 3 |
| LOB | 12 |


| Batter | 1 | 2 | 3 | 4 | 5 | 6 | 7 | 8 | 9 | AB R H RBI BB SO LOB | TOP |
|--|---|---|--|--|--|---|---|---|---|--|--|
| 17 Shin-Soo Choo, L (1.8) OBP: 0.456, SLG: 0.539 | G3-1 | HBP | | K | | BB | | IBB | | 2 1 0 0 2 1 0 | Cincinnati Reds @ Miami Marlins Marlins Park, Miami, FL Tue May 14 2013, 7:13 PM - 10:06 PM EDT Att: 14,694 - Partly Cloudy - 76 F |
| 2 Zack Cozart, R (1.6) OBP: 0.242, SLG: 0.352 | 2B | 1B | | F7 | | FC5-4 | | G2-3 | | 5 2 2 0 0 0 4 | |
| 19 Joey Votto, L (1.3) OBP: 0.473, SLG: 0.473 | 1B | BB | | G1-3 | | | | 1B | | 4 1 3 1 1 0 0 | |
| 4 Brandon Phillips, R (1.4) OBP: 0.327, SLG: 0.463 | 1B | BB | | | | | | G5-4-3 | | 4 1 2 2 1 0 2 | |
| 26 Xavier Paul, L (1.7) OBP: 0.378, SLG: 0.429 | K | 2B | | G3-1 | | F8 | | F8 | | 5 0 1 3 0 1 4 | |
| 15 Derrick Robinson, S (0.7) OBP: 0.440, SLG: 0.304 | K | 2B | | G3-1 | | F8 | | G4-3 | | 0 0 0 0 0 0 0 | |
| 21 Todd Frazier, R (1.5) OBP: 0.318, SLG: 0.420 | K | F9 | | K | | K | | K | | 4 0 0 0 0 3 4 | |
| 23 Donald Lutz, L (1.9) OBP: 0.261, SLG: 0.391 | F9 | G3-1 | | G4-3 | | F9 | | F9 | | 4 0 0 0 0 0 0 | |
| 29 Ryan Hanigan, R (1.2) OBP: 0.255, SLG: 0.149 | 1B | 1B | | G5-3 | | BB | | 1B | | 3 1 2 0 1 0 0 | |
| 34 Homer Bailey, R (1.1) OBP: 0.250, SLG: 0.333 | SH1-4 | K | | K | | K | | SH1-4 | | 2 0 0 0 0 2 1 | |
| Inning Stats | R: 1 H: 3 E: 0 LOB: 2 K: 2 BB: 0 S: 17 P: 30 | R: 5 H: 3 E: 0 LOB: 1 K: 0 BB: 2 S: 16 P: 29 | R: 0 H: 0 E: 0 LOB: 0 K: 1 BB: 0 S: 8 P: 10 | R: 0 H: 0 E: 0 LOB: 0 K: 1 BB: 0 S: 8 P: 10 | R: 0 H: 1 E: 0 LOB: 0 K: 1 BB: 0 S: 9 P: 13 | R: 0 H: 0 E: 0 LOB: 2 K: 1 BB: 2 S: 15 P: 26 | R: 0 H: 1 E: 0 LOB: 1 K: 1 BB: 0 S: 11 P: 17 | R: 0 H: 1 E: 0 LOB: 2 K: 0 BB: 1 S: 12 P: 20 | R: 0 H: 1 E: 0 LOB: 0 K: 0 BB: 0 S: 7 P: 9 | 1B: 8 SF: 0 2B: 2 SAC: 2 3B: 0 DP: 1 HR: 0 HBP: 1 | WP: 0 PA: 41 PB: 0 SB: 0 CS: 1 |
| PITCHER | IP WLS BF H R ER SO BB IBB HBP BLK WP HR S P ERA WHIP | PITCHER | | | | | | | | | |
| 47 Ricky Nolasco, R (1.1) ERA: 4.39 | 5.0 L 24 7 6 6 5 2 0 1 0 0 0 0 58 92 10.80 1.800 | | | | | | | | | | |
| 23 Wade LeBlanc, L (6.1) ERA: 5.79 | 2.0 9 1 0 0 2 2 0 0 0 0 0 0 26 43 0.00 1.500 | | | | | | | | | | |
| 60 Jon Rauch, R (8.1) ERA: 6.89 | 1.0 5 1 0 0 0 0 0 1 0 0 0 0 12 20 0.00 1.000 | | | | | | | | | | |
| 44 AJ Ramos, R (9.1) ERA: 3.43 | 1.0 3 1 0 0 0 0 0 0 0 0 0 0 7 9 0.00 1.000 | | | | | | | | | | |

| Batter | 1 | 2 | 3 | 4 | 5 | 6 | 7 | 8 | 9 | AB R H RBI BB SO LOB | BOTTOM |
|---|---|---|--|---|---|--|---|--|---|--|--|
| 9 Juan Pierre, L (1.7) OBP: 0.290, SLG: 0.279 | 2B | | P5 | | | G4-3 | | K | | 4 1 1 0 0 1 0 | Cincinnati Reds @ Miami Marlins Marlins Park, Miami, FL Tue May 14 2013, 7:13 PM - 10:06 PM EDT Att: 14,694 - Partly Cloudy - 76 F |
| 30 Placido Polanco, R (1.5) OBP: 0.234, SLG: 0.274 | G3-1 | | G4-3 | | | HBP | | F9 | | 3 0 0 0 0 0 1 | |
| 51 Derek Dietrich, L (1.4) OBP: 0.400, SLG: 0.667 | 1B | | F7 | | | 1B | | K | | 4 0 2 1 0 1 0 | |
| 48 Marcell Ozuna, R (1.9) OBP: 0.340, SLG: 0.460 | FC6-4 | | F9 | | | K | | L9 | | 4 0 0 0 0 1 3 | |
| 20 Justin Ruggiano, R (1.8) OBP: 0.303, SLG: 0.431 | K | | L6 | | | F9 | | K | | 4 0 0 0 0 2 3 | |
| 29 Greg Dobbs, L (1.3) OBP: 0.278, SLG: 0.252 | G4-3 | | K | | | F7 | | L6 | | 4 0 0 0 0 1 0 | |
| 3 Adeiny Hechavarria, R (1.6) OBP: 0.255, SLG: 0.379 | 1B | | K | | | K | | 19 SF9 | | 3 1 2 0 0 1 0 | |
| 19 Rob Brantly, L (1.2) OBP: 0.316, SLG: 0.318 | K | | G5-4-3 | | | SF9 | | K | | 2 0 1 1 0 1 1 | |
| 47 Ricky Nolasco, R (1.1) ERA: 4.39 | K | | G5-4-3 | | | K | | K | | 1 0 0 0 0 1 1 | |
| 32 Matt Diaz, R (5.9) OBP: 0.275, SLG: 0.067 | | | | | | | | | | 1 0 0 0 0 0 1 | |
| 23 Wade LeBlanc, L (6.1) ERA: 5.79 | | | | | | | | | | 0 0 0 0 0 0 0 | |
| 8 Chris Coghlan, L (7.9) OBP: 0.185, SLG: 0.182 | | | | | | | | | | 1 0 0 0 0 1 0 | |
| 60 Jon Rauch, R (8.1) ERA: 6.89 | | | | | | | | | | 0 0 0 0 0 0 0 | |
| 44 AJ Ramos, R (9.1) ERA: 3.43 | | | | | | | | | | 0 0 0 0 0 0 0 | |
| Inning Stats | R: 1 H: 2 E: 0 LOB: 1 K: 1 BB: 0 S: 11 P: 18 | R: 0 H: 1 E: 0 LOB: 1 K: 2 BB: 0 S: 12 P: 15 | R: 0 H: 0 E: 0 LOB: 0 K: 0 BB: 0 S: 7 P: 12 | R: 0 H: 0 E: 0 LOB: 0 K: 1 BB: 0 S: 12 P: 15 | R: 0 H: 1 E: 0 LOB: 0 K: 1 BB: 0 S: 6 P: 6 | R: 0 H: 1 E: 0 LOB: 2 K: 1 BB: 0 S: 9 P: 15 | R: 1 H: 1 E: 0 LOB: 0 K: 1 BB: 0 S: 7 P: 9 | R: 0 H: 0 E: 0 LOB: 0 K: 2 BB: 0 S: 9 P: 13 | R: 0 H: 0 E: 0 LOB: 0 K: 1 BB: 0 S: 15 P: 22 | 1B: 4 SF: 1 2B: 1 SAC: 0 3B: 1 DP: 1 HR: 0 HBP: 1 | WP: 0 PA: 33 PB: 0 SB: 1 CS: 0 |
| PITCHER | IP WLS BF H R ER SO BB IBB HBP BLK WP HR S P ERA WHIP | PITCHER | | | | | | | | | |
| 34 Homer Bailey, R (1.1) ERA: 3.51 | 9.0 W 33 6 2 2 10 0 0 1 0 0 0 0 125 2.00 0.667 | | | | | | | | | | |

AB 33
R 6
H 10
RBI 6
BB 5
SO 7
LOB 15



AB 31
R 2
H 6
RBI 2
BB 0
SO 10
LOB 10



livebaseballscorecards.com

livebaseballscorecards.com

| Batter | 1 | 2 | 3 | 4 | 5 | 6 | 7 | 8 | 9 | 10 | AB | R | H | RBI | BB | SO | LOB | TOP | | | | | | | | | |
|--|------------------------------|----------------------------------|------------------------------|---------------------------------|------------------------------|---------------------------------|-------------------------------|----------------------------------|-------------------------------|----------------------------------|------------------------------|----------------------------------|-------------------------------|----------------------------------|-------------------------------|----------------------------------|------------------------------|---------------------------------|-------------------------------|----------------------------------|----------------------------------|------------------------------------|----------------------------------|--------|--|--|--|
| 17 Shin-Soo Choo, L OBP: 0.468, SLG: 0.584 | G4-3 | | 1B | | K | | IBB | | | SH2-4 32 2B | 3 | 1 | 1 | 0 | 2 | 1 | 1 | | | | | | | | | | |
| 2 Zack Cozart, R OBP: 0.236, SLG: 0.342 | K | | PO | F7 | | G1 | F8 | | | SH2-4 | 4 | 0 | 0 | 0 | 0 | 1 | 2 | | | | | | | | | | |
| 19 Joey Votto, L OBP: 0.456, SLG: 0.474 | F7 | | | 2B | | F7 | | P5 | | IBB | 4 | 2 | 1 | 0 | 1 | 0 | 0 | | | | | | | | | | |
| 4 Brandon Phillips, R OBP: 0.326, SLG: 0.481 | F7 | | | K | | HR | | K | | SF7 | 4 | 1 | 1 | 2 | 0 | 2 | 1 | | | | | | | | | | |
| 32 Jay Bruce, L OBP: 0.318, SLG: 0.419 | E3 | | | 1B | | BB | | K | | 2B | 4 | 0 | 2 | 3 | 1 | 1 | 0 | | | | | | | | | | |
| 21 Todd Frazier, R OBP: 0.208, SLG: 0.404 | L9 | | | FC6-4 | | F7 | | F8 | | G6-3 | 5 | 0 | 0 | 0 | 0 | 0 | 4 | | | | | | | | | | |
| 26 Xavier Paul, L OBP: 0.378, SLG: 0.406 | G4-3 | | | | | BB | | G3 | | 1B | 3 | 0 | 1 | 0 | 1 | 0 | 1 | | | | | | | | | | |
| 15 Derrick Robinson, S OBP: 0.448, SLG: 0.304 | | | | | | | | | | | 0 | 0 | 0 | 0 | 0 | 0 | 0 | | | | | | | | | | |
| 29 Ryan Hanigan, R OBP: 0.254, SLG: 0.157 | G4-3 | | | F8 | | F9 | | 1B | | SH2-4 29 CS | 4 | 0 | 1 | 0 | 0 | 0 | 2 | | | | | | | | | | |
| 55 Mat Latos, R OBP: 0.227, SLG: 0.238 | K | | | | | SH5-4 | | SH5-4 | | 1B | 2 | 0 | 0 | 0 | 0 | 2 | 1 | | | | | | | | | | |
| 54 Aroldis Chapman, L OBP: 0.280, SLG: 0.400 | | | | | | | | | | SH2-4 2 BB | 0 | 0 | 0 | 0 | 0 | 0 | 0 | | | | | | | | | | |
| 23 Donald Lutz, L OBP: 0.280, SLG: 0.400 | | | | | | | | | | SH2-4 4 SF7 | 1 | 1 | 1 | 0 | 0 | 0 | 0 | | | | | | | | | | |
| 60 J.J. Hoover, R OBP: 0.280, SLG: 0.400 | | | | | | | | | | 1B | 0 | 0 | 0 | 0 | 0 | 0 | 0 | | | | | | | | | | |
| Inning Stats | R: 0 E: 0 K: 1 S: 7 | H: 0 LOB: 0 BB: 0 P: 10 | R: 0 E: 1 K: 0 S: 7 | H: 0 LOB: 1 BB: 0 P: 8 | R: 0 E: 0 K: 1 S: 6 | H: 1 LOB: 0 BB: 0 P: 9 | R: 1 E: 0 K: 1 S: 16 | H: 2 LOB: 1 BB: 0 P: 23 | R: 0 E: 0 K: 2 S: 10 | H: 0 LOB: 1 BB: 1 P: 17 | R: 1 E: 0 K: 0 S: 8 | H: 1 LOB: 1 BB: 1 P: 14 | R: 0 E: 0 K: 0 S: 11 | H: 1 LOB: 2 BB: 1 P: 18 | R: 0 E: 0 K: 2 S: 10 | H: 0 LOB: 0 BB: 0 P: 12 | R: 0 E: 0 K: 0 S: 4 | H: 1 LOB: 1 BB: 0 P: 5 | R: 3 E: 0 K: 0 S: 14 | H: 2 LOB: 1 BB: 2 P: 31 | 1B: 5 2B: 2 3B: 0 HR: 1 | SF: 1 SAC: 2 DP: 0 HBP: 0 | WP: 0 PB: 0 SB: 0 CS: 1 | PA: 43 | | | |
| PITCHER | IP 7.0 | WLS 29 | BF 29 | H 5 | R 2 | ER 2 | SO 5 | BB 2 | IBB 0 | HBP 0 | BLK 0 | WP 0 | HR 1 | S 65 | P 99 | ERA 2.57 | WHIP 1.000 | | | | | | | | | | |
| 16 José Fernández, R ERA: 3.48 | 1.0 | 3 | 0 | 0 | 0 | 2 | 0 | 0 | 0 | 0 | 0 | 0 | 0 | 10 | 12 | 0.00 | 0.000 | | | | | | | | | | |
| 40 Mike Dunn, L ERA: 1.83 | 1.2 | 9 | 3 | 3 | 3 | 0 | 1 | 1 | 0 | 0 | 0 | 0 | 0 | 15 | 31 | 16.20 | 2.400 | | | | | | | | | | |
| 31 Steve Cishek, R ERA: 5.4 | 0.1 | 1 | 0 | 0 | 0 | 0 | 0 | 0 | 0 | 0 | 0 | 0 | 0 | 3 | 5 | 0.00 | 0.000 | | | | | | | | | | |
| 44 AJ Ramos, R ERA: 3.38 | | | | | | | | | | | | | | | | | | | | | | | | | | | |

Cincinnati Reds @ Miami Marlins
Marlins Park, Miami, FL
Thu May 16 2013, 7:13 PM - 10:08 PM EDT
Att. 16,680 - Partly Cloudy - 81 F

| | |
|-----|----|
| AB | 34 |
| R | 5 |
| H | 8 |
| RBI | 5 |
| BB | 5 |
| SO | 7 |
| LOB | 12 |



| Batter | 1 | 2 | 3 | 4 | 5 | 6 | 7 | 8 | 9 | 10 | AB | R | H | RBI | BB | SO | LOB | BOTTOM | | | | | | | | | |
|---|------------------------------|----------------------------------|------------------------------|----------------------------------|------------------------------|---------------------------------|------------------------------|---------------------------------|------------------------------|---------------------------------|-------------------------------|----------------------------------|------------------------------|----------------------------------|------------------------------|---------------------------------|-------------------------------|----------------------------------|-------------------------------|----------------------------------|----------------------------------|------------------------------------|----------------------------------|--------|--|--|--|
| 9 Juan Pierre, L OBP: 0.286, SLG: 0.297 | HR | | B5-3 | | K2-3 | | | | F7 | G4-3 | 5 | 1 | 1 | 1 | 0 | 1 | 1 | | | | | | | | | | |
| 3 Aneidy Hechavarría, R OBP: 0.265, SLG: 0.400 | G5-3 | | | 51 CS | | SH5-3 48 HBP | | | 3B | | 4 | 1 | 3 | 0 | 0 | 0 | 0 | | | | | | | | | | |
| 51 Derek Dietrich, L OBP: 0.381, SLG: 0.591 | G3 | | | K | | SH5-3 48 HBP | | | K | | 2 | 0 | 0 | 0 | 0 | 1 | 1 | | | | | | | | | | |
| 30 Placido Polanco, R OBP: 0.305, SLG: 0.271 | K | | | G6-3 | | SH5-3 | | | 3B | | 3 | 0 | 1 | 1 | 0 | 1 | 0 | | | | | | | | | | |
| 48 Marcell Ozuna, R OBP: 0.333, SLG: 0.474 | | | | | | | | | 3B | | 2 | 0 | 0 | 0 | 1 | 0 | 0 | | | | | | | | | | |
| 8 Chris Coghlan, L OBP: 0.269, SLG: 0.274 | L5 | | | G4-3 | | IBB | | | K | | 2 | 0 | 0 | 0 | 1 | 0 | 0 | | | | | | | | | | |
| 20 Justin Ruggiano, R OBP: 0.300, SLG: 0.418 | | | | G5-3 | | G5-2-3 | | | K | | 1 | 0 | 0 | 0 | 0 | 1 | 1 | | | | | | | | | | |
| 6 Jeff Mathis, R | K | | | | | | | | | | 4 | 0 | 0 | 0 | 0 | 2 | 3 | | | | | | | | | | |
| 29 Greg Dobbs, L OBP: 0.277, SLG: 0.252 | G4-3 | | | G3 | | | | | L7 | G4-3 | 4 | 0 | 0 | 0 | 0 | 0 | 0 | | | | | | | | | | |
| 22 Nick Green, R OBP: 0.289, SLG: 0.359 | F8 | | | | | G6-3 | | | G6-3 | | 3 | 1 | 0 | 0 | 1 | 0 | 0 | | | | | | | | | | |
| 16 José Fernández, R OBP: 0.289, SLG: 0.167 | F9 | | | | | G2-3 | | | G4-3 | | 2 | 0 | 0 | 0 | 0 | 0 | 0 | | | | | | | | | | |
| 40 Mike Dunn, L | | | | | | | | | | | 0 | 0 | 0 | 0 | 0 | 0 | 0 | | | | | | | | | | |
| 19 Rob Brantly, L OBP: 0.236, SLG: 0.326 | | | | | | | | | | | 1 | 0 | 0 | 0 | 0 | 0 | 0 | | | | | | | | | | |
| 31 Steve Cishek, R | | | | | | | | | | | 0 | 0 | 0 | 0 | 0 | 0 | 0 | | | | | | | | | | |
| 44 AJ Ramos, R | | | | | | | | | | | 0 | 0 | 0 | 0 | 0 | 0 | 0 | | | | | | | | | | |
| 32 Matt Diaz, R OBP: 0.232, SLG: 0.235 | | | | | | | | | | | 1 | 0 | 1 | 1 | 0 | 0 | 0 | | | | | | | | | | |
| Inning Stats | R: 1 E: 0 K: 1 S: 8 | H: 1 LOB: 0 BB: 0 P: 11 | R: 0 E: 0 K: 1 S: 9 | H: 0 LOB: 0 BB: 0 P: 11 | R: 0 E: 0 K: 0 S: 5 | H: 0 LOB: 0 BB: 0 P: 8 | R: 0 E: 0 K: 1 S: 8 | H: 1 LOB: 0 BB: 0 P: 8 | R: 0 E: 0 K: 0 S: 6 | H: 0 LOB: 0 BB: 0 P: 7 | R: 0 E: 0 K: 1 S: 11 | H: 0 LOB: 0 BB: 0 P: 13 | R: 0 E: 0 K: 0 S: 7 | H: 1 LOB: 2 BB: 1 P: 18 | R: 0 E: 0 K: 0 S: 7 | H: 0 LOB: 0 BB: 0 P: 9 | R: 1 E: 0 K: 2 S: 12 | H: 2 LOB: 1 BB: 0 P: 18 | R: 1 E: 0 K: 1 S: 20 | H: 1 LOB: 1 BB: 1 P: 30 | 1B: 3 2B: 0 3B: 2 HR: 1 | SF: 0 SAC: 1 DP: 1 HBP: 1 | WP: 0 PB: 0 SB: 0 CS: 1 | PA: 37 | | | |
| PITCHER | IP 8.1 | WLS 29 | BF 29 | H 4 | R 2 | ER 2 | SO 4 | BB 0 | IBB 1 | HBP 1 | BLK 0 | WP 0 | HR 1 | S 66 | P 91 | ERA 2.16 | WHIP 0.480 | | | | | | | | | | |
| 55 Mat Latos, R ERA: 2.91 | 0.2 | W | 3 | 1 | 0 | 0 | 2 | 0 | 0 | 0 | 0 | 0 | 0 | 7 | 12 | 0.00 | 1.500 | | | | | | | | | | |
| 54 Aroldis Chapman, L ERA: 2.41 | 1.0 | S | 5 | 1 | 1 | 1 | 1 | 1 | 0 | 0 | 0 | 0 | 0 | 20 | 30 | 9.00 | 2.000 | | | | | | | | | | |
| 60 J.J. Hoover, R ERA: 3.86 | | | | | | | | | | | | | | | | | | | | | | | | | | | |

Cincinnati Reds @ Miami Marlins
Marlins Park, Miami, FL
Thu May 16 2013, 7:13 PM - 10:08 PM EDT
Att. 16,680 - Partly Cloudy - 81 F

| | |
|-----|----|
| AB | 33 |
| R | 3 |
| H | 6 |
| RBI | 3 |
| BB | 2 |
| SO | 7 |
| LOB | 7 |



| Batter | 1 | 2 | 3 | 4 | 5 | 6 | 7 | 8 | 9 | AB | R | H | RBI | BB | SO | LOB | TOP | | | |
|--|--|----------------------------------|---------------------------------------|----------------------------------|---------------------------------------|---|--------------------------------------|-------------------------------------|---------------------------------------|----------------------------------|---|---------------------------------|---------------------------------------|----------------------------------|--------------------------------------|---|----------------------------------|-------------------------------------|---------------------------------|--------------------------|
| 8 Gerardo Parra, L (1,9) OBP: 0.394, SLG: 0.506 | HR | | K | | | K | | BB | | 3 | 1 | 1 | 1 | 1 | 2 | 0 | | | | |
| 1 Didi Gregorius, L (1,6) OBP: 0.395, SLG: 0.560 | K | | BB | | | BB | | K | | 2 | 0 | 0 | 0 | 2 | 1 | 1 | | | | |
| 44 Paul Goldschmidt, R (1,3) OBP: 0.419, SLG: 0.645 | K | | K | | | K | | K | | 4 | 0 | 1 | 0 | 0 | 2 | 1 | | | | |
| 12 Eric Chavez, L (1,5) OBP: 0.382, SLG: 0.559 | K | | | K | | K | | K | | 4 | 0 | 0 | 0 | 0 | 2 | 2 | | | | |
| 7 Cody Ross, R (1,7) OBP: 0.325, SLG: 0.377 | | K | | K | | K | | K | | 4 | 0 | 1 | 0 | 0 | 0 | 2 | | | | |
| 26 Miguel Montero, L (1,2) OBP: 0.281, SLG: 0.265 | | K | | K | | | | K | | 3 | 0 | 1 | 0 | 0 | 0 | 1 | | | | |
| 14 Martin Prado, R (1,4) OBP: 0.293, SLG: 0.345 | | K | | | | K | | K | | 3 | 0 | 0 | 0 | 0 | 0 | 2 | | | | |
| 11 AJ Pollock, R (1,8) OBP: 0.262, SLG: 0.430 | | K | | | | K | | K | | 3 | 0 | 0 | 0 | 0 | 1 | 1 | | | | |
| 32 Brandon McCarthy, R (1,1) OBP: 0.262, SLG: 0.430 | | | K | | | K | | K | | 3 | 0 | 0 | 0 | 0 | 1 | 0 | | | | |
| Inning Stats | R: 1 H: 1 E: 0 K: 2 S: 12 | H: 1 LOB: 0 BB: 0 P: 18 | R: 0 H: 0 E: 0 K: 0 S: 10 | H: 1 LOB: 1 BB: 0 P: 15 | R: 0 H: 0 E: 0 K: 2 S: 11 | H: 0 LOB: 1 BB: 1 P: 21 | R: 0 H: 0 E: 0 K: 1 S: 7 | H: 0 LOB: 0 BB: 0 P: 10 | R: 0 H: 1 E: 0 K: 2 S: 12 | H: 1 LOB: 2 BB: 1 P: 23 | R: 0 H: 1 E: 0 K: 1 S: 7 | H: 1 LOB: 0 BB: 0 P: 9 | R: 0 H: 0 E: 0 K: 0 S: 13 | H: 0 LOB: 0 BB: 0 P: 23 | R: 0 H: 0 E: 0 K: 1 S: 8 | H: 0 LOB: 0 BB: 0 P: 10 | 1B: 3 2B: 0 3B: 0 HR: 1 | SF: 0 SAC: 0 DP: 1 HBP: 0 | WP: 1 PB: 0 CS: 1 | PA: 32 |
| PITCHER | IP: 6.0 WLS: L BF: 23 ERA: 2.82 | H: 3 R: 1 ER: 1 SO: 7 | BB: 2 IBB: 0 HBP: 0 BLK: 0 | WP: 1 HR: 1 S: 57 P: 94 | ERA: 1.50 WHIP: 0.833 | IP: 1.1 WLS: L BF: 4 ERA: 1.45 | H: 1 R: 0 ER: 0 SO: 1 | BB: 0 IBB: 0 HBP: 0 BLK: 0 | WP: 0 HR: 0 S: 9 P: 14 | ERA: 0.00 WHIP: 0.750 | IP: 0.2 WLS: L BF: 2 ERA: 1.77 | H: 0 R: 0 ER: 0 SO: 1 | BB: 0 IBB: 0 HBP: 0 BLK: 0 | WP: 0 HR: 0 S: 11 P: 18 | ERA: 0.00 WHIP: 1.500 | IP: 1.0 WLS: L BF: 3 ERA: 5.09 | H: 0 R: 0 ER: 0 SO: 1 | BB: 0 IBB: 0 HBP: 0 BLK: 0 | WP: 0 HR: 0 S: 8 P: 10 | ERA: 0.00 WHIP: 0.000 |

Arizona Diamondbacks @ Miami Marlins
Marlins Park, Miami, FL
Sat May 18 2013, 7:13 PM - 9:36 PM EDT
Att: 18,786 - Roof Closed - 76 F

| | |
|-----|----|
| AB | 29 |
| R | 1 |
| H | 4 |
| RBI | 1 |
| BB | 3 |
| SO | 9 |
| LOB | 10 |



| Batter | 1 | 2 | 3 | 4 | 5 | 6 | 7 | 8 | 9 | AB | R | H | RBI | BB | SO | LOB | BOTTOM | | | |
|--|--|----------------------------------|--------------------------------------|----------------------------------|---------------------------------------|---|--------------------------------------|-------------------------------------|--------------------------------------|----------------------------------|---|----------------------------------|--------------------------------------|----------------------------------|--------------------------------------|---|----------------------------------|-------------------------------------|---------------------------------|--------------------------|
| 9 Juan Pierre, L (1,7) OBP: 0.284, SLG: 0.285 | K | | K | | | K | | K | | 4 | 0 | 0 | 0 | 0 | 0 | 0 | | | | |
| 3 Adayni Hachavarría, R (1,6) OBP: 0.255, SLG: 0.379 | K | | K | | | K | | K | | 4 | 0 | 1 | 0 | 0 | 0 | 0 | | | | |
| 51 Derek Dietrich, L (1,4) OBP: 0.355, SLG: 0.464 | K | | K | | | K | | K | | 3 | 0 | 0 | 0 | 1 | 1 | 1 | | | | |
| 48 Marcell Ozuna, R (1,9) OBP: 0.338, SLG: 0.453 | K | | K | | | K | | K | | 3 | 0 | 1 | 0 | 1 | 0 | 0 | | | | |
| 8 Chris Coghlan, L (1,8) OBP: 0.268, SLG: 0.273 | K | | K | | | K | | K | | 3 | 0 | 1 | 0 | 0 | 1 | 1 | | | | |
| 29 Greg Dobbs, L (1,3) OBP: 0.284, SLG: 0.269 | | K | | | | K | | K | | 3 | 0 | 0 | 0 | 0 | 0 | 1 | | | | |
| 30 Placido Polanco, R (1,5) OBP: 0.304, SLG: 0.272 | | K | | | | K | | K | | 3 | 0 | 0 | 0 | 0 | 0 | 1 | | | | |
| 19 Rob Brantly, L (1,2) OBP: 0.312, SLG: 0.313 | | K | | | | K | | K | | 3 | 0 | 0 | 0 | 0 | 2 | 0 | | | | |
| 34 Tom Koehler, R (1,1) 32 Matt Diaz, R (6, Ph) 58 Ryan Webb, R (7, 1) 40 Mike Dunn, L (8, 1) 20 Justin Ruggiano, R (8, Ph) 31 Steve Cishek, R (9, 1) | | K | | | | K | | K | | 1 | 0 | 0 | 0 | 0 | 1 | 0 | | | | |
| Inning Stats | R: 0 H: 2 E: 0 K: 0 S: 8 | H: 0 LOB: 0 BB: 0 P: 13 | R: 0 H: 0 E: 0 K: 0 S: 4 | H: 0 LOB: 0 BB: 0 P: 5 | R: 0 H: 0 E: 0 K: 1 S: 12 | H: 0 LOB: 0 BB: 0 P: 17 | R: 0 H: 0 E: 0 K: 0 S: 7 | H: 0 LOB: 0 BB: 0 P: 10 | R: 0 H: 1 E: 0 K: 1 S: 9 | H: 1 LOB: 1 BB: 0 P: 12 | R: 0 H: 0 E: 0 K: 1 S: 9 | H: 0 LOB: 1 BB: 1 P: 16 | R: 0 H: 0 E: 0 K: 1 S: 7 | H: 0 LOB: 0 BB: 0 P: 9 | R: 0 H: 0 E: 0 K: 0 S: 4 | H: 0 LOB: 0 BB: 0 P: 6 | 1B: 3 2B: 0 3B: 0 HR: 0 | SF: 0 SAC: 0 DP: 0 HBP: 0 | WP: 0 PB: 1 CS: 0 | PA: 31 |
| PITCHER | IP: 9.0 WLS: W BF: 31 ERA: 4.74 | H: 3 R: 0 ER: 0 SO: 5 | BB: 2 IBB: 0 HBP: 0 BLK: 0 | WP: 0 HR: 0 S: 68 P: 99 | ERA: 0.00 WHIP: 0.556 | IP: 1.1 WLS: L BF: 4 ERA: 1.45 | H: 1 R: 0 ER: 0 SO: 1 | BB: 0 IBB: 0 HBP: 0 BLK: 0 | WP: 0 HR: 0 S: 9 P: 14 | ERA: 0.00 WHIP: 0.750 | IP: 0.2 WLS: L BF: 2 ERA: 1.77 | H: 0 R: 0 ER: 0 SO: 1 | BB: 0 IBB: 0 HBP: 0 BLK: 0 | WP: 0 HR: 0 S: 11 P: 18 | ERA: 0.00 WHIP: 1.500 | IP: 1.0 WLS: L BF: 3 ERA: 5.09 | H: 0 R: 0 ER: 0 SO: 1 | BB: 0 IBB: 0 HBP: 0 BLK: 0 | WP: 0 HR: 0 S: 8 P: 10 | ERA: 0.00 WHIP: 0.000 |

Arizona Diamondbacks @ Miami Marlins
Marlins Park, Miami, FL
Sat May 18 2013, 7:13 PM - 9:36 PM EDT
Att: 18,786 - Roof Closed - 76 F

| | |
|-----|----|
| AB | 29 |
| R | 0 |
| H | 3 |
| RBI | 0 |
| BB | 2 |
| SO | 5 |
| LOB | 4 |



| Batter | 1 | 2 | 3 | 4 | 5 | 6 | 7 | 8 | 9 | AB | R | H | RBI | BB | SO | LOB | TOP | | | | | | | | |
|---|------------------------------|----------------------------------|------------------------------|----------------------------------|-------------------------------|----------------------------------|------------------------------|----------------------------------|------------------------------|----------------------------------|------------------------------|----------------------------------|------------------------------|----------------------------------|-------------------------------|----------------------------------|-------------------------------|----------------------------------|----------------------------------|------------------------------------|----------------------------------|--------|--|--|--|
| 8 Gerardo Parra, L (1, 8) OBP: 0.385, SLG: 0.494 | | | | | | | | | | 4 | 0 | 0 | 0 | 0 | 3 | 1 | | | | | | | | | |
| 1 Didi Gregorius, L (1, 6) OBP: 0.414, SLG: 0.582 | | | | | | | | | | 4 | 1 | 3 | 0 | 0 | 0 | 0 | | | | | | | | | |
| 44 Paul Goldschmidt, R (1, 3) OBP: 0.414, SLG: 0.635 | | | | | | | | | | 4 | 0 | 1 | 0 | 0 | 1 | 3 | | | | | | | | | |
| 13 Jason Kubel, L (1, 7) OBP: 0.300, SLG: 0.413 | | | | | | | | | | 3 | 0 | 0 | 1 | 0 | 0 | 1 | | | | | | | | | |
| 7 Cody Ross, R (1, 9) OBP: 0.333, SLG: 0.380 | | | | | | | | | | 2 | 0 | 1 | 0 | 0 | 0 | 0 | | | | | | | | | |
| 12 Eric Chavez, L (9, PH) OBP: 0.388, SLG: 0.564 | | | | | | | | | | 1 | 0 | 1 | 0 | 0 | 0 | 0 | | | | | | | | | |
| 10 Josh Wilson, R (9, PR) OBP: 0.275, SLG: 0.340 | | | | | | | | | | 0 | 0 | 0 | 0 | 0 | 0 | 0 | | | | | | | | | |
| 14 Martin Prado, R (1, 5) OBP: 0.292, SLG: 0.339 | | | | | | | | | | 3 | 0 | 0 | 0 | 1 | 0 | 2 | | | | | | | | | |
| 26 Miguel Montero, L (1, 2) OBP: 0.280, SLG: 0.259 | | | | | | | | | | 3 | 0 | 0 | 0 | 1 | 2 | 2 | | | | | | | | | |
| 4 Cliff Pennington, S (1, 4) OBP: 0.281, SLG: 0.278 | | | | | | | | | | 3 | 0 | 0 | 0 | 0 | 3 | 0 | | | | | | | | | |
| 11 AJ Pollock, R (9, PH) OBP: 0.261, SLG: 0.426 | | | | | | | | | | 1 | 0 | 0 | 0 | 0 | 0 | 3 | | | | | | | | | |
| 36 Wade Miley, L (1, 1) OBP: 0.133, SLG: 0.286 | | | | | | | | | | 1 | 0 | 0 | 0 | 1 | 1 | 0 | | | | | | | | | |
| 29 Brad Ziegler, R (7, 1) OBP: 0.235, SLG: 0.313 | | | | | | | | | | 0 | 0 | 0 | 0 | 0 | 0 | 0 | | | | | | | | | |
| 22 Eric Hinske, L (8, PH) OBP: 0.235, SLG: 0.313 | | | | | | | | | | 1 | 0 | 0 | 0 | 0 | 1 | 0 | | | | | | | | | |
| 55 Josh Collmenter, R (8, 1) OBP: 0.235, SLG: 0.313 | | | | | | | | | | 0 | 0 | 0 | 0 | 0 | 0 | 0 | | | | | | | | | |
| Inning Stats | R: 0 E: 0 K: 1 S: 9 | H: 2 LOB: 1 BB: 0 P: 12 | R: 0 E: 0 K: 1 S: 9 | H: 1 LOB: 1 BB: 0 P: 14 | R: 0 E: 0 K: 2 S: 12 | H: 1 LOB: 2 BB: 1 P: 21 | R: 0 E: 0 K: 0 S: 9 | H: 0 LOB: 0 BB: 0 P: 13 | R: 0 E: 0 K: 3 S: 9 | H: 0 LOB: 0 BB: 0 P: 11 | R: 0 E: 0 K: 0 S: 6 | H: 0 LOB: 0 BB: 0 P: 11 | R: 0 E: 0 K: 1 S: 8 | H: 0 LOB: 0 BB: 0 P: 11 | R: 0 E: 0 K: 3 S: 10 | H: 0 LOB: 0 BB: 0 P: 14 | R: 1 E: 0 K: 0 S: 14 | H: 2 LOB: 3 BB: 2 P: 30 | 1B: 5 2B: 2 3B: 0 HR: 0 | SF: 1 SAC: 0 DP: 1 HBP: 1 | WP: 0 PB: 0 SB: 0 CS: 1 | PA: 35 | | | |
| PITCHER | IP | WLS | BF | H | R | ER | SO | BB | IBB | HBP | BLK | WP | HR | S | P | ERA | WHIP | | | | | | | | |
| 47 Ricky Nolasco, R (1, 1) ERA: 3.96 | 8.0 | W | 29 | 5 | 1 | 1 | 11 | 1 | 0 | 1 | 0 | 0 | 0 | 74 | 110 | 1.12 | 0.750 | | | | | | | | |
| 31 Steve Cishek, R (9, 1) ERA: 4.91 | 0.2 | H | 4 | 1 | 0 | 0 | 0 | 1 | 0 | 0 | 0 | 0 | 0 | 6 | 14 | 0.00 | 3.000 | | | | | | | | |
| 40 Mike Dunn, L (9, 1) ERA: 1.74 | 0.1 | S | 2 | 0 | 0 | 0 | 0 | 1 | 0 | 0 | 0 | 0 | 0 | 6 | 13 | 0.00 | 3.000 | | | | | | | | |

Arizona Diamondbacks @ Miami Marlins
Marlins Park, Miami, FL
Sun May 19 2013, 1:12 PM - 3:49 PM EDT
Att: 20,206 - Roof Closed - 76 F

| | |
|-----|----|
| AB | 30 |
| R | 1 |
| H | 6 |
| RBI | 1 |
| BB | 3 |
| SO | 11 |
| LOB | 12 |



| Batter | 1 | 2 | 3 | 4 | 5 | 6 | 7 | 8 | 9 | AB | R | H | RBI | BB | SO | LOB | BOTTOM | | | | | | | | |
|--|-------------------------------|----------------------------------|------------------------------|---------------------------------|-------------------------------|----------------------------------|------------------------------|----------------------------------|------------------------------|----------------------------------|-------------------------------|----------------------------------|------------------------------|----------------------------------|------------------------------|---------------------------------|----------------------------------|------------------------------------|----------------------------------|--------|--|--|--|--|--|
| 3 Adeiny Hechavarria, R (1, 6) OBP: 0.254, SLG: 0.374 | | | | | | | | | | 4 | 1 | 1 | 0 | 0 | 2 | 1 | | | | | | | | | |
| 30 Placido Polanco, R (1, 5) OBP: 0.297, SLG: 0.265 | | | | | | | | | | 4 | 0 | 0 | 0 | 0 | 1 | 1 | | | | | | | | | |
| 51 Derek Dietrich, L (1, 4) OBP: 0.343, SLG: 0.438 | | | | | | | | | | 4 | 1 | 1 | 0 | 0 | 2 | 0 | | | | | | | | | |
| 48 Marcell Ozuna, R (1, 9) OBP: 0.338, SLG: 0.463 | | | | | | | | | | 3 | 0 | 1 | 2 | 0 | 0 | 0 | | | | | | | | | |
| 20 Justin Ruggiano, R (1, 8) OBP: 0.291, SLG: 0.397 | | | | | | | | | | 2 | 0 | 0 | 0 | 1 | 0 | 0 | | | | | | | | | |
| 8 Chris Coghlan, L (1, 7) OBP: 0.270, SLG: 0.290 | | | | | | | | | | 3 | 0 | 1 | 0 | 0 | 0 | 2 | | | | | | | | | |
| 22 Nick Green, R (1, 3) OBP: 0.271, SLG: 0.333 | | | | | | | | | | 3 | 0 | 0 | 0 | 0 | 2 | 1 | | | | | | | | | |
| 6 Jeff Mathis, R (1, 2) OBP: 0.143, SLG: 0.286 | | | | | | | | | | 3 | 0 | 1 | 0 | 0 | 0 | 1 | | | | | | | | | |
| 47 Ricky Nolasco, R (1, 1) OBP: 0.056, SLG: 0.056 | | | | | | | | | | 3 | 0 | 0 | 0 | 0 | 1 | 1 | | | | | | | | | |
| 31 Steve Cishek, R (9, 1) ERA: 2.61 | | | | | | | | | | 0 | 0 | 0 | 0 | 0 | 0 | 0 | | | | | | | | | |
| 40 Mike Dunn, L (9, 1) ERA: 2.45 | | | | | | | | | | 0 | 0 | 0 | 0 | 0 | 0 | 0 | | | | | | | | | |
| Inning Stats | R: 0 E: 0 K: 2 S: 11 | H: 0 LOB: 0 BB: 0 P: 16 | R: 0 E: 0 K: 0 S: 4 | H: 0 LOB: 0 BB: 0 P: 7 | R: 0 E: 0 K: 2 S: 11 | H: 1 LOB: 1 BB: 0 P: 15 | R: 0 E: 0 K: 1 S: 6 | H: 0 LOB: 0 BB: 0 P: 11 | R: 0 E: 0 K: 1 S: 9 | H: 0 LOB: 0 BB: 0 P: 11 | R: 2 E: 0 K: 0 S: 22 | H: 3 LOB: 2 BB: 1 P: 36 | R: 0 E: 0 K: 1 S: 9 | H: 0 LOB: 0 BB: 0 P: 11 | R: 0 E: 0 K: 1 S: 6 | H: 0 LOB: 0 BB: 0 P: 7 | 1B: 2 2B: 3 3B: 0 HR: 0 | SF: 0 SAC: 0 DP: 0 HBP: 0 | WP: 1 PB: 0 SB: 0 CS: 0 | PA: 30 | | | | | |
| PITCHER | IP | WLS | BF | H | R | ER | SO | BB | IBB | HBP | BLK | WP | HR | S | P | ERA | WHIP | | | | | | | | |
| 36 Wade Miley, L (1, 1) ERA: 3.67 | 6.0 | L | 24 | 5 | 2 | 2 | 6 | 1 | 0 | 0 | 0 | 0 | 0 | 65 | 99 | 3.00 | 1.000 | | | | | | | | |
| 29 Brad Ziegler, R (7, 1) ERA: 2.61 | 1.0 | | 3 | 0 | 0 | 0 | 1 | 0 | 0 | 0 | 0 | 0 | 0 | 9 | 11 | 0.00 | 0.000 | | | | | | | | |
| 55 Josh Collmenter, R (8, 1) ERA: 2.45 | 1.0 | | 3 | 0 | 0 | 0 | 1 | 0 | 0 | 0 | 0 | 0 | 0 | 6 | 7 | 0.00 | 0.000 | | | | | | | | |

Arizona Diamondbacks @ Miami Marlins
Marlins Park, Miami, FL
Sun May 19 2013, 1:12 PM - 3:49 PM EDT
Att: 20,206 - Roof Closed - 76 F

| | |
|-----|----|
| AB | 29 |
| R | 2 |
| H | 5 |
| RBI | 2 |
| BB | 1 |
| SO | 8 |
| LOB | 7 |



| Batter | 1 | 2 | 3 | 4 | 5 | 6 | 7 | 8 | 9 | AB | R | H | RBI | BB | SO | LOB | TOP | | | | | |
|---|---|----------------------------------|------------------------------|---------------------------------|------------------------------|----------------------------------|------------------------------|----------------------------------|------------------------------|----------------------------------|------------------------------|----------------------------------|-------------------------------|----------------------------------|------------------------------|----------------------------------|---|----------------------------------|----------------------------------|------------------------------------|----------------------------------|--------|
| 11 Jimmy Rollins, S OBP: 0.306, SLG: 0.398 | | | | | | | | | | 4 | 0 | 2 | 0 | 0 | 0 | 2 | Philadelphia Phillies @ Miami Marlins Marlins Park, Miami, FL Mon May 20 2013, 7:11 PM - 9:53 PM EDT Att: 13,231 - Roof Closed - 74 F | | | | | |
| 2 Ben Revere, L OBP: 0.291, SLG: 0.278 | | | | | | | | | | 4 | 0 | 0 | 0 | 0 | 1 | 2 | | | | | | |
| 10 Michael Young, R OBP: 0.394, SLG: 0.395 | | | | | | | | | | 4 | 0 | 2 | 0 | 0 | 1 | 0 | | | | | | |
| 26 Chase Utley, L OBP: 0.339, SLG: 0.475 | | | | | | | | | | 2 | 0 | 0 | 0 | 1 | 0 | 1 | | | | | | |
| 9 Dornic Brown, L OBP: 0.293, SLG: 0.436 | | | | | | | | | | 4 | 1 | 2 | 1 | 0 | 0 | 2 | | | | | | |
| 3 Delmon Young, R OBP: 0.279, SLG: 0.308 | | | | | | | | | | 4 | 0 | 0 | 0 | 0 | 2 | 1 | | | | | | |
| 13 Freddy Galvis, S OBP: 0.348, SLG: 0.483 | | | | | | | | | | 3 | 0 | 0 | 0 | 1 | 2 | 0 | | | | | | |
| 31 Erik Kratz, R OBP: 0.250, SLG: 0.337 | | | | | | | | | | 3 | 0 | 1 | 0 | 0 | 0 | 0 | | | | | | |
| 35 Cole Hamels, L OBP: 0.059, SLG: 0.059 | | | | | | | | | | 2 | 0 | 0 | 0 | 0 | 0 | 0 | | | | | | |
| 19 Laynce Nix, L OBP: 0.252, SLG: 0.348 | | | | | | | | | | 1 | 0 | 0 | 0 | 0 | 0 | 2 | | | | | | |
| 30 Justin De Fratus, S ERA: 1.44 | | | | | | | | | | 0 | 0 | 0 | 0 | 0 | 0 | 0 | | | | | | |
| 47 Jeremy Horst, L ERA: 5.08 | | | | | | | | | | 0 | 0 | 0 | 0 | 0 | 0 | 0 | | | | | | |
| 48 Philippe Aumont, L ERA: 4.15 | | | | | | | | | | 0 | 0 | 0 | 0 | 0 | 0 | 0 | | | | | | |
| Inning Stats | R: 0 E: 0 K: 1 S: 7 | H: 1 LOB: 0 BB: 0 P: 11 | R: 1 E: 0 K: 0 S: 6 | H: 1 LOB: 0 BB: 0 P: 7 | R: 0 E: 0 K: 0 S: 9 | H: 1 LOB: 1 BB: 0 P: 14 | R: 0 E: 0 K: 1 S: 9 | H: 2 LOB: 1 BB: 0 P: 10 | R: 0 E: 0 K: 1 S: 8 | H: 0 LOB: 0 BB: 0 P: 13 | R: 0 E: 0 K: 0 S: 8 | H: 1 LOB: 2 BB: 0 P: 12 | R: 0 E: 0 K: 0 S: 16 | H: 1 LOB: 2 BB: 1 P: 26 | R: 0 E: 0 K: 1 S: 7 | H: 0 LOB: 0 BB: 0 P: 13 | R: 0 E: 0 K: 2 S: 9 | H: 0 LOB: 0 BB: 0 P: 12 | 1B: 4 2B: 2 3B: 0 HR: 1 | SF: 0 SAC: 0 DP: 2 HBP: 1 | WP: 0 PB: 0 SB: 1 CS: 1 | PA: 35 |
| PITCHER | IP WLS BF H R ER SO BB IBB HBP BLK WP HR S P ERA WHIP | | | | | | | | | | | | | | | | | | | | | |
| 28 Alex Sanabia, R ERA: 4.56 | 6.1 W 26 7 1 1 3 1 0 1 0 0 0 1 60 89 1.42 1.263 | | | | | | | | | | | | | | | | | | | | | |
| 58 Ryan Webb, R ERA: 1.44 | 0.2 H 2 0 0 0 0 0 0 0 0 0 0 0 3 4 0.00 0.000 | | | | | | | | | | | | | | | | | | | | | |
| 44 AJ Ramos, R ERA: 3.22 | 1.0 H 3 0 0 0 1 1 0 0 0 0 0 0 7 13 0.00 1.000 | | | | | | | | | | | | | | | | | | | | | |
| 50 Chad Qualls, R ERA: 3.83 | 1.0 3 0 0 0 2 0 0 0 0 0 0 0 9 12 0.00 0.000 | | | | | | | | | | | | | | | | | | | | | |

AB 31
R 1
H 7
RBI 1
BB 2
SO 6
LOB 10



| Batter | 1 | 2 | 3 | 4 | 5 | 6 | 7 | 8 | 9 | AB | R | H | RBI | BB | SO | LOB | BOTTOM | | | |
|---|---|----------------------------------|------------------------------|----------------------------------|------------------------------|----------------------------------|-------------------------------|----------------------------------|-------------------------------|----------------------------------|-------------------------------|----------------------------------|-------------------------------|----------------------------------|-------------------------------|----------------------------------|---|------------------------------------|----------------------------------|--------|
| 3 Adeiny Hechavarria, R OBP: 0.254, SLG: 0.389 | | | | | | | | | | 4 | 1 | 1 | 0 | 0 | 1 | 1 | Philadelphia Phillies @ Miami Marlins Marlins Park, Miami, FL Mon May 20 2013, 7:11 PM - 9:53 PM EDT Att: 13,231 - Roof Closed - 74 F | | | |
| 30 Placido Polanco, R OBP: 0.302, SLG: 0.271 | | | | | | | | | | 4 | 2 | 2 | 0 | 0 | 0 | 1 | | | | |
| 51 Derek Dietrich, L OBP: 0.333, SLG: 0.417 | | | | | | | | | | 4 | 0 | 1 | 0 | 0 | 1 | 2 | | | | |
| 48 Marcell Ozuna, R OBP: 0.347, SLG: 0.465 | | | | | | | | | | 4 | 1 | 2 | 1 | 0 | 2 | 1 | | | | |
| 20 Justin Ruggiano, R OBP: 0.296, SLG: 0.407 | | | | | | | | | | 4 | 1 | 2 | 2 | 0 | 1 | 2 | | | | |
| 8 Chris Coghlan, L OBP: 0.282, SLG: 0.329 | | | | | | | | | | 4 | 0 | 2 | 0 | 0 | 2 | 3 | | | | |
| 22 Nick Green, R OBP: 0.269, SLG: 0.326 | | | | | | | | | | 4 | 0 | 1 | 2 | 0 | 1 | 2 | | | | |
| 6 Jeff Mathis, R OBP: 0.091, SLG: 0.182 | | | | | | | | | | 4 | 0 | 0 | 0 | 0 | 2 | 2 | | | | |
| 28 Alex Sanabia, R OBP: 0.118, SLG: 0.063 | | | | | | | | | | 2 | 0 | 0 | 0 | 0 | 2 | 1 | | | | |
| 58 Ryan Webb, R ERA: 2.7 | | | | | | | | | | 0 | 0 | 0 | 0 | 0 | 0 | 0 | | | | |
| 29 Greg Dobbs, L OBP: 0.282, SLG: 0.267 | | | | | | | | | | 1 | 0 | 0 | 0 | 0 | 1 | 1 | | | | |
| 44 AJ Ramos, R ERA: 5.08 | | | | | | | | | | 0 | 0 | 0 | 0 | 0 | 0 | 0 | | | | |
| 50 Chad Qualls, R ERA: 4.15 | | | | | | | | | | 0 | 0 | 0 | 0 | 0 | 0 | 0 | | | | |
| Inning Stats | R: 1 E: 0 K: 0 S: 14 | H: 3 LOB: 1 BB: 0 P: 20 | R: 0 E: 0 K: 1 S: 9 | H: 1 LOB: 0 BB: 0 P: 10 | R: 0 E: 0 K: 1 S: 7 | H: 0 LOB: 0 BB: 0 P: 10 | R: 0 E: 1 K: 3 S: 13 | H: 1 LOB: 1 BB: 0 P: 17 | R: 0 E: 0 K: 2 S: 10 | H: 0 LOB: 0 BB: 0 P: 12 | R: 1 E: 0 K: 3 S: 14 | H: 2 LOB: 1 BB: 0 P: 20 | R: 0 E: 1 K: 1 S: 10 | H: 0 LOB: 1 BB: 0 P: 13 | R: 3 E: 0 K: 2 S: 20 | H: 4 LOB: 1 BB: 0 P: 27 | 1B: 9 2B: 1 3B: 1 HR: 0 | SF: 0 SAC: 0 DP: 1 HBP: 0 | WP: 0 PB: 0 SB: 1 CS: 0 | PA: 35 |
| PITCHER | IP WLS BF H R ER SO BB IBB HBP BLK WP HR S P ERA WHIP | | | | | | | | | | | | | | | | | | | |
| 35 Cole Hamels, L ERA: 4.45 | 6.0 L 24 7 2 2 10 0 0 0 0 0 0 0 67 89 3.00 1.167 | | | | | | | | | | | | | | | | | | | |
| 30 Justin De Fratus, R ERA: 2.7 | 1.0 5 1 1 1 1 0 0 0 0 0 0 0 11 15 9.00 1.000 | | | | | | | | | | | | | | | | | | | |
| 47 Jeremy Horst, L ERA: 5.08 | 0.1 1 0 0 0 0 0 0 0 0 0 0 0 6 7 0.00 0.000 | | | | | | | | | | | | | | | | | | | |
| 48 Philippe Aumont, R ERA: 4.15 | 0.2 5 3 2 2 2 0 0 0 0 0 0 0 13 18 27.00 4.500 | | | | | | | | | | | | | | | | | | | |

AB 35
R 5
H 11
RBI 5
BB 0
SO 13
LOB 16



| Batter | 1 | 2 | 3 | 4 | 5 | 6 | 7 | 8 | 9 | AB R H RBI BB SO LOB | TOP | | | | | | | | | | | |
|---|---|----------------------------------|-------------------------------|----------------------------------|-------------------------------|----------------------------------|-------------------------------|----------------------------------|------------------------------|----------------------------------|---|---|-------------------------------|----------------------------------|------------------------------|---------------------------------|------------------------------|----------------------------------|----------------------------------|------------------------------------|----------------------------------|--------|
| 11 Jimmy Rollins, S OBP: 0.310, SLG: 0.396 | | | | | | | | | | 5 0 2 0 0 1 2 | Philadelphia Phillies @ Miami Marlins Marlins Park, Miami, FL Wed May 22 2013, 7:11 PM - 9:53 PM EDT Att: 15,520 - Roof Closed - 76 F | | | | | | | | | | | |
| 2 Ben Revere, L OBP: 0.299, SLG: 0.294 | | | | | | | | | | 5 0 1 0 0 2 5 | | | | | | | | | | | | |
| 10 Michael Young, R OBP: 0.378, SLG: 0.376 | | | | | | | | | | 5 0 0 0 0 1 3 | | | | | | | | | | | | |
| 6 Ryan Howard, L OBP: 0.297, SLG: 0.444 | | | | | | | | | | 4 0 2 0 0 1 0 | | | | | | | | | | | | |
| 3 Delmon Young, R OBP: 0.304, SLG: 0.450 | | | | | | | | | | 4 2 2 1 0 1 3 | | | | | | | | | | | | |
| 15 John Mayberry Jr., R OBP: 0.310, SLG: 0.404 | | | | | | | | | | 0 0 0 0 0 0 0 | | | | | | | | | | | | |
| 9 Dornic Brown, L OBP: 0.290, SLG: 0.442 | | | | | | | | | | 4 1 1 1 0 1 1 | | | | | | | | | | | | |
| 13 Freddy Galvis, S OBP: 0.333, SLG: 0.449 | | | | | | | | | | 4 0 1 1 0 1 1 | | | | | | | | | | | | |
| 31 Erik Kratz, R OBP: 0.277, SLG: 0.337 | | | | | | | | | | 3 0 1 0 1 0 0 | | | | | | | | | | | | |
| 33 Cliff Lee, L OBP: 0.350, SLG: 0.368 | | | | | | | | | | 4 0 2 0 0 1 3 | | | | | | | | | | | | |
| Inning Stats | R: 0 E: 0 K: 2 S: 8 | H: 1 LOB: 0 BB: 0 P: 10 | R: 0 E: 0 K: 1 S: 12 | H: 1 LOB: 1 BB: 0 P: 17 | R: 0 E: 0 K: 2 S: 11 | H: 1 LOB: 1 BB: 0 P: 18 | R: 1 E: 0 K: 1 S: 11 | H: 1 LOB: 0 BB: 0 P: 13 | R: 0 E: 1 K: 0 S: 8 | H: 2 LOB: 2 BB: 0 P: 11 | R: 2 E: 0 K: 1 S: 15 | H: 3 LOB: 2 BB: 1 P: 29 | R: 0 E: 0 K: 2 S: 11 | H: 2 LOB: 2 BB: 0 P: 18 | R: 0 E: 0 K: 0 S: 7 | H: 0 LOB: 0 BB: 0 P: 8 | R: 0 E: 0 K: 0 S: 8 | H: 1 LOB: 1 BB: 0 P: 11 | 1B: 9 2B: 1 3B: 1 HR: 1 | SF: 0 SAC: 0 DP: 0 HBP: 0 | WP: 0 PB: 0 SB: 1 CS: 1 | PA: 39 |
| PITCHER | IP WLS BF H R ER SO BB IBB HBP BLK WP HR S P ERA WHIP | | | | | | | | | | | IP WLS BF H R ER SO BB IBB HBP BLK WP HR S P ERA WHIP | | | | | | | | | | |
| 45 Kevin Slowey, R ERA: 3.3 | 5.0 L 20 6 1 1 6 0 0 0 0 0 0 1 50 69 1.80 1.200 | | | | | | | | | | | | | | | | | | | | | |
| 23 Wade LeBlanc, L ERA: 5.73 | 1.2 11 5 2 2 2 0 1 0 0 0 0 0 23 43 10.80 3.000 | | | | | | | | | | | | | | | | | | | | | |
| 50 Chad Qualls, R ERA: 3.38 | 1.1 4 0 0 0 1 0 0 0 0 0 0 0 10 12 0.00 0.000 | | | | | | | | | | | | | | | | | | | | | |
| 31 Steve Cishek, R ERA: 4.66 | 1.0 4 1 0 0 0 0 0 0 0 0 0 0 8 11 0.00 1.000 | | | | | | | | | | | | | | | | | | | | | |

| Batter | 1 | 2 | 3 | 4 | 5 | 6 | 7 | 8 | 9 | AB R H RBI BB SO LOB | BOTTOM | | | | | | | | | | | |
|---|---|---------------------------------|-------------------------------|----------------------------------|------------------------------|---------------------------------|------------------------------|---------------------------------|-------------------------------|----------------------------------|---|---|------------------------------|---------------------------------|------------------------------|---------------------------------|-------------------------------|----------------------------------|----------------------------------|------------------------------------|----------------------------------|--------|
| 3 Adeiny Hechavarria, R OBP: 0.238, SLG: 0.345 | | | | | | | | | | 4 0 0 0 0 1 1 | Philadelphia Phillies @ Miami Marlins Marlins Park, Miami, FL Wed May 22 2013, 7:11 PM - 9:53 PM EDT Att: 15,520 - Roof Closed - 76 F | | | | | | | | | | | |
| 30 Placido Polanco, R OBP: 0.296, SLG: 0.276 | | | | | | | | | | 4 0 0 0 0 0 1 | | | | | | | | | | | | |
| 51 Derek Dietrich, L OBP: 0.319, SLG: 0.372 | | | | | | | | | | 4 0 1 0 0 0 1 | | | | | | | | | | | | |
| 48 Marcell Ozuna, R OBP: 0.337, SLG: 0.443 | | | | | | | | | | 4 0 1 0 0 1 1 | | | | | | | | | | | | |
| 20 Justin Ruggiano, R OBP: 0.301, SLG: 0.412 | | | | | | | | | | 2 0 0 0 1 1 0 | | | | | | | | | | | | |
| 8 Chris Coghlan, L OBP: 0.306, SLG: 0.351 | | | | | | | | | | 1 0 0 0 1 0 0 | | | | | | | | | | | | |
| 22 Nick Green, R OBP: 0.255, SLG: 0.306 | | | | | | | | | | 3 0 0 0 0 1 4 | | | | | | | | | | | | |
| 6 Jeff Mathis, R OBP: 0.077, SLG: 0.154 | | | | | | | | | | 2 0 0 0 0 0 2 | | | | | | | | | | | | |
| 23 Wade LeBlanc, L OBP: 0.167, SLG: 0.167 | | | | | | | | | | 0 0 0 0 0 0 0 | | | | | | | | | | | | |
| 50 Chad Qualls, R | | | | | | | | | | 0 0 0 0 0 0 0 | | | | | | | | | | | | |
| 54 Jordan Brown, L (8, PH) | | | | | | | | | | 1 0 0 0 0 0 0 | | | | | | | | | | | | |
| 31 Steve Cishek, R | | | | | | | | | | 0 0 0 0 0 0 0 | | | | | | | | | | | | |
| 45 Kevin Slowey, R | | | | | | | | | | 1 0 0 0 0 0 0 | | | | | | | | | | | | |
| 21 Miguel Olivo, R OBP: 0.242, SLG: 0.371 | | | | | | | | | | 2 0 1 0 0 1 0 | | | | | | | | | | | | |
| Inning Stats | R: 0 E: 0 K: 0 S: 7 | H: 0 LOB: 0 BB: 0 P: 9 | R: 0 E: 0 K: 0 S: 14 | H: 1 LOB: 2 BB: 1 P: 21 | R: 0 E: 0 K: 1 S: 6 | H: 0 LOB: 0 BB: 0 P: 7 | R: 0 E: 0 K: 1 S: 5 | H: 0 LOB: 0 BB: 0 P: 8 | R: 0 E: 0 K: 0 S: 12 | H: 1 LOB: 1 BB: 0 P: 18 | R: 0 E: 0 K: 1 S: 9 | H: 0 LOB: 0 BB: 0 P: 11 | R: 0 E: 0 K: 2 S: 8 | H: 0 LOB: 0 BB: 0 P: 9 | R: 0 E: 0 K: 0 S: 8 | H: 0 LOB: 0 BB: 0 P: 9 | R: 0 E: 0 K: 0 S: 12 | H: 1 LOB: 1 BB: 0 P: 14 | 1B: 3 2B: 1 3B: 0 HR: 0 | SF: 0 SAC: 0 DP: 2 HBP: 1 | WP: 0 PB: 0 SB: 0 CS: 0 | PA: 31 |
| PITCHER | IP WLS BF H R ER SO BB IBB HBP BLK WP HR S P ERA WHIP | | | | | | | | | | | IP WLS BF H R ER SO BB IBB HBP BLK WP HR S P ERA WHIP | | | | | | | | | | |
| 33 Cliff Lee, L ERA: 2.48 | 9.0 W 31 3 0 0 5 2 0 0 1 0 0 0 85 115 0.00 0.556 | | | | | | | | | | | | | | | | | | | | | |

| | |
|-----|----|
| AB | 38 |
| R | 3 |
| H | 12 |
| RBI | 3 |
| BB | 1 |
| SO | 9 |
| LOB | 18 |



| | |
|-----|----|
| AB | 28 |
| R | 0 |
| H | 3 |
| RBI | 0 |
| BB | 2 |
| SO | 5 |
| LOB | 10 |




| Batter | 1 | 2 | 3 | 4 | 5 | 6 | 7 | 8 | 9 | 10 | 11 | AB | R | H | RBI | BB | SO | LOB | TOP | | | | | | |
|---|--|----------------------------------|---------------------------------|----------------------------------|-------------------------------|----------------------------------|------------------------------|---------------------------------|------------------------------|----------------------------------|-------------------------------|----------------------------------|---|----------------------------------|-------------------------------|---------------------------------|------------------------------|----------------------------------|------------------------------|---------------------------------|----------------------------------|------------------------------------|----------------------------------|--------|--|
| 3 Adelyn Hechavarría, R OBP: 0.252, SLG: 0.390 | P5 | | G3 | | | FC4-6 1B | | 51 1B | | G6-4-3 BB | | 4 | 0 | 2 | 0 | 1 | 0 | 1 | | | | | | | |
| 30 Plácido Polanco, R OBP: 0.297, SLG: 0.274 | G5-3 | | | 51 HR | | FC4-6 1B | | F7 | | G6-4-3 | | 5 | 1 | 1 | 0 | 0 | 0 | 4 | | | | | | | |
| 51 Derek Dietrich, L OBP: 0.308, SLG: 0.417 | K | | | | | G6-4-3 | | G6-4-3 | | K | | 5 | 1 | 1 | 2 | 0 | 2 | 2 | | | | | | | |
| 48 Marcell Ozuna, R OBP: 0.330, SLG: 0.440 | G6-3 | | | | | F7 | | G6-3 | | G6-3 | | 5 | 1 | 1 | 0 | 0 | 1 | 1 | | | | | | | |
| 20 Justin Ruggiano, R OBP: 0.298, SLG: 0.405 | F8 | | | | | P6 | | 20 1B | | F8 | | 5 | 0 | 1 | 0 | 0 | 0 | 0 | | | | | | | |
| 8 Chris Coghlan, L OBP: 0.307, SLG: 0.338 | K | | | | | L3 | | 22 1B | | P6 | | 3 | 0 | 0 | 0 | 1 | 1 | 0 | | | | | | | |
| 21 Miguel Olivo, R OBP: 0.229, SLG: 0.354 | | | K | | | F8 | | SF9 | | G3 | | 3 | 0 | 0 | 1 | 0 | 1 | 0 | | | | | | | |
| 22 Nick Green, R OBP: 0.288, SLG: 0.314 | | | | | | K | | 6 SH1-4 | | SH1-4 HBP | | 2 | 0 | 1 | 0 | 0 | 1 | 0 | | | | | | | |
| 6 Jeff Mathis, R OBP: 0.063, SLG: 0.125 | K | | | | | F7 | | G6-3 | | SH1-4 | | 3 | 0 | 0 | 0 | 0 | 1 | 4 | | | | | | | |
| Inning Stats | R: 0 E: 0 K: 1 S: 14 | H: 0 LOB: 0 BB: 0 P: 18 | R: 0 E: 0 K: 1 S: 10 | H: 0 LOB: 0 BB: 0 P: 13 | R: 0 E: 0 K: 2 S: 10 | H: 0 LOB: 1 BB: 0 P: 17 | R: 2 E: 0 K: 0 S: 7 | H: 2 LOB: 0 BB: 0 P: 7 | R: 0 E: 0 K: 1 S: 6 | H: 0 LOB: 0 BB: 0 P: 10 | R: 1 E: 0 K: 0 S: 12 | H: 3 LOB: 2 BB: 1 P: 22 | R: 0 E: 1 K: 1 S: 9 | H: 1 LOB: 1 BB: 0 P: 15 | R: 0 E: 0 K: 0 S: 5 | H: 0 LOB: 0 BB: 0 P: 8 | R: 0 E: 0 K: 0 S: 8 | H: 0 LOB: 1 BB: 1 P: 14 | R: 0 E: 0 K: 1 S: 5 | H: 0 LOB: 0 BB: 0 P: 8 | 1B: 5 2B: 1 3B: 0 HR: 1 | SF: 1 SAC: 1 DP: 3 HBP: 2 | WP: 0 PB: 0 SB: 2 CS: 0 | PA: 41 | |
| PITCHER | IP: 6.0 WLS: 2.2 BF: 22 H: 4 R: 3 ER: 3 SO: 5 BB: 0 IBB: 0 HBP: 0 BLK: 0 WP: 0 HR: 1 S: 56 P: 76 ERA: 4.50 WHIP: 0.667 | | | | | | | | | | | PITCHER | IP: 0.2 WLS: 0.2 BF: 2 H: 0 R: 0 ER: 0 SO: 1 BB: 0 IBB: 0 HBP: 0 BLK: 0 WP: 0 HR: 0 S: 4 P: 7 ERA: 0.00 WHIP: 0.000 | | | | | | | | | | | | |
| 50 John Danks, L ERA: 4.5 | 27 Matt Lindstrom, R ERA: 4.26 | 26 Jesse Crain, R ERA: 1.82 | 43 Addison Reed, R ERA: 2.05 | 37 Matt Thornton, L ERA: 3.6 | | | | | | | | | | | 65 Nate Jones, R ERA: 6.14 | | | | | | | | | | |

Miami Marlins @ Chicago White Sox
U.S. Cellular Field, Chicago, IL
Fri May 24 2013, 8:13 PM - 11:29 PM EDT
Att. 20,393 - Clear - 51 F

livebaseballscorecards.com

AB 35
R 3
H 7
RBI 3
BB 2
SO 7
LOB 12




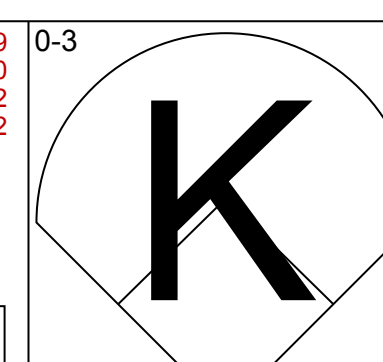
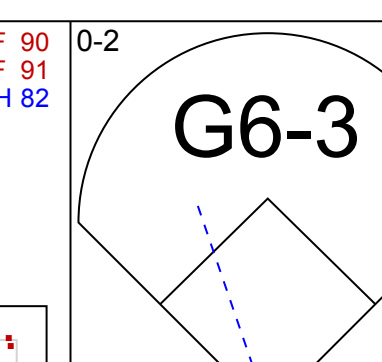
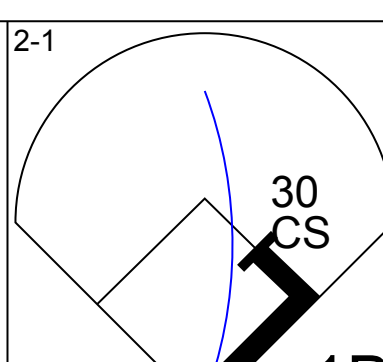
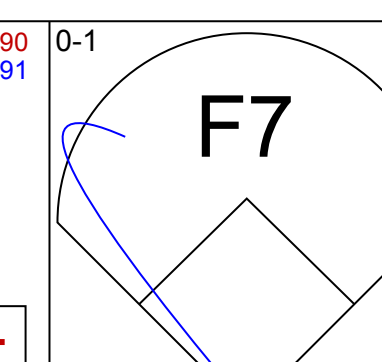
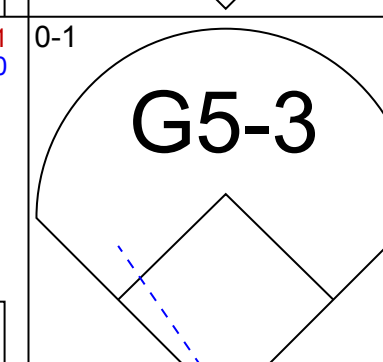
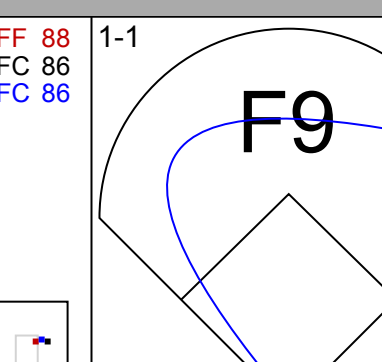
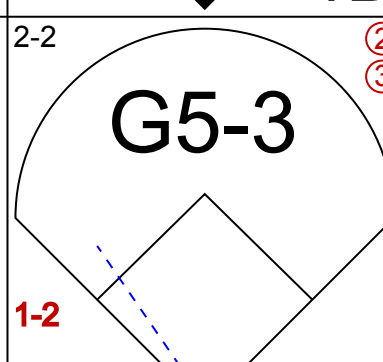
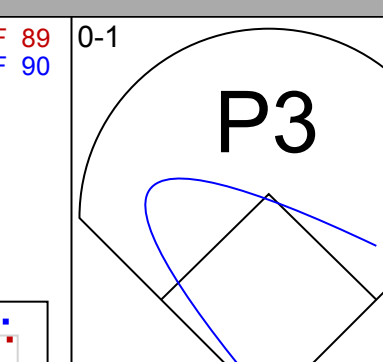
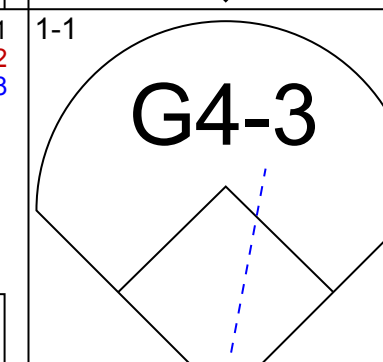
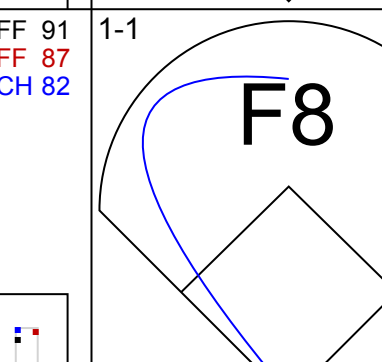
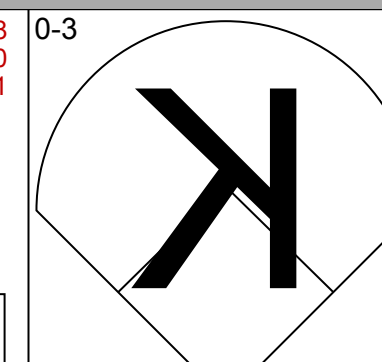
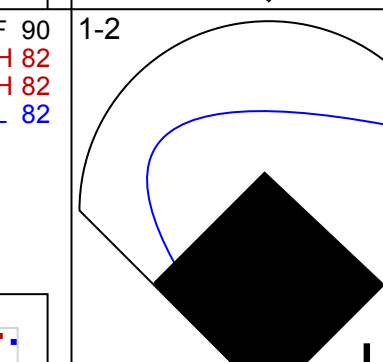
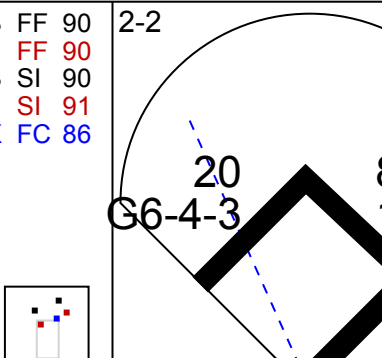
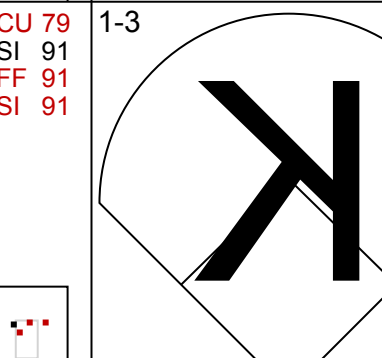
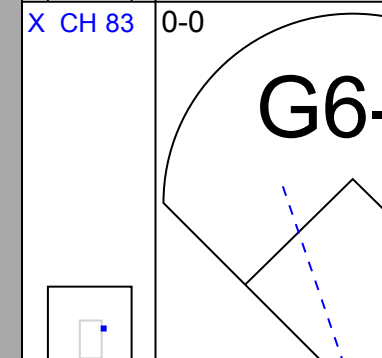
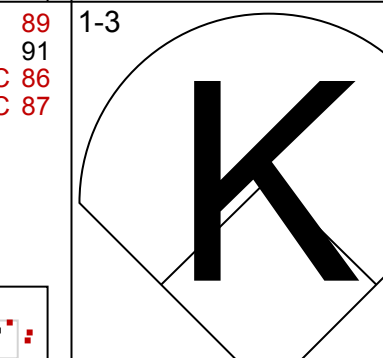
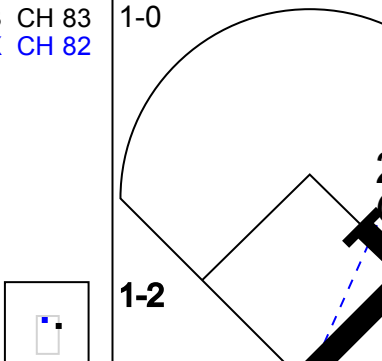
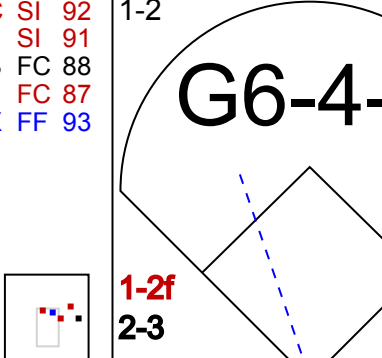
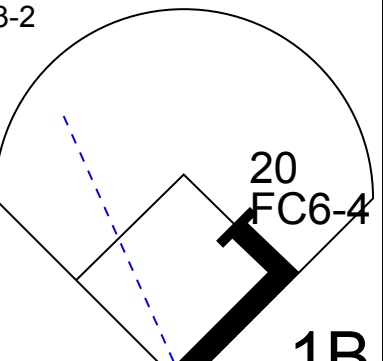
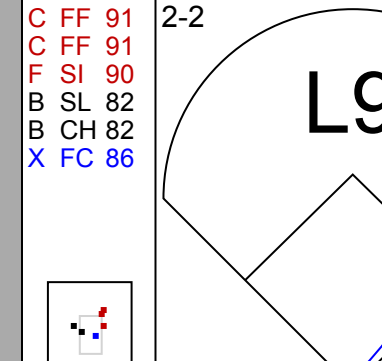
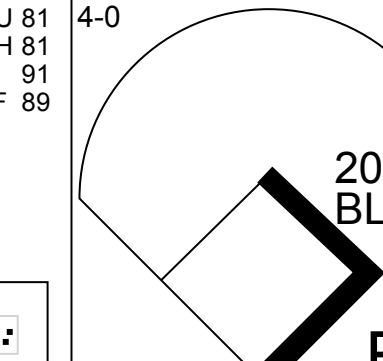
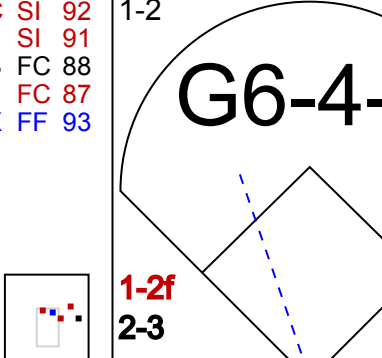
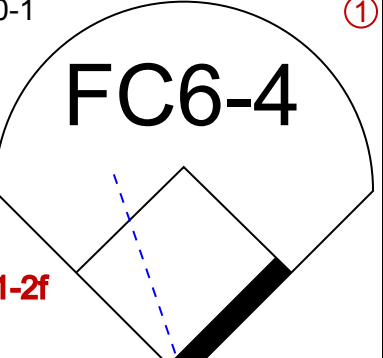
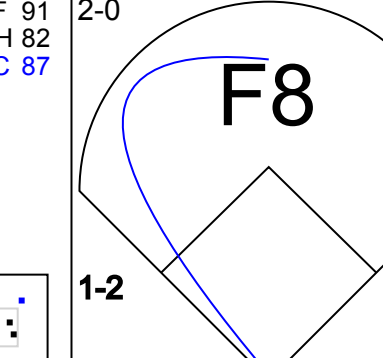
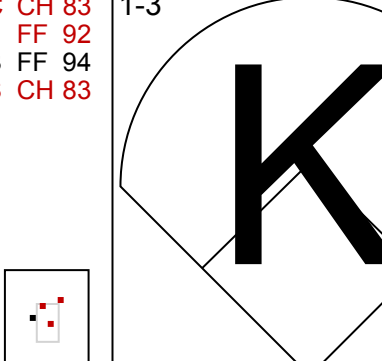
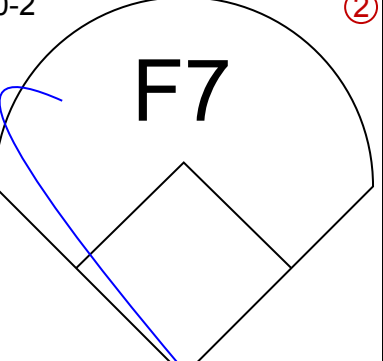
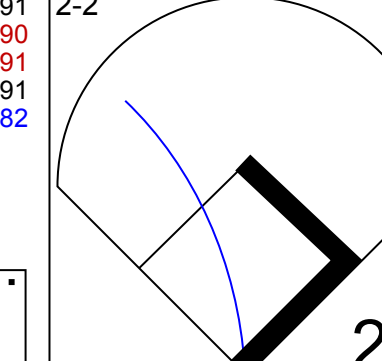
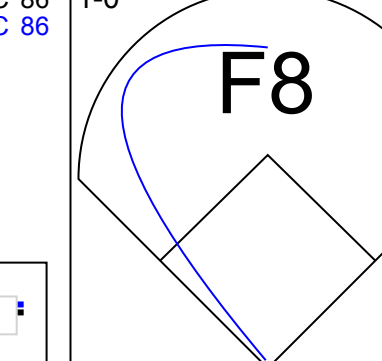
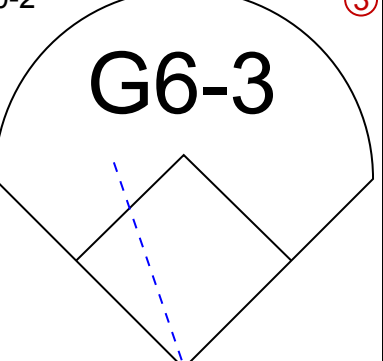
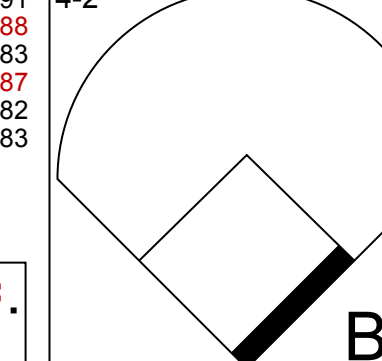
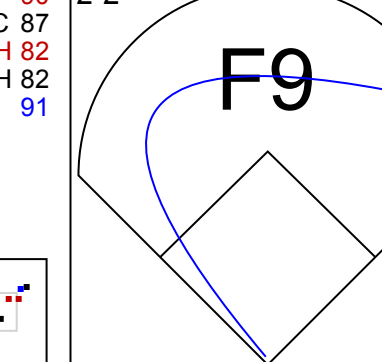
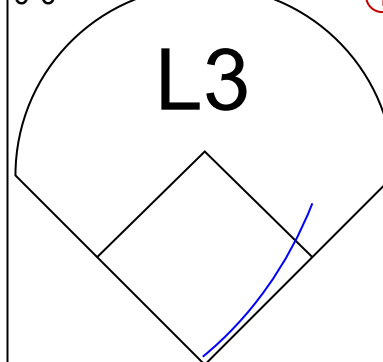
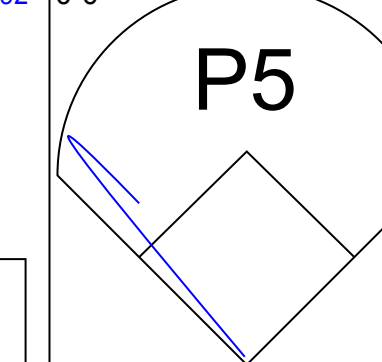
| Batter | 1 | 2 | 3 | 4 | 5 | 6 | 7 | 8 | 9 | 10 | 11 | AB | R | H | RBI | BB | SO | LOB | BOTTOM | | | | | | |
|--|--|----------------------------------|--------------------------------|----------------------------------|------------------------------|----------------------------------|-------------------------------|----------------------------------|------------------------------|----------------------------------|-------------------------------|----------------------------------|---|---------------------------------|------------------------------|----------------------------------|------------------------------|----------------------------------|----------------------------------|------------------------------------|----------------------------------|--------|--|--|--|
| 30 Alejandro De Aza, L OBP: 0.269, SLG: 0.410 | G3-1 | | F7 | | | G4-3 | | K | | SH2-4 | | 4 | 0 | 0 | 0 | 0 | 1 | 2 | | | | | | | |
| 10 Alexei Ramirez, R OBP: 0.321, SLG: 0.345 | G5-3 | | | L9 | | G5-3 | | BB | | 51 G6-4-3 IBB | | 3 | 0 | 0 | 0 | 2 | 0 | 0 | | | | | | | |
| 51 Alex Rios, R OBP: 0.367, SLG: 0.545 | G6-3 | | | G5-3 | | 44 G4-3 1B | | K | | G6-4-3 | | 5 | 1 | 1 | 0 | 0 | 1 | 4 | | | | | | | |
| 44 Adam Dunn, L OBP: 0.254, SLG: 0.395 | | 14 G1-4-3 BB | | K | | G4-3 | | K | | G5-3 | | 4 | 0 | 0 | 0 | 1 | 2 | 2 | | | | | | | |
| 14 Paul Konerko, R OBP: 0.293, SLG: 0.360 | | G1-4-3 | | | | 24 FC6-4 1B | | 24 FC6-4 1B | | G6-3 | | 5 | 0 | 3 | 1 | 0 | 0 | 1 | | | | | | | |
| 1 Tyler Greene, R OBP: 0.264, SLG: 0.373 | | | | | | 7 G6-3 1B | | 7 G6-3 1B | | G1-3 | | 0 | 1 | 0 | 0 | 0 | 0 | 0 | | | | | | | |
| 24 Davan Vicedo, R OBP: 0.340, SLG: 0.453 | G6-3 | | | | | K | | K | | G1-3 | | 5 | 1 | 1 | 0 | 0 | 1 | 2 | | | | | | | |
| 12 Conor Gillaspie, L OBP: 0.351, SLG: 0.433 | | | 38 WP 7 L1-4-3 1B | | | 7 G6-3 38 1B 2B | | F7 | | F9 | | 4 | 1 | 2 | 0 | 1 | 0 | 0 | | | | | | | |
| 7 Jeff Keppinger, R OBP: 0.217, SLG: 0.253 | | L1-4-3 | | | | G6-3 | | P2 | | 30 SH2-4 38 HBP 1B | | 5 | 0 | 2 | 2 | 0 | 0 | 2 | | | | | | | |
| 38 Hector Gimenez, S OBP: 0.333, SLG: 0.469 | K | | | | | 7 G6-3 1B | | K | | 30 SH2-4 HBP | | 3 | 0 | 1 | 1 | 0 | 2 | 1 | | | | | | | |
| Inning Stats | R: 0 E: 0 K: 0 S: 7 | H: 0 LOB: 0 BB: 0 P: 13 | R: 0 E: 0 K: 0 S: 6 | H: 0 LOB: 0 BB: 1 P: 11 | R: 0 E: 0 K: 1 S: 9 | H: 1 LOB: 1 BB: 0 P: 16 | R: 2 E: 0 K: 0 S: 20 | H: 3 LOB: 1 BB: 0 P: 25 | R: 1 E: 0 K: 1 S: 9 | H: 2 LOB: 1 BB: 0 P: 17 | R: 0 E: 0 K: 3 S: 10 | H: 0 LOB: 1 BB: 1 P: 15 | R: 0 E: 0 K: 0 S: 7 | H: 0 LOB: 0 BB: 0 P: 9 | R: 0 E: 0 K: 0 S: 6 | H: 1 LOB: 2 BB: 1 P: 14 | R: 1 E: 0 K: 0 S: 5 | H: 3 LOB: 3 BB: 1 P: 11 | 1B: 9 2B: 1 3B: 0 HR: 0 | SF: 0 SAC: 1 DP: 2 HBP: 1 | WP: 1 PB: 0 SB: 0 CS: 0 | PA: 44 | | | |
| PITCHER | IP: 6.0 WLS: 1.2 BF: 24 H: 6 R: 0 ER: 3 SO: 3 BB: 1 IBB: 0 HBP: 0 BLK: 0 WP: 1 HR: 0 S: 58 P: 91 ERA: 4.50 WHIP: 1.167 | | | | | | | | | | | PITCHER | IP: 1.2 WLS: 0.0 BF: 6 H: 0 R: 0 ER: 0 SO: 3 BB: 0 IBB: 0 HBP: 0 BLK: 0 WP: 0 HR: 0 S: 12 P: 19 ERA: 0.00 WHIP: 0.600 | | | | | | | | | | | | |
| 34 Tom Koehler, R ERA: 3.16 | 44 AJ Ramos, R ERA: 2.88 | 40 Mike Dunn, L ERA: 1.71 | 50 Chad Qualls, R ERA: 3.05 | 58 Ryan Webb, R ERA: 2.39 | | | | | | | | | | | | | | | | | | | | | |

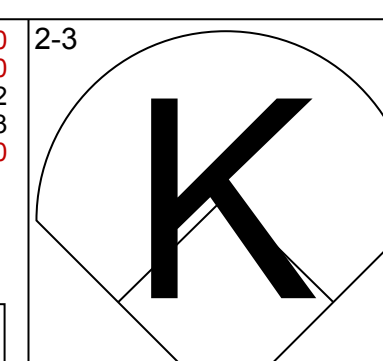
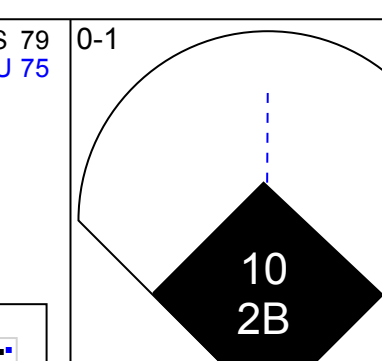
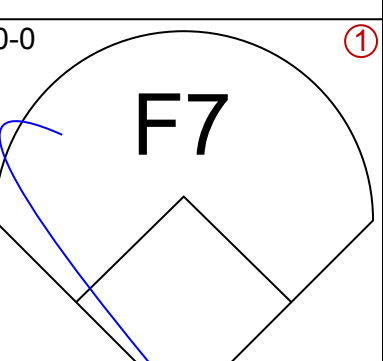
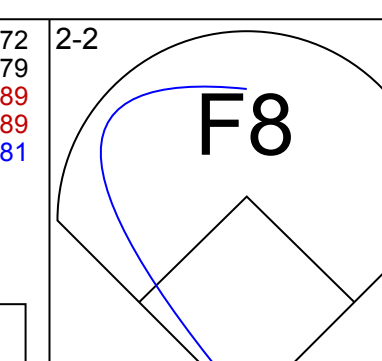
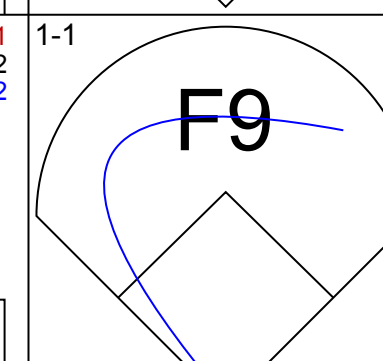
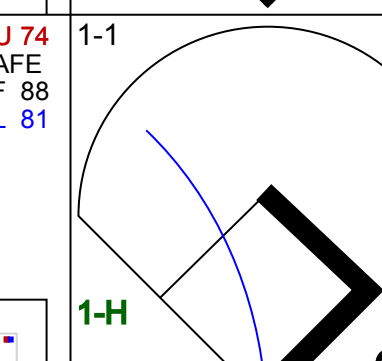
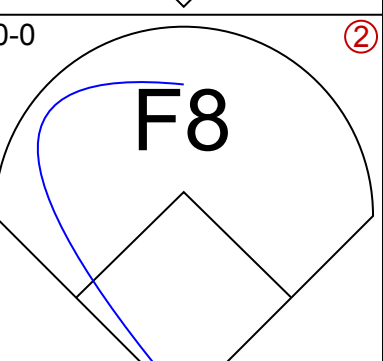
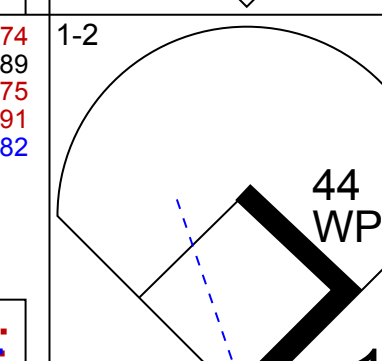
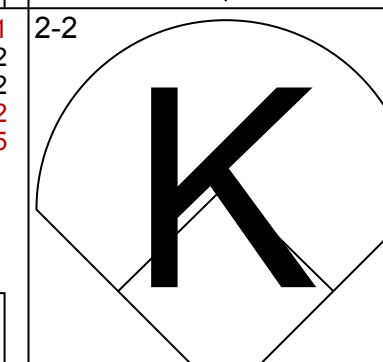
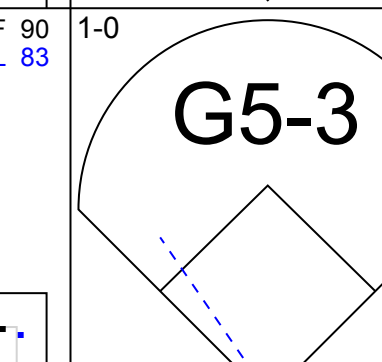
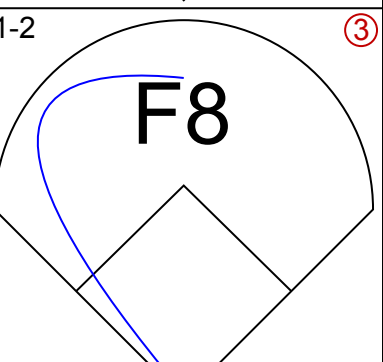
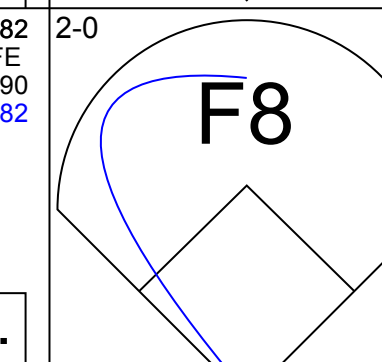
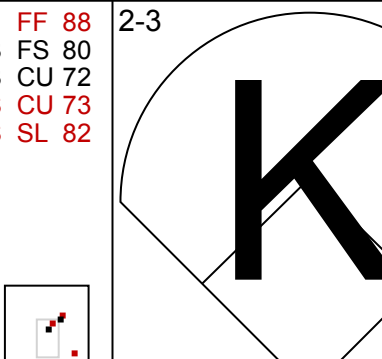
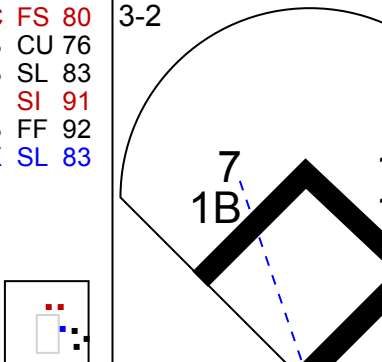
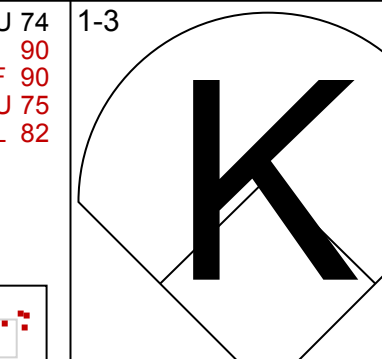
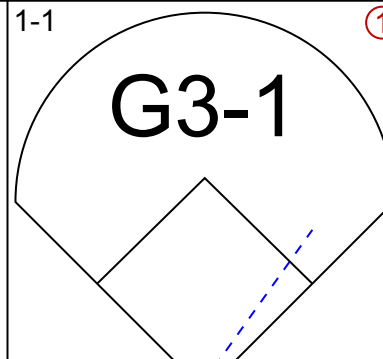
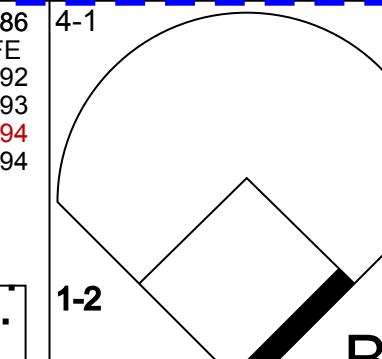
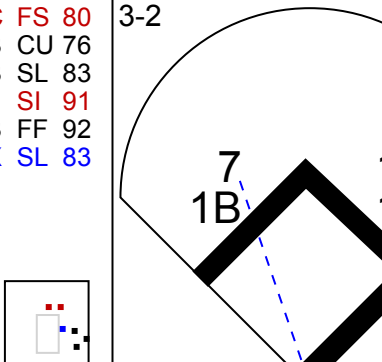
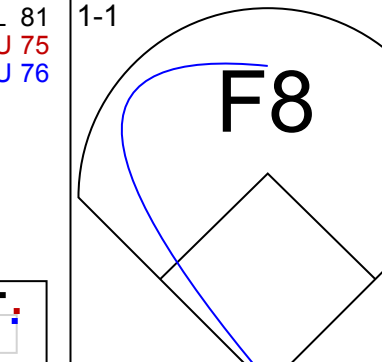


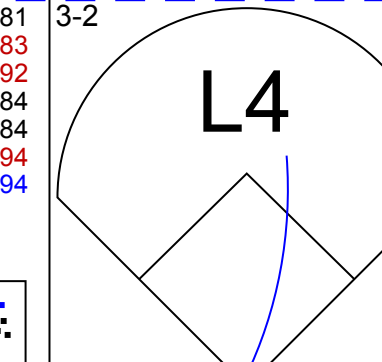
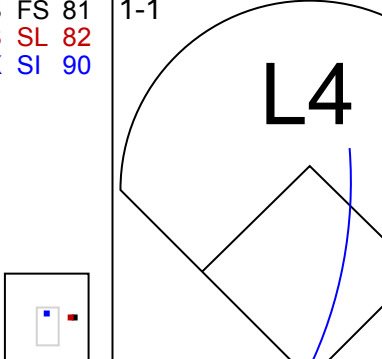
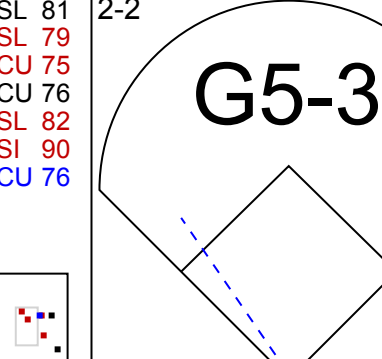
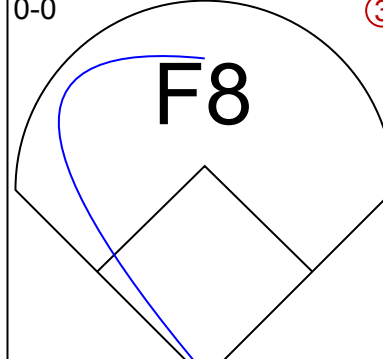
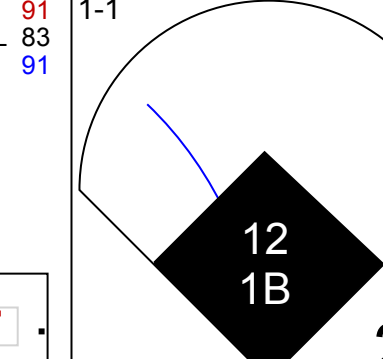
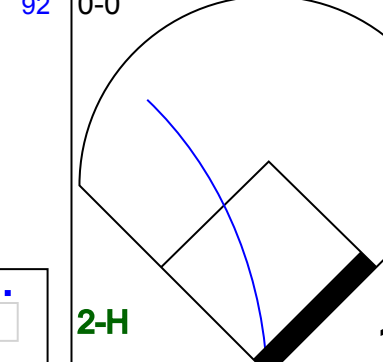
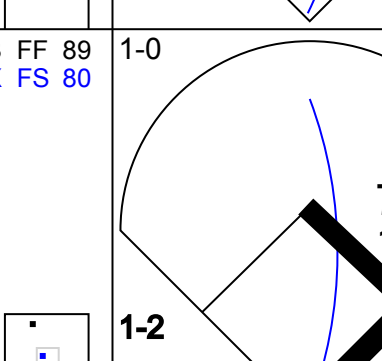
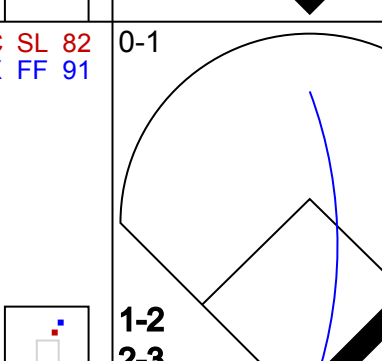
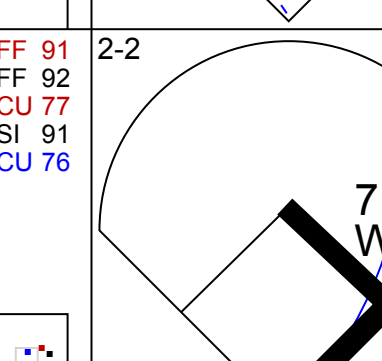
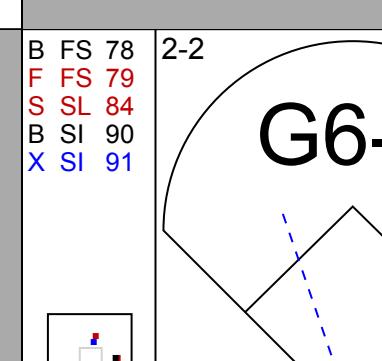

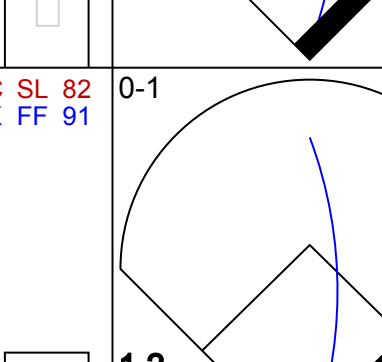
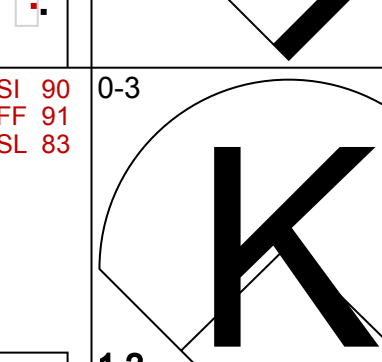


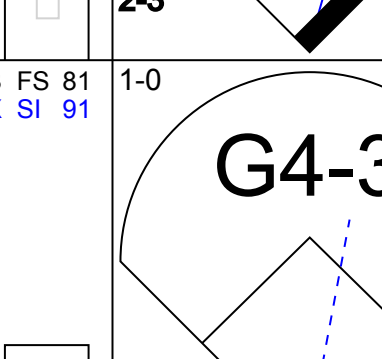
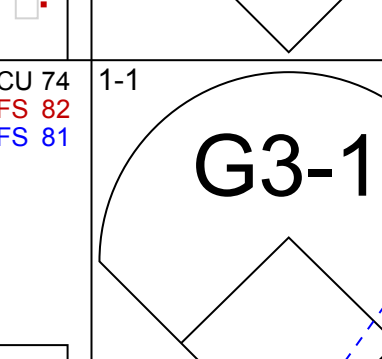

Miami Marlins @ Chicago White Sox
U.S. Cellular Field, Chicago, IL
Fri May 24 2013, 8:13 PM - 11:29 PM EDT
Att. 20,393 - Clear - 51 F

livebaseballscorecards.com

AB 38
R 4
H 10
RBI 4
BB 4
SO 7
LOB 14



| Batter | 1 | 2 | 3 | 4 | 5 | 6 | 7 | 8 | 9 | AB | R | H | RBI | BB | SO | LOB | TOP | |
|---|---|---|---|---|---|---|---|---|--------------------------------------|----------------------------------|---------------------------------------|----------------------------------|--------------------------------------|----------------------------------|----------------------------------|------------------------------------|--|----------------------------------|
| 9 Juan Pierre, L (1.7) OBP: 0.287, SLG: 0.288 |  | |  | | |  | |  | | 4 | 0 | 1 | 0 | 0 | 1 | 2 | <p>Miami Marlins @ Chicago White Sox U.S. Cellular Field, Chicago, IL Sat May 25 2013, 7:16 PM - 9:56 PM EDT Att: 23,705 - Overcast - 57 F</p> | |
| 30 Placido Polanco, R (1.5) OBP: 0.290, SLG: 0.267 |  | | |  | |  | |  | | 4 | 0 | 0 | 0 | 0 | 0 | 1 | | |
| 51 Derek Dietrich, L (1.4) OBP: 0.304, SLG: 0.462 |  | | |  | | |  |  | | 4 | 1 | 1 | 1 | 0 | 1 | 0 | | |
| 48 Marcell Ozuna, R (1.9) OBP: 0.326, SLG: 0.432 | |  | |  | |  | |  | | 4 | 0 | 1 | 0 | 0 | 2 | 0 | | |
| 8 Chris Coghlan, L (1.10) OBP: 0.323, SLG: 0.349 |  |  | | |  |  | |  | | 3 | 0 | 2 | 0 | 1 | 0 | 0 | | |
| 20 Justin Ruggiano, R (1.8) OBP: 0.291, SLG: 0.395 |  | | | |  | | |  | | 4 | 0 | 0 | 0 | 0 | 0 | 4 | | |
| 29 Greg Dobbs, L (1.3) OBP: 0.282, SLG: 0.275 |  | | | |  | | |  | | 3 | 0 | 1 | 0 | 0 | 1 | 2 | | |
| 3 Adeiny Hechavarria, R (1.6) OBP: 0.254, SLG: 0.344 | | |  | |  | | |  | | 2 | 0 | 0 | 0 | 1 | 0 | 1 | | |
| 19 Rob Brantly, L (1.2) OBP: 0.310, SLG: 0.311 | | |  | | |  | |  | | 3 | 0 | 0 | 0 | 0 | 0 | 2 | | |
| Inning Stats | R: 0 H: 0 E: 0 K: 1 S: 8 | H: 0 LOB: 0 BB: 0 P: 9 | R: 0 H: 2 E: 0 K: 1 S: 11 | LOB: 1 BB: 0 P: 16 | R: 0 H: 0 E: 0 K: 0 S: 7 | H: 0 LOB: 0 BB: 0 P: 10 | R: 0 H: 0 E: 0 K: 1 S: 7 | H: 1 LOB: 0 BB: 0 P: 10 | R: 0 H: 1 E: 0 K: 0 S: 6 | H: 0 LOB: 0 BB: 0 P: 10 | R: 0 H: 1 E: 0 K: 0 S: 10 | H: 1 LOB: 2 BB: 1 P: 19 | R: 1 H: 1 E: 0 K: 1 S: 9 | H: 1 LOB: 1 BB: 1 P: 17 | 1B: 4 2B: 1 3B: 0 HR: 1 | SF: 0 SAC: 0 DP: 1 HBP: 0 | | WP: 0 PB: 0 SB: 0 CS: 1 |
| PITCHER 44 Jake Peavy, R (1.1) ERA: 2.97 | IP: 9.0 WLS: W BF: 33 H: 6 R: 1 ER: 1 SO: 5 BB: 2 IBB: 0 HBP: 0 BLK: 1 WP: 0 HR: 1 S: 79 P: 117 ERA: 1.00 WHIP: 0.889 | | | | | | | | | | | | | | | | | |


| Batter | 1 | 2 | 3 | 4 | 5 | 6 | 7 | 8 | 9 | AB | R | H | RBI | BB | SO | LOB | BOTTOM | | | |
|---|---|---|---|---|---|---|---|---|--------------------------------------|---------------------------------|--------------------------------------|----------------------------------|---------------------------------------|----------------------------------|--------------------------------------|---------------------------------|--|------------------------------------|----------------------------------|--------|
| 30 Alejandro De Aza, L (1.8) OBP: 0.288, SLG: 0.407 |  | |  | |  | | |  | | 4 | 1 | 1 | 0 | 0 | 1 | 0 | <p>Miami Marlins @ Chicago White Sox U.S. Cellular Field, Chicago, IL Sat May 25 2013, 7:16 PM - 9:56 PM EDT Att: 23,705 - Overcast - 57 F</p> | | | |
| 10 Alexei Ramirez, R (1.6) OBP: 0.324, SLG: 0.354 |  | |  | |  | |  | | 4 | 0 | 2 | 1 | 0 | 0 | 0 | | | | | |
| 51 Alex Rios, R (1.9) OBP: 0.360, SLG: 0.533 |  | |  | |  | |  | | 4 | 0 | 0 | 0 | 0 | 1 | 2 | | | | | |
| 44 Adam Dunn, L (1.10) OBP: 0.254, SLG: 0.388 |  |  |  | |  | |  | | 3 | 0 | 0 | 0 | 1 | 2 | 1 | | | | | |
| 14 Paul Konerko, R (1.3) OBP: 0.297, SLG: 0.358 |  |  |  | |  | |  | | 4 | 0 | 1 | 0 | 0 | 0 | 3 | | | | | |
| 24 Dayan Viciedo, R (1.7) OBP: 0.330, SLG: 0.439 |  | |  | |  | | |  | | 3 | 0 | 0 | 0 | 0 | 1 | | | | | |
| 28 Dewayne Wise, L (9.8) OBP: 0.266, SLG: 0.339 | | | | | | | |  | | 1 | 1 | 1 | 0 | 0 | 0 | | | | | |
| 12 Conor Gillaspie, L (1.5) OBP: 0.362, SLG: 0.444 |  |  | |  | |  | |  | | 4 | 0 | 3 | 1 | 0 | 0 | 0 | | | | |
| 7 Jeff Keppinger, R (1.4) OBP: 0.225, SLG: 0.261 |  | |  | |  | |  | | 3 | 0 | 2 | 0 | 0 | 1 | 1 | | | | | |
| 38 Hector Gimenez, S (1.2) OBP: 0.310, SLG: 0.429 |  | |  | |  | | | | 3 | 0 | 0 | 0 | 0 | 1 | 5 | | | | | |
| Inning Stats | R: 0 H: 0 E: 0 K: 2 S: 8 | H: 3 LOB: 3 BB: 0 P: 13 | R: 1 H: 2 E: 0 K: 1 S: 11 | H: 2 LOB: 1 BB: 0 P: 15 | R: 0 H: 1 E: 0 K: 1 S: 13 | H: 1 LOB: 0 BB: 0 P: 18 | R: 0 H: 0 E: 0 K: 0 S: 5 | H: 0 LOB: 0 BB: 0 P: 6 | R: 0 H: 0 E: 0 K: 1 S: 6 | H: 0 LOB: 0 BB: 0 P: 9 | R: 0 H: 1 E: 0 K: 0 S: 9 | H: 1 LOB: 2 BB: 1 P: 15 | R: 0 H: 1 E: 0 K: 0 S: 13 | H: 1 LOB: 1 BB: 1 P: 25 | R: 1 H: 2 E: 0 K: 0 S: 3 | H: 2 LOB: 1 BB: 0 P: 4 | 1B: 8 2B: 2 3B: 0 HR: 0 | SF: 0 SAC: 0 DP: 0 HBP: 0 | WP: 2 PB: 0 SB: 0 CS: 1 | PA: 34 |
| PITCHER 47 Ricky Nolasco, R (1.1) ERA: 3.65 40 Mike Dunn, L (8.1) ERA: 1.71 58 Ryan Webb, R (8.1) ERA: 2.7 | IP: 7.2 WLS: 1 BF: 30 H: 8 R: 0 ER: 0 SO: 6 BB: 0 IBB: 0 HBP: 0 BLK: 0 WP: 1 HR: 0 S: 72 P: 109 ERA: 1.17 WHIP: 1.043 | | | | | | | | | | | | | | | | | | | |

| Batter | 1 | 2 | 3 | 4 | 5 | 6 | 7 | 8 | 9 | AB | R | H | RBI | BB | SO | LOB | TOP | | | | | | | | | | |
|---|-------------------------------|----------------------------------|-------------------------------|----------------------------------|-------------------------------|----------------------------------|------------------------------|----------------------------------|-------------------------------|----------------------------------|------------------------------|----------------------------------|-------------------------------|----------------------------------|----------------------------------|------------------------------------|---|----------------------------------|------------------------------------|----------------------------------|--------|--|--|--|--|--|--|
| 9 Juan Pierre, L OBP: 0.286, SLG: 0.282 | B4-3 | | 51 F9 48 BB G6-3 | | F8 | | F7 | | | 3 | 1 | 0 | 0 | 1 | 0 | 0 | Miami Marlins @ Chicago White Sox U.S. Cellular Field, Chicago, IL Sun May 26 2013, 2:12 PM - 4:52 PM EDT Att: 25,464 - Cloudy - 65 F | | | | | | | | | | |
| 3 Adeiny Hechavarria, R OBP: 0.254, SLG: 0.359 | F9 | | 48 G5-3 BB | | G6-3 | | G4-3 | | | 3 | 0 | 0 | 0 | 1 | 0 | 0 | | | | | | | | | | | |
| 51 Derek Dietrich, L OBP: 0.283, SLG: 0.429 | F7 | | F9 | | G3-1 | | | K | | 4 | 0 | 0 | 0 | 0 | 1 | 2 | | | | | | | | | | | |
| 48 Marcell Ozuna, R OBP: 0.333, SLG: 0.435 | | 8 1B 20 1B | G5-3 | | 8 G4-3 20 1B | | | K | | 4 | 1 | 2 | 1 | 0 | 1 | 1 | | | | | | | | | | | |
| 8 Chris Coghlan, L OBP: 0.230, SLG: 0.345 | | 20 1B | K | | G4-3 | | | K | | 4 | 0 | 1 | 0 | 0 | 2 | 2 | | | | | | | | | | | |
| 20 Justin Ruggiano, R OBP: 0.296, SLG: 0.398 | | 22 1B | G5-3 | | 1B | | | K | | 4 | 1 | 2 | 1 | 0 | 1 | 0 | | | | | | | | | | | |
| 29 Greg Dobbs, L OBP: 0.281, SLG: 0.269 | F9 | | G4-3 | | 1B | | | K | | 3 | 0 | 0 | 0 | 1 | 1 | 1 | | | | | | | | | | | |
| 22 Nick Green, R OBP: 0.302, SLG: 0.327 | | 1B | F8 | | 1B | | | G5-3 | | 4 | 0 | 2 | 1 | 0 | 0 | 2 | | | | | | | | | | | |
| 19 Rob Brantly, L OBP: 0.303, SLG: 0.302 | G4-3 | | F8 | | G6-3 | | | | | 3 | 0 | 0 | 0 | 0 | 0 | 2 | | | | | | | | | | | |
| Inning Stats | R: 0 E: 0 K: 0 S: 5 | H: 0 LOB: 0 BB: 0 P: 7 | R: 2 E: 0 K: 0 S: 9 | H: 4 LOB: 1 BB: 0 P: 14 | R: 1 E: 0 K: 1 S: 10 | H: 0 LOB: 1 BB: 2 P: 22 | R: 0 E: 0 K: 0 S: 8 | H: 1 LOB: 1 BB: 0 P: 12 | R: 0 E: 0 K: 0 S: 14 | H: 2 LOB: 2 BB: 1 P: 25 | R: 0 E: 0 K: 0 S: 6 | H: 0 LOB: 0 BB: 0 P: 8 | R: 0 E: 0 K: 3 S: 13 | H: 0 LOB: 0 BB: 0 P: 18 | R: 0 E: 0 K: 2 S: 10 | H: 0 LOB: 0 BB: 0 P: 14 | | 1B: 7 2B: 0 3B: 0 HR: 0 | SF: 0 SAC: 0 DP: 0 HBP: 0 | WP: 0 PB: 0 SB: 0 CS: 0 | PA: 35 | | | | | | |
| PITCHER | IP | WLS | BF | H | R | ER | SO | BB | IBB | HBP | BLK | WP | HR | S | P | ERA | WHIP | PITCHER | | | | | | | | | |
| 33 Dylan Axelrod, R ERA: 4.21 | 5.1 | W | 23 | 6 | 3 | 3 | 1 | 2 | 0 | 0 | 0 | 0 | 0 | 46 | 77 | 5.06 | 1.500 | | | | | | | | | | |
| 27 Matt Lindstrom, R ERA: 4.12 | 0.2 | H | 3 | 1 | 0 | 0 | 0 | 1 | 0 | 0 | 0 | 0 | 0 | 8 | 15 | 0.00 | 3.000 | | | | | | | | | | |
| 37 Matt Thornton, L ERA: 3.38 | 1.0 | H | 3 | 0 | 0 | 0 | 0 | 0 | 0 | 0 | 0 | 0 | 0 | 6 | 8 | 0.00 | 0.000 | | | | | | | | | | |
| 26 Jesse Crain, R ERA: 0.78 | 1.0 | H | 3 | 0 | 0 | 0 | 3 | 0 | 0 | 0 | 0 | 0 | 0 | 13 | 18 | 0.00 | 0.000 | | | | | | | | | | |
| 43 Addison Reed, R ERA: 1.96 | 1.0 | S | 3 | 0 | 0 | 0 | 2 | 0 | 0 | 0 | 0 | 0 | 0 | 10 | 14 | 0.00 | 0.000 | | | | | | | | | | |
| Batter | 1 | 2 | 3 | 4 | 5 | 6 | 7 | 8 | 9 | AB | R | H | RBI | BB | SO | LOB | BOTTOM | | | | | | | | | | |
| 30 Alejandro De Aza, L OBP: 0.292, SLG: 0.420 | K | | 10 G3-1 51 1B | | F7 | | | G3-1 | | 4 | 1 | 2 | 2 | 0 | 1 | 0 | Miami Marlins @ Chicago White Sox U.S. Cellular Field, Chicago, IL Sun May 26 2013, 2:12 PM - 4:52 PM EDT Att: 25,464 - Cloudy - 65 F | | | | | | | | | | |
| 10 Alexei Ramirez, R OBP: 0.323, SLG: 0.352 | 44 HR 1B | P3 | G5-3 | | G5-3 | | | G3-1 | | 4 | 1 | 1 | 0 | 0 | 0 | 2 | | | | | | | | | | | |
| 51 Alex Rios, R OBP: 0.358, SLG: 0.527 | F8 | | F8 | | F8 | | | 44 E 1B | | 4 | 0 | 1 | 1 | 0 | 0 | 1 | | | | | | | | | | | |
| 44 Adam Dunn, L OBP: 0.254, SLG: 0.402 | HR | | K | | L9 | | | K | | 4 | 1 | 1 | 2 | 0 | 2 | 1 | | | | | | | | | | | |
| 14 Paul Konerko, R OBP: 0.301, SLG: 0.357 | F8 | | 24 2B 1B | | G3-1 | | | IBB | | 3 | 0 | 1 | 0 | 1 | 0 | 0 | | | | | | | | | | | |
| 24 Dayan Viciedo, R OBP: 0.336, SLG: 0.461 | | 12 G3 30 2B | 1H 2B | | L9 | | | G6-3 | | 4 | 1 | 2 | 0 | 0 | 0 | 2 | | | | | | | | | | | |
| 12 Conor Gillaspie, L OBP: 0.355, SLG: 0.433 | G3 | | F8 | | G4-3 | | | | | 3 | 0 | 0 | 0 | 0 | 0 | 1 | | | | | | | | | | | |
| 7 Jeff Keppinger, R OBP: 0.221, SLG: 0.256 | K2-3 | | F7 | | L7 | | | | | 3 | 0 | 0 | 0 | 0 | 1 | 1 | | | | | | | | | | | |
| 38 Hector Gimenez, S OBP: 0.311, SLG: 0.405 | | 30 2B BB | F9 | | L7 | | | | | 2 | 1 | 0 | 0 | 1 | 0 | 0 | | | | | | | | | | | |
| Inning Stats | R: 2 E: 0 K: 1 S: 10 | H: 2 LOB: 0 BB: 0 P: 16 | R: 2 E: 0 K: 1 S: 12 | H: 2 LOB: 1 BB: 1 P: 25 | R: 0 E: 0 K: 1 S: 15 | H: 2 LOB: 2 BB: 0 P: 23 | R: 0 E: 0 K: 0 S: 6 | H: 0 LOB: 0 BB: 0 P: 8 | R: 0 E: 0 K: 0 S: 8 | H: 0 LOB: 0 BB: 0 P: 14 | R: 0 E: 0 K: 0 S: 7 | H: 0 LOB: 0 BB: 0 P: 12 | R: 0 E: 0 K: 1 S: 12 | H: 2 LOB: 2 BB: 1 P: 23 | 1B: 3 2B: 4 3B: 0 HR: 1 | SF: 0 SAC: 0 DP: 0 HBP: 0 | | WP: 0 PB: 0 SB: 0 CS: 0 | PA: 33 | | | | | | | | |
| PITCHER | IP | WLS | BF | H | R | ER | SO | BB | IBB | HBP | BLK | WP | HR | S | P | ERA | WHIP | PITCHER | | | | | | | | | |
| 28 Alex Sanabia, R ERA: 4.88 | 4.0 | L | 18 | 6 | 4 | 4 | 3 | 1 | 0 | 0 | 0 | 0 | 0 | 43 | 72 | 9.00 | 1.750 | | | | | | | | | | |
| 23 Wade LeBlanc, L ERA: 5.36 | 3.0 | | 9 | 0 | 0 | 0 | 0 | 0 | 0 | 0 | 0 | 0 | 0 | 23 | 38 | 0.00 | 0.000 | | | | | | | | | | |
| 31 Steve Cishek, R ERA: 4.87 | 1.0 | | 6 | 2 | 1 | 1 | 1 | 0 | 1 | 0 | 0 | 0 | 0 | 12 | 23 | 9.00 | 2.000 | | | | | | | | | | |

AB 32
R 3
H 7
RBI 3
BB 3
SO 6
LOB 10



AB 31
R 5
H 8
RBI 5
BB 2
SO 4
LOB 8



1B: 3 SF: 0
2B: 4 SAC: 0
3B: 0 DP: 0
HR: 1 HBP: 0

| Batter | 1 | 2 | 3 | 4 | 5 | 6 | 7 | 8 | 9 | AB | R | H | RBI | BB | SO | LOB | TOP | | | | | |
|--|---|---|---|---|---|---|---|---|---|---|---|---|---|---|---|---|---|---|---|---|---|---|
| 8 Chris Coghlan, L (1, 7) OBP: 0.324, SLG: 0.359 | | | | | | | | | | 5 | 0 | 2 | 1 | 0 | 1 | 2 | Miami Marlins @ Tampa Bay Rays Tropicana Field, St. Petersburg, FL Mon May 27 2013, 3:14 PM - 6:51 PM EDT Att: 13,025 - Dome - 72 F livebaseballscorecards.com | | | | | |
| 30 Placido Polanco, R (1, 5) OBP: 0.288, SLG: 0.265 | | | | | | | | | | 5 | 0 | 1 | 0 | 0 | 0 | 2 | | | | | | |
| 51 Derek Dietrich, L (1, 4) OBP: 0.308, SLG: 0.424 | | | | | | | | | | 3 | 1 | 1 | 0 | 0 | 0 | 1 | | | | | | |
| 48 Marcell Ozuna, R (1, 9) OBP: 0.347, SLG: 0.432 | | | | | | | | | | 3 | 1 | 1 | 0 | 2 | 1 | 2 | | | | | | |
| 19 Rob Brantly, L (1, 2) OBP: 0.298, SLG: 0.297 | | | | | | | | | | 5 | 1 | 1 | 0 | 0 | 1 | 5 | | | | | | |
| 20 Justin Ruggiano, R (1, 8) OBP: 0.293, SLG: 0.410 | | | | | | | | | | 5 | 1 | 1 | 1 | 0 | 3 | 7 | | | | | | |
| 29 Greg Dobbs, L (1, 3) | | | | | | | | | | 4 | 1 | 2 | 2 | 0 | 1 | 0 | | | | | | |
| 3 Adeiny Hechavarria, R (1, 6) OBP: 0.254, SLG: 0.341 | | | | | | | | | 4 | 1 | 1 | 0 | 0 | 2 | 3 | | | | | | | |
| 54 Jordan Brown, L (1, 10) OBP: 0.167, SLG: 0.200 | | | | | | | | | 4 | 0 | 1 | 2 | 0 | 0 | 1 | | | | | | | |
| Inning Stats | R: 0 E: 0 K: 0 S: 14 | H: 2 LOB: 3 BB: 0 P: 22 | R: 0 E: 0 K: 1 S: 17 | H: 0 LOB: 0 BB: 0 P: 22 | R: 0 E: 0 K: 1 S: 14 | H: 0 LOB: 1 BB: 0 P: 19 | R: 3 E: 0 K: 3 S: 23 | H: 4 LOB: 2 BB: 1 P: 39 | R: 0 E: 0 K: 0 S: 7 | H: 1 LOB: 1 BB: 0 P: 10 | R: 0 E: 0 K: 2 S: 9 | H: 0 LOB: 0 BB: 0 P: 13 | R: 0 E: 0 K: 0 S: 6 | H: 0 LOB: 1 BB: 0 P: 10 | R: 0 E: 0 K: 2 S: 11 | H: 0 LOB: 1 BB: 1 P: 21 | | 1B: 8 2B: 2 3B: 0 HR: 1 | SF: 0 SAC: 0 DP: 1 HBP: 2 | WP: 0 PB: 2 SB: 1 CS: 0 | PA: 42 | |
| PITCHER | IP WLS BF H R ER SO BB IBB HBP BLK WP HR S P ERA WHIP | IP WLS BF H R ER SO BB IBB HBP BLK WP HR S P ERA WHIP | IP WLS BF H R ER SO BB IBB HBP BLK WP HR S P ERA WHIP | IP WLS BF H R ER SO BB IBB HBP BLK WP HR S P ERA WHIP | IP WLS BF H R ER SO BB IBB HBP BLK WP HR S P ERA WHIP | IP WLS BF H R ER SO BB IBB HBP BLK WP HR S P ERA WHIP | IP WLS BF H R ER SO BB IBB HBP BLK WP HR S P ERA WHIP | IP WLS BF H R ER SO BB IBB HBP BLK WP HR S P ERA WHIP | IP WLS BF H R ER SO BB IBB HBP BLK WP HR S P ERA WHIP | IP WLS BF H R ER SO BB IBB HBP BLK WP HR S P ERA WHIP | IP WLS BF H R ER SO BB IBB HBP BLK WP HR S P ERA WHIP | IP WLS BF H R ER SO BB IBB HBP BLK WP HR S P ERA WHIP | IP WLS BF H R ER SO BB IBB HBP BLK WP HR S P ERA WHIP | IP WLS BF H R ER SO BB IBB HBP BLK WP HR S P ERA WHIP | IP WLS BF H R ER SO BB IBB HBP BLK WP HR S P ERA WHIP | IP WLS BF H R ER SO BB IBB HBP BLK WP HR S P ERA WHIP | IP WLS BF H R ER SO BB IBB HBP BLK WP HR S P ERA WHIP | IP WLS BF H R ER SO BB IBB HBP BLK WP HR S P ERA WHIP | IP WLS BF H R ER SO BB IBB HBP BLK WP HR S P ERA WHIP | IP WLS BF H R ER SO BB IBB HBP BLK WP HR S P ERA WHIP | IP WLS BF H R ER SO BB IBB HBP BLK WP HR S P ERA WHIP | IP WLS BF H R ER SO BB IBB HBP BLK WP HR S P ERA WHIP |
| 23 Jake Odorizzi, R (1, 1) ERA: 9.0 | 4.0 | 23 | 8 | 6 | 6 | 2 | 1 | 0 | 2 | 0 | 0 | 0 | 0 | 0 | 0 | 0 | 16 | 25 | 0.00 | 2.000 | | |
| 52 Josh Lueke, R (5, 1) ERA: 4.91 | 1.0 | 5 | 2 | 0 | 0 | 3 | 0 | 0 | 0 | 0 | 0 | 0 | 0 | 0 | 0 | 0 | 6 | 10 | 0.00 | 0.000 | | |
| 57 Jake McGee, L (6, 1) ERA: 6.75 | 2.0 | 7 | 1 | 0 | 0 | 2 | 0 | 0 | 0 | 0 | 0 | 0 | 0 | 0 | 0 | 0 | 11 | 21 | 0.00 | 1.000 | | |
| 62 Joel Peralta, R (8, 1) ERA: 1.85 | 1.0 | 3 | 0 | 0 | 0 | 0 | 0 | 0 | 0 | 0 | 0 | 0 | 0 | 0 | 0 | 0 | 0 | 0 | 0.00 | 0.000 | | |
| 56 Fernando Rodney, R (9, 1) ERA: 5.75 | 1.0 | 4 | 0 | 0 | 0 | 2 | 1 | 0 | 0 | 0 | 0 | 0 | 0 | 0 | 0 | 0 | 0 | 0 | 0.00 | 1.000 | | |
| Batter | 1 | 2 | 3 | 4 | 5 | 6 | 7 | 8 | 9 | AB | R | H | RBI | BB | SO | LOB | BOTTOM | | | | | |
| 18 Ben Zobrist, S (1, 4) OBP: 0.341, SLG: 0.368 | | | | | | | | | | 4 | 3 | 1 | 1 | 1 | 2 | 1 | Miami Marlins @ Tampa Bay Rays Tropicana Field, St. Petersburg, FL Mon May 27 2013, 3:14 PM - 6:51 PM EDT Att: 13,025 - Dome - 72 F livebaseballscorecards.com | | | | | |
| 20 Matt Joyce, L (1, 9) OBP: 0.351, SLG: 0.496 | | | | | | | | | | 4 | 1 | 2 | 0 | 1 | 1 | 2 | | | | | | |
| 2 Kelly Johnson, L (1, 7) OBP: 0.358, SLG: 0.570 | | | | | | | | | | 5 | 2 | 4 | 6 | 0 | 1 | 1 | | | | | | |
| 5 Sam Fuld, L (9, 7) OBP: 0.244, SLG: 0.191 | | | | | | | | | | 0 | 0 | 0 | 0 | 0 | 0 | 0 | | | | | | |
| 3 Evan Longoria, R (1, 5) OBP: 0.384, SLG: 0.557 | | | | | | | | | | 3 | 0 | 0 | 1 | 1 | 1 | 1 | | | | | | |
| 21 James Loney, L (1, 3) OBP: 0.403, SLG: 0.500 | | | | | | | | | | 3 | 1 | 0 | 0 | 2 | 1 | 4 | | | | | | |
| 30 Luke Scott, L (1, 10) OBP: 0.369, SLG: 0.394 | | | | | | | | | | 4 | 1 | 0 | 0 | 1 | 3 | 1 | | | | | | |
| 8 Desmond Jennings, R (1, 8) OBP: 0.300, SLG: 0.396 | | | | | | | | | | 2 | 1 | 1 | 0 | 1 | 0 | 0 | | | | | | |
| 28 José Molina, R (1, 2) OBP: 0.280, SLG: 0.349 | | | | | | | | | | 3 | 0 | 1 | 1 | 0 | 0 | 1 | | | | | | |
| 11 Yunel Escobar, R (1, 6) OBP: 0.281, SLG: 0.354 | | | | | | | | | | 4 | 1 | 1 | 1 | 0 | 0 | 1 | | | | | | |
| Inning Stats | R: 0 E: 1 K: 3 S: 12 | H: 2 LOB: 1 BB: 2 P: 20 | R: 6 E: 1 K: 1 S: 18 | H: 2 LOB: 0 BB: 2 P: 29 | R: 0 E: 0 K: 2 S: 14 | H: 1 LOB: 1 BB: 0 P: 19 | R: 1 E: 0 K: 0 S: 25 | H: 3 LOB: 0 BB: 0 P: 32 | R: 0 E: 0 K: 1 S: 9 | H: 1 LOB: 1 BB: 1 P: 17 | R: 0 E: 0 K: 1 S: 8 | H: 1 LOB: 2 BB: 1 P: 16 | R: 0 E: 0 K: 1 S: 9 | H: 0 LOB: 0 BB: 0 P: 10 | R: 3 E: 0 K: 0 S: 16 | H: 2 LOB: 1 BB: 2 P: 34 | 1B: 7 2B: 1 3B: 0 HR: 2 | SF: 2 SAC: 0 DP: 0 HBP: 1 | WP: 0 PB: 0 SB: 2 CS: 1 | PA: 42 | | |
| PITCHER | IP WLS BF H R ER SO BB IBB HBP BLK WP HR S P ERA WHIP | IP WLS BF H R ER SO BB IBB HBP BLK WP HR S P ERA WHIP | IP WLS BF H R ER SO BB IBB HBP BLK WP HR S P ERA WHIP | IP WLS BF H R ER SO BB IBB HBP BLK WP HR S P ERA WHIP | IP WLS BF H R ER SO BB IBB HBP BLK WP HR S P ERA WHIP | IP WLS BF H R ER SO BB IBB HBP BLK WP HR S P ERA WHIP | IP WLS BF H R ER SO BB IBB HBP BLK WP HR S P ERA WHIP | IP WLS BF H R ER SO BB IBB HBP BLK WP HR S P ERA WHIP | IP WLS BF H R ER SO BB IBB HBP BLK WP HR S P ERA WHIP | IP WLS BF H R ER SO BB IBB HBP BLK WP HR S P ERA WHIP | IP WLS BF H R ER SO BB IBB HBP BLK WP HR S P ERA WHIP | IP WLS BF H R ER SO BB IBB HBP BLK WP HR S P ERA WHIP | IP WLS BF H R ER SO BB IBB HBP BLK WP HR S P ERA WHIP | IP WLS BF H R ER SO BB IBB HBP BLK WP HR S P ERA WHIP | IP WLS BF H R ER SO BB IBB HBP BLK WP HR S P ERA WHIP | IP WLS BF H R ER SO BB IBB HBP BLK WP HR S P ERA WHIP | IP WLS BF H R ER SO BB IBB HBP BLK WP HR S P ERA WHIP | IP WLS BF H R ER SO BB IBB HBP BLK WP HR S P ERA WHIP | IP WLS BF H R ER SO BB IBB HBP BLK WP HR S P ERA WHIP | IP WLS BF H R ER SO BB IBB HBP BLK WP HR S P ERA WHIP | IP WLS BF H R ER SO BB IBB HBP BLK WP HR S P ERA WHIP | IP WLS BF H R ER SO BB IBB HBP BLK WP HR S P ERA WHIP |
| 16 José Fernández, R (1, 1) ERA: 3.78 | 3.1 | 20 | 7 | 4 | 4 | 0 | 1 | 0 | 0 | 0 | 0 | 0 | 0 | 0 | 0 | 0 | 20 | 30 | 0.00 | 1.800 | | |
| 64 Duane Below, L (4, 1) ERA: 10.13 | 1.2 | 7 | 2 | 0 | 0 | 1 | 1 | 0 | 0 | 0 | 0 | 0 | 0 | 0 | 0 | 0 | 11 | 19 | 0.00 | 0.750 | | |
| 43 Dan Jennings, L (6, 1) ERA: | 1.1 | 6 | 1 | 0 | 0 | 2 | 0 | 1 | 0 | 0 | 0 | 0 | 0 | 0 | 0 | 0 | 1 | 22 | 41 | 16.20 | 2.400 | |
| 44 AJ Ramos, R (7, 1) ERA: 3.71 | 1.2 | 9 | 2 | 3 | 3 | 0 | 2 | 0 | 0 | 0 | 0 | 0 | 0 | 0 | 0 | 0 | 0 | 0 | 0.00 | 0.000 | | |

| Batter | 1 | 2 | 3 | 4 | 5 | 6 | 7 | 8 | 9 | AB | R | H | RBI | BB | SO | LOB | TOP | | | | | |
|---|---|----------------------------------|------------------------------|---------------------------------|------------------------------|----------------------------------|------------------------------|---------------------------------|------------------------------|---------------------------------|------------------------------|----------------------------------|-------------------------------|----------------------------------|------------------------------|----------------------------------|-------------------------------|----------------------------------|----------------------------------|------------------------------------|----------------------------------|--------|
| 18 Ben Zobrist, S OBP: 0.347, SLG: 0.368 | | | | | | | | | | 3 | 1 | 1 | 2 | 2 | 1 | 2 | | | | | | |
| 20 Matt Joyce, L OBP: 0.346, SLG: 0.507 | | | | | | | | | | 4 | 1 | 1 | 2 | 1 | 1 | 3 | | | | | | |
| 2 Kelly Johnson, L OBP: 0.349, SLG: 0.548 | | | | | | | | | | 4 | 0 | 0 | 0 | 0 | 1 | 1 | | | | | | |
| 62 Joel Peralta, R | | | | | | | | | | 0 | 0 | 0 | 0 | 0 | 0 | 0 | | | | | | |
| 52 Josh Lueke, R | | | | | | | | | | 0 | 0 | 0 | 0 | 0 | 0 | 0 | | | | | | |
| 19 Ryan Roberts, R OBP: 0.283, SLG: 0.357 | | | | | | | | | | 1 | 0 | 0 | 0 | 0 | 0 | 1 | | | | | | |
| 56 Fernando Rodney, R | | | | | | | | | | 0 | 0 | 0 | 0 | 0 | 0 | 0 | | | | | | |
| 3 Evan Longoria, R OBP: 0.370, SLG: 0.529 | | | | | | | | | | 5 | 0 | 1 | 0 | 0 | 2 | 2 | | | | | | |
| 21 James Loney, L OBP: 0.392, SLG: 0.500 | | | | | | | | | | 3 | 1 | 1 | 1 | 1 | 1 | 1 | | | | | | |
| 8 Desmond Jennings, R OBP: 0.334, SLG: 0.418 | | | | | | | | | | 3 | 0 | 1 | 0 | 1 | 0 | 0 | | | | | | |
| 11 Yunel Escobar, R | | | | | | | | | | 3 | 0 | 0 | 0 | 1 | 0 | 4 | | | | | | |
| 28 José Molina, R OBP: 0.280, SLG: 0.344 | | | | | | | | | | 4 | 1 | 1 | 0 | 0 | 2 | 2 | | | | | | |
| 37 Alex Colomé, R | | | | | | | | | | 2 | 0 | 0 | 0 | 0 | 1 | 1 | | | | | | |
| 57 Jake McGee, L | | | | | | | | | | 0 | 0 | 0 | 0 | 0 | 0 | 0 | | | | | | |
| 30 Luke Scott, L OBP: 0.389, SLG: 0.423 | | | | | | | | | | 0 | 0 | 0 | 0 | 1 | 0 | 0 | | | | | | |
| 35 Jamey Wright, R | | | | | | | | | | 0 | 0 | 0 | 0 | 0 | 0 | 0 | | | | | | |
| 5 Sam Fuld, L OBP: 0.253, SLG: 0.191 | | | | | | | | | | 0 | 1 | 0 | 0 | 1 | 0 | 0 | | | | | | |
| Inning Stats | R: 0 E: 0 K: 1 S: 7 | H: 0 LOB: 0 BB: 0 P: 14 | R: 0 E: 0 K: 1 S: 7 | H: 0 LOB: 0 BB: 0 P: 8 | R: 0 E: 0 K: 1 S: 8 | H: 0 LOB: 0 BB: 2 P: 17 | R: 0 E: 0 K: 0 S: 7 | H: 1 LOB: 0 BB: 0 P: 9 | R: 0 E: 0 K: 1 S: 7 | H: 0 LOB: 0 BB: 0 P: 9 | R: 2 E: 0 K: 0 S: 8 | H: 1 LOB: 0 BB: 1 P: 19 | R: 1 E: 0 K: 2 S: 16 | H: 2 LOB: 2 BB: 1 P: 26 | R: 0 E: 0 K: 2 S: 9 | H: 0 LOB: 3 BB: 3 P: 25 | R: 2 E: 0 K: 1 S: 14 | H: 2 LOB: 1 BB: 1 P: 22 | 1B: 2 2B: 2 3B: 0 HR: 2 | SF: 0 SAC: 0 DP: 1 HBP: 0 | WP: 0 PB: 0 SB: 1 CS: 0 | PA: 40 |
| PITCHER | IP WLS BF H R ER SO BB IBB HBP BLK WP HR S P ERA WHIP | | | | | | | | | | | | | | | | | | | | | |
| 47 Ricky Nolasco, R ERA: 3.89 | 6.2 L 27 4 3 3 5 4 0 0 0 0 0 2 57 97 4.05 1.200 | | | | | | | | | | | | | | | | | | | | | |
| 43 Dan Jennings, L ERA: | 0.1 1 0 0 0 1 0 0 0 0 0 0 3 5 0.00 0.000 | | | | | | | | | | | | | | | | | | | | | |
| 44 AJ Ramos, R ERA: 3.58 | 1.0 6 0 0 0 2 2 1 0 0 0 0 9 25 0.00 2.000 | | | | | | | | | | | | | | | | | | | | | |
| 40 Mike Dunn, L ERA: 3.13 | 0.1 4 2 2 2 0 1 0 0 0 0 0 8 14 54.00 9.000 | | | | | | | | | | | | | | | | | | | | | |
| 50 Chad Qualls, R ERA: 2.95 | 0.2 2 0 0 0 1 0 0 0 0 0 0 6 8 0.00 0.000 | | | | | | | | | | | | | | | | | | | | | |

Tampa Bay Rays @ Miami Marlins
Marlins Park, Miami, FL
Thu May 30 2013, 7:12 PM - 10:49 PM EDT
Att: 23,199 - Roof Closed - 76 F

| | |
|-----|----|
| AB | 32 |
| R | 5 |
| H | 6 |
| RBI | 5 |
| BB | 8 |
| SO | 9 |
| LOB | 17 |



| Batter | 1 | 2 | 3 | 4 | 5 | 6 | 7 | 8 | 9 | AB | R | H | RBI | BB | SO | LOB | BOTTOM | | | | | |
|---|---|----------------------------------|-------------------------------|----------------------------------|-------------------------------|----------------------------------|-------------------------------|----------------------------------|------------------------------|----------------------------------|------------------------------|----------------------------------|------------------------------|----------------------------------|-------------------------------|----------------------------------|------------------------------|----------------------------------|----------------------------------|------------------------------------|----------------------------------|--------|
| 8 Chris Coghlan, L OBP: 0.322, SLG: 0.410 | | | | | | | | | | 5 | 0 | 1 | 0 | 0 | 2 | 2 | | | | | | |
| 30 Placido Polanco, R OBP: 0.293, SLG: 0.265 | | | | | | | | | | 3 | 2 | 0 | 0 | 2 | 1 | 2 | | | | | | |
| 51 Derek Dietrich, L OBP: 0.299, SLG: 0.414 | | | | | | | | | | 3 | 0 | 1 | 0 | 1 | 0 | 1 | | | | | | |
| 48 Marcell Ozuna, R OBP: 0.357, SLG: 0.438 | | | | | | | | | | 4 | 0 | 1 | 0 | 0 | 1 | 2 | | | | | | |
| 20 Justin Ruggiano, R OBP: 0.287, SLG: 0.392 | | | | | | | | | | 3 | 0 | 0 | 0 | 1 | 1 | 3 | | | | | | |
| 29 Greg Dobbs, L OBP: 0.280, SLG: 0.269 | | | | | | | | | | 4 | 0 | 0 | 0 | 0 | 1 | 5 | | | | | | |
| 3 Adeiny Hechavarria, R | | | | | | | | | | 3 | 0 | 0 | 0 | 0 | 1 | 0 | | | | | | |
| 21 Miguel Olivo, R OBP: 0.239, SLG: 0.354 | | | | | | | | | | 0 | 0 | 0 | 1 | 1 | 0 | 0 | | | | | | |
| 40 Mike Dunn, L | | | | | | | | | | 0 | 0 | 0 | 0 | 0 | 0 | 0 | | | | | | |
| 50 Chad Qualls, R | | | | | | | | | | 0 | 0 | 0 | 0 | 0 | 0 | 0 | | | | | | |
| 19 Rob Brantly, L OBP: 0.290, SLG: 0.288 | | | | | | | | | | 4 | 0 | 1 | 0 | 0 | 2 | 3 | | | | | | |
| 47 Ricky Nolasco, R OBP: 0.100, SLG: 0.150 | | | | | | | | | | 2 | 0 | 1 | 0 | 0 | 1 | 1 | | | | | | |
| 43 Dan Jennings, L ERA: 6.64 | | | | | | | | | | 0 | 0 | 0 | 0 | 0 | 0 | 0 | | | | | | |
| 54 Jordan Brown, L OBP: 0.286, SLG: 0.200 | | | | | | | | | | 0 | 0 | 0 | 0 | 1 | 0 | 0 | | | | | | |
| 44 AJ Ramos, R | | | | | | | | | | 0 | 0 | 0 | 0 | 0 | 0 | 0 | | | | | | |
| 59 Ed Lucas, R | | | | | | | | | | 1 | 0 | 0 | 0 | 0 | 0 | 0 | | | | | | |
| Inning Stats | R: 1 E: 0 K: 2 S: 13 | H: 1 LOB: 2 BB: 2 P: 26 | R: 0 E: 0 K: 2 S: 11 | H: 1 LOB: 1 BB: 0 P: 14 | R: 0 E: 0 K: 1 S: 10 | H: 0 LOB: 0 BB: 0 P: 13 | R: 0 E: 0 K: 2 S: 12 | H: 0 LOB: 0 BB: 0 P: 19 | R: 0 E: 0 K: 0 S: 7 | H: 2 LOB: 1 BB: 0 P: 10 | R: 0 E: 0 K: 0 S: 9 | H: 1 LOB: 1 BB: 0 P: 15 | R: 0 E: 0 K: 1 S: 8 | H: 0 LOB: 1 BB: 1 P: 17 | R: 1 E: 1 K: 2 S: 18 | H: 0 LOB: 3 BB: 3 P: 36 | R: 0 E: 0 K: 0 S: 8 | H: 0 LOB: 0 BB: 0 P: 13 | 1B: 4 2B: 1 3B: 0 HR: 0 | SF: 0 SAC: 0 DP: 1 HBP: 0 | WP: 0 PB: 2 SB: 0 CS: 0 | PA: 38 |
| PITCHER | IP WLS BF H R ER SO BB IBB HBP BLK WP HR S P ERA WHIP | | | | | | | | | | | | | | | | | | | | | |
| 37 Alex Colomé, R ERA: | 5.2 W 23 5 1 0 0 0 0 0 0 0 0 1 1 0.00 0.000 | | | | | | | | | | | | | | | | | | | | | |
| 57 Jake McGee, L ERA: 6.64 | 0.1 H 1 0 0 0 0 0 0 0 0 0 0 1 1 0.00 0.000 | | | | | | | | | | | | | | | | | | | | | |
| 35 Jamey Wright, R ERA: 3.52 | 1.0 H 4 0 0 0 1 1 1 0 0 0 0 8 17 0.00 1.000 | | | | | | | | | | | | | | | | | | | | | |
| 62 Joel Peralta, R ERA: 2.08 | 0.2 H 5 0 1 0 1 2 0 0 0 0 0 0 13 25 0.00 3.000 | | | | | | | | | | | | | | | | | | | | | |
| 52 Josh Lueke, R ERA: 4.7 | 0.1 H 2 0 0 0 1 1 0 0 0 0 0 0 5 11 0.00 3.000 | | | | | | | | | | | | | | | | | | | | | |

Tampa Bay Rays @ Miami Marlins
Marlins Park, Miami, FL
Thu May 30 2013, 7:12 PM - 10:49 PM EDT
Att: 23,199 - Roof Closed - 76 F

| | |
|-----|----|
| AB | 32 |
| R | 2 |
| H | 5 |
| RBI | 1 |
| BB | 6 |
| SO | 10 |
| LOB | 19 |



| Batter | 1 | 2 | 3 | 4 | 5 | 6 | 7 | 8 | 9 | AB | R | H | RBI | BB | SO | LOB | TOP | | | | | | | | | | |
|---|------------------------------|----------------------------------|------------------------------|----------------------------------|------------------------------|---------------------------------|-------------------------------|----------------------------------|------------------------------|----------------------------------|------------------------------|---------------------------------|-------------------------------|----------------------------------|-------------------------------|----------------------------------|---|------------------------------------|----------------------------------|--------|--|--|--|--|--|--|--|
| 3 Omar Quintanilla, L OBP: 0.429, SLG: 0.533 | | | | | | | | | | 4 | 1 | 2 | 0 | 0 | 0 | 0 | New York Mets @ Miami Marlins Marlins Park, Miami, FL Fri May 31 2013, 7:14 PM - 9:47 PM EDT Att. 16,493 - Roof Closed - 75 F | | | | | | | | | | |
| 28 Daniel Murphy, L OBP: 0.336, SLG: 0.461 | | | | | | | | | | 4 | 0 | 2 | 1 | 0 | 0 | 1 | | | | | | | | | | | |
| 5 David Wright, R OBP: 0.384, SLG: 0.476 | | | | | | | | | | 4 | 0 | 0 | 0 | 0 | 2 | 3 | | | | | | | | | | | |
| 21 Lucas Duda, L OBP: 0.352, SLG: 0.458 | | | | | | | | | | 4 | 0 | 1 | 0 | 0 | 0 | 2 | | | | | | | | | | | |
| 44 John Buck, R OBP: 0.286, SLG: 0.442 | | | | | | | | | | 3 | 0 | 1 | 0 | 0 | 1 | 1 | | | | | | | | | | | |
| 23 Mike Baxter, L OBP: 0.351, SLG: 0.300 | | | | | | | | | | 1 | 0 | 0 | 0 | 0 | 0 | 0 | | | | | | | | | | | |
| 16 Rick Ankiel, L OBP: 0.254, SLG: 0.470 | | | | | | | | | | 4 | 0 | 0 | 0 | 0 | 1 | 1 | | | | | | | | | | | |
| 6 Marlon Byrd, R OBP: 0.285, SLG: 0.444 | | | | | | | | | | 2 | 0 | 0 | 0 | 1 | 1 | 0 | | | | | | | | | | | |
| 29 Ike Davis, L OBP: 0.243, SLG: 0.253 | | | | | | | | | | 3 | 0 | 1 | 0 | 0 | 1 | 0 | | | | | | | | | | | |
| 38 Shaun Marcum, R OBP: 0.231, SLG: 0.308 | | | | | | | | | | 2 | 0 | 0 | 0 | 0 | 0 | 1 | | | | | | | | | | | |
| 73 Robert Carson, L Justin Turner, R OBP: 0.317, SLG: 0.338 46 Greg Burke, R OBP: 0.317, SLG: 0.338 | | | | | | | | | | 0 | 0 | 0 | 0 | 0 | 0 | 0 | | | | | | | | | | | |
| | | | | | | | | | | 0 | 0 | 0 | 0 | 0 | 0 | 0 | | | | | | | | | | | |
| | | | | | | | | | | 0 | 0 | 0 | 0 | 0 | 0 | 0 | | | | | | | | | | | |
| Inning Stats | R: 0 E: 0 K: 0 S: 7 | H: 1 LOB: 1 BB: 0 P: 11 | R: 0 E: 0 K: 1 S: 8 | H: 0 LOB: 0 BB: 0 P: 14 | R: 0 E: 0 K: 0 S: 5 | H: 0 LOB: 0 BB: 0 P: 6 | R: 0 E: 0 K: 2 S: 10 | H: 1 LOB: 1 BB: 0 P: 15 | R: 0 E: 0 K: 0 S: 8 | H: 1 LOB: 1 BB: 0 P: 16 | R: 0 E: 0 K: 0 S: 6 | H: 1 LOB: 0 BB: 0 P: 7 | R: 1 E: 0 K: 2 S: 15 | H: 2 LOB: 1 BB: 0 P: 20 | R: 0 E: 0 K: 1 S: 10 | H: 0 LOB: 0 BB: 0 P: 14 | 1B: 5 2B: 2 3B: 0 HR: 0 | SF: 0 SAC: 0 DP: 1 HBP: 0 | WP: 0 PB: 0 SB: 0 CS: 1 | PA: 33 | | | | | | | |
| PITCHER | IP | WLS | BF | H | R | ER | SO | BB | IBB | HBP | BLK | WP | HR | S | P | ERA | WHIP | | | | | | | | | | |
| 33 Jacob Turner, R ERA: 4.43 | 7.0 | W | 25 | 5 | 0 | 0 | 3 | 1 | 0 | 0 | 0 | 0 | 0 | 51 | 81 | 0.00 | 0.857 | | | | | | | | | | |
| 40 Mike Dunn, L ERA: 3.38 | 1.0 | | 5 | 2 | 1 | 1 | 2 | 0 | 0 | 0 | 0 | 0 | 0 | 15 | 20 | 9.00 | 2.000 | | | | | | | | | | |
| 31 Steve Cishek, R ERA: 4.43 | 1.0 | | 3 | 0 | 0 | 0 | 1 | 0 | 0 | 0 | 0 | 0 | 0 | 10 | 14 | 0.00 | 0.000 | | | | | | | | | | |

| | |
|-----|----|
| AB | 32 |
| R | 1 |
| H | 7 |
| RBI | 1 |
| BB | 1 |
| SO | 6 |
| LOB | 9 |



| Batter | 1 | 2 | 3 | 4 | 5 | 6 | 7 | 8 | 9 | AB | R | H | RBI | BB | SO | LOB | BOTTOM | | | | | | | | | | |
|--|-------------------------------|----------------------------------|------------------------------|----------------------------------|------------------------------|----------------------------------|-------------------------------|----------------------------------|------------------------------|----------------------------------|------------------------------|---------------------------------|-------------------------------|----------------------------------|------------------------------|----------------------------------|---|------------------------------------|----------------------------------|--------|--|--|--|--|--|--|--|
| 9 Juan Pierre, L OBP: 0.275, SLG: 0.271 | | | | | | | | | | 4 | 0 | 1 | 0 | 0 | 0 | 1 | New York Mets @ Miami Marlins Marlins Park, Miami, FL Fri May 31 2013, 7:14 PM - 9:47 PM EDT Att. 16,493 - Roof Closed - 75 F | | | | | | | | | | |
| 30 Placido Polanco, R OBP: 0.287, SLG: 0.259 | | | | | | | | | | 4 | 0 | 0 | 0 | 0 | 1 | 1 | | | | | | | | | | | |
| 51 Derek Dietrich, L OBP: 0.296, SLG: 0.419 | | | | | | | | | | 4 | 2 | 1 | 0 | 0 | 0 | 0 | | | | | | | | | | | |
| 48 Marcell Ozuna, R OBP: 0.371, SLG: 0.459 | | | | | | | | | | 4 | 1 | 3 | 1 | 0 | 0 | 0 | | | | | | | | | | | |
| 8 Chris Coghlan, L OBP: 0.319, SLG: 0.404 | | | | | | | | | | 4 | 0 | 1 | 0 | 0 | 1 | 3 | | | | | | | | | | | |
| 59 Ed Lucas, R OBP: 0.250, SLG: 0.250 | | | | | | | | | | 3 | 1 | 1 | 1 | 0 | 0 | 1 | | | | | | | | | | | |
| 31 Steve Cishek, R ERA: 3.6 | | | | | | | | | | 0 | 0 | 0 | 0 | 0 | 0 | 0 | | | | | | | | | | | |
| 29 Greg Dobbs, L OBP: 0.287, SLG: 0.267 | | | | | | | | | | 1 | 1 | 0 | 0 | 2 | 0 | 0 | | | | | | | | | | | |
| 6 Jeff Mathis, R OBP: 0.043, SLG: 0.091 | | | | | | | | | | 2 | 0 | 0 | 1 | 0 | 0 | 3 | | | | | | | | | | | |
| 33 Jacob Turner, R 54 Jordan Brown, L 40 Mike Dunn, L 3 Adeiny Hechavarria, R | | | | | | | | | | 0 | 0 | 0 | 0 | 0 | 0 | 0 | | | | | | | | | | | |
| | | | | | | | | | | 0 | 0 | 0 | 0 | 0 | 0 | 0 | | | | | | | | | | | |
| | | | | | | | | | | 0 | 0 | 0 | 0 | 0 | 0 | 0 | | | | | | | | | | | |
| Inning Stats | R: 0 E: 0 K: 1 S: 10 | H: 0 LOB: 0 BB: 0 P: 12 | R: 0 E: 0 K: 0 S: 7 | H: 0 LOB: 0 BB: 0 P: 11 | R: 0 E: 0 K: 1 S: 9 | H: 0 LOB: 0 BB: 0 P: 13 | R: 0 E: 0 K: 0 S: 10 | H: 1 LOB: 0 BB: 0 P: 16 | R: 0 E: 0 K: 1 S: 6 | H: 2 LOB: 2 BB: 1 P: 13 | R: 0 E: 0 K: 1 S: 6 | H: 0 LOB: 0 BB: 0 P: 7 | R: 4 E: 0 K: 1 S: 20 | H: 4 LOB: 1 BB: 1 P: 30 | R: 1 E: 1 K: 0 S: 9 | H: 1 LOB: 1 BB: 0 P: 13 | 1B: 5 2B: 3 3B: 0 HR: 0 | SF: 1 SAC: 1 DP: 1 HBP: 0 | WP: 0 PB: 0 SB: 0 CS: 1 | PA: 33 | | | | | | | |
| PITCHER | IP | WLS | BF | H | R | ER | SO | BB | IBB | HBP | BLK | WP | HR | S | P | ERA | WHIP | | | | | | | | | | |
| 38 Shaun Marcum, R ERA: 5.71 | 6.2 | L | 27 | 7 | 4 | 4 | 4 | 1 | 0 | 0 | 0 | 0 | 0 | 66 | 97 | 5.40 | 1.200 | | | | | | | | | | |
| 73 Robert Carson, L ERA: 9.22 | 0.1 | | 1 | 0 | 0 | 0 | 0 | 0 | 0 | 0 | 0 | 0 | 0 | 4 | 5 | 0.00 | 0.000 | | | | | | | | | | |
| 46 Greg Burke, R ERA: 3.6 | 1.0 | | 5 | 1 | 1 | 0 | 0 | 0 | 0 | 0 | 0 | 0 | 0 | 9 | 13 | 0.00 | 1.000 | | | | | | | | | | |

| | |
|-----|----|
| AB | 29 |
| R | 5 |
| H | 8 |
| RBI | 5 |
| BB | 2 |
| SO | 4 |
| LOB | 9 |



| Batter | 1 | 2 | 3 | 4 | 5 | 6 | 7 | 8 | 9 | AB | R | H | RBI | BB | SO | LOB | TOP | | | | |
|--|------------------------------|----------------------------------|------------------------------|----------------------------------|-------------------------------|----------------------------------|------------------------------|----------------------------------|------------------------------|----------------------------------|-------------------------------|----------------------------------|-------------------------------|----------------------------------|------------------------------|----------------------------------|----------------------------------|------------------------------------|-------------------------|--------|--|
| 3 Omar Quintanilla, L OBP: 0.500, SLG: 0.444 Justin Turner, R OBP: 0.359, SLG: 0.359 | | | | | | | | | | 3 | 0 | 2 | 0 | 0 | 1 | 0 | | | | | |
| 28 Daniel Murphy, L OBP: 0.330, SLG: 0.452 | | | | | | | | | | 4 | 0 | 0 | 0 | 0 | 0 | 3 | | | | | |
| 5 David Wright, R OBP: 0.377, SLG: 0.466 | | | | | | | | | | 4 | 0 | 0 | 0 | 0 | 0 | 1 | | | | | |
| 21 Lucas Duda, L OBP: 0.350, SLG: 0.453 | | | | | | | | | | 4 | 0 | 1 | 0 | 0 | 2 | 1 | | | | | |
| 44 John Buck, R OBP: 0.280, SLG: 0.432 | | | | | | | | | | 4 | 0 | 0 | 0 | 0 | 3 | 1 | | | | | |
| 16 Rick Ankiel, L OBP: 0.256, SLG: 0.462 | | | | | | | | | | 2 | 0 | 0 | 0 | 1 | 1 | | | | | | |
| 29 Ike Davis, L OBP: 0.239, SLG: 0.249 | | | | | | | | | | 3 | 0 | 0 | 0 | 0 | 0 | 1 | | | | | |
| 1 Jordany Valdespin, L OBP: 0.284, SLG: 0.360 6 Marlon Byrd, R OBP: 0.290, SLG: 0.448 | | | | | | | | | | 2 | 0 | 0 | 0 | 0 | 1 | 0 | | | | | |
| 36 Collin McHugh, R 73 Robert Carson, L 46 Greg Burke, R 12 Juan Lagares, R 34 Brandon Lyon, R | | | | | | | | | | 2 | 0 | 0 | 0 | 0 | 1 | 0 | | | | | |
| Inning Stats | R: 0 E: 0 K: 0 S: 8 | H: 1 LOB: 1 BB: 0 P: 10 | R: 0 E: 0 K: 1 S: 8 | H: 0 LOB: 0 BB: 1 P: 15 | R: 0 E: 0 K: 1 S: 11 | H: 1 LOB: 1 BB: 0 P: 16 | R: 0 E: 0 K: 1 S: 7 | H: 1 LOB: 1 BB: 0 P: 11 | R: 0 E: 0 K: 1 S: 8 | H: 0 LOB: 0 BB: 0 P: 10 | R: 0 E: 0 K: 3 S: 10 | H: 0 LOB: 0 BB: 0 P: 14 | R: 1 E: 0 K: 0 S: 13 | H: 2 LOB: 1 BB: 0 P: 17 | R: 0 E: 0 K: 1 S: 7 | H: 0 LOB: 0 BB: 0 P: 12 | 1B: 4 2B: 1 3B: 0 HR: 0 | SF: 0 SAC: 0 DP: 0 HBP: 0 | WP: 0 PB: 0 CS: 1 | PA: 32 | |
| PITCHER | IP | WLS | BF | H | R | ER | SO | BB | IBB | HBP | BLK | WP | HR | S | P | ERA | WHIP | | | | |
| 16 José Fernández, R ERA: 3.34 | 7.0 | W | 24 | 3 | 0 | 0 | 8 | 1 | 0 | 0 | 0 | 0 | 0 | 60 | 87 | 0.00 | 0.571 | | | | |
| 43 Dan Jennings, L ERA: 2.45 | 1.0 | | 5 | 2 | 1 | 1 | 0 | 0 | 0 | 0 | 0 | 0 | 0 | 13 | 17 | 9.00 | 2.000 | | | | |
| 58 Ryan Webb, R ERA: 2.86 | 1.0 | | 3 | 0 | 0 | 0 | 1 | 0 | 0 | 0 | 0 | 0 | 0 | 7 | 12 | 0.00 | 0.000 | | | | |

New York Mets @ Miami Marlins
Marlins Park, Miami, FL
Sat Jun 01 2013, 4:12 PM - 6:52 PM EDT
Att: 16,283 - Roof Closed - 78 F

| | |
|-----|----|
| AB | 31 |
| R | 1 |
| H | 5 |
| RBI | 1 |
| BB | 1 |
| SO | 9 |
| LOB | 9 |



| Batter | 1 | 2 | 3 | 4 | 5 | 6 | 7 | 8 | 9 | AB | R | H | RBI | BB | SO | LOB | BOTTOM | | | | |
|---|-------------------------------|----------------------------------|-------------------------------|----------------------------------|------------------------------|----------------------------------|------------------------------|----------------------------------|-------------------------------|----------------------------------|------------------------------|----------------------------------|-------------------------------|----------------------------------|------------------------------|----------------------------------|-----------------------------------|------------------------------------|-------------------------|--------|--|
| 9 Juan Pierre, L OBP: 0.269, SLG: 0.265 | | | | | | | | | | 4 | 1 | 0 | 0 | 0 | 0 | 3 | | | | | |
| 30 Placido Polanco, R OBP: 0.294, SLG: 0.264 | | | | | | | | | | 4 | 1 | 2 | 0 | 1 | 0 | 2 | | | | | |
| 51 Derek Dietrich, L OBP: 0.314, SLG: 0.423 | | | | | | | | | | 4 | 1 | 2 | 2 | 1 | 0 | 1 | | | | | |
| 48 Marcell Ozuna, R OBP: 0.367, SLG: 0.446 | | | | | | | | | 3 | 1 | 0 | 0 | 1 | 1 | 4 | | | | | | |
| 8 Chris Coghlan, L OBP: 0.333, SLG: 0.416 | | | | | | | | | | 4 | 1 | 3 | 2 | 0 | 0 | 2 | | | | | |
| 29 Greg Dobbs, L OBP: 0.286, SLG: 0.267 | | | | | | | | | 4 | 1 | 1 | 0 | 0 | 1 | 2 | | | | | | |
| 3 Adeiny Hechavarría, R OBP: 0.237, SLG: 0.317 | | | | | | | | | 3 | 0 | 1 | 2 | 0 | 0 | 0 | | | | | | |
| 6 Jeff Mathis, R OBP: 0.111, SLG: 0.200 | | | | | | | | | 3 | 1 | 1 | 1 | 1 | 0 | 2 | | | | | | |
| 16 José Fernández, R OBP: 0.250, SLG: 0.313 43 Dan Jennings, L 54 Jordan Brown, L 58 Ryan Webb, R | | | | | | | | | 3 | 1 | 2 | 1 | 0 | 0 | 1 | | | | | | |
| Inning Stats | R: 1 E: 0 K: 1 S: 13 | H: 1 LOB: 2 BB: 2 P: 23 | R: 1 E: 0 K: 0 S: 14 | H: 1 LOB: 1 BB: 1 P: 20 | R: 0 E: 0 K: 0 S: 8 | H: 0 LOB: 0 BB: 0 P: 12 | R: 2 E: 0 K: 0 S: 8 | H: 3 LOB: 1 BB: 0 P: 12 | R: 0 E: 0 K: 0 S: 12 | H: 2 LOB: 1 BB: 0 P: 16 | R: 0 E: 0 K: 0 S: 7 | H: 0 LOB: 0 BB: 0 P: 12 | R: 4 E: 1 K: 1 S: 20 | H: 4 LOB: 2 BB: 1 P: 31 | R: 0 E: 0 K: 0 S: 8 | H: 2 LOB: 1 BB: 0 P: 13 | 1B: 11 2B: 1 3B: 1 HR: 0 | SF: 1 SAC: 1 DP: 1 HBP: 0 | WP: 0 PB: 0 CS: 0 | PA: 39 | |
| PITCHER | IP | WLS | BF | H | R | ER | SO | BB | IBB | HBP | BLK | WP | HR | S | P | ERA | WHIP | | | | |
| 36 Collin McHugh, R ERA: 10.29 | 4.0 | L | 20 | 6 | 4 | 4 | 4 | 3 | 0 | 0 | 0 | 0 | 0 | 44 | 69 | 9.00 | 2.250 | | | | |
| 73 Robert Carson, L ERA: 9.0 | 2.1 | | 10 | 3 | 3 | 2 | 0 | 0 | 0 | 0 | 0 | 0 | 0 | 29 | 38 | 7.71 | 1.286 | | | | |
| 46 Greg Burke, R ERA: 4.02 | 0.2 | | 5 | 2 | 1 | 1 | 1 | 1 | 0 | 0 | 0 | 0 | 0 | 9 | 19 | 13.50 | 4.500 | | | | |
| 34 Brandon Lyon, R ERA: 3.48 | 1.0 | | 4 | 2 | 0 | 0 | 0 | 0 | 0 | 0 | 0 | 0 | 0 | 8 | 13 | 0.00 | 2.000 | | | | |

New York Mets @ Miami Marlins
Marlins Park, Miami, FL
Sat Jun 01 2013, 4:12 PM - 6:52 PM EDT
Att: 16,283 - Roof Closed - 78 F

| | |
|-----|----|
| AB | 33 |
| R | 8 |
| H | 13 |
| RBI | 8 |
| BB | 4 |
| SO | 2 |
| LOB | 17 |



| Batter | 1 | 2 | 3 | 4 | 5 | 6 | 7 | 8 | 9 | AB | R | H | RBI | BB | SO | LOB | TOP | | | | | | | | | | |
|--|-------------------------------|----------------------------------|------------------------------|----------------------------------|------------------------------|----------------------------------|-------------------------------|----------------------------------|-------------------------------|----------------------------------|------------------------------|---------------------------------|------------------------------|---------------------------------|------------------------------|----------------------------------|-------------------------------|----------------------------------|----------------------------------|------------------------------------|----------------------------------|--------|--|--|--|--|--|
| 3 Omar Quintanilla, L OBP: 0.533, SLG: 0.714 | G3-1 | | HR | | FC3-6 1B | P6 | | | 1B | 5 | 2 | 3 | 1 | 0 | 0 | 0 | | | | | | | | | | | |
| 28 Daniel Murphy, L OBP: 0.323, SLG: 0.441 | F7 | | F7 | | F7 | | L4 | | G3 | 5 | 0 | 0 | 0 | 0 | 0 | 2 | | | | | | | | | | | |
| 5 David Wright, R OBP: 0.374, SLG: 0.462 | K | | K | | FC3-6 1B | | L8 | | L8 | 4 | 0 | 1 | 0 | 0 | 2 | 0 | | | | | | | | | | | |
| 21 Lucas Duda, L OBP: 0.348, SLG: 0.466 | | HR | | F7 | FC3-6 1B | | G3 | | | 4 | 2 | 1 | 1 | 0 | 0 | 2 | | | | | | | | | | | |
| 6 Marlon Byrd, R OBP: 0.302, SLG: 0.449 | | HR | | | | | | | G6-3 | 2 | 1 | 1 | 1 | 2 | 0 | 0 | | | | | | | | | | | |
| 29 Ike Davis, L OBP: 0.245, SLG: 0.272 | BB | | F8 | | BB | | F8 | | F8 | 4 | 1 | 2 | 3 | 0 | 0 | 1 | | | | | | | | | | | |
| 44 John Buck, R OBP: 0.279, SLG: 0.433 | | | F9 | | HR | | P6 | | P4 | 4 | 0 | 1 | 0 | 0 | 0 | 3 | | | | | | | | | | | |
| 16 Rick Ankiel, L OBP: 0.248, SLG: 0.446 | | | P6 | | | | L8 | | K | 4 | 0 | 0 | 0 | 0 | 2 | 2 | | | | | | | | | | | |
| 33 Matt Harvey, R Justin Turner, R 56 Scott Rice, L 34 Brandon Lyon, R 32 LaTroy Hawkins, R 23 Mike Baxter, L | F8 | | F8 | | F8 | | G5-3 | | F9 | 2 | 0 | 0 | 0 | 0 | 0 | 1 | | | | | | | | | | | |
| Inning Stats | R: 0 E: 0 K: 1 S: 10 | H: 0 LOB: 0 BB: 0 P: 15 | R: 1 E: 0 K: 0 S: 7 | H: 1 LOB: 1 BB: 1 P: 12 | R: 1 E: 0 K: 1 S: 9 | H: 1 LOB: 0 BB: 0 P: 15 | R: 2 E: 0 K: 1 S: 16 | H: 2 LOB: 1 BB: 1 P: 25 | R: 2 E: 0 K: 0 S: 17 | H: 4 LOB: 2 BB: 0 P: 27 | R: 0 E: 0 K: 0 S: 4 | H: 0 LOB: 0 BB: 0 P: 5 | R: 0 E: 0 K: 0 S: 5 | H: 0 LOB: 0 BB: 0 P: 6 | R: 0 E: 0 K: 0 S: 8 | H: 0 LOB: 0 BB: 0 P: 10 | R: 0 E: 0 K: 1 S: 11 | H: 1 LOB: 0 BB: 0 P: 17 | 1B: 5 2B: 1 3B: 0 HR: 3 | SF: 0 SAC: 0 DP: 0 HBP: 0 | WP: 0 PB: 0 SB: 0 CS: 0 | PA: 38 | | | | | |
| PITCHER | IP | WLS | BF | H | R | ER | SO | BB | IBB | HBP | BLK | WP | HR | S | P | ERA | WHIP | | | | | | | | | | |
| 45 Kevin Slowey, R ERA: 4.16 | 4.1 | | 21 | 6 | 6 | 6 | 3 | 2 | 0 | 0 | 0 | 0 | 3 | 50 | 79 | 12.46 | 1.846 | | | | | | | | | | |
| 23 Wade LeBlanc, L ERA: 5.18 | 1.2 | W | 7 | 2 | 0 | 0 | 0 | 0 | 0 | 0 | 0 | 0 | 0 | 13 | 20 | 0.00 | 1.200 | | | | | | | | | | |
| 44 AJ Ramos, R ERA: 3.45 | 1.0 | H | 3 | 0 | 0 | 0 | 0 | 0 | 0 | 0 | 0 | 0 | 0 | 5 | 6 | 0.00 | 0.000 | | | | | | | | | | |
| 40 Mike Dunn, L ERA: 3.24 | 1.0 | H | 3 | 0 | 0 | 0 | 0 | 0 | 0 | 0 | 0 | 0 | 0 | 8 | 10 | 0.00 | 0.000 | | | | | | | | | | |
| 31 Steve Cishek, R ERA: 4.24 | 1.0 | | 4 | 1 | 0 | 0 | 1 | 0 | 0 | 0 | 0 | 0 | 0 | 11 | 17 | 0.00 | 1.000 | | | | | | | | | | |

New York Mets @ Miami Marlins
Marlins Park, Miami, FL
Sun Jun 02 2013, 1:13 PM - 4:22 PM EDT
Att: 18,434 - Roof Closed - 77 F

AB 36
R 6
H 9
RBI 6
BB 2
SO 4
LOB 11



| Batter | 1 | 2 | 3 | 4 | 5 | 6 | 7 | 8 | 9 | AB | R | H | RBI | BB | SO | LOB | BOTTOM | | | | | | | | | | |
|--|-------------------------------|----------------------------------|-------------------------------|----------------------------------|------------------------------|----------------------------------|-------------------------------|----------------------------------|-------------------------------|----------------------------------|-------------------------------|----------------------------------|------------------------------|----------------------------------|-------------------------------|----------------------------------|-------------------------------|----------------------------------|-----------------------------------|------------------------------------|----------------------------------|--------|--|--|--|--|--|
| 9 Juan Pierre, L OBP: 0.283, SLG: 0.272 | 48 3B 1B | 59 1B BB | | 59 1B 1B | | 51 1B 59 BB BB | FC4-6 59 2B | | | 3 | 3 | 2 | 0 | 2 | 0 | 1 | | | | | | | | | | | |
| 59 Ed Lucas, R OBP: 0.687, SLG: 0.750 | 48 3B 1B | 48 3B 1B | | 48 3B 1B | | 51 BB 48 BB BB | | 1-2H 2B | | 4 | 2 | 4 | 2 | 1 | 0 | 0 | | | | | | | | | | | |
| 51 Derek Dietrich, L OBP: 0.308, SLG: 0.402 | K | K | | K | | 48 2B 8 G4-3 BB | G4-3 | | | 4 | 1 | 0 | 0 | 1 | 3 | 7 | | | | | | | | | | | |
| 48 Marcell Ozuna, R OBP: 0.376, SLG: 0.479 | 8 2B 3B | F9 | | G5-3 | | G4-3 2B | | | 8 1B 29 HR 1B | 5 | 2 | 3 | 4 | 0 | 0 | 2 | | | | | | | | | | | |
| 8 Chris Coghlan, L OBP: 0.352, SLG: 0.441 | 29 G4-3 2B | | 29 G4-3 1B | | 3 BB 1B | G4-3 | | | 29 HR 1B | 5 | 1 | 4 | 2 | 0 | 0 | 1 | | | | | | | | | | | |
| 29 Greg Dobbs, L OBP: 0.289, SLG: 0.284 | G4-3 | | G4-3-6 | | K | | | | | 4 | 1 | 1 | 3 | 1 | 1 | 3 | | | | | | | | | | | |
| 3 Adeiny Hechavarria, R OBP: 0.236, SLG: 0.309 | F9 | | P6 | | BB | | | | E6 19 G4-6-3 1B | 4 | 0 | 0 | 0 | 1 | 0 | 3 | | | | | | | | | | | |
| 19 Rob Brantly, L OBP: 0.287, SLG: 0.285 | 45 SH1-4 1B | | F7 | | K | | | | G4-6-3 | 5 | 1 | 1 | 0 | 0 | 2 | 3 | | | | | | | | | | | |
| 45 Kevin Slowey, R 23 Wade LeBlanc, L 20 Justin Ruggiano, R 44 AJ Ramos, R 21 Miguel Olivo, R 40 Mike Dunn, L 54 Jordan Brown, L 31 Steve Cishek, R | SH1-4 | | G3 | | G6-3 | | G2-3 | | | 1 | 0 | 0 | 0 | 0 | 0 | 0 | | | | | | | | | | | |
| Inning Stats | R: 3 E: 0 K: 1 S: 18 | H: 4 LOB: 1 BB: 0 P: 27 | R: 1 E: 0 K: 1 S: 10 | H: 2 LOB: 2 BB: 1 P: 18 | R: 0 E: 0 K: 0 S: 8 | H: 1 LOB: 0 BB: 0 P: 13 | R: 0 E: 0 K: 1 S: 14 | H: 2 LOB: 2 BB: 0 P: 20 | R: 0 E: 0 K: 2 S: 12 | H: 1 LOB: 2 BB: 1 P: 22 | R: 3 E: 0 K: 0 S: 11 | H: 1 LOB: 4 BB: 4 P: 34 | R: 1 E: 0 K: 1 S: 8 | H: 2 LOB: 1 BB: 0 P: 13 | R: 3 E: 1 K: 0 S: 13 | H: 3 LOB: 0 BB: 0 P: 17 | R: 0 E: 0 K: 0 S: 13 | H: 0 LOB: 0 BB: 0 P: 17 | 1B: 11 2B: 3 3B: 1 HR: 1 | SF: 0 SAC: 1 DP: 2 HBP: 0 | WP: 0 PB: 0 SB: 1 CS: 0 | PA: 45 | | | | | |
| PITCHER | IP | WLS | BF | H | R | ER | SO | BB | IBB | HBP | BLK | WP | HR | S | P | ERA | WHIP | | | | | | | | | | |
| 33 Matt Harvey, R ERA: 2.17 | 5.0 | | 26 | 10 | 4 | 4 | 5 | 2 | 0 | 0 | 0 | 0 | 0 | 62 | 100 | 7.20 | 2.400 | | | | | | | | | | |
| 56 Scott Rice, L ERA: 4.0 | 0.2 | L | 7 | 1 | 3 | 3 | 0 | 4 | 0 | 0 | 0 | 0 | 0 | 10 | 31 | 40.50 | 7.500 | | | | | | | | | | |
| 34 Brandon Lyon, R ERA: 3.68 | 1.1 | | 6 | 2 | 1 | 1 | 1 | 0 | 0 | 0 | 0 | 0 | 0 | 9 | 16 | 6.75 | 1.500 | | | | | | | | | | |
| 32 LaTroy Hawkins, R ERA: 4.44 | 1.0 | | 6 | 3 | 3 | 3 | 0 | 0 | 0 | 0 | 0 | 0 | 1 | 13 | 17 | 27.00 | 3.000 | | | | | | | | | | |

New York Mets @ Miami Marlins
Marlins Park, Miami, FL
Sun Jun 02 2013, 1:13 PM - 4:22 PM EDT
Att: 18,434 - Roof Closed - 77 F

AB 38
R 11
H 16
RBI 11
BB 6
SO 6
LOB 20



| Batter | 1 | 2 | 3 | 4 | 5 | 6 | 7 | 8 | 9 | AB | R | H | RBI | BB | SO | LOB | TOP | | |
|--|---|---------------------------------|-------------------------------|----------------------------------|-------------------------------|----------------------------------|------------------------------|---------------------------------|------------------------------|----------------------------------|------------------------------|---------------------------------|---|---------------------------------|-------------------------------|----------------------------------|---|---|------------------------------------|
| 9 Juan Pierre, L (1.7) OBP: 0.288, SLG: 0.277 | B3 | | 59 BB 1B | | 51 G4-3 1B | | G4-3 | | | 4 | 1 | 2 | 0 | 0 | 0 | 0 | Miami Marlins @ Philadelphia Phillies Citizens Bank Park, Philadelphia, PA Mon Jun 03 2013, 7:07 PM - 9:47 PM EDT Att: 35,087 - Cloudy - 74 F | | |
| 59 Ed Lucas, R (1.5) OBP: 0.667, SLG: 0.700 | 51 G3-1 1B | | 51 BB 48 BB 1B | | SH1-3 | | | L7 | | 2 | 1 | 1 | 0 | 1 | 0 | 0 | | | |
| 51 Derek Dietrich, L (1.4) OBP: 0.305, SLG: 0.395 | G3-1 | | 8 G3 48 BB 1B | | G4-3 | | | F8 | | 4 | 0 | 1 | 1 | 0 | 0 | 2 | | | |
| 48 Marcell Ozuna, R (1.9) OBP: 0.372, SLG: 0.471 | L6 | | 8 G3 1B | | F7 | | | K | | 4 | 0 | 1 | 1 | 0 | 1 | 2 | | | |
| 8 Chris Coghlan, L (1.8) OBP: 0.348, SLG: 0.443 | | G3 | | | G6-3 | | | G1-3 | | 4 | 0 | 1 | 0 | 0 | 0 | 2 | | | |
| 18 Casey Kotchman, L (1.3) 67 Edgar Olmos, L (6.1) 43 Dan Jennings, L (8.1) 20 Justin Ruggiano, R (9.1) 3 Adeiny Hechavarria, R (1.6) 19 Rob Brantly, L (1.2) 34 Tom Koehler, R (1.1) 58 Ryan Webb, R (6.1) 29 Greg Dobbs, L (6.3) | G1-3 | | P6 | | G4-3 | | | K | | 3 | 0 | 0 | 0 | 0 | 0 | 3 | | AB 32 R 2 H 6 RBI 2 BB 1 SO 5 LOB 11 | |
| G5-3 | | | | | L8 | | | G6-3 | | 4 | 0 | 0 | 0 | 0 | 0 | 1 | | | |
| | K | | | | F8 | | | | | 3 | 0 | 0 | 0 | 0 | 2 | 1 | | WP: 0 PA: 34 FB: 0 SB: 0 CS: 0 | |
| | K | | | | G3 | | | | | 2 | 0 | 0 | 0 | 0 | 1 | 0 | | | |
| Inning Stats | R: 0 E: 0 K: 0 S: 7 | H: 1 LOB: 1 BB: 0 P: 9 | R: 0 E: 0 K: 1 S: 11 | H: 1 LOB: 1 BB: 0 P: 14 | R: 2 E: 0 K: 1 S: 13 | H: 3 LOB: 2 BB: 1 P: 18 | R: 0 E: 0 K: 1 S: 7 | H: 0 LOB: 0 BB: 0 P: 8 | R: 0 E: 0 K: 0 S: 8 | H: 0 LOB: 3 BB: 0 P: 16 | R: 0 E: 0 K: 0 S: 6 | H: 0 LOB: 0 BB: 0 P: 7 | R: 0 E: 0 K: 1 S: 6 | H: 0 LOB: 0 BB: 0 P: 8 | R: 0 E: 0 K: 1 S: 10 | H: 0 LOB: 0 BB: 0 P: 15 | | 1B: 5 2B: 1 3B: 0 HR: 0 | SF: 0 SAC: 1 DP: 0 HBP: 0 |
| PITCHER 38 Kyle Kendrick, R (1.1) ERA: 3.12 | IP: 9.0 WLS: W BF: 34 H: 6 R: 2 ER: 2 SO: 5 BB: 1 IBB: 0 HBP: 0 BLK: 0 WP: 0 HR: 0 S: 75 P: 105 ERA: 2.00 WHIP: 0.778 | | | | | | | | | | | PITCHER | IP: 9.0 WLS: W BF: 34 H: 6 R: 2 ER: 2 SO: 5 BB: 1 IBB: 0 HBP: 0 BLK: 0 WP: 0 HR: 0 S: 75 P: 105 ERA: 2.00 WHIP: 0.778 | | | | | | |

| Batter | 1 | 2 | 3 | 4 | 5 | 6 | 7 | 8 | 9 | AB | R | H | RBI | BB | SO | LOB | BOTTOM | |
|---|--|----------------------------------|------------------------------|----------------------------------|------------------------------|----------------------------------|------------------------------|----------------------------------|-------------------------------|----------------------------------|-------------------------------|----------------------------------|--|----------------------------------|------------------------------|---------------------------------|---|----------------------------------|
| 2 Ben Revere, L (1.8) OBP: 0.289, SLG: 0.283 | L9 | | G3 | | 16 E 16 S G3 1B | | | K2-3 | | 5 | 1 | 2 | 1 | 0 | 1 | 0 | Miami Marlins @ Philadelphia Phillies Citizens Bank Park, Philadelphia, PA Mon Jun 03 2013, 7:07 PM - 9:47 PM EDT Att: 35,087 - Cloudy - 74 F | |
| 16 César Hernández, S (1.4) OBP: 0.217, SLG: 0.261 | K | | G5-3 | | G3 | | | F8 | | 4 | 0 | 0 | 1 | 0 | 1 | 2 | | |
| 11 Jimmy Rollins, S (1.6) OBP: 0.329, SLG: 0.403 | 6 BB BB | | | | G4-3 | | | K | | 2 | 0 | 0 | 0 | 2 | 1 | 0 | | |
| 6 Ryan Howard, L (1.3) OBP: 0.295, SLG: 0.435 | | | | | F7 | | | BB | | 3 | 1 | 1 | 0 | 1 | 0 | 3 | | |
| 9 Domonic Brown, L (1.7) OBP: 0.329, SLG: 0.592 | K | | | | FC6-4 1B | | | HR | | 4 | 1 | 3 | 2 | 0 | 1 | 2 | | |
| 3 Delmon Young, R (1.9) OBP: 0.278, SLG: 0.412 15 John Mayberry Jr., R (8.9) OBP: 0.317, SLG: 0.397 | K | | | | FC6-4 | | | G6-4-3 | | 4 | 1 | 1 | 1 | 0 | 1 | 2 | | |
| 31 Erik Kratz, R (1.2) OBP: 0.301, SLG: 0.434 | | | | | FC6-4 | | | HR | | 4 | 1 | 2 | 1 | 0 | 1 | 0 | | |
| 13 Freddy Galvis, S (1.5) OBP: 0.291, SLG: 0.422 | | | | | G6-3 | | | F9 | | 4 | 1 | 1 | 0 | 0 | 0 | 1 | | |
| 38 Kyle Kendrick, R (1.1) OBP: 0.192, SLG: 0.269 | | | | | G4-3 | | | G5-3 | | 4 | 1 | 1 | 1 | 0 | 0 | 0 | | |
| | | | | | G4-3 | | | FC6 16 F8 2 BB 3B | | 4 | 1 | 1 | 1 | 0 | 0 | 0 | | |
| | | | | | | | | F8 | | 4 | 1 | 1 | 0 | 0 | 0 | 1 | | |
| | | | | | | | | G5-3 | | 4 | 1 | 1 | 1 | 0 | 0 | 0 | | |
| Inning Stats | R: 0 E: 0 K: 2 S: 10 | H: 0 LOB: 2 BB: 2 P: 20 | R: 0 E: 0 K: 1 S: 9 | H: 1 LOB: 0 BB: 0 P: 10 | R: 0 E: 0 K: 0 S: 7 | H: 0 LOB: 0 BB: 0 P: 10 | R: 0 E: 0 K: 0 S: 7 | H: 1 LOB: 1 BB: 0 P: 12 | R: 3 E: 0 K: 1 S: 14 | H: 3 LOB: 0 BB: 0 P: 24 | R: 4 E: 0 K: 1 S: 29 | H: 5 LOB: 3 BB: 1 P: 42 | R: 0 E: 0 K: 0 S: 11 | H: 1 LOB: 0 BB: 0 P: 13 | R: 0 E: 0 K: 1 S: 5 | H: 0 LOB: 0 BB: 0 P: 7 | | 1B: 5 2B: 1 3B: 2 HR: 3 |
| PITCHER 34 Tom Koehler, R (1.1) ERA: 3.7 58 Ryan Webb, R (6.1) ERA: 3.41 67 Edgar Olmos, L (6.1) ERA: 43 Dan Jennings, L (8.1) ERA: 1.93 | IP: 5.0 WLS: L BF: 23 H: 7 R: 5 ER: 4 SO: 4 BB: 1 IBB: 0 HBP: 0 BLK: 0 WP: 0 HR: 1 S: 56 P: 89 ERA: 7.20 WHIP: 1.800 | | | | | | | | | | | PITCHER | IP: 5.0 WLS: L BF: 23 H: 7 R: 5 ER: 4 SO: 4 BB: 1 IBB: 0 HBP: 0 BLK: 0 WP: 0 HR: 1 S: 56 P: 89 ERA: 7.20 WHIP: 1.800 | | | | | |

livebaseballscorecards.com

livebaseballscorecards.com



| Batter | 1 | 2 | 3 | 4 | 5 | 6 | 7 | 8 | 9 | AB | R | H | RBI | BB | SO | LOB | TOP | | | |
|---|---|------------------------|---------------------------------------|----------------------------------|---------------------------------------|----------------------------------|---------------------------------------|----------------------------------|---------------------------------------|----------------------------------|---------------------------------------|----------------------------------|--------------------------------------|----------------------------------|--------------------------------------|----------------------------------|---|------------------------------------|----------------------------------|--------|
| 9 Juan Pierre, L (1.7) OBP: 0.295, SLG: 0.286 | | | | | | | | | | 4 | 0 | 1 | 0 | 0 | 0 | 0 | Miami Marlins @ Philadelphia Phillies Citizens Bank Park, Philadelphia, PA Wed Jun 05 2013, 1:08 PM - 4:04 PM EDT Att: 38,643 - Cloudy - 79 F | | | |
| 59 Ed Lucas, R (1.5) OBP: 0.600, SLG: 0.563 | | | | | | | | | | 3 | 0 | 0 | 0 | 1 | 0 | 1 | | | | |
| 51 Derek Dietrich, L (1.4) OBP: 0.298, SLG: 0.411 | | | | | | | | | | 4 | 1 | 1 | 1 | 0 | 1 | 2 | | | | |
| 48 Marcell Ozuna, R (1.9) OBP: 0.370, SLG: 0.473 | | | | | | | | | | 4 | 0 | 0 | 0 | 0 | 3 | 2 | | | | |
| 20 Justin Ruggiano, R (1.8) OBP: 0.289, SLG: 0.387 | | | | | | | | | | 3 | 0 | 1 | 0 | 0 | 1 | 0 | | | | |
| 18 Casey Kotchman, L (1.3) | | | | | | | | | | 4 | 0 | 0 | 0 | 0 | 1 | 2 | | | | |
| 3 Adeiny Hechavarria, R (1.6) OBP: 0.237, SLG: 0.304 | | | | | | | | | | 3 | 0 | 2 | 0 | 0 | 1 | 1 | | | | |
| 6 Jeff Mathis, R (1.2) OBP: 0.100, SLG: 0.179 | | | | | | | | | | 3 | 0 | 0 | 0 | 0 | 2 | 2 | | | | |
| 44 AJ Ramos, R (7.1) | | | | | | | | | | 0 | 0 | 0 | 0 | 0 | 0 | 0 | | | | |
| 58 Ryan Webb, R (8.1) | | | | | | | | | | 0 | 0 | 0 | 0 | 0 | 0 | 0 | | | | |
| 33 Jacob Turner, R (1.1) | | | | | | | | | | 2 | 0 | 0 | 0 | 0 | 2 | 1 | | | | |
| 21 Miguel Olivo, R (7.2) OBP: 0.243, SLG: 0.353 | | | | | | | | | | 1 | 0 | 0 | 0 | 0 | 1 | 0 | | | | |
| Inning Stats | R: 0 H: 1 E: 0 K: 2 S: 13 | H: 1 BB: 0 P: 14 | R: 0 H: 0 E: 0 K: 2 S: 10 | H: 0 LOB: 0 BB: 0 P: 14 | R: 0 H: 0 E: 0 K: 1 S: 12 | H: 0 LOB: 0 BB: 0 P: 15 | R: 1 H: 1 E: 0 K: 1 S: 10 | H: 1 LOB: 0 BB: 0 P: 13 | R: 0 H: 0 E: 0 K: 1 S: 13 | H: 0 LOB: 1 BB: 0 P: 21 | R: 0 H: 1 E: 0 K: 2 S: 12 | H: 1 LOB: 1 BB: 0 P: 18 | R: 0 H: 0 E: 0 K: 1 S: 9 | H: 0 LOB: 0 BB: 0 P: 14 | R: 0 H: 1 E: 0 K: 0 S: 7 | H: 1 LOB: 0 BB: 0 P: 10 | 1B: 3 2B: 1 3B: 0 HR: 1 | SF: 0 SAC: 0 DP: 0 HBP: 1 | WP: 0 PB: 0 SB: 0 CS: 1 | PA: 34 |
| PITCHER | IP WLS BF H R ER SO BB IBB HBP BLK WP HR S P ERA WHIP | | | | | | | | | | | | | | | | | | | |
| 35 Cole Hamels, L (1.1) ERA: 4.38 | 7.0 W 26 4 1 1 11 1 0 1 0 0 0 1 81 108 1.29 0.714 | | | | | | | | | | | | | | | | | | | |
| 30 Justin De Fratus, R (8.1) ERA: 2.35 | 1.0 3 0 0 0 1 0 0 0 0 0 0 0 9 14 0.00 0.000 | | | | | | | | | | | | | | | | | | | |
| 40 Michael Stutes, R (9.1) ERA: 1.08 | 1.0 4 1 0 0 0 0 0 0 0 0 0 0 7 10 0.00 1.000 | | | | | | | | | | | | | | | | | | | |

| Batter | 1 | 2 | 3 | 4 | 5 | 6 | 7 | 8 | 9 | AB | R | H | RBI | BB | SO | LOB | BOTTOM | | | |
|---|---|----------------------------------|---------------------------------------|----------------------------------|--------------------------------------|----------------------------------|---------------------------------------|----------------------------------|--------------------------------------|----------------------------------|---------------------------------------|----------------------------------|--------------------------------------|----------------------------------|--------------------------------------|----------------------------------|---|------------------------------------|----------------------------------|--------|
| 2 Ben Revere, L (1.8) OBP: 0.290, SLG: 0.277 | | | | | | | | | | 3 | 1 | 1 | 0 | 2 | 0 | 1 | Miami Marlins @ Philadelphia Phillies Citizens Bank Park, Philadelphia, PA Wed Jun 05 2013, 1:08 PM - 4:04 PM EDT Att: 38,643 - Cloudy - 79 F | | | |
| 10 Michael Young, R (1.5) OBP: 0.341, SLG: 0.348 | | | | | | | | | | 4 | 0 | 1 | 0 | 0 | 1 | 5 | | | | |
| 11 Jimmy Rollins, S (1.6) OBP: 0.333, SLG: 0.396 | | | | | | | | | | 3 | 1 | 1 | 1 | 1 | 0 | 1 | | | | |
| 6 Ryan Howard, L (1.3) OBP: 0.297, SLG: 0.443 | | | | | | | | | | 4 | 1 | 1 | 2 | 0 | 0 | 4 | | | | |
| 9 Domonic Brown, L (1.7) OBP: 0.320, SLG: 0.586 | | | | | | | | | | 4 | 1 | 1 | 2 | 0 | 2 | 0 | | | | |
| 15 John Mayberry Jr., R (1.9) OBP: 0.323, SLG: 0.447 | | | | | | | | | | 4 | 1 | 1 | 0 | 0 | 1 | 1 | | | | |
| 31 Erik Kratz, R (1.2) OBP: 0.308, SLG: 0.445 | | | | | | | | | | 4 | 0 | 1 | 1 | 0 | 0 | 0 | | | | |
| 13 Freddy Galvis, S (1.4) OBP: 0.302, SLG: 0.414 | | | | | | | | | | 3 | 0 | 1 | 0 | 1 | 2 | 0 | | | | |
| 35 Cole Hamels, L (1.1) ERA: 4.38 | | | | | | | | | | 1 | 0 | 0 | 0 | 0 | 0 | 2 | | | | |
| 3 Delton Young, R (7.9) OBP: 0.296, SLG: 0.429 | | | | | | | | | | 1 | 0 | 1 | 0 | 0 | 0 | 0 | | | | |
| 16 Cesar Hernandez, S (7.9) OBP: 0.296, SLG: 0.429 | | | | | | | | | | 0 | 1 | 0 | 0 | 0 | 0 | 0 | | | | |
| 30 Justin De Fratus, S (8.1) ERA: 2.35 | | | | | | | | | | 0 | 0 | 0 | 0 | 0 | 0 | 0 | | | | |
| 19 Laynce Nix, L (8.9) OBP: 0.292, SLG: 0.332 | | | | | | | | | | 0 | 0 | 0 | 0 | 1 | 0 | 0 | | | | |
| 40 Michael Stutes, R (9.1) ERA: 1.08 | | | | | | | | | | 0 | 0 | 0 | 0 | 0 | 0 | 0 | | | | |
| Inning Stats | R: 0 H: 0 E: 0 K: 1 S: 6 | H: 2 LOB: 2 BB: 1 P: 14 | R: 1 H: 1 E: 0 K: 0 S: 19 | H: 1 LOB: 1 BB: 0 P: 12 | R: 0 H: 0 E: 0 K: 1 S: 9 | H: 0 LOB: 0 BB: 0 P: 15 | R: 0 H: 1 E: 0 K: 0 S: 11 | H: 1 LOB: 3 BB: 2 P: 21 | R: 0 H: 0 E: 0 K: 2 S: 9 | H: 0 LOB: 0 BB: 0 P: 12 | R: 5 H: 5 E: 0 K: 1 S: 14 | H: 5 LOB: 1 BB: 0 P: 26 | R: 0 H: 0 E: 0 K: 1 S: 8 | H: 0 LOB: 1 BB: 1 P: 16 | R: 0 H: 0 E: 0 K: 1 S: 8 | H: 0 LOB: 1 BB: 1 P: 16 | 1B: 6 2B: 1 3B: 1 HR: 1 | SF: 0 SAC: 1 DP: 0 HBP: 0 | WP: 0 PB: 0 SB: 2 CS: 1 | PA: 37 |
| PITCHER | IP WLS BF H R ER SO BB IBB HBP BLK WP HR S P ERA WHIP | | | | | | | | | | | | | | | | | | | |
| 33 Jacob Turner, R (1.1) ERA: 0.69 | 6.0 L 8 5 5 5 1 0 0 0 0 0 0 1 14 26 45.00 5.000 | | | | | | | | | | | | | | | | | | | |
| 44 AJ Ramos, R (7.1) ERA: 4.85 | 1.0 4 0 0 0 1 1 0 0 0 0 0 0 8 16 0.00 1.000 | | | | | | | | | | | | | | | | | | | |
| 58 Ryan Webb, R (8.1) ERA: 3.3 | | | | | | | | | | | | | | | | | | | | |

| Batter | 1 | 2 | 3 | 4 | 5 | 6 | 7 | 8 | 9 | 10 | AB | R | H | RBI | BB | SO | LOB | TOP | | | | | | | | |
|---|-------------------------------|----------------------------------|------------------------------|----------------------------------|-------------------------------|----------------------------------|------------------------------|---------------------------------|-------------------------------|---------------------------------|-------------------------------|----------------------------------|-------------------------------|----------------------------------|-------------------------------|----------------------------------|-------------------------------|----------------------------------|-------------------------------|----------------------------------|-----------------------------------|------------------------------------|----------------------------------|--------|--|--|
| 9 Juan Pierre, L OBP: 0.294, SLG: 0.286 | | | G1-3 | | | K | | | | G3-1 | 6 | 0 | 2 | 0 | 0 | 2 | 0 | | | | | | | | | |
| 59 Ed Lucas, R OBP: 0.471, SLG: 0.414 | | | F8 | | | | G5-3 | | | | 5 | 1 | 2 | 0 | 1 | 1 | 2 | | | | | | | | | |
| 51 Derek Dietrich, L OBP: 0.288, SLG: 0.413 | | | | G6-3 | | | | | | G5-3 | 6 | 2 | 2 | 1 | 0 | 2 | 3 | | | | | | | | | |
| 48 Marcell Ozuna, R OBP: 0.371, SLG: 0.472 | | | | P2 | | E8 | | F7 | G5-3 | | 5 | 1 | 2 | 1 | 0 | 0 | 2 | | | | | | | | | |
| 5 Logan Morrison, L OBP: 0.600, SLG: 0.500 | | | | G6-3 | | L8 | | | | | 4 | 1 | 2 | 0 | 1 | 0 | 1 | | | | | | | | | |
| 20 Justin Ruggiano, R OBP: 0.289, SLG: 0.382 | | G6-4-3 | | F8 | | G5-3 | | | | | 5 | 1 | 2 | 0 | 0 | 0 | 3 | | | | | | | | | |
| 3 Adeiny Hechavarría, R OBP: 0.253, SLG: 0.312 | | | L9 | | | G5-3 | | | | | 5 | 1 | 2 | 1 | 0 | 0 | 1 | | | | | | | | | |
| 6 Jeff Mathis, R OBP: 0.118, SLG: 0.219 | | | F8 | | | P3 | | F8 | | | 4 | 0 | 1 | 0 | 0 | 0 | 3 | | | | | | | | | |
| 40 Mike Dunn, L (8, 1) | | | | | | | | | | | 0 | 0 | 0 | 0 | 0 | 0 | 0 | | | | | | | | | |
| 50 Chad Qualls, R (9, 1) | | | | | | | | | | | 0 | 0 | 0 | 0 | 0 | 0 | 0 | | | | | | | | | |
| 29 Greg Dobbs, L OBP: 0.289, SLG: 0.281 | | | | | | | | | | | 0 | 0 | 0 | 0 | 1 | 0 | 0 | | | | | | | | | |
| 31 Steve Cishek, R (10, 1) | | | | | | | | | | | 0 | 0 | 0 | 0 | 0 | 0 | 0 | | | | | | | | | |
| 34 Tom Koehler, R OBP: 0.100, SLG: 0.100 | | | | | | | | | | | 3 | 0 | 1 | 0 | 0 | 0 | 1 | | | | | | | | | |
| 21 Miguel Olivo, R OBP: 0.247, SLG: 0.394 | | | G6-3 | | | G6-3 | | | | | 2 | 1 | 1 | 2 | 0 | 1 | 0 | | | | | | | | | |
| Inning Stats | R: 0 E: 0 K: 3 S: 10 | H: 0 LOB: 0 BB: 0 P: 12 | R: 1 E: 0 K: 0 S: 8 | H: 2 LOB: 1 BB: 1 P: 18 | R: 0 E: 0 K: 0 S: 11 | H: 0 LOB: 0 BB: 0 P: 14 | R: 0 E: 0 K: 0 S: 4 | H: 0 LOB: 0 BB: 0 P: 7 | R: 0 E: 0 K: 1 S: 14 | H: 1 LOB: 1 BB: 0 P: 8 | R: 2 E: 1 K: 1 S: 19 | H: 3 LOB: 1 BB: 0 P: 20 | R: 0 E: 0 K: 0 S: 19 | H: 2 LOB: 2 BB: 0 P: 26 | R: 1 E: 0 K: 2 S: 15 | H: 4 LOB: 2 BB: 0 P: 33 | R: 0 E: 0 K: 2 S: 15 | H: 2 LOB: 2 BB: 0 P: 19 | R: 4 E: 1 K: 0 S: 19 | H: 3 LOB: 1 BB: 1 P: 31 | 1B: 13 2B: 2 3B: 0 HR: 2 | SF: 1 SAC: 0 DP: 1 HBP: 0 | WP: 0 PB: 0 SB: 0 CS: 0 | PA: 48 | | |
| PITCHER | IP 6.2 | WLS 28 | H 8 | R 3 | ER 2 | SO 4 | BB 1 | IBB 0 | HBP 0 | BLK 0 | WP 0 | HR 0 | S 71 | P 103 | ERA 2.70 | WHIP 1.350 | | | | | | | | | | |
| 49 Jonathon Niese, L ERA: 4.24 | | | | | | | | | | | | | | | | | | | | | | | | | | |
| 32 LaTroy Hawkins, R ERA: 4.26 | | | | | | | | | | | | | | | | | | | | | | | | | | |
| 56 Scott Rice, L ERA: 4.23 | | | | | | | | | | | | | | | | | | | | | | | | | | |
| 34 Brandon Lyon, R ERA: 3.24 | | | | | | | | | | | | | | | | | | | | | | | | | | |
| 39 Bobby Parnell, R ERA: 3.94 | | | | | | | | | | | | | | | | | | | | | | | | | | |

Miami Marlins @ New York Mets
Citi Field, Flushing, NY
Sun Jun 09 2013, 1:12 PM - 4:46 PM EDT
Att. 21,747 - Partly Cloudy - 80 F

AB 45
R 8
H 17
RBI 6
BB 2
SO 6
LOB 16



| Batter | 1 | 2 | 3 | 4 | 5 | 6 | 7 | 8 | 9 | 10 | AB | R | H | RBI | BB | SO | LOB | BOTTOM | | | | | | | | |
|--|-------------------------------|----------------------------------|-------------------------------|----------------------------------|-------------------------------|----------------------------------|------------------------------|----------------------------------|------------------------------|---------------------------------|------------------------------|----------------------------------|------------------------------|----------------------------------|-------------------------------|----------------------------------|-------------------------------|----------------------------------|------------------------------|----------------------------------|----------------------------------|------------------------------------|----------------------------------|--------|--|--|
| 3 Omar Quintanilla, L OBP: 0.385, SLG: 0.528 | F7 | | | | G3-1 | | | G3 | | G3-1 | 5 | 1 | 1 | 0 | 0 | 0 | 0 | | | | | | | | | |
| 1 Jordany Valdespin, L OBP: 0.289, SLG: 0.376 | | | F5 | | G6-3 | | | K | | | 3 | 0 | 1 | 0 | 0 | 0 | 3 | | | | | | | | | |
| 6 Marton Buzar, R OBP: 0.350, SLG: 0.473 | | | | | | | | P3 | | | 1 | 0 | 0 | 0 | 0 | 1 | 0 | | | | | | | | | |
| 5 David Wright, R OBP: 0.373, SLG: 0.465 | G4-3 | | | | | | K | | | | 4 | 0 | 1 | 2 | 0 | 1 | 1 | | | | | | | | | |
| 28 Daniel Murphy, L OBP: 0.325, SLG: 0.442 | CS | | G4-3 | | | | E4 | | | | 3 | 1 | 2 | 2 | 1 | 0 | 1 | | | | | | | | | |
| Mike Baxter, L OBP: 0.333, SLG: 0.282 | | G3-1 | F8 | | | | P6 | | K | | 4 | 0 | 0 | 0 | 0 | 1 | 3 | | | | | | | | | |
| 29 Ike Davis, L OBP: 0.242, SLG: 0.258 | | | | | G5-3 | | | F8 | | | 3 | 0 | 0 | 0 | 0 | 1 | 1 | | | | | | | | | |
| Justin Turner, R OBP: 0.326, SLG: 0.360 | | K | | | | | | | K | | 1 | 0 | 0 | 0 | 0 | 1 | 1 | | | | | | | | | |
| 20 Anthony Recker, R OBP: 0.250, SLG: 0.343 | | F9 | | | G6-3 | | | P3 | | | 4 | 0 | 0 | 0 | 0 | 1 | 1 | | | | | | | | | |
| 12 Juan Lagares, R OBP: 0.224, SLG: 0.292 | | | | | G6-3 | | | F8 | | | 4 | 1 | 1 | 0 | 0 | 1 | 0 | | | | | | | | | |
| 49 Jonathon Niese, L OBP: 0.216, SLG: 0.295 | | | | | | | | | | | | | | | | | | | | | | | | | | |
| 32 LaTroy Hawkins, R ERA: 4.26 | | | | | | | | | | | | | | | | | | | | | | | | | | |
| 21 Lucas Duda, L OBP: 0.363, SLG: 0.440 | | | | | | | | | | | | | | | | | | | | | | | | | | |
| 56 Scott Rice, L (8, 1) | | | | | | | | | | | | | | | | | | | | | | | | | | |
| 34 Brandon Lyon, R (9, 1) | | | | | | | | | | | | | | | | | | | | | | | | | | |
| 39 Bobby Parnell, R (10, 1) | | | | | | | | | | | | | | | | | | | | | | | | | | |
| 73 Robert Carson, L OBP: 0.167, SLG: 0.176 | | | | | | | | | | | | | | | | | | | | | | | | | | |
| Inning Stats | R: 0 E: 0 K: 0 S: 10 | H: 1 LOB: 0 BB: 0 P: 14 | R: 1 E: 0 K: 1 S: 11 | H: 1 LOB: 0 BB: 0 P: 20 | R: 3 E: 0 K: 0 S: 15 | H: 3 LOB: 1 BB: 1 P: 26 | R: 0 E: 0 K: 0 S: 6 | H: 0 LOB: 0 BB: 0 P: 10 | R: 0 E: 0 K: 0 S: 5 | H: 0 LOB: 0 BB: 0 P: 5 | R: 0 E: 1 K: 1 S: 9 | H: 1 LOB: 1 BB: 0 P: 14 | R: 0 E: 0 K: 0 S: 8 | H: 0 LOB: 0 BB: 0 P: 12 | R: 0 E: 0 K: 1 S: 10 | H: 0 LOB: 0 BB: 0 P: 13 | R: 0 E: 0 K: 3 S: 14 | H: 0 LOB: 1 BB: 0 P: 20 | R: 0 E: 0 K: 2 S: 8 | H: 0 LOB: 0 BB: 0 P: 11 | 1B: 4 2B: 1 3B: 0 HR: 1 | SF: 0 SAC: 0 DP: 0 HBP: 0 | WP: 0 PB: 0 SB: 1 CS: 1 | PA: 38 | | |
| PITCHER | IP 7.0 | WLS 27 | H 6 | R 4 | ER 4 | SO 2 | BB 1 | IBB 0 | HBP 0 | BLK 0 | WP 0 | HR 1 | S 64 | P 101 | ERA 5.14 | WHIP 1.000 | | | | | | | | | | |
| 34 Tom Koehler, R ERA: 3.91 | | | | | | | | | | | | | | | | | | | | | | | | | | |
| 40 Mike Dunn, L ERA: 2.80 | | | | | | | | | | | | | | | | | | | | | | | | | | |
| 50 Chad Qualls, R ERA: 2.63 | | | | | | | | | | | | | | | | | | | | | | | | | | |
| 31 Steve Cishek, R ERA: 4.15 | | | | | | | | | | | | | | | | | | | | | | | | | | |

Miami Marlins @ New York Mets
Citi Field, Flushing, NY
Sun Jun 09 2013, 1:12 PM - 4:46 PM EDT
Att. 21,747 - Partly Cloudy - 80 F

AB 35
R 4
H 6
RBI 4
BB 2
SO 8
LOB 11



| Batter | 1 | 2 | 3 | 4 | 5 | 6 | 7 | 8 | 9 | AB | R | H | RBI | BB | SO | LOB | TOP | | | | | | | |
|--|---|---|---|---|---|---|---|---|---|---|---|---|---|---|---|---|--|---|---|---|---|---|---|---|
| 7 Norichika Aoki, L (1,9) OBP: 0.381, SLG: 0.403 | | | | | | | | | | 3 | 2 | 2 | 0 | 1 | 0 | 0 | Milwaukee Brewers @ Miami Marlins Marlins Park, Miami, FL Mon Jun 10 2013, 7:13 PM - 10:01 PM EDT Att: 13,259 - Roof Closed - 78 F | | | | | | | |
| 9 Jean Segura, R (1,6) OBP: 0.371, SLG: 0.538 | | | | | | | | | | 5 | 0 | 1 | 0 | 0 | 0 | 5 | | | | | | | | |
| 27 Carlos Gómez, R (1,8) OBP: 0.363, SLG: 0.583 | | | | | | | | | | 5 | 2 | 3 | 2 | 0 | 0 | 1 | | | | | | | | |
| 16 Aramis Ramirez, R (1,5) OBP: 0.375, SLG: 0.465 | | | | | | | | | | 4 | 0 | 0 | 0 | 0 | 1 | 3 | | | | | | | | |
| 14 Jeff Bianchi, R (9,PH) OBP: 0.271, SLG: 0.339 | | | | | | | | | | 5 | 1 | 4 | 2 | 0 | 0 | 0 | | | | | | | | |
| 20 Jonathan Lucroy, R (1,2) OBP: 0.319, SLG: 0.426 | | | | | | | | | | 4 | 0 | 2 | 0 | 1 | 0 | 1 | | | | | | | | |
| 22 Logan Schafer, L (1,7) OBP: 0.308, SLG: 0.333 | | | | | | | | | | 4 | 0 | 2 | 0 | 1 | 0 | 1 | | | | | | | | |
| 23 Rickie Weeks Jr., R (1,4) OBP: 0.305, SLG: 0.337 | | | | | | | | | | 5 | 1 | 3 | 1 | 0 | 0 | 3 | | | | | | | | |
| 21 Juan Francisco, L (1,3) OBP: 0.273, SLG: 0.346 | | | | | | | | | | 3 | 0 | 0 | 1 | 0 | 3 | 3 | | | | | | | | |
| 49 Yovani Gallardo, R (1,1) OBP: 0.233, SLG: 0.467 | | | | | | | | | | 4 | 0 | 1 | 0 | 0 | 2 | 2 | | | | | | | | |
| 48 Donovan Hand, R (9,1) | | | | | | | | | | 0 | 0 | 0 | 0 | 0 | 0 | 0 | | | | | | | | |
| Inning Stats | R: 2 H: 4 E: 1 K: 1 S: 17 | H: 4 LOB: 3 BB: 1 P: 33 | R: 1 H: 2 E: 0 K: 1 S: 11 | H: 2 LOB: 1 BB: 0 P: 22 | R: 1 H: 1 E: 0 K: 1 S: 11 | H: 1 LOB: 0 BB: 0 P: 17 | R: 0 H: 0 E: 0 K: 0 S: 3 | H: 0 LOB: 0 BB: 0 P: 5 | R: 0 H: 2 E: 0 K: 1 S: 11 | H: 2 LOB: 2 BB: 0 P: 17 | R: 0 H: 1 E: 0 K: 1 S: 8 | H: 1 LOB: 1 BB: 0 P: 12 | R: 2 H: 4 E: 0 K: 1 S: 14 | H: 4 LOB: 2 BB: 0 P: 16 | R: 0 H: 1 E: 0 K: 0 S: 4 | H: 1 LOB: 0 BB: 0 P: 8 | R: 0 H: 1 E: 0 K: 1 S: 7 | H: 1 LOB: 1 BB: 0 P: 11 | 1B: 12 2B: 2 3B: 1 HR: 1 | SF: 1 SAC: 0 DP: 3 HBP: 1 | WP: 0 PB: 0 SB: 1 CS: 0 | PA: 43 | | |
| PITCHER | IP WLS BF H R ER SO BB IBB HBP BLK WP HR S P ERA WHIP | IP WLS BF H R ER SO BB IBB HBP BLK WP HR S P ERA WHIP | IP WLS BF H R ER SO BB IBB HBP BLK WP HR S P ERA WHIP | IP WLS BF H R ER SO BB IBB HBP BLK WP HR S P ERA WHIP | IP WLS BF H R ER SO BB IBB HBP BLK WP HR S P ERA WHIP | IP WLS BF H R ER SO BB IBB HBP BLK WP HR S P ERA WHIP | IP WLS BF H R ER SO BB IBB HBP BLK WP HR S P ERA WHIP | IP WLS BF H R ER SO BB IBB HBP BLK WP HR S P ERA WHIP | IP WLS BF H R ER SO BB IBB HBP BLK WP HR S P ERA WHIP | IP WLS BF H R ER SO BB IBB HBP BLK WP HR S P ERA WHIP | IP WLS BF H R ER SO BB IBB HBP BLK WP HR S P ERA WHIP | IP WLS BF H R ER SO BB IBB HBP BLK WP HR S P ERA WHIP | IP WLS BF H R ER SO BB IBB HBP BLK WP HR S P ERA WHIP | IP WLS BF H R ER SO BB IBB HBP BLK WP HR S P ERA WHIP | IP WLS BF H R ER SO BB IBB HBP BLK WP HR S P ERA WHIP | IP WLS BF H R ER SO BB IBB HBP BLK WP HR S P ERA WHIP | IP WLS BF H R ER SO BB IBB HBP BLK WP HR S P ERA WHIP | IP WLS BF H R ER SO BB IBB HBP BLK WP HR S P ERA WHIP | IP WLS BF H R ER SO BB IBB HBP BLK WP HR S P ERA WHIP | IP WLS BF H R ER SO BB IBB HBP BLK WP HR S P ERA WHIP | IP WLS BF H R ER SO BB IBB HBP BLK WP HR S P ERA WHIP | IP WLS BF H R ER SO BB IBB HBP BLK WP HR S P ERA WHIP | IP WLS BF H R ER SO BB IBB HBP BLK WP HR S P ERA WHIP | IP WLS BF H R ER SO BB IBB HBP BLK WP HR S P ERA WHIP |

Milwaukee Brewers @ Miami Marlins
 Marlins Park, Miami, FL
 Mon Jun 10 2013, 7:13 PM - 10:01 PM EDT
 Att: 13,259 - Roof Closed - 78 F

| | |
|-----|----|
| AB | 39 |
| R | 6 |
| H | 16 |
| RBI | 6 |
| BB | 2 |
| SO | 7 |
| LOB | 18 |



| Batter | 1 | 2 | 3 | 4 | 5 | 6 | 7 | 8 | 9 | AB | R | H | RBI | BB | SO | LOB | BOTTOM | | | | | | | |
|---|---|---|---|---|---|---|---|---|---|---|---|---|---|---|---|---|--|---|---|---|---|---|---|---|
| 9 Juan Pierre, L (1,7) OBP: 0.298, SLG: 0.300 | | | | | | | | | | 4 | 1 | 2 | 0 | 0 | 0 | 1 | Milwaukee Brewers @ Miami Marlins Marlins Park, Miami, FL Mon Jun 10 2013, 7:13 PM - 10:01 PM EDT Att: 13,259 - Roof Closed - 78 F | | | | | | | |
| 30 Placido Polanco, R (1,5) OBP: 0.286, SLG: 0.256 | | | | | | | | | | 2 | 0 | 0 | 0 | 0 | 0 | 2 | | | | | | | | |
| 59 Ed Lucas, R (6,PH) OBP: 0.444, SLG: 0.387 | | | | | | | | | | 2 | 0 | 0 | 1 | 0 | 0 | 1 | | | | | | | | |
| 27 Giancarlo Stanton, R (1,9) OBP: 0.337, SLG: 0.390 | | | | | | | | | | 4 | 0 | 1 | 0 | 0 | 1 | 0 | | | | | | | | |
| 48 Marcell Ozuna, R (1,8) OBP: 0.364, SLG: 0.462 | | | | | | | | | | 3 | 0 | 0 | 0 | 0 | 2 | 1 | | | | | | | | |
| 5 Logan Morrison, L (1,3) OBP: 0.500, SLG: 0.333 | | | | | | | | | | 2 | 0 | 0 | 0 | 1 | 0 | 1 | | | | | | | | |
| 51 Derek Dietrich, L (1,4) OBP: 0.281, SLG: 0.402 | | | | | | | | | | 3 | 0 | 0 | 0 | 0 | 1 | 1 | | | | | | | | |
| 3 Adeiny Hechavarría, R (1,6) OBP: 0.249, SLG: 0.307 | | | | | | | | | | 3 | 0 | 0 | 0 | 0 | 1 | 1 | | | | | | | | |
| 19 Rob Brantly, L (1,2) OBP: 0.292, SLG: 0.291 | | | | | | | | | | 2 | 0 | 0 | 0 | 0 | 0 | 0 | | | | | | | | |
| 58 Ryan Webb, R (6,1) OBP: 0.286, SLG: 0.256 | | | | | | | | | | 0 | 0 | 0 | 0 | 0 | 0 | 0 | | | | | | | | |
| 67 Edgar Olmos, L (8,1) OBP: 0.286, SLG: 0.279 | | | | | | | | | | 0 | 0 | 0 | 0 | 0 | 0 | 0 | | | | | | | | |
| 29 Greg Dobbs, L (6,PH) OBP: 0.286, SLG: 0.279 | | | | | | | | | | 1 | 0 | 0 | 0 | 0 | 0 | 0 | | | | | | | | |
| 43 Dan Jennings, L (9,1) OBP: 0.130, SLG: 0.174 | | | | | | | | | | 2 | 0 | 1 | 0 | 0 | 1 | 0 | | | | | | | | |
| 47 Ricky Nolasco, R (1,1) OBP: 0.130, SLG: 0.174 | | | | | | | | | | 1 | 0 | 1 | 0 | 0 | 0 | 0 | | | | | | | | |
| 21 Miguel Olivo, R (6,2) OBP: 0.253, SLG: 0.397 | | | | | | | | | | 2 | 0 | 1 | 0 | 0 | 1 | 0 | | | | | | | | |
| Inning Stats | R: 0 H: 0 E: 0 K: 0 S: 6 | H: 0 LOB: 0 BB: 0 P: 11 | R: 0 H: 0 E: 0 K: 2 S: 9 | H: 0 LOB: 1 BB: 1 P: 19 | R: 0 H: 2 E: 0 K: 0 S: 8 | H: 2 LOB: 1 BB: 0 P: 10 | R: 0 H: 1 E: 0 K: 1 S: 9 | H: 1 LOB: 0 BB: 0 P: 15 | R: 0 H: 0 E: 0 K: 0 S: 7 | H: 0 LOB: 0 BB: 0 P: 10 | R: 0 H: 1 E: 0 K: 0 S: 13 | H: 1 LOB: 0 BB: 0 P: 19 | R: 0 H: 0 E: 0 K: 1 S: 9 | H: 0 LOB: 0 BB: 0 P: 12 | R: 0 H: 0 E: 0 K: 0 S: 7 | H: 0 LOB: 0 BB: 0 P: 12 | R: 1 H: 1 E: 0 K: 2 S: 10 | H: 1 LOB: 0 BB: 0 P: 17 | 1B: 4 2B: 1 3B: 1 HR: 0 | SF: 0 SAC: 0 DP: 3 HBP: 0 | WP: 0 PB: 0 SB: 1 CS: 0 | PA: 30 | | |
| PITCHER | IP WLS BF H R ER SO BB IBB HBP BLK WP HR S P ERA WHIP | IP WLS BF H R ER SO BB IBB HBP BLK WP HR S P ERA WHIP | IP WLS BF H R ER SO BB IBB HBP BLK WP HR S P ERA WHIP | IP WLS BF H R ER SO BB IBB HBP BLK WP HR S P ERA WHIP | IP WLS BF H R ER SO BB IBB HBP BLK WP HR S P ERA WHIP | IP WLS BF H R ER SO BB IBB HBP BLK WP HR S P ERA WHIP | IP WLS BF H R ER SO BB IBB HBP BLK WP HR S P ERA WHIP | IP WLS BF H R ER SO BB IBB HBP BLK WP HR S P ERA WHIP | IP WLS BF H R ER SO BB IBB HBP BLK WP HR S P ERA WHIP | IP WLS BF H R ER SO BB IBB HBP BLK WP HR S P ERA WHIP | IP WLS BF H R ER SO BB IBB HBP BLK WP HR S P ERA WHIP | IP WLS BF H R ER SO BB IBB HBP BLK WP HR S P ERA WHIP | IP WLS BF H R ER SO BB IBB HBP BLK WP HR S P ERA WHIP | IP WLS BF H R ER SO BB IBB HBP BLK WP HR S P ERA WHIP | IP WLS BF H R ER SO BB IBB HBP BLK WP HR S P ERA WHIP | IP WLS BF H R ER SO BB IBB HBP BLK WP HR S P ERA WHIP | IP WLS BF H R ER SO BB IBB HBP BLK WP HR S P ERA WHIP | IP WLS BF H R ER SO BB IBB HBP BLK WP HR S P ERA WHIP | IP WLS BF H R ER SO BB IBB HBP BLK WP HR S P ERA WHIP | IP WLS BF H R ER SO BB IBB HBP BLK WP HR S P ERA WHIP | IP WLS BF H R ER SO BB IBB HBP BLK WP HR S P ERA WHIP | IP WLS BF H R ER SO BB IBB HBP BLK WP HR S P ERA WHIP | IP WLS BF H R ER SO BB IBB HBP BLK WP HR S P ERA WHIP | IP WLS BF H R ER SO BB IBB HBP BLK WP HR S P ERA WHIP |

Milwaukee Brewers @ Miami Marlins
 Marlins Park, Miami, FL
 Mon Jun 10 2013, 7:13 PM - 10:01 PM EDT
 Att: 13,259 - Roof Closed - 78 F

| | |
|-----|----|
| AB | 29 |
| R | 1 |
| H | 5 |
| RBI | 1 |
| BB | 1 |
| SO | 6 |
| LOB | 8 |



| Batter | 1 | 2 | 3 | 4 | 5 | 6 | 7 | 8 | 9 | AB | R | H | RBI | BB | SO | LOB | TOP | | | | | | | | | | |
|--|---------------------------------------|---|---------------------------------------|---|--------------------------------------|--|--------------------------------------|---|--------------------------------------|--|---------------------------------------|---|--------------------------------------|---|--------------------------------------|---|---|---|----------------------------------|------------------------------------|-------------------------|--------|--|--|--|--|--|
| 7 Norichika Aoki, L (1,9) OBP: 0.375, SLG: 0.397 | | | FC1-6 | | L3 | | G3 | | | 4 | 0 | 0 | 0 | 0 | 1 | 2 | Milwaukee Brewers @ Miami Marlins Marlins Park, Miami, FL Tue Jun 11 2013, 7:12 PM - 9:37 PM EDT Att: 13,110 - Roof Closed - 78 F | | | | | | | | | | |
| 9 Jean Segura, R (1,6) OBP: 0.375, SLG: 0.538 | 1B | | G6-4-3 | | | 1B | | G4-3 | | 4 | 1 | 2 | 0 | 0 | 0 | 1 | | | | | | | | | | | |
| 27 Carlos Gómez, R (1,8) OBP: 0.357, SLG: 0.573 | | F7 | | K | | G4-3 | | G4-3 | | 4 | 1 | 0 | 0 | 0 | 1 | 2 | | | | | | | | | | | |
| 16 Aramis Ramirez, R (1,5) OBP: 0.371, SLG: 0.453 | | BB | | P4 | | G5-3 | | G6-3 | | 3 | 0 | 0 | 1 | 1 | 0 | 1 | | | | | | | | | | | |
| 20 Jonathan Lucroy, R (1,2) OBP: 0.313, SLG: 0.420 | | K | | SF8 | | G6-3 | | F9 | | 3 | 0 | 0 | 1 | 0 | 1 | 2 | | | | | | | | | | | |
| 22 Logan Schafer, L (1,7) OBP: 0.293, SLG: 0.316 | | K | | G4-3 | | F7 | | P2 | | 4 | 0 | 0 | 0 | 0 | 1 | 0 | | | | | | | | | | | |
| 23 Rickie Weeks Jr., R (1,4) OBP: 0.309, SLG: 0.337 | | K | | 1B | | 3B | | L9 | | 3 | 1 | 1 | 0 | 1 | 1 | 0 | | | | | | | | | | | |
| 3 Yuniesky Betancourt, R (1,3) OBP: 0.248, SLG: 0.374 | | G5-3 | | K | | 3B | | | | 3 | 1 | 1 | 1 | 0 | 1 | 1 | | | | | | | | | | | |
| 60 Wily Peralta, R (1,1) OBP: 0.217, SLG: 0.182 | | | | | | SH5-3 | | | | 1 | 0 | 1 | 0 | 0 | 0 | 0 | | | | | | | | | | | |
| 2 Scooter Gennett, L (7,PH) OBP: 0.250, SLG: 0.256 | | | | | | SH1-3 | | | | 0 | 0 | 0 | 1 | 0 | 0 | 0 | | | | | | | | | | | |
| 51 Michael Gonzalez, R (7,1) OBP: 0.250, SLG: 0.256 | | | | | | | | | | 0 | 0 | 0 | 0 | 0 | 0 | 0 | | | | | | | | | | | |
| 59 John Axford, R (7,1) OBP: 0.250, SLG: 0.256 | | | | | | | | | | 0 | 0 | 0 | 0 | 0 | 0 | 0 | | | | | | | | | | | |
| 29 Jim Henderson, L (8,1) OBP: 0.250, SLG: 0.256 | | | | | | | | | | 0 | 0 | 0 | 0 | 0 | 0 | 0 | | | | | | | | | | | |
| Inning Stats | R: 0 H: 1 E: 0 K: 2 S: 10 | H: 1 R: 0 ER: 0 LOB: 2 BB: 1 P: 18 | R: 0 H: 0 E: 0 K: 2 S: 12 | H: 0 R: 0 ER: 0 LOB: 0 BB: 0 P: 17 | R: 0 H: 1 E: 0 K: 0 S: 7 | H: 1 R: 0 ER: 0 LOB: 0 BB: 0 P: 9 | R: 1 H: 0 E: 1 K: 1 S: 7 | H: 0 R: 0 ER: 0 LOB: 0 BB: 0 P: 10 | R: 0 H: 1 E: 0 K: 1 S: 6 | H: 1 R: 0 ER: 0 LOB: 1 BB: 0 P: 7 | R: 1 H: 1 E: 0 K: 0 S: 11 | H: 1 R: 0 ER: 0 LOB: 0 BB: 0 P: 16 | R: 2 H: 1 E: 0 K: 0 S: 5 | H: 1 R: 0 ER: 0 LOB: 0 BB: 1 P: 12 | R: 0 H: 0 E: 0 K: 0 S: 8 | H: 0 R: 0 ER: 0 LOB: 0 BB: 0 P: 10 | R: 0 H: 0 E: 0 K: 0 S: 8 | H: 0 R: 0 ER: 0 LOB: 0 BB: 0 P: 12 | 1B: 4 2B: 0 3B: 1 HR: 0 | SF: 1 SAC: 2 DP: 1 HBP: 0 | WP: 2 BS: 0 CS: 0 | PA: 34 | | | | | |
| PITCHER | IP | WLS | BF | H | R | ER | SO | BB | IBB | HBP | BLK | WP | HR | S | P | ERA | WHIP | | | | | | | | | | |
| 33 Jacob Turner, R (1,1) ERA: 1.8 | 7.0 | | 28 | 5 | 4 | 3 | 6 | 2 | 0 | 0 | 0 | 2 | 0 | 58 | 89 | 3.86 | 1.000 | | | | | | | | | | |
| 50 Chad Qualls, R (8,1) ERA: 2.52 | 1.0 | W | 3 | 0 | 0 | 0 | 0 | 0 | 0 | 0 | 0 | 0 | 0 | 8 | 10 | 0.00 | 0.000 | | | | | | | | | | |
| 31 Steve Cishek, R (9,1) ERA: 4.0 | 1.0 | S | 3 | 0 | 0 | 0 | 0 | 0 | 0 | 0 | 0 | 0 | 0 | 8 | 12 | 0.00 | 0.000 | | | | | | | | | | |

| Batter | 1 | 2 | 3 | 4 | 5 | 6 | 7 | 8 | 9 | AB | R | H | RBI | BB | SO | LOB | BOTTOM | | | | | | | | | | |
|---|--------------------------------------|---|--------------------------------------|--|--------------------------------------|---|--------------------------------------|--|---------------------------------------|---|----------------------------------|------------------------------------|-------------------------|--------|----|-------|---|--|--|--|--|--|--|--|--|--|--|
| 9 Juan Pierre, L (1,7) OBP: 0.297, SLG: 0.299 | L6 | L1 | | | B5-3 | | | | | 4 | 1 | 1 | 0 | 0 | 0 | 1 | Milwaukee Brewers @ Miami Marlins Marlins Park, Miami, FL Tue Jun 11 2013, 7:12 PM - 9:37 PM EDT Att: 13,110 - Roof Closed - 78 F | | | | | | | | | | |
| 59 Ed Lucas, R (1,5) OBP: 0.400, SLG: 0.343 | L8 | | F8 | | | G4-3 | | K | | 4 | 0 | 0 | 0 | 0 | 1 | 1 | | | | | | | | | | | |
| 27 Giancarlo Stanton, R (1,9) OBP: 0.333, SLG: 0.410 | G6-3 | | G1-3 | | | G6-3 | | HR | | 4 | 1 | 1 | 2 | 0 | 0 | 0 | | | | | | | | | | | |
| 48 Marcell Ozuna, R (1,8) OBP: 0.361, SLG: 0.456 | | 1B | G5-3 | | | F8 | | K | | 4 | 1 | 1 | 0 | 0 | 1 | 0 | | | | | | | | | | | |
| 5 Logan Morrison, L (1,3) OBP: 0.545, SLG: 0.667 | | 2B | G6-3 | | | G4-3 | | 2B | | 3 | 1 | 2 | 1 | 0 | 0 | 0 | | | | | | | | | | | |
| 51 Derek Dietrich, L (1,4) OBP: 0.290, SLG: 0.430 | | HR | L3 | | | K | | | | 2 | 1 | 1 | 2 | 1 | 1 | 1 | | | | | | | | | | | |
| 3 Adeiny Hechavarría, R (1,6) OBP: 0.250, SLG: 0.307 | | 1B | L3 | | | G4-3 | | | | 3 | 0 | 1 | 0 | 0 | 0 | 2 | | | | | | | | | | | |
| 6 Jeff Mathis, R (1,2) OBP: 0.135, SLG: 0.229 | | 1B | L7 | | | K | | | | 3 | 0 | 1 | 0 | 0 | 1 | 1 | | | | | | | | | | | |
| 33 Jacob Turner, R (1,1) ERA: 6.0 | | | | | | | | K | | 2 | 0 | 0 | 0 | 0 | 1 | 2 | | | | | | | | | | | |
| 50 Chad Qualls, R (8,1) ERA: 2.78 | | | | | | | | | | 0 | 0 | 0 | 0 | 0 | 0 | 0 | | | | | | | | | | | |
| 29 Greg Dobbs, L (6,PH) ERA: 4.52 | | | | | | | | | | 1 | 0 | 0 | 0 | 0 | 1 | 0 | | | | | | | | | | | |
| 31 Steve Cishek, R (9,1) ERA: 1.66 | | | | | | | | | | 0 | 0 | 0 | 0 | 0 | 0 | 0 | | | | | | | | | | | |
| Inning Stats | R: 0 H: 0 E: 0 K: 0 S: 9 | H: 5 R: 3 ER: 0 LOB: 1 BB: 0 P: 11 | R: 0 H: 0 E: 0 K: 0 S: 4 | H: 0 R: 0 ER: 0 LOB: 0 BB: 0 P: 7 | R: 0 H: 0 E: 0 K: 0 S: 6 | H: 0 R: 0 ER: 0 LOB: 0 BB: 1 P: 12 | R: 0 H: 0 E: 0 K: 1 S: 6 | H: 0 R: 0 ER: 0 LOB: 0 BB: 0 P: 8 | R: 0 H: 1 E: 0 K: 2 S: 10 | H: 2 R: 0 ER: 0 LOB: 0 BB: 0 P: 24 | 1B: 4 2B: 3 3B: 0 HR: 2 | SF: 0 SAC: 0 DP: 2 HBP: 0 | WP: 0 BS: 0 CS: 0 | PA: 31 | | | | | | | | | | | | | |
| PITCHER | IP | WLS | BF | H | R | ER | SO | BB | IBB | HBP | BLK | WP | HR | S | P | ERA | WHIP | | | | | | | | | | |
| 60 Wily Peralta, R (1,1) ERA: 6.0 | 6.0 | | 22 | 5 | 3 | 3 | 1 | 1 | 0 | 0 | 0 | 0 | 0 | 5 | 7 | 0.00 | 3.000 | | | | | | | | | | |
| 51 Michael Gonzalez, L (7,1) ERA: 2.78 | 0.1 | H | 2 | 1 | 0 | 0 | 1 | 0 | 0 | 0 | 0 | 0 | 0 | 5 | 9 | 0.00 | 0.000 | | | | | | | | | | |
| 59 John Axford, R (7,1) ERA: 4.52 | 0.2 | H | 2 | 0 | 0 | 0 | 1 | 0 | 0 | 0 | 0 | 0 | 0 | 5 | 9 | 0.00 | 0.000 | | | | | | | | | | |
| 29 Jim Henderson, R (8,1) ERA: 1.66 | 1.0 | L | 5 | 2 | 2 | 2 | 3 | 0 | 0 | 0 | 0 | 0 | 1 | 17 | 24 | 18.00 | 2.000 | | | | | | | | | | |

| | |
|-----|----|
| AB | 29 |
| R | 4 |
| H | 5 |
| RBI | 4 |
| BB | 2 |
| SO | 6 |
| LOB | 9 |



| | |
|-----|----|
| AB | 30 |
| R | 5 |
| H | 8 |
| RBI | 5 |
| BB | 1 |
| SO | 6 |
| LOB | 8 |



| Batter | 1 | 2 | 3 | 4 | 5 | 6 | 7 | 8 | 9 | AB | R | H | RBI | BB | SO | LOB | TOP | | | | | | | | |
|--|---|---|---|---|---|---|---|---|---|---|---|---|---|---|---|---|---|---|---|---|---|---|---|---|---|
| 7 Norichika Aoki, L (1.9) OBP: 0.376, SLG: 0.398 | | | | | | | | | | 4 | 2 | 2 | 1 | 0 | 1 | 1 | | | | | | | | | |
| 9 Jean Segura, R (1.6) OBP: 0.374, SLG: 0.545 | | | | | | | | | | 4 | 2 | 1 | 1 | 1 | 0 | 2 | | | | | | | | | |
| 3 Yuniesky Betancourt, R (9.6) OBP: 0.249, SLG: 0.374 | | | | | | | | | | 0 | 0 | 0 | 0 | 0 | 0 | 0 | | | | | | | | | |
| 27 Carlos Gómez, R (1.8) OBP: 0.366, SLG: 0.594 | | | | | | | | | | 5 | 3 | 4 | 3 | 0 | 0 | 0 | | | | | | | | | |
| 16 Aramis Ramirez, R (1.5) OBP: 0.375, SLG: 0.450 | | | | | | | | | | 3 | 1 | 1 | 0 | 0 | 1 | 1 | | | | | | | | | |
| 14 Jeff Bianchi, R (6.5) OBP: 0.292, SLG: 0.333 | | | | | | | | | | 1 | 0 | 0 | 0 | 0 | 0 | 0 | | | | | | | | | |
| 20 Jonathan Lucroy, R (1.2) OBP: 0.312, SLG: 0.429 | | | | | | | | | | 3 | 0 | 1 | 4 | 0 | 1 | 2 | | | | | | | | | |
| 22 Logan Schafer, L (1.7) OBP: 0.279, SLG: 0.300 | | | | | | | | | | 4 | 0 | 0 | 0 | 0 | 2 | 2 | | | | | | | | | |
| 21 Juan Francisco, L (1.3) OBP: 0.266, SLG: 0.336 | | | | | | | | | | 4 | 0 | 0 | 0 | 0 | 1 | 1 | | | | | | | | | |
| 2 Scooter Gennett, L (1.4) OBP: 0.250, SLG: 0.278 | | | | | | | | | | 4 | 1 | 1 | 0 | 0 | 0 | 0 | | | | | | | | | |
| 45 Alfredo Figaro, R (1.1) OBP: 0.333, SLG: 0.333 | | | | | | | | | | 3 | 1 | 2 | 0 | 0 | 1 | 0 | | | | | | | | | |
| 23 Rickie Weeks Jr., R (8. PH) OBP: 0.311, SLG: 0.337 | | | | | | | | | | 0 | 0 | 0 | 0 | 1 | 0 | 0 | | | | | | | | | |
| 32 Tom Gorzelanny, R (8.1) OBP: 0.291, SLG: 0.337 | | | | | | | | | | 0 | 0 | 0 | 0 | 0 | 0 | 0 | | | | | | | | | |
| 31 Burke Badenhop, R (9.1) OBP: 0.291, SLG: 0.337 | | | | | | | | | | 0 | 0 | 0 | 0 | 0 | 0 | 0 | | | | | | | | | |
| Inning Stats | R: 3 H: 3 E: 0 K: 1 S: 14 | H: 3 R: 1 ER: 0 LOB: 1 BB: 0 P: 20 | R: 0 H: 0 E: 0 K: 2 S: 8 | H: 0 R: 0 ER: 0 LOB: 1 BB: 0 P: 8 | R: 1 H: 3 E: 0 K: 2 S: 10 | H: 3 R: 0 ER: 0 LOB: 1 BB: 0 P: 15 | R: 1 H: 2 E: 1 K: 0 S: 8 | H: 2 R: 0 ER: 0 LOB: 0 BB: 0 P: 12 | R: 1 H: 1 E: 0 K: 1 S: 12 | H: 1 R: 0 ER: 0 LOB: 0 BB: 0 P: 13 | R: 4 H: 3 E: 1 K: 0 S: 11 | H: 3 R: 0 ER: 0 LOB: 0 BB: 1 P: 19 | R: 0 H: 0 E: 0 K: 1 S: 7 | H: 0 R: 0 ER: 0 LOB: 0 BB: 1 P: 13 | R: 0 H: 0 E: 0 K: 0 S: 7 | H: 0 R: 0 ER: 0 LOB: 0 BB: 1 P: 13 | R: 0 H: 0 E: 0 K: 0 S: 7 | H: 0 R: 0 ER: 0 LOB: 0 BB: 0 P: 7 | R: 0 H: 0 E: 0 K: 0 S: 7 | H: 0 R: 0 ER: 0 LOB: 0 BB: 0 P: 7 | 1B: 8 2B: 0 3B: 3 HR: 1 | SF: 2 SAC: 0 DP: 1 HBP: 1 | WP: 0 PB: 0 CS: 2 | PA: 40 | |
| PITCHER | IP WLS BF H R ER SO BB IBB HBP BLK WP HR S P ERA WHIP | IP WLS BF H R ER SO BB IBB HBP BLK WP HR S P ERA WHIP | IP WLS BF H R ER SO BB IBB HBP BLK WP HR S P ERA WHIP | IP WLS BF H R ER SO BB IBB HBP BLK WP HR S P ERA WHIP | IP WLS BF H R ER SO BB IBB HBP BLK WP HR S P ERA WHIP | IP WLS BF H R ER SO BB IBB HBP BLK WP HR S P ERA WHIP | IP WLS BF H R ER SO BB IBB HBP BLK WP HR S P ERA WHIP | IP WLS BF H R ER SO BB IBB HBP BLK WP HR S P ERA WHIP | IP WLS BF H R ER SO BB IBB HBP BLK WP HR S P ERA WHIP | IP WLS BF H R ER SO BB IBB HBP BLK WP HR S P ERA WHIP | IP WLS BF H R ER SO BB IBB HBP BLK WP HR S P ERA WHIP | IP WLS BF H R ER SO BB IBB HBP BLK WP HR S P ERA WHIP | IP WLS BF H R ER SO BB IBB HBP BLK WP HR S P ERA WHIP | IP WLS BF H R ER SO BB IBB HBP BLK WP HR S P ERA WHIP | IP WLS BF H R ER SO BB IBB HBP BLK WP HR S P ERA WHIP | IP WLS BF H R ER SO BB IBB HBP BLK WP HR S P ERA WHIP | IP WLS BF H R ER SO BB IBB HBP BLK WP HR S P ERA WHIP | IP WLS BF H R ER SO BB IBB HBP BLK WP HR S P ERA WHIP | IP WLS BF H R ER SO BB IBB HBP BLK WP HR S P ERA WHIP | IP WLS BF H R ER SO BB IBB HBP BLK WP HR S P ERA WHIP | IP WLS BF H R ER SO BB IBB HBP BLK WP HR S P ERA WHIP | IP WLS BF H R ER SO BB IBB HBP BLK WP HR S P ERA WHIP | IP WLS BF H R ER SO BB IBB HBP BLK WP HR S P ERA WHIP | IP WLS BF H R ER SO BB IBB HBP BLK WP HR S P ERA WHIP | IP WLS BF H R ER SO BB IBB HBP BLK WP HR S P ERA WHIP |

Milwaukee Brewers @ Miami Marlins
Marlins Park, Miami, FL
Wed Jun 12, 2013, 7:11 PM - 9:41 PM EDT
Att: 13,468 - Roof Closed - 76 F

AB 35
R 10
H 12
RBI 9
BB 2
SO 7
LOB 9



| Batter | 1 | 2 | 3 | 4 | 5 | 6 | 7 | 8 | 9 | AB | R | H | RBI | BB | SO | LOB | BOTTOM | | | | | | | | |
|---|---|---|---|---|---|---|---|---|---|---|---|---|---|---|---|---|---|---|---|---|---|---|---|---|---|
| 9 Juan Pierre, L (1.7) OBP: 0.296, SLG: 0.298 | | | | | | | | | | 4 | 0 | 1 | 0 | 0 | 0 | 0 | | | | | | | | | |
| 59 Ed Lucas, R (1.5) OBP: 0.409, SLG: 0.359 | | | | | | | | | | 4 | 0 | 2 | 0 | 0 | 1 | 2 | | | | | | | | | |
| 27 Giancarlo Stanton, R (1.9) OBP: 0.330, SLG: 0.492 | | | | | | | | | | 4 | 0 | 1 | 1 | 0 | 0 | 2 | | | | | | | | | |
| 48 Marcell Ozuna, R (1.8) OBP: 0.352, SLG: 0.444 | | | | | | | | | | 4 | 0 | 0 | 0 | 0 | 0 | 4 | | | | | | | | | |
| 51 Derek Dietrich, L (1.4) OBP: 0.283, SLG: 0.419 | | | | | | | | | | 3 | 0 | 0 | 0 | 0 | 1 | 1 | | | | | | | | | |
| 29 Greg Dobbs, L (1.3) OBP: 0.281, SLG: 0.273 | | | | | | | | | | 3 | 0 | 0 | 0 | 0 | 0 | 0 | | | | | | | | | |
| 3 Adeiny Hechavarria, R (1.6) OBP: 0.246, SLG: 0.302 | | | | | | | | | | 3 | 0 | 0 | 0 | 0 | 0 | 0 | | | | | | | | | |
| 19 Rob Brantly, L (1.2) OBP: 0.287, SLG: 0.285 | | | | | | | | | | 3 | 0 | 0 | 0 | 0 | 0 | 0 | | | | | | | | | |
| 45 Kevin Slowey, R (1.1) ERA: 4.1 | | | | | | | | | | 1 | 0 | 0 | 0 | 0 | 1 | 0 | | | | | | | | | |
| 67 Edgar Olmos, L (6.1) ERA: 6.75 | | | | | | | | | | 0 | 0 | 0 | 0 | 0 | 0 | 0 | | | | | | | | | |
| 43 Dan Jennings, L (7.1) ERA: 0.96 | | | | | | | | | | 0 | 0 | 0 | 0 | 0 | 0 | 0 | | | | | | | | | |
| 44 AJ Ramos, R (9.1) ERA: 4.36 | | | | | | | | | | 0 | 0 | 0 | 0 | 0 | 0 | 0 | | | | | | | | | |
| Inning Stats | R: 0 H: 1 E: 0 K: 0 S: 8 | H: 0 R: 0 ER: 0 LOB: 0 BB: 0 P: 14 | R: 0 H: 0 E: 0 K: 1 S: 8 | H: 0 R: 0 ER: 0 LOB: 0 BB: 0 P: 14 | R: 0 H: 0 E: 0 K: 1 S: 7 | H: 0 R: 0 ER: 0 LOB: 0 BB: 0 P: 9 | R: 0 H: 0 E: 0 K: 1 S: 7 | H: 0 R: 0 ER: 0 LOB: 0 BB: 0 P: 9 | R: 0 H: 0 E: 0 K: 1 S: 6 | H: 0 R: 0 ER: 0 LOB: 0 BB: 0 P: 9 | R: 0 H: 2 E: 0 K: 0 S: 13 | H: 2 R: 0 ER: 0 LOB: 1 BB: 0 P: 19 | R: 0 H: 0 E: 0 K: 0 S: 5 | H: 0 R: 0 ER: 0 LOB: 0 BB: 0 P: 9 | R: 1 H: 2 E: 0 K: 0 S: 10 | H: 2 R: 0 ER: 0 LOB: 1 BB: 0 P: 16 | 1B: 5 2B: 0 3B: 0 HR: 0 | SF: 0 SAC: 0 DP: 1 HBP: 0 | WP: 0 PB: 0 CS: 0 | PA: 31 | | | | | |
| PITCHER | IP WLS BF H R ER SO BB IBB HBP BLK WP HR S P ERA WHIP | IP WLS BF H R ER SO BB IBB HBP BLK WP HR S P ERA WHIP | IP WLS BF H R ER SO BB IBB HBP BLK WP HR S P ERA WHIP | IP WLS BF H R ER SO BB IBB HBP BLK WP HR S P ERA WHIP | IP WLS BF H R ER SO BB IBB HBP BLK WP HR S P ERA WHIP | IP WLS BF H R ER SO BB IBB HBP BLK WP HR S P ERA WHIP | IP WLS BF H R ER SO BB IBB HBP BLK WP HR S P ERA WHIP | IP WLS BF H R ER SO BB IBB HBP BLK WP HR S P ERA WHIP | IP WLS BF H R ER SO BB IBB HBP BLK WP HR S P ERA WHIP | IP WLS BF H R ER SO BB IBB HBP BLK WP HR S P ERA WHIP | IP WLS BF H R ER SO BB IBB HBP BLK WP HR S P ERA WHIP | IP WLS BF H R ER SO BB IBB HBP BLK WP HR S P ERA WHIP | IP WLS BF H R ER SO BB IBB HBP BLK WP HR S P ERA WHIP | IP WLS BF H R ER SO BB IBB HBP BLK WP HR S P ERA WHIP | IP WLS BF H R ER SO BB IBB HBP BLK WP HR S P ERA WHIP | IP WLS BF H R ER SO BB IBB HBP BLK WP HR S P ERA WHIP | IP WLS BF H R ER SO BB IBB HBP BLK WP HR S P ERA WHIP | IP WLS BF H R ER SO BB IBB HBP BLK WP HR S P ERA WHIP | IP WLS BF H R ER SO BB IBB HBP BLK WP HR S P ERA WHIP | IP WLS BF H R ER SO BB IBB HBP BLK WP HR S P ERA WHIP | IP WLS BF H R ER SO BB IBB HBP BLK WP HR S P ERA WHIP | IP WLS BF H R ER SO BB IBB HBP BLK WP HR S P ERA WHIP | IP WLS BF H R ER SO BB IBB HBP BLK WP HR S P ERA WHIP | IP WLS BF H R ER SO BB IBB HBP BLK WP HR S P ERA WHIP | IP WLS BF H R ER SO BB IBB HBP BLK WP HR S P ERA WHIP |

Milwaukee Brewers @ Miami Marlins
Marlins Park, Miami, FL
Wed Jun 12, 2013, 7:11 PM - 9:41 PM EDT
Att: 13,468 - Roof Closed - 76 F

AB 31
R 1
H 5
RBI 1
BB 0
SO 4
LOB 9



| Batter | 1 | 2 | 3 | 4 | 5 | 6 | 7 | 8 | 9 | AB | R | H | RBI | BB | SO | LOB | TOP | | | | | | | | |
|---|---|---|--|--|--|----------------------------------|-------------------------------|----------------------------------|------------------------------|----------------------------------|-------------------------------|----------------------------------|------------------------------|----------------------------------|-------------------------------|----------------------------------|------------------------------|---------------------------------|----------------------------------|------------------------------------|----------------------------------|--------|--|--|--|
| 13 Matt Carpenter, L OBP: 0.408, SLG: 0.473 | | | | | | | | | | 5 | 1 | 1 | 0 | 0 | 3 | 0 | | | | | | | | | |
| 3 Carlos Beltrán, S OBP: 0.339, SLG: 0.513 | | | | | | | | | | 4 | 0 | 1 | 0 | 0 | 1 | 1 | | | | | | | | | |
| 7 Matt Holliday, R OBP: 0.351, SLG: 0.447 | | | | | | | | | | 4 | 2 | 1 | 0 | 0 | 1 | 2 | | | | | | | | | |
| 21 Allen Craig, R OBP: 0.358, SLG: 0.467 | | | | | | | | | | 4 | 1 | 2 | 1 | 0 | 2 | 1 | | | | | | | | | |
| 4 Yadier Molina, R OBP: 0.395, SLG: 0.498 | | | | | | | | | | 4 | 0 | 1 | 1 | 0 | 0 | 2 | | | | | | | | | |
| 23 David Freese, R OBP: 0.356, SLG: 0.385 | | | | | | | | | | 3 | 0 | 1 | 1 | 1 | 2 | 3 | | | | | | | | | |
| 19 Jon Jay, L OBP: 0.327, SLG: 0.346 | | | | | | | | | | 3 | 0 | 1 | 1 | 1 | 1 | 3 | | | | | | | | | |
| 38 Pete Kozma, R OBP: 0.304, SLG: 0.323 | | | | | | | | | | 3 | 0 | 0 | 0 | 0 | 1 | 3 | | | | | | | | | |
| 33 Daniel Descalso, L (9, PH) OBP: 0.316, SLG: 0.419 | | | | | | | | | | 1 | 0 | 0 | 0 | 0 | 0 | 0 | | | | | | | | | |
| 35 Jake Westbrook, R OBP: 0.186, SLG: 0.133 | | | | | | | | | | 2 | 0 | 0 | 0 | 0 | 1 | 2 | | | | | | | | | |
| 56 Jose Kelly, R | | | | | | | | | | 0 | 0 | 0 | 0 | 0 | 0 | 0 | | | | | | | | | |
| 12 Ty Wigginton, R OBP: 0.285, SLG: 0.254 | | | | | | | | | | 0 | 0 | 0 | 0 | 0 | 0 | 0 | | | | | | | | | |
| 65 Keith Butler, R | | | | | | | | | | 0 | 0 | 0 | 0 | 0 | 0 | 0 | | | | | | | | | |
| 46 Kevin Siegrist, L | | | | | | | | | | 0 | 0 | 0 | 0 | 0 | 0 | 0 | | | | | | | | | |
| Matt Adams, L OBP: 0.295, SLG: 0.268 | | | | | | | | | | 1 | 0 | 0 | 0 | 0 | 1 | 0 | | | | | | | | | |
| Inning Stats | R: 2 E: 1 K: 1 S: 12 | H: 3 LOB: 2 BB: 0 P: 20 | R: 0 E: 0 K: 1 S: 7 | H: 0 LOB: 0 BB: 0 P: 8 | R: 0 E: 0 K: 3 S: 13 | H: 0 LOB: 0 BB: 0 P: 17 | R: 0 E: 0 K: 2 S: 10 | H: 0 LOB: 2 BB: 2 P: 19 | R: 0 E: 0 K: 1 S: 6 | H: 1 LOB: 0 BB: 0 P: 10 | R: 1 E: 0 K: 1 S: 13 | H: 2 LOB: 1 BB: 0 P: 20 | R: 0 E: 0 K: 1 S: 9 | H: 0 LOB: 0 BB: 0 P: 13 | R: 1 E: 0 K: 2 S: 11 | H: 2 LOB: 1 BB: 0 P: 17 | R: 0 E: 0 K: 1 S: 6 | H: 0 LOB: 0 BB: 0 P: 9 | 1B: 6 2B: 2 3B: 0 HR: 0 | SF: 0 SAC: 0 DP: 1 HBP: 0 | WP: 0 PB: 0 SB: 0 CS: 0 | PA: 37 | | | |
| PITCHER | IP WLS BF H R ER SO BB IBB HBP BLK WP HR S P ERA WHIP | 7.0 W 29 6 3 2 10 2 0 0 0 0 0 70 107 2.57 1.143 | 0.2 H 4 2 1 1 1 0 0 0 0 0 0 8 11 13.50 3.000 | 0.1 H 1 0 0 0 1 0 0 0 0 0 0 3 6 0.00 0.000 | 1.0 S 3 0 0 0 1 0 0 0 0 0 0 6 9 0.00 0.000 | | | | | | | | | | | | | | | | | | | | |

St. Louis Cardinals @ Miami Marlins
Marlins Park, Miami, FL
Fri Jun 14, 2013, 7:13 PM - 10:00 PM EDT
Att: 15,403 - Roof Closed - 75 F

AB 35
R 4
H 8
RBI 4
BB 2
SO 13
LOB 17



| Batter | 1 | 2 | 3 | 4 | 5 | 6 | 7 | 8 | 9 | AB | R | H | RBI | BB | SO | LOB | BOTTOM | | | | | | |
|--|---|--|---|--|------------------------------|---------------------------------|-------------------------------|----------------------------------|-------------------------------|----------------------------------|------------------------------|----------------------------------|------------------------------|----------------------------------|-------------------------------|----------------------------------|----------------------------------|------------------------------------|----------------------------------|--------|--|--|--|
| 9 Juan Pierre, L OBP: 0.300, SLG: 0.307 | | | | | | | | | | 4 | 1 | 2 | 0 | 0 | 0 | 2 | | | | | | | |
| 59 Ed Lucas, R OBP: 0.396, SLG: 0.333 | | | | | | | | | | 3 | 1 | 0 | 0 | 0 | 0 | 1 | | | | | | | |
| 27 Giancarlo Stanton, R OBP: 0.346, SLG: 0.440 | | | | | | | | | | 4 | 0 | 3 | 2 | 0 | 0 | 1 | | | | | | | |
| 48 Marcell Ozuna, R OBP: 0.343, SLG: 0.433 | | | | | | | | | | 4 | 0 | 0 | 0 | 0 | 0 | 4 | | | | | | | |
| 51 Derek Dietrich, L OBP: 0.282, SLG: 0.413 | | | | | | | | | | 4 | 1 | 1 | 0 | 0 | 1 | 2 | | | | | | | |
| 3 Ainsley Hechavarría, R OBP: 0.248, SLG: 0.301 | | | | | | | | | | 4 | 2 | 1 | 0 | 0 | 0 | 2 | | | | | | | |
| 29 Greg Dobbs, L OBP: 0.280, SLG: 0.278 | | | | | | | | | | 4 | 0 | 1 | 1 | 0 | 0 | 2 | | | | | | | |
| 6 Jeff Mathis, R OBP: 0.171, SLG: 0.263 | | | | | | | | | | 3 | 0 | 1 | 1 | 1 | 1 | 1 | | | | | | | |
| 16 José Fernández, R OBP: 0.238, SLG: 0.286 | | | | | | | | | | 3 | 0 | 1 | 1 | 0 | 0 | 3 | | | | | | | |
| 50 Chad Qualls, R | | | | | | | | | | 0 | 0 | 0 | 0 | 0 | 0 | 0 | | | | | | | |
| 40 Mike Dunn, L | | | | | | | | | | 0 | 0 | 0 | 0 | 0 | 0 | 0 | | | | | | | |
| 31 Steve Cishek, R | | | | | | | | | | 0 | 0 | 0 | 0 | 0 | 0 | 0 | | | | | | | |
| Inning Stats | R: 0 E: 0 K: 0 S: 13 | H: 1 LOB: 1 BB: 0 P: 22 | R: 2 E: 1 K: 0 S: 15 | H: 2 LOB: 1 BB: 0 P: 19 | R: 0 E: 0 K: 0 S: 4 | H: 1 LOB: 0 BB: 0 P: 7 | R: 1 E: 0 K: 0 S: 15 | H: 2 LOB: 1 BB: 1 P: 24 | R: 2 E: 0 K: 0 S: 11 | H: 2 LOB: 1 BB: 0 P: 20 | R: 0 E: 0 K: 0 S: 7 | H: 1 LOB: 1 BB: 0 P: 10 | R: 0 E: 0 K: 1 S: 9 | H: 1 LOB: 1 BB: 0 P: 15 | R: 0 E: 0 K: 1 S: 10 | H: 0 LOB: 0 BB: 0 P: 12 | 1B: 5 2B: 5 3B: 0 HR: 0 | SF: 0 SAC: 0 DP: 2 HBP: 1 | WP: 0 PB: 0 SB: 1 CS: 0 | PA: 35 | | | |
| PITCHER | IP WLS BF H R ER SO BB IBB HBP BLK WP HR S P ERA WHIP | 5.0 L 24 8 5 3 0 0 1 0 0 0 0 0 7 10 0.00 1.000 | 1.0 4 1 0 0 0 0 0 0 0 0 0 9 15 0.00 1.000 | 1.0 4 1 0 0 1 0 0 0 0 0 0 10 12 0.00 0.000 | | | | | | | | | | | | | | | | | | | |

St. Louis Cardinals @ Miami Marlins
Marlins Park, Miami, FL
Fri Jun 14, 2013, 7:13 PM - 10:00 PM EDT
Att: 15,403 - Roof Closed - 75 F

AB 33
R 5
H 10
RBI 5
BB 1
SO 2
LOB 18



| Batter | 1 | 2 | 3 | 4 | 5 | 6 | 7 | 8 | 9 | AB | R | H | RBI | BB | SO | LOB | TOP | | | |
|---|---|----------------------------------|------------------------------|----------------------------------|-------------------------------|----------------------------------|------------------------------|----------------------------------|-------------------------------|----------------------------------|------------------------------|----------------------------------|-------------------------------|----------------------------------|-------------------------------|----------------------------------|----------------------------------|------------------------------------|----------------------------------|--------|
| 13 Matt Carpenter, L (1,4) OBP: 0.405, SLG: 0.467 | L9 | | 19 1B BB | | | F7 | | K | | 3 | 0 | 0 | 0 | 1 | 1 | 1 | | | | |
| 19 Jon Jay, L (1,8) OBP: 0.326, SLG: 0.342 | P6 | | 1B | | | G3-1 | | G5-3 | | 4 | 0 | 1 | 1 | 0 | 0 | 1 | | | | |
| 3 Carlos Beltrán, S (1,9) OBP: 0.337, SLG: 0.537 | F7 | | K | | | F7 | | | G6-3 | 4 | 0 | 0 | 0 | 0 | 1 | 2 | | | | |
| 21 Allen Craig, R (1,7) OBP: 0.357, SLG: 0.458 | F7 | | | | | G6-3 | | | G5-3 | 3 | 1 | 0 | 0 | 1 | 0 | 0 | | | | |
| 23 David Freese, R (1,5) OBP: 0.365, SLG: 0.407 | G5-3 | | | | | L5 | | | E8 F9 1B | 4 | 0 | 1 | 0 | 0 | 0 | 1 | | | | |
| Matt Adams, L (1,3) OBP: 0.349, SLG: 0.544 | G4-3 | | | | | K | | | F9 2-3 | 4 | 0 | 1 | 1 | 0 | 1 | 1 | | | | |
| 33 Daniel Descalso, L (1,6) OBP: 0.341, SLG: 0.448 | | | 13 WP 19 1B 70 SH5-3 | | | K | | | G3 | 4 | 1 | 2 | 0 | 0 | 1 | 1 | | | | |
| 48 Tony Cruz, R (1,2) OBP: 0.167, SLG: 0.207 | | | P5 | | | K | | | L8 | 3 | 0 | 0 | 0 | 0 | 1 | 1 | | | | |
| 4 Yadier Molina, R (9,PH) OBP: 0.396, SLG: 0.496 | | | | | | K | | | | 0 | 0 | 0 | 0 | 1 | 0 | 0 | | | | |
| 70 Tyler Lyons, L (1,1) OBP: 0.125, SLG: 0.125 | | | SH5-3 | | | G4-3 | | | | 1 | 0 | 0 | 0 | 0 | 0 | 0 | | | | |
| 56 Joe Kelly, R (6,1) | | | | | | | | | | 0 | 0 | 0 | 0 | 0 | 0 | 0 | | | | |
| 43 Seth Maness, R (7,1) | | | | | | | | | | 0 | 0 | 0 | 0 | 0 | 0 | 0 | | | | |
| 43 Shane Robinson, R (8,PH) OBP: 0.240, SLG: 0.233 | | | | | | | | | | 0 | 0 | 0 | 0 | 1 | 0 | 0 | | | | |
| 46 Kevin Siegrist, L (8,1) | | | | | | | | | | 0 | 0 | 0 | 0 | 0 | 0 | 0 | | | | |
| 7 Matt Holliday, R (9,PH) OBP: 0.353, SLG: 0.443 | | | | | | | | | | 1 | 0 | 0 | 0 | 0 | 1 | 3 | | | | |
| Inning Stats | R: 0 E: 0 K: 0 S: 7 | H: 0 LOB: 0 BB: 0 P: 11 | R: 0 E: 0 K: 0 S: 9 | H: 0 LOB: 0 BB: 0 P: 15 | R: 1 E: 0 K: 1 S: 10 | H: 2 LOB: 2 BB: 1 P: 20 | R: 0 E: 0 K: 1 S: 8 | H: 0 LOB: 0 BB: 0 P: 14 | R: 0 E: 0 K: 2 S: 10 | H: 0 LOB: 0 BB: 0 P: 14 | R: 0 E: 1 K: 0 S: 9 | H: 1 LOB: 1 BB: 0 P: 12 | R: 0 E: 0 K: 1 S: 12 | H: 0 LOB: 1 BB: 2 P: 20 | R: 1 E: 1 K: 1 S: 12 | H: 2 LOB: 3 BB: 2 P: 26 | 1B: 5 2B: 0 3B: 0 HR: 0 | SF: 0 SAC: 1 DP: 0 HBP: 0 | WP: 1 PB: 0 SB: 0 CS: 0 | PA: 36 |
| PITCHER | IP WLS BF H R ER SO BB IBB HBP BLK WP HR S P ERA WHIP | | | | | | | | | | | | | | | | | | | |
| 47 Ricky Nolasco, R (1,1) ERA: 3.61 | 7.0 W 25 3 1 1 4 1 0 0 0 0 1 0 61 100 1.29 0.571 | | | | | | | | | | | | | | | | | | | |
| 40 Mike Dunn, L (8,1) ERA: 2.73 | 1.0 4 0 0 0 1 1 0 0 0 0 0 0 12 20 0.00 1.000 | | | | | | | | | | | | | | | | | | | |
| 50 Chad Qualls, R (9,1) ERA: 3.08 | 0.2 6 2 1 1 0 2 0 0 0 0 0 0 9 21 13.50 6.000 | | | | | | | | | | | | | | | | | | | |
| 31 Steve Cishek, R (9,1) ERA: 3.81 | 0.1 S 1 0 0 0 1 0 0 0 0 0 0 0 3 5 0.00 0.000 | | | | | | | | | | | | | | | | | | | |

St. Louis Cardinals @ Miami Marlins
Marlins Park, Miami, FL
Sun Jun 16 2013, 1:11 PM - 3:57 PM EDT
Att: 18,468 - Roof Closed - 79 F

AB 31
R 2
H 5
RBI 2
BB 4
SO 6
LOB 11



| Batter | 1 | 2 | 3 | 4 | 5 | 6 | 7 | 8 | 9 | AB | R | H | RBI | BB | SO | LOB | BOTTOM | |
|---|---|----------------------------------|------------------------------|---------------------------------|------------------------------|----------------------------------|-------------------------------|----------------------------------|-------------------------------|----------------------------------|-------------------------------|----------------------------------|------------------------------|---------------------------------|----------------------------------|------------------------------------|----------------------------------|--------|
| 9 Juan Pierre, L (1,7) OBP: 0.304, SLG: 0.320 | 27 2B 20 1B | | G4-3 | | | F7 | | G6-3 | | 5 | 1 | 2 | 2 | 0 | 0 | 1 | | |
| 59 Ed Lucas, R (1,3) OBP: 0.379, SLG: 0.333 | F8 | | F9 | | | FC5-4 | | F9 | | 5 | 0 | 0 | 0 | 0 | 1 | 4 | | |
| 27 Giancarlo Stanton, R (1,9) OBP: 0.360, SLG: 0.475 | 20 1B | | | | | K | | G4-3 | | 4 | 1 | 1 | 0 | 1 | 1 | 1 | | |
| 20 Justin Ruggiano, R (1,8) OBP: 0.296, SLG: 0.388 | 51 S 2H 3H | | F8 | | | G6-3 | | | G6-3 | 4 | 1 | 2 | 2 | 0 | 0 | 1 | | |
| 51 Derek Dietrich, L (1,4) OBP: 0.279, SLG: 0.403 | K | | | | | P3 | | 3 1B | | 4 | 1 | 1 | 0 | 0 | 2 | 2 | | |
| 3 Adelmir Echavarria, R (1,6) OBP: 0.255, SLG: 0.308 | K | | G4-3 | | | G4-3 | | 6 G1-3 30 1B | | 4 | 1 | 2 | 1 | 0 | 1 | 1 | | |
| 30 Placido Polanco, R (1,5) OBP: 0.297, SLG: 0.270 | K | | | | | 47 BB 9 HBP 9 1B | | 6 G1-3 30 1B | | 4 | 1 | 3 | 2 | 0 | 1 | 0 | | |
| 6 Jeff Mathis, R (1,2) OBP: 0.178, SLG: 0.244 | G4-3 | | | | | 47 BB 9 HBP 9 1B | | F7 | | 3 | 1 | 0 | 0 | 0 | 0 | 3 | | |
| 47 Ricky Nolasco, R (1,1) OBP: 0.192, SLG: 0.167 | | | | | | 9 1B | | G4-3 | | 1 | 0 | 0 | 0 | 2 | 1 | 0 | | |
| 54 Jordan Brown, L (7,PH) OBP: 0.333, SLG: 0.400 | | | | | | 9 1B | | | | 1 | 0 | 0 | 0 | 0 | 0 | 2 | | |
| 40 Mike Dunn, L (8,1) | | | | | | | | | | 0 | 0 | 0 | 0 | 0 | 0 | 0 | | |
| 50 Chad Qualls, R (9,1) | | | | | | | | | | 0 | 0 | 0 | 0 | 0 | 0 | 0 | | |
| 31 Steve Cishek, R (9,1) ERA: 3.54 | | | | | | | | | | 0 | 0 | 0 | 0 | 0 | 0 | 0 | | |
| Inning Stats | R: 2 E: 0 K: 2 S: 13 | H: 3 LOB: 1 BB: 0 P: 20 | R: 0 E: 0 K: 2 S: 7 | H: 0 LOB: 0 BB: 0 P: 7 | R: 0 E: 0 K: 0 S: 6 | H: 0 LOB: 1 BB: 1 P: 11 | R: 2 E: 0 K: 2 S: 13 | H: 2 LOB: 2 BB: 1 P: 23 | R: 0 E: 0 K: 1 S: 11 | H: 0 LOB: 1 BB: 1 P: 19 | R: 1 E: 0 K: 0 S: 11 | H: 3 LOB: 2 BB: 0 P: 16 | R: 0 E: 0 K: 0 S: 6 | H: 0 LOB: 0 BB: 0 P: 8 | 1B: 8 2B: 3 3B: 0 HR: 0 | SF: 0 SAC: 0 DP: 0 HBP: 1 | WP: 0 PB: 0 SB: 1 CS: 0 | PA: 39 |
| PITCHER | IP WLS BF H R ER SO BB IBB HBP BLK WP HR S P ERA WHIP | | | | | | | | | | | | | | | | | |
| 70 Tyler Lyons, L (1,1) ERA: 4.65 | 5.1 L 28 8 6 6 6 3 0 0 0 0 0 0 6 9 10.12 2.062 | | | | | | | | | | | | | | | | | |
| 56 Joe Kelly, R (6,1) ERA: 5.19 | 0.2 2 0 0 0 1 0 0 0 0 0 0 0 6 9 0.00 0.000 | | | | | | | | | | | | | | | | | |
| 43 Seth Maness, R (7,1) ERA: 3.54 | 1.0 6 3 1 1 0 0 0 0 0 0 0 0 11 16 9.00 3.000 | | | | | | | | | | | | | | | | | |
| 46 Kevin Siegrist, L (8,1) ERA: | 1.0 3 0 0 0 0 0 0 0 0 0 0 0 6 8 0.00 0.000 | | | | | | | | | | | | | | | | | |

St. Louis Cardinals @ Miami Marlins
Marlins Park, Miami, FL
Sun Jun 16 2013, 1:11 PM - 3:57 PM EDT
Att: 18,468 - Roof Closed - 79 F


AB 35
R 7
H 11
RBI 7
BB 3
SO 7
LOB 15



| Batter | 1 | 2 | 3 | 4 | 5 | 6 | 7 | 8 | 9 | AB | R | H | RBI | BB | SO | LOB | TOP | | | | |
|---|---------------------------------------|----------------------------------|--------------------------------------|---------------------------------|--------------------------------------|----------------------------------|---------------------------------------|----------------------------------|--------------------------------------|----------------------------------|---------------------------------------|----------------------------------|--------------------------------------|---------------------------------|--------------------------------------|----------------------------------|---------------------------------------|----------------------------------|----------------------------------|------------------------------------|--------------------------|
| 9 Juan Pierre, L OBP: 0.303, SLG: 0.319 | G6-3 | | L7 | | | 27 HR | | K | | 4 | 1 | 1 | 0 | 0 | 1 | 0 | | | | | |
| 59 Ed Lucas, R OBP: 0.355, SLG: 0.309 | K | | | K | | P4 | | K2-3 | | 4 | 0 | 0 | 0 | 0 | 3 | 1 | | | | | |
| 27 Giancarlo Stanton, R OBP: 0.364, SLG: 0.534 | E5 | | | F8 | | HR | | HR | | 4 | 2 | 2 | 3 | 0 | 0 | 0 | | | | | |
| 48 Marcell Ozuna, R OBP: 0.331, SLG: 0.412 | F7 | | | BB | | G1-6-3 | | G5-3 | | 3 | 0 | 0 | 0 | 1 | 0 | 1 | | | | | |
| 5 Logan Morrison, L OBP: 0.400, SLG: 0.462 | G4-3 | | | K2-3 | | | | G3 | | 4 | 0 | 0 | 0 | 0 | 2 | 1 | | | | | |
| 3 Adonis Hecchavarria, R OBP: 0.251, SLG: 0.303 | G1-3 | | | | | K | | G4-3 | | 3 | 0 | 0 | 0 | 0 | 1 | 0 | | | | | |
| 30 Placido Polanco, R OBP: 0.293, SLG: 0.266 | L5 | | | L8 | | | | G5-3 | | 3 | 0 | 0 | 0 | 0 | 0 | 0 | | | | | |
| 6 Jeff Mathis, R OBP: 0.167, SLG: 0.227 | | | F8 | | | F8 | | L7 | | 3 | 0 | 0 | 0 | 0 | 0 | 0 | | | | | |
| 33 Jacob Turner, R 20 Justin Ruggiano, R 43 Dan Jennings, L 58 Ryan Webb, R 54 Jordan Brown, L 40 Mike Dunn, L 31 Steve Cishek, R | | | | | | K | | G3 | | 1 | 0 | 0 | 0 | 0 | 1 | 0 | | | | | |
| Inning Stats | R: 0 H: 0 E: 1 K: 1 S: 13 | H: 0 LOB: 1 BB: 0 P: 18 | R: 0 H: 0 E: 0 K: 0 S: 4 | H: 0 LOB: 0 BB: 0 P: 5 | R: 0 H: 0 E: 0 K: 1 S: 9 | H: 0 LOB: 0 BB: 0 P: 13 | R: 0 H: 0 E: 0 K: 2 S: 11 | H: 0 LOB: 1 BB: 0 P: 19 | R: 0 H: 0 E: 0 K: 1 S: 6 | H: 0 LOB: 0 BB: 0 P: 10 | R: 2 H: 2 E: 0 K: 0 S: 13 | H: 2 LOB: 0 BB: 0 P: 20 | R: 0 H: 0 E: 0 K: 1 S: 7 | H: 0 LOB: 0 BB: 0 P: 9 | R: 0 H: 0 E: 0 K: 1 S: 8 | H: 0 LOB: 0 BB: 0 P: 12 | R: 1 H: 1 E: 0 K: 1 S: 11 | H: 1 LOB: 0 BB: 0 P: 17 | 1B: 1 2B: 0 3B: 0 HR: 2 | SF: 0 SAC: 0 DP: 0 HBP: 0 | WP: 0 PA: 32 CS: 0 |
| PITCHER | IP | WLS | BF | H | R | ER | SO | BB | IBB | HBP | BLK | WP | HR | S | P | ERA | WHIP | | | | |
| 46 Patrick Corbin, L ERA: 2.28 | 8.0 | | 28 | 2 | 2 | 2 | 7 | 1 | 0 | 0 | 0 | 0 | 1 | 71 | 106 | 2.25 | 0.375 | | | | |
| 21 Heath Bell, R ERA: 4.23 | 1.0 | L | 4 | 1 | 1 | 1 | 1 | 0 | 0 | 0 | 0 | 0 | 1 | 11 | 17 | 9.00 | 1.000 | | | | |

Miami Marlins @ Arizona Diamondbacks
Chase Field, Phoenix, AZ
Mon Jun 17 2013, 6:41 PM - 9:27 PM MST
Att: 19,366 - Roof Closed - 81 F


AB 31
R 3
H 3
RBI 3
BB 1
SO 8
LOB 3



| Batter | 1 | 2 | 3 | 4 | 5 | 6 | 7 | 8 | 9 | AB | R | H | RBI | BB | SO | LOB | BOTTOM | | | | |
|---|---------------------------------------|----------------------------------|---------------------------------------|----------------------------------|---------------------------------------|----------------------------------|---------------------------------------|----------------------------------|---------------------------------------|----------------------------------|---------------------------------------|----------------------------------|---------------------------------------|----------------------------------|---------------------------------------|----------------------------------|--------------------------------------|----------------------------------|----------------------------------|------------------------------------|--------------------------|
| 8 Gerardo Parra, L OBP: 0.376, SLG: 0.464 | K | G6-3 | | | 44 S | | | | L8 | 5 | 1 | 1 | 0 | 0 | 1 | 2 | | | | | |
| 18 Willie Bloomquist, R OBP: 0.419, SLG: 0.525 | G6-3 | | P4 | | F9 | | | G6-3 | L8 | 5 | 0 | 0 | 0 | 0 | 0 | 1 | | | | | |
| 44 Paul Goldschmidt, R OBP: 0.389, SLG: 0.556 | FC5 | | HR | | 1B | | | K | | 3 | 1 | 2 | 2 | 1 | 1 | 0 | | | | | |
| 26 Miguel Montero, L OBP: 0.306, SLG: 0.316 | FC5 | | F7 | | K | | | BB | | 4 | 0 | 2 | 0 | 0 | 1 | 1 | | | | | |
| 7 Cody Ross, R OBP: 0.309, SLG: 0.339 | FC5 | | K | | BB | | | BB | | 2 | 0 | 0 | 0 | 2 | 1 | 2 | | | | | |
| 13 Jason Kubel, L OBP: 0.322, SLG: 0.403 | | G3 | | G6-3 | G4-3 | | | F6 | | 3 | 0 | 0 | 0 | 1 | 0 | 4 | | | | | |
| 14 Martin Prado, R OBP: 0.296, SLG: 0.335 | | 1B | | G6-3 | | K | | K | | 4 | 0 | 1 | 0 | 0 | 2 | 3 | | | | | |
| 1 Didi Gregorius, L OBP: 0.364, SLG: 0.446 | | | | P2 | | F9 | | G4-3 | | 4 | 0 | 1 | 0 | 0 | 0 | 3 | | | | | |
| 46 Patrick Corbin, L OBP: 0.097, SLG: 0.129 | | | | K | | K | | | G3 | 3 | 0 | 0 | 0 | 0 | 3 | 3 | | | | | |
| 21 Heath Bell, R ERA: 0.77 | | | | | | | | | | 0 | 0 | 0 | 0 | 0 | 0 | 0 | | | | | |
| 22 Eric Hinske, L OBP: 0.245, SLG: 0.306 | | | | | | | | | | 1 | 0 | 0 | 0 | 0 | 0 | 0 | | | | | |
| Inning Stats | R: 0 H: 1 E: 0 K: 1 S: 13 | H: 2 LOB: 2 BB: 0 P: 22 | R: 0 H: 2 E: 0 K: 1 S: 11 | H: 2 LOB: 0 BB: 0 P: 13 | R: 1 H: 1 E: 0 K: 1 S: 10 | H: 1 LOB: 0 BB: 0 P: 15 | R: 0 H: 0 E: 0 K: 1 S: 12 | H: 0 LOB: 1 BB: 1 P: 21 | R: 1 H: 2 E: 0 K: 1 S: 14 | H: 2 LOB: 2 BB: 1 P: 25 | R: 0 H: 0 E: 0 K: 2 S: 10 | H: 0 LOB: 0 BB: 0 P: 15 | R: 0 H: 0 E: 0 K: 1 S: 10 | H: 0 LOB: 0 BB: 0 P: 17 | R: 0 H: 1 E: 0 K: 1 S: 12 | H: 1 LOB: 2 BB: 1 P: 20 | R: 0 H: 0 E: 0 K: 0 S: 9 | H: 0 LOB: 0 BB: 0 P: 12 | 1B: 6 2B: 0 3B: 0 HR: 1 | SF: 0 SAC: 0 DP: 0 HBP: 0 | WP: 1 PA: 38 CS: 0 |
| PITCHER | IP | WLS | BF | H | R | ER | SO | BB | IBB | HBP | BLK | WP | HR | S | P | ERA | WHIP | | | | |
| 33 Jacob Turner, R ERA: 2.16 | 1.1 | | 4 | 0 | 0 | 0 | 2 | 0 | 0 | 0 | 0 | 0 | 0 | 14 | 22 | 0.00 | 0.000 | | | | |
| 43 Dan Jennings, L ERA: 0.77 | 0.2 | | 2 | 0 | 0 | 0 | 1 | 0 | 0 | 0 | 0 | 0 | 0 | 6 | 10 | 0.00 | 0.000 | | | | |
| 40 Mike Dunn, L ERA: 2.64 | 1.0 | W | 5 | 1 | 0 | 0 | 1 | 1 | 0 | 0 | 0 | 0 | 0 | 12 | 20 | 0.00 | 2.000 | | | | |
| 31 Steve Cishek, R ERA: 3.68 | 1.0 | S | 3 | 0 | 0 | 0 | 0 | 0 | 0 | 0 | 0 | 0 | 0 | 9 | 12 | 0.00 | 0.000 | | | | |

Miami Marlins @ Arizona Diamondbacks
Chase Field, Phoenix, AZ
Mon Jun 17 2013, 6:41 PM - 9:27 PM MST
Att: 19,366 - Roof Closed - 81 F

AB 34
R 2
H 7
RBI 2
BB 4
SO 9
LOB 19



| Batter | 1 | 2 | 3 | 4 | 5 | 6 | 7 | 8 | 9 | AB | R | H | RBI | BB | SO | LOB | TOP | | | | | | | | | | |
|---|------------------------------|----------------------------------|-------------------------------|----------------------------------|------------------------------|---------------------------------|-------------------------------|----------------------------------|------------------------------|----------------------------------|------------------------------|----------------------------------|------------------------------|----------------------------------|------------------------------|----------------------------------|---|----------------------------------|----------------------------------|------------------------------------|-------------------------|--------|--|--|--|--|--|
| 9 Juan Pierre, L (1,7) OBP: 0.302, SLG: 0.317 | G4-3 | | G5-4-3 1B | | G1-3 | | | G4-3 | | 4 | 0 | 1 | 0 | 0 | 0 | 0 | Miami Marlins @ Arizona Diamondbacks Chase Field, Phoenix, AZ Tue Jun 18 2013, 6:41 PM - 9:02 PM MST Att: 21,068 - Roof Closed - 80 F livebaseballscorecards.com | | | | | | | | | | |
| 30 Placido Polanco, R (1,5) OBP: 0.286, SLG: 0.261 | G4-3 | | G5-4-3 | | G6-3 | | | G4-3 | | 4 | 0 | 0 | 0 | 0 | 0 | 1 | | | | | | | | | | | |
| 27 Giancarlo Stanton, R (1,9) OBP: 0.352, SLG: 0.514 | K | | | | G6-3 | | | G6-3 | | 4 | 0 | 0 | 0 | 0 | 2 | 0 | | | | | | | | | | | |
| 5 Logan Morrison, L (1,3) OBP: 0.421, SLG: 0.471 | | F9 3 48 1B | | | | | | | | 4 | 0 | 2 | 0 | 0 | 1 | 0 | | | | | | | | | | | |
| 48 Marcell Ozuna, R (1,8) OBP: 0.330, SLG: 0.408 | | | | | FC5-4 51 3B | | | | | 4 | 1 | 1 | 0 | 0 | 0 | 1 | | | | | | | | | | | |
| 51 Derek Dietrich, L (1,4) OBP: 0.278, SLG: 0.414 | | | | | | | | | | 4 | 1 | 1 | 1 | 0 | 2 | 2 | | | | | | | | | | | |
| 3 Adeiny Hechavarria, R (1,6) OBP: 0.297, SLG: 0.313 | | | | | | | | | | 3 | 0 | 2 | 1 | 0 | 0 | 2 | | | | | | | | | | | |
| 19 Rob Brantly, L (1,2) OBP: 0.293, SLG: 0.300 | | | | | | | | | | 3 | 0 | 1 | 0 | 0 | 0 | 2 | | | | | | | | | | | |
| 24 Nathan Eovaldi, R (1,1) | | | | | | | | | | 2 | 0 | 0 | 0 | 0 | 2 | 2 | | | | | | | | | | | |
| 54 Jordan Brown, L (7,PH) OBP: 0.286, SLG: 0.333 | | | | | | | | | | 1 | 0 | 0 | 0 | 0 | 0 | 0 | | | | | | | | | | | |
| 44 AJ Ramos, R (7,1) | | | | | | | | | | 0 | 0 | 0 | 0 | 0 | 0 | 0 | | | | | | | | | | | |
| 50 Chad Qualls, R (9,1) | | | | | | | | | | 0 | 0 | 0 | 0 | 0 | 0 | 0 | | | | | | | | | | | |
| Inning Stats | R: 0 E: 0 K: 1 S: 8 | H: 0 LOB: 0 BB: 0 P: 12 | R: 0 E: 0 K: 1 S: 13 | H: 2 LOB: 2 BB: 0 P: 15 | R: 0 E: 0 K: 1 S: 6 | H: 1 LOB: 0 BB: 0 P: 8 | R: 2 E: 0 K: 2 S: 15 | H: 4 LOB: 0 BB: 0 P: 23 | R: 0 E: 0 K: 0 S: 8 | H: 0 LOB: 0 BB: 0 P: 11 | R: 0 E: 0 K: 1 S: 9 | H: 0 LOB: 0 BB: 0 P: 12 | R: 0 E: 0 K: 0 S: 7 | H: 1 LOB: 0 BB: 0 P: 10 | R: 0 E: 0 K: 0 S: 6 | H: 0 LOB: 0 BB: 0 P: 10 | R: 0 E: 0 K: 1 S: 9 | H: 0 LOB: 0 BB: 0 P: 17 | 1B: 6 2B: 1 3B: 1 HR: 0 | SF: 0 SAC: 0 DP: 1 HBP: 0 | WP: 0 PB: 0 CS: 0 | PA: 33 | | | | | |
| PITCHER | IP | WLS | BF | H | R | ER | SO | BB | IBB | HBP | BLK | WP | HR | S | P | ERA | WHIP | | | | | | | | | | |
| 48 Randal Delgado, R (1,1) ERA: 4.0 | 7.0 | | 27 | 8 | 2 | 2 | 6 | 0 | 0 | 0 | 0 | 0 | 0 | 66 | 91 | 2.57 | 1.143 | | | | | | | | | | |
| 29 Brad Ziegler, R (8,1) ERA: 2.1 | 1.0 | | 3 | 0 | 0 | 0 | 0 | 0 | 0 | 0 | 0 | 0 | 0 | 6 | 10 | 0.00 | 0.000 | | | | | | | | | | |
| 30 David Hernandez, R (9,1) ERA: 3.94 | 1.0 | W | 3 | 0 | 0 | 0 | 1 | 0 | 0 | 0 | 0 | 0 | 0 | 9 | 17 | 0.00 | 0.000 | | | | | | | | | | |

| Batter | 1 | 2 | 3 | 4 | 5 | 6 | 7 | 8 | 9 | AB | R | H | RBI | BB | SO | LOB | BOTTOM | | | | | | | | | | |
|---|-------------------------------|----------------------------------|------------------------------|----------------------------------|------------------------------|---------------------------------|-------------------------------|----------------------------------|------------------------------|---------------------------------|-------------------------------|----------------------------------|------------------------------|----------------------------------|-------------------------------|----------------------------------|---|---------------------------------|----------------------------------|------------------------------------|-------------------------|--------|--|--|--|--|--|
| 8 Gerardo Parra, L (1,9) OBP: 0.375, SLG: 0.461 | K | | G4-3 | | | | | L8 | | 4 | 0 | 1 | 0 | 0 | 1 | 1 | Miami Marlins @ Arizona Diamondbacks Chase Field, Phoenix, AZ Tue Jun 18 2013, 6:41 PM - 9:02 PM MST Att: 21,068 - Roof Closed - 80 F livebaseballscorecards.com | | | | | | | | | | |
| 18 Willie Bloomquist, R (1,4) OBP: 0.390, SLG: 0.396 | G1-3 | | | | | | | F8 | | 4 | 0 | 0 | 0 | 0 | 0 | 1 | | | | | | | | | | | |
| 44 Paul Goldschmidt, R (1,3) OBP: 0.384, SLG: 0.563 | L9 | | | | | | | | | 4 | 1 | 1 | 1 | 0 | 1 | 1 | | | | | | | | | | | |
| 26 Miguel Montero, L (1,2) OBP: 0.307, SLG: 0.313 | K | | | | | | | | | 2 | 1 | 0 | 0 | 1 | 1 | 1 | | | | | | | | | | | |
| 14 Martin Prado, R (1,5) OBP: 0.297, SLG: 0.345 | G4-3 | | | | | | | | | 3 | 1 | 1 | 2 | 0 | 0 | 0 | | | | | | | | | | | |
| 13 Jason Kubel, L (1,7) OBP: 0.315, SLG: 0.394 | G4-3 | | | | | | | | | 3 | 0 | 0 | 0 | 0 | 0 | 0 | | | | | | | | | | | |
| 11 AJ Pollock, R (1,8) OBP: 0.283, SLG: 0.412 | | | | | | | | | | 3 | 0 | 2 | 0 | 0 | 0 | 0 | | | | | | | | | | | |
| 1 Didi Gregorius, L (1,6) OBP: 0.359, SLG: 0.438 | | | | | | | | | | 3 | 0 | 0 | 0 | 0 | 0 | 2 | | | | | | | | | | | |
| 48 Randal Delgado, R (1,1) | | | | | | | | | | 1 | 0 | 0 | 0 | 0 | 0 | 0 | | | | | | | | | | | |
| 29 Brad Ziegler, R (8,1) | | | | | | | | | | 0 | 0 | 0 | 0 | 0 | 0 | 0 | | | | | | | | | | | |
| 22 Eric Hinske, L (6,PH) OBP: 0.241, SLG: 0.300 | | | | | | | | | | 1 | 0 | 0 | 0 | 0 | 1 | 0 | | | | | | | | | | | |
| 30 David Hernandez, R (9,1) | | | | | | | | | | 0 | 0 | 0 | 0 | 0 | 0 | 0 | | | | | | | | | | | |
| Inning Stats | R: 0 E: 0 K: 1 S: 13 | H: 0 LOB: 0 BB: 0 P: 18 | R: 0 E: 0 K: 1 S: 9 | H: 0 LOB: 0 BB: 0 P: 11 | R: 0 E: 0 K: 0 S: 7 | H: 1 LOB: 1 BB: 0 P: 9 | R: 2 E: 0 K: 0 S: 13 | H: 1 LOB: 0 BB: 1 P: 23 | R: 0 E: 0 K: 0 S: 5 | H: 0 LOB: 0 BB: 0 P: 6 | R: 0 E: 0 K: 1 S: 11 | H: 1 LOB: 1 BB: 0 P: 17 | R: 0 E: 0 K: 0 S: 9 | H: 1 LOB: 0 BB: 0 P: 17 | R: 0 E: 0 K: 1 S: 11 | H: 0 LOB: 0 BB: 0 P: 17 | R: 1 E: 0 K: 0 S: 1 | H: 1 LOB: 0 BB: 0 P: 2 | 1B: 2 2B: 1 3B: 0 HR: 2 | SF: 0 SAC: 1 DP: 0 HBP: 0 | WP: 0 PB: 0 CS: 0 | PA: 30 | | | | | |
| PITCHER | IP | WLS | BF | H | R | ER | SO | BB | IBB | HBP | BLK | WP | HR | S | P | ERA | WHIP | | | | | | | | | | |
| 24 Nathan Eovaldi, R (1,1) ERA: 3.0 | 6.0 | | 22 | 3 | 2 | 2 | 3 | 1 | 0 | 0 | 0 | 0 | 0 | 58 | 84 | 3.00 | 0.667 | | | | | | | | | | |
| 44 AJ Ramos, R (7,1) ERA: 4.92 | 2.0 | | 7 | 1 | 0 | 0 | 1 | 0 | 0 | 0 | 0 | 0 | 0 | 20 | 34 | 0.00 | 0.500 | | | | | | | | | | |
| 50 Chad Qualls, R (9,1) ERA: 3.42 | 0.0 | L | 1 | 1 | 1 | 1 | 0 | 0 | 0 | 0 | 0 | 0 | 1 | 1 | 2 | ∞ | ∞ | | | | | | | | | | |

| Batter | 1 | 2 | 3 | 4 | 5 | 6 | 7 | 8 | 9 | AB | R | H | RBI | BB | SO | LOB | TOP | | | | | | | | | | |
|---|-------------------------------|----------------------------------|------------------------------|----------------------------------|-------------------------------|----------------------------------|-------------------------------|----------------------------------|------------------------------|----------------------------------|------------------------------|---------------------------------|------------------------------|----------------------------------|------------------------------|---------------------------------|-------------------------------|----------------------------------|----------------------------------|------------------------------------|-------------------------|--------|--|--|--|--|--|
| 20 Justin Ruggiano, R (1, 7) OBP: 0.299, SLG: 0.403 | | | | | | | | | | 4 | 1 | 2 | 1 | 0 | 0 | 0 | | | | | | | | | | | |
| 59 Ed Lucas, R (1, 5) OBP: 0.348, SLG: 0.305 | | | | | | | | | | 4 | 0 | 1 | 0 | 0 | 0 | 1 | | | | | | | | | | | |
| 27 Giancarlo Stanton, R (1, 9) OBP: 0.357, SLG: 0.599 | | | | | | | | | | 3 | 0 | 1 | 0 | 1 | 1 | 1 | | | | | | | | | | | |
| 48 Marcell Ozuna, R (1, 8) OBP: 0.322, SLG: 0.399 | | | | | | | | | | 4 | 0 | 0 | 0 | 0 | 2 | 4 | | | | | | | | | | | |
| 51 Derek Dietrich, L (1, 4) OBP: 0.270, SLG: 0.401 | | | | | | | | | | 4 | 0 | 0 | 0 | 0 | 1 | 3 | | | | | | | | | | | |
| 3 Adonis Hecchavarria, R (1, 6) OBP: 0.253, SLG: 0.309 | | | | | | | | | | 3 | 0 | 0 | 0 | 0 | 1 | 1 | | | | | | | | | | | |
| 5 Logan Morrison, L (9, PH) OBP: 0.400, SLG: 0.444 | | | | | | | | | | 1 | 0 | 0 | 0 | 0 | 1 | 2 | | | | | | | | | | | |
| 29 Greg Dobbs, L (1, 3) OBP: 0.290, SLG: 0.286 | | | | | | | | | | 2 | 0 | 1 | 0 | 1 | 0 | 0 | | | | | | | | | | | |
| 6 Jeff Mathis, R (1, 2) OBP: 0.157, SLG: 0.213 | | | | | | | | | | 3 | 0 | 0 | 0 | 0 | 1 | 2 | | | | | | | | | | | |
| 16 José Fernández, R (1, 1) OBP: 0.208, SLG: 0.250 | | | | | | | | | | 3 | 0 | 0 | 0 | 0 | 1 | 0 | | | | | | | | | | | |
| 40 Mike Dunn, L (8, 1) | | | | | | | | | | 0 | 0 | 0 | 0 | 0 | 0 | 0 | | | | | | | | | | | |
| Inning Stats | R: 0 E: 0 K: 0 S: 11 | H: 1 LOB: 1 BB: 0 P: 20 | R: 0 E: 0 K: 0 S: 9 | H: 0 LOB: 1 BB: 1 P: 17 | R: 0 E: 0 K: 1 S: 10 | H: 0 LOB: 0 BB: 0 P: 18 | R: 0 E: 0 K: 3 S: 11 | H: 0 LOB: 0 BB: 0 P: 15 | R: 0 E: 0 K: 2 S: 8 | H: 0 LOB: 0 BB: 0 P: 11 | R: 0 E: 0 K: 0 S: 6 | H: 0 LOB: 0 BB: 0 P: 7 | R: 0 E: 0 K: 1 S: 9 | H: 1 LOB: 1 BB: 0 P: 13 | R: 0 E: 0 K: 0 S: 6 | H: 1 LOB: 0 BB: 0 P: 7 | R: 1 E: 0 K: 1 S: 18 | H: 2 LOB: 2 BB: 1 P: 31 | 1B: 4 2B: 0 3B: 0 HR: 1 | SF: 0 SAC: 0 DP: 1 HBP: 0 | WP: 0 PB: 0 CS: 0 | PA: 33 | | | | | |
| PITCHER | IP | WLS | BF | H | R | ER | SO | BB | IBB | HBP | BLK | WP | HR | S | P | ERA | WHIP | | | | | | | | | | |
| 35 Trevor Cahill, R (1, 1) ERA: 3.92 | 1.0 | | 4 | 1 | 0 | 0 | 0 | 0 | 0 | 0 | 0 | 0 | 0 | 11 | 20 | 0.00 | 1.000 | | | | | | | | | | |
| 55 Josh Collmenter, R (2, 1) ERA: 2.43 | 6.0 | | 20 | 1 | 0 | 0 | 7 | 1 | 0 | 0 | 0 | 0 | 0 | 53 | 81 | 0.00 | 0.333 | | | | | | | | | | |
| 30 David Hernandez, R (8, 1) ERA: 3.82 | 1.0 | W | 3 | 1 | 0 | 0 | 0 | 0 | 0 | 0 | 0 | 0 | 0 | 6 | 7 | 0.00 | 1.000 | | | | | | | | | | |
| 21 Heath Bell, R (9, 1) ERA: 4.4 | 1.0 | S | 6 | 2 | 1 | 1 | 1 | 1 | 0 | 0 | 0 | 0 | 1 | 18 | 31 | 9.00 | 3.000 | | | | | | | | | | |

Miami Marlins @ Arizona Diamondbacks
Chase Field, Phoenix, AZ
Wed Jun 19 2013, 12:41 PM - 3:22 PM MST
Att: 26,870 - Roof Closed - 77 F

| | |
|-----|----|
| AB | 31 |
| R | 1 |
| H | 5 |
| RBI | 1 |
| BB | 2 |
| SO | 8 |
| LOB | 14 |



| Batter | 1 | 2 | 3 | 4 | 5 | 6 | 7 | 8 | 9 | AB | R | H | RBI | BB | SO | LOB | BOTTOM | | | | | | | | | | |
|---|-------------------------------|----------------------------------|-------------------------------|----------------------------------|------------------------------|----------------------------------|------------------------------|----------------------------------|------------------------------|----------------------------------|------------------------------|---------------------------------|-------------------------------|----------------------------------|-------------------------------|----------------------------------|----------------------------------|------------------------------------|-------------------------|--------|--|--|--|--|--|--|--|
| 8 Gerardo Parra, L (1, 9) OBP: 0.373, SLG: 0.458 | | | | | | | | | | 4 | 0 | 1 | 0 | 0 | 0 | 2 | | | | | | | | | | | |
| 4 Cliff Pennington, S (1, 4) OBP: 0.365, SLG: 0.302 | | | | | | | | | | 4 | 0 | 0 | 0 | 0 | 0 | 3 | | | | | | | | | | | |
| 44 Paul Goldschmidt, R (1, 3) OBP: 0.380, SLG: 0.556 | | | | | | | | | | 3 | 0 | 0 | 0 | 0 | 1 | 1 | | | | | | | | | | | |
| 26 Miguel Montero, L (1, 2) OBP: 0.303, SLG: 0.309 | | | | | | | | | | 3 | 0 | 0 | 0 | 0 | 0 | 1 | | | | | | | | | | | |
| 14 Martín Prado, R (1, 5) OBP: 0.294, SLG: 0.342 | | | | | | | | | | 3 | 0 | 0 | 0 | 0 | 0 | 0 | | | | | | | | | | | |
| 13 Jason Kubel, L (1, 7) OBP: 0.322, SLG: 0.396 | | | | | | | | | | 2 | 0 | 1 | 0 | 1 | 1 | 0 | | | | | | | | | | | |
| 10 Josh Wilson, R (8, FR) OBP: 0.282, SLG: 0.300 | | | | | | | | | | 0 | 1 | 0 | 0 | 0 | 0 | 0 | | | | | | | | | | | |
| 21 Heath Bell, R (9, 1) | | | | | | | | | | 0 | 0 | 0 | 0 | 0 | 0 | 0 | | | | | | | | | | | |
| 11 AJ Pollock, R (1, 8) OBP: 0.279, SLG: 0.406 | | | | | | | | | | 3 | 0 | 0 | 0 | 0 | 0 | 2 | | | | | | | | | | | |
| 1 Didi Gregorius, L (1, 6) OBP: 0.358, SLG: 0.433 | | | | | | | | | | 2 | 1 | 0 | 0 | 1 | 1 | 1 | | | | | | | | | | | |
| 35 Trevor Cahill, R (1, 1) OBP: 0.204, SLG: 0.196 | | | | | | | | | | 0 | 0 | 0 | 0 | 0 | 0 | 0 | | | | | | | | | | | |
| 55 Josh Collmenter, R (2, 1) OBP: 0.197, SLG: 0.192 | | | | | | | | | | 2 | 0 | 1 | 0 | 0 | 1 | 0 | | | | | | | | | | | |
| 30 David Hernandez, R (8, 1) OBP: 0.282, SLG: 0.300 | | | | | | | | | | 0 | 0 | 0 | 0 | 0 | 0 | 0 | | | | | | | | | | | |
| 22 Eric Hinske, L (8, PH) OBP: 0.241, SLG: 0.300 | | | | | | | | | | 0 | 0 | 0 | 0 | 0 | 0 | 0 | | | | | | | | | | | |
| 7 Cody Ross, R (8, PH) OBP: 0.313, SLG: 0.358 | | | | | | | | | | 1 | 1 | 1 | 3 | 0 | 0 | 0 | | | | | | | | | | | |
| Inning Stats | R: 0 E: 0 K: 0 S: 10 | H: 1 LOB: 1 BB: 0 P: 14 | R: 0 E: 0 K: 1 S: 11 | H: 1 LOB: 1 BB: 0 P: 13 | R: 0 E: 0 K: 0 S: 8 | H: 1 LOB: 0 BB: 0 P: 12 | R: 0 E: 0 K: 0 S: 8 | H: 0 LOB: 0 BB: 0 P: 12 | R: 0 E: 0 K: 1 S: 9 | H: 0 LOB: 0 BB: 0 P: 12 | R: 0 E: 0 K: 1 S: 6 | H: 0 LOB: 0 BB: 0 P: 7 | R: 0 E: 0 K: 1 S: 10 | H: 0 LOB: 0 BB: 0 P: 15 | R: 3 E: 0 K: 0 S: 18 | H: 1 LOB: 1 BB: 2 P: 29 | 1B: 3 2B: 0 3B: 0 HR: 1 | SF: 0 SAC: 0 DP: 0 HBP: 0 | WP: 0 PB: 0 CS: 1 | PA: 29 | | | | | | | |
| PITCHER | IP | WLS | BF | H | R | ER | SO | BB | IBB | HBP | BLK | WP | HR | S | P | ERA | WHIP | | | | | | | | | | |
| 16 José Fernández, R (1, 1) ERA: 3.05 | 7.1 | L | 26 | 3 | 2 | 2 | 4 | 2 | 0 | 0 | 0 | 0 | 0 | 71 | 103 | 2.46 | 0.682 | | | | | | | | | | |
| 40 Mike Dunn, L (8, 1) ERA: 2.87 | 0.2 | | 3 | 1 | 1 | 1 | 0 | 0 | 0 | 0 | 0 | 0 | 1 | 9 | 11 | 13.50 | 1.500 | | | | | | | | | | |

Miami Marlins @ Arizona Diamondbacks
Chase Field, Phoenix, AZ
Wed Jun 19 2013, 12:41 PM - 3:22 PM MST
Att: 26,870 - Roof Closed - 77 F

| | |
|-----|----|
| AB | 27 |
| R | 3 |
| H | 4 |
| RBI | 3 |
| BB | 2 |
| SO | 4 |
| LOB | 10 |



| Batter | 1 | 2 | 3 | 4 | 5 | 6 | 7 | 8 | 9 | AB | R | H | RBI | BB | SO | LOB | TOP | | | | | |
|---|---|---------------------------------|------------------------------|---------------------------------|------------------------------|----------------------------------|------------------------------|----------------------------------|------------------------------|---------------------------------|------------------------------|---------------------------------|------------------------------|---------------------------------|-------------------------------|----------------------------------|---|----------------------------------|----------------------------------|------------------------------------|-------------------------|--------|
| 9 Juan Pierre, L (1,7) OBP: 0.297, SLG: 0.312 | G5-3 | | P3 | | | G6-3 | | G4-3 | | 4 | 0 | 0 | 0 | 0 | 0 | 2 | Miami Marlins @ San Francisco Giants AT&T Park, San Francisco, CA Thu Jun 20 2013, 7:19 PM - 9:45 PM PDT Att: 41,290 - Partly Cloudy - 60 F | | | | | |
| 30 Placido Polanco, R (1,5) OBP: 0.288, SLG: 0.261 | G1-4-3 1B | | | K | | | G3-1 | | G6-3 | 4 | 0 | 1 | 0 | 0 | 1 | 0 | | | | | | |
| 27 Giancarlo Stanton, R (1,9) OBP: 0.354, SLG: 0.500 | G1-4-3 | | | G5-3 | | | K | | 1B | 4 | 0 | 1 | 0 | 0 | 1 | 1 | | | | | | |
| 5 Logan Morrison, L (1,3) | | F8 | | F7 | | | P3 | | 1B | 4 | 0 | 1 | 0 | 0 | 0 | 0 | | | | | | |
| 20 Justin Ruggiano, R (1,8) OBP: 0.302, SLG: 0.402 | G3 | | | | | | | | K | 3 | 1 | 1 | 0 | 1 | 1 | 2 | | | | | | |
| 51 Derek Dietrich, L (1,4) OBP: 0.270, SLG: 0.393 | G3-1 | | | | | | | | G3 | 3 | 1 | 0 | 0 | 0 | 0 | 3 | | | | | | |
| 3 Adeiny Hechavarria, R (1,6) OBP: 0.256, SLG: 0.307 | | | | K | | | | | G3 | 1 | 0 | 0 | 0 | 1 | 1 | 1 | | | | | | |
| 19 Rob Brantly, L (1,2) OBP: 0.295, SLG: 0.298 | | | | | | | | | | 1 | 0 | 0 | 0 | 1 | 0 | 0 | | | | | | |
| 6 Jeff Mathis, R (8,PH) OBP: 0.154, SLG: 0.208 | | | | | | | | | | 1 | 0 | 0 | 0 | 0 | 1 | 2 | | | | | | |
| 34 Tom Koehler, R (1,1) OBP: 0.071, SLG: 0.071 | | | | | | | | | | 2 | 0 | 0 | 0 | 0 | 1 | 1 | | | | | | |
| 48 Marcell Ozuna, R (8,PH) OBP: 0.326, SLG: 0.402 | | | | | | | | | | 1 | 0 | 1 | 2 | 0 | 0 | 0 | | | | | | |
| 50 Chad Qualls, R (8,1) | | | | | | | | | | 0 | 0 | 0 | 0 | 0 | 0 | 0 | | | | | | |
| 31 Steve Cishek, R (9,1) | | | | | | | | | | 0 | 0 | 0 | 0 | 0 | 0 | 0 | | | | | | |
| Inning Stats | R: 0 E: 0 K: 0 S: 7 | H: 1 LOB: 0 BB: 0 P: 9 | R: 0 E: 0 K: 0 S: 6 | H: 0 LOB: 0 BB: 8 P: 8 | R: 0 E: 0 K: 1 S: 6 | H: 0 LOB: 1 BB: 2 P: 17 | R: 0 E: 0 K: 1 S: 8 | H: 0 LOB: 0 BB: 0 P: 13 | R: 0 E: 0 K: 1 S: 6 | H: 1 LOB: 0 BB: 0 P: 9 | R: 0 E: 0 K: 1 S: 7 | H: 0 LOB: 0 BB: 0 P: 8 | R: 0 E: 0 K: 1 S: 8 | H: 0 LOB: 0 BB: 0 P: 9 | R: 2 E: 1 K: 1 S: 12 | H: 1 LOB: 1 BB: 1 P: 18 | R: 0 E: 0 K: 1 S: 9 | H: 2 LOB: 0 BB: 0 P: 15 | 1B: 5 2B: 0 3B: 0 HR: 0 | SF: 0 SAC: 1 DP: 1 HBP: 1 | WP: 0 PB: 0 CS: 2 | PA: 33 |
| PITCHER | IP WLS BF H R ER SO BB IBB HBP BLK WP HR S P ERA WHIP | | | | | | | | | | | | | | | | | | | | | |
| 57 Chad Gaudin, R (1,1) ERA: 2.6 | 4.1 | 15 | 2 | 0 | 0 | 1 | 2 | 0 | 0 | 0 | 0 | 0 | 0 | 0 | 29 | 49 | 0.00 | 0.923 | | | | |
| 43 Sandy Rosario, R (5,1) ERA: 3.27 | 2.2 | 8 | 0 | 1 | 1 | 3 | 1 | 0 | 0 | 0 | 0 | 0 | 0 | 20 | 29 | 3.38 | 0.375 | | | | | |
| 41 Jeremy Affeldt, L (8,1) ERA: 3.12 | 1.0 | L | 5 | 1 | 1 | 1 | 0 | 0 | 0 | 1 | 0 | 0 | 0 | 11 | 13 | 9.00 | 1.000 | | | | | |
| 63 Jean Machi, R (9,1) ERA: 2.16 | 1.0 | S | 5 | 2 | 0 | 0 | 0 | 0 | 0 | 0 | 0 | 0 | 0 | 9 | 15 | 0.00 | 2.000 | | | | | |

| Batter | 1 | 2 | 3 | 4 | 5 | 6 | 7 | 8 | 9 | AB | R | H | RBI | BB | SO | LOB | BOTTOM | | | | | |
|--|---|----------------------------------|------------------------------|----------------------------------|------------------------------|----------------------------------|------------------------------|----------------------------------|------------------------------|---------------------------------|-------------------------------|----------------------------------|-------------------------------|----------------------------------|------------------------------|---------------------------------|---|----------------------------------|----------------------------------|------------------------------------|-------------------------|--------|
| 7 Grégor Blanco, L (1,7) OBP: 0.344, SLG: 0.389 | G4-3 | | L8 | | | | | G1-3 | | 4 | 0 | 1 | 0 | 0 | 0 | 0 | Miami Marlins @ San Francisco Giants AT&T Park, San Francisco, CA Thu Jun 20 2013, 7:19 PM - 9:45 PM PDT Att: 41,290 - Partly Cloudy - 60 F | | | | | |
| 19 Marco Scutaro, R (1,4) OBP: 0.390, SLG: 0.440 | G3-1 | | | | | | | | K | 3 | 0 | 0 | 0 | 1 | 1 | 1 | | | | | | |
| 28 Buster Posey, R (1,2) OBP: 0.395, SLG: 0.510 | | | | | | | | | 1B | 3 | 0 | 1 | 0 | 1 | 0 | 1 | | | | | | |
| 56 Andres Torres, S (8,PR) OBP: 0.303, SLG: 0.373 | | | | | | | | | 1B | 0 | 0 | 0 | 0 | 0 | 0 | 0 | | | | | | |
| 8 Hunter Pence, R (1,9) OBP: 0.329, SLG: 0.490 | P4 | | | | | | | | P6 | 4 | 0 | 0 | 0 | 0 | 0 | 3 | | | | | | |
| 9 Brandon Belt, L (1,3) OBP: 0.328, SLG: 0.425 | | F8 | | | | | | | K | 4 | 1 | 1 | 0 | 0 | 1 | 2 | | | | | | |
| 13 Joaquin Arias, R (1,6) OBP: 0.308, SLG: 0.316 | | G6-3 | | | | | | | | 2 | 0 | 1 | 1 | 1 | 0 | 0 | | | | | | |
| 21 Nick Noonan, L (1,5) OBP: 0.259, SLG: 0.237 | | | | | | | | | | 3 | 0 | 0 | 0 | 0 | 1 | 2 | | | | | | |
| 63 Jean Machi, R (9,1) | | | | | | | | | | 0 | 0 | 0 | 0 | 0 | 0 | 0 | | | | | | |
| 2 Juan Carlos Perez, R (1,8) OBP: 0.296, SLG: 0.308 | | | | | | | | | | 3 | 0 | 0 | 0 | 0 | 0 | 1 | | | | | | |
| 57 Chad Gaudin, R (1,1) ERA: 4.65 | 7.0 | W | 25 | 3 | 1 | 1 | 3 | 3 | 0 | 0 | 0 | 0 | 0 | 0 | 0 | 0 | | | | | | |
| 43 Sandy Rosario, R (5,1) ERA: 3.27 | 1.0 | H | 3 | 0 | 0 | 0 | 1 | 0 | 0 | 0 | 0 | 0 | 0 | 0 | 0 | 0 | | | | | | |
| 41 Jeremy Affeldt, L (8,1) ERA: 3.27 | 1.0 | S | 4 | 1 | 0 | 0 | 2 | 0 | 0 | 0 | 0 | 0 | 0 | 0 | 0 | 0 | | | | | | |
| 10 Tony Abreu, S (8,5) OBP: 0.344, SLG: 0.414 | 1.0 | S | 4 | 1 | 0 | 0 | 2 | 0 | 0 | 0 | 0 | 0 | 0 | 0 | 0 | 0 | | | | | | |
| Inning Stats | R: 0 E: 0 K: 0 S: 8 | H: 0 LOB: 1 BB: 1 P: 15 | R: 0 E: 0 K: 0 S: 9 | H: 0 LOB: 0 BB: 0 P: 13 | R: 0 E: 0 K: 1 S: 9 | H: 0 LOB: 0 BB: 0 P: 10 | R: 0 E: 0 K: 0 S: 8 | H: 0 LOB: 1 BB: 1 P: 15 | R: 0 E: 0 K: 0 S: 3 | H: 0 LOB: 0 BB: 1 P: 8 | R: 0 E: 0 K: 1 S: 10 | H: 1 LOB: 0 BB: 0 P: 17 | R: 1 E: 0 K: 1 S: 12 | H: 2 LOB: 1 BB: 0 P: 18 | R: 0 E: 0 K: 1 S: 6 | H: 0 LOB: 0 BB: 0 P: 7 | R: 0 E: 0 K: 2 S: 12 | H: 1 LOB: 1 BB: 0 P: 15 | 1B: 2 2B: 1 3B: 1 HR: 0 | SF: 0 SAC: 0 DP: 1 HBP: 0 | WP: 0 PB: 0 CS: 1 | PA: 32 |
| PITCHER | IP WLS BF H R ER SO BB IBB HBP BLK WP HR S P ERA WHIP | | | | | | | | | | | | | | | | | | | | | |
| 34 Tom Koehler, R (1,1) ERA: 4.65 | 4.65 | 25 | 3 | 1 | 1 | 3 | 3 | 0 | 0 | 0 | 0 | 0 | 0 | 0 | 0 | 0 | 1.29 | 0.857 | | | | |
| 50 Chad Qualls, R (8,1) ERA: 3.27 | 1.0 | H | 3 | 0 | 0 | 0 | 1 | 0 | 0 | 0 | 0 | 0 | 0 | 6 | 7 | 0.00 | 0.000 | | | | | |
| 31 Steve Cishek, R (9,1) ERA: 3.56 | 1.0 | S | 4 | 1 | 0 | 0 | 2 | 0 | 0 | 0 | 0 | 0 | 0 | 12 | 15 | 0.00 | 1.000 | | | | | |

| | |
|-----|----|
| AB | 28 |
| R | 2 |
| H | 5 |
| RBI | 2 |
| BB | 3 |
| SO | 6 |
| LOB | 12 |



| | |
|-----|----|
| AB | 29 |
| R | 1 |
| H | 4 |
| RBI | 1 |
| BB | 3 |
| SO | 6 |
| LOB | 10 |



| Batter | 1 | 2 | 3 | 4 | 5 | 6 | 7 | 8 | 9 | 10 | 11 | AB | R | H | RBI | BB | SO | LOB | TOP | | | | | | | |
|-------------------------------|-------------------------------|----------------------------------|--------------------------------|-------------------------------------|-----------------------------------|----------------------------------|------------------------------|----------------------------------|------------------------------|----------------------------------|------------------------------|----------------------------------|------------------------------|----------------------------------|-------------------------------|----------------------------------|-------------------------------|----------------------------------|----------------------------------|------------------------------------|----------------------------------|------------------|--------------------------------|-------------------------------------|-----------------------------------|--------------------------|
| 20 Justin Ruggiano, L (1.7) | | | | | | | | | | | | 5 | 0 | 0 | 0 | 0 | 2 | 3 | | | | | | | | |
| 59 Ed Lucas, R (1.4) | | | | | | | | | | | | 4 | 1 | 3 | 1 | 1 | 1 | 2 | | | | | | | | |
| 27 Giancarlo Stanton, R (1.9) | | | | | | | | | | | | 5 | 0 | 0 | 0 | 0 | 1 | 3 | | | | | | | | |
| 48 Marcell Ozuna, R (1.8) | | | | | | | | | | | | 5 | 0 | 1 | 0 | 0 | 2 | 1 | | | | | | | | |
| 5 Logan Morrison, L (1.3) | | | | | | | | | | | | 4 | 0 | 0 | 0 | 1 | 1 | 0 | | | | | | | | |
| 3 Adeiny Hechavarria, R (1.6) | | | | | | | | | | | | 5 | 0 | 1 | 0 | 0 | 1 | 2 | | | | | | | | |
| 30 Placido Polanco, R (1.5) | | | | | | | | | | | | 5 | 0 | 3 | 0 | 0 | 0 | 2 | | | | | | | | |
| 6 Jeff Mathis, R (1.2) | | | | | | | | | | | | 3 | 0 | 0 | 0 | 1 | 2 | 2 | | | | | | | | |
| 33 Jacob Turner, R (1.1) | | | | | | | | | | | | 2 | 0 | 1 | 0 | 0 | 1 | 2 | | | | | | | | |
| Inning Stats | R: 1 E: 0 K: 1 S: 14 | H: 1 LOB: 0 BB: 0 P: 24 | R: 0 E: 0 K: 2 S: 13 | H: 2 LOB: 2 BB: 1 P: 24 | R: 0 E: 0 K: 0 S: 9 | H: 0 LOB: 0 BB: 1 P: 16 | R: 0 E: 0 K: 1 S: 8 | H: 0 LOB: 0 BB: 0 P: 11 | R: 0 E: 0 K: 1 S: 7 | H: 1 LOB: 1 BB: 0 P: 11 | R: 0 E: 0 K: 1 S: 8 | H: 1 LOB: 1 BB: 0 P: 13 | R: 0 E: 0 K: 1 S: 7 | H: 0 LOB: 0 BB: 0 P: 10 | R: 0 E: 0 K: 3 S: 14 | H: 2 LOB: 2 BB: 0 P: 21 | R: 0 E: 0 K: 1 S: 12 | H: 1 LOB: 2 BB: 1 P: 20 | 1B: 7 2B: 2 3B: 0 HR: 1 | SF: 0 SAC: 0 DP: 2 HBP: 0 | WP: 0 PB: 0 SB: 0 CS: 1 | PA: 43 | | | | |
| PITCHER | IP: 7.0 ERA: 4.4 | WLS: 3 BF: 26 | H: 6 R: 1 ER: 1 SO: 5 | BB: 1 IBB: 0 HBP: 0 BLK: 0 | WP: 0 HR: 1 S: 66 P: 112 | ERA: 1.29 WHIP: 1.000 | PITCHER | | | | | | | | | | | | | | IP: 7.0 ERA: 4.4 | WLS: 3 BF: 26 | H: 6 R: 1 ER: 1 SO: 5 | BB: 1 IBB: 0 HBP: 0 BLK: 0 | WP: 0 HR: 1 S: 66 P: 112 | ERA: 1.29 WHIP: 1.000 |
| 75 Barry Zito, L (1.1) | 0.2 | 3 | 1 | 0 | 0 | 0 | 0 | 0 | 0 | 0 | 0 | 0 | 0 | 5 | 9 | 0.00 | 1.500 | | | | | | | | | |
| 41 Jeremy Affeldt, L (8.1) | 1.2 | 6 | 1 | 0 | 0 | 3 | 0 | 0 | 0 | 0 | 0 | 0 | 0 | 15 | 20 | 0.00 | 0.600 | | | | | | | | | |
| 54 Sergio Romo, R (8.1) | 0.0 | 1 | 1 | 0 | 0 | 0 | 0 | 0 | 0 | 0 | 0 | 0 | 0 | 1 | 1 | ∞ | ∞ | | | | | | | | | |
| 49 Javier López, L (10.1) | 1.2 | W | 7 | 1 | 0 | 0 | 3 | 0 | 1 | 0 | 0 | 0 | 0 | 20 | 34 | 0.00 | 0.600 | | | | | | | | | |

Miami Marlins @ San Francisco Giants
 AT&T Park, San Francisco, CA
 Sat Jun 22 2013, 1:07 PM - 4:32 PM PDT
 Att: 41,683 - Sunny - 69 F

| | |
|-----|----|
| AB | 40 |
| R | 1 |
| H | 10 |
| RBI | 1 |
| BB | 3 |
| SO | 11 |
| LOB | 17 |



| Batter | 1 | 2 | 3 | 4 | 5 | 6 | 7 | 8 | 9 | 10 | 11 | AB | R | H | RBI | BB | SO | LOB | BOTTOM | | | | | | | |
|------------------------------|------------------------------|----------------------------------|--------------------------------|-------------------------------------|----------------------------------|----------------------------------|-------------------------------|----------------------------------|------------------------------|----------------------------------|------------------------------|----------------------------------|------------------------------|----------------------------------|-------------------------------|----------------------------------|------------------------------|----------------------------------|----------------------------------|------------------------------------|----------------------------------|------------------|--------------------------------|-------------------------------------|----------------------------------|--------------------------|
| 7 Grégor Blanco, L (1.7) | | | | | | | | | | | | 5 | 1 | 3 | 1 | 0 | 0 | 1 | | | | | | | | |
| 19 Marco Scutaro, R (1.4) | | | | | | | | | | | | 4 | 0 | 1 | 0 | 0 | 1 | 3 | | | | | | | | |
| 28 Buster Posey, R (1.2) | | | | | | | | | | | | 5 | 0 | 1 | 0 | 0 | 1 | 2 | | | | | | | | |
| 8 Hunter Pence, R (1.9) | | | | | | | | | | | | 4 | 0 | 0 | 0 | 1 | 0 | 1 | | | | | | | | |
| 9 Brandon Belt, L (1.3) | | | | | | | | | | | | 4 | 0 | 1 | 0 | 0 | 2 | 0 | | | | | | | | |
| 35 Brandon Crawford, L (1.6) | | | | | | | | | | | | 4 | 0 | 0 | 0 | 0 | 1 | 1 | | | | | | | | |
| 2 Juan Carlos Perez, R (1.8) | | | | | | | | | | | | 3 | 0 | 1 | 0 | 1 | 1 | 0 | | | | | | | | |
| 21 Nick Noonan, L (1.5) | | | | | | | | | | | | 3 | 0 | 1 | 0 | 0 | 0 | 1 | | | | | | | | |
| 75 Barry Zito, L (1.1) | | | | | | | | | | | | 1 | 1 | 0 | 0 | 0 | 0 | 1 | | | | | | | | |
| 41 Jeremy Affeldt, L (8.1) | | | | | | | | | | | | 0 | 0 | 0 | 0 | 0 | 0 | 0 | | | | | | | | |
| 10 Tony Abreu, S (8.5) | | | | | | | | | | | | 2 | 0 | 0 | 0 | 0 | 0 | 1 | | | | | | | | |
| Inning Stats | R: 0 E: 0 K: 0 S: 8 | H: 2 LOB: 1 BB: 0 P: 11 | R: 0 E: 0 K: 1 S: 8 | H: 0 LOB: 0 BB: 1 P: 14 | R: 0 E: 1 K: 0 S: 8 | H: 1 LOB: 1 BB: 0 P: 12 | R: 0 E: 0 K: 0 S: 10 | H: 1 LOB: 1 BB: 0 P: 15 | R: 1 E: 0 K: 0 S: 7 | H: 2 LOB: 1 BB: 0 P: 10 | R: 0 E: 0 K: 1 S: 7 | H: 0 LOB: 0 BB: 0 P: 10 | R: 0 E: 0 K: 1 S: 7 | H: 0 LOB: 0 BB: 0 P: 12 | R: 0 E: 0 K: 1 S: 10 | H: 1 LOB: 1 BB: 0 P: 13 | R: 1 E: 0 K: 0 S: 8 | H: 3 LOB: 3 BB: 1 P: 14 | 1B: 7 2B: 4 3B: 0 HR: 0 | SF: 0 SAC: 2 DP: 2 HBP: 0 | WP: 0 PB: 0 SB: 0 CS: 0 | PA: 42 | | | | |
| PITCHER | IP: 7.0 ERA: 1.97 | WLS: 5 BF: 26 | H: 6 R: 0 ER: 0 SO: 2 | BB: 1 IBB: 0 HBP: 0 BLK: 0 | WP: 0 HR: 0 S: 55 P: 83 | ERA: 1.29 WHIP: 1.000 | PITCHER | | | | | | | | | | | | | | IP: 7.0 ERA: 1.97 | WLS: 5 BF: 26 | H: 6 R: 0 ER: 0 SO: 2 | BB: 1 IBB: 0 HBP: 0 BLK: 0 | WP: 0 HR: 0 S: 55 P: 83 | ERA: 1.29 WHIP: 1.000 |
| 33 Jacob Turner, R (1.1) | 1.2 | 5 | 0 | 0 | 0 | 2 | 0 | 0 | 0 | 0 | 0 | 0 | 0 | 0 | 0 | 0 | 0 | 0 | | | | | | | | |
| 50 Chad Qualls, R (8.1) | 0.1 | 1 | 0 | 0 | 0 | 1 | 0 | 0 | 0 | 0 | 0 | 0 | 0 | 3 | 6 | 0.00 | 0.000 | | | | | | | | | |
| 43 Dan Jennings, L (9.1) | 1.0 | L | 5 | 2 | 1 | 1 | 1 | 0 | 0 | 0 | 0 | 0 | 0 | 13 | 16 | 9.00 | 2.000 | | | | | | | | | |
| 40 Mike Dunn, L (10.1) | 0.1 | 4 | 2 | 0 | 0 | 0 | 0 | 0 | 1 | 0 | 0 | 0 | 0 | 5 | 11 | 0.00 | 6.000 | | | | | | | | | |

| | |
|-----|----|
| AB | 37 |
| R | 2 |
| H | 10 |
| RBI | 2 |
| BB | 2 |
| SO | 6 |
| LOB | 11 |



| Batter | 1 | 2 | 3 | 4 | 5 | 6 | 7 | 8 | 9 | AB R H RBI BB SO LOB | TOP | | | | | | | | | | | |
|---|---|----------------------------------|------------------------------|----------------------------------|-------------------------------|----------------------------------|-------------------------------|----------------------------------|------------------------------|--|--|---|----------------------------------|----------------------------------|---------------------------------|---------------------------------|----------------------------------|----------------------------------|----------------------------------|------------------------------------|----------------------------------|----------------------------------|
| 20 Justin Ruggiano, R (1, 7) OBP: 0.298, SLG: 0.421 | | | | | | | | | | 5 2 2 3 0 1 0 | Miami Marlins @ San Francisco Giants AT&T Park, San Francisco, CA Sun Jun 23 2013, 1:06 PM - 3:58 PM PDT Att: 41,697 - Overcast - 59 F | | | | | | | | | | | |
| 59 Ed Lucas, R (1, 5) OBP: 0.370, SLG: 0.370 | | | | | | | | | | 5 1 1 0 0 1 0 | | | | | | | | | | | | |
| 27 Giancarlo Stanton, R (1, 9) OBP: 0.340, SLG: 0.465 | | | | | | | | | | 4 0 1 0 0 1 0 | | | | | | | | | | | | |
| 5 Logan Morrison, L (1, 3) OBP: 0.342, SLG: 0.486 | | | | | | | | | | 4 1 1 1 0 0 1 | | | | | | | | | | | | |
| 48 Marcell Ozuna, R (1, 8) OBP: 0.330, SLG: 0.428 | | | | | | | | | | 4 1 2 2 0 0 2 | | | | | | | | | | | | |
| 19 Rob Brantly, L (1, 2) OBP: 0.295, SLG: 0.293 | | | | | | | | | | 4 0 1 0 0 1 3 | | | | | | | | | | | | |
| 3 Adeiny Hechavarria, R (1, 6) OBP: 0.254, SLG: 0.303 | | | | | | | | | | 4 0 1 0 0 1 4 | | | | | | | | | | | | |
| 51 Derek Dietrich, L (1, 4) OBP: 0.264, SLG: 0.377 | | | | | | | | | | 4 1 0 0 0 2 2 | | | | | | | | | | | | |
| 24 Nathan Eovaldi, R (7, 1) 43 Dan Jennings, L (7, 1) 58 Ryan Webb, R (7, 1) 50 Chad Qualls, R (8, 1) 29 Greg Dobbs, L (6, PH) 45 Kevin Slowey, R (9, 1) | | | | | | | | | | 3 0 0 0 0 0 2 0 1 1 1 1 0 0 0 0 0 0 0 0 0 0 0 0 | | | | | | | | | | | | |
| Inning Stats | R: 1 E: 0 K: 0 S: 7 | H: 1 LOB: 0 BB: 0 P: 11 | R: 0 E: 0 K: 2 S: 8 | H: 1 LOB: 1 BB: 0 P: 13 | R: 0 E: 0 K: 2 S: 10 | H: 0 LOB: 0 BB: 0 P: 16 | R: 1 E: 0 K: 1 S: 14 | H: 2 LOB: 1 BB: 0 P: 22 | R: 0 E: 0 K: 1 S: 9 | H: 0 LOB: 0 BB: 0 P: 15 | | R: 1 E: 0 K: 1 S: 17 | H: 2 LOB: 2 BB: 0 P: 24 | R: 0 E: 0 K: 0 S: 5 | H: 0 LOB: 0 BB: 0 P: 7 | R: 0 E: 0 K: 0 S: 8 | H: 0 LOB: 0 BB: 0 P: 13 | R: 4 E: 0 K: 0 S: 13 | H: 4 LOB: 0 BB: 0 P: 22 | 1B: 5 2B: 2 HR: 3 | SF: 0 SAC: 0 HBP: 0 | WP: 0 PB: 0 SB: 0 CS: 0 |
| PITCHER | IP WLS BF H R ER SO BB IBB HBP BLK WP HR S P ERA WHIP | | | | | | | | | | | IP WLS BF H R ER SO BB IBB HBP BLK WP HR S P ERA WHIP | | | | | | | | | | |
| 18 Matt Cain, R (1, 1) ERA: 4.54 | 6.0 L 25 6 3 3 8 0 0 0 0 0 0 1 65 101 4.50 1.000 | | | | | | | | | | | | | | | | | | | | | |
| 51 Jake Dunning, R (7, 1) ERA: 3.5 | 2.0 6 0 0 0 1 0 0 0 0 0 0 2 13 20 0.00 0.000 | | | | | | | | | | | | | | | | | | | | | |
| 63 Jean Machi, R (9, 1) ERA: 3.86 | 0.2 6 4 4 4 0 0 0 0 0 0 0 12 21 54.00 6.000 | | | | | | | | | | | | | | | | | | | | | |
| 50 Jose Mijares, L (9, 1) ERA: 2.73 | 0.1 1 0 0 0 0 0 0 0 0 0 0 1 1 0.00 0.000 | | | | | | | | | | | | | | | | | | | | | |
| Batter | 1 | 2 | 3 | 4 | 5 | 6 | 7 | 8 | 9 | AB R H RBI BB SO LOB | BOTTOM | | | | | | | | | | | |
| 7 Grégor Blanco, L (1, 8) OBP: 0.353, SLG: 0.401 | | | | | | | | | | 4 0 1 0 0 2 1 | Miami Marlins @ San Francisco Giants AT&T Park, San Francisco, CA Sun Jun 23 2013, 1:06 PM - 3:58 PM PDT Att: 41,697 - Overcast - 59 F | | | | | | | | | | | |
| 19 Marco Scutaro, R (1, 4) OBP: 0.386, SLG: 0.438 | | | | | | | | | | 4 0 2 1 0 0 1 | | | | | | | | | | | | |
| 28 Buster Posey, R (1, 2) OBP: 0.383, SLG: 0.488 | | | | | | | | | | 3 0 0 0 0 1 1 2 0 0 0 0 0 0 0 0 0 0 0 0 0 0 0 0 | | | | | | | | | | | | |
| 63 Jean Machi, R (9, 1) | | | | | | | | | | 0 0 0 0 0 0 0 0 | | | | | | | | | | | | |
| 8 Hunter Pence, R (1, 9) OBP: 0.328, SLG: 0.493 | | | | | | | | | | 4 1 1 1 0 2 2 | | | | | | | | | | | | |
| 9 Brandon Belt, L (1, 3) OBP: 0.324, SLG: 0.419 | | | | | | | | | | 3 0 0 0 0 1 0 2 | | | | | | | | | | | | |
| 35 Brandon Crawford, L (1, 6) OBP: 0.344, SLG: 0.414 | | | | | | | | | | 4 0 1 0 0 2 1 | | | | | | | | | | | | |
| 56 Andres Torres, S (1, 7) OBP: 0.313, SLG: 0.389 | | | | | | | | | | 4 0 1 0 0 2 1 | | | | | | | | | | | | |
| 21 Nick Noonan, L (1, 5) OBP: 0.256, SLG: 0.235 | | | | | | | | | | 2 0 0 0 0 0 0 0 1 0 0 0 0 0 0 2 | | | | | | | | | | | | |
| 13 Joaquin Arias, R (7, PH) OBP: 0.300, SLG: 0.308 | | | | | | | | | | 1 0 0 0 0 0 0 0 1 1 1 0 0 0 0 0 0 0 0 0 0 0 0 0 | | | | | | | | | | | | |
| 18 Matt Cain, R (1, 1) OBP: 0.107, SLG: 0.107 | | | | | | | | | | 1 0 0 0 0 0 0 0 1 1 1 0 0 0 0 0 0 0 0 0 0 0 0 0 | | | | | | | | | | | | |
| 10 Tony Abreu, S (6, PH) OBP: 0.343, SLG: 0.469 | | | | | | | | | | 1 0 0 0 0 0 0 0 1 1 1 0 0 0 0 0 0 0 0 0 0 0 0 0 | | | | | | | | | | | | |
| 51 Jake Dunning, R (7, 1) ERA: 3.41 | | | | | | | | | | 1 0 0 0 0 0 0 0 1 1 1 0 0 0 0 0 0 0 0 0 0 0 0 0 | | | | | | | | | | | | |
| 29 Héctor Sánchez, S (6, PH) OBP: 0.297, SLG: 0.212 | | | | | | | | | | 1 0 0 0 0 0 0 0 1 1 1 0 0 0 0 0 0 0 0 0 0 0 0 0 | | | | | | | | | | | | |
| Inning Stats | R: 0 E: 0 K: 1 S: 6 | H: 1 LOB: 0 BB: 0 P: 9 | R: 0 E: 0 K: 1 S: 8 | H: 0 LOB: 0 BB: 0 P: 9 | R: 0 E: 0 K: 1 S: 7 | H: 0 LOB: 0 BB: 0 P: 11 | R: 0 E: 0 K: 0 S: 14 | H: 1 LOB: 2 BB: 1 P: 25 | R: 0 E: 0 K: 2 S: 8 | H: 0 LOB: 0 BB: 0 P: 12 | R: 1 E: 0 K: 2 S: 11 | H: 1 LOB: 0 BB: 0 P: 13 | R: 1 E: 0 K: 1 S: 12 | H: 2 LOB: 1 BB: 1 P: 19 | R: 0 E: 1 K: 0 S: 6 | H: 1 LOB: 1 BB: 0 P: 8 | R: 0 E: 0 K: 1 S: 12 | H: 1 LOB: 1 BB: 0 P: 18 | 1B: 5 2B: 0 3B: 1 HR: 1 | SF: 0 SAC: 0 DP: 2 HBP: 0 | WP: 0 PB: 0 SB: 0 CS: 0 | PA: 34 |
| PITCHER | IP WLS BF H R ER SO BB IBB HBP BLK WP HR S P ERA WHIP | | | | | | | | | | | IP WLS BF H R ER SO BB IBB HBP BLK WP HR S P ERA WHIP | | | | | | | | | | |
| 24 Nathan Eovaldi, R (1, 1) ERA: 3.0 | 6.0 H 2 1 0 0 1 2 0 0 0 0 0 0 6 8 3.00 3.000 | | | | | | | | | | | | | | | | | | | | | |
| 43 Dan Jennings, L (7, 1) ERA: 0.71 | 0.1 H 2 1 0 0 1 0 0 0 0 0 0 0 6 8 0.00 3.000 | | | | | | | | | | | | | | | | | | | | | |
| 58 Ryan Webb, R (7, 1) ERA: 3.41 | 0.2 H 1 0 0 0 0 0 0 0 0 0 0 4 4 0.00 0.000 | | | | | | | | | | | | | | | | | | | | | |
| 50 Chad Qualls, R (8, 1) ERA: 3.0 | 1.0 H 4 1 0 0 0 0 0 0 0 0 0 6 8 0.00 1.000 | | | | | | | | | | | | | | | | | | | | | |
| 45 Kevin Slowey, R (9, 1) ERA: 4.05 | 1.0 4 1 0 0 1 0 0 0 0 0 0 0 12 18 0.00 1.000 | | | | | | | | | | | | | | | | | | | | | |

| Batter | 1 | 2 | 3 | 4 | 5 | 6 | 7 | 8 | 9 | AB | R | H | RBI | BB | SO | LOB | TOP | |
|--|---|---|---|---|---|---|---|---|---|---|---|---|---|---|---|---|---|--------|
| 11 Clete Thomas, L (1, 8) OBP: 0.333, SLG: 0.397 | F9 | | F7 | | P4 | | K | | K | 4 | 1 | 1 | 0 | 1 | 1 | 0 | Minnesota Twins @ Miami Marlins Marlins Park, Miami, FL Tue Jun 25 2013, 7:13 PM - 10:07 PM EDT Att: 14,581 - Roof Closed - 78 F | |
| 2 Brian Dozier, R (1, 4) OBP: 0.304, SLG: 0.374 | P4 | | BB | | BB | | K | | K | 4 | 0 | 1 | 0 | 1 | 2 | 1 | | |
| 7 Joe Mauer, L (1, 2) OBP: 0.414, SLG: 0.504 | L5 | | F7 | | BB | | BB | | BB | 4 | 1 | 2 | 0 | 0 | 0 | 2 | | |
| 16 Josh Willingham, R (1, 7) OBP: 0.351, SLG: 0.396 | F7 | | BB | | FC6-4 | | BB | | L7 | 4 | 0 | 1 | 1 | 0 | 0 | 3 | | |
| 33 Justin Morneau, L (1, 3) OBP: 0.331, SLG: 0.383 | F7 | | F7 | | G4-3 | | L4 | | L4 | 4 | 0 | 0 | 0 | 0 | 0 | 3 | | |
| 31 Oswaldo Arcia, L (1, 9) OBP: 0.342, SLG: 0.486 | BB | | G5-3 | | K | | BB | | BB | 4 | 0 | 2 | 0 | 0 | 1 | 0 | | |
| 24 Trevor Plouffe, R (1, 5) OBP: 0.342, SLG: 0.438 | BB | | P4 | | K | | BB | | BB | 3 | 0 | 1 | 1 | 1 | 1 | 0 | | |
| 25 Pedro Florimón, S (1, 6) OBP: 0.297, SLG: 0.326 | K | | K | | K | | F8 | | F8 | 3 | 0 | 0 | 0 | 0 | 2 | 2 | | |
| 27 Chris Parmelee, L (8, PH) OBP: 0.310, SLG: 0.389 | K | | K | | K | | F8 | | F7 | 1 | 0 | 0 | 0 | 0 | 0 | 2 | | |
| 8 Jamey Carroll, R (8, 6) OBP: 0.271, SLG: 0.240 | K | | K | | K | | F8 | | F7 | 0 | 0 | 0 | 0 | 0 | 0 | 0 | | |
| 30 Kevin Correia, R (1, 1) 5 Eduardo Escobar, S (7, PH) 52 Brian Duensing, L (7, 1) 20 Josh Roenicke, R (7, 1) 56 Caleb Thielbar, R (8, 1) 9 Ryan Doumit, S (8, PH) OBP: 0.304, SLG: 0.441 | K | | K | | G5-3 | | F8 | | F7 | 2 | 0 | 0 | 0 | 0 | 1 | 0 | | |
| Inning Stats | R: 0 E: 0 K: 0 S: 9 | H: 0 LOB: 0 BB: 0 P: 14 | R: 0 E: 0 K: 1 S: 12 | H: 1 LOB: 2 BB: 21 P: 21 | R: 1 E: 0 K: 1 S: 17 | H: 2 LOB: 2 BB: 1 P: 26 | R: 0 E: 0 K: 1 S: 6 | H: 0 LOB: 0 BB: 0 P: 11 | R: 0 E: 0 K: 2 S: 8 | H: 1 LOB: 1 BB: 0 P: 12 | R: 0 E: 0 K: 1 S: 14 | H: 3 LOB: 2 BB: 25 P: 25 | R: 1 E: 1 K: 0 S: 18 | H: 0 LOB: 0 BB: 11 P: 11 | 1B: 7 2B: 1 3B: 0 HR: 0 | SF: 0 SAC: 0 DP: 0 HBP: 0 | WP: 0 PB: 0 SB: 0 CS: 0 | PA: 38 |
| PITCHER | IP WLS BF H R ER SO BB IBB HBP BLK WP HR S P ERA WHIP | IP WLS BF H R ER SO BB IBB HBP BLK WP HR S P ERA WHIP | IP WLS BF H R ER SO BB IBB HBP BLK WP HR S P ERA WHIP | IP WLS BF H R ER SO BB IBB HBP BLK WP HR S P ERA WHIP | IP WLS BF H R ER SO BB IBB HBP BLK WP HR S P ERA WHIP | IP WLS BF H R ER SO BB IBB HBP BLK WP HR S P ERA WHIP | IP WLS BF H R ER SO BB IBB HBP BLK WP HR S P ERA WHIP | IP WLS BF H R ER SO BB IBB HBP BLK WP HR S P ERA WHIP | IP WLS BF H R ER SO BB IBB HBP BLK WP HR S P ERA WHIP | IP WLS BF H R ER SO BB IBB HBP BLK WP HR S P ERA WHIP | IP WLS BF H R ER SO BB IBB HBP BLK WP HR S P ERA WHIP | IP WLS BF H R ER SO BB IBB HBP BLK WP HR S P ERA WHIP | IP WLS BF H R ER SO BB IBB HBP BLK WP HR S P ERA WHIP | IP WLS BF H R ER SO BB IBB HBP BLK WP HR S P ERA WHIP | IP WLS BF H R ER SO BB IBB HBP BLK WP HR S P ERA WHIP | IP WLS BF H R ER SO BB IBB HBP BLK WP HR S P ERA WHIP | IP WLS BF H R ER SO BB IBB HBP BLK WP HR S P ERA WHIP | |




| Batter | 1 | 2 | 3 | 4 | 5 | 6 | 7 | 8 | 9 | AB | R | H | RBI | BB | SO | LOB | BOTTOM | |
|--|---|---|---|---|---|---|---|---|---|---|---|---|---|---|---|---|---|--------|
| 9 Juan Pierre, L (1, 7) OBP: 0.290, SLG: 0.300 | BB | | G1-3 | | G1-3 | | K | | K | 3 | 0 | 0 | 0 | 1 | 1 | 0 | Minnesota Twins @ Miami Marlins Marlins Park, Miami, FL Tue Jun 25 2013, 7:13 PM - 10:07 PM EDT Att: 14,581 - Roof Closed - 78 F | |
| 59 Ed Lucas, R (1, 5) OBP: 0.376, SLG: 0.368 | L9 | | L9 | | BB | | BB | | BB | 3 | 1 | 1 | 0 | 1 | 0 | 1 | | |
| 27 Giancarlo Stanton, R (1, 9) OBP: 0.345, SLG: 0.499 | BB | | G6-3 | | BB | | K | | K | 3 | 1 | 1 | 0 | 1 | 1 | 1 | | |
| 5 Logan Morrison, L (1, 3) OBP: 0.357, SLG: 0.513 | K | | E3 | | BB | | BB | | BB | 4 | 1 | 2 | 0 | 0 | 1 | 1 | | |
| 48 Marcell Ozuna, R (1, 8) OBP: 0.333, SLG: 0.435 | E6 | | F9 | | E8 | | BB | | BB | 4 | 0 | 2 | 2 | 0 | 0 | 1 | | |
| 19 Rob Brantly, L (1, 2) OBP: 0.288, SLG: 0.292 | P5 | | P5 | | FC4-6 | | P2 | | P2 | 4 | 0 | 1 | 0 | 0 | 0 | 4 | | |
| 3 Adeiny Hechavarría, R (1, 6) OBP: 0.294, SLG: 0.299 | G6-4-3 | | F9 | | L9 | | IBB | | IBB | 3 | 0 | 0 | 0 | 1 | 0 | 4 | | |
| 51 Derek Dietrich, L (1, 4) OBP: 0.264, SLG: 0.393 | L6 | | K | | K | | K | | K | 4 | 1 | 1 | 1 | 1 | 0 | 3 | | |
| 31 Steve Cishek, R (9, 1) | L6 | | K | | K | | K | | K | 0 | 0 | 0 | 0 | 0 | 0 | 0 | | |
| 16 José Fernández, R (1, 1) 5 Eduardo Escobar, S (7, PH) 52 Brian Duensing, L (7, 1) 20 Justin Ruggiano, R (8, PH) 40 Mike Dunn, L (8, 1) 50 Chad Qualls, R (8, 1) 30 Plácido Polanco, R (8, PH) OBP: 0.290, SLG: 0.240 | G5-3 | | G5-3 | | F7 | | K | | F8 | 1 | 0 | 0 | 0 | 0 | 0 | 0 | | |
| Inning Stats | R: 0 E: 0 K: 1 S: 11 | H: 1 LOB: 1 BB: 1 P: 22 | R: 0 E: 0 K: 0 S: 5 | H: 1 LOB: 0 BB: 0 P: 11 | R: 0 E: 0 K: 0 S: 9 | H: 0 LOB: 0 BB: 0 P: 13 | R: 0 E: 0 K: 0 S: 5 | H: 0 LOB: 1 BB: 0 P: 7 | R: 0 E: 0 K: 0 S: 8 | H: 3 LOB: 2 BB: 1 P: 16 | R: 1 E: 0 K: 3 S: 13 | H: 1 LOB: 1 BB: 1 P: 21 | R: 1 E: 0 K: 1 S: 13 | H: 2 LOB: 2 BB: 1 P: 23 | 1B: 4 2B: 3 3B: 0 HR: 1 | SF: 0 SAC: 0 DP: 1 HBP: 0 | WP: 0 PB: 0 SB: 0 CS: 1 | PA: 36 |
| PITCHER | IP WLS BF H R ER SO BB IBB HBP BLK WP HR S P ERA WHIP | IP WLS BF H R ER SO BB IBB HBP BLK WP HR S P ERA WHIP | IP WLS BF H R ER SO BB IBB HBP BLK WP HR S P ERA WHIP | IP WLS BF H R ER SO BB IBB HBP BLK WP HR S P ERA WHIP | IP WLS BF H R ER SO BB IBB HBP BLK WP HR S P ERA WHIP | IP WLS BF H R ER SO BB IBB HBP BLK WP HR S P ERA WHIP | IP WLS BF H R ER SO BB IBB HBP BLK WP HR S P ERA WHIP | IP WLS BF H R ER SO BB IBB HBP BLK WP HR S P ERA WHIP | IP WLS BF H R ER SO BB IBB HBP BLK WP HR S P ERA WHIP | IP WLS BF H R ER SO BB IBB HBP BLK WP HR S P ERA WHIP | IP WLS BF H R ER SO BB IBB HBP BLK WP HR S P ERA WHIP | IP WLS BF H R ER SO BB IBB HBP BLK WP HR S P ERA WHIP | IP WLS BF H R ER SO BB IBB HBP BLK WP HR S P ERA WHIP | IP WLS BF H R ER SO BB IBB HBP BLK WP HR S P ERA WHIP | IP WLS BF H R ER SO BB IBB HBP BLK WP HR S P ERA WHIP | IP WLS BF H R ER SO BB IBB HBP BLK WP HR S P ERA WHIP | | |



| Batter | 1 | 2 | 3 | 4 | 5 | 6 | 7 | 8 | 9 | AB | R | H | RBI | BB | SO | LOB | TOP | | | | | | | | |
|---|---|---|---|---|---|---|---|---|---|---|---|---|---|---|---|---|---|---|---|---|---|---|---|---|---|
| 11 Logan Forsythe, R OBP: 0.356, SLG: 0.485 | | | | | | | | | | 4 | 1 | 3 | 2 | 1 | 0 | 1 | San Diego Padres @ Miami Marlins Marlins Park, Miami, FL Fri Jun 28 2013, 7:15 PM - 10:34 PM EDT Att: 18,347 - Roof Closed - 78 F | | | | | | | | |
| 5 Alexi Amarista, L OBP: 0.285, SLG: 0.408 | | | | | | | | | | 5 | 1 | 2 | 1 | 0 | 0 | 2 | | | | | | | | | |
| 18 Carlos Quentin, R 26 Burch Smith, R | | | | | | | | | | 5 | 0 | 1 | 0 | 0 | 1 | 4 | | | | | | | | | |
| Chase Headley, S OBP: 0.325, SLG: 0.355 | | | | | | | | | | 5 | 2 | 2 | 0 | 0 | 1 | 1 | | | | | | | | | |
| 88 Kyle Blanks, R OBP: 0.350, SLG: 0.472 | | | | | | | | | | 5 | 1 | 1 | 0 | 0 | 2 | 2 | | | | | | | | | |
| 12 Yasmani Grandal, S OBP: 0.359, SLG: 0.368 | | | | | | | | | | 4 | 2 | 2 | 1 | 0 | 1 | 1 | | | | | | | | | |
| 25 Will Venable, L OBP: 0.265, SLG: 0.419 | | | | | | | | | | 5 | 1 | 3 | 3 | 0 | 0 | 1 | | | | | | | | | |
| 3 Pedro Ciriaco, R OBP: 0.307, SLG: 0.391 | | | | | | | | | | 4 | 0 | 0 | 0 | 0 | 2 | 3 | | | | | | | | | |
| 37 Edinson Volquez, R 50 Nick Vincent, R | | | | | | | | | | 2 | 1 | 1 | 0 | 0 | 1 | 0 | | | | | | | | | |
| 15 Jesus Guzman, R 13 Chris Denorfia, R | | | | | | | | | | 0 | 0 | 0 | 0 | 0 | 0 | 0 | | | | | | | | | |
| Inning Stats | R: 0 E: 0 K: 0 S: 10 | H: 1 LOB: 0 BB: 0 P: 15 | R: 1 E: 0 K: 1 S: 18 | H: 2 LOB: 1 BB: 0 P: 27 | R: 2 E: 0 K: 1 S: 16 | H: 3 LOB: 1 BB: 0 P: 23 | R: 0 E: 0 K: 2 S: 12 | H: 0 LOB: 0 BB: 0 P: 18 | R: 0 E: 0 K: 2 S: 11 | H: 1 LOB: 1 BB: 0 P: 13 | R: 3 E: 1 K: 0 S: 21 | H: 4 LOB: 1 BB: 0 P: 31 | R: 1 E: 0 K: 0 S: 7 | H: 1 LOB: 0 BB: 0 P: 12 | R: 2 E: 0 K: 1 S: 15 | H: 3 LOB: 2 BB: 1 P: 24 | R: 0 E: 0 K: 1 S: 9 | H: 0 LOB: 0 BB: 0 P: 14 | 1B: 11 2B: 2 3B: 1 HR: 1 | SF: 0 SAC: 1 DP: 1 HBP: 1 | WP: 0 PB: 2 SB: 2 CS: 0 | PA: 43 | | | |
| PITCHER | IP WLS BF H R ER SO BB IBB HBP BLK WP HR S P ERA WHIP | IP WLS BF H R ER SO BB IBB HBP BLK WP HR S P ERA WHIP | IP WLS BF H R ER SO BB IBB HBP BLK WP HR S P ERA WHIP | IP WLS BF H R ER SO BB IBB HBP BLK WP HR S P ERA WHIP | IP WLS BF H R ER SO BB IBB HBP BLK WP HR S P ERA WHIP | IP WLS BF H R ER SO BB IBB HBP BLK WP HR S P ERA WHIP | IP WLS BF H R ER SO BB IBB HBP BLK WP HR S P ERA WHIP | IP WLS BF H R ER SO BB IBB HBP BLK WP HR S P ERA WHIP | IP WLS BF H R ER SO BB IBB HBP BLK WP HR S P ERA WHIP | IP WLS BF H R ER SO BB IBB HBP BLK WP HR S P ERA WHIP | IP WLS BF H R ER SO BB IBB HBP BLK WP HR S P ERA WHIP | IP WLS BF H R ER SO BB IBB HBP BLK WP HR S P ERA WHIP | IP WLS BF H R ER SO BB IBB HBP BLK WP HR S P ERA WHIP | IP WLS BF H R ER SO BB IBB HBP BLK WP HR S P ERA WHIP | IP WLS BF H R ER SO BB IBB HBP BLK WP HR S P ERA WHIP | IP WLS BF H R ER SO BB IBB HBP BLK WP HR S P ERA WHIP | IP WLS BF H R ER SO BB IBB HBP BLK WP HR S P ERA WHIP | IP WLS BF H R ER SO BB IBB HBP BLK WP HR S P ERA WHIP | IP WLS BF H R ER SO BB IBB HBP BLK WP HR S P ERA WHIP | IP WLS BF H R ER SO BB IBB HBP BLK WP HR S P ERA WHIP | IP WLS BF H R ER SO BB IBB HBP BLK WP HR S P ERA WHIP | IP WLS BF H R ER SO BB IBB HBP BLK WP HR S P ERA WHIP | IP WLS BF H R ER SO BB IBB HBP BLK WP HR S P ERA WHIP | IP WLS BF H R ER SO BB IBB HBP BLK WP HR S P ERA WHIP | IP WLS BF H R ER SO BB IBB HBP BLK WP HR S P ERA WHIP |

| Batter | 1 | 2 | 3 | 4 | 5 | 6 | 7 | 8 | 9 | AB | R | H | RBI | BB | SO | LOB | BOTTOM | | | | | | | | |
|--|---|---|---|---|---|---|---|---|---|---|---|---|---|---|---|---|---|---|---|---|---|---|---|---|---|
| 9 Juan Pierre, L OBP: 0.288, SLG: 0.298 | | | | | | | | | | 5 | 0 | 1 | 0 | 0 | 1 | 0 | San Diego Padres @ Miami Marlins Marlins Park, Miami, FL Fri Jun 28 2013, 7:15 PM - 10:34 PM EDT Att: 18,347 - Roof Closed - 78 F | | | | | | | | |
| 30 Placido Polanco, R OBP: 0.296, SLG: 0.286 | | | | | | | | | | 4 | 1 | 1 | 0 | 1 | 1 | 1 | | | | | | | | | |
| 27 Giancarlo Stanton, R OBP: 0.353, SLG: 0.478 | | | | | | | | | | 4 | 1 | 2 | 1 | 0 | 2 | 2 | | | | | | | | | |
| 5 Logan Morrison, L OBP: 0.340, SLG: 0.511 | | | | | | | | | | 4 | 0 | 1 | 1 | 0 | 0 | 2 | | | | | | | | | |
| 48 Marcell Ozuna, R OBP: 0.330, SLG: 0.432 | | | | | | | | | | 4 | 0 | 1 | 0 | 0 | 1 | 2 | | | | | | | | | |
| 19 Rob Brantly, L OBP: 0.297, SLG: 0.287 | | | | | | | | | | 3 | 0 | 0 | 0 | 1 | 1 | 0 | | | | | | | | | |
| 3 Adeiny Hechavarria, R OBP: 0.250, SLG: 0.293 | | | | | | | | | | 4 | 0 | 1 | 0 | 0 | 2 | 2 | | | | | | | | | |
| 51 Derek Dietrich, L OBP: 0.269, SLG: 0.403 | | | | | | | | | | 4 | 0 | 2 | 0 | 0 | 1 | 3 | | | | | | | | | |
| 47 Ricky Nolasco, R 58 Ryan Vedro, R | | | | | | | | | | 2 | 0 | 0 | 0 | 0 | 1 | 2 | | | | | | | | | |
| 54 Jordan Brown, L 43 Dan Jennings, L 44 AJ Ramos, R 29 Greg Dobbs, L | | | | | | | | | | 0 | 0 | 0 | 0 | 0 | 0 | 0 | | | | | | | | | |
| Inning Stats | R: 1 E: 0 K: 1 S: 13 | H: 2 LOB: 1 BB: 0 P: 21 | R: 0 E: 0 K: 3 S: 14 | H: 1 LOB: 0 BB: 0 P: 17 | R: 1 E: 0 K: 1 S: 13 | H: 1 LOB: 1 BB: 1 P: 22 | R: 0 E: 0 K: 0 S: 7 | H: 1 LOB: 1 BB: 0 P: 11 | R: 0 E: 0 K: 0 S: 10 | H: 1 LOB: 1 BB: 0 P: 16 | R: 0 E: 0 K: 2 S: 11 | H: 1 LOB: 1 BB: 0 P: 18 | R: 0 E: 0 K: 1 S: 16 | H: 1 LOB: 0 BB: 0 P: 22 | R: 0 E: 0 K: 1 S: 12 | H: 1 LOB: 2 BB: 1 P: 20 | R: 0 E: 0 K: 0 S: 7 | H: 0 LOB: 0 BB: 0 P: 10 | 1B: 6 2B: 2 3B: 1 HR: 0 | SF: 0 SAC: 0 DP: 0 HBP: 0 | WP: 0 PB: 0 SB: 0 CS: 0 | PA: 38 | | | |
| PITCHER | IP WLS BF H R ER SO BB IBB HBP BLK WP HR S P ERA WHIP | IP WLS BF H R ER SO BB IBB HBP BLK WP HR S P ERA WHIP | IP WLS BF H R ER SO BB IBB HBP BLK WP HR S P ERA WHIP | IP WLS BF H R ER SO BB IBB HBP BLK WP HR S P ERA WHIP | IP WLS BF H R ER SO BB IBB HBP BLK WP HR S P ERA WHIP | IP WLS BF H R ER SO BB IBB HBP BLK WP HR S P ERA WHIP | IP WLS BF H R ER SO BB IBB HBP BLK WP HR S P ERA WHIP | IP WLS BF H R ER SO BB IBB HBP BLK WP HR S P ERA WHIP | IP WLS BF H R ER SO BB IBB HBP BLK WP HR S P ERA WHIP | IP WLS BF H R ER SO BB IBB HBP BLK WP HR S P ERA WHIP | IP WLS BF H R ER SO BB IBB HBP BLK WP HR S P ERA WHIP | IP WLS BF H R ER SO BB IBB HBP BLK WP HR S P ERA WHIP | IP WLS BF H R ER SO BB IBB HBP BLK WP HR S P ERA WHIP | IP WLS BF H R ER SO BB IBB HBP BLK WP HR S P ERA WHIP | IP WLS BF H R ER SO BB IBB HBP BLK WP HR S P ERA WHIP | IP WLS BF H R ER SO BB IBB HBP BLK WP HR S P ERA WHIP | IP WLS BF H R ER SO BB IBB HBP BLK WP HR S P ERA WHIP | IP WLS BF H R ER SO BB IBB HBP BLK WP HR S P ERA WHIP | IP WLS BF H R ER SO BB IBB HBP BLK WP HR S P ERA WHIP | IP WLS BF H R ER SO BB IBB HBP BLK WP HR S P ERA WHIP | IP WLS BF H R ER SO BB IBB HBP BLK WP HR S P ERA WHIP | IP WLS BF H R ER SO BB IBB HBP BLK WP HR S P ERA WHIP | IP WLS BF H R ER SO BB IBB HBP BLK WP HR S P ERA WHIP | IP WLS BF H R ER SO BB IBB HBP BLK WP HR S P ERA WHIP | IP WLS BF H R ER SO BB IBB HBP BLK WP HR S P ERA WHIP |

AB 40
 R 9
 H 15
 RBI 7
 BB 1
 SO 8
 LOB 16



AB 36
 R 2
 H 9
 RBI 2
 BB 2
 SO 10
 LOB 14



| Batter | 1 | 2 | 3 | 4 | 5 | 6 | 7 | 8 | 9 | AB | R | H | RBI | BB | SO | LOB | TOP | | | | | | | | | | |
|---|-------------------------------|----------------------------------|-------------------------------|----------------------------------|------------------------------|----------------------------------|------------------------------|---------------------------------|------------------------------|----------------------------------|------------------------------|----------------------------------|-------------------------------|----------------------------------|------------------------------|----------------------------------|--|----------------------------------|----------------------------------|------------------------------------|----------------------------------|--------|--|--|--|--|--|
| 11 Logan Forsythe, R OBP: 0.328, SLG: 0.429 | G5-3 | | BB | | | K | | | G6-3 | 3 | 0 | 0 | 0 | 1 | 1 | 0 | San Diego Padres @ Miami Marlins Marlins Park, Miami, FL Mon Jul 01 2013, 7:12 PM - 9:38 PM EDT Att: 14,669 - Roof Closed - 76 F | | | | | | | | | | |
| 13 Chris Denorfia, R OBP: 0.327, SLG: 0.386 | G4-3 | | L7 | | | K | | | K | 4 | 0 | 0 | 0 | 0 | 2 | 1 | | | | | | | | | | | |
| 18 Carlos Quentin, R OBP: 0.375, SLG: 0.484 | 2B | | | | | K | | | BB | 3 | 0 | 1 | 0 | 1 | 2 | 0 | | | | | | | | | | | |
| Chase Headley, S OBP: 0.319, SLG: 0.344 | K | | | | | F8 | | | L1 | 4 | 0 | 1 | 0 | 0 | 1 | 1 | | | | | | | | | | | |
| 88 Kyle Blanks, R OBP: 0.340, SLG: 0.453 | K | | | | | L9 | | | BB | 4 | 0 | 1 | 0 | 0 | 1 | 2 | | | | | | | | | | | |
| 12 Yasmani Grandal, S OBP: 0.364, SLG: 0.350 | K | | | | | G4-3 | | | G4-3 | 3 | 0 | 0 | 0 | 0 | 1 | 1 | | | | | | | | | | | |
| 5 Alexi Amarista, L OBP: 0.278, SLG: 0.393 | K | | | | | F8 | | | F7 | 3 | 0 | 0 | 0 | 0 | 1 | 0 | | | | | | | | | | | |
| 3 Pedro Ciriaco, R OBP: 0.288, SLG: 0.363 | | | F9 | | | K | | | G5-3 | 3 | 0 | 0 | 0 | 0 | 1 | 0 | | | | | | | | | | | |
| 21 Jason Marquis, L OBP: 0.111, SLG: 0.111 | | | | | | | | | G1-3 | 2 | 0 | 0 | 0 | 0 | 1 | 0 | | | | | | | | | | | |
| 54 Joe Thatcher, L OBP: 0.266, SLG: 0.264 | | | | | | | | | G1-3 | 0 | 0 | 0 | 0 | 0 | 0 | 0 | | | | | | | | | | | |
| 26 Burch Smith, R | | | | | | | | | | 0 | 0 | 0 | 0 | 0 | 0 | 0 | | | | | | | | | | | |
| Inning Stats | R: 0 E: 0 K: 1 S: 11 | H: 1 LOB: 1 BB: 0 P: 13 | R: 0 E: 0 K: 3 S: 10 | H: 0 LOB: 0 BB: 0 P: 15 | R: 0 E: 1 K: 1 S: 8 | H: 0 LOB: 1 BB: 1 P: 13 | R: 0 E: 0 K: 1 S: 5 | H: 0 LOB: 0 BB: 0 P: 9 | R: 0 E: 0 K: 1 S: 8 | H: 2 LOB: 1 BB: 0 P: 11 | R: 0 E: 0 K: 2 S: 9 | H: 0 LOB: 0 BB: 0 P: 13 | R: 0 E: 0 K: 1 S: 10 | H: 1 LOB: 1 BB: 0 P: 15 | R: 0 E: 0 K: 0 S: 7 | H: 0 LOB: 0 BB: 0 P: 11 | R: 0 E: 0 K: 1 S: 13 | H: 1 LOB: 2 BB: 1 P: 19 | 1B: 2 2B: 1 3B: 0 HR: 0 | SF: 0 SAC: 0 DP: 0 HBP: 0 | WP: 0 PB: 0 SB: 0 CS: 0 | PA: 32 | | | | | |
| PITCHER | IP | WLS | BF | H | R | ER | SO | BB | IBB | HBP | BLK | WP | HR | S | P | ERA | WHIP | | | | | | | | | | |
| 16 José Fernández, R ERA: 2.72 | 8.0 | W | 27 | 2 | 0 | 0 | 10 | 1 | 0 | 0 | 0 | 0 | 0 | 68 | 100 | 0.00 | 0.375 | | | | | | | | | | |
| 44 AJ Ramos, R ERA: 4.1 | 0.2 | | 4 | 1 | 0 | 0 | 1 | 1 | 0 | 0 | 0 | 0 | 0 | 10 | 15 | 0.00 | 3.000 | | | | | | | | | | |
| 31 Steve Cishek, R ERA: 3.12 | 0.1 | S | 1 | 0 | 0 | 0 | 0 | 0 | 0 | 0 | 0 | 0 | 0 | 3 | 4 | 0.00 | 0.000 | | | | | | | | | | |

| | |
|-----|----|
| AB | 30 |
| R | 0 |
| H | 3 |
| RBI | 0 |
| BB | 2 |
| SO | 11 |
| LOB | 5 |



| Batter | 1 | 2 | 3 | 4 | 5 | 6 | 7 | 8 | 9 | AB | R | H | RBI | BB | SO | LOB | BOTTOM | | | | | | | | | | |
|---|------------------------------|----------------------------------|------------------------------|----------------------------------|-------------------------------|----------------------------------|------------------------------|----------------------------------|------------------------------|----------------------------------|-------------------------------|----------------------------------|------------------------------|----------------------------------|-------------------------------|----------------------------------|--|----------------------------------|----------------------------------|------------------------------------|----------------------------------|--------|--|--|--|--|--|
| 20 Justin Ruggiano, R OBP: 0.294, SLG: 0.416 | G5-3 | | F8 | | | G6-4-3 | | | G4-3 | 4 | 0 | 0 | 0 | 0 | 0 | 3 | San Diego Padres @ Miami Marlins Marlins Park, Miami, FL Mon Jul 01 2013, 7:12 PM - 9:38 PM EDT Att: 14,669 - Roof Closed - 76 F | | | | | | | | | | |
| 59 Ed Lucas, R OBP: 0.366, SLG: 0.344 | F8 | | | | | G5-3 | | | E6 27 BB 48 1B | 3 | 1 | 0 | 0 | 1 | 0 | 0 | | | | | | | | | | | |
| 27 Giancarlo Stanton, R OBP: 0.351, SLG: 0.490 | K | | | | | BB | | | BB | 2 | 1 | 1 | 0 | 2 | 1 | 0 | | | | | | | | | | | |
| 5 Logan Morrison, L OBP: 0.379, SLG: 0.500 | | | | | | BB | | | F7 | 2 | 0 | 0 | 0 | 2 | 0 | 4 | | | | | | | | | | | |
| 48 Marcell Ozuna, R OBP: 0.330, SLG: 0.427 | F8 | | | | | BB | | | F7 | 4 | 1 | 1 | 1 | 0 | 0 | 5 | | | | | | | | | | | |
| 51 Derek Dietrich, L OBP: 0.279, SLG: 0.402 | L4-3 | | | | | G3-1 | | | F8 | 3 | 1 | 0 | 0 | 1 | 0 | 3 | | | | | | | | | | | |
| 3 Adeiny Hechavarría, R OBP: 0.251, SLG: 0.292 | G6-3 | | | | | 1B | | | IBB | 4 | 0 | 2 | 0 | 0 | 1 | 3 | | | | | | | | | | | |
| 6 Jeff Mathis, R OBP: 0.222, SLG: 0.338 | | | | | | BB | | | K | 3 | 0 | 2 | 3 | 1 | 1 | 1 | | | | | | | | | | | |
| 16 José Fernández, R OBP: 0.185, SLG: 0.222 | | | | | | BB | | | K | 2 | 0 | 0 | 0 | 0 | 2 | 3 | | | | | | | | | | | |
| 29 Greg Dobbs, L OBP: 0.300, SLG: 0.300 | | | | | | K | | | G3-1 | 2 | 0 | 0 | 0 | 0 | 0 | 0 | | | | | | | | | | | |
| 44 AJ Ramos, R | | | | | | | | | | 0 | 0 | 0 | 0 | 0 | 0 | 0 | | | | | | | | | | | |
| 31 Steve Cishek, R | | | | | | | | | | 0 | 0 | 0 | 0 | 0 | 0 | 0 | | | | | | | | | | | |
| Inning Stats | R: 0 E: 0 K: 1 S: 6 | H: 0 LOB: 0 BB: 0 P: 12 | R: 0 E: 0 K: 0 S: 4 | H: 0 LOB: 0 BB: 1 P: 11 | R: 0 E: 0 K: 0 S: 10 | H: 0 LOB: 1 BB: 1 P: 19 | R: 0 E: 0 K: 0 S: 9 | H: 0 LOB: 2 BB: 2 P: 18 | R: 0 E: 0 K: 1 S: 8 | H: 2 LOB: 1 BB: 0 P: 12 | R: 4 E: 1 K: 2 S: 15 | H: 2 LOB: 1 BB: 1 P: 26 | R: 0 E: 0 K: 0 S: 9 | H: 1 LOB: 2 BB: 1 P: 17 | R: 0 E: 0 K: 1 S: 10 | H: 1 LOB: 1 BB: 0 P: 12 | R: 0 E: 0 K: 1 S: 10 | H: 1 LOB: 1 BB: 0 P: 12 | 1B: 5 2B: 2 3B: 0 HR: 0 | SF: 0 SAC: 1 DP: 2 HBP: 0 | WP: 0 PB: 0 SB: 1 CS: 0 | PA: 36 | | | | | |
| PITCHER | IP | WLS | BF | H | R | ER | SO | BB | IBB | HBP | BLK | WP | HR | S | P | ERA | WHIP | | | | | | | | | | |
| 21 Jason Marquis, R ERA: 3.74 | 6.1 | L | 30 | 5 | 4 | 0 | 0 | 6 | 1 | 0 | 0 | 0 | 0 | 57 | 110 | 0.00 | 1.737 | | | | | | | | | | |
| 54 Joe Thatcher, L ERA: 2.39 | 0.2 | | 2 | 0 | 0 | 0 | 0 | 0 | 0 | 0 | 0 | 0 | 0 | 4 | 5 | 0.00 | 0.000 | | | | | | | | | | |
| 26 Burch Smith, R ERA: 13.06 | 1.0 | | 4 | 1 | 0 | 0 | 1 | 0 | 0 | 0 | 0 | 0 | 0 | 10 | 12 | 0.00 | 1.000 | | | | | | | | | | |

| | |
|-----|----|
| AB | 28 |
| R | 4 |
| H | 6 |
| RBI | 4 |
| BB | 7 |
| SO | 5 |
| LOB | 23 |




| Batter | 1 | 2 | 3 | 4 | 5 | 6 | 7 | 8 | 9 | AB | R | H | RBI | BB | SO | LOB | TOP | | | | | |
|---|---|----------------------------------|------------------------------|----------------------------------|-------------------------------|----------------------------------|------------------------------|----------------------------------|-------------------------------|----------------------------------|------------------------------|----------------------------------|-------------------------------|----------------------------------|------------------------------|----------------------------------|--|----------------------------------|----------------------------------|------------------------------------|----------------------------------|--------|
| 9 Juan Pierre, L (1,7) OBP: 0.286, SLG: 0.296 | L3 | F8 | | | G4-3 | F8 | | | 1B | 5 | 0 | 1 | 0 | 0 | 0 | 3 | Miami Marlins @ Atlanta Braves Turner Field, Atlanta, GA Tue Jul 02 2013, 7:12 PM - 10:17 PM EDT Att: 28,045 - Cloudy - 85 F | | | | | |
| 30 Placido Polanco, R (1,5) OBP: 0.302, SLG: 0.288 | G1-3 | | 5 FC3-6 27 1B | | G4-3 | | L9 | | K | 4 | 0 | 2 | 0 | 0 | 0 | 0 | | | | | | |
| 45 Kevin Slowey, R (7,1) OBP: 0.136, SLG: 0.050 | | | | | | | | | K | 0 | 0 | 0 | 0 | 0 | 0 | 0 | | | | | | |
| 20 Justin Ruggiano, R (9,PH) OBP: 0.292, SLG: 0.414 | | | | | | | | | K | 1 | 0 | 0 | 0 | 0 | 1 | 1 | | | | | | |
| 27 Giancarlo Stanton, R (1,9) OBP: 0.359, SLG: 0.477 | 5 HR | | | | | | G3 | | | 3 | 1 | 1 | 0 | 2 | 1 | 1 | | | | | | |
| 5 Logan Morrison, L (1,3) OBP: 0.387, SLG: 0.554 | HR | | | | | | | | | 4 | 1 | 2 | 2 | 0 | 0 | 4 | | | | | | |
| 48 Marcell Ozuna, R (1,8) OBP: 0.324, SLG: 0.419 | G6-3 | | | | | | | | | 4 | 0 | 0 | 0 | 0 | 0 | 5 | | | | | | |
| 51 Derek Dietrich, L (1,4) OBP: 0.279, SLG: 0.405 | | F8 | | | | | | | | 4 | 1 | 1 | 0 | 0 | 0 | 0 | | | | | | |
| 3 Adeiny Hechavarria, R (1,6) OBP: 0.260, SLG: 0.390 | | 19 2B | | | | | | | | 3 | 0 | 3 | 0 | 0 | 0 | 0 | | | | | | |
| 19 Rob Brantly, L (1,2) OBP: 0.296, SLG: 0.292 | | | | | | | | | | 4 | 0 | 1 | 0 | 0 | 1 | 3 | | | | | | |
| 34 Tom Koehler, R (1,1) OBP: 0.059, SLG: 0.059 | | | | | | | | | | 2 | 0 | 0 | 0 | 0 | 0 | 3 | | | | | | |
| 29 Greg Dobbs, L (6,PH) OBP: 0.304, SLG: 0.304 | | | | | | | | | | 1 | 0 | 1 | 1 | 0 | 0 | 0 | | | | | | |
| 43 Dan Jennings, L (6,1) OBP: 0.331, SLG: 0.321 | | | | | | | | | | 0 | 0 | 0 | 0 | 0 | 0 | 0 | | | | | | |
| 58 Ryan Webb, R (6,1) | | | | | | | | | | 0 | 0 | 0 | 0 | 0 | 0 | 0 | | | | | | |
| 17 Donovan Solano, R (7,5) OBP: 0.331, SLG: 0.321 | | | | | | | | | | 1 | 0 | 0 | 0 | 0 | 0 | 0 | | | | | | |
| Inning Stats | R: 2 E: 0 K: 0 S: 9 | H: 1 LOB: 0 BB: 1 P: 16 | R: 0 E: 0 K: 0 S: 7 | H: 2 LOB: 2 BB: 0 P: 12 | R: 0 E: 0 K: 0 S: 10 | H: 2 LOB: 1 BB: 0 P: 15 | R: 0 E: 0 K: 0 S: 7 | H: 1 LOB: 1 BB: 0 P: 14 | R: 0 E: 0 K: 0 S: 12 | H: 2 LOB: 2 BB: 1 P: 20 | R: 1 E: 0 K: 1 S: 8 | H: 2 LOB: 1 BB: 0 P: 12 | R: 0 E: 0 K: 0 S: 10 | H: 1 LOB: 1 BB: 0 P: 14 | R: 0 E: 0 K: 2 S: 9 | H: 1 LOB: 1 BB: 0 P: 11 | R: 0 E: 0 K: 2 S: 17 | H: 1 LOB: 1 BB: 0 P: 21 | 1B: 9 2B: 2 3B: 0 HR: 1 | SF: 0 SAC: 1 DP: 1 HBP: 0 | WP: 0 PB: 0 SB: 0 CS: 0 | PA: 39 |
| PITCHER | IP WLS BF H R ER SO BB IBB HBP BLK WP HR S P ERA WHIP | | | | | | | | | | | | | | | | | | | | | |
| 54 Kris Medlen, R (1,1) ERA: 3.11 | 6.0 W 28 9 3 3 1 2 0 0 0 0 0 1 53 89 4.50 1.833 | | | | | | | | | | | | | | | | | | | | | |
| 38 Anthony Varvaro, R (7,1) ERA: 2.95 | 1.0 4 1 0 0 0 0 0 0 0 0 0 0 10 14 0.00 1.000 | | | | | | | | | | | | | | | | | | | | | |
| 58 Alex Wood, L (8,1) ERA: 2.87 | 2.0 7 2 0 0 2 0 0 0 0 0 0 0 26 32 0.00 1.000 | | | | | | | | | | | | | | | | | | | | | |

| Batter | 1 | 2 | 3 | 4 | 5 | 6 | 7 | 8 | 9 | AB | R | H | RBI | BB | SO | LOB | BOTTOM | | | |
|---|---|----------------------------------|-------------------------------|----------------------------------|-------------------------------|----------------------------------|-------------------------------|----------------------------------|-------------------------------|----------------------------------|-------------------------------|----------------------------------|------------------------------|----------------------------------|-------------------------------|----------------------------------|--|------------------------------------|----------------------------------|--------|
| 19 Andrelton Simmons, R (1,6) OBP: 0.280, SLG: 0.339 | G5-3 | | G1-6-3 | | G5-3 | | | | | 5 | 1 | 2 | 2 | 0 | 0 | 2 | Miami Marlins @ Atlanta Braves Turner Field, Atlanta, GA Tue Jul 02 2013, 7:12 PM - 10:17 PM EDT Att: 28,045 - Cloudy - 85 F | | | |
| 22 Jason Heyward, L (1,9) OBP: 0.327, SLG: 0.366 | F9 | | F7 | | F9 | | G2-3 | | | 4 | 1 | 0 | 0 | 1 | 0 | 3 | | | | |
| 8 Justin Upton, R (1,7) OBP: 0.362, SLG: 0.458 | K | | | | | | | | | 4 | 3 | 3 | 1 | 1 | 1 | 0 | | | | |
| 5 Freddie Freeman, L (1,3) OBP: 0.387, SLG: 0.483 | | | | | | | | | | 5 | 2 | 3 | 1 | 0 | 0 | 3 | | | | |
| 16 Brian McCann, L (1,2) OBP: 0.360, SLG: 0.489 | G4-3 | | | | | | | | | 5 | 1 | 3 | 2 | 0 | 1 | 2 | | | | |
| 26 Dan Uggla, R (1,4) OBP: 0.352, SLG: 0.405 | G5-3 | | | | | | | | | 5 | 0 | 0 | 1 | 0 | 2 | 7 | | | | |
| 2 B.J. Upton, R (1,8) OBP: 0.277, SLG: 0.316 | | | | | | | | | | 1 | 0 | 0 | 0 | 0 | 1 | 0 | | | | |
| 7 Reed Johnson, R (3,8) OBP: 0.318, SLG: 0.364 | K | | | | | | | | | 3 | 0 | 0 | 0 | 0 | 2 | 5 | | | | |
| 23 Chris Johnson, R (1,5) OBP: 0.377, SLG: 0.480 | | | | | | | | | | 4 | 2 | 3 | 2 | 0 | 0 | 0 | | | | |
| 4 Paul Janish, R (8,PR) (9,5) | | | | | | | | | | 0 | 1 | 0 | 0 | 0 | 0 | 0 | | | | |
| 54 Kris Medlen, S (1,1) OBP: 0.241, SLG: 0.333 | | | | | | | | | | 2 | 0 | 2 | 0 | 0 | 0 | 0 | | | | |
| 17 Jordan Schafer, L (6,PH) OBP: 0.401, SLG: 0.468 | | | | | | | | | | 1 | 0 | 1 | 1 | 0 | 0 | 0 | | | | |
| 38 Anthony Varvaro, R (7,1) ERA: 3.38 | | | | | | | | | | 0 | 0 | 0 | 0 | 0 | 0 | 0 | | | | |
| 58 Alex Wood, R (8,1) ERA: 4.24 | | | | | | | | | | 1 | 0 | 0 | 0 | 0 | 1 | 1 | | | | |
| Inning Stats | R: 0 E: 0 K: 1 S: 9 | H: 0 LOB: 0 BB: 0 P: 12 | R: 1 E: 0 K: 1 S: 10 | H: 1 LOB: 0 BB: 0 P: 17 | R: 1 E: 1 K: 0 S: 12 | H: 2 LOB: 0 BB: 0 P: 19 | R: 1 E: 0 K: 2 S: 12 | H: 2 LOB: 1 BB: 0 P: 16 | R: 0 E: 0 K: 0 S: 13 | H: 1 LOB: 1 BB: 0 P: 21 | R: 4 E: 0 K: 2 S: 21 | H: 6 LOB: 2 BB: 0 P: 28 | R: 1 E: 0 K: 1 S: 9 | H: 1 LOB: 1 BB: 1 P: 14 | R: 3 E: 0 K: 1 S: 22 | H: 4 LOB: 2 BB: 1 P: 35 | 1B: 9 2B: 5 3B: 3 HR: 0 | SF: 0 SAC: 0 DP: 1 HBP: 0 | WP: 0 PB: 0 SB: 0 CS: 0 | PA: 42 |
| PITCHER | IP WLS BF H R ER SO BB IBB HBP BLK WP HR S P ERA WHIP | | | | | | | | | | | | | | | | | | | |
| 34 Tom Koehler, R (1,1) ERA: 4.7 | 5.0 L 3 3 3 3 0 0 0 0 0 0 0 0 7 12 ∞ ∞ | | | | | | | | | | | | | | | | | | | |
| 43 Dan Jennings, L (6,1) ERA: 3.95 | 0.0 3 3 3 3 0 0 0 0 0 0 0 0 14 16 9.00 3.000 | | | | | | | | | | | | | | | | | | | |
| 58 Ryan Webb, R (6,1) ERA: 3.38 | 1.0 6 3 1 1 2 0 0 0 0 0 0 0 31 49 18.00 3.500 | | | | | | | | | | | | | | | | | | | |
| 45 Kevin Slowey, R (7,1) ERA: 4.24 | 2.0 13 5 4 4 2 2 0 0 0 0 0 0 31 49 18.00 3.500 | | | | | | | | | | | | | | | | | | | |


livebaseballscores.com

AB 36
R 3
H 12
RBI 3
BB 2
SO 3
LOB 20



livebaseballscores.com

AB 40
R 11
H 17
RBI 10
BB 2
SO 8
LOB 23



| Batter | 1 | 2 | 3 | 4 | 5 | 6 | 7 | 8 | 9 | AB | R | H | RBI | BB | SO | LOB | TOP | | | | | | | | |
|--------------------------------|---|---|---|---|---|---|---|---|---|---|---|---|---|---|---|---|--|---|---|---|---|---|---|---|---|
| 20 Justin Ruggiano, R (1, 7) | | | | | | | | | | 4 | 1 | 2 | 3 | 1 | 1 | 0 | Miami Marlins @ Atlanta Braves Turner Field, Atlanta, GA Wed Jul 03 2013, 7:18 PM - 10:04 PM EDT Att: 26,129 - Cloudy - 71 F | | | | | | | | |
| 59 Ed Lucas, R (1, 3) | | | | | | | | | | 5 | 0 | 2 | 0 | 0 | 1 | 3 | | | | | | | | | |
| 27 Giancarlo Stanton, R (1, 9) | | | | | | | | | | 4 | 0 | 0 | 0 | 1 | 2 | 2 | | | | | | | | | |
| 48 Marcell Ozuna, R (1, 8) | | | | | | | | | | 5 | 0 | 0 | 0 | 0 | 2 | 3 | | | | | | | | | |
| 30 Placido Polanco, R (1, 5) | | | | | | | | | | 5 | 1 | 1 | 0 | 0 | 1 | 2 | | | | | | | | | |
| 17 Donovan Solano, R (1, 4) | | | | | | | | | | 3 | 2 | 1 | 0 | 0 | 0 | 1 | | | | | | | | | |
| 3 Adeiny Hechavarria, R (1, 6) | | | | | | | | | | 4 | 1 | 2 | 1 | 0 | 1 | 1 | | | | | | | | | |
| 6 Jeff Mathis, R (1, 2) | | | | | | | | | | 3 | 0 | 1 | 2 | 1 | 2 | 1 | | | | | | | | | |
| 47 Ricky Nolasco, R (1, 1) | | | | | | | | | | 2 | 1 | 0 | 0 | 1 | 2 | 2 | | | | | | | | | |
| 29 Greg Dobbs, L (8, PH) | | | | | | | | | | 1 | 0 | 0 | 0 | 0 | 0 | 1 | | | | | | | | | |
| 50 Chad Qualls, R (8, 1) | | | | | | | | | | 0 | 0 | 0 | 0 | 0 | 0 | 0 | | | | | | | | | |
| 40 Mike Dunn, L (9, 1) | | | | | | | | | | 0 | 0 | 0 | 0 | 0 | 0 | 0 | | | | | | | | | |
| 31 Steve Cishek, R (9, 1) | | | | | | | | | | 0 | 0 | 0 | 0 | 0 | 0 | 0 | | | | | | | | | |
| Inning Stats | R: 0 E: 0 K: 3 S: 13 | H: 1 LOB: 2 BB: 1 P: 18 | R: 0 E: 0 K: 1 S: 7 | H: 0 LOB: 0 BB: 0 P: 9 | R: 0 E: 0 K: 1 S: 9 | H: 0 LOB: 0 BB: 0 P: 13 | R: 0 E: 0 K: 0 S: 7 | H: 0 LOB: 0 BB: 0 P: 10 | R: 3 E: 0 K: 3 S: 18 | H: 3 LOB: 1 BB: 1 P: 32 | R: 1 E: 0 K: 1 S: 17 | H: 2 LOB: 2 BB: 1 P: 25 | R: 0 E: 0 K: 2 S: 10 | H: 1 LOB: 1 BB: 0 P: 15 | R: 2 E: 0 K: 0 S: 10 | H: 2 LOB: 2 BB: 1 P: 16 | R: 0 E: 0 K: 1 S: 7 | H: 0 LOB: 0 BB: 0 P: 10 | 1B: 4 2B: 4 3B: 0 HR: 1 | SF: 0 SAC: 0 DP: 0 HBP: 1 | WP: 2 PB: 0 SB: 1 CS: 0 | PA: 41 | | | |
| PITCHER | IP WLS BF H R ER SO BB IBB HBP BLK WP HR S P ERA WHIP | IP WLS BF H R ER SO BB IBB HBP BLK WP HR S P ERA WHIP | IP WLS BF H R ER SO BB IBB HBP BLK WP HR S P ERA WHIP | IP WLS BF H R ER SO BB IBB HBP BLK WP HR S P ERA WHIP | IP WLS BF H R ER SO BB IBB HBP BLK WP HR S P ERA WHIP | IP WLS BF H R ER SO BB IBB HBP BLK WP HR S P ERA WHIP | IP WLS BF H R ER SO BB IBB HBP BLK WP HR S P ERA WHIP | IP WLS BF H R ER SO BB IBB HBP BLK WP HR S P ERA WHIP | IP WLS BF H R ER SO BB IBB HBP BLK WP HR S P ERA WHIP | IP WLS BF H R ER SO BB IBB HBP BLK WP HR S P ERA WHIP | IP WLS BF H R ER SO BB IBB HBP BLK WP HR S P ERA WHIP | IP WLS BF H R ER SO BB IBB HBP BLK WP HR S P ERA WHIP | IP WLS BF H R ER SO BB IBB HBP BLK WP HR S P ERA WHIP | IP WLS BF H R ER SO BB IBB HBP BLK WP HR S P ERA WHIP | IP WLS BF H R ER SO BB IBB HBP BLK WP HR S P ERA WHIP | IP WLS BF H R ER SO BB IBB HBP BLK WP HR S P ERA WHIP | IP WLS BF H R ER SO BB IBB HBP BLK WP HR S P ERA WHIP | IP WLS BF H R ER SO BB IBB HBP BLK WP HR S P ERA WHIP | IP WLS BF H R ER SO BB IBB HBP BLK WP HR S P ERA WHIP | IP WLS BF H R ER SO BB IBB HBP BLK WP HR S P ERA WHIP | IP WLS BF H R ER SO BB IBB HBP BLK WP HR S P ERA WHIP | IP WLS BF H R ER SO BB IBB HBP BLK WP HR S P ERA WHIP | IP WLS BF H R ER SO BB IBB HBP BLK WP HR S P ERA WHIP | IP WLS BF H R ER SO BB IBB HBP BLK WP HR S P ERA WHIP | IP WLS BF H R ER SO BB IBB HBP BLK WP HR S P ERA WHIP |

| Batter | 1 | 2 | 3 | 4 | 5 | 6 | 7 | 8 | 9 | AB | R | H | RBI | BB | SO | LOB | BOTTOM | | | | | | | | |
|--------------------------------|---|---|---|---|---|---|---|---|---|---|---|---|---|---|---|---|--|---|---|---|---|---|---|---|---|
| 19 Andrelton Simmons, R (1, 6) | | | | | | | | | | 4 | 0 | 2 | 1 | 0 | 0 | 0 | Miami Marlins @ Atlanta Braves Turner Field, Atlanta, GA Wed Jul 03 2013, 7:18 PM - 10:04 PM EDT Att: 26,129 - Cloudy - 71 F | | | | | | | | |
| 22 Jason Heyward, L (1, 9) | | | | | | | | | | 4 | 0 | 1 | 0 | 0 | 0 | 1 | | | | | | | | | |
| 8 Justin Upton, R (1, 7) | | | | | | | | | | 4 | 0 | 0 | 0 | 0 | 0 | 3 | | | | | | | | | |
| 5 Freddie Freeman, L (1, 3) | | | | | | | | | | 4 | 1 | 2 | 0 | 0 | 1 | 0 | | | | | | | | | |
| 16 Brian McCann, L (1, 2) | | | | | | | | | | 4 | 1 | 1 | 1 | 0 | 2 | 2 | | | | | | | | | |
| 26 Dan Uggla, R (1, 4) | | | | | | | | | | 4 | 0 | 1 | 0 | 0 | 1 | 0 | | | | | | | | | |
| 2 B.J. Upton, R (1, 8) | | | | | | | | | | 4 | 1 | 1 | 0 | 0 | 2 | 2 | | | | | | | | | |
| 23 Chris Johnson, R (1, 5) | | | | | | | | | | 4 | 0 | 2 | 1 | 0 | 2 | 1 | | | | | | | | | |
| 36 Mike Minor, R (1, 1) | | | | | | | | | | 1 | 0 | 0 | 0 | 0 | 1 | 0 | | | | | | | | | |
| 48 David Carpenter, R (7, PH) | | | | | | | | | | 0 | 0 | 0 | 0 | 0 | 0 | 0 | | | | | | | | | |
| 17 Jordan Schafer, L (8, PH) | | | | | | | | | | 0 | 0 | 0 | 0 | 0 | 0 | 1 | | | | | | | | | |
| 53 Cory Gearrin, R (8, 1) | | | | | | | | | | 0 | 0 | 0 | 0 | 0 | 0 | 0 | | | | | | | | | |
| 38 Anthony Varvaro, R (9, 1) | | | | | | | | | | 0 | 0 | 0 | 0 | 0 | 0 | 0 | | | | | | | | | |
| 1 Tyler Pastornicky, R (9, PH) | | | | | | | | | | 1 | 0 | 0 | 0 | 0 | 0 | 2 | | | | | | | | | |
| Inning Stats | R: 0 E: 0 K: 0 S: 6 | H: 0 LOB: 0 BB: 0 P: 13 | R: 0 E: 0 K: 0 S: 5 | H: 0 LOB: 0 BB: 0 P: 10 | R: 1 E: 0 K: 1 S: 10 | H: 3 LOB: 2 BB: 0 P: 14 | R: 1 E: 0 K: 2 S: 11 | H: 1 LOB: 0 BB: 0 P: 15 | R: 0 E: 0 K: 2 S: 12 | H: 0 LOB: 0 BB: 0 P: 15 | R: 0 E: 0 K: 1 S: 9 | H: 1 LOB: 1 BB: 0 P: 15 | R: 0 E: 0 K: 1 S: 9 | H: 1 LOB: 1 BB: 0 P: 14 | R: 0 E: 0 K: 0 S: 6 | H: 1 LOB: 0 BB: 0 P: 9 | R: 1 E: 0 K: 2 S: 11 | H: 3 LOB: 2 BB: 0 P: 14 | 1B: 9 2B: 0 3B: 0 HR: 1 | SF: 0 SAC: 1 DP: 1 HBP: 0 | WP: 0 PB: 0 SB: 0 CS: 0 | PA: 36 | | | |
| PITCHER | IP WLS BF H R ER SO BB IBB HBP BLK WP HR S P ERA WHIP | IP WLS BF H R ER SO BB IBB HBP BLK WP HR S P ERA WHIP | IP WLS BF H R ER SO BB IBB HBP BLK WP HR S P ERA WHIP | IP WLS BF H R ER SO BB IBB HBP BLK WP HR S P ERA WHIP | IP WLS BF H R ER SO BB IBB HBP BLK WP HR S P ERA WHIP | IP WLS BF H R ER SO BB IBB HBP BLK WP HR S P ERA WHIP | IP WLS BF H R ER SO BB IBB HBP BLK WP HR S P ERA WHIP | IP WLS BF H R ER SO BB IBB HBP BLK WP HR S P ERA WHIP | IP WLS BF H R ER SO BB IBB HBP BLK WP HR S P ERA WHIP | IP WLS BF H R ER SO BB IBB HBP BLK WP HR S P ERA WHIP | IP WLS BF H R ER SO BB IBB HBP BLK WP HR S P ERA WHIP | IP WLS BF H R ER SO BB IBB HBP BLK WP HR S P ERA WHIP | IP WLS BF H R ER SO BB IBB HBP BLK WP HR S P ERA WHIP | IP WLS BF H R ER SO BB IBB HBP BLK WP HR S P ERA WHIP | IP WLS BF H R ER SO BB IBB HBP BLK WP HR S P ERA WHIP | IP WLS BF H R ER SO BB IBB HBP BLK WP HR S P ERA WHIP | IP WLS BF H R ER SO BB IBB HBP BLK WP HR S P ERA WHIP | IP WLS BF H R ER SO BB IBB HBP BLK WP HR S P ERA WHIP | IP WLS BF H R ER SO BB IBB HBP BLK WP HR S P ERA WHIP | IP WLS BF H R ER SO BB IBB HBP BLK WP HR S P ERA WHIP | IP WLS BF H R ER SO BB IBB HBP BLK WP HR S P ERA WHIP | IP WLS BF H R ER SO BB IBB HBP BLK WP HR S P ERA WHIP | IP WLS BF H R ER SO BB IBB HBP BLK WP HR S P ERA WHIP | IP WLS BF H R ER SO BB IBB HBP BLK WP HR S P ERA WHIP | IP WLS BF H R ER SO BB IBB HBP BLK WP HR S P ERA WHIP |



| Batter | 1 | 2 | 3 | 4 | 5 | 6 | 7 | 8 | 9 | AB R H RBI BB SO LOB | TOP | | | | | | | | | | | |
|--|---|----------------------------------|-------------------------------|----------------------------------|-------------------------------|----------------------------------|-------------------------------|----------------------------------|-------------------------------|--|--|---|----------------------------------|-------------------------------|----------------------------------|-------------------------------|----------------------------------|-------------------------------|----------------------------------|----------------------------------|------------------------------------|----------------------------------|
| 20 Justin Ruggiano, R OBP: 0.297, SLG: 0.427 | | | | | | | | | | 5 0 1 0 0 2 3 | Miami Marlins @ Atlanta Braves Turner Field, Atlanta, GA Thu Jul 04 2013, 7:14 PM - 10:41 PM EDT Att: 35,465 - Rain - 72 F | | | | | | | | | | | |
| 59 Ed Lucas, R OBP: 0.369, SLG: 0.343 | | | | | | | | | | 4 1 1 1 1 2 1 | | | | | | | | | | | | |
| 27 Giancarlo Stanton, R OBP: 0.344, SLG: 0.450 | | | | | | | | | | 5 0 0 0 0 3 3 | | | | | | | | | | | | |
| 5 Logan Morrison, L OBP: 0.418, SLG: 0.569 | | | | | | | | | | 2 1 1 0 3 1 0 | | | | | | | | | | | | |
| 48 Marcell Ozuna, R OBP: 0.323, SLG: 0.427 | | | | | | | | | | 5 1 3 2 0 1 4 | | | | | | | | | | | | |
| 51 Derek Dietrich, L OBP: 0.278, SLG: 0.407 31 Steve Cishek, R (9.1) | | | | | | | | | | 4 0 1 0 0 0 3 0 0 0 0 0 0 0 | | | | | | | | | | | | |
| 3 Adeiny Hechavarria, R OBP: 0.262, SLG: 0.306 | | | | | | | | | | 5 0 1 0 0 3 3 | | | | | | | | | | | | |
| 6 Jeff Mathis, R OBP: 0.263, SLG: 0.357 | | | | | | | | | | 2 1 1 0 2 1 2 | | | | | | | | | | | | |
| 37 Henderson Alvarez III, R (1.1) 29 Greg Dobbs, L (5. Ph) 43 Dan Jennings, L (6.1) 44 AJ Ramos, R (7.1) 30 Placido Polanco, R OBP: 0.326, SLG: 0.336 17 Donovan Solano, R OBP: 0.341, SLG: 0.336 | | | | | | | | | | 2 0 0 0 0 1 3 1 0 0 0 0 0 2 0 0 0 0 0 0 0 0 0 0 0 0 0 0 1 0 0 0 0 1 1 1 0 0 1 1 0 0 0 | | | | | | | | | | | | |
| Inning Stats | R: 0 E: 0 K: 3 S: 13 | H: 0 LOB: 0 BB: 0 P: 22 | R: 1 E: 0 K: 2 S: 15 | H: 1 LOB: 0 BB: 0 P: 23 | R: 1 E: 0 K: 1 S: 15 | H: 2 LOB: 1 BB: 0 P: 18 | R: 1 E: 0 K: 1 S: 10 | H: 2 LOB: 2 BB: 1 P: 19 | R: 0 E: 0 K: 0 S: 14 | H: 1 LOB: 2 BB: 0 P: 22 | | R: 0 E: 0 K: 1 S: 14 | H: 2 LOB: 2 BB: 0 P: 17 | R: 0 E: 0 K: 2 S: 13 | H: 1 LOB: 2 BB: 1 P: 22 | R: 0 E: 0 K: 2 S: 14 | H: 0 LOB: 1 BB: 1 P: 25 | R: 1 E: 0 K: 3 S: 17 | H: 1 LOB: 2 BB: 2 P: 28 | 1B: 7 2B: 2 3B: 0 HR: 1 | SF: 0 SAC: 0 DP: 0 HBP: 0 | WP: 0 PB: 0 SB: 1 CS: 0 |
| PITCHER | IP WLS BF H R ER SO BB IBB HBP BLK WP HR S P ERA WHIP | | | | | | | | | | | IP WLS BF H R ER SO BB IBB HBP BLK WP HR S P ERA WHIP | | | | | | | | | | |
| 49 Julio Teheran, R ERA: 3.23 | 5.0 23 6 3 3 7 1 1 0 0 0 1 67 104 5.40 1.400 | | | | | | | | | | | | | | | | | | | | | |
| 48 David Carpenter, R ERA: 1.51 | 1.2 7 2 0 0 3 0 0 0 0 0 0 21 27 0.00 1.200 | | | | | | | | | | | | | | | | | | | | | |
| 43 Luis Avilan, L ERA: 1.59 | 0.1 3 1 0 0 0 1 0 0 0 0 0 6 12 0.00 6.000 | | | | | | | | | | | | | | | | | | | | | |
| 52 Jordan Walden, R ERA: 2.54 | 1.0 4 0 0 0 2 1 0 0 0 0 0 14 25 0.00 1.000 | | | | | | | | | | | | | | | | | | | | | |
| 46 Craig Kimbrel, R ERA: 1.72 | 1.0 L 6 1 1 1 3 2 0 0 0 0 0 17 28 9.00 3.000 | | | | | | | | | | | | | | | | | | | | | |

| Batter | 1 | 2 | 3 | 4 | 5 | 6 | 7 | 8 | 9 | AB R H RBI BB SO LOB | BOTTOM | | | | | | | | | |
|--|---|----------------------------------|------------------------------|----------------------------------|-------------------------------|----------------------------------|------------------------------|----------------------------------|------------------------------|---|--|---|----------------------------------|-------------------------------|----------------------------------|------------------------------|----------------------------------|----------------------------------|------------------------------------|----------------------------------|
| 19 Andrelton Simmons, R OBP: 0.285, SLG: 0.342 | | | | | | | | | | 4 1 2 0 0 0 1 | Miami Marlins @ Atlanta Braves Turner Field, Atlanta, GA Thu Jul 04 2013, 7:14 PM - 10:41 PM EDT Att: 35,465 - Rain - 72 F | | | | | | | | | |
| 22 Jason Heyward, L OBP: 0.324, SLG: 0.366 | | | | | | | | | | 4 1 1 0 0 1 1 | | | | | | | | | | |
| 8 Justin Upton, R OBP: 0.353, SLG: 0.446 | | | | | | | | | | 4 0 0 0 0 0 3 | | | | | | | | | | |
| 5 Freddie Freeman, L OBP: 0.390, SLG: 0.482 | | | | | | | | | | 3 1 1 2 1 0 0 | | | | | | | | | | |
| 16 Brian McCann, L OBP: 0.360, SLG: 0.510 | | | | | | | | | | 4 0 2 1 0 0 1 | | | | | | | | | | |
| 26 Dan Uggla, R OBP: 0.320, SLG: 0.397 | | | | | | | | | | 4 0 0 0 0 0 3 | | | | | | | | | | |
| 2 B.J. Upton, R OBP: 0.272, SLG: 0.310 | | | | | | | | | | 4 0 0 0 0 2 3 | | | | | | | | | | |
| 23 Chris Johnson, R OBP: 0.378, SLG: 0.478 | | | | | | | | | | 3 0 1 0 0 2 1 | | | | | | | | | | |
| 49 Julio Teheran, R ERA: 3.23 1 Ty Flaherty, R ERA: 3.68 48 David Carpenter, R ERA: 1.51 43 Luis Avilan, L ERA: 1.59 52 Jordan Walden, R ERA: 2.54 25 Joey Teroslavich, S ERA: 3.92 46 Craig Kimbrel, R ERA: 1.72 | | | | | | | | | | 1 0 0 0 0 1 0 1 0 0 0 0 0 1 0 1 0 0 0 0 1 0 0 0 0 0 0 0 0 | | | | | | | | | | |
| Inning Stats | R: 3 E: 0 K: 0 S: 13 | H: 4 LOB: 1 BB: 0 P: 23 | R: 0 E: 0 K: 2 S: 7 | H: 0 LOB: 0 BB: 0 P: 11 | R: 0 E: 0 K: 0 S: 10 | H: 0 LOB: 0 BB: 0 P: 13 | R: 0 E: 0 K: 0 S: 7 | H: 1 LOB: 0 BB: 0 P: 12 | R: 0 E: 0 K: 0 S: 6 | H: 0 LOB: 0 BB: 0 P: 10 | | R: 0 E: 0 K: 2 S: 10 | H: 1 LOB: 1 BB: 0 P: 13 | R: 0 E: 0 K: 2 S: 11 | H: 1 LOB: 1 BB: 0 P: 16 | R: 0 E: 0 K: 1 S: 9 | H: 0 LOB: 1 BB: 1 P: 17 | 1B: 5 2B: 3 3B: 0 HR: 0 | SF: 0 SAC: 0 DP: 1 HBP: 0 | WP: 0 PB: 0 SB: 0 CS: 0 |
| PITCHER | IP WLS BF H R ER SO BB IBB HBP BLK WP HR S P ERA WHIP | | | | | | | | | | | IP WLS BF H R ER SO BB IBB HBP BLK WP HR S P ERA WHIP | | | | | | | | |
| 37 Henderson Alvarez III, R ERA: 3.44 | 5.0 19 5 3 3 2 0 0 0 0 0 0 8 14 0.00 1.000 | | | | | | | | | | | | | | | | | | | |
| 43 Dan Jennings, L ERA: 3.68 | 1.0 4 1 0 0 0 0 0 0 0 0 0 8 14 0.00 1.000 | | | | | | | | | | | | | | | | | | | |
| 44 AJ Ramos, R ERA: 3.92 | 2.0 W 7 1 0 0 4 0 0 0 0 0 0 19 25 0.00 0.500 | | | | | | | | | | | | | | | | | | | |
| 31 Steve Cishek, R ERA: 2.97 | 1.0 S 4 0 0 0 1 1 0 0 0 0 0 9 17 0.00 1.000 | | | | | | | | | | | | | | | | | | | |



| Batter | 1 | 2 | 3 | 4 | 5 | 6 | 7 | 8 | 9 | AB | R | H | RBI | BB | SO | LOB | TOP | | | |
|--|---|---|---|---|---|---|---|---|---|---|---|---|---|---|---|---|----------------------------------|------------------------------------|----------------------------------|--------|
| 20 Justin Ruggiano, R (1, 7) OBP: 0.296, SLG: 0.422 | G6-3 | | HBP | | G6-3 | | | K | | 3 | 0 | 0 | 0 | 0 | 1 | 1 | | | | |
| 59 Ed Lucas, R (1, 5) OBP: 0.357, SLG: 0.330 | G3-1 | | G4-3 | | | G1-6-3 | | K | | 4 | 0 | 0 | 0 | 0 | 1 | 1 | | | | |
| 27 Giancarlo Stanton, R (1, 9) OBP: 0.337, SLG: 0.439 | G6-3 | | | F7 | | E4 | | G5-3 | | 4 | 0 | 0 | 0 | 0 | 0 | 0 | | | | |
| 5 Logan Morrison, L (1, 3) OBP: 0.408, SLG: 0.597 | | HR | | G4-3 | | G4-6-3 | | K | | 4 | 1 | 1 | 1 | 0 | 1 | 1 | | | | |
| 48 Marcell Ozuna, R (1, 8) OBP: 0.324, SLG: 0.425 | L8 | | | 1B | | | | G5-3 | | 3 | 0 | 1 | 0 | 0 | 0 | 0 | | | | |
| 51 Derek Dietrich, L (1, 4) OBP: 0.274, SLG: 0.400 | L7 | | | G4-3 | | | | G4-3 | | 3 | 0 | 0 | 0 | 0 | 0 | 1 | | | | |
| 3 Adeiny Hechavarria, R (1, 6) OBP: 0.263, SLG: 0.306 | G6-3 | | | | | | | G6-3 | | 3 | 0 | 1 | 0 | 0 | 0 | 0 | | | | |
| 6 Jeff Mathis, R (1, 2) OBP: 0.253, SLG: 0.342 | | | G1 | | FC6 | | | K | | 3 | 0 | 0 | 0 | 0 | 1 | 1 | | | | |
| 33 Jacob Turner, R (1, 1) OBP: 0.071, SLG: 0.071 | | | G6-3 | | B2-5 | | | K | | 2 | 0 | 0 | 0 | 0 | 0 | 2 | | | | |
| 43 Dan Jennings, L (7, 1) | | | | | | | | | | 0 | 0 | 0 | 0 | 0 | 0 | 0 | | | | |
| 17 Donovan Solano, R (6, PH) OBP: 0.339, SLG: 0.333 | | | | | | | | | | 1 | 0 | 0 | 0 | 0 | 1 | 0 | | | | |
| 58 Ryan Webb, R (8, 1) | | | | | | | | | | 0 | 0 | 0 | 0 | 0 | 0 | 0 | | | | |
| Inning Stats | R: 0 E: 0 K: 0 S: 8 | H: 0 LOB: 0 BB: 0 P: 10 | R: 1 E: 0 K: 0 S: 10 | H: 1 LOB: 0 BB: 0 P: 14 | R: 0 E: 0 K: 0 S: 8 | H: 0 LOB: 1 BB: 0 P: 11 | R: 0 E: 0 K: 0 S: 12 | H: 1 LOB: 1 BB: 0 P: 19 | R: 0 E: 1 K: 0 S: 4 | H: 0 LOB: 0 BB: 0 P: 8 | R: 0 E: 0 K: 0 S: 7 | H: 0 LOB: 0 BB: 0 P: 11 | R: 0 E: 0 K: 3 S: 10 | H: 0 LOB: 0 BB: 0 P: 11 | R: 0 E: 0 K: 2 S: 11 | H: 0 LOB: 0 BB: 0 P: 14 | 1B: 2 2B: 0 3B: 0 HR: 1 | SF: 0 SAC: 0 DP: 2 HBP: 1 | WP: 0 PB: 0 SB: 0 CS: 0 | PA: 31 |
| PITCHER | IP WLS BF H R ER SO BB IBB HBP BLK WP HR S P ERA WHIP | IP WLS BF H R ER SO BB IBB HBP BLK WP HR S P ERA WHIP | IP WLS BF H R ER SO BB IBB HBP BLK WP HR S P ERA WHIP | IP WLS BF H R ER SO BB IBB HBP BLK WP HR S P ERA WHIP | IP WLS BF H R ER SO BB IBB HBP BLK WP HR S P ERA WHIP | IP WLS BF H R ER SO BB IBB HBP BLK WP HR S P ERA WHIP | IP WLS BF H R ER SO BB IBB HBP BLK WP HR S P ERA WHIP | IP WLS BF H R ER SO BB IBB HBP BLK WP HR S P ERA WHIP | IP WLS BF H R ER SO BB IBB HBP BLK WP HR S P ERA WHIP | IP WLS BF H R ER SO BB IBB HBP BLK WP HR S P ERA WHIP | IP WLS BF H R ER SO BB IBB HBP BLK WP HR S P ERA WHIP | IP WLS BF H R ER SO BB IBB HBP BLK WP HR S P ERA WHIP | IP WLS BF H R ER SO BB IBB HBP BLK WP HR S P ERA WHIP | IP WLS BF H R ER SO BB IBB HBP BLK WP HR S P ERA WHIP | IP WLS BF H R ER SO BB IBB HBP BLK WP HR S P ERA WHIP | IP WLS BF H R ER SO BB IBB HBP BLK WP HR S P ERA WHIP | | | | |
| 35 Jake Westbrook, R (1, 1) ERA: 2.78 | 7.0 | W | 25 | 3 | 1 | 1 | 0 | 0 | 0 | 0 | 1 | 57 | 86 | 1.29 | 0.429 | | | | | |
| 26 Trevor Rosenthal, R (8, 1) ERA: 2.03 | 1.0 | H | 3 | 0 | 0 | 0 | 3 | 0 | 0 | 0 | 0 | 10 | 11 | 0.00 | 0.000 | | | | | |
| 44 Edward Mujica, R (9, 1) ERA: 2.55 | 1.0 | S | 3 | 0 | 0 | 0 | 2 | 0 | 0 | 0 | 0 | 11 | 14 | 0.00 | 0.000 | | | | | |

Miami Marlins @ St. Louis Cardinals
 Busch Stadium, St. Louis, MO
 Fri Jul 05 2013, 7:16 PM - 9:32 PM CDT
 Att: 46,177 - Clear - 82 F

AB 30
 R 1
 H 3
 RBI 1
 BB 0
 SO 5
 LOB 7



| Batter | 1 | 2 | 3 | 4 | 5 | 6 | 7 | 8 | 9 | AB | R | H | RBI | BB | SO | LOB | BOTTOM | | | |
|--|---|---|---|---|---|---|---|---|---|---|---|---|---|---|---|---|----------------------------------|------------------------------------|----------------------------------|--------|
| 13 Matt Carpenter, L (1, 4) OBP: 0.393, SLG: 0.488 | K | | 1B | F7 | | | | | | 3 | 1 | 1 | 0 | 1 | 1 | 0 | | | | |
| 19 Jon Jay, L (1, 8) OBP: 0.322, SLG: 0.337 | L7 | | 1B | | G4-3 | | | G6-3 | | 4 | 1 | 1 | 0 | 0 | 0 | 1 | | | | |
| 7 Matt Holliday, R (1, 7) OBP: 0.349, SLG: 0.434 | 2B | | 1B | | L8 | | | L9 | | 4 | 2 | 2 | 1 | 0 | 0 | 0 | | | | |
| 21 Allen Craig, R (1, 9) OBP: 0.368, SLG: 0.492 | 2B | | 2B | SF9 | | | | G4-3 | | 3 | 0 | 1 | 2 | 0 | 1 | 0 | | | | |
| 4 Yadier Molina, R (1, 2) OBP: 0.388, SLG: 0.490 | L9 | | 2B | | G5-3 | | | G4-3 | | 4 | 0 | 0 | 0 | 0 | 0 | 2 | | | | |
| Matt Adams, L (1, 3) OBP: 0.364, SLG: 0.554 | | 1B | 2B | | | | | | | 2 | 0 | 2 | 1 | 1 | 0 | 0 | | | | |
| 23 David Freese, R (1, 5) OBP: 0.350, SLG: 0.397 | K | | L5 | | | | | G5-4-3 | | 3 | 0 | 0 | 0 | 0 | 1 | 3 | | | | |
| 33 Daniel Descalso, L (1, 6) OBP: 0.337, SLG: 0.433 | F9 | | | | G3-1 | | | G3 | | 3 | 0 | 0 | 0 | 0 | 0 | 1 | | | | |
| 35 Jake Westbrook, R (1, 1) ERA: 2.3 | 6.0 | L | 25 | 7 | 4 | 4 | 3 | 1 | 0 | 0 | 0 | 60 | 96 | 6.00 | 1.333 | | | | | |
| 43 Dan Jennings, L (7, 1) ERA: 3.45 | 1.0 | | 4 | 0 | 0 | 0 | 0 | 1 | 0 | 0 | 0 | 9 | 18 | 0.00 | 1.000 | | | | | |
| 26 Trevor Rosenthal, R (8, 1) ERA: 2.03 | 1.0 | | 3 | 0 | 0 | 0 | 0 | 0 | 0 | 0 | 0 | 9 | 13 | 0.00 | 0.000 | | | | | |
| 44 Edward Mujica, R (9, 1) ERA: 3.29 | 1.0 | | 3 | 0 | 0 | 0 | 0 | 0 | 0 | 0 | 0 | 9 | 13 | 0.00 | 0.000 | | | | | |
| Inning Stats | R: 1 E: 0 K: 1 S: 13 | H: 2 LOB: 1 BB: 0 P: 20 | R: 0 E: 0 K: 1 S: 10 | H: 1 LOB: 0 BB: 0 P: 15 | R: 3 E: 0 K: 0 S: 15 | H: 4 LOB: 1 BB: 0 P: 23 | R: 0 E: 0 K: 0 S: 6 | H: 0 LOB: 0 BB: 0 P: 11 | R: 0 E: 0 K: 1 S: 10 | H: 0 LOB: 0 BB: 1 P: 15 | R: 0 E: 0 K: 0 S: 6 | H: 0 LOB: 0 BB: 1 P: 12 | R: 0 E: 0 K: 0 S: 9 | H: 0 LOB: 1 BB: 1 P: 18 | R: 0 E: 0 K: 0 S: 9 | H: 0 LOB: 0 BB: 0 P: 13 | 1B: 3 2B: 4 3B: 0 HR: 0 | SF: 1 SAC: 0 DP: 1 HBP: 0 | WP: 0 PB: 0 SB: 0 CS: 0 | PA: 32 |
| PITCHER | IP WLS BF H R ER SO BB IBB HBP BLK WP HR S P ERA WHIP | IP WLS BF H R ER SO BB IBB HBP BLK WP HR S P ERA WHIP | IP WLS BF H R ER SO BB IBB HBP BLK WP HR S P ERA WHIP | IP WLS BF H R ER SO BB IBB HBP BLK WP HR S P ERA WHIP | IP WLS BF H R ER SO BB IBB HBP BLK WP HR S P ERA WHIP | IP WLS BF H R ER SO BB IBB HBP BLK WP HR S P ERA WHIP | IP WLS BF H R ER SO BB IBB HBP BLK WP HR S P ERA WHIP | IP WLS BF H R ER SO BB IBB HBP BLK WP HR S P ERA WHIP | IP WLS BF H R ER SO BB IBB HBP BLK WP HR S P ERA WHIP | IP WLS BF H R ER SO BB IBB HBP BLK WP HR S P ERA WHIP | IP WLS BF H R ER SO BB IBB HBP BLK WP HR S P ERA WHIP | IP WLS BF H R ER SO BB IBB HBP BLK WP HR S P ERA WHIP | IP WLS BF H R ER SO BB IBB HBP BLK WP HR S P ERA WHIP | IP WLS BF H R ER SO BB IBB HBP BLK WP HR S P ERA WHIP | IP WLS BF H R ER SO BB IBB HBP BLK WP HR S P ERA WHIP | IP WLS BF H R ER SO BB IBB HBP BLK WP HR S P ERA WHIP | | | | |
| 33 Jacob Turner, R (1, 1) ERA: 2.3 | 6.0 | L | 25 | 7 | 4 | 4 | 3 | 1 | 0 | 0 | 0 | 60 | 96 | 6.00 | 1.333 | | | | | |
| 43 Dan Jennings, L (7, 1) ERA: 3.45 | 1.0 | | 4 | 0 | 0 | 0 | 0 | 1 | 0 | 0 | 0 | 9 | 18 | 0.00 | 1.000 | | | | | |
| 58 Ryan Webb, R (8, 1) ERA: 3.29 | 1.0 | | 3 | 0 | 0 | 0 | 0 | 0 | 0 | 0 | 0 | 9 | 13 | 0.00 | 0.000 | | | | | |

Miami Marlins @ St. Louis Cardinals
 Busch Stadium, St. Louis, MO
 Fri Jul 05 2013, 7:16 PM - 9:32 PM CDT
 Att: 46,177 - Clear - 82 F

AB 29
 R 4
 H 7
 RBI 4
 BB 2
 SO 3
 LOB 8



| Batter | 1 | 2 | 3 | 4 | 5 | 6 | 7 | 8 | 9 | AB | R | H | RBI | BB | SO | LOB | TOP | | | | | | |
|---|---------------------------------------|---------------------------------------|---------------------------------------|---------------------------------------|---------------------------------------|---------------------------------------|---------------------------------------|---------------------------------------|---------------------------------------|---------------------------------------|---------------------------------------|---------------------------------------|---------------------------------------|---------------------------------------|---------------------------------------|---------------------------------------|--|------------------------------------|----------------------------------|-------------|------|-------|-------|
| 20 Justin Ruggiano, R (1.7) OBP: 0.292, SLG: 0.415 | L9 | | G5-3 | P4 | | | G3 | | | 4 | 0 | 0 | 0 | 0 | 0 | 2 | Miami Marlins @ St. Louis Cardinals Busch Stadium, St. Louis, MO Sat Jul 06 2013, 1:16 PM - 3:59 PM CDT Att: 45,475 - Partly Cloudy - 82 F livebaseballscorecards.com | | | | | | |
| 30 Placido Polanco, R (1.5) OBP: 0.302, SLG: 0.283 | BB | | 5 HR | BB | | G3 | G3-1 | | | 2 | 1 | 0 | 0 | 2 | 0 | 1 | | | | | | | |
| 27 Giancarlo Stanton, R (1.9) OBP: 0.340, SLG: 0.437 | F8 | | F9 | | | 5 G6-3 | 1B | | | 3 | 0 | 1 | 0 | 1 | 0 | 2 | | | | | | | |
| 5 Logan Morrison, L (1.3) OBP: 0.400, SLG: 0.621 | G6-3 | | HR | | | G6-3 | | | | 4 | 1 | 1 | 2 | 0 | 0 | 3 | | | | | | | |
| 48 Marcell Ozuna, R (1.8) OBP: 0.318, SLG: 0.418 | K | | G5-3 | | | K | | | | 4 | 0 | 0 | 0 | 0 | 2 | 1 | | | | | | | |
| 51 Derek Dietrich, L (1.4) OBP: 0.278, SLG: 0.425 | 3 1B | | | HR | | P6 | | | | 4 | 2 | 2 | 1 | 0 | 1 | 1 | | | | | | | |
| 3 Adeiny Hechavarria, R (1.6) OBP: 0.263, SLG: 0.305 | 2B | | E6 | | | B5-3 | | | | 4 | 0 | 1 | 1 | 0 | 0 | 0 | | | | | | | |
| 19 Rob Brantly, L (1.2) OBP: 0.295, SLG: 0.291 | K | | F8 | | | 20 G3 | 24 SH1-4 | | | 4 | 0 | 1 | 0 | 0 | 1 | 2 | | | | | | | |
| 24 Nathan Eovaldi, R (1.1) ERA: 4.15 | K | | FC4-2 | | | SH1-4 | | | | 2 | 0 | 0 | 0 | 0 | 1 | 2 | | | | | | | |
| 40 Mike Dunn, L (7.1) ERA: 2.6 | K | | | | | | | | | 0 | 0 | 0 | 0 | 0 | 0 | 0 | | | | | | | |
| 50 Chad Qualls, R (8.1) ERA: 1.98 | | | | | | | | | | 0 | 0 | 0 | 0 | 0 | 0 | 0 | | | | | | | |
| 29 Greg Dobbs, L (9. PH) OBP: 0.300, SLG: 0.299 | | | | | | | | | | 1 | 0 | 0 | 0 | 0 | 0 | 0 | | | | | | | |
| 44 AJ Ramos, R (9.1) ERA: 2.48 | | | | | | | | | | 0 | 0 | 0 | 0 | 0 | 0 | 0 | | | | | | | |
| Inning Stats | R: 0 E: 0 K: 0 S: 6 | H: 0 LOB: 1 BB: 1 P: 13 | R: 1 E: 0 K: 3 S: 14 | H: 2 LOB: 1 BB: 0 P: 23 | R: 2 E: 0 K: 0 S: 8 | H: 1 LOB: 0 BB: 1 P: 18 | R: 1 E: 1 K: 0 S: 8 | H: 1 LOB: 1 BB: 0 P: 11 | R: 0 E: 0 K: 1 S: 6 | H: 0 LOB: 0 BB: 0 P: 7 | R: 0 E: 0 K: 1 S: 7 | H: 1 LOB: 1 BB: 0 P: 11 | R: 0 E: 1 K: 1 S: 9 | H: 0 LOB: 1 BB: 1 P: 16 | R: 0 E: 0 K: 0 S: 9 | H: 0 LOB: 0 BB: 0 P: 12 | 1B: 3 2B: 1 3B: 0 HR: 2 | SF: 0 SAC: 1 DP: 1 HBP: 0 | WP: 0 PB: 0 SB: 0 CS: 0 | PA: 36 | | | |
| PITCHER | IP WLS BF H R ER SO | IP WLS BF H R ER SO | IP WLS BF H R ER SO | IP WLS BF H R ER SO | IP WLS BF H R ER SO | IP WLS BF H R ER SO | IP WLS BF H R ER SO | IP WLS BF H R ER SO | IP WLS BF H R ER SO | IP WLS BF H R ER SO | IP WLS BF H R ER SO | IP WLS BF H R ER SO | IP WLS BF H R ER SO | IP WLS BF H R ER SO | IP WLS BF H R ER SO | IP WLS BF H R ER SO | BB IBB HBP BLK | WP HR S P | ERA WHIP | ERA WHIP | | | |
| 58 Joe Kelly, R (1.1) ERA: 4.15 | 6.0 | 25 | 5 | 4 | 4 | 4 | 2 | 0 | 0 | 0 | 0 | 0 | 0 | 0 | 0 | 0 | 0 | 0 | 2 | 45 | 78 | 6.00 | 1.167 |
| 43 Seth Maness, R (7.1) ERA: 2.6 | 1.0 | 4 | 1 | 0 | 0 | 0 | 0 | 0 | 0 | 0 | 0 | 0 | 0 | 0 | 0 | 0 | 0 | 0 | 0 | 7 | 11 | 0.00 | 1.000 |
| 26 Trevor Rosenthal, R (8.1) ERA: 1.98 | 1.0 | 4 | 0 | 0 | 0 | 0 | 1 | 0 | 0 | 0 | 0 | 0 | 0 | 0 | 0 | 0 | 0 | 0 | 9 | 16 | 0.00 | 1.000 | |
| 44 Edward Mujica, R (9.1) ERA: 2.48 | 1.0 | W | 3 | 0 | 0 | 0 | 0 | 0 | 0 | 0 | 0 | 0 | 0 | 0 | 0 | 0 | 0 | 0 | 9 | 12 | 0.00 | 0.000 | |

| Batter | 1 | 2 | 3 | 4 | 5 | 6 | 7 | 8 | 9 | AB | R | H | RBI | BB | SO | LOB | BOTTOM | | | | | | |
|--|---------------------------------------|---------------------------------------|---------------------------------------|---------------------------------------|---------------------------------------|---------------------------------------|---------------------------------------|---------------------------------------|---------------------------------------|---------------------------------------|---------------------------------------|---------------------------------------|---------------------------------------|---------------------------------------|---------------------------------------|---------------------------------------|--|----------------------------------|----------------------------------|------------------------------------|----------------------------------|--------|-------|
| 13 Matt Carpenter, L (1.4) OBP: 0.391, SLG: 0.491 | L8 | | 3 1B | | | | F7 | | | 4 | 1 | 1 | 1 | 0 | 0 | 1 | Miami Marlins @ St. Louis Cardinals Busch Stadium, St. Louis, MO Sat Jul 06 2013, 1:16 PM - 3:59 PM CDT Att: 45,475 - Partly Cloudy - 82 F livebaseballscorecards.com | | | | | | |
| 3 Carlos Beltrán, S (1.9) OBP: 0.345, SLG: 0.533 | G6-3 | | 7 G6-3 | | | K | | | | 4 | 0 | 1 | 1 | 0 | 1 | 1 | | | | | | | |
| 7 Matt Holliday, R (1.7) OBP: 0.348, SLG: 0.430 | BB | | 1B | | | P4 | | | | 3 | 0 | 0 | 0 | 1 | 0 | 1 | | | | | | | |
| 21 Allen Craig, R (1.3) OBP: 0.370, SLG: 0.491 | F9 | | 23 G4-6-3 | | | G5-3 | | | | 3 | 0 | 1 | 0 | 1 | 0 | 1 | | | | | | | |
| 23 David Freese, R (1.5) OBP: 0.345, SLG: 0.391 | F8 | | G4-6-3 | | | F9 | | | | 4 | 0 | 0 | 0 | 0 | 1 | 2 | | | | | | | |
| 33 Daniel Descalso, L (1.6) OBP: 0.335, SLG: 0.425 | P6 | | BB | | | G4-3 | | | | 3 | 0 | 0 | 0 | 1 | 0 | 0 | | | | | | | |
| 48 Tony Cruz, R (1.2) OBP: 0.179, SLG: 0.211 | K | | G4-3 | | | HR | | | | 4 | 1 | 1 | 0 | 0 | 1 | 1 | | | | | | | |
| 19 Jon Jay, L (1.8) OBP: 0.324, SLG: 0.337 | K | | | | | F7 | | | | 3 | 1 | 1 | 0 | 1 | 1 | 1 | | | | | | | |
| 58 Joe Kelly, R (1.1) ERA: 4.15 | | | | | | 58 FC1-6 | | | | 2 | 1 | 1 | 0 | 0 | 0 | 1 | | | | | | | |
| 43 Seth Maness, R (7.1) ERA: 2.6 | | | | | | FC1-6 | | | | 0 | 0 | 0 | 0 | 0 | 0 | 0 | | | | | | | |
| 26 Trevor Rosenthal, R (8.1) ERA: 1.98 | | | | | | | | | | 1 | 1 | 1 | 2 | 0 | 0 | 0 | | | | | | | |
| 44 Edward Mujica, R (9.1) ERA: 2.48 | | | | | | | | | | 0 | 0 | 0 | 0 | 0 | 0 | 0 | | | | | | | |
| 43 Shane Robinson, R (9. PH) OBP: 0.200, SLG: 0.341 | | | | | | | | | | 1 | 0 | 1 | 0 | 0 | 0 | 0 | | | | | | | |
| Inning Stats | R: 0 E: 0 K: 0 S: 10 | H: 0 LOB: 1 BB: 1 P: 17 | R: 0 E: 0 K: 1 S: 9 | H: 0 LOB: 0 BB: 0 P: 13 | R: 2 E: 0 K: 1 S: 11 | H: 3 LOB: 0 BB: 0 P: 16 | R: 0 E: 0 K: 0 S: 9 | H: 0 LOB: 1 BB: 2 P: 19 | R: 0 E: 0 K: 1 S: 8 | H: 1 LOB: 1 BB: 0 P: 13 | R: 0 E: 0 K: 0 S: 5 | H: 0 LOB: 0 BB: 0 P: 11 | R: 2 E: 0 K: 0 S: 11 | H: 2 LOB: 0 BB: 0 P: 16 | R: 0 E: 0 K: 1 S: 16 | H: 1 LOB: 1 BB: 0 P: 19 | R: 1 E: 1 K: 0 S: 8 | H: 1 LOB: 1 BB: 1 P: 18 | 1B: 6 2B: 0 3B: 1 HR: 1 | SF: 0 SAC: 0 DP: 2 HBP: 0 | WP: 0 PB: 0 SB: 0 CS: 0 | PA: 36 | |
| PITCHER | IP WLS BF H R ER SO | IP WLS BF H R ER SO | IP WLS BF H R ER SO | IP WLS BF H R ER SO | IP WLS BF H R ER SO | IP WLS BF H R ER SO | IP WLS BF H R ER SO | IP WLS BF H R ER SO | IP WLS BF H R ER SO | IP WLS BF H R ER SO | IP WLS BF H R ER SO | IP WLS BF H R ER SO | IP WLS BF H R ER SO | IP WLS BF H R ER SO | IP WLS BF H R ER SO | IP WLS BF H R ER SO | BB IBB HBP BLK | WP HR S P | ERA WHIP | ERA WHIP | | | |
| 24 Nathan Eovaldi, R (1.1) ERA: 2.55 | 6.2 | 26 | 5 | 3 | 3 | 3 | 3 | 0 | 0 | 0 | 0 | 0 | 0 | 0 | 0 | 0 | 0 | 0 | 0 | 57 | 97 | 4.05 | 1.200 |
| 40 Mike Dunn, L (7.1) ERA: 3.16 | 0.2 | B | 3 | 1 | 1 | 1 | 0 | 0 | 0 | 0 | 0 | 0 | 0 | 0 | 0 | 0 | 0 | 0 | 1 | 12 | 16 | 13.50 | 1.500 |
| 50 Chad Qualls, R (8.1) ERA: 3.27 | 0.2 | L | 3 | 1 | 0 | 0 | 1 | 0 | 0 | 0 | 0 | 0 | 0 | 0 | 0 | 0 | 0 | 0 | 10 | 11 | 0.00 | 1.500 | |
| 44 AJ Ramos, R (9.1) ERA: 3.86 | 0.2 | L | 4 | 1 | 1 | 0 | 0 | 1 | 0 | 0 | 0 | 0 | 0 | 0 | 0 | 0 | 0 | 0 | 8 | 18 | 0.00 | 3.000 | |

Miami Marlins @ St. Louis Cardinals
 Busch Stadium, St. Louis, MO
 Sat Jul 06 2013, 1:16 PM - 3:59 PM CDT
 Att: 45,475 - Partly Cloudy - 82 F

| | |
|-----|----|
| AB | 32 |
| R | 4 |
| H | 6 |
| RBI | 4 |
| BB | 3 |
| SO | 5 |
| LOB | 14 |



Miami Marlins @ St. Louis Cardinals
 Busch Stadium, St. Louis, MO
 Sat Jul 06 2013, 1:16 PM - 3:59 PM CDT
 Att: 45,475 - Partly Cloudy - 82 F

| | |
|-----|----|
| AB | 32 |
| R | 5 |
| H | 8 |
| RBI | 4 |
| BB | 4 |
| SO | 4 |
| LOB | 9 |



| Batter | 1 | 2 | 3 | 4 | 5 | 6 | 7 | 8 | 9 | 10 | 11 | 12 | 13 | 14 | AB | R | H | RBI | BB | SO | LOB | TOP | | | | |
|---|-------------------------------|----------------------------------|-------------------------------------|----------------------------------|-------------------------------|----------------------------------|-------------------------------|----------------------------------|-------------------------------------|----------------------------------|------------------------------|----------------------------------|------------------------------|----------------------------------|-------------------------------------|----------------------------------|------------------------------|----------------------------------|-------------------------------|----------------------------------|-------------------------------|----------------------------------|----------------------------------|------------------------------------|----------------------------------|--------|
| 19 Andrelton Simmons, R OBP: 0.281, SLG: 0.346 | G6-3 | | L8 | | G3 | | | G6-3 | | | G3-1 | | | | 7 | 0 | 0 | 0 | 0 | 0 | 4 | | | | | |
| 22 Jason Heyward, L OBP: 0.326, SLG: 0.378 | F9 | | | P6 | | | | F8 | | | G3-1 | | | | 5 | 2 | 1 | 0 | 1 | 0 | 0 | | | | | |
| 8 Justin Upton, R OBP: 0.347, SLG: 0.443 | L7 | | | 2B | | | | SF9 | | G6-3 | | | | | 5 | 1 | 2 | 3 | 0 | 1 | 0 | | | | | |
| 5 Freddie Freeman, L OBP: 0.387, SLG: 0.468 | | | | | | | | | | G4-3 | | L7 | | | 4 | 1 | 1 | 0 | 2 | 0 | 0 | | | | | |
| 16 Brian McCann, L OBP: 0.276, SLG: 0.524 | | | | | | | | | | G3 | | | | | | | | | | | | | | | | |
| 48 David Carpenter, R OBP: 0.316, SLG: 0.568 | G3-6-1 | | | | | | | | | | | | | | | | | | | | | | | | | |
| 1 Tyler Pastornicky, R OBP: 0.316, SLG: 0.568 | | | | | | | | | | | | | | | | | | | | | | | | | | |
| 58 Alex Wood, R ERA: 2.82 | | | | | | | | | | | | | | | | | | | | | | | | | | |
| 26 Dan Uggla, R OBP: 0.319, SLG: 0.419 | | | | | | | | | | | | | | | | | | | | | | | | | | |
| 2 B.J. Upton, R OBP: 0.276, SLG: 0.524 | | | | | | | | | | | | | | | | | | | | | | | | | | |
| 52 Jordan Walden, R ERA: 3.05 | | | | | | | | | | | | | | | | | | | | | | | | | | |
| 43 Luis Avilán, L ERA: 1.43 | | | | | | | | | | | | | | | | | | | | | | | | | | |
| 38 Anthony Varvaro, R ERA: 2.78 | | | | | | | | | | | | | | | | | | | | | | | | | | |
| 46 Craig Kimbrel, R ERA: 1.67 | | | | | | | | | | | | | | | | | | | | | | | | | | |
| 23 Chris Johnson, R OBP: 0.374, SLG: 0.482 | | | | | | | | | | | | | | | | | | | | | | | | | | |
| 36 Mike Minor, R OBP: 0.114, SLG: 0.176 | | | | | | | | | | | | | | | | | | | | | | | | | | |
| 7 Reed Johnson, R OBP: 0.333, SLG: 0.361 | | | | | | | | | | | | | | | | | | | | | | | | | | |
| Inning Stats | R: 0 E: 0 K: 0 S: 10 | H: 0 LOB: 0 BB: 0 P: 11 | R: 0 E: 0 K: 1 S: 11 | H: 2 LOB: 1 BB: 0 P: 17 | R: 0 E: 0 K: 1 S: 10 | H: 0 LOB: 0 BB: 0 P: 11 | R: 0 E: 0 K: 1 S: 11 | H: 1 LOB: 2 BB: 1 P: 18 | R: 0 E: 0 K: 0 S: 9 | H: 1 LOB: 1 BB: 0 P: 12 | R: 1 E: 0 K: 0 S: 6 | H: 1 LOB: 0 BB: 0 P: 13 | R: 0 E: 0 K: 0 S: 8 | H: 0 LOB: 0 BB: 0 P: 10 | R: 0 E: 0 K: 2 S: 9 | H: 0 LOB: 0 BB: 0 P: 9 | R: 0 E: 0 K: 2 S: 8 | H: 0 LOB: 0 BB: 0 P: 11 | R: 0 E: 0 K: 1 S: 12 | H: 0 LOB: 0 BB: 0 P: 17 | R: 6 E: 2 K: 1 S: 22 | H: 4 LOB: 2 BB: 3 P: 42 | 1B: 5 2B: 3 3B: 1 HR: 0 | SF: 1 SAC: 0 DP: 1 HBP: 0 | WP: 0 PB: 0 SB: 0 CS: 0 | PA: 55 |
| PITCHER | IP: 5.0 WLS: 11 BF: 19 | H: 4 R: 0 ER: 0 SO: 3 | BB: 0 IBB: 0 HBP: 0 BLK: 0 | WP: 0 HR: 0 S: 51 P: 69 | ERA: 4.0 WHIP: 1.000 | PITCHER | IP: 2.0 WLS: 6 BF: 11 | H: 4 R: 0 ER: 0 SO: 3 | BB: 2 IBB: 0 HBP: 0 BLK: 0 | WP: 0 HR: 0 S: 20 P: 28 | ERA: 3.0 WHIP: 0.000 | PITCHER | IP: 1.0 WLS: 1 BF: 4 | H: 6 R: 6 ER: 5 SO: 1 | BB: 2 IBB: 0 HBP: 0 BLK: 0 | WP: 0 HR: 0 S: 22 P: 42 | ERA: 45.0 WHIP: 6.000 | | | | | | | | | |

Atlanta Braves @ Miami Marlins
Marlins Park, Miami, FL
Mon Jul 08 2013, 7:12 PM - 11:31 PM EDT
Att: 15,745 - Partly Cloudy - 86 F

AB 50
R 7
H 9
RBI 6
BB 4
SO 9
LOB 15




| Batter | 1 | 2 | 3 | 4 | 5 | 6 | 7 | 8 | 9 | 10 | 11 | 12 | 13 | 14 | AB | R | H | RBI | BB | SO | LOB | BOTTOM | | |
|---|------------------------------|----------------------------------|-------------------------------------|----------------------------------|-------------------------------|----------------------------------|-------------------------------|----------------------------------|-------------------------------------|----------------------------------|-------------------------------|----------------------------------|------------------------------|----------------------------------|-------------------------------------|----------------------------------|------------------------------|----------------------------------|------------------------------|---------------------------------|----------------------------------|------------------------------------|----------------------------------|--------|
| 20 Justin Ruggiano, R OBP: 0.290, SLG: 0.408 | G4-3 | | | F8 | | | | | | | | | | | 6 | 0 | 1 | 1 | 1 | 1 | 1 | | | |
| 59 Ed Lucas, R OBP: 0.352, SLG: 0.330 | G1-3 | | | L8 | | | | | | | | | | | 5 | 0 | 1 | 0 | 1 | 1 | 2 | | | |
| 27 Giancarlo Stanton, R OBP: 0.343, SLG: 0.434 | L8 | | | | | | | | | | | | | | 4 | 0 | 1 | 0 | 2 | 1 | 2 | | | |
| 48 Marcell Ozuna, R OBP: 0.313, SLG: 0.415 | | | | | | | | | | | | | | | | | | | | | | | | |
| 5 Logan Morrison, L OBP: 0.376, SLG: 0.560 | | | | | | | | | | | | | | | | | | | | | | | | |
| 39 Chris Hatcher, R ERA: 4.0 | | | | | | | | | | | | | | | | | | | | | | | | |
| 3 Adeiny Hechavarria, R OBP: 0.268, SLG: 0.306 | | | | | | | | | | | | | | | | | | | | | | | | |
| 51 Derek Dietrich, L OBP: 0.289, SLG: 0.425 | | | | | | | | | | | | | | | | | | | | | | | | |
| 6 Jeff Mathis, R OBP: 0.239, SLG: 0.317 | | | | | | | | | | | | | | | | | | | | | | | | |
| 40 Mike Dunn, L ERA: 2.95 | | | | | | | | | | | | | | | | | | | | | | | | |
| 29 Greg Dobbs, L OBP: 0.301, SLG: 0.301 | | | | | | | | | | | | | | | | | | | | | | | | |
| 44 David Wright, R OBP: 0.333, SLG: 0.415 | | | | | | | | | | | | | | | | | | | | | | | | |
| 44 Dan Uggla, R OBP: 0.319, SLG: 0.419 | | | | | | | | | | | | | | | | | | | | | | | | |
| 44 Jason Heyward, L OBP: 0.326, SLG: 0.378 | | | | | | | | | | | | | | | | | | | | | | | | |
| 44 Justin Upton, R OBP: 0.347, SLG: 0.443 | | | | | | | | | | | | | | | | | | | | | | | | |
| 44 Freddie Freeman, L OBP: 0.387, SLG: 0.468 | | | | | | | | | | | | | | | | | | | | | | | | |
| 44 Brian McCann, L OBP: 0.276, SLG: 0.524 | | | | | | | | | | | | | | | | | | | | | | | | |
| 44 Tyler Pastornicky, R OBP: 0.316, SLG: 0.568 | | | | | | | | | | | | | | | | | | | | | | | | |
| 44 Alex Wood, R ERA: 2.82 | | | | | | | | | | | | | | | | | | | | | | | | |
| 44 Dan Uggla, R OBP: 0.319, SLG: 0.419 | | | | | | | | | | | | | | | | | | | | | | | | |
| 44 B.J. Upton, R OBP: 0.276, SLG: 0.524 | | | | | | | | | | | | | | | | | | | | | | | | |
| 44 Jordan Walden, R ERA: 3.05 | | | | | | | | | | | | | | | | | | | | | | | | |
| 44 Luis Avilán, L ERA: 1.43 | | | | | | | | | | | | | | | | | | | | | | | | |
| 44 Anthony Varvaro, R ERA: 2.78 | | | | | | | | | | | | | | | | | | | | | | | | |
| 44 Craig Kimbrel, R ERA: 1.67 | | | | | | | | | | | | | | | | | | | | | | | | |
| 44 Chris Johnson, R OBP: 0.374, SLG: 0.482 | | | | | | | | | | | | | | | | | | | | | | | | |
| 44 Mike Minor, R OBP: 0.114, SLG: 0.176 | | | | | | | | | | | | | | | | | | | | | | | | |
| 44 Reed Johnson, R OBP: 0.333, SLG: 0.361 | | | | | | | | | | | | | | | | | | | | | | | | |
| Inning Stats | R: 0 E: 0 K: 0 S: 8 | H: 0 LOB: 0 BB: 0 P: 12 | R: 0 E: 0 K: 1 S: 7 | H: 0 LOB: 0 BB: 0 P: 10 | R: 0 E: 0 K: 1 S: 10 | H: 0 LOB: 0 BB: 0 P: 14 | R: 0 E: 0 K: 1 S: 13 | H: 1 LOB: 2 BB: 1 P: 14 | R: 1 E: 0 K: 1 S: 9 | H: 3 LOB: 2 BB: 0 P: 15 | R: 0 E: 0 K: 1 S: 11 | H: 2 LOB: 3 BB: 1 P: 23 | R: 0 E: 0 K: 0 S: 5 | H: 0 LOB: 0 BB: 0 P: 10 | R: 0 E: 0 K: 2 S: 9 | H: 0 LOB: 0 BB: 0 P: 12 | R: 0 E: 0 K: 1 S: 7 | H: 1 LOB: 1 BB: 0 P: 13 | R: 0 E: 0 K: 1 S: 7 | H: 1 LOB: 1 BB: 0 P: 9 | 1B: 7 2B: 1 3B: 0 HR: 0 | SF: 0 SAC: 0 DP: 1 HBP: 2 | WP: 1 PB: 0 SB: 3 CS: 0 | PA: 55 |
| PITCHER | IP: 6.1 WLS: 27 BF: 27 | H: 6 R: 1 ER: 0 SO: 4 | BB: 2 IBB: 0 HBP: 0 BLK: 0 | WP: 0 HR: 0 S: 57 P: 90 | ERA: 1.42 WHIP: 1.263 | PITCHER | IP: 2.0 WLS: 7 BF: 11 | H: 1 R: 0 ER: 0 SO: 2 | BB: 0 IBB: 0 HBP: 0 BLK: 0 | WP: 1 HR: 0 S: 16 P: 25 | ERA: 0.00 WHIP: 0.500 | PITCHER | IP: 1.0 WLS: 4 BF: 4 | H: 1 R: 0 ER: 0 SO: 1 | BB: 0 IBB: 0 HBP: 0 BLK: 0 | WP: 0 HR: 0 S: 7 P: 9 | ERA: 0.00 WHIP: 1.000 | | | | | | | |

Atlanta Braves @ Miami Marlins
Marlins Park, Miami, FL
Mon Jul 08 2013, 7:12 PM - 11:31 PM EDT
Att: 15,745 - Partly Cloudy - 86 F

AB 49
R 1
H 8
RBI 1
BB 4
SO 10
LOB 25



| Batter | 1 | 2 | 3 | 4 | 5 | 6 | 7 | 8 | 9 | AB | R | H | RBI | BB | SO | LOB | TOP | | | |
|---|---|---|---|---|---|---|---|---|---|---|---|---|---|---|---|---|---|--------------------------|----------------------------------|--------|
| 19 Andrelton Simmons, R (1.6) OBP: 0.280, SLG: 0.344 | G6-3 | | F9 | FC6 | | G5-3 | | 22 BB | | 5 | 0 | 1 | 0 | 0 | 0 | 2 | Atlanta Braves @ Miami Marlins Marlins Park, Miami, FL Tue Jul 09 2013, 7:14 PM - 10:24 PM EDT Att: 17,399 - Roof Closed - 77 F | | | |
| 22 Jason Heyward, L (1.9) OBP: 0.327, SLG: 0.376 | K | | 8 2B | F8-2 | | K2-3 | | BB | | 4 | 1 | 1 | 0 | 1 | 2 | 3 | | | | |
| 8 Justin Upton, R (1.7) OBP: 0.350, SLG: 0.461 | K | | 5 WP 16 SF9 | 1B | | 16 1B | | HR | | 5 | 3 | 3 | 2 | 0 | 2 | 3 | | | | |
| 5 Freddie Freeman, L (1.3) OBP: 0.390, SLG: 0.470 | | 16 G4-3 2 SF9 | 26 BB | BB | | 16 G3-6 | | BB | | 3 | 1 | 1 | 0 | 2 | 2 | 1 | | | | |
| 16 Brian McCann, L (1.2) OBP: 0.371, SLG: 0.518 | G4-3 | SF9 | BB | BB | | G3-6 | | G3 | | 4 | 0 | 1 | 2 | 0 | 0 | 2 | | | | |
| 26 Dan Uggla, R (1.4) OBP: 0.321, SLG: 0.415 | 2 SF9 | BB | BB | BB | | G5-3 | | G5-3 | | 3 | 0 | 0 | 0 | 2 | 0 | 0 | | | | |
| 2 B.J. Upton, R (1.8) OBP: 0.289, SLG: 0.305 | SF9 | L5 | | | | 23 F8 49 E | | 22 BB 19 1B | | 3 | 1 | 2 | 1 | 0 | 0 | 2 | | | | |
| 23 Chris Johnson, R (1.5) OBP: 0.375, SLG: 0.480 | 49 FC6-4 IBB | | | | | F8 | | L8 | | 3 | 0 | 1 | 0 | 1 | 0 | 2 | | | | |
| 4 Paul Janish, R (8.5) | | | | | | 19 E 22 F8-2 | | K | | 0 | 0 | 0 | 0 | 0 | 0 | 0 | | | | |
| 49 Julio Teheran, R (1.1) OBP: 0.216, SLG: 0.222 | | FC6-4 | | | | E1 | | K | | 4 | 0 | 1 | 0 | 0 | 2 | 4 | | | | |
| 52 Jordan Walden, R (8.1) | | | | | | | | | | 0 | 0 | 0 | 0 | 0 | 0 | 0 |  | | | |
| 46 Craig Kimbrel, R (9.1) | | | | | | | | | | 0 | 0 | 0 | 0 | 0 | 0 | 0 | | | | |
| Inning Stats | R: 0 H: 0 E: 0 K: 2 S: 11 | H: 0 LOB: 0 BB: 0 P: 14 | R: 1 H: 1 E: 0 K: 0 S: 7 | H: 1 LOB: 2 BB: 2 P: 15 | R: 2 H: 2 E: 0 K: 0 S: 13 | H: 2 LOB: 2 BB: 2 P: 26 | R: 0 H: 1 E: 1 K: 1 S: 11 | H: 1 LOB: 1 BB: 0 P: 16 | R: 1 H: 2 E: 0 K: 1 S: 12 | H: 2 LOB: 1 BB: 0 P: 17 | R: 1 H: 1 E: 0 K: 0 S: 15 | H: 0 LOB: 0 BB: 1 P: 27 | R: 0 H: 2 E: 0 K: 2 S: 16 | H: 2 LOB: 3 BB: 1 P: 26 | R: 0 H: 0 E: 0 K: 1 S: 10 | H: 0 LOB: 0 BB: 0 P: 15 | 1B: 7 2B: 4 3B: 0 HR: 1 | SF: 2 DP: 2 HBP: 0 | WP: 1 PB: 0 SB: 0 CS: 0 | PA: 42 |
| PITCHER | IP WLS BF H R ER SO BB IBB HBP BLK WP HR S P ERA WHIP | IP WLS BF H R ER SO BB IBB HBP BLK WP HR S P ERA WHIP | IP WLS BF H R ER SO BB IBB HBP BLK WP HR S P ERA WHIP | IP WLS BF H R ER SO BB IBB HBP BLK WP HR S P ERA WHIP | IP WLS BF H R ER SO BB IBB HBP BLK WP HR S P ERA WHIP | IP WLS BF H R ER SO BB IBB HBP BLK WP HR S P ERA WHIP | IP WLS BF H R ER SO BB IBB HBP BLK WP HR S P ERA WHIP | IP WLS BF H R ER SO BB IBB HBP BLK WP HR S P ERA WHIP | IP WLS BF H R ER SO BB IBB HBP BLK WP HR S P ERA WHIP | IP WLS BF H R ER SO BB IBB HBP BLK WP HR S P ERA WHIP | IP WLS BF H R ER SO BB IBB HBP BLK WP HR S P ERA WHIP | IP WLS BF H R ER SO BB IBB HBP BLK WP HR S P ERA WHIP | IP WLS BF H R ER SO BB IBB HBP BLK WP HR S P ERA WHIP | IP WLS BF H R ER SO BB IBB HBP BLK WP HR S P ERA WHIP | IP WLS BF H R ER SO BB IBB HBP BLK WP HR S P ERA WHIP | IP WLS BF H R ER SO BB IBB HBP BLK WP HR S P ERA WHIP | IP WLS BF H R ER SO BB IBB HBP BLK WP HR S P ERA WHIP | | | |

| Batter | 1 | 2 | 3 | 4 | 5 | 6 | 7 | 8 | 9 | AB | R | H | RBI | BB | SO | LOB | BOTTOM | | | | | |
|---|---|---|---|---|---|---|---|---|---|---|---|---|---|---|---|---|---|----------------------------------|----------------------------------|--------------------------|----------------------------------|--------|
| 20 Justin Ruggiano, R (1.7) OBP: 0.286, SLG: 0.402 | K | | G6-3 | G6-3 | | | | P6 | | 4 | 0 | 0 | 0 | 0 | 1 | 1 | Atlanta Braves @ Miami Marlins Marlins Park, Miami, FL Tue Jul 09 2013, 7:14 PM - 10:24 PM EDT Att: 17,399 - Roof Closed - 77 F | | | | | |
| 59 Ed Lucas, R (1.5) OBP: 0.349, SLG: 0.328 | K | | 27 BB 5 1B | | | G6-3 | | F9 | | 4 | 1 | 1 | 0 | 0 | 1 | 0 | | | | | | |
| 27 Giancarlo Stanton, R (1.9) OBP: 0.346, SLG: 0.429 | P3 | | 48 5 1B | BB | | F8 | | 5 G4-3 BB | | 2 | 0 | 0 | 0 | 2 | 0 | 0 | | | | | | |
| 5 Logan Morrison, L (1.3) OBP: 0.382, SLG: 0.557 | | 51 K 48 E | 48 G3-4-1 | 1B | | G4-3 | | G4-3 | | 4 | 0 | 2 | 1 | 0 | 0 | 1 | | | | | | |
| 48 Marcell Ozuna, R (1.8) OBP: 0.309, SLG: 0.408 | E5 19 HR | G3-4-1 | | | | G6-3 | | F7 | | 4 | 1 | 0 | 0 | 0 | 0 | 4 | | | | | | |
| 51 Derek Dietrich, L (1.4) OBP: 0.284, SLG: 0.416 | K | | G3 | | | F7 | | P6 | | 4 | 0 | 0 | 0 | 0 | 1 | 5 | | | | | | |
| 3 Adeiny Hechavarria, R (1.6) OBP: 0.268, SLG: 0.313 | | 19 HR | | | | P3 | | | | 4 | 1 | 2 | 0 | 0 | 0 | 0 | | | | | | |
| 19 Rob Brantly, L (1.2) OBP: 0.296, SLG: 0.309 | | | | | | L9 | | | | 4 | 1 | 2 | 3 | 0 | 1 | 1 | | | | | | |
| 37 Henderson Alvarez III, R (1.1) OBP: 0.284, SLG: 0.293 | | | | | | | | | | 1 | 0 | 0 | 0 | 0 | 0 | 0 | | | | | | |
| 58 Ryan Webb, R (7.1) | | | | | | | | | | 0 | 0 | 0 | 0 | 0 | 0 | 0 | | | | | | |
| 9 Juan Pierre, L (7. PH) OBP: 0.284, SLG: 0.293 | | | | | | | | | | 1 | 0 | 0 | 0 | 0 | 0 | 0 | | | | | | |
| 44 AJ Ramos, R (8.1) | | | | | | | | | | 0 | 0 | 0 | 0 | 0 | 0 | 0 | | | | | | |
| 29 Greg Dobbs, L (9. PH) OBP: 0.300, SLG: 0.299 | | | | | | | | | | 1 | 0 | 0 | 0 | 0 | 1 | 0 | | | | | | |
| Inning Stats | R: 0 H: 0 E: 0 K: 2 S: 9 | H: 0 LOB: 0 BB: 0 P: 15 | R: 3 H: 3 E: 1 K: 1 S: 16 | H: 3 LOB: 0 BB: 0 P: 22 | R: 1 H: 2 E: 0 K: 0 S: 10 | H: 2 LOB: 2 BB: 1 P: 14 | R: 0 H: 1 E: 0 K: 0 S: 9 | H: 1 LOB: 1 BB: 0 P: 12 | R: 0 H: 0 E: 0 K: 0 S: 4 | H: 0 LOB: 0 BB: 0 P: 5 | R: 0 H: 1 E: 0 K: 0 S: 6 | H: 1 LOB: 1 BB: 0 P: 8 | R: 0 H: 0 E: 0 K: 0 S: 7 | H: 0 LOB: 0 BB: 0 P: 11 | R: 0 H: 0 E: 0 K: 0 S: 9 | H: 0 LOB: 1 BB: 1 P: 14 | R: 0 H: 0 E: 0 K: 2 S: 10 | H: 0 LOB: 0 BB: 0 P: 16 | 1B: 5 2B: 1 3B: 0 HR: 1 | SF: 0 DP: 0 HBP: 0 | WP: 0 PB: 0 SB: 0 CS: 0 | PA: 36 |
| PITCHER | IP WLS BF H R ER SO BB IBB HBP BLK WP HR S P ERA WHIP | IP WLS BF H R ER SO BB IBB HBP BLK WP HR S P ERA WHIP | IP WLS BF H R ER SO BB IBB HBP BLK WP HR S P ERA WHIP | IP WLS BF H R ER SO BB IBB HBP BLK WP HR S P ERA WHIP | IP WLS BF H R ER SO BB IBB HBP BLK WP HR S P ERA WHIP | IP WLS BF H R ER SO BB IBB HBP BLK WP HR S P ERA WHIP | IP WLS BF H R ER SO BB IBB HBP BLK WP HR S P ERA WHIP | IP WLS BF H R ER SO BB IBB HBP BLK WP HR S P ERA WHIP | IP WLS BF H R ER SO BB IBB HBP BLK WP HR S P ERA WHIP | IP WLS BF H R ER SO BB IBB HBP BLK WP HR S P ERA WHIP | IP WLS BF H R ER SO BB IBB HBP BLK WP HR S P ERA WHIP | IP WLS BF H R ER SO BB IBB HBP BLK WP HR S P ERA WHIP | IP WLS BF H R ER SO BB IBB HBP BLK WP HR S P ERA WHIP | IP WLS BF H R ER SO BB IBB HBP BLK WP HR S P ERA WHIP | IP WLS BF H R ER SO BB IBB HBP BLK WP HR S P ERA WHIP | IP WLS BF H R ER SO BB IBB HBP BLK WP HR S P ERA WHIP | IP WLS BF H R ER SO BB IBB HBP BLK WP HR S P ERA WHIP | | | | | |



| Batter | 1 | 2 | 3 | 4 | 5 | 6 | 7 | 8 | 9 | AB | R | H | RBI | BB | SO | LOB | TOP | | | | | |
|---|-------------------------------|----------------------------------|-------------------------------|----------------------------------|-------------------------------|----------------------------------|------------------------------|---------------------------------|-------------------------------|----------------------------------|-------------------------------|----------------------------------|------------------------------|----------------------------------|-------------------------------|----------------------------------|-------------------------------|----------------------------------|----------------------------------|------------------------------------|-------------------------|--------|
| 1 Tyler Pastornicky, R OBP: 0.304, SLG: 0.348 | | | | | | | | | | 4 | 0 | 1 | 0 | 0 | 0 | 1 | 0 | | | | | |
| 22 Jason Heyward, L OBP: 0.323, SLG: 0.369 | | | | | | | | | | 4 | 0 | 0 | 0 | 0 | 0 | 1 | 1 | | | | | |
| 8 Justin Upton, R OBP: 0.349, SLG: 0.457 | | | | | | | | | | 3 | 0 | 0 | 0 | 1 | 1 | 0 | | | | | | |
| 5 Freddie Freeman, L OBP: 0.388, SLG: 0.470 | | | | | | | | | | 4 | 1 | 1 | 0 | 0 | 2 | 2 | | | | | | |
| 23 Chris Johnson, R OBP: 0.377, SLG: 0.484 | | | | | | | | | | 4 | 1 | 2 | 1 | 0 | 0 | 0 | | | | | | |
| 26 Dan Uggla, R OBP: 0.322, SLG: 0.417 | | | | | | | | | | 3 | 0 | 1 | 1 | 1 | 1 | 1 | | | | | | |
| 2 B.J. Upton, R OBP: 0.289, SLG: 0.304 | | | | | | | | | | 4 | 0 | 1 | 0 | 0 | 1 | 2 | | | | | | |
| 11 Gerald Laird, R OBP: 0.368, SLG: 0.388 | | | | | | | | | | 3 | 0 | 0 | 0 | 1 | 1 | 2 | | | | | | |
| 28 Paul Maholm, L OBP: 0.116, SLG: 0.140 | | | | | | | | | | 2 | 0 | 0 | 0 | 0 | 0 | 1 | | | | | | |
| 48 David Carpenter, R OBP: 0.293, SLG: 0.290 | | | | | | | | | | 0 | 0 | 0 | 0 | 0 | 0 | 0 | | | | | | |
| 25 Joey Terdoslavich, S OBP: 0.293, SLG: 0.290 | | | | | | | | | | 1 | 0 | 0 | 0 | 0 | 0 | 0 | | | | | | |
| 20 Luis Ayala, R OBP: 0.293, SLG: 0.290 | | | | | | | | | | 0 | 0 | 0 | 0 | 0 | 0 | 0 | | | | | | |
| 38 Anthony Varvaro, R OBP: 0.293, SLG: 0.290 | | | | | | | | | | 0 | 0 | 0 | 0 | 0 | 0 | 0 | | | | | | |
| Inning Stats | R: 0 H: 0 K: 2 S: 12 | H: 0 LOB: 1 BB: 1 P: 21 | R: 1 H: 2 K: 0 S: 13 | H: 2 LOB: 1 BB: 1 P: 20 | R: 0 H: 0 K: 0 S: 12 | H: 0 LOB: 0 BB: 0 P: 17 | R: 0 H: 0 K: 0 S: 4 | H: 0 LOB: 1 BB: 1 P: 9 | R: 0 H: 1 K: 1 S: 13 | H: 1 LOB: 0 BB: 0 P: 15 | R: 1 H: 1 K: 0 S: 12 | H: 1 LOB: 0 BB: 0 P: 17 | R: 0 H: 0 K: 1 S: 7 | H: 0 LOB: 0 BB: 0 P: 11 | R: 0 H: 0 K: 2 S: 11 | H: 2 LOB: 2 BB: 0 P: 15 | R: 0 H: 2 K: 2 S: 14 | H: 2 LOB: 0 BB: 0 P: 21 | 1B: 3 2B: 3 3B: 0 HR: 0 | SF: 0 SAC: 0 DP: 0 HBP: 0 | WP: 1 PB: 0 CS: 0 | PA: 35 |
| PITCHER | IP | WLS | BF | H | R | ER | SO | BB | IBB | HBP | BLK | WP | HR | S | P | ERA | WHIP | | | | | |
| 33 Jacob Turner, R ERA: 2.33 | 7.0 | W | 27 | 4 | 2 | 2 | 5 | 3 | 0 | 0 | 0 | 1 | 0 | 73 | 110 | 2.57 | 1.000 | | | | | |
| 50 Chad Qualls, R ERA: 3.0 | 1.0 | H | 3 | 0 | 0 | 0 | 2 | 0 | 0 | 0 | 0 | 0 | 0 | 11 | 15 | 0.00 | 0.000 | | | | | |
| 31 Steve Cishek, R ERA: 2.75 | 1.0 | | 5 | 2 | 0 | 0 | 2 | 0 | 0 | 0 | 0 | 0 | 0 | 14 | 21 | 0.00 | 2.000 | | | | | |

Atlanta Braves @ Miami Marlins
Marlins Park, Miami, FL
Wed Jul 10 2013, 12:43 PM - 3:40 PM EDT
Att: 23,921 - Roof Closed - 76 F

AB 32
R 2
H 6
RBI 2
BB 3
SO 8
LOB 8



| Batter | 1 | 2 | 3 | 4 | 5 | 6 | 7 | 8 | 9 | AB | R | H | RBI | BB | SO | LOB | BOTTOM | | | | | |
|---|-------------------------------|----------------------------------|------------------------------|----------------------------------|------------------------------|----------------------------------|-------------------------------|----------------------------------|-------------------------------|----------------------------------|-------------------------------|----------------------------------|------------------------------|----------------------------------|-------------------------------|----------------------------------|----------------------------------|------------------------------------|-------------------------|--------|--|--|
| 20 Justin Ruggiano, R OBP: 0.288, SLG: 0.397 | | | | | | | | | | 3 | 1 | 0 | 0 | 2 | 0 | 1 | | | | | | |
| 59 Ed Lucas, R OBP: 0.351, SLG: 0.331 | | | | | | | | | | 5 | 2 | 2 | 0 | 0 | 1 | 2 | | | | | | |
| 27 Giancarlo Stanton, R OBP: 0.357, SLG: 0.436 | | | | | | | | | | 2 | 1 | 1 | 2 | 3 | 0 | 2 | | | | | | |
| 48 Marcell Ozuna, R OBP: 0.307, SLG: 0.402 | | | | | | | | | | 4 | 0 | 0 | 0 | 1 | 1 | 6 | | | | | | |
| 30 Placido Polanco, R OBP: 0.312, SLG: 0.298 | | | | | | | | | | | 5 | 1 | 3 | 3 | 0 | 0 | | | | | | |
| 17 Donovan Solano, R OBP: 0.321, SLG: 0.314 | | | | | | | | | | | 5 | 0 | 0 | 0 | 0 | 5 | | | | | | |
| 3 Adeiny Hechavarria, R OBP: 0.275, SLG: 0.320 | | | | | | | | | | 3 | 0 | 2 | 0 | 1 | 1 | 0 | | | | | | |
| 6 Jeff Mathis, R OBP: 0.240, SLG: 0.314 | | | | | | | | | | 4 | 0 | 1 | 1 | 0 | 0 | 3 | | | | | | |
| 33 Jacob Turner, R OBP: 0.118, SLG: 0.235 | | | | | | | | | | 3 | 0 | 1 | 0 | 0 | 1 | 4 | | | | | | |
| 50 Chad Qualls, R ERA: 1.93 | | | | | | | | | | 0 | 0 | 0 | 0 | 0 | 0 | 0 | | | | | | |
| 9 Juan Pierre, L OBP: 0.286, SLG: 0.296 | | | | | | | | | | 1 | 1 | 1 | 0 | 0 | 0 | 0 | | | | | | |
| 31 Steve Cishek, R ERA: 2.74 | | | | | | | | | | 0 | 0 | 0 | 0 | 0 | 0 | 0 | | | | | | |
| Inning Stats | R: 4 H: 4 K: 1 S: 18 | H: 4 LOB: 2 BB: 2 P: 37 | R: 0 H: 0 K: 0 S: 9 | H: 0 LOB: 1 BB: 1 P: 16 | R: 0 H: 0 K: 1 S: 9 | H: 0 LOB: 0 BB: 0 P: 12 | R: 0 H: 1 K: 1 S: 11 | H: 1 LOB: 3 BB: 0 P: 26 | R: 0 H: 2 K: 1 S: 12 | H: 2 LOB: 2 BB: 0 P: 18 | R: 0 H: 0 K: 0 S: 10 | H: 0 LOB: 1 BB: 1 P: 17 | R: 0 H: 1 K: 0 S: 8 | H: 1 LOB: 0 BB: 0 P: 10 | R: 2 H: 3 K: 0 S: 13 | H: 3 LOB: 2 BB: 1 P: 22 | 1B: 7 2B: 3 3B: 1 HR: 0 | SF: 0 SAC: 0 DP: 1 HBP: 0 | WP: 0 PB: 0 CS: 0 | PA: 42 | | |
| PITCHER | IP | WLS | BF | H | R | ER | SO | BB | IBB | HBP | BLK | WP | HR | S | P | ERA | WHIP | | | | | |
| 28 Paul Maholm, L ERA: 3.98 | 4.1 | L | 25 | 7 | 4 | 4 | 3 | 5 | 0 | 0 | 0 | 0 | 0 | 54 | 103 | 8.31 | 2.769 | | | | | |
| 48 David Carpenter, R ERA: 1.93 | 1.2 | | 6 | 0 | 0 | 0 | 1 | 1 | 0 | 0 | 0 | 0 | 0 | 15 | 23 | 0.00 | 0.600 | | | | | |
| 20 Luis Ayala, R ERA: 6.0 | 1.1 | | 7 | 3 | 2 | 2 | 0 | 0 | 0 | 0 | 0 | 0 | 0 | 13 | 20 | 13.50 | 2.250 | | | | | |
| 38 Anthony Varvaro, R ERA: 2.74 | 0.2 | | 4 | 1 | 0 | 0 | 0 | 1 | 0 | 0 | 0 | 0 | 0 | 8 | 12 | 0.00 | 3.000 | | | | | |

Atlanta Braves @ Miami Marlins
Marlins Park, Miami, FL
Wed Jul 10 2013, 12:43 PM - 3:40 PM EDT
Att: 23,921 - Roof Closed - 76 F

AB 35
R 6
H 11
RBI 6
BB 7
SO 4
LOB 23



| Batter | 1 | 2 | 3 | 4 | 5 | 6 | 7 | 8 | 9 | AB R H RBI BB SO LOB | TOP | | | | | | | | | | | |
|--|---|----------------------------------|------------------------------|----------------------------------|------------------------------|----------------------------------|------------------------------|----------------------------------|------------------------------|----------------------------------|---|----------------------------------|-------------------------------|----------------------------------|-------------------------------|----------------------------------|-------------------------------|----------------------------------|----------------------------------|------------------------------------|----------------------------------|--------|
| 2 Denard Span, L OBP: 0.315, SLG: 0.351 | 4-2 20 1B 25 2B BB | 2-0 F8 | | | 0-0 P4 | | 0-0 20 S 1B | | 2-3 K | 4 1 1 0 1 1 2 | Washington Nationals @ Miami Marlins Marlins Park, Miami, FL Fri Jul 12 2013, 7:13 PM - 10:19 PM EDT Att: 16,861 - Roof Closed - 77 F | | | | | | | | | | | |
| 20 Ian Desmond, R OBP: 0.326, SLG: 0.490 | 2-1 34 BB 25 2B 1B | 1-3 K | | | 2-2 G2-3 | | 4-2 1-2 BB | 0-3 K | 4 1 1 0 1 2 2 | | | | | | | | | | | | | |
| 34 Bryce Harper, L OBP: 0.374, SLG: 0.534 | 4-1 25 2B 28 G6-3 BB | | | | 2-1 F9 | | 3-2 F8 | 4-1 1-2 BB | 3 1 0 0 2 1 2 | | | | | | | | | | | | | |
| 11 Ryan Zimmerman, R (1,5) | 0-3 K | | | | 2-2 G6-3 | | 3-2 F9 | 0-1 G5-3 | 0-0 G5-3 | 5 0 0 0 0 1 5 | | | | | | | | | | | | |
| 25 Adam LaRoche, L OBP: 0.331, SLG: 0.430 | 2-1 1-3 2B | | | | 1-1 L8 | | 0-3 K | 1-3 K | | 4 0 1 2 0 2 0 | | | | | | | | | | | | |
| 28 Jayson Werth, R OBP: 0.364, SLG: 0.471 | 2-2 G6-3 | | | | 1-1 F8 | | 4-2 BB | 2-1 2B | | 3 0 1 1 1 0 1 | | | | | | | | | | | | |
| 6 Anthony Rendon, R OBP: 0.351, SLG: 0.449 | 3-H F9 | | | | 1-1 G4-3 | | 1-0 L8 | 4-1 BB | | 3 0 0 0 1 0 2 | | | | | | | | | | | | |
| 40 Wilson Ramos, R OBP: 0.355, SLG: 0.549 | | 4-2 37 SH2-4 BB | | | 1-1 1B | | 1-1 G1-3 | 1-2 G1-3 | | 3 0 1 0 1 0 2 | | | | | | | | | | | | |
| 37 Stephen Strasburg, R OBP: 0.194, SLG: 0.233 | | 1-2 SH2-4 | | | 1-3 K | | 1-3 K | 0-0 34 DI 1B | | 0 0 0 0 0 0 0 | | | | | | | | | | | | |
| 43 Ross Ohlendorf, R (3, 1) | | | | | | | | | | 1 0 0 0 0 1 1 | | | | | | | | | | | | |
| 33 Roger Bernadina, L OBP: 0.247, SLG: 0.283 | | | | | | | | | | 1 0 0 0 0 1 0 | | | | | | | | | | | | |
| 58 Fernando Abad, L (7, 1) | | | | | | | | | | 0 0 0 0 0 0 0 | | | | | | | | | | | | |
| 1 Steve Lombardozzi, S OBP: 0.253, SLG: 0.302 | | | | | | | | | | 1 0 1 0 0 0 0 | | | | | | | | | | | | |
| Inning Stats | R: 3 E: 0 K: 1 S: 18 | H: 2 LOB: 1 BB: 2 P: 32 | R: 0 E: 0 K: 1 S: 9 | H: 0 LOB: 1 BB: 1 P: 17 | R: 0 E: 0 K: 1 S: 8 | H: 0 LOB: 0 BB: 0 P: 11 | R: 0 E: 0 K: 1 S: 9 | H: 1 LOB: 1 BB: 0 P: 13 | R: 0 E: 0 K: 0 S: 6 | H: 0 LOB: 0 BB: 0 P: 10 | R: 0 E: 0 K: 1 S: 9 | H: 0 LOB: 1 BB: 1 P: 17 | R: 0 E: 0 K: 1 S: 11 | H: 1 LOB: 2 BB: 1 P: 20 | R: 0 E: 0 K: 1 S: 13 | H: 1 LOB: 2 BB: 1 P: 21 | R: 0 E: 0 K: 2 S: 10 | H: 1 LOB: 2 BB: 1 P: 16 | 1B: 4 2B: 2 3B: 0 HR: 0 | SF: 0 SAC: 1 DP: 0 HBP: 0 | WP: 0 PB: 0 SB: 1 CS: 0 | PA: 40 |
| PITCHER | IP WLS BF H R ER SO BB IBB HBP BLK WP HR S P ERA WHIP | | | | | | | | | | | | | | | | | | | | | |
| 24 Nathan Eovaldi, R ERA: 2.93 | (1, 1) 6.0 W 25 3 3 3 5 4 0 0 0 0 0 0 59 100 4.50 1.167 | | | | | | | | | | | | | | | | | | | | | |
| 58 Ryan Webb, R ERA: 3.21 | (7, 1) 0.2 4 1 0 0 1 1 0 0 0 0 0 0 8 14 0.00 3.000 | | | | | | | | | | | | | | | | | | | | | |
| 40 Mike Dunn, L ERA: 2.93 | (7, 1) 1.0 H 5 1 0 0 1 1 0 0 0 0 0 0 12 22 0.00 2.000 | | | | | | | | | | | | | | | | | | | | | |
| 50 Chad Qualls, R ERA: 2.89 | (8, 1) 1.1 6 1 0 0 2 1 0 0 0 0 0 0 14 21 0.00 1.500 | | | | | | | | | | | | | | | | | | | | | |

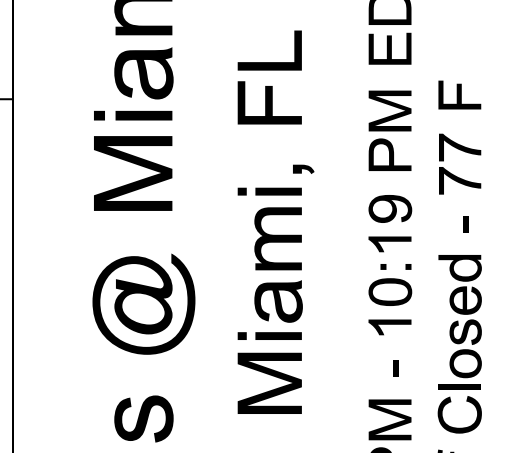
| Batter | 1 | 2 | 3 | 4 | 5 | 6 | 7 | 8 | 9 | AB R H RBI BB SO LOB | BOTTOM | | | | | | | | | |
|--|--|----------------------------------|-------------------------------|----------------------------------|-------------------------------|----------------------------------|------------------------------|----------------------------------|-------------------------------|----------------------------------|---|----------------------------------|-------------------------------|----------------------------------|------------------------------|----------------------------------|----------------------------------|------------------------------------|----------------------------------|--------|
| 20 Justin Ruggiano, R OBP: 0.290, SLG: 0.392 | 5 BB FC6-4 | | 4-2 59 FC5-4 BB | | | 1-3 K | | 0-0 G6-3 | | 3 1 0 0 2 1 2 | Washington Nationals @ Miami Marlins Marlins Park, Miami, FL Fri Jul 12 2013, 7:13 PM - 10:19 PM EDT Att: 16,861 - Roof Closed - 77 F | | | | | | | | | |
| 59 Ed Lucas, R OBP: 0.380, SLG: 0.331 | 1-1 F9 | 4-2 27 HR BB | 2-1 FC5-4 | | | 4-2 BB | | 0-1 1B | | 3 1 1 0 2 0 3 | | | | | | | | | | |
| 27 Giancarlo Stanton, R OBP: 0.359, SLG: 0.446 | 4-1 5 BB 48 3B BB | 3-2 HR | | | 3-3 K | | 2-3 K | 1-0 P3 | | 4 2 1 2 1 2 2 | | | | | | | | | | |
| 5 Logan Morrison, L OBP: 0.376, SLG: 0.537 | 4-2 48 3B BB | 2-2 K | | | 0-0 G1-4-3 | | 2-3 K | | | 3 1 0 0 1 2 0 | | | | | | | | | | |
| 48 Marcell Ozuna, R OBP: 0.306, SLG: 0.407 | 1-0 51 1B 3B | 3-2 G6-3 | | | 1-3 K | | 2-3 K | | | 4 1 1 3 0 2 0 | | | | | | | | | | |
| 51 Derek Dietrich, L OBP: 0.288, SLG: 0.418 | 2-0 3 1B 24 1B 1B | | | | 0-2 P2 | | 1-2 3 2B 1B | | | 4 2 2 1 0 0 0 | | | | | | | | | | |
| 50 Chad Qualls, R (8, 1) | 3-H 1B | | | | 0-2 P2 | | 1-2 3 2B 1B | | | 0 0 0 0 0 0 0 | | | | | | | | | | |
| 3 Adeiny Hechavarria, R OBP: 0.279, SLG: 0.326 | 1-0 24 1B 1B | | | | 0-1 L4 | | 0-1 L5 | | | 4 0 2 1 0 0 0 | | | | | | | | | | |
| 19 Rob Brantly, L OBP: 0.295, SLG: 0.308 | 0-3 K | | | | 1-0 L4 | | 3-2 G3 | | | 4 0 1 0 0 1 3 | | | | | | | | | | |
| 24 Nathan Eovaldi, R OBP: 0.091, SLG: 0.091 | 1-1 20 FC6-4 BB | | | | 1-2 FC2-6 | | 1-1 F9 | | | 2 0 1 1 0 0 1 | | | | | | | | | | |
| 9 Juan Pierre, L (6, PH) | | | | | | | | 1-2 G5-3 | | 1 0 0 0 0 0 0 | | | | | | | | | | |
| 58 Ryan Webb, R (7, 1) | | | | | | | | | | 0 0 0 0 0 0 0 | | | | | | | | | | |
| 40 Mike Dunn, L (7, 1) | | | | | | | | | | 0 0 0 0 0 0 0 | | | | | | | | | | |
| 30 Placido Polanco, R OBP: 0.311, SLG: 0.297 | 3-H 1B | | | | | | | | | 1 0 0 0 0 0 0 | | | | | | | | | | |
| Inning Stats | R: 5 E: 0 K: 1 S: 16 | H: 4 LOB: 2 BB: 3 P: 36 | R: 2 E: 0 K: 1 S: 17 | H: 1 LOB: 0 BB: 1 P: 30 | R: 0 E: 0 K: 0 S: 12 | H: 1 LOB: 2 BB: 1 P: 20 | R: 0 E: 0 K: 2 S: 9 | H: 0 LOB: 0 BB: 0 P: 13 | R: 0 E: 0 K: 0 S: 10 | H: 0 LOB: 0 BB: 0 P: 13 | R: 0 E: 0 K: 2 S: 12 | H: 0 LOB: 1 BB: 1 P: 20 | R: 1 E: 0 K: 2 S: 14 | H: 2 LOB: 1 BB: 0 P: 19 | R: 0 E: 0 K: 0 S: 9 | H: 1 LOB: 1 BB: 0 P: 11 | 1B: 6 2B: 1 3B: 1 HR: 1 | SF: 0 SAC: 0 DP: 0 HBP: 0 | WP: 0 PB: 0 SB: 1 CS: 0 | PA: 39 |
| PITCHER | IP WLS BF H R ER SO BB IBB HBP BLK WP HR S P ERA WHIP | | | | | | | | | | | | | | | | | | | |
| 37 Stephen Strasburg, R ERA: 2.96 | (1, 1) 2.0 L 15 5 7 7 2 4 0 0 0 0 0 0 1 33 66 0.00 0.750 | | | | | | | | | | | | | | | | | | | |
| 43 Ross Ohlendorf, R ERA: 1.74 | (3, 1) 4.0 15 1 0 0 4 2 0 0 0 0 0 0 43 66 0.00 0.750 | | | | | | | | | | | | | | | | | | | |
| 58 Fernando Abad, L ERA: 1.83 | (7, 1) 2.0 9 3 1 1 2 0 0 0 0 0 0 0 23 30 4.50 1.500 | | | | | | | | | | | | | | | | | | | |

| | |
|-----|----|
| AB | 32 |
| R | 3 |
| H | 6 |
| RBI | 3 |
| BB | 7 |
| SO | 9 |
| LOB | 17 |



| | |
|----|---|
| WP | 0 |
| PB | 0 |
| SB | 1 |
| CS | 0 |

| | |
|-----|----|
| AB | 33 |
| R | 8 |
| H | 9 |
| RBI | 8 |
| BB | 6 |
| SO | 8 |
| LOB | 11 |



| | |
|----|---|
| WP | 0 |
| PB | 0 |
| SB | 1 |
| CS | 0 |

| Batter | 1 | 2 | 3 | 4 | 5 | 6 | 7 | 8 | 9 | AB | R | H | RBI | BB | SO | LOB | TOP | | | | | |
|---|---|----------------------------------|---|----------------------------------|---|----------------------------------|--|----------------------------------|-------------------------------|----------------------------------|-------------------------------|----------------------------------|-------------------------------|----------------------------------|------------------------------|----------------------------------|------------------------------|----------------------------------|----------------------------------|------------------------------------|----------------------------------|--------|
| 20 Justin Ruggiano, R (1.7) OBP: 0.285, SLG: 0.381 | F SI 87 B CU 88 F CU 73 B SL 85 X SL 84 | G5-3 | F CU 73 B SL 85 X SL 84 | K | S CU 74 F CU 74 B SI 89 C SI 90 | K | B SI 95 T SI 94 X FF 94 | F9 | | 4 | 0 | 0 | 0 | 0 | 2 | 1 | | | | | | |
| 30 Placido Polanco, R (1.5) OBP: 0.312, SLG: 0.295 | B SI 90 B CU 90 B SI 89 X SI 89 | 1B | C SI 89 F CU 75 B SL 82 X SL 83 | P4 | C SI 90 F CU 74 B SL 83 X SL 83 | G6-3 | B SI 96 B SI 94 C FF 93 C FF 94 X FF 96 | L9 | | 4 | 0 | 1 | 0 | 0 | 0 | 0 | | | | | | |
| 27 Giancarlo Stanton, R (1.9) OBP: 0.351, SLG: 0.449 | B SI 88 C SL 84 B CU 74 X SI 88 | F8 | B SI 84 B CH 82 C SL 84 | K | B CU 74 B CH 80 B SL 82 C SL 82 X SL 80 | L5 | S CU 96 C FF 95 X FF 96 | K | | 4 | 0 | 0 | 0 | 0 | 2 | 1 | | | | | | |
| 5 Logan Morrison, L (1.3) OBP: 0.366, SLG: 0.517 | C SI 90 F CU 85 X SL 85 | G3 | C SI 89 B CU 73 X CH 80 | F8 | B SI 89 F SI 89 B SL 83 X SL 83 | 2B | B SI 96 C FF 94 T FF 96 | P5 | | 4 | 0 | 1 | 0 | 0 | 0 | 1 | | | | | | |
| 48 Marcell Ozuna, R (1.8) OBP: 0.303, SLG: 0.398 | C SI 89 B SL 84 B SI 89 X SL 84 | K | B CU 73 F CU 73 B SI 90 X SL 83 | F8 | B SI 92 B SI 89 B SL 84 X SL 84 | F8 | B SI 94 C FF 93 C FF 94 X FF 92 | F9 | | 4 | 0 | 0 | 0 | 0 | 1 | 1 | | | | | | |
| 51 Derek Dietrich, L (1.4) OBP: 0.277, SLG: 0.413 | C SI 89 B SI 89 X CH 80 | G3 | C SI 73 X CH 80 | F9 | B SI 89 X SI 88 | E9 | B SI 96 F SI 95 F SI 96 B SI 96 B CU 78 B SI 96 F SI 96 X FF 97 | 1B | | 3 | 0 | 3 | 0 | 0 | 0 | 0 | | | | | | |
| 3 Adeiny Hechavarria, R (1.6) OBP: 0.284, SLG: 0.331 | F SI 90 B SI 90 X SL 84 | 1B | B SI 83 B SI 84 C SI 82 C SI 82 X SL 84 | K | B SI 83 B SI 84 C SI 82 C SI 82 X SL 84 | 1B | C CU 90 F SI 94 B SI 94 F SI 92 X FF 95 | F8 | | 3 | 0 | 1 | 0 | 0 | 1 | 2 | | | | | | |
| 6 Jeff Mathis, R (1.2) OBP: 0.280, SLG: 0.337 | 1 SAFE E: 0 T SI 89 B SI 89 X CU 74 | 1B | S SL 82 X SL 82 | G5-3 | M SL 82 L SI 81 X SL 83 | G6-3 | O CU 75 S FF 93 F SI 93 X FF 94 | G4-3 | | 2 | 0 | 0 | 0 | 0 | 0 | 3 | | | | | | |
| 33 Jacob Turner, R (1.1) OBP: 0.105, SLG: 0.211 | | | | | | | | | | 0 | 0 | 0 | 0 | 0 | 0 | 0 | | | | | | |
| 58 Ryan Webb, R (6.1) | | | | | | | | | | 0 | 0 | 0 | 0 | 0 | 0 | 0 | | | | | | |
| 29 Greg Dobbs, L (7. PH) OBP: 0.293, SLG: 0.292 | | | | | | | | | | 1 | 0 | 0 | 0 | 0 | 0 | 1 | | | | | | |
| 44 AJ Ramos, R (7.1) | | | | | | | | | | 0 | 0 | 0 | 0 | 0 | 0 | 0 | | | | | | |
| 43 Dan Jennings, L (8.1) | | | | | | | | | | 0 | 0 | 0 | 0 | 0 | 0 | 0 | | | | | | |
| Inning Stats | R: 0 E: 0 K: 0 S: 12 | H: 1 LOB: 1 BB: 0 P: 19 | R: 0 E: 0 K: 1 S: 12 | H: 2 LOB: 2 BB: 0 P: 17 | R: 0 E: 0 K: 2 S: 10 | H: 0 LOB: 0 BB: 0 P: 15 | R: 0 E: 0 K: 0 S: 8 | H: 0 LOB: 0 BB: 0 P: 13 | R: 0 E: 1 K: 2 S: 12 | H: 1 LOB: 1 BB: 0 P: 17 | R: 0 E: 0 K: 0 S: 15 | H: 1 LOB: 1 BB: 0 P: 24 | R: 0 E: 0 K: 1 S: 15 | H: 1 LOB: 1 BB: 0 P: 23 | R: 0 E: 0 K: 1 S: 8 | H: 0 LOB: 0 BB: 0 P: 12 | R: 0 E: 0 K: 1 S: 8 | H: 0 LOB: 0 BB: 0 P: 11 | 1B: 5 2B: 1 3B: 0 HR: 0 | SF: 0 SAC: 0 DP: 0 HBP: 0 | WP: 0 PB: 0 SB: 0 CS: 0 | PA: 33 |
| PITCHER | IP WLS BF H R ER SO BB IBB HBP BLK WP HR S P ERA WHIP | | | | | | | | | | | | | | | | | | | | | |
| 26 Kyle Lohse, R (1.1) ERA: 3.49 | 6.0 | W | 23 | 5 | 0 | 0 | 5 | 0 | 0 | 0 | 0 | 0 | 0 | 0 | 0 | 0 | 0 | 0.00 | 0.833 | | | |
| 59 John Axford, R (7.1) ERA: 3.63 | 1.0 | H | 4 | 1 | 0 | 0 | 1 | 0 | 0 | 0 | 0 | 0 | 0 | 0 | 0 | 0 | 0 | 0.00 | 1.000 | | | |
| 29 Jim Henderson, R (8.1) ERA: 2.34 | 1.0 | H | 3 | 0 | 0 | 0 | 1 | 0 | 0 | 0 | 0 | 0 | 0 | 0 | 0 | 0 | 0 | 0.00 | 0.000 | | | |
| 57 Francisco Rodriguez, R (9.1) ERA: 1.14 | 1.0 | S | 3 | 0 | 0 | 0 | 1 | 0 | 0 | 0 | 0 | 0 | 0 | 0 | 0 | 0 | 0 | 0.00 | 0.000 | | | |

Miami Marlins @ Milwaukee Brewers
Miller Park, Milwaukee, WI
Fri Jul 19 2013, 7:12 PM - 10:14 PM CDT
Att: 30,316 - Partly Cloudy - 90 F


AB 33
R 0
H 6
RBI 0
BB 0
SO 8
LOB 10



| Batter | 1 | 2 | 3 | 4 | 5 | 6 | 7 | 8 | 9 | AB | R | H | RBI | BB | SO | LOB | BOTTOM | | | |
|---|---|----------------------------------|--|----------------------------------|--|----------------------------------|--|----------------------------------|-------------------------------|----------------------------------|-------------------------------|----------------------------------|------------------------------|----------------------------------|-------------------------------|----------------------------------|----------------------------------|------------------------------------|----------------------------------|--------|
| 7 Norichika Aoki, L (1.9) OBP: 0.361, SLG: 0.368 | C FF 90 B CU 76 X SI 90 | G5-3 | B SI 91 B SI 91 C FF 91 F SI 91 B CU 81 B SI 91 | 20 1B | B CH 83 B CH 83 B SI 90 | F7 | | | | 2 | 0 | 0 | 0 | 2 | 0 | 1 | | | | |
| 9 Jean Segura, R (1.6) OBP: 0.382, SLG: 0.484 | X FF 91 | 27 S | L SI 92 1 SAFE C FC 92 S SI 91 | BB | B SI 91 X SI 91 | G4-3 | C FF 90 S SL 82 | K | | 4 | 0 | 1 | 0 | 0 | 2 | 3 | | | | |
| 8 Ryan Braun, R (1.7) OBP: 0.375, SLG: 0.590 | 1 SAFE X FF 90 | 20 S | C FF 90 X FC 92 | F8 | B SI 90 B CU 78 F SI 89 B SI 91 | K | B SI 93 B SI 93 B SI 93 B SI 94 | BB | | 3 | 0 | 0 | 0 | 0 | 1 | 2 | | | | |
| 22 Logan Schafer, L (7.7) OBP: 0.284, SLG: 0.359 | | P6 | 1 SAFE X FF 90 | F8 | B SI 90 B CU 78 F SI 89 B SI 91 | K | B SI 93 B SI 93 B SI 93 B SI 94 | BB | | 0 | 0 | 0 | 0 | 1 | 0 | 0 | | | | |
| 20 Jonathan Lucroy, R (1.2) OBP: 0.322, SLG: 0.472 | 1 SAFE E: 0 T SI 89 B SI 89 X CU 74 | 27 S | 1 SAFE X FF 90 | BB | C SI 89 B FC 82 F SI 91 X SI 91 | G5-3 | C FF 93 X FF 94 | F9 | | 3 | 0 | 1 | 0 | 1 | 0 | 1 | | | | |
| 27 Carlos Gómez, R (1.8) OBP: 0.336, SLG: 0.538 | B SI 91 B CU 90 X SI 92 | G5-3 | F SI 91 S FC 93 | 1B | S CU 80 X CU 80 | HR | B SI 94 1 SAFE F SI 94 F SI 94 1 SAFE B SL 82 F SI 91 1 SAFE B FF 93 | K | | 4 | 1 | 1 | 1 | 0 | 2 | 5 | | | | |
| 21 Juan Francisco, L (1.3) OBP: 0.315, SLG: 0.452 | F SI 89 B CU 74 B SI 91 X SI 92 | G3-1 | C CU 72 F SI 91 B FC 83 X SI 92 | HR | B EP 88 B SI 91 F SI 91 B SI 91 B FC 83 F SI 92 F SI 92 T CU 81 | K | B SI 81 B SI 93 C FF 93 C FF 93 X FF 93 | K | | 4 | 1 | 1 | 1 | 0 | 2 | 0 | | | | |
| 3 Yunesky Betancourt, R (9.3) OBP: 0.228, SLG: 0.336 | | | | | | | | | | 0 | 0 | 0 | 0 | 0 | 0 | 0 | | | | |
| 23 Rickie Weeks Jr., R (1.4) OBP: 0.329, SLG: 0.377 | C FF 92 C FF 92 B CU 76 T SI 94 | K | B CU 79 B SI 91 B SI 92 | 26 S | B CU 79 B SI 91 B SI 92 | 14 G4-3 | B SI 92 B SI 92 B SI 93 B SI 93 | K | | 2 | 0 | 0 | 0 | 1 | 2 | 0 | | | | |
| 14 Jeff Bianchi, R (1.5) OBP: 0.268, SLG: 0.290 | X SI 91 | 1B | B FC 82 X FF 90 | F7 | B FC 82 X FF 90 | G4-3 | 1 SAFE E: 0 1 SAFE X SI 92 | G1-3 | | 4 | 0 | 1 | 0 | 0 | 0 | 2 | | | | |
| 26 Kyle Lohse, R (1.1) OBP: 0.184, SLG: 0.162 | C FF 92 F CU 81 T FF 93 | K | B FF 90 F FF 90 M SI 89 D FC 83 X SI 90 | P5 | B SI 90 B SI 90 S SL 83 | K | | | | 2 | 0 | 0 | 0 | 0 | 1 | 2 | | | | |
| 11 Sean Hailton, R (6. PH) OBP: 0.277, SLG: 0.326 | | | | | | | | | | 1 | 0 | 0 | 0 | 0 | 1 | 1 | | | | |
| 59 John Axford, R (7.1) | | | | | | | | | | 0 | 0 | 0 | 0 | 0 | 0 | 0 | | | | |
| 29 Jim Henderson, L (8.1) | | | | | | | | | | 0 | 0 | 0 | 0 | 0 | 0 | 0 | | | | |
| 57 Francisco Rodriguez, R (9.1) | | | | | | | | | | 0 | 0 | 0 | 0 | 0 | 0 | 0 | | | | |
| Inning Stats | R: 0 E: 0 K: 0 S: 7 | H: 1 LOB: 2 BB: 1 P: 14 | R: 0 E: 0 K: 2 S: 10 | H: 1 LOB: 1 BB: 0 P: 15 | R: 0 E: 0 K: 2 S: 13 | H: 1 LOB: 2 BB: 1 P: 17 | R: 1 E: 0 K: 0 S: 11 | H: 1 LOB: 2 BB: 2 P: 26 | R: 1 E: 0 K: 2 S: 17 | H: 1 LOB: 0 BB: 0 P: 23 | R: 0 E: 0 K: 1 S: 13 | H: 0 LOB: 1 BB: 0 P: 22 | R: 0 E: 0 K: 2 S: 9 | H: 0 LOB: 1 BB: 1 P: 16 | R: 0 E: 0 K: 2 S: 13 | H: 0 LOB: 0 BB: 0 P: 20 | 1B: 3 2B: 0 3B: 0 HR: 2 | SF: 0 SAC: 0 DP: 0 HBP: 1 | WP: 0 PB: 0 SB: 0 CS: 0 | PA: 35 |
| PITCHER | IP WLS BF H R ER SO BB IBB HBP BLK WP HR S P ERA WHIP | | | | | | | | | | | | | | | | | | | |
| 33 Jacob Turner, R (1.1) ERA: 2.44 | 5.0 | L | 25 | 5 | 2 | 2 | 6 | 4 | 0 | 0 | 0 | 0 | 0 | 0 | 0 | 0 | 0 | 3.60 | 1.800 | |
| 58 Ryan Webb, R (6.1) ERA: 3.07 | 1.0 | | 3 | 0 | 0 | 0 | 1 | 0 | 0 | 0 | 0 | 0 | 0 | 0 | 0 | 0 | 0 | 0.00 | 0.000 | |
| 44 AJ Ramos, R (7.1) ERA: 3.51 | 1.0 | | 4 | 0 | 0 | 0 | 2 | 1 | 0 | 0 | 0 | 0 | 0 | 0 | 0 | 0 | 0 | 0.00 | 1.000 | |
| 43 Dan Jennings, L (8.1) ERA: 3.15 | 1.0 | | 3 | 0 | 0 | 0 | 2 | 0 | 0 | 0 | 0 | 0 | 0 | 0 | 0 | 0 | 0 | 0.00 | 0.000 | |

Miami Marlins @ Milwaukee Brewers
Miller Park, Milwaukee, WI
Fri Jul 19 2013, 7:12 PM - 10:14 PM CDT
Att: 30,316 - Partly Cloudy - 90 F

AB 29
R 2
H 5
RBI 2
BB 5
SO 11
LOB 17



| Batter | 1 | 2 | 3 | 4 | 5 | 6 | 7 | 8 | 9 | AB | R | H | RBI | BB | SO | LOB | TOP | | | | | | | | | | |
|--|-------------------------------|----------------------------------|------------------------------|----------------------------------|------------------------------|----------------------------------|------------------------------|----------------------------------|------------------------------|----------------------------------|-------------------------------|----------------------------------|-------------------------------|----------------------------------|------------------------------|---------------------------------|--|----------------------------------|----------------------------------|------------------------------------|----------------------------------|--------|--|--|--|--|--|
| 3 Adeiny Hechavarria, R OBP: 0.284, SLG: 0.330 | | | | | | | | | | 4 | 0 | 1 | 0 | 0 | 0 | 1 | Miami Marlins @ Milwaukee Brewers Miller Park, Milwaukee, WI Sat Jul 20 2013, 6:14 PM - 9:02 PM CDT Att: 37,446 - Partly Cloudy - 73 F | | | | | | | | | | |
| 59 Ed Lucas, R OBP: 0.342, SLG: 0.313 | | | | | | | | | | 4 | 0 | 1 | 0 | 0 | 0 | 1 | | | | | | | | | | | |
| 27 Giancarlo Stanton, R OBP: 0.349, SLG: 0.442 | | | | | | | | | | 3 | 0 | 0 | 0 | 1 | 0 | 2 | | | | | | | | | | | |
| 5 Logan Morrison, L OBP: 0.362, SLG: 0.500 | | | | | | | | | | 3 | 0 | 0 | 0 | 1 | 1 | 4 | | | | | | | | | | | |
| 48 Marcell Ozuna, R OBP: 0.302, SLG: 0.393 | | | | | | | | | | 3 | 0 | 0 | 0 | 1 | 0 | 1 | | | | | | | | | | | |
| 51 Derek Dietrich, L OBP: 0.281, SLG: 0.414 | | | | | | | | | | 4 | 0 | 2 | 0 | 0 | 2 | 1 | | | | | | | | | | | |
| 20 Justin Ruggiano, R ERA: 4.58 | | | | | | | | | | 2 | 0 | 0 | 0 | 0 | 2 | 1 | | | | | | | | | | | |
| 45 Kevin Slowey, R ERA: 3.27 | | | | | | | | | | 3 | 0 | 0 | 0 | 0 | 0 | 3 | | | | | | | | | | | |
| 17 Donovan Solano, R ERA: 3.27 | | | | | | | | | | 3 | 0 | 0 | 0 | 0 | 0 | 3 | | | | | | | | | | | |
| 40 Mike Dunn, L ERA: 2.76 | | | | | | | | | | 3 | 0 | 0 | 0 | 0 | 0 | 3 | | | | | | | | | | | |
| 30 Piaclito Polanco, R OBP: 0.311, SLG: 0.256 | | | | | | | | | | 3 | 0 | 0 | 0 | 0 | 0 | 3 | | | | | | | | | | | |
| 6 Jeff Mathis, R OBP: 0.273, SLG: 0.327 | | | | | | | | | | 3 | 0 | 0 | 0 | 0 | 0 | 3 | | | | | | | | | | | |
| 24 Nathan Eovaldi, R OBP: 0.083, SLG: 0.083 | | | | | | | | | | 1 | 0 | 0 | 0 | 0 | 1 | 0 | | | | | | | | | | | |
| 9 Juan Pierre, L OBP: 0.285, SLG: 0.299 | | | | | | | | | | 2 | 0 | 1 | 0 | 0 | 1 | 2 | | | | | | | | | | | |
| Inning Stats | R: 0 E: 0 K: 1 S: 16 | H: 0 LOB: 1 BB: 1 P: 25 | R: 0 E: 0 K: 1 S: 9 | H: 1 LOB: 1 BB: 0 P: 15 | R: 0 E: 0 K: 1 S: 7 | H: 1 LOB: 0 BB: 0 P: 12 | R: 0 E: 0 K: 0 S: 6 | H: 0 LOB: 0 BB: 0 P: 11 | R: 0 E: 0 K: 2 S: 8 | H: 0 LOB: 0 BB: 0 P: 10 | R: 0 E: 1 K: 0 S: 12 | H: 2 LOB: 2 BB: 0 P: 19 | R: 0 E: 0 K: 1 S: 14 | H: 1 LOB: 2 BB: 1 P: 23 | R: 0 E: 0 K: 0 S: 6 | H: 0 LOB: 0 BB: 0 P: 9 | R: 0 E: 0 K: 1 S: 11 | H: 0 LOB: 1 BB: 1 P: 17 | 1B: 5 2B: 0 3B: 0 HR: 0 | SF: 0 SAC: 0 DP: 2 HBP: 0 | WP: 0 PB: 0 SB: 0 CS: 0 | PA: 34 | | | | | |
| PITCHER | IP | WLS | BF | H | R | ER | SO | BB | IBB | HBP | BLK | WP | HR | S | P | ERA | WHIP | | | | | | | | | | |
| 49 Yovani Gallardo, R ERA: 4.58 | 6.1 | W | 25 | 5 | 0 | 0 | 5 | 2 | 0 | 0 | 0 | 0 | 0 | 65 | 105 | 0.00 | 1.105 | | | | | | | | | | |
| 53 Brandon Kintzler, R ERA: 3.27 | 1.2 | | 5 | 0 | 0 | 0 | 1 | 0 | 0 | 0 | 0 | 0 | 0 | 13 | 19 | 0.00 | 0.000 | | | | | | | | | | |
| 48 Donovan Hand, R ERA: 3.27 | 0.1 | | 2 | 0 | 0 | 0 | 0 | 1 | 0 | 0 | 0 | 0 | 0 | 5 | 9 | 0.00 | 3.000 | | | | | | | | | | |
| 51 Michael Gonzalez, L ERA: 2.97 | 0.1 | | 1 | 0 | 0 | 0 | 1 | 0 | 0 | 0 | 0 | 0 | 0 | 4 | 5 | 0.00 | 0.000 | | | | | | | | | | |
| 31 Burke Badenhop, R ERA: 4.1 | 0.1 | | 1 | 0 | 0 | 0 | 0 | 0 | 0 | 0 | 0 | 0 | 0 | 2 | 3 | 0.00 | 0.000 | | | | | | | | | | |

| Batter | 1 | 2 | 3 | 4 | 5 | 6 | 7 | 8 | 9 | AB | R | H | RBI | BB | SO | LOB | BOTTOM | | | | | | | | | | |
|---|-------------------------------|----------------------------------|------------------------------|----------------------------------|------------------------------|----------------------------------|-------------------------------|----------------------------------|-------------------------------|----------------------------------|------------------------------|----------------------------------|-------------------------------|----------------------------------|------------------------------|----------------------------------|--|------------------------------------|----------------------------------|--------|--|--|--|--|--|--|--|
| 7 Norichika Aoki, L OBP: 0.362, SLG: 0.368 | | | | | | | | | | 5 | 2 | 2 | 1 | 0 | 1 | 1 | Miami Marlins @ Milwaukee Brewers Miller Park, Milwaukee, WI Sat Jul 20 2013, 6:14 PM - 9:02 PM CDT Att: 37,446 - Partly Cloudy - 73 F | | | | | | | | | | |
| 9 Juan Segura, R OBP: 0.383, SLG: 0.484 | | | | | | | | | | 4 | 1 | 2 | 0 | 0 | 0 | 0 | | | | | | | | | | | |
| 8 Ryan Braun, R OBP: 0.373, SLG: 0.500 | | | | | | | | | | 4 | 0 | 1 | 2 | 0 | 2 | 2 | | | | | | | | | | | |
| 20 Jonathan Lucroy, R OBP: 0.330, SLG: 0.493 | | | | | | | | | | 4 | 1 | 4 | 2 | 0 | 0 | 0 | | | | | | | | | | | |
| 27 Carlos Gómez, R OBP: 0.335, SLG: 0.534 | | | | | | | | | | 3 | 0 | 0 | 0 | 1 | 3 | 5 | | | | | | | | | | | |
| 21 Juan Francisco, L OBP: 0.309, SLG: 0.444 | | | | | | | | | | 4 | 0 | 0 | 0 | 0 | 2 | 4 | | | | | | | | | | | |
| 23 Rickie Weeks Jr., R OBP: 0.331, SLG: 0.387 | | | | | | | | | | 3 | 1 | 1 | 1 | 1 | 0 | 0 | | | | | | | | | | | |
| 14 Jeff Bianchi, R OBP: 0.277, SLG: 0.309 | | | | | | | | | | 4 | 1 | 2 | 0 | 0 | 2 | 3 | | | | | | | | | | | |
| 49 Yovani Gallardo, R ERA: 4.58 | | | | | | | | | | 2 | 0 | 0 | 0 | 0 | 1 | 0 | | | | | | | | | | | |
| 53 Brandon Kintzler, R ERA: 3.27 | | | | | | | | | | 0 | 0 | 0 | 0 | 0 | 0 | 0 | | | | | | | | | | | |
| 3 Yuniesky Betancourt, R ERA: 3.91 | | | | | | | | | | 1 | 0 | 0 | 0 | 0 | 0 | 1 | | | | | | | | | | | |
| 48 Donovan Hand, R ERA: 3.27 | | | | | | | | | | 0 | 0 | 0 | 0 | 0 | 0 | 0 | | | | | | | | | | | |
| 51 Michael Gonzalez, R ERA: 2.97 | | | | | | | | | | 0 | 0 | 0 | 0 | 0 | 0 | 0 | | | | | | | | | | | |
| 31 Burke Badenhop, R ERA: 4.1 | | | | | | | | | | 0 | 0 | 0 | 0 | 0 | 0 | 0 | | | | | | | | | | | |
| Inning Stats | R: 2 E: 0 K: 2 S: 22 | H: 4 LOB: 3 BB: 1 P: 32 | R: 0 E: 0 K: 0 S: 6 | H: 0 LOB: 0 BB: 0 P: 11 | R: 1 E: 0 K: 1 S: 8 | H: 1 LOB: 0 BB: 1 P: 14 | R: 3 E: 0 K: 2 S: 17 | H: 5 LOB: 2 BB: 0 P: 26 | R: 0 E: 0 K: 2 S: 11 | H: 0 LOB: 0 BB: 0 P: 14 | R: 0 E: 0 K: 2 S: 9 | H: 0 LOB: 0 BB: 0 P: 11 | R: 0 E: 0 K: 2 S: 10 | H: 1 LOB: 1 BB: 0 P: 13 | R: 0 E: 0 K: 0 S: 8 | H: 1 LOB: 1 BB: 0 P: 13 | 1B: 7 2B: 3 3B: 0 HR: 2 | SF: 0 SAC: 1 DP: 1 HBP: 0 | WP: 0 PB: 0 SB: 0 CS: 0 | PA: 37 | | | | | | | |
| PITCHER | IP | WLS | BF | H | R | ER | SO | BB | IBB | HBP | BLK | WP | HR | S | P | ERA | WHIP | | | | | | | | | | |
| 24 Nathan Eovaldi, R ERA: 4.15 | 4.0 | L | 23 | 10 | 6 | 6 | 5 | 2 | 0 | 0 | 0 | 0 | 0 | 20 | 25 | 0.00 | 3.000 | | | | | | | | | | |
| 45 Kevin Slowey, R ERA: 3.91 | 2.0 | | 6 | 0 | 0 | 0 | 4 | 0 | 0 | 0 | 0 | 0 | 0 | 20 | 25 | 0.00 | 0.000 | | | | | | | | | | |
| 50 Chad Qualls, R ERA: 2.82 | 1.0 | | 4 | 1 | 0 | 0 | 2 | 0 | 0 | 0 | 0 | 0 | 0 | 10 | 13 | 0.00 | 1.000 | | | | | | | | | | |
| 40 Mike Dunn, L ERA: 2.76 | 1.0 | | 4 | 1 | 0 | 0 | 0 | 0 | 0 | 0 | 0 | 0 | 0 | 8 | 13 | 0.00 | 1.000 | | | | | | | | | | |

Miami Marlins @ Milwaukee Brewers
 Miller Park, Milwaukee, WI
 Sat Jul 20 2013, 6:14 PM - 9:02 PM CDT
 Att: 37,446 - Partly Cloudy - 73 F

AB 31
 R 0
 H 5
 RBI 0
 BB 3
 SO 7
 LOB 19



Miami Marlins @ Milwaukee Brewers
 Miller Park, Milwaukee, WI
 Sat Jul 20 2013, 6:14 PM - 9:02 PM CDT
 Att: 37,446 - Partly Cloudy - 73 F

AB 34
 R 6
 H 12
 RBI 6
 BB 2
 SO 11
 LOB 16



| Batter | 1 | 2 | 3 | 4 | 5 | 6 | 7 | 8 | 9 | 10 | 11 | 12 | 13 | AB | R | H | RBI | BB | SO | LOB | TOP | |
|--|---|---|---|---|---|---|---|---|---|---|---|---|---|---|---|---|---|---|---|---|---|--------|
| 3 Adeny Hechavaria, R OBP: 0.268, SLG: 0.331 | G6-3 | | | | | G6-3 | | | | | P6 | | | 5 | 0 | 2 | 0 | 0 | 0 | 0 | | |
| 59 Ed Lucas, R OBP: 0.340, SLG: 0.312 (12, 4) | G5-3 | | G5-3 | | | G4-3 | | | | | SH1 | | | 4 | 0 | 1 | 0 | 0 | 0 | 2 | | |
| 27 Giancarlo Stanton, R OBP: 0.346, SLG: 0.433 | K2-3 | | | | | E6 | | | | | F9 | | | 4 | 0 | 0 | 0 | 1 | 2 | 2 | | |
| 5 Logan Morrison, L OBP: 0.355, SLG: 0.479 | L9 | | | | | G4-6-3 | | | | | | | | 4 | 0 | 0 | 0 | 1 | 1 | 2 | | |
| 48 Marcell Ozuna, R OBP: 0.297, SLG: 0.386 | G6-3 | | G5-3 | | | G5-4-3 | | | | | F8 | | | 5 | 0 | 0 | 0 | 0 | 1 | 3 | | |
| 51 Derek Dietrich, L OBP: 0.275, SLG: 0.405 58 Ryan Webb, R | K2-3 | | | | | K2-3 | | | | | | | | 5 | 0 | 0 | 0 | 0 | 2 | 0 | | |
| 20 Justin Ruggiano, R OBP: 0.282, SLG: 0.373 | L8 | | | | | G5-3 | | | | | G4-3 | | | 4 | 0 | 0 | 0 | 1 | 1 | 1 | | |
| 19 Rob Brantley, L OBP: 0.289, SLG: 0.301 44 AJ Ramos, R | L9 | | | | | K | | | | | G4-3 | | | 4 | 0 | 0 | 0 | 0 | 2 | 2 | | |
| 30 Placido Polanco, R OBP: 0.310, SLG: 0.294 | K | | | | | K | | | | | | | | 0 | 0 | 0 | 0 | 0 | 0 | 0 | | |
| 37 Henderson Alvarez III, R OBP: 0.187, SLG: 0.167 29 Chris Coles, L OBP: 0.292, SLG: 0.291 40 Mike Dunn, L 50 Chad Qualls, R 6 Jeff Mathis, R OBP: 0.268, SLG: 0.320 | K | | | | | K | | | | | K | | | 2 | 0 | 1 | 0 | 0 | 1 | 0 | | |
| Inning Stats | R: 0 E: 0 K: 1 S: 7 | H: 0 LOB: 0 BB: 0 P: 8 | R: 0 E: 0 K: 1 S: 7 | H: 0 LOB: 0 BB: 0 P: 9 | R: 0 E: 0 K: 0 S: 10 | H: 2 LOB: 2 BB: 0 P: 16 | R: 0 E: 0 K: 0 S: 8 | H: 0 LOB: 0 BB: 1 P: 14 | R: 0 E: 1 K: 1 S: 8 | H: 0 LOB: 0 BB: 0 P: 10 | R: 0 E: 1 K: 1 S: 11 | H: 0 LOB: 1 BB: 0 P: 14 | R: 0 E: 0 K: 1 S: 7 | H: 1 LOB: 2 BB: 0 P: 17 | R: 0 E: 0 K: 1 S: 7 | H: 0 LOB: 0 BB: 0 P: 12 | R: 0 E: 0 K: 0 S: 7 | H: 0 LOB: 0 BB: 0 P: 11 | 1B: 4 2B: 1 3B: 0 HR: 0 | SF: 0 SAC: 1 DP: 3 HBP: 0 | WIP: 0 PB: 0 SB: 0 CS: 1 | PA: 45 |
| PITCHER | IP WLS BF H R ER SO BB IBB HBP BLK WP HR S P ERA WHIP | IP WLS BF H R ER SO BB IBB HBP BLK WP HR S P ERA WHIP | IP WLS BF H R ER SO BB IBB HBP BLK WP HR S P ERA WHIP | IP WLS BF H R ER SO BB IBB HBP BLK WP HR S P ERA WHIP | IP WLS BF H R ER SO BB IBB HBP BLK WP HR S P ERA WHIP | IP WLS BF H R ER SO BB IBB HBP BLK WP HR S P ERA WHIP | IP WLS BF H R ER SO BB IBB HBP BLK WP HR S P ERA WHIP | IP WLS BF H R ER SO BB IBB HBP BLK WP HR S P ERA WHIP | IP WLS BF H R ER SO BB IBB HBP BLK WP HR S P ERA WHIP | IP WLS BF H R ER SO BB IBB HBP BLK WP HR S P ERA WHIP | IP WLS BF H R ER SO BB IBB HBP BLK WP HR S P ERA WHIP | IP WLS BF H R ER SO BB IBB HBP BLK WP HR S P ERA WHIP | IP WLS BF H R ER SO BB IBB HBP BLK WP HR S P ERA WHIP | IP WLS BF H R ER SO BB IBB HBP BLK WP HR S P ERA WHIP | IP WLS BF H R ER SO BB IBB HBP BLK WP HR S P ERA WHIP | IP WLS BF H R ER SO BB IBB HBP BLK WP HR S P ERA WHIP | IP WLS BF H R ER SO BB IBB HBP BLK WP HR S P ERA WHIP | IP WLS BF H R ER SO BB IBB HBP BLK WP HR S P ERA WHIP | IP WLS BF H R ER SO BB IBB HBP BLK WP HR S P ERA WHIP | IP WLS BF H R ER SO BB IBB HBP BLK WP HR S P ERA WHIP | IP WLS BF H R ER SO BB IBB HBP BLK WP HR S P ERA WHIP | |
| 60 Willy Peralta, R ERA: 4.3 | 57 Francisco Rodriguez, R ERA: 1.09 | 51 Michael Gonzalez, L ERA: 2.88 | 29 Jim Henderson, R ERA: 2.27 | 59 John Axford, R ERA: 3.48 | | | | | | | | | | | | | | | | | | |

Miami Marlins @ Milwaukee Brewers
Miller Park, Milwaukee, WI
Sun Jul 21 2013, 1:11 PM - 4:47 PM CDT
Att. 30,073 - Partly Cloudy - 76 F

AB 41
R 0
H 4
RBI 0
BB 3
SO 11
LOB 13



| Batter | 1 | 2 | 3 | 4 | 5 | 6 | 7 | 8 | 9 | 10 | 11 | 12 | 13 | AB | R | H | RBI | BB | SO | LOB | BOTTOM |
|---|---|---|---|---|---|---|---|---|---|---|---|---|---|---|---|---|---|---|---|---|---|
| 7 Norichika Aoki, L OBP: 0.360, SLG: 0.366 | P4 | | | | | G5-3 | | | | | | | | 5 | 0 | 1 | 0 | 0 | 0 | 0 | |
| 22 Logan Schafer, L OBP: 0.262, SLG: 0.354 | F8 | | | | | G3 | | | | | G4-3 | | | 5 | 0 | 1 | 0 | 0 | 0 | 0 | |
| 9 Jean Segura, R OBP: 0.361, SLG: 0.481 | L1 | | | | | G6-3 | | | | | G6-3 | | | 5 | 0 | 1 | 0 | 0 | 0 | 2 | |
| 21 Juan Francisco, L OBP: 0.303, SLG: 0.434 | G3-1 | | | | | P4 | | | | | | | | 5 | 0 | 0 | 0 | 0 | 3 | 1 | |
| 23 Rickie Weeks Jr., R OBP: 0.329, SLG: 0.382 | G6-3 | | | | | G6-3 | | | | | | | | 4 | 0 | 0 | 0 | 1 | 1 | 1 | |
| 12 Martin Maldonado, R OBP: 0.243, SLG: 0.308 | G6-3 | | | | | B5-3 | | | | | P3 | | | 5 | 0 | 1 | 0 | 0 | 1 | 2 | |
| 15 Caleb Gindl, L OBP: 0.310, SLG: 0.407 | F7 | | | | | L7 | | | | | L9 | | | 5 | 1 | 2 | 1 | 0 | 0 | 2 | |
| 14 Jeff Bianchi, R OBP: 0.276, SLG: 0.307 | G6-3 | | | | | G4-3 | | | | | | | | 4 | 0 | 1 | 0 | 0 | 1 | 1 | |
| 60 Willy Peralta, R ERA: 3.28 20 Jonathan Lucroy, R 57 Francisco Rodriguez, R 51 Michael Gonzalez, L 29 Jim Henderson, L 8 Ryan Braun, R 59 John Axford, R | B1-6-4 | | | | | G4-3 | | | | | | | | 2 | 0 | 0 | 0 | 0 | 0 | 1 | |
| Inning Stats | R: 0 E: 0 K: 0 S: 7 | H: 0 LOB: 0 BB: 0 P: 13 | R: 0 E: 0 K: 0 S: 9 | H: 0 LOB: 1 BB: 1 P: 16 | R: 0 E: 0 K: 0 S: 8 | H: 3 LOB: 2 BB: 0 P: 13 | R: 0 E: 0 K: 0 S: 8 | H: 1 LOB: 1 BB: 0 P: 8 | R: 0 E: 0 K: 0 S: 5 | H: 0 LOB: 0 BB: 0 P: 7 | R: 0 E: 0 K: 1 S: 10 | H: 0 LOB: 0 BB: 0 P: 17 | R: 0 E: 0 K: 1 S: 7 | H: 1 LOB: 1 BB: 0 P: 14 | R: 1 E: 0 K: 0 S: 1 | H: 1 LOB: 0 BB: 0 P: 2 | 1B: 5 2B: 1 3B: 0 HR: 1 | SF: 0 SAC: 0 DP: 1 HBP: 0 | WIP: 0 PB: 0 SB: 1 CS: 0 | PA: 43 | |
| PITCHER | IP WLS BF H R ER SO BB IBB HBP BLK WP HR S P ERA WHIP | IP WLS BF H R ER SO BB IBB HBP BLK WP HR S P ERA WHIP | IP WLS BF H R ER SO BB IBB HBP BLK WP HR S P ERA WHIP | IP WLS BF H R ER SO BB IBB HBP BLK WP HR S P ERA WHIP | IP WLS BF H R ER SO BB IBB HBP BLK WP HR S P ERA WHIP | IP WLS BF H R ER SO BB IBB HBP BLK WP HR S P ERA WHIP | IP WLS BF H R ER SO BB IBB HBP BLK WP HR S P ERA WHIP | IP WLS BF H R ER SO BB IBB HBP BLK WP HR S P ERA WHIP | IP WLS BF H R ER SO BB IBB HBP BLK WP HR S P ERA WHIP | IP WLS BF H R ER SO BB IBB HBP BLK WP HR S P ERA WHIP | IP WLS BF H R ER SO BB IBB HBP BLK WP HR S P ERA WHIP | IP WLS BF H R ER SO BB IBB HBP BLK WP HR S P ERA WHIP | IP WLS BF H R ER SO BB IBB HBP BLK WP HR S P ERA WHIP | IP WLS BF H R ER SO BB IBB HBP BLK WP HR S P ERA WHIP | IP WLS BF H R ER SO BB IBB HBP BLK WP HR S P ERA WHIP | IP WLS BF H R ER SO BB IBB HBP BLK WP HR S P ERA WHIP | IP WLS BF H R ER SO BB IBB HBP BLK WP HR S P ERA WHIP | IP WLS BF H R ER SO BB IBB HBP BLK WP HR S P ERA WHIP | IP WLS BF H R ER SO BB IBB HBP BLK WP HR S P ERA WHIP | IP WLS BF H R ER SO BB IBB HBP BLK WP HR S P ERA WHIP | IP WLS BF H R ER SO BB IBB HBP BLK WP HR S P ERA WHIP |
| 37 Henderson Alvarez III, R ERA: 3.28 | 40 Mike Dunn, L ERA: 2.7 | 50 Chad Qualls, R ERA: 2.75 | 44 AJ Ramos, R ERA: 3.38 | 58 Ryan Webb, R ERA: 3.2 | | | | | | | | | | | | | | | | | |

Miami Marlins @ Milwaukee Brewers
Miller Park, Milwaukee, WI
Sun Jul 21 2013, 1:11 PM - 4:47 PM CDT
Att. 30,073 - Partly Cloudy - 76 F

AB 42
R 1
H 7
RBI 1
BB 1
SO 7
LOB 10



| Batter | 1 | 2 | 3 | 4 | 5 | 6 | 7 | 8 | 9 | AB | R | H | RBI | BB | SO | LOB | TOP | | | |
|---|---------------------------------------|---------------------------------------|---------------------------------------|---------------------------------------|---------------------------------------|---------------------------------------|---------------------------------------|---------------------------------------|---------------------------------------|---------------------------------------|---------------------------------------|---------------------------------------|---------------------------------------|---------------------------------------|---------------------------------------|---------------------------------------|---|------------------------------------|----------------------------------|--------|
| 3 Adeiny Hechavarria, R OBP: 0.289, SLG: 0.332 | | | | | | | | | | 5 | 0 | 1 | 0 | 0 | 3 | 5 | Miami Marlins @ Colorado Rockies Coors Field, Denver, CO Wed Jul 24 2013, 6:42 PM - 9:36 PM MDT Att: 30,900 - Cloudy - 79 F | | | |
| 21 Christian Yelich, L OBP: 0.333, SLG: 0.250 | | | | | | | | | | 4 | 0 | 0 | 0 | 1 | 1 | 4 | | | | |
| 27 Giancarlo Stanton, R OBP: 0.349, SLG: 0.441 | | | | | | | | | | 4 | 0 | 0 | 0 | 1 | 1 | 4 | | | | |
| 59 Ed Lucas, R OBP: 0.335, SLG: 0.329 | | | | | | | | | | 5 | 0 | 2 | 0 | 0 | 0 | 1 | | | | |
| 30 Placido Polanco, R OBP: 0.314, SLG: 0.300 | | | | | | | | | | 4 | 1 | 1 | 0 | 0 | 0 | 3 | | | | |
| 23 Jake Marisnick, R (1, 8) | | | | | | | | | | 4 | 0 | 0 | 0 | 0 | 2 | 2 | | | | |
| 17 Donovan Solano, R OBP: 0.329, SLG: 0.331 | | | | | | | | | | 4 | 0 | 3 | 1 | 0 | 0 | 0 | | | | |
| 6 Jeff Mathis, R OBP: 0.282, SLG: 0.330 | | | | | | | | | 4 | 0 | 2 | 0 | 0 | 0 | 1 | | | | | |
| 33 Jacob Turner, R (1, 1) | | | | | | | | | | 2 | 0 | 1 | 0 | 0 | 1 | 0 | | | | |
| 29 Greg Dobbs, L (7, Ph) | | | | | | | | | | 0 | 0 | 0 | 0 | 0 | 0 | 0 | | | | |
| 58 Ryan Wroblewski, R (7, 1) | | | | | | | | | | 0 | 0 | 0 | 0 | 0 | 0 | 0 | | | | |
| 43 Dan Jennings, L (7, 1) | | | | | | | | | | 0 | 0 | 0 | 0 | 0 | 0 | 0 | | | | |
| 20 Justin Ruggiano, R (8, Ph) | | | | | | | | | | 1 | 0 | 0 | 0 | 0 | 1 | 2 | | | | |
| 44 AJ Ramos, R (8, 1) | | | | | | | | | | 0 | 0 | 0 | 0 | 0 | 0 | 0 | | | | |
| Inning Stats | R: 0 E: 0 K: 2 S: 12 | H: 1 LOB: 2 BB: 1 P: 21 | R: 0 E: 0 K: 1 S: 10 | H: 2 LOB: 2 BB: 0 P: 15 | R: 0 E: 0 K: 0 S: 7 | H: 0 LOB: 0 BB: 0 P: 12 | R: 0 E: 0 K: 1 S: 7 | H: 0 LOB: 0 BB: 0 P: 10 | R: 0 E: 0 K: 0 S: 10 | H: 1 LOB: 1 BB: 0 P: 17 | R: 0 E: 0 K: 0 S: 10 | H: 2 LOB: 3 BB: 0 P: 19 | R: 1 E: 1 K: 1 S: 15 | H: 3 LOB: 2 BB: 0 P: 24 | R: 0 E: 0 K: 1 S: 6 | H: 0 LOB: 1 BB: 1 P: 11 | 1B: 10 2B: 0 3B: 0 HR: 0 | SF: 0 SAC: 0 DP: 0 HBP: 1 | WP: 0 PB: 0 SB: 1 CS: 0 | PA: 40 |
| PITCHER | IP WLS BF H R ER SO | IP WLS BF H R ER SO | IP WLS BF H R ER SO | IP WLS BF H R ER SO | IP WLS BF H R ER SO | IP WLS BF H R ER SO | IP WLS BF H R ER SO | IP WLS BF H R ER SO | IP WLS BF H R ER SO | IP WLS BF H R ER SO | IP WLS BF H R ER SO | IP WLS BF H R ER SO | IP WLS BF H R ER SO | IP WLS BF H R ER SO | IP WLS BF H R ER SO | IP WLS BF H R ER SO | ERA WHIP | ERA WHIP | ERA WHIP | |
| 29 Jorge De La Rosa, L ERA: 2.97 | 6.0 | W | 24 | 5 | 0 | 0 | 5 | 1 | 0 | 0 | 0 | 0 | 0 | 0 | 0 | 0 | 0.00 | 1.000 | | |
| 61 Edgmer Escalona, R ERA: 4.5 | 0.1 | H | 4 | 2 | 0 | 0 | 1 | 0 | 0 | 1 | 0 | 0 | 0 | 0 | 0 | 0 | 0.00 | 6.000 | | |
| 88 Josh Outman, L ERA: 4.52 | 0.1 | H | 1 | 0 | 0 | 0 | 1 | 0 | 0 | 0 | 0 | 0 | 0 | 0 | 0 | 0 | 0.00 | 0.000 | | |
| 59 Wilton Lopez, R ERA: 4.25 | 0.1 | H | 1 | 0 | 0 | 0 | 0 | 0 | 0 | 0 | 0 | 0 | 0 | 0 | 0 | 0 | 0.00 | 0.000 | | |
| 34 Matt Belisle, R ERA: 4.25 | 1.0 | H | 6 | 3 | 1 | 1 | 1 | 0 | 0 | 0 | 0 | 0 | 0 | 0 | 0 | 0 | 9.00 | 3.000 | | |

| Batter | 1 | 2 | 3 | 4 | 5 | 6 | 7 | 8 | 9 | AB | R | H | RBI | BB | SO | LOB | BOTTOM | | | |
|---|---------------------------------------|---------------------------------------|---------------------------------------|---------------------------------------|---------------------------------------|---------------------------------------|---------------------------------------|---------------------------------------|---------------------------------------|---------------------------------------|---------------------------------------|---------------------------------------|---------------------------------------|---------------------------------------|---------------------------------------|---------------------------------------|---|------------------------------------|----------------------------------|--------|
| 24 Dexter Fowler, S OBP: 0.376, SLG: 0.458 | | | | | | | | | | 3 | 0 | 1 | 0 | 1 | 0 | 0 | Miami Marlins @ Colorado Rockies Coors Field, Denver, CO Wed Jul 24 2013, 6:42 PM - 9:36 PM MDT Att: 30,900 - Cloudy - 79 F | | | |
| 9 DJ LeMahieu, R OBP: 0.329, SLG: 0.373 | | | | | | | | | | 3 | 0 | 1 | 1 | 0 | 1 | 0 | | | | |
| 5 Carlos González, L OBP: 0.367, SLG: 0.598 | | | | | | | | | | 4 | 0 | 1 | 0 | 0 | 2 | 3 | | | | |
| 2 Troy Tulowitzki, R OBP: 0.393, SLG: 0.594 | | | | | | | | | | 4 | 0 | 0 | 0 | 0 | 2 | 0 | | | | |
| 3 Michael Cuddyer, R OBP: 0.393, SLG: 0.557 | | | | | | | | | | 2 | 0 | 1 | 0 | 2 | 0 | 0 | | | | |
| 17 Todd Helton, L OBP: 0.335, SLG: 0.398 | | | | | | | | | | 4 | 1 | 1 | 0 | 0 | 1 | 3 | | | | |
| 28 Nolan Arenado, R OBP: 0.283, SLG: 0.383 | | | | | | | | | | 4 | 0 | 1 | 1 | 0 | 0 | 3 | | | | |
| 8 Yorvit Torrealba, R OBP: 0.357, SLG: 0.336 | | | | | | | | | | 2 | 1 | 1 | 0 | 1 | 0 | 0 | | | | |
| 29 Jorge De La Rosa, L (1, 1) | | | | | | | | | | 1 | 0 | 0 | 0 | 0 | 0 | 2 | | | | |
| 61 Edgmer Escalona, R (7, 1) | | | | | | | | | | 0 | 0 | 0 | 0 | 0 | 0 | 0 | | | | |
| 88 Josh Outman, L (7, 1) | | | | | | | | | | 0 | 0 | 0 | 0 | 0 | 0 | 0 | | | | |
| 59 Wilton Lopez, R (7, 1) | | | | | | | | | | 0 | 0 | 0 | 0 | 0 | 0 | 0 | | | | |
| 19 Charlie Blackmon, L (7, Ph) | | | | | | | | | | 1 | 0 | 0 | 0 | 0 | 0 | 0 | | | | |
| 34 Matt Belisle, R (8, 1) | | | | | | | | | | 0 | 0 | 0 | 0 | 0 | 0 | 0 | | | | |
| 49 Rex Brothers, L (8, 1) | | | | | | | | | | 0 | 0 | 0 | 0 | 0 | 0 | 0 | | | | |
| Inning Stats | R: 0 E: 0 K: 0 S: 5 | H: 1 LOB: 0 BB: 0 P: 10 | R: 1 E: 0 K: 0 S: 9 | H: 2 LOB: 2 BB: 1 P: 17 | R: 0 E: 0 K: 2 S: 10 | H: 0 LOB: 0 BB: 0 P: 15 | R: 0 E: 0 K: 0 S: 7 | H: 1 LOB: 1 BB: 0 P: 10 | R: 1 E: 0 K: 1 S: 8 | H: 2 LOB: 1 BB: 0 P: 11 | R: 0 E: 1 K: 1 S: 10 | H: 0 LOB: 1 BB: 1 P: 17 | R: 0 E: 0 K: 0 S: 6 | H: 1 LOB: 2 BB: 1 P: 13 | R: 0 E: 0 K: 2 S: 11 | H: 0 LOB: 1 BB: 1 P: 22 | 1B: 6 2B: 1 3B: 0 HR: 0 | SF: 1 SAC: 1 DP: 0 HBP: 0 | WP: 1 PB: 0 SB: 1 CS: 1 | PA: 35 |
| PITCHER | IP WLS BF H R ER SO | IP WLS BF H R ER SO | IP WLS BF H R ER SO | IP WLS BF H R ER SO | IP WLS BF H R ER SO | IP WLS BF H R ER SO | IP WLS BF H R ER SO | IP WLS BF H R ER SO | IP WLS BF H R ER SO | IP WLS BF H R ER SO | IP WLS BF H R ER SO | IP WLS BF H R ER SO | IP WLS BF H R ER SO | IP WLS BF H R ER SO | IP WLS BF H R ER SO | IP WLS BF H R ER SO | ERA WHIP | ERA WHIP | ERA WHIP | |
| 33 Jacob Turner, R ERA: 2.49 | 6.0 | L | 25 | 6 | 2 | 2 | 4 | 1 | 0 | 0 | 0 | 0 | 0 | 0 | 0 | 0 | 3.00 | 1.167 | | |
| 58 Ryan Webb, R ERA: 3.15 | 0.2 | | 4 | 1 | 0 | 0 | 0 | 1 | 0 | 0 | 0 | 0 | 0 | 0 | 0 | 0 | 0.00 | 3.000 | | |
| 43 Dan Jennings, L ERA: 3.1 | 0.1 | | 1 | 0 | 0 | 0 | 0 | 0 | 0 | 0 | 0 | 0 | 0 | 0 | 0 | 0 | 0.00 | 0.000 | | |
| 44 AJ Ramos, R ERA: 3.31 | 1.0 | | 4 | 0 | 0 | 0 | 2 | 1 | 0 | 0 | 0 | 0 | 0 | 0 | 0 | 0 | 0.00 | 1.000 | | |

| Batter | 1 | 2 | 3 | 4 | 5 | 6 | 7 | 8 | 9 | AB | R | H | RBI | BB | SO | LOB | TOP | | | | | | | | | | |
|---|------------------------------|----------------------------------|-------------------------------|----------------------------------|------------------------------|----------------------------------|-------------------------------|----------------------------------|------------------------------|----------------------------------|------------------------------|----------------------------------|-------------------------------|----------------------------------|-------------------------------|----------------------------------|-------------------------------|----------------------------------|----------------------------------|------------------------------------|----------------------------------|--------|--|--|--|--|--|
| 3 Adeiny Hechavarria, R OBP: 0.287, SLG: 0.329 | G6-3 | | BB | | | G5-3 | | G4-3 | | 3 | 0 | 0 | 0 | 1 | 0 | 1 | | | | | | | | | | | |
| 21 Christian Yelich, L OBP: 0.368, SLG: 0.333 | K | | CS | G3 | | K | | | 2B | 4 | 1 | 1 | 0 | 0 | 2 | 0 | | | | | | | | | | | |
| 27 Giancarlo Stanton, R OBP: 0.350, SLG: 0.452 | | | | K | | | | G5-3 | 2B | 4 | 1 | 2 | 1 | 0 | 1 | 0 | | | | | | | | | | | |
| 5 Logan Morrison, L OBP: 0.347, SLG: 0.462 | K | | | | 1B | | | K | 2B | 4 | 0 | 1 | 0 | 0 | 2 | 2 | | | | | | | | | | | |
| 59 Ed Lucas, R OBP: 0.333, SLG: 0.327 | | K | | | G5-3 | | | G4-3 | | 4 | 1 | 1 | 1 | 0 | 1 | 1 | | | | | | | | | | | |
| 17 Donovan Solano, R OBP: 0.327, SLG: 0.350 | F9 | | | | | G5-3 | | K | HR | 4 | 1 | 1 | 2 | 0 | 1 | 0 | | | | | | | | | | | |
| 23 Jake Marisnick, R OBP: 0.320, SLG: 0.330 | K | | | | | F8 | | K | G6-3 | 4 | 0 | 0 | 0 | 0 | 2 | 0 | | | | | | | | | | | |
| 19 Rob Brantly, L OBP: 0.288, SLG: 0.300 | | | G6-3 | | | K | | | G3 | 4 | 1 | 1 | 0 | 0 | 1 | 0 | | | | | | | | | | | |
| 24 Nathan Eovaldi, R OBP: 0.366, SLG: 0.597 | | | K | | | | | G4-3 | | 2 | 0 | 0 | 0 | 0 | 1 | 0 | | | | | | | | | | | |
| 29 Greg Dobbs, L OBP: 0.297, SLG: 0.308 | | | | | | | | | | 1 | 0 | 1 | 0 | 0 | 0 | 0 | | | | | | | | | | | |
| 50 Chad Qualls, R ERA: 2.95 | | | | | | | | | | 0 | 0 | 0 | 0 | 0 | 0 | 0 | | | | | | | | | | | |
| 45 Kevin Slowey, R ERA: 4.11 | | | | | | | | | | 0 | 0 | 0 | 0 | 0 | 0 | 0 | | | | | | | | | | | |
| 31 Steve Cishek, R ERA: 3.02 | | | | | | | | | | 0 | 0 | 0 | 0 | 0 | 0 | 0 | | | | | | | | | | | |
| 6 Jeff Mathis, R OBP: 0.280, SLG: 0.330 | | | | | | | | | | 0 | 0 | 0 | 0 | 0 | 0 | 0 | | | | | | | | | | | |
| Inning Stats | R: 0 E: 0 K: 2 S: 8 | H: 1 LOB: 1 BB: 0 P: 15 | R: 0 E: 0 K: 2 S: 10 | H: 0 LOB: 0 BB: 0 P: 12 | R: 0 E: 0 K: 1 S: 7 | H: 0 LOB: 0 BB: 1 P: 16 | R: 0 E: 0 K: 1 S: 11 | H: 1 LOB: 1 BB: 0 P: 17 | R: 0 E: 0 K: 1 S: 6 | H: 0 LOB: 2 BB: 0 P: 11 | R: 0 E: 0 K: 1 S: 7 | H: 0 LOB: 0 BB: 0 P: 13 | R: 0 E: 0 K: 1 S: 10 | H: 0 LOB: 0 BB: 0 P: 14 | R: 1 E: 0 K: 2 S: 11 | H: 2 LOB: 1 BB: 0 P: 17 | R: 4 E: 0 K: 0 S: 10 | H: 4 LOB: 0 BB: 0 P: 14 | 1B: 4 2B: 3 3B: 0 HR: 1 | SF: 0 SAC: 0 DP: 0 HBP: 0 | WP: 1 PB: 0 SB: 0 CS: 1 | PA: 36 | | | | | |
| PITCHER | IP | WLS | BF | H | R | ER | SO | BB | IBB | HBP | BLK | WP | HR | S | P | ERA | WHIP | | | | | | | | | | |
| 12 Juan Nicasio, R ERA: 4.4 | 7.0 | | 23 | 2 | 0 | 0 | 9 | 1 | 0 | 0 | 0 | 0 | 0 | 59 | 98 | 0.00 | 0.429 | | | | | | | | | | |
| 0 Adam Ottavino, R ERA: 2.92 | 1.0 | L | 5 | 2 | 1 | 1 | 2 | 0 | 0 | 0 | 0 | 1 | 0 | 11 | 17 | 9.00 | 2.000 | | | | | | | | | | |
| 59 Wilton Lopez, R ERA: 4.96 | 0.1 | | 5 | 4 | 4 | 4 | 0 | 0 | 0 | 0 | 0 | 0 | 1 | 6 | 9 | 108.00 | 12.000 | | | | | | | | | | |
| 41 Mitchell Boggs, R ERA: 9.92 | 0.2 | | 2 | 0 | 0 | 0 | 0 | 0 | 0 | 0 | 0 | 0 | 0 | 4 | 5 | 0.00 | 0.000 | | | | | | | | | | |

Miami Marlins @ Colorado Rockies
Coors Field, Denver, CO
Thu Jul 25 2013, 1:13 PM - 5:21 PM MDT
Att: 33,165 - Partly Cloudy - 77 F

| | |
|-----|----|
| AB | 34 |
| R | 5 |
| H | 8 |
| RBI | 4 |
| BB | 1 |
| SO | 11 |
| LOB | 4 |



| Batter | 1 | 2 | 3 | 4 | 5 | 6 | 7 | 8 | 9 | AB | R | H | RBI | BB | SO | LOB | BOTTOM | | | | | | | | | | |
|--|------------------------------|----------------------------------|-------------------------------|---------------------------------|------------------------------|----------------------------------|------------------------------|----------------------------------|------------------------------|----------------------------------|------------------------------|----------------------------------|------------------------------|----------------------------------|-------------------------------|----------------------------------|----------------------------------|------------------------------------|----------------------------------|--------|--|--|--|--|--|--|--|
| 24 Dexter Fowler, S OBP: 0.372, SLG: 0.452 | G4-3 | | G3-1 | | | F8 | | K | | 4 | 0 | 0 | 0 | 0 | 1 | 2 | | | | | | | | | | | |
| 9 DJ LeMahieu, R OBP: 0.323, SLG: 0.366 | G4-3 | | G6-3 | | | FC6-4 | | G5-3 | | 4 | 0 | 0 | 0 | 0 | 0 | 2 | | | | | | | | | | | |
| 59 Wilton Lopez, R | G4-3 | | | | | | | | | 0 | 0 | 0 | 0 | 0 | 0 | 0 | | | | | | | | | | | |
| 41 Mitchell Boggs, R | | | | | | | | | | 0 | 0 | 0 | 0 | 0 | 0 | 0 | | | | | | | | | | | |
| 5 Carlos González, L OBP: 0.366, SLG: 0.597 | K | | | | F8 | | | | 3 2B | 1 | 0 | 0 | 0 | 0 | 1 | 0 | | | | | | | | | | | |
| 15 Jordan Pacheco, R OBP: 0.268, SLG: 0.299 | | | | | | F8 | | | | 3 | 1 | 1 | 0 | 0 | 0 | 0 | | | | | | | | | | | |
| 3 Michael Cuddyer, R OBP: 0.397, SLG: 0.562 | | | BB | | | FC4-6 | | P3 | | 3 | 1 | 2 | 1 | 1 | 0 | 0 | | | | | | | | | | | |
| 20 Wilin Rosario, R OBP: 0.305, SLG: 0.457 | | | 1B | | | K | | K | | 4 | 1 | 2 | 1 | 0 | 2 | 1 | | | | | | | | | | | |
| 19 Charlie Blackmon, L OBP: 0.284, SLG: 0.373 | | | FC4-6 | | | FC4-6 | | G3 | | 4 | 0 | 0 | 0 | 0 | 0 | 3 | | | | | | | | | | | |
| 28 Nolan Arenado, R OBP: 0.286, SLG: 0.394 | | | | | L8 | | | G1-4-3 | | 4 | 0 | 2 | 0 | 0 | 0 | 0 | | | | | | | | | | | |
| 18 Jonathan Herrera, S OBP: 0.307, SLG: 0.351 | | | | | | | | K | | 3 | 0 | 0 | 0 | 1 | 2 | 3 | | | | | | | | | | | |
| 12 Juan Nicasio, R OBP: 0.269, SLG: 0.174 | | | | | | | | | | 1 | 0 | 0 | 0 | 0 | 0 | 0 | | | | | | | | | | | |
| 0 Adam Ottavino, S | | | | | | | | | | 0 | 0 | 0 | 0 | 0 | 0 | 0 | | | | | | | | | | | |
| 2 Troy Tulowitzki, R OBP: 0.392, SLG: 0.591 | | | | | | | | P1 | | 1 | 0 | 0 | 0 | 0 | 0 | 0 | | | | | | | | | | | |
| Inning Stats | R: 0 E: 0 K: 1 S: 7 | H: 2 LOB: 2 BB: 1 P: 20 | R: 0 E: 0 K: 1 S: 12 | H: 0 LOB: 0 BB: 0 P: 9 | R: 0 E: 0 K: 1 S: 9 | H: 1 LOB: 1 BB: 0 P: 13 | R: 0 E: 0 K: 1 S: 7 | H: 0 LOB: 2 BB: 1 P: 12 | R: 0 E: 0 K: 1 S: 9 | H: 0 LOB: 0 BB: 0 P: 12 | R: 0 E: 0 K: 1 S: 7 | H: 0 LOB: 0 BB: 0 P: 11 | R: 0 E: 0 K: 1 S: 8 | H: 0 LOB: 0 BB: 0 P: 12 | R: 3 E: 1 K: 0 S: 12 | H: 4 LOB: 0 BB: 0 P: 18 | 1B: 6 2B: 1 3B: 0 HR: 0 | SF: 0 SAC: 1 DP: 1 HBP: 0 | WP: 0 PB: 0 SB: 0 CS: 0 | PA: 35 | | | | | | | |
| PITCHER | IP | WLS | BF | H | R | ER | SO | BB | IBB | HBP | BLK | WP | HR | S | P | ERA | WHIP | | | | | | | | | | |
| 24 Nathan Eovaldi, R ERA: 3.54 | 6.0 | | 23 | 3 | 0 | 0 | 1 | 2 | 0 | 0 | 0 | 0 | 0 | 7 | 11 | 0.00 | 0.833 | | | | | | | | | | |
| 43 Dan Jennings, L ERA: 2.95 | 1.0 | W | 3 | 0 | 0 | 0 | 1 | 0 | 0 | 0 | 0 | 0 | 0 | 8 | 12 | 0.00 | 0.000 | | | | | | | | | | |
| 50 Chad Qualls, R ERA: 2.61 | 1.0 | H | 3 | 0 | 0 | 0 | 1 | 0 | 0 | 0 | 0 | 0 | 0 | 8 | 11 | ∞ | ∞ | | | | | | | | | | |
| 45 Kevin Slowey, R ERA: 4.11 | 0.0 | | 3 | 3 | 3 | 2 | 0 | 0 | 0 | 0 | 0 | 0 | 0 | 8 | 11 | ∞ | ∞ | | | | | | | | | | |
| 31 Steve Cishek, R ERA: 3.02 | 1.0 | S | 3 | 1 | 0 | 0 | 0 | 0 | 0 | 0 | 0 | 0 | 0 | 4 | 7 | 0.00 | 1.000 | | | | | | | | | | |

Miami Marlins @ Colorado Rockies
Coors Field, Denver, CO
Thu Jul 25 2013, 1:13 PM - 5:21 PM MDT
Att: 33,165 - Partly Cloudy - 77 F

| | |
|-----|----|
| AB | 32 |
| R | 3 |
| H | 7 |
| RBI | 2 |
| BB | 2 |
| SO | 6 |
| LOB | 11 |



| Batter | 1 | 2 | 3 | 4 | 5 | 6 | 7 | 8 | 9 | AB | R | H | RBI | BB | SO | LOB | TOP | | | | | | | | | | |
|--|--------------------------------------|----------------------------------|--------------------------------------|----------------------------------|--------------------------------------|----------------------------------|--------------------------------------|---------------------------------|---------------------------------------|----------------------------------|---------------------------------------|----------------------------------|---------------------------------------|----------------------------------|---------------------------------------|----------------------------------|--|---------------------------------------|----------------------------------|----------------------------------|------------------------------------|----------------------------------|--------|--|--|--|--|
| 6 Starling Marte, R OBP: 0.333, SLG: 0.441 | G6-3 | | G4-6-3 | | | 18 S 1B | | | K | 4 | 0 | 1 | 0 | 0 | 1 | 1 | Pittsburgh Pirates @ Miami Marlins Marlins Park, Miami, FL Fri Jul 26 2013, 7:12 PM - 9:55 PM EDT Att: 18,718 - Roof Closed - 81 F | | | | | | | | | | |
| 18 Neil Walker, S OBP: 0.339, SLG: 0.374 | G5-3 | | | F8 | | G4-3 | | | K | 4 | 0 | 0 | 0 | 0 | 1 | | | | | | | | | | | | |
| 22 Andrew McCutchen, R OBP: 0.371, SLG: 0.488 | K | | | L8 | | | | | K | 4 | 0 | 1 | 0 | 0 | 2 | 0 | | | | | | | | | | | |
| 24 Pedro Alvarez, L OBP: 0.307, SLG: 0.504 | | | | L7 | | | | | K | 3 | 0 | 1 | 0 | 1 | 1 | 0 | | | | | | | | | | | |
| 55 Russell Martin, R OBP: 0.350, SLG: 0.401 30 Jeanmar Gómez, R OBP: 0.091, SLG: 0.091 31 Jose Tabata, R OBP: 0.338, SLG: 0.394 | | | | | | | | | K | 3 | 0 | 0 | 0 | 0 | 2 | 1 | | | | | | | | | | | |
| 46 Garrett Jones, L OBP: 0.302, SLG: 0.434 5 Josh Harrison, R OBP: 0.261, SLG: 0.364 | | | | | | | | | K | 3 | 0 | 0 | 0 | 0 | 0 | 0 | | | | | | | | | | | |
| 14 Gaby Sanchez, R OBP: 0.352, SLG: 0.413 | | | | | | | | | K | 2 | 0 | 0 | 0 | 0 | 0 | 1 | | | | | | | | | | | |
| 10 Jordy Mercer, R OBP: 0.332, SLG: 0.408 23 Travis Snider, L OBP: 0.290, SLG: 0.326 | | | | | | | | | K | 2 | 0 | 1 | 0 | 0 | 0 | 0 | | | | | | | | | | | |
| 49 Jeff Locke, L OBP: 0.139, SLG: 0.088 19 Michael McKenry, R OBP: 0.239, SLG: 0.516 | | | | | | | | | K | 2 | 0 | 0 | 0 | 0 | 1 | 1 | | | | | | | | | | | |
| Inning Stats | R: 0 H: 0 E: 0 K: 1 S: 9 | H: 0 LOB: 0 BB: 0 P: 10 | R: 0 H: 0 E: 0 K: 1 S: 9 | H: 0 LOB: 1 BB: 1 P: 17 | R: 0 H: 1 E: 0 K: 1 S: 7 | H: 0 LOB: 0 BB: 0 P: 12 | R: 0 H: 0 E: 0 K: 0 S: 6 | H: 0 LOB: 0 BB: 0 P: 8 | R: 0 H: 0 E: 0 K: 2 S: 10 | H: 0 LOB: 0 BB: 0 P: 12 | R: 0 H: 1 E: 0 K: 0 S: 10 | H: 1 LOB: 1 BB: 0 P: 13 | R: 0 H: 0 E: 0 K: 3 S: 10 | H: 0 LOB: 0 BB: 0 P: 15 | R: 0 H: 1 E: 0 K: 1 S: 15 | H: 1 LOB: 1 BB: 0 P: 21 | | R: 0 H: 2 E: 0 K: 2 S: 15 | H: 2 LOB: 2 BB: 0 P: 23 | 1B: 4 2B: 1 3B: 0 HR: 0 | SF: 0 SAC: 0 DP: 1 HBP: 0 | WP: 0 PB: 0 SB: 1 CS: 0 | PA: 32 | | | | |
| PITCHER | IP | WLS | BF | H | R | ER | SO | BB | IBB | HBP | BLK | WP | HR | S | P | ERA | WHIP | | | | | | | | | | |
| 37 Henderson Alvarez III, R ERA: 2.94 44 AJ Ramos, R ERA: 3.25 40 Mike Dunn, L ERA: 2.62 50 Chad Qualls, R ERA: 2.57 31 Steve Cishek, R ERA: 2.96 | 6.0 | W | 20 | 2 | 0 | 0 | 5 | 1 | 0 | 0 | 0 | 0 | 0 | 51 | 72 | 0.00 | 0.500 | | | | | | | | | | |

| Batter | 1 | 2 | 3 | 4 | 5 | 6 | 7 | 8 | 9 | AB | R | H | RBI | BB | SO | LOB | BOTTOM | | | | | | | | | | |
|---|---------------------------------------|----------------------------------|--------------------------------------|----------------------------------|---------------------------------------|----------------------------------|--------------------------------------|----------------------------------|--------------------------------------|----------------------------------|---------------------------------------|----------------------------------|---------------------------------------|----------------------------------|---------------------------------------|----------------------------------|--|----------------------------------|------------------------------------|----------------------------------|--------|--|--|--|--|--|--|
| 3 Adeiny Hechavarria, R OBP: 0.287, SLG: 0.328 | K | | L9 | | | L3 | | | | 4 | 0 | 1 | 0 | 0 | 1 | 3 | Pittsburgh Pirates @ Miami Marlins Marlins Park, Miami, FL Fri Jul 26 2013, 7:12 PM - 9:55 PM EDT Att: 18,718 - Roof Closed - 81 F | | | | | | | | | | |
| 21 Christian Yelich, L OBP: 0.294, SLG: 0.313 | | | K | | | FC4-6 | | | | 4 | 0 | 1 | 0 | 0 | 1 | 4 | | | | | | | | | | | |
| 27 Giancarlo Stanton, R OBP: 0.360, SLG: 0.470 | | | | | | | | | | 2 | 1 | 2 | 1 | 2 | 0 | 0 | | | | | | | | | | | |
| 59 Ed Lucas, R OBP: 0.326, SLG: 0.319 | | | | | | | | | | 4 | 0 | 0 | 0 | 0 | 3 | 4 | | | | | | | | | | | |
| 5 Logan Morrison, L OBP: 0.344, SLG: 0.449 | | | | | | | | | | 3 | 0 | 0 | 0 | 1 | 1 | 2 | | | | | | | | | | | |
| 17 Donovan Solano, R OBP: 0.325, SLG: 0.343 | | | | | | | | | | 3 | 1 | 0 | 0 | 1 | 1 | 1 | | | | | | | | | | | |
| 23 Jake Marisnick, R OBP: 0.063, SLG: 0.063 | | | | | | | | | | 4 | 0 | 1 | 0 | 0 | 1 | 1 | | | | | | | | | | | |
| 6 Jeff Mathis, R OBP: 0.297, SLG: 0.333 | | | | | | | | | | 2 | 0 | 1 | 0 | 2 | 0 | 0 | | | | | | | | | | | |
| 37 Henderson Alvarez III, R OBP: 0.299, SLG: 0.379 30 Francisco Escobedo, R OBP: 0.316, SLG: 0.302 44 AJ Ramos, R OBP: 0.338, SLG: 0.394 40 Mike Dunn, L OBP: 0.332, SLG: 0.408 50 Chad Qualls, R OBP: 0.296, SLG: 0.297 31 Steve Cishek, R OBP: 0.239, SLG: 0.516 | | | | | | | | | | 2 | 0 | 1 | 0 | 0 | 1 | 2 | | | | | | | | | | | |
| Inning Stats | R: 0 H: 1 E: 0 K: 2 S: 13 | H: 1 LOB: 2 BB: 1 P: 18 | R: 0 H: 1 E: 0 K: 1 S: 6 | H: 1 LOB: 2 BB: 1 P: 10 | R: 0 H: 1 E: 0 K: 2 S: 10 | H: 1 LOB: 1 BB: 0 P: 15 | R: 0 H: 1 E: 0 K: 0 S: 9 | H: 1 LOB: 2 BB: 1 P: 15 | R: 0 H: 1 E: 0 K: 0 S: 6 | H: 1 LOB: 1 BB: 1 P: 13 | R: 1 H: 1 E: 0 K: 2 S: 13 | H: 1 LOB: 0 BB: 0 P: 20 | R: 0 H: 0 E: 0 K: 0 S: 10 | H: 0 LOB: 0 BB: 0 P: 13 | R: 0 H: 0 E: 0 K: 0 S: 10 | H: 0 LOB: 0 BB: 0 P: 13 | | 1B: 6 2B: 1 3B: 0 HR: 1 | SF: 0 SAC: 0 DP: 0 HBP: 0 | WP: 0 PB: 0 SB: 0 CS: 1 | PA: 36 | | | | | | |
| PITCHER | IP | WLS | BF | H | R | ER | SO | BB | IBB | HBP | BLK | WP | HR | S | P | ERA | WHIP | | | | | | | | | | |
| 49 Jeff Locke, L ERA: 2.15 30 Jeanmar Gómez, R ERA: 2.99 | 6.2 | L | 32 | 8 | 2 | 2 | 9 | 6 | 0 | 0 | 0 | 0 | 0 | 64 | 108 | 0.00 | 2.100 | | | | | | | | | | |

| | |
|-----|----|
| AB | 31 |
| R | 0 |
| H | 5 |
| RBI | 0 |
| BB | 1 |
| SO | 11 |
| LOB | 10 |

| | |
|-----|----|
| AB | 30 |
| R | 2 |
| H | 8 |
| RBI | 2 |
| BB | 6 |
| SO | 9 |
| LOB | 17 |



| Batter | 1 | 2 | 3 | 4 | 5 | 6 | 7 | 8 | 9 | AB | R | H | RBI | BB | SO | LOB | TOP | | | |
|--|---|-------------------------|------------------------------|--------------------------|-------------------------------|----------------------------------|------------------------------|----------------------------------|-------------------------------|----------------------------------|-------------------------------|----------------------------------|-------------------------------|--------------------------|-------------------------------|----------------------------------|----------------------------------|------------------------------------|----------------------------------|--------|
| 22 Eric Young Jr. S OBP: 0.322, SLG: 0.354 | L8 | | G3-1 | | | | | | G4-3 | 5 | 1 | 2 | 0 | 0 | 0 | 2 | | | | |
| 28 Daniel Murphy L OBP: 0.319, SLG: 0.416 | F7 | | 5 2B | | | | | | G6-3 | 4 | 2 | 2 | 3 | 1 | 0 | 0 | | | | |
| 5 David Wright R OBP: 0.391, SLG: 0.509 | P3 | | 1B | | | | | | 1B | 5 | 0 | 2 | 1 | 0 | 0 | 3 | | | | |
| 6 Marlon Byrd R OBP: 0.324, SLG: 0.508 | | L6 | L8 | | | | | | P6 | 5 | 1 | 1 | 1 | 0 | 0 | 4 | | | | |
| 29 Ike Davis L OBP: 0.273, SLG: 0.277 | | F8 | | | | | | | | 3 | 0 | 1 | 1 | 1 | 0 | 2 | | | | |
| 12 Juan Lagares R OBP: 0.293, SLG: 0.391 | | L9 | | | | | | | | 4 | 0 | 0 | 0 | 0 | 0 | 2 | | | | |
| 20 Anthony Recker R OBP: 0.228, SLG: 0.376 | | | 22 28 3B 1B | | | | | | F7 | 4 | 1 | 1 | 0 | 0 | 2 | 1 | | | | |
| 3 Omar Quintanilla L OBP: 0.321, SLG: 0.319 | | | 22 28 1B | | | | | | G4-3 | 3 | 1 | 1 | 0 | 1 | 0 | 0 | | | | |
| 53 Jeremy Hefner R 30 David Aardsma R 13 Josh Satin R 66 Josh Edgin L 30 Andrew Brown R 32 LaTroy Hawkins R 39 Bobby Parnell R | | | K | | | | | | K | 2 | 0 | 0 | 0 | 0 | 2 | 4 | | | | |
| Inning Stats | R: 0 E: 0 K: 0 S: 4 | H: 0 LOB: 0 BB: 7 | R: 0 E: 0 K: 0 S: 7 | H: 0 LOB: 0 BB: 13 | R: 3 E: 0 K: 1 S: 10 | H: 4 LOB: 1 BB: 0 P: 15 | R: 0 E: 0 K: 2 S: 9 | H: 0 LOB: 2 BB: 2 P: 21 | R: 0 E: 0 K: 1 S: 12 | H: 0 LOB: 0 BB: 1 P: 18 | R: 3 E: 0 K: 0 S: 18 | H: 4 LOB: 1 BB: 0 P: 26 | R: 0 E: 0 K: 1 S: 11 | H: 0 LOB: 0 BB: 15 | R: 0 E: 0 K: 0 S: 10 | H: 1 LOB: 1 BB: 0 P: 16 | 1B: 7 2B: 3 3B: 0 HR: 0 | SF: 0 SAC: 0 DP: 0 HBP: 0 | WP: 1 PB: 0 SB: 1 CS: 0 | PA: 40 |
| PITCHER | IP WLS BF H R ER SO BB IBB HBP BLK WP HR S P ERA WHIP | | | | | | | | | | | | | | | | | | | |
| 33 Jacob Turner R ERA: 2.65 | 6.1 | 27 | 5 | 3 | 3 | 4 | 3 | 0 | 0 | 0 | 0 | 0 | 0 | 0 | 0 | 0 | 0 | 4.26 | 1.263 | |
| 40 Mike Dunn L ERA: 3.02 | 0.0 | 2 | 2 | 1 | 1 | 0 | 0 | 0 | 0 | 0 | 0 | 0 | 0 | 0 | 0 | 0 | 0 | ∞ | ∞ | |
| 44 AJ Ramos R ERA: 3.25 | 1.2 | L | 7 | 2 | 2 | 1 | 0 | 0 | 0 | 0 | 1 | 0 | 19 | 27 | 10.80 | 1.200 | | | | |
| 58 Ryan Webb R ERA: 3.21 | 1.0 | | 4 | 1 | 0 | 0 | 0 | 0 | 0 | 0 | 0 | 0 | 10 | 16 | 0.00 | 1.000 | | | | |

New York Mets @ Miami Marlins
Marlins Park, Miami, FL
Mon Jul 29 2013, 7:11 PM - 10:38 PM EDT
Att: 19,343 - Roof Closed - 79 F

| | |
|-----|----|
| AB | 37 |
| R | 6 |
| H | 10 |
| RBI | 6 |
| BB | 3 |
| SO | 5 |
| LOB | 18 |



| Batter | 1 | 2 | 3 | 4 | 5 | 6 | 7 | 8 | 9 | AB | R | H | RBI | BB | SO | LOB | BOTTOM | | | | | |
|--|---|----------------------------------|-------------------------------|----------------------------------|------------------------------|----------------------------------|-------------------------------|----------------------------------|------------------------------|----------------------------------|-------------------------------|----------------------------------|-------------------------------|----------------------------------|------------------------------|----------------------------------|-------------------------------|----------------------------------|----------------------------------|------------------------------------|----------------------------------|--------|
| 3 Adeiny Hechavarria R OBP: 0.278, SLG: 0.315 | G6-3 | | FC4-6 | | | | | | K | 5 | 0 | 0 | 0 | 0 | 1 | 3 | | | | | | |
| 21 Christian Yelich L OBP: 0.298, SLG: 0.241 | G1-3 | | K | | | | | | | 4 | 0 | 0 | 0 | 1 | 2 | 1 | | | | | | |
| 27 Giancarlo Stanton R OBP: 0.379, SLG: 0.592 | | | | | | | | | BB | 3 | 1 | 1 | 0 | 2 | 0 | 2 | | | | | | |
| 5 Logan Morrison L OBP: 0.358, SLG: 0.444 | G4-3 | | L7 | | | | | | G3 | 4 | 0 | 0 | 0 | 0 | 1 | 3 | | | | | | |
| 59 Ed Lucas R OBP: 0.330, SLG: 0.331 | | | K | | | | | | G4-3 | 3 | 2 | 1 | 1 | 1 | 1 | 0 | | | | | | |
| 17 Donovan Solano R OBP: 0.315, SLG: 0.329 | G5-3 | | 23 BB | | | | | | G3-1 | 3 | 1 | 0 | 0 | 0 | 0 | 1 | | | | | | |
| 23 Jake Marisnick R OBP: 0.222, SLG: 0.160 | L8 | | 33 E | | | | | | 1B | 3 | 1 | 2 | 0 | 1 | 0 | 0 | | | | | | |
| 6 Jeff Mathis R OBP: 0.296, SLG: 0.325 | | | 3 FC4-6 | | | | | | CS | 3 | 0 | 1 | 2 | 1 | 1 | 3 | | | | | | |
| 33 Jacob Turner R 40 Mike Dunn L 44 AJ Ramos R 58 Ryan Webb R 29 Greg Dobbs 9 Juan Pierre L | | | K | | | | | | K | 3 | 0 | 0 | 0 | 0 | 1 | 3 | | | | | | |
| Inning Stats | R: 0 E: 0 K: 0 S: 10 | H: 0 LOB: 1 BB: 0 P: 18 | R: 0 E: 0 K: 1 S: 15 | H: 0 LOB: 0 BB: 0 P: 21 | R: 0 E: 0 K: 2 S: 9 | H: 0 LOB: 1 BB: 1 P: 17 | R: 3 E: 1 K: 0 S: 15 | H: 2 LOB: 2 BB: 1 P: 28 | R: 0 E: 0 K: 1 S: 9 | H: 0 LOB: 1 BB: 1 P: 15 | R: 2 E: 0 K: 0 S: 12 | H: 2 LOB: 1 BB: 1 P: 19 | R: 0 E: 0 K: 1 S: 13 | H: 0 LOB: 0 BB: 0 P: 19 | R: 0 E: 0 K: 0 S: 9 | H: 1 LOB: 0 BB: 0 P: 13 | R: 0 E: 0 K: 2 S: 14 | H: 1 LOB: 2 BB: 1 P: 21 | 1B: 4 2B: 1 3B: 1 HR: 0 | SF: 0 SAC: 0 DP: 0 HBP: 1 | WP: 0 PB: 0 SB: 3 CS: 1 | PA: 40 |
| PITCHER | IP WLS BF H R ER SO BB IBB HBP BLK WP HR S P ERA WHIP | | | | | | | | | | | | | | | | | | | | | |
| 53 Jeremy Hefner R ERA: 4.21 | 5.1 | | 5 | 0 | 1 | 0 | 0 | 0 | 0 | 0 | 0 | 5 | 7 | 0.00 | 0.000 | | | | | | | |
| 30 David Aardsma R ERA: 3.18 | 0.2 | W | 2 | 0 | 0 | 0 | 0 | 0 | 0 | 0 | 0 | 5 | 7 | 0.00 | 0.000 | | | | | | | |
| 66 Josh Edgin L ERA: 3.77 | 1.0 | H | 3 | 0 | 0 | 0 | 1 | 0 | 0 | 0 | 0 | 13 | 19 | 0.00 | 0.000 | | | | | | | |
| 32 LaTroy Hawkins R ERA: 3.15 | 1.0 | H | 3 | 1 | 0 | 0 | 0 | 0 | 0 | 0 | 0 | 9 | 13 | 0.00 | 1.000 | | | | | | | |
| 39 Bobby Parnell R ERA: 2.2 | 1.0 | S | 5 | 1 | 0 | 0 | 2 | 1 | 0 | 0 | 0 | 14 | 21 | 0.00 | 2.000 | | | | | | | |

New York Mets @ Miami Marlins
Marlins Park, Miami, FL
Mon Jul 29 2013, 7:11 PM - 10:38 PM EDT
Att: 19,343 - Roof Closed - 79 F

| | |
|-----|----|
| AB | 32 |
| R | 5 |
| H | 6 |
| RBI | 3 |
| BB | 6 |
| SO | 7 |
| LOB | 16 |



| Batter | 1 | 2 | 3 | 4 | 5 | 6 | 7 | 8 | 9 | 10 | AB | R | H | RBI | BB | SO | LOB | TOP | | | |
|---|---|---|---|---|---|---|---|---|---|---|---|---|---|---|---|---|---|---|---|---|-----------------|
| 22 Eric Young Jr., S OBP: 0.323, SLG: 0.349 | | | G1-3 | | | | G5-3 | | G6-3 | G6-3 | 4 | 0 | 0 | 0 | 2 | 0 | 3 | | | | |
| 28 Daniel Murphy, L OBP: 0.318, SLG: 0.414 | F7 | | F8 | | | | | | K | | 5 | 0 | 1 | 0 | 0 | 2 | 2 | | | | |
| 5 David Wright, R OBP: 0.392, SLG: 0.510 | F8 | | | | | | | | F8 | | 5 | 2 | 2 | 0 | 0 | 1 | 3 | | | | |
| 6 Marlon Byrd, R OBP: 0.325, SLG: 0.512 | P5 | | | | | | | | | | 5 | 1 | 2 | 0 | 0 | 1 | 3 | | | | |
| 29 Ike Davis, L OBP: 0.275, SLG: 0.273 | G6-4-3 | | | | | | | | | | 3 | 0 | 0 | 0 | 2 | 1 | 2 | | | | |
| 44 John Buck, R OBP: 0.287, SLG: 0.388 | G6-4-3 | | | | | | | | | | 4 | 1 | 1 | 2 | 1 | 1 | 2 | | | | |
| 12 Juan Lagares, R OBP: 0.307, SLG: 0.412 | | | | | | | | | | | 3 | 0 | 3 | 2 | 1 | 0 | 0 | | | | |
| 3 Omar Quintanilla, L OBP: 0.322, SLG: 0.314 | | | | | | | | | | | 3 | 0 | 0 | 0 | 2 | 1 | 4 | | | | |
| 45 Zack Wheeler, L 32 LaTroy Hawkins, R 2 Justin Turner, R 50 Scott Alchison, R 13 Josh Satin, R 39 Bobby Parnell, R | | | | | | | | | | | 3 | 0 | 0 | 0 | 0 | 1 | 2 | | | | |
| Inning Stats | R: 0 E: 0 K: 0 S: 12 | H: 0 LOB: 1 BB: 1 P: 18 | R: 0 E: 0 K: 0 S: 12 | H: 1 LOB: 1 BB: 1 P: 20 | R: 0 E: 0 K: 0 S: 8 | H: 0 LOB: 0 BB: 0 P: 11 | R: 2 E: 0 K: 0 S: 12 | H: 2 LOB: 2 BB: 2 P: 25 | R: 0 E: 0 K: 3 S: 12 | H: 0 LOB: 1 BB: 1 P: 19 | R: 0 E: 0 K: 1 S: 9 | H: 1 LOB: 1 BB: 0 P: 11 | R: 0 E: 0 K: 2 S: 17 | H: 1 LOB: 2 BB: 1 P: 23 | R: 0 E: 0 K: 1 S: 6 | H: 0 LOB: 0 BB: 0 P: 8 | R: 2 E: 0 K: 0 S: 17 | H: 3 LOB: 3 BB: 2 P: 31 | 1B: 6 2B: 1 3B: 2 HR: 0 | SF: 0 SAC: 1 DP: 1 HBP: 0 | WP: 0 PA: 46 |
| PITCHER | IP WLS BF H R ER SO BB IBB HBP BLK WP HR S P ERA WHIP | IP WLS BF H R ER SO BB IBB HBP BLK WP HR S P ERA WHIP | IP WLS BF H R ER SO BB IBB HBP BLK WP HR S P ERA WHIP | IP WLS BF H R ER SO BB IBB HBP BLK WP HR S P ERA WHIP | IP WLS BF H R ER SO BB IBB HBP BLK WP HR S P ERA WHIP | IP WLS BF H R ER SO BB IBB HBP BLK WP HR S P ERA WHIP | IP WLS BF H R ER SO BB IBB HBP BLK WP HR S P ERA WHIP | IP WLS BF H R ER SO BB IBB HBP BLK WP HR S P ERA WHIP | IP WLS BF H R ER SO BB IBB HBP BLK WP HR S P ERA WHIP | IP WLS BF H R ER SO BB IBB HBP BLK WP HR S P ERA WHIP | IP WLS BF H R ER SO BB IBB HBP BLK WP HR S P ERA WHIP | IP WLS BF H R ER SO BB IBB HBP BLK WP HR S P ERA WHIP | IP WLS BF H R ER SO BB IBB HBP BLK WP HR S P ERA WHIP | IP WLS BF H R ER SO BB IBB HBP BLK WP HR S P ERA WHIP | IP WLS BF H R ER SO BB IBB HBP BLK WP HR S P ERA WHIP | IP WLS BF H R ER SO BB IBB HBP BLK WP HR S P ERA WHIP | IP WLS BF H R ER SO BB IBB HBP BLK WP HR S P ERA WHIP | IP WLS BF H R ER SO BB IBB HBP BLK WP HR S P ERA WHIP | IP WLS BF H R ER SO BB IBB HBP BLK WP HR S P ERA WHIP | IP WLS BF H R ER SO BB IBB HBP BLK WP HR S P ERA WHIP | |

New York Mets @ Miami Marlins
Marlins Park, Miami, FL
Tue Jul 30 2013, 7:15 PM - 10:21 PM EDT
Att: 23,408 - Roof Closed - 79 F

| | |
|-----|----|
| AB | 37 |
| R | 4 |
| H | 9 |
| RBI | 4 |
| BB | 8 |
| SO | 8 |
| LOB | 24 |



| Batter | 1 | 2 | 3 | 4 | 5 | 6 | 7 | 8 | 9 | 10 | AB | R | H | RBI | BB | SO | LOB | BOTTOM | | | | | |
|---|---|---|---|---|---|---|---|---|---|---|---|---|---|---|---|---|---|---|---|---|----------------------------------|------------------------------------|-----------------|
| 21 Christian Yelich, L OBP: 0.250, SLG: 0.212 | L6 | | | | | | | | | | 4 | 0 | 0 | 0 | 1 | 0 | 0 | | | | | | |
| 3 Adeiny Hechavarría, R OBP: 0.277, SLG: 0.314 | P3 | | | | | | | | | | 5 | 0 | 1 | 0 | 0 | 0 | 1 | | | | | | |
| 27 Giancarlo Stanton, R OBP: 0.377, SLG: 0.498 | G6-3 | | | | | | | | | | 3 | 0 | 0 | 0 | 1 | 1 | 1 | | | | | | |
| 5 Logan Morrison, L OBP: 0.362, SLG: 0.437 | G6-3 | | | | | | | | | | 2 | 1 | 0 | 0 | 2 | 0 | 1 | | | | | | |
| 59 Ed Lucas, R OBP: 0.329, SLG: 0.329 | K | | | | | | | | | | 4 | 1 | 1 | 0 | 0 | 1 | 1 | | | | | | |
| 17 Donovan Solano, R OBP: 0.314, SLG: 0.327 | G6-3 | | | | | | | | | | 4 | 0 | 1 | 1 | 0 | 0 | 1 | | | | | | |
| 23 Jake Marisnick, R OBP: 0.258, SLG: 0.179 | L8 | | | | | | | | | | 3 | 0 | 1 | 1 | 1 | 0 | 1 | | | | | | |
| 6 Jeff Mathis, R OBP: 0.288, SLG: 0.315 | K | | | | | | | | | | 4 | 0 | 0 | 0 | 0 | 2 | 3 | | | | | | |
| 24 Nathan Eovaldi, R 9 Justin Pieterse, L 43 Dan Jennings, R 57 Steve Ames, R 50 Chad Qualls, R 29 Greg Dobbs, L 31 Steven Cishek, R 20 Justin Ruggiano, R | | | | | | | | | | | 1 | 0 | 0 | 0 | 0 | 1 | 0 | | | | | | |
| Inning Stats | R: 0 E: 0 K: 0 S: 7 | H: 0 LOB: 0 BB: 0 P: 10 | R: 0 E: 0 K: 1 S: 8 | H: 0 LOB: 0 BB: 0 P: 9 | R: 0 E: 0 K: 2 S: 9 | H: 0 LOB: 0 BB: 0 P: 9 | R: 0 E: 0 K: 0 S: 6 | H: 0 LOB: 1 BB: 1 P: 12 | R: 0 E: 0 K: 1 S: 15 | H: 0 LOB: 1 BB: 1 P: 20 | R: 0 E: 0 K: 0 S: 4 | H: 0 LOB: 0 BB: 0 P: 6 | R: 2 E: 0 K: 1 S: 15 | H: 3 LOB: 1 BB: 1 P: 21 | R: 0 E: 0 K: 0 S: 11 | H: 1 LOB: 1 BB: 0 P: 12 | R: 0 E: 0 K: 0 S: 5 | H: 0 LOB: 1 BB: 1 P: 10 | R: 0 E: 0 K: 0 S: 10 | H: 0 LOB: 1 BB: 1 P: 20 | 1B: 4 2B: 0 3B: 0 HR: 0 | SF: 0 SAC: 0 DP: 0 HBP: 0 | WP: 0 PA: 38 |
| PITCHER | IP WLS BF H R ER SO BB IBB HBP BLK WP HR S P ERA WHIP | IP WLS BF H R ER SO BB IBB HBP BLK WP HR S P ERA WHIP | IP WLS BF H R ER SO BB IBB HBP BLK WP HR S P ERA WHIP | IP WLS BF H R ER SO BB IBB HBP BLK WP HR S P ERA WHIP | IP WLS BF H R ER SO BB IBB HBP BLK WP HR S P ERA WHIP | IP WLS BF H R ER SO BB IBB HBP BLK WP HR S P ERA WHIP | IP WLS BF H R ER SO BB IBB HBP BLK WP HR S P ERA WHIP | IP WLS BF H R ER SO BB IBB HBP BLK WP HR S P ERA WHIP | IP WLS BF H R ER SO BB IBB HBP BLK WP HR S P ERA WHIP | IP WLS BF H R ER SO BB IBB HBP BLK WP HR S P ERA WHIP | IP WLS BF H R ER SO BB IBB HBP BLK WP HR S P ERA WHIP | IP WLS BF H R ER SO BB IBB HBP BLK WP HR S P ERA WHIP | IP WLS BF H R ER SO BB IBB HBP BLK WP HR S P ERA WHIP | IP WLS BF H R ER SO BB IBB HBP BLK WP HR S P ERA WHIP | IP WLS BF H R ER SO BB IBB HBP BLK WP HR S P ERA WHIP | IP WLS BF H R ER SO BB IBB HBP BLK WP HR S P ERA WHIP | IP WLS BF H R ER SO BB IBB HBP BLK WP HR S P ERA WHIP | IP WLS BF H R ER SO BB IBB HBP BLK WP HR S P ERA WHIP | IP WLS BF H R ER SO BB IBB HBP BLK WP HR S P ERA WHIP | IP WLS BF H R ER SO BB IBB HBP BLK WP HR S P ERA WHIP | | | |

New York Mets @ Miami Marlins
Marlins Park, Miami, FL
Tue Jul 30 2013, 7:15 PM - 10:21 PM EDT
Att: 23,408 - Roof Closed - 79 F

| | |
|-----|----|
| AB | 33 |
| R | 2 |
| H | 4 |
| RBI | 2 |
| BB | 5 |
| SO | 5 |
| LOB | 9 |



| Batter | 1 | 2 | 3 | 4 | 5 | 6 | 7 | 8 | 9 | AB | R | H | RBI | BB | SO | LOB | TOP | | | | | | | | | | |
|--|---------------------------------------|----------------------------------|--------------------------------------|----------------------------------|---------------------------------------|----------------------------------|---------------------------------------|----------------------------------|--------------------------------------|----------------------------------|---------------------------------------|----------------------------------|---------------------------------------|----------------------------------|---------------------------------------|----------------------------------|----------------------------------|------------------------------------|----------------------------------|--------|--|--|--|--|--|--|--|
| 22 Eric Young Jr. S OBP: 0.320, SLG: 0.350 | | | | | | | | | | 5 | 0 | 0 | 0 | 0 | 1 | 1 | | | | | | | | | | | |
| 2 Justin Turner R OBP: 0.314, SLG: 0.330 | | | | | | | | | | 4 | 0 | 2 | 0 | 1 | 1 | 1 | | | | | | | | | | | |
| 5 David Wright R OBP: 0.391, SLG: 0.506 | | | | | | | | | | 3 | 0 | 1 | 0 | 1 | 0 | 1 | | | | | | | | | | | |
| 6 Marlon Byrd R OBP: 0.282, SLG: 0.512 | | | | | | | | | | 2 | 0 | 0 | 0 | 1 | 1 | 2 | | | | | | | | | | | |
| 29 Ike Davis L OBP: 0.282, SLG: 0.280 | | | | | | | | | | 2 | 0 | 0 | 0 | 2 | 1 | 5 | | | | | | | | | | | |
| 44 John Buck R OBP: 0.283, SLG: 0.382 | | | | | | | | | | 4 | 0 | 0 | 0 | 0 | 0 | 2 | | | | | | | | | | | |
| 12 Juan Lagares R OBP: 0.310, SLG: 0.418 | | | | | | | | | | 4 | 0 | 2 | 0 | 0 | 2 | 1 | | | | | | | | | | | |
| 3 Omar Quintanilla L OBP: 0.317, SLG: 0.314 | | | | | | | | | | 3 | 0 | 1 | 0 | 1 | 0 | 1 | | | | | | | | | | | |
| 33 Matt Harvey R OBP: 0.098, SLG: 0.137 | | | | | | | | | | 3 | 0 | 0 | 0 | 0 | 2 | 3 | | | | | | | | | | | |
| 50 Scott Alchison R OBP: 0.317, SLG: 0.410 | | | | | | | | | | 0 | 0 | 0 | 0 | 0 | 0 | 0 | | | | | | | | | | | |
| 28 Daniel Murphy L OBP: 0.317, SLG: 0.410 | | | | | | | | | | 1 | 0 | 0 | 0 | 0 | 1 | 1 | | | | | | | | | | | |
| Inning Stats | R: 0 H: 1 E: 0 K: 1 S: 13 | H: 1 LOB: 2 BB: 1 P: 25 | R: 0 H: 0 E: 0 K: 1 S: 8 | H: 0 LOB: 0 BB: 0 P: 11 | R: 0 H: 1 E: 0 K: 1 S: 11 | H: 1 LOB: 3 BB: 1 P: 20 | R: 0 H: 1 E: 0 K: 0 S: 10 | H: 1 LOB: 1 BB: 0 P: 13 | R: 0 H: 1 E: 0 K: 1 S: 9 | H: 2 LOB: 2 BB: 1 P: 17 | R: 0 H: 0 E: 0 K: 0 S: 13 | H: 0 LOB: 1 BB: 1 P: 18 | R: 0 H: 0 E: 0 K: 2 S: 13 | H: 0 LOB: 1 BB: 1 P: 19 | R: 0 H: 1 E: 0 K: 2 S: 14 | H: 1 LOB: 1 BB: 0 P: 18 | 1B: 4 2B: 2 3B: 1 HR: 0 | SF: 0 SAC: 0 DP: 2 HBP: 1 | WP: 0 PB: 0 SB: 0 CS: 0 | PA: 38 | | | | | | | |
| PITCHER | IP | WLS | BF | H | R | ER | SO | BB | IBB | HBP | BLK | WP | HR | S | P | ERA | WHIP | | | | | | | | | | |
| 34 Tom Koehler R ERA: 4.34 | 6.0 | W | 27 | 5 | 0 | 0 | 5 | 5 | 0 | 1 | 0 | 0 | 0 | 66 | 113 | 0.00 | 1.667 | | | | | | | | | | |
| 44 AJ Ramos R ERA: 3.14 | 2.0 | H | 7 | 0 | 0 | 0 | 2 | 1 | 0 | 0 | 0 | 0 | 0 | 26 | 37 | 0.00 | 0.500 | | | | | | | | | | |
| 31 Steve Cishek R ERA: 3.08 | 1.0 | S | 4 | 1 | 0 | 0 | 2 | 0 | 0 | 0 | 0 | 0 | 0 | 14 | 18 | 0.00 | 1.000 | | | | | | | | | | |

New York Mets @ Miami Marlins
Marlins Park, Miami, FL
Thu Aug 01 2013, 12:44 PM - 3:50 PM EDT
Att: 25,916 - Roof Closed - 78 F

| | |
|-----|----|
| AB | 31 |
| R | 0 |
| H | 6 |
| RBI | 0 |
| BB | 6 |
| SO | 9 |
| LOB | 18 |



| Batter | 1 | 2 | 3 | 4 | 5 | 6 | 7 | 8 | 9 | AB | R | H | RBI | BB | SO | LOB | BOTTOM | | | | | | | | | | |
|--|--------------------------------------|----------------------------------|--------------------------------------|----------------------------------|---------------------------------------|----------------------------------|--------------------------------------|----------------------------------|---------------------------------------|----------------------------------|---------------------------------------|----------------------------------|--------------------------------------|----------------------------------|---------------------------------------|----------------------------------|----------------------------------|------------------------------------|----------------------------------|--------|--|--|--|--|--|--|--|
| 21 Christian Yelich L OBP: 0.273, SLG: 0.268 | | | | | | | | | | 4 | 1 | 1 | 0 | 0 | 0 | 2 | | | | | | | | | | | |
| 3 Adenys Hachavarria R OBP: 0.274, SLG: 0.310 | | | | | | | | | | 4 | 0 | 0 | 0 | 0 | 1 | 3 | | | | | | | | | | | |
| 27 Giancarlo Stanton R OBP: 0.370, SLG: 0.483 | | | | | | | | | | 4 | 0 | 0 | 0 | 0 | 2 | 2 | | | | | | | | | | | |
| 5 Logan Morrison L OBP: 0.349, SLG: 0.417 | | | | | | | | | | 4 | 1 | 1 | 1 | 0 | 1 | 1 | | | | | | | | | | | |
| 59 Ed Lucas R OBP: 0.321, SLG: 0.318 | | | | | | | | | | 3 | 0 | 0 | 0 | 0 | 2 | 1 | | | | | | | | | | | |
| 17 Donovan Solano R OBP: 0.314, SLG: 0.327 | | | | | | | | | | 3 | 0 | 1 | 2 | 0 | 1 | 0 | | | | | | | | | | | |
| 44 AJ Ramos R | | | | | | | | | | 0 | 0 | 0 | 0 | 0 | 0 | 0 | | | | | | | | | | | |
| 31 Steve Cishek R | | | | | | | | | | 0 | 0 | 0 | 0 | 0 | 0 | 0 | | | | | | | | | | | |
| 23 Jake Marisnick R OBP: 0.243, SLG: 0.265 | | | | | | | | | | 3 | 0 | 0 | 0 | 0 | 3 | 2 | | | | | | | | | | | |
| 6 Jeff Mathis R OBP: 0.282, SLG: 0.307 | | | | | | | | | | 3 | 0 | 0 | 0 | 0 | 1 | 0 | | | | | | | | | | | |
| 34 Tom Koehler R OBP: 0.091, SLG: 0.091 | | | | | | | | | | 1 | 0 | 1 | 0 | 0 | 0 | 0 | | | | | | | | | | | |
| 9 Juan Pierre L OBP: 0.296, SLG: 0.299 | | | | | | | | | | 1 | 1 | 1 | 0 | 0 | 0 | 0 | | | | | | | | | | | |
| 30 Placido Polanco R OBP: 0.313, SLG: 0.301 | | | | | | | | | | 1 | 0 | 1 | 0 | 0 | 0 | 0 | | | | | | | | | | | |
| Inning Stats | R: 0 H: 0 E: 0 K: 1 S: 9 | H: 0 LOB: 0 BB: 0 P: 13 | R: 0 H: 0 E: 0 K: 2 S: 9 | H: 0 LOB: 0 BB: 0 P: 16 | R: 0 H: 1 E: 0 K: 2 S: 14 | H: 1 LOB: 1 BB: 0 P: 22 | R: 0 H: 0 E: 1 K: 1 S: 9 | H: 0 LOB: 1 BB: 0 P: 11 | R: 0 H: 0 E: 0 K: 1 S: 11 | H: 0 LOB: 0 BB: 0 P: 17 | R: 3 H: 4 E: 0 K: 2 S: 22 | H: 4 LOB: 2 BB: 0 P: 36 | R: 0 H: 1 E: 0 K: 0 S: 8 | H: 1 LOB: 1 BB: 0 P: 12 | R: 0 H: 0 E: 0 K: 2 S: 12 | H: 0 LOB: 0 BB: 0 P: 19 | 1B: 6 2B: 0 3B: 0 HR: 0 | SF: 0 SAC: 0 DP: 0 HBP: 1 | WP: 0 PB: 0 SB: 1 CS: 0 | PA: 32 | | | | | | | |
| PITCHER | IP | WLS | BF | H | R | ER | SO | BB | IBB | HBP | BLK | WP | HR | S | P | ERA | WHIP | | | | | | | | | | |
| 33 Matt Harvey R ERA: 2.21 | 5.2 | L | 24 | 5 | 3 | 3 | 8 | 0 | 0 | 1 | 0 | 0 | 0 | 71 | 110 | 4.76 | 0.882 | | | | | | | | | | |
| 50 Scott Alchison R ERA: 3.47 | 0.1 | | 1 | 0 | 0 | 0 | 1 | 0 | 0 | 0 | 0 | 0 | 0 | 3 | 5 | 0.00 | 0.000 | | | | | | | | | | |
| 71 Gonzalez Germen R ERA: 2.38 | 2.0 | | 7 | 1 | 0 | 0 | 2 | 0 | 0 | 0 | 0 | 0 | 0 | 20 | 31 | 0.00 | 0.500 | | | | | | | | | | |

New York Mets @ Miami Marlins
Marlins Park, Miami, FL
Thu Aug 01 2013, 12:44 PM - 3:50 PM EDT
Att: 25,916 - Roof Closed - 78 F

| | |
|-----|----|
| AB | 31 |
| R | 3 |
| H | 6 |
| RBI | 3 |
| BB | 0 |
| SO | 11 |
| LOB | 11 |



| Batter | 1 | 2 | 3 | 4 | 5 | 6 | 7 | 8 | 9 | AB | R | H | RBI | BB | SO | LOB | TOP | | | | | | | | | | |
|--|---------------------------------------|----------------------------------|--------------------------------------|---------------------------------|---------------------------------------|----------------------------------|--------------------------------------|----------------------------------|--------------------------------------|----------------------------------|--------------------------------------|----------------------------------|---------------------------------------|----------------------------------|---------------------------------------|----------------------------------|----------------------------------|------------------------------------|-------------------------|--------|--|--|--|--|--|--|--|
| 24 Michael Bourn, L (1.8) OBP: 0.333, SLG: 0.373 | | | | | | | | | | 4 | 0 | 0 | 0 | 0 | 1 | 2 | | | | | | | | | | | |
| 33 Nick Swisher, S (1.3) OBP: 0.347, SLG: 0.399 | | | | | | | | | | 4 | 0 | 1 | 0 | 0 | 3 | 1 | | | | | | | | | | | |
| 22 Jason Kipnis, L (1.4) OBP: 0.368, SLG: 0.495 | | | | | | | | | | 4 | 0 | 0 | 0 | 0 | 1 | 1 | | | | | | | | | | | |
| 13 Adrúbal Cabrera, S (1.6) OBP: 0.301, SLG: 0.401 | | | | | | | | | | 4 | 0 | 1 | 0 | 0 | 3 | 1 | | | | | | | | | | | |
| 23 Michael Brantley, L (1.7) OBP: 0.334, SLG: 0.591 | | | | | | | | | | 3 | 0 | 0 | 0 | 0 | 0 | 1 | | | | | | | | | | | |
| 41 Carlos Santana, S (1.2) OBP: 0.379, SLG: 0.461 | | | | | | | | | | 3 | 0 | 0 | 0 | 0 | 1 | 1 | | | | | | | | | | | |
| 8 Lonnie Chisenhall, L (1.5) OBP: 0.263, SLG: 0.394 | | | | | | | | | | 3 | 0 | 0 | 0 | 0 | 3 | 0 | | | | | | | | | | | |
| 11 Drew Stubbs, R (1.9) OBP: 0.305, SLG: 0.373 | | | | | | | | | | 2 | 0 | 0 | 0 | 0 | 0 | 2 | | | | | | | | | | | |
| 27 Bryan Shaw, S (5.1) | | | | | | | | | | 0 | 0 | 0 | 0 | 0 | 0 | 0 | | | | | | | | | | | |
| 35 Marc Rzepczynski, L (7.1) | | | | | | | | | | 0 | 0 | 0 | 0 | 0 | 0 | 0 | | | | | | | | | | | |
| 12 Mark Reynolds, R (8. PH) | | | | | | | | | | 1 | 0 | 0 | 0 | 0 | 1 | 0 | | | | | | | | | | | |
| 32 Matt Albers, L (8.1) | | | | | | | | | | 0 | 0 | 0 | 0 | 0 | 0 | 0 | | | | | | | | | | | |
| 30 Ubaldo Jiménez, R (1.1) | | | | | | | | | | 0 | 0 | 0 | 0 | 1 | 0 | 0 | | | | | | | | | | | |
| 9 Ryan Raburn, R (5.9) | | | | | | | | | | 2 | 0 | 1 | 0 | 0 | 1 | 0 | | | | | | | | | | | |
| Inning Stats | R: 0 H: 1 E: 0 K: 2 S: 10 | H: 1 LOB: 1 BB: 0 P: 15 | R: 0 H: 0 E: 0 K: 1 S: 7 | H: 0 LOB: 3 BB: 0 P: 8 | R: 0 H: 0 E: 0 K: 2 S: 10 | H: 0 LOB: 1 BB: 1 P: 18 | R: 0 H: 0 E: 0 K: 2 S: 8 | H: 0 LOB: 0 BB: 0 P: 10 | R: 0 H: 0 E: 0 K: 1 S: 9 | H: 0 LOB: 0 BB: 0 P: 11 | R: 0 H: 0 E: 0 K: 2 S: 9 | H: 1 LOB: 1 BB: 0 P: 19 | R: 0 H: 1 E: 0 K: 2 S: 12 | H: 1 LOB: 0 BB: 0 P: 17 | R: 0 H: 0 E: 0 K: 2 S: 10 | H: 0 LOB: 0 BB: 0 P: 13 | 1B: 2 2B: 1 3B: 0 HR: 0 | SF: 0 SAC: 0 DP: 0 HBP: 0 | WP: 0 PB: 0 CS: 0 | PA: 31 | | | | | | | |
| PITCHER | IP | WLS | BF | H | R | ER | SO | BB | IBB | HBP | BLK | WP | HR | S | P | ERA | WHIP | | | | | | | | | | |
| 16 José Fernández, R (1.1) ERA: 2.54 | 8.0 | W | 28 | 3 | 0 | 0 | 14 | 1 | 0 | 0 | 0 | 0 | 0 | 75 | 108 | 0.00 | 0.500 | | | | | | | | | | |
| 57 Steve Ames, R (9.1) ERA: | 1.0 | | 3 | 0 | 0 | 0 | 2 | 0 | 0 | 0 | 0 | 0 | 0 | 10 | 13 | 0.00 | 0.000 | | | | | | | | | | |

Cleveland Indians @ Miami Marlins
Marlins Park, Miami, FL
Fri Aug 02 2013, 7:11 PM - 9:44 PM EDT
Att: 17,731 - Roof Closed - 75 F

| | |
|-----|----|
| AB | 30 |
| R | 0 |
| H | 3 |
| RBI | 0 |
| BB | 1 |
| SO | 16 |
| LOB | 7 |



| Batter | 1 | 2 | 3 | 4 | 5 | 6 | 7 | 8 | 9 | AB | R | H | RBI | BB | SO | LOB | BOTTOM | | | | | | | | | | |
|---|---------------------------------------|----------------------------------|---------------------------------------|----------------------------------|---------------------------------------|----------------------------------|--------------------------------------|----------------------------------|--------------------------------------|----------------------------------|--------------------------------------|----------------------------------|---------------------------------------|----------------------------------|---------------------------------------|----------------------------------|-----------------------------------|------------------------------------|----------------------------------|--------|--|--|--|--|--|--|--|
| 21 Christian Yelich, L (1.7) OBP: 0.306, SLG: 0.348 | | | | | | | | | | 5 | 1 | 3 | 0 | 0 | 1 | 0 | | | | | | | | | | | |
| 59 Ed Lucas, R (1.5) OBP: 0.323, SLG: 0.313 | | | | | | | | | | 3 | 2 | 0 | 1 | 2 | 1 | 2 | | | | | | | | | | | |
| 27 Giancarlo Stanton, R (1.9) OBP: 0.370, SLG: 0.479 | | | | | | | | | | 4 | 2 | 1 | 0 | 1 | 1 | 3 | | | | | | | | | | | |
| 5 Logan Morrison, L (1.3) OBP: 0.364, SLG: 0.455 | | | | | | | | | | 5 | 2 | 4 | 4 | 0 | 0 | 1 | | | | | | | | | | | |
| 17 Donovan Solano, R (1.4) OBP: 0.311, SLG: 0.323 | | | | | | | | | | 5 | 1 | 1 | 2 | 0 | 0 | 4 | | | | | | | | | | | |
| 3 Adelmir Echavarría, R (1.6) OBP: 0.279, SLG: 0.317 | | | | | | | | | | 5 | 0 | 3 | 1 | 0 | 0 | 3 | | | | | | | | | | | |
| 23 Jake Marisnick, R (1.8) OBP: 0.286, SLG: 0.333 | | | | | | | | | | 5 | 1 | 3 | 1 | 0 | 1 | 2 | | | | | | | | | | | |
| 6 Jeff Mathis, R (1.2) OBP: 0.272, SLG: 0.295 | | | | | | | | | | 5 | 0 | 0 | 0 | 0 | 2 | 5 | | | | | | | | | | | |
| 16 José Fernández, R (1.1) ERA: 4.18 | | | | | | | | | | 2 | 0 | 0 | 1 | 0 | 2 | 0 | | | | | | | | | | | |
| 9 Juan Pierre, L (8. PH) ERA: 7.15 | | | | | | | | | | 1 | 1 | 1 | 0 | 0 | 0 | 0 | | | | | | | | | | | |
| 57 Steve Ames, R (9.1) ERA: 3.79 | | | | | | | | | | 0 | 0 | 0 | 0 | 0 | 0 | 0 | | | | | | | | | | | |
| Inning Stats | R: 3 H: 3 E: 1 K: 0 S: 20 | H: 2 LOB: 3 BB: 1 P: 33 | R: 1 H: 2 E: 0 K: 1 S: 14 | H: 2 LOB: 1 BB: 0 P: 22 | R: 0 H: 2 E: 0 K: 2 S: 12 | H: 2 LOB: 2 BB: 0 P: 18 | R: 0 H: 0 E: 0 K: 3 S: 9 | H: 0 LOB: 0 BB: 0 P: 11 | R: 0 H: 0 E: 0 K: 1 S: 7 | H: 0 LOB: 1 BB: 1 P: 11 | R: 0 H: 0 E: 0 K: 0 S: 8 | H: 0 LOB: 0 BB: 0 P: 14 | R: 5 H: 7 E: 0 K: 0 S: 16 | H: 7 LOB: 2 BB: 0 P: 22 | R: 1 H: 1 E: 0 K: 0 S: 10 | H: 1 LOB: 0 BB: 0 P: 13 | 1B: 11 2B: 3 3B: 2 HR: 0 | SF: 1 SAC: 0 DP: 1 HBP: 0 | WP: 1 PB: 0 SB: 1 CS: 0 | PA: 44 | | | | | | | |
| PITCHER | IP | WLS | BF | H | R | ER | SO | BB | IBB | HBP | BLK | WP | HR | S | P | ERA | WHIP | | | | | | | | | | |
| 30 Ubaldo Jiménez, R (1.1) ERA: 3.83 | 4.0 | L | 25 | 9 | 5 | 2 | 4 | 2 | 0 | 0 | 0 | 0 | 0 | 64 | 107 | 4.50 | 2.750 | | | | | | | | | | |
| 27 Bryan Shaw, R (5.1) ERA: 3.83 | 2.0 | | 6 | 0 | 0 | 0 | 4 | 1 | 0 | 0 | 0 | 0 | 0 | 16 | 22 | 0.00 | 0.500 | | | | | | | | | | |
| 35 Marc Rzepczynski, L (7.1) ERA: 7.15 | 1.0 | | 3 | 0 | 0 | 0 | 0 | 0 | 0 | 0 | 0 | 0 | 0 | 8 | 14 | 0.00 | 0.000 | | | | | | | | | | |
| 32 Matt Albers, R (8.1) ERA: 3.79 | 1.0 | | 10 | 7 | 5 | 5 | 0 | 0 | 0 | 0 | 0 | 0 | 0 | 16 | 22 | 45.00 | 7.000 | | | | | | | | | | |

Cleveland Indians @ Miami Marlins
Marlins Park, Miami, FL
Fri Aug 02 2013, 7:11 PM - 9:44 PM EDT
Att: 17,731 - Roof Closed - 75 F

| | |
|-----|----|
| AB | 40 |
| R | 10 |
| H | 16 |
| RBI | 10 |
| BB | 3 |
| SO | 8 |
| LOB | 20 |



| Batter | 1 | 2 | 3 | 4 | 5 | 6 | 7 | 8 | 9 | AB | R | H | RBI | BB | SO | LOB | TOP | | | | |
|--|--|----------------------------------|--------------------------------------|----------------------------------|---------------------------------------|----------------------------------|--------------------------------------|----------------------------------|--------------------------------------|----------------------------------|---------------------------------------|----------------------------------|---------------------------------------|----------------------------------|--------------------------------------|----------------------------------|--|------------------------------------|----------------------------------|--------|--|
| 24 Michael Bourn, L (1.8) OBP: 0.337, SLG: 0.375 | | | | | | | | | | 4 | 3 | 2 | 0 | 1 | 0 | 0 | Cleveland Indians @ Miami Marlins Marlins Park, Miami, FL Sat Aug 03 2013, 7:11 PM - 10:30 PM EDT Att: 22,997 - Roof Closed - 76 F | | | | |
| 33 Nick Swisher, S (1.3) OBP: 0.345, SLG: 0.395 | | | | | | | | | | 4 | 0 | 0 | 0 | 1 | 0 | 2 | | | | | |
| 22 Jason Kipnis, L (1.4) OBP: 0.373, SLG: 0.497 | | | | | | | | | | 4 | 0 | 3 | 3 | 1 | 1 | 0 | | | | | |
| 13 Adrúbal Cabrera, S (1.6) OBP: 0.300, SLG: 0.399 | | | | | | | | | | 4 | 0 | 1 | 0 | 0 | 1 | 4 | | | | | |
| 23 Michael Brantley, L (1.7) OBP: 0.331, SLG: 0.587 | | | | | | | | | | 4 | 0 | 0 | 0 | 0 | 1 | 4 | | | | | |
| 41 Carlos Santana, S (1.2) OBP: 0.376, SLG: 0.456 | | | | | | | | | | 4 | 0 | 0 | 0 | 0 | 2 | 0 | | | | | |
| 9 Ryan Raburn, R (1.9) OBP: 0.392, SLG: 0.588 | | | | | | | | | | 2 | 0 | 1 | 0 | 1 | 1 | 0 | | | | | |
| 37 Cody Allen, R (6.1) | | | | | | | | | | 0 | 0 | 0 | 0 | 0 | 0 | 0 | | | | | |
| 25 Jason Giambi, L (8, PH) | | | | | | | | | | 2 | 0 | 0 | 0 | 0 | 1 | 2 | | | | | |
| 38 Joe Smith, R (8.1) | | | | | | | | | | 2 | 0 | 1 | 0 | 0 | 0 | 0 | | | | | |
| 54 Chris Perez, R (9.1) | | | | | | | | | | 2 | 0 | 0 | 0 | 0 | 1 | 2 | | | | | |
| 8 Lonnie Chisenhall, L (1.5) OBP: 0.290, SLG: 0.390 | | | | | | | | | | 2 | 0 | 0 | 0 | 0 | 1 | 2 | | | | | |
| 4 Mike Aviles, R (7.5) OBP: 0.297, SLG: 0.381 | | | | | | | | | | 2 | 0 | 1 | 0 | 0 | 0 | 0 | | | | | |
| 34 Zach McAllister, R (1.1) | | | | | | | | | | 2 | 1 | 1 | 0 | 0 | 0 | 1 | | | | | |
| 11 Drew Stubbs, R (6.9) OBP: 0.307, SLG: 0.374 | | | | | | | | | | 2 | 1 | 1 | 0 | 0 | 0 | 1 | | | | | |
| Inning Stats | R: 1 H: 2 E: 0 K: 1 S: 12 | H: 2 LOB: 1 BB: 0 P: 21 | R: 0 H: 1 E: 0 K: 2 S: 8 | H: 1 LOB: 1 BB: 0 P: 11 | R: 1 H: 1 E: 0 K: 0 S: 14 | H: 1 LOB: 1 BB: 1 P: 26 | R: 0 H: 0 E: 0 K: 1 S: 9 | H: 0 LOB: 2 BB: 1 P: 17 | R: 0 H: 2 E: 0 K: 0 S: 7 | H: 0 LOB: 3 BB: 0 P: 12 | R: 2 H: 2 E: 0 K: 1 S: 16 | H: 2 LOB: 2 BB: 2 P: 32 | R: 0 H: 1 E: 0 K: 0 S: 14 | H: 1 LOB: 1 BB: 0 P: 20 | R: 0 H: 0 E: 0 K: 1 S: 9 | H: 0 LOB: 0 BB: 0 P: 16 | 1B: 8 2B: 1 3B: 0 HR: 0 | SF: 0 SAC: 0 DP: 0 HBP: 0 | WP: 2 PB: 0 SB: 6 CS: 0 | PA: 39 | |
| PITCHER | IP: 6.0 WLS: 0 BF: 25 ERA: 2.88 | WLS: L BF: 5 ERA: 3.7 | H: 6 R: 2 ER: 2 SO: 6 | H: 2 R: 2 ER: 2 SO: 6 | H: 2 R: 2 ER: 2 SO: 6 | H: 2 R: 2 ER: 2 SO: 6 | H: 2 R: 2 ER: 2 SO: 6 | H: 2 R: 2 ER: 2 SO: 6 | H: 2 R: 2 ER: 2 SO: 6 | H: 2 R: 2 ER: 2 SO: 6 | H: 2 R: 2 ER: 2 SO: 6 | H: 2 R: 2 ER: 2 SO: 6 | H: 2 R: 2 ER: 2 SO: 6 | H: 2 R: 2 ER: 2 SO: 6 | H: 2 R: 2 ER: 2 SO: 6 | H: 2 R: 2 ER: 2 SO: 6 | BB: 2 IBB: 0 HBP: 0 BLK: 0 | WP: 2 HR: 0 S: 57 P: 96 | ERA: 3.00 WHIP: 1.333 | | |
| 33 Jacob Turner, R (1.1) ERA: 2.88 | IP: 6.0 WLS: 0 BF: 25 ERA: 2.88 | WLS: L BF: 5 ERA: 3.7 | H: 6 R: 2 ER: 2 SO: 6 | H: 2 R: 2 ER: 2 SO: 6 | H: 2 R: 2 ER: 2 SO: 6 | H: 2 R: 2 ER: 2 SO: 6 | H: 2 R: 2 ER: 2 SO: 6 | H: 2 R: 2 ER: 2 SO: 6 | H: 2 R: 2 ER: 2 SO: 6 | H: 2 R: 2 ER: 2 SO: 6 | H: 2 R: 2 ER: 2 SO: 6 | H: 2 R: 2 ER: 2 SO: 6 | H: 2 R: 2 ER: 2 SO: 6 | H: 2 R: 2 ER: 2 SO: 6 | H: 2 R: 2 ER: 2 SO: 6 | H: 2 R: 2 ER: 2 SO: 6 | BB: 2 IBB: 0 HBP: 0 BLK: 0 | WP: 2 HR: 0 S: 57 P: 96 | ERA: 3.00 WHIP: 1.333 | | |
| 43 Dan Jennings, L (7.1) ERA: 3.7 | IP: 0.1 WLS: L BF: 5 ERA: 3.7 | WLS: L BF: 5 ERA: 3.7 | H: 2 R: 2 ER: 2 SO: 6 | H: 2 R: 2 ER: 2 SO: 6 | H: 2 R: 2 ER: 2 SO: 6 | H: 2 R: 2 ER: 2 SO: 6 | H: 2 R: 2 ER: 2 SO: 6 | H: 2 R: 2 ER: 2 SO: 6 | H: 2 R: 2 ER: 2 SO: 6 | H: 2 R: 2 ER: 2 SO: 6 | H: 2 R: 2 ER: 2 SO: 6 | H: 2 R: 2 ER: 2 SO: 6 | H: 2 R: 2 ER: 2 SO: 6 | H: 2 R: 2 ER: 2 SO: 6 | H: 2 R: 2 ER: 2 SO: 6 | H: 2 R: 2 ER: 2 SO: 6 | BB: 2 IBB: 0 HBP: 0 BLK: 0 | WP: 2 HR: 0 S: 57 P: 96 | ERA: 3.00 WHIP: 1.333 | | |
| 58 Ryan Webb, R (7.1) ERA: 3.1 | IP: 1.2 WLS: L BF: 6 ERA: 3.1 | WLS: L BF: 6 ERA: 3.1 | H: 2 R: 0 ER: 0 SO: 1 | H: 2 R: 0 ER: 0 SO: 1 | H: 2 R: 0 ER: 0 SO: 1 | H: 2 R: 0 ER: 0 SO: 1 | H: 2 R: 0 ER: 0 SO: 1 | H: 2 R: 0 ER: 0 SO: 1 | H: 2 R: 0 ER: 0 SO: 1 | H: 2 R: 0 ER: 0 SO: 1 | H: 2 R: 0 ER: 0 SO: 1 | H: 2 R: 0 ER: 0 SO: 1 | H: 2 R: 0 ER: 0 SO: 1 | H: 2 R: 0 ER: 0 SO: 1 | H: 2 R: 0 ER: 0 SO: 1 | H: 2 R: 0 ER: 0 SO: 1 | BB: 0 IBB: 0 HBP: 0 BLK: 0 | WP: 0 HR: 0 S: 20 P: 32 | ERA: 0.00 WHIP: 0.600 | | |
| 40 Mike Dunn, L (9.1) ERA: 2.87 | IP: 1.0 WLS: S BF: 3 ERA: 2.87 | WLS: S BF: 3 ERA: 2.87 | H: 0 R: 0 ER: 0 SO: 1 | H: 0 R: 0 ER: 0 SO: 1 | H: 0 R: 0 ER: 0 SO: 1 | H: 0 R: 0 ER: 0 SO: 1 | H: 0 R: 0 ER: 0 SO: 1 | H: 0 R: 0 ER: 0 SO: 1 | H: 0 R: 0 ER: 0 SO: 1 | H: 0 R: 0 ER: 0 SO: 1 | H: 0 R: 0 ER: 0 SO: 1 | H: 0 R: 0 ER: 0 SO: 1 | H: 0 R: 0 ER: 0 SO: 1 | H: 0 R: 0 ER: 0 SO: 1 | H: 0 R: 0 ER: 0 SO: 1 | H: 0 R: 0 ER: 0 SO: 1 | BB: 0 IBB: 0 HBP: 0 BLK: 0 | WP: 0 HR: 0 S: 9 P: 16 | ERA: 0.00 WHIP: 0.000 | | |

| Batter | 1 | 2 | 3 | 4 | 5 | 6 | 7 | 8 | 9 | AB | R | H | RBI | BB | SO | LOB | BOTTOM | | | | | |
|---|--|----------------------------------|---------------------------------------|----------------------------------|---------------------------------------|----------------------------------|---------------------------------------|----------------------------------|---------------------------------------|----------------------------------|---------------------------------------|----------------------------------|--------------------------------------|---------------------------------|--------------------------------------|----------------------------------|--|----------------------------------|----------------------------------|------------------------------------|----------------------------------|--------|
| 21 Christian Yelich, L (1.7) OBP: 0.302, SLG: 0.360 | | | | | | | | | | 4 | 1 | 1 | 1 | 0 | 1 | 0 | Cleveland Indians @ Miami Marlins Marlins Park, Miami, FL Sat Aug 03 2013, 7:11 PM - 10:30 PM EDT Att: 22,997 - Roof Closed - 76 F | | | | | |
| 59 Ed Lucas, R (1.5) OBP: 0.322, SLG: 0.311 | | | | | | | | | | 4 | 0 | 1 | 1 | 0 | 2 | 0 | | | | | | |
| 27 Giancarlo Stanton, R (1.9) OBP: 0.369, SLG: 0.473 | | | | | | | | | | 3 | 0 | 0 | 0 | 1 | 2 | 1 | | | | | | |
| 5 Logan Morrison, L (1.3) OBP: 0.368, SLG: 0.463 | | | | | | | | | | 4 | 1 | 2 | 0 | 0 | 1 | 1 | | | | | | |
| 17 Donovan Solano, R (1.4) OBP: 0.311, SLG: 0.320 | | | | | | | | | | 2 | 0 | 0 | 0 | 1 | 1 | 0 | | | | | | |
| 58 Ryan Webb, R (7.1) | | | | | | | | | | 0 | 0 | 0 | 0 | 0 | 0 | 0 | | | | | | |
| 40 Mike Dunn, L (9.1) | | | | | | | | | | 0 | 0 | 0 | 0 | 0 | 0 | 0 | | | | | | |
| 29 Greg Dobbs, L (8, PH) OBP: 0.300, SLG: 0.297 | | | | | | | | | | 1 | 0 | 1 | 1 | 0 | 0 | 0 | | | | | | |
| 3 Adelmir Echavarria, R (1.6) OBP: 0.278, SLG: 0.314 | | | | | | | | | | 3 | 0 | 0 | 0 | 0 | 0 | 3 | | | | | | |
| 23 Jake Marisnick, R (1.8) OBP: 0.287, SLG: 0.310 | | | | | | | | | | 3 | 0 | 0 | 0 | 0 | 0 | 0 | | | | | | |
| 19 Rob Brantly, L (1.2) OBP: 0.279, SLG: 0.289 | | | | | | | | | | 4 | 1 | 1 | 0 | 0 | 0 | 2 | | | | | | |
| 33 Jacob Turner, R (1.1) OBP: 0.120, SLG: 0.200 | | | | | | | | | | 1 | 0 | 0 | 0 | 0 | 1 | 0 | | | | | | |
| 9 Juan Pierre, L (6, PH) OBP: 0.287, SLG: 0.300 | | | | | | | | | | 1 | 0 | 0 | 0 | 0 | 0 | 1 | | | | | | |
| 43 Dan Jennings, L (7.1) | | | | | | | | | | 0 | 0 | 0 | 0 | 0 | 0 | 0 | | | | | | |
| 30 Placido Polanco, R (7.5) OBP: 0.311, SLG: 0.299 | | | | | | | | | | 2 | 0 | 0 | 0 | 0 | 0 | 2 | | | | | | |
| Inning Stats | R: 0 H: 0 E: 0 K: 2 S: 11 | H: 0 LOB: 0 BB: 0 P: 18 | R: 0 H: 0 E: 0 K: 1 S: 10 | H: 0 LOB: 0 BB: 0 P: 13 | R: 0 H: 0 E: 0 K: 1 S: 11 | H: 0 LOB: 0 BB: 0 P: 12 | R: 0 H: 0 E: 0 K: 3 S: 14 | H: 0 LOB: 1 BB: 1 P: 25 | R: 0 H: 0 E: 0 K: 0 S: 11 | H: 0 LOB: 0 BB: 0 P: 15 | R: 2 H: 4 E: 0 K: 1 S: 17 | H: 4 LOB: 3 BB: 1 P: 34 | R: 0 H: 0 E: 0 K: 0 S: 7 | H: 0 LOB: 0 BB: 0 P: 9 | R: 0 H: 0 E: 0 K: 0 S: 7 | H: 0 LOB: 0 BB: 0 P: 11 | R: 1 H: 2 E: 0 K: 0 S: 12 | H: 2 LOB: 2 BB: 0 P: 20 | 1B: 4 2B: 2 3B: 0 HR: 0 | SF: 0 SAC: 2 DP: 0 HBP: 0 | WP: 0 PB: 0 SB: 0 CS: 0 | PA: 36 |
| PITCHER | IP: 5.1 WLS: 1 BF: 20 ERA: 3.47 | WLS: W BF: 7 ERA: 2.56 | H: 3 R: 2 ER: 0 SO: 7 | H: 2 R: 2 ER: 0 SO: 7 | H: 2 R: 2 ER: 0 SO: 7 | H: 2 R: 2 ER: 0 SO: 7 | H: 2 R: 2 ER: 0 SO: 7 | H: 2 R: 2 ER: 0 SO: 7 | H: 2 R: 2 ER: 0 SO: 7 | H: 2 R: 2 ER: 0 SO: 7 | H: 2 R: 2 ER: 0 SO: 7 | H: 2 R: 2 ER: 0 SO: 7 | H: 2 R: 2 ER: 0 SO: 7 | H: 2 R: 2 ER: 0 SO: 7 | H: 2 R: 2 ER: 0 SO: 7 | H: 2 R: 2 ER: 0 SO: 7 | BB: 1 IBB: 0 HBP: 0 BLK: 0 | WP: 0 HR: 0 S: 65 P: 99 | ERA: 3.38 WHIP: 0.750 | | | |
| 34 Zach McAllister, R (1.1) ERA: 3.47 | IP: 5.1 WLS: 1 BF: 20 ERA: 3.47 | WLS: W BF: 7 ERA: 2.56 | H: 3 R: 2 ER: 0 SO: 7 | H: 2 R: 2 ER: 0 SO: 7 | H: 2 R: 2 ER: 0 SO: 7 | H: 2 R: 2 ER: 0 SO: 7 | H: 2 R: 2 ER: 0 SO: 7 | H: 2 R: 2 ER: 0 SO: 7 | H: 2 R: 2 ER: 0 SO: 7 | H: 2 R: 2 ER: 0 SO: 7 | H: 2 R: 2 ER: 0 SO: 7 | H: 2 R: 2 ER: 0 SO: 7 | H: 2 R: 2 ER: 0 SO: 7 | H: 2 R: 2 ER: 0 SO: 7 | H: 2 R: 2 ER: 0 SO: 7 | H: 2 R: 2 ER: 0 SO: 7 | BB: 1 IBB: 0 HBP: 0 BLK: 0 | WP: 0 HR: 0 S: 65 P: 99 | ERA: 3.38 WHIP: 0.750 | | | |
| 37 Cody Allen, R (6.1) ERA: 2.56 | IP: 1.2 WLS: W BF: 7 ERA: 2.56 | WLS: W BF: 7 ERA: 2.56 | H: 2 R: 1 ER: 0 SO: 1 | H: 2 R: 1 ER: 0 SO: 1 | H: 2 R: 1 ER: 0 SO: 1 | H: 2 R: | | | | | | | | | | | | | | | | |

| Batter | 1 | 2 | 3 | 4 | 5 | 6 | 7 | 8 | 9 | AB | R | H | RBI | BB | SO | LOB | TOP | | | | | | | | | | |
|---|-------------------------------|----------------------------------|------------------------------|---------------------------------|------------------------------|---------------------------------|-------------------------------|----------------------------------|-------------------------------|----------------------------------|------------------------------|---------------------------------|------------------------------|----------------------------------|------------------------------|----------------------------------|---|------------------------------------|----------------------------------|--------|--|--|--|--|--|--|--|
| 21 Christian Yelich, L OBP: 0.318, SLG: 0.355 | | | | | | | | | | 4 | 0 | 2 | 0 | 0 | 0 | 0 | Miami Marlins @ Pittsburgh Pirates PNC Park, Pittsburgh, PA Wed Aug 07 2013, 7:44 PM - 10:21 PM EDT Att: 28,173 - Cloudy - 71 F | | | | | | | | | | |
| 59 Ed Lucas, R OBP: 0.326, SLG: 0.323 | | | | | | | | | | 4 | 0 | 1 | 0 | 0 | 1 | 2 | | | | | | | | | | | |
| 27 Giancarlo Stanton, R OBP: 0.359, SLG: 0.457 | | | | | | | | | | 4 | 1 | 1 | 0 | 0 | 0 | 2 | | | | | | | | | | | |
| 5 Logan Morrison, L OBP: 0.369, SLG: 0.459 | | | | | | | | | | 4 | 1 | 1 | 0 | 0 | 3 | 1 | | | | | | | | | | | |
| 17 Donovan Solano, R OBP: 0.313, SLG: 0.320 | | | | | | | | | | 3 | 0 | 1 | 1 | 0 | 0 | 0 | | | | | | | | | | | |
| 3 Adiny Hecavarris, R OBP: 0.276, SLG: 0.313 | | | | | | | | | | 3 | 0 | 1 | 0 | 0 | 1 | 1 | | | | | | | | | | | |
| 23 Jake Marisnick, R OBP: 0.236, SLG: 0.269 | | | | | | | | | | 3 | 0 | 0 | 0 | 0 | 1 | 1 | | | | | | | | | | | |
| 19 Rob Brantly, L OBP: 0.275, SLG: 0.284 | | | | | | | | | | 3 | 0 | 0 | 0 | 0 | 1 | 0 | | | | | | | | | | | |
| 34 Tom Koehler, R OBP: 0.083, SLG: 0.083 | | | | | | | | | | 2 | 0 | 0 | 0 | 0 | 0 | 0 | | | | | | | | | | | |
| 58 Ryan Webb, R OBP: 0.277, SLG: 0.362 | | | | | | | | | | 0 | 0 | 0 | 0 | 0 | 0 | 0 | | | | | | | | | | | |
| 20 Justin Ruggiano, R OBP: 0.277, SLG: 0.362 | | | | | | | | | | 0 | 0 | 0 | 0 | 0 | 0 | 0 | | | | | | | | | | | |
| 44 AJ Ramos, R | | | | | | | | | | 0 | 0 | 0 | 0 | 0 | 0 | 0 | | | | | | | | | | | |
| Inning Stats | R: 0 E: 0 K: 1 S: 13 | H: 1 LOB: 1 BB: 0 P: 21 | R: 0 E: 0 K: 0 S: 6 | H: 1 LOB: 0 BB: 0 P: 9 | R: 0 E: 0 K: 0 S: 6 | H: 1 LOB: 1 BB: 0 P: 8 | R: 2 E: 0 K: 1 S: 11 | H: 3 LOB: 0 BB: 0 P: 15 | R: 0 E: 0 K: 2 S: 10 | H: 0 LOB: 0 BB: 0 P: 13 | R: 0 E: 0 K: 1 S: 6 | H: 0 LOB: 0 BB: 0 P: 9 | R: 0 E: 0 K: 1 S: 8 | H: 0 LOB: 0 BB: 0 P: 11 | R: 0 E: 0 K: 1 S: 7 | H: 1 LOB: 0 BB: 0 P: 11 | 1B: 6 2B: 2 3B: 0 HR: 0 | SF: 0 SAC: 0 DP: 2 HBP: 0 | WP: 0 PB: 0 SB: 0 CS: 1 | PA: 31 | | | | | | | |
| PITCHER | IP | WLS | BF | H | R | ER | SO | BB | IBB | HBP | BLK | WP | HR | S | P | ERA | WHIP | | | | | | | | | | |
| 50 Charlie Morton, R ERA: 3.88 | 7.0 | W | 25 | 6 | 2 | 2 | 5 | 0 | 0 | 0 | 0 | 0 | 0 | 59 | 86 | 2.57 | 0.857 | | | | | | | | | | |
| 44 Tony Watson, L ERA: 3.21 | 1.0 | H | 3 | 0 | 0 | 0 | 1 | 0 | 0 | 0 | 0 | 0 | 0 | 8 | 11 | 0.00 | 0.000 | | | | | | | | | | |
| 35 Mark Melancon, R ERA: 0.84 | 1.0 | S | 3 | 1 | 0 | 0 | 1 | 0 | 0 | 0 | 0 | 0 | 0 | 7 | 11 | 0.00 | 1.000 | | | | | | | | | | |

| Batter | 1 | 2 | 3 | 4 | 5 | 6 | 7 | 8 | 9 | AB | R | H | RBI | BB | SO | LOB | BOTTOM | | | | | | | | | | |
|--|------------------------------|----------------------------------|------------------------------|---------------------------------|-------------------------------|----------------------------------|-------------------------------|----------------------------------|-------------------------------|----------------------------------|------------------------------|----------------------------------|------------------------------|----------------------------------|-------------------------------|----------------------------------|---|------------------------------------|----------------------------------|--------|--|--|--|--|--|--|--|
| 6 Starling Marte, R OBP: 0.331, SLG: 0.435 | | | | | | | | | | 4 | 0 | 0 | 0 | 0 | 1 | 2 | Miami Marlins @ Pittsburgh Pirates PNC Park, Pittsburgh, PA Wed Aug 07 2013, 7:44 PM - 10:21 PM EDT Att: 28,173 - Cloudy - 71 F | | | | | | | | | | |
| 18 Neil Walker, S OBP: 0.351, SLG: 0.401 | | | | | | | | | | 3 | 1 | 1 | 0 | 1 | 1 | 1 | | | | | | | | | | | |
| 22 Andrew McCutchen, R OBP: 0.384, SLG: 0.511 | | | | | | | | | | 3 | 1 | 2 | 1 | 1 | 1 | 1 | | | | | | | | | | | |
| 24 Pedro Alvarez, L OBP: 0.300, SLG: 0.488 | | | | | | | | | | 3 | 0 | 0 | 1 | 0 | 2 | 2 | | | | | | | | | | | |
| 55 Russell Martin, R OBP: 0.351, SLG: 0.400 | | | | | | | | | | 4 | 0 | 1 | 0 | 0 | 3 | 2 | | | | | | | | | | | |
| 46 Garrett Jones, L OBP: 0.301, SLG: 0.421 | | | | | | | | | | 3 | 0 | 1 | 0 | 0 | 1 | 2 | | | | | | | | | | | |
| 14 Gaby Sanchez, R OBP: 0.352, SLG: 0.409 | | | | | | | | | | 0 | 0 | 0 | 0 | 0 | 0 | 0 | | | | | | | | | | | |
| 5 Josh Harrison, R OBP: 0.289, SLG: 0.472 | | | | | | | | | | 2 | 1 | 0 | 0 | 0 | 0 | 2 | | | | | | | | | | | |
| 44 Tony Watson, L ERA: 2.98 | | | | | | | | | | 0 | 0 | 0 | 0 | 0 | 0 | 0 | | | | | | | | | | | |
| 35 Mark Melancon, R | | | | | | | | | | 0 | 0 | 0 | 0 | 0 | 0 | 0 | | | | | | | | | | | |
| 10 Jordy Mercer, R OBP: 0.336, SLG: 0.397 | | | | | | | | | | 1 | 1 | 0 | 0 | 0 | 1 | 0 | | | | | | | | | | | |
| 50 Charlie Morton, R ERA: 4.4 | | | | | | | | | | 2 | 0 | 1 | 1 | 0 | 1 | 0 | | | | | | | | | | | |
| 7 Alex Presley, L OBP: 0.274, SLG: 0.419 | | | | | | | | | | 1 | 0 | 0 | 0 | 0 | 0 | 1 | | | | | | | | | | | |
| Inning Stats | R: 0 E: 0 K: 2 S: 9 | H: 0 LOB: 1 BB: 1 P: 18 | R: 0 E: 0 K: 1 S: 6 | H: 1 LOB: 0 BB: 0 P: 9 | R: 0 E: 0 K: 3 S: 12 | H: 0 LOB: 0 BB: 0 P: 16 | R: 1 E: 0 K: 1 S: 10 | H: 1 LOB: 0 BB: 0 P: 19 | R: 2 E: 0 K: 1 S: 19 | H: 2 LOB: 1 BB: 0 P: 28 | R: 0 E: 0 K: 2 S: 8 | H: 0 LOB: 1 BB: 1 P: 15 | R: 0 E: 0 K: 0 S: 9 | H: 0 LOB: 1 BB: 0 P: 12 | R: 1 E: 0 K: 1 S: 10 | H: 2 LOB: 1 BB: 0 P: 16 | 1B: 4 2B: 3 3B: 0 HR: 1 | SF: 1 SAC: 1 DP: 2 HBP: 2 | WP: 2 PB: 0 SB: 0 CS: 1 | PA: 32 | | | | | | | |
| PITCHER | IP | WLS | BF | H | R | ER | SO | BB | IBB | HBP | BLK | WP | HR | S | P | ERA | WHIP | | | | | | | | | | |
| 34 Tom Koehler, R ERA: 4.4 | 5.0 | L | 20 | 4 | 3 | 3 | 8 | 1 | 0 | 1 | 0 | 0 | 0 | 17 | 27 | 0.00 | 0.500 | | | | | | | | | | |
| 58 Ryan Webb, R ERA: 2.98 | 2.0 | | 8 | 0 | 0 | 0 | 2 | 1 | 0 | 1 | 0 | 0 | 0 | 10 | 16 | 9.00 | 2.000 | | | | | | | | | | |
| 44 AJ Ramos, R ERA: 3.19 | 1.0 | | 4 | 2 | 1 | 1 | 1 | 0 | 0 | 0 | 0 | 0 | 0 | 10 | 16 | 9.00 | 2.000 | | | | | | | | | | |

| | |
|-----|----|
| AB | 31 |
| R | 2 |
| H | 7 |
| RBI | 1 |
| BB | 0 |
| SO | 7 |
| LOB | 7 |

| | |
|-----|----|
| AB | 26 |
| R | 4 |
| H | 6 |
| RBI | 3 |
| BB | 2 |
| SO | 11 |
| LOB | 13 |


| Batter | 1 | 2 | 3 | 4 | 5 | 6 | 7 | 8 | 9 | AB | R | H | RBI | BB | SO | LOB | TOP | | | | | | | | | | |
|---|------------------------------|---------------------------------|------------------------------|----------------------------------|------------------------------|----------------------------------|------------------------------|----------------------------------|------------------------------|----------------------------------|-------------------------------|----------------------------------|------------------------------|----------------------------------|------------------------------|----------------------------------|---|---------------------------------|----------------------------------|------------------------------------|-------------------------|--------|--|--|--|--|--|
| 21 Christian Yelich, L OBP: 0.347, SLG: 0.414 | | | | | | | | | | 4 | 0 | 1 | 0 | 0 | 2 | 2 | Miami Marlins @ Atlanta Braves Turner Field, Atlanta, GA Fri Aug 09 2013, 7:38 PM - 10:04 PM EDT Att: 37,424 - Partly Cloudy - 88 F | | | | | | | | | | |
| 23 Jake Marisnick, R OBP: 0.220, SLG: 0.250 | | | | | | | | | | 4 | 0 | 0 | 0 | 0 | 1 | 3 | | | | | | | | | | | |
| 27 Giancarlo Stanton, R OBP: 0.354, SLG: 0.451 | | | | | | | | | | 3 | 0 | 0 | 0 | 0 | 2 | 0 | | | | | | | | | | | |
| 5 Logan Morrison, L OBP: 0.364, SLG: 0.445 | | | | | | | | | | 2 | 0 | 1 | 0 | 1 | 0 | 0 | | | | | | | | | | | |
| 59 Ed Lucas, R OBP: 0.314, SLG: 0.310 | | | | | | | | | | 3 | 0 | 0 | 0 | 0 | 0 | 2 | | | | | | | | | | | |
| 17 Donovan Solano, R OBP: 0.308, SLG: 0.315 | | | | | | | | | | 3 | 0 | 0 | 0 | 0 | 1 | 1 | | | | | | | | | | | |
| 3 Adeiny Hechavarria, R OBP: 0.274, SLG: 0.310 | | | | | | | | | | 3 | 0 | 0 | 0 | 0 | 0 | 1 | | | | | | | | | | | |
| 6 Jeff Mathis, R OBP: 0.273, SLG: 0.285 | | | | | | | | | | 3 | 0 | 0 | 0 | 0 | 1 | 0 | | | | | | | | | | | |
| 31 Steve Cishek, R (8, 1) | | | | | | | | | | 0 | 0 | 0 | 0 | 0 | 0 | 0 | | | | | | | | | | | |
| 33 Jacob Turner, R OBP: 0.115, SLG: 0.192 | | | | | | | | | | 1 | 0 | 0 | 0 | 0 | 0 | 0 | | | | | | | | | | | |
| 9 Juan Pierre, L OBP: 0.288, SLG: 0.304 | | | | | | | | | | 1 | 0 | 1 | 0 | 0 | 0 | 0 | | | | | | | | | | | |
| 43 Dan Jennings, L (6, 1) | | | | | | | | | | 0 | 0 | 0 | 0 | 0 | 0 | 0 | | | | | | | | | | | |
| 46 Koyie Hill, S OBP: 1.000, SLG: 1.000 | | | | | | | | | | 1 | 0 | 1 | 0 | 0 | 0 | 0 | | | | | | | | | | | |
| Inning Stats | R: 0 E: 0 K: 0 S: 6 | H: 1 LOB: 0 BB: 0 P: 8 | R: 0 E: 0 K: 0 S: 7 | H: 0 LOB: 0 BB: 0 P: 10 | R: 0 E: 0 K: 0 S: 8 | H: 0 LOB: 0 BB: 0 P: 13 | R: 0 E: 0 K: 3 S: 9 | H: 0 LOB: 0 BB: 0 P: 11 | R: 0 E: 0 K: 0 S: 9 | H: 1 LOB: 1 BB: 0 P: 13 | R: 0 E: 0 K: 0 S: 11 | H: 1 LOB: 1 BB: 0 P: 18 | R: 0 E: 0 K: 1 S: 8 | H: 0 LOB: 0 BB: 1 P: 13 | R: 0 E: 0 K: 2 S: 9 | H: 0 LOB: 0 BB: 0 P: 13 | R: 0 E: 0 K: 1 S: 6 | H: 1 LOB: 0 BB: 0 P: 8 | 1B: 3 2B: 3 3B: 0 HR: 0 | SF: 0 SAC: 0 DP: 3 HBP: 0 | WP: 0 PB: 0 CS: 0 | PA: 29 | | | | | |
| PITCHER | IP | WLS | BF | H | R | ER | SO | BB | IBB | HBP | BLK | WP | HR | S | P | ERA | WHIP | | | | | | | | | | |
| 37 Brandon Beachy, R ERA: 5.0 | (1, 1) | 8.0 | W | 26 | 3 | 0 | 6 | 1 | 0 | 0 | 0 | 0 | 0 | 67 | 99 | 0.00 | 0.500 | | | | | | | | | | |
| 32 Scott Downs, L ERA: 1.52 | (9, 1) | 0.1 | 2 | 1 | 0 | 0 | 1 | 0 | 0 | 0 | 0 | 0 | 0 | 5 | 6 | 0.00 | 3.000 | | | | | | | | | | |
| 20 Luis Ayala, R ERA: 3.06 | (9, 1) | 0.2 | 1 | 0 | 0 | 0 | 0 | 0 | 0 | 0 | 0 | 0 | 0 | 1 | 2 | 0.00 | 0.000 | | | | | | | | | | |

| Batter | 1 | 2 | 3 | 4 | 5 | 6 | 7 | 8 | 9 | AB | R | H | RBI | BB | SO | LOB | BOTTOM | | | | | | | | | | |
|---|-------------------------------|----------------------------------|------------------------------|----------------------------------|-------------------------------|----------------------------------|-------------------------------|----------------------------------|------------------------------|----------------------------------|-------------------------------|----------------------------------|-------------------------------|----------------------------------|------------------------------|----------------------------------|---|------------------------------------|-------------------------|--------|--|--|--|--|--|--|--|
| 22 Jason Heyward, L OBP: 0.342, SLG: 0.394 | | | | | | | | | | 4 | 0 | 2 | 0 | 0 | 1 | 0 | Miami Marlins @ Atlanta Braves Turner Field, Atlanta, GA Fri Aug 09 2013, 7:38 PM - 10:04 PM EDT Att: 37,424 - Partly Cloudy - 88 F | | | | | | | | | | |
| 8 Justin Upton, R OBP: 0.361, SLG: 0.490 | | | | | | | | | | 4 | 1 | 1 | 1 | 0 | 0 | 2 | | | | | | | | | | | |
| 5 Freddie Freeman, L OBP: 0.390, SLG: 0.473 | | | | | | | | | | 3 | 1 | 1 | 0 | 1 | 0 | 0 | | | | | | | | | | | |
| 16 Brian McCann, L OBP: 0.358, SLG: 0.524 | | | | | | | | | | 4 | 2 | 2 | 1 | 0 | 0 | 3 | | | | | | | | | | | |
| 23 Chris Johnson, R OBP: 0.377, SLG: 0.473 | | | | | | | | | | 4 | 1 | 1 | 3 | 0 | 1 | 1 | | | | | | | | | | | |
| 4 Paul Janish, R (8, 5) | | | | | | | | | | 0 | 0 | 0 | 0 | 0 | 0 | 0 | | | | | | | | | | | |
| 26 Dan Uggla, R OBP: 0.310, SLG: 0.397 | | | | | | | | | | 2 | 0 | 0 | 0 | 1 | 1 | 1 | | | | | | | | | | | |
| 2 B.J. Upton, R OBP: 0.280, SLG: 0.315 | | | | | | | | | | 4 | 0 | 0 | 0 | 0 | 2 | 2 | | | | | | | | | | | |
| 19 Andrelton Simmons, R OBP: 0.286, SLG: 0.364 | | | | | | | | | | 3 | 0 | 0 | 0 | 1 | 1 | 1 | | | | | | | | | | | |
| 37 Brandon Beachy, R (1, 1) | | | | | | | | | | 3 | 0 | 0 | 0 | 0 | 1 | 2 | | | | | | | | | | | |
| 25 Joey Tordoslavich, S OBP: 0.377, SLG: 0.473 | | | | | | | | | | 1 | 0 | 0 | 0 | 0 | 0 | 0 | | | | | | | | | | | |
| 32 Scott Downs, L (9, 1) | | | | | | | | | | 0 | 0 | 0 | 0 | 0 | 0 | 0 | | | | | | | | | | | |
| 20 Luis Ayala, R (9, 1) | | | | | | | | | | 0 | 0 | 0 | 0 | 0 | 0 | 0 | | | | | | | | | | | |
| Inning Stats | R: 4 E: 1 K: 1 S: 13 | H: 3 LOB: 2 BB: 1 P: 24 | R: 0 E: 0 K: 0 S: 9 | H: 0 LOB: 0 BB: 0 P: 15 | R: 1 E: 0 K: 1 S: 12 | H: 1 LOB: 1 BB: 1 P: 21 | R: 0 E: 0 K: 1 S: 11 | H: 1 LOB: 2 BB: 1 P: 21 | R: 0 E: 0 K: 2 S: 8 | H: 0 LOB: 0 BB: 0 P: 15 | R: 0 E: 0 K: 0 S: 11 | H: 1 LOB: 1 BB: 0 P: 20 | R: 0 E: 0 K: 1 S: 10 | H: 1 LOB: 1 BB: 0 P: 12 | R: 0 E: 0 K: 1 S: 6 | H: 0 LOB: 0 BB: 0 P: 10 | 1B: 3 2B: 1 3B: 0 HR: 3 | SF: 0 SAC: 0 DP: 0 HBP: 1 | WP: 1 PB: 0 CS: 0 | PA: 36 | | | | | | | |
| PITCHER | IP | WLS | BF | H | R | ER | SO | BB | IBB | HBP | BLK | WP | HR | S | P | ERA | WHIP | | | | | | | | | | |
| 33 Jacob Turner, R ERA: 2.95 | (1, 1) | 5.0 | L | 25 | 5 | 4 | 5 | 2 | 1 | 1 | 0 | 0 | 3 | 53 | 96 | 7.20 | 1.400 | | | | | | | | | | |
| 43 Dan Jennings, L ERA: 3.42 | (6, 1) | 2.0 | 8 | 2 | 0 | 0 | 1 | 0 | 0 | 0 | 0 | 0 | 0 | 21 | 32 | 0.00 | 1.000 | | | | | | | | | | |
| 31 Steve Cishek, R ERA: 3.02 | (8, 1) | 1.0 | 3 | 0 | 0 | 0 | 1 | 0 | 0 | 0 | 0 | 0 | 0 | 6 | 10 | 0.00 | 0.000 | | | | | | | | | | |

| Batter | 1 | 2 | 3 | 4 | 5 | 6 | 7 | 8 | 9 | AB | R | H | RBI | BB | SO | LOB | TOP | | | | | | | |
|---|---|---|---|---|---|---|---|---|---|---|---|---|---|---|---|---|---|---|---|---|---|---|---|---|
| 21 Christian Yelich, L OBP: 0.342, SLG: 0.405 | | | | | | | | | | 4 | 0 | 1 | 0 | 0 | 0 | 0 | | | | | | | | |
| 3 Adeiny Hechavarria, R OBP: 0.274, SLG: 0.315 | | | | | | | | | | 4 | 1 | 1 | 0 | 0 | 2 | 1 | | | | | | | | |
| 59 Ed Lucas, R OBP: 0.308, SLG: 0.304 | | | | | | | | | | 4 | 0 | 0 | 0 | 0 | 1 | 1 | | | | | | | | |
| 5 Logan Morrison, L OBP: 0.361, SLG: 0.437 | | | | | | | | | | 3 | 0 | 0 | 0 | 1 | 1 | 1 | | | | | | | | |
| 30 Placido Polanco, R OBP: 0.312, SLG: 0.297 | | | | | | | | | | | 4 | 0 | 0 | 0 | 2 | 2 | | | | | | | | |
| 20 Justin Ruggiano, R OBP: 0.274, SLG: 0.355 | | | | | | | | | | 3 | 0 | 0 | 0 | 0 | 1 | 0 | | | | | | | | |
| 23 Jake Marisnick, R OBP: 0.210, SLG: 0.237 | | | | | | | | | | 3 | 0 | 0 | 0 | 0 | 2 | 0 | | | | | | | | |
| 6 Jeff Mathis, R OBP: 0.274, SLG: 0.286 | | | | | | | | | | 3 | 0 | 1 | 0 | 0 | 1 | 0 | | | | | | | | |
| 24 Nathan Eovaldi, R OBP: 0.105, SLG: 0.056 | | | | | | | | | | 2 | 0 | 0 | 0 | 0 | 1 | 1 | | | | | | | | |
| 9 Juan Pierre, L OBP: 0.287, SLG: 0.303 | | | | | | | | | | 1 | 0 | 0 | 0 | 0 | 0 | 0 | | | | | | | | |
| 50 Chad Qualls, R | | | | | | | | | | 0 | 0 | 0 | 0 | 0 | 0 | 0 | | | | | | | | |
| 40 Mike Dunn, L | | | | | | | | | | 0 | 0 | 0 | 0 | 0 | 0 | 0 | | | | | | | | |
| 31 Steve Cishek, R | | | | | | | | | | 0 | 0 | 0 | 0 | 0 | 0 | 0 | | | | | | | | |
| Inning Stats | R: 0 K: 1 S: 13 | H: 1 LOB: 2 BB: 1 P: 21 | R: 0 E: 0 K: 2 S: 9 | H: 0 LOB: 0 BB: 0 P: 14 | R: 0 E: 0 K: 1 S: 8 | H: 0 LOB: 0 BB: 0 P: 10 | R: 0 E: 0 K: 1 S: 6 | H: 0 LOB: 0 BB: 0 P: 11 | R: 0 E: 0 K: 1 S: 8 | H: 1 LOB: 1 BB: 0 P: 10 | R: 0 E: 0 K: 1 S: 13 | H: 0 LOB: 0 BB: 0 P: 21 | R: 0 E: 0 K: 3 S: 12 | H: 0 LOB: 0 BB: 0 P: 15 | R: 0 E: 0 K: 0 S: 4 | H: 0 LOB: 0 BB: 0 P: 6 | R: 1 E: 0 K: 1 S: 11 | H: 1 LOB: 0 BB: 0 P: 16 | 1B: 2 2B: 0 3B: 1 HR: 0 | SF: 0 SAC: 0 DP: 0 HBP: 0 | WP: 1 PB: 0 CS: 0 | PA: 32 | | |
| PITCHER | IP WLS BF H R ER SO BB IBB HBP BLK WP HR S P ERA WHIP | IP WLS BF H R ER SO BB IBB HBP BLK WP HR S P ERA WHIP | IP WLS BF H R ER SO BB IBB HBP BLK WP HR S P ERA WHIP | IP WLS BF H R ER SO BB IBB HBP BLK WP HR S P ERA WHIP | IP WLS BF H R ER SO BB IBB HBP BLK WP HR S P ERA WHIP | IP WLS BF H R ER SO BB IBB HBP BLK WP HR S P ERA WHIP | IP WLS BF H R ER SO BB IBB HBP BLK WP HR S P ERA WHIP | IP WLS BF H R ER SO BB IBB HBP BLK WP HR S P ERA WHIP | IP WLS BF H R ER SO BB IBB HBP BLK WP HR S P ERA WHIP | IP WLS BF H R ER SO BB IBB HBP BLK WP HR S P ERA WHIP | IP WLS BF H R ER SO BB IBB HBP BLK WP HR S P ERA WHIP | IP WLS BF H R ER SO BB IBB HBP BLK WP HR S P ERA WHIP | IP WLS BF H R ER SO BB IBB HBP BLK WP HR S P ERA WHIP | IP WLS BF H R ER SO BB IBB HBP BLK WP HR S P ERA WHIP | IP WLS BF H R ER SO BB IBB HBP BLK WP HR S P ERA WHIP | IP WLS BF H R ER SO BB IBB HBP BLK WP HR S P ERA WHIP | IP WLS BF H R ER SO BB IBB HBP BLK WP HR S P ERA WHIP | IP WLS BF H R ER SO BB IBB HBP BLK WP HR S P ERA WHIP | IP WLS BF H R ER SO BB IBB HBP BLK WP HR S P ERA WHIP | IP WLS BF H R ER SO BB IBB HBP BLK WP HR S P ERA WHIP | IP WLS BF H R ER SO BB IBB HBP BLK WP HR S P ERA WHIP | IP WLS BF H R ER SO BB IBB HBP BLK WP HR S P ERA WHIP | IP WLS BF H R ER SO BB IBB HBP BLK WP HR S P ERA WHIP | IP WLS BF H R ER SO BB IBB HBP BLK WP HR S P ERA WHIP |

Miami Marlins @ Atlanta Braves
Turner Field, Atlanta, GA
Sat Aug 10 2013, 7:12 PM - 10:35 PM EDT
Att: 42,177 - Cloudy - 86 F


AB 31
R 1
H 3
RBI 0
BB 1
SO 11
LOB 6

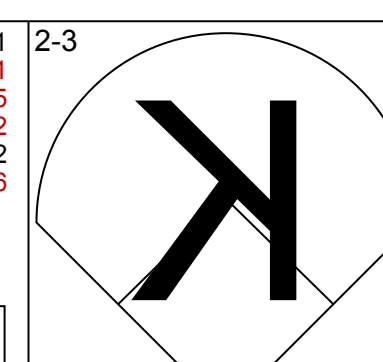
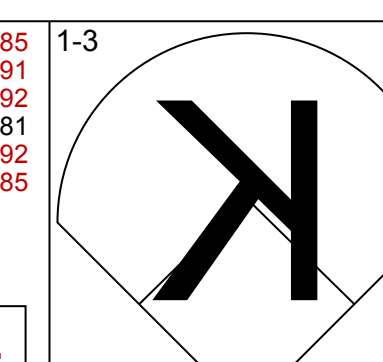
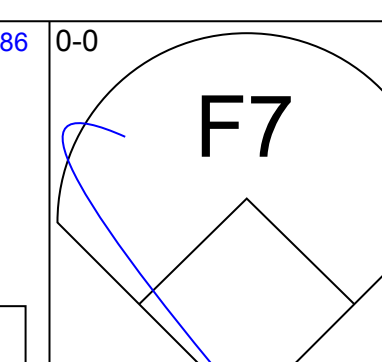
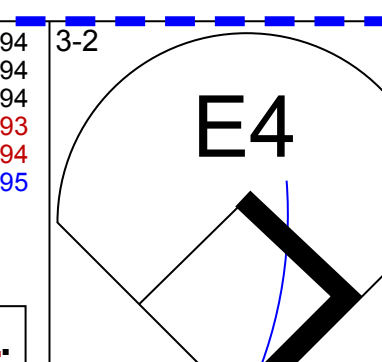
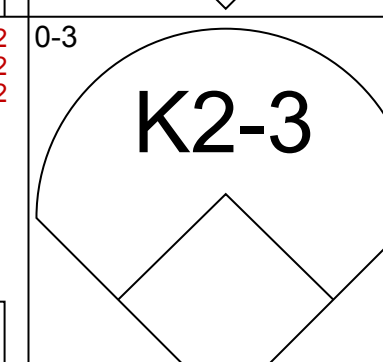
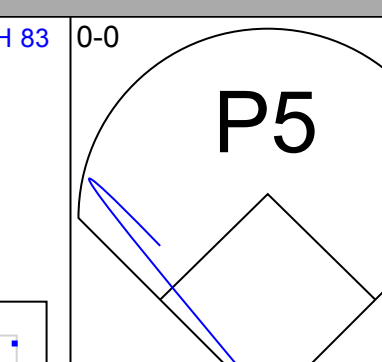
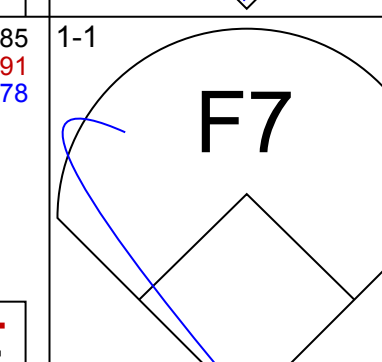
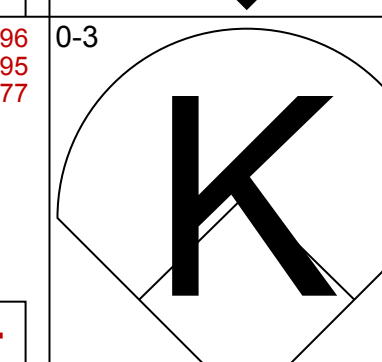
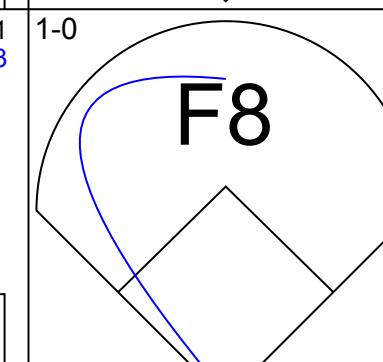
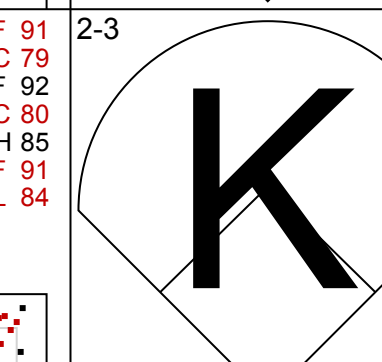
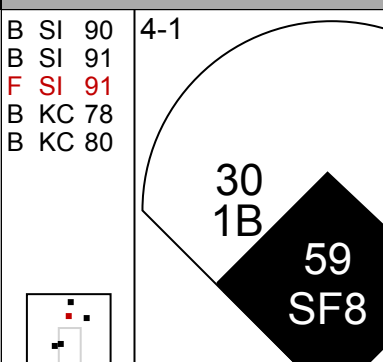
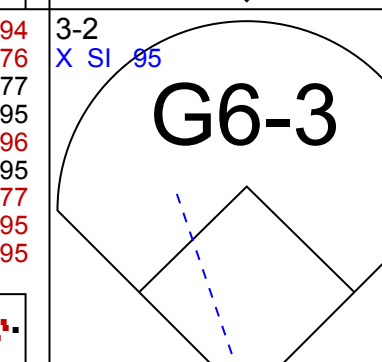
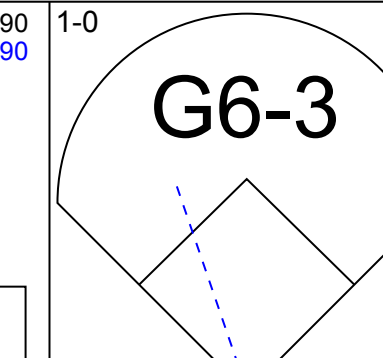
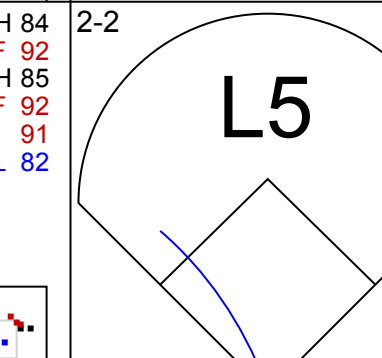
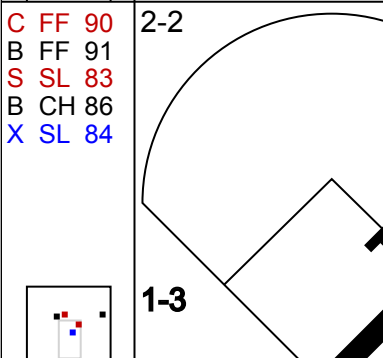
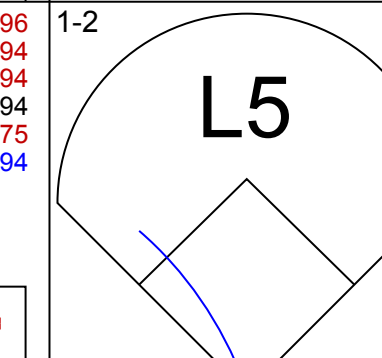
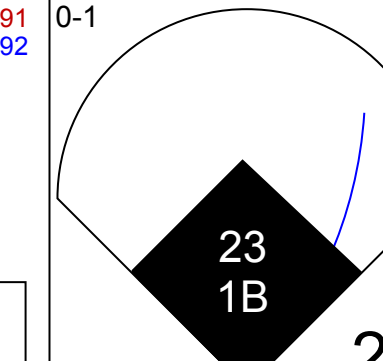
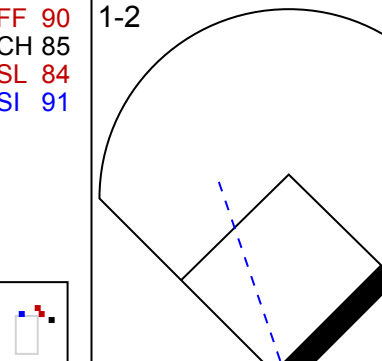
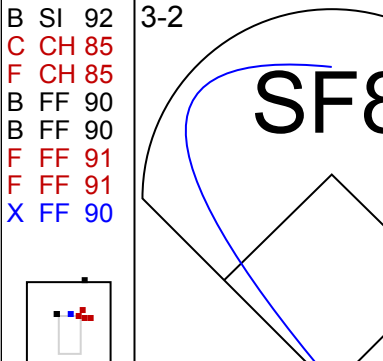
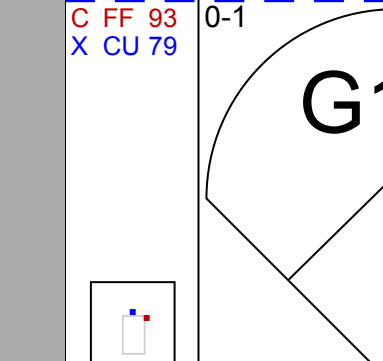

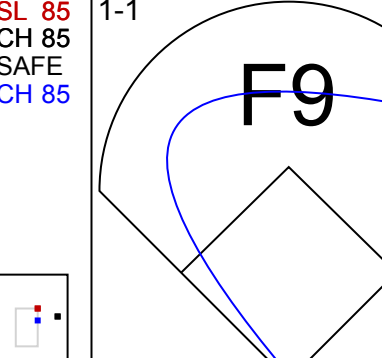
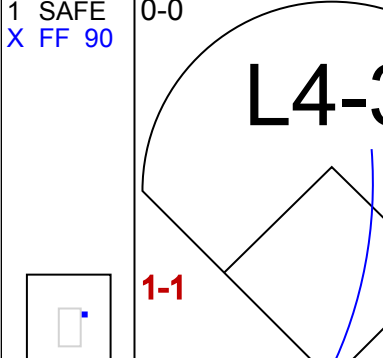
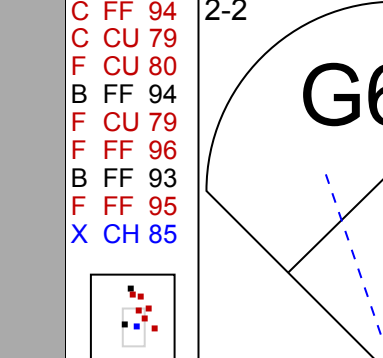
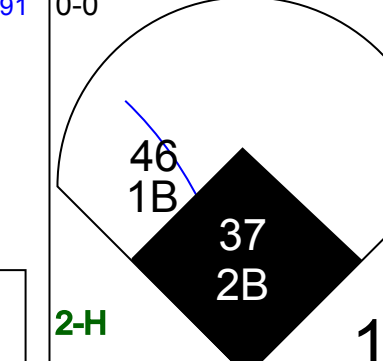
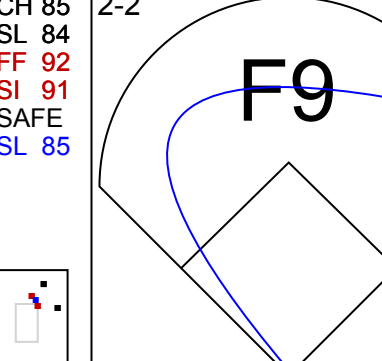
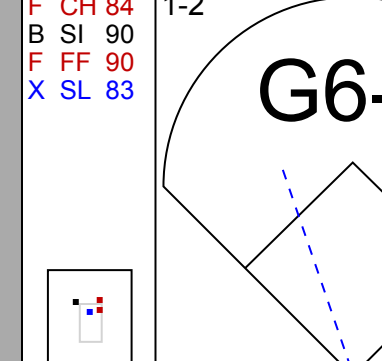
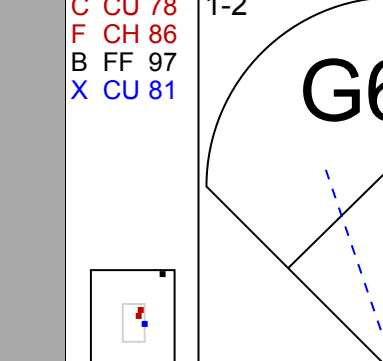
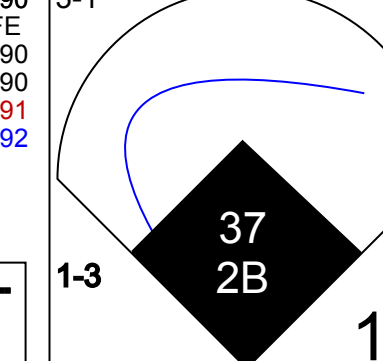
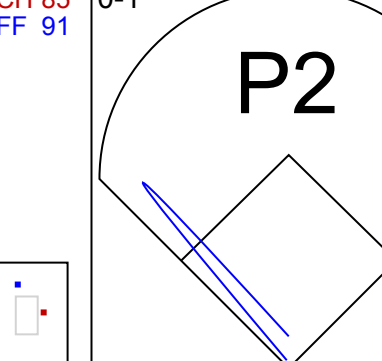
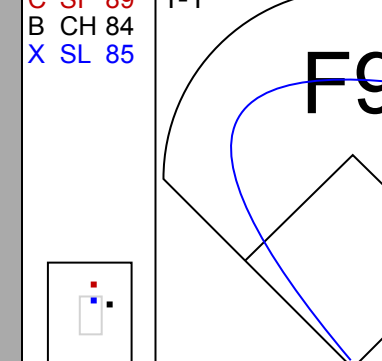
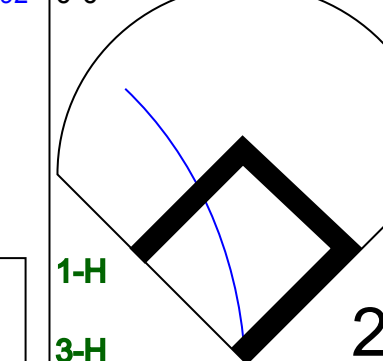
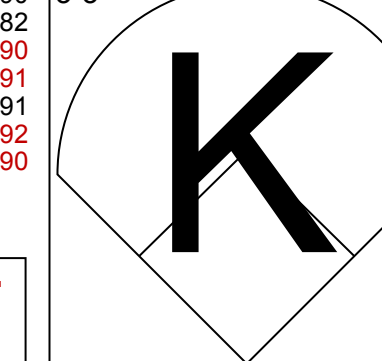
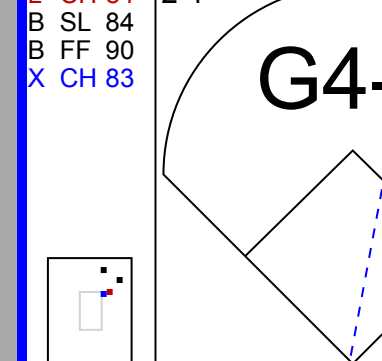


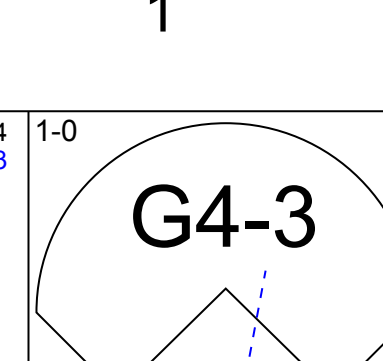
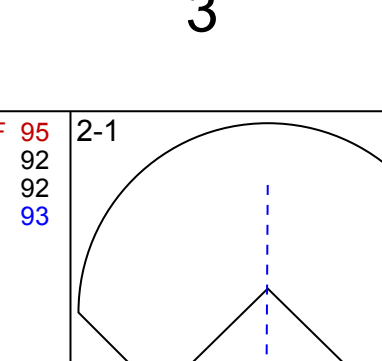
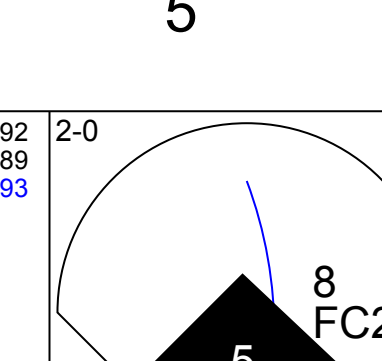
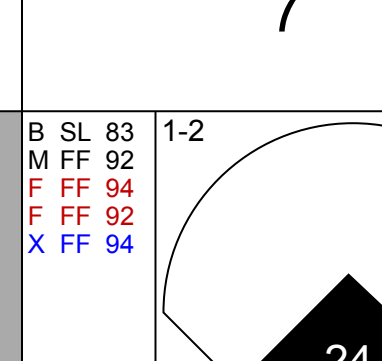
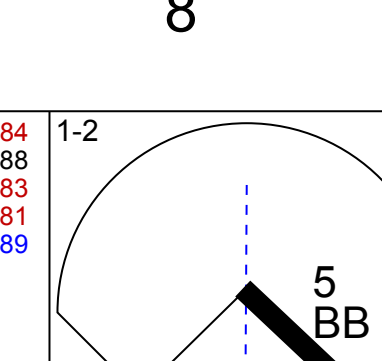
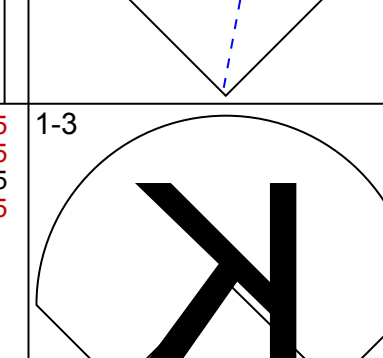
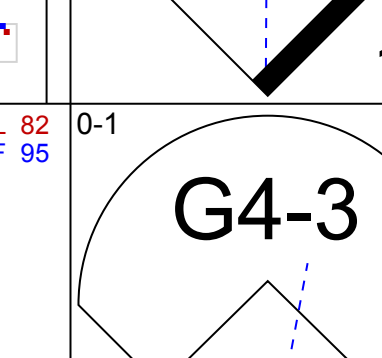
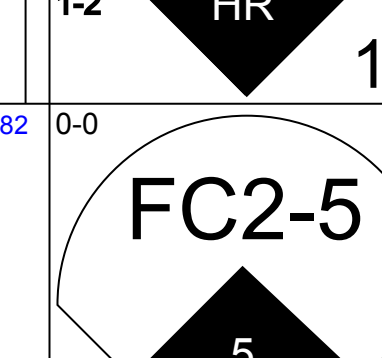
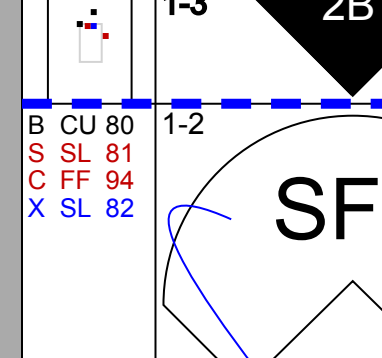
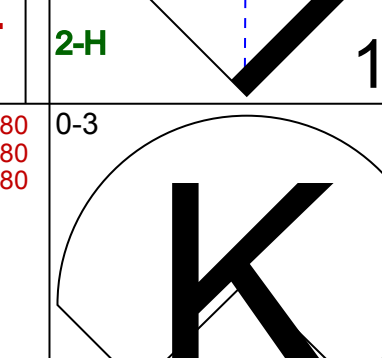
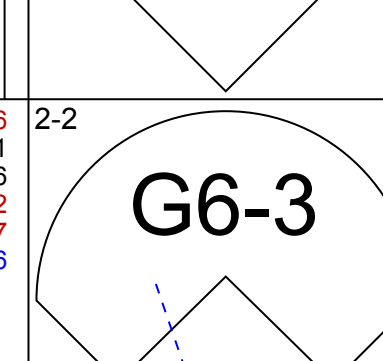
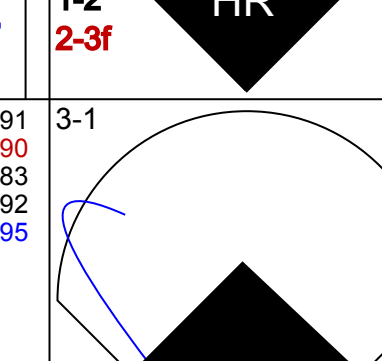
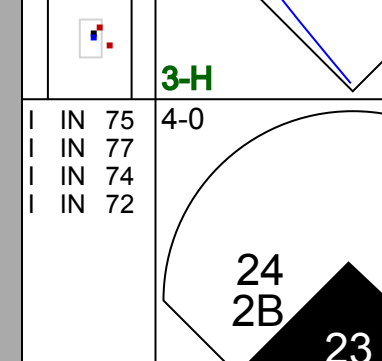
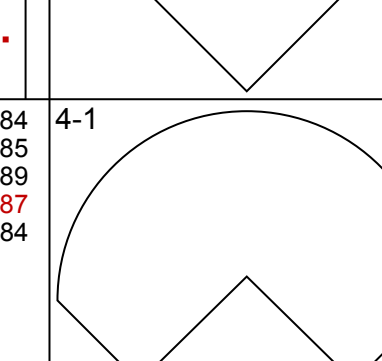
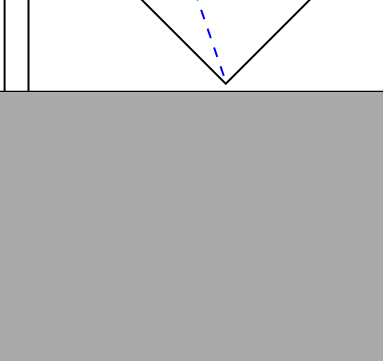
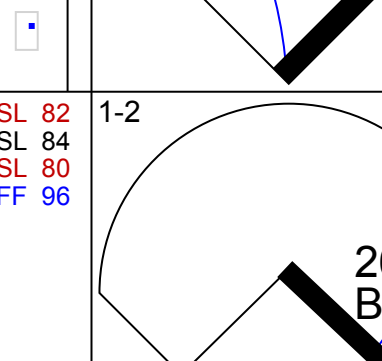
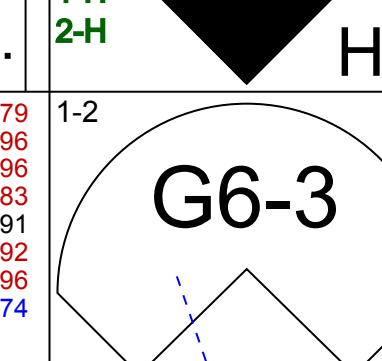
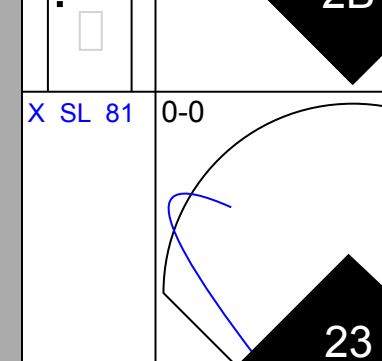
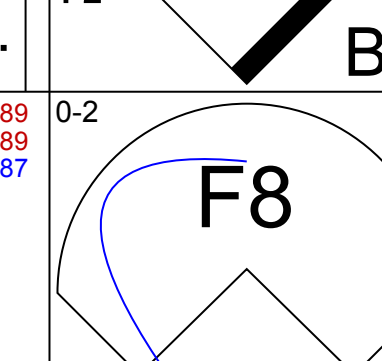
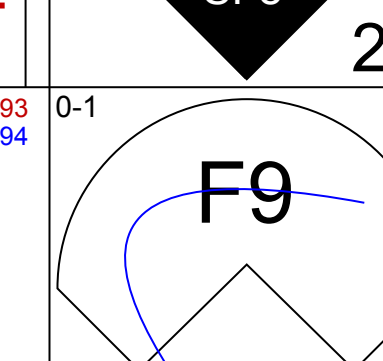
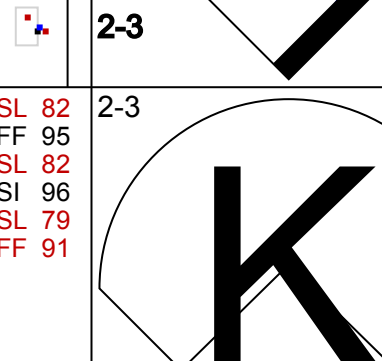
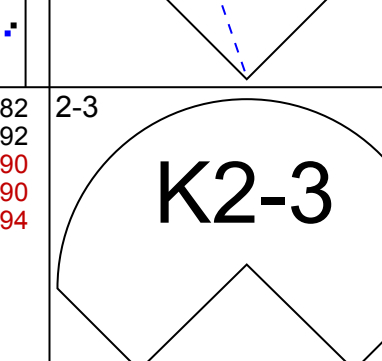
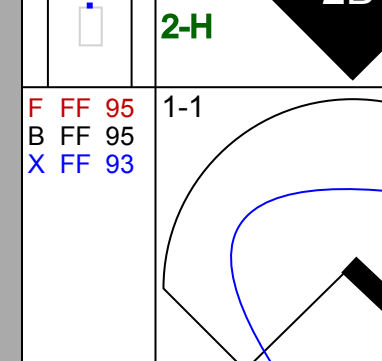
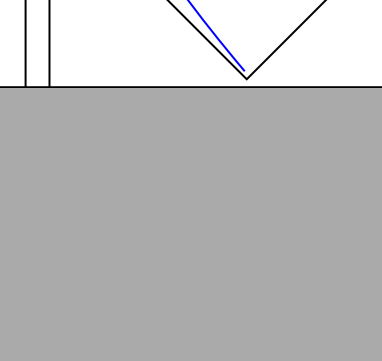
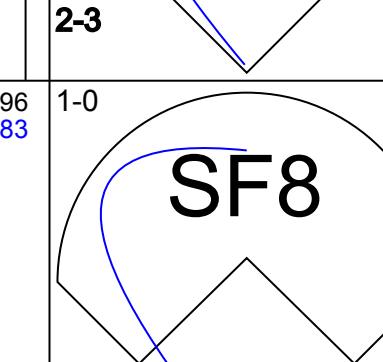
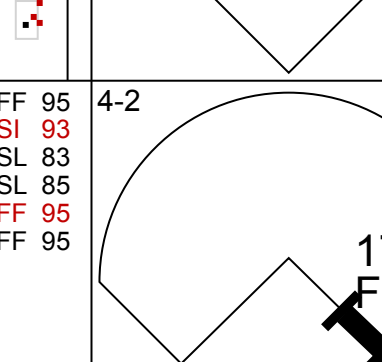
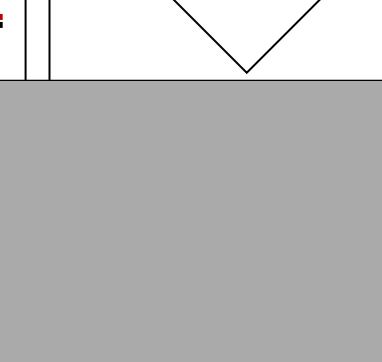
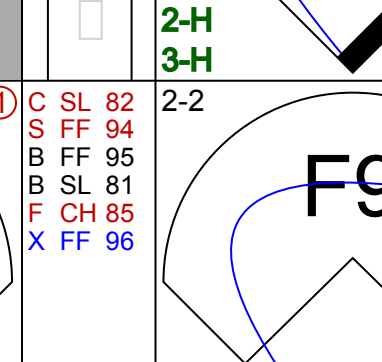
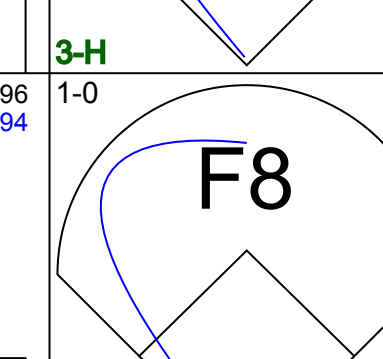
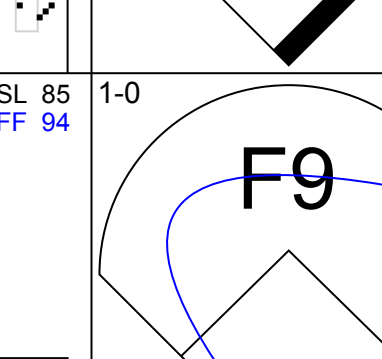

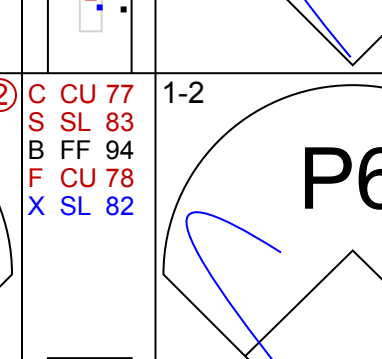

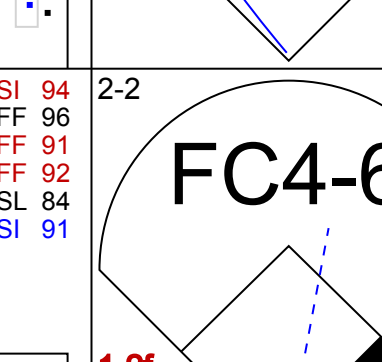
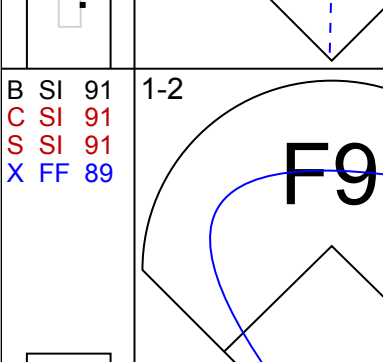
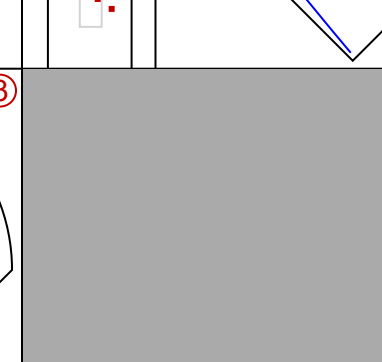

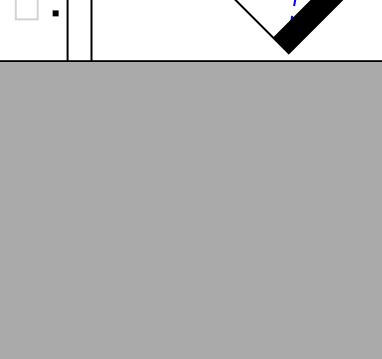
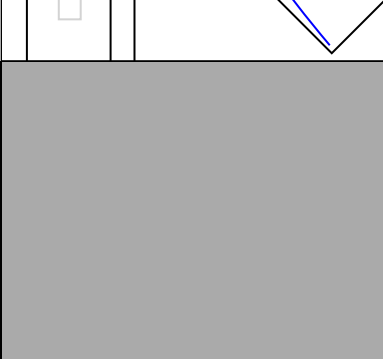
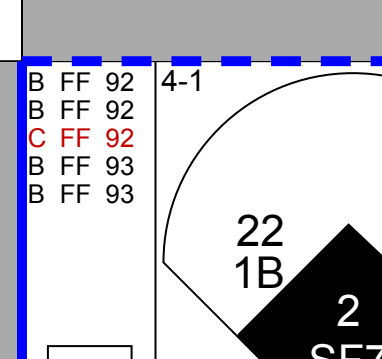
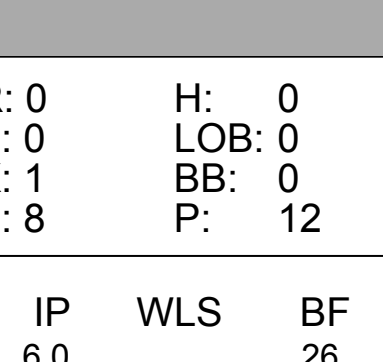
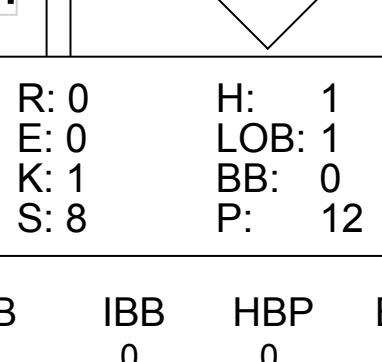
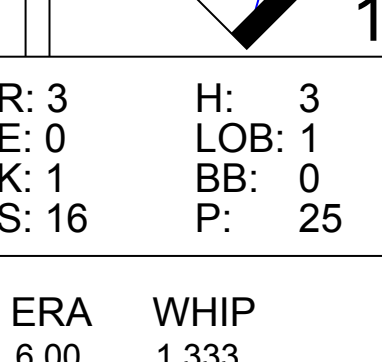
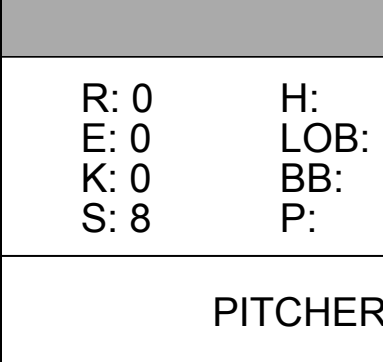
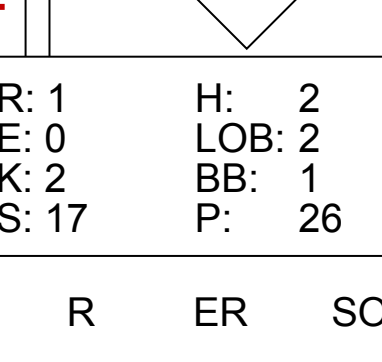









| Batter | 1 | 2 | 3 | 4 | 5 | 6 | 7 | 8 | 9 | AB | R | H | RBI | BB | SO | LOB | BOTTOM | | | | | | | |
|---|---|---|---|---|---|---|---|---|---|---|---|---|---|---|---|---|---|---|---|---|---|---|---|---|
| 22 Jason Heyward, L OBP: 0.341, SLG: 0.390 | | | | | | | | | | 3 | 0 | 0 | 0 | 1 | 0 | 1 | | | | | | | | |
| 8 Justin Upton, R OBP: 0.358, SLG: 0.486 | | | | | | | | | | 4 | 0 | 0 | 0 | 0 | 0 | 1 | | | | | | | | |
| 5 Freddie Freeman, L OBP: 0.389, SLG: 0.471 | | | | | | | | | | 4 | 0 | 1 | 0 | 0 | 0 | 0 | | | | | | | | |
| 24 Evan Gattis, R OBP: 0.302, SLG: 0.489 | | | | | | | | | | 3 | 0 | 1 | 0 | 1 | 1 | 0 | | | | | | | | |
| 23 Chris Johnson, R OBP: 0.376, SLG: 0.472 | | | | | | | | | | 1 | 0 | 0 | 0 | 0 | 1 | 2 | | | | | | | | |
| 4 Paul Janish, R | | | | | | | | | | 3 | 0 | 0 | 0 | 0 | 1 | 1 | | | | | | | | |
| 26 Dan Uggla, R OBP: 0.308, SLG: 0.394 | | | | | | | | | | 3 | 0 | 0 | 0 | 0 | 2 | 0 | | | | | | | | |
| 2 B.J. Upton, R OBP: 0.277, SLG: 0.311 | | | | | | | | | | 3 | 0 | 0 | 0 | 0 | 2 | 0 | | | | | | | | |
| 19 Andrelton Simmons, R OBP: 0.289, SLG: 0.365 | | | | | | | | | | 2 | 0 | 1 | 0 | 1 | 0 | 0 | | | | | | | | |
| 58 Alex Wood, R | | | | | | | | | | 2 | 0 | 0 | 0 | 0 | 2 | 1 | | | | | | | | |
| 48 David Carpenter, R | | | | | | | | | | 0 | 0 | 0 | 0 | 0 | 0 | 0 | | | | | | | | |
| 43 Luis Avilan, L | | | | | | | | | | 0 | 0 | 0 | 0 | 0 | 0 | 0 | | | | | | | | |
| 16 Brian McCann, L | | | | | | | | | | 1 | 0 | 0 | 0 | 0 | 1 | 1 | | | | | | | | |
| 52 Jordan Walden, R | | | | | | | | | | 0 | 0 | 0 | 0 | 0 | 0 | 0 | | | | | | | | |
| 38 Anthony Varvaro, R | | | | | | | | | | 0 | 0 | 0 | 0 | 0 | 0 | 0 | | | | | | | | |
| Inning Stats | R: 0 K: 1 S: 7 | H: 1 LOB: 2 BB: 1 P: 13 | R: 0 E: 0 K: 3 S: 11 | H: 0 LOB: 1 BB: 1 P: 19 | R: 0 E: 0 K: 0 S: 6 | H: 0 LOB: 0 BB: 1 P: 10 | R: 0 E: 0 K: 2 S: 8 | H: 0 LOB: 0 BB: 0 P: 13 | R: 0 E: 0 K: 2 S: 9 | H: 0 LOB: 0 BB: 0 P: 16 | R: 0 E: 0 K: 0 S: 7 | H: 0 LOB: 0 BB: 0 P: 13 | R: 0 E: 0 K: 0 S: 6 | H: 0 LOB: 0 BB: 0 P: 6 | R: 0 E: 0 K: 1 S: 6 | H: 1 LOB: 1 BB: 0 P: 10 | R: 0 E: 0 K: 1 S: 8 | H: 1 LOB: 1 BB: 0 P: 12 | 1B: 3 2B: 0 3B: 0 HR: 0 | SF: 0 SAC: 0 DP: 1 HBP: 0 | WP: 1 PB: 0 CS: 0 | PA: 32 | | |
| PITCHER | IP WLS BF H R ER SO BB IBB HBP BLK WP HR S P ERA WHIP | IP WLS BF H R ER SO BB IBB HBP BLK WP HR S P ERA WHIP | IP WLS BF H R ER SO BB IBB HBP BLK WP HR S P ERA WHIP | IP WLS BF H R ER SO BB IBB HBP BLK WP HR S P ERA WHIP | IP WLS BF H R ER SO BB IBB HBP BLK WP HR S P ERA WHIP | IP WLS BF H R ER SO BB IBB HBP BLK WP HR S P ERA WHIP | IP WLS BF H R ER SO BB IBB HBP BLK WP HR S P ERA WHIP | IP WLS BF H R ER SO BB IBB HBP BLK WP HR S P ERA WHIP | IP WLS BF H R ER SO BB IBB HBP BLK WP HR S P ERA WHIP | IP WLS BF H R ER SO BB IBB HBP BLK WP HR S P ERA WHIP | IP WLS BF H R ER SO BB IBB HBP BLK WP HR S P ERA WHIP | IP WLS BF H R ER SO BB IBB HBP BLK WP HR S P ERA WHIP | IP WLS BF H R ER SO BB IBB HBP BLK WP HR S P ERA WHIP | IP WLS BF H R ER SO BB IBB HBP BLK WP HR S P ERA WHIP | IP WLS BF H R ER SO BB IBB HBP BLK WP HR S P ERA WHIP | IP WLS BF H R ER SO BB IBB HBP BLK WP HR S P ERA WHIP | IP WLS BF H R ER SO BB IBB HBP BLK WP HR S P ERA WHIP | IP WLS BF H R ER SO BB IBB HBP BLK WP HR S P ERA WHIP | IP WLS BF H R ER SO BB IBB HBP BLK WP HR S P ERA WHIP | IP WLS BF H R ER SO BB IBB HBP BLK WP HR S P ERA WHIP | IP WLS BF H R ER SO BB IBB HBP BLK WP HR S P ERA WHIP | IP WLS BF H R ER SO BB IBB HBP BLK WP HR S P ERA WHIP | IP WLS BF H R ER SO BB IBB HBP BLK WP HR S P ERA WHIP | IP WLS BF H R ER SO BB IBB HBP BLK WP HR S P ERA WHIP |

Miami Marlins @ Atlanta Braves
Turner Field, Atlanta, GA
Sat Aug 10 2013, 7:12 PM - 10:35 PM EDT
Att: 42,177 - Cloudy - 86 F

AB 29
R 0
H 3
RBI 0
BB 3
SO 10
LOB 7



| Batter | 1 | 2 | 3 | 4 | 5 | 6 | 7 | 8 | 9 | AB | R | H | RBI | BB | SO | LOB | TOP | | | | | |
|-----------------------------------|---|---|---|--|--|---|---|---|---|----------------------------------|-------------------------------|----------------------------------|------------------------------|----------------------------------|-------------------------------|----------------------------------|--|----------------------------------|----------------------------------|------------------------------------|----------------------------------|--------|
| 21 Christian Yelich, L (1.7) |  |  | | |  | | |  | | 4 | 0 | 0 | 0 | 0 | 2 | 1 | Miami Marlins @ Atlanta Braves Turner Field, Atlanta, GA Sun Aug 11 2013, 1:39 PM - 4:43 PM EDT Att: 32,881 - Partly Cloudy - 90 F | | | | | |
| 3 Adeiny Hechavarria, R (1.6) |  | |  | |  | | |  | | 4 | 0 | 0 | 0 | 0 | 2 | 1 | | | | | | |
| 27 Giancarlo Stanton, R (1.9) |  | |  | | |  | |  | | 3 | 1 | 0 | 0 | 1 | 1 | 1 | | | | | | |
| 30 Placido Polanco, R (1.5) | |  |  | | |  | |  | | 4 | 0 | 1 | 0 | 0 | 0 | 1 | | | | | | |
| 59 Ed Lucas, R (1.3) | |  | |  | |  | | |  | 3 | 1 | 2 | 1 | 0 | 0 | 0 | | | | | | |
| 17 Donovan Solano, R (1.4) |  | | |  | |  | | |  | 4 | 0 | 0 | 0 | 0 | 1 | 3 | | | | | | |
| 23 Jake Marisnick, R (1.8) |  | | |  | | |  | |  | 4 | 1 | 1 | 1 | 0 | 0 | 1 | | | | | | |
| 46 Koyie Hill, S (1.2) |  | | |  | | |  | | | 3 | 1 | 1 | 0 | 0 | 0 | 1 | | | | | | |
| 37 Henderson Alvarez III, R (1.1) |  | | | |  | |  | | | 2 | 0 | 1 | 2 | 0 | 1 | 0 | | | | | | |
| 20 Justin Ruggiano, R (7. PH) | | | | | | | | | | 1 | 0 | 0 | 0 | 0 | 0 | 0 | | | | | | |
| 43 Dan Jennings, L (7. 1) | | | | | | | | | | 0 | 0 | 0 | 0 | 0 | 0 | 0 | | | | | | |
| 44 AJ Ramos, R (7. 1) | | | | | | | | | | 0 | 0 | 0 | 0 | 0 | 0 | 0 | | | | | | |
| 57 Steve Ames, R (8. 1) | | | | | | | | | | 0 | 0 | 0 | 0 | 0 | 0 | 0 | | | | | | |
| Inning Stats | R: 0 E: 0 K: 2 S: 8 | H: 0 LOB: 0 BB: 0 P: 11 | R: 3 E: 0 K: 2 S: 15 | H: 4 LOB: 1 BB: 0 P: 20 | R: 0 E: 0 K: 1 S: 10 | H: 0 LOB: 0 BB: 0 P: 14 | R: 0 E: 0 K: 0 S: 10 | H: 1 LOB: 1 BB: 0 P: 14 | R: 0 E: 0 K: 1 S: 7 | H: 0 LOB: 0 BB: 0 P: 11 | R: 1 E: 0 K: 0 S: 10 | H: 1 LOB: 0 BB: 1 P: 19 | R: 0 E: 0 K: 0 S: 7 | H: 0 LOB: 0 BB: 0 P: 11 | R: 0 E: 0 K: 1 S: 18 | H: 0 LOB: 1 BB: 2 P: 25 | R: 0 E: 0 K: 0 S: 12 | H: 0 LOB: 0 BB: 0 P: 15 | 1B: 4 2B: 3 3B: 0 HR: 0 | SF: 1 SAC: 0 DP: 1 HBP: 0 | WP: 0 PB: 0 SB: 0 CS: 0 | PA: 34 |
| PITCHER | IP WLS BF H R ER SO BB IBB HBP BLK WP HR S P ERA WHIP | | | | | | | | | | | | | | | | | | | | | |
| 36 Mike Minor, L (1. 1) | 7.0 W 27 6 4 4 6 1 0 0 0 0 0 0 67 100 5.14 1.000 | | | | | | | | | | | | | | | | | | | | | |
| 43 Luis Avilan, L (8. 1) | 1.0 4 0 0 0 1 0 0 0 0 0 0 0 18 25 0.00 0.000 | | | | | | | | | | | | | | | | | | | | | |
| 38 Anthony Varvaro, R (9. 1) | 1.0 3 0 0 0 0 0 0 0 0 0 0 0 12 15 0.00 0.000 | | | | | | | | | | | | | | | | | | | | | |

| Batter | 1 | 2 | 3 | 4 | 5 | 6 | 7 | 8 | 9 | AB | R | H | RBI | BB | SO | LOB | BOTTOM | | | |
|------------------------------------|---|---|---|---|--|---|---|---|-------------------------------|----------------------------------|------------------------------|----------------------------------|-------------------------------|----------------------------------|-------------------------------|----------------------------------|--|------------------------------------|----------------------------------|--------|
| 22 Jason Heyward, L (1.9) |  | |  | |  | |  |  | | 5 | 2 | 4 | 1 | 0 | 0 | 0 | Miami Marlins @ Atlanta Braves Turner Field, Atlanta, GA Sun Aug 11 2013, 1:39 PM - 4:43 PM EDT Att: 32,881 - Partly Cloudy - 90 F | | | |
| 8 Justin Upton, R (1.7) |  | |  | |  | |  |  | | 3 | 0 | 0 | 0 | 0 | 1 | 3 | | | | |
| 2 B.J. Upton, R (5. FR) |  | | | |  | |  |  | | 1 | 1 | 0 | 1 | 0 | 1 | 1 | | | | |
| 5 Freddie Freeman, L (1.3) |  | | |  |  | |  |  | | 3 | 2 | 2 | 3 | 2 | 0 | 0 | | | | |
| 24 Evan Gattis, R (1.2) | |  | |  |  | |  |  | | 5 | 2 | 3 | 1 | 0 | 0 | 3 | | | | |
| 23 Chris Johnson, R (1.5) |  | | |  |  | |  | | | 4 | 0 | 1 | 2 | 0 | 2 | 4 | | | | |
| 38 Anthony Varvaro, R (9. 1) |  | | |  |  | |  | | | 0 | 0 | 0 | 0 | 0 | 0 | 0 | | | | |
| 26 Dan Uggla, R (1.4) |  | | |  | |  |  | | | 2 | 0 | 0 | 1 | 1 | 0 | 1 | | | | |
| 19 Andrelton Simmons, R (1.6) |  | | |  | |  |  | | | 4 | 0 | 0 | 0 | 0 | 0 | 4 | | | | |
| 17 Jordan Schafer, L (1.8) |  | |  | |  | |  |  | | 4 | 1 | 1 | 0 | 0 | 0 | 3 | | | | |
| 36 Mike Minor, R (1.1) | | | | |  | |  |  | | 2 | 0 | 1 | 0 | 0 | 1 | 0 | | | | |
| 25 Joey Teroslavich, S (7. PH) | | | | | | |  |  | | 0 | 1 | 0 | 0 | 1 | 0 | 0 | | | | |
| 43 Luis Avilan, L (8. 1) | | | | | | |  |  | | 0 | 0 | 0 | 0 | 0 | 0 | 0 | | | | |
| 4 Paul Janish, R (9. 5) | | | | | | |  |  | | 1 | 0 | 0 | 0 | 0 | 1 | 1 | | | | |
| Inning Stats | R: 0 E: 0 K: 1 S: 8 | H: 0 LOB: 0 BB: 0 P: 12 | R: 1 E: 0 K: 0 S: 6 | H: 1 LOB: 0 BB: 0 P: 10 | R: 0 E: 0 K: 1 S: 8 | H: 1 LOB: 1 BB: 0 P: 12 | R: 0 E: 0 K: 1 S: 15 | H: 2 LOB: 3 BB: 1 P: 25 | R: 3 E: 0 K: 1 S: 16 | H: 3 LOB: 1 BB: 0 P: 25 | R: 0 E: 0 K: 0 S: 8 | H: 0 LOB: 0 BB: 0 P: 13 | R: 4 E: 0 K: 0 S: 19 | H: 3 LOB: 1 BB: 2 P: 33 | R: 1 E: 0 K: 2 S: 17 | H: 2 LOB: 2 BB: 1 P: 26 | 1B: 7 2B: 4 3B: 0 HR: 1 | SF: 2 SAC: 0 DP: 0 HBP: 0 | WP: 0 PB: 0 SB: 1 CS: 0 | PA: 40 |
| PITCHER | IP WLS BF H R ER SO BB IBB HBP BLK WP HR S P ERA WHIP | | | | | | | | | | | | | | | | | | | |
| 37 Henderson Alvarez III, R (1. 1) | 6.0 L 2 1 2 2 0 1 0 0 0 0 0 0 5 10 " " 6.00 1.333 | | | | | | | | | | | | | | | | | | | |
| 43 Dan Jennings, L (7. 1) | 0.0 2 1 2 2 0 1 0 0 0 0 0 0 5 10 " " " " 0.00 0.000 | | | | | | | | | | | | | | | | | | | |
| 44 AJ Ramos, R (7. 1) | 1.0 6 2 2 2 0 0 1 0 0 0 0 0 14 23 18.00 2.000 | | | | | | | | | | | | | | | | | | | |
| 57 Steve Ames, R (8. 1) | 1.0 6 2 1 1 2 1 0 0 0 0 0 0 17 26 9.00 3.000 | | | | | | | | | | | | | | | | | | | |

| Batter | 1 | 2 | 3 | 4 | 5 | 6 | 7 | 8 | 9 | AB | R | H | RBI | BB | SO | LOB | TOP | | | | | | | | | | |
|---|--------------------------------------|---------------------------------|--------------------------------------|-----------------------------------|--------------------------------------|----------------------------------|---------------------------------------|----------------------------------|--------------------------------------|----------------------------------|---------------------------------------|----------------------------------|---------------------------------------|----------------------------------|---------------------------------------|----------------------------------|--|----------------------------------|----------------------------------|------------------------------------|-------------------------|--------|--|--|--|--|--|
| 21 Christian Yelich, L OBP: 0.318, SLG: 0.373 | G3-1 | | FC4-6 | | F7 | | 1B | | K | 5 | 0 | 1 | 0 | 0 | 1 | 1 | Miami Marlins @ Kansas City Royals Kauffman Stadium, Kansas City, MO Mon Aug 12 2013, 7:11 PM - 10:15 PM CDT Att: 15,956 - Partly Cloudy - 83 F | | | | | | | | | | |
| 17 Donovan Solano, R OBP: 0.304, SLG: 0.316 | L4 | | | 2B | | G6-3 | P3 | | 1B | 5 | 0 | 2 | 0 | 0 | 0 | 1 | | | | | | | | | | | |
| 27 Giancarlo Stanton, R OBP: 0.353, SLG: 0.443 | P2 | | | G1-3 | | E8 | BB | | K | 4 | 1 | 1 | 0 | 1 | 1 | 2 | | | | | | | | | | | |
| 5 Logan Morrison, L OBP: 0.368, SLG: 0.441 | | P3 | | BB | | 2B | BB | | L8 | 3 | 1 | 1 | 1 | 2 | 0 | 1 | | | | | | | | | | | |
| 59 Ed Lucas, R OBP: 0.306, SLG: 0.308 | F9 | | | G1-3 | | K | F7 | | | 4 | 0 | 0 | 0 | 0 | 1 | 6 | | | | | | | | | | | |
| 29 Greg Dobbs, L OBP: 0.307, SLG: 0.310 | K | | | HBP | | E9 | 2B | | 2B | 3 | 0 | 2 | 1 | 0 | 1 | 0 | | | | | | | | | | | |
| 3 Adeiny Hechavarria, R OBP: 0.273, SLG: 0.311 | | | 1B | G5-3 | | BB | | | L5 | 3 | 0 | 1 | 0 | 1 | 0 | 4 | | | | | | | | | | | |
| 23 Jake Marisnick, R OBP: 0.214, SLG: 0.239 | | | 1B | | | K | F8 | | K | 4 | 0 | 1 | 0 | 0 | 2 | 3 | | | | | | | | | | | |
| 6 Jeff Mathis, R OBP: 0.268, SLG: 0.278 | FC3-6 | | FC3-6 | G6-3 | | K | G6-3 | | G6-3 | 4 | 0 | 0 | 0 | 0 | 1 | 2 | | | | | | | | | | | |
| Inning Stats | R: 0 H: 0 E: 0 K: 0 S: 6 | H: 0 LOB: 0 BB: 0 P: 8 | R: 0 H: 0 E: 0 K: 1 S: 7 | H: 0 LOB: 0 BB: 10 P: 10 | R: 0 H: 2 E: 0 K: 0 S: 7 | H: 2 LOB: 1 BB: 0 P: 11 | R: 0 H: 1 E: 0 K: 0 S: 16 | H: 1 LOB: 3 BB: 1 P: 28 | R: 0 H: 0 E: 0 K: 1 S: 9 | H: 0 LOB: 0 BB: 0 P: 12 | R: 2 H: 3 E: 2 K: 1 S: 15 | H: 3 LOB: 2 BB: 2 P: 25 | R: 0 H: 1 E: 0 K: 1 S: 14 | H: 1 LOB: 3 BB: 2 P: 25 | R: 0 H: 1 E: 0 K: 1 S: 11 | H: 1 LOB: 1 BB: 0 P: 19 | R: 0 H: 1 E: 0 K: 2 S: 10 | H: 1 LOB: 1 BB: 0 P: 13 | 1B: 5 2B: 4 3B: 0 HR: 0 | SF: 0 SAC: 0 DP: 0 HBP: 1 | WP: 0 PB: 0 CS: 0 | PA: 40 | | | | | |
| PITCHER | IP | WLS | BF | H | R | ER | SO | BB | IBB | HBP | BLK | WP | HR | S | P | ERA | WHIP | | | | | | | | | | |
| 22 Wade Davis, R ERA: 5.29 | 6.0 | W | 26 | 6 | 2 | 2 | 3 | 2 | 0 | 1 | 0 | 0 | 0 | 60 | 94 | 3.00 | 1.333 | | | | | | | | | | |
| 31 Louis Coleman, R ERA: | 0.2 | H | 4 | 1 | 0 | 0 | 1 | 1 | 0 | 0 | 0 | 0 | 0 | 9 | 16 | 0.00 | 3.000 | | | | | | | | | | |
| 55 Tim Collins, L ERA: 4.1 | 0.1 | H | 2 | 0 | 0 | 0 | 1 | 1 | 0 | 0 | 0 | 0 | 0 | 5 | 9 | 0.00 | 3.000 | | | | | | | | | | |
| 40 Kelvin Herrera, R ERA: 4.07 | 1.0 | | 4 | 1 | 0 | 0 | 1 | 0 | 0 | 0 | 0 | 0 | 0 | 11 | 19 | 0.00 | 1.000 | | | | | | | | | | |
| 44 Luke Hochevar, R ERA: 1.72 | 1.0 | | 4 | 1 | 0 | 0 | 2 | 0 | 0 | 0 | 0 | 0 | 0 | 10 | 13 | 0.00 | 1.000 | | | | | | | | | | |

| Batter | 1 | 2 | 3 | 4 | 5 | 6 | 7 | 8 | 9 | AB | R | H | RBI | BB | SO | LOB | BOTTOM | | | | | | | | | | |
|--|--------------------------------------|----------------------------------|--------------------------------------|----------------------------------|--------------------------------------|----------------------------------|---------------------------------------|----------------------------------|---------------------------------------|----------------------------------|---------------------------------------|----------------------------------|---------------------------------------|----------------------------------|--------------------------------------|---------------------------------|--|----------------------------------|----------------------------------|------------------------------------|-------------------------|--------|--|--|--|--|--|
| 7 David Lough, L OBP: 0.322, SLG: 0.437 | F8 | | BB | | 1B | 1B | | | | 3 | 0 | 2 | 1 | 1 | 0 | 0 | Miami Marlins @ Kansas City Royals Kauffman Stadium, Kansas City, MO Mon Aug 12 2013, 7:11 PM - 10:15 PM CDT Att: 15,956 - Partly Cloudy - 83 F | | | | | | | | | | |
| 35 Eric Hosmer, L OBP: 0.339, SLG: 0.436 | P5 | | F7 | | F7 | G4-6-3 | | | | 4 | 0 | 0 | 0 | 0 | 0 | 4 | | | | | | | | | | | |
| 16 Billy Butler, R OBP: 0.380, SLG: 0.429 | G6-3 | | | G5-3 | 1B | | HR | | | 4 | 1 | 2 | 1 | 0 | 0 | 0 | | | | | | | | | | | |
| 13 Salvador Perez, R OBP: 0.307, SLG: 0.377 | | G5-3 | | G6-3 | | F9 | K | | | 4 | 0 | 0 | 0 | 0 | 1 | 2 | | | | | | | | | | | |
| 8 Mike Moustakas, L OBP: 0.290, SLG: 0.367 | G3-1 | | | | K | | G1-6-3 | | | 2 | 1 | 1 | 0 | 0 | 0 | 0 | | | | | | | | | | | |
| 21 Jamey Carroll, R OBP: 0.280, SLG: 0.259 | | | | 1B | | | | | | 2 | 0 | 0 | 0 | 0 | 1 | 2 | | | | | | | | | | | |
| 27 Justin Maxwell, R OBP: 0.337, SLG: 0.460 | P4 | | | 3B | | F9 | G5-3 | | | 4 | 1 | 1 | 1 | 0 | 0 | 0 | | | | | | | | | | | |
| 17 Chris Getz, L OBP: 0.291, SLG: 0.293 | | G4-3 | | 1B | | 1B | | | | 4 | 1 | 3 | 1 | 0 | 0 | 0 | | | | | | | | | | | |
| 2 Alcides Escobar, R OBP: 0.273, SLG: 0.317 | | F8 | | 1B | | 1B | | | | 4 | 1 | 2 | 1 | 0 | 0 | 1 | | | | | | | | | | | |
| 1 Jarrod Dyson, L OBP: 0.323, SLG: 0.405 | | | BB | G4-3 | | 1B | | | | 3 | 1 | 1 | 1 | 1 | 0 | 2 | | | | | | | | | | | |
| Inning Stats | R: 0 H: 0 E: 0 K: 0 S: 5 | H: 0 LOB: 0 BB: 0 P: 10 | R: 0 H: 0 E: 0 K: 0 S: 9 | H: 0 LOB: 2 BB: 0 P: 13 | R: 0 H: 0 E: 0 K: 0 S: 9 | H: 0 LOB: 2 BB: 2 P: 20 | R: 2 H: 4 E: 0 K: 1 S: 16 | H: 4 LOB: 2 BB: 0 P: 20 | R: 0 H: 2 E: 0 K: 1 S: 10 | H: 2 LOB: 0 BB: 0 P: 13 | R: 3 H: 4 E: 0 K: 0 S: 18 | H: 4 LOB: 0 BB: 0 P: 30 | R: 1 H: 1 E: 0 K: 1 S: 12 | H: 1 LOB: 0 BB: 0 P: 19 | R: 0 H: 1 E: 0 K: 0 S: 7 | H: 1 LOB: 0 BB: 0 P: 8 | R: 0 H: 1 E: 0 K: 2 S: 10 | H: 1 LOB: 0 BB: 0 P: 13 | 1B: 9 2B: 1 3B: 2 HR: 1 | SF: 0 SAC: 0 DP: 2 HBP: 0 | WP: 0 PB: 0 CS: 0 | PA: 36 | | | | | |
| PITCHER | IP | WLS | BF | H | R | ER | SO | BB | IBB | HBP | BLK | WP | HR | S | P | ERA | WHIP | | | | | | | | | | |
| 34 Tom Koehler, R ERA: 4.62 | 5.1 | L | 27 | 9 | 5 | 5 | 1 | 2 | 0 | 0 | 0 | 0 | 0 | 60 | 95 | 8.44 | 2.062 | | | | | | | | | | |
| 43 Dan Jennings, L ERA: 4.0 | 0.2 | | 2 | 1 | 0 | 0 | 0 | 0 | 0 | 0 | 0 | 0 | 0 | 7 | 11 | 0.00 | 1.500 | | | | | | | | | | |
| 58 Ryan Webb, R ERA: 2.95 | 2.0 | | 7 | 2 | 1 | 1 | 1 | 0 | 0 | 0 | 0 | 0 | 1 | 19 | 27 | 4.50 | 1.000 | | | | | | | | | | |

Miami Marlins @ Kansas City Royals
 Kauffman Stadium, Kansas City, MO
 Mon Aug 12 2013, 7:11 PM - 10:15 PM CDT
 Att: 15,956 - Partly Cloudy - 83 F

livebaseballscorecards.com

AB 35
 R 2
 H 9
 RBI 2
 BB 4
 SO 7
 LOB 20



Miami Marlins @ Kansas City Royals
 Kauffman Stadium, Kansas City, MO
 Mon Aug 12 2013, 7:11 PM - 10:15 PM CDT
 Att: 15,956 - Partly Cloudy - 83 F

livebaseballscorecards.com


AB 34
 R 6
 H 12
 RBI 6
 BB 2
 SO 2
 LOB 11



| Batter | 1 | 2 | 3 | 4 | 5 | 6 | 7 | 8 | 9 | 10 | AB | R | H | RBI | BB | SO | LOB | TOP | |
|---|---|--|---|---|--|--|---|---|--|---|-------------------------------|----------------------------------|-------------------------------|----------------------------------|-------------------------------|----------------------------------|----------------------------------|------------------------------------|--|
| 21 Christian Yelich, L OBP: 0.344, SLG: 0.391 | (1, 7) C SI 82 0-2 X SI 85 | | B SL 82 4-0 B CH 78 B SI 84 B SI 84 | | B SL 80 1-1 C SL 80 X SL 82 | | | S SI 96 2-1 B SI 97 B SI 84 X SI 95 | | B CH 88 1-1 C CH 88 X CH 90 | 4 | 0 | 3 | 1 | 1 | 0 | 1 | | |
| 59 Ed Lucas, R OBP: 0.300, SLG: 0.301 | (1, 3) F SI 84 0-1 1 SAFE 1 SAFE X SL 82 | | C CU 76 1-3 F SI 86 1 SAFE S SI 83 F FF 87 | | B FF 85 2-2 B SL 82 B SI 81 X FF 86 | | | B SI 95 2-3 1 SAFE B SI 94 B SI 95 B SI 94 F SI 84 F SI 84 S SI 84 | | S SI 96 1-3 1 SAFE F FF 100 F FF 98 1 SAFE S SI 96 | 5 | 0 | 0 | 0 | 0 | 3 | 4 | | |
| 27 Giancarlo Stanton, R OBP: 0.351, SLG: 0.439 | (1, 9) S FF 87 1-2 1 SAFE B SI 85 S SI 82 X FF 88 | | B CU 74 3-2 C CH 77 F FF 96 C CU 75 B SI 83 B SI 83 X SL 83 | | B CU 75 1-0 C SI 77 | | | B SI 86 2-3 B SI 85 B SI 85 F FF 97 C SI 85 F FF 97 | | C SI 86 1-3 B SI 98 F FF 98 F CH 87 | 5 | 0 | 1 | 0 | 0 | 2 | 3 | | |
| 5 Logan Morrison, L OBP: 0.365, SLG: 0.436 | (1, 10) C SI 86 0-2 F FF 88 X FF 86 | | X SI 85 0-0 | | C SI 81 1-1 B SI 86 X SL 82 | | | B SI 86 2-2 C FF 97 B SI 88 B SI 88 X SL 87 | | B SI 86 1-1 C FF 97 B SI 88 X SL 87 | 4 | 0 | 1 | 0 | 0 | 0 | 2 | | |
| 30 Placido Polanco, R OBP: 0.308, SLG: 0.294 | | C SI 83 2-2 F SI 86 B SI 83 B SI 83 X SL 83 | | C CH 76 2-2 F SI 86 C CU 75 B SI 86 X SL 83 | | | C SI 85 1-1 B SI 85 X SI 85 | | C FF 95 1-1 B SI 88 X FF 95 | | 3 | 0 | 0 | 0 | 0 | 0 | 1 | | |
| 17 Donovan Solano, R OBP: 0.303, SLG: 0.311 | | B SL 82 4-0 B CH 76 B SI 84 B FF 83 | | C SI 85 1-1 B SI 85 X SL 82 | | | B CU 75 1-3 C SI 74 F FF 87 S FF 86 | | B SI 88 2-3 F FF 88 B SI 88 S SI 89 | | 3 | 0 | 0 | 0 | 1 | 2 | 2 | | |
| 3 Adeiny Hechavarría, R OBP: 0.273, SLG: 0.309 | | C FF 86 0-1 X CU 74 | | B CU 72 1-0 X CH 76 | | | B CU 74 4-2 F SI 83 B SI 85 B SI 85 F FF 84 B SI 84 B SI 80 | | C SI 86 0-1 X SL 88 | | 3 | 0 | 0 | 0 | 1 | 0 | 2 | | |
| 23 Jake Marisnick, R OBP: 0.230, SLG: 0.243 | | F SI 86 1-2 1 SAFE B SI 88 B SI 88 F FF 88 F SI 88 F SI 88 | | C CH 76 0-3 F SI 83 S FF 88 | | C CU 74 1-2 F SI 87 F SI 87 X CU 73 | | 1 SAFE 1 SAFE 1 SAFE S CH 76 F SI 85 F SI 85 F SI 87 S CH 77 | | F SI 86 1-2 B SI 99 F SI 99 C CH 86 H SI 98 | | 3 | 1 | 1 | 0 | 0 | 2 | 1 | |
| 6 Jeff Mathis, R OBP: 0.262, SLG: 0.271 | | C FF 88 2-3 F SI 87 B CH 76 C SI 86 S FF 86 | | C FF 88 1-3 F SI 87 D CH 76 F CH 77 1 SAFE S FF 87 | | | B SI 96 1-0 X SI 95 | | L CH 87 1-3 C CH 86 B SI 98 C SI 98 | | 4 | 0 | 0 | 0 | 0 | 3 | 2 | | |
| Inning Stats | R: 0 E: 0 K: 0 S: 11 | H: 1 LOB: 1 BB: 0 P: 12 | R: 0 E: 0 K: 0 S: 12 | H: 0 LOB: 0 BB: 1 P: 20 | R: 0 E: 0 K: 3 S: 10 | H: 0 LOB: 1 BB: 1 P: 17 | R: 0 E: 0 K: 1 S: 10 | H: 1 LOB: 1 BB: 0 P: 14 | R: 0 E: 0 K: 2 S: 12 | H: 0 LOB: 0 BB: 1 P: 19 | R: 0 E: 0 K: 1 S: 11 | H: 1 LOB: 1 BB: 0 P: 18 | R: 0 E: 0 K: 1 S: 10 | H: 1 LOB: 1 BB: 0 P: 15 | R: 1 E: 0 K: 3 S: 15 | H: 1 LOB: 1 BB: 0 P: 20 | 1B: 6 2B: 0 3B: 0 HR: 0 | SF: 0 SAC: 1 DP: 0 HBP: 1 | WP: 0 PA: 40 PB: 0 SB: 3 CS: 1 |
| PITCHER | IP 7.0 | WLS 26 | BF 3 | H 0 | R 0 | ER 0 | SO 6 | BB 3 | IBB 0 | HBP 0 | BLK 0 | WP 0 | HR 0 | S 71 | P 107 | ERA 0.00 | WHIP 0.857 | | |
| 52 Bruce Chen, L ERA: 1.62 | (1, 1) | 7.0 | 26 | 3 | 0 | 0 | 6 | 3 | 0 | 0 | 0 | 0 | 0 | 71 | 107 | 0.00 | 0.857 | | |
| 43 Aaron Crow, R ERA: 2.82 | (8, 1) | 1.0 | 4 | 1 | 0 | 0 | 2 | 0 | 0 | 0 | 0 | 0 | 0 | 11 | 18 | 0.00 | 1.000 | | |
| 56 Greg Holland, R ERA: 1.53 | (9, 1) | 1.0 | 4 | 1 | 0 | 0 | 1 | 0 | 0 | 0 | 0 | 0 | 0 | 10 | 15 | 0.00 | 1.000 | | |
| 40 Kelvin Herrera, R ERA: 4.19 | (10, 1) | 1.0 | L | 5 | 1 | 1 | 3 | 0 | 0 | 1 | 0 | 0 | 0 | 15 | 20 | 9.00 | 1.000 | | |

Miami Marlins @ Kansas City Royals
Kauffman Stadium, Kansas City, MO
Tue Aug 13 2013, 7:11 PM - 9:57 PM CDT
Att: 21,092 - Overcast - 77 F

| | |
|-----|----|
| AB | 34 |
| R | 1 |
| H | 6 |
| RBI | 1 |
| BB | 3 |
| SO | 12 |
| LOB | 18 |



| Batter | 1 | 2 | 3 | 4 | 5 | 6 | 7 | 8 | 9 | 10 | AB | R | H | RBI | BB | SO | LOB | BOTTOM | | | | | |
|---|--|----------------------------------|---|----------------------------------|---|-----------------------------------|------------------------------|--|------------------------------|----------------------------------|------------------------------|----------------------------------|-------------------------------|----------------------------------|-------------------------------|----------------------------------|------------------------------|----------------------------------|------------------------------|---------------------------------|----------------------------------|------------------------------------|--|
| 17 Chris Getz, L OBP: 0.284, SLG: 0.286 | (1, 4) C FF 93 0-1 X SI 92 | | C FF 96 0-1 X SI 96 | | | C FF 95 1-1 C CH 89 X CH 89 | | B FF 94 1-2 F SI 94 F SI 94 F SI 94 X SL 86 | | | 4 | 0 | 0 | 0 | 0 | 0 | 0 | | | | | | |
| 35 Eric Hosmer, L OBP: 0.336, SLG: 0.432 | (1, 3) S FF 95 1-2 F SI 97 F SI 81 F FF 96 | | C CH 88 2-2 B SI 88 B SI 81 C FF 96 X CU 83 | | | C CU 82 0-3 S SI 91 | | B SI 86 2-1 B SI 86 B SI 86 X SL 86 | | | 4 | 0 | 0 | 0 | 0 | 2 | 0 | | | | | | |
| 16 Billy Butler, R OBP: 0.361, SLG: 0.428 | (1, 10) C FF 96 1-2 B SI 88 F FF 82 F FF 96 | | | | B FF 88 2-2 B SI 84 B SI 84 X FF 98 | | | B CU 81 4-2 C CU 81 B SI 84 B SI 84 C CU 82 B SI 86 | | | 3 | 0 | 1 | 0 | 1 | 0 | 0 | | | | | | |
| 4 Alex Gordon, L OBP: 0.336, SLG: 0.422 | (1, 7) B CU 79 3-1 D CU 80 B SI 96 C CU 80 X FF 95 | | | | B SI 88 1-1 C CU 81 X FF 97 | | | B CH 89 2-2 B SI 84 B SI 84 C SI 91 | | | 4 | 0 | 0 | 0 | 0 | 2 | 2 | | | | | | |
| 7 David Lough, L OBP: 0.317, SLG: 0.430 | (1, 9) C FF 94 0-1 X SI 94 | | | | C CU 81 0-1 X CU 81 | | | B SI 82 2-1 S CH 88 B SI 85 X FF 95 | | | 4 | 0 | 0 | 0 | 0 | 1 | 1 | | | | | | |
| 2 Alteides Escobar, R OBP: 0.275, SLG: 0.319 | (1, 6) F FF 94 0-2 B SI 94 F SI 96 X CU 83 | | | | C FF 94 1-1 X CU 82 | | | S FF 97 1-2 B SI 97 F SI 92 X FF 96 | | | 4 | 0 | 2 | 0 | 0 | 0 | 0 | | | | | | |
| 26 George Kottaras, L OBP: 0.382, SLG: 0.429 | (1, 2) B SI 95 2-1 C CU 80 B CH 89 X FF 95 | | | | B FF 93 2-3 C CU 80 C FF 96 B CH 89 S CU 84 | | | C CU 82 1-2 C SI 83 X CU 83 | | | 3 | 0 | 1 | 0 | 0 | 1 | 2 | | | | | | |
| 13 Salvador Perez, R OBP: 0.307, SLG: 0.376 | (10, 2) | | | | | | | | | | | 1 | 0 | 0 | 0 | 0 | 1 | | | | | | |
| 21 Jamey Carroll, R OBP: 0.275, SLG: 0.254 | (1, 5) C FF 97 0-1 X FF 97 | | | | | | | | | | | 4 | 0 | 0 | 0 | 1 | 2 | | | | | | |
| 1 Jarrod Dyson, L OBP: 0.318, SLG: 0.398 | (1, 8) C FF 92 0-3 C SI 82 F CU 82 S CU 82 | | | | | | | | | | | 2 | 0 | 0 | 0 | 0 | 2 | | | | | | |
| 27 Justin Maxwell, R OBP: 0.335, SLG: 0.457 | (8, PH) (9, 9) | | | | | | | | | | | 1 | 0 | 0 | 0 | 1 | 0 | | | | | | |
| Inning Stats | R: 0 E: 0 K: 1 S: 10 | H: 1 LOB: 1 BB: 0 P: 15 | R: 0 E: 0 K: 0 S: 10 | H: 1 LOB: 1 BB: 0 P: 12 | R: 0 E: 0 K: 1 S: 9 | H: 0 LOB: 0 BB: 1 P: 11 | R: 0 E: 0 K: 0 S: 7 | H: 0 LOB: 0 BB: 0 P: 10 | R: 0 E: 0 K: 1 S: 7 | H: 0 LOB: 0 BB: 0 P: 12 | R: 0 E: 0 K: 2 S: 9 | H: 0 LOB: 0 BB: 0 P: 11 | R: 0 E: 0 K: 1 S: 13 | H: 1 LOB: 2 BB: 1 P: 23 | R: 0 E: 0 K: 2 S: 12 | H: 0 LOB: 0 BB: 0 P: 16 | R: 0 E: 0 K: 1 S: 8 | H: 0 LOB: 0 BB: 0 P: 11 | R: 0 E: 0 K: 0 S: 6 | H: 1 LOB: 1 BB: 0 P: 9 | 1B: 4 2B: 0 3B: 0 HR: 0 | SF: 0 SAC: 0 DP: 0 HBP: 0 | WP: 0 PA: 35 PB: 0 SB: 0 CS: 0 |
| PITCHER | IP 7.0 | WLS 25 | BF 3 | H 0 | R 0 | ER 0 | SO 6 | BB 1 | IBB 0 | HBP 0 | BLK 0 | WP 0 | HR 0 | S 65 | P 94 | ERA 0.00 | WHIP 0.571 | | | | | | |
| 16 José Fernández, R ERA: 2.45 | (1, 1) | 7.0 | 25 | 3 | 0 | 0 | 6 | 1 | 0 | 0 | 0 | 0 | 0 | 65 | 94 | 0.00 | 0.571 | | | | | | |
| 40 Mike Dunn, L ERA: 2.86 | (8, 1) | 1.1 | 4 | 0 | 0 | 0 | 2 | 0 | 0 | 0 | 0 | 0 | 0 | 14 | 20 | 0.00 | 0.000 | | | | | | |
| 50 Chad Qualls, R ERA: 2.98 | (9, 1) | 0.2 | W | 2 | 0 | 0 | 1 | 0 | 0 | 0 | 0 | 0 | 0 | 6 | 7 | 0.00 | 0.000 | | | | | | |
| 31 Steve Cishek, R ERA: 2.91 | (10, 1) | 1.0 | S | 4 | 1 | 0 | 0 | 0 | 0 | 0 | 0 | 0 | 0 | 6 | 9 | 0.00 | 1.000 | | | | | | |

Miami Marlins @ Kansas City Royals
Kauffman Stadium, Kansas City, MO
Tue Aug 13 2013, 7:11 PM - 9:57 PM CDT
Att: 21,092 - Overcast - 77 F

| | |
|-----|----|
| AB | 34 |
| R | 0 |
| H | 4 |
| RBI | 0 |
| BB | 1 |
| SO | 9 |
| LOB | 8 |



| Batter | 1 | 2 | 3 | 4 | 5 | 6 | 7 | 8 | 9 | AB | R | H | RBI | BB | SO | LOB | TOP | | | | | |
|--|---|---|--------------------------------------|---|--------------------------------------|---|---------------------------------------|---|--------------------------------------|---|---------------------------------------|---|--------------------------------------|---|---------------------------------------|---|--|-----------------------------------|-----------------------------------|----------------------------------|--------|-------|
| 21 Christian Yelich, L OBP: 0.337, SLG: 0.374 | F8 | | G4-3 | | G3 | | E5 17 G4-3 5 G3 | | 17 1B 5 1B | 4 | 2 | 0 | 0 | 1 | 0 | 1 | Miami Marlins @ Kansas City Royals Kauffman Stadium, Kansas City, MO Wed Aug 14 2013, 1:11 PM - 4:09 PM CDT Att: 17,760 - Sunny - 78 F | | | | | |
| 17 Donovan Solano, R OBP: 0.306, SLG: 0.313 | F9 | | 1B | | L8 | | G4-3 | | 5 1B 1-3 2-H | 5 | 0 | 2 | 2 | 0 | 0 | 1 | | | | | | |
| 5 Logan Morrison, L OBP: 0.366, SLG: 0.435 | 1B | | G3 | | G4-3 | | G3 | | 1-2 | 5 | 0 | 2 | 2 | 0 | 0 | 1 | | | | | | |
| 30 Placido Polanco, R OBP: 0.307, SLG: 0.292 | 1B | | | | K | | G6-3 | | 3-H | 5 | 0 | 1 | 0 | 0 | 1 | 2 | | | | | | |
| 29 Greg Dobbs, L OBP: 0.309, SLG: 0.309 | G4-3 | | | | 23 1B 3 BB | | | | L8 | 4 | 0 | 1 | 0 | 1 | 1 | 4 | | | | | | |
| 3 Adonis Hecchavarria, R OBP: 0.273, SLG: 0.369 | K | | | | 23 1B 20 BB | | K | | F8 | 3 | 1 | 0 | 0 | 1 | 2 | 1 | | | | | | |
| 23 Jake Marisnick, R OBP: 0.244, SLG: 0.257 | G6-3 | | | | 20 1B 2-H | | | | K | 4 | 0 | 2 | 0 | 0 | 1 | 0 | | | | | | |
| 20 Justin Ruggiano, R OBP: 0.279, SLG: 0.359 | | | | | 46 CS 1B | | F8 | | | 4 | 1 | 3 | 1 | 0 | 0 | 2 | | | | | | |
| 46 Koyie Hill, S OBP: 0.429, SLG: 0.571 | CS | | F7 | | L8 | | | | SH3-4 17 1B | 3 | 1 | 1 | 0 | 0 | 0 | 2 | | | | | | |
| Inning Stats | R: 0 H: 2 E: 0 K: 0 S: 11 | H: 1 R: 1 ER: 0 LOB: 2 BB: 0 P: 13 | R: 0 H: 1 E: 0 K: 1 S: 8 | H: 1 R: 1 ER: 0 LOB: 1 BB: 0 P: 10 | R: 0 H: 1 E: 0 K: 0 S: 9 | H: 1 R: 1 ER: 0 LOB: 2 BB: 1 P: 13 | R: 1 H: 3 E: 0 K: 1 S: 22 | H: 3 R: 2 ER: 0 LOB: 2 BB: 1 P: 32 | R: 0 H: 0 E: 0 K: 1 S: 7 | H: 1 R: 0 ER: 0 LOB: 2 BB: 0 P: 19 | R: 2 H: 1 E: 1 K: 0 S: 14 | H: 1 R: 0 ER: 0 LOB: 0 BB: 0 P: 20 | R: 0 H: 0 E: 0 K: 1 S: 7 | H: 0 R: 0 ER: 0 LOB: 0 BB: 0 P: 10 | R: 2 H: 3 E: 0 K: 1 S: 13 | H: 3 R: 2 ER: 0 LOB: 2 BB: 1 P: 20 | | 1B: 11 2B: 1 3B: 0 HR: 0 | SF: 0 2B: 1 3B: 0 HBP: 0 | WP: 1 PB: 0 SB: 0 CS: 1 | PA: 42 | |
| PITCHER | IP WLS BF H R ER SO BB IBB HBP BLK WP HR S P ERA WHIP | IP WLS BF H R ER SO BB IBB HBP BLK WP HR S P ERA WHIP | PITCHER | | | | | | | | | | | | | | | | | | | |
| 54 Ervin Santana, R ERA: 3.19 | 6.0 | L | 26 | 8 | 1 | 1 | 3 | 2 | 0 | 0 | 0 | 0 | 0 | 0 | 0 | 0 | 1 | 0 | 68 | 99 | 1.50 | 1.667 |
| 55 Tim Collins, L ERA: 4.01 | 1.0 | L | 5 | 1 | 2 | 0 | 0 | 0 | 0 | 0 | 0 | 0 | 0 | 0 | 0 | 0 | 0 | 0 | 14 | 20 | 0.00 | 1.000 |
| 44 Luke Hochevar, R ERA: 2.02 | 2.0 | | 10 | 3 | 2 | 2 | 2 | 0 | 1 | 0 | 0 | 0 | 0 | 0 | 0 | 0 | 0 | 0 | 20 | 30 | 9.00 | 1.500 |

| Batter | 1 | 2 | 3 | 4 | 5 | 6 | 7 | 8 | 9 | AB | R | H | RBI | BB | SO | LOB | BOTTOM | | | | | |
|--|---|---|--------------------------------------|---|--------------------------------------|--|--------------------------------------|---|---------------------------------------|---|--------------------------------------|---|--------------------------------------|--|---------------------------------------|---|--|---|----------------------------------|-----------------------------------|----------------------------------|--------|
| 7 David Lough, L OBP: 0.315, SLG: 0.423 | F8 | | G4-3 | | F9 | | | | K2-3 | 4 | 0 | 0 | 1 | 1 | 1 | 4 | Miami Marlins @ Kansas City Royals Kauffman Stadium, Kansas City, MO Wed Aug 14 2013, 1:11 PM - 4:09 PM CDT Att: 17,760 - Sunny - 78 F | | | | | |
| 35 Eric Hosmer, L OBP: 0.337, SLG: 0.436 | FC3-6 13 1B | | G4-3 | | F7 | | L4 | | | 5 | 1 | 2 | 0 | 0 | 0 | 6 | | | | | | |
| 16 Billy Butler, R OBP: 0.393, SLG: 0.427 | FC3-6 4 BB | | G5-3 | | FC6-4 4 1B | | F8 | | | 3 | 0 | 1 | 0 | 2 | 0 | 0 | | | | | | |
| 27 Justin Maxwell, R OBP: 0.335, SLG: 0.457 | FC3-6 13 1B | | G1-3 | | FC6-4 2 FC6-4 | | P3 | | | 5 | 0 | 0 | 0 | 0 | 1 | 5 | | | | | | |
| 4 Alex Gordon, L OBP: 0.333, SLG: 0.417 | FC3-6 13 1B | | G1-3 | | F7 | | G6-3 | | | 4 | 0 | 1 | 1 | 0 | 0 | 1 | | | | | | |
| 13 Salvador Perez, R OBP: 0.306, SLG: 0.375 | 1B | | G1-3 | | F7 | | G6-3 | | | 4 | 0 | 1 | 1 | 0 | 0 | 1 | | | | | | |
| 2 Alcides Escobar, R OBP: 0.273, SLG: 0.316 | F8 | | G6-3 | | FC6-4 | | | | K | 4 | 0 | 0 | 0 | 0 | 1 | 3 | | | | | | |
| 17 Chris Getz, L OBP: 0.294, SLG: 0.284 | | | 23 CS 7 BB | | 23 E 7 G4-3 7 BB | | | | G3-1 | 1 | 1 | 0 | 0 | 3 | 0 | 0 | | | | | | |
| 23 Elliot Johnson, S OBP: 0.218, SLG: 0.241 | G4-3 | | E6 7 G4-3 1 S | | | | | | F8 | 4 | 0 | 0 | 0 | 0 | 1 | 3 | | | | | | |
| 1 Jarrod Dyson, L OBP: 0.331, SLG: 0.400 | 35 WP 7 S 1B | | 7 G4-3 7 BB | | | | | | G3 | 2 | 0 | 1 | 0 | 2 | 0 | 0 | | | | | | |
| Inning Stats | R: 1 H: 2 E: 0 K: 0 S: 7 | H: 1 R: 2 ER: 0 LOB: 2 BB: 1 P: 17 | R: 0 H: 1 E: 0 K: 0 S: 7 | H: 1 R: 2 ER: 0 LOB: 2 BB: 2 P: 20 | R: 0 H: 0 E: 0 K: 0 S: 4 | H: 0 R: 2 ER: 0 LOB: 0 BB: 0 P: 5 | R: 1 H: 0 E: 1 K: 0 S: 8 | H: 0 R: 1 ER: 0 LOB: 2 BB: 2 P: 23 | R: 0 H: 1 E: 0 K: 0 S: 13 | H: 1 R: 0 ER: 0 LOB: 1 BB: 0 P: 20 | R: 0 H: 0 E: 0 K: 1 S: 6 | H: 0 R: 0 ER: 0 LOB: 2 BB: 2 P: 16 | R: 0 H: 0 E: 0 K: 0 S: 7 | H: 0 R: 0 ER: 0 LOB: 0 BB: 0 P: 9 | R: 0 H: 0 E: 0 K: 1 S: 11 | H: 0 R: 0 ER: 0 LOB: 0 BB: 0 P: 18 | R: 0 H: 1 E: 0 K: 2 S: 12 | H: 1 R: 2 ER: 0 LOB: 2 BB: 1 P: 22 | 1B: 3 2B: 2 3B: 0 HR: 0 | SF: 0 2B: 2 3B: 0 HBP: 0 | WP: 1 PB: 0 SB: 0 CS: 1 | PA: 40 |
| PITCHER | IP WLS BF H R ER SO BB IBB HBP BLK WP HR S P ERA WHIP | IP WLS BF H R ER SO BB IBB HBP BLK WP HR S P ERA WHIP | PITCHER | | | | | | | | | | | | | | | | | | | |
| 33 Jacob Turner, R ERA: 2.89 | 5.0 | | 25 | 4 | 2 | 1 | 0 | 6 | 0 | 0 | 0 | 0 | 0 | 0 | 0 | 0 | 1 | 0 | 39 | 89 | 1.80 | 2.000 |
| 43 Dan Jennings, L ERA: 3.86 | 1.0 | W | 4 | 0 | 0 | 0 | 1 | 1 | 0 | 0 | 0 | 0 | 0 | 0 | 0 | 0 | 0 | 0 | 6 | 12 | 0.00 | 1.000 |
| 44 AJ Ramos, R ERA: 3.27 | 2.0 | H | 6 | 0 | 0 | 0 | 1 | 0 | 0 | 0 | 0 | 0 | 0 | 0 | 0 | 0 | 0 | 0 | 18 | 27 | 0.00 | 0.000 |
| 31 Steve Cishek, R ERA: 2.85 | 1.0 | S | 5 | 1 | 0 | 0 | 2 | 1 | 0 | 0 | 0 | 0 | 0 | 0 | 0 | 0 | 0 | 0 | 12 | 22 | 0.00 | 2.000 |

Miami Marlins @ Kansas City Royals
 Kauffman Stadium, Kansas City, MO
 Wed Aug 14 2013, 1:11 PM - 4:09 PM CDT
 Att: 17,760 - Sunny - 78 F

| | |
|-----|----|
| AB | 37 |
| R | 5 |
| H | 12 |
| RBI | 5 |
| BB | 3 |
| SO | 5 |
| LOB | 14 |



Miami Marlins @ Kansas City Royals
 Kauffman Stadium, Kansas City, MO
 Wed Aug 14 2013, 1:11 PM - 4:09 PM CDT
 Att: 17,760 - Sunny - 78 F

| | |
|-----|----|
| AB | 32 |
| R | 2 |
| H | 5 |
| RBI | 2 |
| BB | 8 |
| SO | 4 |
| LOB | 22 |



| Batter | 1 | 2 | 3 | 4 | 5 | 6 | 7 | 8 | 9 | AB | R | H | RBI | BB | SO | LOB | TOP | | | | |
|--|---|---|---|---|---|---|---|---|---|---|---|---|---|---|---|---|--|---|---|---|---|
| 19 Marco Scutaro, R OBP: 0.362, SLG: 0.379 46 Santiago Casilla, R OBP: 0.167, SLG: 0.167 75 Barry Zito, L OBP: 0.167, SLG: 0.167 | | | | | | | | | | 5 | 2 | 3 | 0 | 0 | 0 | 1 | San Francisco Giants @ Miami Marlins Marlins Park, Miami, FL Fri Aug 16 2013, 7:14 PM - 10:54 PM EDT Att: 26,166 - Roof Closed - 79 F | | | | |
| 35 Brandon Crawford, L OBP: 0.333, SLG: 0.397 | | | | | | | | | | 6 | 2 | 2 | 0 | 0 | 2 | 4 | | | | | |
| 9 Brandon Belt, L OBP: 0.354, SLG: 0.488 | | | | | | | | | | 6 | 4 | 4 | 1 | 0 | 0 | 1 | | | | | |
| 8 Hunter Pence, R OBP: 0.328, SLG: 0.457 | | | | | | | | | | 6 | 3 | 3 | 5 | 0 | 0 | 2 | | | | | |
| 48 Pablo Sandoval, S OBP: 0.321, SLG: 0.385 | | | | | | | | | | 4 | 1 | 4 | 3 | 2 | 0 | 0 | | | | | |
| 29 Héctor Sánchez, S OBP: 0.288, SLG: 0.333 | | | | | | | | | | 6 | 1 | 1 | 3 | 0 | 3 | 7 | | | | | |
| 22 Roger Kieschnick, L OBP: 0.286, SLG: 0.263 | | | | | | | | | | 6 | 1 | 1 | 0 | 0 | 0 | 6 | | | | | |
| 7 Grégor Blanco, L OBP: 0.318, SLG: 0.324 | | | | | | | | | | 4 | 0 | 1 | 1 | 1 | 0 | 0 | | | | | |
| 57 Chad Gaudin, R OBP: 0.111, SLG: 0.140 50 Jose Mijares, L ERA: 3.98 23 Jeff Francoeur, R ERA: 4.34 43 Sandy Rosario, R ERA: 4.34 13 Joaquin Arias, R OBP: 0.336, SLG: 0.333 | | | | | | | | | | 3 | 0 | 0 | 0 | 0 | 3 | 3 | | | | | |
| Inning Stats | R: 4 E: 0 K: 2 S: 29 | H: 4 LOB: 2 BB: 1 P: 42 | R: 3 E: 1 K: 0 S: 14 | H: 3 LOB: 1 BB: 0 P: 19 | R: 0 E: 0 K: 1 S: 9 | H: 1 LOB: 1 BB: 0 P: 12 | R: 5 E: 0 K: 2 S: 20 | H: 6 LOB: 1 BB: 0 P: 31 | R: 0 E: 0 K: 0 S: 4 | H: 0 LOB: 0 BB: 0 P: 8 | R: 2 E: 0 K: 1 S: 14 | H: 3 LOB: 2 BB: 1 P: 23 | R: 0 E: 0 K: 1 S: 10 | H: 0 LOB: 1 BB: 0 P: 11 | R: 0 E: 0 K: 0 S: 8 | H: 1 LOB: 2 BB: 1 P: 12 | | 1B: 11 2B: 4 3B: 3 HR: 1 | SF: 0 SAC: 0 DP: 0 HBP: 1 | WP: 1 PB: 0 SB: 0 CS: 0 | PA: 52 |
| PITCHER | IP WLS BF H R ER SO BB IBB HBP BLK WP HR S P ERA WHIP | IP WLS BF H R ER SO BB IBB HBP BLK WP HR S P ERA WHIP | IP WLS BF H R ER SO BB IBB HBP BLK WP HR S P ERA WHIP | IP WLS BF H R ER SO BB IBB HBP BLK WP HR S P ERA WHIP | IP WLS BF H R ER SO BB IBB HBP BLK WP HR S P ERA WHIP | IP WLS BF H R ER SO BB IBB HBP BLK WP HR S P ERA WHIP | IP WLS BF H R ER SO BB IBB HBP BLK WP HR S P ERA WHIP | IP WLS BF H R ER SO BB IBB HBP BLK WP HR S P ERA WHIP | IP WLS BF H R ER SO BB IBB HBP BLK WP HR S P ERA WHIP | IP WLS BF H R ER SO BB IBB HBP BLK WP HR S P ERA WHIP | IP WLS BF H R ER SO BB IBB HBP BLK WP HR S P ERA WHIP | IP WLS BF H R ER SO BB IBB HBP BLK WP HR S P ERA WHIP | IP WLS BF H R ER SO BB IBB HBP BLK WP HR S P ERA WHIP | IP WLS BF H R ER SO BB IBB HBP BLK WP HR S P ERA WHIP | IP WLS BF H R ER SO BB IBB HBP BLK WP HR S P ERA WHIP | IP WLS BF H R ER SO BB IBB HBP BLK WP HR S P ERA WHIP | IP WLS BF H R ER SO BB IBB HBP BLK WP HR S P ERA WHIP | IP WLS BF H R ER SO BB IBB HBP BLK WP HR S P ERA WHIP | IP WLS BF H R ER SO BB IBB HBP BLK WP HR S P ERA WHIP | IP WLS BF H R ER SO BB IBB HBP BLK WP HR S P ERA WHIP | IP WLS BF H R ER SO BB IBB HBP BLK WP HR S P ERA WHIP |


| | |
|-----|----|
| AB | 48 |
| R | 14 |
| H | 19 |
| RBI | 13 |
| BB | 3 |
| SO | 8 |
| LOB | 24 |




| Batter | 1 | 2 | 3 | 4 | 5 | 6 | 7 | 8 | 9 | AB | R | H | RBI | BB | SO | LOB | BOTTOM | | | | | |
|---|---|---|---|---|---|---|---|---|---|---|---|---|---|---|---|---|--|---|---|---|---|---|
| 21 Christian Yelich, L OBP: 0.346, SLG: 0.392 | | | | | | | | | | 6 | 1 | 3 | 1 | 0 | 2 | 0 | San Francisco Giants @ Miami Marlins Marlins Park, Miami, FL Fri Aug 16 2013, 7:14 PM - 10:54 PM EDT Att: 26,166 - Roof Closed - 79 F | | | | | |
| 17 Donovan Solano, R OBP: 0.315, SLG: 0.320 | | | | | | | | | | 5 | 1 | 3 | 2 | 1 | 1 | 1 | | | | | | |
| 27 Giancarlo Stanton, R OBP: 0.350, SLG: 0.435 | | | | | | | | | | 5 | 0 | 1 | 0 | 1 | 1 | 6 | | | | | | |
| 5 Logan Morrison, L OBP: 0.365, SLG: 0.434 | | | | | | | | | | 5 | 1 | 1 | 2 | 1 | 1 | 6 | | | | | | |
| 30 Placido Polanco, R OBP: 0.308, SLG: 0.292 59 Ed Lucas, R OBP: 0.300, SLG: 0.301 | | | | | | | | | | 4 | 0 | 1 | 1 | 0 | 1 | 4 | | | | | | |
| 3 Aedyn Hachavarría, R OBP: 0.274, SLG: 0.368 | | | | | | | | | | 4 | 1 | 1 | 0 | 1 | 0 | 1 | | | | | | |
| 23 Jake Marisnick, R OBP: 0.150, SLG: 0.105 43 Dan Jennings, L ERA: 2.95 49 Arquimedes Caminero, R ERA: 4.34 29 Greg Dobbs, L OBP: 0.307, SLG: 0.307 50 Chad Qualls, R ERA: 2.91 | | | | | | | | | | 1 | 0 | 0 | 0 | 1 | 1 | 0 | | | | | | |
| 6 Jeff Mathis, R OBP: 0.266, SLG: 0.270 | | | | | | | | | | 4 | 1 | 1 | 0 | 1 | 1 | 5 | | | | | | |
| 24 Nathan Eovaldi, R OBP: 0.150, SLG: 0.105 58 Ryan Webb, R OBP: 1.000, SLG: 1.000 20 Justin Ruggiano, R OBP: 0.284, SLG: 0.387 9 Juan Pierre, L OBP: 0.286, SLG: 0.302 | | | | | | | | | | 1 | 1 | 1 | 0 | 0 | 0 | 0 | | | | | | |
| Inning Stats | R: 0 E: 0 K: 1 S: 8 | H: 2 LOB: 1 BB: 0 P: 13 | R: 0 E: 0 K: 2 S: 10 | H: 0 LOB: 0 BB: 0 P: 14 | R: 4 E: 1 K: 1 S: 18 | H: 6 LOB: 3 BB: 1 P: 36 | R: 1 E: 0 K: 1 S: 14 | H: 2 LOB: 2 BB: 1 P: 22 | R: 4 E: 0 K: 2 S: 22 | H: 4 LOB: 2 BB: 2 P: 41 | R: 0 E: 0 K: 0 S: 11 | H: 1 LOB: 1 BB: 0 P: 17 | R: 0 E: 0 K: 0 S: 10 | H: 0 LOB: 1 BB: 1 P: 19 | R: 0 E: 0 K: 1 S: 10 | H: 0 LOB: 2 BB: 1 P: 14 | | R: 1 E: 0 K: 1 S: 10 | H: 1 LOB: 1 BB: 1 P: 14 | 1B: 11 2B: 3 3B: 0 HR: 2 | SF: 0 SAC: 0 DP: 1 HBP: 1 | WP: 4 PB: 0 SB: 0 CS: 0 |
| PITCHER | IP WLS BF H R ER SO BB IBB HBP BLK WP HR S P ERA WHIP | IP WLS BF H R ER SO BB IBB HBP BLK WP HR S P ERA WHIP | IP WLS BF H R ER SO BB IBB HBP BLK WP HR S P ERA WHIP | IP WLS BF H R ER SO BB IBB HBP BLK WP HR S P ERA WHIP | IP WLS BF H R ER SO BB IBB HBP BLK WP HR S P ERA WHIP | IP WLS BF H R ER SO BB IBB HBP BLK WP HR S P ERA WHIP | IP WLS BF H R ER SO BB IBB HBP BLK WP HR S P ERA WHIP | IP WLS BF H R ER SO BB IBB HBP BLK WP HR S P ERA WHIP | IP WLS BF H R ER SO BB IBB HBP BLK WP HR S P ERA WHIP | IP WLS BF H R ER SO BB IBB HBP BLK WP HR S P ERA WHIP | IP WLS BF H R ER SO BB IBB HBP BLK WP HR S P ERA WHIP | IP WLS BF H R ER SO BB IBB HBP BLK WP HR S P ERA WHIP | IP WLS BF H R ER SO BB IBB HBP BLK WP HR S P ERA WHIP | IP WLS BF H R ER SO BB IBB HBP BLK WP HR S P ERA WHIP | IP WLS BF H R ER SO BB IBB HBP BLK WP HR S P ERA WHIP | IP WLS BF H R ER SO BB IBB HBP BLK WP HR S P ERA WHIP | IP WLS BF H R ER SO BB IBB HBP BLK WP HR S P ERA WHIP | IP WLS BF H R ER SO BB IBB HBP BLK WP HR S P ERA WHIP | IP WLS BF H R ER SO BB IBB HBP BLK WP HR S P ERA WHIP | IP WLS BF H R ER SO BB IBB HBP BLK WP HR S P ERA WHIP | IP WLS BF H R ER SO BB IBB HBP BLK WP HR S P ERA WHIP | IP WLS BF H R ER SO BB IBB HBP BLK WP HR S P ERA WHIP |

| | |
|-----|----|
| AB | 42 |
| R | 10 |
| H | 16 |
| RBI | 10 |
| BB | 6 |
| SO | 9 |
| LOB | 25 |



| Batter | 1 | 2 | 3 | 4 | 5 | 6 | 7 | 8 | 9 | AB | R | H | RBI | BB | SO | LOB | TOP | | | | | | | | | | |
|---|------------------------------|----------------------------------|------------------------------|----------------------------------|------------------------------|----------------------------------|-------------------------------|----------------------------------|------------------------------|----------------------------------|------------------------------|----------------------------------|------------------------------|---------------------------------|-------------------------------|----------------------------------|---|---|-------------------------------|----------------------------------|----------------------------------|------------------------------------|-------------------------|--------|--|--|--|
| 19 Marco Scutaro, R OBP: 0.359, SLG: 0.376 13 Joaquin Arias, R OBP: 0.302, SLG: 0.329 | G4-3 | | G4-6-3 | | F9 | | | K | G4-3 | 3 | 0 | 0 | 0 | 0 | 0 | 2 | San Francisco Giants @ Miami Marlins Marlins Park, Miami, FL Sat Aug 17 2013, 7:13 PM - 10:14 PM EDT Att: 24,653 - Roof Closed - 78 F | | | | | | | | | | |
| 35 Brandon Crawford, L OBP: 0.332, SLG: 0.393 | G5-3 | | | G4-3 | F7 | | | 28 BB 48 BB | G4-3 | 4 | 1 | 0 | 0 | 1 | 0 | | | | | | | | | | | | |
| 9 Brandon Belt, L OBP: 0.356, SLG: 0.485 | K | | | G4-3 | G3-1 | | | 48 BB 56 BB | | 2 | 2 | 0 | 0 | 2 | 1 | 0 | | | | | | | | | | | |
| 28 Buster Posey, R OBP: 0.377, SLG: 0.485 | | F8 | | 48 BB 22 BLK | 8 WP | | | 56 BB 48 BB | | 2 | 1 | 1 | 0 | 2 | 0 | 0 | | | | | | | | | | | |
| 8 Hunter Pence, R OBP: 0.326, SLG: 0.453 | K | | | K | | | | F7 | | 4 | 0 | 0 | 0 | 0 | 2 | 6 | | | | | | | | | | | |
| 48 Pablo Sandoval, S OBP: 0.323, SLG: 0.384 | G5-3 | | | 22 BLK 7 3B | | | | G4-3 | | 3 | 1 | 1 | 2 | 1 | 0 | 0 | | | | | | | | | | | |
| 22 Roger Kieschnick, L OBP: 0.299, SLG: 0.277 56 Andres Torres, S OBP: 0.295, SLG: 0.338 | | | 7 BB | 7 3B | | | | F8 | | 1 | 1 | 0 | 0 | 2 | 0 | 0 | | | | | | | | | | | |
| 7 Gregor Blanco, L OBP: 0.320, SLG: 0.331 | | | 19 G4-6-3 | 19 3B | | | | G5-3 | K | 4 | 0 | 2 | 2 | 0 | 1 | 3 | | | | | | | | | | | |
| 18 Matt Cain, R OBP: 0.091, SLG: 0.070 46 Santiago Casilla, R OBP: 0.251, SLG: 0.300 6 Brett Pill, R OBP: 0.251, SLG: 0.300 54 Sergio Romo, R OBP: 0.251, SLG: 0.300 | K | | K | P3 | | | | G6-3 | F7 | 3 | 0 | 0 | 0 | 0 | 1 | 3 | |  | | | | | | | | | |
| Inning Stats | R: 0 E: 0 K: 1 S: 9 | H: 0 LOB: 0 BB: 0 P: 13 | R: 0 E: 0 K: 1 S: 6 | H: 0 LOB: 0 BB: 0 P: 11 | R: 0 E: 0 K: 1 S: 8 | H: 1 LOB: 1 BB: 1 P: 16 | R: 4 E: 0 K: 1 S: 17 | H: 3 LOB: 1 BB: 2 P: 31 | R: 0 E: 0 K: 0 S: 7 | H: 0 LOB: 0 BB: 0 P: 10 | R: 0 E: 0 K: 0 S: 8 | H: 0 LOB: 0 BB: 0 P: 12 | R: 0 E: 0 K: 0 S: 5 | H: 0 LOB: 0 BB: 0 P: 8 | R: 2 E: 0 K: 2 S: 20 | H: 1 LOB: 3 BB: 4 P: 40 | | | R: 0 E: 0 K: 0 S: 10 | H: 0 LOB: 0 BB: 0 P: 13 | 1B: 4 2B: 0 3B: 1 HR: 0 | SF: 0 SAC: 0 DP: 2 HBP: 0 | WP: 1 PB: 0 CS: 0 | PA: 38 | | | |
| PITCHER | IP | WLS | BF | H | R | ER | SO | BB | IBB | HBP | BLK | WP | HR | S | P | ERA | WHIP | | | | | | | | | | |
| 37 Henderson Alvarez III, R ERA: 3.41 44 AJ Ramos, R ERA: 3.52 40 Mike Dunn, L ERA: 2.79 | 7.0 | L | 27 | 4 | 4 | 4 | 4 | 4 | 0 | 0 | 1 | 1 | 0 | 60 | 101 | 5.14 | 1.143 | | | | | | | | | | |

| Batter | 1 | 2 | 3 | 4 | 5 | 6 | 7 | 8 | 9 | AB | R | H | RBI | BB | SO | LOB | BOTTOM | | | | | | | | | | |
|---|------------------------------|----------------------------------|-------------------------------|----------------------------------|------------------------------|---------------------------------|-------------------------------|----------------------------------|-------------------------------|----------------------------------|-------------------------------|----------------------------------|------------------------------|----------------------------------|-------------------------------|----------------------------------|---|---|------------------------------|----------------------------------|----------------------------------|------------------------------------|-------------------------|--------|--|--|--|
| 21 Christian Yelich, L OBP: 0.352, SLG: 0.390 | G4-3 | | | 59 BB 27 BB | G3 | | | 5 2B 17 E | | 3 | 1 | 1 | 0 | 1 | 0 | 1 | San Francisco Giants @ Miami Marlins Marlins Park, Miami, FL Sat Aug 17 2013, 7:13 PM - 10:14 PM EDT Att: 24,653 - Roof Closed - 78 F | | | | | | | | | | |
| 17 Donovan Solano, R OBP: 0.314, SLG: 0.319 | G4-3 | | | K | | | 27 HR | FC6 5 2B | | 4 | 2 | 1 | 0 | 0 | 1 | 2 | | | | | | | | | | | |
| 27 Giancarlo Stanton, R OBP: 0.352, SLG: 0.444 | L8 | | | 59 BB | | | HR | K | | 3 | 1 | 1 | 2 | 1 | 1 | 2 | | | | | | | | | | | |
| 5 Logan Morrison, L OBP: 0.363, SLG: 0.436 | F8 | | | P3 | | | K | | | 4 | 0 | 1 | 2 | 0 | 1 | 2 | | | | | | | | | | | |
| 59 Ed Lucas, R OBP: 0.299, SLG: 0.297 | F9 | | | | | | K | | | 3 | 0 | 0 | 0 | 1 | 2 | 1 | | | | | | | | | | | |
| 3 Adelmir Hechavarria, R OBP: 0.272, SLG: 0.303 | F8 | | | G1-3 | | | K | F8 | | 4 | 0 | 0 | 0 | 0 | 1 | 4 | | | | | | | | | | | |
| 23 Jake Marisnick, R OBP: 0.250, SLG: 0.253 | | | | G6-3 | | | | L7 | | 4 | 0 | 1 | 0 | 0 | 0 | 0 | | | | | | | | | | | |
| 46 Koyie Hill, S OBP: 0.273, SLG: 0.364 | | | | G4-3 | | | | G3-1 | | 4 | 0 | 0 | 0 | 0 | 1 | 1 | | | | | | | | | | | |
| 37 Henderson Alvarez III, R ERA: 4.35 9 Juan Pierre, L OBP: 0.294, SLG: 0.438 44 AJ Ramos, R ERA: 1.95 40 Mike Dunn, L ERA: 2.79 29 Greg Dobbs, L OBP: 0.300, SLG: 0.306 | | | | G5-3 | | | | F7 | | 2 | 0 | 0 | 0 | 0 | 1 | 1 | |  | | | | | | | | | |
| Inning Stats | R: 0 E: 0 K: 0 S: 7 | H: 0 LOB: 0 BB: 0 P: 10 | R: 0 E: 0 K: 0 S: 10 | H: 0 LOB: 0 BB: 0 P: 12 | R: 0 E: 0 K: 0 S: 5 | H: 0 LOB: 0 BB: 0 P: 6 | R: 0 E: 0 K: 1 S: 21 | H: 1 LOB: 3 BB: 2 P: 38 | R: 0 E: 0 K: 1 S: 11 | H: 1 LOB: 1 BB: 0 P: 12 | R: 2 E: 0 K: 3 S: 16 | H: 2 LOB: 0 BB: 0 P: 23 | R: 0 E: 0 K: 0 S: 7 | H: 0 LOB: 0 BB: 0 P: 11 | R: 2 E: 1 K: 2 S: 15 | H: 1 LOB: 1 BB: 1 P: 24 | | | R: 0 E: 0 K: 1 S: 7 | H: 0 LOB: 0 BB: 0 P: 11 | 1B: 3 2B: 1 3B: 0 HR: 1 | SF: 0 SAC: 0 DP: 0 HBP: 0 | WP: 0 PB: 0 CS: 0 | PA: 36 | | | |
| PITCHER | IP | WLS | BF | H | R | ER | SO | BB | IBB | HBP | BLK | WP | HR | S | P | ERA | WHIP | | | | | | | | | | |
| 18 Matt Cain, R ERA: 4.35 46 Santiago Casilla, R ERA: 1.95 54 Sergio Romo, R ERA: 2.79 | 7.0 | W | 27 | 4 | 2 | 2 | 5 | 2 | 0 | 0 | 0 | 0 | 0 | 15 | 24 | 9.00 | 2.000 | | | | | | | | | | |

| Batter | 1 | 2 | 3 | 4 | 5 | 6 | 7 | 8 | 9 | AB | R | H | RBI | BB | SO | LOB | TOP | | | | | | | | | | |
|---|-------------------------------|----------------------------------|-------------------------------|----------------------------------|------------------------------|----------------------------------|------------------------------|----------------------------------|-------------------------------|----------------------------------|-------------------------------|----------------------------------|------------------------------|---------------------------------|------------------------------|----------------------------------|--|------------------------------------|----------------------------------|--------|--|--|--|--|--|--|--|
| 25 Carl Crawford, L (1,7) OBP: 0.339, SLG: 0.411 | | | F7 | | FC4-6 | | G3-1 | | | 4 | 0 | 1 | 1 | 1 | 0 | 2 | Los Angeles Dodgers @ Miami Marlins Marlins Park, Miami, FL Mon Aug 19 2013, 7:12 PM - 10:05 PM EDT Att: 27,127 - Roof Closed - 77 F | | | | | | | | | | |
| 66 Yasiel Pujol, R (1,9) OBP: 0.412, SLG: 0.556 | P6 | | G6-3 | | K | | K | | F8 | 5 | 0 | 0 | 0 | 0 | 2 | 4 | | | | | | | | | | | |
| 23 Adrián González, L (1,3) OBP: 0.345, SLG: 0.456 | | | L5 | | K | | | | | 3 | 0 | 1 | 0 | 1 | 1 | 2 | | | | | | | | | | | |
| 13 Hanley Ramirez, R (1,6) OBP: 0.398, SLG: 0.623 | F8 | | | | | F7 | | K | | 4 | 0 | 0 | 0 | 0 | 2 | 3 | | | | | | | | | | | |
| 16 Andre Ethier, L (1,8) OBP: 0.350, SLG: 0.405 | K | | | | | | | | | 3 | 1 | 0 | 0 | 0 | 3 | 2 | | | | | | | | | | | |
| 17 A.J. Ellis, R (1,2) OBP: 0.332, SLG: 0.361 | | G6-3 | | G4-3 | | K | | G5-3 | | 4 | 0 | 0 | 0 | 0 | 1 | 1 | | | | | | | | | | | |
| 5 Juan Uribe, R (1,5) OBP: 0.339, SLG: 0.421 | | | | | | | | G6-3 | | 4 | 1 | 3 | 1 | 0 | 0 | 0 | | | | | | | | | | | |
| 14 Mark Ellis, R (1,4) OBP: 0.327, SLG: 0.373 | | K | | | | | | | | 3 | 0 | 1 | 0 | 1 | 1 | 1 | | | | | | | | | | | |
| 99 Hyun Jin Ryu, R (1,1) OBP: 0.208, SLG: 0.277 | | | L8 | | | | | | | 3 | 0 | 0 | 0 | 0 | 1 | 5 | | | | | | | | | | | |
| 44 Chris Withrow, R (8,1) OBP: 0.335, SLG: 0.340 | | | | | FC2 | K | | L7 | | 0 | 0 | 0 | 0 | 0 | 0 | 0 | | | | | | | | | | | |
| Inning Stats | R: 0 E: 0 K: 1 S: 14 | H: 0 LOB: 2 BB: 2 P: 23 | R: 0 E: 0 K: 1 S: 10 | H: 1 LOB: 1 BB: 0 P: 12 | R: 0 E: 0 K: 0 S: 8 | H: 0 LOB: 0 BB: 0 P: 15 | R: 0 E: 0 K: 2 S: 9 | H: 0 LOB: 0 BB: 0 P: 13 | R: 1 E: 1 K: 2 S: 14 | H: 2 LOB: 2 BB: 1 P: 20 | R: 1 E: 0 K: 2 S: 14 | H: 1 LOB: 1 BB: 0 P: 26 | R: 0 E: 0 K: 1 S: 8 | H: 0 LOB: 0 BB: 0 P: 9 | R: 0 E: 0 K: 0 S: 8 | H: 1 LOB: 1 BB: 0 P: 12 | 1B: 4 2B: 2 3B: 0 HR: 0 | SF: 0 SAC: 0 DP: 0 HBP: 1 | WP: 0 PB: 0 SB: 0 CS: 0 | PA: 38 | | | | | | | |
| PITCHER | IP | WLS | BF | H | R | ER | SO | BB | IBB | HBP | BLK | WP | HR | S | P | ERA | WHIP | | | | | | | | | | |
| 16 José Fernández, R (1,1) ERA: 2.41 | 6.0 | W | 27 | 4 | 2 | 1 | 8 | 2 | 1 | 1 | 0 | 0 | 0 | 69 | 109 | 1.50 | 1.000 | | | | | | | | | | |
| 44 AJ Ramos, R (7,1) ERA: 3.46 | 1.0 | H | 4 | 1 | 0 | 0 | 2 | 0 | 0 | 0 | 0 | 0 | 0 | 10 | 13 | 0.00 | 1.000 | | | | | | | | | | |
| 50 Chad Qualls, R (8,1) ERA: 2.77 | 1.0 | H | 3 | 0 | 0 | 0 | 1 | 0 | 0 | 0 | 0 | 0 | 0 | 8 | 9 | 0.00 | 0.000 | | | | | | | | | | |
| 31 Steve Cishek, R (9,1) ERA: 2.75 | 1.0 | | 4 | 1 | 0 | 0 | 0 | 0 | 0 | 0 | 0 | 0 | 0 | 8 | 12 | 0.00 | 1.000 | | | | | | | | | | |

| | |
|-----|----|
| AB | 34 |
| R | 2 |
| H | 6 |
| RBI | 2 |
| BB | 3 |
| SO | 11 |
| LOB | 20 |



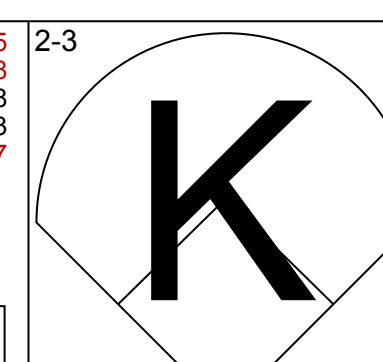
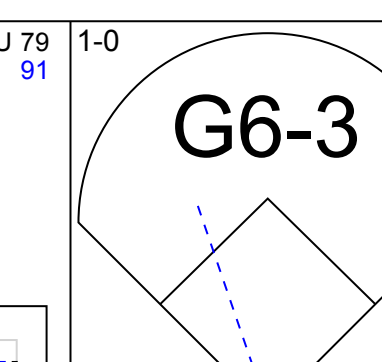
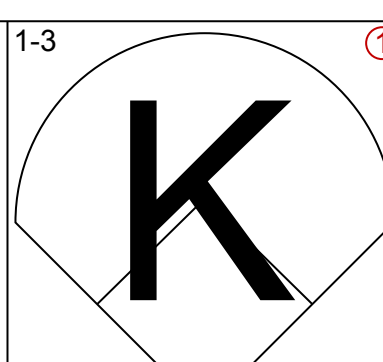
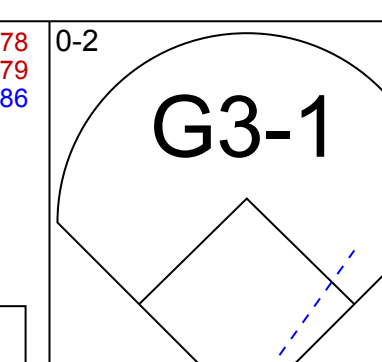
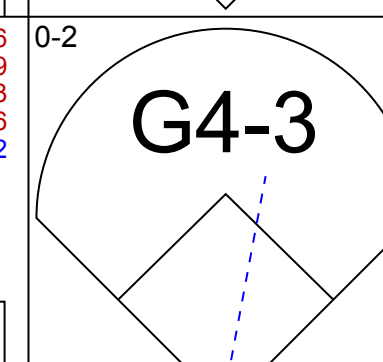
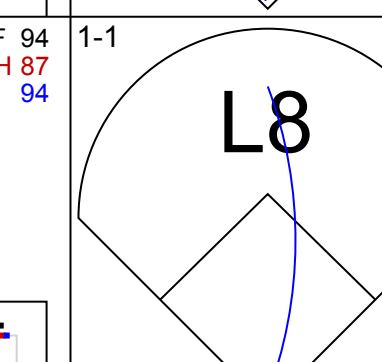
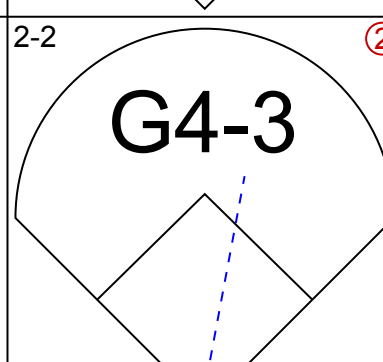
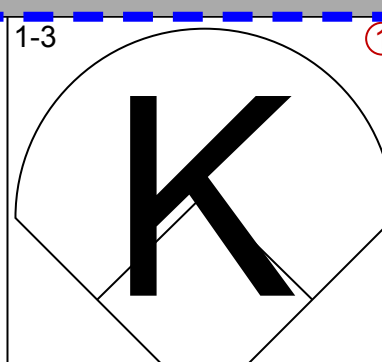
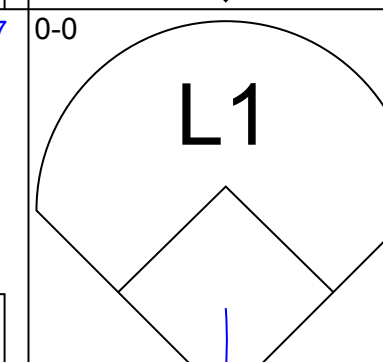
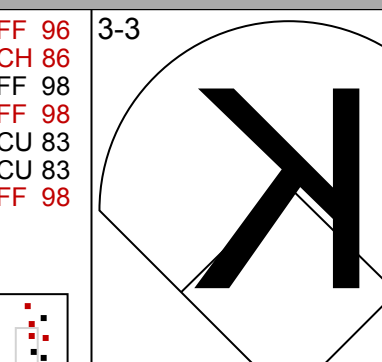
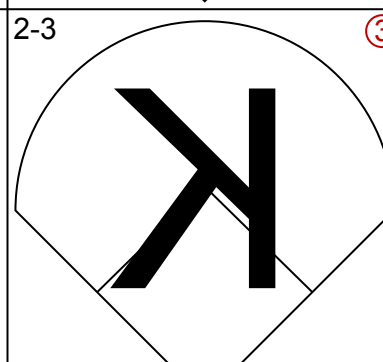
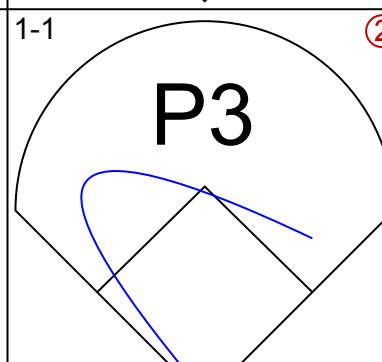
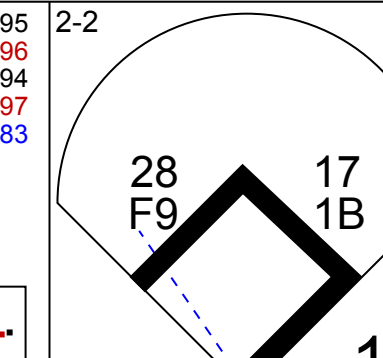
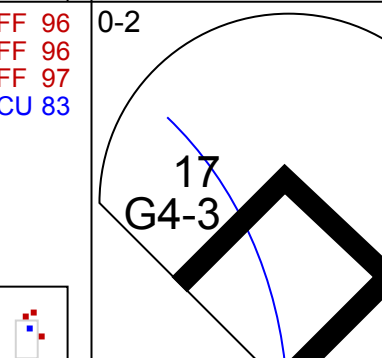
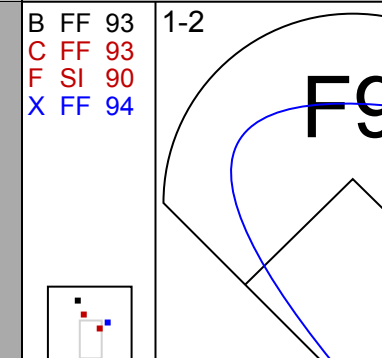
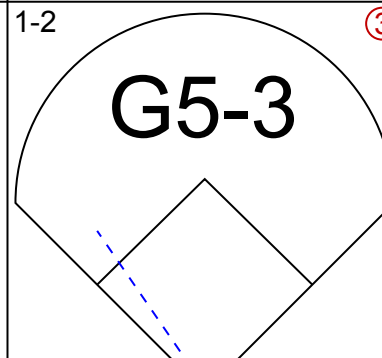
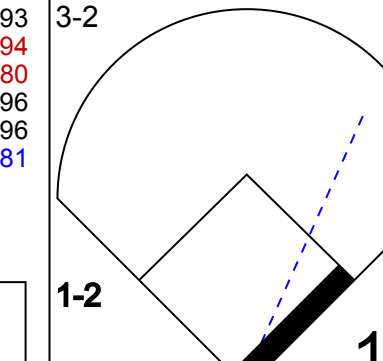
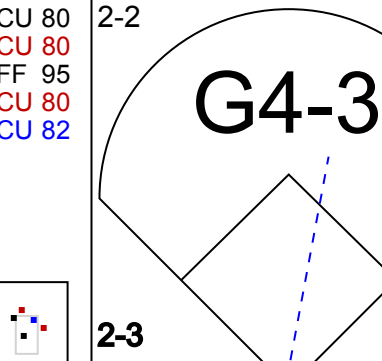
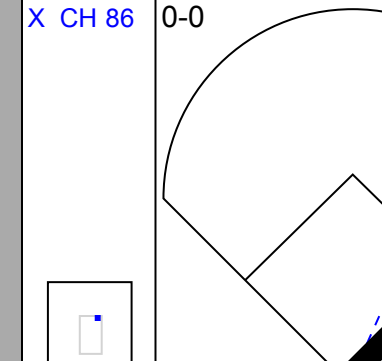

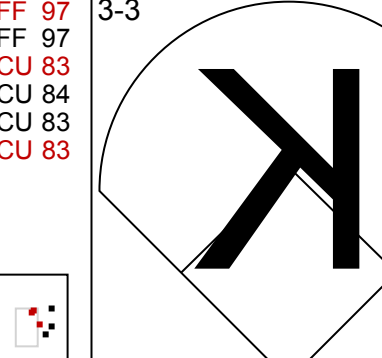
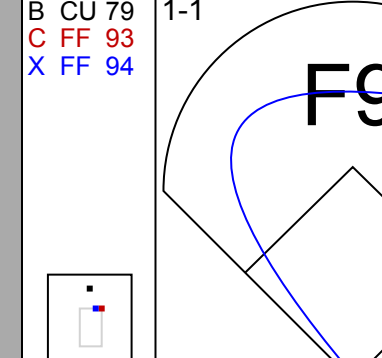

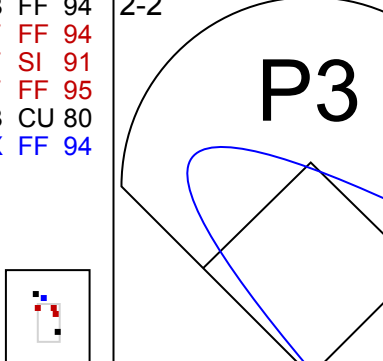

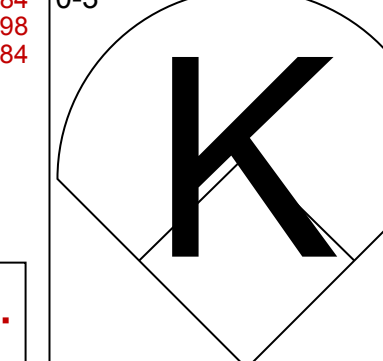
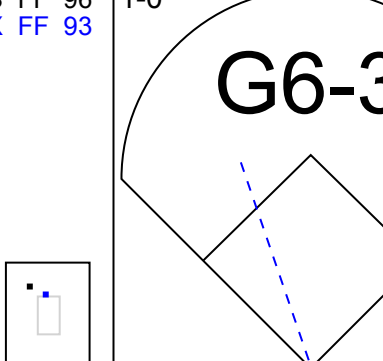
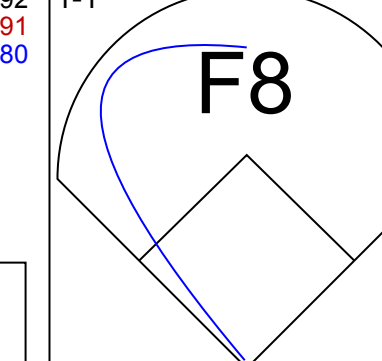
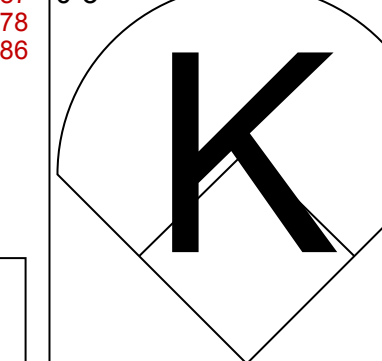
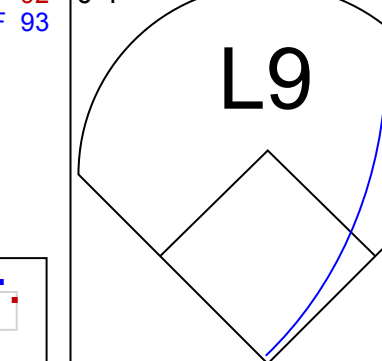
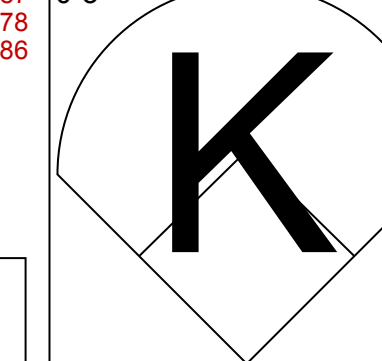
| Batter | 1 | 2 | 3 | 4 | 5 | 6 | 7 | 8 | 9 | AB | R | H | RBI | BB | SO | LOB | BOTTOM | | | | | | | | | | |
|---|------------------------------|----------------------------------|------------------------------|----------------------------------|-------------------------------|----------------------------------|------------------------------|----------------------------------|------------------------------|----------------------------------|-------------------------------|----------------------------------|------------------------------|---------------------------------|-------------------------------|----------------------------------|--|------------------------------------|----------------------------------|--------|--|--|--|--|--|--|--|
| 21 Christian Yelich, L (1,7) OBP: 0.342, SLG: 0.380 | G4-3 | | | | | G6-3 | | G5-3 | | 4 | 1 | 1 | 1 | 0 | 0 | 0 | Los Angeles Dodgers @ Miami Marlins Marlins Park, Miami, FL Mon Aug 19 2013, 7:12 PM - 10:05 PM EDT Att: 27,127 - Roof Closed - 77 F | | | | | | | | | | |
| 17 Donovan Solano, R (1,4) OBP: 0.325, SLG: 0.329 | | | | | | | | K | | 3 | 1 | 2 | 1 | 1 | 1 | 0 | | | | | | | | | | | |
| 27 Giancarlo Stanton, R (1,9) OBP: 0.353, SLG: 0.452 | K | | L8 | | | | | | | 4 | 1 | 2 | 1 | 0 | 1 | 2 | | | | | | | | | | | |
| 5 Logan Morrison, L (1,3) OBP: 0.363, SLG: 0.444 | | L7 | | | F7 | | | | | 4 | 1 | 2 | 1 | 0 | 0 | 0 | | | | | | | | | | | |
| 59 Ed Lucas, R (1,5) OBP: 0.306, SLG: 0.301 | | G4-3 | | | K | | | | | 3 | 1 | 1 | 1 | 1 | 1 | 0 | | | | | | | | | | | |
| 3 Aedyn Hechavarría, R (1,6) OBP: 0.271, SLG: 0.302 | | G6-3 | | | F8 | | G6-4-3 | | | 4 | 0 | 1 | 1 | 0 | 0 | 3 | | | | | | | | | | | |
| 23 Jake Marisnick, R (1,8) OBP: 0.239, SLG: 0.241 | | | G6-3 | | | G5-3 | | G4-3 | | 4 | 0 | 0 | 0 | 0 | 0 | 1 | | | | | | | | | | | |
| 6 Jeff Mathis, R (1,2) OBP: 0.272, SLG: 0.297 | | | P3 | | | K | | F7 | | 3 | 0 | 0 | 0 | 0 | 1 | 0 | | | | | | | | | | | |
| 16 José Fernández, R (1,1) OBP: 0.146, SLG: 0.175 | | | | | | | | | | 2 | 1 | 1 | 0 | 0 | 1 | 0 | | | | | | | | | | | |
| 44 AJ Ramos, R (7,1) ERA: 2.51 | | | | | | | | | | 0 | 0 | 0 | 0 | 0 | 0 | 0 | | | | | | | | | | | |
| 20 Justin Ruggiano, R (7, PH) OBP: 0.287, SLG: 0.385 | | | | | | | | | | 1 | 0 | 0 | 0 | 0 | 1 | 0 | | | | | | | | | | | |
| 50 Chad Qualls, R (8,1) ERA: 2.37 | | | | | | | | | | 0 | 0 | 0 | 0 | 0 | 0 | 0 | | | | | | | | | | | |
| 31 Steve Cishek, R (9,1) ERA: 5.35 | | | | | | | | | | 0 | 0 | 0 | 0 | 0 | 0 | 0 | | | | | | | | | | | |
| Inning Stats | R: 0 E: 0 K: 1 S: 6 | H: 0 LOB: 1 BB: 1 P: 15 | R: 0 E: 0 K: 0 S: 9 | H: 0 LOB: 0 BB: 0 P: 13 | R: 2 E: 0 K: 0 S: 10 | H: 3 LOB: 1 BB: 0 P: 19 | R: 0 E: 0 K: 1 S: 9 | H: 0 LOB: 0 BB: 0 P: 12 | R: 0 E: 0 K: 2 S: 9 | H: 0 LOB: 0 BB: 0 P: 13 | R: 1 E: 0 K: 0 S: 12 | H: 3 LOB: 2 BB: 1 P: 24 | R: 0 E: 0 K: 1 S: 7 | H: 0 LOB: 0 BB: 0 P: 9 | R: 3 E: 0 K: 1 S: 25 | H: 4 LOB: 1 BB: 0 P: 38 | 1B: 6 2B: 4 3B: 0 HR: 1 | SF: 0 SAC: 0 DP: 2 HBP: 0 | WP: 1 PB: 0 SB: 1 CS: 1 | PA: 34 | | | | | | | |
| PITCHER | IP | WLS | BF | H | R | ER | SO | BB | IBB | HBP | BLK | WP | HR | S | P | ERA | WHIP | | | | | | | | | | |
| 99 Hyun Jin Ryu, L (1,1) ERA: 2.95 | 7.1 | L | 28 | 6 | 3 | 3 | 5 | 1 | 1 | 0 | 0 | 0 | 0 | 66 | 112 | 3.68 | 0.955 | | | | | | | | | | |
| 44 Chris Withrow, R (8,1) ERA: 2.51 | 0.1 | | 2 | 1 | 1 | 1 | 1 | 0 | 0 | 0 | 0 | 0 | 1 | 6 | 10 | 27.00 | 3.000 | | | | | | | | | | |
| 56 J.P. Howell, L (8,1) ERA: 2.37 | 0.0 | | 3 | 3 | 2 | 2 | 0 | 0 | 0 | 0 | 0 | 1 | 0 | 12 | 15 | ∞ | ∞ | | | | | | | | | | |
| 49 Carlos Marmol, R (8,1) ERA: 5.35 | 0.1 | | 1 | 0 | 0 | 0 | 0 | 0 | 0 | 0 | 0 | 0 | 0 | 3 | 6 | 0.00 | 0.000 | | | | | | | | | | |

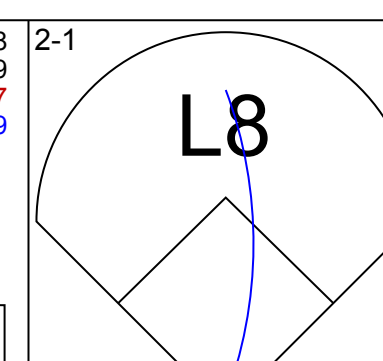
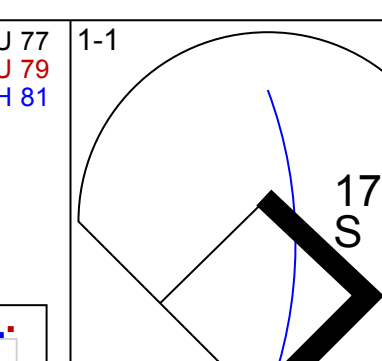
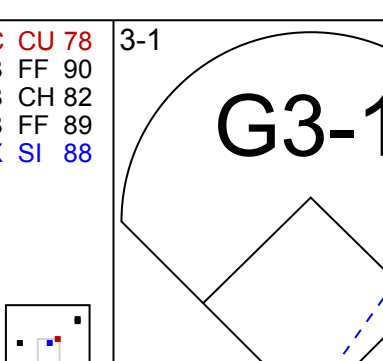
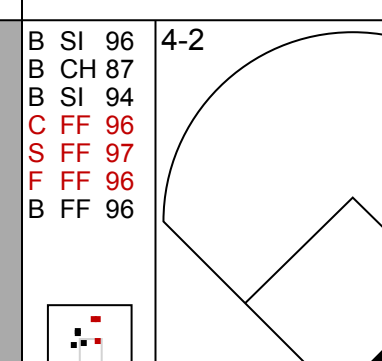
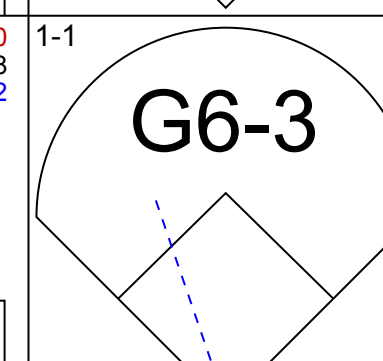
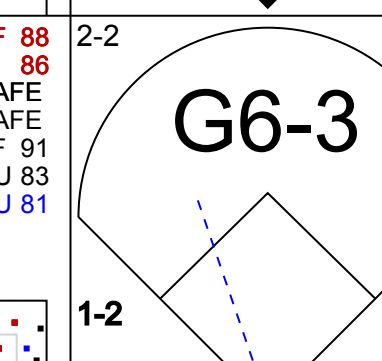
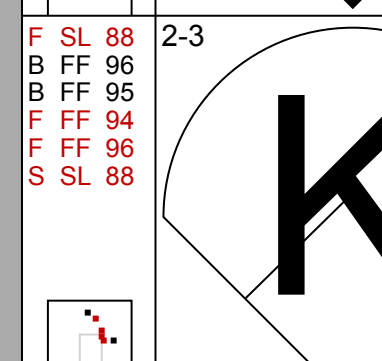
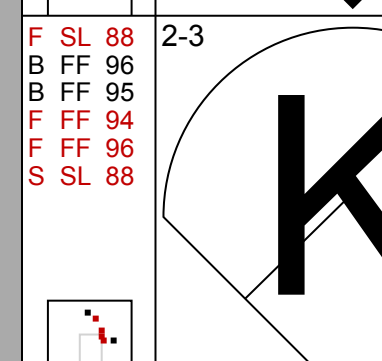
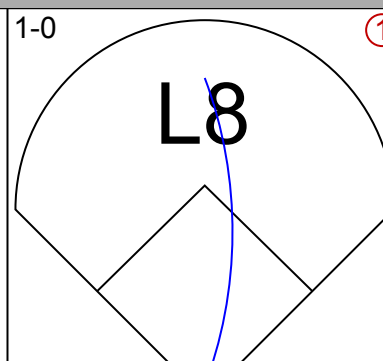
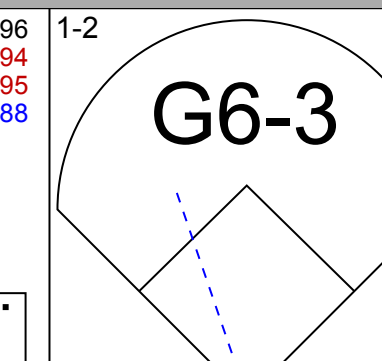
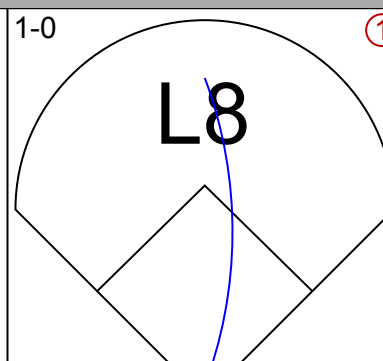
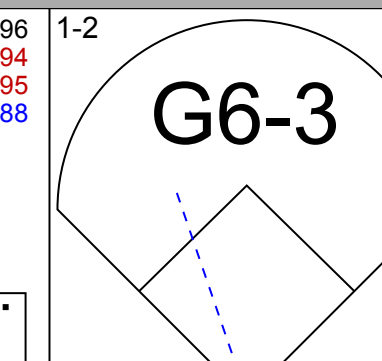
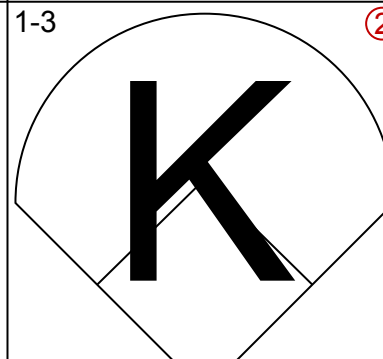
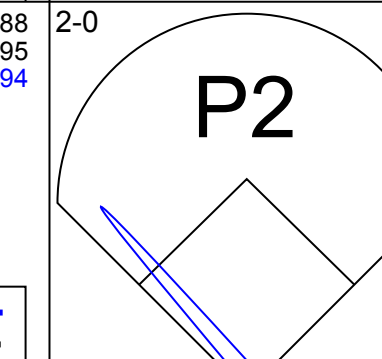
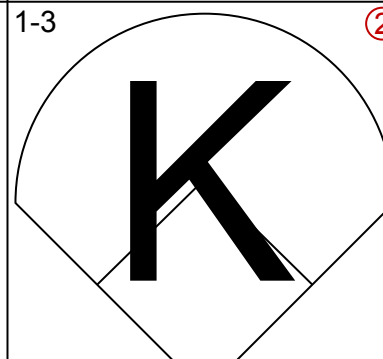
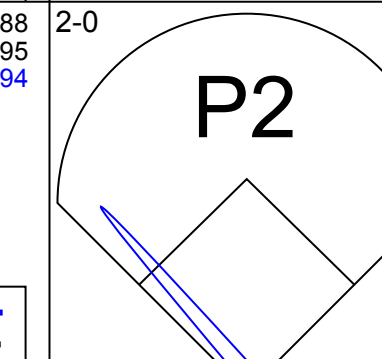
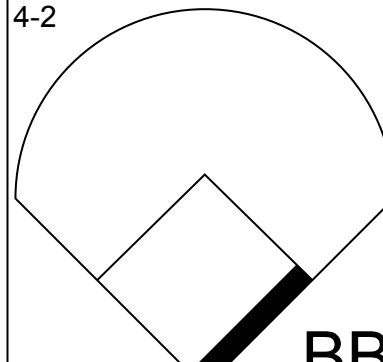
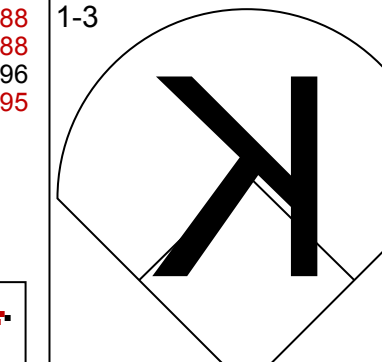
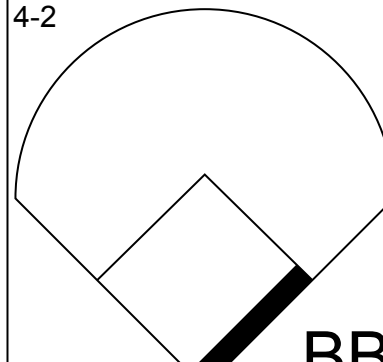
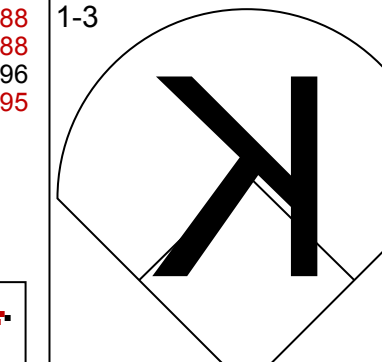
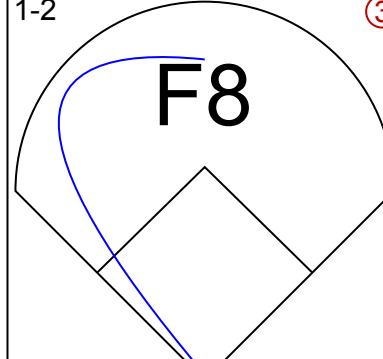

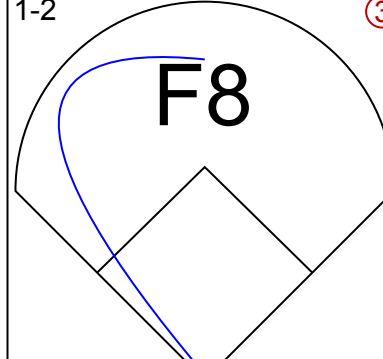
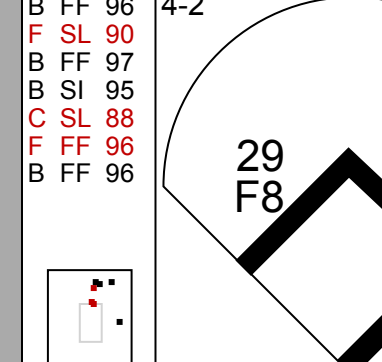
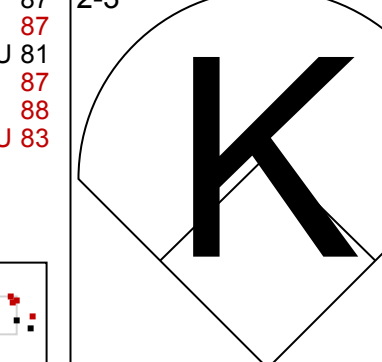
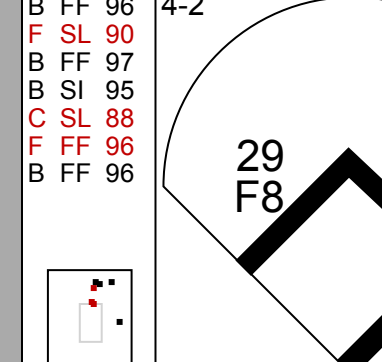



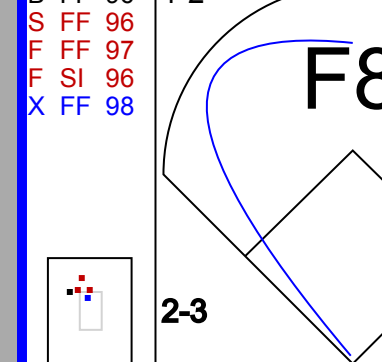
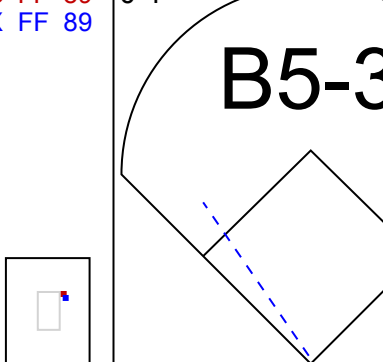
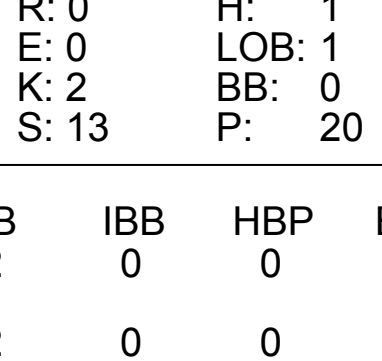
| | |
|-----|----|
| AB | 32 |
| R | 6 |
| H | 10 |
| RBI | 6 |
| BB | 2 |
| SO | 6 |
| LOB | 6 |



| Batter | 1 | 2 | 3 | 4 | 5 | 6 | 7 | 8 | 9 | AB R H RBI BB SO LOB | TOP | | | | | | | | | | | | | | | | | |
|--|---|----------------------------------|---------------------------------------|----------------------------------|--------------------------------------|----------------------------------|--------------------------------------|----------------------------------|--------------------------------------|----------------------------------|--|---|---------------------------------------|----------------------------------|--------------------------------------|----------------------------------|----------------------------------|------------------------------------|----------------------------------|--------|--|--|--|--|--|--|--|--|
| 24 Dexter Fowler, S OBP: 0.371, SLG: 0.414 | L7 | | BB | | G4-6-3 | | L8 | | K | 4 0 0 0 1 1 2 | Colorado Rockies @ Miami Marlins Marlins Park, Miami, FL Fri Aug 23 2013, 7:12 PM - 9:55 PM EDT Att: 19,253 - Roof Closed - 76 F livebaseballscorecards.com | | | | | | | | | | | | | | | | | |
| 9 DJ LeMahieu, R OBP: 0.315, SLG: 0.367 | G6-3 | | 1B | | | 3B | | L3 | 4 1 2 0 0 0 0 | | | | | | | | | | | | | | | | | | | |
| 2 Troy Tulowitzki, R OBP: 0.390, SLG: 0.575 | 2B | | F7 | | | BB | | 3B | 3 1 2 0 1 0 2 | | | | | | | | | | | | | | | | | | | |
| 3 Michael Cuddyer, R OBP: 0.391, SLG: 0.534 | K | | G1-3 | | | FC5-4 | | 2B | 4 1 1 2 0 1 4 | | | | | | | | | | | | | | | | | | | |
| 20 Wilin Rosario, R OBP: 0.310, SLG: 0.488 | | G4-3 | | | F8 | | | G3-1 | 4 0 0 0 0 0 2 | | | | | | | | | | | | | | | | | | | |
| 4 Ryan Wheeler, L OBP: 0.143, SLG: 0.286 | | | | | G4-3 | | | | 4 0 1 1 0 1 1 | | | | | | | | | | | | | | | | | | | |
| 0 Adam Ottavino, S | | | | | | | | | 0 0 0 0 0 0 0 | | | | | | | | | | | | | | | | | | | |
| 49 Rex Brothers, L | | | | | | | | | 0 0 0 0 0 0 0 | | | | | | | | | | | | | | | | | | | |
| 28 Nolan Arenado, R OBP: 0.301, SLG: 0.410 | | | | | | | | | 4 0 1 0 0 2 1 | | | | | | | | | | | | | | | | | | | |
| 19 Charlie Blackmon, L OBP: 0.295, SLG: 0.419 | | | | | | | | | 4 0 1 0 0 2 1 | | | | | | | | | | | | | | | | | | | |
| 45 Jhoulys Chacin, R OBP: 0.232, SLG: 0.216 | | | | | | | | | 3 0 1 0 0 1 1 | | | | | | | | | | | | | | | | | | | |
| 6 Corey Dickerson, L OBP: 0.349, SLG: 0.484 | | | | | | | | | 1 0 0 0 0 1 0 | | | | | | | | | | | | | | | | | | | |
| Inning Stats | R: 0 H: 1 E: 0 K: 1 S: 12 | H: 1 LOB: 0 BB: 0 P: 20 | R: 0 H: 0 E: 0 K: 1 S: 10 | H: 1 LOB: 1 BB: 0 P: 14 | R: 0 H: 1 E: 0 K: 0 S: 7 | H: 1 LOB: 2 BB: 1 P: 15 | R: 0 H: 0 E: 0 K: 1 S: 7 | H: 0 LOB: 0 BB: 0 P: 10 | R: 0 H: 1 E: 0 K: 0 S: 9 | H: 1 LOB: 1 BB: 0 P: 21 | R: 0 H: 1 E: 0 K: 1 S: 8 | H: 1 LOB: 1 BB: 0 P: 13 | R: 2 H: 3 E: 0 K: 1 S: 15 | H: 3 LOB: 1 BB: 0 P: 22 | R: 0 H: 0 E: 0 K: 3 S: 9 | H: 0 LOB: 0 BB: 0 P: 10 | 1B: 4 2B: 4 3B: 1 HR: 0 | SF: 0 SAC: 0 DP: 1 HBP: 0 | WP: 0 PB: 0 SB: 0 CS: 0 | PA: 37 | | | | | | | | |
| PITCHER | IP WLS BF H R ER SO BB IBB HBP BLK WP HR S P ERA WHIP | | | | | | | | | | | IP WLS BF H R ER SO BB IBB HBP BLK WP HR S P ERA WHIP | | | | | | | | | | | | | | | | |
| 34 Tom Koehler, R ERA: 4.45 | 7.0 | | 28 | 6 | 1 | 1 | 5 | 2 | 0 | 0 | 0 | 0 | 0 | 0 | 59 | 101 | 1.29 | 1.143 | | | | | | | | | | |
| 50 Chad Qualls, R ERA: 3.08 | 1.0 | L | 6 | 3 | 2 | 2 | 1 | 0 | 0 | 0 | 0 | 0 | 0 | 0 | 15 | 22 | 18.00 | 3.000 | | | | | | | | | | |
| 40 Mike Dunn, L ERA: 2.98 | 1.0 | | 3 | 0 | 0 | 0 | 3 | 0 | 0 | 0 | 0 | 0 | 0 | 0 | 9 | 10 | 0.00 | 0.000 | | | | | | | | | | |

| Batter | 1 | 2 | 3 | 4 | 5 | 6 | 7 | 8 | 9 | AB R H RBI BB SO LOB | BOTTOM | | | | | | | | | | | | | | | | | |
|---|---|----------------------------------|--------------------------------------|----------------------------------|--------------------------------------|---------------------------------|--------------------------------------|----------------------------------|--------------------------------------|---------------------------------|--|---|---------------------------------------|----------------------------------|---------------------------------------|----------------------------------|--------------------------------------|----------------------------------|----------------------------------|------------------------------------|----------------------------------|--------|--|--|--|--|--|--|
| 21 Christian Yelich, L OBP: 0.321, SLG: 0.350 | K | | G6-3 | | | G4-3 | | K | | 4 0 0 0 0 2 1 | Colorado Rockies @ Miami Marlins Marlins Park, Miami, FL Fri Aug 23 2013, 7:12 PM - 9:55 PM EDT Att: 19,253 - Roof Closed - 76 F livebaseballscorecards.com | | | | | | | | | | | | | | | | | |
| 17 Donovan Solano, R OBP: 0.315, SLG: 0.319 | G5-3 | | | | | 2B | | K | | 4 0 2 0 0 1 0 | | | | | | | | | | | | | | | | | | |
| 27 Giancarlo Stanton, R OBP: 0.350, SLG: 0.466 | | | | | | BB | | K | | 2 0 0 0 2 2 1 | | | | | | | | | | | | | | | | | | |
| 5 Logan Morrison, L OBP: 0.355, SLG: 0.426 | G1-3 | | | | | G4-6-3 | | F7 | | 3 0 0 0 1 0 2 | | | | | | | | | | | | | | | | | | |
| 59 Ed Lucas, R OBP: 0.315, SLG: 0.318 | | F8 | | | | HR | | G6-3 | | 4 1 1 1 0 0 3 | | | | | | | | | | | | | | | | | | |
| 3 Adelmir Echavarria, R OBP: 0.271, SLG: 0.301 | | G5-3 | | | | F7 | | F8 | | 4 0 0 0 0 1 0 | | | | | | | | | | | | | | | | | | |
| 23 Jake Marisnick, R OBP: 0.227, SLG: 0.250 | | G5-3 | | | | P3 | | K | | 4 1 1 0 0 1 0 | | | | | | | | | | | | | | | | | | |
| 6 Jeff Mathis, R OBP: 0.273, SLG: 0.293 | | | | | | G1-3 | | K | | 2 0 0 0 1 1 0 | | | | | | | | | | | | | | | | | | |
| 34 Tom Koehler, R OBP: 0.071, SLG: 0.071 | | | | | | G4-3 | | BB | | 2 0 0 0 0 1 0 | | | | | | | | | | | | | | | | | | |
| 29 Greg Dobbs, L OBP: 0.309, SLG: 0.315 | | | | | | K2-3 | | SF9 | | 0 0 0 1 0 0 0 | | | | | | | | | | | | | | | | | | |
| 50 Chad Qualls, R | | | | | | | | | | 0 0 0 0 0 0 0 | | | | | | | | | | | | | | | | | | |
| 40 Mike Dunn, L | | | | | | | | | | 0 0 0 0 0 0 0 | | | | | | | | | | | | | | | | | | |
| Inning Stats | R: 0 H: 0 E: 0 K: 1 S: 14 | H: 0 LOB: 1 BB: 1 P: 22 | R: 0 H: 0 E: 0 K: 0 S: 9 | H: 0 LOB: 0 BB: 0 P: 14 | R: 0 H: 0 E: 0 K: 1 S: 6 | H: 0 LOB: 0 BB: 0 P: 8 | R: 0 H: 1 E: 0 K: 0 S: 9 | H: 1 LOB: 0 BB: 0 P: 13 | R: 1 H: 1 E: 0 K: 0 S: 6 | H: 1 LOB: 0 BB: 0 P: 9 | R: 0 H: 1 E: 0 K: 1 S: 8 | H: 1 LOB: 3 BB: 2 P: 17 | R: 1 H: 1 E: 0 K: 1 S: 14 | H: 1 LOB: 1 BB: 1 P: 20 | R: 0 H: 0 E: 0 K: 2 S: 10 | H: 0 LOB: 0 BB: 0 P: 12 | R: 0 H: 0 E: 0 K: 2 S: 7 | H: 0 LOB: 0 BB: 0 P: 11 | 1B: 1 2B: 1 3B: 1 HR: 1 | SF: 1 SAC: 0 DP: 1 HBP: 0 | WP: 0 PB: 0 SB: 0 CS: 0 | PA: 34 | | | | | | |
| PITCHER | IP WLS BF H R ER SO BB IBB HBP BLK WP HR S P ERA WHIP | | | | | | | | | | | IP WLS BF H R ER SO BB IBB HBP BLK WP HR S P ERA WHIP | | | | | | | | | | | | | | | | |
| 45 Jhoulys Chacin, R ERA: 3.22 | 7.0 | | 28 | 4 | 2 | 2 | 5 | 4 | 0 | 0 | 0 | 0 | 0 | 0 | 66 | 103 | 2.57 | 1.143 | | | | | | | | | | |
| 0 Adam Ottavino, R ERA: 2.92 | 1.0 | H | 3 | 0 | 0 | 0 | 2 | 0 | 0 | 0 | 0 | 0 | 0 | 10 | 12 | 0.00 | 0.000 | | | | | | | | | | | |
| 49 Rex Brothers, L ERA: 1.48 | 1.0 | S | 3 | 0 | 0 | 0 | 2 | 0 | 0 | 0 | 0 | 0 | 0 | 7 | 11 | 0.00 | 0.000 | | | | | | | | | | | |

| Batter | 1 | 2 | 3 | 4 | 5 | 6 | 7 | 8 | 9 | AB | R | H | RBI | BB | SO | LOB | TOP | | | | | |
|--|--|---|---|---|------------------------------|---|---|---|------------------------------|----------------------------------|------------------------------|----------------------------------|------------------------------|---------------------------------|------------------------------|---------------------------------|--|----------------------------------|----------------------------------|------------------------------------|----------------------------------|--------|
| 24 Dexter Fowler, S OBP: 0.368, SLG: 0.410 |  | |  | | |  | |  | | 4 | 0 | 0 | 0 | 0 | 2 | 0 | Colorado Rockies @ Miami Marlins Marlins Park, Miami, FL Sat Aug 24 2013, 7:11 PM - 9:41 PM EDT Att: 23,333 - Roof Closed - 79 F | | | | | |
| 6 Corey Dickerson, L OBP: 0.336, SLG: 0.465 |  | |  | | |  | |  | | 4 | 0 | 0 | 0 | 0 | 1 | 0 | | | | | | |
| 2 Troy Tulowitzki, R OBP: 0.386, SLG: 0.568 |  | | |  | |  | |  | | 4 | 0 | 0 | 0 | 0 | 2 | 0 | | | | | | |
| 3 Michael Cuddyer, R OBP: 0.392, SLG: 0.536 | |  | |  | | |  |  | | 4 | 0 | 2 | 0 | 0 | 0 | 0 | | | | | | |
| 17 Todd Helton, L OBP: 0.320, SLG: 0.385 | |  | |  | | |  | | | 3 | 0 | 2 | 0 | 0 | 0 | 1 | | | | | | |
| 20 Wilin Rosario, R OBP: 0.306, SLG: 0.485 |  | | |  | | |  | | | 3 | 0 | 0 | 0 | 0 | 2 | 4 | | | | | | |
| 28 Nolan Arenado, R OBP: 0.299, SLG: 0.407 |  | | | | |  | |  | | 3 | 0 | 0 | 0 | 0 | 0 | 3 | | | | | | |
| 62 Rob Scallih, L (7, 1) |  | | | | |  | |  | | 3 | 0 | 0 | 0 | 0 | 1 | 2 | | | | | | |
| 9 DJ LeMahieu, R OBP: 0.313, SLG: 0.363 | |  | | | |  | |  | | 2 | 0 | 0 | 0 | 0 | 1 | 0 | | | | | | |
| 50 Jeff Manship, R (1, 1) | | | | | | | | | | 1 | 0 | 0 | 0 | 0 | 1 | 0 | | | | | | |
| 18 Jonathan Herrera, S OBP: 0.335, SLG: 0.363 | | | | | | | | | | 1 | 0 | 0 | 0 | 0 | 1 | 0 | | | | | | |
| Inning Stats | R: 0 H: 0 K: 1 S: 9 | H: 0 LOB: 0 BB: 0 P: 11 | R: 0 H: 2 K: 2 S: 15 | H: 2 LOB: 2 BB: 0 P: 22 | R: 0 H: 0 K: 0 S: 5 | H: 0 LOB: 0 BB: 0 P: 7 | R: 0 H: 1 K: 2 S: 14 | H: 1 LOB: 1 BB: 0 P: 22 | R: 0 H: 0 K: 1 S: 8 | H: 0 LOB: 0 BB: 0 P: 12 | R: 0 H: 0 K: 2 S: 9 | H: 0 LOB: 0 BB: 0 P: 14 | R: 0 H: 1 K: 0 S: 7 | H: 1 LOB: 1 BB: 0 P: 9 | R: 0 H: 0 K: 1 S: 8 | H: 0 LOB: 0 BB: 0 P: 9 | R: 0 H: 0 K: 1 S: 8 | H: 0 LOB: 0 BB: 0 P: 11 | 1B: 3 2B: 1 3B: 0 HR: 0 | SF: 0 SAC: 0 DP: 0 HBP: 0 | WP: 0 PB: 0 SB: 0 CS: 0 | PA: 31 |
| PITCHER | IP | WLS | BF | H | R | ER | SO | BB | IBB | HBP | BLK | WP | HR | S | P | ERA | WHIP | | | | | |
| 16 José Fernández, R ERA: 2.3 | (1, 1) | 7.0 | W | 25 | 4 | 0 | 8 | 0 | 0 | 0 | 0 | 0 | 0 | 67 | 97 | 0.00 | 0.571 | | | | | |
| 44 AJ Ramos, R ERA: 3.39 | (8, 1) | 1.0 | H | 3 | 0 | 0 | 1 | 0 | 0 | 0 | 0 | 0 | 0 | 8 | 9 | 0.00 | 0.000 | | | | | |
| 31 Steve Cishek, R ERA: 2.65 | (9, 1) | 1.0 | S | 3 | 0 | 0 | 1 | 0 | 0 | 0 | 0 | 0 | 0 | 8 | 11 | 0.00 | 0.000 | | | | | |

| Batter | 1 | 2 | 3 | 4 | 5 | 6 | 7 | 8 | 9 | AB | R | H | RBI | BB | SO | LOB | BOTTOM | | | | |
|---|---|----------------------------------|---|---|--|---|---|---|------------------------------|----------------------------------|-------------------------------|----------------------------------|-------------------------------|----------------------------------|------------------------------|----------------------------------|--|------------------------------------|----------------------------------|--------|--|
| 21 Christian Yelich, L OBP: 0.326, SLG: 0.349 |  | |  | |  | |  | | | 3 | 0 | 1 | 0 | 1 | 0 | 0 | Colorado Rockies @ Miami Marlins Marlins Park, Miami, FL Sat Aug 24 2013, 7:11 PM - 9:41 PM EDT Att: 23,333 - Roof Closed - 79 F | | | | |
| 17 Donovan Solano, R OBP: 0.310, SLG: 0.314 |  | |  | |  | |  | | | 4 | 0 | 0 | 0 | 0 | 1 | 3 | | | | | |
| 27 Giancarlo Stanton, R OBP: 0.360, SLG: 0.466 |  | | |  | |  | |  | | 3 | 1 | 1 | 0 | 1 | 0 | 0 | | | | | |
| 5 Logan Morrison, L OBP: 0.349, SLG: 0.417 |  | | |  | |  | |  | | 4 | 0 | 0 | 0 | 0 | 1 | 2 | | | | | |
| 59 Ed Lucas, R OBP: 0.317, SLG: 0.318 |  | | |  | |  | |  | | 3 | 1 | 1 | 1 | 1 | 1 | 0 | | | | | |
| 3 Adelmir Echavarria, R OBP: 0.271, SLG: 0.308 |  | | |  | |  | | | | 3 | 1 | 1 | 1 | 0 | 0 | 1 | | | | | |
| 23 Jake Marisnick, R OBP: 0.230, SLG: 0.247 |  | | |  | |  | | | | 1 | 0 | 0 | 1 | 1 | 0 | 0 | | | | | |
| 6 Jeff Mathis, R OBP: 0.269, SLG: 0.288 | | |  |  | |  | | | | 3 | 0 | 0 | 0 | 0 | 3 | 1 | | | | | |
| 16 José Fernández, R OBP: 0.140, SLG: 0.167 | | |  | |  | | | | | 2 | 0 | 0 | 0 | 0 | 1 | 0 | | | | | |
| 29 Greg Dobbs, L OBP: 0.306, SLG: 0.314 | | |  | | | | | | | 1 | 0 | 0 | 0 | 0 | 0 | 1 | | | | | |
| 44 AJ Ramos, R (8, 1) | | | | | | | | | | 0 | 0 | 0 | 0 | 0 | 0 | 0 | | | | | |
| 31 Steve Cishek, R (9, 1) | | | | | | | | | | 0 | 0 | 0 | 0 | 0 | 0 | 0 | | | | | |
| Inning Stats | R: 0 H: 0 K: 0 S: 9 | H: 0 LOB: 1 BB: 1 P: 17 | R: 0 H: 0 K: 0 S: 8 | H: 0 LOB: 0 BB: 0 P: 11 | R: 0 H: 1 K: 2 S: 13 | H: 1 LOB: 1 BB: 0 P: 20 | R: 3 H: 3 K: 1 S: 10 | H: 3 LOB: 0 BB: 0 P: 16 | R: 0 H: 0 K: 0 S: 6 | H: 0 LOB: 0 BB: 0 P: 11 | R: 0 H: 0 K: 1 S: 11 | H: 0 LOB: 1 BB: 1 P: 18 | R: 0 H: 0 K: 2 S: 20 | H: 0 LOB: 2 BB: 2 P: 34 | R: 0 H: 0 K: 1 S: 7 | H: 0 LOB: 0 BB: 0 P: 11 | 1B: 2 2B: 1 3B: 1 HR: 0 | SF: 1 SAC: 0 DP: 0 HBP: 0 | WP: 0 PB: 0 SB: 2 CS: 0 | PA: 32 | |
| PITCHER | IP | WLS | BF | H | R | ER | SO | BB | IBB | HBP | BLK | WP | HR | S | P | ERA | WHIP | | | | |
| 50 Jeff Manship, R ERA: 6.86 | (1, 1) | 6.0 | L | 24 | 4 | 3 | 3 | 4 | 3 | 0 | 0 | 0 | 0 | 57 | 93 | 4.50 | 1.000 | | | | |
| 62 Rob Scallih, R ERA: 3.96 | (7, 1) | 2.0 | | 8 | 0 | 0 | 3 | 2 | 0 | 0 | 0 | 0 | 0 | 27 | 45 | 0.00 | 1.000 | | | | |

| | |
|-----|----|
| AB | 31 |
| R | 0 |
| H | 4 |
| RBI | 0 |
| BB | 0 |
| SO | 10 |
| LOB | 10 |

| | |
|-----|----|
| AB | 27 |
| R | 3 |
| H | 4 |
| RBI | 3 |
| BB | 4 |
| SO | 7 |
| LOB | 8 |





| Batter | 1 | 2 | 3 | 4 | 5 | 6 | 7 | 8 | 9 | AB | R | H | RBI | BB | SO | LOB | TOP | | | |
|---|---|----------------------------------|------------------------------|----------------------------------|-------------------------------|----------------------------------|-------------------------------|----------------------------------|-------------------------------|----------------------------------|------------------------------|---------------------------------|------------------------------|---------------------------------|------------------------------|----------------------------------|---|------------------------------------|-------------------------|--------|
| 21 Christian Yelich, L (1.7) OBP: 0.320, SLG: 0.363 | | | | | | | | | | 4 | 1 | 2 | 1 | 0 | 1 | 0 | Miami Marlins @ Washington Nationals Nationals Park, Washington, DC Tue Aug 27 2013, 7:07 PM - 9:43 PM EDT Att: 24,616 - Partly Cloudy - 84 F | | | |
| 17 Donovan Solano, R (1.4) OBP: 0.303, SLG: 0.303 | | | | | | | | | 4 | 0 | 0 | 0 | 0 | 1 | 1 | | | | | |
| 27 Giancarlo Stanton, R (1.9) OBP: 0.364, SLG: 0.472 | | | | | | | | | 3 | 0 | 1 | 0 | 1 | 1 | 0 | | | | | |
| 5 Logan Morrison, L (1.3) OBP: 0.353, SLG: 0.410 | | | | | | | | | 2 | 0 | 0 | 0 | 2 | 1 | 0 | | | | | |
| 59 Ed Lucas, R (1.5) OBP: 0.311, SLG: 0.308 | | | | | | | | | 4 | 0 | 0 | 0 | 0 | 2 | 5 | | | | | |
| 20 Justin Ruggiano, R (1.8) OBP: 0.297, SLG: 0.394 | | | | | | | | | 4 | 0 | 1 | 0 | 0 | 1 | 5 | | | | | |
| 3 Adeiny Hechavarria, R (1.6) OBP: 0.272, SLG: 0.303 | | | | | | | | | 4 | 0 | 0 | 0 | 0 | 1 | 1 | | | | | |
| 6 Jeff Mathis, R (1.2) OBP: 0.265, SLG: 0.283 | | | | | | | | | 3 | 0 | 0 | 0 | 0 | 0 | 0 | | | | | |
| 24 Nathan Eovaldi, R (1.1) OBP: 0.125, SLG: 0.087 | | | | | | | | | 2 | 0 | 0 | 0 | 0 | 0 | 0 | | | | | |
| 9 Juan Pierre, L (7, PH) OBP: 0.282, SLG: 0.298 | | | | | | | | | 1 | 0 | 0 | 0 | 0 | 1 | 0 | | | | | |
| 44 AJ Ramos, R (7.1) | | | | | | | | | 0 | 0 | 0 | 0 | 0 | 0 | 0 | | | | | |
| 43 Dan Jennings, L (7.1) | | | | | | | | | 0 | 0 | 0 | 0 | 0 | 0 | 0 | | | | | |
| 50 Chad Qualls, R (8.1) | | | | | | | | | 0 | 0 | 0 | 0 | 0 | 0 | 0 | | | | | |
| Inning Stats | R: 0 E: 0 K: 1 S: 9 | H: 0 LOB: 0 BB: 0 P: 16 | R: 0 E: 0 K: 0 S: 7 | H: 0 LOB: 0 BB: 0 P: 11 | R: 0 E: 0 K: 0 S: 11 | H: 0 LOB: 3 BB: 1 P: 13 | R: 0 E: 0 K: 1 S: 10 | H: 0 LOB: 0 BB: 0 P: 13 | R: 1 E: 0 K: 2 S: 13 | H: 1 LOB: 2 BB: 2 P: 25 | R: 0 E: 0 K: 1 S: 5 | H: 0 LOB: 0 BB: 0 P: 6 | R: 0 E: 0 K: 2 S: 7 | H: 0 LOB: 0 BB: 0 P: 9 | R: 0 E: 0 K: 1 S: 9 | H: 1 LOB: 1 BB: 0 P: 12 | 1B: 2 2B: 1 3B: 0 HR: 1 | SF: 0 SAC: 0 DP: 0 HBP: 0 | WP: 0 PB: 0 CS: 0 | PA: 34 |
| PITCHER | IP WLS BF H R ER SO BB IBB HBP BLK WP HR S P ERA WHIP | | | | | | | | | | | | | | | | | | | |
| 43 Ross Ohlendorf, R (1.1) ERA: 2.49 | 5.0 W 19 3 1 1 3 0 1 0 0 0 1 50 78 1.80 0.600 | | | | | | | | | | | | | | | | | | | |
| 59 Tanner Roark, R (6.1) ERA: 1.04 | 1.0 H 5 0 0 0 2 2 0 0 0 0 0 11 21 0.00 2.000 | | | | | | | | | | | | | | | | | | | |
| 22 Drew Storen, R (7.1) ERA: 5.59 | 1.0 H 3 0 0 0 1 0 0 0 0 0 0 5 6 0.00 0.000 | | | | | | | | | | | | | | | | | | | |
| 36 Tyler Clippard, R (8.1) ERA: 1.57 | 1.0 H 3 0 0 0 2 0 0 0 0 0 0 7 9 0.00 0.000 | | | | | | | | | | | | | | | | | | | |
| 29 Rafael Soriano, R (9.1) ERA: 3.72 | 1.0 S 4 1 0 0 1 0 0 0 0 0 0 0 9 12 0.00 1.000 | | | | | | | | | | | | | | | | | | | |

| Batter | 1 | 2 | 3 | 4 | 5 | 6 | 7 | 8 | 9 | AB | R | H | RBI | BB | SO | LOB | BOTTOM | | | |
|--|---|----------------------------------|------------------------------|----------------------------------|-------------------------------|----------------------------------|-------------------------------|----------------------------------|-------------------------------|----------------------------------|------------------------------|----------------------------------|------------------------------|----------------------------------|------------------------------|----------------------------------|---|------------------------------------|-------------------------|--------|
| 2 Denard Span, L (1.8) OBP: 0.321, SLG: 0.373 | | | | | | | | | | 3 | 0 | 1 | 0 | 1 | 0 | 3 | Miami Marlins @ Washington Nationals Nationals Park, Washington, DC Tue Aug 27 2013, 7:07 PM - 9:43 PM EDT Att: 24,616 - Partly Cloudy - 84 F | | | |
| 11 Ryan Zimmerman, R (1.5) OBP: 0.347, SLG: 0.435 | | | | | | | | | 4 | 1 | 1 | 0 | 0 | 2 | 2 | | | | | |
| 34 Bryce Harper, L (1.7) OBP: 0.377, SLG: 0.512 | | | | | | | | | 4 | 1 | 2 | 0 | 0 | 1 | 2 | | | | | |
| 28 Jayson Werth, R (1.9) OBP: 0.402, SLG: 0.523 | | | | | | | | | 4 | 0 | 0 | 1 | 0 | 0 | 3 | | | | | |
| 20 Ian Desmond, R (1.6) OBP: 0.333, SLG: 0.474 | | | | | | | | | 4 | 0 | 3 | 1 | 0 | 1 | 1 | | | | | |
| 25 Adam LaRoche, L (1.3) OBP: 0.326, SLG: 0.418 | | | | | | | | | 4 | 0 | 2 | 0 | 0 | 0 | 2 | | | | | |
| 40 Wilson Ramos, R (1.2) OBP: 0.306, SLG: 0.457 | | | | | | | | | 4 | 0 | 0 | 0 | 0 | 0 | 4 | | | | | |
| 6 Anthony Rendon, R (1.4) OBP: 0.316, SLG: 0.393 | | | | | | | | | 2 | 0 | 0 | 0 | 1 | 1 | 0 | | | | | |
| 43 Ross Ohlendorf, R (1.1) ERA: 2.49 | | | | | | | | | 2 | 0 | 0 | 0 | 0 | 2 | 3 | | | | | |
| 59 Tanner Roark, R (6.1) ERA: 1.04 | | | | | | | | | 0 | 0 | 0 | 0 | 0 | 0 | 0 | | | | | |
| 22 Drew Storen, R (7.1) ERA: 5.59 | | | | | | | | | 0 | 0 | 0 | 0 | 0 | 0 | 0 | | | | | |
| 1 Steve Lombardozzi, S (7, PH) OBP: 0.282, SLG: 0.298 | | | | | | | | | 1 | 0 | 0 | 0 | 0 | 0 | 0 | | | | | |
| 36 Tyler Clippard, R (8.1) ERA: 1.57 | | | | | | | | | 0 | 0 | 0 | 0 | 0 | 0 | 0 | | | | | |
| 29 Rafael Soriano, R (9.1) ERA: 3.72 | | | | | | | | | 0 | 0 | 0 | 0 | 0 | 0 | 0 | | | | | |
| Inning Stats | R: 2 E: 0 K: 0 S: 15 | H: 3 LOB: 1 BB: 0 P: 25 | R: 0 E: 0 K: 1 S: 9 | H: 0 LOB: 0 BB: 0 P: 12 | R: 0 E: 0 K: 1 S: 12 | H: 1 LOB: 1 BB: 0 P: 16 | R: 0 E: 0 K: 1 S: 10 | H: 2 LOB: 3 BB: 1 P: 21 | R: 0 E: 0 K: 2 S: 14 | H: 1 LOB: 1 BB: 0 P: 21 | R: 0 E: 0 K: 1 S: 9 | H: 0 LOB: 0 BB: 1 P: 14 | R: 0 E: 0 K: 0 S: 6 | H: 1 LOB: 1 BB: 0 P: 10 | R: 0 E: 0 K: 0 S: 6 | H: 1 LOB: 1 BB: 0 P: 10 | 1B: 9 2B: 1 3B: 0 HR: 0 | SF: 0 SAC: 0 DP: 1 HBP: 0 | WP: 1 PB: 0 CS: 0 | PA: 34 |
| PITCHER | IP WLS BF H R ER SO BB IBB HBP BLK WP HR S P ERA WHIP | | | | | | | | | | | | | | | | | | | |
| 24 Nathan Eovaldi, R (1.1) ERA: 3.76 | 6.0 L 26 8 2 2 6 0 1 0 0 0 0 1 69 108 3.00 1.333 | | | | | | | | | | | | | | | | | | | |
| 44 AJ Ramos, R (7.1) ERA: 3.33 | 0.2 3 0 0 0 1 1 0 0 0 0 0 5 13 0.00 1.500 | | | | | | | | | | | | | | | | | | | |
| 43 Dan Jennings, L (7.1) ERA: 4.41 | 0.1 1 0 0 0 0 0 0 0 0 0 0 1 1 0.00 0.000 | | | | | | | | | | | | | | | | | | | |
| 50 Chad Qualls, R (8.1) ERA: 3.02 | 1.0 4 1 0 0 0 0 0 0 0 0 0 0 6 10 0.00 1.000 | | | | | | | | | | | | | | | | | | | |

| | |
|-----|----|
| AB | 31 |
| R | 1 |
| H | 4 |
| RBI | 1 |
| BB | 3 |
| SO | 9 |
| LOB | 12 |



| Batter | 1 | 2 | 3 | 4 | 5 | 6 | 7 | 8 | 9 | AB | R | H | RBI | BB | SO | LOB | TOP | | | | | | | | | | |
|-----------------------------------|---|----------------------------------|--------------------------------------|---------------------------------|---------------------------------------|----------------------------------|--------------------------------------|---------------------------------|---------------------------------------|----------------------------------|---------------------------------------|----------------------------------|---------------------------------------|----------------------------------|--------------------------------------|----------------------------------|--|---------------------------------|----------------------------------|------------------------------------|----------------------------------|--------|--|--|--|--|--|
| 20 Justin Ruggiano, R (1.8) | F8 | | 59 1B | | | G6-3 | | | K | 5 | 0 | 2 | 0 | 0 | 1 | 2 | Miami Marlins @ Washington Nationals Nationals Park, Washington, DC Wed Aug 28 2013, 7:09 PM - 11:19 PM EDT Att: 24,394 - Overcast - 76 F livebaseballscorecards.com AB 37 R 3 H 10 RBI 3 BB 2 SO 9 LOB 18  | | | | | | | | | | |
| 59 Ed Lucas, R (1.5) | K | | 21 1B | | | G5-3 | | | B1-3 | 5 | 0 | 2 | 0 | 0 | 1 | 1 | | | | | | | | | | | |
| 21 Christian Yelich, L (1.7) | | | FC6 | | | L5 | | | G6-3 | 3 | 0 | 0 | 0 | 2 | 0 | 3 | | | | | | | | | | | |
| 27 Giancarlo Stanton, R (1.9) | K | | | | | P3 | | | K | 4 | 1 | 1 | 1 | 0 | 2 | 3 | | | | | | | | | | | |
| 5 Logan Morrison, L (1.3) | | G4-3 | | | | K | | | E7 | 4 | 0 | 1 | 0 | 0 | 1 | 2 | | | | | | | | | | | |
| 17 Donovan Solano, R (1.4) | | L9 | | | | | | | F4 | 4 | 1 | 2 | 0 | 0 | 0 | 2 | | | | | | | | | | | |
| 40 Mike Dunn, L (7.1) | | | | | | | | | P4 | 0 | 0 | 0 | 0 | 0 | 0 | 0 | | | | | | | | | | | |
| 44 AJ Ramos, R (8.1) | | | | | | | | | | 0 | 0 | 0 | 0 | 0 | 0 | 0 | | | | | | | | | | | |
| 3 Adeiny Hechavarria, R (1.6) | | | L4 | | | G4-3 | | | K | 4 | 0 | 0 | 0 | 0 | 1 | 3 | | | | | | | | | | | |
| 6 Jeff Mathis, R (1.2) | | | G5-3 | | | HR | | | K | 4 | 1 | 2 | 2 | 0 | 1 | 0 | | | | | | | | | | | |
| 37 Henderson Alvarez III, R (1.1) | | | K | | | K | | | P6 | 0 | 0 | 0 | 0 | 0 | 0 | 0 | | | | | | | | | | | |
| 58 Ryan Webb, R (2.1) | | | | | | HR | | | | 2 | 0 | 0 | 0 | 0 | 2 | 0 | | | | | | | | | | | |
| 29 Grega Dobbs, L (6. PH) | | | | | | K | | | | 1 | 0 | 0 | 0 | 0 | 2 | 0 | | | | | | | | | | | |
| 49 Arquimedes Caminero, R (1.1) | | | | | | | | | | 0 | 0 | 0 | 0 | 0 | 0 | 0 | | | | | | | | | | | |
| 30 Placido Polanco, R (7.5) | | | | | | | | | | 1 | 0 | 0 | 0 | 0 | 0 | 0 | | | | | | | | | | | |
| Inning Stats | R: 0 H: 0 E: 0 K: 2 S: 8 | H: 0 LOB: 1 BB: 1 P: 15 | R: 0 H: 0 E: 0 K: 0 S: 5 | H: 0 LOB: 0 BB: 0 P: 7 | R: 0 H: 2 E: 0 K: 1 S: 11 | H: 2 LOB: 2 BB: 0 P: 15 | R: 0 H: 1 E: 0 K: 1 S: 7 | H: 1 LOB: 1 BB: 0 P: 9 | R: 1 H: 2 E: 0 K: 1 S: 12 | H: 2 LOB: 2 BB: 0 P: 18 | R: 2 H: 4 E: 1 K: 0 S: 16 | H: 4 LOB: 2 BB: 0 P: 24 | R: 0 H: 1 E: 0 K: 1 S: 11 | H: 1 LOB: 2 BB: 1 P: 20 | R: 0 H: 0 E: 0 K: 2 S: 8 | H: 0 LOB: 0 BB: 0 P: 12 | R: 0 H: 0 E: 0 K: 1 S: 6 | H: 0 LOB: 0 BB: 0 P: 9 | 1B: 7 2B: 1 3B: 0 HR: 2 | SF: 0 SAC: 0 DP: 0 HBP: 0 | WP: 0 PB: 0 SB: 0 CS: 0 | PA: 39 | | | | | |
| PITCHER | IP WLS BF H R ER SO BB IBB HBP BLK WP HR S P ERA WHIP | | | | | | | | | | | | | | | | | | | | | | | | | | |
| 37 Stephen Strasburg, R (1.1) | 2.0 | 7 | 0 | 0 | 0 | 2 | 1 | 0 | 0 | 0 | 0 | 0 | 13 | 22 | 0.00 | 0.500 | | | | | | | | | | | |
| 35 Craig Stammen, R (3.1) | 3.0 | 14 | 5 | 1 | 1 | 3 | 0 | 0 | 0 | 0 | 0 | 0 | 1 | 30 | 42 | 3.00 | 1.667 | | | | | | | | | | |
| 52 Ryan Mattheus, R (6.1) | 1.0 | 7 | 4 | 2 | 2 | 0 | 0 | 0 | 0 | 0 | 0 | 0 | 1 | 16 | 24 | 18.00 | 4.000 | | | | | | | | | | |
| 22 Drew Storen, R (7.1) | 1.0 | 5 | 1 | 0 | 0 | 1 | 1 | 0 | 0 | 0 | 0 | 0 | 11 | 20 | 0.00 | 2.000 | | | | | | | | | | | |
| 36 Tyler Clippard, R (8.1) | 1.0 | 3 | 0 | 0 | 0 | 2 | 0 | 0 | 0 | 0 | 0 | 0 | 8 | 12 | 0.00 | 0.000 | | | | | | | | | | | |
| PITCHER | IP WLS BF H R ER SO BB IBB HBP BLK WP HR S P ERA WHIP | | | | | | | | | | | | | | | | | | | | | | | | | | |
| 29 Rafael Soriano, R (9.1) | 1.0 | 3 | 0 | 0 | 0 | 1 | 0 | 0 | 0 | 0 | 0 | 0 | 6 | 9 | 0.00 | 0.000 | | | | | | | | | | | |

| Batter | 1 | 2 | 3 | 4 | 5 | 6 | 7 | 8 | 9 | AB | R | H | RBI | BB | SO | LOB | BOTTOM | | | | | | | | | |
|-----------------------------------|---|----------------------------------|---------------------------------------|----------------------------------|--------------------------------------|----------------------------------|--------------------------------------|----------------------------------|--------------------------------------|----------------------------------|---------------------------------------|----------------------------------|---------------------------------------|----------------------------------|--------------------------------------|----------------------------------|--|--------------------------------------|----------------------------------|----------------------------------|------------------------------------|----------------------------------|--------|--|--|--|
| 2 Denard Span, L (1.8) | G4-3 | | L9 | | | SH5-3 | | | | 2 | 1 | 1 | 0 | 2 | 0 | 0 | Miami Marlins @ Washington Nationals Nationals Park, Washington, DC Wed Aug 28 2013, 7:09 PM - 11:19 PM EDT Att: 24,394 - Overcast - 76 F livebaseballscorecards.com AB 32 R 4 H 10 RBI 4 BB 5 SO 9 LOB 22  | | | | | | | | | |
| 11 Ryan Zimmerman, R (1.5) | G4-3 | | 34 2B | | | FC6-5 | | | F9 | 5 | 1 | 1 | 0 | 0 | 1 | 5 | | | | | | | | | | |
| 34 Bryce Harper, L (1.7) | K | | L6-4 | | | G4-3 | | | K | 4 | 0 | 1 | 1 | 0 | 2 | 3 | | | | | | | | | | |
| 28 Jayson Werth, R (1.9) | G5-3 | | L6-4 | | | | | | HR | 3 | 1 | 1 | 1 | 1 | 0 | 2 | | | | | | | | | | |
| 20 Ian Desmond, R (1.6) | | | | | | G5-3 | | | | 4 | 1 | 3 | 1 | 0 | 0 | 0 | | | | | | | | | | |
| 25 Adam LaRoche, L (1.3) | | | K | | | F8 | | | F8 | 4 | 0 | 0 | 0 | 0 | 2 | 4 | | | | | | | | | | |
| 40 Wilson Ramos, R (1.2) | | | K | | | | | | G5-3 | 4 | 0 | 2 | 0 | 0 | 1 | 2 | | | | | | | | | | |
| 1 Steve Lombardozzi, S (1.4) | | | | | | | | | | 3 | 0 | 1 | 1 | 1 | 1 | 2 | | | | | | | | | | |
| 37 Stephen Strasburg, R (1.1) | | | K | | | | | | | 0 | 0 | 0 | 0 | 0 | 0 | 0 | | | | | | | | | | |
| 7 Scott Diamond, R (1.1) | | | | | | | | | | 0 | 0 | 0 | 0 | 0 | 0 | 0 | | | | | | | | | | |
| 35 Craig Stammen, R (3.1) | | | | | | | | | | 0 | 0 | 0 | 0 | 0 | 0 | 0 | | | | | | | | | | |
| 49 Arquimedes Caminero, R (6.1) | | | | | | | | | | 0 | 0 | 0 | 0 | 0 | 0 | 0 | | | | | | | | | | |
| 40 Mike Dunn, L (7.1) | | | | | | | | | | 0 | 0 | 0 | 0 | 0 | 0 | 0 | | | | | | | | | | |
| 44 AJ Ramos, R (8.1) | | | | | | | | | | 0 | 0 | 0 | 0 | 0 | 0 | 0 | | | | | | | | | | |
| Inning Stats | R: 0 H: 1 E: 0 K: 1 S: 8 | H: 2 LOB: 1 BB: 0 P: 14 | R: 1 H: 2 E: 0 K: 3 S: 16 | H: 2 LOB: 0 BB: 0 P: 20 | R: 1 H: 2 E: 0 K: 0 S: 6 | H: 2 LOB: 0 BB: 0 P: 11 | R: 0 H: 1 E: 0 K: 1 S: 8 | H: 1 LOB: 1 BB: 0 P: 16 | R: 0 H: 0 E: 0 K: 0 S: 6 | H: 0 LOB: 2 BB: 1 P: 10 | R: 1 H: 2 E: 0 K: 1 S: 12 | H: 2 LOB: 2 BB: 1 P: 20 | R: 1 H: 1 E: 0 K: 2 S: 13 | H: 1 LOB: 2 BB: 2 P: 29 | R: 0 H: 1 E: 0 K: 1 S: 9 | H: 1 LOB: 2 BB: 1 P: 17 | | R: 0 H: 0 E: 0 K: 1 S: 9 | H: 0 LOB: 0 BB: 1 P: 17 | 1B: 6 2B: 4 3B: 0 HR: 1 | SF: 0 SAC: 1 DP: 1 HBP: 0 | WP: 1 PB: 0 SB: 1 CS: 0 | PA: 38 | | | |
| PITCHER | IP WLS BF H R ER SO BB IBB HBP BLK WP HR S P ERA WHIP | | | | | | | | | | | | | | | | | | | | | | | | | |
| 37 Henderson Alvarez III, R (1.1) | 1.2 | 8 | 3 | 1 | 1 | 3 | 1 | 0 | 0 | 0 | 1 | 0 | 25 | 44 | 2.70 | 1.200 | | | | | | | | | | |
| 58 Ryan Webb, R (2.1) | 3.1 | 13 | 3 | 1 | 1 | 2 | 1 | 0 | 0 | 0 | 1 | 12 | 20 | 9.00 | 3.000 | | | | | | | | | | | |
| 49 Arquimedes Caminero, R (6.1) | 1.0 | 6 | 2 | 1 | 1 | 1 | 1 | 0 | 0 | 0 | 0 | 1 | 12 | 20 | 9.00 | 3.000 | | | | | | | | | | |
| 40 Mike Dunn, L (7.1) | 1.0 | 6 | 1 | 1 | 1 | 2 | 1 | 1 | 0 | 0 | 0 | 0 | 13 | 29 | 9.00 | 3.000 | | | | | | | | | | |
| 44 AJ Ramos, R (8.1) | 1.0 | 5 | 1 | 0 | 0 | 1 | 1 | 0 | 0 | 0 | 0 | 0 | 9 | 17 | 0.00 | 2.000 | | | | | | | | | | |


| Batter | 1 | 2 | 3 | 4 | 5 | 6 | 7 | 8 | 9 | AB | R | H | RBI | BB | SO | LOB | TOP | | | |
|---|--------------------------------------|-------------------------------------|--|----------------------------------|--------------------------------|----------------------------------|--------------------------------|----------------------------------|--------------------------------|---------------------------------|--------------------------------|----------------------------------|--------------------------------|----------------------------------|--------------------------------|---------------------------------|---|----------------------------------|------------------------------------|-------------------------|
| 21 Christian Yelich, L (1,7) OBP: 0.333, SLG: 0.362 | | | | | | | | | | 3 | 0 | 2 | 1 | 1 | 1 | 0 | Miami Marlins @ Atlanta Braves Turner Field, Atlanta, GA Fri Aug 30 2013, 7:38 PM - 10:29 PM EDT Att: 28,255 - Partly Cloudy - 83 F | | | |
| 17 Donovan Solano, R (1,4) OBP: 0.301, SLG: 0.299 | | | | | | | | | | 4 | 0 | 0 | 0 | 0 | 1 | 3 | | | | |
| 27 Giancarlo Stanton, R (1,9) OBP: 0.363, SLG: 0.473 | | | | | | | | | | 3 | 0 | 1 | 0 | 1 | 1 | 1 | | | | |
| 20 Justin Ruggiano, R (1,8) OBP: 0.294, SLG: 0.391 | | | | | | | | | | 4 | 0 | 0 | 0 | 0 | 2 | 4 | | | | |
| 5 Logan Morrison, L (1,3) 50 Chad Qualls, R (8,1) | | | | | | | | | | 2 | 0 | 0 | 0 | 2 | 0 | 0 | | | | |
| 30 Placido Polanco, R (1,5) OBP: 0.294, SLG: 0.288 | | | | | | | | | | 4 | 0 | 1 | 0 | 0 | 0 | 4 | | | | |
| 3 Adeiny Hechavarria, R (1,6) OBP: 0.269, SLG: 0.299 | | | | | | | | | | 4 | 0 | 0 | 0 | 0 | 1 | 2 | | | | |
| 6 Jeff Mathis, R (1,2) 29 Greg Dobbs, L (9,PH) OBP: 0.267, SLG: 0.296 OBP: 0.304, SLG: 0.310 | | | | | | | | | | 3 | 0 | 0 | 0 | 0 | 2 | 1 | | | | |
| 16 José Fernández, R (1,1) 9 Juan Pierre, L (7,PH) 44 AJ Ramos, R (7,1) 43 Dan Jennings, L (7,1) 59 Ed Lucas, R (8,3) OBP: 0.156, SLG: 0.227 OBP: 0.280, SLG: 0.296 OBP: 0.308, SLG: 0.305 | | | | | | | | | | 2 | 1 | 1 | 0 | 0 | 0 | 0 | | | | |
| Inning Stats | R: 0 E: 0 K: 3 S: 11 | H: 1 LOB: 1 BB: 0 P: 15 | R: 0 E: 0 K: 1 S: 11 | H: 1 LOB: 1 BB: 0 P: 16 | R: 1 E: 0 K: 1 S: 18 | H: 2 LOB: 3 BB: 2 P: 32 | R: 0 E: 0 K: 2 S: 9 | H: 0 LOB: 0 BB: 0 P: 12 | R: 0 E: 0 K: 0 S: 5 | H: 0 LOB: 1 BB: 1 P: 9 | R: 0 E: 0 K: 0 S: 8 | H: 0 LOB: 0 BB: 1 P: 12 | R: 0 E: 0 K: 0 S: 8 | H: 1 LOB: 0 BB: 0 P: 10 | R: 0 E: 0 K: 0 S: 5 | H: 0 LOB: 0 BB: 0 P: 7 | | 1B: 4 2B: 1 3B: 1 HR: 0 | SF: 0 SAC: 0 DP: 1 HBP: 0 | WP: 0 SB: 0 CS: 0 |
| PITCHER | IP WLS BF ERA WHIP | IP WLS BF ERA WHIP | IP WLS BF ERA WHIP | IP WLS BF ERA WHIP | IP WLS BF ERA WHIP | IP WLS BF ERA WHIP | IP WLS BF ERA WHIP | IP WLS BF ERA WHIP | IP WLS BF ERA WHIP | IP WLS BF ERA WHIP | IP WLS BF ERA WHIP | IP WLS BF ERA WHIP | IP WLS BF ERA WHIP | IP WLS BF ERA WHIP | IP WLS BF ERA WHIP | IP WLS BF ERA WHIP | IP WLS BF ERA WHIP | IP WLS BF ERA WHIP | IP WLS BF ERA WHIP | |
| 49 Julio Teheran, R (1,1) ERA: 3.01 | 32 Scott Downs, L (7,1) ERA: 1.55 | 20 Luis Ayala, R (7,1) ERA: 3.13 | 38 Anthony Varvaro, R (8,1) ERA: 3.13 | | | | | | | | | | | | | | | | | |

| | |
|-----|----|
| AB | 31 |
| R | 1 |
| H | 5 |
| RBI | 1 |
| BB | 4 |
| SO | 8 |
| LOB | 15 |



| Batter | 1 | 2 | 3 | 4 | 5 | 6 | 7 | 8 | 9 | AB | R | H | RBI | BB | SO | LOB | BOTTOM | | | |
|--|-----------------------------------|---------------------------------------|--------------------------------------|----------------------------------|--------------------------------|----------------------------------|--------------------------------|----------------------------------|--------------------------------|----------------------------------|--------------------------------|----------------------------------|--------------------------------|----------------------------------|----------------------------------|------------------------------------|---|--------------------------------|--------------------------------|--|
| 17 Jordan Schafer, L (1,9) OBP: 0.343, SLG: 0.385 | | | | | | | | | | 4 | 0 | 0 | 0 | 0 | 2 | 3 | Miami Marlins @ Atlanta Braves Turner Field, Atlanta, GA Fri Aug 30 2013, 7:38 PM - 10:29 PM EDT Att: 28,255 - Partly Cloudy - 83 F | | | |
| 30 Elliot Johnson, S (1,7) OBP: 0.222, SLG: 0.258 | | | | | | | | | | 4 | 1 | 1 | 0 | 0 | 2 | 3 | | | | |
| 5 Freddie Freeman, L (1,3) OBP: 0.386, SLG: 0.480 | | | | | | | | | | 4 | 1 | 2 | 2 | 0 | 2 | 0 | | | | |
| 23 Chris Johnson, R (1,5) 4 Paul Janish, R (8,PR) OBP: 0.362, SLG: 0.462 OBP: 0.206, SLG: 0.167 | | | | | | | | | | 3 | 0 | 0 | 0 | 1 | 1 | 1 | | | | |
| 16 Brian McCann, L (1,2) OBP: 0.344, SLG: 0.500 | | | | | | | | | | 4 | 0 | 0 | 0 | 0 | 2 | 2 | | | | |
| 26 Dan Uggla, R (1,4) OBP: 0.309, SLG: 0.386 | | | | | | | | | | 2 | 0 | 1 | 0 | 1 | 0 | 0 | | | | |
| 2 B.J. Upton, R (1,8) OBP: 0.269, SLG: 0.293 | | | | | | | | | | 2 | 0 | 1 | 0 | 1 | 1 | 0 | | | | |
| 19 Andrelton Simmons, R (1,6) OBP: 0.296, SLG: 0.372 | | | | | | | | | | 2 | 0 | 0 | 0 | 0 | 0 | 3 | | | | |
| 49 Julio Teheran, R (1,1) 32 Scott Downs, L (7,1) 20 Luis Ayala, R (7,1) 24 Evan Gattis, R (7,PH) 38 Anthony Varvaro, R (8,1) OBP: 0.245, SLG: 0.275 ERA: 3.29 OBP: 0.298, SLG: 0.469 | | | | | | | | | | 2 | 0 | 0 | 0 | 0 | 0 | 0 | | | | |
| Inning Stats | R: 2 E: 0 K: 2 S: 13 | H: 2 LOB: 0 BB: 0 P: 15 | R: 0 E: 0 K: 1 S: 11 | H: 0 LOB: 0 BB: 0 P: 16 | R: 0 E: 0 K: 1 S: 7 | H: 0 LOB: 0 BB: 0 P: 11 | R: 0 E: 0 K: 1 S: 18 | H: 1 LOB: 3 BB: 2 P: 30 | R: 0 E: 0 K: 2 S: 9 | H: 0 LOB: 0 BB: 0 P: 14 | R: 0 E: 0 K: 1 S: 8 | H: 2 LOB: 3 BB: 1 P: 17 | R: 0 E: 0 K: 1 S: 7 | H: 0 LOB: 1 BB: 1 P: 15 | 1B: 2 2B: 2 3B: 0 HR: 1 | SF: 0 SAC: 1 DP: 1 HBP: 0 | | WP: 1 SB: 0 CS: 0 | PA: 32 | |
| PITCHER | IP WLS BF ERA WHIP | IP WLS BF ERA WHIP | IP WLS BF ERA WHIP | IP WLS BF ERA WHIP | IP WLS BF ERA WHIP | IP WLS BF ERA WHIP | IP WLS BF ERA WHIP | IP WLS BF ERA WHIP | IP WLS BF ERA WHIP | IP WLS BF ERA WHIP | IP WLS BF ERA WHIP | IP WLS BF ERA WHIP | IP WLS BF ERA WHIP | IP WLS BF ERA WHIP | IP WLS BF ERA WHIP | IP WLS BF ERA WHIP | IP WLS BF ERA WHIP | IP WLS BF ERA WHIP | IP WLS BF ERA WHIP | |
| 16 José Fernández, R (1,1) ERA: 2.33 | 44 AJ Ramos, R (7,1) ERA: 3.29 | 43 Dan Jennings, L (7,1) ERA: 4.28 | 50 Chad Qualls, R (8,1) ERA: 2.98 | | | | | | | | | | | | | | | | | |

| | |
|-----|----|
| AB | 27 |
| R | 2 |
| H | 5 |
| RBI | 2 |
| BB | 4 |
| SO | 10 |
| LOB | 12 |




| Batter | 1 | 2 | 3 | 4 | 5 | 6 | 7 | 8 | 9 | 10 | 11 | AB | R | H | RBI | BB | SO | LOB | TOP | | | | | |
|---|--|----------------------------------|------------------------------------|----------------------------------|--------------------------------|----------------------------------|------------------------------|--|-------------------------------|----------------------------------|------------------------------|----------------------------------|-------------------------------|----------------------------------|------------------------------|----------------------------------|------------------------------|----------------------------------|------------------------------|----------------------------------|----------------------------------|------------------------------------|----------------------------------|--------|
| 3 Adelyn Hechavarría, R OBP: 0.270, SLG: 0.300 | 1B | | G6-3 | | | K | | F7 | | 1B | | 5 | 0 | 2 | 0 | 0 | 1 | 0 | | | | | | |
| 21 Christian Yelich, L OBP: 0.329, SLG: 0.363 | K | | G4-3 | | | K | | 2B | | FC3-6 | | 5 | 0 | 1 | 0 | 0 | 2 | 2 | | | | | | |
| 27 Giancarlo Stanton, R OBP: 0.368, SLG: 0.480 | BB | | | | | P5 | | | | F9 | | 3 | 2 | 1 | 1 | 2 | 0 | 1 | | | | | | |
| 20 Justin Ruggiano, R OBP: 0.298, SLG: 0.401 | HR | | | | | L4 | | F7 | | SH1-4 | | 4 | 2 | 2 | 2 | 1 | 0 | 2 | | | | | | |
| 30 Placido Polanco, R OBP: 0.300, SLG: 0.284 | F9 | | | | | L7 | | G5-3 | | G6-3 | | 4 | 0 | 0 | 0 | 0 | 0 | 1 | | | | | | |
| 5 Logan Morrison, L OBP: 0.270, SLG: 0.300 | K | | | | | K | | 1B | | G6-3 | | 3 | 0 | 1 | 1 | 0 | 2 | 0 | | | | | | |
| 9 Juan Pierre, L OBP: 0.270, SLG: 0.284 | | | | | | | | 1B | | G6-3 | | 0 | 0 | 0 | 0 | 0 | 0 | 0 | | | | | | |
| 43 Dan Jennings, L OBP: 0.270, SLG: 0.284 | | | | | | | | 1B | | G6-3 | | 1 | 0 | 0 | 0 | 0 | 0 | 0 | | | | | | |
| 50 Chad Qualls, R OBP: 0.270, SLG: 0.284 | | | | | | | | 1B | | G6-3 | | 0 | 0 | 0 | 0 | 0 | 0 | 0 | | | | | | |
| 29 Greg Dobbs, L OBP: 0.270, SLG: 0.284 | | | | | | | | 1B | | G6-3 | | 0 | 0 | 0 | 0 | 0 | 0 | 0 | | | | | | |
| 58 Ryan Weath, R OBP: 0.270, SLG: 0.284 | | | | | | | | 1B | | G6-3 | | 0 | 0 | 0 | 0 | 0 | 0 | 0 | | | | | | |
| 59 Ed Lucas, R OBP: 0.303, SLG: 0.300 | G4-3 | | | | | L7 | | FC9-6 | | E3 | | 5 | 0 | 0 | 0 | 0 | 0 | 3 | | | | | | |
| 46 Koyie Hill, S OBP: 0.182, SLG: 0.227 | P4 | | | | | P4 | | FC6-4 | | K | | 4 | 0 | 0 | 0 | 0 | 1 | 2 | | | | | | |
| 33 Jacob Turner, R OBP: 0.297, SLG: 0.161 | G4-3 | | | | | K | | G4-3 | | L7 | | 2 | 0 | 0 | 0 | 0 | 1 | 0 | | | | | | |
| 40 Mike Dunn, L | | | | | | | | | | | | 0 | 0 | 0 | 0 | 0 | 0 | 0 | | | | | | |
| 17 Donovan Solano, R OBP: 0.259, SLG: 0.256 | | | | | | | | | | | | 2 | 0 | 0 | 0 | 0 | 0 | 0 | | | | | | |
| Inning Stats | R: 2 E: 0 K: 1 S: 12 | H: 2 LOB: 0 BB: 1 P: 22 | R: 0 E: 0 K: 1 S: 12 | H: 0 LOB: 0 BB: 0 P: 13 | R: 0 E: 0 K: 1 S: 7 | H: 0 LOB: 0 BB: 0 P: 10 | R: 1 E: 0 K: 1 S: 8 | H: 1 LOB: 0 BB: 0 P: 11 | R: 0 E: 0 K: 2 S: 10 | H: 0 LOB: 0 BB: 0 P: 13 | R: 1 E: 0 K: 0 S: 9 | H: 2 LOB: 1 BB: 1 P: 13 | R: 0 E: 0 K: 0 S: 15 | H: 1 LOB: 2 BB: 0 P: 26 | R: 0 E: 1 K: 1 S: 9 | H: 0 LOB: 1 BB: 0 P: 12 | R: 0 E: 0 K: 0 S: 9 | H: 1 LOB: 0 BB: 0 P: 15 | R: 0 E: 0 K: 0 S: 6 | H: 0 LOB: 1 BB: 2 P: 15 | 1B: 4 2B: 1 3B: 0 HR: 2 | SF: 0 SAC: 1 DP: 1 HBP: 0 | WP: 0 PB: 0 SB: 0 CS: 1 | PA: 43 |
| PITCHER | IP ERA WLS BF H R ER SO BB IBB HBP BLK WP HR S P ERA WHIP | 36 Mike Minor, L ERA: 3.08 | 48 David Carpenter, R ERA: 2.06 | 46 Craig Kimbrel, R ERA: 0.95 | 43 Luis Avilán, L ERA: 1.41 | 20 Luis Ayala, R ERA: 3.0 | PITCHER | IP ERA WLS BF H R ER SO BB IBB HBP BLK WP HR S P ERA WHIP | 58 Ryan Webb, R ERA: 2.96 | | | | | | | | | | | | | | | |

Miami Marlins @ Atlanta Braves
Turner Field, Atlanta, GA
Sat Aug 31 2013, 7:11 PM - 11:10 PM EDT
Att: 32,727 - Party Cloudy - 86 F

livebaseballscores.com

AB 38
R 4
H 7
RBI 4
BB 4
SO 7
LOB 11





| Batter | 1 | 2 | 3 | 4 | 5 | 6 | 7 | 8 | 9 | 10 | 11 | AB | R | H | RBI | BB | SO | LOB | BOTTOM | | | | | |
|---|--|----------------------------------|------------------------------|----------------------------------|---------------------------------|----------------------------------|-------------------------------|--|-------------------------------|----------------------------------|-------------------------------|----------------------------------|-------------------------------|----------------------------------|------------------------------|----------------------------------|-------------------------------|----------------------------------|------------------------------|----------------------------------|----------------------------------|------------------------------------|----------------------------------|--------|
| 17 Jordan Schafer, L OBP: 0.345, SLG: 0.383 | E1 | | SH1-3 | | | SH | | K | | IBB | | 4 | 1 | 1 | 0 | 1 | 2 | 1 | | | | | | |
| 30 Elliot Johnson, S OBP: 0.222, SLG: 0.254 | SH1-3 | | | | | K | | K | | K | | 3 | 0 | 0 | 0 | 1 | 3 | 2 | | | | | | |
| 11 Gerald Laird, R OBP: 0.374, SLG: 0.391 | | | | | | K | | K | | K | | 1 | 0 | 0 | 0 | 0 | 1 | 2 | | | | | | |
| 20 Luis Ayala, R ERA: 3.0 | | | | | | | | | | | | 0 | 0 | 0 | 0 | 0 | 0 | 0 | | | | | | |
| 5 Freddie Freeman, L OBP: 0.385, SLG: 0.477 | SF7 | | G4-3 | | | G3 | | G3 | | BB | | 3 | 0 | 0 | 1 | 2 | 0 | 1 | | | | | | |
| 23 Chris Johnson, R OBP: 0.366, SLG: 0.469 | | | | | | P4 | | 2B | | BB | | 6 | 1 | 4 | 0 | 0 | 0 | 3 | | | | | | |
| 4 Paul Janish, R OBP: 0.209, SLG: 0.167 | 2B | | | | | IBB | | 2B | | 1B | | 0 | 1 | 0 | 0 | 0 | 0 | 0 | | | | | | |
| 16 Brian McCann, L OBP: 0.344, SLG: 0.495 | G1-3 | | | | | F8 | | HR | | L9 | | 5 | 1 | 1 | 1 | 1 | 0 | 4 | | | | | | |
| 26 Dan Uggla, R OBP: 0.371, SLG: 0.383 | F7 | | | | | P6 | | BB | | G6-4-3 | | 3 | 0 | 0 | 0 | 2 | 0 | 3 | | | | | | |
| 2 B.J. Upton, R OBP: 0.275, SLG: 0.308 | K | | | | | HBP | | BB | | BB | | 6 | 1 | 4 | 3 | 0 | 2 | 1 | | | | | | |
| 19 Andrelton Simmons, R OBP: 0.294, SLG: 0.369 | G6-3 | | | | | K | | HR | | 1B | | 4 | 0 | 0 | 0 | 0 | 1 | 3 | | | | | | |
| 36 Mike Minor, R ERA: 3.13 | K | | | | | L1 | | L7 | | K | | 2 | 0 | 1 | 0 | 1 | 1 | 0 | | | | | | |
| 48 David Carpenter, R ERA: 2.06 | | | | | | 17 | | SH | | BB | | 0 | 0 | 0 | 0 | 0 | 0 | 0 | | | | | | |
| 44 AJ Ramos, R ERA: 3.14 | | | | | | | | | | G6-3 | | 2 | 0 | 1 | 0 | 1 | 1 | 0 | | | | | | |
| 43 Dan Jennings, L ERA: 4.24 | | | | | | | | | | G5-3 | | 1 | 0 | 0 | 0 | 0 | 0 | 0 | | | | | | |
| 50 Chad Qualls, R ERA: 2.89 | | | | | | | | | | G5-3 | | 1 | 0 | 0 | 0 | 0 | 0 | 0 | | | | | | |
| Inning Stats | R: 1 E: 1 K: 0 S: 9 | H: 1 LOB: 1 BB: 0 P: 17 | R: 0 E: 0 K: 1 S: 8 | H: 0 LOB: 0 BB: 0 P: 11 | R: 0 E: 0 K: 1 S: 7 | H: 1 LOB: 1 BB: 1 P: 12 | R: 0 E: 0 K: 1 S: 11 | H: 0 LOB: 1 BB: 0 P: 14 | R: 0 E: 1 K: 1 S: 15 | H: 1 LOB: 3 BB: 1 P: 26 | R: 2 E: 0 K: 1 S: 10 | H: 3 LOB: 3 BB: 1 P: 34 | R: 0 E: 0 K: 2 S: 11 | H: 0 LOB: 0 BB: 0 P: 17 | R: 0 E: 0 K: 0 S: 7 | H: 1 LOB: 1 BB: 1 P: 18 | R: 0 E: 0 K: 1 S: 10 | H: 1 LOB: 2 BB: 1 P: 19 | R: 1 E: 0 K: 0 S: 9 | H: 2 LOB: 2 BB: 1 P: 21 | 1B: 8 2B: 2 3B: 0 HR: 1 | SF: 1 SAC: 3 DP: 1 HBP: 1 | WP: 0 PB: 0 SB: 2 CS: 1 | PA: 52 |
| PITCHER | IP ERA WLS BF H R ER SO BB IBB HBP BLK WP HR S P ERA WHIP | 33 Jacob Turner, R ERA: 3.13 | 40 Mike Dunn, L ERA: 3.14 | 44 AJ Ramos, R ERA: 3.2 | 43 Dan Jennings, L ERA: 4.24 | 50 Chad Qualls, R ERA: 2.89 | PITCHER | IP ERA WLS BF H R ER SO BB IBB HBP BLK WP HR S P ERA WHIP | 58 Ryan Webb, R ERA: 2.96 | | | | | | | | | | | | | | | |


Miami Marlins @ Atlanta Braves
Turner Field, Atlanta, GA
Sat Aug 31 2013, 7:11 PM - 11:10 PM EDT
Att: 32,727 - Party Cloudy - 86 F

livebaseballscores.com

AB 39
R 5
H 11
RBI 5
BB 8
SO 10
LOB 21



| Batter | 1 | 2 | 3 | 4 | 5 | 6 | 7 | 8 | 9 | AB | R | H | RBI | BB | SO | LOB | TOP |
|---|---|--|---------------------------------------|--|---------------------------------------|--|--------------------------------------|---|---------------------------------------|--|--------------------------------------|--|-----------------------------------|------------------------------------|----------------------------------|--------|---|
| 3 Adeiny Hechavarria, R OBP: 0.272, SLG: 0.301 | G6-3 | | G5-3 | | G5-3 | | | 21 BB 1B | | 5 | 1 | 2 | 0 | 0 | 0 | 3 | Miami Marlins @ Atlanta Braves Turner Field, Atlanta, GA Sun Sep 01 2013, 5:09 PM - 7:49 PM EDT Att: 38,441 - Cloudy - 73 F |
| 21 Christian Yelich, L OBP: 0.343, SLG: 0.369 | 30 S 1B | | 17 1B 27 G6-3 59 1B | 27 G5-4-3 BB | | G3 | | BB | | 3 | 2 | 2 | 0 | 2 | 0 | 0 | |
| 27 Giancarlo Stanton, R OBP: 0.363, SLG: 0.475 8 Chris Coghlan, L OBP: 0.324, SLG: 0.412 | P4 | | G6-3 | G5-4-3 | | G6-3 | | L1 | | 4 | 0 | 0 | 0 | 0 | 0 | 4 | |
| 30 Placido Polanco, R OBP: 0.307, SLG: 0.290 | 1B | | 17 1B 59 1B | 1B | | G6-3 | | 59 L-3 1B | | 4 | 1 | 3 | 1 | 1 | 0 | 0 | |
| 17 Donovan Solano, R OBP: 0.300, SLG: 0.298 | F8 | | 23 BB 6 2B 59 1B | 1B | | G5-3 | | K | | 5 | 1 | 2 | 1 | 0 | 1 | 2 | |
| 59 Ed Lucas, R OBP: 0.301, SLG: 0.298 | P4 | | 6 2B 23 BB | 1B | | G5-3 | | L3 | | 5 | 1 | 1 | 2 | 0 | 1 | 3 | |
| 23 Jake Marisnick, R OBP: 0.239, SLG: 0.248 | K | | 6 2B 2-3 | BB | | G5-3 | | 24 SH1-4 1B | | 3 | 0 | 1 | 0 | 1 | 1 | 0 | |
| 6 Jeff Mathis, R OBP: 0.271, SLG: 0.321 | HR | | 2-3 3-H | 2B | | G3-1 | | | | 4 | 1 | 2 | 3 | 0 | 1 | 1 | |
| 24 Nathan Eovaldi, R OBP: 0.111, SLG: 0.077 31 Steve Cishek, R (9, 1) | K | | G4-3 | | | SH1-4 | | K | | 3 | 0 | 0 | 0 | 0 | 2 | 2 | |
| | | | | | | | | | | 0 | 0 | 0 | 0 | 0 | 0 | 0 |  |
| Inning Stats | R: 1 H: 2 E: 0 K: 0 S: 16 | H: 1 R: 7 ER: 0 LOB: 1 P: 24 | R: 5 H: 5 E: 0 K: 2 S: 12 | H: 5 R: 7 ER: 0 LOB: 2 P: 15 | R: 0 H: 2 E: 0 K: 1 S: 13 | H: 1 R: 7 ER: 0 LOB: 1 P: 10 | R: 0 H: 0 E: 0 K: 0 S: 6 | H: 0 R: 0 ER: 0 LOB: 0 P: 7 | R: 0 H: 1 E: 0 K: 1 S: 11 | H: 1 R: 7 ER: 0 LOB: 2 P: 16 | R: 0 H: 1 E: 0 K: 1 S: 9 | H: 1 R: 7 ER: 0 LOB: 0 P: 13 | 1B: 11 2B: 2 3B: 0 HR: 1 | SF: 0 SAC: 1 DP: 2 HBP: 0 | WP: 0 PB: 0 SB: 1 CS: 0 | PA: 42 | |
| PITCHER | IP WLS BF H R ER SO BB IBB HBP BLK WP HR S P ERA WHIP | | | | | | | | | | | | | | | | |
| 58 Alex Wood, L ERA: 3.15 | 2.1 L 17 8 7 7 2 2 0 0 0 0 1 46 67 27.00 4.286 | | | | | | | | | | | | | | | | |
| 50 Freddy Garcia, R ERA: 5.31 | 4.2 17 3 0 0 2 1 0 0 0 0 0 38 53 0.00 0.857 | | | | | | | | | | | | | | | | |
| 38 Anthony Varvaro, R ERA: 3.03 | 2.0 8 2 0 0 2 1 0 0 0 0 0 20 29 0.00 1.500 | | | | | | | | | | | | | | | | |

| Batter | 1 | 2 | 3 | 4 | 5 | 6 | 7 | 8 | 9 | AB | R | H | RBI | BB | SO | LOB | BOTTOM |
|---|---|---|---------------------------------------|--|---------------------------------------|---|--------------------------------------|--|---------------------------------------|--|---------------------------------------|--|----------------------------------|------------------------------------|----------------------------------|--------|---|
| 17 Jordan Schafer, L OBP: 0.341, SLG: 0.378 | K | | K | | 1B | | P6 | | G3 | 5 | 0 | 1 | 0 | 0 | 2 | 3 | Miami Marlins @ Atlanta Braves Turner Field, Atlanta, GA Sun Sep 01 2013, 5:09 PM - 7:49 PM EDT Att: 38,441 - Cloudy - 73 F |
| 19 Andrelton Simmons, R OBP: 0.294, SLG: 0.373 30 Elliot Johnson, S OBP: 0.226, SLG: 0.263 | 3B | | F7 | F7 | | F7 | | 8 F9 2B | | 3 | 0 | 1 | 0 | 0 | 0 | 1 | |
| 5 Freddie Freeman, L OBP: 0.366, SLG: 0.475 25 Joey Terdoslavich, S OBP: 0.347, SLG: 0.318 | F7 | | G6-3 | | 2 FC6-4 BB | | L6 | | L6 | 2 | 0 | 0 | 0 | 1 | 0 | 1 | |
| 8 Justin Upton, R OBP: 0.356, SLG: 0.474 | K | | 2 BB 11 1B | 1B | | K | | F9 | | 4 | 0 | 1 | 0 | 0 | 2 | 3 | |
| 11 Gerald Laird, R OBP: 0.369, SLG: 0.385 | L8 | | 2 BB 1B | 1B | | F8 | | G4-3 | | 4 | 0 | 1 | 0 | 0 | 0 | 2 | |
| 2 B.J. Upton, R OBP: 0.275, SLG: 0.305 | F8 | | 1-2 2-3 | BB | | FC6-4 | | K | | 3 | 0 | 0 | 0 | 1 | 1 | 1 | |
| 26 Dan Uggla, R OBP: 0.310, SLG: 0.381 | F7 | | | P5 | | G5-3 | | 23 1B BB | | 3 | 0 | 0 | 0 | 1 | 0 | 3 | |
| 4 Paul Janish, R OBP: 0.211, SLG: 0.206 | K | | K | | F9 | | 13 1B 2B | | K | 4 | 0 | 1 | 0 | 0 | 2 | 1 | |
| 58 Alex Wood, R ERA: 3.15 | | | | | | | | | | 0 | 0 | 0 | 0 | 0 | 0 | 0 | |
| 50 Freddy Garcia, R ERA: 5.31 | | | | | | | | | | 2 | 0 | 0 | 0 | 0 | 1 | 0 | |
| 13 Jose Constanza, L OBP: 0.192, SLG: 0.192 38 Anthony Varvaro, R (8, 1) | | | | | | | | | | 1 | 0 | 1 | 0 | 0 | 0 | 0 | |
| 23 Chris Johnson, R OBP: 0.368, SLG: 0.471 | | | | | | | | | | 0 | 0 | 1 | 0 | 0 | 0 | 0 | |
| | | | | | | | | | | 1 | 0 | 1 | 0 | 0 | 0 | 0 |  |
| Inning Stats | R: 0 H: 1 E: 0 K: 2 S: 12 | H: 0 R: 7 ER: 0 LOB: 0 P: 9 | R: 0 H: 0 E: 0 K: 3 S: 11 | H: 0 R: 7 ER: 0 LOB: 0 P: 14 | R: 0 H: 2 E: 0 K: 0 S: 11 | H: 1 R: 7 ER: 0 LOB: 1 P: 8 | R: 0 H: 0 E: 0 K: 1 S: 7 | H: 0 R: 0 ER: 0 LOB: 1 P: 12 | R: 0 H: 2 E: 0 K: 0 S: 10 | H: 1 R: 7 ER: 0 LOB: 1 P: 11 | R: 0 H: 1 E: 0 K: 2 S: 13 | H: 1 R: 7 ER: 0 LOB: 2 P: 22 | 1B: 5 2B: 2 3B: 1 HR: 0 | SF: 0 SAC: 0 DP: 0 HBP: 0 | WP: 0 PB: 0 SB: 0 CS: 0 | PA: 37 | |
| PITCHER | IP WLS BF H R ER SO BB IBB HBP BLK WP HR S P ERA WHIP | | | | | | | | | | | | | | | | |
| 24 Nathan Eovaldi, R ERA: 3.4 | 8.0 W 32 7 7 0 6 2 0 0 0 0 0 102 100 0.00 1.125 | | | | | | | | | | | | | | | | |
| 31 Steve Cishek, R ERA: 2.96 | 1.0 5 1 0 0 2 1 0 0 0 0 0 0 13 22 0.00 2.000 | | | | | | | | | | | | | | | | |

| Batter | 1 | 2 | 3 | 4 | 5 | 6 | 7 | 8 | 9 | AB | R | H | RBI | BB | SO | LOB | TOP | | | | | | | | | | | | | | | | | | |
|---|---|----------------------------------|-------------------------------|----------------------------------|------------------------------|----------------------------------|------------------------------|----------------------------------|-------------------------------|----------------------------------|------------------------------|---------------------------------|-------------------------------|----------------------------------|------------------------------|---------------------------------|----------------------------------|------------------------------------|----------------------------------|--------|--|--|--|--|--|--|--|--|--|--|--|--|--|--|--|
| 3 Adeiny Hechavarria, R OBP: 0.271, SLG: 0.298 | L8 | | | K | | | P3 | | F9 | 4 | 0 | 0 | 0 | 1 | 1 | 2 | | | | | | | | | | | | | | | | | | | |
| 21 Christian Yelich, L OBP: 0.353, SLG: 0.399 | HR | L8 | | | | 1B | | | | 4 | 1 | 3 | 1 | 0 | 0 | 1 | | | | | | | | | | | | | | | | | | | |
| 27 Giancarlo Stanton, R OBP: 0.359, SLG: 0.469 | G5-3 | P6 | | | G6-4-3 | | K | | | 4 | 0 | 0 | 0 | 0 | 1 | 4 | | | | | | | | | | | | | | | | | | | |
| 20 Justin Ruggiano, R OBP: 0.301, SLG: 0.405 | | | | | F8 | | | | | 4 | 0 | 2 | 0 | 0 | 0 | 2 | | | | | | | | | | | | | | | | | | | |
| 30 Placido Polanco, R OBP: 0.304, SLG: 0.286 | G4-3 | | G6-3 | | FC5-4 | | | | F8 | 4 | 0 | 0 | 0 | 0 | 0 | 2 | | | | | | | | | | | | | | | | | | | |
| 59 Ed Lucas, R OBP: 0.300, SLG: 0.301 | | | G3 | | | G6-3 | | | K | 4 | 1 | 1 | 0 | 0 | 1 | 0 | | | | | | | | | | | | | | | | | | | |
| 17 Donovan Solano, R OBP: 0.296, SLG: 0.293 | | | | K | | | | | F8 | 4 | 0 | 0 | 0 | 0 | 1 | 1 | | | | | | | | | | | | | | | | | | | |
| 6 Jeff Mathis, R OBP: 0.275, SLG: 0.321 | | | | | | | | | G6-3 | 3 | 1 | 1 | 0 | 1 | 0 | 0 | | | | | | | | | | | | | | | | | | | |
| 37 Henderson Alvarez III, R OBP: 0.350, SLG: 0.632 | | | | | | | | | K | 2 | 1 | 2 | 3 | 0 | 0 | 0 | | | | | | | | | | | | | | | | | | | |
| 40 Mike Dunn, L | | | | | | | | | | 0 | 0 | 0 | 0 | 0 | 0 | 0 | | | | | | | | | | | | | | | | | | | |
| 50 Chad Qualls, R | | | | | | | | | | 0 | 0 | 0 | 0 | 0 | 0 | 0 | | | | | | | | | | | | | | | | | | | |
| 29 Greg Dobbs, L | | | | | | | | | | 1 | 0 | 0 | 0 | 0 | 1 | 0 | | | | | | | | | | | | | | | | | | | |
| 31 Steve Cishek, R | | | | | | | | | | 0 | 0 | 0 | 0 | 0 | 0 | 0 | | | | | | | | | | | | | | | | | | | |
| Inning Stats | R: 1 E: 0 K: 0 S: 13 | H: 2 LOB: 1 BB: 0 P: 17 | R: 3 E: 0 K: 1 S: 18 | H: 3 LOB: 1 BB: 1 P: 25 | R: 0 E: 0 K: 0 S: 7 | H: 0 LOB: 0 BB: 0 P: 12 | R: 0 E: 0 K: 1 S: 7 | H: 0 LOB: 1 BB: 0 P: 12 | R: 0 E: 0 K: 0 S: 11 | H: 2 LOB: 2 BB: 0 P: 17 | R: 0 E: 0 K: 0 S: 3 | H: 0 LOB: 0 BB: 0 P: 6 | R: 0 E: 0 K: 1 S: 11 | H: 0 LOB: 0 BB: 0 P: 15 | R: 0 E: 0 K: 1 S: 7 | H: 0 LOB: 0 BB: 0 P: 9 | 1B: 5 2B: 2 3B: 0 HR: 2 | SF: 0 SAC: 1 DP: 1 HBP: 0 | WP: 0 PB: 0 SB: 0 CS: 0 | PA: 37 | | | | | | | | | | | | | | | |
| PITCHER | IP WLS BF H R ER SO BB IBB HBP BLK WP HR S P ERA WHIP | | | | | | | | | | | | | | | | | | | | | | | | | | | | | | | | | | |
| 37 Travis Wood, L ERA: 3.17 | (1, 1) | 7.0 | L | 31 | 9 | 4 | 4 | 3 | 2 | 0 | 0 | 0 | 0 | 0 | 2 | 70 | 106 | 5.14 | 1.571 | | | | | | | | | | | | | | | | |
| 33 Carlos Villanueva, R ERA: 4.31 | (8, 1) | 2.0 | | 6 | 0 | 0 | 0 | 2 | 0 | 0 | 0 | 0 | 0 | 0 | 0 | 18 | 24 | 0.00 | 0.000 | | | | | | | | | | | | | | | | |

Miami Marlins @ Chicago Cubs
Wrigley Field, Chicago, IL
Mon Sep 02 2013, 1:24 PM - 4:05 PM CDT
Att: 26,978 - Partly Cloudy - 71 F

AB 34
R 4
H 9
RBI 4
BB 2
SO 5
LOB 12



| Batter | 1 | 2 | 3 | 4 | 5 | 6 | 7 | 8 | 9 | AB | R | H | RBI | BB | SO | LOB | BOTTOM | | | | | | | | | | | | | | | | | |
|--|---|----------------------------------|------------------------------|---------------------------------|-------------------------------|----------------------------------|------------------------------|----------------------------------|------------------------------|----------------------------------|------------------------------|----------------------------------|-------------------------------|----------------------------------|------------------------------|---------------------------------|----------------------------------|------------------------------------|----------------------------------|--------|--|--|--|--|--|--|--|--|--|--|--|--|--|--|
| 13 Starlin Castro, R OBP: 0.283, SLG: 0.344 | G3 | | | | | | G4-3 | | | 3 | 1 | 1 | 0 | 1 | 0 | 0 | | | | | | | | | | | | | | | | | | |
| 24 Luis Valbuena, L OBP: 0.332, SLG: 0.372 | | | | | | | | | | 3 | 1 | 1 | 0 | 0 | 0 | 1 | | | | | | | | | | | | | | | | | | |
| 8 Donnie Murphy, R OBP: 0.366, SLG: 0.618 | | | | | | | | | | 0 | 0 | 0 | 0 | 1 | 0 | 0 | | | | | | | | | | | | | | | | | | |
| 44 Anthony Rizzo, L OBP: 0.326, SLG: 0.429 | | | | | | | | | | 4 | 1 | 1 | 1 | 0 | 2 | 2 | | | | | | | | | | | | | | | | | | |
| 30 Dioner Navarro, S OBP: 0.369, SLG: 0.503 | | | | | | | | | | 4 | 0 | 2 | 1 | 0 | 0 | 1 | | | | | | | | | | | | | | | | | | |
| 19 Nate Schierholtz, L OBP: 0.313, SLG: 0.497 | SF8 | | | | | | | | | 3 | 0 | 0 | 1 | 0 | 0 | 2 | | | | | | | | | | | | | | | | | | |
| 6 Ryan Sweeney, L OBP: 0.352, SLG: 0.529 | G3 | | | | | | | | | 4 | 0 | 2 | 0 | 0 | 1 | 1 | | | | | | | | | | | | | | | | | | |
| 21 Junior Lake, R OBP: 0.337, SLG: 0.426 | K | | | | | | | | | 3 | 0 | 1 | 0 | 0 | 1 | 2 | | | | | | | | | | | | | | | | | | |
| 15 Darwin Barney, R OBP: 0.269, SLG: 0.321 | | | | | | | | | | 4 | 0 | 0 | 0 | 0 | 1 | 3 | | | | | | | | | | | | | | | | | | |
| 37 Travis Wood, R ERA: 3.15 | (1, 1) | 6.0 | W | 25 | 7 | 3 | 3 | 3 | 1 | 0 | 1 | 0 | 0 | 0 | 0 | 0 | 4.50 | 1.333 | | | | | | | | | | | | | | | | |
| 2 Cole Gillespie, R ERA: 3.07 | (7, PH) | 1.1 | H | 5 | 0 | 0 | 0 | 2 | 1 | 0 | 0 | 0 | 0 | 0 | 0 | 0 | 0.00 | 0.750 | | | | | | | | | | | | | | | | |
| 33 Carlos Villanueva, R ERA: 2.85 | (8, 1) | 0.2 | H | 2 | 0 | 0 | 0 | 0 | 0 | 0 | 0 | 0 | 0 | 0 | 0 | 0 | 0.00 | 0.000 | | | | | | | | | | | | | | | | |
| 31 Steve Cishek, R ERA: 2.52 | (9, 1) | 1.0 | S | 3 | 1 | 0 | 0 | 1 | 0 | 0 | 0 | 0 | 0 | 0 | 0 | 0 | 0.00 | 1.000 | | | | | | | | | | | | | | | | |
| Inning Stats | R: 3 E: 1 K: 1 S: 15 | H: 4 LOB: 1 BB: 0 P: 22 | R: 0 E: 0 K: 1 S: 6 | H: 0 LOB: 0 BB: 0 P: 8 | R: 0 E: 0 K: 1 S: 10 | H: 1 LOB: 0 BB: 0 P: 13 | R: 0 E: 0 K: 0 S: 9 | H: 1 LOB: 1 BB: 0 P: 13 | R: 0 E: 0 K: 0 S: 7 | H: 0 LOB: 0 BB: 1 P: 12 | R: 0 E: 0 K: 0 S: 8 | H: 1 LOB: 1 BB: 0 P: 11 | R: 0 E: 0 K: 1 S: 11 | H: 0 LOB: 0 BB: 0 P: 11 | R: 0 E: 0 K: 1 S: 7 | H: 1 LOB: 0 BB: 0 P: 9 | 1B: 7 2B: 1 3B: 0 HR: 0 | SF: 1 SAC: 0 DP: 3 HBP: 1 | WP: 0 PB: 0 SB: 0 CS: 0 | PA: 35 | | | | | | | | | | | | | | |
| PITCHER | IP WLS BF H R ER SO BB IBB HBP BLK WP HR S P ERA WHIP | | | | | | | | | | | | | | | | | | | | | | | | | | | | | | | | | |
| 37 Henderson Alvarez III, R | (1, 1) | 6.0 | W | 25 | 7 | 3 | 3 | 3 | 1 | 0 | 1 | 0 | 0 | 0 | 0 | 0 | 4.50 | 1.333 | | | | | | | | | | | | | | | | |
| 40 Mike Dunn, L | (7, 1) | 1.1 | H | 5 | 0 | 0 | 0 | 2 | 1 | 0 | 0 | 0 | 0 | 0 | 0 | 0 | 0.00 | 0.750 | | | | | | | | | | | | | | | | |
| 50 Chad Qualls, R | (8, 1) | 0.2 | H | 2 | 0 | 0 | 0 | 0 | 0 | 0 | 0 | 0 | 0 | 0 | 0 | 0 | 0.00 | 0.000 | | | | | | | | | | | | | | | | |
| 31 Steve Cishek, R | (9, 1) | 1.0 | S | 3 | 1 | 0 | 0 | 1 | 0 | 0 | 0 | 0 | 0 | 0 | 0 | 0 | 0.00 | 1.000 | | | | | | | | | | | | | | | | |

Miami Marlins @ Chicago Cubs
Wrigley Field, Chicago, IL
Mon Sep 02 2013, 1:24 PM - 4:05 PM CDT
Att: 26,978 - Partly Cloudy - 71 F


AB 31
R 3
H 8
RBI 3
BB 2
SO 6
LOB 13



| Batter | 1 | 2 | 3 | 4 | 5 | 6 | 7 | 8 | 9 | AB | R | H | RBI | BB | SO | LOB | TOP | | | | | | | | | |
|---|---|--|--|---|---|---|-------------------------------|----------------------------------|-------------------------------|----------------------------------|-------------------------------|----------------------------------|------------------------------|----------------------------------|-------------------------------|----------------------------------|------------------------------|---------------------------------|----------------------------------|--|----------------------------------|--------|--|--|--|--|
| 8 Chris Coghlan, L (1.5) OBP: 0.320, SLG: 0.404 40 Mike Dunn, L (8.1) 44 AJ Ramos, R (9.1) | F8 | | G6-3 | | F9 | K | | | | 5 | 1 | 1 | 0 | 0 | 1 | 2 | | | | | | | | | | |
| 17 Donovan Solano, R (1.4) OBP: 0.305, SLG: 0.397 | L8 | | | | | | | | | 4 | 2 | 3 | 2 | 1 | 0 | 0 | | | | | | | | | | |
| 21 Christian Yelich, L (1.7) OBP: 0.360, SLG: 0.411 | | | | | | | | | | 5 | 1 | 3 | 2 | 0 | 1 | 3 | | | | | | | | | | |
| 27 Giancarlo Stanton, R (1.9) OBP: 0.362, SLG: 0.468 | | | | | | | | | | 3 | 0 | 1 | 1 | 2 | 2 | 2 | | | | | | | | | | |
| 20 Justin Ruggiano, R (1.8) OBP: 0.297, SLG: 0.399 | | | | | | | | | | 5 | 0 | 0 | 1 | 0 | 2 | 3 | | | | | | | | | | |
| 5 Logan Morrison, L (1.3) OBP: 0.348, SLG: 0.394 | | | | | | | | | | 4 | 0 | 0 | 0 | 1 | 1 | 3 | | | | | | | | | | |
| 3 Adeiny Hechavarria, R (1.6) OBP: 0.270, SLG: 0.350 | | | | | | | | | | 5 | 0 | 1 | 0 | 0 | 0 | 4 | | | | | | | | | | |
| 6 Jeff Mathis, R (1.2) OBP: 0.275, SLG: 0.320 | | | | | | | | | | 4 | 1 | 1 | 0 | 0 | 2 | 3 | | | | | | | | | | |
| 34 Tom Koehler, R (1.1) 43 Dan Jennings, L (5.1) 9 Juan Pierre, L (8. PH) 58 Ryan Webb, R (8.1) 29 Greg Dobbs, (8. PH) 30 Placido Polanco, R (8.9) | | | | | | | | | | 2 | 1 | 1 | 0 | 0 | 0 | 0 | | | | | | | | | | |
| Inning Stats | R: 0 E: 0 K: 1 S: 10 | H: 1 LOB: 1 BB: 0 P: 17 | R: 0 E: 0 K: 2 S: 11 | H: 1 LOB: 1 BB: 0 P: 19 | R: 0 E: 0 K: 1 S: 8 | H: 1 LOB: 2 BB: 0 P: 11 | R: 0 E: 0 K: 0 S: 12 | H: 0 LOB: 2 BB: 2 P: 23 | R: 3 E: 1 K: 2 S: 22 | H: 4 LOB: 2 BB: 0 P: 34 | R: 0 E: 0 K: 2 S: 12 | H: 1 LOB: 2 BB: 1 P: 21 | R: 0 E: 0 K: 1 S: 6 | H: 0 LOB: 0 BB: 1 P: 15 | R: 3 E: 0 K: 2 S: 21 | H: 4 LOB: 1 BB: 0 P: 30 | R: 0 E: 0 K: 1 S: 5 | H: 0 LOB: 0 BB: 0 P: 5 | 1B: 8 2B: 4 3B: 0 HR: 0 | SF: 0 2B: 4 3B: 0 DP: 1 HBP: 0 | WP: 0 PB: 0 SB: 4 CS: 0 | PA: 43 | | | | |
| PITCHER | IP WLS BF H R ER SO BB IBB HBP BLK WP HR S P ERA WHIP | 5.0 L 25 7 3 3 4 2 0 0 0 0 0 0 63 104 5.40 1.800 | 0.1 2 1 0 0 1 0 0 0 0 0 0 4 5 0.00 3.000 | 0.2 3 0 0 0 1 1 0 0 0 0 0 8 16 0.00 1.500 | 1.0 3 0 0 0 1 1 0 0 0 0 0 6 15 0.00 1.000 | 1.0 7 4 3 3 2 0 0 0 0 0 0 0 21 30 27.00 4.000 | | | | | | | | | | | | | | | | | | | | |
| 36 Edwin Jackson, R (1.1) ERA: 4.91 | | | | | | | | | | | | | | | | | | | | | | | | | | |
| 55 Alberto Cabrera, R (6.1) | | | | | | | | | | | | | | | | | | | | | | | | | | |
| 59 Zac Rosscup, L (6.1) | | | | | | | | | | | | | | | | | | | | | | | | | | |
| 56 Héctor Rondón, R (7.1) | | | | | | | | | | | | | | | | | | | | | | | | | | |
| 50 Blake Parker, R (8.1) | | | | | | | | | | | | | | | | | | | | | | | | | | |
| 28 Michael Bowden, R (9.1) ERA: 4.3 | | | | | | | | | | | | | | | | | | | | | | | | | | |

Miami Marlins @ Chicago Cubs
Wrigley Field, Chicago, IL
Tue Sep 03 2013, 7:12 PM - 10:31 PM CDT
Att: 30,024 - Partly Cloudy - 67 F


AB 39
R 6
H 12
RBI 6
BB 4
SO 10
LOB 21



| Batter | 1 | 2 | 3 | 4 | 5 | 6 | 7 | 8 | 9 | AB | R | H | RBI | BB | SO | LOB | BOTTOM | | | | | | | | | |
|---|---|---|--|---|--|----------------------------------|------------------------------|---------------------------------|-------------------------------|----------------------------------|------------------------------|---------------------------------|------------------------------|----------------------------------|------------------------------|----------------------------------|-------------------------------|----------------------------------|----------------------------------|--|----------------------------------|--------|--|--|--|--|
| 13 Starlin Castro, R (1.6) OBP: 0.283, SLG: 0.343 | | | | | | | | | | 4 | 0 | 1 | 0 | 0 | 1 | 3 | | | | | | | | | | |
| 24 Luis Valbuena, L (1.5) OBP: 0.335, SLG: 0.370 | | | | | | | | | | 1 | 0 | 0 | 0 | 1 | 0 | 1 | | | | | | | | | | |
| 15 Darwin Barney, R (8. PH) OBP: 0.268, SLG: 0.320 | | | | | | | | | | 1 | 0 | 0 | 0 | 0 | 0 | 0 | | | | | | | | | | |
| 44 Anthony Rizzo, L (1.3) OBP: 0.324, SLG: 0.426 | | | | | | | | | | 3 | 0 | 0 | 1 | 0 | 0 | 2 | | | | | | | | | | |
| 19 Nate Schierholtz, L (1.9) OBP: 0.310, SLG: 0.492 | | | | | | | | | | 4 | 0 | 0 | 0 | 0 | 2 | 2 | | | | | | | | | | |
| 6 Ryan Sweeney, L (1.8) OBP: 0.348, SLG: 0.516 | | | | | | | | | | 3 | 0 | 0 | 0 | 1 | 1 | 0 | | | | | | | | | | |
| 8 Donnie Murphy, R (1.4) OBP: 0.362, SLG: 0.602 | | | | | | | | | | 4 | 0 | 1 | 0 | 0 | 1 | 1 | | | | | | | | | | |
| 47 Brian Bogusevic, L (1.7) OBP: 0.337, SLG: 0.477 | | | | | | | | | | 4 | 1 | 1 | 1 | 0 | 0 | 2 | | | | | | | | | | |
| 53 Welington Castillo, R (1.2) OBP: 0.350, SLG: 0.367 | | | | | | | | | | 3 | 1 | 1 | 0 | 1 | 2 | 1 | | | | | | | | | | |
| 36 Edwin Jackson, R (1.1) 21 Junior Lake, R (5. PH) 55 Alberto Cabrera, R (8.1) 59 Zac Rosscup, R (8.1) 56 Héctor Rondón, R (7. PH) 54 Darnell McDonald, R (8.1) 50 Blake Parker, R (8.1) 28 Michael Bowden, R (9.1) | | | | | | | | | | 1 | 0 | 0 | 0 | 0 | 1 | 1 | | | | | | | | | | |
| Inning Stats | R: 0 E: 0 K: 0 S: 6 | H: 1 LOB: 0 BB: 0 P: 9 | R: 0 E: 0 K: 1 S: 8 | H: 1 LOB: 1 BB: 0 P: 11 | R: 0 E: 0 K: 1 S: 9 | H: 1 LOB: 2 BB: 0 P: 12 | R: 0 E: 0 K: 1 S: 6 | H: 0 LOB: 0 BB: 0 P: 8 | R: 2 E: 0 K: 1 S: 14 | H: 1 LOB: 2 BB: 3 P: 33 | R: 0 E: 0 K: 0 S: 7 | H: 0 LOB: 0 BB: 0 P: 9 | R: 0 E: 0 K: 1 S: 8 | H: 0 LOB: 0 BB: 0 P: 15 | R: 0 E: 0 K: 1 S: 6 | H: 0 LOB: 0 BB: 0 P: 10 | R: 0 E: 0 K: 2 S: 10 | H: 0 LOB: 1 BB: 1 P: 18 | 1B: 2 2B: 1 3B: 0 HR: 1 | SF: 1 2B: 1 3B: 0 DP: 1 HBP: 1 | WP: 0 PB: 0 SB: 0 CS: 0 | PA: 35 | | | | |
| PITCHER | IP WLS BF H R ER SO BB IBB HBP BLK WP HR S P ERA WHIP | 4.1 20 4 2 2 4 3 0 1 0 0 0 5 9 4.15 1.615 | 2.0 W 6 0 0 0 1 0 0 0 0 0 0 15 24 0.00 0.000 | 1.0 3 0 0 0 1 0 0 0 0 0 0 6 10 0.00 0.000 | 1.0 4 0 0 0 2 1 0 0 0 0 0 10 18 0.00 1.000 | | | | | | | | | | | | | | | | | | | | | |
| 34 Tom Koehler, R (1.1) ERA: 4.7 | | | | | | | | | | | | | | | | | | | | | | | | | | |
| 43 Dan Jennings, L (5.1) ERA: 4.15 | | | | | | | | | | | | | | | | | | | | | | | | | | |
| 58 Ryan Webb, R (6.1) ERA: 2.87 | | | | | | | | | | | | | | | | | | | | | | | | | | |
| 40 Mike Dunn, L (8.1) ERA: 3.02 | | | | | | | | | | | | | | | | | | | | | | | | | | |
| 44 AJ Ramos, R (9.1) ERA: 3.15 | | | | | | | | | | | | | | | | | | | | | | | | | | |

Miami Marlins @ Chicago Cubs
Wrigley Field, Chicago, IL
Tue Sep 03 2013, 7:12 PM - 10:31 PM CDT
Att: 30,024 - Partly Cloudy - 67 F

AB 29
R 2
H 4
RBI 2
BB 4
SO 8
LOB 13



| Batter | 1 | 2 | 3 | 4 | 5 | 6 | 7 | 8 | 9 | AB | R | H | RBI | BB | SO | LOB | TOP | | | | | | | | | | |
|--|------------------------------|----------------------------------|-------------------------------|----------------------------------|------------------------------|----------------------------------|-------------------------------|----------------------------------|-------------------------------|----------------------------------|-------------------------------|----------------------------------|-------------------------------|----------------------------------|------------------------------|---------------------------------|-------------------------------|----------------------------------|----------------------------------|------------------------------------|----------------------------------|--------|--|--|--|--|--|
| 8 Chris Coghlan, L (1.5) OBP: 0.308, SLG: 0.390 | G4-3 | | G4-3 | | K | G3-1 | | G4-3 | | 5 | 0 | 0 | 0 | 0 | 1 | 2 | | | | | | | | | | | |
| 17 Donovan Solano, R (1.4) OBP: 0.306, SLG: 0.314 | G6-3 | | K | | G6-4-3 | | 21 E 3B | | 27 BB BB | 4 | 1 | 1 | 0 | 1 | 1 | 1 | | | | | | | | | | | |
| 21 Christian Yelich, L (1.7) OBP: 0.369, SLG: 0.495 | K | | K | | | B1-3 | | | K | 5 | 0 | 1 | 0 | 0 | 3 | 1 | | | | | | | | | | | |
| 27 Giancarlo Stanton, R (1.9) OBP: 0.365, SLG: 0.468 | | 5 HR 1B | | K | | 5 BB 3 HR 1B | | F9 | | 4 | 2 | 2 | 0 | 1 | 1 | 1 | | | | | | | | | | | |
| 20 Justin Ruggiano, R (1.8) OBP: 0.298, SLG: 0.398 | K | | 3B BB | | | 3 HR 1B | | G6-3 | | 4 | 1 | 1 | 0 | 1 | 2 | 4 | | | | | | | | | | | |
| 5 Logan Morrison, L (1.3) OBP: 0.354, SLG: 0.406 | | HR | | F7 | | 3 HR BB | | | | 3 | 2 | 1 | 2 | 2 | 0 | 3 | | | | | | | | | | | |
| 3 Adeiny Hechavarria, R (1.6) OBP: 0.274, SLG: 0.310 | | 1B | | | | | | | | 4 | 1 | 3 | 4 | 0 | 1 | 2 | | | | | | | | | | | |
| 46 Koyie Hill, S (1.2) OBP: 0.192, SLG: 0.269 | | K | | K | | | | G5-3 | | 4 | 0 | 1 | 0 | 0 | 2 | 3 | | | | | | | | | | | |
| 35 Brian Flynn, L (1.1) OBP: 0.260, SLG: 0.290 39 Chris Hatcher, R (5.1) ERA: 4.29 59 Ed Lucas, R (6.1PH) OBP: 0.226, SLG: 0.300 49 Arquimedes Caminero, R (6.1) ERA: 4.5 44 AJ Ramos, R (7.1) 58 Ryan Webb, R (7.1) 9 Juan Pierre, L (8.1PH) OBP: 0.205, SLG: 0.296 50 Chad Qualls, R (8.1) | | K | | | | | | | | 2 | 0 | 1 | 0 | 0 | 1 | 1 | | | | | | | | | | | |
| Inning Stats | R: 0 E: 0 K: 1 S: 9 | H: 0 LOB: 0 BB: 0 P: 14 | R: 2 E: 0 K: 3 S: 15 | H: 3 LOB: 1 BB: 0 P: 20 | R: 0 E: 0 K: 2 S: 9 | H: 0 LOB: 0 BB: 0 P: 10 | R: 0 E: 0 K: 2 S: 12 | H: 1 LOB: 2 BB: 1 P: 22 | R: 0 E: 0 K: 1 S: 12 | H: 1 LOB: 0 BB: 0 P: 16 | R: 4 E: 0 K: 0 S: 14 | H: 4 LOB: 1 BB: 0 P: 28 | R: 1 E: 0 K: 1 S: 13 | H: 2 LOB: 2 BB: 1 P: 28 | R: 0 E: 0 K: 0 S: 5 | H: 0 LOB: 0 BB: 0 P: 7 | R: 0 E: 0 K: 2 S: 11 | H: 0 LOB: 2 BB: 2 P: 26 | 1B: 7 2B: 1 3B: 1 HR: 2 | SF: 0 SAC: 0 DP: 1 HBP: 0 | WP: 0 PB: 0 SB: 1 CS: 0 | PA: 42 | | | | | |
| PITCHER | IP | WLS | BF | H | R | ER | SO | BB | IBB | HBP | BLK | WP | HR | S | P | ERA | WHIP | | | | | | | | | | |
| 29 Jeff Samardzija, R (1.1) ERA: 4.29 | 6.0 | | 28 | 9 | 6 | 6 | 9 | 2 | 0 | 0 | 0 | 0 | 2 | 71 | 110 | 9.00 | 1.833 | | | | | | | | | | |
| 33 Carlos Villanueva, R (7.1) ERA: 4.35 | 1.0 | W | 6 | 2 | 1 | 1 | 1 | 0 | 1 | 0 | 0 | 0 | 0 | 13 | 28 | 9.00 | 2.000 | | | | | | | | | | |
| 46 Pedro Strop, R (8.1) ERA: 4.5 | 1.0 | H | 3 | 0 | 0 | 0 | 0 | 0 | 0 | 0 | 0 | 0 | 0 | 5 | 7 | 0.00 | 0.000 | | | | | | | | | | |
| 63 Kevin Gregg, R (9.1) ERA: 3.11 | 1.0 | S | 5 | 0 | 0 | 0 | 2 | 2 | 0 | 0 | 0 | 0 | 0 | 11 | 26 | 0.00 | 2.000 | | | | | | | | | | |

Miami Marlins @ Chicago Cubs
Wrigley Field, Chicago, IL
Wed Sep 04 2013, 1:25 PM - 4:41 PM CDT
Att: 20,696 - Partly Cloudy - 78 F

AB 37
R 7
H 11
RBI 6
BB 5
SO 12
LOB 19



| Batter | 1 | 2 | 3 | 4 | 5 | 6 | 7 | 8 | 9 | AB | R | H | RBI | BB | SO | LOB | BOTTOM | | | | | | | | | | |
|---|------------------------------|---------------------------------|-------------------------------|----------------------------------|-------------------------------|----------------------------------|-------------------------------|----------------------------------|-------------------------------|----------------------------------|-------------------------------|----------------------------------|-------------------------------|----------------------------------|-------------------------------|----------------------------------|----------------------------------|------------------------------------|----------------------------------|--------|--|--|--|--|--|--|--|
| 13 Starlin Castro, R (1.6) OBP: 0.284, SLG: 0.351 | E5 G5-4-3 | | HR | | L9 | | G6-3 | | | 5 | 1 | 2 | 2 | 0 | 0 | 2 | | | | | | | | | | | |
| 15 Darwin Barney, R (1.4) OBP: 0.270, SLG: 0.322 | G5-4-3 | | G6-3 | | 8 F9 2B | | 30 PB 44 BB 30 1B BB | | K | 4 | 1 | 1 | 0 | 1 | 1 | 2 | | | | | | | | | | | |
| 44 Anthony Rizzo, L (1.3) OBP: 0.326, SLG: 0.425 | K | | G4-3 | | | | 30 PB 30 1B BB | | 30 G4-3 IBB | 2 | 1 | 0 | 0 | 3 | 1 | 0 | | | | | | | | | | | |
| 30 Dioner Navarro, S (1.2) OBP: 0.369, SLG: 0.515 | | G6-3 | | HR | | P4 | | G4-3 | | 5 | 2 | 2 | 3 | 0 | 0 | 4 | | | | | | | | | | | |
| 8 Donnie Murphy, R (1.5) OBP: 0.355, SLG: 0.612 | | K | | L8 | | F9 | | 8 HR 1B | | 5 | 1 | 1 | 2 | 0 | 2 | 4 | | | | | | | | | | | |
| 21 Junior Lake, R (1.7) OBP: 0.338, SLG: 0.428 | | F8 | | | | K | | | | 4 | 1 | 1 | 0 | 0 | 2 | 2 | | | | | | | | | | | |
| 54 Darrell McDonald, R (1.9) OBP: 0.333, SLG: 0.276 | | 2B | | 29 SH5-4 6 BB 1B | | K | | K | | 4 | 0 | 2 | 1 | 0 | 2 | 0 | | | | | | | | | | | |
| 6 Ryan Sweeney, L (1.8) OBP: 0.360, SLG: 0.540 | | 2B | | 29 SH5-4 BB | | HR | | K | | 2 | 1 | 1 | 1 | 2 | 1 | 0 | | | | | | | | | | | |
| 29 Jeff Samardzija, R (1.1) ERA: 4.29 24 Luis Valbuena, L (5.1PH) OBP: 0.145, SLG: 0.222 33 Carlos Villanueva, R (7.1) ERA: 4.35 46 Pedro Strop, R (8.1) ERA: 4.5 47 Brian Bopuisevic, L (8.1PH) OBP: 0.205, SLG: 0.296 63 Kevin Gregg, R (9.1) | | L9 | | SH5-4 BB | | P6 | | 13 2B 1B | | 1 | 0 | 0 | 0 | 0 | 0 | 2 | | | | | | | | | | | |
| Inning Stats | R: 0 E: 1 K: 1 S: 6 | H: 0 LOB: 0 BB: 0 P: 9 | R: 1 E: 0 K: 1 S: 13 | H: 2 LOB: 1 BB: 1 P: 27 | R: 2 E: 0 K: 0 S: 11 | H: 2 LOB: 0 BB: 0 P: 17 | R: 0 E: 0 K: 0 S: 9 | H: 1 LOB: 2 BB: 1 P: 18 | R: 0 E: 0 K: 1 S: 16 | H: 1 LOB: 2 BB: 1 P: 23 | R: 1 E: 0 K: 1 S: 14 | H: 1 LOB: 0 BB: 0 P: 22 | R: 4 E: 0 K: 3 S: 19 | H: 2 LOB: 0 BB: 2 P: 37 | R: 1 E: 0 K: 2 S: 14 | H: 2 LOB: 2 BB: 1 P: 23 | 1B: 3 2B: 4 3B: 0 HR: 4 | SF: 0 SAC: 1 DP: 1 HBP: 0 | WP: 0 PB: 1 SB: 0 CS: 0 | PA: 41 | | | | | | | |
| PITCHER | IP | WLS | BF | H | R | ER | SO | BB | IBB | HBP | BLK | WP | HR | S | P | ERA | WHIP | | | | | | | | | | |
| 35 Brian Flynn, L (1.1) ERA: 6.75 | 4.0 | | 21 | 6 | 3 | 3 | 2 | 3 | 0 | 0 | 0 | 0 | 0 | 11 | 13 | 0.00 | 0.000 | | | | | | | | | | |
| 39 Chris Hatcher, R (5.1) ERA: 22.5 | 1.0 | | 3 | 0 | 0 | 0 | 1 | 0 | 0 | 0 | 0 | 0 | 0 | 14 | 22 | 9.00 | 1.000 | | | | | | | | | | |
| 49 Arquimedes Caminero, R (6.1) ERA: 3.6 | 1.0 | H | 4 | 1 | 1 | 1 | 1 | 0 | 0 | 0 | 0 | 0 | 1 | 6 | 16 | = | = | | | | | | | | | | |
| 44 AJ Ramos, R (7.1) ERA: 3.53 | 0.0 | | 3 | 1 | 3 | 3 | 0 | 2 | 0 | 0 | 0 | 0 | 0 | 6 | 16 | = | = | | | | | | | | | | |
| 56 Ryan Webb, R (7.1) ERA: 2.96 | 1.0 | L | 4 | 1 | 1 | 1 | 3 | 0 | 0 | 0 | 0 | 0 | 1 | 13 | 21 | 9.00 | 1.000 | | | | | | | | | | |

Miami Marlins @ Chicago Cubs
Wrigley Field, Chicago, IL
Wed Sep 04 2013, 1:25 PM - 4:41 PM CDT
Att: 20,696 - Partly Cloudy - 78 F

AB 34
R 9
H 11
RBI 9
BB 6
SO 9
LOB 16



| Batter | 1 | 2 | 3 | 4 | 5 | 6 | 7 | 8 | 9 | AB | R | H | RBI | BB | SO | LOB | TOP | | | | |
|---|---|---|---|---|---|---|---|---|---|---|---|---|---|---|---|---|---|---|---|---|---|
| 17 Jordan Schafer, L (1.8) OBP: 0.344, SLG: 0.379 | G1-3 | | G5-3 | G4-3 | | | K2-3 | | | 4 | 0 | 0 | 0 | 0 | 1 | 2 | | | | | |
| 8 Justin Upton, R (1.9) OBP: 0.352, SLG: 0.462 | G6-3 | | | 2B | BB | | G4-3 | | | 3 | 1 | 1 | 0 | 1 | 0 | 0 | | | | | |
| 5 Freddie Freeman, L (1.3) OBP: 0.379, SLG: 0.480 | G6-3 | | | 2B | F9 | | | F7 | | 4 | 1 | 1 | 0 | 0 | 0 | 1 | | | | | |
| 24 Evan Gattis, R (1.7) OBP: 0.303, SLG: 0.498 | | G6-3 | | 2B | G5-3 | | | K2-3 | | 4 | 1 | 1 | 2 | 0 | 1 | 1 | | | | | |
| 20 Luis Ayala, R (8.1) | | | | | | | | | | 0 | 0 | 0 | 0 | 0 | 0 | 0 | | | | | |
| 46 Craig Kimbrel, R (9.1) | | | | | | | | | | 0 | 0 | 0 | 0 | 0 | 0 | 0 | | | | | |
| 16 Brian McCann, L (1.2) OBP: 0.342, SLG: 0.476 | | G6-3 | | 2B | G4-3 | | | G4-3 | | 2 | 1 | 0 | 0 | 2 | 0 | 1 | | | | | |
| 23 Chris Johnson, R (1.5) OBP: 0.384, SLG: 0.462 | | | | | | | | | | 4 | 1 | 1 | 1 | 0 | 0 | 1 | | | | | |
| 4 Paul Janish, R (9.5) OBP: 0.244, SLG: 0.243 | | | | | | | | | | 0 | 0 | 0 | 0 | 0 | 0 | 0 | | | | | |
| 19 Andrelton Simmons, R (1.6) OBP: 0.294, SLG: 0.387 | | | G5-3 | L9 | | | G6-3 | | | 4 | 0 | 0 | 0 | 0 | 0 | 2 | | | | | |
| 30 Elliot Johnson, S (1.4) OBP: 0.229, SLG: 0.269 | | | | | | | G4-3 | | | 4 | 0 | 1 | 1 | 0 | 1 | 0 | | | | | |
| 54 Kris Medlen, S (1.1) OBP: 0.241, SLG: 0.286 | | | | | | | | | | 2 | 0 | 0 | 0 | 1 | 2 | 2 | | | | | |
| 43 Luis Avilan, R (7.1) | | | | | | | | | | 0 | 0 | 0 | 0 | 0 | 0 | 0 | | | | | |
| 26 Dan Uggla, R (8.4) OBP: 0.311, SLG: 0.371 | | | | | | | | | | 0 | 0 | 0 | 0 | 0 | 0 | 0 | | | | | |
| Inning Stats | R: 0 E: 0 K: 0 S: 7 | H: 0 LOB: 0 BB: 0 P: 11 | R: 0 E: 0 K: 0 S: 3 | H: 0 LOB: 0 BB: 1 P: 7 | R: 0 E: 0 K: 1 S: 10 | H: 0 LOB: 1 BB: 1 P: 18 | R: 5 E: 0 K: 1 S: 17 | H: 5 LOB: 1 BB: 1 P: 27 | R: 0 E: 0 K: 0 S: 5 | H: 0 LOB: 1 BB: 0 P: 6 | R: 0 E: 0 K: 2 S: 9 | H: 0 LOB: 0 BB: 0 P: 11 | R: 0 E: 0 K: 1 S: 6 | H: 0 LOB: 0 BB: 0 P: 9 | R: 0 E: 0 K: 0 S: 8 | H: 0 LOB: 0 BB: 0 P: 10 | 1B: 2 2B: 3 3B: 0 HR: 0 | SF: 0 SAC: 0 DP: 1 HBP: 0 | WP: 1 PB: 0 SB: 1 CS: 0 | PA: 35 | |
| PITCHER | IP WLS BF H R ER SO BB IBB HBP BLK WP HR S P ERA WHIP | IP WLS BF H R ER SO BB IBB HBP BLK WP HR S P ERA WHIP | IP WLS BF H R ER SO BB IBB HBP BLK WP HR S P ERA WHIP | IP WLS BF H R ER SO BB IBB HBP BLK WP HR S P ERA WHIP | IP WLS BF H R ER SO BB IBB HBP BLK WP HR S P ERA WHIP | IP WLS BF H R ER SO BB IBB HBP BLK WP HR S P ERA WHIP | IP WLS BF H R ER SO BB IBB HBP BLK WP HR S P ERA WHIP | IP WLS BF H R ER SO BB IBB HBP BLK WP HR S P ERA WHIP | IP WLS BF H R ER SO BB IBB HBP BLK WP HR S P ERA WHIP | IP WLS BF H R ER SO BB IBB HBP BLK WP HR S P ERA WHIP | IP WLS BF H R ER SO BB IBB HBP BLK WP HR S P ERA WHIP | IP WLS BF H R ER SO BB IBB HBP BLK WP HR S P ERA WHIP | IP WLS BF H R ER SO BB IBB HBP BLK WP HR S P ERA WHIP | IP WLS BF H R ER SO BB IBB HBP BLK WP HR S P ERA WHIP | IP WLS BF H R ER SO BB IBB HBP BLK WP HR S P ERA WHIP | IP WLS BF H R ER SO BB IBB HBP BLK WP HR S P ERA WHIP | IP WLS BF H R ER SO BB IBB HBP BLK WP HR S P ERA WHIP | IP WLS BF H R ER SO BB IBB HBP BLK WP HR S P ERA WHIP | IP WLS BF H R ER SO BB IBB HBP BLK WP HR S P ERA WHIP | IP WLS BF H R ER SO BB IBB HBP BLK WP HR S P ERA WHIP | IP WLS BF H R ER SO BB IBB HBP BLK WP HR S P ERA WHIP |

Atlanta Braves @ Miami Marlins
Marlins Park, Miami, FL
Mon Sep 09 2013, 7:14 PM - 10:00 PM EDT
Att. 18,503 - Roof Closed - 78 F

AB 31
R 5
H 5
RBI 4
BB 4
SO 5
LOB 10



| Batter | 1 | 2 | 3 | 4 | 5 | 6 | 7 | 8 | 9 | AB | R | H | RBI | BB | SO | LOB | BOTTOM | | | | | |
|---|---|---|---|---|---|---|---|---|---|---|---|---|---|---|---|---|---|---|---|---|---|---|
| 8 Chris Coghlan, L (1.9) OBP: 0.324, SLG: 0.403 | 1B | | 1B | | | E4 | 1B | | | 4 | 0 | 4 | 0 | 0 | 0 | 0 | | | | | | |
| 17 Donovan Solano, R (1.4) OBP: 0.305, SLG: 0.305 | F8 | | G6-3 | | | G6-3 | K | | | 4 | 0 | 0 | 0 | 0 | 1 | 5 | | | | | | |
| 21 Christian Yelich, L (1.7) OBP: 0.355, SLG: 0.390 | K | | | | | | K | | | 2 | 0 | 0 | 0 | 2 | 2 | 3 | | | | | | |
| 20 Justin Ruggiano, R (1.8) OBP: 0.302, SLG: 0.398 | F8 | | | L9 | | K | | | | 4 | 0 | 1 | 0 | 0 | 1 | 4 | | | | | | |
| 30 Placido Polanco, R (1.5) OBP: 0.301, SLG: 0.282 | | L7 | | L7 | | G5-3 | | | | 4 | 0 | 0 | 0 | 0 | 0 | 4 | | | | | | |
| 5 Logan Morrison, L (1.3) OBP: 0.245, SLG: 0.450 | | | | | | | | | | 2 | 0 | 0 | 0 | 0 | 0 | 1 | | | | | | |
| 52 Brad Hand, L (7.99) ERA: 4.34 | | | | | | | | | | 0 | 1 | 1 | 0 | 0 | 0 | 0 | | | | | | |
| 9 Juan Pierre, L (8.1) OBP: 0.287, SLG: 0.300 | | | | | | | | | | 0 | 0 | 0 | 0 | 0 | 0 | 0 | | | | | | |
| 43 Dan Jennings, L (8.1) ERA: 4.04 | | | | | | | | | | 0 | 0 | 0 | 0 | 0 | 0 | 0 | | | | | | |
| 23 Jake Marisnick, R (8.1) OBP: 0.234, SLG: 0.247 | | | | | | | | | | 1 | 0 | 0 | 0 | 0 | 1 | 0 | | | | | | |
| 39 Chris Hatcher, R (9.1) ERA: 13.5 | | | | | | | | | | 0 | 0 | 0 | 0 | 0 | 0 | 0 | | | | | | |
| 3 Adeiny Hechavarria, R (1.6) OBP: 0.269, SLG: 0.304 | | L8 | | | | | | | | 4 | 1 | 1 | 0 | 0 | 1 | 0 | | | | | | |
| 6 Jeff Mathis, R (1.2) OBP: 0.268, SLG: 0.311 | | | | | | | | | | 2 | 0 | 0 | 0 | 0 | 1 | 0 | | | | | | |
| 19 Rob Brantly, L (6.2) OBP: 0.271, SLG: 0.276 | | | | | | | | | | 2 | 0 | 0 | 0 | 0 | 2 | 2 | | | | | | |
| 37 Henderson Alvarez III, R (1.1) OBP: 0.333, SLG: 0.600 | | | | | | | | | | 1 | 0 | 0 | 0 | 0 | 1 | 0 | | | | | | |
| 59 Ed Lucas, R (5.3) OBP: 0.297, SLG: 0.300 | | | | | | | | | | 3 | 0 | 1 | 2 | 0 | 1 | 0 | | | | | | |
| Inning Stats | R: 0 E: 0 K: 1 S: 7 | H: 1 LOB: 1 BB: 0 P: 10 | R: 0 E: 0 K: 0 S: 9 | H: 0 LOB: 0 BB: 0 P: 13 | R: 0 E: 0 K: 1 S: 15 | H: 1 LOB: 1 BB: 0 P: 21 | R: 0 E: 0 K: 0 S: 8 | H: 0 LOB: 1 BB: 1 P: 15 | R: 0 E: 0 K: 2 S: 11 | H: 0 LOB: 0 BB: 0 P: 13 | R: 0 E: 1 K: 1 S: 12 | H: 1 LOB: 2 BB: 1 P: 19 | R: 2 E: 0 K: 3 S: 20 | H: 4 LOB: 2 BB: 0 P: 29 | R: 0 E: 0 K: 1 S: 9 | H: 1 LOB: 0 BB: 0 P: 12 | R: 0 E: 0 K: 2 S: 10 | H: 0 LOB: 0 BB: 0 P: 15 | 1B: 6 2B: 2 3B: 0 HR: 0 | SF: 0 SAC: 0 DP: 1 HBP: 0 | WP: 0 PB: 0 SB: 0 CS: 0 | PA: 36 |
| PITCHER | IP WLS BF H R ER SO BB IBB HBP BLK WP HR S P ERA WHIP | IP WLS BF H R ER SO BB IBB HBP BLK WP HR S P ERA WHIP | IP WLS BF H R ER SO BB IBB HBP BLK WP HR S P ERA WHIP | IP WLS BF H R ER SO BB IBB HBP BLK WP HR S P ERA WHIP | IP WLS BF H R ER SO BB IBB HBP BLK WP HR S P ERA WHIP | IP WLS BF H R ER SO BB IBB HBP BLK WP HR S P ERA WHIP | IP WLS BF H R ER SO BB IBB HBP BLK WP HR S P ERA WHIP | IP WLS BF H R ER SO BB IBB HBP BLK WP HR S P ERA WHIP | IP WLS BF H R ER SO BB IBB HBP BLK WP HR S P ERA WHIP | IP WLS BF H R ER SO BB IBB HBP BLK WP HR S P ERA WHIP | IP WLS BF H R ER SO BB IBB HBP BLK WP HR S P ERA WHIP | IP WLS BF H R ER SO BB IBB HBP BLK WP HR S P ERA WHIP | IP WLS BF H R ER SO BB IBB HBP BLK WP HR S P ERA WHIP | IP WLS BF H R ER SO BB IBB HBP BLK WP HR S P ERA WHIP | IP WLS BF H R ER SO BB IBB HBP BLK WP HR S P ERA WHIP | IP WLS BF H R ER SO BB IBB HBP BLK WP HR S P ERA WHIP | IP WLS BF H R ER SO BB IBB HBP BLK WP HR S P ERA WHIP | IP WLS BF H R ER SO BB IBB HBP BLK WP HR S P ERA WHIP | IP WLS BF H R ER SO BB IBB HBP BLK WP HR S P ERA WHIP | IP WLS BF H R ER SO BB IBB HBP BLK WP HR S P ERA WHIP | IP WLS BF H R ER SO BB IBB HBP BLK WP HR S P ERA WHIP | IP WLS BF H R ER SO BB IBB HBP BLK WP HR S P ERA WHIP |

Atlanta Braves @ Miami Marlins
Marlins Park, Miami, FL
Mon Sep 09 2013, 7:14 PM - 10:00 PM EDT
Att. 18,503 - Roof Closed - 78 F

AB 34
R 2
H 8
RBI 2
BB 2
SO 11
LOB 19



| Batter | 1 | 2 | 3 | 4 | 5 | 6 | 7 | 8 | 9 | AB | R | H | RBI | BB | SO | LOB | TOP | | | |
|---|---|----------------------------------|------------------------------|----------------------------------|-------------------------------|----------------------------------|------------------------------|----------------------------------|-------------------------------|----------------------------------|------------------------------|----------------------------------|-------------------------------|----------------------------------|------------------------------|----------------------------------|---|----------------------------------|------------------------------------|----------------------------------|
| 17 Jordan Schafer, L (1,8) OBP: 0.341, SLG: 0.371 (4,9) | G4-3 | K | | B1-3 | | K | | IBB | | 4 | 0 | 0 | 0 | 1 | 2 | 2 | Atlanta Braves @ Miami Marlins Marlins Park, Miami, FL Tue Sep 10 2013, 7:13 PM - 10:25 PM EDT Att: 19,095 - Roof Closed - 76 F | | | |
| 8 Justin Upton, R (1,9) OBP: 0.383, SLG: 0.462 2 B.J. Upton, R (4,FR) OBP: 0.271, SLG: 0.302 (4,8) | P3 | | 24 1B | BB | | F8 | | K | | 2 | 1 | 1 | 0 | 1 | 0 | 0 | | | | |
| 5 Freddie Freeman, L (1,3) OBP: 0.381, SLG: 0.480 | 24 2B | 1B | 16 FC3-6 23 1B | K | | | 24 G6-3 24 1B | BB | F7 | 4 | 2 | 2 | 0 | 1 | 1 | 1 | | | | |
| 24 Evan Gattis, R (1,7) 46 Craig Kimbrel, R (9,1) | 16 2B | 2B | 16 FC3-6 1B | | G5-3 | | G6-3 | | G6-3 | 5 | 1 | 2 | 2 | 0 | 0 | 1 | | | | |
| 16 Brian McCann, L (1,2) OBP: 0.342, SLG: 0.477 | 2H | 2B | FC3-6 23 1B | BB | | | K | | G4-3 | 4 | 0 | 1 | 1 | 1 | 1 | 3 | | | | |
| 23 Chris Johnson, R (1,5) OBP: 0.385, SLG: 0.463 | L8 | | 19 G5-4-3 1B | | | | G4-3 | | | 4 | 0 | 2 | 1 | 0 | 0 | 2 | | | | |
| 19 Andrelton Simmons, R (1,6) OBP: 0.294, SLG: 0.385 | | 49 SH3 BB | F4 | | G5-4-3 | | | G5-3 | | 3 | 0 | 0 | 0 | 1 | 0 | 4 | | | | |
| 30 Elliot Johnson, S (9,7) OBP: 0.234, SLG: 0.273 | L7 | G6-3 | | | | 49 SH2-4 1B | | | | 4 | 0 | 2 | 0 | 0 | 0 | 3 | | | | |
| 49 Julio Teheran, R (1,1) 43 Luis Avilan, L (7,1) 20 Luis Ayala, R (7,1) 25 Joey Terdoslavich, S (8,PH) 48 David Carpenter, R (8,1) 26 Dan Uggata, R (9,4) OBP: 0.371, SLG: 0.371 | SH3 | | | G1-3 | | SH2-4 | | | | 1 | 0 | 0 | 0 | 0 | 0 | 0 | | | | |
| Inning Stats | R: 2 E: 0 K: 0 S: 13 | H: 3 LOB: 1 BB: 0 P: 17 | R: 0 E: 0 K: 1 S: 7 | H: 0 LOB: 1 BB: 1 P: 13 | R: 2 E: 0 K: 0 S: 16 | H: 4 LOB: 2 BB: 0 P: 22 | R: 0 E: 0 K: 1 S: 9 | H: 0 LOB: 1 BB: 1 P: 15 | R: 0 E: 0 K: 1 S: 10 | H: 1 LOB: 1 BB: 0 P: 16 | R: 0 E: 0 K: 1 S: 9 | H: 0 LOB: 1 BB: 1 P: 16 | R: 0 E: 0 K: 2 S: 11 | H: 1 LOB: 2 BB: 1 P: 18 | R: 0 E: 0 K: 0 S: 9 | H: 0 LOB: 0 BB: 0 P: 14 | | 1B: 8 2B: 2 3B: 0 HR: 0 | SF: 0 SAC: 2 DP: 1 HBP: 0 | WP: 0 PB: 1 SB: 1 CS: 0 |
| PITCHER | IP WLS BF H R ER SO BB IBB HBP BLK WP HR S P ERA WHIP | | | | | | | | | | | | | | | | | | | |
| 34 Tom Koehler, R (1,1) ERA: 4.8 | 5.0 L 25 8 4 4 2 3 0 0 0 0 0 0 53 80 7.20 2.200 | | | | | | | | | | | | | | | | | | | |
| 56 Zach Phillips, L (6,1) ERA: | 1.0 5 1 0 0 1 1 0 0 0 0 0 0 10 20 0.00 2.000 | | | | | | | | | | | | | | | | | | | |
| 44 AJ Ramos, R (7,1) ERA: 3.45 | 1.0 3 0 0 0 1 0 0 0 0 0 0 0 9 12 0.00 0.000 | | | | | | | | | | | | | | | | | | | |
| 50 Chad Qualls, R (8,1) ERA: 2.86 | 1.0 5 1 0 0 2 0 1 0 0 0 0 0 11 18 0.00 1.000 | | | | | | | | | | | | | | | | | | | |
| 40 Mike Dunn, L (9,1) ERA: 2.9 | 1.0 3 0 0 0 0 0 0 0 0 0 0 0 9 14 0.00 0.000 | | | | | | | | | | | | | | | | | | | |

| Batter | 1 | 2 | 3 | 4 | 5 | 6 | 7 | 8 | 9 | AB | R | H | RBI | BB | SO | LOB | BOTTOM | | | | | |
|---|---|----------------------------------|------------------------------|---------------------------------|------------------------------|----------------------------------|-------------------------------|----------------------------------|------------------------------|----------------------------------|-------------------------------|----------------------------------|-------------------------------|----------------------------------|-------------------------------|----------------------------------|---|----------------------------------|----------------------------------|------------------------------------|----------------------------------|--------|
| 8 Chris Coghlan, L (1,7) OBP: 0.320, SLG: 0.393 | K | K | | G4-3 | | 21 HBP 59 1B | | | K | 4 | 0 | 0 | 0 | 1 | 3 | 1 | Atlanta Braves @ Miami Marlins Marlins Park, Miami, FL Tue Sep 10 2013, 7:13 PM - 10:25 PM EDT Att: 19,095 - Roof Closed - 76 F | | | | | |
| 59 Ed Lucas, R (1,5) OBP: 0.293, SLG: 0.303 (7,4) | 21 BB 27 2B | 1B | F8 | P6 | | 21 HBP 1B | | 2-5-4 | | 4 | 1 | 2 | 0 | 0 | 0 | 0 | | | | | | |
| 21 Christian Yelich, L (1,8) OBP: 0.350, SLG: 0.385 | 27 BB 5 1B | BB | | L8 | | | | HBP | | 2 | 1 | 0 | 0 | 1 | 1 | 0 | | | | | | |
| 27 Giancarlo Stanton, R (1,9) OBP: 0.366, SLG: 0.475 | 5 1B 17 FC1-6 | 2B | | K | | 17 E BB | | K | | 3 | 1 | 1 | 1 | 1 | 2 | 3 | | | | | | |
| 5 Logan Morrison, L (1,3) OBP: 0.344, SLG: 0.403 | 17 FC1-6 1B | | | G6-3 | | K | | P6 | | 4 | 0 | 1 | 1 | 0 | 1 | 1 | | | | | | |
| 17 Donovan Solano, R (1,4) OBP: 0.306, SLG: 0.308 50 Chad Qualls, R (8,1) X SL 82 | FC1-6 | | | E7 | | | | F8 | | 3 | 0 | 1 | 1 | 0 | 0 | 2 | | | | | | |
| 29 Greg Dobbs, L (8,PH) 40 Mike Dunn, L (9,1) | 1-2 | 1B | | | | | | | | 0 | 0 | 0 | 0 | 0 | 0 | 0 | | | | | | |
| 3 Adeiny Hechavarria, R (1,6) OBP: 0.267, SLG: 0.301 | P4 | | | F7 | | P5 | | K | | 4 | 0 | 0 | 0 | 0 | 1 | 4 | | | | | | |
| 19 Rob Brantly, L (1,2) 20 Justin Ruggiano, R (8,PH) OBP: 0.267, SLG: 0.272 OBP: 0.301, SLG: 0.397 | G1-3 | | | K | | G1-3 | | K | | 3 | 0 | 0 | 0 | 0 | 1 | 1 | | | | | | |
| 34 Tom Koehler, R (1,1) 9 Julio Teheran, L (5,PH) 56 Zach Phillips, L (6,1) 44 AJ Ramos, R (7,1) 30 Placido Polanco, R (7,9) 23 Jake Marisnick, R (8,PH) OBP: 0.291, SLG: 0.305 OBP: 0.234, SLG: 0.234 | F9 | | | | | | | 59 2-5-4 2B | | 1 | 0 | 0 | 0 | 0 | 0 | 0 | | | | | | |
| Inning Stats | R: 3 E: 0 K: 1 S: 17 | H: 3 LOB: 1 BB: 1 P: 27 | R: 0 E: 0 K: 1 S: 6 | H: 0 LOB: 0 BB: 0 P: 9 | R: 0 E: 0 K: 2 S: 7 | H: 0 LOB: 0 BB: 0 P: 11 | R: 0 E: 0 K: 1 S: 15 | H: 1 LOB: 1 BB: 0 P: 22 | R: 0 E: 0 K: 1 S: 9 | H: 0 LOB: 2 BB: 1 P: 12 | R: 0 E: 0 K: 1 S: 11 | H: 0 LOB: 3 BB: 1 P: 18 | R: 0 E: 0 K: 1 S: 13 | H: 1 LOB: 1 BB: 1 P: 22 | R: 0 E: 0 K: 2 S: 10 | H: 1 LOB: 1 BB: 0 P: 15 | R: 0 E: 0 K: 2 S: 9 | H: 1 LOB: 1 BB: 0 P: 11 | 1B: 4 2B: 2 3B: 0 HR: 0 | SF: 0 SAC: 0 DP: 0 HBP: 1 | WP: 0 PB: 0 SB: 0 CS: 0 | PA: 37 |
| PITCHER | IP WLS BF H R ER SO BB IBB HBP BLK WP HR S P ERA WHIP | | | | | | | | | | | | | | | | | | | | | |
| 49 Julio Teheran, R (1,1) ERA: 3.05 | 6.2 W 29 5 3 3 6 3 0 0 0 0 0 0 71 111 4.05 1.200 | | | | | | | | | | | | | | | | | | | | | |
| 43 Luis Avilan, L (7,1) ERA: 1.49 | 0.0 1 0 0 0 0 0 0 0 1 0 0 0 4 7 " " " " | | | | | | | | | | | | | | | | | | | | | |
| 20 Luis Ayala, R (7,1) ERA: 2.57 | 0.1 H 1 0 0 0 1 0 0 0 0 0 0 0 3 3 0.00 0.000 | | | | | | | | | | | | | | | | | | | | | |
| 48 David Carpenter, R (8,1) ERA: 2.03 | 1.0 H 3 0 0 0 1 0 0 0 0 0 0 0 10 15 0.00 0.000 | | | | | | | | | | | | | | | | | | | | | |
| 46 Craig Kimbrel, R (9,1) ERA: 0.91 | 1.0 S 4 1 0 0 2 0 0 0 0 0 0 0 9 11 0.00 1.000 | | | | | | | | | | | | | | | | | | | | | |



| Batter | 1 | 2 | 3 | 4 | 5 | 6 | 7 | 8 | 9 | AB | R | H | RBI | BB | SO | LOB | TOP | | | | | | | |
|---|---|--|---|--|------------------------------|----------------------------------|-------------------------------|----------------------------------|-------------------------------|----------------------------------|------------------------------|---------------------------------|------------------------------|----------------------------------|------------------------------|----------------------------------|--|----------------------------------|----------------------------------|------------------------------------|----------------------------------|--------|--|--|
| 17 Jordan Schafer, L (1, 8) OBP: 0.338, SLG: 0.372 | | | | | | | | | | 5 | 0 | 1 | 0 | 0 | 1 | 3 | Atlanta Braves @ Miami Marlins Marlins Park, Miami, FL Wed Sep 11 2013, 7:13 PM - 9:54 PM EDT Att. 25,111 - Roof Closed - 76 F | | | | | | | |
| 8 Justin Upton, R (1, 9) OBP: 0.351, SLG: 0.459 | | | | | | | | | | 4 | 0 | 0 | 0 | 0 | 1 | 3 | | | | | | | | |
| 5 Freddie Freeman, L (1, 3) OBP: 0.380, SLG: 0.478 | | | | | | | | | | 4 | 0 | 1 | 0 | 0 | 2 | 2 | | | | | | | | |
| 24 Evan Gattis, R (1, 7) OBP: 0.304, SLG: 0.507 | | | | | | | | | | 4 | 1 | 1 | 1 | 0 | 1 | 2 | | | | | | | | |
| 16 Brian McCann, L (1, 2) OBP: 0.341, SLG: 0.472 | | | | | | | | | | 3 | 0 | 0 | 0 | 1 | 0 | 0 | | | | | | | | |
| 23 Chris Johnson, R (1, 5) OBP: 0.382, SLG: 0.459 | | | | | | | | | | 4 | 0 | 0 | 0 | 0 | 1 | 2 | | | | | | | | |
| 19 Andrelton Simmons, R (1, 6) OBP: 0.297, SLG: 0.392 | | | | | | | | | | 3 | 1 | 2 | 0 | 1 | 0 | 0 | | | | | | | | |
| 30 Elliot Johnson, S (1, 4) OBP: 0.234, SLG: 0.278 | | | | | | | | | | 4 | 0 | 1 | 1 | 0 | 0 | 4 | | | | | | | | |
| 36 Mike Minor, R (1, 1) OBP: 0.211, SLG: 0.255 | | | | | | | | | | 2 | 0 | 1 | 0 | 0 | 1 | 0 | | | | | | | | |
| 25 Joey Tordoslavich, S (7, PH) OBP: 0.333, SLG: 0.292 | | | | | | | | | | 0 | 0 | 0 | 0 | 1 | 0 | 0 | | | | | | | | |
| 38 Anthony Varvaro, R (7, 1) OBP: 0.311, SLG: 0.370 | | | | | | | | | | 1 | 0 | 0 | 0 | 0 | 1 | 1 | | | | | | | | |
| 26 Dan Uggla, R (9, PH) OBP: 0.311, SLG: 0.370 | | | | | | | | | | 0 | 0 | 0 | 0 | 0 | 0 | 0 | | | | | | | | |
| Inning Stats | R: 0 E: 0 K: 1 S: 10 | H: 1 LOB: 1 BB: 0 P: 16 | R: 0 E: 0 K: 0 S: 7 | H: 1 LOB: 1 BB: 0 P: 10 | R: 0 E: 0 K: 1 S: 8 | H: 0 LOB: 0 BB: 0 P: 15 | R: 0 E: 0 K: 2 S: 13 | H: 1 LOB: 3 BB: 2 P: 22 | R: 0 E: 0 K: 0 S: 11 | H: 1 LOB: 0 BB: 0 P: 16 | R: 1 E: 0 K: 0 S: 5 | H: 1 LOB: 0 BB: 0 P: 8 | R: 0 E: 0 K: 1 S: 7 | H: 0 LOB: 0 BB: 1 P: 14 | R: 0 E: 0 K: 1 S: 7 | H: 0 LOB: 0 BB: 0 P: 10 | R: 1 E: 0 K: 2 S: 15 | H: 2 LOB: 1 BB: 0 P: 21 | 1B: 2 2B: 3 3B: 1 HR: 1 | SF: 0 SAC: 0 DP: 0 HBP: 0 | WP: 0 PB: 0 SB: 0 CS: 0 | PA: 37 | | |
| PITCHER | IP WLS BF H R ER SO BB IBB HBP BLK WP HR S P ERA WHIP | 7.0 W 29 5 1 1 5 3 0 0 0 0 0 1 61 101 1.29 1.143 | 1.0 3 0 0 0 1 0 0 0 0 0 0 7 10 0.00 0.000 | 1.0 5 2 1 1 2 0 0 0 0 0 0 15 21 9.00 2.000 | | | | | | | | | | | | | | | | | | | | |

| Batter | 1 | 2 | 3 | 4 | 5 | 6 | 7 | 8 | 9 | AB | R | H | RBI | BB | SO | LOB | BOTTOM | | | | | | |
|--|---|--|--|---------------------------------|-------------------------------|----------------------------------|-------------------------------|----------------------------------|-------------------------------|----------------------------------|------------------------------|----------------------------------|-------------------------------|----------------------------------|------------------------------|---------------------------------|--|------------------------------------|----------------------------------|--------|--|--|--|
| 3 Adeiny Hechavarria, R (1, 6) OBP: 0.287, SLG: 0.300 | | | | | | | | | | 5 | 0 | 1 | 0 | 0 | 1 | 3 | Atlanta Braves @ Miami Marlins Marlins Park, Miami, FL Wed Sep 11 2013, 7:13 PM - 9:54 PM EDT Att. 25,111 - Roof Closed - 76 F | | | | | | |
| 30 Placido Polanco, R (1, 5) OBP: 0.304, SLG: 0.292 | | | | | | | | | | 4 | 0 | 2 | 0 | 0 | 0 | 1 | | | | | | | |
| 21 Christian Yelich, L (1, 7) OBP: 0.361, SLG: 0.393 | | | | | | | | | | 4 | 2 | 2 | 0 | 0 | 0 | 2 | | | | | | | |
| 27 Giancarlo Stanton, R (1, 9) OBP: 0.370, SLG: 0.485 | | | | | | | | | | 3 | 1 | 2 | 3 | 1 | 0 | 1 | | | | | | | |
| 20 Justin Ruggiano, R (1, 8) OBP: 0.298, SLG: 0.393 | | | | | | | | | | 4 | 0 | 0 | 0 | 0 | 1 | 3 | | | | | | | |
| 59 Ed Lucas, R (1, 4) OBP: 0.299, SLG: 0.306 | | | | | | | | | | 4 | 1 | 1 | 0 | 0 | 0 | 2 | | | | | | | |
| 5 Logan Morrison, L (1, 3) OBP: 0.343, SLG: 0.401 | | | | | | | | | | 4 | 0 | 1 | 1 | 0 | 1 | 0 | | | | | | | |
| 46 Koyie Hill, S (1, 2) OBP: 0.233, SLG: 0.300 | | | | | | | | | | 4 | 0 | 2 | 0 | 0 | 1 | 1 | | | | | | | |
| 16 José Fernández, R (1, 1) OBP: 0.216, SLG: 0.340 | | | | | | | | | | 3 | 1 | 2 | 1 | 0 | 0 | 1 | | | | | | | |
| 40 Mike Dunn, L (8, 1) OBP: 0.285, SLG: 0.304 | | | | | | | | | | 0 | 0 | 0 | 0 | 0 | 0 | 0 | | | | | | | |
| 9 Juan Pierre, L (6, PH) OBP: 0.285, SLG: 0.304 | | | | | | | | | | 1 | 0 | 0 | 0 | 0 | 0 | 1 | | | | | | | |
| 31 Steve Cishek, R (9, 1) OBP: 0.285, SLG: 0.304 | | | | | | | | | | 0 | 0 | 0 | 0 | 0 | 0 | 0 | | | | | | | |
| Inning Stats | R: 1 E: 1 K: 0 S: 15 | H: 3 LOB: 1 BB: 0 P: 20 | R: 0 E: 0 K: 1 S: 7 | H: 1 LOB: 1 BB: 0 P: 9 | R: 0 E: 0 K: 1 S: 10 | H: 1 LOB: 1 BB: 0 P: 15 | R: 1 E: 0 K: 1 S: 13 | H: 3 LOB: 2 BB: 0 P: 18 | R: 2 E: 0 K: 0 S: 13 | H: 2 LOB: 0 BB: 0 P: 20 | R: 1 E: 0 K: 1 S: 9 | H: 1 LOB: 0 BB: 0 P: 12 | R: 0 E: 0 K: 0 S: 13 | H: 1 LOB: 2 BB: 1 P: 20 | R: 0 E: 0 K: 0 S: 6 | H: 1 LOB: 1 BB: 0 P: 9 | 1B: 8 2B: 3 3B: 0 HR: 2 | SF: 0 SAC: 0 DP: 1 HBP: 0 | WP: 0 PB: 0 SB: 0 CS: 0 | PA: 37 | | | |
| PITCHER | IP WLS BF H R ER SO BB IBB HBP BLK WP HR S P ERA WHIP | 6.0 L 28 11 5 4 4 0 0 0 0 0 0 19 29 6.00 1.833 | 2.0 9 2 0 0 0 0 1 0 0 0 0 0 19 29 0.00 1.000 | | | | | | | | | | | | | | | | | | | | |

AB 34
R 2
H 7
RBI 2
BB 3
SO 8
LOB 17

AB 36
R 5
H 13
RBI 5
BB 1
SO 4
LOB 15



| Batter | 1 | 2 | 3 | 4 | 5 | 6 | 7 | 8 | 9 | AB | R | H | RBI | BB | SO | LOB | TOP | | | | | |
|---|---|----------------------------------|-------------------------------|----------------------------------|-------------------------------|----------------------------------|------------------------------|----------------------------------|-------------------------------|----------------------------------|------------------------------|----------------------------------|-------------------------------|----------------------------------|-------------------------------|----------------------------------|-------------------------------|----------------------------------|----------------------------------|------------------------------------|----------------------------------|--------|
| 3 Adeiny Hechavarria, R (1.6) OBP: 0.264, SLG: 0.297 | G4-3 | | G4-3 | | | F9 | | K | | 4 | 0 | 0 | 0 | 0 | 1 | 1 | | | | | | |
| 30 Placido Polanco, R (1.5) OBP: 0.299, SLG: 0.287 | K | | | G4-3 | | K | | F8 | | 4 | 0 | 0 | 0 | 0 | 2 | 1 | | | | | | |
| 21 Christian Yelich, L (1.7) OBP: 0.362, SLG: 0.399 | G1-3 | | | G3-1 | | K | | G4-3 | | 4 | 0 | 0 | 0 | 0 | 1 | 1 | | | | | | |
| 27 Giancarlo Stanton, R (1.9) OBP: 0.370, SLG: 0.499 | | HR | | | K | | | | K | 4 | 2 | 2 | 2 | 0 | 2 | 0 | | | | | | |
| 20 Justin Ruggiano, R (1.8) OBP: 0.295, SLG: 0.389 | | K | | | | F8 | | K | | 4 | 0 | 0 | 0 | 0 | 2 | 0 | | | | | | |
| 59 Ed Lucas, R (1.3) OBP: 0.302, SLG: 0.312 | | | | | | | | | | | | | | | | | | | | | | |
| 5 Logan Morrison, L (9, PH) OBP: 0.337, SLG: 0.393 | | | | | | 17 2B | | | | | | | | | | | | | | | | |
| 17 Donovan Solano, R (1.4) OBP: 0.306, SLG: 0.311 | | | | | | | | | | | | | | | | | | | | | | |
| 46 Koyie Hill, S (1.2) OBP: 0.242, SLG: 0.303 | | | G1-3 | | | | | | | 3 | 0 | 1 | 0 | 0 | 1 | 1 | | | | | | |
| 52 Brad Hand, L (1.1) | | | | | | | | | | | | | | | | | | | | | | |
| 58 Ryan Webb, R (6.1) OBP: 0.333, SLG: 0.333 | | | | | | | | | | | | | | | | | | | | | | |
| 8 Chris Coghlan, L (9, PH) OBP: 0.317, SLG: 0.387 | | | | | | | | | | | | | | | | | | | | | | |
| 43 Dan Jennings, L (8.1) | | | | | | | | | | | | | | | | | | | | | | |
| Inning Stats | R: 0 E: 0 K: 1 S: 11 | H: 0 LOB: 0 BB: 0 P: 14 | R: 1 E: 0 K: 2 S: 12 | H: 1 LOB: 0 BB: 0 P: 19 | R: 0 E: 0 K: 0 S: 11 | H: 0 LOB: 0 BB: 0 P: 16 | R: 0 E: 0 K: 1 S: 7 | H: 0 LOB: 0 BB: 0 P: 11 | R: 1 E: 0 K: 0 S: 12 | H: 3 LOB: 1 BB: 0 P: 17 | R: 0 E: 0 K: 2 S: 8 | H: 0 LOB: 0 BB: 0 P: 13 | R: 1 E: 0 K: 2 S: 14 | H: 2 LOB: 1 BB: 0 P: 18 | R: 0 E: 0 K: 1 S: 10 | H: 1 LOB: 0 BB: 0 P: 14 | R: 0 E: 0 K: 1 S: 10 | H: 0 LOB: 0 BB: 0 P: 15 | 1B: 3 2B: 2 3B: 0 HR: 2 | SF: 0 SAC: 0 DP: 1 HBP: 0 | WP: 0 PB: 0 SB: 0 CS: 0 | PA: 33 |
| PITCHER | IP WLS BF H R ER SO BB IBB HBP BLK WP HR S P ERA WHIP | | | | | | | | | | | | | | | | | | | | | |
| 49 Jonathon Niese, L (1.1) ERA: 3.88 | 6.1 W 24 6 3 3 7 0 0 0 0 0 2 71 103 4.26 0.947 | | | | | | | | | | | | | | | | | | | | | |
| 50 Scott Atchison, R (7.1) ERA: 4.38 | 0.2 H 2 0 0 0 1 0 0 0 0 0 0 4 5 0.00 0.000 | | | | | | | | | | | | | | | | | | | | | |
| 38 Vic Black, R (8.1) ERA: 4.66 | 0.2 H 3 1 0 0 1 0 0 0 0 0 0 8 10 0.00 1.500 | | | | | | | | | | | | | | | | | | | | | |
| 55 Pedro Feliciano, L (8.1) ERA: 5.19 | 0.1 H 1 0 0 0 0 0 0 0 0 0 0 2 4 0.00 0.000 | | | | | | | | | | | | | | | | | | | | | |
| 32 LaTroy Hawkins, R (9.1) ERA: 3.25 | 1.0 S 3 0 0 0 1 0 0 0 0 0 0 0 10 15 0.00 0.000 | | | | | | | | | | | | | | | | | | | | | |

Miami Marlins @ New York Mets
Citi Field, Flushing, NY
Fri Sep 13 2013, 7:11 PM - 9:42 PM EDT
Att: 20,562 - Partly Cloudy - 70 F

| | |
|-----|----|
| AB | 33 |
| R | 3 |
| H | 7 |
| RBI | 3 |
| BB | 0 |
| SO | 10 |
| LOB | 7 |



| Batter | 1 | 2 | 3 | 4 | 5 | 6 | 7 | 8 | 9 | AB | R | H | RBI | BB | SO | LOB | BOTTOM | | | |
|--|---|---------------------------------|-------------------------------|----------------------------------|------------------------------|----------------------------------|------------------------------|----------------------------------|------------------------------|----------------------------------|-------------------------------|----------------------------------|------------------------------|----------------------------------|------------------------------|----------------------------------|----------------------------------|------------------------------------|----------------------------------|--------|
| 22 Eric Young Jr., S (1.7) OBP: 0.321, SLG: 0.347 | K | | F9 | | | 21 HR 2B | | F7 | | 4 | 1 | 1 | 0 | 0 | 1 | 0 | | | | |
| 12 Juan Lagares, R (1.8) OBP: 0.297, SLG: 0.378 | G6-3 | | G1-3 | | | K | | G4-3 | | 4 | 0 | 0 | 0 | 0 | 1 | 1 | | | | |
| 28 Daniel Murphy, L (1.4) OBP: 0.315, SLG: 0.404 | G5-3 | | | | | L7 | | K2-3 | | 4 | 0 | 1 | 0 | 0 | 1 | 1 | | | | |
| 30 Andrew Brown, R (1.9) OBP: 0.304, SLG: 0.456 | | HR | | | | | | | | 2 | 2 | 1 | 1 | 2 | 0 | 1 | | | | |
| 6 Matthew den Dekker, L (9, 8) OBP: 0.286, SLG: 0.333 | | | | | | | | | | 0 | 0 | 0 | 0 | 0 | 0 | 0 | | | | |
| 21 Lucas Duda, L (1.3) OBP: 0.351, SLG: 0.433 | | | | | | F9 | | K | | 4 | 1 | 1 | 3 | 0 | 2 | 2 | | | | |
| 19 Zach Lutz, R (1.5) OBP: 0.471, SLG: 0.385 | | | | | | | | | | 2 | 0 | 1 | 0 | 1 | 0 | 1 | | | | |
| 15 Travis d'Arnaud, R (1.2) OBP: 0.221, SLG: 0.217 | | | FC6-4 11 FC5-4 | | | F9 | | FC5-4 | | 3 | 0 | 0 | 0 | 0 | 2 | 2 | | | | |
| 11 Rubén Tejada, R (1.6) OBP: 0.256, SLG: 0.250 | | | FC5-4 | | | F8 | | G5-3 | | 3 | 0 | 0 | 0 | 0 | 1 | 1 | | | | |
| 49 Jonathon Niese, L (1.1) ERA: 3.29 | | | | | | | | | | 2 | 0 | 0 | 0 | 0 | 1 | 0 | | | | |
| 50 Scott Atchison, R (7.1) ERA: 4.38 | | | | | | | | | | 0 | 0 | 0 | 0 | 0 | 0 | 0 | | | | |
| 23 Mike Baxter, L (7, PH) OBP: 0.313, SLG: 0.266 | | | | | | | | | | 1 | 0 | 0 | 0 | 0 | 1 | 0 | | | | |
| 38 Vic Black, R (8.1) ERA: 4.66 | | | | | | | | | | 0 | 0 | 0 | 0 | 0 | 0 | 0 | | | | |
| 55 Pedro Feliciano, L (8.1) ERA: 5.19 | | | | | | | | | | 0 | 0 | 0 | 0 | 0 | 0 | 0 | | | | |
| 32 LaTroy Hawkins, R (9.1) ERA: 3.25 | | | | | | | | | | 0 | 0 | 0 | 0 | 0 | 0 | 0 | | | | |
| Inning Stats | R: 0 E: 0 K: 1 S: 6 | H: 0 LOB: 0 BB: 0 P: 7 | R: 1 E: 0 K: 1 S: 10 | H: 1 LOB: 1 BB: 1 P: 18 | R: 0 E: 0 K: 1 S: 7 | H: 0 LOB: 0 BB: 0 P: 13 | R: 0 E: 0 K: 0 S: 9 | H: 1 LOB: 0 BB: 0 P: 13 | R: 0 E: 0 K: 0 S: 9 | H: 0 LOB: 0 BB: 0 P: 16 | R: 3 E: 0 K: 1 S: 16 | H: 3 LOB: 1 BB: 1 P: 25 | R: 0 E: 0 K: 1 S: 6 | H: 0 LOB: 0 BB: 0 P: 10 | R: 0 E: 0 K: 2 S: 9 | H: 0 LOB: 1 BB: 1 P: 17 | 1B: 2 2B: 1 3B: 0 HR: 2 | SF: 0 SAC: 0 DP: 0 HBP: 0 | WP: 0 PB: 0 SB: 0 CS: 0 | PA: 32 |
| PITCHER | IP WLS BF H R ER SO BB IBB HBP BLK WP HR S P ERA WHIP | | | | | | | | | | | | | | | | | | | |
| 52 Brad Hand, L (1.1) ERA: 3.18 | 5.2 L 24 5 4 4 4 2 0 0 0 0 0 2 56 91 6.35 1.235 | | | | | | | | | | | | | | | | | | | |
| 58 Ryan Webb, R (6.1) ERA: 2.93 | 1.1 4 0 0 0 1 0 0 0 0 0 0 7 11 0.00 0.000 | | | | | | | | | | | | | | | | | | | |
| 43 Dan Jennings, L (8.1) ERA: 3.93 | 1.0 4 0 0 0 2 1 0 0 0 0 0 9 17 0.00 1.000 | | | | | | | | | | | | | | | | | | | |

Miami Marlins @ New York Mets
Citi Field, Flushing, NY
Fri Sep 13 2013, 7:11 PM - 9:42 PM EDT
Att: 20,562 - Partly Cloudy - 70 F

| | |
|-----|----|
| AB | 29 |
| R | 4 |
| H | 5 |
| RBI | 4 |
| BB | 3 |
| SO | 7 |
| LOB | 9 |



| Batter | 1 | 2 | 3 | 4 | 5 | 6 | 7 | 8 | 9 | AB R H RBI BB SO LOB | TOP | | | | | | | | | | | |
|---|---|----------------------------------|-------------------------------|----------------------------------|------------------------------|----------------------------------|-------------------------------|----------------------------------|------------------------------|---|--|---|-------------------------------|----------------------------------|-------------------------------|----------------------------------|------------------------------|----------------------------------|----------------------------------|------------------------------------|----------------------------------|--------|
| 8 Chris Coghlan, L (1,5) OBP: 0.370, SLG: 0.378 30 Placido Polanco, R (8,5) OBP: 0.301, SLG: 0.289 | G5-3 | | G1-3 | | G6-3 | | F8 | | G6-3 | 4 0 0 0 0 0 1 1 0 1 0 0 0 0 | Miami Marlins @ New York Mets Citi Field, Flushing, NY Sat Sep 14 2013, 4:11 PM - 7:03 PM EDT Partly Cloudy - 68 F | | | | | | | | | | | |
| 17 Donovan Solano, R (1,4) OBP: 0.310, SLG: 0.321 | HBP | | | HBP | | HR | | | G6-3 | 3 2 1 1 0 0 3 | | | | | | | | | | | | |
| 21 Christian Yelich, L (1,7) OBP: 0.369, SLG: 0.399 | K | | | | BB | | | | | 3 1 2 0 1 1 1 | | | | | | | | | | | | |
| 27 Giancarlo Stanton, R (1,9) OBP: 0.367, SLG: 0.493 | K | | | | K | | L9 | | | 4 0 0 0 0 0 3 5 | | | | | | | | | | | | |
| 20 Justin Ruggiano, R (1,8) OBP: 0.294, SLG: 0.385 | | G6-3 | | | K | | K | | | 3 0 0 0 1 2 3 | | | | | | | | | | | | |
| 5 Logan Morrison, L (1,3) OBP: 0.339, SLG: 0.392 | | G6-3 | | | | | | | | 3 0 1 2 1 0 1 | | | | | | | | | | | | |
| 3 Adeiny Hechavarria, R (1,6) OBP: 0.262, SLG: 0.294 | | | | | 1B | | IBB | | | 4 0 0 0 0 1 5 | | | | | | | | | | | | |
| 46 Koyie Hill, S (1,2) OBP: 0.243, SLG: 0.278 | | | | | | | | | | 3 0 0 0 1 1 0 | | | | | | | | | | | | |
| 37 Henderson Alvarez III, R (1,1) OBP: 0.333, SLG: 0.565 50 Chad Qualls, R (8,1) ERA: 4.13 | | | | | | | | | | 3 0 1 0 0 1 0 | | | | | | | | | | | | |
| 9 Juan Pierre, L (9,PH) OBP: 0.287, SLG: 0.306 31 Steve Cishek, R (9,1) ERA: 4.79 | | | | | | | | | | 0 | | | | | | | | | | | | |
| Inning Stats | R: 0 E: 0 K: 2 S: 8 | H: 0 LOB: 1 BB: 0 P: 14 | R: 0 E: 0 K: 1 S: 10 | H: 0 LOB: 0 BB: 0 P: 14 | R: 0 E: 0 K: 2 S: 8 | H: 0 LOB: 0 BB: 0 P: 11 | R: 1 E: 0 K: 2 S: 15 | H: 1 LOB: 2 BB: 1 P: 30 | R: 0 E: 0 K: 0 S: 7 | H: 0 LOB: 0 BB: 0 P: 11 | R: 1 E: 0 K: 1 S: 15 | H: 2 LOB: 2 BB: 1 P: 31 | R: 0 E: 0 K: 0 S: 11 | H: 1 LOB: 1 BB: 0 P: 13 | R: 1 E: 0 K: 1 S: 11 | H: 1 LOB: 1 BB: 1 P: 19 | R: 0 E: 0 K: 0 S: 7 | H: 1 LOB: 1 BB: 1 P: 14 | 1B: 4 2B: 1 3B: 0 HR: 1 | SF: 0 SAC: 1 DP: 1 HBP: 2 | WP: 0 PB: 0 SB: 2 CS: 0 | PA: 38 |
| PITCHER | IP WLS BF H R ER SO BB IBB HBP BLK WP HR S P ERA WHIP | | | | | | | | | | | IP WLS BF H R ER SO BB IBB HBP BLK WP HR S P ERA WHIP | | | | | | | | | | |
| 52 Carlos Torres, R (1,1) ERA: 3.48 | 6.0 L 25 3 2 2 8 1 1 2 0 0 0 1 63 111 3.00 0.667 | | | | | | | | | | | 46 Greg Burke, R (9,1) ERA: 5.46 | | | | | | | | | | |
| 71 Gonzalez Germen, R (7,1) ERA: 4.13 | 1.0 4 1 0 0 0 0 0 0 0 0 0 11 13 0.00 1.000 | | | | | | | | | | | | | | | | | | | | | |
| 40 Tim Byrdak, L (8,1) ERA: 10.8 | 0.0 1 1 1 0 0 0 0 0 0 0 0 2 3 ∞ ∞ | | | | | | | | | | | | | | | | | | | | | |
| 48 Frank Francisco, R (8,1) ERA: 10.13 | 0.2 3 0 0 0 1 1 0 0 0 0 0 8 14 0.00 1.500 | | | | | | | | | | | | | | | | | | | | | |
| 30 David Aardsma, R (8,1) ERA: 4.79 | 0.1 1 0 0 0 0 0 0 0 0 0 0 1 2 0.00 0.000 | | | | | | | | | | | | | | | | | | | | | |

| Batter | 1 | 2 | 3 | 4 | 5 | 6 | 7 | 8 | 9 | AB R H RBI BB SO LOB | BOTTOM | | | | | | | | | | | |
|--|---|----------------------------------|-------------------------------|----------------------------------|-------------------------------|----------------------------------|------------------------------|----------------------------------|------------------------------|---|--|---|---------------------------------|------------------------------|----------------------------------|------------------------------|---------------------------------|-------------------------------|----------------------------------|----------------------------------|------------------------------------|----------------------------------|
| 22 Eric Young Jr., S (1,7) OBP: 0.319, SLG: 0.344 | G4-3 | | K | | FC6-4 | | | | L8 | 4 0 0 0 0 1 1 | Miami Marlins @ New York Mets Citi Field, Flushing, NY Sat Sep 14 2013, 4:11 PM - 7:03 PM EDT Partly Cloudy - 68 F | | | | | | | | | | | |
| 23 Mike Baxter, L (1,9) OBP: 0.303, SLG: 0.257 | F8 | | G3-1 | | | B1-3 | | G6-3 | 4 0 0 0 0 0 0 | | | | | | | | | | | | | |
| 28 Daniel Murphy, L (1,4) OBP: 0.313, SLG: 0.401 | G3-1 | | G3 | | | F7 | | | K | 4 0 0 0 0 1 0 | | | | | | | | | | | | |
| 21 Lucas Duda, L (1,3) OBP: 0.353, SLG: 0.432 | | L6 | | | | K | | | BB | 3 0 1 0 1 1 0 | | | | | | | | | | | | |
| 19 Zach Lutz, R (1,5) OBP: 0.381, SLG: 0.294 | | K | | | | | G5-3 | | | 4 0 0 0 0 3 2 | | | | | | | | | | | | |
| 6 Matthew Don Dekker, L (1,8) OBP: 0.308, SLG: 0.379 | | | | P5 | | | | | | 4 0 2 0 0 1 1 | | | | | | | | | | | | |
| 15 Travis d'Anaud, R (1,2) OBP: 0.225, SLG: 0.222 | | G1-3 | | | | | | | | 3 0 1 0 0 0 3 | | | | | | | | | | | | |
| 3 Omar Quintanilla, L (1,6) OBP: 0.313, SLG: 0.291 | | | | | | | | | | 2 0 0 0 0 0 2 | | | | | | | | | | | | |
| 52 Carlos Torres, R (1,1) ERA: 3.97 71 Gonzalez Germen, R (7,1) ERA: 4.13 40 Tim Byrdak, L (8,1) ERA: 10.8 48 Frank Francisco, R (8,1) ERA: 10.13 30 David Aardsma, R (8,1) ERA: 4.79 13 Josh Satin, R (8,PH) OBP: 0.276, SLG: 0.303 46 Greg Burke, R (9,1) ERA: 2.54 | | | | | | | | | | 2 0 0 0 0 1 4 0 1 0 0 0 0 0 0 0 0 0 0 0 0 0 | | | | | | | | | | | | |
| Inning Stats | R: 0 E: 0 K: 0 S: 10 | H: 0 LOB: 0 BB: 0 P: 15 | R: 0 E: 0 K: 1 S: 16 | H: 2 LOB: 3 BB: 0 P: 27 | R: 0 E: 0 K: 1 S: 12 | H: 0 LOB: 0 BB: 0 P: 14 | R: 0 E: 0 K: 1 S: 7 | H: 0 LOB: 0 BB: 0 P: 12 | R: 0 E: 0 K: 1 S: 9 | H: 1 LOB: 1 BB: 0 P: 14 | | R: 0 E: 0 K: 1 S: 6 | H: 0 LOB: 0 BB: 0 P: 8 | R: 0 E: 0 K: 0 S: 7 | H: 1 LOB: 1 BB: 0 P: 10 | R: 0 E: 0 K: 0 S: 5 | H: 0 LOB: 0 BB: 0 P: 8 | R: 0 E: 0 K: 3 S: 10 | H: 0 LOB: 1 BB: 1 P: 19 | 1B: 3 2B: 1 3B: 0 HR: 0 | SF: 0 SAC: 0 DP: 0 HBP: 1 | WP: 0 PB: 0 SB: 0 CS: 0 |
| PITCHER | IP WLS BF H R ER SO BB IBB HBP BLK WP HR S P ERA WHIP | | | | | | | | | | | IP WLS BF H R ER SO BB IBB HBP BLK WP HR S P ERA WHIP | | | | | | | | | | |
| 37 Henderson Alvarez III, R (1,1) ERA: 3.97 | 7.0 W 26 4 0 0 5 0 0 0 0 0 0 67 100 0.00 0.571 | | | | | | | | | | | | | | | | | | | | | |
| 50 Chad Qualls, R (8,1) ERA: 2.81 | 1.0 H 3 0 0 0 0 0 0 0 0 0 5 8 0.00 0.000 | | | | | | | | | | | | | | | | | | | | | |
| 31 Steve Cishek, R (9,1) ERA: 2.54 | 1.0 S 4 0 0 0 3 1 0 0 0 0 0 10 19 0.00 1.000 | | | | | | | | | | | | | | | | | | | | | |



| Batter | 1 | 2 | 3 | 4 | 5 | 6 | 7 | 8 | 9 | AB | R | H | RBI | BB | SO | LOB | TOP | | | | | |
|---|--|--|--|---|------------------------------|----------------------------------|-------------------------------|----------------------------------|------------------------------|----------------------------------|-------------------------------|----------------------------------|-------------------------------|----------------------------------|------------------------------|----------------------------------|----------------------------------|------------------------------------|-------------------------|--------|--|--|
| 23 Jake Marisnick, R (1, 8) OBP: 0.228, SLG: 0.234 21 Christian Yelich, L (8, PH) OBP: 0.307, SLG: 0.307 | P4 | | L4 | | | F7 | | K | | 3 | 0 | 0 | 0 | 0 | 0 | 0 | | | | | | |
| 17 Donovan Solano, R (1, 4) OBP: 0.309, SLG: 0.320 | K | | | | F9 | F9 | | 1B | | 4 | 0 | 1 | 0 | 0 | 1 | 0 | | | | | | |
| 20 Justin Ruggiano, R (1, 7) OBP: 0.284, SLG: 0.392 | G4-3 | | | | HR | G5-3 | | K | | 4 | 1 | 1 | 1 | 0 | 1 | 1 | | | | | | |
| 27 Giancarlo Stanton, R (1, 9) OBP: 0.366, SLG: 0.491 | | P3 | | | F9 | | | P4 | | 4 | 0 | 1 | 0 | 0 | 0 | 0 | | | | | | |
| 30 Placido Polanco, R (1, 5) OBP: 0.303, SLG: 0.287 | | | | | G4-3 | G4-3 | | G1-3 | | 2 | 0 | 0 | 0 | 0 | 0 | 1 | | | | | | |
| 59 Ed Lucas, R (1, 3) OBP: 0.299, SLG: 0.309 5 Logan Morrison, L (8, PH) OBP: 0.338, SLG: 0.391 | | HBP | | | F9 | | | K | | 3 | 0 | 0 | 0 | 0 | 0 | 2 | | | | | | |
| 3 Adeiny Hechavarria, R (1, 6) OBP: 0.263, SLG: 0.294 | | | | | P3 | | | G4-3 | | 3 | 0 | 1 | 0 | 1 | 0 | 2 | | | | | | |
| 19 Rob Brantly, L (1, 2) OBP: 0.265, SLG: 0.269 | | | | | F7 | | | K | | 3 | 0 | 0 | 0 | 0 | 1 | 3 | | | | | | |
| 33 Jacob Turner, R (1, 1) OBP: 0.091, SLG: 0.152 39 Chris Hatcher, R (8, PH) OBP: 0.338, SLG: 0.376 43 Dan Jennings, L (8, 1) 49 Arquimedes Caminero, R (8, 1) | | | | | K | | | K | | 2 | 0 | 0 | 0 | 0 | 0 | 0 | | | | | | |
| | | | | | G5-3 | | | K | | 0 | 0 | 0 | 0 | 0 | 0 | 0 | | | | | | |
| Inning Stats | R: 0 E: 0 K: 1 S: 11 | H: 0 LOB: 0 BB: 0 P: 13 | R: 0 E: 0 K: 0 S: 8 | H: 0 LOB: 1 BB: 0 P: 13 | R: 0 E: 0 K: 1 S: 8 | H: 0 LOB: 0 BB: 0 P: 10 | R: 1 E: 0 K: 0 S: 10 | H: 1 LOB: 0 BB: 0 P: 14 | R: 0 E: 0 K: 0 S: 7 | H: 0 LOB: 0 BB: 0 P: 10 | R: 0 E: 0 K: 1 S: 12 | H: 1 LOB: 2 BB: 0 P: 18 | R: 0 E: 0 K: 3 S: 14 | H: 1 LOB: 1 BB: 0 P: 21 | R: 0 E: 0 K: 1 S: 8 | H: 1 LOB: 1 BB: 0 P: 10 | 1B: 3 2B: 0 3B: 0 HR: 1 | SF: 0 SAC: 0 DP: 0 HBP: 2 | WP: 0 PB: 0 CS: 0 | PA: 34 | | |
| PITCHER | IP: 7.0 W: 1 L: 0 H: 1 ER: 0 SO: 3 BB: 0 IBB: 0 HBP: 0 BLK: 0 WP: 0 HR: 1 S: 65 P: 91 ERA: 1.29 WHIP: 0.429 | IP: 0.1 W: 0 L: 0 H: 0 ER: 0 SO: 0 BB: 0 IBB: 0 HBP: 0 BLK: 0 WP: 0 HR: 0 S: 4 P: 7 ERA: 0.00 WHIP: 0.000 | IP: 0.2 W: 0 L: 0 H: 0 ER: 0 SO: 0 BB: 0 IBB: 0 HBP: 0 BLK: 0 WP: 0 HR: 0 S: 10 P: 14 ERA: 0.00 WHIP: 1.500 | IP: 1.0 W: 0 L: 0 H: 0 ER: 0 SO: 0 BB: 0 IBB: 0 HBP: 0 BLK: 0 WP: 0 HR: 0 S: 8 P: 10 ERA: 0.00 WHIP: 1.000 | | | | | | | | | | | | | | | | | | |

Miami Marlins @ New York Mets
Citi Field, Flushing, NY
Sat Sep 14 2013, 7:44 PM - 10:30 PM EDT
Att: 25,175 - Clear - 62 F

| | |
|-----|----|
| AB | 31 |
| R | 1 |
| H | 4 |
| RBI | 1 |
| BB | 1 |
| SO | 7 |
| LOB | 11 |



| Batter | 1 | 2 | 3 | 4 | 5 | 6 | 7 | 8 | 9 | AB | R | H | RBI | BB | SO | LOB | BOTTOM | | | | |
|---|---|--|---|--|-------------------------------|----------------------------------|------------------------------|----------------------------------|------------------------------|----------------------------------|-------------------------------|----------------------------------|-------------------------------|----------------------------------|----------------------------------|------------------------------------|-------------------------|--------|--|--|--|
| 22 Eric Young Jr., S (1, 7) OBP: 0.318, SLG: 0.342 | K | | | | F7 | | | G3 | | 3 | 0 | 0 | 0 | 1 | 1 | 0 | | | | | |
| 12 Juan Lagares, R (1, 9) OBP: 0.297, SLG: 0.375 | K | | | | | | | F9 | | 3 | 0 | 0 | 0 | 1 | 1 | 2 | | | | | |
| 28 Daniel Murphy, L (1, 4) OBP: 0.314, SLG: 0.407 | 1B | | | | G5-3 | | | G4-3 | | 4 | 2 | 2 | 1 | 0 | 0 | 1 | | | | | |
| 21 Lucas Duda, L (1, 3) OBP: 0.357, SLG: 0.445 | 1B | | | | K | | | G1-3 | | 3 | 1 | 2 | 1 | 1 | 1 | 0 | | | | | |
| 4 Wilmer Flores, R (1, 5) OBP: 0.256, SLG: 0.288 | 1B | | | | L4 | | | F9 | | 4 | 0 | 1 | 1 | 0 | 0 | 1 | | | | | |
| 6 Matthew den Dekker, L (1, 8) OBP: 0.302, SLG: 0.350 | K | | | | G6-3 | | | G1-3 | | 3 | 0 | 0 | 0 | 0 | 1 | 3 | | | | | |
| 20 Anthony Recker, R (1, 2) OBP: 0.288, SLG: 0.395 | K | | | | G5-3 | | | K | | 4 | 0 | 0 | 0 | 0 | 3 | 2 | | | | | |
| 11 Rubén Tejada, R (1, 6) OBP: 0.257, SLG: 0.256 | | | | | G6-3 | | | L9 | | 3 | 0 | 1 | 0 | 0 | 0 | 1 | | | | | |
| 16 Daisuke Matsuzaka, R (1, 1) OBP: 0.286, SLG: 0.286 55 Pedro Feliciano, L (8, 1) 38 Vic Black, R (8, 1) 32 LaTroy Hawkins, R (9, 1) | K | | | | P4 | | | K | | 3 | 0 | 0 | 0 | 0 | 2 | 1 | | | | | |
| | | | | | | | | | | 0 | 0 | 0 | 0 | 0 | 0 | 0 | | | | | |
| | | | | | | | | | | 0 | 0 | 0 | 0 | 0 | 0 | 0 | | | | | |
| | | | | | | | | | | 0 | 0 | 0 | 0 | 0 | 0 | 0 | | | | | |
| Inning Stats | R: 1 E: 0 K: 3 S: 17 | H: 2 LOB: 2 BB: 1 P: 28 | R: 0 E: 0 K: 2 S: 12 | H: 1 LOB: 2 BB: 1 P: 21 | R: 2 E: 0 K: 0 S: 16 | H: 2 LOB: 1 BB: 0 P: 25 | R: 0 E: 0 K: 0 S: 9 | H: 0 LOB: 1 BB: 1 P: 16 | R: 0 E: 0 K: 2 S: 8 | H: 0 LOB: 0 BB: 0 P: 12 | R: 0 E: 0 K: 0 S: 11 | H: 0 LOB: 0 BB: 0 P: 16 | R: 0 E: 0 K: 1 S: 10 | H: 1 LOB: 1 BB: 0 P: 15 | 1B: 3 2B: 1 3B: 0 HR: 2 | SF: 0 SAC: 0 DP: 0 HBP: 1 | WP: 0 PB: 1 CS: 0 | PA: 34 | | | |
| PITCHER | IP: 5.0 W: 0 L: 0 H: 2 ER: 0 SO: 3 BB: 3 IBB: 0 HBP: 1 BLK: 0 WP: 0 HR: 2 S: 24 P: 103 ERA: 5.40 WHIP: 1.600 | IP: 2.0 W: 0 L: 0 H: 0 ER: 0 SO: 2 BB: 0 IBB: 0 HBP: 0 BLK: 0 WP: 0 HR: 19 S: 28 P: 0.00 WHIP: 0.000 | IP: 0.2 W: 0 L: 0 H: 0 ER: 0 SO: 0 BB: 0 IBB: 0 HBP: 0 BLK: 0 WP: 0 HR: 7 S: 10 P: 0.00 WHIP: 1.500 | IP: 0.1 W: 0 L: 0 H: 0 ER: 0 SO: 0 BB: 0 IBB: 0 HBP: 0 BLK: 0 WP: 0 HR: 3 S: 5 P: 0.00 WHIP: 0.000 | | | | | | | | | | | | | | | | | |

Miami Marlins @ New York Mets
Citi Field, Flushing, NY
Sat Sep 14 2013, 7:44 PM - 10:30 PM EDT
Att: 25,175 - Clear - 62 F

| | |
|-----|----|
| AB | 30 |
| R | 3 |
| H | 6 |
| RBI | 3 |
| BB | 3 |
| SO | 9 |
| LOB | 11 |



| Batter | 1 | 2 | 3 | 4 | 5 | 6 | 7 | 8 | 9 | 10 | 11 | 12 | AB | R | H | RBI | BB | SO | LOB | TOP | | | | |
|---|---|---|--|---|---|--|-----------------------|---|---|--|---------------------------------------|---|---|--|--|---------------------------------------|---|---|--|--|---------------------------------------|---|---|--|
| 8 Chris Coghlan, L OBP: 0.309, SLG: 0.371 | | | | | | | | | | | | | 5 | 0 | 1 | 0 | 1 | 2 | 2 | | | | | |
| 17 Donovan Solano, R OBP: 0.308, SLG: 0.318 | | | | | | | | | | | | | 5 | 0 | 1 | 0 | 0 | 1 | 1 | | | | | |
| 21 Christian Yelich, L OBP: 0.363, SLG: 0.389 | | | | | | | | | | | | | 4 | 0 | 0 | 0 | 0 | 1 | 1 | | | | | |
| 27 Giancarlo Stanton, R OBP: 0.366, SLG: 0.487 | | | | | | | | | | | | | 3 | 0 | 0 | 0 | 0 | 1 | 2 | | | | | |
| 20 Justin Ruggiano, R OBP: 0.285, SLG: 0.395 | | | | | | | | | | | | | 5 | 0 | 2 | 0 | 0 | 1 | 2 | | | | | |
| 5 Logan Morrison, L OBP: 0.340, SLG: 0.400 | | | | | | | | | | | | | 4 | 0 | 2 | 0 | 0 | 1 | 2 | | | | | |
| 3 Adenys Hecavarrria, R OBP: 0.263, SLG: 0.294 | | | | | | | | | | | | | 1 | 0 | 0 | 0 | 0 | 1 | 0 | | | | | |
| 59 Ed Lucas, R OBP: 0.300, SLG: 0.314 | | | | | | | | | | | | | 5 | 0 | 2 | 0 | 0 | 1 | 4 | | | | | |
| 46 Koyie Hill, S OBP: 0.214, SLG: 0.244 | | | | | | | | | | | | | 5 | 0 | 0 | 0 | 0 | 2 | 5 | | | | | |
| 34 Tony Gonzalez, R OBP: 0.320, SLG: 0.320 | | | | | | | | | | | | | 1 | 0 | 0 | 0 | 0 | 0 | 0 | | | | | |
| 44 AJ Ramos, R OBP: 0.299, SLG: 0.449 | | | | | | | | | | | | | 2 | 0 | 1 | 0 | 0 | 1 | 0 | | | | | |
| 50 Chad Qualls, R OBP: 0.276 | | | | | | | | | | | | | 4 | 0 | 1 | 0 | 0 | 1 | 1 | | | | | |
| 56 Zach Phillips, L ERA: 5.4 | | | | | | | | | | | | | 1 | 0 | 0 | 0 | 0 | 0 | 3 | | | | | |
| 15 Travis d'Arnaud, R OBP: 0.235, SLG: 0.234 | | | | | | | | | | | | | 5 | 0 | 2 | 1 | 0 | 0 | 0 | | | | | |
| 11 Rubén Tejeda, R OBP: 0.253, SLG: 0.252 | | | | | | | | | | | | | 3 | 0 | 0 | 0 | 0 | 0 | 0 | | | | | |
| 35 Dillon Gee, R ERA: 3.47 | | | | | | | | | | | | | 2 | 0 | 1 | 0 | 0 | 1 | 0 | | | | | |
| 55 Pedro Feliciano, L ERA: 4.82 | | | | | | | | | | | | | 0 | 0 | 0 | 0 | 0 | 0 | 0 | | | | | |
| 50 Scott Atchison, R ERA: 4.35 | | | | | | | | | | | | | 0 | 0 | 0 | 0 | 0 | 0 | 0 | | | | | |
| 32 LaTroy Hawkins, R ERA: 3.15 | | | | | | | | | | | | | 1 | 0 | 0 | 0 | 0 | 0 | 3 | | | | | |
| 71 Gonzalez Germen, R ERA: 3.86 | | | | | | | | | | | | | 2 | 0 | 0 | 0 | 0 | 1 | 4 | | | | | |
| Inning Stats | R: 0 E: 0 K: 7 | H: 1 LOB: 1 BB: 1 P: 14 | R: 0 E: 0 K: 10 | H: 1 LOB: 1 BB: 0 P: 15 | R: 0 E: 0 K: 10 | H: 1 LOB: 0 BB: 0 P: 14 | R: 0 E: 0 K: 13 | H: 1 LOB: 1 BB: 0 P: 20 | R: 0 E: 0 K: 12 | H: 1 LOB: 1 BB: 0 P: 15 | R: 0 E: 0 K: 8 | H: 0 LOB: 0 BB: 0 P: 18 | R: 0 E: 0 K: 7 | H: 1 LOB: 1 BB: 0 P: 21 | R: 0 E: 0 K: 7 | H: 0 LOB: 0 BB: 0 P: 14 | R: 0 E: 0 K: 3 | H: 0 LOB: 0 BB: 0 P: 10 | 1B: 5 2B: 2 3B: 1 HR: 0 | SF: 0 SAC: 1 DP: 1 HBP: 1 | WP: 0 PB: 0 SB: 0 CS: 1 | PA: 48 | | |
| PITCHER | IP WLS BF H R ER SO BB IBB HBP BLK WP HR S P ERA WHIP | 35 Dillon Gee, R (1, 1) ERA: 3.47 | 55 Pedro Feliciano, L (8, 1) ERA: 4.82 | 50 Scott Atchison, R (8, 1) ERA: 4.35 | 32 LaTroy Hawkins, R (9, 1) ERA: 3.15 | 71 Gonzalez Germen, R (8, 0) ERA: 3.86 | PITCHER | IP WLS BF H R ER SO BB IBB HBP BLK WP HR S P ERA WHIP | 38 Vic Black, R (12, 1) ERA: 3.97 | 34 Tom Koehler, R (1, 1) ERA: 3.47 | 44 AJ Ramos, R (9, 1) ERA: 3.41 | 40 Mike Dunn, L (10, 1) ERA: 2.81 | 50 Chad Qualls, R (11, 1) ERA: 2.76 | 56 Zach Phillips, L (12, 1) ERA: 5.4 | 34 Tom Koehler, R (1, 1) ERA: 3.47 | 44 AJ Ramos, R (9, 1) ERA: 3.41 | 40 Mike Dunn, L (10, 1) ERA: 2.81 | 50 Chad Qualls, R (11, 1) ERA: 2.76 | 56 Zach Phillips, L (12, 1) ERA: 5.4 | 34 Tom Koehler, R (1, 1) ERA: 3.47 | 44 AJ Ramos, R (9, 1) ERA: 3.41 | 40 Mike Dunn, L (10, 1) ERA: 2.81 | 50 Chad Qualls, R (11, 1) ERA: 2.76 | 56 Zach Phillips, L (12, 1) ERA: 5.4 |

Miami Marlins @ New York Mets
Citi Field, Flushing, NY
Sun Sep 15 2013, 1:13 PM - 4:49 PM EDT
Att. 26,165 - Partly Cloudy - 69 F


| | |
|-----|----|
| AB | 42 |
| R | 0 |
| H | 8 |
| RBI | 0 |
| BB | 3 |
| SO | 13 |
| LOB | 22 |



| Batter | 1 | 2 | 3 | 4 | 5 | 6 | 7 | 8 | 9 | 10 | 11 | 12 | AB | R | H | RBI | BB | SO | LOB | BOTTOM | | | | |
|---|---|--|---------------------------------------|---|---|--|----------------------|---|---|--|---------------------------------------|---|---|--|--|---------------------------------------|---|---|--|--|---------------------------------------|---|---|--|
| 22 Eric Young Jr., S OBP: 0.317, SLG: 0.342 | | | | | | | | | | | | | 5 | 0 | 1 | 0 | 0 | 1 | 2 | | | | | |
| 12 Juan Lagares, R OBP: 0.285, SLG: 0.371 | | | | | | | | | | | | | 4 | 0 | 0 | 0 | 1 | 1 | 1 | | | | | |
| 28 Daniel Murphy, L OBP: 0.315, SLG: 0.407 | | | | | | | | | | | | | 5 | 0 | 2 | 0 | 0 | 0 | 0 | | | | | |
| 21 Lucas Duda, L OBP: 0.355, SLG: 0.439 | | | | | | | | | | | | | 4 | 1 | 0 | 0 | 1 | 1 | 1 | | | | | |
| 4 Wilmer Flores, R OBP: 0.256, SLG: 0.286 | | | | | | | | | | | | | 4 | 0 | 1 | 0 | 0 | 1 | 1 | | | | | |
| 3 Omar Quintanilla, L OBP: 0.313, SLG: 0.291 | | | | | | | | | | | | | 0 | 0 | 0 | 0 | 0 | 0 | 0 | | | | | |
| 19 Zach Lutz, R OBP: 0.304, SLG: 0.276 | | | | | | | | | | | | | 1 | 0 | 0 | 0 | 0 | 0 | 3 | | | | | |
| 6 Matthew den Dekker, L OBP: 0.263, SLG: 0.320 | | | | | | | | | | | | | 3 | 0 | 0 | 0 | 0 | 1 | 0 | | | | | |
| 30 Andrew Brown, R OBP: 0.299, SLG: 0.449 | | | | | | | | | | | | | 2 | 0 | 0 | 0 | 0 | 1 | 4 | | | | | |
| 15 Travis d'Arnaud, R OBP: 0.235, SLG: 0.234 | | | | | | | | | | | | | 5 | 0 | 2 | 1 | 0 | 0 | 0 | | | | | |
| 11 Rubén Tejeda, R OBP: 0.253, SLG: 0.252 | | | | | | | | | | | | | 3 | 0 | 0 | 0 | 0 | 0 | 0 | | | | | |
| 35 Dillon Gee, R ERA: 3.47 | | | | | | | | | | | | | 2 | 0 | 1 | 0 | 0 | 1 | 0 | | | | | |
| 55 Pedro Feliciano, L ERA: 4.82 | | | | | | | | | | | | | 0 | 0 | 0 | 0 | 0 | 0 | 0 | | | | | |
| 50 Scott Atchison, R ERA: 4.35 | | | | | | | | | | | | | 0 | 0 | 0 | 0 | 0 | 0 | 0 | | | | | |
| 32 LaTroy Hawkins, R ERA: 3.15 | | | | | | | | | | | | | 1 | 0 | 0 | 0 | 0 | 0 | 1 | | | | | |
| 23 Mike Baxter, L OBP: 0.278, SLG: 0.391 | | | | | | | | | | | | | 1 | 0 | 0 | 0 | 0 | 0 | 1 | | | | | |
| 71 Gonzalez Germen, R ERA: 3.86 | | | | | | | | | | | | | 1 | 0 | 0 | 0 | 0 | 0 | 1 | | | | | |
| Inning Stats | R: 0 E: 0 K: 8 | H: 0 LOB: 0 BB: 0 P: 11 | R: 0 E: 0 K: 11 | H: 0 LOB: 0 BB: 0 P: 17 | R: 0 E: 0 K: 10 | H: 1 LOB: 1 BB: 0 P: 13 | R: 0 E: 0 K: 9 | H: 0 LOB: 0 BB: 0 P: 11 | R: 0 E: 0 K: 10 | H: 1 LOB: 1 BB: 0 P: 14 | R: 0 E: 0 K: 10 | H: 0 LOB: 0 BB: 0 P: 18 | R: 0 E: 0 K: 7 | H: 1 LOB: 1 BB: 0 P: 13 | R: 1 E: 0 K: 8 | H: 2 LOB: 3 BB: 2 P: 18 | 1B: 6 2B: 1 3B: 0 HR: 0 | SF: 0 SAC: 1 DP: 0 HBP: 0 | WP: 0 PB: 0 SB: 0 CS: 1 | PA: 43 | | | | |
| PITCHER | IP WLS BF H R ER SO BB IBB HBP BLK WP HR S P ERA WHIP | 34 Tom Koehler, R (1, 1) ERA: 3.47 | 44 AJ Ramos, R (9, 1) ERA: 3.41 | 40 Mike Dunn, L (10, 1) ERA: 2.81 | 50 Chad Qualls, R (11, 1) ERA: 2.76 | 56 Zach Phillips, L (12, 1) ERA: 5.4 | PITCHER | IP WLS BF H R ER SO BB IBB HBP BLK WP HR S P ERA WHIP | 58 Ryan Webb, R (12, 1) ERA: 2.92 | 34 Tom Koehler, R (1, 1) ERA: 3.47 | 44 AJ Ramos, R (9, 1) ERA: 3.41 | 40 Mike Dunn, L (10, 1) ERA: 2.81 | 50 Chad Qualls, R (11, 1) ERA: 2.76 | 56 Zach Phillips, L (12, 1) ERA: 5.4 | 34 Tom Koehler, R (1, 1) ERA: 3.47 | 44 AJ Ramos, R (9, 1) ERA: 3.41 | 40 Mike Dunn, L (10, 1) ERA: 2.81 | 50 Chad Qualls, R (11, 1) ERA: 2.76 | 56 Zach Phillips, L (12, 1) ERA: 5.4 | 34 Tom Koehler, R (1, 1) ERA: 3.47 | 44 AJ Ramos, R (9, 1) ERA: 3.41 | 40 Mike Dunn, L (10, 1) ERA: 2.81 | 50 Chad Qualls, R (11, 1) ERA: 2.76 | 56 Zach Phillips, L (12, 1) ERA: 5.4 |

Miami Marlins @ New York Mets
Citi Field, Flushing, NY
Sun Sep 15 2013, 1:13 PM - 4:49 PM EDT
Att. 26,165 - Partly Cloudy - 69 F

| | |
|-----|----|
| AB | 40 |
| R | 1 |
| H | 7 |
| RBI | 1 |
| BB | 2 |
| SO | 8 |
| LOB | 13 |



| Batter | 1 | 2 | 3 | 4 | 5 | 6 | 7 | 8 | 9 | AB | R | H | RBI | BB | SO | LOB | TOP | | | |
|--|---|---|---|---------------------------------|--------------------------------------|----------------------------------|---------------------------------------|----------------------------------|---------------------------------------|----------------------------------|---------------------------------------|----------------------------------|---------------------------------------|----------------------------------|--------------------------------------|----------------------------------|----------------------------------|------------------------------------|----------------------------------|--------|
| 17 Donovan Solano, R OBP: 0.304, SLG: 0.314 | | | | | | | | | | 4 | 0 | 0 | 0 | 0 | 1 | 3 | | | | |
| 59 Ed Lucas, R OBP: 0.303, SLG: 0.323 | | | | | | | | | | 4 | 1 | 2 | 0 | 0 | 1 | 0 | | | | |
| 21 Christian Yelich, L OBP: 0.397, SLG: 0.361 | | | | | | | | | | 4 | 0 | 0 | 0 | 0 | 3 | 2 | | | | |
| 27 Giancarlo Stanton, R OBP: 0.365, SLG: 0.484 | | | | | | | | | | 4 | 0 | 1 | 0 | 0 | 3 | 2 | | | | |
| 20 Justin Ruggiano, R OBP: 0.297, SLG: 0.401 | | | | | | | | | | 4 | 1 | 2 | 1 | 0 | 2 | 1 | | | | |
| 5 Logan Morrison, L OBP: 0.339, SLG: 0.396 | | | | | | | | | | 3 | 0 | 0 | 0 | 1 | 1 | 2 | | | | |
| 3 Adeiny Hechavarria, R 9 Juan Pierre, L | | | | | | | | | | 3 | 0 | 1 | 1 | 0 | 0 | 0 | | | | |
| 6 Jeff Mathis, R 19 Rob Brantly, L | | | | | | | | | | 3 | 0 | 0 | 0 | 0 | 3 | 1 | | | | |
| 36 Sam Dyson, R 49 Arquimedes Caminero, R 30 Placido Polanco, R 39 Chris Hatcher, R 23 Jake Marisnick, R 43 Dan Jennings, L 29 Greg Dobbs, L | | | | | | | | | | 1 | 0 | 0 | 0 | 0 | 0 | 0 | | | | |
| Inning Stats | R: 0 H: 1 E: 0 K: 2 S: 13 | H: 1 LOB: 1 BB: 0 P: 19 | R: 0 H: 0 E: 0 K: 1 S: 7 | H: 0 LOB: 0 BB: 0 P: 9 | R: 0 H: 0 E: 0 K: 1 S: 9 | H: 0 LOB: 0 BB: 0 P: 12 | R: 0 H: 0 E: 0 K: 2 S: 10 | H: 0 LOB: 0 BB: 0 P: 13 | R: 1 H: 3 E: 0 K: 2 S: 12 | H: 3 LOB: 2 BB: 0 P: 15 | R: 1 H: 2 E: 0 K: 3 S: 13 | H: 1 LOB: 1 BB: 0 P: 13 | R: 0 H: 1 E: 0 K: 2 S: 11 | H: 1 LOB: 1 BB: 0 P: 13 | R: 0 H: 0 E: 0 K: 1 S: 9 | H: 0 LOB: 1 BB: 1 P: 15 | 1B: 3 2B: 5 3B: 0 HR: 0 | SF: 0 SAC: 0 DP: 0 HBP: 0 | WP: 0 PB: 0 SB: 0 CS: 0 | PA: 36 |
| PITCHER | IP WLS BF H R ER SO BB IBB HBP BLK WP HR S P ERA WHIP | 8.0 W 32 8 2 2 14 0 0 0 0 0 0 84 113 2.25 1.000 | 1.0 4 0 0 0 1 1 0 0 0 0 0 9 15 0.00 1.000 | | | | | | | | | | | | | | | | | |

Miami Marlins @ Philadelphia Phillies
Citizens Bank Park, Philadelphia, PA
Mon Sep 16 2013, 7:10 PM - 9:52 PM EDT
Att: 31,266 - Cloudy - 71 F


AB 35
R 2
H 8
RBI 2
BB 1
SO 15
LOB 14



| Batter | 1 | 2 | 3 | 4 | 5 | 6 | 7 | 8 | 9 | AB | R | H | RBI | BB | SO | LOB | BOTTOM | |
|---|---|--|---|--|--------------------------------------|----------------------------------|---------------------------------------|----------------------------------|---------------------------------------|----------------------------------|---------------------------------------|----------------------------------|--------------------------------------|----------------------------------|----------------------------------|------------------------------------|----------------------------------|--------|
| 16 César Hernández, S OBP: 0.380, SLG: 0.366 | | | | | | | | | | 4 | 2 | 2 | 1 | 1 | 1 | 3 | | |
| 11 Jimmy Rollins, S | | | | | | | | | | 4 | 1 | 2 | 0 | 1 | 0 | 1 | | |
| 26 Chase Utley, L | | | | | | | | | | 5 | 1 | 2 | 4 | 0 | 1 | 3 | | |
| 51 Carlos Ruiz, R | | | | | | | | | | 5 | 0 | 0 | 0 | 0 | 2 | 4 | | |
| 9 Domonic Brown, L | | | | | | | | | | 4 | 2 | 1 | 0 | 1 | 0 | 2 | | |
| 18 Darin Ruf, R | | | | | | | | | | 4 | 3 | 2 | 2 | 1 | 1 | 0 | | |
| 25 Cody Asche, L | | | | | | | | | | 5 | 1 | 1 | 1 | 0 | 2 | 1 | | |
| 3 Roger Bernadina, L | | | | | | | | | | 3 | 1 | 1 | 0 | 1 | 1 | 1 | | |
| 33 Cliff Lee, L 49 Ethan Martin, R | | | | | | | | | | 4 | 1 | 3 | 4 | 0 | 0 | 0 | | |
| Inning Stats | R: 1 H: 1 E: 0 K: 1 S: 9 | H: 1 LOB: 1 BB: 1 P: 17 | R: 6 H: 5 E: 0 K: 0 S: 20 | H: 5 LOB: 2 BB: 3 P: 37 | R: 0 H: 1 E: 0 K: 0 S: 7 | H: 1 LOB: 1 BB: 0 P: 11 | R: 2 H: 3 E: 0 K: 2 S: 16 | H: 3 LOB: 1 BB: 0 P: 25 | R: 2 H: 1 E: 0 K: 1 S: 11 | H: 1 LOB: 0 BB: 1 P: 16 | R: 1 H: 3 E: 0 K: 2 S: 18 | H: 3 LOB: 2 BB: 0 P: 29 | R: 0 H: 0 E: 0 K: 2 S: 8 | H: 0 LOB: 0 BB: 0 P: 12 | 1B: 9 2B: 1 3B: 2 HR: 2 | SF: 0 SAC: 0 DP: 0 HBP: 0 | WP: 0 PB: 0 SB: 0 CS: 0 | PA: 43 |
| PITCHER | IP WLS BF H R ER SO BB IBB HBP BLK WP HR S P ERA WHIP | 2.2 L 18 6 7 7 1 4 0 0 0 0 0 9 13 0.00 0.750 | 1.1 5 1 0 0 0 0 0 0 0 0 0 1 27 41 18.00 2.500 | 2.0 3 1 1 1 4 0 0 0 0 0 0 26 41 4.50 1.500 | | | | | | | | | | | | | | |

Miami Marlins @ Philadelphia Phillies
Citizens Bank Park, Philadelphia, PA
Mon Sep 16 2013, 7:10 PM - 9:52 PM EDT
Att: 31,266 - Cloudy - 71 F

AB 38
R 12
H 14
RBI 12
BB 5
SO 8
LOB 15



| Batter | 1 | 2 | 3 | 4 | 5 | 6 | 7 | 8 | 9 | AB | R | H | RBI | BB | SO | LOB | TOP | | | | | |
|---|---|----------------------------------|------------------------------|----------------------------------|-------------------------------|----------------------------------|------------------------------|----------------------------------|-------------------------------|----------------------------------|------------------------------|----------------------------------|-------------------------------|----------------------------------|-------------------------------|----------------------------------|--|------------------------------------|----------------------------------|------------------------------------|----------------------------------|--------|
| 17 Donovan Solano, R (1.4) OBP: 0.305, SLG: 0.319 | F8 | | 1B | | 2B | | F9 | | K | 5 | 1 | 2 | 0 | 0 | 1 | 1 | Miami Marlins @ Philadelphia Phillies Citizens Bank Park, Philadelphia, PA Tue Sep 17 2013, 7:08 PM - 9:51 PM EDT Att: 28,872 - Clear - 63 F | | | | | |
| 59 Ed Lucas, R (1.3) OBP: 0.304, SLG: 0.324 | F9 | | G6-3 | | 1B | | G4-3 | | 21 1B 27 1B | 5 | 1 | 2 | 1 | 0 | 0 | 2 | | | | | | |
| 21 Christian Yelich, L (1.7) OBP: 0.369, SLG: 0.386 | 1B | | | L8 | | BB | | | 20 2B 20 WP | 4 | 1 | 3 | 0 | 1 | 0 | 0 | | | | | | |
| 27 Giancarlo Stanton, R (1.9) OBP: 0.368, SLG: 0.483 | | 8 G3 BB | | FC6-5 8 WP HBP | | P3 | | K | 3 0 1 1 1 1 3 | 3 | 0 | 1 | 1 | 1 | 1 | 3 | | | | | | |
| 20 Justin Ruggiano, R (1.8) OBP: 0.296, SLG: 0.401 | P3 | | | F7 | | F9 | | K | 5 1 1 1 0 1 4 | 5 | 1 | 1 | 1 | 0 | 1 | 4 | | | | | | |
| 8 Chris Coghlan, L (1.5) OBP: 0.308, SLG: 0.365 | G3 | | | FC6-5 BB | | P5 | | G4-3 | 3 0 0 0 1 0 2 | 3 | 0 | 0 | 0 | 1 | 0 | 2 | | | | | | |
| 3 Adeiny Hechavarria, R (1.6) OBP: 0.263, SLG: 0.294 | G5-3 | | | FC6-5 | | G6-3 | | 1B | 4 0 1 1 0 0 3 | 4 | 0 | 1 | 1 | 0 | 0 | 3 | | | | | | |
| 6 Jeff Mathis, R (1.2) OBP: 0.262, SLG: 0.302 | | | G5-3 | | | K | | K | 3 0 0 0 0 0 0 | 3 | 0 | 0 | 0 | 0 | 0 | 0 | | | | | | |
| 29 Greg Dobbs, L (8. PH) OBP: 0.303, SLG: 0.305 | | | | | | | | P3 | 0 0 0 0 0 0 1 | 0 | 0 | 0 | 0 | 0 | 0 | 1 | | | | | | |
| 30 Placido Polanco, R (8. PH) OBP: 0.304, SLG: 0.293 | | | | | | | | K | 1 0 0 0 0 0 1 | 1 | 0 | 0 | 0 | 0 | 0 | 1 | | | | | | |
| 49 Arquimedes Caminero, R (8.1) ERA: 3.52 | | | | | | | | K | 0 0 0 0 0 0 0 | 0 | 0 | 0 | 0 | 0 | 0 | 0 | | | | | | |
| 35 Brian Flynn, L (1.1) OBP: 0.250, SLG: 0.250 | | | | | | | | L8 | 2 0 0 0 0 1 0 | 2 | 0 | 0 | 0 | 0 | 0 | 1 | | | | | | |
| 9 Juan Pierre, L (7. PH) OBP: 0.298, SLG: 0.310 | | | | | | | | | 1 0 1 0 0 0 0 | 1 | 0 | 1 | 0 | 0 | 0 | 0 | | | | | | |
| 58 Ryan Webb, R (7.1) OBP: 0.333, SLG: 0.333 | | | | | | | | | 0 0 0 0 0 0 0 | 0 | 0 | 0 | 0 | 0 | 0 | 0 | | | | | | |
| 46 Koyie Hill, S (8.2) OBP: 0.209, SLG: 0.238 | | | | | | | | | 1 0 0 0 0 0 0 | 1 | 0 | 0 | 0 | 0 | 0 | 0 | | | | | | |
| Inning Stats | R: 0 E: 0 K: 1 S: 15 | H: 1 LOB: 1 BB: 0 P: 22 | R: 0 E: 0 K: 0 S: 7 | H: 0 LOB: 1 BB: 1 P: 14 | R: 0 E: 0 K: 1 S: 12 | H: 1 LOB: 1 BB: 0 P: 15 | R: 0 E: 0 K: 0 S: 4 | H: 0 LOB: 2 BB: 1 P: 11 | R: 1 E: 0 K: 1 S: 18 | H: 2 LOB: 2 BB: 1 P: 27 | R: 0 E: 0 K: 0 S: 6 | H: 0 LOB: 0 BB: 0 P: 10 | R: 0 E: 0 K: 0 S: 10 | H: 1 LOB: 1 BB: 0 P: 13 | R: 2 E: 0 K: 2 S: 16 | H: 3 LOB: 1 BB: 0 P: 25 | R: 1 E: 0 K: 2 S: 20 | H: 3 LOB: 2 BB: 0 P: 32 | 1B: 8 2B: 3 3B: 0 HR: 0 | SF: 0 SAC: 0 DP: 1 HBP: 1 | WP: 2 PB: 0 SB: 0 CS: 0 | PA: 41 |
| PITCHER | IP WLS BF H R ER SO BB IBB HBP BLK WP HR S P ERA WHIP | | | | | | | | | | | | | | | | | | | | | |
| 34 Roy Halladay, R (1.1) ERA: 4.71 | 6.0 W 25 4 1 1 2 3 0 1 0 1 0 62 99 1.50 1.167 | | | | | | | | | | | | | | | | | | | | | |
| 30 Justin De Fratus, R (7.1) ERA: 4.29 | 1.0 4 1 0 0 0 0 0 0 0 0 0 10 13 0.00 1.000 | | | | | | | | | | | | | | | | | | | | | |
| B.J. Rosenberg, R (8.1) ERA: 3.52 | 0.2 5 3 2 2 1 0 0 0 0 0 1 10 17 27.00 4.500 | | | | | | | | | | | | | | | | | | | | | |
| 63 Jake Diekman, L (8.1) ERA: 2.88 | 0.1 H 1 0 0 0 1 0 0 0 0 0 0 6 8 0.00 0.000 | | | | | | | | | | | | | | | | | | | | | |
| 58 Jonathan Papelbon, R (9.1) ERA: 2.61 | 1.0 S 6 3 1 1 2 0 0 0 0 0 0 0 20 32 9.00 3.000 | | | | | | | | | | | | | | | | | | | | | |
| Batter | 1 | 2 | 3 | 4 | 5 | 6 | 7 | 8 | 9 | AB | R | H | RBI | BB | SO | LOB | BOTTOM | | | | | |
| 16 César Hernández, S (1.8) OBP: 0.386, SLG: 0.373 | K | | 11 1B 26 1B | | 11 1B 26 HR | | G5-3 | | | 4 | 2 | 2 | 0 | 0 | 1 | 0 | Miami Marlins @ Philadelphia Phillies Citizens Bank Park, Philadelphia, PA Tue Sep 17 2013, 7:08 PM - 9:51 PM EDT Att: 28,872 - Clear - 63 F | | | | | |
| 11 Jimmy Rollins, S (1.6) OBP: 0.319, SLG: 0.345 | P4 | | 26 1B 51 1B | | 26 HR | | 1B | | | 4 | 2 | 3 | 0 | 0 | 0 | 0 | | | | | | |
| 26 Chase Utley, L (1.4) OBP: 0.346, SLG: 0.485 | 1B | | 51 1B | | HR | | F7 | | | 4 | 2 | 3 | 4 | 0 | 0 | 1 | | | | | | |
| 51 Carlos Ruiz, R (1.2) OBP: 0.335, SLG: 0.395 | G6-3 | | 9 WP | | G5-3 | | F8 | | | 4 | 0 | 1 | 2 | 0 | 0 | 1 | | | | | | |
| 9 Domonic Brown, L (1.7) OBP: 0.318, SLG: 0.505 | K | | G6-3 | | F7 | | BB | | | 3 | 0 | 0 | 0 | 1 | 1 | 1 | | | | | | |
| 18 Darin Ruf, R (1.9) OBP: 0.360, SLG: 0.495 | 28 1B 1B | | | | 28 G5-4-3 BB | | K | | | 3 | 0 | 2 | 0 | 1 | 1 | 1 | | | | | | |
| 28 Kevin Frandsen, R (1.3) OBP: 0.298, SLG: 0.345 | | | | | G5-4-3 | | G4-3 | | | 4 | 0 | 1 | 0 | 0 | 0 | 3 | | | | | | |
| 58 Jonathan Papelbon, R (9.1) ERA: 2.88 | 1B | | | | | | | | | 0 | 0 | 0 | 0 | 0 | 0 | 0 | | | | | | |
| 13 Freddy Galvis, S (1.5) OBP: 0.287, SLG: 0.399 | G5-3 | | | | L8 | | L9 | | | 3 | 0 | 0 | 0 | 0 | 0 | 1 | | | | | | |
| 34 Roy Halladay, R (1.1) ERA: 4.71 | | | | | | | | | | 2 | 0 | 0 | 0 | 0 | 2 | 0 | | | | | | |
| 30 Justin De Fratus, S (7.1) ERA: 4.29 | | | | | | | | | | 0 | 0 | 0 | 0 | 0 | 0 | 0 | | | | | | |
| 12 Pete Orr, L (8. PH) OBP: 0.268, SLG: 0.376 | | | | | | | | | | 1 | 0 | 0 | 0 | 0 | 0 | 0 | | | | | | |
| B.J. Rosenberg, R (8.1) ERA: 3.52 | | | | | | | | | | 0 | 0 | 0 | 0 | 0 | 0 | 0 | | | | | | |
| 63 Jake Diekman, R (8.1) ERA: 2.88 | | | | | | | | | | 0 | 0 | 0 | 0 | 0 | 0 | 0 | | | | | | |
| 3 Roger Barnadina, L (9.9) OBP: 0.249, SLG: 0.330 | | | | | | | | | | 0 | 0 | 0 | 0 | 0 | 0 | 0 | | | | | | |
| Inning Stats | R: 0 E: 0 K: 1 S: 11 | H: 1 LOB: 1 BB: 0 P: 15 | R: 0 E: 0 K: 1 S: 9 | H: 2 LOB: 1 BB: 0 P: 14 | R: 3 E: 0 K: 1 S: 14 | H: 4 LOB: 0 BB: 0 P: 18 | R: 0 E: 0 K: 0 S: 8 | H: 0 LOB: 0 BB: 1 P: 13 | R: 3 E: 0 K: 1 S: 11 | H: 3 LOB: 0 BB: 0 P: 18 | R: 0 E: 0 K: 0 S: 4 | H: 1 LOB: 0 BB: 0 P: 6 | R: 0 E: 0 K: 0 S: 6 | H: 1 LOB: 1 BB: 0 P: 10 | R: 0 E: 0 K: 1 S: 9 | H: 0 LOB: 1 BB: 1 P: 18 | 1B: 11 2B: 0 3B: 0 HR: 1 | SF: 0 SAC: 0 DP: 2 HBP: 0 | WP: 1 PB: 0 SB: 0 CS: 0 | PA: 34 | | |
| PITCHER | IP WLS BF H R ER SO BB IBB HBP BLK WP HR S P ERA WHIP | | | | | | | | | | | | | | | | | | | | | |
| 35 Brian Flynn, L (1.1) ERA: 9.64 | 6.0 L 26 11 6 6 4 1 0 0 0 0 0 1 57 84 9.00 2.000 | | | | | | | | | | | | | | | | | | | | | |
| 58 Ryan Webb, R (7.1) ERA: 2.88 | 1.0 4 1 0 0 0 0 0 0 0 0 0 6 10 0.00 1.000 | | | | | | | | | | | | | | | | | | | | | |
| 49 Arquimedes Caminero, R (8.1) ERA: 3.27 | 1.0 4 0 0 0 0 1 0 0 0 0 0 9 18 0.00 1.000 | | | | | | | | | | | | | | | | | | | | | |

| Batter | 1 | 2 | 3 | 4 | 5 | 6 | 7 | 8 | 9 | 10 | AB | R | H | RBI | BB | SO | LOB | TOP | | |
|---|---------------------------------------|---------------------------------------|---------------------------------------|---------------------------------------|---------------------------------------|---------------------------------------|---------------------------------------|---------------------------------------|---------------------------------------|---------------------------------------|---------------------------------------|---------------------------------------|---------------------------------------|---------------------------------------|---------------------------------------|---------------------------------------|---------------------------------------|------------------------------------|----------------------------------|-------------|
| 17 Donovan Solano, R OBP: 0.304, SLG: 0.317 | G6-3 | | G5-3 | | G4-3 | | | | F8 | | 5 | 0 | 1 | 1 | 0 | 0 | 3 | | | |
| 59 Ed Lucas, R OBP: 0.305, SLG: 0.334 | G6-3 | | | | G3 | | | | | HR | 5 | 1 | 2 | 1 | 0 | 1 | 2 | | | |
| 21 Christian Yelich, L OBP: 0.367, SLG: 0.386 | | | | | K | | | | | G6-3 | 4 | 1 | 1 | 0 | 1 | 2 | 1 | | | |
| 27 Giancarlo Stanton, R OBP: 0.366, SLG: 0.488 | | | | | K | | | | | G6-3 | 4 | 1 | 1 | 2 | 1 | 2 | 0 | | | |
| 20 Justin Ruggiano, R OBP: 0.297, SLG: 0.399 | | | | | | | | | | | 4 | 0 | 1 | 0 | 0 | 1 | 2 | | | |
| 5 Logan Morrison, L OBP: 0.333, SLG: 0.388 | | | | | | | | | | | 5 | 0 | 0 | 0 | 0 | 1 | 1 | | | |
| 3 Adeiny Hechavarría, R OBP: 0.265, SLG: 0.295 | | | | | | | | | | | 4 | 1 | 2 | 0 | 0 | 1 | 0 | | | |
| 6 Jeff Mathis, R OBP: 0.261, SLG: 0.301 | | | | | | | | | | | 4 | 0 | 1 | 0 | 0 | 1 | 2 | | | |
| 24 Nathan Eovaldi, R OBP: 0.357, SLG: 0.671 | | | | | | | | | | | 2 | 0 | 0 | 0 | 0 | 0 | 2 | | | |
| 44 AJ Ramos, R ERA: 3.22 | | | | | | | | | | | 1 | 0 | 0 | 0 | 0 | 0 | 0 | | | |
| 9 Juan Pierre, L ERA: 3.30 | | | | | | | | | | | 0 | 0 | 0 | 0 | 0 | 0 | 0 | | | |
| 40 Mike Dunn, L ERA: 2.77 | | | | | | | | | | | 0 | 0 | 0 | 0 | 0 | 0 | 0 | | | |
| 50 Chad Qualls, R ERA: 2.72 | | | | | | | | | | | 0 | 0 | 0 | 0 | 0 | 0 | 0 | | | |
| 30 Placido Polanco, R ERA: 4.19 | | | | | | | | | | | 1 | 0 | 1 | 0 | 0 | 0 | 0 | | | |
| 52 Brad Hand, L ERA: 2.92 | | | | | | | | | | | 0 | 0 | 0 | 0 | 0 | 0 | 0 | | | |
| 31 Steve Cishek, R ERA: 3.31 | | | | | | | | | | | 0 | 0 | 0 | 0 | 0 | 0 | 0 | | | |
| Inning Stats | R: 0 E: 0 K: 1 S: 19 | H: 0 LOB: 2 BB: 2 P: 33 | R: 0 E: 0 K: 0 S: 9 | H: 1 LOB: 1 BB: 0 P: 16 | R: 0 E: 0 K: 1 S: 7 | H: 1 LOB: 1 BB: 0 P: 12 | R: 0 E: 0 K: 0 S: 8 | H: 1 LOB: 1 BB: 0 P: 15 | R: 2 E: 0 K: 1 S: 10 | H: 2 LOB: 0 BB: 0 P: 15 | R: 0 E: 0 K: 2 S: 13 | H: 1 LOB: 1 BB: 0 P: 18 | R: 0 E: 0 K: 1 S: 11 | H: 2 LOB: 2 BB: 0 P: 18 | R: 1 E: 0 K: 1 S: 10 | H: 1 LOB: 1 BB: 0 P: 18 | 1B: 8 2B: 1 3B: 0 HR: 2 | SF: 0 SAC: 0 DP: 1 HBP: 1 | WP: 1 PB: 0 SB: 1 CS: 1 | PA: 42 |
| PITCHER | IP WLS BF H R ER SO | IP WLS BF H R ER SO | IP WLS BF H R ER SO | IP WLS BF H R ER SO | IP WLS BF H R ER SO | IP WLS BF H R ER SO | IP WLS BF H R ER SO | IP WLS BF H R ER SO | IP WLS BF H R ER SO | IP WLS BF H R ER SO | IP WLS BF H R ER SO | IP WLS BF H R ER SO | IP WLS BF H R ER SO | IP WLS BF H R ER SO | IP WLS BF H R ER SO | IP WLS BF H R ER SO | IP WLS BF H R ER SO | ERA WHIP | ERA WHIP | ERA WHIP |
| 45 Zach Miner, R ERA: 3.22 | 3.0 | 12 | 2 | 0 | 0 | 2 | 2 | 0 | 0 | 0 | 0 | 0 | 0 | 0 | 0 | 0 | 0 | 0 | 0.00 | 1.333 |
| Luis García, R ERA: 3.22 | 2.0 | 8 | 2 | 1 | 0 | 1 | 0 | 0 | 0 | 0 | 1 | 0 | 18 | 27 | 0.00 | 1.000 | | | | |
| 49 Ethan Martin, R ERA: 6.62 | 1.0 | B | 5 | 2 | 2 | 2 | 1 | 0 | 0 | 0 | 0 | 1 | 10 | 15 | 0.00 | 2.000 | | | | |
| 30 Justin De Fratus, R ERA: 4.19 | 1.0 | 4 | 1 | 0 | 0 | 2 | 0 | 0 | 0 | 0 | 0 | 0 | 13 | 19 | 0.00 | 1.000 | | | | |
| B.J. Rosenberg, R ERA: 3.31 | 1.0 | 3 | 0 | 0 | 0 | 2 | 0 | 0 | 0 | 0 | 0 | 0 | 9 | 15 | 0.00 | 0.000 | | | | |

Miami Marlins @ Philadelphia Phillies
Citizens Bank Park, Philadelphia, PA
Wed Sep 18 2013, 7:08 PM - 10:38 PM EDT
Att: 28,908 - Partly Cloudy - 70 F

AB 39
R 4
H 10
RBI 4
BB 2
SO 9
LOB 13



| Batter | 1 | 2 | 3 | 4 | 5 | 6 | 7 | 8 | 9 | 10 | AB | R | H | RBI | BB | SO | LOB | BOTTOM | | | | | | |
|---|---------------------------------------|---------------------------------------|---------------------------------------|---------------------------------------|---------------------------------------|---------------------------------------|---------------------------------------|---------------------------------------|---------------------------------------|---------------------------------------|---------------------------------------|---------------------------------------|---------------------------------------|---------------------------------------|---------------------------------------|---------------------------------------|---------------------------------------|---------------------------------------|---------------------------------------|---------------------------------------|----------------------------------|------------------------------------|----------------------------------|--------|
| 16 César Hernández, S OBP: 0.398, SLG: 0.380 | K | | | | | | | | G3-1 | | 4 | 1 | 2 | 0 | 1 | 1 | 0 | | | | | | | |
| 11 Jimmy Rollins, S OBP: 0.322, SLG: 0.345 | | | | | | | | | | | 3 | 1 | 1 | 0 | 2 | 2 | 2 | | | | | | | |
| 26 Chase Utley, L OBP: 0.345, SLG: 0.482 | | | | | | | | | | | 5 | 0 | 1 | 2 | 0 | 0 | 4 | | | | | | | |
| 51 Carlos Ruiz, R OBP: 0.333, SLG: 0.390 | | | | | | | | | | | 4 | 0 | 0 | 0 | 1 | 0 | 2 | | | | | | | |
| 9 Domonic Brown, L OBP: 0.321, SLG: 0.510 | | | | | | | | | | | 4 | 0 | 2 | 0 | 1 | 0 | 2 | | | | | | | |
| 18 Darin Ruf, R OBP: 0.353, SLG: 0.484 | | | | | | | | | | | 5 | 0 | 0 | 0 | 0 | 2 | 4 | | | | | | | |
| 26 Cody Asche, L OBP: 0.336, SLG: 0.438 | | | | | | | | | | | 3 | 0 | 0 | 0 | 1 | 1 | 1 | | | | | | | |
| 3 Roger Bernadina, L OBP: 0.252, SLG: 0.300 | | | | | | | | | | | 4 | 1 | 1 | 0 | 1 | 2 | 5 | | | | | | | |
| 45 Zach Miner, R ERA: 3.79 | | | | | | | | | | | 0 | 0 | 0 | 0 | 0 | 0 | 0 | | | | | | | |
| 12 Pete Orr, L ERA: 3.30 | | | | | | | | | | | 0 | 0 | 0 | 0 | 0 | 0 | 0 | | | | | | | |
| 7 Mingo Martinez, S ERA: 3.30 | | | | | | | | | | | 0 | 0 | 0 | 0 | 0 | 0 | 0 | | | | | | | |
| 49 Ethan Martin, R ERA: 6.62 | | | | | | | | | | | 0 | 0 | 0 | 0 | 0 | 0 | 0 | | | | | | | |
| 31 Sean Rodriguez, S ERA: 2.77 | | | | | | | | | | | 0 | 0 | 0 | 0 | 0 | 0 | 0 | | | | | | | |
| 30 Justin De Fratus, R ERA: 4.19 | | | | | | | | | | | 0 | 0 | 0 | 0 | 0 | 0 | 0 | | | | | | | |
| 32 Rosenberg, R ERA: 3.30 | | | | | | | | | | | 0 | 0 | 0 | 0 | 0 | 0 | 0 | | | | | | | |
| 63 Jake Diekman, R ERA: 2.51 | | | | | | | | | | | 0 | 0 | 0 | 0 | 0 | 0 | 0 | | | | | | | |
| 28 Kevin Frandsen, R ERA: 4.19 | | | | | | | | | | | 0 | 0 | 0 | 0 | 0 | 0 | 0 | | | | | | | |
| 13 Freddy Garcia, S ERA: 2.92 | | | | | | | | | | | 0 | 0 | 0 | 0 | 0 | 0 | 0 | | | | | | | |
| Inning Stats | R: 0 E: 0 K: 1 S: 8 | H: 1 LOB: 1 BB: 0 P: 14 | R: 0 E: 0 K: 2 S: 14 | H: 0 LOB: 1 BB: 0 P: 21 | R: 0 E: 0 K: 2 S: 10 | H: 0 LOB: 1 BB: 0 P: 15 | R: 0 E: 0 K: 0 S: 5 | H: 0 LOB: 1 BB: 0 P: 12 | R: 3 E: 0 K: 0 S: 11 | H: 2 LOB: 2 BB: 3 P: 28 | R: 0 E: 0 K: 1 S: 10 | H: 2 LOB: 2 BB: 0 P: 14 | R: 0 E: 0 K: 1 S: 8 | H: 0 LOB: 1 BB: 0 P: 17 | R: 0 E: 0 K: 1 S: 9 | H: 1 LOB: 1 BB: 0 P: 12 | R: 0 E: 0 K: 0 S: 6 | H: 0 LOB: 1 BB: 0 P: 13 | R: 0 E: 1 K: 1 S: 15 | H: 1 LOB: 3 BB: 1 P: 28 | 1B: 6 2B: 2 3B: 0 HR: 0 | SF: 0 SAC: 0 DP: 0 HBP: 1 | WP: 1 PB: 1 SB: 1 CS: 0 | PA: 45 |
| PITCHER | IP WLS BF H R ER SO | IP WLS BF H R ER SO | IP WLS BF H R ER SO | IP WLS BF H R ER SO | IP WLS BF H R ER SO | IP WLS BF H R ER SO | IP WLS BF H R ER SO | IP WLS BF H R ER SO | IP WLS BF H R ER SO | IP WLS BF H R ER SO | IP WLS BF H R ER SO | IP WLS BF H R ER SO | IP WLS BF H R ER SO | IP WLS BF H R ER SO | IP WLS BF H R ER SO | IP WLS BF H R ER SO | IP WLS BF H R ER SO | IP WLS BF H R ER SO | IP WLS BF H R ER SO | IP WLS BF H R ER SO | ERA WHIP | ERA WHIP | ERA WHIP | |
| 24 Nathan Eovaldi, R ERA: 3.79 | 5.0 | 24 | 4 | 3 | 2 | 5 | 4 | 0 | 0 | 0 | 0 | 0 | 0 | 0 | 0 | 0 | 0 | 0 | 0.00 | 1.600 | | | | |
| 44 AJ Ramos, R ERA: 3.30 | 1.0 | 4 | 2 | 0 | 0 | 1 | 0 | 0 | 0 | 0 | 0 | 0 | 10 | 14 | 0.00 | 2.000 | | | | | | | | |
| 40 Mike Dunn, L ERA: 2.77 | 1.0 | 5 | 1 | 0 | 0 | 1 | 1 | 0 | 0 | 0 | 0 | 0 | 11 | 21 | 0.00 | 2.000 | | | | | | | | |
| 50 Chad Qualls, R ERA: 2.72 | 1.0 | 3 | 0 | 0 | 0 | 1 | 0 | 0 | 0 | 0 | 0 | 0 | 6 | 8 | 0.00 | 0.000 | | | | | | | | |
| 52 Brad Hand, L ERA: 2.92 | 1.0 | W | 4 | 0 | 0 | 0 | 1 | 0 | 0 | 0 | 1 | 0 | 6 | 13 | 0.00 | 1.000 | | | | | | | | |

Miami Marlins @ Philadelphia Phillies
Citizens Bank Park, Philadelphia, PA
Wed Sep 18 2013, 7:08 PM - 10:38 PM EDT
Att: 28,908 - Partly Cloudy - 70 F


AB 37
R 3
H 8
RBI 2
BB 7
SO 9
LOB 24



| Batter | 1 | 2 | 3 | 4 | 5 | 6 | 7 | 8 | 9 | AB | R | H | RBI | BB | SO | LOB | TOP | | | |
|---|---|---|---|---|---|---|---|---|---|---|---|---|---|---|---|---|--|----------------------------------|--------------------------|----------------------------------|
| 8 Chris Coghlan, L (1.7) OBP: 0.305, SLG: 0.356 20 Justin Ruggiano, R (7.8) OBP: 0.296, SLG: 0.398 | G3-1 | | F8 | | P4 | | BB | | K | 3 | 0 | 0 | 0 | 1 | 0 | 0 | Miami Marlins @ Washington Nationals Nationals Park, Washington, DC Sun Sep 22 2013, 1:35 PM - 4:15 PM EDT Att: 35,101 - Cloudy - 68 F | | | |
| 17 Donovan Solano, R (1.4) OBP: 0.309, SLG: 0.323 | K | | F9 | | F9 | | SF7 | | 1B | 4 | 0 | 2 | 1 | 0 | 1 | 0 | | | | |
| 21 Christian Yelich, L (1.8) OBP: 0.360, SLG: 0.395 | 27 HR | | HR | | G6-4-3 | | G4-6-3 | | K | 5 | 2 | 2 | 1 | 0 | 1 | 3 | | | | |
| 27 Giancarlo Stanton, R (1.9) OBP: 0.367, SLG: 0.491 | 2B | | K | | K | | L6 | | | 4 | 1 | 1 | 2 | 0 | 2 | 0 | | | | |
| 5 Logan Morrison, L (1.3) OBP: 0.334, SLG: 0.386 | 1B | | G4-3 | | G5-3 | | G5-3 | | | 4 | 0 | 2 | 0 | 0 | 0 | 0 | | | | |
| 30 Placido Polanco, R (1.5) OBP: 0.308, SLG: 0.292 | F9 | | 1B | | G1-3 | | 1B | | | 4 | 0 | 2 | 0 | 0 | 0 | 2 | | | | |
| 3 Adeiny Hechavarria, R (1.6) OBP: 0.297, SLG: 0.297 | G3 | | 1B | | 1B | | 1B | | | 3 | 0 | 2 | 0 | 1 | 0 | 0 | | | | |
| 6 Jeff Mathis, R (1.2) OBP: 0.254, SLG: 0.292 | F8 | | K | | FC6-4 | | K | | | 4 | 0 | 0 | 0 | 0 | 2 | 6 | | | | |
| 34 Tom Koehler, R (1.1) OBP: 0.279, SLG: 0.379 9 Justin Pineda, L (7.1) OBP: 0.298, SLG: 0.310 40 Mike Dunn, L (7.1) OBP: 0.298, SLG: 0.310 50 Chad Qualls, R (8.1) OBP: 0.298, SLG: 0.310 29 Greg Dobbs, L (8.1) OBP: 0.298, SLG: 0.310 31 Steve Cishek, R (8.1) OBP: 0.298, SLG: 0.310 | K | | G6-3 | | G6-3 | | 1B | | G1-3 | 2 | 0 | 0 | 0 | 0 | 1 | 2 | | | | |
| Inning Stats | R: 2 E: 0 K: 1 S: 18 | H: 3 LOB: 1 BB: 0 P: 25 | R: 0 E: 0 K: 1 S: 7 | H: 0 LOB: 0 BB: 0 P: 11 | R: 1 E: 0 K: 1 S: 10 | H: 1 LOB: 0 BB: 0 P: 18 | R: 0 E: 0 K: 1 S: 12 | H: 2 LOB: 2 BB: 0 P: 17 | R: 0 E: 0 K: 1 S: 10 | H: 1 LOB: 0 BB: 1 P: 17 | R: 1 E: 0 K: 0 S: 7 | H: 1 LOB: 0 BB: 1 P: 14 | R: 0 E: 0 K: 1 S: 10 | H: 2 LOB: 2 BB: 0 P: 15 | R: 0 E: 0 K: 2 S: 11 | H: 1 LOB: 1 BB: 0 P: 17 | | 1B: 9 2B: 1 3B: 0 HR: 2 | SF: 1 DP: 2 HBP: 0 | WP: 1 PB: 0 SB: 1 CS: 0 |
| PITCHER | IP WLS BF H R ER SO BB IBB HBP BLK WP HR S P ERA WHIP | IP WLS BF H R ER SO BB IBB HBP BLK WP HR S P ERA WHIP | IP WLS BF H R ER SO BB IBB HBP BLK WP HR S P ERA WHIP | IP WLS BF H R ER SO BB IBB HBP BLK WP HR S P ERA WHIP | IP WLS BF H R ER SO BB IBB HBP BLK WP HR S P ERA WHIP | IP WLS BF H R ER SO BB IBB HBP BLK WP HR S P ERA WHIP | IP WLS BF H R ER SO BB IBB HBP BLK WP HR S P ERA WHIP | IP WLS BF H R ER SO BB IBB HBP BLK WP HR S P ERA WHIP | IP WLS BF H R ER SO BB IBB HBP BLK WP HR S P ERA WHIP | IP WLS BF H R ER SO BB IBB HBP BLK WP HR S P ERA WHIP | IP WLS BF H R ER SO BB IBB HBP BLK WP HR S P ERA WHIP | IP WLS BF H R ER SO BB IBB HBP BLK WP HR S P ERA WHIP | IP WLS BF H R ER SO BB IBB HBP BLK WP HR S P ERA WHIP | IP WLS BF H R ER SO BB IBB HBP BLK WP HR S P ERA WHIP | IP WLS BF H R ER SO BB IBB HBP BLK WP HR S P ERA WHIP | IP WLS BF H R ER SO BB IBB HBP BLK WP HR S P ERA WHIP | IP WLS BF H R ER SO BB IBB HBP BLK WP HR S P ERA WHIP | | | |
| 15 Dan Haren, R (1.1) ERA: 4.87 52 Ryan Mattheus, R (7.1) ERA: 6.15 64 Xavier Cedeño, L (7.1) ERA: 6.94 22 Drew Storen, R (8.1) ERA: 4.68 51 Erik Davis, R (9.1) ERA: 3.12 | 6.0 L 26 8 3 3 5 1 0 0 0 0 2 64 99 4.50 1.500 | 0.1 3 1 1 1 0 1 0 0 0 1 0 4 9 27.00 6.000 | 0.2 1 0 0 0 0 0 0 0 0 0 0 3 5 0.00 0.000 | 1.0 5 2 0 0 1 0 0 0 0 0 0 10 15 0.00 2.000 | 1.0 4 1 0 0 2 0 0 0 0 0 0 11 17 0.00 1.000 | | | | | | | | | | | | | | | |

Miami Marlins @ Washington Nationals
 Nationals Park, Washington, DC
 Sun Sep 22 2013, 1:35 PM - 4:15 PM EDT
 Att: 35,101 - Cloudy - 68 F


AB 36
 R 4
 H 12
 RBI 4
 BB 2
 SO 8
 LOB 13



| Batter | 1 | 2 | 3 | 4 | 5 | 6 | 7 | 8 | 9 | AB | R | H | RBI | BB | SO | LOB | BOTTOM | | | | | |
|--|---|---|---|---|---|---|---|---|---|---|---|---|---|---|---|---|--|-------------------------------|----------------------------------|----------------------------------|--------------------------|----------------------------------|
| 2 Denard Span, L (1.8) OBP: 0.326, SLG: 0.382 | G3-1 | | F8 | | | | 11 HR | | K | 3 | 1 | 0 | 0 | 1 | 1 | 0 | Miami Marlins @ Washington Nationals Nationals Park, Washington, DC Sun Sep 22 2013, 1:35 PM - 4:15 PM EDT Att: 35,101 - Cloudy - 68 F | | | | | |
| 11 Ryan Zimmerman, R (1.5) OBP: 0.354, SLG: 0.483 | 28 G6-4-3 | | L9 | | L9 | | HR | | K | 4 | 1 | 2 | 2 | 0 | 1 | 0 | | | | | | |
| 28 Jayson Werth, R (1.9) OBP: 0.398, SLG: 0.527 | G6-4-3 | | L9 | | L9 | | L7 | | P3 | 4 | 0 | 0 | 0 | 0 | 0 | 1 | | | | | | |
| 34 Bryce Harper, L (1.7) OBP: 0.380, SLG: 0.505 | G4-3 | | F7 | | F7 | | F7 | | | 3 | 0 | 0 | 0 | 0 | 0 | 0 | | | | | | |
| 20 Ian Desmond, R (1.6) OBP: 0.335, SLG: 0.465 | HBP | | G6-3 | | G6-3 | | K | | | 2 | 0 | 0 | 0 | 0 | 1 | 0 | | | | | | |
| 25 Adam LaRoche, L (1.3) OBP: 0.332, SLG: 0.408 | F7 | | F7 | | G5-3 | | G5-3 | | | 3 | 0 | 1 | 0 | 0 | 0 | 1 | | | | | | |
| 1 Steve Lombardozzi, S (1.4) OBP: 0.274, SLG: 0.333 | P3 | | G4-6-3 | | G4-6-3 | | G4-3 | | | 3 | 0 | 1 | 0 | 0 | 0 | 2 | | | | | | |
| 23 Jhonatan Solano, R (1.2) OBP: 0.196, SLG: 0.205 4 Zach Walters, S (8.1) OBP: 0.150, SLG: 0.667 41 Sandy León, S (9.2) | F8 | | F8 | | G4-3 | | G4-3 | | G4-3 | 2 | 0 | 0 | 0 | 0 | 0 | 0 | | | | | | |
| 15 Dan Haren, R (1.1) OBP: 0.196, SLG: 0.205 10 Corey Evers, L (7.1) OBP: 0.298, SLG: 0.310 52 Ryan Mattheus, R (7.1) ERA: 2.73 64 Xavier Cedeño, L (7.1) ERA: 2.67 22 Drew Storen, S (8.1) OBP: 0.298, SLG: 0.310 18 Chad Tracy, L (8.1) OBP: 0.298, SLG: 0.310 51 Erik Davis, R (8.1) ERA: 2.47 | L8 | | L8 | | F7 | | F7 | | P6 | 1 | 0 | 0 | 0 | 0 | 0 | 0 | | | | | | |
| Inning Stats | R: 0 E: 0 K: 0 S: 8 | H: 1 LOB: 0 BB: 0 P: 12 | R: 0 E: 0 K: 0 S: 12 | H: 0 LOB: 0 BB: 0 P: 16 | R: 0 E: 0 K: 0 S: 5 | H: 0 LOB: 0 BB: 0 P: 8 | R: 0 E: 0 K: 0 S: 9 | H: 0 LOB: 0 BB: 0 P: 14 | R: 0 E: 0 K: 0 S: 8 | H: 1 LOB: 0 BB: 1 P: 11 | R: 2 E: 0 K: 0 S: 10 | H: 1 LOB: 0 BB: 1 P: 18 | R: 0 E: 0 K: 1 S: 8 | H: 0 LOB: 0 BB: 0 P: 10 | R: 0 E: 0 K: 0 S: 7 | H: 1 LOB: 0 BB: 0 P: 10 | | R: 0 E: 0 K: 2 S: 10 | H: 0 LOB: 0 BB: 0 P: 16 | 1B: 3 2B: 0 3B: 0 HR: 1 | SF: 0 DP: 3 HBP: 1 | WP: 0 PB: 0 SB: 0 CS: 0 |
| PITCHER | IP WLS BF H R ER SO BB IBB HBP BLK WP HR S P ERA WHIP | IP WLS BF H R ER SO BB IBB HBP BLK WP HR S P ERA WHIP | IP WLS BF H R ER SO BB IBB HBP BLK WP HR S P ERA WHIP | IP WLS BF H R ER SO BB IBB HBP BLK WP HR S P ERA WHIP | IP WLS BF H R ER SO BB IBB HBP BLK WP HR S P ERA WHIP | IP WLS BF H R ER SO BB IBB HBP BLK WP HR S P ERA WHIP | IP WLS BF H R ER SO BB IBB HBP BLK WP HR S P ERA WHIP | IP WLS BF H R ER SO BB IBB HBP BLK WP HR S P ERA WHIP | IP WLS BF H R ER SO BB IBB HBP BLK WP HR S P ERA WHIP | IP WLS BF H R ER SO BB IBB HBP BLK WP HR S P ERA WHIP | IP WLS BF H R ER SO BB IBB HBP BLK WP HR S P ERA WHIP | IP WLS BF H R ER SO BB IBB HBP BLK WP HR S P ERA WHIP | IP WLS BF H R ER SO BB IBB HBP BLK WP HR S P ERA WHIP | IP WLS BF H R ER SO BB IBB HBP BLK WP HR S P ERA WHIP | IP WLS BF H R ER SO BB IBB HBP BLK WP HR S P ERA WHIP | IP WLS BF H R ER SO BB IBB HBP BLK WP HR S P ERA WHIP | | | | | | |
| 34 Tom Koehler, R (1.1) ERA: 4.45 40 Mike Dunn, L (7.1) ERA: 2.73 50 Chad Qualls, R (8.1) ERA: 2.67 31 Steve Cishek, R (9.1) ERA: 2.47 | 6.0 W 21 3 2 2 2 1 0 0 0 0 8 10 3.00 0.667 | 1.0 H 3 0 0 0 1 0 0 0 0 0 7 10 0.00 1.000 | 1.0 H 3 1 0 0 0 0 0 0 0 0 7 10 0.00 1.000 | 1.0 S 3 0 0 0 2 0 0 0 0 0 10 16 0.00 0.000 | | | | | | | | | | | | | | | | | | |

Miami Marlins @ Washington Nationals
 Nationals Park, Washington, DC
 Sun Sep 22 2013, 1:35 PM - 4:15 PM EDT
 Att: 35,101 - Cloudy - 68 F

AB 28
 R 2
 H 4
 RBI 2
 BB 1
 SO 3
 LOB 5



| Batter | 1 | 2 | 3 | 4 | 5 | 6 | 7 | 8 | 9 | AB | R | H | RBI | BB | SO | LOB | TOP | | | | | |
|--|---|---|---|---|---|---|---|---|---|---|---|---|---|---|---|---|--|---|---|---|---|---|
| 16 César Hernández, S (1, 8) OBP: 0.365, SLG: 0.351 | | | | | | | | | | 3 | 0 | 0 | 0 | 1 | 1 | 1 | Philadelphia Phillies @ Miami Marlins Marlins Park, Miami, FL Mon Sep 23 2013, 7:13 PM - 10:15 PM EDT Att: 18,627 - Roof Closed - 77 F | | | | | |
| 11 Jimmy Rollins, S (1, 6) OBP: 0.321, SLG: 0.348 | | | | | | | | | | 4 | 0 | 1 | 0 | 0 | 1 | 1 | | | | | | |
| 26 Chase Utley, L (1, 4) OBP: 0.342, SLG: 0.477 | | | | | | | | | | 4 | 0 | 0 | 0 | 0 | 1 | 1 | | | | | | |
| 51 Carlos Ruiz, R (1, 2) | | | | | | | | | | 4 | 0 | 0 | 0 | 0 | 0 | 0 | | | | | | |
| 9 Dornic Brown, L (1, 7) OBP: 0.325, SLG: 0.505 | | | | | | | | | | 4 | 0 | 1 | 0 | 0 | 0 | 0 | | | | | | |
| 18 Darin Ruf, R (1, 3) (5, 9) | | | | | | | | | | 4 | 0 | 1 | 0 | 0 | 1 | 1 | | | | | | |
| 25 Cody Asche, L (1, 5) | | | | | | | | | | 2 | 0 | 0 | 0 | 1 | 0 | 1 | | | | | | |
| 3 Roger Bernadina, L (1, 9) 30 Justin De Fratus, S (5, 1) 49 Ethan Martin, R (7, 1) 7 Michael Martinez, S (6, PH) B.J. Rosenberg, R (8, 1) 56 Cesar Jimenez, L (8, 1) | | | | | | | | | | 2 | 0 | 1 | 0 | 0 | 0 | 0 | | | | | | |
| 34 Roy Halladay, R (1, 1) | | | | | | | | | | 0 | 0 | 0 | 0 | 0 | 0 | 0 | | | | | | |
| Luis Garcia, R (1, 1) | | | | | | | | | | 1 | 0 | 0 | 0 | 0 | 1 | 1 | | | | | | |
| 55 Joe Savery, L (4, 1) | | | | | | | | | | 0 | 0 | 0 | 0 | 0 | 0 | 0 | | | | | | |
| 2B Kevin Frandsen, R (5, 3) OBP: 0.296, SLG: 0.347 | | | | | | | | | | 2 | 0 | 0 | 0 | 0 | 0 | 0 | | | | | | |
| Inning Stats | R: 0 E: 0 K: 1 S: 7 | H: 0 LOB: 0 BB: 0 P: 10 | R: 0 E: 0 K: 1 S: 7 | H: 0 LOB: 0 BB: 0 P: 11 | R: 0 E: 0 K: 2 S: 13 | H: 1 LOB: 3 BB: 0 P: 18 | R: 0 E: 0 K: 0 S: 7 | H: 0 LOB: 0 BB: 0 P: 14 | R: 0 E: 0 K: 0 S: 8 | H: 1 LOB: 1 BB: 0 P: 15 | R: 0 E: 0 K: 0 S: 7 | H: 1 LOB: 0 BB: 0 P: 13 | R: 0 E: 0 K: 1 S: 11 | H: 0 LOB: 1 BB: 1 P: 17 | R: 0 E: 0 K: 1 S: 8 | H: 1 LOB: 1 BB: 0 P: 12 | 1B: 3 2B: 1 3B: 0 HR: 0 | SF: 0 SAC: 0 DP: 0 HBP: 0 | WP: 0 PB: 0 SB: 0 CS: 0 | PA: 33 | | |
| PITCHER | IP WLS BF H R ER SO BB IBB HBP BLK WP HR S P ERA WHIP | IP WLS BF H R ER SO BB IBB HBP BLK WP HR S P ERA WHIP | IP WLS BF H R ER SO BB IBB HBP BLK WP HR S P ERA WHIP | IP WLS BF H R ER SO BB IBB HBP BLK WP HR S P ERA WHIP | IP WLS BF H R ER SO BB IBB HBP BLK WP HR S P ERA WHIP | IP WLS BF H R ER SO BB IBB HBP BLK WP HR S P ERA WHIP | IP WLS BF H R ER SO BB IBB HBP BLK WP HR S P ERA WHIP | IP WLS BF H R ER SO BB IBB HBP BLK WP HR S P ERA WHIP | IP WLS BF H R ER SO BB IBB HBP BLK WP HR S P ERA WHIP | IP WLS BF H R ER SO BB IBB HBP BLK WP HR S P ERA WHIP | IP WLS BF H R ER SO BB IBB HBP BLK WP HR S P ERA WHIP | IP WLS BF H R ER SO BB IBB HBP BLK WP HR S P ERA WHIP | IP WLS BF H R ER SO BB IBB HBP BLK WP HR S P ERA WHIP | IP WLS BF H R ER SO BB IBB HBP BLK WP HR S P ERA WHIP | IP WLS BF H R ER SO BB IBB HBP BLK WP HR S P ERA WHIP | IP WLS BF H R ER SO BB IBB HBP BLK WP HR S P ERA WHIP | IP WLS BF H R ER SO BB IBB HBP BLK WP HR S P ERA WHIP | IP WLS BF H R ER SO BB IBB HBP BLK WP HR S P ERA WHIP | IP WLS BF H R ER SO BB IBB HBP BLK WP HR S P ERA WHIP | IP WLS BF H R ER SO BB IBB HBP BLK WP HR S P ERA WHIP | IP WLS BF H R ER SO BB IBB HBP BLK WP HR S P ERA WHIP | IP WLS BF H R ER SO BB IBB HBP BLK WP HR S P ERA WHIP |
| 24 Nathan Eovaldi, R (1, 1) ERA: 3.5 | 7.2 W 28 | 3 0 0 5 | 2 0 0 0 | 0 0 0 0 | 0 0 0 0 | 0 0 0 0 | 0 0 0 0 | 0 0 0 0 | 0 0 0 0 | 0 0 0 0 | 0 0 0 0 | 0 0 0 0 | 0 0 0 0 | 0 0 0 0 | 0 0 0 0 | 0 0 0 0 | 0 0 0 0 | 0 0 0 0 | 0 0 0 0 | 0 0 0 0 | 0 0 0 0 | 0 0 0 0 |
| 40 Mike Dunn, L (8, 1) ERA: 2.71 | 0.1 H 1 | 0 0 0 0 | 0 0 0 0 | 0 0 0 0 | 0 0 0 0 | 0 0 0 0 | 0 0 0 0 | 0 0 0 0 | 0 0 0 0 | 0 0 0 0 | 0 0 0 0 | 0 0 0 0 | 0 0 0 0 | 0 0 0 0 | 0 0 0 0 | 0 0 0 0 | 0 0 0 0 | 0 0 0 0 | 0 0 0 0 | 0 0 0 0 | 0 0 0 0 | 0 0 0 0 |
| 31 Steve Cishek, R (9, 1) ERA: 2.43 | 1.0 4 1 0 0 1 | 0 0 0 0 | 0 0 0 0 | 0 0 0 0 | 0 0 0 0 | 0 0 0 0 | 0 0 0 0 | 0 0 0 0 | 0 0 0 0 | 0 0 0 0 | 0 0 0 0 | 0 0 0 0 | 0 0 0 0 | 0 0 0 0 | 0 0 0 0 | 0 0 0 0 | 0 0 0 0 | 0 0 0 0 | 0 0 0 0 | 0 0 0 0 | 0 0 0 0 | 0 0 0 0 |

| Batter | 1 | 2 | 3 | 4 | 5 | 6 | 7 | 8 | 9 | AB | R | H | RBI | BB | SO | LOB | BOTTOM | | | | | |
|--|---|---|---|---|---|---|---|---|---|---|---|---|---|---|---|---|--|---|---|---|---|---|
| 17 Donovan Solano, R (1, 4) OBP: 0.309, SLG: 0.325 | | | | | | | | | | 4 | 1 | 1 | 1 | 1 | 1 | 2 | Philadelphia Phillies @ Miami Marlins Marlins Park, Miami, FL Mon Sep 23 2013, 7:13 PM - 10:15 PM EDT Att: 18,627 - Roof Closed - 77 F | | | | | |
| 59 Ed Lucas, R (1, 3) OBP: 0.310, SLG: 0.336 | | | | | | | | | | 5 | 0 | 2 | 1 | 0 | 1 | 1 | | | | | | |
| 21 Christian Yelich, L (1, 7) OBP: 0.363, SLG: 0.491 | | | | | | | | | | 3 | 0 | 2 | 1 | 1 | 1 | 0 | | | | | | |
| 27 Giancarlo Stanton, R (1, 9) OBP: 0.371, SLG: 0.491 | | | | | | | | | | 2 | 0 | 0 | 0 | 3 | 2 | 3 | | | | | | |
| 20 Justin Ruggiano, R (1, 8) OBP: 0.297, SLG: 0.402 | | | | | | | | | | 4 | 0 | 1 | 1 | 1 | 0 | 6 | | | | | | |
| 30 Placido Polanco, R (1, 5) OBP: 0.305, SLG: 0.295 | | | | | | | | | | 3 | 1 | 1 | 0 | 1 | 0 | 5 | | | | | | |
| 3 Adeiny Hechavarria, R (1, 6) OBP: 0.269, SLG: 0.300 | | | | | | | | | | 4 | 0 | 2 | 0 | 0 | 0 | 4 | | | | | | |
| 6 Jeff Mathis, R (1, 2) OBP: 0.254, SLG: 0.288 | | | | | | | | | | 3 | 1 | 0 | 0 | 1 | 2 | 2 | | | | | | |
| 24 Nathan Eovaldi, R (1, 1) ERA: 6.83 | | | | | | | | | | 2 | 0 | 0 | 0 | 0 | 1 | 1 | | | | | | |
| 40 Mike Dunn, L (8, 1) ERA: 3.99 | | | | | | | | | | 0 | 0 | 0 | 0 | 0 | 0 | 0 | | | | | | |
| 29 Greg Dobbs, L (6, PH) OBP: 0.302, SLG: 0.301 | | | | | | | | | | 0 | 1 | 0 | 0 | 1 | 0 | 0 | | | | | | |
| 31 Steve Cishek, R (9, 1) ERA: 8.25 | | | | | | | | | | 0 | 0 | 0 | 0 | 0 | 0 | 0 | | | | | | |
| Inning Stats | R: 1 E: 0 K: 0 S: 8 | H: 0 LOB: 2 BB: 4 P: 28 | R: 0 E: 0 K: 0 S: 8 | H: 1 LOB: 1 BB: 0 P: 12 | R: 0 E: 0 K: 1 S: 16 | H: 2 LOB: 3 BB: 1 P: 25 | R: 0 E: 0 K: 2 S: 9 | H: 0 LOB: 0 BB: 0 P: 14 | R: 0 E: 0 K: 1 S: 11 | H: 1 LOB: 2 BB: 1 P: 19 | R: 0 E: 0 K: 2 S: 10 | H: 1 LOB: 1 BB: 0 P: 12 | R: 0 E: 0 K: 2 S: 12 | H: 1 LOB: 1 BB: 0 P: 20 | R: 3 E: 0 K: 0 S: 23 | H: 3 LOB: 3 BB: 3 P: 45 | 1B: 7 2B: 2 3B: 0 HR: 0 | SF: 1 SAC: 1 DP: 1 HBP: 0 | WP: 0 PB: 0 SB: 2 CS: 0 | PA: 41 | | |
| PITCHER | IP WLS BF H R ER SO BB IBB HBP BLK WP HR S P ERA WHIP | IP WLS BF H R ER SO BB IBB HBP BLK WP HR S P ERA WHIP | IP WLS BF H R ER SO BB IBB HBP BLK WP HR S P ERA WHIP | IP WLS BF H R ER SO BB IBB HBP BLK WP HR S P ERA WHIP | IP WLS BF H R ER SO BB IBB HBP BLK WP HR S P ERA WHIP | IP WLS BF H R ER SO BB IBB HBP BLK WP HR S P ERA WHIP | IP WLS BF H R ER SO BB IBB HBP BLK WP HR S P ERA WHIP | IP WLS BF H R ER SO BB IBB HBP BLK WP HR S P ERA WHIP | IP WLS BF H R ER SO BB IBB HBP BLK WP HR S P ERA WHIP | IP WLS BF H R ER SO BB IBB HBP BLK WP HR S P ERA WHIP | IP WLS BF H R ER SO BB IBB HBP BLK WP HR S P ERA WHIP | IP WLS BF H R ER SO BB IBB HBP BLK WP HR S P ERA WHIP | IP WLS BF H R ER SO BB IBB HBP BLK WP HR S P ERA WHIP | IP WLS BF H R ER SO BB IBB HBP BLK WP HR S P ERA WHIP | IP WLS BF H R ER SO BB IBB HBP BLK WP HR S P ERA WHIP | IP WLS BF H R ER SO BB IBB HBP BLK WP HR S P ERA WHIP | IP WLS BF H R ER SO BB IBB HBP BLK WP HR S P ERA WHIP | IP WLS BF H R ER SO BB IBB HBP BLK WP HR S P ERA WHIP | IP WLS BF H R ER SO BB IBB HBP BLK WP HR S P ERA WHIP | IP WLS BF H R ER SO BB IBB HBP BLK WP HR S P ERA WHIP | IP WLS BF H R ER SO BB IBB HBP BLK WP HR S P ERA WHIP | |
| 34 Roy Halladay, R (1, 1) ERA: 8.83 | 0.1 L 3 | 0 1 1 0 | 0 0 0 0 | 0 0 0 0 | 0 0 0 0 | 0 0 0 0 | 0 0 0 0 | 0 0 0 0 | 0 0 0 0 | 0 0 0 0 | 0 0 0 0 | 0 0 0 0 | 0 0 0 0 | 0 0 0 0 | 0 0 0 0 | 0 0 0 0 | 0 0 0 0 | 0 0 0 0 | 0 0 0 0 | 0 0 0 0 | 0 0 0 0 | 0 0 0 0 |
| Luis Garcia, R (1, 1) ERA: 3.99 | 2.2 13 3 0 0 1 | 3 0 0 0 | 3 0 0 0 | 3 0 0 0 | 3 0 0 0 | 3 0 0 0 | 3 0 0 0 | 3 0 0 0 | 3 0 0 0 | 3 0 0 0 | 3 0 0 0 | 3 0 0 0 | 3 0 0 0 | 3 0 0 0 | 3 0 0 0 | 3 0 0 0 | 3 0 0 0 | 3 0 0 0 | 3 0 0 0 | 3 0 0 0 | 3 0 0 0 | 3 0 0 0 |
| 55 Joe Savery, L (4, 1) ERA: 4.0 | 1.2 5 0 0 0 3 | 0 0 0 0 | 0 0 0 0 | 0 0 0 0 | 0 0 0 0 | 0 0 0 0 | 0 0 0 0 | 0 0 0 0 | 0 0 0 0 | 0 0 0 0 | 0 0 0 0 | 0 0 0 0 | 0 0 0 0 | 0 0 0 0 | 0 0 0 0 | 0 0 0 0 | 0 0 0 0 | 0 0 0 0 | 0 0 0 0 | 0 0 0 0 | 0 0 0 0 | 0 0 0 0 |
| 30 Justin De Fratus, R (5, 1) ERA: 4.0 | 1.1 7 2 0 0 2 | 1 0 0 0 | 1 0 0 0 | 1 0 0 0 | 1 0 0 0 | 1 0 0 0 | 1 0 0 0 | 1 0 0 0 | 1 0 0 0 | 1 0 0 0 | 1 0 0 0 | 1 0 0 0 | 1 0 0 0 | 1 0 0 0 | 1 0 0 0 | 1 0 0 0 | 1 0 0 0 | 1 0 0 0 | 1 0 0 0 | 1 0 0 0 | 1 0 0 0 | 1 0 0 0 |
| 49 Ethan Martin, R (7, 1) ERA: 8.25 | 1.0 4 1 0 0 2 | 0 0 0 0 | 0 0 0 0 | 0 0 0 0 | 0 0 0 0 | 0 0 0 0 | 0 0 0 0 | 0 0 0 0 | 0 0 0 0 | 0 0 0 0 | 0 0 0 0 | 0 0 0 0 | 0 0 0 0 | 0 0 0 0 | 0 0 0 0 | 0 0 0 0 | 0 0 0 0 | 0 0 0 0 | 0 0 0 0 | 0 0 0 0 | 0 0 0 0 | 0 0 0 0 |
| PITCHER | IP WLS BF H R ER SO BB IBB HBP BLK WP HR S P ERA WHIP | IP WLS BF H R ER SO BB IBB HBP BLK WP HR S P ERA WHIP | IP WLS BF H R ER SO BB IBB HBP BLK WP HR S P ERA WHIP | IP WLS BF H R ER SO BB IBB HBP BLK WP HR S P ERA WHIP | IP WLS BF H R ER SO BB IBB HBP BLK WP HR S P ERA WHIP | IP WLS BF H R ER SO BB IBB HBP BLK WP HR S P ERA WHIP | IP WLS BF H R ER SO BB IBB HBP BLK WP HR S P ERA WHIP | IP WLS BF H R ER SO BB IBB HBP BLK WP HR S P ERA WHIP | IP WLS BF H R ER SO BB IBB HBP BLK WP HR S P ERA WHIP | IP WLS BF H R ER SO BB IBB HBP BLK WP HR S P ERA WHIP | IP WLS BF H R ER SO BB IBB HBP BLK WP HR S P ERA WHIP | IP WLS BF H R ER SO BB IBB HBP BLK WP HR S P ERA WHIP | IP WLS BF H R ER SO BB IBB HBP BLK WP HR S P ERA WHIP | IP WLS BF H R ER SO BB IBB HBP BLK WP HR S P ERA WHIP | IP WLS BF H R ER SO BB IBB HBP BLK WP HR S P ERA WHIP | IP WLS BF H R ER SO BB IBB HBP BLK WP HR S P ERA WHIP | IP WLS BF H R ER SO BB IBB HBP BLK WP HR S P ERA WHIP | IP WLS BF H R ER SO BB IBB HBP BLK WP HR S P ERA WHIP | IP WLS BF H R ER SO BB IBB HBP BLK WP HR S P ERA WHIP | IP WLS BF H R ER SO BB IBB HBP BLK WP HR S P ERA WHIP | IP WLS BF H R ER SO BB IBB HBP BLK WP HR S P ERA WHIP | IP WLS BF H R ER SO BB IBB HBP BLK WP HR S P ERA WHIP |
| B.J. Rosenberg, R (8, 1) ERA: 5.09 | 0.1 6 3 3 3 0 | 0 0 0 0 | 0 0 0 0 | 0 0 0 0 | 0 0 0 0 | 0 0 0 0 | 0 0 0 0 | 0 0 0 0 | 0 0 0 0 | 0 0 0 0 | 0 0 0 0 | 0 0 0 0 | 0 0 0 0 | 0 0 0 0 | 0 0 0 0 | 0 0 0 0 | 0 0 0 0 | 0 0 0 0 | 0 0 0 0 | 0 0 0 0 | 0 0 0 0 | 0 0 0 0 |
| 56 Cesar Jimenez, L (8, 1) ERA: 2.35 | 0.2 3 0 0 0 0 | 0 0 0 0 | 0 0 0 0 | 0 0 0 0 | 0 0 0 0 | 0 0 0 0 | 0 0 0 0 | 0 0 0 0 | 0 0 0 0 | 0 0 0 0 | 0 0 0 0 | 0 0 0 0 | 0 0 0 0 | 0 0 0 0 | 0 0 0 0 | 0 0 0 0 | 0 0 0 0 | 0 0 0 0 | 0 0 0 0 | 0 0 0 0 | 0 0 0 0 | 0 0 0 0 |

AB 31
 R 0
 H 4
 RBI 0
 BB 2
 SO 6
 LOB 7

AB 30
 R 4
 H 9
 RBI 4
 BB 9
 SO 8
 LOB 24

| Batter | 1 | 2 | 3 | 4 | 5 | 6 | 7 | 8 | 9 | AB | R | H | RBI | BB | SO | LOB | TOP |
|--|---|----------------------------------|---------------------------------------|----------------------------------|---------------------------------------|----------------------------------|--------------------------------------|----------------------------------|---------------------------------------|----------------------------------|---------------------------------------|----------------------------------|----------------------------------|---|----------------------------------|--------|-----|
| 16 César Hernández, S (1, 8) OBP: 0.352, SLG: 0.337 | G1-6-3 | G4-6-3 | | | F7 | | K | | | 4 | 0 | 0 | 0 | 0 | 1 | 2 | |
| 11 Jimmy Rollins, S (1, 6) OBP: 0.321, SLG: 0.349 | BB | | G4-3 | | G4-3 | | | G4-3 | | 4 | 1 | 1 | 0 | 0 | 0 | 0 | |
| 26 Chase Utley, L (1, 4) OBP: 0.346, SLG: 0.477 | BB | | BB | | G4-3 | | | BB | | 2 | 1 | 1 | 0 | 2 | 0 | 0 | |
| 9 Domico Brown, L (1, 7) OBP: 0.324, SLG: 0.502 | BB | | L9 | | | | | F8 | | 3 | 0 | 0 | 0 | 1 | 0 | 2 | |
| 18 Darin Ruf, R (1, 9) OBP: 0.357, SLG: 0.477 | BB | | FC4-6 | | F8 | | | FC6-4 | | 3 | 0 | 1 | 1 | 1 | 0 | 1 | |
| 28 Kevin Frandsen, R (1, 3) OBP: 0.293, SLG: 0.343 | G6-3 | | | | FC4-6 | | | | | 3 | 0 | 0 | 1 | 0 | 0 | 4 | |
| 66 JC Ramirez, R (6, 1) | | | | | | | | | | 0 | 0 | 0 | 0 | 0 | 0 | 0 | |
| 63 Jake Diekman, R (8, 1) | | | | | | | | | | 0 | 0 | 0 | 0 | 0 | 0 | 0 | |
| 25 Cody Asche, L (9, PH) OBP: 0.319, SLG: 0.416 | | | | | | | | | | 1 | 0 | 0 | 0 | 0 | 1 | 0 | |
| 58 Jonathan Papelbon, R (9, 1) | | | | | | | | | | 0 | 0 | 0 | 0 | 0 | 0 | 0 | |
| 13 Freddy Galvis, S (1, 5) OBP: 0.280, SLG: 0.389 | G4-1 | | | | F7 | | K | | | 4 | 0 | 0 | 0 | 0 | 1 | 2 | |
| 29 Cameron Rupp, R (1, 2) OBP: 0.250, SLG: 0.250 | | | | | G5-3 | | | | | 4 | 0 | 1 | 0 | 0 | 1 | 0 | |
| 45 Zach Miner, R (1, 1) OBP: 0.200, SLG: 0.200 | | | | | | | | | | 2 | 0 | 1 | 0 | 0 | 1 | 0 | |
| 40 Michael Stutes, R (5, 1) | | | | | | | | | | 0 | 0 | 0 | 0 | 0 | 0 | 0 | |
| 15 John Mayberry Jr., R (6, 9) OBP: 0.286, SLG: 0.393 | BB | | | | | | | | | 1 | 0 | 0 | 0 | 0 | 1 | 1 | |
| Inning Stats | R: 2 H: 1 E: 0 K: 0 S: 12 | H: 1 LOB: 2 BB: 3 P: 26 | R: 0 H: 1 E: 0 K: 1 S: 11 | H: 1 LOB: 0 BB: 0 P: 13 | R: 0 H: 2 E: 0 K: 0 S: 14 | H: 0 LOB: 0 BB: 0 P: 10 | R: 0 H: 0 E: 0 K: 1 S: 7 | H: 0 LOB: 0 BB: 0 P: 11 | R: 0 H: 1 E: 0 K: 3 S: 12 | H: 0 LOB: 1 BB: 0 P: 18 | R: 0 H: 0 E: 0 K: 0 S: 11 | H: 0 LOB: 0 BB: 0 P: 17 | 1B: 4 2B: 1 3B: 0 HR: 0 | SF: 0 2B: 1 SAC: 0 DP: 1 HBP: 0 | WP: 0 PB: 0 SB: 0 CS: 0 | PA: 35 | |
| PITCHER | IP WLS BF H R ER SO BB IBB HBP BLK WP HR S P ERA WHIP | | | | | | | | | | | | | | | | |
| 37 Henderson Alvarez III, R (1, 1) ERA: 3.94 | 7.0 L 28 5 2 2 5 3 0 0 0 0 0 0 70 109 2.57 1.143 | | | | | | | | | | | | | | | | |
| 43 Dan Jennings, L (8, 1) ERA: 3.76 | 0.2 3 0 0 0 0 1 0 0 0 0 0 0 10 19 0.00 1.500 | | | | | | | | | | | | | | | | |
| 58 Ryan Webb, R (8, 1) ERA: 2.97 | 1.1 4 0 0 0 1 0 0 0 0 0 0 0 13 18 0.00 0.000 | | | | | | | | | | | | | | | | |

Philadelphia Phillies @ Miami Marlins
Marlins Park, Miami, FL
Tue Sep 24 2013, 7:14 PM - 10:07 PM EDT
Att. 19,375 - Roof Closed - 78 F

| | |
|-----|----|
| AB | 31 |
| R | 2 |
| H | 5 |
| RBI | 2 |
| BB | 4 |
| SO | 6 |
| LOB | 12 |



| Batter | 1 | 2 | 3 | 4 | 5 | 6 | 7 | 8 | 9 | AB | R | H | RBI | BB | SO | LOB | BOTTOM | | | |
|--|---|----------------------------------|--------------------------------------|----------------------------------|---------------------------------------|----------------------------------|---------------------------------------|----------------------------------|---------------------------------------|----------------------------------|--------------------------------------|---------------------------------|---------------------------------------|----------------------------------|---------------------------------------|----------------------------------|----------------------------------|---|----------------------------------|--------|
| 17 Donovan Solano, R (1, 4) OBP: 0.306, SLG: 0.321 | G4-3 | | F9 | | P3 | | | F9 | | 4 | 0 | 0 | 0 | 0 | 0 | 1 | | | | |
| 59 Ed Lucas, R (1, 5) OBP: 0.313, SLG: 0.336 | L9 | | | | | | | BB | | 3 | 0 | 1 | 0 | 1 | 1 | 0 | | | | |
| 21 Christian Yelich, L (1, 7) OBP: 0.362, SLG: 0.396 | G6-3 | | G1-3 | | | | | BB | | 4 | 0 | 1 | 0 | 0 | 1 | 3 | | | | |
| 27 Giancarlo Stanton, R (1, 9) OBP: 0.370, SLG: 0.489 | BB | | | | G6-3 | | | FC5-4 | | 4 | 1 | 1 | 0 | 0 | 0 | 2 | | | | |
| 20 Justin Ruggiano, R (1, 8) OBP: 0.299, SLG: 0.405 | BB | | | | FC5-4 | | | G3-1 | | 4 | 0 | 2 | 1 | 0 | 0 | 1 | | | | |
| 5 Logan Morrison, L (1, 3) OBP: 0.335, SLG: 0.382 | G4-3 | | | | | | | G4-3 | | 3 | 0 | 0 | 0 | 1 | 0 | 1 | | | | |
| 3 Adeiny Hechavarría, R (1, 6) OBP: 0.269, SLG: 0.300 | K | | | | FC5-4 | | | BB | | 4 | 0 | 1 | 0 | 0 | 1 | 2 | | | | |
| 6 Jeff Mathis, R (1, 2) OBP: 0.251, SLG: 0.284 | | | | | | | | | | 3 | 0 | 0 | 0 | 0 | 3 | 2 | | | | |
| 30 Plácido Polanco, R (9, PH) OBP: 0.309, SLG: 0.295 | | | | | | | | | | 1 | 0 | 0 | 0 | 0 | 0 | 1 | | | | |
| 37 Henderson Alvarez III, R (1, 1) ERA: 3.94 | 4.0 17 4 1 1 3 2 0 0 0 0 0 0 41 76 2.25 1.500 | | | | | | | | | | | | | | | | | | | |
| 9 Juan Pierre, L (7, PH) ERA: 0.266, SLG: 0.308 | 1.0 H 7 1 0 0 1 0 0 0 0 0 0 15 25 0.00 0.500 | | | | | | | | | | | | | | | | | | | |
| 43 Dan Jennings, L (8, 1) ERA: 3.76 | 1.0 H 4 1 0 0 1 0 0 0 0 0 0 14 20 0.00 1.000 | | | | | | | | | | | | | | | | | | | |
| 58 Ryan Webb, R (8, 1) ERA: 2.97 | 1.0 S 4 1 0 0 0 0 0 0 0 0 0 11 18 0.00 1.000 | | | | | | | | | | | | | | | | | | | |
| Inning Stats | R: 0 H: 0 E: 0 K: 0 S: 8 | H: 2 LOB: 0 BB: 0 P: 13 | R: 1 H: 2 E: 0 K: 1 S: 9 | H: 2 LOB: 0 BB: 0 P: 14 | R: 0 H: 1 E: 0 K: 1 S: 14 | H: 1 LOB: 2 BB: 1 P: 26 | R: 0 H: 1 E: 0 K: 1 S: 10 | H: 0 LOB: 0 BB: 0 P: 14 | R: 0 H: 1 E: 0 K: 0 S: 10 | H: 1 LOB: 1 BB: 0 P: 16 | R: 0 H: 0 E: 0 K: 1 S: 5 | H: 0 LOB: 0 BB: 0 P: 9 | R: 0 H: 1 E: 0 K: 1 S: 14 | H: 1 LOB: 1 BB: 0 P: 20 | R: 0 H: 1 E: 0 K: 0 S: 11 | H: 1 LOB: 0 BB: 0 P: 18 | 1B: 5 2B: 2 3B: 0 HR: 0 | SF: 0 2B: 2 SAC: 0 DP: 0 HBP: 0 | WP: 0 PB: 0 SB: 1 CS: 0 | PA: 35 |
| PITCHER | IP WLS BF H R ER SO BB IBB HBP BLK WP HR S P ERA WHIP | | | | | | | | | | | | | | | | | | | |
| 45 Zach Miner, R (1, 1) ERA: 4.86 | 4.0 W 3 0 0 0 1 0 0 0 0 0 0 9 14 0.00 0.000 | | | | | | | | | | | | | | | | | | | |
| 66 JC Ramirez, R (6, 1) ERA: 7.84 | 2.0 H 7 1 0 0 1 0 0 0 0 0 0 15 25 0.00 0.500 | | | | | | | | | | | | | | | | | | | |
| 63 Jake Diekman, L (8, 1) ERA: 2.65 | 1.0 H 4 1 0 0 1 0 0 0 0 0 0 14 20 0.00 1.000 | | | | | | | | | | | | | | | | | | | |
| 58 Jonathan Papelbon, R (9, 1) ERA: 2.52 | 1.0 S 4 1 0 0 0 0 0 0 0 0 0 11 18 0.00 1.000 | | | | | | | | | | | | | | | | | | | |

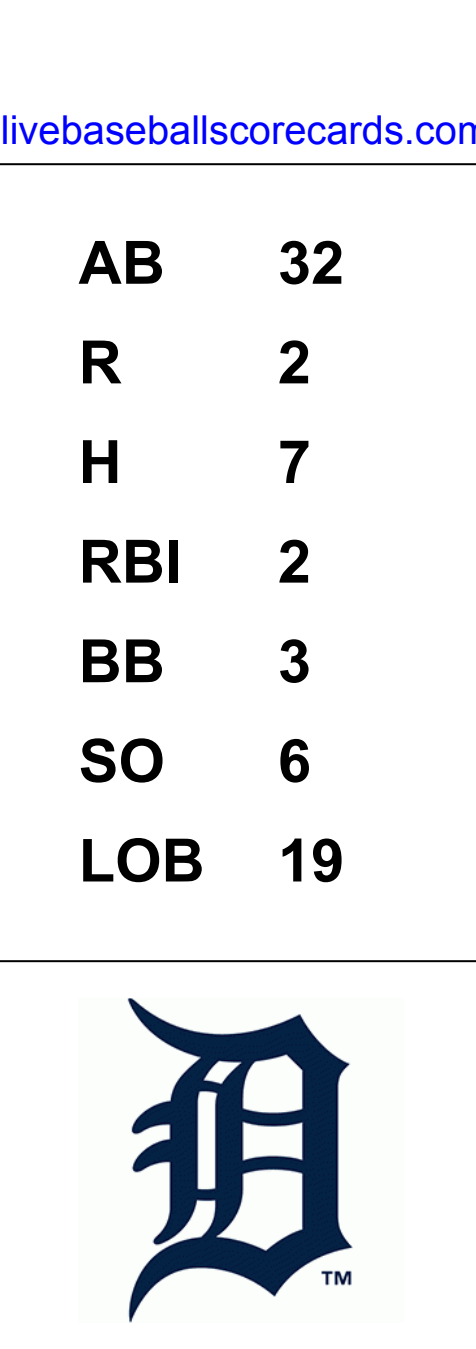
Philadelphia Phillies @ Miami Marlins
Marlins Park, Miami, FL
Tue Sep 24 2013, 7:14 PM - 10:07 PM EDT
Att. 19,375 - Roof Closed - 78 F

| | |
|-----|----|
| AB | 33 |
| R | 1 |
| H | 7 |
| RBI | 1 |
| BB | 2 |
| SO | 6 |
| LOB | 13 |



| Batter | 1 | 2 | 3 | 4 | 5 | 6 | 7 | 8 | 9 | AB | R | H | RBI | BB | SO | LOB | TOP | | | | | | |
|--|---|---|---|---|---|---|---|---|---|---|---|---|---|---|---|---|---|------------------------------------|-------------------------|--------|----|------|-------|
| 14 Austin Jackson, R OBP: 0.338, SLG: 0.419 | | | | | | | | | | 4 | 0 | 1 | 1 | 0 | 0 | 1 | Detroit Tigers @ Miami Marlins Marlins Park, Miami, FL Fri Sep 27 2013, 7:13 PM - 10:03 PM EDT Att: 26,992 - Partly Cloudy - 84 F | | | | | | |
| 12 Andy Dirks, L OBP: 0.323, SLG: 0.365 | | | | | | | | | | 4 | 0 | 0 | 0 | 0 | 2 | 2 | | | | | | | |
| 24 Miguel Cabrera, R OBP: 0.356, SLG: 0.422 | | | | | | | | | | 3 | 0 | 2 | 0 | 0 | 0 | 0 | | | | | | | |
| 18 Matt Tuiasosopo, R OBP: 0.316, SLG: 0.422 | | | | | | | | | | 1 | 1 | 0 | 0 | 0 | 1 | 0 | | | | | | | |
| 28 Prince Fielder, L OBP: 0.363, SLG: 0.460 | | | | | | | | | | 0 | 0 | 0 | 0 | 1 | 0 | 0 | | | | | | | |
| 32 Don Kelly, L OBP: 0.351 | | | | | | | | | | 3 | 0 | 0 | 0 | 0 | 0 | 2 | | | | | | | |
| 27 Jhonny Peralta, R OBP: 0.360, SLG: 0.461 | | | | | | | | | | 4 | 0 | 1 | 1 | 0 | 0 | 2 | | | | | | | |
| 31 Jose Veras, R | | | | | | | | | | 3 | 1 | 2 | 0 | 1 | 0 | 1 | | | | | | | |
| 13 Alex Avila, L OBP: 0.319, SLG: 0.379 | | | | | | | | | | 3 | 0 | 1 | 0 | 0 | 2 | 3 | | | | | | | |
| 26 Hernán Pérez, R OBP: 0.299, SLG: 0.292 | | | | | | | | | | 4 | 0 | 0 | 0 | 0 | 0 | 5 | | | | | | | |
| 1 Jose Iglesias, R OBP: 0.353, SLG: 0.390 | | | | | | | | | | 4 | 0 | 0 | 0 | 0 | 0 | 5 | | | | | | | |
| 52 Jose Alvarez, L | | | | | | | | | | 0 | 0 | 0 | 0 | 1 | 0 | 0 | | | | | | | |
| 21 Rick Porcello, R OBP: 0.333, SLG: 0.393 | | | | | | | | | | 0 | 0 | 0 | 0 | 0 | 0 | 0 | | | | | | | |
| 41 Victor Martinez, S OBP: 0.333, SLG: 0.449 | | | | | | | | | | 1 | 0 | 0 | 0 | 0 | 0 | 2 | | | | | | | |
| 36 Luke Putkonen, R OBP: 0.284, SLG: 0.306 | | | | | | | | | | 0 | 0 | 0 | 0 | 0 | 0 | 0 | | | | | | | |
| 55 Brayan Peña, S OBP: 0.284, SLG: 0.306 | | | | | | | | | | 1 | 0 | 0 | 0 | 0 | 0 | 0 | | | | | | | |
| 57 Evan Reed, R | | | | | | | | | | 0 | 0 | 0 | 0 | 0 | 0 | 0 | | | | | | | |
| 30 Nick Castellanos, R OBP: 0.267, SLG: 0.302 | | | | | | | | | | 0 | 0 | 0 | 0 | 0 | 0 | 0 | | | | | | | |
| Inning Stats | R: 0 E: 0 K: 1 S: 7 | H: 0 LOB: 0 BB: 0 P: 11 | R: 0 E: 0 K: 1 S: 7 | H: 0 LOB: 1 BB: 1 P: 16 | R: 0 E: 0 K: 0 S: 6 | H: 0 LOB: 0 BB: 1 P: 13 | R: 0 E: 0 K: 0 S: 8 | H: 1 LOB: 1 BB: 0 P: 12 | R: 1 E: 0 K: 1 S: 17 | H: 2 LOB: 2 BB: 1 P: 27 | R: 1 E: 0 K: 1 S: 14 | H: 3 LOB: 2 BB: 0 P: 22 | R: 0 E: 0 K: 1 S: 8 | H: 0 LOB: 0 BB: 0 P: 12 | R: 0 E: 0 K: 1 S: 8 | H: 1 LOB: 0 BB: 0 P: 10 | 1B: 6 2B: 1 3B: 0 HR: 0 | SF: 0 SAC: 0 DP: 2 HBP: 0 | WP: 0 PB: 0 CS: 0 | PA: 35 | | | |
| PITCHER | IP WLS BF H R ER SO BB IBB HBP BLK WP HR S P ERA WHIP | IP WLS BF H R ER SO BB IBB HBP BLK WP HR S P ERA WHIP | IP WLS BF H R ER SO BB IBB HBP BLK WP HR S P ERA WHIP | IP WLS BF H R ER SO BB IBB HBP BLK WP HR S P ERA WHIP | IP WLS BF H R ER SO BB IBB HBP BLK WP HR S P ERA WHIP | IP WLS BF H R ER SO BB IBB HBP BLK WP HR S P ERA WHIP | IP WLS BF H R ER SO BB IBB HBP BLK WP HR S P ERA WHIP | IP WLS BF H R ER SO BB IBB HBP BLK WP HR S P ERA WHIP | IP WLS BF H R ER SO BB IBB HBP BLK WP HR S P ERA WHIP | IP WLS BF H R ER SO BB IBB HBP BLK WP HR S P ERA WHIP | IP WLS BF H R ER SO BB IBB HBP BLK WP HR S P ERA WHIP | IP WLS BF H R ER SO BB IBB HBP BLK WP HR S P ERA WHIP | IP WLS BF H R ER SO BB IBB HBP BLK WP HR S P ERA WHIP | IP WLS BF H R ER SO BB IBB HBP BLK WP HR S P ERA WHIP | IP WLS BF H R ER SO BB IBB HBP BLK WP HR S P ERA WHIP | IP WLS BF H R ER SO BB IBB HBP BLK WP HR S P ERA WHIP | IP WLS BF H R ER SO BB IBB HBP BLK WP HR S P ERA WHIP | | | | | | |
| 34 Tom Koehler, R ERA: 4.41 | 5.1 | W | 23 | 5 | 2 | 2 | 3 | 3 | 0 | 0 | 0 | 0 | 0 | 0 | 0 | 0 | 0 | 0 | 0 | 52 | 91 | 3.38 | 1.500 |
| 58 Ryan Webb, R ERA: 2.91 | 1.2 | H | 6 | 1 | 0 | 0 | 1 | 0 | 0 | 0 | 0 | 0 | 0 | 0 | 0 | 0 | 0 | 0 | 0 | 13 | 22 | 0.00 | 0.600 |
| 50 Chad Qualls, R ERA: 2.61 | 1.0 | S | 3 | 1 | 0 | 0 | 1 | 0 | 0 | 0 | 0 | 0 | 0 | 0 | 0 | 0 | 0 | 0 | 0 | 8 | 13 | 0.00 | 0.000 |
| 31 Steve Cishek, R ERA: 2.36 | 1.0 | S | 3 | 1 | 0 | 0 | 1 | 0 | 0 | 0 | 0 | 0 | 0 | 0 | 0 | 0 | 0 | 0 | 0 | 7 | 10 | 0.00 | 1.000 |


| Batter | 1 | 2 | 3 | 4 | 5 | 6 | 7 | 8 | 9 | AB | R | H | RBI | BB | SO | LOB | BOTTOM | | | | | | |
|---|---|---|---|---|---|---|---|---|---|---|---|---|---|---|---|---|---|------------------------------------|-------------------------|--------|----|-------|-------|
| 17 Donovan Solano, R OBP: 0.307, SLG: 0.319 | | | | | | | | | | 4 | 0 | 1 | 0 | 0 | 0 | 1 | Detroit Tigers @ Miami Marlins Marlins Park, Miami, FL Fri Sep 27 2013, 7:13 PM - 10:03 PM EDT Att: 26,992 - Partly Cloudy - 84 F | | | | | | |
| 30 Placido Polanco, R OBP: 0.315, SLG: 0.302 | | | | | | | | | | 3 | 1 | 1 | 0 | 1 | 0 | 1 | | | | | | | |
| 21 Christian Yelich, L OBP: 0.362, SLG: 0.392 | | | | | | | | | | 3 | 1 | 1 | 0 | 1 | 1 | 2 | | | | | | | |
| 27 Giancarlo Stanton, R OBP: 0.366, SLG: 0.484 | | | | | | | | | | 4 | 0 | 1 | 3 | 0 | 2 | 2 | | | | | | | |
| 20 Justin Ruggiano, R OBP: 0.298, SLG: 0.400 | | | | | | | | | | 4 | 0 | 0 | 0 | 0 | 0 | 2 | | | | | | | |
| 5 Logan Morrison, L OBP: 0.338, SLG: 0.382 | | | | | | | | | | 2 | 0 | 1 | 0 | 1 | 1 | 0 | | | | | | | |
| 3 Adeiny Hechavarria, R OBP: 0.267, SLG: 0.302 | | | | | | | | | | 3 | 0 | 0 | 0 | 0 | 1 | 2 | | | | | | | |
| 46 Koyie Hill, S OBP: 0.193, SLG: 0.200 | | | | | | | | | | 3 | 1 | 1 | 0 | 0 | 2 | 0 | | | | | | | |
| 34 Tom Koehler, R OBP: 0.077, SLG: 0.077 | | | | | | | | | | 1 | 0 | 0 | 0 | 0 | 0 | 0 | | | | | | | |
| 58 Ryan Webb, R OBP: 0.333, SLG: 0.333 | | | | | | | | | | 0 | 0 | 0 | 0 | 0 | 0 | 0 | | | | | | | |
| 9 Juan Pierre, L OBP: 0.284, SLG: 0.306 | | | | | | | | | | 1 | 0 | 0 | 0 | 0 | 0 | 0 | | | | | | | |
| 50 Chad Qualls, R | | | | | | | | | | 0 | 0 | 0 | 0 | 0 | 0 | 0 | | | | | | | |
| 31 Steve Cishek, R | | | | | | | | | | 0 | 0 | 0 | 0 | 0 | 0 | 0 | | | | | | | |
| Inning Stats | R: 0 E: 0 K: 1 S: 9 | H: 1 LOB: 1 BB: 0 P: 16 | R: 0 E: 0 K: 2 S: 9 | H: 0 LOB: 0 BB: 0 P: 15 | R: 3 E: 0 K: 0 S: 11 | H: 2 LOB: 1 BB: 2 P: 23 | R: 0 E: 0 K: 1 S: 5 | H: 1 LOB: 0 BB: 0 P: 8 | R: 0 E: 0 K: 0 S: 13 | H: 0 LOB: 1 BB: 1 P: 17 | R: 0 E: 0 K: 0 S: 9 | H: 0 LOB: 1 BB: 1 P: 17 | R: 0 E: 0 K: 1 S: 9 | H: 0 LOB: 0 BB: 0 P: 15 | R: 0 E: 0 K: 1 S: 16 | H: 1 LOB: 1 BB: 0 P: 25 | 1B: 5 2B: 1 3B: 0 HR: 0 | SF: 0 SAC: 1 DP: 1 HBP: 0 | WP: 0 PB: 1 CS: 0 | PA: 32 | | | |
| PITCHER | IP WLS BF H R ER SO BB IBB HBP BLK WP HR S P ERA WHIP | IP WLS BF H R ER SO BB IBB HBP BLK WP HR S P ERA WHIP | IP WLS BF H R ER SO BB IBB HBP BLK WP HR S P ERA WHIP | IP WLS BF H R ER SO BB IBB HBP BLK WP HR S P ERA WHIP | IP WLS BF H R ER SO BB IBB HBP BLK WP HR S P ERA WHIP | IP WLS BF H R ER SO BB IBB HBP BLK WP HR S P ERA WHIP | IP WLS BF H R ER SO BB IBB HBP BLK WP HR S P ERA WHIP | IP WLS BF H R ER SO BB IBB HBP BLK WP HR S P ERA WHIP | IP WLS BF H R ER SO BB IBB HBP BLK WP HR S P ERA WHIP | IP WLS BF H R ER SO BB IBB HBP BLK WP HR S P ERA WHIP | IP WLS BF H R ER SO BB IBB HBP BLK WP HR S P ERA WHIP | IP WLS BF H R ER SO BB IBB HBP BLK WP HR S P ERA WHIP | IP WLS BF H R ER SO BB IBB HBP BLK WP HR S P ERA WHIP | IP WLS BF H R ER SO BB IBB HBP BLK WP HR S P ERA WHIP | IP WLS BF H R ER SO BB IBB HBP BLK WP HR S P ERA WHIP | IP WLS BF H R ER SO BB IBB HBP BLK WP HR S P ERA WHIP | IP WLS BF H R ER SO BB IBB HBP BLK WP HR S P ERA WHIP | | | | | | |
| 52 Jose Alvarez, L ERA: 5.82 | 2.2 | L | 12 | 2 | 3 | 3 | 3 | 2 | 0 | 0 | 0 | 0 | 0 | 0 | 0 | 0 | 0 | 0 | 0 | 26 | 50 | 10.12 | 1.500 |
| 21 Rick Porcello, R ERA: 4.35 | 1.1 | | 5 | 2 | 0 | 0 | 1 | 0 | 0 | 0 | 0 | 0 | 0 | 0 | 0 | 0 | 0 | 0 | 0 | 8 | 12 | 0.00 | 1.500 |
| 36 Luke Putkonen, R ERA: 2.79 | 2.0 | | 8 | 1 | 0 | 0 | 1 | 1 | 0 | 0 | 0 | 0 | 0 | 0 | 0 | 0 | 0 | 0 | 0 | 22 | 34 | 0.00 | 1.000 |
| 57 Evan Reed, R ERA: 3.91 | 1.0 | | 3 | 0 | 0 | 0 | 1 | 0 | 0 | 0 | 0 | 0 | 0 | 0 | 0 | 0 | 0 | 0 | 0 | 9 | 15 | 0.00 | 0.000 |
| 31 Jose Veras, R ERA: 3.02 | 1.0 | | 4 | 1 | 0 | 0 | 1 | 0 | 0 | 0 | 0 | 0 | 0 | 0 | 0 | 0 | 0 | 0 | 0 | 16 | 25 | 0.00 | 1.000 |



| Batter | 1 | 2 | 3 | 4 | 5 | 6 | 7 | 8 | 9 | AB | R | H | RBI | BB | SO | LOB | TOP | | | | | | | | | | |
|--|--------------------------------------|----------------------------------|--------------------------------------|---------------------------------|--------------------------------------|----------------------------------|--------------------------------------|---------------------------------|--------------------------------------|----------------------------------|--------------------------------------|----------------------------------|--------------------------------------|----------------------------------|--------------------------------------|----------------------------------|--------------------------------------|----------------------------------|----------------------------------|------------------------------------|----------------------------------|--------|--|--|--|--|--|
| 32 Don Kelly, L OBP: 0.305, SLG: 0.343 | G6-3 | | G3-1 | | | P6 | | | G1-3 | 4 | 0 | 0 | 0 | 0 | 0 | 0 | | | | | | | | | | | |
| 12 Andy Dirks, L OBP: 0.323, SLG: 0.363 | G1 | | | G6-3 | | G5-3 | | | G1-3 | 3 | 0 | 0 | 0 | 1 | 0 | 0 | | | | | | | | | | | |
| 28 Prince Fielder, L OBP: 0.362, SLG: 0.457 | | | | | G1-3 | | | | | 1 | 0 | 0 | 0 | 0 | 0 | 0 | | | | | | | | | | | |
| 18 Matt Tuiasosopo, R OBP: 0.351, SLG: 0.415 | | | | | | | | | K | 2 | 0 | 0 | 0 | 0 | 2 | 1 | | | | | | | | | | | |
| 27 Jhonny Peralta, R OBP: 0.358, SLG: 0.457 | F8 | | | P4 | | F9 | | | K | 3 | 0 | 0 | 0 | 0 | 0 | 1 | | | | | | | | | | | |
| 4 Omar Infante, R OBP: 0.345, SLG: 0.450 | | L8 | | | F8 | | | | | 2 | 0 | 0 | 0 | 0 | 0 | 0 | | | | | | | | | | | |
| 26 Hernán Pérez, R OBP: 0.217, SLG: 0.227 | | | | | | | | | | 1 | 0 | 0 | 0 | 0 | 0 | 0 | | | | | | | | | | | |
| 55 Brayan Peña, S OBP: 0.315, SLG: 0.397 | G4-3 | | | | L7 | | | | G4-3 | 3 | 0 | 0 | 0 | 0 | 0 | 0 | | | | | | | | | | | |
| 1 Jose Iglesias, R OBP: 0.349, SLG: 0.396 | | | | | | | | | | 2 | 0 | 0 | 0 | 0 | 0 | 0 | | | | | | | | | | | |
| 30 Nick Castellanos, R OBP: 0.278, SLG: 0.278 | L8 | | | | E6 | | | | G3-1 | 1 | 0 | 0 | 0 | 0 | 0 | 0 | | | | | | | | | | | |
| 39 Ramon Santiago, S OBP: 0.298, SLG: 0.288 | | | | L6 | | G4-3 | | | K | 3 | 0 | 0 | 0 | 0 | 1 | 1 | | | | | | | | | | | |
| 35 Justin Verlander, R OBP: 0.450, SLG: 0.400 | | | | | | | | | | 2 | 0 | 0 | 0 | 0 | 1 | 0 | | | | | | | | | | | |
| 58 Doug Fister, L OBP: 0.333, SLG: 0.333 | | | | | | | | | | 0 | 0 | 0 | 0 | 0 | 0 | 0 | | | | | | | | | | | |
| 21 Rick Porcello, R OBP: 0.317, SLG: 0.376 | | | | | | | | | | 1 | 0 | 0 | 0 | 0 | 0 | 0 | | | | | | | | | | | |
| 13 Alex Avila, L OBP: 0.317, SLG: 0.376 | | | | | | | | | | 0 | 0 | 0 | 0 | 0 | 0 | 0 | | | | | | | | | | | |
| 36 Luke Putkonen, R OBP: 0.284, SLG: 0.305 | | | | | | | | | | 0 | 0 | 0 | 0 | 0 | 0 | 0 | | | | | | | | | | | |
| Inning Stats | R: 0 H: 0 E: 0 K: 0 S: 5 | H: 0 LOB: 1 BB: 0 P: 10 | R: 0 H: 0 E: 0 K: 0 S: 8 | H: 0 LOB: 0 BB: 0 P: 9 | R: 0 H: 0 E: 0 K: 0 S: 8 | H: 0 LOB: 0 BB: 0 P: 13 | R: 0 H: 0 E: 0 K: 0 S: 7 | H: 0 LOB: 0 BB: 0 P: 8 | R: 0 H: 0 E: 1 K: 0 S: 9 | H: 0 LOB: 1 BB: 0 P: 12 | R: 0 H: 0 E: 0 K: 1 S: 8 | H: 0 LOB: 0 BB: 0 P: 11 | R: 0 H: 0 E: 0 K: 1 S: 8 | H: 0 LOB: 0 BB: 0 P: 13 | R: 0 H: 0 E: 0 K: 1 S: 7 | H: 0 LOB: 0 BB: 0 P: 10 | R: 0 H: 0 E: 0 K: 1 S: 6 | H: 0 LOB: 1 BB: 1 P: 13 | 1B: 0 2B: 0 3B: 0 HR: 0 | SF: 0 SAC: 0 DP: 0 HBP: 1 | WP: 0 PB: 0 SB: 0 CS: 0 | PA: 30 | | | | | |
| PITCHER | IP | WLS | BF | H | R | ER | SO | BB | IBB | HBP | BLK | WP | HR | S | P | ERA | WHIP | | | | | | | | | | |
| 37 Henderson Alvarez III, R ERA: 3.59 | 9.0 | W | 30 | 0 | 0 | 0 | 4 | 1 | 0 | 1 | 0 | 0 | 0 | 66 | 99 | 0.00 | 0.111 | | | | | | | | | | |

Detroit Tigers @ Miami Marlins
Marlins Park, Miami, FL
Sun Sep 29 2013, 1:11 PM - 3:16 PM EDT
Att: 28,315 - Roof Closed - 75 F

AB 28
R 0
H 0
RBI 0
BB 1
SO 4
LOB 3



| Batter | 1 | 2 | 3 | 4 | 5 | 6 | 7 | 8 | 9 | AB | R | H | RBI | BB | SO | LOB | BOTTOM | | | | | | | | | | |
|---|--------------------------------------|----------------------------------|--------------------------------------|----------------------------------|---------------------------------------|----------------------------------|--------------------------------------|----------------------------------|--------------------------------------|----------------------------------|---------------------------------------|----------------------------------|--------------------------------------|----------------------------------|--------------------------------------|----------------------------------|---------------------------------------|----------------------------------|----------------------------------|------------------------------------|----------------------------------|--------|--|--|--|--|--|
| 9 Juan Pierre, L OBP: 0.284, SLG: 0.305 | F8 | | | | | P6 | | | G4-3 | 4 | 0 | 1 | 0 | 0 | 0 | 0 | | | | | | | | | | | |
| 59 Ed Lucas, R OBP: 0.311, SLG: 0.336 | K | | | | | | | | K | 4 | 0 | 1 | 0 | 0 | 2 | 1 | | | | | | | | | | | |
| 20 Justin Ruggiano, R OBP: 0.298, SLG: 0.396 | | | | | | | | | | 4 | 0 | 1 | 0 | 0 | 1 | 1 | | | | | | | | | | | |
| 27 Giancarlo Stanton, R OBP: 0.365, SLG: 0.480 | | | | | | | | | | 4 | 1 | 1 | 0 | 0 | 3 | 2 | | | | | | | | | | | |
| 5 Logan Morrison, L OBP: 0.333, SLG: 0.375 | | | | | | | | | | 4 | 0 | 1 | 0 | 0 | 1 | 0 | | | | | | | | | | | |
| 3 Adelmir Echavarria, R OBP: 0.287, SLG: 0.288 | P3 | | | | | | | | | 4 | 0 | 0 | 0 | 0 | 1 | 2 | | | | | | | | | | | |
| 8 Chris Coghlan, L OBP: 0.318, SLG: 0.354 | | | | | | | | | | 2 | 0 | 1 | 0 | 2 | 1 | 0 | | | | | | | | | | | |
| 46 Koyie Hill, S OBP: 0.183, SLG: 0.190 | | | | | | | | | | 3 | 0 | 0 | 0 | 0 | 2 | 2 | | | | | | | | | | | |
| 29 Greg Dobbs, L OBP: 0.303, SLG: 0.300 | | | | | | | | | | 1 | 0 | 0 | 0 | 0 | 0 | 2 | | | | | | | | | | | |
| 37 Henderson Alvarez III, R OBP: 0.290, SLG: 0.500 | | | | | | | | | | 3 | 0 | 0 | 0 | 0 | 2 | 1 | | | | | | | | | | | |
| Inning Stats | R: 0 H: 1 E: 1 K: 2 S: 9 | H: 0 LOB: 0 BB: 0 P: 11 | R: 0 H: 0 E: 0 K: 2 S: 8 | H: 0 LOB: 0 BB: 0 P: 10 | R: 0 H: 1 E: 0 K: 2 S: 11 | H: 1 LOB: 1 BB: 0 P: 14 | R: 0 H: 0 E: 0 K: 2 S: 9 | H: 0 LOB: 0 BB: 0 P: 15 | R: 0 H: 0 E: 0 K: 1 S: 8 | H: 0 LOB: 1 BB: 1 P: 14 | R: 0 H: 1 E: 0 K: 1 S: 11 | H: 1 LOB: 1 BB: 0 P: 16 | R: 0 H: 1 E: 0 K: 1 S: 7 | H: 1 LOB: 0 BB: 0 P: 13 | R: 0 H: 0 E: 0 K: 2 S: 7 | H: 0 LOB: 0 BB: 0 P: 10 | R: 1 H: 2 E: 0 K: 0 S: 12 | H: 2 LOB: 2 BB: 1 P: 23 | 1B: 6 2B: 0 3B: 0 HR: 0 | SF: 0 SAC: 0 DP: 0 HBP: 0 | WP: 2 PB: 0 SB: 0 CS: 0 | PA: 35 | | | | | |
| PITCHER | IP | WLS | BF | H | R | ER | SO | BB | IBB | HBP | BLK | WP | HR | S | P | ERA | WHIP | | | | | | | | | | |
| 35 Justin Verlander, R ERA: 3.67 | 6.0 | | 22 | 3 | 0 | 0 | 10 | 1 | 0 | 0 | 0 | 0 | 0 | 7 | 13 | 0.00 | 0.667 | | | | | | | | | | |
| 58 Doug Fister, L ERA: 3.67 | 1.0 | | 4 | 1 | 0 | 0 | 1 | 0 | 0 | 0 | 0 | 0 | 0 | 7 | 10 | 0.00 | 0.000 | | | | | | | | | | |
| 21 Rick Porcello, R ERA: 4.32 | 1.0 | | 3 | 0 | 0 | 0 | 2 | 0 | 0 | 0 | 0 | 0 | 0 | 7 | 10 | 0.00 | 0.000 | | | | | | | | | | |
| 36 Luke Putkonen, R ERA: 3.03 | 0.2 | L | 6 | 2 | 1 | 1 | 0 | 1 | 0 | 0 | 0 | 2 | 0 | 12 | 23 | 13.50 | 4.500 | | | | | | | | | | |

Detroit Tigers @ Miami Marlins
Marlins Park, Miami, FL
Sun Sep 29 2013, 1:11 PM - 3:16 PM EDT
Att: 28,315 - Roof Closed - 75 F

AB 33
R 1
H 6
RBI 0
BB 2
SO 13
LOB 11

