

Miami Marlins - 2014

Batter	1	2	3	4	5	6	7	8	9	AB	R	H	RBI	BB	SO	LOB	TOP						
19 Jon Jay, L (1,8) 60 Rafael Ortega, L (5,FR) OBP: 0.333, SLG: 1.000	F9	F9			G4-3 91 G4-3 79 1B		SF8 91 SF8 86 E 2B	K		3	0	1	0	0	0	1							
3 Mark Ellis, R (1,4) 79 Greg Garcia, L (4,4) 16 Kolten Wong, L (7,FR) OBP: 0.500, SLG: 0.500			K						K	2	0	1	0	0	1	0							
7 Matt Holliday, R (1,10) 91 Stephen Piscotty, R (3,FR) OBP: 0.200, SLG: 0.250					G4-3		SF8			1	0	1	0	1	0	0							
27 Jhonny Peralta, R (1,6) 86 Luis Mateo, R (4,6) 38 Pete Kozma, R (9,PH) OBP: 0.250, SLG: 0.250										2	0	0	0	0	1	3							
33 Daniel Descalso, L (1,5) 87 Patrick Wisdom, R (5,5)										3	0	0	0	0	0	7							
56 Joey Butler, R (1,7) 89 Mike O'Neill, L (6,PH)										2	0	0	0	0	0	0							
43 Shane Robinson, R (9,PH) OBP: 0.333, SLG: 0.333										2	0	0	0	0	2								
83 Xavier Scruggs, R (1,3) 55 Scott Moore, L (6,3) OBP: 0.667, SLG: 2.000										3	1	1	0	0	1	1							
88 Randal Grichuk, R (1,9) 92 James Ramsey, L (6,9)										3	0	1	1	0	1	1							
63 Audry Pérez, R (1,2) 81 Travis Tartamella, R (6,2) OBP: 0.500, SLG: 0.500										2	0	0	0	0	2								
										2	1	1	0	0	1	0							
Inning Stats	R: 0 E: 0 K: 1 S: 7	H: 2 LOB: 2 BB: 0 P: 7	R: 1 E: 1 K: 0 S: 5	H: 1 LOB: 1 BB: 0 P: 5	R: 0 E: 0 K: 1 S: 5	H: 0 LOB: 2 BB: 1 P: 9	R: 0 E: 0 K: 1 S: 6	H: 1 LOB: 3 BB: 0 P: 6	R: 0 E: 0 K: 1 S: 7	H: 2 LOB: 3 BB: 0 P: 7	R: 0 E: 0 K: 1 S: 5	H: 0 LOB: 0 BB: 0 P: 5	R: 2 E: 1 K: 0 S: 6	H: 2 LOB: 2 BB: 0 P: 8	R: 1 E: 0 K: 2 S: 9	H: 1 LOB: 0 BB: 0 P: 10	R: 0 E: 0 K: 1 S: 7	H: 2 LOB: 2 BB: 0 P: 7	1B: 8 2B: 1 3B: 1 HR: 1	SF: 1 SAC: 0 DP: 0 HBP: 1	WP: 1 PB: 0 SB: 0 CS: 0	PA: 42	
PITCHER	IP WLS BF H R ER SO BB IBB HBP BLK WP HR S P ERA WHIP	2.0 10 3 1 0 1 0 0 0 0 0 0 12 12 0.00 1.500	2.0 8 1 0 0 2 1 0 0 0 0 0 11 15 0.00 1.000	1.0 5 2 0 0 1 0 0 0 0 0 0 7 7 0.00 2.000	1.0 3 0 0 0 1 0 0 0 0 0 0 5 5 0.00 0.000	1.0 7 2 2 2 0 0 0 1 0 1 0 6 8 18.00 2.000		PITCHER	IP WLS BF H R ER SO BB IBB HBP BLK WP HR S P ERA WHIP	1.0 4 1 1 1 2 0 0 0 0 0 0 9 10 9.00 1.000	1.0 5 2 0 0 1 0 0 0 0 0 0 7 7 0.00 2.000												

St. Louis Cardinals @ Miami Marlins
Roger Dean Stadium, Jupiter, FL
Sat Mar 01 2014, 1:08 PM - 4:12 PM EST
Att. 4,119 - Sunny - 77 F

AB 39
R 4
H 11
RBI 4
BB 1
SO 8
LOB 29



Batter	1	2	3	4	5	6	7	8	9	AB	R	H	RBI	BB	SO	LOB	BOTTOM					
15 Rafael Furcal, S (1,4) 87 Avery Romero, R (5,4) OBP: 0.333, SLG: 0.333	P5		G6-3		G5-3		G6-3			2	0	0	0	0	0	0						
3 Adeiny Hechavarria, R (1,6) 17 Donovan Solano, R (5,6) OBP: 0.500, SLG: 0.667	F9				B2-3		G4-3			2	0	0	0	0	0	0						
27 Giancarlo Stanton, R (1,9) 54 Alfredo Silvero, R (5,9)	G5-3									2	1	1	0	0	0	1						
46 Garrett Jones, L (1,3) 84 Mark Canha, R (5,3)										1	1	1	0	1	0	0						
39 Jarrod Saltalamacchia, R (1,10) 49 Justin Bour, L (8,PH) (9,10)										1	0	0	0	1	0	0						
13 Marcell Ozuna, R (1,8) Cameron Flynn, L (7,8)										3	1	1	1	0	0	3						
29 Greg Dobbs, L (1,5) 8 Ty Wigington, R (5,5) OBP: 0.200, SLG: 0.400										1	0	0	1	0	0	1						
6 Jeff Mathis, R (1,2) 60 J.T. Realmuto, R (6,2) OBP: 0.500, SLG: 1.000										2	0	1	1	0	1	0						
47 Brian Bogusevic, L (1,7) 74 Danny Black, L (5,7)										2	0	0	0	0	0	1						
										1	0	0	0	1	0	0						
Inning Stats	R: 0 E: 0 K: 0 S: 3	H: 0 LOB: 0 BB: 0 P: 3	R: 0 E: 0 K: 1 S: 6	H: 1 LOB: 0 BB: 0 P: 6	R: 0 E: 0 K: 1 S: 5	H: 0 LOB: 0 BB: 0 P: 5	R: 4 E: 0 K: 0 S: 7	H: 4 LOB: 1 BB: 1 P: 11	R: 0 E: 0 K: 0 S: 4	H: 0 LOB: 0 BB: 0 P: 8	R: 0 E: 0 K: 0 S: 3	H: 0 LOB: 0 BB: 0 P: 3	R: 0 E: 0 K: 0 S: 3	H: 0 LOB: 0 BB: 0 P: 3	R: 1 E: 0 K: 0 S: 4	H: 2 LOB: 2 BB: 1 P: 8	R: 0 E: 0 K: 0 S: 3	H: 0 LOB: 0 BB: 0 P: 3	1B: 4 2B: 4 3B: 0 HR: 0	SF: 1 SAC: 0 DP: 0 HBP: 0	WP: 1 PB: 0 SB: 0 CS: 0	PA: 37
PITCHER	IP WLS BF H R ER SO BB IBB HBP BLK WP HR S P ERA WHIP	2.0 7 4 4 4 1 1 0 0 0 1 0 11 15 21.60 3.000	1.1 6 1 0 0 0 1 0 0 0 0 0 5 9 0.00 1.500	1.0 3 0 0 0 0 0 0 0 0 0 0 3 3 0.00 0.000	1.0 3 0 0 0 0 0 0 0 0 0 0 3 3 0.00 0.000		PITCHER	IP WLS BF H R ER SO BB IBB HBP BLK WP HR S P ERA WHIP	1.0 3 0 0 0 0 0 0 0 0 0 0 9 9 0.00 0.500	0.2 5 2 1 1 0 1 0 0 0 0 4 8 13.50 4.500												

St. Louis Cardinals @ Miami Marlins
Roger Dean Stadium, Jupiter, FL
Sat Mar 01 2014, 1:08 PM - 4:12 PM EST
Att. 4,119 - Sunny - 77 F

AB 33
R 5
H 8
RBI 5
BB 3
SO 2
LOB 7



Batter	1	2	3	4	5	6	7	8	9	AB	R	H	RBI	BB	SO	LOB	TOP								
50 Matt Angle, L (1,7) OBP: 0.500, SLG: 0.714										4	0	1	0	0	2	2	Miami Marlins @ Washington Nationals Space Coast Stadium, Viera, FL Sun Mar 02 2014, 1:08 PM - 4:00 PM EST Att: 3,943 - Sunny - 85 F								
83 Austin Barnes, R (9,PH) OBP: 0.833, SLG: 1.667										1	0	0	0	0	0	1									
17 Donovan Solano, R (1,6) OBP: 0.429, SLG: 0.667										3	0	1	1	0	2	1									
54 Juan Diaz, L (5,6)										2	0	1	0	0	0	1									
39 Jarrod Saltalamacchia, R (1,2) OBP: 0.333, SLG: 0.143										2	0	0	0	1	0	1									
53 Kyle Skipworth, L (5,2)										1	0	0	0	0	0	2									
13 Marcell Ozuna, R (1,8) OBP: 0.286, SLG: 0.333										3	0	0	0	1	3	3									
68 Brent Keys, L (8,8) OBP: 0.500, SLG: 1.000										0	0	0	0	0	0	0									
10 Jeff Baker, R (1,5) OBP: 0.333, SLG: 0.333										3	0	1	0	0	0	1									
74 Danny Black, L (6,5)										1	0	0	0	0	0	0									
32 Derek Dietrich, L (1,4) OBP: 0.250, SLG: 0.500										3	1	1	0	0	0	1									
86 Austin Nola, R (6,4) OBP: 0.400, SLG: 0.400										1	0	1	0	0	0	0									
5 Reed Johnson, R (1,9) OBP: 0.333, SLG: 0.333										3	0	1	1	0	0	1									
51 Joe Benson, R (6,9)										1	0	0	0	0	0	1									
29 Greg Dobbs, L (1,10) OBP: 0.250, SLG: 0.333										2	1	1	0	0	0	1									
65 Kyle Jensen, R (7,PH) OBP: 0.500, SLG: 0.500										2	0	1	0	0	1	0									
59 Ed Lucas, R (1,3) OBP: 0.286, SLG: 0.667										2	1	1	1	0	0	1									
8 Ty Wigington, R (5,3) OBP: 0.286, SLG: 0.333										1	0	0	0	1	0	1									
Inning Stats	R: 0 E: 0 K: 2 S: 7	H: 0 LOB: 0 BB: 0 P: 7	R: 1 E: 0 K: 0 S: 4	H: 2 LOB: 1 BB: 1 P: 8	R: 1 E: 0 K: 2 S: 11	H: 2 LOB: 1 BB: 0 P: 14	R: 0 E: 0 K: 0 S: 3	H: 0 LOB: 0 BB: 0 P: 3	R: 1 E: 0 K: 2 S: 9	H: 2 LOB: 2 BB: 1 P: 13	R: 0 E: 0 K: 0 S: 3	H: 1 LOB: 0 BB: 0 P: 3	R: 0 E: 0 K: 0 S: 5	H: 2 LOB: 2 BB: 0 P: 5	R: 0 E: 0 K: 1 S: 7	H: 1 LOB: 1 BB: 0 P: 7	R: 0 E: 0 K: 1 S: 5	H: 0 LOB: 1 BB: 1 P: 9	1B: 7 2B: 2 3B: 0 HR: 1	SF: 0 SAC: 0 DP: 2 HBP: 0	WP: 0 PB: 0 SB: 0 CS: 0	PA: 38			
PITCHER	IP: 2.0 WLS: 0 BF: 8 ERA: 4.5	H: 2 R: 1 ER: 1 SO: 2	BB: 1 IBB: 0 HBP: 0 BLK: 0	WP: 0 HR: 0 S: 11 P: 15	ERA: 4.50 WHIP: 1.500	IP: 1.0 WLS: 0 BF: 4 ERA: 0.00	H: 0 R: 0 ER: 0 SO: 1	BB: 1 IBB: 0 HBP: 0 BLK: 0	WP: 0 HR: 0 S: 9 P: 13	ERA: 0.00 WHIP: 1.000	IP: 1.0 WLS: 0 BF: 4 ERA: 0.00	H: 0 R: 0 ER: 0 SO: 1	BB: 1 IBB: 0 HBP: 0 BLK: 0	WP: 0 HR: 0 S: 9 P: 13	ERA: 0.00 WHIP: 1.000	IP: 1.0 WLS: 0 BF: 4 ERA: 0.00	H: 0 R: 0 ER: 0 SO: 1	BB: 1 IBB: 0 HBP: 0 BLK: 0	WP: 0 HR: 0 S: 9 P: 13	ERA: 0.00 WHIP: 1.000					
58 Doug Fister, R (1,1) ERA: 4.5																									
55 Chris Young, R (3,1) ERA: 4.5																									
35 Craig Stammen, R (5,1) ERA: 9.0																									
44 Sammy Solis, L (6,1) ERA: 9.0																									
60 Gabriel Alfaro, R (8,1) ERA: 9.0																									

Batter	1	2	3	4	5	6	7	8	9	AB	R	H	RBI	BB	SO	LOB	BOTTOM								
26 Jeff Koburn, R (1,4) OBP: 0.286, SLG: 0.571										3	1	1	1	0	0	0	Miami Marlins @ Washington Nationals Space Coast Stadium, Viera, FL Sun Mar 02 2014, 1:08 PM - 4:00 PM EST Att: 3,943 - Sunny - 85 F								
1 Jamey Carroll, R (6,4)										2	0	0	0	0	0	1									
20 Ian Desmond, R (1,6) OBP: 0.250, SLG: 0.250										3	1	0	1	0	1	0									
4 Zach Walters, S (6,6) OBP: 1.000, SLG: 1.800										2	1	2	1	0	0	0									
11 Ryan Zimmerman, R (1,10) OBP: 0.200, SLG: 0.200										3	0	1	0	0	0	0									
62 Koyie Hill, S (7,PH) OBP: 0.500, SLG: 0.667										1	1	0	0	1	0	1									
40 Wilson Ramos, R (1,2) OBP: 0.600, SLG: 0.800										3	1	2	1	0	0	0									
23 Jhonatan Solano, R (6,2)										1	1	0	0	1	0	1									
25 Adam LaRoche, L (1,3) OBP: 0.500, SLG: 1.250										2	1	1	2	0	1	2									
16 Brock Peterson, R (6,3) OBP: 1.000, SLG: 1.333										1	1	1	1	1	0	0									
6 Anthony Rendon, R (1,5) OBP: 0.667, SLG: 1.000										2	0	0	0	0	1	2									
63 Matt Skole, L (6,5)										2	0	1	2	0	1	1									
7 Scott Hairston, R (1,7)										2	0	0	0	0	0	0									
68 Michael Taylor, R (6,PR) OBP: 0.333, SLG: 0.750										0	0	0	1	0	0	0									
3 Eury Pérez, R (1,8) OBP: 0.500, SLG: 0.333										1	0	0	0	1	0	0									
67 Brian Goodwin, L (6,8)										2	0	0	0	0	1	3									
15 Nate McLouth, L (1,9) OBP: 0.250, SLG: 0.250										3	1	1	0	0	0	1									
21 Steven Souza Jr., R (6,9) OBP: 0.429, SLG: 0.714										2	1	1	0	0	0	2									
Inning Stats	R: 1 E: 0 K: 2 S: 10	H: 2 LOB: 2 BB: 0 P: 11	R: 0 E: 0 K: 0 S: 3	H: 0 LOB: 0 BB: 0 P: 3	R: 0 E: 0 K: 0 S: 3	H: 0 LOB: 0 BB: 0 P: 3	R: 2 E: 0 K: 1 S: 7	H: 2 LOB: 1 BB: 1 P: 12	R: 2 E: 0 K: 0 S: 5	H: 2 LOB: 0 BB: 0 P: 5	R: 0 E: 1 K: 1 S: 6	H: 1 LOB: 2 BB: 0 P: 7	R: 4 E: 0 K: 1 S: 7	H: 2 LOB: 1 BB: 3 P: 19	R: 1 E: 0 K: 0 S: 5	H: 2 LOB: 1 BB: 0 P: 5	R: 0 E: 0 K: 0 S: 5	H: 0 LOB: 1 BB: 0 P: 5	1B: 6 2B: 2 3B: 2 HR: 1	SF: 1 SAC: 0 DP: 0 HBP: 1	WP: 1 PB: 0 SB: 1 CS: 0	PA: 41			
PITCHER	IP: 2.0 WLS: 0 BF: 9 ERA: 4.5	H: 2 R: 1 ER: 1 SO: 2	BB: 1 IBB: 0 HBP: 0 BLK: 0	WP: 0 HR: 0 S: 13 P: 15	ERA: 9.00 WHIP: 1.500	IP: 1.0 WLS: 0 BF: 5 ERA: 0.00	H: 0 R: 0 ER: 0 SO: 1	BB: 0 IBB: 0 HBP: 0 BLK: 0	WP: 0 HR: 0 S: 5 P: 13	ERA: 0.00 WHIP: 1.000	IP: 1.0 WLS: 0 BF: 5 ERA: 0.00	H: 0 R: 0 ER: 0 SO: 1	BB: 0 IBB: 0 HBP: 0 BLK: 0	WP: 0 HR: 0 S: 5 P: 13	ERA: 0.00 WHIP: 1.000	IP: 1.0 WLS: 0 BF: 5 ERA: 0.00	H: 0 R: 0 ER: 0 SO: 1	BB: 0 IBB: 0 HBP: 0 BLK: 0	WP: 0 HR: 0 S: 5 P: 13	ERA: 0.00 WHIP: 1.000					
52 Brad Hand, L (1,1) ERA: 4.5																									
35 Brian Flynn, L (3,1) ERA: 9.0																									
77 Bryan Evans, R (5,1) ERA: 18.0																									
80 Colby Suggs, R (6,1) ERA: 18.0																									
67 Edgar Olmos, L (7,1) ERA: 108.0																									



Batter	1	2	3	4	5	6	7	8	9	AB	R	H	RBI	BB	SO	LOB	TOP																			
70 Byron Buxton, R OBP: 0.167, SLG: 0.250	F9		G4-3	G5-3		F7			P3	5	0	0	0	0	0	2	Minnesota Twins @ Miami Marlins Roger Dean Stadium, Jupiter, FL Tue Mar 04 2014, 1:08 PM - 4:10 PM EST Att: 2,271 - Sunny - 77 F																			
2 Brian Dozier, R OBP: 0.636, SLG: 0.900 78 Jorge Polanco, S OBP: 0.333, SLG: 0.250	1B		E6 55 BB		F7		G5-3		F7	3	0	1	0	0	0	0																				
31 Oswaldo Arcia, L OBP: 0.250, SLG: 0.571 67 Max Kepler, L OBP: 0.428, SLG: 0.333	P5		F7		BB 32 E 55 BB		K		G4-3	2	0	0	0	1	0	2																				
55 Chris Colabello, R OBP: 0.538, SLG: 0.375 68 Kennys Vargas, S OBP: 0.375, SLG: 0.333		1B 19 BB 5 SF9 32 1B		BB		BB		BB			1	1	1	0	2	0																				
32 Aaron Hicks, S OBP: 0.222, SLG: 0.222 79 Delbinson Romero, R OBP: 0.400, SLG: 0.312	1B		K		BB		G5-3			3	0	1	0	0	1	4																				
19 Darin Mastroianni, R OBP: 0.384, SLG: 0.300	BB			G4-3 5 E		P6			K	3	0	1	0	1	1	3																				
5 Eduardo Escobar, S OBP: 0.222, SLG: 0.222 77 James Beresford, L OBP: 0.400, SLG: 0.400	SF9		G4-3		K				E4	2	0	0	1	0	1	4																				
26 Eric Fryer, R OBP: 0.333, SLG: 0.500 84 Dan Rohlfing, R OBP: 0.167, SLG: 0.167	K			K		F8			K	2	0	0	0	0	2	3																				
17 Doug Bernier, R OBP: 0.500, SLG: 0.200 39 Danny Santana, S OBP: 0.364, SLG: 0.727	L7					F8			G5-3	2	0	0	0	1	0	2																				
Inning Stats	R: 0 E: 1 K: 0 S: 3	H: 1 LOB: 1 BB: 0 P: 4	R: 1 E: 0 K: 1 S: 8	H: 2 LOB: 2 BB: 1 P: 12	R: 0 E: 1 K: 1 S: 6	H: 0 LOB: 2 BB: 1 P: 10	R: 0 E: 1 K: 1 S: 6	H: 1 LOB: 2 BB: 2 P: 10	R: 0 E: 0 K: 0 S: 3	H: 0 LOB: 0 BB: 0 P: 3	R: 0 E: 0 K: 1 S: 6	H: 0 LOB: 1 BB: 0 P: 10	R: 0 E: 1 K: 2 S: 10	H: 0 LOB: 1 BB: 0 P: 10	R: 0 E: 0 K: 0 S: 3	H: 0 LOB: 0 BB: 0 P: 3		1B: 4 2B: 0 3B: 0 HR: 0	SF: 1 SAC: 0 DP: 0 HBP: 0	WP: 0 PB: 0 SB: 0 CS: 0	PA: 39															
PITCHER	IP	WLS	BF	H	R	ER	SO	BB	IBB	HBP	BLK	WP	HR	S	P	ERA	WHIP	PITCHER		IP	WLS	BF	H	R	ER	SO	BB	IBB	HBP	BLK	WP	HR	S	P	ERA	WHIP
34 Tom Koehler, R ERA: 3.0	2.0		9	3	1	1	1	1	0	0	0	0	0	11	16	4.50	2.000	48 Josh Spence, L ERA: 7.1		1.0	H	4	0	0	0	1	1	0	0	0	0	6	10	0.00	1.000	
71 Adam Conley, L ERA:	1.0	5	0	0	0	1	1	0	0	0	0	0	0	6	10	0.00	1.000	81 Brett Varner, R ERA:		1.0	H	4	0	0	0	2	0	0	0	0	10	10	0.00	0.000		
31 Steve Cishek, R ERA:	1.0	W	5	1	0	0	1	1	0	0	0	0	0	6	10	0.00	2.000	26 Arquemedes Caminero, R ERA: 3.0		1.0	S	3	0	0	0	0	0	0	0	3	3	0.00	0.000			
22 Carter Capps, R ERA: 9.0	1.0	H	6	0	0	0	1	2	0	0	0	0	0	6	14	0.00	2.000																			
44 AJ Ramos, R ERA:	1.0	H	3	0	0	0	0	0	0	0	0	0	0	3	3	0.00	0.000																			

Batter	1	2	3	4	5	6	7	8	9	AB	R	H	RBI	BB	SO	LOB	BOTTOM																			
3 Adeiny Hechavarria, R OBP: 0.222, SLG: 0.333 54 Juan Diaz, L OBP: 0.500, SLG: 0.400	L9		B1-3		21 E 1B		K			3	0	1	0	0	0	0	Minnesota Twins @ Miami Marlins Roger Dean Stadium, Jupiter, FL Tue Mar 04 2014, 1:08 PM - 4:10 PM EST Att: 2,271 - Sunny - 77 F																			
21 Christian Yelich, L 51 Joe Benson, R	K		K		G1-3		F9			3	0	0	0	0	2	1																				
27 Giancarlo Stanton, R 74 Danny Black, L	L8		F8		60 CS 1B		K			3	0	1	0	0	0	1																				
39 Jarrod Saltalamacchia, R 60 J.T. Realmuto, R OBP: 0.500, SLG: 0.333	BB	29 1B 59 1B		HR		13 S 32 1B		G6-3		1	2	1	1	1	0	0																				
13 Marcell Ozuna, R 68 Brent Keys, L OBP: 0.333, SLG: 0.667	P4			G2-3		G5-3		B3		3	0	0	0	0	0	2																				
32 Derek Dietrich, L 85 Colin Moran, L	K			L4				G6-3		3	0	1	1	0	1	1																				
29 Greg Dobbs, L 8 Ty Wigington, R OBP: 0.400, SLG: 0.375	1B			L7						2	0	1	0	0	0	0																				
59 Ed Lucas, R 86 Austin Nola, R OBP: 0.286, SLG: 0.286	1B					F7		F8		1	0	0	0	0	0	2																				
47 Brian Bogusevic, L 50 Matt Angle, L OBP: 0.500, SLG: 0.667	G4-3					K			51 F9 54 S	2	0	0	0	1	2	0																				
Inning Stats	R: 0 E: 0 K: 1 S: 6	H: 0 LOB: 0 BB: 0 P: 6	R: 1 E: 0 K: 1 S: 7	H: 2 LOB: 1 BB: 1 P: 11	R: 0 E: 0 K: 1 S: 5	H: 0 LOB: 0 BB: 0 P: 5	R: 1 E: 0 K: 0 S: 5	H: 1 LOB: 0 BB: 0 P: 6	R: 0 E: 0 K: 1 S: 6	H: 1 LOB: 1 BB: 0 P: 7	R: 1 E: 0 K: 0 S: 5	H: 2 LOB: 2 BB: 2 P: 13	R: 0 E: 0 K: 2 S: 10	H: 1 LOB: 1 BB: 0 P: 10	R: 0 E: 0 K: 0 S: 3	H: 0 LOB: 0 BB: 0 P: 3		1B: 6 2B: 0 3B: 0 HR: 1	SF: 0 SAC: 0 DP: 0 HBP: 0	WP: 0 PB: 0 SB: 2 CS: 1	PA: 33															
PITCHER	IP	WLS	BF	H	R	ER	SO	BB	IBB	HBP	BLK	WP	HR	S	P	ERA	WHIP	PITCHER		IP	WLS	BF	H	R	ER	SO	BB	IBB	HBP	BLK	WP	HR	S	P	ERA	WHIP
45 Phil Hughes, R ERA: 3.38	2.2		11	2	1	1	3	0	0	0	0	0	0	17	21	3.38	1.125	57 Ryan Pressly, R ERA: 7.1		1.1	L	5	1	1	1	0	0	0	0	0	6	7	6.75	0.750		
21 Samuel Deduno, R ERA: 2.45	1.2	8	3	1	1	1	1	1	0	0	0	0	0	10	15	5.40	2.400	63 Yohan Pino, R ERA:		1.1		6	1	0	0	2	1	0	0	0	11	15	0.00	1.500		
53 Kris Johnson, L ERA:	1.0	3	0	0	0	0	0	0	0	0	0	0	0	3	3	0.00	0.000																			

AB	32
R	1
H	4
RBI	1
BB	6
SO	7
LOB	23



AB	30
R	3
H	7
RBI	3
BB	3
SO	6
LOB	11



Batter	1	2	3	4	5	6	7	8	9	10	AB	R	H	RBI	BB	SO	LOB	TOP			
15 Rafael Furcal, S (1.4) OBP: 0.125, SLG: 0.125 86 Austin Nola, R (5.4) OBP: 0.444, SLG: 0.375	L3	L9			23 E 1B		1-2 1B			65 BB 84 2B BB	3	0	1	0	0	0	2				
23 Jake Marisnick, R (1.7) OBP: 0.300, SLG: 0.444 65 Kyle Jensen, R (6.7) OBP: 0.500, SLG: 0.400	G5-3		G6-3		L8		F8			84 2B 68 2B BB	3	0	0	0	0	0	1				
13 Marcell Ozuna, R (1.8) OBP: 0.231, SLG: 0.250 47 Brian Bogusevic, L (6.8) OBP: 0.222, SLG: 0.222			F9		K		G3			F9	3	0	1	0	0	1	1				
46 Garrett Jones, L (1.3) OBP: 0.177, SLG: 0.625 84 Mark Canha, R (7.3) OBP: 0.333, SLG: 0.400			F7				F7			68 2B 2B	3	0	0	0	0	1	1				
10 Jeff Baker, R (1.10) OBP: 0.300, SLG: 0.364 83 Austin Barnes, R (8.10) OBP: 0.714, SLG: 1.250			9 1B 5 2B 1B		F9		9 1B BB			9 1B BB	2	1	1	0	1	0	0				
68 Brent Keys, L (10.10) OBP: 0.429, SLG: 0.857 9 Casey McGehee, R (1.5) OBP: 0.300, SLG: 0.300 32 Derek Dietrich, L (6.5) OBP: 0.231, SLG: 0.385			5 2B 1-2 1B		P3		5 2B G6-4-3 1B			2B	3	0	2	0	0	0	0				
5 Reed Johnson, R (1.9) OBP: 0.333, SLG: 0.444 51 Joe Benson, R (6.9)			1-3 2-H 2B		G6-3		G6-4-3			P3	3	0	1	1	0	0	2				
17 Donovan Solano, R (1.6) OBP: 0.300, SLG: 0.444 54 Juan Diaz, L (7.6) OBP: 0.429, SLG: 0.333			F9				B1-3			F8	3	0	0	0	0	0	2				
6 Jeff Mathis, R (1.2) OBP: 0.571, SLG: 0.833 74 Danny Black, L (7.2) 53 Kyle Skipworth, L (7.2)			P3				15 1B 23 E 2B			K	3	1	2	0	0	0	2				
Inning Stats	R: 0 E: 0 K: 1 S: 6	H: 1 LOB: 1 BB: 0 P: 6	R: 1 E: 0 K: 0 S: 6	H: 3 LOB: 2 BB: 0 P: 6	R: 0 E: 0 K: 0 S: 3	H: 0 LOB: 0 BB: 0 P: 3	R: 0 E: 0 K: 0 S: 3	H: 0 LOB: 0 BB: 0 P: 3	R: 1 E: 1 K: 1 S: 7	H: 2 LOB: 1 BB: 0 P: 7	R: 0 E: 0 K: 0 S: 3	H: 2 LOB: 2 BB: 0 P: 5	R: 0 E: 0 K: 3 S: 9	H: 0 LOB: 0 BB: 0 P: 9	R: 0 E: 0 K: 1 S: 5	H: 0 LOB: 0 BB: 0 P: 5	R: 3 E: 0 K: 1 S: 7	H: 2 LOB: 1 BB: 2 P: 15	1B: 7 2B: 4 3B: 0 HR: 0	SF: 0 SAC: 0 DP: 1 HBP: 0	WP: 0 PA: 43
PITCHER	IP WLS BF H R ER SO BB IBB HBP BLK WP HR S P ERA WHIP	35 Dillon Gee, R (1.1) ERA: 3.86	52 Carlos Torres, R (3.1) ERA: 3.86	43 Ryan Reid, R (6.1) ERA: 7.36	34 Joel Carreno, R (8.1) ERA: 4.5	47 Jose Valverde, R (9.1) ERA: 4.5	PITCHER	IP WLS BF H R ER SO BB IBB HBP BLK WP HR S P ERA WHIP	71 Gonzalez Germen, R (0.1) ERA: 12.0												

Miami Marlins @ New York Mets
Tradition Field, Port St. Lucie, FL
Wed Mar 05 2014, 1:14 PM - 4:21 PM EST
Att. 2,884 - Partly Cloudy - 77 F

AB	40
R	5
H	11
RBI	4
BB	3
SO	7
LOB	19



Batter	1	2	3	4	5	6	7	8	9	10	AB	R	H	RBI	BB	SO	LOB	BOTTOM					
22 Eric Young Jr., S (1.7) OBP: 0.500, SLG: 0.400 74 Cory Vaughn, R (7.7) OBP: 0.333, SLG: 0.400	1 FC6-4 1B									G5-3	3	0	2	0	0	1	0						
1 Chris Young, R (1.10) OBP: 0.288, SLG: 0.357 15 Travis d'Arnaud, R (8.10) OBP: 0.333, SLG: 0.444	FC6-4 3 FC3-6 1B				13 G5-4-3 1B					E5 65 G5-4-3	3	0	1	0	0	1	2						
3 Curtis Granderson, L (1.9) OBP: 0.400, SLG: 1.111 65 César Puello, R (6.9) OBP: 0.444, SLG: 0.625	FC3-6 1-2 1B				F7					G5-4-3	2	0	0	0	0	0	2						
13 Josh Satin, R (1.5) OBP: 0.400, SLG: 0.375 67 Dustin Lawley, R (7.7) OBP: 0.250, SLG: 0.250	L9				G5-4-3					82 F9 20 1B 2B	3	0	1	0	0	0	2						
82 Matt Clark, L (1.3) OBP: 0.250, SLG: 0.182					F8					F7	4	1	1	0	0	0	1						
20 Anthony Recker, R (1.2) OBP: 0.375, SLG: 0.167 Jeff Glenn, R (8.2) OBP: 1.000, SLG: 1.000					K					G6-3	3	0	1	1	0	1	0						
6 Matthew den Dekker, L (1.8) OBP: 0.364, SLG: 0.333					G5-3					6 WP 1B	1	0	1	0	0	0	0						
0 Omar Quintanilla, L (1.6) 45 Robbie Shields, R (7.7) OBP: 0.375, SLG: 0.167					P5					1-3 1B	2	0	0	1	1	0	0						
64 Danny Muno, S (1.4) OBP: 0.444, SLG: 0.286					F8					SF9	2	0	0	1	1	0	0						
Inning Stats	R: 0 E: 0 K: 4 S: 4	H: 1 LOB: 1 BB: 0 P: 4	R: 0 E: 0 K: 1 S: 5	H: 0 LOB: 0 BB: 0 P: 5	R: 0 E: 0 K: 1 S: 5	H: 0 LOB: 0 BB: 0 P: 5	R: 0 E: 0 K: 0 S: 3	H: 1 LOB: 0 BB: 0 P: 3	R: 0 E: 0 K: 0 S: 3	H: 1 LOB: 0 BB: 0 P: 3	R: 0 E: 0 K: 1 S: 6	H: 1 LOB: 1 BB: 0 P: 6	R: 1 E: 0 K: 1 S: 7	H: 2 LOB: 2 BB: 11 P: 11	R: 0 E: 0 K: 1 S: 7	H: 2 LOB: 2 BB: 0 P: 7	R: 1 E: 1 K: 0 S: 5	H: 2 LOB: 1 BB: 0 P: 5	R: 0 E: 1 K: 0 S: 3	H: 0 LOB: 0 BB: 0 P: 3	1B: 8 2B: 1 3B: 0 HR: 0	SF: 1 SAC: 0 DP: 2 HBP: 0	WP: 1 PA: 39
PITCHER	IP WLS BF H R ER SO BB IBB HBP BLK WP HR S P ERA WHIP	16 José Fernández, R (1.1) ERA: 3.00	45 Kevin Slowey, R (4.1) ERA: 3.00	82 Nick Wittgren, R (7.1) ERA: 5.4	78 Greg Nappo, L (8.1) ERA: 3.00	61 Michael Brady, R (9.1) ERA: 9.0	PITCHER	IP WLS BF H R ER SO BB IBB HBP BLK WP HR S P ERA WHIP	73 James Leverton, L (10.1) ERA: 4.5														

Miami Marlins @ New York Mets
Tradition Field, Port St. Lucie, FL
Wed Mar 05 2014, 1:14 PM - 4:21 PM EST
Att. 2,884 - Partly Cloudy - 77 F


AB	37
R	2
H	9
RBI	2
BB	1
SO	5
LOB	16



Batter	1	2	3	4	5	6	7	8	9	AB	R	H	RBI	BB	SO	LOB	TOP		
25 Jackie Bradley Jr., L (1.8) OBP: 0.333, SLG: 0.308 72 Corey Brown, L (6.8)	F7		G6-3							3	0	1	0	1	0	0			
68 Alex Hassan, R (1.7) OBP: 0.333, SLG: 0.308 48 Mike McCoy, R (7.7)	2B		G5-3	F8			P4			4	0	1	0	0	0	4			
70 Garin Cecchini, L (1.5) OBP: 0.385, SLG: 0.364 84 Carlos Rivera, R (7.5)	K		K		K2-3		K			4	0	0	0	0	4	2			
20 Ryan Lavarnway, R (1.2) OBP: 0.385, SLG: 0.290 80 Blake Swihart, S (6.2)	HBP			1B			1B			1	0	1	0	1	0	0			
77 Travis Shaw, L (1.3) OBP: 0.308, SLG: 0.200	BB		P4				K2-3			2	0	0	0	2	1	3			
23 Brandon Snyder, R (1.10) OBP: 0.364, SLG: 0.300	K									4	0	0	0	0	1	5			
73 Bryce Brentz, R (1.9) OBP: 0.313, SLG: 0.667		K		1B						4	0	1	0	0	1	2			
74 Deven Marrero, R (1.6) OBP: 0.667, SLG: 0.625		G4-3		1B		G3-1				4	0	2	0	0	0	0			
81 Heiker Meneses, R (1.4) OBP: 0.250, SLG: 0.375 11 Mookie Betts, R (6.4)		K		K		F9				3	0	0	0	0	2	2			
Inning Stats	R: 0 E: 0 K: 2 S: 8	H: 1 LOB: 3 BB: 1 P: 13	R: 0 E: 0 K: 2 S: 7	H: 0 LOB: 0 BB: 0 P: 7	R: 0 E: 0 K: 1 S: 7	H: 2 LOB: 2 BB: 0 P: 7	R: 0 E: 0 K: 1 S: 5	H: 2 LOB: 3 BB: 2 P: 12	R: 0 E: 0 K: 0 S: 3	H: 0 LOB: 2 BB: 0 P: 13	R: 0 E: 0 K: 0 S: 3	H: 0 LOB: 1 BB: 0 P: 9	R: 0 E: 0 K: 0 S: 4	H: 1 LOB: 1 BB: 0 P: 5	1B: 6 2B: 1 3B: 0 HR: 0	SF: 0 SAC: 0 DP: 0 HBP: 1	WP: 1 PB: 0 SB: 1 CS: 0	PA: 36	
PITCHER	IP	WLS	BF	H	R	ER	SO	BB	IBB	HBP	BLK	WP	HR	S	P	ERA	WHIP		
24 Nathan Eovaldi, R (1.1) ERA: 2.25	2.0		9	1	0	0	4	1	0	1	0	0	0	15	20	0.00	1.000		
52 Brad Hand, L (3.1) ERA: 2.25	2.0		11	4	0	0	2	1	0	0	0	0	0	4	19	0.00	2.500		
40 Mike Dunn, L (5.1) ERA: 2.25	1.0		5	0	0	0	1	2	0	0	0	0	1	0	13	0.00	2.000		
41 Chris Hatcher, R (6.1) ERA: 2.25	1.0		3	0	0	0	0	0	0	0	0	0	0	3	3	0.00	0.000		
43 Dan Jennings, L (7.1) ERA: 2.25	1.0		4	1	0	0	2	0	0	0	0	0	0	8	9	0.00	1.000		
PITCHER	IP	WLS	BF	H	R	ER	SO	BB	IBB	HBP	BLK	WP	HR	S	P	ERA	WHIP		
36 Sam Dyson, R (8.1) ERA: 6.75	0.2		4	1	0	0	0	0	0	0	0	0	0	4	5	0.00	1.500		

Boston Red Sox @ Miami Marlins
Roger Dean Stadium, Jupiter, FL
Thu Mar 06 2014, 1:09 PM - 3:22 PM EST
Att: 6,427 - Cloudy - 79 F


AB 31
R 0
H 7
RBI 0
BB 4
SO 9
LOB 19



Batter	1	2	3	4	5	6	7	8	9	AB	R	H	RBI	BB	SO	LOB	BOTTOM		
15 Rafael Furcal, S (1.4) OBP: 0.100, SLG: 0.100 87 Avery Romero, R (6.4)	G1-3		G3			G6-3				2	0	0	0	0	0	0			
21 Christian Yelich, L (1.7) OBP: 0.543, SLG: 0.667 50 Matt Angle, L (6.7)	G4-3			K		BB				2	0	0	0	0	1	0			
27 Giancarlo Stanton, R (1.9) OBP: 0.333, SLG: 0.417 51 Joe Benson, R (6.9)	1B			G5-3		CS		L6		2	0	1	0	0	0	0			
39 Jarrod Saltalamacchia, R (1.2) OBP: 0.333, SLG: 0.500 19 Rob Brantley, L (6.2)	F8			G4-3				G4-3		2	0	0	0	0	0	1			
13 Marcell Ozuna, R (1.8) OBP: 0.267, SLG: 0.357 47 Brian Bogusevic, L (6.8)		K				2B				2	0	1	0	0	1	0			
9 Casey McGehee, R (1.5) OBP: 0.333, SLG: 0.273 32 Derek Dietrich, L (6.5)		G5-3				BB				1	0	0	0	1	0	0			
29 Greg Dobbs, L (1.10) OBP: 0.250, SLG: 0.286		G6-3				G4-6-3				2	0	0	0	0	0	2			
59 Ed Lucas, R (1.3) OBP: 0.273, SLG: 0.500 8 Ty Wigginton, R (6.3)				G4-3		G6-3				2	0	0	0	0	0	1			
3 Adeiny Hechavarria, R (1.6) OBP: 0.182, SLG: 0.273 54 Juan Diaz, L (7.6)				G6-3				G5-3		2	0	0	0	0	0	0			
Inning Stats	R: 0 E: 0 K: 0 S: 4	H: 1 LOB: 1 BB: 0 P: 4	R: 0 E: 0 K: 1 S: 5	H: 0 LOB: 0 BB: 0 P: 5	R: 0 E: 0 K: 0 S: 3	H: 0 LOB: 0 BB: 0 P: 3	R: 0 E: 0 K: 1 S: 5	H: 0 LOB: 0 BB: 0 P: 5	R: 0 E: 0 K: 0 S: 2	H: 1 LOB: 1 BB: 1 P: 7	R: 0 E: 0 K: 0 S: 5	H: 0 LOB: 0 BB: 1 P: 5	R: 0 E: 0 K: 1 S: 5	H: 0 LOB: 0 BB: 0 P: 5	1B: 1 2B: 1 3B: 0 HR: 0	SF: 0 SAC: 0 DP: 1 HBP: 0	WP: 0 PB: 0 SB: 0 CS: 1	PA: 24	
PITCHER	IP	WLS	BF	H	R	ER	SO	BB	IBB	HBP	BLK	WP	HR	S	P	ERA	WHIP		
64 Allen Webster, R (1.1) ERA: 5.79	3.0		10	1	0	0	1	0	0	0	0	0	0	12	12	0.00	0.333		
66 Drake Britton, L (4.1) ERA: 5.79	2.0		7	1	0	0	1	1	0	0	0	0	0	8	12	0.00	1.000		
63 Alex Wilson, R (6.1) ERA: 5.79	1.0		3	0	0	0	0	1	0	0	0	0	0	2	7	0.00	1.000		
75 Miguel Celestino, R (7.1) ERA: 5.79	1.0		3	0	0	0	1	0	0	0	0	0	0	5	5	0.00	0.000		

Boston Red Sox @ Miami Marlins
Roger Dean Stadium, Jupiter, FL
Thu Mar 06 2014, 1:09 PM - 3:22 PM EST
Att: 6,427 - Cloudy - 79 F

AB 21
R 0
H 2
RBI 0
BB 2
SO 3
LOB 4



Batter	1	2	3	4	5	6	7	8	9	AB	R	H	RBI	BB	SO	LOB	TOP								
17 Donovan Solano, R OBP: 0.438, SLG: 0.571 86 Austin Nola, R OBP: 0.400, SLG: 0.333	F9	F9	BB		K		F9		SH1-4	3	0	1	1	1	1	1									
5 Reed Johnson, R OBP: 0.385, SLG: 0.417 51 Joe Benson, R OBP: 0.077, SLG: 0.077	1B	G5-3	BB		K		G6-3		1B	3	0	1	0	0	1	4									
13 Marcell Ozuna, R OBP: 0.368, SLG: 0.333 68 Brent Keys, L OBP: 0.400, SLG: 0.800	K		BB		K		G4-3		P5	1	1	0	0	3	1	1									
10 Jeff Baker, R OBP: 0.444, SLG: 0.400 84 Mark Canha, R OBP: 0.222, SLG: 0.250	F7		BB		K		F9		E5	2	1	0	0	1	1	2									
9 Casey McGehee, R OBP: 0.375, SLG: 0.500 32 Derek Dietrich, L OBP: 0.333, SLG: 0.467		HR	BB		K		K		1B	3	1	1	1	1	2	1									
8 Ty Wiginton, R OBP: 0.333, SLG: 0.250 85 Colin Moran, L	K	F6	BB		K		G6-3		K	3	0	0	0	1	1	3									
47 Brian Bogusevic, L 50 Matt Angle, L	P2	FC4-6	BB		G3		P5		FC5	4	1	0	1	0	0	4									
59 Ed Lucas, R 54 Juan Diaz, L	1B	1B	BB		1B		G4-3		G4-3	2	2	2	0	1	0	0									
19 Rob Brantly, L 83 Austin Barnes, R	1B	2B	BB		F8		BB		BB	0	0	0	0	2	0	0									
Inning Stats	R: 0 E: 0 K: 1 S: 6	H: 1 LOB: 1 BB: 0 P: 6	R: 2 E: 0 K: 1 S: 9	H: 4 LOB: 2 BB: 0 P: 11	R: 4 E: 0 K: 1 S: 6	H: 1 LOB: 2 BB: 5 P: 26	R: 0 E: 0 K: 2 S: 7	H: 0 LOB: 2 BB: 2 P: 15	R: 0 E: 0 K: 1 S: 6	H: 1 LOB: 3 BB: 1 P: 11	R: 0 E: 0 K: 1 S: 5	H: 0 LOB: 0 BB: 0 P: 5	R: 0 E: 0 K: 0 S: 4	H: 1 LOB: 2 BB: 1 P: 8	R: 0 E: 1 K: 1 S: 7	H: 1 LOB: 2 BB: 0 P: 7	R: 0 E: 0 K: 0 S: 3	H: 1 LOB: 1 BB: 1 P: 7	1B: 8 2B: 1 3B: 0 HR: 1	SF: 0 SAC: 1 DP: 0 HBP: 1	WP: 0 PB: 0 SB: 1 CS: 0	PA: 48			
PITCHER	IP	WLS	BF	H	R	ER	SO	BB	IBB	HBP	BLK	WP	HR	S	P	ERA	WHIP								
50 Freddy Garcia, R ERA: 7.04	2.2		18	6	6	6	2	4	0	0	0	0	1	18	36	20.25	3.750								
73 Gus Schlosser, R ERA: 4.5	2.1		13	1	0	0	4	4	0	1	0	0	0	16	33	0.00	2.143								
52 Jordan Walden, R ERA: 4.5	1.0		3	0	0	0	1	0	0	0	0	0	0	5	5	0.00	0.000								
70 Daniel Rodriguez, L ERA: 2.84	1.0		5	1	0	0	0	1	0	0	0	0	0	4	8	0.00	2.000								
81 Shae Simmons, R ERA: 5.78	1.0		5	1	0	0	1	0	0	0	0	0	0	7	7	0.00	1.000								
PITCHER	IP	WLS	BF	H	R	ER	SO	BB	IBB	HBP	BLK	WP	HR	S	P	ERA	WHIP								
62 Wirfin Obispo, R ERA: 23.14	1.0		4	1	0	0	0	1	0	0	0	0	0	3	7	0.00	2.000								

Miami Marlins @ Atlanta Braves
Champion Stadium, Lake Buena Vista, FL
Sat Mar 08 2014, 1:12 PM - 4:41 PM EST
Att: 5,708 - Sunny - 67 F


AB 36
R 6
H 10
RBI 6
BB 10
SO 8
LOB 33



Batter	1	2	3	4	5	6	7	8	9	AB	R	H	RBI	BB	SO	LOB	BOTTOM								
22 Jason Heyward, L OBP: 0.375, SLG: 0.609 96 Mycal Jones, R OBP: 0.500, SLG: 0.500	1B	1B		1B		K		1B		3	2	3	0	0	0	0									
13 Jose Constanza, L	G6-3	1B		G6-3		G6-3		1B		5	1	3	0	0	0	3									
8 Justin Upton, R 25 Joey Terdoslavich, S	2B	F7		1B		K		1B		3	1	2	3	0	0	2									
4 Ryan Doumit, S 58 Christian Bethancourt, R	1B	1B		1B		K		1B		3	0	2	1	0	1	1									
11 Gerald Laird, R Josh Elander, R	F9	1B		G6-3		G4-3		1B		3	0	0	0	1	0	3									
59 Ernesto Mejia, R 84 Tommy La Stella, L	1B	1B		1B		G6-3		1B		5	0	1	0	0	1	4									
14 Ramiro Pena, S 7 Tyler Greene, R	FC4-6	G6-3		L4		G3-1		1B		5	0	2	1	0	0	4									
69 Phil Gosselin, R	F9	G6-3		G4-3		F8		G4-3		4	0	0	0	0	3										
Inning Stats	R: 2 E: 1 K: 0 S: 7	H: 4 LOB: 2 BB: 0 P: 7	R: 0 E: 0 K: 0 S: 5	H: 2 LOB: 0 BB: 0 P: 5	R: 0 E: 0 K: 0 S: 4	H: 1 LOB: 1 BB: 1 P: 8	R: 2 E: 0 K: 1 S: 8	H: 3 LOB: 1 BB: 0 P: 8	R: 0 E: 0 K: 0 S: 3	H: 0 LOB: 0 BB: 0 P: 3	R: 0 E: 0 K: 3 S: 10	H: 1 LOB: 1 BB: 0 P: 10	R: 1 E: 0 K: 0 S: 5	H: 2 LOB: 1 BB: 0 P: 5	R: 1 E: 1 K: 0 S: 5	H: 3 LOB: 1 BB: 0 P: 5	R: 0 E: 0 K: 1 S: 6	H: 2 LOB: 1 BB: 0 P: 6	1B: 16 2B: 3 3B: 0 HR: 0	SF: 0 SAC: 0 DP: 1 HBP: 0	WP: 0 PB: 0 SB: 0 CS: 0	PA: 44			
PITCHER	IP	WLS	BF	H	R	ER	SO	BB	IBB	HBP	BLK	WP	HR	S	P	ERA	WHIP								
33 Jacob Turner, R ERA: 6.23	2.1		15	7	2	2	0	1	0	0	0	0	0	14	18	7.71	3.429								
70 Andrew Heaney, L ERA: 3.86	2.2		11	3	2	2	1	0	0	0	0	0	0	13	13	6.75	1.125								
63 Henry Alberto Rodriguez, R ERA: 3.0	1.0		4	1	0	0	3	0	0	0	1	0	0	10	10	0.00	1.000								
81 Rett Varner, R ERA: 3.0	1.0		4	1	0	0	3	0	0	0	1	0	0	10	10	0.00	1.000								
67 Edgar Olmos, L ERA: 33.75	1.0		5	3	1	1	0	0	0	0	0	0	0	5	5	9.00	3.000								
PITCHER	IP	WLS	BF	H	R	ER	SO	BB	IBB	HBP	BLK	WP	HR	S	P	ERA	WHIP								
82 Nick Wittgren, R ERA: 3.38	1.0		4	2	0	0	1	0	0	0	0	0	0	6	6	0.00	2.000								

Miami Marlins @ Atlanta Braves
Champion Stadium, Lake Buena Vista, FL
Sat Mar 08 2014, 1:12 PM - 4:41 PM EST
Att: 5,708 - Sunny - 67 F

AB 43
R 6
H 18
RBI 6
BB 1
SO 5
LOB 24



Batter	1	2	3	4	5	6	7	8	9	AB	R	H	RBI	BB	SO	LOB	TOP									
17 Jordan Schafer, L (1,9) OBP: 0.257, SLG: 0.364 (6,8)										3	1	0	0	1	0	2	Atlanta Braves @ Miami Marlins Roger Dean Stadium, Jupiter, FL Wed Mar 12, 2014, 1:09 PM - 3:35 PM EDT Att: 3,239 - Partly Cloudy - 83 F									
2 B.J. Upton, R (1,8) OBP: 0.355, SLG: 0.357 20 Todd Cunningham, S (6,9) OBP: 0.250, SLG: 0.556										2	0	1	0	1	1	1										
8 Justin Upton, R (1,10) OBP: 0.308, SLG: 0.227 13 Jose Constanza, L (6,PH) OBP: 0.400, SLG: 0.429 (8,10)										3	0	0	0	0	1	2										
24 Evan Gattis, R (1,2) OBP: 0.226, SLG: 0.419 83 Steven Lerud, L (6,2) OBP: 0.700, SLG: 0.700										3	1	1	0	1	1	1										
23 Chris Johnson, R (1,5) OBP: 0.273, SLG: 0.344 7 Tyler Greene, R (6,5) OBP: 0.240, SLG: 0.174										3	0	0	0	0	1	1										
59 Ernesto Mejia, R (1,3) OBP: 0.367, SLG: 0.444										4	0	2	0	0	0	0										
19 Andrelton Simmons, R (1,6) OBP: 0.334, SLG: 0.394 84 Tommy La Stella, L (7,PH) OBP: 0.378, SLG: 0.394 (7,4)										2	0	0	0	0	0	2										
25 Joey Terdoslavich, S (1,7) OBP: 0.276, SLG: 0.130										4	0	0	0	0	1	0										
14 Ramiro Pena, S (1,4) OBP: 0.360, SLG: 0.520 (7,6)										3	0	1	0	0	0	0										
Inning Stats	R: 0 E: 0 K: 0 S: 3	H: 1 LOB: 0 BB: 0 P: 3	R: 0 E: 0 K: 0 S: 4	H: 1 LOB: 1 BB: 0 P: 4	R: 0 E: 0 K: 1 S: 6	H: 1 LOB: 1 BB: 0 P: 6	R: 1 E: 0 K: 0 S: 5	H: 2 LOB: 1 BB: 0 P: 5	R: 0 E: 1 K: 0 S: 3	H: 0 LOB: 0 BB: 0 P: 3	R: 0 E: 0 K: 3 S: 9	H: 0 LOB: 0 BB: 1 P: 13	R: 0 E: 0 K: 1 S: 5	H: 0 LOB: 0 BB: 0 P: 5	R: 2 E: 1 K: 1 S: 8	H: 1 LOB: 1 BB: 1 P: 12		R: 0 E: 0 K: 1 S: 5	H: 0 LOB: 0 BB: 0 P: 5	1B: 3 2B: 2 3B: 0 HR: 1	SF: 0 SAC: 1 DP: 1 HBP: 0	WP: 0 PB: 0 SB: 2 CS: 0	PA: 35			
PITCHER	IP	WLS	BF	H	R	ER	SO	BB	IBB	HBP	BLK	WP	HR	S	P	ERA	WHIP									
37 Henderson Alvarez III, R (1,1) ERA: 1.35	3.2	L	15	5	1	1	1	0	0	0	0	0	0	1	17	17	2.46	1.364								
49 Carlos Marmol, R (4,1) ERA: 3.6	1.1		4	0	0	0	0	0	0	0	0	0	0	4	4	0.00	0.000									
22 Carter Capps, R (6,1) ERA: 2.5	2.0		7	0	0	0	4	1	0	0	0	0	0	14	18	0.00	0.500									
31 Steve Cishek, R (8,1) ERA: 2.25	1.0		6	1	2	0	1	1	0	0	0	0	0	8	12	0.00	2.000									
44 A.J. Ramos, R (9,1) ERA: 4.5	1.0		3	0	0	0	1	0	0	0	0	0	0	5	5	0.00	0.000									

Batter	1	2	3	4	5	6	7	8	9	AB	R	H	RBI	BB	SO	LOB	BOTTOM								
3 Adeiny Hechavarria, R (1,6) OBP: 0.187, SLG: 0.273 54 Juan Diaz, L (9,6) OBP: 0.500, SLG: 0.375										4	0	1	0	0	0	0	Atlanta Braves @ Miami Marlins Roger Dean Stadium, Jupiter, FL Wed Mar 12, 2014, 1:09 PM - 3:35 PM EDT Att: 3,239 - Partly Cloudy - 83 F								
32 Derek Dietrich, L (1,4) OBP: 0.423, SLG: 0.609 86 Austin Nola, R (9,4) OBP: 0.455, SLG: 0.400										3	0	0	0	0	1	1									
27 Giancarlo Stanton, R (1,9) OBP: 0.423, SLG: 0.705 50 Matt Angle, L (6,PR) OBP: 0.389, SLG: 0.438 (7,9)										2	0	1	0	1	1	0									
46 Garrett Jones, L (1,3) OBP: 0.160, SLG: 0.250										4	0	0	0	0	2	3									
39 Jarrod Saltalamacchia, S (1,2) OBP: 0.238, SLG: 0.316 19 Rob Brantly, L (7,2) OBP: 0.533, SLG: 0.857										3	0	0	0	0	1	2									
9 Casey McGehee, R (1,5) OBP: 0.380, SLG: 0.435 8 Ty Wigginton, R (8,5) OBP: 0.316, SLG: 0.250										3	0	1	0	0	0	0									
13 Marcell Ozuna, R (1,10) OBP: 0.276, SLG: 0.292										3	0	1	0	0	0	1									
5 Reed Johnson, R (1,7) OBP: 0.524, SLG: 0.579 23 Jake Marisnick, R (8,7) OBP: 0.389, SLG: 0.500										2	0	0	0	0	0	2									
47 Brian Bogusevic, L (1,8) OBP: 0.095, SLG: 0.095										3	0	0	0	0	0	1									
Inning Stats	R: 0 E: 0 K: 0 S: 4	H: 2 LOB: 1 BB: 0 P: 4	R: 0 E: 0 K: 0 S: 4	H: 1 LOB: 1 BB: 0 P: 4	R: 0 E: 0 K: 2 S: 7	H: 0 LOB: 0 BB: 0 P: 7	R: 0 E: 0 K: 2 S: 7	H: 0 LOB: 0 BB: 1 P: 12	R: 0 E: 0 K: 0 S: 3	H: 1 LOB: 0 BB: 0 P: 3	R: 0 E: 0 K: 1 S: 7	H: 0 LOB: 0 BB: 0 P: 7	R: 1 E: 0 K: 0 S: 5	H: 1 LOB: 0 BB: 0 P: 6	1B: 3 2B: 1 3B: 0 HR: 1	SF: 0 SAC: 0 DP: 0 HBP: 2		WP: 0 PB: 0 SB: 0 CS: 1	PA: 33						
PITCHER	IP	WLS	BF	H	R	ER	SO	BB	IBB	HBP	BLK	WP	HR	S	P	ERA	WHIP								
60 Yuniesky Maya, R (1,1)	3.0		11	3	0	0	0	0	0	0	0	0	0	11	11	0.00	1.000								
66 Ryan Bucher, L (4,1) ERA: 6.0	1.0	H	3	0	0	0	2	0	0	0	0	0	0	7	7	0.00	0.000								
48 David Carpenter, R (5,1) ERA: 1.5	1.0	H	4	0	0	0	0	0	0	1	0	0	0	3	4	0.00	0.000								
70 Daniel Rodriguez, L (6,1) ERA: 1.5	3.0	H	11	1	0	0	3	1	0	1	0	0	0	17	22	0.00	0.667								
79 Cody Martin, R (9,1) ERA: 13.5	1.0	S	4	1	1	1	0	0	0	0	0	0	1	5	6	9.00	1.000								



Batter	1	2	3	4	5	6	7	8	9	AB	R	H	RBI	BB	SO	LOB	TOP				
23 Jake Marisnick, R OBP: 0.391, SLG: 0.524										5	1	2	2	0	0	1					
21 Christian Yelich, L OBP: 0.355, SLG: 0.259										3	1	2	0	1	0	1					
50 Matt Angle, L OBP: 0.389, SLG: 0.438										0	0	0	0	0	0	0					
27 Giancarlo Stanton, R OBP: 0.367, SLG: 0.630										3	0	0	1	0	0	3					
51 Joe Benson, R OBP: 0.077, SLG: 0.077										0	0	0	0	0	0	0					
46 Garrett Jones, L OBP: 0.172, SLG: 0.286										4	0	1	1	0	1	2					
84 Mark Canha, R OBP: 0.200, SLG: 0.222										0	0	0	0	0	0	0					
39 Jarrod Saltalamacchia, R OBP: 0.250, SLG: 0.286										2	0	0	0	1	0	0					
53 Kyle Skipworth, L OBP: 0.077, SLG: 0.077										1	0	0	0	0	1	0					
9 Casey McGehee, R OBP: 0.357, SLG: 0.423										3	0	1	0	0	0	2					
8 Ty Wigginton, R OBP: 0.300, SLG: 0.235										1	0	0	0	0	0	0					
13 Marcell Ozuna, R OBP: 0.273, SLG: 0.321										4	0	1	0	0	1	0					
59 Ed Lucas, R OBP: 0.375, SLG: 0.545										2	1	1	0	0	1	2					
32 Derek Dietrich, L OBP: 0.494, SLG: 0.625										1	0	1	0	1	0	0					
3 Adeiny Hechavarria, R OBP: 0.179, SLG: 0.308										4	1	1	0	0	0	4					
Inning Stats	R: 0 E: 0 K: 0 S: 5	H: 1 LOB: 1 BB: 0 P: 6	R: 0 E: 0 K: 1 S: 7	H: 2 LOB: 2 BB: 0 P: 7	R: 1 E: 0 K: 0 S: 5	H: 2 LOB: 2 BB: 1 P: 9	R: 3 E: 0 K: 0 S: 6	H: 3 LOB: 1 BB: 1 P: 10	R: 0 E: 0 K: 1 S: 5	H: 0 LOB: 0 BB: 0 P: 5	R: 0 E: 0 K: 0 S: 2	H: 0 LOB: 0 BB: 1 P: 6	R: 0 E: 0 K: 1 S: 5	H: 1 LOB: 0 BB: 0 P: 5	R: 0 E: 0 K: 1 S: 5	H: 0 LOB: 0 BB: 0 P: 5	R: 0 E: 0 K: 0 S: 3	H: 1 LOB: 0 BB: 0 P: 3	1B: 6 2B: 5 3B: 0 HR: 0	SF: 1 SAC: 0 DP: 2 HBP: 0	WP: 0 PA: 37 PB: 1 SB: 1 CS: 0
PITCHER	IP WLS BF H R ER SO BB IBB HBP BLK WP HR S P ERA WHIP																				
33 Drew Smyly, L ERA: 4.78	(1, 1)	3.1 L 20 8 4 3 1 2 0 0 0 0 0 0 21 30 8.10 3.000																			
52 Jose Alvarez, L ERA: 1.17	(4, 1)	1.2 5 0 0 0 1 0 0 0 0 0 0 7 7 0.00 0.000																			
36 Joe Nathan, R ERA:	(6, 1)	1.0 3 0 0 0 0 1 0 0 0 0 0 2 6 0.00 1.000																			
44 Joba Chamberlain, R ERA: 3.0	(7, 1)	1.0 3 1 0 0 1 0 0 0 0 0 0 5 5 0.00 1.000																			
60 Justin Miller, R ERA: 5.4	(8, 1)	1.0 3 0 0 0 1 0 0 0 0 0 0 5 5 0.00 0.000																			

Miami Marlins @ Detroit Tigers
Joker Marchant Stadium, Lakeland, FL
Thu Mar 13 2014, 1:06 PM - 3:46 PM EDT
Att: 7,423 - Sunny - 60 F

AB 33
R 4
H 10
RBI 4
BB 3
SO 4
LOB 15



Batter	1	2	3	4	5	6	7	8	9	AB	R	H	RBI	BB	SO	LOB	BOTTOM				
20 Rajai Davis, R OBP: 0.429, SLG: 0.440										2	0	1	0	1	0	0					
72 Tyler Collins, L OBP: 0.250, SLG: 0.409										2	0	0	0	0	0	0					
4 Steve Lombardozzi, S OBP: 0.291, SLG: 0.227										3	0	0	0	0	0	2					
74 Devon Travis, R OBP: 0.316, SLG: 0.278										2	0	0	0	0	0	0					
24 Miguel Cabrera, R OBP: 0.549, SLG: 0.735										2	0	0	0	1	0	1					
28 Jordan Lennox, L OBP: 0.333, SLG: 0.238										1	0	0	0	0	1	0					
48 Torii Hunter, R OBP: 0.280, SLG: 0.304										3	1	0	0	0	0	2					
55 Francisco Martinez, R OBP: 0.333, SLG: 0.294										1	0	1	0	0	0	0					
14 Austin Jackson, R OBP: 0.556, SLG: 0.840										3	1	3	0	0	0	0					
34 Daniel Fields, L OBP: 0.353, SLG: 0.214										1	0	1	0	0	0	0					
30 Steven Moya, L OBP: 0.381, SLG: 0.550										3	0	0	0	0	0	4					
61 Ezequiel Carrera, L OBP: 0.273, SLG: 0.250										1	0	0	0	0	0	2					
29 Danny Worth, R OBP: 0.310, SLG: 0.333										2	0	0	0	0	0	3					
50 Bryan Holaday, R OBP: 0.185, SLG: 0.167										2	0	1	2	0	0	1					
68 Luis Exposito, R OBP: 0.333, SLG: 0.167										1	0	0	0	0	1	3					
27 Eugenio Suárez, R OBP: 0.273, SLG: 0.300										4	0	0	0	0	2	3					
Inning Stats	R: 0 E: 0 K: 0 S: 4	H: 1 LOB: 1 BB: 0 P: 5	R: 1 E: 0 K: 0 S: 4	H: 1 LOB: 1 BB: 0 P: 5	R: 0 E: 0 K: 0 S: 2	H: 0 LOB: 0 BB: 1 P: 6	R: 1 E: 1 K: 0 S: 6	H: 2 LOB: 2 BB: 0 P: 8	R: 0 E: 0 K: 0 S: 3	H: 0 LOB: 1 BB: 1 P: 8	R: 0 E: 0 K: 0 S: 4	H: 1 LOB: 1 BB: 0 P: 4	R: 0 E: 0 K: 1 S: 5	H: 0 LOB: 0 BB: 0 P: 5	R: 0 E: 1 K: 2 S: 9	H: 2 LOB: 3 BB: 0 P: 10	R: 0 E: 0 K: 1 S: 5	H: 0 LOB: 0 BB: 0 P: 5	1B: 6 2B: 0 3B: 1 HR: 0	SF: 1 SAC: 0 DP: 1 HBP: 2	WP: 2 PA: 38 PB: 0 SB: 1 CS: 0
PITCHER	IP WLS BF H R ER SO BB IBB HBP BLK WP HR S P ERA WHIP																				
33 Jacob Turner, R ERA: 4.32	(1, 1)	4.0 W 18 4 2 1 0 1 0 0 0 0 1 0 12 17 0.00 0.667																			
70 Andrew Heaney, L ERA: 2.35	(5, 1)	3.0 H 11 1 0 0 1 1 0 0 0 0 1 0 12 17 0.00 0.667																			
71 Adam Conley, L ERA:	(8, 1)	1.0 H 6 2 0 0 2 0 0 0 1 0 0 0 9 10 0.00 2.000																			
36 Sam Dyson, R ERA: 3.86	(9, 1)	1.0 S 3 0 0 0 1 0 0 0 0 0 0 0 5 5 0.00 0.000																			

Miami Marlins @ Detroit Tigers
Joker Marchant Stadium, Lakeland, FL
Thu Mar 13 2014, 1:06 PM - 3:46 PM EDT
Att: 7,423 - Sunny - 60 F

AB 33
R 2
H 7
RBI 2
BB 2
SO 4
LOB 21



Batter	1	2	3	4	5	6	7	8	9	AB	R	H	RBI	BB	SO	LOB	TOP								
11 Rubén Tejada, R OBP: 0.158, SLG: 0.167 Gavin Cecchini, R (6, 6)	F9		1-2 1B			K		K		3	0	1	0	0	1	0									
6 Matthew den Dekker, L OBP: 0.461, SLG: 0.942 65 Alonzo Harris, R (1, 9) (6, 8) (7, 8)	P6		K			13 CS 1B			G5-3	3	0	1	0	0	1	2									
1 Chris Young, R OBP: 0.387, SLG: 0.357 Dustin Lawley, R OBP: 0.286, SLG: 0.167 (1, 8) (6, 7)	1B		K			F8		K	K	3	0	1	0	0	1	3									
13 Josh Satin, R OBP: 0.387, SLG: 0.500 5 Matt Reynolds, R OBP: 0.500, SLG: 0.500 (1, 5) (7, 5)	P2					20 G6-4-3 1B		K		3	0	1	0	0	1	1									
82 Matt Clark, L OBP: 0.250, SLG: 0.227 (1, 3)		G4-3				F7		L9	K	4	0	0	0	0	1	2									
20 Anthony Recker, R OBP: 0.381, SLG: 0.444 (1, 2)		G5-3				G6-4-3		K		3	0	0	0	0	1	1									
23 Taylor Teagarden, R OBP: 0.289, SLG: 0.222 (1, 10)								K		3	0	0	0	0	3	0									
49 Brian Burgamy, S OBP: 0.333, SLG: 0.333 (1, 7) (6, 9)			G4-3					K		3	0	1	0	0	1	0									
Danny Muno, S OBP: 0.385, SLG: 0.200 28 Phillip Evans, R (1, 4) (8, 4)						11 BB 1B		F7		2	0	0	0	1	0	1									
Inning Stats	R: 0 E: 0 K: 0 S: 4	H: 1 LOB: 1 BB: 0 P: 4	R: 0 E: 0 K: 1 S: 5	H: 0 LOB: 0 BB: 0 P: 5	R: 0 E: 0 K: 2 S: 8	H: 1 LOB: 2 BB: 1 P: 12	R: 0 E: 0 K: 0 S: 3	H: 1 LOB: 0 BB: 0 P: 3	R: 0 E: 0 K: 1 S: 7	H: 0 LOB: 0 BB: 0 P: 7	R: 0 E: 0 K: 2 S: 6	H: 0 LOB: 0 BB: 0 P: 6	R: 0 E: 0 K: 1 S: 7	H: 0 LOB: 0 BB: 0 P: 7	R: 0 E: 0 K: 2 S: 9	H: 1 LOB: 1 BB: 0 P: 9	R: 0 E: 0 K: 2 S: 8	H: 1 LOB: 1 BB: 0 P: 8	1B: 6 2B: 0 3B: 0 HR: 0	SF: 0 SAC: 0 DP: 1 HBP: 0	WP: 0 PB: 0 SB: 1 CS: 1	PA: 33			
PITCHER	IP	WLS	BF	H	R	ER	SO	BB	IBB	HBP	BLK	WP	HR	S	P	ERA	WHIP								
34 Tom Koehler, R ERA: 0.75 (1, 1)	5.0	W	18	3	0	0	5	1	0	0	0	0	0	27	31	0.00	0.800								
63 Henry Alberto Rodriguez, R ERA: 2.25 (8, 1)	2.0	H	6	1	0	0	3	0	0	0	0	0	0	13	13	0.00	0.500								
30 Chaz Roe, R ERA: 7.11 (8, 1)	1.0	H	4	1	0	0	2	0	0	0	0	0	0	9	9	0.00	1.000								
41 Chris Hatcher, R ERA: (9, 1)	1.0	S	4	1	0	0	2	0	0	0	0	0	0	8	8	0.00	1.000								

New York Mets @ Miami Marlins
Roger Dean Stadium, Jupiter, FL
Fri Mar 14 2014, 7:08 PM - 9:23 PM EDT
Att: 5,699 - Partly Cloudy - 72 F

AB	31
R	0
H	6
RBI	0
BB	1
SO	12
LOB	11



Batter	1	2	3	4	5	6	7	8	9	AB	R	H	RBI	BB	SO	LOB	BOTTOM								
17 Donovan Solano, R OBP: 0.400, SLG: 0.455 (1, 6)	10 L4-3 BB		L3			G4-3		G6-3		3	0	0	0	1	0	0									
19 Rob Brantly, L OBP: 0.500, SLG: 0.750 (1, 2)	F7									2	0	0	0	0	1	1									
10 Jeff Baker, R OBP: 0.381, SLG: 0.333 8 Ty Wigington, R OBP: 0.286, SLG: 0.222 (1, 3) (6, 3)	L4-3					F7		F8		2	0	0	0	0	0	1									
39 Jarrod Saltalamacchia, B OBP: 0.296, SLG: 0.458 (10, 10)		3-2 HR								3	1	2	1	0	1	0									
9 Casey McGehee, R OBP: 0.323, SLG: 0.379 Alfredo Lopez, R (8, 5)		G6-3						P4		3	0	0	0	0	1	1									
13 Marcell Ozuna, R OBP: 0.276, SLG: 0.300 (1, 7)		G5-3								2	0	0	0	0	0	0									
5 Reed Johnson, R OBP: 0.458, SLG: 0.500 (1, 9)		F9								3	0	0	0	0	0	1									
47 Brian Bogusevic, L OBP: 0.125, SLG: 0.125 (1, 8)										3	0	1	0	0	1	0									
Taylor Harbin, R (1, 4)										3	0	0	0	0	1	1									
Inning Stats	R: 0 E: 0 K: 0 S: 2	H: 0 LOB: 0 BB: 1 P: 6	R: 1 E: 0 K: 0 S: 6	H: 1 LOB: 0 BB: 0 P: 9	R: 0 E: 0 K: 0 S: 3	H: 1 LOB: 0 BB: 0 P: 3	R: 0 E: 0 K: 2 S: 8	H: 1 LOB: 1 BB: 0 P: 8	R: 0 E: 0 K: 1 S: 5	H: 0 LOB: 0 BB: 0 P: 5	R: 0 E: 0 K: 1 S: 5	H: 0 LOB: 1 BB: 0 P: 6	R: 0 E: 0 K: 1 S: 5	H: 0 LOB: 1 BB: 0 P: 7	R: 0 E: 0 K: 0 S: 3	H: 0 LOB: 0 BB: 0 P: 3	1B: 2 2B: 1 3B: 0 HR: 1	SF: 0 SAC: 0 DP: 2 HBP: 2	WP: 0 PB: 0 SB: 1 CS: 0	PA: 28					
PITCHER	IP	WLS	BF	H	R	ER	SO	BB	IBB	HBP	BLK	WP	HR	S	P	ERA	WHIP								
45 Zack Wheeler, R ERA: 0.84 (5, 1)	1.0	L	4	0	0	0	2	0	0	1	0	0	0	7	8	0.00	0.000								
47 Jose Valverde, R ERA: 5.06 (6, 1)	1.1		5	0	0	0	1	0	0	1	0	0	0	6	8	0.00	0.000								
27 Jeury Familia, R ERA: (8, 1)	1.0		3	0	0	0	0	0	0	0	0	0	0	3	3	0.00	0.000								

New York Mets @ Miami Marlins
Roger Dean Stadium, Jupiter, FL
Fri Mar 14 2014, 7:08 PM - 9:23 PM EDT
Att: 5,699 - Partly Cloudy - 72 F

AB	25
R	1
H	3
RBI	1
BB	1
SO	5
LOB	6



Batter	1	2	3	4	5	6	7	8	9	AB	R	H	RBI	BB	SO	LOB	TOP										
6 Anthony Rendon, R OBP: 0.400, SLG: 0.520 18 Mike Fontenot, L OBP: 0.143, SLG: 0.158	4-0 BB		0-0 F7		0-3 K		4-0 34 1B BB	0-0 G6-3		2	0	0	0	2	1	1											
8 Danny Espinosa, S OBP: 0.303, SLG: 0.250 4 Zach Walters, S OBP: 0.556, SLG: 0.783	0-3 K		0-0 2B		0-0 E4 34 BB 40 1B		0-0 F7		0-3 K	4	1	1	0	0	1	2											
11 Ryan Zimmerman, R OBP: 0.318, SLG: 0.524 16 Brock Peterson, R OBP: 0.417, SLG: 0.524	0-0 F9		0-0 SF7		0-0 F9		0-3 K		0-0 F8	3	0	0	1	0	1	3											
34 Bryce Harper, L OBP: 0.385, SLG: 0.381 67 Brian Goodwin, L OBP: 0.209, SLG: 0.318	0-3 K		4-0 BB		4-0 40 1B 1-2 BB		0-0 1B		0-3 K	2	0	1	0	2	1	1											
40 Wilson Ramos, R OBP: 0.385, SLG: 0.577 19 Chris Snyder, R OBP: 0.444, SLG: 0.643		0-0 P4	0-0 F9		0-0 1-2 2-H 1B		0-3 K			4	0	1	1	0	1	4											
25 Adam LaRoche, L OBP: 0.333, SLG: 0.538 12 Tyler Moore, R OBP: 0.297, SLG: 0.389	0-0 F8			0-3 K	0-0 F8			0-0 26 1B 25 WP 1B		3	0	0	0	0	1	2											
21 Steven Souza Jr., R 25 Brandon Miller, R	4-0 BB			0-0 1B	0-0 F8		0-0 F8	1-0 F8		2	0	1	0	1	0	0											
15 Nate McLouth, L 26 Jeff Kobarnus, R	0-0 F8			0-0 L4	0-0 G4-3			0-0 8 S 1B		3	0	0	0	0	0	2											
10 Will Rhymes, L 8 Jose Lozada, S			4-0 8 2B 11 SF7 BB	0-0 F7	0-3 K		0-3 K	1-3 K2-3		2	1	0	0	1	1	1											
Inning Stats	R: 0 E: 0 K: 2 S: 7	H: 0 LOB: 1 BB: 1 P: 11	R: 0 E: 0 K: 0 S: 3	H: 0 LOB: 1 BB: 1 P: 7	R: 1 E: 0 K: 0 S: 4	H: 1 LOB: 2 BB: 2 P: 12	R: 0 E: 0 K: 1 S: 6	H: 1 LOB: 1 BB: 0 P: 6	R: 1 E: 1 K: 1 S: 7	H: 1 LOB: 2 BB: 1 P: 11	R: 0 E: 0 K: 2 S: 5	H: 0 LOB: 0 BB: 0 P: 5	R: 0 E: 0 K: 2 S: 8	H: 1 LOB: 2 BB: 1 P: 12	R: 0 E: 0 K: 1 S: 7	H: 2 LOB: 2 BB: 0 P: 9	R: 0 E: 0 K: 2 S: 7	H: 0 LOB: 0 BB: 0 P: 7	1B: 5 2B: 1 3B: 0 HR: 0	SF: 1 SAC: 0 DP: 0 HBP: 0	WP: 1 PB: 0 SB: 1 CS: 0	PA: 40					
PITCHER	IP	WLS	BF	H	R	ER	SO	BB	IBB	HBP	BLK	WP	HR	S	P	ERA	WHIP										
16 José Fernández, R ERA: 0.93	4.1	L	19	2	1	1	4	4	0	0	0	0	0	23	39	2.08	1.385										
43 Dan Jennings, L ERA:	1.2		8	1	1	0	1	1	0	0	0	0	0	9	13	0.00	1.200										
49 Carlos Marmol, R ERA:	1.0		5	1	0	0	2	1	0	0	0	0	0	8	12	0.00	2.000										
40 Mike Dunn, L ERA: 1.8	1.0		5	2	0	0	1	0	0	0	0	1	0	7	9	0.00	2.000										
22 Carter Capps, R ERA: 3.0	1.0		3	0	0	0	2	0	0	0	0	0	0	7	7	0.00	0.000										

Washington Nationals @ Miami Marlins
Roger Dean Stadium, Jupiter, FL
Sat Mar 15 2014, 1:09 PM - 3:54 PM EDT
Att. 4,038 - Partly Cloudy - 76 F

AB 33
R 2
H 6
RBI 2
BB 6
SO 10
LOB 21



Batter	1	2	3	4	5	6	7	8	9	AB	R	H	RBI	BB	SO	LOB	BOTTOM										
15 Rafael Furcal, S OBP: 0.167, SLG: 0.167 Terrence Dayleg, R	0-0 1B		0-0 FC3-6			0-0 G5-3		0-3 K		2	0	1	0	0	0	1											
17 Donovan Solano, R OBP: 0.357, SLG: 0.400 Blake Barber, R	0-0 L8		0-3 K			0-0 G5-3		0-0 F9		3	0	0	0	0	1	2											
39 Jarrod Saltalamacchia, R OBP: 0.287, SLG: 0.407 58 Joel Jimenez, R	0-0 F8		0-3 K			0-3 K			0-3 K	3	0	0	0	0	2	2											
9 Casey McGehee, R OBP: 0.286, SLG: 0.333	0-0 G4-3					0-0 G6-3			0-0 G6-3	4	0	0	0	0	0	1											
13 Marcell Ozuna, R OBP: 0.308, SLG: 0.290 Juanico Martinez, R		4-0 BB				0-0 G6-3		4-0 47 1B 54 FC5-4 BB	0-0 E6	1	1	0	0	2	0	0											
47 Brian Bojusevic, L OBP: 0.143, SLG: 0.143	0-3 K					0-0 G6-3		0-0 54 FC5-4 1B	0-3 K	4	0	1	0	0	2	2											
5 Reed Johnson, R OBP: 0.292, SLG: 0.200 54 Alfredo Silverio, R	0-0 F7					0-3 K		0-0 FC5-4		2	0	0	0	0	1	1											
8 Ty Wigginton, R OBP: 0.292, SLG: 0.200 49 Justin Bour, L	0-3 K					4-0 CS BB		0-0 1-2 3-H L5		2	0	0	0	1	1	2											
Joshua Rodriguez, R OBP: 0.333, SLG: 0.333			0-0 15 FC3-6 1B			0-3 K			0-3 K	3	0	1	0	0	2	1											
Inning Stats	R: 0 E: 0 K: 0 S: 4	H: 1 LOB: 0 BB: 0 P: 4	R: 0 E: 0 K: 2 S: 7	H: 0 LOB: 1 BB: 1 P: 11	R: 0 E: 0 K: 2 S: 8	H: 1 LOB: 0 BB: 0 P: 8	R: 0 E: 0 K: 0 S: 3	H: 0 LOB: 0 BB: 0 P: 3	R: 0 E: 0 K: 1 S: 5	H: 0 LOB: 0 BB: 0 P: 5	R: 1 E: 0 K: 0 S: 4	H: 1 LOB: 1 BB: 1 P: 8	R: 0 E: 0 K: 2 S: 7	H: 0 LOB: 0 BB: 0 P: 7	R: 0 E: 1 K: 2 S: 8	H: 0 LOB: 1 BB: 0 P: 8	1B: 3 2B: 0 3B: 0 HR: 0	SF: 0 SAC: 0 DP: 0 HBP: 0	WP: 0 PB: 0 SB: 0 CS: 1	PA: 33							
PITCHER	IP	WLS	BF	H	R	ER	SO	BB	IBB	HBP	BLK	WP	HR	S	P	ERA	WHIP										
37 Stephen Strasburg, R ERA: 1.0	4.0	W	15	2	0	0	4	1	0	0	0	0	0	22	26	0.00	0.750										
36 Tyler Clippard, R ERA:	1.0	H	3	0	0	0	2	1	0	0	0	0	0	6	10	0.00	1.000										
35 Craig Stammen, R ERA: 5.14	2.0	H	8	1	1	1	1	1	0	0	0	0	0	9	13	4.50	1.000										
13 Jerry Blevins, L ERA: 1.5	1.0	H	3	0	0	0	2	0	0	0	0	0	0	7	7	0.00	1.000										
30 Aaron Barrett, R ERA:	1.0	S	4	0	0	0	2	0	0	0	0	0	0	8	8	0.00	0.000										

Washington Nationals @ Miami Marlins
Roger Dean Stadium, Jupiter, FL
Sat Mar 15 2014, 1:09 PM - 3:54 PM EDT
Att. 4,038 - Partly Cloudy - 76 F

AB 30
R 1
H 3
RBI 1
BB 3
SO 11
LOB 13



Batter	1	2	3	4	5	6	7	8	9	AB	R	H	RBI	BB	SO	LOB	TOP										
17 Donovan Solano, R OBP: 0.375, SLG: 0.414										4	0	2	0	0	0	0	Miami Marlins @ Minnesota Twins Hammond Stadium, Fort Myers, FL Sun Mar 16 2014, 1:06 PM - 3:16 PM EDT Att: 7,532 - Sunny - 81 F										
19 Rob Brantly, L OBP: 0.409, SLG: 0.600										4	1	0	0	0	0	2											
10 Jeff Baker, R OBP: 0.414, SLG: 0.333 37 Matt Juengel, R (7.3)										3	0	1	1	0	1	1											
13 Marcell Ozuna, R OBP: 0.279, SLG: 0.257										4	0	0	0	0	1	2											
8 Ty Wigginton, R OBP: 0.286, SLG: 0.208										4	1	1	0	0	0	1											
47 Brian Bogusevic, L OBP: 0.219, SLG: 0.194										3	0	2	0	1	1	0											
5 Reed Johnson, R OBP: 0.414, SLG: 0.444 Isaac Galloway, R (7.8)										3	0	1	1	0	1	1											
Viosergy Rosa, L OBP: 0.333, SLG: 0.333										3	0	1	0	0	0	3											
94 Justin Bohn, R (1.4)										3	0	0	0	0	1	2											
Inning Stats	R: 0 E: 0 K: 1 S: 6	H: 1 LOB: 1 BB: 0 P: 6	R: 1 E: 0 K: 0 S: 5	H: 3 LOB: 1 BB: 0 P: 5	R: 1 E: 0 K: 0 S: 5	H: 2 LOB: 1 BB: 0 P: 6	R: 0 E: 0 K: 1 S: 5	H: 1 LOB: 0 BB: 0 P: 5	R: 0 E: 0 K: 1 S: 3	H: 0 LOB: 0 BB: 0 P: 3	R: 0 E: 0 K: 1 S: 6	H: 1 LOB: 1 BB: 0 P: 6	R: 0 E: 0 K: 0 S: 3	H: 0 LOB: 0 BB: 0 P: 3	R: 0 E: 0 K: 2 S: 7	H: 0 LOB: 1 BB: 1 P: 11	1B: 8 2B: 0 3B: 0 HR: 0	SF: 0 SAC: 0 DP: 2 HBP: 0	WP: 1 PB: 0 CS: 0	PA: 34							
PITCHER	IP	WLS	BF	H	R	ER	SO	BB	IBB	HBP	BLK	WP	HR	S	P	ERA	WHIP										
47 Ricky Nolasco, R ERA: 3.27	5.0		20	7	2	2	3	0	0	0	0	1	0	26	27	3.60	1.400										
56 Caleb Thielbar, L ERA: 1.8	1.0	3	0	0	0	0	0	0	0	0	0	0	0	3	3	0.00	0.000										
15 Glen Perkins, L ERA: 5.4	1.0	W	4	1	0	0	1	0	0	0	0	0	0	6	6	0.00	1.000										
61 Jared Burton, R ERA: 5.79	1.0	H	3	0	0	0	0	0	0	0	0	0	0	3	3	0.00	0.000										
76 Deolis Guerra, R ERA:	1.0	S	4	0	0	0	2	1	0	0	0	0	0	7	11	0.00	1.000										

Batter	1	2	3	4	5	6	7	8	9	AB	R	H	RBI	BB	SO	LOB	BOTTOM										
1 Alex Presley, L OBP: 0.233, SLG: 0.179 32 Aaron Hicks, S OBP: 0.292, SLG: 0.500										3	0	1	0	0	0	0	Miami Marlins @ Minnesota Twins Hammond Stadium, Fort Myers, FL Sun Mar 16 2014, 1:06 PM - 3:16 PM EDT Att: 7,532 - Sunny - 81 F										
2 Brian Dozier, R OBP: 0.313, SLG: 0.448 11 Jason Bartlett, R (7.4)										3	0	0	0	0	0	2											
7 Joe Mauer, L OBP: 0.393, SLG: 0.333 55 Chris Cotabello, R OBP: 0.500, SLG: 0.615										3	0	1	0	0	0	1											
16 Josh Willingham, R OBP: 0.154, SLG: 0.130 22 Wilkin Ramirez, R OBP: 0.304, SLG: 0.478										3	0	1	0	0	1	1											
13 Jason Kubel, L OBP: 0.222, SLG: 0.217 27 Chris Parmelee, L OBP: 0.258, SLG: 0.321										2	1	0	0	1	1	0											
24 Trevor Plouffe, R OBP: 0.333, SLG: 0.300 79 Delbinson Romero, R OBP: 0.450, SLG: 0.667										3	1	2	0	0	0	0											
31 Oswaldo Arcia, L OBP: 0.370, SLG: 0.591 12 Chris Herrmann, L OBP: 0.533, SLG: 0.500										2	2	1	0	0	0	0											
8 Kurt Suzuki, R OBP: 0.304, SLG: 0.238 43 Josmil Pinto, R OBP: 0.538, SLG: 0.545										0	0	0	0	0	0	0											
5 Eduardo Escobar, S OBP: 0.320, SLG: 0.500 17 Doug Bernier, R OBP: 0.385, SLG: 0.200										3	0	1	2	0	0	1											
Inning Stats	R: 0 E: 0 K: 0 S: 3	H: 1 LOB: 0 BB: 0 P: 3	R: 0 E: 0 K: 1 S: 5	H: 0 LOB: 0 BB: 0 P: 5	R: 1 E: 0 K: 0 S: 4	H: 1 LOB: 0 BB: 0 P: 4	R: 0 E: 0 K: 0 S: 3	H: 1 LOB: 1 BB: 0 P: 3	R: 1 E: 0 K: 0 S: 4	H: 1 LOB: 1 BB: 1 P: 8	R: 0 E: 1 K: 0 S: 4	H: 1 LOB: 1 BB: 0 P: 5	R: 2 E: 0 K: 1 S: 7	H: 3 LOB: 1 BB: 0 P: 8	R: 0 E: 0 K: 2 S: 8	H: 1 LOB: 2 BB: 1 P: 13	1B: 7 2B: 1 3B: 1 HR: 0	SF: 1 SAC: 0 DP: 1 HBP: 0	WP: 1 PB: 0 CS: 1	PA: 32							
PITCHER	IP	WLS	BF	H	R	ER	SO	BB	IBB	HBP	BLK	WP	HR	S	P	ERA	WHIP										
45 Kevin Slowey, R ERA: 1.86	5.0		18	4	2	2	3	1	0	0	0	1	0	19	23	3.60	1.000										
35 Brian Flynn, L ERA: 5.4	3.0	L	14	5	2	2	3	1	0	0	0	1	0	19	26	6.00	2.000										

Batter	1	2	3	4	5	6	7	8	9	AB	R	H	RBI	BB	SO	LOB	TOP										
11 Brett Gardner, L OBP: 0.290, SLG: 0.321 73 Aníbal Sánchez, S OBP: 0.353, SLG: 0.412	G6-3	G3-1			L6	2B			HR	3	0	0	0	0	0	3	New York Yankees @ Miami Marlins Estadio Nacional Rod Carew, Panama City Sun Mar 16 2014, 2:16 PM - 4:55 PM EDT Att: 22,022 - Partly Cloudy - 88 F										
2 Derek Jeter, R OBP: 0.212, SLG: 0.167 Gary Sánchez, R OBP: 0.364, SLG: 0.909	G4-3		K		12 F8 29 1B 36 1B	G4-3		HR	3	1	0	0	1	1	1												
36 Carlos Beltrán, S OBP: 0.379, SLG: 0.357 95 Adonis García, R OBP: 0.455, SLG: 0.500	E4		F9		1-2 2-H 89 1B		G6-3	65 1B	3	1	1	1	0	0	0												
12 Alfonso Soriano, R OBP: 0.238, SLG: 0.200 65 Zolto Almonte, S OBP: 0.490, SLG: 0.708	F9		G6-3		2-3 F8		66 G5-4-3 1B	1-2	3	0	0	0	0	0	3												
29 Francisco Cervelli, R OBP: 0.519, SLG: 0.880 66 John Ryan Murphy, R OBP: 0.120, SLG: 0.209		89 1B 98 2B			1-2 89 1B		1-2 89 1B	F8	3	2	3	1	0	0	0												
89 Yanervis Solarte, S OBP: 0.563, SLG: 0.764		98 2B			3-H 1-2 1B			L7	5	0	3	2	0	0	3												
45 Dean Anna, L OBP: 0.250, SLG: 0.250 86 José Pirela, R OBP: 0.409, SLG: 0.571		K			G3			P5	3	0	0	0	0	1	4												
98 Zénelo Wheeler, R OBP: 0.308, SLG: 0.417					F9			K	4	0	1	1	0	1	2												
72 Corban Joseph, L OBP: 0.292, SLG: 0.238 80 Jose Gil, R OBP: 0.385, SLG: 0.417		1-3 2-H 2B						K	3	1	1	0	0	1	2												
		K			36 1B 2B			K	1	0	0	0	0	1	1												
Inning Stats	R: 0 E: 1 K: 0 S: 4	H: 0 LOB: 1 BB: 0 P: 4	R: 1 E: 0 K: 2 S: 10	H: 3 LOB: 2 BB: 0 P: 10	R: 0 E: 0 K: 1 S: 5	H: 0 LOB: 0 BB: 0 P: 5	R: 0 E: 0 K: 0 S: 4	H: 1 LOB: 1 BB: 0 P: 4	R: 4 E: 0 K: 0 S: 7	H: 4 LOB: 1 BB: 1 P: 11	R: 0 E: 0 K: 0 S: 4	H: 1 LOB: 0 BB: 0 P: 4	R: 0 E: 0 K: 2 S: 3	H: 1 LOB: 1 BB: 0 P: 3	R: 0 E: 0 K: 2 S: 8	H: 1 LOB: 0 BB: 0 P: 8	R: 2 E: 0 K: 1 S: 11	H: 4 LOB: 2 BB: 0 P: 14	1B: 11 2B: 3 3B: 0 HR: 1	SF: 0 SAC: 0 DP: 1 HBP: 0	WP: 0 PB: 0 SB: 0 CS: 0	PA: 43					
PITCHER	IP	WLS	BF	H	R	ER	SO	BB	IBB	HBP	BLK	WP	HR	S	P	ERA	WHIP										
24 Nathan Eovaldi, R ERA: 1.13	0.0	L	0	0	0	0	0	0	0	0	0	0	0	0	0	∞	∞										
71 Adam Conley, L ERA: 7.2	1.0		8	4	4	4	0	1	0	0	0	0	0	7	11	36.00	5.000										
73 James LeVerton, L ERA: 3.0	1.0		4	1	0	0	0	0	0	0	0	0	0	4	4	0.00	1.000										
36 Sam Dyson, R ERA: 2.7	2.0		7	2	0	0	2	0	0	0	0	0	0	11	11	0.00	1.000										
81 Retz Varner, R ERA: 6.75	1.0		7	4	2	2	1	0	0	0	0	0	1	11	14	18.00	4.000										

Batter	1	2	3	4	5	6	7	8	9	AB	R	H	RBI	BB	SO	LOB	BOTTOM										
23 Jake Marisnick, R OBP: 0.414, SLG: 0.500 51 Joe Benson, R OBP: 0.067, SLG: 0.071	P4			K					K	2	0	0	0	1	1	0	New York Yankees @ Miami Marlins Estadio Nacional Rod Carew, Panama City Sun Mar 16 2014, 2:16 PM - 4:55 PM EDT Att: 22,022 - Partly Cloudy - 88 F										
21 Christian Yelich, L OBP: 0.324, SLG: 0.242 74 Danny Black, L	G1-3			K					G4-3	3	0	0	0	0	1	1											
27 Giancarlo Stanton, R OBP: 0.333, SLG: 0.545 50 Matt Angle, L OBP: 0.400, SLG: 0.444	L5			K					K	3	0	1	0	0	1	0											
46 Garrett Jones, L OBP: 0.143, SLG: 0.235 84 Mark Canha, R OBP: 0.273, SLG: 0.300		K							K	3	0	0	0	0	1	0											
6 Jeff Mathis, R OBP: 0.333, SLG: 0.375 53 Kyle Skipworth, L									K	2	0	0	0	0	0	0											
3 Adelmir Echavarria, R OBP: 0.176, SLG: 0.281 54 Juan Diaz, L OBP: 0.455, SLG: 0.333									K	3	0	0	0	0	0	1											
32 Derek Dietrich, L OBP: 0.412, SLG: 0.533 85 Colin Moran, L									K	3	0	0	0	0	0	0											
83 Austin Barnes, R OBP: 0.467, SLG: 0.500									K	3	0	0	0	0	1	0											
86 Austin Nola, R OBP: 0.333, SLG: 0.286									K	3	0	0	0	0	1	0											
Inning Stats	R: 0 E: 0 K: 0 S: 3	H: 0 LOB: 0 BB: 0 P: 3	R: 0 E: 0 K: 1 S: 5	H: 0 LOB: 0 BB: 0 P: 5	R: 0 E: 0 K: 3 S: 9	H: 0 LOB: 0 BB: 0 P: 9	R: 0 E: 0 K: 0 S: 4	H: 0 LOB: 1 BB: 1 P: 4	R: 0 E: 1 K: 0 S: 4	H: 0 LOB: 1 BB: 0 P: 4	R: 0 E: 0 K: 1 S: 5	H: 0 LOB: 0 BB: 0 P: 5	R: 0 E: 0 K: 2 S: 7	H: 0 LOB: 0 BB: 0 P: 7	1B: 1 2B: 0 3B: 0 HR: 0	SF: 0 SAC: 0 DP: 0 HBP: 0		WP: 0 PB: 0 SB: 0 CS: 0	PA: 30								
PITCHER	IP	WLS	BF	H	R	ER	SO	BB	IBB	HBP	BLK	WP	HR	S	P	ERA	WHIP										
52 CC Sabathia, L ERA: 2.7	5.0	W	16	0	0	0	5	0	0	0	0	0	0	26	26	0.00	0.000										
30 David Robertson, R ERA:	1.0		4	0	0	0	1	1	0	0	0	0	0	5	9	0.00	1.000										
38 Preston Claiborne, R ERA: 4.76	1.0		4	1	0	0	0	0	0	0	0	0	0	4	4	0.00	1.000										
64 Cesar Cabral, L ERA:	1.0		3	0	0	0	1	0	0	0	0	0	0	5	5	0.00	0.000										
57 Chris Leroux, R ERA:	1.0		3	0	0	0	2	0	0	0	0	0	0	7	7	0.00	0.000										

AB	42
R	7
H	15
RBI	7
BB	1
SO	6
LOB	25



Batter	1	2	3	4	5	6	7	8	9	AB	R	H	RBI	BB	SO	LOB	TOP								
6 Matthew den Dekker, L OBP: 0.439, SLG: 0.441 82 Matt Clark, L OBP: 0.303, SLG: 0.323 75 Cory Mazzoni, R (8, 1)	0-3 K		4-0 BB		4-0 1B BB		0-3 K	1-0 1B 1-H 2-H		2	0	0	0	2	2	1									
11 Rubén Tejada, R OBP: 0.154, SLG: 0.160 5 Matt Reynolds, R OBP: 0.400, SLG: 0.400	0-3 K		0-3 K		0-0 1B 1-2 2-3		0-0 F9	0-0 F7		3	0	1	0	0	2	1									
9 Kirk Nieuwenhuis, L OBP: 0.432, SLG: 0.533 32 Eudy Pina, R OBP: 1.000, SLG: 1.000	0-0 1B 19 PO			4-0 BB 68 F9 20 1B 19 G5-3	0-3 K		0-0 1B 19 WP 1B	2-0 BB 68 BB 49 G4-6-3 HBP		2	1	1	0	1	1	3									
19 Zach Lutz, R OBP: 0.321, SLG: 0.692	0-0 PO 1-2	0-3 K		0-0 G5-3	0-3 K		1-0 1B 36 WP 36 SF8	4-0 BB 49 G4-6-3 68 BB		4	1	1	1	1	2	4									
68 Eric Campbell, R OBP: 0.371, SLG: 0.438		0-0 G5-3		0-0 F9		0-0 L7	0-0 F9	4-0 BB 49 G4-6-3 BB		4	0	0	0	1	0	2									
20 Anthony Recker, R OBP: 0.406, SLG: 0.444 49 Brian Burgamy, S OBP: 0.444, SLG: 0.286		0-0 1B		0-0 1B 36 E		0-3 K	4-0 BB 2 WP 1B	0-0 G4-6-3		3	0	2	1	0	1	0									
36 Juan Centeno, L OBP: 0.231, SLG: 0.182	0-0 P6			0-0 G4-3		0-0 G3-1	1-0 SF8	0-0 F7		4	0	0	1	0	0	3									
2 Anthony Seratelli, S OBP: 0.265, SLG: 0.303			0-0 G3		0-0 FC1-6 1B		0-0 BB 82 WP 82 1B			4	1	2	1	0	1	0									
0 Omar Quintanilla, L OBP: 0.200, SLG: 0.208 Danny Muno, S OBP: 0.389, SLG: 0.154			0-3 K		0-0 FC1-6 1B 11 1B 6 BB		4-0 BB	4-0 BB 82 WP 82 1B		2	0	0	0	0	1	1									
Inning Stats	R: 0 E: 0 K: 2 S: 7	H: 1 LOB: 0 BB: 0 P: 7	R: 0 E: 0 K: 1 S: 6	H: 1 LOB: 1 BB: 0 P: 6	R: 0 E: 0 K: 2 S: 7	H: 0 LOB: 1 BB: 1 P: 11	R: 1 E: 1 K: 0 S: 4	H: 1 LOB: 1 BB: 1 P: 9	R: 0 E: 0 K: 2 S: 9	H: 2 LOB: 3 BB: 1 P: 13	R: 0 E: 0 K: 1 S: 5	H: 0 LOB: 0 BB: 0 P: 5	R: 0 E: 0 K: 2 S: 7	H: 0 LOB: 1 BB: 1 P: 11	R: 5 E: 0 K: 0 S: 7	H: 4 LOB: 1 BB: 2 P: 18	R: 1 E: 0 K: 0 S: 2	H: 0 LOB: 1 BB: 2 P: 12	1B: 9 2B: 0 3B: 0 HR: 0	SF: 1 SAC: 0 DP: 1 HBP: 1	WP: 3 PB: 0 SB: 0 CS: 0	PA: 44			
PITCHER	IP	WLS	BF	H	R	ER	SO	BB	IBB	HBP	BLK	WP	HR	S	P	ERA	WHIP								
37 Henderson Alvarez III, R ERA: 1.89	4.0	W	16	3	1	1	5	2	0	0	0	0	0	24	33	2.25	1.250								
41 Chris Hatcher, R ERA: 1.5	1.0		6	2	0	0	2	1	0	0	0	0	0	9	13	0.00	3.000								
63 Henry Alberto Rodriguez, R ERA: 12.86	2.0		7	0	0	0	3	1	0	0	0	0	0	12	16	0.00	0.500								
30 Chaz Roe, R ERA: 3.68	0.2	S	7	3	5	5	0	2	0	0	0	2	0	5	15	67.50	7.500								
22 Carter Capps, R ERA: 3.68	1.1	S	7	1	1	1	0	2	0	1	0	1	0	4	15	6.75	2.250								

New York Mets @ Miami Marlins
Roger Dean Stadium, Jupiter, FL
Mon Mar 17 2014, 1:08 PM - 4:23 PM EDT
Att. 4,403 - Overcast - 82 F

AB	33
R	7
H	9
RBI	6
BB	8
SO	10
LOB	19



Batter	1	2	3	4	5	6	7	8	9	AB	R	H	RBI	BB	SO	LOB	BOTTOM								
3 Adeiny Hechavarria, R OBP: 0.237, SLG: 0.333 54 Juan Diaz, L OBP: 0.500, SLG: 0.500	0-0 BB 46 1B	0-0 G6-4-3		0-0 FC5-4 1B		0-0 E4 27 HR 1B		1-0 G5-3 23 50 WP 2B		4	1	3	0	0	0	2									
21 Christian Yelich, L OBP: 0.317, SLG: 0.222 23 Jake Marisnick, R OBP: 0.400, SLG: 0.481	0-0 F7		4-0 BB 46 2B 39 1B	0-0 FC5-4 46 S		0-0 G1-3		0-0 G5-3		3	1	0	0	1	0	4									
27 Giancarlo Stanton, R OBP: 0.350, SLG: 0.611 50 Matt Angle, L OBP: 0.381, SLG: 0.421	4-0 BB 46 1B 39 1B		0-3 K	0-0 F8		2-2 HR		1-0 F8		3	2	1	3	1	1	2									
46 Garrett Jones, L OBP: 0.179, SLG: 0.289 8 Ty Wigginton, R OBP: 0.276, SLG: 0.200	0-0 1B 39 1B		0-0 BB 39 E	1-3 K		0-0 F7		0-0 P4		4	1	2	1	0	1	2									
39 Jarrod Saltalamacchia, S OBP: 0.294, SLG: 0.419 53 Kyle Skipworth, L	0-0 CS 10		0-0 E8 10 1B		0-0 F7		0-0 F8			4	0	2	2	0	0	0									
10 Jeff Baker, R OBP: 0.370, SLG: 0.333 63 Henry Alberto Rodriguez, R OBP: 0.400, SLG: 0.516	0-0 G6-3		0-0 F9		0-3 K		0-0 F9			3	0	1	0	0	1	2									
13 Marcell Ozuna, R OBP: 0.298, SLG: 0.243		4-0 BB 37 FC1-5 9 WP	0-0 F9		0-0 F8		4-0 HBP 9 FC5-4			2	0	0	0	1	0	2									
9 Casey McGehee, R OBP: 0.282, SLG: 0.306 30 Chaz Roe, R OBP: 0.400, SLG: 0.516		4-0 BB 37 FC1-5	0-0 F9		0-0 L9		0-0 FC5-4			3	0	0	0	1	0	3									
37 Henderson Alvarez III, R OBP: 0.453, SLG: 0.571 41 Chris Hatcher, R OBP: 0.412, SLG: 0.333		0-0 FC1-5 3 G6-4-3		3-2 HR		0-0 1B 3 E 3 1B		4-0 BB 54 WP 54 2B		1	0	0	0	0	0	2									
Inning Stats	R: 2 E: 0 K: 0 S: 5	H: 3 LOB: 1 BB: 1 P: 9	R: 0 E: 0 K: 0 S: 2	H: 0 LOB: 2 BB: 2 P: 10	R: 2 E: 1 K: 1 S: 8	H: 3 LOB: 2 BB: 1 P: 12	R: 1 E: 0 K: 1 S: 9	H: 2 LOB: 1 BB: 0 P: 13	R: 0 E: 0 K: 1 S: 5	H: 0 LOB: 0 BB: 0 P: 5	R: 3 E: 1 K: 0 S: 8	H: 3 LOB: 1 BB: 0 P: 10	R: 0 E: 0 K: 0 S: 3	H: 0 LOB: 1 BB: 0 P: 7	R: 2 E: 0 K: 0 S: 4	H: 1 LOB: 0 BB: 1 P: 10	1B: 8 2B: 2 3B: 0 HR: 2	SF: 0 SAC: 0 DP: 1 HBP: 1	WP: 3 PB: 0 SB: 1 CS: 1	PA: 40					
PITCHER	IP	WLS	BF	H	R	ER	SO	BB	IBB	HBP	BLK	WP	HR	S	P	ERA	WHIP								
32 John Lannan, L ERA: 4.76	1.1	L	20	8	5	5	1	4	0	0	0	0	1	20	39	13.50	3.600								
47 Jose Valverde, R ERA: 3.82	1.2		5	0	0	0	2	0	0	0	0	0	0	9	10	0.00	0.000								
56 Scott Rice, L ERA: 3.18	0.2		4	2	2	2	0	0	0	0	0	0	0	4	4	27.00	3.000								
71 Gonzalez Germen, R ERA: 7.71	0.1		2	1	1	1	0	0	0	0	0	0	1	4	6	27.00	3.000								
81 Beck Wheeler, R ERA:	1.0		4	0	0	0	0	0	0	1	0	0	0	3	7	0.00	0.000								

New York Mets @ Miami Marlins
Roger Dean Stadium, Jupiter, FL
Mon Mar 17 2014, 1:08 PM - 4:23 PM EDT
Att. 4,403 - Overcast - 82 F

AB	34
R	10
H	12
RBI	8
BB	5
SO	3
LOB	20



Batter	1	2	3	4	5	6	7	8	9	AB	R	H	RBI	BB	SO	LOB	TOP				
80 Delino DeShields, R OBP: 0.250, SLG: 0.143 19 Robbie Grossman, S OBP: 0.429, SLG: 0.567										3	0	0	0	0	0	1	Houston Astros @ Miami Marlins Roger Dean Stadium, Jupiter, FL Tue Mar 18 2014, 1:08 PM - 3:30 PM EDT Att: 2,546 - Partly Cloudy - 71 F				
6 Jonathan Villar, S OBP: 0.313, SLG: 0.448 45 Anthony Bass, R OBP: 0.278, SLG: 0.250 37 Matt Albers, L OBP: 0.278, SLG: 0.250 20 J.D. Martinez, R OBP: 0.278, SLG: 0.250 50 Chad Qualls, R OBP: 0.278, SLG: 0.250										1	1	0	0	2	0	1					
18 Marc Krauss, L OBP: 0.440, SLG: 0.724 14 Jesus Guzman, R OBP: 0.300, SLG: 0.167										3	0	1	0	0	2	1					
23 Chris Carter, R OBP: 0.231, SLG: 0.395 13 Jon Singleton, L OBP: 0.375, SLG: 0.391										2	0	0	1	0	0	0					
30 Matt Dominguez, R OBP: 0.324, SLG: 0.355 2 Gregorio Petit, R OBP: 0.250, SLG: 0.316										1	0	0	0	2	0	1					
79 George Springer, R OBP: 0.342, SLG: 0.200										4	0	0	0	0	0	2					
22 Carlos Corporan, S OBP: 0.372, SLG: 0.579 76 Carlos Pérez, R OBP: 0.333, SLG: 0.333										3	0	0	0	0	1	1					
3 Cesar Izturis, S OBP: 0.286, SLG: 0.286 84 Carlos Correa, R OBP: 0.241, SLG: 0.500										2	0	0	0	0	0	0					
60 Dallas Keuchel, L OBP: 0.452, SLG: 0.667										1	0	0	0	0	1	0					
9 Marwin Gonzalez, S OBP: 0.452, SLG: 0.667										2	0	1	0	0	0	1					
Inning Stats	R: 1 E: 1 K: 0 S: 4	H: 1 LOB: 1 BB: 1 P: 8	R: 0 E: 0 K: 0 S: 3	H: 0 LOB: 0 BB: 0 P: 3	R: 0 E: 0 K: 2 S: 7	H: 0 LOB: 1 BB: 1 P: 11	R: 0 E: 0 K: 1 S: 5	H: 0 LOB: 1 BB: 1 P: 9	R: 0 E: 0 K: 1 S: 5	H: 1 LOB: 1 BB: 0 P: 4	R: 0 E: 0 K: 1 S: 5	H: 1 LOB: 1 BB: 0 P: 6	R: 0 E: 0 K: 1 S: 5	H: 0 LOB: 0 BB: 1 P: 9	R: 0 E: 0 K: 1 S: 5	H: 0 LOB: 0 BB: 0 P: 5	1B: 3 2B: 0 3B: 0 HR: 0	SF: 1 SAC: 0 DP: 0 HBP: 0	WP: 0 PB: 0 SB: 1 CS: 0	PA: 35	
PITCHER	IP WLS BF H R ER SO BB IBB HBP BLK WP HR S P ERA WHIP	5.0 W 20 2 1 1 3 3 0 0 0 0 0 0 23 35 1.80 1.000	2.0 8 1 0 0 2 1 0 0 0 0 0 0 11 15 0.00 1.000	1.0 4 0 0 0 1 1 0 0 0 0 0 0 5 9 0.00 1.000	1.0 3 0 0 0 1 0 0 0 0 0 0 0 5 5 0.00 0.000																

Batter	1	2	3	4	5	6	7	8	9	AB	R	H	RBI	BB	SO	LOB	BOTTOM			
23 Jake Marisnick, R OBP: 0.429, SLG: 0.500										5	2	3	0	0	0	1	Houston Astros @ Miami Marlins Roger Dean Stadium, Jupiter, FL Tue Mar 18 2014, 1:08 PM - 3:30 PM EDT Att: 2,546 - Partly Cloudy - 71 F			
17 Donovan Solano, R OBP: 0.417, SLG: 0.455 54 Juan Diaz, L OBP: 0.538, SLG: 0.545										4	2	3	0	0	0	1				
27 Giancarlo Stanton, R OBP: 0.372, SLG: 0.682 47 Brian Bogusevic, L OBP: 0.206, SLG: 0.182										3	1	2	3	0	0	3				
10 Jeff Baker, R OBP: 0.367, SLG: 0.333 8 Ty Wigginton, R OBP: 0.297, SLG: 0.192										3	1	1	1	0	0	1				
9 Casey McGehee, R OBP: 0.279, SLG: 0.325 86 Austin Nola, R OBP: 0.412, SLG: 0.333										4	0	1	3	0	1	1				
5 Reed Johnson, R OBP: 0.471, SLG: 0.625 50 Matt Angle, L OBP: 0.381, SLG: 0.421										4	0	3	0	0	0	1				
32 Derek Dietrich, L OBP: 0.436, SLG: 0.629										4	0	3	1	0	0	1				
6 Jeff Mathis, R OBP: 0.273, SLG: 0.300 43 Dan Jennings, L OBP: 0.297, SLG: 0.192 44 AJ Ramos, R OBP: 0.297, SLG: 0.192										4	0	0	0	0	1	4				
33 Jacob Turner, R OBP: 0.500, SLG: 0.500 Alex Burg, R OBP: 0.500, SLG: 0.500 31 Steve Cishek, R OBP: 0.500, SLG: 0.500 53 Kyle Skipworth, L OBP: 0.500, SLG: 0.500										2	1	1	0	0	1	0				
Inning Stats	R: 3 E: 0 K: 0 S: 9	H: 5 LOB: 2 BB: 0 P: 9	R: 4 E: 0 K: 0 S: 8	H: 6 LOB: 1 BB: 0 P: 8	R: 0 E: 0 K: 1 S: 6	H: 1 LOB: 1 BB: 0 P: 6	R: 0 E: 0 K: 0 S: 4	H: 1 LOB: 1 BB: 0 P: 5	R: 0 E: 0 K: 1 S: 5	H: 1 LOB: 0 BB: 0 P: 5	R: 1 E: 0 K: 3 S: 11	H: 2 LOB: 1 BB: 0 P: 11	R: 0 E: 0 K: 0 S: 3	H: 1 LOB: 0 BB: 0 P: 3	1B: 13 2B: 3 3B: 1 HR: 1	SF: 0 SAC: 0 DP: 2 HBP: 0		WP: 1 PB: 0 SB: 0 CS: 0	PA: 39	
PITCHER	IP WLS BF H R ER SO BB IBB HBP BLK WP HR S P ERA WHIP	4.0 L 24 13 7 7 1 0 0 0 0 0 0 9 9 0.00 1.000	1.0 5 2 1 1 3 0 0 0 0 0 0 11 11 9.00 2.000	1.0 3 1 0 0 0 0 0 0 0 0 0 3 3 0.00 1.000																

Batter	1	2	3	4	5	6	7	8	9	AB	R	H	RBI	BB	SO	LOB	TOP					
13 Matt Carpenter, L (1.5) OBP: 0.353, SLG: 0.286 68 Jorge Rondon, R (7.1) 46 Kevin Siegrist, L (8.1)	G6-3		HBP		BB		K			2	0	0	0	1	1	0	St. Louis Cardinals @ Miami Marlins Roger Dean Stadium, Jupiter, FL Thu Mar 20 2014, 1:07 PM - 3:32 PM EDT Att: 6,850 - Partly Cloudy - 79 F					
19 Jon Jay, L (1.9) OBP: 0.225, SLG: 0.211 88 Randal Grichuk, R (8.9)	F7		K		BB			G5-3		4	0	1	1	0	1	1						
7 Matt Holliday, R (1.7) OBP: 0.364, SLG: 0.414 Xavier Scruggs, R (7.3)	F9			G1-3	L8			F7		3	0	0	0	0	2	2						
21 Allen Craig, R (1.3) OBP: 0.333, SLG: 0.400 38 Pete Kozma, R (7.5)		K		K	FC6-4			G6-3		3	0	0	0	0	2	2						
4 Yadier Molina, R (1.2) OBP: 0.353, SLG: 0.355 72 Ed Easley, R (6.2) 16 Kotten Wong, L (9, PH) OBP: 0.439, SLG: 0.703		K		G5-3			K		G1	3	0	0	0	0	2	0						
27 Jhonny Peralta, R (1.6) OBP: 0.278, SLG: 0.528 86 Luis Mateo, R (6.6) OBP: 0.286, SLG: 0.357 Matt Adams, L (9, PH) OBP: 0.324, SLG: 0.500							F9		K	3	1	2	0	0	0	0						
33 Daniel Descalso, L (1.4) OBP: 0.424, SLG: 0.433							F9		G1	3	1	1	1	1	0	1						
8 Peter Bourjos, R (1.8) OBP: 0.379, SLG: 0.500										3	1	1	1	1	2	2						
31 Lance Lynn, S (1.1) 56 Joey Butler, R (5, PH) OBP: 0.333, SLG: 0.278 64 Scott McGregor, R (5.1) 43 Shane Robinson, R (7, PH) OBP: 0.310, SLG: 0.321							K		FC6-4	1	0	0	0	0	1	0						
							F7		FC6-4	2	0	0	0	0	0	2						
Inning Stats	R: 0 E: 0 K: 0 S: 3	H: 0 LOB: 0 BB: 0 P: 3	R: 0 E: 0 K: 3 S: 10	H: 1 LOB: 2 BB: 1 P: 14	R: 0 E: 0 K: 2 S: 7	H: 0 LOB: 0 BB: 0 P: 8	R: 0 E: 0 K: 1 S: 5	H: 0 LOB: 0 BB: 0 P: 5	R: 3 E: 0 K: 1 S: 10	H: 4 LOB: 1 BB: 1 P: 14	R: 0 E: 0 K: 2 S: 5	H: 0 LOB: 0 BB: 0 P: 7	R: 0 E: 0 K: 0 S: 3	H: 0 LOB: 0 BB: 0 P: 3	R: 0 E: 0 K: 1 S: 6	H: 1 LOB: 2 BB: 1 P: 10	1B: 3 2B: 2 3B: 1 HR: 0	SF: 0 SAC: 0 DP: 0 HBP: 1	WP: 0 PB: 0 SB: 0 CS: 1	PA: 36		
PITCHER	IP WLS BF H R ER SO BB IBB HBP BLK WP HR S P ERA WHIP	IP WLS BF H R ER SO BB IBB HBP BLK WP HR S P ERA WHIP	IP WLS BF H R ER SO BB IBB HBP BLK WP HR S P ERA WHIP	IP WLS BF H R ER SO BB IBB HBP BLK WP HR S P ERA WHIP	IP WLS BF H R ER SO BB IBB HBP BLK WP HR S P ERA WHIP	IP WLS BF H R ER SO BB IBB HBP BLK WP HR S P ERA WHIP	IP WLS BF H R ER SO BB IBB HBP BLK WP HR S P ERA WHIP	IP WLS BF H R ER SO BB IBB HBP BLK WP HR S P ERA WHIP	IP WLS BF H R ER SO BB IBB HBP BLK WP HR S P ERA WHIP	IP WLS BF H R ER SO BB IBB HBP BLK WP HR S P ERA WHIP	IP WLS BF H R ER SO BB IBB HBP BLK WP HR S P ERA WHIP	IP WLS BF H R ER SO BB IBB HBP BLK WP HR S P ERA WHIP	IP WLS BF H R ER SO BB IBB HBP BLK WP HR S P ERA WHIP	IP WLS BF H R ER SO BB IBB HBP BLK WP HR S P ERA WHIP	IP WLS BF H R ER SO BB IBB HBP BLK WP HR S P ERA WHIP	IP WLS BF H R ER SO BB IBB HBP BLK WP HR S P ERA WHIP	IP WLS BF H R ER SO BB IBB HBP BLK WP HR S P ERA WHIP	IP WLS BF H R ER SO BB IBB HBP BLK WP HR S P ERA WHIP	IP WLS BF H R ER SO BB IBB HBP BLK WP HR S P ERA WHIP	IP WLS BF H R ER SO BB IBB HBP BLK WP HR S P ERA WHIP	IP WLS BF H R ER SO BB IBB HBP BLK WP HR S P ERA WHIP	IP WLS BF H R ER SO BB IBB HBP BLK WP HR S P ERA WHIP

St. Louis Cardinals @ Miami Marlins
 Roger Dean Stadium, Jupiter, FL
 Thu Mar 20 2014, 1:07 PM - 3:32 PM EDT
 Att: 6,850 - Partly Cloudy - 79 F

AB	32
R	3
H	6
RBI	3
BB	3
SO	11
LOB	12



Batter	1	2	3	4	5	6	7	8	9	AB	R	H	RBI	BB	SO	LOB	BOTTOM					
21 Christian Yelich, L (1.8) OBP: 0.311, SLG: 0.225 23 Jake Marisnick, R (7.8) OBP: 0.429, SLG: 0.500	F8		FC4-6	G1-3		G6-3				4	0	1	0	0	0	3	St. Louis Cardinals @ Miami Marlins Roger Dean Stadium, Jupiter, FL Thu Mar 20 2014, 1:07 PM - 3:32 PM EDT Att: 6,850 - Partly Cloudy - 79 F					
32 Derek Dietrich, L (1.4) OBP: 0.439, SLG: 0.611 17 Donovan Solano, R (5.4) OBP: 0.395, SLG: 0.429			FC4-6		K		L3			1	0	0	1	1	0	1						
27 Giancarlo Stanton, R (1.9) OBP: 0.362, SLG: 0.643 50 Matt Angle, L (8.9)			K				G5-3			3	0	0	0	1	2	2						
46 Garrett Jones, L (1.3) OBP: 0.186, SLG: 0.268 8 Ty Wigginton, R (8.3)	F8				P6		G6-3			3	1	0	0	1	0	2						
39 Jarrod Saltalamacchia, R (1.2) OBP: 0.297, SLG: 0.441 53 Kyle Skipworth, L (8.2)			K		G4-3			K		3	1	1	1	0	1	1						
13 Marcell Ozuna, R (1.7) OBP: 0.314, SLG: 0.341					F8					4	1	2	1	0	0	1						
9 Casey McGehee, R (1.5) OBP: 0.277, SLG: 0.302										3	0	0	0	1	1	1						
3 Adeiny Hechavarria, R (1.6) OBP: 0.293, SLG: 0.368										2	1	2	1	0	0	0						
16 José Fernández, R (1.1) 19 Wilfredo Gimenez, R (6, PH) 40 Mike Dunn, L (7.1) 63 Henry Alberto Rodríguez, R 49 Carlos Marmol, R (9.1)										1	0	0	0	0	1	1						
										1	0	0	0	0	0	1						
Inning Stats	R: 0 E: 0 K: 1 S: 5	H: 0 LOB: 1 BB: 1 P: 9	R: 0 E: 0 K: 2 S: 7	H: 0 LOB: 0 BB: 0 P: 7	R: 1 E: 0 K: 2 S: 9	H: 2 LOB: 1 BB: 0 P: 10	R: 2 E: 0 K: 0 S: 5	H: 2 LOB: 2 BB: 2 P: 13	R: 0 E: 0 K: 1 S: 5	H: 0 LOB: 1 BB: 1 P: 9	R: 1 E: 0 K: 0 S: 4	H: 1 LOB: 1 BB: 0 P: 5	R: 0 E: 0 K: 0 S: 3	H: 0 LOB: 0 BB: 0 P: 3	R: 0 E: 0 K: 1 S: 5	H: 1 LOB: 0 BB: 0 P: 6	1B: 4 2B: 1 3B: 0 HR: 1	SF: 0 SAC: 1 DP: 0 HBP: 1	WP: 0 PB: 0 SB: 1 CS: 1	PA: 34		
PITCHER	IP WLS BF H R ER SO BB IBB HBP BLK WP HR S P ERA WHIP	IP WLS BF H R ER SO BB IBB HBP BLK WP HR S P ERA WHIP	IP WLS BF H R ER SO BB IBB HBP BLK WP HR S P ERA WHIP	IP WLS BF H R ER SO BB IBB HBP BLK WP HR S P ERA WHIP	IP WLS BF H R ER SO BB IBB HBP BLK WP HR S P ERA WHIP	IP WLS BF H R ER SO BB IBB HBP BLK WP HR S P ERA WHIP	IP WLS BF H R ER SO BB IBB HBP BLK WP HR S P ERA WHIP	IP WLS BF H R ER SO BB IBB HBP BLK WP HR S P ERA WHIP	IP WLS BF H R ER SO BB IBB HBP BLK WP HR S P ERA WHIP	IP WLS BF H R ER SO BB IBB HBP BLK WP HR S P ERA WHIP	IP WLS BF H R ER SO BB IBB HBP BLK WP HR S P ERA WHIP	IP WLS BF H R ER SO BB IBB HBP BLK WP HR S P ERA WHIP	IP WLS BF H R ER SO BB IBB HBP BLK WP HR S P ERA WHIP	IP WLS BF H R ER SO BB IBB HBP BLK WP HR S P ERA WHIP	IP WLS BF H R ER SO BB IBB HBP BLK WP HR S P ERA WHIP	IP WLS BF H R ER SO BB IBB HBP BLK WP HR S P ERA WHIP	IP WLS BF H R ER SO BB IBB HBP BLK WP HR S P ERA WHIP	IP WLS BF H R ER SO BB IBB HBP BLK WP HR S P ERA WHIP	IP WLS BF H R ER SO BB IBB HBP BLK WP HR S P ERA WHIP	IP WLS BF H R ER SO BB IBB HBP BLK WP HR S P ERA WHIP	IP WLS BF H R ER SO BB IBB HBP BLK WP HR S P ERA WHIP	IP WLS BF H R ER SO BB IBB HBP BLK WP HR S P ERA WHIP

St. Louis Cardinals @ Miami Marlins
 Roger Dean Stadium, Jupiter, FL
 Thu Mar 20 2014, 1:07 PM - 3:32 PM EDT
 Att: 6,850 - Partly Cloudy - 79 F

AB	28
R	4
H	6
RBI	4
BB	4
SO	7
LOB	13



Batter	1	2	3	4	5	6	7	8	9	AB	R	H	RBI	BB	SO	LOB	TOP					
21 Christian Yelich, L (1, 8) 50 Matt Angle, L (6, PH) OBP: 0.313, SLG: 0.233 OBP: 0.345, SLG: 0.381	L8		L8			K2-3			F8	3	1	1	1	0	0	0						
23 Jake Marisnick, R (1, 7) 54 Alfredo Silverio, R (6, 7)	46 S 46 HR					46 1B 46 E			K	3	2	3	0	0	0	0						
46 Garrett Jones, L (1, 3) 8 Ty Wigginton, R (6, 3) OBP: 0.217, SLG: 0.364 OBP: 0.258, SLG: 0.185	1B		G5-3			E7			K	3	1	2	3	0	0	1						
39 Jarrod Saltalamacchia, R (1, 2) 53 Kyle Skipworth, L (6, 2)	HR					10 FC6-4 BB			K	2	0	0	0	1	1	0						
10 Jeff Baker, R (1, 5) 22 Carter Capps, R (5, 1) 26 Arquimedes Caminero, R (7, 1) 58 Joel Jimenez, R (8, PH) 44 A.J. Ramos, R (8, 1) 41 Chris Hatcher, R (9, 1)	G5-3					FC6-4			K	3	0	0	0	0	0	2						
17 Donovan Solano, R (1, 6) 93 JT Riddle, L (7, 4) OBP: 0.390, SLG: 0.421			G4-3			86 BLK 47 G1-3 86 1B			G6-3	3	1	1	0	0	0	0						
47 Brian Bogusevic, L (1, 9)			L6						G3-1	4	0	0	0	0	1	1						
86 Austin Nola, R (1, 4) OBP: 0.429, SLG: 0.368										4	1	2	1	0	1	0						
24 Nathan Eovaldi, R (1, 1) 54 Juan Diaz, L (5, 6) OBP: 0.500, SLG: 0.500 OBP: 0.467, SLG: 0.462			G1-3			E9 21 1B			G4-3	2	1	1	0	0	0	0						
										2	0	0	0	0	0	2						
Inning Stats	R: 2 E: 0 K: 0 S: 6	H: 2 LOB: 0 BB: 7	R: 0 E: 0 K: 1 S: 5	H: 0 LOB: 0 BB: 5	R: 0 E: 0 K: 1 S: 4	H: 1 LOB: 1 BB: 4	R: 0 E: 0 K: 1 S: 5	H: 0 LOB: 0 BB: 0	R: 3 E: 2 K: 1 S: 9	H: 4 LOB: 2 BB: 1 P: 13	R: 1 E: 0 K: 3 S: 7	H: 2 LOB: 1 BB: 0 P: 8	R: 0 E: 0 K: 3 S: 9	H: 0 LOB: 0 BB: 0 P: 9	R: 0 E: 0 K: 1 S: 5	H: 0 LOB: 0 BB: 0 P: 5	R: 1 E: 0 K: 1 S: 6	H: 1 LOB: 0 BB: 7	1B: 8 2B: 1 3B: 0 HR: 1	SF: 0 SAC: 0 DP: 0 HBP: 0	WP: 1 PB: 0 SB: 1 CS: 0	PA: 38
PITCHER	IP WLS BF H R ER SO BB IBB HBP BLK WP HR S P ERA WHIP																					
46 Scott Feldman, R (1, 1) ERA: 5.73	5.0 L 23 7 5 4 3 1 0 0 0 0 0 1 29 34 7.20 1.600																					
61 Josh Zeid, R (6, 1) ERA: 4.15	2.0 8 2 1 1 4 0 0 0 1 0 0 16 17 4.50 1.000																					
37 Matt Albers, R (8, 1) ERA: 3.0	1.0 3 0 0 0 1 0 0 0 0 0 0 5 5 0.00 0.000																					
50 Chad Qualls, R (9, 1) ERA: 6.0	1.0 4 1 1 1 1 0 0 0 0 0 1 0 6 7 9.00 1.000																					

Miami Marlins @ Houston Astros
Osceola County Stadium, Kissimmee, FL
Fri Mar 21 2014, 1:09 PM - 3:58 PM EDT
Att: 2,636 - Sunny - 79 F

AB	37
R	7
H	10
RBI	5
BB	1
SO	9
LOB	8



Batter	1	2	3	4	5	6	7	8	9	AB	R	H	RBI	BB	SO	LOB	BOTTOM					
21 Dexter Fowler, S (1, 8) 20 J.D. Martinez, R (7, 7) OBP: 0.357, SLG: 0.306 OBP: 0.250, SLG: 0.222	K		27 G6-3 19 G4-3			P6			G6-3	4	0	1	0	0	1	0						
19 Robbie Grossman, S (1, 7) 1 Adron Chambers, L (5, PR) OBP: 0.421, SLG: 0.576 OBP: 0.375, SLG: 0.357	K		G4-3			22 1B			K	3	0	1	0	0	1	1						
27 Jose Altuve, R (1, 4) 2 Gregorio Petit, R (5, PR) OBP: 0.277, SLG: 0.289 OBP: 0.227, SLG: 0.286	22 HBP BB		G6-3			23 BB 22 1B			G1-3	1	0	0	0	2	0	1						
22 Carlos Corporán, S (1, 2) OBP: 0.438, SLG: 0.560	2-0 HBP		F7			23 BB			F9	3	0	1	1	0	0	1						
23 Chris Carter, R (1, 10) 75 Japhet Amador, R (8, PH) OBP: 0.217, SLG: 0.341 OBP: 0.231, SLG: 0.231	F9					1-2 2-3 BB			K	2	0	0	0	1	1	2						
18 Marc Krauss, L (1, 3) 14 Jesus Guzman, R (6, 3) OBP: 0.410, SLG: 0.629 OBP: 0.333, SLG: 0.333			G4-3			28 S 28 1B			77 G4-3 1B	3	1	1	0	0	0	3						
30 Matt Dominguez, R (1, 5) 77 René García, R (8, PH) 9 Marwin Gonzalez, S (9, 5) OBP: 0.302, SLG: 0.324 OBP: 0.333, SLG: 0.143 OBP: 0.432, SLG: 0.639						F9			G4-3	3	0	1	0	0	0	4						
28 L.J. Hoes, R (1, 9) Preston Tucker, L (7, 9) OBP: 0.258, SLG: 0.207 OBP: 0.222, SLG: 0.125			F9			1B			G1-3	3	0	1	1	0	0	1						
3 Cesar Izturis, S (1, 6) OBP: 0.269, SLG: 0.269			G4-3			G4-3			F7	4	0	0	0	0	2							
Inning Stats	R: 0 E: 0 K: 2 S: 7	H: 0 LOB: 2 BB: 1 P: 13	R: 0 E: 0 K: 0 S: 4	H: 1 LOB: 1 BB: 0 P: 4	R: 0 E: 0 K: 0 S: 4	H: 1 LOB: 1 BB: 0 P: 4	R: 1 E: 0 K: 1 S: 7	H: 2 LOB: 1 BB: 0 P: 8	R: 1 E: 0 K: 0 S: 5	H: 2 LOB: 3 BB: 2 P: 13	R: 0 E: 0 K: 0 S: 3	H: 0 LOB: 0 BB: 0 P: 3	R: 0 E: 0 K: 1 S: 5	H: 0 LOB: 0 BB: 0 P: 5	R: 0 E: 0 K: 1 S: 6	H: 1 LOB: 1 BB: 0 P: 6	R: 0 E: 0 K: 1 S: 5	H: 0 LOB: 0 BB: 0 P: 5	1B: 6 2B: 1 3B: 0 HR: 0	SF: 0 SAC: 0 DP: 0 HBP: 1	WP: 0 PB: 0 SB: 1 CS: 0	PA: 38
PITCHER	IP WLS BF H R ER SO BB IBB HBP BLK WP HR S P ERA WHIP																					
24 Nathan Eovaldi, R (1, 1) ERA: 2.15	4.1 W 23 6 2 2 3 3 0 1 0 0 0 0 25 40 4.15 2.077																					
22 Carter Capps, R (5, 1) ERA: 3.0	1.2 H 5 0 0 0 0 0 0 0 0 0 0 5 5 0.00 0.000																					
26 Arquimedes Caminero, R (7, 1) ERA: 1.13	1.0 3 0 0 0 1 0 0 0 0 0 0 0 5 5 0.00 0.000																					
44 A.J. Ramos, R (8, 1) ERA: 2.25	1.0 4 1 0 0 1 0 0 0 0 0 0 0 6 6 0.00 1.000																					
41 Chris Hatcher, R (9, 1) ERA:	1.0 3 0 0 0 1 0 0 0 0 0 0 0 5 5 0.00 0.000																					

Miami Marlins @ Houston Astros
Osceola County Stadium, Kissimmee, FL
Fri Mar 21 2014, 1:09 PM - 3:58 PM EDT
Att: 2,636 - Sunny - 79 F

AB	34
R	2
H	7
RBI	2
BB	3
SO	6
LOB	17



Batter	1	2	3	4	5	6	7	8	9	AB	R	H	RBI	BB	SO	LOB	TOP																	
23 Jake Marisnick, R OBP: 0.488, SLG: 0.590										4	1	2	0	1	1	2	Miami Marlins @ Washington Nationals Space Coast Stadium, Viera, FL Sat Mar 22 2014, 1:07 PM - 3:41 PM EDT Att: 5,834 - Partly Cloudy - 80 F																	
17 Donovan Solano, R OBP: 0.378, SLG: 0.429										4	1	1	2	0	0	2																		
10 Jeff Baker, R OBP: 0.234, SLG: 0.273 Viosergy Rosa, L OBP: 0.333, SLG: 0.333										3	0	0	0	1	0	1																		
13 Marcell Ozuna, R OBP: 0.309, SLG: 0.409										3	1	1	2	0	2	1																		
5 Reed Johnson, R OBP: 0.447, SLG: 0.571										3	0	0	0	0	2	1																		
8 Ty Wigington, R OBP: 0.257, SLG: 0.194										4	1	1	0	0	0	1																		
6 Jeff Mathis, R OBP: 0.250 53 Kyle Skipworth, L OBP: 0.250										4	0	0	0	0	3	1																		
54 Juan Diaz, L OBP: 0.474, SLG: 0.471										4	0	2	0	0	1	0																		
37 Henderson Alvarez III, R 30 Brady Shoemaker, R 45 Kevin Slowey, R 50 Matt Angle, L 26 Arquimedes Caminero, R Danny Black, L 30 Chaz Roe, R										1	0	0	0	0	0	0																		
Inning Stats	R: 0 E: 0 K: 1 S: 6	H: 1 LOB: 1 BB: 0 P: 6	R: 0 E: 0 K: 1 S: 4	H: 0 LOB: 0 BB: 0 P: 5	R: 0 E: 0 K: 1 S: 6	H: 1 LOB: 1 BB: 0 P: 6	R: 0 E: 0 K: 2 S: 7	H: 0 LOB: 0 BB: 0 P: 7	R: 0 E: 0 K: 1 S: 6	H: 1 LOB: 0 BB: 0 P: 6	R: 0 E: 0 K: 1 S: 5	H: 0 LOB: 0 BB: 0 P: 5	R: 1 E: 0 K: 2 S: 10	H: 1 LOB: 0 BB: 0 P: 12	R: 3 E: 0 K: 0 S: 5	H: 2 LOB: 1 BB: 2 P: 13		R: 1 E: 0 K: 1 S: 7	H: 3 LOB: 1 BB: 0 P: 8	1B: 6 2B: 2 3B: 0 HR: 1	SF: 1 SAC: 0 DP: 2 HBP: 1	WP: 0 PB: 1 CS: 0	PA: 37											
PITCHER	IP WLS BF H R ER SO BB IBB HBP BLK WP HR S P ERA WHIP																																	
58 Doug Fister, R ERA: 1.55	(1, 1)	3.2	13	2	0	0	4	0	0	1	0	0	0	0	20	21	0.00	0.545																
55 Chris Young, R ERA: 3.48	(4, 1)	2.1	H	8	1	0	0	3	0	0	0	0	0	0	14	14	0.00	0.429																
29 Rafael Soriano, R ERA: 17.36	(7, 1)	1.0	H	4	1	1	1	2	0	0	0	0	0	1	10	12	9.00	1.000																
48 Ross Detwiler, L ERA: 8.0	(8, 1)	1.0	B	7	2	3	3	0	2	0	0	0	0	0	5	13	27.00	4.000																
75 Michael Gonzalez, L ERA: 9.0	(9, 1)	1.0	W	5	3	1	1	1	0	0	0	0	0	0	7	8	9.00	3.000																

AB	33
R	5
H	9
RBI	5
BB	2
SO	10
LOB	10



Batter	1	2	3	4	5	6	7	8	9	AB	R	H	RBI	BB	SO	LOB	BOTTOM																	
2 Denard Span, L OBP: 0.317, SLG: 0.439										4	1	1	0	0	1	0	Miami Marlins @ Washington Nationals Space Coast Stadium, Viera, FL Sat Mar 22 2014, 1:07 PM - 3:41 PM EDT Att: 5,834 - Partly Cloudy - 80 F																	
20 Ian Desmond, R OBP: 0.285, SLG: 0.576										4	0	1	0	0	2	0																		
28 Jayson Werth, R 15 Nate McLouth, L OBP: 0.258, SLG: 0.333										3	0	0	1	0	0	0																		
11 Ryan Zimmerman, R 26 Jeff Kobernus, R OBP: 0.286, SLG: 0.485 OBP: 0.303, SLG: 0.390										3	0	0	0	1	1	2																		
34 Bryce Harper, L 19 Chris Snyder, R OBP: 0.308, SLG: 0.324 OBP: 0.381, SLG: 0.529										4	1	2	0	0	1	1																		
40 Wilson Ramos, R 75 Michael Gonzalez, R										3	0	2	2	0	0	1																		
25 Adam LaRoche, L OBP: 0.333, SLG: 0.568										3	1	2	1	1	0	2																		
8 Danny Espinosa, S OBP: 0.298, SLG: 0.405										4	2	2	2	0	0	3																		
58 Doug Fister, L 55 Chris Young, R 29 Rafael Soriano, R 59 Jose Lobaton, S 48 Ross Detwiler, R 1 Jamey Carroll, R OBP: 0.304, SLG: 0.390										1	0	0	0	0	1	0																		
Inning Stats	R: 0 E: 0 K: 2 S: 7	H: 0 LOB: 0 BB: 0 P: 7	R: 0 E: 0 K: 1 S: 7	H: 2 LOB: 2 BB: 0 P: 7	R: 1 E: 1 K: 1 S: 7	H: 2 LOB: 1 BB: 0 P: 8	R: 1 E: 0 K: 0 S: 4	H: 1 LOB: 1 BB: 1 P: 9	R: 0 E: 0 K: 1 S: 5	H: 0 LOB: 0 BB: 0 P: 5	R: 0 E: 0 K: 0 S: 3	H: 1 LOB: 0 BB: 0 P: 4	R: 2 E: 0 K: 1 S: 10	H: 2 LOB: 0 BB: 0 P: 11	R: 1 E: 0 K: 1 S: 6	H: 1 LOB: 2 BB: 1 P: 11		R: 1 E: 0 K: 0 S: 2	H: 1 LOB: 0 BB: 0 P: 2	1B: 4 2B: 3 3B: 0 HR: 3	SF: 2 SAC: 0 DP: 1 HBP: 0	WP: 2 PB: 1 CS: 1	PA: 36											
PITCHER	IP WLS BF H R ER SO BB IBB HBP BLK WP HR S P ERA WHIP																																	
37 Henderson Alvarez III, R ERA: 1.84	(1, 1)	4.0	18	5	2	1	4	1	0	0	25	31	2.25	1.500																				
45 Kevin Slowey, R ERA: 2.84	(5, 1)	3.0	11	3	2	2	2	0	0	0	0	0	2	18	20	6.00	1.000																	
26 Arquimedes Caminero, R ERA: 2.0	(8, 1)	1.0	5	1	1	1	1	1	0	0	0	0	1	0	6	11	9.00	2.000																
30 Chaz Roe, R ERA: 14.14	(9, 1)	0.0	L	1	1	1	1	0	0	0	0	0	0	1	2	2	*	*																

AB	31
R	6
H	10
RBI	6
BB	2
SO	7
LOB	10



Batter	1	2	3	4	5	6	7	8	9	AB	R	H	RBI	BB	SO	LOB	TOP				
22 Eric Young Jr., S OBP: 0.350, SLG: 0.314 30 Andrew Brown, R OBP: 0.262, SLG: 0.513	G6-3		BB	G6-3		G6-3		P3		3	0	1	0	1	0	0	New York Mets @ Miami Marlins Roger Dean Stadium, Jupiter, FL Sat Mar 22 2014, 1:08 PM - 4:11 PM EDT Att: 4,858 - Cloudy - 78 F				
2 Anthony Seratelli, S OBP: 0.220, SLG: 0.250	P3		K			F9		P6		5	0	0	0	0	2	3					
5 David Wright, R OBP: 0.296, SLG: 0.286 68 Eric Campbell, R OBP: 0.405, SLG: 0.579	2B		P6			P3		P3		4	0	1	0	0	0	1					
3 Curtis Granderson, L OBP: 0.288, SLG: 0.378 9 Kirk Nieuwenhuis, L OBP: 0.405, SLG: 0.543	1B		K			K		K		3	0	1	0	0	2	1					
1 Chris Young, R OBP: 0.391, SLG: 0.558 6 Matthew den Dekker, L OBP: 0.432, SLG: 0.432			HR			HR		HR		3	3	3	0	1	0	0					
29 Ike Davis, L OBP: 0.412, SLG: 0.867 13 Josh Satin, R OBP: 0.356, SLG: 0.410	G3-4-1		BB			BB		P3		3	2	1	2	1	1	2					
4 Wilmer Flores, R OBP: 0.319, SLG: 0.415	P3		HR			HR		F7		5	2	3	4	0	0	2					
15 Travis d'Arnaud, R OBP: 0.244, SLG: 0.278	HR		G5-3			P3				4	1	1	2	0	1	3					
40 Bartolo Colon, R OBP: 0.250, SLG: 0.250 44 Kyle Farnsworth, R OBP: 0.356, SLG: 0.410	K		G1-3			G5-3				4	0	1	1	0	1	2					
38 Vic Black, R OBP: 0.356, SLG: 0.410										0	0	0	0	0	0	0					
71 Gonzalez Germen, R										0	0	0	0	0	0	0					
Inning Stats	R: 0 E: 0 K: 0 S: 4	H: 2 LOB: 2 BB: 4 P: 4	R: 2 E: 0 K: 1 S: 6	H: 1 LOB: 0 BB: 1 P: 10	R: 0 E: 0 K: 2 S: 7	H: 0 LOB: 1 BB: 1 P: 12	R: 3 E: 0 K: 0 S: 7	H: 2 LOB: 0 BB: 1 P: 14	R: 0 E: 0 K: 2 S: 11	H: 4 LOB: 2 BB: 0 P: 11	R: 3 E: 0 K: 0 S: 8	H: 3 LOB: 2 BB: 0 P: 11	R: 0 E: 0 K: 1 S: 3	H: 0 LOB: 0 BB: 0 P: 3	R: 0 E: 0 K: 1 S: 6	H: 1 LOB: 1 BB: 0 P: 6	1B: 6 2B: 4 3B: 0 HR: 3	SF: 0 SAC: 0 DP: 0 HBP: 1	WP: 1 PB: 0 SB: 4 CS: 0	PA: 43	
PITCHER	IP WLS BF H R ER SO BB IBB HBP BLK WP HR S P ERA WHIP	IP WLS BF H R ER SO BB IBB HBP BLK WP HR S P ERA WHIP	IP WLS BF H R ER SO BB IBB HBP BLK WP HR S P ERA WHIP	IP WLS BF H R ER SO BB IBB HBP BLK WP HR S P ERA WHIP	IP WLS BF H R ER SO BB IBB HBP BLK WP HR S P ERA WHIP	IP WLS BF H R ER SO BB IBB HBP BLK WP HR S P ERA WHIP	IP WLS BF H R ER SO BB IBB HBP BLK WP HR S P ERA WHIP	IP WLS BF H R ER SO BB IBB HBP BLK WP HR S P ERA WHIP	IP WLS BF H R ER SO BB IBB HBP BLK WP HR S P ERA WHIP	IP WLS BF H R ER SO BB IBB HBP BLK WP HR S P ERA WHIP	IP WLS BF H R ER SO BB IBB HBP BLK WP HR S P ERA WHIP	IP WLS BF H R ER SO BB IBB HBP BLK WP HR S P ERA WHIP	IP WLS BF H R ER SO BB IBB HBP BLK WP HR S P ERA WHIP	IP WLS BF H R ER SO BB IBB HBP BLK WP HR S P ERA WHIP	IP WLS BF H R ER SO BB IBB HBP BLK WP HR S P ERA WHIP	IP WLS BF H R ER SO BB IBB HBP BLK WP HR S P ERA WHIP	IP WLS BF H R ER SO BB IBB HBP BLK WP HR S P ERA WHIP	IP WLS BF H R ER SO BB IBB HBP BLK WP HR S P ERA WHIP	IP WLS BF H R ER SO BB IBB HBP BLK WP HR S P ERA WHIP	IP WLS BF H R ER SO BB IBB HBP BLK WP HR S P ERA WHIP	IP WLS BF H R ER SO BB IBB HBP BLK WP HR S P ERA WHIP

AB	39
R	10
H	13
RBI	9
BB	3
SO	8
LOB	15



Batter	1	2	3	4	5	6	7	8	9	AB	R	H	RBI	BB	SO	LOB	BOTTOM				
21 Christian Yelich, L OBP: 0.314, SLG: 0.239 74 K.J. Woods, L	G5-3		1B			K				3	0	1	0	0	1	0	New York Mets @ Miami Marlins Roger Dean Stadium, Jupiter, FL Sat Mar 22 2014, 1:08 PM - 4:11 PM EDT Att: 4,858 - Cloudy - 78 F				
3 Adensy Hechavarria, R OBP: 0.273, SLG: 0.341 Taylor Harbin, R	G6-3		F8			K		P4		3	0	0	0	0	1	1					
27 Giancarlo Stanton, R OBP: 0.360, SLG: 0.644 54 Alfredo Silverio, R 22 Sean Donatello, R	K		HR			F9		F7		3	1	1	0	0	1	0					
46 Garrett Jones, L OBP: 0.245, SLG: 0.447 49 Justin Bour, L	1B		HR			E4		F9		3	1	2	2	0	0	0					
39 Jarrod Saltalamacchia, S OBP: 0.279, SLG: 0.385 Austin Barnes, R	F7		G4-3			F9		F8		3	0	0	0	0	0	2					
9 Casey McGehee, R OBP: 0.280, SLG: 0.304 Jesus Sanchez, R	P3		G4-3			G4-3		F7		3	0	1	0	0	0	1					
Austin Dean, R 93 JT Riddle, L			1B			G4-3				0	0	0	0	0	0	0					
47 Brian Bogusevic, L OBP: 0.171, SLG: 0.150	G6-3		G4-6-3			G6-3				1	0	0	0	0	0	0					
86 Austin Nola, R OBP: 0.375, SLG: 0.318			G4-3			G5-3		K		3	0	0	0	0	1	0					
52 Brad Hand, L 49 Carlos Marmol, R 19 Wilfredo Gimenez, R 63 Henry Alberto Rodriguez, R 31 Steve Csiehek, R Juanico Martinez, R	G6-3					P4		F8		1	0	0	0	0	0	0					
Inning Stats	R: 0 E: 0 K: 1 S: 5	H: 0 LOB: 0 BB: 0 P: 5	R: 0 E: 0 K: 0 S: 4	H: 1 LOB: 0 BB: 0 P: 4	R: 0 E: 0 K: 0 S: 4	H: 1 LOB: 1 BB: 0 P: 4	R: 2 E: 0 K: 0 S: 5	H: 3 LOB: 0 BB: 0 P: 5	R: 0 E: 0 K: 1 S: 6	H: 0 LOB: 0 BB: 0 P: 6	R: 0 E: 0 K: 1 S: 5	H: 0 LOB: 0 BB: 0 P: 5	R: 0 E: 0 K: 0 S: 3	H: 0 LOB: 1 BB: 1 P: 7	R: 0 E: 0 K: 0 S: 3	H: 0 LOB: 0 BB: 0 P: 3	1B: 3 2B: 1 3B: 0 HR: 1	SF: 0 SAC: 0 DP: 1 HBP: 0	WP: 0 PB: 0 SB: 0 CS: 0	PA: 33	
PITCHER	IP WLS BF H R ER SO BB IBB HBP BLK WP HR S P ERA WHIP	IP WLS BF H R ER SO BB IBB HBP BLK WP HR S P ERA WHIP	IP WLS BF H R ER SO BB IBB HBP BLK WP HR S P ERA WHIP	IP WLS BF H R ER SO BB IBB HBP BLK WP HR S P ERA WHIP	IP WLS BF H R ER SO BB IBB HBP BLK WP HR S P ERA WHIP	IP WLS BF H R ER SO BB IBB HBP BLK WP HR S P ERA WHIP	IP WLS BF H R ER SO BB IBB HBP BLK WP HR S P ERA WHIP	IP WLS BF H R ER SO BB IBB HBP BLK WP HR S P ERA WHIP	IP WLS BF H R ER SO BB IBB HBP BLK WP HR S P ERA WHIP	IP WLS BF H R ER SO BB IBB HBP BLK WP HR S P ERA WHIP	IP WLS BF H R ER SO BB IBB HBP BLK WP HR S P ERA WHIP	IP WLS BF H R ER SO BB IBB HBP BLK WP HR S P ERA WHIP	IP WLS BF H R ER SO BB IBB HBP BLK WP HR S P ERA WHIP	IP WLS BF H R ER SO BB IBB HBP BLK WP HR S P ERA WHIP	IP WLS BF H R ER SO BB IBB HBP BLK WP HR S P ERA WHIP	IP WLS BF H R ER SO BB IBB HBP BLK WP HR S P ERA WHIP	IP WLS BF H R ER SO BB IBB HBP BLK WP HR S P ERA WHIP	IP WLS BF H R ER SO BB IBB HBP BLK WP HR S P ERA WHIP	IP WLS BF H R ER SO BB IBB HBP BLK WP HR S P ERA WHIP	IP WLS BF H R ER SO BB IBB HBP BLK WP HR S P ERA WHIP	IP WLS BF H R ER SO BB IBB HBP BLK WP HR S P ERA WHIP



Batter	1	2	3	4	5	6	7	8	9	AB	R	H	RBI	BB	SO	LOB	TOP					
2 Denard Span, L (1.8) OBP: 0.311, SLG: 0.422 25 Will Pinnick-Worms, R (7.7) OBP: 0.500, SLG: 0.500										4	0	1	1	0	0	2						
26 Jeff Kobermus, R (1.4) OBP: 0.308, SLG: 0.286										4	1	1	0	1	0	1						
15 Nate McLouth, L (1.9) OBP: 0.316, SLG: 0.485										3	1	2	2	1	1	2						
40 Wilson Ramos, R (1.2) OBP: 0.385, SLG: 0.541										3	0	1	0	1	0	1						
8 Danny Espinosa, S (1.6) OBP: 0.294, SLG: 0.413										4	1	1	0	0	0	4						
7 Scott Hairston, R (1.7) OBP: 0.256, SLG: 0.333 35 Craig Stammen, R (6.1) Chris Snyder, R (6.7) OBP: 0.364, SLG: 0.529 48 Ross Detwiler, R (6.1) 30 Aaron Barrett, R (9.1)										3	0	0	0	0	1	2						
12 Tyler Moore, R (1.3) OBP: 0.260, SLG: 0.347										4	1	1	0	0	1	0						
1 Jamey Carroll, R (1.5) OBP: 0.293, SLG: 0.306										4	0	0	0	0	1	2						
38 Taylor Jordan, R (1.1) 8 Jose Lozada, S (6.4) OBP: 0.125, SLG: 0.125										2	0	0	0	0	0	1						
Inning Stats	R: 1 E: 0 K: 0 S: 5	H: 3 LOB: 2 BB: 1 P: 11	R: 0 E: 1 K: 0 S: 4	H: 0 LOB: 1 BB: 0 P: 4	R: 0 E: 0 K: 0 S: 3	H: 0 LOB: 1 BB: 1 P: 7	R: 0 E: 0 K: 1 S: 5	H: 0 LOB: 0 BB: 0 P: 5	R: 0 E: 0 K: 0 S: 3	H: 0 LOB: 0 BB: 0 P: 3	R: 1 E: 0 K: 0 S: 4	H: 2 LOB: 0 BB: 0 P: 5	R: 1 E: 0 K: 1 S: 7	H: 2 LOB: 2 BB: 1 P: 11	R: 1 E: 0 K: 0 S: 6	H: 1 LOB: 1 BB: 0 P: 7	R: 0 E: 0 K: 1 S: 6	H: 1 LOB: 1 BB: 0 P: 6	1B: 5 2B: 3 HR: 1	SF: 1 SAC: 0 HBP: 0	WP: 0 PB: 0 SB: 1 CS: 0	PA: 38
PITCHER	IP WLS BF H R ER SO BB IBB HBP BLK WP HR S P ERA WHIP																					
34 Tom Koehler, R (1.1) ERA: 1.5	6.0 L 24 5 2 2 1 2 0 0 0 0 0 1 24 35 3.00 1.167																					
40 Mike Dunn, L (7.1) ERA: 2.57	1.0 6 2 1 1 1 1 0 0 0 0 0 0 7 11 9.00 3.000																					
22 Carter Capps, R (8.1) ERA: 3.6	1.0 4 1 1 1 1 0 0 0 0 0 0 0 6 7 9.00 1.000																					
30 Chaz Roe, R (9.1) ERA: 12.38	1.0 4 1 0 0 1 0 0 0 0 0 0 0 6 6 0.00 1.000																					

Washington Nationals @ Miami Marlins
Roger Dean Stadium, Jupiter, FL
Mon Mar 24, 2014, 1:08 PM - 3:53 PM EDT
Att. 2,986 - Overcast - 72 F

AB 34
R 4
H 9
RBI 4
BB 3
SO 4
LOB 15



Batter	1	2	3	4	5	6	7	8	9	AB	R	H	RBI	BB	SO	LOB	BOTTOM					
23 Jake Marisnick, R (1.7) OBP: 0.489, SLG: 0.605										4	0	2	0	0	0	1						
21 Christian Yelich, L (1.8) OBP: 0.315, SLG: 0.245 8 Ty Wigginton, R (6.7) OBP: 0.337, SLG: 0.176 50 Matt Angle, L (9.7) OBP: 0.360, SLG: 0.391										3	1	1	0	0	1	2						
27 Giancarlo Stanton, R (9.9) OBP: 0.379, SLG: 0.686 47 Brian Bogusevic, L (6.7) OBP: 0.162, SLG: 0.186										3	0	1	1	0	1	1						
46 Garrett Jones, L (1.3) OBP: 0.245, SLG: 0.431										4	0	1	0	0	0	2						
39 Jarrod Saltalamacchia, S (1.2) OBP: 0.261, SLG: 0.357 Austin Barnes, R (8.2) OBP: 0.412, SLG: 0.417										3	0	0	0	0	0	1						
10 Jeff Baker, R (1.4) OBP: 0.325, SLG: 0.278 17 Donovan Solano, R (8.4) OBP: 0.353, SLG: 0.404										3	0	1	0	0	1	0						
9 Casey McGehee, R (1.5) OBP: 0.326, SLG: 0.314 54 Juan Diaz, L (7.7) OBP: 0.500, SLG: 0.500										2	0	0	0	1	0	1						
3 Adeiny Hechavarria, R (1.6) OBP: 0.320, SLG: 0.426 86 Austin Nola, R (5.6) OBP: 0.385, SLG: 0.304										1	0	1	0	0	0	0						
34 Tom Koehler, R (1.1) 40 Mike Dunn, L (7.1) 22 Carter Capps, R (8.1) 5 Reed Johnson, R (8.7) OBP: 0.452, SLG: 0.590 30 Chaz Roe, R (9.1)										1	0	0	0	0	0	1						
Inning Stats	R: 0 E: 0 K: 1 S: 6	H: 1 LOB: 0 BB: 0 P: 6	R: 0 E: 0 K: 0 S: 3	H: 0 LOB: 0 BB: 0 P: 3	R: 0 E: 0 K: 1 S: 6	H: 1 LOB: 0 BB: 0 P: 6	R: 0 E: 0 K: 0 S: 3	H: 0 LOB: 0 BB: 0 P: 3	R: 0 E: 0 K: 0 S: 3	H: 1 LOB: 1 BB: 1 P: 7	R: 1 E: 0 K: 0 S: 5	H: 2 LOB: 1 BB: 0 P: 5	R: 0 E: 0 K: 1 S: 4	H: 0 LOB: 1 BB: 1 P: 8	R: 0 E: 0 K: 0 S: 4	H: 1 LOB: 1 BB: 0 P: 4	R: 0 E: 0 K: 0 S: 3	H: 1 LOB: 0 BB: 0 P: 3	1B: 5 2B: 2 HR: 0	SF: 0 SAC: 1 HBP: 0	WP: 0 PB: 0 SB: 0 CS: 0	PA: 33
PITCHER	IP WLS BF H R ER SO BB IBB HBP BLK WP HR S P ERA WHIP																					
38 Taylor Jordan, R (1.1) ERA: 3.92	5.2 W 22 5 1 1 2 1 0 0 0 0 0 0 25 29 1.59 1.059																					
35 Craig Stammen, R (6.1) ERA: 3.72	1.1 H 4 0 0 0 1 1 0 0 0 0 0 0 5 9 0.00 0.750																					
48 Ross Detwiler, L (8.1) ERA: 7.2	1.0 H 4 1 0 0 0 0 0 0 0 0 0 0 4 4 0.00 1.000																					
30 Aaron Barrett, R (9.1) ERA:	1.0 S 3 1 0 0 0 0 0 0 0 0 0 0 3 3 0.00 1.000																					

Washington Nationals @ Miami Marlins
Roger Dean Stadium, Jupiter, FL
Mon Mar 24, 2014, 1:08 PM - 3:53 PM EDT
Att. 2,986 - Overcast - 72 F

AB 30
R 1
H 7
RBI 1
BB 2
SO 3
LOB 13




Batter	1	2	3	4	5	6	7	8	9	AB	R	H	RBI	BB	SO	LOB	TOP										
21 Christian Yelich, L OBP: 0.338, SLG: 0.286 47 Brian Bogusevic, L OBP: 0.194, SLG: 0.191	0-0 1B		0-0 1B		0-3 K			0-0 G6-3		3	0	2	0	0	1	1	<p>Miami Marlins @ New York Yankees</p> <p>George M. Steinbrenner Field, Tampa, FL</p> <p>Fri Mar 28 2014, 7:07 PM - 9:37 PM EDT</p> <p>Att: 10,581 - Cloudy - 74 F</p>										
10 Jeff Baker, R OBP: 0.340, SLG: 0.349 Austin Nola, R OBP: 0.400, SLG: 0.308	0-3 K		0-0 F9		0-0 K		0-0 1B	0-0 G5-3		3	0	1	0	0	1	2											
27 Giancarlo Stanton, R OBP: 0.333, SLG: 0.583 Matt Angle, L OBP: 0.387, SLG: 0.448	0-3 K		0-0 FC6-4		0-3 K		0-0 K	0-0 1B	0-0 1B	3	0	0	0	0	2	3											
46 Garrett Jones, L OBP: 0.226, SLG: 0.383 29 Greg Dobbs, L OBP: 0.222, SLG: 0.235	0-3 K			0-3 K		1-0 F7		0-3 K	0-3 K	3	0	0	0	0	2	2											
39 Jarrod Saltalamacchia, S OBP: 0.255, SLG: 0.340 Cameron Flynn, L (9, PR)		0-0 2B		0-3 K		0-3 K		0-0 E4	0-0 1-2	4	0	1	0	0	2	2											
32 Derek Dietrich, L OBP: 0.386, SLG: 0.500		0-0 G4-3		0-3 K			0-0 F8	0-0 FC4-6	0-0 1-2	4	0	0	0	0	1	3											
9 Casey McGehee, R Juan Diaz, L OBP: 0.440, SLG: 0.565		0-0 G5-3			0-0 F7		0-3 K	0-0 G1-3		3	0	0	0	0	1	1											
13 Marcell Ozuna, R Isaac Galloway, R (8, 8)		0-3 K			0-0 P3		0-3 K2-3			3	0	0	0	0	2	1											
17 Donovan Solano, R Alfredo Lopez, R (7, 4)			0-0 G4-3				0-3 K			2	0	1	0	0	0	0											
										1	0	0	0	0	1	0											
Inning Stats	R: 0 E: 0 K: 3 S: 10	H: 1 LOB: 1 BB: 0 P: 10	R: 0 E: 0 K: 1 S: 6	H: 1 LOB: 1 BB: 0 P: 6	R: 0 E: 0 K: 0 S: 4	H: 1 LOB: 1 BB: 0 P: 4	R: 0 E: 0 K: 3 S: 9	H: 0 LOB: 0 BB: 0 P: 9	R: 0 E: 0 K: 1 S: 6	H: 1 LOB: 1 BB: 0 P: 6	R: 0 E: 0 K: 2 S: 8	H: 0 LOB: 0 BB: 0 P: 7	R: 0 E: 0 K: 1 S: 5	H: 0 LOB: 0 BB: 0 P: 5	R: 0 E: 1 K: 1 S: 7	H: 1 LOB: 2 BB: 0 P: 7	1B: 5 2B: 1 3B: 0 HR: 0	SF: 0 SAC: 0 DP: 0 HBP: 0	WP: 1 PB: 0 CS: 0	PA: 34							
PITCHER	IP	WLS	BF	H	R	ER	SO	BB	IBB	HBP	BLK	WP	HR	S	P	ERA	WHIP										
18 Hiroki Kuroda, R ERA: 4.76 19 Masahiro Tanaka, R ERA: 2.14	3.0		12	3	0	0	4	0	0	0	0	0	0	20	20	0.00	1.000										
	6.0	W	22	3	0	0	10	0	0	0	0	1	0	42	43	0.00	0.500										


Batter	1	2	3	4	5	6	7	8	9	AB	R	H	RBI	BB	SO	LOB	BOTTOM										
11 Brett Gardner, L OBP: 0.386, SLG: 0.347 89 Yoenis Solarte, S OBP: 0.489, SLG: 0.371	0-0 F8			0-0 E6		0-3 K		0-0 1B		3	1	0	0	0	1	0	<p>Miami Marlins @ New York Yankees</p> <p>George M. Steinbrenner Field, Tampa, FL</p> <p>Fri Mar 28 2014, 7:07 PM - 9:37 PM EDT</p> <p>Att: 10,581 - Cloudy - 74 F</p>										
2 Derek Jeter, R OBP: 0.214, SLG: 0.157 45 Dean Anna, L OBP: 0.367, SLG: 0.286	0-3 K			4-0 BB		0-0 G6-3		0-1 F9		2	0	0	0	1	1	0											
36 Carlos Beltrán, S OBP: 0.288, SLG: 0.451 95 Adonis García, R OBP: 0.457, SLG: 0.559	0-0 F7			0-2 K		0-0 G4-3				3	0	0	0	0	1	2											
25 Mark Teixeira, S OBP: 0.289, SLG: 0.114 Jose Gil, R OBP: 0.300, SLG: 0.278		0-3 K		4-0 BB		0-3 K				2	0	0	0	1	2	0											
34 Brian McCann, L OBP: 0.285, SLG: 0.333 29 Francisco Cervelli, R OBP: 0.450, SLG: 0.811		0-0 P6		0-0 G3		0-3 K				2	0	0	1	0	0	2											
12 Alfonso Soriano, R OBP: 0.250, SLG: 0.310		0-0 G4-3		0-0 G5-3		0-0 P3				3	0	0	0	0	0	2											
33 Kelly Johnson, L OBP: 0.333, SLG: 0.422 26 Eduardo Núñez, R OBP: 0.280, SLG: 0.388			0-0 F8		0-3 K		0-0 2B			3	0	1	1	0	1	0											
14 Brian Roberts, S OBP: 0.333, SLG: 0.302 73 Antonio Richardson, S OBP: 0.259, SLG: 0.296			0-0 F9		0-3 K		1-0 1B			3	0	1	1	0	0	0											
31 Ichiro Suzuki, L OBP: 0.283, SLG: 0.280 81 Aji Castillo, R (9, 5)			0-0 F8		0-0 G1-3		0-1 G3			3	0	0	0	0	0	2											
										0	0	0	0	0	0	0											
Inning Stats	R: 0 E: 0 K: 1 S: 5	H: 0 LOB: 0 BB: 0 P: 5	R: 0 E: 0 K: 1 S: 5	H: 0 LOB: 0 BB: 0 P: 5	R: 1 E: 1 K: 1 S: 6	H: 0 LOB: 2 BB: 2 P: 14	R: 0 E: 0 K: 2 S: 7	H: 0 LOB: 0 BB: 0 P: 7	R: 0 E: 0 K: 2 S: 7	H: 0 LOB: 0 BB: 0 P: 7	R: 2 E: 0 K: 0 S: 7	H: 3 LOB: 2 BB: 0 P: 8	1B: 2 2B: 1 3B: 0 HR: 0	SF: 0 SAC: 0 DP: 0 HBP: 0	WP: 1 PB: 0 CS: 1	PA: 29											
PITCHER	IP	WLS	BF	H	R	ER	SO	BB	IBB	HBP	BLK	WP	HR	S	P	ERA	WHIP										
45 Kevin Slowey, R ERA: 2.2 49 Carlos Marmol, R ERA: 2.45 43 Dan Jennings, L ERA: 44 AJ Ramos, R ERA: 1.64 40 Mike Dunn, L ERA: 4.0	1.0	L	6	0	1	0	1	2	0	0	0	0	0	6	14	0.00	2.000										
	1.0		3	0	0	0	2	0	0	0	0	0	0	7	7	0.00	0.000										
	1.0		3	0	0	0	1	0	0	0	0	0	0	5	5	0.00	0.000										
	1.0		3	0	0	0	2	0	0	0	0	0	0	7	7	0.00	0.000										
PITCHER	IP	WLS	BF	H	R	ER	SO	BB	IBB	HBP	BLK	WP	HR	S	P	ERA	WHIP										
31 Steve Cishek, R ERA: 5.4	1.0		5	3	2	2	0	0	0	0	0	0	0	7	8	18.00	3.000										


AB	34
R	0
H	6
RBI	0
BB	0
SO	14
LOB	18

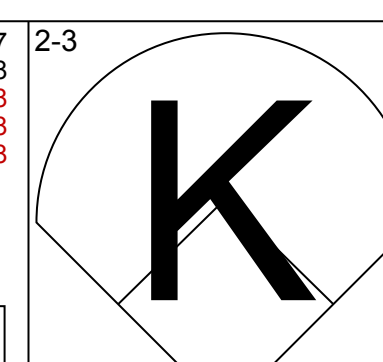
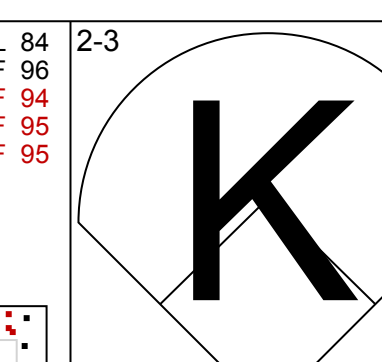
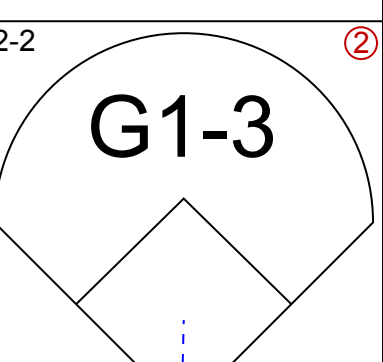
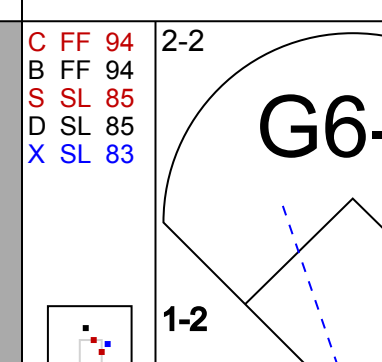
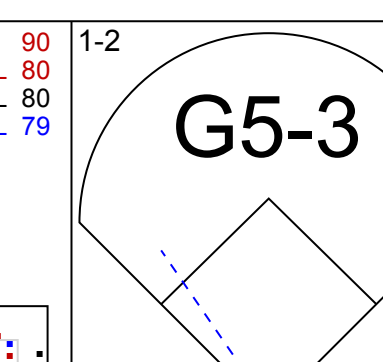
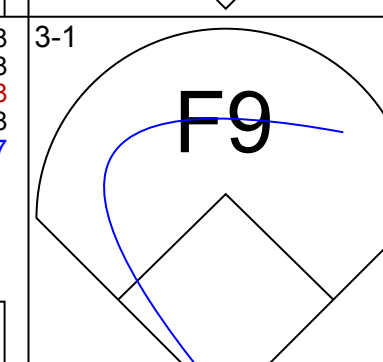
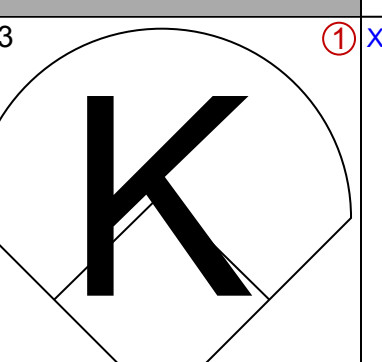
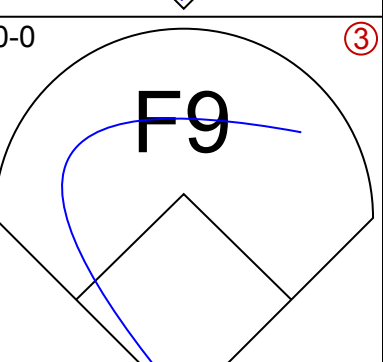
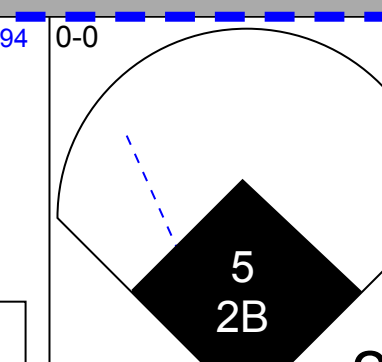
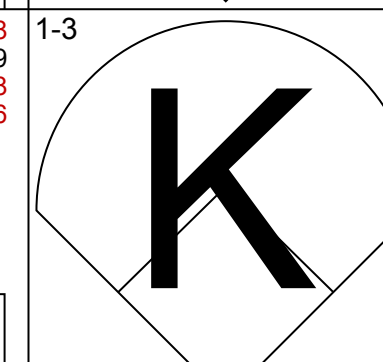
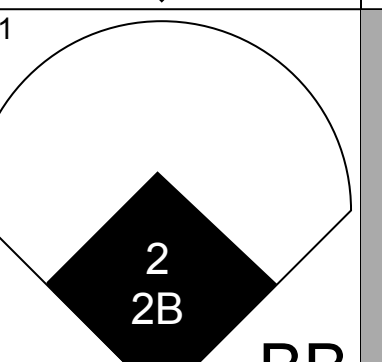
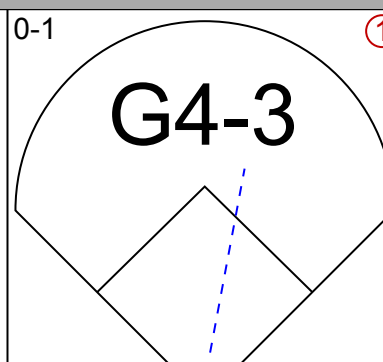
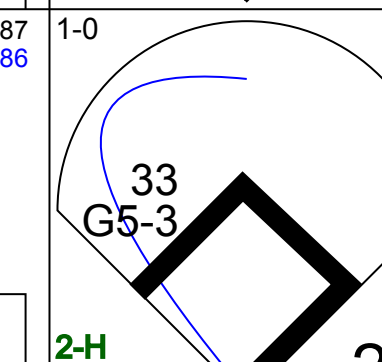
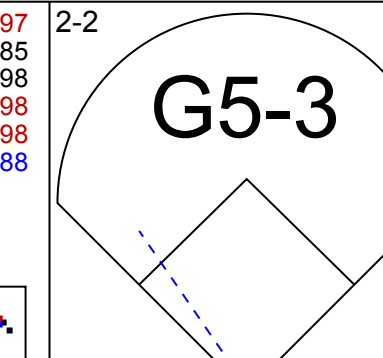
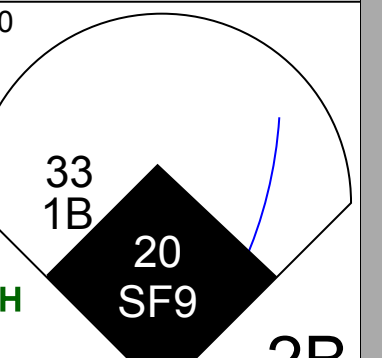

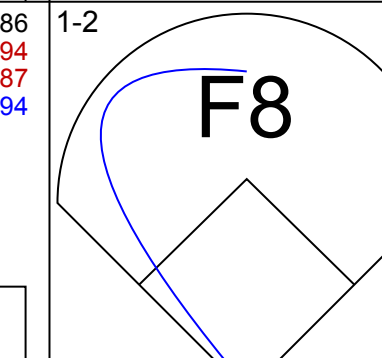
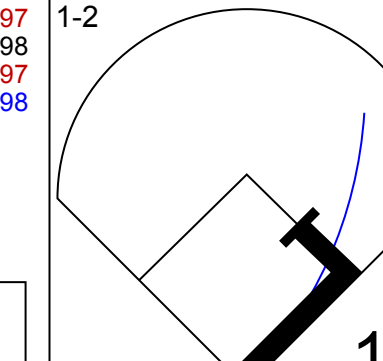
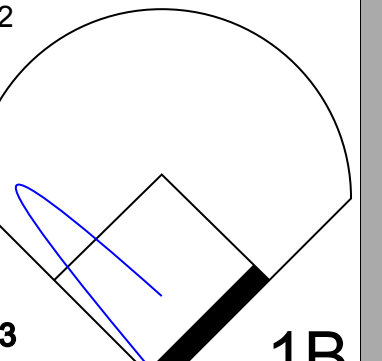
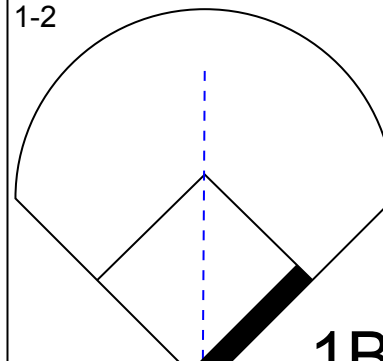
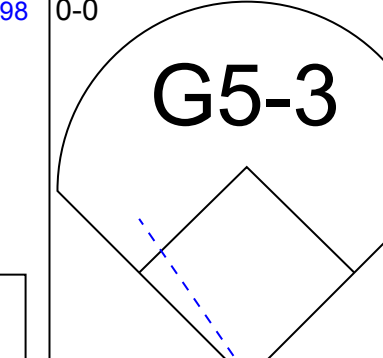
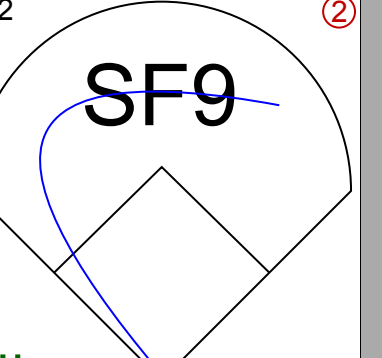
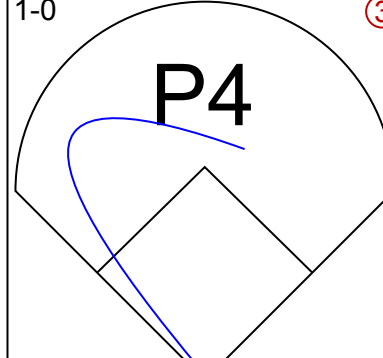
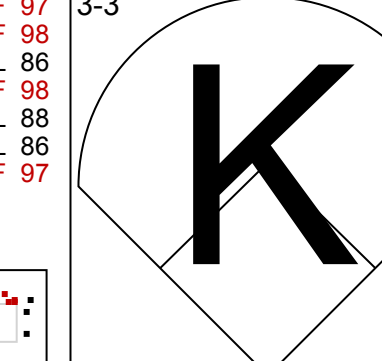
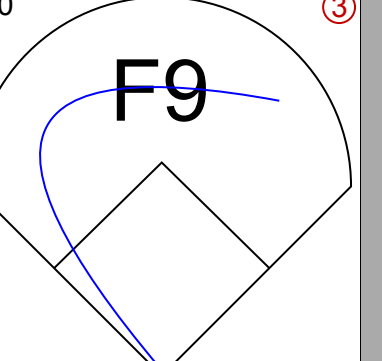
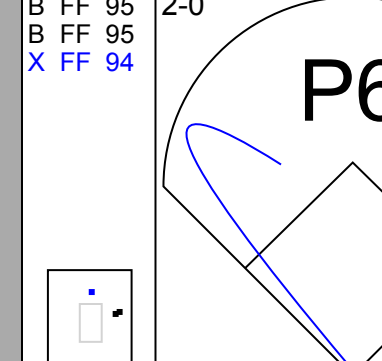
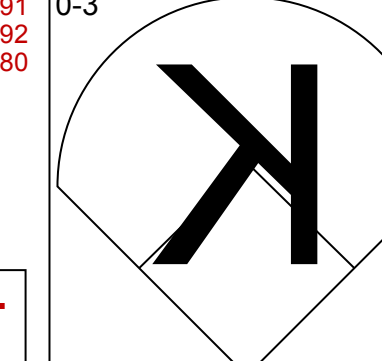
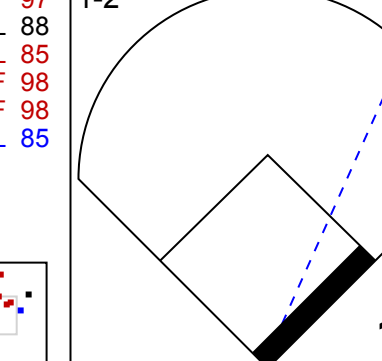
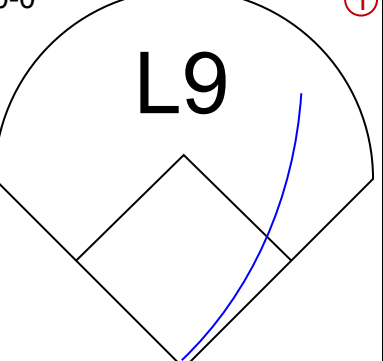
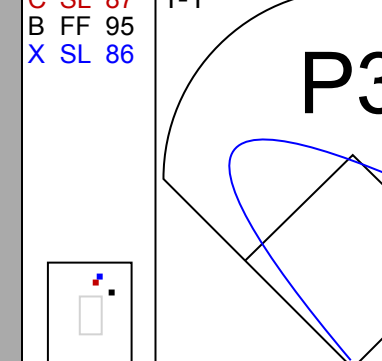
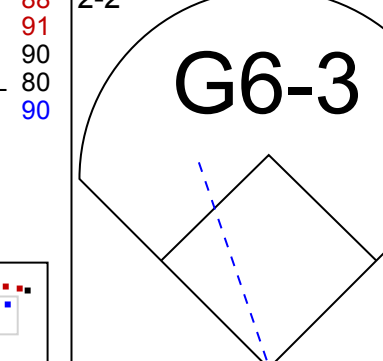
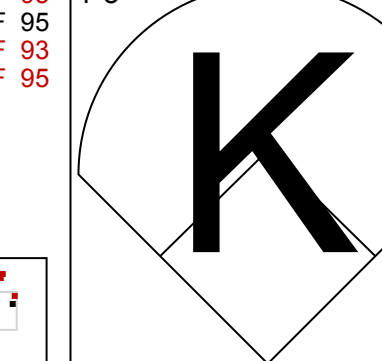
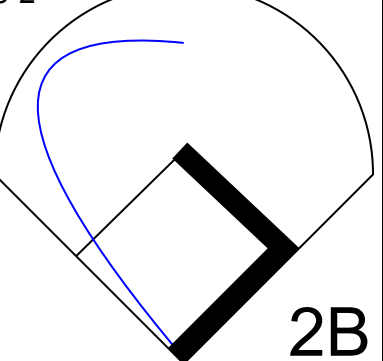
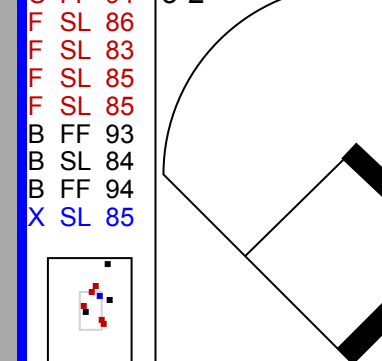
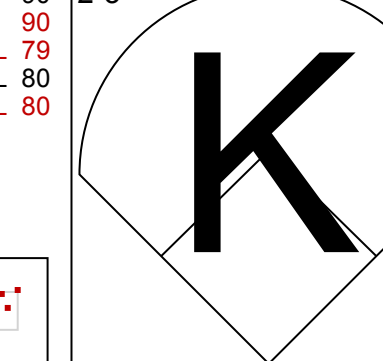


AB	27
R	3
H	3
RBI	3
BB	2
SO	8
LOB	10



Batter	1	2	3	4	5	6	7	8	9	AB R H RBI BB SO LOB	TOP																																		
											Miami Marlins @ New York Yankees George M. Steinbrenner Field, Tampa, FL Sat Mar 29 2014, 1:05 PM EDT livebaseballscorecards.com																																		
																				AB 0 R 0 H 0 RBI 0 BB 0 SO 0 LOB 0																									
																				 MIAMI																									
Inning Stats																				1B: 0 SF: 0 WP: 0 PA: 0 2B: 0 SAC: 0 FB: 0 3B: 0 DP: 0 SB: 0 HR: 0 HBP: 0 CS: 0																									
PITCHER										IP		WLS	BF	H	R	ER	SO	BB	IBB	HBP	BLK	WP	HR	S	P	ERA	WHIP	PITCHER	IP	WLS	BF	H	R	ER	SO	BB	IBB	HBP	BLK	WP	HR	S	P	ERA	WHIP

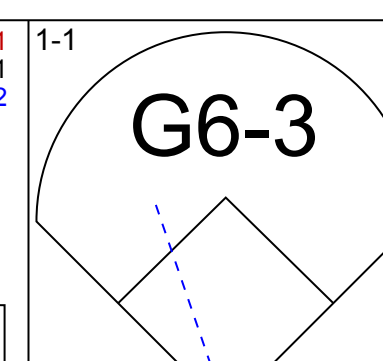
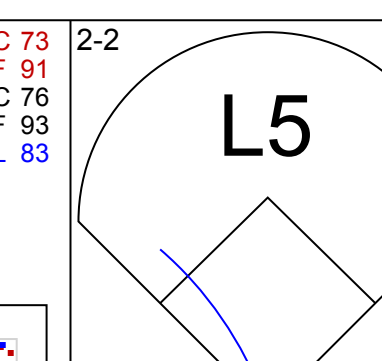
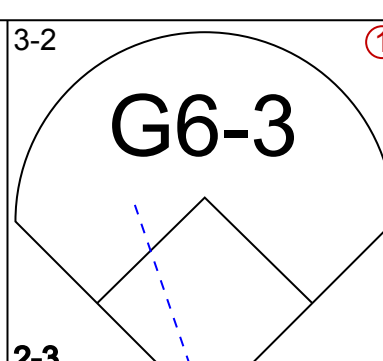
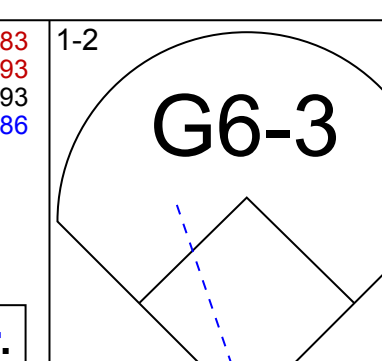
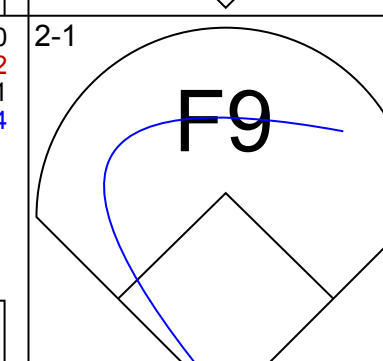
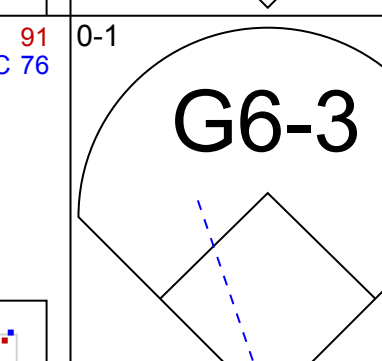
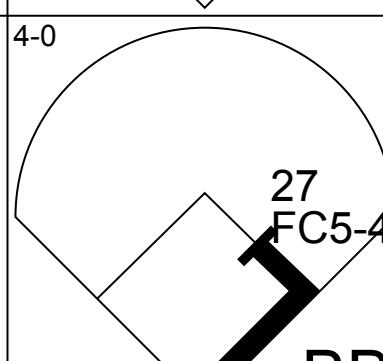
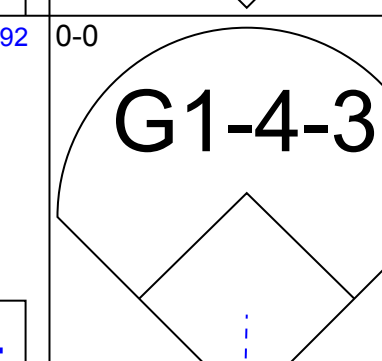
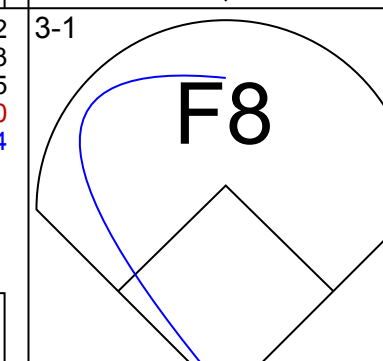
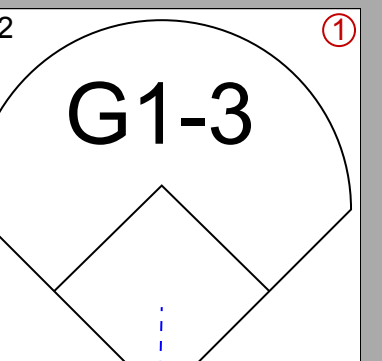
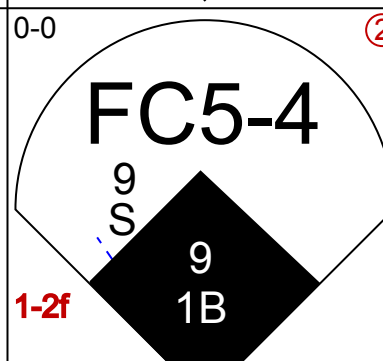
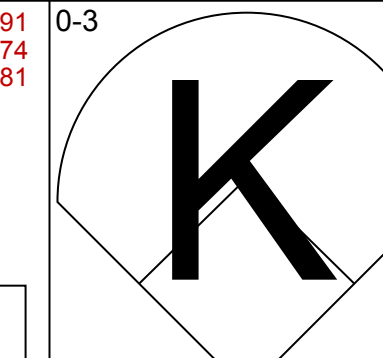
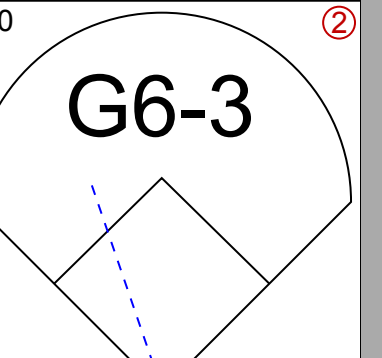
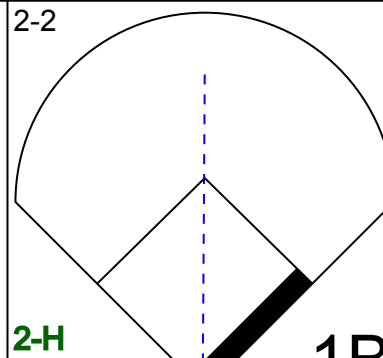
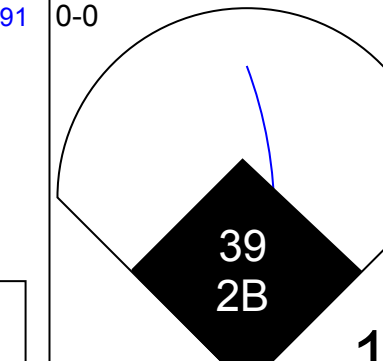
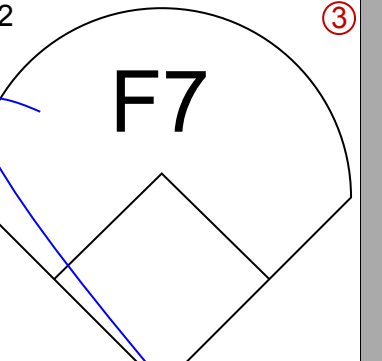
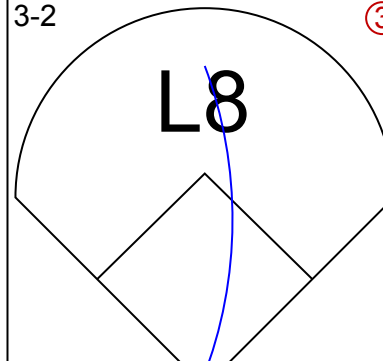
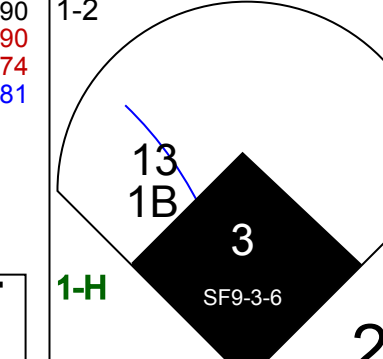
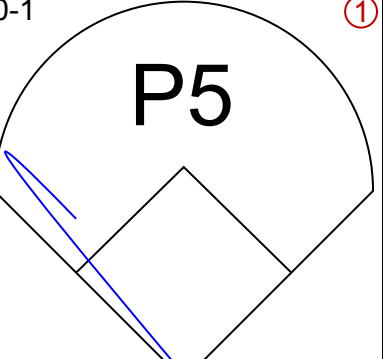
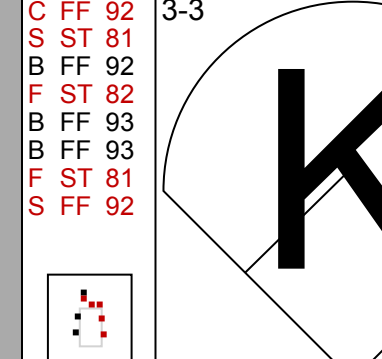
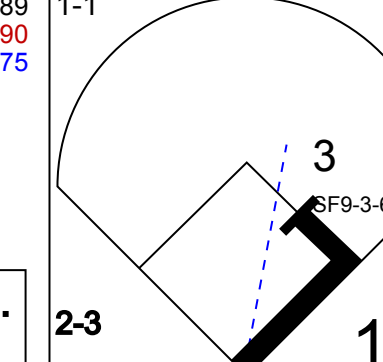

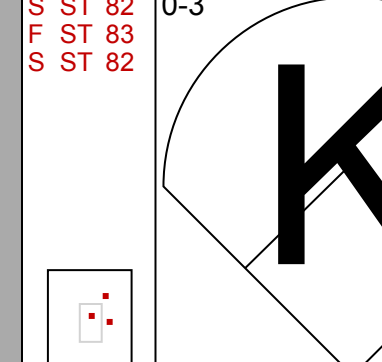
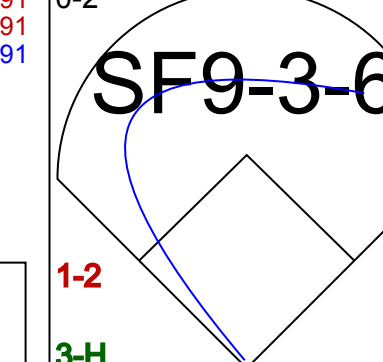

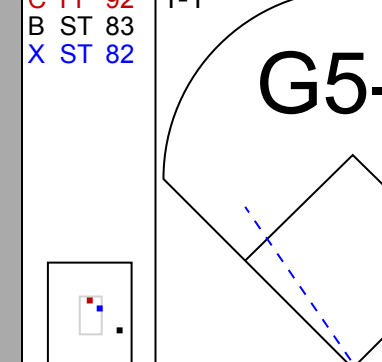
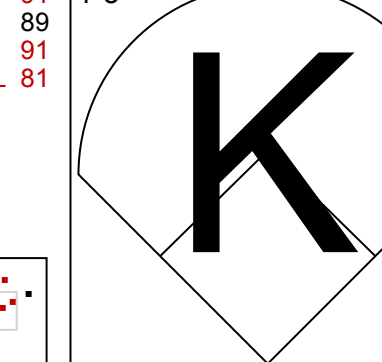
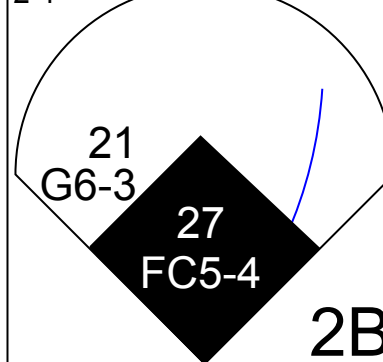
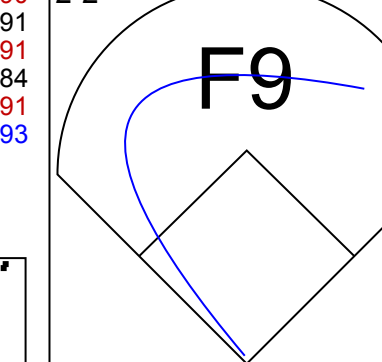
Batter	1	2	3	4	5	6	7	8	9	AB R H RBI BB SO LOB	BOTTOM																																		
											Miami Marlins @ New York Yankees George M. Steinbrenner Field, Tampa, FL Sat Mar 29 2014, 1:05 PM EDT livebaseballscorecards.com																																		
																				AB 0 R 0 H 0 RBI 0 BB 0 SO 0 LOB 0																									
																																													
Inning Stats																				1B: 0 SF: 0 WP: 0 PA: 0 2B: 0 SAC: 0 FB: 0 3B: 0 DP: 0 SB: 0 HR: 0 HBP: 0 CS: 0																									
PITCHER										IP		WLS	BF	H	R	ER	SO	BB	IBB	HBP	BLK	WP	HR	S	P	ERA	WHIP	PITCHER	IP	WLS	BF	H	R	ER	SO	BB	IBB	HBP	BLK	WP	HR	S	P	ERA	WHIP

Batter	1	2	3	4	5	6	7	8	9	AB	R	H	RBI	BB	SO	LOB	TOP			
13 Drew Stubbs, R (1.8)										5	0	0	0	0	2	3				
3 Michael Cuddyer, R (1.9)										4	1	1	0	0	1	1				
5 Carlos González, L (1.7)										3	1	1	1	1	1	0				
2 Troy Tulowitzki, R (1.6)										4	1	1	1	0	0	1				
33 Justin Morneau, L (1.3)										4	0	3	0	0	0	1				
20 Wilin Rosario, R (1.2)										2	0	0	1	1	0	1				
28 Nolan Arenado, R (1.5)										4	0	0	0	0	2	3				
9 DJ LeMahieu, R (1.4)										4	0	1	0	0	0	0				
30 Brett Anderson, L (1.1)										2	0	1	0	0	1	1				
19 Charlie Blackmon, L (7. PH)										1	0	1	0	0	0	0				
0 Adam Ottavino, S (7.1)										0	0	0	0	0	0	0				
49 Rex Brothers, L (8.1)										0	0	0	0	0	0	0				
6 Corey Dickerson, L (8. PH)										1	0	0	0	0	1	0				
Inning Stats	R: 0 E: 0 K: 2 S: 8	H: 0 LOB: 0 BB: 0 P: 14	R: 0 E: 0 K: 0 S: 8	H: 1 LOB: 0 BB: 0 P: 11	R: 0 E: 0 K: 3 S: 15	H: 1 LOB: 1 BB: 0 P: 22	R: 2 E: 0 K: 1 S: 14	H: 2 LOB: 1 BB: 1 P: 24	R: 0 E: 0 K: 0 S: 9	H: 1 LOB: 1 BB: 0 P: 11	R: 0 E: 0 K: 0 S: 12	H: 1 LOB: 1 BB: 0 P: 20	R: 1 E: 0 K: 1 S: 12	H: 2 LOB: 2 BB: 1 P: 18	R: 0 E: 0 K: 1 S: 9	H: 0 LOB: 0 BB: 0 P: 14	1B: 5 2B: 4 3B: 0 HR: 0	SF: 1 SAC: 0 DP: 0 HBP: 0	WP: 0 PB: 0 SB: 1 CS: 0	PA: 37
PITCHER	IP WLS BF H R ER SO BB IBB HBP BLK WP HR S P ERA WHIP																			
24 Nathan Eovaldi, R (1.1)	6.0 W 24 6 2 2 6 1 0 0 0 0 0 0 62 95 3.00 1.167																			
49 Carlos Marmol, R (7.1)	1.0 H 4 1 0 0 0 0 0 0 0 0 0 0 12 20 0.00 1.000																			
40 Mike Dunn, L (8.1)	0.2 H 4 2 1 0 0 0 0 0 0 0 0 0 7 9 13.50 3.000																			
44 AJ Ramos, R (8.1)	0.1 H 2 0 0 0 1 1 0 0 0 0 0 0 5 9 0.00 3.000																			
31 Steve Cishek, R (9.1)	1.0 S 3 0 0 0 1 0 0 0 0 0 0 0 9 14 0.00 0.000																			

Colorado Rockies @ Miami Marlins
Marlins Park, Miami, FL
Tue Apr 01 2014, 7:13 PM - 9:36 PM EDT
Att: 15,906 - Partly Cloudy - 74 F

AB 34
R 3
H 9
RBI 3
BB 2
SO 8
LOB 11



Batter	1	2	3	4	5	6	7	8	9	AB	R	H	RBI	BB	SO	LOB	BOTTOM			
21 Christian Yelich, L (1.7)										4	0	0	0	0	0	1				
10 Jeff Baker, R (1.4)										3	0	0	0	1	0	0				
27 Giancarlo Stanton, R (1.9)										3	1	0	1	0	0	1				
9 Casey McGehee, R (1.5)										3	0	1	1	0	1	0				
46 Garrett Jones, L (1.3)										3	1	1	0	0	0	1				
39 Jarrod Saltalamacchia, R (1.2)										3	1	1	1	0	1	0				
13 Marcell Ozuna, R (1.8)										3	0	1	0	0	1	0				
3 Adeiny Hechavarria, R (1.6)										2	0	0	1	0	0	0				
24 Nathan Eovaldi, R (1.1)										1	0	0	0	0	1	0				
5 Reed Johnson, R (6. PH)										1	1	0	0	0	0	0				
49 Carlos Marmol, R (7.1)										0	0	0	0	0	0	0				
40 Mike Dunn, L (8.1)										0	0	0	0	0	0	0				
44 AJ Ramos, R (8.1)										0	0	0	0	0	0	0				
17 Donovan Solano, R (8. PH)										1	0	0	0	0	0	0				
31 Steve Cishek, R (9.1)										0	0	0	0	0	0	0				
Inning Stats	R: 0 E: 0 K: 0 S: 6	H: 3 LOB: 0 BB: 0 P: 12	R: 2 E: 0 K: 1 S: 12	H: 3 LOB: 0 BB: 0 P: 14	R: 0 E: 0 K: 1 S: 8	H: 0 LOB: 0 BB: 0 P: 11	R: 0 E: 0 K: 0 S: 7	H: 0 LOB: 0 BB: 0 P: 10	R: 0 E: 0 K: 0 S: 5	H: 0 LOB: 0 BB: 0 P: 5	R: 2 E: 1 K: 0 S: 16	H: 2 LOB: 1 BB: 1 P: 30	R: 0 E: 0 K: 2 S: 10	H: 0 LOB: 0 BB: 0 P: 14	R: 0 E: 0 K: 0 S: 8	H: 0 LOB: 0 BB: 0 P: 11	1B: 3 2B: 3 3B: 0 HR: 0	SF: 1 SAC: 0 DP: 1 HBP: 0	WP: 0 PB: 0 SB: 1 CS: 0	PA: 29
PITCHER	IP WLS BF H R ER SO BB IBB HBP BLK WP HR S P ERA WHIP																			
30 Brett Anderson, L (1.1)	6.0 L 23 5 4 3 2 1 0 0 0 0 0 0 10 14 4.50 1.000																			
0 Adam Ottavino, R (7.1)	1.0 3 0 0 0 2 0 0 0 0 0 0 0 10 14 0.00 0.000																			
49 Rex Brothers, L (8.1)	1.0 3 0 0 0 0 0 0 0 0 0 0 0 8 11 0.00 0.000																			

Colorado Rockies @ Miami Marlins
Marlins Park, Miami, FL
Tue Apr 01 2014, 7:13 PM - 9:36 PM EDT
Att: 15,906 - Partly Cloudy - 74 F

AB 27
R 4
H 5
RBI 4
BB 1
SO 4
LOB 3



Batter	1	2	3	4	5	6	7	8	9	AB	R	H	RBI	BB	SO	LOB	TOP				
13 Charlie Blackmon, L OBP: 0.400, SLG: 0.333										4	0	2	1	1	0	1					
3 Michael Cuddyer, R OBP: 0.283, SLG: 0.500										4	1	2	1	0	0	1					
5 Carlos González, L 13 Drew Stubbs, R										3	1	1	1	1	2	4					
2 Troy Tulowitzki, R OBP: 0.231, SLG: 0.250											4	1	1	0	1	0	3				
33 Justin Morneau, L OBP: 0.385, SLG: 0.385											5	0	1	1	0	0	3				
28 Nolan Arenado, R OBP: 0.231, SLG: 0.083											5	1	1	0	0	1	0				
58 Jordan Pacheco, R											4	1	3	1	0	1	0				
9 DJ LeMahieu, R OBP: 0.182, SLG: 0.182										4	1	1	0	0	0	6					
24 Jordan Lyles, R 0 Adam Ottavino, S 34 Matt Belisle, R 1 Brandon Barnes, R 49 Rex Brothers, L 32 LaTroy Hawkins, R										2	0	0	0	1	2	0					
Inning Stats	R: 3 H: 6 E: 0 K: 0 S: 20	H: 6 R: 0 ER: 0 LOB: 0 BB: 0 P: 26	R: 0 H: 0 E: 0 K: 1 S: 9	H: 0 R: 0 ER: 0 LOB: 0 BB: 0 P: 11	R: 0 H: 0 E: 0 K: 0 S: 3	H: 0 R: 0 ER: 0 LOB: 0 BB: 1 P: 7	R: 3 H: 1 E: 2 K: 1 S: 19	H: 1 R: 0 ER: 0 LOB: 3 BB: 3 P: 37	R: 0 H: 1 E: 0 K: 0 S: 9	H: 2 R: 0 ER: 0 LOB: 0 BB: 0 P: 10	R: 0 H: 2 E: 0 K: 2 S: 13	H: 0 R: 0 ER: 0 LOB: 0 BB: 0 P: 10	R: 0 H: 2 E: 0 K: 0 S: 9	H: 2 R: 0 ER: 0 LOB: 2 BB: 0 P: 13	R: 0 H: 0 E: 0 K: 0 S: 9	H: 0 R: 0 ER: 0 LOB: 0 BB: 0 P: 14	1B: 11 2B: 2 3B: 0 HR: 0	SF: 1 SAC: 1 DP: 3 HBP: 0	WP: 1 PB: 0 SB: 0 CS: 0	PA: 42	
PITCHER	IP WLS BF H R ER SO BB IBB HBP BLK WP HR S P ERA WHIP	IP WLS BF H R ER SO BB IBB HBP BLK WP HR S P ERA WHIP	IP WLS BF H R ER SO BB IBB HBP BLK WP HR S P ERA WHIP	IP WLS BF H R ER SO BB IBB HBP BLK WP HR S P ERA WHIP	IP WLS BF H R ER SO BB IBB HBP BLK WP HR S P ERA WHIP	IP WLS BF H R ER SO BB IBB HBP BLK WP HR S P ERA WHIP	IP WLS BF H R ER SO BB IBB HBP BLK WP HR S P ERA WHIP	IP WLS BF H R ER SO BB IBB HBP BLK WP HR S P ERA WHIP	IP WLS BF H R ER SO BB IBB HBP BLK WP HR S P ERA WHIP	IP WLS BF H R ER SO BB IBB HBP BLK WP HR S P ERA WHIP	IP WLS BF H R ER SO BB IBB HBP BLK WP HR S P ERA WHIP	IP WLS BF H R ER SO BB IBB HBP BLK WP HR S P ERA WHIP	IP WLS BF H R ER SO BB IBB HBP BLK WP HR S P ERA WHIP	IP WLS BF H R ER SO BB IBB HBP BLK WP HR S P ERA WHIP	IP WLS BF H R ER SO BB IBB HBP BLK WP HR S P ERA WHIP	IP WLS BF H R ER SO BB IBB HBP BLK WP HR S P ERA WHIP	IP WLS BF H R ER SO BB IBB HBP BLK WP HR S P ERA WHIP	IP WLS BF H R ER SO BB IBB HBP BLK WP HR S P ERA WHIP	IP WLS BF H R ER SO BB IBB HBP BLK WP HR S P ERA WHIP	IP WLS BF H R ER SO BB IBB HBP BLK WP HR S P ERA WHIP	IP WLS BF H R ER SO BB IBB HBP BLK WP HR S P ERA WHIP

Colorado Rockies @ Miami Marlins
Marlins Park, Miami, FL
Wed Apr 02 2014, 7:13 PM - 10:34 PM EDT
Att: 15,866 - Partly Cloudy - 76 F

AB	36
R	6
H	12
RBI	5
BB	4
SO	6
LOB	20



Batter	1	2	3	4	5	6	7	8	9	AB	R	H	RBI	BB	SO	LOB	BOTTOM					
21 Christian Yelich, L OBP: 0.143, SLG: 0.214											5	0	0	0	0	2						
32 Derek Dietrich, L OBP: 0.600, SLG: 0.667											3	2	1	0	1	1						
27 Giancarlo Stanton, R OBP: 0.385, SLG: 0.667											4	1	2	3	1	1						
46 Garrett Jones, L OBP: 0.385, SLG: 0.273											4	1	2	1	1	0	3					
9 Casey McGehee, R OBP: 0.500, SLG: 0.700											3	0	1	0	1	2	2					
39 Jarrod Saltalamacchia, R OBP: 0.182, SLG: 0.273											4	0	0	0	0	2	5					
13 Marcell Ozuna, R OBP: 0.455, SLG: 0.818											4	0	1	0	0	3	4					
3 Adeiny Hechavarria, R OBP: 0.364, SLG: 0.400											4	1	1	0	0	1	2					
37 Henderson Alvarez III, R 45 Kevin Slowey, R 17 Donovan Solano, R 43 Dan Jennings, L 29 Greg Dobbs, L											1	0	0	0	0	0	0					
Inning Stats	R: 1 H: 2 E: 0 K: 2 S: 13	H: 2 R: 0 ER: 0 LOB: 0 BB: 0 P: 20	R: 0 H: 0 E: 0 K: 1 S: 8	H: 0 R: 0 ER: 0 LOB: 0 BB: 0 P: 11	R: 0 H: 0 E: 0 K: 0 S: 9	H: 0 R: 0 ER: 0 LOB: 0 BB: 0 P: 14	R: 0 H: 1 E: 0 K: 2 S: 12	H: 1 R: 0 ER: 0 LOB: 1 BB: 0 P: 18	R: 0 H: 1 E: 0 K: 0 S: 5	H: 2 R: 0 ER: 0 LOB: 0 BB: 0 P: 6	R: 3 H: 2 E: 0 K: 3 S: 18	H: 2 R: 0 ER: 0 LOB: 1 BB: 1 P: 30	R: 0 H: 0 E: 0 K: 1 S: 7	H: 0 R: 0 ER: 0 LOB: 0 BB: 0 P: 11	R: 0 H: 0 E: 0 K: 1 S: 8	H: 0 R: 0 ER: 0 LOB: 2 BB: 2 P: 21	R: 0 H: 2 E: 0 K: 1 S: 24	H: 2 R: 0 ER: 0 LOB: 1 BB: 1 P: 36	1B: 5 2B: 2 3B: 0 HR: 1	SF: 0 SAC: 0 DP: 0 HBP: 1	WP: 2 PB: 0 SB: 0 CS: 0	PA: 40
PITCHER	IP WLS BF H R ER SO BB IBB HBP BLK WP HR S P ERA WHIP	IP WLS BF H R ER SO BB IBB HBP BLK WP HR S P ERA WHIP	IP WLS BF H R ER SO BB IBB HBP BLK WP HR S P ERA WHIP	IP WLS BF H R ER SO BB IBB HBP BLK WP HR S P ERA WHIP	IP WLS BF H R ER SO BB IBB HBP BLK WP HR S P ERA WHIP	IP WLS BF H R ER SO BB IBB HBP BLK WP HR S P ERA WHIP	IP WLS BF H R ER SO BB IBB HBP BLK WP HR S P ERA WHIP	IP WLS BF H R ER SO BB IBB HBP BLK WP HR S P ERA WHIP	IP WLS BF H R ER SO BB IBB HBP BLK WP HR S P ERA WHIP	IP WLS BF H R ER SO BB IBB HBP BLK WP HR S P ERA WHIP	IP WLS BF H R ER SO BB IBB HBP BLK WP HR S P ERA WHIP	IP WLS BF H R ER SO BB IBB HBP BLK WP HR S P ERA WHIP	IP WLS BF H R ER SO BB IBB HBP BLK WP HR S P ERA WHIP	IP WLS BF H R ER SO BB IBB HBP BLK WP HR S P ERA WHIP	IP WLS BF H R ER SO BB IBB HBP BLK WP HR S P ERA WHIP	IP WLS BF H R ER SO BB IBB HBP BLK WP HR S P ERA WHIP	IP WLS BF H R ER SO BB IBB HBP BLK WP HR S P ERA WHIP	IP WLS BF H R ER SO BB IBB HBP BLK WP HR S P ERA WHIP	IP WLS BF H R ER SO BB IBB HBP BLK WP HR S P ERA WHIP	IP WLS BF H R ER SO BB IBB HBP BLK WP HR S P ERA WHIP	IP WLS BF H R ER SO BB IBB HBP BLK WP HR S P ERA WHIP	IP WLS BF H R ER SO BB IBB HBP BLK WP HR S P ERA WHIP

Colorado Rockies @ Miami Marlins
Marlins Park, Miami, FL
Wed Apr 02 2014, 7:13 PM - 10:34 PM EDT
Att: 15,866 - Partly Cloudy - 76 F

AB	35
R	5
H	8
RBI	4
BB	4
SO	11
LOB	21



Batter	1	2	3	4	5	6	7	8	9	AB	R	H	RBI	BB	SO	LOB	TOP						
6 Corey Dickerson, L (1.8) OBP: 0.400, SLG: 0.250 13 Drew Stubbs, R (8.8) OBP: 0.364, SLG: 0.300 19 Charlie Blackmon, L (9. PH) OBP: 0.364, SLG: 0.300	4-2 3 F 3 S G4-1 BB		1-2 3 HR 1B	0-0 G4-6-3		1-2 G4-3		1-2 G5-3	2 3 2 1 0 1 0 1 0 0 0 0 0 0 0 1 0 0 0 0 0 0														
3 Michael Cuddyer, R (1.3) OBP: 0.389, SLG: 0.647	1-2 G4-1 1-H		1-0 HR	0-2 G5-3		2-2 G6-3		2-1 5 DI 1B	5 1 2 3 0 0 0														
5 Carlos González, L (1.7) OBP: 0.412, SLG: 0.667	0-3 K2-3		1-0 G3-1		1-2 G3-1		0-1 20 WP 2 S 1B	2-3 K	5 0 1 0 0 2 1														
2 Troy Tulowitzki, R (1.6) OBP: 0.353, SLG: 0.467	0-0 1B		4-2 20 1B 28 1B BB		0-0 28 1B 3B		1-3 K	1-2 K	3 2 2 0 1 1 1														
20 Wilin Rosario, R (1.2) OBP: 0.333, SLG: 0.222	0-0 F8		0-0 FC6-5 1 28 1B 1B		1-2 G6-3		3-3 K	1-2 K	4 0 1 0 0 1 3														
28 Nolan Arenado, R (1.5) OBP: 0.188, SLG: 0.188		0-2 G6-3	1-1 1 FC6-5 1B		1-0 1B		0-3 K		4 0 2 2 0 1 0														
1 Brandon Barnes, R (1.9)		1-1 P6	2 FC6-5 23 C6-4 1B		0-1 G1-3		1-0 F9		4 0 0 0 0 0 3								AB 36						
23 Charlie Culberson, R (1.4) OBP: 0.250, SLG: 0.250 34 Matt Belisle, R (8.1)		0-1 1B	2-2 FC6-4 1B		2-0 G6-3		1-1 F9		4 0 1 0 0 0 2 0 0 0 0 0 0 0								R 5						
56 Franklin Morales, L (1.1) 54 Tommy Kahnle, R (8.1) 9 DJ LeMahieu, R (8.4) OBP: 0.167, SLG: 0.167		3-1 G6-3	4-1 6 G4-6-3 BB		1-2 F7		1-1 G4-3		2 0 0 0 1 0 1 0 0 0 0 0 0 0 1 0 0 0 0 0 0								H 10						
Inning Stats	R: 1 E: 0 K: 1 S: 12	H: 1 LOB: 1 BB: 1 P: 17	R: 0 E: 0 K: 0 S: 9	H: 1 LOB: 1 BB: 0 P: 13	R: 3 E: 0 K: 0 S: 17	H: 4 LOB: 2 BB: 1 P: 28	R: 0 E: 0 K: 0 S: 7	H: 0 LOB: 1 BB: 0 P: 11	R: 1 E: 0 K: 0 S: 12	H: 2 LOB: 1 BB: 0 P: 15	R: 0 E: 0 K: 0 S: 7	H: 0 LOB: 0 BB: 0 P: 11	R: 0 E: 0 K: 2 S: 13	H: 1 LOB: 1 BB: 0 P: 19	R: 0 E: 0 K: 1 S: 6	H: 0 LOB: 0 BB: 0 P: 8	R: 0 E: 0 K: 1 S: 12	H: 1 LOB: 1 BB: 0 P: 18	1B: 8 2B: 0 3B: 1 HR: 1	SF: 0 SAC: 0 DP: 1 HBP: 0	WP: 1 PB: 0 SB: 2 CS: 0	PA: 39	
PITCHER	IP WLS BF H R ER SO BB IBB HBP BLK WP HR S P ERA WHIP	6.0 28 8 5 5 1 3 0 0 0 0 1 64 95 7.50 1.833	1.0 4 1 0 0 2 0 0 0 0 0 0 13 19 0.00 1.000	1.0 W 3 0 0 1 0 0 0 0 0 0 6 8 0.00 0.000	1.0 S 4 1 0 0 1 0 0 0 0 0 12 18 0.00 1.000				PITCHER	IP WLS BF H R ER SO BB IBB HBP BLK WP HR S P ERA WHIP	6.0 28 8 5 5 1 3 0 0 0 0 1 64 95 7.50 1.833	1.0 4 1 0 0 2 0 0 0 0 0 0 13 19 0.00 1.000	1.0 W 3 0 0 1 0 0 0 0 0 0 6 8 0.00 0.000	1.0 S 4 1 0 0 1 0 0 0 0 0 12 18 0.00 1.000									

Colorado Rockies @ Miami Marlins
Marlins Park, Miami, FL
Thu Apr 03 2014, 12:45 PM - 3:56 PM EDT
Att: 15,378 - Roof Closed - 76 F

AB	36
R	5
H	10
RBI	5
BB	3
SO	5
LOB	12



Batter	1	2	3	4	5	6	7	8	9	AB	R	H	RBI	BB	SO	LOB	BOTTOM						
21 Christian Yelich, L (1.7) OBP: 0.158, SLG: 0.211	1-0 F8		0-1 FC6-4		1-2 G5-3		0-1 G6-3		1-1 10 S 27 1B 1B	5 1 1 1 0 0 4													
10 Jeff Baker, R (1.4) OBP: 0.286, SLG: 0.100	0-1 27 B 46 FC4-6 1B		0-1 F9		2-3 K		1-0 P3		4-1 27 B 9 1B BB	4 2 1 0 1 1 3													
27 Giancarlo Stanton, R (1.9) OBP: 0.444, SLG: 0.685	0-2 46 FC4-6 1-3 2B		1-1 L7		1-0 L6		4-2 9 3B BB		0-2 9 1B 1B	4 2 2 1 1 0 0													
9 Casey McGehee, R (1.5) OBP: 0.588, SLG: 0.846	4-1 46 FC4-6 BB		4-2 46 BLK 13 1B BB		0-0 G5-3		3-2 1-H 3B		0-0 2-H 3-H 1B	3 1 2 3 2 0 0													
46 Garrett Jones, L (1.3) OBP: 0.278, SLG: 0.188	0-0 FC4-6 1-2 2-H 3-H 1B		3-2 K		1-2 G4-3		1-2 P6		1-3 K	5 0 0 1 0 2 5													
13 Marcell Ozuna, R (1.8) OBP: 0.467, SLG: 0.733	3-3 K		0-2 FC6-4 1B		0-1 P6		0-1 3 E 1B		0-1 P6	4 1 2 1 0 1 3													
3 Adeiny Hechavarria, R (1.6) OBP: 0.467, SLG: 0.571		1-0 33 FC1-5 6 1B 1B		0-0 FC6-4		0-1 E2		0-1 6 SH3-4 21 1B 1B	4 1 3 1 0 0 1								AB 36						
6 Jeff Mathis, R (1.2) OBP: 0.333, SLG: 0.333 31 Steve Cishek, R (9.1)		0-1 21 FC6-4 33 FC1-5 1B		1-3 K		1-2 P4		0-0 SH3-4	3 0 1 0 0 1 1 0 0 0 0 0 0 0								R 8						
33 Jacob Turner, R (1.1) OBP: 0.300, SLG: 1.000 5 Reed Johnson, R (7.1) OBP: 0.300, SLG: 1.000 49 Carlos Marmol, R (8.1) OBP: 0.300, SLG: 1.000 44 AJ Ramos, R (8.1) OBP: 0.300, SLG: 1.000 39 Jarrod Saltalamacchia, S (9.2) OBP: 0.167, SLG: 0.250		0-0 FC1-5 21 FC6-4 2B		3-2 K		1-3 K		3-3 K	2 0 1 0 0 0 2 1 0 0 0 0 0 1 0 0 0 0 0 0 0 0 0 0 0 0 0 0 1 0 0 0 0 0 1								H 13						
Inning Stats	R: 1 E: 0 K: 1 S: 11	H: 2 LOB: 2 BB: 1 P: 19	R: 0 E: 0 K: 0 S: 10	H: 2 LOB: 0 BB: 0 P: 13	R: 1 E: 0 K: 1 S: 14	H: 1 LOB: 1 BB: 1 P: 22	R: 0 E: 0 K: 2 S: 14	H: 1 LOB: 1 BB: 0 P: 21	R: 0 E: 0 K: 0 S: 5	H: 0 LOB: 0 BB: 0 P: 7	R: 1 E: 1 K: 1 S: 12	H: 2 LOB: 1 BB: 0 P: 14	R: 1 E: 0 K: 0 S: 11	H: 1 LOB: 1 BB: 1 P: 21	R: 4 E: 0 K: 2 S: 17	H: 4 LOB: 1 BB: 1 P: 26	R: 0 E: 0 K: 2 HR: 0	H: 0 LOB: 0 BB: 0 HBP: 0	1B: 9 2B: 3 3B: 1	SF: 0 SAC: 1 DP: 0	WP: 0 PB: 0 SB: 1 CS: 0	PA: 41	
PITCHER	IP WLS BF H R ER SO BB IBB HBP BLK WP HR S P ERA WHIP	5.1 26 8 3 3 4 2 0 0 0 0 0 16 27 5.40 1.200	1.2 H 7 1 1 1 1 1 0 0 0 0 0 17 26 36.00 5.000	1.0 L 8 4 4 4 2 1 0 0 0 0 0 17 26 36.00 5.000					PITCHER	IP WLS BF H R ER SO BB IBB HBP BLK WP HR S P ERA WHIP	5.1 26 8 3 3 4 2 0 0 0 0 0 16 27 5.40 1.200	1.2 H 7 1 1 1 1 1 0 0 0 0 0 17 26 36.00 5.000	1.0 L 8 4 4 4 2 1 0 0 0 0 0 17 26 36.00 5.000										

Colorado Rockies @ Miami Marlins
Marlins Park, Miami, FL
Thu Apr 03 2014, 12:45 PM - 3:56 PM EDT
Att: 15,378 - Roof Closed - 76 F

AB	36
R	8
H	13
RBI	8
BB	4
SO	7
LOB	21



Batter	1	2	3	4	5	6	7	8	9	AB	R	H	RBI	BB	SO	LOB	TOP							
2 Everth Cabrera, S (1,6) OBP: 0.313, SLG: 0.333										5	0	1	0	0	0	6								
25 Will Venable, L (1,8) OBP: 0.200, SLG: 0.200										4	0	0	0	0	1	2								
Chase Headley, S (1,5) OBP: 0.063, SLG: 0.063										4	0	0	0	0	1	1								
12 Seth Smith, L (1,7) OBP: 0.417, SLG: 0.900										3	1	0	0	1	0	1								
23 Yonder Alonso, L (1,3) OBP: 0.188, SLG: 0.250										4	1	1	1	0	0	0								
9 Jedd Gyorko, R (1,4) OBP: 0.250, SLG: 0.143										4	0	2	1	0	0	0								
13 Chris Denorfia, R (1,9) OBP: 0.286, SLG: 0.231										3	0	1	0	1	0	1								
8 Yasmani Grandal, S (1,2) OBP: 0.778, SLG: 0.500										2	0	2	0	2	0	0								
53 Eric Stults, L (1,1) 14 Tommy Medica, R (5,PH) 39 Donn Roach, R (5,1) 21 Xavier Nady, R (7,PH) 54 Alex Torres, L (7,1) 50 Nick Vincent, R (8,1) 4 Nick Hundley, R (9,PH)										1	0	0	0	0	0	1								
Inning Stats	R: 0 E: 0 K: 1 S: 14	H: 1 LOB: 1 BB: 0 P: 17	R: 0 E: 0 K: 0 S: 5	H: 0 LOB: 0 BB: 0 P: 9	R: 0 E: 0 K: 0 S: 8	H: 1 LOB: 0 BB: 0 P: 11	R: 0 E: 0 K: 0 S: 5	H: 0 LOB: 0 BB: 0 P: 7	R: 0 E: 0 K: 0 S: 12	H: 3 LOB: 3 BB: 0 P: 21	R: 2 E: 0 K: 0 S: 12	H: 2 LOB: 1 BB: 1 P: 24	R: 0 E: 0 K: 2 S: 10	H: 0 LOB: 1 BB: 0 P: 17	R: 0 E: 0 K: 0 S: 3	H: 0 LOB: 2 BB: 0 P: 6	R: 0 E: 0 K: 0 S: 7	H: 0 LOB: 2 BB: 0 P: 16	1B: 6 2B: 1 3B: 0 HR: 0	SF: 0 SAC: 0 DP: 1 HBP: 0	WP: 0 PB: 0 SB: 0 CS: 0	PA: 37		
PITCHER	IP WLS BF H R ER SO BB IBB HBP BLK WP HR S P ERA WHIP	IP WLS BF H R ER SO BB IBB HBP BLK WP HR S P ERA WHIP	IP WLS BF H R ER SO BB IBB HBP BLK WP HR S P ERA WHIP	IP WLS BF H R ER SO BB IBB HBP BLK WP HR S P ERA WHIP	IP WLS BF H R ER SO BB IBB HBP BLK WP HR S P ERA WHIP	IP WLS BF H R ER SO BB IBB HBP BLK WP HR S P ERA WHIP	IP WLS BF H R ER SO BB IBB HBP BLK WP HR S P ERA WHIP	IP WLS BF H R ER SO BB IBB HBP BLK WP HR S P ERA WHIP	IP WLS BF H R ER SO BB IBB HBP BLK WP HR S P ERA WHIP	IP WLS BF H R ER SO BB IBB HBP BLK WP HR S P ERA WHIP	IP WLS BF H R ER SO BB IBB HBP BLK WP HR S P ERA WHIP	IP WLS BF H R ER SO BB IBB HBP BLK WP HR S P ERA WHIP	IP WLS BF H R ER SO BB IBB HBP BLK WP HR S P ERA WHIP	IP WLS BF H R ER SO BB IBB HBP BLK WP HR S P ERA WHIP	IP WLS BF H R ER SO BB IBB HBP BLK WP HR S P ERA WHIP	IP WLS BF H R ER SO BB IBB HBP BLK WP HR S P ERA WHIP	IP WLS BF H R ER SO BB IBB HBP BLK WP HR S P ERA WHIP	IP WLS BF H R ER SO BB IBB HBP BLK WP HR S P ERA WHIP	IP WLS BF H R ER SO BB IBB HBP BLK WP HR S P ERA WHIP	IP WLS BF H R ER SO BB IBB HBP BLK WP HR S P ERA WHIP	IP WLS BF H R ER SO BB IBB HBP BLK WP HR S P ERA WHIP	IP WLS BF H R ER SO BB IBB HBP BLK WP HR S P ERA WHIP	IP WLS BF H R ER SO BB IBB HBP BLK WP HR S P ERA WHIP	IP WLS BF H R ER SO BB IBB HBP BLK WP HR S P ERA WHIP
34 Tom Koehler, R (1,1) ERA: 3.0	6.0 W 25 7 2 2 1 1 0 0 0 0 0 56 89 3.00 1.333																							
52 Brad Hand, L (7,1) ERA:	3.0 S 12 0 0 0 2 3 0 0 0 0 0 20 39 0.00 1.000																							

San Diego Padres @ Miami Marlins
Marlins Park, Miami, FL
Fri Apr 04 2014, 7:12 PM - 9:49 PM EDT
Att: 17,783 - Partly Cloudy - 78 F

AB	33
R	2
H	7
RBI	2
BB	4
SO	3
LOB	18



Batter	1	2	3	4	5	6	7	8	9	AB	R	H	RBI	BB	SO	LOB	BOTTOM							
3 Adeiny Hechavarria, R (1,6) OBP: 0.550, SLG: 0.684											5	2	4	0	0	0								
10 Jeff Baker, R (1,4) OBP: 0.368, SLG: 0.154										3	2	1	0	2	0	2								
27 Giancarlo Stanton, R (1,9) OBP: 0.435, SLG: 0.750										4	1	1	2	1	1	4								
9 Casey McGehee, R (1,5) OBP: 0.545, SLG: 0.750										3	1	1	2	1	0	2								
46 Garrett Jones, L (1,3) OBP: 0.318, SLG: 0.300										4	2	2	1	0	1	0								
39 Jarrod Saltalamacchia, R (1,2) OBP: 0.313, SLG: 0.438											4	0	3	2	0	1	0							
13 Marcell Ozuna, R (1,8) OBP: 0.368, SLG: 0.579										4	0	0	1	0	0	3								
5 Reed Johnson, R (1,7) OBP: 0.333, SLG: 0.500										4	0	1	0	0	0	2								
34 Tom Koehler, R (1,1) 17 Donovan Solano, R (6,PH) 52 Brad Hand, L (7,1)											2	0	0	0	0	1	1							
Inning Stats	R: 2 E: 0 K: 1 S: 15	H: 2 LOB: 0 BB: 0 P: 19	R: 0 E: 0 K: 2 S: 14	H: 1 LOB: 0 BB: 0 P: 18	R: 3 E: 0 K: 0 S: 10	H: 3 LOB: 1 BB: 1 P: 19	R: 0 E: 0 K: 0 S: 9	H: 1 LOB: 1 BB: 0 P: 12	R: 2 E: 0 K: 1 S: 13	H: 2 LOB: 1 BB: 1 P: 21	R: 0 E: 0 K: 1 S: 17	H: 1 LOB: 2 BB: 1 P: 24	R: 0 E: 0 K: 0 S: 8	H: 1 LOB: 0 BB: 0 P: 9	R: 1 E: 0 K: 1 S: 7	H: 2 LOB: 2 BB: 1 P: 16	1B: 9 2B: 3 3B: 0 HR: 1	SF: 1 SAC: 0 DP: 0 HBP: 0	WP: 1 PB: 0 SB: 1 CS: 0	PA: 40				
PITCHER	IP WLS BF H R ER SO BB IBB HBP BLK WP HR S P ERA WHIP	IP WLS BF H R ER SO BB IBB HBP BLK WP HR S P ERA WHIP	IP WLS BF H R ER SO BB IBB HBP BLK WP HR S P ERA WHIP	IP WLS BF H R ER SO BB IBB HBP BLK WP HR S P ERA WHIP	IP WLS BF H R ER SO BB IBB HBP BLK WP HR S P ERA WHIP	IP WLS BF H R ER SO BB IBB HBP BLK WP HR S P ERA WHIP	IP WLS BF H R ER SO BB IBB HBP BLK WP HR S P ERA WHIP	IP WLS BF H R ER SO BB IBB HBP BLK WP HR S P ERA WHIP	IP WLS BF H R ER SO BB IBB HBP BLK WP HR S P ERA WHIP	IP WLS BF H R ER SO BB IBB HBP BLK WP HR S P ERA WHIP	IP WLS BF H R ER SO BB IBB HBP BLK WP HR S P ERA WHIP	IP WLS BF H R ER SO BB IBB HBP BLK WP HR S P ERA WHIP	IP WLS BF H R ER SO BB IBB HBP BLK WP HR S P ERA WHIP	IP WLS BF H R ER SO BB IBB HBP BLK WP HR S P ERA WHIP	IP WLS BF H R ER SO BB IBB HBP BLK WP HR S P ERA WHIP	IP WLS BF H R ER SO BB IBB HBP BLK WP HR S P ERA WHIP	IP WLS BF H R ER SO BB IBB HBP BLK WP HR S P ERA WHIP	IP WLS BF H R ER SO BB IBB HBP BLK WP HR S P ERA WHIP	IP WLS BF H R ER SO BB IBB HBP BLK WP HR S P ERA WHIP	IP WLS BF H R ER SO BB IBB HBP BLK WP HR S P ERA WHIP	IP WLS BF H R ER SO BB IBB HBP BLK WP HR S P ERA WHIP	IP WLS BF H R ER SO BB IBB HBP BLK WP HR S P ERA WHIP	IP WLS BF H R ER SO BB IBB HBP BLK WP HR S P ERA WHIP	IP WLS BF H R ER SO BB IBB HBP BLK WP HR S P ERA WHIP
53 Eric Stults, L (1,1) ERA: 11.25	4.0 L 20 3 2 2 1 1 0 0 0 0 1 30 68 11.25 2.000																							
39 Donn Roach, R (5,1) ERA: 8.1	2.0 11 3 2 2 1 2 0 0 0 0 1 30 45 9.00 2.500																							
54 Alex Torres, L (7,1) ERA:	1.0 4 1 0 0 0 0 0 0 0 0 0 8 9 0.00 1.000																							
50 Nick Vincent, R (8,1) ERA: 3.86	1.0 5 2 1 1 1 1 0 0 0 0 0 7 16 9.00																							

Batter	1	2	3	4	5	6	7	8	9	AB	R	H	RBI	BB	SO	LOB	TOP					
2 Everth Cabrera, S OBP: 0.350, SLG: 0.368										4	0	2	0	0	2	1	San Diego Padres @ Miami Marlins Marlins Park, Miami, FL Sat Apr 05 2014, 7:11 PM - 9:59 PM EDT Att: 35,188 - Partly Cloudy - 77 F					
25 Will Venable, L OBP: 0.222, SLG: 0.176										2	0	0	0	1	1	0						
13 Chris Denorfia, R OBP: 0.267, SLG: 0.214										1	0	0	0	0	0	1						
Chase Headley, S OBP: 0.150, SLG: 0.105										3	0	1	0	1	1	1						
12 Seth Smith, L OBP: 0.313, SLG: 0.643										4	0	0	0	0	0	4						
23 Yonder Alonso, L OBP: 0.200, SLG: 0.300										4	0	1	0	0	1	0						
9 Jedd Gorfok, R OBP: 0.200, SLG: 0.111										4	0	0	0	0	1	1						
5 Alexi Amarista, L OBP: 0.180										3	0	0	0	1	1	0						
44 René Rivera, R OBP: 0.170, SLG: 0.060										2	0	0	0	0	1	1						
34 Andrew Cashner, R OBP: 0.500, SLG: 0.667										2	0	0	0	0	1	0						
4 Nick Hundley, R OBP: 0.500, SLG: 0.667										1	0	1	0	0	0	0						
Inning Stats	R: 0 H: 1 E: 0 K: 1 S: 11	H: 1 LOB: 1 BB: 0 P: 19	R: 0 H: 0 E: 1 K: 3 S: 13	H: 0 LOB: 1 BB: 0 P: 16	R: 0 H: 1 E: 0 K: 1 S: 10	H: 1 LOB: 2 BB: 2 P: 21	R: 0 H: 0 E: 0 K: 0 S: 7	H: 0 LOB: 0 BB: 0 P: 8	R: 0 H: 1 E: 0 K: 2 S: 9	H: 0 LOB: 0 BB: 0 P: 14	R: 0 H: 0 E: 0 K: 2 S: 16	H: 0 LOB: 1 BB: 0 P: 21	R: 0 H: 1 E: 0 K: 1 S: 11	H: 1 LOB: 2 BB: 1 P: 15	R: 0 H: 1 E: 0 K: 0 S: 13	H: 1 LOB: 2 BB: 1 P: 20	1B: 4 2B: 1 3B: 0 HR: 0	SF: 0 SAC: 0 DP: 1 HBP: 0	WP: 2 PB: 0 SB: 2 CS: 1	PA: 36		
PITCHER	IP WLS BF H R ER SO BB IBB HBP BLK WP HR S P ERA WHIP	IP WLS BF H R ER SO BB IBB HBP BLK WP HR S P ERA WHIP	IP WLS BF H R ER SO BB IBB HBP BLK WP HR S P ERA WHIP	IP WLS BF H R ER SO BB IBB HBP BLK WP HR S P ERA WHIP	IP WLS BF H R ER SO BB IBB HBP BLK WP HR S P ERA WHIP	IP WLS BF H R ER SO BB IBB HBP BLK WP HR S P ERA WHIP	IP WLS BF H R ER SO BB IBB HBP BLK WP HR S P ERA WHIP	IP WLS BF H R ER SO BB IBB HBP BLK WP HR S P ERA WHIP	IP WLS BF H R ER SO BB IBB HBP BLK WP HR S P ERA WHIP	IP WLS BF H R ER SO BB IBB HBP BLK WP HR S P ERA WHIP	IP WLS BF H R ER SO BB IBB HBP BLK WP HR S P ERA WHIP	IP WLS BF H R ER SO BB IBB HBP BLK WP HR S P ERA WHIP	IP WLS BF H R ER SO BB IBB HBP BLK WP HR S P ERA WHIP	IP WLS BF H R ER SO BB IBB HBP BLK WP HR S P ERA WHIP	IP WLS BF H R ER SO BB IBB HBP BLK WP HR S P ERA WHIP	IP WLS BF H R ER SO BB IBB HBP BLK WP HR S P ERA WHIP	IP WLS BF H R ER SO BB IBB HBP BLK WP HR S P ERA WHIP	IP WLS BF H R ER SO BB IBB HBP BLK WP HR S P ERA WHIP	IP WLS BF H R ER SO BB IBB HBP BLK WP HR S P ERA WHIP	IP WLS BF H R ER SO BB IBB HBP BLK WP HR S P ERA WHIP	IP WLS BF H R ER SO BB IBB HBP BLK WP HR S P ERA WHIP	
16 José Fernández, R ERA: 0.71	6.2	W	25	3	0	0	8	2	0	0	0	0	0	0	0	0	1	0	69	108	0.00	0.750
44 AJ Ramos, R ERA: 5.4	0.1	H	1	0	0	0	1	0	0	0	0	0	0	0	0	0	0	0	4	5	0.00	0.000
40 Mike Dunn, L ERA: 5.4	1.0	H	4	1	0	0	1	0	0	0	0	0	0	0	0	0	1	0	11	15	0.00	1.000
49 Carlos Marmol, R ERA: 5.4	1.0	H	5	1	0	0	0	1	0	0	0	0	0	0	0	0	0	0	13	20	0.00	2.000

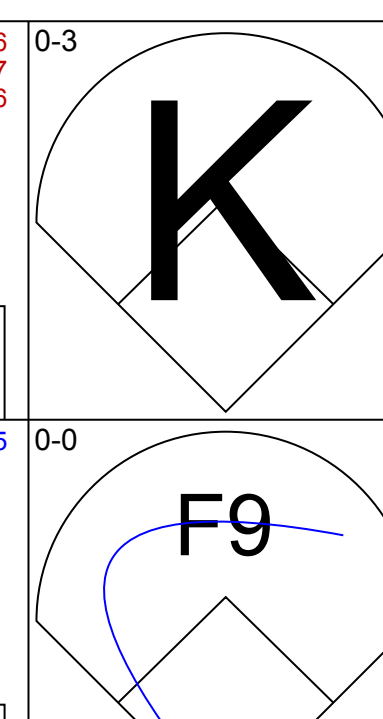
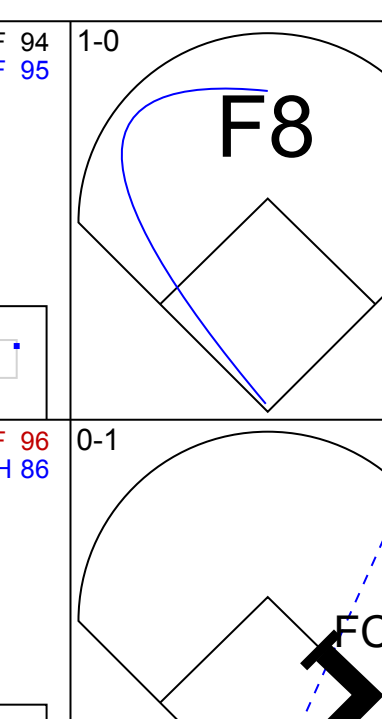
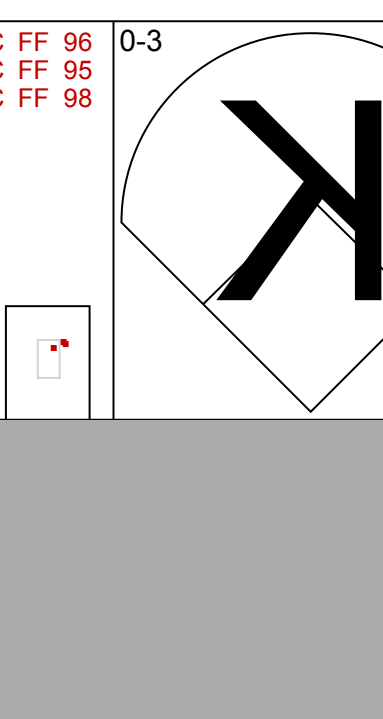
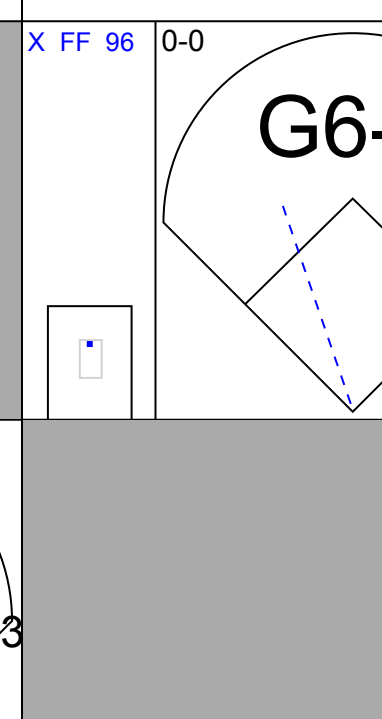
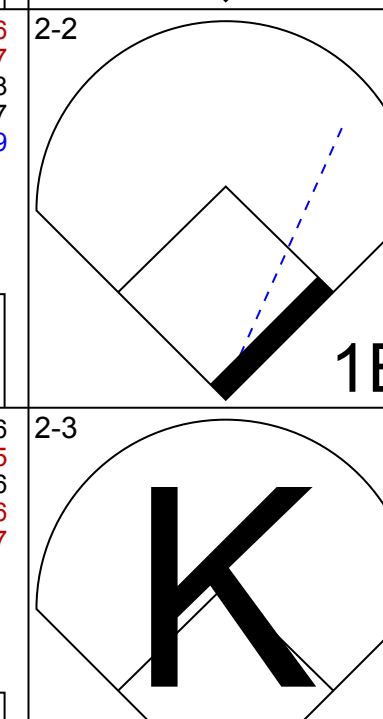
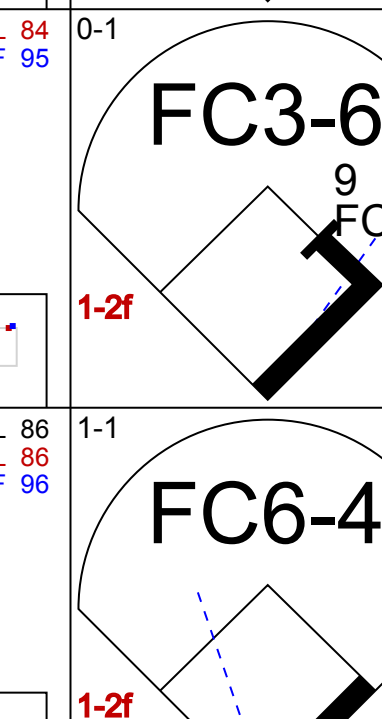
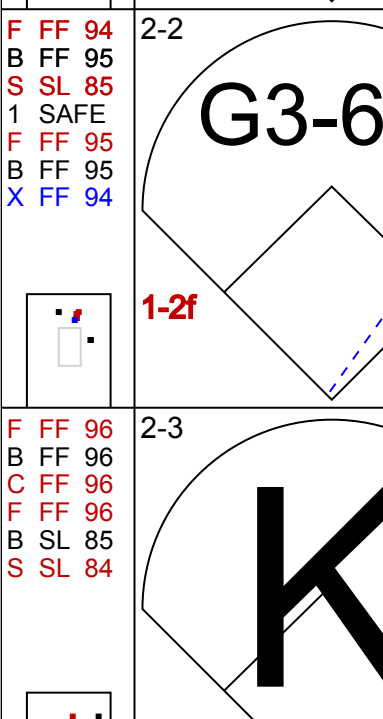
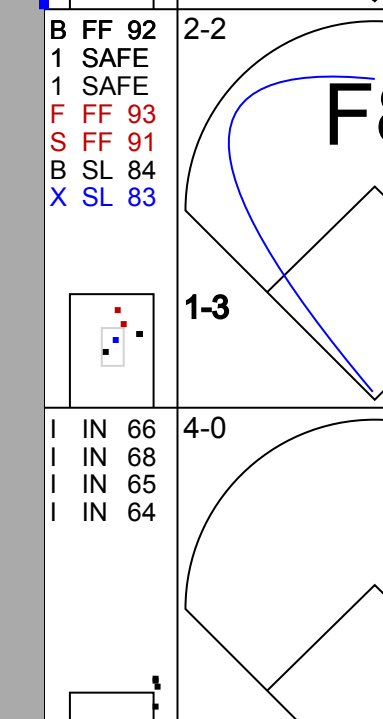



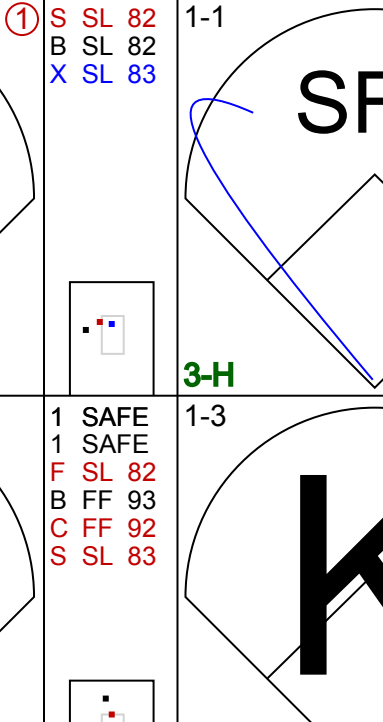



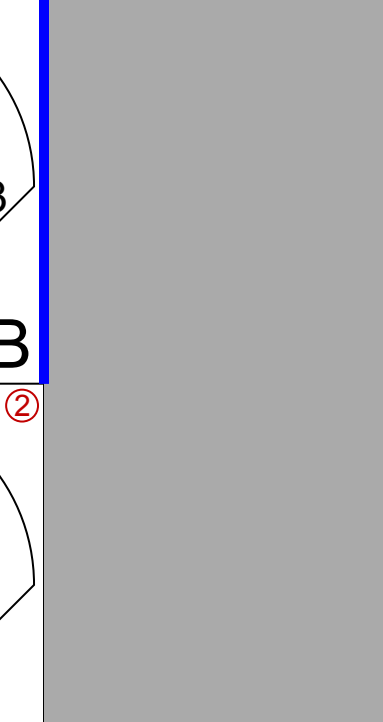

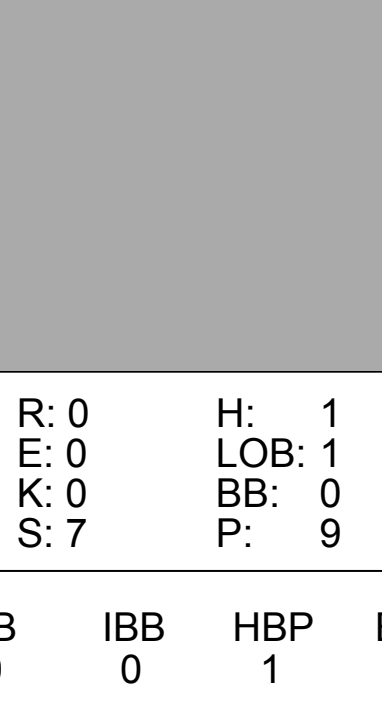
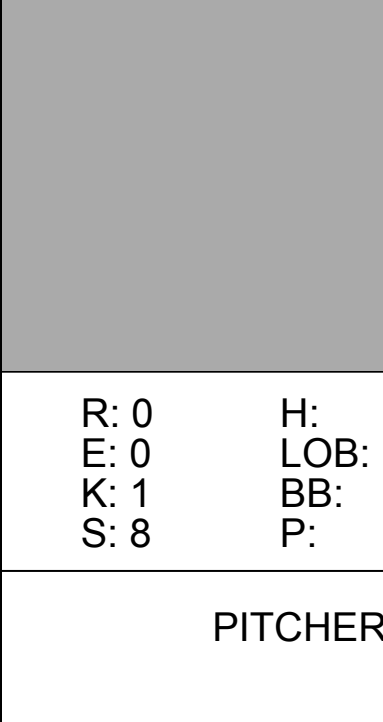
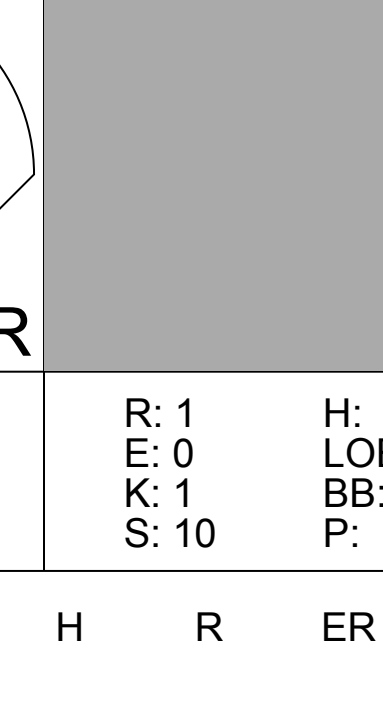
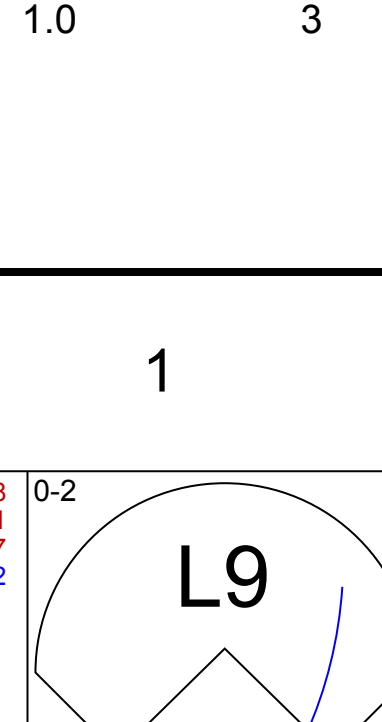
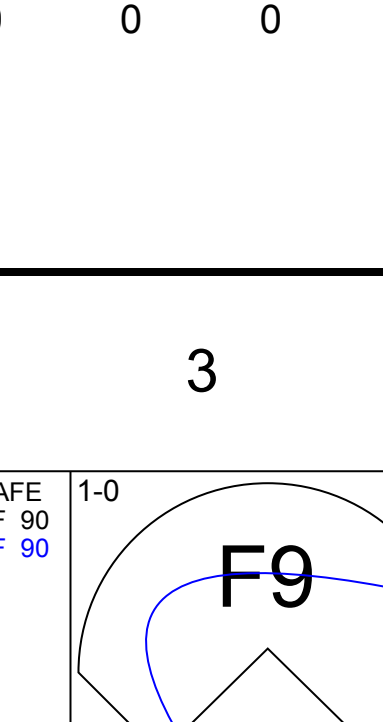
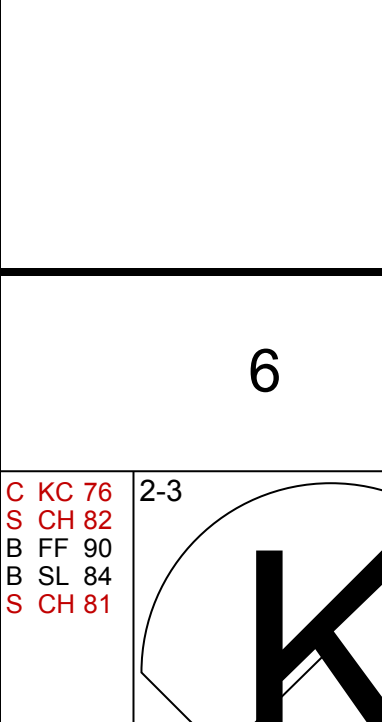
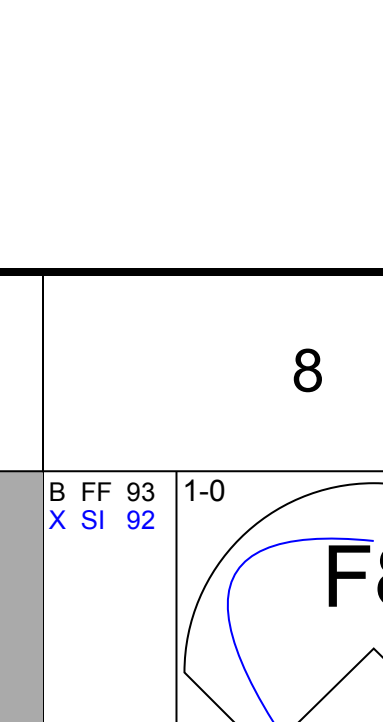
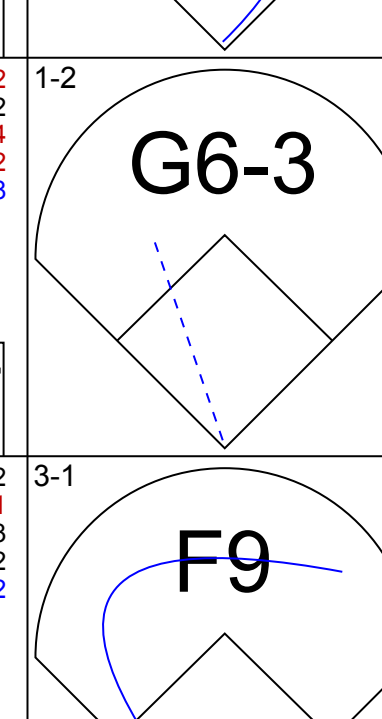

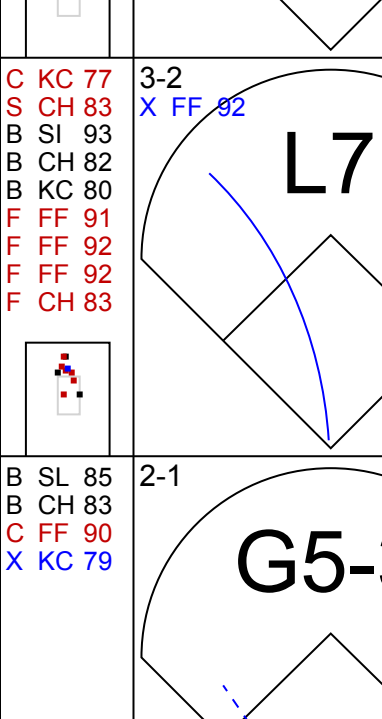
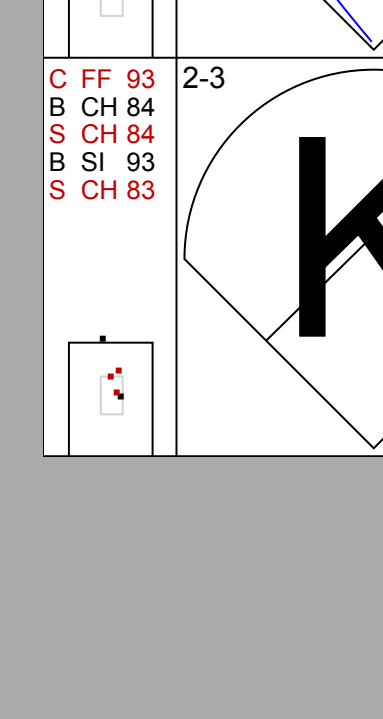



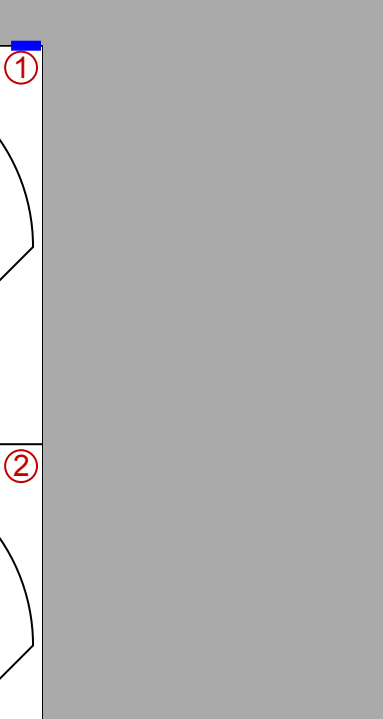

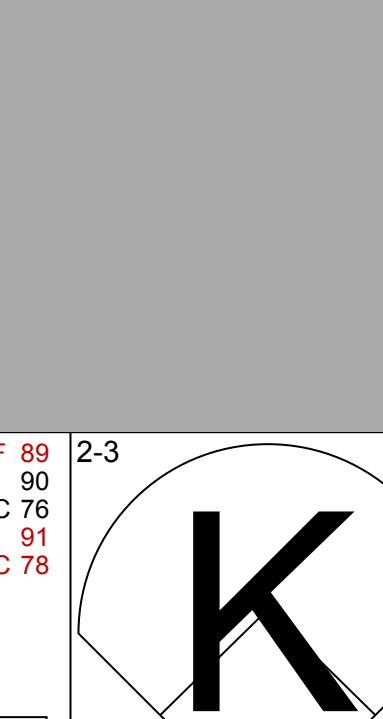

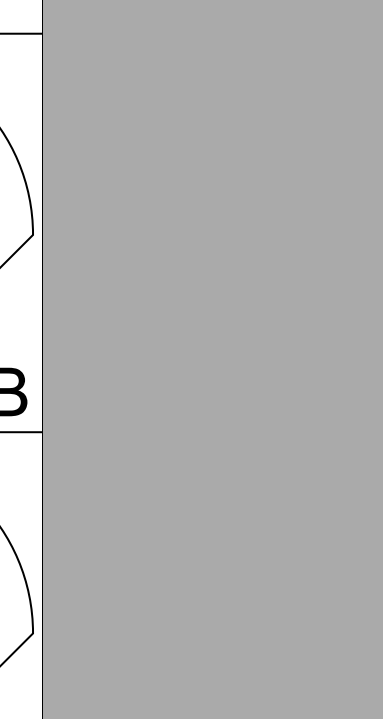

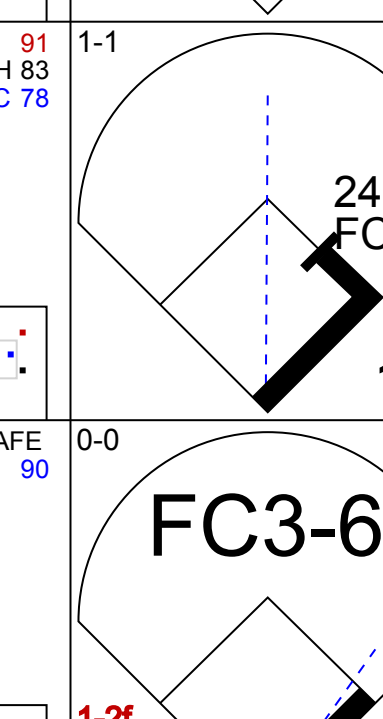

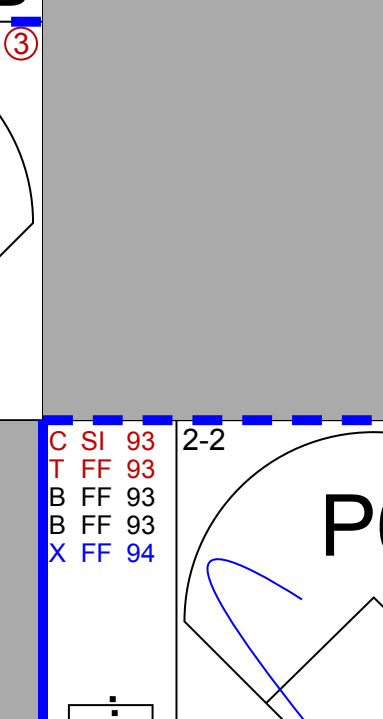
AB	32
R	0
H	5
RBI	0
BB	3
SO	10
LOB	12

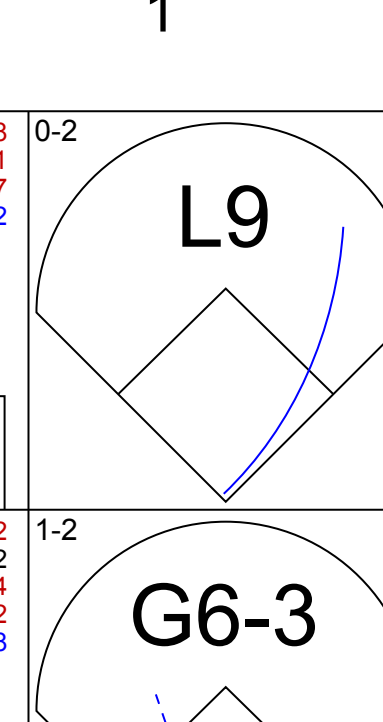
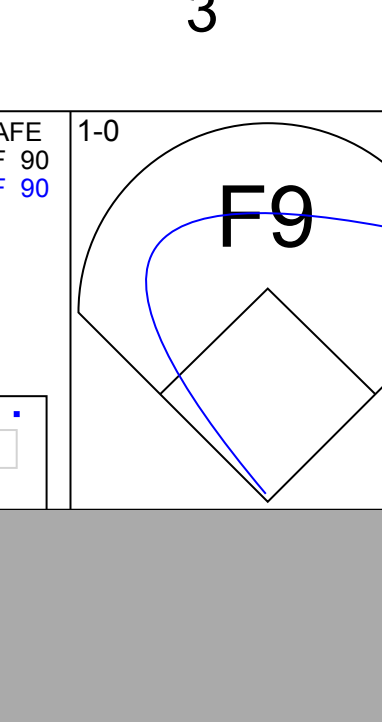
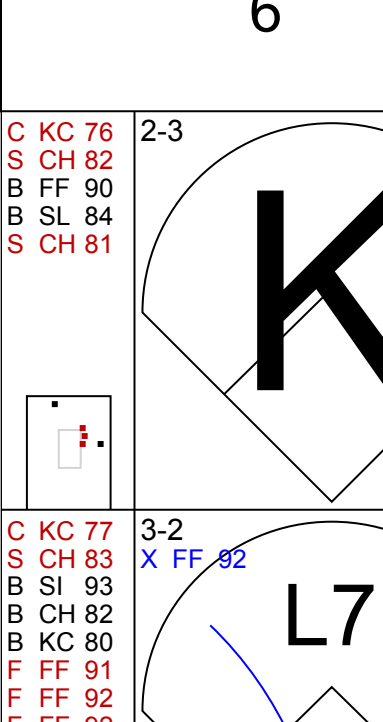
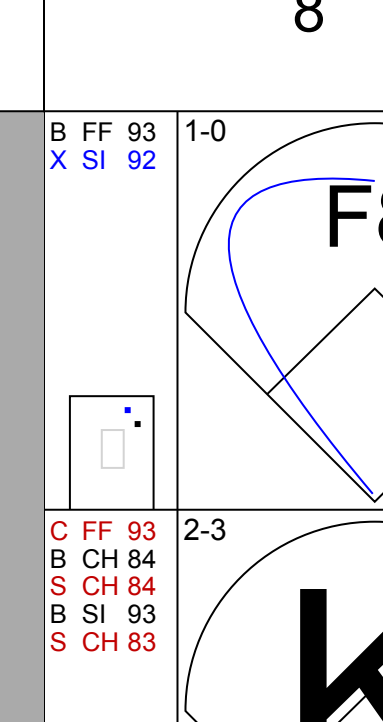
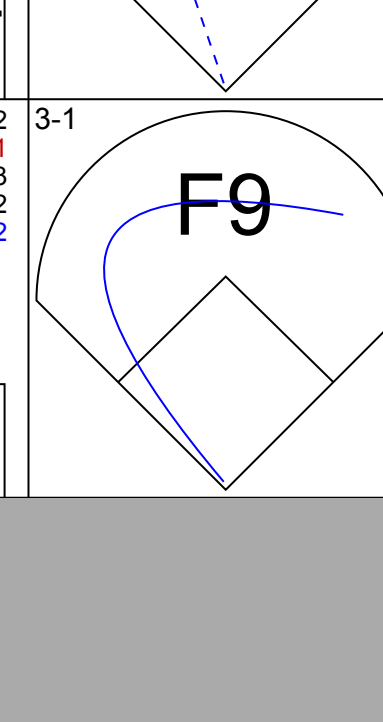
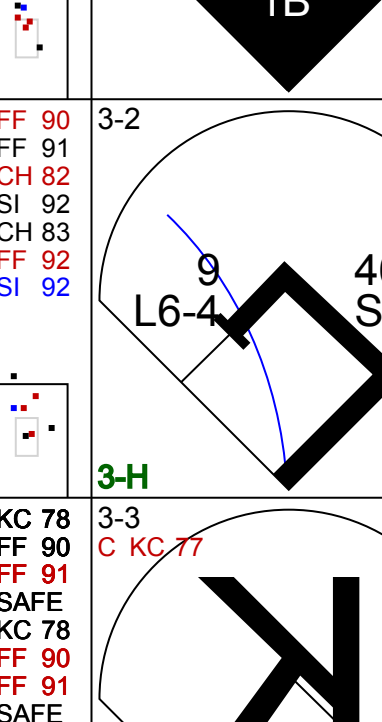
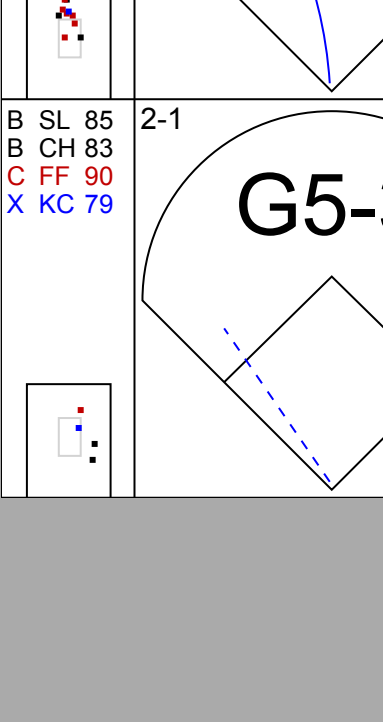


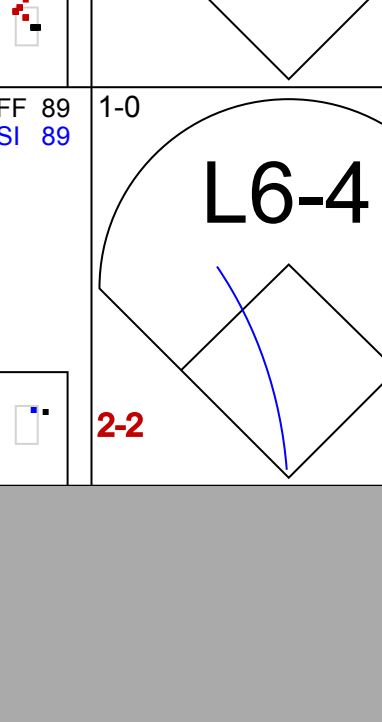

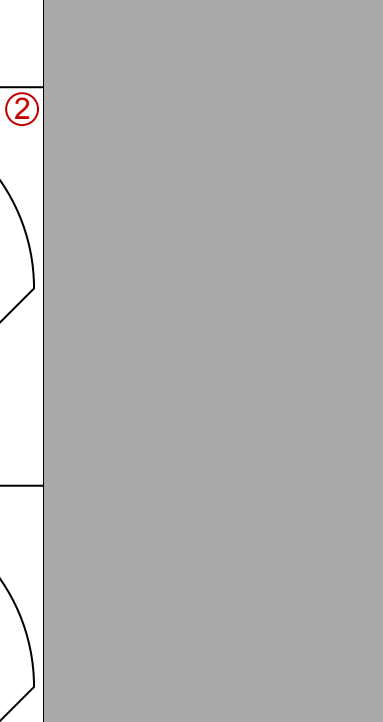



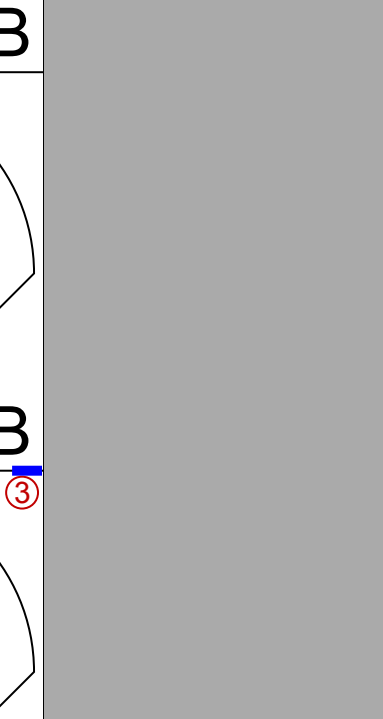
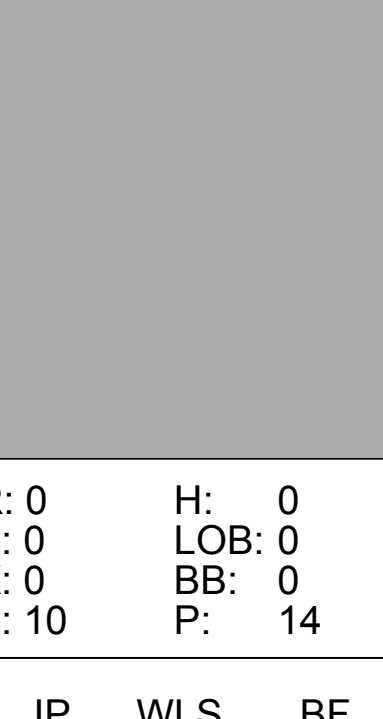
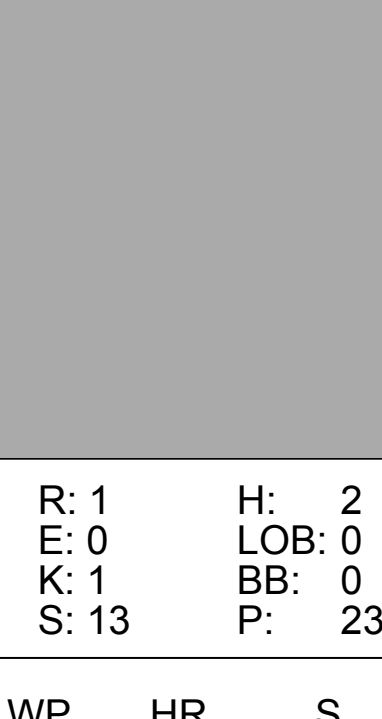
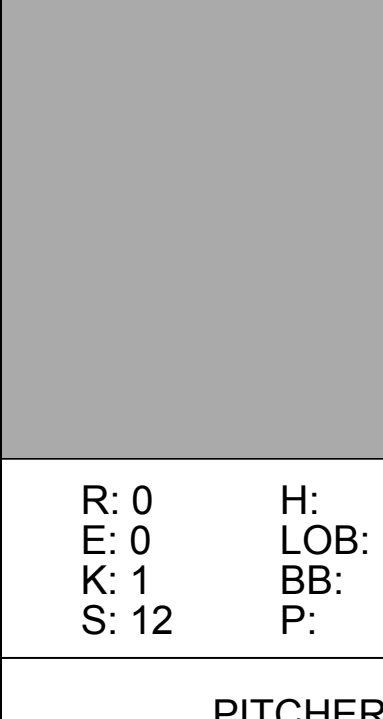
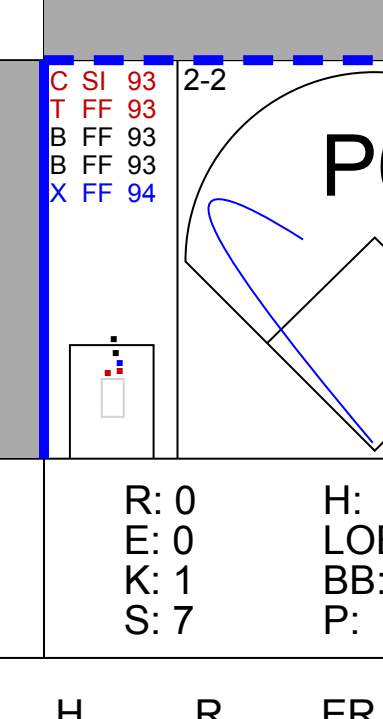






Batter	1	2	3	4	5	6	7	8	9	AB	R	H	RBI	BB	SO	LOB	BOTTOM						
3 Adeiny Hechavarria, R OBP: 0.440, SLG: 0.542										5	0	0	0	0	0	3	San Diego Padres @ Miami Marlins Marlins Park, Miami, FL Sat Apr 05 2014, 7:11 PM - 9:59 PM EDT Att: 35,188 - Partly Cloudy - 77 F						
21 Christian Yelich, L OBP: 0.250, SLG: 0.261										4	1	2	1	1	2	0							
27 Giancarlo Stanton, R OBP: 0.429, SLG: 0.720										5	0	2	2	0	1	2							
46 Garrett Jones, L OBP: 0.346, SLG: 0.273										2	1	0	0	2	1	2							
9 Casey McGehee, R OBP: 0.538, SLG: 0.750										4	0	2	0	0	1	2							
39 Jarrod Saltalamacchia, R OBP: 0.300, SLG: 0.450										4	1	1	0	0	1	3							
32 Derek Dietrich, L OBP: 0.667, SLG: 0.667										3	1	2	1	1	1	1							
13 Marcell Ozuna, R OBP: 0.391, SLG: 0.545										3	0	1	0	1	0	3							
16 José Fernández, R ERA: 3.0	6.0	L	26	5	2	2	6	3	0	0	0	0	0	0	0	0		1	0	69	104	3.00	1.333
33 Dale Thayer, R ERA: 10.8	1.0	H	6	2	1	1	1	0	1	0	0	0	0	0	0	0		0	0	13	23	9.00	2.000
56 Joaquin Benoit, R ERA: 10.8	0.2	H	6	3	2	2	0	1	0	0	0	0	0	0	0	0	0	0	14	22	27.00	6.000	
50 Nick Vincent, R ERA: 3.38	0.1	H	1	0	0	0	1	0	0	0	0	0	0	0	0	0	0	0	3	4	0.00	0.000	
Inning Stats	R: 0 H: 0 E: 0 K: 1 S: 7	H: 1 LOB: 0 BB: 0 P: 9	R: 0 H: 1 E: 0 K: 3 S: 12	H: 1 LOB: 1 BB: 0 P: 16	R: 1 H: 2 E: 0 K: 0 S: 15	H: 2 LOB: 1 BB: 1 P: 27	R: 0 H: 0 E: 0 K: 0 S: 8	H: 0 LOB: 1 BB: 1 P: 14	R: 0 H: 0 E: 0 K: 2 S: 11	H: 0 LOB: 2 BB: 0 P: 16	R: 1 H: 2 E: 0 K: 0 S: 16	H: 2 LOB: 2 BB: 1 P: 22	R: 1 H: 2 E: 0 K: 1 S: 13	H: 2 LOB: 2 BB: 1 P: 23	R: 2 H: 3 E: 0 K: 1 S: 17	H: 3 LOB: 2 BB: 1 P: 26	1B: 7 2B: 3 3B: 0 HR: 0	SF: 1 SAC: 0 DP: 0 HBP: 0	WP: 0 PB: 1 SB: 0 CS: 0	PA: 39			
PITCHER	IP WLS BF H R ER SO BB IBB HBP BLK WP HR S P ERA WHIP	IP WLS BF H R ER SO BB IBB HBP BLK WP HR S P ERA WHIP	IP WLS BF H R ER SO BB IBB HBP BLK WP HR S P ERA WHIP	IP WLS BF H R ER SO BB IBB HBP BLK WP HR S P ERA WHIP	IP WLS BF H R ER SO BB IBB HBP BLK WP HR S P ERA WHIP	IP WLS BF H R ER SO BB IBB HBP BLK WP HR S P ERA WHIP	IP WLS BF H R ER SO BB IBB HBP BLK WP HR S P ERA WHIP	IP WLS BF H R ER SO BB IBB HBP BLK WP HR S P ERA WHIP	IP WLS BF H R ER SO BB IBB HBP BLK WP HR S P ERA WHIP	IP WLS BF H R ER SO BB IBB HBP BLK WP HR S P ERA WHIP	IP WLS BF H R ER SO BB IBB HBP BLK WP HR S P ERA WHIP	IP WLS BF H R ER SO BB IBB HBP BLK WP HR S P ERA WHIP	IP WLS BF H R ER SO BB IBB HBP BLK WP HR S P ERA WHIP	IP WLS BF H R ER SO BB IBB HBP BLK WP HR S P ERA WHIP	IP WLS BF H R ER SO BB IBB HBP BLK WP HR S P ERA WHIP	IP WLS BF H R ER SO BB IBB HBP BLK WP HR S P ERA WHIP	IP WLS BF H R ER SO BB IBB HBP BLK WP HR S P ERA WHIP	IP WLS BF H R ER SO BB IBB HBP BLK WP HR S P ERA WHIP	IP WLS BF H R ER SO BB IBB HBP BLK WP HR S P ERA WHIP	IP WLS BF H R ER SO BB IBB HBP BLK WP HR S P ERA WHIP	IP WLS BF H R ER SO BB IBB HBP BLK WP HR S P ERA WHIP		
34 Andrew Cashner, R ERA: 2.25	6.0	L	26	5	2	2	6	3	0	0	0	0	0	0	0	0	1	0	69	104	3.00	1.333	
33 Dale Thayer, R ERA: 10.8	1.0	H	6	2	1	1	1	0	1	0	0	0	0	0	0	0	0	0	13	23	9.00	2.000	
56 Joaquin Benoit, R ERA: 10.8	0.2	H	6	3	2	2	0	1	0	0	0	0	0	0	0	0	0	0	14	22	27.00	6.000	
50 Nick Vincent, R ERA: 3.38	0.1	H	1	0	0	0	1	0	0	0	0	0	0	0	0	0	0	0	3	4	0.00	0.000	

AB	33
R	5
H	10
RBI	5
BB	5
SO	8
LOB	17



Batter	1	2	3	4	5	6	7	8	9	AB	R	H	RBI	BB	SO	LOB	TOP					
2 Everth Cabrera, S OBP: 0.292, SLG: 0.304										4	0	0	0	0	2	0	San Diego Padres @ Miami Marlins Marlins Park, Miami, FL Sun Apr 06 2014, 1:11 PM - 3:55 PM EDT Att: 22,496 - Roof Closed - 81 F					
12 Seth Smith, L OBP: 0.388, SLG: 0.625										2	0	1	0	0	0	0						
13 Chris Denorria, R OBP: 0.313, SLG: 0.287										1	1	1	0	0	0	0						
Chase Headley, S OBP: 0.167, SLG: 0.130										4	0	1	0	0	0	3						
9 Jedd Gyorko, R OBP: 0.208, SLG: 0.095										3	0	0	0	1	2	2						
23 Yonder Alonso, L OBP: 0.167, SLG: 0.261										3	0	0	1	0	1	0						
25 Will Venable, L OBP: 0.227, SLG: 0.190										4	1	1	0	0	1	1						
14 Tommy Medica, R 54 Alex Torres, L 33 Dale Thayer, R 56 Joaquin Benoit, R 21 Xavier Nady, R 16 Huston Street, L										3	1	1	0	0	0	0						
8 Yasmani Grandal, S OBP: 0.571, SLG: 0.333										4	0	1	0	0	1	2						
22 Ian Kennedy, R 5 Alexi Amarista, L										2	0	0	0	0	2	2						
Inning Stats	R: 0 E: 0 K: 2 S: 10	H: 1 LOB: 1 BB: 0 P: 14	R: 0 E: 1 K: 1 S: 12	H: 1 LOB: 2 BB: 0 P: 16	R: 0 E: 0 K: 0 S: 7	H: 0 LOB: 0 BB: 0 P: 9	R: 0 E: 0 K: 1 S: 12	H: 0 LOB: 0 BB: 0 P: 16	R: 0 E: 0 K: 1 S: 9	H: 0 LOB: 0 BB: 0 P: 9	R: 0 E: 0 K: 1 S: 8	H: 0 LOB: 0 BB: 0 P: 14	R: 3 E: 0 K: 1 S: 17	H: 3 LOB: 0 BB: 0 P: 24	R: 1 E: 0 K: 1 S: 10	H: 1 LOB: 1 BB: 1 P: 20	R: 0 E: 0 K: 1 S: 11	H: 0 LOB: 0 BB: 0 P: 14	1B: 6 2B: 0 3B: 0 HR: 1	SF: 1 SAC: 0 DP: 1 HBP: 1	WP: 0 PB: 0 SB: 1 CS: 0	PA: 36
PITCHER	IP	WLS	BF	H	R	ER	SO	BB	IBB	HBP	BLK	WP	HR	S	P	ERA	WHIP					
24 Nathan Eovaldi, R ERA: 3.46	7.0	L	28	6	3	3	8	0	0	1	0	0	1	75	102	3.86	0.857					
43 Dan Jennings, L ERA:	1.0		5	1	1	0	1	0	1	0	0	0	0	10	20	0.00	1.000					
49 Carlos Marmol, R ERA:	1.0		3	0	0	0	1	0	0	0	0	0	0	11	14	0.00	0.000					

Batter	1	2	3	4	5	6	7	8	9	AB	R	H	RBI	BB	SO	LOB	BOTTOM					
3 Adeiny Hechavarria, R OBP: 0.379, SLG: 0.464										4	0	0	0	0	1	1	San Diego Padres @ Miami Marlins Marlins Park, Miami, FL Sun Apr 06 2014, 1:11 PM - 3:55 PM EDT Att: 22,496 - Roof Closed - 81 F					
21 Christian Yelich, L OBP: 0.250, SLG: 0.333										4	1	1	0	0	1	0						
27 Giancarlo Stanton, R OBP: 0.409, SLG: 0.655										4	0	1	1	0	1	0						
46 Garrett Jones, L OBP: 0.300, SLG: 0.231										4	0	0	0	0	2	1						
9 Casey McGehee, R OBP: 0.467, SLG: 0.625										4	0	0	0	0	1	1						
39 Jarrod Saltalamacchia, R OBP: 0.348, SLG: 0.455										2	1	1	0	1	0	0						
32 Derek Dietrich, L OBP: 0.000, SLG: 0.571										1	0	0	0	0	1	0						
10 Jeff Baker, R OBP: 0.400, SLG: 0.286										1	0	1	1	0	0	0						
13 Marcell Ozuna, R OBP: 0.385, SLG: 0.520										3	0	1	0	0	0	2						
24 Nathan Eovaldi, R 43 Dan Jennings, L 29 Greg Dobbs, L 49 Carlos Marmol, R										2	0	0	0	0	1	2						
Inning Stats	R: 0 E: 0 K: 0 S: 10	H: 0 LOB: 0 BB: 0 P: 14	R: 0 E: 0 K: 1 S: 11	H: 0 LOB: 0 BB: 0 P: 16	R: 0 E: 0 K: 1 S: 7	H: 1 LOB: 1 BB: 0 P: 11	R: 1 E: 0 K: 1 S: 13	H: 2 LOB: 0 BB: 0 P: 23	R: 0 E: 0 K: 1 S: 9	H: 0 LOB: 0 BB: 1 P: 13	R: 0 E: 0 K: 1 S: 12	H: 0 LOB: 0 BB: 0 P: 19	R: 1 E: 0 K: 1 S: 10	H: 2 LOB: 1 BB: 0 P: 12	R: 0 E: 0 K: 1 S: 7	H: 0 LOB: 0 BB: 0 P: 12	R: 0 E: 0 K: 1 S: 7	H: 0 LOB: 0 BB: 0 P: 9	1B: 3 2B: 2 3B: 1 HR: 0	SF: 0 SAC: 1 DP: 1 HBP: 0	WP: 0 PB: 0 SB: 1 CS: 0	PA: 32
PITCHER	IP	WLS	BF	H	R	ER	SO	BB	IBB	HBP	BLK	WP	HR	S	P	ERA	WHIP					
22 Ian Kennedy, R ERA: 3.27	6.0	W	21	3	1	1	5	1	0	0	0	0	0	8	10	13.50	3.000					
54 Alex Torres, L ERA: 3.96	0.2	H	4	2	1	1	1	0	0	0	0	0	0	2	2	0.00	0.000					
33 Dale Thayer, R ERA: 2.7	0.1	H	1	0	0	0	0	0	0	0	0	0	0	7	12	0.00	0.000					
56 Joaquin Benoit, R ERA: 6.75	1.0	H	3	0	0	0	1	0	0	0	0	0	0	7	9	0.00	0.000					
16 Huston Street, R ERA:	1.0	S	3	0	0	0	1	0	0	0	0	0	0	7	9	0.00	0.000					

AB	33
R	4
H	7
RBI	4
BB	1
SO	10
LOB	10



AB	30
R	2
H	5
RBI	2
BB	1
SO	8
LOB	7

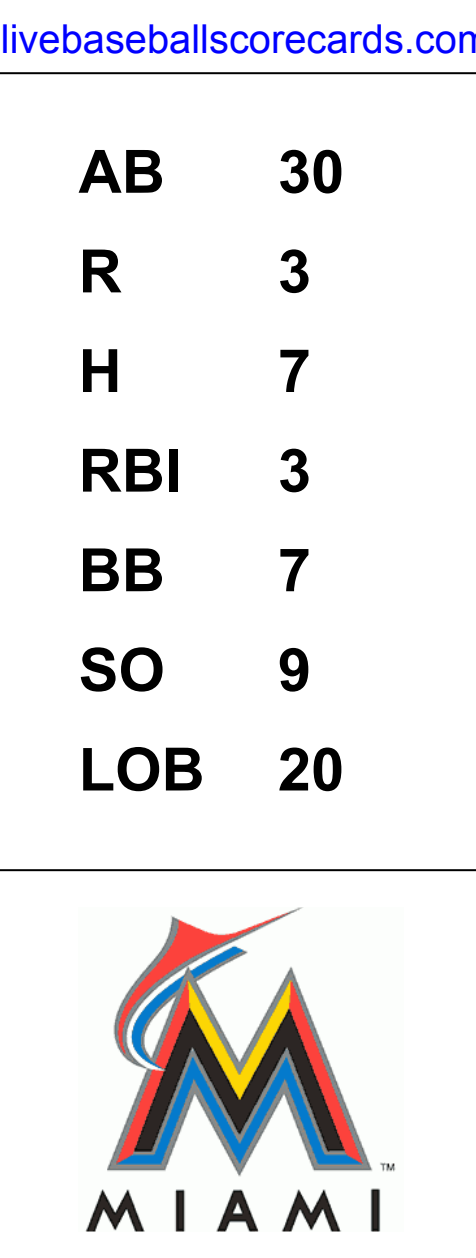


Batter	1	2	3	4	5	6	7	8	9	AB	R	H	RBI	BB	SO	LOB	TOP				
21 Christian Yelich, L OBP: 0.342, SLG: 0.400										4	0	1	0	0	2	1	<p>Miami Marlins @ Washington Nationals Nationals Park, Washington, DC Thu Apr 10 2014, 4:07 PM - 7:00 PM EDT Att: 20,869 - Sunny - 67 F</p> <p>AB 31 R 1 H 3 RBI 1 BB 1 SO 17 LOB 10</p>				
32 Derek Dietrich, L OBP: 0.474, SLG: 0.571										3	0	0	0	0	1	1					
27 Giancarlo Stanton, R OBP: 0.356, SLG: 0.512										4	0	0	0	0	3	3					
46 Garrett Jones, L OBP: 0.326, SLG: 0.297										4	0	0	0	0	3	3					
9 Casey McGehee, R OBP: 0.357, SLG: 0.444										4	0	0	0	0	2	0					
13 Marcell Ozuna, R OBP: 0.385, SLG: 0.556										4	1	1	1	0	2	0					
3 Adeiny Hechavarria, R OBP: 0.341, SLG: 0.450										3	0	0	0	0	1	0					
6 Jeff Mathis, R OBP: 0.333, SLG: 0.200										2	0	0	0	1	2	1					
34 Tom Koehler, R ERA: 4.24										2	0	1	0	0	1	0					
29 Greg Maddux, L OBP: 0.187, SLG: 0.187										0	0	0	0	0	0	0					
5 Reed Johnson, R OBP: 0.142, SLG: 0.330										1	0	0	0	0	0	1					
40 Mike Dunn, L ERA: 22.5										0	0	0	0	0	0	0					
26 Arquimedes Caminero, R ERA: 22.5										0	0	0	0	0	0	0					
43 Dan Jennings, L ERA: 22.5										0	0	0	0	0	0	0					
Inning Stats	R: 0 E: 0 K: 1 S: 8	H: 1 LOB: 1 BB: 0 P: 10	R: 0 E: 0 K: 1 S: 5	H: 0 LOB: 0 BB: 0 P: 6	R: 0 E: 0 K: 2 S: 9	H: 0 LOB: 0 BB: 0 P: 13	R: 0 E: 0 K: 1 S: 9	H: 0 LOB: 0 BB: 0 P: 12	R: 0 E: 0 K: 3 S: 12	H: 1 LOB: 2 BB: 0 P: 18	R: 1 E: 0 K: 2 S: 16	H: 1 LOB: 1 BB: 1 P: 23	R: 0 E: 0 K: 3 S: 11	H: 0 LOB: 0 BB: 0 P: 15	R: 0 E: 0 K: 2 S: 9	H: 0 LOB: 0 BB: 0 P: 11	1B: 2 2B: 0 3B: 0 HR: 1	SF: 0 SAC: 0 DP: 0 HBP: 1	WP: 0 PB: 0 SB: 1 CS: 0	PA: 33	
PITCHER	IP	WLS	BF	H	R	ER	SO	BB	IBB	HBP	BLK	WP	HR	S	P	ERA	WHIP				
37 Stephen Strasburg, R ERA: 4.24	6.2	W	26	3	1	1	12	1	0	1	0	0	1	71	98	1.35	0.600				
13 Jerry Blevins, L ERA: 4.15	1.0	H	3	0	0	0	2	0	0	0	0	0	0	9	12	0.00	0.000				
30 Aaron Barrett, R ERA: 4.15	0.1	H	1	0	0	0	1	0	0	0	0	0	0	4	6	0.00	0.000				
29 Rafael Soriano, R ERA: 4.15	1.0		3	0	0	0	2	0	0	0	0	0	0	9	11	0.00	0.000				

Batter	1	2	3	4	5	6	7	8	9	AB	R	H	RBI	BB	SO	LOB	BOTTOM				
15 Nate McLouth, L OBP: 0.324, SLG: 0.400										3	0	0	0	0	0	0	<p>Miami Marlins @ Washington Nationals Nationals Park, Washington, DC Thu Apr 10 2014, 4:07 PM - 7:00 PM EDT Att: 20,869 - Sunny - 67 F</p> <p>AB 33 R 7 H 10 RBI 7 BB 4 SO 9 LOB 11</p>				
12 Tyler Moore, R OBP: 0.324, SLG: 0.400										1	0	0	0	0	1	1					
2 Denard Span, L OBP: 0.324, SLG: 0.400										1	0	0	0	0	0	1					
6 Anthony Rendon, R OBP: 0.444, SLG: 0.676										3	2	1	0	1	1	0					
28 Jayson Werth, R OBP: 0.487, SLG: 0.625										3	2	2	2	1	0	0					
25 Adam LaRoche, L OBP: 0.462, SLG: 0.594										4	0	2	0	0	1	2					
11 Ryan Zimmerman, R OBP: 0.345, SLG: 0.519										3	0	0	0	0	1	3					
13 Jerry Blevins, L ERA: 4.15										0	0	0	0	0	0	0					
30 Aaron Barrett, R ERA: 4.15										0	0	0	0	0	0	0					
19 Kevin Frandsen, R OBP: 0.375, SLG: 0.286										0	1	0	0	1	0	0					
29 Rafael Soriano, R ERA: 4.15										0	0	0	0	0	0	0					
34 Bryce Harper, L OBP: 0.285, SLG: 0.313										3	1	1	1	1	0	0					
20 Ian Desmond, R OBP: 0.270, SLG: 0.543										4	1	2	4	0	1	1					
41 Sandy León, S ERA: 22.5										4	0	0	0	0	2	2					
37 Stephen Strasburg, R ERA: 4.24										2	0	0	0	0	2	1					
8 Danny Espinosa, S OBP: 0.333, SLG: 0.471										2	0	2	0	0	0	0					
Inning Stats	R: 0 E: 0 K: 0 S: 14	H: 1 LOB: 2 BB: 1 P: 24	R: 0 E: 0 K: 0 S: 5	H: 1 LOB: 0 BB: 0 P: 10	R: 2 E: 0 K: 2 S: 14	H: 2 LOB: 1 BB: 1 P: 25	R: 0 E: 0 K: 2 S: 12	H: 1 LOB: 1 BB: 0 P: 18	R: 0 E: 0 K: 1 S: 8	H: 0 LOB: 0 BB: 0 P: 11	R: 0 E: 0 K: 3 S: 11	H: 1 LOB: 1 BB: 0 P: 17	R: 5 E: 0 K: 0 S: 16	H: 4 LOB: 1 BB: 2 P: 34	R: 0 E: 0 K: 2 S: 9	H: 0 LOB: 0 BB: 0 P: 11	1B: 5 2B: 3 3B: 0 HR: 2	SF: 0 SAC: 0 DP: 1 HBP: 0	WP: 0 PB: 0 SB: 2 CS: 0	PA: 37	
PITCHER	IP	WLS	BF	H	R	ER	SO	BB	IBB	HBP	BLK	WP	HR	S	P	ERA	WHIP				
34 Tom Koehler, R ERA: 3.0	6.0	L	24	5	2	2	6	2	0	0	0	0	0	11	17	3.00	1.167				
40 Mike Dunn, L ERA: 7.36	1.0		4	1	0	0	3	0	0	0	0	0	0	8	21	135.00	15.000				
26 Arquimedes Caminero, R ERA: 22.5	0.1		6	3	5	5	0	2	0	0	0	0	1	8	13	0.00	1.500				
43 Dan Jennings, L ERA: 22.5	0.2		3	1	0	0	0	0	0	0	0	0	0	8	13	0.00	1.500				

Batter	1	2	3	4	5	6	7	8	9	AB	R	H	RBI	BB	SO	LOB	TOP				
21 Christian Yelich, L OBP: 0.349, SLG: 0.385	G4-3		G6-3	G4-3		G1-4-3		K		4	0	1	0	1	1	3					
13 Marcell Ozuna, R OBP: 0.364, SLG: 0.512	G4-3		G6-3			1B			P3	5	0	1	0	0	0	3					
27 Giancarlo Stanton, R OBP: 0.340, SLG: 0.478	K		1B			K			K	5	0	1	0	0	3	1					
46 Garrett Jones, L OBP: 0.333, SLG: 0.293		K	1B			9 BB			F8	4	0	1	0	1	2	0					
9 Casey McGehee, R OBP: 0.370, SLG: 0.421			K						G4-3	2	0	0	0	2	1	2					
39 Jarrod Saltalamacchia, R OBP: 0.333, SLG: 0.438		FC3-6		G4-1		K			BB	3	2	0	0	1	1	4					
32 Derek Dietrich, L OBP: 0.500, SLG: 0.750		HR		BB		K			HBP	2	1	1	2	1	1	3	AB 30				
17 Donovan Solano, R OBP: 0.200, SLG: 0.200				BB		K				0	0	0	0	0	0	0	R 3				
3 Adeiny Hechavarria, R OBP: 0.378, SLG: 0.488				BB					F9	3	0	2	0	1	0	2	H 7				
16 José Fernández, R OBP: 0.346, SLG: 0.222				BB		1B											RBI 3				
45 Kevin Slowey, R OBP: 0.346, SLG: 0.222				SH5-4		P4			SF8	1	0	0	0	0	0	1	BB 7				
10 Jeff Baker, R OBP: 0.250, SLG: 0.300										0	0	0	0	0	0	0	SO 9				
5 Reed Johnson, R OBP: 0.250, SLG: 0.300										0	0	0	0	0	0	0	LOB 20				
31 Steve Cishek, R ERA: 2.08										0	0	0	0	0	0	0					
Inning Stats	R: 0 E: 0 K: 1 S: 7	H: 0 LOB: 0 BB: 0 P: 8	R: 2 E: 0 K: 1 S: 13	H: 2 LOB: 1 BB: 1 P: 28	R: 0 E: 0 K: 1 S: 14	H: 2 LOB: 2 BB: 1 P: 26	R: 0 E: 0 K: 0 S: 12	H: 0 LOB: 2 BB: 2 P: 26	R: 0 E: 0 K: 0 S: 15	H: 2 LOB: 1 BB: 2 P: 27	R: 0 E: 0 K: 0 S: 13	H: 0 LOB: 0 BB: 0 P: 10	R: 1 E: 0 K: 1 S: 12	H: 0 LOB: 1 BB: 1 P: 21	R: 0 E: 0 K: 1 S: 7	H: 0 LOB: 0 BB: 0 P: 9	1B: 5 2B: 1 3B: 0 HR: 1	SF: 1 SAC: 1 DP: 1 HBP: 1	WP: 1 PB: 0 SB: 1 CS: 0	PA: 40	
PITCHER	IP WLS BF H R ER SO BB IBB HBP BLK WP HR S P ERA WHIP	IP WLS BF H R ER SO BB IBB HBP BLK WP HR S P ERA WHIP	IP WLS BF H R ER SO BB IBB HBP BLK WP HR S P ERA WHIP	IP WLS BF H R ER SO BB IBB HBP BLK WP HR S P ERA WHIP	IP WLS BF H R ER SO BB IBB HBP BLK WP HR S P ERA WHIP	IP WLS BF H R ER SO BB IBB HBP BLK WP HR S P ERA WHIP	IP WLS BF H R ER SO BB IBB HBP BLK WP HR S P ERA WHIP	IP WLS BF H R ER SO BB IBB HBP BLK WP HR S P ERA WHIP	IP WLS BF H R ER SO BB IBB HBP BLK WP HR S P ERA WHIP	IP WLS BF H R ER SO BB IBB HBP BLK WP HR S P ERA WHIP	IP WLS BF H R ER SO BB IBB HBP BLK WP HR S P ERA WHIP	IP WLS BF H R ER SO BB IBB HBP BLK WP HR S P ERA WHIP	IP WLS BF H R ER SO BB IBB HBP BLK WP HR S P ERA WHIP	IP WLS BF H R ER SO BB IBB HBP BLK WP HR S P ERA WHIP	IP WLS BF H R ER SO BB IBB HBP BLK WP HR S P ERA WHIP	IP WLS BF H R ER SO BB IBB HBP BLK WP HR S P ERA WHIP	IP WLS BF H R ER SO BB IBB HBP BLK WP HR S P ERA WHIP	IP WLS BF H R ER SO BB IBB HBP BLK WP HR S P ERA WHIP	IP WLS BF H R ER SO BB IBB HBP BLK WP HR S P ERA WHIP	IP WLS BF H R ER SO BB IBB HBP BLK WP HR S P ERA WHIP	IP WLS BF H R ER SO BB IBB HBP BLK WP HR S P ERA WHIP

Miami Marlins @ Philadelphia Phillies
Citizens Bank Park, Philadelphia, PA
Fri Apr 11 2014, 7:10 PM - 10:25 PM EDT
Att: 22,283 - Cloudy - 65 F



Batter	1	2	3	4	5	6	7	8	9	AB	R	H	RBI	BB	SO	LOB	BOTTOM				
19 Tony Gwynn Jr., L OBP: 0.400, SLG: 0.143	F7		BB	K		SH1-3		K		3	1	0	0	1	2	0					
11 Jimmy Rollins, S OBP: 0.368, SLG: 0.455	1B		BB			26 BB			BB	3	1	2	0	2	0	1					
26 Chase Utley, L OBP: 0.541, SLG: 0.750	FC6-4		1B			3 BB			F7	4	2	2	1	1	0	2					
6 Ryan Howard, L OBP: 0.356, SLG: 0.351	BB		BB			1B			F8	2	2	1	1	2	0	2					
3 Marlon Byrd, R OBP: 0.318, SLG: 0.452	2B		K			1B			P5	4	0	2	2	0	1	3					
9 Dominic Brown, L OBP: 0.400, SLG: 0.389	1B		K			1B			L9	4	0	2	1	0	1	3					
51 Carlos Ruiz, R OBP: 0.366, SLG: 0.353	G4-3		K			G4-6-3			2B	4	0	1	0	0	1	5					
25 Cody Asche, L OBP: 0.303, SLG: 0.400	G4-3					F8			G6-3	3	0	0	0	0	1	1	AB 31				
43 Mario Hollands, L ERA: 2.08										0	0	0	0	0	0	0	R 6				
2 Ben Revere, L OBP: 0.318, SLG: 0.333										1	0	0	0	0	0	1	H 10				
59 Antonio Bastardo, R ERA: 2.08										0	0	0	0	0	0	0	RBI 5				
58 Jonathan Papelbon, R ERA: 2.08										0	0	0	0	0	0	0	BB 7				
34 A.J. Burnett, R ERA: 3.78										0	0	0	0	0	0	0	SO 7				
63 Jake Diekmann, R ERA: 2.08										1	0	0	0	1	0	0	LOB 18				
13 Freddy Galvis, S ERA: 2.08										0	0	0	0	0	0	0					
Inning Stats	R: 2 E: 0 K: 0 S: 13	H: 3 LOB: 2 BB: 1 P: 20	R: 0 E: 0 K: 0 S: 5	H: 0 LOB: 0 BB: 0 P: 7	R: 1 E: 0 K: 3 S: 16	H: 1 LOB: 3 BB: 3 P: 34	R: 0 E: 0 K: 3 S: 11	H: 0 LOB: 0 BB: 0 P: 16	R: 3 E: 0 K: 0 S: 13	H: 5 LOB: 1 BB: 0 P: 17	R: 0 E: 0 K: 0 S: 11	H: 0 LOB: 2 BB: 2 P: 22	R: 0 E: 0 K: 0 S: 7	H: 1 LOB: 1 BB: 0 P: 7	R: 0 E: 0 K: 1 S: 9	H: 0 LOB: 1 BB: 1 P: 18	1B: 7 2B: 2 3B: 1 HR: 0	SF: 0 SAC: 1 DP: 1 HBP: 0	WP: 0 PB: 0 SB: 1 CS: 0	PA: 39	
PITCHER	IP WLS BF H R ER SO BB IBB HBP BLK WP HR S P ERA WHIP	IP WLS BF H R ER SO BB IBB HBP BLK WP HR S P ERA WHIP	IP WLS BF H R ER SO BB IBB HBP BLK WP HR S P ERA WHIP	IP WLS BF H R ER SO BB IBB HBP BLK WP HR S P ERA WHIP	IP WLS BF H R ER SO BB IBB HBP BLK WP HR S P ERA WHIP	IP WLS BF H R ER SO BB IBB HBP BLK WP HR S P ERA WHIP	IP WLS BF H R ER SO BB IBB HBP BLK WP HR S P ERA WHIP	IP WLS BF H R ER SO BB IBB HBP BLK WP HR S P ERA WHIP	IP WLS BF H R ER SO BB IBB HBP BLK WP HR S P ERA WHIP	IP WLS BF H R ER SO BB IBB HBP BLK WP HR S P ERA WHIP	IP WLS BF H R ER SO BB IBB HBP BLK WP HR S P ERA WHIP	IP WLS BF H R ER SO BB IBB HBP BLK WP HR S P ERA WHIP	IP WLS BF H R ER SO BB IBB HBP BLK WP HR S P ERA WHIP	IP WLS BF H R ER SO BB IBB HBP BLK WP HR S P ERA WHIP	IP WLS BF H R ER SO BB IBB HBP BLK WP HR S P ERA WHIP	IP WLS BF H R ER SO BB IBB HBP BLK WP HR S P ERA WHIP	IP WLS BF H R ER SO BB IBB HBP BLK WP HR S P ERA WHIP	IP WLS BF H R ER SO BB IBB HBP BLK WP HR S P ERA WHIP	IP WLS BF H R ER SO BB IBB HBP BLK WP HR S P ERA WHIP	IP WLS BF H R ER SO BB IBB HBP BLK WP HR S P ERA WHIP	IP WLS BF H R ER SO BB IBB HBP BLK WP HR S P ERA WHIP

Miami Marlins @ Philadelphia Phillies
Citizens Bank Park, Philadelphia, PA
Fri Apr 11 2014, 7:10 PM - 10:25 PM EDT
Att: 22,283 - Cloudy - 65 F



Batter	1	2	3	4	5	6	7	8	9	10	AB	R	H	RBI	BB	SO	LOB	TOP																				
21 Christian Yelich, L OBP: 0.347, SLG: 0.378	(1, 7) B FF 93 2-1 B SL 86 X FF 92	B CH 84 1-1 B FF 91 X SL 83		C SL 83 1-1 B FF 90 X FF 90		O FF 91 2-1 C SL 82 B FF 91 X SL 81		B FF 90 2-0 B FF 90 X FF 90		B SI 83 3-2 C CU 79 B SL 84 B SL 83 T FF 93	6	0	2	0	0	1	3																					
13 Marcell Ozuna, R OBP: 0.347, SLG: 0.478	(1, 8) B FF 93 3-2 B SL 85 F SI 93 D CH 85 X FF 94	F FF 92 3-2 B CH 83 B FF 93 X FF 94									5	1	1	0	0	1	4																					
27 Giancarlo Stanton, R OBP: 0.364, SLG: 0.608	(1, 9) B FF 92 1-0 X SL 86	B FF 93 3-0 B CH 84 B FF 93 X FF 94									5	2	3	3	0	0	3																					
46 Garrett Jones, L OBP: 0.302, SLG: 0.261	(1, 3) C FF 93 0-3 S SL 86 S CH 85										5	0	0	0	0	3	2																					
9 Casey McGehee, R OBP: 0.373, SLG: 0.419	(1, 5) B CH 84 2-1 B FF 93 X FF 92										5	0	2	0	0	0	2																					
39 Jarrod Saltalamacchia, R OBP: 0.390, SLG: 0.457	(1, 2) B FF 91 4-1 B FF 90 S CH 83 B SI 91 B FF 91	B CH 84 2-0 B SI 91 X FF 90									3	1	2	0	2	0	1																					
10 Jeff Baker, R OBP: 0.200, SLG: 0.182	(1, 4) B FF 92 1-3 C SL 85 S CH 84 C FF 91										4	0	0	0	0	2	3																					
44 AJ Ramos, R OBP: 0.347, SLG: 0.341	(1, 6) B FF 93 1-2 B SL 86 F FF 98 X SL 88										4	0	1	1	0	1	2																					
24 Nathan Eovaldi, R OBP: 0.200, SLG: 0.200	(1, 1) C FF 90 1-3 B SL 85 M SL 85 S SAFE										2	0	1	0	0	1	2																					
17 Donovan Solano, R OBP: 0.143, SLG: 0.143	(7, 4) C FF 90 1-3 B SL 85 M SL 85 S SAFE										2	0	0	0	0	1	1																					
Inning Stats											R: 0 E: 0 K: 1 S: 11	H: 2 LOB: 2 BB: 0 P: 19	R: 1 E: 1 K: 2 S: 14	H: 2 LOB: 3 BB: 1 P: 16	R: 0 E: 0 K: 1 S: 11	H: 1 LOB: 1 BB: 0 P: 16	R: 0 E: 0 K: 0 S: 4	H: 1 LOB: 0 BB: 0 P: 5	R: 1 E: 0 K: 1 S: 9	H: 2 LOB: 1 BB: 0 P: 12	R: 0 E: 0 K: 1 S: 11	H: 1 LOB: 1 BB: 0 P: 18	R: 2 E: 0 K: 0 S: 7	H: 3 LOB: 1 BB: 0 P: 12	R: 0 E: 0 K: 0 S: 7	H: 0 LOB: 1 BB: 1 P: 15	R: 0 E: 0 K: 1 S: 8	H: 1 LOB: 2 BB: 0 P: 22	1B: 11 2B: 1 3B: 0 HR: 2	SF: 0 SAC: 1 DP: 1 HBP: 0	WP: 0 PA: 46							
PITCHER											IP	WLS	BF	H	R	ER	SO	BB	IBB	HBP	BLK	WP	HR	S	P	ERA	WHIP	PITCHER										
44 Jonathan Pettibone, R ERA: 1.8											5.0		24	8	2	1	5	1	0	0	0	0	1	49	80	1.80	1.800	39 B.J. Rosenberg, R ERA: 1.0										
30 Justin De Fratus, R ERA: 7.2											1.0	4	6	3	2	2	1	0	0	0	0	0	1	13	20	18.00	3.000	1.0										
43 Mario Hollands, L ERA: 1.69											1.0	0	4	1	0	0	0	0	0	0	0	0	0	5	10	0.00	1.000	0.0										
59 Antonio Bastardo, L ERA: 5.68											1.0	4	0	0	0	0	0	1	0	0	0	0	0	7	15	0.00	1.000	0.0										
58 Jonathan Papelbon, R ERA: 5.23											1.0	5	1	0	0	1	1	1	0	0	0	0	0	13	22	0.00	2.000	0.0										

Miami Marlins @ Philadelphia Phillies
Citizens Bank Park, Philadelphia, PA
Sat Apr 12 2014, 7:08 PM - 10:36 PM EDT
Att: 27,760 - Clear - 72 F

AB 42
R 4
H 13
RBI 3
BB 3
SO 8
LOB 23



Batter	1	2	3	4	5	6	7	8	9	10	AB	R	H	RBI	BB	SO	LOB	BOTTOM																					
19 Tony Gwynn Jr., L OBP: 0.400, SLG: 0.333	(1, 8) B FF 96 2-0 B SL 86 X FF 96										5	2	2	0	0	2	0																						
11 Jimmy Rollins, S OBP: 0.395, SLG: 0.553	(1, 6) F FF 95 1-2 B SL 86 F FF 98 X SL 88										5	2	3	2	0	0	1																						
26 Chase Utley, L OBP: 0.537, SLG: 0.778	(1, 4) B SL 87 2-2 1 SAFE C FF 97 B FF 96 1 SAFE X FF 98										4	1	2	2	0	0	1																						
6 Ryan Howard, L OBP: 0.347, SLG: 0.341	(1, 3) F FF 96 0-3 T FF 96 C SL 87										4	0	1	1	0	1	2																						
3 Marlon Byrd, R OBP: 0.252, SLG: 0.413	(1, 9) S SL 87 0-1 X FF 97										4	0	0	0	0	1	2																						
9 Demonic Brown, L OBP: 0.364, SLG: 0.350	(1, 7) C FF 96 0-1 X FF 96										4	0	0	0	0	3	1																						
51 Carlos Ruiz, R OBP: 0.378, SLG: 0.351	(1, 2) C FF 95 0-1 X FF 95										3	0	1	0	1	0	0																						
13 Freddy Galvis, S OBP: 0.378, SLG: 0.351	(1, 5) C FF 94 3-2 B CU 76 F CH 85 B FF 96 X FF 97										3	0	0	0	1	1	1																						
Inning Stats											R: 2 E: 0 K: 1 S: 15	H: 3 LOB: 1 BB: 0 P: 20	R: 0 E: 0 K: 1 S: 10	H: 0 LOB: 0 BB: 0 P: 14	R: 2 E: 0 K: 0 S: 13	H: 3 LOB: 3 BB: 0 P: 17	R: 0 E: 0 K: 1 S: 9	H: 0 LOB: 0 BB: 0 P: 14	R: 0 E: 0 K: 1 S: 7	H: 0 LOB: 0 BB: 0 P: 9	R: 0 E: 0 K: 0 S: 15	H: 0 LOB: 1 BB: 1 P: 24	R: 0 E: 0 K: 0 S: 9	H: 1 LOB: 1 BB: 0 P: 12	R: 0 E: 0 K: 3 S: 13	H: 0 LOB: 1 BB: 0 P: 24	1B: 5 2B: 3 3B: 0 HR: 1	SF: 0 SAC: 0 DP: 1 HBP: 0	WP: 0 PA: 38										
PITCHER											IP	WLS	BF	H	R	ER	SO	BB	IBB	HBP	BLK	WP	HR	S	P	ERA	WHIP	PITCHER											
24 Nathan Eovaldi, R ERA: 4.19											6.1		25	7	4	4	5	0	0	0	0	0	0	70	100	5.68	1.105	1.0											
44 AJ Ramos, R ERA: 5.79											0.2	2	0	0	0	0	0	1	0	0	0	0	0	6	10	0.00	1.500	0.0											
40 Mike Dunn, L ERA: 5.79											1.0	4	1	0	0	0	0	0	0	0	0	0	0	9	12	0.00	1.000	0.0											
49 Carlos Marmol, R ERA: 6.0											1.0	4	0	0	0	3	1	0	0	0	0	0	0	13	24	0.00	1.000	0.0											
43 Dan Jennings, L ERA: 1.8											0.2	L	3	1	1	1	1	0	0	0	0	0	0	1	7	14	13.50	1.500	0.0										

Miami Marlins @ Philadelphia Phillies
Citizens Bank Park, Philadelphia, PA
Sat Apr 12 2014, 7:08 PM - 10:36 PM EDT
Att: 27,760 - Clear - 72 F

AB 36
R 5
H 9
RBI 5
BB 2
SO 9
LOB 9



Batter	1	2	3	4	5	6	7	8	9	AB	R	H	RBI	BB	SO	LOB	TOP						
6 Anthony Rendon, R OBP: 0.390, SLG: 0.618										3	0	1	0	1	1	0	Washington Nationals @ Miami Marlins Marlins Park, Miami, FL Tue Apr 15 2014, 7:15 PM - 10:06 PM EDT Att: 19,931 - Roof Closed - 78 F						
34 Bryce Harper, L OBP: 0.400, SLG: 0.500										4	1	1	0	0	0	2							
29 Rafael Soriano, R										0	0	0	0	0	0	0							
28 Jayson Werth, R OBP: 0.421, SLG: 0.500										1	0	0	0	2	0	1							
21 Steven Souza Jr., R OBP: 0.333, SLG: 0.333										1	0	1	0	0	0	0							
25 Adam LaRoche, L OBP: 0.404, SLG: 0.521										3	0	0	0	1	0	3							
20 Ian Desmond, R OBP: 0.259, SLG: 0.426										2	0	0	0	0	0	3							
4 Zach Walters, S OBP: 0.333, SLG: 1.333										2	1	1	1	0	0	0							
8 Danny Espinosa, S OBP: 0.364, SLG: 0.500										4	0	0	0	0	1	1							
15 Nate McLouth, L OBP: 0.300, SLG: 0.188										3	0	0	0	1	1	0							
41 Sandy León, S OBP: 0.200, SLG: 0.292										4	0	1	0	0	0	1							
37 Stephen Strasburg, R ERA: 1.89										1	0	0	0	0	0	1							
12 Tyler Moore, R OBP: 0.335, SLG: 0.776										0	0	0	0	0	0	0							
35 Craig Stammen, R ERA: 6.48										0	0	0	0	0	0	0							
13 Jerry Blevins, L ERA: 4.28										0	0	0	0	0	0	0							
36 Tyler Clippard, R ERA: 4.7										0	0	0	0	0	0	0							
19 Kevin Frandsen, R ERA: 6.17, SLG: 0.381										2	0	0	0	0	2	1							
Inning Stats	R: 0 E: 0 K: 0 S: 15	H: 1 LOB: 2 BB: 2 P: 28	R: 0 E: 0 K: 0 S: 5	H: 0 LOB: 0 BB: 0 P: 8	R: 0 E: 0 K: 2 S: 7	H: 0 LOB: 0 BB: 0 P: 13	R: 0 E: 0 K: 0 S: 11	H: 0 LOB: 1 BB: 0 P: 19	R: 0 E: 0 K: 0 S: 9	H: 0 LOB: 0 BB: 0 P: 14	R: 0 E: 0 K: 0 S: 5	H: 0 LOB: 1 BB: 1 P: 12	R: 0 E: 0 K: 1 S: 12	H: 0 LOB: 1 BB: 1 P: 18	R: 1 E: 1 K: 1 S: 9	H: 2 LOB: 1 BB: 0 P: 12	R: 1 E: 0 K: 2 S: 11	H: 2 LOB: 1 BB: 0 P: 17	1B: 4 2B: 0 3B: 0 HR: 1	SF: 0 SAC: 0 DP: 1 HBP: 0	WP: 2 PB: 0 SB: 0 CS: 0	PA: 36	
PITCHER	IP WLS BF H R ER SO BB IBB HBP BLK WP HR S P ERA WHIP	7.0 W 26 1 0 0 3 5 0 0 0 1 0 64 112 0.00 0.857	2.0 L 10 4 2 1 3 0 0 0 0 1 1 20 29 4.50 2.000																				

Batter	1	2	3	4	5	6	7	8	9	AB	R	H	RBI	BB	SO	LOB	BOTTOM					
21 Christian Yelich, L OBP: 0.381, SLG: 0.386										4	2	2	0	1	2	1	Washington Nationals @ Miami Marlins Marlins Park, Miami, FL Tue Apr 15 2014, 7:15 PM - 10:06 PM EDT Att: 19,931 - Roof Closed - 78 F					
13 Marcell Ozuna, R OBP: 0.362, SLG: 0.473										5	3	4	1	0	0	0						
27 Giancarlo Stanton, R OBP: 0.369, SLG: 0.635										4	3	2	5	1	2	1						
46 Garrett Jones, L OBP: 0.318, SLG: 0.368										5	0	1	1	0	0	4						
9 Casey McGehee, R OBP: 0.381, SLG: 0.436										5	0	3	2	0	1	1						
39 Jarrod Saltalamacchia, R OBP: 0.373, SLG: 0.432										5	0	1	0	0	2	5						
32 Derek Dietrich, L OBP: 0.452, SLG: 0.583										4	1	1	0	1	0	2						
3 Adeiny Hechavarria, R OBP: 0.355, SLG: 0.448										3	2	1	0	1	2	1						
34 Tom Koehler, R OBP: 0.167, SLG: 0.167										3	0	0	0	0	2	1						
43 Dan Jennings, L ERA: 2.57										0	0	0	0	0	0	0						
Inning Stats	R: 3 E: 0 K: 1 S: 13	H: 4 LOB: 1 BB: 0 P: 18	R: 3 E: 0 K: 1 S: 15	H: 3 LOB: 2 BB: 2 P: 26	R: 0 E: 0 K: 2 S: 10	H: 0 LOB: 1 BB: 1 P: 14	R: 0 E: 0 K: 1 S: 16	H: 1 LOB: 1 BB: 0 P: 23	R: 5 E: 2 K: 1 S: 23	H: 6 LOB: 2 BB: 1 P: 36	R: 0 E: 0 K: 2 S: 11	H: 0 LOB: 0 BB: 0 P: 14	R: 0 E: 0 K: 2 S: 8	H: 0 LOB: 0 BB: 0 P: 9	R: 0 E: 0 K: 1 S: 9	H: 1 LOB: 1 BB: 0 P: 14	1B: 12 2B: 1 3B: 1 HR: 1	SF: 0 SAC: 2 DP: 0 HBP: 0	WP: 1 PB: 0 SB: 0 CS: 0	PA: 43		
PITCHER	IP WLS BF H R ER SO BB IBB HBP BLK WP HR S P ERA WHIP	4.0 L 23 6 5 5 1 1 0 0 0 0 0 23 36 45.00 7.000	1.0 L 10 6 5 5 1 1 0 0 0 0 0 0 11 14 0.00 0.000	1.0 L 3 0 0 0 2 0 0 0 0 0 0 0 8 9 0.00 0.000	1.0 L 3 0 0 0 2 0 0 0 0 0 0 0 9 14 0.00 1.000																	

livebaseballscorecards.com

WASHINGTON NATIONALS

livebaseballscorecards.com

MIAMI

Batter	1	2	3	4	5	6	7	8	9	AB	R	H	RBI	BB	SO	LOB	TOP							
21 Christian Yelich, L OBP: 0.400, SLG: 0.420										4	0	1	0	0	0	1								
13 Marcell Ozuna, R OBP: 0.365, SLG: 0.481											4	0	0	0	0	2	1							
27 Giancarlo Stanton, R OBP: 0.359, SLG: 0.565											4	1	1	0	0	2	1							
9 Casey McGehee, R OBP: 0.352, SLG: 0.380											4	0	1	1	0	1	1							
39 Jarrod Saltalamacchia, S OBP: 0.386, SLG: 0.431										3	0	0	0	0	1	1								
46 Garrett Jones, L OBP: 0.302, SLG: 0.377										3	0	0	0	0	2	1								
3 Adeiny Hechavarria, R OBP: 0.321, SLG: 0.390											3	0	0	0	2	0								
17 Donovan Solano, R OBP: 0.238, SLG: 0.238											3	0	0	0	1	0								
16 José Fernández, R OBP: 0.111, SLG: 0.111											3	0	1	0	0	2	0							
31 Steve Cishek, R ERA: 3.0											0	0	0	0	0	0								
Inning Stats	R: 0 E: 0 K: 2 S: 9	H: 1 LOB: 1 BB: 0 P: 16	R: 0 E: 0 K: 1 S: 11	H: 0 LOB: 0 BB: 0 P: 18	R: 0 E: 0 K: 1 S: 10	H: 0 LOB: 0 BB: 0 P: 11	R: 1 E: 0 K: 2 S: 10	H: 2 LOB: 1 BB: 0 P: 13	R: 0 E: 0 K: 1 S: 15	H: 1 LOB: 1 BB: 0 P: 17	R: 0 E: 0 K: 1 S: 8	H: 0 LOB: 0 BB: 0 P: 13	R: 0 E: 0 K: 1 S: 6	H: 0 LOB: 0 BB: 0 P: 6	R: 0 E: 0 K: 1 S: 6	H: 0 LOB: 0 BB: 0 P: 7	R: 0 E: 0 K: 2 S: 11	H: 0 LOB: 0 BB: 0 P: 12	1B: 3 2B: 1 3B: 0 HR: 0	SF: 0 SAC: 0 DP: 0 HBP: 0	WP: 0 PB: 0 SB: 0 CS: 0	PA: 31		
PITCHER	IP 8.0	WLS L	BF 28	H 4	R 1	ER 1	SO 11	BB 0	IBB 0	HBP 0	BLK 0	WP 0	HR 0	S 75	P 101	ERA 1.12	WHIP 0.500							
40 Alex Wood, L ERA: 1.54	1.0	3	0	0	0	2	0	0	0	0	0	0	0	0	11	12	0.00	0.000						
48 David Carpenter, R ERA: 3.0																								

Miami Marlins @ Atlanta Braves
Turner Field, Atlanta, GA
Tue Apr 22 2014, 7:11 PM - 9:19 PM EDT
Att: 18,275 - Cloudy - 67 F

AB	31
R	1
H	4
RBI	1
BB	0
SO	13
LOB	6



Batter	1	2	3	4	5	6	7	8	9	AB	R	H	RBI	BB	SO	LOB	BOTTOM							
22 Jason Heyward, L OBP: 0.289, SLG: 0.282											4	0	1	0	0	2	0							
2 B.J. Upton, R OBP: 0.287, SLG: 0.295											4	0	0	0	0	1								
5 Freddie Freeman, L OBP: 0.433, SLG: 0.636											4	0	0	0	3	1								
8 Justin Upton, R OBP: 0.386, SLG: 0.553											3	0	0	0	3	1								
23 Chris Johnson, R OBP: 0.282, SLG: 0.387										3	0	1	0	0	1	0								
1 Tyler Pastornicky, R OBP: 0.333, SLG: 0.600											3	0	0	0	3	1								
14 Ramiro Pena, S OBP: 0.316, SLG: 0.471											3	0	0	0	3	1								
26 Dan Uggla, R OBP: 0.269, SLG: 0.347											3	0	0	0	3	1								
24 Evan Gattis, R OBP: 0.310, SLG: 0.589										3	0	0	0	3	1									
19 Andrelton Simmons, R OBP: 0.311, SLG: 0.500											3	0	1	0	0	0								
40 Alex Wood, R ERA: 1.99											2	0	0	0	0	0								
4 Ryan Doumit, S OBP: 0.162, SLG: 0.143											1	0	0	0	0	2								
48 David Carpenter, R ERA: 3.0											0	0	0	0	0	0								
Inning Stats	R: 0 E: 0 K: 1 S: 12	H: 1 LOB: 0 BB: 0 P: 17	R: 0 E: 0 K: 2 S: 9	H: 0 LOB: 0 BB: 0 P: 15	R: 0 E: 0 K: 1 S: 7	H: 0 LOB: 0 BB: 0 P: 7	R: 0 E: 1 K: 3 S: 10	H: 0 LOB: 1 BB: 0 P: 12	R: 0 E: 0 K: 3 S: 9	H: 0 LOB: 0 BB: 0 P: 13	R: 0 E: 0 K: 1 S: 8	H: 0 LOB: 0 BB: 0 P: 11	R: 0 E: 0 K: 1 S: 8	H: 0 LOB: 0 BB: 0 P: 14	R: 0 E: 0 K: 2 S: 14	H: 2 LOB: 2 BB: 0 P: 20	R: 0 E: 0 K: 1 S: 6	H: 0 LOB: 0 BB: 0 P: 8	1B: 3 2B: 0 3B: 0 HR: 0	SF: 0 SAC: 0 DP: 1 HBP: 0	WP: 0 PB: 0 SB: 0 CS: 0	PA: 30		
PITCHER	IP 8.0	WLS W	BF 27	H 3	R 0	ER 0	SO 14	BB 0	IBB 0	HBP 0	BLK 1	WP 0	HR 0	S 77	P 109	ERA 0.00	WHIP 0.375							
16 José Fernández, R ERA: 1.99	1.0	S	3	0	0	0	1	0	0	0	0	0	0	6	8	0.00	0.000							
31 Steve Cishek, R ERA: 3.0																								

Miami Marlins @ Atlanta Braves
Turner Field, Atlanta, GA
Tue Apr 22 2014, 7:11 PM - 9:19 PM EDT
Att: 18,275 - Cloudy - 67 F

AB	30
R	0
H	3
RBI	0
BB	0
SO	15
LOB	7




Batter	1	2	3	4	5	6	7	8	9	AB	R	H	RBI	BB	SO	LOB	TOP					
21 Christian Yelich, L OBP: 0.384, SLG: 0.393	E5 G4-3		K				F8		G4-6-3	4	0	0	0	1	1	1						
13 Marcell Ozuna, R OBP: 0.355, SLG: 0.459	K		K				G5-3			4	0	1	1	0	2	1						
27 Giancarlo Stanton, R OBP: 0.359, SLG: 0.554	G4-3						F9		K	4	0	1	0	0	1	3						
9 Casey McGehee, R OBP: 0.354, SLG: 0.365							F8		K	3	0	1	0	1	1	1						
39 Jarrod Saltalamacchia, S OBP: 0.368, SLG: 0.453	K						L8		K	4	1	1	1	0	2	4						
46 Garrett Jones, L OBP: 0.298, SLG: 0.400							F7			4	1	2	1	0	0	1						
32 Derek Dietrich, L OBP: 0.426, SLG: 0.579			K						K	3	1	0	0	1	3	2						
3 Adeiny Hechavarria, R OBP: 0.315, SLG: 0.376			G5-3				K		K	4	0	1	0	0	2	3						
37 Henderson Alvarez III, R OBP: 0.286, SLG: 0.286 5 Reed Johnson, R OBP: 0.250, SLG: 0.278 43 Dan Jennings, L ERA: 4.11 44 AJ Ramos, R ERA: 0.87 29 Greg Dobbs, L OBP: 0.289, SLG: 0.325 31 Steve Cishek, R ERA: 2.35			K				SH3-4		L8	1	0	0	0	0	0	1						
									FC6	1	0	0	0	0	0	1						
Inning Stats	R: 0 H: 0 E: 1 K: 2 S: 13	H: 0 LOB: 2 BB: 1 P: 24	R: 0 H: 0 E: 0 K: 1 S: 8	H: 0 LOB: 0 BB: 0 P: 10	R: 0 H: 0 E: 0 K: 3 S: 9	H: 0 LOB: 0 BB: 0 P: 14	R: 0 H: 1 E: 0 K: 0 S: 7	H: 1 LOB: 1 BB: 2 P: 16	R: 1 H: 1 E: 0 K: 1 S: 13	H: 2 LOB: 2 BB: 0 P: 22	R: 0 H: 0 E: 0 K: 3 S: 5	H: 0 LOB: 0 BB: 0 P: 9	R: 2 H: 2 E: 0 K: 3 S: 18	H: 2 LOB: 0 BB: 0 P: 28	R: 0 H: 1 E: 0 K: 0 S: 5	H: 1 LOB: 0 BB: 0 P: 5	1B: 5 2B: 0 3B: 0 HR: 2	SF: 0 SAC: 1 DP: 1 HBP: 0	WP: 2 PB: 0 SB: 0 CS: 0	PA: 37		
PITCHER	IP WLS BF H R ER SO BB IBB HBP BLK WP HR S P ERA WHIP	IP WLS BF H R ER SO BB IBB HBP BLK WP HR S P ERA WHIP	IP WLS BF H R ER SO BB IBB HBP BLK WP HR S P ERA WHIP	IP WLS BF H R ER SO BB IBB HBP BLK WP HR S P ERA WHIP	IP WLS BF H R ER SO BB IBB HBP BLK WP HR S P ERA WHIP	IP WLS BF H R ER SO BB IBB HBP BLK WP HR S P ERA WHIP	IP WLS BF H R ER SO BB IBB HBP BLK WP HR S P ERA WHIP	IP WLS BF H R ER SO BB IBB HBP BLK WP HR S P ERA WHIP	IP WLS BF H R ER SO BB IBB HBP BLK WP HR S P ERA WHIP	IP WLS BF H R ER SO BB IBB HBP BLK WP HR S P ERA WHIP	IP WLS BF H R ER SO BB IBB HBP BLK WP HR S P ERA WHIP	IP WLS BF H R ER SO BB IBB HBP BLK WP HR S P ERA WHIP	IP WLS BF H R ER SO BB IBB HBP BLK WP HR S P ERA WHIP	IP WLS BF H R ER SO BB IBB HBP BLK WP HR S P ERA WHIP	IP WLS BF H R ER SO BB IBB HBP BLK WP HR S P ERA WHIP	IP WLS BF H R ER SO BB IBB HBP BLK WP HR S P ERA WHIP	IP WLS BF H R ER SO BB IBB HBP BLK WP HR S P ERA WHIP	IP WLS BF H R ER SO BB IBB HBP BLK WP HR S P ERA WHIP	IP WLS BF H R ER SO BB IBB HBP BLK WP HR S P ERA WHIP	IP WLS BF H R ER SO BB IBB HBP BLK WP HR S P ERA WHIP	IP WLS BF H R ER SO BB IBB HBP BLK WP HR S P ERA WHIP	IP WLS BF H R ER SO BB IBB HBP BLK WP HR S P ERA WHIP

Miami Marlins @ New York Mets
Citi Field, Flushing, NY
Fri Apr 25 2014, 7:13 PM - 10:10 PM EDT
Att: 21,171 - Partly Cloudy - 52 F

livebaseballscorecards.com

AB 33
R 3
H 7
RBI 3
BB 3
SO 13
LOB 17




Batter	1	2	3	4	5	6	7	8	9	AB	R	H	RBI	BB	SO	LOB	BOTTOM					
22 Eric Young Jr., S OBP: 0.337, SLG: 0.288 9 Kirk Nieuwenhuis, L OBP: 0.299, SLG: 0.444	B3						G5-3			4	1	1	0	0	0	1						
3 Curtis Granderson, L OBP: 0.244, SLG: 0.231	F8						L9			5	0	1	1	0	1	1						
5 David Wright, R OBP: 0.337, SLG: 0.337							F9		K	4	1	2	1	0	1	0						
28 Daniel Murphy, L OBP: 0.316, SLG: 0.344	L4						F7		G4-3	4	0	1	1	0	0	1						
1 Chris Young, R OBP: 0.182, SLG: 0.303							G5-3		K	4	0	0	0	0	2	1						
21 Lucas Duda, L OBP: 0.333, SLG: 0.448							G1			4	1	1	0	0	1	1						
15 Travis d'Arnaud, R OBP: 0.294, SLG: 0.295							G4-3		SH2-3	3	0	2	0	0	0	0						
11 Rubén Tejada, R OBP: 0.324, SLG: 0.217 71 Gonzalez Gemen, R ERA: 2.16 27 Jeury Familia, R ERA: 0.87 53 Bobby Abreu, L OBP: 0.200, SLG: 0.400							G6-3		L7	1	0	0	0	2	0	1						
45 Zack Wheeler, L ERA: 2.73 0 Omar Quintanilla, L OBP: 0.333, SLG: 0.333							SH5-3		B4	1	0	0	0	0	1	2						
Inning Stats	R: 0 H: 1 E: 0 K: 0 S: 8	H: 1 LOB: 2 BB: 1 P: 11	R: 0 H: 1 E: 0 K: 3 S: 15	H: 1 LOB: 1 BB: 1 P: 25	R: 2 H: 3 E: 0 K: 0 S: 13	H: 3 LOB: 1 BB: 0 P: 21	R: 0 H: 0 E: 0 K: 0 S: 10	H: 0 LOB: 1 BB: 1 P: 15	R: 0 H: 1 E: 0 K: 0 S: 10	H: 1 LOB: 0 BB: 0 P: 16	R: 0 H: 0 E: 0 K: 2 S: 9	H: 0 LOB: 0 BB: 0 P: 13	R: 0 H: 0 E: 0 K: 2 S: 9	H: 0 LOB: 0 BB: 0 P: 13	R: 2 H: 4 E: 0 K: 0 S: 12	H: 4 LOB: 2 BB: 0 P: 19	1B: 8 2B: 2 3B: 0 HR: 0	SF: 0 SAC: 2 DP: 0 HBP: 0	WP: 0 PB: 0 SB: 3 CS: 0	PA: 38		
PITCHER	IP WLS BF H R ER SO BB IBB HBP BLK WP HR S P ERA WHIP	IP WLS BF H R ER SO BB IBB HBP BLK WP HR S P ERA WHIP	IP WLS BF H R ER SO BB IBB HBP BLK WP HR S P ERA WHIP	IP WLS BF H R ER SO BB IBB HBP BLK WP HR S P ERA WHIP	IP WLS BF H R ER SO BB IBB HBP BLK WP HR S P ERA WHIP	IP WLS BF H R ER SO BB IBB HBP BLK WP HR S P ERA WHIP	IP WLS BF H R ER SO BB IBB HBP BLK WP HR S P ERA WHIP	IP WLS BF H R ER SO BB IBB HBP BLK WP HR S P ERA WHIP	IP WLS BF H R ER SO BB IBB HBP BLK WP HR S P ERA WHIP	IP WLS BF H R ER SO BB IBB HBP BLK WP HR S P ERA WHIP	IP WLS BF H R ER SO BB IBB HBP BLK WP HR S P ERA WHIP	IP WLS BF H R ER SO BB IBB HBP BLK WP HR S P ERA WHIP	IP WLS BF H R ER SO BB IBB HBP BLK WP HR S P ERA WHIP	IP WLS BF H R ER SO BB IBB HBP BLK WP HR S P ERA WHIP	IP WLS BF H R ER SO BB IBB HBP BLK WP HR S P ERA WHIP	IP WLS BF H R ER SO BB IBB HBP BLK WP HR S P ERA WHIP	IP WLS BF H R ER SO BB IBB HBP BLK WP HR S P ERA WHIP	IP WLS BF H R ER SO BB IBB HBP BLK WP HR S P ERA WHIP	IP WLS BF H R ER SO BB IBB HBP BLK WP HR S P ERA WHIP	IP WLS BF H R ER SO BB IBB HBP BLK WP HR S P ERA WHIP	IP WLS BF H R ER SO BB IBB HBP BLK WP HR S P ERA WHIP	IP WLS BF H R ER SO BB IBB HBP BLK WP HR S P ERA WHIP

Miami Marlins @ New York Mets
Citi Field, Flushing, NY
Fri Apr 25 2014, 7:13 PM - 10:10 PM EDT
Att: 21,171 - Partly Cloudy - 52 F


livebaseballscorecards.com

AB 34
R 4
H 10
RBI 4
BB 2
SO 6
LOB 9




Batter	1	2	3	4	5	6	7	8	9	AB	R	H	RBI	BB	SO	LOB	TOP										
22 Jason Heyward, L (1,9) OBP: 0.288, SLG: 0.286	P5		2B		F9			K		4	0	1	0	0	1	1	Atlanta Braves @ Miami Marlins Marlins Park, Miami, FL Tue Apr 29 2014, 7:12 PM - 9:19 PM EDT Att: 21,992 - Roof Closed - 77 F										
14 Ramiro Pena, S (1,5) OBP: 0.304, SLG: 0.429	K		FC1-2			G4-3			24 G5-3 1B	4	0	1	0	0	1	2											
5 Freddie Freeman, L (1,3) OBP: 0.405, SLG: 0.588	F7					G3-1			L7	4	0	0	0	0	1	1											
24 Evan Gattis, R (1,2) OBP: 0.306, SLG: 0.586		P5				P5			G5-3	4	0	0	0	0	1	1											
4 Ryan Doumit, S (1,7) OBP: 0.200, SLG: 0.172		G4-3				19 WP 1B				4	0	1	0	0	1	1											
19 Andrelton Simmons, R (1,6) OBP: 0.297, SLG: 0.471		G6-3				F8				3	0	0	0	0	0	1											
17 Jordan Schafer, L (1,8) OBP: 0.222, SLG: 0.294									G4-3	3	0	0	0	0	1	0											
1 Tyler Pastornicky, R (1,4) OBP: 0.333, SLG: 0.429			22 2B 14 FC1-2 BB			G4-3				2	0	0	0	1	1	0											
40 Alex Wood, R (1,1)										1	0	0	0	1	1	1											
38 Anthony Varvaro, R (6,1)										0	0	0	0	0	0	0											
23 Chris Johnson, R (8, PH) OBP: 0.269, SLG: 0.341										1	0	0	0	0	1	0											
50 Gus Schlosser, R (8,1) OBP: 1.000, SLG: 1.000										0	0	0	0	0	0	0											
Inning Stats	R: 0 E: 0 K: 1 S: 7	H: 0 LOB: 0 BB: 0 P: 8	R: 0 E: 0 K: 0 S: 7	H: 0 LOB: 0 BB: 0 P: 8	R: 0 E: 0 K: 1 S: 8	H: 1 LOB: 2 BB: 1 P: 13	R: 0 E: 0 K: 1 S: 14	H: 1 LOB: 1 BB: 0 P: 16	R: 0 E: 0 K: 1 S: 12	H: 0 LOB: 1 BB: 1 P: 20	R: 0 E: 0 K: 1 S: 6	H: 0 LOB: 0 BB: 0 P: 7	R: 0 E: 0 K: 0 S: 7	H: 0 LOB: 0 BB: 0 P: 10	R: 0 E: 0 K: 3 S: 12	H: 0 LOB: 0 BB: 0 P: 16	R: 0 E: 0 K: 1 S: 9	H: 1 LOB: 1 BB: 0 P: 11	1B: 2 2B: 1 3B: 0 HR: 0	SF: 0 SAC: 0 DP: 0 HBP: 0	WP: 1 PB: 0 SB: 0 CS: 0	PA: 32					
PITCHER	IP	WLS	BF	H	R	ER	SO	BB	IBB	HBP	BLK	WP	HR	S	P	ERA	WHIP										
16 José Fernández, R (1,1) ERA: 1.59	8.0	W	28	2	0	0	8	2	0	0	0	1	0	73	98	0.00	0.500										
49 Carlos Marmol, R (9,1) ERA: 3.6	1.0		4	1	0	0	1	0	0	0	0	0	0	9	11	0.00	1.000										

AB	30
R	0
H	3
RBI	0
BB	2
SO	9
LOB	8



Batter	1	2	3	4	5	6	7	8	9	AB	R	H	RBI	BB	SO	LOB	BOTTOM										
21 Christian Yelich, L (1,7) OBP: 0.386, SLG: 0.386	L8		59 1B			G4-3			F8	5	1	2	1	0	0	1	Atlanta Braves @ Miami Marlins Marlins Park, Miami, FL Tue Apr 29 2014, 7:12 PM - 9:19 PM EDT Att: 21,992 - Roof Closed - 77 F										
59 Ed Lucas, R (1,4) OBP: 0.750, SLG: 0.750			3B			G4-3				4	1	3	1	0	0	1											
27 Giancarlo Stanton, R (1,9) OBP: 0.345, SLG: 0.957			27 HR 1B			G4-3				4	1	1	2	0	2	4											
9 Casey McGehee, R (1,5) OBP: 0.349, SLG: 0.351			HR			K				3	1	0	0	1	0	1											
39 Jarrod Saltalamacchia, S (1,2) OBP: 0.404, SLG: 0.554						13 1B BB				4	2	3	1	0	0	0											
13 Marcell Ozuna, R (1,8) OBP: 0.358, SLG: 0.448						13 1B 2B				4	1	1	2	0	0	1											
10 Jeff Baker, R (1,3) OBP: 0.208, SLG: 0.125						10 1B 3 2B 1B				3	1	1	0	0	1	0											
17 Donovan Solano, R (7, PH) OBP: 0.281, SLG: 0.227						3 2B 16 E 1B				1	0	0	0	0	0	0											
3 Adeiny Hechavarria, R (1,6) OBP: 0.288, SLG: 0.361						16 E 21 G4-3 2B				4	1	1	1	0	0	0											
16 José Fernández, R (1,1) ERA: 2.93						21 G4-3 1B				3	0	1	1	0	0	0											
32 Derek Dietrich, L (8, PH) OBP: 0.382, SLG: 0.500										1	0	0	0	0	0	0											
49 Carlos Marmol, R (9,1) ERA: 5.06										0	0	0	0	0	0	0											
Inning Stats	R: 0 E: 0 K: 0 S: 9	H: 1 LOB: 1 BB: 0 P: 14	R: 0 E: 0 K: 0 S: 8	H: 0 LOB: 0 BB: 0 P: 13	R: 3 E: 0 K: 0 S: 12	H: 3 LOB: 0 BB: 0 P: 18	R: 0 E: 0 K: 1 S: 5	H: 1 LOB: 0 BB: 0 P: 8	R: 0 E: 0 K: 1 S: 12	H: 2 LOB: 2 BB: 0 P: 17	R: 5 E: 1 K: 1 S: 16	H: 5 LOB: 1 BB: 1 P: 26	R: 1 E: 0 K: 0 S: 9	H: 1 LOB: 0 BB: 0 P: 10	R: 0 E: 0 K: 0 S: 5	H: 0 LOB: 0 BB: 0 P: 5	1B: 8 2B: 2 3B: 1 HR: 2	SF: 0 SAC: 0 DP: 1 HBP: 0	WP: 0 PB: 0 SB: 0 CS: 0	PA: 37							
PITCHER	IP	WLS	BF	H	R	ER	SO	BB	IBB	HBP	BLK	WP	HR	S	P	ERA	WHIP										
40 Alex Wood, L (1,1) ERA: 2.93	5.0	L	25	10	7	7	2	1	0	0	0	0	1	17	21	9.00	1.500										
38 Anthony Varvaro, R (6,1) ERA: 3.68	2.0		9	3	2	2	1	0	0	0	0	0	0	5	5	0.00	0.000										
50 Gus Schlosser, R (8,1) ERA: 5.06	1.0		3	0	0	0	0	0	0	0	0	0	0	5	5	0.00	0.000										

AB	36
R	9
H	13
RBI	9
BB	1
SO	3
LOB	8



Batter	1	2	3	4	5	6	7	8	9	AB	R	H	RBI	BB	SO	LOB	TOP										
22 Jason Heyward, L (1,9) OBP: 0.296, SLG: 0.314 43 Luis Avilan, L (8,1) 50 Gus Schlosser, R (8,1) OBP: 1.000, SLG: 1.000										4	0	2	0	0	0	1	Atlanta Braves @ Miami Marlins Marlins Park, Miami, FL Wed Apr 30 2014, 7:12 PM - 10:00 PM EDT Att: 15,558 - Roof Closed - 77 F										
2 B.J. Upton, R (1,8) OBP: 0.298, SLG: 0.298										4	1	1	0	0	2	2											
5 Freddie Freeman, L (1,3) OBP: 0.395, SLG: 0.570 11 Gerald Laird, R (9,PH) OBP: 0.310, SLG: 0.208										3	0	0	0	0	2	1											
8 Justin Upton, R (1,7) OBP: 0.400, SLG: 0.641										4	1	1	2	0	1	1											
24 Evan Gattis, R (1,2) OBP: 0.289, SLG: 0.554										4	0	0	0	0	2	0											
26 Dan Uggla, R (1,4) OBP: 0.258, SLG: 0.303										3	0	0	0	1	0	0											
23 Chris Johnson, R (1,5) OBP: 0.260, SLG: 0.330										3	0	0	0	0	1	0											
19 Andrelton Simmons, R (1,6) OBP: 0.298, SLG: 0.489										3	1	1	0	0	0	0											
34 Aaron Harang, R (1,1) 57 David Hale, R (5,1) 4 Ryan Doumit, S (8,PH) OBP: 0.226, SLG: 0.200										1	0	0	0	0	0	0											
Inning Stats	R: 0 E: 0 K: 1 S: 9	H: 1 LOB: 1 BB: 0 P: 12	R: 0 E: 0 K: 1 S: 7	H: 0 LOB: 0 BB: 1 P: 13	R: 0 E: 0 K: 0 S: 6	H: 0 LOB: 0 BB: 0 P: 10	R: 0 E: 0 K: 1 S: 10	H: 0 LOB: 0 BB: 0 P: 13	R: 0 E: 0 K: 1 S: 7	H: 2 LOB: 1 BB: 0 P: 27	R: 0 E: 0 K: 1 S: 7	H: 0 LOB: 0 BB: 0 P: 9	R: 0 E: 0 K: 0 S: 8	H: 1 LOB: 1 BB: 0 P: 14	R: 2 E: 0 K: 0 S: 10	H: 2 LOB: 0 BB: 0 P: 18		1B: 1 2B: 3 3B: 1 HR: 1	SF: 1 SAC: 0 DP: 1 HBP: 0	WP: 0 PB: 0 CS: 0	PA: 33						
PITCHER	IP	WLS	BF	H	R	ER	SO	BB	IBB	HBP	BLK	WP	HR	S	P	ERA	WHIP										
24 Nathan Eovaldi, R (1,1) ERA: 2.58 44 AJ Ramos, R (8,1) ERA: 0.79 52 Brad Hand, L (9,1) ERA: 6.28	7.0	W	24	3	1	1	5	1	0	0	0	0	0	64	94	1.29	0.571										

AB	31
R	3
H	6
RBI	3
BB	1
SO	5
LOB	8



Batter	1	2	3	4	5	6	7	8	9	AB	R	H	RBI	BB	SO	LOB	BOTTOM										
21 Christian Yelich, L (1,7) OBP: 0.359, SLG: 0.406										5	1	1	2	0	0	1	Atlanta Braves @ Miami Marlins Marlins Park, Miami, FL Wed Apr 30 2014, 7:12 PM - 10:00 PM EDT Att: 15,558 - Roof Closed - 77 F										
59 Ed Lucas, R (1,4) OBP: 0.444, SLG: 0.444										5	0	1	0	0	1	2											
27 Giancarlo Stanton, R (1,9) OBP: 0.342, SLG: 0.555 5 Reed Johnson, R (8,9) OBP: 0.304, SLG: 0.381										4	1	1	0	0	1	0											
9 Casey McGehee, R (1,5) OBP: 0.368, SLG: 0.376										4	2	3	0	1	0	1											
39 Jarrod Saltalamacchia, S (1,2) OBP: 0.409, SLG: 0.571 6 Jeff Mathis, R (8,2) OBP: 0.375, SLG: 0.231										3	2	2	1	0	1	1											
46 Garrett Jones, L (1,3) OBP: 0.302, SLG: 0.396										3	1	2	2	0	0	0											
13 Marcell Ozuna, R (1,8) OBP: 0.364, SLG: 0.480										4	1	2	3	0	2	2											
3 Adeiny Hechavarria, R (1,6) OBP: 0.315, SLG: 0.400 44 AJ Ramos, R (8,1) 52 Brad Hand, L (9,1)										3	1	2	1	1	0	2											
24 Nathan Eovaldi, R (1,1) OBP: 0.182, SLG: 0.182 17 Donovan Solano, R (8,4) OBP: 0.250, SLG: 0.217										2	0	0	0	0	1	3											
Inning Stats	R: 0 E: 0 K: 0 S: 5	H: 4 LOB: 1 BB: 1 P: 34	R: 1 E: 0 K: 0 S: 9	H: 1 LOB: 0 BB: 0 P: 14	R: 2 E: 0 K: 3 S: 16	H: 2 LOB: 0 BB: 0 P: 23	R: 2 E: 0 K: 1 S: 13	H: 4 LOB: 2 BB: 0 P: 17	R: 0 E: 1 K: 0 S: 8	H: 0 LOB: 0 BB: 0 P: 15	R: 0 E: 0 K: 2 S: 16	H: 2 LOB: 2 BB: 0 P: 25	R: 0 E: 0 K: 0 S: 13	H: 2 LOB: 3 BB: 1 P: 23	1B: 8 2B: 4 3B: 1 HR: 2	SF: 2 SAC: 1 DP: 1 HBP: 0		WP: 0 PB: 0 CS: 0	PA: 41								
PITCHER	IP	WLS	BF	H	R	ER	SO	BB	IBB	HBP	BLK	WP	HR	S	P	ERA	WHIP										
34 Aaron Harang, R (1,1) ERA: 2.97 57 David Hale, R (5,1) ERA: 2.1 43 Luis Avilan, L (8,1) ERA: 7.36 50 Gus Schlosser, R (8,1) ERA: 4.91	4.2	L	25	10	9	9	4	1	0	0	0	0	0	26	42	0.00	1.286										



Batter	1	2	3	4	5	6	7	8	9	AB	R	H	RBI	BB	SO	LOB	TOP							
22 Jason Heyward, L (1,9) OBP: 0.292, SLG: 0.308	L9		2 HR		G4-3		K		F7	5	1	1	0	0	1	0								
2 B.J. Upton, R (1,8) OBP: 0.294, SLG: 0.327	G6-3		1 HR		G6-3		K		G4-3	4	1	1	3	1	1	0								
5 Freddie Freeman, L (1,3) OBP: 0.378, SLG: 0.543	K		K		G6-3		G4-3		F7	5	0	0	0	0	2	1								
8 Justin Upton, R (1,7) OBP: 0.394, SLG: 0.635	L9		G4-3		L7				23 WP	4	0	1	0	0	0	1								
24 Evan Gattis, R (1,2) OBP: 0.313, SLG: 0.597	23 1B		1B		HR				F9	3	1	2	1	1	0	1								
26 Dan Uggla, R (1,4) OBP: 0.248, SLG: 0.290	F8		K		F8				L7	4	0	0	0	0	1	3								
23 Chris Johnson, R (1,5) OBP: 0.290, SLG: 0.351										3	0	3	0	1	0	0								
17 Jordan Schafer, L (8, PR) OBP: 0.222, SLG: 0.294										0	0	0	0	0	0	0								
38 Anthony Varvaro, R (8, 1) OBP: 0.222, SLG: 0.294										0	0	0	0	0	0	0								
43 Luis Avilán, L (8, 1) OBP: 0.222, SLG: 0.294										0	0	0	0	0	0	0								
19 Andrelton Simmons, R (1,6) OBP: 0.296, SLG: 0.473	F7		G5-4-3		G6-3					3	0	0	0	1	0	4								
30 Ervin Santana, R (1,1) OBP: 0.214, SLG: 0.214										3	1	1	0	0	1	1								
58 Ian Thomas, R (7, 1) OBP: 0.214, SLG: 0.214										0	0	0	0	0	0	0								
48 David Carpenter, R (7, 1) OBP: 0.214, SLG: 0.214										0	0	0	0	0	0	0								
14 Ramiro Pena, S (8, PH) OBP: 0.292, SLG: 0.409			2 HR		G1-3		K		K	1	0	0	0	0	1	3								
Inning Stats	R: 0 E: 0 K: 1 S: 9	H: 0 LOB: 0 BB: 0 P: 15	R: 0 E: 0 K: 0 S: 8	H: 1 LOB: 2 BB: 1 P: 14	R: 3 E: 0 K: 2 S: 14	H: 4 LOB: 1 BB: 0 P: 22	R: 0 E: 0 K: 0 S: 7	H: 1 LOB: 0 BB: 0 P: 8	R: 0 E: 0 K: 1 S: 10	H: 0 LOB: 1 BB: 0 P: 18	R: 1 E: 0 K: 1 S: 11	H: 2 LOB: 1 BB: 0 P: 12	R: 0 E: 0 K: 2 S: 7	H: 0 LOB: 0 BB: 0 P: 10	R: 0 E: 0 K: 1 S: 18	H: 1 LOB: 3 BB: 2 P: 28	R: 0 E: 0 K: 0 S: 6	H: 0 LOB: 0 BB: 0 P: 8	1B: 6 2B: 1 3B: 0 HR: 2	SF: 0 SAC: 0 DP: 1 HBP: 0	WP: 1 PB: 0 SB: 2 CS: 0	PA: 39		
PITCHER	IP WLS BF H R ER SO BB IBB HBP BLK WP HR S P ERA WHIP	IP WLS BF H R ER SO BB IBB HBP BLK WP HR S P ERA WHIP	IP WLS BF H R ER SO BB IBB HBP BLK WP HR S P ERA WHIP	IP WLS BF H R ER SO BB IBB HBP BLK WP HR S P ERA WHIP	IP WLS BF H R ER SO BB IBB HBP BLK WP HR S P ERA WHIP	IP WLS BF H R ER SO BB IBB HBP BLK WP HR S P ERA WHIP	IP WLS BF H R ER SO BB IBB HBP BLK WP HR S P ERA WHIP	IP WLS BF H R ER SO BB IBB HBP BLK WP HR S P ERA WHIP	IP WLS BF H R ER SO BB IBB HBP BLK WP HR S P ERA WHIP	IP WLS BF H R ER SO BB IBB HBP BLK WP HR S P ERA WHIP	IP WLS BF H R ER SO BB IBB HBP BLK WP HR S P ERA WHIP	IP WLS BF H R ER SO BB IBB HBP BLK WP HR S P ERA WHIP	IP WLS BF H R ER SO BB IBB HBP BLK WP HR S P ERA WHIP	IP WLS BF H R ER SO BB IBB HBP BLK WP HR S P ERA WHIP	IP WLS BF H R ER SO BB IBB HBP BLK WP HR S P ERA WHIP	IP WLS BF H R ER SO BB IBB HBP BLK WP HR S P ERA WHIP	IP WLS BF H R ER SO BB IBB HBP BLK WP HR S P ERA WHIP	IP WLS BF H R ER SO BB IBB HBP BLK WP HR S P ERA WHIP	IP WLS BF H R ER SO BB IBB HBP BLK WP HR S P ERA WHIP	IP WLS BF H R ER SO BB IBB HBP BLK WP HR S P ERA WHIP	IP WLS BF H R ER SO BB IBB HBP BLK WP HR S P ERA WHIP	IP WLS BF H R ER SO BB IBB HBP BLK WP HR S P ERA WHIP	IP WLS BF H R ER SO BB IBB HBP BLK WP HR S P ERA WHIP	IP WLS BF H R ER SO BB IBB HBP BLK WP HR S P ERA WHIP

Atlanta Braves @ Miami Marlins
Marlins Park, Miami, FL
Thu May 01 2014, 7:11 PM - 10:05 PM EDT
Att: 17,836 - Roof Closed - 77 F

AB 35
R 4
H 9
RBI 4
BB 4
SO 7
LOB 14



Batter	1	2	3	4	5	6	7	8	9	AB	R	H	RBI	BB	SO	LOB	BOTTOM							
21 Christian Yelich, L (1,7) OBP: 0.352, SLG: 0.396	G4-3		K		G4-3		27 1B		G4-3	5	1	1	0	0	1	2								
32 Derek Dietrich, L (1,4) OBP: 0.390, SLG: 0.490	9 2B		G4-3		27 WP		L9			3	1	1	0	1	0	2								
27 Giancarlo Stanton, R (1,9) OBP: 0.339, SLG: 0.554	P3		K		K		9 1B			4	0	1	1	0	2	2								
9 Casey McGehee, R (1,5) OBP: 0.373, SLG: 0.390	1-H		F8		K		1B			4	0	2	2	0	1	1								
39 Jarrod Saltalamacchia, S (1,2) OBP: 0.402, SLG: 0.556	L8		13 1B		46 BB		F6			4	1	1	0	0	0	3								
46 Garrett Jones, L (1,3) OBP: 0.318, SLG: 0.434	HR		FC3-6		3 BB		P4			3	1	2	1	1	0	2								
31 Steve Cishek, R (8, 1) OBP: 0.250, SLG: 0.250			FC3-6		3 BB		P6			0	0	0	0	0	0	0								
13 Marcell Ozuna, R (1,8) OBP: 0.351, SLG: 0.462	G5-3		L8		L8		F9		G4-3	4	0	0	0	0	0	3								
3 Adeiny Hechavarria, R (1,6) OBP: 0.321, SLG: 0.398	37 SH3-4		FC3-6		1B		G4-3			3	0	1	1	1	0	2								
37 Henderson Alvarez III, R (1,1) OBP: 0.250, SLG: 0.250	SH3-4		SH3-4		1B					1	0	0	0	0	1	1								
40 Mike Dunn, L (7, 1) OBP: 0.250, SLG: 0.250										0	0	0	0	0	0	0								
5 Reed Johnson, R (7, PH) OBP: 0.333, SLG: 0.409										1	1	1	0	0	0	0								
44 AJ Ramos, R (8, 1) OBP: 0.292, SLG: 0.409										0	0	0	0	0	0	0								
59 Ed Lucas, R (8, 3) OBP: 0.400, SLG: 0.400										1	0	0	0	0	1	1								
Inning Stats	R: 1 E: 0 K: 0 S: 9	H: 2 LOB: 1 BB: 0 P: 15	R: 1 E: 0 K: 1 S: 12	H: 1 LOB: 1 BB: 1 P: 21	R: 0 E: 0 K: 1 S: 7	H: 0 LOB: 0 BB: 0 P: 11	R: 1 E: 0 K: 1 S: 9	H: 1 LOB: 1 BB: 1 P: 16	R: 0 E: 0 K: 2 S: 11	H: 0 LOB: 1 BB: 0 P: 18	R: 0 E: 0 K: 0 S: 9	H: 1 LOB: 1 BB: 0 P: 11	R: 2 E: 0 K: 0 S: 21	H: 4 LOB: 2 BB: 0 P: 30	R: 0 E: 0 K: 1 S: 6	H: 1 LOB: 1 BB: 0 P: 11	R: 0 E: 0 K: 1 S: 6	H: 0 LOB: 0 BB: 0 P: 11	1B: 8 2B: 1 3B: 0 HR: 1	SF: 0 SAC: 1 DP: 0 HBP: 0	WP: 1 PB: 0 SB: 0 CS: 0	PA: 37		
PITCHER	IP WLS BF H R ER SO BB IBB HBP BLK WP HR S P ERA WHIP	IP WLS BF H R ER SO BB IBB HBP BLK WP HR S P ERA WHIP	IP WLS BF H R ER SO BB IBB HBP BLK WP HR S P ERA WHIP	IP WLS BF H R ER SO BB IBB HBP BLK WP HR S P ERA WHIP	IP WLS BF H R ER SO BB IBB HBP BLK WP HR S P ERA WHIP	IP WLS BF H R ER SO BB IBB HBP BLK WP HR S P ERA WHIP	IP WLS BF H R ER SO BB IBB HBP BLK WP HR S P ERA WHIP	IP WLS BF H R ER SO BB IBB HBP BLK WP HR S P ERA WHIP	IP WLS BF H R ER SO BB IBB HBP BLK WP HR S P ERA WHIP	IP WLS BF H R ER SO BB IBB HBP BLK WP HR S P ERA WHIP	IP WLS BF H R ER SO BB IBB HBP BLK WP HR S P ERA WHIP	IP WLS BF H R ER SO BB IBB HBP BLK WP HR S P ERA WHIP	IP WLS BF H R ER SO BB IBB HBP BLK WP HR S P ERA WHIP	IP WLS BF H R ER SO BB IBB HBP BLK WP HR S P ERA WHIP	IP WLS BF H R ER SO BB IBB HBP BLK WP HR S P ERA WHIP	IP WLS BF H R ER SO BB IBB HBP BLK WP HR S P ERA WHIP	IP WLS BF H R ER SO BB IBB HBP BLK WP HR S P ERA WHIP	IP WLS BF H R ER SO BB IBB HBP BLK WP HR S P ERA WHIP	IP WLS BF H R ER SO BB IBB HBP BLK WP HR S P ERA WHIP	IP WLS BF H R ER SO BB IBB HBP BLK WP HR S P ERA WHIP	IP WLS BF H R ER SO BB IBB HBP BLK WP HR S P ERA WHIP	IP WLS BF H R ER SO BB IBB HBP BLK WP HR S P ERA WHIP	IP WLS BF H R ER SO BB IBB HBP BLK WP HR S P ERA WHIP	IP WLS BF H R ER SO BB IBB HBP BLK WP HR S P ERA WHIP

Atlanta Braves @ Miami Marlins
Marlins Park, Miami, FL
Thu May 01 2014, 7:11 PM - 10:05 PM EDT
Att: 17,836 - Roof Closed - 77 F

AB 33
R 5
H 10
RBI 5
BB 3
SO 6
LOB 19



Batter	1	2	3	4	5	6	7	8	9	AB	R	H	RBI	BB	SO	LOB	TOP										
9 Dee Strange-Gordon, L OBP: 0.363, SLG: 0.443										5	1	3	1	0	1	1	Los Angeles Dodgers @ Miami Marlins Marlins Park, Miami, FL Fri May 02 2014, 7:10 PM - 10:19 PM EDT Att: 20,722 - Roof Closed - 77 F										
66 Yasiel Pujol, R OBP: 0.400, SLG: 0.490										3	0	1	1	1	1	2											
13 Hanley Ramirez, R OBP: 0.344, SLG: 0.450										4	0	0	0	0	1	2											
23 Adrián González, L OBP: 0.388, SLG: 0.634										3	0	0	0	0	0	1											
16 Andre Ethier, L OBP: 0.417, SLG: 0.341										3	0	1	0	0	0	2											
27 Matt Kemp, R OBP: 0.290, SLG: 0.446										4	1	1	0	0	1	1											
30 Miguel Olivo, R OBP: 0.444, SLG: 0.714										4	0	0	1	0	0	1											
3 Carl Crawford, L OBP: 0.212, SLG: 0.259										4	0	0	1	0	0	1											
18 Chone Figgins, S OBP: 0.417, SLG: 0.125										2	0	0	0	1	0	1											
60 José Domínguez, R OBP: 0.409, SLG: 0.703										0	0	0	0	0	0	0											
61 Josh Beckett, R OBP: 0.250, SLG: 0.220										2	0	0	0	0	1	2											
10 Justin Turner, R OBP: 0.250, SLG: 0.220										1	1	1	0	1	0	0											
Inning Stats	R: 0 E: 0 K: 0 S: 9	H: 1 LOB: 2 BB: 1 P: 18	R: 0 E: 1 K: 0 S: 8	H: 0 LOB: 1 BB: 0 P: 11	R: 0 E: 0 K: 1 S: 8	H: 0 LOB: 0 BB: 0 P: 12	R: 0 E: 0 K: 1 S: 11	H: 1 LOB: 1 BB: 0 P: 15	R: 0 E: 0 K: 1 S: 9	H: 0 LOB: 0 BB: 0 P: 10	R: 0 E: 0 K: 0 S: 4	H: 0 LOB: 0 BB: 0 P: 7	R: 2 E: 0 K: 1 S: 15	H: 2 LOB: 1 BB: 0 P: 27	R: 1 E: 0 K: 1 S: 14	H: 2 LOB: 1 BB: 0 P: 21	1B: 5 2B: 1 3B: 1 HR: 0	SF: 0 SAC: 0 DP: 1 HBP: 1	WP: 1 PB: 0 SB: 3 CS: 1	PA: 37							
PITCHER	IP	WLS	BF	H	R	ER	SO	BB	IBB	HBP	BLK	WP	HR	S	P	ERA	WHIP										
34 Tom Koehler, R ERA: 2.41	7.0	W	26	3	0	0	4	2	0	1	0	0	0	56	91	0.00	0.714										
49 Carlos Marmol, R ERA: 5.23	0.1		4	2	2	2	0	1	0	0	0	1	0	8	16	54.00	9.000										
40 Mike Dunn, L ERA: 5.84	0.2		2	0	0	0	1	0	0	0	0	0	0	7	11	0.00	0.000										
31 Steve Cishek, R ERA: 2.45	1.0		5	2	1	1	1	0	0	0	0	0	0	14	21	9.00	2.000										
Batter	1	2	3	4	5	6	7	8	9	AB	R	H	RBI	BB	SO	LOB	BOTTOM										
21 Christian Yelich, L OBP: 0.357, SLG: 0.412										3	1	1	1	1	1	1	Los Angeles Dodgers @ Miami Marlins Marlins Park, Miami, FL Fri May 02 2014, 7:10 PM - 10:19 PM EDT Att: 20,722 - Roof Closed - 77 F										
32 Derek Dietrich, L OBP: 0.381, SLG: 0.462										3	1	0	0	0	0	2											
27 Giancarlo Stanton, R OBP: 0.336, SLG: 0.543										4	0	1	1	0	2	0											
9 Casey McGehee, R OBP: 0.377, SLG: 0.394										4	0	2	1	0	1	0											
39 Jarrod Saltalamacchia, S OBP: 0.416, SLG: 0.595										3	2	2	1	1	0	1											
46 Garrett Jones, L OBP: 0.333, SLG: 0.476										4	1	3	1	0	0	3											
13 Marcell Ozuna, R OBP: 0.339, SLG: 0.444										4	0	0	0	0	2	3											
3 Adeiny Hechavarria, R OBP: 0.319, SLG: 0.402										4	0	1	0	0	1	2											
34 Tom Koehler, R ERA: 2.41										2	0	0	0	0	2	1											
5 Reed Johnson, R OBP: 0.399, SLG: 0.492										1	1	1	1	0	0	0											
49 Carlos Marmol, R ERA: 5.23										0	0	0	0	0	0	0											
40 Mike Dunn, L ERA: 5.84										0	0	0	0	0	0	0											
17 Donovan Solano, R OBP: 0.360, SLG: 0.392										0	0	0	0	0	0	0											
31 Steve Cishek, R ERA: 2.45										0	0	0	0	0	0	0											
Inning Stats	R: 0 E: 0 K: 1 S: 8	H: 0 LOB: 0 BB: 1 P: 16	R: 1 E: 0 K: 2 S: 14	H: 2 LOB: 1 BB: 0 P: 20	R: 0 E: 0 K: 2 S: 8	H: 0 LOB: 0 BB: 0 P: 15	R: 1 E: 0 K: 1 S: 10	H: 2 LOB: 1 BB: 0 P: 20	R: 0 E: 0 K: 1 S: 7	H: 1 LOB: 1 BB: 0 P: 12	R: 0 E: 0 K: 0 S: 7	H: 0 LOB: 0 BB: 0 P: 14	R: 4 E: 0 K: 1 S: 19	H: 5 LOB: 3 BB: 1 P: 33	R: 0 E: 0 K: 1 S: 7	H: 0 LOB: 0 BB: 0 P: 8	1B: 5 2B: 4 3B: 1 HR: 1	SF: 0 SAC: 0 DP: 1 HBP: 1	WP: 0 PB: 0 SB: 0 CS: 1	PA: 36							
PITCHER	IP	WLS	BF	H	R	ER	SO	BB	IBB	HBP	BLK	WP	HR	S	P	ERA	WHIP										
61 Josh Beckett, R ERA: 3.14	6.2	L	27	8	4	4	8	1	0	0	0	0	0	66	113	5.40	1.350										
60 José Domínguez, R ERA: 11.37	1.1		9	3	2	2	1	1	0	1	0	0	0	14	25	13.50	3.000										

Batter	1	2	3	4	5	6	7	8	9	AB	R	H	RBI	BB	SO	LOB	TOP			
12 Juan Lagares, R OBP: 0.363, SLG: 0.507	G5-3			G3		HBP			P3	3	0	1	0	0	0	0				
28 Daniel Murphy, L OBP: 0.350, SLG: 0.434	G5-3			G3					G4-3	4	0	2	0	0	0	1				
5 David Wright, R OBP: 0.324, SLG: 0.346				L8					G4-3	4	0	1	0	0	0	4				
3 Curtis Granderson, L OBP: 0.279, SLG: 0.295	4-6	G4-3		L9					K	4	0	0	0	0	2	2				
1 Chris Young, R OBP: 0.328, SLG: 0.431		F8							G5-3	3	0	0	0	0	1	0				
21 Lucas Duda, L OBP: 0.356, SLG: 0.429		K2-3							F7	3	0	1	0	0	1	0				
15 Travis d'Aarud, R OBP: 0.284, SLG: 0.306				G6-4-3					F9	3	0	1	0	0	0	1				
11 Rubén Tejada, R OBP: 0.309, SLG: 0.213				G5-4-3					G4-3	2	0	0	0	0	0	1				
53 Bobby Abreu, L OBP: 0.222, SLG: 0.500										2	0	0	0	0	0	0				
0 Omar Quintanilla, L OBP: 0.259, SLG: 0.241										1	0	0	0	0	0	0				
40 Bartolo Colon, R OBP: 0.313, SLG: 0.263										2	0	0	0	0	2	0				
22 Eric Young Jr., S OBP: 0.313, SLG: 0.263										1	0	0	0	0	1	0				
47 Jose Valverde, R OBP: 0.313, SLG: 0.263										0	0	0	0	0	0	0				
Inning Stats	R: 0 H: 1 E: 0 K: 0 S: 11	H: 1 LOB: 1 BB: 0 P: 18	R: 0 H: 0 E: 0 K: 1 S: 7	H: 0 LOB: 0 BB: 0 P: 11	R: 0 H: 1 E: 0 K: 1 S: 7	H: 1 LOB: 1 BB: 0 P: 8	R: 0 H: 1 E: 0 K: 0 S: 10	H: 1 LOB: 1 BB: 0 P: 12	R: 0 H: 0 E: 0 K: 1 S: 6	H: 0 LOB: 0 BB: 0 P: 7	R: 0 H: 0 E: 0 K: 1 S: 7	H: 0 LOB: 2 BB: 0 P: 12	R: 0 H: 0 E: 0 K: 1 S: 9	H: 0 LOB: 0 BB: 0 P: 11	R: 0 H: 1 E: 0 K: 1 S: 12	H: 1 LOB: 1 BB: 0 P: 17	1B: 3 2B: 3 3B: 0 HR: 0	SF: 0 SAC: 0 DP: 2 HBP: 1	WP: 0 PB: 0 SB: 0 CS: 0	PA: 31
PITCHER	IP: 9.0 WLS: W BF: 32 H: 6 R: 0 ER: 0 SO: 7 BB: 0 IBB: 0 HBP: 1 BLK: 0 WP: 0 HR: 0 S: 79 P: 111 ERA: 0.00 WHIP: 0.667																			

New York Mets @ Miami Marlins
Marlins Park, Miami, FL
Tue May 06 2014, 7:12 PM - 9:19 PM EDT
Att: 18,315 - Clear - 79 F

AB	30
R	0
H	6
RBI	0
BB	0
SO	7
LOB	9



Batter	1	2	3	4	5	6	7	8	9	AB	R	H	RBI	BB	SO	LOB	BOTTOM			
21 Christian Yelich, L OBP: 0.348, SLG: 0.414	G1-3	L8								4	0	0	0	0	2	1				
32 Derek Dietrich, L OBP: 0.320, SLG: 0.441				G5-3						3	2	1	0	0	1	0				
27 Giancarlo Stanton, R OBP: 0.391, SLG: 0.695										2	1	2	1	2	0	0				
9 Casey McGehee, R OBP: 0.376, SLG: 0.402				G4-6-3						4	0	2	2	0	1	2				
39 Jarrod Saltalamacchia, S OBP: 0.400, SLG: 0.557										4	0	1	0	0	2	3				
46 Garrett Jones, L OBP: 0.326, SLG: 0.443										4	0	0	0	0	1	2				
13 Marcell Ozuna, R OBP: 0.323, SLG: 0.439				E4						3	0	1	0	0	1	0				
3 Adeiny Hechavarria, R OBP: 0.338, SLG: 0.397				F9						3	0	0	0	0	0	2				
37 Henderson Alvarez III, R OBP: 0.200, SLG: 0.200										2	0	0	0	0	0	0				
Inning Stats	R: 2 H: 3 E: 0 K: 0 S: 12	H: 3 LOB: 1 BB: 0 P: 19	R: 0 H: 1 E: 0 K: 0 S: 6	H: 1 LOB: 1 BB: 0 P: 9	R: 0 H: 0 E: 0 K: 1 S: 6	H: 0 LOB: 0 BB: 1 P: 12	R: 0 H: 0 E: 1 K: 1 S: 10	H: 0 LOB: 1 BB: 0 P: 13	R: 1 H: 3 E: 0 K: 1 S: 16	H: 3 LOB: 2 BB: 0 P: 21	R: 0 H: 0 E: 0 K: 1 S: 5	H: 0 LOB: 0 BB: 0 P: 6	R: 0 H: 0 E: 0 K: 2 S: 9	H: 0 LOB: 0 BB: 0 P: 10	R: 0 H: 0 E: 0 K: 3 S: 11	H: 0 LOB: 1 BB: 1 P: 18	1B: 6 2B: 1 3B: 0 HR: 0	SF: 0 SAC: 1 DP: 1 HBP: 1	WP: 0 PB: 0 SB: 1 CS: 0	PA: 33
PITCHER	IP: 7.0 WLS: L BF: 29 H: 7 R: 3 ER: 3 SO: 3 BB: 1 IBB: 0 HBP: 1 BLK: 0 WP: 0 HR: 0 S: 64 P: 90 ERA: 3.86 WHIP: 1.143																			
40 Bartolo Colon, R ERA: 5.36																				
47 Jose Valverde, R ERA: 4.05																				

New York Mets @ Miami Marlins
Marlins Park, Miami, FL
Tue May 06 2014, 7:12 PM - 9:19 PM EDT
Att: 18,315 - Clear - 79 F


AB	29
R	3
H	7
RBI	3
BB	2
SO	8
LOB	10



Batter	1	2	3	4	5	6	7	8	9	AB	R	H	RBI	BB	SO	LOB	TOP																		
12 Juan Lagares, R OBP: 0.345, SLG: 0.481	F9		G6-3			L3			F7	4	0	0	0	0	0	0																			
28 Daniel Murphy, L OBP: 0.340, SLG: 0.421	L8			G4-3			P5		L8	4	0	0	0	0	0	0																			
5 David Wright, R OBP: 0.322, SLG: 0.350				P3			K		K	4	0	1	0	0	2	0																			
3 Curtis Granderson, L OBP: 0.280, SLG: 0.289			K	G4-3						2	0	0	0	1	1	1																			
1 Chris Young, R OBP: 0.313, SLG: 0.410		F7			G6-3					3	0	0	0	0	0	1																			
21 Lucas Duda, L OBP: 0.355, SLG: 0.426		G4-3			G4-3					3	0	1	0	0	0	0																			
20 Anthony Recker, R OBP: 0.297, SLG: 0.471		P4			G3-1					2	0	0	0	0	0	0																			
11 Rubén Tejada, R OBP: 0.302, SLG: 0.207			F7			F9				2	0	0	0	0	0	0																			
53 Bobby Abreu, L OBP: 0.211, SLG: 0.471										1	0	0	0	0	1	1																			
0 Omar Quintanilla, L OBP: 0.259, SLG: 0.241										0	0	0	0	0	0	0																			
45 Zack Wheeler, L										2	0	0	0	0	1	0																			
27 Jeury Familia, R										0	0	0	0	0	0	0																			
13 Josh Satin, R										1	0	0	0	0	1	1																			
52 Carlos Torres, R										0	0	0	0	0	0	0																			
44 Kyle Farnsworth, R										0	0	0	0	0	0	0																			
Inning Stats	R: 0 H: 1 E: 0 K: 1 S: 12	H: 1 LOB: 1 BB: 0 P: 19	R: 0 H: 0 E: 0 K: 0 S: 6	H: 0 LOB: 0 BB: 0 P: 7	R: 0 H: 0 E: 0 K: 0 S: 8	H: 0 LOB: 0 BB: 0 P: 12	R: 0 H: 0 E: 0 K: 0 S: 5	H: 0 LOB: 0 BB: 0 P: 6	R: 0 H: 0 E: 0 K: 0 S: 7	H: 0 LOB: 0 BB: 0 P: 11	R: 0 H: 0 E: 0 K: 1 S: 7	H: 0 LOB: 0 BB: 0 P: 9	R: 0 H: 0 E: 0 K: 1 S: 8	H: 0 LOB: 0 BB: 0 P: 16	R: 0 H: 1 E: 0 K: 2 S: 9	H: 1 LOB: 1 BB: 0 P: 15	R: 0 H: 0 E: 0 K: 1 S: 9	H: 0 LOB: 0 BB: 0 P: 11	1B: 1 2B: 1 3B: 0 HR: 0	SF: 0 SAC: 1 DP: 0 HBP: 0	WP: 0 PB: 0 SB: 0 CS: 0	PA: 30													
PITCHER	IP WLS BF H R ER SO BB IBB HBP BLK WP HR S P ERA WHIP																																		
34 Tom Koehler, R ERA: 1.99	8.0		27	2	0	0	5	1	0	0	0	0	0	0	0	62	95	0.00	0.375																
31 Steve Cishek, R ERA: 1.93	1.0	W	3	0	0	0	1	0	0	0	0	0	0	0	9	11	0.00	0.000																	

New York Mets @ Miami Marlins
Marlins Park, Miami, FL
Wed May 07 2014, 12:41 PM - 3:21 PM EDT
Att. 18,010 - Roof Closed - 77 F


AB 28
R 0
H 2
RBI 0
BB 1
SO 6
LOB 4



Batter	1	2	3	4	5	6	7	8	9	AB	R	H	RBI	BB	SO	LOB	BOTTOM																	
21 Christian Yelich, L OBP: 0.345, SLG: 0.405	G3			K						3	0	0	0	1	1	0																		
32 Derek Dietrich, L OBP: 0.387, SLG: 0.435				K						3	0	1	0	1	2	0																		
27 Giancarlo Stanton, R OBP: 0.364, SLG: 0.596										3	1	1	0	1	0	3																		
9 Casey McGehee, R OBP: 0.386, SLG: 0.403		G5-3								2	0	1	0	2	0	0																		
46 Garrett Jones, L OBP: 0.316, SLG: 0.429		L8								4	0	0	0	0	0	6																		
13 Marcell Ozuna, R OBP: 0.314, SLG: 0.429										3	0	0	1	0	3	0																		
3 Adeiny Hechavarria, R OBP: 0.331, SLG: 0.387				G6-3						3	0	0	0	0	1	0																		
6 Jeff Mathis, R OBP: 0.435, SLG: 0.444				K						2	0	0	0	1	2	0																		
34 Tom Koehler, R OBP: 0.154, SLG: 0.154										2	0	0	0	0	1	1																		
5 Reed Johnson, R OBP: 0.343, SLG: 0.406										1	0	0	0	0	0	0																		
31 Steve Cishek, R										0	0	0	0	0	0	0																		
Inning Stats	R: 0 H: 1 E: 0 K: 0 S: 6	H: 0 LOB: 0 BB: 0 P: 10	R: 0 H: 0 E: 0 K: 1 S: 8	H: 0 LOB: 0 BB: 0 P: 13	R: 0 H: 0 E: 0 K: 1 S: 6	H: 0 LOB: 0 BB: 0 P: 8	R: 0 H: 1 E: 0 K: 2 S: 16	H: 1 LOB: 2 BB: 1 P: 28	R: 0 H: 0 E: 0 K: 3 S: 15	H: 0 LOB: 2 BB: 1 P: 22	R: 0 H: 0 E: 0 K: 0 S: 9	H: 0 LOB: 3 BB: 3 P: 23	R: 0 H: 0 E: 0 K: 2 S: 7	H: 0 LOB: 0 BB: 0 P: 12	R: 0 H: 0 E: 0 K: 1 S: 9	H: 0 LOB: 0 BB: 0 P: 12	R: 1 H: 1 E: 0 K: 0 S: 9	H: 1 LOB: 1 BB: 1 P: 19	1B: 3 2B: 0 3B: 0 HR: 0	SF: 1 SAC: 0 DP: 2 HBP: 0	WP: 0 PB: 0 SB: 0 CS: 0	PA: 33												
PITCHER	IP WLS BF H R ER SO BB IBB HBP BLK WP HR S P ERA WHIP																																	
45 Zack Wheeler, R ERA: 3.89	1.0		3	0	0	0	2	0	0	0	0	0	0	0	7	12	0.00	0.000																
27 Jeury Familia, R ERA: 3.86	1.1	L	6	1	1	1	1	1	0	0	0	0	0	0	16	27	6.75	1.500																
52 Carlos Torres, R ERA: 2.84	0.1		1	0	0	0	0	0	0	0	0	0	0	0	2	4	0.00	0.000																

New York Mets @ Miami Marlins
Marlins Park, Miami, FL
Wed May 07 2014, 12:41 PM - 3:21 PM EDT
Att. 18,010 - Roof Closed - 77 F

AB 26
R 1
H 3
RBI 1
BB 6
SO 10
LOB 10




Batter	1	2	3	4	5	6	7	8	9	10	11	AB	R	H	RBI	BB	SO	LOB	TOP						
21 Christian Yelich, L OBP: 0.340, SLG: 0.404	G4-3			K		2B		F7			G4-3	5	1	1	0	0	1	0							
32 Derek Dietrich, L OBP: 0.315, SLG: 0.418	K			G1-3		1B		K			E4 27 HR	5	1	1	1	0	2	0							
27 Giancarlo Stanton, R OBP: 0.385, SLG: 0.610	K			G6-3		BB					HR	4	1	1	2	1	1	0							
9 Casey McGehee, R OBP: 0.380, SLG: 0.391		G6-3			K						L9	4	0	0	0	1	2	0							
39 Jarrod Saltalamacchia, S OBP: 0.387, SLG: 0.535		K			K							4	0	0	0	0	4	3							
46 Garrett Jones, L OBP: 0.315, SLG: 0.431		K				2B		G4-3			K	4	0	1	0	0	2	0							
13 Marcell Ozuna, R OBP: 0.312, SLG: 0.423				G3		F9					K	4	0	1	0	0	1	1							
3 Adelyn Hechavarría, R OBP: 0.321, SLG: 0.375				K				L8			G6-3	4	0	0	0	0	2	1							
33 Jacob Turner, R OBP: 0.300, SLG: 0.300								2-3-4-1			F7	2	0	0	0	0	2	0							
17 Donovan Solano, R OBP: 0.300, SLG: 0.300												0	0	0	0	0	0	0							
5 Reed Johnson, R OBP: 0.300, SLG: 0.300												0	0	0	0	0	0	0							
40 Mike Dunn, L OBP: 0.300, SLG: 0.300												0	0	0	0	0	0	0							
44 AJ Ramos, R OBP: 0.300, SLG: 0.300												0	0	0	0	0	0	0							
10 Jeff Baker, R OBP: 0.300, SLG: 0.300												0	0	0	0	0	0	0							
31 Steve Cishek, R OBP: 0.300, SLG: 0.300												0	0	0	0	0	0	0							
Inning Stats	R: 0 E: 0 K: 2 S: 9	H: 0 LOB: 0 BB: 0 P: 12	R: 0 E: 0 K: 2 S: 8	H: 0 LOB: 0 BB: 0 P: 10	R: 0 E: 0 K: 2 S: 9	H: 0 LOB: 0 BB: 0 P: 13	R: 0 E: 0 K: 1 S: 7	H: 0 LOB: 0 BB: 0 P: 12	R: 0 E: 0 K: 2 S: 9	H: 1 LOB: 1 BB: 0 P: 14	R: 1 E: 0 K: 3 S: 16	H: 2 LOB: 3 BB: 2 P: 30	R: 0 E: 0 K: 1 S: 6	H: 0 LOB: 0 BB: 0 P: 7	R: 0 E: 0 K: 2 S: 12	H: 0 LOB: 0 BB: 0 P: 15	R: 0 E: 0 K: 2 S: 12	H: 0 LOB: 0 BB: 0 P: 18	R: 2 E: 1 K: 0 S: 16	H: 1 LOB: 0 BB: 0 P: 24	1B: 2 2B: 2 3B: 0 HR: 1	SF: 0 SAC: 0 DP: 0 HBP: 0	WP: 1 PB: 0 SB: 0 CS: 0	PA: 40	
PITCHER	IP: 7.0 ERA: 3.12	WLS: 6 ERA: 1.72	BF: 27 ERA: 0.6	H: 4 ER: 0 SO: 10	R: 1 ER: 0 SO: 10	ER: 0 SO: 10	BB: 2 IBB: 0 HBP: 0 BLK: 0	WP: 0 HR: 0 S: 68 P: 108	HR: 0 S: 68 P: 108	ERA: 0.857 WHIP: 0.000	PITCHER	IP: 8.1 ERA: 1.72	WLS: 3 ERA: 0.6	BF: 30 ERA: 0.5	H: 10 ER: 0 SO: 16	R: 2 ER: 0 SO: 16	ER: 0 SO: 16	BB: 2 IBB: 0 HBP: 0 BLK: 0	WP: 0 HR: 0 S: 68 P: 108	HR: 0 S: 68 P: 108	ERA: 0.000 WHIP: 0.000	1B: 2 2B: 2 3B: 0 HR: 1	SF: 0 SAC: 0 DP: 0 HBP: 0	WP: 1 PB: 0 SB: 0 CS: 0	PA: 40

Miami Marlins @ San Diego Padres
Petco Park, San Diego, CA
Thu May 08 2014, 7:12 PM - 10:33 PM PDT
Att: 17,832 - Clear - 64 F

livebaseballscorecards.com

AB 38
R 3
H 5
RBI 3
BB 2
SO 17
LOB 5




Batter	1	2	3	4	5	6	7	8	9	10	11	AB	R	H	RBI	BB	SO	LOB	BOTTOM						
13 Chris Denorfia, R OBP: 0.318, SLG: 0.387	F9							F9			L8	5	0	1	0	0	1	0							
2 Everth Cabrera, S OBP: 0.272, SLG: 0.327											K	5	0	2	0	0	1	1							
12 Seth Smith, L OBP: 0.394, SLG: 0.467												4	0	1	0	1	2	1							
8 Yasmani Grandal, S OBP: 0.311, SLG: 0.457												5	0	0	0	0	0	4							
9 Jedd Gyorko, R OBP: 0.201, SLG: 0.244												5	0	0	0	0	0	3							
24 Cameron Maybin, R OBP: 0.429, SLG: 0.531												3	0	1	0	1	0	3							
23 Yonder Alonso, L OBP: 0.183, SLG: 0.217												4	0	0	0	0	0	2							
5 Alexi Amarista, L OBP: 0.256, SLG: 0.260												4	0	1	0	0	2	1							
22 Ian Kennedy, R OBP: 0.300, SLG: 0.300												2	1	1	1	0	1	0							
29 Willy Venable, L OBP: 0.248, SLG: 0.248												0	0	0	0	0	0	1							
16 Huston Street, R OBP: 0.300, SLG: 0.300												0	0	0	0	0	0	0							
4 Nick Hundley, R OBP: 0.300, SLG: 0.300												1	0	0	0	0	1	0							
33 Dale Thayer, R OBP: 0.300, SLG: 0.300												0	0	0	0	0	0	0							
Inning Stats	R: 0 E: 1 K: 0 S: 12	H: 1 LOB: 3 BB: 1 P: 19	R: 1 E: 0 K: 1 S: 9	H: 1 LOB: 0 BB: 0 P: 16	R: 0 E: 0 K: 0 S: 10	H: 1 LOB: 1 BB: 0 P: 16	R: 0 E: 0 K: 1 S: 7	H: 1 LOB: 0 BB: 0 P: 9	R: 0 E: 0 K: 1 S: 6	H: 1 LOB: 1 BB: 0 P: 8	R: 0 E: 0 K: 1 S: 9	H: 1 LOB: 1 BB: 0 P: 14	R: 0 E: 0 K: 0 S: 13	H: 1 LOB: 1 BB: 0 P: 19	R: 0 E: 0 K: 0 S: 9	H: 0 LOB: 0 BB: 0 P: 17	R: 0 E: 0 K: 1 S: 8	H: 0 LOB: 0 BB: 0 P: 13	R: 0 E: 0 K: 2 S: 10	H: 0 LOB: 0 BB: 0 P: 16	1B: 4 2B: 2 3B: 0 HR: 1	SF: 0 SAC: 0 DP: 2 HBP: 0	WP: 0 PB: 0 SB: 2 CS: 0	PA: 41	
PITCHER	IP: 6.0 ERA: 6.75	WLS: 4 ERA: 5.02	BF: 23 ERA: 1.2	H: 5 ER: 0 SO: 4	R: 1 ER: 0 SO: 4	ER: 0 SO: 4	BB: 1 IBB: 0 HBP: 0 BLK: 0	WP: 0 HR: 1 S: 53 P: 82	HR: 1 S: 53 P: 82	ERA: 1.50 WHIP: 1.000	PITCHER	IP: 7.1 ERA: 1.72	WLS: 4 ERA: 5.02	BF: 30 ERA: 1.2	H: 10 ER: 0 SO: 18	R: 2 ER: 0 SO: 18	ER: 0 SO: 18	BB: 2 IBB: 0 HBP: 0 BLK: 0	WP: 0 HR: 0 S: 68 P: 108	HR: 0 S: 68 P: 108	ERA: 0.500 WHIP: 0.500	1B: 4 2B: 2 3B: 0 HR: 1	SF: 0 SAC: 0 DP: 2 HBP: 0	WP: 0 PB: 0 SB: 2 CS: 0	PA: 41

Miami Marlins @ San Diego Padres
Petco Park, San Diego, CA
Thu May 08 2014, 7:12 PM - 10:33 PM PDT
Att: 17,832 - Clear - 64 F

livebaseballscorecards.com

AB 39
R 1
H 7
RBI 1
BB 2
SO 8
LOB 16



Batter	1	2	3	4	5	6	7	8	9	AB	R	H	RBI	BB	SO	LOB	TOP			
21 Christian Yelich, L (1.7) OBP: 0.338, SLG: 0.396										3	0	0	0	1	1	1	Miami Marlins @ San Diego Padres Petco Park, San Diego, CA Fri May 09 2014, 7:11 PM - 10:04 PM PDT Att: 22,563 - Partly Cloudy - 64 F			
32 Derek Dietrich, L (1.4) OBP: 0.357, SLG: 0.394										4	0	0	0	0	1	1				
27 Giancarlo Stanton, R (1.9) OBP: 0.390, SLG: 0.699 5 Reed Johnson, R (8.9) OBP: 0.324, SLG: 0.382										2	0	1	0	1	0	1				
9 Casey McGehee, R (1.5) OBP: 0.379, SLG: 0.390 17 Donovan Solano, R (8.5) OBP: 0.296, SLG: 0.240										3	0	1	0	0	0	1				
39 Jarrod Saltalamacchia, S (1.2) OBP: 0.377, SLG: 0.519 6 Jeff Mathis, R (7.2) OBP: 0.417, SLG: 0.421										3	0	0	0	0	0	2				
46 Garrett Jones, L (1.3) OBP: 0.305, SLG: 0.417										4	0	0	0	0	4	1				
13 Marcell Ozuna, R (1.8) OBP: 0.313, SLG: 0.444										3	1	1	1	0	1	0				
3 Adeiny Hechavarria, R (1.6) OBP: 0.322, SLG: 0.374 49 Carlos Marmol, R (7.1) OBP: 0.313, SLG: 0.374 45 Kevin Slowey, R (8.1) OBP: 0.313, SLG: 0.374										3	0	1	0	0	0	0				
16 José Fernández, R (1.1) OBP: 0.125, SLG: 0.125 52 Brad Hand, L (6.1) OBP: 0.125, SLG: 0.125 59 Ed Lucas, R (7.6) OBP: 0.438, SLG: 0.308										2	0	0	0	0	2	1				
Inning Stats	R: 0 E: 0 K: 2 S: 13	H: 1 LOB: 2 BB: 1 P: 23	R: 0 E: 0 K: 2 S: 11	H: 1 LOB: 1 BB: 0 P: 13	R: 0 E: 0 K: 0 S: 6	H: 0 LOB: 0 BB: 1 P: 14	R: 0 E: 0 K: 1 S: 9	H: 0 LOB: 0 BB: 0 P: 15	R: 0 E: 0 K: 0 S: 7	H: 1 LOB: 1 BB: 0 P: 11	R: 1 E: 0 K: 1 S: 13	H: 1 LOB: 0 BB: 0 P: 22	R: 0 E: 0 K: 0 S: 6	H: 0 LOB: 0 BB: 1 P: 12	R: 0 E: 0 K: 2 S: 11	H: 0 LOB: 1 BB: 1 P: 15		1B: 3 2B: 0 3B: 0 HR: 1	SF: 0 SAC: 0 DP: 2 HBP: 0	WP: 0 PB: 0 SB: 0 CS: 0
PITCHER	IP WLS BF H R ER SO	IP WLS BF H R ER SO	IP WLS BF H R ER SO	IP WLS BF H R ER SO	IP WLS BF H R ER SO	IP WLS BF H R ER SO	IP WLS BF H R ER SO	IP WLS BF H R ER SO	IP WLS BF H R ER SO	IP WLS BF H R ER SO	IP WLS BF H R ER SO	IP WLS BF H R ER SO	IP WLS BF H R ER SO	IP WLS BF H R ER SO	IP WLS BF H R ER SO	IP WLS BF H R ER SO	ERA WHIP	ERA WHIP	ERA WHIP	
38 Tyson Ross, R (1.1) ERA: 3.02	7.0 W 26 4 1 1 8	1.0 L 3 0 0 0 0	1.0 L 3 0 0 0 2	1.0 L 3 0 0 0 0	1.0 L 3 0 0 0 0	1.0 L 3 0 0 0 0	1.0 L 3 0 0 0 0	1.0 L 3 0 0 0 0	1.0 L 3 0 0 0 0	1.0 L 3 0 0 0 0	1.0 L 3 0 0 0 0	1.0 L 3 0 0 0 0	1.0 L 3 0 0 0 0	1.0 L 3 0 0 0 0	1.0 L 3 0 0 0 0	1.0 L 3 0 0 0 0	1.29 0.857	1.29 0.857	1.29 0.857	
46 Tim Stauffer, R (8.1) ERA: 2.3	1.0 L 3 0 0 0 0	1.0 L 3 0 0 0 0	1.0 L 3 0 0 0 0	1.0 L 3 0 0 0 0	1.0 L 3 0 0 0 0	1.0 L 3 0 0 0 0	1.0 L 3 0 0 0 0	1.0 L 3 0 0 0 0	1.0 L 3 0 0 0 0	1.0 L 3 0 0 0 0	1.0 L 3 0 0 0 0	1.0 L 3 0 0 0 0	1.0 L 3 0 0 0 0	1.0 L 3 0 0 0 0	1.0 L 3 0 0 0 0	1.0 L 3 0 0 0 0	0.00 1.000	0.00 1.000	0.00 1.000	
59 Kevin Quackenbush, R (9.1) ERA: 6.75	1.0 L 3 0 0 0 0	1.0 L 3 0 0 0 0	1.0 L 3 0 0 0 0	1.0 L 3 0 0 0 0	1.0 L 3 0 0 0 0	1.0 L 3 0 0 0 0	1.0 L 3 0 0 0 0	1.0 L 3 0 0 0 0	1.0 L 3 0 0 0 0	1.0 L 3 0 0 0 0	1.0 L 3 0 0 0 0	1.0 L 3 0 0 0 0	1.0 L 3 0 0 0 0	1.0 L 3 0 0 0 0	1.0 L 3 0 0 0 0	1.0 L 3 0 0 0 0	0.00 1.000	0.00 1.000	0.00 1.000	

Batter	1	2	3	4	5	6	7	8	9	AB	R	H	RBI	BB	SO	LOB	BOTTOM			
25 Will Venable, L (1.9) OBP: 0.237, SLG: 0.240										4	0	0	1	0	0	2	Miami Marlins @ San Diego Padres Petco Park, San Diego, CA Fri May 09 2014, 7:11 PM - 10:04 PM PDT Att: 22,563 - Partly Cloudy - 64 F			
2 Everth Cabrera, S (1.6) OBP: 0.276, SLG: 0.325										4	1	1	0	1	1	2				
12 Seth Smith, L (1.7) OBP: 0.490, SLG: 0.505 59 Kevin Quackenbush, R (9.1) OBP: 0.490, SLG: 0.505										5	1	3	2	0	0	2				
8 Yasmani Grandal, S (1.2) OBP: 0.316, SLG: 0.440										3	2	0	0	2	2	2				
9 Jedd Gyorko, R (1.4) OBP: 0.217, SLG: 0.307										4	2	3	6	0	1	0				
24 Cameron Maybin, R (1.8) OBP: 0.410, SLG: 0.500										4	1	1	0	0	1	2				
23 Yonder Alonso, L (1.3) OBP: 0.194, SLG: 0.244										4	1	2	0	0	0	1				
5 Alexi Amarista, L (1.5) OBP: 0.267, SLG: 0.272										4	1	2	1	0	0	1				
38 Tyson Ross, R (1.1) OBP: 0.077, SLG: 0.077 46 Tim Stauffer, R (8.1) OBP: 0.077, SLG: 0.077 88 Kyle Blanks, R (6.7) OBP: 0.222, SLG: 0.222										2	0	0	0	0	1	1				
Inning Stats	R: 0 E: 0 K: 0 S: 11	H: 0 LOB: 0 BB: 0 P: 12	R: 2 E: 1 K: 0 S: 11	H: 2 LOB: 1 BB: 0 P: 15	R: 0 E: 0 K: 2 S: 10	H: 1 LOB: 1 BB: 0 P: 12	R: 0 E: 0 K: 2 S: 7	H: 0 LOB: 0 BB: 0 P: 13	R: 0 E: 0 K: 1 S: 10	H: 0 LOB: 0 BB: 0 P: 14	R: 6 E: 0 K: 0 S: 19	H: 6 LOB: 2 BB: 2 P: 42	R: 0 E: 0 K: 0 S: 9	H: 1 LOB: 1 BB: 1 P: 18	R: 2 E: 0 K: 1 S: 25	H: 3 LOB: 1 BB: 0 P: 34		1B: 7 2B: 3 3B: 1 HR: 2	SF: 1 SAC: 1 DP: 1 HBP: 0	WP: 0 PB: 0 SB: 0 CS: 0
PITCHER	IP WLS BF H R ER SO	IP WLS BF H R ER SO	IP WLS BF H R ER SO	IP WLS BF H R ER SO	IP WLS BF H R ER SO	IP WLS BF H R ER SO	IP WLS BF H R ER SO	IP WLS BF H R ER SO	IP WLS BF H R ER SO	IP WLS BF H R ER SO	IP WLS BF H R ER SO	IP WLS BF H R ER SO	IP WLS BF H R ER SO	IP WLS BF H R ER SO	IP WLS BF H R ER SO	IP WLS BF H R ER SO	ERA WHIP	ERA WHIP	ERA WHIP	
16 José Fernández, R (1.1) ERA: 2.44	5.0 L 23 6 6 5 5	1.0 L 7 3 2 2 0	1.0 L 7 3 2 2 0	1.0 L 7 3 2 2 0	1.0 L 7 3 2 2 0	1.0 L 7 3 2 2 0	1.0 L 7 3 2 2 0	1.0 L 7 3 2 2 0	1.0 L 7 3 2 2 0	1.0 L 7 3 2 2 0	1.0 L 7 3 2 2 0	1.0 L 7 3 2 2 0	1.0 L 7 3 2 2 0	1.0 L 7 3 2 2 0	1.0 L 7 3 2 2 0	1.0 L 7 3 2 2 0	18.00 4.000	18.00 4.000	18.00 4.000	
52 Brad Hand, L (6.1) ERA: 5.23	1.0 L 7 3 2 2 0	1.0 L 7 3 2 2 0	1.0 L 7 3 2 2 0	1.0 L 7 3 2 2 0	1.0 L 7 3 2 2 0	1.0 L 7 3 2 2 0	1.0 L 7 3 2 2 0	1.0 L 7 3 2 2 0	1.0 L 7 3 2 2 0	1.0 L 7 3 2 2 0	1.0 L 7 3 2 2 0	1.0 L 7 3 2 2 0	1.0 L 7 3 2 2 0	1.0 L 7 3 2 2 0	1.0 L 7 3 2 2 0	1.0 L 7 3 2 2 0	0.00 2.000	0.00 2.000	0.00 2.000	
49 Carlos Marmol, R (7.1) ERA: 5.84	1.0 L 7 3 2 2 0	1.0 L 7 3 2 2 0	1.0 L 7 3 2 2 0	1.0 L 7 3 2 2 0	1.0 L 7 3 2 2 0	1.0 L 7 3 2 2 0	1.0 L 7 3 2 2 0	1.0 L 7 3 2 2 0	1.0 L 7 3 2 2 0	1.0 L 7 3 2 2 0	1.0 L 7 3 2 2 0	1.0 L 7 3 2 2 0	1.0 L 7 3 2 2 0	1.0 L 7 3 2 2 0	1.0 L 7 3 2 2 0	1.0 L 7 3 2 2 0	18.00 3.000	18.00 3.000	18.00 3.000	
45 Kevin Slowey, R (8.1) ERA: 5.92	1.0 L 7 3 2 2 0	1.0 L 7 3 2 2 0	1.0 L 7 3 2 2 0	1.0 L 7 3 2 2 0	1.0 L 7 3 2 2 0	1.0 L 7 3 2 2 0	1.0 L 7 3 2 2 0	1.0 L 7 3 2 2 0	1.0 L 7 3 2 2 0	1.0 L 7 3 2 2 0	1.0 L 7 3 2 2 0	1.0 L 7 3 2 2 0	1.0 L 7 3 2 2 0	1.0 L 7 3 2 2 0	1.0 L 7 3 2 2 0	1.0 L 7 3 2 2 0	18.00 3.000	18.00 3.000	18.00 3.000	

Batter	1	2	3	4	5	6	7	8	9	AB	R	H	RBI	BB	SO	LOB	TOP						
21 Christian Yelich, L (1,8) OBP: 0.340, SLG: 0.417	G4-3 1B		G1-3 1B		G1-3			HR	FC6-4 9 BB	5	1	2	1	0	0	2							
5 Reed Johnson, R (1,7) OBP: 0.362, SLG: 0.442	2B		K			G5-3		1B	F8	5	1	2	0	0	1	2							
27 Giancarlo Stanton, R (1,9) OBP: 0.393, SLG: 0.596	F9		F8			10 WP 1B		1B	9 BB	4	1	2	0	1	0	2							
9 Casey McGehee, R (1,5) OBP: 0.370, SLG: 0.396	K				K	L9		L9	10 FC6-4 BB	4	0	0	0	1	2	4							
10 Jeff Baker, R (1,4) OBP: 0.271, SLG: 0.355	1B		G6-3		G6-3	G6-3		3B	FC6-4	5	1	2	2	0	0	4							
46 Garrett Jones, L (1,3) OBP: 0.303, SLG: 0.408	L9		K			G3		BB		3	0	0	0	1	1	1							
3 Adeiny Hechavarria, R (1,6) OBP: 0.325, SLG: 0.361	F8		1B			1B		G4-3		4	0	2	1	0	0	2							
6 Jeff Mathis, R (1,2) OBP: 0.370, SLG: 0.364	K		F9			K		K		3	0	0	0	0	2	3							
30 Jarrod Saltalamacchia, (R,PH) OBP: 0.370, SLG: 0.500										1	0	0	0	0	1	1							
37 Henderson Alvarez III, R (1,1) OBP: 0.142, SLG: 0.142			K							1	0	0	0	0	1	0							
17 Dionvier Solano, R (5,PH) OBP: 0.276, SLG: 0.222										0	0	0	0	0	0	0							
45 Kevin Slawey, R (5,PH) OBP: 0.276, SLG: 0.222										0	0	0	0	0	0	0							
32 Derek Dietrich, L (7,PH) OBP: 0.245, SLG: 0.336										0	0	0	0	0	0	0							
63 Henry Alberto Rodriguez, R (7,PH) OBP: 0.245, SLG: 0.336										0	0	0	0	0	0	0							
44 AJ Ramos, R (8,PH) OBP: 0.245, SLG: 0.336										0	0	0	0	0	0	0							
13 Marcell Ozuna, R (9,PH) OBP: 0.245, SLG: 0.336										1	0	1	0	0	0	0							
Inning Stats	R: 0 E: 0 K: 1 S: 9	H: 1 LOB: 1 BB: 0 P: 14	R: 0 E: 0 K: 1 S: 15	H: 1 LOB: 1 BB: 0 P: 22	R: 0 E: 0 K: 2 S: 12	H: 1 LOB: 1 BB: 0 P: 18	R: 0 E: 0 K: 2 S: 9	H: 0 LOB: 0 BB: 0 P: 12	R: 0 E: 0 K: 1 S: 16	H: 1 LOB: 1 BB: 0 P: 22	R: 0 E: 0 K: 0 S: 11	H: 1 LOB: 1 BB: 0 P: 15	R: 0 E: 0 K: 1 S: 10	H: 1 LOB: 1 BB: 0 P: 15	R: 4 E: 0 K: 1 S: 23	H: 4 LOB: 1 BB: 1 P: 36	R: 0 E: 0 K: 0 S: 12	H: 1 LOB: 3 BB: 2 P: 23	1B: 8 2B: 1 3B: 1 HR: 1	SF: 0 SAC: 0 DP: 0 HBP: 0	WP: 2 PA: 41 CS: 0		
PITCHER	IP WLS BF H R ER SO BB IBB HBP BLK WP HR S P ERA WHIP	IP WLS BF H R ER SO BB IBB HBP BLK WP HR S P ERA WHIP	IP WLS BF H R ER SO BB IBB HBP BLK WP HR S P ERA WHIP	IP WLS BF H R ER SO BB IBB HBP BLK WP HR S P ERA WHIP	IP WLS BF H R ER SO BB IBB HBP BLK WP HR S P ERA WHIP	IP WLS BF H R ER SO BB IBB HBP BLK WP HR S P ERA WHIP	IP WLS BF H R ER SO BB IBB HBP BLK WP HR S P ERA WHIP	IP WLS BF H R ER SO BB IBB HBP BLK WP HR S P ERA WHIP	IP WLS BF H R ER SO BB IBB HBP BLK WP HR S P ERA WHIP	IP WLS BF H R ER SO BB IBB HBP BLK WP HR S P ERA WHIP	IP WLS BF H R ER SO BB IBB HBP BLK WP HR S P ERA WHIP	IP WLS BF H R ER SO BB IBB HBP BLK WP HR S P ERA WHIP	IP WLS BF H R ER SO BB IBB HBP BLK WP HR S P ERA WHIP	IP WLS BF H R ER SO BB IBB HBP BLK WP HR S P ERA WHIP	IP WLS BF H R ER SO BB IBB HBP BLK WP HR S P ERA WHIP	IP WLS BF H R ER SO BB IBB HBP BLK WP HR S P ERA WHIP	IP WLS BF H R ER SO BB IBB HBP BLK WP HR S P ERA WHIP	IP WLS BF H R ER SO BB IBB HBP BLK WP HR S P ERA WHIP	IP WLS BF H R ER SO BB IBB HBP BLK WP HR S P ERA WHIP	IP WLS BF H R ER SO BB IBB HBP BLK WP HR S P ERA WHIP	IP WLS BF H R ER SO BB IBB HBP BLK WP HR S P ERA WHIP	IP WLS BF H R ER SO BB IBB HBP BLK WP HR S P ERA WHIP	
41 Robbie Erlin, L (1,1) ERA: 4.22	6.1 W 24 5 0 0 7 0 0 0 0 1 0 75 107 0.00 0.789	0.2 L 5 3 2 2 1 0 0 0 0 0 1 13 20 27.00 4.500	1.0 S 6 2 2 2 1 1 0 0 0 0 0 17 27 18.00 3.000	1.0 S 6 1 0 0 0 2 0 0 0 0 0 12 23 0.00 3.000																			

Miami Marlins @ San Diego Padres
Petco Park, San Diego, CA
Sun May 11 2014, 1:13 PM - 4:40 PM PDT
Att: 17,682 - Sunny - 71 F

AB 38
R 4
H 11
RBI 4
BB 3
SO 9
LOB 23



Batter	1	2	3	4	5	6	7	8	9	AB	R	H	RBI	BB	SO	LOB	BOTTOM					
25 Will Venable, L (1,8) OBP: 0.255, SLG: 0.271	HR		G1-3		13 BB 12 BB	K		1B		4	2	2	1	1	1	0						
13 Chris Denorria, R (1,9) OBP: 0.336, SLG: 0.391	12 G3 12 S BB		E8 G4-3 1B		12 BB 1B	L8		K		4	0	2	2	1	1	1						
12 Seth Smith, L (1,7) OBP: 0.419, SLG: 0.575	G3		G4-3		1B			K		5	0	2	1	0	1	3						
9 Jedd Gyorko, R (1,4) OBP: 0.211, SLG: 0.294	G4-3		F8		K	F9				4	0	0	0	0	1	5						
7 Chase Headley, S (1,5) OBP: 0.271, SLG: 0.351	K				23 BB 5 BB 1B	P3		G6-3		4	1	1	0	0	1	1						
8 Yasmani Grandal, S (1,2) OBP: 0.313, SLG: 0.425	G2-3		L7		P2			5 S BB		3	0	0	0	1	0	1						
23 Yonder Alonso, L (1,3) OBP: 0.241, SLG: 0.272	1B				5 BB 13 BB BB	F9				3	1	2	0	1	0	1						
5 Alexi Amarista, L (1,6) OBP: 0.271, SLG: 0.271	L7				13 BB 1B	K				3	1	1	1	1	1	2						
41 Robbie Erlin, R (1,1) ERA: 3.33										3	0	0	0	0	1	5						
33 Dale Thayer, R (7,1) ERA: 5.47										0	0	0	0	0	0	0						
56 Joaquin Benoit, R (8,PH) ERA: 1.13										0	0	0	0	0	0	0						
4 Nick Hundley, R (8,PH) OBP: 0.292, SLG: 0.417										0	0	0	0	0	0	0						
16 Huston Street, R (9,1) ERA: 1.13										0	0	0	0	0	0	0						
Inning Stats	R: 1 E: 0 K: 1 S: 8	H: 1 LOB: 1 BB: 1 P: 17	R: 0 E: 0 K: 0 S: 6	H: 1 LOB: 1 BB: 0 P: 8	R: 0 E: 1 K: 0 S: 10	H: 1 LOB: 1 BB: 0 P: 14	R: 4 E: 0 K: 1 S: 20	H: 4 LOB: 2 BB: 2 P: 42	R: 0 E: 0 K: 1 S: 17	H: 1 LOB: 2 BB: 1 P: 25	R: 0 E: 0 K: 1 S: 14	H: 1 LOB: 1 BB: 0 P: 21	R: 0 E: 0 K: 1 S: 13	H: 0 LOB: 1 BB: 1 P: 23	R: 0 E: 0 K: 2 S: 10	H: 1 LOB: 1 BB: 0 P: 16	1B: 8 2B: 1 3B: 0 HR: 1	SF: 0 SAC: 0 DP: 0 HBP: 0	WP: 0 PA: 39 CS: 0			
PITCHER	IP WLS BF H R ER SO BB IBB HBP BLK WP HR S P ERA WHIP	IP WLS BF H R ER SO BB IBB HBP BLK WP HR S P ERA WHIP	IP WLS BF H R ER SO BB IBB HBP BLK WP HR S P ERA WHIP	IP WLS BF H R ER SO BB IBB HBP BLK WP HR S P ERA WHIP	IP WLS BF H R ER SO BB IBB HBP BLK WP HR S P ERA WHIP	IP WLS BF H R ER SO BB IBB HBP BLK WP HR S P ERA WHIP	IP WLS BF H R ER SO BB IBB HBP BLK WP HR S P ERA WHIP	IP WLS BF H R ER SO BB IBB HBP BLK WP HR S P ERA WHIP	IP WLS BF H R ER SO BB IBB HBP BLK WP HR S P ERA WHIP	IP WLS BF H R ER SO BB IBB HBP BLK WP HR S P ERA WHIP	IP WLS BF H R ER SO BB IBB HBP BLK WP HR S P ERA WHIP	IP WLS BF H R ER SO BB IBB HBP BLK WP HR S P ERA WHIP	IP WLS BF H R ER SO BB IBB HBP BLK WP HR S P ERA WHIP	IP WLS BF H R ER SO BB IBB HBP BLK WP HR S P ERA WHIP	IP WLS BF H R ER SO BB IBB HBP BLK WP HR S P ERA WHIP	IP WLS BF H R ER SO BB IBB HBP BLK WP HR S P ERA WHIP	IP WLS BF H R ER SO BB IBB HBP BLK WP HR S P ERA WHIP	IP WLS BF H R ER SO BB IBB HBP BLK WP HR S P ERA WHIP	IP WLS BF H R ER SO BB IBB HBP BLK WP HR S P ERA WHIP	IP WLS BF H R ER SO BB IBB HBP BLK WP HR S P ERA WHIP	IP WLS BF H R ER SO BB IBB HBP BLK WP HR S P ERA WHIP	IP WLS BF H R ER SO BB IBB HBP BLK WP HR S P ERA WHIP
37 Henderson Alvarez III, R (1,1) ERA: 3.33	4.0 L 22 7 5 5 2 3 0 1 0 0 0 0 44 81 11.25 2.500	2.0 9 2 0 0 2 0 1 0 0 0 0 0 31 46 0.00 1.000	1.0 4 0 0 0 1 1 0 0 0 0 0 0 13 23 0.00 1.000	1.0 4 1 0 0 2 0 0 0 0 0 0 0 10 16 0.00 1.000																		

Miami Marlins @ San Diego Padres
Petco Park, San Diego, CA
Sun May 11 2014, 1:13 PM - 4:40 PM PDT
Att: 17,682 - Sunny - 71 F

AB 34
R 5
H 10
RBI 5
BB 5
SO 7
LOB 19



Batter	1	2	3	4	5	6	7	8	9	AB	R	H	RBI	BB	SO	LOB	TOP			
21 Christian Yelich, L OBP: 0.341, SLG: 0.430	G3-1		K		G3		G4-3			4	0	0	0	0	1	3	Miami Marlins @ Los Angeles Dodgers Dodger Stadium, Los Angeles, CA Tue May 13 2014, 7:10 PM - 10:12 PM PDT Att: 50,349 - Clear - 88 F			
3 Adeiny Hechavarria, R OBP: 0.309, SLG: 0.361	L7		G3		G5-3			G5-3		4	0	0	0	0	2					
27 Giancarlo Stanton, R OBP: 0.399, SLG: 0.597					G4-3			K		4	0	2	0	0	1					
9 Casey McGehee, R OBP: 0.359, SLG: 0.382	L9				G4-3			G6-3		4	0	0	0	0	1					
39 Jarrod Saltalamacchia, S OBP: 0.349, SLG: 0.466			K		K			K		4	0	0	0	0	3					
46 Garrett Jones, L OBP: 0.307, SLG: 0.409								G4-3		3	1	1	0	1	0					
13 Marcell Ozuna, R OBP: 0.299, SLG: 0.421			K		K					3	0	1	1	0	2					
32 Derek Dietrich, L OBP: 0.355, SLG: 0.392			F8					P5		3	0	1	0	1	0					
33 Jacob Turner, R OBP: 0.333, SLG: 0.400										0	0	0	0	1	0					
43 Dan Jennings, L										0	0	0	0	0	0					
5 Reed Johnson, R OBP: 0.367, SLG: 0.511										1	0	0	0	0	0					
44 AJ Ramos, R										0	0	0	0	0	0					
31 Steve Cishek, R										0	0	0	0	0	0					
Inning Stats	R: 0 E: 0 K: 0 S: 9	H: 1 LOB: 1 BB: 0 P: 13	R: 0 E: 0 K: 2 S: 8	H: 0 LOB: 0 BB: 0 P: 12	R: 0 E: 0 K: 1 S: 11	H: 0 LOB: 1 BB: 1 P: 20	R: 0 E: 0 K: 2 S: 14	H: 1 LOB: 2 BB: 1 P: 23	R: 0 E: 0 K: 0 S: 7	H: 0 LOB: 0 BB: 0 P: 10	R: 1 E: 0 K: 0 S: 13	H: 1 LOB: 1 BB: 1 P: 24	R: 0 E: 0 K: 1 S: 7	H: 0 LOB: 0 BB: 0 P: 10	R: 0 E: 0 K: 1 S: 20	H: 1 LOB: 1 BB: 0 P: 30	1B: 4 2B: 1 3B: 0 HR: 0	SF: 1 DP: 0 HBP: 0	WP: 0 PB: 1 CS: 0	PA: 35
PITCHER	IP WLS BF H R ER SO BB IBB HBP BLK WP HR S P ERA WHIP	6.1 W 26 4 1 0 6 3 0 0 0 0 0 62 101 0.00 1.105	0.2 L 2 0 0 0 0 0 0 0 0 0 7 10 0.00 0.000	1.0 L 3 0 0 0 1 0 0 0 0 0 7 10 0.00 0.000	1.0 L 4 1 0 0 1 0 0 0 0 0 20 30 0.00 1.000	PITCHER										IP WLS BF H R ER SO BB IBB HBP BLK WP HR S P ERA WHIP				

AB	30
R	1
H	5
RBI	1
BB	3
SO	8
LOB	12



Batter	1	2	3	4	5	6	7	8	9	AB	R	H	RBI	BB	SO	LOB	BOTTOM			
9 Dee Strange-Gordon, L OBP: 0.362, SLG: 0.434	G1-3		G4-3							4	1	1	0	0	1	2	Miami Marlins @ Los Angeles Dodgers Dodger Stadium, Los Angeles, CA Tue May 13 2014, 7:10 PM - 10:12 PM PDT Att: 50,349 - Clear - 88 F			
66 Yasiel Puig, R OBP: 0.417, SLG: 0.563	F8									3	1	2	1	1	0					
13 Hanley Ramirez, R OBP: 0.337, SLG: 0.449										4	1	1	2	0	1					
23 Adrián González, L OBP: 0.335, SLG: 0.503										4	1	1	1	0	0					
27 Matt Kemp, R OBP: 0.350, SLG: 0.480										4	1	2	1	0	2					
3 Carl Crawford, L OBP: 0.287, SLG: 0.355										4	1	2	0	0	1					
10 Justin Turner, R OBP: 0.263, SLG: 0.250										3	0	1	1	0	0					
31 Drew Butera, R OBP: 0.305, SLG: 0.392										4	0	1	1	0	1					
61 Josh Beckett, R ERA: 6.75										2	0	1	0	0	0					
54 Chris Perez, R ERA: 1.59										0	0	0	0	0	0					
18 Chone Figgins, S ERA: 1.59										0	0	0	0	0	0					
43 Brandon League, R ERA: 1.59										0	0	0	0	0	0					
16 Andre Ethier, L ERA: 1.59										1	0	0	0	0	1					
28 Jamey Wright, R ERA: 2.25										0	0	0	0	0	0					
Inning Stats	R: 0 E: 0 K: 1 S: 9	H: 0 LOB: 0 BB: 0 P: 14	R: 0 E: 0 K: 0 S: 7	H: 1 LOB: 0 BB: 0 P: 11	R: 0 E: 1 K: 0 S: 7	H: 1 LOB: 1 BB: 0 P: 9	R: 0 E: 0 K: 0 S: 4	H: 1 LOB: 0 BB: 0 P: 5	R: 0 E: 0 K: 1 S: 9	H: 1 LOB: 1 BB: 0 P: 13	R: 5 E: 1 K: 1 S: 18	H: 5 LOB: 1 BB: 1 P: 30	R: 1 E: 0 K: 1 S: 11	H: 1 LOB: 1 BB: 0 P: 16	R: 1 E: 0 K: 2 S: 19	H: 2 LOB: 1 BB: 0 P: 29	1B: 7 2B: 6 3B: 0 HR: 0	SF: 1 SAC: 0 DP: 2 HBP: 1	WP: 0 PB: 1 CS: 0	PA: 36
PITCHER	IP WLS BF H R ER SO BB IBB HBP BLK WP HR S P ERA WHIP	5.1 L 23 8 5 4 2 1 0 0 0 0 6 9 6.75 1.688	0.2 L 3 1 0 0 1 0 0 0 0 0 6 9 0.00 1.500	1.0 L 5 1 1 1 1 0 0 1 0 0 11 16 9.00 1.000	1.0 L 5 2 1 1 2 0 0 0 0 0 19 29 9.00 2.000	PITCHER										IP WLS BF H R ER SO BB IBB HBP BLK WP HR S P ERA WHIP				

AB	33
R	7
H	12
RBI	7
BB	1
SO	6
LOB	10



Batter	1	2	3	4	5	6	7	8	9	AB	R	H	RBI	BB	SO	LOB	TOP				
3 Adeiny Hechavarria, R OBP: 0.311, SLG: 0.355										5	1	2	0	0	0	4	Miami Marlins @ San Francisco Giants AT&T Park, San Francisco, CA Sun May 18 2014, 1:09 PM - 4:10 PM PDT Att: 41,551 - Partly Cloudy - 70 F				
32 Derek Dietrich, L OBP: 0.351, SLG: 0.448										3	0	1	0	0	1	1					
21 Christian Yelich, L OBP: 0.333, SLG: 0.415										4	0	0	1	0	1	3					
9 Casey McGehee, R OBP: 0.356, SLG: 0.388										4	0	2	0	0	0	0					
46 Garrett Jones, L OBP: 0.326, SLG: 0.449										3	0	0	0	1	1	3					
59 Ed Lucas, R OBP: 0.344, SLG: 0.379										3	0	1	0	0	1	2					
27 Giancarlo Stanton, R OBP: 0.405, SLG: 0.612										1	0	0	0	0	2						
13 Marcell Ozuna, R OBP: 0.293, SLG: 0.403										4	0	1	0	0	2	1		AB 33 R 1 H 9 RBI 1 BB 1 SO 8 LOB 18			
6 Jeff Mathis, R OBP: 0.417, SLG: 0.500										4	0	2	0	0	2	1		MIAMI			
33 Jacob Turner, R OBP: 0.333, SLG: 0.400										0	0	0	0	0	0	0		WP 0 PA 37 SB 0 CS 1			
17 Donovan Solano, R (7, PH) OBP: 0.242, SLG: 0.194										1	0	0	0	0	0	0					
22 Carter Capps, R (7, 1)										0	0	0	0	0	0	0					
52 Brad Hand, L (8, 1)										0	0	0	0	0	0	0					
5 Reed Johnson, R (9, PH)										1	0	0	0	0	1	0					
Inning Stats	R: 0 E: 0 K: 2 S: 11	H: 1 LOB: 0 BB: 0 P: 17	R: 0 E: 0 K: 0 S: 10	H: 0 LOB: 0 BB: 0 P: 15	R: 0 E: 0 K: 1 S: 7	H: 1 LOB: 1 BB: 0 P: 10	R: 0 E: 0 K: 0 S: 9	H: 1 LOB: 1 BB: 0 P: 15	R: 0 E: 0 K: 1 S: 8	H: 2 LOB: 2 BB: 0 P: 10	R: 0 E: 1 K: 1 S: 10	H: 0 LOB: 2 BB: 1 P: 19	R: 0 E: 0 K: 2 S: 8	H: 0 LOB: 0 BB: 0 P: 12	R: 1 E: 0 K: 1 S: 18	H: 3 LOB: 2 BB: 0 P: 26	R: 0 E: 0 K: 1 S: 11	H: 1 LOB: 1 BB: 0 P: 14	1B: 8 2B: 1 3B: 0 HR: 0	SF: 0 SAC: 2 DP: 1 HBP: 1	WP: 0 PA: 37 SB: 0 CS: 1
PITCHER	IP WLS BF H R ER SO BB IBB HBP BLK WP HR S P ERA WHIP																				
32 Ryan Vogelsong, R ERA: 3.62	7.0 W 27 5 0 0 6 1 0 1 0 0 0 63 98 0.00 0.857																				
41 Jeremy Affeldt, L ERA: 1.96	0.1 3 2 1 1 0 0 0 0 0 0 0 6 7 27.00 6.000																				
46 Santiago Casilla, R ERA: 1.48	0.2 H 3 1 0 0 1 0 0 0 0 0 0 12 19 0.00 1.500																				
54 Sergio Romo, R ERA: 2.21	1.0 S 4 1 0 0 1 0 0 0 0 0 0 11 14 0.00 1.000																				

Batter	1	2	3	4	5	6	7	8	9	AB	R	H	RBI	BB	SO	LOB	BOTTOM		
7 Gregor Blanco, L OBP: 0.283, SLG: 0.200										2	1	0	0	1	2	0	Miami Marlins @ San Francisco Giants AT&T Park, San Francisco, CA Sun May 18 2014, 1:09 PM - 4:10 PM PDT Att: 41,551 - Partly Cloudy - 70 F		
8 Hunter Pence, R OBP: 0.347, SLG: 0.425										4	0	1	0	0	1	3			
28 Buster Posey, R OBP: 0.369, SLG: 0.444										3	0	0	1	0	2	3			
48 Pablo Sandoval, S OBP: 0.279, SLG: 0.340										4	2	2	1	0	0	2			
13 Joaquin Arias, R OBP: 0.190, SLG: 0.150										0	0	0	0	0	0	0			
38 Michael Morse, R OBP: 0.329, SLG: 0.534										4	1	1	0	0	2	0			
21 Tyler Colvin, L OBP: 0.417, SLG: 0.773										3	0	1	1	1	1	0			
14 Brandon Hicks, R OBP: 0.321, SLG: 0.415										4	0	1	1	0	1	1		AB 30 R 4 H 7 RBI 4 BB 2 SO 10 LOB 11	
35 Brandon Crawford, L OBP: 0.323, SLG: 0.433										3	0	0	0	0	1	2			
32 Ryan Vogelsong, R OBP: 0.176, SLG: 0.235										2	0	1	0	0	0	0			
6 Ehire Adrianza, S OBP: 0.179, SLG: 0.216										1	0	0	0	0	0	0			
41 Jeremy Affeldt, L (8, 1)										0	0	0	0	0	0	0			
46 Santiago Casilla, R (8, 1)										0	0	0	0	0	0	0			
54 Sergio Romo, R (9, 1)										0	0	0	0	0	0	0			
Inning Stats	R: 3 E: 0 K: 0 S: 23	H: 4 LOB: 2 BB: 0 P: 33	R: 0 E: 0 K: 2 S: 12	H: 1 LOB: 2 BB: 1 P: 21	R: 0 E: 0 K: 2 S: 9	H: 0 LOB: 0 BB: 0 P: 13	R: 0 E: 0 K: 2 S: 8	H: 0 LOB: 0 BB: 0 P: 15	R: 1 E: 0 K: 0 S: 7	H: 1 LOB: 0 BB: 0 P: 9	R: 0 E: 0 K: 1 S: 12	H: 0 LOB: 0 BB: 0 P: 18	R: 0 E: 0 K: 2 S: 16	H: 1 LOB: 1 BB: 0 P: 24	R: 0 E: 0 K: 1 S: 11	H: 0 LOB: 1 BB: 1 P: 22	1B: 6 2B: 0 3B: 0 HR: 1	SF: 1 SAC: 0 DP: 0 HBP: 1	WP: 0 PA: 34 SB: 0 CS: 0
PITCHER	IP WLS BF H R ER SO BB IBB HBP BLK WP HR S P ERA WHIP																		
33 Jacob Turner, R ERA: 6.99	6.0 L 26 6 4 4 7 1 0 1 0 0 0 71 109 6.00 1.167																		
22 Carter Capps, R ERA: 0.5	1.0 4 1 0 0 2 0 0 0 0 0 0 16 24 0.00 1.000																		
52 Brad Hand, L (8, 1)	1.0 4 0 0 0 1 0 0 0 0 0 0 11 22 0.00 1.000																		

Batter	1	2	3	4	5	6	7	8	9	AB	R	H	RBI	BB	SO	LOB	TOP			
11 Jimmy Rollins, S OBP: 0.369, SLG: 0.458 16 César Hernández, S (PH) OBP: 0.250, SLG: 0.421	P5		G4-3		G4-3	G4-3		G4-3		4	0	2	0	0	0	1	Philadelphia Phillies @ Miami Marlins Marlins Park, Miami, FL Wed May 21 2014, 7:12 PM - 10:51 PM EDT Att: 18,257 - Roof Closed - 78 F			
51 Carlos Ruiz, R OBP: 0.383, SLG: 0.387	E3		K		F9			L5		4	1	0	0	0	1	3				
26 Chase Utley, L OBP: 0.393, SLG: 0.541 17 Reid Brignac, L OBP: 0.200, SLG: 0.200	P6		G4-3		G4-3			F7		4	0	1	0	0	0	3				
6 Ryan Howard, L OBP: 0.324, SLG: 0.429 18 Darin Ruf, R			F8		G3			K		4	1	1	1	0	1	4				
3 Marlon Byrd, R OBP: 0.343, SLG: 0.491 15 John Mayberry Jr., R OBP: 0.346, SLG: 0.395								K		3	1	2	1	1	1	1				
25 Cody Asche, L OBP: 0.348, SLG: 0.431	K									1	0	1	0	0	0	0				
9 Domonic Brown, L OBP: 0.271, SLG: 0.325										5	1	2	0	0	2	5				
19 Tony Gwynn Jr., L OBP: 0.320, SLG: 0.234										4	1	1	2	0	0	2				
38 Kyle Kendrick, R OBP: 0.105, SLG: 0.105 43 Mario Hollands, L 52 Jeff Manship, R 2 Ben Revere, L (PH) 57 Luis García, R										3	0	2	1	1	0	0		AB 39 R 5 H 14 RBI 5 BB 2 SO 5 LOB 25		
										3	0	1	0	0	0	3				
Inning Stats	R: 2 H: 2 E: 1 K: 1 S: 15	H: 2 LOB: 1 BB: 0 P: 20	R: 0 H: 1 E: 0 K: 0 S: 11	H: 1 LOB: 0 BB: 0 P: 14	R: 0 H: 1 E: 0 K: 1 S: 7	H: 1 LOB: 1 BB: 0 P: 10	R: 1 H: 3 E: 0 K: 0 S: 15	H: 3 LOB: 1 BB: 0 P: 23	R: 0 H: 1 E: 0 K: 0 S: 15	H: 1 LOB: 3 BB: 1 P: 19	R: 0 H: 0 E: 0 K: 2 S: 14	H: 0 LOB: 1 BB: 0 P: 20	R: 2 H: 2 E: 0 K: 1 S: 12	H: 2 LOB: 1 BB: 1 P: 22	R: 0 H: 2 E: 0 K: 1 S: 11	H: 2 LOB: 1 BB: 0 P: 15	1B: 10 2B: 3 3B: 0 HR: 1	SF: 0 SAC: 0 DP: 3 HBP: 1	WP: 0 PB: 0 SB: 1 CS: 0	PA: 42
PITCHER	IP WLS BF H R ER SO BB IBB HBP BLK WP HR S P ERA WHIP	6.0 W 28 10 3 1 2 1 0 0 0 0 0 74 110 1.50 1.833	1.0 H 4 0 0 0 2 0 0 0 0 0 1 14 20 0.00 0.000	1.0 6 2 2 2 0 1 0 0 0 0 1 12 22 18.00 3.000	1.0 4 2 0 0 1 0 0 0 0 0 0 11 15 0.00 2.000	PITCHER														

Batter	1	2	3	4	5	6	7	8	9	AB	R	H	RBI	BB	SO	LOB	BOTTOM			
21 Christian Yelich, L OBP: 0.340, SLG: 0.422	G4-3		B2-3							6	1	3	2	0	1	3	Philadelphia Phillies @ Miami Marlins Marlins Park, Miami, FL Wed May 21 2014, 7:12 PM - 10:51 PM EDT Att: 18,257 - Roof Closed - 78 F			
32 Derek Dietrich, L OBP: 0.355, SLG: 0.462										4	3	2	0	1	1	4				
27 Giancarlo Stanton, R OBP: 0.400, SLG: 0.995										4	1	0	1	1	1	5				
9 Casey McGehee, R OBP: 0.364, SLG: 0.384										4	1	1	1	1	0	0				
46 Garrett Jones, L OBP: 0.346, SLG: 0.482										3	3	2	2	1	1	0				
39 Jarrod Saltalamacchia, R OBP: 0.361, SLG: 0.452 6 Jeff Mathis, R OBP: 0.417, SLG: 0.500										4	1	1	2	1	1	2				
59 Ed Lucas, R OBP: 0.378, SLG: 0.394										4	2	2	0	1	0	2				
13 Marcell Ozuna, R OBP: 0.301, SLG: 0.416										4	2	2	5	1	0	1				
24 Nathan Eovaldi, R OBP: 0.111, SLG: 0.111 5 Reed Johnson, R OBP: 0.333, SLG: 0.516 10 Jeff Baker, R OBP: 0.363, SLG: 0.507 22 Carter Capps, R 17 Donovan Solano, R 45 Kevin Slowey, R										1	0	0	0	0	0	0		AB 37 R 14 H 14 RBI 14 BB 7 SO 5 LOB 18		
										1	0	0	0	0	0	0				
Inning Stats	R: 2 H: 2 E: 0 K: 1 S: 15	H: 0 LOB: 1 BB: 1 P: 23	R: 0 H: 0 E: 0 K: 0 S: 6	H: 0 LOB: 0 BB: 0 P: 12	R: 1 H: 1 E: 0 K: 0 S: 7	H: 1 LOB: 0 BB: 0 P: 13	R: 2 H: 3 E: 0 K: 1 S: 15	H: 3 LOB: 3 BB: 1 P: 28	R: 0 H: 0 E: 0 K: 1 S: 10	H: 0 LOB: 0 BB: 0 P: 14	R: 1 H: 2 E: 0 K: 0 S: 11	H: 2 LOB: 1 BB: 0 P: 16	R: 4 H: 3 E: 0 K: 0 S: 18	H: 3 LOB: 0 BB: 1 P: 31	R: 4 H: 3 E: 0 K: 2 S: 23	H: 3 LOB: 3 BB: 4 P: 49	1B: 9 2B: 2 3B: 2 HR: 1	SF: 1 SAC: 1 DP: 0 HBP: 0	WP: 1 PB: 0 SB: 0 CS: 0	PA: 46
PITCHER	IP WLS BF H R ER SO BB IBB HBP BLK WP HR S P ERA WHIP	5.2 L 27 7 6 6 3 2 0 0 0 0 0 60 99 9.53 1.588	0.1 2 1 0 0 0 0 0 0 0 0 0 4 7 0.00 3.000	1.0 7 3 4 4 0 1 0 0 0 0 1 18 31 36.00 4.000	1.0 10 3 4 4 2 4 0 0 0 1 0 23 49 36.00 7.000	PITCHER														

Batter	1	2	3	4	5	6	7	8	9	AB	R	H	RBI	BB	SO	LOB	TOP				
9 Jean Segura, R OBP: 0.304, SLG: 0.353	L7		FC4-6 1B			G4-3		FC4-6 1B	K	5	0	2	0	0	1	1	Milwaukee Brewers @ Miami Marlins Marlins Park, Miami, FL Sat May 24 2014, 4:12 PM - 7:13 PM EDT Att: 25,819 - Roof Closed - 78 F				
8 Ryan Braun, R OBP: 0.326, SLG: 0.520	L9		FC4-6 1B			FC4-6 1B		FC4-6 20 WP 2B		4	1	1	0	0	0	3					
20 Jonathan Lucroy, R OBP: 0.395, SLG: 0.465	F9		L6			L7		FC4-6 2B		4	0	1	1	0	0	3					
27 Carlos Gómez, R OBP: 0.387, SLG: 0.588		18 S 2B				G6-3		K		4	0	2	0	0	1	1					
7 Mark Reynolds, R OBP: 0.289, SLG: 0.472	L3		18 PO 1B			FC4-6 1B		P6		4	0	2	0	0	0	3					
2 Scooter Gennett, L OBP: 0.300, SLG: 0.384	K		F7			FC4-6 1B		G3-1		4	0	0	0	0	2	4					
18 Khris Davis, R OBP: 0.256, SLG: 0.407	G1-3		PO			FC4-6 2B		K		3	0	1	0	1	0	1					
24 Lyle Overbay, L OBP: 0.274, SLG: 0.263			FC4-6 1B			G6-4-3		K		2	0	1	0	0	0	1					
30 Tyler Thornburg, R			K			G5-3		K		0	0	0	0	0	0	0					
59 Zach Duke, L			K			G5-3		K		1	0	0	0	0	0	1					
1 Logan Schafer, L OBP: 0.288, SLG: 0.310			K			G5-3		K		2	0	1	0	0	1	1					
38 Wily Peralta, R OBP: 0.111, SLG: 0.222										2	0	1	0	0	1	1					
3 Elian Herrera, S OBP: 0.265, SLG: 0.292										2	0	1	0	0	1	1					
Inning Stats	R: 0 H: 0 E: 0 K: 0 S: 7	H: 0 LOB: 0 BB: 0 P: 10	R: 0 H: 1 E: 0 K: 1 S: 8	H: 1 LOB: 1 BB: 0 P: 13	R: 0 H: 2 E: 0 K: 1 S: 13	H: 2 LOB: 2 BB: 0 P: 17	R: 0 H: 1 E: 0 K: 0 S: 7	H: 1 LOB: 0 BB: 0 P: 11	R: 0 H: 3 E: 0 K: 0 S: 12	H: 3 LOB: 3 BB: 0 P: 18	R: 0 H: 1 E: 1 K: 2 S: 10	H: 1 LOB: 1 BB: 0 P: 17	R: 1 H: 2 E: 1 K: 2 S: 14	H: 2 LOB: 2 BB: 0 P: 17	R: 0 H: 1 E: 0 K: 2 S: 13	H: 1 LOB: 1 BB: 0 P: 15	1B: 8 2B: 3 3B: 0 HR: 0	SF: 0 SAC: 0 DP: 1 HBP: 0	WP: 2 PB: 0 CS: 1	PA: 38	
PITCHER	IP WLS BF H R ER SO BB IBB HBP BLK WP HR S P ERA WHIP	IP WLS BF H R ER SO BB IBB HBP BLK WP HR S P ERA WHIP	IP WLS BF H R ER SO BB IBB HBP BLK WP HR S P ERA WHIP	IP WLS BF H R ER SO BB IBB HBP BLK WP HR S P ERA WHIP	IP WLS BF H R ER SO BB IBB HBP BLK WP HR S P ERA WHIP	IP WLS BF H R ER SO BB IBB HBP BLK WP HR S P ERA WHIP	IP WLS BF H R ER SO BB IBB HBP BLK WP HR S P ERA WHIP	IP WLS BF H R ER SO BB IBB HBP BLK WP HR S P ERA WHIP	IP WLS BF H R ER SO BB IBB HBP BLK WP HR S P ERA WHIP	IP WLS BF H R ER SO BB IBB HBP BLK WP HR S P ERA WHIP	IP WLS BF H R ER SO BB IBB HBP BLK WP HR S P ERA WHIP	IP WLS BF H R ER SO BB IBB HBP BLK WP HR S P ERA WHIP	IP WLS BF H R ER SO BB IBB HBP BLK WP HR S P ERA WHIP	IP WLS BF H R ER SO BB IBB HBP BLK WP HR S P ERA WHIP	IP WLS BF H R ER SO BB IBB HBP BLK WP HR S P ERA WHIP	IP WLS BF H R ER SO BB IBB HBP BLK WP HR S P ERA WHIP	IP WLS BF H R ER SO BB IBB HBP BLK WP HR S P ERA WHIP	IP WLS BF H R ER SO BB IBB HBP BLK WP HR S P ERA WHIP	IP WLS BF H R ER SO BB IBB HBP BLK WP HR S P ERA WHIP	IP WLS BF H R ER SO BB IBB HBP BLK WP HR S P ERA WHIP	IP WLS BF H R ER SO BB IBB HBP BLK WP HR S P ERA WHIP

AB	36
R	1
H	11
RBI	1
BB	1
SO	8
LOB	20



Batter	1	2	3	4	5	6	7	8	9	AB	R	H	RBI	BB	SO	LOB	BOTTOM				
21 Christian Yelich, L OBP: 0.332, SLG: 0.409	G5-3		FC4-6 1B			FC6-4 32 1B		FC4-6 BB		3	0	1	0	1	0	1	Milwaukee Brewers @ Miami Marlins Marlins Park, Miami, FL Sat May 24 2014, 4:12 PM - 7:13 PM EDT Att: 25,819 - Roof Closed - 78 F				
32 Derek Dietrich, L OBP: 0.348, SLG: 0.446	L8		F8			FC4-6 1B		FC4-6		4	0	1	0	0	0	3					
31 Steve Cishek, R										0	0	0	0	0	0	0					
27 Giancarlo Stanton, R OBP: 0.401, SLG: 0.695	K		9 1B BB			K		K		3	0	0	0	1	3	4					
9 Casey McGehee, R OBP: 0.357, SLG: 0.372		39 2B 1B				K		G5-3		4	1	2	0	0	1	4					
46 Garrett Jones, L OBP: 0.351, SLG: 0.509	L8		G3			39 G6-3 BB		G4-3		3	0	0	0	1	0	4					
39 Jarrod Saltalamacchia, R OBP: 0.349, SLG: 0.441						G6-3		K		4	0	1	1	0	1	1					
13 Marcell Ozuna, R OBP: 0.298, SLG: 0.422	G4-3		F9			K		K		4	0	0	0	0	2	1					
3 Adeiny Hechavarria, R OBP: 0.295, SLG: 0.335	G4-3		G4-3							3	1	1	0	0	0	1					
33 Jacob Turner, R OBP: 0.375, SLG: 0.429			K							2	0	1	0	0	1	0					
40 Mike Dunn, L										0	0	0	0	0	0	0					
10 Jeff Baker, R OBP: 0.310, SLG: 0.373										1	0	1	1	0	0	0					
44 AJ Ramos, R										0	0	0	0	0	0	0					
59 Ed Lucas, R OBP: 0.409, SLG: 0.436										0	0	0	0	0	0	0					
Inning Stats	R: 0 H: 0 E: 0 K: 1 S: 8	H: 2 LOB: 1 BB: 0 P: 13	R: 1 H: 2 E: 0 K: 0 S: 8	H: 2 LOB: 1 BB: 0 P: 14	R: 0 H: 2 E: 0 K: 1 S: 12	H: 2 LOB: 3 BB: 1 P: 21	R: 0 H: 0 E: 0 K: 0 S: 9	H: 0 LOB: 0 BB: 0 P: 14	R: 0 H: 2 E: 0 K: 2 S: 13	H: 2 LOB: 2 BB: 0 P: 19	R: 0 H: 0 E: 0 K: 1 S: 10	H: 0 LOB: 0 BB: 1 P: 17	R: 1 H: 2 E: 0 K: 1 S: 15	H: 2 LOB: 2 BB: 1 P: 24	R: 0 H: 0 E: 0 K: 2 S: 8	H: 0 LOB: 0 BB: 0 P: 11	1B: 6 2B: 2 3B: 0 HR: 0	SF: 0 SAC: 0 DP: 1 HBP: 0	WP: 0 PB: 0 CS: 0	PA: 34	
PITCHER	IP WLS BF H R ER SO BB IBB HBP BLK WP HR S P ERA WHIP	IP WLS BF H R ER SO BB IBB HBP BLK WP HR S P ERA WHIP	IP WLS BF H R ER SO BB IBB HBP BLK WP HR S P ERA WHIP	IP WLS BF H R ER SO BB IBB HBP BLK WP HR S P ERA WHIP	IP WLS BF H R ER SO BB IBB HBP BLK WP HR S P ERA WHIP	IP WLS BF H R ER SO BB IBB HBP BLK WP HR S P ERA WHIP	IP WLS BF H R ER SO BB IBB HBP BLK WP HR S P ERA WHIP	IP WLS BF H R ER SO BB IBB HBP BLK WP HR S P ERA WHIP	IP WLS BF H R ER SO BB IBB HBP BLK WP HR S P ERA WHIP	IP WLS BF H R ER SO BB IBB HBP BLK WP HR S P ERA WHIP	IP WLS BF H R ER SO BB IBB HBP BLK WP HR S P ERA WHIP	IP WLS BF H R ER SO BB IBB HBP BLK WP HR S P ERA WHIP	IP WLS BF H R ER SO BB IBB HBP BLK WP HR S P ERA WHIP	IP WLS BF H R ER SO BB IBB HBP BLK WP HR S P ERA WHIP	IP WLS BF H R ER SO BB IBB HBP BLK WP HR S P ERA WHIP	IP WLS BF H R ER SO BB IBB HBP BLK WP HR S P ERA WHIP	IP WLS BF H R ER SO BB IBB HBP BLK WP HR S P ERA WHIP	IP WLS BF H R ER SO BB IBB HBP BLK WP HR S P ERA WHIP	IP WLS BF H R ER SO BB IBB HBP BLK WP HR S P ERA WHIP	IP WLS BF H R ER SO BB IBB HBP BLK WP HR S P ERA WHIP	IP WLS BF H R ER SO BB IBB HBP BLK WP HR S P ERA WHIP

AB	31
R	2
H	8
RBI	2
BB	3
SO	8
LOB	19



Batter	1	2	3	4	5	6	7	8	9	AB	R	H	RBI	BB	SO	LOB	TOP							
9 Jean Segura, R OBP: 0.296, SLG: 0.343	B1-3	E6		F8		G6-3		G6-3		5	1	0	0	0	0	2	Milwaukee Brewers @ Miami Marlins Marlins Park, Miami, FL Sun May 25 2014, 1:11 PM - 4:27 PM EDT Att: 21,897 - Roof Closed - 77 F							
8 Ryan Braun, R OBP: 0.343, SLG: 0.554	20 2B	20 2B		1B			27 1B	K2-3		5	2	4	1	0	1	1								
20 Jonathan Lucroy, R OBP: 0.400, SLG: 0.491	27 1B			K			L8			5	1	3	2	0	1	2								
27 Carlos Gómez, R OBP: 0.389, SLG: 0.586																								
1 Logan Schafer, L OBP: 0.294, SLG: 0.306	E	P4		L9																				
Rickie Weeks Jr., R OBP: 0.360, SLG: 0.435	E7	L8		F9																				
7 Mark Reynolds, R OBP: 0.293, SLG: 0.462	BB			F9																				
18 Khris Davis, R OBP: 0.260, SLG: 0.419	F6			K																				
12 Martin Maldonado, R OBP: 0.429, SLG: 0.529	G1-3					G6-3																		
52 Jimmy Nelson, R																								
47 Rob Wooten, R																								
2 Scooter Gennett, L OBP: 0.304, SLG: 0.336																								
53 Brandon Kintzler, R																								
57 Francisco Rodríguez, R																								
Inning Stats	R: 3 E: 0 K: 0 S: 15	H: 4 LOB: 2 BB: 1 P: 26	R: 2 E: 1 K: 1 S: 12	H: 2 LOB: 1 BB: 0 P: 16	R: 1 E: 0 K: 0 S: 12	H: 2 LOB: 0 BB: 0 P: 17	R: 0 E: 0 K: 1 S: 10	H: 1 LOB: 1 BB: 0 P: 15	R: 0 E: 0 K: 1 S: 10	H: 0 LOB: 0 BB: 0 P: 15	R: 0 E: 0 K: 1 S: 10	H: 0 LOB: 0 BB: 0 P: 14	R: 0 E: 0 K: 1 S: 15	H: 2 LOB: 0 BB: 0 P: 19	R: 1 E: 0 K: 1 S: 13	H: 2 LOB: 1 BB: 1 P: 23	R: 0 E: 0 K: 2 S: 11	H: 1 LOB: 2 BB: 1 P: 18	1B: 7 2B: 5 3B: 2 HR: 0	SF: 0 SAC: 0 DP: 2 HBP: 0	WP: 0 PB: 0 CS: 1	PA: 43		
PITCHER	IP WLS BF H R ER SO BB IBB HBP BLK WP HR S P ERA WHIP	IP WLS BF H R ER SO BB IBB HBP BLK WP HR S P ERA WHIP	IP WLS BF H R ER SO BB IBB HBP BLK WP HR S P ERA WHIP	IP WLS BF H R ER SO BB IBB HBP BLK WP HR S P ERA WHIP	IP WLS BF H R ER SO BB IBB HBP BLK WP HR S P ERA WHIP	IP WLS BF H R ER SO BB IBB HBP BLK WP HR S P ERA WHIP	IP WLS BF H R ER SO BB IBB HBP BLK WP HR S P ERA WHIP	IP WLS BF H R ER SO BB IBB HBP BLK WP HR S P ERA WHIP	IP WLS BF H R ER SO BB IBB HBP BLK WP HR S P ERA WHIP	IP WLS BF H R ER SO BB IBB HBP BLK WP HR S P ERA WHIP	IP WLS BF H R ER SO BB IBB HBP BLK WP HR S P ERA WHIP	IP WLS BF H R ER SO BB IBB HBP BLK WP HR S P ERA WHIP	IP WLS BF H R ER SO BB IBB HBP BLK WP HR S P ERA WHIP	IP WLS BF H R ER SO BB IBB HBP BLK WP HR S P ERA WHIP	IP WLS BF H R ER SO BB IBB HBP BLK WP HR S P ERA WHIP	IP WLS BF H R ER SO BB IBB HBP BLK WP HR S P ERA WHIP	IP WLS BF H R ER SO BB IBB HBP BLK WP HR S P ERA WHIP	IP WLS BF H R ER SO BB IBB HBP BLK WP HR S P ERA WHIP	IP WLS BF H R ER SO BB IBB HBP BLK WP HR S P ERA WHIP	IP WLS BF H R ER SO BB IBB HBP BLK WP HR S P ERA WHIP	IP WLS BF H R ER SO BB IBB HBP BLK WP HR S P ERA WHIP	IP WLS BF H R ER SO BB IBB HBP BLK WP HR S P ERA WHIP	IP WLS BF H R ER SO BB IBB HBP BLK WP HR S P ERA WHIP	IP WLS BF H R ER SO BB IBB HBP BLK WP HR S P ERA WHIP

AB	40
R	7
H	14
RBI	6
BB	3
SO	8
LOB	21



Batter	1	2	3	4	5	6	7	8	9	AB	R	H	RBI	BB	SO	LOB	BOTTOM							
21 Christian Yelich, L OBP: 0.330, SLG: 0.403	G6-3		G6-3					G4-3		3	0	0	0	1	0	0	Milwaukee Brewers @ Miami Marlins Marlins Park, Miami, FL Sun May 25 2014, 1:11 PM - 4:27 PM EDT Att: 21,897 - Roof Closed - 77 F							
32 Derek Dietrich, L OBP: 0.346, SLG: 0.435	27 WP							G3-1		3	0	0	0	1	2	3								
27 Giancarlo Stanton, R OBP: 0.369, SLG: 0.599	K		K							4	0	1	0	0	2	4								
9 Casey McGehee, R OBP: 0.350, SLG: 0.365	F9									4	0	0	0	0	1	2								
46 Garrett Jones, L OBP: 0.343, SLG: 0.497		F9		K						4	0	0	0	0	1	1								
13 Marcell Ozuna, R OBP: 0.307, SLG: 0.443				G5-3						3	1	2	1	1	0	0								
3 Adeiny Hechavarría, R OBP: 0.299, SLG: 0.339										4	0	2	0	0	0	1								
6 Jeff Mathis, R OBP: 0.409, SLG: 0.474										4	0	2	0	0	0	2								
29 Randy Wolf, L										1	0	0	0	0	0	2								
10 Jeff Baker, R										1	0	0	0	0	1	2								
45 Kevin Slowey, R										0	0	0	0	0	0	0								
17 Donovan Solano, R										0	0	0	0	0	0	0								
22 Carter Capps, R										0	0	0	0	0	0	0								
43 Dan Jennings, L										0	0	0	0	0	0	0								
59 Ed Lucas, R										0	0	0	0	0	0	0								
Inning Stats	R: 0 E: 0 K: 1 S: 11	H: 0 LOB: 1 BB: 1 P: 20	R: 0 E: 0 K: 0 S: 13	H: 1 LOB: 2 BB: 1 P: 27	R: 0 E: 0 K: 2 S: 10	H: 0 LOB: 0 BB: 0 P: 16	R: 0 E: 0 K: 1 S: 10	H: 0 LOB: 0 BB: 0 P: 16	R: 0 E: 0 K: 0 S: 9	H: 2 LOB: 3 BB: 1 P: 15	R: 0 E: 0 K: 0 S: 12	H: 2 LOB: 2 BB: 0 P: 15	R: 0 E: 0 K: 1 S: 11	H: 0 LOB: 0 BB: 0 P: 14	R: 0 E: 0 K: 1 S: 11	H: 1 LOB: 0 BB: 0 P: 14	R: 1 E: 0 K: 0 S: 8	H: 1 LOB: 0 BB: 0 P: 13	1B: 6 2B: 0 3B: 0 HR: 1	SF: 0 SAC: 0 DP: 1 HBP: 0	WP: 1 PB: 0 CS: 0	PA: 36		
PITCHER	IP WLS BF H R ER SO BB IBB HBP BLK WP HR S P ERA WHIP	IP WLS BF H R ER SO BB IBB HBP BLK WP HR S P ERA WHIP	IP WLS BF H R ER SO BB IBB HBP BLK WP HR S P ERA WHIP	IP WLS BF H R ER SO BB IBB HBP BLK WP HR S P ERA WHIP	IP WLS BF H R ER SO BB IBB HBP BLK WP HR S P ERA WHIP	IP WLS BF H R ER SO BB IBB HBP BLK WP HR S P ERA WHIP	IP WLS BF H R ER SO BB IBB HBP BLK WP HR S P ERA WHIP	IP WLS BF H R ER SO BB IBB HBP BLK WP HR S P ERA WHIP	IP WLS BF H R ER SO BB IBB HBP BLK WP HR S P ERA WHIP	IP WLS BF H R ER SO BB IBB HBP BLK WP HR S P ERA WHIP	IP WLS BF H R ER SO BB IBB HBP BLK WP HR S P ERA WHIP	IP WLS BF H R ER SO BB IBB HBP BLK WP HR S P ERA WHIP	IP WLS BF H R ER SO BB IBB HBP BLK WP HR S P ERA WHIP	IP WLS BF H R ER SO BB IBB HBP BLK WP HR S P ERA WHIP	IP WLS BF H R ER SO BB IBB HBP BLK WP HR S P ERA WHIP	IP WLS BF H R ER SO BB IBB HBP BLK WP HR S P ERA WHIP	IP WLS BF H R ER SO BB IBB HBP BLK WP HR S P ERA WHIP	IP WLS BF H R ER SO BB IBB HBP BLK WP HR S P ERA WHIP	IP WLS BF H R ER SO BB IBB HBP BLK WP HR S P ERA WHIP	IP WLS BF H R ER SO BB IBB HBP BLK WP HR S P ERA WHIP	IP WLS BF H R ER SO BB IBB HBP BLK WP HR S P ERA WHIP	IP WLS BF H R ER SO BB IBB HBP BLK WP HR S P ERA WHIP	IP WLS BF H R ER SO BB IBB HBP BLK WP HR S P ERA WHIP	IP WLS BF H R ER SO BB IBB HBP BLK WP HR S P ERA WHIP

AB	33
R	1
H	7
RBI	1
BB	3
SO	7
LOB	17

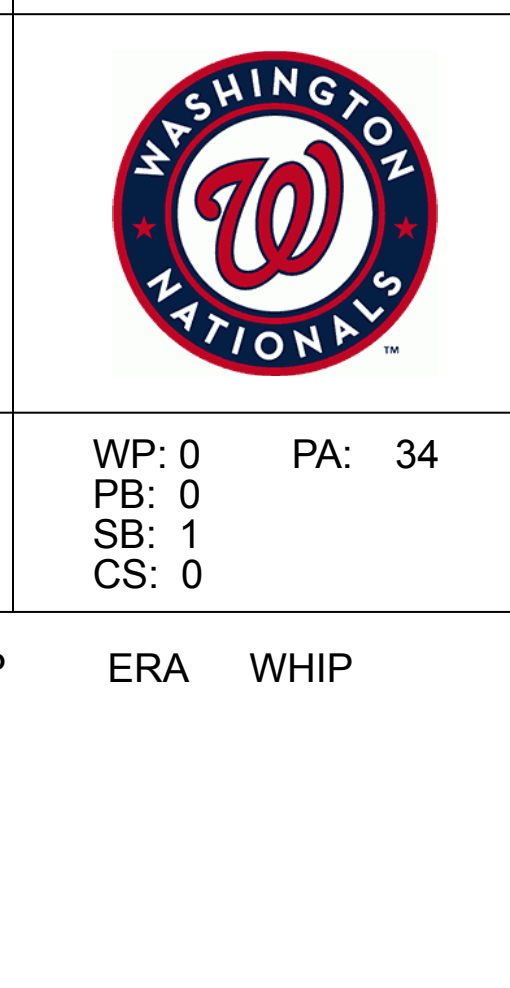


Batter	1	2	3	4	5	6	7	8	9	AB	R	H	RBI	BB	SO	LOB	TOP			
21 Christian Yelich, L (1,7) OBP: 0.324, SLG: 0.395	G4-3		G4-3		G6-3			P3		4	0	0	0	0	0	0	Miami Marlins @ Washington Nationals Nationals Park, Washington, DC Mon May 26 2014, 1:37 PM - 4:22 PM EDT Att: 33,677 - Sunny - 84 F			
32 Derek Dietrich, L (1,4) OBP: 0.350, SLG: 0.432	P5		HBP		K			1B		3	1	1	0	0	1	0				
27 Giancarlo Stanton, R (1,9) OBP: 0.404, SLG: 0.622	2B		HR		F9			1B		4	2	3	2	0	0	0				
9 Casey McGehee, R (1,5) OBP: 0.353, SLG: 0.372	1B		L9		2B			L9		4	0	2	1	0	0	2				
46 Garrett Jones, L (1,3) OBP: 0.337, SLG: 0.486	G3-1				F9			K		4	0	0	0	0	1	2				
39 Jarrod Saltalamacchia, R (1,2) OBP: 0.337, SLG: 0.432	BB		G3		G3			K		3	0	0	0	1	1	0				
13 Marcell Ozuna, R (1,8)	K		1B		L9			F8		4	0	1	0	0	1	1				
3 Adeiny Hechavarria, R (1,6) OBP: 0.295, SLG: 0.333	G6-3		G4-3		L8					3	0	0	0	0	0	1				
24 Nathan Eovaldi, R (1,1) OBP: 0.100, SLG: 0.100			K		K			K		2	0	0	0	0	2	0				
40 Mike Dunn, L (7,1)										0	0	0	0	0	0	0				
5 Reed Johnson, R (8,PH) OBP: 0.333, SLG: 0.508										1	0	0	0	0	1	0				
44 AJ Ramos, R (8,1)										0	0	0	0	0	0	0				
31 Steve Cishek, R (9,1)										0	0	0	0	0	0	0				
Inning Stats	R: 1 H: 2 E: 0 K: 0 S: 13	H: 2 LOB: 1 BB: 0 P: 18	R: 0 H: 0 E: 0 K: 1 S: 11	H: 0 LOB: 0 BB: 1 P: 20	R: 2 H: 1 E: 0 K: 1 S: 8	H: 1 LOB: 0 BB: 0 P: 12	R: 0 H: 1 E: 0 K: 0 S: 7	H: 1 LOB: 1 BB: 0 P: 11	R: 0 H: 0 E: 0 K: 2 S: 12	H: 0 LOB: 0 BB: 0 P: 18	R: 0 H: 2 E: 0 K: 1 S: 9	H: 0 LOB: 0 BB: 0 P: 16	R: 0 H: 0 E: 0 K: 2 S: 12	H: 0 LOB: 0 BB: 0 P: 17	1B: 4 2B: 3 3B: 0 HR: 1	SF: 0 SAC: 0 DP: 1 HBP: 1	WP: 0 PB: 0 SB: 0 CS: 1	PA: 34		
PITCHER	IP: 7.0 WLS: L BF: 26 ERA: 3.47	IP: 1.0 WLS: H BF: 5 ERA: 1.54	IP: 1.0 WLS: S BF: 3 ERA: 3.15	IP: 1.0 WLS: L BF: 2 ERA: 3.15	IP: 1.0 WLS: L BF: 2 ERA: 3.15	IP: 1.0 WLS: L BF: 2 ERA: 3.15	IP: 1.0 WLS: L BF: 2 ERA: 3.15	IP: 1.0 WLS: L BF: 2 ERA: 3.15	IP: 1.0 WLS: L BF: 2 ERA: 3.15	IP: 1.0 WLS: L BF: 2 ERA: 3.15	IP: 1.0 WLS: L BF: 2 ERA: 3.15	IP: 1.0 WLS: L BF: 2 ERA: 3.15	IP: 1.0 WLS: L BF: 2 ERA: 3.15	IP: 1.0 WLS: L BF: 2 ERA: 3.15	IP: 1.0 WLS: L BF: 2 ERA: 3.15	IP: 1.0 WLS: L BF: 2 ERA: 3.15	IP: 1.0 WLS: L BF: 2 ERA: 3.15	IP: 1.0 WLS: L BF: 2 ERA: 3.15	IP: 1.0 WLS: L BF: 2 ERA: 3.15	IP: 1.0 WLS: L BF: 2 ERA: 3.15

Batter	1	2	3	4	5	6	7	8	9	AB	R	H	RBI	BB	SO	LOB	BOTTOM			
2 Denard Span, L (1,8) OBP: 0.305, SLG: 0.371	G6-3		G6-3		P6			F7		4	0	0	0	0	0	2	Miami Marlins @ Washington Nationals Nationals Park, Washington, DC Mon May 26 2014, 1:37 PM - 4:22 PM EDT Att: 33,677 - Sunny - 84 F			
6 Anthony Rendon, R (1,5) OBP: 0.315, SLG: 0.426	G4-3		BB		G6-3			K		3	0	0	0	1	1	0				
28 Jayson Werth, R (1,9) OBP: 0.370, SLG: 0.401	F9		P4		1B			G1-3		4	1	1	0	0	0	1				
25 Adam LaRoche, L (1,3) OBP: 0.415, SLG: 0.512	F9		F8		HR			G4-3		4	1	1	2	0	0	1				
40 Wilson Ramos, R (1,2) OBP: 0.254, SLG: 0.250	2B		FC4		G1-3			F9		4	0	1	0	0	0	1				
20 Ian Desmond, R (1,6) OBP: 0.292, SLG: 0.412	K		K		F9			K		4	0	0	0	0	3	3				
8 Danny Espinosa, S (1,4) OBP: 0.265, SLG: 0.379	G4-3		HBP		K			G6-3		2	0	0	0	0	1	1				
19 Kevin Frandsen, R (9,PH) OBP: 0.308, SLG: 0.325										1	0	0	0	0	0	0				
15 Nate McLouth, L (1,7) OBP: 0.287, SLG: 0.214	F7		K		K			HBP		2	0	0	0	0	1	1				
57 Tanner Roark, R (1,1) ERA: 3.36	K		K		SH1-3			K		1	0	0	0	0	0	0				
33 Greg Dobbs, L (7,PH) OBP: 0.200, SLG: 0.241										1	0	0	0	0	0	0				
12 Tyler Moore, R (7,PH) OBP: 0.289, SLG: 0.353										1	0	0	0	0	1	1				
36 Tyler Clippard, R (8,1)										0	0	0	0	0	0	0				
13 Jerry Blevins, L (9,1)										0	0	0	0	0	0	0				
Inning Stats	R: 0 H: 0 E: 0 K: 0 S: 10	H: 1 LOB: 1 BB: 0 P: 16	R: 0 H: 1 E: 0 K: 1 S: 7	H: 1 LOB: 0 BB: 0 P: 11	R: 0 H: 0 E: 0 K: 1 S: 8	H: 0 LOB: 0 BB: 0 P: 13	R: 0 H: 0 E: 0 K: 1 S: 16	H: 0 LOB: 2 BB: 1 P: 29	R: 0 H: 2 E: 0 K: 2 S: 12	H: 2 LOB: 0 BB: 0 P: 15	R: 0 H: 0 E: 0 K: 1 S: 10	H: 0 LOB: 0 BB: 0 P: 17	R: 0 H: 0 E: 0 K: 1 S: 9	H: 0 LOB: 0 BB: 0 P: 14	R: 0 H: 0 E: 0 K: 1 S: 10	H: 0 LOB: 0 BB: 0 P: 14	1B: 1 2B: 1 3B: 0 HR: 1	SF: 0 SAC: 1 DP: 0 HBP: 2	WP: 0 PB: 1 SB: 0 CS: 0	PA: 34
PITCHER	IP: 6.1 WLS: W BF: 26 ERA: 4.43	IP: 0.2 WLS: H BF: 2 ERA: 2.05	IP: 1.0 WLS: S BF: 3 ERA: 1.74	IP: 1.0 WLS: L BF: 2 ERA: 1.74	IP: 1.0 WLS: L BF: 2 ERA: 1.74	IP: 1.0 WLS: L BF: 2 ERA: 1.74	IP: 1.0 WLS: L BF: 2 ERA: 1.74	IP: 1.0 WLS: L BF: 2 ERA: 1.74	IP: 1.0 WLS: L BF: 2 ERA: 1.74	IP: 1.0 WLS: L BF: 2 ERA: 1.74	IP: 1.0 WLS: L BF: 2 ERA: 1.74	IP: 1.0 WLS: L BF: 2 ERA: 1.74	IP: 1.0 WLS: L BF: 2 ERA: 1.74	IP: 1.0 WLS: L BF: 2 ERA: 1.74	IP: 1.0 WLS: L BF: 2 ERA: 1.74	IP: 1.0 WLS: L BF: 2 ERA: 1.74	IP: 1.0 WLS: L BF: 2 ERA: 1.74	IP: 1.0 WLS: L BF: 2 ERA: 1.74	IP: 1.0 WLS: L BF: 2 ERA: 1.74	IP: 1.0 WLS: L BF: 2 ERA: 1.74

AB	32
R	3
H	7
RBI	3
BB	1
SO	7
LOB	6

AB	30
R	2
H	3
RBI	2
BB	1
SO	8
LOB	11



Batter	1	2	3	4	5	6	7	8	9	AB	R	H	RBI	BB	SO	LOB	TOP					
22 Jason Heyward, L (1,9) OBP: 0.332, SLG: 0.362			G3-1		G4-6-3				K	5	1	2	1	0	1	1	Atlanta Braves @ Miami Marlins Marlins Park, Miami, FL Fri May 30 2014, 7:11 PM - 10:04 PM EDT Att: 18,469 - Roof Closed - 76 F					
2 B.J. Upton, R (1,8) OBP: 0.286, SLG: 0.341			L3				SF7			2	0	1	1	1	0	0						
5 Freddie Freeman, L (1,3) OBP: 0.388, SLG: 0.517	K				K		G4-3			4	0	0	0	0	3	3						
8 Justin Upton, R (1,7) OBP: 0.384, SLG: 0.585	G6-4-3				K		F7			3	1	0	0	1	1	2						
24 Evan Gattis, R (1,2) OBP: 0.305, SLG: 0.511									F9	2	0	1	0	0	0	0						
23 Chris Johnson, R (1,5) OBP: 0.277, SLG: 0.338		L9			F9				F8	4	0	1	1	0	0	2						
19 Andrelton Simmons, R (1,6) OBP: 0.290, SLG: 0.402		F9							L8	3	0	0	0	1	0	3						
7 Tommy La Stella, L (1,4) OBP: 0.300, SLG: 0.222										2	0	0	0	1	0	3						
14 Ramiro Pena, S (8,4) OBP: 0.266, SLG: 0.319										1	0	1	0	0	0	0						
49 Julio Teheran, R (1,1) OBP: 0.143, SLG: 0.179										3	1	2	0	0	1	2						
43 Luis Avilan, L (8,1)										0	0	0	0	0	0	0						
48 David Carpenter, R (8,1)										0	0	0	0	0	0	0						
26 Dan Uggla, R (9,PH) OBP: 0.252, SLG: 0.254										0	0	0	0	0	0	0						
46 Craig Kimbrel, R (9,1)										0	0	0	0	0	0	0						
Inning Stats	R: 0 E: 0 K: 1 S: 9	H: 2 LOB: 1 BB: 0 P: 11	R: 0 E: 0 K: 1 S: 8	H: 0 LOB: 2 BB: 1 P: 17	R: 0 E: 0 K: 1 S: 9	H: 0 LOB: 0 BB: 0 P: 13	R: 0 E: 0 K: 1 S: 10	H: 0 LOB: 2 BB: 1 P: 19	R: 0 E: 0 K: 0 S: 6	H: 1 LOB: 1 BB: 1 P: 11	R: 1 E: 0 K: 0 S: 10	H: 2 LOB: 1 BB: 1 P: 14	R: 2 E: 0 K: 0 S: 10	H: 2 LOB: 0 BB: 0 P: 17	R: 0 E: 0 K: 0 S: 8	H: 0 LOB: 0 BB: 0 P: 15	R: 0 E: 0 K: 1 S: 10	H: 1 LOB: 0 BB: 0 P: 16	1B: 6 2B: 2 3B: 1 HR: 0	SF: 1 SAC: 0 DP: 4 HBP: 2	WP: 0 PB: 0 SB: 0 CS: 0	PA: 37
PITCHER	IP WLS BF H R ER SO BB IBB HBP BLK WP HR S P ERA WHIP																					
34 Tom Koehler, R (1,1) ERA: 3.18	7.0 L 31 7 3 3 5 4 0 2 0 0 0 62 102 3.86 1.571																					
41 Chris Hatcher, R (8,1) ERA: 4.91	1.0 3 0 0 0 0 0 0 0 0 0 0 8 15 0.00 0.000																					
43 Dan Jennings, L (9,1) ERA: 1.32	1.0 3 1 0 0 1 0 0 0 0 0 0 10 16 0.00 1.000																					

Batter	1	2	3	4	5	6	7	8	9	AB	R	H	RBI	BB	SO	LOB	BOTTOM					
21 Christian Yelich, L (1,7) OBP: 0.325, SLG: 0.394	K		F7		L7				F8	4	0	0	0	0	1	1	Atlanta Braves @ Miami Marlins Marlins Park, Miami, FL Fri May 30 2014, 7:11 PM - 10:04 PM EDT Att: 18,469 - Roof Closed - 76 F					
59 Ed Lucas, R (1,4) OBP: 0.412, SLG: 0.422									G3	3	1	1	0	1	1	1						
27 Giancarlo Stanton, R (1,9) OBP: 0.410, SLG: 0.629			G6-4-3						F9	4	1	1	2	0	0	1						
9 Casey McGehee, R (1,5) OBP: 0.361, SLG: 0.380	F9								F9	4	0	1	0	0	0	0						
46 Garrett Jones, L (1,3) OBP: 0.329, SLG: 0.471	G4-3								F8	4	0	0	0	0	1	1						
39 Jarrod Saltalamacchia, R (1,2) OBP: 0.337, SLG: 0.412			K						F7	3	0	0	0	0	1	1						
13 Marcell Ozuna, R (1,8) OBP: 0.300, SLG: 0.428			F9						G6-3	3	0	0	0	0	1	1						
3 Adeiny Hechavarria, R (1,6) OBP: 0.298, SLG: 0.335										3	0	2	0	0	0	0						
34 Tom Koehler, R (1,1) OBP: 0.150, SLG: 0.105										2	0	0	0	0	0	1						
41 Chris Hatcher, R (8,1) ERA: 4.97										0	0	0	0	0	0	0						
17 Donovan Solano, R (8,PH) OBP: 0.270, SLG: 0.229										0	0	0	0	0	0	0						
43 Dan Jennings, L (9,1)										0	0	0	0	0	0	0						
Inning Stats	R: 2 E: 0 K: 1 S: 16	H: 2 LOB: 0 BB: 0 P: 21	R: 0 E: 0 K: 1 S: 11	H: 1 LOB: 1 BB: 0 P: 14	R: 0 E: 0 K: 0 S: 5	H: 0 LOB: 0 BB: 1 P: 11	R: 0 E: 0 K: 2 S: 12	H: 1 LOB: 1 BB: 0 P: 18	R: 0 E: 0 K: 0 S: 8	H: 0 LOB: 0 BB: 0 P: 12	R: 0 E: 0 K: 1 S: 7	H: 0 LOB: 0 BB: 0 P: 13	R: 0 E: 0 K: 0 S: 9	H: 0 LOB: 0 BB: 0 P: 13	R: 0 E: 0 K: 0 S: 8	H: 1 LOB: 1 BB: 0 P: 10	R: 0 E: 0 K: 0 S: 7	H: 0 LOB: 0 BB: 0 P: 15	1B: 4 2B: 0 3B: 0 HR: 1	SF: 0 SAC: 1 DP: 1 HBP: 0	WP: 0 PB: 0 SB: 0 CS: 0	PA: 32
PITCHER	IP WLS BF H R ER SO BB IBB HBP BLK WP HR S P ERA WHIP																					
49 Julio Teheran, R (1,1) ERA: 1.83	7.1 W 27 7 2 2 5 1 0 0 0 0 0 0 71 106 2.46 0.818																					
43 Luis Avilan, L (8,1) ERA: 4.07	0.1 H 1 0 0 0 0 0 0 0 0 0 0 2 2 0.00 0.000																					
48 David Carpenter, R (8,1) ERA: 3.13	0.1 H 1 0 0 0 0 0 0 0 0 0 0 3 4 0.00 0.000																					
46 Craig Kimbrel, R (9,1) ERA: 1.83	1.0 S 3 0 0 0 0 0 0 0 0 0 0 7 15 0.00 0.000																					



Batter	1	2	3	4	5	6	7	8	9	AB	R	H	RBI	BB	SO	LOB	TOP			
18 Ben Zobrist, S OBP: 0.338, SLG: 0.353										4	0	1	0	0	1	0	Tampa Bay Rays @ Miami Marlins Marlins Park, Miami, FL Mon Jun 02 2014, 7:11 PM - 9:44 PM EDT Att: 18,155 - Roof Closed - 74 F			
11 Yunel Escobar, R OBP: 0.324, SLG: 0.370										4	0	1	0	0	1	2				
3 Evan Longoria, R OBP: 0.370, SLG: 0.370										4	0	1	0	0	0	3				
57 Jake McGee, L OBP: 0.360, SLG: 0.387										0	0	0	0	0	0	0				
21 James Loney, L OBP: 0.348, SLG: 0.378										4	0	0	0	0	0	2				
1 Sean Rodriguez, R OBP: 0.274, SLG: 0.523										2	1	0	0	1	1	0				
20 Matt Joyce, L OBP: 0.360, SLG: 0.387										1	0	0	0	0	1	0				
8 Desmond Jennings, R OBP: 0.330, SLG: 0.384										4	0	2	1	0	1	0				
11 Logan Forsythe, R OBP: 0.248, SLG: 0.245										3	0	0	0	0	1	2				
43 Ali Solis, R										1	0	0	0	0	1	0				
19 Jerry Sands, R OBP: 0.167, SLG: 0.125										1	0	0	0	0	0	1				
28 José Molina, R OBP: 0.167, SLG: 0.125										1	0	0	0	0	0	1				
53 Alex Cobb, R										2	0	0	0	0	1	1				
26 Brad Boxberger, R OBP: 0.316, SLG: 0.632										0	0	0	0	0	0	0				
39 Kevin Kiermaier, L OBP: 0.316, SLG: 0.632										1	0	1	0	0	0	0				
Inning Stats	R: 0 E: 0 K: 1 S: 6	H: 0 LOB: 0 BB: 0 P: 9	R: 0 E: 0 K: 2 S: 8	H: 0 LOB: 0 BB: 0 P: 12	R: 0 E: 0 K: 2 S: 7	H: 0 LOB: 0 BB: 0 P: 10	R: 0 E: 0 K: 0 S: 8	H: 1 LOB: 1 BB: 0 P: 12	R: 1 E: 0 K: 1 S: 11	H: 1 LOB: 1 BB: 1 P: 23	R: 0 E: 0 K: 1 S: 12	H: 1 LOB: 0 BB: 0 P: 8	R: 0 E: 0 K: 0 S: 9	H: 2 LOB: 2 BB: 0 P: 15	R: 0 E: 0 K: 1 S: 8	H: 0 LOB: 0 BB: 0 P: 10	1B: 5 2B: 1 3B: 0 HR: 0	SF: 0 SAC: 0 DP: 1 HBP: 0	WP: 0 PB: 0 SB: 0 CS: 0	PA: 33
PITCHER	IP: 6.0 WLS: W BF: 22 ERA: 3.38	H: 3 R: 1 ER: 1 SO: 7	BB: 1 IBB: 0 HBP: 0 BLK: 0	WP: 0 HR: 0 S: 52 P: 86	ERA: 1.50 WHIP: 0.667	PITCHER	IP: 1.0 WLS: H BF: 3 ERA: 3.5	H: 3 R: 2 ER: 0 SO: 0	BB: 0 IBB: 0 HBP: 0 BLK: 0	WP: 0 HR: 4 S: 7 P: 0.00	ERA: 6.000	PITCHER	IP: 0.2 WLS: H BF: 2 ERA: 3.0	H: 0 R: 0 ER: 0 SO: 1	BB: 0 IBB: 0 HBP: 0 BLK: 0	WP: 0 HR: 0 S: 8 P: 0.00	ERA: 0.000			

Batter	1	2	3	4	5	6	7	8	9	AB	R	H	RBI	BB	SO	LOB	BOTTOM			
21 Christian Yelich, L OBP: 0.335, SLG: 0.406										3	1	0	0	1	2	0	Tampa Bay Rays @ Miami Marlins Marlins Park, Miami, FL Mon Jun 02 2014, 7:11 PM - 9:44 PM EDT Att: 18,155 - Roof Closed - 74 F			
59 Ed Lucas, R OBP: 0.294, SLG: 0.412										4	1	2	0	0	1	0				
27 Giancarlo Stanton, R OBP: 0.411, SLG: 0.611										2	1	1	0	1	0	0				
9 Casey McGehee, R OBP: 0.351, SLG: 0.375										3	0	1	2	0	0	2				
46 Garrett Jones, L OBP: 0.330, SLG: 0.467										3	0	0	0	0	0	2				
13 Marcell Ozuna, R OBP: 0.313, SLG: 0.449										3	0	1	0	0	1	0				
3 Adeiny Hechavarría, R OBP: 0.297, SLG: 0.332										3	0	0	0	0	2	1				
6 Jeff Mathis, R OBP: 0.392, SLG: 0.419										3	0	0	0	0	3	0				
29 Randy Wolf, L ERA: 3.19										2	0	0	0	0	0	0				
41 Chris Hatcher, R ERA: 1.4										0	0	0	0	0	0	0				
40 Mike Dunn, L ERA: 1.05										0	0	0	0	0	0	0				
44 AJ Ramos, R OBP: 0.295, SLG: 0.354										1	0	0	0	0	1	0				
10 Jeff Baker, R OBP: 0.295, SLG: 0.354										0	0	0	0	0	0	0				
31 Steve Cishek, R ERA: 1.05										0	0	0	0	0	0	0				
Inning Stats	R: 3 E: 0 K: 1 S: 17	H: 3 LOB: 1 BB: 2 P: 28	R: 0 E: 0 K: 2 S: 11	H: 0 LOB: 0 BB: 0 P: 16	R: 0 E: 0 K: 1 S: 6	H: 0 LOB: 0 BB: 0 P: 8	R: 0 E: 0 K: 0 S: 10	H: 0 LOB: 0 BB: 0 P: 16	R: 0 E: 0 K: 1 S: 6	H: 0 LOB: 0 BB: 0 P: 9	R: 0 E: 0 K: 0 S: 9	H: 2 LOB: 1 BB: 0 P: 14	R: 0 E: 0 K: 3 S: 10	H: 0 LOB: 0 BB: 0 P: 15	R: 0 E: 0 K: 2 S: 9	H: 0 LOB: 0 BB: 0 P: 12	1B: 4 2B: 1 3B: 0 HR: 0	SF: 0 SAC: 0 DP: 2 HBP: 0	WP: 0 PB: 0 SB: 0 CS: 0	PA: 29
PITCHER	IP: 6.0 WLS: L BF: 23 ERA: 3.19	H: 3 R: 3 ER: 3 SO: 5	BB: 2 IBB: 0 HBP: 0 BLK: 0	WP: 0 HR: 0 S: 59 P: 91	ERA: 4.50 WHIP: 1.167	PITCHER	IP: 1.0 WLS: 3 BF: 3 ERA: 1.4	H: 3 R: 0 ER: 0 SO: 2	BB: 0 IBB: 0 HBP: 0 BLK: 0	WP: 0 HR: 0 S: 9 P: 12	ERA: 0.000	PITCHER	IP: 1.0 WLS: 3 BF: 3 ERA: 1.05	H: 0 R: 0 ER: 0 SO: 2	BB: 0 IBB: 0 HBP: 0 BLK: 0	WP: 0 HR: 0 S: 9 P: 0.00	ERA: 0.000			

Tampa Bay Rays @ Miami Marlins
 Marlins Park, Miami, FL
 Mon Jun 02 2014, 7:11 PM - 9:44 PM EDT
 Att: 18,155 - Roof Closed - 74 F

AB 32
 R 1
 H 6
 RBI 1
 BB 1
 SO 8
 LOB 11



Tampa Bay Rays @ Miami Marlins
 Marlins Park, Miami, FL
 Mon Jun 02 2014, 7:11 PM - 9:44 PM EDT
 Att: 18,155 - Roof Closed - 74 F

AB 27
 R 3
 H 5
 RBI 2
 BB 2
 SO 10
 LOB 5



Batter	1	2	3	4	5	6	7	8	9	AB	R	H	RBI	BB	SO	LOB	TOP			
39 Kevin Kiermaier, L (1, 8) OBP: 0.304, SLG: 0.652										4	0	1	0	0	2	0	Tampa Bay Rays @ Miami Marlins Marlins Park, Miami, FL Tue Jun 03 2014, 7:12 PM - 9:21 PM EDT Att: 21,303 - Roof Closed - 77 F			
18 Ben Zobrist, S (1, 4) OBP: 0.332, SLG: 0.345										4	0	0	0	0	1	1				
7 David DeJesus, L (1, 7) OBP: 0.345, SLG: 0.460										4	0	1	0	0	0	0				
3 Evan Longoria, R (1, 5) OBP: 0.324, SLG: 0.370										3	0	1	0	0	1	1				
21 James Loney, L (1, 3) OBP: 0.352, SLG: 0.382										3	0	2	0	0	0	0				
20 Matt Joyce, L (1, 9) OBP: 0.354, SLG: 0.380										3	0	0	0	0	1	3				
11 Yunel Escobar, R (1, 6) OBP: 0.327, SLG: 0.343										3	0	2	0	0	0	2				
28 José Molina, R (1, 2) OBP: 0.172, SLG: 0.133										3	0	1	0	0	0	1				
22 Chris Archer, R (1, 1) 8 Desmond Jennings, R (8, PH) 62 Joel Peralta, R (8, 1)										2	0	0	0	0	0	1				
Inning Stats	R: 0 H: 0 E: 0 K: 1 S: 8	H: 0 LOB: 0 BB: 0 P: 13	R: 0 H: 2 E: 0 K: 1 S: 9	H: 2 LOB: 1 BB: 0 P: 12	R: 0 H: 1 E: 0 K: 0 S: 9	H: 1 LOB: 1 BB: 0 P: 14	R: 0 H: 1 E: 0 K: 1 S: 7	H: 1 LOB: 0 BB: 0 P: 10	R: 0 H: 2 E: 0 K: 0 S: 6	H: 2 LOB: 1 BB: 0 P: 11	R: 0 H: 0 E: 0 K: 2 S: 8	H: 0 LOB: 0 BB: 0 P: 11	R: 0 H: 1 E: 0 K: 0 S: 3	H: 1 LOB: 0 BB: 0 P: 5	R: 0 H: 0 E: 0 K: 0 S: 4	H: 0 LOB: 0 BB: 0 P: 5		1B: 7 2B: 0 3B: 1 HR: 0	SF: 0 SAC: 0 DP: 3 HBP: 0	WP: 0 PB: 0 CS: 2
PITCHER	IP WLS BF H R ER SO BB IBB HBP BLK WP HR S P ERA WHIP	9.0 W 30 8 0 0 5 0 0 0 0 0 0 58 88 0.00 0.889																		

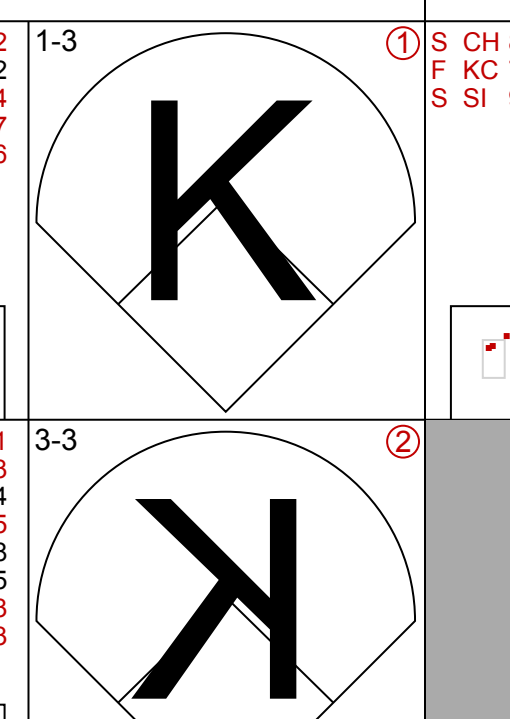
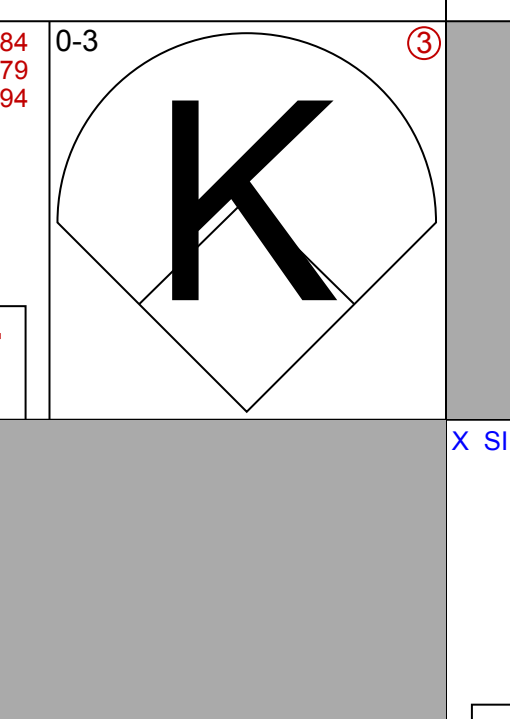
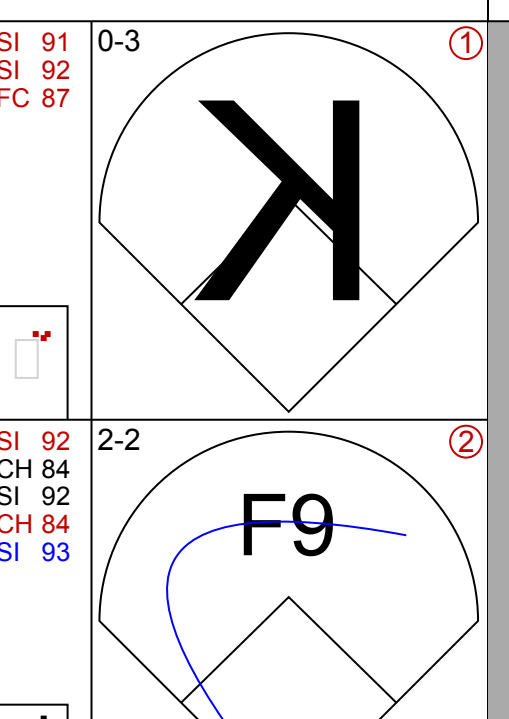
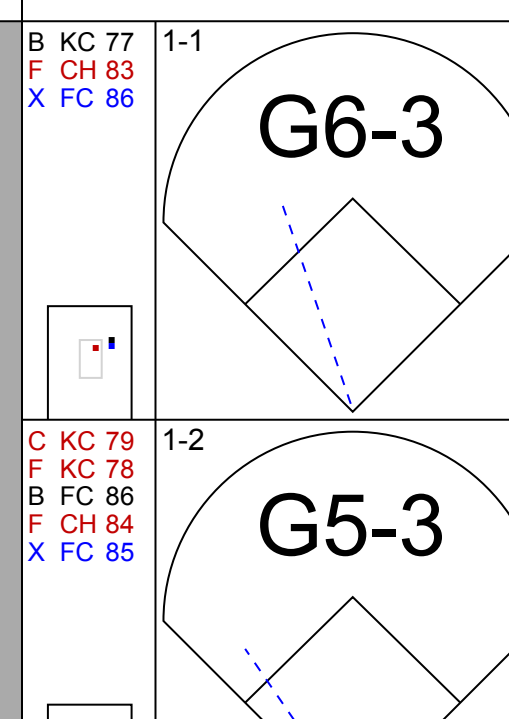
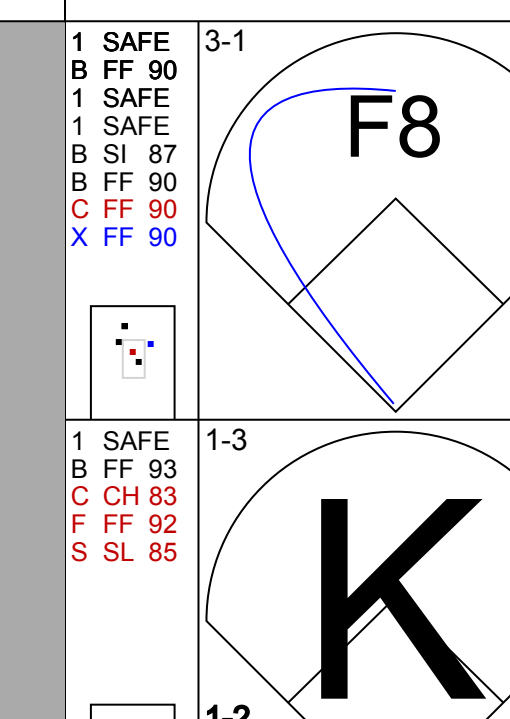
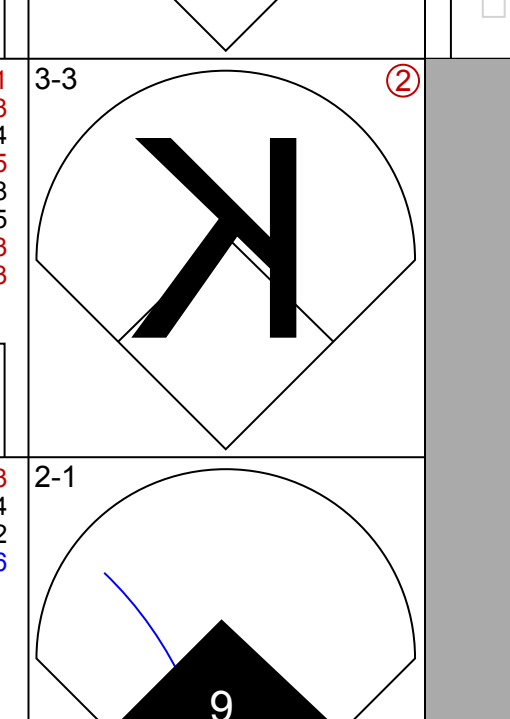
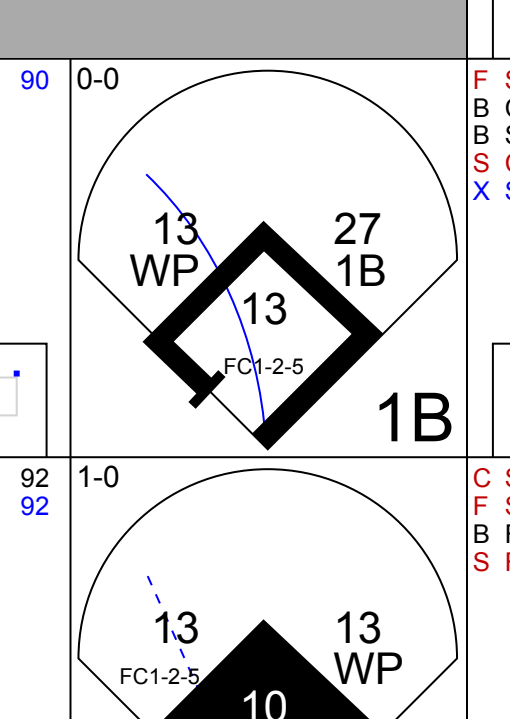
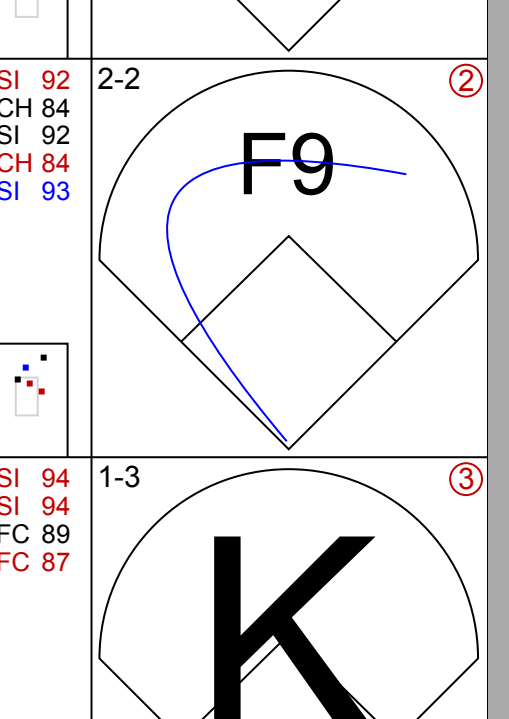
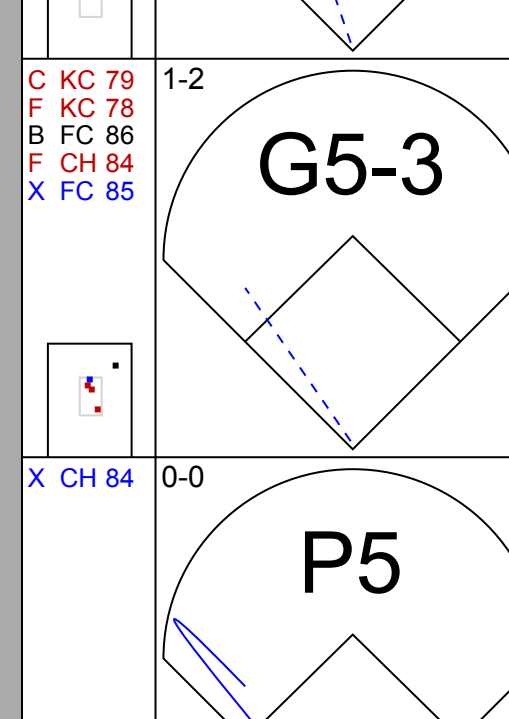
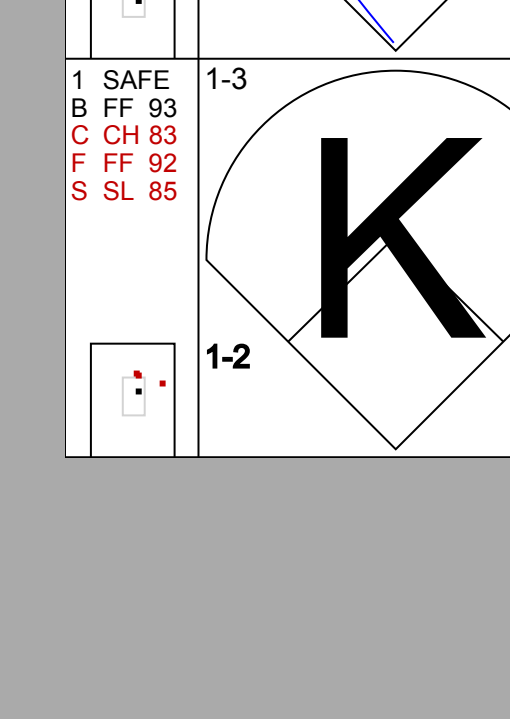
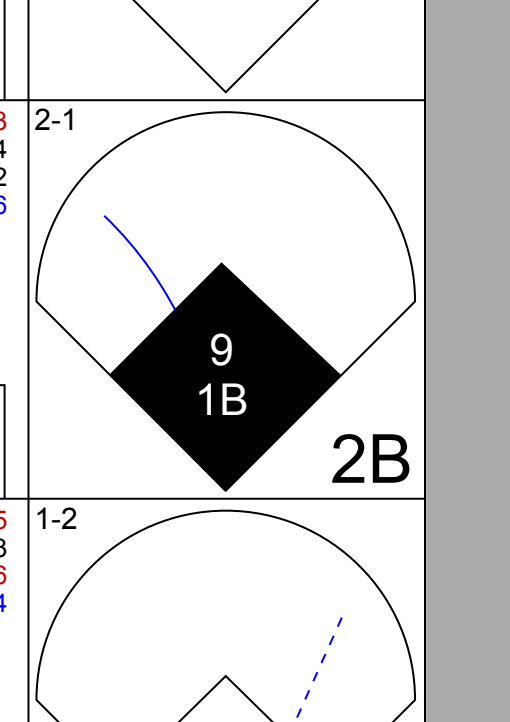
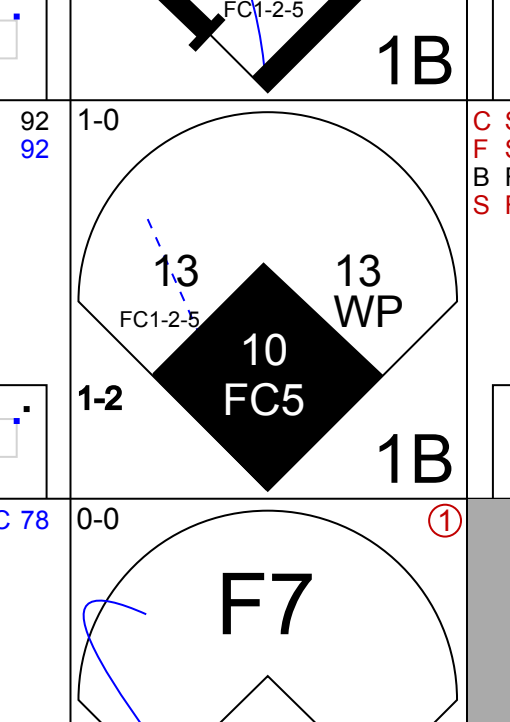
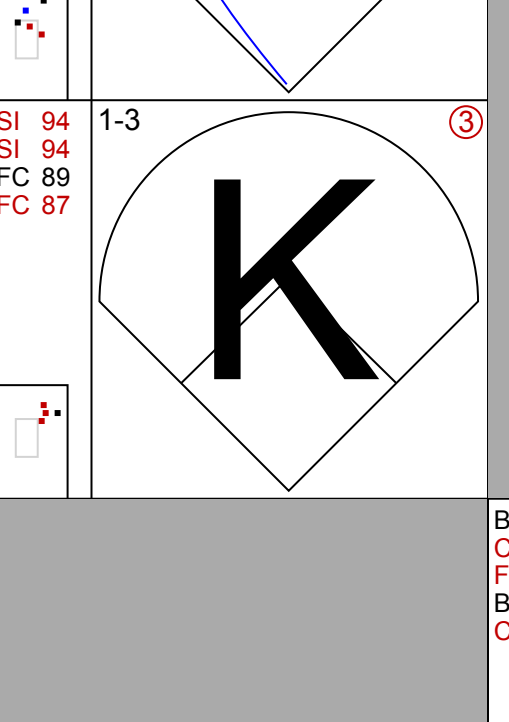
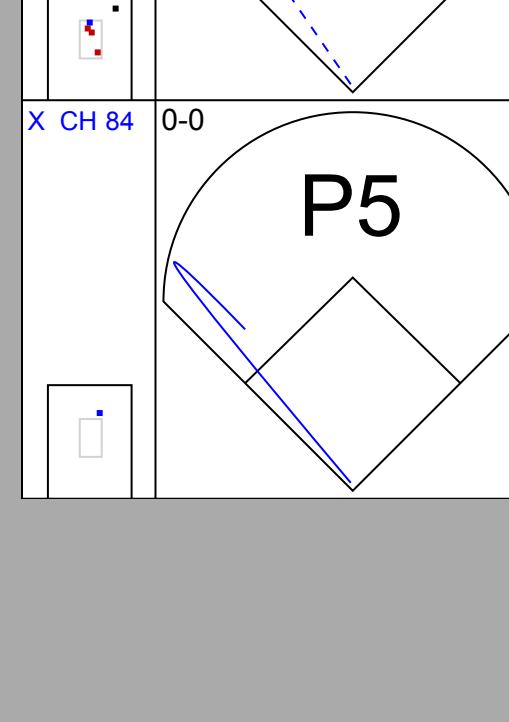
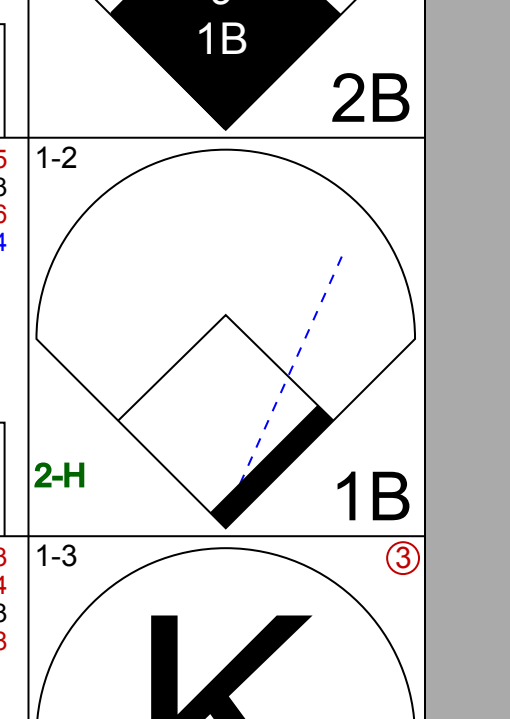
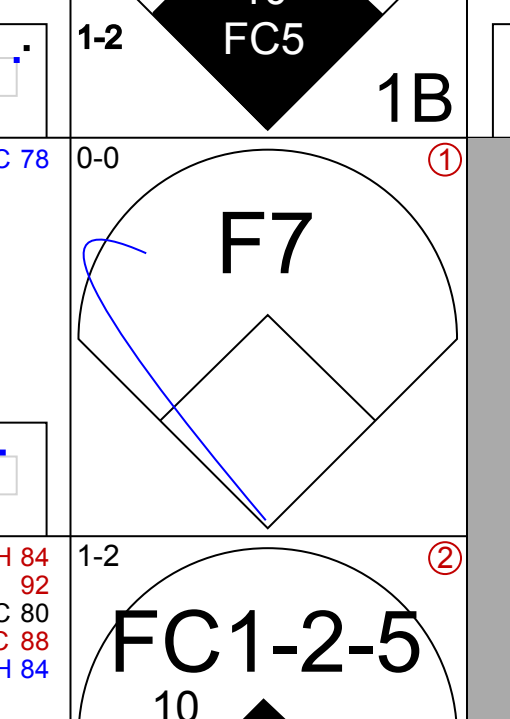
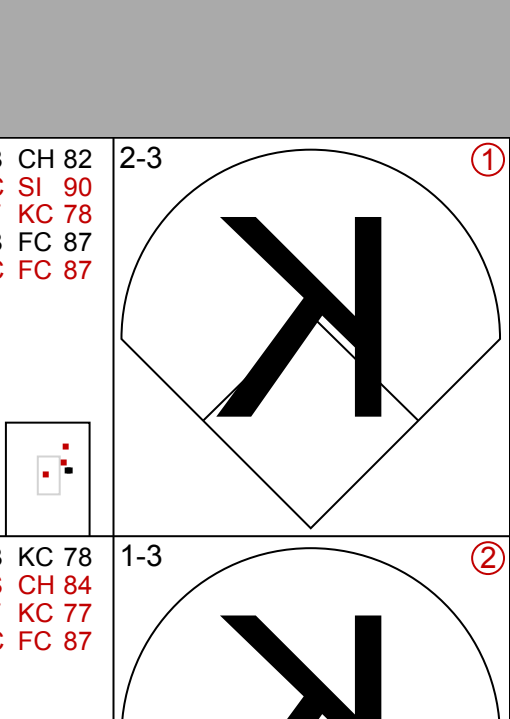
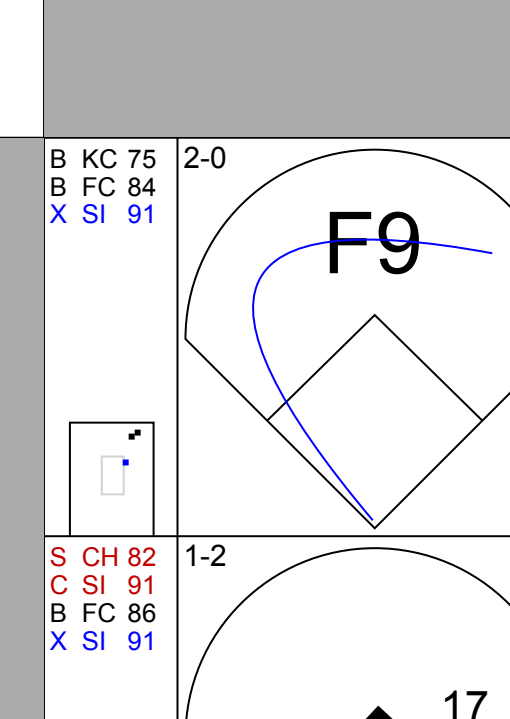
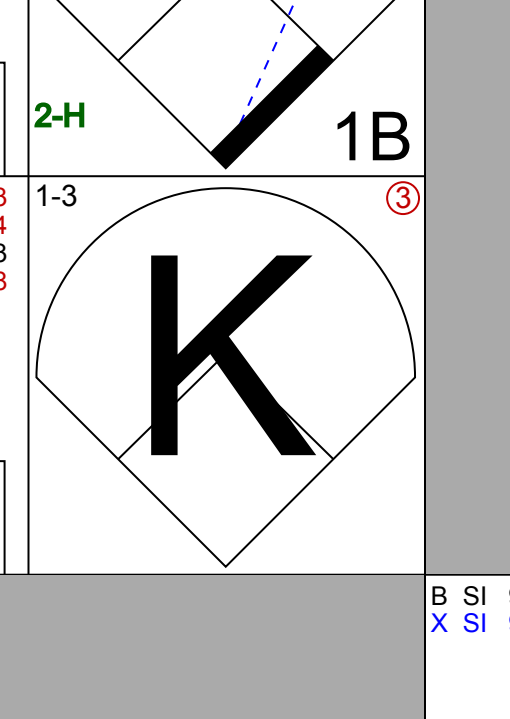
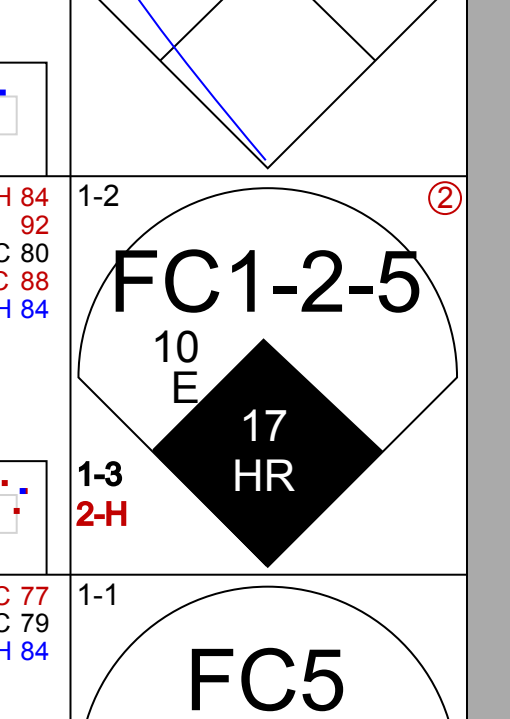
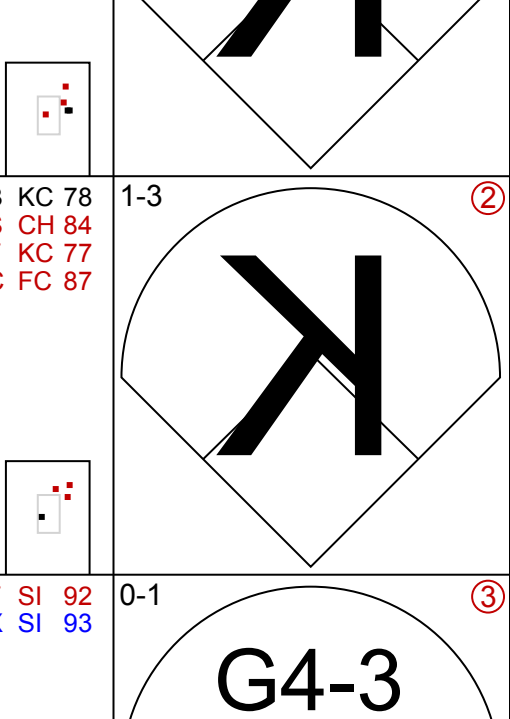
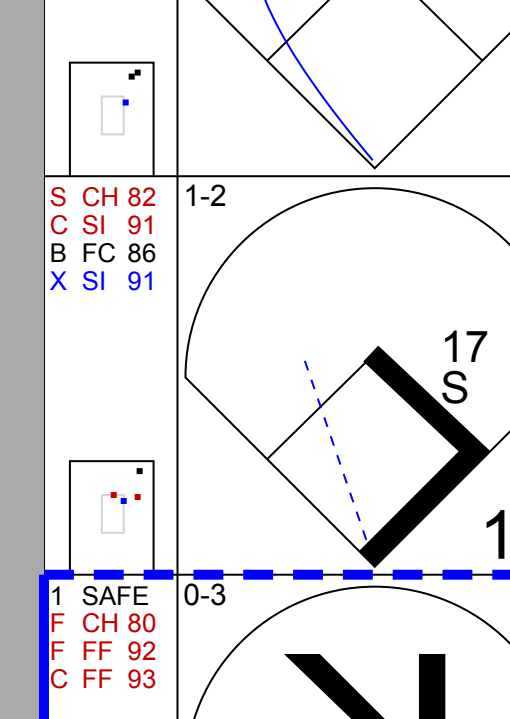
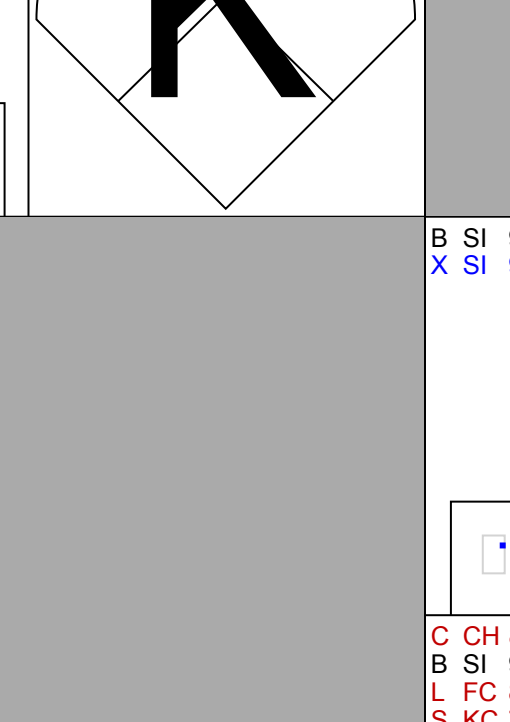
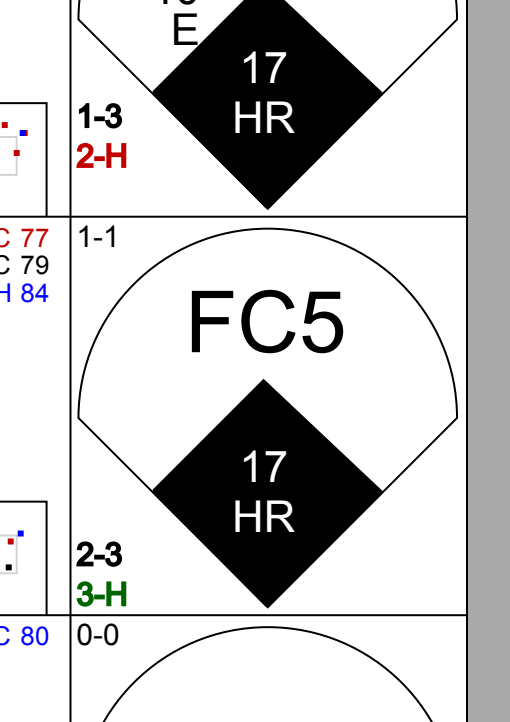
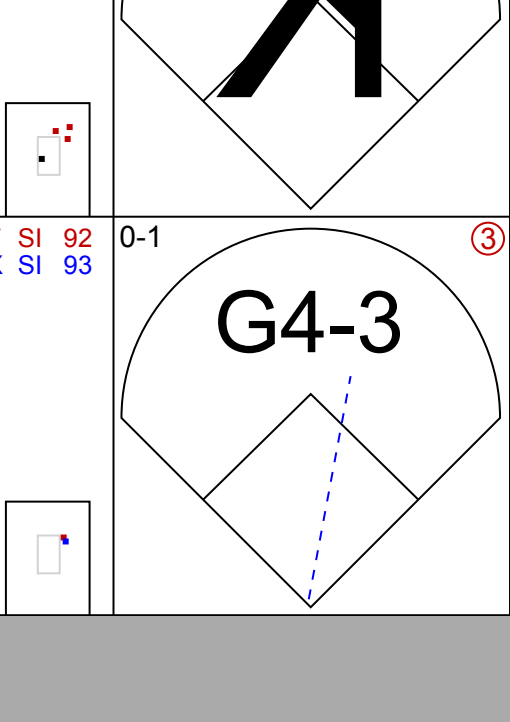
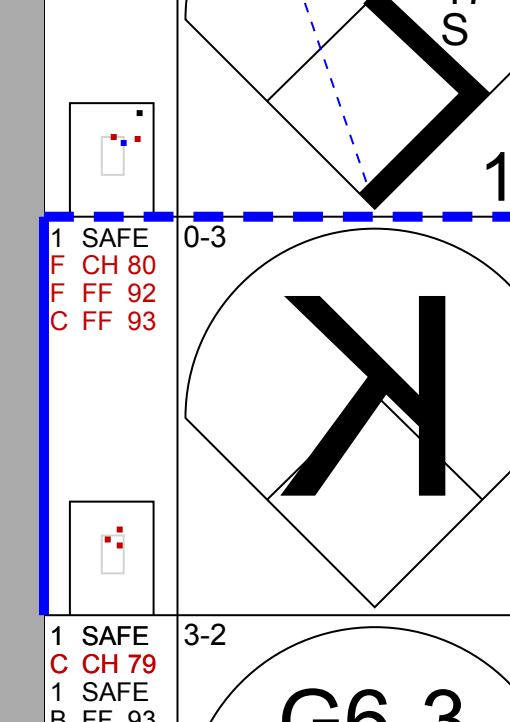
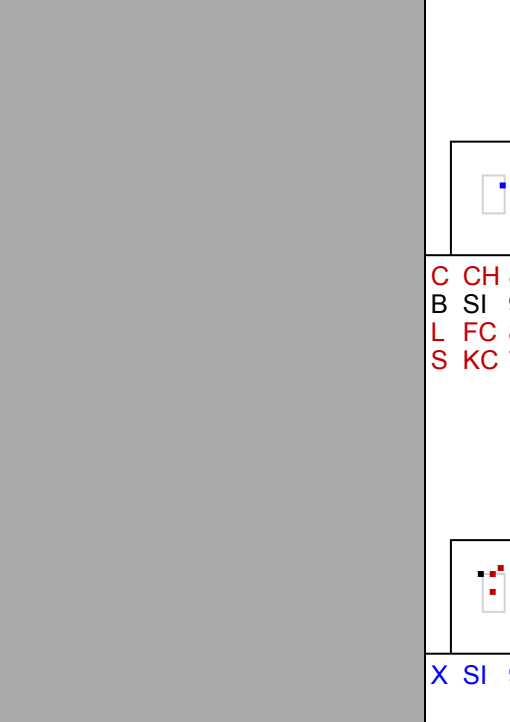
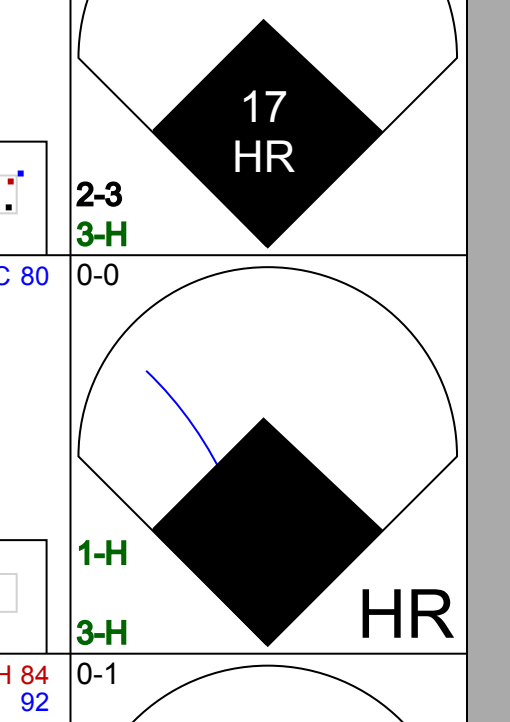
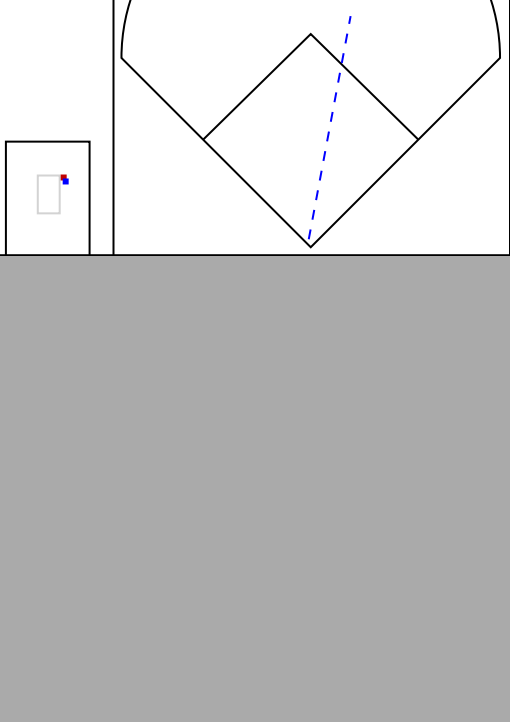
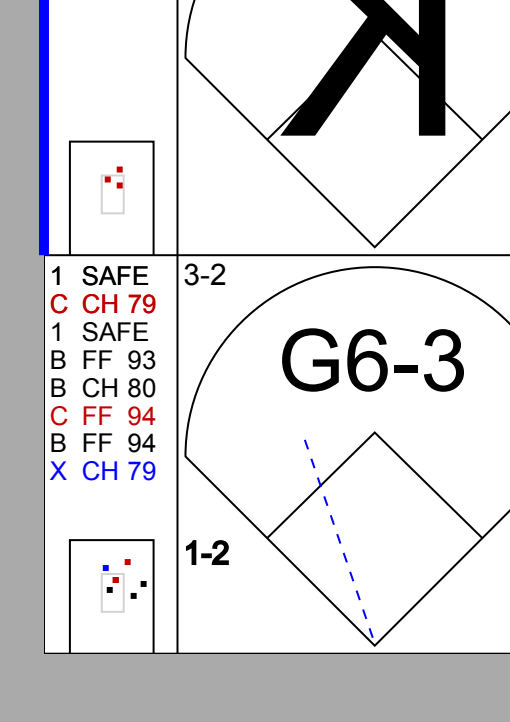
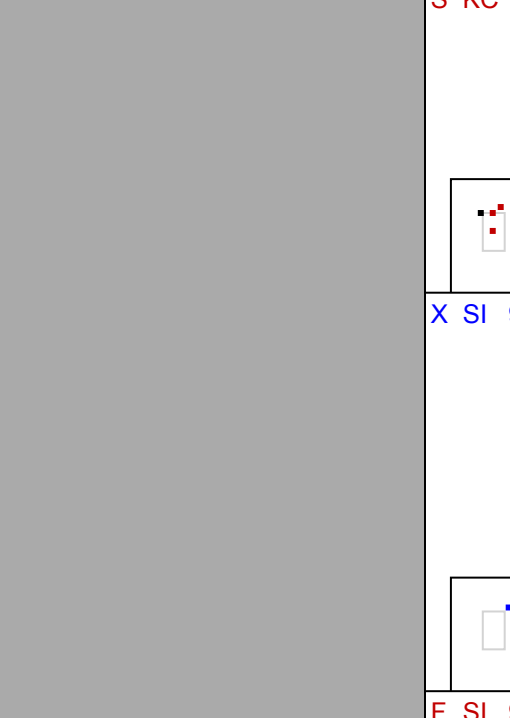
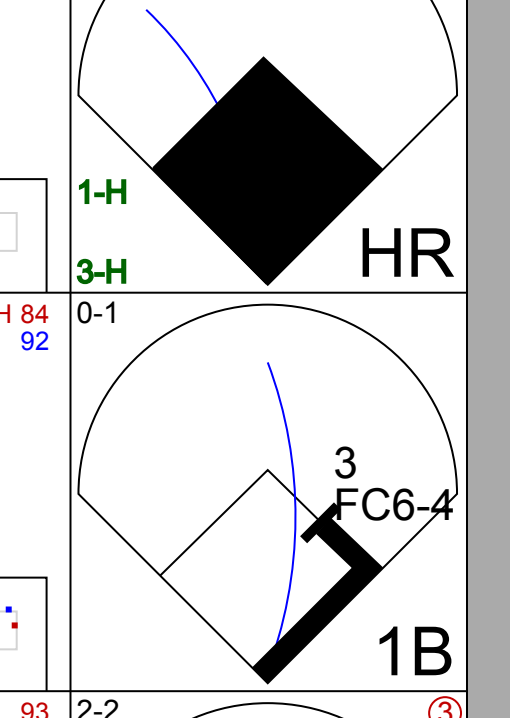

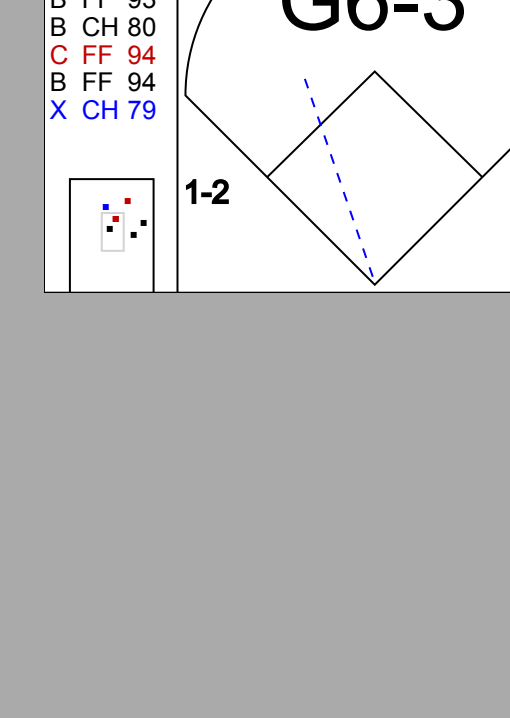
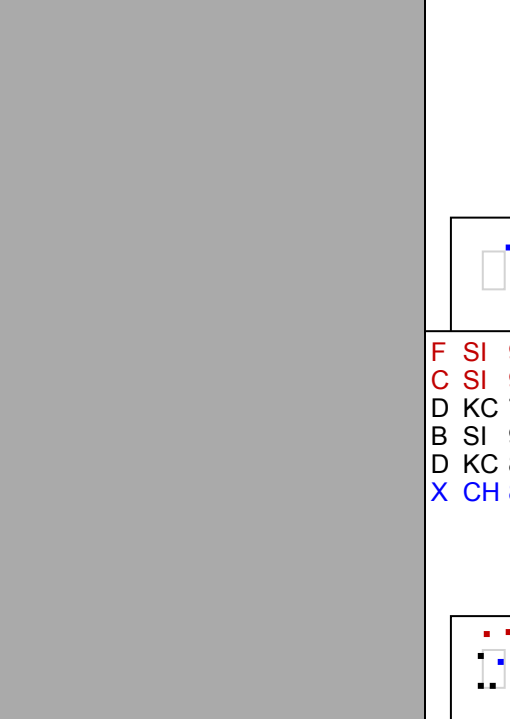
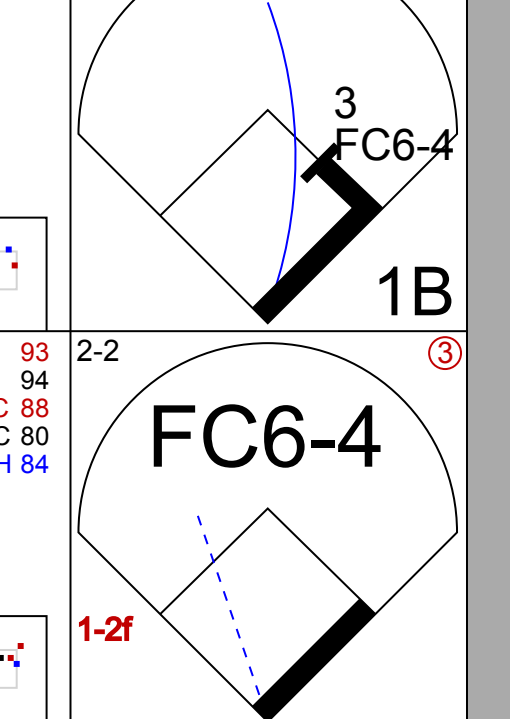


AB	30
R	0
H	8
RBI	0
BB	0
SO	5
LOB	9



Batter	1	2	3	4	5	6	7	8	9	AB	R	H	RBI	BB	SO	LOB	BOTTOM			
21 Christian Yelich, L (1, 7) OBP: 0.337, SLG: 0.403										2	0	0	1	2	2	0	Tampa Bay Rays @ Miami Marlins Marlins Park, Miami, FL Tue Jun 03 2014, 7:12 PM - 9:21 PM EDT Att: 21,303 - Roof Closed - 77 F			
59 Ed Lucas, R (1, 4) OBP: 0.393, SLG: 0.400										4	0	1	0	0	4					
27 Giancarlo Stanton, R (1, 9) OBP: 0.406, SLG: 0.693										3	0	0	0	0	1	2				
9 Casey McGehee, R (1, 5) OBP: 0.347, SLG: 0.370										3	0	0	0	0	1	2				
46 Garrett Jones, L (1, 3) OBP: 0.330, SLG: 0.465										3	1	1	0	0	0	0				
13 Marcell Ozuna, R (1, 8) OBP: 0.313, SLG: 0.452										3	0	1	0	0	2	1				
3 Adeiny Hechavarria, R (1, 6) OBP: 0.297, SLG: 0.332										3	0	1	0	0	0	1				
6 Jeff Mathis, R (1, 2) OBP: 0.370, SLG: 0.391										3	0	0	0	0	2	2				
37 Henderson Alvarez III, R (1, 1) OBP: 0.190, SLG: 0.190										3	0	1	0	0	2	0				
Inning Stats	R: 0 H: 0 E: 0 K: 1 S: 11	H: 0 LOB: 1 BB: 1 P: 18	R: 0 H: 0 E: 0 K: 1 S: 7	H: 0 LOB: 0 BB: 0 P: 10	R: 0 H: 0 E: 0 K: 3 S: 10	H: 0 LOB: 0 BB: 0 P: 13	R: 0 H: 1 E: 0 K: 0 S: 7	H: 1 LOB: 0 BB: 0 P: 10	R: 1 H: 3 E: 0 K: 2 S: 18	H: 3 LOB: 3 BB: 1 P: 28	R: 0 H: 0 E: 0 K: 1 S: 6	H: 0 LOB: 0 BB: 0 P: 6	R: 0 H: 1 E: 0 K: 0 S: 6	H: 1 LOB: 0 BB: 0 P: 8	R: 0 H: 0 E: 0 K: 2 S: 12	H: 0 LOB: 0 BB: 0 P: 13		1B: 4 2B: 2 3B: 0 HR: 0	SF: 0 SAC: 0 DP: 2 HBP: 0	WP: 0 PB: 0 CS: 0
PITCHER	IP WLS BF H R ER SO BB IBB HBP BLK WP HR S P ERA WHIP	7.0 L 26 5 1 1 8 2 0 0 0 0 0 65 93 1.29 1.000																		

AB	27
R	1
H	5
RBI	1
BB	2
SO	10
LOB	12

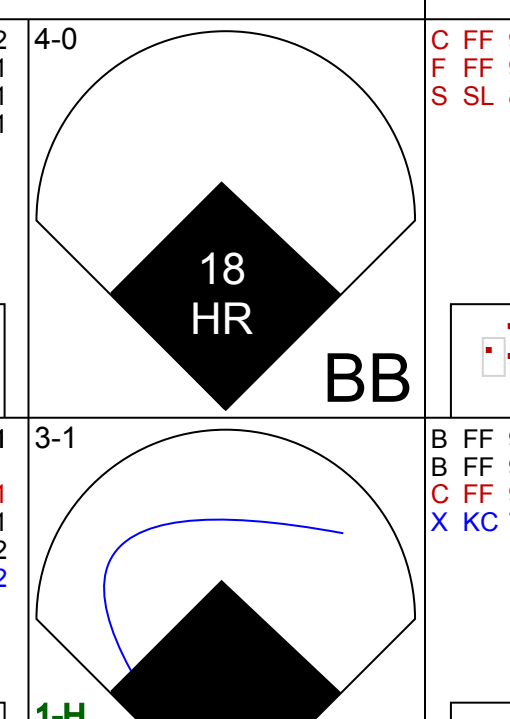
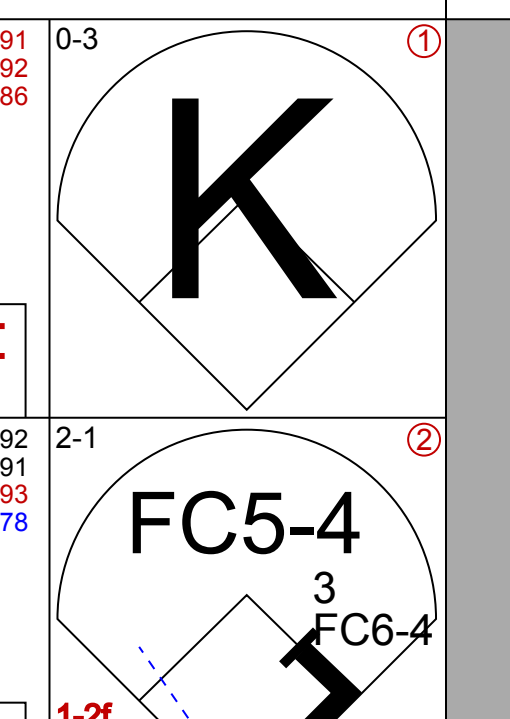
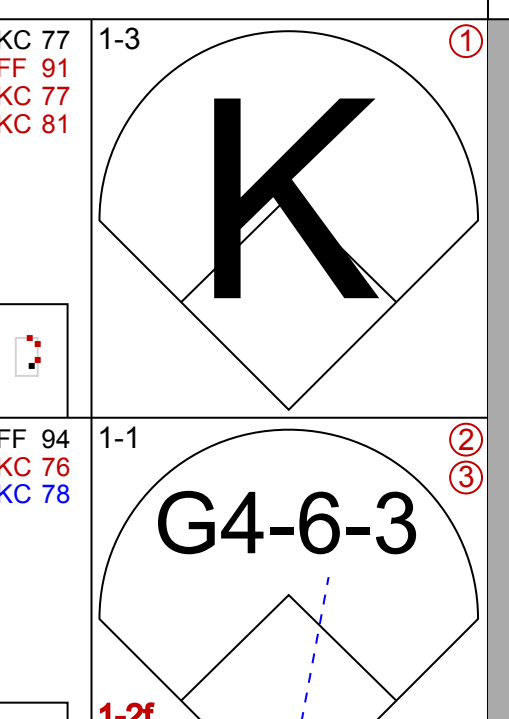
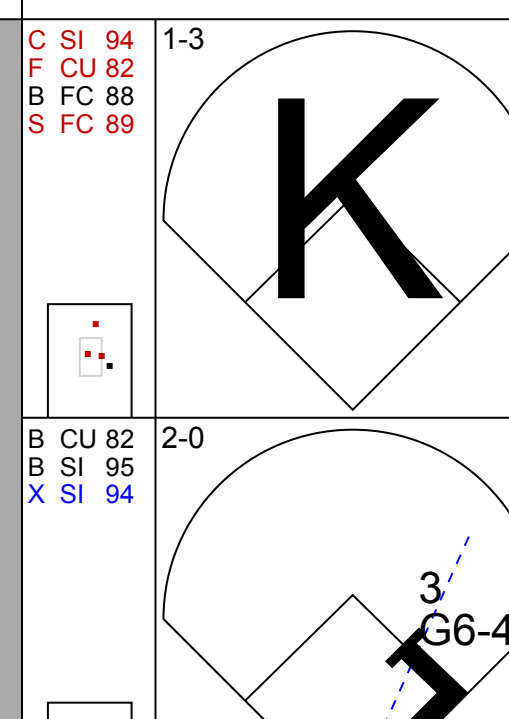
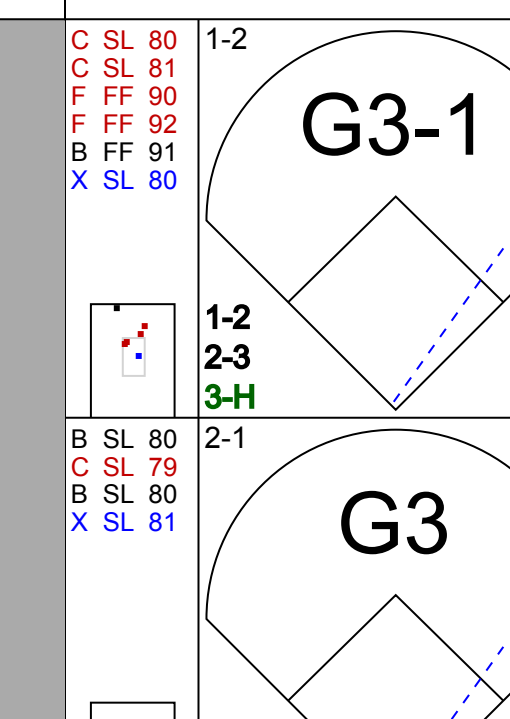
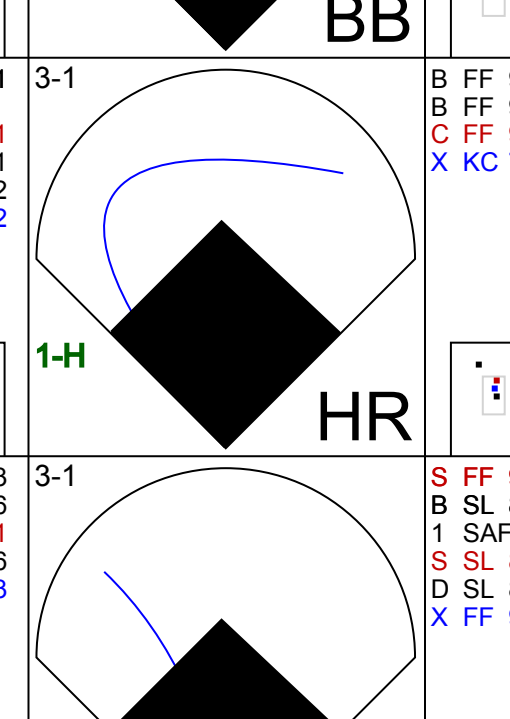
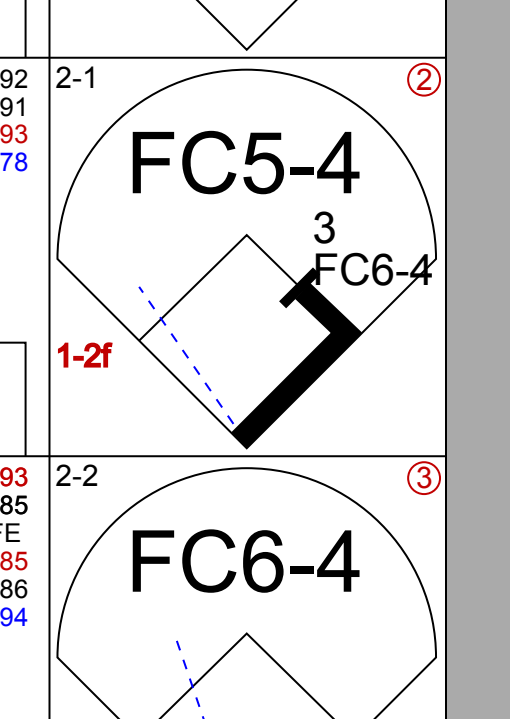
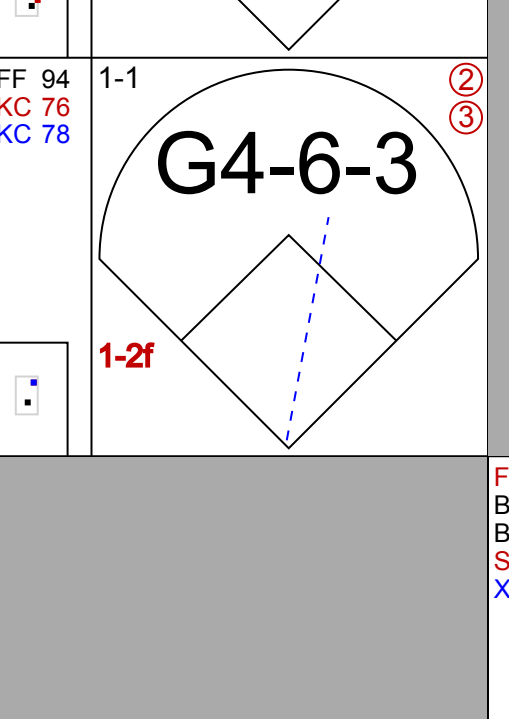
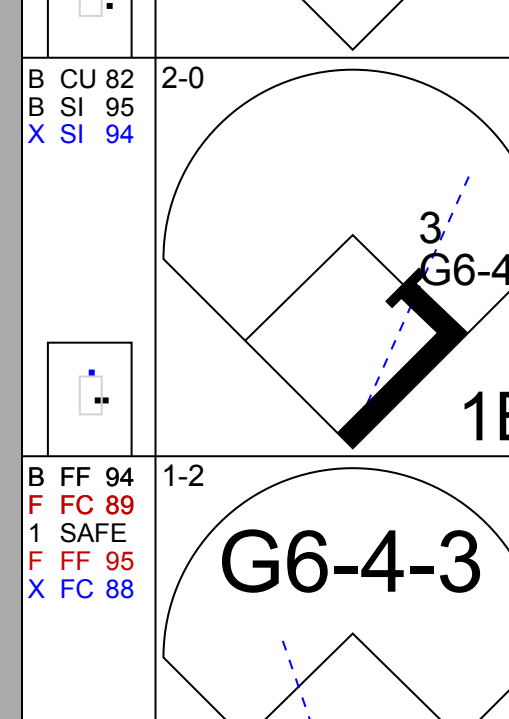
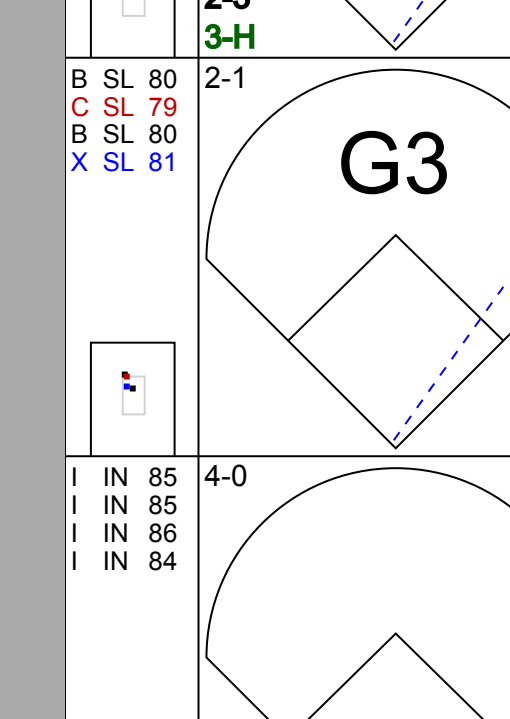
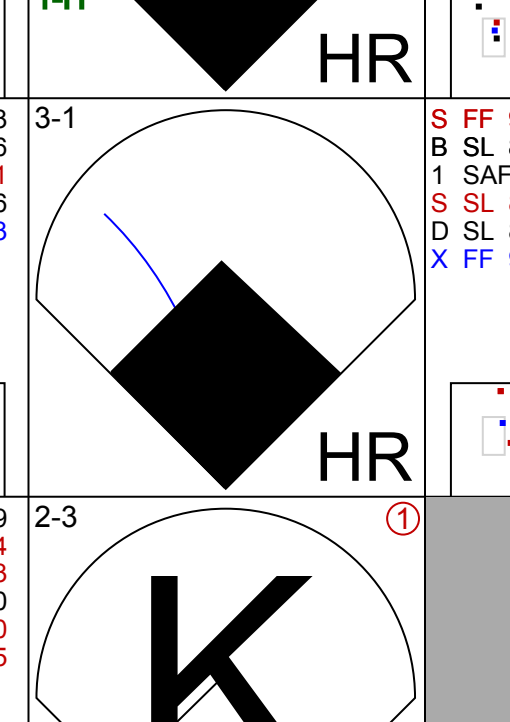
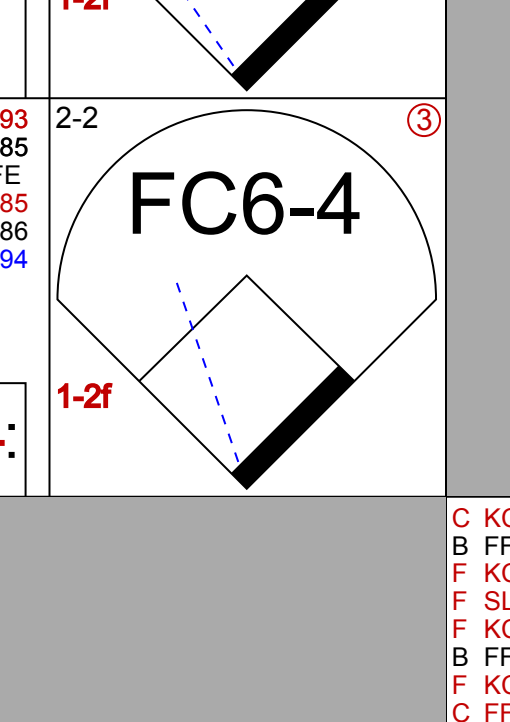

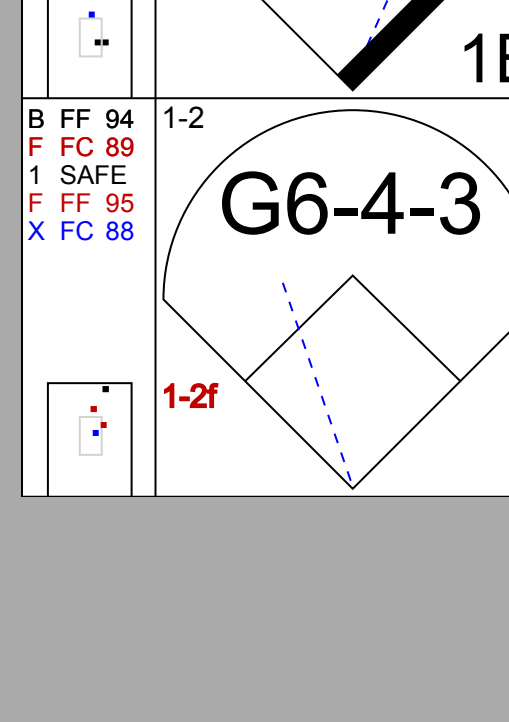
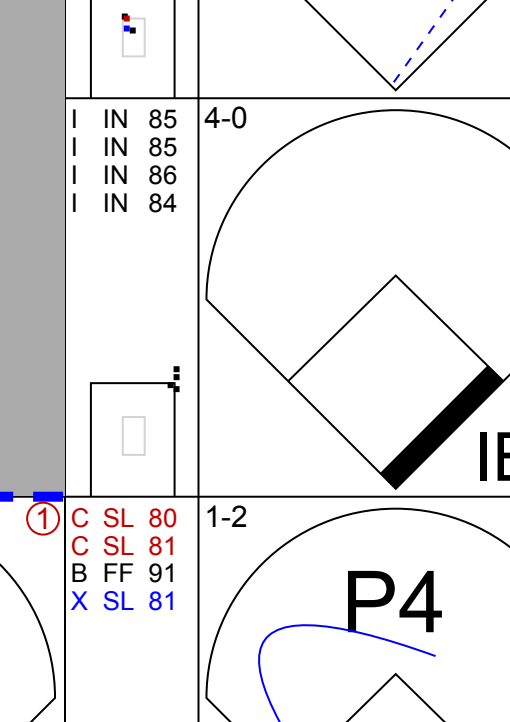
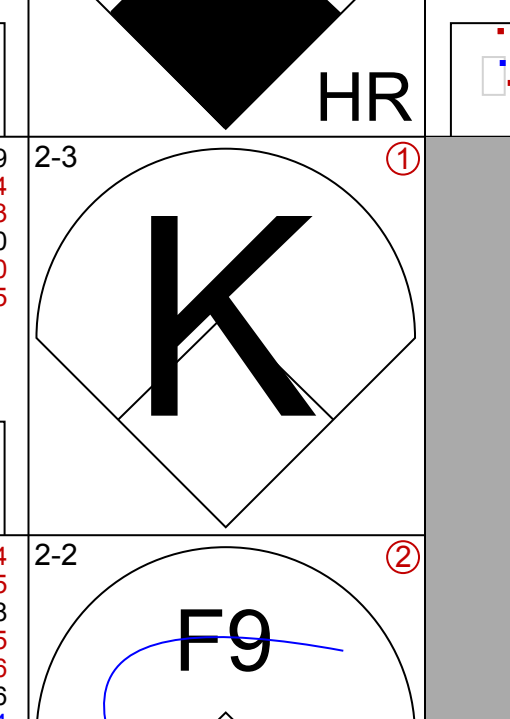
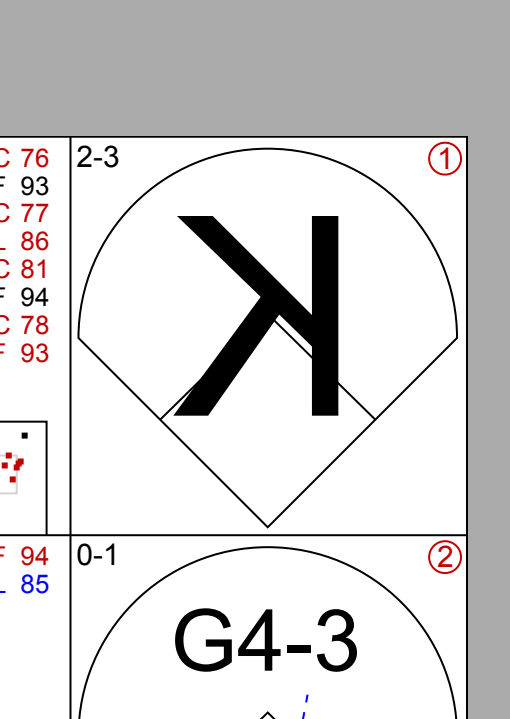
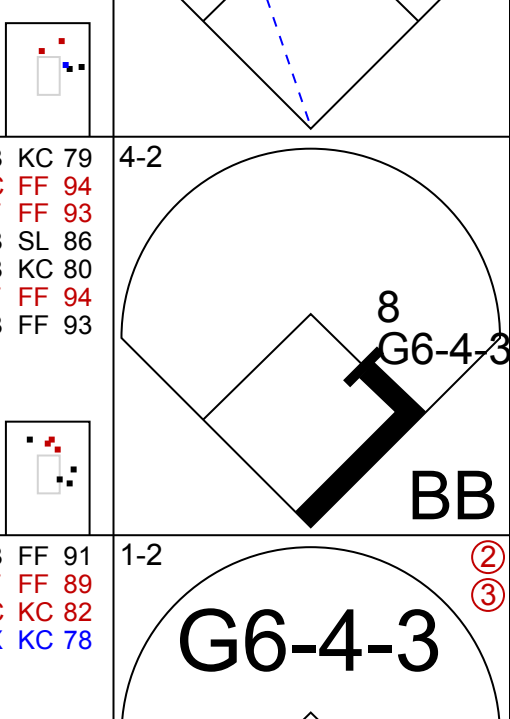
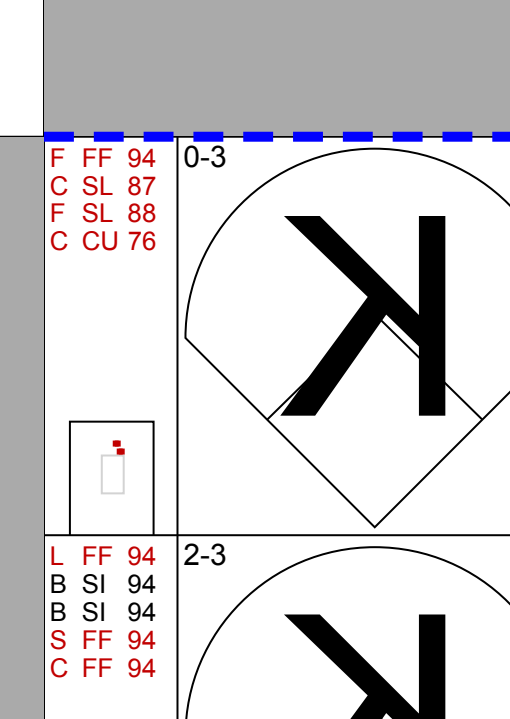
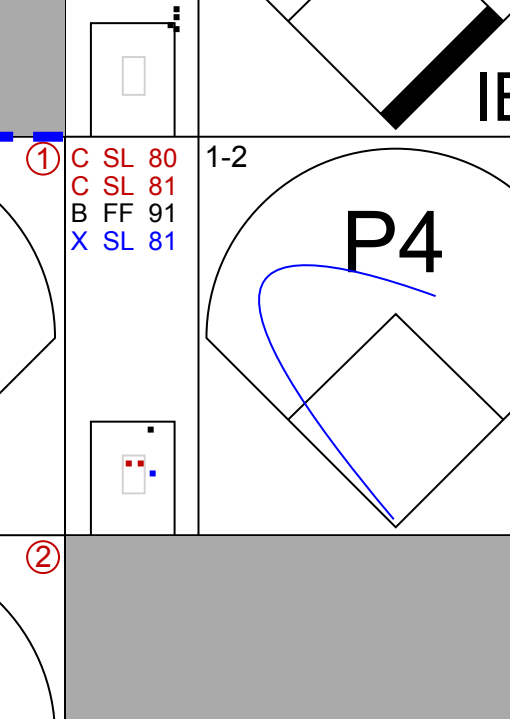
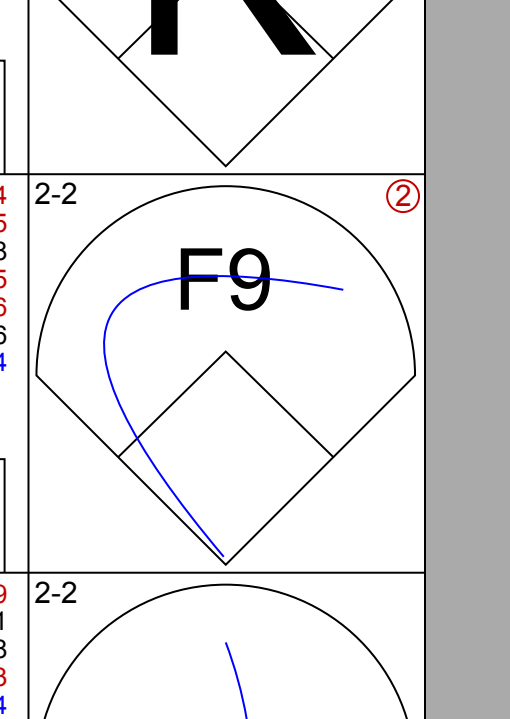
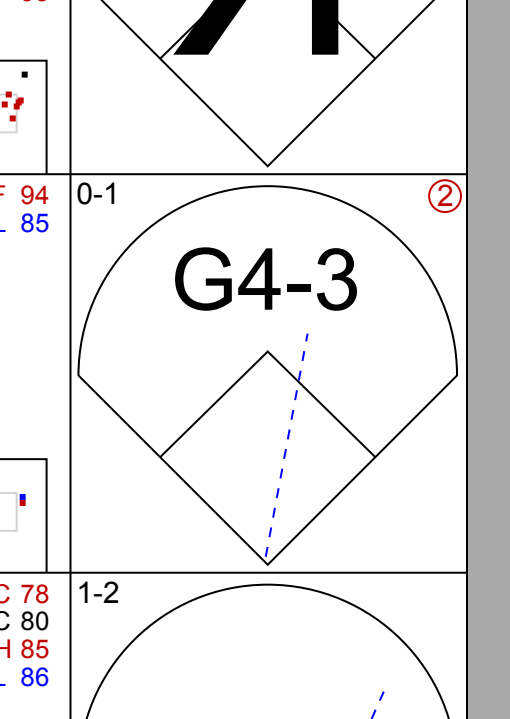
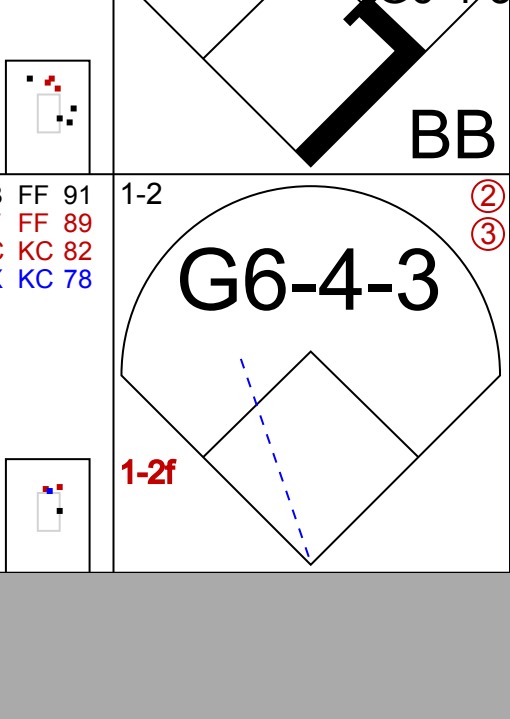
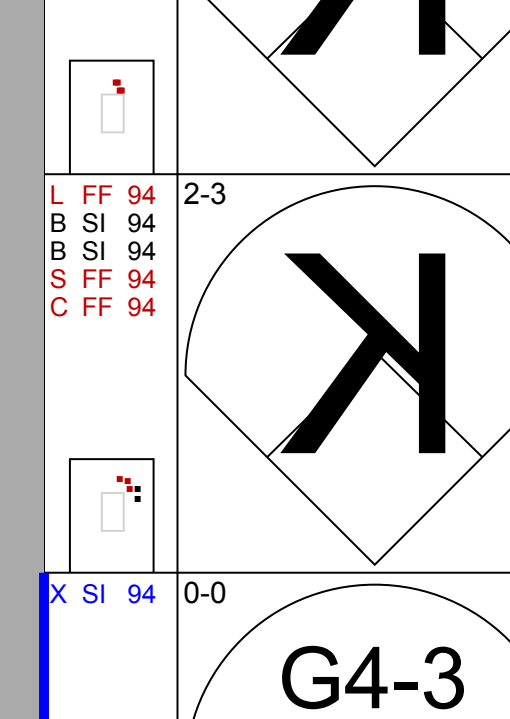
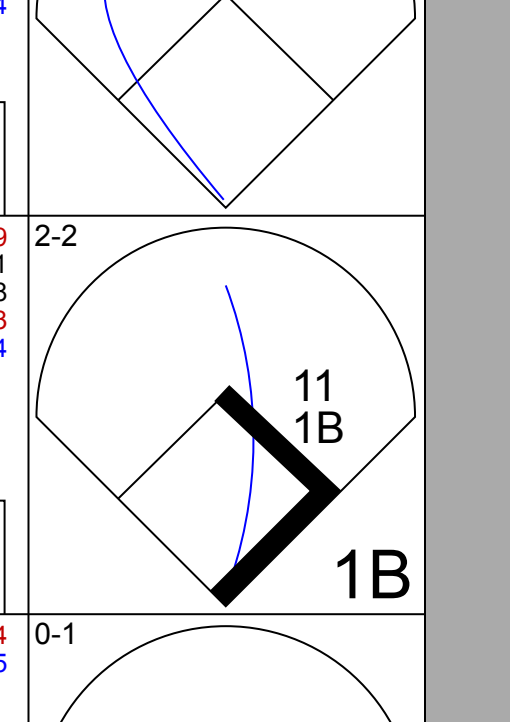
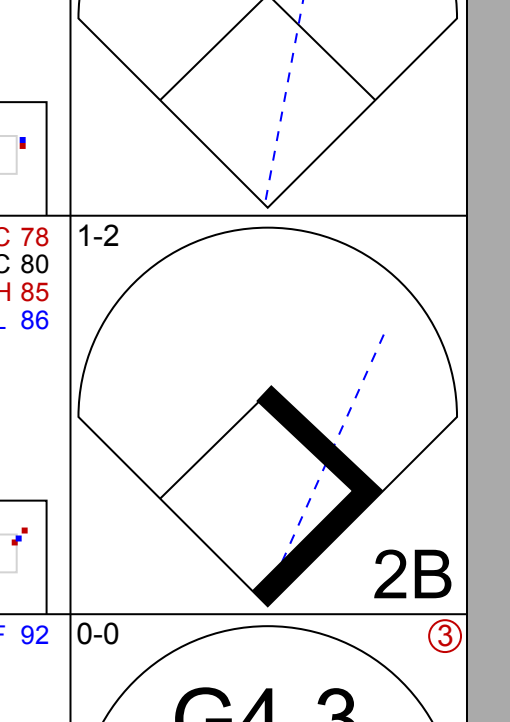
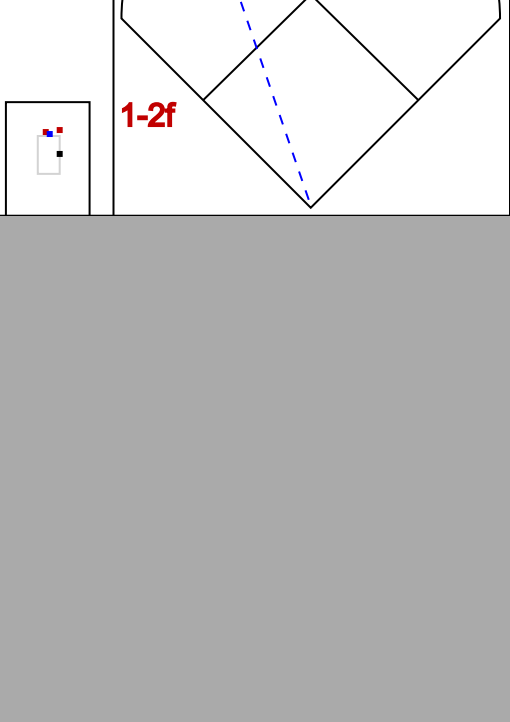
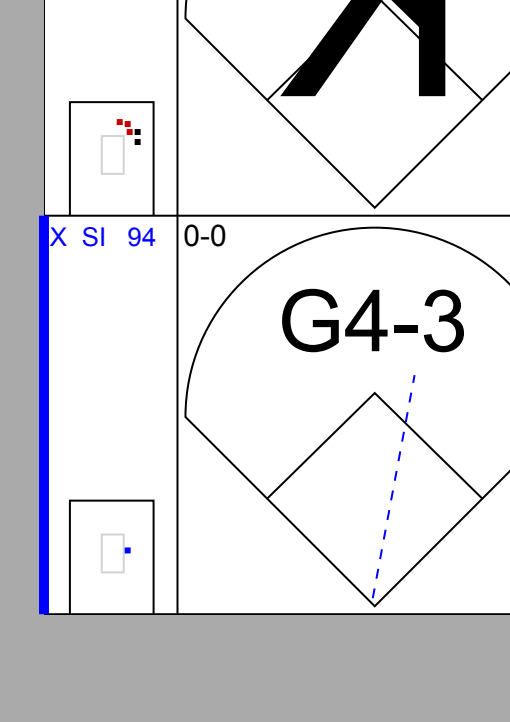
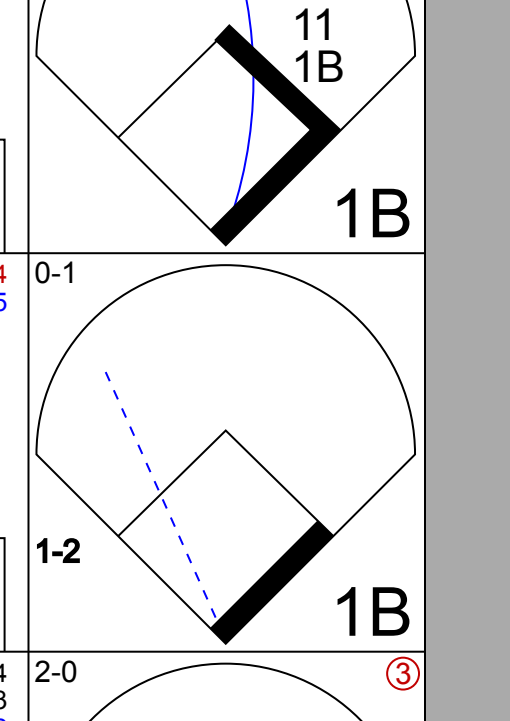
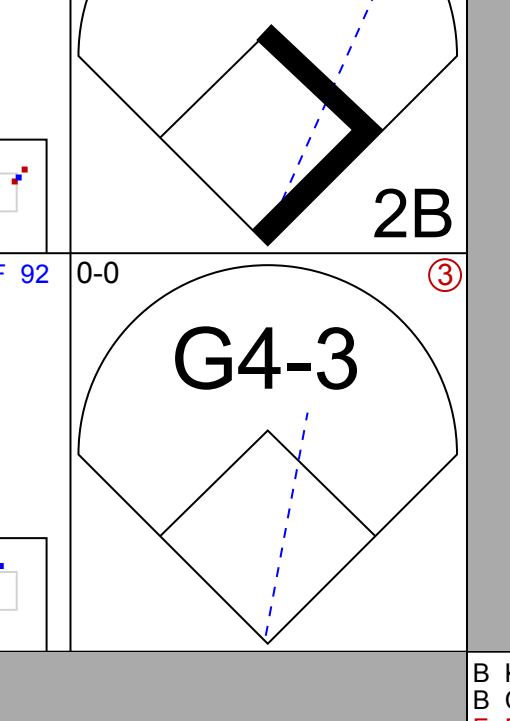

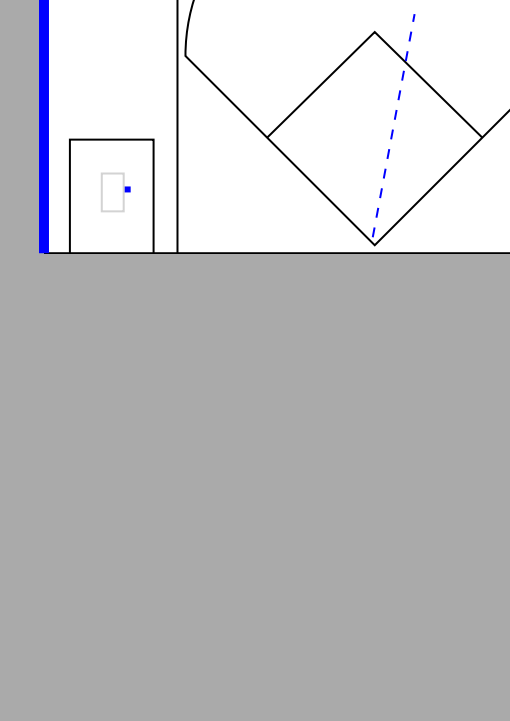
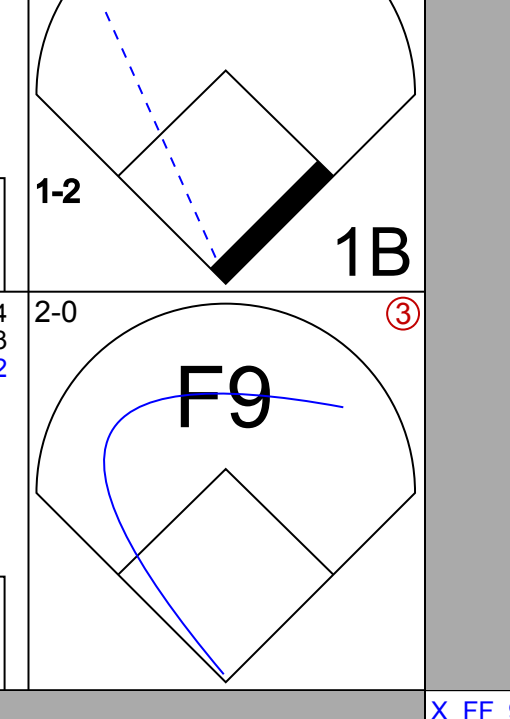
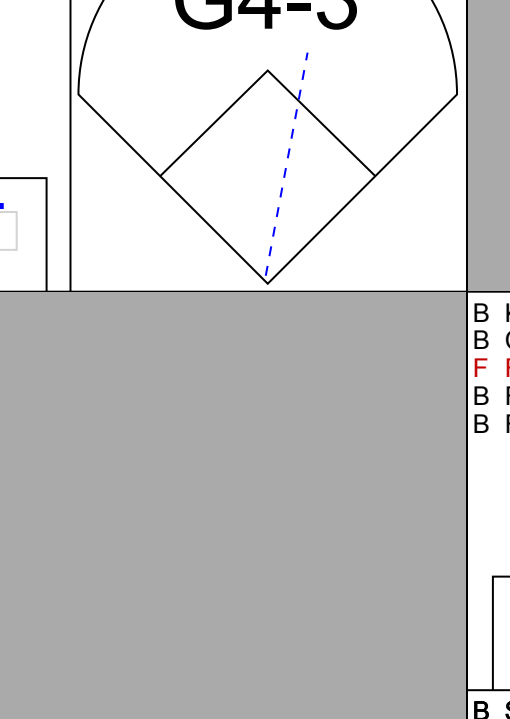


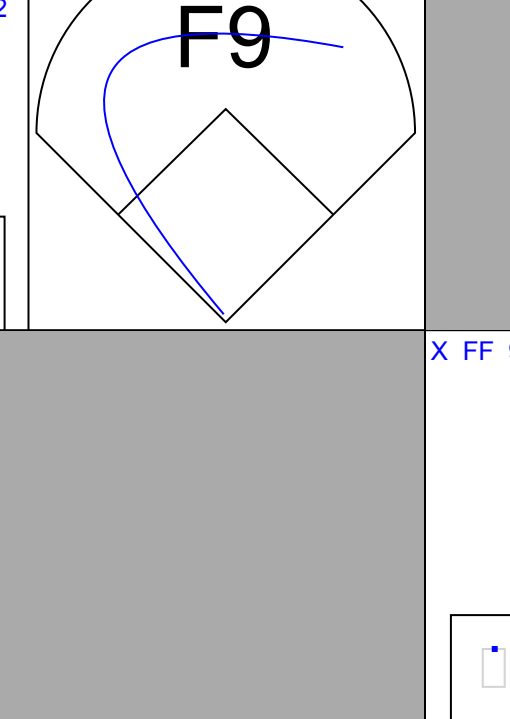





Batter	1	2	3	4	5	6	7	8	9	AB	R	H	RBI	BB	SO	LOB	TOP				
5 Reed Johnson, R OBP: 0.329, SLG: 0.500 21 Christian Yelich, L OBP: 0.336, SLG: 0.401										4	0	0	0	0	3	2					
59 Ed Lucas, R OBP: 0.379, SLG: 0.383										5	0	1	0	0	2	1					
27 Giancarlo Stanton, R OBP: 0.407, SLG: 0.686										4	2	2	0	0	1	0					
9 Casey McGehee, R OBP: 0.346, SLG: 0.368										4	0	1	1	0	1	2					
13 Marcell Ozuna, R OBP: 0.312, SLG: 0.448										4	1	1	0	0	2	3					
10 Jeff Baker, R OBP: 0.297, SLG: 0.354 46 Garrett Jones, L OBP: 0.329, SLG: 0.463										3	1	1	0	0	0	1					
17 Donovan Solano, R OBP: 0.268, SLG: 0.308										4	1	1	3	0	2	2					
6 Jeff Mathis, R OBP: 0.362, SLG: 0.380										4	0	1	0	0	2	1					
3 Adeiny Hechavarria, R OBP: 0.301, SLG: 0.335										4	0	2	0	0	0	1					
Inning Stats	R: 1 H: 2 E: 0 K: 3 S: 17	H: 2 LOB: 1 BB: 0 P: 25	R: 0 H: 2 E: 0 K: 2 S: 11	H: 2 LOB: 1 BB: 0 P: 16	R: 4 H: 4 E: 1 K: 0 S: 15	H: 4 LOB: 1 BB: 0 P: 20	R: 0 H: 0 E: 0 K: 2 S: 9	H: 0 LOB: 0 BB: 0 P: 12	R: 0 H: 0 E: 0 K: 2 S: 8	H: 0 LOB: 0 BB: 0 P: 11	R: 0 H: 0 E: 0 K: 2 S: 9	H: 0 LOB: 0 BB: 0 P: 14	R: 0 H: 0 E: 0 K: 1 S: 10	H: 1 LOB: 1 BB: 0 P: 16	R: 0 H: 1 E: 0 K: 2 S: 11	H: 1 LOB: 1 BB: 0 P: 17	1B: 8 2B: 1 3B: 0 HR: 1	SF: 0 SAC: 0 DP: 0 HBP: 0	WP: 1 PB: 0 SB: 2 CS: 0	PA: 38	
PITCHER	IP WLS BF H R ER SO BB IBB HBP BLK WP HR S P ERA WHIP	IP WLS BF H R ER SO BB IBB HBP BLK WP HR S P ERA WHIP	IP WLS BF H R ER SO BB IBB HBP BLK WP HR S P ERA WHIP	IP WLS BF H R ER SO BB IBB HBP BLK WP HR S P ERA WHIP	IP WLS BF H R ER SO BB IBB HBP BLK WP HR S P ERA WHIP	IP WLS BF H R ER SO BB IBB HBP BLK WP HR S P ERA WHIP	IP WLS BF H R ER SO BB IBB HBP BLK WP HR S P ERA WHIP	IP WLS BF H R ER SO BB IBB HBP BLK WP HR S P ERA WHIP	IP WLS BF H R ER SO BB IBB HBP BLK WP HR S P ERA WHIP	IP WLS BF H R ER SO BB IBB HBP BLK WP HR S P ERA WHIP	IP WLS BF H R ER SO BB IBB HBP BLK WP HR S P ERA WHIP	IP WLS BF H R ER SO BB IBB HBP BLK WP HR S P ERA WHIP	IP WLS BF H R ER SO BB IBB HBP BLK WP HR S P ERA WHIP	IP WLS BF H R ER SO BB IBB HBP BLK WP HR S P ERA WHIP	IP WLS BF H R ER SO BB IBB HBP BLK WP HR S P ERA WHIP	IP WLS BF H R ER SO BB IBB HBP BLK WP HR S P ERA WHIP	IP WLS BF H R ER SO BB IBB HBP BLK WP HR S P ERA WHIP	IP WLS BF H R ER SO BB IBB HBP BLK WP HR S P ERA WHIP	IP WLS BF H R ER SO BB IBB HBP BLK WP HR S P ERA WHIP	IP WLS BF H R ER SO BB IBB HBP BLK WP HR S P ERA WHIP	IP WLS BF H R ER SO BB IBB HBP BLK WP HR S P ERA WHIP

Miami Marlins @ Tampa Bay Rays
Tropicana Field, St. Petersburg, FL
Wed Jun 04 2014, 7:14 PM - 10:29 PM EDT
Att: 10,897 - Dome - 72 F

AB 38
R 5
H 10
RBI 4
BB 0
SO 14
LOB 15



Batter	1	2	3	4	5	6	7	8	9	AB	R	H	RBI	BB	SO	LOB	BOTTOM				
7 David DeJesus, L OBP: 0.341, SLG: 0.448										4	1	0	1	1	3	5					
18 Ben Zobrist, S OBP: 0.333, SLG: 0.363										5	1	2	2	0	0	6					
3 Evan Longoria, R OBP: 0.326, SLG: 0.380										4	1	1	1	1	0	2					
21 James Loney, L OBP: 0.349, SLG: 0.375										4	0	0	0	1	3	3					
8 Desmond Jennings, R OBP: 0.323, SLG: 0.374										4	0	0	0	0	1	1					
20 Matt Joyce, L OBP: 0.394, SLG: 0.398 1 Sean Rodriguez, R OBP: 0.271, SLG: 0.517										3	0	3	0	0	0	0					
11 Yunel Escobar, R OBP: 0.326, SLG: 0.342										4	1	1	0	0	0	2					
39 Kevin Kiermaier, L OBP: 0.333, SLG: 0.654										3	0	1	0	1	0	3					
28 José Molina, R OBP: 0.198, SLG: 0.141 11 Logan Forsythe, R OBP: 0.248, SLG: 0.245										2	0	1	0	2	0	1					
Inning Stats	R: 3 H: 4 E: 0 K: 1 S: 19	H: 1 LOB: 2 BB: 1 P: 37	R: 0 H: 1 E: 0 K: 1 S: 9	H: 1 LOB: 1 BB: 0 P: 13	R: 0 H: 1 E: 0 K: 1 S: 12	H: 1 LOB: 1 BB: 0 P: 15	R: 0 H: 0 E: 0 K: 1 S: 7	H: 0 LOB: 2 BB: 2 P: 17	R: 0 H: 1 E: 0 K: 0 S: 7	H: 1 LOB: 1 BB: 0 P: 11	R: 0 H: 1 E: 0 K: 1 S: 7	H: 0 LOB: 0 BB: 0 P: 11	R: 0 H: 0 E: 0 K: 2 S: 8	H: 0 LOB: 0 BB: 0 P: 10	R: 1 H: 1 E: 0 K: 0 S: 15	H: 1 LOB: 3 BB: 2 P: 31	1B: 5 2B: 2 3B: 0 HR: 2	SF: 0 SAC: 0 DP: 3 HBP: 0	WP: 0 PB: 0 SB: 0 CS: 0	PA: 40	
PITCHER	IP WLS BF H R ER SO BB IBB HBP BLK WP HR S P ERA WHIP	IP WLS BF H R ER SO BB IBB HBP BLK WP HR S P ERA WHIP	IP WLS BF H R ER SO BB IBB HBP BLK WP HR S P ERA WHIP	IP WLS BF H R ER SO BB IBB HBP BLK WP HR S P ERA WHIP	IP WLS BF H R ER SO BB IBB HBP BLK WP HR S P ERA WHIP	IP WLS BF H R ER SO BB IBB HBP BLK WP HR S P ERA WHIP	IP WLS BF H R ER SO BB IBB HBP BLK WP HR S P ERA WHIP	IP WLS BF H R ER SO BB IBB HBP BLK WP HR S P ERA WHIP	IP WLS BF H R ER SO BB IBB HBP BLK WP HR S P ERA WHIP	IP WLS BF H R ER SO BB IBB HBP BLK WP HR S P ERA WHIP	IP WLS BF H R ER SO BB IBB HBP BLK WP HR S P ERA WHIP	IP WLS BF H R ER SO BB IBB HBP BLK WP HR S P ERA WHIP	IP WLS BF H R ER SO BB IBB HBP BLK WP HR S P ERA WHIP	IP WLS BF H R ER SO BB IBB HBP BLK WP HR S P ERA WHIP	IP WLS BF H R ER SO BB IBB HBP BLK WP HR S P ERA WHIP	IP WLS BF H R ER SO BB IBB HBP BLK WP HR S P ERA WHIP	IP WLS BF H R ER SO BB IBB HBP BLK WP HR S P ERA WHIP	IP WLS BF H R ER SO BB IBB HBP BLK WP HR S P ERA WHIP	IP WLS BF H R ER SO BB IBB HBP BLK WP HR S P ERA WHIP	IP WLS BF H R ER SO BB IBB HBP BLK WP HR S P ERA WHIP	IP WLS BF H R ER SO BB IBB HBP BLK WP HR S P ERA WHIP

Miami Marlins @ Tampa Bay Rays
Tropicana Field, St. Petersburg, FL
Wed Jun 04 2014, 7:14 PM - 10:29 PM EDT
Att: 10,897 - Dome - 72 F


AB 34
R 4
H 9
RBI 4
BB 6
SO 7
LOB 23




Batter	1	2	3	4	5	6	7	8	9	AB	R	H	RBI	BB	SO	LOB	TOP										
21 Christian Yelich, L OBP: 0.328, SLG: 0.405										4	1	2	1	0	0	0	Miami Marlins @ Chicago Cubs Wrigley Field, Chicago, IL Sat Jun 07 2014, 3:07 PM - 5:55 PM CDT Att: 33,786 - Overcast - 80 F										
17 Donovan Solano, R OBP: 0.240, SLG: 0.271 57 Bryan Morris, L (8, 1)										4	0	0	0	0	1	1											
27 Giancarlo Stanton, R OBP: 0.390, SLG: 0.597										4	1	1	0	0	2	1											
9 Casey McGehee, R OBP: 0.356, SLG: 0.380										3	0	1	1	1	0	0											
46 Garrett Jones, L OBP: 0.339, SLG: 0.470 41 Chris Hatcher, R (6, 1)										3	0	1	0	0	1	3											
59 Ed Lucas, R OBP: 0.370, SLG: 0.373										1	0	0	0	0	0	0											
13 Marcell Ozuna, R OBP: 0.314, SLG: 0.454										4	0	0	0	0	1	2											
3 Adeiny Hechavarria, R OBP: 0.291, SLG: 0.323										3	0	0	0	0	0	1											
6 Jeff Mathis, R OBP: 0.338, SLG: 0.339										3	0	0	0	0	1	0											
29 Randy Wolf, L (1, 1) 10 Jeff Baker, R OBP: 0.290, SLG: 0.345 (6, 3)										2	0	0	0	0	1	0											
Inning Stats	R: 0 E: 0 K: 1 S: 10	H: 2 LOB: 2 BB: 0 P: 14	R: 0 E: 0 K: 1 S: 6	H: 0 LOB: 0 BB: 0 P: 9	R: 1 E: 0 K: 2 S: 9	H: 1 LOB: 0 BB: 0 P: 11	R: 0 E: 0 K: 2 S: 12	H: 0 LOB: 1 BB: 0 P: 17	R: 0 E: 0 K: 1 S: 12	H: 0 LOB: 0 BB: 0 P: 19	R: 1 E: 0 K: 0 S: 16	H: 2 LOB: 1 BB: 0 P: 26	R: 0 E: 0 K: 1 S: 5	H: 0 LOB: 0 BB: 0 P: 7	R: 0 E: 0 K: 0 S: 9	H: 0 LOB: 0 BB: 0 P: 10	1B: 3 2B: 1 3B: 0 HR: 1	SF: 0 SAC: 0 DP: 0 HBP: 0	WP: 1 PB: 0 SB: 0 CS: 0	PA: 33							
PITCHER	IP	WLS	BF	H	R	ER	SO	BB	IBB	HBP	BLK	WP	HR	S	P	ERA	WHIP										
29 Jeff Samardzija, R ERA: 2.54	7.0	W	27	5	2	2	8	1	0	0	0	1	1	70	103	2.57	0.857										
53 Wesley Wright, L ERA: 2.54	0.1	H	1	0	0	0	0	0	0	0	0	0	0	5	7	0.00	0.000										
52 Justin Grimm, R ERA: 3.21	0.2	H	2	0	0	0	0	0	0	0	0	0	0	4	6	0.00	0.000										
46 Pedro Strop, R ERA: 3.78	1.0	S	3	0	0	0	0	0	0	0	0	0	0	6	10	0.00	0.000										


Batter	1	2	3	4	5	6	7	8	9	AB	R	H	RBI	BB	SO	LOB	BOTTOM										
64 Emilio Bonifacio, S OBP: 0.310, SLG: 0.345										4	1	1	2	0	1	0	Miami Marlins @ Chicago Cubs Wrigley Field, Chicago, IL Sat Jun 07 2014, 3:07 PM - 5:55 PM CDT Att: 33,786 - Overcast - 80 F										
21 Junior Lake, R OBP: 0.277, SLG: 0.450										4	2	2	2	0	0	0											
44 Anthony Rizzo, L OBP: 0.407, SLG: 0.500										3	0	2	0	1	0	0											
13 Starlin Castro, R OBP: 0.313, SLG: 0.435										4	1	2	0	0	0	1											
20 Justin Ruggiano, R OBP: 0.348, SLG: 0.404										4	0	1	0	0	1	1											
30 Mike Olt, R OBP: 0.237, SLG: 0.372 24 Luis Valbuena, L (8, PH) (9, 5)										3	0	0	0	0	1	1											
15 Darwin Barney, R OBP: 0.259, SLG: 0.292										4	0	2	0	0	0	1											
32 Eli Whiteside, R (1, 2)										3	0	0	0	0	0	2											
29 Jeff Samardzija, R OBP: 0.167, SLG: 0.241 8 Chris Coghlan, L OBP: 0.268, SLG: 0.326 53 Wesley Wright, R (7, PH) 52 Justin Grimm, R (8, 1) 46 Pedro Strop, R (9, 1)										2	1	1	0	0	0	0											
Inning Stats	R: 0 E: 0 K: 1 S: 10	H: 0 LOB: 1 BB: 1 P: 20	R: 0 E: 0 K: 0 S: 11	H: 1 LOB: 1 BB: 0 P: 13	R: 2 E: 0 K: 0 S: 16	H: 4 LOB: 2 BB: 0 P: 27	R: 0 E: 0 K: 1 S: 10	H: 1 LOB: 1 BB: 0 P: 15	R: 1 E: 0 K: 0 S: 10	H: 1 LOB: 0 BB: 0 P: 16	R: 1 E: 0 K: 0 S: 15	H: 2 LOB: 1 BB: 0 P: 23	R: 1 E: 0 K: 1 S: 19	H: 2 LOB: 1 BB: 0 P: 29	R: 0 E: 0 K: 1 S: 7	H: 0 LOB: 0 BB: 0 P: 11		1B: 4 2B: 4 3B: 0 HR: 3	SF: 0 SAC: 0 DP: 0 HBP: 0	WP: 1 PB: 0 SB: 0 CS: 1	PA: 35						
PITCHER	IP	WLS	BF	H	R	ER	SO	BB	IBB	HBP	BLK	WP	HR	S	P	ERA	WHIP										
29 Randy Wolf, L ERA: 4.15	5.2	L	25	9	4	4	2	1	0	0	0	0	1	23	34	6.75	1.765										
41 Chris Hatcher, R ERA: 4.91	1.1		6	2	1	1	1	0	0	0	0	0	0	7	11	0.00	0.000										
57 Bryan Morris, R ERA: 3.33	1.0		3	0	0	0	1	0	0	0	0	0	0	7	11	0.00	0.000										

AB	32
R	2
H	5
RBI	2
BB	1
SO	8
LOB	8



livebaseballscores.com

Batter	1	2	3	4	5	6	7	8	9	AB	R	H	RBI	BB	SO	LOB	TOP			
21 Christian Yelich, L OBP: 0.343, SLG: 0.420	4-2 WP BB		0-0 59 G6-4-3 1B		1-2 FC7			0-3 K		3	0	1	0	1	1	1	<p>Miami Marlins @ Texas Rangers Globe Life Park in Arlington, Arlington, TX Wed Jun 11 2014, 8:09 PM - 10:44 PM EDT Att: 31,512 - Clear - 91 F</p> <p>livebaseballscorecards.com</p> <p>AB 29 R 0 H 6 RBI 0 BB 3 SO 10 LOB 12</p> 			
59 Ed Lucas, R OBP: 0.341, SLG: 0.333	3-3 K		0-0 G6-4-3 1-2			2-1 G4-3		1-3 K		4	0	0	0	0	2	2				
27 Giancarlo Stanton, R OBP: 0.394, SLG: 0.582	2-2 P6			0-1 P2				2-3 K	0-1 G6-4-3 1B	4	0	1	0	0	1	1				
9 Casey McGehee, R OBP: 0.361, SLG: 0.382	0-1 L4			2-1 G5-3				0-0 1B	2-1 G6-4-3 1-2	4	0	1	0	0	0	2				
46 Garrett Jones, L OBP: 0.337, SLG: 0.462	4-1 BB			2-2 1B				0-1 G4-3	1-3 K2-3	3	0	1	0	1	1	1				
13 Marcell Ozuna, R OBP: 0.310, SLG: 0.441	0-0 F8			2-3 1B				1-2 1B		3	0	1	0	0	1	2				
48 Justin Bour, L OBP: 0.429, SLG: 0.385	0-3 K							2-3 K2-3	4-2 60 G1-6-3 BB	2	0	0	0	1	2	1				
60 J.T. Realmuto, R OBP: 0.250, SLG: 0.250	2-3 K							1-0 F9	2-1 G1-6-3 1-2	3	0	0	0	0	1	2				
3 Adeiny Hechavarria, R OBP: 0.285, SLG: 0.315			1-0 P4					0-0 1B		3	0	1	0	0	1	0				
Inning Stats	R: 0 E: 0 K: 1 S: 12	H: 0 LOB: 1 BB: 1 P: 21	R: 0 E: 0 K: 2 S: 10	H: 0 LOB: 1 BB: 1 P: 16	R: 0 E: 0 K: 0 S: 3	H: 1 LOB: 0 BB: 0 P: 4	R: 0 E: 0 K: 1 S: 11	H: 1 LOB: 1 BB: 0 P: 17	R: 0 E: 0 K: 1 S: 8	H: 1 LOB: 1 BB: 0 P: 12	R: 0 E: 0 K: 0 S: 8	H: 1 LOB: 0 BB: 1 P: 15	R: 0 E: 0 K: 3 S: 9	H: 0 LOB: 0 BB: 0 P: 10	R: 0 E: 0 K: 1 S: 7	H: 1 LOB: 0 BB: 0 P: 10		1B: 6 2B: 0 3B: 0 HR: 0	SF: 0 SAC: 0 DP: 3 HBP: 0	WP: 1 PB: 0 CS: 0
PITCHER 11 Yu Darvish, R ERA: 2.11	IP: 9.0 WLS: W BF: 32 H: 6 R: 0 ER: 0 SO: 10 BB: 3 IBB: 0 HBP: 0 BLK: 0 WP: 1 HR: 0 S: 76 P: 117 ERA: 0.00 WHIP: 1.000																			

Batter	1	2	3	4	5	6	7	8	9	AB	R	H	RBI	BB	SO	LOB	BOTTOM			
15 Michael Choice, R OBP: 0.272, SLG: 0.344	1-2 FC4-3		2-1 FC3	2-2 FC		1-0 FC6				4	0	0	0	0	0	4	<p>Miami Marlins @ Texas Rangers Globe Life Park in Arlington, Arlington, TX Wed Jun 11 2014, 8:09 PM - 10:44 PM EDT Att: 31,512 - Clear - 91 F</p> <p>livebaseballscorecards.com</p> <p>AB 35 R 6 H 11 RBI 5 BB 1 SO 6 LOB 17</p> 			
1 Elvis Andrus, R OBP: 0.310, SLG: 0.346	3-3 K		0-0 17 2B		0-1 17 1B		1-2 29 1B			4	2	3	0	0	1	0				
17 Shin-Soo Choo, L OBP: 0.397, SLG: 0.408	2-2 F8		1-0 29 G4-3 WP 2B		1-2 29 FC5-4 1B		0-0 F8			4	1	2	4	0	0	1				
29 Adrián Beltré, R OBP: 0.372, SLG: 0.507	0-1 WP		0-1 G4-3		2-2 FC5-4 FC6		3-2 1B			4	0	2	0	0	0	2				
Alex Rios, R OBP: 0.364, SLG: 0.482	2-2 F8		3-3 K		2-1 FC6		0-0 F8			4	0	0	0	0	1	4				
64 Brad Snyder, L OBP: 0.250, SLG: 0.143	0-0 L6			2-2 G4-3		1-2 G3		1-0 G4-3		4	0	0	0	0	0	4				
2 Leonys Martin, L OBP: 0.314, SLG: 0.362	1-3 K				2-1 60 BLK 1B		3-3 K		1-2 G4-3	4	1	1	0	0	2	1				
60 Chris Gimenez, R OBP: 0.422, SLG: 0.500			4-1 1 1B 17 2B		2-2 12 1B		1-2 L8		0-3 K	3	1	1	1	1	1	0				
12 Rougned Odor, L OBP: 0.333, SLG: 0.481			0-0 17 2B		1-0 FC1-5-6 1B		1-1 15 FC6 1B		1-3 K	4	1	2	0	0	1	1				
Inning Stats	R: 0 E: 0 K: 1 S: 10	H: 0 LOB: 0 BB: 0 P: 16	R: 0 E: 0 K: 1 S: 9	H: 1 LOB: 0 BB: 0 P: 12	R: 4 E: 0 K: 1 S: 15	H: 3 LOB: 0 BB: 1 P: 25	R: 1 E: 0 K: 0 S: 13	H: 2 LOB: 1 BB: 0 P: 22	R: 1 E: 0 K: 0 S: 14	H: 2 LOB: 1 BB: 0 P: 20	R: 0 E: 0 K: 1 S: 10	H: 1 LOB: 1 BB: 0 P: 16	R: 0 E: 0 K: 0 S: 14	H: 2 LOB: 2 BB: 0 P: 19	R: 0 E: 0 K: 2 S: 10	H: 0 LOB: 0 BB: 0 P: 12		1B: 9 2B: 2 3B: 0 HR: 0	SF: 0 SAC: 0 DP: 0 HBP: 0	WP: 2 PB: 0 CS: 0
PITCHER 33 Jacob Turner, R ERA: 6.38 45 Kevin Slowey, R ERA: 4.84 41 Chris Hatcher, R ERA: 4.32	IP: 4.0 WLS: L BF: 19 H: 5 R: 5 ER: 5 SO: 4 BB: 1 IBB: 0 HBP: 0 BLK: 0 WP: 0 HR: 0 S: 38 P: 55 ERA: 11.25 WHIP: 1.750																			

Batter	1	2	3	4	5	6	7	8	9	10	11	12	13	AB	R	H	RBI	BB	SO	LOB	TOP									
25 Gregory Polanco, L (1.9) OBP: 0.361, SLG: 0.524														7	3	5	2	0	2	2										
6 Starling Marte, R (1.7) OBP: 0.323, SLG: 0.396														7	3	4	2	0	0	1										
22 Andrew McCutchen, R (1.8) OBP: 0.431, SLG: 0.543														7	0	2	1	0	3	4										
15 Ike Davis, L (1.3) OBP: 0.393, SLG: 0.382														3	1	2	2	0	0	1										
17 Gaby Sanchez, R (6. PH) OBP: 0.299, SLG: 0.495														3	0	0	0	0	1	2										
55 Russell Martin, R (1.2) OBP: 0.403, SLG: 0.402														6	0	1	0	0	1	3										
24 Pedro Alvarez, L (1.5) OBP: 0.319, SLG: 0.401														5	0	0	0	1	3	2										
10 Jordy Mercer, R (1.6) OBP: 0.257, SLG: 0.319														6	0	1	1	0	2	1										
3 Michael Martinez, S (1.4)														3	0	0	0	1	1	2										
12 Clint Barnes, R (8.4)														2	1	2	0	0	0	0										
49 Jeff Locke, L (1.1) 37 Justin Wilson, L (9.1) 39 Jason Grilli, R (9.1) 35 Mark Melancon, R (9.1) 25 Travis Shuler, L (10. PH) 30 Jeanmar Gómez, R (10.1)														4	0	0	0	0	3	2										
Inning Stats	R: 2 E: 0 K: 0 S: 13	H: 4 LOB: 1 BB: 0 P: 20	R: 0 E: 0 K: 1 S: 8	H: 0 LOB: 0 BB: 0 P: 12	R: 1 E: 0 K: 1 S: 13	H: 2 LOB: 0 BB: 0 P: 18	R: 0 E: 1 K: 1 S: 17	H: 1 LOB: 2 BB: 1 P: 28	R: 3 E: 0 K: 0 S: 18	H: 4 LOB: 2 BB: 1 P: 33	R: 0 E: 0 K: 2 S: 10	H: 2 LOB: 0 BB: 0 P: 14	R: 0 E: 0 K: 0 S: 6	H: 0 LOB: 0 BB: 0 P: 8	R: 0 E: 0 K: 0 S: 13	H: 1 LOB: 1 BB: 0 P: 18	R: 0 E: 0 K: 3 S: 15	H: 0 LOB: 0 BB: 0 P: 22	R: 0 E: 0 K: 2 S: 7	H: 0 LOB: 0 BB: 0 P: 9	R: 0 E: 0 K: 0 S: 10	H: 2 LOB: 0 BB: 0 P: 15	1B: 14 2B: 1 3B: 0 HR: 2	SF: 0 SAC: 1 DP: 2 HBP: 0	W/P: 2 PB: 1 SB: 1 CS: 1	PA: 57				
PITCHER	IP: 4.2 ERA: 3.5	WLS: 23 BF: 10	H: 6 ER: 6 SO: 3	R: 0 ER: 6 SO: 3	BB: 0 IBB: 1 HBP: 0 BLK: 0	WP: 2 HR: 1 S: 65	P: 98 ERA: 11.57 WHIP: 2.143		PITCHER	IP: 13.1 ERA: 4.15	WLS: 5 BF: 22	H: 2 ER: 2 SO: 0	R: 0 ER: 2 SO: 0	BB: 0 IBB: 0 HBP: 0 BLK: 0	WP: 0 HR: 1 S: 15	P: 15 ERA: 18.00 WHIP: 2.000														
24 Nathan Eovaldi, R (1.1) ERA: 3.5	2.1	11	3	0	0	2	1	0	0	0	0	20	35	0.00	1.714															
43 Dan Jennings, L (5.1) ERA: 0.95	2.0	7	1	0	0	5	0	0	0	0	0	22	31	0.00	0.500															
41 Chris Hatcher, R (8.1) ERA: 3.48	1.0	5	1	0	0	3	0	0	0	0	0	15	22	0.00	1.000															
31 Steve Cishek, R (10.1) ERA: 2.28	2.0	6	0	0	0	3	0	0	0	0	0	12	15	0.00	0.000															
44 AJ Ramos, R (11.1) ERA: 2.94																														

Pittsburgh Pirates @ Miami Marlins
Marlins Park, Miami, FL
Fri Jun 13 2014, 7:12 PM - 11:36 PM EDT
Att. 19,054 - Roof Closed - 75 F

AB 54
R 8
H 17
RBI 8
BB 2
SO 16
LOB 21



Batter	1	2	3	4	5	6	7	8	9	10	11	12	13	AB	R	H	RBI	BB	SO	LOB	BOTTOM										
15 Rafael Furcal, S (1.4)														6	1	0	0	1	2	0											
21 Christian Yelich, L (1.7) 5 Reed Johnson, R (2.7) 10.8)														1	0	0	0	0	0	0											
27 Giancarlo Stanton, R (1.9) OBP: 0.399, SLG: 0.598														5	1	3	1	1	0	0											
9 Casey McGehee, R (1.5) OBP: 0.361, SLG: 0.382														5	0	1	1	1	1	2											
13 Marcell Ozuna, R (1.8) OBP: 0.312, SLG: 0.442														4	1	1	0	1	2	4											
31 Steve Cishek, R (10.1) ERA: 3.48														0	0	0	0	0	0	0											
44 AJ Ramos, R (11.1) ERA: 2.94														0	0	0	0	0	0	0											
60 J.T. Realmuto, R (12. PH) OBP: 0.231, SLG: 0.231														1	0	0	0	1	1	1											
40 Mike Dunn, L (13.1) ERA: 3.85														0	0	0	0	0	0	0											
10 Jeff Baker, R (1.3) 43 Dan Jennings, L (5.1) 17 Dorevan Solano, R (4.1) 41 Chris Hatcher, R (8.1) 46 Garrett Jones, L (9.3)														2	1	0	0	0	1	1											
34 Aneivy Hechavarria, R (1.6) OBP: 0.290, SLG: 0.317														5	1	2	0	1	0	2											
6 Jeff Matthis, R (1.2) OBP: 0.338, SLG: 0.318														5	0	1	1	1	3	1											
24 Nathan Eovaldi, R (1.1) OBP: 0.077, SLG: 0.077														1	0	0	0	1	2												
59 Ed Lucas, R (5.3) OBP: 0.323, SLG: 0.314														5	1	0	1	0	1	3											
Inning Stats	R: 0 E: 0 K: 1 S: 7	H: 0 LOB: 0 BB: 0 P: 10	R: 1 E: 0 K: 2 S: 13	H: 3 LOB: 2 BB: 0 P: 20	R: 1 E: 0 K: 0 S: 10	H: 1 LOB: 0 BB: 0 P: 13	R: 0 E: 0 K: 1 S: 6	H: 0 LOB: 0 BB: 0 P: 8	R: 0 E: 0 K: 2 S: 10	H: 1 LOB: 1 BB: 0 P: 14	R: 0 E: 0 K: 0 S: 7	H: 1 LOB: 0 BB: 0 P: 10	R: 0 E: 0 K: 1 S: 8	H: 0 LOB: 0 BB: 0 P: 12	R: 0 E: 0 K: 1 S: 8	H: 1 LOB: 2 BB: 1 P: 14	R: 0 E: 0 K: 1 S: 7	H: 0 LOB: 0 BB: 0 P: 10	R: 0 E: 0 K: 1 S: 8	H: 1 LOB: 1 BB: 0 P: 14	1B: 5 2B: 3 3B: 0 HR: 1	SF: 0 SAC: 0 DP: 0 HBP: 0	W/P: 0 PB: 0 SB: 0 CS: 0	PA: 55							
PITCHER	IP: 8.0 ERA: 3.98	WLS: 31 BF: 7	H: 7 ER: 2 SO: 7	R: 2 ER: 2 SO: 7	BB: 0 IBB: 0 HBP: 0 BLK: 0	WP: 0 HR: 1 S: 67	P: 101 ERA: 2.25 WHIP: 0.875		PITCHER	IP: 13.1 ERA: 4.15	WLS: 5 BF: 22	H: 2 ER: 2 SO: 0	R: 0 ER: 2 SO: 0	BB: 0 IBB: 0 HBP: 0 BLK: 0	WP: 0 HR: 1 S: 15	P: 15 ERA: 18.00 WHIP: 2.000															
49 Jeff Locke, L (1.1) ERA: 3.98	0.1	3	0	2	2	1	2	0	0	0	0	15	54.00	6.000																	
37 Justin Wilson, L (9.1) ERA: 4.91	0.1	H	5	1	1	1	0	2	1	0	0	27	27.00	9.000																	
39 Jason Grilli, R (9.1) ERA: 3.86	0.1	B	2	0	1	1	1	1	0	0	0	5	11	27.00	3.000																
35 Mark Melancon, R (9.1) ERA: 2.01	4.0	W	14	1	0	0	4	0	1	0	0	31	46	0.00	0.250																
30 Jeanmar Gómez, R (10.1) ERA: 3.85																															

Pittsburgh Pirates @ Miami Marlins
Marlins Park, Miami, FL
Fri Jun 13 2014, 7:12 PM - 11:36 PM EDT
Att. 19,054 - Roof Closed - 75 F

AB 48
R 6
H 9
RBI 6
BB 7
SO 13
LOB 17



Batter	1	2	3	4	5	6	7	8	9	10	11	12	13	AB	R	H	RBI	BB	SO	LOB	TOP												
24 Luis Valbuena, L OBP: 0.390, SLG: 0.461 (11, 5)															4	1	2	0	2	2	1												
20 Justin Ruggiano, R OBP: 0.371, SLG: 0.421 56 Héctor Rondón, R (10, 1)															5	1	1	0	0	3	2												
15 Darwin Barney, R OBP: 0.248, SLG: 0.278 (11, 4)															1	0	0	0	0	0	0												
44 Anthony Rizzo, L OBP: 0.401, SLG: 0.498 (1, 3)															5	0	0	1	1	1	5												
13 Starlin Castro, R OBP: 0.330, SLG: 0.473 (1, 6)															6	1	3	3	0	0	0												
6 Ryan Sweeney, L OBP: 0.224, SLG: 0.200 (1, 8)															6	0	0	0	0	0	3												
21 Junior Lake, R OBP: 0.265, SLG: 0.418 (1, 7)															6	1	1	0	0	2	1												
30 Mike Olt, R OBP: 0.231, SLG: 0.373 33 Carlos Villanueva, R (11, 1)															5	0	1	0	0	2	1												
37 Travis Wood, R OBP: 0.323, SLG: 0.552 40 James Russell, L (13, PH)															5	0	0	0	0	0	0												
12 John Baker, L OBP: 0.226, SLG: 0.185 (1, 2)															5	0	2	0	1	1	2												
39 Jason Hammel, R OBP: 0.102, SLG: 0.104 8 Chris Coghlan, L OBP: 0.206, SLG: 0.288 52 Justin Grimm, R (7, 1)															1	1	0	0	0	0	1												
53 Wesley Wright, R OBP: 0.199, SLG: 0.199 46 Pedro Strop, R (16, PH)															2	0	0	0	0	0	0												
31 Steve Cishek, R ERA: 2.12	R: 0 E: 0 K: 2 S: 8	H: 0 LOB: 0 BB: 0 P: 11	R: 0 E: 0 K: 1 S: 8	H: 0 LOB: 0 BB: 0 P: 10	R: 0 E: 0 K: 1 S: 8	H: 1 LOB: 1 BB: 0 P: 12	R: 0 E: 0 K: 1 S: 11	H: 0 LOB: 0 BB: 0 P: 14	R: 0 E: 0 K: 0 S: 7	H: 0 LOB: 0 BB: 0 P: 9	R: 4 E: 0 K: 0 S: 21	H: 4 LOB: 0 BB: 0 P: 31	R: 0 E: 0 K: 3 S: 13	H: 1 LOB: 1 BB: 0 P: 19	R: 0 E: 0 K: 1 S: 10	H: 0 LOB: 0 BB: 0 P: 11	R: 0 E: 0 K: 1 S: 7	H: 1 LOB: 1 BB: 0 P: 11	R: 0 E: 0 K: 2 S: 15	H: 0 LOB: 0 BB: 0 P: 15	R: 0 E: 0 K: 1 S: 15	H: 0 LOB: 2 BB: 0 P: 26	R: 1 E: 0 K: 0 S: 9	H: 2 LOB: 1 BB: 0 P: 14	1B: 9 3B: 0 HR: 1	SF: 0 DP: 0 HBP: 0	WIP: 0 PB: 0 SB: 0 CS: 1	PA: 53					
34 Tom Koehler, R ERA: 3.84	IP: 6.0	WLS: 23	H: 5	R: 4	ER: 4	SO: 5	BB: 0	IBB: 0	HBP: 0	BLK: 0	WP: 0	HR: 1	S: 63	P: 87	ERA: 6.00	WHIP: 0.833	57 Bryan Morris, R ERA: 2.73	IP: 2.0	WLS: 8	H: 1	R: 0	ER: 0	SO: 2	BB: 1	IBB: 0	HBP: 0	BLK: 0	WP: 0	HR: 0	S: 17	P: 26	ERA: 0.00	WHIP: 1.000
41 Chris Hatcher, R ERA: 3.0	0.2	3	1	0	0	2	0	0	0	0	0	0	10	15	0.00	1.500	43 Dan Jennings, L ERA: 0.9	1.0	5	0	0	0	2	2	0	0	0	0	0	15	26	0.00	2.000
40 Mike Dunn, L ERA: 3.95	0.1	2	1	0	0	1	0	0	0	0	0	0	5	7	0.00	3.000	33 Jacob Turner, R ERA: 6.43	1.0	L	5	2	1	0	0	0	0	0	0	9	14	9.00	2.000	

Chicago Cubs @ Miami Marlins
Marlins Park, Miami, FL
Mon Jun 16 2014, 7:14 PM - 11:51 PM EDT
Att: 19,170 - Roof Closed - 77 F

AB 48
R 5
H 11
RBI 5
BB 4
SO 14
LOB 20



Batter	1	2	3	4	5	6	7	8	9	10	11	12	13	AB	R	H	RBI	BB	SO	LOB	BOTTOM	
23 Jake Marisnick, R OBP: 0.420, SLG: 0.333 (1, 8)															6	1	2	0	1	1	2	
10 Jeff Baker, R OBP: 0.279, SLG: 0.351 (1, 4)															5	0	0	0	1	3	2	
27 Giancarlo Stanton, R OBP: 0.399, SLG: 0.594 (1, 9)																						

Batter	1	2	3	4	5	6	7	8	9	AB	R	H	RBI	BB	SO	LOB	TOP				
22 Eric Young Jr., S OBP: 0.320, SLG: 0.321										3	0	1	0	1	0	0	New York Mets @ Miami Marlins Marlins Park, Miami, FL Thu Jun 19 2014, 7:13 PM - 9:46 PM EDT Att: 20,334 - Roof Closed - 75 F				
28 Daniel Murphy, L OBP: 0.355, SLG: 0.412										4	0	2	0	0	0	2					
5 David Wright, R OBP: 0.327, SLG: 0.377										3	1	1	1	1	0	2					
29 Eric Campbell, R OBP: 0.351, SLG: 0.400										4	0	0	0	0	1	1					
3 Curtis Granderson, L OBP: 0.351, SLG: 0.397										3	0	1	0	1	0	0					
1 Chris Young, R OBP: 0.276, SLG: 0.312										4	0	1	0	0	1	1					
23 Taylor Teagarden, R OBP: 0.231, SLG: 0.292										4	0	0	0	0	2	3					
11 Rubén Tejada, R OBP: 0.337, SLG: 0.293										2	0	0	0	1	1	1					
45 Zack Wheeler, L OBP: 0.083, SLG: 0.043										3	0	0	0	0	0	3					
Inning Stats	R: 1 E: 0 K: 0 S: 13	H: 2 LOB: 0 BB: 0 P: 23	R: 0 E: 0 K: 2 S: 11	H: 0 LOB: 1 BB: 1 P: 18	R: 0 E: 0 K: 0 S: 11	H: 1 LOB: 1 BB: 0 P: 19	R: 0 E: 0 K: 0 S: 5	H: 0 LOB: 0 BB: 0 P: 7	R: 0 E: 0 K: 0 S: 9	H: 1 LOB: 0 BB: 0 P: 12	R: 0 E: 0 K: 0 S: 7	H: 2 LOB: 3 BB: 1 P: 18	R: 0 E: 0 K: 1 S: 13	H: 0 LOB: 1 BB: 2 P: 22	R: 0 E: 0 K: 1 S: 9	H: 0 LOB: 0 BB: 0 P: 13		1B: 4 2B: 2 3B: 0 HR: 1	SF: 0 SAC: 0 DP: 3 HBP: 0	WP: 0 PB: 0 CS: 0	PA: 34
PITCHER	IP: 6.0 WLS: L BF: 21 ERA: 1.5	IP: 2.0 WLS: 10 BF: 2 ERA: 2.57	IP: 1.0 WLS: 3 BF: 0 ERA: 0.000	IP: 1.5 WLS: 4 BF: 1 ERA: 0.833	IP: 2.0 WLS: 10 BF: 2 ERA: 0.000	IP: 1.0 WLS: 3 BF: 0 ERA: 0.000	IP: 2.0 WLS: 10 BF: 2 ERA: 0.000	IP: 1.0 WLS: 3 BF: 0 ERA: 0.000	IP: 1.0 WLS: 3 BF: 0 ERA: 0.000	IP: 1.0 WLS: 3 BF: 0 ERA: 0.000	IP: 1.0 WLS: 3 BF: 0 ERA: 0.000	IP: 1.0 WLS: 3 BF: 0 ERA: 0.000	IP: 1.0 WLS: 3 BF: 0 ERA: 0.000	IP: 1.0 WLS: 3 BF: 0 ERA: 0.000	IP: 1.0 WLS: 3 BF: 0 ERA: 0.000	IP: 1.0 WLS: 3 BF: 0 ERA: 0.000	IP: 1.0 WLS: 3 BF: 0 ERA: 0.000	IP: 1.0 WLS: 3 BF: 0 ERA: 0.000	IP: 1.0 WLS: 3 BF: 0 ERA: 0.000	IP: 1.0 WLS: 3 BF: 0 ERA: 0.000	IP: 1.0 WLS: 3 BF: 0 ERA: 0.000

AB	30
R	1
H	6
RBI	1
BB	4
SO	5
LOB	13



Batter	1	2	3	4	5	6	7	8	9	AB	R	H	RBI	BB	SO	LOB	BOTTOM					
15 Rafael Furcal, S OBP: 0.226, SLG: 0.172										4	0	0	0	0	0	1	New York Mets @ Miami Marlins Marlins Park, Miami, FL Thu Jun 19 2014, 7:13 PM - 9:46 PM EDT Att: 20,334 - Roof Closed - 75 F					
23 Jake Marisnick, R OBP: 0.333, SLG: 0.294										3	0	0	0	0	2	0						
27 Giancarlo Stanton, R OBP: 0.390, SLG: 0.597										3	0	0	0	0	2	0						
9 Casey McGehee, R OBP: 0.376, SLG: 0.388										2	0	1	0	1	1	0						
46 Garrett Jones, L OBP: 0.326, SLG: 0.442										3	0	0	0	0	1	2						
13 Marcell Ozuna, R OBP: 0.305, SLG: 0.449										3	0	0	0	0	0	1						
39 Jarrod Saltalamacchia, R OBP: 0.335, SLG: 0.403										3	0	1	0	0	2	0						
3 Adeiny Hechavarria, R OBP: 0.300, SLG: 0.330										3	0	0	0	0	0	1						
25 Andrew Heaney, L OBP: 0.333, SLG: 0.294										1	0	0	0	0	0	0						
48 Justin Bour, L OBP: 0.333, SLG: 0.294										1	0	0	0	0	0	0						
57 Bryan Morris, L OBP: 0.333, SLG: 0.294										0	0	0	0	0	0	0						
63 Kevin Gregg, R OBP: 0.305, SLG: 0.433										0	0	0	0	0	0	0						
Inning Stats	R: 0 E: 0 K: 2 S: 12	H: 0 LOB: 0 BB: 0 P: 18	R: 0 E: 0 K: 0 S: 4	H: 1 LOB: 0 BB: 0 P: 6	R: 0 E: 0 K: 1 S: 9	H: 0 LOB: 0 BB: 0 P: 16	R: 0 E: 0 K: 1 S: 12	H: 0 LOB: 0 BB: 0 P: 19	R: 0 E: 0 K: 1 S: 4	H: 0 LOB: 0 BB: 1 P: 11	R: 0 E: 0 K: 0 S: 4	H: 1 LOB: 0 BB: 0 P: 6	R: 0 E: 0 K: 1 S: 8	H: 0 LOB: 0 BB: 0 P: 9	R: 0 E: 0 K: 1 S: 6	H: 0 LOB: 0 BB: 0 P: 12	R: 0 E: 0 K: 1 S: 11	H: 1 LOB: 1 BB: 0 P: 14	1B: 3 2B: 1 3B: 0 HR: 0	SF: 0 SAC: 0 DP: 3 HBP: 0	WP: 0 PB: 0 CS: 0	PA: 28
PITCHER	IP: 9.0 WLS: W BF: 28 ERA: 3.93	IP: 9.0 WLS: W BF: 28 ERA: 3.93	IP: 9.0 WLS: W BF: 28 ERA: 3.93	IP: 9.0 WLS: W BF: 28 ERA: 3.93	IP: 9.0 WLS: W BF: 28 ERA: 3.93	IP: 9.0 WLS: W BF: 28 ERA: 3.93	IP: 9.0 WLS: W BF: 28 ERA: 3.93	IP: 9.0 WLS: W BF: 28 ERA: 3.93	IP: 9.0 WLS: W BF: 28 ERA: 3.93	IP: 9.0 WLS: W BF: 28 ERA: 3.93	IP: 9.0 WLS: W BF: 28 ERA: 3.93	IP: 9.0 WLS: W BF: 28 ERA: 3.93	IP: 9.0 WLS: W BF: 28 ERA: 3.93	IP: 9.0 WLS: W BF: 28 ERA: 3.93	IP: 9.0 WLS: W BF: 28 ERA: 3.93	IP: 9.0 WLS: W BF: 28 ERA: 3.93	IP: 9.0 WLS: W BF: 28 ERA: 3.93	IP: 9.0 WLS: W BF: 28 ERA: 3.93	IP: 9.0 WLS: W BF: 28 ERA: 3.93	IP: 9.0 WLS: W BF: 28 ERA: 3.93	IP: 9.0 WLS: W BF: 28 ERA: 3.93	IP: 9.0 WLS: W BF: 28 ERA: 3.93

AB	27
R	0
H	3
RBI	0
BB	1
SO	8
LOB	5



Batter	1	2	3	4	5	6	7	8	9	AB	R	H	RBI	BB	SO	LOB	TOP			
22 Eric Young Jr., S OBP: 0.319, SLG: 0.319	G4-3		G5-3		G1			5 1B		4	1	1	0	0	0	1	New York Mets @ Miami Marlins Marlins Park, Miami, FL Fri Jun 20 2014, 7:11 PM - 10:29 PM EDT Att: 19,725 - Roof Closed - 75 F			
28 Daniel Murphy, L OBP: 0.356, SLG: 0.413	5 G5-3 1B				5 G4-3 1B		F8	F5		4	0	2	0	0	0	2				
5 David Wright, R OBP: 0.330, SLG: 0.382	G5-3				G4-3		F3 2B	3 BB 1B		4	0	2	1	0	0	2				
3 Curtis Granderson, L OBP: 0.353, SLG: 0.396	K				53 1B		F9	29 1B		3	0	1	0	1	1	2				
53 Bobby Abreu, L OBP: 0.363, SLG: 0.420 29 Eric Campbell, R OBP: 0.333, SLG: 0.411	K				1B		F7	BB		3	0	1	0	0	1	1				
21 Lucas Duda, L OBP: 0.335, SLG: 0.441 4 Wilmer Flores, R OBP: 0.260, SLG: 0.297 27 Jeury Familia, R OBP: 1.000, SLG: 1.000	F7				G1		G4-3	K		3	0	0	0	0	0	2				
20 Anthony Recker, R OBP: 0.250, SLG: 0.307 9 Kirk Nieuwenhuis, L OBP: 0.318, SLG: 0.526	L8				K		G5-4-3 1B	SH3-4 1 F7-2 2B		3	0	1	0	0	1	0				
11 Rubén Tejeda, R OBP: 0.337, SLG: 0.294			K		16 SH1-4 1B		G5-4-3 1B	SH3-4		3	0	1	0	0	1	1				
16 Daisuke Matsuzaka, R OBP: 0.333, SLG: 0.200 66 Josh Edgin, R 38 Vic Black, R 1 Chris Young, R	K				SH1-4			22 1B BB	F7-2	1	0	0	0	0	1	0				
Inning Stats	R: 0 H: 1 E: 0 K: 1 S: 10	H: 1 LOB: 1 BB: 0 P: 15	R: 0 H: 0 E: 0 K: 1 S: 8	H: 0 LOB: 0 BB: 0 P: 10	R: 0 H: 0 E: 0 K: 2 S: 8	H: 0 LOB: 0 BB: 0 P: 10	R: 0 H: 3 E: 0 K: 0 S: 10	H: 1 LOB: 1 BB: 0 P: 20	R: 0 H: 1 E: 0 K: 0 S: 9	H: 1 LOB: 1 BB: 0 P: 14	R: 0 H: 1 E: 0 K: 0 S: 8	H: 1 LOB: 2 BB: 2 P: 11	R: 2 H: 3 E: 0 K: 1 S: 20	H: 3 LOB: 2 BB: 2 P: 38	R: 0 H: 1 E: 0 K: 0 S: 8	H: 1 LOB: 0 BB: 0 P: 16		1B: 9 2B: 3 3B: 0 HR: 0	SF: 0 SAC: 2 DP: 3 HBP: 0	WP: 0 PA: 36 PB: 0 SB: 0 CS: 0
PITCHER	IP WLS BF H R ER SO BB IBB HBP BLK WP HR S P ERA WHIP																			
37 Henderson Alvarez III, R ERA: 2.39 44 AJ Ramos, R ERA: 2.43 63 Kevin Gregg, R ERA: 13.5 40 Mike Dunn, L ERA: 3.81 31 Steve Cishek, R ERA: 1.99	6.1 W 25 7 0 0 5 0 0 0 0 0 0 0 64 94 0.00 1.105	0.2 H 1 0 0 0 0 0 0 0 0 0 0 3 3 0.00 0.000	0.1 H 4 2 2 2 0 1 0 0 0 0 0 0 13 24 54.00 9.000	0.2 H 3 1 0 0 1 1 0 0 0 0 0 0 7 14 0.00 3.000	1.0 S 3 1 0 0 0 0 0 0 0 0 0 0 8 16 0.00 1.000															
15 Rafael Furcal, S OBP: 0.229, SLG: 0.242	3 G4-3 3B		G4-3		F9		G4-3			4	1	1	0	0	0	2	New York Mets @ Miami Marlins Marlins Park, Miami, FL Fri Jun 20 2014, 7:11 PM - 10:29 PM EDT Att: 19,725 - Roof Closed - 75 F			
3 Adayni Hachavarría, R OBP: 0.239, SLG: 0.332	G4-3		F8		FC6-4		2B			4	0	1	2	0	0	1				
27 Giancarlo Stanton, R OBP: 0.369, SLG: 0.952	F9		K		9 1B		K			4	0	1	0	0	2	1				
9 Casey McGehee, R OBP: 0.374, SLG: 0.386	K		G1-3		10 G4-6-3 1B		G6-3			4	0	1	0	0	1	0				
39 Jarrod Saltalamacchia, S OBP: 0.339, SLG: 0.417			46 G3 2B		K		L7			4	0	2	0	0	1	2				
46 Garrett Jones, L OBP: 0.324, SLG: 0.438 10 Jeff Baker, R OBP: 0.274, SLG: 0.344	F7		G3		G4-6-3		K			2	0	0	0	0	0	2				
13 Marcell Ozuna, R OBP: 0.306, SLG: 0.444	G6-3		K				K			3	0	0	0	0	2	2				
23 Jake Marisnick, R OBP: 0.381, SLG: 0.316	IBB		P4		15 S 15 S 48 S E 1B					2	1	1	0	1	0	0				
37 Henderson Alvarez III, R ERA: 2.68 44 AJ Ramos, R ERA: 1.86 48 Justin Bour, L OBP: 0.368, SLG: 0.396 63 Kevin Gregg, R 40 Mike Dunn, L 31 Steve Cishek, R	G5-3				3 FC6-4 1B		15 G4-3 3 2B BB			2	0	1	0	0	0	2				
Inning Stats	R: 1 H: 1 E: 0 K: 1 S: 9	H: 1 LOB: 0 BB: 0 P: 14	R: 0 H: 1 E: 0 K: 0 S: 7	H: 1 LOB: 2 BB: 1 P: 13	R: 0 H: 0 E: 0 K: 1 S: 10	H: 0 LOB: 0 BB: 0 P: 17	R: 0 H: 1 E: 0 K: 1 S: 11	H: 1 LOB: 1 BB: 0 P: 19	R: 0 H: 2 E: 0 K: 1 S: 11	H: 2 LOB: 1 BB: 1 P: 16	R: 2 H: 2 E: 0 K: 2 S: 18	H: 2 LOB: 1 BB: 1 P: 29	R: 0 H: 0 E: 0 K: 1 S: 7	H: 0 LOB: 0 BB: 0 P: 13	1B: 4 2B: 3 3B: 1 HR: 0	SF: 0 SAC: 0 DP: 1 HBP: 0		WP: 0 PA: 33 PB: 0 SB: 0 CS: 0		
PITCHER	IP WLS BF H R ER SO BB IBB HBP BLK WP HR S P ERA WHIP																			
16 Daisuke Matsuzaka, R ERA: 2.68 66 Josh Edgin, L ERA: 1.86 38 Vic Black, R 27 Jeury Familia, R ERA: 2.45	5.1 L 23 6 1 1 4 0 0 0 0 0 0 0 1 3 0.00 0.000	0.2 1 0 0 0 0 0 0 0 0 0 0 0 1 3 0.00 0.000	1.0 6 2 2 1 2 1 0 0 0 0 0 0 18 29 9.00 3.000	1.0 3 0 0 0 1 0 0 0 0 0 0 0 7 13 0.00 0.000																
AB	R	H	RBI	BB	SO	LOB	AB	R	H	RBI	BB	SO	LOB	AB	R	H	RBI	BB	SO	LOB
32	2	11	2	2	6	14	32	2	11	2	2	6	14	31	3	8	2	2	7	14

Batter	1	2	3	4	5	6	7	8	9	AB	R	H	RBI	BB	SO	LOB	TOP					
3 Curtis Granderson, L (1,9) OBP: 0.351, SLG: 0.391										3	0	0	0	1	2	0	New York Mets @ Miami Marlins Marlins Park, Miami, FL Sat Jun 21 2014, 4:11 PM - 6:48 PM EDT Att: 24,502 - Roof Closed - 75 F					
28 Daniel Murphy, L (1,4) OBP: 0.352, SLG: 0.408										4	0	0	0	0	0	2						
5 David Wright, R (1,5) OBP: 0.335, SLG: 0.390										4	2	3	1	0	0	0						
21 Lucas Duda, L (1,3) OBP: 0.337, SLG: 0.454										3	1	1	2	1	1	2						
1 Chris Young, R (1,8) OBP: 0.285, SLG: 0.315										4	0	2	1	0	0	0						
4 Wilmer Flores, R (1,6) OBP: 0.299, SLG: 0.308										4	0	1	0	0	0	1						
23 Taylor Teagarden, R (1,2) OBP: 0.250, SLG: 0.250										4	0	0	0	0	2	2						
48 Jacob deGrom, L (1,1) OBP: 0.375, SLG: 0.400										3	0	0	0	0	3	1						
27 Jeury Familia, R (8,1) OBP: 1.000, SLG: 1.000										0	0	0	0	0	0	0						
53 Bobby Abreu, L (9,PH) OBP: 0.359, SLG: 0.416										1	0	0	0	0	1	1						
58 Jenny Mejia, R (9,1) OBP: 0.319, SLG: 0.315										0	0	0	0	0	0	0						
22 Eric Young Jr, S (1,7) OBP: 0.319, SLG: 0.315										2	1	0	0	1	0	0						
Inning Stats	R: 0 E: 0 K: 1 S: 10	H: 0 LOB: 0 BB: 0 P: 15	R: 0 E: 0 K: 1 S: 8	H: 0 LOB: 0 BB: 0 P: 12	R: 0 E: 0 K: 1 S: 8	H: 0 LOB: 0 BB: 0 P: 10	R: 1 E: 0 K: 1 S: 9	H: 2 LOB: 2 BB: 1 P: 15	R: 0 E: 0 K: 2 S: 9	H: 0 LOB: 0 BB: 0 P: 11	R: 1 E: 0 K: 0 S: 6	H: 1 LOB: 1 BB: 2 P: 15	R: 0 E: 0 K: 2 S: 11	H: 1 LOB: 1 BB: 0 P: 16	R: 0 E: 0 K: 0 S: 7	H: 0 LOB: 0 BB: 0 P: 8	R: 2 E: 0 K: 1 S: 14	H: 3 LOB: 1 BB: 0 P: 19	1B: 4 2B: 2 3B: 0 HR: 1	SF: 0 SAC: 0 DP: 1 HBP: 0	WP: 0 PB: 0 SB: 1 CS: 0	PA: 35
PITCHER	IP WLS BF H R ER SO BB IBB HBP BLK WP HR S P ERA WHIP																					
34 Tom Koehler, R (1,1) ERA: 3.74	7.0 L 26 4 2 2 8 3 0 0 0 0 0 1 61 94 2.57 1.000																					
41 Chris Hatcher, R (8,1) ERA: 3.86	2.0 9 3 2 2 1 0 0 0 0 0 0 1 21 27 9.00 1.500																					

AB	32
R	4
H	7
RBI	4
BB	3
SO	9
LOB	9



Batter	1	2	3	4	5	6	7	8	9	AB	R	H	RBI	BB	SO	LOB	BOTTOM					
15 Rafael Furcal, S (1,4) OBP: 0.216, SLG: 0.229										2	0	0	0	0	0	1	New York Mets @ Miami Marlins Marlins Park, Miami, FL Sat Jun 21 2014, 4:11 PM - 6:48 PM EDT Att: 24,502 - Roof Closed - 75 F					
10 Jeff Baker, R (4,4) OBP: 0.269, SLG: 0.337										2	0	0	0	0	0	4						
23 Jake Marisnick, R (1,8) OBP: 0.320, SLG: 0.261										4	0	0	0	0	3	0						
27 Giancarlo Stanton, R (1,9) OBP: 0.389, SLG: 0.594										4	0	2	0	0	0	0						
9 Casey McGehee, R (1,5) OBP: 0.376, SLG: 0.389										3	0	1	0	1	1	2						
39 Jarrod Saltalamacchia, S (1,2) OBP: 0.332, SLG: 0.407										4	0	0	0	0	1	3						
46 Garrett Jones, L (1,3) OBP: 0.319, SLG: 0.431										4	0	0	0	0	2	1						
13 Marcell Ozuna, R (1,7) OBP: 0.312, SLG: 0.444										2	0	1	0	2	0	1						
59 Ed Lucas, R (1,6) OBP: 0.323, SLG: 0.315										4	0	2	0	0	1	2						
34 Tom Koehler, R (1,1) OBP: 0.125, SLG: 0.087										2	0	0	0	0	1	3						
48 Justin Bour, L (7,PH) OBP: 0.400, SLG: 0.294										0	0	0	0	1	0	0						
41 Chris Hatcher, R (8,1) ERA: 4.39										0	0	0	0	0	0	0						
Inning Stats	R: 0 E: 0 K: 1 S: 6	H: 0 LOB: 0 BB: 0 P: 10	R: 0 E: 0 K: 1 S: 8	H: 0 LOB: 1 BB: 1 P: 14	R: 0 E: 0 K: 1 S: 7	H: 1 LOB: 0 BB: 0 P: 9	R: 0 E: 1 K: 1 S: 9	H: 1 LOB: 1 BB: 0 P: 12	R: 0 E: 0 K: 1 S: 10	H: 1 LOB: 2 BB: 1 P: 18	R: 0 E: 0 K: 2 S: 12	H: 1 LOB: 1 BB: 0 P: 15	R: 0 E: 0 K: 0 S: 11	H: 1 LOB: 2 BB: 1 P: 19	R: 0 E: 0 K: 1 S: 8	H: 1 LOB: 0 BB: 0 P: 13	R: 0 E: 0 K: 1 S: 9	H: 0 LOB: 1 BB: 1 P: 15	1B: 4 2B: 2 3B: 0 HR: 0	SF: 0 SAC: 0 DP: 2 HBP: 0	WP: 0 PB: 0 SB: 1 CS: 0	PA: 35
PITCHER	IP WLS BF H R ER SO BB IBB HBP BLK WP HR S P ERA WHIP																					
48 Jacob deGrom, R (1,1) ERA: 3.75	1.0 H 3 1 0 0 1 0 0 0 0 0 0 8 13 0.00 1.000																					
27 Jeury Familia, R (8,1) ERA: 2.39	1.0 4 0 0 0 0 1 1 0 0 0 0 0 9 15 0.00 1.000																					

AB	31
R	0
H	6
RBI	0
BB	4
SO	9
LOB	17



Batter	1	2	3	4	5	6	7	8	9	AB	R	H	RBI	BB	SO	LOB	TOP					
3 Curtis Granderson, L (1.9) OBP: 0.358, SLG: 0.399										5	2	3	0	1	1	0						
28 Daniel Murphy, L (1.4) OBP: 0.333, SLG: 0.417										5	2	2	3	0	1	3						
5 David Wright, R (1.5) OBP: 0.336, SLG: 0.395										4	1	2	1	0	0	0						
21 Lucas Duda, L (1.3) OBP: 0.346, SLG: 0.459										4	1	3	0	1	0	1						
9 Kirk Nieuwenhuis, L (1.8) OBP: 0.333, SLG: 0.583										5	2	2	1	0	1	5						
11 Rubén Tejada, R (1.6) OBP: 0.294, SLG: 0.298										4	1	2	1	1	0	3						
20 Anthony Recker, R (1.2) OBP: 0.317, SLG: 0.324										4	1	2	2	0	0	4						
49 Jonathon Niese, L (1.1) ERA: 7.56										2	1	0	1	0	1	1						
29 Eric Campbell, R (7. PH) ERA: 6.67										1	0	0	0	0	0	2						
52 Carlos Torres, R (7.1) ERA: 2.45										1	0	0	0	0	0	0						
1 Chris Young, R (9. PH) ERA: 2.36										1	0	0	0	0	0	0						
71 Gonzalez Germen, R (9.1) ERA: 2.36										0	0	0	0	0	0	0						
22 Eric Young Jr, S (1.7) ERA: 2.36										4	0	1	2	0	0	1						
Inning Stats	R: 0 E: 0 K: 1 S: 12	H: 0 LOB: 0 BB: 0 P: 16	R: 2 E: 0 K: 0 S: 18	H: 2 LOB: 1 BB: 1 P: 28	R: 2 E: 0 K: 0 S: 15	H: 3 LOB: 1 BB: 0 P: 25	R: 3 E: 0 K: 0 S: 9	H: 2 LOB: 0 BB: 1 P: 17	R: 0 E: 0 K: 0 S: 4	H: 2 LOB: 1 BB: 0 P: 6	R: 0 E: 0 K: 1 S: 8	H: 1 LOB: 0 BB: 0 P: 15	R: 4 E: 0 K: 2 S: 21	H: 5 LOB: 2 BB: 1 P: 34	R: 0 E: 0 K: 1 S: 13	H: 2 LOB: 0 BB: 0 P: 20	R: 0 E: 0 K: 0 S: 5	H: 0 LOB: 0 BB: 0 P: 8	1B: 11 2B: 5 3B: 0 HR: 1	SF: 2 SAC: 2 DP: 1 HBP: 0	WP: 0 PB: 0 SB: 0 CS: 0	PA: 46
PITCHER	IP WLS BF H R ER SO BB IBB HBP BLK WP HR S P ERA WHIP																					
28 Anthony DeSclafani, R (1.1) ERA: 7.56	3.2 L 20 7 7 7 1 2 0 0 0 0 0 1 52 82 17.18 2.455																					
33 Jacob Turner, R (4.1) ERA: 6.67	3.0 16 7 4 4 2 1 0 0 0 0 0 0 29 52 12.00 2.667																					
57 Bryan Morris, R (7.1) ERA: 2.45	1.1 7 3 0 0 2 0 0 0 0 0 0 0 19 27 0.00 2.250																					
44 A.J. Ramos, R (9.1) ERA: 2.36	1.0 3 0 0 0 0 0 0 0 0 0 0 0 5 8 0.00 0.000																					

New York Mets @ Miami Marlins
Marlins Park, Miami, FL
Sun Jun 22 2014, 1:11 PM - 4:19 PM EDT
Att: 24,613 - Roof Closed - 75 F

AB 39
R 11
H 17
RBI 11
BB 3
SO 5
LOB 20



Batter	1	2	3	4	5	6	7	8	9	AB	R	H	RBI	BB	SO	LOB	BOTTOM					
5 Reed Johnson, R (1.7) OBP: 0.300, SLG: 0.432										5	1	1	1	0	0	1						
59 Ed Lucas, R (1.6) OBP: 0.311, SLG: 0.302										4	0	0	0	0	2	1						
27 Giancarlo Stanton, R (1.9) OBP: 0.362, SLG: 0.585										3	1	2	1	0	0	0						
23 Jake Marisnick, R (8.8) OBP: 0.308, SLG: 0.250										1	0	0	0	0	1	0						
9 Casey McGehee, R (1.5) OBP: 0.374, SLG: 0.385										3	0	0	0	1	0	1						
13 Marcell Ozuna, R (1.8) OBP: 0.315, SLG: 0.445										4	0	2	1	0	1	0						
10 Jeff Baker, R (1.3) OBP: 0.270, SLG: 0.330										2	0	0	0	1	0	1						
57 Bryan Morris, L (7.1) ERA: 3.29										0	0	0	0	0	0	0						
44 A.J. Ramos, R (9.1) OBP: 0.322, SLG: 0.431										0	0	0	0	0	0	0						
46 Garrett Jones, L (9. PH) OBP: 0.340, SLG: 0.433										0	1	0	0	2	4							
32 Derek Dietrich, L (1.4) OBP: 0.340, SLG: 0.433										4	1	1	0	0	2	4						
6 Jeff Mathis, R (1.2) OBP: 0.298, SLG: 0.289										4	1	1	0	0	1	2						
28 Anthony DeSclafani, R (1.1) OBP: 0.290, SLG: 0.111										1	0	0	0	0	0	0						
33 Jacob Turner, R (4.1) ERA: 3.29										0	0	0	0	0	0	0						
48 Justin Bour, L (7.3) OBP: 0.409, SLG: 0.368										2	0	1	2	0	1	0						
Inning Stats	R: 0 E: 0 K: 1 S: 6	H: 0 LOB: 0 BB: 0 P: 10	R: 0 E: 0 K: 1 S: 9	H: 1 LOB: 1 BB: 0 P: 15	R: 0 E: 0 K: 0 S: 8	H: 0 LOB: 0 BB: 0 P: 13	R: 0 E: 0 K: 0 S: 5	H: 1 LOB: 0 BB: 0 P: 7	R: 0 E: 0 K: 1 S: 8	H: 0 LOB: 0 BB: 0 P: 11	R: 3 E: 0 K: 1 S: 18	H: 4 LOB: 3 BB: 2 P: 31	R: 0 E: 0 K: 1 S: 7	H: 0 LOB: 0 BB: 0 P: 8	R: 0 E: 0 K: 2 S: 9	H: 0 LOB: 0 BB: 0 P: 14	R: 2 E: 0 K: 1 S: 13	H: 2 LOB: 1 BB: 1 P: 24	1B: 4 2B: 4 3B: 0 HR: 0	SF: 0 SAC: 1 DP: 1 HBP: 0	WP: 0 PB: 0 SB: 0 CS: 0	PA: 37
PITCHER	IP WLS BF H R ER SO BB IBB HBP BLK WP HR S P ERA WHIP																					
49 Jonathon Niese, L (1.1) ERA: 2.78	6.0 W 25 6 3 3 4 2 0 0 0 0 0 0 54 87 4.50 1.333																					
52 Carlos Torres, R (7.1) ERA: 3.29	2.0 6 0 0 0 3 0 0 0 0 0 0 0 16 22 0.00 0.000																					
71 Gonzalez Germen, R (9.1) ERA: 3.97	1.0 6 2 2 2 1 1 0 0 0 0 0 0 13 24 18.00 3.000																					

New York Mets @ Miami Marlins
Marlins Park, Miami, FL
Sun Jun 22 2014, 1:11 PM - 4:19 PM EDT
Att: 24,613 - Roof Closed - 75 F

AB 33
R 5
H 8
RBI 5
BB 3
SO 8
LOB 10



Batter	1	2	3	4	5	6	7	8	9	AB	R	H	RBI	BB	SO	LOB	TOP										
23 Jake Marisnick, R OBP: 0.250, SLG: 0.182	F7				G6-3		G5-3		F8	4	0	0	0	1	0	0	Miami Marlins @ Philadelphia Phillies Citizens Bank Park, Philadelphia, PA Tue Jun 24 2014, 7:07 PM - 10:21 PM EDT Att: 24,860 - Clear - 85 F livebaseballscorecards.com										
32 Derek Dietrich, L OBP: 0.337, SLG: 0.420	G4-3	F8			27 2B 9 SF8		K		P5	4	1	0	0	1	1	3											
27 Giancarlo Stanton, R OBP: 0.401, SLG: 0.992					G6-3					5	0	3	0	0	1	0											
9 Casey McGehee, R OBP: 0.372, SLG: 0.390	G6-3				13 FC6-4 39 1B		SF8		G6-3	4	0	1	1	0	0	2											
39 Jarrod Saltalamacchia, S OBP: 0.348, SLG: 0.409					46 1B 13 1B 59 E					2	1	2	0	2	0	0											
13 Marcell Ozuna, R OBP: 0.310, SLG: 0.436					59 E 46 1B				FC4-6	4	1	1	0	0	1	5											
46 Garrett Jones, L OBP: 0.324, SLG: 0.441					59 E 1B		G6-3			4	1	2	2	0	0	0											
59 Ed Lucas, R OBP: 0.309, SLG: 0.301							K			4	0	1	0	0	1	2											
25 Andrew Heaney, L ERA: 2.29										3	0	0	0	0	1	2											
57 Bryan Morris, L ERA: 1.5										0	0	0	0	0	0	0											
41 Chris Hatcher, R ERA: 3.38										0	0	0	0	0	0	0											
48 Justin Bour, L ERA: 3.38										0	0	0	0	0	0	0											
5 Reed Johnson, R OBP: 0.304, SLG: 0.433										1	0	0	0	0	1	1											
44 AJ Ramos, R ERA: 4.37										0	0	0	0	0	0	0											
Inning Stats	R: 0 E: 0 K: 0 S: 9	H: 1 LOB: 0 BB: 0 P: 11	R: 1 E: 1 K: 0 S: 11	H: 2 LOB: 3 BB: 2 P: 26	R: 0 E: 0 K: 0 S: 7	H: 2 LOB: 1 BB: 0 P: 13	R: 0 E: 0 K: 1 S: 9	H: 0 LOB: 0 BB: 0 P: 15	R: 1 E: 0 K: 1 S: 11	H: 1 LOB: 2 BB: 2 P: 29	R: 0 E: 0 K: 1 S: 10	H: 0 LOB: 0 BB: 0 P: 13	R: 0 E: 0 K: 2 S: 15	H: 0 LOB: 0 BB: 0 P: 18	R: 2 E: 0 K: 1 S: 20	H: 3 LOB: 1 BB: 0 P: 32	R: 0 E: 0 K: 0 S: 12	H: 1 LOB: 1 BB: 0 P: 18	1B: 7 2B: 2 3B: 0 HR: 1	SF: 1 SAC: 0 DP: 0 HBP: 0	WP: 0 PB: 0 SB: 0 CS: 0	PA: 41					
PITCHER	IP	WLS	BF	H	R	ER	SO	BB	IBB	HBP	BLK	WP	HR	S	P	ERA	WHIP										
55 David Buchanan, R ERA: 4.79	5.0	W	24	6	2	2	2	4	0	0	0	0	0	47	94	3.60	2.000										
43 Mario Hollands, L ERA: 2.29	1.0	H	3	0	0	0	1	0	0	0	0	0	0	10	13	0.00	0.000										
53 Ken Giles, R ERA: 1.5	1.0		3	0	0	0	2	0	0	0	0	0	0	15	18	0.00	0.000										
39 B.J. Rosenberg, R ERA: 9.0	0.2		5	3	2	2	0	0	0	0	0	0	1	17	28	27.00	4.500										
63 Jake Diekmann, L ERA: 4.37	0.1	H	1	0	0	0	1	0	0	0	0	0	0	3	4	0.00	0.000										

Batter	1	2	3	4	5	6	7	8	9	AB	R	H	RBI	BB	SO	LOB	BOTTOM										
11 Jimmy Rollins, S OBP: 0.338, SLG: 0.390										2	1	2	0	1	0	0	Miami Marlins @ Philadelphia Phillies Citizens Bank Park, Philadelphia, PA Tue Jun 24 2014, 7:07 PM - 10:21 PM EDT Att: 24,860 - Clear - 85 F livebaseballscorecards.com										
51 Carlos Ruiz, R OBP: 0.369, SLG: 0.368	F8	F8			G6-3	G6-3				4	0	0	0	0	0	5											
26 Chase Utley, L OBP: 0.358, SLG: 0.454					G3-1	G3-1				3	1	1	0	1	0	1											
6 Ryan Howard, L OBP: 0.315, SLG: 0.430					G3-1					4	1	1	0	0	1	2											
3 Marlon Byrd, R OBP: 0.311, SLG: 0.474					G6-3					4	2	1	2	0	0	1											
25 Cody Asche, L OBP: 0.348, SLG: 0.439										4	1	1	2	0	1	0											
15 John Mayberry Jr., R OBP: 0.359, SLG: 0.458										3	0	0	0	1	2	1											
2 Ben Revere, L OBP: 0.290, SLG: 0.332										4	1	1	0	0	0	2											
45 David Buchanan, R ERA: 4.79										1	0	0	0	0	1	1											
7 Romy Cedeno, R ERA: 4.91										1	0	0	0	0	1	0											
43 Mario Hollands, L ERA: 2.29										0	0	0	0	0	0	0											
53 Ken Giles, R ERA: 1.5										0	0	0	0	0	0	0											
39 B.J. Rosenberg, R ERA: 9.0										0	0	0	0	0	0	0											
63 Jake Diekmann, R ERA: 4.37										0	0	0	0	0	0	0											
19 Tony Clayton, Jr., L ERA: 9.0										0	0	0	0	0	0	0											
63 Jonathan Papelbon, R ERA: 1.48										0	0	0	0	0	0	0											
Inning Stats	R: 3 E: 0 K: 1 S: 15	H: 1 LOB: 0 BB: 1 P: 23	R: 1 E: 0 K: 2 S: 12	H: 1 LOB: 1 BB: 1 P: 21	R: 0 E: 0 K: 0 S: 12	H: 0 LOB: 0 BB: 0 P: 17	R: 0 E: 0 K: 1 S: 11	H: 0 LOB: 0 BB: 0 P: 14	R: 0 E: 0 K: 1 S: 12	H: 1 LOB: 1 BB: 0 P: 18	R: 3 E: 1 K: 2 S: 18	H: 3 LOB: 2 BB: 0 P: 29	R: 0 E: 0 K: 0 S: 7	H: 1 LOB: 0 BB: 0 P: 12	R: 0 E: 0 K: 0 S: 8	H: 0 LOB: 1 BB: 1 P: 16	1B: 3 2B: 3 3B: 1 HR: 1	SF: 0 SAC: 0 DP: 1 HBP: 1	WP: 4 PB: 0 SB: 4 CS: 0	PA: 36							
PITCHER	IP	WLS	BF	H	R	ER	SO	BB	IBB	HBP	BLK	WP	HR	S	P	ERA	WHIP										
25 Andrew Heaney, L ERA: 4.91	5.0	L	22	4	5	5	5	2	0	1	0	0	0	63	95	9.00	1.200										
57 Bryan Morris, R ERA: 2.41	1.0		7	2	2	0	2	0	0	0	0	1	0	17	27	0.00	2.000										
41 Chris Hatcher, R ERA: 3.38	1.0		3	1	0	0	0	0	0	0	0	0	0	7	12	0.00	1.000										
44 AJ Ramos, R ERA: 2.27	1.0		4	0	0	0	0	1	0	0	0	0	0	8	16	0.00	1.000										

Batter	1	2	3	4	5	6	7	8	9	AB	R	H	RBI	BB	SO	LOB	TOP								
23 Jake Marisnick, R OBP: 0.225, SLG: 0.162	F9		G5-3		G1-3		F9			4	0	0	0	0	0	1	Miami Marlins @ Philadelphia Phillies Citizens Bank Park, Philadelphia, PA Wed Jun 25 2014, 7:08 PM - 10:01 PM EDT Att: 23,360 - Cloudy - 87 F								
32 Derek Dietrich, L OBP: 0.335, SLG: 0.411	G4-3			G4-3				P4		3	0	0	0	1	0	0									
27 Giancarlo Stanton, R OBP: 0.399, SLG: 0.987	G1-3			13 2B	K			K		4	1	1	0	0	2	2									
9 Casey McGehee, R OBP: 0.373, SLG: 0.392				13 2B	P3			1B		4	1	2	0	0	1	2									
46 Garrett Jones, L OBP: 0.323, SLG: 0.436				13 1B	K			K		3	0	0	0	1	2	3									
13 Marcell Ozuna, R OBP: 0.312, SLG: 0.440				39 G4-6-3	39 2B			K		4	1	2	1	0	2	0									
39 Jarrod Saltalamacchia, R OBP: 0.346, SLG: 0.411				1B	2B			K		4	0	1	2	0	2	2									
59 Ed Lucas, R OBP: 0.298, SLG: 0.290				2B	K					4	0	0	0	0	1	1									
37 Henderson Alvarez III, R OBP: 0.233, SLG: 0.207				K						2	0	0	0	1	2	0									
40 Mike Dunn, L 63 Kevin Gregg, R 31 Steve Cishek, R					23 G1-3			K		0	0	0	0	0	0	0									
Inning Stats	R: 0 H: 0 E: 0 K: 0 S: 6	H: 0 LOB: 0 BB: 0 P: 9	R: 0 H: 1 E: 0 K: 1 S: 9	H: 1 LOB: 1 BB: 1 P: 15	R: 0 H: 0 E: 0 K: 1 S: 9	H: 0 LOB: 0 BB: 0 P: 13	R: 3 H: 4 E: 0 K: 2 S: 17	H: 4 LOB: 1 BB: 0 P: 28	R: 0 H: 0 E: 0 K: 1 S: 13	H: 0 LOB: 2 BB: 2 P: 22	R: 0 H: 0 E: 0 K: 2 S: 9	H: 0 LOB: 0 BB: 0 P: 10	R: 0 H: 0 E: 0 K: 1 S: 7	H: 0 LOB: 1 BB: 0 P: 10	R: 0 H: 1 E: 0 K: 2 S: 13	H: 1 LOB: 1 BB: 0 P: 21	R: 0 H: 0 E: 0 K: 2 S: 7	H: 0 LOB: 0 BB: 0 P: 11	1B: 4 2B: 2 3B: 0 HR: 0	SF: 0 SAC: 0 DP: 1 HBP: 0	WP: 0 PB: 0 SB: 0 CS: 0	PA: 35			
PITCHER	IP WLS BF H R ER SO BB IBB HBP BLK WP HR S P ERA WHIP	IP WLS BF H R ER SO BB IBB HBP BLK WP HR S P ERA WHIP	IP WLS BF H R ER SO BB IBB HBP BLK WP HR S P ERA WHIP	IP WLS BF H R ER SO BB IBB HBP BLK WP HR S P ERA WHIP	IP WLS BF H R ER SO BB IBB HBP BLK WP HR S P ERA WHIP	IP WLS BF H R ER SO BB IBB HBP BLK WP HR S P ERA WHIP	IP WLS BF H R ER SO BB IBB HBP BLK WP HR S P ERA WHIP	IP WLS BF H R ER SO BB IBB HBP BLK WP HR S P ERA WHIP	IP WLS BF H R ER SO BB IBB HBP BLK WP HR S P ERA WHIP	IP WLS BF H R ER SO BB IBB HBP BLK WP HR S P ERA WHIP	IP WLS BF H R ER SO BB IBB HBP BLK WP HR S P ERA WHIP	IP WLS BF H R ER SO BB IBB HBP BLK WP HR S P ERA WHIP	IP WLS BF H R ER SO BB IBB HBP BLK WP HR S P ERA WHIP	IP WLS BF H R ER SO BB IBB HBP BLK WP HR S P ERA WHIP	IP WLS BF H R ER SO BB IBB HBP BLK WP HR S P ERA WHIP	IP WLS BF H R ER SO BB IBB HBP BLK WP HR S P ERA WHIP	IP WLS BF H R ER SO BB IBB HBP BLK WP HR S P ERA WHIP	IP WLS BF H R ER SO BB IBB HBP BLK WP HR S P ERA WHIP	IP WLS BF H R ER SO BB IBB HBP BLK WP HR S P ERA WHIP	IP WLS BF H R ER SO BB IBB HBP BLK WP HR S P ERA WHIP	IP WLS BF H R ER SO BB IBB HBP BLK WP HR S P ERA WHIP	IP WLS BF H R ER SO BB IBB HBP BLK WP HR S P ERA WHIP	IP WLS BF H R ER SO BB IBB HBP BLK WP HR S P ERA WHIP	IP WLS BF H R ER SO BB IBB HBP BLK WP HR S P ERA WHIP	IP WLS BF H R ER SO BB IBB HBP BLK WP HR S P ERA WHIP

Miami Marlins @ Philadelphia Phillies
 Citizens Bank Park, Philadelphia, PA
 Wed Jun 25 2014, 7:08 PM - 10:01 PM EDT
 Att: 23,360 - Cloudy - 87 F

livebaseballscorecards.com

AB 32
 R 3
 H 6
 RBI 3
 BB 3
 SO 12
 LOB 11



Batter	1	2	3	4	5	6	7	8	9	AB	R	H	RBI	BB	SO	LOB	BOTTOM								
11 Jimmy Rollins, S OBP: 0.339, SLG: 0.394	G4-3		G3-1		26 SF8		26 E		K	5	0	2	0	0	1	0	Miami Marlins @ Philadelphia Phillies Citizens Bank Park, Philadelphia, PA Wed Jun 25 2014, 7:08 PM - 10:01 PM EDT Att: 23,360 - Cloudy - 87 F								
51 Carlos Ruiz, R OBP: 0.367, SLG: 0.363	F8		K		51 HBP		F8			3	0	0	0	0	1	1									
26 Chase Utley, L OBP: 0.354, SLG: 0.449	L8		G4-3		HBP		E6			3	0	0	1	0	0	1									
6 Ryan Howard, L OBP: 0.318, SLG: 0.429			25 3B		L8		G4-3			3	0	1	0	1	0	4									
3 Marlon Byrd, R OBP: 0.316, SLG: 0.478			25 G4-6-3		25 G1-6-3		K			4	1	3	0	0	1	0									
25 Cody Asche, L OBP: 0.340, SLG: 0.427			1B		1B		G4-3			4	0	0	0	0	0	5									
9 Domic Brown, L OBP: 0.271, SLG: 0.322			G4-6-3		G3		F8			4	0	1	1	0	1	3									
2 Ben Revere, L OBP: 0.289, SLG: 0.328			IBB		E4		G4-6-3			3	1	0	0	1	1	1									
34 A.J. Burnett, R 19 Tony Gwynn Jr., L 59 Antonio Bastardo, R 30 Justin De Fratus, S 16 César Hernández, S			G5-3		SH3-4		K			1	0	0	0	0	0	3									
										1	0	0	0	0	1	0									
Inning Stats	R: 0 H: 0 E: 0 K: 0 S: 5	H: 1 LOB: 3 BB: 2 P: 8	R: 0 H: 1 E: 0 K: 1 S: 12	H: 1 LOB: 2 BB: 2 P: 26	R: 0 H: 0 E: 0 K: 1 S: 7	H: 0 LOB: 0 BB: 0 P: 12	R: 0 H: 2 E: 0 K: 0 S: 9	H: 2 LOB: 1 BB: 0 P: 10	R: 1 H: 1 E: 0 K: 0 S: 14	H: 1 LOB: 2 BB: 0 P: 21	R: 1 H: 2 E: 0 K: 0 S: 5	H: 2 LOB: 0 BB: 0 P: 6	R: 0 H: 1 E: 0 K: 1 S: 11	H: 1 LOB: 2 BB: 0 P: 16	R: 0 H: 0 E: 0 K: 1 S: 8	H: 0 LOB: 0 BB: 0 P: 11	R: 0 H: 0 E: 0 K: 3 S: 13	H: 0 LOB: 0 BB: 0 P: 17	1B: 6 2B: 1 3B: 0 HR: 0	SF: 1 SAC: 1 DP: 2 HBP: 1	WP: 0 PB: 0 SB: 0 CS: 0	PA: 37			
PITCHER	IP WLS BF H R ER SO BB IBB HBP BLK WP HR S P ERA WHIP	IP WLS BF H R ER SO BB IBB HBP BLK WP HR S P ERA WHIP	IP WLS BF H R ER SO BB IBB HBP BLK WP HR S P ERA WHIP	IP WLS BF H R ER SO BB IBB HBP BLK WP HR S P ERA WHIP	IP WLS BF H R ER SO BB IBB HBP BLK WP HR S P ERA WHIP	IP WLS BF H R ER SO BB IBB HBP BLK WP HR S P ERA WHIP	IP WLS BF H R ER SO BB IBB HBP BLK WP HR S P ERA WHIP	IP WLS BF H R ER SO BB IBB HBP BLK WP HR S P ERA WHIP	IP WLS BF H R ER SO BB IBB HBP BLK WP HR S P ERA WHIP	IP WLS BF H R ER SO BB IBB HBP BLK WP HR S P ERA WHIP	IP WLS BF H R ER SO BB IBB HBP BLK WP HR S P ERA WHIP	IP WLS BF H R ER SO BB IBB HBP BLK WP HR S P ERA WHIP	IP WLS BF H R ER SO BB IBB HBP BLK WP HR S P ERA WHIP	IP WLS BF H R ER SO BB IBB HBP BLK WP HR S P ERA WHIP	IP WLS BF H R ER SO BB IBB HBP BLK WP HR S P ERA WHIP	IP WLS BF H R ER SO BB IBB HBP BLK WP HR S P ERA WHIP	IP WLS BF H R ER SO BB IBB HBP BLK WP HR S P ERA WHIP	IP WLS BF H R ER SO BB IBB HBP BLK WP HR S P ERA WHIP	IP WLS BF H R ER SO BB IBB HBP BLK WP HR S P ERA WHIP	IP WLS BF H R ER SO BB IBB HBP BLK WP HR S P ERA WHIP	IP WLS BF H R ER SO BB IBB HBP BLK WP HR S P ERA WHIP	IP WLS BF H R ER SO BB IBB HBP BLK WP HR S P ERA WHIP	IP WLS BF H R ER SO BB IBB HBP BLK WP HR S P ERA WHIP	IP WLS BF H R ER SO BB IBB HBP BLK WP HR S P ERA WHIP	IP WLS BF H R ER SO BB IBB HBP BLK WP HR S P ERA WHIP

Miami Marlins @ Philadelphia Phillies
 Citizens Bank Park, Philadelphia, PA
 Wed Jun 25 2014, 7:08 PM - 10:01 PM EDT
 Att: 23,360 - Cloudy - 87 F

livebaseballscorecards.com

AB 32
 R 2
 H 7
 RBI 2
 BB 2
 SO 7
 LOB 18



Batter	1	2	3	4	5	6	7	8	9	AB	R	H	RBI	BB	SO	LOB	TOP				
3 Craig Gentry, R (1.8) OBP: 0.338, SLG: 0.319	F9		1B			L9		G5-3		4	0	1	0	0	0	0	Oakland Athletics @ Miami Marlins Marlins Park, Miami, FL Sun Jun 29 2014, 1:11 PM - 3:59 PM EDT Att: 21,917 - Roof Closed - 79 F				
7 Alberto Callaspo, S (1.4) OBP: 0.353, SLG: 0.322	G5-3		G3-6-3			1B		G5-3		4	1	1	0	0	0	1					
52 Yoenis Cespedes, R (1.7) OBP: 0.324, SLG: 0.498	K					1B		F8		4	1	1	0	0	1	0					
20 Josh Donaldson, R (1.5) OBP: 0.330, SLG: 0.469	K					1B		G6-3		4	1	1	1	0	2	0					
35 Nate Freiman, R (1.3) OBP: 0.250, SLG: 1.000	P4					1B		K		4	1	1	3	0	1	0					
37 Brandon Moss, L (1.9) OBP: 0.333, SLG: 0.518	1B					HR		G5-3		4	0	1	0	0	0	0					
1 Nick Punto, S (1.6) OBP: 0.336, SLG: 0.295	1B							K		3	0	2	0	0	1	0					
21 Stephen Vogt, L (1.2) OBP: 0.343, SLG: 0.460	G4-3							P5		3	0	0	0	0	0	3					
57 Tommy Milone, L (1.1)								G4-3		3	0	0	0	0	1	0					
56 Fernando Abad, L (8.1)										0	0	0	0	0	0	0					
48 Ryan Cook, R (8.1)										0	0	0	0	0	0	0					
Inning Stats	R: 0 H: 0 E: 0 K: 1 S: 5	H: 0 LOB: 0 BB: 0 P: 9	R: 0 H: 2 E: 0 K: 1 S: 9	H: 2 LOB: 2 BB: 0 P: 17	R: 0 H: 1 E: 0 K: 0 S: 5	H: 1 LOB: 0 BB: 0 P: 7	R: 0 H: 0 E: 0 K: 1 S: 9	H: 0 LOB: 0 BB: 0 P: 15	R: 0 H: 1 E: 0 K: 0 S: 9	H: 1 LOB: 0 BB: 0 P: 13	R: 4 H: 4 E: 0 K: 1 S: 16	H: 4 LOB: 0 BB: 0 P: 18	R: 0 H: 0 E: 0 K: 1 S: 10	H: 0 LOB: 0 BB: 0 P: 16	R: 0 H: 0 E: 0 K: 1 S: 8	H: 0 LOB: 0 BB: 0 P: 13	1B: 7 2B: 0 3B: 0 HR: 1	SF: 0 SAC: 0 DP: 1 HBP: 0	WP: 0 PB: 0 SB: 0 CS: 0	PA: 33	
PITCHER	IP WLS BF H R ER SO BB IBB HBP BLK WP HR S P ERA WHIP	IP WLS BF H R ER SO BB IBB HBP BLK WP HR S P ERA WHIP	IP WLS BF H R ER SO BB IBB HBP BLK WP HR S P ERA WHIP	IP WLS BF H R ER SO BB IBB HBP BLK WP HR S P ERA WHIP	IP WLS BF H R ER SO BB IBB HBP BLK WP HR S P ERA WHIP	IP WLS BF H R ER SO BB IBB HBP BLK WP HR S P ERA WHIP	IP WLS BF H R ER SO BB IBB HBP BLK WP HR S P ERA WHIP	IP WLS BF H R ER SO BB IBB HBP BLK WP HR S P ERA WHIP	IP WLS BF H R ER SO BB IBB HBP BLK WP HR S P ERA WHIP	IP WLS BF H R ER SO BB IBB HBP BLK WP HR S P ERA WHIP	IP WLS BF H R ER SO BB IBB HBP BLK WP HR S P ERA WHIP	IP WLS BF H R ER SO BB IBB HBP BLK WP HR S P ERA WHIP	IP WLS BF H R ER SO BB IBB HBP BLK WP HR S P ERA WHIP	IP WLS BF H R ER SO BB IBB HBP BLK WP HR S P ERA WHIP	IP WLS BF H R ER SO BB IBB HBP BLK WP HR S P ERA WHIP	IP WLS BF H R ER SO BB IBB HBP BLK WP HR S P ERA WHIP	IP WLS BF H R ER SO BB IBB HBP BLK WP HR S P ERA WHIP	IP WLS BF H R ER SO BB IBB HBP BLK WP HR S P ERA WHIP	IP WLS BF H R ER SO BB IBB HBP BLK WP HR S P ERA WHIP	IP WLS BF H R ER SO BB IBB HBP BLK WP HR S P ERA WHIP	IP WLS BF H R ER SO BB IBB HBP BLK WP HR S P ERA WHIP

AB	33
R	4
H	8
RBI	4
BB	0
SO	6
LOB	4



Batter	1	2	3	4	5	6	7	8	9	AB	R	H	RBI	BB	SO	LOB	BOTTOM				
21 Christian Yelich, L (1.8) OBP: 0.340, SLG: 0.424	E4		FC1			F9		G6-4-3		4	1	1	0	0	0	2	Oakland Athletics @ Miami Marlins Marlins Park, Miami, FL Sun Jun 29 2014, 1:11 PM - 3:59 PM EDT Att: 21,917 - Roof Closed - 79 F				
5 Read Johnson, R (1.7) OBP: 0.297, SLG: 0.411	K		L1-3			G6-3		K		4	0	0	0	0	2	2					
27 Giancarlo Stanton, R (1.9) OBP: 0.409, SLG: 0.590	G1-4-3					F9		G1-3		3	0	0	0	1	0	1					
9 Casey McGehee, R (1.5) OBP: 0.376, SLG: 0.385	G1-4-3									3	1	1	0	1	0	1					
59 Ed Lucas, R (1.6) OBP: 0.286, SLG: 0.277	K					G1-3		FC3-6		4	0	1	0	0	1	1					
10 Jeff Baker, R (1.3) OBP: 0.252, SLG: 0.306	G4-3					F8		K		3	0	0	1	0	1	1					
17 Donovan Solano, R (1.4) OBP: 0.230, SLG: 0.243	G4-1					B2-3		K		4	0	0	0	0	2	2					
6 Jeff Mathis, R (1.2) OBP: 0.304, SLG: 0.300						G4-3				3	0	1	0	0	0	1					
25 Andrew Heaney, L (1.1)										0	0	0	0	0	0	0					
13 Marcell Ozuna, R (6.0PH) OBP: 0.311, SLG: 0.944										1	1	1	0	0	0	0					
43 Dan Jennings, L (7.1) OBP: 0.330, SLG: 0.460										0	0	0	0	0	0	0					
63 Kevin Gregg, R (8.1) OBP: 0.330, SLG: 0.460										1	0	1	0	0	0	0					
46 Garrett Jones, L (8.0PH) OBP: 0.330, SLG: 0.460										0	0	0	0	0	0	0					
41 Chris Hatcher, R (9.1)										0	0	0	0	0	0	0					
Inning Stats	R: 1 H: 1 E: 1 K: 1 S: 7	H: 1 LOB: 0 BB: 1 P: 14	R: 0 H: 0 E: 0 K: 1 S: 11	H: 0 LOB: 0 BB: 0 P: 16	R: 0 H: 1 E: 0 K: 0 S: 10	H: 1 LOB: 1 BB: 0 P: 13	R: 0 H: 0 E: 0 K: 0 S: 6	H: 0 LOB: 0 BB: 0 P: 10	R: 0 H: 1 E: 0 K: 0 S: 8	H: 1 LOB: 0 BB: 0 P: 14	R: 1 H: 1 E: 0 K: 0 S: 12	H: 1 LOB: 1 BB: 1 P: 22	R: 0 H: 1 E: 0 K: 1 S: 12	H: 1 LOB: 1 BB: 0 P: 13	R: 0 H: 1 E: 0 K: 2 S: 14	H: 1 LOB: 0 BB: 0 P: 19	1B: 4 2B: 1 3B: 1 HR: 1	SF: 1 SAC: 1 DP: 3 HBP: 0	WP: 0 PB: 1 SB: 0 CS: 0	PA: 34	
PITCHER	IP WLS BF H R ER SO BB IBB HBP BLK WP HR S P ERA WHIP	IP WLS BF H R ER SO BB IBB HBP BLK WP HR S P ERA WHIP	IP WLS BF H R ER SO BB IBB HBP BLK WP HR S P ERA WHIP	IP WLS BF H R ER SO BB IBB HBP BLK WP HR S P ERA WHIP	IP WLS BF H R ER SO BB IBB HBP BLK WP HR S P ERA WHIP	IP WLS BF H R ER SO BB IBB HBP BLK WP HR S P ERA WHIP	IP WLS BF H R ER SO BB IBB HBP BLK WP HR S P ERA WHIP	IP WLS BF H R ER SO BB IBB HBP BLK WP HR S P ERA WHIP	IP WLS BF H R ER SO BB IBB HBP BLK WP HR S P ERA WHIP	IP WLS BF H R ER SO BB IBB HBP BLK WP HR S P ERA WHIP	IP WLS BF H R ER SO BB IBB HBP BLK WP HR S P ERA WHIP	IP WLS BF H R ER SO BB IBB HBP BLK WP HR S P ERA WHIP	IP WLS BF H R ER SO BB IBB HBP BLK WP HR S P ERA WHIP	IP WLS BF H R ER SO BB IBB HBP BLK WP HR S P ERA WHIP	IP WLS BF H R ER SO BB IBB HBP BLK WP HR S P ERA WHIP	IP WLS BF H R ER SO BB IBB HBP BLK WP HR S P ERA WHIP	IP WLS BF H R ER SO BB IBB HBP BLK WP HR S P ERA WHIP	IP WLS BF H R ER SO BB IBB HBP BLK WP HR S P ERA WHIP	IP WLS BF H R ER SO BB IBB HBP BLK WP HR S P ERA WHIP	IP WLS BF H R ER SO BB IBB HBP BLK WP HR S P ERA WHIP	IP WLS BF H R ER SO BB IBB HBP BLK WP HR S P ERA WHIP

AB	30
R	3
H	6
RBI	2
BB	2
SO	6
LOB	11



Batter	1	2	3	4	5	6	7	8	9	AB	R	H	RBI	BB	SO	LOB	TOP	
2 Ben Revere, L (1,8) OBP: 0.310, SLG: 0.353										4	0	2	0	0	0	0	Philadelphia Phillies @ Miami Marlins Marlins Park, Miami, FL Wed Jul 02 2014, 7:11 PM - 10:21 PM EDT Att: 20,084 - Roof Closed - 76 F	
11 Jimmy Rollins, S (1,6) OBP: 0.332, SLG: 0.387										4	0	2	0	0	1	2		
26 Chase Utley, L (1,4) OBP: 0.347, SLG: 0.440										4	0	0	0	0	1	5		
3 Marlon Byrd, R (1,9) OBP: 0.320, SLG: 0.491										4	0	0	0	0	1	4		
6 Ryan Howard, L (1,3) OBP: 0.310, SLG: 0.403										3	0	1	0	1	1	2		
15 John Mayberry Jr., R (1,7) OBP: 0.313, SLG: 0.411										4	0	0	0	0	1	2		
25 Cody Asche, L (1,5) OBP: 0.311, SLG: 0.397										4	0	0	0	0	2	2		
47 Koyie Hill, S (1,2) OBP: 0.273, SLG: 0.300										3	0	0	0	0	2	1		
35 Cole Hamels, L (1,1) OBP: 0.341, SLG: 0.379										1	0	0	0	0	1	0		
19 Tony Danza, L (6,PH) OBP: 0.276, SLG: 0.291										0	0	0	0	0	1	0		
39 B.J. Rosenberg, R (6,1) ERA: 3.58										0	0	0	0	0	0	0		
53 Ken Giles, R (7,1) ERA: 1.0										0	0	0	0	0	0	0		
16 César Hernández, S (8,PH) OBP: 0.320, SLG: 0.393										1	0	0	0	0	0	0		
43 Mario Hollands, L (8,1) ERA: 3.66										0	0	0	0	0	0	0		
59 Antonio Bastardo, R (8,1) ERA: 3.66										0	0	0	0	0	0	0		
4 Andrés Blanco, S (8,4) ERA: 3.66										0	0	0	0	0	0	0		
Inning Stats	R: 0 H: 2 E: 0 K: 2 S: 13	H: 0 LOB: 2 BB: 0 P: 21	R: 0 H: 0 E: 0 K: 2 S: 9	H: 0 LOB: 0 BB: 0 P: 12	R: 0 H: 0 E: 0 K: 2 S: 8	H: 0 LOB: 0 BB: 0 P: 16	R: 0 H: 0 E: 0 K: 1 S: 8	H: 0 LOB: 0 BB: 0 P: 14	R: 0 H: 1 E: 0 K: 0 S: 13	H: 2 LOB: 2 BB: 1 P: 20	R: 0 H: 1 E: 0 K: 3 S: 11	H: 1 LOB: 1 BB: 0 P: 14	R: 0 H: 1 E: 0 K: 0 S: 6	H: 3 LOB: 1 BB: 1 P: 19	1B: 5 2B: 0 3B: 0 HR: 0	SF: 0 SAC: 0 DP: 0 HBP: 0	WP: 0 PB: 0 SB: 1 CS: 0	PA: 34
PITCHER	IP WLS BF H R ER SO BB IBB HBP BLK WP HR S P ERA WHIP																	
34 Tom Koehler, R (1,1) ERA: 3.48	6.0 W 22 3 0 0 7 1 0 0 0 0 0 0 56 91 0.00 0.667																	
40 Mike Dunn, L (7,1) ERA: 3.58	1.0 H 4 1 0 0 3 0 0 0 0 0 0 0 11 14 0.00 1.000																	
63 Kevin Gregg, R (8,1) ERA: 6.14	1.0 H 4 1 0 0 0 0 0 0 0 0 0 0 6 10 0.00 1.000																	
41 Chris Hatcher, R (9,1) ERA: 3.54	1.0 4 0 0 0 0 1 0 0 0 0 0 0 11 19 0.00 1.000																	

Batter	1	2	3	4	5	6	7	8	9	AB	R	H	RBI	BB	SO	LOB	BOTTOM	
21 Christian Yelich, L (1,7) OBP: 0.339, SLG: 0.417										4	1	0	0	1	2	2	Philadelphia Phillies @ Miami Marlins Marlins Park, Miami, FL Wed Jul 02 2014, 7:11 PM - 10:21 PM EDT Att: 20,084 - Roof Closed - 76 F	
59 Ed Lucas, R (1,6) OBP: 0.295, SLG: 0.296										4	1	2	1	0	1	0		
27 Giancarlo Stanton, R (1,9) OBP: 0.412, SLG: 0.935										3	0	0	0	1	1	1		
9 Casey McGehee, R (1,5) OBP: 0.380, SLG: 0.389										3	1	2	1	1	0	0		
13 Marcell Ozuna, R (1,8) OBP: 0.312, SLG: 0.448										4	1	1	0	0	1	5		
39 Jarrod Saltalamacchia, R (1,2) OBP: 0.339, SLG: 0.421										3	1	1	2	0	1	4		
10 Jeff Baker, R (1,3) OBP: 0.273, SLG: 0.330										3	0	2	0	1	0	0		
17 Donovan Solano, R (1,4) OBP: 0.241, SLG: 0.234										4	0	1	1	0	1	2		
34 Tom Koehler, R (1,1) ERA: 3.48										2	0	0	0	0	0	3		
48 Justin Bour, L (5,PH) OBP: 0.375, SLG: 0.333										1	0	0	0	0	0	1		
40 Mike Dunn, L (7,1) ERA: 1.0										0	0	0	0	0	0	0		
63 Kevin Gregg, R (8,1) ERA: 6.14										0	0	0	0	0	0	0		
5 Reed Johnson, R (8,PH) OBP: 0.320, SLG: 0.393										1	0	0	0	0	1	0		
41 Chris Hatcher, R (9,1) ERA: 3.54										0	0	0	0	0	0	0		
Inning Stats	R: 0 H: 1 E: 0 K: 1 S: 19	H: 0 LOB: 3 BB: 2 P: 34	R: 0 H: 0 E: 0 K: 0 S: 5	H: 0 LOB: 0 BB: 0 P: 10	R: 0 H: 0 E: 0 K: 0 S: 7	H: 0 LOB: 0 BB: 0 P: 11	R: 1 H: 2 E: 0 K: 0 S: 11	H: 2 LOB: 1 BB: 1 P: 18	R: 2 H: 2 E: 0 K: 2 S: 14	H: 2 LOB: 1 BB: 1 P: 24	R: 0 H: 1 E: 0 K: 1 S: 12	H: 1 LOB: 0 BB: 0 P: 12	R: 2 H: 3 E: 0 K: 2 S: 21	H: 3 LOB: 1 BB: 0 P: 32	1B: 5 2B: 3 3B: 0 HR: 1	SF: 0 SAC: 0 DP: 1 HBP: 1	WP: 0 PB: 0 SB: 2 CS: 0	PA: 37
PITCHER	IP WLS BF H R ER SO BB IBB HBP BLK WP HR S P ERA WHIP																	
35 Cole Hamels, L (1,1) ERA: 2.98	5.0 L 24 5 3 3 3 4 0 1 0 0 0 0 56 97 5.40 1.800																	
39 B.J. Rosenberg, R (6,1) ERA: 6.55	1.0 4 1 0 0 1 0 0 0 0 0 0 0 12 22 0.00 1.000																	
53 Ken Giles, R (7,1) ERA: 1.0	1.0 3 0 0 0 1 0 0 0 0 0 0 0 7 12 0.00 0.000																	
43 Mario Hollands, L (8,1) ERA: 1.0	0.0 3 3 2 2 0 0 0 0 0 0 0 1 7 11 = =																	
59 Antonio Bastardo, L (8,1) ERA: 3.66	1.0 3 0 0 0 2 0 0 0 0 0 0 0 14 21 0.00 0.000																	

AB 32
R 0
H 5
RBI 0
BB 2
SO 10
LOB 18



AB 32
R 5
H 9
RBI 5
BB 4
SO 7
LOB 19



Batter	1	2	3	4	5	6	7	8	9	AB	R	H	RBI	BB	SO	LOB	TOP										
2 Ben Revere, L OBP: 0.311, SLG: 0.354 58 Jonathan Papelbon, R (9, 1)	L6		G6-3				K		G4-3	5	1	2	0	0	1	0											
11 Jimmy Rollins, S OBP: 0.333, SLG: 0.385					F8		G6-3		FC4	4	0	1	1	1	0	3											
26 Chase Utley, L OBP: 0.345, SLG: 0.436		K			F7		F8		G4-3	5	1	1	1	0	1	3											
6 Ryan Howard, L OBP: 0.311, SLG: 0.401					F7				K	4	1	1	0	0	1	2											
3 Marlon Byrd, R OBP: 0.319, SLG: 0.488					L7				K	4	0	1	0	0	2	1											
16 César Hernández, S OBP: 0.300, SLG: 0.301 63 Jake Diekman, R (8, 1)					F7					4	1	1	1	0	0	3											
47 Koyie Hill, S OBP: 0.273, SLG: 0.300										0	0	0	0	0	0	0											
40 Aaron Altherr, R (1, 7)										4	0	0	0	0	2	4											
29 Cameron Rupp, R OBP: 0.176, SLG: 0.294 19 Tony Gwynn Jr., L (9, PH)										3	0	1	2	0	1	1											
38 Kyle Kendrick, R OBP: 0.114, SLG: 0.088 25 Cody Asche, L OBP: 0.309, SLG: 0.394 (8, 5)										0	1	0	0	1	0	0											
Inning Stats	R: 0 H: 0 E: 0 K: 1 S: 14	H: 0 LOB: 1 BB: 1 P: 23	R: 0 H: 1 E: 0 K: 1 S: 15	H: 1 LOB: 1 BB: 0 P: 24	R: 0 H: 1 E: 0 K: 1 S: 11	H: 1 LOB: 1 BB: 0 P: 18	R: 0 H: 0 E: 0 K: 1 S: 7	H: 0 LOB: 0 BB: 0 P: 8	R: 0 H: 2 E: 0 K: 1 S: 10	H: 2 LOB: 2 BB: 0 P: 15	R: 3 H: 4 E: 0 K: 2 S: 22	H: 4 LOB: 1 BB: 0 P: 38	R: 0 H: 0 E: 0 K: 1 S: 9	H: 0 LOB: 1 BB: 0 P: 14	R: 0 H: 0 E: 0 K: 1 S: 7	H: 0 LOB: 1 BB: 0 P: 11	R: 2 H: 1 E: 0 K: 1 S: 15	H: 1 LOB: 1 BB: 1 P: 24	1B: 8 2B: 1 3B: 0 HR: 0	SF: 0 SAC: 0 DP: 0 HBP: 1	WP: 1 PB: 0 SB: 2 CS: 0	PA: 40					
PITCHER	IP	WLS	BF	H	R	ER	SO	BB	IBB	HBP	BLK	WP	HR	S	P	ERA	WHIP										
52 Brad Hand, L ERA: 6.21	5.0		23	7	3	3	5	1	0	0	0	0	0	63	99	5.40	1.600										
41 Chris Hatcher, R ERA: 3.39	1.0	B	4	1	0	0	2	0	0	0	0	0	0	16	27	0.00	1.000										
43 Dan Jennings, L ERA: 0.76	1.0		3	0	0	0	1	0	0	0	0	0	0	9	14	0.00	0.000										
57 Bryan Morris, R ERA: 2.08	1.0		4	0	0	0	1	0	0	1	0	1	0	7	11	0.00	0.000										
31 Steve Cishek, R ERA: 3.22	1.0	L	6	1	2	2	1	1	0	0	0	0	0	15	24	18.00	2.000										

Philadelphia Phillies @ Miami Marlins
Marlins Park, Miami, FL
Thu Jul 03 2014, 6:10 PM - 9:22 PM EDT
Att: 24,915 - Roof Closed - 77 F

AB 37
R 5
H 9
RBI 5
BB 2
SO 10
LOB 19



Batter	1	2	3	4	5	6	7	8	9	AB	R	H	RBI	BB	SO	LOB	BOTTOM										
21 Christian Yelich, L OBP: 0.343, SLG: 0.418	G4-3								K	4	0	2	1	1	1	1											
59 Ed Lucas, R OBP: 0.294, SLG: 0.295										4	1	1	0	0	1	4											
27 Giancarlo Stanton, R OBP: 0.410, SLG: 0.591										4	1	1	0	0	0	4											
9 Casey McGehee, R OBP: 0.379, SLG: 0.388										4	0	1	1	0	1	1											
46 Garrett Jones, L OBP: 0.328, SLG: 0.430 10 Jeff Baker, R OBP: 0.279, SLG: 0.353 (8, PH)										3	0	0	0	0	0	1											
39 Jarrod Saltalamacchia, R OBP: 0.333, SLG: 0.412										1	0	1	1	0	0	0											
13 Marcell Ozuna, R OBP: 0.317, SLG: 0.455										4	0	0	0	0	2	2											
17 Donovan Solano, R OBP: 0.244, SLG: 0.238										4	2	3	0	0	0	1											
52 Brad Hand, L ERA: 6.21 41 Chris Hatcher, R ERA: 3.39 43 Dan Jennings, L ERA: 0.76 48 Justin Bour, L OBP: 0.292, SLG: 0.338 57 Bryan Morris, L (8, 1) 31 Steve Cishek, R (9, 1) 5 Reed Johnson, R OBP: 0.268, SLG: 0.346 (8, PH)										0	0	0	1	0	0	0											
Inning Stats	R: 0 H: 0 E: 0 K: 0 S: 6	H: 0 LOB: 0 BB: 0 P: 10	R: 0 H: 0 E: 0 K: 2 S: 8	H: 0 LOB: 0 BB: 0 P: 10	R: 0 H: 2 E: 0 K: 1 S: 13	H: 2 LOB: 2 BB: 0 P: 18	R: 0 H: 0 E: 0 K: 1 S: 8	H: 0 LOB: 0 BB: 0 P: 14	R: 1 H: 3 E: 0 K: 0 S: 12	H: 3 LOB: 2 BB: 0 P: 18	R: 0 H: 1 E: 0 K: 0 S: 5	H: 1 LOB: 1 BB: 0 P: 7	R: 0 H: 0 E: 0 K: 0 S: 9	H: 0 LOB: 0 BB: 1 P: 16	R: 2 H: 3 E: 0 K: 0 S: 10	H: 3 LOB: 0 BB: 0 P: 16	R: 0 H: 1 E: 0 K: 2 S: 12	H: 1 LOB: 1 BB: 0 P: 15	1B: 8 2B: 2 3B: 1 HR: 0	SF: 0 SAC: 3 DP: 1 HBP: 0	WP: 1 PB: 0 SB: 0 CS: 1	PA: 38					
PITCHER	IP	WLS	BF	H	R	ER	SO	BB	IBB	HBP	BLK	WP	HR	S	P	ERA	WHIP										
38 Kyle Kendrick, R ERA: 4.12	7.0		28	6	2	2	4	1	0	0	0	0	0	61	93	2.57	1.000										
63 Jake Diekman, L ERA: 4.28	1.0	W	5	3	2	2	0	0	0	0	0	1	0	10	16	18.00	3.000										
58 Jonathan Papelbon, R ERA: 1.36	1.0	S	4	1	0	0	2	0	0	0	0	0	0	12	15	0.00	1.000										

Philadelphia Phillies @ Miami Marlins
Marlins Park, Miami, FL
Thu Jul 03 2014, 6:10 PM - 9:22 PM EDT
Att: 24,915 - Roof Closed - 77 F

AB 33
R 4
H 10
RBI 4
SO 6
LOB 16



Batter	1	2	3	4	5	6	7	8	9	AB	R	H	RBI	BB	SO	LOB	TOP							
21 Christian Yelich, L (1.7) OBP: 0.344, SLG: 0.418										5	0	2	1	0	0	3								
59 Ed Lucas, R (1.6) OBP: 0.291, SLG: 0.299										5	0	1	0	0	2	4								
27 Giancarlo Stanton, R (1.9) OBP: 0.407, SLG: 0.574										4	0	0	1	1	1	2								
9 Casey McGehee, R (1.5) OBP: 0.382, SLG: 0.389										4	0	2	0	1	0	4								
46 Garrett Jones, L (1.3) OBP: 0.327, SLG: 0.427										4	0	1	0	0	1	4								
39 Jarrod Saltalamacchia, R (1.2) OBP: 0.329, SLG: 0.464										4	0	0	0	0	2	3								
13 Marcell Ozuna, R (1.8) OBP: 0.319, SLG: 0.454										3	1	1	0	1	1	0								
17 Donovan Solano, R (1.4) OBP: 0.267, SLG: 0.262										4	1	3	0	0	1	1								
24 Nathan Eovaldi, R (1.1) OBP: 0.057, SLG: 0.057										2	0	0	0	0	1	2								
48 Justin Bour, L (7, PH) OBP: 0.385, SLG: 0.318										0	0	0	0	1	0	0								
43 Dan Jennings, L (7, PH)										0	0	0	0	0	0	0								
36 Sam Dyson, R (8, PH)										0	0	0	0	0	0	0								
5 Reed Johnson, R (9, PH) OBP: 0.295, SLG: 0.400										0	0	0	0	0	0	0								
Inning Stats	R: 0 E: 0 K: 0 S: 11	H: 2 LOB: 2 BB: 0 P: 19	R: 0 E: 0 K: 0 S: 11	H: 1 LOB: 1 BB: 0 P: 11	R: 0 E: 0 K: 0 S: 10	H: 0 LOB: 0 BB: 0 P: 16	R: 0 E: 0 K: 1 S: 9	H: 0 LOB: 0 BB: 1 P: 17	R: 0 E: 0 K: 2 S: 9	H: 1 LOB: 1 BB: 0 P: 14	R: 0 E: 0 K: 1 S: 8	H: 1 LOB: 1 BB: 0 P: 15	R: 0 E: 0 K: 2 S: 13	H: 0 LOB: 2 BB: 2 P: 26	R: 0 E: 0 K: 2 S: 16	H: 2 LOB: 2 BB: 0 P: 20	R: 2 E: 0 K: 1 S: 20	H: 3 LOB: 2 BB: 1 P: 31	1B: 9 2B: 1 3B: 0 HR: 0	SF: 0 SAC: 0 DP: 1 HBP: 1	WP: 2 PB: 0 SB: 0 CS: 0	PA: 40		
PITCHER	IP WLS BF H R ER SO BB IBB HBP BLK WP HR S P ERA WHIP	IP WLS BF H R ER SO BB IBB HBP BLK WP HR S P ERA WHIP	IP WLS BF H R ER SO BB IBB HBP BLK WP HR S P ERA WHIP	IP WLS BF H R ER SO BB IBB HBP BLK WP HR S P ERA WHIP	IP WLS BF H R ER SO BB IBB HBP BLK WP HR S P ERA WHIP	IP WLS BF H R ER SO BB IBB HBP BLK WP HR S P ERA WHIP	IP WLS BF H R ER SO BB IBB HBP BLK WP HR S P ERA WHIP	IP WLS BF H R ER SO BB IBB HBP BLK WP HR S P ERA WHIP	IP WLS BF H R ER SO BB IBB HBP BLK WP HR S P ERA WHIP	IP WLS BF H R ER SO BB IBB HBP BLK WP HR S P ERA WHIP	IP WLS BF H R ER SO BB IBB HBP BLK WP HR S P ERA WHIP	IP WLS BF H R ER SO BB IBB HBP BLK WP HR S P ERA WHIP	IP WLS BF H R ER SO BB IBB HBP BLK WP HR S P ERA WHIP	IP WLS BF H R ER SO BB IBB HBP BLK WP HR S P ERA WHIP	IP WLS BF H R ER SO BB IBB HBP BLK WP HR S P ERA WHIP	IP WLS BF H R ER SO BB IBB HBP BLK WP HR S P ERA WHIP	IP WLS BF H R ER SO BB IBB HBP BLK WP HR S P ERA WHIP	IP WLS BF H R ER SO BB IBB HBP BLK WP HR S P ERA WHIP	IP WLS BF H R ER SO BB IBB HBP BLK WP HR S P ERA WHIP	IP WLS BF H R ER SO BB IBB HBP BLK WP HR S P ERA WHIP	IP WLS BF H R ER SO BB IBB HBP BLK WP HR S P ERA WHIP	IP WLS BF H R ER SO BB IBB HBP BLK WP HR S P ERA WHIP	IP WLS BF H R ER SO BB IBB HBP BLK WP HR S P ERA WHIP	IP WLS BF H R ER SO BB IBB HBP BLK WP HR S P ERA WHIP

Miami Marlins @ St. Louis Cardinals
 Busch Stadium, St. Louis, MO
 Fri Jul 04 2014, 6:17 PM - 9:17 PM CDT
 Att: 46,131 - Partly Cloudy - 81 F

livebaseballscores.com

AB 35
 R 2
 H 10
 RBI 2
 BB 4
 SO 9
 LOB 23

Batter	1	2	3	4	5	6	7	8	9	AB	R	H	RBI	BB	SO	LOB	BOTTOM							
13 Matt Carpenter, L (1.5) OBP: 0.380, SLG: 0.398										4	1	1	0	0	1	0								
7 Matt Holliday, R (1.7) OBP: 0.370, SLG: 0.381										3	1	1	0	1	1	0								
32 Matt Adams, L (1.3) OBP: 0.331, SLG: 0.511										4	0	1	0	0	0	3								
27 Jhonny Peralta, R (1.6) OBP: 0.318, SLG: 0.436										4	0	0	0	0	0	3								
4 Yadier Molina, R (1.2) OBP: 0.346, SLG: 0.417										2	1	2	1	1	0	0								
18 Oscar Taveras, L (1.9) OBP: 0.236, SLG: 0.314										3	0	1	1	0	0	2								
19 Jon Jay, L (1.8) OBP: 0.345, SLG: 0.373										3	0	0	0	0	0	2								
33 Daniel Descalso, L (1.4) OBP: 0.233, SLG: 0.235										3	0	1	0	0	0	1								
31 Lance Lynn, S (1.1) OBP: 0.091, SLG: 0.065										2	0	0	0	0	1	0								
71 Sam Freeman, R (7, PH)										0	0	0	0	0	0	0								
43 Shane Robinson, R (7, PH)										1	0	0	0	0	0	1								
37 Pat Neshek, S (8, PH)										0	0	0	0	0	0	0								
26 Trevor Rosenthal, R (9, PH) OBP: 0.295, SLG: 0.400										0	0	0	0	0	0	0								
Inning Stats	R: 0 E: 0 K: 0 S: 10	H: 0 LOB: 1 BB: 1 P: 21	R: 0 E: 0 K: 0 S: 7	H: 1 LOB: 1 BB: 0 P: 11	R: 0 E: 0 K: 1 S: 11	H: 0 LOB: 0 BB: 0 P: 17	R: 0 E: 0 K: 0 S: 7	H: 1 LOB: 1 BB: 1 P: 12	R: 0 E: 0 K: 1 S: 9	H: 0 LOB: 0 BB: 0 P: 11	R: 3 E: 0 K: 0 S: 19	H: 4 LOB: 1 BB: 0 P: 33	R: 0 E: 0 K: 0 S: 7	H: 1 LOB: 0 BB: 0 P: 15	R: 0 E: 0 K: 1 S: 13	H: 0 LOB: 0 BB: 0 P: 17	1B: 4 2B: 3 3B: 0 HR: 0	SF: 0 SAC: 0 DP: 1 HBP: 0	WP: 1 PB: 0 SB: 0 CS: 1	PA: 31				
PITCHER	IP WLS BF H R ER SO BB IBB HBP BLK WP HR S P ERA WHIP	IP WLS BF H R ER SO BB IBB HBP BLK WP HR S P ERA WHIP	IP WLS BF H R ER SO BB IBB HBP BLK WP HR S P ERA WHIP	IP WLS BF H R ER SO BB IBB HBP BLK WP HR S P ERA WHIP	IP WLS BF H R ER SO BB IBB HBP BLK WP HR S P ERA WHIP	IP WLS BF H R ER SO BB IBB HBP BLK WP HR S P ERA WHIP	IP WLS BF H R ER SO BB IBB HBP BLK WP HR S P ERA WHIP	IP WLS BF H R ER SO BB IBB HBP BLK WP HR S P ERA WHIP	IP WLS BF H R ER SO BB IBB HBP BLK WP HR S P ERA WHIP	IP WLS BF H R ER SO BB IBB HBP BLK WP HR S P ERA WHIP	IP WLS BF H R ER SO BB IBB HBP BLK WP HR S P ERA WHIP	IP WLS BF H R ER SO BB IBB HBP BLK WP HR S P ERA WHIP	IP WLS BF H R ER SO BB IBB HBP BLK WP HR S P ERA WHIP	IP WLS BF H R ER SO BB IBB HBP BLK WP HR S P ERA WHIP	IP WLS BF H R ER SO BB IBB HBP BLK WP HR S P ERA WHIP	IP WLS BF H R ER SO BB IBB HBP BLK WP HR S P ERA WHIP	IP WLS BF H R ER SO BB IBB HBP BLK WP HR S P ERA WHIP	IP WLS BF H R ER SO BB IBB HBP BLK WP HR S P ERA WHIP	IP WLS BF H R ER SO BB IBB HBP BLK WP HR S P ERA WHIP	IP WLS BF H R ER SO BB IBB HBP BLK WP HR S P ERA WHIP	IP WLS BF H R ER SO BB IBB HBP BLK WP HR S P ERA WHIP	IP WLS BF H R ER SO BB IBB HBP BLK WP HR S P ERA WHIP	IP WLS BF H R ER SO BB IBB HBP BLK WP HR S P ERA WHIP	IP WLS BF H R ER SO BB IBB HBP BLK WP HR S P ERA WHIP

Miami Marlins @ St. Louis Cardinals
 Busch Stadium, St. Louis, MO
 Fri Jul 04 2014, 6:17 PM - 9:17 PM CDT
 Att: 46,131 - Partly Cloudy - 81 F

livebaseballscores.com

AB 29
 R 3
 H 7
 RBI 2
 BB 2
 SO 3
 LOB 12


Batter	1	2	3	4	5	6	7	8	9	AB R H RBI BB SO LOB	TOP									
21 Christian Yelich, L OBP: 0.348, SLG: 0.428										5 2 2 0 1 1 2	<p>Miami Marlins @ St. Louis Cardinals Busch Stadium, St. Louis, MO Sun Jul 06 2014, 1:17 PM - 4:28 PM CDT Att: 42,160 - Partly Cloudy - F</p> <p>livebaseballscores.com</p> <p>AB 42 R 8 H 16 RBI 8 BB 7 SO 7 LOB 26</p>									
59 Ed Lucas, R OBP: 0.285, SLG: 0.292										6 0 1 0 0 2 5										
27 Giancarlo Stanton, R OBP: 0.406, SLG: 0.566										5 1 2 0 1 0 4										
9 Casey McGehee, R OBP: 0.389, SLG: 0.393										4 2 2 1 2 0 1										
13 Marcell Ozuna, R OBP: 0.322, SLG: 0.454										4 0 2 2 1 0 3										
10 Jeff Baker, R OBP: 0.296, SLG: 0.364										4 1 2 2 1 0 5										
39 Jarrod Saltalamacchia, R OBP: 0.329, SLG: 0.415										4 1 1 3 1 0 2										
3 Adeiny Hechavarria, R OBP: 0.298, SLG: 0.333										5 0 1 0 0 2 3										
37 Henderson Alvarez III, R OBP: 0.270, SLG: 0.250										4 1 3 0 0 1 0										
48 Justin Bour, L OBP: 0.357, SLG: 0.292										1 0 0 0 0 0 1										
63 Kevin Gregg, R OBP: 0.276, SLG: 0.320										3 0 0 0 0 0 1										
43 Dan Jennings, L OBP: 0.276, SLG: 0.320										2 1 2 0 0 0 0										
41 Chris Hatcher, R OBP: 0.299, SLG: 0.365										4 0 0 1 0 1 3										
30 Jason Motte, R ERA: 5.85										4 0 0 1 0 1 3										
36 Randy Choate, L ERA: 4.94										4 0 0 1 0 1 3										
Inning Stats	R: 1 H: 4 E: 0 K: 0 S: 17	L: 4 BB: 0 P: 25	R: 0 H: 0 E: 0 K: 2 S: 10	L: 0 BB: 0 P: 14	R: 0 H: 1 E: 0 K: 1 S: 10	L: 3 BB: 2 P: 22	R: 0 H: 1 E: 0 K: 2 S: 19	L: 3 BB: 1 P: 27	R: 0 H: 1 E: 0 K: 0 S: 12	L: 4 BB: 2 P: 24	R: 3 H: 4 E: 0 K: 0 S: 17	L: 4 BB: 1 P: 13	R: 0 H: 1 E: 0 K: 1 S: 11	L: 4 BB: 1 P: 28	R: 0 H: 0 E: 0 K: 0 S: 6	L: 0 BB: 0 P: 11	1B: 14 2B: 1 3B: 0 HR: 1	SF: 0 SAC: 0 DP: 1 HBP: 0	WP: 0 PA: 49	
PITCHER	IP WLS BF H R ER SO BB IBB HBP BLK WP HR S P ERA WHIP																			
56 Marco Gonzales, L ERA: 7.07	4.2 L 25 7 1 1 5 5 0 0 0 0 0 0 66 109 1.93 2.571																			
43 Seth Maness, R ERA: 2.51	0.1 1 0 0 0 0 0 0 0 0 0 0 2 3 0.00 0.000																			
62 Nick Greenwood, L ERA: 4.85	2.0 12 5 3 3 1 0 1 0 0 0 0 28 40 13.50 2.500																			
30 Jason Motte, R ERA: 5.85	1.0 8 4 4 4 1 1 0 0 0 0 0 1 19 28 36.00 5.000																			
36 Randy Choate, L ERA: 4.94	1.0 3 0 0 0 0 0 0 0 0 0 0 6 11 0.00 0.000																			

Batter	1	2	3	4	5	6	7	8	9	AB R H RBI BB SO LOB	BOTTOM
13 Matt Carpenter, L OBP: 0.375, SLG: 0.388										4 0 0 0 1 1 2	<p>Miami Marlins @ St. Louis Cardinals Busch Stadium, St. Louis, MO Sun Jul 06 2014, 1:17 PM - 4:28 PM CDT Att: 42,160 - Partly Cloudy - 82 F</p> <p>livebaseballscores.com</p> <p>AB 36 R 4 H 10 RBI 4 BB 2 SO 4 LOB 13</p>
7 Matt Holliday, R OBP: 0.371, SLG: 0.378										3 0 0 0 0 0 1	
8 Peter Bourjos, R OBP: 0.276, SLG: 0.320										2 1 2 0 0 0 0	
32 Matt Adams, L OBP: 0.341, SLG: 0.522										5 1 4 1 0 0 2	
21 Allen Craig, R OBP: 0.299, SLG: 0.365										4 0 0 1 0 1 3	
4 Yadier Molina, R OBP: 0.347, SLG: 0.414											

Batter	1	2	3	4	5	6	7	8	9	AB	R	H	RBI	BB	SO	LOB	TOP					
21 Christian Yelich, L OBP: 0.349, SLG: 0.427	G4-3		G4-3		K		1B		1B	5	0	2	0	0	1	0	Miami Marlins @ Arizona Diamondbacks Chase Field, Phoenix, AZ Mon Jul 07 2014, 6:41 PM - 9:37 PM MST Att: 17,103 - Roof Closed - 80 F					
17 Donovan Solano, R OBP: 0.290, SLG: 0.290	G5-3		BB		2B		K		G6-4-3	4	0	1	0	1	1	2						
27 Giancarlo Stanton, R OBP: 0.492, SLG: 0.559 5 Reed Johnson, R OBP: 0.293, SLG: 0.397	K		K		K		K			4	0	0	0	0	4	3						
9 Casey McGehee, R OBP: 0.390, SLG: 0.395 43 Dan Jennings, L (7, 1)		P4					L8			4	1	2	0	0	0	1						
46 Garrett Jones, L OBP: 0.328, SLG: 0.432		1B			1B		1B			4	0	3	0	0	0	1						
13 Marcell Ozuna, R OBP: 0.324, SLG: 0.455		1B			1B		1B			4	0	2	0	0	2	3						
39 Jarrod Saltalamacchia, R OBP: 0.293, SLG: 0.410		K			G1-3		BB			3	0	0	0	1	2	5						
3 Adeiny Hechavarria, R OBP: 0.294, SLG: 0.330		L5			L4		SF9			3	0	0	1	0	1	5						
34 Tom Koehler, R OBP: 0.103, SLG: 0.071 33 Jacob Turner, R OBP: 0.273, SLG: 0.300 48 Justin Bour, L OBP: 0.345, SLG: 0.280 41 Chris Hatcher, R (6, PH)					K		G4-3		G5-3	1	0	0	0	0	1	0						
59 Ed Lucas, R OBP: 0.283, SLG: 0.290										1	0	0	0	0	0	0						
Inning Stats	R: 0 E: 0 K: 1 S: 10	H: 0 LOB: 0 BB: 0 P: 15	R: 0 E: 0 K: 1 S: 12	H: 2 LOB: 2 BB: 0 P: 19	R: 0 E: 0 K: 2 S: 10	H: 0 LOB: 1 BB: 1 P: 17	R: 0 E: 0 K: 1 S: 10	H: 2 LOB: 2 BB: 0 P: 13	R: 0 E: 0 K: 2 S: 10	H: 1 LOB: 1 BB: 0 P: 16	R: 1 E: 0 K: 1 S: 13	H: 2 LOB: 2 BB: 1 P: 23	R: 0 E: 0 K: 2 S: 10	H: 1 LOB: 1 BB: 0 P: 12	R: 0 E: 0 K: 3 S: 15	H: 1 LOB: 1 BB: 0 P: 21	R: 0 E: 0 K: 0 S: 6	H: 1 LOB: 0 BB: 0 P: 9	1B: 7 2B: 3 3B: 0 HR: 0	SF: 1 SAC: 0 DP: 1 HBP: 0	WP: 0 PB: 0 SB: 0 CS: 0	PA: 38
PITCHER	IP WLS BF H R ER SO BB IBB HBP BLK WP HR S P ERA WHIP																					
57 Chase Anderson, R ERA: 3.64	6.0 W 27 7 1 1 8 2 0 0 0 0 0 0 65 103 1.50 1.500																					
37 Matt Stites, L ERA: 2.59	1.0 4 1 0 0 2 0 0 0 0 0 0 0 10 12 0.00 1.000																					
59 Oliver Pérez, L ERA: 2.12	1.0 4 1 0 0 3 0 0 0 0 0 0 0 15 21 0.00 1.000																					
56 Eury De La Rosa, L ERA: 3.0	1.0 3 1 0 0 0 0 0 0 0 0 0 0 6 9 0.00 1.000																					
Batter	1	2	3	4	5	6	7	8	9	AB	R	H	RBI	BB	SO	LOB	BOTTOM					
5 Ender Inciarte, L OBP: 0.266, SLG: 0.277	G3	1B			L7				G5-3	5	2	2	0	0	0	0	Miami Marlins @ Arizona Diamondbacks Chase Field, Phoenix, AZ Mon Jul 07 2014, 6:41 PM - 9:37 PM MST Att: 17,103 - Roof Closed - 80 F					
6 David Peralta, L OBP: 0.357, SLG: 0.471	BB	2B			3B				G6-3	4	2	2	3	1	0	0						
44 Paul Goldschmidt, R OBP: 0.492, SLG: 0.559 28 Nick Evans, R OBP: 0.125, SLG: 0.375	BB	2B			3B				F9	3	2	2	1	1	0	0						
26 Miguel Montero, L OBP: 0.347, SLG: 0.422	L9	2B			FC6				G4-3	4	0	1	2	0	0	3						
2 Aaron Hill, R OBP: 0.275, SLG: 0.356	L9	K			SF9				G6-3	3	0	0	1	0	1	3						
14 Martín Prado, R OBP: 0.313, SLG: 0.365		HR			F9				K	4	1	1	1	0	1	1						
8 Gerardo Parra, L OBP: 0.305, SLG: 0.357		1B			L8				2B	4	2	2	0	0	0	1						
1 Didi Gregorius, L OBP: 0.337, SLG: 0.389	F8				L7				2B	3	0	1	1	0	0	1						
57 Chase Anderson, R OBP: 0.599, SLG: 0.599 37 Matt Stites, L (7, PH) 27 Roger Kieschnick, L OBP: 0.207, SLG: 0.345 59 Oliver Pérez, L (8, PH) 56 Eury De La Rosa, L (9, 1)	K	FC6-4			K				G3	3	0	0	0	0	2	2						
Inning Stats	R: 0 E: 0 K: 0 S: 10	H: 6 LOB: 1 BB: 0 P: 27	R: 0 E: 0 K: 0 S: 6	H: 0 LOB: 1 BB: 0 P: 10	R: 3 E: 0 K: 0 S: 9	H: 3 LOB: 1 BB: 0 P: 17	R: 0 E: 0 K: 1 S: 8	H: 0 LOB: 0 BB: 0 P: 15	R: 0 E: 0 K: 0 S: 6	H: 0 LOB: 0 BB: 0 P: 11	R: 1 E: 0 K: 1 S: 18	H: 2 LOB: 1 BB: 0 P: 25	R: 0 E: 0 K: 0 S: 8	H: 0 LOB: 0 BB: 0 P: 11	R: 0 E: 0 K: 0 HR: 1	H: 0 LOB: 0 BB: 0 HBP: 1		1B: 4 2B: 4 3B: 2 HR: 1	SF: 1 SAC: 0 DP: 0 HBP: 1	WP: 0 PB: 0 SB: 0 CS: 0	PA: 39	
PITCHER	IP WLS BF H R ER SO BB IBB HBP BLK WP HR S P ERA WHIP																					
34 Tom Koehler, R ERA: 3.98	3.0 L 20 8 1 1 1 1 0 0 0 0 0 0 0 14 26 4.50 0.500																					
41 Chris Hatcher, R ERA: 3.38	1.2 7 2 1 1 1 0 0 0 0 0 0 0 21 31 5.40 1.200																					
43 Dan Jennings, L ERA: 1.03	1.1 4 0 0 0 0 0 0 0 0 0 0 0 11 16 0.00 0.000																					


Batter	1	2	3	4	5	6	7	8	9	AB	R	H	RBI	BB	SO	LOB	TOP										
21 Christian Yelich, L OBP: 0.348, SLG: 0.425										4	0	1	0	0	1	0	Miami Marlins @ Arizona Diamondbacks Chase Field, Phoenix, AZ Tue Jul 08 2014, 6:40 PM - 9:14 PM MST Att: 18,319 - Roof Closed - 79 F										
59 Ed Lucas, R OBP: 0.282, SLG: 0.284										3	1	0	0	1	1												
27 Giancarlo Stanton, R OBP: 0.401, SLG: 0.554										3	0	0	0	1	1	2											
9 Casey McGehee, R OBP: 0.386, SLG: 0.390										4	0	0	0	0	0	3											
13 Marcell Ozuna, R OBP: 0.326, SLG: 0.467										4	1	2	2	0	0	0											
10 Jeff Baker, R OBP: 0.297, SLG: 0.371										3	0	1	0	0	0	2											
46 Garrett Jones, L OBP: 0.327, SLG: 0.431										1	0	0	0	0	0	0											
39 Jarrod Saltalamacchia, R OBP: 0.324, SLG: 0.404										3	0	0	0	0	2	1											
3 Adeiny Hechavarria, R OBP: 0.294, SLG: 0.330										3	0	1	0	0	0	1											
52 Brad Hand, L 36 Sam Dyson, R 5 Reed Johnson, R 57 Bryan Morris, L 40 Mike Dunn, L 31 Steve Cishek, R										2	0	0	0	0	1	0											
Inning Stats	R: 0 E: 0 K: 0 S: 7	H: 0 LOB: 1 BB: 1 P: 14	R: 0 E: 0 K: 1 S: 12	H: 1 LOB: 1 BB: 0 P: 17	R: 0 E: 0 K: 1 S: 8	H: 0 LOB: 0 BB: 0 P: 11	R: 0 E: 0 K: 1 S: 11	H: 1 LOB: 1 BB: 0 P: 15	R: 0 E: 0 K: 1 S: 7	H: 0 LOB: 0 BB: 0 P: 8	R: 0 E: 0 K: 1 S: 10	H: 1 LOB: 1 BB: 0 P: 16	R: 0 E: 0 K: 2 S: 7	H: 0 LOB: 0 BB: 0 P: 10	R: 0 E: 0 K: 0 S: 7	H: 1 LOB: 0 BB: 0 P: 9	R: 2 E: 0 K: 1 S: 13	H: 1 LOB: 0 BB: 1 P: 21	1B: 2 2B: 2 3B: 0 HR: 1	SF: 0 SAC: 0 DP: 1 HBP: 0	WP: 0 PB: 0 SB: 0 CS: 0	PA: 33					
PITCHER	IP	WLS	BF	H	R	ER	SO	BB	IBB	HBP	BLK	WP	HR	S	P	ERA	WHIP										
54 Vidal Nuño, L ERA: 4.98	7.0		25	3	0	0	7	1	0	0	0	0	0	62	91	0.00	0.571										
29 Brad Ziegler, R ERA: 2.18	1.0	H	3	1	0	0	0	0	0	0	0	0	0	7	9	0.00	1.000										
43 Addison Reed, R ERA: 4.42	1.0	L	5	1	2	2	1	1	0	0	0	0	1	13	21	18.00	2.000										

AB	31
R	2
H	5
RBI	2
BB	2
SO	8
LOB	10



Batter	1	2	3	4	5	6	7	8	9	AB	R	H	RBI	BB	SO	LOB	BOTTOM										
5 Ender Inciarte, L OBP: 0.264, SLG: 0.275										5	0	1	0	0	1	4	Miami Marlins @ Arizona Diamondbacks Chase Field, Phoenix, AZ Tue Jul 08 2014, 6:40 PM - 9:14 PM MST Att: 18,319 - Roof Closed - 79 F										
2 Aaron Hill, R OBP: 0.274, SLG: 0.353										5	0	1	1	0	1	0											
44 Paul Goldschmidt, R OBP: 0.402, SLG: 0.557										4	0	1	0	1	0	2											
14 Martin Prado, R OBP: 0.318, SLG: 0.367										3	0	2	0	1	1	1											
7 Cody Ross, R OBP: 0.272, SLG: 0.272										4	0	0	0	0	0	6											
6 David Peralta, L OBP: 0.357, SLG: 0.471										0	0	0	0	0	0	0											
9 Tuffy Gosewisch, R OBP: 0.284, SLG: 0.346										4	0	2	0	0	0	0											
8 Gerardo Parra, L OBP: 0.305, SLG: 0.356										4	0	1	0	0	0	2											
13 Nick Ahmed, R OBP: 0.167, SLG: 0.167										4	0	1	0	0	1	3											
54 Vidal Nuño, L 29 Brad Ziegler, R 27 Roger Kieschnick, L 28 Nick Evans, R 43 Addison Reed, L										1	1	0	0	0	0	0											
Inning Stats	R: 0 E: 1 K: 1 S: 9	H: 1 LOB: 2 BB: 1 P: 17	R: 0 E: 1 K: 0 S: 9	H: 1 LOB: 2 BB: 0 P: 11	R: 0 E: 0 K: 0 S: 8	H: 1 LOB: 1 BB: 0 P: 10	R: 0 E: 0 K: 0 S: 5	H: 0 LOB: 0 BB: 0 P: 7	R: 1 E: 1 K: 0 S: 7	H: 2 LOB: 2 BB: 1 P: 13	R: 0 E: 0 K: 1 S: 10	H: 2 LOB: 2 BB: 0 P: 17	R: 0 E: 0 K: 1 S: 13	H: 1 LOB: 1 BB: 0 P: 20	R: 0 E: 0 K: 1 S: 9	H: 1 LOB: 0 BB: 0 P: 13	R: 0 E: 0 K: 1 S: 9	H: 0 LOB: 0 BB: 0 P: 14	1B: 7 2B: 2 3B: 0 HR: 0	SF: 0 SAC: 2 DP: 1 HBP: 0	WP: 0 PB: 0 SB: 0 CS: 0	PA: 39					
PITCHER	IP	WLS	BF	H	R	ER	SO	BB	IBB	HBP	BLK	WP	HR	S	P	ERA	WHIP										
52 Brad Hand, L ERA: 5.09	6.1		30	8	1	0	0	2	0	0	0	0	0	55	88	0.00	1.579										
36 Sam Dyson, R ERA:	0.2		2	0	0	0	1	0	0	0	0	0	0	6	7	0.00	0.000										
57 Bryan Morris, R ERA: 2.05	0.2		3	1	0	0	0	0	0	0	0	0	0	6	9	0.00	1.500										
40 Mike Dunn, L ERA: 3.44	0.1	W	1	0	0	0	1	0	0	0	0	0	0	3	4	0.00	0.000										
31 Steve Cishek, R ERA: 3.05	1.0	S	3	0	0	0	1	0	0	0	0	0	0	9	14	0.00	0.000										

AB	35
R	1
H	9
RBI	1
BB	2
SO	5
LOB	19



Batter	1	2	3	4	5	6	7	8	9	10	AB	R	H	RBI	BB	SO	LOB	TOP						
21 Christian Yelich, L (1.7) OBP: 0.351, SLG: 0.426											4	2	2	0	1	1	0	Miami Marlins @ Arizona Diamondbacks Chase Field, Phoenix, AZ Wed Jul 09 2014, 12:41 PM - 3:34 PM MST Att: 18,268 - Roof Closed - 77 F						
17 Donovan Solano, R (1.4) OBP: 0.295, SLG: 0.306											5	0	2	2	0	0	1							
27 Giancarlo Stanton, R (1.9) OBP: 0.386, SLG: 0.548											4	0	0	1	0	1	1							
9 Casey McGehee, R (1.5) OBP: 0.307, SLG: 0.391											4	0	2	0	0	1	0							
46 Garrett Jones, L (1.3) OBP: 0.323, SLG: 0.425											4	0	0	0	0	0	3							
13 Marcell Ozuna, R (1.8) OBP: 0.328, SLG: 0.469											3	0	1	0	1	1	0							
3 Adeiny Hechavarría, R (1.6) OBP: 0.297, SLG: 0.332											4	1	2	0	0	1	1							
6 Jeff Mathis, R (1.2) OBP: 0.312, SLG: 0.302											3	0	0	0	0	3	3							
24 Nathan Eovaldi, R (1.1) OBP: 0.053, SLG: 0.053											3	0	0	0	0	1	1							
40 Mike Dunn, L (8.1)											0	0	0	0	0	0	0							
57 Bryan Morris, L (9.1)											0	0	0	0	0	0	0							
5 Reed Johnson, R (10. PH)											1	0	0	0	0	1	1							
31 Steve Cishek, R (10.1)											0	0	0	0	0	0	0							
Inning Stats	R: 0 E: 0 K: 0 S: 6	H: 1 LOB: 0 BB: 0 P: 8	R: 0 E: 0 K: 0 S: 8	H: 1 LOB: 0 BB: 0 P: 15	R: 0 E: 0 K: 1 S: 7	H: 0 LOB: 0 BB: 0 P: 9	R: 0 E: 0 K: 1 S: 9	H: 0 LOB: 0 BB: 0 P: 12	R: 0 E: 0 K: 1 S: 12	H: 1 LOB: 2 BB: 1 P: 20	R: 1 E: 0 K: 2 S: 14	H: 3 LOB: 2 BB: 0 P: 22	R: 0 E: 0 K: 2 S: 11	H: 1 LOB: 1 BB: 0 P: 17	R: 0 E: 0 K: 0 S: 8	H: 0 LOB: 0 BB: 0 P: 11	R: 0 E: 0 K: 2 S: 8	H: 0 LOB: 0 BB: 0 P: 14	R: 2 E: 0 K: 2 S: 12	H: 2 LOB: 1 BB: 1 P: 19	1B: 7 2B: 2 3B: 0 HR: 0	SF: 1 SAC: 1 DP: 2 HBP: 0	WP: 0 PB: 0 SB: 0 CS: 0	PA: 39
PITCHER	IP: 7.0 WLS: 0 BF: 27 H: 7 R: 1 ER: 1 SO: 6 BB: 1 IBB: 0 HBP: 0 BLK: 0 WP: 0 HR: 0 S: 67 P: 103 ERA: 1.29 WHIP: 1.143											PITCHER												
55 Josh Collmenter, R (1.1) ERA: 3.8	37 Matt Stites, R (8.1) ERA: 2.61	29 Brad Ziegler, R (9.1) ERA: 2.47																						

Batter	1	2	3	4	5	6	7	8	9	10	AB	R	H	RBI	BB	SO	LOB	BOTTOM								
5 Ender Inciarte, L (1.8) OBP: 0.264, SLG: 0.269											3	1	0	0	1	0	1	Miami Marlins @ Arizona Diamondbacks Chase Field, Phoenix, AZ Wed Jul 09 2014, 12:41 PM - 3:34 PM MST Att: 18,268 - Roof Closed - 77 F								
6 David Peralta, L (1.7) OBP: 0.351, SLG: 0.460											5	1	1	1	0	0	2									
44 Paul Goldschmidt, R (1.3) OBP: 0.404, SLG: 0.558											3	0	1	2	2	1	0									
26 Miguel Montero, L (1.2) OBP: 0.346, SLG: 0.419											4	0	1	0	0	0	4									
14 Martín Prado, R (1.5) OBP: 0.317, SLG: 0.366											4	0	1	0	0	0	2									
8 Gerardo Parra, L (1.9) OBP: 0.302, SLG: 0.352											4	0	0	0	0	0	1									
1 Didi Gregorius, L (1.4) OBP: 0.344, SLG: 0.421											4	1	2	0	0	0	1									
13 Nick Ahmed, R (1.6) OBP: 0.182, SLG: 0.182											4	0	1	1	0	1	2									
55 Josh Collmenter, R (1.1) OBP: 0.086, SLG: 0.086	37 Matt Stites, L (8.1) ERA: 3.61	27 Roger Kieschnick, L (8. PH) ERA: 3.34	7 Cody Ross, R (8. PH) ERA: 2.76	29 Brad Ziegler, R (9.1) ERA: 2.0	2 Aaron Hill, R (10. PH) ERA: 3.55																					
Inning Stats	R: 0 E: 0 K: 0 S: 9	H: 0 LOB: 0 BB: 0 P: 12	R: 0 E: 0 K: 0 S: 7	H: 0 LOB: 0 BB: 0 P: 10	R: 0 E: 0 K: 1 S: 11	H: 1 LOB: 1 BB: 0 P: 12	R: 0 E: 0 K: 0 S: 8	H: 0 LOB: 1 BB: 1 P: 18	R: 0 E: 1 K: 0 S: 9	H: 0 LOB: 1 BB: 0 P: 12	R: 0 E: 0 K: 1 S: 9	H: 0 LOB: 0 BB: 0 P: 11	R: 0 E: 0 K: 0 S: 7	H: 1 LOB: 0 BB: 0 P: 11	R: 1 E: 0 K: 0 S: 11	H: 3 LOB: 3 BB: 1 P: 19	R: 0 E: 0 K: 1 S: 11		H: 1 LOB: 1 BB: 0 P: 16	R: 3 E: 0 K: 0 S: 8	H: 3 LOB: 1 BB: 1 P: 16	1B: 7 2B: 1 3B: 1 HR: 0	SF: 0 SAC: 1 DP: 0 HBP: 0	WP: 0 PB: 0 SB: 0 CS: 1	PA: 39	
PITCHER	IP: 7.0 WLS: 1 BF: 26 H: 4 R: 1 ER: 1 SO: 2 BB: 1 IBB: 0 HBP: 0 BLK: 0 WP: 0 HR: 0 S: 64 P: 90 ERA: 1.29 WHIP: 0.714											PITCHER														
24 Nathan Eovaldi, R (1.1) ERA: 3.61	40 Mike Dunn, L (8.1) ERA: 3.34	57 Bryan Morris, R (9.1) ERA: 2.0	31 Steve Cishek, R (10.1) ERA: 3.76																							

AB	35
R	3
H	9
RBI	3
BB	2
SO	10
LOB	11



AB	35
R	4
H	9
RBI	4
BB	3
SO	3
LOB	15



Batter	1	2	3	4	5	6	7	8	9	AB	R	H	RBI	BB	SO	LOB	TOP							
8 Hunter Pence, R OBP: 0.355, SLG: 0.468										5	0	2	2	0	0	2								
12 Joe Panik, L OBP: 0.295, SLG: 0.242										5	0	0	0	0	0	5								
28 Buster Posey, R OBP: 0.336, SLG: 0.422										4	0	0	0	1	0	1								
48 Pablo Sandoval, S OBP: 0.327, SLG: 0.441										4	2	3	0	0	0	0								
13 Joaquin Arias, R OBP: 0.211, SLG: 0.195										0	0	0	0	0	0	0								
38 Michael Morse, R OBP: 0.325, SLG: 0.489										4	0	0	0	0	2	4								
9 Brandon Belt, L OBP: 0.304, SLG: 0.455										1	1	1	1	0	0	0								
21 Tyler Colvin, L OBP: 0.278, SLG: 0.407										2	0	0	0	2	0	3								
35 Brandon Crawford, L OBP: 0.326, SLG: 0.415										3	1	2	0	1	1	0								
7 Gregor Blanco, L OBP: 0.308, SLG: 0.304										2	0	0	1	1	1	2								
17 Tim Hudson, R OBP: 0.125, SLG: 0.054										0	0	0	0	0	0	0								
41 Jeremy Affeldt, L ERA: 3.62										0	0	0	0	0	0	0								
54 Sergio Romo, R ERA: 2.11										0	0	0	0	0	0	0								
46 Santiago Casilla, R ERA: 2.11										0	0	0	0	0	0	0								
Inning Stats	R: 0 E: 0 K: 0 S: 6	H: 0 LOB: 0 BB: 0 P: 9	R: 2 E: 0 K: 1 S: 12	H: 2 LOB: 0 BB: 0 P: 16	R: 0 E: 0 K: 1 S: 10	H: 1 LOB: 1 BB: 0 P: 10	R: 3 E: 1 K: 1 S: 19	H: 2 LOB: 2 BB: 2 P: 37	R: 0 E: 0 K: 0 S: 8	H: 1 LOB: 1 BB: 1 P: 14	R: 0 E: 0 K: 1 S: 10	H: 1 LOB: 2 BB: 1 P: 17	R: 0 E: 0 K: 1 S: 8	H: 0 LOB: 0 BB: 0 P: 12	R: 0 E: 0 K: 0 S: 7	H: 1 LOB: 1 BB: 1 P: 18	R: 0 E: 0 K: 0 S: 9	H: 0 LOB: 0 BB: 0 P: 13	1B: 5 2B: 3 3B: 0 HR: 0	SF: 0 SAC: 1 DP: 2 HBP: 1	WP: 0 PB: 0 SB: 0 CS: 0	PA: 39		
PITCHER	IP WLS BF H R ER SO BB IBB HBP BLK WP HR S P ERA WHIP	2.2 L 11 3 2 1 2 0 0 0 0 0 0 26 33 3.38 1.125	3.1 18 4 3 3 1 3 1 1 0 0 0 39 70 8.10 2.100	1.0 3 0 0 0 1 0 0 0 0 0 0 8 12 0.00 0.000	1.0 4 1 0 0 0 1 0 0 0 0 0 7 18 0.00 2.000	1.0 3 0 0 0 0 0 0 0 0 0 0 9 13 0.00 0.000																		

San Francisco Giants @ Miami Marlins
Marlins Park, Miami, FL
Sat Jul 19, 2014, 7:12 PM - 10:12 PM EDT
Att: 24,882 - Roof Closed - 77 F

AB	32
R	5
H	8
RBI	4
BB	5
SO	4
LOB	18



Batter	1	2	3	4	5	6	7	8	9	AB	R	H	RBI	BB	SO	LOB	BOTTOM						
21 Christian Yelich, L OBP: 0.353, SLG: 0.432										4	1	2	0	0	1	2							
1 Jordany Valdespin, L OBP: 0.250, SLG: 0.250										4	0	1	0	0	0	3							
27 Giancarlo Stanton, R OBP: 0.395, SLG: 0.952										4	1	1	1	0	1	3							
9 Casey McGehee, R OBP: 0.386, SLG: 0.390										4	0	1	1	0	0	0							
46 Garrett Jones, L OBP: 0.317, SLG: 0.418										4	0	0	0	0	0	1							
13 Marcell Ozuna, R OBP: 0.322, SLG: 0.467										4	1	2	0	0	0	0							
39 Jarrod Saltalamacchia, R OBP: 0.327, SLG: 0.394										4	0	2	1	0	1	1							
3 Adeiny Hechavarria, R OBP: 0.295, SLG: 0.332										4	0	0	0	0	0	2							
37 Henderson Alvarez III, R ERA: 2.79										0	0	0	0	0	0	0							
36 Sam Dyson, R ERA: 2.79										1	0	0	0	0	0	0							
17 Dnovan Solano, R ERA: 1.51										0	0	0	0	0	0	0							
41 Chris Hatcher, R ERA: 1.51										0	0	0	0	0	0	0							
43 Dan Jennings, L ERA: 1.51										0	0	0	0	0	0	0							
10 Jeff Baker, R ERA: 3.01, SLG: 0.372										1	0	0	0	0	0	0							
44 AJ Ramos, R ERA: 0.98										0	0	0	0	0	0	0							
Inning Stats	R: 1 E: 0 K: 0 S: 9	H: 3 LOB: 1 BB: 0 P: 15	R: 0 E: 0 K: 0 S: 5	H: 1 LOB: 0 BB: 0 P: 6	R: 0 E: 0 K: 0 S: 7	H: 1 LOB: 0 BB: 0 P: 12	R: 0 E: 0 K: 1 S: 7	H: 0 LOB: 0 BB: 0 P: 10	R: 0 E: 0 K: 0 S: 5	H: 0 LOB: 0 BB: 0 P: 7	R: 0 E: 0 K: 1 S: 8	H: 1 LOB: 1 BB: 0 P: 14	R: 0 E: 0 K: 1 S: 8	H: 1 LOB: 1 BB: 0 P: 12	R: 0 E: 0 K: 0 S: 9	H: 1 LOB: 1 BB: 0 P: 16	R: 2 E: 0 K: 0 S: 15	H: 3 LOB: 1 BB: 0 P: 22	1B: 8 2B: 1 3B: 1 HR: 1	SF: 0 SAC: 0 DP: 3 HBP: 0	WP: 2 PB: 0 SB: 1 CS: 0	PA: 35	
PITCHER	IP WLS BF H R ER SO BB IBB HBP BLK WP HR S P ERA WHIP	7.1 W 27 7 1 1 3 0 0 0 0 0 0 52 81 1.23 1.091	0.2 2 0 0 0 0 0 0 0 0 0 1 0 6 11 0.00 0.000	0.2 4 2 2 2 0 0 0 0 0 0 1 0 8 12 27.00 3.000	0.1 S 2 1 0 0 0 0 0 0 0 0 0 1 0 7 10 0.00 3.000																		

San Francisco Giants @ Miami Marlins
Marlins Park, Miami, FL
Sat Jul 19, 2014, 7:12 PM - 10:12 PM EDT
Att: 24,882 - Roof Closed - 77 F

AB	35
R	3
H	11
RBI	3
BB	0
SO	3
LOB	12



Batter	1	2	3	4	5	6	7	8	9	AB	R	H	RBI	BB	SO	LOB	TOP										
8 Hunter Pence, R OBP: 0.356, SLG: 0.468	G6-3		1B		1B			G4-3		4	1	2	0	0	0	0	San Francisco Giants @ Miami Marlins Marlins Park, Miami, FL Sun Jul 20 2014, 1:11 PM - 3:51 PM EDT Att: 25,221 - Roof Closed - 78 F										
19 Marco Scutaro, R OBP: 0.250, SLG: 0.143	G1-3		1B		G6-4-3			K		4	1	1	0	0	1												
28 Buster Posey, R OBP: 0.341, SLG: 0.428	1B		2B					G5-3		3	0	2	2	1	0												
48 Pablo Sandoval, S OBP: 0.324, SLG: 0.436	G6-3		K					F9		4	0	0	0	0	1	3											
38 Michael Morse, R OBP: 0.324, SLG: 0.489			K					F9		4	0	1	0	0	1	2											
29 Héctor Sánchez, S OBP: 0.228, SLG: 0.303	G1-3				F7			G5-3		4	0	0	0	0	1	2											
13 Joaquin Arias, R OBP: 0.206, SLG: 0.190	P4				G5-3			G1-3		3	0	0	0	0	0	1											
7 Gregor Blanco, L OBP: 0.304, SLG: 0.300	F8				K			F8		3	0	0	0	0	1	1											
55 Tim Lincecum, L OBP: 0.179, SLG: 0.086					G4-3			G6-3		3	0	0	0	0	1	0											
57 Juan Gutierrez, R ERA: 2.95										0	0	0	0	0	0	0											
49 Javier López, L ERA: 3.57										0	0	0	0	0	0	0											
Inning Stats	R: 0 H: 1 E: 0 K: 0 S: 9	H: 1 LOB: 1 BB: 0 P: 13	R: 0 H: 1 E: 0 K: 0 S: 8	H: 1 LOB: 1 BB: 0 P: 11	R: 2 H: 3 E: 0 K: 3 S: 17	H: 3 LOB: 1 BB: 0 P: 25	R: 0 H: 0 E: 0 K: 1 S: 11	H: 0 LOB: 0 BB: 0 P: 14	R: 0 H: 1 E: 0 K: 0 S: 7	H: 1 LOB: 0 BB: 1 P: 12	R: 0 H: 0 E: 0 K: 0 S: 9	H: 0 LOB: 1 BB: 1 P: 16	R: 0 H: 0 E: 0 K: 0 S: 3	H: 0 LOB: 0 BB: 0 P: 5	R: 0 H: 0 E: 0 K: 1 S: 8	H: 0 LOB: 0 BB: 0 P: 13	R: 0 H: 0 E: 0 K: 1 S: 8	H: 0 LOB: 0 BB: 0 P: 12	1B: 4 2B: 2 3B: 0 HR: 0	SF: 0 SAC: 0 DP: 1 HBP: 0	WP: 0 PB: 0 SB: 0 CS: 0	PA: 33					
PITCHER	IP	WLS	BF	H	R	ER	SO	BB	IBB	HBP	BLK	WP	HR	S	P	ERA	WHIP										
52 Brad Hand, L ERA: 4.86	7.0	W	27	6	2	2	4	1	0	0	0	0	0	64	96	2.57	1.000										
57 Bryan Morris, R ERA: 2.95	1.0	H	3	0	0	0	1	0	0	0	0	0	0	8	13	0.00	0.000										
31 Steve Cishek, R ERA: 3.57	1.0	S	3	0	0	0	1	0	0	0	0	0	0	8	12	0.00	0.000										

AB 32
R 2
H 6
RBI 2
BB 1
SO 6
LOB 10



Batter	1	2	3	4	5	6	7	8	9	AB	R	H	RBI	BB	SO	LOB	BOTTOM										
21 Christian Yelich, L OBP: 0.349, SLG: 0.426	K		F8		K			K		4	0	0	0	0	3	0	San Francisco Giants @ Miami Marlins Marlins Park, Miami, FL Sun Jul 20 2014, 1:11 PM - 3:51 PM EDT Att: 25,221 - Roof Closed - 78 F										
1 Jordany Valdespin, L OBP: 0.376, SLG: 0.286	BB		K2-3					G3-1		3	0	1	0	1	1	0											
27 Giancarlo Stanton, R OBP: 0.394, SLG: 0.551	FC6-4		2B					L8		4	1	1	0	0	1	2											
9 Casey McGehee, R OBP: 0.387, SLG: 0.399	HR		2-5		G3			F8		4	1	2	2	0	0	1											
46 Garrett Jones, L OBP: 0.317, SLG: 0.414	F8				F7			P3		3	0	0	0	1	0	1											
13 Marcell Ozuna, R OBP: 0.322, SLG: 0.466			1B		E6			G1-3		3	0	1	0	0	0	2											
3 Adeiny Hechavarria, R OBP: 0.295, SLG: 0.336	FC6-4-5		FC5-4					SH5-4		3	1	1	0	0	0	2											
6 Jeff Mathis, R OBP: 0.296, SLG: 0.284	FC6-5				K			SH5-4		2	0	0	0	0	1	1											
52 Brad Hand, L ERA: 3.88	G1-3				G4-3			K		2	0	0	0	0	0	1											
57 Juan Gutierrez, R ERA: 3.02										1	0	0	0	0	1	0											
31 Steve Cishek, R ERA: 2.75										0	0	0	0	0	0	0											
Inning Stats	R: 2 H: 1 E: 0 K: 1 S: 9	H: 1 LOB: 1 BB: 0 P: 18	R: 0 H: 1 E: 0 K: 0 S: 9	H: 1 LOB: 1 BB: 0 P: 13	R: 0 H: 1 E: 0 K: 1 S: 7	H: 1 LOB: 1 BB: 0 P: 11	R: 0 H: 0 E: 0 K: 0 S: 14	H: 0 LOB: 1 BB: 0 P: 16	R: 0 H: 1 E: 0 K: 1 S: 13	H: 1 LOB: 2 BB: 1 P: 20	R: 1 H: 1 E: 0 K: 2 S: 16	H: 1 LOB: 0 BB: 0 P: 21	R: 0 H: 1 E: 0 K: 0 S: 6	H: 1 LOB: 1 BB: 0 P: 9	R: 0 H: 1 E: 0 K: 0 S: 6	H: 1 LOB: 1 BB: 0 P: 9	1B: 3 2B: 2 3B: 0 HR: 1	SF: 0 SAC: 1 DP: 0 HBP: 0	WP: 2 PB: 0 SB: 2 CS: 0	PA: 32							
PITCHER	IP	WLS	BF	H	R	ER	SO	BB	IBB	HBP	BLK	WP	HR	S	P	ERA	WHIP										
55 Tim Lincecum, R ERA: 3.68	7.0	L	29	5	3	3	7	2	0	0	0	0	0	78	114	3.86	1.000										
57 Juan Gutierrez, R ERA: 3.02	0.2		3	1	0	0	0	0	0	0	0	0	0	4	6	0.00	1.500										
49 Javier López, L ERA: 2.75	0.1		1	0	0	0	0	0	0	0	0	0	0	2	3	0.00	0.000										

AB 29
R 3
H 6
RBI 2
BB 2
SO 7
LOB 10




Batter	1	2	3	4	5	6	7	8	9	10	AB	R	H	RBI	BB	SO	LOB	TOP								
21 Christian Yelich, L OBP: 0.353, SLG: 0.427	G5-3			FC6 BB		G3-1		WP 1B		SH3-4 1B	4	1	2	0	1	0	0	Miami Marlins @ Atlanta Braves Turner Field, Atlanta, GA Mon Jul 21 2014, 7:13 PM - 10:48 PM EDT Att: 26,766 - Cloudy - 81 F								
1 Jordany Valdespin, L OBP: 0.333, SLG: 0.364	F7			FC6 1-2				K		SH3-4	4	0	1	0	0	1	2									
27 Giancarlo Stanton, R OBP: 0.392, SLG: 0.545	F8			K		G6-3		K		IBB	4	1	0	0	1	2	3									
9 Casey McGehee, R OBP: 0.399, SLG: 0.399		K		G6-3							3	0	1	0	2	1	1									
46 Garrett Jones, L OBP: 0.319, SLG: 0.414		G3-1				G4-3		F9		BB	5	0	2	2	0	0	1									
13 Marcell Ozuna, R OBP: 0.323, SLG: 0.483				K		K				G3	4	0	1	0	1	2	2									
39 Jarrod Saltalamacchia, Sr. 2 OBP: 0.325, SLG: 0.403				K		HR		K		K	5	1	1	1	0	4	7									
3 Adeiny Hechavarria, R OBP: 0.291, SLG: 0.331				K		K		K		K	4	0	0	0	0	4	5									
34 Tom Koehler, R OBP: 0.291, SLG: 0.363				K		K		G6-3		L4	2	0	0	0	0	2	0									
40 Mike Dunn, L											0	0	0	0	0	0	0									
5 Reed Johnson, R											0	0	0	0	0	0	0									
44 AJ Ramos, R											0	0	0	0	0	0	0									
17 Donovan Solano, R											0	0	0	0	0	0	3									
57 Bryan Morris, L											0	0	0	0	0	0	0									
31 Steve Cishek, R											0	0	0	0	0	0	0									
Inning Stats	R: 0 E: 0 K: 0 S: 9	H: 0 LOB: 0 BB: 0 P: 12	R: 0 E: 0 K: 2 S: 11	H: 0 LOB: 0 BB: 0 P: 13	R: 0 E: 0 K: 3 S: 9	H: 0 LOB: 1 BB: 1 P: 13	R: 1 E: 0 K: 2 S: 8	H: 1 LOB: 0 BB: 0 P: 13	R: 0 E: 0 K: 1 S: 8	H: 1 LOB: 1 BB: 0 P: 15	R: 0 E: 0 K: 2 S: 17	H: 2 LOB: 2 BB: 0 P: 26	R: 0 E: 0 K: 2 S: 11	H: 1 LOB: 1 BB: 0 P: 14	R: 0 E: 0 K: 2 S: 15	H: 1 LOB: 3 BB: 2 P: 27	R: 2 E: 0 K: 1 S: 19	H: 2 LOB: 2 BB: 2 P: 33	1B: 6 2B: 1 3B: 0 HR: 1	SF: 0 SAC: 1 DP: 0 HBP: 0	WP: 1 PB: 0 SB: 0 CS: 0	PA: 43				
PITCHER	IP 7.0	WLS 26	H 4	R 1	ER 1	SO 11	BB 1	IBB 0	HBP 0	BLK 0	WP 0	HR 1	S 71	P 108	ERA 1.29	WHIP 0.714										
49 Julio Teheran, R ERA: 2.64	1.0	4	1	0	0	2	0	0	0	0	1	0	11	14	0.00	1.000										
52 Jordan Walden, R ERA: 2.48	1.0	6	1	0	0	2	2	0	0	0	0	0	15	27	0.00	3.000										
46 Craig Kimbrel, R ERA: 1.82	0.1	L	5	2	2	0	1	1	0	0	0	0	8	20	54.00	9.000										
59 Shae Simmons, R ERA: 3.0	0.2	2	0	0	0	1	0	0	0	0	0	0	11	13	0.00	0.000										
38 Anthony Varvaro, R ERA: 2.35																										
Batter	1	2	3	4	5	6	7	8	9	10	AB	R	H	RBI	BB	SO	LOB	BOTTOM								
2 B.J. Upton, R OBP: 0.275, SLG: 0.334	G6-3		K		G5-3			F8		F9	5	0	0	0	0	1	3	Miami Marlins @ Atlanta Braves Turner Field, Atlanta, GA Mon Jul 21 2014, 7:13 PM - 10:48 PM EDT Att: 26,766 - Cloudy - 81 F								
7 Tommy La Stella, L OBP: 0.361, SLG: 0.365	F7		G6-3		G4-3		G3-1			F7	5	0	0	0	0	1	1									
5 Freddie Freeman, L OBP: 0.375, SLG: 0.476	K				G6-3		G3-1			K	5	0	0	0	0	3	0									
8 Justin Upton, R OBP: 0.352, SLG: 0.500		22 E 23 G3-1 1B			K		24 BB 22 E 1B			G4-3	5	1	2	0	0	2	0									
22 Jason Heyward, L OBP: 0.343, SLG: 0.380		E9 23 G3-1 1B			24 BB 1B		E6 24 BB 1B			K	4	0	2	0	0	1	1									
24 Evan Gattis, R OBP: 0.344, SLG: 0.555		K								G4-3	3	0	1	0	1	2	2									
23 Chris Johnson, R OBP: 0.300, SLG: 0.384			G3-1							K	4	0	0	1	0	2	6									
19 Andrelton Simmons, R OBP: 0.305, SLG: 0.356			G5-3							K	3	0	1	0	1	0	1									
49 Julio Teheran, R ERA: 3.85	6.2	5	1	1	7	2	0	0	0	0	2	0	0	0	0	1	0									
40 Mike Dunn, L ERA: 3.41	0.1	1	0	0	0	0	0	0	0	3	4	0.00	0.000													
44 AJ Ramos, R ERA: 2.06	1.0	3	0	0	0	2	0	0	0	0	8	12	0.00	0.000												
57 Bryan Morris, R ERA: 2.02	1.0	W	5	1	0	1	1	0	0	0	9	18	0.00	2.000												
31 Steve Cishek, R ERA: 3.48	1.0	S	3	0	0	2	0	0	0	0	9	11	0.00	0.000												
Inning Stats	R: 0 E: 0 K: 1 S: 9	H: 0 LOB: 0 BB: 0 P: 15	R: 1 E: 1 K: 1 S: 15	H: 2 LOB: 1 BB: 0 P: 19	R: 0 E: 0 K: 2 S: 10	H: 0 LOB: 0 BB: 0 P: 12	R: 0 E: 0 K: 1 S: 7	H: 2 LOB: 2 BB: 0 P: 9	R: 0 E: 0 K: 1 S: 8	H: 0 LOB: 0 BB: 0 P: 10	R: 0 E: 1 K: 1 S: 11	H: 1 LOB: 3 BB: 1 P: 16	R: 0 E: 0 K: 0 S: 6	H: 0 LOB: 1 BB: 1 P: 12	R: 0 E: 0 K: 2 S: 8	H: 0 LOB: 0 BB: 0 P: 12	R: 0 E: 0 K: 1 S: 9	H: 1 LOB: 2 BB: 1 P: 18	R: 0 E: 0 K: 2 S: 9	H: 0 LOB: 0 BB: 0 P: 11	1B: 5 2B: 1 3B: 0 HR: 0	SF: 0 SAC: 0 DP: 0 HBP: 0	WP: 0 PB: 0 SB: 1 CS: 0	PA: 40		
PITCHER	IP 6.2	WLS 28	H 5	R 1	ER 1	SO 7	BB 2	IBB 0	HBP 0	BLK 0	WP 0	HR 0	S 63	P 89	ERA 1.35	WHIP 1.050										
34 Tom Koehler, R ERA: 3.85	0.1	1	0	0	0	0	0	0	0	0	3	4	0.00	0.000												
40 Mike Dunn, L ERA: 3.41	1.0	3	0	0	0	2	0	0	0	0	8	12	0.00	0.000												
44 AJ Ramos, R ERA: 2.06	1.0	W	5	1	0	1	1	0	0	0	9	18	0.00	2.000												
57 Bryan Morris, R ERA: 2.02	1.0	S	3	0	0	2	0	0	0	0	9	11	0.00	0.000												
31 Steve Cishek, R ERA: 3.48	1.0	S	3	0	0	2	0	0	0	0	9	11	0.00	0.000												
PITCHER	IP 6.2	WLS 28	H 5	R 1	ER 1	SO 7	BB 2	IBB 0	HBP 0	BLK 0	WP 0	HR 0	S 63	P 89	ERA 1.35	WHIP 1.050										
34 Tom Koehler, R ERA: 3.85	0.1	1	0	0	0	0	0	0	0	0	3	4	0.00	0.000												
40 Mike Dunn, L ERA: 3.41	1.0	3	0	0	0	2	0	0	0	0	8	12	0.00	0.000												
44 AJ Ramos, R ERA: 2.06	1.0	W	5	1	0	1	1	0	0	0	9	18	0.00	2.000												
57 Bryan Morris, R ERA: 2.02	1.0	S	3	0	0	2	0	0	0	0	9	11	0.00	0.000												
31 Steve Cishek, R ERA: 3.48	1.0	S	3	0	0	2	0	0	0	0	9	11	0.00	0.000												

Batter	1	2	3	4	5	6	7	8	9	AB	R	H	RBI	BB	SO	LOB	TOP								
21 Christian Yelich, L (1.7) OBP: 0.359, SLG: 0.425										4	0	0	1	0	2	2									
1 Jordany Valdespin, L (1.4) OBP: 0.279, SLG: 0.294										4	0	1	0	0	0	1									
27 Giancarlo Stanton, R (1.9) OBP: 0.394, SLG: 0.542										3	0	2	0	1	0	0									
9 Casey McGehee, R (1.5) OBP: 0.380, SLG: 0.387										4	0	0	0	0	0	4									
46 Garrett Jones, L (1.3) OBP: 0.319, SLG: 0.413										4	0	1	0	0	1	2									
13 Marcell Ozuna, R (1.8) OBP: 0.317, SLG: 0.449										3	2	0	0	1	1	1									
39 Jarrod Saltalamacchia, R (1.2) OBP: 0.333, SLG: 0.414										4	1	3	1	0	1	0									
3 Adeiny Hechavarria, R (1.6) OBP: 0.295, SLG: 0.333										4	0	1	1	0	1	2									
37 Henderson Alvarez III, R (1.1) OBP: 0.238, SLG: 0.220										3	0	0	0	0	1	3									
17 Donovan Solano, R (9. PH) OBP: 0.335, SLG: 0.317										1	0	0	0	0	0	1									
31 Steve Cishek, R (9.1)										0	0	0	0	0	0	0									
Inning Stats	R: 0 H: 1 E: 0 K: 1 S: 12	H: 1 LOB: 1 BB: 0 P: 18	R: 0 H: 0 E: 0 K: 1 S: 6	H: 0 LOB: 0 BB: 0 P: 11	R: 0 H: 0 E: 0 K: 1 S: 5	H: 0 LOB: 0 BB: 0 P: 7	R: 0 H: 1 E: 0 K: 0 S: 10	H: 1 LOB: 1 BB: 1 P: 17	R: 2 H: 2 E: 0 K: 1 S: 16	H: 2 LOB: 1 BB: 1 P: 22	R: 0 H: 2 E: 0 K: 0 S: 9	H: 1 LOB: 1 BB: 0 P: 13	R: 0 H: 1 E: 0 K: 1 S: 10	H: 0 LOB: 0 BB: 0 P: 14	R: 0 H: 0 E: 0 K: 0 S: 8	H: 0 LOB: 0 BB: 0 P: 12	R: 1 H: 1 E: 0 K: 2 S: 17	H: 1 LOB: 1 BB: 0 P: 24	1B: 6 2B: 2 3B: 0 HR: 0	SF: 0 SAC: 0 DP: 2 HBP: 0	WP: 2 PB: 0 SB: 0 CS: 0	PA: 36			
PITCHER	IP	WLS	BF	H	R	ER	SO	BB	IBB	HBP	BLK	WP	HR	S	P	ERA	WHIP								
34 Aaron Harang, R (1.1) ERA: 3.31	7.0		28	7	2	2	5	2	0	0	0	0	0	68	102	2.57	1.286								
52 Jordan Walden, R (8.1) ERA: 2.35	1.0		3	0	0	0	0	0	0	0	0	0	0	8	12	0.00	0.000								
46 Craig Kimbrel, R (9.1) ERA: 1.99	1.0	L	5	1	1	1	2	0	0	0	0	2	0	17	24	9.00	1.000								

Miami Marlins @ Atlanta Braves
Turner Field, Atlanta, GA
Thu Jul 24 2014, 7:12 PM - 9:44 PM EDT
Att: 26,446 - Partly Cloudy - 74 F


AB 34
R 3
H 8
RBI 3
BB 2
SO 7
LOB 16



Batter	1	2	3	4	5	6	7	8	9	AB	R	H	RBI	BB	SO	LOB	BOTTOM								
2 B.J. Upton, R (1.8) OBP: 0.282, SLG: 0.341										3	0	1	0	1	1	0									
7 Tommy La Stella, L (1.4) OBP: 0.351, SLG: 0.354										4	0	0	0	0	0	3									
5 Freddie Freeman, L (1.3) OBP: 0.372, SLG: 0.474										4	0	0	0	0	1	0									
8 Justin Upton, R (1.7) OBP: 0.357, SLG: 0.510										4	0	3	0	0	0	0									
22 Jason Heyward, L (1.9) OBP: 0.343, SLG: 0.379										4	1	0	0	0	0	3									
24 Evan Gattis, R (1.2) OBP: 0.335, SLG: 0.538										3	0	0	0	0	0	2									
23 Chris Johnson, R (1.5) OBP: 0.299, SLG: 0.389										3	1	1	2	0	1	0									
14 Ramiro Pena, S (1.6) OBP: 0.273, SLG: 0.327										3	0	1	0	0	0	0									
34 Aaron Harang, R (1.1) OBP: 0.081, SLG: 0.056										1	0	0	0	0	1	0									
52 Jordan Walden, R (8.1) ERA: 2.62										0	0	0	0	0	0	0									
1 Tyler Pastornicky, R (8. PH) ERA: 3.32										1	0	0	0	0	0	0									
46 Craig Kimbrel, R (9.1)										0	0	0	0	0	0	0									
Inning Stats	R: 0 H: 0 E: 0 K: 2 S: 9	H: 2 LOB: 0 BB: 0 P: 13	R: 2 H: 2 E: 0 K: 0 S: 6	H: 2 LOB: 0 BB: 0 P: 10	R: 0 H: 1 E: 0 K: 1 S: 8	H: 1 LOB: 0 BB: 0 P: 10	R: 0 H: 1 E: 0 K: 0 S: 10	H: 1 LOB: 1 BB: 0 P: 15	R: 0 H: 1 E: 0 K: 0 S: 12	H: 1 LOB: 2 BB: 1 P: 23	R: 0 H: 1 E: 0 K: 0 S: 7	H: 0 LOB: 0 BB: 0 P: 10	R: 0 H: 0 E: 0 K: 1 S: 7	H: 0 LOB: 0 BB: 0 P: 12	R: 0 H: 0 E: 0 K: 0 S: 5	H: 0 LOB: 0 BB: 0 P: 8	R: 0 H: 0 E: 0 K: 0 S: 12	H: 0 LOB: 0 BB: 0 P: 18	1B: 4 2B: 2 3B: 0 HR: 1	SF: 0 SAC: 1 DP: 1 HBP: 0	WP: 0 PB: 0 SB: 0 CS: 1	PA: 32			
PITCHER	IP	WLS	BF	H	R	ER	SO	BB	IBB	HBP	BLK	WP	HR	S	P	ERA	WHIP								
37 Henderson Alvarez III, R (1.1) ERA: 2.62	8.0		29	6	2	2	4	1	0	0	0	0	0	64	101	2.25	0.875								
31 Steve Cishek, R (9.1) ERA: 3.32	1.0	S	3	0	0	0	0	0	0	0	0	0	0	12	18	0.00	0.000								

Miami Marlins @ Atlanta Braves
Turner Field, Atlanta, GA
Thu Jul 24 2014, 7:12 PM - 9:44 PM EDT
Att: 26,446 - Partly Cloudy - 74 F


AB 30
R 2
H 6
RBI 2
BB 1
SO 4
LOB 8




Batter	1	2	3	4	5	6	7	8	9	AB R H RBI BB SO LOB	TOP
21 Christian Yelich, L (1,7) OBP: 0.354, SLG: 0.422	G1-3		K			G6-3			K	5 0 1 0 0 2 2	Miami Marlins @ Houston Astros Minute Maid Park, Houston, TX Fri Jul 25 2014, 7:12 PM - 10:09 PM CDT Att: 23,132 - Roof Closed - 73 F
17 Donovan Solano, R (1,4) OBP: 0.316, SLG: 0.323	G4-1			1B		1B		BB	G6-3	4 0 2 0 1 0 1	
27 Giancarlo Stanton, R (1,9) OBP: 0.395, SLG: 0.542	1B		K			F7		BB		4 0 2 0 0 1 3	
9 Casey McGehee, R (1,5) OBP: 0.379, SLG: 0.385	K			1B		G4-6-3			K	4 0 1 0 0 2 5	
10 Jeff Baker, R (1,3) OBP: 0.296, SLG: 0.362	G1-3			K			F9		BB	4 0 1 0 0 1 1	
39 Jarrod Saltalamacchia, B (1,10) OBP: 0.332, SLG: 0.415	K			2B		E8		BB	FC3-2	4 1 1 0 0 1 3	
13 Marcell Ozuna, R (1,8) OBP: 0.317, SLG: 0.447	K			1B		K			F9	4 0 1 0 0 2 4	
3 Adeiny Hechavarria, R (1,6) OBP: 0.297, SLG: 0.333			G4-3			L8			BB	3 1 1 0 1 0 2	
6 Jeff Mathis, R (1,2) OBP: 0.285, SLG: 0.282	F8			G6-4-3		G6-4-3			G5-3	4 0 1 2 0 0 3	
Inning Stats	R: 0 H: 1 E: 0 LOB: 1 K: 1 BB: 0 S: 12 P: 17	R: 0 H: 0 E: 0 LOB: 0 K: 2 BB: 0 S: 8 P: 13	R: 0 H: 0 E: 0 LOB: 0 K: 1 BB: 0 S: 7 P: 9	R: 0 H: 2 E: 0 LOB: 1 K: 2 BB: 0 S: 11 P: 17	R: 0 H: 2 E: 0 LOB: 1 K: 0 BB: 0 S: 9 P: 12	R: 0 H: 2 E: 0 LOB: 1 K: 0 BB: 0 S: 10 P: 15	R: 2 H: 2 E: 1 LOB: 3 K: 1 BB: 1 S: 22 P: 34	R: 0 H: 2 E: 0 LOB: 3 K: 1 BB: 1 S: 22 P: 34	R: 0 H: 0 E: 0 LOB: 0 K: 1 BB: 0 S: 10 P: 17	1B: 9 SF: 0 2B: 2 SAC: 0 3B: 0 DP: 2 HR: 0 HBP: 0	
PITCHER	IP WLS BF H R ER SO BB IBB HBP BLK WP HR S P ERA WHIP	PITCHER									
60 Dallas Keuchel, L (1,1) ERA: 3.11	7.0 L 28 9 2 0 7 0 0 0 0 0 1 0 68 98 0.00 1.286										
35 Josh Fields, R (8,1) ERA: 4.3	1.0 6 2 0 0 1 1 0 0 0 0 0 0 22 34 0.00 3.000										
55 Jose Veras, R (9,1) ERA: 6.35	1.0 4 0 0 0 1 1 0 0 0 0 0 0 10 17 0.00 1.000										

Batter	1	2	3	4	5	6	7	8	9	AB R H RBI BB SO LOB	BOTTOM
27 Jose Altuve, R (1,4) OBP: 0.373, SLG: 0.439	G6-3		G5-4-3			1B			P3	4 0 1 0 0 0 1	Miami Marlins @ Houston Astros Minute Maid Park, Houston, TX Fri Jul 25 2014, 7:12 PM - 10:09 PM CDT Att: 23,132 - Roof Closed - 73 F
6 Enrique Hernández, R (1,8) OBP: 0.336, SLG: 0.365	G6-3			L9		CS			K	4 0 0 0 0 1 0	
23 Chris Carter, R (1,10) OBP: 0.291, SLG: 0.478	BB			K		BB				1 0 0 0 2 1 0	
30 Matt Dominguez, R (1,5) OBP: 0.280, SLG: 0.365	G3-1			F9		G6-4-3				3 0 0 0 0 0 2	
14 Jesus Guzman, R (1,3) (9,7) OBP: 0.274, SLG: 0.268			K			L8			G5-3	3 0 0 0 0 1 0	
15 Jason Castro, L (1,2) OBP: 0.296, SLG: 0.372	K			G4-3		G4-3			2B	3 0 1 0 0 1 0	
19 Robbie Grossman, S (1,9) OBP: 0.315, SLG: 0.303	G4-3			G5-3		G5-3			L9	3 0 0 0 0 0 1	
0 L.J. Hoes, R (1,7) OBP: 0.228, SLG: 0.297						G6-3			K	2 0 0 0 0 1 0	
21 Jon Singleton, L (8,PH) OBP: 0.251, SLG: 0.338			K			G6-3			K	1 0 0 0 0 1 1	
3 Gregorio Petit, R (1,6) OBP: 0.500, SLG: 0.500						G1-3			K	2 0 1 0 0 0 0	
18 Marc Krauss, L (8,PH) OBP: 0.269, SLG: 0.303			1B			G1-3				1 0 0 0 0 1 0	
Inning Stats	R: 0 H: 0 E: 0 LOB: 1 K: 0 BB: 1 S: 13 P: 22	R: 0 H: 0 E: 0 LOB: 0 K: 2 BB: 0 S: 9 P: 12	R: 0 H: 1 E: 0 LOB: 0 K: 1 BB: 0 S: 7 P: 8	R: 0 H: 0 E: 0 LOB: 0 K: 1 BB: 0 S: 8 P: 12	R: 0 H: 0 E: 0 LOB: 0 K: 0 BB: 0 S: 6 P: 8	R: 0 H: 1 E: 0 LOB: 0 K: 0 BB: 0 S: 8 P: 11	R: 0 H: 0 E: 0 LOB: 0 K: 0 BB: 1 S: 10 P: 14	R: 0 H: 1 E: 0 LOB: 1 K: 1 BB: 0 S: 12 P: 20	R: 0 H: 0 E: 0 LOB: 0 K: 2 BB: 0 S: 13 P: 18	1B: 2 SF: 0 2B: 1 SAC: 0 3B: 0 DP: 2 HR: 0 HBP: 0	WP: 1 PA: 30 PB: 0 SB: 0 CS: 1
PITCHER	IP WLS BF H R ER SO BB IBB HBP BLK WP HR S P ERA WHIP	PITCHER									
52 Brad Hand, L (1,1) ERA: 4.19	7.1 W 24 3 0 0 4 2 0 0 0 0 0 0 7 10 0.00 0.682										
57 Bryan Morris, R (8,1) ERA: 1.57	0.2 H 2 0 0 0 1 0 0 0 0 0 0 0 7 10 0.00 0.000										
31 Steve Cishek, R (9,1) ERA: 3.25	1.0 S 3 0 0 0 2 0 0 0 0 0 0 0 13 18 0.00 0.000										

AB 36
R 2
H 11
RBI 2
BB 2
SO 9
LOB 24



AB 27
R 0
H 3
RBI 0
BB 2
SO 7
LOB 5



livebaseballscorecards.com

livebaseballscorecards.com

Batter	1	2	3	4	5	6	7	8	9	AB	R	H	RBI	BB	SO	LOB	TOP						
21 Christian Yelich, L OBP: 0.358, SLG: 0.423										4	2	2	1	1	0	2							
1 Jordany Valdespin, L OBP: 0.273, SLG: 0.429										4	1	1	2	0	1	5							
27 Giancarlo Stanton, R OBP: 0.395, SLG: 0.541										4	0	1	3	1	2	1							
9 Casey McGehee, R OBP: 0.379, SLG: 0.385										5	0	2	1	0	0	3							
46 Garrett Jones, L OBP: 0.317, SLG: 0.409										5	0	1	0	0	1	2							
39 Jarrod Saltalamacchia, R OBP: 0.331, SLG: 0.410										3	1	0	0	1	1	1							
5 Reed Johnson, R OBP: 0.287, SLG: 0.359										4	0	0	0	0	2	2							
13 Marcell Ozuna, R OBP: 0.317, SLG: 0.447										4	1	1	0	0	0	1							
17 Donovan Solano, R OBP: 0.314, SLG: 0.328										4	1	1	0	0	0	1							
3 Adeiny Hechavarria, R OBP: 0.300, SLG: 0.333										3	2	1	0	1	1	0							
Inning Stats	R: 1 H: 1 E: 0 K: 0 S: 12	H: 1 LOB: 1 BB: 1 P: 20	R: 4 H: 3 E: 0 K: 1 S: 21	H: 3 LOB: 1 BB: 2 P: 36	R: 0 H: 1 E: 0 K: 2 S: 11	LOB: 1 BB: 0 P: 14	R: 0 H: 1 E: 0 K: 0 S: 9	H: 1 LOB: 2 BB: 1 P: 17	R: 0 H: 0 E: 0 K: 0 S: 7	H: 0 LOB: 0 BB: 0 P: 9	R: 0 H: 1 E: 0 K: 1 S: 14	H: 1 LOB: 1 BB: 0 P: 20	R: 0 H: 0 E: 0 K: 2 S: 9	H: 0 LOB: 0 BB: 0 P: 13	R: 0 H: 0 E: 0 K: 1 S: 8	H: 0 LOB: 0 BB: 0 P: 12	R: 2 H: 2 E: 1 K: 1 S: 14	H: 2 LOB: 1 BB: 0 P: 18	1B: 6 2B: 2 3B: 0 HR: 1	SF: 0 SAC: 1 DP: 0 HBP: 0	WP: 1 PB: 0 SB: 2 CS: 0	PA: 41	
PITCHER	IP: 5.2 WLS: L BF: 28 ERA: 4.41	WLS: L BF: 28 ERA: 4.41	H: 7 R: 5 ER: 5 SO: 4	H: 5 R: 5 ER: 5 SO: 4	BB: 3 IBB: 1 HBP: 0 BLK: 0	BB: 3 IBB: 1 HBP: 0 BLK: 0	WP: 1 HR: 0 S: 71 P: 112	WP: 1 HR: 0 S: 71 P: 112	ERA: 7.94 WHIP: 1.765	ERA: 7.94 WHIP: 1.765	IP: 0.1 WLS: 1 BF: 1 ERA: 7.0	IP: 0.1 WLS: 1 BF: 1 ERA: 7.0	H: 0 R: 0 ER: 0 SO: 0	H: 0 R: 0 ER: 0 SO: 0	BB: 0 IBB: 0 HBP: 0 BLK: 0	BB: 0 IBB: 0 HBP: 0 BLK: 0	WP: 0 HR: 0 S: 2 P: 3	WP: 0 HR: 0 S: 2 P: 3	ERA: 0.00 WHIP: 0.000	ERA: 0.00 WHIP: 0.000			
48 Jarrod Cosart, R ERA: 4.41	IP: 5.2 WLS: L BF: 28 ERA: 4.41	IP: 5.2 WLS: L BF: 28 ERA: 4.41	H: 7 R: 5 ER: 5 SO: 4	H: 5 R: 5 ER: 5 SO: 4	BB: 3 IBB: 1 HBP: 0 BLK: 0	BB: 3 IBB: 1 HBP: 0 BLK: 0	WP: 1 HR: 0 S: 71 P: 112	WP: 1 HR: 0 S: 71 P: 112	ERA: 7.94 WHIP: 1.765	ERA: 7.94 WHIP: 1.765	IP: 0.1 WLS: 1 BF: 1 ERA: 7.0	IP: 0.1 WLS: 1 BF: 1 ERA: 7.0	H: 0 R: 0 ER: 0 SO: 0	H: 0 R: 0 ER: 0 SO: 0	BB: 0 IBB: 0 HBP: 0 BLK: 0	BB: 0 IBB: 0 HBP: 0 BLK: 0	WP: 0 HR: 0 S: 2 P: 3	WP: 0 HR: 0 S: 2 P: 3	ERA: 0.00 WHIP: 0.000	ERA: 0.00 WHIP: 0.000			
38 Darin Downs, L ERA: 4.97	IP: 0.1 WLS: L BF: 1 ERA: 4.97	IP: 0.1 WLS: L BF: 1 ERA: 4.97	H: 0 R: 0 ER: 0 SO: 0	H: 0 R: 0 ER: 0 SO: 0	BB: 0 IBB: 0 HBP: 0 BLK: 0	BB: 0 IBB: 0 HBP: 0 BLK: 0	WP: 0 HR: 0 S: 3 P: 4	WP: 0 HR: 0 S: 3 P: 4	ERA: 0.00 WHIP: 0.000	ERA: 0.00 WHIP: 0.000	IP: 0.1 WLS: 1 BF: 1 ERA: 7.0	IP: 0.1 WLS: 1 BF: 1 ERA: 7.0	H: 0 R: 0 ER: 0 SO: 0	H: 0 R: 0 ER: 0 SO: 0	BB: 0 IBB: 0 HBP: 0 BLK: 0	BB: 0 IBB: 0 HBP: 0 BLK: 0	WP: 0 HR: 0 S: 2 P: 3	WP: 0 HR: 0 S: 2 P: 3	ERA: 0.00 WHIP: 0.000	ERA: 0.00 WHIP: 0.000			
55 Jose Veras, R ERA: 6.08	IP: 1.0 WLS: L BF: 3 ERA: 6.08	IP: 1.0 WLS: L BF: 3 ERA: 6.08	H: 0 R: 0 ER: 0 SO: 2	H: 0 R: 0 ER: 0 SO: 2	BB: 0 IBB: 0 HBP: 0 BLK: 0	BB: 0 IBB: 0 HBP: 0 BLK: 0	WP: 0 HR: 0 S: 9 P: 13	WP: 0 HR: 0 S: 9 P: 13	ERA: 0.00 WHIP: 0.000	ERA: 0.00 WHIP: 0.000	IP: 0.1 WLS: 1 BF: 1 ERA: 7.0	IP: 0.1 WLS: 1 BF: 1 ERA: 7.0	H: 0 R: 0 ER: 0 SO: 0	H: 0 R: 0 ER: 0 SO: 0	BB: 0 IBB: 0 HBP: 0 BLK: 0	BB: 0 IBB: 0 HBP: 0 BLK: 0	WP: 0 HR: 0 S: 2 P: 3	WP: 0 HR: 0 S: 2 P: 3	ERA: 0.00 WHIP: 0.000	ERA: 0.00 WHIP: 0.000			
29 Tony Sipp, L ERA: 2.37	IP: 1.0 WLS: L BF: 3 ERA: 2.37	IP: 1.0 WLS: L BF: 3 ERA: 2.37	H: 0 R: 0 ER: 0 SO: 1	H: 0 R: 0 ER: 0 SO: 1	BB: 0 IBB: 0 HBP: 0 BLK: 0	BB: 0 IBB: 0 HBP: 0 BLK: 0	WP: 0 HR: 0 S: 8 P: 12	WP: 0 HR: 0 S: 8 P: 12	ERA: 0.00 WHIP: 0.000	ERA: 0.00 WHIP: 0.000	IP: 0.1 WLS: 1 BF: 1 ERA: 7.0	IP: 0.1 WLS: 1 BF: 1 ERA: 7.0	H: 0 R: 0 ER: 0 SO: 0	H: 0 R: 0 ER: 0 SO: 0	BB: 0 IBB: 0 HBP: 0 BLK: 0	BB: 0 IBB: 0 HBP: 0 BLK: 0	WP: 0 HR: 0 S: 2 P: 3	WP: 0 HR: 0 S: 2 P: 3	ERA: 0.00 WHIP: 0.000	ERA: 0.00 WHIP: 0.000			
50 Chad Qualls, R ERA: 2.0	IP: 0.2 WLS: L BF: 5 ERA: 2.0	IP: 0.2 WLS: L BF: 5 ERA: 2.0	H: 2 R: 2 ER: 1 SO: 1	H: 2 R: 2 ER: 1 SO: 1	BB: 0 IBB: 0 HBP: 0 BLK: 0	BB: 0 IBB: 0 HBP: 0 BLK: 0	WP: 0 HR: 1 S: 12 P: 15	WP: 0 HR: 1 S: 12 P: 15	ERA: 13.50 WHIP: 3.000	ERA: 13.50 WHIP: 3.000	IP: 0.1 WLS: 1 BF: 1 ERA: 7.0	IP: 0.1 WLS: 1 BF: 1 ERA: 7.0	H: 0 R: 0 ER: 0 SO: 0	H: 0 R: 0 ER: 0 SO: 0	BB: 0 IBB: 0 HBP: 0 BLK: 0	BB: 0 IBB: 0 HBP: 0 BLK: 0	WP: 0 HR: 0 S: 2 P: 3	WP: 0 HR: 0 S: 2 P: 3	ERA: 0.00 WHIP: 0.000	ERA: 0.00 WHIP: 0.000			

Miami Marlins @ Houston Astros
Minute Maid Park, Houston, TX
Sat Jul 26 2014, 6:12 PM - 9:39 PM CDT
Att: 28,968 - Roof Closed - 73 F

AB 36
R 7
H 9
RBI 7
BB 4
SO 8
LOB 17



Batter	1	2	3	4	5	6	7	8	9	AB	R	H	RBI	BB	SO	LOB	BOTTOM
27 Jose Altuve, R OBP: 0.375, SLG: 0.441										5	1	3	0	0	0	2	
9 Marwin Gonzalez, S OBP: 0.256, SLG: 0.394										5	0	2	0	0	2	1	
23 Chris Carter, R OBP: 0.293, SLG: 0.477										5	1	2	1	0	1	3	
15 Jason Castro, L OBP: 0.298, SLG: 0.382										5	1	2	2	0	1	5	
30 Matt Dominguez, R OBP: 0.278, SLG: 0.361										4	0	0	0	0	1	5	
21 Jon Singleton, L OBP: 0.256, SLG: 0.329							</										

Batter	1	2	3	4	5	6	7	8	9	AB	R	H	RBI	BB	SO	LOB	TOP										
2 Denard Span, L (1.8) OBP: 0.344, SLG: 0.394	P6		G4-3					P4		4	1	1	0	1	0	2	Washington Nationals @ Miami Marlins Marlins Park, Miami, FL Mon Jul 28 2014, 7:12 PM - 10:28 PM EDT Att: 20,027 - Roof Closed - 80 F										
6 Anthony Rendon, R (1.5) OBP: 0.338, SLG: 0.464			G6-3						K	5	2	2	0	0	1	3											
28 Jayson Werth, R (1.9) OBP: 0.376, SLG: 0.445										3	1	2	1	1	1	0											
15 Nate McLouth, L (7.9) OBP: 0.290, SLG: 0.248										1	0	0	0	0	0	0											
25 Adam LaRoche, L (1.3) OBP: 0.373, SLG: 0.442										4	0	1	1	0	0	2											
20 Ian Desmond, R (1.6) OBP: 0.300, SLG: 0.431										3	1	0	0	1	1	2											
34 Bryce Harper, L (1.7) OBP: 0.345, SLG: 0.390										4	1	2	1	0	0	2											
40 Wilson Ramos, R (1.2) OBP: 0.342, SLG: 0.400										3	0	0	1	1	0	2											
8 Danny Espinosa, S (1.4) OBP: 0.280, SLG: 0.348										4	0	1	2	0	1	2											
27 Jordan Zimmermann, R (8. PH) ERA: 4.17, SLG: 0.182										2	0	0	0	0	1	1											
4 Zeb Welles, S (8. PH) ERA: 1.19										0	0	0	0	0	0	0											
48 Ross Detwiler, L (8.1) ERA: 3.71										0	0	0	0	0	0	0											
22 Drew Storen, S (8.1) ERA: 1.96										0	0	0	0	0	0	0											
29 Rafael Soriano, R (9.1) ERA: 3.17, SLG: 0.330										0	0	0	0	0	0	0											
13 Jerry Blevins, L (9.1) ERA: 4.66										0	0	0	0	0	0	0											
Inning Stats	R: 1 H: 1 E: 0 K: 0 S: 18	L: 1 BB: 1 P: 31	R: 0 H: 0 E: 0 K: 0 S: 7	L: 0 BB: 0 P: 8	R: 0 H: 0 E: 0 K: 0 S: 9	L: 0 BB: 0 P: 12	R: 0 H: 1 E: 0 K: 1 S: 6	L: 0 BB: 0 P: 10	R: 0 H: 1 E: 0 K: 2 S: 9	L: 1 BB: 1 P: 14	R: 5 H: 4 E: 1 K: 0 S: 17	L: 4 BB: 3 P: 36	R: 0 H: 1 E: 0 K: 1 S: 9	L: 1 BB: 0 P: 14	R: 0 H: 2 E: 0 K: 0 S: 9	L: 2 BB: 2 P: 19	R: 0 H: 0 E: 0 K: 1 S: 6	L: 0 BB: 0 P: 10	1B: 8 2B: 1 3B: 0 HR: 0	SF: 1 SAC: 1 DP: 1 HBP: 0	WP: 1 PB: 0 CS: 0	PA: 40					
PITCHER	IP	WLS	BF	H	R	ER	SO	BB	IBB	HBP	BLK	WP	HR	S	P	ERA	WHIP										
24 Nathan Eovaldi, R (1.1) ERA: 4.37	5.1		23	6	5	5	3	2	0	0	0	1	0	60	96	8.44	1.500										
43 Dan Jennings, L (6.1) ERA: 1.19	0.1		5	1	1	0	0	2	0	0	0	0	0	4	13	0.00	9.000										
41 Chris Hatcher, R (6.1) ERA: 3.13	0.1		1	0	0	0	0	0	0	0	0	0	0	2	2	0.00	0.000										
36 Sam Dyson, R (7.1) ERA: 2.13	2.0		8	2	0	0	1	1	0	0	0	0	0	18	33	0.00	1.500										
40 Mike Dunn, L (9.1) ERA: 3.89	1.0	W	3	0	0	0	1	0	0	0	0	0	0	6	10	0.00	0.000										

AB	33
R	6
H	9
RBI	6
BB	5
SO	5
LOB	16



Batter	1	2	3	4	5	6	7	8	9	AB	R	H	RBI	BB	SO	LOB	BOTTOM										
21 Christian Yelich, L (1.7) OBP: 0.356, SLG: 0.416	G1-3		G3-1					L1		5	0	0	0	0	1	4	Washington Nationals @ Miami Marlins Marlins Park, Miami, FL Mon Jul 28 2014, 7:12 PM - 10:28 PM EDT Att: 20,027 - Roof Closed - 80 F										
1 Jordany Valdespin, L (1.4) OBP: 0.250, SLG: 0.444										3	0	0	0	0	0	0											
10 Jeff Baker, R (8. PH) OBP: 0.299, SLG: 0.364										2	0	1	2	0	0	1											
27 Giancarlo Stanton, R (1.9) OBP: 0.380, SLG: 0.532										3	1	0	0	1	2	1											
9 Casey McGehee, R (1.5) OBP: 0.377, SLG: 0.382										3	1	1	0	1	1	1											
46 Garrett Jones, L (1.3) OBP: 0.319, SLG: 0.426										4	2	2	1	0	2	1											
13 Marcell Ozuna, R (1.8) OBP: 0.320, SLG: 0.456										4	1	2	2	0	0	1											
39 Jarrod Saltalamacchia, R (1.2) OBP: 0.330, SLG: 0.409										3	0	1	1	0	0	2											
3 Adeiny Hechavarria, R (1.6) OBP: 0.302, SLG: 0.341										4	2	2	1	0	0	0											
24 Nathan Eovaldi, R (1.1) ERA: 4.37										1	0	0	0	0	1	0											
43 Dan Jennings, L (6.1) ERA: 1.19										0	0	0	0	0	0	0											
41 Chris Hatcher, R (6.1) ERA: 3.13										0	0	0	0	0	0	0											
36 Sam Dyson, R (7.1) ERA: 2.13										0	0	0	0	0	0	0											
5 Reed Johnson, R (8. PH) ERA: 0.00, SLG: 0.336										1	0	1	0	0	0	0											
40 Mike Dunn, L (9.1) ERA: 3.89										0	0	0	0	0	0	0											
17 Donovan Solano, R (9. PH) ERA: 4.66										0	0	0	0	0	0	0											
Inning Stats	R: 0 H: 0 E: 0 K: 1 S: 10	L: 0 BB: 0 P: 17	R: 0 H: 1 E: 0 K: 1 S: 11	L: 1 BB: 0 P: 17	R: 0 H: 0 E: 0 K: 1 S: 6	L: 0 BB: 0 P: 6	R: 0 H: 0 E: 0 K: 1 S: 8	L: 0 BB: 0 P: 10	R: 0 H: 0 E: 0 K: 1 S: 7	L: 0 BB: 0 P: 11	R: 2 H: 2 E: 0 K: 0 S: 10	L: 2 BB: 1 P: 17	R: 1 H: 2 E: 0 K: 1 S: 14	L: 2 BB: 0 P: 18	R: 4 H: 4 E: 0 K: 1 S: 20	L: 2 BB: 1 P: 33	1B: 7 2B: 1 3B: 2 HR: 0	SF: 1 SAC: 0 DP: 0 HBP: 1	WP: 1 PB: 0 CS: 0	PA: 38							
PITCHER	IP	WLS	BF	H	R	ER	SO	BB	IBB	HBP	BLK	WP	HR	S	P	ERA	WHIP										
27 Jordan Zimmermann, R (1.1) ERA: 3.17	7.0		25	4	2	2	6	1	0	0	0	0	0	61	91	2.57	0.714										
48 Ross Detwiler, L (8.1) ERA: 3.71	0.2		4	2	1	1	0	0	0	0	0	0	0	11	14	13.50	3.000										
22 Drew Storen, R (8.1) ERA: 1.96	0.1	H	1	0	0	0	1	0	0	0	0	0	0	3	4	0.00	0.000										
29 Rafael Soriano, R (9.1) ERA: 3.17, SLG: 0.330	0.1	L	6	3	4	4	0	1	0	1	0	1	0	16	27	108.00	12.000										
13 Jerry Blevins, L (9.1) ERA: 4.66	0.1		2	1	0	0	1	0	0	0	0	0	0	4	6	0.00	3.000										

AB	34
R	7
H	10
RBI	7
BB	2
SO	8
LOB	11



Batter	1	2	3	4	5	6	7	8	9	AB	R	H	RBI	BB	SO	LOB	TOP					
2 Denard Span, L (1,8) OBP: 0.345, SLG: 0.393										4	0	1	0	1	1	0	Washington Nationals @ Miami Marlins Marlins Park, Miami, FL Tue Jul 29 2014, 7:13 PM - 10:18 PM EDT Att: 22,672 - Roof Closed - 77 F					
6 Anthony Rendon, R (1,5) OBP: 0.339, SLG: 0.464										4	0	1	0	1	1	4						
25 Adam LaRoche, L (1,3) OBP: 0.369, SLG: 0.436										4	0	0	0	0	0	2						
40 Wilson Ramos, R (1,2) OBP: 0.346, SLG: 0.395										2	0	0	0	2	0	1						
4 Zach Walters, S (8, PR) OBP: 0.279, SLG: 0.462										0	0	0	0	0	0	0						
59 Jose Lobaton, S (8, 2)										3	0	2	0	1	0	2						
34 Bryce Harper, L (1,7) OBP: 0.354, SLG: 0.395										3	0	1	0	1	1	3						
20 Ian Desmond, R (1,6) OBP: 0.301, SLG: 0.431										3	0	0	0	0	1	4						
8 Danny Espinosa, S (1,4) OBP: 0.280, SLG: 0.344										4	0	0	0	0	1	5						
15 Nate McLouth, L (1,9) OBP: 0.283, SLG: 0.241										3	0	0	0	0	1	3						
37 Stephen Strasburg, R (1,1) OBP: 0.204, SLG: 0.116										4	0	0	0	0	2	2						
13 Jerry Blevins, L (8, 1)										0	0	0	0	0	0	0						
30 Aaron Barrett, R (8, 1)										0	0	0	0	0	0	0						
28 Jayson Werth, R (9, PH) OBP: 0.375, SLG: 0.444										1	0	0	0	0	0	2						
Inning Stats	R: 0 E: 0 K: 0 S: 5	H: 0 LOB: 0 BB: 1 P: 12	R: 0 E: 0 K: 1 S: 16	H: 1 LOB: 3 BB: 2 P: 33	R: 0 E: 0 K: 1 S: 10	H: 0 LOB: 0 BB: 0 P: 14	R: 0 E: 0 K: 1 S: 11	H: 1 LOB: 1 BB: 0 P: 14	R: 0 E: 0 K: 0 S: 9	H: 0 LOB: 0 BB: 0 P: 9	R: 0 E: 0 K: 0 S: 7	H: 1 LOB: 2 BB: 1 P: 11	R: 0 E: 0 K: 0 S: 6	H: 0 LOB: 0 BB: 0 P: 9	R: 0 E: 0 K: 0 S: 10	H: 0 LOB: 2 BB: 0 P: 20	R: 0 E: 0 K: 2 S: 15	H: 2 LOB: 3 BB: 0 P: 23	1B: 4 2B: 1 3B: 0 HR: 0	SF: 0 SAC: 0 DP: 1 HBP: 1	WP: 0 PB: 0 SB: 0 CS: 0	PA: 38
PITCHER	IP	WLS	BF	H	R	ER	SO	BB	IBB	HBP	BLK	WP	HR	S	P	ERA	WHIP					
37 Henderson Alvarez III, R (1, 1) ERA: 2.48	7.0	W	27	3	0	0	4	4	0	0	0	0	0	64	102	0.00	1.000					
57 Bryan Morris, R (8, 1) ERA: 1.9	0.2	H	4	0	0	0	0	2	0	0	0	0	0	9	19	0.00	3.000					
40 Mike Dunn, L (8, 1) ERA: 3.86	0.1	H	1	0	0	0	0	0	0	0	0	0	0	1	1	0.00	0.000					
31 Steve Cishek, R (9, 1) ERA: 3.3	1.0	S	6	2	0	0	2	0	0	1	0	0	0	15	23	0.00	2.000					

Batter	1	2	3	4	5	6	7	8	9	AB	R	H	RBI	BB	SO	LOB	BOTTOM				
21 Christian Yelich, L (1,7) OBP: 0.355, SLG: 0.417										4	1	1	1	0	1	2	Washington Nationals @ Miami Marlins Marlins Park, Miami, FL Tue Jul 29 2014, 7:13 PM - 10:18 PM EDT Att: 22,672 - Roof Closed - 77 F				
1 Jordany Valdespin, L (1,4) OBP: 0.250, SLG: 0.500										3	1	2	0	0	0	1					
27 Giancarlo Stanton, R (1,9) OBP: 0.393, SLG: 0.535										3	0	2	2	1	0	1					
9 Casey McGehee, R (1,5) OBP: 0.373, SLG: 0.378										4	0	0	0	0	2	3					
13 Marcell Ozuna, R (1,8) OBP: 0.317, SLG: 0.451										4	0	0	0	0	2	2					
39 Jarrod Saltalamacchia, R (1, 2) OBP: 0.326, SLG: 0.464										3	0	0	0	0	1	1					
10 Jeff Baker, R (1,3) OBP: 0.293, SLG: 0.357										3	0	0	0	0	0	0					
3 Adeiny Hechavarria, R (1,6) OBP: 0.303, SLG: 0.339										1	0	1	0	0	0	0					
37 Henderson Alvarez III, R (1, 1) OBP: 0.256, SLG: 0.238										0	0	0	0	0	0	0					
57 Bryan Morris, L (8, 1)										0	0	0	0	0	0	0					
40 Mike Dunn, L (8, 1)										0	0	0	0	0	0	0					
5 Reed Johnson, R (8, PH) OBP: 0.277, SLG: 0.369										1	1	1	0	0	0	0					
31 Steve Cishek, R (9, 1) ERA: 3.3										0	0	0	0	0	0	0					
Inning Stats	R: 0 E: 0 K: 1 S: 11	H: 1 LOB: 1 BB: 0 P: 17	R: 0 E: 0 K: 0 S: 7	H: 0 LOB: 0 BB: 0 P: 12	R: 0 E: 0 K: 1 S: 10	H: 0 LOB: 1 BB: 1 P: 20	R: 0 E: 0 K: 1 S: 9	H: 0 LOB: 1 BB: 1 P: 17	R: 0 E: 0 K: 0 S: 10	H: 1 LOB: 1 BB: 0 P: 13	R: 1 E: 0 K: 1 S: 10	H: 2 LOB: 0 BB: 0 P: 17	R: 0 E: 0 K: 0 S: 9	H: 0 LOB: 0 BB: 0 P: 12	R: 2 E: 0 K: 2 S: 19	H: 3 LOB: 1 BB: 0 P: 25	1B: 4 2B: 3 3B: 0 HR: 0	SF: 0 SAC: 2 DP: 0 HBP: 0	WP: 1 PB: 0 SB: 0 CS: 0	PA: 32	
PITCHER	IP	WLS	BF	H	R	ER	SO	BB	IBB	HBP	BLK	WP	HR	S	P	ERA	WHIP				
37 Stephen Strasburg, R (1, 1) ERA: 3.55	7.0	L	26	4	1	1	4	2	0	0	0	0	0	66	108	0.00	0.857				
13 Jerry Blevins, L (8, 1) ERA: 5.11	0.1		3	2	2	2	0	0	0	0	0	0	0	8	13	54.00	6.000				
30 Aaron Barrett, R (8, 1) ERA: 3.31	0.2		3	1	0	0	2	0	0	0	0	0	0	11	12	0.00	1.500				



Batter	1	2	3	4	5	6	7	8	9	AB R H RBI BB SO LOB	TOP									
2 Denard Span, L (1.8) OBP: 0.348, SLG: 0.393										3 2 1 0 2 1 1	Washington Nationals @ Miami Marlins Marlins Park, Miami, FL Wed Jul 30 2014, 12:41 PM - 4:01 PM EDT Att: 26,319 - Roof Closed - 76 F									
6 Anthony Rendon, R (1.5) OBP: 0.337, SLG: 0.464										5 0 1 1 0 1 5										
28 Jayson Werth, R (1.9) OBP: 0.374, SLG: 0.443										3 0 1 1 0 0 1										
25 Adam LaRoche, L (1.3) OBP: 0.368, SLG: 0.432										3 1 0 0 1 0 2										
20 Ian Desmond, R (1.6) OBP: 0.303, SLG: 0.433										3 0 1 2 1 0 1										
34 Bryce Harper, L (1.7) OBP: 0.346, SLG: 0.385										4 0 0 0 0 0 4										
40 Wilson Ramos, R (1.2) OBP: 0.339, SLG: 0.386										4 0 0 0 0 1 2										
8 Danny Espinosa, S (1.4) OBP: 0.283, SLG: 0.347										4 0 2 0 0 0 0										
57 Tanner Roark, R (1.1) OBP: 0.128, SLG: 0.128										2 0 0 0 0 0 1										
7 Scott Hairston, R (0.8 PH) OBP: 0.262, SLG: 0.262										1 0 1 0 0 0 0										
15 Nate McLouth, L (0.8 PH) OBP: 0.262, SLG: 0.262										0 0 1 0 0 0 0										
36 Tyler Clippard, R (0.8 PH) OBP: 0.262, SLG: 0.262										0 0 0 0 0 0 0										
19 Kevin Frandsen, R (0.8 PH) OBP: 0.262, SLG: 0.262										1 0 0 0 0 0 1										
22 Drew Storen, S (0.9 PH) OBP: 0.262, SLG: 0.262										0 0 0 0 0 0 0										
Inning Stats	R: 1 E: 0 K: 0 S: 11	H: 1 LOB: 1 BB: 1 P: 20	R: 0 E: 0 K: 0 S: 6	H: 0 LOB: 0 BB: 0 P: 9	R: 0 E: 0 K: 0 S: 6	H: 0 LOB: 0 BB: 0 P: 9	R: 0 E: 0 K: 2 S: 9	H: 1 LOB: 2 BB: 1 P: 17	R: 0 E: 0 K: 0 S: 10	H: 0 LOB: 0 BB: 0 P: 10	R: 0 E: 0 K: 0 S: 7	H: 0 LOB: 0 BB: 0 P: 11	R: 3 E: 0 K: 0 S: 13	H: 3 LOB: 2 BB: 1 P: 23	R: 0 E: 0 K: 1 S: 19	H: 1 LOB: 2 BB: 1 P: 29	1B: 4 2B: 3 3B: 0 HR: 0	SF: 1 SAC: 0 DP: 0 HBP: 0	WP: 1 PB: 0 SB: 3 CS: 0	PA: 38
PITCHER	IP WLS BF H R ER SO BB IBB HBP BLK WP HR S P ERA WHIP																			
52 Brad Hand, L (1.1) ERA: 4.15	7.0 L 28 5 3 3 2 2 0 0 0 0 0 58 97 3.86 1.000																			
44 AJ Ramos, R (0.8 PH) ERA: 2.14	1.0 5 1 1 1 0 1 0 0 0 1 0 10 17 9.00 2.000																			
43 Dan Jennings, L (0.9 PH) ERA: 1.15	1.0 5 1 0 0 1 1 0 0 0 0 0 19 29 0.00 2.000																			

AB	33
R	4
H	7
RBI	4
BB	4
SO	3
LOB	18



Batter	1	2	3	4	5	6	7	8	9	AB R H RBI BB SO LOB	BOTTOM									
21 Christian Yelich, L (1.7) OBP: 0.354, SLG: 0.413										3 0 0 0 1 1 0	Washington Nationals @ Miami Marlins Marlins Park, Miami, FL Wed Jul 30 2014, 12:41 PM - 4:01 PM EDT Att: 26,319 - Roof Closed - 76 F									
1 Jordany Valdespin, L (1.4) OBP: 0.226, SLG: 0.359										4 1 1 1 0 1 1										
27 Giancarlo Stanton, R (1.9) OBP: 0.394, SLG: 0.541										3 1 1 1 1 0 1										
9 Casey McGehee, R (1.5) OBP: 0.370, SLG: 0.375										4 0 0 0 0 1 2										
46 Garrett Jones, L (1.3) OBP: 0.318, SLG: 0.424										4 0 1 0 0 0 0										
13 Marcell Ozuna, R (1.8) OBP: 0.316, SLG: 0.449										4 1 1 0 0 2 1										
3 Adeiny Hechavarria, R (1.6) OBP: 0.305, SLG: 0.344										4 0 2 1 0 0 0										
6 Jeff Mathis, R (1.2) OBP: 0.277, SLG: 0.274										3 0 0 0 0 3 1										
39 Jarrod Saltalamacchia, (0.8 PH) OBP: 0.329, SLG: 0.404										0 0 0 0 1 0 0										
52 Brad Hand, L (1.1) ERA: 4.15										2 0 0 0 0 0 0										
44 AJ Ramos, R (0.8 PH) ERA: 2.14										0 0 0 0 0 0 0										
17 Donovan Solano, R (0.8 PH) OBP: 0.315, SLG: 0.323										1 0 0 0 0 0 0										
43 Dan Jennings, L (0.9 PH) ERA: 1.15										0 0 0 0 0 0 0										
5 Reed Johnson, R (0.8 PH) OBP: 0.275, SLG: 0.366										1 0 0 0 0 0 2										
Inning Stats	R: 0 E: 0 K: 0 S: 9	H: 0 LOB: 0 BB: 0 P: 17	R: 0 E: 0 K: 2 S: 14	H: 0 LOB: 0 BB: 0 P: 15	R: 1 E: 0 K: 2 S: 18	H: 2 LOB: 1 BB: 0 P: 28	R: 0 E: 0 K: 1 S: 7	H: 0 LOB: 0 BB: 0 P: 11	R: 0 E: 0 K: 0 S: 8	H: 0 LOB: 1 BB: 1 P: 16	R: 0 E: 0 K: 2 S: 9	H: 1 LOB: 0 BB: 0 P: 12	R: 0 E: 0 K: 1 S: 11	H: 0 LOB: 0 BB: 0 P: 14	R: 2 E: 0 K: 0 S: 18	H: 3 LOB: 2 BB: 1 P: 27	1B: 3 2B: 1 3B: 0 HR: 2	SF: 0 SAC: 0 DP: 0 HBP: 0	WP: 1 PB: 0 SB: 1 CS: 0	PA: 36
PITCHER	IP WLS BF H R ER SO BB IBB HBP BLK WP HR S P ERA WHIP																			
57 Tanner Roark, R (1.1) ERA: 2.74	7.0 W 26 3 1 1 7 2 0 0 0 0 0 75 112 1.29 0.714																			
36 Tyler Clippard, R (0.8 PH) ERA: 1.8	1.0 H 3 0 0 0 1 0 0 0 0 0 0 11 14 0.00 0.000																			
22 Drew Storen, R (0.9 PH) ERA: 1.53	1.0 S 7 3 2 2 0 1 0 0 0 0 1 1 18 27 18.00 4.000																			

AB	33
R	3
H	6
RBI	3
BB	3
SO	8
LOB	8



Batter	1	2	3	4	5	6	7	8	9	AB	R	H	RBI	BB	SO	LOB	TOP								
6 Billy Hamilton, S OBP: 0.300, SLG: 0.404	G6-3		G4-3			K		SH 48 S 1B		3	1	0	0	0	1	1									
17 Kristopher Negrón, R OBP: 0.262, SLG: 0.522	F7			G1-3				K		4	0	1	0	0	1	3									
21 Todd Frazier, R OBP: 0.337, SLG: 0.468	G6-3			F8		G5-3		SF9		3	0	0	1	0	0	1									
48 Ryan Ludwick, R OBP: 0.325, SLG: 0.391		F8			G6-3			K		4	0	1	2	0	1	0									
51 Jonathan Broxton, R OBP: 0.262, SLG: 0.522								K		0	0	0	0	0	0	0									
54 Aroldis Chapman, L								K		0	0	0	0	0	0	0									
29 Brayán Peña, S OBP: 0.294, SLG: 0.396		F8						F9		4	0	2	0	0	0	1									
28 Chris Heisey, R OBP: 0.271, SLG: 0.356										4	0	0	0	0	0	2									
9 Jack Hannahan, L										3	0	0	0	0	1	2									
25 Skip Schumaker, L OBP: 0.285, SLG: 0.313										1	0	0	0	0	0	0									
2 Zack Cozart, R OBP: 0.273, SLG: 0.289										4	1	1	0	0	0	1									
47 Johnny Cueto, R OBP: 0.157, SLG: 0.140										2	0	1	0	0	0	0									
39 Devin Mesoraco, R (8, PH) OBP: 0.368, SLG: 0.588										2	1	1	0	0	0	1									
Inning Stats	R: 0 E: 0 K: 0 S: 5	H: 0 LOB: 0 BB: 0 P: 10	R: 0 E: 0 K: 0 S: 4	H: 0 LOB: 0 BB: 0 P: 5	R: 0 E: 0 K: 1 S: 9	H: 1 LOB: 1 BB: 0 P: 12	R: 0 E: 0 K: 0 S: 6	H: 0 LOB: 0 BB: 0 P: 8	R: 0 E: 0 K: 1 S: 9	H: 1 LOB: 1 BB: 0 P: 15	R: 0 E: 0 K: 1 S: 10	H: 1 LOB: 1 BB: 0 P: 15	R: 0 E: 0 K: 1 S: 7	H: 1 LOB: 1 BB: 0 P: 12	R: 3 E: 2 K: 1 S: 14	H: 2 LOB: 1 BB: 0 P: 19	R: 0 E: 0 K: 0 S: 9	H: 1 LOB: 1 BB: 0 P: 11	1B: 6 2B: 1 3B: 0 HR: 0	SF: 1 SAC: 1 DP: 0 HBP: 0	WP: 0 PB: 0 SB: 1 CS: 0	PA: 36			
PITCHER	IP	WLS	BF	H	R	ER	SO	BB	IBB	HBP	BLK	WP	HR	S	P	ERA	WHIP								
34 Tom Koehler, R ERA: 3.7	7.0	L	27	5	2	0	3	0	0	0	0	0	0	54	83	0.00	0.714								
40 Mike Dunn, L ERA: 3.95	0.0		1	0	0	0	0	0	0	0	0	0	0	1	1	∞	∞								
57 Bryan Morris, R ERA: 1.87	1.0	B	4	1	1	0	1	0	0	0	0	0	0	9	12	0.00	1.000								
36 Sam Dyson, R ERA: 1.98	1.0		4	1	0	0	0	0	0	0	0	0	0	9	11	0.00	1.000								

Cincinnati Reds @ Miami Marlins
Marlins Park, Miami, FL
Thu Jul 31 2014, 7:11 PM - 9:53 PM EDT
Att: 18,056 - Roof Closed - 73 F

AB 34
R 3
H 7
RBI 3
BB 0
SO 4
LOB 12



Batter	1	2	3	4	5	6	7	8	9	AB	R	H	RBI	BB	SO	LOB	BOTTOM								
21 Christian Yelich, L OBP: 0.353, SLG: 0.412	K		L6			K				4	0	1	0	0	2	0									
1 Jordany Valdespin, L OBP: 0.262, SLG: 0.514	K		G1-3			P6				3	0	0	0	1	1	0									
27 Giancarlo Stanton, R OBP: 0.393, SLG: 0.546	HR		G1-3			K		K		4	1	1	1	0	2	2									
9 Casey McGehee, R OBP: 0.371, SLG: 0.377	2B					G6-3				3	0	1	0	1	1	0									
46 Garrett Jones, L OBP: 0.318, SLG: 0.423						F7				3	0	1	0	0	1	0									
10 Jeff Baker, R (8, PH) OBP: 0.291, SLG: 0.354										1	0	0	0	0	0	1									
13 Marcell Ozuna, R OBP: 0.318, SLG: 0.451										3	0	1	0	1	2	0									
3 Adeiny Hechavarría, R OBP: 0.302, SLG: 0.341										3	0	0	0	0	1	2									
6 Jeff Mathis, R OBP: 0.271, SLG: 0.267										3	0	0	0	0	0	1									
34 Tom Koehler, R OBP: 0.086, SLG: 0.059										2	0	0	0	0	1	1									
40 Mike Dunn, L ERA: 2.05										0	0	0	0	0	0	0									
57 Bryan Morris, L ERA: 1.87										0	0	0	0	0	0	0									
17 Donovan Solano, R (8, PH) OBP: 0.313, SLG: 0.321										1	0	0	0	0	1	0									
36 Sam Dyson, R ERA: 2.1										0	0	0	0	0	0	0									
Inning Stats	R: 1 E: 0 K: 2 S: 13	H: 3 LOB: 2 BB: 0 P: 16	R: 0 E: 0 K: 1 S: 7	H: 0 LOB: 1 BB: 1 P: 16	R: 0 E: 0 K: 0 S: 5	H: 0 LOB: 0 BB: 0 P: 7	R: 0 E: 0 K: 1 S: 11	H: 1 LOB: 1 BB: 0 P: 14	R: 0 E: 0 K: 1 S: 9	H: 0 LOB: 0 BB: 0 P: 12	R: 0 E: 0 K: 1 S: 6	H: 0 LOB: 0 BB: 0 P: 11	R: 0 E: 0 K: 3 S: 12	H: 0 LOB: 0 BB: 0 P: 17	R: 0 E: 0 K: 2 S: 13	H: 1 LOB: 2 BB: 1 P: 24	R: 0 E: 0 K: 1 S: 8	H: 0 LOB: 0 BB: 1 P: 16	1B: 2 2B: 2 3B: 0 HR: 1	SF: 0 SAC: 0 DP: 1 HBP: 0	WP: 0 PB: 1 SB: 0 CS: 0	PA: 33			
PITCHER	IP	WLS	BF	H	R	ER	SO	BB	IBB	HBP	BLK	WP	HR	S	P	ERA	WHIP								
47 Johnny Cueto, R ERA: 2.05	7.0	W	25	4	1	1	9	1	0	0	0	0	0	63	93	0.00	0.714								
51 Jonathan Broxton, R ERA: 0.95	1.0	H	5	1	0	0	2	1	0	0	0	0	0	13	24	0.00	2.000								
54 Aroldis Chapman, L ERA: 2.1	1.0	S	3	0	0	0	1	1	0	0	0	0	0	8	16	0.00	1.000								

Cincinnati Reds @ Miami Marlins
Marlins Park, Miami, FL
Thu Jul 31 2014, 7:11 PM - 9:53 PM EDT
Att: 18,056 - Roof Closed - 73 F

AB 30
R 1
H 5
RBI 1
BB 3
SO 12
LOB 7



Batter	1	2	3	4	5	6	7	8	9	AB	R	H	RBI	BB	SO	LOB	TOP								
6 Billy Hamilton, S (1.8) OBP: 0.301, SLG: 0.404										5	1	2	0	0	2	1	Cincinnati Reds @ Miami Marlins Marlins Park, Miami, FL Fri Aug 01 2014, 7:10 PM - 10:08 PM EDT Att: 20,410 - Roof Closed - 75 F								
32 Jay Bruce, L (1.9) OBP: 0.302, SLG: 0.378										4	1	1	0	1	1	2									
21 Todd Frazier, R (1.3) OBP: 0.338, SLG: 0.469										4	1	2	1	0	1	2									
39 Devin Mesoraco, R (1.2) OBP: 0.366, SLG: 0.581										3	1	0	0	1	2	2									
48 Ryan Ludwick, R (1.7) OBP: 0.324, SLG: 0.393										4	0	1	2	0	0	2									
7 Ramon Santiago, S (8.5) OBP: 0.347, SLG: 0.299										0	0	0	0	0	0	0									
25 Skip Schumaker, L (1.4) OBP: 0.279, SLG: 0.308										3	0	0	1	0	1	2									
17 Kristopher Negrón, R (1.5) OBP: 0.250, SLG: 0.444										4	0	0	0	0	1	2									
2 Zack Cozart, R (1.6) OBP: 0.270, SLG: 0.286										4	0	0	0	0	0	0									
55 Mat Latos, R (1.1) OBP: 0.105, SLG: 0.056										3	0	1	0	0	0	0									
51 Jonathan Broxton, R (8.1) OBP: 0.274, SLG: 0.365										0	0	0	0	0	0	0									
28 Chris Heisey, R (9. PH) OBP: 0.274, SLG: 0.365										1	1	1	0	0	0	0									
54 Aroldis Chapman, L (9.1)										0	0	0	0	0	0	0									
Inning Stats	R: 0 H: 0 E: 0 K: 1 S: 9	H: 0 LOB: 0 BB: 0 P: 10	R: 0 H: 0 E: 0 K: 0 S: 6	H: 0 LOB: 0 BB: 0 P: 9	R: 0 H: 0 E: 0 K: 0 S: 11	H: 3 LOB: 2 BB: 0 P: 18	R: 0 H: 0 E: 0 K: 1 S: 11	H: 0 LOB: 3 BB: 0 P: 19	R: 0 H: 0 E: 0 K: 0 S: 5	H: 0 LOB: 3 BB: 0 P: 9	R: 3 H: 2 E: 0 K: 1 S: 17	H: 2 LOB: 1 BB: 2 P: 27	R: 0 H: 2 E: 0 K: 1 S: 16	H: 2 LOB: 2 BB: 0 P: 20	R: 0 H: 0 E: 0 K: 3 S: 14	H: 0 LOB: 1 BB: 0 P: 21	R: 1 H: 1 E: 0 K: 1 S: 8	H: 1 LOB: 0 BB: 0 P: 13	1B: 6 2B: 2 3B: 0 HR: 0	SF: 1 SAC: 0 DP: 0 HBP: 0	WP: 1 PB: 1 SB: 0 CS: 0	PA: 38			
PITCHER	IP WLS BF H R ER SO BB IBB HBP BLK WP HR S P ERA WHIP	IP WLS BF H R ER SO BB IBB HBP BLK WP HR S P ERA WHIP	IP WLS BF H R ER SO BB IBB HBP BLK WP HR S P ERA WHIP	IP WLS BF H R ER SO BB IBB HBP BLK WP HR S P ERA WHIP	IP WLS BF H R ER SO BB IBB HBP BLK WP HR S P ERA WHIP	IP WLS BF H R ER SO BB IBB HBP BLK WP HR S P ERA WHIP	IP WLS BF H R ER SO BB IBB HBP BLK WP HR S P ERA WHIP	IP WLS BF H R ER SO BB IBB HBP BLK WP HR S P ERA WHIP	IP WLS BF H R ER SO BB IBB HBP BLK WP HR S P ERA WHIP	IP WLS BF H R ER SO BB IBB HBP BLK WP HR S P ERA WHIP	IP WLS BF H R ER SO BB IBB HBP BLK WP HR S P ERA WHIP	IP WLS BF H R ER SO BB IBB HBP BLK WP HR S P ERA WHIP	IP WLS BF H R ER SO BB IBB HBP BLK WP HR S P ERA WHIP	IP WLS BF H R ER SO BB IBB HBP BLK WP HR S P ERA WHIP	IP WLS BF H R ER SO BB IBB HBP BLK WP HR S P ERA WHIP	IP WLS BF H R ER SO BB IBB HBP BLK WP HR S P ERA WHIP	IP WLS BF H R ER SO BB IBB HBP BLK WP HR S P ERA WHIP	IP WLS BF H R ER SO BB IBB HBP BLK WP HR S P ERA WHIP	IP WLS BF H R ER SO BB IBB HBP BLK WP HR S P ERA WHIP	IP WLS BF H R ER SO BB IBB HBP BLK WP HR S P ERA WHIP	IP WLS BF H R ER SO BB IBB HBP BLK WP HR S P ERA WHIP	IP WLS BF H R ER SO BB IBB HBP BLK WP HR S P ERA WHIP	IP WLS BF H R ER SO BB IBB HBP BLK WP HR S P ERA WHIP	IP WLS BF H R ER SO BB IBB HBP BLK WP HR S P ERA WHIP	IP WLS BF H R ER SO BB IBB HBP BLK WP HR S P ERA WHIP

Cincinnati Reds @ Miami Marlins
 Marlins Park, Miami, FL
 Fri Aug 01 2014, 7:10 PM - 10:08 PM EDT
 Att: 20,410 - Roof Closed - 75 F

AB	35
R	5
H	8
RBI	4
BB	2
SO	8
LOB	13



Batter	1	2	3	4	5	6	7	8	9	AB	R	H	RBI	BB	SO	LOB	BOTTOM							
21 Christian Yelich, L (1.7) OBP: 0.352, SLG: 0.408										3	0	0	0	1	0	1	Cincinnati Reds @ Miami Marlins Marlins Park, Miami, FL Fri Aug 01 2014, 7:10 PM - 10:08 PM EDT Att: 20,410 - Roof Closed - 75 F							
1 Jordany Valdespin, L (1.4) OBP: 0.302, SLG: 0.512										4	0	2	1	0	1	2								
27 Giancarlo Stanton, R (1.9) OBP: 0.394, SLG: 0.952										3	1	1	1	1	0	3								
9 Casey McGehee, R (1.5) OBP: 0.374, SLG: 0.377										2	0	1	0	2	0	0								
46 Garrett Jones, L (1.3) OBP: 0.315, SLG: 0.419										4	0	0	0	0	0	6								
13 Marcell Ozuna, R (1.8) OBP: 0.315, SLG: 0.446										4	0	0	0	0	3	1								
39 Jarrod Saltalamacchia, R (1.2) OBP: 0.324, SLG: 0.398										4	0	0	0	0	3	1								
3 Adeiny Hechavarria, R (1.6) OBP: 0.304, SLG: 0.343										4	1	2	0	0	0	0								
23 Jarrod Cosart, R (1.1) OBP: 0.290, SLG: 0.290										1	0	1	0	0	0	0								
41 Chris Hatcher, R (8.1) ERA: 3.07										0	0	0	0	0	0	0								
12 Enrique Hernández, R (7. PH) ERA: 0.415										0	0	0	0	0	0	0								
44 AJ Ramos, R (8.1) ERA: 1.15										0	0	0	0	0	0	0								
43 Dan Jennings, L (9.1)										0	0	0	0	0	0	0								
5 Reed Johnson, R (9. PH) OBP: 0.270, SLG: 0.336										1	0	0	0	0	0	1								
Inning Stats	R: 0 H: 2 E: 0 K: 0 S: 7	H: 0 LOB: 2 BB: 0 P: 12	R: 0 H: 0 E: 0 K: 2 S: 12	H: 0 LOB: 0 BB: 0 P: 13	R: 0 H: 1 E: 0 K: 1 S: 8	H: 1 LOB: 1 BB: 1 P: 15	R: 0 H: 0 E: 0 K: 1 S: 8	H: 0 LOB: 1 BB: 1 P: 17	R: 1 H: 2 E: 1 K: 0 S: 10	H: 2 LOB: 3 BB: 2 P: 20	R: 0 H: 0 E: 0 K: 1 S: 7	H: 0 LOB: 0 BB: 0 P: 10	R: 0 H: 0 E: 0 K: 0 S: 6	H: 0 LOB: 0 BB: 0 P: 6	R: 1 H: 1 E: 0 K: 1 S: 9	H: 1 LOB: 0 BB: 0 P: 15	R: 0 H: 1 E: 0 K: 1 S: 7	H: 1 LOB: 0 BB: 0 P: 12	1B: 6 2B: 0 3B: 0 HR: 1	SF: 0 SAC: 1 DP: 2 HBP: 0	WP: 0 PB: 0 SB: 0 CS: 0	PA: 36		
PITCHER	IP WLS BF H R ER SO BB IBB HBP BLK WP HR S P ERA WHIP	IP WLS BF H R ER SO BB IBB HBP BLK WP HR S P ERA WHIP	IP WLS BF H R ER SO BB IBB HBP BLK WP HR S P ERA WHIP	IP WLS BF H R ER SO BB IBB HBP BLK WP HR S P ERA WHIP	IP WLS BF H R ER SO BB IBB HBP BLK WP HR S P ERA WHIP	IP WLS BF H R ER SO BB IBB HBP BLK WP HR S P ERA WHIP	IP WLS BF H R ER SO BB IBB HBP BLK WP HR S P ERA WHIP	IP WLS BF H R ER SO BB IBB HBP BLK WP HR S P ERA WHIP	IP WLS BF H R ER SO BB IBB HBP BLK WP HR S P ERA WHIP	IP WLS BF H R ER SO BB IBB HBP BLK WP HR S P ERA WHIP	IP WLS BF H R ER SO BB IBB HBP BLK WP HR S P ERA WHIP	IP WLS BF H R ER SO BB IBB HBP BLK WP HR S P ERA WHIP	IP WLS BF H R ER SO BB IBB HBP BLK WP HR S P ERA WHIP	IP WLS BF H R ER SO BB IBB HBP BLK WP HR S P ERA WHIP	IP WLS BF H R ER SO BB IBB HBP BLK WP HR S P ERA WHIP	IP WLS BF H R ER SO BB IBB HBP BLK WP HR S P ERA WHIP	IP WLS BF H R ER SO BB IBB HBP BLK WP HR S P ERA WHIP	IP WLS BF H R ER SO BB IBB HBP BLK WP HR S P ERA WHIP	IP WLS BF H R ER SO BB IBB HBP BLK WP HR S P ERA WHIP	IP WLS BF H R ER SO BB IBB HBP BLK WP HR S P ERA WHIP	IP WLS BF H R ER SO BB IBB HBP BLK WP HR S P ERA WHIP	IP WLS BF H R ER SO BB IBB HBP BLK WP HR S P ERA WHIP	IP WLS BF H R ER SO BB IBB HBP BLK WP HR S P ERA WHIP	IP WLS BF H R ER SO BB IBB HBP BLK WP HR S P ERA WHIP

Cincinnati Reds @ Miami Marlins
 Marlins Park, Miami, FL
 Fri Aug 01 2014, 7:10 PM - 10:08 PM EDT
 Att: 20,410 - Roof Closed - 75 F

AB	31
R	2
H	7
RBI	2
BB	4
SO	7
LOB	15



Batter	1	2	3	4	5	6	7	8	9	10	AB	R	H	RBI	BB	SO	LOB	TOP	
6 Billy Hamilton, S OBP: 0.300, SLG: 0.402	B5-3		K			K		2-H 1B		K	5	0	1	1	0	3	2	Cincinnati Reds @ Miami Marlins Marlins Park, Miami, FL Sat Aug 02 2014, 7:11 PM - 10:22 PM EDT Att: 25,159 - Roof Closed - 74 F	
32 Jay Bruce, L OBP: 0.300, SLG: 0.373	G3-1		L7			L7		1B		K	4	0	0	0	1	1	2		
21 Todd Frazier, R OBP: 0.335, SLG: 0.464	F9		G5-3			G6-3		1B		K	4	0	0	0	0	1	2		
39 Devin Mesoraco, R OBP: 0.304, SLG: 0.574	G6-3		G6-3			F9		G4-3		G4-3	3	0	0	0	1	0	0		
29 Bryan Peña, S OBP: 0.393, SLG: 0.393	F7		F7			F7		1B		1B	4	0	1	0	0	0	1		
25 Skya Schumaker, L OBP: 0.284, SLG: 0.312	7 FC6 1B		K			K		1B		1B	4	0	2	0	0	2	1		
7 Ramon Santiago, S OBP: 0.344, SLG: 0.297	FC6		K			K		2 SH2-3 1B		1B	4	1	1	0	0	2	2		
2 Zack Cozart, R OBP: 0.268, SLG: 0.283	K		F9			F9		1 SAFE SH2-3		K	3	0	0	0	0	2	0		
34 Homer Bailey, R OBP: 0.171, SLG: 0.288			G3-1			G3-1		K		K	1	0	0	0	1	0	0		
9 Jack Hamilton, L OBP: 0.171, SLG: 0.288			BB			BB		3B		3B	1	0	0	0	0	0	0		
43 Manny Parra, L OBP: 0.171, SLG: 0.288											0	0	0	0	0	0	0		
70 Jumbo Diaz, R OBP: 0.171, SLG: 0.288											0	0	0	0	0	0	0		
28 Chris Heisey, R OBP: 0.171, SLG: 0.288											0	0	0	0	0	0	0		
63 Sam LeCure, R OBP: 0.171, SLG: 0.288											0	0	0	0	0	0	0		
Inning Stats	R: 0 E: 0 K: 0 S: 8	H: 0 LOB: 0 BB: 0 P: 10	R: 0 E: 0 K: 0 S: 9	H: 1 LOB: 1 BB: 0 P: 12	R: 0 E: 0 K: 2 S: 12	H: 0 LOB: 1 BB: 1 P: 18	R: 0 E: 0 K: 1 S: 7	H: 0 LOB: 0 BB: 0 P: 11	R: 0 E: 0 K: 1 S: 7	H: 0 LOB: 0 BB: 0 P: 8	R: 1 E: 0 K: 2 S: 14	H: 2 LOB: 2 BB: 1 P: 24	R: 0 E: 0 K: 1 S: 11	H: 2 LOB: 1 BB: 0 P: 16	R: 0 E: 0 K: 3 S: 12	H: 1 LOB: 1 BB: 0 P: 16	1B: 5 2B: 0 3B: 1 HR: 0	SF: 0 SAC: 1 DP: 0 HBP: 0	WP: 0 PA: 38 PB: 0 SB: 0 CS: 0
PITCHER	IP WLS BF H R ER SO BB IBB HBP BLK WP HR S P ERA WHIP	7.0 0 25 2 1 1 6 2 0 0 0 0 0 10 18 1.29 0.571	1.0 0 5 1 0 0 2 0 1 0 0 0 0 10 18 0.00 1.000	1.1 0 6 3 0 0 2 0 0 0 0 0 16 23 0.00 2.250	0.2 0 2 0 0 0 2 0 0 0 0 0 7 9 0.00 0.000														

AB	34
R	1
H	6
RBI	1
BB	3
SO	12
LOB	11



Batter	1	2	3	4	5	6	7	8	9	10	AB	R	H	RBI	BB	SO	LOB	BOTTOM	
21 Christian Yelich, L OBP: 0.355, SLG: 0.412	K		1B			BB		G4-3		G4-3	4	1	2	1	1	1	0	Cincinnati Reds @ Miami Marlins Marlins Park, Miami, FL Sat Aug 02 2014, 7:11 PM - 10:22 PM EDT Att: 25,159 - Roof Closed - 74 F	
1 Jordany Valdespin, L OBP: 0.319, SLG: 0.511	G4-3		27 G1-3 1B			P6		1B		1B	4	0	2	1	0	0	1		
27 Giancarlo Stanton, R OBP: 0.392, SLG: 0.551	2B		G1-3			P4		G6-3		G6-3	4	0	1	0	0	0	2		
9 Casey McGehee, R OBP: 0.373, SLG: 0.375	2B		L9			G4-3		G4-3		K	3	0	0	0	1	1	1		
46 Garrett Jones, L OBP: 0.314, SLG: 0.417	L7		G4-3			K		K		1B	4	0	1	0	0	1	2		
13 Marcell Ozuna, R OBP: 0.315, SLG: 0.443	G1-6-3 BB		F8			G6-3		G6-3		K	3	0	0	0	1	1	1		
3 Adeiny Hechavarria, R OBP: 0.301, SLG: 0.339	G1-6-3		G5-3			G6-3		G6-3		K	4	0	0	0	0	1	2		
6 Jeff Mathis, R OBP: 0.270, SLG: 0.274	F9		F9			K		K		SH1-4 2B	4	1	1	0	0	1	0		
24 Nathan Eovaldi, R OBP: 0.171, SLG: 0.288			K			K		K		SH1-4	2	0	0	0	0	0	0		
57 Bryan Morris, L OBP: 0.171, SLG: 0.288											0	0	0	0	0	0	0		
17 Donovan Solano, R OBP: 0.171, SLG: 0.288											0	0	0	0	0	0	0		
31 Steve Cishek, R OBP: 0.171, SLG: 0.288											0	0	0	0	0	0	0		
40 Mike Dunn, L OBP: 0.171, SLG: 0.288											0	0	0	0	0	0	0		
5 Reed Johnson, R OBP: 0.171, SLG: 0.288											0	0	0	0	0	0	0		
Inning Stats	R: 0 E: 0 K: 1 S: 14	H: 1 LOB: 2 BB: 1 P: 27	R: 0 E: 0 K: 0 S: 5	H: 0 LOB: 0 BB: 1 P: 10	R: 1 E: 0 K: 1 S: 11	H: 2 LOB: 1 BB: 0 P: 17	R: 0 E: 0 K: 0 S: 8	H: 0 LOB: 0 BB: 0 P: 13	R: 0 E: 0 K: 1 S: 7	H: 0 LOB: 0 BB: 0 P: 11	R: 0 E: 0 K: 1 S: 7	H: 1 LOB: 1 BB: 0 P: 13	R: 0 E: 0 K: 3 S: 12	H: 1 LOB: 1 BB: 0 P: 20	R: 1 E: 0 K: 0 S: 6	H: 2 LOB: 1 BB: 0 P: 9	1B: 4 2B: 3 3B: 0 HR: 0	SF: 0 SAC: 1 DP: 1 HBP: 0	WP: 0 PA: 37 PB: 0 SB: 0 CS: 0
PITCHER	IP WLS BF H R ER SO BB IBB HBP BLK WP HR S P ERA WHIP	7.0 0 26 3 1 1 5 3 0 0 0 0 0 59 25 1.29 0.857	0.2 0 3 1 0 0 1 0 0 0 0 0 0 6 8 0.00 1.500	1.1 0 5 1 0 0 3 0 0 0 0 0 15 25 0.00 0.750	0.1 0 3 2 1 1 0 0 0 0 0 0 6 9 27.00 6.000														

AB	33
R	2
H	7
RBI	2
BB	3
SO	9
LOB	9



Batter	1	2	3	4	5	6	7	8	9	AB	R	H	RBI	BB	SO	LOB	TOP																					
21 Christian Yelich, L (1.7) OBP: 0.354, SLG: 0.408										5	0	1	1	0	1	1	Miami Marlins @ Pittsburgh Pirates PNC Park, Pittsburgh, PA Tue Aug 05 2014, 7:08 PM - 10:10 PM EDT Att: 26,734 - Overcast - 73 F																					
1 Jordany Valdespin, L (1.4) OBP: 0.266, SLG: 0.434										4	0	0	0	1	0	0																						
27 Giancarlo Stanton, R (1.9) OBP: 0.393, SLG: 0.547										3	1	2	0	2	1	3																						
9 Casey McGehee, R (1.5) OBP: 0.371, SLG: 0.369										5	1	0	0	0	2	3																						
46 Garrett Jones, L (1.3) OBP: 0.319, SLG: 0.426										2	1	2	0	1	0	0																						
10 Jeff Baker, R (8.3) OBP: 0.294, SLG: 0.356										2	1	1	0	0	0	0																						
13 Marcell Ozuna, R (1.8) OBP: 0.315, SLG: 0.440										4	1	1	2	1	0	2																						
39 Jarrod Saltalamacchia, R (1.2) OBP: 0.330, SLG: 0.396										1	1	0	1	3	1	0																						
3 Adeiny Hechavarria, R (1.6) OBP: 0.305, SLG: 0.351										4	0	2	1	0	0	4																						
52 Brad Hand, L (1.1)										3	0	0	0	0	1	3																						
44 AJ Ramos, R (7.1)										0	0	0	0	0	0	0																						
5 Reed Johnson, R (8.3) OBP: 0.270, SLG: 0.358										1	0	0	1	0	0	2																						
57 Bryan Morris, L (8.1)										0	0	0	0	0	0	0																						
41 Chris Hatcher, R (9.1)										0	0	0	0	0	0	0																						
Inning Stats	R: 0 E: 0 K: 1 S: 10	H: 0 LOB: 1 BB: 1 P: 20	R: 0 E: 0 K: 0 S: 8	H: 1 LOB: 2 BB: 1 P: 16	R: 0 E: 0 K: 0 S: 5	H: 1 LOB: 0 BB: 0 P: 8	R: 1 E: 0 K: 1 S: 13	H: 2 LOB: 1 BB: 1 P: 23	R: 0 E: 0 K: 0 S: 8	H: 0 LOB: 0 BB: 0 P: 14	R: 0 E: 0 K: 0 S: 8	H: 1 LOB: 1 BB: 1 P: 15	R: 0 E: 0 K: 2 S: 9	H: 1 LOB: 0 BB: 0 P: 11	R: 5 E: 1 K: 1 S: 21	H: 3 LOB: 3 BB: 4 P: 42	R: 0 E: 0 K: 1 S: 10	H: 0 LOB: 0 BB: 0 P: 13	1B: 7 2B: 2 3B: 0 HR: 0	SF: 0 SAC: 0 DP: 2 HBP: 0	WP: 0 PB: 0 SB: 0 CS: 0	PA: 43																
PITCHER	IP	WLS	BF	H	R	ER	SO	BB	IBB	HBP	BLK	WP	HR	S	P	ERA	WHIP	PITCHER				IP	WLS	BF	H	R	ER	SO	BB	IBB	HBP	BLK	WP	HR	S	P	ERA	WHIP
50 Charlie Morton, R (1.1) ERA: 3.43	7.0		28	6	1	1	4	4	0	0	0	0	0	61	107	1.29	1.429																					
48 Jared Hughes, R (8.1) ERA: 1.84	0.1	L	3	0	2	2	0	1	0	0	0	0	0	4	8	54.00	3.000																					
37 Justin Wilson, L (8.1) ERA: 5.1	0.0	B	3	1	0	0	0	2	0	0	0	0	0	7	16	∞	∞																					
30 Jeanmar Gómez, R (8.1) ERA: 3.47	0.1		4	2	3	2	0	1	0	0	0	0	0	7	15	54.00	9.000																					
38 Stolmy Pimentel, R (8.1) ERA: 4.08	1.1		4	0	0	0	2	0	0	0	0	0	0	13	16	0.00	0.000																					

AB	34
R	6
H	9
RBI	6
BB	8
SO	6
LOB	18



Batter	1	2	3	4	5	6	7	8	9	AB	R	H	RBI	BB	SO	LOB	BOTTOM																					
6 Starling Marte, R (1.8) OBP: 0.327, SLG: 0.384										4	1	1	0	0	1	2	Miami Marlins @ Pittsburgh Pirates PNC Park, Pittsburgh, PA Tue Aug 05 2014, 7:08 PM - 10:10 PM EDT Att: 26,734 - Overcast - 73 F																					
38 Stolmy Pimentel, R (8.1)										4	0	2	1	0	0	0																						
10 Jordy Mercer, R (1.6) OBP: 0.298, SLG: 0.373										4	0	1	0	0	2	2																						
5 Josh Harrison, R (1.7) OBP: 0.341, SLG: 0.497										4	0	1	0	0	2	2																						
17 Gaby Sanchez, R (1.3) OBP: 0.295, SLG: 0.382										3	0	0	0	0	0	2																						
15 Ike Davis, L (8.3) OBP: 0.348, SLG: 0.366										1	0	0	0	0	1	0																						
18 Neil Walker, S (1.4) OBP: 0.348, SLG: 0.457										2	1	0	0	0	1	1																						
48 Jared Hughes, R (8.1)										0	0	0	0	0	0	0																						
37 Justin Wilson, L (8.1)										0	0	0	0	0	0	0																						
30 Jeanmar Gómez, R (8.1) OBP: 1.000, SLG: 1.000										0	0	0	0	0	0	0																						
3 Michael Martínez, S (8.8) OBP: 0.368, SLG: 0.261										0	0	0	0	1	0	0																						
27 Jayson Nix, R (1.5) OBP: 0.196, SLG: 0.209										3	0	0	0	0	1	1																						
25 Gregory Polanco, L (1.9) OBP: 0.327, SLG: 0.361										4	1	1	1	0	0	1																						
19 Chris Stewart, R (1.2) OBP: 0.374, SLG: 0.313										4	0	2	1	0	1	1																						
50 Charlie Morton, R (1.1) OBP: 0.079, SLG: 0.054										2	0	0	0	0	1	1																						
23 Travis Snider, L (7.3) OBP: 0.325, SLG: 0.386										1	0	0	0	1	1	1																						
Inning Stats	R: 0 E: 0 K: 1 S: 8	H: 1 LOB: 0 BB: 0 P: 13	R: 0 E: 0 K: 1 S: 8	H: 0 LOB: 0 BB: 0 P: 12	R: 1 E: 0 K: 2 S: 12	H: 2 LOB: 1 BB: 0 P: 19	R: 0 E: 0 K: 0 S: 9	H: 0 LOB: 0 BB: 0 P: 12	R: 0 E: 0 K: 0 S: 5	H: 1 LOB: 0 BB: 0 P: 6	R: 0 E: 0 K: 0 S: 10	H: 1 LOB: 1 BB: 0 P: 13	R: 1 E: 0 K: 1 S: 8	H: 1 LOB: 2 BB: 2 P: 21	R: 0 E: 0 K: 2 S: 8	H: 0 LOB: 0 BB: 0 P: 11	R: 1 E: 0 K: 2 S: 15	H: 1 LOB: 1 BB: 1 P: 19	1B: 5 2B: 2 3B: 0 HR: 0	SF: 0 SAC: 1 DP: 1 HBP: 0	WP: 0 PB: 0 SB: 1 CS: 0	PA: 36																
PITCHER	IP	WLS	BF	H	R	ER	SO	BB	IBB	HBP	BLK	WP	HR	S	P	ERA	WHIP	PITCHER				IP	WLS	BF	H	R	ER	SO	BB	IBB	HBP	BLK	WP	HR	S	P	ERA	WHIP
52 Brad Hand, L (1.1) ERA: 4.03	6.1		25	6	2	2	4	1	0	0	0	0	0	55	83	2.84	1.105																					
44 AJ Ramos, R (7.1) ERA: 2.09	0.2	W	3	0	0	0	1	1	0	0	0	0	0	5	13	0.00	1.500																					
57 Bryan Morris, R (8.1) ERA: 1.8	1.0		3	0	0	0	2	0	0	0	0	0	0	8	11	0.00	0.000																					
41 Chris Hatcher, R (9.1) ERA: 3.15	1.0		5	1	1	1	2	1	0	0	0	0	0	15	19	9.00	2.000																					

AB	32
R	3
H	7
RBI	3
BB	3
SO	9
LOB	11




Batter	1	2	3	4	5	6	7	8	9	AB	R	H	RBI	BB	SO	LOB	TOP										
21 Christian Yelich, L (1,7) OBP: 0.354, SLG: 0.414										3	1	1	0	1	1	0	Miami Marlins @ Pittsburgh Pirates PNC Park, Pittsburgh, PA Thu Aug 07 2014, 7:08 PM - 10:10 PM EDT Att: 29,035 - Partly Cloudy - 78 F livebaseballscorecards.com										
1 Jordany Valdespin, L (1,4) OBP: 0.263, SLG: 0.411										3	0	0	0	1	2	2											
27 Giancarlo Stanton, R (1,9) OBP: 0.389, SLG: 0.546										4	1	1	2	0	1	2											
46 Garrett Jones, L (1,3) OBP: 0.315, SLG: 0.420										4	0	0	0	0	2	1											
13 Marcell Ozuna, R (1,8) OBP: 0.312, SLG: 0.435										3	0	0	0	0	0	0											
39 Jairo Delfino, R (1,2) OBP: 0.330, SLG: 0.393										2	0	0	0	1	2	0											
17 Donovan Solano, R (1,9) 43 Dan Jennings, L (7,1)										2	0	1	0	0	0	0											
44 AJ Ramos, R (7,1) 5 Reed Johnson, R (6,PH) 31 Steve Cistek, R (8,1) 41 Chris Hatcher, R (8,1)										0	0	0	0	0	0	0											
3 Adeiny Hechavarria, R (1,6) OBP: 0.302, SLG: 0.347										3	0	0	0	0	0	2											
35 Brian Flynn, L (1,1) 36 Sam Dyson, R (5,1) 12 Enrique Hernández, R (5,5) OBP: 0.323, SLG: 0.386										1	0	0	0	0	0	0											
Inning Stats	R: 0 E: 0 K: 1 S: 5	H: 0 LOB: 0 BB: 1 P: 12	R: 0 E: 0 K: 1 S: 8	H: 0 LOB: 0 BB: 0 P: 11	R: 0 E: 0 K: 0 S: 12	H: 0 LOB: 0 BB: 0 P: 18	R: 0 E: 0 K: 2 S: 11	H: 0 LOB: 1 BB: 1 P: 22	R: 0 E: 0 K: 0 S: 7	H: 1 LOB: 1 BB: 1 P: 13	R: 0 E: 0 K: 2 S: 11	H: 0 LOB: 0 BB: 0 P: 17	R: 0 E: 0 K: 1 S: 11	H: 0 LOB: 0 BB: 0 P: 13	R: 0 E: 0 K: 2 S: 8	H: 0 LOB: 0 BB: 0 P: 10	R: 2 E: 0 K: 2 S: 14	H: 2 LOB: 0 BB: 0 P: 22	1B: 2 2B: 1 3B: 0 HR: 1	SF: 0 SAC: 0 DP: 1 HBP: 0	WP: 1 PB: 0 SB: 0 CS: 1	PA: 31					
PITCHER	IP	WLS	BF	H	R	ER	SO	BB	IBB	HBP	BLK	WP	HR	S	P	ERA	WHIP										
36 Edinson Volquez, R (1,1) ERA: 3.7	7.0	W	23	1	0	0	7	3	0	0	0	0	0	65	106	0.00	0.571										
37 Justin Wilson, L (8,1) ERA: 4.98	1.0		3	0	0	0	2	0	0	0	0	0	0	8	10	0.00	0.000										
38 Stolmy Pimentel, R (9,1) ERA: 4.55	1.0		5	2	2	2	2	0	0	0	0	1	1	14	22	18.00	2.000										

Batter	1	2	3	4	5	6	7	8	9	AB	R	H	RBI	BB	SO	LOB	BOTTOM										
5 Josh Harrison, R (1,7) OBP: 0.344, SLG: 0.498										5	1	1	0	0	1	2	Miami Marlins @ Pittsburgh Pirates PNC Park, Pittsburgh, PA Thu Aug 07 2014, 7:08 PM - 10:10 PM EDT Att: 29,035 - Partly Cloudy - 78 F livebaseballscorecards.com										
10 Jordy Mercer, R (1,6) OBP: 0.303, SLG: 0.378										4	2	3	1	0	0	0											
55 Russell Martin, R (1,2) OBP: 0.415, SLG: 0.386										3	1	2	1	1	0	0											
17 Gaby Sanchez, R (1,3) OBP: 0.299, SLG: 0.389										3	0	1	1	0	0	3											
15 Ike Davis, L (6,PH) OBP: 0.350, SLG: 0.369										1	0	0	0	0	1	0											
6 Starling Marte, R (1,8) OBP: 0.331, SLG: 0.391										4	2	2	0	0	0	1											
27 Jayson Nix, R (1,5) OBP: 0.220, SLG: 0.217										3	1	1	0	1	0	1											
25 Gregory Polanco, L (1,9) OBP: 0.329, SLG: 0.363										4	0	2	4	0	0	0											
3 Michael Martinez, S (1,4) OBP: 0.235, SLG: 0.194										4	0	0	0	0	2	3											
36 Edinson Volquez, R (1,1) ERA: 9.0 37 Justin Wilson, L (8,1)										3	0	0	0	0	3	2											
23 Travis Snider, L (6,PH) OBP: 0.322, SLG: 0.381 38 Stolmy Pimentel, R (9,1)										0	0	0	0	0	0	0											
Inning Stats	R: 0 E: 0 K: 0 S: 10	H: 2 LOB: 1 BB: 0 P: 15	R: 0 E: 0 K: 0 S: 9	H: 0 LOB: 0 BB: 0 P: 10	R: 0 E: 0 K: 1 S: 12	H: 0 LOB: 0 BB: 0 P: 16	R: 3 E: 0 K: 2 S: 16	H: 4 LOB: 2 BB: 1 P: 30	R: 2 E: 0 K: 0 S: 17	H: 3 LOB: 1 BB: 1 P: 25	R: 0 E: 0 K: 1 S: 9	H: 0 LOB: 0 BB: 0 P: 12	R: 0 E: 0 K: 1 S: 7	H: 0 LOB: 0 BB: 0 P: 10	R: 2 E: 0 K: 2 S: 22	H: 4 LOB: 2 BB: 0 P: 30	1B: 9 2B: 4 3B: 0 HR: 0	SF: 0 SAC: 0 DP: 1 HBP: 0	WP: 1 PB: 0 SB: 1 CS: 0	PA: 37							
PITCHER	IP	WLS	BF	H	R	ER	SO	BB	IBB	HBP	BLK	WP	HR	S	P	ERA	WHIP										
35 Brian Flynn, L (1,1) ERA: 9.0	4.0	L	21	8	5	5	3	2	0	0	0	0	0	16	21	11.25	2.500										
36 Sam Dyson, R (5,1) ERA: 1.37	2.0		6	1	0	0	1	0	0	0	0	0	0	4	6	0.00	0.000										
43 Dan Jennings, L (7,1) ERA: 1.03	0.2		2	0	0	0	1	0	0	0	0	0	0	3	4	0.00	0.000										
44 AJ Ramos, R (7,1) ERA: 2.05	0.1		1	0	0	0	0	0	0	0	0	0	0	3	4	0.00	0.000										
31 Steve Cistek, R (8,1) ERA: 3.54	0.2		6	4	2	2	2	0	0	0	0	0	0	19	26	27.00	6.000										
PITCHER	IP	WLS	BF	H	R	ER	SO	BB	IBB	HBP	BLK	WP	HR	S	P	ERA	WHIP										
41 Chris Hatcher, R (8,1) ERA: 3.6	0.1		1	0	0	0	0	0	0	0	0	0	0	3	4	0.00	0.000										


Miami Marlins @ Pittsburgh Pirates
 PNC Park, Pittsburgh, PA
 Thu Aug 07 2014, 7:08 PM - 10:10 PM EDT
 Att: 29,035 - Partly Cloudy - 78 F

AB 28
R 2
H 3
RBI 2
BB 3
SO 11
LOB 7



Miami Marlins @ Pittsburgh Pirates
 PNC Park, Pittsburgh, PA
 Thu Aug 07 2014, 7:08 PM - 10:10 PM EDT
 Att: 29,035 - Partly Cloudy - 78 F

AB 35
R 7
H 13
RBI 7
BB 2
SO 7
LOB 12



Batter	1	2	3	4	5	6	7	8	9	AB	R	H	RBI	BB	SO	LOB	TOP			
21 Christian Yelich, L (1.7) OBP: 0.359, SLG: 0.409	G4-3	G4-3			K		G4-3		K	5	0	0	0	0	2	3	Miami Marlins @ Cincinnati Reds Great American Ball Park, Cincinnati, OH Fri Aug 08 2014, 7:10 PM - 9:51 PM EDT Att: 31,193 - Overcast - 74 F			
1 Jordany Valdespin, L (1.4) OBP: 0.277, SLG: 0.355	1B		G4-3		G4-3		G4-3		K	5	0	1	0	0	1	1				
27 Giancarlo Stanton, R (1.9) OBP: 0.389, SLG: 0.550					K		G3		K	4	1	1	1	1	2	1				
9 Casey McGehee, R (1.5) OBP: 0.371, SLG: 0.373	F9						HR		K	4	1	2	0	0	0	2				
46 Garrett Jones, L (1.3) OBP: 0.314, SLG: 0.417	F7				G6-3					3	0	0	0	1	0	3				
13 Marcell Ozuna, R (1.8) OBP: 0.316, SLG: 0.437										3	0	2	0	0	1	0				
39 Jarrod Saltalamacchia, R (1.2) OBP: 0.316, SLG: 0.390										2	0	0	1	1	1	1				
3 Adeiny Hechavarria, R (1.6) OBP: 0.302, SLG: 0.344										3	0	0	0	1	1	3				
24 Nathan Eovaldi, R (1.1) OBP: 0.064, SLG: 0.043										3	0	0	0	0	3	5				
17 Donovan Solano, R (0.9, PH) OBP: 0.313, SLG: 0.321										1	0	1	0	0	0	0				
31 Steve Cishek, R (0.1)										0	0	0	0	0	0	0				
Inning Stats	R: 0 E: 0 K: 0 S: 8	H: 1 LOB: 2 BB: 1 P: 14	R: 0 E: 0 K: 2 S: 10	H: 1 LOB: 2 BB: 1 P: 18	R: 0 E: 0 K: 1 S: 10	H: 0 LOB: 0 BB: 0 P: 14	R: 0 E: 0 K: 2 S: 9	H: 0 LOB: 0 BB: 0 P: 13	R: 1 E: 0 K: 1 S: 12	H: 1 LOB: 3 BB: 2 P: 27	R: 1 E: 0 K: 0 S: 9	H: 1 LOB: 0 BB: 0 P: 15	R: 0 E: 0 K: 1 S: 10	H: 1 LOB: 1 BB: 0 P: 17	R: 0 E: 0 K: 3 S: 13	H: 1 LOB: 1 BB: 0 P: 18	1B: 4 2B: 2 3B: 0 HR: 1	SF: 1 SAC: 0 DP: 0 HBP: 1	WP: 0 PB: 0 SB: 0 CS: 0	PA: 39
PITCHER	IP WLS BF H R ER SO BB IBB HBP BLK WP HR S P ERA WHIP																			
44 Mike Leake, R (1.1) ERA: 3.42	7.0 L 31 5 2 2 7 3 1 1 0 0 1 66 118 2.57 1.143																			
63 Sam LeCure, R (8.1) ERA: 3.27	1.0 4 1 0 0 1 0 0 0 0 0 0 10 17 0.00 1.000																			
60 J.J. Hoover, R (0.1) ERA: 5.44	1.0 4 1 0 0 3 0 0 0 0 0 0 13 18 0.00 1.000																			

AB	33
R	2
H	7
RBI	2
BB	4
SO	11
LOB	19



Batter	1	2	3	4	5	6	7	8	9	AB	R	H	RBI	BB	SO	LOB	BOTTOM					
6 Billy Hamilton, S (1.8) OBP: 0.298, SLG: 0.396	BB		F7			L7		K		3	0	0	0	1	1	0	Miami Marlins @ Cincinnati Reds Great American Ball Park, Cincinnati, OH Fri Aug 08 2014, 7:10 PM - 9:51 PM EDT Att: 31,193 - Overcast - 74 F					
32 Jay Bruce, L (1.9) OBP: 0.303, SLG: 0.379	G4-3				G4-3		1B		L8	4	0	1	0	0	0	1						
21 Todd Frazier, R (1.5) OBP: 0.342, SLG: 0.465	L9									4	1	3	0	0	0	0						
39 Devin Mesoraco, R (1.2) OBP: 0.359, SLG: 0.556										4	0	1	1	0	0	3						
29 Brayan Peña, S (1.3) OBP: 0.305, SLG: 0.401										1	0	1	0	0	0	0						
7 Ramon Santiago, S (3.5) OBP: 0.319, SLG: 0.298										2	0	0	0	0	1	1						
25 Skip Schumaker, L (1.7) OBP: 0.286, SLG: 0.310										4	0	1	0	0	1	2						
17 Kristopher Negrón, R (1.4) OBP: 0.327, SLG: 0.522										3	0	0	0	1	0	2						
2 Zack Cozart, R (1.6) OBP: 0.273, SLG: 0.302										4	0	0	0	0	1	3						
44 Mike Leake, R (1.1) OBP: 0.137, SLG: 0.216										2	0	0	0	0	2	0						
63 Sam LeCure, R (8.1)										0	0	0	0	0	0	0						
9 Jack Hannahan, L (0.9, PH)										1	0	0	0	0	1	0						
60 J.J. Hoover, R (0.1)										0	0	0	0	0	0	0						
Inning Stats	R: 0 E: 0 K: 0 S: 4	H: 0 LOB: 0 BB: 1 P: 8	R: 0 E: 0 K: 1 S: 9	H: 1 LOB: 0 BB: 0 P: 12	R: 0 E: 0 K: 1 S: 7	H: 0 LOB: 0 BB: 0 P: 8	R: 0 E: 0 K: 0 S: 9	H: 1 LOB: 1 BB: 0 P: 16	R: 0 E: 0 K: 1 S: 11	H: 0 LOB: 0 BB: 0 P: 18	R: 0 E: 0 K: 1 S: 10	H: 2 LOB: 2 BB: 0 P: 19	R: 0 E: 0 K: 1 S: 13	H: 1 LOB: 0 BB: 0 P: 16	R: 0 E: 0 K: 2 S: 9	H: 0 LOB: 0 BB: 0 P: 15	R: 1 E: 0 K: 1 S: 12	H: 2 LOB: 2 BB: 1 P: 20	1B: 5 2B: 2 3B: 0 HR: 0	SF: 0 SAC: 1 DP: 0 HBP: 0	WP: 0 PB: 0 SB: 0 CS: 1	PA: 35
PITCHER	IP WLS BF H R ER SO BB IBB HBP BLK WP HR S P ERA WHIP																					
24 Nathan Eovaldi, R (1.1) ERA: 3.99	8.0 W 29 5 0 0 6 1 0 0 0 0 0 72 112 0.00 0.750																					
31 Steve Cishek, R (0.1) ERA: 3.65	1.0 S 6 2 1 1 1 1 0 0 0 0 0 0 12 20 9.00 3.000																					

AB	32
R	1
H	7
RBI	1
BB	2
SO	7
LOB	12



Batter	1	2	3	4	5	6	7	8	9	AB	R	H	RBI	BB	SO	LOB	TOP										
21 Christian Yelich, L OBP: 0.318, SLG: 0.412										4	1	2	2	0	1	1	Miami Marlins @ Cincinnati Reds Great American Ball Park, Cincinnati, OH Sat Aug 09 2014, 7:16 PM - 10:41 PM EDT Att: 34,768 - Overcast - 78 F										
17 Donovan Solano, R OBP: 0.318, SLG: 0.329										3	0	1	1	1	0	2											
27 Giancarlo Stanton, R OBP: 0.389, SLG: 0.546										2	0	0	1	2	1	0											
9 Casey McGehee, R OBP: 0.369, SLG: 0.371										5	0	1	0	0	1	4											
46 Garrett Jones, L OBP: 0.317, SLG: 0.421										4	0	2	0	1	2	0											
13 Marcell Ozuna, R OBP: 0.315, SLG: 0.432										4	0	0	0	1	2	5											
39 Jarrod Saltalamacchia, R OBP: 0.330, SLG: 0.385										3	2	0	0	2	2	2											
3 Adeiny Hechavarria, R OBP: 0.307, SLG: 0.347										3	1	2	0	1	0	0											
33 Brad Penny, R 1 Jordany Valdespin, L 44 AJ Ramos, R 5 Reed Johnson, R 57 Bryan Morris, L 31 Steve Cishek, R										1	0	0	0	0	1	1											
Inning Stats	R: 1 E: 0 K: 0 S: 12	H: 3 LOB: 2 BB: 0 P: 18	R: 1 E: 0 K: 0 S: 14	H: 1 LOB: 1 BB: 1 P: 20	R: 0 E: 0 K: 1 S: 8	H: 0 LOB: 0 BB: 0 P: 11	R: 0 E: 0 K: 3 S: 9	H: 0 LOB: 1 BB: 1 P: 15	R: 0 E: 0 K: 1 S: 13	H: 0 LOB: 3 BB: 3 P: 27	R: 0 E: 0 K: 2 S: 7	H: 0 LOB: 0 BB: 0 P: 13	R: 0 E: 0 K: 0 S: 12	H: 1 LOB: 1 BB: 0 P: 16	R: 0 E: 0 K: 2 S: 16	H: 1 LOB: 2 BB: 1 P: 25		1B: 5 2B: 3 3B: 0 HR: 0	SF: 2 SAC: 3 DP: 0 HBP: 0	WP: 0 PB: 0 SB: 0 CS: 0	PA: 43						
PITCHER	IP 5.0	WLS L	BF 24	H 4	R 2	ER 2	SO 5	BB 5	IBB 0	HBP 0	BLK 0	WP 0	HR 0	S 56	P 91	ERA 3.60	WHIP 1.800										
31 Alfredo Simon, R ERA: 3.08	63 Sam LeCure, R ERA: 3.64	70 Jumbo Diaz, R ERA: 2.6	51 Jonathan Broxton, R ERA: 1.07	54 Aroldis Chapman, L ERA: 1.86																							
6 Billy Hamilton, S OBP: 0.299, SLG: 0.394												4	1	1	0	1	0	1									
32 Jay Bruce, L OBP: 0.301, SLG: 0.385												5	1	1	1	0	2	3									
21 Todd Frazier, R OBP: 0.341, SLG: 0.463												4	0	1	1	0	0	0									
39 Devin Mesoraco, R OBP: 0.364, SLG: 0.559												2	1	1	0	2	1	0									
48 Ryan Ludwick, R 70 Jumbo Diaz, R 51 Jonathan Broxton, R 29 Brayan Peña, S 44 Mike Leake, R 54 Aroldis Chapman, L												2	0	0	0	1	0	1									
25 Skip Schumaker, L OBP: 0.286, SLG: 0.305												3	0	0	1	1	0	4									
17 Kristopher Negrón, R OBP: 0.302, SLG: 0.490												4	0	0	0	1	2										
2 Zack Cozart, R OBP: 0.273, SLG: 0.301												4	0	1	0	1	2										
31 Alfredo Simon, R OBP: 0.140, SLG: 0.143	63 Sam LeCure, R ERA: 1.96	28 Chris Heisey, R OBP: 0.276, SLG: 0.368										2	0	0	0	2	1										
Inning Stats	R: 1 E: 0 K: 0 S: 8	H: 1 LOB: 1 BB: 1 P: 19	R: 0 E: 0 K: 0 S: 11	H: 0 LOB: 0 BB: 0 P: 15	R: 1 E: 1 K: 1 S: 14	H: 2 LOB: 3 BB: 2 P: 27	R: 0 E: 0 K: 1 S: 13	H: 1 LOB: 2 BB: 1 P: 22	R: 0 E: 0 K: 2 S: 10	H: 0 LOB: 0 BB: 1 P: 15	R: 0 E: 0 K: 1 S: 7	H: 0 LOB: 0 BB: 0 P: 10	R: 1 E: 0 K: 0 S: 12	H: 2 LOB: 1 BB: 0 P: 19	R: 0 E: 0 K: 1 S: 8	H: 1 LOB: 0 BB: 0 P: 13	1B: 5 2B: 1 3B: 0 HR: 1	SF: 0 SAC: 0 DP: 0 HBP: 0	WP: 0 PB: 0 SB: 2 CS: 1	PA: 38							
PITCHER	IP 5.0	WLS H	BF 23	H 4	R 2	ER 1	SO 3	BB 4	IBB 0	HBP 0	BLK 0	WP 0	HR 1	S 54	P 95	ERA 1.80	WHIP 1.600										
33 Brad Penny, R ERA: 1.8	44 AJ Ramos, R ERA: 1.96	57 Bryan Morris, R ERA: 1.93	31 Steve Cishek, R ERA: 3.58																								

AB	30
R	4
H	8
RBI	4
BB	8
SO	10
LOB	15



AB	33
R	3
H	7
RBI	3
BB	5
SO	8
LOB	15



Batter	1	2	3	4	5	6	7	8	9	AB	R	H	RBI	BB	SO	LOB	TOP			
13 Matt Carpenter, L (1.5) OBP: 0.378, SLG: 0.392										4	1	0	0	1	1	3				
16 Kolten Wong, L (1.4) OBP: 0.293, SLG: 0.411										5	1	1	1	1	0	2				
7 Matt Holliday, R (1.7) OBP: 0.372, SLG: 0.424										4	1	4	1	1	0	0				
43 Shane Robinson, R (9, PR) OBP: 0.212, SLG: 0.191										0	0	0	0	0	0	0				
32 Matt Adams, L (1.3) OBP: 0.323, SLG: 0.486										5	0	0	0	0	2	6				
27 Jhonny Peralta, R (1.6) OBP: 0.339, SLG: 0.448										4	0	2	0	0	1	3				
12 A.J. Pierzynski, L (1.2) OBP: 0.295, SLG: 0.356										4	1	2	1	0	1	1				
19 Jon Jay, L (1.8) OBP: 0.350, SLG: 0.385										4	1	1	2	0	0	3				
18 Oscar Taveras, L (1.9) OBP: 0.252, SLG: 0.296										4	0	1	0	0	0	2				
40 Shelby Miller, R (1.1) OBP: 0.231, SLG: 0.297										2	0	1	0	0	1	0				
33 Daniel Descalso, L (6, PH) OBP: 0.261, SLG: 0.262										1	0	0	0	0	0	2				
71 Sam Freeman, R (6.1)										0	0	0	0	0	0	0				
62 Nick Greenwood, R (8.1)										0	0	0	0	1	0	0				
8 Peter Bourjos, R (9, PH) OBP: 0.291, SLG: 0.360										0	0	0	0	1	0	0				
Inning Stats	R: 0 E: 0 K: 1 S: 9	H: 0 LOB: 2 BB: 2 P: 18	R: 0 E: 0 K: 0 S: 8	H: 0 LOB: 0 BB: 0 P: 11	R: 0 E: 0 K: 2 S: 9	H: 0 LOB: 0 BB: 0 P: 11	R: 3 E: 0 K: 2 S: 18	H: 5 LOB: 2 BB: 0 P: 24	R: 0 E: 0 K: 0 S: 6	H: 2 LOB: 2 BB: 0 P: 15	R: 0 E: 0 K: 1 S: 9	H: 1 LOB: 0 BB: 0 P: 11	R: 0 E: 0 K: 1 S: 7	H: 1 LOB: 0 BB: 0 P: 10	R: 2 E: 0 K: 1 S: 17	H: 2 LOB: 1 BB: 1 P: 26	1B: 8 2B: 3 3B: 1 HR: 1	SF: 0 SAC: 0 DP: 2 HBP: 0	WP: 0 PB: 0 SB: 0 CS: 0	PA: 40
PITCHER	IP WLS BF H R ER SO BB IBB HBP BLK WP HR S P ERA WHIP																			
34 Tom Koehler, R (1.1) ERA: 3.86	5.0 W 24 8 3 3 5 2 0 0 0 0 0 1 53 80 5.40 2.000																			
41 Chris Hatcher, R (6.1) ERA: 3.41	1.0 H 3 0 0 0 0 0 0 0 0 0 0 0 6 10 0.00 0.000																			
40 Mike Dunn, L (7.1) ERA: 3.86	1.0 H 4 1 0 0 1 0 0 0 0 0 0 0 9 11 0.00 1.000																			
57 Bryan Morris, R (8.1) ERA: 1.89	1.0 H 3 1 0 0 1 0 0 0 0 0 0 0 7 10 0.00 1.000																			
31 Steve Cishek, R (9.1) ERA: 3.86	1.0 S 6 2 2 2 1 1 0 0 0 0 0 0 17 26 18.00 3.000																			

St. Louis Cardinals @ Miami Marlins
Marlins Park, Miami, FL
Mon Aug 11 2014, 7:12 PM - 10:07 PM EDT
Att: 21,144 - Roof Closed - 83 F

livebaseballscores.com

AB 37
R 5
H 12
RBI 5
BB 3
SO 8
LOB 21



Batter	1	2	3	4	5	6	7	8	9	AB	R	H	RBI	BB	SO	LOB	BOTTOM			
21 Christian Yelich, L (1.7) OBP: 0.351, SLG: 0.414										4	2	3	1	0	0	0				
1 Jordany Valdespin, L (1.4) OBP: 0.250, SLG: 0.391										3	0	1	0	0	0	1				
27 Giancarlo Stanton, R (1.9) OBP: 0.393, SLG: 0.566										3	2	2	3	1	1	1				
9 Casey McGehee, R (1.5) OBP: 0.371, SLG: 0.383										4	0	2	0	0	0	2				
46 Garrett Jones, L (1.3) OBP: 0.314, SLG: 0.413										3	0	0	0	1	2	3				
13 Marcell Ozuna, R (1.8) OBP: 0.312, SLG: 0.425										4	0	0	0	0	3	2				
39 Jarrod Saltalamacchia, R (1.2) OBP: 0.332, SLG: 0.367										4	1	2	0	0	1	0				
3 Adeiny Hechavarria, R (1.6) OBP: 0.305, SLG: 0.348										4	1	1	1	0	0	1				
34 Tom Koehler, R (1.1) OBP: 0.279, SLG: 0.294										2	0	0	0	0	2	1				
41 Chris Hatcher, R (6.1) ERA: 3.41										0	0	0	0	0	0	0				
17 Dnovan Solano, R (6, PH) OBP: 0.261, SLG: 0.262										1	0	0	0	0	0	0				
40 Mike Dunn, L (7.1) ERA: 3.86										0	0	0	0	0	0	0				
57 Bryan Morris, L (8.1) ERA: 1.89										0	0	0	0	0	0	0				
10 Jeff Baker, R (9, PH) OBP: 0.291, SLG: 0.360										1	0	0	0	0	0	1				
31 Steve Cishek, R (9.1) ERA: 3.86										0	0	0	0	0	0	0				
Inning Stats	R: 2 E: 0 K: 2 S: 15	H: 3 LOB: 1 BB: 0 P: 23	R: 0 E: 0 K: 1 S: 8	H: 0 LOB: 0 BB: 0 P: 11	R: 1 E: 0 K: 0 S: 14	H: 2 LOB: 1 BB: 0 P: 22	R: 2 E: 0 K: 2 S: 16	H: 3 LOB: 1 BB: 0 P: 21	R: 0 E: 0 K: 0 S: 5	H: 0 LOB: 1 BB: 2 P: 15	R: 0 E: 0 K: 2 S: 7	H: 0 LOB: 0 BB: 0 P: 11	R: 1 E: 0 K: 2 S: 15	H: 2 LOB: 1 BB: 0 P: 21	R: 0 E: 0 K: 1 S: 9	H: 1 LOB: 1 BB: 0 P: 13	1B: 6 2B: 2 3B: 1 HR: 2	SF: 0 SAC: 1 DP: 1 HBP: 0	WP: 2 PB: 0 SB: 0 CS: 0	PA: 36
PITCHER	IP WLS BF H R ER SO BB IBB HBP BLK WP HR S P ERA WHIP																			
40 Shelby Miller, R (1.1) ERA: 4.17	5.0 L 24 8 5 5 5 2 0 0 0 0 0 1 58 92 9.00 2.000																			
71 Sam Freeman, L (6.1) ERA: 2.7	2.0 8 2 1 0 4 0 0 0 0 0 1 0 22 32 0.00 1.000																			
62 Nick Greenwood, L (8.1) ERA: 5.48	1.0 4 1 0 0 1 0 0 0 0 0 0 0 9 13 0.00 1.000																			

St. Louis Cardinals @ Miami Marlins
Marlins Park, Miami, FL
Mon Aug 11 2014, 7:12 PM - 10:07 PM EDT
Att: 21,144 - Roof Closed - 83 F

livebaseballscores.com

AB 33
R 6
H 11
RBI 5
BB 2
SO 10
LOB 12



Batter	1	2	3	4	5	6	7	8	9	AB	R	H	RBI	BB	SO	LOB	TOP				
13 Matt Carpenter, L (1,5) OBP: 0.375, SLG: 0.389	G4-3		G4-3			E3		L8		4	0	0	0	0	0	2	St. Louis Cardinals @ Miami Marlins Marlins Park, Miami, FL Tue Aug 12 2014, 7:12 PM - 9:44 PM EDT Att: 22,703 - Roof Closed - 82 F				
16 Kolten Wong, L (1,4) OBP: 0.292, SLG: 0.409	L6			F8		FC5-4		1B		4	0	1	0	0	0	2					
7 Matt Holliday, R (1,7) OBP: 0.369, SLG: 0.420	G5-3			G6-3		K		F7		4	0	0	0	0	1	3					
27 Jhonny Peralta, R (1,6) OBP: 0.336, SLG: 0.443		K		L8		L6		F8		4	0	0	0	0	1	1					
19 Jon Jay, L (1,8) OBP: 0.352, SLG: 0.385		F9		G3-1		1B		BB		3	0	1	0	1	0	0					
18 Oscar Taveras, L (1,9) OBP: 0.283, SLG: 0.292		F9		BB		FC3-6		K		2	0	0	0	1	0	1					
32 Matt Adams, L (9,PH) OBP: 0.322, SLG: 0.484										1	0	0	0	0	1	2					
48 Tony Cruz, R (1,2) OBP: 0.288, SLG: 0.260			L8	G4-6-3		F9				3	0	0	0	0	0	2					
3 Mark Ellis, R (1,3) OBP: 0.273, SLG: 0.233								G4-3		3	0	2	0	0	0	0					
50 Adam Wainwright, R (1,1) OBP: 0.241, SLG: 0.255								G5-3		2	0	0	0	0	1	2					
33 Daniel Descalso, L (8,PH) OBP: 0.259, SLG: 0.259										1	0	0	0	0	0	0					
36 Randy Choate, L (8,1) OBP: 0.400, SLG: 0.400										0	0	0	0	0	0	0					
43 Seth Maness, R (8,1) OBP: 0.400, SLG: 0.400										0	0	0	0	0	0	0					
Inning Stats	R: 0 E: 0 K: 0 S: 8	H: 0 LOB: 0 BB: 0 P: 14	R: 0 E: 0 K: 1 S: 12	H: 0 LOB: 0 BB: 0 P: 14	R: 0 E: 0 K: 1 S: 9	H: 1 LOB: 1 BB: 0 P: 15	R: 0 E: 0 K: 0 S: 6	H: 0 LOB: 0 BB: 1 P: 13	R: 0 E: 1 K: 1 S: 16	H: 1 LOB: 2 BB: 0 P: 23	R: 0 E: 0 K: 0 S: 6	H: 1 LOB: 1 BB: 0 P: 9	R: 0 E: 0 K: 0 S: 8	H: 0 LOB: 0 BB: 0 P: 11	R: 0 E: 0 K: 1 S: 12	H: 1 LOB: 2 BB: 1 P: 22	1B: 4 2B: 0 3B: 0 HR: 0	SF: 0 SAC: 0 DP: 1 HBP: 0	WP: 1 PB: 0 SB: 0 CS: 0	PA: 33	
PITCHER	IP ERA WHIP	WLS LOB H R ER SO	BF H R ER SO	H R ER SO	BB IBB HBP BLK	WP HR S P	ERA WHIP	PITCHER	IP ERA WHIP	WLS LOB H R ER SO	BF H R ER SO	H R ER SO	BB IBB HBP BLK	WP HR S P	ERA WHIP						
23 Jarrod Cosart, R (1,1) ERA: 4.27	7.0	W	25	3	0	0	3	1	0	0	0	0	0	0	0	0	0.00	0.571			
44 AJ Ramos, R (8,1) ERA: 1.91	1.0	H	3	0	0	0	0	0	0	0	0	0	0	0	0	0	0.00	0.000			
57 Bryan Morris, R (9,1) ERA: 1.87	0.2	H	4	1	0	0	0	1	0	0	0	1	0	0	0	0	0.00	3.000			
40 Mike Dunn, L (9,1) ERA: 3.83	0.1	S	1	0	0	0	1	0	0	0	0	0	0	0	0	0	0.00	0.000			

AB	31
R	0
H	4
RBI	0
BB	2
SO	4
LOB	15



Batter	1	2	3	4	5	6	7	8	9	AB	R	H	RBI	BB	SO	LOB	BOTTOM				
21 Christian Yelich, L (1,7) OBP: 0.354, SLG: 0.416	1B		G4-3			1B		BB		3	0	2	0	1	0	0	St. Louis Cardinals @ Miami Marlins Marlins Park, Miami, FL Tue Aug 12 2014, 7:12 PM - 9:44 PM EDT Att: 22,703 - Roof Closed - 82 F				
1 Jordany Valdespin, L (1,8) OBP: 0.269, SLG: 0.388	P5					FC1-6		G6-4-3		3	0	1	0	0	0	2					
13 Marcell Ozuna, R (9,8) OBP: 0.311, SLG: 0.424										1	0	0	0	0	0	1					
27 Giancarlo Stanton, R (1,9) OBP: 0.394, SLG: 0.595	BB		G6-4-3			G6-4-3		CS		2	0	0	0	2	0	2					
9 Casey McGehee, R (1,5) OBP: 0.373, SLG: 0.387	1B					F9				3	1	2	0	0	0	0					
46 Garrett Jones, L (1,3) OBP: 0.312, SLG: 0.410	K		G4-3			G3-1				3	0	0	0	0	1	4					
39 Jarrod Saltalamacchia, R (1,2) OBP: 0.332, SLG: 0.387	K					G3-1				3	1	1	1	0	1	3					
3 Adeiny Hechavarria, R (1,6) OBP: 0.303, SLG: 0.346	G5-3		L9			G5-3				3	0	0	0	0	0	1					
17 Donovan Solano, R (1,4) OBP: 0.309, SLG: 0.338	G6-3					G4-3				3	1	1	2	0	0	0					
23 Jarrod Cosart, R (1,1) OBP: 0.167, SLG: 0.167										2	0	0	0	0	2	0					
5 Reed Johnson, R (7,PH) OBP: 0.284, SLG: 0.350										1	0	0	0	0	0	0					
44 AJ Ramos, R (8,1) ERA: 5.09										0	0	0	0	0	0	0					
57 Bryan Morris, L (9,1) ERA: 2.98										0	0	0	0	0	0	0					
40 Mike Dunn, L (9,1) ERA: 2.98										0	0	0	0	0	0	0					
Inning Stats	R: 0 E: 0 K: 2 S: 15	H: 2 LOB: 3 BB: 1 P: 25	R: 0 E: 0 K: 1 S: 8	H: 0 LOB: 0 BB: 0 P: 12	R: 0 E: 0 K: 1 S: 4	H: 1 LOB: 0 BB: 0 P: 5	R: 3 E: 0 K: 1 S: 13	H: 3 LOB: 0 BB: 0 P: 18	R: 0 E: 0 K: 0 S: 7	H: 0 LOB: 0 BB: 0 P: 10	R: 0 E: 0 K: 0 S: 7	H: 0 LOB: 0 BB: 0 P: 11	R: 0 E: 0 K: 0 S: 7	H: 0 LOB: 0 BB: 0 P: 7	R: 0 E: 0 K: 0 S: 4	H: 0 LOB: 0 BB: 2 P: 14	1B: 5 2B: 1 3B: 0 HR: 1	SF: 0 SAC: 0 DP: 3 HBP: 0	WP: 0 PB: 0 SB: 0 CS: 1	PA: 31	
PITCHER	IP ERA WHIP	WLS LOB H R ER SO	BF H R ER SO	H R ER SO	BB IBB HBP BLK	WP HR S P	ERA WHIP	PITCHER	IP ERA WHIP	WLS LOB H R ER SO	BF H R ER SO	H R ER SO	BB IBB HBP BLK	WP HR S P	ERA WHIP						
50 Adam Wainwright, R (1,1) ERA: 2.34	7.0	L	27	7	3	3	4	1	0	0	0	0	0	0	0	0	3.86	1.143			
36 Randy Choate, L (8,1) ERA: 5.09	0.0		1	0	0	0	0	1	0	0	0	1	0	0	0	0	∞	∞			
43 Seth Maness, R (8,1) ERA: 2.98	1.0		2	0	0	0	0	1	0	0	0	0	0	0	0	0	0.00	1.000			

AB	27
R	3
H	7
RBI	3
BB	3
SO	4
LOB	13



Batter	1	2	3	4	5	6	7	8	9	10	AB	R	H	RBI	BB	SO	LOB	TOP									
5 Ender Inciarte, L OBP: 0.293, SLG: 0.323	(1, 8) B FF 90 4-0 B CU 78 B FF 91 B FF 90		M SI 90 1-1 B SI 90 X CU 77		C CU 78 1-2 B SI 92 F FF 92 F FS 95 X CU 79		X FF 91 0-0 1 SAFE B SI 99 B FF 90		S SL 88 2-3 B CU 78 B FF 95 B SI 99 S FF 99		4	1	1	0	1	1	0										
4 Cliff Pennington, S OBP: 0.358, SLG: 0.358	(1, 4) C FF 90 1-3 B SI 89 S SI 88 S FS 85		C FF 91 4-2 B SI 92 F SI 92 F FS 85 F SI 92 F SI 91 B SI 92		B FF 92 1-1 C SI 90 X CU 78		B FF 91 4-0 1 SAFE B SI 99 B FF 90		S FF 95 2-1 B SI 99 B FF 95 X FF 95		3	1	1	0	2	1	1										
6 David Peralta, L OBP: 0.329, SLG: 0.467	(1, 9) B FC 91 2-0 B SI 90 X SI 90		C SI 90 2-1 B FF 92 1 SAFE B SI 91 X SI 90		B SI 91 3-1 B CU 80 B SI 91 X SI 90		F FF 97 0-3 S FF 90 S SL 91 S CH 95		B SL 88 1-3 S SL 87		5	1	1	1	0	2	4										
15 Mark Trumbo, R OBP: 0.288, SLG: 0.402	(1, 3) C FF 92 1-2 B FF 93 X SI 88		B FF 92 2-1 B FF 92 X SI 92		B SI 91 4-2 B CU 78 B SI 91 F SI 91 S SI 91		B FF 91 1-0 X FF 99		F FF 95 0-3 S FF 94 S SL 88		4	1	2	2	1	1	2										
26 Miguel Montero, L OBP: 0.406	(1, 2) B FF 92 3-0 B FF 90 X SI 90		B SI 91 3-0 B SI 90 X SI 90		B SI 91 3-1 SAFE B SI 88 B SI 89 C SI 91 F FS 88 B SI 88 S SI 90		B FF 90 2-1 X CH 82		C SI 85 3-2 B SL 87 B FF 95 C FF 94 B FF 95 B FF 95 X SL 87		5	0	1	1	0	0	4										
19 Jake Lamb, L OBP: 0.231, SLG: 0.200	(1, 5) C FF 90 1-3 F FF 90 B FF 91 B FS 83 C SI 92		B FF 92 1-2 B FF 92 X FS 87		C SI 95 0-0 X SI 95		C FF 92 2-3 S CH 85 B FF 93 B FF 93 B FF 95 S CH 83				4	0	0	0	0	2	1										
1 Didi Gregorius, L OBP: 0.314, SLG: 0.382	(1, 6) B FF 91 1-2 F SI 91 C CU 78 X CU 79		B FF 91 1-2 C SI 90 X SI 89		F SI 94 2-3 B FF 95 B FF 96 F SI 87 S FS 86		C CU 76 2-2 F FF 92 B CH 85 B CH 84 X FF 91				4	0	0	0	0	1	1										
14 Xavier Paul, L OBP: 0.273, SLG: 0.200	(1, 7) B FF 91 2-0 B FF 92		B FF 91 2-0 B FF 92		B SI 91 2-3 IN 75 B SI 84 C SI 91 X CU 78		B SI 91 4-0 IN 77 IN 76		C FC 91 0-3 C SI 92 S CH 86		3	0	0	0	1	2	0										
57 Chase Anderson, R OBP: 0.074, SLG: 0.038	(1, 1) B FF 91 1-1 X FF 91		B FF 91 1-1 X FF 91		B FF 91 1-1 X SI 90		F FF 95 1-3 S FF 94 S FF 94				3	0	0	0	0	1	2										
50 Evan Marshall, R (7, 1)											0	0	0	0	0	0	0										
29 Brad Ziegler, R (8, 1)											0	0	0	0	0	0	0										
31 Jordan Pacheco, R (9, PH)											1	0	0	0	0	0	0										
60 Bradin Hagens, R (9, 1)											0	0	0	0	0	0	0										
Inning Stats	R: 1 E: 0 K: 1 S: 8	H: 1 LOB: 1 BB: 1 P: 19	R: 0 E: 0 K: 1 S: 8	H: 0 LOB: 0 BB: 0 P: 12	R: 2 E: 0 K: 1 S: 13	H: 2 LOB: 1 BB: 1 P: 25	R: 0 E: 0 K: 1 S: 9	H: 0 LOB: 0 BB: 0 P: 13	R: 0 E: 0 K: 1 S: 10	H: 1 LOB: 2 BB: 2 P: 16	R: 1 E: 0 K: 2 S: 12	H: 1 LOB: 2 BB: 2 P: 26	R: 0 E: 0 K: 1 S: 8	H: 1 LOB: 2 BB: 1 P: 15	R: 0 E: 0 K: 1 S: 7	H: 0 LOB: 0 BB: 0 P: 14	R: 0 E: 0 K: 2 S: 10	H: 0 LOB: 0 BB: 0 P: 14	R: 0 E: 0 K: 2 S: 10	H: 0 LOB: 0 BB: 0 P: 14	1B: 3 2B: 1 3B: 2 HR: 0	SF: 0 DP: 0 HBP: 0	WP: 0 PB: 0 SB: 2 CS: 0	PA: 41			
PITCHER	IP 5.0	WLS 23	H 5	R 4	ER 4	SO 3	BB 3	IBB 0	HBP 0	BLK 0	WP 0	HR 0	S 52	P 96	ERA 7.20	WHIP 1.600											
33 Brad Penny, R ERA: 4.5	(1, 1)																										
41 Chris Hatcher, R ERA: 3.32	(6, 1)																										
44 AJ Ramos, R ERA: 1.84	(7, 1)																										
40 Mike Dunn, L ERA: 3.65	(9, 1)																										

Arizona Diamondbacks @ Miami Marlins
Marlins Park, Miami, FL
Thu Aug 14, 2014, 7:12 PM - 10:42 PM EDT
Att. 17,074 - Roof Closed - 74 F

AB	36
R	4
H	6
RBI	4
BB	5
SO	11
LOB	15



Batter	1	2	3	4	5	6	7	8	9	10	AB	R	H	RBI	BB	SO	LOB	BOTTOM								
21 Christian Yelich, L OBP: 0.354, SLG: 0.414	(1, 7) B SI 88 3-2 C FF 88 F FF 88 X FF 90		C SI 90 1-2 B SI 90 F FF 90 X CU 77		S CH 80 1-2 B SI 90 B CH 81 X CH 81		M SI 91 1-3 B SI 91 C SI 93 S CH 84		B SI 89 2-2 B SI 89 B CH 83 C FF 90 X FF 88		5	0	2	0	0	1	1									
17 Donovan Solano, R OBP: 0.305, SLG: 0.340	(1, 4) C FF 90 2-3 B SI 90 B CU 78 C CU 77		F SI 91 0-1 X SI 91		X FF 90 0-0		B FF 93 2-3 F FF 92 F FS 83 B CH 84 F CH 84 F FF 93 F FS 85 F FF 92		B FF 89 1-1 M FC 89 X CU 78		4	1	1	1	0	2	1									
27 Giancarlo Stanton, R OBP: 0.395, SLG: 0.563	(1, 9) B CU 78 2-1 B FF 91 C FF 91 X SI 91		X FF 91 3-0 1 SAFE D CU 77 D CU 77 X CH 81		C FF 91 2-1 1 SAFE D CU 77 D CU 77 X CH 81		C SI 85 3-3 B SI 85 B CH 86 C FF 94		IN 72 4-0 IN 73 IN 71 IN 68		4	0	3	1	1	1	0									
9 Casey McGehee, R OBP: 0.372, SLG: 0.386	(1, 5) C SI 90 1-3 B SI 91 C FF 91		B CU 77 2-1 B SI 91 X CH 81		B SI 91 3-2 B CU 78 C CH 82 B SI 90 F FF 92 X CH 92		C SI 84 2-1 D CU 78 S FF 96 X SI 84		B FC 87 1-1 S FF 96 X FC 86		5	0	1	0	0	1	5									
46 Garrett Jones, L OBP: 0.311, SLG: 0.404	(1, 3) B SI 89 1-2 B SI 90 F FF 90 X CH 82		C CH 81 2-3 B SI 90 D CU 78 S CH 81		C CU 75 4-2 B FF 90 B SI 90 B CU 78 B SI 90 S CH 81		S SI 84 0-1 X SI 84		B CH 81 4-0 B SI 87 B FC 85 B FC 86		3	2	0	0	2	1	2									
39 Jarrod Saltalamacchia, R OBP: 0.331, SLG: 0.366	(1, 2)		B SI 90 4-2 B CH 80 B SI 91 B FF 91 F FF 91 B FF 92		S CH 81 3-2 B SI 90 B FF 89 B CH 80 X CH 81		B FF 90 2-2 C CH 90 B CH 80 B CH 80 X CH 80		B FF 85 1-0 X FF 87		2	0	0	0	2	0	1									
1 Jordany Valdespin, L OBP: 0.280, SLG: 0.371	(8, PR)										0	1	0	0	0	0	0									
6 Jeff Mathis, R OBP: 0.275, SLG: 0.287	(9, 2)										1	0	1	0	0	0	0									
13 Marcell Ozuna, R OBP: 0.312, SLG: 0.424	(1, 8) C CU 77 0-2 F CU 77 X CH 81		C FF 91 0-2 F CU 77 X CH 81		C FF 91 0-2 F CU 77 X CH 81		F FF 90 0-3 F FF 92 S CH 80		C SI 85 4-2 D SI 85 B CH 76 C SI 84 B SI 84		4	0	2	1	1	1	2									
3 Adeiny Hechavarria, R OBP: 0.306, SLG: 0.352	(1, 6)		B FF 90 2-2 B FF 90 C FF 90 X FF 90		1 SAFE X CU 77		C FF 91 0-1 1 SAFE X FF 90		X SI 85 0-0		4	0	2	2	0	0	1									
33 Brad Penny, R ERA: 3.16	(1, 1)										2	1	1	0	0	1	0									
41 Chris Hatcher, R ERA: 3.03	(6, 1)										0	0	0	0	0	0	0									
5 Reed Johnson, R ERA: 3.26	(8, PH)										1	0	0	0	0	0	1									
44 AJ Ramos, R ERA: 1.84	(7, 1)										0	0	0	0	0	0	0									
10 Jeff Baker, R ERA: 3.79	(8, PH)										1	0	0	0	0	0	3									
40 Mike Dunn, L ERA: 3.65	(9, 1)										0	0	0	0	0	0	0									
Inning Stats	R: 0 E: 0 K: 2 S: 12	H: 1 LOB: 1 BB: 0 P: 20	R: 0 E: 0 K: 0 S: 9	H: 0 LOB: 0 BB: 1 P: 14	R: 2 E: 0 K: 1 S: 18	H: 4 LOB: 2 BB: 0 P: 26	R: 0 E: 0 K: 0 S: 7	H: 1 LOB: 0 BB: 0 P: 10	R: 0 E: 0 K: 1 S: 13	H: 2 LOB: 2 BB: 0 P: 19	R: 1 E: 0 K: 1 S: 13	H: 1 LOB: 3 BB: 2 P: 20	R: 0 E: 0 K: 3 S: 14	H: 0 LOB: 0 BB: 0 P: 20	R: 1 E: 0 K: 0 S: 7	H: 1 LOB: 1 BB: 1 P: 15	R: 1 E: 0 K: 0 S: 4	H: 2 LOB: 2 BB: 1 P: 12	1B: 9 2B: 3 3B: 1 HR: 0	SF: 0 DP: 3 HBP: 0	WP: 0 PB: 0 SB: 0 CS: 0	PA: 43				
PITCHER	IP 6.0	WLS 27	H 9	R 3	ER 3	SO 5	BB 2	IBB 0	HBP 0	BLK 0	WP 0	HR 0	S 72	P 109	ERA 4.50	WHIP 1.833										
57 Chase Anderson, R ERA: 3.16	(1, 1)																									
50 Evan Marshall, R ERA: 3.03	(7, 1)																									
29 Brad Ziegler, R ERA: 3.26	(8, 1)																									
60 Bradin Hagens, R ERA: 9.0	(9, 1)																									

Arizona Diamondbacks @ Miami Marlins
Marlins Park, Miami, FL
Thu Aug 14, 2014, 7:12 PM - 10:42 PM EDT
Att. 17,074 - Roof Closed - 74 F

AB	36
R	5
H	13
RBI	5
BB	6
SO	8
LOB	17



Batter	1	2	3	4	5	6	7	8	9	AB	R	H	RBI	BB	SO	LOB	TOP	
5 Ender Inciarte, L OBP: 0.296, SLG: 0.323										3	0	1	0	1	0	0	Arizona Diamondbacks @ Miami Marlins Marlins Park, Miami, FL Fri Aug 15 2014, 7:10 PM - 10:05 PM EDT Att: 18,286 - Roof Closed - 73 F	
4 Cliff Pennington, S OBP: 0.325, SLG: 0.334										4	1	2	1	0	0	3		
6 David Peralta, L OBP: 0.287, SLG: 0.461										3	0	0	0	0	2	3		
15 Mark Trumbo, R OBP: 0.287, SLG: 0.399										4	1	1	0	0	0	2		
2 Aaron Hill, R OBP: 0.286, SLG: 0.379										4	1	1	2	0	0	1		
17 Alfredo Marte, R OBP: 0.220, SLG: 0.386										3	0	0	0	1	1	0		
9 Tuffy Gosewisch, R OBP: 0.284, SLG: 0.330										4	0	0	0	0	1	1		
1 Didi Gregorius, L OBP: 0.307, SLG: 0.372										4	0	0	0	0	0	0		
35 Trevor Cahill, R OBP: 0.125, SLG: 0.188										3	0	1	0	0	0	0		
37 Matt Stiles, L										0	0	0	0	0	0	0		
59 Oliver Pérez, L										0	0	0	0	0	0	0		
43 Addison Reed, L										0	0	0	0	0	0	0		
Inning Stats	R: 3 H: 3 E: 0 K: 1 S: 13	H: 3 R: 0 ER: 0 LOB: 0 BB: 0 P: 18	R: 0 H: 0 E: 0 K: 0 S: 6	H: 0 R: 0 ER: 0 LOB: 1 BB: 1 P: 9	R: 0 H: 0 E: 0 K: 1 S: 9	H: 0 R: 0 ER: 0 LOB: 0 BB: 0 P: 18	R: 0 H: 0 E: 0 K: 1 S: 8	H: 2 R: 0 ER: 0 LOB: 2 BB: 0 P: 15	R: 0 H: 0 E: 0 K: 0 S: 6	H: 0 R: 0 ER: 0 LOB: 1 BB: 1 P: 12	R: 0 H: 0 E: 0 K: 0 S: 7	H: 1 R: 0 ER: 0 LOB: 1 BB: 0 P: 10	R: 0 H: 0 E: 0 K: 1 S: 9	H: 0 R: 0 ER: 0 LOB: 0 BB: 0 P: 13	1B: 4 2B: 0 3B: 0 HR: 2	SF: 0 SAC: 1 DP: 0 HBP: 0	WP: 0 PB: 0 SB: 0 CS: 0	PA: 35
PITCHER	IP WLS BF H R ER SO BB IBB HBP BLK WP HR S P ERA WHIP																	
52 Brad Hand, L ERA: 4.58	(1, 1) 7.0 L 28 5 3 3 3 2 0 0 0 0 0 2 64 107 3.86 1.000																	
57 Bryan Morris, R ERA: 1.54	(8, 1) 1.0 4 1 0 0 0 0 0 0 0 0 0 7 10 0.00 1.000																	
36 Sam Dyson, R ERA: 1.5	(9, 1) 1.0 3 0 0 0 1 0 0 0 0 0 0 9 13 0.00 0.000																	

Batter	1	2	3	4	5	6	7	8	9	AB	R	H	RBI	BB	SO	LOB	BOTTOM			
21 Christian Yelich, L OBP: 0.355, SLG: 0.413										3	1	1	0	1	1	0	Arizona Diamondbacks @ Miami Marlins Marlins Park, Miami, FL Fri Aug 15 2014, 7:10 PM - 10:05 PM EDT Att: 18,286 - Roof Closed - 73 F			
17 Donovan Solano, R OBP: 0.310, SLG: 0.340										3	1	1	0	1	0	3				
27 Giancarlo Stanton, R OBP: 0.397, SLG: 0.562										2	0	1	1	2	0	0				
9 Casey McGehee, R OBP: 0.371, SLG: 0.384										4	0	1	0	0	0	5				
46 Garrett Jones, L OBP: 0.311, SLG: 0.403										3	0	1	1	0	0	0				
10 Jeff Baker, R OBP: 0.304, SLG: 0.379										0	0	0	0	1	0	0				
39 Jarrod Saltalamacchia, R OBP: 0.330, SLG: 0.378										4	0	1	0	0	1	4				
13 Marcell Ozuna, R OBP: 0.309, SLG: 0.420										4	0	0	0	0	0	1				
3 Adeiny Hechavarria, R OBP: 0.305, SLG: 0.351										4	0	1	0	0	1	1				
52 Brad Hand, L OBP: 0.056, SLG: 0.056										2	0	0	0	0	0	0				
5 Reed Johnson, R OBP: 0.255, SLG: 0.345										0	0	0	0	0	0	0				
57 Bryan Morris, L										0	0	0	0	0	0	0				
36 Sam Dyson, R										0	0	0	0	0	0	0				
1 Jordany Valdespin, L OBP: 0.276, SLG: 0.366										1	0	0	0	0	0	0				
Inning Stats	R: 2 H: 4 E: 0 K: 0 S: 13	H: 4 R: 0 ER: 0 LOB: 1 BB: 0 P: 23	R: 0 H: 0 E: 0 K: 1 S: 6	H: 0 R: 0 ER: 0 LOB: 1 BB: 2 P: 8	R: 0 H: 0 E: 0 K: 0 S: 3	H: 0 R: 0 ER: 0 LOB: 1 BB: 2 P: 14	R: 0 H: 1 E: 0 K: 0 S: 8	H: 0 R: 0 ER: 0 LOB: 0 BB: 0 P: 13	R: 0 H: 0 E: 0 K: 0 S: 6	H: 0 R: 0 ER: 0 LOB: 1 BB: 1 P: 14	R: 0 H: 1 E: 0 K: 1 S: 14	H: 1 R: 0 ER: 0 LOB: 1 BB: 1 P: 25	R: 0 H: 1 E: 0 K: 0 S: 12	H: 0 R: 0 ER: 0 LOB: 1 BB: 0 P: 20	R: 0 H: 0 E: 0 K: 0 S: 9	H: 0 R: 0 ER: 0 LOB: 0 BB: 0 P: 14	1B: 7 2B: 0 3B: 0 HR: 0	SF: 0 SAC: 0 DP: 4 HBP: 1	WP: 2 PB: 0 SB: 0 CS: 0	PA: 36
PITCHER	IP WLS BF H R ER SO BB IBB HBP BLK WP HR S P ERA WHIP																			
35 Trevor Cahill, R ERA: 4.68	(1, 1) 6.2 W 27 6 2 2 3 3 0 0 0 0 1 0 55 104 2.70 1.350																			
37 Matt Stiles, R ERA: 4.79	(7, 1) 0.2 H 4 1 0 0 0 1 0 0 0 0 1 0 10 17 0.00 3.000																			
59 Oliver Pérez, L ERA: 2.11	(8, 1) 0.2 H 2 0 0 0 0 1 0 0 0 0 0 0 5 10 0.00 1.500																			
43 Addison Reed, R ERA: 3.83	(9, 1) 1.0 S 3 0 0 0 0 0 0 0 0 0 0 0 9 14 0.00 0.000																			

AB	32
R	3
H	6
RBI	3
BB	2
SO	4
LOB	10



AB	30
R	2
H	7
RBI	2
BB	5
SO	3
LOB	14



Batter	1	2	3	4	5	6	7	8	9	AB	R	H	RBI	BB	SO	LOB	TOP
5 Ender Inciarte, L (1,8) OBP: 0.301, SLG: 0.327	G6-3		G6-3			G3				5	1	2	1	0	0	0	Arizona Diamondbacks @ Miami Marlins Marlins Park, Miami, FL Sun Aug 17 2014, 1:13 PM - 4:08 PM EDT Att: 19,296 - Roof Closed - 77 F
4 Cliff Pennington, S (1,4) OBP: 0.369, SLG: 0.393	K		F7			1B				5	1	2	0	0	1	2	
6 David Peralta, L (1,9) OBP: 0.323, SLG: 0.454	1B		G4-3			1B				4	0	1	0	0	1	3	
15 Mark Trumbo, R (1,3) OBP: 0.295, SLG: 0.407	1B					1B				3	0	2	1	1	1	1	
26 Miguel Montero, L (1,2) OBP: 0.339, SLG: 0.401	BB					2B				3	0	0	0	1	1	4	
19 Jake Lamb, L (1,5) OBP: 0.242, SLG: 0.250	K					1B				4	0	1	1	0	2	4	
17 Alfredo Marte, R (1,7) OBP: 0.222, SLG: 0.377						L8				4	1	1	0	0	2	2	
1 Didi Gregorius, L (1,6) OBP: 0.306, SLG: 0.365	K									3	0	0	0	1	1	0	
55 Josh Collmenter, R (1,1) OBP: 0.140, SLG: 0.152	G6-3									1	0	0	0	0	0	0	
14 Xavier Fariol, L (5,PH) OBP: 0.209, SLG: 0.440										0	0	0	0	0	0	0	
56 Eury De La Rosa, L (5,1) OBP: 0.273, SLG: 0.354										0	0	0	0	0	0	0	
31 Jordan Pacheco, R (7,PH) OBP: 0.273, SLG: 0.354										0	0	0	0	0	0	0	
48 Randall Delgado, R (7,1) ERA: 6.0										0	0	0	0	0	0	0	
60 Bradin Hagens, R (7,1) ERA: 3.38										0	0	0	0	0	0	0	
9 Tuffy Gosewisch, R (9,PH) OBP: 0.081, SLG: 0.326										1	0	0	0	0	1	2	
Inning Stats	R: 0 H: 1 E: 0 K: 2 S: 14	H: 1 LOB: 3 BB: 2 P: 27	R: 0 H: 0 E: 0 K: 2 S: 8	H: 0 LOB: 0 BB: 0 P: 11	R: 0 H: 0 E: 0 K: 0 S: 9	H: 0 LOB: 0 BB: 0 P: 10	R: 0 H: 1 E: 0 K: 1 S: 5	H: 4 LOB: 2 BB: 0 P: 8	R: 0 H: 0 E: 0 K: 1 S: 7	H: 0 LOB: 1 BB: 1 P: 14	R: 1 H: 2 E: 0 K: 2 S: 13	H: 2 LOB: 2 BB: 1 P: 24	1B: 8 2B: 1 3B: 0 HR: 0	SF: 0 SAC: 0 DP: 1 HBP: 0	WP: 1 PB: 0 SB: 1 CS: 0	PA: 38	
PITCHER	IP WLS BF H R ER SO BB IBB HBP BLK WP HR S P ERA WHIP	IP WLS BF H R ER SO BB IBB HBP BLK WP HR S P ERA WHIP	IP WLS BF H R ER SO BB IBB HBP BLK WP HR S P ERA WHIP	IP WLS BF H R ER SO BB IBB HBP BLK WP HR S P ERA WHIP	IP WLS BF H R ER SO BB IBB HBP BLK WP HR S P ERA WHIP	IP WLS BF H R ER SO BB IBB HBP BLK WP HR S P ERA WHIP	IP WLS BF H R ER SO BB IBB HBP BLK WP HR S P ERA WHIP	IP WLS BF H R ER SO BB IBB HBP BLK WP HR S P ERA WHIP	IP WLS BF H R ER SO BB IBB HBP BLK WP HR S P ERA WHIP	IP WLS BF H R ER SO BB IBB HBP BLK WP HR S P ERA WHIP	IP WLS BF H R ER SO BB IBB HBP BLK WP HR S P ERA WHIP	IP WLS BF H R ER SO BB IBB HBP BLK WP HR S P ERA WHIP	IP WLS BF H R ER SO BB IBB HBP BLK WP HR S P ERA WHIP	IP WLS BF H R ER SO BB IBB HBP BLK WP HR S P ERA WHIP	IP WLS BF H R ER SO BB IBB HBP BLK WP HR S P ERA WHIP	IP WLS BF H R ER SO BB IBB HBP BLK WP HR S P ERA WHIP	IP WLS BF H R ER SO BB IBB HBP BLK WP HR S P ERA WHIP
34 Tom Koehler, R (1,1) ERA: 3.82	6.0 W 25 6 2 2 7 2 0 0 0 1 0 63 90 3.00 1.333																
44 AJ Ramos, R (7,1) ERA: 1.5	1.0 H 3 0 0 0 0 0 0 0 0 0 0 7 9 0.00 0.000																
41 Chris Hatcher, R (8,1) ERA: 3.38	2.0 10 3 1 1 3 1 0 0 0 0 0 24 38 4.50 2.000																

Batter	1	2	3	4	5	6	7	8	9	AB	R	H	RBI	BB	SO	LOB	BOTTOM	
21 Christian Yelich, L (1,7) OBP: 0.357, SLG: 0.419	2B		F7			2B				5	2	3	1	0	1	0	Arizona Diamondbacks @ Miami Marlins Marlins Park, Miami, FL Sun Aug 17 2014, 1:13 PM - 4:08 PM EDT Att: 19,296 - Roof Closed - 77 F	
10 Jeff Baker, R (1,4) OBP: 0.303, SLG: 0.384	BB		G5-3			L4				3	1	0	0	1	1	2		
17 Donovan Solano, R (8,4) OBP: 0.301, SLG: 0.329	BB									1	0	0	0	0	0	0		
27 Giancarlo Stanton, R (1,9) OBP: 0.398, SLG: 0.565	HR		G5-3			L7				4	2	2	4	1	0	0		
1 Jordany Valdespin, L (8,PR) OBP: 0.276, SLG: 0.366	HR									0	0	0	0	0	0	0		
9 Casey McGehee, R (1,5) OBP: 0.367, SLG: 0.379	L7		F9			G6-3				4	1	0	0	1	0	1		
46 Garrett Jones, L (1,3) OBP: 0.315, SLG: 0.413	HR					K				3	2	2	1	1	1	0		
13 Marcell Ozuna, R (1,8) OBP: 0.311, SLG: 0.421	K		P6							4	1	1	2	0	2	1		
39 Jarrod Saltalamacchia, R (1,2) OBP: 0.332, SLG: 0.379	1B					K				4	0	2	2	0	1	0		
3 Adeiny Hechavarria, R (1,6) OBP: 0.307, SLG: 0.353	K									4	1	2	0	0	2	2		
34 Tom Koehler, R (1,1) OBP: 0.077, SLG: 0.053	K									1	0	0	0	0	1	0		
59 Ed Lucas, R (6,PH) OBP: 0.273, SLG: 0.274										1	0	0	0	0	0	1		
44 AJ Ramos, R (7,1) ERA: 1.5										0	0	0	0	0	0	0		
5 Reed Johnson, R (7,PH) OBP: 0.262, SLG: 0.340										1	0	0	0	0	0	1		
41 Chris Hatcher, R (8,1) ERA: 3.38										0	0	0	0	0	0	0		
Inning Stats	R: 4 H: 4 E: 0 K: 2 S: 22	H: 4 LOB: 1 BB: 1 P: 37	R: 0 H: 0 E: 0 K: 1 S: 10	H: 0 LOB: 0 BB: 0 P: 14	R: 0 H: 1 E: 0 K: 0 S: 10	H: 1 LOB: 1 BB: 0 P: 18	R: 1 H: 2 E: 0 K: 1 S: 14	H: 2 LOB: 1 BB: 0 P: 19	R: 0 H: 1 E: 0 K: 1 S: 8	H: 1 LOB: 1 BB: 0 P: 12	R: 5 H: 4 E: 1 K: 2 S: 24	H: 4 LOB: 1 BB: 2 P: 38	R: 0 H: 0 E: 0 K: 1 S: 10	H: 0 LOB: 1 BB: 1 P: 20	1B: 7 2B: 3 3B: 0 HR: 2	SF: 0 SAC: 1 DP: 0 HBP: 0	WP: 1 PB: 1 SB: 1 CS: 0	PA: 40
PITCHER	IP WLS BF H R ER SO BB IBB HBP BLK WP HR S P ERA WHIP	IP WLS BF H R ER SO BB IBB HBP BLK WP HR S P ERA WHIP	IP WLS BF H R ER SO BB IBB HBP BLK WP HR S P ERA WHIP	IP WLS BF H R ER SO BB IBB HBP BLK WP HR S P ERA WHIP	IP WLS BF H R ER SO BB IBB HBP BLK WP HR S P ERA WHIP	IP WLS BF H R ER SO BB IBB HBP BLK WP HR S P ERA WHIP	IP WLS BF H R ER SO BB IBB HBP BLK WP HR S P ERA WHIP	IP WLS BF H R ER SO BB IBB HBP BLK WP HR S P ERA WHIP	IP WLS BF H R ER SO BB IBB HBP BLK WP HR S P ERA WHIP	IP WLS BF H R ER SO BB IBB HBP BLK WP HR S P ERA WHIP	IP WLS BF H R ER SO BB IBB HBP BLK WP HR S P ERA WHIP	IP WLS BF H R ER SO BB IBB HBP BLK WP HR S P ERA WHIP	IP WLS BF H R ER SO BB IBB HBP BLK WP HR S P ERA WHIP	IP WLS BF H R ER SO BB IBB HBP BLK WP HR S P ERA WHIP	IP WLS BF H R ER SO BB IBB HBP BLK WP HR S P ERA WHIP	IP WLS BF H R ER SO BB IBB HBP BLK WP HR S P ERA WHIP	IP WLS BF H R ER SO BB IBB HBP BLK WP HR S P ERA WHIP	
55 Josh Collmenter, R (1,1) ERA: 4.31	2.0 L 7 1 0 0 2 0 0 0 0 0 0 15 24 0.00 0.500																	
56 Eury De La Rosa, L (5,1) ERA: 2.37	0.1 6 3 5 5 1 2 0 0 0 1 0 18 30 135.00 15.000																	
48 Randall Delgado, R (7,1) ERA: 6.0	1.2 7 1 0 0 2 1 0 0 0 0 0 16 28 0.00 1.200																	
60 Bradin Hagens, R (7,1) ERA: 3.38																		

AB 35
R 3
H 9
RBI 3
BB 3
SO 10
LOB 18



AB 35
R 10
H 12
RBI 10
BB 4
SO 9
LOB 8



Batter	1	2	3	4	5	6	7	8	9	AB	R	H	RBI	BB	SO	LOB	TOP					
21 Christian Yelich, L (1.7) OBP: 0.370, SLG: 0.425										4	1	2	1	1	1	1	Miami Marlins @ Colorado Rockies Coors Field, Denver, CO Sun Aug 24 2014, 2:16 PM - 5:21 PM MDT Att: 40,509 - Sunny - 77 F					
10 Jeff Baker, R (1.4) OBP: 0.305, SLG: 0.398										4	1	1	1	0	0	2						
17 Donovan Solano, R (7.4) OBP: 0.285, SLG: 0.306										1	0	0	0	0	0	0						
27 Giancarlo Stanton, R (1.9) OBP: 0.405, SLG: 0.562										4	0	1	1	1	1	0						
9 Casey McGehee, R (1.5) OBP: 0.361, SLG: 0.372										4	0	1	0	0	1	3						
13 Marcell Ozuna, R (1.8) OBP: 0.319, SLG: 0.448										4	0	1	0	0	0	4						
46 Garrett Jones, L (1.3) OBP: 0.317, SLG: 0.407										3	0	0	0	0	0	1						
59 Ed Lucas, R (8.3) OBP: 0.277, SLG: 0.278										1	0	1	0	0	0	0						
3 Adeiny Hechavarria, R (1.6) OBP: 0.305, SLG: 0.355										4	1	2	0	0	0	1						
6 Jeff Mathis, R (1.2) OBP: 0.270, SLG: 0.288										4	1	2	1	0	0	1						
52 Brad Hand, L (1.1) OBP: 0.050, SLG: 0.050										2	0	0	0	0	0	2						
33 Brad Penny, R (5.1) OBP: 0.250, SLG: 0.500										1	0	0	0	0	0	0						
40 Mike Dunn, L (7.1) OBP: 0.260, SLG: 0.331										0	0	0	0	0	0	0						
5 Reed Johnson, R (8.3) OBP: 0.260, SLG: 0.331										1	0	0	0	0	0	1						
44 AJ Ramos, R (8.1) OBP: 0.260, SLG: 0.331										0	0	0	0	0	0	0						
Inning Stats	R: 0 E: 0 K: 0 S: 12	H: 0 LOB: 2 BB: 2 P: 23	R: 2 E: 0 K: 0 S: 10	H: 3 LOB: 1 BB: 0 P: 16	R: 0 E: 0 K: 0 S: 9	H: 1 LOB: 1 BB: 0 P: 13	R: 0 E: 0 K: 1 S: 7	H: 1 LOB: 1 BB: 0 P: 12	R: 0 E: 0 K: 0 S: 6	H: 0 LOB: 0 BB: 0 P: 7	R: 2 E: 0 K: 1 S: 17	H: 3 LOB: 1 BB: 0 P: 25	R: 0 E: 0 K: 0 S: 7	H: 2 LOB: 1 BB: 0 P: 9	R: 0 E: 0 K: 1 S: 8	H: 0 LOB: 0 BB: 0 P: 10	1B: 4 2B: 5 3B: 2 HR: 0	SF: 0 SAC: 0 DP: 1 HBP: 0	WP: 0 PB: 0 SB: 0 CS: 0	PA: 39		
PITCHER	IP WLS BF H R ER SO BB IBB HBP BLK WP HR S P ERA WHIP	6.1 W 30 9 4 4 1 2 0 0 0 0 0 61 97 5.68 1.737	0.2 H 2 0 0 0 1 0 0 0 0 0 0 2 3 0.00 0.000	0.0 1 1 0 0 0 0 0 0 0 0 0 2 3 0.00 0.000	1.0 H 3 1 0 0 0 0 0 0 0 0 0 5 6 0.00 1.000	1.0 S 3 0 0 0 0 1 0 0 0 0 0 0 8 10 0.00 0.000																

Batter	1	2	3	4	5	6	7	8	9	AB	R	H	RBI	BB	SO	LOB	BOTTOM				
19 Charlie Blackmon, L (1.9) OBP: 0.339, SLG: 0.437										4	2	2	0	1	1	2	Miami Marlins @ Colorado Rockies Coors Field, Denver, CO Sun Aug 24 2014, 2:16 PM - 5:21 PM MDT Att: 40,509 - Sunny - 77 F				
13 Drew Stubbs, R (1.8) OBP: 0.342, SLG: 0.503										5	1	3	1	0	1	1					
28 Nolan Arenado, R (1.5) OBP: 0.349, SLG: 0.519										4	1	2	2	0	0	2					
6 Corey Dickerson, L (1.7) OBP: 0.372, SLG: 0.580										5	1	1	0	0	2	5					
8 Michael McKenry, R (1.2) OBP: 0.421, SLG: 0.536										3	1	1	2	1	0	2					
7 Matt McBride, R (1.3) OBP: 0.444, SLG: 0.750										3	1	1	0	1	0	3					
14 Josh Rutledge, R (1.6) OBP: 0.313, SLG: 0.399										3	0	2	0	1	0	3					
9 DJ LeMahieu, R (1.4) OBP: 0.315, SLG: 0.335										4	0	2	2	0	0	3					
36 Christian Bergman, R (1.1) OBP: 0.143, SLG: 0.143										3	0	0	0	0	0	2					
12 Juan Nicasio, R (7.1) OBP: 0.080, SLG: 0.080										0	0	0	0	0	0	0					
1 Brantton Barnes, L (7.0) OBP: 0.080, SLG: 0.080										1	0	0	0	0	0	1					
48 Boone Logan, R (8.1) OBP: 0.080, SLG: 0.080										0	0	0	0	0	0	0					
0 Adam Ottavino, S (8.1) OBP: 0.080, SLG: 0.080										0	0	0	0	0	0	0					
32 LaTroy Hawkins, R (9.1) OBP: 0.080, SLG: 0.080										0	0	0	0	0	0	0					
Inning Stats	R: 3 E: 0 K: 0 S: 16	H: 4 LOB: 2 BB: 1 P: 26	R: 0 E: 0 K: 2 S: 11	H: 0 LOB: 0 BB: 0 P: 15	R: 0 E: 0 K: 0 S: 8	H: 1 LOB: 0 BB: 0 P: 13	R: 0 E: 0 K: 0 S: 10	H: 1 LOB: 1 BB: 0 P: 16	R: 1 E: 0 K: 0 S: 16	H: 3 LOB: 1 BB: 2 P: 30	R: 1 E: 0 K: 0 S: 10	H: 3 LOB: 2 BB: 1 P: 19	R: 2 E: 0 K: 1 S: 14	H: 3 LOB: 2 BB: 1 P: 19	R: 0 E: 0 K: 1 S: 6	H: 1 LOB: 0 BB: 0 P: 10	1B: 8 2B: 4 3B: 1 HR: 2	SF: 0 SAC: 0 DP: 2 HBP: 1	WP: 0 PB: 0 SB: 1 CS: 1	PA: 40	
PITCHER	IP WLS BF H R ER SO BB IBB HBP BLK WP HR S P ERA WHIP	4.1 L 23 7 4 4 3 3 0 0 0 0 0 29 41 8.31 2.308	2.1 6 3 3 1 1 0 0 0 0 0 0 29 41 11.57 3.000	0.1 1 0 0 0 0 0 0 0 0 0 0 2 2 0.00 0.000	1.0 3 1 0 0 1 0 0 0 0 0 0 6 10 0.00 1.000																

AB	37
R	4
H	11
RBI	4
BB	2
SO	3
LOB	16



Batter	1	2	3	4	5	6	7	8	9	AB	R	H	RBI	BB	SO	LOB	TOP			
21 Christian Yelich, L OBP: 0.372, SLG: 0.429	L7		10 F8 1B	27 HR 1B		13 G1-3 2B	G5-3			5	2	3	2	0	0	1				
10 Jeff Baker, R OBP: 0.297, SLG: 0.386	K		F8	K		FC1 13 G1-3		K		5	0	0	0	0	3	5				
27 Giancarlo Stanton, R OBP: 0.407, SLG: 0.566			9 1B IBB	HR		K		K		3	1	1	3	2	2	2				
13 Marcell Ozuna, R OBP: 0.316, SLG: 0.444	K		SF9	P2		G1-3		G4-3		4	0	0	1	0	1	3				
9 Casey McGehee, R OBP: 0.363, SLG: 0.371		L9							L9	3	0	1	1	2	0	0				
39 Jarrod Saltalamacchia, R OBP: 0.339, SLG: 0.394									K	5	0	1	0	0	4	6				
3 Adeiny Hechavarria, R OBP: 0.304, SLG: 0.354									G4-3	5	0	1	0	0	0	2				
17 Donovan Solano, R OBP: 0.294, SLG: 0.317										3	2	2	0	1	0	1				
5 Reed Johnson, R OBP: 0.266, SLG: 0.336										4	2	2	0	0	1	3				
Inning Stats	R: 0 H: 0 E: 0 K: 2 S: 14	H: 0 LOB: 1 BB: 1 P: 23	R: 0 H: 1 E: 0 K: 0 S: 8	LOB: 0 BB: 0 P: 11	R: 3 H: 3 E: 0 K: 1 S: 14	H: 3 LOB: 2 BB: 2 P: 28	R: 4 H: 4 E: 0 K: 1 S: 13	H: 4 LOB: 0 BB: 2 P: 21	R: 0 H: 1 E: 0 K: 2 S: 14	H: 1 LOB: 3 BB: 1 P: 22	R: 0 H: 1 E: 0 K: 1 S: 10	H: 1 LOB: 1 BB: 0 P: 14	R: 0 H: 0 E: 0 K: 2 S: 10	H: 0 LOB: 0 BB: 0 P: 12	R: 0 H: 0 E: 0 K: 1 S: 9	H: 0 LOB: 0 BB: 0 P: 16	1B: 8 2B: 2 3B: 0 HR: 1	SF: 1 SAC: 0 DP: 1 HBP: 0	WP: 0 PB: 0 CS: 0	PA: 43
PITCHER	IP WLS BF H R ER SO	IP WLS BF H R ER SO	IP WLS BF H R ER SO	IP WLS BF H R ER SO	IP WLS BF H R ER SO	IP WLS BF H R ER SO	IP WLS BF H R ER SO	IP WLS BF H R ER SO	IP WLS BF H R ER SO	IP WLS BF H R ER SO	IP WLS BF H R ER SO	IP WLS BF H R ER SO	IP WLS BF H R ER SO	IP WLS BF H R ER SO	IP WLS BF H R ER SO	IP WLS BF H R ER SO	ERA WHIP	ERA WHIP		
37 Wade LeBlanc, L ERA: 10.13	3.1 L 19 7 6 6 3	2.2 14 3 1 1 4	2.0 7 1 0 0 3	1.0 3 0 0 0 1	2.0 19 7 6 6 3	2.0 14 3 1 1 4	2.0 7 1 0 0 3	1.0 3 0 0 0 1	2.0 19 7 6 6 3	2.0 14 3 1 1 4	2.0 7 1 0 0 3	1.0 3 0 0 0 1	2.0 19 7 6 6 3	2.0 14 3 1 1 4	2.0 7 1 0 0 3	1.0 3 0 0 0 1	16.20 2.700	3.38 1.875	0.00 0.500	0.00 0.000
46 Cory Rasmus, R ERA: 2.69	2.0 7 1 0 0 3	1.0 3 0 0 0 1	2.0 19 7 6 6 3	2.0 14 3 1 1 4	2.0 7 1 0 0 3	1.0 3 0 0 0 1	2.0 19 7 6 6 3	2.0 14 3 1 1 4	2.0 7 1 0 0 3	1.0 3 0 0 0 1	2.0 19 7 6 6 3	2.0 14 3 1 1 4	2.0 7 1 0 0 3	1.0 3 0 0 0 1	2.0 19 7 6 6 3	2.0 14 3 1 1 4	0.00 0.000	0.00 0.000	0.00 0.000	0.00 0.000
64 Mike Morin, R ERA: 2.47	2.0 7 1 0 0 3	1.0 3 0 0 0 1	2.0 19 7 6 6 3	2.0 14 3 1 1 4	2.0 7 1 0 0 3	1.0 3 0 0 0 1	2.0 19 7 6 6 3	2.0 14 3 1 1 4	2.0 7 1 0 0 3	1.0 3 0 0 0 1	2.0 19 7 6 6 3	2.0 14 3 1 1 4	2.0 7 1 0 0 3	1.0 3 0 0 0 1	2.0 19 7 6 6 3	2.0 14 3 1 1 4	0.00 0.000	0.00 0.000	0.00 0.000	0.00 0.000
59 Fernando Salas, R ERA: 2.33	1.0 3 0 0 0 1	2.0 19 7 6 6 3	2.0 14 3 1 1 4	2.0 7 1 0 0 3	1.0 3 0 0 0 1	2.0 19 7 6 6 3	2.0 14 3 1 1 4	2.0 7 1 0 0 3	1.0 3 0 0 0 1	2.0 19 7 6 6 3	2.0 14 3 1 1 4	2.0 7 1 0 0 3	1.0 3 0 0 0 1	2.0 19 7 6 6 3	2.0 14 3 1 1 4	2.0 7 1 0 0 3	0.00 0.000	0.00 0.000	0.00 0.000	0.00 0.000

Miami Marlins @ Los Angeles Angels
Angel Stadium of Anaheim, Anaheim, CA
Mon Aug 25 2014, 7:08 PM - 10:04 PM PDT
Att: 35,350 - Partly Cloudy - 77 F

AB	37
R	7
H	11
RBI	7
BB	5
SO	11
LOB	23



Batter	1	2	3	4	5	6	7	8	9	AB	R	H	RBI	BB	SO	LOB	BOTTOM					
56 Kole Calhoun, L OBP: 0.346, SLG: 0.481	G6-3		K		G6-3					4	0	1	1	0	1	1						
27 Mike Trout, R OBP: 0.370, SLG: 0.555	K		L4				L9			4	0	0	0	0	1	1						
5 Albert Pujols, R OBP: 0.330, SLG: 0.470										4	0	1	0	0	0	1						
32 Josh Hamilton, L OBP: 0.339, SLG: 0.430										3	0	0	0	1	0	1						
47 Howie Kendrick, R OBP: 0.339, SLG: 0.373										4	0	1	0	0	1	2						
6 David Freese, R OBP: 0.321, SLG: 0.359										4	0	0	0	0	2	1						
2 Erick Aybar, S OBP: 0.318, SLG: 0.386										4	0	3	0	0	1	0						
17 Chris Iannetta, R OBP: 0.375, SLG: 0.410										4	0	1	0	0	0	3						
7 Collin Cowgill, R OBP: 0.346, SLG: 0.383										4	1	1	0	0	1	2						
Inning Stats	R: 0 H: 1 E: 0 K: 1 S: 7	H: 1 LOB: 0 BB: 0 P: 9	R: 0 H: 1 E: 0 K: 0 S: 16	H: 1 LOB: 0 BB: 0 P: 22	R: 0 H: 0 E: 0 K: 2 S: 8	H: 0 LOB: 0 BB: 0 P: 10	R: 0 H: 1 E: 0 K: 1 S: 13	H: 1 LOB: 1 BB: 0 P: 16	R: 0 H: 1 E: 0 K: 0 S: 11	H: 1 LOB: 1 BB: 0 P: 14	R: 0 H: 0 E: 0 K: 0 S: 6	H: 0 LOB: 0 BB: 0 P: 8	R: 0 H: 1 E: 0 K: 0 S: 9	H: 1 LOB: 1 BB: 0 P: 11	R: 1 H: 2 E: 0 K: 1 S: 13	H: 2 LOB: 2 BB: 1 P: 20	R: 0 H: 1 E: 0 K: 2 S: 11	H: 1 LOB: 1 BB: 0 P: 20	1B: 6 2B: 2 3B: 0 HR: 0	SF: 0 SAC: 0 DP: 0 HBP: 0	WP: 0 PB: 0 CS: 0	PA: 36
PITCHER	IP WLS BF H R ER SO	IP WLS BF H R ER SO	IP WLS BF H R ER SO	IP WLS BF H R ER SO	IP WLS BF H R ER SO	IP WLS BF H R ER SO	IP WLS BF H R ER SO	IP WLS BF H R ER SO	IP WLS BF H R ER SO	IP WLS BF H R ER SO	IP WLS BF H R ER SO	IP WLS BF H R ER SO	IP WLS BF H R ER SO	IP WLS BF H R ER SO	IP WLS BF H R ER SO	IP WLS BF H R ER SO	ERA WHIP	ERA WHIP				
23 Jarrod Cosart, R ERA: 3.98	7.2 W 31 7 1 1 4	1.1 5 1 0 0 3	2.0 19 7 6 6 3	2.0 14 3 1 1 4	2.0 7 1 0 0 3	1.0 3 0 0 0 1	2.0 19 7 6 6 3	2.0 14 3 1 1 4	2.0 7 1 0 0 3	1.0 3 0 0 0 1	2.0 19 7 6 6 3	2.0 14 3 1 1 4	2.0 7 1 0 0 3	1.0 3 0 0 0 1	2.0 19 7 6 6 3	2.0 14 3 1 1 4	1.17 1.043	0.00 0.750	0.00 0.000	0.00 0.000	0.00 0.000	
41 Chris Hatcher, R ERA: 3.05	1.1 5 1 0 0 3	2.0 19 7 6 6 3	2.0 14 3 1 1 4	2.0 7 1 0 0 3	1.0 3 0 0 0 1	2.0 19 7 6 6 3	2.0 14 3 1 1 4	2.0 7 1 0 0 3	1.0 3 0 0 0 1	2.0 19 7 6 6 3	2.0 14 3 1 1 4	2.0 7 1 0 0 3	1.0 3 0 0 0 1	2.0 19 7 6 6 3	2.0 14 3 1 1 4	2.0 7 1 0 0 3	0.00 0.750	0.00 0.000	0.00 0.000	0.00 0.000		

Miami Marlins @ Los Angeles Angels
Angel Stadium of Anaheim, Anaheim, CA
Mon Aug 25 2014, 7:08 PM - 10:04 PM PDT
Att: 35,350 - Partly Cloudy - 77 F

AB	35
R	1
H	8
RBI	1
BB	1
SO	7
LOB	12



Batter	1	2	3	4	5	6	7	8	9	AB	R	H	RBI	BB	SO	LOB	TOP						
21 Christian Yelich, L (1.7) OBP: 0.373, SLG: 0.426										3	0	0	0	1	2	3	Miami Marlins @ Los Angeles Angels Angel Stadium of Anaheim, Anaheim, CA Tue Aug 26 2014, 7:09 PM - 10:08 PM PDT Att: 33,028 - Clear - 80 F AB 33 R 2 H 6 RBI 2 BB 3 SO 9 LOB 12						
1 Jordany Valdespin, L (1.10) OBP: 0.274, SLG: 0.346										4	0	0	0	0	1	2							
27 Giancarlo Stanton, R (1.9) OBP: 0.352, SLG: 0.562										4	0	0	0	0	3	2							
5 Reed Johnson, R (8.9) OBP: 0.266, SLG: 0.336										4	0	1	0	0	1	1							
13 Marcell Ozuna, R (1.8) OBP: 0.316, SLG: 0.443										4	0	0	0	0	2	1							
9 Casey McGehee, R (1.5) OBP: 0.361, SLG: 0.369										4	1	1	0	0	0	0							
46 Garrett Jones, L (1.3) OBP: 0.316, SLG: 0.408										2	1	1	1	2	0	0							
39 Jarrod Saltalamacchia, R (1.2) OBP: 0.343, SLG: 0.396										3	0	0	0	0	0	2							
3 Adeiny Hechavarria, R (1.6) OBP: 0.302, SLG: 0.351										1	0	1	1	0	0	0							
50 Esteban Lucas, R (8.6) OBP: 0.281, SLG: 0.283										4	0	2	0	0	0	1							
17 Donovan Solano, R (1.4) OBP: 0.298, SLG: 0.321										1B: 4	SF: 0	WP: 0	PA: 37	2B: 2	SAC: 0	FB: 0	CS: 0						
Inning Stats	R: 0 H: 0 E: 0 K: 2 S: 11	WLS: 0 BF: 0 P: 17	R: 0 H: 0 E: 0 K: 2 S: 10	WLS: 0 BF: 0 P: 13	R: 0 H: 1 E: 0 K: 0 S: 10	WLS: 1 BF: 1 P: 13	R: 0 H: 1 E: 0 K: 0 S: 6	WLS: 1 BF: 1 P: 8	R: 0 H: 0 E: 0 K: 0 S: 6	WLS: 0 BF: 1 P: 10	R: 0 H: 0 E: 0 K: 2 S: 12	WLS: 0 BF: 1 P: 14	R: 0 H: 0 E: 0 K: 0 S: 12	WLS: 0 BF: 1 P: 21	R: 0 H: 0 E: 0 K: 1 S: 14	WLS: 0 BF: 1 P: 23	R: 2 H: 4 E: 0 K: 2 S: 23	WLS: 4 BF: 0 P: 31	1B: 4 2B: 2 3B: 0 HR: 0	SF: 0 SAC: 0 DP: 0 HBP: 1	WP: 0 FB: 0 CS: 0		
PITCHER	IP: 7.0 WLS: W BF: 26 ERA: 3.33	WLS: W BF: 26 ERA: 3.33	H: 2 R: 0 ER: 0 SO: 6 BB: 2	H: 0 R: 0 ER: 0 SO: 1 BB: 1	H: 0 R: 0 ER: 0 SO: 1 BB: 0	H: 0 R: 0 ER: 0 SO: 1 BB: 0	H: 1 R: 0 ER: 0 SO: 0 BB: 0	H: 1 R: 0 ER: 0 SO: 0 BB: 0	H: 1 R: 0 ER: 0 SO: 0 BB: 0	H: 1 R: 0 ER: 0 SO: 0 BB: 0	IP: 14.0 WLS: 4 BF: 23 ERA: 0.00	IP: 23.0 WLS: 31 BF: 18.00 ERA: 4.000	IP: 14.0 WLS: W BF: 26 ERA: 3.33	IP: 8.1 WLS: L BF: 4 ERA: 3.5	IP: 9.1 WLS: L BF: 7 ERA: 6.43	IP: 7.0 WLS: W BF: 26 ERA: 3.33	IP: 8.1 WLS: L BF: 4 ERA: 3.5	IP: 9.1 WLS: L BF: 7 ERA: 6.43	IP: 14.0 WLS: 4 BF: 23 ERA: 0.00	IP: 23.0 WLS: 31 BF: 18.00 ERA: 4.000	IP: 14.0 WLS: W BF: 26 ERA: 3.33	IP: 8.1 WLS: L BF: 4 ERA: 3.5	IP: 9.1 WLS: L BF: 7 ERA: 6.43

Batter	1	2	3	4	5	6	7	8	9	AB	R	H	RBI	BB	SO	LOB	BOTTOM						
56 Kole Calhoun, L (1.9) OBP: 0.344, SLG: 0.477										5	1	1	1	0	3	3	Miami Marlins @ Los Angeles Angels Angel Stadium of Anaheim, Anaheim, CA Tue Aug 26 2014, 7:09 PM - 10:08 PM PDT Att: 33,028 - Clear - 80 F AB 39 R 8 H 16 RBI 8 BB 2 SO 7 LOB 22						
27 Mike Trout, R (1.8) OBP: 0.374, SLG: 0.558										4	2	3	1	1	1	0							
5 Albert Pujols, R (1.3) OBP: 0.353, SLG: 0.472										4	0	3	2	0	0	0							
7 Collin Cowgill, R (8.7) OBP: 0.345, SLG: 0.381										1	0	0	0	0	0	1							
32 Josh Hamilton, L (1.10) OBP: 0.335, SLG: 0.424										4	0	0	0	0	2	5							
18 Gordon Beckham, R (9.10) OBP: 0.260, SLG: 0.330										0	0	0	0	0	0	0							
47 Howie Kendrick, R (1.4) OBP: 0.338, SLG: 0.371										5	0	1	1	0	0	5							
2 Enck Aybar, S (1.6) OBP: 0.321, SLG: 0.387										4	2	2	0	1	1	4							
6 David Freese, R (1.5) OBP: 0.325, SLG: 0.366										4	1	3	0	0	0	0							
8 John McDonald, R (7. PR) OBP: 0.237, SLG: 0.164										0	0	0	0	0	0	0							
19 Efrén Navarro, L (1.7) OBP: 0.320, SLG: 0.359										4	1	1	2	0	0	3							
24 Hank Conger, L (1.2) OBP: 0.289, SLG: 0.323										4	1	2	1	0	0	1							
Inning Stats	R: 1 H: 3 E: 0 K: 3 S: 17	WLS: 3 BF: 22 P: 22	R: 0 H: 0 E: 0 K: 0 S: 8	WLS: 0 BF: 0 P: 11	R: 0 H: 2 E: 0 K: 1 S: 9	WLS: 2 BF: 2 P: 10	R: 5 H: 6 E: 0 K: 1 S: 15	WLS: 6 BF: 1 P: 30	R: 1 H: 2 E: 0 K: 0 S: 8	WLS: 2 BF: 0 P: 12	R: 0 H: 0 E: 0 K: 1 S: 7	WLS: 0 BF: 0 P: 12	R: 1 H: 3 E: 0 K: 1 S: 17	WLS: 3 BF: 0 P: 22	R: 0 H: 0 E: 0 K: 0 S: 9	WLS: 0 BF: 1 P: 16	R: 0 H: 0 E: 0 K: 0 S: 9	WLS: 0 BF: 1 P: 16	1B: 14 2B: 2 3B: 0 HR: 0	SF: 0 SAC: 0 DP: 0 HBP: 1	WP: 0 FB: 0 CS: 0		
PITCHER	IP: 3.1 WLS: L BF: 20 ERA: 4.3	IP: 3.1 WLS: L BF: 16 ERA: 2.37	H: 10 R: 6 ER: 6 SO: 4 BB: 1	H: 6 R: 2 ER: 2 SO: 2 BB: 0	H: 6 R: 2 ER: 2 SO: 2 BB: 0	H: 6 R: 2 ER: 2 SO: 2 BB: 0	H: 6 R: 2 ER: 2 SO: 2 BB: 0	H: 6 R: 2 ER: 2 SO: 2 BB: 0	H: 6 R: 2 ER: 2 SO: 2 BB: 0	H: 6 R: 2 ER: 2 SO: 2 BB: 0	IP: 16.2 WLS: 5.40 BF: 16.20 ERA: 1.800	IP: 19.0 WLS: 12 BF: 19.00 ERA: 0.750	IP: 3.1 WLS: L BF: 20 ERA: 4.3	IP: 4.1 WLS: L BF: 6 ERA: 2.37	IP: 7.1 WLS: L BF: 6 ERA: 3.33	IP: 3.1 WLS: L BF: 20 ERA: 4.3	IP: 4.1 WLS: L BF: 6 ERA: 2.37	IP: 7.1 WLS: L BF: 6 ERA: 3.33	IP: 16.2 WLS: 5.40 BF: 16.20 ERA: 1.800	IP: 19.0 WLS: 12 BF: 19.00 ERA: 0.750	IP: 3.1 WLS: L BF: 20 ERA: 4.3	IP: 4.1 WLS: L BF: 6 ERA: 2.37	IP: 7.1 WLS: L BF: 6 ERA: 3.33

Batter	1	2	3	4	5	6	7	8	9	AB	R	H	RBI	BB	SO	LOB	TOP										
21 Christian Yelich, L (1.7) OBP: 0.372, SLG: 0.425										4	0	1	0	0	2	0											
10 Jeff Baker, R (1.3) OBP: 0.301, SLG: 0.400										4	0	2	0	0	1	1											
27 Giancarlo Stanton, R (1.9) OBP: 0.403, SLG: 0.556										3	0	0	0	1	2	2											
13 Marcell Ozuna, R (1.8) OBP: 0.313, SLG: 0.439										4	0	0	0	1	2												
9 Casey McGehee, R (1.5) OBP: 0.360, SLG: 0.368										4	0	1	0	0	0	0											
5 Reed Johnson, R (1.10) OBP: 0.255, SLG: 0.327										4	0	0	0	0	1	1											
3 Adeiny Hechavarria, R (1.6) OBP: 0.309, SLG: 0.363										3	1	3	1	1	0	0											
17 Donovan Solano, R (1.4) OBP: 0.292, SLG: 0.315										4	0	0	0	0	2	4											
6 Jeff Mathis, R (1.2) OBP: 0.265, SLG: 0.282										3	0	0	0	0	2	0											
Inning Stats	R: 0 E: 0 K: 0 S: 11	H: 1 LOB: 0 BB: 0 P: 16	R: 0 E: 0 K: 0 S: 8	H: 0 LOB: 0 BB: 0 P: 12	R: 1 E: 0 K: 3 S: 14	H: 1 LOB: 0 BB: 0 P: 19	R: 0 E: 0 K: 2 S: 7	H: 0 LOB: 1 BB: 1 P: 10	R: 0 E: 0 K: 0 S: 9	H: 0 LOB: 1 BB: 1 P: 15	R: 0 E: 0 K: 1 S: 15	H: 1 LOB: 2 BB: 1 P: 24	R: 0 E: 0 K: 1 S: 14	H: 1 LOB: 0 BB: 0 P: 18	R: 0 E: 0 K: 2 S: 12	H: 1 LOB: 2 BB: 0 P: 16	R: 0 E: 0 K: 2 S: 13	H: 2 LOB: 2 BB: 0 P: 18	1B: 5 2B: 0 3B: 1 HR: 1	SF: 0 SAC: 0 DP: 0 HBP: 0	WP: 1 PB: 0 SB: 0 CS: 1	PA: 35					
PITCHER	IP	WLS	BF	H	R	ER	SO	BB	IBB	HBP	BLK	WP	HR	S	P	ERA	WHIP										
53 Héctor Santiago, L (1.1) ERA: 3.28	5.2	W	21	3	1	1	6	2	0	0	0	1	1	62	93	1.59	0.882										
40 Kevin Jepsen, R (6.1) ERA: 2.1	1.1	H	5	1	0	0	1	0	0	0	0	0	0	16	21	0.00	0.750										
59 Fernando Salas, R (8.1) ERA: 2.28	1.0		4	1	0	0	2	0	0	0	0	0	0	12	16	0.00	1.000										
16 Huston Street, R (9.1) ERA: 1.13	1.0		5	2	0	0	2	0	0	0	0	0	0	13	18	0.00	2.000										

Miami Marlins @ Los Angeles Angels
Angel Stadium of Anaheim, Anaheim, CA
Wed Aug 27 2014, 7:08 PM - 9:58 PM PDT
Att: 34,657 - Clear - 88 F

livebaseballscorecards.com

AB 33
R 1
H 7
RBI 1
BB 2
SO 11
LOB 10

Batter	1	2	3	4	5	6	7	8	9	AB	R	H	RBI	BB	SO	LOB	BOTTOM										
56 Kole Calhoun, L (1.9) OBP: 0.342, SLG: 0.473										5	1	1	0	0	1	1											
27 Mike Trout, R (1.8) OBP: 0.378, SLG: 0.565										3	2	2	2	2	0	0											
5 Albert Pujols, R (1.3) OBP: 0.353, SLG: 0.469										3	0	0	1	1	0	2											
19 Efran Navarro, L (7, PR) OBP: 0.318, SLG: 0.356										1	0	0	0	0	0	2											
32 Josh Hamilton, L (1.7) OBP: 0.337, SLG: 0.429										4	0	2	1	0	0	1											
7 Collin Cowgill, R (9.7) OBP: 0.345, SLG: 0.381										0	0	0	0	0	0	0											
47 Howie Kendrick, R (1.10) OBP: 0.335, SLG: 0.368										4	0	0	0	0	2	5											
2 Enck Aybar, S (1.6) OBP: 0.322, SLG: 0.386										3	0	1	0	0	0	2											
6 David Freese, R (1.5) ERA: 2.75										3	0	0	0	0	0	3											
8 John McDonald, R (7.5) OBP: 0.234, SLG: 0.162										1	1	0	0	0	0	0											
17 Chris Iannetta, R (1.2) OBP: 0.370, SLG: 0.403										4	0	0	0	0	1	2											
18 Gordon Beckham, R (1.4) OBP: 0.262, SLG: 0.339										4	2	2	2	0	0	2											
Inning Stats	R: 0 E: 0 K: 1 S: 14	H: 1 LOB: 2 BB: 1 P: 20	R: 0 E: 0 K: 0 S: 5	H: 0 LOB: 0 BB: 0 P: 8	R: 3 E: 0 K: 0 S: 15	H: 4 LOB: 2 BB: 0 P: 20	R: 1 E: 0 K: 1 S: 13	H: 1 LOB: 0 BB: 0 P: 19	R: 0 E: 0 K: 0 S: 6	H: 0 LOB: 0 BB: 0 P: 8	R: 0 E: 0 K: 0 S: 4	H: 1 LOB: 1 BB: 0 P: 9	R: 1 E: 0 K: 2 S: 21	H: 1 LOB: 2 BB: 1 P: 32	R: 1 E: 2 K: 0 S: 10	H: 0 LOB: 2 BB: 1 P: 18	1B: 5 2B: 1 3B: 0 HR: 2	SF: 0 SAC: 0 DP: 0 HBP: 1	WP: 1 PB: 0 SB: 0 CS: 0	PA: 39							
PITCHER	IP	WLS	BF	H	R	ER	SO	BB	IBB	HBP	BLK	WP	HR	S	P	ERA	WHIP										
37 Henderson Alvarez III, R (1.1) ERA: 2.75	6.1	L	29	8	5	5	3	1	0	0	0	1	0	14	21	0.00	1.500										
44 AJ Ramos, R (7.1) ERA: 1.99	0.2		4	0	0	0	1	1	0	0	0	1	0	14	21	0.00	1.500										
31 Steve Csiehek, R (8.1) ERA: 3.74	1.0		6	0	1	0	0	1	0	0	0	0	0	10	18	0.00	1.000										

Miami Marlins @ Los Angeles Angels
Angel Stadium of Anaheim, Anaheim, CA
Wed Aug 27 2014, 7:08 PM - 9:58 PM PDT
Att: 34,657 - Clear - 88 F

livebaseballscorecards.com

AB 35
R 6
H 8
RBI 6
BB 3
SO 4
LOB 20

Batter	1	2	3	4	5	6	7	8	9	AB	R	H	RBI	BB	SO	LOB	TOP						
21 Christian Yelich, L (1.7) OBP: 0.371, SLG: 0.423	G3-1		1B		G4-3		G4-3			4	0	1	0	0	0	0	Miami Marlins @ Atlanta Braves Turner Field, Atlanta, GA Fri Aug 29 2014, 7:36 PM - 10:37 PM EDT Att: 26,278 - Partly Cloudy - 90 F						
17 Donovan Solano, R (1.4) OBP: 0.292, SLG: 0.310	BB		L9		G5-3		K			3	0	0	0	1	1								
27 Giancarlo Stanton, R (1.9) OBP: 0.403, SLG: 0.556	BB		BB			G6-3		K		2	0	0	0	2	1								
9 Casey McGehee, R (1.5) OBP: 0.361, SLG: 0.367	BB		K			1B		L9		3	1	1	0	1	1								
46 Garrett Jones, L (1.3) OBP: 0.316, SLG: 0.407	K					1B		K		4	0	1	0	0	2								
33 Brad Penny, R (8.1)	K					1B		K		0	0	0	0	0	0								
13 Marcell Ozuna, R (1.8) OBP: 0.317, SLG: 0.444	L9					2B				4	0	3	1	0	0								
39 Jarrod Saltalamacchia, R (1.2) OBP: 0.340, SLG: 0.393	K					K		G3-6-3		4	0	0	0	0	3								
3 Adeiny Hechavarria, R (1.6) OBP: 0.305, SLG: 0.359	F9					L4		F9		4	0	0	0	0	0								
34 Tom Koehler, R (1.1) OBP: 0.270, SLG: 0.344	K					K				2	0	0	0	0	0								
1 Jordany Valdespin, L (7.9) OBP: 0.267, SLG: 0.333										1	1	1	0	0	0								
41 Chris Hatcher, R (7.1)										0	0	0	0	0	0								
40 Mike Dunn, L (7.1)										0	0	0	0	0	0								
36 Sam Dyson, R (7.1)										0	0	0	0	0	0								
10 Jeff Baker, R (8.3) OBP: 0.201, SLG: 0.400										0	0	0	0	0	0								
Inning Stats	R: 0 H: 0 E: 0 K: 1 S: 19	H: 0 LOB: 3 BB: 3 P: 32	R: 0 H: 0 E: 0 K: 2 S: 11	H: 0 LOB: 0 BB: 0 P: 14	R: 0 H: 1 E: 0 K: 1 S: 11	H: 1 LOB: 1 BB: 1 P: 23	R: 0 H: 1 E: 0 K: 1 S: 8	H: 1 LOB: 1 BB: 0 P: 10	R: 0 H: 0 E: 0 K: 1 S: 7	H: 0 LOB: 0 BB: 0 P: 10	R: 1 H: 3 E: 0 K: 1 S: 10	H: 3 LOB: 1 BB: 0 P: 15	R: 1 H: 1 E: 0 K: 1 S: 10	H: 1 LOB: 0 BB: 0 P: 14	R: 0 H: 0 E: 0 K: 2 S: 8	H: 0 LOB: 0 BB: 0 P: 12	R: 0 H: 1 E: 0 K: 0 S: 6	H: 1 LOB: 0 BB: 0 P: 10	1B: 5 2B: 1 3B: 0 HR: 1	SF: 0 SAC: 0 DP: 1 HBP: 0	WP: 0 PB: 0 SB: 0 CS: 1	PA: 35	
PITCHER	IP WLS BF H R ER SO BB IBB HBP BLK WP HR S P ERA WHIP	6.0 W 4 1 1 1 7 4 0 0 0 0 0 1 10 14 1.50 1.500	7.1 L 3 0 0 0 2 0 0 0 0 0 0 8 12 9.00 1.000	8.1 S 3 1 0 0 0 0 0 0 0 0 6 10 0.00 1.000																			

AB	31
R	2
H	7
RBI	2
BB	4
SO	10
LOB	12



Batter	1	2	3	4	5	6	7	8	9	AB	R	H	RBI	BB	SO	LOB	BOTTOM					
22 Jason Heyward, L (1.9) OBP: 0.355, SLG: 0.395	G1		1B				FC1-5			3	1	3	1	1	0	0	Miami Marlins @ Atlanta Braves Turner Field, Atlanta, GA Fri Aug 29 2014, 7:36 PM - 10:37 PM EDT Att: 26,278 - Partly Cloudy - 90 F					
1 Emilio Bonifacio, S (1.8) OBP: 0.318, SLG: 0.365	G1		L7		F9		FC1-5			4	1	0	0	0	5							
5 Freddie Freeman, L (1.3) OBP: 0.385, SLG: 0.476	K		K			HR	K			3	1	0	0	1	3							
8 Justin Upton, R (1.7) OBP: 0.362, SLG: 0.524	F9		P4			HR	E8			4	1	2	3	0	2							
24 Evan Gattis, R (1.2) OBP: 0.329, SLG: 0.509	BB				F7		F9			3	0	0	0	1	1							
23 Chris Johnson, R (1.5) OBP: 0.299, SLG: 0.375	L8				G4-3		K			3	0	1	0	1	1							
7 Tommy La Stella, L (1.4) OBP: 0.344, SLG: 0.339					G4-3					4	0	1	0	0	1							
15 Phil Gosselin, R (9.4) OBP: 0.327, SLG: 0.380							K			0	0	0	0	0	0							
19 Andrelton Simmons, R (1.6) OBP: 0.293, SLG: 0.345	K						G4-3			4	1	1	0	0	1							
30 Ervin Santana, R (1.1) OBP: 0.251, SLG: 0.490										2	0	0	0	0	0							
48 David Carpenter, R (7.1)										0	0	0	0	0	0							
14 Ramiro Pena, S (7.9) OBP: 0.267, SLG: 0.333										1	0	1	0	0	0							
52 Jordan Walden, R (8.1)										0	0	0	0	0	0							
4 Ryan Doumit, S (8.9) OBP: 0.201, SLG: 0.400										0	0	0	0	0	0							
46 Craig Kimbrel, R (9.1)										0	0	0	0	0	0							
Inning Stats	R: 0 H: 0 E: 0 K: 1 S: 10	H: 0 LOB: 1 BB: 1 P: 15	R: 0 H: 1 E: 0 K: 1 S: 14	H: 1 LOB: 1 BB: 1 P: 23	R: 0 H: 1 E: 0 K: 0 S: 5	H: 1 LOB: 0 BB: 0 P: 8	R: 0 H: 1 E: 0 K: 0 S: 9	H: 1 LOB: 1 BB: 0 P: 12	R: 2 H: 1 E: 0 K: 3 S: 15	H: 1 LOB: 0 BB: 1 P: 24	R: 3 H: 4 E: 1 K: 1 S: 21	H: 4 LOB: 1 BB: 0 P: 33	R: 0 H: 0 E: 0 K: 0 S: 9	H: 0 LOB: 1 BB: 1 P: 15	1B: 8 2B: 0 3B: 0 HR: 1	SF: 0 SAC: 0 DP: 1 HBP: 0	WP: 1 PB: 0 SB: 0 CS: 0	PA: 36				
PITCHER	IP WLS BF H R ER SO BB IBB HBP BLK WP HR S P ERA WHIP	6.0 L 2 2 2 2 0 3 0 0 0 0 0 5 6 3.00 1.333	7.1 L 2 2 2 2 0 0 0 0 0 0 0 9 15 0.00 1.000	8.1 S 3 1 0 0 0 1 0 0 0 0 9 15 0.00 1.000																		

AB	32
R	5
H	9
RBI	4
BB	4
SO	7
LOB	21



Batter	1	2	3	4	5	6	7	8	9	AB	R	H	RBI	BB	SO	LOB	TOP					
21 Christian Yelich, L OBP: 0.371, SLG: 0.424										4	2	1	0	1	1	3	Miami Marlins @ Atlanta Braves Turner Field, Atlanta, GA Sat Aug 30 2014, 7:12 PM - 10:05 PM EDT Att: 25,335 - Cloudy - 80 F					
17 Donovan Solano, R OBP: 0.299, SLG: 0.332										5	1	3	2	0	0	0						
27 Giancarlo Stanton, R OBP: 0.403, SLG: 0.554										5	0	2	1	0	3	0						
9 Casey McGehee, R OBP: 0.363, SLG: 0.368										4	0	2	0	1	0	2						
46 Garrett Jones, L OBP: 0.313, SLG: 0.403										4	0	0	0	0	1	4						
10 Jeff Baker, R OBP: 0.305, SLG: 0.403										1	0	1	0	0	0	0						
13 Marcell Ozuna, R OBP: 0.314, SLG: 0.439										5	0	0	0	0	1	2						
39 Jarrod Saltalamacchia, R OBP: 0.333, SLG: 0.389										3	1	0	0	1	1	0						
3 Adeiny Hechavarria, R OBP: 0.305, SLG: 0.361										4	0	1	0	0	1	1						
23 Jarrod Cosart, R OBP: 0.083, SLG: 0.083										4	0	0	0	0	1	2						
44 AJ Ramos, R										0	0	0	0	0	0	0						
40 Mike Dunn, L										0	0	0	0	0	0	0						
31 Steve Cishek, R										0	0	0	0	0	0	0						
Inning Stats	R: 1 E: 0 K: 2 S: 10	H: 1 LOB: 0 BB: 0 P: 11	R: 0 E: 0 K: 0 S: 6	H: 0 LOB: 0 BB: 0 P: 10	R: 1 E: 0 K: 1 S: 12	H: 2 LOB: 2 BB: 1 P: 21	R: 0 E: 0 K: 1 S: 7	H: 0 LOB: 0 BB: 0 P: 10	R: 1 E: 0 K: 1 S: 21	H: 3 LOB: 3 BB: 1 P: 33	R: 0 E: 0 K: 0 S: 10	H: 1 LOB: 1 BB: 0 P: 17	R: 0 E: 0 K: 2 S: 12	H: 1 LOB: 1 BB: 0 P: 15	R: 0 E: 0 K: 1 S: 11	H: 0 LOB: 0 BB: 0 P: 15	R: 0 E: 0 K: 1 S: 19	H: 2 LOB: 2 BB: 0 P: 26	1B: 7 2B: 2 3B: 0 HR: 1	SF: 0 SAC: 0 DP: 0 HBP: 0	WP: 0 PB: 1 SB: 1 CS: 0	PA: 42
PITCHER	IP WLS BF H R ER SO BB IBB HBP BLK WP HR S P ERA WHIP	5.2 L 27 7 4 3 5 3 0 0 0 0 1 63 97 4.76 1.765	0.1 1 0 0 0 0 0 0 0 0 0 0 3 5 0.00 0.000	2.0 9 1 0 0 3 0 0 0 0 0 0 23 30 0.00 0.500	1.0 5 2 0 0 1 0 0 0 0 0 0 19 26 0.00 2.000	PITCHER																

Batter	1	2	3	4	5	6	7	8	9	AB	R	H	RBI	BB	SO	LOB	BOTTOM					
22 Jason Heyward, L OBP: 0.358, SLG: 0.398										4	0	3	0	0	0	0	Miami Marlins @ Atlanta Braves Turner Field, Atlanta, GA Sat Aug 30 2014, 7:12 PM - 10:05 PM EDT Att: 25,335 - Cloudy - 80 F					
19 Andrelton Simmons, R OBP: 0.291, SLG: 0.342										4	0	0	0	0	2	6						
5 Freddie Freeman, L OBP: 0.384, SLG: 0.474										4	0	1	0	0	0	6						
8 Justin Upton, R OBP: 0.361, SLG: 0.522										4	0	1	0	0	2	1						
24 Evan Gattis, R OBP: 0.328, SLG: 0.506										4	0	1	0	0	2	1						
23 Chris Johnson, R OBP: 0.299, SLG: 0.375										4	0	1	0	0	1	1						
7 Tommy La Stella, L OBP: 0.343, SLG: 0.338										4	0	1	0	0	1	1						
2 B.J. Upton, R OBP: 0.281, SLG: 0.323										3	0	1	0	0	1	0						
34 Aaron Harang, R ERA: 3.64										1	0	0	0	0	0	0						
43 Luis Avilan, L ERA: 4.98										0	0	0	0	0	0	0						
14 Ramiro Pena, S OBP: 0.265, SLG: 0.333										0	0	0	0	0	0	0						
57 David Hale, R OBP: 0.299, SLG: 0.300										0	0	0	0	0	0	0						
4 Ryan Doumit, S OBP: 0.252, SLG: 0.300										1	0	0	0	0	1	2						
51 James Russell, L ERA: 3.2										0	0	0	0	0	0	0						
Inning Stats	R: 0 E: 0 K: 0 S: 6	H: 1 LOB: 0 BB: 0 P: 11	R: 0 E: 0 K: 3 S: 10	H: 0 LOB: 0 BB: 0 P: 13	R: 0 E: 0 K: 1 S: 9	H: 0 LOB: 0 BB: 0 P: 15	R: 0 E: 0 K: 0 S: 7	H: 1 LOB: 1 BB: 0 P: 13	R: 0 E: 0 K: 0 S: 5	H: 1 LOB: 0 BB: 0 P: 7	R: 0 E: 0 K: 1 S: 9	H: 1 LOB: 2 BB: 1 P: 19	R: 0 E: 0 K: 0 S: 7	H: 1 LOB: 0 BB: 0 P: 10	R: 0 E: 0 K: 2 S: 16	H: 3 LOB: 3 BB: 0 P: 21	R: 0 E: 0 K: 3 S: 12	H: 1 LOB: 1 BB: 0 P: 18	1B: 9 2B: 0 3B: 0 HR: 0	SF: 0 SAC: 0 DP: 3 HBP: 0	WP: 0 PB: 0 SB: 0 CS: 0	PA: 34
PITCHER	IP WLS BF H R ER SO BB IBB HBP BLK WP HR S P ERA WHIP	7.0 W 26 7 1 0 0 2 1 0 0 0 0 0 11 15 0.00 1.500	0.2 H 3 1 0 0 2 0 0 0 0 0 0 11 15 0.00 1.500	0.1 H 1 0 0 0 0 0 0 0 0 0 0 1 1 0.00 0.000	1.0 4 1 0 0 3 0 0 0 0 0 0 12 18 0.00 1.000	PITCHER																

Batter	1	2	3	4	5	6	7	8	9	AB	R	H	RBI	BB	SO	LOB	TOP			
22 Jason Heyward, L (1.9) OBP: 0.355, SLG: 0.395										4	0	1	1	0	1	1	Atlanta Braves @ Miami Marlins Marlins Park, Miami, FL Fri Sep 05 2014, 7:11 PM - 9:59 PM EDT Att: 19,951 - Roof Closed - 76 F			
19 Andrelton Simmons, R (1.6) OBP: 0.289, SLG: 0.337										4	0	1	1	0	1	1				
5 Freddie Freeman, L (1.3) OBP: 0.387, SLG: 0.476										4	1	1	1	0	1	1				
8 Justin Upton, R (1.7) OBP: 0.356, SLG: 0.511										4	0	0	0	0	0	0				
24 Evan Gattis, R (1.2) OBP: 0.325, SLG: 0.503										4	0	1	0	0	1	0				
7 Tommy La Stella, L (1.4) OBP: 0.335, SLG: 0.328										4	0	0	0	0	0	1				
23 Chris Johnson, R (1.5) OBP: 0.296, SLG: 0.366										2	1	0	0	1	0	1				
2 B.J. Upton, R (1.8) OBP: 0.285, SLG: 0.330										3	0	1	0	0	2	0				
34 Aaron Harang, R (1.1) OBP: 0.294, SLG: 0.277										1	0	0	0	0	0	1				
57 David Hale, R (4.1) OBP: 0.098, SLG: 0.080										1	0	0	0	0	0	0				
13 Jose Constanza, L (6. PH) OBP: 0.098, SLG: 0.080										1	0	0	0	0	0	0				
51 James Russell, L (6.1) OBP: 0.098, SLG: 0.080										1	0	0	0	0	0	0				
58 Juan Jaime, R (7.1) OBP: 0.098, SLG: 0.080										1	0	0	0	0	0	0				
1 Emilio Bonifacio, S (8. PH) OBP: 0.098, SLG: 0.080										1	0	0	0	0	0	0				
50 Gus Schlosser, R (8.1) OBP: 0.098, SLG: 0.080										1	0	0	0	0	0	0				
43 Luis Avilan, L (8.1) OBP: 0.098, SLG: 0.080										1	0	0	0	0	0	0				
Inning Stats	R: 0 E: 0 K: 2 S: 9	H: 0 LOB: 0 BB: 0 P: 14	R: 0 E: 0 K: 0 S: 8	H: 1 LOB: 1 BB: 0 P: 12	R: 0 E: 0 K: 2 S: 7	H: 0 LOB: 0 BB: 0 P: 11	R: 0 E: 0 K: 1 S: 7	H: 0 LOB: 0 BB: 0 P: 12	R: 0 E: 0 K: 1 S: 9	H: 1 LOB: 1 BB: 0 P: 11	R: 1 E: 0 K: 0 S: 11	H: 1 LOB: 0 BB: 0 P: 16	R: 2 E: 0 K: 0 S: 11	H: 2 LOB: 1 BB: 1 P: 17	R: 0 E: 0 K: 1 S: 6	H: 0 LOB: 0 BB: 0 P: 7	1B: 3 2B: 1 3B: 0 HR: 1	SF: 0 SAC: 0 DP: 0 HBP: 0	WP: 0 PB: 0 SB: 0 CS: 0	PA: 33
PITCHER	IP: 7.2 WLS: W BF: 29 H: 5 R: 3 ER: 3 SO: 6 BB: 1 IBB: 0 HBP: 0 BLK: 0 WP: 0 HR: 1 S: 67 P: 101 ERA: 3.52 WHIP: 0.783	IP: 0.1 WLS: 1 BF: 1 H: 0 R: 0 ER: 0 SO: 0 BB: 0 IBB: 0 HBP: 0 BLK: 0 WP: 0 HR: 0 S: 1 P: 1 ERA: 0.00 WHIP: 0.000	IP: 1.0 WLS: 3 BF: 0 H: 0 R: 0 ER: 0 SO: 1 BB: 0 IBB: 0 HBP: 0 BLK: 0 WP: 0 HR: 6 S: 7 P: 7 ERA: 0.00 WHIP: 0.000	PITCHER																

Batter	1	2	3	4	5	6	7	8	9	AB	R	H	RBI	BB	SO	LOB	BOTTOM				
21 Christian Yelich, L (1.7) OBP: 0.374, SLG: 0.426										4	2	1	0	1	1	3	Atlanta Braves @ Miami Marlins Marlins Park, Miami, FL Fri Sep 05 2014, 7:11 PM - 9:59 PM EDT Att: 19,951 - Roof Closed - 76 F				
17 Donovan Solano, R (1.4) OBP: 0.318, SLG: 0.344										5	3	4	1	0	0	0					
27 Giancarlo Stanton, R (1.9) OBP: 0.402, SLG: 0.567										5	1	2	2	0	2	5					
9 Casey McGehee, R (1.5) OBP: 0.365, SLG: 0.368										4	0	1	1	1	0	2					
13 Marcell Ozuna, R (1.8) OBP: 0.313, SLG: 0.441										5	2	4	4	0	0	0					
48 Justin Bour, L (1.3) OBP: 0.333, SLG: 0.313										5	1	2	1	0	2	3					
39 Jarrod Saltalamacchia, R (1.2) OBP: 0.339, SLG: 0.390										5	0	1	1	0	1	3					
3 Adeiny Hechavarria, R (1.6) OBP: 0.308, SLG: 0.365										3	1	2	1	1	0	0					
23 Jarrod Cosart, R (1.1) OBP: 0.143, SLG: 0.143										2	1	1	0	0	0	2					
43 Dan Jennings, L (8.1) OBP: 0.098, SLG: 0.080										0	0	0	0	0	0	0					
36 Sam Dyson, R (9.1) OBP: 0.098, SLG: 0.080										0	0	0	0	0	0	0					
Inning Stats	R: 2 E: 0 K: 2 S: 16	H: 4 LOB: 1 BB: 0 P: 26	R: 0 E: 0 K: 0 S: 8	H: 0 LOB: 1 BB: 1 P: 14	R: 2 E: 0 K: 1 S: 12	H: 3 LOB: 1 BB: 0 P: 22	R: 2 E: 0 K: 0 S: 15	H: 3 LOB: 1 BB: 0 P: 20	R: 0 E: 0 K: 0 S: 9	H: 0 LOB: 0 BB: 0 P: 17	R: 1 E: 0 K: 1 S: 8	H: 2 LOB: 1 BB: 0 P: 13	R: 2 E: 0 K: 0 S: 10	H: 4 LOB: 1 BB: 0 P: 14	R: 2 E: 0 K: 2 S: 25	H: 2 LOB: 2 BB: 2 P: 41	1B: 13 2B: 5 3B: 0 HR: 0	SF: 0 SAC: 2 DP: 1 HBP: 0	WP: 0 PB: 0 SB: 1 CS: 0	PA: 43	
PITCHER	IP: 3.2 WLS: L BF: 21 H: 10 R: 6 ER: 6 SO: 3 BB: 1 IBB: 0 HBP: 0 BLK: 0 WP: 0 HR: 0 S: 47 P: 75 ERA: 14.73 WHIP: 3.000	IP: 1.1 WLS: 4 BF: 4 H: 0 R: 0 ER: 0 SO: 0 BB: 0 IBB: 0 HBP: 0 BLK: 0 WP: 0 HR: 0 S: 13 P: 24 ERA: 0.00 WHIP: 0.000	IP: 1.0 WLS: 5 BF: 2 H: 1 R: 1 ER: 1 SO: 1 BB: 0 IBB: 0 HBP: 0 BLK: 0 WP: 0 HR: 8 S: 13 P: 13 ERA: 9.00 WHIP: 2.000	IP: 1.0 WLS: 6 BF: 4 H: 2 R: 2 ER: 2 SO: 0 BB: 0 IBB: 0 HBP: 0 BLK: 0 WP: 0 HR: 10 S: 14 P: 14 ERA: 18.00 WHIP: 4.000	IP: 0.2 WLS: 6 BF: 2 H: 2 R: 2 ER: 2 SO: 2 BB: 0 IBB: 0 HBP: 0 BLK: 0 WP: 0 HR: 21 S: 34 P: 34 ERA: 27.00 WHIP: 6.000	PITCHER															



Batter	1	2	3	4	5	6	7	8	9	AB	R	H	RBI	BB	SO	LOB	TOP					
22 Jason Heyward, L (1,9) OBP: 0.355, SLG: 0.394										4	0	1	0	0	0	0	Atlanta Braves @ Miami Marlins Marlins Park, Miami, FL Sun Sep 07 2014, 1:12 PM - 3:55 PM EDT Att: 20,013 - Roof Closed - 75 F					
15 Phil Gosselin, R (1,4) OBP: 0.333, SLG: 0.379										4	0	1	0	0	0	0						
5 Freddie Freeman, L (1,3) OBP: 0.386, SLG: 0.473										4	0	1	0	0	0	2						
8 Justin Upton, R (1,7) OBP: 0.359, SLG: 0.511										3	0	1	0	1	2	2						
24 Evan Gattis, R (1,2) OBP: 0.325, SLG: 0.507										4	0	0	0	0	1	5						
23 Chris Johnson, R (1,5) OBP: 0.296, SLG: 0.365										4	0	1	0	0	0	1						
19 Andrelton Simmons, R (1,6) OBP: 0.287, SLG: 0.333										3	0	0	0	0	0	1						
1 Emilio Bonifacio, S (1,8) OBP: 0.312, SLG: 0.355										3	0	0	0	0	0	1						
49 Julio Teheran, R (1,1) OBP: 0.109, SLG: 0.097										2	0	0	0	0	0	1						
43 Luis Avilan, L (6,1)										0	0	0	0	0	0	0						
38 Anthony Varvaro, R (7,1)										0	0	0	0	0	0	0						
14 Ramiro Pena, S (8,PH)										1	0	0	0	0	1	0						
51 James Russell, L (8,1)										0	0	0	0	0	0	0						
Inning Stats	R: 0 E: 0 K: 0 S: 4	H: 0 LOB: 0 BB: 0 P: 5	R: 0 E: 0 K: 1 S: 7	H: 0 LOB: 0 BB: 0 P: 7	R: 0 E: 0 K: 1 S: 6	H: 0 LOB: 0 BB: 0 P: 11	R: 0 E: 0 K: 1 S: 16	H: 2 LOB: 2 BB: 0 P: 25	R: 0 E: 0 K: 1 S: 8	H: 1 LOB: 1 BB: 0 P: 12	R: 0 E: 0 K: 1 S: 11	H: 2 LOB: 2 BB: 0 P: 14	R: 0 E: 0 K: 0 S: 7	H: 0 LOB: 0 BB: 0 P: 12	R: 0 E: 0 K: 1 S: 10	H: 0 LOB: 1 BB: 1 P: 16	R: 0 E: 0 K: 0 S: 7	H: 0 LOB: 0 BB: 0 P: 15	1B: 4 2B: 1 3B: 0 HR: 0	SF: 0 SAC: 0 DP: 0 HBP: 0	WP: 0 PB: 0 SB: 1 CS: 0	PA: 33
PITCHER	IP WLS BF H R ER SO BB IBB HBP BLK WP HR S P ERA WHIP																					
52 Brad Hand, L (1,1) ERA: 4.45	6.0 W 23 5 0 0 3 0 0 0 0 0 0 0 0 0 0 0 0.00 0.833																					
41 Chris Hatcher, R (7,1) ERA: 3.23	1.0 3 0 0 0 0 0 0 0 0 0 0 0 0 0 0 0 0.00 0.000																					
40 Mike Dunn, L (8,1) ERA: 3.44	1.1 4 0 0 0 1 0 0 0 0 0 0 0 0 0 0 0 0.00 0.000																					
44 AJ Ramos, R (9,1) ERA: 1.84	0.2 3 0 0 0 0 1 0 0 0 0 0 0 0 0 0 0 0.00 1.500																					

AB	32
R	0
H	5
RBI	0
BB	1
SO	4
LOB	13



Batter	1	2	3	4	5	6	7	8	9	AB	R	H	RBI	BB	SO	LOB	BOTTOM			
21 Christian Yelich, L (1,7) OBP: 0.375, SLG: 0.425										4	1	2	0	0	0	0	Atlanta Braves @ Miami Marlins Marlins Park, Miami, FL Sun Sep 07 2014, 1:12 PM - 3:55 PM EDT Att: 20,013 - Roof Closed - 75 F			
17 Donovan Solano, R (1,4) OBP: 0.315, SLG: 0.335										4	1	1	1	0	1	1				
27 Giancarlo Stanton, R (1,9) OBP: 0.386, SLG: 0.557										4	0	0	0	0	3	1				
9 Casey McGehee, R (1,5) OBP: 0.366, SLG: 0.369										4	1	1	0	0	0	0				
13 Marcell Ozuna, R (1,8) OBP: 0.312, SLG: 0.440										4	0	1	1	0	0	0				
46 Garrett Jones, L (1,3) OBP: 0.310, SLG: 0.398										2	1	1	0	0	0	0				
10 Jeff Baker, R (6,PH) OBP: 0.306, SLG: 0.396										0	0	0	0	1	0	0				
39 Jarrod Saltalamacchia, R (1,2) OBP: 0.339, SLG: 0.390										2	0	1	2	0	1	0				
3 Adeiny Hechavarria, R (1,6) OBP: 0.308, SLG: 0.364										3	0	1	0	0	0	2				
52 Brad Hand, L (1,1) OBP: 0.043, SLG: 0.043										2	0	0	0	0	1	2				
41 Chris Hatcher, R (7,1) ERA: 4.37										0	0	0	0	0	0	0				
1 Jordany Valdespin, L (7,PH) OBP: 0.291, SLG: 0.378										1	0	0	0	0	0	0				
40 Mike Dunn, L (8,1)										0	0	0	0	0	0	0				
44 AJ Ramos, R (9,1)										0	0	0	0	0	0	0				
Inning Stats	R: 0 E: 0 K: 2 S: 9	H: 1 LOB: 0 BB: 0 P: 12	R: 0 E: 0 K: 0 S: 7	H: 0 LOB: 0 BB: 0 P: 9	R: 0 E: 0 K: 2 S: 8	H: 0 LOB: 0 BB: 0 P: 11	R: 0 E: 0 K: 1 S: 8	H: 0 LOB: 0 BB: 0 P: 11	R: 1 E: 0 K: 0 S: 13	H: 3 LOB: 2 BB: 0 P: 18	R: 3 E: 0 K: 0 S: 17	H: 4 LOB: 2 BB: 1 P: 28	R: 0 E: 0 K: 0 S: 14	H: 0 LOB: 0 BB: 0 P: 21	R: 0 E: 0 K: 1 S: 7	H: 0 LOB: 0 BB: 0 P: 8	1B: 6 2B: 2 3B: 0 HR: 0	SF: 1 SAC: 0 DP: 0 HBP: 0	WP: 0 PB: 0 SB: 1 CS: 0	PA: 32
PITCHER	IP WLS BF H R ER SO BB IBB HBP BLK WP HR S P ERA WHIP																			
49 Julio Teheran, R (1,1) ERA: 3.0	5.1 L 23 8 4 4 5 0 0 0 0 0 0 0 0 0 0 0 6.75 1.500																			
43 Luis Avilan, L (6,1) ERA: 4.37	0.2 3 0 0 0 0 0 0 0 0 0 0 0 0 0 0 0 0.00 0.000																			
38 Anthony Varvaro, R (7,1) ERA: 2.84	1.0 3 0 0 0 0 0 0 0 0 0 0 0 0 0 0 0 0.00 0.000																			
51 James Russell, L (8,1) ERA: 3.23	1.0 3 0 0 0 1 0 0 0 0 0 0 0 0 0 0 0 0.00 0.000																			

AB	30
R	4
H	8
RBI	4
BB	1
SO	6
LOB	6



Batter	1	2	3	4	5	6	7	8	9	AB	R	H	RBI	BB	SO	LOB	TOP				
21 Christian Yelich, L OBP: 0.375, SLG: 0.425										5	1	2	1	0	1	1	Miami Marlins @ Milwaukee Brewers Miller Park, Milwaukee, WI Mon Sep 08 2014, 7:12 PM - 10:02 PM CDT Att: 31,203 - Overcast - 69 F				
17 Donovan Solano, R OBP: 0.309, SLG: 0.329										5	0	0	0	0	0	3					
27 Giancarlo Stanton, R OBP: 0.399, SLG: 0.560										4	1	1	1	1	1	1					
9 Casey McGehee, R OBP: 0.367, SLG: 0.369										3	0	1	1	1	0	0					
13 Marcell Ozuna, R OBP: 0.314, SLG: 0.447										4	2	2	1	0	1	3					
46 Garrett Jones, L OBP: 0.312, SLG: 0.408										4	1	2	2	0	0	1					
39 Jarrod Saltalamacchia, R OBP: 0.332, SLG: 0.395										4	0	0	0	0	2	1					
3 Adeiny Hechavarria, R OBP: 0.309, SLG: 0.365										4	1	2	0	0	0	1					
33 Brad Penny, R 36 Sam Dyson, R 5 Reed Johnson, R 44 AJ Ramos, R 57 Bryan Morris, L 31 Steve Cishek, R										2	0	1	0	0	1	0					
Inning Stats	R: 1 H: 2 E: 0 K: 0 S: 6	L: 22 BB: 0 P: 12	R: 3 H: 4 E: 0 K: 1 S: 18	L: 1 BB: 1 P: 29	R: 2 H: 2 E: 0 K: 1 S: 15	L: 2 BB: 1 P: 24	R: 0 H: 1 E: 0 K: 1 S: 11	L: 3 BB: 2 P: 24	R: 0 H: 0 E: 0 K: 1 S: 6	L: 0 BB: 0 P: 10	R: 0 H: 1 E: 0 K: 1 S: 9	L: 1 BB: 0 P: 15	R: 0 H: 1 E: 0 K: 0 S: 7	L: 1 BB: 0 P: 9	R: 0 H: 0 E: 0 K: 1 S: 7	L: 0 BB: 0 P: 12		1B: 7 2B: 2 3B: 0 HR: 3	SF: 0 SAC: 1 DP: 1 HBP: 0	WP: 0 PB: 0 SB: 1 CS: 0	PA: 39
PITCHER	IP WLS BF H R ER SO BB IBB HBP BLK WP HR S P ERA WHIP	IP WLS BF H R ER SO BB IBB HBP BLK WP HR S P ERA WHIP	IP WLS BF H R ER SO BB IBB HBP BLK WP HR S P ERA WHIP	IP WLS BF H R ER SO BB IBB HBP BLK WP HR S P ERA WHIP	IP WLS BF H R ER SO BB IBB HBP BLK WP HR S P ERA WHIP	IP WLS BF H R ER SO BB IBB HBP BLK WP HR S P ERA WHIP	IP WLS BF H R ER SO BB IBB HBP BLK WP HR S P ERA WHIP	IP WLS BF H R ER SO BB IBB HBP BLK WP HR S P ERA WHIP	IP WLS BF H R ER SO BB IBB HBP BLK WP HR S P ERA WHIP	IP WLS BF H R ER SO BB IBB HBP BLK WP HR S P ERA WHIP	IP WLS BF H R ER SO BB IBB HBP BLK WP HR S P ERA WHIP	IP WLS BF H R ER SO BB IBB HBP BLK WP HR S P ERA WHIP	IP WLS BF H R ER SO BB IBB HBP BLK WP HR S P ERA WHIP	IP WLS BF H R ER SO BB IBB HBP BLK WP HR S P ERA WHIP	IP WLS BF H R ER SO BB IBB HBP BLK WP HR S P ERA WHIP	IP WLS BF H R ER SO BB IBB HBP BLK WP HR S P ERA WHIP	IP WLS BF H R ER SO BB IBB HBP BLK WP HR S P ERA WHIP	IP WLS BF H R ER SO BB IBB HBP BLK WP HR S P ERA WHIP	IP WLS BF H R ER SO BB IBB HBP BLK WP HR S P ERA WHIP	IP WLS BF H R ER SO BB IBB HBP BLK WP HR S P ERA WHIP	IP WLS BF H R ER SO BB IBB HBP BLK WP HR S P ERA WHIP

Miami Marlins @ Milwaukee Brewers
 Miller Park, Milwaukee, WI
 Mon Sep 08 2014, 7:12 PM - 10:02 PM CDT
 Att: 31,203 - Overcast - 69 F

livebaseballscores.com


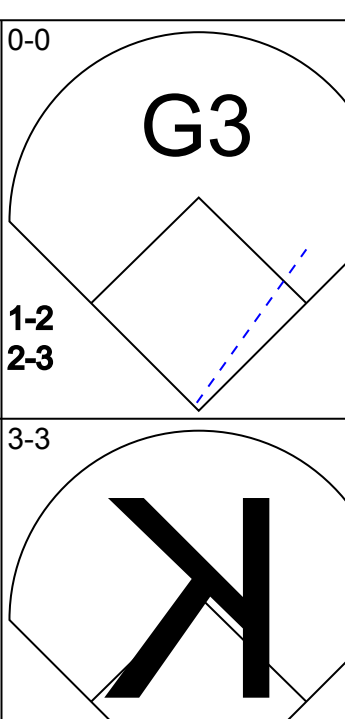
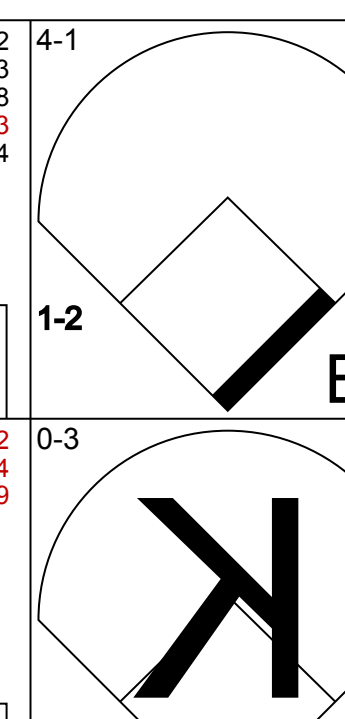
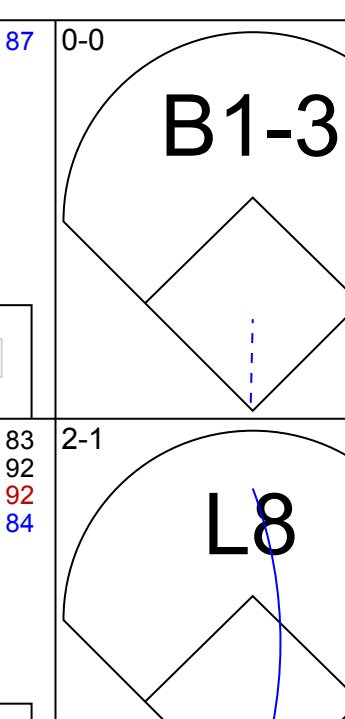
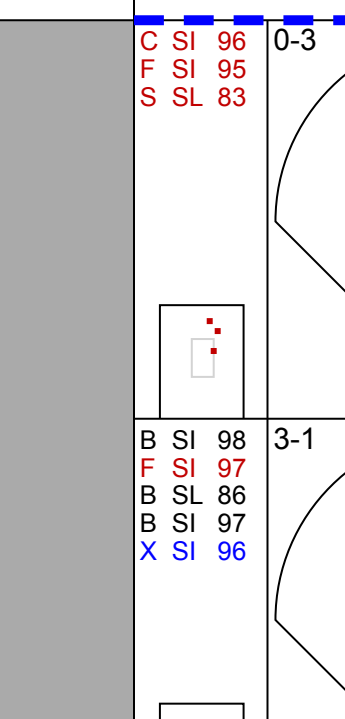
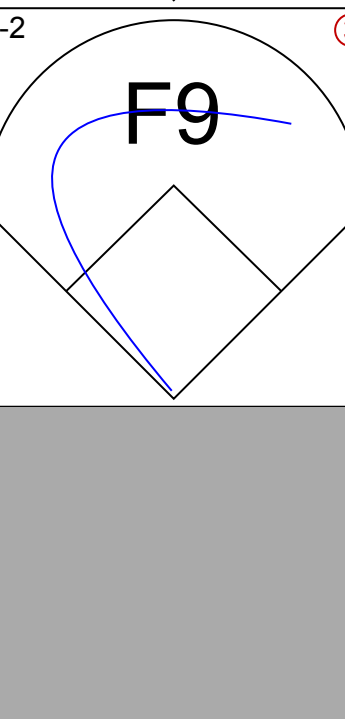

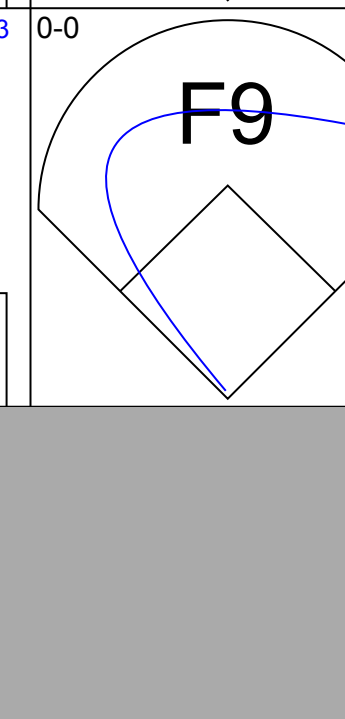
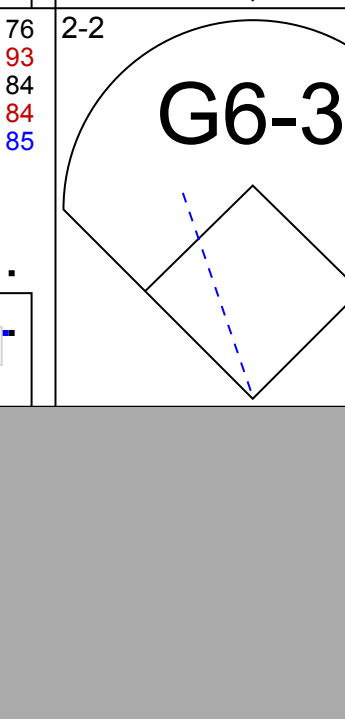
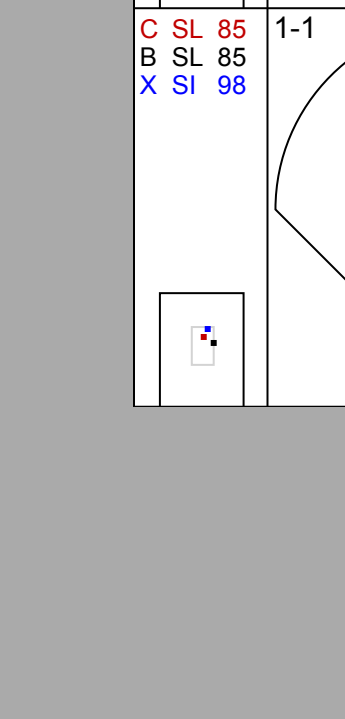

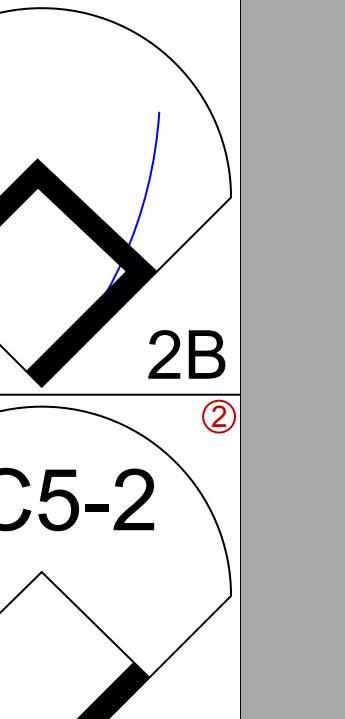
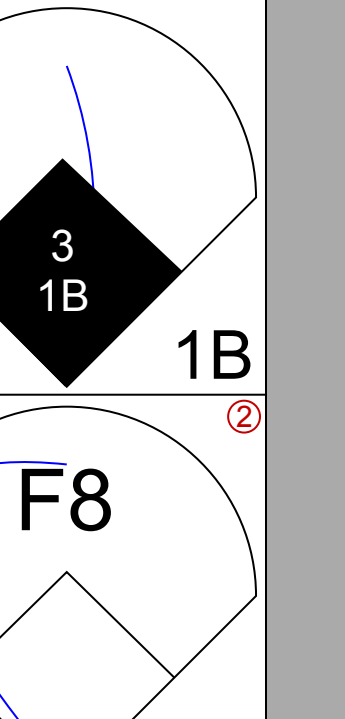


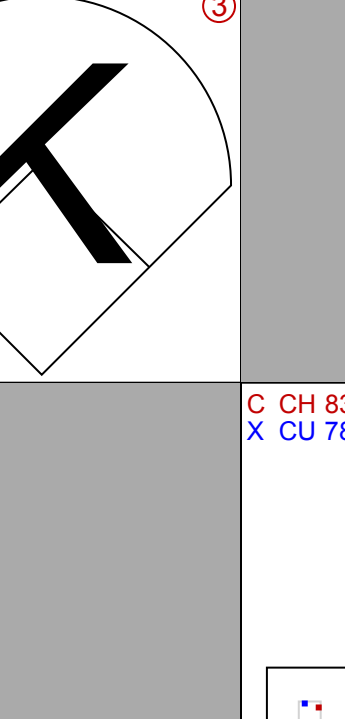
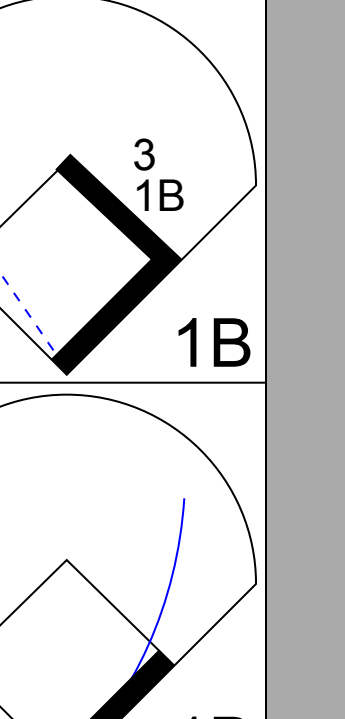
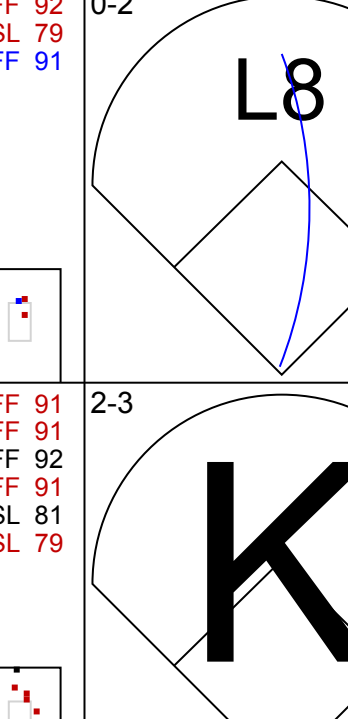
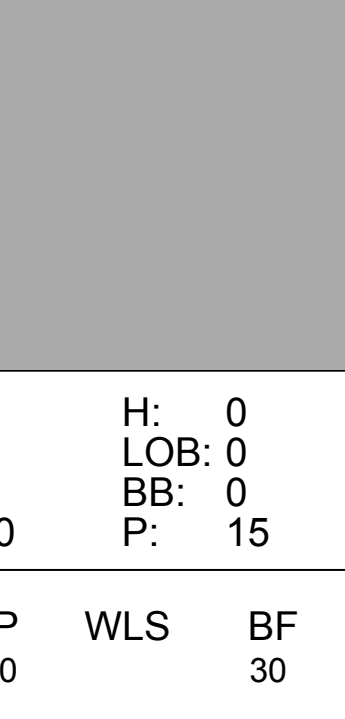
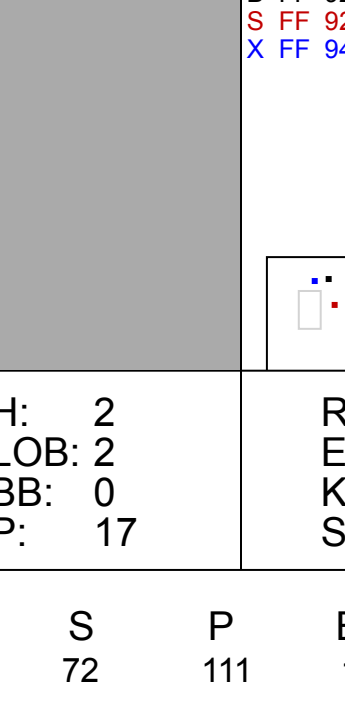
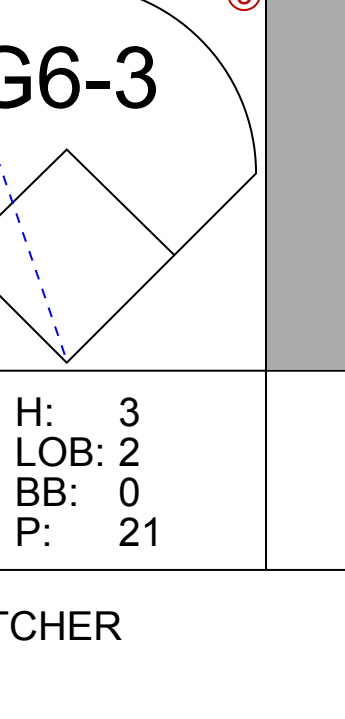
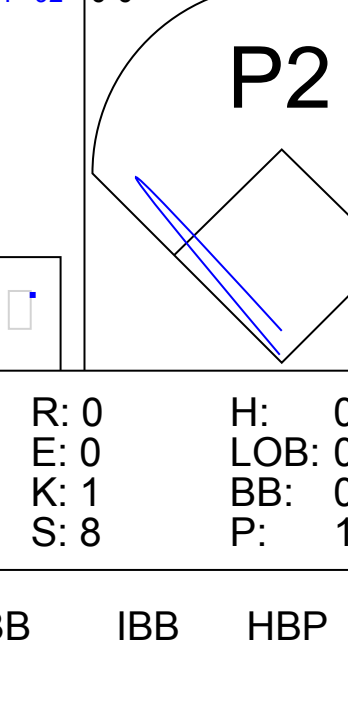
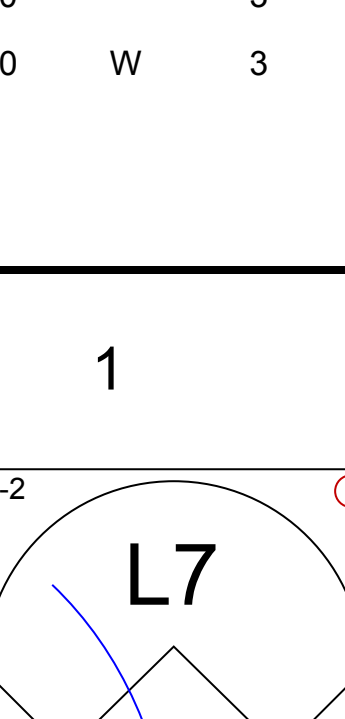
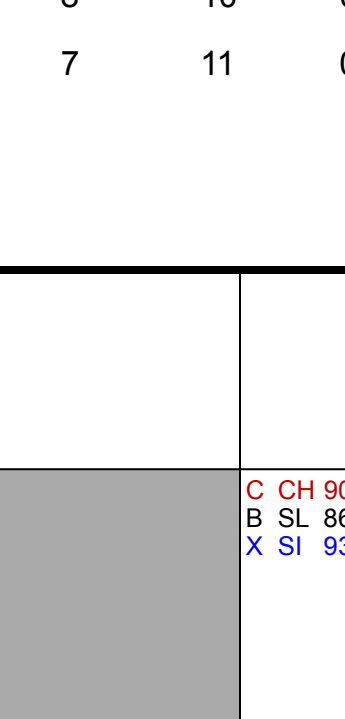
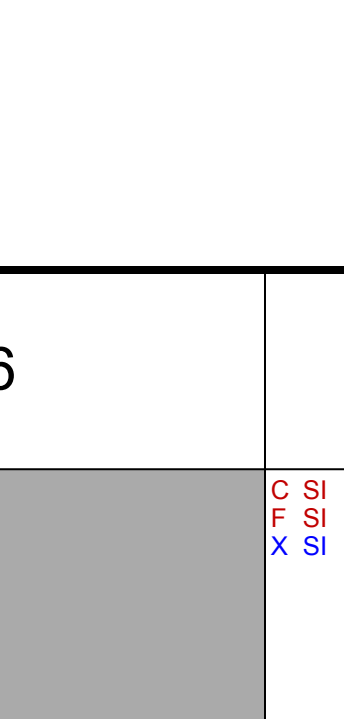
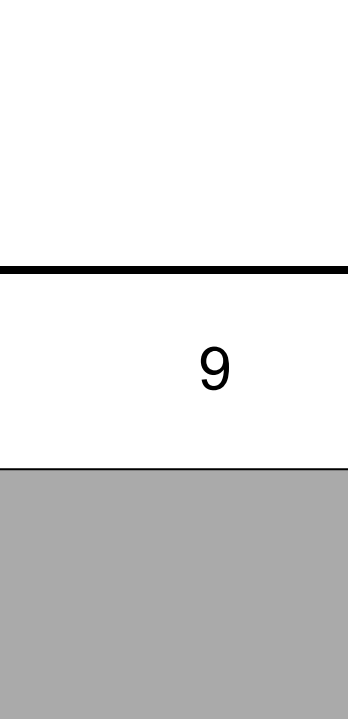

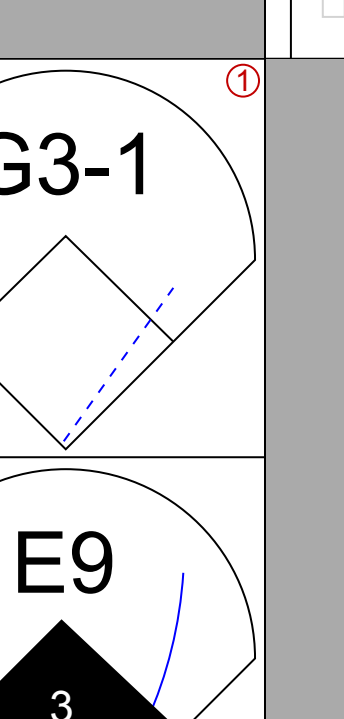

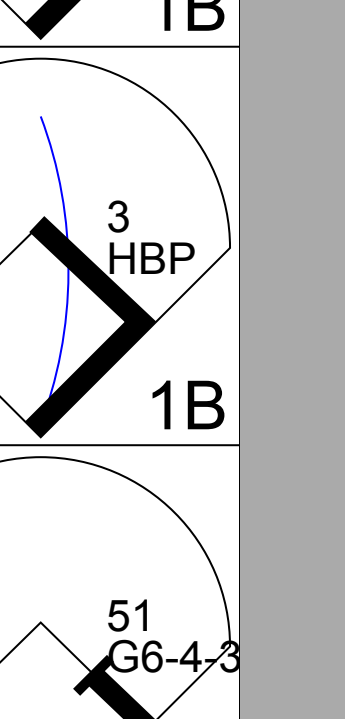


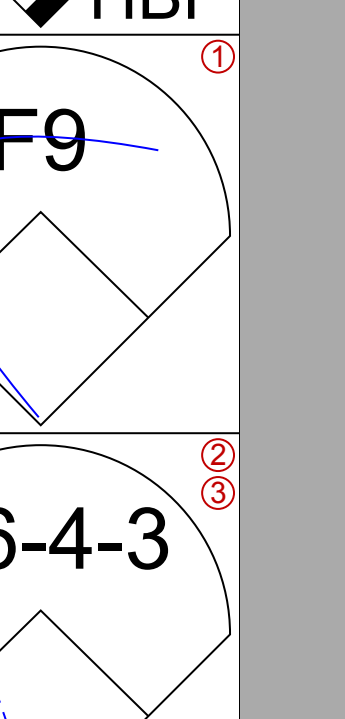
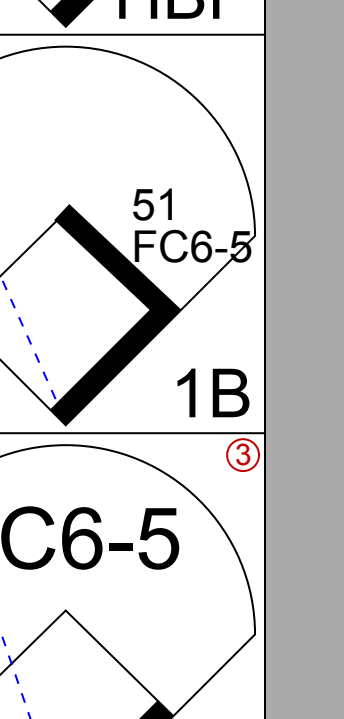
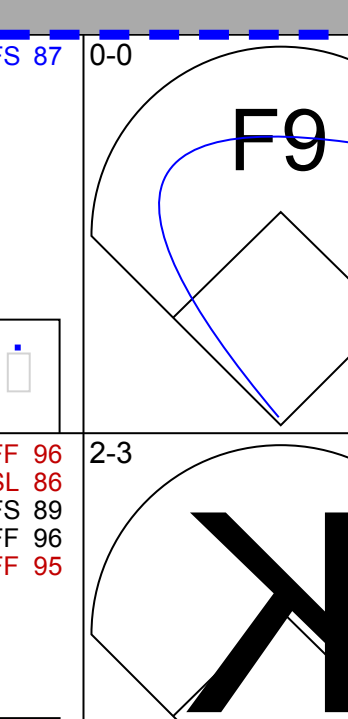
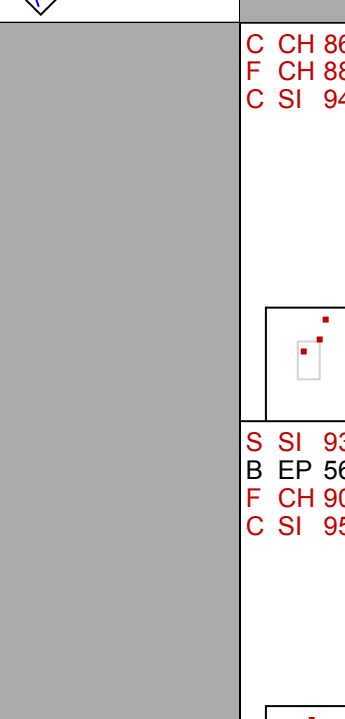
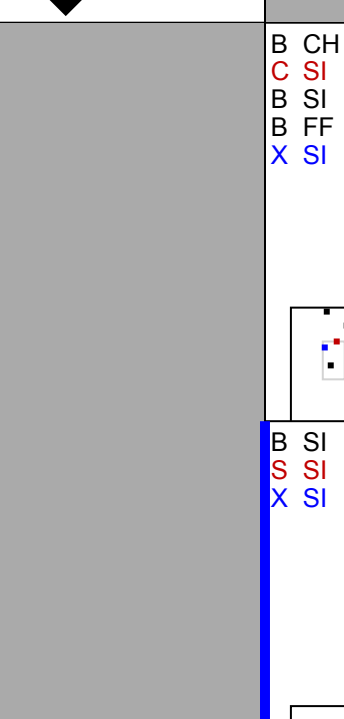
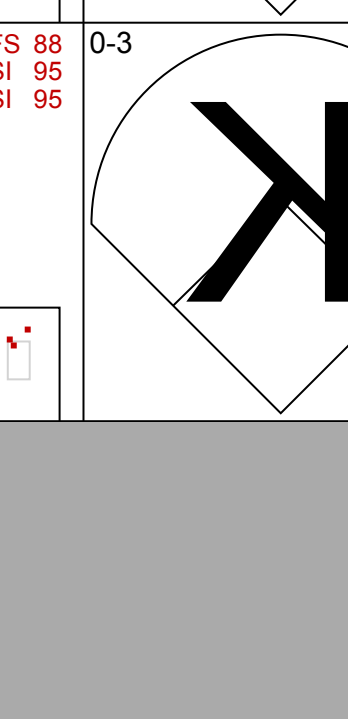
AB 36
 R 6
 H 11
 RBI 6
 BB 2
 SO 6
 LOB 12

Batter	1	2	3	4	5	6	7	8	9	AB	R	H	RBI	BB	SO	LOB	BOTTOM				
27 Carlos Gómez, R OBP: 0.350, SLG: 0.481										3	2	1	1	1	0	0	Miami Marlins @ Milwaukee Brewers Miller Park, Milwaukee, WI Mon Sep 08 2014, 7:12 PM - 10:02 PM CDT Att: 31,203 - Overcast - 69 F				
2 Scooter Gennett, L OBP: 0.331, SLG: 0.457										4	1	2	1	0	0	1					
20 Jonathan Lucroy, R OBP: 0.367, SLG: 0.476										4	0	2	2	0	0	0					
16 Aramis Ramirez, R OBP: 0.340, SLG: 0.441										3	0	0	0	1	0	3					
8 Ryan Braun, R OBP: 0.323, SLG: 0.471										4	0	0	0	0	1	1					
18 Khris Davis, R OBP: 0.309, SLG: 0.480										3	0	0	0	1	0	1					
7 Mark Reynolds, R OBP: 0.286, SLG: 0.392										3	0	0	0	0	0	1					
24 Lyle Overbay, L OBP: 0.337, SLG: 0.348										2	1	1	0	1	0	0					
9 Jean Segura, R OBP: 0.281, SLG: 0.315										1	0	0	0	0	0	1					
49 Yovani Gallardo, R 41 Marco Estrada, R 28 Gerardo Parra, L 51 Jonathan Broxton, R										1	0	0	0	0	0	1					
Inning Stats	R: 2 H: 1 E: 0 K: 0 S: 12	L: 22 BB: 1 P: 18	R: 0 H: 1 E: 0 K: 0 S: 7	L: 1 BB: 1 P: 14	R: 0 H: 0 E: 0 K: 0 S: 6	L: 0 BB: 0 P: 8	R: 0 H: 0 E: 0 K: 1 S: 3	L: 0 BB: 1 P: 7	R: 0 H: 2 E: 0 K: 0 S: 9	L: 0 BB: 0 P: 13	R: 0 H: 0 E: 0 K: 0 S: 7	L: 0 BB: 0 P: 11	R: 2 H: 2 E: 0 K: 0 S: 16	L: 2 BB: 1 P: 25	R: 0 H: 0 E: 0 K: 1 S: 8	L: 0 BB: 0 P: 11	1B: 4 2B: 2 3B: 0 HR: 0	SF: 0 SAC: 0 DP: 3 HBP: 0	WP: 1 PB: 0 SB: 0 CS: 0	PA: 34	
PITCHER	IP WLS BF H R ER SO BB IBB HBP BLK WP HR S P ERA WHIP	IP WLS BF H R ER SO BB IBB HBP BLK WP HR S P ERA WHIP	IP WLS BF H R ER SO BB IBB HBP BLK WP HR S P ERA WHIP	IP WLS BF H R ER SO BB IBB HBP BLK WP HR S P ERA WHIP	IP WLS BF H R ER SO BB IBB HBP BLK WP HR S P ERA WHIP	IP WLS BF H R ER SO BB IBB HBP BLK WP HR S P ERA WHIP	IP WLS BF H R ER SO BB IBB HBP BLK WP HR S P ERA WHIP	IP WLS BF H R ER SO BB IBB HBP BLK WP HR S P ERA WHIP	IP WLS BF H R ER SO BB IBB HBP BLK WP HR S P ERA WHIP	IP WLS BF H R ER SO BB IBB HBP BLK WP HR S P ERA WHIP	IP WLS BF H R ER SO BB IBB HBP BLK WP HR S P ERA WHIP	IP WLS BF H R ER SO BB IBB HBP BLK WP HR S P ERA WHIP	IP WLS BF H R ER SO BB IBB HBP BLK WP HR S P ERA WHIP	IP WLS BF H R ER SO BB IBB HBP BLK WP HR S P ERA WHIP	IP WLS BF H R ER SO BB IBB HBP BLK WP HR S P ERA WHIP	IP WLS BF H R ER SO BB IBB HBP BLK WP HR S P ERA WHIP	IP WLS BF H R ER SO BB IBB HBP BLK WP HR S P ERA WHIP	IP WLS BF H R ER SO BB IBB HBP BLK WP HR S P ERA WHIP	IP WLS BF H R ER SO BB IBB HBP BLK WP HR S P ERA WHIP	IP WLS BF H R ER SO BB IBB HBP BLK WP HR S P ERA WHIP	IP WLS BF H R ER SO BB IBB HBP BLK WP HR S P ERA WHIP

Miami Marlins @ Milwaukee Brewers
 Miller Park, Milwaukee, WI
 Mon Sep 08 2014, 7:12 PM - 10:02 PM CDT
 Att: 31,203 - Overcast - 69 F

livebaseballscores.com

AB 30
 R 4
 H 6
 RBI 4
 BB 4
 SO 2
 LOB 9

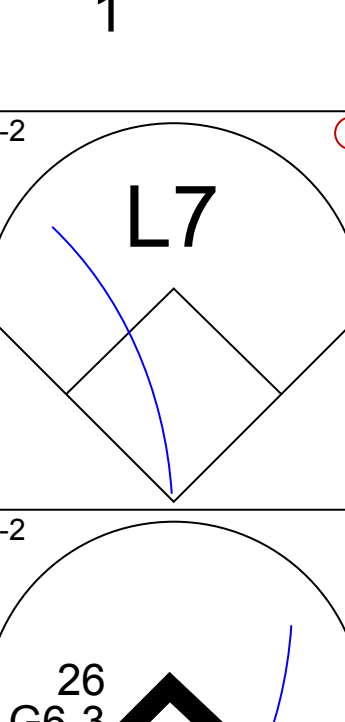
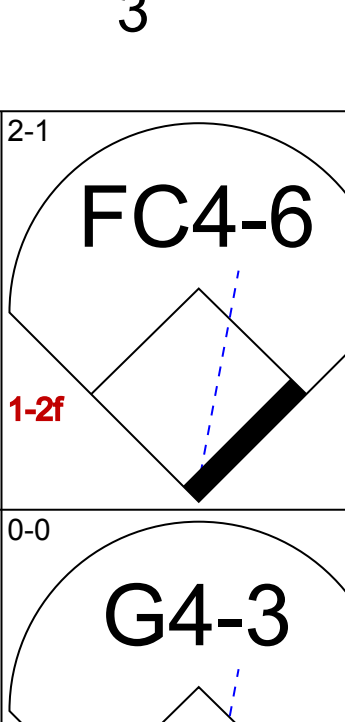
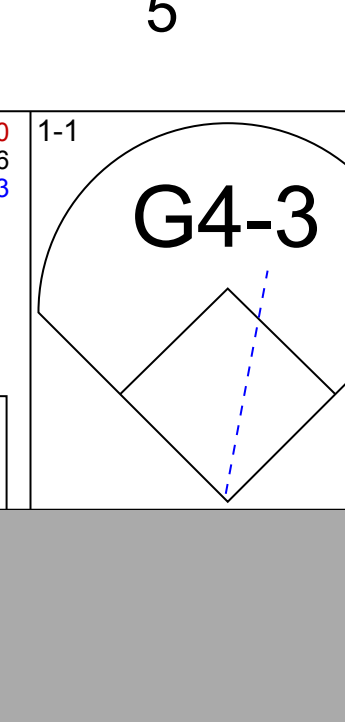
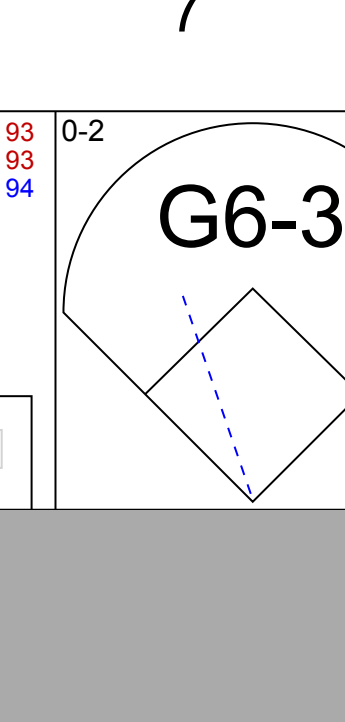
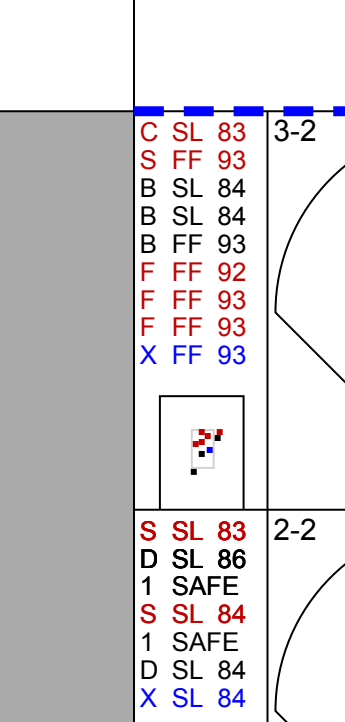
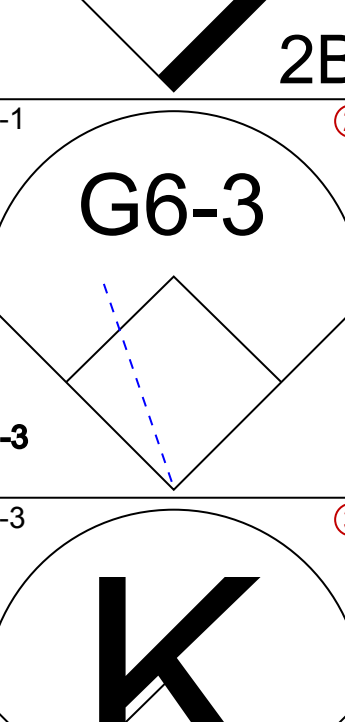

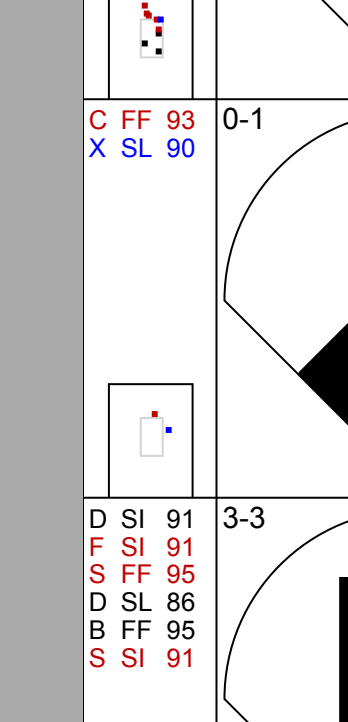


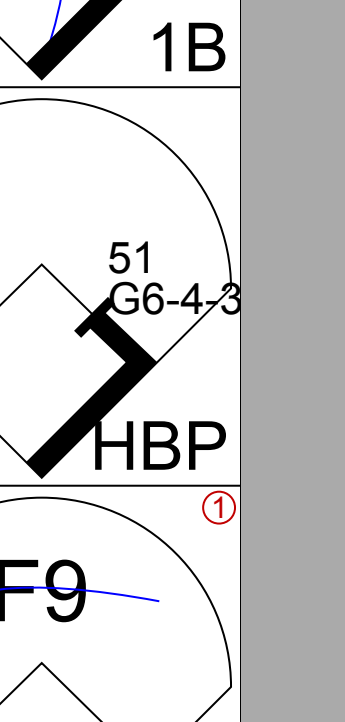
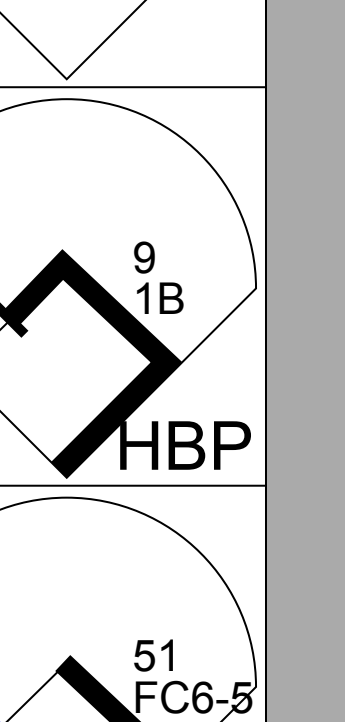
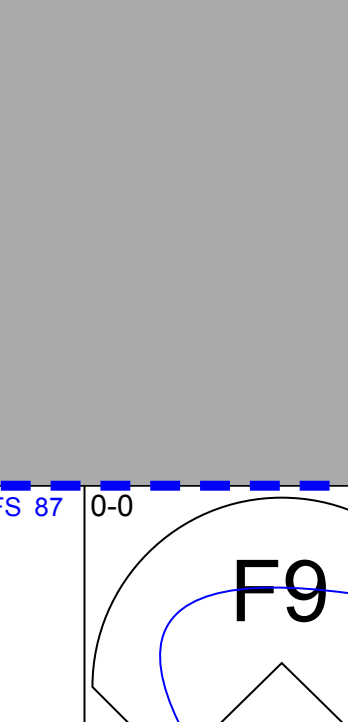

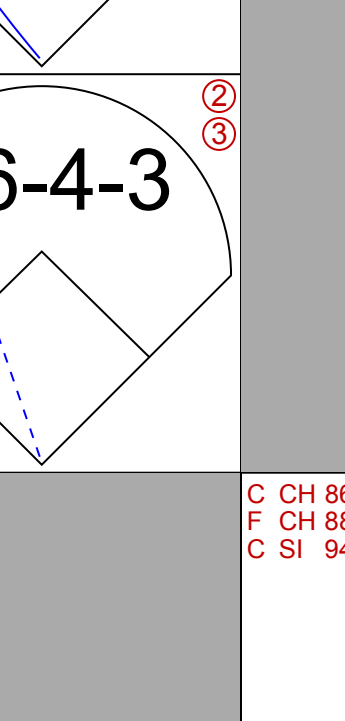
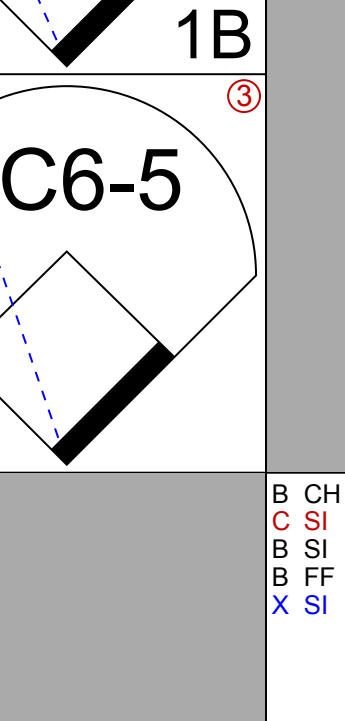
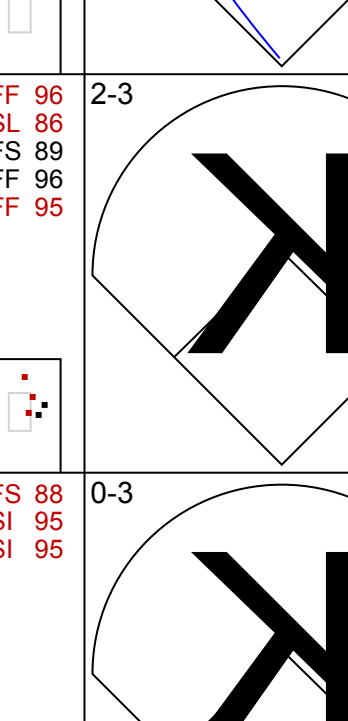
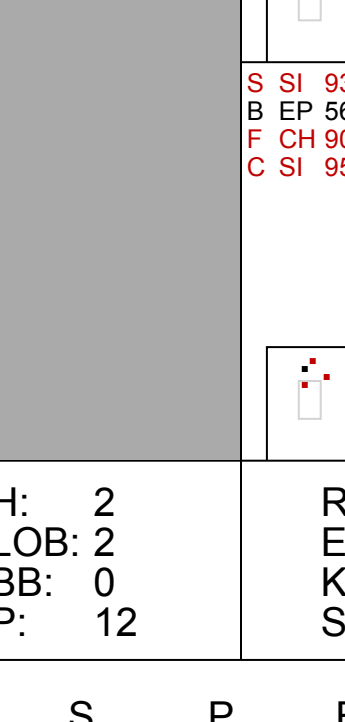
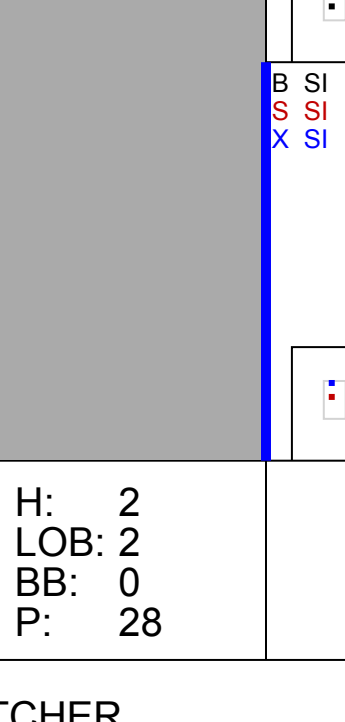
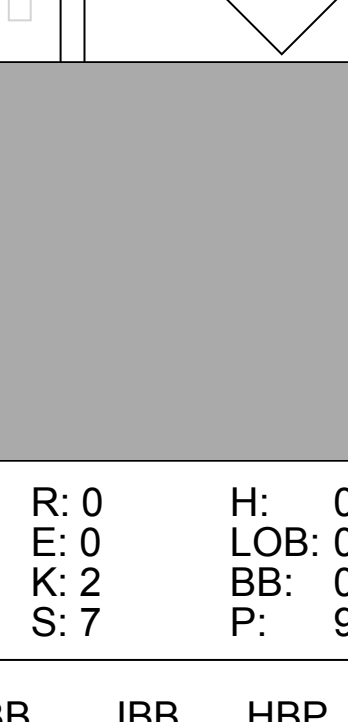



Batter	1	2	3	4	5	6	7	8	9	10	AB	R	H	RBI	BB	SO	LOB	TOP							
21 Christian Yelich, L OBP: 0.372, SLG: 0.418											4	0	0	0	1	2	2								
17 Donovan Solano, R OBP: 0.303, SLG: 0.319											5	0	0	0	0	2	4								
9 Casey McGehee, R OBP: 0.366, SLG: 0.371											5	0	1	0	0	0	2								
13 Marcell Ozuna, R OBP: 0.316, SLG: 0.462											4	0	1	0	0	1	1								
10 Jeff Baker, R OBP: 0.306, SLG: 0.397											4	1	2	0	0	2	1								
39 Jarrod Saltalamacchia, R OBP: 0.326, SLG: 0.374											4	0	0	0	0	0	4								
59 Ed Lucas, R OBP: 0.282, SLG: 0.289											3	0	2	0	0	1	2								
1 Jordany Valdespin, L OBP: 0.290, SLG: 0.372											1	0	0	0	0	0	0								
3 Adeiny Hechavarría, R OBP: 0.311, SLG: 0.364											4	0	2	1	0	1	0								
37 Henderson Alvarez III, R OBP: 0.231, SLG: 0.220											3	0	1	0	0	1	4								
40 Mike Dunn, L ERA: 1.15											0	0	0	0	0	0	0								
44 AJ Ramos, R ERA: 3.22											0	0	0	0	0	0	0								
46 Garrett Jones, L ERA: 3.22											0	0	0	0	0	0	0								
41 Chris Hatcher, R ERA: 1.42											0	0	0	0	0	0	0								
43 Dan Jennings, L ERA: 1.42											0	0	0	0	0	0	0								
Inning Stats	R: 0 E: 0 K: 1 S: 10	H: 0 LOB: 0 BB: 0 P: 15	R: 0 E: 0 K: 1 S: 9	H: 1 LOB: 0 BB: 0 P: 14	R: 0 E: 0 K: 2 S: 13	H: 2 LOB: 2 BB: 0 P: 20	R: 0 E: 0 K: 1 S: 11	H: 2 LOB: 2 BB: 0 P: 17	R: 0 E: 0 K: 1 S: 9	H: 1 LOB: 2 BB: 1 P: 14	R: 1 E: 0 K: 0 S: 14	H: 3 LOB: 2 BB: 0 P: 21	R: 0 E: 0 K: 0 S: 6	H: 0 LOB: 0 BB: 0 P: 10	R: 0 E: 0 K: 2 S: 9	H: 0 LOB: 0 BB: 0 P: 9	R: 0 E: 0 K: 1 S: 8	H: 0 LOB: 0 BB: 0 P: 10	R: 0 E: 0 K: 1 S: 7	H: 0 LOB: 0 BB: 0 P: 11	1B: 7 2B: 2 3B: 0 HR: 0	SF: 0 SAC: 0 DP: 1 HBP: 0	WP: 0 PA: 39		
PITCHER	IP 7.0	WLS 30	BF 9	H 1	R 1	ER 6	SO 1	BB 0	IBB 0	HBP 0	BLK 0	WP 0	HR 0	S 72	P 111	ERA 1.29	WHIP 1.429								
35 Cole Hamels, L ERA: 2.51	1.0	3	0	0	0	2	0	0	0	0	0	0	0	9	9	0.00	0.000								
53 Ken Giles, R ERA: 1.15	1.0	3	0	0	0	1	0	0	0	0	0	0	0	8	10	0.00	0.000								
58 Jonathan Papelbon, R ERA: 1.99	1.0	W	3	0	0	0	1	0	0	0	0	0	0	7	11	0.00	0.000								
63 Jake Diekman, L ERA: 3.68																									

Miami Marlins @ Philadelphia Phillies
Citizens Bank Park, Philadelphia, PA
Fri Sep 12 2014, 7:09 PM - 10:10 PM EDT
Att: 27,039 - Partly Cloudy - 75 F

livebaseballscores.com

AB 38
R 1
H 9
RBI 1
BB 1
SO 10
LOB 20



Batter	1	2	3	4	5	6	7	8	9	10	AB	R	H	RBI	BB	SO	LOB	BOTTOM						
2 Ben Revere, L OBP: 0.325, SLG: 0.366											5	1	1	0	0	0	1							
25 Cody Asche, L OBP: 0.312, SLG: 0.398											5	1	2	2	0	1	1							
26 Chase Utley, L OBP: 0.345, SLG: 0.418											3	1	2	0	1	0	1							
6 Ryan Howard, L OBP: 0.371, SLG: 0.377											3	0	1	0	1	2	2							
19 Tony Gwynn Jr., L OBP: 0.271, SLG: 0.196											0	0	0	0	0	0	0							
58 Jonathan Papelbon, R ERA: 1.99											0	0	0	0	0	0	0							
63 Jake Diekman, R ERA: 3.68											0	0	0	0	0	0	0							
3 Marlon Byrd, R OBP: 0.314, SLG: 0.455											2	0	0	0	0	0	2							
9 Dornic Brown, L OBP: 0.285, SLG: 0.349											4	0	2	0	0	0	3							
51 Carlos Ruiz, R OBP: 0.351, SLG: 0.382											4	0	0	0	0	1	6							
13 Freddy Galvis, S OBP: 0.182, SLG: 0.225											4	0	0	0	0	2	0							
35 Cole Hamels, L OBP: 0.179, SLG: 0.196											2	0	1	0	0	1	0							
18 Darin Ruf, R OBP: 0.321, SLG: 0.403											1	0	0	0	0	0	0							
53 Ken Giles, R ERA: 1.15											0	0	0	0	0	0	0							
7 Maikel Franco, R OBP: 0.200, SLG: 0.217											1	0	0	0	0	0	0							
Inning Stats	R: 0 E: 0 K: 1 S: 12	H: 1 LOB: 1 BB: 0 P: 22	R: 0 E: 0 K: 0 S: 4	H: 1 LOB: 0 BB: 0 P: 5	R: 0 E: 0 K: 0 S: 10	H: 1 LOB: 1 BB: 0 P: 13	R: 0 E: 0 K: 0 S: 6	H: 2 LOB: 2 BB: 0 P: 12	R: 0 E: 0 K: 2 S: 8	H: 0 LOB: 0 BB: 0 P: 10	R: 1 E: 1 K: 1 S: 17	H: 2 LOB: 2 BB: 0 P: 28	R: 0 E: 0 K: 0 S: 7	H: 0 LOB: 0 BB: 0 P: 11	R: 0 E: 0 K: 1 S: 7	H: 0 LOB: 0 BB: 0 P: 9	R: 2 E: 0 K: 0 S: 11	H: 2 LOB: 0 BB: 0 P: 17	1B: 6 2B: 2 3B: 0 HR: 1	SF: 0 SAC: 0 DP: 3 HBP: 2	WP: 1 PA: 38			
PITCHER	IP 7.0	WLS 28	BF 7	H 1	R 1	ER 4	SO 0	BB 0	IBB 0	HBP 2	BLK 0	WP 1	HR 0	S 64	P 101	ERA 1.29	WHIP 1.000							
37 Henderson Alvarez III, R ERA: 2.81	0.1	3	0	0	0	1	2	0	0	0	0	0	0	1	1	0.00	0.000							
40 Mike Dunn, L ERA: 3.33	0.2	1	0	0	0	0	0	0	0	0	0	0	0	1	1	0.00	0.000							
44 AJ Ramos, R ERA: 3.22	1.1	4	0	0	0	2	0	0	0	0	0	0	0	9	12	0.00	0.000							
41 Chris Hatcher, R ERA: 3.22	0.0	L	2	2	2	2	0	0	0	0	0	0	0	1	9	14	∞	∞						

Miami Marlins @ Philadelphia Phillies
Citizens Bank Park, Philadelphia, PA
Fri Sep 12 2014, 7:09 PM - 10:10 PM EDT
Att: 27,039 - Partly Cloudy - 75 F

livebaseballscores.com

AB 34
R 3
H 9
RBI 2
BB 2
SO 7
LOB 16




Batter	1	2	3	4	5	6	7	8	9	AB	R	H	RBI	BB	SO	LOB	TOP			
21 Christian Yelich, L (1,7) OBP: 0.371, SLG: 0.417	G3-1		1B		K		K			4	0	1	0	0	2	3	Miami Marlins @ Philadelphia Phillies Citizens Bank Park, Philadelphia, PA Sat Sep 13 2014, 7:09 PM - 9:41 PM EDT Att: 26,163 - Cloudy - 67 F			
17 Donovan Solano, R (1,4) OBP: 0.302, SLG: 0.315	P3		CS	L9		BB		G6-3		3	0	0	0	1	0					
9 Casey McGehee, R (1,5) OBP: 0.365, SLG: 0.370	F8				1B		K		K	4	0	1	0	0	2	1				
13 Marcell Ozuna, R (1,8) OBP: 0.320, SLG: 0.462		K			1B		K		BB	3	0	1	0	1	2	1				
46 Garrett Jones, L (1,9) OBP: 0.310, SLG: 0.410		HR			1B				BB	4	1	1	1	0	1	4				
48 Justin Bour, L (1,3) OBP: 0.326, SLG: 0.289	L8				F8					4	0	1	0	0	0	2				
3 Adeiny Hechavarria, R (1,6) OBP: 0.311, SLG: 0.363	G6-3								G6-3	4	0	1	0	0	1	0				
6 Jeff Mathis, R (1,2) OBP: 0.263, SLG: 0.273					G5-3					3	0	1	0	0	1	2				
1 Jordany Valdespin, L (9,PH) OBP: 0.277, SLG: 0.368									G1-3	1	0	0	0	0	0	0				
52 Brad Hand, L (1,1) OBP: 0.042, SLG: 0.042					G6-3					1	0	0	0	0	0	0				
5 Reed Johnson, R (7,PH) OBP: 0.254, SLG: 0.321										1	0	1	0	0	0	0				
36 Sam Dyson, R (7,1) OBP: 0.254, SLG: 0.321										0	0	0	0	0	0	0				
Inning Stats	R: 0 E: 0 K: 0 S: 5	H: 0 LOB: 0 BB: 0 P: 10	R: 1 E: 0 K: 1 S: 10	H: 1 LOB: 0 BB: 0 P: 15	R: 0 E: 0 K: 0 S: 7	H: 1 LOB: 0 BB: 0 P: 11	R: 0 E: 0 K: 1 S: 10	H: 2 LOB: 2 BB: 0 P: 14	R: 0 E: 0 K: 2 S: 9	H: 0 LOB: 1 BB: 1 P: 13	R: 0 E: 0 K: 2 S: 10	H: 3 LOB: 2 BB: 0 P: 16	R: 0 E: 0 K: 1 S: 11	H: 0 LOB: 1 BB: 1 P: 18	R: 0 E: 0 K: 1 S: 7	H: 0 LOB: 0 BB: 0 P: 8	1B: 7 2B: 0 3B: 0 HR: 1	SF: 0 SAC: 1 DP: 0 HBP: 0	WP: 0 PB: 0 SB: 0 CS: 1	PA: 36
PITCHER	IP WLS BF H R ER SO BB IBB HBP BLK WP HR S P ERA WHIP	IP WLS BF H R ER SO BB IBB HBP BLK WP HR S P ERA WHIP	IP WLS BF H R ER SO BB IBB HBP BLK WP HR S P ERA WHIP	IP WLS BF H R ER SO BB IBB HBP BLK WP HR S P ERA WHIP	IP WLS BF H R ER SO BB IBB HBP BLK WP HR S P ERA WHIP	IP WLS BF H R ER SO BB IBB HBP BLK WP HR S P ERA WHIP	IP WLS BF H R ER SO BB IBB HBP BLK WP HR S P ERA WHIP	IP WLS BF H R ER SO BB IBB HBP BLK WP HR S P ERA WHIP	IP WLS BF H R ER SO BB IBB HBP BLK WP HR S P ERA WHIP	IP WLS BF H R ER SO BB IBB HBP BLK WP HR S P ERA WHIP	IP WLS BF H R ER SO BB IBB HBP BLK WP HR S P ERA WHIP	IP WLS BF H R ER SO BB IBB HBP BLK WP HR S P ERA WHIP	IP WLS BF H R ER SO BB IBB HBP BLK WP HR S P ERA WHIP	IP WLS BF H R ER SO BB IBB HBP BLK WP HR S P ERA WHIP	IP WLS BF H R ER SO BB IBB HBP BLK WP HR S P ERA WHIP	IP WLS BF H R ER SO BB IBB HBP BLK WP HR S P ERA WHIP				

Batter	1	2	3	4	5	6	7	8	9	AB	R	H	RBI	BB	SO	LOB	BOTTOM			
2 Ben Revere, L (1,8) OBP: 0.326, SLG: 0.367	7 WP 1B		F8			26 WP 7 G6-3 1B		G1-3		4	1	2	0	0	0	0	Miami Marlins @ Philadelphia Phillies Citizens Bank Park, Philadelphia, PA Sat Sep 13 2014, 7:09 PM - 9:41 PM EDT Att: 26,163 - Cloudy - 67 F			
7 Maikel Franco, R (1,3) OBP: 0.214, SLG: 0.231	3 2B 1B		F9			G6-3				3	1	1	1	0	0	1				
26 Chase Utley, L (1,4) OBP: 0.343, SLG: 0.416	F9		G4-3			F8				3	0	0	0	0	0	2				
3 Marlon Byrd, R (1,9) OBP: 0.314, SLG: 0.456	1H 2B		G4-3			G5-3				3	0	1	1	0	0	1				
18 Darin Ruf, R (1,7) OBP: 0.314, SLG: 0.392	G6-3									2	0	0	0	0	0	1				
9 Domonic Brown, L (7,PH) OBP: 0.285, SLG: 0.348	G6-3				P4					1	0	0	0	0	0	0				
25 Cody Asche, L (1,5) OBP: 0.310, SLG: 0.395	P3									3	0	0	0	0	2	1				
21 Wil Nieves, R (1,2) OBP: 0.270, SLG: 0.361									G6-3	3	0	0	0	0	2	0				
13 Freddy Galvis, S (1,6) OBP: 0.175, SLG: 0.216									G3-1	3	0	0	0	0	0	0				
38 Kyle Kendrick, R (1,1) OBP: 0.097, SLG: 0.082										2	0	0	0	0	1	0				
63 Jake Diekmann, R (7,1) OBP: 0.285, SLG: 0.348										0	0	0	0	0	0	0				
53 Ken Giles, R (8,1) OBP: 0.310, SLG: 0.376										0	0	0	0	0	0	0				
6 Ryan Howard, L (8,PH) OBP: 0.310, SLG: 0.376										1	0	0	0	0	1	0				
56 Jonathan Papelbon, R (9,1) OBP: 0.270, SLG: 0.361										0	0	0	0	0	0	0				
Inning Stats	R: 2 E: 0 K: 0 S: 15	H: 3 LOB: 1 BB: 0 P: 20	R: 0 E: 0 K: 1 S: 7	H: 0 LOB: 0 BB: 0 P: 10	R: 0 E: 0 K: 0 S: 3	H: 0 LOB: 0 BB: 0 P: 9	R: 0 E: 0 K: 1 S: 7	H: 0 LOB: 0 BB: 0 P: 12	R: 0 E: 0 K: 2 S: 10	H: 0 LOB: 0 BB: 0 P: 14	R: 0 E: 0 K: 0 S: 9	H: 1 LOB: 1 BB: 0 P: 18	R: 0 E: 0 K: 1 S: 6	H: 0 LOB: 0 BB: 0 P: 8	R: 0 E: 0 K: 1 S: 9	H: 0 LOB: 0 BB: 0 P: 11	1B: 3 2B: 1 3B: 0 HR: 0	SF: 0 SAC: 0 DP: 0 HBP: 0	WP: 2 PB: 0 SB: 0 CS: 0	PA: 28
PITCHER	IP WLS BF H R ER SO BB IBB HBP BLK WP HR S P ERA WHIP	IP WLS BF H R ER SO BB IBB HBP BLK WP HR S P ERA WHIP	IP WLS BF H R ER SO BB IBB HBP BLK WP HR S P ERA WHIP	IP WLS BF H R ER SO BB IBB HBP BLK WP HR S P ERA WHIP	IP WLS BF H R ER SO BB IBB HBP BLK WP HR S P ERA WHIP	IP WLS BF H R ER SO BB IBB HBP BLK WP HR S P ERA WHIP	IP WLS BF H R ER SO BB IBB HBP BLK WP HR S P ERA WHIP	IP WLS BF H R ER SO BB IBB HBP BLK WP HR S P ERA WHIP	IP WLS BF H R ER SO BB IBB HBP BLK WP HR S P ERA WHIP	IP WLS BF H R ER SO BB IBB HBP BLK WP HR S P ERA WHIP	IP WLS BF H R ER SO BB IBB HBP BLK WP HR S P ERA WHIP	IP WLS BF H R ER SO BB IBB HBP BLK WP HR S P ERA WHIP	IP WLS BF H R ER SO BB IBB HBP BLK WP HR S P ERA WHIP	IP WLS BF H R ER SO BB IBB HBP BLK WP HR S P ERA WHIP	IP WLS BF H R ER SO BB IBB HBP BLK WP HR S P ERA WHIP	IP WLS BF H R ER SO BB IBB HBP BLK WP HR S P ERA WHIP				


livebaseballscorecards.com

AB 32
R 1
H 8
RBI 1
BB 2
SO 9
LOB 13



livebaseballscorecards.com

AB 28
R 2
H 4
RBI 2
BB 0
SO 6
LOB 6



Batter	1	2	3	4	5	6	7	8	9	AB	R	H	RBI	BB	SO	LOB	TOP						
21 Christian Yelich, L OBP: 0.373, SLG: 0.417										4	1	2	1	1	0	1							
5 Reed Johnson, R OBP: 0.249, SLG: 0.313										4	0	0	0	0	1	3							
48 Justin Bour, L OBP: 0.341, SLG: 0.308										5	0	1	0	0	2	5							
9 Casey McGehee, R OBP: 0.364, SLG: 0.368										4	0	0	0	0	1	4							
13 Marcell Ozuna, R OBP: 0.318, SLG: 0.459										4	0	2	0	0	0	0							
46 Garrett Jones, L OBP: 0.307, SLG: 0.406										3	2	1	1	1	0	1							
39 Jarrod Saltalamacchia, R OBP: 0.329, SLG: 0.375										2	0	0	0	0	0	1							
60 J.T. Realmuto, R OBP: 0.298, SLG: 0.290										4	1	1	0	0	0	1							
6 Jeff Mathis, R OBP: 0.283, SLG: 0.273										4	1	1	0	0	0	1							
12 Enrique Hernández, R OBP: 0.330, SLG: 0.418										2	0	0	0	0	0	1							
3 Adeiny Hechavarria, R OBP: 0.310, SLG: 0.363										2	0	0	0	0	0	1							
34 Tom Koehler, R ERA: 3.75																							
59 Ed Lucas, R ERA: 4.03																							
22 Carter Capps, R ERA: 2.52																							
43 Dan Jennings, L ERA: 1.41																							
28 Anthony DeSclafani, R ERA: 7.06																							
1 Jordany Valdespin, L ERA: 3.38																							
31 Steve Cishek, R ERA: 3.38																							
Inning Stats	R: 0 H: 1 E: 0 K: 0 S: 14	H: 1 LOB: 2 BB: 1 P: 22	R: 0 H: 1 E: 0 K: 0 S: 8	H: 1 LOB: 1 BB: 0 P: 12	R: 0 H: 2 E: 0 K: 0 S: 9	H: 2 LOB: 2 BB: 0 P: 15	R: 1 H: 1 E: 0 K: 0 S: 7	H: 1 LOB: 0 BB: 0 P: 14	R: 0 H: 0 E: 1 K: 1 S: 6	H: 0 LOB: 1 BB: 0 P: 9	R: 0 H: 0 E: 0 K: 1 S: 7	H: 0 LOB: 0 BB: 0 P: 12	R: 0 H: 0 E: 1 K: 1 S: 9	H: 0 LOB: 1 BB: 0 P: 11	R: 0 H: 0 E: 0 K: 1 S: 6	H: 0 LOB: 0 BB: 0 P: 10	R: 4 H: 4 E: 0 K: 1 S: 25	H: 4 LOB: 1 BB: 1 P: 38	1B: 7 2B: 1 3B: 0 HR: 1	SF: 0 SAC: 0 DP: 0 HBP: 0	WP: 1 PB: 0 SB: 0 CS: 0	PA: 40	
PITCHER	IP WLS BF H R ER SO BB IBB HBP BLK WP HR S P ERA WHIP	IP WLS BF H R ER SO BB IBB HBP BLK WP HR S P ERA WHIP	IP WLS BF H R ER SO BB IBB HBP BLK WP HR S P ERA WHIP	IP WLS BF H R ER SO BB IBB HBP BLK WP HR S P ERA WHIP	IP WLS BF H R ER SO BB IBB HBP BLK WP HR S P ERA WHIP	IP WLS BF H R ER SO BB IBB HBP BLK WP HR S P ERA WHIP	IP WLS BF H R ER SO BB IBB HBP BLK WP HR S P ERA WHIP	IP WLS BF H R ER SO BB IBB HBP BLK WP HR S P ERA WHIP	IP WLS BF H R ER SO BB IBB HBP BLK WP HR S P ERA WHIP	IP WLS BF H R ER SO BB IBB HBP BLK WP HR S P ERA WHIP	IP WLS BF H R ER SO BB IBB HBP BLK WP HR S P ERA WHIP	IP WLS BF H R ER SO BB IBB HBP BLK WP HR S P ERA WHIP	IP WLS BF H R ER SO BB IBB HBP BLK WP HR S P ERA WHIP	IP WLS BF H R ER SO BB IBB HBP BLK WP HR S P ERA WHIP	IP WLS BF H R ER SO BB IBB HBP BLK WP HR S P ERA WHIP	IP WLS BF H R ER SO BB IBB HBP BLK WP HR S P ERA WHIP	IP WLS BF H R ER SO BB IBB HBP BLK WP HR S P ERA WHIP	IP WLS BF H R ER SO BB IBB HBP BLK WP HR S P ERA WHIP	IP WLS BF H R ER SO BB IBB HBP BLK WP HR S P ERA WHIP	IP WLS BF H R ER SO BB IBB HBP BLK WP HR S P ERA WHIP	IP WLS BF H R ER SO BB IBB HBP BLK WP HR S P ERA WHIP	IP WLS BF H R ER SO BB IBB HBP BLK WP HR S P ERA WHIP	IP WLS BF H R ER SO BB IBB HBP BLK WP HR S P ERA WHIP

Miami Marlins @ Philadelphia Phillies
Citizens Bank Park, Philadelphia, PA
Sun Sep 14 2014, 1:41 PM - 4:58 PM EDT
Att: 30,201 - Partly Cloudy - 64 F

AB 38
R 5
H 9
RBI 4
BB 2
SO 5
LOB 23

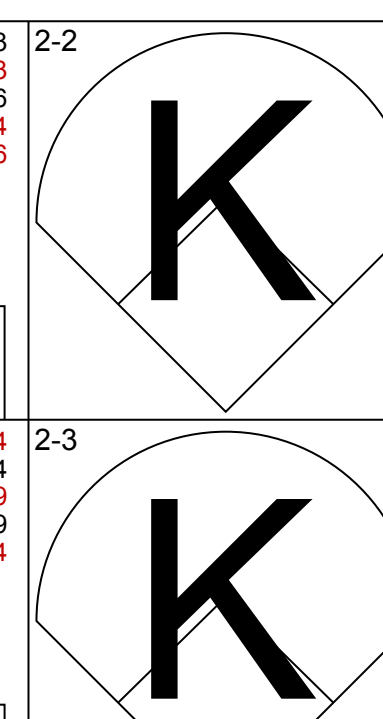
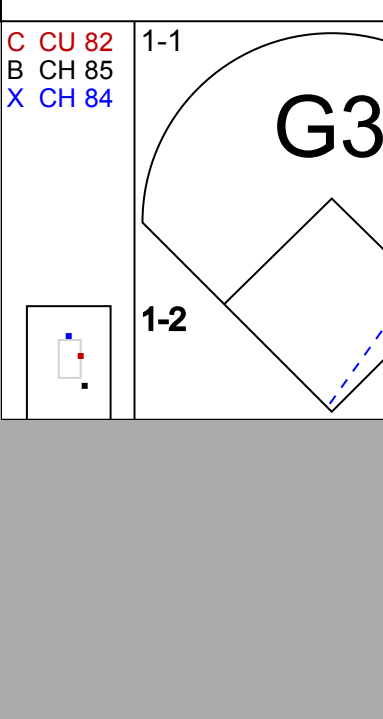
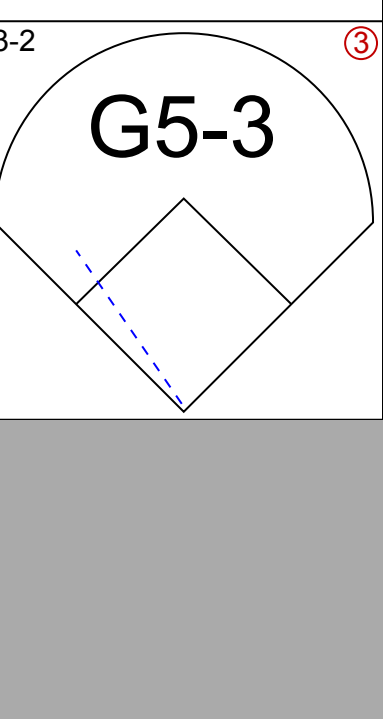
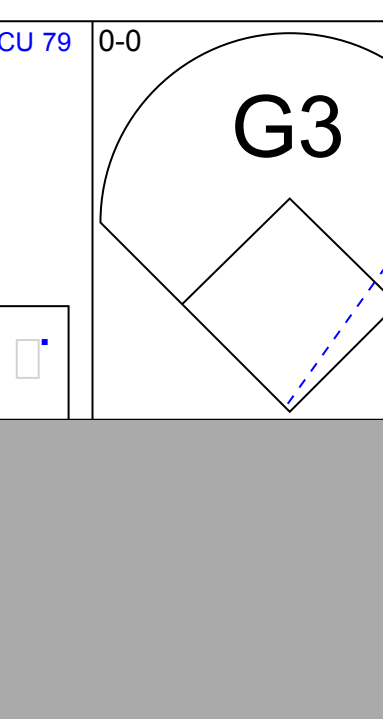
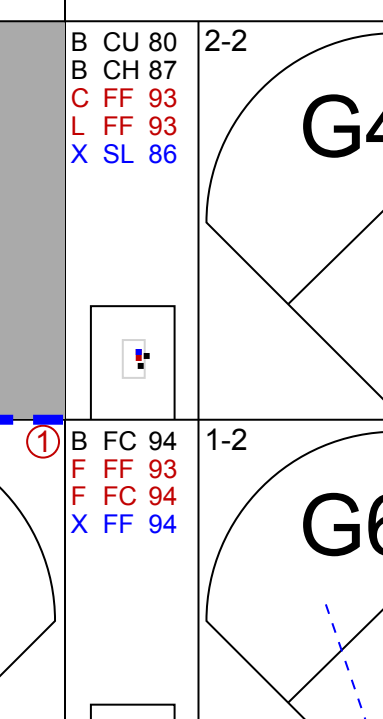

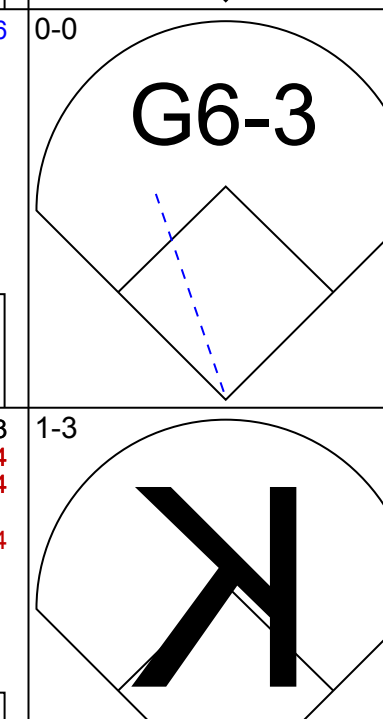
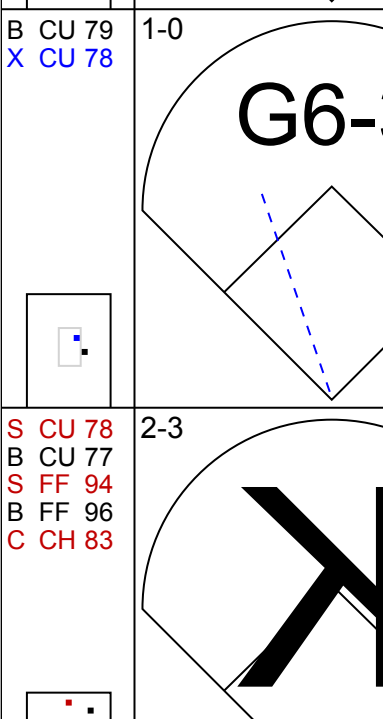
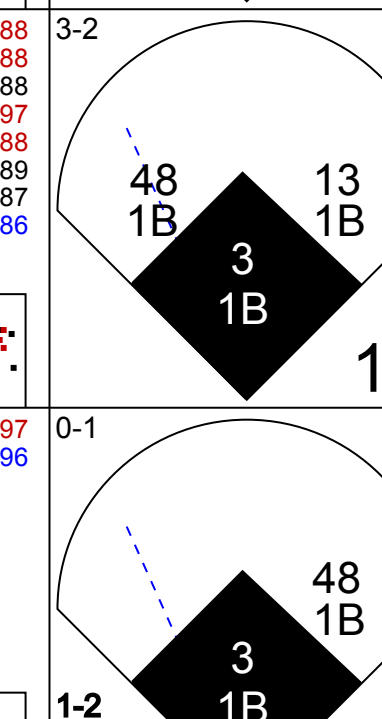


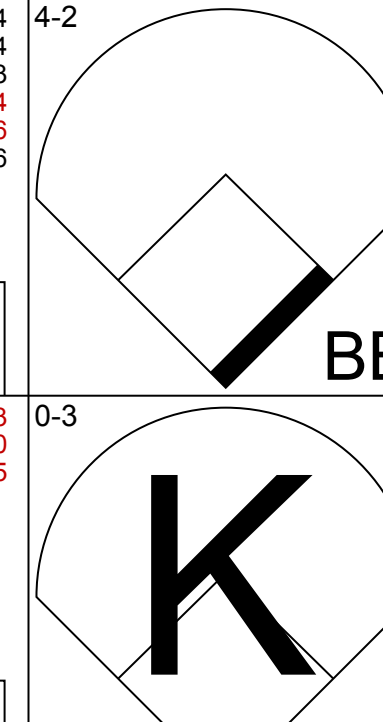

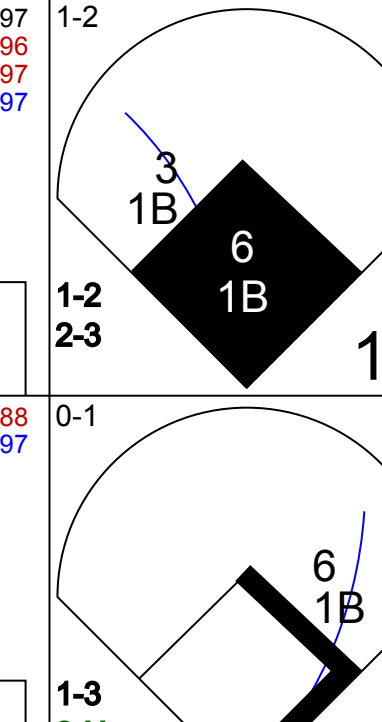




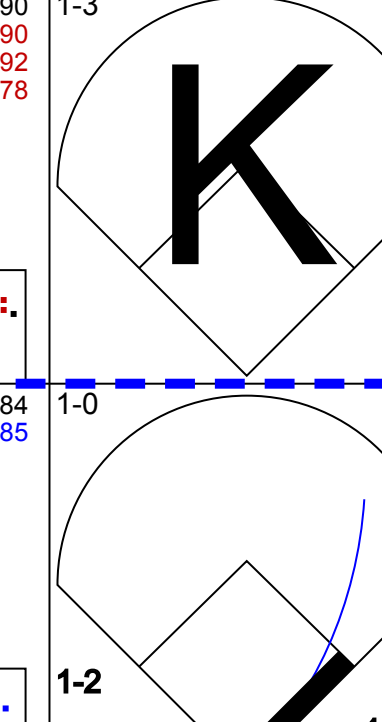


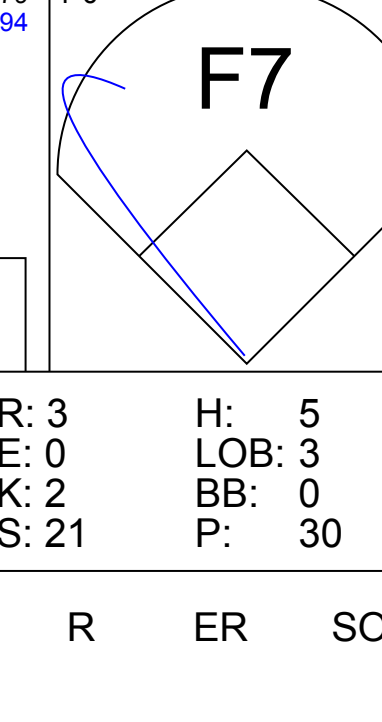
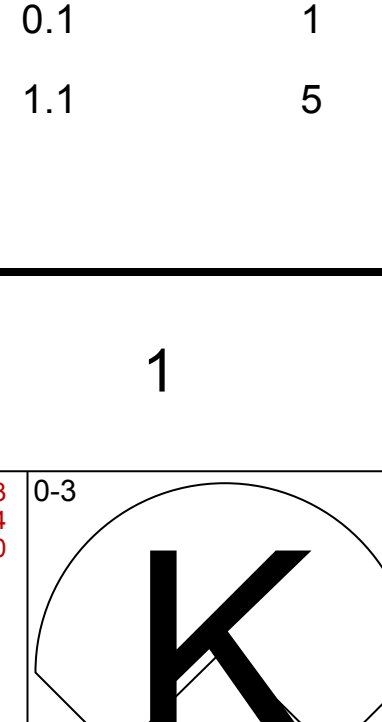
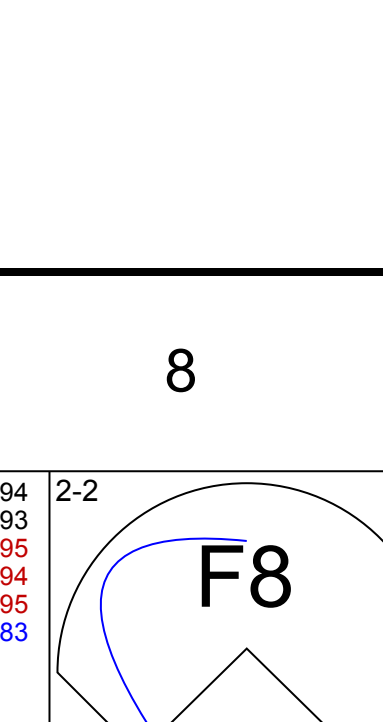
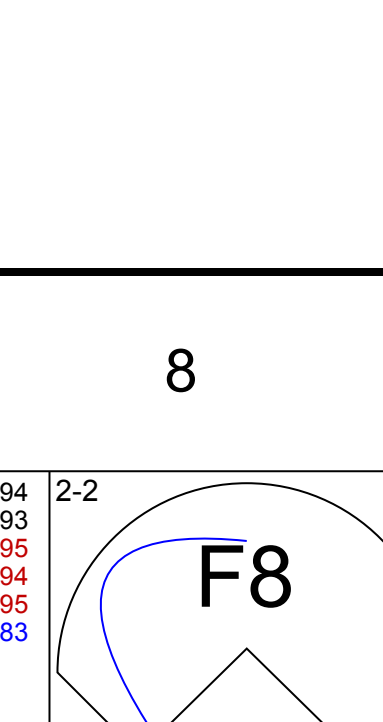
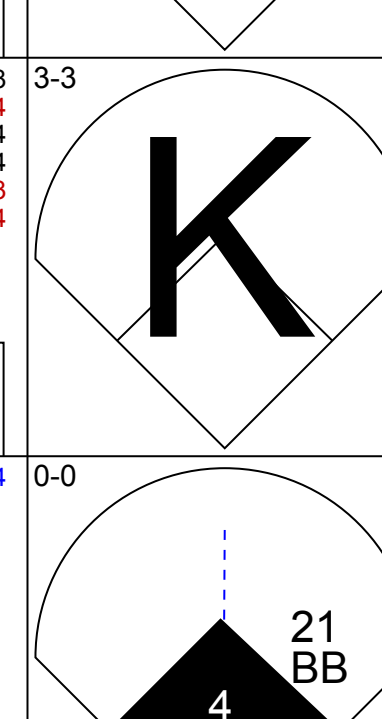





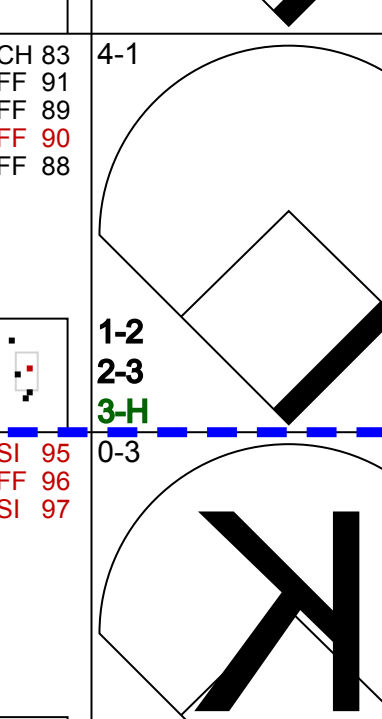


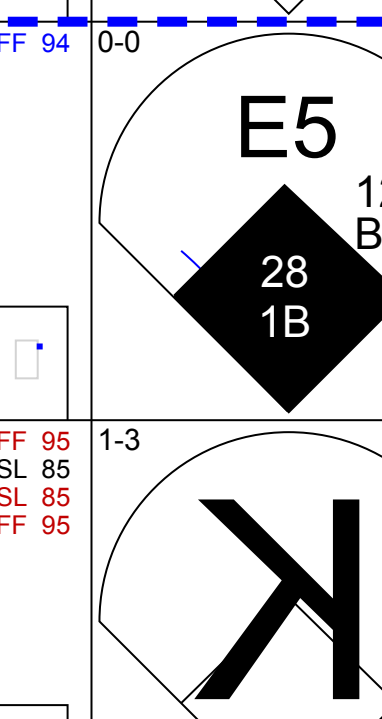
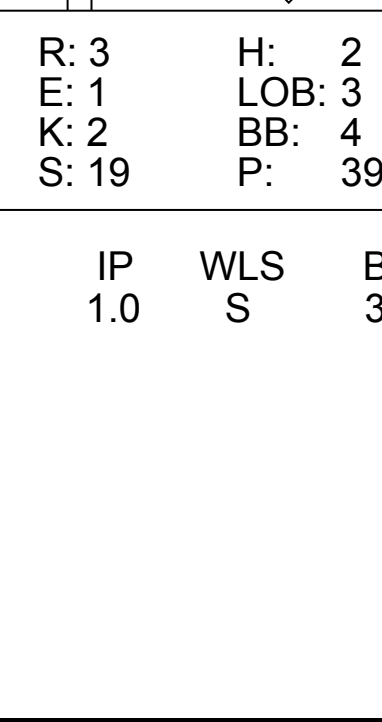


Batter	1	2	3	4	5	6	7	8	9	AB	R	H	RBI	BB	SO	LOB	BOTTOM						
2 Ben Revere, L OBP: 0.327, SLG: 0.367										5	1	2	0	0	1	3							
7 Maikel Franco, R OBP: 0.212, SLG: 0.226										5	0	1	1	0	1	4							
26 Chase Utley, L OBP: 0.342, SLG: 0.415										5	1	1	1	0	1	3							
6 Ryan Howard, L OBP: 0.313, SLG: 0.378										3	1	2	0	1	0	1							
19 Tony Gwynn Jr., L OBP: 0.271, SLG: 0.196										4	0	1	0	0	0	3							
24 Grady Sizemore, L OBP: 0.306, SLG: 0.372										3	0	0	0	1	0	3							
9 Dominic Brown, L OBP: 0.284, SLG: 0.346										0	0	0	0	0	0	0							
58 Jonathan Papelbon, R ERA: 1.41																							
51 Carlos Ruiz, R OBP: 0.350, SLG: 0.381										4	0	1	1	0	1	3							
13 Freddy Galvis, S OBP: 0.190, SLG: 0.221										3	1	1	0	1	1	1							
55 David Buchanan, R ERA: 3.75																							
59 Antonio Bastardo, R ERA: 3.31																							
18 Darin Ruf, R OBP: 0.310, SLG: 0.387										2	0	0	0	0	2	1							
30 Justin De Fratus, S ERA: 7.06																							
25 Cody Asche, L OBP: 0.372, SLG: 0.396										1	0	1	0	0	0	0							
Inning Stats	R: 0 H: 1 E: 0 K: 0 S: 14	H: 0 LOB: 0 BB: 0 P: 21	R: 1 H: 2 E: 0 K: 1 S: 10	H: 2 LOB: 1 BB: 0 P: 15	R: 2 H: 3 E: 0 K: 0 S: 8	H: 3 LOB: 1 BB: 1 P: 19	R: 0 H: 0 E: 0 K: 1 S: 7	H: 0 LOB: 0 BB: 0 P: 12	R: 0 H: 1 E: 0 K: 2 S: 9	H: 1 LOB: 1 BB: 0 P: 12	R: 0 H: 0 E: 0 K: 2 S: 11	H: 0 LOB: 0 BB: 0 P: 13	R: 1 H: 2 E: 0 K: 0 S: 16	H: 2 LOB: 3 BB: 1 P: 28	R: 0 H: 1 E: 0 K: 3 S: 15	H: 1 LOB: 2 BB: 1 P: 24	1B: 9 2B: 1 3B: 0 HR: 0	SF: 0 SAC: 0 DP: 1 HBP: 0	WP: 0 PB: 1 SB: 2 CS: 0	PA: 39			
PITCHER	IP WLS BF H R ER SO BB IBB HBP BLK WP HR S P ERA WHIP	IP WLS BF H R ER SO BB IBB HBP BLK WP HR S P ERA WHIP	IP WLS BF H R ER SO BB IBB HBP BLK WP HR S P ERA WHIP	IP WLS BF H R ER SO BB IBB HBP BLK WP HR S P ERA WHIP	IP WLS BF H R ER SO BB IBB HBP BLK WP HR S P ERA WHIP	IP WLS BF H R ER SO BB IBB HBP BLK WP HR S P ERA WHIP	IP WLS BF H R ER SO BB IBB HBP BLK WP HR S P ERA WHIP	IP WLS BF H R ER SO BB IBB HBP BLK WP HR S P ERA WHIP	IP WLS BF H R ER SO BB IBB HBP BLK WP HR S P ERA WHIP	IP WLS BF H R ER SO BB IBB HBP BLK WP HR S P ERA WHIP	IP WLS BF H R ER SO BB IBB HBP BLK WP HR S P ERA WHIP	IP WLS BF H R ER SO BB IBB HBP BLK WP HR S P ERA WHIP	IP WLS BF H R ER SO BB IBB HBP BLK WP HR S P ERA WHIP	IP WLS BF H R ER SO BB IBB HBP BLK WP HR S P ERA WHIP	IP WLS BF H R ER SO BB IBB HBP BLK WP HR S P ERA WHIP	IP WLS BF H R ER SO BB IBB HBP BLK WP HR S P ERA WHIP	IP WLS BF H R ER SO BB IBB HBP BLK WP HR S P ERA WHIP	IP WLS BF H R ER SO BB IBB HBP BLK WP HR S P ERA WHIP	IP WLS BF H R ER SO BB IBB HBP BLK WP HR S P ERA WHIP	IP WLS BF H R ER SO BB IBB HBP BLK WP HR S P ERA WHIP	IP WLS BF H R ER SO BB IBB HBP BLK WP HR S P ERA WHIP	IP WLS BF H R ER SO BB IBB HBP BLK WP HR S P ERA WHIP	IP WLS BF H R ER SO BB IBB HBP BLK WP HR S P ERA WHIP

Miami Marlins @ Philadelphia Phillies
Citizens Bank Park, Philadelphia, PA
Sun Sep 14 2014, 1:41 PM - 4:58 PM EDT
Att: 30,201 - Partly Cloudy - 64 F

AB 36
R 4
H 10
RBI 3
BB 3
SO 7
LOB 22

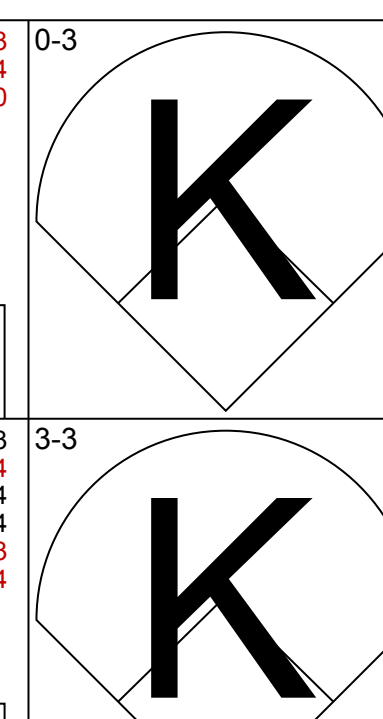
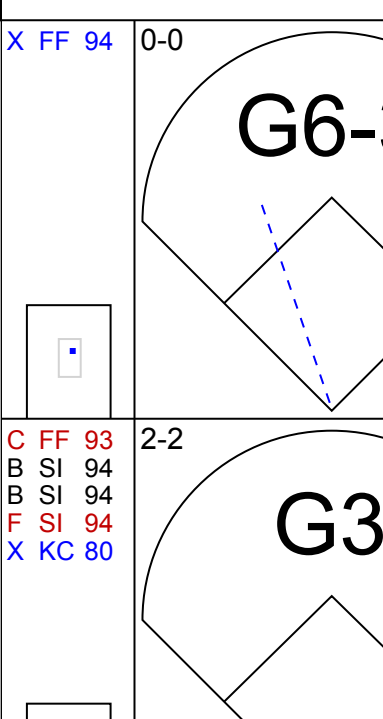
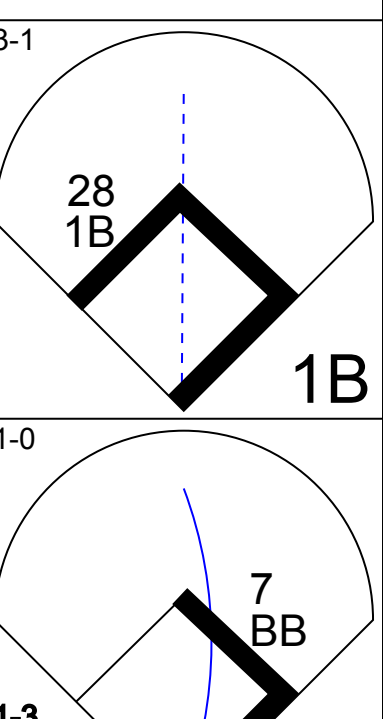
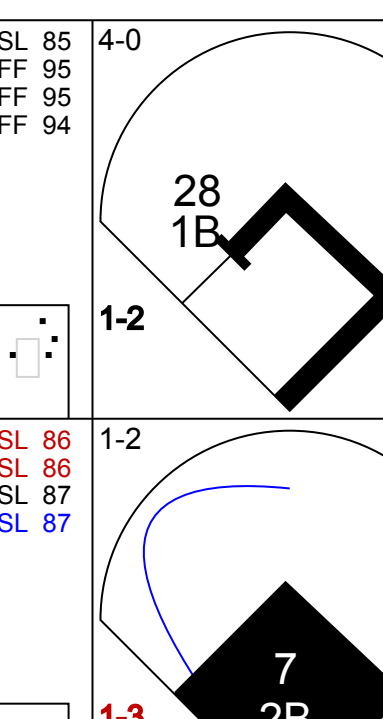
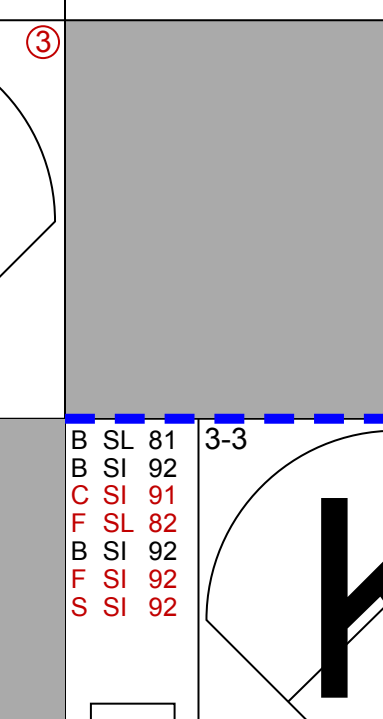
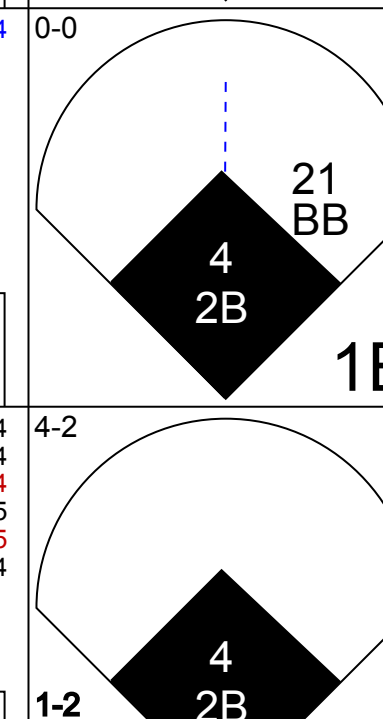
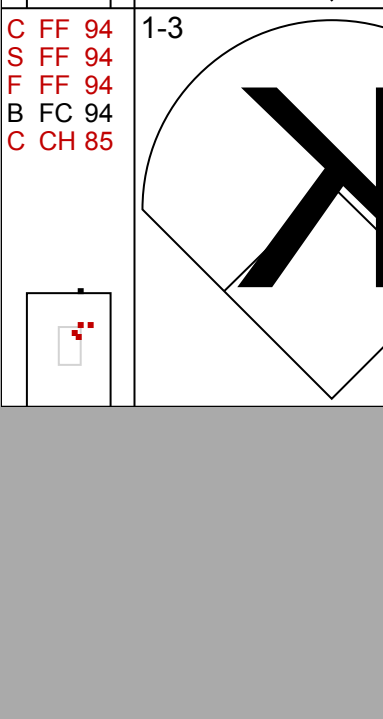
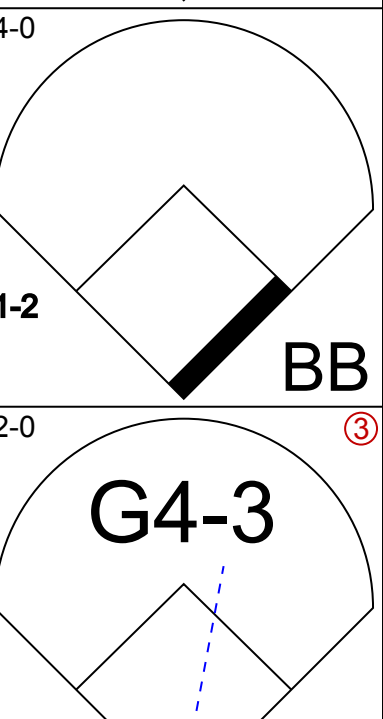
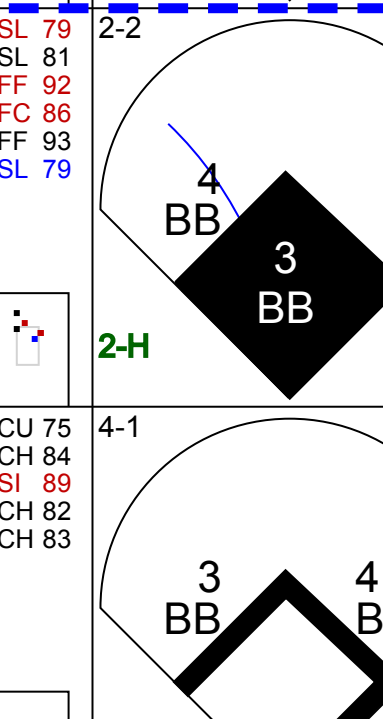
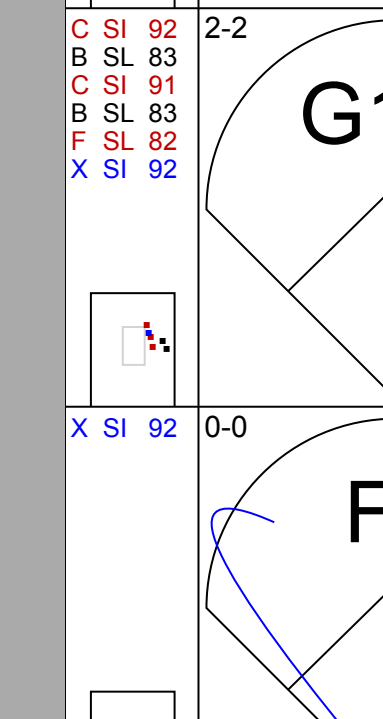
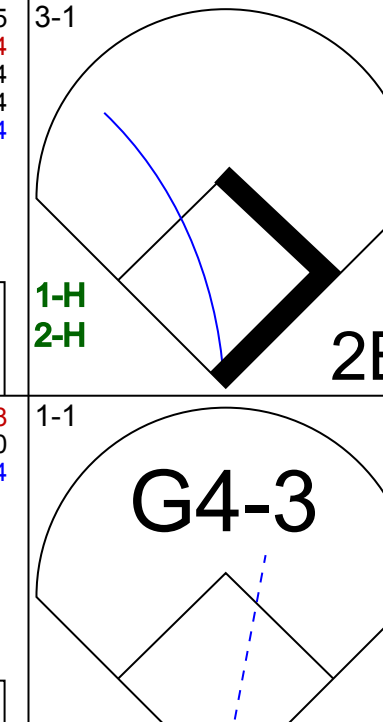

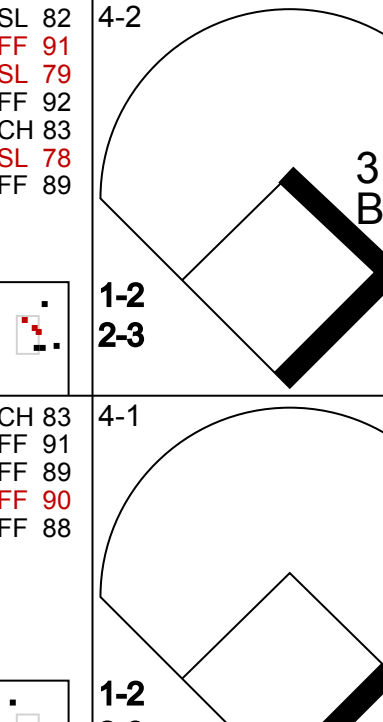



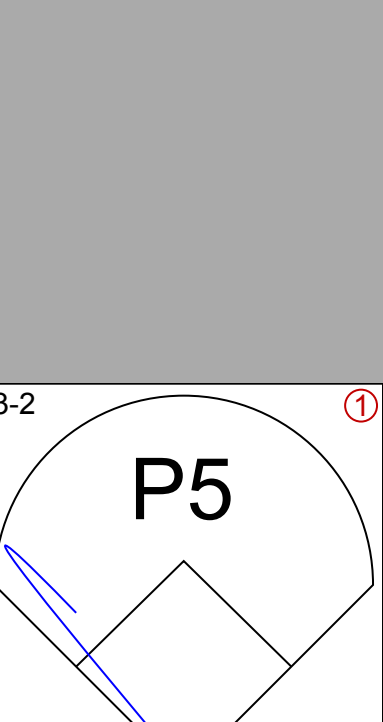
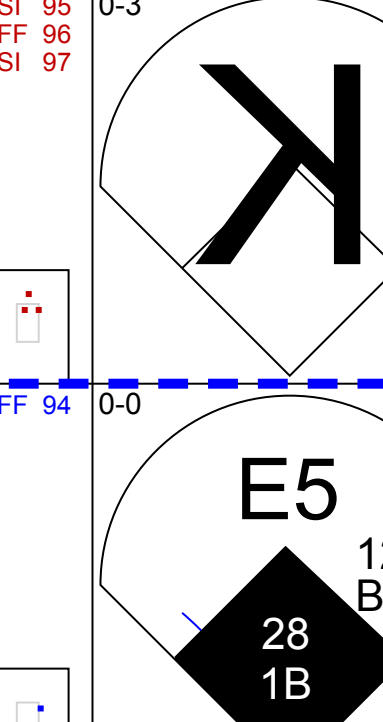
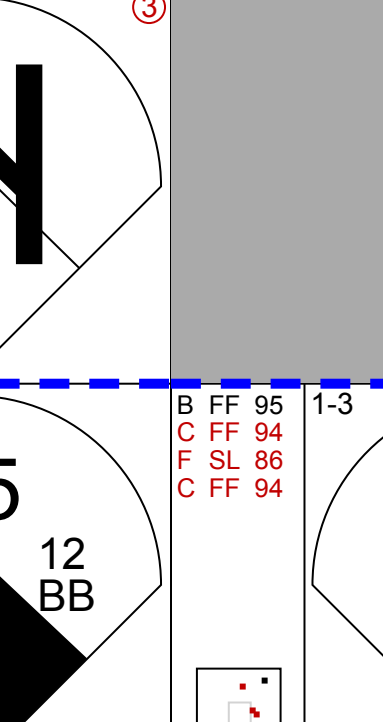
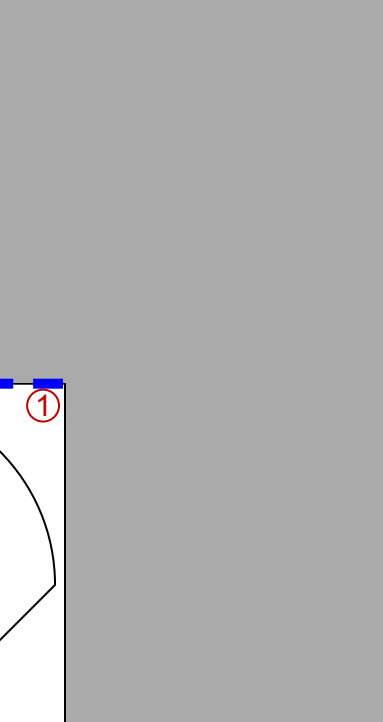
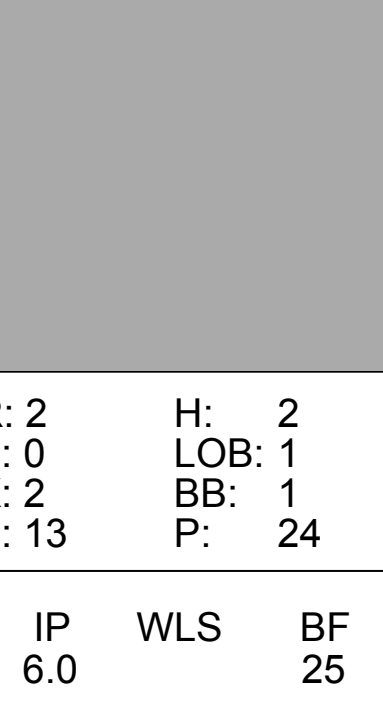
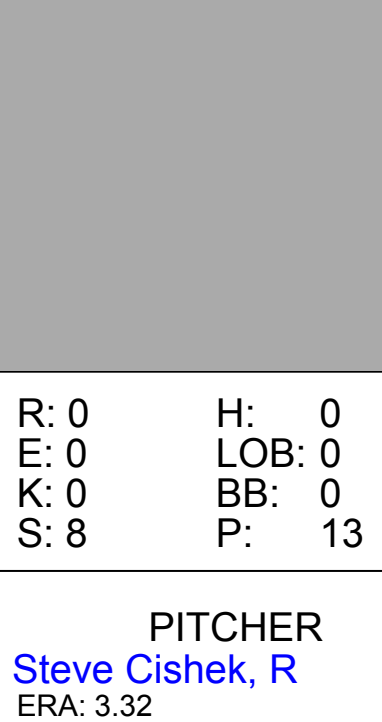
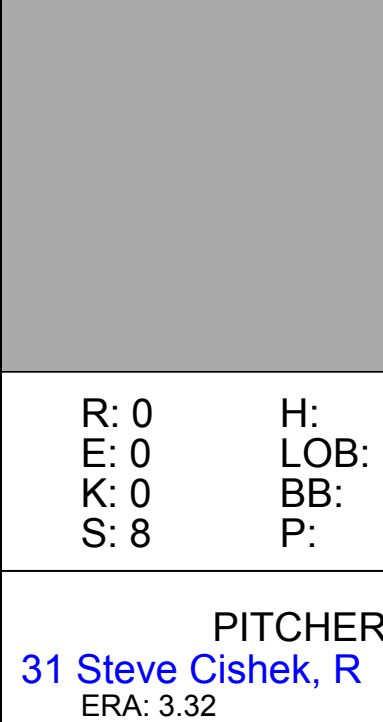
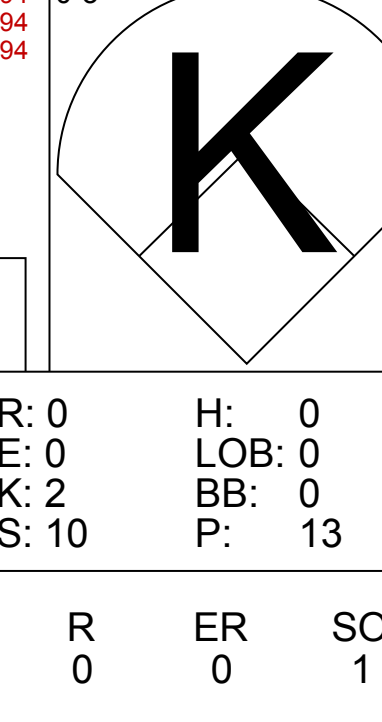
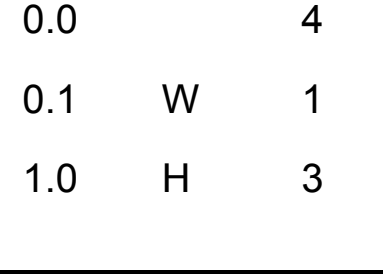





Batter	1	2	3	4	5	6	7	8	9	AB	R	H	RBI	BB	SO	LOB	TOP				
21 Christian Yelich, L (1.7) OBP: 0.370, SLG: 0.413										5	0	0	0	0	1	2					
17 Donovan Solano, R (1.4) OBP: 0.300, SLG: 0.317										5	0	1	0	0	2	0					
9 Casey McGehee, R (1.5) OBP: 0.363, SLG: 0.367										5	1	1	0	0	2	1					
13 Marcell Ozuna, R (1.8) OBP: 0.318, SLG: 0.458										4	1	1	0	0	3	1					
48 Justin Bour, L (1.3) OBP: 0.375, SLG: 0.333										3	1	2	0	1	1	0					
59 Ed Lucas, R (8, PR) OBP: 0.280, SLG: 0.287										0	1	0	0	0	0	0					
3 Adonis Hecchavarria, R (1.6) OBP: 0.312, SLG: 0.369										4	1	2	2	0	2	2					
1 Jordany Valdespin, L (1.9) OBP: 0.267, SLG: 0.267										3	1	1	2	0	2	0					
12 Enrique Hernández, R (8, PH) OBP: 0.327, SLG: 0.413										1	0	0	0	0	1	2					
6 Jeff Mathis, R (1.2) OBP: 0.270, SLG: 0.280										3	0	2	1	0	1	0					
23 Jarrod Cosart, R (7, PH) OBP: 0.247, SLG: 0.313										2	0	1	0	0	1	1					
40 Mike Dunn, L (7, I) OBP: 0.247, SLG: 0.313										0	0	0	0	0	0	0					
44 AJ Ramos, R (7, I) OBP: 0.247, SLG: 0.313										0	0	0	0	0	0	0					
36 Sam Dyson, R (7, I) OBP: 0.247, SLG: 0.313										0	0	0	0	0	0	0					
46 Garrett Jones, L (8, PH) OBP: 0.247, SLG: 0.313										0	0	0	0	0	0	0					
41 Chris Hatcher, R (8, I) OBP: 0.247, SLG: 0.313										0	0	0	0	0	0	0					
31 Steve Cishek, R (8, I) OBP: 0.247, SLG: 0.313										0	0	0	0	0	0	0					
Inning Stats	R: 0 E: 0 K: 3 S: 10	H: 0 LOB: 0 BB: 0 P: 17	R: 0 E: 0 K: 3 S: 9	H: 0 LOB: 0 BB: 0 P: 11	R: 0 E: 0 K: 2 S: 10	H: 1 LOB: 1 BB: 0 P: 14	R: 0 E: 0 K: 2 S: 10	H: 1 LOB: 2 BB: 0 P: 16	R: 0 E: 0 K: 1 S: 9	H: 0 LOB: 0 BB: 0 P: 14	R: 3 E: 0 K: 0 S: 9	H: 3 LOB: 0 BB: 0 P: 10	R: 3 E: 0 K: 2 S: 21	H: 5 LOB: 3 BB: 0 P: 30	R: 0 E: 0 K: 1 S: 10	H: 0 LOB: 0 BB: 0 P: 14	1B: 9 2B: 2 3B: 0 HR: 0	SF: 1 SAC: 1 DP: 0 HBP: 0	WP: 1 PB: 0 SB: 0 CS: 0	PA: 39	
PITCHER	IP	WLS	BF	H	R	ER	SO	BB	IBB	HBP	BLK	WP	HR	S	P	ERA	WHIP				
48 Jacob deGrom, R (1.1) ERA: 2.75	7.0		28	6	3	3	13	1	0	0	0	1	0	68	98	3.86	1.000				
27 Jeury Familia, R (8, I) ERA: 2.39	0.1	L	5	4	3	3	1	0	0	0	0	0	0	16	22	81.00	12.000				
66 Josh Edgin, L (8, I) ERA: 1.35	0.1		1	0	0	0	1	0	0	0	0	0	0	3	4	0.00	0.000				
58 Jenny Mejia, R (8, I) ERA: 3.86	1.1		5	1	0	0	1	0	0	0	0	0	0	12	18	0.00	0.750				

Miami Marlins @ New York Mets
Citi Field, Flushing, NY
Mon Sep 15 2014, 7:12 PM - 10:21 PM EDT
Att: 23,027 - Cloudy - 68 F

AB 36
R 6
H 11
RBI 6
BB 1
SO 16
LOB 12



Batter	1	2	3	4	5	6	7	8	9	AB	R	H	RBI	BB	SO	LOB	BOTTOM					
12 Juan Lagares, R (1.8) OBP: 0.322, SLG: 0.384										4	0	1	0	1	1	0						
28 Daniel Murphy, L (1.5) OBP: 0.339, SLG: 0.414										5	1	2	1	0	2	0						
7 Travis d'Arnaud, R (1.2) OBP: 0.306, SLG: 0.415										4	2	2	1	1	1	0						
21 Lucas Duda, L (1.3) OBP: 0.348, SLG: 0.469										3	1	0	0	2	0	3						
4 Wilmer Flores, R (1.6) OBP: 0.272, SLG: 0.347										3	0	2	2	1	0	0						
3 Curtis Granderson, L (1.9) OBP: 0.320, SLG: 0.374										3	0	0	1	1	0	2						
58 Jenny Mejia, R (8, I) ERA: 3.86										0	0	0	0	0	0	0						
2 Dilson Herrera, R (1.4) OBP: 0.271, SLG: 0.340										4	0	0	0	0	2	4						
6 Matthew den Dekker, L (1.7) OBP: 0.321, SLG: 0.283										2	0	0	0	0	0	0						
29 Eric Campbell, R (7, PH) OBP: 0.321, SLG: 0.374										2	1	0	0	0	1	0						
48 Jacob deGrom, L (1.1) OBP: 0.244, SLG: 0.273										2	0	0	0	0	1	0						
13 Josh Satin, R (7, PH) OBP: 0.156, SLG: 0.156										0	0	0	0	0	0	0						
27 Jeury Familia, R (8, I) OBP: 0.687, SLG: 0.887										0	0	0	0	0	0	0						
66 Josh Edgin, R (8, I) OBP: 0.687, SLG: 0.887										0	0	0	0	0	0	0						
9 Kirk Nieuwenhuis, L (8, I) OBP: 0.359, SLG: 0.478										1	0	0	0	0	1	0						
Inning Stats	R: 2 E: 0 K: 2 S: 13	H: 2 LOB: 1 BB: 1 P: 24	R: 0 E: 0 K: 1 S: 7	H: 0 LOB: 0 BB: 0 P: 11	R: 0 E: 0 K: 1 S: 8	H: 0 LOB: 0 BB: 0 P: 11	R: 0 E: 0 K: 1 S: 11	H: 1 LOB: 1 BB: 0 P: 14	R: 0 E: 0 K: 0 S: 8	H: 2 LOB: 3 BB: 1 P: 21	R: 0 E: 0 K: 0 S: 8	H: 0 LOB: 0 BB: 0 P: 13	R: 3 E: 1 K: 2 S: 19	H: 2 LOB: 4 BB: 4 P: 39	R: 0 E: 0 K: 2 S: 10	H: 0 LOB: 0 BB: 0 P: 13	R: 0 E: 0 K: 1 S: 9	H: 0 LOB: 0 BB: 0 P: 14	1B: 5 2B: 2 3B: 0 HR: 0	SF: 0 SAC: 0 DP: 0 HBP: 0	WP: 0 PB: 0 SB: 0 CS: 0	PA: 40
PITCHER	IP	WLS	BF	H	R	ER	SO	BB	IBB	HBP	BLK	WP	HR	S	P	ERA	WHIP					
23 Jarrod Cosart, R (1.1) ERA: 3.67	6.0		25	5	2	2	5	2	0	0	0	0	0	7	13	13.50	3.000					
40 Mike Dunn, L (7, I) ERA: 3.29	0.2	B	4	1	2	1	1	1	0	0	0	0	0	9	23	∞	∞					
44 AJ Ramos, R (7, I) ERA: 2.25	0.0		4	1	1	0	0	3	0	0	0	0	0	3	3	0.00	0.000					
36 Sam Dyson, R (7, I) ERA: 2.11	0.1	W	1	0	0	0	1	0	0	0	0	0	0	3	3	0.00	0.000					
41 Chris Hatcher, R (8, I) ERA: 3.16	1.0	H	3	0	0	0	2	0	0	0	0	0	0	10	13	0.00	0.000					
PITCHER	IP	WLS	BF	H	R	ER	SO	BB	IBB	HBP	BLK	WP	HR	S	P	ERA	WHIP					
31 Steve Cishek, R (9, I) ERA: 3.32	1.0		3	0	0	0	1	0	0	0	0	0	0	9	14	0.00	0.000					

Miami Marlins @ New York Mets
Citi Field, Flushing, NY
Mon Sep 15 2014, 7:12 PM - 10:21 PM EDT
Att: 23,027 - Cloudy - 68 F

AB 34
R 5
H 7
RBI 5
BB 6
SO 10
LOB 10



Batter	1	2	3	4	5	6	7	8	9	AB	R	H	RBI	BB	SO	LOB	TOP					
21 Christian Yelich, L OBP: 0.372, SLG: 0.414	F7	17 1B			17 1B		2H 2B		G1-3	3	1	1	1	2	0	0	Miami Marlins @ New York Mets Citi Field, Flushing, NY Wed Sep 17 2014, 7:13 PM - 10:18 PM EDT Att: 23,892 - Clear - 70 F					
17 Donovan Solano, R OBP: 0.311, SLG: 0.227	13 1B	46 1B			G1-6-3		K		9 1B	5	1	3	1	0	1	2						
9 Casey McGehee, R OBP: 0.364, SLG: 0.367	46 1B	13 1B			G4-3				3 1B	4	1	2	0	1	0	1						
13 Marcell Ozuna, R OBP: 0.318, SLG: 0.456	46 1B	46 1B			46 1B		L8		3 1B	5	0	3	0	0	0	2						
46 Garrett Jones, L OBP: 0.307, SLG: 0.403	5 1B				G4-6-3		L7		K	4	0	1	1	0	1	3						
5 Regal Johnson, R 40 Mike Dunn, L 44 AJ Ramos, R 46 Justin Bour, L 41 Chris Hatcher, R 31 Steve Cishek, R	3 1B				P4		G5-3		F7	2	0	0	0	0	0	0						
3 Adeiny Hechavarria, R OBP: 0.313, SLG: 0.365	G6-4-3						6 1B		21 2B	3	1	1	0	1	0	3						
6 Jeff Mathis, R OBP: 0.265, SLG: 0.275		K			P2		SH5-3		G5-3	3	0	0	0	0	1	3						
37 Henderson Alvarez III, R OBP: 0.222, SLG: 0.212					K		K		G6-3	2	0	0	0	0	2	0						
12 Enrique Hernández, R OBP: 0.327, SLG: 0.411										2	0	0	0	0	1	1						
Inning Stats	R: 2 E: 0 K: 0 S: 17	H: 4 LOB: 2 BB: 0 P: 27	R: 1 E: 0 K: 2 S: 10	H: 1 LOB: 1 BB: 1 P: 16	R: 0 E: 0 K: 1 S: 7	H: 1 LOB: 0 BB: 0 P: 12	R: 0 E: 0 K: 1 S: 8	H: 0 LOB: 0 BB: 1 P: 12	R: 0 E: 0 K: 0 S: 5	H: 0 LOB: 0 BB: 1 P: 11	R: 1 E: 0 K: 2 S: 10	H: 2 LOB: 1 BB: 0 P: 13	R: 0 E: 0 K: 1 S: 10	H: 2 LOB: 3 BB: 1 P: 20	R: 0 E: 0 K: 0 S: 15	H: 1 LOB: 2 BB: 1 P: 23	1B: 10 2B: 1 3B: 0 HR: 0	SF: 0 SAC: 1 DP: 3 HBP: 1	WP: 2 PB: 2 SB: 0 CS: 0	PA: 40		
PITCHER	IP WLS BF H R ER SO BB IBB HBP BLK WP HR S P ERA WHIP	IP WLS BF H R ER SO BB IBB HBP BLK WP HR S P ERA WHIP	IP WLS BF H R ER SO BB IBB HBP BLK WP HR S P ERA WHIP	IP WLS BF H R ER SO BB IBB HBP BLK WP HR S P ERA WHIP	IP WLS BF H R ER SO BB IBB HBP BLK WP HR S P ERA WHIP	IP WLS BF H R ER SO BB IBB HBP BLK WP HR S P ERA WHIP	IP WLS BF H R ER SO BB IBB HBP BLK WP HR S P ERA WHIP	IP WLS BF H R ER SO BB IBB HBP BLK WP HR S P ERA WHIP	IP WLS BF H R ER SO BB IBB HBP BLK WP HR S P ERA WHIP	IP WLS BF H R ER SO BB IBB HBP BLK WP HR S P ERA WHIP	IP WLS BF H R ER SO BB IBB HBP BLK WP HR S P ERA WHIP	IP WLS BF H R ER SO BB IBB HBP BLK WP HR S P ERA WHIP	IP WLS BF H R ER SO BB IBB HBP BLK WP HR S P ERA WHIP	IP WLS BF H R ER SO BB IBB HBP BLK WP HR S P ERA WHIP	IP WLS BF H R ER SO BB IBB HBP BLK WP HR S P ERA WHIP	IP WLS BF H R ER SO BB IBB HBP BLK WP HR S P ERA WHIP	IP WLS BF H R ER SO BB IBB HBP BLK WP HR S P ERA WHIP					
35 Dillon Gee, R ERA: 3.88	6.2	L	27	7	4	4	4	2	0	0	1	0	0	0	0	1	0	59	93	5.40	1.350	
66 Josh Edgin, L ERA: 1.35	0.0	1	1	0	0	0	0	0	0	0	0	0	0	0	0	0	0	1	2	∞	∞	
52 Carlos Torres, R ERA: 3.08	0.1	1	0	0	0	1	0	0	0	0	0	0	0	0	0	0	0	3	4	0.00	0.000	
27 Jeury Familia, R ERA: 2.33	1.0	6	2	0	0	1	1	0	0	0	1	0	10	20	0.00	3.000						
58 Jenny Mejia, R ERA: 3.51	1.0	5	1	0	0	0	1	0	0	0	0	0	15	23	0.00	2.000						
Batter	1	2	3	4	5	6	7	8	9	AB	R	H	RBI	BB	SO	LOB	BOTTOM					
6 Matthew den Dekker, L OBP: 0.322, SLG: 0.281	K				28 1B		L8		G6-3	5	1	2	0	0	1	1	Miami Marlins @ New York Mets Citi Field, Flushing, NY Wed Sep 17 2014, 7:13 PM - 10:18 PM EDT Att: 23,892 - Clear - 70 F					
28 Daniel Murphy, L OBP: 0.337, SLG: 0.411	7 1B				G3		P6			4	0	1	0	0	1	4						
7 Travis d'Arnaud, R OBP: 0.307, SLG: 0.414	G6-3				K		K			3	0	0	0	1	2	3						
21 Lucas Duda, L OBP: 0.354, SLG: 0.474		4 1B			G4-6-3		3 1B		3 1B	2	1	2	2	2	0	0						
4 Wilmer Flores, R OBP: 0.280, SLG: 0.384	FC6-4	3 1B			3 1B		F8		G6-3	4	0	1	0	0	0	4						
3 Curtis Granderson, L OBP: 0.320, SLG: 0.374	FC9-6	11 1B			G4-6-3		L7		G4-3	4	0	0	1	0	0	3						
9 Kirk Nieuwenhuis, L OBP: 0.342, SLG: 0.455	11 1B				K		G1-3		G4-3	4	0	1	0	0	1	1						
11 Rubén Tejada, R OBP: 0.336, SLG: 0.286	FC5				P6		L8		K	4	0	0	0	0	1	2						
35 Dillon Gee, R 66 Josh Edgin, L 52 Carlos Torres, R 29 Eric Campbell, R 27 Jeury Familia, R 58 Jenny Mejia, R 53 Bobby Abreu, L	L8				28 1B				G6-3	2	1	1	0	0	0	0						
Inning Stats	R: 0 E: 0 K: 1 S: 8	H: 1 LOB: 0 BB: 0 P: 9	R: 0 E: 0 K: 0 S: 11	H: 2 LOB: 2 BB: 0 P: 15	R: 0 E: 0 K: 2 S: 14	H: 1 LOB: 1 BB: 0 P: 23	R: 0 E: 0 K: 1 S: 9	H: 1 LOB: 1 BB: 1 P: 17	R: 2 E: 0 K: 0 S: 15	H: 3 LOB: 2 BB: 1 P: 24	R: 0 E: 0 K: 0 S: 7	H: 0 LOB: 0 BB: 0 P: 10	R: 0 E: 0 K: 1 S: 12	H: 0 LOB: 1 BB: 1 P: 17	R: 1 E: 0 K: 0 S: 11	H: 0 LOB: 0 BB: 1 P: 23		R: 0 E: 0 K: 1 S: 7	H: 0 LOB: 0 BB: 0 P: 12	1B: 8 2B: 0 3B: 0 HR: 0	SF: 0 SAC: 0 DP: 2 HBP: 0	WP: 1 PB: 1 SB: 0 CS: 0
PITCHER	IP WLS BF H R ER SO BB IBB HBP BLK WP HR S P ERA WHIP	IP WLS BF H R ER SO BB IBB HBP BLK WP HR S P ERA WHIP	IP WLS BF H R ER SO BB IBB HBP BLK WP HR S P ERA WHIP	IP WLS BF H R ER SO BB IBB HBP BLK WP HR S P ERA WHIP	IP WLS BF H R ER SO BB IBB HBP BLK WP HR S P ERA WHIP	IP WLS BF H R ER SO BB IBB HBP BLK WP HR S P ERA WHIP	IP WLS BF H R ER SO BB IBB HBP BLK WP HR S P ERA WHIP	IP WLS BF H R ER SO BB IBB HBP BLK WP HR S P ERA WHIP	IP WLS BF H R ER SO BB IBB HBP BLK WP HR S P ERA WHIP	IP WLS BF H R ER SO BB IBB HBP BLK WP HR S P ERA WHIP	IP WLS BF H R ER SO BB IBB HBP BLK WP HR S P ERA WHIP	IP WLS BF H R ER SO BB IBB HBP BLK WP HR S P ERA WHIP	IP WLS BF H R ER SO BB IBB HBP BLK WP HR S P ERA WHIP	IP WLS BF H R ER SO BB IBB HBP BLK WP HR S P ERA WHIP	IP WLS BF H R ER SO BB IBB HBP BLK WP HR S P ERA WHIP	IP WLS BF H R ER SO BB IBB HBP BLK WP HR S P ERA WHIP	IP WLS BF H R ER SO BB IBB HBP BLK WP HR S P ERA WHIP					
37 Henderson Alvarez III, R ERA: 2.82	6.0	W	26	8	2	2	4	2	0	0	0	0	0	0	0	0	14	98	3.00	1.667		
40 Mike Dunn, L ERA: 3.25	0.2	H	3	0	0	0	0	1	0	0	0	0	0	0	0	0	9	14	0.00	1.500		
44 AJ Ramos, R ERA: 2.24	0.1	H	1	0	0	0	1	0	0	0	0	0	0	0	0	0	3	3	0.00	0.000		
41 Chris Hatcher, R ERA: 3.27	1.0	H	4	0	1	1	0	1	0	0	1	0	11	23	9.00	1.000						
31 Steve Cishek, R ERA: 3.27	1.0	S	3	0	0	0	1	0	0	0	0	0	7	12	0.00	0.000						

Batter	1	2	3	4	5	6	7	8	9	AB	R	H	RBI	BB	SO	LOB	TOP								
2 Denard Span, L (1.8) OBP: 0.346, SLG: 0.409	G3			G5-3	G1-3	G6-3			K	5	0	0	0	0	1	2	Washington Nationals @ Miami Marlins Marlins Park, Miami, FL Thu Sep 18 2014, 7:12 PM - 9:57 PM EDT Att: 18,010 - Roof Closed - 77 F								
6 Anthony Rendon, R (1.5) OBP: 0.348, SLG: 0.473	G1-3			40 S 2B	28 2B	1B		F9	K	5	2	2	0	0	1	0									
28 Jayson Werth, R (1.9) OBP: 0.384, SLG: 0.447	G6-3			K	1-H	2B		G6-3		4	0	1	1	0	1	1									
40 Wilson Ramos, R (1.2) OBP: 0.306, SLG: 0.415		G6-3		20 1B	G6-3			G6-3		4	1	1	1	0	0	1									
20 Ian Desmond, R (1.6) OBP: 0.308, SLG: 0.421	K			34 1B 3 1B	P6			K		4	1	1	1	0	2	1									
34 Bryce Harper, L (1.7) OBP: 0.343, SLG: 0.433	F8			3 1B 19 1B				2B		4	1	3	0	0	0	0									
3 Asdrúbal Cabrera, S (1.4) OBP: 0.309, SLG: 0.390				19 1B				G5-3		4	1	1	1	0	2	2									
19 Kevin Frandsen, R (1.3) OBP: 0.302, SLG: 0.317				P4	E9			K		4	0	2	1	0	1	1									
47 Gio González, R (1.1) OBP: 0.093, SLG: 0.186				1-H 3-H	1B					2	0	0	0	0	1	1									
35 Craig Stammen, R (8.1) OBP: 0.268, SLG: 0.429				K	P4					0	0	0	0	0	0	0									
7 Scott Hairston, P (9. PH) OBP: 0.244, SLG: 0.301				K						1	0	0	0	0	1	0									
29 Rafael Soriano, R (9.1) ERA: 3.06									K	0	0	0	0	0	0	0									
Inning Stats	R: 0 E: 0 K: 0 S: 8	H: 0 LOB: 0 BB: 0 P: 12	R: 0 E: 0 K: 1 S: 6	H: 0 LOB: 0 BB: 0 P: 7	R: 0 E: 0 K: 2 S: 8	H: 0 LOB: 0 BB: 0 P: 10	R: 5 E: 1 K: 1 S: 21	H: 6 LOB: 1 BB: 0 P: 29	R: 1 E: 0 K: 0 S: 12	H: 2 LOB: 1 BB: 0 P: 18	R: 0 E: 0 K: 1 S: 10	H: 2 LOB: 2 BB: 0 P: 13	R: 0 E: 0 K: 0 S: 10	H: 0 LOB: 0 BB: 0 P: 11	R: 0 E: 0 K: 2 S: 12	H: 1 LOB: 1 BB: 0 P: 14	R: 0 E: 0 K: 3 S: 9	H: 0 LOB: 0 BB: 0 P: 13	1B: 8 2B: 3 3B: 0 HR: 0	SF: 0 SAC: 1 DP: 0 HBP: 0	WP: 0 PB: 0 SB: 1 CS: 0	PA: 38			
PITCHER	IP WLS BF H R ER SO BB IBB HBP BLK WP HR S P ERA WHIP	5.0 L 23 8 6 5 4 0 0 0 0 0 0 0 55 76 9.00 1.600	2.0 8 2 0 0 1 0 0 0 0 0 0 0 0 24 0.00 1.000	0.2 3 1 0 0 1 0 0 0 0 0 0 0 7 9 0.00 1.500	1.1 4 0 0 0 4 0 0 0 0 0 0 0 14 18 0.00 0.000																				

Batter	1	2	3	4	5	6	7	8	9	AB	R	H	RBI	BB	SO	LOB	BOTTOM							
21 Christian Yelich, L (1.7) OBP: 0.371, SLG: 0.415	G1-3			G1-3						4	1	1	0	0	1	0	Washington Nationals @ Miami Marlins Marlins Park, Miami, FL Thu Sep 18 2014, 7:12 PM - 9:57 PM EDT Att: 18,010 - Roof Closed - 77 F							
17 Donovan Solano, R (1.4) OBP: 0.306, SLG: 0.322	K			G4-3						4	0	0	0	0	1	1								
13 Marcell Ozuna, R (1.8) OBP: 0.316, SLG: 0.452	G5-3			G3						4	0	0	0	0	1	1								
10 Jeff Baker, R (1.3) OBP: 0.311, SLG: 0.401				L8						3	1	2	1	0	0	0								
1 Jordany Valdespin, L (9. PH) OBP: 0.279, SLG: 0.339				5 2B						1	0	0	0	0	0	0								
5 Reed Johnson, R (1.9) OBP: 0.259, SLG: 0.329				K						4	0	1	1	0	2	1								
3 Adelmir Hecchavarria, R (1.6) OBP: 0.311, SLG: 0.383				1-H 2B						4	0	0	0	0	1	1								
39 Jarrod Saltalamacchia, R (1.2) OBP: 0.327, SLG: 0.375				L8						3	0	1	0	0	1	1								
12 Enrique Hernández, R (1.5) OBP: 0.327, SLG: 0.418				L8						3	0	1	0	0	0	2								
52 Brad Hand, L (1.1) ERA: 4.99				G4-3						1	0	0	0	0	0	0								
59 Ed Lincecum, R (5. PH) OBP: 0.279, SLG: 0.339										1	0	0	0	0	0	1								
28 Anthony DeSclafani, R (8.1) OBP: 0.279, SLG: 0.339										0	0	0	0	0	0	0								
9 Casey McCutchen, R (7. PH) OBP: 0.303, SLG: 0.364										1	0	0	0	0	0	1								
43 Dan Jennings, L (8.1) ERA: 3.06										0	0	0	0	0	0	0								
22 Carter Capps, R (8.1) ERA: 3.06										0	0	0	0	0	0	0								
Inning Stats	R: 0 E: 0 K: 1 S: 7	H: 2 LOB: 1 BB: 0 P: 7	R: 1 E: 0 K: 1 S: 9	H: 2 LOB: 1 BB: 0 P: 17	R: 0 E: 0 K: 0 S: 6	H: 0 LOB: 0 BB: 0 P: 7	R: 0 E: 0 K: 1 S: 8	H: 0 LOB: 0 BB: 0 P: 13	R: 0 E: 0 K: 0 S: 7	H: 1 LOB: 1 BB: 0 P: 11	R: 1 E: 0 K: 1 S: 18	H: 2 LOB: 1 BB: 0 P: 25	R: 0 E: 0 K: 1 S: 11	H: 1 LOB: 1 BB: 0 P: 16	R: 0 E: 0 K: 1 S: 8	H: 0 LOB: 0 BB: 0 P: 14	R: 0 E: 0 K: 1 S: 9	H: 0 LOB: 0 BB: 0 P: 15	1B: 3 2B: 3 3B: 0 HR: 0	SF: 0 SAC: 0 DP: 0 HBP: 0	WP: 0 PB: 0 SB: 1 CS: 0	PA: 33		
PITCHER	IP WLS BF H R ER SO BB IBB HBP BLK WP HR S P ERA WHIP	7.0 W 27 6 2 2 5 0 0 0 0 0 0 66 96 2.57 0.857	1.0 3 0 0 0 1 0 0 0 0 0 0 0 8 14 0.00 0.000	1.0 3 0 0 0 1 0 0 0 0 0 0 0 9 15 0.00 0.000																				



Batter	1	2	3	4	5	6	7	8	9	AB	R	H	RBI	BB	SO	LOB	TOP					
2 Denard Span, L (1,8)										5	0	2	1	0	1	0	Washington Nationals @ Miami Marlins Marlins Park, Miami, FL Fri Sep 19 2014, 7:13 PM - 9:58 PM EDT Att. 19,815 - Roof Closed - 73 F					
6 Anthony Rendon, R (1,5)										3	0	0	0	1	1	2						
28 Jayson Werth, R (1,9)										2	1	1	0	2	0	0						
25 Adam LaRoche, L (1,3)										3	1	1	2	1	1	4						
20 Ian Desmond, R (1,6)										4	0	1	0	0	0	4						
34 Bryce Harper, L (1,7)										4	0	0	0	0	2	2						
40 Wilson Ramos, R (1,2)										4	1	1	0	0	1	0						
3 Asdrubal Cabrera, S (1,4)										4	0	1	0	0	0	0						
58 Doug Fister, L (1,1)										3	0	0	0	0	2	2						
46 Matt Thornton, L (7,1)										0	0	0	0	0	0	0						
36 Tyler Clippard, R (8,1)										1	0	0	0	0	1	0						
17 Nate Schierholz, L (9,PH)										0	0	0	0	0	0	0						
22 Drew Storen, S (9,1)										0	0	0	0	0	0	0						
Inning Stats	R: 2 E: 0 K: 1 S: 18	H: 2 LOB: 1 BB: 1 P: 29	R: 0 E: 0 K: 1 S: 8	H: 0 LOB: 0 BB: 0 P: 10	R: 0 E: 0 K: 1 S: 11	H: 1 LOB: 2 BB: 2 P: 21	R: 1 E: 0 K: 2 S: 18	H: 3 LOB: 2 BB: 0 P: 25	R: 0 E: 0 K: 0 S: 10	H: 0 LOB: 0 BB: 1 P: 13	R: 0 E: 0 K: 0 S: 10	H: 0 LOB: 0 BB: 0 P: 16	R: 0 E: 0 K: 2 S: 11	H: 0 LOB: 0 BB: 0 P: 13	R: 0 E: 0 K: 2 S: 8	H: 0 LOB: 0 BB: 0 P: 8	1B: 4 2B: 1 3B: 2 HR: 1	SF: 0 SAC: 0 DP: 1 HBP: 0	WP: 0 PB: 0 SB: 0 CS: 0	PA: 37		
PITCHER	IP WLS BF H R ER SO BB IBB HBP BLK WP HR S P ERA WHIP	5.0 L 24 6 3 3 5 4 0 0 0 0 1 63 98 5.40 2.000	2.0 7 1 0 0 0 0 0 0 0 0 0 20 33 0.00 0.500	1.0 3 0 0 0 2 0 0 0 0 0 0 11 13 0.00 0.000	1.0 3 0 0 0 2 0 0 0 0 0 0 8 8 0.00 0.000																	
34 Tom Koehler, R (1,1)	ERA: 3.76																					
36 Sam Dyson, R (6,1)	ERA: 2.01																					
44 AJ Ramos, R (8,1)	ERA: 2.2																					
41 Chris Hatcher, R (9,1)	ERA: 3.21																					
Batter	1	2	3	4	5	6	7	8	9	AB	R	H	RBI	BB	SO	LOB	BOTTOM					
21 Christian Yelich, L (1,7)										4	0	0	0	0	0	2	Washington Nationals @ Miami Marlins Marlins Park, Miami, FL Fri Sep 19 2014, 7:13 PM - 9:58 PM EDT Att. 19,815 - Roof Closed - 73 F					
12 Enrique Hernández, R (1,4)										3	0	1	0	1	0	0						
9 Casey McGehee, R (1,5)										3	0	0	0	1	0	1						
13 Marcell Ozuna, R (1,8)										4	1	1	0	0	0	2						
48 Justin Bour, L (1,3)										4	1	1	2	0	0	0						
39 Jarrod Saltalamacchia, R (1,2)										4	0	0	0	0	1	0						
46 Garrett Jones, L (1,9)										4	0	1	0	0	0	0						
3 Adeiny Hechavarria, R (1,6)										3	0	0	0	0	0	1						
34 Tom Koehler, R (1,1)										1	0	0	0	0	0	0						
59 Ed Lincecum, R (5,PH)										1	0	0	0	0	0	0						
36 Sam Dyson, R (8,1)										0	0	0	0	0	0	0						
1 Jordany Valdespin, L (7,PH)										0	0	0	0	1	0	0						
44 AJ Ramos, R (8,1)										0	0	0	0	0	0	0						
41 Chris Hatcher, R (9,1)										0	0	0	0	0	0	0						
Inning Stats	R: 0 E: 0 K: 0 S: 9	H: 0 LOB: 0 BB: 0 P: 12	R: 1 E: 0 K: 0 S: 13	H: 2 LOB: 1 BB: 0 P: 21	R: 0 E: 0 K: 0 S: 9	H: 0 LOB: 2 BB: 2 P: 19	R: 1 E: 0 K: 0 S: 7	H: 1 LOB: 0 BB: 0 P: 10	R: 0 E: 0 K: 1 S: 10	H: 2 LOB: 1 BB: 0 P: 14	R: 0 E: 0 K: 1 S: 6	H: 0 LOB: 0 BB: 0 P: 11	R: 0 E: 0 K: 0 S: 20	H: 0 LOB: 1 BB: 1 P: 31	R: 0 E: 0 K: 0 S: 4	H: 0 LOB: 0 BB: 0 P: 5	R: 0 E: 0 K: 0 S: 3	H: 0 LOB: 0 BB: 0 P: 6	1B: 2 2B: 1 3B: 1 HR: 1	SF: 0 SAC: 0 DP: 1 HBP: 0	WP: 0 PB: 1 SB: 1 CS: 0	PA: 34
PITCHER	IP WLS BF H R ER SO BB IBB HBP BLK WP HR S P ERA WHIP	6.2 W 26 5 2 2 2 2 0 0 0 0 1 65 102 2.70 1.050	0.1 H 2 0 0 0 0 1 0 0 0 0 0 9 16 0.00 3.000	1.0 H 3 0 0 0 0 0 0 0 0 0 0 4 5 0.00 0.000	1.0 S 3 0 0 0 0 0 0 0 0 0 0 3 6 0.00 0.000																	
58 Doug Fister, R (1,1)	ERA: 2.55																					
46 Matt Thornton, L (7,1)	ERA: 1.5																					
36 Tyler Clippard, R (8,1)	ERA: 2.03																					
22 Drew Storen, R (9,1)	ERA: 1.2																					

livebaseballscorecards.com

AB 33
R 3
H 7
RBI 3
BB 4
SO 9
LOB 14

livebaseballscorecards.com

AB 31
R 2
H 5
RBI 2
BB 3
SO 1
LOB 6

Batter	1	2	3	4	5	6	7	8	9	AB	R	H	RBI	BB	SO	LOB	TOP					
2 Denard Span, L OBP: 0.352, SLG: 0.413										4	0	2	1	1	0	0	Washington Nationals @ Miami Marlins Marlins Park, Miami, FL Sat Sep 20 2014, 7:12 PM - 10:10 PM EDT Att: 20,983 - Roof Closed - 74 F					
6 Anthony Rendon, R OBP: 0.346, SLG: 0.469										4	0	1	0	0	1	2						
28 Jayson Werth, R OBP: 0.389, SLG: 0.449										4	0	3	0	0	0	2						
25 Adam LaRoche, L OBP: 0.360, SLG: 0.454										4	0	0	0	0	0	4						
20 Ian Desmond, R OBP: 0.310, SLG: 0.427										3	1	2	0	1	0	0						
11 Ryan Zimmerman, R OBP: 0.350, SLG: 0.470										3	0	2	1	0	0	2						
17 Nate Schierholtz, L OBP: 0.237, SLG: 0.297										1	0	0	0	0	0	1						
40 Wilson Ramos, R OBP: 0.305, SLG: 0.411										4	1	1	0	0	1	2						
3 Asdrúbal Cabrera, S OBP: 0.307, SLG: 0.391										4	1	1	1	0	1	2						
27 Jordan Zimmermann, R OBP: 0.182, SLG: 0.173										2	0	0	0	0	1	0						
34 Bryce Harper, L OBP: 0.336, SLG: 0.526										1	0	0	0	0	0	1						
30 Aaron Barrett, R ERA: 2.72										0	0	0	0	0	0	0						
36 Tyler Clippard, R ERA: 2.0										0	0	0	0	0	0	0						
12 Tyler Moore, R OBP: 0.290, SLG: 0.356										1	0	0	0	0	0	0						
22 Drew Storen, S ERA: 1.18										0	0	0	0	0	0	0						
Inning Stats	R: 0 H: 2 E: 0 K: 0 S: 12	H: 2 LOB: 1 BB: 0 P: 20	R: 0 H: 2 E: 0 K: 0 S: 8	H: 2 LOB: 1 BB: 0 P: 11	R: 0 H: 0 E: 0 K: 1 S: 4	H: 0 LOB: 0 BB: 1 P: 10	R: 0 H: 1 E: 0 K: 0 S: 11	H: 1 LOB: 1 BB: 1 P: 20	R: 0 H: 0 E: 0 K: 0 S: 8	H: 0 LOB: 0 BB: 0 P: 10	R: 0 H: 1 E: 0 K: 1 S: 9	H: 1 LOB: 1 BB: 0 P: 12	R: 3 H: 5 E: 0 K: 0 S: 20	H: 5 LOB: 2 BB: 0 P: 32	R: 0 H: 1 E: 0 K: 1 S: 8	H: 1 LOB: 1 BB: 0 P: 11	R: 0 H: 0 E: 0 K: 1 S: 7	H: 0 LOB: 0 BB: 0 P: 8	1B: 9 2B: 1 3B: 2 HR: 0	SF: 0 SAC: 0 DP: 3 HBP: 0	WP: 0 PB: 0 SB: 0 CS: 2	PA: 37
PITCHER	IP WLS BF H R ER SO BB IBB HBP BLK WP HR S P ERA WHIP																					
23 Jarrod Cosart, R ERA: 3.7	6.1 L 26 9 3 3 2 2 0 0 0 0 0 0 63 97 4.26 1.737																					
40 Mike Dunn, L ERA: 3.23	0.1 2 1 0 0 0 0 0 0 0 0 0 0 4 7 0.00 3.000																					
41 Chris Hatcher, R ERA: 3.13	1.1 6 2 0 0 1 0 0 0 0 0 0 0 13 22 0.00 1.500																					
22 Carter Capps, R ERA: 2.89	1.0 3 0 0 0 1 0 0 0 0 0 0 0 7 8 0.00 0.000																					

Batter	1	2	3	4	5	6	7	8	9	AB	R	H	RBI	BB	SO	LOB	BOTTOM					
21 Christian Yelich, L OBP: 0.368, SLG: 0.411										4	0	1	0	0	0	1	Washington Nationals @ Miami Marlins Marlins Park, Miami, FL Sat Sep 20 2014, 7:12 PM - 10:10 PM EDT Att: 20,983 - Roof Closed - 74 F					
17 Donovan Solano, R OBP: 0.302, SLG: 0.315										4	1	0	0	0	1	2						
9 Casey McGehee, R OBP: 0.362, SLG: 0.363										4	0	1	0	0	0	0						
13 Marcell Ozuna, R OBP: 0.315, SLG: 0.453										4	0	1	0	0	1	2						
48 Justin Bour, L OBP: 0.373, SLG: 0.385										4	0	2	1	0	1	0						
59 Ed Lucas, R OBP: 0.282, SLG: 0.295										0	0	0	0	0	0	0						
5 Reed Johnson, R OBP: 0.261, SLG: 0.335										3	1	1	0	0	0	2						
22 Carter Capps, R ERA: 2.89										0	0	0	0	0	0	0						
46 Garrett Jones, L OBP: 0.306, SLG: 0.403										1	0	0	0	0	0	2						
3 Adeiny Hechavarría, R OBP: 0.307, SLG: 0.355										3	0	0	0	0	0	0						
6 Jeff Mathis, R OBP: 0.261, SLG: 0.271										3	0	0	0	0	2	0						
23 Jarrod Cosart, R OBP: 0.200, SLG: 0.200										2	0	1	0	0	0	0						
40 Mike Dunn, L ERA: 2.72										0	0	0	0	0	0	0						
41 Chris Hatcher, R ERA: 3.13										0	0	0	0	0	0	0						
1 Jordany Valdespin, L OBP: 0.277, SLG: 0.355										1	0	0	0	0	1	0						
Inning Stats	R: 1 H: 3 E: 0 K: 0 S: 19	H: 3 LOB: 2 BB: 0 P: 26	R: 0 H: 0 E: 0 K: 1 S: 6	H: 0 LOB: 0 BB: 0 P: 8	R: 0 H: 0 E: 0 K: 0 S: 7	H: 0 LOB: 0 BB: 0 P: 7	R: 1 H: 1 E: 1 K: 1 S: 8	H: 1 LOB: 1 BB: 0 P: 10	R: 0 H: 1 E: 0 K: 1 S: 15	H: 1 LOB: 1 BB: 0 P: 23	R: 0 H: 0 E: 0 K: 1 S: 8	H: 0 LOB: 0 BB: 0 P: 10	R: 0 H: 0 E: 0 K: 2 S: 9	H: 0 LOB: 0 BB: 0 P: 13	R: 0 H: 0 E: 0 K: 2 S: 9	H: 0 LOB: 0 BB: 0 P: 13	R: 0 H: 2 E: 0 K: 0 S: 12	H: 2 LOB: 2 BB: 0 P: 18	1B: 6 2B: 1 3B: 0 HR: 0	SF: 0 SAC: 0 DP: 1 HBP: 0	WP: 0 PB: 0 SB: 0 CS: 0	PA: 33
PITCHER	IP WLS BF H R ER SO BB IBB HBP BLK WP HR S P ERA WHIP																					
27 Jordan Zimmermann, R ERA: 2.78	6.0 W 23 5 2 1 4 0 0 0 0 0 0 0 7 13 1.50 0.833																					
30 Aaron Barrett, R ERA: 2.72	1.0 H 3 0 0 0 0 0 0 0 0 0 0 0 7 13 0.00 0.000																					
36 Tyler Clippard, R ERA: 2.0	1.0 H 3 0 0 0 2 0 0 0 0 0 0 0 9 13 0.00 0.000																					
22 Drew Storen, R ERA: 1.18	1.0 S 4 2 0 0 0 0 0 0 0 0 0 0 12 18 0.00 2.000																					

AB	35
R	3
H	12
RBI	3
BB	2
SO	4
LOB	16



AB	33
R	2
H	7
RBI	1
BB	0
SO	6
LOB	9



Batter	1	2	3	4	5	6	7	8	9	AB	R	H	RBI	BB	SO	LOB	TOP								
6 Anthony Rendon, R OBP: 0.347, SLG: 0.471	G6-3		1B		2B			F8		4	0	2	1	0	0	0	Washington Nationals @ Miami Marlins Marlins Park, Miami, FL Sun Sep 21 2014, 1:12 PM - 3:40 PM EDT Att: 22,806 - Roof Closed - 77 F								
3 Asdrubal Cabrera, S OBP: 0.308, SLG: 0.392	K		1B		P6			1B		4	0	2	0	0	1										
34 Bryce Harper, L OBP: 0.338, SLG: 0.424	1B		K		L8			K		4	0	1	0	0	2	4									
25 Adam LaRoche, L OBP: 0.359, SLG: 0.452	F8				1B		L3	P6		4	0	1	0	0	0	2									
19 Kevin Frandsen, R OBP: 0.297, SLG: 0.311	G6-3		L9-3		G5-3			G4-3		4	0	0	0	0	0	1									
18 Michael Taylor, R OBP: 0.296, SLG: 0.348										0	0	0	0	0	0	0									
8 Danny Espinosa, S OBP: 0.283, SLG: 0.356	G4-3		G3		K			G4-3		4	0	0	0	0	1	0									
59 Jose Lobaton, S OBP: 0.288, SLG: 0.306	K				17 3B			G6-3		4	1	1	0	0	2	0									
17 Nate Schierholtz, L OBP: 0.237, SLG: 0.303	F8		F8		6 2B			G4-3		3	1	1	1	0	0	0									
37 Stephen Strasburg, R OBP: 0.197, SLG: 0.119	G1-3		G1-3		G1-3			G5-3		3	0	0	0	0	0	1									
35 Craig Stammen, R OBP: 0.296, SLG: 0.429										0	0	0	0	0	0	0									
29 Rafael Soriano, R										0	0	0	0	0	0	0									
Inning Stats	R: 0 H: 1 E: 0 K: 1 S: 8	H: 1 LOB: 0 BB: 0 P: 14	R: 0 H: 0 E: 0 K: 1 S: 9	H: 0 LOB: 0 BB: 0 P: 12	R: 0 H: 2 E: 0 K: 1 S: 14	H: 2 LOB: 2 BB: 0 P: 21	R: 0 H: 1 E: 0 K: 0 S: 4	H: 0 LOB: 0 BB: 0 P: 9	R: 2 H: 3 E: 0 K: 0 S: 13	H: 3 LOB: 1 BB: 0 P: 25	R: 0 H: 0 E: 0 K: 1 S: 5	H: 0 LOB: 0 BB: 0 P: 8	R: 0 H: 0 E: 0 K: 1 S: 11	H: 0 LOB: 0 BB: 0 P: 17	R: 0 H: 1 E: 0 K: 1 S: 12	H: 1 LOB: 1 BB: 0 P: 16	R: 0 H: 0 E: 0 K: 0 S: 6	H: 0 LOB: 0 BB: 0 P: 11	1B: 5 2B: 3 3B: 1 HR: 0	SF: 0 SAC: 0 DP: 1 HBP: 0	WP: 0 PB: 0 SB: 0 CS: 0	PA: 34			
PITCHER	IP WLS BF H R ER SO BB IBB HBP BLK WP HR S P ERA WHIP	IP WLS BF H R ER SO BB IBB HBP BLK WP HR S P ERA WHIP	IP WLS BF H R ER SO BB IBB HBP BLK WP HR S P ERA WHIP	IP WLS BF H R ER SO BB IBB HBP BLK WP HR S P ERA WHIP	IP WLS BF H R ER SO BB IBB HBP BLK WP HR S P ERA WHIP	IP WLS BF H R ER SO BB IBB HBP BLK WP HR S P ERA WHIP	IP WLS BF H R ER SO BB IBB HBP BLK WP HR S P ERA WHIP	IP WLS BF H R ER SO BB IBB HBP BLK WP HR S P ERA WHIP	IP WLS BF H R ER SO BB IBB HBP BLK WP HR S P ERA WHIP	IP WLS BF H R ER SO BB IBB HBP BLK WP HR S P ERA WHIP	IP WLS BF H R ER SO BB IBB HBP BLK WP HR S P ERA WHIP	IP WLS BF H R ER SO BB IBB HBP BLK WP HR S P ERA WHIP	IP WLS BF H R ER SO BB IBB HBP BLK WP HR S P ERA WHIP	IP WLS BF H R ER SO BB IBB HBP BLK WP HR S P ERA WHIP	IP WLS BF H R ER SO BB IBB HBP BLK WP HR S P ERA WHIP	IP WLS BF H R ER SO BB IBB HBP BLK WP HR S P ERA WHIP	IP WLS BF H R ER SO BB IBB HBP BLK WP HR S P ERA WHIP	IP WLS BF H R ER SO BB IBB HBP BLK WP HR S P ERA WHIP	IP WLS BF H R ER SO BB IBB HBP BLK WP HR S P ERA WHIP	IP WLS BF H R ER SO BB IBB HBP BLK WP HR S P ERA WHIP	IP WLS BF H R ER SO BB IBB HBP BLK WP HR S P ERA WHIP	IP WLS BF H R ER SO BB IBB HBP BLK WP HR S P ERA WHIP	IP WLS BF H R ER SO BB IBB HBP BLK WP HR S P ERA WHIP	IP WLS BF H R ER SO BB IBB HBP BLK WP HR S P ERA WHIP	IP WLS BF H R ER SO BB IBB HBP BLK WP HR S P ERA WHIP

AB	34
R	2
H	8
RBI	2
BB	0
SO	6
LOB	9



Batter	1	2	3	4	5	6	7	8	9	AB	R	H	RBI	BB	SO	LOB	BOTTOM								
21 Christian Yelich, L OBP: 0.367, SLG: 0.410	K		G5-3			1B		F8		4	0	1	0	0	1	1	Washington Nationals @ Miami Marlins Marlins Park, Miami, FL Sun Sep 21 2014, 1:12 PM - 3:40 PM EDT Att: 22,806 - Roof Closed - 77 F								
17 Donovan Solano, R OBP: 0.302, SLG: 0.316	G5-4-3 BB				G5-3			SF9		2	0	0	1	1	0	1									
9 Casey McGehee, R OBP: 0.360, SLG: 0.361	G5-4-3		G4-3		G4-3		K	L7		4	0	0	0	0	1	1									
13 Marcell Ozuna, R OBP: 0.317, SLG: 0.455			BB		P4					2	0	1	0	1	0	0									
46 Garrett Jones, L OBP: 0.306, SLG: 0.403			BB				2B			0	0	0	0	0	0	0									
48 Justin Bour, L OBP: 0.371, SLG: 0.382			1B		G3		G3			3	0	1	0	0	0	0									
39 Jarrod Saltalamacchia, R OBP: 0.322, SLG: 0.367	G4-6-3		G1-3		G1-3			K		3	0	0	0	0	1	2									
12 Enrique Hernández, R OBP: 0.333, SLG: 0.405	K		L9		L9			G1-6-3 HBP		2	0	0	0	0	1	1									
3 Adeiny Hechavarria, R OBP: 0.306, SLG: 0.356	G5-3		G5-3		B5-3			G1-6-3		3	0	0	0	0	0	1									
24 Nathan Eovaldi, R OBP: 0.107, SLG: 0.091					K					1	0	0	0	0	1	0									
59 Ed Lucas, R OBP: 0.280, SLG: 0.293										1	0	0	0	0	1	0									
25 Andrew Heaney, L										0	0	0	0	0	0	0									
5 Reed Johnson, R OBP: 0.265, SLG: 0.345								21 F8 17 SF9 2B		1	1	1	0	0	0	0									
Inning Stats	R: 0 H: 0 E: 0 K: 1 S: 6	H: 0 LOB: 0 BB: 1 P: 13	R: 0 H: 1 E: 0 K: 1 S: 13	H: 1 LOB: 1 BB: 1 P: 21	R: 0 H: 0 E: 0 K: 1 S: 8	H: 0 LOB: 0 BB: 0 P: 13	R: 0 H: 0 E: 0 K: 0 S: 5	H: 0 LOB: 0 BB: 0 P: 9	R: 0 H: 0 E: 0 K: 0 S: 9	H: 0 LOB: 0 BB: 0 P: 11	R: 0 H: 1 E: 0 K: 1 S: 8	H: 1 LOB: 1 BB: 0 P: 9	R: 0 H: 1 E: 0 K: 1 S: 6	H: 1 LOB: 0 BB: 0 P: 8	R: 0 H: 0 E: 0 K: 1 S: 10	H: 0 LOB: 0 BB: 0 P: 14	R: 1 H: 1 E: 0 K: 0 S: 6	H: 1 LOB: 0 BB: 0 P: 9	1B: 2 2B: 2 3B: 0 HR: 0	SF: 1 SAC: 0 DP: 3 HBP: 1	WP: 0 PB: 0 SB: 0 CS: 0	PA: 30			
PITCHER	IP WLS BF H R ER SO BB IBB HBP BLK WP HR S P ERA WHIP	IP WLS BF H R ER SO BB IBB HBP BLK WP HR S P ERA WHIP	IP WLS BF H R ER SO BB IBB HBP BLK WP HR S P ERA WHIP	IP WLS BF H R ER SO BB IBB HBP BLK WP HR S P ERA WHIP	IP WLS BF H R ER SO BB IBB HBP BLK WP HR S P ERA WHIP	IP WLS BF H R ER SO BB IBB HBP BLK WP HR S P ERA WHIP	IP WLS BF H R ER SO BB IBB HBP BLK WP HR S P ERA WHIP	IP WLS BF H R ER SO BB IBB HBP BLK WP HR S P ERA WHIP	IP WLS BF H R ER SO BB IBB HBP BLK WP HR S P ERA WHIP	IP WLS BF H R ER SO BB IBB HBP BLK WP HR S P ERA WHIP	IP WLS BF H R ER SO BB IBB HBP BLK WP HR S P ERA WHIP	IP WLS BF H R ER SO BB IBB HBP BLK WP HR S P ERA WHIP	IP WLS BF H R ER SO BB IBB HBP BLK WP HR S P ERA WHIP	IP WLS BF H R ER SO BB IBB HBP BLK WP HR S P ERA WHIP	IP WLS BF H R ER SO BB IBB HBP BLK WP HR S P ERA WHIP	IP WLS BF H R ER SO BB IBB HBP BLK WP HR S P ERA WHIP	IP WLS BF H R ER SO BB IBB HBP BLK WP HR S P ERA WHIP	IP WLS BF H R ER SO BB IBB HBP BLK WP HR S P ERA WHIP	IP WLS BF H R ER SO BB IBB HBP BLK WP HR S P ERA WHIP	IP WLS BF H R ER SO BB IBB HBP BLK WP HR S P ERA WHIP	IP WLS BF H R ER SO BB IBB HBP BLK WP HR S P ERA WHIP	IP WLS BF H R ER SO BB IBB HBP BLK WP HR S P ERA WHIP	IP WLS BF H R ER SO BB IBB HBP BLK WP HR S P ERA WHIP	IP WLS BF H R ER SO BB IBB HBP BLK WP HR S P ERA WHIP	IP WLS BF H R ER SO BB IBB HBP BLK WP HR S P ERA WHIP


AB	26
R	1
H	4
RBI	1
BB	2
SO	6
LOB	7



Batter	1	2	3	4	5	6	7	8	9	AB	R	H	RBI	BB	SO	LOB	TOP					
2 Ben Revere, L (1, 8) OBP: 0.325, SLG: 0.365										4	0	1	0	0	0	1	Philadelphia Phillies @ Miami Marlins Marlins Park, Miami, FL Tue Sep 23 2014, 7:12 PM - 9:31 PM EDT Att: 18,969 - Roof Closed - 75 F					
51 Carlos Ruiz, R (1, 2) OBP: 0.346, SLG: 0.375										3	0	0	0	1	0	1						
26 Chase Utley, L (1, 4) OBP: 0.341, SLG: 0.409										4	0	1	0	0	0	1						
6 Ryan Howard, L (1, 3) OBP: 0.309, SLG: 0.376										4	0	0	0	0	1	3						
3 Marlon Byrd, R (1, 9) OBP: 0.312, SLG: 0.450										4	0	1	0	0	1	0						
9 Dornic Brown, L (1, 7) OBP: 0.289, SLG: 0.357										4	0	2	0	0	0	0						
25 Cody Asche, L (1, 5) OBP: 0.311, SLG: 0.391										4	0	1	0	0	0	3						
13 Freddy Galvis, S (1, 6) OBP: 0.230, SLG: 0.337										3	0	1	0	0	0	1						
24 Grady Sizemore, L (9, PH) OBP: 0.297, SLG: 0.357										1	0	0	0	0	0	2						
35 Cole Hamels, L (1, 1) OBP: 0.183, SLG: 0.217										2	0	1	0	0	1	2						
16 César Hernández, S (8, PH) OBP: 0.287, SLG: 0.277										1	0	0	0	0	0	0						
30 Justin De Fratus, S (8, 1)										0	0	0	0	0	0	0						
18 Darin Ruf, R (9, PH) OBP: 0.303, SLG: 0.402										1	0	0	0	0	1	2						
Inning Stats	R: 0 E: 0 K: 0 S: 9	H: 1 LOB: 1 BB: 0 P: 12	R: 0 E: 0 K: 2 S: 11	H: 2 LOB: 2 BB: 0 P: 14	R: 0 E: 0 K: 0 S: 7	H: 0 LOB: 0 BB: 0 P: 13	R: 0 E: 0 K: 0 S: 7	H: 0 LOB: 0 BB: 0 P: 12	R: 0 E: 0 K: 0 S: 9	H: 1 LOB: 1 BB: 0 P: 16	R: 0 E: 0 K: 0 S: 4	H: 0 LOB: 0 BB: 0 P: 6	R: 0 E: 0 K: 0 S: 8	H: 1 LOB: 1 BB: 0 P: 9	R: 0 E: 0 K: 1 S: 15	H: 2 LOB: 2 BB: 1 P: 21	R: 0 E: 0 K: 1 S: 13	H: 2 LOB: 2 BB: 0 P: 18	1B: 7 2B: 1 3B: 0 HR: 0	SF: 0 SAC: 0 DP: 0 HBP: 0	WP: 0 PB: 0 SB: 0 CS: 0	PA: 36
PITCHER	IP WLS BF H R ER SO BB IBB HBP BLK WP HR S P ERA WHIP																					
37 Henderson Alvarez III, R (1, 1) ERA: 2.7	7.2 W 29 5 0 0 2 1 0 0 0 0 0 0 66 97 0.00 0.783																					
40 Mike Dunn, L (8, 1) ERA: 3.21	0.1 H 2 1 0 0 1 0 0 0 0 0 0 0 4 6 0.00 3.000																					
31 Steve Cishek, R (9, 1) ERA: 3.22	1.0 S 5 2 0 0 1 0 0 0 0 0 0 0 13 18 0.00 2.000																					

Batter	1	2	3	4	5	6	7	8	9	AB	R	H	RBI	BB	SO	LOB	BOTTOM					
21 Christian Yelich, L (1, 7) OBP: 0.388, SLG: 0.412										4	1	2	0	0	0	0	Philadelphia Phillies @ Miami Marlins Marlins Park, Miami, FL Tue Sep 23 2014, 7:12 PM - 9:31 PM EDT Att: 18,969 - Roof Closed - 75 F					
17 Donovan Solano, R (1, 4) OBP: 0.299, SLG: 0.312										3	0	0	0	0	0	1						
9 Casey McGehee, R (1, 5) OBP: 0.357, SLG: 0.359										3	0	0	1	0	0	1						
10 Jeff Baker, R (1, 3) OBP: 0.309, SLG: 0.398										4	1	1	0	0	0	1						
39 Jarrod Saltalamacchia, S (1, 2) OBP: 0.322, SLG: 0.387										3	0	1	0	0	2	0						
59 Ed Lucas, R (1, 9) ERA: 2.47										3	0	2	1	0	0	0						
1 Jordany Valdespin, L (7, 9) OBP: 0.277, SLG: 0.355										0	0	0	0	0	0	0						
3 Adeiny Hechavarría, R (1, 6) OBP: 0.306, SLG: 0.356										3	0	1	0	0	1	3						
12 Enrique Hernández, R (1, 8) OBP: 0.333, SLG: 0.400										2	0	0	0	1	1	1						
37 Henderson Alvarez III, R (1, 1) OBP: 0.211, SLG: 0.200										3	0	0	0	0	0	3						
40 Mike Dunn, L (8, 1)										0	0	0	0	0	0	0						
31 Steve Cishek, R (9, 1)										0	0	0	0	0	0	0						
Inning Stats	R: 0 E: 0 K: 0 S: 11	H: 1 LOB: 1 BB: 0 P: 19	R: 0 E: 0 K: 1 S: 11	H: 1 LOB: 1 BB: 0 P: 15	R: 0 E: 0 K: 0 S: 8	H: 0 LOB: 0 BB: 0 P: 11	R: 1 E: 0 K: 1 S: 13	H: 3 LOB: 3 BB: 1 P: 21	R: 1 E: 0 K: 0 S: 6	H: 1 LOB: 0 BB: 0 P: 8	R: 0 E: 0 K: 1 S: 14	H: 1 LOB: 0 BB: 0 P: 21	R: 0 E: 0 K: 1 S: 6	H: 0 LOB: 0 BB: 0 P: 8	R: 0 E: 0 K: 0 S: 10	H: 0 LOB: 0 BB: 0 P: 14	R: 0 E: 0 K: 0 S: 10	H: 0 LOB: 0 BB: 0 P: 14	1B: 6 2B: 1 3B: 0 HR: 0	SF: 1 SAC: 1 DP: 1 HBP: 0	WP: 0 PB: 0 SB: 0 CS: 0	PA: 31
PITCHER	IP WLS BF H R ER SO BB IBB HBP BLK WP HR S P ERA WHIP																					
35 Cole Hamels, L (1, 1) ERA: 2.41	7.0 L 28 7 2 2 4 1 0 0 0 0 0 0 69 103 0.00 1.143																					
30 Justin De Fratus, R (8, 1) ERA: 2.41	1.0 3 0 0 0 0 0 0 0 0 0 0 0 10 14 0.00 0.000																					

AB	35
R	0
H	8
RBI	0
BB	1
SO	4
LOB	16



Batter	1	2	3	4	5	6	7	8	9	AB	R	H	RBI	BB	SO	LOB	TOP					
2 Ben Revere, L (1, 8) OBP: 0.326, SLG: 0.363	G4-3		G3-6-3				G5-3		HBP	3	0	0	0	1	0	2	Philadelphia Phillies @ Miami Marlins Marlins Park, Miami, FL Wed Sep 24 2014, 7:12 PM - 10:04 PM EDT Att: 22,491 - Partly Cloudy - 84 F					
7 Maikel Franco, R (1, 5) OBP: 0.200, SLG: 0.226	G1-3								FC3-5	5	1	2	0	0	1	5						
26 Chase Utley, L (1, 4) OBP: 0.340, SLG: 0.406	G3								G6-3	4	0	0	0	1	0	3						
6 Ryan Howard, L (1, 3) OBP: 0.309, SLG: 0.374										3	0	0	0	1	0	2						
19 Tony Gwynn Jr., L (8, PR) OBP: 0.264, SLG: 0.190										0	0	0	0	0	0	0						
53 Ken Giles, R (8, 1)										0	0	0	0	0	0	0						
58 Jonathan Papelbon, R (8, 1)										0	0	0	0	0	0	0						
3 Marlon Byrd, R (1, 9) OBP: 0.314, SLG: 0.450										4	0	2	1	0	0	2						
18 Darin Ruf, R (1, 7) OBP: 0.310, SLG: 0.410										3	1	1	0	1	0	2						
21 Wil Nieves, R (1, 2) OBP: 0.336, SLG: 0.336										2	0	0	0	0	1	2						
9 Domic Brown, L (8, PH) OBP: 0.290, SLG: 0.357										0	0	0	0	1	0	0						
13 Freddy Galvis, S (1, 6) OBP: 0.222, SLG: 0.324										4	0	0	0	0	0	5						
38 Kyle Kendrick, R (1, 1) OBP: 0.149, SLG: 0.152										3	0	3	1	0	0	0						
51 Carlos Ruiz, R (8, 2) OBP: 0.347, SLG: 0.376										1	0	1	0	0	0	0						
Inning Stats	R: 0 E: 0 K: 0 S: 7	H: 0 LOB: 0 BB: 0 P: 10	R: 0 E: 0 K: 0 S: 9	H: 2 LOB: 1 BB: 0 P: 12	R: 0 E: 0 K: 0 S: 9	H: 1 LOB: 0 BB: 0 P: 12	R: 0 E: 0 K: 0 S: 6	H: 1 LOB: 1 BB: 1 P: 13	R: 0 E: 0 K: 0 S: 16	H: 1 LOB: 3 BB: 1 P: 28	R: 0 E: 0 K: 0 S: 8	H: 0 LOB: 0 BB: 0 P: 12	R: 1 E: 0 K: 1 S: 7	H: 1 LOB: 1 BB: 1 P: 13	R: 1 E: 0 K: 0 S: 16	H: 2 LOB: 2 BB: 2 P: 32	R: 0 E: 0 K: 0 S: 8	H: 1 LOB: 1 BB: 0 P: 13	1B: 7 2B: 3 3B: 0 HR: 0	SF: 0 SAC: 0 DP: 3 HBP: 2	WP: 0 PB: 0 SB: 0 CS: 0	PA: 39
PITCHER	IP WLS BF H R ER SO BB IBB HBP BLK WP HR S P ERA WHIP																					
52 Brad Hand, L (1, 1) ERA: 4.38	7.0		28	6	1	1	2	3	0	1	0	0	0	0	0	62	100	1.29	1.286			
41 Chris Hatcher, R (8, 1) ERA: 3.27	0.1	L	4	2	1	1	0	1	0	0	0	0	0	0	9	19	27.00	9.000				
44 AJ Ramos, R (8, 1) ERA: 2.18	0.2		3	0	0	0	0	1	0	0	0	0	0	0	7	13	0.00	1.500				
22 Carter Capps, R (9, 1) ERA: 2.75	1.0		4	1	0	0	0	0	0	1	0	0	0	0	8	13	0.00	1.000				

Batter	1	2	3	4	5	6	7	8	9	AB	R	H	RBI	BB	SO	LOB	BOTTOM			
21 Christian Yelich, L (1, 7) OBP: 0.368, SLG: 0.413	G1-3									4	0	1	0	0	0	0	Philadelphia Phillies @ Miami Marlins Marlins Park, Miami, FL Wed Sep 24 2014, 7:12 PM - 10:04 PM EDT Att: 22,491 - Partly Cloudy - 84 F			
17 Donovan Solano, R (1, 4) OBP: 0.298, SLG: 0.315	G6-3		G1-3							4	0	1	0	0	0	1				
9 Casey McGehee, R (1, 5) OBP: 0.357, SLG: 0.358	G6-3									4	0	1	0	0	0	1				
48 Justin Bour, L (1, 3) OBP: 0.348, SLG: 0.356	G4-3									4	0	0	0	0	0	2				
46 Garrett Jones, L (1, 9) OBP: 0.307, SLG: 0.408										4	1	2	0	0	0	0				
1 Jordany Valdespin, L (8, PR) OBP: 0.277, SLG: 0.355										0	0	0	0	0	0	0				
3 Adonis Hecchavarria, R (1, 6) OBP: 0.304, SLG: 0.363										4	0	0	0	0	1	2				
12 Enrique Hernández, R (1, 8) OBP: 0.339, SLG: 0.431										4	0	2	1	0	1	1				
6 Jeff Mathis, R (1, 2) OBP: 0.262, SLG: 0.267										2	0	0	0	1	0	1				
52 Brad Hand, L (1, 1) OBP: 0.037, SLG: 0.037										2	0	0	0	0	1	1				
5 Reed Johnson, R (7, PH) OBP: 0.293, SLG: 0.343										1	0	0	0	0	0	2				
41 Chris Hatcher, R (8, 1) ERA: 1.21										0	0	0	0	0	0	0				
44 AJ Ramos, R (8, 1)										0	0	0	0	0	0	0				
22 Carter Capps, R (9, 1) ERA: 2.07										0	0	0	0	0	0	0				
Inning Stats	R: 0 E: 0 K: 0 S: 6	H: 1 LOB: 1 BB: 0 P: 8	R: 0 E: 0 K: 0 S: 8	H: 0 LOB: 0 BB: 0 P: 10	R: 0 E: 0 K: 1 S: 9	H: 1 LOB: 1 BB: 0 P: 13	R: 0 E: 0 K: 0 S: 5	H: 0 LOB: 0 BB: 0 P: 8	R: 0 E: 0 K: 0 S: 10	H: 1 LOB: 1 BB: 0 P: 16	R: 1 E: 0 K: 1 S: 10	H: 2 LOB: 1 BB: 1 P: 20	R: 0 E: 0 K: 0 S: 4	H: 0 LOB: 0 BB: 0 P: 8	R: 0 E: 0 K: 1 S: 8	H: 1 LOB: 1 BB: 0 P: 11	1B: 1 2B: 5 3B: 1 HR: 0	SF: 0 SAC: 0 DP: 1 HBP: 0	WP: 0 PB: 0 SB: 0 CS: 0	PA: 34
PITCHER	IP WLS BF H R ER SO BB IBB HBP BLK WP HR S P ERA WHIP																			
38 Kyle Kendrick, R (1, 1) ERA: 4.61	7.0		27	6	1	1	2	1	0	0	0	0	0	0	0	66	100	1.29	1.000	
53 Ken Giles, R (8, 1) ERA: 1.21	1.0	H	3	0	0	0	0	0	0	0	0	0	0	0	4	8	0.00	0.000		
58 Jonathan Papelbon, R (9, 1) ERA: 2.07	1.0	S	4	1	0	0	1	0	0	0	0	0	0	0	8	11	0.00	1.000		

AB	32
R	2
H	9
RBI	2
BB	5
SO	2
LOB	23




AB	33
R	1
H	7
RBI	1
BB	1
SO	3
LOB	11




Batter	1	2	3	4	5	6	7	8	9	AB	R	H	RBI	BB	SO	LOB	TOP							
2 Ben Revere, L OBP: 0.327, SLG: 0.364										4	2	2	0	0	0	2	Philadelphia Phillies @ Miami Marlins Marlins Park, Miami, FL Thu Sep 25 2014, 4:12 PM - 7:12 PM EDT Att: 24,259 - Roof Closed - 74 F							
25 Cody Asche, L OBP: 0.310, SLG: 0.392										4	0	1	0	0	0	4								
26 Chase Utley, L OBP: 0.340, SLG: 0.408										4	1	2	2	0	1	1								
6 Ryan Howard, L OBP: 0.307, SLG: 0.371										4	0	0	0	0	4	4								
9 Dornic Brown, L OBP: 0.290, SLG: 0.356										4	0	1	2	0	0	2								
24 Grady Sizemore, L OBP: 0.294, SLG: 0.353										4	0	0	0	0	1	1								
51 Carlos Ruiz, R OBP: 0.346, SLG: 0.375										4	0	1	0	0	2	0								
13 Freddy Galvis, S OBP: 0.217, SLG: 0.315										3	0	0	0	0	2	1								
18 Darin Ruf, R OBP: 0.307, SLG: 0.406										1	0	0	0	0	0	0								
55 David Buchanan, R OBP: 0.206, SLG: 0.133										1	1	1	0	1	0	0								
59 Antonio Bastardo, R OBP: 0.293, SLG: 0.283										0	0	0	0	0	0	0								
16 César Hernández, S OBP: 0.253, SLG: 0.283										1	0	1	0	0	0	0								
63 Jake Diekman, R OBP: 0.307, SLG: 0.406										0	0	0	0	0	0	0								
57 Luis García, R OBP: 0.307, SLG: 0.406										0	0	0	0	0	0	0								
Inning Stats	R: 1 H: 2 E: 0 K: 1 S: 10	H: 2 LOB: 1 BB: 0 P: 14	R: 0 H: 1 E: 0 K: 1 S: 8	H: 1 LOB: 1 BB: 0 P: 11	R: 0 H: 0 E: 0 K: 0 S: 10	H: 0 LOB: 0 BB: 1 P: 15	R: 0 H: 0 E: 0 K: 2 S: 7	H: 0 LOB: 0 BB: 0 P: 11	R: 0 H: 0 E: 0 K: 1 S: 6	H: 0 LOB: 0 BB: 0 P: 11	R: 3 H: 4 E: 0 K: 1 S: 15	H: 4 LOB: 1 BB: 0 P: 24	R: 0 H: 1 E: 0 K: 1 S: 12	H: 1 LOB: 1 BB: 0 P: 18	R: 0 H: 1 E: 0 K: 1 S: 11	H: 1 LOB: 1 BB: 0 P: 13	R: 0 H: 0 E: 0 K: 2 S: 11	H: 0 LOB: 0 BB: 0 P: 13	1B: 6 2B: 4 3B: 0 HR: 0	SF: 0 SAC: 0 DP: 2 HBP: 0	WP: 0 PB: 0 SB: 2 CS: 1	PA: 35		
PITCHER	IP WLS BF H R ER SO BB IBB HBP BLK WP HR S P ERA WHIP	IP WLS BF H R ER SO BB IBB HBP BLK WP HR S P ERA WHIP	IP WLS BF H R ER SO BB IBB HBP BLK WP HR S P ERA WHIP	IP WLS BF H R ER SO BB IBB HBP BLK WP HR S P ERA WHIP	IP WLS BF H R ER SO BB IBB HBP BLK WP HR S P ERA WHIP	IP WLS BF H R ER SO BB IBB HBP BLK WP HR S P ERA WHIP	IP WLS BF H R ER SO BB IBB HBP BLK WP HR S P ERA WHIP	IP WLS BF H R ER SO BB IBB HBP BLK WP HR S P ERA WHIP	IP WLS BF H R ER SO BB IBB HBP BLK WP HR S P ERA WHIP	IP WLS BF H R ER SO BB IBB HBP BLK WP HR S P ERA WHIP	IP WLS BF H R ER SO BB IBB HBP BLK WP HR S P ERA WHIP	IP WLS BF H R ER SO BB IBB HBP BLK WP HR S P ERA WHIP	IP WLS BF H R ER SO BB IBB HBP BLK WP HR S P ERA WHIP	IP WLS BF H R ER SO BB IBB HBP BLK WP HR S P ERA WHIP	IP WLS BF H R ER SO BB IBB HBP BLK WP HR S P ERA WHIP	IP WLS BF H R ER SO BB IBB HBP BLK WP HR S P ERA WHIP	IP WLS BF H R ER SO BB IBB HBP BLK WP HR S P ERA WHIP	IP WLS BF H R ER SO BB IBB HBP BLK WP HR S P ERA WHIP	IP WLS BF H R ER SO BB IBB HBP BLK WP HR S P ERA WHIP	IP WLS BF H R ER SO BB IBB HBP BLK WP HR S P ERA WHIP	IP WLS BF H R ER SO BB IBB HBP BLK WP HR S P ERA WHIP	IP WLS BF H R ER SO BB IBB HBP BLK WP HR S P ERA WHIP	IP WLS BF H R ER SO BB IBB HBP BLK WP HR S P ERA WHIP	IP WLS BF H R ER SO BB IBB HBP BLK WP HR S P ERA WHIP

Batter	1	2	3	4	5	6	7	8	9	AB	R	H	RBI	BB	SO	LOB	BOTTOM							
21 Christian Yelich, L OBP: 0.368, SLG: 0.412										4	2	1	0	0	0	3	Philadelphia Phillies @ Miami Marlins Marlins Park, Miami, FL Thu Sep 25 2014, 4:12 PM - 7:12 PM EDT Att: 24,259 - Roof Closed - 74 F							
17 Donovan Solano, R OBP: 0.301, SLG: 0.317										4	2	2	1	0	0	2								
9 Casey McGehee, R OBP: 0.356, SLG: 0.362										3	0	2	3	0	0	0								
46 Garrett Jones, L OBP: 0.310, SLG: 0.413										4	0	3	1	0	0	1								
31 Steve Cishek, R OBP: 0.307, SLG: 0.394										0	0	0	0	0	0	0								
39 Jarrod Saltalamacchia, S OBP: 0.321, SLG: 0.366										4	0	1	0	0	0	3								
48 Justin Bour, L OBP: 0.353, SLG: 0.361										2	0	1	0	0	0	1								
10 Jeff Baker, R OBP: 0.307, SLG: 0.394										2	0	0	0	0	1	2								
12 Enrique Hernández, R OBP: 0.336, SLG: 0.420										3	0	0	0	1	0	4								
3 Adeiny Hechavarria, R OBP: 0.307, SLG: 0.356										4	1	3	0	0	0	1								
34 Tom Koehler, R OBP: 0.078, SLG: 0.060										1	0	0	0	0	0	1								
5 Reed Johnson, R OBP: 0.257, SLG: 0.346										1	1	1	0	0	0	0								
40 Mike Dunn, L OBP: 0.284, SLG: 0.355										0	0	0	0	0	0	0								
1 Jordany Valdespin, L OBP: 0.284, SLG: 0.355										0	0	0	0	0	0	0								
Inning Stats	R: 2 H: 3 E: 0 K: 0 S: 15	H: 3 LOB: 1 BB: 0 P: 21	R: 0 H: 1 E: 0 K: 0 S: 5	H: 1 LOB: 0 BB: 0 P: 9	R: 0 H: 0 E: 0 K: 0 S: 6	H: 0 LOB: 0 BB: 0 P: 8	R: 0 H: 2 E: 0 K: 0 S: 8	H: 2 LOB: 1 BB: 0 P: 10	R: 0 H: 1 E: 0 K: 0 S: 10	H: 1 LOB: 1 BB: 0 P: 17	R: 0 H: 2 E: 0 K: 1 S: 12	H: 2 LOB: 2 BB: 0 P: 18	R: 4 H: 5 E: 1 K: 0 S: 17	H: 5 LOB: 0 BB: 0 P: 31	R: 0 H: 0 E: 0 K: 0 S: 10	H: 0 LOB: 2 BB: 2 P: 23	R: 0 H: 0 E: 0 K: 0 S: 10	H: 0 LOB: 2 BB: 2 P: 23	1B: 12 2B: 3 3B: 0 HR: 0	SF: 1 SAC: 1 DP: 4 HBP: 1	WP: 1 PB: 0 SB: 0 CS: 1	PA: 37		
PITCHER	IP WLS BF H R ER SO BB IBB HBP BLK WP HR S P ERA WHIP	IP WLS BF H R ER SO BB IBB HBP BLK WP HR S P ERA WHIP	IP WLS BF H R ER SO BB IBB HBP BLK WP HR S P ERA WHIP	IP WLS BF H R ER SO BB IBB HBP BLK WP HR S P ERA WHIP	IP WLS BF H R ER SO BB IBB HBP BLK WP HR S P ERA WHIP	IP WLS BF H R ER SO BB IBB HBP BLK WP HR S P ERA WHIP	IP WLS BF H R ER SO BB IBB HBP BLK WP HR S P ERA WHIP	IP WLS BF H R ER SO BB IBB HBP BLK WP HR S P ERA WHIP	IP WLS BF H R ER SO BB IBB HBP BLK WP HR S P ERA WHIP	IP WLS BF H R ER SO BB IBB HBP BLK WP HR S P ERA WHIP	IP WLS BF H R ER SO BB IBB HBP BLK WP HR S P ERA WHIP	IP WLS BF H R ER SO BB IBB HBP BLK WP HR S P ERA WHIP	IP WLS BF H R ER SO BB IBB HBP BLK WP HR S P ERA WHIP	IP WLS BF H R ER SO BB IBB HBP BLK WP HR S P ERA WHIP	IP WLS BF H R ER SO BB IBB HBP BLK WP HR S P ERA WHIP	IP WLS BF H R ER SO BB IBB HBP BLK WP HR S P ERA WHIP	IP WLS BF H R ER SO BB IBB HBP BLK WP HR S P ERA WHIP	IP WLS BF H R ER SO BB IBB HBP BLK WP HR S P ERA WHIP	IP WLS BF H R ER SO BB IBB HBP BLK WP HR S P ERA WHIP	IP WLS BF H R ER SO BB IBB HBP BLK WP HR S P ERA WHIP	IP WLS BF H R ER SO BB IBB HBP BLK WP HR S P ERA WHIP	IP WLS BF H R ER SO BB IBB HBP BLK WP HR S P ERA WHIP	IP WLS BF H R ER SO BB IBB HBP BLK WP HR S P ERA WHIP	IP WLS BF H R ER SO BB IBB HBP BLK WP HR S P ERA WHIP

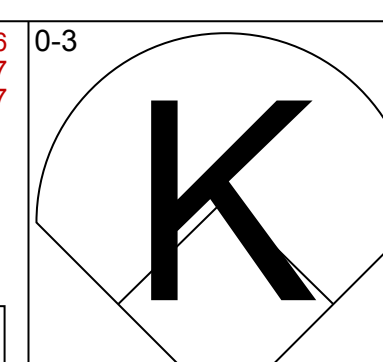
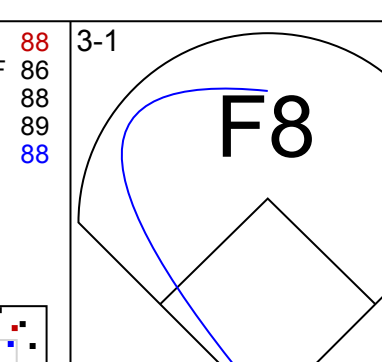
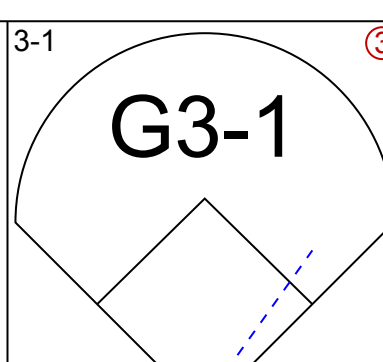
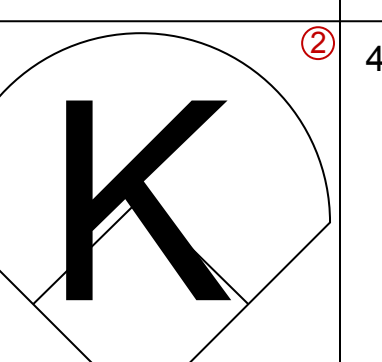
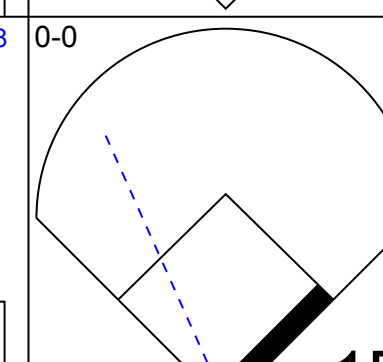
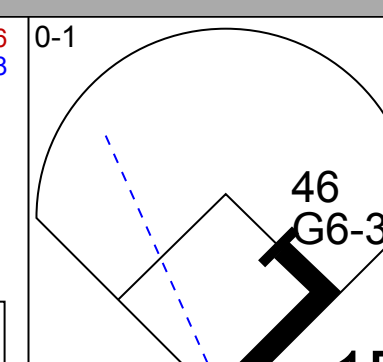
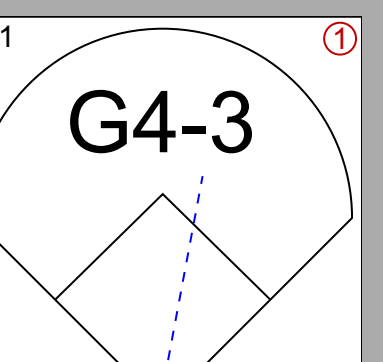
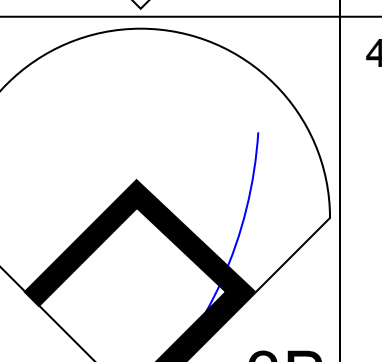
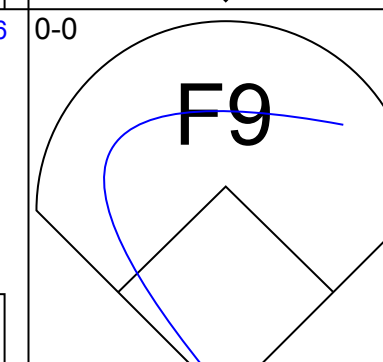
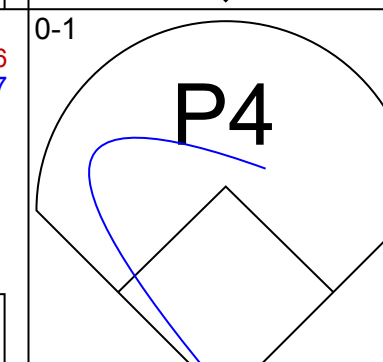
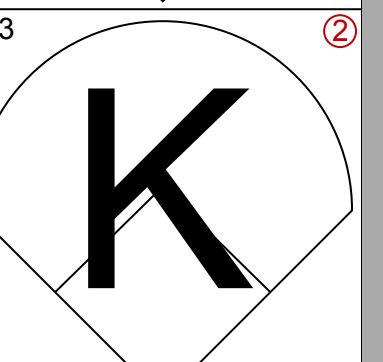
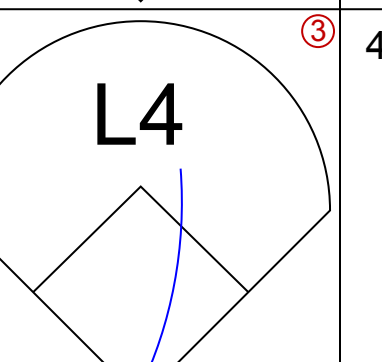
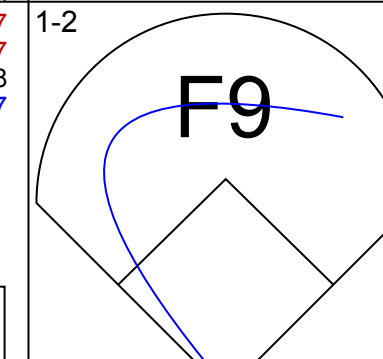
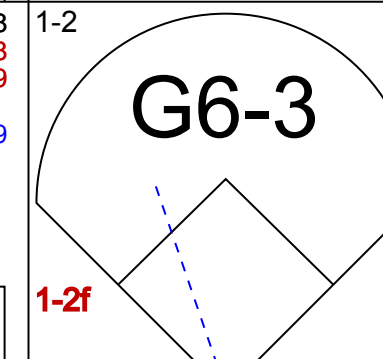
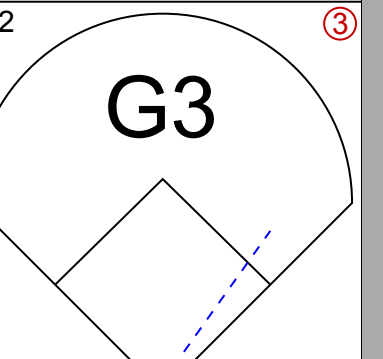
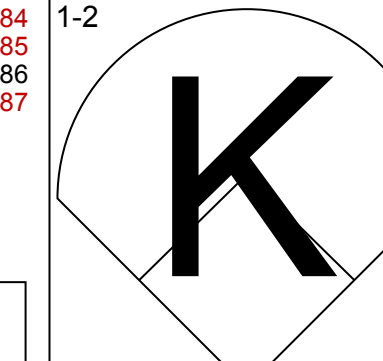
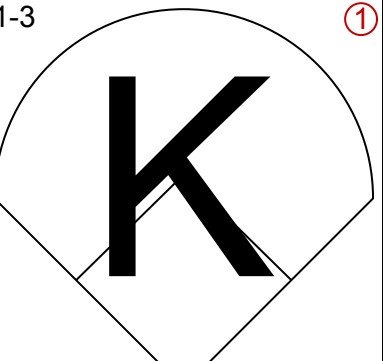
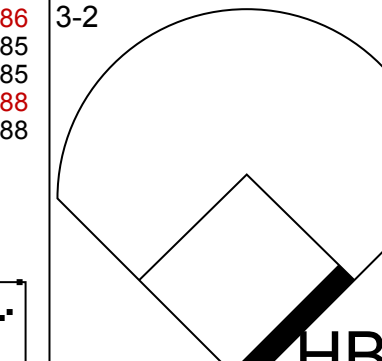
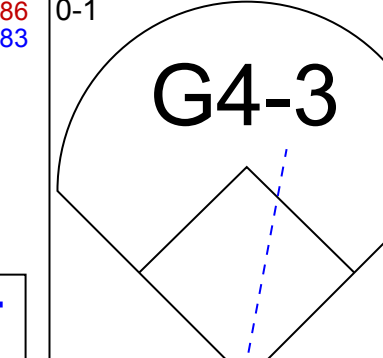
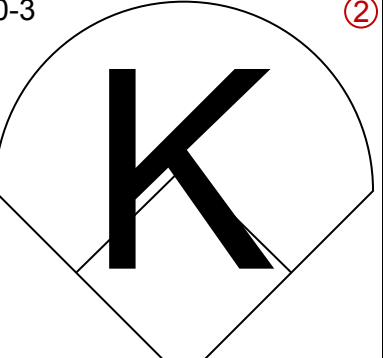
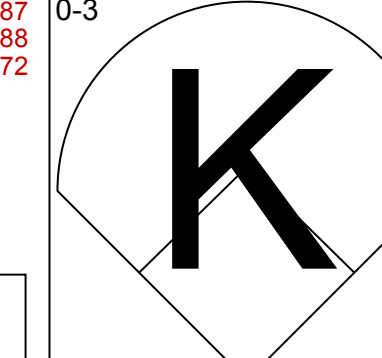
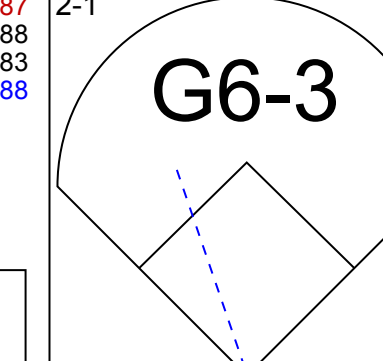
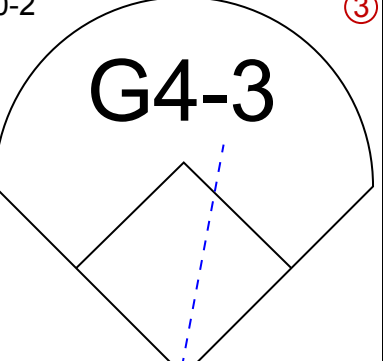
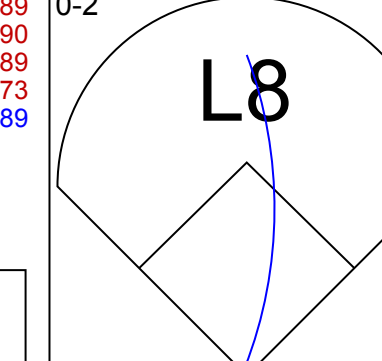
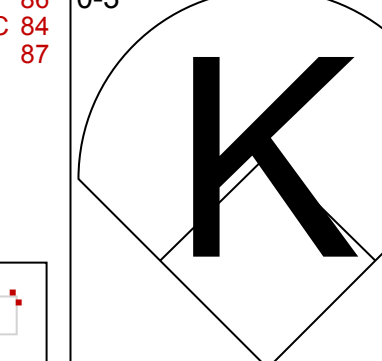
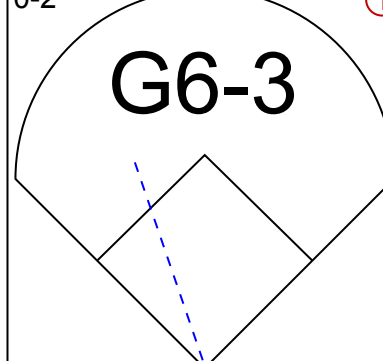
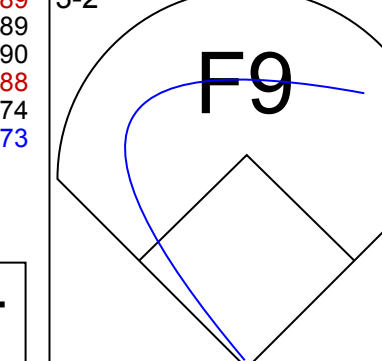
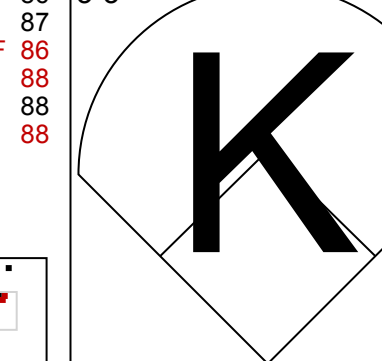
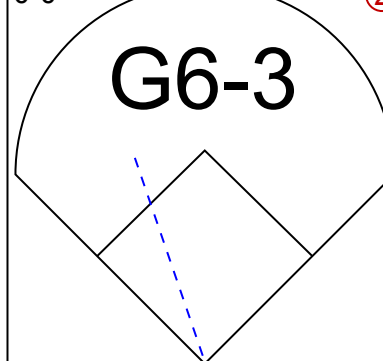
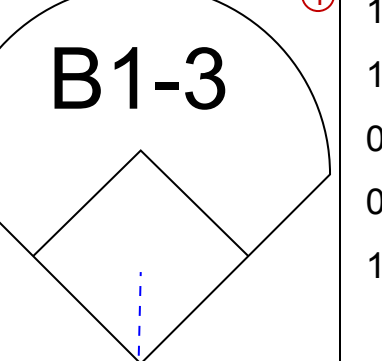
AB 34
R 4
H 9
RBI 4
BB 1
SO 10
LOB 15




AB 32
R 6
H 14
RBI 5
BB 2
SO 1
LOB 18

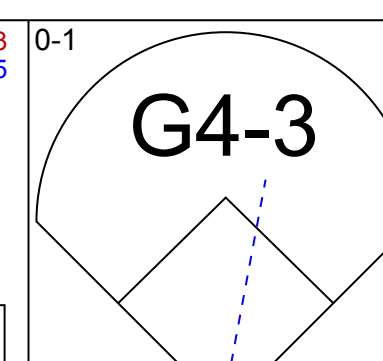
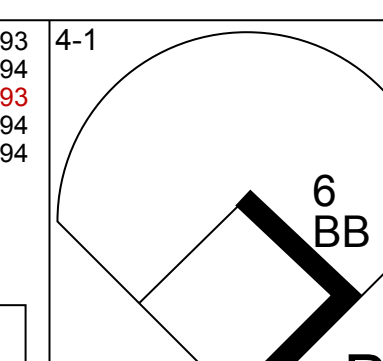
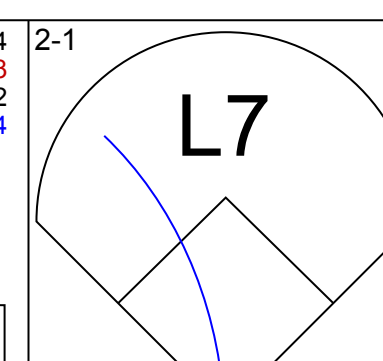
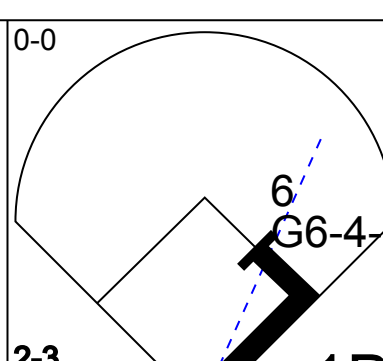
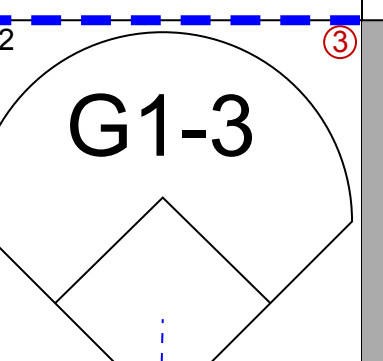
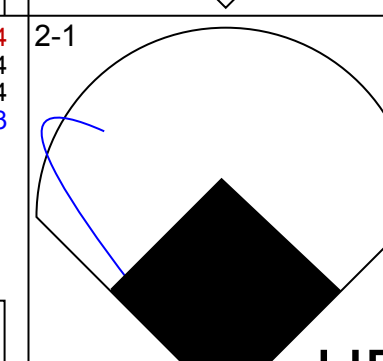
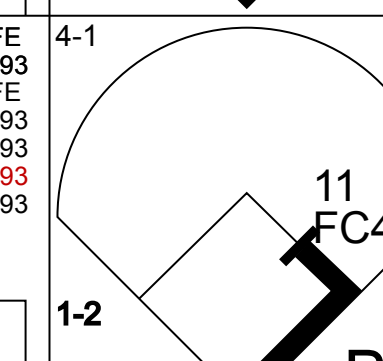
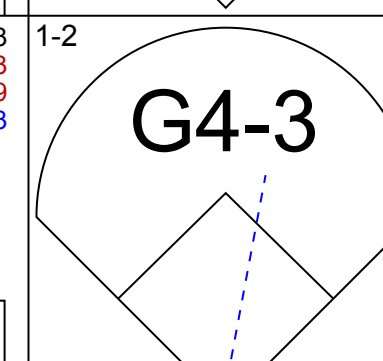
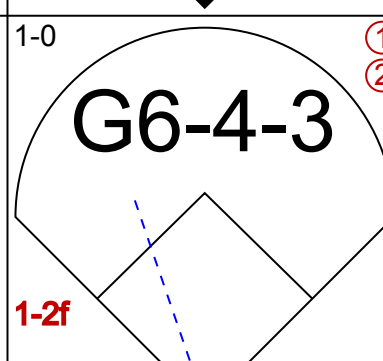
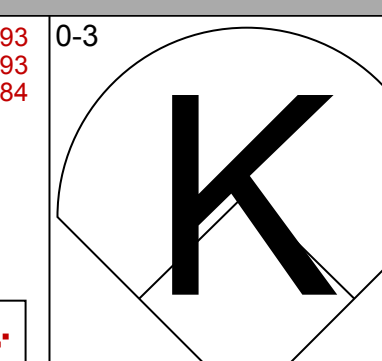
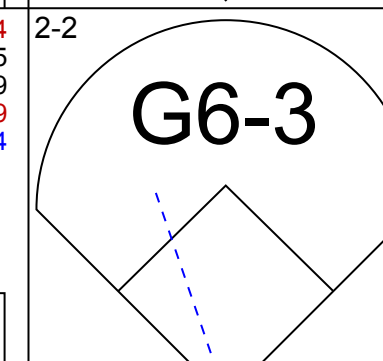
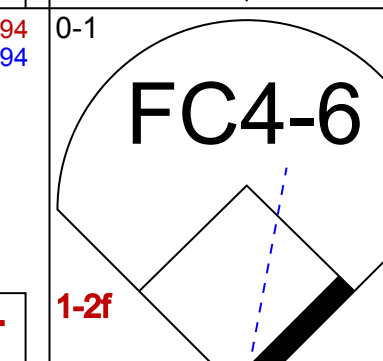

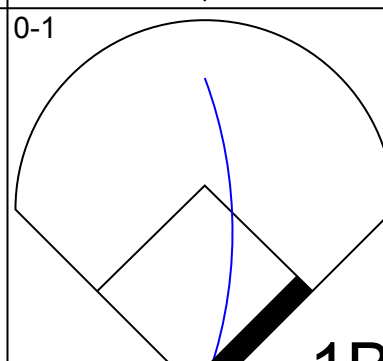
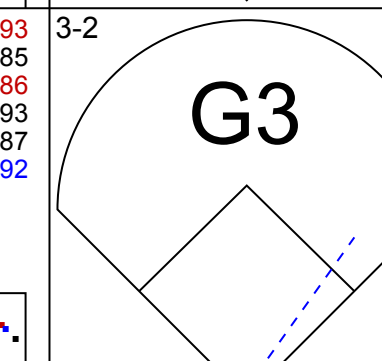


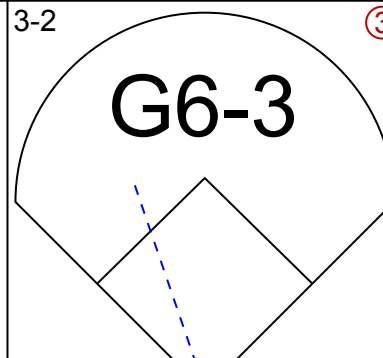
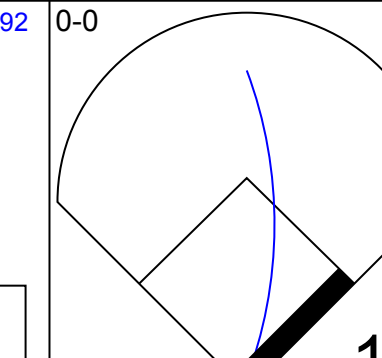
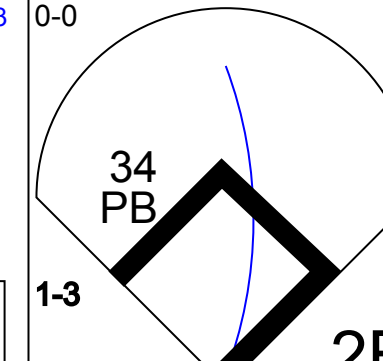
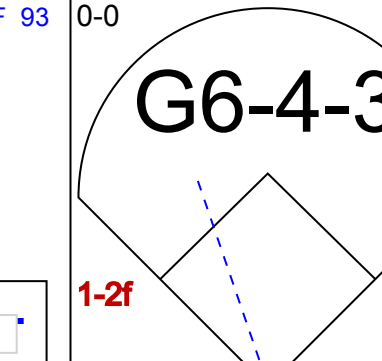
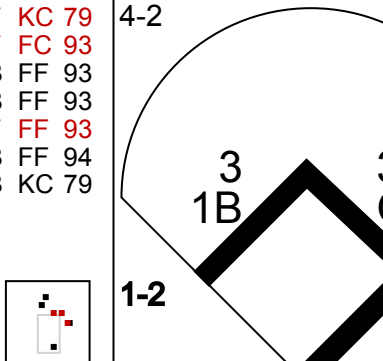

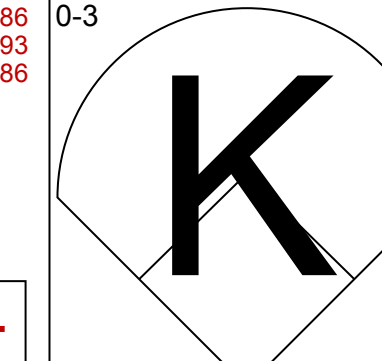
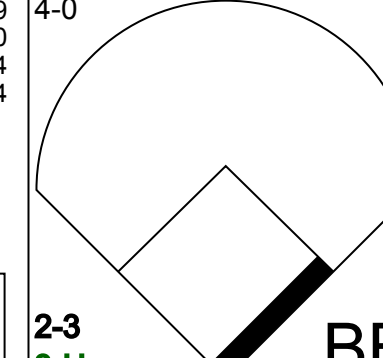
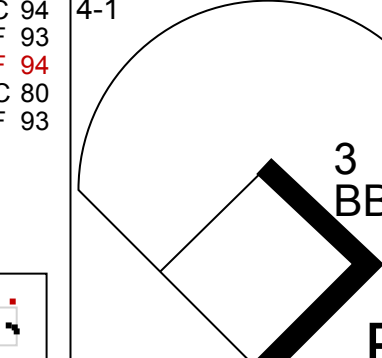
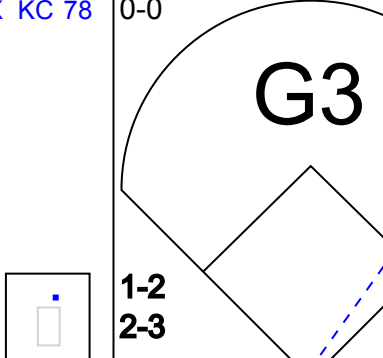

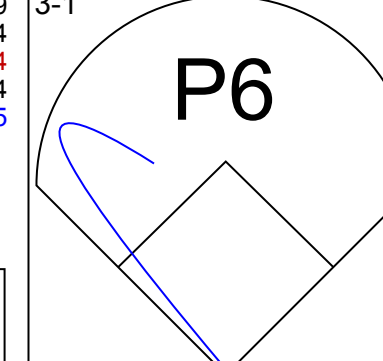
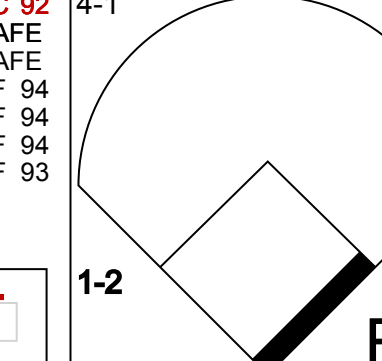
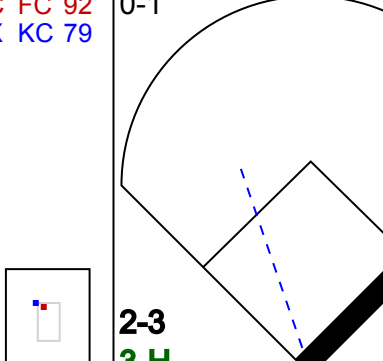


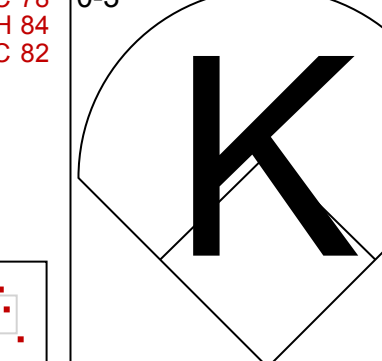
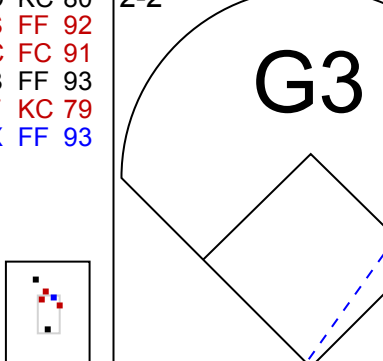

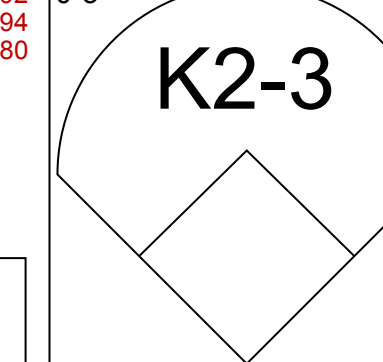


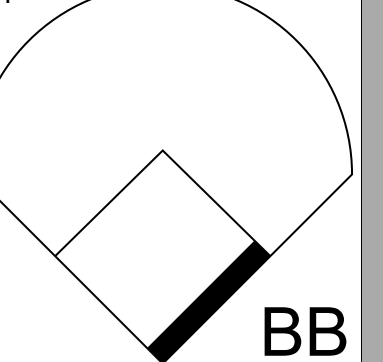
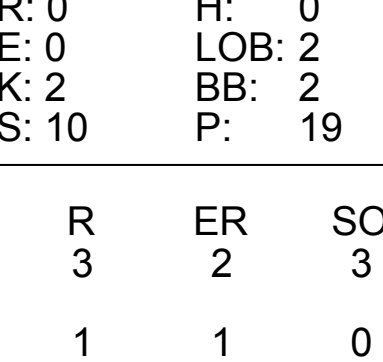
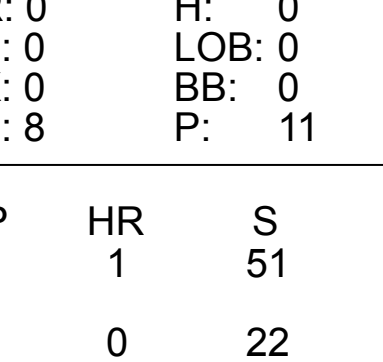
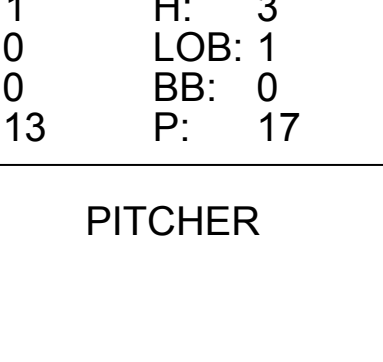
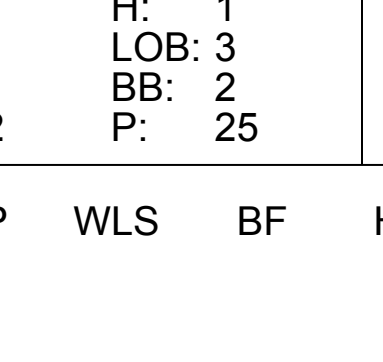


WP: 1
PB: 0
SB: 0
CS: 1


Batter	1	2	3	4	5	6	7	8	9	AB	R	H	RBI	BB	SO	LOB	TOP					
21 Christian Yelich, L (1.7) OBP: 0.365, SLG: 0.409										4	0	0	0	0	2	0	Miami Marlins @ Washington Nationals Nationals Park, Washington, DC Fri Sep 26 2014, 1:07 PM - 3:38 PM EDT Att: 27,920 - Partly Cloudy - 71 F					
17 Donovan Solano, R (1.4) OBP: 0.306, SLG: 0.330										4	0	3	0	0	0	0						
9 Casey McGehee, R (1.5) OBP: 0.355, SLG: 0.359										4	0	0	0	0	1	3						
46 Garrett Jones, L (1.9) OBP: 0.309, SLG: 0.411										3	0	0	0	0	2							
39 Jarrod Saltalamacchia, S (1.2) OBP: 0.321, SLG: 0.384										2	0	0	0	0	2	0						
48 Justin Bour, L (1.3) OBP: 0.338, SLG: 0.344										3	0	0	0	0	2	1						
12 Enrique Hernández, R (1.8) OBP: 0.329, SLG: 0.409										3	0	0	0	0	0	1						
3 Adeiny Hechavarria, R (1.6) OBP: 0.305, SLG: 0.354										3	0	0	0	0	1	1						
23 Jarrod Cosart, R (1.1) OBP: 0.190, SLG: 0.190										1	0	0	0	0	1	0						
59 Ed Lucas, R (6. PH) OBP: 0.235, SLG: 0.238										1	0	0	0	0	0	0						
36 Sam Dyson, R (6.1)										0	0	0	0	0	0	0						
43 Dan Jennings, L (7.1)										0	0	0	0	0	0	0						
1 Jordany Valdespin, L (9. PH) OBP: 0.262, SLG: 0.351										1	0	0	0	0	0	0						
Inning Stats	R: 0 E: 0 K: 1 S: 8	H: 1 LOB: 1 BB: 0 P: 9	R: 0 E: 0 K: 1 S: 7	H: 0 LOB: 0 BB: 0 P: 10	R: 0 E: 0 K: 2 S: 8	H: 0 LOB: 0 BB: 0 P: 14	R: 0 E: 0 K: 0 S: 7	H: 1 LOB: 0 BB: 0 P: 8	R: 0 E: 0 K: 2 S: 9	H: 0 LOB: 0 BB: 0 P: 10	R: 0 E: 0 K: 0 S: 8	H: 0 LOB: 0 BB: 0 P: 11	R: 0 E: 0 K: 1 S: 8	H: 0 LOB: 0 BB: 0 P: 10	R: 0 E: 0 K: 1 S: 13	H: 0 LOB: 1 BB: 0 P: 19	R: 0 E: 0 K: 1 S: 9	H: 1 LOB: 1 BB: 0 P: 13	1B: 2 2B: 0 3B: 1 HR: 0	SF: 0 SAC: 0 DP: 1 HBP: 1	WP: 0 PB: 0 SB: 0 CS: 0	PA: 30
PITCHER 58 Doug Fister, R (1.1) ERA: 2.41	IP: 9.0 WLS: W BF: 30 H: 3 R: 0 ER: 0 SO: 9 BB: 0 IBB: 0 HBP: 1 BLK: 0 WP: 0 HR: 0 S: 77 P: 104 ERA: 0.00 WHIP: 0.333															PITCHER						

AB	29
R	0
H	3
RBI	0
BB	0
SO	9
LOB	8



Batter	1	2	3	4	5	6	7	8	9	AB	R	H	RBI	BB	SO	LOB	BOTTOM			
2 Denard Span, L (1.8) OBP: 0.353, SLG: 0.413										4	0	1	0	1	0	3	Miami Marlins @ Washington Nationals Nationals Park, Washington, DC Fri Sep 26 2014, 1:07 PM - 3:38 PM EDT Att: 27,920 - Partly Cloudy - 71 F			
6 Anthony Rendon, R (1.5) OBP: 0.350, SLG: 0.475										4	1	1	1	1	1	2				
11 Ryan Zimmerman, R (1.7) OBP: 0.346, SLG: 0.457										4	1	1	1	1	0	2				
17 Nate Schierholtz, L (9.7) OBP: 0.242, SLG: 0.309										0	0	0	0	0	0	0				
25 Adam LaRoche, L (1.3) OBP: 0.363, SLG: 0.458										4	1	2	0	1	0	2				
20 Ian Desmond, R (1.6) OBP: 0.312, SLG: 0.425										4	0	1	0	1	1	2				
34 Bryce Harper, L (1.9) OBP: 0.338, SLG: 0.418										2	0	1	0	2	0	2				
3 Asdrúbal Cabrera, S (1.4) OBP: 0.309, SLG: 0.386										2	0	1	1	2	0	2				
59 Jose Lobaton, S (1.2) OBP: 0.287, SLG: 0.304										4	0	0	0	0	2	6				
58 Doug Fister, L (1.1) OBP: 0.094, SLG: 0.096										3	1	1	0	1	1	0				
Inning Stats	R: 2 E: 0 K: 0 S: 13	H: 3 LOB: 2 BB: 1 P: 25	R: 0 E: 0 K: 2 S: 10	H: 0 LOB: 2 BB: 2 P: 19	R: 0 E: 0 K: 1 S: 7	H: 0 LOB: 2 BB: 3 P: 19	R: 0 E: 0 K: 0 S: 8	H: 0 LOB: 0 BB: 0 P: 11	R: 1 E: 0 K: 0 S: 13	H: 1 LOB: 2 BB: 2 P: 25	R: 1 E: 0 K: 0 S: 13	H: 3 LOB: 1 BB: 0 P: 17	R: 0 E: 0 K: 0 S: 12	H: 1 LOB: 3 BB: 2 P: 25	R: 0 E: 0 K: 2 S: 10	H: 1 LOB: 0 BB: 0 P: 13	1B: 6 2B: 2 3B: 0 HR: 1	SF: 0 SAC: 0 DP: 2 HBP: 0	WP: 0 PB: 1 SB: 1 CS: 0	PA: 41
PITCHER 23 Jarrod Cosart, R (1.1) ERA: 3.69	IP: 5.0 WLS: L BF: 26 H: 4 R: 3 ER: 2 SO: 3 BB: 8 IBB: 0 HBP: 0 BLK: 0 WP: 0 HR: 1 S: 51 P: 99 ERA: 3.60 WHIP: 2.400															PITCHER				
36 Sam Dyson, R (6.1) ERA: 2.14	IP: 1.2 WLS: 1 BF: 10 H: 4 R: 1 ER: 1 SO: 0 BB: 2 IBB: 0 HBP: 0 BLK: 0 WP: 0 HR: 0 S: 22 P: 37 ERA: 5.40 WHIP: 3.600																			
43 Dan Jennings, L (7.1) ERA: 1.34	IP: 1.1 WLS: 1 BF: 5 H: 1 R: 0 ER: 0 SO: 2 BB: 0 IBB: 0 HBP: 0 BLK: 0 WP: 0 HR: 0 S: 13 P: 18 ERA: 0.00 WHIP: 0.750																			

AB	31
R	4
H	9
RBI	3
BB	10
SO	5
LOB	21



Batter	1	2	3	4	5	6	7	8	9	AB	R	H	RBI	BB	SO	LOB	TOP								
21 Christian Yelich, L (1.7) OBP: 0.364, SLG: 0.405	G3-1		K			BB		F7		3	0	0	0	1	1	2									
17 Donovan Solano, R (1.4) OBP: 0.335, SLG: 0.325	F9			G6-3		K		G4-3	G4-3	4	0	0	0	0	1	1									
9 Casey McGehee, R (1.5) OBP: 0.356, SLG: 0.359	K				1B			G4-3	1B	4	1	2	0	0	1	1									
48 Justin Bour, L (1.3) OBP: 0.363, SLG: 0.375		G5-3			K			K	1B	4	0	1	0	0	2	1									
12 Enrique Hernández, R (1.8) OBP: 0.321, SLG: 0.421		K			K			F9	1B	4	0	0	0	0	2	3									
1 Jordany Valdespin, L (1.9) OBP: 0.260, SLG: 0.347																									
5 Reed Johnson, R (9. PH) OBP: 0.270, SLG: 0.353	L8							G6-3	F6	3	0	0	0	0	0	0									
3 Adeiny Hechavarria, R (1.6) OBP: 0.309, SLG: 0.358				G6-3		G1-3			E5	3	0	0	0	1	0	2									
6 Jeff Mathis, R (1.2) OBP: 0.283, SLG: 0.274																									
30 Jarrod Saltalamacchia, R (9. PH) OBP: 0.320, SLG: 0.363				SH1-3		K		F9	L6	3	0	1	0	0	1	1									
24 Nathan Eovaldi, R (1.1) OBP: 0.105, SLG: 0.089																									
46 Garrett Jones, L (8. PH) OBP: 0.331, SLG: 0.414																									
22 Carter Capps, R (8.1) OBP: 0.182, SLG: 0.100				SH1-3				K																	
28 Anthony DeSclafani, R (8.1) OBP: 0.182, SLG: 0.100																									
Inning Stats	R: 0 E: 0 K: 1 S: 9	H: 0 LOB: 0 BB: 0 P: 12	R: 0 E: 0 K: 1 S: 6	H: 0 LOB: 0 BB: 0 P: 11	R: 0 E: 0 K: 1 S: 12	H: 1 LOB: 1 BB: 0 P: 16	R: 0 E: 0 K: 2 S: 14	H: 1 LOB: 1 BB: 0 P: 19	R: 0 E: 0 K: 1 S: 7	H: 0 LOB: 0 BB: 0 P: 11	R: 0 E: 0 K: 1 S: 7	H: 0 LOB: 1 BB: 0 P: 14	R: 0 E: 0 K: 1 S: 8	H: 0 LOB: 0 BB: 0 P: 10	R: 0 E: 0 K: 1 S: 12	H: 0 LOB: 0 BB: 0 P: 20	R: 1 E: 2 K: 0 S: 20	H: 2 LOB: 3 BB: 0 P: 24	1B: 3 2B: 1 3B: 0 HR: 0	SF: 0 DP: 0 HBP: 0	WP: 0 PB: 0 CS: 0	PA: 35			
PITCHER	IP	WLS	BF	H	R	ER	SO	BB	IBB	HBP	BLK	WP	HR	S	P	ERA	WHIP								
37 Stephen Strasburg, R (1.1) ERA: 3.14	6.0	W	21	2	0	0	7	1	0	0	0	0	0	55	83	0.00	0.500								
13 Jenny Steivins, L (7.1) ERA: 4.87	1.0	H	3	0	0	0	1	0	0	0	0	0	0	8	10	0.00	0.000								
36 Tyler Clippard, R (8.1) ERA: 2.15	1.0	H	4	0	0	0	1	1	0	0	0	0	0	12	20	0.00	1.000								
22 Drew Storen, R (9.1) ERA: 1.12	1.0		7	2	1	0	0	0	0	0	0	0	0	20	24	0.00	2.000								

Miami Marlins @ Washington Nationals
Nationals Park, Washington, DC
Sat Sep 27 2014, 4:08 PM - 7:05 PM EDT
Att: 37,529 - Sunny - 83 F

AB 32
R 1
H 4
RBI 0
BB 2
SO 9
LOB 18



Batter	1	2	3	4	5	6	7	8	9	AB	R	H	RBI	BB	SO	LOB	BOTTOM								
2 Denard Span, L (1.8) OBP: 0.354, SLG: 0.414	F8									3	1	2	0	0	0	0									
18 Michael Taylor, R (7. PH) OBP: 0.279, SLG: 0.359		1B								2	0	0	0	0	1	2									
6 Anthony Rendon, R (1.5) OBP: 0.352, SLG: 0.475										3	0	1	0	2	1	2									
28 Jayson Werth, R (1.9) OBP: 0.394, SLG: 0.445																									
21 Steven Souza Jr., R (8.9) OBP: 0.231, SLG: 0.391										4	0	2	0	0	0	1									
25 Adam LaRoche, L (1.3) OBP: 0.361, SLG: 0.455										3	0	0	1	0	0	4									
11 Ryan Zimmerman, R (6.3) OBP: 0.347, SLG: 0.457										1	0	1	0	0	0	0									
20 Ian Desmond, R (1.6) OBP: 0.313, SLG: 0.425										3	1	1	0	1	1	2									
34 Bryce Harper, L (1.7) OBP: 0.341, SLG: 0.417										3	2	1	0	1	1	3									
40 Wilson Ramos, R (1.2) OBP: 0.302, SLG: 0.402										4	1	2	0	0	0	3									
3 Asdrúbal Cabrera, S (1.4) OBP: 0.308, SLG: 0.388										4	0	1	3	0	2	3									
37 Stephen Strasburg, R (1.1) ERA: 3.14										1	0	0	1	0	1	0									
17 Nate Schierholz, L (5. PH) ERA: 4.37										1	0	0	0	0	0	0									
13 Jenny Steivins, L (7.1) ERA: 4.87										0	0	0	0	0	0	0									
36 Tyler Clippard, R (8.1) ERA: 2.15										0	0	0	0	0	0	0									
19 Kevin Frandsen, R (8. PH) ERA: 3.92										0	0	0	0	1	0	0									
22 Drew Storen, S (9.1) ERA: 1.12										0	0	0	0	0	0	0									
Inning Stats	R: 0 E: 0 K: 0 S: 8	H: 1 LOB: 2 BB: 1 P: 16	R: 0 E: 0 K: 0 S: 6	H: 3 LOB: 2 BB: 0 P: 9	R: 0 E: 0 K: 0 S: 11	H: 0 LOB: 0 BB: 0 P: 15	R: 0 E: 0 K: 2 S: 9	H: 1 LOB: 1 BB: 0 P: 14	R: 1 E: 0 K: 2 S: 14	H: 2 LOB: 3 BB: 2 P: 25	R: 0 E: 0 K: 1 S: 12	H: 0 LOB: 0 BB: 0 P: 13	R: 0 E: 0 K: 0 S: 7	H: 1 LOB: 0 BB: 0 P: 13	R: 3 E: 0 K: 2 S: 21	H: 3 LOB: 2 BB: 2 P: 35	1B: 10 2B: 1 3B: 0 HR: 0	SF: 0 DP: 1 HBP: 0	WP: 1 PB: 0 CS: 0	PA: 38					
PITCHER	IP	WLS	BF	H	R	ER	SO	BB	IBB	HBP	BLK	WP	HR	S	P	ERA	WHIP								
24 Nathan Eovaldi, R (1.1) ERA: 4.37	7.0	L	30	8	2	2	5	3	0	0	0	0	0	67	105	2.57	1.571								
22 Carter Capps, R (8.1) ERA: 3.98	0.1		6	3	3	3	0	2	0	0	0	0	0	14	23	81.00	15.000								
28 Anthony DeSclafani, R (8.1) ERA: 6.27	0.2		2	0	0	0	2	0	0	0	0	1	0	7	12	0.00	0.000								

Miami Marlins @ Washington Nationals
Nationals Park, Washington, DC
Sat Sep 27 2014, 4:08 PM - 7:05 PM EDT
Att: 37,529 - Sunny - 83 F

AB 32
R 5
H 11
RBI 5
BB 5
SO 7
LOB 20



