

# Miami Marlins - 2015





Batter	1	2	3	4	5	6	7	8	9	AB	R	H	RBI	BB	SO	LOB	TOP				
13 Matt Carpenter, L (1,5) 68 Ty Kelly, S (4,5) OBP: 0.500, SLG: 1.500	P5	L9					G4-3			2	0	0	0	0	0	1					
22 Jason Heyward, L (1,9) 60 Tommy Pham, R (4,7)	7 2B 32 1B		G3-1			F8	F9			2	1	1	0	0	0	0					
7 Matt Holliday, R (1,10) 87 Jacob Wilson, R (3,PR) (3,10)	32 1B		32 G4-6-3 BB			K		K		1	1	1	0	1	0	0					
32 Matt Adams, L (1,3) 59 Xavier Scruggs, R (4,3) (6,9)	2B		G4-6-3			K		K		2	0	1	2	0	0	1					
4 Yadier Molina, R (1,2) 72 Ed Easley, R (4,2)	L9					G4-3		K		2	0	0	0	0	0	1					
16 Kolten Wong, L (1,4) 65 Dean Anna, L (4,4)	F9					G4-3				2	0	0	0	0	0	1					
91 Stephen Piscotty, R (1,7) 56 Scott Moore, L (4,9) (6,3)		E6				G3				2	0	0	0	0	0	0					
8 Peter Bourjos, R (1,8) 67 Rafael Ortega, L (5,8)										2	0	0	0	0	1	1					
38 Pete Kozma, R (1,6) 35 Greg Garcia, L (5,6) OBP: 1.000, SLG: 2.000		F7								1	0	1	1	0	0	0					
<b>Inning Stats</b>	R: 2 E: 0 K: 0 S: 7	H: 3 LOB: 1 BB: 0 P: 7	R: 0 E: 1 K: 1 S: 7	H: 0 LOB: 1 BB: 0 P: 7	R: 0 E: 0 K: 0 S: 2	H: 0 LOB: 1 BB: 1 P: 6	R: 0 E: 0 K: 0 S: 3	H: 1 LOB: 1 BB: 0 P: 6	R: 0 E: 0 K: 2 S: 7	H: 0 LOB: 0 BB: 0 P: 7	R: 2 E: 0 K: 0 S: 5	H: 2 LOB: 1 BB: 1 P: 9	R: 0 E: 0 K: 3 S: 9	H: 0 LOB: 0 BB: 0 P: 9	R: 0 E: 0 K: 0 S: 3	H: 0 LOB: 0 BB: 0 P: 3	1B: 2 2B: 3 3B: 1 HR: 0	SF: 0 SAC: 0 DP: 1 HBP: 0	WP: 0 PB: 0 SB: 1 CS: 0	PA: 35	
<b>PITCHER</b>	IP WLS BF H R ER SO BB IBB HBP BLK WP HR S P ERA WHIP	15 Dan Haren, R (1,1) ERA: 9.0	2.0 L 10 3 2 2 1 0 0 0 0 0 0 0 14 14 9.00 1.500	41 David Phelps, R (3,1) ERA: 0.0	2.0 6 0 0 0 0 1 0 0 0 0 0 0 5 9 0.00 0.500	43 Aaron Crow, R (5,1) ERA: 0.0	1.0 4 1 0 0 1 0 0 0 0 0 0 0 6 6 0.00 1.000	31 Steve Cishek, R (6,1) ERA: 0.0	1.0 3 0 0 0 2 0 0 0 0 0 0 0 7 7 0.00 0.000	40 Mike Dunn, L (7,1) ERA: 18.0	1.0 6 2 2 2 0 1 0 0 0 0 0 0 5 9 18.00 3.000	<b>PITCHER</b>	IP WLS BF H R ER SO BB IBB HBP BLK WP HR S P ERA WHIP	44 AJ Ramos, R (8,1) ERA: 0.0	1.0 3 0 0 0 3 0 0 0 0 0 0 0 0 0 0 0.00 0.000	46 Nick Masset, R (9,1) ERA: 0.0	1.0 3 0 0 0 0 0 0 0 0 0 0 0 0 0 3 3 0.00 0.000				

St. Louis Cardinals @ Miami Marlins  
Roger Dean Stadium, Jupiter, FL  
Thu Mar 05 2015, 3:30 PM - 3:33 PM EST  
Att: 5,204 - Partly Cloudy - 82 F

AB 33  
R 4  
H 6  
RBI 4  
BB 2  
SO 7  
LOB 10



Batter	1	2	3	4	5	6	7	8	9	AB	R	H	RBI	BB	SO	LOB	BOTTOM			
9 Dee Strange-Gordon, L (1,4) 32 Derek Dietrich, L (5,4)										2	0	1	0	0	1	0				
21 Christian Yelich, L (1,7) 28 Cole Gillespie, R (5,7)										2	0	0	0	0	1	1				
27 Giancarlo Stanton, R (1,9) 26 Tyler Colvin, L (5,9)										2	0	0	0	0	0	0				
38 Michael Morse, R (1,3) 48 Justin Bour, L (6,3) 80 Justin Bohn, R (9,PR)										2	0	0	0	0	0	0				
14 Martin Prado, R (1,5) 30 Don Kelly, L (6,5)										1	0	0	0	1	0	0				
13 Marcell Ozuna, R (1,8) 71 Kenny Wilson, R (6,8)										2	0	0	0	0	2	1				
51 Ichiro Suzuki, L (1,10)										3	0	0	0	0	1	2				
39 Jarrod Saltalamacchia, R (1,2) 8 Jhonatan Solano, R (7,2) OBP: 1.000, SLG: 1.000										2	0	0	0	0	1	0				
3 Adeiny Hechavarria, R (1,6) 12 Reid Brignac, L (7,6) OBP: 1.000, SLG: 1.000										2	0	0	0	0	1	0				
<b>Inning Stats</b>	R: 0 E: 0 K: 2 S: 7	H: 0 LOB: 0 BB: 0 P: 7	R: 0 E: 0 K: 1 S: 5	H: 0 LOB: 0 BB: 0 P: 5	R: 0 E: 0 K: 0 S: 3	H: 1 LOB: 0 BB: 0 P: 3	R: 0 E: 0 K: 2 S: 7	H: 0 LOB: 1 BB: 1 P: 11	R: 0 E: 0 K: 1 S: 5	H: 0 LOB: 0 BB: 0 P: 6	R: 0 E: 0 K: 0 S: 3	H: 1 LOB: 0 BB: 0 P: 3	R: 1 E: 0 K: 2 S: 9	H: 2 LOB: 2 BB: 1 P: 13	R: 0 E: 0 K: 2 S: 8	H: 0 LOB: 2 BB: 1 P: 12	1B: 4 2B: 0 3B: 0 HR: 0	SF: 0 SAC: 0 DP: 1 HBP: 1	WP: 0 PB: 0 SB: 0 CS: 1	PA: 33
<b>PITCHER</b>	IP WLS BF H R ER SO BB IBB HBP BLK WP HR S P ERA WHIP	18 Carlos Martinez, R (1,1) ERA: 0.0	2.0 W 6 1 0 0 1 0 0 0 0 0 0 0 8 8 0.00 0.500	66 Tim Cooney, L (3,1) ERA: 0.0	1.0 H 4 0 0 0 2 1 0 0 0 0 0 0 7 11 0.00 1.000	37 Matt Belisle, R (5,1) ERA: 0.0	2.0 H 7 1 0 0 1 0 0 1 0 0 0 0 8 9 0.00 0.500	79 Mike Mayers, R (8,1) ERA: 9.0	1.0 6 2 1 1 2 1 0 0 0 0 0 0 9 13 9.00 3.000	<b>PITCHER</b>	IP WLS BF H R ER SO BB IBB HBP BLK WP HR S P ERA WHIP	63 Miguel Socolovich, R (9,1) ERA: 0.0	1.0 S 4 0 0 0 2 1 0 0 0 0 0 0 8 12 0.00 1.000							

St. Louis Cardinals @ Miami Marlins  
Roger Dean Stadium, Jupiter, FL  
Thu Mar 05 2015, 3:30 PM - 3:33 PM EST  
Att: 5,204 - Partly Cloudy - 82 F

AB 29  
R 1  
H 4  
RBI 1  
BB 3  
SO 11  
LOB 12





Batter	1	2	3	4	5	6	7	8	9	AB	R	H	RBI	BB	SO	LOB	TOP						
1 Jordany Valdespin, L OBP: 0.400, SLG: 0.800										5	2	2	1	0	1	0	<b>Miami Marlins @ Boston Red Sox</b> JetBlue Park, Ft. Myers, FL Fri Mar 06 2015, 4:11 PM - 4:12 PM EST Att: 9,830 - Clear - 82 F						
17 Donovan Solano, R 73 Austin Nola, R										3	0	0	0	0	0	4							
38 Michael Morse, R 48 Justin Bour, L										2	0	1	2	1	0	0							
13 Marcell Ozuna, R 28 Cole Gillespie, R										2	0	1	1	0	0	2							
10 Jeff Baker, R 29 Scott Sizemore, R										3	0	1	0	0	0	3							
30 Don Kelly, L 26 Tyler Colvin, L										2	0	0	0	1	1	2							
5 Reed Johnson, R										4	0	1	1	0	0	1							
19 Miguel Rojas, R 12 Reid Brignac, L										3	0	0	0	0	1	1							
6 Jeff Mathis, R 20 J.T. Realmuto, R										2	2	2	0	0	0	0							
<b>Inning Stats</b>	R: 1 E: 1 K: 0 S: 5	H: 1 LOB: 1 BB: 0 P: 6	R: 0 E: 0 K: 0 S: 2	H: 0 LOB: 0 BB: 1 P: 6	R: 1 E: 0 K: 0 S: 6	H: 3 LOB: 2 BB: 0 P: 6	R: 0 E: 0 K: 2 S: 7	H: 0 LOB: 0 BB: 0 P: 7	R: 2 E: 0 K: 1 S: 6	H: 3 LOB: 2 BB: 1 P: 10	R: 0 E: 0 K: 1 S: 5	H: 0 LOB: 0 BB: 0 P: 5	R: 0 E: 0 K: 1 S: 6	H: 1 LOB: 1 BB: 1 P: 6	R: 1 E: 0 K: 1 S: 6	H: 3 LOB: 1 BB: 1 P: 10		R: 0 E: 0 K: 1 S: 5	H: 0 LOB: 0 BB: 0 P: 5	1B: 7 2B: 3 3B: 1 HR: 0	SF: 1 SAC: 0 DP: 1 HBP: 0	WP: 0 PB: 0 SB: 1 CS: 0	PA: 39
<b>PITCHER</b>	IP WLS BF H R ER SO BB IBB HBP BLK WP HR S P ERA WHIP	63 Justin Masterson, R (1, 1) 2.0 8 1 1 0 0 1 0 0 0 0 0 0 6 12 9.00 3.000 19 Koji Uehara, R (3, 1) 1.0 6 3 1 1 0 0 0 0 0 0 0 0 0 7 6 9.00 3.000 76 Henry Owens, L (4, 1) 2.0 L 10 3 2 2 2 1 0 0 0 0 0 0 0 13 17 9.00 2.000 37 Heath Hembree, R (6, 1) 1.0 3 0 0 0 0 1 0 0 0 0 0 0 0 5 5 0.00 0.000 59 Tommy Layne, L (7, 1) 1.0 4 1 0 0 0 1 0 0 0 0 0 0 0 6 6 0.00 1.000																ERA WHIP	28 Robbie Ross Jr., L (8, 1) 1.0 5 3 1 1 1 1 0 0 0 0 0 0 5 5 0.00 0.000 39 Felipe Paulino, R (9, 1) 1.0 3 0 0 0 0 1 0 0 0 0 0 0 0 5 5 0.00 0.000	ERA WHIP			

Batter	1	2	3	4	5	6	7	8	9	AB	R	H	RBI	BB	SO	LOB	BOTTOM				
50 Mookie Betts, R 52 Quintin Berry, L										3	0	0	0	0	1	2	<b>Miami Marlins @ Boston Red Sox</b> JetBlue Park, Ft. Myers, FL Fri Mar 06 2015, 4:11 PM - 4:12 PM EST Att: 9,830 - Clear - 82 F				
26 Brock Holt, L 72 Luke Montz, R										2	1	1	0	1	0	0					
34 David Ortiz, L 66 Reed Gagnani, S										3	0	0	0	0	1	2					
13 Hanley Ramirez, R 76 Blake Tekotte, L										3	0	1	0	0	0	1					
18 Shane Victorino, S 75 Aneury Tavárez, L										2	1	0	0	1	1	1					
29 Daniel Nava, S 80 Sean Coyle, R										3	1	2	0	0	0	0					
10 Ryan Hanigan, R 40 Humberto Quintero, R										2	0	1	0	0	1	2					
70 Garin Cecchini, L 89 Carlos Asuaje, L										3	0	1	2	0	0	1					
30 Jemile Weeks, S 64 Deven Marrero, R										2	0	0	0	0	0	3					
<b>Inning Stats</b>	R: 0 E: 0 K: 0 S: 4	H: 1 LOB: 1 BB: 0 P: 4	R: 1 E: 0 K: 0 S: 6	H: 3 LOB: 2 BB: 0 P: 6	R: 0 E: 0 K: 0 S: 3	H: 0 LOB: 0 BB: 0 P: 3	R: 1 E: 0 K: 1 S: 6	H: 1 LOB: 1 BB: 1 P: 10	R: 1 E: 0 K: 3 S: 10	H: 1 LOB: 2 BB: 1 P: 15	R: 0 E: 0 K: 0 S: 3	H: 0 LOB: 0 BB: 0 P: 3	R: 0 E: 0 K: 1 S: 5	H: 0 LOB: 0 BB: 0 P: 5	R: 0 E: 0 K: 2 S: 7	H: 0 LOB: 0 BB: 0 P: 7		1B: 4 2B: 2 3B: 0 HR: 0	SF: 0 SAC: 0 DP: 0 HBP: 0	WP: 1 PB: 0 SB: 0 CS: 0	PA: 35
<b>PITCHER</b>	IP WLS BF H R ER SO BB IBB HBP BLK WP HR S P ERA WHIP	34 Tom Koehler, R (1, 1) 2.0 W 8 4 1 1 1 1 1 0 0 0 0 0 0 9 13 4.50 1.000 52 Brad Hand, L (3, 1) 2.0 W 8 4 1 1 1 1 1 0 0 0 0 0 0 9 13 4.50 1.000 25 André Rienzo, R (5, 1) 1.0 H 5 1 1 1 1 3 1 0 0 0 0 1 0 10 15 9.00 2.000 50 Andrew McKirahan, L (6, 1) 1.0 H 3 0 0 0 0 0 0 0 0 0 0 0 0 3 3 0.00 0.000 47 Pat Misch, L (7, 1) 2.0 H 6 0 0 0 0 1 0 0 0 0 0 0 0 8 8 0.00 0.000																ERA WHIP	54 Preston Claiborne, R (9, 1) 1.0 S 3 0 0 0 2 0 0 0 0 0 0 0 7 7 0.00 0.000	ERA WHIP	



Batter	1	2	3	4	5	6	7	8	9	AB	R	H	RBI	BB	SO	LOB	TOP								
12 Juan Lagares, R (1, 8) 3 Jared King, S (5, PH) (5, 8)										2	0	0	0	0	2	1									
3 Curtis Granderson, L (1, 9) 40 Aderlin Rodriguez, R (5, 3) (5, 3)										1	0	0	0	1	0	0									
23 Michael Cuddeyer, R (1, 7) 74 Danny Muno, S (5, 5) (5, 5)										2	0	0	0	0	0	2									
30 Brandon Allen, L (1, 3) (5, 9)										4	2	1	3	1	1	0									
29 Eric Campbell, R (1, 5) (5, 7)										4	1	2	1	0	0	0									
9 Kirk Nieuwenhuis, L (1, 10) (5, 10)										4	0	1	0	0	1	3									
11 Rubén Tejada, R (1, 4) 72 Gavin Cecchini, R (6, 6) (6, 6)										3	0	0	0	0	0	2									
19 Johnny Monell, L (1, 2) 71 Xorge Carrillo, R (7, 2) (7, 2)										3	0	1	0	0	0	0									
55 Matt Reynolds, R (1, 6) (6, 4)										3	0	1	0	1	0	1									
<b>Inning Stats</b>	R: 0 E: 0 K: 1 S: 5	H: 0 LOB: 0 BB: 0 P: 5	R: 0 E: 0 K: 0 S: 4	H: 1 LOB: 1 BB: 0 P: 4	R: 0 E: 0 K: 1 S: 6	H: 1 LOB: 1 BB: 0 P: 11	R: 0 E: 0 K: 1 S: 6	H: 1 LOB: 1 BB: 0 P: 6	R: 0 E: 0 K: 1 S: 5	H: 0 LOB: 0 BB: 0 P: 5	R: 3 E: 0 K: 0 S: 8	H: 3 LOB: 0 BB: 0 P: 10	R: 0 E: 0 K: 1 S: 5	H: 1 LOB: 0 BB: 0 P: 5	R: 4 E: 0 K: 1 S: 8	H: 3 LOB: 2 BB: 3 P: 20	R: 0 E: 0 K: 0 S: 3	H: 0 LOB: 0 BB: 0 P: 3	1B: 8 2B: 1 3B: 0 HR: 1	SF: 0 SAC: 0 DP: 1 HBP: 0	WP: 1 PB: 1 SB: 0 CS: 0	PA: 40			
<b>PITCHER</b>	IP	WLS	BF	H	R	ER	SO	BB	IBB	HBP	BLK	WP	HR	S	P	ERA	WHIP								
37 Henderson Alvarez III, R (1, 1) 45 Chris Naverson, L (3, 1) 56 Vin Mazzaro, R (5, 1) 22 Carter Capps, R (6, 1) 36 Sam Dyson, R (7, 1)	2.0		7	1	0	0	1	0	0	0	0	0	0	9	9	0.00	0.500								
66 Grant Dayton, L (8, 1) 70 Ryan Chaffee, R (8, 1)	0.2		7	3	4	3	1	2	0	0	0	0	0	7	15	40.50	7.500								

New York Mets @ Miami Marlins  
Roger Dean Stadium, Jupiter, FL  
Sat Mar 07 2015, 4:22 PM - 4:26 PM EST  
Att. 4,191 - Overcast - 71 F

AB 36  
R 7  
H 10  
RBI 6  
BB 4  
SO 6  
LOB 11



Batter	1	2	3	4	5	6	7	8	9	AB	R	H	RBI	BB	SO	LOB	BOTTOM								
9 Dee Strange-Gordon, L (1, 4) 32 Derek Dietrich, L (4, PH) (5, 4) (9, 3)										1	0	0	0	0	1	1									
21 Christian Yelich, L (1, 7) 28 Cole Gillespie, R (5, 7) (5, 7)										1	1	0	0	1	1	1									
27 Giancarlo Stanton, R (1, 9) 26 Tyler Colvin, L (5, 9) 78 Austin Wates, R (8, PH) (8, 9)										2	0	1	1	0	0	1									
14 Martin Prado, R (1, 5) 12 Reid Brignac, L (5, 5) (8, 6) 80 Justin Bohn, R (8, PH) (8, 6)										2	0	1	1	0	0	1									
10 Jeff Baker, R (1, 3) 48 Justin Bour, L (5, 3) 84 Avery Romero, R (8, PH) (9, 4)										2	0	0	0	0	0	2									
51 Ichiro Suzuki, L (1, 8) 71 Kenny Wilson, R (4, FR) (5, 8)										2	0	1	0	0	0	0									
39 Jarrod Saltalamacchia, R (1, 2) 20 J.T. Realmuto, R (5, 2) (5, 2)										2	0	0	0	0	2	1									
5 Reed Johnson, R (1, 10) 81 Viosergy Rosa, L (7, PH) (8, 10)										2	1	1	0	1	1	1									
19 Miguel Rojas, R (1, 6) 29 Scott Sizemore, R (7, PH) (8, 6) (8, 5)										2	1	0	0	1	0	3									
<b>Inning Stats</b>	R: 0 E: 0 K: 1 S: 5	H: 0 LOB: 1 BB: 0 P: 6	R: 0 E: 0 K: 1 S: 5	H: 0 LOB: 0 BB: 0 P: 5	R: 2 E: 0 K: 1 S: 7	H: 2 LOB: 2 BB: 2 P: 15	R: 0 E: 0 K: 1 S: 7	H: 2 LOB: 2 BB: 0 P: 7	R: 0 E: 0 K: 0 S: 3	H: 0 LOB: 0 BB: 0 P: 3	R: 0 E: 0 K: 1 S: 6	H: 1 LOB: 1 BB: 0 P: 6	R: 6 E: 0 K: 1 S: 10	H: 4 LOB: 2 BB: 3 P: 24	R: 0 E: 0 K: 2 S: 8	H: 1 LOB: 1 BB: 0 P: 8	1B: 8 2B: 2 3B: 0 HR: 0	SF: 0 SAC: 0 DP: 0 HBP: 1	WP: 2 PB: 0 SB: 4 CS: 0	PA: 41					
<b>PITCHER</b>	IP	WLS	BF	H	R	ER	SO	BB	IBB	HBP	BLK	WP	HR	S	P	ERA	WHIP								
32 Steven Matz, L (1, 1) 50 Rafael Montero, R (3, 1) 35 Dillon Gee, R (4, 1) 51 Jack Leathersich, L (7, 1) 73 Jon Velasquez, R (7, 1)	2.0		7	0	0	0	2	0	0	0	0	0	0	12	20	13.50	4.500								
68 Dario Alvarez, L (8, 1)	1.0		4	1	0	0	2	0	0	0	0	0	0	8	8	0.00	1.000								

New York Mets @ Miami Marlins  
Roger Dean Stadium, Jupiter, FL  
Sat Mar 07 2015, 4:22 PM - 4:26 PM EST  
Att. 4,191 - Overcast - 71 F

AB 35  
R 8  
H 10  
RBI 7  
BB 5  
SO 8  
LOB 21





















Batter	1	2	3	4	5	6	7	8	9	AB	R	H	RBI	BB	SO	LOB	TOP						
9 Dee Strange-Gordon, L OBP: 0.250, SLG: 0.200 84 Avery Romero, R OBP: 0.460, SLG: 1.000										3	0	1	1	0	1	0	<b>Miami Marlins @ Minnesota Twins</b> CenturyLink Sports Complex, Fort Myers, FL Thu Mar 12 2015, 1:05 PM - 3:59 PM EDT Att: 7,501 - Partly Cloudy - 82 F						
21 Christian Yelich, L OBP: 0.467, SLG: 0.500 26 Tyler Colvin, L OBP: 0.444, SLG: 0.429										3	0	1	0	0	2	1							
13 Marcell Ozuna, R OBP: 0.176, SLG: 0.133 1 Jordany Valdespin, L OBP: 0.429, SLG: 0.692										3	0	1	0	0	1	0							
48 Justin Bour, L OBP: 0.385, SLG: 0.333 28 Cole Gillespie, R OBP: 0.429, SLG: 0.455										3	0	1	0	0	0	2							
5 Reed Johnson, R OBP: 0.214, SLG: 0.154										4	1	0	0	0	1	1							
3 Adonis Hecchavarria, R OBP: 0.250, SLG: 0.500 32 Derek Dietrich, L OBP: 0.375, SLG: 0.615										2	1	1	0	0	0	0							
6 Jeff Mathis, R OBP: 0.417, SLG: 0.778 20 J.T. Realmuto, R OBP: 0.111, SLG: 0.111										3	1	1	3	0	1	0							
30 Don Kelly, L OBP: 0.412, SLG: 0.231										2	1	1	0	1	1	0							
73 Austin Nola, R OBP: 0.250, SLG: 0.250										1	1	0	0	0	1	0							
17 Donovan Solano, R OBP: 0.333, SLG: 0.364 80 Justin Bohn, R OBP: 0.333, SLG: 0.364										1	1	0	0	0	1	0							
<b>Inning Stats</b>	R: 0 E: 0 K: 3 S: 9	H: 0 LOB: 0 BB: 0 P: 9	R: 4 E: 0 K: 1 S: 11	H: 4 LOB: 1 BB: 1 P: 17	R: 0 E: 0 K: 0 S: 3	H: 0 LOB: 0 BB: 0 P: 3	R: 0 E: 0 K: 2 S: 7	H: 0 LOB: 0 BB: 0 P: 7	R: 0 E: 0 K: 0 S: 5	H: 2 LOB: 2 BB: 0 P: 5	R: 0 E: 0 K: 1 S: 5	H: 0 LOB: 0 BB: 0 P: 5	R: 2 E: 0 K: 1 S: 8	H: 3 LOB: 2 BB: 0 P: 8	R: 0 E: 0 K: 1 S: 5	H: 0 LOB: 0 BB: 0 P: 5	1B: 6 2B: 2 3B: 0 HR: 1	SF: 0 SAC: 0 DP: 0 HBP: 0	WP: 1 PB: 0 SB: 0 CS: 0	PA: 37			
<b>PITCHER</b>	IP WLS BF H R ER SO BB IBB HBP BLK WP HR S P ERA WHIP	IP WLS BF H R ER SO BB IBB HBP BLK WP HR S P ERA WHIP	IP WLS BF H R ER SO BB IBB HBP BLK WP HR S P ERA WHIP	IP WLS BF H R ER SO BB IBB HBP BLK WP HR S P ERA WHIP	IP WLS BF H R ER SO BB IBB HBP BLK WP HR S P ERA WHIP	IP WLS BF H R ER SO BB IBB HBP BLK WP HR S P ERA WHIP	IP WLS BF H R ER SO BB IBB HBP BLK WP HR S P ERA WHIP	IP WLS BF H R ER SO BB IBB HBP BLK WP HR S P ERA WHIP	IP WLS BF H R ER SO BB IBB HBP BLK WP HR S P ERA WHIP	IP WLS BF H R ER SO BB IBB HBP BLK WP HR S P ERA WHIP	IP WLS BF H R ER SO BB IBB HBP BLK WP HR S P ERA WHIP	IP WLS BF H R ER SO BB IBB HBP BLK WP HR S P ERA WHIP	IP WLS BF H R ER SO BB IBB HBP BLK WP HR S P ERA WHIP	IP WLS BF H R ER SO BB IBB HBP BLK WP HR S P ERA WHIP	IP WLS BF H R ER SO BB IBB HBP BLK WP HR S P ERA WHIP	IP WLS BF H R ER SO BB IBB HBP BLK WP HR S P ERA WHIP	IP WLS BF H R ER SO BB IBB HBP BLK WP HR S P ERA WHIP	IP WLS BF H R ER SO BB IBB HBP BLK WP HR S P ERA WHIP	IP WLS BF H R ER SO BB IBB HBP BLK WP HR S P ERA WHIP	IP WLS BF H R ER SO BB IBB HBP BLK WP HR S P ERA WHIP	IP WLS BF H R ER SO BB IBB HBP BLK WP HR S P ERA WHIP	IP WLS BF H R ER SO BB IBB HBP BLK WP HR S P ERA WHIP	IP WLS BF H R ER SO BB IBB HBP BLK WP HR S P ERA WHIP

AB	36
R	6
H	9
RBI	6
BB	1
SO	11
LOB	11



Batter	1	2	3	4	5	6	7	8	9	AB	R	H	RBI	BB	SO	LOB	BOTTOM						
2 Brian Dozier, R OBP: 0.583, SLG: 0.909 76 Argenis Diaz, R OBP: 0.308, SLG: 0.615										3	1	1	1	0	0	3	<b>Miami Marlins @ Minnesota Twins</b> CenturyLink Sports Complex, Fort Myers, FL Thu Mar 12 2015, 1:05 PM - 3:59 PM EDT Att: 7,501 - Partly Cloudy - 82 F						
21 Shane Robinson, R OBP: 0.455, SLG: 0.545 60 Eddie Rosario, L OBP: 0.308, SLG: 0.615										3	1	2	0	0	1	0							
7 Joe Mauer, L OBP: 0.417, SLG: 0.490 12 Chris Herrmann, L OBP: 0.357, SLG: 0.636										2	0	1	0	1	1	0							
19 Kennys Vargas, S OBP: 0.333, SLG: 0.462 83 Tyler Grimes, R OBP: 0.400, SLG: 0.500										3	0	0	0	0	1	3							
48 Torii Hunter, R OBP: 0.333, SLG: 0.333 77 Danny Ortiz, L OBP: 0.333, SLG: 0.333										3	1	1	0	0	0	2							
61 Miguel Sanó, R OBP: 0.400, SLG: 0.571 78 Heiker Meneses, R OBP: 0.167, SLG: 0.167										2	1	0	0	1	0	2							
5 Eduardo Escobar, S OBP: 0.400, SLG: 0.667 11 Jorge Polanco, S OBP: 0.500, SLG: 0.500										3	0	1	1	0	0	0							
43 Jasmil Pinto, R OBP: 0.400, SLG: 0.250 26 Eric Fryer, R OBP: 0.125, SLG: 0.125										2	0	1	0	0	0	1							
32 Aaron Hicks, S OBP: 0.429, SLG: 0.583 70 Byron Buxton, R OBP: 0.429, SLG: 0.583										2	0	2	0	1	0	0							
<b>Inning Stats</b>	R: 1 E: 0 K: 2 S: 10	H: 1 LOB: 0 BB: 0 P: 13	R: 2 E: 0 K: 0 S: 5	H: 3 LOB: 1 BB: 1 P: 10	R: 1 E: 0 K: 0 S: 4	H: 2 LOB: 0 BB: 0 P: 4	R: 0 E: 0 K: 0 S: 4	H: 1 LOB: 2 BB: 1 P: 8	R: 0 E: 0 K: 1 S: 6	H: 1 LOB: 2 BB: 1 P: 10	R: 1 E: 0 K: 1 S: 8	H: 3 LOB: 0 BB: 0 P: 8	R: 1 E: 1 K: 0 S: 4	H: 1 LOB: 1 BB: 1 P: 8	R: 1 E: 0 K: 0 S: 4	H: 1 LOB: 1 BB: 1 P: 8		1B: 11 2B: 1 3B: 0 HR: 1	SF: 1 SAC: 0 DP: 2 HBP: 0	WP: 0 PB: 0 SB: 1 CS: 0	PA: 40		
<b>PITCHER</b>	IP WLS BF H R ER SO BB IBB HBP BLK WP HR S P ERA WHIP	IP WLS BF H R ER SO BB IBB HBP BLK WP HR S P ERA WHIP	IP WLS BF H R ER SO BB IBB HBP BLK WP HR S P ERA WHIP	IP WLS BF H R ER SO BB IBB HBP BLK WP HR S P ERA WHIP	IP WLS BF H R ER SO BB IBB HBP BLK WP HR S P ERA WHIP	IP WLS BF H R ER SO BB IBB HBP BLK WP HR S P ERA WHIP	IP WLS BF H R ER SO BB IBB HBP BLK WP HR S P ERA WHIP	IP WLS BF H R ER SO BB IBB HBP BLK WP HR S P ERA WHIP	IP WLS BF H R ER SO BB IBB HBP BLK WP HR S P ERA WHIP	IP WLS BF H R ER SO BB IBB HBP BLK WP HR S P ERA WHIP	IP WLS BF H R ER SO BB IBB HBP BLK WP HR S P ERA WHIP	IP WLS BF H R ER SO BB IBB HBP BLK WP HR S P ERA WHIP	IP WLS BF H R ER SO BB IBB HBP BLK WP HR S P ERA WHIP	IP WLS BF H R ER SO BB IBB HBP BLK WP HR S P ERA WHIP	IP WLS BF H R ER SO BB IBB HBP BLK WP HR S P ERA WHIP	IP WLS BF H R ER SO BB IBB HBP BLK WP HR S P ERA WHIP	IP WLS BF H R ER SO BB IBB HBP BLK WP HR S P ERA WHIP	IP WLS BF H R ER SO BB IBB HBP BLK WP HR S P ERA WHIP	IP WLS BF H R ER SO BB IBB HBP BLK WP HR S P ERA WHIP	IP WLS BF H R ER SO BB IBB HBP BLK WP HR S P ERA WHIP	IP WLS BF H R ER SO BB IBB HBP BLK WP HR S P ERA WHIP	IP WLS BF H R ER SO BB IBB HBP BLK WP HR S P ERA WHIP	IP WLS BF H R ER SO BB IBB HBP BLK WP HR S P ERA WHIP

AB	34
R	7
H	13
RBI	5
BB	5
SO	4
LOB	19





Batter	1	2	3	4	5	6	7	8	9	AB	R	H	RBI	BB	SO	LOB	TOP					
3 Adeiny Hechavarria, R OBP: 0.286, SLG: 0.429 19 Miguel Rojas, R										3	1	1	0	0	0	0						
21 Christian Yelich, L OBP: 0.500, SLG: 0.500 26 Tyler Colvin, L OBP: 0.400, SLG: 0.375										2	2	1	0	1	0	0						
13 Marcell Ozuna, R OBP: 0.261, SLG: 0.286 71 Kenny Wilson, R OBP: 0.333, SLG: 0.375										3	0	2	3	0	1	0						
10 Jeff Baker, R OBP: 0.200, SLG: 0.077 48 Justin Bour, L OBP: 0.357, SLG: 0.308										3	1	0	0	0	0	2						
39 Jarrod Saltalamacchia, S OBP: 0.313, SLG: 0.286 20 J.T. Realmuto, R OBP: 0.182, SLG: 0.182										2	0	0	0	1	0	1						
17 Donovan Solano, R OBP: 0.375, SLG: 0.357 84 Avery Romero, R OBP: 0.286, SLG: 0.714										3	0	1	1	0	1	1						
32 Derek Dietrich, L OBP: 0.400, SLG: 0.625 29 Scott Sizemore, R OBP: 0.667, SLG: 0.600										2	0	0	0	0	0	0						
28 Cole Gillespie, R OBP: 0.333, SLG: 0.333 33 Vinny Rottino, R										3	0	0	0	0	0	3						
1 Jordany Valdespin, L OBP: 0.333, SLG: 0.529 78 Austin Wates, R OBP: 0.250, SLG: 0.250										3	0	0	0	0	1	0						
<b>Inning Stats</b>	R: 2 E: 0 K: 1 S: 9	H: 3 LOB: 1 BB: 0 P: 9	R: 0 E: 0 K: 1 S: 5	H: 0 LOB: 0 BB: 0 P: 5	R: 2 E: 0 K: 0 S: 6	H: 2 LOB: 2 BB: 2 P: 15	R: 0 E: 0 K: 0 S: 3	H: 0 LOB: 0 BB: 0 P: 3	R: 0 E: 0 K: 1 S: 5	H: 0 LOB: 0 BB: 0 P: 5	R: 0 E: 0 K: 0 S: 3	H: 0 LOB: 0 BB: 0 P: 3	R: 0 E: 0 K: 1 S: 5	H: 0 LOB: 0 BB: 0 P: 5	R: 0 E: 0 K: 1 S: 5	H: 0 LOB: 1 BB: 1 P: 9	1B: 4 2B: 1 3B: 0 HR: 0	SF: 0 SAC: 0 DP: 0 HBP: 1	WP: 0 PB: 0 SB: 1 CS: 0	PA: 36		
<b>PITCHER</b>	IP WLS BF H R ER SO BB IBB HBP BLK WP HR S P ERA WHIP	IP WLS BF H R ER SO BB IBB HBP BLK WP HR S P ERA WHIP	IP WLS BF H R ER SO BB IBB HBP BLK WP HR S P ERA WHIP	IP WLS BF H R ER SO BB IBB HBP BLK WP HR S P ERA WHIP	IP WLS BF H R ER SO BB IBB HBP BLK WP HR S P ERA WHIP	IP WLS BF H R ER SO BB IBB HBP BLK WP HR S P ERA WHIP	IP WLS BF H R ER SO BB IBB HBP BLK WP HR S P ERA WHIP	IP WLS BF H R ER SO BB IBB HBP BLK WP HR S P ERA WHIP	IP WLS BF H R ER SO BB IBB HBP BLK WP HR S P ERA WHIP	IP WLS BF H R ER SO BB IBB HBP BLK WP HR S P ERA WHIP	IP WLS BF H R ER SO BB IBB HBP BLK WP HR S P ERA WHIP	IP WLS BF H R ER SO BB IBB HBP BLK WP HR S P ERA WHIP	IP WLS BF H R ER SO BB IBB HBP BLK WP HR S P ERA WHIP	IP WLS BF H R ER SO BB IBB HBP BLK WP HR S P ERA WHIP	IP WLS BF H R ER SO BB IBB HBP BLK WP HR S P ERA WHIP	IP WLS BF H R ER SO BB IBB HBP BLK WP HR S P ERA WHIP	IP WLS BF H R ER SO BB IBB HBP BLK WP HR S P ERA WHIP	IP WLS BF H R ER SO BB IBB HBP BLK WP HR S P ERA WHIP	IP WLS BF H R ER SO BB IBB HBP BLK WP HR S P ERA WHIP	IP WLS BF H R ER SO BB IBB HBP BLK WP HR S P ERA WHIP	IP WLS BF H R ER SO BB IBB HBP BLK WP HR S P ERA WHIP	IP WLS BF H R ER SO BB IBB HBP BLK WP HR S P ERA WHIP

Miami Marlins @ Washington Nationals  
Space Coast Stadium, Viera, FL  
Sat Mar 14 2015, 1:06 PM - 3:42 PM EDT  
Att: 4,745 - Partly Cloudy - 82 F

AB 32  
R 4  
H 5  
RBI 4  
BB 3  
SO 5  
LOB 9



Batter	1	2	3	4	5	6	7	8	9	AB	R	H	RBI	BB	SO	LOB	BOTTOM					
3 Michael Taylor, R OBP: 0.357, SLG: 0.786 24 Isaac Ballou, L										3	0	1	0	0	2	0						
20 Ian Desmond, R OBP: 0.350, SLG: 0.389 1 Wilmer Difo, S OBP: 0.389, SLG: 0.529										3	0	0	0	0	2	1						
34 Bryce Harper, L OBP: 0.412, SLG: 0.308 5 Drew Veltuson, L OBP: 0.667, SLG: 2.000										2	0	0	0	1	1	1						
11 Ryan Zimmerman, R OBP: 0.294, SLG: 0.412 63 Matt Skole, L OBP: 0.500, SLG: 0.750										3	0	0	0	0	0	2						
40 Wilson Ramos, R OBP: 0.267, SLG: 0.267 33 Mike Carp, L OBP: 0.500, SLG: 0.250										2	0	1	0	0	0	0						
12 Tyler Moore, R OBP: 0.450, SLG: 0.944 13 Josh Johnson, S										2	0	0	0	1	0	1						
59 Jose Lobaton, S OBP: 0.154, SLG: 0.231 48 Dan Butler, R OBP: 0.250, SLG: 0.143										3	0	1	0	0	1	1						
19 Kevin Frandsen, R OBP: 0.278, SLG: 0.188 15 Mario Lissou, R										3	0	0	0	0	0	2						
8 Danny Espinosa, S OBP: 0.286, SLG: 0.500 66 Cutter Dykstra, R OBP: 0.600, SLG: 0.714										3	0	0	0	0	2	0						
<b>Inning Stats</b>	R: 0 E: 0 K: 2 S: 7	H: 1 LOB: 1 BB: 0 P: 11	R: 0 E: 0 K: 0 S: 4	H: 1 LOB: 0 BB: 0 P: 4	R: 0 E: 0 K: 1 S: 6	H: 1 LOB: 1 BB: 0 P: 6	R: 0 E: 0 K: 2 S: 7	H: 0 LOB: 0 BB: 0 P: 7	R: 0 E: 0 K: 0 S: 4	H: 1 LOB: 1 BB: 0 P: 4	R: 0 E: 0 K: 0 S: 3	H: 0 LOB: 1 BB: 1 P: 7	R: 0 E: 0 K: 1 S: 5	H: 0 LOB: 0 BB: 0 P: 5	R: 0 E: 0 K: 0 S: 3	H: 1 LOB: 2 BB: 2 P: 11	1B: 3 2B: 0 3B: 1 HR: 0	SF: 0 SAC: 0 DP: 1 HBP: 0	WP: 0 PB: 0 SB: 0 CS: 0	PA: 34		
<b>PITCHER</b>	IP WLS BF H R ER SO BB IBB HBP BLK WP HR S P ERA WHIP	IP WLS BF H R ER SO BB IBB HBP BLK WP HR S P ERA WHIP	IP WLS BF H R ER SO BB IBB HBP BLK WP HR S P ERA WHIP	IP WLS BF H R ER SO BB IBB HBP BLK WP HR S P ERA WHIP	IP WLS BF H R ER SO BB IBB HBP BLK WP HR S P ERA WHIP	IP WLS BF H R ER SO BB IBB HBP BLK WP HR S P ERA WHIP	IP WLS BF H R ER SO BB IBB HBP BLK WP HR S P ERA WHIP	IP WLS BF H R ER SO BB IBB HBP BLK WP HR S P ERA WHIP	IP WLS BF H R ER SO BB IBB HBP BLK WP HR S P ERA WHIP	IP WLS BF H R ER SO BB IBB HBP BLK WP HR S P ERA WHIP	IP WLS BF H R ER SO BB IBB HBP BLK WP HR S P ERA WHIP	IP WLS BF H R ER SO BB IBB HBP BLK WP HR S P ERA WHIP	IP WLS BF H R ER SO BB IBB HBP BLK WP HR S P ERA WHIP	IP WLS BF H R ER SO BB IBB HBP BLK WP HR S P ERA WHIP	IP WLS BF H R ER SO BB IBB HBP BLK WP HR S P ERA WHIP	IP WLS BF H R ER SO BB IBB HBP BLK WP HR S P ERA WHIP	IP WLS BF H R ER SO BB IBB HBP BLK WP HR S P ERA WHIP	IP WLS BF H R ER SO BB IBB HBP BLK WP HR S P ERA WHIP	IP WLS BF H R ER SO BB IBB HBP BLK WP HR S P ERA WHIP	IP WLS BF H R ER SO BB IBB HBP BLK WP HR S P ERA WHIP	IP WLS BF H R ER SO BB IBB HBP BLK WP HR S P ERA WHIP	IP WLS BF H R ER SO BB IBB HBP BLK WP HR S P ERA WHIP

Miami Marlins @ Washington Nationals  
Space Coast Stadium, Viera, FL  
Sat Mar 14 2015, 1:06 PM - 3:42 PM EDT  
Att: 4,745 - Partly Cloudy - 82 F

AB 30  
R 0  
H 4  
RBI 0  
BB 4  
SO 8  
LOB 11





Batter	1	2	3	4	5	6	7	8	9	AB	R	H	RBI	BB	SO	LOB	TOP																			
1 <b>Jordany Valdespin, L</b> OBP: 0.409, SLG: 0.571 (1.9) (7.8)										4	1	3	0	0	1	0	<b>Miami Marlins @ New York Mets</b> Tradition Field, Port St. Lucie, FL Tue Mar 17 2015, 1:12 PM - 3:44 PM EDT Att: 5,475 - Cloudy - 86 F <a href="http://livebaseballscorecards.com">livebaseballscorecards.com</a>																			
14 <b>Martin Prado, R</b> OBP: 0.384, SLG: 0.350 29 <b>Scott Sizemore, R</b> OBP: 0.571, SLG: 0.500 (1.5) (7.5)										3	0	1	0	0	0	1																				
13 <b>Marcell Ozuna, R</b> OBP: 0.233, SLG: 0.357 26 <b>Tyler Colvin, L</b> OBP: 0.333, SLG: 0.300 (1.8) (7.9)										3	0	0	1	0	2	1																				
38 <b>Michael Morse, R</b> OBP: 0.455, SLG: 0.737 33 <b>Vinny Rottino, R</b> (1.3) (7.3)										3	1	1	2	0	1	0																				
48 <b>Justin Bour, L</b> OBP: 0.278, SLG: 0.235 (1.10)										4	0	0	0	0	1	1																				
3 <b>Adelny Hechavarria, R</b> OBP: 0.154, SLG: 0.231 19 <b>Miguel Rojas, R</b> OBP: 0.154, SLG: 0.083 (1.6) (7.6)										3	0	0	0	0	0	1																				
5 <b>Reed Johnson, R</b> OBP: 0.211, SLG: 0.167 70 <b>Tim Fedroff, L</b> OBP: 1.000, SLG: 1.000 (1.7) (8.7)										3	0	0	0	0	0	0																				
17 <b>Donovan Solano, R</b> OBP: 0.350, SLG: 0.389 (1.4)										4	1	1	0	0	0	2																				
6 <b>Jeff Mathis, R</b> OBP: 0.333, SLG: 0.571 20 <b>J.T. Realmuto, R</b> OBP: 0.250, SLG: 0.250 (1.2) (7.2)										2	0	0	0	0	1	0																				
<b>Inning Stats</b>	R: 0 E: 0 K: 1 S: 5	H: 1 LOB: 0 BB: 0 P: 5	R: 0 E: 0 K: 1 S: 5	H: 0 LOB: 0 BB: 0 P: 5	R: 0 E: 0 K: 1 S: 5	H: 0 LOB: 0 BB: 0 P: 5	R: 0 E: 0 K: 2 S: 7	H: 0 LOB: 0 BB: 0 P: 7	R: 0 E: 0 K: 1 S: 5	H: 0 LOB: 0 BB: 0 P: 5	R: 0 E: 0 K: 0 S: 3	H: 0 LOB: 0 BB: 0 P: 3	R: 3 E: 0 K: 0 S: 7	H: 3 LOB: 1 BB: 0 P: 9	R: 1 E: 0 K: 0 S: 6	H: 3 LOB: 2 BB: 0 P: 6		R: 0 E: 0 K: 1 S: 8	H: 2 LOB: 2 BB: 0 P: 8	1B: 6 2B: 2 3B: 0 HR: 1	SF: 0 SAC: 0 DP: 1 HBP: 0	WP: 0 PB: 0 SB: 1 CS: 1	PA: 35													
<b>PITCHER</b>	IP	WLS	BF	H	R	ER	SO	BB	IBB	HBP	BLK	WP	HR	S	P	ERA	WHIP	<b>PITCHER</b>		IP	WLS	BF	H	R	ER	SO	BB	IBB	HBP	BLK	WP	HR	S	P	ERA	WHIP
48 <b>Jacob deGrom, R</b> ERA: 2.45 (1.1)	5.0		15	1	0	0	6	0	0	0	0	0	0	27	27	0.00	0.200	58 <b>Jenny Mejia, R</b> ERA: 2.25 (9.1)		1.0	S	5	2	0	0	1	0	0	0	0	0	8	8	0.00	2.000	
32 <b>Steven Matz, L</b> ERA: 1.5 (6.1)	1.0	H	3	0	0	0	0	0	0	0	0	0	0	3	3	0.00	0.000																			
56 <b>Scott Rice, L</b> ERA: 12.27 (7.1)	0.0		1	1	1	1	0	0	0	0	0	0	0	1	1	∞	∞																			
62 <b>Erik Goeddel, R</b> ERA: 7.2 (7.1)	1.0	B	5	2	2	2	0	0	0	0	0	0	1	6	8	18.00	2.000																			
27 <b>Jeurys Familia, R</b> ERA: 2.45 (8.1)	1.0	W	6	3	1	1	0	0	0	0	0	0	0	6	6	9.00	3.000																			

Batter	1	2	3	4	5	6	7	8	9	AB	R	H	RBI	BB	SO	LOB	BOTTOM																			
12 <b>Juan Lagares, R</b> OBP: 0.467, SLG: 0.593 6 <b>Matthew den Dekker, L</b> OBP: 0.424, SLG: 0.480 (1.8) (8.8)										2	0	0	0	1	0	0	<b>Miami Marlins @ New York Mets</b> Tradition Field, Port St. Lucie, FL Tue Mar 17 2015, 1:12 PM - 3:44 PM EDT Att: 5,475 - Cloudy - 86 F <a href="http://livebaseballscorecards.com">livebaseballscorecards.com</a>																			
3 <b>Curtis Granderson, L</b> OBP: 0.450, SLG: 0.579 44 <b>John Mayberry Jr., R</b> OBP: 0.587, SLG: 0.760 (1.9) (8.9)										2	0	1	0	1	0	0																				
23 <b>Michael Cuddyer, R</b> OBP: 0.318, SLG: 0.697 9 <b>Kirk Nieuwenhuis, L</b> OBP: 0.571, SLG: 0.655 (1.7) (8.7)										3	0	0	0	0	3	0																				
21 <b>Lucas Duda, L</b> OBP: 0.091, SLG: 0.091 30 <b>Brandon Allen, L</b> OBP: 0.214, SLG: 0.261 (1.3) (8.3)										3	0	0	0	0	1	1																				
28 <b>Daniel Murphy, L</b> OBP: 0.350, SLG: 0.250 Wilfredo Tovar, R OBP: 0.412, SLG: 0.357 (1.4) (8.4)										1	0	1	0	2	0	0																				
4 <b>Wilmer Flores, R</b> OBP: 0.433, SLG: 0.655 11 <b>Rubén Tejada, R</b> OBP: 0.345, SLG: 0.400 (1.6) (8.6)										3	0	0	0	0	1	3																				
7 <b>Travis d'Arnaud, R</b> ERA: 2.29 19 <b>Johnny Monell, L</b> OBP: 0.462, SLG: 0.840 (1.2) (8.2)										3	0	0	0	0	2	0																				
22 <b>Kevin Plawecki, R</b> OBP: 0.350, SLG: 0.556 (1.10)										4	1	1	1	0	1	1																				
16 <b>Alex Castellanos, R</b> OBP: 0.200, SLG: 0.375 74 <b>Danny Muno, S</b> OBP: 0.500, SLG: 0.450 (1.5) (8.5)										3	0	0	0	0	2	0																				
<b>Inning Stats</b>	R: 0 E: 0 K: 0 S: 3	H: 1 LOB: 1 BB: 1 P: 7	R: 0 E: 0 K: 0 S: 4	H: 1 LOB: 1 BB: 0 P: 5	R: 0 E: 0 K: 1 S: 5	H: 0 LOB: 1 BB: 1 P: 9	R: 0 E: 0 K: 1 S: 5	H: 0 LOB: 1 BB: 1 P: 9	R: 1 E: 0 K: 1 S: 8	H: 1 LOB: 0 BB: 0 P: 11	R: 0 E: 0 K: 1 S: 5	H: 0 LOB: 0 BB: 0 P: 5	R: 0 E: 0 K: 1 S: 5	H: 0 LOB: 0 BB: 0 P: 5	R: 5 E: 0 K: 1 S: 8	H: 3 LOB: 0 BB: 2 P: 17		R: 0 E: 0 K: 1 S: 8	H: 3 LOB: 0 BB: 2 P: 17	1B: 3 2B: 1 3B: 0 HR: 2	SF: 1 SAC: 0 DP: 1 HBP: 0	WP: 2 PB: 0 SB: 0 CS: 0	PA: 35													
<b>PITCHER</b>	IP	WLS	BF	H	R	ER	SO	BB	IBB	HBP	BLK	WP	HR	S	P	ERA	WHIP	<b>PITCHER</b>		IP	WLS	BF	H	R	ER	SO	BB	IBB	HBP	BLK	WP	HR	S	P	ERA	WHIP
52 <b>Brad Hand, L</b> ERA: 2.29 44 <b>A.J. Ramos, R</b> ERA: 1.8 25 <b>André Rienzo, R</b> ERA: 1.8 40 <b>Mike Dunn, L</b> ERA: 13.5 54 <b>Preston Claiborne, R</b> ERA: 2.08 (1.1) (5.1) (7.1) (8.1) (8.1)	4.0		16	2	0	0	2	3	0	0	0	0	1	17	20	0.00	1.250	52 <b>Brad Hand, L</b> ERA: 2.29 (9.1)		2.0		8	1	1	1	2	1	0	0	0	0	1	13	20	4.50	1.000
	1.0	H	3	0	0	0	1	0	0	0	0	0	0	5	5	0.00	0.000																			
	0.2	L	6	2	4	4	1	2	0	0	0	1	0	6	15	54.00	6.000																			
	0.1	B	2	1	1	1	0	0	0	0	0	0	1	2	2	27.00	3.000																			

**Miami Marlins @ New York Mets**  
 Tradition Field, Port St. Lucie, FL  
 Tue Mar 17 2015, 1:12 PM - 3:44 PM EDT  
 Att: 5,475 - Cloudy - 86 F

**AB 35**  
**R 4**  
**H 9**  
**RBI 4**  
**BB 0**  
**SO 7**  
**LOB 10**

**Miami Marlins @ New York Mets**  
 Tradition Field, Port St. Lucie, FL  
 Tue Mar 17 2015, 1:12 PM - 3:44 PM EDT  
 Att: 5,475 - Cloudy - 86 F

**AB 28**  
**R 6**  
**H 6**  
**RBI 5**  
**BB 6**  
**SO 6**  
**LOB 10**















Batter	1	2	3	4	5	6	7	8	9	AB	R	H	RBI	BB	SO	LOB	TOP
4 Eric Young Jr. S OBP: 0.378, SLG: 0.421										3	0	1	0	1	1	0	<b>Atlanta Braves @ Miami Marlins</b> Roger Dean Stadium, Jupiter, FL Fri Mar 20 2015, 7:06 PM - 9:43 PM EDT Att: 6,094 - Clear - 80 F
8 Jace Peterson L OBP: 0.425, SLG: 0.382										3	0	0	0	1	1	3	
5 Freddie Freeman L OBP: 0.472, SLG: 0.690 34 John Buck R OBP: 0.435, SLG: 0.611										2	1	0	0	1	1	2	
14 Zoilo Almonte S OBP: 0.244, SLG: 0.216										4	0	0	0	0	1	2	
19 Andrelton Simmons R OBP: 0.500, SLG: 0.636 54 Joey Teroslavich S OBP: 0.316, SLG: 0.559 87 Sean Kazmar Jr. R OBP: 0.333, SLG: 0.333										3	0	1	0	0	0	0	
23 Chris Johnson R OBP: 0.172, SLG: 0.143 69 Williams Pérez R OBP: 0.172, SLG: 0.143										3	0	1	1	0	1	0	
8 Eury Pérez R OBP: 0.364, SLG: 0.367										4	0	1	0	0	1	2	
25 Jesus Flores R OBP: 0.188, SLG: 0.188										4	0	1	0	0	0	3	
32 Wandy Rodriguez S OBP: 0.306, SLG: 0.242										2	0	0	0	0	1	0	
43 Luis Avilán L OBP: 0.306, SLG: 0.242										2	0	1	0	0	0	1	
<b>Inning Stats</b>	R: 0 E: 0 K: 0 S: 4	H: 1 LOB: 1 BB: 0 P: 4	R: 0 E: 0 K: 0 S: 4	H: 1 LOB: 1 BB: 0 P: 4	R: 0 E: 0 K: 1 S: 5	H: 0 LOB: 0 BB: 0 P: 5	R: 1 E: 0 K: 1 S: 7	H: 2 LOB: 2 BB: 1 P: 11	R: 0 E: 0 K: 1 S: 5	H: 0 LOB: 1 BB: 0 P: 5	R: 0 E: 1 K: 1 S: 6	H: 0 LOB: 1 BB: 0 P: 6	R: 0 E: 0 K: 0 S: 3	H: 1 LOB: 0 BB: 0 P: 3	1B: 6 2B: 0 3B: 0 HR: 0	SF: 0 SAC: 0 DP: 1 HBP: 0	WP: 0 PA: 36 PB: 0 SB: 1 CS: 0
<b>PITCHER</b>	IP WLS BF H R ER SO BB IBB HBP BLK WP HR S P ERA WHIP	5.0 1 21 4 1 1 4 2 0 0 0 0 0 0 27 35 1.80 1.200	1.0 W 3 0 0 0 1 0 0 0 0 0 0 0 5 5 0.00 0.000	1.0 H 5 1 0 0 2 1 0 0 0 0 0 0 8 12 0.00 2.000	1.0 H 4 0 0 0 1 0 0 0 0 0 0 0 6 6 0.00 0.000	1.0 3 1 0 0 0 0 0 0 0 0 0 0 3 3 0.00 1.000											

Batter	1	2	3	4	5	6	7	8	9	AB	R	H	RBI	BB	SO	LOB	BOTTOM		
51 Ichiro Suzuki L OBP: 0.276, SLG: 0.379 1 Jordany Valdespin L OBP: 0.407, SLG: 0.335										3	0	0	0	0	0	0	<b>Atlanta Braves @ Miami Marlins</b> Roger Dean Stadium, Jupiter, FL Fri Mar 20 2015, 7:06 PM - 9:43 PM EDT Att: 6,094 - Clear - 80 F		
21 Christian Yelich L OBP: 0.487, SLG: 0.400 28 Cole Gillespie R OBP: 0.348, SLG: 0.388										3	1	1	0	0	0	0			
27 Giancarlo Stanton R OBP: 0.357, SLG: 0.542 26 Tyler Colvin L OBP: 0.267, SLG: 0.231										3	0	1	0	0	2	0			
38 Michael Morse R OBP: 0.429, SLG: 0.609 30 Don Kelly L OBP: 0.425, SLG: 0.333										1	0	0	0	2	1	0			
14 Martín Prado R OBP: 0.355, SLG: 0.379 29 Scott Sizemore R OBP: 0.455, SLG: 0.400										3	0	1	2	0	0	1			
10 Jeff Baker R OBP: 0.280, SLG: 0.200 73 Austin Nola R OBP: 0.250, SLG: 0.250 31 Steve Cishek R										1	0	0	1	2	0	1			
39 Jarrod Saltalamacchia R OBP: 0.320, SLG: 0.318 8 Jhonatan Solano R OBP: 0.667, SLG: 0.800										0	1	0	0	0	0	0			
3 Adeiny Hechavarria R OBP: 0.211, SLG: 0.263 57 Bryan Morris L OBP: 0.200, SLG: 0.200										3	1	1	0	0	1	3			
15 Dan Haren R OBP: 0.200, SLG: 0.167 44 AJ Ramos R OBP: 0.200, SLG: 0.167 40 Mike Dunn L OBP: 0.200, SLG: 0.167 12 Reid Brignac L OBP: 0.408, SLG: 0.408										1	0	0	0	0	1	0			
<b>Inning Stats</b>	R: 0 E: 0 K: 1 S: 5	H: 0 LOB: 0 BB: 0 P: 5	R: 0 E: 0 K: 1 S: 5	H: 0 LOB: 2 BB: 2 P: 13	R: 0 E: 0 K: 1 S: 5	H: 0 LOB: 0 BB: 0 P: 5	R: 0 E: 0 K: 2 S: 7	H: 0 LOB: 0 BB: 0 P: 7	R: 0 E: 0 K: 2 S: 7	H: 0 LOB: 1 BB: 1 P: 11	R: 3 E: 0 K: 1 S: 8	H: 3 LOB: 3 BB: 1 P: 12	R: 1 E: 0 K: 0 S: 5	H: 2 LOB: 2 BB: 1 P: 11	R: 1 E: 0 K: 2 S: 10	H: 3 LOB: 2 BB: 0 P: 10		1B: 5 2B: 3 3B: 0 HR: 0	SF: 1 SAC: 0 DP: 0 HBP: 0
<b>PITCHER</b>	IP WLS BF H R ER SO BB IBB HBP BLK WP HR S P ERA WHIP	5.0 0 18 0 0 0 7 3 0 0 0 0 0 0 29 41 0.00 0.600	0.1 H 2 1 1 1 0 0 0 0 0 0 0 0 2 2 27.00 3.000	2.2 L 17 7 4 4 3 2 0 0 0 0 0 0 21 31 13.50 3.375															





Batter	1	2	3	4	5	6	7	8	9	AB	R	H	RBI	BB	SO	LOB	TOP			
9 Dee Strange-Gordon, L OBP: 0.382, SLG: 0.438 17 Donovan Solano, R OBP: 0.346, SLG: 0.349										3	1	2	0	0	0	2	<b>Miami Marlins @ Washington Nationals</b> Space Coast Stadium, Viera, FL Sat Mar 21 2015, 1:07 PM - 3:34 PM EDT Att: 4,642 - Sunny - 87 F			
3 Adeiny Hechavarria, R OBP: 0.273, SLG: 0.319 Viosergy Rosa, L										3	0	2	1	0	1	2				
21 Christian Yelich, L OBP: 0.329, SLG: 0.357 28 Cole Gillespie, R OBP: 0.333, SLG: 0.350										3	0	0	0	0	1	2				
13 Marcell Ozuna, R OBP: 0.250, SLG: 0.351 31 Cameron Flynn, L										4	0	1	0	0	1	1				
6 Jeff Mathis, R OBP: 0.318, SLG: 0.476 8 Jhonatan Solano, R OBP: 0.571, SLG: 0.667										3	0	0	0	0	2	2				
30 Don Kelly, L OBP: 0.375, SLG: 0.292 73 Austin Nola, R OBP: 0.400, SLG: 0.250										3	0	0	0	0	1	1				
5 Reed Johnson, R OBP: 0.250, SLG: 0.259 26 Tyler Colvin, L OBP: 0.250, SLG: 0.214										3	0	2	0	0	0	0				
12 Reid Brignac, L OBP: 0.428, SLG: 0.440 74 Danny Black, L OBP: 1.000, SLG: 2.000										3	0	2	0	0	1	1				
37 Henderson Alvarez III, R 36 Sam Dyson, R 32 Brian Anderson, R 43 Aaron Crow, R 54 Preston Claiborne, R 1 Jordany Valdespin, L OBP: 0.300, SLG: 0.519										1	0	0	0	0	0	0				
<b>Inning Stats</b>	R: 1 E: 0 K: 2 S: 9	H: 2 LOB: 1 BB: 0 P: 10	R: 0 E: 0 K: 1 S: 5	H: 1 LOB: 1 BB: 0 P: 5	R: 0 E: 0 K: 0 S: 4	H: 2 LOB: 0 BB: 0 P: 4	R: 0 E: 0 K: 0 S: 3	H: 1 LOB: 0 BB: 0 P: 3	R: 0 E: 0 K: 2 S: 7	H: 0 LOB: 0 BB: 0 P: 7	R: 0 E: 0 K: 1 S: 6	H: 1 LOB: 2 BB: 0 P: 8	R: 0 E: 0 K: 0 S: 3	H: 0 LOB: 0 BB: 1 P: 10	R: 1 E: 0 K: 1 S: 6	H: 1 LOB: 1 BB: 1 P: 10		1B: 6 2B: 4 3B: 1 HR: 0	SF: 0 SAC: 1 DP: 1 HBP: 1	WP: 1 PB: 0 SB: 1 CS: 0
<b>PITCHER</b>	IP WLS BF H R ER SO BB IBB HBP BLK WP HR S P ERA WHIP																			
27 Jordan Zimmermann, R ERA: 1.32 35 Craig Stammen, R ERA: 5.87 72 Rich Hill, L ERA: 4.91 30 Aaron Barrett, R ERA: 52 Rafael Martin, R ERA: 1.8	5.0 1.0 1.0 1.0 1.0	WLS H H H S	BF 20 3 5 3 5	H 8 0 1 0 1	R 1 0 0 0 1	ER 1 0 0 0 1	SO 4 2 0 0 1	BB 0 0 0 0 1	IBB 0 0 0 0 0	HBP 0 0 1 0 0	BLK 0 0 0 0 0	WP 0 0 1 0 0	HR 28 7 6 3 6	S 29 7 8 3 10	P 29 7 8 3 10	ERA 1.80 0.00 0.00 0.00 9.00	WHIP 1.600 0.000 1.000 0.000 2.000			

Batter	1	2	3	4	5	6	7	8	9	AB	R	H	RBI	BB	SO	LOB	BOTTOM			
7 Tony Gwynn Jr., L OBP: 0.459, SLG: 0.606										4	0	1	0	0	0	3	<b>Miami Marlins @ Washington Nationals</b> Space Coast Stadium, Viera, FL Sat Mar 21 2015, 1:07 PM - 3:34 PM EDT Att: 4,642 - Sunny - 87 F			
20 Ian Desmond, R OBP: 0.313, SLG: 0.414 13 Josh Johnson, S OBP: 0.500, SLG: 0.333										3	1	1	0	0	0	0				
34 Bryce Harper, L OBP: 0.438, SLG: 0.391 29 Kevin Keyes, R OBP: 0.333, SLG: 0.333										2	1	0	0	1	1					
11 Ryan Zimmerman, R OBP: 0.241, SLG: 0.310 8 Shawn Pfeiffer, L										3	0	1	0	0	0	3				
40 Wilson Ramos, R OBP: 0.296, SLG: 0.296 14 Jeff Howell, R										3	1	1	2	0	0	1				
26 Dan Uggla, R OBP: 0.471, SLG: 0.630 11 Christopher Bostick, R OBP: 1.000, SLG: 1.000										3	1	2	2	0	0	1				
18 Kila Ka'aihue, L OBP: 0.323, SLG: 0.615										4	0	1	0	0	0	1				
8 Danny Espinosa, S OBP: 0.219, SLG: 0.310 19 John Wooten, R										3	0	0	0	0	1	2				
27 Jordan Zimmermann, R 35 Craig Stammen, R 66 Cytter Dykstra, R 72 Rich Hill, L 30 Aaron Barrett, R 52 Rafael Martin, R										1	0	0	0	0	0	0				
<b>Inning Stats</b>	R: 0 E: 1 K: 0 S: 4	H: 0 LOB: 1 BB: 0 P: 4	R: 0 E: 0 K: 1 S: 7	H: 2 LOB: 3 BB: 0 P: 8	R: 4 E: 0 K: 0 S: 7	H: 3 LOB: 0 BB: 1 P: 11	R: 0 E: 0 K: 0 S: 3	H: 0 LOB: 0 BB: 0 P: 3	R: 0 E: 0 K: 2 S: 8	H: 0 LOB: 1 BB: 0 P: 9	R: 0 E: 1 K: 0 S: 4	H: 1 LOB: 1 BB: 0 P: 4	R: 0 E: 1 K: 0 S: 4	H: 1 LOB: 0 BB: 0 P: 4	R: 1 E: 0 K: 1 S: 8	H: 1 LOB: 0 DP: 0 HBP: 1		1B: 7 2B: 0 3B: 0 HR: 1	SF: 0 SAC: 0 DP: 0 HBP: 1	WP: 0 PB: 0 SB: 2 CS: 0
<b>PITCHER</b>	IP WLS BF H R ER SO BB IBB HBP BLK WP HR S P ERA WHIP																			
37 Henderson Alvarez III, R ERA: 5.4 36 Sam Dyson, R ERA: 3.0 43 Aaron Crow, R ERA: 3.6 54 Preston Claiborne, R ERA: 1.69	5.0 1.0 1.0 1.0	WLS L L L	BF 24 3 4 4	H 6 0 1	R 4 0 0	ER 4 0 0	SO 4 2 0	BB 1 0 0	IBB 0 0 0	HBP 0 0 0	BLK 0 0 0	WP 0 0 0	HR 1 3 8	S 27 32 9	P 32 3 9	ERA 7.20 0.00 0.00 0.00	WHIP 1.400 0.000 1.000 1.000			





Batter	1	2	3	4	5	6	7	8	9	AB	R	H	RBI	BB	SO	LOB	TOP					
39 Danny Santana, S OBP: 0.412, SLG: 0.545	G6-3	1B 24 SF8		1B 24 BB		1B 1B		1B 1B		5	1	4	0	0	0	0	<b>Minnesota Twins @ Miami Marlins</b> Roger Dean Stadium, Jupiter, FL Sun Mar 22 2015, 1:08 PM - 3:50 PM EDT Att: 4,292 - Partly Cloudy - 82 F					
1 Jordan Schafer, L OBP: 0.394, SLG: 0.321	K	1B 24 SF8		F8		1B 24 1B		1B 24 G6-4-3		5	0	3	2	0	1	2						
24 Trevor Plouffe, R OBP: 0.256, SLG: 0.343		SF8				1B 1B		G6-4-3		3	1	2	1	1	0	2						
17 Doug Bernier, R OBP: 0.300, SLG: 0.176	1B 60 1B	1B 1-2		BB		1B 1-2		1B 1-2		0	0	0	0	0	0	0						
19 Kennys Vargas, S OBP: 0.268, SLG: 0.474	1B 60 1B	G1-3		G3-1		K				4	0	0	0	1	2	6						
60 Eddie Rosario, L OBP: 0.231, SLG: 0.474	1B 1-2 2-H		G4-3		E9 66 FC4 77 SF8	K				5	1	1	1	0	1	2						
66 Jose Martinez, R OBP: 0.130, SLG: 0.174	G5-3		G6-3		FC4					5	0	0	0	0	0	3						
77 Danny Ortiz, L (1, 9)		G3		P6		SF8		P6		3	0	0	1	0	0	0						
26 Eric Fryer, R OBP: 0.227, SLG: 0.286					F8					3	1	1	0	1	1	1						
83 Tyler Grimes, R OBP: 0.308, SLG: 0.200		1B 39 1B 1 1B		BB 24 BB 39 1B	F8		K		0	0	0	0	0	0	0	0						
30 James Beresford, L OBP: 0.217, SLG: 0.100		BB 1-2 39 1B 1 1B		K	G3-1			F7		3	1	0	0	1	1	2						
<b>Inning Stats</b>	R: 1 E: 0 K: 1 S: 7	H: 2 LOB: 2 BB: 1 P: 12	R: 3 E: 0 K: 0 S: 6	H: 3 LOB: 1 BB: 1 P: 10	R: 0 E: 0 K: 0 S: 3	H: 0 LOB: 0 BB: 0 P: 3	R: 0 E: 0 K: 1 S: 6	H: 1 LOB: 3 BB: 2 P: 14	R: 1 E: 0 K: 0 S: 5	H: 0 LOB: 2 BB: 0 P: 5	R: 0 E: 0 K: 2 S: 9	H: 3 LOB: 2 BB: 0 P: 9	R: 0 E: 0 K: 1 S: 5	H: 0 LOB: 1 BB: 0 P: 5	R: 0 E: 0 K: 0 S: 4	H: 2 LOB: 1 BB: 0 P: 4	R: 0 E: 0 K: 1 S: 5	H: 0 LOB: 0 BB: 0 P: 5	1B: 11 2B: 0 3B: 0 HR: 0	SF: 2 SAC: 0 DP: 1 HBP: 0	WP: 0 PB: 0 SB: 0 CS: 0	PA: 42
<b>PITCHER</b>	IP WLS BF H R ER SO BB IBB HBP BLK WP HR S P ERA WHIP																					
23 Jarrod Cosart, R ERA: 8.49	4.0 L 22 6 4 4 2 4 0 0 0 0 0 0 22 39 9.00 2.500																					
46 Nick Masset, R ERA: 3.95	1.0 5 0 1 0 0 0 0 0 0 0 0 0 5 5 0.00 0.000																					
31 Steve Cishek, R ERA: 2.57	1.0 5 3 0 0 2 0 0 0 0 0 0 0 9 9 0.00 3.000																					
70 Ryan Chaffee, R ERA:	1.0 3 0 0 0 1 0 0 0 0 0 0 0 5 5 0.00 0.000																					
52 Brad Hand, L ERA: 1.8	2.0 7 2 0 0 1 0 0 0 0 0 0 0 9 9 0.00 1.000																					
<b>Batter</b>	<b>1</b>	<b>2</b>	<b>3</b>	<b>4</b>	<b>5</b>	<b>6</b>	<b>7</b>	<b>8</b>	<b>9</b>	<b>AB</b>	<b>R</b>	<b>H</b>	<b>RBI</b>	<b>BB</b>	<b>SO</b>	<b>LOB</b>	<b>BOTTOM</b>					
9 Dee Strange-Gordon, L OBP: 0.432, SLG: 0.514	E5 14 G3		1B 14 1B 27 2B		2B 14 G4-3		L5		P4	3	1	3	0	0	0	0	<b>Minnesota Twins @ Miami Marlins</b> Roger Dean Stadium, Jupiter, FL Sun Mar 22 2015, 1:08 PM - 3:50 PM EDT Att: 4,292 - Partly Cloudy - 82 F					
17 Donovan Solano, R OBP: 0.321, SLG: 0.320	1B		1B		2B					2	0	0	0	0	0	0						
14 Martin Prado, R OBP: 0.353, SLG: 0.375	G3		1B 27 2B		G4-3		G6-3			3	1	1	0	0	0	2						
30 Don Kelly, L OBP: 0.367, SLG: 0.280			1B 38 1B							1	0	0	0	0	0	0						
27 Giancarlo Stanton, R OBP: 0.357, SLG: 0.577			2B 38 1B		K					2	1	1	1	1	1	1						
1 Jordany Valdespin, L OBP: 0.414, SLG: 0.519	BB 38 S		2B 38 1B		F9		BB			0	0	0	0	1	0	0						
38 Michael Morse, R OBP: 0.419, SLG: 0.577	K		1B 13 FC4-6		F9		F9			3	0	1	2	0	1	3						
29 Scott Sizemore, R OBP: 0.417, SLG: 0.384			1B 2-H 3-H							1	0	0	0	0	0	1						
13 Marcell Ozuna, R OBP: 0.227, SLG: 0.317	G6-3		FC4-6 51 G6-3		G5-3			K		4	0	0	0	0	1	3						
51 Ichiro Suzuki, L OBP: 0.281, SLG: 0.375		G4-3	G6-3		1B 39 1B		G6-3			3	0	1	0	0	0	1						
28 Cole Gillespie, R OBP: 0.320, SLG: 0.333										1	0	0	0	0	0	0						
39 Jarrod Saltalamacchia, R OBP: 0.507, SLG: 0.333										2	0	1	0	1	1	0						
8 Jhonatan Solano, R OBP: 0.500, SLG: 0.571								K		1	0	0	0	0	1	0						
3 Adeiny Hechavarria, R OBP: 0.240, SLG: 0.280										3	0	0	0	0	1	3						
12 Reid Brignac, L OBP: 0.414, SLG: 0.423		L7								1	0	0	0	0	0	0						
23 Jarrod Cosart, R ERA: 8.49		G4-3								1	0	0	0	0	0	1						
5 Reed Johnson, R OBP: 0.241, SLG: 0.250										1	0	0	0	0	0	0						
46 Nick Masset, R ERA: 10.8										0	0	0	0	0	0	0						
31 Steve Cishek, R ERA: 2.57										0	0	0	0	0	0	0						
10 Jeff Baker, R OBP: 0.299, SLG: 0.190										1	0	0	0	0	0	2						
70 Ryan Chaffee, R ERA:										0	0	0	0	0	0	0						
52 Brad Hand, L ERA: 1.8										0	0	0	0	0	0	0						
26 Tyler Colvin, L ERA: 10.200										1	0	0	0	0	0	0						
<b>Inning Stats</b>	R: 0 E: 1 K: 1 S: 6	H: 1 LOB: 2 BB: 1 P: 11	R: 0 E: 0 K: 0 S: 3	H: 0 LOB: 1 BB: 1 P: 7	R: 3 E: 0 K: 0 S: 6	H: 4 LOB: 0 BB: 0 P: 7	R: 0 E: 0 K: 2 S: 7	H: 0 LOB: 0 BB: 0 P: 7	R: 0 E: 0 K: 0 S: 6	H: 1 LOB: 1 BB: 0 P: 6	R: 0 E: 0 K: 0 S: 5	H: 2 LOB: 2 BB: 0 P: 5	R: 0 E: 0 K: 0 S: 3	H: 0 LOB: 1 BB: 1 P: 7	R: 0 E: 0 K: 2 S: 7	H: 0 LOB: 0 BB: 0 P: 7	R: 0 E: 0 K: 0 S: 3	H: 0 LOB: 0 BB: 0 P: 3	1B: 6 2B: 2 3B: 0 HR: 0	SF: 0 SAC: 0 DP: 1 HBP: 0	WP: 0 PB: 0 SB: 2 CS: 0	PA: 37
<b>PITCHER</b>	IP WLS BF H R ER SO BB IBB HBP BLK WP HR S P ERA WHIP																					
45 Phil Hughes, R ERA: 6.35	4.2 W 21 6 3 3 4 2 0 0 0 0 0 0 27 37 5.79 1.714																					
22 Tim Stauffer, R ERA: 10.8	1.1 H 6 2 0 0 0 0 0 0 0 0 0 0 6 6 0.00 1.500																					
56 Caleb Thielbar, L ERA: 3.86	2.0 H 7 0 0 0 2 1 0 0 0 0 0 0 10 14 0.00 0.500																					
50 Casey Fien, R ERA: 1.29	1.0 S 3 0 0 0 0 0 0 0 0 0 0 0 3 3 0.00 0.000																					
<b>MIAMI</b>																						



Batter	1	2	3	4	5	6	7	8	9	AB	R	H	RBI	BB	SO	LOB	TOP					
12 Juan Lagares, R OBP: 0.432, SLG: 0.625 44 John Mayberry Jr., R OBP: 0.526, SLG: 0.710	F9	FC5 3 1B 5 G4-6-3 1-2 3-H	F9		K					4	1	0	1	0	1	3						
3 Curtis Granderson, L OBP: 0.500, SLG: 0.710 9 Kirk Nieuwenhuis, L OBP: 0.500, SLG: 0.553	G4-3	G4-6-3 5 1-3 2-H 1B		1B						4	0	3	1	0	0	0						
5 David Wright, R OBP: 0.371, SLG: 0.882 16 Alex Castellanos, R OBP: 0.313, SLG: 0.567	G5-3	G4-6-3 1-2 3-H 1B		F9						4	0	0	0	0	1	3						
23 Michael Cuddyer, R OBP: 0.371, SLG: 0.882 6 Matthew den Dekker, L OBP: 0.366, SLG: 0.394				F7						4	2	2	1	0	1	2						
74 Danny Muno, S OBP: 0.447, SLG: 0.571				G1-3						4	2	3	1	0	1							
29 Eric Campbell, R OBP: 0.409, SLG: 0.600 62 Erik Goeddel, R					E4 20 2B 11 WP					3	3	1	0	2	0	2						
20 Anthony Recker, R OBP: 0.273, SLG: 0.355 19 Johnny Monell, L OBP: 0.406, SLG: 0.700										4	1	3	2	0	1	2						
11 Rubén Tejada, R OBP: 0.341, SLG: 0.459 5 T.J. Rivera, R OBP: 0.333, SLG: 0.333										4	1	1	2	0	1	2						
48 Jacob deGrom, L ERA: 3.86 82 Carlos Torres, R ERA: 4.05 83 Buddy Carlyle, R ERA: 1.42 84 Cody Satterwhite, R ERA: 1.42 85 Jack Leathersich, L ERA: 9.84 86 Chase Huchingson, L ERA: 4.91										2	1	1	0	0	0	1						
<b>Inning Stats</b>	R: 0 E: 0 K: 0 S: 3	H: 0 LOB: 0 BB: 0 P: 3	R: 8 E: 0 K: 0 S: 10	H: 7 LOB: 0 BB: 1 P: 14	R: 1 E: 0 K: 1 S: 6	H: 1 LOB: 1 BB: 1 P: 10	R: 0 E: 0 K: 0 S: 4	H: 1 LOB: 1 BB: 0 P: 4	R: 1 E: 1 K: 2 S: 9	H: 1 LOB: 1 BB: 0 P: 10	R: 2 E: 0 K: 3 S: 12	H: 3 LOB: 2 BB: 0 P: 13	R: 0 E: 0 K: 1 S: 5	H: 1 LOB: 1 BB: 1 P: 9	R: 0 E: 0 K: 1 S: 5	H: 0 LOB: 0 BB: 0 P: 5	1B: 6 2B: 4 3B: 2 HR: 2	SF: 0 SAC: 0 DP: 2 HBP: 0	WP: 1 PB: 0 SB: 0 CS: 0	PA: 45		
<b>PITCHER</b>	IP WLS BF H R ER SO BB IBB HBP BLK WP HR S P ERA WHIP	IP WLS BF H R ER SO BB IBB HBP BLK WP HR S P ERA WHIP	IP WLS BF H R ER SO BB IBB HBP BLK WP HR S P ERA WHIP	IP WLS BF H R ER SO BB IBB HBP BLK WP HR S P ERA WHIP	IP WLS BF H R ER SO BB IBB HBP BLK WP HR S P ERA WHIP	IP WLS BF H R ER SO BB IBB HBP BLK WP HR S P ERA WHIP	IP WLS BF H R ER SO BB IBB HBP BLK WP HR S P ERA WHIP	IP WLS BF H R ER SO BB IBB HBP BLK WP HR S P ERA WHIP	IP WLS BF H R ER SO BB IBB HBP BLK WP HR S P ERA WHIP	IP WLS BF H R ER SO BB IBB HBP BLK WP HR S P ERA WHIP	IP WLS BF H R ER SO BB IBB HBP BLK WP HR S P ERA WHIP	IP WLS BF H R ER SO BB IBB HBP BLK WP HR S P ERA WHIP	IP WLS BF H R ER SO BB IBB HBP BLK WP HR S P ERA WHIP	IP WLS BF H R ER SO BB IBB HBP BLK WP HR S P ERA WHIP	IP WLS BF H R ER SO BB IBB HBP BLK WP HR S P ERA WHIP	IP WLS BF H R ER SO BB IBB HBP BLK WP HR S P ERA WHIP	IP WLS BF H R ER SO BB IBB HBP BLK WP HR S P ERA WHIP	IP WLS BF H R ER SO BB IBB HBP BLK WP HR S P ERA WHIP	IP WLS BF H R ER SO BB IBB HBP BLK WP HR S P ERA WHIP	IP WLS BF H R ER SO BB IBB HBP BLK WP HR S P ERA WHIP	IP WLS BF H R ER SO BB IBB HBP BLK WP HR S P ERA WHIP	
9 Dee Strange-Gordon, L OBP: 0.400, SLG: 0.474 12 Reid Brignac, L OBP: 0.410, SLG: 0.407	P4									3	0	0	0	0	1	0						
14 Martín Prado, R OBP: 0.378, SLG: 0.382 17 Donovan Solano, R (5, PR) OBP: 0.310, SLG: 0.308										2	1	1	0	1	0	0						
27 Giancarlo Stanton, R OBP: 0.333, SLG: 0.517 1 Jordany Valdespin, L OBP: 0.400, SLG: 0.500										3	0	0	0	0	2	2						
38 Michael Morse, R OBP: 0.471, SLG: 0.828 30 Don Kelly, L OBP: 0.355, SLG: 0.269										3	2	3	3	0	0	0						
13 Marcell Ozuna, R OBP: 0.234, SLG: 0.318 28 Cole Gillespie, R OBP: 0.346, SLG: 0.409										3	0	1	0	0	1	1						
51 Ichiro Suzuki, L OBP: 0.297, SLG: 0.343 26 Tyler Colvin, L OBP: 0.222, SLG: 0.188										3	0	0	0	0	0	2						
39 Jarrod Saltalamacchia, R OBP: 0.356, SLG: 0.398 33 Vinny Rottino, R OBP: 0.167, SLG: 0.167										2	0	0	0	1	0	0						
3 Adeiny Hechavarria, R OBP: 0.214, SLG: 0.250 73 Austin Nola, R OBP: 0.500, SLG: 0.600										3	0	0	0	0	0	2						
35 Mat Latos, R ERA: 3.0 47 Pat Misch, R ERA: 4.05 10 Jeff Baker, R ERA: 1.42 56 Vin Mazzaro, R ERA: 1.42 5 Reed Johnson, R ERA: 9.84 50 Andrew McKirahan, R ERA: 9.84 29 Scott Sizemore, R OBP: 0.266, SLG: 0.333										1	0	0	0	0	1	0						
<b>Inning Stats</b>	R: 2 E: 0 K: 1 S: 8	H: 3 LOB: 1 BB: 0 P: 9	R: 0 E: 0 K: 1 S: 5	H: 0 LOB: 0 BB: 0 P: 5	R: 0 E: 0 K: 2 S: 7	H: 0 LOB: 0 BB: 0 P: 7	R: 0 E: 0 K: 1 S: 6	H: 1 LOB: 2 BB: 1 P: 10	R: 0 E: 0 K: 1 S: 5	H: 0 LOB: 1 BB: 1 P: 9	R: 1 E: 0 K: 0 S: 5	H: 1 LOB: 0 BB: 0 P: 8	R: 0 E: 0 K: 1 S: 5	H: 0 LOB: 1 BB: 0 P: 6	R: 0 E: 0 K: 1 S: 6	H: 1 LOB: 1 BB: 0 P: 6	R: 0 E: 0 K: 2 S: 8	H: 1 LOB: 1 BB: 0 P: 8	1B: 3 2B: 2 3B: 0 HR: 2	SF: 0 SAC: 0 DP: 0 HBP: 1	WP: 0 PB: 0 SB: 0 CS: 0	PA: 37
<b>PITCHER</b>	IP WLS BF H R ER SO BB IBB HBP BLK WP HR S P ERA WHIP	IP WLS BF H R ER SO BB IBB HBP BLK WP HR S P ERA WHIP	IP WLS BF H R ER SO BB IBB HBP BLK WP HR S P ERA WHIP	IP WLS BF H R ER SO BB IBB HBP BLK WP HR S P ERA WHIP	IP WLS BF H R ER SO BB IBB HBP BLK WP HR S P ERA WHIP	IP WLS BF H R ER SO BB IBB HBP BLK WP HR S P ERA WHIP	IP WLS BF H R ER SO BB IBB HBP BLK WP HR S P ERA WHIP	IP WLS BF H R ER SO BB IBB HBP BLK WP HR S P ERA WHIP	IP WLS BF H R ER SO BB IBB HBP BLK WP HR S P ERA WHIP	IP WLS BF H R ER SO BB IBB HBP BLK WP HR S P ERA WHIP	IP WLS BF H R ER SO BB IBB HBP BLK WP HR S P ERA WHIP	IP WLS BF H R ER SO BB IBB HBP BLK WP HR S P ERA WHIP	IP WLS BF H R ER SO BB IBB HBP BLK WP HR S P ERA WHIP	IP WLS BF H R ER SO BB IBB HBP BLK WP HR S P ERA WHIP	IP WLS BF H R ER SO BB IBB HBP BLK WP HR S P ERA WHIP	IP WLS BF H R ER SO BB IBB HBP BLK WP HR S P ERA WHIP	IP WLS BF H R ER SO BB IBB HBP BLK WP HR S P ERA WHIP	IP WLS BF H R ER SO BB IBB HBP BLK WP HR S P ERA WHIP	IP WLS BF H R ER SO BB IBB HBP BLK WP HR S P ERA WHIP	IP WLS BF H R ER SO BB IBB HBP BLK WP HR S P ERA WHIP	IP WLS BF H R ER SO BB IBB HBP BLK WP HR S P ERA WHIP	

New York Mets @ Miami Marlins  
Roger Dean Stadium, Jupiter, FL  
Mon Mar 23 2015, 1:09 PM - 3:55 PM EDT  
Att. 4,498 - Partly Cloudy - 82 F

AB 41  
R 12  
H 14  
RBI 10  
BB 4  
SO 9  
LOB 19



New York Mets @ Miami Marlins  
Roger Dean Stadium, Jupiter, FL  
Mon Mar 23 2015, 1:09 PM - 3:55 PM EDT  
Att. 4,498 - Partly Cloudy - 82 F

AB 34  
R 3  
H 7  
RBI 3  
BB 2  
SO 10  
LOB 11





Batter	1	2	3	4	5	6	7	8	9	AB	R	H	RBI	BB	SO	LOB	TOP											
30 <b>Jemile Weeks, S</b> OBP: 0.333, SLG: 0.367 (1, 5)	G3		BB 5 2B					P6		3	1	0	0	1	0	0	<b>Boston Red Sox @ Miami Marlins</b> Roger Dean Stadium, Jupiter, FL Tue Mar 24 2015, 1:10 PM - 4:00 PM EDT Att: 6,619 - Partly Cloudy - 78 F											
15 <b>Dustin Pedroia, R</b> OBP: 0.303, SLG: 0.424 82 <b>Mike Miller, R</b> OBP: 0.250, SLG: 0.250 (1, 4) (5, 4)	K2-3		K					K		3	0	0	0	0	2	2												
13 <b>Hanley Ramirez, R</b> OBP: 0.353, SLG: 0.469 29 <b>Daniel Nava, S</b> OBP: 0.441, SLG: 0.462 (1, 7) (6, 3)	HBP		BB 5 2B					BB		2	1	1	0	0	0	0												
5 <b>Allen Craig, R</b> OBP: 0.325, SLG: 0.417 52 <b>Quintin Berry, L</b> OBP: 0.333, SLG: 0.333 (1, 3) (6, 7)	F8		BB 1 2B					P6		3	0	1	3	0	1	1												
70 <b>Garin Cecchini, L</b> OBP: 0.262, SLG: 0.333 40 <b>Humberto Quintero, R</b> (9, PH) OBP: 0.257, SLG: 0.231 (1, 10)		K	F9					G5-3		3	0	0	0	0	1	1												
38 <b>Rusney Castillo, R</b> OBP: 0.375, SLG: 1.000 (1, 8) (5, 9)	G5-3		P4					G6-3		4	0	0	0	0	1	1												
2 <b>Xander Bogaerts, R</b> OBP: 0.333, SLG: 0.448 80 <b>Marco Hernández, L</b> (7, 6) OBP: 0.333, SLG: 0.333 (1, 6) (7, 6)	F8		BB 25 G4-6-3					L3		2	0	0	0	1	0	0												
25 <b>Jackie Bradley Jr., L</b> OBP: 0.462, SLG: 0.471 (1, 9) (5, 8)										4	1	3	0	0	0	1												
75 <b>Shannon Wilkerson, R</b> (9, PR) OBP: 1.000, SLG: 1.000 (1, 9)			BB 2					BB 30 CS		0	0	0	0	0	0	0												
Blake Swihart, S OBP: 0.435, SLG: 0.571 81 <b>Matt Spring, R</b> (9, PH) OBP: 0.545, SLG: 1.000 (1, 2) (9, PH)			BB 13 1B 5 2B					K		3	1	1	1	0	1	1												
<b>Inning Stats</b>	R: 0 E: 0 K: 1 S: 5	H: 0 LOB: 1 BB: 0 P: 6	R: 0 E: 0 K: 1 S: 5	H: 0 LOB: 0 BB: 0 P: 5	R: 4 E: 1 K: 1 S: 9	H: 4 LOB: 1 BB: 1 P: 13	R: 0 E: 0 K: 0 S: 2	H: 0 LOB: 0 BB: 1 P: 6	R: 0 E: 0 K: 2 S: 7	H: 0 LOB: 0 BB: 0 P: 7	R: 0 E: 0 K: 1 S: 5	H: 1 LOB: 0 BB: 0 P: 6	R: 0 E: 0 K: 1 S: 5	H: 0 LOB: 1 BB: 1 P: 9	R: 0 E: 0 K: 1 S: 7	H: 2 LOB: 3 BB: 0 P: 8		1B: 5 2B: 2 3B: 0 HR: 0	SF: 0 SAC: 0 DP: 1 HBP: 1	WP: 0 PA: 37 PB: 0 SB: 0 CS: 1								
<b>PITCHER</b>	IP	WLS	BF	H	R	ER	SO	BB	IBB	HBP	BLK	WP	HR	S	P	ERA		WHIP	<b>PITCHER</b>									
34 <b>Tom Koehler, R</b> ERA: 5.14 (1, 1)	6.0		24	4	4	4	5	2	0	1	0	0	0	31	40	6.00	1.000											
40 <b>Mike Dunn, L</b> ERA: 10.5 (7, 1)	0.1	H	2	1	0	0	0	0	0	0	0	0	0	2	2	0.00	3.000											
44 <b>AJ Ramos, R</b> ERA: 1.35 (7, 1)	0.2	H	1	0	0	0	1	0	0	0	0	0	0	3	4	0.00	0.000											
43 <b>Aaron Crow, R</b> ERA: 3.0 (8, 1)	1.0	W	4	0	0	0	1	1	0	0	0	0	0	5	9	0.00	1.000											
57 <b>Bryan Morris, R</b> ERA: 2.69 (9, 1)	1.0		5	2	0	0	1	0	0	0	0	0	0	7	8	0.00	2.000											
<b>Batter</b>	<b>1</b>	<b>2</b>	<b>3</b>	<b>4</b>	<b>5</b>	<b>6</b>	<b>7</b>	<b>8</b>	<b>9</b>	<b>AB</b>	<b>R</b>	<b>H</b>	<b>RBI</b>	<b>BB</b>	<b>SO</b>	<b>LOB</b>	<b>BOTTOM</b>											
5 <b>Reed Johnson, R</b> OBP: 0.242, SLG: 0.250 30 <b>Don Kelly, L</b> OBP: 0.344, SLG: 0.259 (1, 7) (7, 7) (8, 3)	K		BB 2 H					F9		3	0	1	1	0	1	0	<b>Boston Red Sox @ Miami Marlins</b> Roger Dean Stadium, Jupiter, FL Tue Mar 24 2015, 1:10 PM - 4:00 PM EDT Att: 6,619 - Partly Cloudy - 78 F											
10 <b>Jeff Baker, R</b> OBP: 0.258, SLG: 0.231 (1, 4)	K		K					BB		4	1	1	2	0	3	1												
27 <b>Giancarlo Stanton, R</b> OBP: 0.334, SLG: 0.469 1 <b>Jordany Valdespin, L</b> OBP: 0.419, SLG: 0.586 (1, 9) (8, 9)	G6-3		K					L9		3	0	0	0	0	1	1												
38 <b>Michael Morse, R</b> OBP: 0.459, SLG: 0.774 28 <b>Cole Gillespie, R</b> OBP: 0.370, SLG: 0.435 (1, 3) (8, 8)			BB 14 G6-4-3					F8		2	0	0	0	1	1	0												
14 <b>Martin Prado, R</b> OBP: 0.350, SLG: 0.351 17 <b>Donovan Solano, R</b> OBP: 0.333, SLG: 0.333 (1, 5) (8, 5) (9, 6)	G6-4-3		K					F9		3	0	0	0	0	0	1												
13 <b>Marcell Ozuna, R</b> OBP: 0.240, SLG: 0.304 26 <b>Tyler Colvin, L</b> OBP: 0.211, SLG: 0.176 (1, 8) (8, 7)								F7		2	0	0	0	1	0	0												
39 <b>Jarrod Saltalamacchia, R</b> (1, 2) OBP: 0.333, SLG: 0.286 8 <b>Jhonatan Solano, R</b> OBP: 0.600, SLG: 0.778 (8, 2)								P6		2	0	0	0	0	0	1												
3 <b>Adeiny Hechavarria, R</b> OBP: 0.258, SLG: 0.267 57 <b>Bryan Morris, L</b> (1, 6) (9, 1)			BB 34 SH1-4 5 1B					L5		2	2	1	1	1	0	0												
34 <b>Tom Koehler, R</b> 40 <b>Mike Dunn, L</b> 44 <b>AJ Ramos, R</b> 43 <b>Aaron Crow, R</b> 29 <b>Scott Sizemore, R</b> (1, 1) (7, 1) (7, 1) (8, 1) (8, PH) (9, 5)								G4-3		1	0	0	0	0	0	0												
<b>Inning Stats</b>	R: 0 E: 0 K: 2 S: 7	H: 0 LOB: 0 BB: 0 P: 7	R: 0 E: 0 K: 0 S: 2	H: 0 LOB: 2 BB: 2 P: 10	R: 1 E: 0 K: 2 S: 8	H: 1 LOB: 1 BB: 1 P: 12	R: 0 E: 0 K: 1 S: 5	H: 0 LOB: 0 BB: 0 P: 5	R: 0 E: 0 K: 1 S: 5	H: 0 LOB: 0 BB: 0 P: 5	R: 0 E: 0 K: 0 S: 3	H: 0 LOB: 0 BB: 0 P: 3	R: 0 E: 0 K: 1 S: 5	H: 0 LOB: 0 BB: 0 P: 3	R: 8 E: 1 K: 0 S: 10	H: 7 LOB: 1 BB: 1 P: 14		1B: 5 2B: 2 3B: 1 HR: 0	SF: 0 SAC: 2 DP: 1 HBP: 0	WP: 0 PA: 35 PB: 0 SB: 0 CS: 0								
<b>PITCHER</b>	IP	WLS	BF	H	R	ER	SO	BB	IBB	HBP	BLK	WP	HR	S	P	ERA		WHIP	<b>PITCHER</b>									
78 <b>Brian Johnson, L</b> ERA: 2.38 (1, 1)	3.2		14	1	1	1	5	3	0	0	0	0	0	21	33	2.46		1.091										
94 <b>Dalier Hinojosa, R</b> ERA: 8.31 (4, 1)	0.1	H	1	0	0	0	0	0	0	0	0	0	0	1	1	0.00	0.000											
28 <b>Robbie Ross Jr., L</b> ERA: 4.5 (5, 1)	1.0	H	3	0	0	0	0	0	0	0	0	0	0	3	3	0.00	0.000											
68 <b>Matt Barnes, R</b> ERA: 6.52 (6, 1)	1.0	H	3	0	0	0	1	0	0	0	0	0	0	5	5	0.00	0.000											
76 <b>Henry Owens, L</b> ERA: 8.74 (7, 1)	1.1	L	10	4	6	5	0	1	0	0	0	0	0	9	13	33.75	3.750											



Batter	1	2	3	4	5	6	7	8	9	AB	R	H	RBI	BB	SO	LOB	TOP
<b>9 Dee Strange-Gordon, L</b> (1.4) <small>OBP: 0.386, SLG: 0.452</small> <b>29 Scott Sizemore, R</b> (6.5) <small>OBP: 0.467, SLG: 0.333</small> <b>99 Aaron Blanton, R</b> (8.5)										4	0	1	0	0	1	3	<b>Miami Marlins @ Detroit Tigers</b> Joker Marchant Stadium, Lakeland, FL Wed Mar 25 2015, 1:06 PM - 4:00 PM EDT Att: 7,007 - Partly Cloudy - 73 F
<b>21 Christian Yelich, L</b> (1.7) <small>OBP: 0.405, SLG: 0.344</small> <b>26 Tyler Colvin, L</b> (6. PR) <small>OBP: 0.250, SLG: 0.222</small>										4	0	1	0	0	0	4	
<b>13 Marcell Ozuna, R</b> (1.8) <small>OBP: 0.259, SLG: 0.327</small> <b>28 Cole Gillespie, R</b> (6. PR) <small>OBP: 0.357, SLG: 0.417</small>										3	1	1	0	1	2		
<b>30 Don Kelly, L</b> (1.3) <small>OBP: 0.333, SLG: 0.290</small> <b>83 Harold Riggins, R</b> (6.3)										4	1	1	1	0	0	4	
<b>17 Donovan Solano, R</b> (1.6) <small>OBP: 0.371, SLG: 0.469</small>										5	1	3	1	0	0	1	
<b>12 Reid Brignac, L</b> (1.5) <small>OBP: 0.385, SLG: 0.375</small>										5	0	1	1	0	1	5	
<b>5 Reed Johnson, R</b> (1.10) <small>OBP: 0.243, SLG: 0.250</small> <b>7 Alfredo Lopez, R</b> (9. PH) <small>OBP: 1.000, SLG: 1.000</small>										4	0	1	0	0	1	2	
<b>1 Jordany Valdespin, L</b> (1.9) <small>OBP: 0.429, SLG: 0.625</small> <b>Ryan Aper, R</b> (7.9)										3	1	1	0	1	0	2	
<b>8 Jhonatan Solano, R</b> (1.2) <small>OBP: 0.571, SLG: 0.727</small> <b>53 Brandon Bantz, R</b> (7.2)										2	0	1	1	1	0	3	
<b>Inning Stats</b>	R: 0 H: 1 E: 0 K: 1 S: 7	R: 1 H: 3 E: 0 K: 0 S: 7	R: 0 H: 0 E: 0 K: 1 S: 5	R: 1 H: 1 E: 0 K: 2 S: 8	R: 2 H: 3 E: 1 K: 0 S: 7	R: 0 H: 2 E: 0 K: 0 S: 6	R: 0 H: 2 E: 0 K: 0 S: 5	R: 0 H: 0 E: 0 K: 0 S: 3	R: 0 H: 1 E: 0 K: 0 S: 3	1B: 9 2B: 2 3B: 1 HR: 1	SF: 1 SAC: 0 DP: 1 HBP: 0	WP: 0 PA: 45 FB: 0 SB: 2 CS: 0					
<b>PITCHER</b>	IP: 4.2 WLS: 2 BF: 25 H: 8 R: 4 ER: 4 SO: 4 BB: 2 IBB: 0 HBP: 0 BLK: 0 WP: 0 HR: 1 S: 33 P: 43 ERA: 7.71 WHIP: 2.143	IP: 0.1 WLS: 0 BF: 2 H: 0 R: 0 ER: 0 SO: 0 BB: 1 IBB: 0 HBP: 0 BLK: 0 WP: 0 HR: 0 S: 3 P: 5 ERA: 0.00 WHIP: 3.000	IP: 1.0 WLS: 0 BF: 6 H: 2 R: 0 ER: 0 SO: 0 BB: 0 IBB: 0 HBP: 0 BLK: 0 WP: 0 HR: 0 S: 6 P: 6 ERA: 0.00 WHIP: 2.000	IP: 1.0 WLS: 0 BF: 6 H: 2 R: 0 ER: 0 SO: 0 BB: 0 IBB: 0 HBP: 0 BLK: 0 WP: 0 HR: 0 S: 9 P: 9 ERA: 0.00 WHIP: 3.000	IP: 1.0 WLS: 0 BF: 3 H: 0 R: 0 ER: 0 SO: 0 BB: 0 IBB: 0 HBP: 0 BLK: 0 WP: 0 HR: 0 S: 3 P: 3 ERA: 0.00 WHIP: 1.000												

Batter	1	2	3	4	5	6	7	8	9	AB	R	H	RBI	BB	SO	LOB	BOTTOM
<b>12 Anthony Gose, L</b> (1.8) <small>OBP: 0.404, SLG: 0.553</small> <b>18 Tyler Collins, L</b> (7.8) <small>OBP: 0.364, SLG: 0.421</small>										2	1	1	0	1	1	0	<b>Miami Marlins @ Detroit Tigers</b> Joker Marchant Stadium, Lakeland, FL Wed Mar 25 2015, 1:06 PM - 4:00 PM EDT Att: 7,007 - Partly Cloudy - 73 F
<b>3 Ian Kinsler, R</b> (1.4) <small>OBP: 0.450, SLG: 0.765</small> <b>81 Josh Wilson, R</b> (6. PR) <small>OBP: 0.350, SLG: 0.235</small>										3	0	1	0	0	2		
<b>24 Miguel Cabrera, R</b> (1.3) <small>OBP: 0.333, SLG: 0.250</small> <b>74 Jordan Lennerton, L</b> (5.3) <small>OBP: 0.341, SLG: 0.306</small>										2	0	0	0	0	0		
<b>41 Victor Martinez, S</b> (1.10) <small>OBP: 0.167, SLG: 0.167</small> <b>80 Aaron Westlake, L</b> (6. PR) <small>OBP: 0.317, SLG: 0.333</small>										3	0	1	0	0	1		
<b>52 Yoenis Cespedes, R</b> (1.7) <small>OBP: 0.300, SLG: 0.513</small> <b>76 Jefry Marte, R</b> (7.5) <small>OBP: 0.270, SLG: 0.412</small>										3	0	0	0	0	1		
<b>20 Rajai Davis, R</b> (1.9) <small>OBP: 0.354, SLG: 0.405</small> <b>64 Xavier Avery, L</b> (7.9) <small>OBP: 0.320, SLG: 0.304</small>										3	1	1	1	0	1		
<b>26 Hernán Pérez, R</b> (1.5) <small>OBP: 0.340, SLG: 0.341</small>										3	0	0	0	1	3		
<b>50 Bryan Holaday, R</b> (1.2) <small>OBP: 0.250, SLG: 0.320</small> <b>34 James McCann, R</b> (7.2) <small>OBP: 0.438, SLG: 0.467</small>										3	1	2	4	0	0	1	
<b>1 Jose Iglesias, R</b> (1.6) <small>OBP: 0.143, SLG: 0.121</small> <b>17 Andrew Romine, S</b> (7.6) <small>OBP: 0.250, SLG: 0.179</small>										3	0	1	0	0	0	2	
<b>Inning Stats</b>	R: 0 H: 0 E: 0 K: 1 S: 5	R: 0 H: 0 E: 0 K: 1 S: 5	R: 0 H: 1 E: 0 K: 0 S: 3	R: 0 H: 0 E: 0 K: 1 S: 5	R: 0 H: 1 E: 0 K: 0 S: 4	R: 6 H: 6 E: 0 K: 2 S: 14	R: 2 H: 2 E: 0 K: 0 S: 5	R: 0 H: 0 E: 0 K: 1 S: 5	R: 0 H: 0 E: 0 K: 0 S: 3	1B: 7 2B: 2 3B: 0 HR: 1	SF: 0 SAC: 0 DP: 1 HBP: 0	WP: 0 PA: 36 FB: 0 SB: 2 CS: 0					
<b>PITCHER</b>	IP: 5.0 WLS: 0 BF: 18 H: 2 R: 0 ER: 0 SO: 3 BB: 2 IBB: 0 HBP: 0 BLK: 0 WP: 0 HR: 1 S: 22 P: 15 ERA: 0.00 WHIP: 0.800	IP: 1.0 WLS: 0 BF: 9 H: 6 R: 6 ER: 6 SO: 2 BB: 0 IBB: 0 HBP: 0 BLK: 0 WP: 0 HR: 0 S: 14 P: 15 ERA: 54.00 WHIP: 6.000	IP: 1.0 WLS: 0 BF: 6 H: 2 R: 2 ER: 2 SO: 0 BB: 1 IBB: 0 HBP: 0 BLK: 0 WP: 0 HR: 0 S: 5 P: 10 ERA: 18.00 WHIP: 3.000	IP: 1.0 WLS: 0 BF: 3 H: 0 R: 0 ER: 0 SO: 0 BB: 0 IBB: 0 HBP: 0 BLK: 0 WP: 0 HR: 0 S: 5 P: 5 ERA: 0.00 WHIP: 0.000													

**AB 40**  
**R 4**  
**H 13**  
**RBI 4**  
**BB 4**  
**SO 4**  
**LOB 31**


**AB 33**  
**R 8**  
**H 10**  
**RBI 8**  
**BB 3**  
**SO 6**  
**LOB 14**










Batter	1	2	3	4	5	6	7	8	9	AB R H RBI BB SO LOB	TOP																								
											<p>Miami Marlins @ Houston Astros Osceola County Stadium, Kissimmee, FL Fri Mar 27 2015, 6:05 PM EDT</p> <p><a href="http://livebaseballscorecards.com">livebaseballscorecards.com</a></p> <p>AB 0 R 0 H 0 RBI 0 BB 0 SO 0 LOB 0</p>  <p>1B: 0 SF: 0 WP: 0 PA: 0 2B: 0 SAC: 0 PB: 0 3B: 0 DP: 0 SB: 0 HR: 0 HBP: 0 CS: 0</p>																								
Inning Stats																																			
PITCHER	IP	WLS	BF	H	R	ER	SO	BB	IBB	HBP	BLK	WP	HR	S	P	ERA	WHIP	PITCHER	IP	WLS	BF	H	R	ER	SO	BB	IBB	HBP	BLK	WP	HR	S	P	ERA	WHIP

Batter	1	2	3	4	5	6	7	8	9	AB R H RBI BB SO LOB	BOTTOM																								
											<p>Miami Marlins @ Houston Astros Osceola County Stadium, Kissimmee, FL Fri Mar 27 2015, 6:05 PM EDT</p> <p><a href="http://livebaseballscorecards.com">livebaseballscorecards.com</a></p> <p>AB 0 R 0 H 0 RBI 0 BB 0 SO 0 LOB 0</p>  <p>1B: 0 SF: 0 WP: 0 PA: 0 2B: 0 SAC: 0 PB: 0 3B: 0 DP: 0 SB: 0 HR: 0 HBP: 0 CS: 0</p>																								
Inning Stats																																			
PITCHER	IP	WLS	BF	H	R	ER	SO	BB	IBB	HBP	BLK	WP	HR	S	P	ERA	WHIP	PITCHER	IP	WLS	BF	H	R	ER	SO	BB	IBB	HBP	BLK	WP	HR	S	P	ERA	WHIP



Batter	1	2	3	4	5	6	7	8	9	AB	R	H	RBI	BB	SO	LOB	TOP										
4 George Springer, R OBP: 0.417, SLG: 0.561 3 Gregorio Petit, R OBP: 0.407, SLG: 0.417	(1, 9) X 0-0 F7		X 0-0 WP 1B		X 0-0 F7		X 0-0 G4-3		X 0-0 P5	4	0	1	0	0	0	1											
18 Luis Valbuena, L OBP: 0.442, SLG: 0.684 91 Tony Kemp, L OBP: 0.333, SLG: 0.333	(1, 5) X 0-0 P6		X 0-0 F9		X 0-0 G4-3			B 0-0 76 1B 0 HBP BB	3	0	0	0	1	0	1												
Evan Gattis, R OBP: 0.440, SLG: 0.636 0 L.J. Hoos, R OBP: 0.407, SLG: 0.348 Nolan Fontana, L OBP: 0.273, SLG: 0.111	(1, 7) B 4-0 23 WP BB		B 1-0 P6		X 0-0 F8			H 1-0 76 1B 1-2 HBP	2	0	0	0	1	0	1												
23 Chris Carter, R OBP: 0.389, SLG: 0.645 19 Robbie Grossman, R OBP: 0.435, SLG: 0.593	(1, 10) S 0-3 K		X 0-0 P3		X 0-0 2B			X 0-0 F7	3	0	1	0	0	1	1												
21 Jon Singleton, L OBP: 0.292, SLG: 0.364	(1, 3) B 4-0 76 1B BB		X 0-3 K		X 0-3 K			X 0-3 K	3	0	0	0	1	3	3												
76 Carlos Correa, R OBP: 0.372, SLG: 0.512	(1, 6) X 0-0 16 G4-6-3 1B		X 0-0 9 1B 1B		X 0-3 K			X 0-0 1-2 2-3 1B	4	0	3	0	0	1	1												
9 Marwin Gonzalez, S OBP: 0.324, SLG: 0.325 20 Alex Presley, L OBP: 0.324, SLG: 0.344	(1, 4) S 0-3 K		X 0-1 1B		X 0-3 K			X 0-0 G6-3	3	0	1	0	0	2	2												
16 Hank Conger, L OBP: 0.273, SLG: 0.467	(1, 2) X 0-0 G4-6-3 1-2		X 1-0 HR		X 0-3 K			X 0-3 K	3	1	1	1	1	1	2												
6 Jake Marisnick, R OBP: 0.400, SLG: 0.485	(1, 8) X 0-0 P3		X 0-0 L9		X 0-3 K			X 0-0 91 S 1B	4	0	1	0	0	1	1												
<b>Inning Stats</b>	R: 0 E: 0 K: 1 S: 5	H: 0 LOB: 1 BB: 1 P: 9	R: 0 E: 0 K: 1 S: 5	H: 1 LOB: 1 BB: 1 P: 9	R: 0 E: 0 K: 0 S: 4	H: 1 LOB: 1 BB: 0 P: 5	R: 0 E: 0 K: 1 S: 7	H: 2 LOB: 2 BB: 0 P: 7	R: 1 E: 0 K: 0 S: 4	H: 1 LOB: 0 BB: 0 P: 5	R: 0 E: 0 K: 2 S: 8	H: 1 LOB: 1 BB: 0 P: 8	R: 0 E: 0 K: 1 S: 6	H: 0 LOB: 1 BB: 1 P: 11	R: 0 E: 0 K: 1 S: 6	H: 1 LOB: 3 BB: 1 P: 11	R: 0 E: 0 K: 2 S: 8	H: 1 LOB: 0 BB: 0 P: 8	1B: 6 2B: 1 3B: 0 HR: 1	SF: 0 SAC: 0 DP: 1 HBP: 1	WP: 2 PB: 0 SB: 2 CS: 0	PA: 38					
<b>PITCHER</b>	IP	WLS	BF	H	R	ER	SO	BB	IBB	HBP	BLK	WP	HR	S	P	ERA	WHIP										
35 Mat Latos, R ERA: 7.04	(1, 1)	5.1	22	6	1	1	3	2	0	0	0	2	1	27	37	1.69	1.500										
36 Sam Dyson, R ERA: 8.31	(6, 1)	1.2	6	0	0	0	4	1	0	0	0	0	0	13	17	0.00	0.600										
43 Aaron Crow, R ERA: 2.25	(8, 1)	1.0	6	1	0	0	1	1	0	1	0	0	0	6	11	0.00	2.000										
31 Steve Cishek, R ERA: 2.25	(9, 1)	1.0	4	1	0	0	2	0	0	0	0	0	0	8	8	0.00	1.000										

Houston Astros @ Miami Marlins  
Roger Dean Stadium, Jupiter, FL  
Sat Mar 28 2015, 1:08 PM - 4:14 PM EDT  
Att: 3,813 - Partly Cloudy - 68 F

AB	33
R	1
H	8
RBI	1
BB	4
SO	10
LOB	20



Batter	1	2	3	4	5	6	7	8	9	AB	R	H	RBI	BB	SO	LOB	BOTTOM										
9 Dee Strange-Gordon, L OBP: 0.373, SLG: 0.490 17 Donovan Solano, R OBP: 0.386, SLG: 0.466	(1, 4) S 0-3 K		X 0-0 2B		X 0-0 B2-3		X 0-0 FC6 1-2		X 0-0 G3	4	0	1	0	0	1	2											
21 Christian Yelich, L OBP: 0.388, SLG: 0.333 28 Cole Gillespie, R OBP: 0.333, SLG: 0.385	(1, 7) S 0-1 G6-3		X 0-0 G4-3		X 0-0 F9			X 0-0 13 FC5 27 1B	4	0	1	0	0	0	0												
27 Giancarlo Stanton, R OBP: 0.372, SLG: 0.585 1 Jordany Valdespin, L OBP: 0.421, SLG: 0.600	(1, 9) B 4-0 38 1B 14 1B BB		X 0-0 G5-3		X 0-0 F8			X 0-0 13 FC5 1B	3	1	1	0	1	0	0												
38 Michael Morse, R OBP: 0.442, SLG: 0.694 30 Don Kelly, L OBP: 0.355, SLG: 0.324	(1, 3) X 0-0 13 BB 14 1B		X 0-0 F9		X 0-0 G4-3			X 0-3 K	4	0	1	0	0	1	2												
14 Martin Prado, R OBP: 0.326, SLG: 0.326 74 Danny Black, L OBP: 1.000, SLG: 2.000	(1, 5) X 0-0 13 BB		X 0-0 G5-3		X 0-0 F9			X 0-0 F2	4	0	1	1	0	0	2												
13 Marcell Ozuna, R OBP: 0.276, SLG: 0.314 26 Tyler Colvin, L OBP: 0.227, SLG: 0.200	(1, 8) B 4-0 1-2 2-3 BB		X 0-0 G3-1		X 0-0 F9			X 0-0 FC5	2	0	0	0	2	0	2												
39 Jarrod Saltalamacchia, R OBP: 0.542, SLG: 0.291 31 Cameron Flynn, L OBP: 0.359, SLG: 0.324 13 Anthony Gomez, R OBP: 0.559, SLG: 0.643 8 Jhonatan Solano, R OBP: 0.559, SLG: 0.643 12 Isael Soto, L	(1, 2) X 0-0 G6-3		X 0-0 F8		X 0-0 FC6 9 BB			X 0-0 12 SH3-4 1B	2	0	0	0	1	0	3												
3 Adeiny Hechavarria, R OBP: 0.222, SLG: 0.229 12 Reid Brondino, L OBP: 0.395, SLG: 0.382	(1, 6) X 0-0 L7		X 0-0 G5-3		X 0-0 G5-3			X 0-0 SH3-4	3	0	0	0	0	1	2												
35 Mat Latos, R 36 Sam Dyson, R 10 Jeff Baker, R 43 Aaron Crow, R 31 Steve Cishek, R 5 Reed Johnson, R	(1, 1) X 0-0 G5-3		X 0-0 G6-3		X 0-0 K			X 0-3 K2-3	2	0	0	0	0	0	0												
<b>Inning Stats</b>	R: 1 E: 0 K: 1 S: 8	H: 2 LOB: 3 BB: 2 P: 16	R: 0 E: 0 K: 0 S: 4	H: 1 LOB: 0 BB: 0 P: 4	R: 0 E: 0 K: 0 S: 3	H: 0 LOB: 0 BB: 0 P: 3	R: 0 E: 0 K: 0 S: 3	H: 0 LOB: 0 BB: 0 P: 3	R: 0 E: 0 K: 2 S: 7	H: 0 LOB: 2 BB: 2 P: 15	R: 0 E: 0 K: 1 S: 7	H: 2 LOB: 2 BB: 0 P: 7	R: 0 E: 0 K: 1 S: 6	H: 1 LOB: 2 BB: 0 P: 6	1B: 5 2B: 1 3B: 0 HR: 0	SF: 0 SAC: 1 DP: 0 HBP: 0	WP: 0 PB: 0 SB: 0 CS: 0	PA: 37									
<b>PITCHER</b>	IP	WLS	BF	H	R	ER	SO	BB	IBB	HBP	BLK	WP	HR	S	P	ERA	WHIP										
56 Roberto Hernandez, R ERA: 3.71	(1, 1)	5.0	20	3	1	1	1	2	0	0	0	0	0	21	29	1.80	1.000										
37 Pat Neshek, R ERA: 1.5	(6, 1)	1.0	3	0	0	0	0	0	0	0	0	0	0	3	3	0.00	0.000										
29 Tony Sipp, L ERA: 4.15	(7, 1)	1.0	5	0	0	0	2	2	0	0	0	0	0	7	15	0.00	2.000										
66 Kevin Chapman, L ERA: 2.16	(8, 1)	2.0	9	3	0	0	2	0	0	0	0	0	0	13	13	0.00	1.500										

Houston Astros @ Miami Marlins  
Roger Dean Stadium, Jupiter, FL  
Sat Mar 28 2015, 1:08 PM - 4:14 PM EDT  
Att: 3,813 - Partly Cloudy - 68 F

AB	32
R	1
H	6
RBI	1
BB	4
SO	5
LOB	20





Batter	1	2	3	4	5	6	7	8	9	AB	R	H	RBI	BB	SO	LOB	TOP							
<b>9 Dee Strange-Gordon, L</b> <small>OBP: 0.352, SLG: 0.462</small> <b>17 Donovan Solano, R</b> <small>OBP: 0.390, SLG: 0.499</small>										3	0	0	0	0	0	1	<b>Miami Marlins @ Washington Nationals</b> Space Coast Stadium, Viera, FL Sun Mar 29 2015, 1:09 PM - 4:05 PM EDT Att: 7,413 - Sunny - 85 F							
<b>21 Christian Yelich, L</b> <small>OBP: 0.404, SLG: 0.381</small> <b>28 Cole Gillespie, R</b> <small>OBP: 0.313, SLG: 0.357</small>										3	1	2	1	0	0	0								
<b>27 Giancarlo Stanton, R</b> <small>OBP: 0.370, SLG: 0.650</small> <b>1 Jordany Valdespin, L</b> <small>OBP: 0.425, SLG: 0.595</small>										3	1	1	2	0	1	2								
<b>38 Michael Morse, R</b> <small>OBP: 0.457, SLG: 0.692</small> <b>10 Jeff Baker, R</b> <small>OBP: 0.222, SLG: 0.194</small>										3	0	2	0	0	1	2								
<b>14 Martin Prado, R</b> <small>OBP: 0.306, SLG: 0.304</small> <b>30 Don Kelly, L</b> <small>OBP: 0.341, SLG: 0.306</small>										3	1	0	0	0	0	2								
<b>13 Marcell Ozuna, R</b> <small>OBP: 0.311, SLG: 0.396</small> <b>51 Ichiro Suzuki, L</b> <small>OBP: 0.256, SLG: 0.316</small>										2	1	2	2	1	0	0								
<b>39 Jarrod Saltalamacchia, R</b> <small>OBP: 0.490, SLG: 0.450</small> <b>6 Jeff Mathis, R</b> <small>OBP: 0.304, SLG: 0.455</small>										3	1	2	2	0	0	2								
<b>3 Adeiny Hechavarria, R</b> <small>OBP: 0.205, SLG: 0.211</small> <b>41 David Phelps, R</b> <small>OBP: 0.225, SLG: 0.231</small> <b>46 Nick Masset, R</b> <small>OBP: 0.256, SLG: 0.316</small>										3	0	0	0	0	0	1								
<b>34 Tom Koehler, R</b> <small>OBP: 0.250, SLG: 0.250</small> <b>12 Reid Brignac, L</b> <small>OBP: 0.375, SLG: 0.361</small>										2	1	1	0	0	0	0								
<b>Inning Stats</b>	R: 0 E: 0 K: 0 S: 3	H: 0 LOB: 0 BB: 0 P: 3	R: 3 E: 0 K: 0 S: 9	H: 3 LOB: 0 BB: 0 P: 11	R: 2 E: 1 K: 0 S: 6	H: 3 LOB: 2 BB: 1 P: 11	R: 1 E: 0 K: 2 S: 10	H: 2 LOB: 1 BB: 0 P: 10	R: 1 E: 0 K: 0 S: 5	H: 2 LOB: 1 BB: 0 P: 6	R: 0 E: 0 K: 1 S: 6	H: 1 LOB: 1 BB: 0 P: 6	R: 0 E: 1 K: 1 S: 6	H: 0 LOB: 1 BB: 0 P: 6	R: 0 E: 0 K: 1 S: 5	H: 0 LOB: 0 BB: 0 P: 5		R: 0 E: 0 K: 2 S: 8	H: 1 LOB: 1 BB: 0 P: 8	1B: 8 2B: 1 3B: 0 HR: 3	SF: 0 SAC: 0 DP: 0 HBP: 0	WP: 0 PB: 0 SB: 1 CS: 0	PA: 42	
<b>PITCHER</b>	IP WLS BF H R ER SO BB IBB HBP BLK WP HR S P ERA WHIP	IP WLS BF H R ER SO BB IBB HBP BLK WP HR S P ERA WHIP	IP WLS BF H R ER SO BB IBB HBP BLK WP HR S P ERA WHIP	IP WLS BF H R ER SO BB IBB HBP BLK WP HR S P ERA WHIP	IP WLS BF H R ER SO BB IBB HBP BLK WP HR S P ERA WHIP	IP WLS BF H R ER SO BB IBB HBP BLK WP HR S P ERA WHIP	IP WLS BF H R ER SO BB IBB HBP BLK WP HR S P ERA WHIP	IP WLS BF H R ER SO BB IBB HBP BLK WP HR S P ERA WHIP	IP WLS BF H R ER SO BB IBB HBP BLK WP HR S P ERA WHIP	IP WLS BF H R ER SO BB IBB HBP BLK WP HR S P ERA WHIP	IP WLS BF H R ER SO BB IBB HBP BLK WP HR S P ERA WHIP	IP WLS BF H R ER SO BB IBB HBP BLK WP HR S P ERA WHIP	IP WLS BF H R ER SO BB IBB HBP BLK WP HR S P ERA WHIP	IP WLS BF H R ER SO BB IBB HBP BLK WP HR S P ERA WHIP	IP WLS BF H R ER SO BB IBB HBP BLK WP HR S P ERA WHIP	IP WLS BF H R ER SO BB IBB HBP BLK WP HR S P ERA WHIP	IP WLS BF H R ER SO BB IBB HBP BLK WP HR S P ERA WHIP	IP WLS BF H R ER SO BB IBB HBP BLK WP HR S P ERA WHIP	IP WLS BF H R ER SO BB IBB HBP BLK WP HR S P ERA WHIP	IP WLS BF H R ER SO BB IBB HBP BLK WP HR S P ERA WHIP	IP WLS BF H R ER SO BB IBB HBP BLK WP HR S P ERA WHIP	IP WLS BF H R ER SO BB IBB HBP BLK WP HR S P ERA WHIP	IP WLS BF H R ER SO BB IBB HBP BLK WP HR S P ERA WHIP	IP WLS BF H R ER SO BB IBB HBP BLK WP HR S P ERA WHIP
<b>58 Doug Fister, R</b> <small>ERA: 7.02</small> <b>30 Aaron Barrett, R</b> <small>ERA: 2.0</small> <b>46 Matt Thornton, L</b> <small>ERA: 1.93</small> <b>72 Rich Hill, L</b> <small>ERA: 2.84</small> <b>35 Craig Stammen, R</b> <small>ERA: 7.59</small>	4.0 22 8 6 6 2 1 0 0 0 0 0 3 28 35 13.50 2.250	1.0 5 2 1 1 0 0 0 0 0 0 0 0 5 6 9.00 2.000	1.0 4 1 0 0 1 0 0 0 0 0 0 0 6 6 0.00 1.000	1.0 4 0 0 0 1 0 0 0 0 0 0 0 6 6 0.00 0.000	1.1 W 5 1 0 0 2 0 0 0 0 0 0 0 9 9 0.00 0.750	0.2 2 0 0 0 1 0 0 0 0 0 0 0 0 0 0.00 0.000																		

Miami Marlins @ Washington Nationals  
 Space Coast Stadium, Viera, FL  
 Sun Mar 29 2015, 1:09 PM - 4:05 PM EDT  
 Att: 7,413 - Sunny - 85 F


AB 41  
 R 7  
 H 12  
 RBI 7  
 BB 1  
 SO 7  
 LOB 20



BOTTOM

Miami Marlins @ Washington Nationals  
 Space Coast Stadium, Viera, FL  
 Sun Mar 29 2015, 1:09 PM - 4:05 PM EDT  
 Att: 7,413 - Sunny - 85 F

AB 36  
 R 11  
 H 14  
 RBI 10  
 BB 4  
 SO 7  
 LOB 10






Batter	1	2	3	4	5	6	7	8	9	AB	R	H	RBI	BB	SO	LOB	TOP	
9 Dee Strange-Gordon, L OBP: 0.351, SLG: 0.473 17 Donovan Solano, R OBP: 0.381, SLG: 0.414										3	0	1	0	0	1	0	<b>Miami Marlins @ New York Mets</b> Tradition Field, Port St. Lucie, FL Mon Mar 30 2015, 1:12 PM - 3:35 PM EDT Att: 5,404 - Sunny - 75 F	
21 Christian Yelich, L OBP: 0.380, SLG: 0.356 52 Brad Hand, L OBP: 0.357, SLG: 0.190 82 Fabian Williamson, R OBP: 0.217, SLG: 0.190										3	0	0	0	0	1	1		
27 Giancarlo Stanton, R OBP: 0.397, SLG: 0.619 1 Jordany Valdespin, L OBP: 0.439, SLG: 0.595										2	0	0	0	1	0	1		
38 Michael Morse, R OBP: 0.469, SLG: 0.690 66 Travis Brewster, L OBP: 0.216, SLG: 0.188										3	0	2	0	0	0	0		
14 Martín Prado, R OBP: 0.288, SLG: 0.286 30 Don Kelly, L OBP: 0.357, SLG: 0.324										3	0	0	0	0	1	4		
13 Marcell Ozuna, R OBP: 0.297, SLG: 0.375 28 Cole Gillespie, R OBP: 0.333, SLG: 0.357										3	0	0	0	0	2	2		
3 Adeiny Hechavarria, R OBP: 0.195, SLG: 0.230 12 Reid Brignac, L OBP: 0.357, SLG: 0.342										2	0	0	0	0	0	0		
6 Jeff Mathis, R OBP: 0.269, SLG: 0.400 8 Jhonatan Solano, R OBP: 0.529, SLG: 0.643										3	0	0	0	0	1	0		
15 Dan Haren, R OBP: 0.275, SLG: 0.333										2	0	0	0	0	1	0		
<b>Inning Stats</b>	R: 0 E: 0 K: 1 S: 5	H: 0 LOB: 0 BB: 0 P: 5	R: 0 E: 0 K: 0 S: 3	H: 0 LOB: 0 BB: 0 P: 3	R: 0 E: 0 K: 2 S: 7	H: 2 LOB: 2 BB: 0 P: 7	R: 0 E: 0 K: 1 S: 5	H: 0 LOB: 0 BB: 0 P: 5	R: 0 E: 0 K: 1 S: 5	H: 1 LOB: 2 BB: 1 P: 9	R: 0 E: 0 K: 0 S: 4	H: 1 LOB: 1 BB: 0 P: 4	R: 1 E: 0 K: 1 S: 6	H: 1 LOB: 2 BB: 2 P: 15	1B: 4 2B: 1 3B: 0 HR: 0	SF: 0 SAC: 0 DP: 1 HBP: 0		WP: 0 PB: 0 SB: 0 CS: 0
<b>PITCHER</b>	IP WLS BF H R ER SO BB IBB HBP BLK WP HR S P ERA WHIP	6.0 W 20 2 0 0 6 0 0 0 0 0 0 0 32 32 0.00 0.333	1.0 4 1 0 0 1 1 0 0 0 0 0 0 5 9 0.00 2.000	0.2 2 0 0 0 0 0 0 0 0 0 0 0 2 2 0.00 0.000	0.1 2 1 0 0 0 0 0 0 0 0 0 0 2 2 0.00 3.000	1.0 6 1 1 1 1 2 0 0 0 0 0 0 6 15 9.00 3.000												

Batter	1	2	3	4	5	6	7	8	9	AB	R	H	RBI	BB	SO	LOB	BOTTOM			
12 Juan Lagares, R OBP: 0.400, SLG: 0.655 9 Kirk Nieuwenhuis, L OBP: 0.459, SLG: 0.460										3	0	1	0	0	0	0	<b>Miami Marlins @ New York Mets</b> Tradition Field, Port St. Lucie, FL Mon Mar 30 2015, 1:12 PM - 3:35 PM EDT Att: 5,404 - Sunny - 75 F			
3 Curtis Granderson, L OBP: 0.547, SLG: 0.762 65 César Puello, R OBP: 0.375, SLG: 0.285										2	0	0	0	1	0	0				
5 David Wright, R OBP: 0.394, SLG: 0.568 29 Eric Campbell, R OBP: 0.379, SLG: 0.542										3	1	1	0	0	1	3				
21 Lucas Duda, L OBP: 0.340, SLG: 0.548 20 Anthony Recker, R OBP: 0.304, SLG: 0.390										3	1	2	5	0	0	0				
23 Michael Cuddyer, R OBP: 0.340, SLG: 0.796 19 Johnny Monell, L OBP: 0.378, SLG: 0.674										3	1	1	2	0	1	0				
4 Wilmer Flores, R OBP: 0.345, SLG: 0.558										4	0	1	0	0	1	0				
7 Travis d'Arnaud, R OBP: 0.209, SLG: 0.302 52 Carlos Torres, R OBP: 0.357, SLG: 0.190 27 Jeury Familia, R OBP: 0.217, SLG: 0.190 Scott Rice, L OBP: 0.217, SLG: 0.190 58 Jenny Mejia, R OBP: 0.217, SLG: 0.190										3	0	0	0	0	1	2				
74 Danny Muno, S OBP: 0.420, SLG: 0.489										3	0	0	0	0	1	3				
50 Rafael Montero, R ERA: 4.68 11 Rubén Tejada, R OBP: 0.333, SLG: 0.412 44 John Mayberry Jr., R OBP: 0.480, SLG: 0.651										1	0	0	0	0	0	0				
<b>Inning Stats</b>	R: 0 E: 0 K: 0 S: 3	H: 0 LOB: 0 BB: 0 P: 3	R: 0 E: 0 K: 0 S: 3	H: 0 LOB: 0 BB: 0 P: 3	R: 0 E: 0 K: 1 S: 5	H: 0 LOB: 0 BB: 0 P: 5	R: 2 E: 0 K: 1 S: 9	H: 2 LOB: 0 BB: 0 P: 11	R: 0 E: 0 K: 1 S: 5	H: 0 LOB: 0 BB: 0 P: 5	R: 5 E: 0 K: 2 S: 14	H: 5 LOB: 3 BB: 1 P: 20	R: 0 E: 0 K: 1 S: 6	H: 1 LOB: 1 BB: 0 P: 6	R: 0 E: 0 K: 0 S: 3	H: 0 LOB: 0 BB: 0 P: 3		1B: 4 2B: 2 3B: 0 HR: 2	SF: 0 SAC: 0 DP: 0 HBP: 0	WP: 1 PB: 0 SB: 0 CS: 0
<b>PITCHER</b>	IP WLS BF H R ER SO BB IBB HBP BLK WP HR S P ERA WHIP	5.1 L 23 7 2 0 0 2 0 0 0 0 0 1 0 11 12 0.00 1.200	1.0 3 0 0 0 0 0 0 0 0 0 0 0 0 3 3 0.00 0.000																	

AB	31
R	1
H	5
RBI	1
BB	3
SO	8
LOB	12

AB	32
R	7
H	8
RBI	7
BB	1
SO	6
LOB	9





Batter	1	2	3	4	5	6	7	8	9	AB	R	H	RBI	BB	SO	LOB	TOP										
3 Michael Taylor, R OBP: 0.344, SLG: 0.678 21 Matthew den Dekker, L OBP: 0.370, SLG: 0.550	F9		G6-3			K		K		2	0	0	0	0	0	0											
5 Ynel Escobar, R OBP: 0.300, SLG: 0.350 10 Ian Stewart, L OBP: 0.333, SLG: 0.523	2B				F9	L9		F9		3	0	1	0	0	0	1											
34 Bryce Harper, L OBP: 0.444, SLG: 0.537 24 Isaac Ballou, L	F8			G4-6-3 BB				G3		2	0	0	0	1	0	1											
11 Ryan Zimmerman, R OBP: 0.286, SLG: 0.319 25 Clint Robinson, L OBP: 0.309, SLG: 0.592	G4-3			G4-6-3 BB				E3 9 1B 26 BB		3	0	1	0	0	0	2											
26 Dan Uggla, R OBP: 0.464, SLG: 0.500		G6-4-3 BB						F8		2	0	0	0	2	0	1											
20 Ian Desmond, R OBP: 0.309, SLG: 0.347 9 Adrián Sánchez, R OBP: 0.500, SLG: 0.500	F8					K				3	0	1	0	0	1	1											
40 Wilson Ramos, R OBP: 0.333, SLG: 0.400 Craig Manuel, L	G6-4-3					K				1	0	1	0	0	0	0											
12 Tyler Moore, R OBP: 0.333, SLG: 0.564 Reed Johnson, R OBP: 0.214, SLG: 0.220						K		F8		2	0	0	0	0	1	0											
27 Jordan Zimmermann, R 35 Craig Stammen, R 33 Mike Carp, L 29 Xavier Cedeño, L 64 Blake Treinen, R 19 John Wooten, R 57 Tanner Roark, R			G6-3							1	0	0	0	0	0	0											
<b>Inning Stats</b>	R: 0 E: 0 K: 0 S: 4	H: 1 LOB: 1 BB: 0 P: 4	R: 0 E: 0 K: 0 S: 2	H: 0 LOB: 0 BB: 1 P: 6	R: 0 E: 0 K: 1 S: 5	H: 0 LOB: 0 BB: 1 P: 5	R: 0 E: 0 K: 0 S: 2	H: 0 LOB: 0 BB: 1 P: 6	R: 0 E: 0 K: 2 S: 7	H: 0 LOB: 0 BB: 0 P: 7	R: 0 E: 0 K: 1 S: 5	H: 2 LOB: 2 BB: 0 P: 5	R: 0 E: 0 K: 1 S: 5	H: 0 LOB: 0 BB: 1 P: 5	R: 0 E: 1 K: 1 S: 7	H: 1 LOB: 3 BB: 1 P: 11	1B: 3 2B: 1 3B: 0 HR: 0	SF: 0 SAC: 0 DP: 2 HBP: 0	WP: 0 PB: 0 SB: 0 CS: 0	PA: 34							
<b>PITCHER</b>	IP	WLS	BF	H	R	ER	SO	BB	IBB	HBP	BLK	WP	HR	S	P	ERA	WHIP										
23 Jarrod Cosart, R ERA: 5.6 57 Bryan Morris, R ERA: 1.59 41 David Phelps, R ERA: 0.95 76 Greg Nappo, L ERA:	6.0	W	20	1	0	0	4	3	0	0	0	0	0	25	37	0.00	0.667										

Washington Nationals @ Miami Marlins  
Roger Dean Stadium, Jupiter, FL  
Wed Apr 01 2015, 1:06 PM - 3:26 PM EDT  
Att: 3,304 - Partly Cloudy - 81 F

AB	30
R	0
H	4
RBI	0
BB	4
SO	6
LOB	13



Batter	1	2	3	4	5	6	7	8	9	AB	R	H	RBI	BB	SO	LOB	BOTTOM										
9 Dee Strange-Gordon, L OBP: 0.369, SLG: 0.476 17 Donovan Solano, R OBP: 0.372, SLG: 0.462 Avery Romero, R OBP: 0.286, SLG: 0.714	27 2B 38 HR	21 3B		K		F8				4	2	2	0	0	1	1											
21 Christian Yelich, L OBP: 0.362, SLG: 0.377 30 Don Kelly, L OBP: 0.357, SLG: 0.324	F7	27 HR		F7		F7				4	1	1	2	0	0	2											
27 Giancarlo Stanton, R OBP: 0.352, SLG: 0.685 51 Ichiro Suzuki, L OBP: 0.302, SLG: 0.357	38 HR	3B		K		G6-3				3	2	2	2	0	1	0											
38 Michael Morse, R OBP: 0.429, SLG: 0.673 83 Harold Riggins, R	HR	HR				G4-3				3	1	1	3	0	1	0											
14 Martín Prado, R OBP: 0.305, SLG: 0.321 15 Terrence Dayleg, R	G4-3									3	1	2	0	0	0	0											
13 Marcell Ozuna, R OBP: 0.296, SLG: 0.397 1 Jordany Valdespin, L OBP: 0.439, SLG: 0.595	G6-3					K				4	0	0	0	0	2	2											
39 Jarrod Saltalamacchia, R OBP: 0.375, SLG: 0.390 6 Jeff Mathis, R OBP: 0.296, SLG: 0.462		F7								3	0	1	1	0	0	1											
3 Adeiny Hechavarria, R OBP: 0.167, SLG: 0.170		P3								4	0	0	0	0	0	2											
23 Jarrod Cosart, R ERA: 3.8 35 Craig Stammen, R ERA: 6.94 29 Xavier Cedeño, L ERA: 4.5 64 Blake Treinen, R ERA: 0.87 57 Tanner Roark, R ERA: 3.76										2	1	1	0	0	0	1											
<b>Inning Stats</b>	R: 3 E: 0 K: 0 S: 7	H: 3 LOB: 0 BB: 0 P: 8	R: 4 E: 0 K: 1 S: 10	H: 4 LOB: 0 BB: 0 P: 10	R: 1 E: 0 K: 1 S: 7	H: 2 LOB: 1 BB: 0 P: 8	R: 0 E: 0 K: 2 S: 7	H: 0 LOB: 0 BB: 0 P: 7	R: 0 E: 0 K: 1 S: 6	H: 1 LOB: 1 BB: 0 P: 6	R: 0 E: 1 K: 0 S: 4	H: 0 LOB: 1 BB: 0 P: 4	R: 0 E: 0 K: 2 S: 7	H: 0 LOB: 0 BB: 0 P: 7	R: 0 E: 0 K: 0 S: 4	H: 1 LOB: 1 BB: 0 P: 4	1B: 5 2B: 3 3B: 1 HR: 2	SF: 0 SAC: 0 DP: 0 HBP: 0	WP: 0 PB: 0 SB: 0 CS: 0	PA: 36							
<b>PITCHER</b>	IP	WLS	BF	H	R	ER	SO	BB	IBB	HBP	BLK	WP	HR	S	P	ERA	WHIP										
27 Jordan Zimmermann, R 35 Craig Stammen, R 29 Xavier Cedeño, L 64 Blake Treinen, R 57 Tanner Roark, R	4.0	L	21	9	8	7	4	0	0	0	0	0	2	31	33	15.75	2.250										

Washington Nationals @ Miami Marlins  
Roger Dean Stadium, Jupiter, FL  
Wed Apr 01 2015, 1:06 PM - 3:26 PM EDT  
Att: 3,304 - Partly Cloudy - 81 F

AB	36
R	8
H	11
RBI	8
BB	0
SO	7
LOB	10













Batter	1	2	3	4	5	6	7	8	9	AB	R	H	RBI	BB	SO	LOB	TOP					
4 Eric Young Jr, S OBP: 0.300, SLG: 0.333			G6-3			K		G4-6-3	G4-3	5	1	1	1	1	1	4						
8 Jace Peterson, L OBP: 0.375, SLG: 0.167	L7			G4-3					F7	3	1	0	0	2	0	1						
22 Nick Markakis, L OBP: 0.444, SLG: 0.375				G4-3						4	2	2	1	1	0	2						
5 Freddie Freeman, L OBP: 0.444, SLG: 0.667					K					5	2	3	2	2	0	0						
27 Christian Bethancourt, R										4	2	1	1	1	0	2						
24 Kelly Johnson, L										2	1	0	0	2	0	0						
57 Cody Martin, R										0	0	0	0	0	0	0						
1 Alberto Callaspo, S										1	1	1	1	0	0	0						
56 Juan Jaime, R										0	0	0	0	0	0	0						
23 Chris Johnson, R OBP: 0.400, SLG: 0.600										5	1	2	2	0	1	3						
19 Andrelton Simmons, R OBP: 0.333, SLG: 0.333										5	1	3	2	0	1	3						
40 Alex Wood, R										0	0	0	0	0	0	0						
7 Jonny Gomes, R										1	0	0	0	0	0	0						
50 Brandon Cunniff, R										0	0	0	0	0	0	0						
25 Cameron Maybin, R OBP: 0.333, SLG: 0.333										2	0	1	2	0	0	1						
<b>Inning Stats</b>	R: 7 H: 6 E: 0 K: 0 S: 30	H: 6 LOB: 2 BB: 3 P: 47	R: 0 H: 0 E: 0 K: 1 S: 17	H: 0 LOB: 0 BB: 0 P: 25	R: 0 H: 1 E: 0 K: 1 S: 9	H: 1 LOB: 1 BB: 0 P: 13	R: 0 H: 0 E: 0 K: 1 S: 9	H: 0 LOB: 0 BB: 0 P: 12	R: 0 H: 0 E: 0 K: 1 S: 8	H: 0 LOB: 0 BB: 0 P: 12	R: 1 H: 2 E: 0 K: 0 S: 9	H: 2 LOB: 2 BB: 2 P: 20	R: 0 H: 1 E: 0 K: 0 S: 6	H: 1 LOB: 0 BB: 0 P: 10	R: 4 H: 4 E: 0 K: 1 S: 23	H: 4 LOB: 2 BB: 2 P: 41	1B: 10 2B: 4 3B: 0 HR: 0	SF: 0 SAC: 2 DP: 2 HBP: 0	WP: 1 PB: 0 SB: 1 CS: 0	PA: 46		
<b>PITCHER</b>	IP WLS BF H R ER SO BB IBB HBP BLK WP HR S P ERA WHIP	IP WLS BF H R ER SO BB IBB HBP BLK WP HR S P ERA WHIP	IP WLS BF H R ER SO BB IBB HBP BLK WP HR S P ERA WHIP	IP WLS BF H R ER SO BB IBB HBP BLK WP HR S P ERA WHIP	IP WLS BF H R ER SO BB IBB HBP BLK WP HR S P ERA WHIP	IP WLS BF H R ER SO BB IBB HBP BLK WP HR S P ERA WHIP	IP WLS BF H R ER SO BB IBB HBP BLK WP HR S P ERA WHIP	IP WLS BF H R ER SO BB IBB HBP BLK WP HR S P ERA WHIP	IP WLS BF H R ER SO BB IBB HBP BLK WP HR S P ERA WHIP	IP WLS BF H R ER SO BB IBB HBP BLK WP HR S P ERA WHIP	IP WLS BF H R ER SO BB IBB HBP BLK WP HR S P ERA WHIP	IP WLS BF H R ER SO BB IBB HBP BLK WP HR S P ERA WHIP	IP WLS BF H R ER SO BB IBB HBP BLK WP HR S P ERA WHIP	IP WLS BF H R ER SO BB IBB HBP BLK WP HR S P ERA WHIP	IP WLS BF H R ER SO BB IBB HBP BLK WP HR S P ERA WHIP	IP WLS BF H R ER SO BB IBB HBP BLK WP HR S P ERA WHIP	IP WLS BF H R ER SO BB IBB HBP BLK WP HR S P ERA WHIP	IP WLS BF H R ER SO BB IBB HBP BLK WP HR S P ERA WHIP	IP WLS BF H R ER SO BB IBB HBP BLK WP HR S P ERA WHIP	IP WLS BF H R ER SO BB IBB HBP BLK WP HR S P ERA WHIP	IP WLS BF H R ER SO BB IBB HBP BLK WP HR S P ERA WHIP	IP WLS BF H R ER SO BB IBB HBP BLK WP HR S P ERA WHIP
35 Mat Latos, R ERA: 94.5	(1, 1) 0.2 L 10 6 7 7 0 3 2 0 0 0 0 0 0 25 38 94.50 12.000	(1, 1) 4.1 15 1 0 0 3 1 0 0 0 0 0 0 47 70 0.00 0.462	(6, 1) 2.0 9 2 1 1 1 1 1 0 0 0 0 0 17 32 4.50 1.500	(8, 1) 1.0 3 1 0 0 0 0 0 0 0 0 0 6 10 0.00 1.000	(9, 1) 0.1 5 2 4 4 0 2 0 0 0 0 0 0 12 24 108.00 12.000	41 David Phelps, R ERA:	(9, 1) 0.2 4 2 0 0 1 0 0 0 0 0 0 0 0 0 0.00 3.000															
9 Dee Strange-Gordon, L OBP: 0.250, SLG: 0.250										4	0	1	1	0	1	0						
21 Christian Yelich, L OBP: 0.375, SLG: 0.286										4	0	2	0	0	0	0						
27 Giancarlo Stanton, R OBP: 0.500, SLG: 0.200										1	0	0	0	3	0	1						
38 Michael Morse, R OBP: 0.125, SLG: 0.125										4	0	0	0	0	3	6						
14 Martin Prado, R OBP: 0.375, SLG: 0.286										3	0	0	0	1	0	5						
13 Marcell Ozuna, R OBP: 0.429, SLG: 0.429										4	0	1	0	0	1	3						
39 Jarrod Saltalamacchia, R										4	0	0	0	0	3	2						
3 Adeiny Hechavarria, R										3	1	0	0	1	1	2						
35 Mat Latos, R										0	0	0	0	0	0	0						
52 Brad Hand, L										1	0	0	0	0	0	0						
17 Donovan Solano, R										0	0	0	0	0	0	0						
36 Sam Dyson, R										0	0	0	0	0	0	0						
51 Ichiro Suzuki, L										0	0	0	0	0	0	0						
57 Bryan Morris, L										0	0	0	0	0	0	0						
31 Steve Cishek, R										0	0	0	0	0	0	0						
41 David Phelps, R										0	0	0	0	0	0	0						
<b>Inning Stats</b>	R: 0 H: 2 E: 0 K: 1 S: 15	H: 1 LOB: 1 BB: 0 P: 23	R: 0 H: 1 E: 0 K: 1 S: 7	H: 0 LOB: 0 BB: 0 P: 13	R: 0 H: 0 E: 0 K: 1 S: 10	H: 0 LOB: 0 BB: 0 P: 12	R: 0 H: 0 E: 0 K: 1 S: 11	H: 0 LOB: 1 BB: 1 P: 20	R: 2 H: 1 E: 0 K: 0 S: 9	H: 1 LOB: 0 BB: 1 P: 17	R: 0 H: 0 E: 0 K: 1 S: 7	H: 0 LOB: 0 BB: 1 P: 18	R: 0 H: 0 E: 0 K: 2 S: 8	H: 0 LOB: 0 BB: 0 P: 8	R: 0 H: 1 E: 0 K: 2 S: 11	H: 1 LOB: 1 BB: 0 P: 17	R: 0 H: 0 E: 0 K: 1 S: 12	H: 0 LOB: 1 BB: 1 P: 20	1B: 4 2B: 0 3B: 1 HR: 0	SF: 0 SAC: 0 DP: 2 HBP: 0	WP: 0 PB: 0 SB: 0 CS: 0	PA: 35
<b>PITCHER</b>	IP WLS BF H R ER SO BB IBB HBP BLK WP HR S P ERA WHIP	IP WLS BF H R ER SO BB IBB HBP BLK WP HR S P ERA WHIP	IP WLS BF H R ER SO BB IBB HBP BLK WP HR S P ERA WHIP	IP WLS BF H R ER SO BB IBB HBP BLK WP HR S P ERA WHIP	IP WLS BF H R ER SO BB IBB HBP BLK WP HR S P ERA WHIP	IP WLS BF H R ER SO BB IBB HBP BLK WP HR S P ERA WHIP	IP WLS BF H R ER SO BB IBB HBP BLK WP HR S P ERA WHIP	IP WLS BF H R ER SO BB IBB HBP BLK WP HR S P ERA WHIP	IP WLS BF H R ER SO BB IBB HBP BLK WP HR S P ERA WHIP	IP WLS BF H R ER SO BB IBB HBP BLK WP HR S P ERA WHIP	IP WLS BF H R ER SO BB IBB HBP BLK WP HR S P ERA WHIP	IP WLS BF H R ER SO BB IBB HBP BLK WP HR S P ERA WHIP	IP WLS BF H R ER SO BB IBB HBP BLK WP HR S P ERA WHIP	IP WLS BF H R ER SO BB IBB HBP BLK WP HR S P ERA WHIP	IP WLS BF H R ER SO BB IBB HBP BLK WP HR S P ERA WHIP	IP WLS BF H R ER SO BB IBB HBP BLK WP HR S P ERA WHIP	IP WLS BF H R ER SO BB IBB HBP BLK WP HR S P ERA WHIP	IP WLS BF H R ER SO BB IBB HBP BLK WP HR S P ERA WHIP	IP WLS BF H R ER SO BB IBB HBP BLK WP HR S P ERA WHIP	IP WLS BF H R ER SO BB IBB HBP BLK WP HR S P ERA WHIP	IP WLS BF H R ER SO BB IBB HBP BLK WP HR S P ERA WHIP	IP WLS BF H R ER SO BB IBB HBP BLK WP HR S P ERA WHIP
40 Alex Wood, L ERA: 3.6	(1, 1) 5.0 W 20 4 2 2 4 3 0 0 0 0 0 0 7 18 3.60 1.400	(6, 1) 1.0 4 0 0 0 1 1 0 0 0 0 0 0 7 18 0.00 1.000	(7, 1) 2.0 7 1 0 0 4 0 0 0 0 0 0 0 19 25 0.00 0.500	(9, 1) 1.0 4 0 0 0 1 1 0 0 0 0 0 0 12 20 0.00 1.000																		
50 Brandon Cunniff, R																						
57 Cody Martin, R																						
56 Juan Jaime, R																						

Atlanta Braves @ Miami Marlins  
Marlins Park, Miami, FL  
Tue Apr 07 2015, 7:13 PM - 10:25 PM EDT  
Att: 17,483 - Roof Closed - 75 F

AB 37  
R 12  
H 14  
RBI 12  
BB 7  
SO 5  
LOB 16

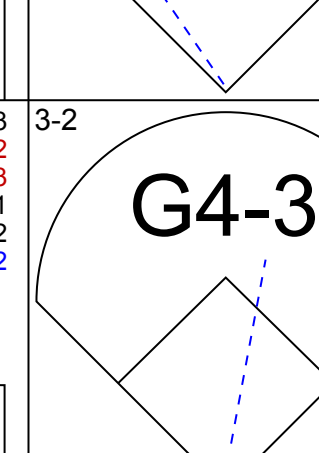
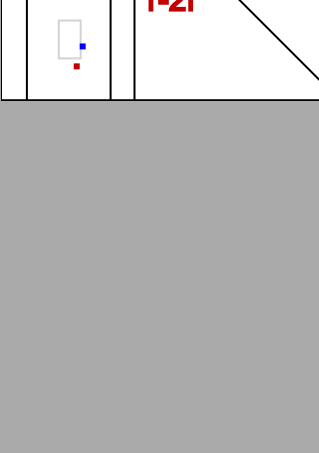
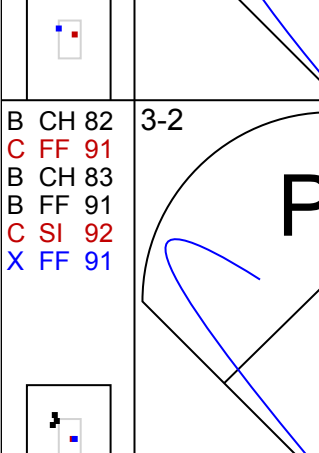

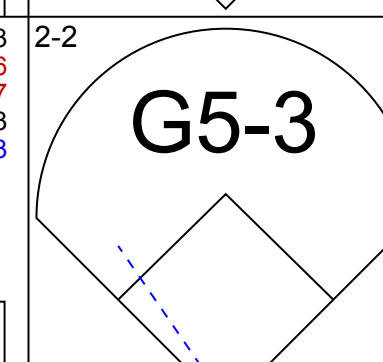


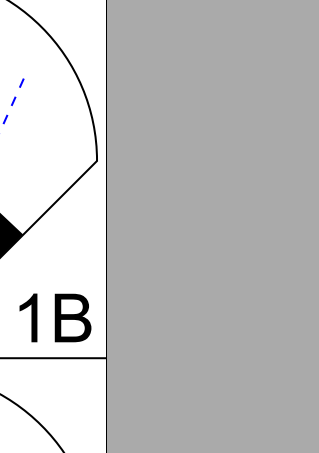
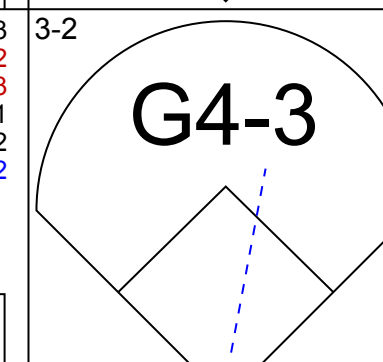

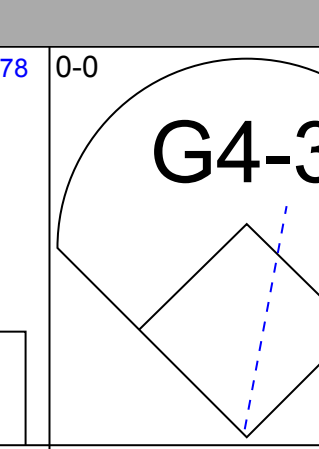
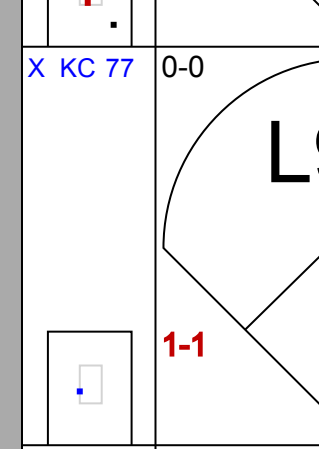
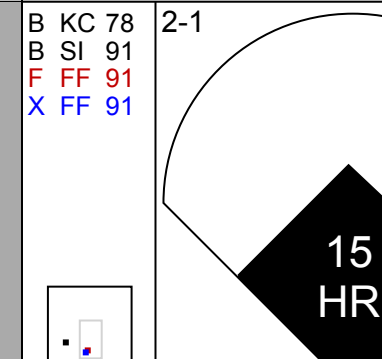
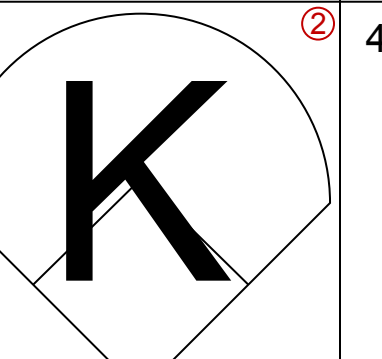
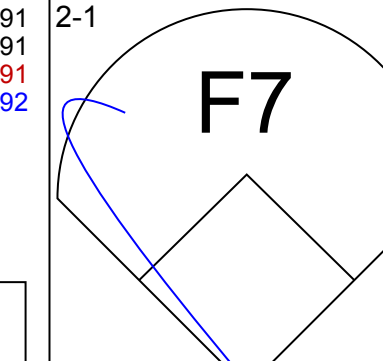
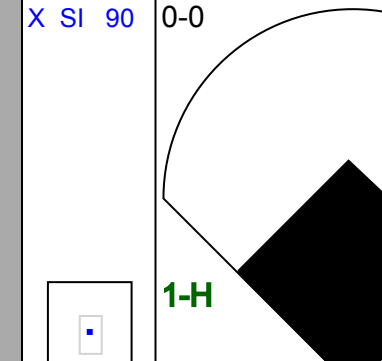
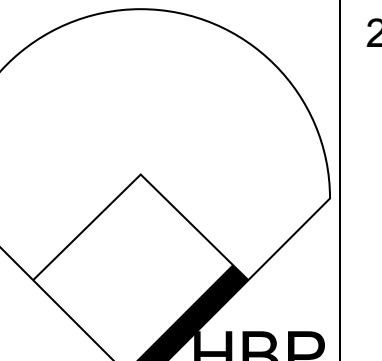
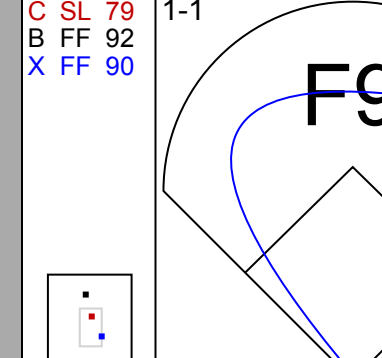
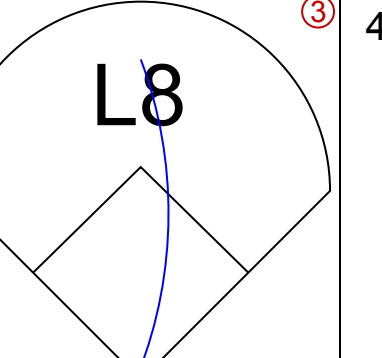
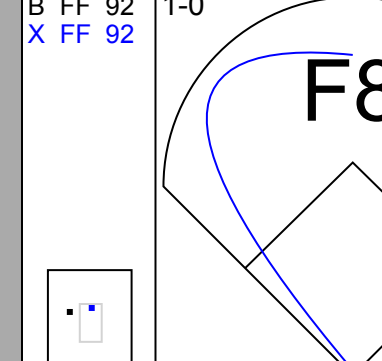
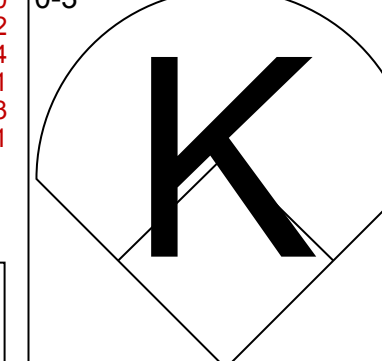
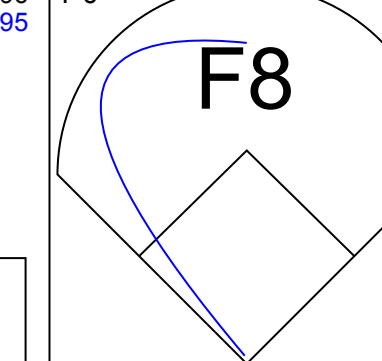


Atlanta Braves @ Miami Marlins  
Marlins Park, Miami, FL  
Tue Apr 07 2015, 7:13 PM - 10:25 PM EDT  
Att: 17,483 - Roof Closed - 75 F

AB 30  
R 2  
H 5  
RBI 2  
BB 5  
SO 10  
LOB 19





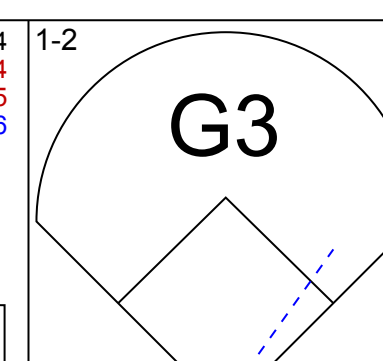
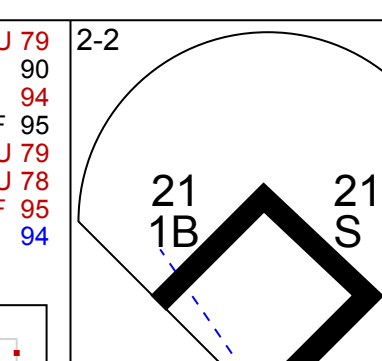


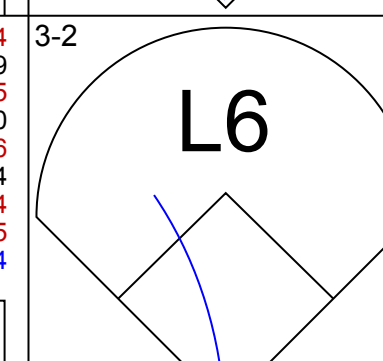
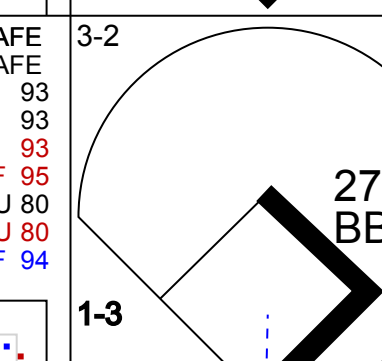

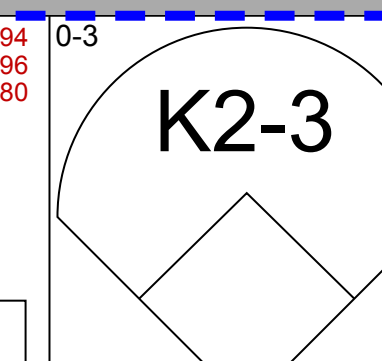
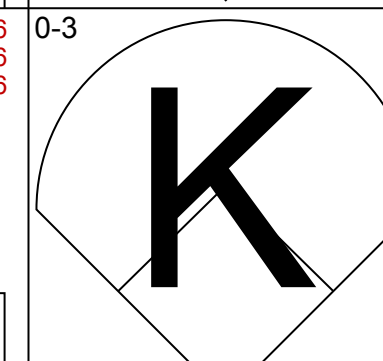
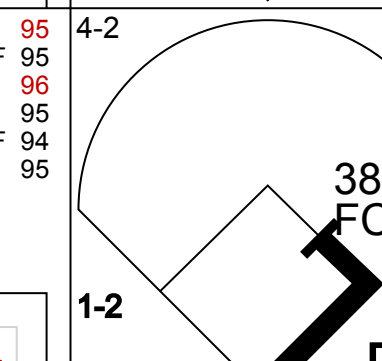

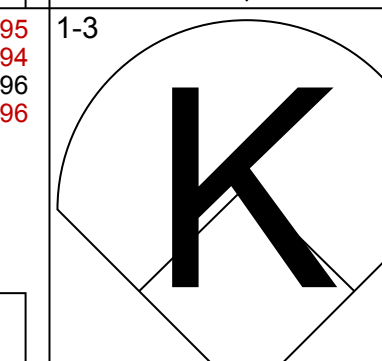
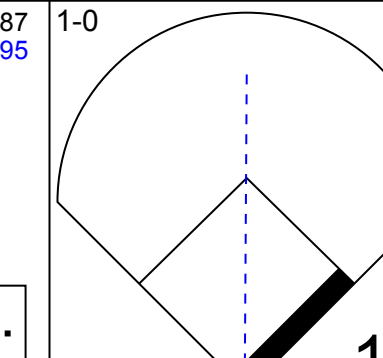

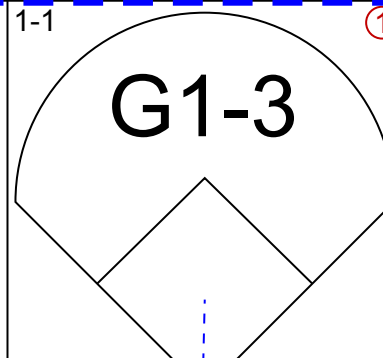
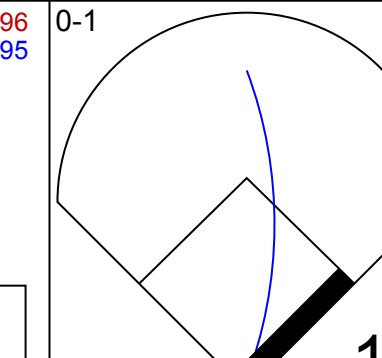
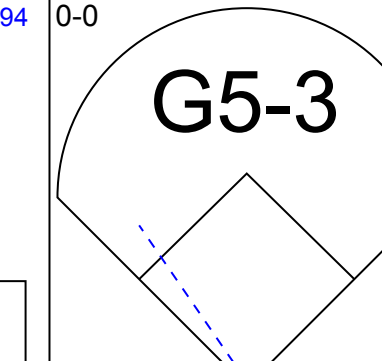
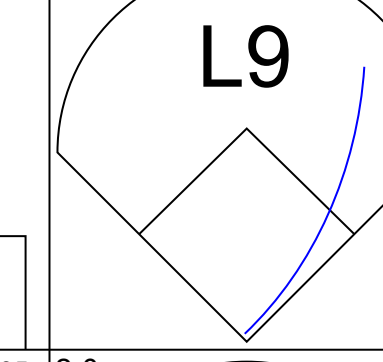
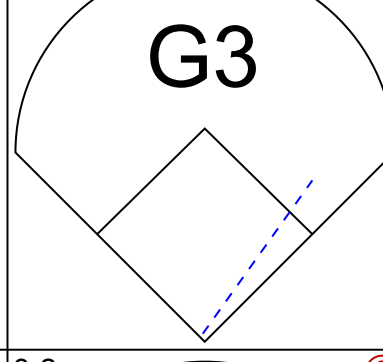
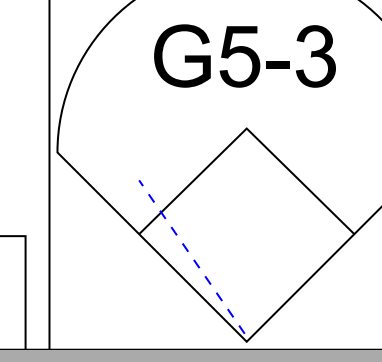
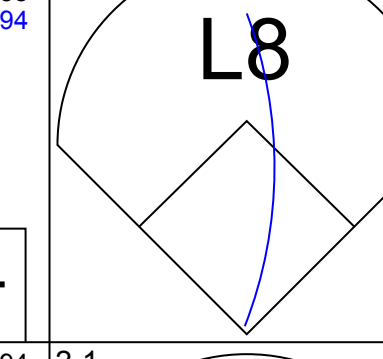
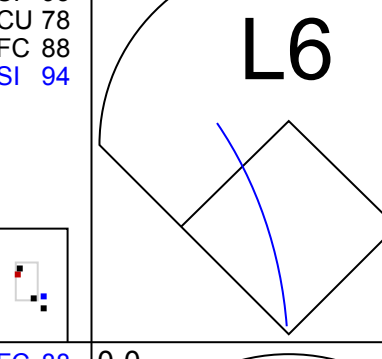

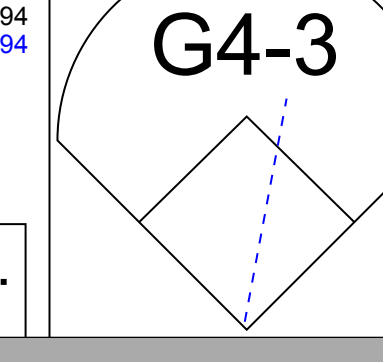
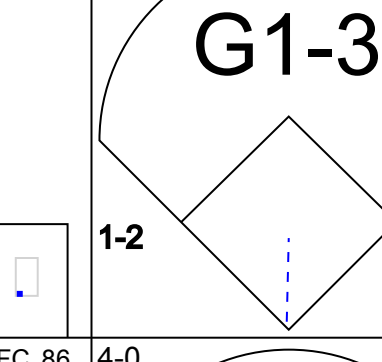
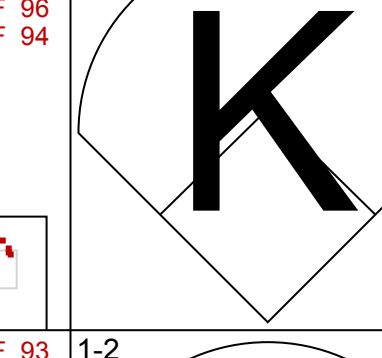
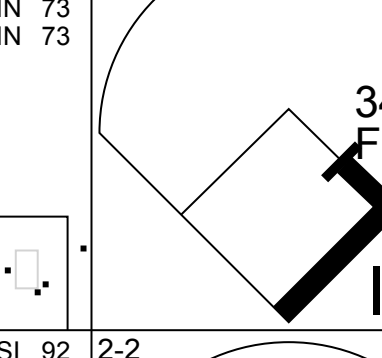
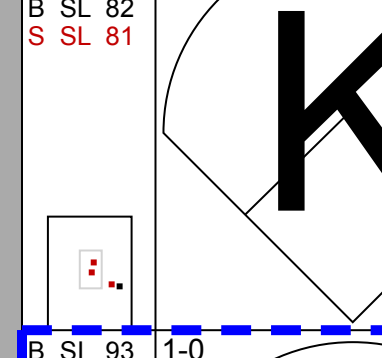
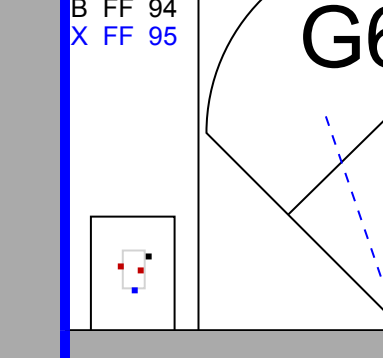
Batter	1	2	3	4	5	6	7	8	9	AB	R	H	RBI	BB	SO	LOB	TOP										
8 Jace Peterson, L (1,4) OBP: 0.333, SLG: 0.200										4	0	1	0	0	1	1											
19 Andrelton Simmons, R (1,6) OBP: 0.231, SLG: 0.231										4	0	0	0	0	0	2											
22 Nick Markakis, L (1,9) OBP: 0.385, SLG: 0.273										3	0	0	0	1	0	0											
5 Freddie Freeman, L (1,3) OBP: 0.385, SLG: 0.538										4	1	1	0	0	1	1											
15 A.J. Pierzynski, L (1,2) OBP: 0.750, SLG: 2.000										2	1	1	2	1	0	0											
7 Jonny Gomes, R (1,7) OBP: 0.200, SLG: 0.200										4	0	1	0	0	1	2											
1 Alberto Callaspo, S (1,5) OBP: 0.625, SLG: 0.571										3	0	2	0	0	0	0											
25 Cameron Maybin, R (1,8) OBP: 0.167, SLG: 0.167										3	0	0	0	0	2	2											
17 Shelby Miller, R (1,1) 60 Brandon Cunniff, R (6,1) 43 Luis Avilan, L (7,1) 4 Eric Young Jr., S (8,PH) 53 Jim Johnson, R (8,1) 39 Jason Grilli, R (9,1)										1	0	0	0	1	1	0											
<b>Inning Stats</b>	R: 0 E: 0 K: 1 S: 9	H: 0 LOB: 0 BB: 0 P: 15	R: 0 E: 0 K: 0 S: 10	H: 2 LOB: 2 BB: 0 P: 18	R: 0 E: 0 K: 0 S: 4	H: 0 LOB: 0 BB: 1 P: 9	R: 0 E: 0 K: 1 S: 9	H: 1 LOB: 1 BB: 0 P: 20	R: 0 E: 0 K: 2 S: 9	H: 0 LOB: 0 BB: 0 P: 13	R: 0 E: 0 K: 0 S: 7	H: 0 LOB: 0 BB: 0 P: 12	R: 2 E: 0 K: 1 S: 12	H: 2 LOB: 0 BB: 0 P: 16	R: 0 E: 0 K: 0 S: 6	H: 1 LOB: 1 BB: 0 P: 10	R: 0 E: 0 K: 1 S: 11	H: 0 LOB: 0 BB: 0 P: 17	1B: 5 2B: 1 3B: 0 HR: 1	SF: 0 SAC: 0 DP: 3 HBP: 1	WP: 0 PB: 0 SB: 0 CS: 0	PA: 33					
<b>PITCHER</b>	IP	WLS	BF	H	R	ER	SO	BB	IBB	HBP	BLK	WP	HR	S	P	ERA	WHIP										
34 Tom Koehler, R (1,1) ERA: 3.0	6.0	L	23	5	2	2	4	3	0	0	0	0	1	51	92	3.00	1.333										
44 AJ Ramos, R (7,1) ERA:	1.0		3	0	0	0	1	0	0	0	0	0	0	9	11	0.00	0.000										
57 Bryan Morris, R (8,1) ERA:	1.0		3	1	0	0	0	0	0	0	0	0	0	6	10	0.00	1.000										
40 Mike Dunn, L (9,1) ERA:	1.0		4	0	0	0	1	0	0	1	0	0	0	11	17	0.00	0.000										

Atlanta Braves @ Miami Marlins  
Marlins Park, Miami, FL  
Wed Apr 08 2015, 7:11 PM - 9:56 PM EDT  
Att: 16,127 - Roof Closed - 73 F

AB 29  
R 2  
H 6  
RBI 2  
BB 3  
SO 6  
LOB 8

WP: 0 PA: 33  
PB: 0  
SB: 0  
CS: 0



Batter	1	2	3	4	5	6	7	8	9	AB	R	H	RBI	BB	SO	LOB	BOTTOM										
9 Dee Strange-Gordon, L (1,4) OBP: 0.250, SLG: 0.250										4	0	1	0	0	0	1											
21 Christian Yelich, L (1,7) OBP: 0.333, SLG: 0.273										4	0	1	0	0	1	0											
27 Giancarlo Stanton, R (1,9) OBP: 0.417, SLG: 0.125										3	0	0	0	1	3	0											
38 Michael Morse, R (1,3) OBP: 0.250, SLG: 0.250										4	0	2	0	0	0	3											
30 Don Kelly, L (8,PR) (9,3)										0	0	0	0	0	0	0											
14 Martin Prado, R (1,5) OBP: 0.333, SLG: 0.273										4	0	1	0	0	0	2											
13 Marcell Ozuna, R (1,8) OBP: 0.273, SLG: 0.273										4	0	0	0	0	1	2											
3 Adeiny Hechavarria, R (1,6)										4	0	0	0	0	0	2											
6 Jeff Mathis, R (1,2)																											
17 Donovan Solano, R (9,PH) OBP: 0.500, SLG: 1.500										2	0	0	0	1	2	0											
34 Tom Koehler, R (1,1) ERA:	1.2	W	5	0	0	0	1	0	0	0	0	0	0	14	22	0.00	0.000										
43 Luis Avilan, L (7,1) ERA:	0.1	H	2	1	0	0	0	0	0	0	0	0	0	4	5	0.00	3.000										
53 Jim Johnson, R (8,1) ERA:	1.0	H	4	1	0	0	2	0	0	0	0	0	0	9	10	0.00	1.000										
39 Jason Grilli, R (9,1) ERA:	1.0	S	3	0	0	0	1	0	0	0	0	0	0	13	14	0.00	0.000										
<b>Inning Stats</b>	R: 0 E: 0 K: 1 S: 12	H: 0 LOB: 0 BB: 0 P: 16	R: 0 E: 0 K: 0 S: 5	H: 1 LOB: 1 BB: 0 P: 10	R: 0 E: 0 K: 2 S: 21	H: 2 LOB: 3 BB: 1 P: 33	R: 0 E: 0 K: 0 S: 7	H: 1 LOB: 2 BB: 1 P: 17	R: 0 E: 0 K: 0 S: 16	H: 0 LOB: 0 BB: 0 P: 21	R: 0 E: 0 K: 0 S: 7	H: 0 LOB: 0 BB: 0 P: 11	R: 0 E: 0 K: 1 S: 11	H: 1 LOB: 1 BB: 0 P: 16	R: 0 E: 0 K: 2 S: 9	H: 1 LOB: 1 BB: 0 P: 10	R: 0 E: 0 K: 1 S: 13	H: 0 LOB: 0 BB: 0 P: 14	1B: 6 2B: 0 3B: 0 HR: 0	SF: 0 SAC: 0 DP: 0 HBP: 0	WP: 0 PB: 0 SB: 1 CS: 0	PA: 35					
<b>PITCHER</b>	IP	WLS	BF	H	R	ER	SO	BB	IBB	HBP	BLK	WP	HR	S	P	ERA	WHIP										
17 Shelby Miller, R (1,1) ERA:	5.0		21	4	0	0	0	1	0	0	0	0	0	61	97	0.00	1.000										
50 Brandon Cunniff, R (6,1) ERA:	1.2	W	5	0	0	0	1	0	0	0	0	0	0	14	22	0.00	0.000										
43 Luis Avilan, L (7,1) ERA:	0.1	H	2	1	0	0	0	0	0	0	0	0	0	4	5	0.00	3.000										
53 Jim Johnson, R (8,1) ERA:	1.0	H	4	1	0	0	2	0	0	0	0	0	0	9	10	0.00	1.000										
39 Jason Grilli, R (9,1) ERA:	1.0	S	3	0	0	0	1	0	0	0	0	0	0	13	14	0.00	0.000										

Atlanta Braves @ Miami Marlins  
Marlins Park, Miami, FL  
Wed Apr 08 2015, 7:11 PM - 9:56 PM EDT  
Att: 16,127 - Roof Closed - 73 F

AB 33  
R 0  
H 6  
RBI 0  
BB 2  
SO 8  
LOB 12

WP: 0 PA: 35  
PB: 0  
SB: 1  
CS: 0










Batter	1	2	3	4	5	6	7	8	9	AB	R	H	RBI	BB	SO	LOB	TOP					
39 Kevin Kiermaier, L (1, 8) OBP: 0.389, SLG: 0.941	P4			G4-6-3 2B		P6		P6		4	0	1	0	0	0	0	<b>Tampa Bay Rays @ Miami Marlins</b> Marlins Park, Miami, FL Sat Apr 11 2015, 4:11 PM - 6:42 PM EDT Att: 17,830 - Roof Closed - 75 F					
20 Steven Souza Jr., R (1, 9) OBP: 0.316, SLG: 0.153	K			G4-6-3 BB		F7		K		3	0	0	0	1	2	0						
13 Asdrubal Cabrera, S (1, 6) OBP: 0.286, SLG: 0.429	G6-3			G4-6-3				K		4	1	1	0	0	1	2						
3 Evan Longoria, R (1, 5) OBP: 0.381, SLG: 0.529		L8		F9				G6-3		4	0	1	1	0	0	1						
8 Desmond Jennings, R (1, 7) OBP: 0.381, SLG: 0.295		G6-3				G1-3		G5-3		3	0	0	0	1	0	1						
31 Allan Dykstra, L (1, 3) 1 Tim Beckham, R (7, PH) OBP: 0.250, SLG: 0.625		G4-3				G3		HR		2	0	0	0	0	0	1						
11 Logan Forsythe, R (1, 4) OBP: 0.350, SLG: 0.375				G1-3		G4-3		G6-3		4	0	1	0	0	0	1						
46 Bobby Wilson, R (1, 2) 44 René Rivera, R (9, PH) OBP: 0.500, SLG: 0.333				G5-3				L6		2	0	0	0	1	1	0						
22 Chris Archer, R (1, 1) 40 Kevin Jepsen, R (8, 1) 26 Brad Boxberger, R (9, 1)				G4-3		G4-3		K		3	0	0	0	0	1	2						
				G4-3		G4-3		K		0	0	0	0	0	0	0						
<b>Inning Stats</b>	R: 0 E: 0 K: 1 S: 8	H: 0 LOB: 0 BB: 0 P: 12	R: 0 E: 0 K: 0 S: 5	H: 0 LOB: 0 BB: 0 P: 6	R: 0 E: 0 K: 0 S: 4	H: 0 LOB: 0 BB: 0 P: 8	R: 0 E: 0 K: 0 S: 5	H: 1 LOB: 1 BB: 0 P: 10	R: 0 E: 0 K: 0 S: 12	H: 0 LOB: 2 BB: 2 P: 23	R: 1 E: 0 K: 0 S: 15	H: 2 LOB: 1 BB: 0 P: 27	R: 1 E: 0 K: 2 S: 17	H: 1 LOB: 0 BB: 0 P: 25	R: 0 E: 0 K: 2 S: 8	H: 0 LOB: 0 BB: 0 P: 13	R: 0 E: 0 K: 0 S: 10	H: 2 LOB: 2 BB: 0 P: 16	1B: 2 2B: 2 3B: 1 HR: 1	SF: 0 SAC: 0 DP: 1 HBP: 0	WP: 0 PB: 0 SB: 1 CS: 0	PA: 35
<b>PITCHER</b>	IP WLS BF H R ER SO BB IBB HBP BLK WP HR S P ERA WHIP	IP WLS BF H R ER SO BB IBB HBP BLK WP HR S P ERA WHIP	IP WLS BF H R ER SO BB IBB HBP BLK WP HR S P ERA WHIP	IP WLS BF H R ER SO BB IBB HBP BLK WP HR S P ERA WHIP	IP WLS BF H R ER SO BB IBB HBP BLK WP HR S P ERA WHIP	IP WLS BF H R ER SO BB IBB HBP BLK WP HR S P ERA WHIP	IP WLS BF H R ER SO BB IBB HBP BLK WP HR S P ERA WHIP	IP WLS BF H R ER SO BB IBB HBP BLK WP HR S P ERA WHIP	IP WLS BF H R ER SO BB IBB HBP BLK WP HR S P ERA WHIP	IP WLS BF H R ER SO BB IBB HBP BLK WP HR S P ERA WHIP	IP WLS BF H R ER SO BB IBB HBP BLK WP HR S P ERA WHIP	IP WLS BF H R ER SO BB IBB HBP BLK WP HR S P ERA WHIP	IP WLS BF H R ER SO BB IBB HBP BLK WP HR S P ERA WHIP	IP WLS BF H R ER SO BB IBB HBP BLK WP HR S P ERA WHIP	IP WLS BF H R ER SO BB IBB HBP BLK WP HR S P ERA WHIP	IP WLS BF H R ER SO BB IBB HBP BLK WP HR S P ERA WHIP	IP WLS BF H R ER SO BB IBB HBP BLK WP HR S P ERA WHIP					

Batter	1	2	3	4	5	6	7	8	9	AB	R	H	RBI	BB	SO	LOB	BOTTOM					
9 Dee Strange-Gordon, L (1, 4) OBP: 0.318, SLG: 0.333	G1-3			G6-3		G4-3		G6-3		4	0	0	0	0	0	1	<b>Tampa Bay Rays @ Miami Marlins</b> Marlins Park, Miami, FL Sat Apr 11 2015, 4:11 PM - 6:42 PM EDT Att: 17,830 - Roof Closed - 75 F					
21 Christian Yelich, L (1, 7) OBP: 0.409, SLG: 0.368	L7			G6-3 2B		G5-3		G6-3 27 DJ BB		3	0	1	0	1	0	0						
27 Giancarlo Stanton, R (1, 9) OBP: 0.429, SLG: 0.267	P3			K		G5-3		K		4	0	0	0	0	2	2						
38 Michael Morse, R (1, 3) OBP: 0.300, SLG: 0.263		G1-3		G1-4-3		K				3	0	0	0	0	1	1						
14 Martín Prado, R (1, 5) OBP: 0.211, SLG: 0.167		L9		G4-3		K		K		3	0	0	0	0	1	0						
13 Marcell Ozuna, R (1, 8) OBP: 0.263, SLG: 0.263				K		K		WP 1B		3	0	1	0	0	2	0						
39 Jarrod Saltalamacchia, R (1, 2) OBP: 0.200, SLG: 0.154				L5		F7		K		3	0	0	0	0	1	1						
3 Adeiny Hechavarria, R (1, 6) OBP: 0.105, SLG: 0.111				K		G4-3		P3		3	0	0	0	0	1	1						
23 Jarrod Cosart, R (1, 1) 51 Ichiro Suzuki, L (6, PH) 40 Mike Dunn, L (7, 1) 36 Sam Dyson, R (8, 1) 17 Donovan Solano, R (9, PH) OBP: 0.400, SLG: 0.800				G1-3				G6-3		1	0	0	0	0	0	0						
										0	0	0	0	0	0	0						
										0	0	0	0	0	0	0						
<b>Inning Stats</b>	R: 0 E: 0 K: 0 S: 6	H: 0 LOB: 0 BB: 0 P: 10	R: 0 E: 0 K: 1 S: 8	H: 0 LOB: 0 BB: 0 P: 11	R: 0 E: 0 K: 1 S: 6	H: 0 LOB: 0 BB: 0 P: 7	R: 0 E: 0 K: 1 S: 9	H: 1 LOB: 1 BB: 0 P: 12	R: 0 E: 0 K: 0 S: 10	H: 0 LOB: 0 BB: 1 P: 13	R: 0 E: 0 K: 0 S: 8	H: 0 LOB: 0 BB: 1 P: 16	R: 0 E: 0 K: 1 S: 10	H: 0 LOB: 0 BB: 0 P: 15	R: 0 E: 0 K: 2 S: 10	H: 1 LOB: 1 BB: 0 P: 15	R: 0 E: 0 K: 1 S: 11	H: 0 LOB: 1 BB: 1 P: 19	1B: 1 2B: 1 3B: 0 HR: 0	SF: 0 SAC: 0 DP: 0 HBP: 0	WP: 1 PB: 0 SB: 0 CS: 1	PA: 30
<b>PITCHER</b>	IP WLS BF H R ER SO BB IBB HBP BLK WP HR S P ERA WHIP	IP WLS BF H R ER SO BB IBB HBP BLK WP HR S P ERA WHIP	IP WLS BF H R ER SO BB IBB HBP BLK WP HR S P ERA WHIP	IP WLS BF H R ER SO BB IBB HBP BLK WP HR S P ERA WHIP	IP WLS BF H R ER SO BB IBB HBP BLK WP HR S P ERA WHIP	IP WLS BF H R ER SO BB IBB HBP BLK WP HR S P ERA WHIP	IP WLS BF H R ER SO BB IBB HBP BLK WP HR S P ERA WHIP	IP WLS BF H R ER SO BB IBB HBP BLK WP HR S P ERA WHIP	IP WLS BF H R ER SO BB IBB HBP BLK WP HR S P ERA WHIP	IP WLS BF H R ER SO BB IBB HBP BLK WP HR S P ERA WHIP	IP WLS BF H R ER SO BB IBB HBP BLK WP HR S P ERA WHIP	IP WLS BF H R ER SO BB IBB HBP BLK WP HR S P ERA WHIP	IP WLS BF H R ER SO BB IBB HBP BLK WP HR S P ERA WHIP	IP WLS BF H R ER SO BB IBB HBP BLK WP HR S P ERA WHIP	IP WLS BF H R ER SO BB IBB HBP BLK WP HR S P ERA WHIP	IP WLS BF H R ER SO BB IBB HBP BLK WP HR S P ERA WHIP						

livebaseballscores.com

AB 32  
R 2  
H 6  
RBI 2  
BB 3  
SO 5  
LOB 10



livebaseballscores.com

AB 28  
R 0  
H 2  
RBI 0  
BB 2  
SO 8  
LOB 6









Batter	1	2	3	4	5	6	7	8	9	AB	R	H	RBI	BB	SO	LOB	TOP					
9 Dee Strange-Gordon, L OBP: 0.387, SLG: 0.483										3	0	1	0	1	1	1	<b>Miami Marlins @ Atlanta Braves</b> Turner Field, Atlanta, GA Mon Apr 13 2015, 8:04 PM - 11:43 PM EDT Att: 13,417 - Overcast - 67 F					
21 Christian Yelich, L OBP: 0.355, SLG: 0.295										4	0	0	1	0	1	3						
27 Giancarlo Stanton, R OBP: 0.310, SLG: 0.174										4	0	0	0	0	1	2						
14 Martin Prado, R OBP: 0.280, SLG: 0.292										4	1	2	0	0	0	0						
38 Michael Morse, R OBP: 0.250, SLG: 0.259										4	0	0	0	0	1	2						
13 Marcell Ozuna, R OBP: 0.304, SLG: 0.318										3	0	1	0	1	2	1						
39 Jarrod Saltalamacchia, R OBP: 0.259, SLG: 0.353										3	0	0	0	1	1	2						
20 J.T. Realmuto, R										3	1	2	1	1	0	0						
3 Adeiny Hechavarria, R OBP: 0.185, SLG: 0.160										1	0	0	0	0	0	1						
35 Mat Latos, R										1	0	0	0	0	0	0						
36 Sam Dyson, R										0	0	0	0	0	0	0						
44 AJ Ramos, R										0	0	0	0	0	0	0						
51 Ichiro Suzuki, L										0	0	0	0	0	0	0						
22 Carter Capps, R										0	0	0	0	0	0	0						
10 Jeff Baker, R										0	0	0	0	0	1	2						
<b>Inning Stats</b>	R: 0 E: 0 K: 1 S: 8	H: 0 LOB: 0 BB: 0 P: 15	R: 0 E: 0 K: 0 S: 18	H: 1 LOB: 1 BB: 0 P: 25	R: 1 E: 0 K: 0 S: 12	H: 2 LOB: 1 BB: 0 P: 16	R: 0 E: 0 K: 0 S: 6	H: 0 LOB: 1 BB: 1 P: 12	R: 0 E: 0 K: 0 S: 13	H: 0 LOB: 0 BB: 0 P: 20	R: 0 E: 0 K: 0 S: 5	H: 1 LOB: 0 BB: 0 P: 7	R: 0 E: 0 K: 2 S: 10	H: 0 LOB: 0 BB: 0 P: 11	R: 0 E: 0 K: 2 S: 8	H: 0 LOB: 1 BB: 1 P: 18	R: 1 E: 0 K: 3 S: 18	H: 2 LOB: 2 BB: 1 P: 29	1B: 4 2B: 2 3B: 0 HR: 0	SF: 0 SAC: 1 DP: 1 HBP: 0	WP: 0 PB: 0 SB: 1 CS: 0	PA: 36
<b>PITCHER</b>	IP WLS BF H R ER SO BB IBB HBP BLK WP HR S P ERA WHIP																					
17 Shelby Miller, R ERA: 0.9	(1, 1) 5.0 W 20 3 1 1 1 1 2 0 0 0 0 0 0 0 57 88 1.80 1.000																					
57 Cody Martin, R ERA:	(6, 1) 2.0 H 6 1 0 0 2 0 0 0 0 0 0 0 15 18 0.00 0.500																					
53 Jim Johnson, R ERA:	(8, 1) 1.0 H 4 0 0 0 2 1 0 0 0 0 0 0 8 18 0.00 1.000																					
39 Jason Grilli, R ERA: 2.25	(9, 1) 1.0 S 6 2 1 1 3 1 0 0 0 0 0 0 18 29 9.00 3.000																					

Batter	1	2	3	4	5	6	7	8	9	AB	R	H	RBI	BB	SO	LOB	BOTTOM			
4 Eric Young Jr., S OBP: 0.250, SLG: 0.435										4	1	2	0	0	2	0	<b>Miami Marlins @ Atlanta Braves</b> Turner Field, Atlanta, GA Mon Apr 13 2015, 8:04 PM - 11:43 PM EDT Att: 13,417 - Overcast - 67 F			
1 Alberto Callaspo, S OBP: 0.550, SLG: 0.529										4	0	1	1	0	0	1				
22 Nick Markakis, L OBP: 0.333, SLG: 0.231										2	0	1	1	2	0	0				
5 Freddie Freeman, L OBP: 0.276, SLG: 0.429										3	0	0	0	1	1	4				
23 Chris Johnson, R OBP: 0.538, SLG: 0.833										2	0	1	0	1	0	0				
57 Cody Martin, R ERA:										0	0	0	0	0	0	0				
24 Kelly Johnson, L OBP: 0.333, SLG: 0.200										1	0	0	0	0	0	2				
53 Jim Johnson, R ERA:										0	0	0	0	0	0	0				
39 Jason Grilli, R ERA:										3	1	1	0	1	1	3				
27 Christian Bethancourt, R OBP: 0.300, SLG: 0.333										3	0	0	0	1	1	2				
19 Andrelton Simmons, R OBP: 0.298, SLG: 0.462										3	0	0	0	1	1	2				
25 Cameron Maybin, R OBP: 0.188, SLG: 0.333										3	0	0	0	1	1	3				
17 Shelby Miller, R ERA:										1	0	0	0	0	1	0				
8 Jace Peterson, L OBP: 0.273, SLG: 0.200										2	1	1	0	0	1	1				
<b>Inning Stats</b>	R: 0 E: 0 K: 1 S: 9	H: 0 LOB: 0 BB: 0 P: 16	R: 0 E: 0 K: 1 S: 12	H: 1 LOB: 2 BB: 1 P: 20	R: 0 E: 0 K: 2 S: 11	H: 1 LOB: 2 BB: 1 P: 21	R: 1 E: 0 K: 1 S: 8	H: 1 LOB: 0 BB: 1 P: 17	R: 2 E: 0 K: 0 S: 13	H: 4 LOB: 2 BB: 1 P: 23	R: 0 E: 0 K: 1 S: 7	H: 0 LOB: 0 BB: 1 P: 12	R: 0 E: 0 K: 1 S: 13	H: 0 LOB: 2 BB: 2 P: 23	R: 0 E: 0 K: 1 S: 7	H: 0 LOB: 0 BB: 0 P: 10	1B: 4 2B: 3 3B: 0 HR: 0	SF: 0 SAC: 0 DP: 1 HBP: 0	WP: 2 PB: 0 SB: 1 CS: 2	PA: 35
<b>PITCHER</b>	IP WLS BF H R ER SO BB IBB HBP BLK WP HR S P ERA WHIP																			
35 Mat Latos, R ERA: 17.36	(1, 1) 4.0 L 19 5 3 2 5 3 0 0 0 0 1 0 43 80 4.50 2.000																			
36 Sam Dyson, R ERA: 4.5	(5, 1) 2.0 8 2 0 0 1 2 0 0 0 0 1 0 17 29 0.00 2.000																			
44 AJ Ramos, R ERA: 2.08	(7, 1) 1.0 5 0 0 0 1 2 0 0 0 0 0 0 13 23 0.00 2.000																			
22 Carter Capps, R ERA:	(8, 1) 1.0 3 0 0 0 1 0 0 0 0 0 0 7 10 0.00 0.000																			





Batter	1	2	3	4	5	6	7	8	9	AB	R	H	RBI	BB	SO	LOB	TOP							
9 Dee Strange-Gordon, L OBP: 0.333, SLG: 0.485										4	2	2	1	0	0	2								
51 Ichiro Suzuki, L OBP: 0.333, SLG: 0.250										4	2	1	0	1	0	1								
27 Giancarlo Stanton, R OBP: 0.412, SLG: 0.396										3	2	3	4	2	0	0								
14 Martin Prado, R OBP: 0.267, SLG: 0.286										4	0	1	1	0	0	3								
38 Michael Morse, R OBP: 0.303, SLG: 0.323										4	0	2	1	0	0	1								
13 Marcell Ozuna, R OBP: 0.321, SLG: 0.280										3	0	0	1	2	2	1								
39 Jarrod Saltalamacchia, R OBP: 0.290, SLG: 0.273										5	0	0	0	0	3	7								
3 Adeiny Hechavarria, R OBP: 0.219, SLG: 0.233										5	1	2	0	0	1	6								
34 Tom Koehler, R ERA: 15.43										2	0	0	0	0	2	1								
44 AJ Ramos, R ERA: 4.5										0	0	0	0	0	0	0								
10 Jeff Baker, R ERA: 4.5										0	1	0	0	1	0	0								
57 Bryan Morris, L ERA: 4.91										0	0	0	0	0	0	0								
62 José Ureña, R ERA: 4.91										0	0	0	0	0	0	0								
<b>Inning Stats</b>	R: 3 E: 0 K: 1 S: 14	H: 3 LOB: 1 BB: 1 P: 23	R: 0 E: 0 K: 1 S: 6	H: 1 LOB: 0 BB: 0 P: 8	R: 1 E: 0 K: 1 S: 19	H: 1 LOB: 3 BB: 2 P: 34	R: 1 E: 0 K: 1 S: 15	H: 2 LOB: 1 BB: 0 P: 18	R: 0 E: 0 K: 1 S: 7	H: 0 LOB: 0 BB: 0 P: 9	R: 1 E: 0 K: 0 S: 10	H: 1 LOB: 0 BB: 0 P: 11	R: 0 E: 0 K: 2 S: 13	H: 1 LOB: 3 BB: 2 P: 26	R: 2 E: 0 K: 0 S: 14	H: 2 LOB: 1 BB: 1 P: 22	R: 0 E: 0 K: 1 S: 7	H: 0 LOB: 0 BB: 0 P: 9	1B: 8 2B: 3 3B: 0 HR: 0	SF: 2 SAC: 1 DP: 1 HBP: 1	WP: 0 PB: 0 SB: 3 CS: 0	PA: 44		
<b>PITCHER</b>	IP WLS BF H R ER SO BB IBB HBP BLK WP HR S P ERA WHIP	IP WLS BF H R ER SO BB IBB HBP BLK WP HR S P ERA WHIP	IP WLS BF H R ER SO BB IBB HBP BLK WP HR S P ERA WHIP	IP WLS BF H R ER SO BB IBB HBP BLK WP HR S P ERA WHIP	IP WLS BF H R ER SO BB IBB HBP BLK WP HR S P ERA WHIP	IP WLS BF H R ER SO BB IBB HBP BLK WP HR S P ERA WHIP	IP WLS BF H R ER SO BB IBB HBP BLK WP HR S P ERA WHIP	IP WLS BF H R ER SO BB IBB HBP BLK WP HR S P ERA WHIP	IP WLS BF H R ER SO BB IBB HBP BLK WP HR S P ERA WHIP	IP WLS BF H R ER SO BB IBB HBP BLK WP HR S P ERA WHIP	IP WLS BF H R ER SO BB IBB HBP BLK WP HR S P ERA WHIP	IP WLS BF H R ER SO BB IBB HBP BLK WP HR S P ERA WHIP	IP WLS BF H R ER SO BB IBB HBP BLK WP HR S P ERA WHIP	IP WLS BF H R ER SO BB IBB HBP BLK WP HR S P ERA WHIP	IP WLS BF H R ER SO BB IBB HBP BLK WP HR S P ERA WHIP	IP WLS BF H R ER SO BB IBB HBP BLK WP HR S P ERA WHIP	IP WLS BF H R ER SO BB IBB HBP BLK WP HR S P ERA WHIP	IP WLS BF H R ER SO BB IBB HBP BLK WP HR S P ERA WHIP	IP WLS BF H R ER SO BB IBB HBP BLK WP HR S P ERA WHIP	IP WLS BF H R ER SO BB IBB HBP BLK WP HR S P ERA WHIP	IP WLS BF H R ER SO BB IBB HBP BLK WP HR S P ERA WHIP	IP WLS BF H R ER SO BB IBB HBP BLK WP HR S P ERA WHIP	IP WLS BF H R ER SO BB IBB HBP BLK WP HR S P ERA WHIP	IP WLS BF H R ER SO BB IBB HBP BLK WP HR S P ERA WHIP
34 Trevor Cahill, R ERA: 15.43	2.1 L 15 5 4 4 2 3 0 1 0 0 0 33 57 15.43 3.429	4.0 17 4 2 2 3 1 0 0 0 0 0 44 59 4.50 1.250	0.2 3 0 0 0 2 1 0 0 0 0 0 7 13 0.00 1.500	2.0 9 2 2 2 1 1 0 0 0 0 0 21 31 9.00 1.500																				
54 Sugar Ray Marimon, R ERA: 4.5																								
50 Brandon Cuniff, R ERA: 4.91																								
52 Andrew McKirahan, L ERA: 4.91																								
<b>Batter</b>	<b>1</b>	<b>2</b>	<b>3</b>	<b>4</b>	<b>5</b>	<b>6</b>	<b>7</b>	<b>8</b>	<b>9</b>	<b>AB</b>	<b>R</b>	<b>H</b>	<b>RBI</b>	<b>BB</b>	<b>SO</b>	<b>LOB</b>	<b>BOTTOM</b>							
4 Eric Young Jr., S OBP: 0.241, SLG: 0.370										4	0	0	0	1	1	3								
1 Alberto Callaspo, S OBP: 0.436, SLG: 0.429										4	0	0	0	0	0	3								
22 Nick Markakis, L OBP: 0.353, SLG: 0.300										4	0	2	0	0	2	1								
5 Freddie Freeman, L OBP: 0.273, SLG: 0.500										4	1	1	1	0	0	2								
15 A.J. Pierzynski, L OBP: 0.500, SLG: 1.000										4	1	2	1	0	0	0								
23 Chris Johnson, R OBP: 0.471, SLG: 0.667										3	0	0	0	1	1	0								
24 Kelly Johnson, L OBP: 0.250, SLG: 0.143										4	0	0	0	0	1	3								
19 Andrelton Simmons, R OBP: 0.258, SLG: 0.400										4	0	0	0	0	0	3								
34 Trevor Cahill, R ERA: 3.18										0	0	0	0	0	0	0								
44 AJ Ramos, R ERA: 1.5										2	0	1	0	0	1	0								
57 Bryan Morris, R ERA: 1.8										0	0	0	0	0	0	0								
62 José Ureña, R ERA: 1.8										1	0	1	0	0	0	0								
<b>Inning Stats</b>	R: 0 E: 0 K: 0 S: 9	H: 1 LOB: 1 BB: 0 P: 12	R: 0 E: 0 K: 0 S: 5	H: 0 LOB: 0 BB: 0 P: 10	R: 0 E: 0 K: 0 S: 9	H: 1 LOB: 1 BB: 0 P: 13	R: 2 E: 0 K: 2 S: 14	H: 2 LOB: 0 BB: 0 P: 19	R: 0 E: 0 K: 1 S: 11	H: 0 LOB: 0 BB: 1 P: 19	R: 0 E: 0 K: 0 S: 12	H: 2 LOB: 1 BB: 1 P: 20	R: 0 E: 0 K:											



Batter	1	2	3	4	5	6	7	8	9	AB	R	H	RBI	BB	SO	LOB	TOP								
9 Dee Strange-Gordon, L (1.4) OBP: 0.400, SLG: 0.514											4	0	2	2	0	0	2								
51 Ichiro Suzuki, L (1.7) OBP: 0.263, SLG: 0.188											4	0	0	0	0	1	2								
27 Giancarlo Stanton, R (1.9) OBP: 0.369, SLG: 0.267											4	0	0	0	0	1	1								
14 Martin Prado, R (1.5) OBP: 0.265, SLG: 0.258											3	0	0	0	1	1	0								
38 Michael Morse, R (1.3) OBP: 0.324, SLG: 0.412												3	2	1	1	0	1								
13 Marcell Ozuna, R (1.8) OBP: 0.313, SLG: 0.250												3	0	0	0	1	1	0							
20 J.T. Realmuto, R (1.2) OBP: 0.750, SLG: 1.000												3	2	2	0	1	0	2							
3 Adeiny Hechavarria, R (1.6) OBP: 0.278, SLG: 0.394												3	2	3	3	0	0	0							
15 Dan Haren, R (1.1)												2	0	0	0	0	1	2							
40 Mike Dunn, L (8.1)												0	0	0	0	0	0								
12 Reid Brignac, L (9. PH)											1	0	0	0	0	0	1								
31 Steve Cishek, R (9.1)											0	0	0	0	0	0	0								
<b>Inning Stats</b>	R: 0 E: 0 K: 1 S: 7	H: 1 LOB: 0 BB: 0 P: 11	R: 0 E: 0 K: 0 S: 8	H: 0 LOB: 0 BB: 0 P: 12	R: 2 E: 0 K: 0 S: 16	H: 2 LOB: 1 BB: 1 P: 24	R: 0 E: 0 K: 1 S: 10	H: 0 LOB: 0 BB: 1 P: 15	R: 2 E: 0 K: 0 S: 15	H: 2 LOB: 0 BB: 0 P: 23	R: 1 E: 0 K: 1 S: 7	H: 1 LOB: 0 BB: 0 P: 11	R: 0 E: 0 K: 1 S: 8	H: 2 LOB: 1 BB: 0 P: 12	R: 0 E: 0 K: 1 S: 8	H: 0 LOB: 0 BB: 0 P: 10	R: 1 E: 0 K: 0 S: 14	H: 0 LOB: 1 BB: 2 P: 25	1B: 4 2B: 2 3B: 0 HR: 2	SF: 1 SAC: 1 DP: 2 HBP: 0	WP: 0 PB: 0 SB: 0 CS: 1	PA: 36			
<b>PITCHER</b>	IP	WLS	BF	H	R	ER	SO	BB	IBB	HBP	BLK	WP	HR	S	P	ERA	WHIP								
37 Eric Stults, L (1.1) ERA: 6.3	5.0	L	20	5	4	4	2	2	0	0	0	0	1	56	85	7.20	1.400								
57 Cody Martin, R (6.1) ERA: 1.35	1.1		7	3	1	1	2	0	0	0	0	0	1	14	22	6.75	2.250								
43 Luis Avilan, L (7.1) ERA: 1.35	1.2		4	0	0	0	1	0	0	0	0	0	0	9	11	0.00	0.000								
50 Brandon Cunniff, R (9.1) ERA: 1.59	1.0		5	0	1	1	0	2	0	0	0	0	0	14	25	9.00	2.000								

Miami Marlins @ Atlanta Braves  
Turner Field, Atlanta, GA  
Wed Apr 15 2015, 12:11 PM - 2:35 PM EDT  
Att: 18,342 - Cloudy - 68 F

AB 30  
R 6  
H 8  
RBI 6  
BB 4  
SO 5  
LOB 11

Batter	1	2	3	4	5	6	7	8	9	AB	R	H	RBI	BB	SO	LOB	BOTTOM								
25 Cameron Maybin, R (1.8) OBP: 0.260, SLG: 0.500											3	1	1	1	1	0	0								
11 Phil Gosselin, R (1.5) OBP: 0.100, SLG: 0.100											4	0	0	0	0	0	1								
5 Freddie Freeman, L (1.3) OBP: 0.270, SLG: 0.457												3	0	0	0	1	0								
27 Christian Bethancourt, R (1.2) OBP: 0.250, SLG: 0.273												4	0	0	0	1	3								
24 Kelly Johnson, L (1.9) OBP: 0.250, SLG: 0.333												4	1	1	1	0	2	2							
7 Jonny Gomes, R (1.7) OBP: 0.353, SLG: 0.467											3	0	0	0	0	2	0								
8 Jace Peterson, L (1.4) OBP: 0.269, SLG: 0.208											3	0	0	0	0	1	0								
19 Andrelton Simmons, R (1.6) OBP: 0.265, SLG: 0.394											3	0	1	0	0	0	0								
37 Eric Stults, L (1.1) 1 Alberto Callaspo, S (5. PH) 57 Cody Martin, R (6.1) 43 Luis Avilan, L (7.1) 4 Eric Young Jr., S (8. PH) 50 Brandon Cunniff, R (9.1)											1	0	0	0	0	0	0								
<b>Inning Stats</b>	R: 0 E: 0 K: 0 S: 15	H: 0 LOB: 2 BB: 2 P: 28	R: 0 E: 0 K: 2 S: 7	H: 0 LOB: 0 BB: 0 P: 12	R: 0 E: 0 K: 0 S: 7	H: 0 LOB: 0 BB: 0 P: 9	R: 0 E: 1 K: 1 S: 6	H: 0 LOB: 0 BB: 0 P: 8	R: 0 E: 0 K: 0 S: 10	H: 1 LOB: 1 BB: 0 P: 12	R: 1 E: 0 K: 1 S: 16	H: 1 LOB: 0 BB: 0 P: 22	R: 1 E: 0 K: 1 S: 7	H: 1 LOB: 0 BB: 0 P: 11	R: 0 E: 0 K: 1 S: 7	H: 0 LOB: 0 BB: 0 P: 12	R: 0 E: 0 K: 1 S: 10	H: 0 LOB: 0 BB: 0 P: 16	1B: 1 2B: 0 3B: 0 HR: 2	SF: 0 SAC: 0 DP: 1 HBP: 0	WP: 0 PB: 0 SB: 0 CS: 0	PA: 32			
<b>PITCHER</b>	IP	WLS	BF	H	R	ER	SO	BB	IBB	HBP	BLK	WP	HR	S	P	ERA	WHIP								
15 Dan Haren, R (1.1) ERA: 2.08	7.0	W	26	3	2	2	5	2	0	0	0	0	2	68	102	2.57	0.714								
40 Mike Dunn, L (8.1) ERA: 2.08	1.0	H	3	0	0	0	1	0	0	0	0	0	0	7	12	0.00	0.000								
31 Steve Cishek, R (9.1) ERA: 19.29	1.0		3	0	0	0	1	0	0	0	0	0	0	10	16	0.00	0.000								

Miami Marlins @ Atlanta Braves  
Turner Field, Atlanta, GA  
Wed Apr 15 2015, 12:11 PM - 2:35 PM EDT  
Att: 18,342 - Cloudy - 68 F

AB 30  
R 2  
H 3  
RBI 2  
BB 2  
SO 7  
LOB 7



Batter	1	2	3	4	5	6	7	8	9	AB	R	H	RBI	BB	SO	LOB	TOP								
9 Dee Strange-Gordon, L OBP: 0.389, SLG: 0.488	G1-3		G4-3				FC4			4	0	1	0	0	0	0	<b>Miami Marlins @ New York Mets</b> Citi Field, Flushing, NY Thu Apr 16 2015, 7:13 PM - 10:13 PM EDT Att: 20,556 - Clear - 59 F								
21 Christian Yelich, L OBP: 0.343, SLG: 0.290	27 HR		G3-1			G4-3	G6-4-3			4	1	1	0	0	0	2									
27 Giancarlo Stanton, R OBP: 0.405, SLG: 0.424	1 HR					14 BB				3	2	2	2	1	1	0									
14 Martin Prado, R OBP: 0.289, SLG: 0.371						13 BB				4	1	2	1	0	1	1									
38 Michael Morse, R OBP: 0.317, SLG: 0.378						13 BB				3	0	0	0	1	2	1									
13 Marcell Ozuna, R OBP: 0.306, SLG: 0.226										3	0	0	1	1	3	1									
20 J.T. Realmuto, R OBP: 0.375, SLG: 0.429	G5-3					G4-3	F9			4	0	0	0	0	1	3									
3 Adeiny Hechavarria, R OBP: 0.250, SLG: 0.351	P4					B3-1				4	0	0	0	0	1	0									
23 Jarrod Cosart, R										2	0	0	0	0	2	0									
44 AJ Ramos, R										0	0	0	0	0	0	0									
51 Ichiro Suzuki, L										1	1	1	0	0	0	0									
40 Mike Dunn, L										0	0	0	0	0	0	0									
36 Sam Dyson, R										0	0	0	0	0	0	0									
12 Reid Brignac, L										1	0	0	0	0	0	0									
<b>Inning Stats</b>	R: 2 H: 2 E: 0 K: 2 S: 20	H: 2 LOB: 0 BB: 0 P: 29	R: 0 H: 0 E: 0 K: 1 S: 11	H: 0 LOB: 0 BB: 0 P: 14	R: 0 H: 0 E: 0 K: 1 S: 8	H: 0 LOB: 0 BB: 0 P: 9	R: 1 H: 1 E: 0 K: 2 S: 13	H: 1 LOB: 3 BB: 3 P: 15	R: 0 H: 0 E: 0 K: 1 S: 6	H: 0 LOB: 0 BB: 0 P: 8	R: 1 H: 2 E: 1 K: 0 S: 21	H: 2 LOB: 3 BB: 3 P: 38	R: 1 H: 1 E: 1 K: 1 S: 12	H: 1 LOB: 0 BB: 0 P: 18	R: 0 H: 1 E: 0 K: 2 S: 13	H: 1 LOB: 1 BB: 0 P: 16	R: 0 H: 0 E: 0 K: 1 S: 11	H: 0 LOB: 0 BB: 0 P: 17	1B: 3 2B: 1 3B: 1 HR: 2	SF: 0 SAC: 0 DP: 1 HBP: 0	WP: 0 PB: 0 SB: 1 CS: 1	PA: 36			
<b>PITCHER</b>	IP WLS BF H R ER SO BB IBB HBP BLK WP HR S P ERA WHIP	IP WLS BF H R ER SO BB IBB HBP BLK WP HR S P ERA WHIP	IP WLS BF H R ER SO BB IBB HBP BLK WP HR S P ERA WHIP	IP WLS BF H R ER SO BB IBB HBP BLK WP HR S P ERA WHIP	IP WLS BF H R ER SO BB IBB HBP BLK WP HR S P ERA WHIP	IP WLS BF H R ER SO BB IBB HBP BLK WP HR S P ERA WHIP	IP WLS BF H R ER SO BB IBB HBP BLK WP HR S P ERA WHIP	IP WLS BF H R ER SO BB IBB HBP BLK WP HR S P ERA WHIP	IP WLS BF H R ER SO BB IBB HBP BLK WP HR S P ERA WHIP	IP WLS BF H R ER SO BB IBB HBP BLK WP HR S P ERA WHIP	IP WLS BF H R ER SO BB IBB HBP BLK WP HR S P ERA WHIP	IP WLS BF H R ER SO BB IBB HBP BLK WP HR S P ERA WHIP	IP WLS BF H R ER SO BB IBB HBP BLK WP HR S P ERA WHIP	IP WLS BF H R ER SO BB IBB HBP BLK WP HR S P ERA WHIP	IP WLS BF H R ER SO BB IBB HBP BLK WP HR S P ERA WHIP	IP WLS BF H R ER SO BB IBB HBP BLK WP HR S P ERA WHIP	IP WLS BF H R ER SO BB IBB HBP BLK WP HR S P ERA WHIP	IP WLS BF H R ER SO BB IBB HBP BLK WP HR S P ERA WHIP	IP WLS BF H R ER SO BB IBB HBP BLK WP HR S P ERA WHIP	IP WLS BF H R ER SO BB IBB HBP BLK WP HR S P ERA WHIP	IP WLS BF H R ER SO BB IBB HBP BLK WP HR S P ERA WHIP	IP WLS BF H R ER SO BB IBB HBP BLK WP HR S P ERA WHIP	IP WLS BF H R ER SO BB IBB HBP BLK WP HR S P ERA WHIP	IP WLS BF H R ER SO BB IBB HBP BLK WP HR S P ERA WHIP	IP WLS BF H R ER SO BB IBB HBP BLK WP HR S P ERA WHIP
35 Dillon Gee, R ERA: 7.59	5.2	23	5	4	4	7	2	0	0	0	0	0	0	0	0	0	6.35	1.235							
50 Rafael Montero, R ERA: 4.15	0.2	4	1	1	0	1	1	0	0	0	0	0	0	0	0	0	0.00	3.000							
13 Jerry Blevins, L ERA:	0.2	W	2	0	0	0	0	0	0	0	0	0	0	0	2	4	0.00	0.000							
52 Carlos Torres, R ERA:	1.0	H	4	1	0	0	2	0	0	0	0	0	0	0	13	16	0.00	1.000							
27 Jeury's Familia, R ERA: 3.18	1.0	S	3	0	0	0	1	0	0	0	0	0	0	0	11	17	0.00	0.000							
<b>Batter</b>	1	2	3	4	5	6	7	8	9	AB	R	H	RBI	BB	SO	LOB	<b>BOTTOM</b>								
3 Curtis Granderson, L OBP: 0.390, SLG: 0.167			G4-3			F8				3	1	0	0	1	1	1	<b>Miami Marlins @ New York Mets</b> Citi Field, Flushing, NY Thu Apr 16 2015, 7:13 PM - 10:13 PM EDT Att: 20,556 - Clear - 59 F								
7 Travis d'Arnaud, R OBP: 0.324, SLG: 0.471						P2	G4-3			4	0	0	0	0	1	2									
21 Lucas Duda, L OBP: 0.439, SLG: 0.632	F7					2B				4	1	3	1	0	0	0									
23 Michael Cuddyer, R OBP: 0.366, SLG: 0.459										4	1	2	2	0	1	1									
52 Carlos Torres, R										0	0	0	0	0	0	0									
27 Jeury's Familia, R										0	0	0	0	0	0	0									
28 Daniel Murphy, L OBP: 0.256, SLG: 0.273										4	0	1	0	0	0	4									
29 Eric Campbell, R OBP: 0.222, SLG: 0.250										3	1	1	1	0	0	1									
12 Juan Lagares, R OBP: 0.268, SLG: 0.231										3	1	1	0	1	1	0									
4 Wilmer Flores, R OBP: 0.250, SLG: 0.310										4	1	1	3	0	1	1									
35 Dillon Gee, R										1	0	0	0	0	1	0									
50 Rafael Montero, R										0	0	0	0	0	0	0									
13 Jerry Blevins, L										0	0	0	0	0	0	0									
44 John Mayberry Jr., R OBP: 0.364, SLG: 0.556										0	1	0	0	0	0	0									
<b>Inning Stats</b>	R: 0 H: 0 E: 0 K: 2 S: 9	H: 1 LOB: 0 BB: 0 P: 12	R: 0 H: 1 E: 0 K: 0 S: 9	H: 0 LOB: 0 BB: 0 P: 13	R: 0 H: 0 E: 0 K: 1 S: 11	H: 0 LOB: 1 BB: 1 P: 18	R: 0 H: 1 E: 0 K: 1 S: 10	H: 1 LOB: 1 BB: 0 P: 15	R: 3 H: 3 E: 0 K: 1 S: 12	H: 3 LOB: 0 BB: 0 P: 19	R: 2 H: 2 E: 0 K: 0 S: 12	H: 2 LOB: 0 BB: 0 P: 19	R: 2 H: 2 E: 0 K: 0 S: 18	H: 2 LOB: 2 BB: 2 P: 34	R: 0 H: 0 E: 0 K: 1 S: 6	H: 0 LOB: 0 BB: 0 P: 10	1B: 6 2B: 2 3B: 0 HR: 1	SF: 1 SAC: 1 DP: 1 HBP: 0	WP: 0 PB: 0 SB: 1 CS: 0	PA: 35					
<b>PITCHER</b>	IP WLS BF H R ER SO BB IBB HBP BLK WP HR S P ERA WHIP	IP WLS BF H R ER SO BB IBB HBP BLK WP HR S P ERA WHIP	IP WLS BF H R ER SO BB IBB HBP BLK WP HR S P ERA WHIP	IP WLS BF H R ER SO BB IBB HBP BLK WP HR S P ERA WHIP	IP WLS BF H R ER SO BB IBB HBP BLK WP HR S P ERA WHIP	IP WLS BF H R ER SO BB IBB HBP BLK WP HR S P ERA WHIP	IP WLS BF H R ER SO BB IBB HBP BLK WP HR S P ERA WHIP	IP WLS BF H R ER SO BB IBB HBP BLK WP HR S P ERA WHIP	IP WLS BF H R ER SO BB IBB HBP BLK WP HR S P ERA WHIP	IP WLS BF H R ER SO BB IBB HBP BLK WP HR S P ERA WHIP	IP WLS BF H R ER SO BB IBB HBP BLK WP HR S P ERA WHIP	IP WLS BF H R ER SO BB IBB HBP BLK WP HR S P ERA WHIP	IP WLS BF H R ER SO BB IBB HBP BLK WP HR S P ERA WHIP	IP WLS BF H R ER SO BB IBB HBP BLK WP HR S P ERA WHIP	IP WLS BF H R ER SO BB IBB HBP BLK WP HR S P ERA WHIP	IP WLS BF H R ER SO BB IBB HBP BLK WP HR S P ERA WHIP	IP WLS BF H R ER SO BB IBB HBP BLK WP HR S P ERA WHIP	IP WLS BF H R ER SO BB IBB HBP BLK WP HR S P ERA WHIP	IP WLS BF H R ER SO BB IBB HBP BLK WP HR S P ERA WHIP	IP WLS BF H R ER SO BB IBB HBP BLK WP HR S P ERA WHIP	IP WLS BF H R ER SO BB IBB HBP BLK WP HR S P ERA WHIP	IP WLS BF H R ER SO BB IBB HBP BLK WP HR S P ERA WHIP	IP WLS BF H R ER SO BB IBB HBP BLK WP HR S P ERA WHIP	IP WLS BF H R ER SO BB IBB HBP BLK WP HR S P ERA WHIP	IP WLS BF H R ER SO BB IBB HBP BLK WP HR S P ERA WHIP
23 Jarrod Cosart, R ERA: 4.76	5.1	23	7	5	5	5	1	0	0	0	0	0	0	0	0	0	8.44	1.500							
44 AJ Ramos, R ERA: 1.35	0.2	2	0	0	0	0	0	0	0	0	0	7	11	0.00	0.000										
40 Mike Dunn, L ERA: 5.4	0.2	L	5	1	2	2	2	0	0	0	0	13	27	27.00	4.500										
36 Sam Dyson, R ERA: 3.68	1.1	5	1	0	0	1	0	0	0	0	0	11	17	0.00	0.750										



Batter	1	2	3	4	5	6	7	8	9	AB	R	H	RBI	BB	SO	LOB	TOP			
9 Dee Strange-Gordon, L OBP: 0.354, SLG: 0.444										4	0	0	0	0	1	0				
21 Christian Yelich, L OBP: 0.308, SLG: 0.257										4	0	0	0	0	1	0				
27 Giancarlo Stanton, R OBP: 0.391, SLG: 0.486										4	1	1	1	0	2	0				
14 Martin Prado, R OBP: 0.310, SLG: 0.385										4	0	2	0	0	1	0				
38 Michael Morse, R OBP: 0.311, SLG: 0.366										4	0	1	0	0	0	2				
12 Reid Brignac, L (9, PR)										0	0	0	0	0	0	0				
51 Ichiro Suzuki, L OBP: 0.292, SLG: 0.333										4	0	1	0	0	0	1				
20 J.T. Realmuto, R OBP: 0.364, SLG: 0.500										3	0	1	0	0	0	2				
3 Adeiny Hechavarria, R OBP: 0.256, SLG: 0.375										3	0	1	0	0	0	3				
41 David Phelps, R (1, 1)										2	0	0	0	0	2	1				
52 Brad Hand, L (5, 1)										0	0	0	0	0	0	0				
36 Sam Dyson, R (6, 1)										0	0	0	0	0	0	0				
10 Jeff Baker, R (8, PH)										1	0	0	0	0	0	0				
57 Bryan Morris, L (8, 1)										0	0	0	0	0	0	0				
<b>Inning Stats</b>	R: 1 E: 0 K: 1 S: 9	H: 1 LOB: 0 BB: 0 P: 12	R: 0 E: 0 K: 0 S: 9	H: 1 LOB: 1 BB: 0 P: 14	R: 0 E: 0 K: 1 S: 8	H: 0 LOB: 0 BB: 0 P: 9	R: 0 E: 0 K: 0 S: 9	H: 1 LOB: 1 BB: 0 P: 12	R: 0 E: 0 K: 1 S: 9	H: 0 LOB: 0 BB: 0 P: 13	R: 0 E: 0 K: 2 S: 13	H: 2 LOB: 2 BB: 0 P: 17	R: 0 E: 0 K: 0 S: 8	H: 0 LOB: 0 BB: 0 P: 12	R: 0 E: 0 K: 2 S: 10	H: 1 LOB: 1 BB: 0 P: 14	1B: 4 2B: 2 3B: 0 HR: 1	SF: 0 SAC: 0 DP: 1 HBP: 0	WP: 0 PB: 0 SB: 0 CS: 0	PA: 33
<b>PITCHER</b>	IP WLS BF H R ER SO BB IBB HBP BLK WP HR S P ERA WHIP	7.0 W 26 6 1 1 5 0 0 0 0 0 1 66 91 1.29 0.857	1.0 H 3 0 0 0 0 0 0 0 0 0 0 8 12 0.00 0.000	1.0 S 4 1 0 0 2 0 0 0 0 0 0 10 14 0.00 1.000																

Miami Marlins @ New York Mets  
Citi Field, Flushing, NY  
Fri Apr 17 2015, 7:11 PM - 9:48 PM EDT  
Att: 38,753 - Partly Cloudy - 68 F

AB	33
R	1
H	7
RBI	1
BB	0
SO	7
LOB	9



Batter	1	2	3	4	5	6	7	8	9	AB	R	H	RBI	BB	SO	LOB	BOTTOM			
3 Curtis Granderson, L OBP: 0.356, SLG: 0.147										4	0	0	0	0	2	4				
12 Juan Lagares, R OBP: 0.237, SLG: 0.233										4	1	1	0	0	0	1				
21 Lucas Duda, L OBP: 0.422, SLG: 0.595										4	1	1	0	0	1	0				
23 Michael Cuddyer, R OBP: 0.378, SLG: 0.488									4	1	2	1	0	1	0	0				
27 Jeury's Familia, R (9, 1)									0	0	0	0	0	0	0	0				
28 Daniel Murphy, L OBP: 0.256, SLG: 0.297										4	0	1	1	0	0	2				
29 Eric Campbell, R OBP: 0.231, SLG: 0.200										2	1	0	1	1	0	1				
4 Wilmer Flores, R OBP: 0.250, SLG: 0.303									4	0	1	0	0	0	2					
20 Anthony Recker, R (1, 2)									1	0	0	0	2	1	0					
40 Bartolo Colon, R OBP: 0.143, SLG: 0.167									1	0	0	1	0	0	1					
16 Danny Muno, S OBP: 1.000, SLG: 1.000									1	0	1	0	0	0	0					
13 Jerry Blevins, L (8, 1)									0	0	0	0	0	0	0					
9 Kirk Nieuwenhuis, L (9, 7)									0	0	0	0	0	0	0					
<b>Inning Stats</b>	R: 0 E: 0 K: 1 S: 9	H: 0 LOB: 0 BB: 0 P: 17	R: 0 E: 0 K: 1 S: 6	H: 0 LOB: 0 BB: 0 P: 8	R: 0 E: 0 K: 0 S: 8	H: 0 LOB: 1 BB: 1 P: 15	R: 0 E: 0 K: 0 S: 10	H: 0 LOB: 0 BB: 0 P: 15	R: 1 E: 0 K: 1 S: 12	H: 1 LOB: 2 BB: 2 P: 25	R: 2 E: 0 K: 0 S: 12	H: 3 LOB: 1 BB: 0 P: 19	R: 0 E: 0 K: 2 S: 13	H: 1 LOB: 1 BB: 0 P: 19	R: 1 E: 0 K: 0 S: 12	H: 2 LOB: 1 BB: 0 P: 16	1B: 5 2B: 2 3B: 0 HR: 0	SF: 2 SAC: 0 DP: 0 HBP: 0	WP: 0 PB: 0 SB: 1 CS: 0	PA: 34
<b>PITCHER</b>	IP WLS BF H R ER SO BB IBB HBP BLK WP HR S P ERA WHIP	4.2 L 5 3 2 2 1 0 0 0 0 0 0 11 19 27.00 4.500	1.2 6 1 0 0 2 0 0 0 0 0 0 17 24 0.00 0.600	1.0 5 2 1 1 0 0 0 0 0 0 0 12 16 9.00 2.000																

Miami Marlins @ New York Mets  
Citi Field, Flushing, NY  
Fri Apr 17 2015, 7:11 PM - 9:48 PM EDT  
Att: 38,753 - Partly Cloudy - 68 F

AB	29
R	4
H	7
RBI	4
BB	3
SO	5
LOB	11





Batter	1	2	3	4	5	6	7	8	9	AB	R	H	RBI	BB	SO	LOB	TOP										
9 Dee Strange-Gordon, L OBP: 0.415, SLG: 0.520										5	0	5	3	0	0	0	<b>Miami Marlins @ New York Mets</b> Citi Field, Flushing, NY Sat Apr 18 2015, 7:11 PM - 10:01 PM EDT Att: 41,844 - Partly Cloudy - 73 F										
21 Christian Yelich, L OBP: 0.265, SLG: 0.250										5	0	1	0	0	4	5											
27 Giancarlo Stanton, R OBP: 0.360, SLG: 0.439										4	0	0	0	0	3	3											
14 Martin Prado, R OBP: 0.283, SLG: 0.349										4	0	0	0	0	1	3											
38 Michael Morse, R OBP: 0.306, SLG: 0.422										4	1	1	1	0	1	0											
13 Marcell Ozuna, R OBP: 0.325, SLG: 0.257										4	1	2	0	0	1	0											
39 Jarrod Saltalamacchia, R OBP: 0.179, SLG: 0.240										3	0	0	0	0	1	1											
51 Ichiro Suzuki, L OBP: 0.280, SLG: 0.318										1	0	0	0	0	1	1											
3 Adeiny Hechavarria, R OBP: 0.277, SLG: 0.386										4	1	2	0	0	0	1											
35 Mat Latos, R 12 Reid Brignac, L 62 José Ureña, R 10 Jeff Baker, R 52 Brad Hand, L 20 J.T. Realmuto, R										0	0	0	0	0	0	0											
<b>Inning Stats</b>	R: 0 H: 1 E: 0 K: 2 S: 8	WLS: 1 BF: 0 LOB: 0 P: 12	R: 0 H: 0 E: 0 K: 1 S: 6	H: 0 R: 0 ER: 0 LOB: 0 P: 9	R: 0 H: 2 E: 0 K: 2 S: 16	H: 0 R: 0 ER: 0 LOB: 0 P: 24	R: 0 H: 0 E: 0 K: 1 S: 8	H: 0 R: 0 ER: 0 LOB: 0 P: 10	R: 0 H: 2 E: 0 K: 1 S: 13	H: 2 R: 0 ER: 0 LOB: 2 P: 21	R: 0 H: 1 E: 0 K: 0 S: 10	H: 1 R: 0 ER: 0 LOB: 1 P: 13	R: 1 H: 1 E: 0 K: 2 S: 12	H: 1 R: 0 ER: 0 LOB: 1 P: 22	R: 3 H: 4 E: 0 K: 3 S: 17	H: 4 R: 0 ER: 0 LOB: 0 P: 26	1B: 9 2B: 2 3B: 0 HR: 1	SF: 0 SAC: 1 DP: 1 HBP: 0	WP: 1 PB: 0 CS: 1	PA: 38							
<b>PITCHER</b>	IP	WLS	BF	H	R	ER	SO	BB	IBB	HBP	BLK	WP	HR	S	P	ERA	WHIP										
48 Jacob deGrom, R ERA: 0.93	7.0	W	26	6	0	0	8	0	0	0	0	0	0	69	101	0.00	0.857										
36 Sean Gilmartin, L ERA: 6.0	0.1		3	1	1	1	1	1	0	0	0	0	0	6	14	27.00	6.000										
43 Buddy Carlyle, R ERA: 5.06	0.2		2	0	0	0	1	0	0	0	0	0	0	6	8	0.00	0.000										
52 Carlos Torres, R ERA: 5.06	0.2	S	6	4	3	3	2	0	0	0	0	1	1	14	23	40.50	6.000										
54 Alex Torres, L ERA: 4.91	0.1		1	0	0	0	1	0	0	0	0	0	0	3	3	0.00	0.000										
<b>Batter</b>	<b>1</b>	<b>2</b>	<b>3</b>	<b>4</b>	<b>5</b>	<b>6</b>	<b>7</b>	<b>8</b>	<b>9</b>	<b>AB</b>	<b>R</b>	<b>H</b>	<b>RBI</b>	<b>BB</b>	<b>SO</b>	<b>LOB</b>	<b>BOTTOM</b>										
3 Curtis Granderson, L OBP: 0.327, SLG: 0.132										4	0	0	0	0	0	0	<b>Miami Marlins @ New York Mets</b> Citi Field, Flushing, NY Sat Apr 18 2015, 7:11 PM - 10:01 PM EDT Att: 41,844 - Partly Cloudy - 73 F										
7 Travis d'Arnaud, R OBP: 0.317, SLG: 0.526										4	1	1	1	0	0	0											
21 Lucas Duda, L OBP: 0.408, SLG: 0.587										4	0	1	0	0	2	0											
23 Michael Cuddyer, R OBP: 0.388, SLG: 0.511										4	1	2	0	0	2	1											
52 Carlos Torres, R 54 Alex Torres, L										0	0	0	0	0	0	0											
28 Daniel Murphy, L OBP: 0.234, SLG: 0.268										4	0	0	0	0	0	2											
29 Eric Campbell, R OBP: 0.353, SLG: 0.308										3	2	2	1	1	0	1											
12 Juan Lagares, R OBP: 0.286, SLG: 0.255										4	0	2	1	0	0	2											
4 Wilmer Flores, R OBP: 0.282, SLG: 0.417										3	1	2	2	0	1	1											
48 Jacob deGrom, L 36 Sean Gilmartin, L 43 Buddy Carlyle, L 9 Kirk Nieuwenhuis, L										3	0	0	0	0	0	4											
<b>Inning Stats</b>	R: 0 H: 1 E: 0 K: 1 S: 8	WLS: 1 BF: 21 LOB: 1 P: 10	R: 1 H: 2 E: 0 K: 1 S: 11	H: 2 R: 2 ER: 2 LOB: 1 P: 14	R: 1 H: 1 E: 0 K: 2 S: 11	H: 1 R: 0 ER: 0 LOB: 0 P: 17	R: 0 H: 2 E: 0 K: 0 S: 10	H: 2 R: 0 ER: 0 LOB: 2 P: 19	R: 0 H: 0 E: 0 K: 1 S: 9	H: 0 R: 0 ER: 0 LOB: 0 P: 15	R: 3 H: 3 E: 0 K: 0 S: 9	H: 3 R: 0 ER: 0 LOB: 0 P: 12	R: 0 H: 0 E: 0 K: 0 S: 8	H: 0 R: 0 ER: 0 LOB: 0 P: 13	R: 0 H: 1 E: 0 K: 0 S: 7	H: 1 R: 0 ER: 0 LOB: 1 P: 12	1B: 6 2B: 2 3B: 0 HR: 2	SF: 0 SAC: 0 DP: 1 HBP: 0	WP: 1 PB: 1 CS: 0	PA: 34							
<b>PITCHER</b>	IP	WLS	BF	H	R	ER	SO	BB	IBB	HBP	BLK	WP	HR	S	P	ERA	WHIP										
35 Mat Latos, R ERA: 10.24	5.0	L	21	6	2	2	5	1	0	0	0	0	1	49	75	3.60	1.400										
62 José Ureña, R ERA: 9.0	2.0		9	3	3	3	0	0	0	0	0	0	1	17	25	13.50	1.500										
52 Brad Hand, L ERA: 5.0	1.0		4	1	0	0	0	0	0	0	0	1	0	7	12	0.00	1.000										







Batter	1	2	3	4	5	6	7	8	9	AB	R	H	RBI	BB	SO	LOB	TOP					
9 Dee Strange-Gordon, L (1.4) OBP: 0.403, SLG: 0.492										5	0	2	0	0	0	0	<b>Miami Marlins @ Philadelphia Phillies</b> Citizens Bank Park, Philadelphia, PA Tue Apr 21 2015, 7:07 PM - 9:35 PM EDT Att: 21,993 - Clear - 64 F					
14 Martín Prado, R (1.5) OBP: 0.296, SLG: 0.340										3	0	0	0	1	2	1						
27 Giancarlo Stanton, R (1.9) OBP: 0.373, SLG: 0.520										4	1	2	1	0	1	3						
38 Michael Morse, R (1.3) OBP: 0.298, SLG: 0.396										4	0	1	0	0	2	1						
13 Marcell Ozuna, R (1.8) OBP: 0.333, SLG: 0.310										4	0	1	0	0	2	1						
51 Ichiro Suzuki, L (1.7) OBP: 0.300, SLG: 0.333										4	1	2	0	0	0	1						
20 J.T. Realmuto, R (1.2) OBP: 0.300, SLG: 0.389										4	0	1	0	0	0	3						
3 Adeiny Hechavarria, R (1.6) OBP: 0.273, SLG: 0.365										4	1	1	1	0	1	2						
15 Dan Haren, R (1.1)										2	0	0	0	0	0	2						
17 Donovan Solano, R (7, PH) OBP: 0.200, SLG: 0.400										1	0	0	0	0	1	0						
40 Mike Dunn, L (7.1)										0	0	0	0	0	0	0						
46 Nick Masset, L (8.1)										0	0	0	0	0	0	0						
12 Reid Brignac, L (9, PH)										1	0	0	0	0	1	0						
<b>Inning Stats</b>	R: 0 H: 1 E: 0 K: 2 S: 12	H: 1 LOB: 1 BB: 0 P: 19	R: 0 H: 0 E: 0 K: 1 S: 5	H: 0 LOB: 0 BB: 0 P: 9	R: 0 H: 1 E: 0 K: 0 S: 9	H: 1 LOB: 0 BB: 0 P: 12	R: 1 H: 1 E: 0 K: 1 S: 11	H: 1 LOB: 0 BB: 0 P: 14	R: 2 H: 3 E: 1 K: 1 S: 11	H: 3 LOB: 2 BB: 1 P: 22	R: 0 H: 2 E: 0 K: 1 S: 12	H: 2 LOB: 2 BB: 0 P: 18	R: 0 H: 1 E: 0 K: 2 S: 14	H: 1 LOB: 1 BB: 0 P: 17	R: 0 H: 1 E: 0 K: 0 S: 5	H: 1 LOB: 1 BB: 0 P: 9	R: 0 H: 0 E: 0 K: 2 S: 8	H: 0 LOB: 0 BB: 0 P: 11	1B: 8 2B: 1 3B: 0 HR: 1	SF: 0 SAC: 0 DP: 1 HBP: 0	WP: 0 PB: 0 SB: 1 CS: 0	PA: 38
<b>PITCHER</b>	IP WLS BF H R ER SO BB IBB HBP BLK WP HR S P ERA WHIP	IP WLS BF H R ER SO BB IBB HBP BLK WP HR S P ERA WHIP	IP WLS BF H R ER SO BB IBB HBP BLK WP HR S P ERA WHIP	IP WLS BF H R ER SO BB IBB HBP BLK WP HR S P ERA WHIP	IP WLS BF H R ER SO BB IBB HBP BLK WP HR S P ERA WHIP	IP WLS BF H R ER SO BB IBB HBP BLK WP HR S P ERA WHIP	IP WLS BF H R ER SO BB IBB HBP BLK WP HR S P ERA WHIP	IP WLS BF H R ER SO BB IBB HBP BLK WP HR S P ERA WHIP	IP WLS BF H R ER SO BB IBB HBP BLK WP HR S P ERA WHIP	IP WLS BF H R ER SO BB IBB HBP BLK WP HR S P ERA WHIP	IP WLS BF H R ER SO BB IBB HBP BLK WP HR S P ERA WHIP	IP WLS BF H R ER SO BB IBB HBP BLK WP HR S P ERA WHIP	IP WLS BF H R ER SO BB IBB HBP BLK WP HR S P ERA WHIP	IP WLS BF H R ER SO BB IBB HBP BLK WP HR S P ERA WHIP	IP WLS BF H R ER SO BB IBB HBP BLK WP HR S P ERA WHIP	IP WLS BF H R ER SO BB IBB HBP BLK WP HR S P ERA WHIP	IP WLS BF H R ER SO BB IBB HBP BLK WP HR S P ERA WHIP					
31 Jerome Williams, R (1.1) ERA: 3.71	6.0	W	26	8	3	2	6	1	0	0	0	0	0	0	0	0	0	1	60	94	3.00	1.500
57 Luis Garcia, R (7.1) ERA:	1.0	H	4	1	0	0	2	0	0	0	0	0	0	0	0	0	0	0	14	17	0.00	1.000
53 Ken Giles, R (8.1) ERA:	1.0		4	1	0	0	0	0	0	0	0	0	0	0	0	0	0	0	5	9	0.00	1.000
58 Jonathan Papelbon, R (9.1) ERA:	1.0		3	0	0	0	2	0	0	0	0	0	0	0	0	0	0	0	8	11	0.00	0.000

AB	36
R	3
H	10
RBI	2
BB	1
SO	10
LOB	14

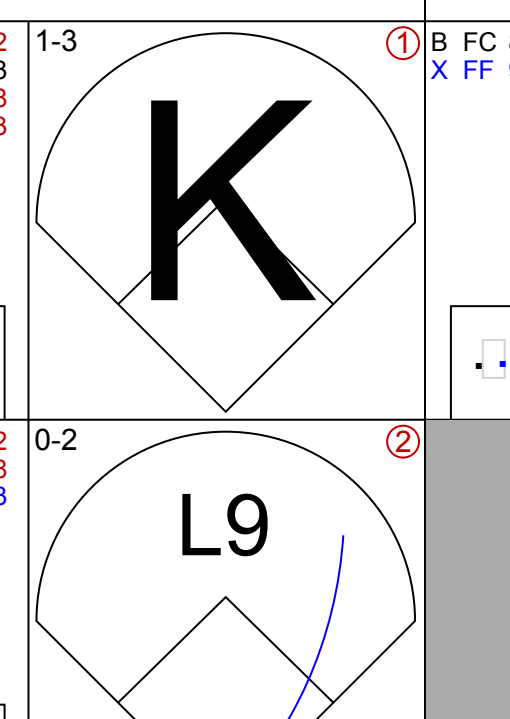
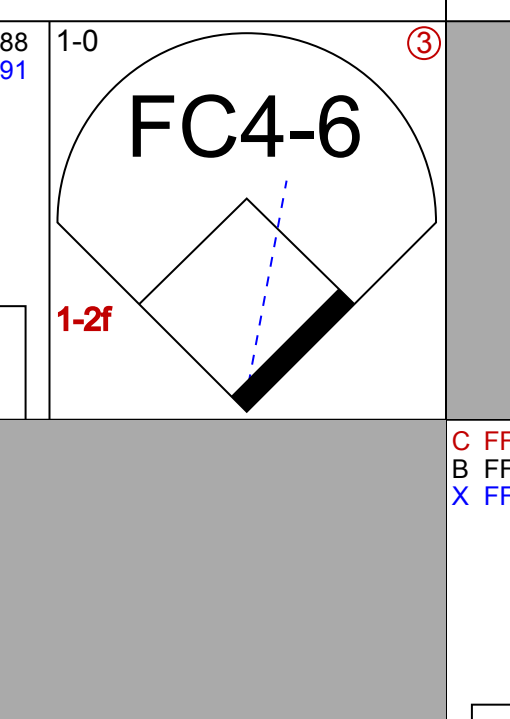
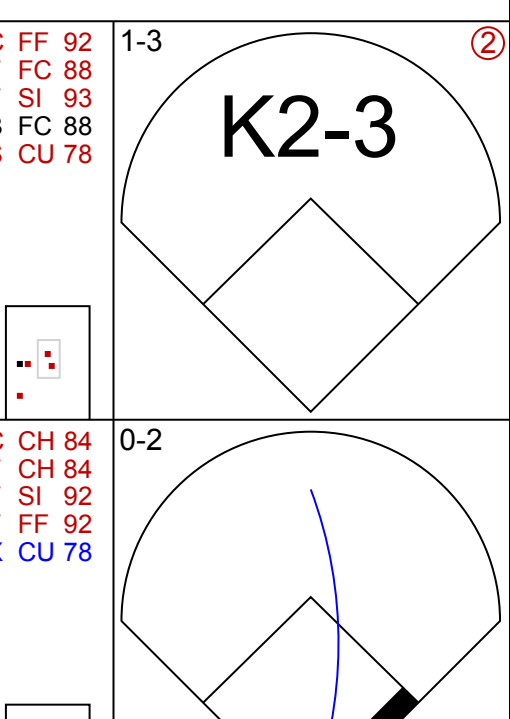
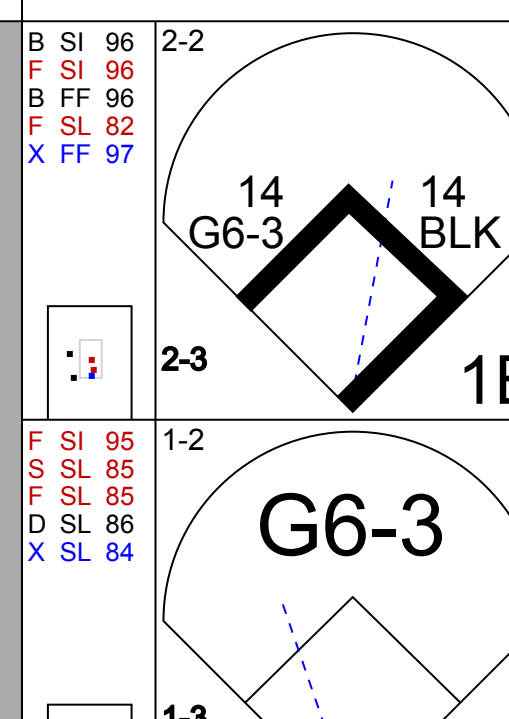
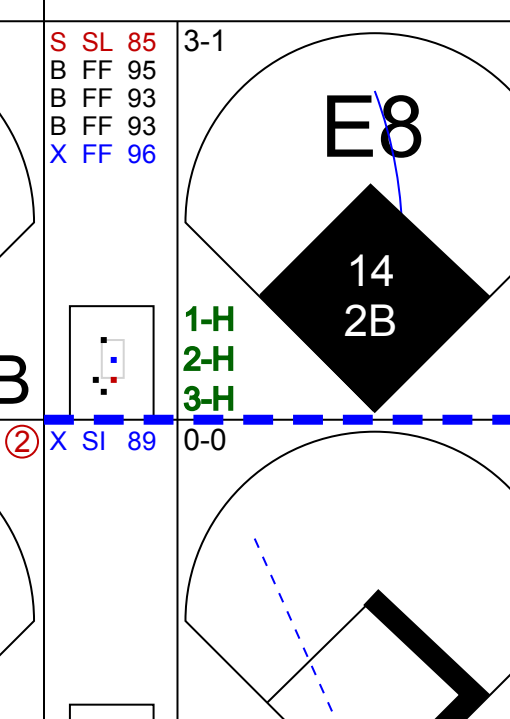
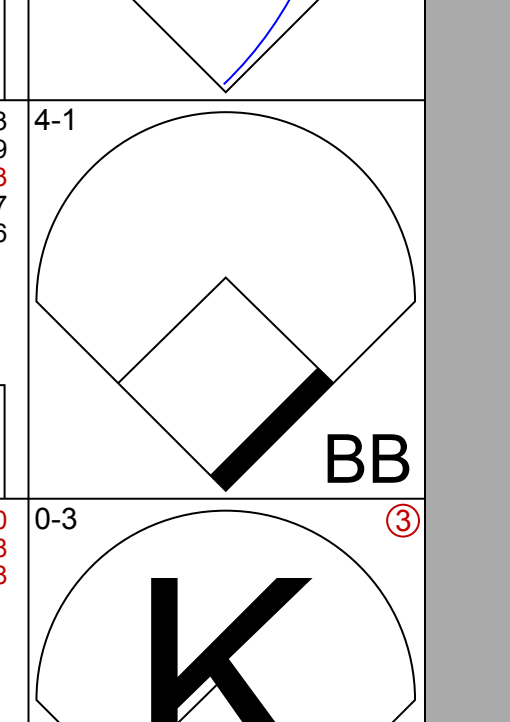
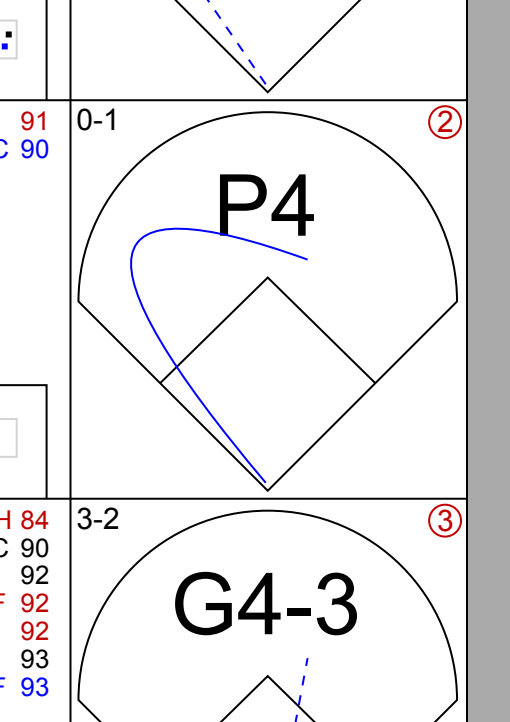
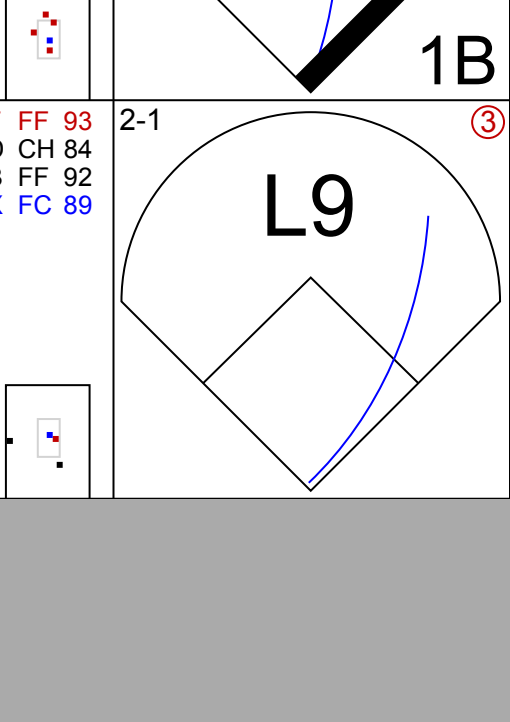
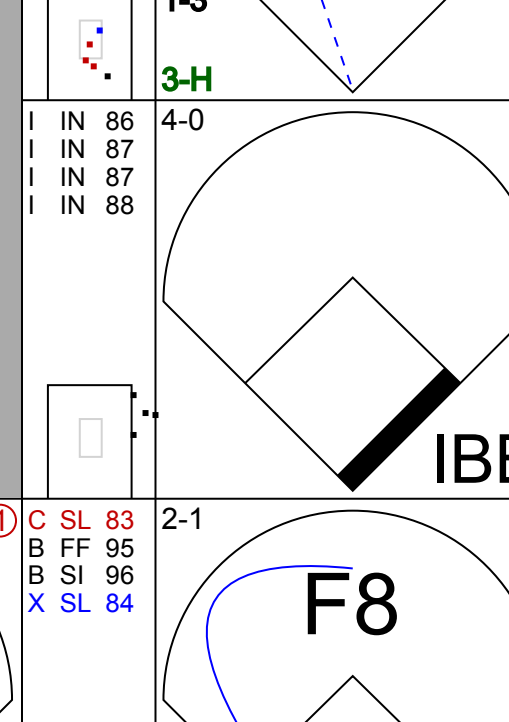
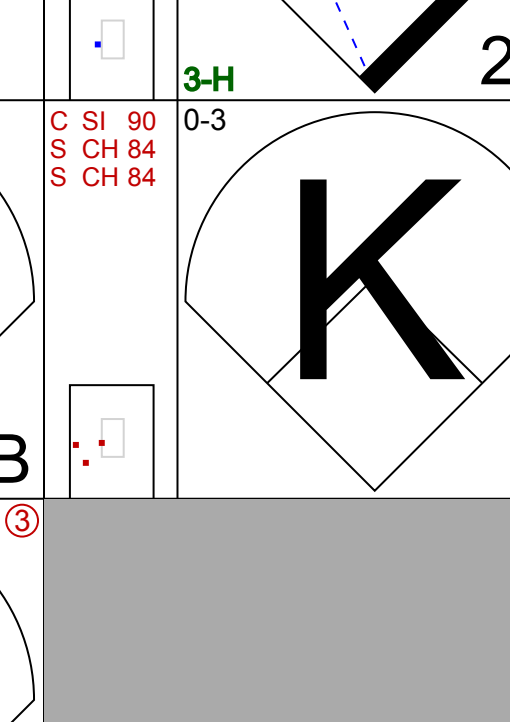
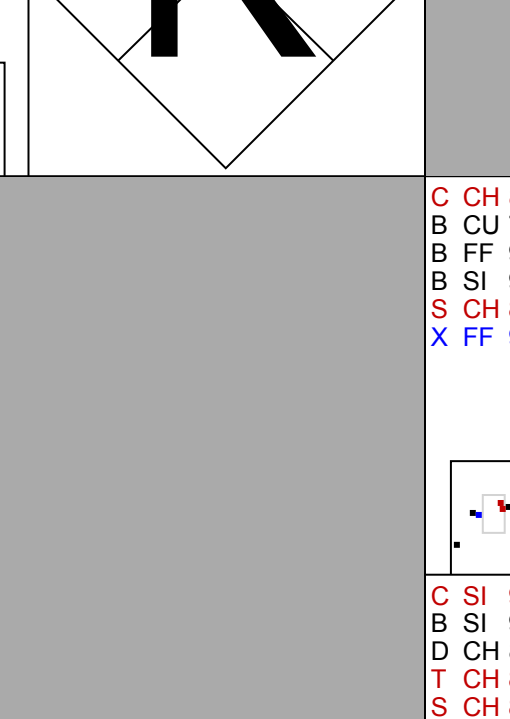
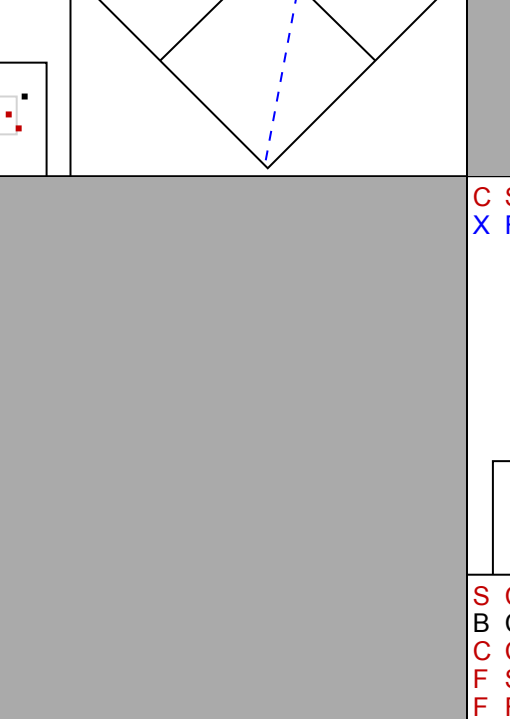

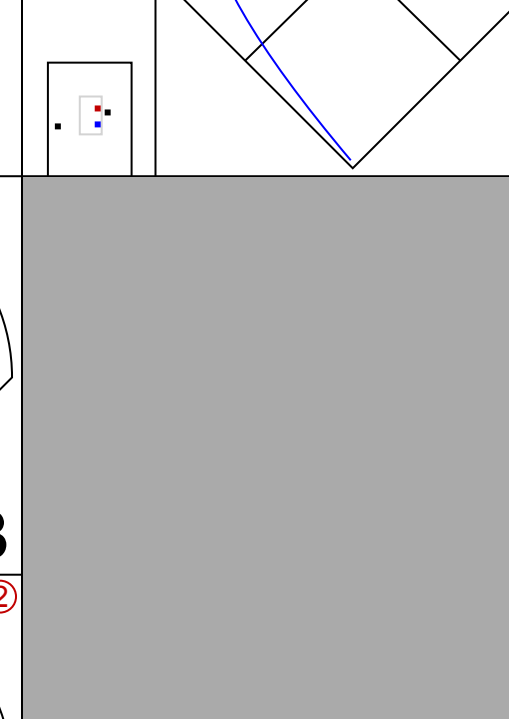
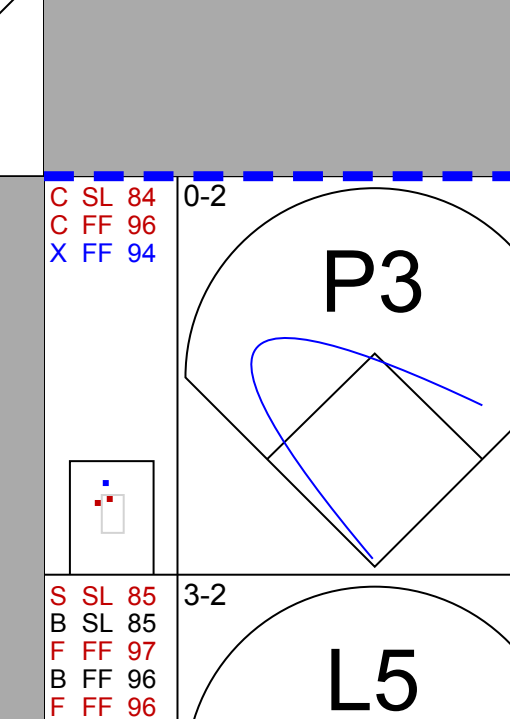
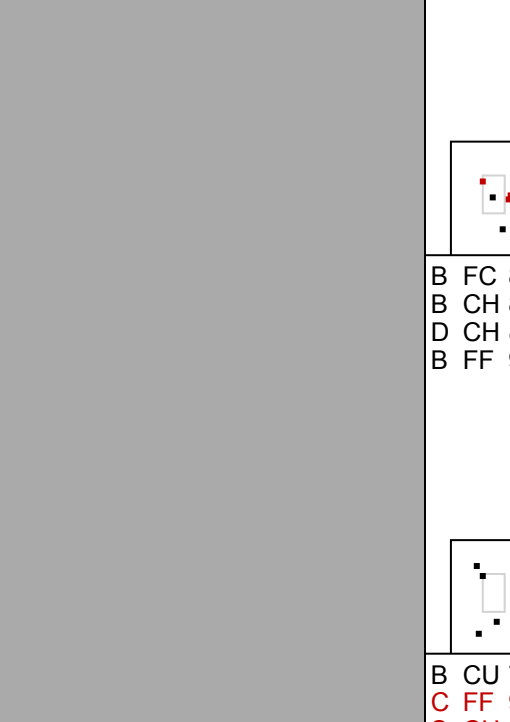



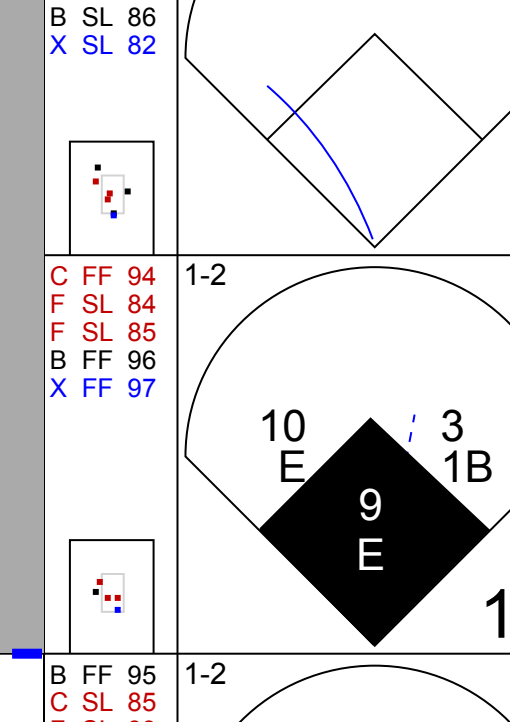
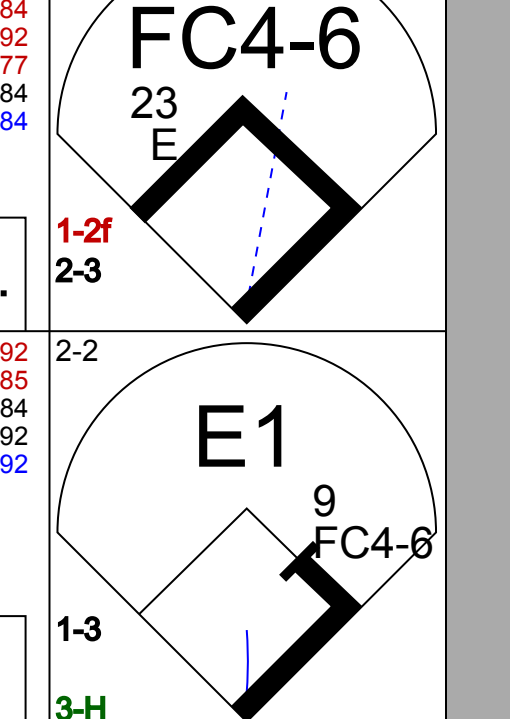
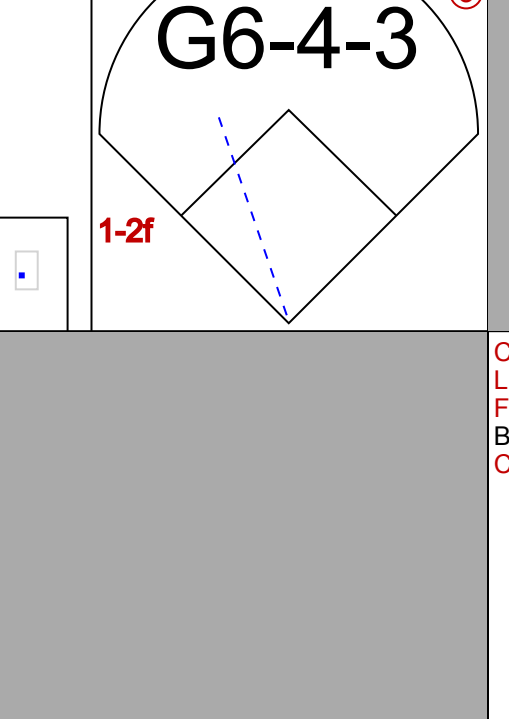
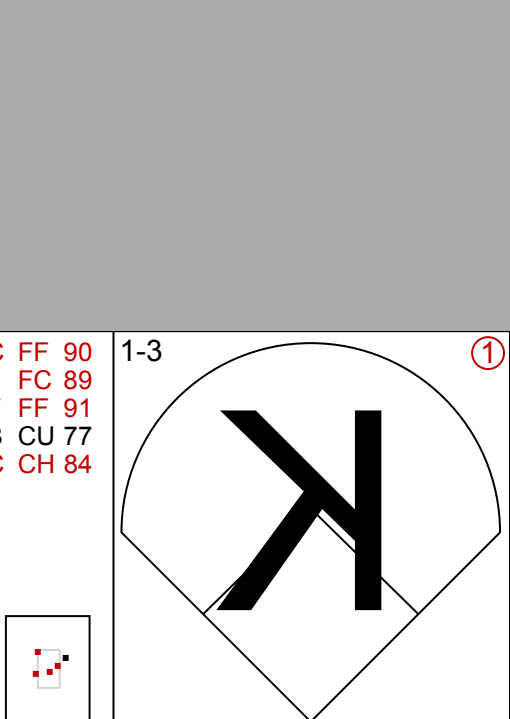
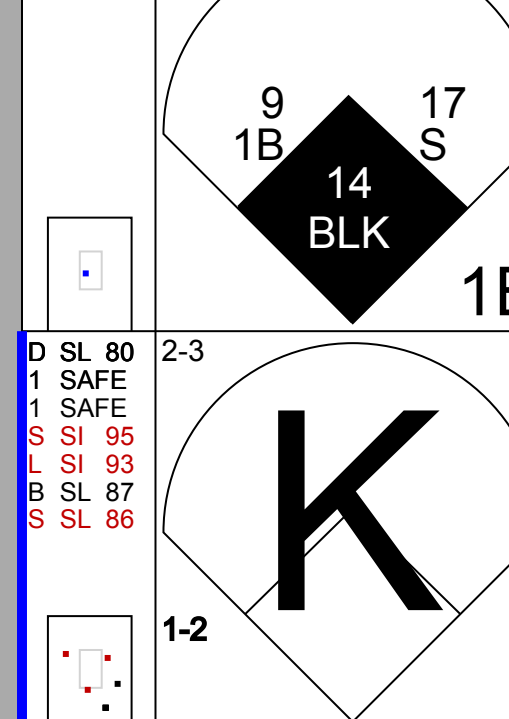
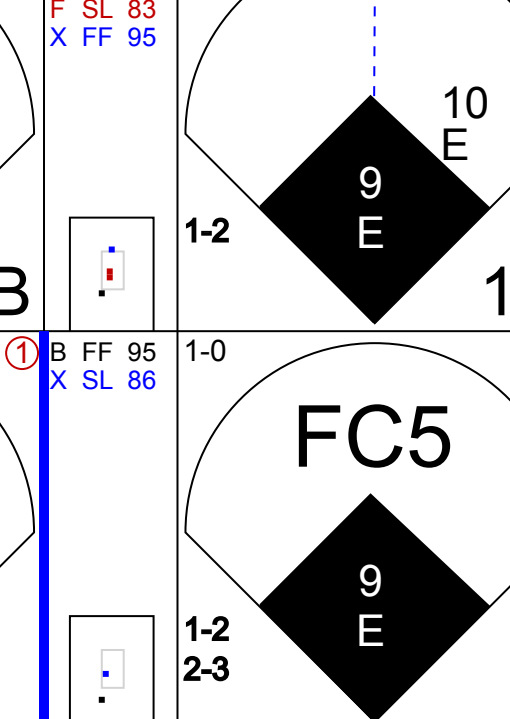
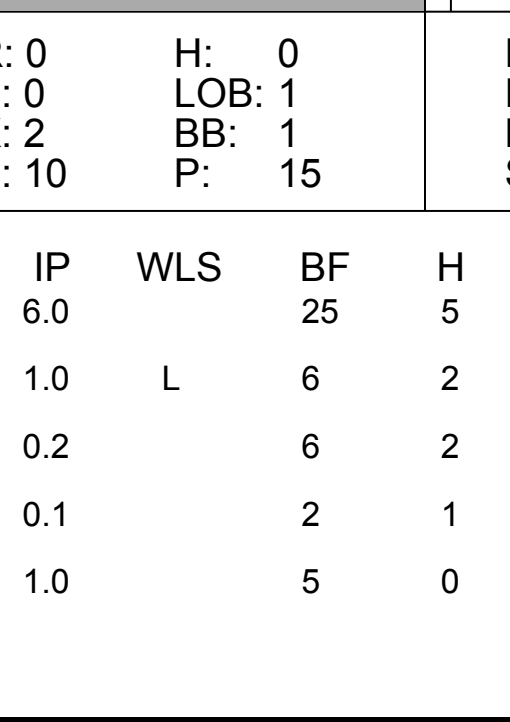
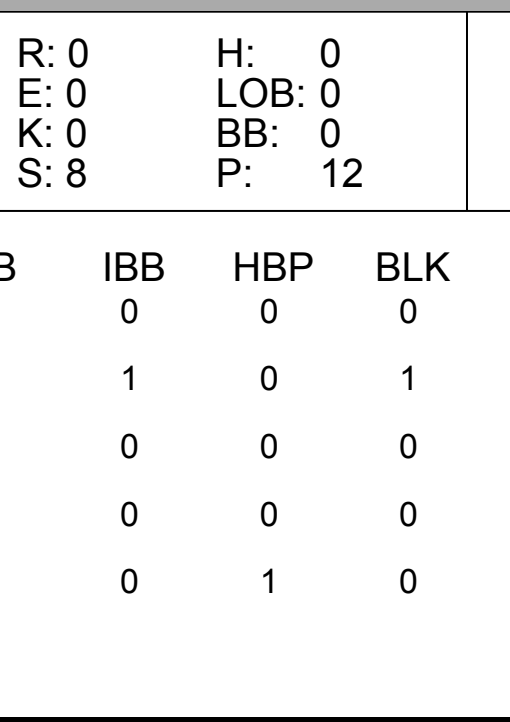
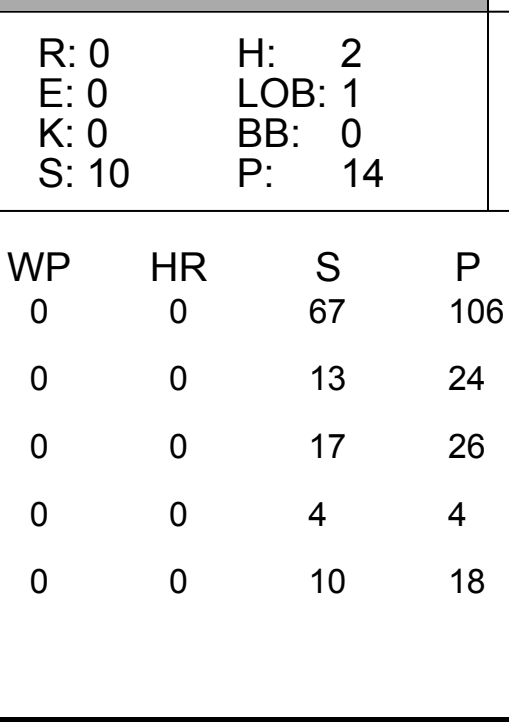
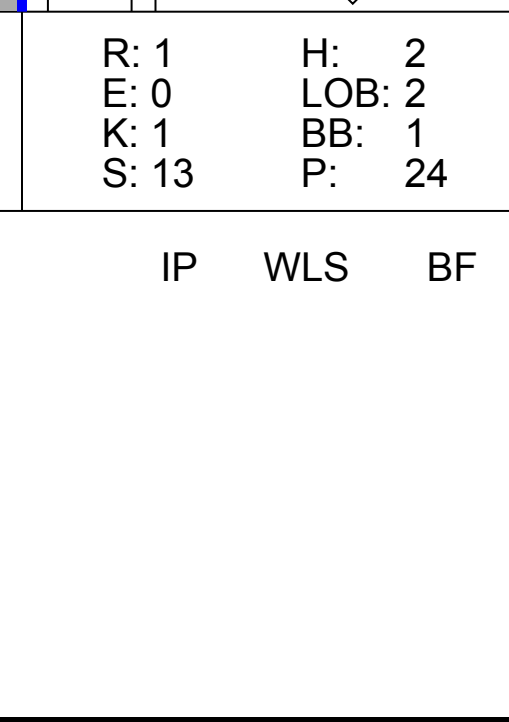
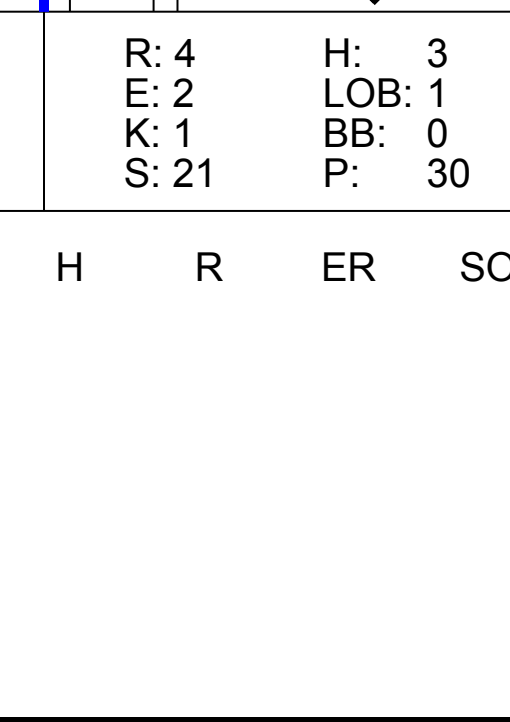
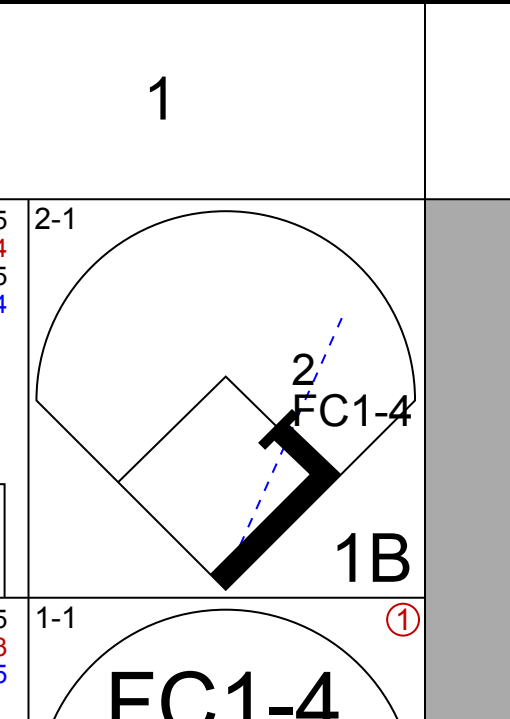
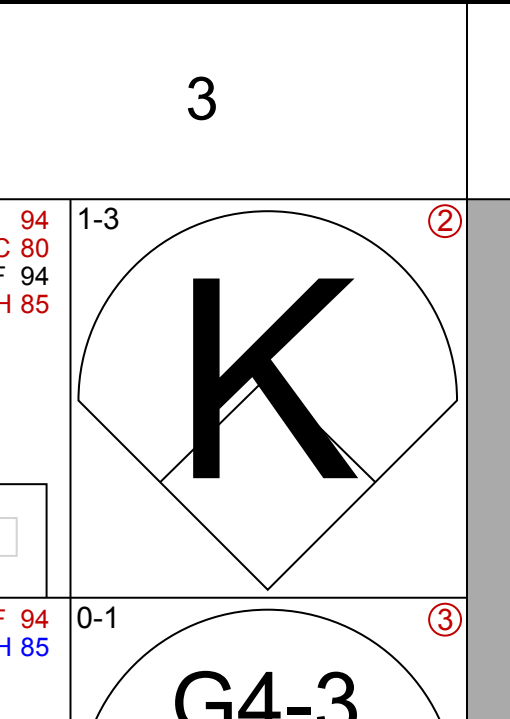

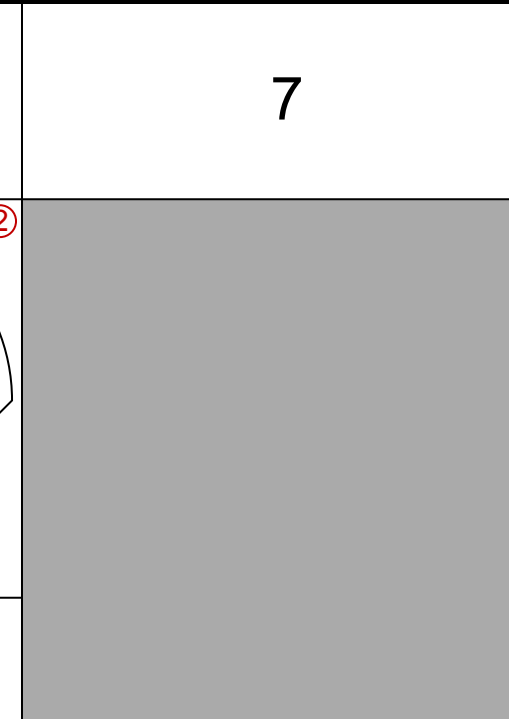

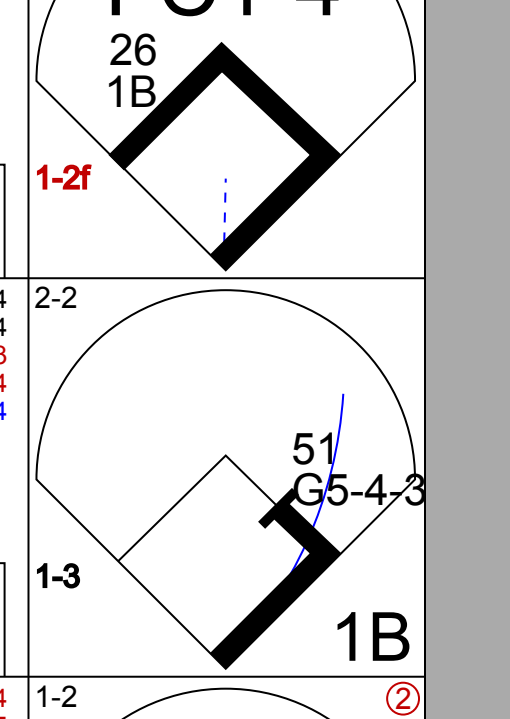
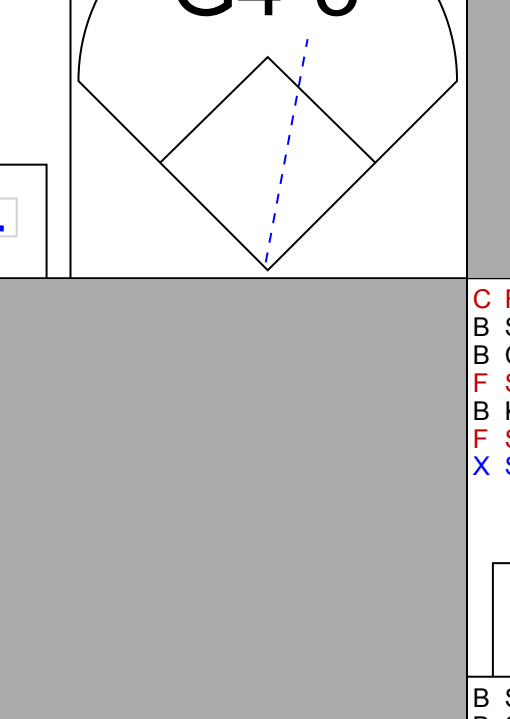



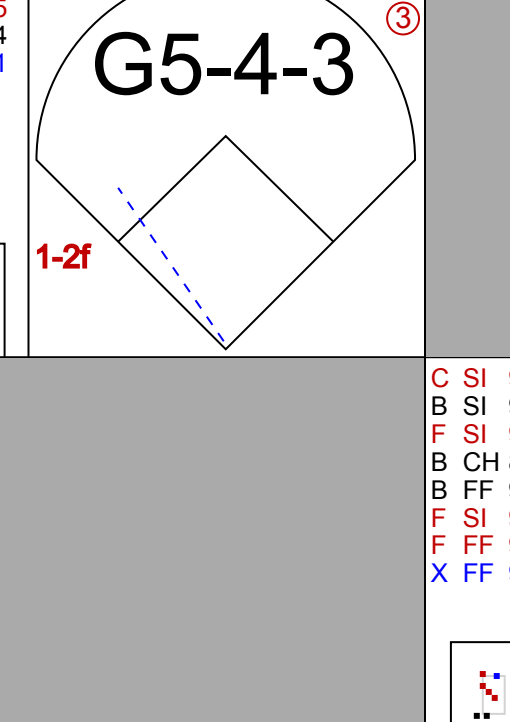

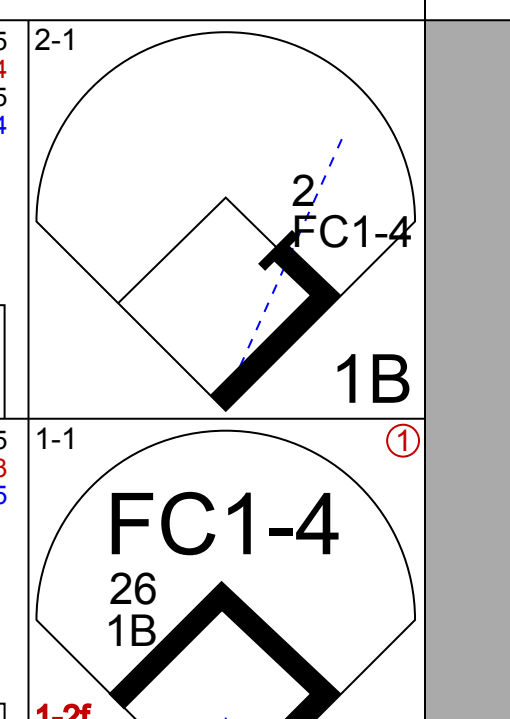
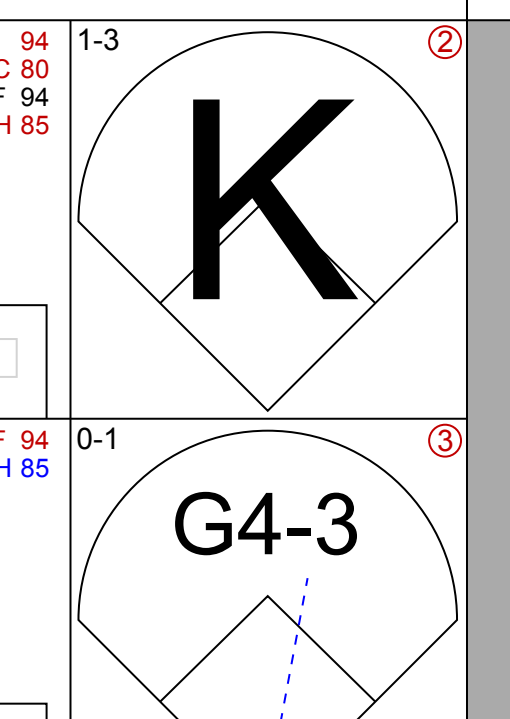


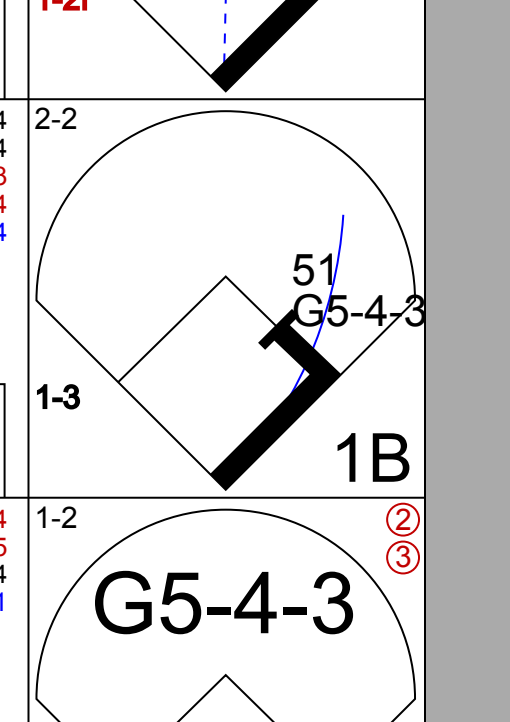
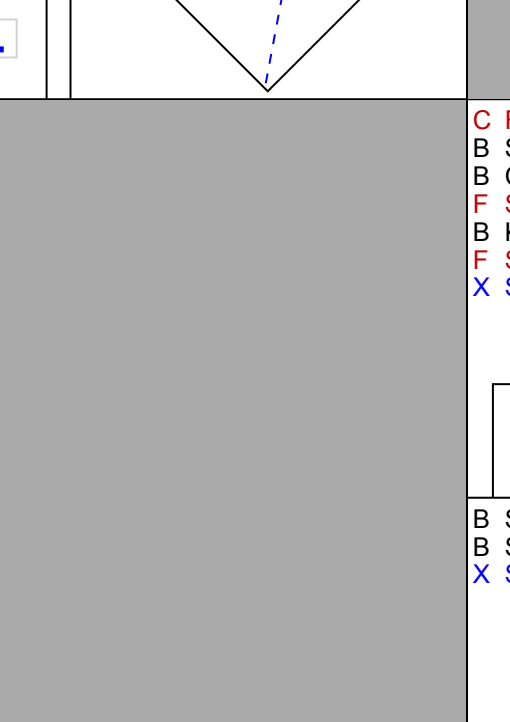

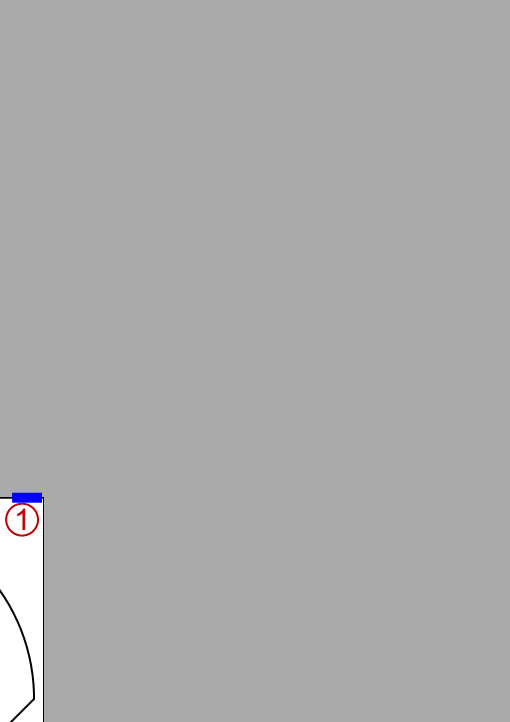
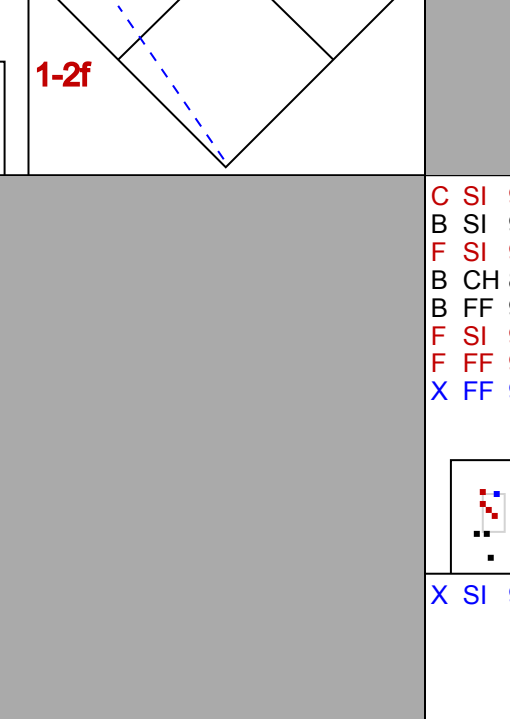
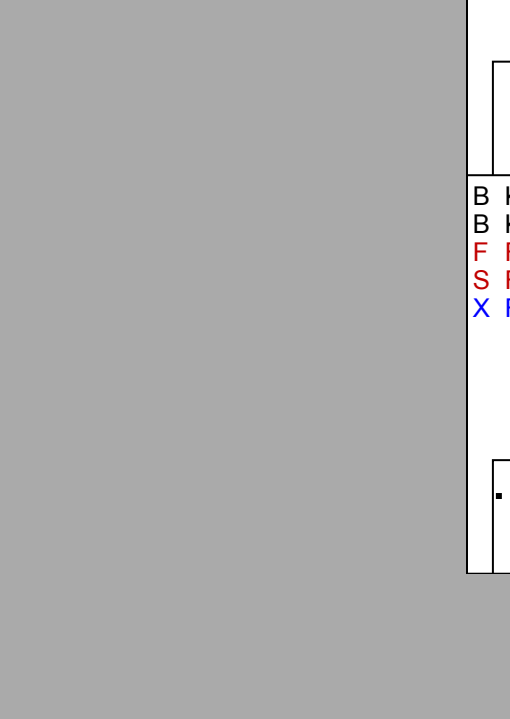

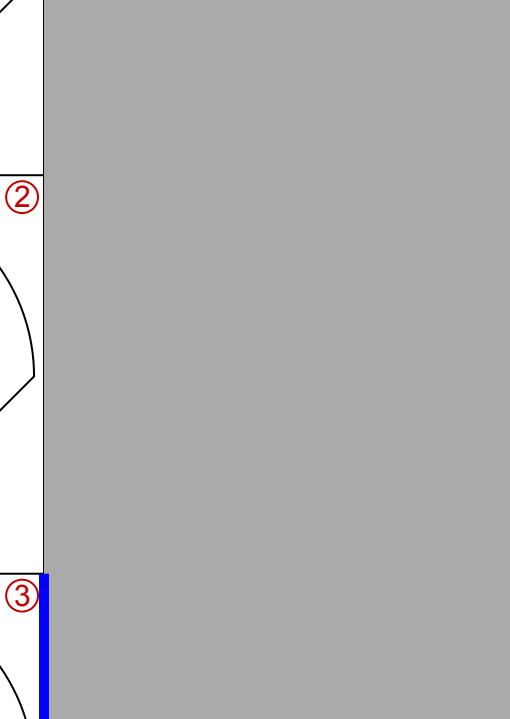
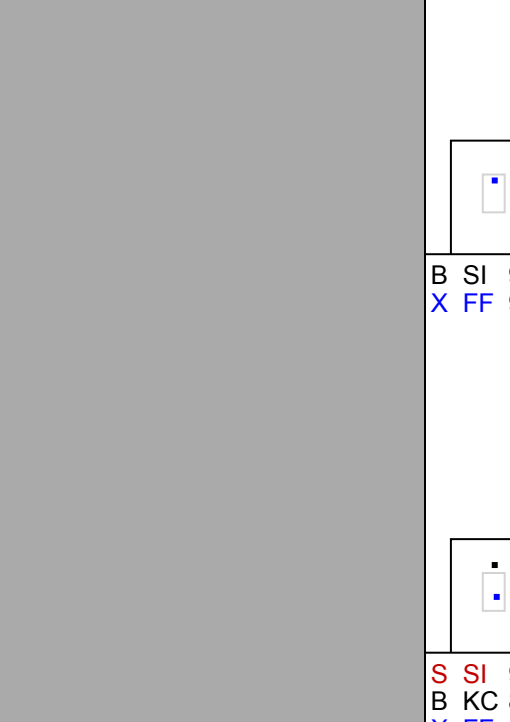
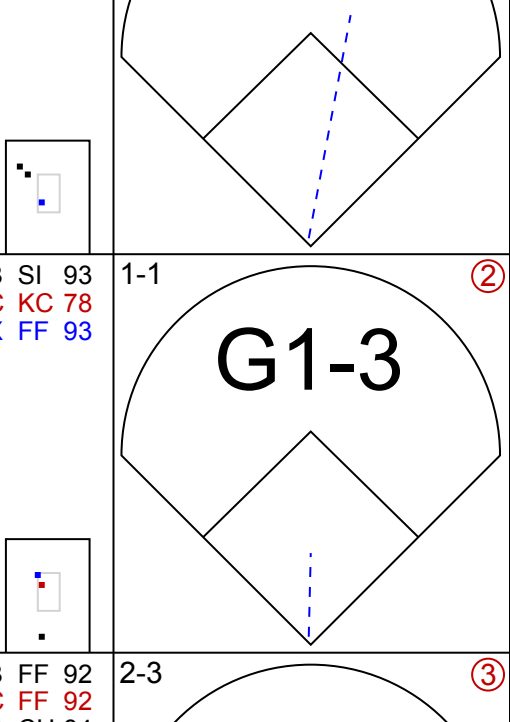
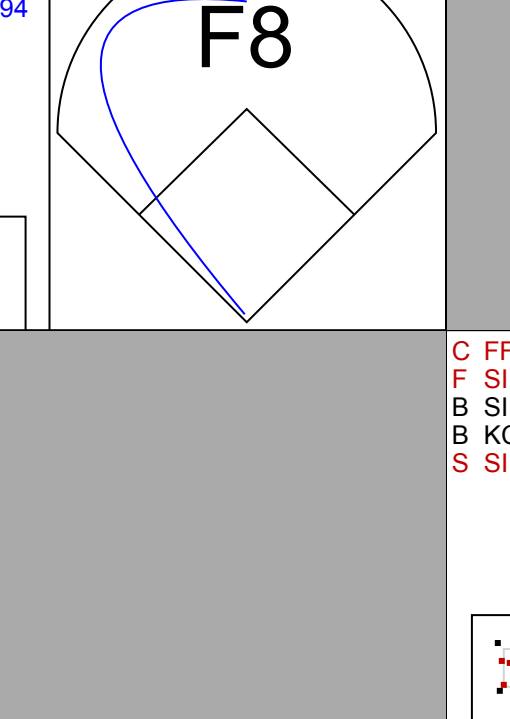


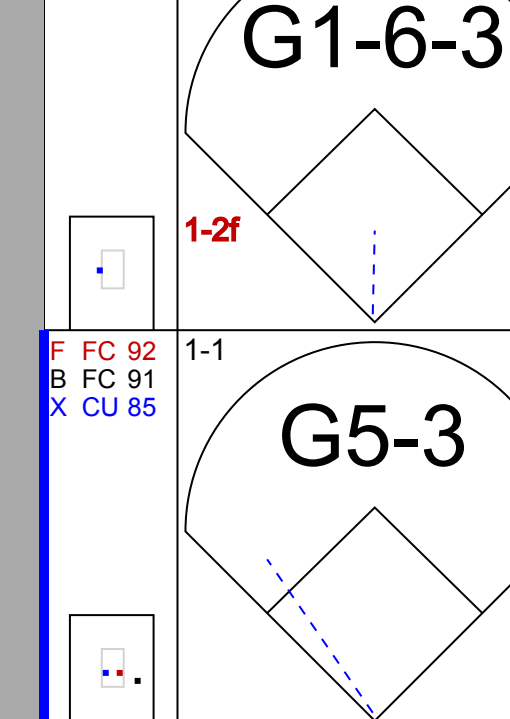
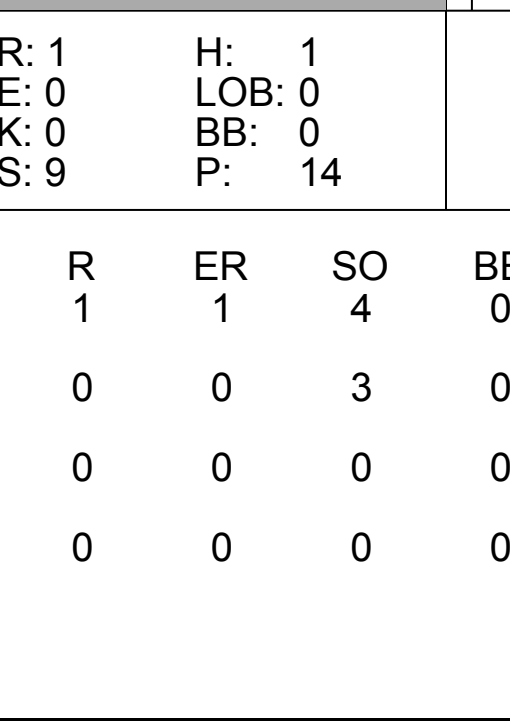
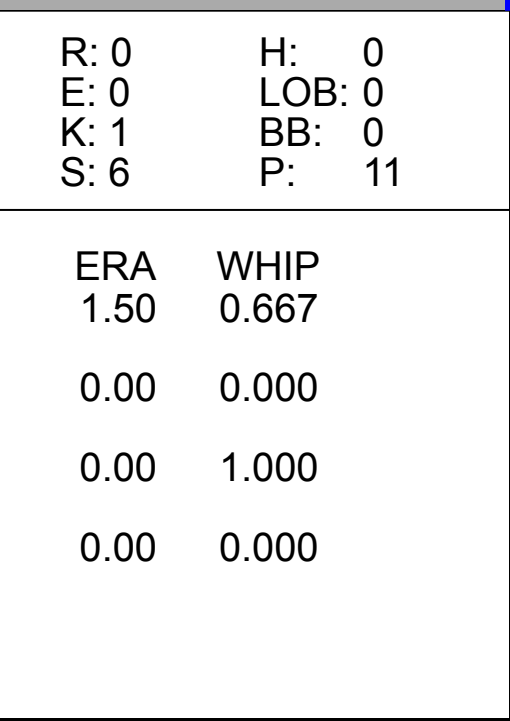
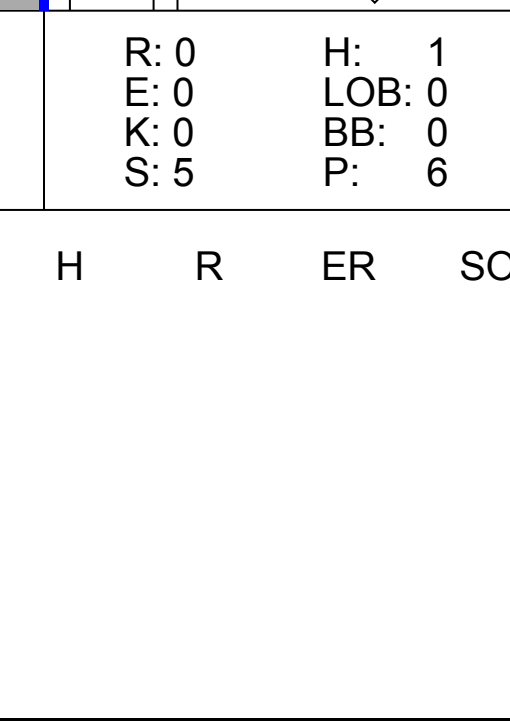


Batter	1	2	3	4	5	6	7	8	9	AB	R	H	RBI	BB	SO	LOB	BOTTOM					
37 Odúbel Herrera, L (1.8) OBP: 0.353, SLG: 0.489										4	1	1	0	0	1	0	<b>Miami Marlins @ Philadelphia Phillies</b> Citizens Bank Park, Philadelphia, PA Tue Apr 21 2015, 7:07 PM - 9:35 PM EDT Att: 21,993 - Clear - 64 F					
2 Ben Revere, L (1.7) OBP: 0.229, SLG: 0.244										3	1	1	2	1	0	0						
26 Chase Utley, L (1.4) OBP: 0.154, SLG: 0.239										3	0	0	1	0	2	1						
51 Carlos Ruiz, R (1.2) OBP: 0.317, SLG: 0.200										3	0	0	0	1	0	1						
25 Cody Asche, L (1.5) OBP: 0.396, SLG: 0.455										4	1	1	0	0	1	1						
6 Ryan Howard, L (1.3) OBP: 0.281, SLG: 0.154										3	2	2	2	1	1	0						
58 Jonathan Papelbon, R (9.1) ERA:										0	0	0	0	0	0	0						
24 Grady Sizemore, L (1.9) OBP: 0.148, SLG: 0.154										3	0	0	0	0	1	3						
57 Luis Garcia, R (7.1)										0	0	0	0	0	0	0						
53 Ken Giles, R (8.1)										0	0	0	0	0	0	0						
18 Darin Ruf, R (8, PH) OBP: 0.182, SLG: 0.241										3	1	1	2	0	0	2						
13 Freddy Galvis, S (1.6) OBP: 0.385, SLG: 0.447										3	1	1	2	0	0	2						
31 Jerome Williams, R (1.1)										2	0	0	0	0	2	0						
3 Jeff Francoeur, R (7.9) OBP: 0.300, SLG: 0.444										1	1	1	0	0	0	0						
<b>Inning Stats</b>	R: 0 H: 0 E: 0 K: 2 S: 11	H: 0 LOB: 1 BB: 1 P: 18	R: 2 H: 1 E: 0 K: 2 S: 13	H: 1 LOB: 0 BB: 1 P: 21	R: 0 H: 0 E: 0 K: 1 S: 7	H: 0 LOB: 0 BB: 0 P: 10	R: 0 H: 1 E: 0 K: 1 S: 16	H: 1 LOB: 2 BB: 1 P: 25	R: 0 H: 0 E: 0 K: 1 S: 6	H: 0 LOB: 0 BB: 0 P: 9	R: 2 H: 2 E: 0 K: 0 S: 9	H: 2 LOB: 0 BB: 0 P: 14	R: 3 H: 3 E: 1 K: 0 S: 17	H: 3 LOB: 0 BB: 0 P: 22	R: 0 H: 0 E: 0 K: 1 S: 7	H: 0 LOB: 0 BB: 0 P: 8	1B: 3 2B: 1 3B: 1 HR: 2	SF: 1 SAC: 0 DP: 0 HBP: 0	WP: 0 PB: 0 SB: 1 CS: 0	PA: 34		
<b>PITCHER</b>	IP WLS BF H R ER SO BB IBB HBP BLK WP HR S P ERA WHIP	IP WLS BF H R ER SO BB IBB HBP BLK WP HR S P ERA WHIP	IP WLS BF H R ER SO BB IBB HBP BLK WP HR S P ERA WHIP	IP WLS BF H R ER SO BB IBB HBP BLK WP HR S P ERA WHIP	IP WLS BF H R ER SO BB IBB HBP BLK WP HR S P ERA WHIP	IP WLS BF H R ER SO BB IBB HBP BLK WP HR S P ERA WHIP	IP WLS BF H R ER SO BB IBB HBP BLK WP HR S P ERA WHIP	IP WLS BF H R ER SO BB IBB HBP BLK WP HR S P ERA WHIP	IP WLS BF H R ER SO BB IBB HBP BLK WP HR S P ERA WHIP	IP WLS BF H R ER SO BB IBB HBP BLK WP HR S P ERA WHIP	IP WLS BF H R ER SO BB IBB HBP BLK WP HR S P ERA WHIP	IP WLS BF H R ER SO BB IBB HBP BLK WP HR S P ERA WHIP	IP WLS BF H R ER SO BB IBB HBP BLK WP HR S P ERA WHIP	IP WLS BF H R ER SO BB IBB HBP BLK WP HR S P ERA WHIP	IP WLS BF H R ER SO BB IBB HBP BLK WP HR S P ERA WHIP	IP WLS BF H R ER SO BB IBB HBP BLK WP HR S P ERA WHIP						
15 Dan Haren, R (1.1) ERA: 3.32	6.0	L	25	4	4	4	7	3	0	0	0	0	0	0	0	0	0	0	17	22	27.00	3.000
40 Mike Dunn, L (7.1) ERA: 9.0	1.0		6	3	3	3	0	0	0	0	0	0	0	0	0	0	0	0	7	8	0.00	0.000
46 Nick Masset, R (8.1) ERA:	1.0		3	0	0	0	1	0	0	0	0	0	0	0	0	0	0	0	0	0	0.00	0.000

AB	30
R	7
H	7
RBI	7
BB	3
SO	8
LOB	8





Batter	1	2	3	4	5	6	7	8	9	AB	R	H	RBI	BB	SO	LOB	TOP			
9 Dee Strange-Gordon, L OBP: 0.388, SLG: 0.489										5	1	1	0	0	2	2				
14 Martín Prado, R OBP: 0.305, SLG: 0.364										5	0	2	1	0	0	1				
27 Giancarlo Stanton, R OBP: 0.375, SLG: 0.491										3	0	0	0	2	1	2				
38 Michael Morse, R OBP: 0.290, SLG: 0.368										4	0	0	0	0	1	3				
13 Marcell Ozuna, R OBP: 0.358, SLG: 0.326										4	1	2	0	1	0	1				
20 J.T. Realmuto, R OBP: 0.345, SLG: 0.391										5	0	2	0	0	1	2				
51 Ichiro Suzuki, L OBP: 0.343, SLG: 0.333										3	1	1	0	2	0	3				
3 Adeiny Hechavarria, R OBP: 0.283, SLG: 0.368										5	2	2	0	0	1	6				
23 Jarrod Cosart, R 17 Donovan Solano, R 44 AJ Ramos, R 10 Jeff Baker, R 57 Bryan Morris, L 31 Steve Cishek, R										2	0	0	0	0	1	1				
<b>Inning Stats</b>	R: 0 H: 0 E: 0 K: 2 S: 10	H: 0 LOB: 1 BB: 1 P: 15	R: 1 H: 1 E: 1 K: 1 S: 15	H: 1 LOB: 2 BB: 1 P: 29	R: 0 H: 0 E: 0 K: 0 S: 8	H: 0 LOB: 0 BB: 0 P: 12	R: 0 H: 2 E: 0 K: 0 S: 10	H: 1 LOB: 1 BB: 0 P: 14	R: 0 H: 1 E: 0 K: 0 S: 9	H: 1 LOB: 1 BB: 1 P: 17	R: 1 H: 2 E: 0 K: 1 S: 13	H: 2 LOB: 2 BB: 1 P: 24	R: 4 H: 3 E: 2 K: 1 S: 21	H: 3 LOB: 1 BB: 0 P: 30	R: 0 H: 0 E: 0 K: 1 S: 10	H: 0 LOB: 2 BB: 1 P: 18	1B: 9 2B: 1 3B: 0 HR: 0	SF: 0 SAC: 0 DP: 1 HBP: 1	WP: 0 PB: 0 SB: 1 CS: 1	PA: 44
<b>PITCHER</b>	IP WLS BF H R ER SO BB IBB HBP BLK WP HR S P ERA WHIP																			
35 Cole Hamels, L ERA: 3.75	(1, 1) 6.0 25 5 1 0 5 3 0 0 0 0 0 0 67 106 0.00 1.333																			
57 Luis García, R ERA: 1.13	(7, 1) 1.0 L 6 2 1 1 1 0 1 0 1 0 0 0 13 24 9.00 2.000																			
53 Ken Giles, R ERA: 2.57	(8, 1) 0.2 6 2 4 0 0 0 0 0 0 0 0 0 17 26 3.000																			
30 Justin De Fratus, R ERA: 2.57	(8, 1) 0.1 2 1 0 0 1 0 0 0 0 0 0 0 4 4 0.00 3.000																			
63 Jake Diekman, L ERA: 10.8	(9, 1) 1.0 5 0 0 0 1 1 0 1 0 0 0 0 10 18 0.00 1.000																			
<b>Batter</b>	<b>1</b>	<b>2</b>	<b>3</b>	<b>4</b>	<b>5</b>	<b>6</b>	<b>7</b>	<b>8</b>	<b>9</b>	<b>AB</b>	<b>R</b>	<b>H</b>	<b>RBI</b>	<b>BB</b>	<b>SO</b>	<b>LOB</b>	<b>BOTTOM</b>			
37 Odúbel Herrera, L OBP: 0.345, SLG: 0.471										4	0	1	0	0	1	0				
2 Ben Revere, L OBP: 0.231, SLG: 0.286										4	0	1	0	0	0	1				
26 Chase Utley, L OBP: 0.161, SLG: 0.240										4	0	1	0	0	1	1				
51 Carlos Ruiz, R OBP: 0.295, SLG: 0.184										3	0	0	0	0	1	2				
25 Cody Asche, L OBP: 0.392, SLG: 0.511										3	1	1	1	0	1	0				
6 Ryan Howard, L OBP: 0.245, SLG: 0.326										3	0	0	0	0	1	0				
30 Justin De Fratus, S ERA: 2.57										0	0	0	0	0	0	0				
63 Jake Diekman, R ERA: 10.8										0	0	0	0	0	0	0				
24 Grady Sizemore, L OBP: 0.167, SLG: 0.172										3	0	1	0	0	0	0				
13 Freddy Galvis, S OBP: 0.364, SLG: 0.420										3	0	0	0	0	1	1				
35 Cole Hamels, L OBP: 0.167, SLG: 0.167										1	0	0	0	0	1	0				
16 César Hernández, S ERA: 0.93										1	0	0	0	0	0	0				
57 Luis García, R ERA: 1.13										0	0	0	0	0	0	0				
53 Ken Giles, R ERA: 2.57										0	0	0	0	0	0	0				
18 Darin Ruf, R OBP: 0.176, SLG: 0.233										1	0	0	0	0	0	0				
<b>Inning Stats</b>	R: 0 H: 2 E: 0 K: 0 S: 10	H: 2 LOB: 1 BB: 0 P: 16	R: 1 H: 1 E: 0 K: 0 S: 9	H: 1 LOB: 0 BB: 0 P: 14	R: 0 H: 0 E: 0 K: 2 S: 8	H: 0 LOB: 0 BB: 0 P: 11	R: 0 H: 0 E: 0 K: 0 S: 8	H: 0 LOB: 0 BB: 0 P: 15	R: 0 H: 0 E: 0 K: 1 S: 6	H: 1 LOB: 1 BB: 0 P: 11	R: 0 H: 0 E: 0 K: 3 S: 11	H: 0 LOB: 0 BB: 0 P: 17	R: 0 H: 1 E: 0 K: 0 S: 5	H: 1 LOB: 0 BB: 0 P: 6	R: 0 H: 0 E: 0 K: 0 S: 9	H: 0 LOB: 0 BB: 0 P: 12	1B: 3 2B: 0 3B: 1 HR: 1	SF: 0 SAC: 0 DP: 2 HBP: 0	WP: 0 PB: 0 SB: 0 CS: 0	PA: 30
<b>PITCHER</b>	IP WLS BF H R ER SO BB IBB HBP BLK WP HR S P ERA WHIP																			
23 Jarrod Cosart, R ERA: 3.63	(1, 1) 6.0 W 21 4 1 1 4 0 0 0 0 0 0 0 11 17 1.50 0.667																			
44 AJ Ramos, R ERA: 0.93	(7, 1) 1.0 H 3 0 0 0 3 0 0 0 0 0 0 0 11 17 0.00 0.000																			
57 Bryan Morris, R ERA: 2.57	(8, 1) 1.0 3 1 0 0 0 0 0 0 0 0 0 0 5 6 0.00 1.000																			
31 Steve Cishek, R ERA: 13.5	(9, 1) 1.0 3 0 0 0 0 0 0 0 0 0 0 0 9 12 0.00 0.000																			

Miami Marlins @ Philadelphia Phillies  
Citizens Bank Park, Philadelphia, PA  
Wed Apr 22 2015, 7:07 PM - 10:01 PM EDT  
Att: 23,417 - Cloudy - 55 F

AB 38  
R 6  
H 10  
RBI 1  
BB 5  
SO 8  
LOB 24



Miami Marlins @ Philadelphia Phillies  
Citizens Bank Park, Philadelphia, PA  
Wed Apr 22 2015, 7:07 PM - 10:01 PM EDT  
Att: 23,417 - Cloudy - 55 F

AB 30  
R 1  
H 5  
RBI 1  
BB 0  
SO 7  
LOB 5






Batter	1	2	3	4	5	6	7	8	9	AB	R	H	RBI	BB	SO	LOB	TOP			
9 Dee Strange-Gordon, L OBP: 0.361, SLG: 0.435										5	1	0	0	0	2	4				
14 Martín Prado, R OBP: 0.328, SLG: 0.400										5	1	3	4	0	1	0				
27 Giancarlo Stanton, R OBP: 0.362, SLG: 0.517										5	1	1	2	0	3	3				
38 Michael Morse, R OBP: 0.313, SLG: 0.367										3	1	1	0	2	1	1				
13 Marcell Ozuna, R OBP: 0.379, SLG: 0.360										4	2	2	0	1	1	1				
51 Ichiro Suzuki, L OBP: 0.325, SLG: 0.314										5	0	1	0	0	1	6				
39 Jarrod Saltalamacchia, R OBP: 0.162, SLG: 0.207										4	1	0	0	1	0	5				
3 Adeiny Hechavarria, R OBP: 0.338, SLG: 0.410										4	2	4	3	1	0	0				
41 David Phelps, R										2	0	0	0	0	1	4				
40 Mike Dunn, L										0	0	0	0	0	0	0				
12 Reid Brignac, L										1	0	0	0	0	0	1				
46 Nick Masset, R										0	0	0	0	0	0	0				
<b>Inning Stats</b>	R: 0 E: 1 K: 2 S: 12	H: 0 LOB: 0 BB: 0 P: 17	R: 0 E: 0 K: 1 S: 15	H: 2 LOB: 3 BB: 1 P: 25	R: 0 E: 0 K: 1 S: 9	H: 0 LOB: 0 BB: 0 P: 11	R: 4 E: 0 K: 2 S: 24	H: 2 LOB: 2 BB: 3 P: 43	R: 0 E: 0 K: 0 S: 8	H: 1 LOB: 1 BB: 0 P: 14	R: 4 E: 1 K: 2 S: 18	H: 2 LOB: 1 BB: 0 P: 30	R: 0 E: 0 K: 1 S: 12	H: 2 LOB: 1 BB: 0 P: 18	R: 0 E: 0 K: 1 S: 9	H: 1 LOB: 1 BB: 0 P: 15	1B: 9 2B: 2 3B: 0 HR: 1	SF: 0 SAC: 1 DP: 1 HBP: 1	WP: 0 PB: 0 SB: 0 CS: 1	PA: 46
<b>PITCHER</b>	IP WLS BF H R ER SO BB IBB HBP BLK WP HR S P ERA WHIP	IP WLS BF H R ER SO BB IBB HBP BLK WP HR S P ERA WHIP	IP WLS BF H R ER SO BB IBB HBP BLK WP HR S P ERA WHIP	IP WLS BF H R ER SO BB IBB HBP BLK WP HR S P ERA WHIP	IP WLS BF H R ER SO BB IBB HBP BLK WP HR S P ERA WHIP	IP WLS BF H R ER SO BB IBB HBP BLK WP HR S P ERA WHIP	IP WLS BF H R ER SO BB IBB HBP BLK WP HR S P ERA WHIP	IP WLS BF H R ER SO BB IBB HBP BLK WP HR S P ERA WHIP	IP WLS BF H R ER SO BB IBB HBP BLK WP HR S P ERA WHIP	IP WLS BF H R ER SO BB IBB HBP BLK WP HR S P ERA WHIP	IP WLS BF H R ER SO BB IBB HBP BLK WP HR S P ERA WHIP	IP WLS BF H R ER SO BB IBB HBP BLK WP HR S P ERA WHIP	IP WLS BF H R ER SO BB IBB HBP BLK WP HR S P ERA WHIP	IP WLS BF H R ER SO BB IBB HBP BLK WP HR S P ERA WHIP	IP WLS BF H R ER SO BB IBB HBP BLK WP HR S P ERA WHIP	IP WLS BF H R ER SO BB IBB HBP BLK WP HR S P ERA WHIP	IP WLS BF H R ER SO BB IBB HBP BLK WP HR S P ERA WHIP	IP WLS BF H R ER SO BB IBB HBP BLK WP HR S P ERA WHIP	IP WLS BF H R ER SO BB IBB HBP BLK WP HR S P ERA WHIP	IP WLS BF H R ER SO BB IBB HBP BLK WP HR S P ERA WHIP

Miami Marlins @ Philadelphia Phillies  
Citizens Bank Park, Philadelphia, PA  
Thu Apr 23 2015, 1:07 PM - 3:58 PM EDT  
Att: 17,097 - Cloudy - 49 F


AB 38  
R 9  
H 12  
RBI 9  
BB 5  
SO 10  
LOB 25



Batter	1	2	3	4	5	6	7	8	9	AB	R	H	RBI	BB	SO	LOB	BOTTOM				
37 Odúbel Herrera, L OBP: 0.339, SLG: 0.455										4	0	1	0	0	1	0					
2 Ben Revere, L OBP: 0.232, SLG: 0.283										4	0	1	0	0	1	2					
25 Cody Asche, L OBP: 0.382, SLG: 0.490										4	0	1	0	0	1	1					
3 Jeff Francoeur, R OBP: 0.295, SLG: 0.425										4	1	1	0	0	1	1					
18 Darin Ruf, R OBP: 0.211, SLG: 0.324										4	0	2	0	0	0	0					
16 César Hernández, S OBP: 0.308, SLG: 0.273										2	0	0	1	1	0	0					
29 Cameron Rupp, R OBP: 0.250, SLG: 0.167										3	0	1	0	1	1	2					
4 Andrés Blanco, S OBP: 0.267, SLG: 0.286										4	0	0	0	0	1	5					
40 Dustin McGowan, R ERA: 3.55										1	0	0	0	0	1	0					
24 Grady Sizemore, L ERA: 7.71										0	0	0	0	0	0	1					
30 Justin De Fratus, S ERA: 9.0										0	0	0	0	0	0	0					
63 Jake Diekman, R ERA: 3.52										0	0	0	0	0	0	0					
13 Freddy Galvis, S ERA: 3.52										1	0	1	0	0	0	0					
46 Jeanmar Gómez, R ERA: 3.52										0	0	0	0	0	0	0					
<b>Inning Stats</b>	R: 0 E: 0 K: 1 S: 7	H: 1 LOB: 1 BB: 0 P: 11	R: 0 E: 0 K: 2 S: 15	H: 1 LOB: 2 BB: 1 P: 26	R: 0 E: 0 K: 1 S: 11	H: 0 LOB: 0 BB: 0 P: 16	R: 0 E: 0 K: 0 S: 7	H: 0 LOB: 0 BB: 0 P: 11	R: 0 E: 0 K: 1 S: 9	H: 1 LOB: 1 BB: 0 P: 11	R: 0 E: 0 K: 0 S: 4	H: 0 LOB: 0 BB: 0 P: 6	R: 0 E: 0 K: 1 S: 7	H: 2 LOB: 1 BB: 0 P: 9	R: 1 E: 0 K: 0 S: 15	H: 3 LOB: 2 BB: 0 P: 20	1B: 6 2B: 2 3B: 0 HR: 0	SF: 1 SAC: 0 DP: 1 HBP: 0	WP: 0 PB: 0 SB: 0 CS: 0	PA: 35	
<b>PITCHER</b>	IP WLS BF H R ER SO BB IBB HBP BLK WP HR S P ERA WHIP	IP WLS BF H R ER SO BB IBB HBP BLK WP HR S P ERA WHIP	IP WLS BF H R ER SO BB IBB HBP BLK WP HR S P ERA WHIP	IP WLS BF H R ER SO BB IBB HBP BLK WP HR S P ERA WHIP	IP WLS BF H R ER SO BB IBB HBP BLK WP HR S P ERA WHIP	IP WLS BF H R ER SO BB IBB HBP BLK WP HR S P ERA WHIP	IP WLS BF H R ER SO BB IBB HBP BLK WP HR S P ERA WHIP	IP WLS BF H R ER SO BB IBB HBP BLK WP HR S P ERA WHIP	IP WLS BF H R ER SO BB IBB HBP BLK WP HR S P ERA WHIP	IP WLS BF H R ER SO BB IBB HBP BLK WP HR S P ERA WHIP	IP WLS BF H R ER SO BB IBB HBP BLK WP HR S P ERA WHIP	IP WLS BF H R ER SO BB IBB HBP BLK WP HR S P ERA WHIP	IP WLS BF H R ER SO BB IBB HBP BLK WP HR S P ERA WHIP	IP WLS BF H R ER SO BB IBB HBP BLK WP HR S P ERA WHIP	IP WLS BF H R ER SO BB IBB HBP BLK WP HR S P ERA WHIP	IP WLS BF H R ER SO BB IBB HBP BLK WP HR S P ERA WHIP	IP WLS BF H R ER SO BB IBB HBP BLK WP HR S P ERA WHIP	IP WLS BF H R ER SO BB IBB HBP BLK WP HR S P ERA WHIP	IP WLS BF H R ER SO BB IBB HBP BLK WP HR S P ERA WHIP	IP WLS BF H R ER SO BB IBB HBP BLK WP HR S P ERA WHIP	IP WLS BF H R ER SO BB IBB HBP BLK WP HR S P ERA WHIP

Miami Marlins @ Philadelphia Phillies  
Citizens Bank Park, Philadelphia, PA  
Thu Apr 23 2015, 1:07 PM - 3:58 PM EDT  
Att: 17,097 - Cloudy - 49 F

AB 32  
R 1  
H 8  
RBI 1  
BB 2  
SO 7  
LOB 12





Batter	1	2	3	4	5	6	7	8	9	AB	R	H	RBI	BB	SO	LOB	TOP			
2 Denard Span, L (1, 8) OBP: 0.304, SLG: 0.238	G3		G4-1			BB		G4-3		3	1	0	0	1	0	0	Washington Nationals @ Miami Marlins Marlins Park, Miami, FL Fri Apr 24 2015, 7:14 PM - 9:45 PM EDT Att: 16,259 - Roof Closed - 75 F			
20 Ian Desmond, R (1, 6) OBP: 0.342, SLG: 0.441	K			2B		F9		G6-3		4	1	1	0	0	1	1				
28 Jayson Werth, R (1, 7) OBP: 0.256, SLG: 0.212	F9			F9		L8		BB		3	0	0	0	1	0	2				
34 Bryce Harper, L (1, 9) OBP: 0.438, SLG: 0.518		1B		SF8		1B		BB		2	0	2	2	1	0	0				
11 Ryan Zimmerman, R (1, 3) OBP: 0.301, SLG: 0.424	F9			2B		CS		FC6-4		4	0	1	0	0	0	3				
5 Ynel Escobar, R (1, 5) OBP: 0.328, SLG: 0.424	F8			G4-3		G6-3		FC6-4		4	0	1	0	0	0	2				
40 Wilson Ramos, R (1, 2) OBP: 0.241, SLG: 0.327	FC4-6			G5-3		1B		G5-3		4	0	1	0	0	0	1				
26 Dan Uggla, R (1, 4) OBP: 0.189, SLG: 0.176			K			P4		G4-3		3	0	0	0	0	2	2				
25 Clint Robinson, L (9, PH) OBP: 0.276, SLG: 0.357			K			K		G4-3		1	0	0	0	0	0	0				
27 Jordan Zimmermann, R (1, 1)			K			K		G5-3		2	0	0	0	0	2	0				
4 Reed Johnson, R (7, PH) OBP: 0.154, SLG: 0.154										1	0	0	0	0	0	2				
57 Tanner Roark, R (7, 1)										0	0	0	0	0	0	0				
60 Matt Grace, L (8, 1)										0	0	0	0	0	0	0				
30 Aaron Barrett, R (8, 1)										0	0	0	0	0	0	0				
<b>Inning Stats</b>	R: 0 E: 0 K: 1 S: 8	H: 0 LOB: 0 BB: 0 P: 11	R: 0 E: 0 K: 0 S: 6	H: 1 LOB: 1 BB: 0 P: 9	R: 0 E: 0 K: 2 S: 9	H: 0 LOB: 0 BB: 0 P: 12	R: 1 E: 0 K: 0 S: 9	H: 2 LOB: 1 BB: 0 P: 14	R: 0 E: 0 K: 1 S: 9	H: 0 LOB: 0 BB: 0 P: 12	R: 1 E: 0 K: 0 S: 10	H: 1 LOB: 0 BB: 1 P: 20	R: 0 E: 0 K: 1 S: 11	H: 2 LOB: 2 BB: 0 P: 15	R: 0 E: 0 K: 0 S: 10	H: 0 LOB: 0 BB: 2 P: 19	1B: 4 2B: 2 3B: 0 HR: 0	SF: 1 SAC: 0 DP: 0 HBP: 0	WP: 0 PB: 0 SB: 1 CS: 1	PA: 36
<b>PITCHER</b>	IP WLS BF H R ER SO BB IBB HBP BLK WP HR S P ERA WHIP	IP WLS BF H R ER SO BB IBB HBP BLK WP HR S P ERA WHIP	IP WLS BF H R ER SO BB IBB HBP BLK WP HR S P ERA WHIP	IP WLS BF H R ER SO BB IBB HBP BLK WP HR S P ERA WHIP	IP WLS BF H R ER SO BB IBB HBP BLK WP HR S P ERA WHIP	IP WLS BF H R ER SO BB IBB HBP BLK WP HR S P ERA WHIP	IP WLS BF H R ER SO BB IBB HBP BLK WP HR S P ERA WHIP	IP WLS BF H R ER SO BB IBB HBP BLK WP HR S P ERA WHIP	IP WLS BF H R ER SO BB IBB HBP BLK WP HR S P ERA WHIP	IP WLS BF H R ER SO BB IBB HBP BLK WP HR S P ERA WHIP	IP WLS BF H R ER SO BB IBB HBP BLK WP HR S P ERA WHIP	IP WLS BF H R ER SO BB IBB HBP BLK WP HR S P ERA WHIP	IP WLS BF H R ER SO BB IBB HBP BLK WP HR S P ERA WHIP	IP WLS BF H R ER SO BB IBB HBP BLK WP HR S P ERA WHIP	IP WLS BF H R ER SO BB IBB HBP BLK WP HR S P ERA WHIP	IP WLS BF H R ER SO BB IBB HBP BLK WP HR S P ERA WHIP	IP WLS BF H R ER SO BB IBB HBP BLK WP HR S P ERA WHIP			
35 Mat Latos, R (1, 1) ERA: 7.31	6.1	25	6	2	2	4	1	0	0	0	0	0	0	0	0	0	2.84	1.105		
44 AJ Ramos, R (7, 1) ERA: 0.97	0.2	2	0	0	0	1	0	0	0	0	0	0	0	0	0	0	0.00	0.000		
57 Bryan Morris, R (8, 1) ERA: 2.25	1.0	W	5	0	0	0	2	0	0	0	0	0	0	0	0	0	0.00	2.000		
31 Steve Cishek, R (9, 1) ERA: 10.38	1.0	S	3	0	0	0	0	0	0	0	0	0	0	0	0	0	0.00	0.000		

AB	31
R	2
H	6
RBI	2
BB	3
SO	5
LOB	13



Batter	1	2	3	4	5	6	7	8	9	AB	R	H	RBI	BB	SO	LOB	BOTTOM			
9 Dee Strange-Gordon, L (1, 4) OBP: 0.382, SLG: 0.452	G6-3			1B		1B		1B		4	0	3	1	0	0	0	Washington Nationals @ Miami Marlins Marlins Park, Miami, FL Fri Apr 24 2015, 7:14 PM - 9:45 PM EDT Att: 16,259 - Roof Closed - 75 F			
14 Martin Prado, R (1, 5) OBP: 0.324, SLG: 0.391	K			P3		P3		1B		4	0	1	1	0	1	1				
27 Giancarlo Stanton, R (1, 9) OBP: 0.342, SLG: 0.494	K			P4		F7		K		4	0	0	0	0	2	3				
38 Michael Morse, R (1, 3) OBP: 0.296, SLG: 0.344	K			FC6-4		K		G5-3		4	0	0	0	0	2	3				
13 Marcell Ozuna, R (1, 8) OBP: 0.377, SLG: 0.358	G6-4-3			F8		G4-3				3	0	1	0	0	0	0				
20 J.T. Realmuto, R (1, 2) OBP: 0.286, SLG: 0.346	G6-4-3			F8		F9				3	0	0	0	0	0	1				
51 Ichiro Suzuki, L (1, 7) OBP: 0.326, SLG: 0.316			L3			G3-1				3	1	1	0	0	0	0				
3 Adeiny Hechavarria, R (1, 6) OBP: 0.353, SLG: 0.438	F8			F8		1B		2B		3	2	2	0	0	0	0				
35 Mat Latos, R (1, 1) OBP: 0.333, SLG: 0.333	F7			F7		1B		B2		2	0	1	1	0	0	0				
44 AJ Ramos, R (7, 1) ERA: 2.89										0	0	0	0	0	0	0				
57 Bryan Morris, L (8, 1)										0	0	0	0	0	0	0				
17 Donovan Solano, R (8, PH) OBP: 0.167, SLG: 0.333										1	0	0	0	0	0	1				
31 Steve Cishek, R (9, 1)										0	0	0	0	0	0	0				
<b>Inning Stats</b>	R: 0 E: 0 K: 2 S: 11	H: 0 LOB: 0 BB: 0 P: 17	R: 0 E: 0 K: 1 S: 8	H: 1 LOB: 0 BB: 0 P: 13	R: 0 E: 0 K: 0 S: 5	H: 0 LOB: 0 BB: 0 P: 8	R: 0 E: 0 K: 0 S: 7	H: 1 LOB: 1 BB: 0 P: 10	R: 2 E: 0 K: 0 S: 17	H: 4 LOB: 2 BB: 0 P: 23	R: 0 E: 0 K: 1 S: 7	H: 0 LOB: 0 BB: 0 P: 8	R: 0 E: 0 K: 0 S: 6	H: 0 LOB: 0 BB: 0 P: 8	R: 1 E: 0 K: 1 S: 15	H: 3 LOB: 2 BB: 0 P: 21	1B: 8 2B: 1 3B: 0 HR: 0	SF: 0 SAC: 0 DP: 1 HBP: 0	WP: 0 PB: 0 SB: 1 CS: 0	PA: 31
<b>PITCHER</b>	IP WLS BF H R ER SO BB IBB HBP BLK WP HR S P ERA WHIP	IP WLS BF H R ER SO BB IBB HBP BLK WP HR S P ERA WHIP	IP WLS BF H R ER SO BB IBB HBP BLK WP HR S P ERA WHIP	IP WLS BF H R ER SO BB IBB HBP BLK WP HR S P ERA WHIP	IP WLS BF H R ER SO BB IBB HBP BLK WP HR S P ERA WHIP	IP WLS BF H R ER SO BB IBB HBP BLK WP HR S P ERA WHIP	IP WLS BF H R ER SO BB IBB HBP BLK WP HR S P ERA WHIP	IP WLS BF H R ER SO BB IBB HBP BLK WP HR S P ERA WHIP	IP WLS BF H R ER SO BB IBB HBP BLK WP HR S P ERA WHIP	IP WLS BF H R ER SO BB IBB HBP BLK WP HR S P ERA WHIP	IP WLS BF H R ER SO BB IBB HBP BLK WP HR S P ERA WHIP	IP WLS BF H R ER SO BB IBB HBP BLK WP HR S P ERA WHIP	IP WLS BF H R ER SO BB IBB HBP BLK WP HR S P ERA WHIP	IP WLS BF H R ER SO BB IBB HBP BLK WP HR S P ERA WHIP	IP WLS BF H R ER SO BB IBB HBP BLK WP HR S P ERA WHIP	IP WLS BF H R ER SO BB IBB HBP BLK WP HR S P ERA WHIP				
27 Jordan Zimmermann, R (1, 1) ERA: 5.23	6.0	22	6	2	2	4	0	0	0	0	0	0	0	0	0	0	3.00	1.000		
57 Tanner Roark, R (7, 1) ERA: 2.89	1.1	L	5	1	1	1	0	0	0	0	0	0	0	0	0	0	6.75	0.750		
60 Matt Grace, L (8, 1)	0.0	1	1	0	0	0	0	0	0	0	0	0	0	0	0	0	∞	∞		
30 Aaron Barrett, R (8, 1) ERA: 1.17	0.2	3	1	0	0	1	0	0	0	0	0	0	0	0	0	0	0.00	1.500		

AB	31
R	3
H	9
RBI	3
BB	0
SO	5
LOB	9





Batter	1	2	3	4	5	6	7	8	9	AB	R	H	RBI	BB	SO	LOB	TOP			
5 Yuliel Escobar, R OBP: 0.338, SLG: 0.429	G6-3					P3											4 0 2 0 0 0 0			
20 Ian Desmond, R OBP: 0.325, SLG: 0.417	K					G6-3											4 0 0 0 0 2 2			
28 Jayson Werth, R OBP: 0.279, SLG: 0.243	F8																4 0 2 0 0 1 1			
34 Bryce Harper, L OBP: 0.429, SLG: 0.492		K				G4-3											3 0 0 0 1 2 2			
11 Ryan Zimmerman, R (1, 3) OBP: 0.286, SLG: 0.400		F9				G4-3											4 0 0 0 0 1 2			
40 Wilson Ramos, R OBP: 0.259, SLG: 0.339						G1-3											4 0 2 0 0 0 0			
4 Reed Johnson, R OBP: 0.176, SLG: 0.176																	4 0 1 0 0 0 1			
8 Danny Espinosa, S OBP: 0.325, SLG: 0.424																	3 0 0 0 0 1 2			
37 Stephen Strasburg, R (1, 1) 64 Blake Treinen, R (7, 1) 25 Clint Robinson, L (8, PH) 52 Rafael Martin, R (8, 1)																	2 0 0 0 0 0 0 0 0 0 0 0 0 0 1 0 0 0 0 0 0 0 0 0 0 0 0 0			
<b>Inning Stats</b>	R: 0 E: 0 K: 1 S: 5	H: 0 LOB: 0 BB: 0 P: 5	R: 0 E: 0 K: 1 S: 9	H: 2 LOB: 2 BB: 0 P: 16	R: 0 E: 0 K: 1 S: 12	H: 1 LOB: 1 BB: 0 P: 19	R: 0 E: 0 K: 0 S: 6	H: 0 LOB: 0 BB: 0 P: 10	R: 0 E: 0 K: 1 S: 10	H: 0 LOB: 0 BB: 1 P: 15	R: 0 E: 0 K: 0 S: 9	H: 1 LOB: 2 BB: 1 P: 18	R: 0 E: 0 K: 2 S: 16	H: 2 LOB: 2 BB: 0 P: 24	R: 0 E: 0 K: 1 S: 5	H: 0 LOB: 0 BB: 0 P: 7	1B: 7 2B: 0 3B: 0 HR: 0	SF: 0 SAC: 0 DP: 1 HBP: 0	WP: 0 PB: 0 SB: 0 CS: 0	PA: 34
<b>PITCHER</b>	IP WLS BF H R ER SO BB IBB HBP BLK WP HR S P ERA WHIP	IP WLS BF H R ER SO BB IBB HBP BLK WP HR S P ERA WHIP	IP WLS BF H R ER SO BB IBB HBP BLK WP HR S P ERA WHIP	IP WLS BF H R ER SO BB IBB HBP BLK WP HR S P ERA WHIP	IP WLS BF H R ER SO BB IBB HBP BLK WP HR S P ERA WHIP	IP WLS BF H R ER SO BB IBB HBP BLK WP HR S P ERA WHIP	IP WLS BF H R ER SO BB IBB HBP BLK WP HR S P ERA WHIP	IP WLS BF H R ER SO BB IBB HBP BLK WP HR S P ERA WHIP	IP WLS BF H R ER SO BB IBB HBP BLK WP HR S P ERA WHIP	IP WLS BF H R ER SO BB IBB HBP BLK WP HR S P ERA WHIP	IP WLS BF H R ER SO BB IBB HBP BLK WP HR S P ERA WHIP	IP WLS BF H R ER SO BB IBB HBP BLK WP HR S P ERA WHIP	IP WLS BF H R ER SO BB IBB HBP BLK WP HR S P ERA WHIP	IP WLS BF H R ER SO BB IBB HBP BLK WP HR S P ERA WHIP	IP WLS BF H R ER SO BB IBB HBP BLK WP HR S P ERA WHIP	IP WLS BF H R ER SO BB IBB HBP BLK WP HR S P ERA WHIP	IP WLS BF H R ER SO BB IBB HBP BLK WP HR S P ERA WHIP	IP WLS BF H R ER SO BB IBB HBP BLK WP HR S P ERA WHIP	IP WLS BF H R ER SO BB IBB HBP BLK WP HR S P ERA WHIP	IP WLS BF H R ER SO BB IBB HBP BLK WP HR S P ERA WHIP

Washington Nationals @ Miami Marlins  
Marlins Park, Miami, FL  
Sat Apr 25 2015, 4:11 PM - 6:46 PM EDT  
Att. 18,129 - Roof Closed - 72 F

AB	33
R	0
H	7
RBI	0
BB	1
SO	7
LOB	10



Batter	1	2	3	4	5	6	7	8	9	AB	R	H	RBI	BB	SO	LOB	BOTTOM			
9 Dee Strange-Gordon, L OBP: 0.383, SLG: 0.442			G4-3														4 0 1 0 1 2 1			
14 Martin Prado, R OBP: 0.319, SLG: 0.397	L9																4 1 1 0 0 2 2			
27 Giancarlo Stanton, R OBP: 0.377, SLG: 0.599																	3 3 3 2 1 0 0			
13 Marcell Ozuna, R OBP: 0.369, SLG: 0.351																	4 1 1 0 0 1 2			
48 Justin Bour, L OBP: 0.750, SLG: 0.667																	3 0 2 2 1 0 0			
20 J.T. Realmuto, R OBP: 0.281, SLG: 0.333																	4 1 1 0 0 0 3			
51 Ichiro Suzuki, L OBP: 0.340, SLG: 0.333																	4 1 2 0 0 0 1			
3 Adeiny Hechavarria, R OBP: 0.347, SLG: 0.471																	4 1 1 3 0 2 3			
34 Tom Koehler, R OBP: 0.125, SLG: 0.125 57 Bryan Morris, L (8, 1) 12 Reid Brignac, L (8, PH) 36 Sam Dyson, R (9, 1)																	3 0 0 0 0 2 0 0 0 0 0 0 0 0 0 0 0 0 1 0 0 0 0 0 0 0 0 0			
<b>Inning Stats</b>	R: 0 E: 0 K: 1 S: 12	H: 2 LOB: 1 BB: 0 P: 18	R: 0 E: 0 K: 0 S: 6	H: 0 LOB: 0 BB: 1 P: 14	R: 0 E: 0 K: 2 S: 11	H: 0 LOB: 0 BB: 0 P: 13	R: 2 E: 1 K: 0 S: 11	H: 4 LOB: 2 BB: 0 P: 18	R: 0 E: 0 K: 3 S: 10	H: 0 LOB: 0 BB: 0 P: 13	R: 2 E: 0 K: 0 S: 11	H: 2 LOB: 1 BB: 1 P: 21	R: 0 E: 0 K: 2 S: 9	H: 0 LOB: 1 BB: 1 P: 16	R: 4 E: 0 K: 1 S: 21	H: 4 LOB: 1 BB: 1 P: 32	1B: 8 2B: 2 3B: 0 HR: 2	SF: 0 SAC: 0 DP: 3 HBP: 0	WP: 0 PB: 0 SB: 0 CS: 1	PA: 37
<b>PITCHER</b>	IP WLS BF H R ER SO BB IBB HBP BLK WP HR S P ERA WHIP	IP WLS BF H R ER SO BB IBB HBP BLK WP HR S P ERA WHIP	IP WLS BF H R ER SO BB IBB HBP BLK WP HR S P ERA WHIP	IP WLS BF H R ER SO BB IBB HBP BLK WP HR S P ERA WHIP	IP WLS BF H R ER SO BB IBB HBP BLK WP HR S P ERA WHIP	IP WLS BF H R ER SO BB IBB HBP BLK WP HR S P ERA WHIP	IP WLS BF H R ER SO BB IBB HBP BLK WP HR S P ERA WHIP	IP WLS BF H R ER SO BB IBB HBP BLK WP HR S P ERA WHIP	IP WLS BF H R ER SO BB IBB HBP BLK WP HR S P ERA WHIP	IP WLS BF H R ER SO BB IBB HBP BLK WP HR S P ERA WHIP	IP WLS BF H R ER SO BB IBB HBP BLK WP HR S P ERA WHIP	IP WLS BF H R ER SO BB IBB HBP BLK WP HR S P ERA WHIP	IP WLS BF H R ER SO BB IBB HBP BLK WP HR S P ERA WHIP	IP WLS BF H R ER SO BB IBB HBP BLK WP HR S P ERA WHIP	IP WLS BF H R ER SO BB IBB HBP BLK WP HR S P ERA WHIP	IP WLS BF H R ER SO BB IBB HBP BLK WP HR S P ERA WHIP	IP WLS BF H R ER SO BB IBB HBP BLK WP HR S P ERA WHIP	IP WLS BF H R ER SO BB IBB HBP BLK WP HR S P ERA WHIP	IP WLS BF H R ER SO BB IBB HBP BLK WP HR S P ERA WHIP	IP WLS BF H R ER SO BB IBB HBP BLK WP HR S P ERA WHIP

Washington Nationals @ Miami Marlins  
Marlins Park, Miami, FL  
Sat Apr 25 2015, 4:11 PM - 6:46 PM EDT  
Att. 18,129 - Roof Closed - 72 F

AB	33
R	8
H	12
RBI	7
BB	4
SO	9
LOB	12





Batter	1	2	3	4	5	6	7	8	9	AB	R	H	RBI	BB	SO	LOB	TOP					
2 Denard Span, L OBP: 0.296, SLG: 0.240	F8		F7					G6-3		4	0	1	1	0	0	0	<b>Washington Nationals @ Miami Marlins</b> Marlins Park, Miami, FL Sun Apr 26 2015, 1:13 PM - 3:51 PM EDT Att: 21,433 - Roof Closed - 76 F					
5 Yunel Escobar, R OBP: 0.361, SLG: 0.431	G6-3									2	0	1	0	2	0	0						
28 Jayson Werth, R OBP: 0.295, SLG: 0.220	L7							K		4	0	0	0	0	2	4						
34 Bryce Harper, L OBP: 0.420, SLG: 0.524										4	1	1	1	0	1	2						
11 Ryan Zimmerman, R (1, 3) OBP: 0.284, SLG: 0.384	G3									3	0	0	0	1	0	0						
20 Ian Desmond, R OBP: 0.399, SLG: 0.395	K									4	0	0	0	0	4	2						
40 Wilson Ramos, R OBP: 0.258, SLG: 0.333	G5-3									4	1	1	0	0	1	0						
8 Danny Espinosa, S OBP: 0.302, SLG: 0.389										3	0	0	0	0	1	1						
47 Gio González, R (1, 1)										1	0	0	0	0	0	0						
60 Matt Grace, L (6, 1)										0	0	0	0	0	0	0						
26 Dan Uggla, R (7, PH) OBP: 0.184, SLG: 0.171										1	0	0	0	0	1	0						
64 Blake Treinen, R (7, 1)										0	0	0	0	0	0	0						
22 Drew Storen, S (8, 1)										0	0	0	0	0	0	0						
<b>Inning Stats</b>	R: 0 E: 0 K: 0 S: 10	H: 0 LOB: 0 BB: 0 P: 19	R: 1 E: 0 K: 1 S: 11	H: 1 LOB: 0 BB: 0 P: 16	R: 0 E: 0 K: 0 S: 9	H: 0 LOB: 0 BB: 0 P: 13	R: 0 E: 0 K: 1 S: 10	H: 0 LOB: 2 BB: 2 P: 24	R: 1 E: 0 K: 1 S: 11	H: 2 LOB: 2 BB: 1 P: 19	R: 0 E: 0 K: 1 S: 8	H: 0 LOB: 0 BB: 0 P: 13	R: 0 E: 0 K: 2 S: 10	H: 0 LOB: 0 BB: 0 P: 13	R: 0 E: 0 K: 2 S: 12	H: 1 LOB: 1 BB: 0 P: 19	R: 0 E: 0 K: 2 S: 10	H: 0 LOB: 0 BB: 0 P: 15	1B: 3 2B: 0 3B: 0 HR: 1	SF: 0 SAC: 1 DP: 0 HBP: 0	WP: 0 PB: 0 SB: 0 CS: 0	PA: 34
<b>PITCHER</b>	IP WLS BF H R ER SO BB IBB HBP BLK WP HR S P ERA WHIP																					
15 Dan Haren, R (1, 1) ERA: 3.38	5.0 W 21 3 2 2 3 3 0 0 0 0 0 1 51 91 3.60 1.200																					
36 Sam Dyson, R (6, 1) ERA: 2.31	1.0 H 3 0 0 0 1 0 0 0 0 0 0 0 8 13 0.00 0.000																					
44 AJ Ramos, R (7, 1) ERA: 0.73	2.0 7 1 0 0 4 0 0 0 0 0 0 0 22 32 0.00 0.500																					
31 Steve Cishek, R (9, 1) ERA: 8.44	1.0 3 0 0 0 2 0 0 0 0 0 0 0 10 15 0.00 0.000																					
<b>Batter</b>	<b>1</b>	<b>2</b>	<b>3</b>	<b>4</b>	<b>5</b>	<b>6</b>	<b>7</b>	<b>8</b>	<b>9</b>	<b>AB</b>	<b>R</b>	<b>H</b>	<b>RBI</b>	<b>BB</b>	<b>SO</b>	<b>LOB</b>	<b>BOTTOM</b>					
9 Dee Strange-Gordon, L (1, 4) OBP: 0.407, SLG: 0.463	G5-3									5	0	4	0	0	0	2	<b>Washington Nationals @ Miami Marlins</b> Marlins Park, Miami, FL Sun Apr 26 2015, 1:13 PM - 3:51 PM EDT Att: 21,433 - Roof Closed - 76 F					
14 Martín Prado, R (1, 5) OBP: 0.312, SLG: 0.384	G5-3									5	1	1	0	0	0	6						
27 Giancarlo Stanton, R (1, 9) OBP: 0.363, SLG: 0.594	K									4	2	2	1	0	2	1						
13 Marcell Ozuna, R (1, 8)	K									2	1	0	1	1	2	1						
38 Michael Morse, R (1, 3) OBP: 0.293, SLG: 0.338	K									4	0	1	0	0	3	2						
20 J.T. Realmuto, R (1, 2) OBP: 0.278, SLG: 0.382	G4-3									4	1	1	0	0	1	3						
51 Ichiro Suzuki, L (1, 7) OBP: 0.353, SLG: 0.348	G6-3									4	1	2	1	0	1	0						
3 Adeiny Hechavarria, R (1, 6) OBP: 0.355, SLG: 0.500	G1-3									4	0	2	3	0	1	0						
15 Dan Haren, R (1, 1) ERA: 5.01										2	0	0	0	0	2	1						
36 Sam Dyson, R (6, 1) ERA: 2.31										0	0	0	0	0	0	0						
10 Jeff Baker, R (6, PH)										1	0	0	0	0	1	2						
44 AJ Ramos, R (7, 1) ERA: 4.15										1	0	0	0	0	0	0						
48 Justin Bour, L (8, PH) OBP: 0.350, SLG: 0.250										1	0	1	0	0	0	0						
31 Steve Cishek, R (9, 1) ERA: 8.44										0	0	0	0	0	0	0						
<b>Inning Stats</b>	R: 0 E: 0 K: 2 S: 11	H: 1 LOB: 1 BB: 0 P: 17	R: 0 E: 0 K: 1 S: 7	H: 0 LOB: 0 BB: 0 P: 15	R: 0 E: 0 K: 1 S: 12	H: 1 LOB: 1 BB: 0 P: 16	R: 3 E: 0 K: 3 S: 16	H: 3 LOB: 1 BB: 1 P: 28	R: 2 E: 0 K: 1 S: 10	H: 3 LOB: 0 BB: 0 P: 12	R: 1 E: 0 K: 1 S: 10	H: 3 LOB: 2 BB: 0 P: 19	R: 0 E: 0 K: 2 S: 8	H: 1 LOB: 1 BB: 0 P: 9	R: 0 E: 0 K: 2 S: 14	H: 2 LOB: 2 BB: 0 P: 17	1B: 11 2B: 0 3B: 3 HR: 0	SF: 1 SAC: 0 DP: 0 HBP: 0	WP: 0 PB: 0 SB: 0 CS: 1	PA: 38		
<b>PITCHER</b>	IP WLS BF H R ER SO BB IBB HBP BLK WP HR S P ERA WHIP																					
47 Gio González, L (1, 1) ERA: 5.01	5.0 L 25 10 6 6 6 1 0 0 0 0 0 0 7 13 10.80 2.200																					
60 Matt Grace, L (6, 1) ERA: 2.31	1.0 4 1 0 0 1 0 0 0 0 0 0 0 7 13 0.00 1.000																					
64 Blake Treinen, R (7, 1) ERA: 4.15	1.0 4 1 0 0 2 0 0 0 0 0 0 0 8 9 0.00 1.000																					
22 Drew Storen, R (8, 1) ERA: 2.57	1.0 5 2 0 0 2 0 0 0 0 0 0 0 14 17 0.00 2.000																					







Batter	1	2	3	4	5	6	7	8	9	AB	R	H	RBI	BB	SO	LOB	TOP								
3 Curtis Granderson, L OBP: 0.372, SLG: 0.314										4	1	2	0	1	1	0	<b>New York Mets @ Miami Marlins</b> Marlins Park, Miami, FL Tue Apr 28 2015, 7:12 PM - 9:57 PM EDT Att: 17,255 - Roof Closed - 74 F								
12 Juan Lagares, R OBP: 0.322, SLG: 0.369										5	0	1	3	0	0	2									
21 Lucas Duda, L OBP: 0.409, SLG: 0.486										5	0	1	0	0	2	2									
29 Eric Campbell, R OBP: 0.340, SLG: 0.372										5	0	1	0	0	1	3									
28 Daniel Murphy, L OBP: 0.272, SLG: 0.370										4	0	3	0	0	0	0									
11 Rubén Tejada, R OBP: 0.286, SLG: 0.278										4	0	0	0	0	1	4									
9 Kirk Nieuwenhuis, L OBP: 0.190, SLG: 0.156										4	1	1	0	0	1	3									
20 Anthony Recker, R OBP: 0.400, SLG: 0.100										3	1	1	0	1	0	0									
50 Rafael Montero, R 43 Buddy Carlyle, L 4 Wilmer Flores, R 54 Alex Torres, L 23 Michael Cuddyer, R 52 Carlos Torres, R										2	0	0	0	0	1	0									
<b>Inning Stats</b>	R: 0 E: 0 K: 1 S: 8	H: 1 LOB: 1 BB: 0 P: 11	R: 0 E: 0 K: 0 S: 6	H: 0 LOB: 0 BB: 0 P: 6	R: 0 E: 0 K: 0 S: 12	H: 1 LOB: 1 BB: 0 P: 18	R: 0 E: 1 K: 1 S: 12	H: 1 LOB: 2 BB: 0 P: 20	R: 0 E: 0 K: 1 S: 6	H: 0 LOB: 0 BB: 0 P: 10	R: 0 E: 0 K: 1 S: 11	H: 2 LOB: 1 BB: 0 P: 19	R: 3 E: 0 K: 1 S: 18	H: 4 LOB: 1 BB: 0 P: 22	R: 0 E: 0 K: 1 S: 9	H: 1 LOB: 2 BB: 1 P: 17		R: 0 E: 0 K: 1 S: 9	H: 0 LOB: 1 BB: 1 P: 15	1B: 7 2B: 3 3B: 0 HR: 0	SF: 0 SAC: 0 DP: 0 HBP: 0	WP: 0 PB: 0 SB: 0 CS: 0	PA: 40		
<b>PITCHER</b>	IP WLS BF H R ER SO BB IBB HBP BLK WP HR S P ERA WHIP	IP WLS BF H R ER SO BB IBB HBP BLK WP HR S P ERA WHIP	IP WLS BF H R ER SO BB IBB HBP BLK WP HR S P ERA WHIP	IP WLS BF H R ER SO BB IBB HBP BLK WP HR S P ERA WHIP	IP WLS BF H R ER SO BB IBB HBP BLK WP HR S P ERA WHIP	IP WLS BF H R ER SO BB IBB HBP BLK WP HR S P ERA WHIP	IP WLS BF H R ER SO BB IBB HBP BLK WP HR S P ERA WHIP	IP WLS BF H R ER SO BB IBB HBP BLK WP HR S P ERA WHIP	IP WLS BF H R ER SO BB IBB HBP BLK WP HR S P ERA WHIP	IP WLS BF H R ER SO BB IBB HBP BLK WP HR S P ERA WHIP	IP WLS BF H R ER SO BB IBB HBP BLK WP HR S P ERA WHIP	IP WLS BF H R ER SO BB IBB HBP BLK WP HR S P ERA WHIP	IP WLS BF H R ER SO BB IBB HBP BLK WP HR S P ERA WHIP	IP WLS BF H R ER SO BB IBB HBP BLK WP HR S P ERA WHIP	IP WLS BF H R ER SO BB IBB HBP BLK WP HR S P ERA WHIP	IP WLS BF H R ER SO BB IBB HBP BLK WP HR S P ERA WHIP	IP WLS BF H R ER SO BB IBB HBP BLK WP HR S P ERA WHIP	IP WLS BF H R ER SO BB IBB HBP BLK WP HR S P ERA WHIP	IP WLS BF H R ER SO BB IBB HBP BLK WP HR S P ERA WHIP	IP WLS BF H R ER SO BB IBB HBP BLK WP HR S P ERA WHIP	IP WLS BF H R ER SO BB IBB HBP BLK WP HR S P ERA WHIP	IP WLS BF H R ER SO BB IBB HBP BLK WP HR S P ERA WHIP	IP WLS BF H R ER SO BB IBB HBP BLK WP HR S P ERA WHIP	IP WLS BF H R ER SO BB IBB HBP BLK WP HR S P ERA WHIP	IP WLS BF H R ER SO BB IBB HBP BLK WP HR S P ERA WHIP

**New York Mets @ Miami Marlins**  
 Marlins Park, Miami, FL  
 Tue Apr 28 2015, 7:12 PM - 9:57 PM EDT  
 Att: 17,255 - Roof Closed - 74 F

AB	38
R	3
H	10
RBI	3
BB	2
SO	7
LOB	18



Batter	1	2	3	4	5	6	7	8	9	AB	R	H	RBI	BB	SO	LOB	BOTTOM								
9 Dee Strange-Gordon, L OBP: 0.415, SLG: 0.478										4	1	2	0	0	2	0	<b>New York Mets @ Miami Marlins</b> Marlins Park, Miami, FL Tue Apr 28 2015, 7:12 PM - 9:57 PM EDT Att: 17,255 - Roof Closed - 74 F								
14 Martín Prado, R OBP: 0.310, SLG: 0.367										2	1	0	0	1	0	1									
27 Giancarlo Stanton, R OBP: 0.371, SLG: 0.556										4	1	1	1	0	1	2									
13 Marcell Ozuna, R OBP: 0.351, SLG: 0.318										3	1	1	0	1	0	1									
38 Michael Morse, R OBP: 0.289, SLG: 0.329										4	0	1	1	0	1	2									
20 J.T. Realmuto, R OBP: 0.250, SLG: 0.333										4	0	1	1	0	1	3									
51 Ichiro Suzuki, L OBP: 0.310, SLG: 0.302										4	0	0	0	0	0	4									
3 Adeiny Hechavarria, R OBP: 0.341, SLG: 0.468										2	0	0	0	1	2	0									
41 David Phelps, R 44 AJ Ramos, R 40 Mike Dunn, L 10 Jeff Baker, R 57 Bryan Morris, L 31 Steve Cishek, R										2	0	0	0	0	1	2									
<b>Inning Stats</b>	R: 0 E: 0 K: 2 S: 9	H: 0 LOB: 0 BB: 0 P: 13	R: 0 E: 0 K: 2 S: 9	H: 0 LOB: 0 BB: 0 P: 18	R: 0 E: 0 K: 1 S: 10	H: 0 LOB: 0 BB: 0 P: 14	R: 0 E: 0 K: 0 S: 5	H: 1 LOB: 1 BB: 0 P: 9	R: 0 E: 1 K: 1 S: 10	H: 0 LOB: 2 BB: 1 P: 15	R: 3 E: 0 K: 0 S: 13	H: 4 LOB: 1 BB: 0 P: 21	R: 0 E: 0 K: 3 S: 9	H: 0 LOB: 0 BB: 0 P: 12	R: 1 E: 0 K: 0 S: 12	H: 1 LOB: 2 BB: 2 P: 23		R: 0 E: 0 K: 0 S: 12	H: 0 LOB: 1 BB: 1 P: 15	1B: 5 2B: 1 3B: 0 HR: 0	SF: 0 SAC: 1 DP: 0 HBP: 0	WP: 1 PB: 0 SB: 0 CS: 0	PA: 34		
<b>PITCHER</b>	IP WLS BF H R ER SO BB IBB HBP BLK WP HR S P ERA WHIP	IP WLS BF H R ER SO BB IBB HBP BLK WP HR S P ERA WHIP	IP WLS BF H R ER SO BB IBB HBP BLK WP HR S P ERA WHIP	IP WLS BF H R ER SO BB IBB HBP BLK WP HR S P ERA WHIP	IP WLS BF H R ER SO BB IBB HBP BLK WP HR S P ERA WHIP	IP WLS BF H R ER SO BB IBB HBP BLK WP HR S P ERA WHIP	IP WLS BF H R ER SO BB IBB HBP BLK WP HR S P ERA WHIP	IP WLS BF H R ER SO BB IBB HBP BLK WP HR S P ERA WHIP	IP WLS BF H R ER SO BB IBB HBP BLK WP HR S P ERA WHIP	IP WLS BF H R ER SO BB IBB HBP BLK WP HR S P ERA WHIP	IP WLS BF H R ER SO BB IBB HBP BLK WP HR S P ERA WHIP	IP WLS BF H R ER SO BB IBB HBP BLK WP HR S P ERA WHIP	IP WLS BF H R ER SO BB IBB HBP BLK WP HR S P ERA WHIP	IP WLS BF H R ER SO BB IBB HBP BLK WP HR S P ERA WHIP	IP WLS BF H R ER SO BB IBB HBP BLK WP HR S P ERA WHIP	IP WLS BF H R ER SO BB IBB HBP BLK WP HR S P ERA WHIP	IP WLS BF H R ER SO BB IBB HBP BLK WP HR S P ERA WHIP	IP WLS BF H R ER SO BB IBB HBP BLK WP HR S P ERA WHIP	IP WLS BF H R ER SO BB IBB HBP BLK WP HR S P ERA WHIP	IP WLS BF H R ER SO BB IBB HBP BLK WP HR S P ERA WHIP	IP WLS BF H R ER SO BB IBB HBP BLK WP HR S P ERA WHIP	IP WLS BF H R ER SO BB IBB HBP BLK WP HR S P ERA WHIP	IP WLS BF H R ER SO BB IBB HBP BLK WP HR S P ERA WHIP	IP WLS BF H R ER SO BB IBB HBP BLK WP HR S P ERA WHIP	IP WLS BF H R ER SO BB IBB HBP BLK WP HR S P ERA WHIP

**New York Mets @ Miami Marlins**  
 Marlins Park, Miami, FL  
 Tue Apr 28 2015, 7:12 PM - 9:57 PM EDT  
 Att: 17,255 - Roof Closed - 74 F

AB	30
R	4
H	6
RBI	3
BB	3
SO	9
LOB	15









Batter	1	2	3	4	5	6	7	8	9	AB	R	H	RBI	BB	SO	LOB	TOP					
2 Ben Revere, L OBP: 0.270, SLG: 0.313	F7			37 1B 26 HR	F8			F7		4	1	1	0	0	0	0	<b>Philadelphia Phillies @ Miami Marlins</b> Marlins Park, Miami, FL Fri May 01 2015, 7:12 PM - 10:08 PM EDT Att: 18,511 - Partly Cloudy - 81 F					
37 Odúbel Herrera, L OBP: 0.337, SLG: 0.414	G4-3			26 HR	P6			L9		4	1	1	0	0	0	0						
26 Chase Utley, L OBP: 0.200, SLG: 0.243	G3			HR				G4-3		4	1	1	3	0	0	0						
6 Ryan Howard, L OBP: 0.247, SLG: 0.400	K			51 BB 31 2-1 24 1B	BB			G3		3	0	0	0	1	2	0						
24 Grady Sizemore, L OBP: 0.200, SLG: 0.184	K			51 BB	1B			L8		4	0	1	0	0	1	0						
25 Cody Asche, L OBP: 0.337, SLG: 0.429	F7			51 BB	1B			K		4	0	1	0	0	2	2						
51 Carlos Ruiz, R OBP: 0.324, SLG: 0.237				13 G1-3	BB			G4-3		2	0	0	0	2	0	1						
13 Freddy Galvis, S OBP: 0.381, SLG: 0.418	G6-3			G1-3	K			G1-3		3	0	0	0	0	1	4						
31 Jerome Williams, R (1, 1)	K			2-1	K			L9		2	0	0	0	0	2	0						
46 Jeanmar Gómez, R (6, 1)										0	0	0	0	0	0	0						
16 César Hernández, 7, PH OBP: 0.306, SLG: 0.258										1	0	0	0	0	0	1						
57 Luis García, R (7, 1)										0	0	0	0	0	0	0						
53 Ken Giles, R (8, 1)										0	0	0	0	0	0	0						
<b>Inning Stats</b>	R: 0 E: 0 K: 0 S: 8	H: 0 LOB: 0 BB: 0 P: 13	R: 0 E: 0 K: 2 S: 8	H: 0 LOB: 0 BB: 0 P: 11	R: 0 E: 0 K: 1 S: 7	H: 0 LOB: 0 BB: 0 P: 10	R: 3 E: 0 K: 2 S: 22	H: 4 LOB: 3 BB: 2 P: 39	R: 0 E: 0 K: 1 S: 7	H: 0 LOB: 0 BB: 0 P: 10	R: 0 E: 0 K: 1 S: 7	H: 0 LOB: 1 BB: 1 P: 18	R: 0 E: 0 K: 0 S: 9	H: 0 LOB: 1 BB: 0 P: 12	R: 0 E: 0 K: 0 S: 16	H: 1 LOB: 1 BB: 0 P: 24	1B: 3 2B: 0 3B: 1 HR: 1	SF: 0 SAC: 0 DP: 0 HBP: 0	WP: 0 PB: 0 SB: 0 CS: 0	PA: 34		
<b>PITCHER</b>	IP WLS BF H R ER SO BB IBB HBP BLK WP HR S P ERA WHIP																					
34 Tom Koehler, R (1, 1) ERA: 4.67	5.0 21 4 3 3 6 2 0 0 0 0 0 1 52 83 5.40 1.200																					
52 Brad Hand, L (6, 1) ERA: 3.75	1.0 3 0 0 0 1 0 0 0 0 0 0 7 11 0.00 0.000																					
44 AJ Ramos, R (7, 1) ERA: 1.32	1.0 4 0 0 0 1 1 0 0 0 0 0 0 11 18 0.00 1.000																					
40 Mike Dunn, L (8, 1) ERA: 5.99	1.0 3 0 0 0 0 0 0 0 0 0 0 9 12 0.00 0.000																					
31 Steve Cishek, R (9, 1) ERA: 8.64	1.0 W 4 1 0 0 0 0 0 0 0 0 0 0 16 24 0.00 1.000																					
<b>Batter</b>	<b>1</b>	<b>2</b>	<b>3</b>	<b>4</b>	<b>5</b>	<b>6</b>	<b>7</b>	<b>8</b>	<b>9</b>	<b>AB</b>	<b>R</b>	<b>H</b>	<b>RBI</b>	<b>BB</b>	<b>SO</b>	<b>LOB</b>	<b>BOTTOM</b>					
9 Dee Strange-Gordon, L OBP: 0.437, SLG: 0.495	L7		14 G4-3 14 S 1B		14 1B 27 2B					4	1	3	0	1	0	0	<b>Philadelphia Phillies @ Miami Marlins</b> Marlins Park, Miami, FL Fri May 01 2015, 7:12 PM - 10:08 PM EDT Att: 18,511 - Partly Cloudy - 81 F					
14 Martín Prado, R OBP: 0.301, SLG: 0.352	G4-3		G4-3		27 2B		G5-4-3			5	0	1	1	0	1	6						
27 Giancarlo Stanton, R OBP: 0.379, SLG: 0.595	G5-3		K		2B		G5-3			4	1	1	1	1	1	1						
13 Marcell Ozuna, R OBP: 0.395, SLG: 0.411	G6-3		38 G6-3 20 SF9 2B		20 F8 2B					4	1	4	1	1	0	0						
38 Michael Morse, R OBP: 0.264, SLG: 0.298	G6-3		G6-3		E6 51 G4-6-3		K			4	0	0	0	0	2	6						
20 J.T. Realmuto, R OBP: 0.231, SLG: 0.306	SF9		SF9		F8		G5-3			3	0	0	1	0	0	6						
51 Ichiro Suzuki, L OBP: 0.303, SLG: 0.344	1B		G4-6-3		G4-6-3		L7			4	0	1	0	0	0	2						
3 Adeiny Hechavarria, R OBP: 0.344, SLG: 0.471	G3		G3		F7		F7			4	0	1	0	0	0	1						
34 Tom Koehler, R (1, 1) OBP: 0.110, SLG: 0.111			G6-3		G6-3		L7			1	0	0	0	0	0	0						
12 Rond Griggs, L (5, PH)										0	0	0	0	0	0	0						
52 Brad Hand, L (6, 1)										0	0	0	0	0	0	0						
48 Justin Bour, L (6, PH) OBP: 0.195, SLG: 1.000										1	0	1	0	0	0	0						
44 AJ Ramos, R (7, 1)										0	0	0	0	0	0	0						
40 Mike Dunn, L (8, 1)										0	0	0	0	0	0	0						
10 Jeff Baker, R (8, PH) OBP: 0.444, SLG: 0.187										1	0	1	0	0	0	0						
31 Steve Cishek, R (9, 1)										0	0	0	0	0	0	0						
<b>Inning Stats</b>	R: 0 E: 0 K: 0 S: 6	H: 2 LOB: 1 BB: 0 P: 11	R: 1 E: 0 K: 0 S: 16	H: 2 LOB: 1 BB: 0 P: 24	R: 0 E: 0 K: 1 S: 11	H: 1 LOB: 1 BB: 0 P: 15	R: 0 E: 0 K: 0 S: 10	H: 1 LOB: 1 BB: 0 P: 18	R: 2 E: 0 K: 1 S: 13	H: 3 LOB: 3 BB: 2 P: 27	R: 0 E: 0 K: 0 S: 6	H: 2 LOB: 2 BB: 1 P: 14	R: 0 E: 0 K: 1 S: 8	H: 1 LOB: 1 BB: 0 P: 16	R: 0 E: 0 K: 1 S: 11	H: 2 LOB: 2 BB: 0 P: 14	R: 1 E: 0 K: 0 S: 4	H: 1 LOB: 1 BB: 1 P: 9	1B: 8 2B: 5 3B: 0 HR: 0	SF: 1 SAC: 0 DP: 2 HBP: 0	WP: 0 PB: 0 SB: 1 CS: 0	PA: 40
<b>PITCHER</b>	IP WLS BF H R ER SO BB IBB HBP BLK WP HR S P ERA WHIP																					
31 Jerome Williams, R (1, 1) ERA: 4.08	5.0 24 7 3 3 2 1 1 0 0 0 0 0 6 56 9 5.40 1.600																					
46 Jeanmar Gómez, R (6, 1) ERA: 2.7	1.0 5 2 0 0 0 0 1 0 0 0 0 0 6 14 0.00 2.000																					
57 Luis García, R (7, 1) ERA: 2.53	1.0 4 1 0 0 1 0 0 0 0 0 0 0 8 16 0.00 1.000																					
53 Ken Giles, R (8, 1) ERA: 0.87	1.0 L 7 3 1 1 1 1 0 0 0 0 0 0 15 23 9.00 4.000																					







Batter	1	2	3	4	5	6	7	8	9	AB	R	H	RBI	BB	SO	LOB	TOP
2 Ben Revere, L OBP: 0.286, SLG: 0.326										5	1	3	1	0	0	1	<b>Philadelphia Phillies @ Miami Marlins</b> Marlins Park, Miami, FL Sun May 03 2015, 1:10 PM - 3:55 PM EDT Att: 20,461 - Roof Closed - 72 F
26 Chase Utley, L OBP: 0.181, SLG: 0.217										5	1	0	0	0	2	5	
18 Darin Ruf, R OBP: 0.265, SLG: 0.395										4	1	1	1	0	0	1	
6 Ryan Howard, L OBP: 0.247, SLG: 0.410										4	1	2	2	0	2	1	
57 Luis Garcia, R										0	0	0	0	0	0	0	
53 Ken Giles, R										0	0	0	0	0	0	0	
3 Jeff Francoeur, R OBP: 0.229, SLG: 0.308										0	0	0	0	0	0	0	
58 Jonathan Papelbon, R										0	0	0	0	0	0	0	
24 Grady Sizemore, L OBP: 0.224, SLG: 0.234										5	0	2	1	0	0	2	
25 Cody Asche, L OBP: 0.315, SLG: 0.388										4	0	0	0	1	3	4	
16 César Hernández, S OBP: 0.293, SLG: 0.229										3	2	0	0	1	0	2	
29 Cameron Rupp, R OBP: 0.219, SLG: 0.233										4	0	1	0	0	1	3	
52 Severino González, R										2	0	0	0	0	2	2	
30 Justin De Fratus, S										0	0	0	0	0	0	0	
4 Andrés Blanco, S OBP: 0.283, SLG: 0.333										1	0	0	0	0	0	0	
37 Odúbel Herrera, L OBP: 0.340, SLG: 0.413										1	0	1	1	0	0	0	
<b>Inning Stats</b>	R: 0 H: 1 E: 0 K: 2 S: 12	H: 1 LOB: 1 BB: 0 P: 16	R: 0 H: 0 E: 1 K: 1 S: 10	H: 0 LOB: 1 BB: 0 P: 14	R: 0 H: 0 E: 0 K: 1 S: 8	H: 0 LOB: 0 BB: 0 P: 14	R: 0 H: 0 E: 0 K: 1 S: 10	H: 0 LOB: 2 BB: 1 P: 21	R: 2 H: 2 E: 0 K: 1 S: 12	H: 2 LOB: 1 BB: 0 P: 23	R: 2 H: 3 E: 1 K: 1 S: 13	H: 1 LOB: 1 BB: 0 P: 22	R: 0 H: 1 E: 0 K: 1 S: 8	H: 1 LOB: 0 BB: 0 P: 14	1B: 9 2B: 0 3B: 1 HR: 0	SF: 0 SAC: 0 DP: 0 HBP: 1	WP: 1 PA: 42 ERA: 0 WHIP: 0
<b>PITCHER</b>	IP WLS BF H R ER SO BB IBB HBP BLK WP HR S P ERA WHIP																
23 Jarrod Cosart, R ERA: 2.97	5.0 L 23 5 3 3 6 1 0 1 0 0 0 54 92 5.40 1.200																
44 AJ Ramos, R ERA: 1.23	1.0 3 0 0 0 1 0 0 0 0 0 0 8 13 0.00 0.000																
57 Bryan Morris, R ERA: 2.31	1.0 7 3 2 1 1 0 0 0 0 0 1 0 13 17 9.00 3.000																
52 Brad Hand, L ERA: 3.86	2.0 9 2 1 1 3 1 0 0 0 0 0 0 21 36 4.50 1.500																

Batter	1	2	3	4	5	6	7	8	9	AB	R	H	RBI	BB	SO	LOB	BOTTOM
51 Ichiro Suzuki, L OBP: 0.324, SLG: 0.343										3	1	1	0	1	1	1	<b>Philadelphia Phillies @ Miami Marlins</b> Marlins Park, Miami, FL Sun May 03 2015, 1:10 PM - 3:55 PM EDT Att: 20,461 - Roof Closed - 72 F
3 Adeiny Hechavarria, R OBP: 0.337, SLG: 0.462										4	0	0	0	2	2		
27 Giancarlo Stanton, R OBP: 0.355, SLG: 0.554										3	0	1	1	0	1		
13 Marcell Ozuna, R OBP: 0.389, SLG: 0.402										4	0	1	0	0	2	0	
38 Michael Morse, R OBP: 0.253, SLG: 0.284										4	0	0	0	0	3	2	
12 Reid Brignac, L OBP: 0.333, SLG: 0.111										4	0	1	0	0	0	2	
17 Donovan Solano, R OBP: 0.176, SLG: 0.294										4	1	1	0	0	0	1	
8 Jhonatan Solano, R OBP: 0.667, SLG: 1.000										2	0	1	1	1	0	0	
23 Jarrod Cosart, R										2	0	0	0	0	1	1	
44 AJ Ramos, R										0	0	0	0	0	0	0	
57 Bryan Morris, L										0	0	0	0	0	0	0	
48 Justin Bour, L OBP: 0.700, SLG: 0.778										1	0	0	0	0	1	0	
52 Brad Hand, L										0	0	0	0	0	0	0	
<b>Inning Stats</b>	R: 1 H: 0 E: 0 K: 2 S: 10	H: 0 LOB: 0 BB: 1 P: 19	R: 0 H: 0 E: 0 K: 0 S: 7	H: 0 LOB: 0 BB: 0 P: 10	R: 0 H: 1 E: 0 K: 0 S: 11	H: 0 LOB: 0 BB: 0 P: 14	R: 0 H: 2 E: 0 K: 2 S: 14	H: 2 LOB: 2 BB: 0 P: 22	R: 1 H: 2 E: 0 K: 1 S: 11	H: 2 LOB: 1 BB: 0 P: 13	R: 0 H: 0 E: 0 K: 3 S: 9	H: 0 LOB: 0 BB: 1 P: 10	R: 0 H: 0 E: 0 K: 1 S: 5	H: 0 LOB: 0 BB: 0 P: 5	1B: 5 2B: 1 3B: 0 HR: 0	SF: 1 SAC: 0 DP: 0 HBP: 0	WP: 0 PA: 35 ERA: 0 WHIP: 0
<b>PITCHER</b>	IP WLS BF H R ER SO BB IBB HBP BLK WP HR S P ERA WHIP																
52 Severino González, R ERA: 10.57	5.0 W 20 5 2 2 5 1 0 0 0 0 0 0 9 10 3.60 1.200																
30 Justin De Fratus, R ERA: 3.29	1.0 H 3 0 0 0 3 0 0 0 0 0 0 0 9 10 0.00 0.000																
57 Luis Garcia, R ERA: 2.31	1.0 H 4 0 0 0 0 1 0 0 0 0 0 0 5 9 0.00 1.000																
53 Ken Giles, R	1.0 3 0 0 0 1 0 0 0 0 0 0 0 5 5 0.00 0.000																
58 Jonathan Papelbon, R ERA: 0.87	1.0 4 1 0 0 1 0 0 0 0 0 0 0 6 9 0.00 1.000																

AB	39
R	6
H	10
RBI	6
BB	2
SO	11
LOB	21









Batter	1	2	3	4	5	6	7	8	9	AB	R	H	RBI	BB	SO	LOB	TOP			
9 Dee Strange-Gordon, L (1.4) OBP: 0.449, SLG: 0.505										5	0	1	0	0	0	2	<b>Miami Marlins @ Washington Nationals</b> Nationals Park, Washington, DC Tue May 05 2015, 7:35 PM - 10:40 PM EDT Att: 25,332 - Cloudy - 70 F			
14 Martin Prado, R (1.5) OBP: 0.324, SLG: 0.390										4	0	1	0	0	2	2				
27 Giancarlo Stanton, R (1.9) OBP: 0.350, SLG: 0.520										4	0	1	0	1	1	5				
13 Marcell Ozuna, R (1.8) OBP: 0.379, SLG: 0.382										3	0	0	0	1	1					
48 Justin Bour, L (1.3) OBP: 0.563, SLG: 0.786										2	0	0	0	1	0	2				
10 Jeff Baker, R (8.3) OBP: 0.400, SLG: 0.333										1	0	0	0	0	1	0				
20 J.T. Realmuto, R (1.2) OBP: 0.250, SLG: 0.350										4	1	1	0	0	0	1				
51 Ichiro Suzuki, L (1.7) OBP: 0.341, SLG: 0.360										4	1	2	1	0	0	0				
3 Adeiny Hechavarria, R (1.6) OBP: 0.340, SLG: 0.450										3	0	0	0	0	0	2				
35 Mat Latos, R (1.1) OBP: 0.333, SLG: 0.333										2	0	0	0	0	0	0				
46 Nick Masset, R (7.1) ERA: 4.73										0	0	0	0	0	0	0				
40 Mike Dunn, L (8.1) ERA: 5.06										0	0	0	0	0	0	0				
44 AJ Ramos, R (8.1) ERA: 1.2										0	0	0	0	0	0	0				
12 Reid Brignac, L (9.1) OBP: 0.288, SLG: 0.288										1	0	0	0	0	1	0				
31 Steve Cishek, R (9.1) ERA: 1.46										0	0	0	0	0	0	0				
<b>Inning Stats</b>	R: 0 E: 0 K: 1 S: 12	H: 1 LOB: 2 BB: 1 P: 21	R: 2 E: 1 K: 0 S: 17	H: 2 LOB: 2 BB: 0 P: 27	R: 0 E: 0 K: 1 S: 8	H: 1 LOB: 1 BB: 0 P: 16	R: 0 E: 0 K: 1 S: 11	H: 0 LOB: 0 BB: 0 P: 17	R: 0 E: 0 K: 0 S: 8	H: 0 LOB: 0 BB: 0 P: 11	R: 0 E: 0 K: 1 S: 9	H: 0 LOB: 1 BB: 1 P: 16	R: 0 E: 0 K: 1 S: 10	H: 0 LOB: 0 BB: 0 P: 15	R: 0 E: 0 K: 2 S: 11	H: 1 LOB: 2 BB: 0 P: 18	1B: 4 2B: 0 3B: 2 HR: 0	SF: 0 SAC: 1 DP: 0 HBP: 2	WP: 1 PB: 0 SB: 1 CS: 0	PA: 39
<b>PITCHER</b>	IP WLS BF H R ER SO BB IBB HBP BLK WP HR S P ERA WHIP	IP WLS BF H R ER SO BB IBB HBP BLK WP HR S P ERA WHIP	IP WLS BF H R ER SO BB IBB HBP BLK WP HR S P ERA WHIP	IP WLS BF H R ER SO BB IBB HBP BLK WP HR S P ERA WHIP	IP WLS BF H R ER SO BB IBB HBP BLK WP HR S P ERA WHIP	IP WLS BF H R ER SO BB IBB HBP BLK WP HR S P ERA WHIP	IP WLS BF H R ER SO BB IBB HBP BLK WP HR S P ERA WHIP	IP WLS BF H R ER SO BB IBB HBP BLK WP HR S P ERA WHIP	IP WLS BF H R ER SO BB IBB HBP BLK WP HR S P ERA WHIP	IP WLS BF H R ER SO BB IBB HBP BLK WP HR S P ERA WHIP	IP WLS BF H R ER SO BB IBB HBP BLK WP HR S P ERA WHIP	IP WLS BF H R ER SO BB IBB HBP BLK WP HR S P ERA WHIP	IP WLS BF H R ER SO BB IBB HBP BLK WP HR S P ERA WHIP	IP WLS BF H R ER SO BB IBB HBP BLK WP HR S P ERA WHIP	IP WLS BF H R ER SO BB IBB HBP BLK WP HR S P ERA WHIP	IP WLS BF H R ER SO BB IBB HBP BLK WP HR S P ERA WHIP	IP WLS BF H R ER SO BB IBB HBP BLK WP HR S P ERA WHIP	IP WLS BF H R ER SO BB IBB HBP BLK WP HR S P ERA WHIP	IP WLS BF H R ER SO BB IBB HBP BLK WP HR S P ERA WHIP	IP WLS BF H R ER SO BB IBB HBP BLK WP HR S P ERA WHIP

Batter	1	2	3	4	5	6	7	8	9	AB	R	H	RBI	BB	SO	LOB	BOTTOM					
2 Denard Span, L (1.8) OBP: 0.344, SLG: 0.509										3	0	0	0	1	0	1	<b>Miami Marlins @ Washington Nationals</b> Nationals Park, Washington, DC Tue May 05 2015, 7:35 PM - 10:40 PM EDT Att: 25,332 - Cloudy - 70 F					
5 Yunel Escobar, R (1.5) OBP: 0.356, SLG: 0.398										3	0	0	0	1	1	1						
34 Bryce Harper, L (1.9) OBP: 0.405, SLG: 0.457										4	0	0	0	0	2	2						
11 Ryan Zimmerman, R (1.3) OBP: 0.273, SLG: 0.358										3	1	0	0	1	1	2						
40 Wilson Ramos, R (1.2) OBP: 0.330, SLG: 0.379										0	0	0	0	0	0	0						
8 Danny Espinosa, S (9.1) OBP: 0.356, SLG: 0.413										3	0	2	0	1	0	0						
20 Ian Desmond, R (1.6) OBP: 0.292, SLG: 0.364										4	0	0	0	0	2	4						
26 Dan Uggla, R (1.4) OBP: 0.263, SLG: 0.365										3	0	0	1	1	0	3						
3 Michael Taylor, R (1.7) OBP: 0.303, SLG: 0.452										3	0	0	0	1	2	5						
37 Stephen Strasburg, R (1.1) ERA: 5.6										0	0	0	0	0	0	0						
58 Doug Fister, L (9.1) OBP: 0.273, SLG: 0.273										1	0	1	0	0	0	0						
36 Sammy Solis, R (4.1) ERA: 1.93										1	0	0	0	0	0	1						
64 Blake Treinen, R (7.1) ERA: 5.06										1	0	0	0	0	0	0						
25 Clint Robinson, L (8.1) OBP: 0.276, SLG: 0.326										1	0	0	0	0	0	2						
46 Matt Thornton, L (8.1) ERA: 1.2										0	0	0	0	0	0	0						
30 Aaron Barrett, R (9.1) ERA: 1.46										0	0	0	0	0	0	0						
12 Tyler Moore, R (9.1) ERA: 7.71										1	0	0	0	0	1	2						
<b>Inning Stats</b>	R: 0 E: 0 K: 0 S: 6	H: 0 LOB: 0 BB: 0 P: 7	R: 1 E: 0 K: 2 S: 17	H: 1 LOB: 1 BB: 1 P: 28	R: 0 E: 0 K: 0 S: 4	H: 1 LOB: 0 BB: 0 P: 6	R: 0 E: 0 K: 2 S: 9	H: 0 LOB: 0 BB: 0 P: 10	R: 0 E: 0 K: 0 S: 8	H: 0 LOB: 0 BB: 1 P: 16	R: 0 E: 0 K: 1 S: 9	H: 0 LOB: 1 BB: 1 P: 19	R: 0 E: 0 K: 1 S: 10	H: 0 LOB: 2 BB: 2 P: 23	R: 0 E: 0 K: 1 S: 9	H: 0 LOB: 1 BB: 1 P: 17	R: 0 E: 1 K: 2 S: 15	H: 1 LOB: 2 BB: 0 P: 21	1B: 2 2B: 1 3B: 0 HR: 0	SF: 0 SAC: 0 DP: 1 HBP: 0	WP: 0 PB: 0 SB: 0 CS: 0	PA: 36
<b>PITCHER</b>	IP WLS BF H R ER SO BB IBB HBP BLK WP HR S P ERA WHIP	IP WLS BF H R ER SO BB IBB HBP BLK WP HR S P ERA WHIP	IP WLS BF H R ER SO BB IBB HBP BLK WP HR S P ERA WHIP	IP WLS BF H R ER SO BB IBB HBP BLK WP HR S P ERA WHIP	IP WLS BF H R ER SO BB IBB HBP BLK WP HR S P ERA WHIP	IP WLS BF H R ER SO BB IBB HBP BLK WP HR S P ERA WHIP	IP WLS BF H R ER SO BB IBB HBP BLK WP HR S P ERA WHIP	IP WLS BF H R ER SO BB IBB HBP BLK WP HR S P ERA WHIP	IP WLS BF H R ER SO BB IBB HBP BLK WP HR S P ERA WHIP	IP WLS BF H R ER SO BB IBB HBP BLK WP HR S P ERA WHIP	IP WLS BF H R ER SO BB IBB HBP BLK WP HR S P ERA WHIP	IP WLS BF H R ER SO BB IBB HBP BLK WP HR S P ERA WHIP	IP WLS BF H R ER SO BB IBB HBP BLK WP HR S P ERA WHIP	IP WLS BF H R ER SO BB IBB HBP BLK WP HR S P ERA WHIP	IP WLS BF H R ER SO BB IBB HBP BLK WP HR S P ERA WHIP	IP WLS BF H R ER SO BB IBB HBP BLK WP HR S P ERA WHIP	IP WLS BF H R ER SO BB IBB HBP BLK WP HR S P ERA WHIP	IP WLS BF H R ER SO BB IBB HBP BLK WP HR S P ERA WHIP	IP WLS BF H R ER SO BB IBB HBP BLK WP HR S P ERA WHIP	IP WLS BF H R ER SO BB IBB HBP BLK WP HR S P ERA WHIP		









Batter	1	2	3	4	5	6	7	8	9	AB	R	H	RBI	BB	SO	LOB	TOP					
9 Dee Strange-Gordon, L (1.4) OBP: 0.461, SLG: 0.521	G4-3				G1-3												5 1 3 1 0 0 1					
14 Martín Prado, R (1.5) OBP: 0.347, SLG: 0.409		G4-3															5 1 3 0 0 0 2					
27 Giancarlo Stanton, R (1.9) OBP: 0.346, SLG: 0.532																	4 0 2 2 0 1 1					
13 Marcell Ozuna, R (1.8) OBP: 0.363, SLG: 0.394																	5 1 2 2 0 0 3					
51 Ichiro Suzuki, L (1.7) OBP: 0.330, SLG: 0.345																	5 0 1 0 0 0 3					
38 Michael Morse, R (1.3) OBP: 0.263, SLG: 0.293																	4 0 2 0 0 1 1					
20 J.T. Realmuto, R (1.2) OBP: 0.250, SLG: 0.353																	4 1 0 0 0 0 2					
3 Adeiny Hechavarria, R (1.6) OBP: 0.342, SLG: 0.444																	4 1 2 0 0 0 0					
15 Dan Haren, R (1.1) OBP: 0.154, SLG: 0.231																	3 2 2 2 0 1 1					
12 Reid Brignac, L (8, PH) OBP: 0.250, SLG: 0.077																	1 0 0 0 0 1 0					
40 Mike Dunn, L (8.1)																	0 0 0 0 0 0 0					
44 AJ Ramos, R (9.1)																	0 0 0 0 0 0 0					
<b>Inning Stats</b>	R: 0 H: 2 E: 0 K: 0 S: 11	H: 2 R: 1 ER: 0 LOB: 1 BB: 0 P: 15	R: 3 H: 4 E: 0 K: 0 S: 14	H: 4 R: 0 ER: 0 LOB: 0 BB: 0 P: 20	R: 0 H: 0 E: 0 K: 1 S: 7	H: 0 R: 0 ER: 0 LOB: 0 BB: 0 P: 7	R: 0 H: 1 E: 0 K: 0 S: 5	H: 1 R: 0 ER: 0 LOB: 0 BB: 0 P: 6	R: 1 H: 3 E: 0 K: 0 S: 15	H: 3 R: 0 ER: 0 LOB: 2 BB: 0 P: 18	R: 0 H: 1 E: 0 K: 2 S: 9	H: 1 R: 0 ER: 0 LOB: 1 BB: 0 P: 14	R: 2 H: 4 E: 0 K: 0 S: 12	H: 4 R: 0 ER: 0 LOB: 1 BB: 0 P: 22	R: 0 H: 0 E: 0 K: 1 S: 10	H: 0 R: 0 ER: 0 LOB: 1 BB: 0 P: 14	R: 1 H: 2 E: 0 K: 0 S: 13	H: 2 R: 0 ER: 0 LOB: 1 BB: 0 P: 19	1B: 14 2B: 2 3B: 0 HR: 1	SF: 1 SAC: 0 DP: 2 HBP: 0	WP: 0 PB: 0 SB: 0 CS: 0	PA: 41
<b>PITCHER</b>	IP WLS BF H R ER SO BB IBB HBP BLK WP HR S P ERA WHIP																					
17 Tim Hudson, R (1.1) ERA: 4.5	6.2 L 32 15 6 6 3 0 0 0 0 0 0 1 71 98 8.10 2.250																					
70 George Kontos, R (7.1) ERA: 1.5	0.1 1 0 0 0 0 0 0 0 0 0 0 2 4 0.00 0.000																					
63 Jean Machi, R (8.1) ERA: 3.6	1.0 3 0 0 0 1 0 0 0 0 0 0 10 14 0.00 0.000																					
41 Jeremy Affeldt, L (9.1) ERA: 2.35	1.0 5 2 1 1 0 0 0 0 0 0 0 13 19 9.00 2.000																					

Miami Marlins @ San Francisco Giants  
 AT&T Park, San Francisco, CA  
 Thu May 07 2015, 7:16 PM - 9:47 PM PDT  
 Att: 41,367 - Overcast - 62 F

AB	40
R	7
H	17
RBI	7
BB	0
SO	4
LOB	14



Batter	1	2	3	4	5	6	7	8	9	AB	R	H	RBI	BB	SO	LOB	BOTTOM					
23 Norichika Aoki, L (1.7) OBP: 0.356, SLG: 0.364	G5-3																4 0 0 0 0 0 1					
12 Joe Panik, L (1.4) OBP: 0.343, SLG: 0.423																	4 0 1 0 0 1 0					
16 Ángel Pagán, S (1.8) OBP: 0.359, SLG: 0.427																	4 0 1 0 0 0 1					
28 Buster Posey, R (1.2) OBP: 0.342, SLG: 0.412																	4 1 1 0 0 0 2					
9 Brandon Belt, L (1.3) OBP: 0.369, SLG: 0.397																	4 1 2 0 0 0 0					
43 Justin Maxwell, R (1.9) OBP: 0.300, SLG: 0.417																	3 0 1 1 0 0 1					
35 Brandon Crawford, L (1.6) OBP: 0.359, SLG: 0.454																	4 0 1 0 0 0 1					
50 Matt Duffy, R (1.5) OBP: 0.308, SLG: 0.367																	3 0 1 1 0 1 2					
17 Tim Hudson, R (1.1) OBP: 0.167, SLG: 0.091																	2 0 1 0 0 1 0					
70 George Kontos, R (7.1) ERA: 1.5																	0 0 0 0 0 0 0					
29 Héctor Sánchez, S (7, PH) OBP: 0.167, SLG: 0.200																	1 0 0 0 0 0 1					
63 Jean Machi, R (8.1) ERA: 3.6																	0 0 0 0 0 0 0					
41 Jeremy Affeldt, L (9.1) ERA: 2.35																	0 0 0 0 0 0 0					
<b>Inning Stats</b>	R: 0 H: 0 E: 0 K: 1 S: 11	H: 0 R: 2 ER: 0 LOB: 2 BB: 0 P: 17	R: 0 H: 2 E: 0 K: 0 S: 12	H: 2 R: 2 ER: 0 LOB: 0 BB: 0 P: 15	R: 0 H: 1 E: 0 K: 0 S: 4	H: 1 R: 0 ER: 0 LOB: 0 BB: 0 P: 9	R: 0 H: 2 E: 0 K: 0 S: 10	H: 2 R: 0 ER: 0 LOB: 1 BB: 0 P: 12	R: 0 H: 0 E: 0 K: 2 S: 7	H: 0 R: 0 ER: 0 LOB: 0 BB: 0 P: 10	R: 0 H: 0 E: 0 K: 0 S: 7	H: 0 R: 0 ER: 0 LOB: 1 BB: 0 P: 12	R: 2 H: 3 E: 0 K: 0 S: 12	H: 3 R: 0 ER: 0 LOB: 1 BB: 0 P: 16	R: 0 H: 1 E: 0 K: 0 S: 12	H: 1 R: 0 ER: 0 LOB: 1 BB: 0 P: 15	R: 0 H: 0 E: 0 K: 0 S: 5	H: 0 R: 0 ER: 0 LOB: 0 BB: 0 P: 7	1B: 7 2B: 2 3B: 0 HR: 0	SF: 1 SAC: 0 DP: 2 HBP: 0	WP: 0 PB: 0 SB: 0 CS: 0	PA: 34
<b>PITCHER</b>	IP WLS BF H R ER SO BB IBB HBP BLK WP HR S P ERA WHIP																					
15 Dan Haren, R (1.1) ERA: 2.68	7.0 W 27 8 2 2 3 0 0 0 0 0 0 12 15 2.57 1.143																					
40 Mike Dunn, L (8.1) ERA: 4.53	1.0 4 1 0 0 0 0 0 0 0 0 0 12 15 0.00 1.000																					
44 AJ Ramos, R (9.1) ERA: 1.13	1.0 3 0 0 0 0 0 0 0 0 0 0 5 7 0.00 0.000																					

Miami Marlins @ San Francisco Giants  
 AT&T Park, San Francisco, CA  
 Thu May 07 2015, 7:16 PM - 9:47 PM PDT  
 Att: 41,367 - Overcast - 62 F

AB	33
R	2
H	9
RBI	2
BB	0
SO	3
LOB	9





Batter	1	2	3	4	5	6	7	8	9	AB	R	H	RBI	BB	SO	LOB	TOP	
21 Christian Yelich, L (1,7) OBP: 0.245, SLG: 0.204										4	0	0	0	0	2	2	<b>Miami Marlins @ San Francisco Giants</b> AT&T Park, San Francisco, CA Fri May 08 2015, 7:16 PM - 10:02 PM PDT Att: 41,413 - Clear - 55 F	
14 Martín Prado, R (1,5) OBP: 0.344, SLG: 0.398										3	0	0	0	1	0	0		
27 Giancarlo Stanton, R (1,9) OBP: 0.336, SLG: 0.513										4	0	0	0	0	2	3		
13 Marcell Ozuna, R (1,8) OBP: 0.368, SLG: 0.408										4	0	2	0	0	1	0		
20 J.T. Realmuto, R (1,2) OBP: 0.237, SLG: 0.333										4	0	0	0	0	1	2		
38 Michael Morse, R (1,3) OBP: 0.272, SLG: 0.287										2	0	0	0	2	1	1		
3 Adeiny Hechavarria, R (1,6) OBP: 0.339, SLG: 0.438										4	0	1	0	0	2	3		
17 Donovan Solano, R (1,4) OBP: 0.238, SLG: 0.263										2	0	0	0	1	0	2		
23 Jarrod Cosart, R (1,1) 48 Justin Bour, L (5,PH) 52 Brad Hand, L (5,1) 51 Ichiro Suzuki, L (7,PH) 46 Nick Masset, R (7,1) 31 Steve Cishek, R (8,1)										1	0	0	0	0	1	0		
<b>Inning Stats</b>	R: 0 E: 0 K: 2 S: 8	H: 0 LOB: 0 BB: 0 P: 13	R: 0 E: 0 K: 1 S: 12	H: 1 LOB: 2 BB: 1 P: 24	R: 0 E: 0 K: 1 S: 9	H: 0 LOB: 0 BB: 0 P: 12	R: 0 E: 0 K: 2 S: 16	H: 1 LOB: 3 BB: 2 P: 28	R: 0 E: 0 K: 0 S: 5	H: 0 LOB: 0 BB: 0 P: 10	R: 0 E: 0 K: 0 S: 13	H: 0 LOB: 0 BB: 0 P: 19	R: 0 E: 0 K: 0 S: 8	H: 0 LOB: 1 BB: 1 P: 15	1B: 2 2B: 1 3B: 0 HR: 0	SF: 0 SAC: 0 DP: 0 HBP: 0		WP: 2 PB: 0 SB: 0 CS: 0
<b>PITCHER</b>	IP WLS BF H R ER SO BB IBB HBP BLK WP HR S P ERA WHIP																	
55 Tim Lincecum, R (1,1) ERA: 2.0	6.0 W 24 3 0 0 8 3 0 0 0 1 0 66 107 0.00 1.000																	
52 Yusmeiro Petit, R (7,1) ERA: 3.71	3.0 S 10 0 0 0 2 1 0 0 0 1 0 30 45 0.00 0.333																	

Batter	1	2	3	4	5	6	7	8	9	AB	R	H	RBI	BB	SO	LOB	BOTTOM	
23 Norichika Aoki, L (1,7) OBP: 0.350, SLG: 0.366										5	0	1	0	0	1	2	<b>Miami Marlins @ San Francisco Giants</b> AT&T Park, San Francisco, CA Fri May 08 2015, 7:16 PM - 10:02 PM PDT Att: 41,413 - Clear - 55 F	
12 Joe Panik, L (1,4) OBP: 0.345, SLG: 0.416										4	0	1	0	1	0	2		
16 Ángel Pagán, S (1,8) OBP: 0.344, SLG: 0.409										5	0	0	0	0	1	4		
28 Buster Posey, R (1,2) OBP: 0.370, SLG: 0.423										2	3	2	0	3	0	0		
9 Brandon Belt, L (1,3) OBP: 0.393, SLG: 0.436										5	1	4	0	0	1	2		
43 Justin Maxwell, R (1,9) OBP: 0.321, SLG: 0.427										3	1	2	2	1	0	2		
35 Brandon Crawford, L (1,6) OBP: 0.355, SLG: 0.468										3	0	0	0	0	2	7		
14 Casey McGehee, R (1,5) OBP: 0.244, SLG: 0.312										4	1	2	4	0	0	5		
55 Tim Lincecum, L (1,1) ERA: 3.67	4.0 L 21 6 3 1 1 1 3 0 0 0 0 0 18 29 4.50 2.000																	
52 Brad Hand, L (5,1) ERA: 3.94	2.0 9 3 1 1 1 1 0 0 0 0 0 18 29 4.50 2.000																	
46 Nick Masset, R (7,1) ERA: 3.18	1.0 6 2 1 1 0 1 0 1 0 0 0 10 19 9.00 3.000																	
31 Steve Cishek, R (8,1) ERA: 6.97	1.0 5 1 0 0 2 1 0 0 0 0 0 10 18 0.00 2.000																	
<b>Inning Stats</b>	R: 0 E: 0 K: 0 S: 6	H: 3 LOB: 1 BB: 2 P: 39	R: 0 E: 0 K: 2 S: 11	H: 2 LOB: 2 BB: 0 P: 15	R: 0 E: 0 K: 0 S: 10	H: 1 LOB: 2 BB: 1 P: 19	R: 1 E: 0 K: 1 S: 13	H: 2 LOB: 1 BB: 1 P: 23	R: 0 E: 0 K: 0 S: 5	H: 1 LOB: 1 BB: 0 P: 6	R: 1 E: 0 K: 0 S: 10	H: 2 LOB: 2 BB: 1 P: 19	R: 0 E: 0 K: 2 S: 10	H: 1 LOB: 2 BB: 1 P: 18	1B: 9 2B: 2 3B: 0 HR: 1	SF: 0 SAC: 1 DP: 2 HBP: 1	WP: 1 PB: 0 SB: 0 CS: 0	PA: 41
<b>PITCHER</b>	IP WLS BF H R ER SO BB IBB HBP BLK WP HR S P ERA WHIP																	
23 Jarrod Cosart, R (1,1) ERA: 3.67	4.0 L 21 6 3 1 1 1 3 0 0 0 0 0 18 29 4.50 2.000																	
52 Brad Hand, L (5,1) ERA: 3.94	2.0 9 3 1 1 1 1 0 0 0 0 0 18 29 4.50 2.000																	
46 Nick Masset, R (7,1) ERA: 3.18	1.0 6 2 1 1 0 1 0 1 0 0 0 10 19 9.00 3.000																	
31 Steve Cishek, R (8,1) ERA: 6.97	1.0 5 1 0 0 2 1 0 0 0 0 0 10 18 0.00 2.000																	



Batter	1	2	3	4	5	6	7	8	9	AB	R	H	RBI	BB	SO	LOB	TOP					
21 Christian Yelich, L OBP: 0.241, SLG: 0.189	G4-3		14 2B	K			K	K		4	0	0	0	1	3	3	<p>Miami Marlins @ San Francisco Giants</p> <p>AT&amp;T Park, San Francisco, CA</p> <p>Sat May 09 2015, 6:06 PM - 9:29 PM PDT</p> <p>Att: 42,285 - Partly Cloudy - 57 F</p>					
14 Martín Prado, R OBP: 0.346, SLG: 0.407	1B		2B		F9		G6-3	F9		5	0	2	0	0	0	0						
27 Giancarlo Stanton, R OBP: 0.331, SLG: 0.496	K		K		K			20 SH3-4 17 2B	K	4	1	0	0	1	4	3						
13 Marcell Ozuna, R OBP: 0.369, SLG: 0.430	F9							FC1 17 2B		4	2	1	1	1	1	2						
20 J.T. Realmuto, R OBP: 0.238, SLG: 0.320	K							SH3-4	K	3	1	0	0	1	3	1						
10 Jeff Baker, R OBP: 0.412, SLG: 0.429	G5-3									2	1	1	1	0	0	0						
17 Donovan Solano, R OBP: 0.261, SLG: 0.333										2	1	1	2	0	0	0						
38 Michael Morse, R OBP: 0.271, SLG: 0.286	K							F9		4	0	1	0	0	1	2						
3 Adeiny Hechavarria, R OBP: 0.344, SLG: 0.448										4	0	2	2	0	1	1						
41 David Phelps, R OBP: 0.323, SLG: 0.337										2	0	0	0	0	2	1						
51 Ichiro Suzuki, L OBP: 0.323, SLG: 0.337										1	0	0	0	0	0	0						
44 AJ Ramos, R OBP: 0.545, SLG: 0.684										0	0	0	0	0	0	0						
48 Justin Bour, L OBP: 0.369, SLG: 0.430										0	0	0	0	1	0	0						
57 Bryan Morris, L OBP: 0.261, SLG: 0.333										0	0	0	0	0	0	0						
<b>Inning Stats</b>	R: 0 H: 1 E: 0 K: 1 S: 15	H: 1 LOB: 1 BB: 0 P: 20	R: 0 H: 0 E: 0 K: 2 S: 9	H: 0 LOB: 0 BB: 0 P: 13	R: 0 H: 1 E: 0 K: 3 S: 14	H: 1 LOB: 2 BB: 1 P: 22	R: 3 H: 3 E: 0 K: 2 S: 20	H: 3 LOB: 1 BB: 1 P: 31	R: 0 H: 0 E: 0 K: 1 S: 9	H: 0 LOB: 0 BB: 0 P: 13	R: 0 H: 1 E: 0 K: 1 S: 9	H: 1 LOB: 1 BB: 0 P: 15	R: 0 H: 0 E: 0 K: 1 S: 8	H: 0 LOB: 0 BB: 0 P: 14	R: 3 H: 2 E: 0 K: 1 S: 18	H: 2 LOB: 2 BB: 2 P: 32	R: 0 H: 0 E: 0 K: 2 S: 10	H: 0 LOB: 1 BB: 1 P: 21	1B: 3 2B: 4 3B: 0 HR: 1	SF: 0 SAC: 1 DP: 0 HBP: 0	WP: 1 PB: 0 SB: 0 CS: 0	PA: 41
<b>PITCHER</b>	IP: 5.0 WLS: L BF: 22 ERA: 3.3	H: 5 R: 3 ER: 3 SO: 10	BB: 2 IBB: 0 HBP: 0 BLK: 0	WP: 0 HR: 1 S: 67 P: 99	ERA: 5.40 WHIP: 1.400	IP: 1.0 WLS: L BF: 4 ERA: 1.98	H: 0 R: 0 ER: 0 SO: 2	BB: 1 IBB: 0 HBP: 0 BLK: 0	WP: 0 HR: 0 S: 10 P: 21	ERA: 0.00 WHIP: 1.000												
40 Madison Bumgarner, L ERA: 3.3	70 George Kontos, R ERA: 1.42	49 Javier López, L ERA: 2.25	63 Jean Machi, R ERA: 5.17	54 Sergio Romo, R ERA: 2.88	46 Santiago Casilla, R ERA: 1.98																	

Batter	1	2	3	4	5	6	7	8	9	AB	R	H	RBI	BB	SO	LOB	BOTTOM					
23 Norichika Aoki, L OBP: 0.352, SLG: 0.362	G4-3		1B				F8	F8		4	0	1	0	1	0	3	<p>Miami Marlins @ San Francisco Giants</p> <p>AT&amp;T Park, San Francisco, CA</p> <p>Sat May 09 2015, 6:06 PM - 9:29 PM PDT</p> <p>Att: 42,285 - Partly Cloudy - 57 F</p>					
12 Joe Panik, L OBP: 0.333, SLG: 0.415	L7		G4-3		G3		F8			5	0	1	1	0	0	5						
16 Ángel Pagán, S OBP: 0.346, SLG: 0.408	28 FC6-4 1B							G4-3	G4-3	5	0	2	0	0	0	1						
28 Buster Posey, R OBP: 0.366, SLG: 0.417	FC6-4									4	0	1	0	0	1	2						
9 Brandon Belt, L OBP: 0.387, SLG: 0.420	G1-3									3	0	0	0	1	0	1						
43 Justin Maxwell, R OBP: 0.318, SLG: 0.430	F9									4	1	1	0	0	2	3						
35 Brandon Crawford, L OBP: 0.360, SLG: 0.469	F8									4	0	2	1	0	1	2						
14 Casey McGehee, R OBP: 0.233, SLG: 0.296	G6-3									4	0	0	0	0	3	2						
40 Madison Bumgarner, R ERA: 3.3	29 Hee-seop Choi, S ERA: 1.00	49 Javier López, L ERA: 2.25	7 Chicago Blanco, L ERA: 1.00	63 Jean Machi, R ERA: 5.17	54 Sergio Romo, R ERA: 2.88	46 Santiago Casilla, R ERA: 1.98																
<b>Inning Stats</b>	R: 0 H: 1 E: 0 K: 0 S: 9	H: 0 LOB: 0 BB: 0 P: 14	R: 0 H: 0 E: 0 K: 0 S: 5	H: 0 LOB: 0 BB: 0 P: 6	R: 0 H: 1 E: 0 K: 0 S: 12	H: 1 LOB: 1 BB: 0 P: 16	R: 0 H: 0 E: 0 K: 1 S: 9	H: 0 LOB: 0 BB: 0 P: 13	R: 1 H: 3 E: 0 K: 1 S: 20	H: 3 LOB: 2 BB: 1 P: 34	R: 0 H: 1 E: 0 K: 1 S: 10	H: 1 LOB: 1 BB: 0 P: 15	R: 0 H: 1 E: 0 K: 1 S: 12	H: 1 LOB: 2 BB: 1 P: 21	R: 0 H: 1 E: 0 K: 2 S: 15	H: 1 LOB: 2 BB: 2 P: 24		R: 1 H: 2 E: 0 K: 1 S: 10	H: 2 LOB: 1 BB: 0 P: 17	1B: 7 2B: 3 3B: 0 HR: 0	SF: 0 SAC: 0 DP: 0 HBP: 0	WP: 1 PB: 0 SB: 0 CS: 1
<b>PITCHER</b>	IP: 6.0 WLS: W BF: 24 ERA: 2.9	H: 6 R: 1 ER: 1 SO: 10	BB: 1 IBB: 0 HBP: 0 BLK: 0	WP: 0 HR: 0 S: 65 P: 98	ERA: 1.50 WHIP: 1.167	IP: 1.0 WLS: H BF: 5 ERA: 1.00	H: 1 R: 0 ER: 0 SO: 1	BB: 0 IBB: 0 HBP: 0 BLK: 0	WP: 0 HR: 0 S: 12 P: 21	ERA: 0.00 WHIP: 2.000												
41 David Phelps, R ERA: 2.9	44 AJ Ramos, R ERA: 1.00	57 Bryan Morris, R ERA: 4.6																				

AB	35
R	6
H	8
RBI	6
BB	5
SO	15
LOB	13

AB	36
R	2
H	10
RBI	2
BB	3
SO	7
LOB	19





Batter	1	2	3	4	5	6	7	8	9	AB	R	H	RBI	BB	SO	LOB	TOP			
9 Dee Strange-Gordon, L (1.4) OBP: 0.462, SLG: 0.537										4	0	2	0	0	1	0	<b>Miami Marlins @ San Francisco Giants</b> AT&T Park, San Francisco, CA Sun May 10 2015, 1:06 PM - 4:07 PM PDT Att: 41,889 - Overcast - 56 F			
14 Martín Prado, R (1.5) OBP: 0.336, SLG: 0.393										4	0	0	0	0	1	4				
51 Ichiro Suzuki, L (1.9) OBP: 0.320, SLG: 0.326										3	0	0	0	1	0	0				
13 Marcell Ozuna, R (1.8) OBP: 0.357, SLG: 0.414										4	0	0	0	0	1	2				
21 Christian Yelich, L (1.7) OBP: 0.258, SLG: 0.196										3	1	1	0	1	0	0				
38 Michael Morse, R (1.3) OBP: 0.279, SLG: 0.304										4	0	2	1	0	1	0				
3 Adeiny Hechavarria, R (1.6) OBP: 0.333, SLG: 0.433										4	0	0	0	0	1	2				
8 Jhonatan Solano, R (1.2) OBP: 0.286, SLG: 0.333										4	0	0	0	0	1	1				
35 Mat Latos, R (1.1) OBP: 0.375, SLG: 0.375										2	0	1	0	0	1	0				
48 Justin Bour, L (8, PH) OBP: 0.565, SLG: 0.700										1	0	1	0	0	0	0				
17 Donovan Solano, R (8, PR) OBP: 0.261, SLG: 0.333										0	1	0	0	0	0	0				
40 Mike Dunn, L (8.1)										0	0	0	0	0	0	0				
31 Steve Cishek, R (9.1)										0	0	0	0	0	0	0				
<b>Inning Stats</b>	R: 0 E: 0 K: 1 S: 9	H: 0 LOB: 0 BB: 0 P: 13	R: 0 E: 0 K: 2 S: 9	H: 0 LOB: 0 BB: 0 P: 14	R: 0 E: 0 K: 0 S: 10	H: 2 LOB: 2 BB: 0 P: 17	R: 1 E: 0 K: 0 S: 12	H: 2 LOB: 1 BB: 0 P: 18	R: 0 E: 0 K: 1 S: 8	H: 0 LOB: 0 BB: 0 P: 13	R: 0 E: 0 K: 1 S: 9	H: 0 LOB: 0 BB: 0 P: 13	R: 1 E: 0 K: 2 S: 14	H: 2 LOB: 2 BB: 1 P: 25	R: 0 E: 0 K: 0 S: 8	H: 1 LOB: 1 BB: 1 P: 15	1B: 4 2B: 3 3B: 0 HR: 0	SF: 0 SAC: 0 DP: 0 HBP: 0	WP: 1 PB: 0 CS: 3 SB: 0	PA: 35
<b>PITCHER</b>	IP	WLS	BF	H	R	ER	SO	BB	IBB	HBP	BLK	WP	HR	S	P	ERA	WHIP			
32 Ryan Vogelsong, R (1.1) ERA: 5.67	7.0		25	4	1	1	5	0	0	0	0	0	0	63	96	1.29	0.571			
54 Sergio Romo, R (8.1) ERA: 3.48	1.0		6	2	1	1	2	1	0	0	0	1	0	14	25	9.00	3.000			
41 Jeremy Affeldt, L (9.1) ERA: 2.25	0.1		2	1	0	0	0	1	0	0	0	0	0	4	10	0.00	6.000			
46 Santiago Casilla, R (9.1) ERA: 1.88	0.2	W	2	0	0	0	0	0	0	0	0	0	0	4	5	0.00	0.000			

Batter	1	2	3	4	5	6	7	8	9	AB	R	H	RBI	BB	SO	LOB	BOTTOM			
23 Norichika Aoki, L (1.7) OBP: 0.361, SLG: 0.366										4	1	2	1	1	0	0	<b>Miami Marlins @ San Francisco Giants</b> AT&T Park, San Francisco, CA Sun May 10 2015, 1:06 PM - 4:07 PM PDT Att: 41,889 - Overcast - 56 F			
5 Matt Duffy, R (1.6) OBP: 0.310, SLG: 0.364										5	0	1	1	0	1	2				
12 Joe Panik, L (1.4) OBP: 0.344, SLG: 0.413										3	0	1	0	1	0	1				
9 Brandon Belt, L (1.3) OBP: 0.392, SLG: 0.424										4	0	2	1	0	0	2				
43 Justin Maxwell, R (1.9) OBP: 0.304, SLG: 0.410										4	0	0	0	0	2	2				
34 Andrew Susac, R (1.2) OBP: 0.323, SLG: 0.393										4	0	1	0	0	1	0				
13 Joaquin Arias, R (8, PR) OBP: 0.250, SLG: 0.375										0	1	0	0	0	0	0				
7 Grégor Blanco, L (1.8) OBP: 0.309, SLG: 0.377										4	1	3	0	0	1	0				
14 Casey McGehee, R (1.5) OBP: 0.225, SLG: 0.286										3	0	0	0	0	0	2				
28 Buster Posey, R (9, PH) OBP: 0.371, SLG: 0.417										0	0	0	0	1	0	0				
32 Ryan Vogelsong, R (1.1) ERA: 5.67	7.0		27	7	1	1	5	0	0	0	0	0	0	0	0	2				
35 Brandon Crawford, L (7, PH) OBP: 0.327, SLG: 0.426										1	0	0	0	0	0	1				
54 Sergio Romo, R (8.1) ERA: 3.48										0	0	0	0	0	0	0				
41 Jeremy Affeldt, L (9.1) ERA: 2.25										0	0	0	0	0	0	0				
46 Santiago Casilla, R (9.1) ERA: 1.88										0	0	0	0	0	0	0				
16 Ángel Pagán, S (9, PH) OBP: 0.344, SLG: 0.465										1	0	0	0	0	1	3				
<b>Inning Stats</b>	R: 0 E: 0 K: 1 S: 8	H: 1 LOB: 1 BB: 0 P: 14	R: 0 E: 0 K: 1 S: 7	H: 0 LOB: 0 BB: 0 P: 11	R: 0 E: 0 K: 1 S: 10	H: 1 LOB: 1 BB: 0 P: 15	R: 0 E: 0 K: 1 S: 10	H: 1 LOB: 1 BB: 0 P: 15	R: 0 E: 0 K: 0 S: 9	H: 2 LOB: 1 BB: 0 P: 11	R: 0 E: 0 K: 0 S: 9	H: 1 LOB: 1 BB: 0 P: 11	R: 0 E: 0 K: 0 S: 11	H: 0 LOB: 1 BB: 1 P: 21	R: 2 E: 0 K: 2 S: 18	H: 3 LOB: 3 BB: 2 P: 34	1B: 8 2B: 3 3B: 0 HR: 0	SF: 0 SAC: 0 DP: 1 HBP: 0	WP: 0 PB: 0 CS: 1	PA: 38
<b>PITCHER</b>	IP	WLS	BF	H	R	ER	SO	BB	IBB	HBP	BLK	WP	HR	S	P	ERA	WHIP			
35 Mat Latos, R (1.1) ERA: 4.72	7.0		27	7	1	1	5	0	0	0	0	0	0	66	100	1.29	1.000			
40 Mike Dunn, L (8.1) ERA: 4.28	1.0	H	4	0	0	0	0	1	0	0	0	0	0	11	21	0.00	1.000			
31 Steve Cishek, R (9.1) ERA: 8.18	0.2	L	7	3	2	2	2	1	1	0	0	0	0	18	34	27.00	6.000			

AB	33
R	2
H	7
RBI	1
BB	2
SO	7
LOB	9

AB	35
R	3
H	10
RBI	3
BB	3
SO	7
LOB	14





Batter	1	2	3	4	5	6	7	8	9	AB	R	H	RBI	BB	SO	LOB	TOP										
9 Dee Strange-Gordon, L (1.4) OBP: 0.453, SLG: 0.520	G1-3		4-2 CS BB			G3		K	L7	4	0	0	0	1	1	3											
14 Martín Prado, R (1.5) OBP: 0.333, SLG: 0.389	G6-3		2-1 CS	0-0 13 G6-4-3 1B		K		F9		4	0	1	0	0	1	0											
27 Giancarlo Stanton, R (1.9) OBP: 0.321, SLG: 0.479	K			0-3 K		K		G5-3	K	4	0	0	0	0	3	1											
13 Marcell Ozuna, R (1.8) OBP: 0.362, SLG: 0.439		F9		2-1 G6-4-3		G6-4-3		HR	K	3	2	1	1	1	0	1											
21 Christian Yelich, L (1.7) OBP: 0.273, SLG: 0.267	K			2-1 G4-3		G4-3		HR	BB	4	1	2	2	0	1	0											
38 Michael Morse, R (1.3) OBP: 0.296, SLG: 0.321		1B		0-1 G1-3		G1-3		1B	HR	4	0	3	0	0	0	0											
20 J.T. Realmuto, R (1.2) OBP: 0.262, SLG: 0.333	L7			2-2 1B		L7		1B	1B	3	0	2	0	1	0	1											
3 Adeiny Hechavarria, R (1.6) OBP: 0.323, SLG: 0.419			G6-3			L9		L7-2	L7	4	0	0	0	0	0	6											
34 Tom Koehler, R (1.1) OBP: 0.077, SLG: 0.077						K				2	0	0	0	0	1	0											
46 Nick Masset, L (7.1)										0	0	0	0	0	0	0											
10 Jeff Baker, R (8. PR)										1	0	0	0	0	1	0											
36 Sam Dyson, R (8.1)										0	0	0	0	0	0	0											
51 Ichiro Suzuki, L (9. PR)										0	0	0	0	0	1	0											
31 Steve Cishek, R (9.1)										0	0	0	0	0	0	0											
<b>Inning Stats</b>	R: 0 H: 0 E: 0 K: 1 S: 7	H: 0 LOB: 0 BB: 0 P: 12	R: 0 H: 1 E: 0 K: 1 S: 11	H: 1 LOB: 1 BB: 0 P: 14	R: 0 H: 0 E: 0 K: 1 S: 9	H: 0 LOB: 0 BB: 1 P: 17	R: 0 H: 1 E: 0 K: 1 S: 6	H: 1 LOB: 0 BB: 0 P: 8	R: 0 H: 1 E: 0 K: 0 S: 7	H: 1 LOB: 1 BB: 0 P: 9	R: 0 H: 0 E: 0 K: 1 S: 7	H: 0 LOB: 0 BB: 0 P: 9	R: 1 H: 3 E: 0 K: 0 S: 13	H: 3 LOB: 2 BB: 1 P: 22	R: 0 H: 0 E: 0 K: 2 S: 13	H: 0 LOB: 3 BB: 2 P: 18	R: 2 H: 3 E: 0 K: 1 S: 18	H: 3 LOB: 3 BB: 2 P: 32	1B: 7 2B: 1 3B: 0 HR: 2	SF: 0 SAC: 0 DP: 2 HBP: 0	WP: 1 PB: 0 CS: 1	PA: 38					
<b>PITCHER</b>	IP	WLS	BF	H	R	ER	SO	BB	IBB	HBP	BLK	WP	HR	S	P	ERA	WHIP	<b>PITCHER</b>									
21 Zack Greinke, R (1.1) ERA: 1.52	7.0		26	6	1	1	5	2	0	0	0	1	1	60	91	1.29	1.143										
36 Adam Liberatore, L (8.1)	0.2	H	2	0	0	0	2	0	0	0	0	0	0	10	13	0.00	0.000										
41 Chris Hatcher, R (8.1)	0.1	H	1	0	0	0	0	0	0	0	0	0	0	3	5	0.00	0.000										
63 Yimi Garcia, R (9.1)	0.2	B	7	3	2	2	1	2	0	0	0	0	1	15	27	27.00	7.500										
56 J.P. Howell, L (9.1)	0.1	W	1	0	0	0	0	0	0	0	0	0	0	3	5	0.00	0.000										
<b>Batter</b>	<b>1</b>	<b>2</b>	<b>3</b>	<b>4</b>	<b>5</b>	<b>6</b>	<b>7</b>	<b>8</b>	<b>9</b>	<b>AB</b>	<b>R</b>	<b>H</b>	<b>RBI</b>	<b>BB</b>	<b>SO</b>	<b>LOB</b>	<b>BOTTOM</b>										
31 Joc Pederson, L (1.8) OBP: 0.434, SLG: 0.609	K		G6-3							3	0	1	1	1	1	1											
11 Jimmy Rollins, S (1.6) OBP: 0.254, SLG: 0.296	G3-1									4	0	0	0	0	2	2											
47 Howie Kendrick, R (1.4) OBP: 0.354, SLG: 0.461	G5-3									4	1	1	0	0	0	0											
23 Adrián González, L (1.3) OBP: 0.432, SLG: 0.720		L6								4	0	1	0	0	0	0											
10 Justin Turner, R (1.5) OBP: 0.377, SLG: 0.655	K									3	0	0	1	1	1	1											
9 Yasmani Grandal, S (1.2) OBP: 0.415, SLG: 0.519										2	0	0	0	2	1	1											
14 Enrique Hernández, R (8. PR) OBP: 0.300, SLG: 0.365	K2-3									0	1	0	0	0	0	0											
16 Andre Ethier, L (1.9) OBP: 0.391, SLG: 0.532										4	1	1	0	0	1	2											
33 Scott Van Slyke, R (1.7) OBP: 0.396, SLG: 0.574	G6-3									4	2	3	3	0	0	0											
21 Zack Greinke, R (1.1) ERA: 4.62	6.0		24	3	1	1	5	4	0	0	0	0	0	0	0	0											
46 Nick Masset, L (7.1)	1.0		4	2	1	0	0	0	0	0	0	0	0	0	0	0											
36 Sam Dyson, R (8.1)	1.0		3	0	0	0	1	0	0	0	0	0	0	0	0	0											
31 Steve Cishek, R (9.1)	0.1	L	4	2	3	3	0	1	0	0	0	0	0	0	0	0											
<b>Inning Stats</b>	R: 0 H: 0 E: 0 K: 1 S: 6	H: 0 LOB: 0 BB: 0 P: 9	R: 0 H: 0 E: 0 K: 2 S: 12	H: 0 LOB: 0 BB: 0 P: 19	R: 0 H: 0 E: 0 K: 0 S: 12	H: 0 LOB: 1 BB: 1 P: 19	R: 1 H: 2 E: 0 K: 2 S: 15	H: 2 LOB: 1 BB: 1 P: 25	R: 0 H: 1 E: 0 K: 0 S: 8	H: 1 LOB: 1 BB: 1 P: 15	R: 0 H: 0 E: 0 K: 0 S: 11	H: 0 LOB: 1 BB: 1 P: 21	R: 1 H: 2 E: 1 K: 0 S: 10	H: 2 LOB: 0 BB: 0 P: 16	R: 0 H: 0 E: 0 K: 1 S: 10	H: 0 LOB: 0 BB: 0 P: 15	R: 3 H: 2 E: 0 K: 0 S: 9	H: 2 LOB: 1 BB: 1 P: 16	1B: 4 2B: 3 3B: 0 HR: 1	SF: 0 SAC: 1 DP: 1 HBP: 0	WP: 0 PB: 0 CS: 1	PA: 36					
<b>PITCHER</b>	IP	WLS	BF	H	R	ER	SO	BB	IBB	HBP	BLK	WP	HR	S	P	ERA	WHIP	<b>PITCHER</b>									
34 Tom Koehler, R (1.1)	6.0		24	3	1	1	5	4	0	0	0	0	0	0	0	0	1.67										
46 Nick Masset, L (7.1)	1.0		4	2	1	0	0	0	0	0	0	0	0	10	16	0.00	2.000										
36 Sam Dyson, R (8.1)	1.0		3	0	0	0	1	0	0	0	0	0	0	10	15	0.00	0.000										
31 Steve Cishek, R (9.1)	0.1	L	4	2	3	3	0	1	0	0	0	0	1	9	16	81.00	9.000										

Miami Marlins @ Los Angeles Dodgers  
Dodger Stadium, Los Angeles, CA  
Mon May 11 2015, 7:11 PM - 10:13 PM PDT  
Att: 44,941 - Partly Cloudy - 72 F

AB	33
R	3
H	9
RBI	3
BB	4
SO	8
LOB	12



Miami Marlins @ Los Angeles Dodgers  
Dodger Stadium, Los Angeles, CA  
Mon May 11 2015, 7:11 PM - 10:13 PM PDT  
Att: 44,941 - Partly Cloudy - 72 F

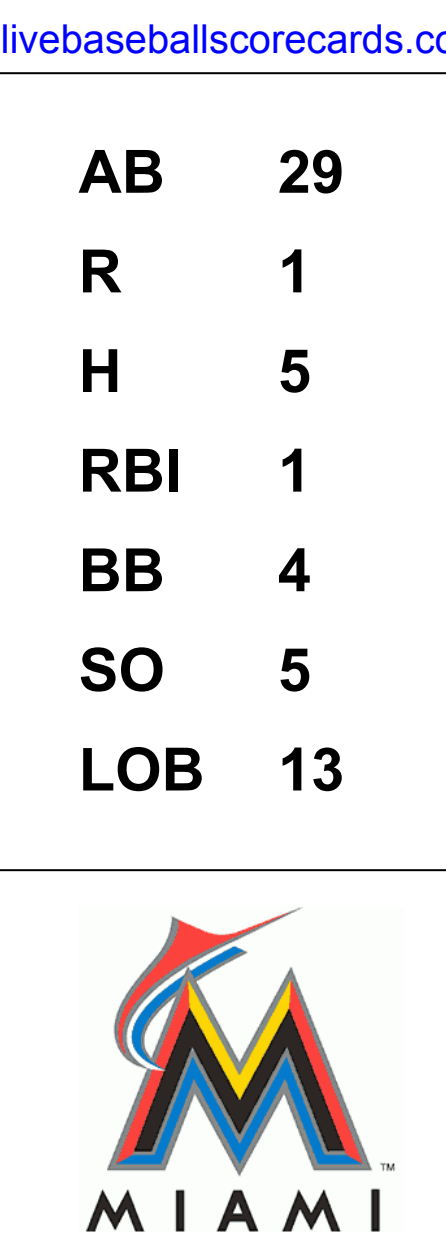
AB	29
R	5
H	7
RBI	5
BB	5
SO	6
LOB	8





Batter	1	2	3	4	5	6	7	8	9	AB	R	H	RBI	BB	SO	LOB	TOP					
9 Dee Strange-Gordon, L (1.4) OBP: 0.340, SLG: 0.504										4	0	0	0	0	0	1	<b>Miami Marlins @ Los Angeles Dodgers</b> Dodger Stadium, Los Angeles, CA Tue May 12 2015, 7:11 PM - 10:13 PM PDT Att. 49,628 - Clear - 65 F					
14 Martín Prado, R (1.5) OBP: 0.331, SLG: 0.385										4	0	1	0	0	2	1						
27 Giancarlo Stanton, R (1.9) OBP: 0.336, SLG: 0.512										2	1	2	1	1	0	0						
10 Jeff Baker, R (7.7) OBP: 0.421, SLG: 0.400										0	0	0	0	0	1	0						
13 Marcell Ozuna, R (1.8) OBP: 0.351, SLG: 0.424										4	0	0	0	0	0	4						
21 Christian Yelich, L (1.7) OBP: 0.275, SLG: 0.258										2	0	0	0	1	1	3						
57 Bryan Morris, L (8.1) OBP: 0.250, SLG: 0.286										0	0	0	0	0	0	0						
8 Jhonatan Solano, R (9. PH) OBP: 0.250, SLG: 0.286										1	0	0	0	0	0	0						
38 Michael Morse, R (1.3) OBP: 0.286, SLG: 0.309										4	0	0	0	0	1	2						
20 J.T. Realmuto, R (1.2) OBP: 0.261, SLG: 0.329										4	0	1	0	0	0	0						
3 Adeiny Hechavarria, R (1.6) OBP: 0.331, SLG: 0.421										2	0	1	0	1	0	1						
17 Donovan Solano, R (7.6) OBP: 0.261, SLG: 0.333										0	0	0	0	0	0	0						
15 Dan Haren, R (1.1) OBP: 0.143, SLG: 0.214										1	0	0	0	0	1	0						
52 Brad Hand, L (5.1) OBP: 0.143, SLG: 0.214										0	0	0	0	0	0	0						
46 Nick Masset, R (6.1) OBP: 0.143, SLG: 0.214										0	0	0	0	0	0	0						
51 Ichiro Suzuki, L (6.7) OBP: 0.323, SLG: 0.322										0	0	0	0	0	0	1						
<b>Inning Stats</b>	R: 1 E: 0 K: 1 S: 9	H: 1 LOB: 0 BB: 0 P: 12	R: 0 E: 0 K: 1 S: 8	H: 0 LOB: 0 BB: 1 P: 15	R: 0 E: 0 K: 0 S: 11	H: 1 LOB: 1 BB: 0 P: 13	R: 0 E: 0 K: 0 S: 9	H: 0 LOB: 1 BB: 0 P: 17	R: 0 E: 0 K: 1 S: 8	H: 1 LOB: 0 BB: 0 P: 11	R: 0 E: 0 K: 1 S: 13	H: 2 LOB: 2 BB: 1 P: 23	R: 0 E: 0 K: 0 S: 9	H: 0 LOB: 1 BB: 1 P: 17	R: 0 E: 0 K: 1 S: 12	H: 0 LOB: 0 BB: 0 P: 18	R: 0 E: 0 K: 0 S: 5	H: 0 LOB: 0 BB: 0 P: 7	1B: 4 2B: 0 3B: 0 HR: 1	SF: 0 SAC: 1 DP: 1 HBP: 0	WP: 0 PB: 0 SB: 0 CS: 1	PA: 34
<b>PITCHER</b>	IP WLS BF H R ER SO BB IBB HBP BLK WP HR S P ERA WHIP																					
46 Mike Bolsinger, R (1.1) ERA: 1.59	5.2 W 22 5 1 1 3 2 0 0 0 0 0 1 55 87 1.59 1.235																					
75 Paco Rodríguez, L (6.1) ERA: 1.23	0.1 1 0 0 0 1 0 0 0 0 0 0 0 3 4 0.00 0.000																					
26 Sergio Santos, R (7.1) ERA: 2.57	1.0 4 0 0 0 0 1 0 0 0 0 0 0 9 17 0.00 1.000																					
12 Juan Nicasio, R (8.1) ERA: 1.17	1.0 4 0 0 0 1 1 0 0 0 0 0 0 12 18 0.00 1.000																					
56 J.P. Howell, L (9.1) ERA: 0.93	1.0 3 0 0 0 0 0 0 0 0 0 0 0 5 7 0.00 0.000																					

Batter	1	2	3	4	5	6	7	8	9	AB	R	H	RBI	BB	SO	LOB	BOTTOM			
31 Joc Pederson, L (1.8) OBP: 0.422, SLG: 0.582										6	0	1	0	0	3	8	<b>Miami Marlins @ Los Angeles Dodgers</b> Dodger Stadium, Los Angeles, CA Tue May 12 2015, 7:11 PM - 10:13 PM PDT Att. 49,628 - Clear - 65 F			
11 Jimmy Rollins, S (1.6) OBP: 0.257, SLG: 0.298										6	2	2	0	0	6					
47 Howie Kendrick, R (1.4) OBP: 0.371, SLG: 0.500										5	2	4	1	0	1					
23 Adrián González, L (1.3) OBP: 0.434, SLG: 0.719										3	2	1	1	0	1	2				
26 Sergio Santos, R (7.1) OBP: 0.293, SLG: 0.329										0	0	0	0	0	0	0				
5 Juan Uribe, R (7. PH) OBP: 0.293, SLG: 0.329										1	0	0	0	0	0	1				
12 Juan Nicasio, R (8.1) OBP: 0.293, SLG: 0.329										0	0	0	0	0	0	0				
56 J.P. Howell, L (9.1) OBP: 0.293, SLG: 0.329										0	0	0	0	0	0	0				
7 Alex Guerrero, R (1.5) OBP: 0.393, SLG: 0.784										5	2	3	2	0	2					
9 Yasmani Grandal, S (1.2) OBP: 0.424, SLG: 0.519										4	2	2	2	1	1	2				
16 Andre Ethier, L (1.9) OBP: 0.423, SLG: 0.598										5	1	5	3	0	0					
33 Scott Van Slyke, R (1.7) OBP: 0.414, SLG: 0.608										4	0	3	2	0	0					
46 Mike Bolsinger, R (1.1) ERA: 1.59										3	0	0	0	0	1	5				
75 Paco Rodríguez, L (6.1) ERA: 1.23										0	0	0	0	0	0	0				
14 Enrique Hernández, R (6. PH) OBP: 0.275, SLG: 0.258										2	0	0	0	0	2	3				
<b>Inning Stats</b>	R: 0 E: 0 K: 0 S: 11	H: 2 LOB: 2 BB: 0 P: 16	R: 0 E: 0 K: 1 S: 16	H: 3 LOB: 3 BB: 0 P: 23	R: 1 E: 0 K: 1 S: 13	H: 1 LOB: 0 BB: 0 P: 20	R: 1 E: 0 K: 2 S: 10	H: 1 LOB: 0 BB: 0 P: 12	R: 4 E: 0 K: 1 S: 14	H: 5 LOB: 2 BB: 0 P: 23	R: 5 E: 0 K: 1 S: 20	H: 5 LOB: 1 BB: 1 P: 31	R: 0 E: 0 K: 1 S: 8	H: 2 LOB: 2 BB: 0 P: 10	R: 0 E: 0 K: 1 S: 11	H: 2 LOB: 2 BB: 0 P: 20	1B: 16 2B: 3 3B: 0 HR: 2	SF: 1 SAC: 0 DP: 0 HBP: 1	WP: 1 PB: 0 SB: 0 CS: 0	PA: 47
<b>PITCHER</b>	IP WLS BF H R ER SO BB IBB HBP BLK WP HR S P ERA WHIP																			
15 Dan Haren, R (1.1) ERA: 3.7	4.1 L 25 11 6 6 4 1 0 0 0 0 0 0 22 34 12.46 2.538																			
52 Brad Hand, L (5.1) ERA: 6.48	0.2 9 6 5 5 1 1 0 0 0 0 0 0 22 34 67.50 10.500																			
46 Nick Masset, R (6.1) ERA: 2.08	2.0 8 2 0 0 2 0 0 0 0 0 0 0 15 21 0.00 1.000																			
57 Bryan Morris, R (8.1) ERA: 4.32	1.0 5 2 0 0 1 0 0 0 0 0 0 0 11 20 0.00 2.000																			










Batter	1	2	3	4	5	6	7	8	9	AB	R	H	RBI	BB	SO	LOB	TOP										
8 Jace Peterson, L OBP: 0.336, SLG: 0.300										5	0	0	0	0	3	2	<b>Atlanta Braves @ Miami Marlins</b> Marlins Park, Miami, FL Fri May 15 2015, 7:13 PM - 10:22 PM EDT Att: 18,334 - Roof Closed - 75 F										
11 Phil Gosselin, R OBP: 0.371, SLG: 0.455										5	0	3	0	0	0	1											
5 Freddie Freeman, L OBP: 0.383, SLG: 0.533										5	0	1	0	0	2	2											
22 Nick Markakis, L OBP: 0.400, SLG: 0.354										4	1	2	0	0	1	3											
19 Andrelton Simmons, R OBP: 0.329, SLG: 0.431										4	1	1	0	0	1	4											
26 Todd Cunningham, S OBP: 0.750, SLG: 1.000										4	2	3	1	0	1	0											
25 Cameron Maybin, R OBP: 0.307, SLG: 0.410										4	1	1	1	0	1	4											
27 Christian Bethancourt, R OBP: 0.180, SLG: 0.220										4	0	0	0	0	1	5											
49 Julio Teheran, R OBP: 0.187, SLG: 0.187										2	0	1	2	0	0	1											
50 Brandon Cunniff, R OBP: 0.307, SLG: 0.307										0	0	0	0	0	0	0											
4 Eric Young Jr., S OBP: 0.307, SLG: 0.307										0	0	0	0	0	0	0											
57 Cody Martin, R OBP: 0.307, SLG: 0.307										0	0	0	0	0	0	0											
13 Pedro Ciriaco, R OBP: 0.307, SLG: 0.307										0	0	0	0	0	0	0											
53 Jim Johnson, R OBP: 0.307, SLG: 0.307										0	0	0	0	0	0	0											
39 Jason Grilli, R OBP: 0.307, SLG: 0.307										0	0	0	0	0	0	0											
<b>Inning Stats</b>	R: 0 E: 0 K: 1 S: 8	H: 1 LOB: 0 BB: 0 P: 10	R: 2 E: 1 K: 1 S: 16	H: 3 LOB: 2 BB: 0 P: 21	R: 0 E: 0 K: 2 S: 12	H: 2 LOB: 1 BB: 0 P: 21	R: 1 E: 0 K: 1 S: 11	H: 2 LOB: 1 BB: 0 P: 17	R: 0 E: 0 K: 2 S: 10	H: 0 LOB: 0 BB: 0 P: 16	R: 0 E: 1 K: 0 S: 4	H: 1 LOB: 0 BB: 0 P: 8	R: 2 E: 0 K: 1 S: 13	H: 3 LOB: 2 BB: 0 P: 18	R: 0 E: 0 K: 1 S: 6	H: 0 LOB: 0 BB: 0 P: 10	1B: 9 2B: 6 3B: 0 HR: 0	SF: 0 SAC: 0 DP: 2 HBP: 0	WP: 1 PB: 0 SB: 2 CS: 0	PA: 39							
<b>PITCHER</b>	IP	WLS	BF	H	R	ER	SO	BB	IBB	HBP	BLK	WP	HR	S	P	ERA	WHIP										
41 David Phelps, R ERA: 2.68	6.0		26	9	3	1	8	0	0	0	0	0	0	66	100	1.50	1.500										
36 Sam Dyson, R ERA: 2.41	1.0		3	1	0	0	0	0	0	0	0	0	0	4	8	0.00	1.000										
40 Mike Dunn, L ERA: 4.5	0.1	L	2	1	1	1	0	0	0	0	0	0	0	4	6	27.00	3.000										
57 Bryan Morris, R ERA: 4.42	0.2		5	2	1	1	1	0	0	0	0	1	0	9	12	13.50	3.000										
52 Brad Hand, L ERA: 6.11	1.0		3	0	0	0	1	0	0	0	0	0	0	6	10	0.00	0.000										

AB	39
R	5
H	13
RBI	4
BB	0
SO	10
LOB	24



Batter	1	2	3	4	5	6	7	8	9	AB	R	H	RBI	BB	SO	LOB	BOTTOM										
9 Dee Strange-Gordon, L OBP: 0.457, SLG: 0.532										5	1	3	0	0	0	2	<b>Atlanta Braves @ Miami Marlins</b> Marlins Park, Miami, FL Fri May 15 2015, 7:13 PM - 10:22 PM EDT Att: 18,334 - Roof Closed - 75 F										
14 Martin Prado, R OBP: 0.322, SLG: 0.367										5	0	0	0	0	1	6											
27 Giancarlo Stanton, R OBP: 0.340, SLG: 0.545										4	2	2	2	1	1	1											
13 Marcell Ozuna, R OBP: 0.347, SLG: 0.414										5	0	2	1	0	0	1											
21 Christian Yelich, L OBP: 0.278, SLG: 0.243										4	0	1	0	1	1	2											
38 Michael Morse, R OBP: 0.276, SLG: 0.291										4	0	0	0	0	3	4											
20 J.T. Realmuto, R OBP: 0.260, SLG: 0.333										4	0	1	0	0	0	1											
3 Adeiny Hechavarria, R OBP: 0.333, SLG: 0.418										4	0	1	0	0	0	1											
41 David Phelps, R ERA: 4.33	5.2		27	9	2	1	5	1	0	0	0	0	0	0	0	0											
51 Ichiro Suzuki, L ERA: 3.07	0.0		1	1	0	0	0	0	0	0	0	0	0	0	0	0											
36 Sam Dyson, R ERA: 2.31	0.1	H	1	0	0	0	0	0	0	0	0	0	0	0	0	0											
40 Mike Dunn, L ERA: 4.12	1.0	W	4	1	1	1	1	0	0	0	0	1	8	11	9.00	1.000											
57 Bryan Morris, L ERA: 3.12	1.0	H	4	1	0	0	1	0	0	0	0	0	8	13	0.00	1.000											
<b>Inning Stats</b>	R: 1 E: 1 K: 1 S: 13	H: 2 LOB: 1 BB: 1 P: 26	R: 0 E: 0 K: 0 S: 9	H: 2 LOB: 0 BB: 0 P: 13	R: 1 E: 0 K: 1 S: 15	H: 2 LOB: 1 BB: 0 P: 23	R: 0 E: 0 K: 1 S: 10	H: 1 LOB: 1 BB: 0 P: 13	R: 0 E: 0 K: 2 S: 11	H: 1 LOB: 1 BB: 0 P: 19	R: 1 E: 0 K: 1 S: 8	H: 1 LOB: 0 BB: 0 P: 11	R: 0 E: 0 K: 1 S: 8	H: 1 LOB: 1 BB: 1 P: 13	R: 0 E: 0 K: 0 S: 8	H: 0 LOB: 1 BB: 1 P: 14	1B: 9 2B: 1 3B: 0 HR: 2	SF: 0 SAC: 1 DP: 0 HBP: 0	WP: 1 PB: 0 SB: 1 CS: 0	PA: 41							
<b>PITCHER</b>	IP	WLS	BF	H	R	ER	SO	BB	IBB	HBP	BLK	WP	HR	S	P	ERA	WHIP										
49 Julio Teheran, R ERA: 4.76	1.0		4	0	0	0	0	1	0	0	0	0	0	8	14	0.00	1.000										
39 Jason Grilli, R ERA: 4.76	1.0		4	0	0	0	0	0	0	0	0	0	0	8	13	0.00	1.000										

AB	38
R	3
H	12
RBI	3
BB	2
SO	7
LOB	19













Batter	1	2	3	4	5	6	7	8	9	10	11	12	13	AB	R	H	RBI	BB	SO	LOB	TOP
5 Ender Inciarte, L OBP: 0.335, SLG: 0.410 (1, 7)	G6-3			24 1B	G4-3			K			G1-3		11 FC6-4 BB	5	1	1	0	1	1	1	
11 AJ Pollock, R OBP: 0.327, SLG: 0.382 (1, 8)	G6-3			F7							K		FC6-4	6	0	0	0	0	2	3	
44 Paul Goldschmidt, R OBP: 0.428, SLG: 0.623 (1, 3)	K			24 2B							G6-3		G4-3	5	1	1	0	0	0	1	
24 Yasmany Tomás, R OBP: 0.372, SLG: 0.411 (1, 5)				14H 2H							K		G4-3	5	0	3	2	0	1	0	
15 Mark Trumbo, R OBP: 0.325, SLG: 0.414 (18, 19)	K			P4									G4-6-3	4	0	1	0	0	0	1	
13 Nick Ahmed, R OBP: 0.345, SLG: 0.414 (12, 19)				14H 2H									G4-6-3	0	0	0	0	0	0	0	
29 Brad Ziegler, R ERA: 1.04 (12, 19)													G4-6-3	1	0	0	0	0	0	0	
43 Addison Reed, R ERA: 5.54 (12, 19)													G4-6-3	0	0	0	0	0	0	0	
36 Enrique Burgos, R ERA: 4.22 (13, 11)													G4-6-3	0	0	0	0	0	0	0	
2 Aaron Hill, R OBP: 0.320, SLG: 0.429 (1, 4)	G4-6-3												G4-3	5	0	0	0	0	2	3	
16 Chris Owings, R OBP: 0.289, SLG: 0.389 (1, 6)													G4-3	5	1	1	0	0	1	2	
9 Tuffy Gosewisch, R OBP: 0.269, SLG: 0.277 (1, 2)													G4-3	5	0	1	0	0	1	3	
12 Rubby De La Rosa, R OBP: 0.056, SLG: 0.056 (10, 7)													G4-3	2	0	0	0	0	1	0	
6 David Peralta, L OBP: 0.324, SLG: 0.511 (10, 7)													G4-3	2	0	1	1	0	1	0	
													G4-3	2	0	0	0	0	1	0	
													G4-3	2	0	1	1	0	1	0	
													G4-3	2	0	0	0	0	1	0	
													G4-3	2	0	1	1	0	1	0	
													G4-3	2	0	0	0	0	1	0	
													G4-3	2	0	1	1	0	1	0	
													G4-3	2	0	0	0	0	1	0	
													G4-3	2	0	1	1	0	1	0	
													G4-3	2	0	0	0	0	1	0	
													G4-3	2	0	1	1	0	1	0	
													G4-3	2	0	0	0	0	1	0	
													G4-3	2	0	1	1	0	1	0	
													G4-3	2	0	0	0	0	1	0	
													G4-3	2	0	1	1	0	1	0	
													G4-3	2	0	0	0	0	1	0	
													G4-3	2	0	1	1	0	1	0	
													G4-3	2	0	0	0	0	1	0	
													G4-3	2	0	1	1	0	1	0	
													G4-3	2	0	0	0	0	1	0	
													G4-3	2	0	1	1	0	1	0	
													G4-3	2	0	0	0	0	1	0	
													G4-3	2	0	1	1	0	1	0	
													G4-3	2	0	0	0	0	1	0	
													G4-3	2	0	1	1	0	1	0	
													G4-3	2	0	0	0	0	1	0	
													G4-3	2	0	1	1	0	1	0	
													G4-3	2	0	0	0	0	1	0	
													G4-3	2	0	1	1	0	1	0	
													G4-3	2	0	0	0	0	1	0	
													G4-3	2	0	1	1	0	1	0	
													G4-3	2	0	0	0	0	1	0	
													G4-3	2	0	1	1	0	1	0	
													G4-3	2	0	0	0	0	1	0	
													G4-3	2	0	1	1	0	1	0	
													G4-3	2	0	0	0	0	1	0	
													G4-3	2	0	1	1	0	1	0	
													G4-3	2	0	0	0	0	1	0	
													G4-3	2	0	1	1	0	1	0	
													G4-3	2	0	0	0	0	1	0	
													G4-3	2	0	1	1	0	1	0	
													G4-3	2	0	0	0	0	1	0	
													G4-3	2	0	1	1	0	1	0	
													G4-3	2	0	0	0	0	1	0	
													G4-3	2	0	1	1	0	1	0	
													G4-3	2	0	0	0	0	1	0	
													G4-3	2	0	1	1	0	1	0	
													G4-3	2	0	0	0	0	1	0	
													G4-3	2	0	1	1	0	1	0	
													G4-3	2	0	0	0	0	1	0	
													G4-3	2	0	1	1	0	1	0	
													G4-3	2	0	0	0	0	1	0	
													G4-3	2	0	1	1	0	1	0	
													G4-3	2	0	0	0	0	1	0	
													G4-3	2	0	1	1	0	1	0	
													G4-3	2	0	0	0	0	1	0	
													G4-3	2	0	1	1	0	1	0	
													G4-3	2	0	0	0	0	1	0	
													G4-3	2	0	1	1	0	1	0	
													G4-3	2	0	0	0	0	1	0	
													G4-3	2	0	1	1	0	1	0	
													G4-3	2	0	0	0	0	1	0	
													G4-3	2	0	1	1	0	1	0	
													G4-3	2	0	0	0	0	1	0	
													G4-3	2	0	1	1	0	1	0	
													G4-3	2	0	0	0	0	1	0	
													G4-3	2	0	1	1	0	1	0	
													G4-3	2	0	0	0	0	1	0	
													G4-3	2	0	1	1	0	1	0	
													G4-3	2	0	0	0	0	1	0	
													G4-3	2	0	1	1	0	1	0	
													G4-3	2	0	0	0	0	1	0	
													G4-3	2	0	1	1	0	1	0	



Batter	1	2	3	4	5	6	7	8	9	AB	R	H	RBI	BB	SO	LOB	TOP			
5 Ender Inciarte, L (1,8) OBP: 0.335, SLG: 0.409										5	0	2	0	0	0	2				
15 Mark Trumbo, R (1,9) OBP: 0.318, SLG: 0.520										4	1	1	0	0	1	2				
44 Paul Goldschmidt, R (1,3) OBP: 0.419, SLG: 0.610										4	0	0	0	0	1	2				
6 David Peralta, L (1,7) OBP: 0.324, SLG: 0.500										2	1	0	0	1	0	0				
11 AJ Pollock, R (8,PH) OBP: 0.331, SLG: 0.409										3	1	2	0	1	0	0				
24 Yasmany Tomás, R (1,5) OBP: 0.390, SLG: 0.434										4	0	0	0	0	1	4				
16 Chris Owings, R (1,4) OBP: 0.281, SLG: 0.378										4	0	1	0	0	0	2				
9 Tuffy Gosewisch, R (1,2) OBP: 0.268, SLG: 0.276										3	0	2	1	0	1	0				
13 Nick Ahmed, R (1,6) OBP: 0.260, SLG: 0.191										2	0	0	0	0	0	2				
58 Jeremy Hellickson, R (1,1) OBP: 0.214, SLG: 0.214										1	0	0	0	0	0	1				
2 Aaron Hill, R (7,PH) OBP: 0.316, SLG: 0.424										0	0	0	0	0	0	0				
41 Daniel Hudson, R (7,1) OBP: 0.306, SLG: 0.175										1	0	0	0	0	0	1				
4 Cliff Pennington, S (9,PH) OBP: 0.306, SLG: 0.175										0	0	0	0	0	0	1				
36 Enrique Burgos, R (9,1) OBP: 0.306, SLG: 0.175										0	0	0	0	0	0	0				
<b>Inning Stats</b>	R: 0 E: 0 K: 0 S: 8	H: 1 LOB: 0 BB: 0 P: 11	R: 0 E: 0 K: 0 S: 10	H: 0 LOB: 1 BB: 1 P: 16	R: 0 E: 0 K: 1 S: 11	H: 1 LOB: 1 BB: 0 P: 16	R: 2 E: 1 K: 1 S: 14	H: 2 LOB: 2 BB: 1 P: 21	R: 0 E: 0 K: 0 S: 9	H: 0 LOB: 0 BB: 0 P: 10	R: 0 E: 0 K: 0 S: 13	H: 1 LOB: 1 BB: 0 P: 15	R: 2 E: 0 K: 1 S: 10	H: 3 LOB: 0 BB: 0 P: 13	R: 0 E: 0 K: 0 S: 7	H: 1 LOB: 1 BB: 0 P: 11	1B: 7 2B: 1 3B: 0 HR: 1	SF: 0 SAC: 1 DP: 1 HBP: 0	WP: 0 PB: 0 SB: 0 CS: 1	PA: 38
<b>PITCHER</b>	IP	WLS	BF	H	R	ER	SO	BB	IBB	HBP	BLK	WP	HR	S	P	ERA	WHIP			
34 Tom Koehler, R (1,1) ERA: 3.7	6.2		27	5	2	0	3	2	0	0	0	0	0	69	98	0.00	1.050			
40 Mike Dunn, L (7,1) ERA: 5.52	0.2	L	5	3	2	2	1	0	0	0	0	0	1	13	16	27.00	4.500			
57 Bryan Morris, R (8,1) ERA: 4.05	1.2		5	1	0	0	0	0	0	0	0	0	0	8	12	0.00	0.600			

**Arizona Diamondbacks @ Miami Marlins**  
Marlins Park, Miami, FL  
Tue May 19 2015, 7:12 PM - 9:57 PM EDT  
Att: 16,034 - Clear - 82 F

AB	34
R	4
H	9
RBI	3
BB	2
SO	4
LOB	16



Batter	1	2	3	4	5	6	7	8	9	AB	R	H	RBI	BB	SO	LOB	BOTTOM			
9 Dee Strange-Gordon, L (1,4) OBP: 0.426, SLG: 0.491										4	1	1	0	0	1	1				
14 Martin Prado, R (1,5) OBP: 0.305, SLG: 0.344										4	0	1	0	0	1	1				
27 Giancarlo Stanton, R (1,9) OBP: 0.324, SLG: 0.541										4	1	1	2	0	1	1				
13 Marcell Ozuna, R (1,8) OBP: 0.344, SLG: 0.397										2	0	0	0	1	0	0				
40 Mike Dunn, L (7,1) ERA: 5.29										0	0	0	0	0	0	0				
57 Bryan Morris, L (8,1) OBP: 0.471, SLG: 0.533										0	0	0	0	1	0	0				
48 Justin Bour, L (9,PH) OBP: 0.257, SLG: 0.337										4	0	0	0	0	1	3				
20 J.T. Realmuto, R (1,2) OBP: 0.257, SLG: 0.337										4	0	0	0	0	1	3				
21 Christian Yelich, L (1,7) OBP: 0.284, SLG: 0.244										4	0	1	0	0	1	2				
38 Michael Morse, R (1,3) OBP: 0.269, SLG: 0.282										4	0	1	0	0	1	2				
3 Adeiny Hechavarria, R (1,6) OBP: 0.327, SLG: 0.409										3	0	1	0	0	0	1				
34 Tom Koehler, R (1,1) OBP: 0.071, SLG: 0.071										1	0	0	0	0	1	0				
51 Ichiro Suzuki, L (7,8) OBP: 0.339, SLG: 0.333										1	0	0	0	0	1	0				
<b>Inning Stats</b>	R: 0 E: 0 K: 2 S: 12	H: 0 LOB: 0 BB: 0 P: 18	R: 0 E: 0 K: 0 S: 7	H: 0 LOB: 0 BB: 0 P: 11	R: 0 E: 0 K: 0 S: 11	H: 1 LOB: 1 BB: 0 P: 15	R: 0 E: 0 K: 0 S: 7	H: 1 LOB: 2 BB: 1 P: 15	R: 2 E: 0 K: 1 S: 15	H: 2 LOB: 0 BB: 0 P: 24	R: 0 E: 0 K: 1 S: 7	H: 1 LOB: 0 BB: 0 P: 13	R: 0 E: 0 K: 1 S: 6	H: 0 LOB: 0 BB: 0 P: 8	R: 0 E: 0 K: 2 S: 16	H: 1 LOB: 2 BB: 1 P: 26	1B: 5 2B: 0 3B: 0 HR: 1	SF: 0 SAC: 1 DP: 0 HBP: 0	WP: 0 PB: 0 SB: 0 CS: 1	PA: 35
<b>PITCHER</b>	IP	WLS	BF	H	R	ER	SO	BB	IBB	HBP	BLK	WP	HR	S	P	ERA	WHIP			
58 Jeremy Hellickson, R (1,1) ERA: 5.29	6.0		23	4	2	2	4	1	0	0	0	0	1	60	95	3.00	0.833			
41 Daniel Hudson, R (7,1) ERA: 5.29	2.0	W	6	1	0	0	2	0	0	0	0	0	0	13	21	0.00	0.500			
36 Enrique Burgos, R (9,1) ERA: 3.86	1.0	S	5	1	0	0	2	1	0	0	0	0	0	16	26	0.00	2.000			

**Arizona Diamondbacks @ Miami Marlins**  
Marlins Park, Miami, FL  
Tue May 19 2015, 7:12 PM - 9:57 PM EDT  
Att: 16,034 - Clear - 82 F

AB	31
R	2
H	6
RBI	2
BB	2
SO	8
LOB	11





Batter	1	2	3	4	5	6	7	8	9	AB	R	H	RBI	BB	SO	LOB	TOP													
5 Ender Inciarte, L (1,9) OBP: 0.325, SLG: 0.396									5	0	0	0	0	2	2															
11 AJ Pollock, R (1,8) OBP: 0.346, SLG: 0.418										4	4	3	0	1	0	0														
44 Paul Goldschmidt, R (1,3) OBP: 0.419, SLG: 0.690										4	0	1	0	1	1	3														
6 David Peralta, L (1,7) OBP: 0.327, SLG: 0.500										4	0	2	3	0	0	2														
24 Yasmany Tomás, R (1,5) OBP: 0.391, SLG: 0.432										5	0	2	0	0	1	2														
2 Aaron Hill, R (1,4) OBP: 0.311, SLG: 0.406										4	1	0	0	1	1	5														
9 Tuffy Gosewisch, R (1,2) OBP: 0.267, SLG: 0.275										4	0	1	0	0	1	1														
13 Nick Ahmed, R (1,6) OBP: 0.269, SLG: 0.214										4	1	2	1	0	1	2														
57 Chase Anderson, R (1,1) OBP: 0.200, SLG: 0.143										3	0	0	1	0	2	2														
29 Brad Ziegler, R (9,1)										0	0	0	0	0	0	0														
<b>Inning Stats</b>	R: 1 E: 0 K: 1 S: 14	H: 2 LOB: 1 BB: 0 P: 20	R: 2 E: 0 K: 0 S: 10	H: 1 LOB: 0 BB: 1 P: 18	R: 0 E: 0 K: 1 S: 15	H: 1 LOB: 2 BB: 1 P: 23	R: 0 E: 1 K: 1 S: 8	H: 0 LOB: 1 BB: 0 P: 10	R: 1 E: 0 K: 0 S: 12	H: 1 LOB: 1 BB: 1 P: 20	R: 1 E: 0 K: 2 S: 11	H: 1 LOB: 0 BB: 0 P: 12	R: 0 E: 0 K: 2 S: 16	H: 1 LOB: 1 BB: 0 P: 22	R: 1 E: 0 K: 0 S: 12	H: 3 LOB: 2 BB: 0 P: 14	1B: 10 2B: 1 3B: 0 HR: 0	SF: 1 SAC: 1 DP: 0 HBP: 0	WP: 1 PB: 0 SB: 7 CS: 0	PA: 42										
<b>PITCHER</b>	IP: 5.0 WLS: L BF: 24 ERA: 3.21	IP: 2.0 WLS: 8 BF: 2 ERA: 3.0	IP: 1.0 WLS: 4 BF: 1 ERA: 5.06	IP: 1.0 WLS: 6 BF: 3 ERA: 4.29	IP: 5.0 WLS: L BF: 24 ERA: 3.21	IP: 2.0 WLS: 8 BF: 2 ERA: 3.0	IP: 1.0 WLS: 4 BF: 1 ERA: 5.06	IP: 1.0 WLS: 6 BF: 3 ERA: 4.29	IP: 5.0 WLS: L BF: 24 ERA: 3.21	IP: 2.0 WLS: 8 BF: 2 ERA: 3.0	IP: 1.0 WLS: 4 BF: 1 ERA: 5.06	IP: 1.0 WLS: 6 BF: 3 ERA: 4.29	IP: 5.0 WLS: L BF: 24 ERA: 3.21	IP: 2.0 WLS: 8 BF: 2 ERA: 3.0	IP: 1.0 WLS: 4 BF: 1 ERA: 5.06	IP: 1.0 WLS: 6 BF: 3 ERA: 4.29	IP: 5.0 WLS: L BF: 24 ERA: 3.21	IP: 2.0 WLS: 8 BF: 2 ERA: 3.0	IP: 1.0 WLS: 4 BF: 1 ERA: 5.06	IP: 1.0 WLS: 6 BF: 3 ERA: 4.29	IP: 5.0 WLS: L BF: 24 ERA: 3.21	IP: 2.0 WLS: 8 BF: 2 ERA: 3.0	IP: 1.0 WLS: 4 BF: 1 ERA: 5.06	IP: 1.0 WLS: 6 BF: 3 ERA: 4.29						
41 David Phelps, R (1,1) ERA: 3.21	22 Carter Capps, R (6,1) ERA: 3.0	52 Brad Hand, L (8,1) ERA: 5.06	57 Bryan Morris, R (9,1) ERA: 4.29	41 David Phelps, R (1,1) ERA: 3.21	22 Carter Capps, R (6,1) ERA: 3.0	52 Brad Hand, L (8,1) ERA: 5.06	57 Bryan Morris, R (9,1) ERA: 4.29	41 David Phelps, R (1,1) ERA: 3.21	22 Carter Capps, R (6,1) ERA: 3.0	52 Brad Hand, L (8,1) ERA: 5.06	57 Bryan Morris, R (9,1) ERA: 4.29	41 David Phelps, R (1,1) ERA: 3.21	22 Carter Capps, R (6,1) ERA: 3.0	52 Brad Hand, L (8,1) ERA: 5.06	57 Bryan Morris, R (9,1) ERA: 4.29	41 David Phelps, R (1,1) ERA: 3.21	22 Carter Capps, R (6,1) ERA: 3.0	52 Brad Hand, L (8,1) ERA: 5.06	57 Bryan Morris, R (9,1) ERA: 4.29	41 David Phelps, R (1,1) ERA: 3.21	22 Carter Capps, R (6,1) ERA: 3.0	52 Brad Hand, L (8,1) ERA: 5.06	57 Bryan Morris, R (9,1) ERA: 4.29							
<b>Batter</b>	1	2	3	4	5	6	7	8	9	AB	R	H	RBI	BB	SO	LOB	BOTTOM													
9 Dee Strange-Gordon, L (1,4) OBP: 0.422, SLG: 0.481										3	0	0	0	0	0	1														
13 Marcell Ozuna, R (1,8) OBP: 0.342, SLG: 0.393										4	0	1	0	0	0	1														
27 Giancarlo Stanton, R (1,9) OBP: 0.316, SLG: 0.526										4	0	1	0	0	0	1														
14 Martin Prado, R (1,5) OBP: 0.304, SLG: 0.342									4	0	1	0	0	0	1															
21 Christian Yelich, L (1,7) OBP: 0.266, SLG: 0.238									2	0	0	0	1	1	1															
38 Michael Morse, R (1,3) OBP: 0.285, SLG: 0.278	22 Carter Capps, R (6,1) ERA: 3.0	52 Brad Hand, L (8,1) ERA: 5.06	17 Donovan Solano, R (8, PH) OBP: 0.231, SLG: 0.292	57 Bryan Morris, L (9,1)	3 Adeiny Hechavarria, R (1,6) OBP: 0.321, SLG: 0.401	8 Jhonatan Solano, R (1,2) OBP: 0.143, SLG: 0.154	41 David Phelps, R (1,1) ERA: 3.21	48 Justin Bour, L (6,3) OBP: 0.500, SLG: 0.594	13 Chase Anderson, R (1,1) OBP: 0.200, SLG: 0.143	29 Brad Ziegler, R (9,1) ERA: 0.96	57 Chase Anderson, R (1,1) OBP: 0.200, SLG: 0.143	29 Brad Ziegler, R (9,1) ERA: 0.96	57 Chase Anderson, R (1,1) OBP: 0.200, SLG: 0.143	29 Brad Ziegler, R (9,1) ERA: 0.96	57 Chase Anderson, R (1,1) OBP: 0.200, SLG: 0.143	29 Brad Ziegler, R (9,1) ERA: 0.96	57 Chase Anderson, R (1,1) OBP: 0.200, SLG: 0.143	29 Brad Ziegler, R (9,1) ERA: 0.96	57 Chase Anderson, R (1,1) OBP: 0.200, SLG: 0.143	29 Brad Ziegler, R (9,1) ERA: 0.96	57 Chase Anderson, R (1,1) OBP: 0.200, SLG: 0.143	29 Brad Ziegler, R (9,1) ERA: 0.96								
<b>Inning Stats</b>	R: 0 E: 0 K: 0 S: 8	H: 0 LOB: 0 BB: 0 P: 12	R: 0 E: 0 K: 0 S: 8	H: 0 LOB: 0 BB: 1 P: 13	R: 0 E: 0 K: 0 S: 7	H: 0 LOB: 0 BB: 0 P: 8	R: 0 E: 0 K: 1 S: 8	H: 0 LOB: 0 BB: 0 P: 13	R: 0 E: 0 K: 0 S: 9	H: 1 LOB: 1 BB: 0 P: 14	R: 0 E: 0 K: 0 S: 7	H: 1 LOB: 1 BB: 0 P: 11	R: 0 E: 0 K: 1 S: 8	H: 0 LOB: 0 BB: 0 P: 10	R: 0 E: 0 K: 0 S: 6	H: 0 LOB: 0 BB: 0 P: 7	R: 1 E: 0 K: 0 S: 11	H: 2 LOB: 1 BB: 0 P: 16	1B: 3 2B: 1 3B: 0 HR: 0	SF: 0 SAC: 0 DP: 2 HBP: 1	WP: 0 PB: 0 SB: 0 CS: 0	PA: 31								
<b>PITCHER</b>	IP: 8.0 WLS: W BF: 29 ERA: 2.54	IP: 2.0 WLS: 8 BF: 2 ERA: 0.96	IP: 1.0 WLS: 2 BF: 0 ERA: 0.00	IP: 0.0 WLS: 0 BF: 0 ERA: 0.00	IP: 1.0 WLS: 4 BF: 1 ERA: 0.00	IP: 0.0 WLS: 0 BF: 0 ERA: 0.00	IP: 1.0 WLS: 6 BF: 3 ERA: 4.29	IP: 0.0 WLS: 0 BF: 0 ERA: 0.00	IP: 1.0 WLS: 4 BF: 1 ERA: 5.06	IP: 1.0 WLS: 6 BF: 3 ERA: 4.29	IP: 8.0 WLS: W BF: 29 ERA: 2.54	IP: 2.0 WLS: 8 BF: 2 ERA: 0.96	IP: 1.0 WLS: 2 BF: 0 ERA: 0.00	IP: 0.0 WLS: 0 BF: 0 ERA: 0.00	IP: 1.0 WLS: 4 BF: 1 ERA: 0.00	IP: 0.0 WLS: 0 BF: 0 ERA: 0.00	IP: 1.0 WLS: 6 BF: 3 ERA: 4.29	IP: 0.0 WLS: 0 BF: 0 ERA: 0.00	IP: 1.0 WLS: 4 BF: 1 ERA: 5.06	IP: 1.0 WLS: 6 BF: 3 ERA: 4.29	IP: 8.0 WLS: W BF: 29 ERA: 2.54	IP: 2.0 WLS: 8 BF: 2 ERA: 0.96	IP: 1.0 WLS: 2 BF: 0 ERA: 0.00	IP: 0.0 WLS: 0 BF: 0 ERA: 0.00	IP: 1.0 WLS: 4 BF: 1 ERA: 0.00	IP: 0.0 WLS: 0 BF: 0 ERA: 0.00	IP: 1.0 WLS: 6 BF: 3 ERA: 4.29	IP: 0.0 WLS: 0 BF: 0 ERA: 0.00	IP: 1.0 WLS: 4 BF: 1 ERA: 5.06	IP: 1.0 WLS: 6 BF: 3 ERA: 4.29

Arizona Diamondbacks @ Miami Marlins  
Marlins Park, Miami, FL  
Wed May 20 2015, 7:12 PM - 9:47 PM EDT  
Att: 17,158 - Partly Cloudy - 82 F

AB	37
R	6
H	11
RBI	5
BB	3
SO	9
LOB	19



Arizona Diamondbacks @ Miami Marlins  
Marlins Park, Miami, FL  
Wed May 20 2015, 7:12 PM - 9:47 PM EDT  
Att: 17,158 - Partly Cloudy - 82 F

AB	29
R	1
H	4
RBI	0
BB	1
SO	2
LOB	9













Batter	1	2	3	4	5	6	7	8	9	10	11	12	13	AB	R	H	RBI	BB	SO	LOB	TOP					
13 Manny Machado, R OBP: 0.365, SLG: 0.473														6	0	2	0	0	2	2						
38 Jimmy Paredes, S OBP: 0.365, SLG: 0.500														6	0	2	0	0	2	1						
10 Adam Jones, R OBP: 0.365, SLG: 0.500														6	0	1	0	0	0	4						
19 Chris Davis, L OBP: 0.290, SLG: 0.427														6	0	0	0	0	4	4						
27 Delmon Young, R OBP: 0.301, SLG: 0.330														5	0	0	0	0	1	2						
2 J.J. Hardy, R OBP: 0.211, SLG: 0.309														5	0	1	0	0	3	0						
23 Travis Snider, L OBP: 0.360, SLG: 0.375														2	0	2	0	1	0	0						
26 Steve Pearce, R OBP: 0.254, SLG: 0.326														2	0	0	0	0	1	0						
36 Caleb Joseph, R OBP: 0.303, SLG: 0.421														3	0	0	0	2	0	2						
59 Mike Wright Jr., R OBP: 0.299, SLG: 0.350														2	0	1	0	0	1	2						
56 Darren O'Day, R ERA: 1.06														0	0	0	0	0	0	0						
12 Alejandro De Azavedo, L ERA: 3.66														0	0	0	0	0	1	0						
71 Oliver Drake, R ERA: 3.66														1	0	0	0	0	0	0						
17 Brian Matusz, L ERA: 3.6														0	0	0	0	0	0	0						
66 T.J. McFarland, L ERA: 3.6														0	0	0	0	0	0	0						
<b>Inning Stats</b>	R: 0 E: 0 K: 1 S: 18	H: 2 LOB: 0 BB: 0 P: 28	R: 0 E: 0 K: 0 S: 13	H: 1 LOB: 2 BB: 1 P: 19	R: 0 E: 0 K: 2 S: 10	H: 1 LOB: 0 BB: 1 P: 17	R: 0 E: 0 K: 1 S: 7	H: 2 LOB: 2 BB: 1 P: 16	R: 0 E: 0 K: 0 S: 7	H: 0 LOB: 0 BB: 0 P: 12	R: 0 E: 0 K: 1 S: 8	H: 1 LOB: 0 BB: 0 P: 13	R: 0 E: 0 K: 1 S: 6	H: 0 LOB: 0 BB: 0 P: 7	R: 0 E: 0 K: 2 S: 8	H: 1 LOB: 1 BB: 1 P: 10	1B: 7 2B: 2 3B: 0 HR: 0	SF: 0 SAC: 1 DP: 1 HBP: 0	WIP: 0 PB: 0 SB: 0 CS: 0	PA: 49						
<b>PITCHER</b>	15 Dan Haren, R ERA: 3.09	36 Sam Dyson, R ERA: 2.31	40 Mike Dunn, L ERA: 4.76	44 A.J. Ramos, R ERA: 0.82	57 Bryan Morris, R ERA: 4.03	22 Carter Capps, R ERA: 1.5																				
<b>Batter</b>	9 Dee Strange-Gordon, L OBP: 0.407, SLG: 0.488	13 Marcell Ozuna, R OBP: 0.353, SLG: 0.378	27 Giancarlo Stanton, R OBP: 0.321, SLG: 0.500	14 Martin Prado, R OBP: 0.310, SLG: 0.341	48 Justin Bour, L OBP: 0.429, SLG: 0.556	20 J.T. Realmuto, R OBP: 0.244, SLG: 0.330	21 Christian Yelich, L OBP: 0.267, SLG: 0.234	3 Adeiny Hechavarría, R OBP: 0.335, SLG: 0.405	45 Drew Jenson, L ERA: 1.06	51 James Shields, R ERA: 1.06	58 Miguel Montero, R ERA: 1.06	44 Mike Dunn, L ERA: 4.76	37 Bryan Morris, R ERA: 4.03	17 Brian Matusz, L ERA: 3.6	22 Carter Capps, R ERA: 1.5											
<b>Inning Stats</b>	R: 0 E: 0 K: 1 S: 11	H: 0 LOB: 0 BB: 0 P: 18	R: 0 E: 0 K: 0 S: 7	H: 0 LOB: 0 BB: 0 P: 13	R: 0 E: 0 K: 1 S: 9	H: 1 LOB: 2 BB: 1 P: 16	R: 0 E: 0 K: 1 S: 9	H: 1 LOB: 2 BB: 1 P: 17	R: 0 E: 0 K: 1 S: 8	H: 1 LOB: 2 BB: 1 P: 16	R: 0 E: 0 K: 0 S: 5	H: 0 LOB: 0 BB: 0 P: 7	R: 0 E: 0 K: 1 S: 6	H: 0 LOB: 0 BB: 0 P: 8	R: 0 E: 0 K: 1 S: 13	H: 2 LOB: 2 BB: 2 P: 21	R: 0 E: 0 K: 2 S: 6	H: 0 LOB: 0 BB: 0 P: 8	R: 0 E: 0 K: 2 S: 13	H: 0 LOB: 0 BB: 0 P: 16	R: 1 E: 0 K: 2 S: 9	H: 2 LOB: 3 BB: 2 P: 19	1B: 7 2B: 0 3B: 0 HR: 0	SF: 0 SAC: 0 DP: 0 HBP: 1	WIP: 0 PB: 0 SB: 1 CS: 0	PA: 49
<b>PITCHER</b>	59 Mike Wright Jr., R ERA: 3.66	56 Darren O'Day, R ERA: 1.06	71 Oliver Drake, R ERA: 3.66	17 Brian Matusz, L ERA: 3.6	66 T.J. McFarland, L ERA: 3.6																					

Baltimore Orioles @ Miami Marlins  
Marlins Park, Miami, FL  
Sat May 23 2015, 7:17 PM - 11:06 PM EDT  
Att: 21,356 - Roof Closed - 75 F

AB 45  
R 0  
H 9  
RBI 0  
BB 3  
SO 15  
LOB 17



Baltimore Orioles @ Miami Marlins  
Marlins Park, Miami, FL  
Sat May 23 2015, 7:17 PM - 11:06 PM EDT  
Att: 21,356 - Roof Closed - 75 F

AB 43  
R 1  
H 7  
RBI 1  
BB 5  
SO 10  
LOB 14





Batter	1	2	3	4	5	6	7	8	9	AB	R	H	RBI	BB	SO	LOB	TOP			
9 Dee Strange-Gordon, L (1.4) OBP: 0.404, SLG: 0.449										4	1	1	0	0	0	0	<b>Miami Marlins @ Pittsburgh Pirates</b> PNC Park, Pittsburgh, PA Mon May 25 2015, 7:09 PM - 9:28 PM EDT Att: 20,046 - Cloudy - 81 F			
13 Marcell Ozuna, R (1.8) OBP: 0.341, SLG: 0.384										4	0	1	0	0	0	1				
27 Giancarlo Stanton, R (1.9) OBP: 0.323, SLG: 0.599										4	1	2	2	0	1	1				
14 Martin Prado, R (1.5) OBP: 0.313, SLG: 0.359										4	0	1	0	0	0	1				
48 Justin Bour, L (1.3) OBP: 0.421, SLG: 0.538										4	0	1	0	0	1	2				
20 J.T. Realmuto, R (1.2) OBP: 0.244, SLG: 0.328										4	0	1	0	0	1	1				
21 Christian Yelich, L (1.7)										4	0	1	0	0	0	1				
3 Adeiny Hechavarria, R (1.6) OBP: 0.333, SLG: 0.406										3	0	1	0	0	0	2				
41 David Phelps, R (1.1) OBP: 0.133, SLG: 0.071										2	0	0	0	0	0	1				
51 Ichiro Suzuki, L (7, PH) OBP: 0.350, SLG: 0.339										1	0	0	0	0	0	1				
56 Vin Mazzaro, R (7.1)										0	0	0	0	0	0	0				
<b>Inning Stats</b>	R: 1 H: 3 E: 0 K: 0 S: 10	H: 3 LOB: 1 BB: 0 P: 13	R: 0 H: 1 E: 0 K: 1 S: 13	H: 1 LOB: 1 BB: 0 P: 17	R: 1 H: 1 E: 0 K: 0 S: 9	H: 1 LOB: 0 BB: 0 P: 18	R: 0 H: 2 E: 0 K: 0 S: 11	H: 0 LOB: 1 BB: 0 P: 14	R: 0 H: 0 E: 0 K: 2 S: 8	H: 0 LOB: 0 BB: 0 P: 11	R: 0 H: 1 E: 0 K: 0 S: 7	H: 1 LOB: 1 BB: 0 P: 7	R: 0 H: 1 E: 0 K: 0 S: 8	H: 0 LOB: 0 BB: 0 P: 9	R: 0 H: 0 E: 0 K: 0 S: 7	H: 0 LOB: 0 BB: 0 P: 13	1B: 7 2B: 1 3B: 0 HR: 1	SF: 0 SAC: 0 DP: 2 HBP: 0	WP: 0 PB: 0 SB: 1 CS: 0	PA: 34
<b>PITCHER</b>	IP	WLS	BF	H	R	ER	SO	BB	IBB	HBP	BLK	WP	HR	S	P	ERA	WHIP			
50 Charlie Morton, R (1.1) ERA: 2.57	7.0	W	27	8	2	2	3	0	0	0	0	0	1	63	87	2.57	1.143			
44 Tony Watson, L (8.1) ERA: 1.44	1.0	H	4	1	0	0	0	0	0	0	0	0	0	8	9	0.00	1.000			
35 Mark Melancon, R (9.1) ERA: 3.0	1.0	S	3	0	0	0	0	0	0	0	0	0	0	7	13	0.00	0.000			

Batter	1	2	3	4	5	6	7	8	9	AB	R	H	RBI	BB	SO	LOB	BOTTOM			
5 Josh Harrison, R (1.5) OBP: 0.284, SLG: 0.398										4	0	0	0	0	1	1	<b>Miami Marlins @ Pittsburgh Pirates</b> PNC Park, Pittsburgh, PA Mon May 25 2015, 7:09 PM - 9:28 PM EDT Att: 20,046 - Cloudy - 81 F			
25 Gregory Polanco, L (1.9) OBP: 0.286, SLG: 0.316										3	0	0	0	1	0	0				
22 Andrew McCutchen, R (1.8) OBP: 0.351, SLG: 0.452										4	0	0	0	0	1	1				
6 Starling Marte, R (1.7) OBP: 0.330, SLG: 0.512										4	0	2	0	0	1	0				
18 Neil Walker, S (1.4) OBP: 0.322, SLG: 0.380										4	1	2	0	0	2	1				
24 Pedro Alvarez, L (1.3) OBP: 0.327, SLG: 0.496										4	2	2	1	0	0	1				
3 Sean Rodriguez, R (9.3) OBP: 0.278, SLG: 0.396										0	0	0	0	0	0	0				
29 Francisco Cervelli, R (1.2) OBP: 0.381, SLG: 0.404										2	1	2	3	1	0	0				
10 Jordy Mercer, R (1.6) OBP: 0.252, SLG: 0.224										3	0	2	0	0	0	1				
50 Charlie Morton, R (1.1)										1	0	0	0	0	0	2				
31 Jose Tabata, R (7, PH) OBP: 0.375, SLG: 0.286										1	0	0	0	0	1	0				
44 Tony Watson, L (8.1)										0	0	0	0	0	0	0				
35 Mark Melancon, R (9.1)										0	0	0	0	0	0	0				
<b>Inning Stats</b>	R: 0 H: 0 E: 0 K: 0 S: 7	H: 0 LOB: 0 BB: 0 P: 12	R: 3 H: 4 E: 0 K: 0 S: 15	H: 4 LOB: 1 BB: 0 P: 22	R: 0 H: 0 E: 0 K: 1 S: 4	H: 0 LOB: 0 BB: 1 P: 9	R: 0 H: 2 E: 0 K: 1 S: 11	H: 0 LOB: 2 BB: 0 P: 20	R: 0 H: 0 E: 0 K: 1 S: 9	H: 0 LOB: 0 BB: 0 P: 11	R: 1 H: 2 E: 0 K: 0 S: 14	H: 2 LOB: 1 BB: 1 P: 24	R: 0 H: 0 E: 0 K: 2 S: 9	H: 0 LOB: 0 BB: 0 P: 15	R: 0 H: 2 E: 0 K: 0 S: 7	H: 2 LOB: 1 BB: 0 P: 12	1B: 7 2B: 2 3B: 0 HR: 2	SF: 0 SAC: 1 DP: 2 HBP: 0	WP: 0 PB: 0 SB: 0 CS: 1	PA: 33
<b>PITCHER</b>	IP	WLS	BF	H	R	ER	SO	BB	IBB	HBP	BLK	WP	HR	S	P	ERA	WHIP			
41 David Phelps, R (1.1) ERA: 3.56	6.0	L	26	8	4	4	4	2	0	0	0	0	2	60	98	6.00	1.667			
56 Vin Mazzaro, R (7.1) ERA:	2.0		7	2	0	0	2	0	0	0	0	0	0	16	27	0.00	1.000			

AB	34
R	2
H	9
RBI	2
BB	0
SO	3
LOB	11



AB	30
R	4
H	10
RBI	4
BB	2
SO	6
LOB	7





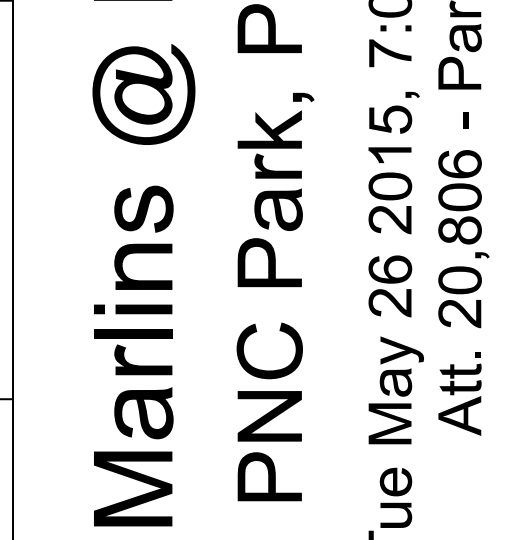
Batter	1	2	3	4	5	6	7	8	9	AB	R	H	RBI	BB	SO	LOB	TOP										
9 Dee Strange-Gordon, L (1.4) OBP: 0.399, SLG: 0.442										5	1	1	0	0	2	0	<b>Miami Marlins @ Pittsburgh Pirates</b> PNC Park, Pittsburgh, PA Tue May 26 2015, 7:08 PM - 9:45 PM EDT Att: 20,806 - Partly Cloudy - 80 F										
13 Marcell Ozuna, R (1.8) OBP: 0.342, SLG: 0.381										4	0	1	0	1	1												
27 Giancarlo Stanton, R (1.9) OBP: 0.514, SLG: 0.914										2	0	1	0	2	1												
14 Martin Prado, R (1.5) OBP: 0.312, SLG: 0.362										4	0	1	1	0	0	4											
10 Jeff Baker, R (1.3) OBP: 0.448, SLG: 0.391										2	0	0	0	1	0	2											
48 Justin Bour, L (7.3) OBP: 0.414, SLG: 0.528										1	0	0	0	0	0	2											
20 J.T. Realmuto, R (1.2) OBP: 0.237, SLG: 0.317										4	0	0	0	0	1	1											
21 Christian Yelich, L (1.7) OBP: 0.282, SLG: 0.255										4	0	2	0	0	2	1											
3 Adeiny Hechavarria, R (1.6) OBP: 0.312, SLG: 0.399										3	0	0	0	1	1	2											
62 José Ureña, R (1.1) OBP: 0.145, SLG: 0.298										2	0	0	0	0	1	3											
24 André Rienzo, R (5.1) OBP: 0.325, SLG: 0.489										0	0	0	0	0	0	0											
51 Ichiro Suzuki, L (7.3) OBP: 0.342, SLG: 0.381										0	0	0	0	0	0	0											
31 Steve Cishek, R (7.1) OBP: 0.278, SLG: 0.396										0	0	0	0	0	0	0											
22 Carter Capps, R (8.1) OBP: 0.254, SLG: 0.227										0	0	0	0	0	0	0											
17 Donovan Solano, R (8.1) OBP: 0.254, SLG: 0.227										0	0	0	0	0	0	0											
<b>Inning Stats</b>	R: 0 H: 0 E: 0 K: 2 S: 9	H: 0 LOB: 1 BB: 1 P: 19	R: 0 H: 1 E: 0 K: 0 S: 11	H: 1 LOB: 2 BB: 1 P: 20	R: 0 H: 1 E: 0 K: 1 S: 13	H: 1 LOB: 2 BB: 1 P: 23	R: 0 H: 1 E: 0 K: 1 S: 8	H: 1 LOB: 1 BB: 0 P: 11	R: 0 H: 1 E: 0 K: 1 S: 12	H: 0 LOB: 1 BB: 0 P: 17	R: 0 H: 0 E: 0 K: 3 S: 12	H: 0 LOB: 0 BB: 0 P: 17	R: 0 H: 0 E: 0 K: 3 S: 12	H: 0 LOB: 0 BB: 0 P: 17	R: 0 H: 0 E: 0 K: 3 S: 12	H: 0 LOB: 0 BB: 0 P: 17	1B: 4 2B: 2 3B: 0 HR: 0	SF: 0 SAC: 0 DP: 0 HBP: 0	WP: 1 PB: 1 SB: 0 CS: 0	PA: 38							
<b>PITCHER</b>	IP 5.2	WLS W	BF 25	H 4	R 0	ER 0	SO 6	BB 4	IBB 0	HBP 0	BLK 0	WP 0	HR 0	S 60	P 104	ERA 0.00	WHIP 1.412										
49 Jeff Locke, L (1.1) ERA: 4.7											IP 0.1	WLS 1	BF 1	H 0	R 0	ER 0	SO 0	BB 0	IBB 0	HBP 0	BLK 0	WP 0	HR 0	S 3	P 5	ERA 0.00	WHIP 0.000
48 Jared Hughes, R (6.1) ERA: 2.91											IP 1.0	WLS 6	BF 2	H 2	R 1	ER 1	SO 0	BB 1	IBB 0	HBP 0	BLK 0	WP 1	HR 9	S 14	P 14	ERA 9.00	WHIP 3.000
52 Rob Scahill, R (7.1) ERA: 1.45											IP 2.0	WLS 6	BF 0	H 0	R 0	ER 0	SO 3	BB 0	IBB 0	HBP 0	BLK 0	WP 0	HR 18	S 25	P 25	ERA 0.00	WHIP 0.000
37 Arquimedes Caminero, R (8.1) ERA: 3.74											IP 0.0	WLS 0	BF 0	H 0	R 0	ER 0	SO 0	BB 0	IBB 0	HBP 0	BLK 0	WP 0	HR 0	S 0	P 0	ERA 0.00	WHIP 0.000

AB	33
R	1
H	6
RBI	1
BB	5
SO	9
LOB	17



Batter	1	2	3	4	5	6	7	8	9	AB	R	H	RBI	BB	SO	LOB	BOTTOM										
5 Josh Harrison, R (1.9) OBP: 0.289, SLG: 0.406										4	2	2	1	0	0	1	<b>Miami Marlins @ Pittsburgh Pirates</b> PNC Park, Pittsburgh, PA Tue May 26 2015, 7:08 PM - 9:45 PM EDT Att: 20,806 - Partly Cloudy - 80 F										
18 Neil Walker, S (1.4) OBP: 0.320, SLG: 0.395										4	1	1	2	0	1	2											
22 Andrew McCutchen, R (1.8) OBP: 0.349, SLG: 0.447										4	0	1	0	0	0	0											
6 Starling Marte, R (1.7) OBP: 0.328, SLG: 0.512										4	1	1	0	0	1	2											
27 Jung Ho Kang, R (1.5) OBP: 0.383, SLG: 0.453										3	0	2	1	0	0	1											
24 Pedro Alvarez, L (1.3) OBP: 0.325, SLG: 0.489										4	0	1	1	0	1	4											
3 Sean Rodriguez, R (9.3) OBP: 0.278, SLG: 0.396										0	0	0	0	0	0	0											
29 Francisco Cervelli, R (1.2) OBP: 0.377, SLG: 0.393										3	0	0	0	1	2	2											
10 Jordy Mercer, R (1.6) OBP: 0.254, SLG: 0.227										3	1	1	0	0	1	2											
49 Jeff Locke, L (1.1) OBP: 0.118, SLG: 0.176											IP 0.0	WLS L	BF 24	H 10	R 5	ER 5		SO 3	BB 1	IBB 0	HBP 0	BLK 0	WP 0	HR 1	S 63	P 98	ERA 9.64
48 Jared Hughes, R (6.1) ERA: 9.39											IP 1.1	WLS 4	BF 0	H 0	R 0	ER 0	SO 2	BB 0	IBB 0	HBP 0	BLK 0	WP 0	HR 11	S 15	P 15	ERA 0.00	WHIP 0.000
31 Steve Cishek, R (7.1) ERA: 6.75											IP 1.0	WLS 3	BF 0	H 0	R 0	ER 0	SO 1	BB 0	IBB 0	HBP 0	BLK 0	WP 0	HR 9	S 14	P 14	ERA 0.00	WHIP 0.000
22 Carter Capps, R (8.1) ERA: 1.29											IP 1.0	WLS 3	BF 0	H 0	R 0	ER 0	SO 1	BB 0	IBB 0	HBP 0	BLK 0	WP 0	HR 6	S 7	P 7	ERA 0.00	WHIP 0.000
<b>Inning Stats</b>	R: 1 H: 3 E: 0 K: 1 S: 15	H: 3 LOB: 0 BB: 0 P: 21	R: 3 H: 3 E: 0 K: 2 S: 15	H: 3 LOB: 0 BB: 0 P: 24	R: 0 H: 1 E: 0 K: 0 S: 11	H: 1 LOB: 2 BB: 1 P: 23	R: 0 H: 1 E: 0 K: 0 S: 10	H: 1 LOB: 0 BB: 0 P: 13	R: 1 H: 2 E: 0 K: 1 S: 15	H: 2 LOB: 1 BB: 0 P: 21	R: 0 H: 0 E: 0 K: 1 S: 8	H: 0 LOB: 0 BB: 0 P: 11	R: 0 H: 0 E: 0 K: 1 S: 9	H: 0 LOB: 0 BB: 0 P: 14	R: 0 H: 0 E: 0 K: 1 S: 6	H: 0 LOB: 0 BB: 0 P: 7	1B: 6 2B: 3 3B: 0 HR: 1	SF: 0 SAC: 0 DP: 2 HBP: 1	WP: 0 PB: 0 SB: 0 CS: 0	PA: 34							
<b>PITCHER</b>	IP 4.2	WLS L	BF 24	H 10	R 5	ER 5	SO 3	BB 1	IBB 0	HBP 0	BLK 0	WP 0	HR 11	S 63	P 98	ERA 9.64	WHIP 2.357										
24 André Rienzo, R (5.1) ERA: 9.39											IP 1.1	WLS 4	BF 0	H 0	R 0	ER 0	SO 2	BB 0	IBB 0	HBP 0	BLK 0	WP 0	HR 11	S 15	P 15	ERA 0.00	WHIP 0.000
31 Steve Cishek, R (7.1) ERA: 6.75											IP 1.0	WLS 3	BF 0	H 0	R 0	ER 0	SO 1	BB 0	IBB 0	HBP 0	BLK 0	WP 0	HR 9	S 14	P 14	ERA 0.00	WHIP 0.000
22 Carter Capps, R (8.1) ERA: 1.29											IP 1.0	WLS 3	BF 0	H 0	R 0	ER 0	SO 1	BB 0	IBB 0	HBP 0	BLK 0	WP 0	HR 6	S 7	P 7	ERA 0.00	WHIP 0.000

AB	32
R	5
H	10
RBI	5
BB	1
SO	7
LOB	15





Batter	1	2	3	4	5	6	7	8	9	AB	R	H	RBI	BB	SO	LOB	TOP			
9 Dee Strange-Gordon, L (1.4) OBP: 0.406, SLG: 0.448	F7		1B					1B		4	0	3	0	0	0	0	<b>Miami Marlins @ Pittsburgh Pirates</b> PNC Park, Pittsburgh, PA Wed May 27 2015, 12:37 PM - 3:15 PM EDT Att: 33,238 - Cloudy - 73 F			
14 Martin Prado, R (1.5) OBP: 0.305, SLG: 0.354	K		G6-3		K			F7		4	0	0	0	0	2	4				
27 Giancarlo Stanton, R (1.9) OBP: 0.325, SLG: 0.503	G6-3			G5-3			K	K		4	0	0	0	0	2	1				
48 Justin Bour, L (1.3) OBP: 0.419, SLG: 0.579		HR		1B			F8	K		4	1	2	1	0	1	1				
13 Marcell Ozuna, R (1.8) OBP: 0.335, SLG: 0.372	G6-3			K			G4-3	G1-4-3		4	0	0	0	0	1	1				
21 Christian Yelich, L (1.7) OBP: 0.281, SLG: 0.282	F7			F8			HR	G5-3		4	1	1	1	0	0	1				
20 J.T. Realmuto, R (1.2) OBP: 0.244, SLG: 0.323	G5-3				1B			E6		4	0	2	0	0	0	0				
3 Adeiny Hechavarria, R (1.6) OBP: 0.330, SLG: 0.395			K		F9		FC1-6	1B		4	0	1	0	0	1	2				
52 Brad Hand, L (1.1) 57 Bryan Morris, L (6.1) 17 Donovan Solano, R (7. PH) 40 Mike Dunn, L (7.1) 36 Sam Dyson, R (7.1) 22 Carter Capps, R (7.1) 56 Vin Mazzaro, R (8.1) 51 Ichiro Suzuki, L (9. PH)			K		K		G6-4-3	G1-3		2	0	0	0	0	2	1				
<b>Inning Stats</b>	R: 0 E: 0 K: 1 S: 6	H: 0 LOB: 0 BB: 0 P: 9	R: 1 E: 0 K: 0 S: 6	H: 1 LOB: 0 BB: 0 P: 9	R: 0 E: 0 K: 2 S: 13	H: 1 LOB: 1 BB: 0 P: 17	R: 0 E: 0 K: 1 S: 8	H: 1 LOB: 1 BB: 0 P: 12	R: 0 E: 0 K: 1 S: 6	H: 0 LOB: 0 BB: 0 P: 11	R: 1 E: 0 K: 0 S: 6	H: 2 LOB: 2 BB: 0 P: 8	R: 0 E: 0 K: 2 S: 10	H: 1 LOB: 1 BB: 0 P: 14	R: 0 E: 1 K: 0 S: 14	H: 1 LOB: 2 BB: 0 P: 17		1B: 7 2B: 0 3B: 0 HR: 2	SF: 0 SAC: 0 DP: 1 HBP: 0	WP: 0 PB: 0 SB: 2 CS: 0
<b>PITCHER</b>	IP WLS BF H R ER SO BB IBB HBP BLK WP HR S P ERA WHIP																			
45 Gerrit Cole, R (1.1) ERA: 2.11	7.0 W 27 7 2 2 7 0 0 0 0 0 2 57 81 2.57 1.000																			
44 Tony Watson, L (8.1) ERA: 1.33	1.0 H 4 1 0 0 2 0 0 0 0 0 0 10 14 0.00 1.000																			
35 Mark Melancon, R (9.1) ERA: 2.86	1.0 S 5 1 0 0 0 0 0 0 0 0 0 0 14 17 0.00 1.000																			

Batter	1	2	3	4	5	6	7	8	9	AB	R	H	RBI	BB	SO	LOB	BOTTOM			
5 Josh Harrison, R (1.9) OBP: 0.287, SLG: 0.400	F8		FC4-6		G2			L8		5	1	1	1	0	0	4	<b>Miami Marlins @ Pittsburgh Pirates</b> PNC Park, Pittsburgh, PA Wed May 27 2015, 12:37 PM - 3:15 PM EDT Att: 33,238 - Cloudy - 73 F			
10 Jordy Mercer, R (1.6) OBP: 0.248, SLG: 0.221	G1-3		F7				K			3	0	0	0	0	1	2				
24 Pedro Alvarez, L (7. PH) OBP: 0.329, SLG: 0.493										1	1	1	1	0	0	0				
44 Tony Watson, L (8.1) 35 Mark Melancon, R (9.1)										0	0	0	0	0	0	0				
22 Andrew McCutchen, R (1.8) OBP: 0.350, SLG: 0.457	F9									3	1	2	0	1	0	0				
6 Starling Marte, R (1.7) OBP: 0.326, SLG: 0.503	G5-3				L7		G5-3			3	0	0	1	1	0	2				
27 Jung Ho Kang, R (1.5) OBP: 0.378, SLG: 0.444	G6-3				K		P2			4	0	1	2	0	1	2				
18 Neil Walker, S (1.4) OBP: 0.313, SLG: 0.386	F9				F7					4	0	0	0	0	0	3				
3 Sean Rodriguez, R (1.3) OBP: 0.290, SLG: 0.421										4	0	2	0	0	2	0				
19 Chris Stewart, R (1.2) OBP: 0.275, SLG: 0.327										4	1	1	0	0	0	2				
45 Gerrit Cole, R (1.1) OBP: 0.261, SLG: 0.227										2	0	1	0	0	1	1				
31 Jose Tabata, R (7. PH) OBP: 0.400, SLG: 0.333										1	1	1	0	0	0	0				
25 Gregory Polanco, L (8.9) OBP: 0.302, SLG: 0.333										1	0	1	0	0	0	0				
<b>Inning Stats</b>	R: 0 E: 0 K: 0 S: 6	H: 0 LOB: 0 BB: 0 P: 13	R: 0 E: 0 K: 0 S: 7	H: 0 LOB: 0 BB: 0 P: 14	R: 0 E: 0 K: 0 S: 13	H: 2 LOB: 2 BB: 0 P: 19	R: 0 E: 0 K: 1 S: 6	H: 1 LOB: 1 BB: 0 P: 13	R: 0 E: 0 K: 1 S: 11	H: 1 LOB: 1 BB: 0 P: 15	R: 0 E: 0 K: 1 S: 11	H: 1 LOB: 1 BB: 0 P: 14	R: 5 E: 0 K: 1 S: 21	H: 5 LOB: 2 BB: 2 P: 37	R: 0 E: 0 K: 1 S: 12	H: 1 LOB: 1 BB: 0 P: 17	1B: 8 2B: 2 3B: 1 HR: 0	SF: 0 SAC: 0 DP: 0 HBP: 0	WP: 0 PB: 0 SB: 1 CS: 0	PA: 37
<b>PITCHER</b>	IP WLS BF H R ER SO BB IBB HBP BLK WP HR S P ERA WHIP																			
52 Brad Hand, L (1.1) ERA: 4.5	5.0 19 4 0 0 2 0 0 0 0 0 0 43 74 0.00 0.800																			
57 Bryan Morris, R (6.1) ERA: 4.13	1.0 H 4 1 0 0 1 0 0 0 0 0 0 11 14 0.00 1.000																			
40 Mike Dunn, L (7.1) ERA: 5.6	0.2 H 4 2 2 2 1 0 0 0 0 0 0 10 12 27.00 3.000																			
36 Sam Dyson, R (7.1) ERA: 3.42	0.0 L 4 2 1 1 0 2 0 0 0 0 0 6 18 ∞ ∞																			
22 Carter Capps, R (7.1) ERA: 1.23	0.1 2 1 2 2 0 0 0 0 0 0 0 5 7 54.00 3.000																			
<b>PITCHER</b>	IP WLS BF H R ER SO BB IBB HBP BLK WP HR S P ERA WHIP																			
56 Vin Mazzaro, R (8.1) ERA:	1.0 4 1 0 0 1 0 0 0 0 0 0 5 7 0.00 1.000																			

livebaseballscorecards.com

livebaseballscorecards.com



Batter	1	2	3	4	5	6	7	8	9	AB	R	H	RBI	BB	SO	LOB	TOP					
9 Dee Strange-Gordon, L OBP: 0.403, SLG: 0.444										4	1	1	0	0	2	2	<p>Miami Marlins @ New York Mets Citi Field, Flushing, NY Fri May 29 2015, 7:12 PM - 9:19 PM EDT Att: 33,880 - Partly Cloudy - 72 F</p> <p>livebaseballscorecards.com</p> <p>AB 32 R 4 H 6 RBI 4 BB 1 SO 12 LOB 6</p>					
14 Martín Prado, R OBP: 0.309, SLG: 0.354										3	1	1	1	1	1	0						
27 Giancarlo Stanton, R OBP: 0.319, SLG: 0.492										4	0	0	0	0	3	3						
48 Justin Bour, L OBP: 0.409, SLG: 0.607											4	1	1	3	0	0						
13 Marcell Ozuna, R OBP: 0.328, SLG: 0.364											4	0	0	0	0	1		0				
21 Christian Yelich, L OBP: 0.290, SLG: 0.261											4	0	1	0	0	2		0				
20 J.T. Realmuto, R OBP: 0.237, SLG: 0.313											4	0	0	0	0	1		1				
3 Adeiny Hechavarria, R OBP: 0.330, SLG: 0.394										3	1	1	0	0	1	0						
15 Dan Haren, R OBP: 0.167, SLG: 0.222										2	0	1	0	0	1	0						
36 Sam Dyson, R OBP: 0.270, SLG: 0.406										0	0	0	0	0	0	0						
44 AJ Ramos, R OBP: 0.270, SLG: 0.406										0	0	0	0	0	0	0						
<b>Inning Stats</b>	R: 0 E: 0 K: 3 S: 9	H: 0 LOB: 0 BB: 0 P: 10	R: 0 E: 0 K: 2 S: 10	H: 0 LOB: 0 BB: 0 P: 14	R: 0 E: 0 K: 1 S: 8	H: 0 LOB: 0 BB: 0 P: 10	R: 3 E: 0 K: 0 S: 13	H: 3 LOB: 1 BB: 1 P: 24	R: 1 E: 0 K: 2 S: 11	H: 2 LOB: 1 BB: 0 P: 13	R: 0 E: 0 K: 1 S: 6	H: 0 LOB: 0 BB: 0 P: 9	R: 0 E: 0 K: 1 S: 10	H: 1 LOB: 1 BB: 0 P: 15	R: 0 E: 0 K: 1 S: 5	H: 0 LOB: 0 BB: 0 P: 10	R: 0 E: 0 K: 1 S: 8	H: 0 LOB: 0 BB: 0 P: 10	1B: 5 2B: 0 3B: 0 HR: 1	SF: 0 SAC: 1 DP: 0 HBP: 0	WP: 0 PB: 0 SB: 1 CS: 0	PA: 34
<b>PITCHER</b>	IP WLS BF H R ER SO BB IBB HBP BLK WP HR S P ERA WHIP	8.0 L 31 6 4 4 11 1 0 0 0 0 1 72 105 4.50 0.875	1.0 3 0 0 0 1 0 0 0 0 0 0 8 10 0.00 0.000																			
33 Matt Harvey, R ERA: 3.11																						
52 Carlos Torres, R ERA: 3.05																						

Batter	1	2	3	4	5	6	7	8	9	AB	R	H	RBI	BB	SO	LOB	BOTTOM					
3 Curtis Granderson, L OBP: 0.338, SLG: 0.385											4	1	1	1	0	1	0					
11 Rubén Tejada, R OBP: 0.321, SLG: 0.347											4	1	2	0	0	0	0					
21 Lucas Duda, L OBP: 0.397, SLG: 0.550											4	1	1	1	0	2	2					
28 Daniel Murphy, L OBP: 0.330, SLG: 0.398											4	0	1	1	0	0	1					
23 Michael Cuddyer, R OBP: 0.330, SLG: 0.399											4	0	1	0	0	1	1					
4 Wilmer Flores, R OBP: 0.270, SLG: 0.406											4	0	0	0	0	2	2					
12 Juan Lagares, R OBP: 0.292, SLG: 0.299												2	0	0	0	1	0	0				
22 Kevin Plawecki, R OBP: 0.250, SLG: 0.311											3	0	0	0	0	1	2					
33 Matt Harvey, R OBP: 0.053, SLG: 0.053											2	0	0	0	0	1	0					
1 Darrel Cecciani, L OBP: 0.200, SLG: 0.143											1	0	0	0	0	1	0					
52 Carlos Torres, R ERA: 1.13											0	0	0	0	0	0	0					
<b>Inning Stats</b>	R: 0 E: 0 K: 0 S: 6	H: 0 LOB: 0 BB: 0 P: 10	R: 0 E: 0 K: 0 S: 9	H: 1 LOB: 2 BB: 1 P: 14	R: 0 E: 0 K: 1 S: 7	H: 0 LOB: 0 BB: 0 P: 11	R: 1 E: 0 K: 0 S: 9	H: 1 LOB: 0 BB: 0 P: 11	R: 0 E: 0 K: 2 S: 9	H: 0 LOB: 0 BB: 0 P: 11	R: 1 E: 0 K: 1 S: 9	H: 2 LOB: 0 BB: 0 P: 13	R: 0 E: 0 K: 0 S: 11	H: 0 LOB: 0 BB: 0 P: 18	R: 0 E: 0 K: 1 S: 7	H: 0 LOB: 1 BB: 0 P: 12	R: 1 E: 0 K: 2 S: 13	H: 2 LOB: 1 BB: 0 P: 19	1B: 2 2B: 2 3B: 0 HR: 2	SF: 0 SAC: 0 DP: 1 HBP: 0	WP: 1 PB: 0 SB: 0 CS: 0	PA: 33
<b>PITCHER</b>	IP WLS BF H R ER SO BB IBB HBP BLK WP HR S P ERA WHIP	7.0 W 25 4 2 2 4 1 0 0 0 0 0 7 60 2.57 0.714	1.0 H 3 0 0 0 1 0 0 0 0 0 0 7 12 0.00 0.000	1.0 S 5 2 1 1 2 0 0 0 0 0 1 0 13 19 9.00 2.000																		
15 Dan Haren, R ERA: 3.03																						
36 Sam Dyson, R ERA: 3.29																						
44 AJ Ramos, R ERA: 1.13																						

Miami Marlins @ New York Mets  
Citi Field, Flushing, NY  
Fri May 29 2015, 7:12 PM - 9:19 PM EDT  
Att: 33,880 - Partly Cloudy - 72 F

livebaseballscorecards.com

Miami Marlins @ New York Mets  
Citi Field, Flushing, NY  
Fri May 29 2015, 7:12 PM - 9:19 PM EDT  
Att: 33,880 - Partly Cloudy - 72 F

livebaseballscorecards.com



Batter	1	2	3	4	5	6	7	8	9	AB	R	H	RBI	BB	SO	LOB	TOP				
9 Dee Strange-Gordon, L (1.4) OBP: 0.403, SLG: 0.443	L8	G4-3		1B			1B	G4-3		5	1	2	0	0	0	1					
14 Martín Prado, R (1.5) OBP: 0.316, SLG: 0.365	1B		G3				2B		1B	5	1	3	0	0	1	1					
27 Giancarlo Stanton, R (1.9) OBP: 0.326, SLG: 0.524	K			HR		L5	2B		HR	4	2	2	2	1	1	1					
10 Jeff Baker, R (1.3) OBP: 0.412, SLG: 0.464	L9			F9		G4-3		HR		5	1	1	1	0	1	4					
13 Marcell Ozuna, R (1.8) OBP: 0.325, SLG: 0.365		2B	G4-3			G6-3			HR	5	1	1	0	0	0	3					
21 Christian Yelich, L (1.7) OBP: 0.285, SLG: 0.286	E6			1B			1B		F8	5	1	2	2	0	1	1					
20 J.T. Realmuto, R (1.2) OBP: 0.245, SLG: 0.348	FC6-4			HR			2B			4	2	2	2	0	1	4					
17 Donovan Solano, R (1.6) OBP: 0.235, SLG: 0.313				G6-3		K2-3		G6-3		4	0	1	2	0	1	1					
34 Tom Koehler, R 56 Vin Mazzaro, R 81 Bryan Morris, L 87 Mike Dunn, L 40 Mike Dunn, L 22 Carter Capps, R 15 Dan Lugo, R 36 Sam Dyson, R 44 AJ Ramos, R	K			F8				K		2	0	0	0	0	0	1					
<b>Inning Stats</b>	R: 0 H: 1 E: 0 K: 1 S: 9	L: 1 LOB: 1 BB: 0 P: 15	R: 2 H: 2 E: 1 K: 1 S: 17	L: 2 LOB: 1 BB: 0 P: 25	R: 1 H: 1 E: 0 K: 0 S: 12	L: 1 LOB: 0 BB: 1 P: 19	R: 2 H: 3 E: 0 K: 1 S: 16	L: 3 LOB: 1 BB: 0 P: 23	R: 0 H: 0 E: 0 K: 3 S: 11	L: 1 LOB: 0 BB: 0 P: 16	R: 2 H: 3 E: 1 K: 2 S: 15	L: 3 LOB: 2 BB: 1 P: 21	R: 0 H: 0 E: 0 K: 1 S: 8	L: 0 LOB: 0 BB: 0 P: 12	R: 2 H: 3 E: 0 K: 0 S: 9	L: 3 LOB: 0 BB: 0 P: 13	1B: 6 2B: 4 3B: 0 HR: 4	SF: 0 SAC: 0 DP: 0 HBP: 0	WP: 0 PB: 0 SB: 1 CS: 0	PA: 42	
<b>PITCHER</b>	IP	WLS	BF	H	R	ER	SO	BB	IBB	HBP	BLK	WP	HR	S	P	ERA	WHIP				
49 Jonathon Niese, L (1.1) ERA: 4.42	4.0		20	7	5	4	3	0	0	0	0	0	2	54	82	9.00	1.750				
62 Erik Goeddel, R (5.1) ERA: 2.25	1.2		6	1	0	0	2	0	0	0	0	0	0	15	24	0.00	0.600				
51 Jack Leathersich, L (6.1) ERA:	0.1		1	0	0	0	1	0	0	0	0	0	0	3	5	0.00	0.000				
47 Hansel Robles, R (7.1) ERA: 6.1	1.0	L	7	3	2	2	2	1	0	0	0	0	0	15	21	18.00	4.000				
54 Alex Torres, L (8.1) ERA: 2.78	2.0		8	3	2	2	1	0	0	0	0	0	2	17	25	9.00	1.500				

Miami Marlins @ New York Mets  
Citi Field, Flushing, NY  
Sat May 30 2015, 4:10 PM - 7:17 PM EDT  
Att: 39,095 - Sunny - 82 F

AB	41
R	9
H	14
RBI	9
BB	1
SO	9
LOB	18



Batter	1	2	3	4	5	6	7	8	9	AB	R	H	RBI	BB	SO	LOB	BOTTOM					
3 Curtis Granderson, L (1.9) OBP: 0.345, SLG: 0.384	1B	G4-3		1B				G1-3		3	2	1	1	1	0	2						
11 Rubén Tejada, R (1.5) OBP: 0.241, SLG: 0.377	1B			2B		FC5-4		G4-3		4	0	2	3	1	0	3						
21 Lucas Duda, L (1.3) OBP: 0.397, SLG: 0.549	2B			F8		K		L8		4	0	1	1	1	1	4						
28 Daniel Murphy, L (1.4) OBP: 0.327, SLG: 0.389	BB			F8		F8		K		4	0	0	0	1	1	5						
23 Michael Cuddyer, R (1.7) OBP: 0.326, SLG: 0.393	F4		G4-3	L9			1B		P3	5	0	1	0	0	0	6						
4 Wilmer Flores, R (1.6) OBP: 0.274, SLG: 0.406	G6-4-3			1B		G3		FC6-4		5	1	2	0	0	0	4						
12 Juan Lagares, R (1.8) OBP: 0.291, SLG: 0.298	G1-4-3			1B		L8		K		4	1	1	0	0	1	1						
54 Alex Torres, L (8.1) OBP: 0.304, SLG: 0.274				1B				K		1	0	0	0	0	0	0						
29 Eric Campbell, R (9, PH) OBP: 0.304, SLG: 0.274				1B				K		1	0	0	0	0	1	1						
22 Kevin Plawewski, R (1.2) OBP: 0.250, SLG: 0.309				K		P5		K		4	0	1	0	0	2	3						
49 Jonathon Niese, L (1.1) OBP: 0.299, SLG: 0.311				BB				E5		1	0	0	0	0	0	1						
16 Danny Mingo, S (4, PH) OBP: 0.299, SLG: 0.311				BB						0	1	0	0	0	0	0						
62 Erik Goeddel, R (5.1) ERA:				BB						0	0	0	0	0	0	0						
51 Jack Leathersich, R (6.1) ERA: 4.07				BB						0	0	0	0	0	0	0						
40 Mike Dunn, L (6.1) ERA: 5.4				BB						0	0	0	0	0	0	0						
44 John Mayberry Jr., R (6, PH) OBP: 0.299, SLG: 0.298				BB						0	0	0	0	0	0	0						
47 Hansel Robles, R (7.1) ERA: 6.1				BB						0	0	0	0	0	0	0						
1 Danell Cevallos, L (8.1) OBP: 0.186, SLG: 0.135				BB						1	0	0	0	0	0	0						
<b>Inning Stats</b>	R: 1 H: 2 E: 0 K: 0 S: 11	L: 2 LOB: 2 BB: 1 P: 18	R: 0 H: 1 E: 0 K: 0 S: 9	L: 1 LOB: 1 BB: 0 P: 12	R: 0 H: 0 E: 0 K: 0 S: 8	L: 1 LOB: 1 BB: 1 P: 14	R: 4 H: 4 E: 0 K: 1 S: 17	L: 4 LOB: 2 BB: 2 P: 29	R: 0 H: 0 E: 0 K: 1 S: 9	L: 0 LOB: 0 BB: 0 P: 13	R: 0 H: 0 E: 0 K: 1 S: 12	L: 0 LOB: 2 BB: 2 P: 25	R: 0 H: 1 E: 0 K: 2 S: 9	L: 1 LOB: 0 BB: 0 P: 12	R: 0 H: 0 E: 1 K: 0 S: 14	L: 0 LOB: 1 BB: 0 P: 20	R: 0 H: 1 E: 0 K: 2 S: 11	L: 1 LOB: 0 BB: 0 P: 16	1B: 7 2B: 2 3B: 0 HR: 0	SF: 0 SAC: 0 DP: 1 HBP: 1	WP: 0 PB: 0 SB: 0 CS: 0	PA: 43
<b>PITCHER</b>	IP	WLS	BF	H	R	ER	SO	BB	IBB	HBP	BLK	WP	HR	S	P	ERA	WHIP					
34 Tom Koehler, R (1.1) ERA: 4.01	3.1		21	7	5	5	1	4	0	0	0	0	0	39	66	13.50	3.300					
56 Vin Mazzaro, R (4.1) ERA:	1.2		5	0	0	0	0	0	0	0	0	0	0	15	20	0.00	0.000					
57 Bryan Morris, R (6.1) ERA: 4.07	0.1		3	0	0	0	0	2	0	0	0	0	0	8	18	0.00	6.000					
40 Mike Dunn, L (6.1) ERA: 5.4	0.2	W	2	0	0	0	1	0	0	0	0	0	0	4	7	0.00	0.000					
22 Carter Capps, R (7.1) ERA: 1.08	1.0	H	4	1	0	0	2	0	0	0	0	0	0	9	12	0.00	1.000					
36 Sam Dyson, R (8.1) ERA: 3.2	1.1	S	5	1	0	0	2	0	0	0	0	0	0	15	22	0.00	0.750					
44 AJ Ramos, R (8.1) ERA: 1.07	1.1	S	5	1	0	0	2	0	0	0	0	0	0	15	22	0.00	0.750					

Miami Marlins @ New York Mets  
Citi Field, Flushing, NY  
Sat May 30 2015, 4:10 PM - 7:17 PM EDT  
Att: 39,095 - Sunny - 82 F

AB	36
R	5
H	9
RBI	5
BB	6
SO	6
LOB	30





Batter	1	2	3	4	5	6	7	8	9	AB	R	H	RBI	BB	SO	LOB	TOP					
9 Dee Strange-Gordon, L (1,4) OBP: 0.405, SLG: 0.444										4	0	2	0	0	1	0	<b>Miami Marlins @ New York Mets</b> Citi Field, Flushing, NY Sun May 31 2015, 1:11 PM - 3:58 PM EDT Att: 28,711 - Partly Cloudy - 83 F					
14 Martín Prado, R (1,5) OBP: 0.315, SLG: 0.363										4	0	1	0	0	0	2						
27 Giancarlo Stanton, R (1,9) OBP: 0.320, SLG: 0.513										4	0	0	0	0	1	2						
48 Justin Bour, L (1,3) OBP: 0.414, SLG: 0.646										4	1	2	1	0	1	1						
51 Ichiro Suzuki, L (1,8) OBP: 0.341, SLG: 0.330										3	1	1	0	0	0	0						
31 Steve Cishek, R (7,1)										0	0	0	0	0	0	0						
40 Mike Dunn, L (7,1)										0	0	0	0	0	0	0						
10 Jeff Baker, R (8,PH) OBP: 0.400, SLG: 0.448										1	0	0	0	0	0	2						
22 Carter Capps, R (8,1)										0	0	0	0	0	0	0						
17 Donovan Solano, R (1,6) OBP: 0.237, SLG: 0.306										4	0	1	0	0	1	0						
21 Christian Yelich, L (1,7) OBP: 0.284, SLG: 0.293										4	1	1	1	0	1	1						
41 David Phelps, R (1,1) OBP: 0.125, SLG: 0.067										1	0	0	0	0	0	1						
13 Marcell Ozuna, R (7,PH) OBP: 0.327, SLG: 0.366										2	0	1	0	0	0	0						
8 Jhonatan Solano, R (1,2) OBP: 0.095, SLG: 0.100										3	0	0	1	0	0	1						
20 J.T. Realmuto, R (9,PH) OBP: 0.243, SLG: 0.346										1	0	0	0	0	0	1						
<b>Inning Stats</b>	R: 0 H: 1 E: 0 K: 1 S: 11	H: 1 LOB: 0 BB: 0 P: 16	R: 1 H: 2 E: 0 K: 0 S: 7	H: 2 LOB: 1 BB: 0 P: 10	R: 0 H: 0 E: 0 K: 0 S: 4	H: 0 LOB: 0 BB: 0 P: 5	R: 0 H: 0 E: 0 K: 1 S: 5	H: 0 LOB: 0 BB: 0 P: 8	R: 1 H: 2 E: 0 K: 0 S: 11	H: 1 LOB: 1 BB: 0 P: 17	R: 1 H: 1 E: 0 K: 0 S: 10	H: 0 LOB: 0 BB: 0 P: 15	R: 0 H: 0 E: 0 K: 0 S: 7	H: 0 LOB: 0 BB: 0 P: 8	R: 0 H: 2 E: 0 K: 2 S: 13	H: 2 LOB: 2 BB: 0 P: 19	R: 0 H: 1 E: 0 K: 1 S: 11	H: 1 LOB: 1 BB: 0 P: 16	1B: 7 2B: 1 3B: 0 HR: 1	SF: 0 SAC: 1 DP: 0 HBP: 0	WP: 0 PB: 0 SB: 0 CS: 0	PA: 36
<b>PITCHER</b>	IP WLS BF H R ER SO BB IBB HBP BLK WP HR S P ERA WHIP																					
40 Bartolo Colon, R (1,1) ERA: 4.72	7.0 W 27 6 3 3 2 0 0 0 0 0 1 55 79 3.86 0.857																					
52 Carlos Torres, R (8,1) ERA: 3.0	0.1 H 2 1 0 0 1 0 0 0 0 0 0 6 9 0.00 3.000																					
27 Jeury Familia, R (8,1) ERA: 1.44	1.2 S 7 2 0 0 2 0 0 0 0 0 0 0 18 26 0.00 1.200																					

Batter	1	2	3	4	5	6	7	8	9	AB	R	H	RBI	BB	SO	LOB	BOTTOM			
3 Curtis Granderson, L (1,9) OBP: 0.343, SLG: 0.377										3	0	0	0	1	0	1	<b>Miami Marlins @ New York Mets</b> Citi Field, Flushing, NY Sun May 31 2015, 1:11 PM - 3:58 PM EDT Att: 28,711 - Partly Cloudy - 83 F			
11 Rubén Tejada, R (1,5) OBP: 0.336, SLG: 0.386										4	0	1	1	0	0	1				
21 Lucas Duda, L (1,3) OBP: 0.394, SLG: 0.539										3	1	0	0	0	1	2				
28 Daniel Murphy, L (1,4) OBP: 0.325, SLG: 0.386										4	0	1	0	0	0	0				
4 Wilmer Flores, R (1,6) OBP: 0.273, SLG: 0.421										4	1	1	1	0	1	1				
44 John Mayberry Jr., R (1,7) OBP: 0.216, SLG: 0.260										4	0	0	0	0	1	2				
12 Juan Lagares, R (1,8) OBP: 0.292, SLG: 0.298										3	1	1	0	0	0	0				
20 Anthony Recker, R (1,2) OBP: 0.317, SLG: 0.353										3	1	1	0	0	1	1				
40 Bartolo Colon, R (1,1) OBP: 0.136, SLG: 0.190										2	0	1	1	0	0	0				
1 Darrell Ceciliani, L (7,PH) ERA: 6.98										1	0	0	0	0	0	1				
52 Carlos Torres, R (8,1)										0	0	0	0	0	0	0				
27 Jeury Familia, R (8,1)										0	0	0	0	0	0	0				
<b>Inning Stats</b>	R: 1 H: 1 E: 1 K: 1 S: 16	H: 1 LOB: 2 BB: 0 P: 24	R: 1 H: 2 E: 0 K: 0 S: 16	H: 2 LOB: 1 BB: 0 P: 24	R: 1 H: 1 E: 0 K: 1 S: 14	H: 1 LOB: 0 BB: 0 P: 21	R: 0 H: 0 E: 0 K: 0 S: 11	H: 0 LOB: 0 BB: 0 P: 16	R: 0 H: 0 E: 0 K: 0 S: 6	H: 0 LOB: 0 BB: 0 P: 9	R: 0 H: 0 E: 0 K: 0 S: 7	H: 0 LOB: 0 BB: 0 P: 10	R: 1 H: 2 E: 0 K: 1 S: 12	H: 2 LOB: 2 BB: 1 P: 21	R: 0 H: 0 E: 0 K: 1 S: 9	H: 0 LOB: 0 BB: 0 P: 13	1B: 3 2B: 2 3B: 0 HR: 1	SF: 0 SAC: 0 DP: 0 HBP: 1	WP: 1 PB: 0 SB: 1 CS: 0	PA: 33
<b>PITCHER</b>	IP WLS BF H R ER SO BB IBB HBP BLK WP HR S P ERA WHIP																			
41 David Phelps, R (1,1) ERA: 3.5	6.0 L 5 2 1 1 1 0 1 0 0 0 0 10 19 13.50 3.000																			
31 Steve Cishek, R (7,1) ERA: 6.98	0.2 L 5 2 1 1 1 0 1 0 0 0 0 10 19 13.50 3.000																			
40 Mike Dunn, L (7,1) ERA: 5.3	0.1 1 0 0 0 0 0 0 0 0 0 0 2 2 0.00 0.000																			
22 Carter Capps, R (8,1) ERA: 0.96	1.0 3 0 0 0 1 0 0 0 0 0 0 0 9 13 0.00 0.000																			

AB 35  
R 3  
H 9  
RBI 3  
BB 0  
SO 5  
LOB 11



AB 31  
R 4  
H 6  
RBI 3  
BB 1  
SO 4  
LOB 9













Batter	1	2	3	4	5	6	7	8	9	AB	R	H	RBI	BB	SO	LOB	TOP										
24 Dexter Fowler, S OBP: 0.323, SLG: 0.393	P5		G4-3		P5		K		L4	5	0	0	0	0	1	2											
17 Kris Bryant, R OBP: 0.382, SLG: 0.459	F8			K		G6-3	K		1B	5	0	1	0	0	2	0											
44 Anthony Rizzo, L OBP: 0.443, SLG: 0.574	P6			2B			21 HR		F7	3	1	1	0	2	0	1											
21 Junior Lake, R OBP: 0.286, SLG: 0.425		B5-3							FC5-4	5	1	1	2	0	2	3											
13 Starlin Castro, R OBP: 0.306, SLG: 0.354	F8									3	1	1	0	0	0	0											
8 Chris Coghlan, L OBP: 0.301, SLG: 0.429	G4-3			G3						3	0	0	0	1	1	2											
3 David Ross, R OBP: 0.315, SLG: 0.289			G5-3			G6-3	K			3	0	0	0	1	1	2											
34 Jon Lester, L 41 Matt Szczur, R 37 Travis Wood, R 36 Edwin Jackson, R 29 Mike Baxter, L 40 James Russell, L			F7		L8					2	0	0	0	0	0	0											
22 Addison Russell, R OBP: 0.306, SLG: 0.431									F7	4	0	2	0	0	1	4											
<b>Inning Stats</b>	R: 0 E: 0 K: 0 S: 5	H: 0 LOB: 0 BB: 0 P: 7	R: 0 E: 0 K: 0 S: 6	H: 0 LOB: 0 BB: 0 P: 10	R: 0 E: 0 K: 0 S: 6	H: 1 LOB: 1 BB: 0 P: 8	R: 0 E: 0 K: 2 S: 13	H: 1 LOB: 2 BB: 0 P: 25	R: 0 E: 0 K: 2 S: 8	H: 1 LOB: 1 BB: 0 P: 11	R: 3 E: 0 K: 2 S: 17	H: 3 LOB: 2 BB: 2 P: 32	R: 0 E: 0 K: 3 S: 10	H: 0 LOB: 1 BB: 1 P: 19	R: 0 E: 0 K: 1 S: 14	H: 1 LOB: 2 BB: 1 P: 22	R: 0 E: 0 K: 0 S: 8	H: 1 LOB: 1 BB: 0 P: 11	1B: 5 2B: 1 3B: 1 HR: 1	SF: 0 SAC: 0 DP: 0 HBP: 1	WP: 0 PB: 0 SB: 1 CS: 0	PA: 40					
<b>PITCHER</b>	IP	WLS	BF	H	R	ER	SO	BB	IBB	HBP	BLK	WP	HR	S	P	ERA	WHIP										
15 Dan Haren, R ERA: 3.18	5.2	W	26	6	3	3	3	2	0	1	0	0	1	52	88	4.76	1.412										
57 Bryan Morris, R ERA: 4.05	0.1	H	1	0	0	0	1	0	0	0	0	0	0	3	5	0.00	0.000										
22 Carter Capps, R ERA: 0.82	1.2		7	0	0	0	4	2	0	0	0	0	0	21	38	0.00	1.200										
40 Mike Dunn, L ERA: 5.03	0.1		2	1	0	0	0	0	0	0	0	0	0	3	3	0.00	3.000										
36 Sam Dyson, R ERA: 2.93	1.0		4	1	0	0	0	0	0	0	0	0	0	8	11	0.00	1.000										

Chicago Cubs @ Miami Marlins  
Marlins Park, Miami, FL  
Wed Jun 03 2015, 7:12 PM - 10:07 PM EDT  
Att: 22,962 - Roof Closed - 73 F

AB	35
R	3
H	8
RBI	3
BB	4
SO	8
LOB	14



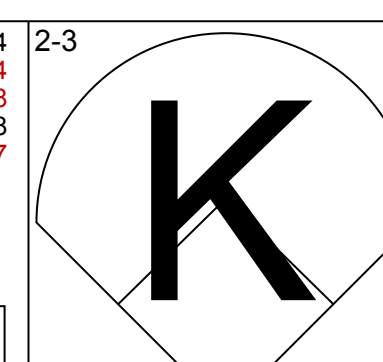
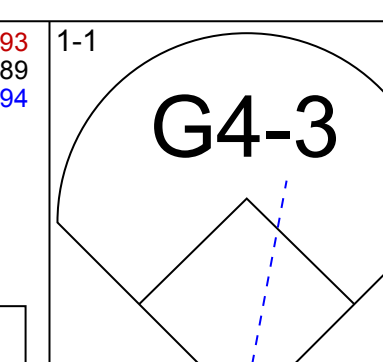
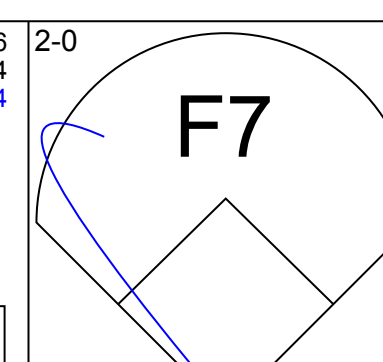
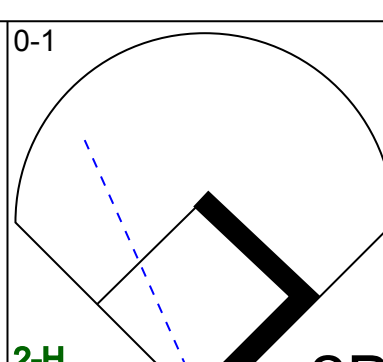
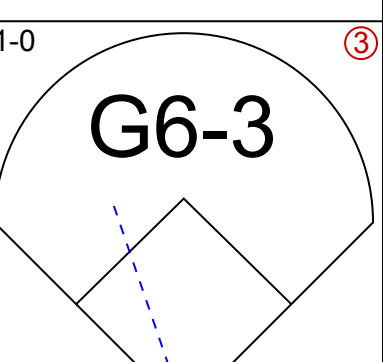
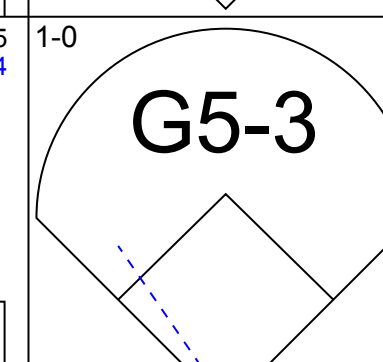
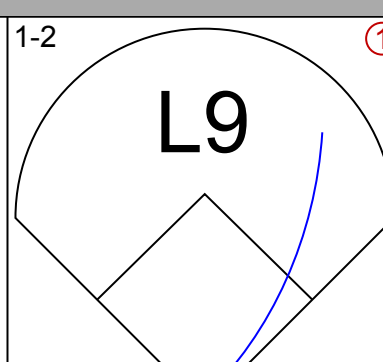
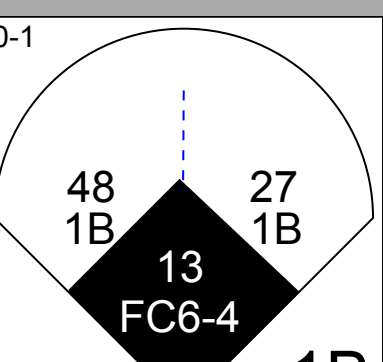
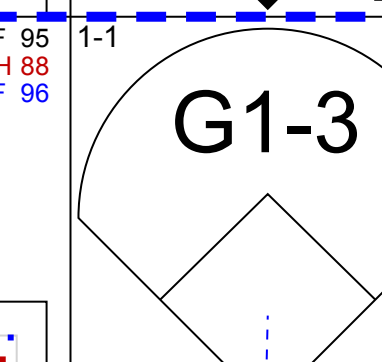
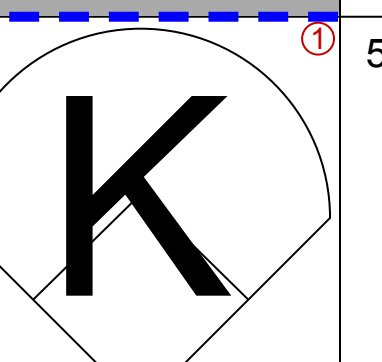
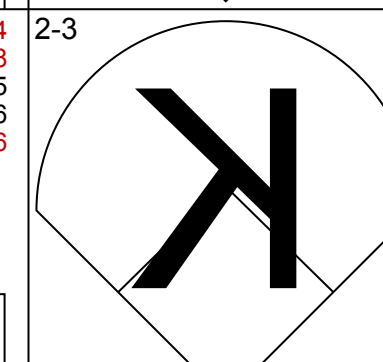
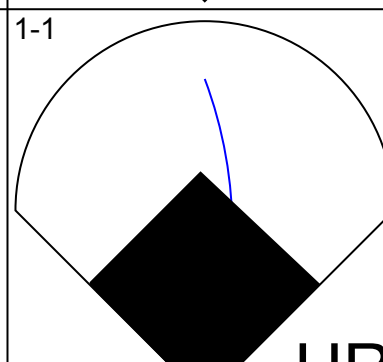
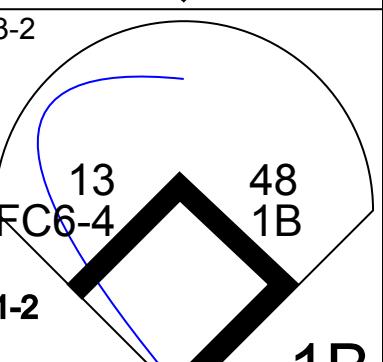
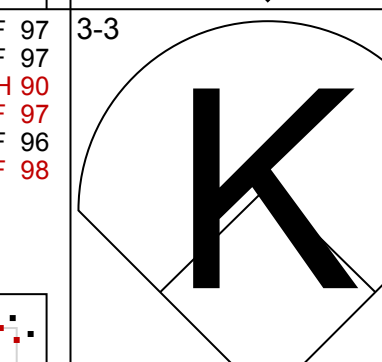
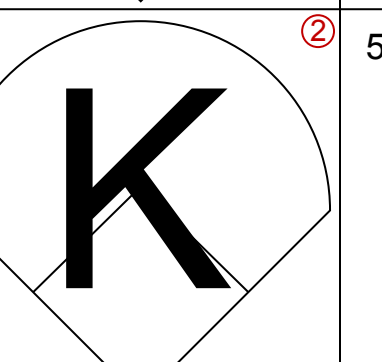
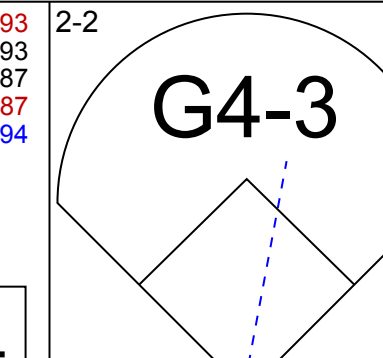
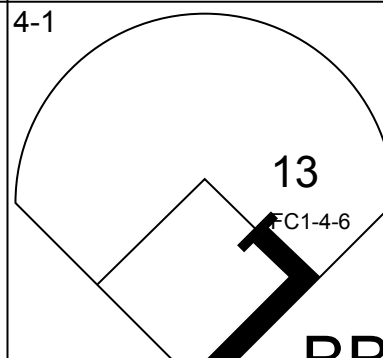
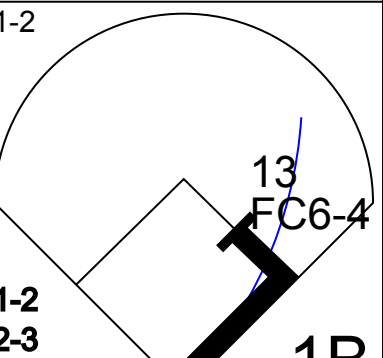
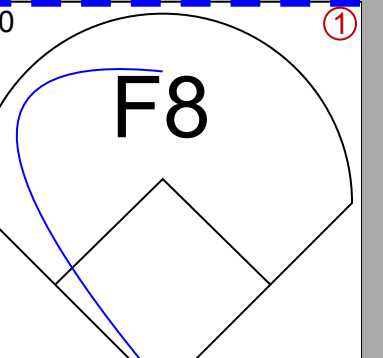
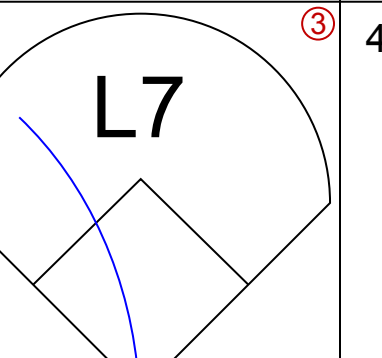
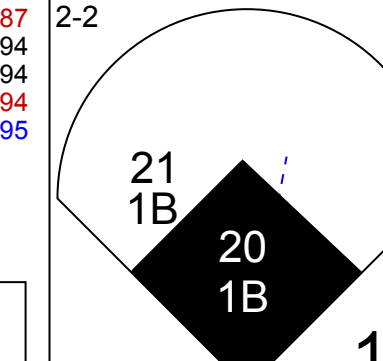
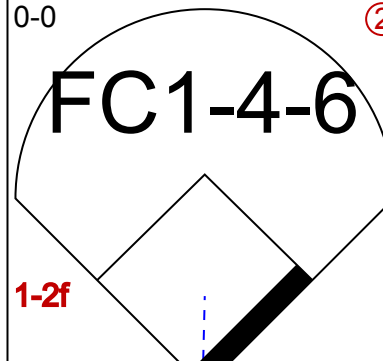
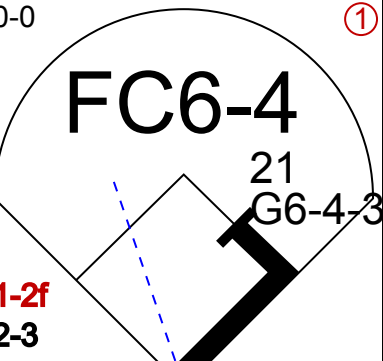
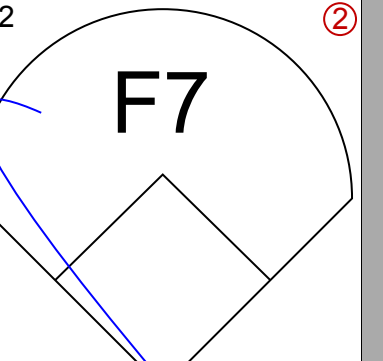
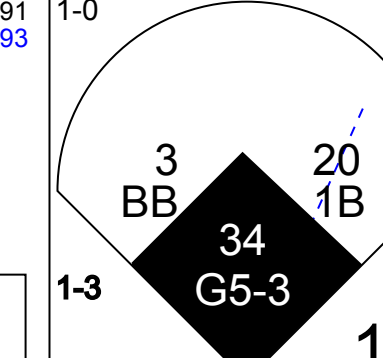
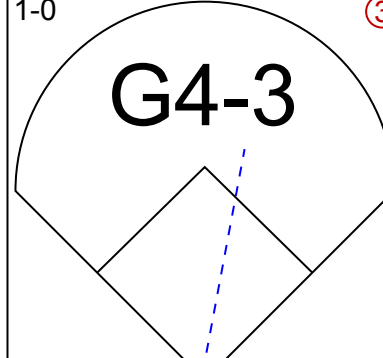
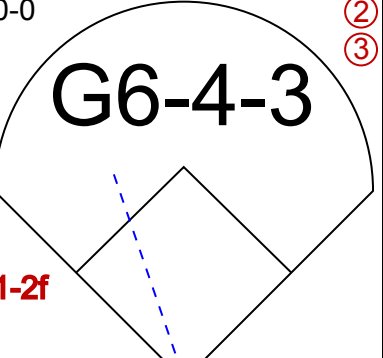
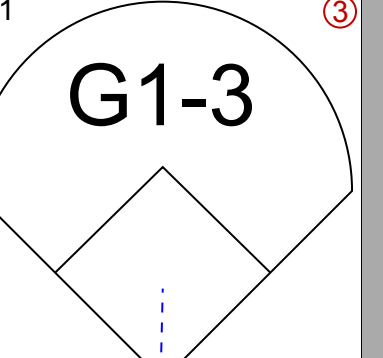
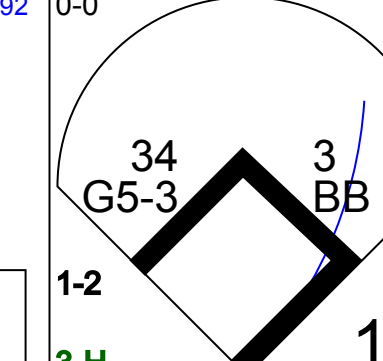
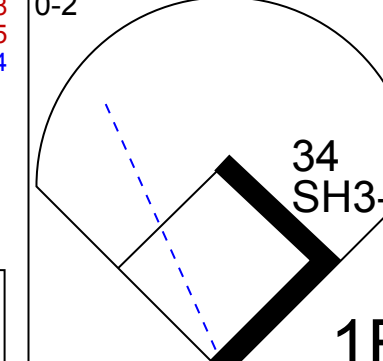
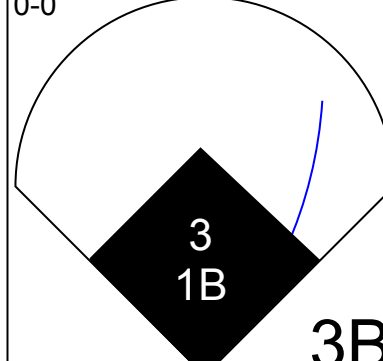
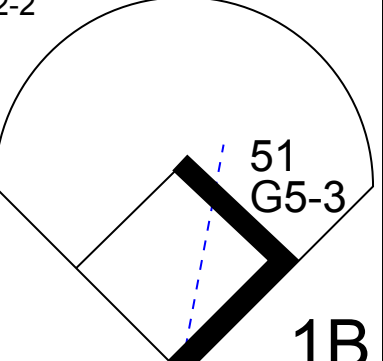
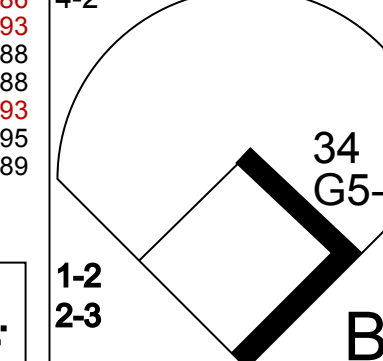
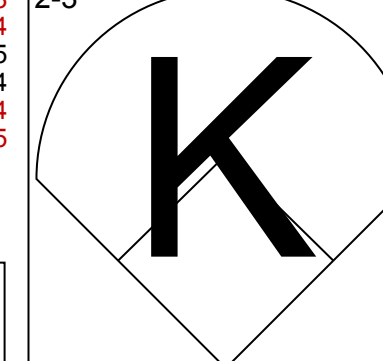
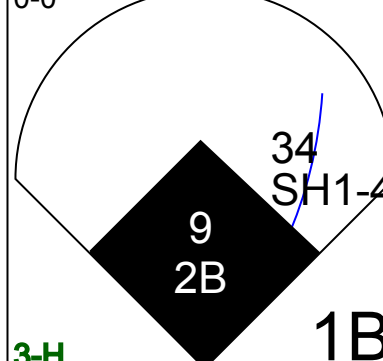
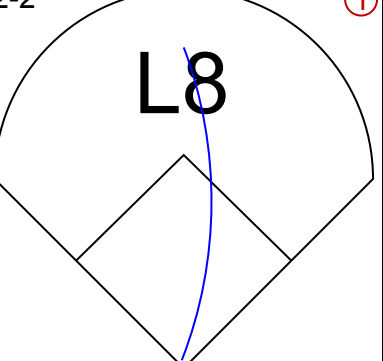
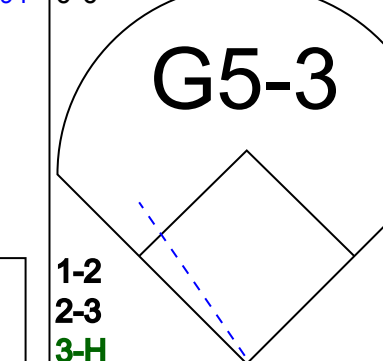
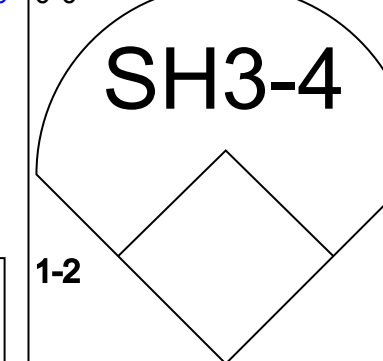
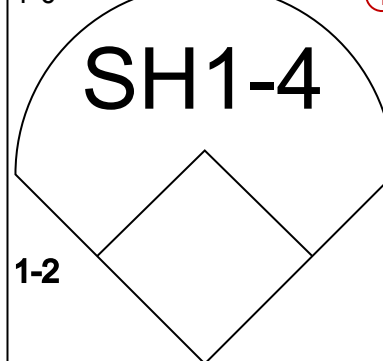
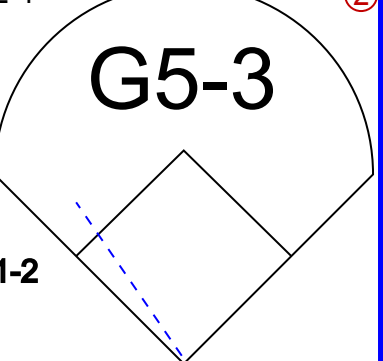
Batter	1	2	3	4	5	6	7	8	9	AB	R	H	RBI	BB	SO	LOB	BOTTOM										
9 Dee Strange-Gordon, L OBP: 0.395, SLG: 0.432	B1									5	0	2	1	0	1	1											
14 Martin Prado, R OBP: 0.323, SLG: 0.370	P6	E9			G5-3				G4-6-3	5	0	2	2	0	0	1											
27 Giancarlo Stanton, R OBP: 0.325, SLG: 0.533	G5-3	FC5-4								3	1	1	1	1	0	2											
10 Jeff Baker, R OBP: 0.375, SLG: 0.500			G5-3							4	1	1	1	0	1	2											
13 Marcell Ozuna, R OBP: 0.336, SLG: 0.381										3	1	2	0	1	1	0											
51 Ichiro Suzuki, L 57 Bryan Morris, L										3	1	1	0	0	1	2											
22 Carter Capps, R 40 Mike Dunn, L 36 Sam Dyson, R										0	0	0	0	0	0	0											
20 J.T. Realmuto, R OBP: 0.237, SLG: 0.338										4	1	1	1	0	2	3											
3 Adeiny Hechavarria, R OBP: 0.333, SLG: 0.406										4	2	2	1	0	0	1											
15 Dan Haren, R 21 Christian Yelich, L										2	0	0	0	0	0	2											
<b>Inning Stats</b>	R: 4 E: 0 K: 1 S: 21	H: 6 LOB: 2 BB: 0 P: 35	R: 0 E: 0 K: 0 S: 10	H: 0 LOB: 0 BB: 1 P: 18	R: 0 E: 0 K: 1 S: 10	H: 0 LOB: 0 BB: 0 P: 15	R: 2 E: 0 K: 2 S: 14	H: 3 LOB: 1 BB: 0 P: 23	R: 1 E: 0 K: 0 S: 12	H: 3 LOB: 2 BB: 1 P: 17	R: 0 E: 0 K: 2 S: 10	H: 1 LOB: 1 BB: 0 P: 15	R: 0 E: 0 K: 0 S: 5	H: 1 LOB: 0 BB: 0 P: 8	R: 0 E: 0 K: 0 S: 5	H: 1 LOB: 0 BB: 0 P: 8	1B: 9 2B: 3 3B: 0 HR: 2	SF: 0 SAC: 0 DP: 1 HBP: 0	WP: 0 PB: 0 SB: 0 CS: 0	PA: 38							
<b>PITCHER</b>	IP	WLS	BF	H	R	ER	SO	BB	IBB	HBP	BLK	WP	HR	S	P	ERA	WHIP										
34 Jon Lester, L ERA: 3.86	5.0	L	25	9	6	6	4	1	0	0	0	0	0	7	27	10.80	2.000										
37 Travis Wood, L ERA: 5.44	0.1		3	2	1	1	0	0	0	0	0	0	0	7	7	27.00	6.000										
36 Edwin Jackson, R ERA: 2.93	1.2		7	2	0	0	2	1	0	0	0	0	0	15	25	0.00	1.800										
40 James Russell, L ERA: 1.84	1.0		3	1	0	0	0	0	0	0	0	0	0	5	8	0.00	1.000										

Chicago Cubs @ Miami Marlins  
Marlins Park, Miami, FL  
Wed Jun 03 2015, 7:12 PM - 10:07 PM EDT  
Att: 22,962 - Roof Closed - 73 F

AB	36
R	7
H	14
RBI	7
BB	2
SO	6
LOB	15



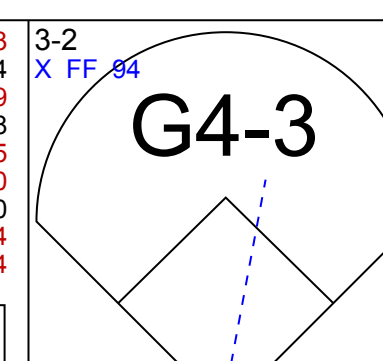
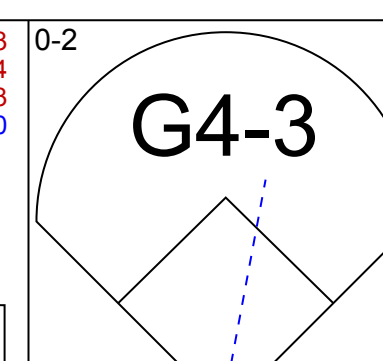
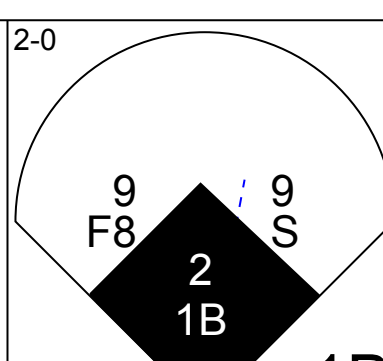

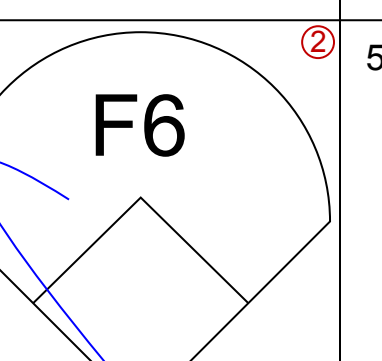
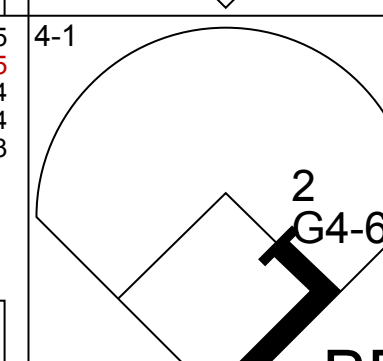
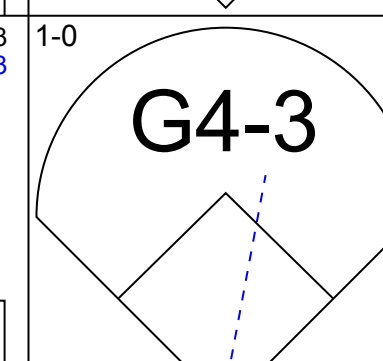
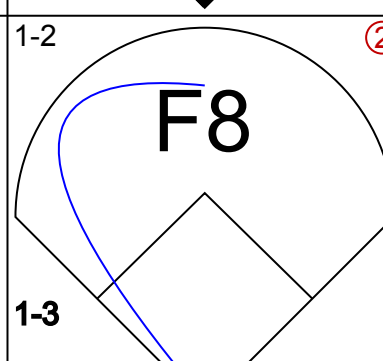
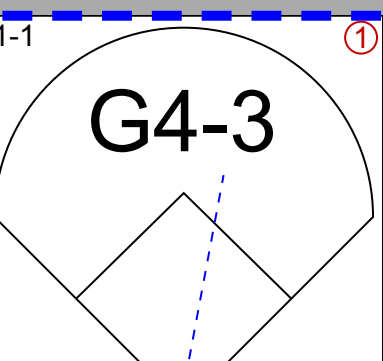
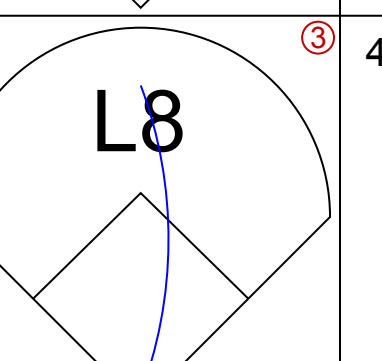
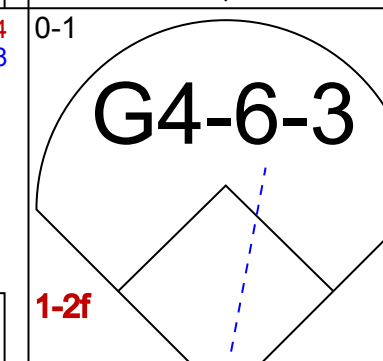
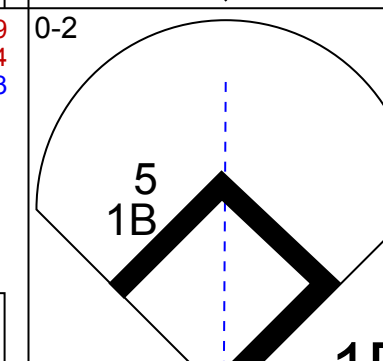
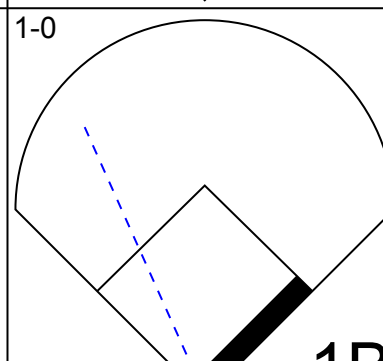
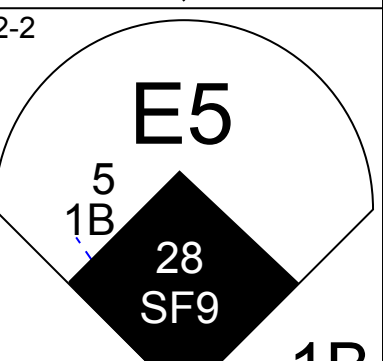
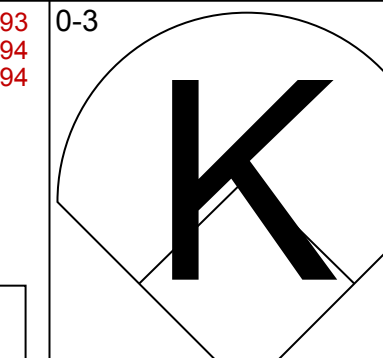
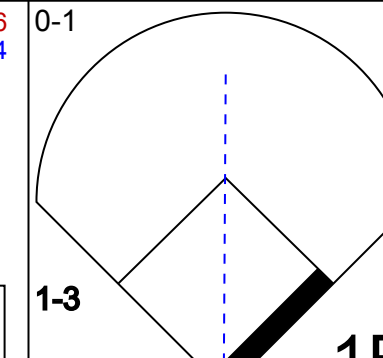
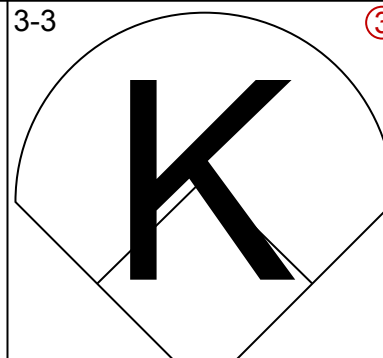
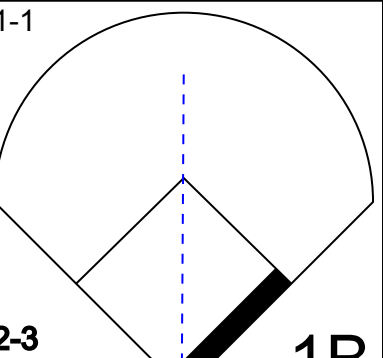
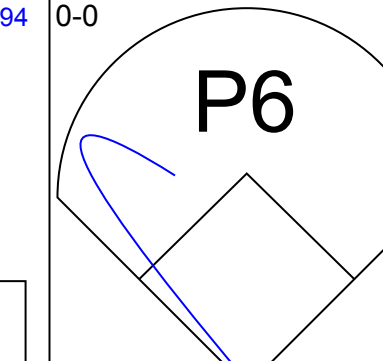
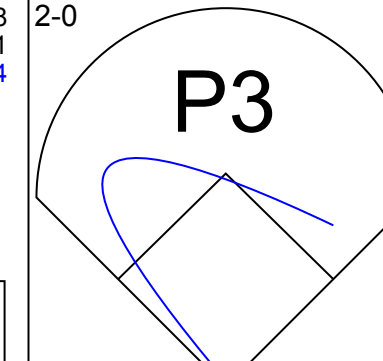

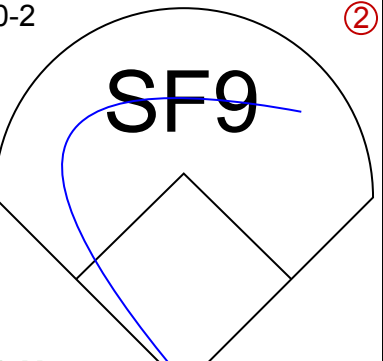
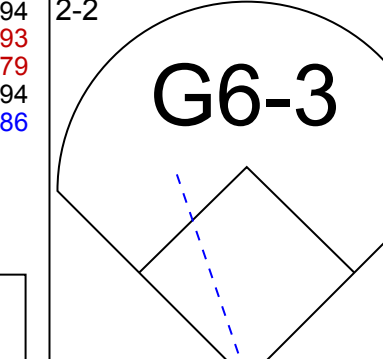


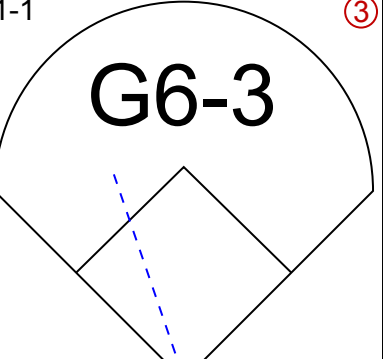
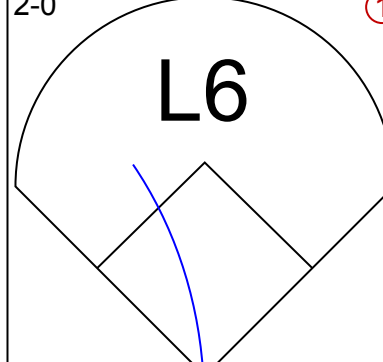



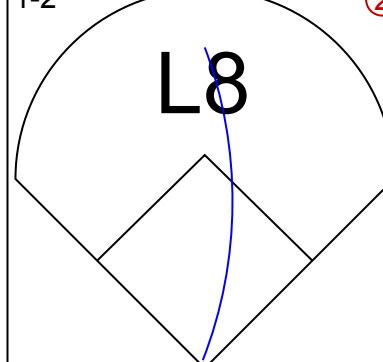





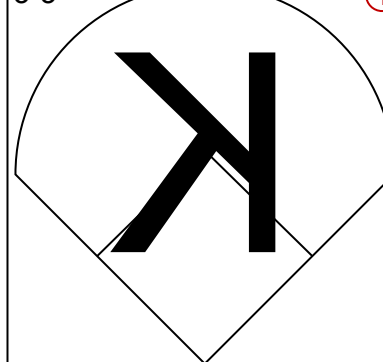



Batter	1	2	3	4	5	6	7	8	9	AB	R	H	RBI	BB	SO	LOB	TOP									
9 Dee Strange-Gordon, L OBP: 0.391, SLG: 0.431										5	0	1	1	0	1	4										
14 Martin Prado, R OBP: 0.321, SLG: 0.367										5	1	1	0	0	1	1										
27 Giancarlo Stanton, R OBP: 0.326, SLG: 0.544										5	1	2	1	0	3	1										
48 Justin Bour, L OBP: 0.378, SLG: 0.566										4	0	1	0	1	0	0										
13 Marcell Ozuna, R OBP: 0.335, SLG: 0.379										4	1	1	1	0	0	3										
21 Christian Yelich, L OBP: 0.284, SLG: 0.267										4	1	1	0	0	0	3										
20 J.T. Realmuto, R OBP: 0.256, SLG: 0.368										4	1	4	1	0	0	0										
3 Adeiny Hechavarria, R OBP: 0.337, SLG: 0.405										3	1	1	1	1	1	2										
34 Tom Koehler, R OBP: 0.053, SLG: 0.053										1	0	0	1	0	0	2										
51 Ichiro Suzuki, L OBP: 0.336, SLG: 0.325										1	0	0	0	0	1											
56 Vin Mazzaro, R										0	0	0	0	0	0	0										
44 AJ Ramos, R										0	0	0	0	0	0	0										
<b>Inning Stats</b>	R: 0 E: 0 K: 2 S: 7	H: 0 LOB: 0 BB: 0 P: 12	R: 2 E: 0 K: 0 S: 14	H: 3 LOB: 2 BB: 1 P: 24	R: 1 E: 0 K: 0 S: 8	H: 1 LOB: 1 BB: 1 P: 15	R: 0 E: 0 K: 1 S: 9	H: 1 LOB: 1 BB: 0 P: 13	R: 1 E: 0 K: 0 S: 11	H: 3 LOB: 1 BB: 0 P: 15	R: 2 E: 0 K: 1 S: 10	H: 3 LOB: 0 BB: 0 P: 15	R: 0 E: 0 K: 0 S: 6	H: 1 LOB: 0 BB: 0 P: 11	R: 0 E: 0 K: 2 S: 8	H: 0 LOB: 0 BB: 0 P: 11	R: 0 E: 0 K: 0 S: 9	H: 1 LOB: 0 BB: 0 P: 16	R: 0 E: 0 K: 2 S: 8	H: 0 LOB: 0 BB: 0 P: 11	1B: 9 2B: 1 3B: 1 HR: 1	SF: 0 SAC: 2 DP: 1 HBP: 0	WP: 0 PB: 0 SB: 0 CS: 0	PA: 40		
<b>PITCHER</b>	IP WLS BF H R ER SO BB IBB HBP BLK WP HR S P ERA WHIP	IP WLS BF H R ER SO BB IBB HBP BLK WP HR S P ERA WHIP	IP WLS BF H R ER SO BB IBB HBP BLK WP HR S P ERA WHIP	IP WLS BF H R ER SO BB IBB HBP BLK WP HR S P ERA WHIP	IP WLS BF H R ER SO BB IBB HBP BLK WP HR S P ERA WHIP	IP WLS BF H R ER SO BB IBB HBP BLK WP HR S P ERA WHIP	IP WLS BF H R ER SO BB IBB HBP BLK WP HR S P ERA WHIP	IP WLS BF H R ER SO BB IBB HBP BLK WP HR S P ERA WHIP	IP WLS BF H R ER SO BB IBB HBP BLK WP HR S P ERA WHIP	IP WLS BF H R ER SO BB IBB HBP BLK WP HR S P ERA WHIP	IP WLS BF H R ER SO BB IBB HBP BLK WP HR S P ERA WHIP	IP WLS BF H R ER SO BB IBB HBP BLK WP HR S P ERA WHIP	IP WLS BF H R ER SO BB IBB HBP BLK WP HR S P ERA WHIP	IP WLS BF H R ER SO BB IBB HBP BLK WP HR S P ERA WHIP	IP WLS BF H R ER SO BB IBB HBP BLK WP HR S P ERA WHIP	IP WLS BF H R ER SO BB IBB HBP BLK WP HR S P ERA WHIP	IP WLS BF H R ER SO BB IBB HBP BLK WP HR S P ERA WHIP	IP WLS BF H R ER SO BB IBB HBP BLK WP HR S P ERA WHIP	IP WLS BF H R ER SO BB IBB HBP BLK WP HR S P ERA WHIP	IP WLS BF H R ER SO BB IBB HBP BLK WP HR S P ERA WHIP	IP WLS BF H R ER SO BB IBB HBP BLK WP HR S P ERA WHIP	IP WLS BF H R ER SO BB IBB HBP BLK WP HR S P ERA WHIP	IP WLS BF H R ER SO BB IBB HBP BLK WP HR S P ERA WHIP	IP WLS BF H R ER SO BB IBB HBP BLK WP HR S P ERA WHIP	IP WLS BF H R ER SO BB IBB HBP BLK WP HR S P ERA WHIP	IP WLS BF H R ER SO BB IBB HBP BLK WP HR S P ERA WHIP

Miami Marlins @ Colorado Rockies  
Coors Field, Denver, CO  
Fri Jun 05 2015, 6:43 PM - 11:20 PM MDT  
Att: 32,091 - Partly Cloudy - 67 F

AB	36
R	6
H	12
RBI	6
BB	2
SO	6
LOB	17



Batter	1	2	3	4	5	6	7	8	9	AB	R	H	RBI	BB	SO	LOB	BOTTOM										
19 Charlie Blackmon, L OBP: 0.336, SLG: 0.425										5	1	1	0	0	0	5											
9 DJ LeMahieu, R OBP: 0.389, SLG: 0.425										4	0	0	0	1	0	3											
2 Troy Tulowitzki, R OBP: 0.326, SLG: 0.494										4	1	3	1	0	0	1											
5 Carlos González, L OBP: 0.310, SLG: 0.341										4	0	2	0	0	2	1											
28 Nolan Arenado, R OBP: 0.316, SLG: 0.551										3	0	0	1	0	1	2											
10 Ben Paulsen, L OBP: 0.383, SLG: 0.618										4	0	1	0	0	0	1											
4 Nick Hundley, R OBP: 0.338, SLG: 0.473										4	0	2	0	0	1	1											
1 Brandon Barnes, R OBP: 0.396, SLG: 0.460										4	0	2	0	0	0	1											
31 Eddie Butler, R										1	0	0	0	0	1	0											
54 Tommy Kahnle, R										0	0	0	0	0	0	0											
3 Daniel Descalso, L										0	0	0	0	0	0	0											
36 Christian Bergman, R										0	0	0	0	0	0	0											
20 Wilin Rosario, R										0	0	0	0	0	0	0											
51 Brooks Brown, L										0	0	0	0	0	0	0											
53 Christian Friedrich, R										0	0	0	0	0	0	0											
8 Michael McKenry, R										0	0	0	0	0	1	2											
<b>Inning Stats</b>	R: 0 E: 0 K: 0 S: 10	H: 0 LOB: 0 BB: 1 P: 17	R: 0 E: 0 K: 1 S: 7	H: 0 LOB: 0 BB: 0 P: 9	R: 0 E: 0 K: 1 S: 7	H: 0 LOB: 0 BB: 0 P: 12	R: 0 E: 0 K: 0 S: 11	H: 2 LOB: 2 BB: 0 P: 14	R: 0 E: 0 K: 0 S: 5	H: 1 LOB: 0 BB: 0 P: 7	R: 1 E: 0 K: 2 S: 12	H: 2 LOB: 1 BB: 0 P: 22	R: 0 E: 0 K: 2 S: 18	H: 3 LOB: 3 BB: 0 P: 24	R: 1 E: 1 K: 0 S: 12	H: 2 LOB: 1 BB: 0 P: 17	R: 0 E: 0 K: 1 S: 11	H: 2 LOB: 2 BB: 0 P: 14	R: 0 E: 0 K: 1 S: 11	H: 2 LOB: 0 BB: 0 P: 14	1B: 12 2B: 0 3B: 0 HR: 0	SF: 1 SAC: 0 DP: 2 HBP: 0	WP: 0 PB: 0 SB: 1 CS: 0	PA: 38			
<b>PITCHER</b>	IP WLS BF H R ER SO BB IBB HBP BLK WP HR S P ERA WHIP	IP WLS BF H R ER SO BB IBB HBP BLK WP HR S P ERA WHIP	IP WLS BF H R ER SO BB IBB HBP BLK WP HR S P ERA WHIP	IP WLS BF H R ER SO BB IBB HBP BLK WP HR S P ERA WHIP	IP WLS BF H R ER SO BB IBB HBP BLK WP HR S P ERA WHIP	IP WLS BF H R ER SO BB IBB HBP BLK WP HR S P ERA WHIP	IP WLS BF H R ER SO BB IBB HBP BLK WP HR S P ERA WHIP	IP WLS BF H R ER SO BB IBB HBP BLK WP HR S P ERA WHIP	IP WLS BF H R ER SO BB IBB HBP BLK WP HR S P ERA WHIP	IP WLS BF H R ER SO BB IBB HBP BLK WP HR S P ERA WHIP	IP WLS BF H R ER SO BB IBB HBP BLK WP HR S P ERA WHIP	IP WLS BF H R ER SO BB IBB HBP BLK WP HR S P ERA WHIP	IP WLS BF H R ER SO BB IBB HBP BLK WP HR S P ERA WHIP	IP WLS BF H R ER SO BB IBB HBP BLK WP HR S P ERA WHIP	IP WLS BF H R ER SO BB IBB HBP BLK WP HR S P ERA WHIP	IP WLS BF H R ER SO BB IBB HBP BLK WP HR S P ERA WHIP	IP WLS BF H R ER SO BB IBB HBP BLK WP HR S P ERA WHIP	IP WLS BF H R ER SO BB IBB HBP BLK WP HR S P ERA WHIP	IP WLS BF H R ER SO BB IBB HBP BLK WP HR S P ERA WHIP	IP WLS BF H R ER SO BB IBB HBP BLK WP HR S P ERA WHIP	IP WLS BF H R ER SO BB IBB HBP BLK WP HR S P ERA WHIP	IP WLS BF H R ER SO BB IBB HBP BLK WP HR S P ERA WHIP	IP WLS BF H R ER SO BB IBB HBP BLK WP HR S P ERA WHIP	IP WLS BF H R ER SO BB IBB HBP BLK WP HR S P ERA WHIP	IP WLS BF H R ER SO BB IBB HBP BLK WP HR S P ERA WHIP	IP WLS BF H R ER SO BB IBB HBP BLK WP HR S P ERA WHIP	IP WLS BF H R ER SO BB IBB HBP BLK WP HR S P ERA WHIP

Miami Marlins @ Colorado Rockies  
Coors Field, Denver, CO  
Fri Jun 05 2015, 6:43 PM - 11:20 PM MDT  
Att: 32,091 - Partly Cloudy - 67 F

AB	36
R	2
H	12
RBI	2
BB	1
SO	7
LOB	17















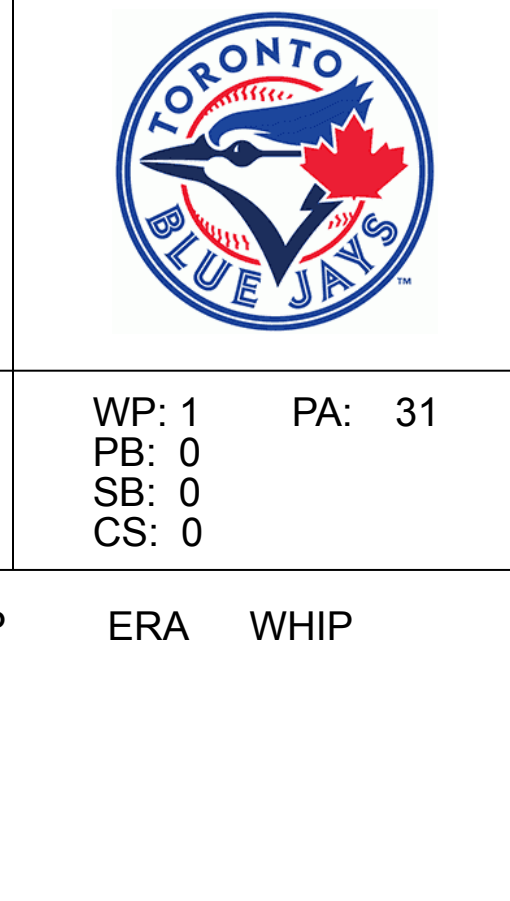


Batter	1	2	3	4	5	6	7	8	9	AB	R	H	RBI	BB	SO	LOB	TOP										
9 Dee Strange-Gordon, L (1.4) OBP: 0.387, SLG: 0.428	G3		G3		G4-3		P6		1B	5	0	1	0	0	0	0	<b>Miami Marlins @ Toronto Blue Jays</b> Rogers Centre, Toronto, ON Tue Jun 09 2015, 7:07 PM - 9:24 PM EDT Att: 20,558 - Cloudy - 62 F										
14 Martín Prado, R (1.5) OBP: 0.317, SLG: 0.370	L8		L8		2B		G4-3		G4-3	5	0	1	0	0	0	1											
27 Giancarlo Stanton, R (1.9) OBP: 0.332, SLG: 0.586	HR		K		10 FC6-4 IBB		HR			3	2	2	2	1	1	0											
10 Jeff Baker, R (1.3) OBP: 0.340, SLG: 0.432	K		G5-3		FC6-4		G6-3			4	0	0	0	0	1	2											
13 Marcell Ozuna, R (1.8) OBP: 0.340, SLG: 0.386	1B		F9		K		L9			4	0	1	0	0	1	0											
21 Christian Yelich, L (1.7) OBP: 0.279, SLG: 0.296	G4-3		HR		G4-3		K			4	1	1	1	0	1	2											
20 J.T. Realmuto, R (1.2) OBP: 0.282, SLG: 0.366			3 G4-6-3 1B		3 FC6-4 1B		3 1B		G5-3	4	0	3	0	0	0	0											
3 Adeiny Hechavarria, R (1.6) OBP: 0.321, SLG: 0.420			G4-6-3		FC6-4				K	4	0	1	0	0	1	2											
51 Ichiro Suzuki, L (1.10) OBP: 0.321, SLG: 0.310	L7		L7		F7		G3-1		F7	4	0	0	0	0	0	2											
<b>Inning Stats</b>	R: 1 H: 2 E: 0 K: 1 S: 14	H: 2 LOB: 0 BB: 0 P: 20	R: 0 H: 1 E: 0 K: 0 S: 6	H: 1 LOB: 0 BB: 0 P: 8	R: 0 H: 0 E: 0 K: 1 S: 7	H: 0 LOB: 0 BB: 0 P: 9	R: 1 H: 2 E: 0 K: 0 S: 10	H: 2 LOB: 1 BB: 1 P: 18	R: 0 H: 1 E: 0 K: 0 S: 6	H: 2 LOB: 2 BB: 1 P: 17	R: 0 H: 2 E: 0 K: 1 S: 16	H: 2 LOB: 0 BB: 0 P: 22	R: 1 H: 1 E: 0 K: 0 S: 18	H: 1 LOB: 0 BB: 0 P: 27	R: 0 H: 0 E: 0 K: 1 S: 8	H: 0 LOB: 0 BB: 0 P: 12		R: 0 H: 1 E: 0 K: 1 S: 9	H: 1 LOB: 1 BB: 0 P: 12	1B: 6 2B: 1 3B: 0 HR: 3	SF: 0 SAC: 0 DP: 1 HBP: 0	WP: 0 PB: 1 SB: 0 CS: 0	PA: 38				
<b>PITCHER</b>	IP	WLS	BF	H	R	ER	SO	BB	IBB	HBP	BLK	WP	HR	S	P	ERA	WHIP										
56 Mark Buehrle, L (1.1) ERA: 4.25	6.0		27	8	2	2	3	0	1	0	0	0	2	59	94	3.00	1.333										
54 Roberto Osuna, R (7.1) ERA: 1.53	1.0		4	1	1	1	0	0	0	0	0	0	1	18	27	9.00	1.000										
62 Aaron Loup, L (8.1) ERA: 4.57	1.0		3	0	0	0	1	0	0	0	0	0	0	8	12	0.00	0.000										
31 Liam Hendriks, R (9.1) ERA: 3.29	1.0	W	4	1	0	0	1	0	0	0	0	0	0	9	12	0.00	1.000										

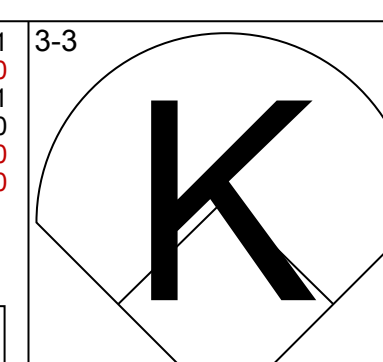
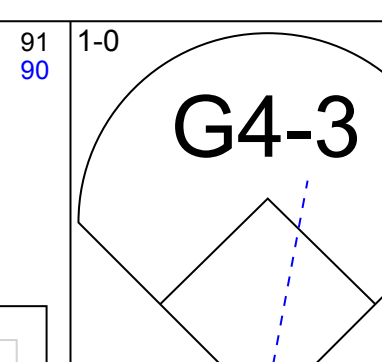
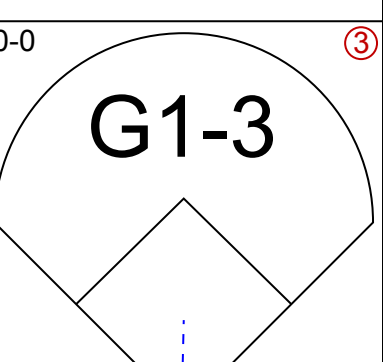
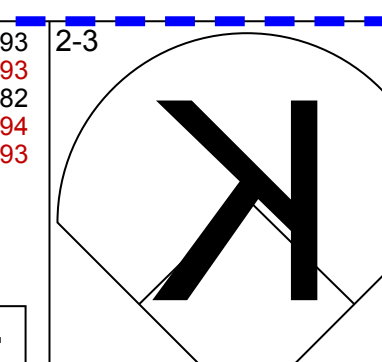
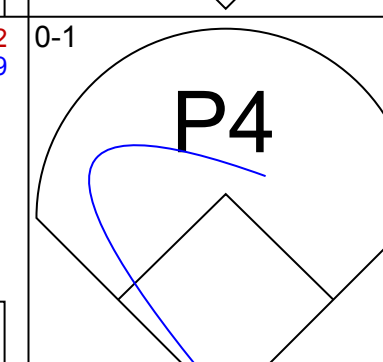
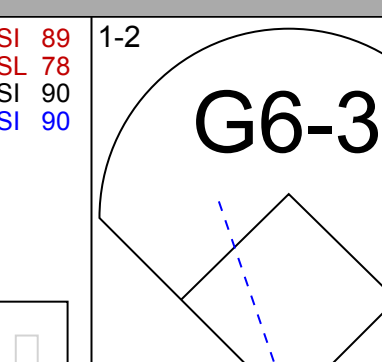
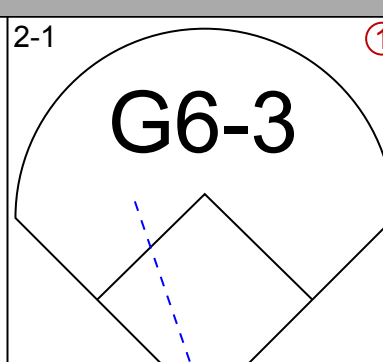
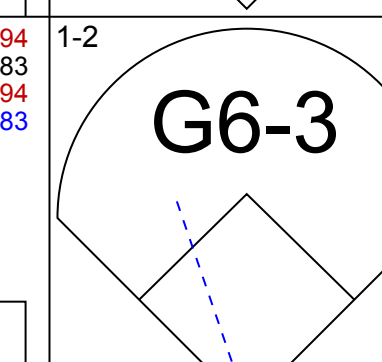

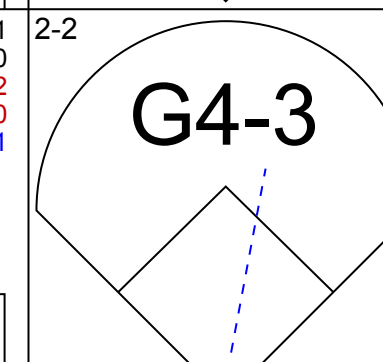
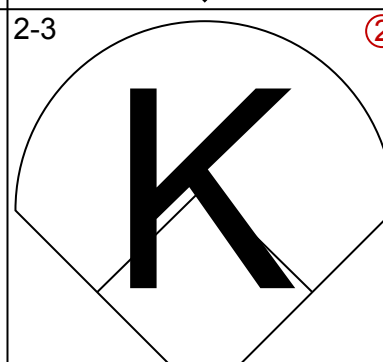
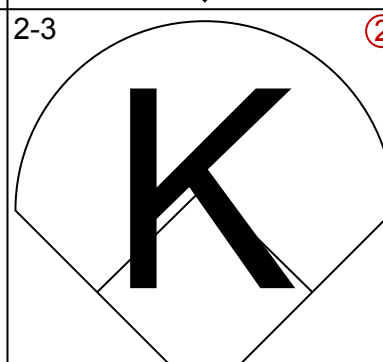
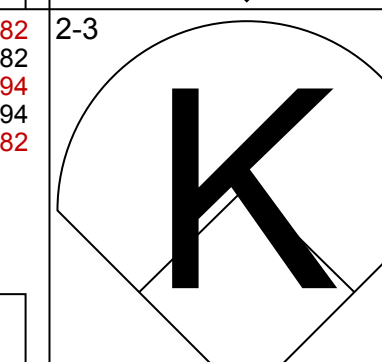
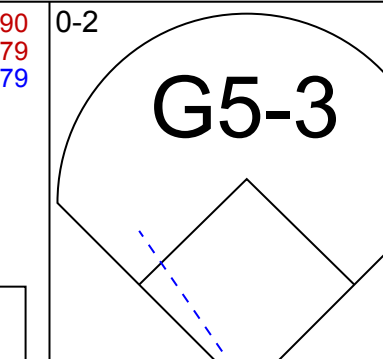
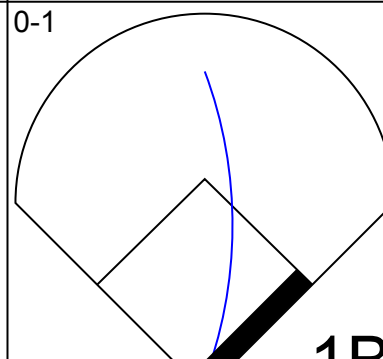
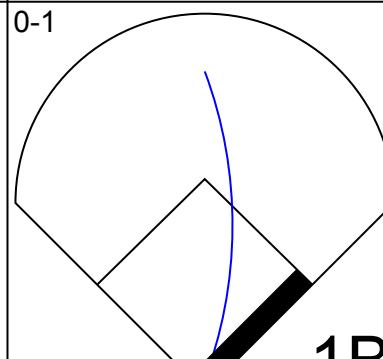
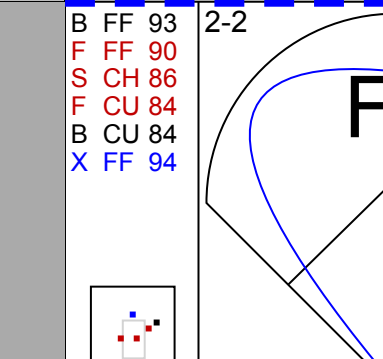

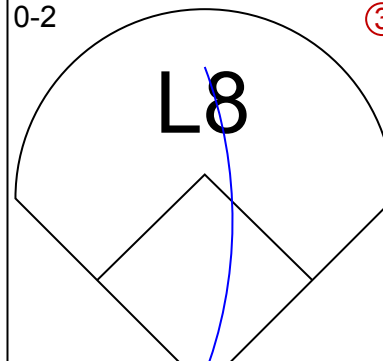
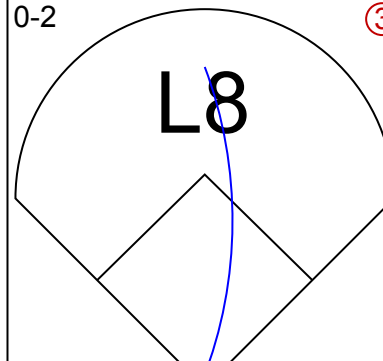
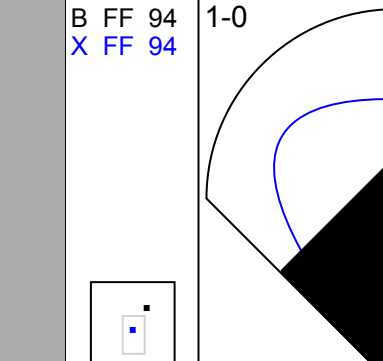

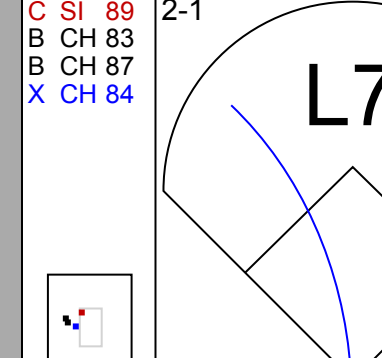
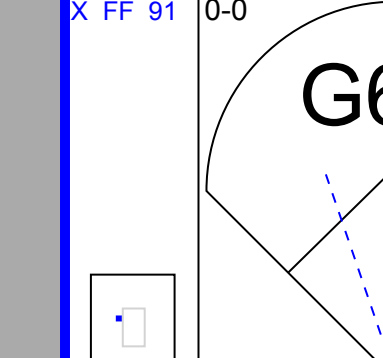
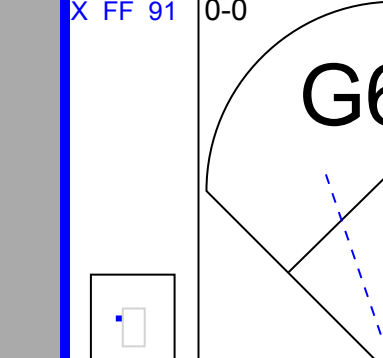
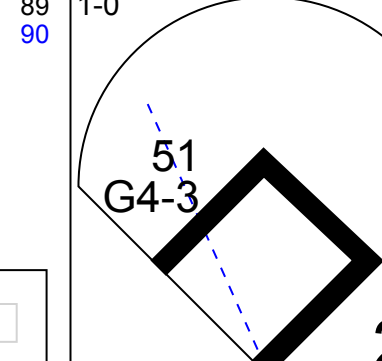
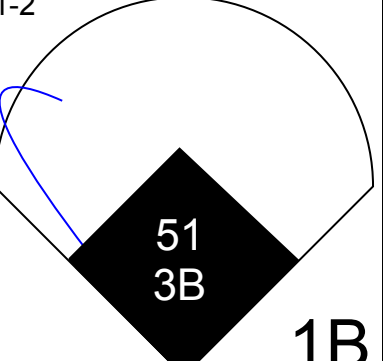
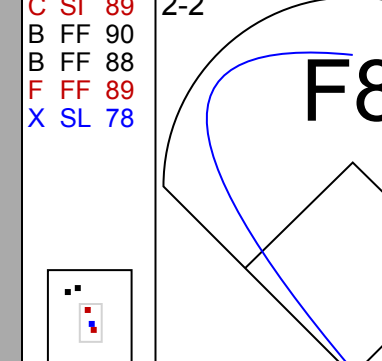
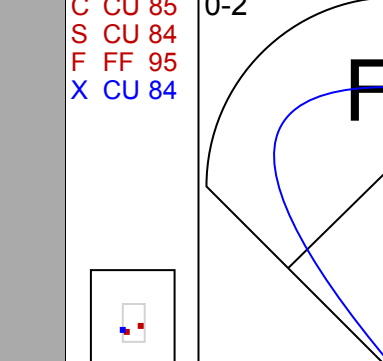
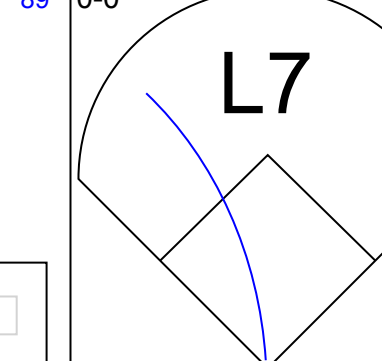

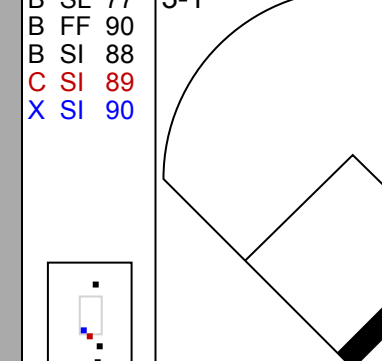
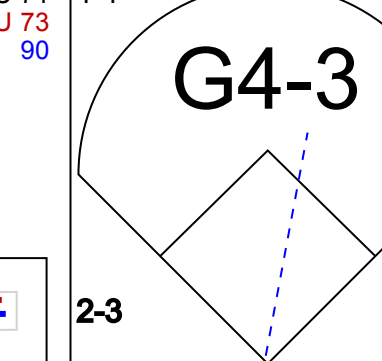

Batter	1	2	3	4	5	6	7	8	9	AB	R	H	RBI	BB	SO	LOB	BOTTOM										
7 José Reyes, S (1.6) OBP: 0.323, SLG: 0.390	L4				20 1B 19 SF9				FC5-4	4	1	2	0	0	0	1	<b>Miami Marlins @ Toronto Blue Jays</b> Rogers Centre, Toronto, ON Tue Jun 09 2015, 7:07 PM - 9:24 PM EDT Att: 20,558 - Cloudy - 62 F										
20 Josh Donaldson, R (1.5) OBP: 0.395, SLG: 0.581	K				19 SF9 10 WP			P4		4	2	2	0	0	1	1											
19 José Bautista, R (1.9) OBP: 0.393, SLG: 0.528	P4				2-3 1B			G4-3		3	0	0	1	0	1	2											
10 Edwin Encarnación, R (1.10) OBP: 0.309, SLG: 0.452					3-H SF7			K		3	1	1	3	0	1	0											
15 Chris Colabello, R (1.7) OBP: 0.384, SLG: 0.504					3-H K			G6-3		3	0	0	0	0	2	0											
14 Justin Smoak, S (1.3) OBP: 0.340, SLG: 0.402	F7				K			K		3	0	0	0	0	2	0											
30 Dioner Navarro, S (1.2) OBP: 0.286, SLG: 0.295					K			G4-3		3	0	0	0	0	1	0											
11 Kevin Pillar, R (1.8) OBP: 0.283, SLG: 0.361					G5-3			G4-3		3	0	0	0	0	1	0											
17 Ryan Goins, L (1.4) OBP: 0.260, SLG: 0.309					P6			L8		2	0	0	0	0	0	0											
23 Danny Valencia, R (8. PH) OBP: 0.337, SLG: 0.484								7 FC5-4 BB		0	0	0	0	1	0	0											
66 Munenori Kawasaki, L (9.4) OBP: 0.385, SLG: 0.455										0	0	0	0	0	0	0											
<b>Inning Stats</b>	R: 0 H: 0 E: 0 K: 1 S: 7	H: 0 LOB: 0 BB: 0 P: 11	R: 0 H: 0 E: 0 K: 1 S: 8	H: 0 LOB: 0 BB: 0 P: 13	R: 0 H: 0 E: 0 K: 1 S: 11	H: 0 LOB: 0 BB: 0 P: 18	R: 2 H: 2 E: 0 K: 1 S: 15	H: 2 LOB: 0 BB: 0 P: 22	R: 0 H: 1 E: 0 K: 0 S: 8	H: 1 LOB: 1 BB: 0 P: 12	R: 0 H: 0 E: 0 K: 2 S: 7	H: 0 LOB: 0 BB: 0 P: 10	R: 0 H: 0 E: 0 K: 1 S: 5	H: 0 LOB: 1 BB: 1 P: 11	R: 2 H: 2 E: 0 K: 1 S: 6	H: 2 LOB: 0 BB: 0 P: 7	1B: 3 2B: 1 3B: 0 HR: 1	SF: 2 SAC: 0 DP: 0 HBP: 0	WP: 1 PB: 0 SB: 0 CS: 0	PA: 31							
<b>PITCHER</b>	IP	WLS	BF	H	R	ER	SO	BB	IBB	HBP	BLK	WP	HR	S	P	ERA	WHIP										
15 Dan Haren, R (1.1) ERA: 3.12	7.0		24	3	2	2	7	0	0	0	0	0	0	64	95	2.57	0.429										
40 Mike Dunn, L (8.1) ERA: 4.57	1.0	H	4	0	0	0	1	1	0	0	0	0	0	5	11	0.00	1.000										
44 AJ Ramos, R (9.1) ERA: 1.57	0.1	L	3	2	2	2	1	0	0	0	0	0	1	6	7	54.00	6.000										

AB	37
R	3
H	10
RBI	3
BB	1
SO	5
LOB	9

AB	28
R	4
H	5
RBI	4
BB	1
SO	9
LOB	4



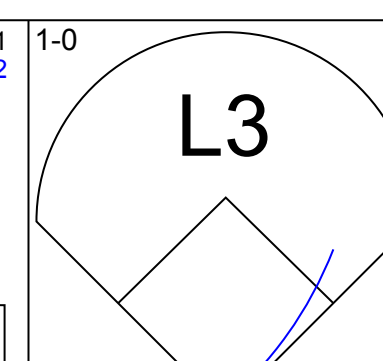
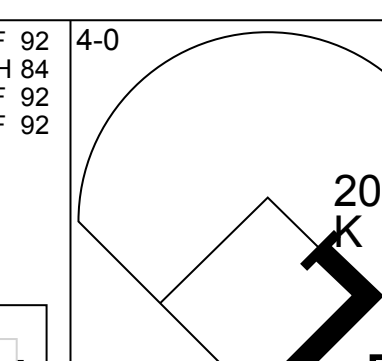
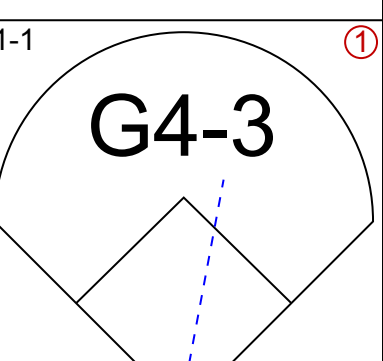
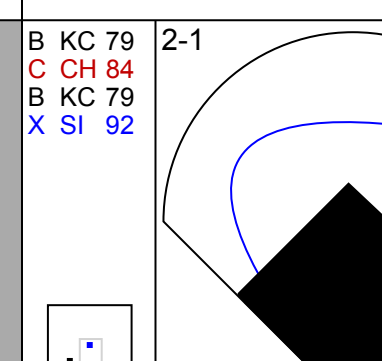

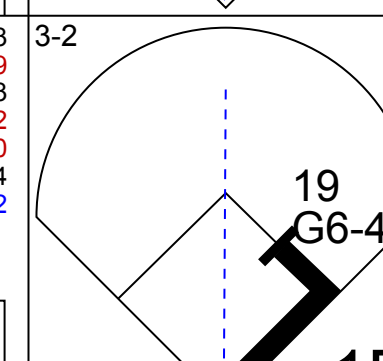
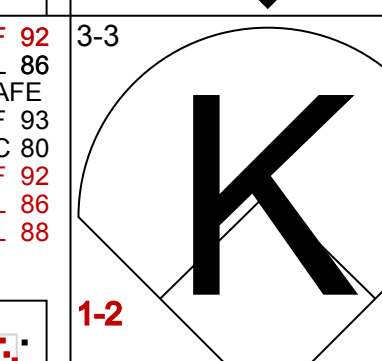

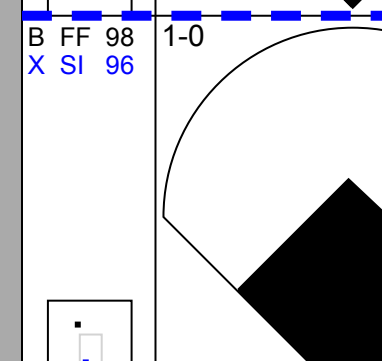

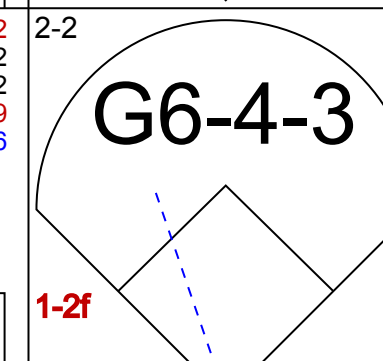

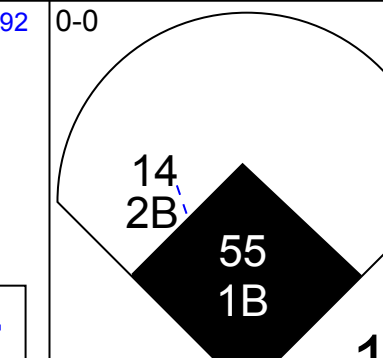
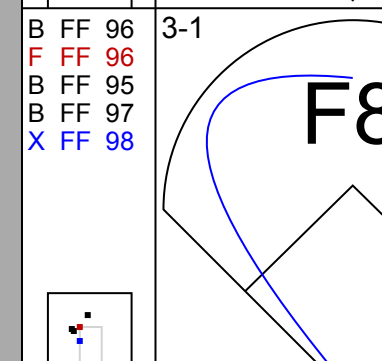

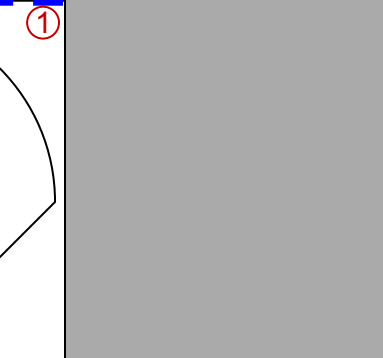
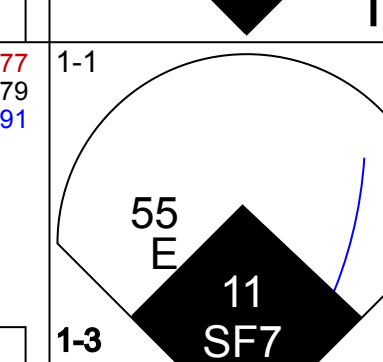
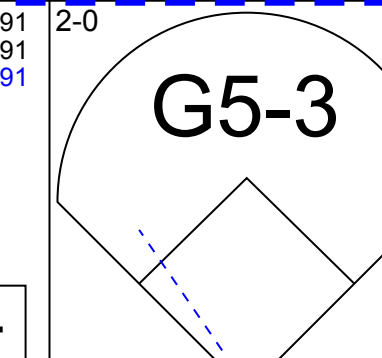
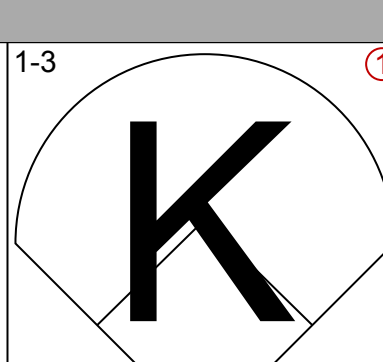
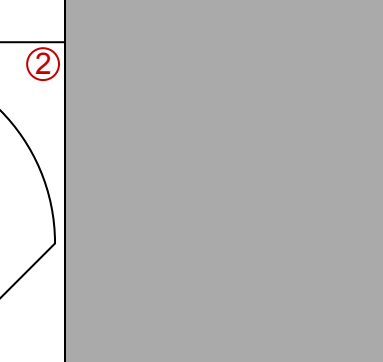
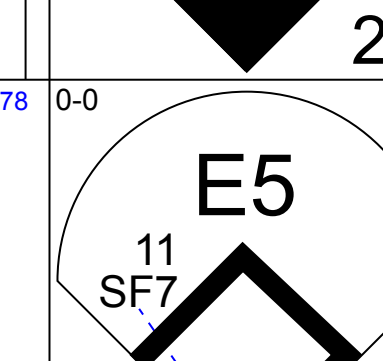
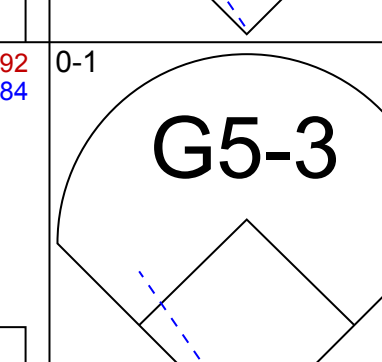
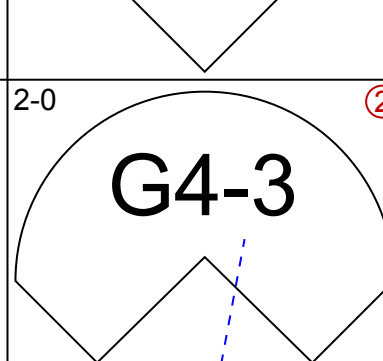
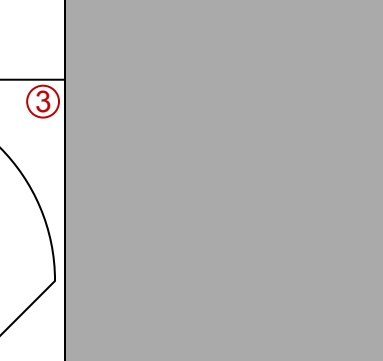
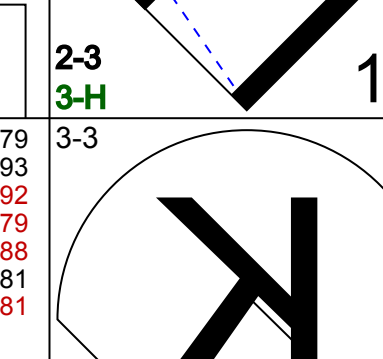
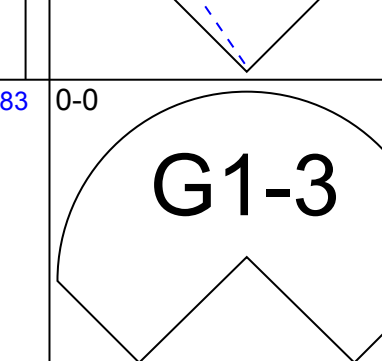
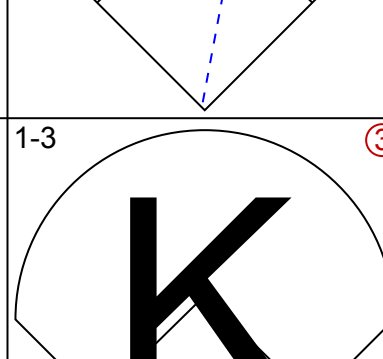

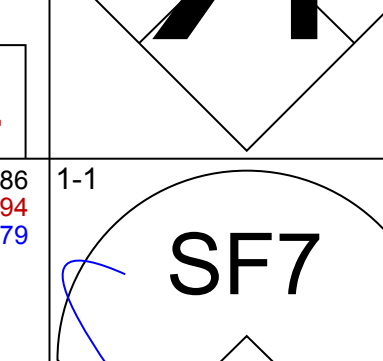
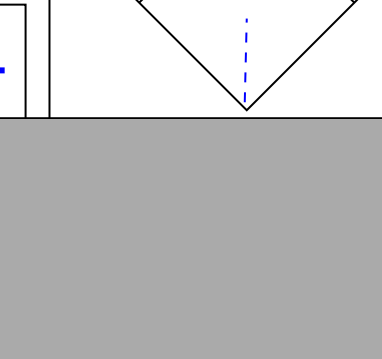
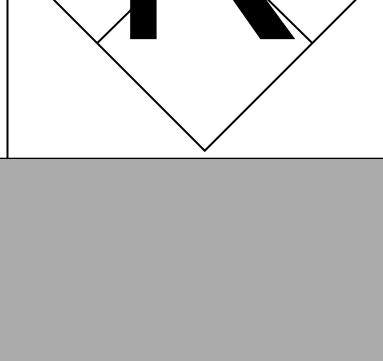

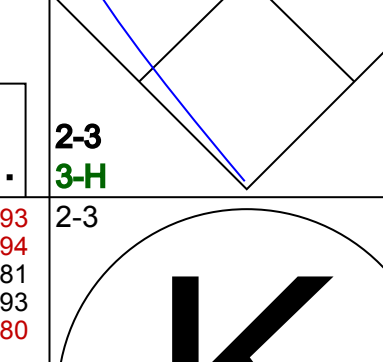
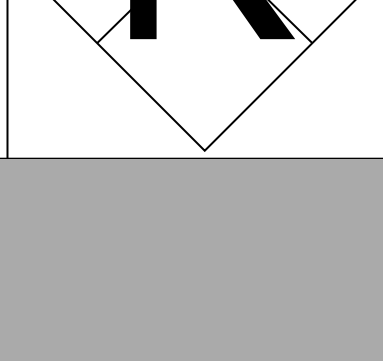


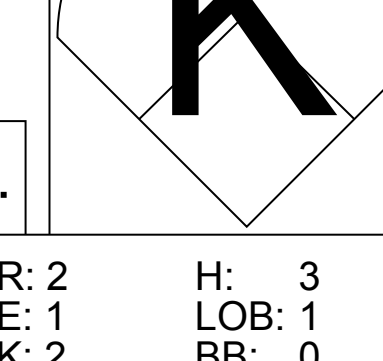
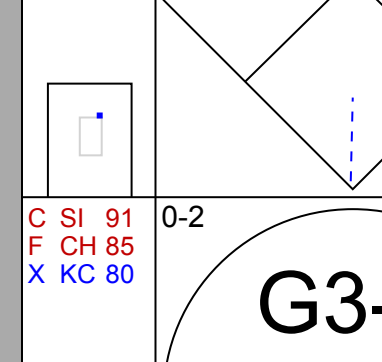




Batter	1	2	3	4	5	6	7	8	9	AB	R	H	RBI	BB	SO	LOB	TOP				
9 Dee Strange-Gordon, L OBP: 0.381, SLG: 0.421										4	0	0	0	0	2	2					
14 Martín Prado, R OBP: 0.313, SLG: 0.364										4	0	0	0	0	0	0					
21 Christian Yelich, L OBP: 0.279, SLG: 0.301										4	0	1	0	0	2	0					
27 Giancarlo Stanton, R OBP: 0.331, SLG: 0.580										4	0	1	0	0	0	1					
13 Marcell Ozuna, R OBP: 0.339, SLG: 0.397										4	1	1	1	0	0	2					
48 Justin Bour, L OBP: 0.344, SLG: 0.500										3	0	0	0	0	1	0					
10 Jeff Baker, R OBP: 0.333, SLG: 0.422										1	0	0	0	0	0	0					
6 Jeff Mathis, R OBP: 0.286, SLG: 0.308										4	1	2	0	0	0	0					
3 Adeiny Hechavarria, R OBP: 0.332, SLG: 0.418										3	0	1	0	0	1	2					
51 Ichiro Suzuki, L OBP: 0.322, SLG: 0.326										3	0	1	1	0	0	2					
<b>Inning Stats</b>	R: 0 E: 0 K: 1 S: 8	H: 0 LOB: 0 BB: 0 P: 13	R: 0 E: 0 K: 0 S: 8	H: 0 LOB: 0 BB: 0 P: 11	R: 0 E: 0 K: 0 S: 5	H: 1 LOB: 1 BB: 0 P: 8	R: 0 E: 0 K: 0 S: 10	H: 1 LOB: 1 BB: 0 P: 12	R: 1 E: 0 K: 2 S: 13	H: 2 LOB: 1 BB: 0 P: 17	R: 0 E: 0 K: 1 S: 10	H: 1 LOB: 1 BB: 0 P: 14	R: 0 E: 0 K: 2 S: 9	H: 0 LOB: 0 BB: 0 P: 14	R: 1 E: 0 K: 0 S: 10	H: 1 LOB: 0 BB: 0 P: 13	1B: 3 2B: 2 3B: 1 HR: 1	SF: 0 SAC: 0 DP: 0 HBP: 0	WP: 0 PB: 0 SB: 0 CS: 0	PA: 34	
<b>PITCHER</b>	IP	WLS	BF	H	R	ER	SO	BB	IBB	HBP	BLK	WP	HR	S	P	ERA	WHIP				
28 Scott Copeland, R ERA: 0.9	7.0	W	27	6	1	1	4	0	0	0	0	0	0	62	92	1.29	0.857				
62 Aaron Loup, L ERA: 4.37	1.0		3	0	0	0	2	0	0	0	0	0	0	9	14	0.00	0.000				
27 Brett Cecil, L ERA: 3.0	1.0		4	1	1	1	0	0	0	0	0	0	1	10	13	9.00	1.000				

Miami Marlins @ Toronto Blue Jays  
Rogers Centre, Toronto, ON  
Wed Jun 10 2015, 12:38 PM - 2:46 PM EDT  
Att. 44,106 - Roof Closed - 68 F

AB 34  
R 2  
H 7  
RBI 2  
BB 0  
SO 6  
LOB 9



Batter	1	2	3	4	5	6	7	8	9	AB	R	H	RBI	BB	SO	LOB	BOTTOM				
7 José Reyes, S OBP: 0.328, SLG: 0.413										3	1	1	1	1	0	0					
20 Josh Donaldson, R OBP: 0.371, SLG: 0.592										4	1	2	1	0	2	1					
19 José Bautista, R OBP: 0.390, SLG: 0.519										3	0	0	0	1	0	1					
10 Edwin Encarnación, R OBP: 0.313, SLG: 0.460										3	2	2	0	0	1	1					
30 Dioner Navarro, S OBP: 0.280, SLG: 0.289										1	0	0	0	0	0	0					
14 Justin Smoak, S OBP: 0.347, SLG: 0.453										4	2	2	2	0	1	0					
55 Russell Martin, R OBP: 0.362, SLG: 0.497										4	1	2	2	0	0	0					
3 Ezequiel Carrera, L OBP: 0.333, SLG: 0.351										3	0	0	0	0	2	2					
11 Kevin Pillar, R OBP: 0.362, SLG: 0.357										2	0	0	1	0	0	0					
17 Ryan Goins, L OBP: 0.255, SLG: 0.302										3	0	0	0	0	1	1					
<b>Inning Stats</b>	R: 0 E: 0 K: 0 S: 8	H: 1 LOB: 0 BB: 0 P: 14	R: 2 E: 1 K: 2 S: 13	H: 3 LOB: 1 BB: 0 P: 20	R: 0 E: 0 K: 1 S: 7	H: 0 LOB: 0 BB: 1 P: 15	R: 3 E: 0 K: 0 S: 10	H: 3 LOB: 0 BB: 0 P: 14	R: 0 E: 0 K: 2 S: 9	H: 0 LOB: 1 BB: 1 P: 18	R: 0 E: 0 K: 2 S: 9	H: 0 LOB: 0 BB: 0 P: 13	R: 2 E: 0 K: 0 S: 9	H: 2 LOB: 0 BB: 0 P: 15	R: 0 E: 0 K: 0 S: 4	H: 0 LOB: 0 BB: 0 P: 6	1B: 3 2B: 2 3B: 0 HR: 4	SF: 1 SAC: 0 DP: 1 HBP: 0	WP: 0 PB: 0 SB: 0 CS: 0	PA: 33	
<b>PITCHER</b>	IP	WLS	BF	H	R	ER	SO	BB	IBB	HBP	BLK	WP	HR	S	P	ERA	WHIP				
34 Tom Koehler, R ERA: 4.0	6.2	L	28	8	6	5	7	2	0	0	0	0	0	62	102	6.75	1.500				
36 Sam Dyson, R ERA: 3.1	0.1		2	1	1	1	0	0	0	0	0	0	1	3	7	27.00	3.000				
61 Adam Conley, L ERA:	1.0		3	0	0	0	0	0	0	0	0	0	0	4	6	0.00	0.000				

Miami Marlins @ Toronto Blue Jays  
Rogers Centre, Toronto, ON  
Wed Jun 10 2015, 12:38 PM - 2:46 PM EDT  
Att. 44,106 - Roof Closed - 68 F

AB 30  
R 7  
H 9  
RBI 7  
BB 2  
SO 7  
LOB 6



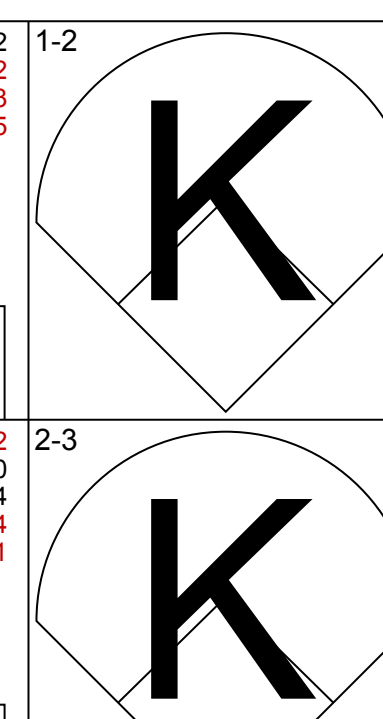
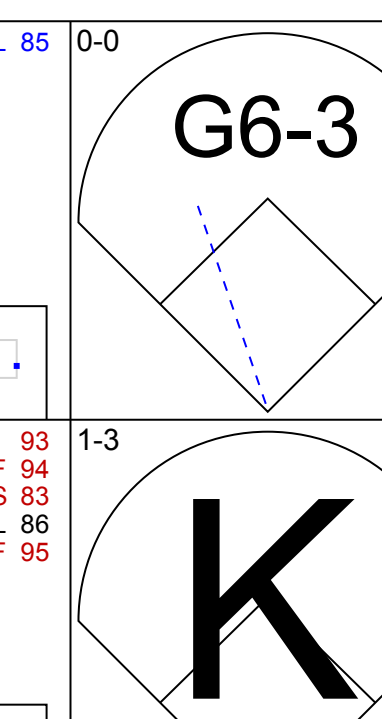
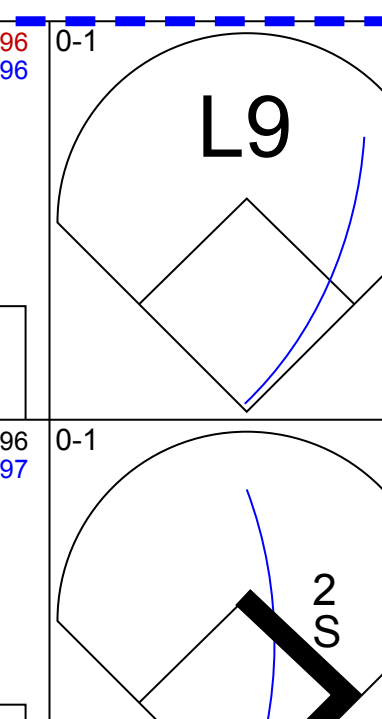
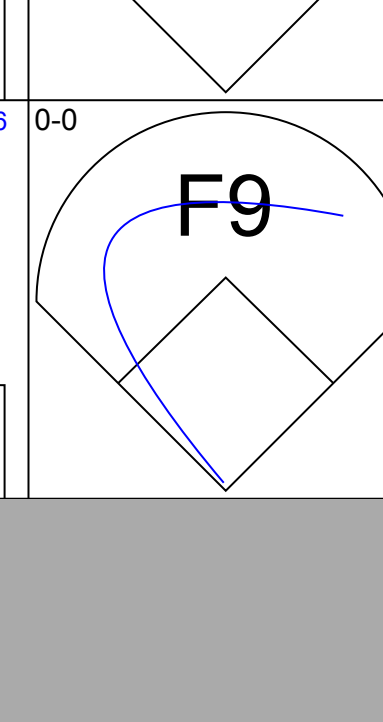

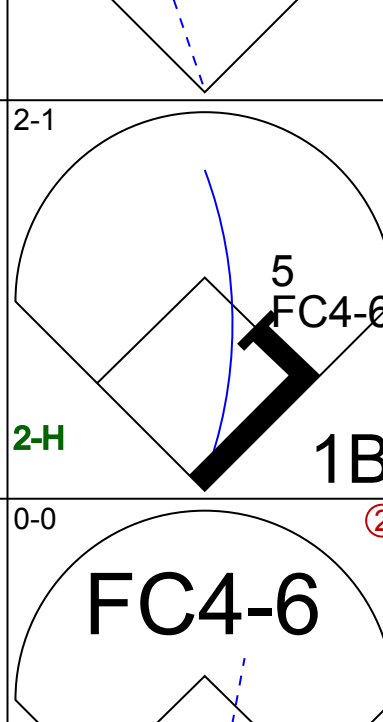
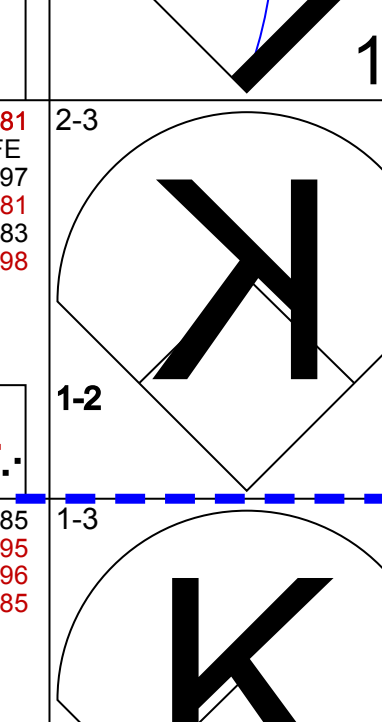

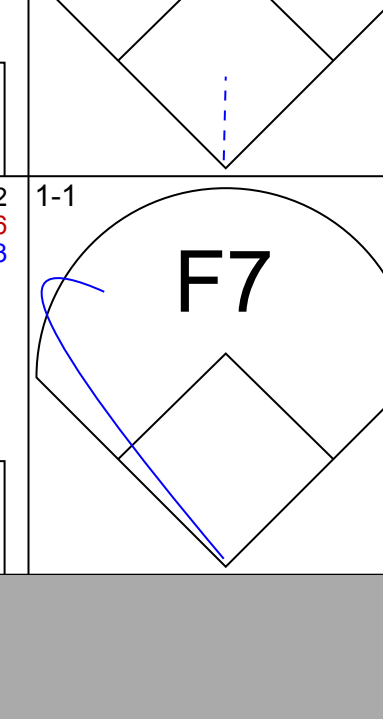
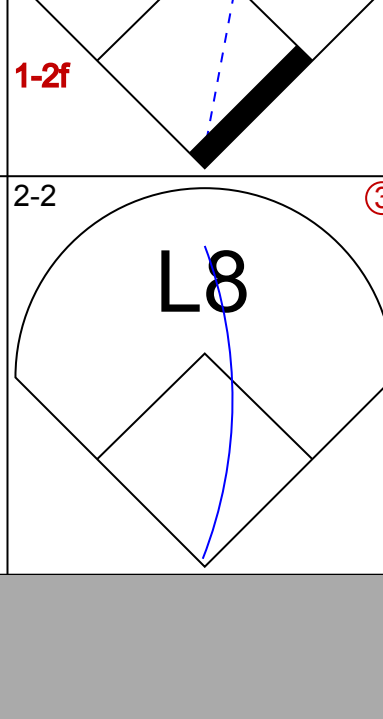

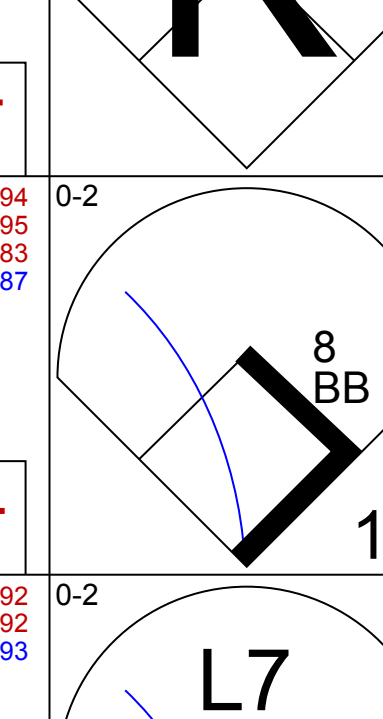



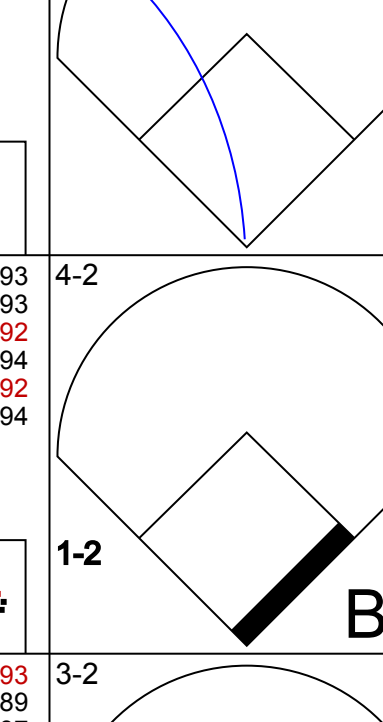



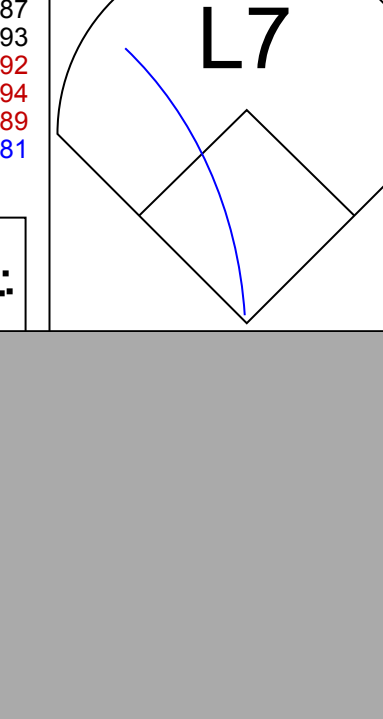
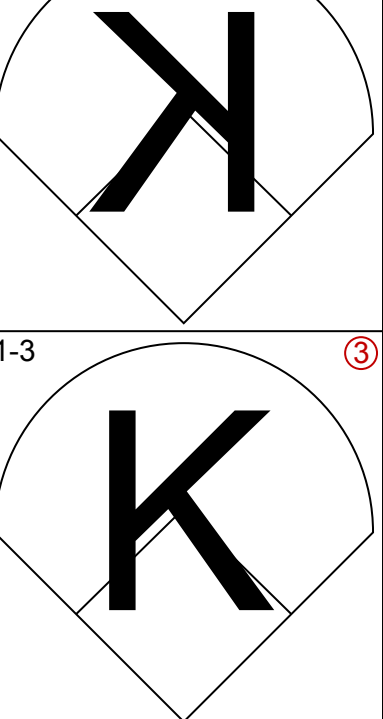
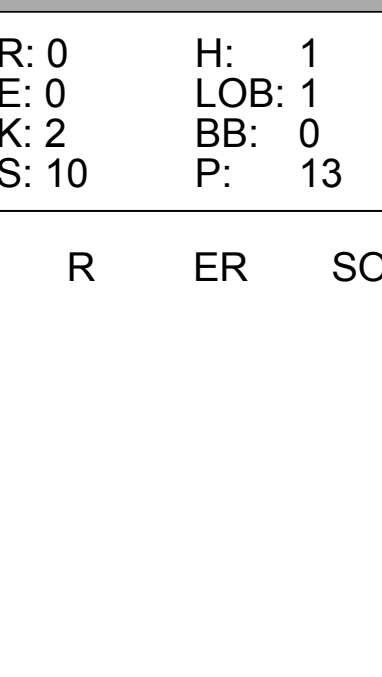
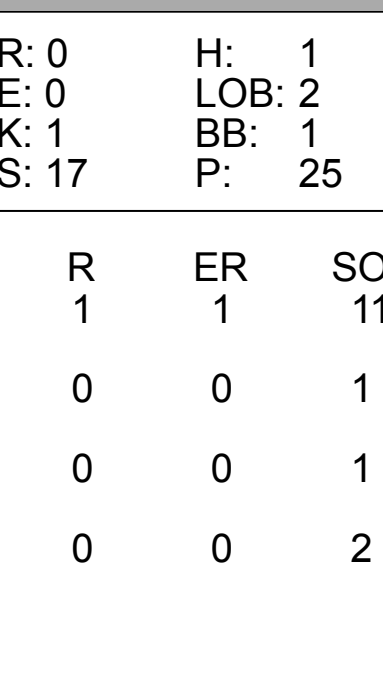
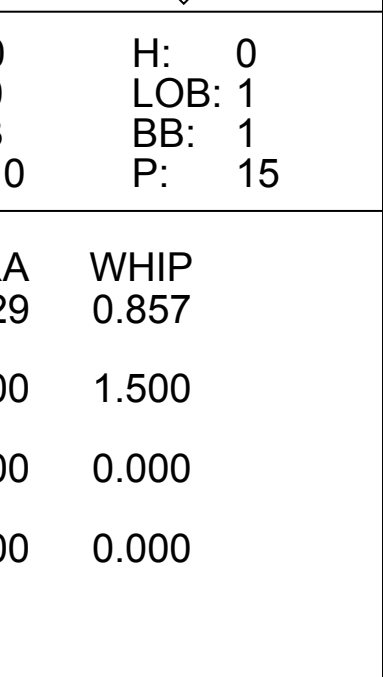

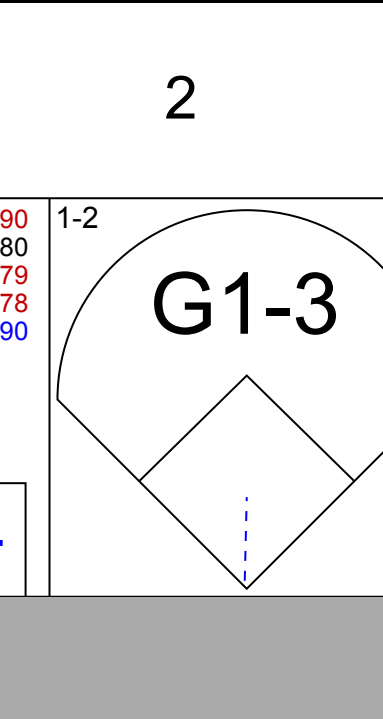
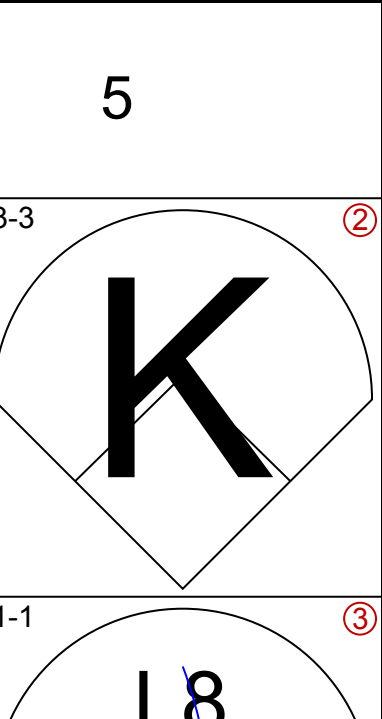
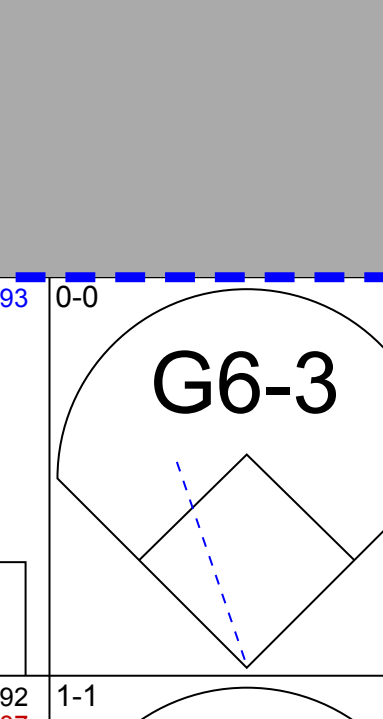
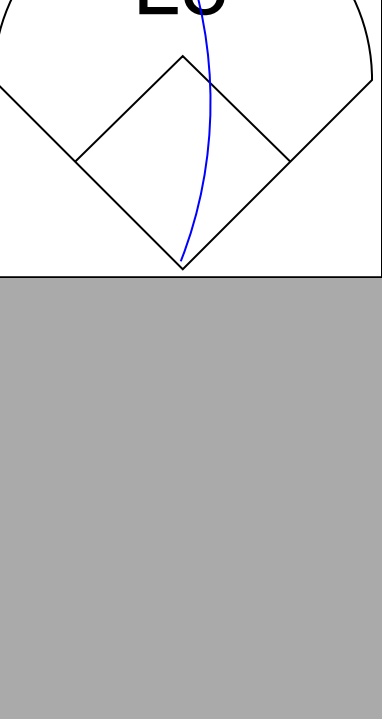
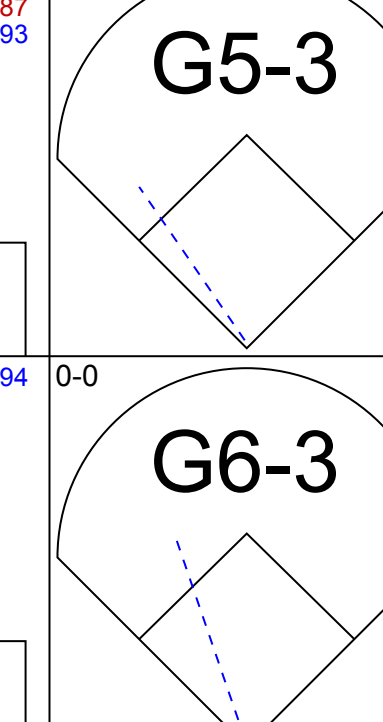
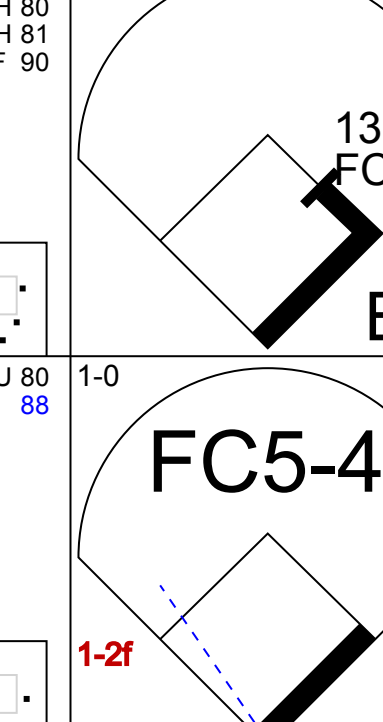


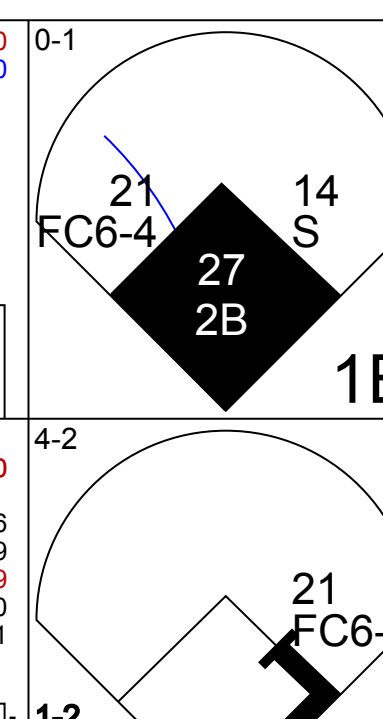
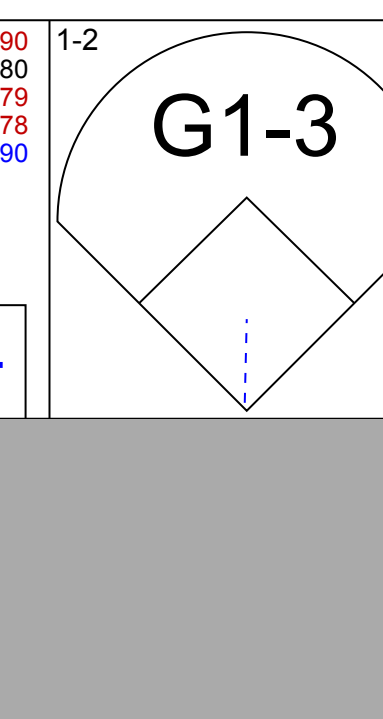
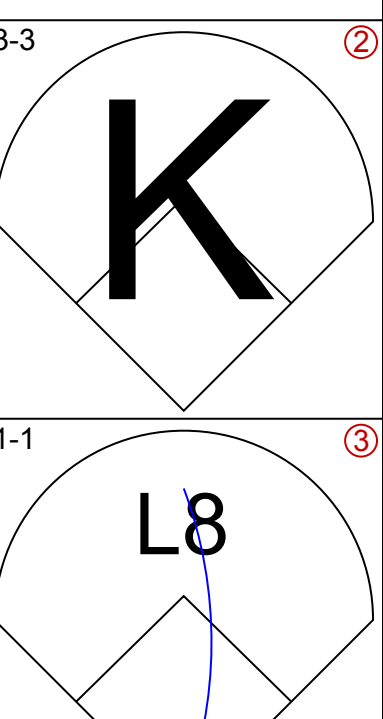

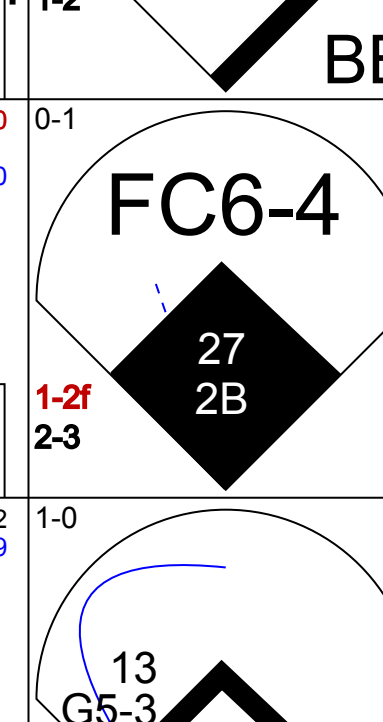
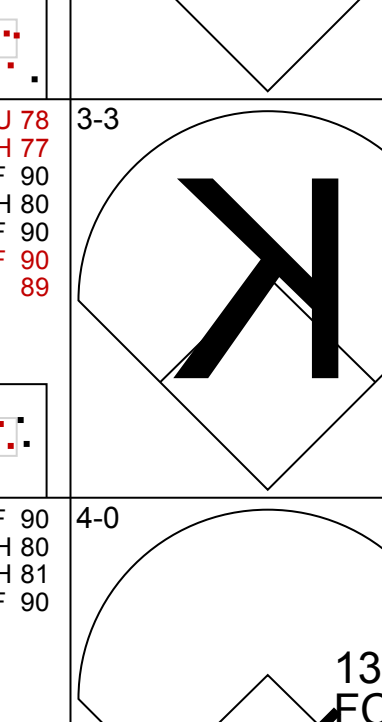

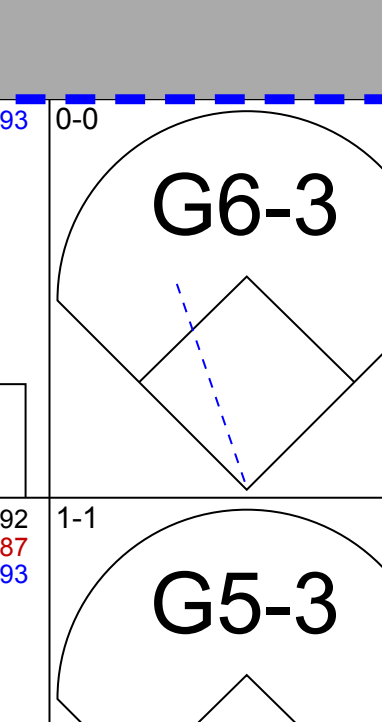
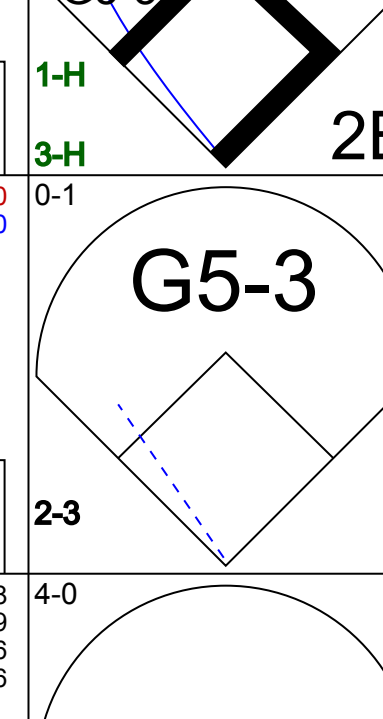
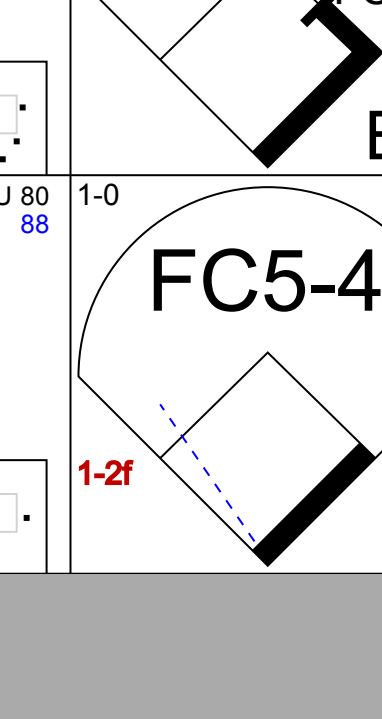
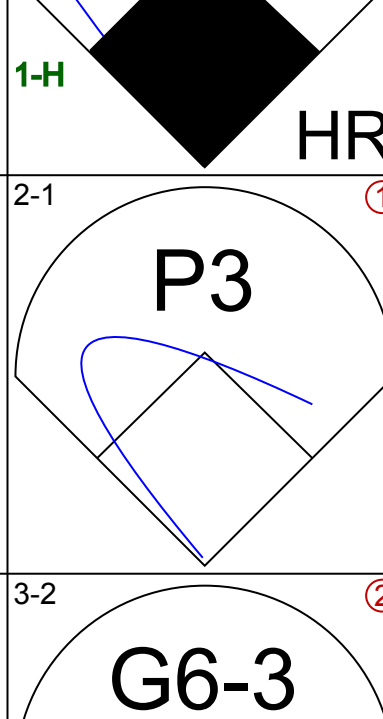
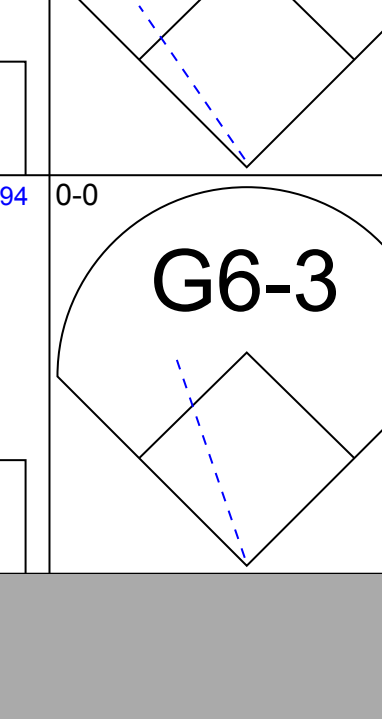
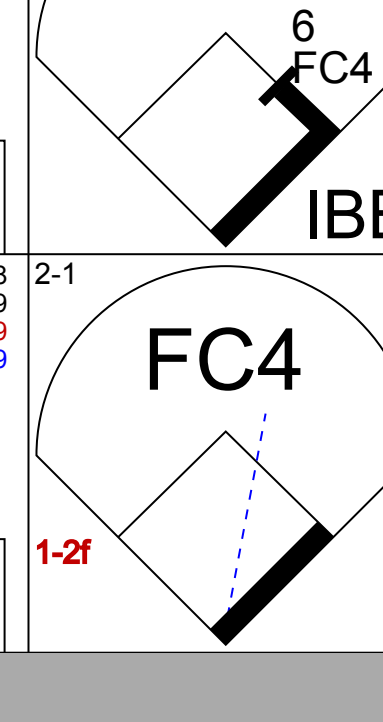

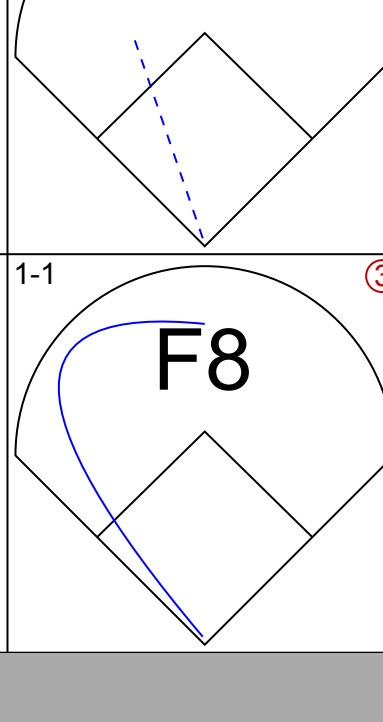





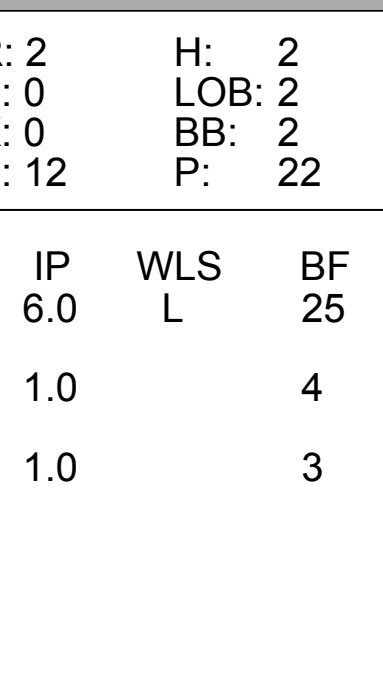
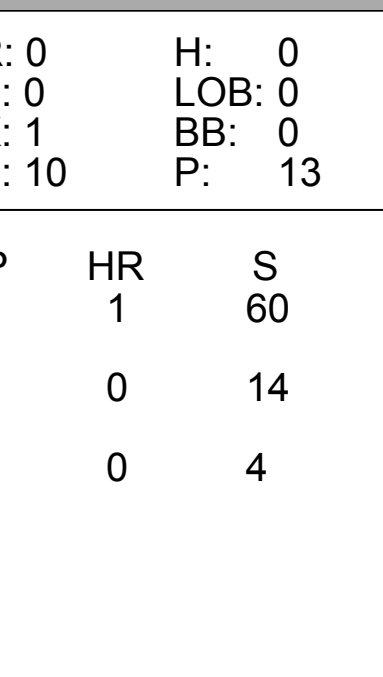
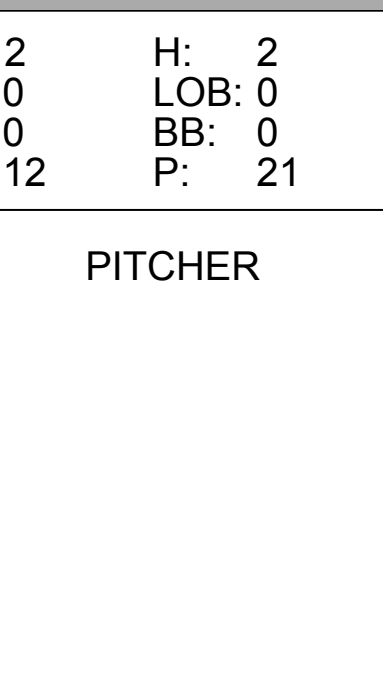








Batter	1	2	3	4	5	6	7	8	9	AB	R	H	RBI	BB	SO	LOB	TOP					
9 DJ LeMahieu, R OBP: 0.395, SLG: 0.449										4	1	1	0	0	1	0	<b>Colorado Rockies @ Miami Marlins</b> Marlins Park, Miami, FL Sat Jun 13 2015, 4:12 PM - 6:54 PM EDT Att: 26,647 - Roof Closed - 71 F					
6 Corey Dickerson, L OBP: 0.339, SLG: 0.521 19 Charlie Blackmon, L OBP: 0.337, SLG: 0.409										3	0	0	0	0	2	1						
2 Troy Tulowitzki, R OBP: 0.333, SLG: 0.495										4	0	1	1	0	2	1						
5 Carlos González, L OBP: 0.312, SLG: 0.386										4	0	0	0	0	2	2						
28 Nolan Arenado, R OBP: 0.303, SLG: 0.540										4	0	1	0	0	1	1						
10 Ben Paulsen, L OBP: 0.363, SLG: 0.622										4	0	0	0	0	3	1						
8 Michael McKenry, R OBP: 0.382, SLG: 0.538										2	0	1	0	2	0	0						
1 Brandon Barnes, R OBP: 0.351, SLG: 0.391										3	0	0	0	0	1	4						
61 David Hale, R										2	0	0	0	0	2	1						
43 Rafael Ynoa, S OBP: 0.279, SLG: 0.318 51 Brooks Brown, L OBP: 0.329, SLG: 0.328 32 LaTroy Hawkins, R										1	0	0	0	0	1	1						
<b>Inning Stats</b>	R: 0 E: 0 K: 2 S: 7	H: 0 LOB: 0 BB: 0 P: 10	R: 0 E: 0 K: 1 S: 17	H: 1 LOB: 2 BB: 1 P: 25	R: 0 E: 0 K: 2 S: 8	H: 0 LOB: 0 BB: 0 P: 9	R: 0 E: 0 K: 1 S: 7	H: 0 LOB: 0 BB: 0 P: 9	R: 0 E: 0 K: 3 S: 10	H: 0 LOB: 1 BB: 1 P: 15	R: 1 E: 0 K: 0 S: 16	H: 2 LOB: 1 BB: 0 P: 21	R: 0 E: 0 K: 2 S: 9	H: 1 LOB: 1 BB: 0 P: 12	R: 0 E: 0 K: 2 S: 10	H: 1 LOB: 1 BB: 0 P: 13	R: 0 E: 0 K: 2 S: 9	H: 0 LOB: 0 BB: 0 P: 15	1B: 3 2B: 1 3B: 1 HR: 0	SF: 0 SAC: 0 DP: 0 HBP: 0	WP: 0 PB: 0 SB: 2 CS: 0	PA: 34
<b>PITCHER</b>	IP	WLS	BF	H	R	ER	SO	BB	IBB	HBP	BLK	WP	HR	S	P	ERA	WHIP					
35 Mat Latos, R ERA: 5.44	7.0	W	27	4	1	1	11	2	0	0	0	0	0	74	101	1.29	0.857					
36 Sam Dyson, R ERA: 3.03	0.2	H	3	1	0	0	1	0	0	0	0	0	0	7	9	0.00	1.500					
40 Mike Dunn, L ERA: 4.43	0.1	H	1	0	0	0	1	0	0	0	0	0	0	3	4	0.00	0.000					
44 AJ Ramos, R ERA: 1.47	1.0	S	3	0	0	0	2	0	0	0	0	0	0	9	15	0.00	0.000					

Batter	1	2	3	4	5	6	7	8	9	AB	R	H	RBI	BB	SO	LOB	BOTTOM				
9 Dee Strange-Gordon, L OBP: 0.377, SLG: 0.416										4	1	1	0	0	2	1	<b>Colorado Rockies @ Miami Marlins</b> Marlins Park, Miami, FL Sat Jun 13 2015, 4:12 PM - 6:54 PM EDT Att: 26,647 - Roof Closed - 71 F				
14 Martín Prado, R OBP: 0.312, SLG: 0.372									3	0	0	0	1	1	1						
21 Christian Yelich, L OBP: 0.291, SLG: 0.317										4	2	1	0	0	1	2					
27 Giancarlo Stanton, R OBP: 0.344, SLG: 0.613									3	1	2	4	1	0	0						
13 Marcell Ozuna, R OBP: 0.339, SLG: 0.389										4	0	0	0	0	2						
48 Justin Bour, L OBP: 0.350, SLG: 0.484										2	0	0	0	1	1	0					
6 Jeff Mathis, R OBP: 0.235, SLG: 0.250										3	0	0	0	0	2						
3 Adeiny Hechavarria, R OBP: 0.328, SLG: 0.409										3	0	0	0	0	0	0					
35 Mat Latos, R OBP: 0.364, SLG: 0.364 51 Ichiro Suzuki, L OBP: 0.329, SLG: 0.328 36 Sam Dyson, R										2	0	0	0	0	1	0					
40 Mike Dunn, L 44 AJ Ramos, R										0	0	0	0	0	0	0					
<b>Inning Stats</b>	R: 2 E: 0 K: 0 S: 12	H: 2 LOB: 2 BB: 2 P: 22	R: 0 E: 0 K: 0 S: 10	H: 0 LOB: 0 BB: 0 P: 13	R: 0 E: 0 K: 2 S: 8	H: 0 LOB: 1 BB: 1 P: 18	R: 0 E: 0 K: 1 S: 10	H: 0 LOB: 0 BB: 0 P: 13	R: 2 E: 0 K: 0 S: 12	H: 2 LOB: 0 BB: 0 P: 21	R: 0 E: 0 K: 1 S: 14	H: 0 LOB: 1 BB: 1 P: 22	R: 0 E: 0 K: 0 S: 4	H: 0 LOB: 0 BB: 0 P: 5	R: 0 E: 0 K: 0 S: 4	H: 0 LOB: 0 BB: 0 P: 5	1B: 2 2B: 1 3B: 0 HR: 1	SF: 0 SAC: 0 DP: 0 HBP: 0	WP: 0 PB: 0 SB: 2 CS: 0	PA: 32	
<b>PITCHER</b>	IP	WLS	BF	H	R	ER	SO	BB	IBB	HBP	BLK	WP	HR	S	P	ERA	WHIP				
61 David Hale, R ERA: 4.56	6.0	L	25	4	4	4	5	2	1	0	0	0	0	60	100	6.00	1.000				
51 Brooks Brown, R ERA: 3.03	1.0		4	0	0	0	1	1	0	0	0	0	0	14	22	0.00	1.000				
32 LaTroy Hawkins, R ERA: 7.88	1.0		3	0	0	0	0	0	0	0	0	0	0	4	5	0.00	0.000				

AB	32
R	1
H	5
RBI	1
BB	2
SO	15
LOB	12



AB	28
R	4
H	4
RBI	4
BB	4
SO	6
LOB	8





Batter	1	2	3	4	5	6	7	8	9	AB	R	H	RBI	BB	SO	LOB	TOP			
19 Charlie Blackmon, L (1.8) OBP: 0.338, SLG: 0.419										4	1	1	1	1	1	2	<b>Colorado Rockies @ Miami Marlins</b> Marlins Park, Miami, FL Sun Jun 14 2015, 1:13 PM - 4:19 PM EDT Att: 20,879 - Roof Closed - 74 F			
9 DJ LeMahieu, R (1.4) OBP: 0.387, SLG: 0.439										5	0	0	1	0	2	3				
2 Troy Tulowitzki, R (1.6) OBP: 0.336, SLG: 0.490										2	1	0	0	2	1	0				
5 Carlos González, L (1.9) OBP: 0.311, SLG: 0.389										4	0	1	0	0	1	4				
28 Nolan Arenado, R (1.5) OBP: 0.306, SLG: 0.550										3	1	1	2	1	0	1				
10 Ben Paulsen, L (1.3) OBP: 0.345, SLG: 0.590										4	0	0	0	0	1	2				
4 Nick Hundley, R (1.2) OBP: 0.333, SLG: 0.437										2	1	0	0	1	1	1				
1 Brandon Barnes, R (1.7) OBP: 0.359, SLG: 0.397										4	0	2	0	0	0	2				
29 Jorge De La Rosa, L (1.1) OBP: 0.118, SLG: 0.118										3	0	0	0	0	1	3				
48 Boone Logan, R (8.1)										0	0	0	0	0	0	0				
54 Tommy Kahnle, R (8.1)										0	0	0	0	0	0	0				
20 Wilin Rosario, R (9. PH)										1	0	0	0	0	1	1				
66 John Axford, R (9.1)										0	0	0	0	0	0	0				
<b>Inning Stats</b>	R: 3 H: 2 E: 0 K: 0 S: 22	H: 2 R: 1 ER: 1 LOB: 1 P: 37	R: 0 H: 0 E: 0 K: 0 S: 8	H: 0 R: 0 ER: 0 LOB: 1 P: 9	R: 0 H: 0 E: 0 K: 1 S: 10	H: 0 R: 0 ER: 0 LOB: 1 P: 15	R: 0 H: 0 E: 0 K: 1 S: 11	H: 0 R: 0 ER: 0 LOB: 1 P: 16	R: 0 H: 1 E: 0 K: 0 S: 6	H: 1 R: 0 ER: 0 LOB: 1 P: 11	R: 1 H: 1 E: 0 K: 1 S: 14	H: 1 R: 0 ER: 0 LOB: 0 P: 32	R: 0 H: 0 E: 0 K: 1 S: 6	H: 0 R: 0 ER: 0 LOB: 0 P: 11	R: 0 H: 1 E: 0 K: 2 S: 10	H: 1 R: 0 ER: 0 LOB: 1 P: 13	1B: 2 2B: 1 3B: 0 HR: 2	SF: 0 SAC: 0 DP: 0 HBP: 1	WP: 0 PB: 0 SB: 1 CS: 0	PA: 38
<b>PITCHER</b>	IP WLS BF H R ER SO	IP WLS BF H R ER SO	IP WLS BF H R ER SO	IP WLS BF H R ER SO	IP WLS BF H R ER SO	IP WLS BF H R ER SO	IP WLS BF H R ER SO	IP WLS BF H R ER SO	IP WLS BF H R ER SO	IP WLS BF H R ER SO	IP WLS BF H R ER SO	IP WLS BF H R ER SO	IP WLS BF H R ER SO	IP WLS BF H R ER SO	IP WLS BF H R ER SO	IP WLS BF H R ER SO	ERA WHIP	ERA WHIP	ERA WHIP	ERA WHIP
15 Dan Haren, R (1.1) ERA: 3.22	6.0 L 24 3 3 3 5	6.0 L 24 3 3 3 5	6.0 L 24 3 3 3 5	6.0 L 24 3 3 3 5	6.0 L 24 3 3 3 5	6.0 L 24 3 3 3 5	6.0 L 24 3 3 3 5	6.0 L 24 3 3 3 5	6.0 L 24 3 3 3 5	6.0 L 24 3 3 3 5	6.0 L 24 3 3 3 5	6.0 L 24 3 3 3 5	6.0 L 24 3 3 3 5	6.0 L 24 3 3 3 5	6.0 L 24 3 3 3 5	6.0 L 24 3 3 3 5	4.50 0.833	4.50 0.833	4.50 0.833	4.50 0.833
56 Vin Mazzaro, R (7.1) ERA: 5.19	0.1 4 1 1 1 0	0.1 4 1 1 1 0	0.1 4 1 1 1 0	0.1 4 1 1 1 0	0.1 4 1 1 1 0	0.1 4 1 1 1 0	0.1 4 1 1 1 0	0.1 4 1 1 1 0	0.1 4 1 1 1 0	0.1 4 1 1 1 0	0.1 4 1 1 1 0	0.1 4 1 1 1 0	0.1 4 1 1 1 0	0.1 4 1 1 1 0	0.1 4 1 1 1 0	0.1 4 1 1 1 0	27.00 6.000	27.00 6.000	27.00 6.000	27.00 6.000
31 Steve Cishek, R (7.1) ERA: 6.75	0.2 3 0 0 0 1	0.2 3 0 0 0 1	0.2 3 0 0 0 1	0.2 3 0 0 0 1	0.2 3 0 0 0 1	0.2 3 0 0 0 1	0.2 3 0 0 0 1	0.2 3 0 0 0 1	0.2 3 0 0 0 1	0.2 3 0 0 0 1	0.2 3 0 0 0 1	0.2 3 0 0 0 1	0.2 3 0 0 0 1	0.2 3 0 0 0 1	0.2 3 0 0 0 1	0.2 3 0 0 0 1	0.00 1.500	0.00 1.500	0.00 1.500	0.00 1.500
52 Brad Hand, L (8.1) ERA: 5.4	2.0 7 1 0 0 3	2.0 7 1 0 0 3	2.0 7 1 0 0 3	2.0 7 1 0 0 3	2.0 7 1 0 0 3	2.0 7 1 0 0 3	2.0 7 1 0 0 3	2.0 7 1 0 0 3	2.0 7 1 0 0 3	2.0 7 1 0 0 3	2.0 7 1 0 0 3	2.0 7 1 0 0 3	2.0 7 1 0 0 3	2.0 7 1 0 0 3	2.0 7 1 0 0 3	2.0 7 1 0 0 3	0.00 0.500	0.00 0.500	0.00 0.500	0.00 0.500

Batter	1	2	3	4	5	6	7	8	9	AB	R	H	RBI	BB	SO	LOB	BOTTOM					
9 Dee Strange-Gordon, L (1.4) OBP: 0.377, SLG: 0.415										5	0	2	0	0	2	2	<b>Colorado Rockies @ Miami Marlins</b> Marlins Park, Miami, FL Sun Jun 14 2015, 1:13 PM - 4:19 PM EDT Att: 20,879 - Roof Closed - 74 F					
14 Martín Prado, R (1.5) OBP: 0.311, SLG: 0.370										1	0	0	0	0	0	1						
17 Donovan Solano, R (1. FR)										3	0	0	0	1	0	1						
21 Christian Yelich, L (1.7) OBP: 0.290, SLG: 0.312										3	0	0	0	1	0	1						
27 Giancarlo Stanton, R (1.9) OBP: 0.347, SLG: 0.609										3	0	1	0	1	0	3						
13 Marcell Ozuna, R (1.8) OBP: 0.333, SLG: 0.382										4	0	0	0	0	3	4						
10 Jeff Baker, R (1.3) OBP: 0.345, SLG: 0.490										2	0	1	0	1	1	0						
48 Justin Bour, L (8. PH)										1	0	0	0	0	0	1						
20 J.T. Realmuto, R (1.2) OBP: 0.272, SLG: 0.385										3	1	0	0	1	0	2						
3 Adeiny Hechavarria, R (1.6) OBP: 0.326, SLG: 0.404										3	0	0	0	1	1	3						
15 Dan Haren, R (1.1) ERA: 3.22	7.0 W 29 4 4 4 4	7.0 W 29 4 4 4 4	7.0 W 29 4 4 4 4	7.0 W 29 4 4 4 4	7.0 W 29 4 4 4 4	7.0 W 29 4 4 4 4	7.0 W 29 4 4 4 4	7.0 W 29 4 4 4 4	7.0 W 29 4 4 4 4	7.0 W 29 4 4 4 4	7.0 W 29 4 4 4 4	7.0 W 29 4 4 4 4	7.0 W 29 4 4 4 4	7.0 W 29 4 4 4 4	7.0 W 29 4 4 4 4	7.0 W 29 4 4 4 4	1.29 1.143	1.29 1.143	1.29 1.143	1.29 1.143		
56 Vin Mazzaro, R (7.1) ERA: 4.95	0.1 H 1 0 0 0	0.1 H 1 0 0 0	0.1 H 1 0 0 0	0.1 H 1 0 0 0	0.1 H 1 0 0 0	0.1 H 1 0 0 0	0.1 H 1 0 0 0	0.1 H 1 0 0 0	0.1 H 1 0 0 0	0.1 H 1 0 0 0	0.1 H 1 0 0 0	0.1 H 1 0 0 0	0.1 H 1 0 0 0	0.1 H 1 0 0 0	0.1 H 1 0 0 0	0.1 H 1 0 0 0	0.00 0.000	0.00 0.000	0.00 0.000	0.00 0.000		
54 Tommy Kahnle, R (8.1) ERA: 1.35	0.2 H 3 1 0 0	0.2 H 3 1 0 0	0.2 H 3 1 0 0	0.2 H 3 1 0 0	0.2 H 3 1 0 0	0.2 H 3 1 0 0	0.2 H 3 1 0 0	0.2 H 3 1 0 0	0.2 H 3 1 0 0	0.2 H 3 1 0 0	0.2 H 3 1 0 0	0.2 H 3 1 0 0	0.2 H 3 1 0 0	0.2 H 3 1 0 0	0.2 H 3 1 0 0	0.2 H 3 1 0 0	0.00 1.500	0.00 1.500	0.00 1.500	0.00 1.500		
66 John Axford, R (9.1) ERA: 0.47	1.0 S 4 0 0 0	1.0 S 4 0 0 0	1.0 S 4 0 0 0	1.0 S 4 0 0 0	1.0 S 4 0 0 0	1.0 S 4 0 0 0	1.0 S 4 0 0 0	1.0 S 4 0 0 0	1.0 S 4 0 0 0	1.0 S 4 0 0 0	1.0 S 4 0 0 0	1.0 S 4 0 0 0	1.0 S 4 0 0 0	1.0 S 4 0 0 0	1.0 S 4 0 0 0	1.0 S 4 0 0 0	0.00 1.000	0.00 1.000	0.00 1.000	0.00 1.000		
<b>Inning Stats</b>	R: 0 H: 1 E: 1 K: 1 S: 11	H: 1 R: 1 ER: 1 LOB: 2 P: 19	R: 0 H: 1 E: 0 K: 0 S: 9	H: 1 R: 0 ER: 0 LOB: 0 P: 15	R: 0 H: 0 E: 1 K: 1 S: 10	H: 0 R: 0 ER: 1 LOB: 1 P: 11	R: 0 H: 0 E: 0 K: 2 S: 11	H: 0 R: 0 ER: 0 LOB: 0 P: 17	R: 0 H: 0 E: 0 K: 0 S: 6	H: 0 R: 0 ER: 0 LOB: 1 P: 14	R: 0 H: 0 E: 0 K: 0 S: 6	H: 0 R: 0 ER: 0 LOB: 0 P: 12	R: 1 H: 2 E: 0 K: 0 S: 14	H: 2 R: 0 ER: 0 LOB: 1 P: 21	R: 0 H: 1 E: 0 K: 1 S: 10	H: 1 R: 0 ER: 0 LOB: 0 P: 18	R: 0 H: 0 E: 0 K: 3 S: 12	H: 0 R: 0 ER: 0 LOB: 1 P: 20	1B: 4 2B: 1 3B: 0 HR: 0	SF: 0 SAC: 1 DP: 1 HBP: 0	WP: 0 PB: 0 SB: 1 CS: 1	PA: 37
<b>PITCHER</b>	IP WLS BF H R ER SO	IP WLS BF H R ER SO	IP WLS BF H R ER SO	IP WLS BF H R ER SO	IP WLS BF H R ER SO	IP WLS BF H R ER SO	IP WLS BF H R ER SO	IP WLS BF H R ER SO	IP WLS BF H R ER SO	IP WLS BF H R ER SO	IP WLS BF H R ER SO	IP WLS BF H R ER SO	IP WLS BF H R ER SO	IP WLS BF H R ER SO	IP WLS BF H R ER SO	IP WLS BF H R ER SO	IP WLS BF H R ER SO	ERA WHIP	ERA WHIP	ERA WHIP	ERA WHIP	
29 Jorge De La Rosa, L (1.1) ERA: 4.91	7.0 W 29 4 4 4 4	7.0 W 29 4 4 4 4	7.0 W 29 4 4 4 4	7.0 W 29 4 4 4 4	7.0 W 29 4 4 4 4	7.0 W 29 4 4 4 4	7.0 W 29 4 4 4 4	7.0 W 29 4 4 4 4	7.0 W 29 4 4 4 4	7.0 W 29 4 4 4 4	7.0 W 29 4 4 4 4	7.0 W 29 4 4 4 4	7.0 W 29 4 4 4 4	7.0 W 29 4 4 4 4	7.0 W 29 4 4 4 4	7.0 W 29 4 4 4 4	7.0 W 29 4 4 4 4	1.29 1.143	1.29 1.143	1.29 1.143	1.29 1.143	
48 Boone Logan, L (8.1) ERA: 4.95	0.1 H 1 0 0 0	0.1 H 1 0 0 0	0.1 H 1 0 0 0	0.1 H 1 0 0 0	0.1 H 1 0 0 0	0.1 H 1 0 0 0	0.1 H 1 0 0 0	0.1 H 1 0 0 0	0.1 H 1 0 0 0	0.1 H 1 0 0 0	0.1 H 1 0 0 0	0.1 H 1 0 0 0	0.1 H 1 0 0 0	0.1 H 1 0 0 0	0.1 H 1 0 0 0	0.1 H 1 0 0 0	0.1 H 1 0 0 0	0.00 0.000	0.00 0.000	0.00 0.000	0.00 0.000	
54 Tommy Kahnle, R (8.1) ERA																						



Batter	1	2	3	4	5	6	7	8	9	AB	R	H	RBI	BB	SO	LOB	TOP					
11 Brett Gardner, L (1,7) OBP: 0.346, SLG: 0.413										4	0	0	0	0	2	0	New York Yankees @ Miami Marlins Marlins Park, Miami, FL Mon Jun 15 2015, 7:12 PM - 9:52 PM EDT Att: 33,961 - Roof Closed - 72 F					
12 Chase Headley, S (1,5) OBP: 0.297, SLG: 0.373										4	0	0	0	0	1	0						
34 Brian McCann, L (1,2) OBP: 0.327, SLG: 0.467										2	0	0	0	2	1	0						
17 Brendan Ryan, R (9, PR) OBP: 0.500, SLG: 0.800										0	0	0	0	0	0	0						
25 Mark Teixeira, S (1,3) OBP: 0.368, SLG: 0.580										4	1	1	1	0	2	2						
33 Garrett Jones, L (1,9) OBP: 0.291, SLG: 0.405										3	0	0	0	1	2	1						
14 Stephen Drew, L (1,4) OBP: 0.236, SLG: 0.366										3	0	0	0	0	0	1						
13 Alex Rodriguez, R (9, PH) OBP: 0.369, SLG: 0.500										1	0	0	0	0	0	1						
18 Didi Gregorius, L (1,6) OBP: 0.291, SLG: 0.313										3	0	2	0	0	0	1						
80 Mason Williams, L (1,8) OBP: 0.091, SLG: 0.364										3	0	0	0	0	0	3						
19 Masahiro Tanaka, R (1,1) OBP: 0.277, SLG: 0.381										2	0	0	0	0	1	1						
36 Carlos Beltrán, S (8, PH) OBP: 0.277, SLG: 0.381										1	0	0	0	0	1	0						
65 José Ramirez, R (8,1) OBP: 0.277, SLG: 0.381										0	0	0	0	0	0	0						
Sergio Santos, R (8,1) OBP: 0.277, SLG: 0.381										0	0	0	0	0	0	0						
<b>Inning Stats</b>	R: 0 H: 0 E: 0 K: 1 S: 9	H: 0 LOB: 0 BB: 0 P: 14	R: 1 H: 2 E: 0 K: 1 S: 10	H: 2 LOB: 1 BB: 0 P: 21	R: 0 H: 0 E: 0 K: 0 S: 6	H: 0 LOB: 0 BB: 0 P: 10	R: 0 H: 0 E: 0 K: 1 S: 9	H: 0 LOB: 0 BB: 0 P: 12	R: 0 H: 1 E: 0 K: 1 S: 9	H: 1 LOB: 1 BB: 0 P: 13	R: 0 H: 0 E: 0 K: 1 S: 6	H: 0 LOB: 1 BB: 1 P: 15	R: 0 H: 0 E: 0 K: 0 S: 8	H: 0 LOB: 1 BB: 1 P: 16	R: 0 H: 0 E: 0 K: 3 S: 9	H: 0 LOB: 0 BB: 0 P: 13	R: 0 H: 0 E: 0 K: 2 S: 13	H: 0 LOB: 1 BB: 1 P: 20	1B: 1 2B: 1 3B: 0 HR: 1	SF: 0 SAC: 0 DP: 0 HBP: 0	WP: 0 PB: 0 SB: 0 CS: 0	PA: 33
<b>PITCHER</b>	IP WLS BF H R ER SO BB IBB HBP BLK WP HR S P ERA WHIP																					
34 Tom Koehler, R (1,1) ERA: 3.76	7.0 W 26 3 1 1 5 2 0 0 0 0 0 1 57 101 1.29 0.714																					
22 Carter Capps, R (8,1) ERA: 1.2	1.0 H 3 0 0 0 3 0 0 0 0 0 0 0 9 13 0.00 0.000																					
44 AJ Ramos, R (9,1) ERA: 1.42	1.0 S 4 0 0 0 2 1 0 0 0 0 0 0 0 13 20 0.00 1.000																					

Batter	1	2	3	4	5	6	7	8	9	AB	R	H	RBI	BB	SO	LOB	BOTTOM			
9 Dee Strange-Gordon, L (1,4) OBP: 0.375, SLG: 0.417										4	0	1	0	0	0	2	New York Yankees @ Miami Marlins Marlins Park, Miami, FL Mon Jun 15 2015, 7:12 PM - 9:52 PM EDT Att: 33,961 - Roof Closed - 72 F			
51 Ichiro Suzuki, L (1,8) OBP: 0.338, SLG: 0.338										4	0	2	0	0	1	2				
21 Christian Yelich, L (1,7) OBP: 0.295, SLG: 0.316										4	0	2	0	0	0	2				
27 Giancarlo Stanton, R (1,9) OBP: 0.349, SLG: 0.606										3	0	1	0	0	0	2				
48 Justin Bour, L (1,3) OBP: 0.343, SLG: 0.463										3	0	0	0	1	2	3				
20 J.T. Realmuto, R (1,2) OBP: 0.286, SLG: 0.376										4	0	0	0	0	2	3				
32 Derek Dietrich, L (1,5) OBP: 0.500, SLG: 1.200										3	2	2	1	0	0	0				
22 Carter Capps, R (8,1) OBP: 0.500, SLG: 0.500										0	0	0	0	0	0	0				
13 Marcell Ozuna, R (8, PH) OBP: 0.332, SLG: 0.380										1	0	0	0	0	1	3				
44 AJ Ramos, R (9,1) OBP: 0.332, SLG: 0.380										0	0	0	0	0	0	0				
3 Adeiny Hechavarria, R (1,6) OBP: 0.329, SLG: 0.405										4	0	2	1	0	0	3				
34 Tom Koehler, R (1,1) OBP: 0.048, SLG: 0.048										2	0	0	0	0	1	1				
17 Donovan Solano, R (7, PH) OBP: 0.196, SLG: 0.245										1	0	0	0	0	1	1				
<b>Inning Stats</b>	R: 0 H: 2 E: 0 K: 1 S: 8	H: 2 LOB: 2 BB: 0 P: 13	R: 1 H: 2 E: 0 K: 1 S: 9	H: 2 LOB: 1 BB: 0 P: 15	R: 0 H: 2 E: 0 K: 0 S: 9	H: 2 LOB: 1 BB: 0 P: 17	R: 0 H: 0 E: 0 K: 1 S: 5	H: 0 LOB: 0 BB: 0 P: 10	R: 0 H: 0 E: 0 K: 1 S: 12	H: 0 LOB: 1 BB: 0 P: 15	R: 0 H: 0 E: 0 K: 1 S: 6	H: 0 LOB: 0 BB: 0 P: 8	R: 1 H: 3 E: 0 K: 1 S: 11	H: 3 LOB: 1 BB: 0 P: 16	R: 0 H: 1 E: 0 K: 2 S: 12	H: 1 LOB: 3 BB: 1 P: 21	1B: 7 2B: 2 3B: 0 HR: 1	SF: 0 SAC: 0 DP: 1 HBP: 1	WP: 0 PB: 0 SB: 0 CS: 0	PA: 35
<b>PITCHER</b>	IP WLS BF H R ER SO BB IBB HBP BLK WP HR S P ERA WHIP																			
19 Masahiro Tanaka, R (1,1) ERA: 2.49	7.0 L 29 9 2 2 6 2 0 0 0 0 0 0 1 60 94 2.57 1.286																			
65 José Ramirez, R (8,1) ERA: 36.0	0.0 3 1 0 0 0 1 0 1 0 0 0 0 3 11 ∞ ∞																			
Sergio Santos, R (8,1) ERA: 4.96	1.0 3 0 0 0 2 0 0 0 0 0 0 0 0 9 10 0.00 0.000																			

AB 30  
R 1  
H 3  
RBI 1  
BB 3  
SO 10  
LOB 10



AB 33  
R 2  
H 10  
RBI 2  
BB 1  
SO 8  
LOB 22









Batter	1	2	3	4	5	6	7	8	9	AB	R	H	RBI	BB	SO	LOB	TOP										
9 Dee Strange-Gordon, L (1.4) OBP: 0.374, SLG: 0.414										4	0	0	0	0	2	2	<p>Miami Marlins @ New York Yankees Yankee Stadium, Bronx, NY Wed Jun 17 2015, 7:09 PM - 9:58 PM EDT Att: 43,048 - Cloudy - 70 F</p>										
32 Derek Dietrich, L (1.5) OBP: 0.357, SLG: 0.692										4	0	0	0	0	1	2											
21 Christian Yelich, L (1.7) OBP: 0.397, SLG: 0.337										3	1	1	1	1	0	0											
27 Giancarlo Stanton, R (1.10) OBP: 0.346, SLG: 0.606										4	0	0	0	0	2	1											
13 Marcell Ozuna, R (1.8) OBP: 0.336, SLG: 0.380										4	0	1	0	0	2	0											
48 Justin Bour, L (1.3) OBP: 0.342, SLG: 0.441										2	0	0	0	2	1	0											
6 Jeff Mathis, R (1.2) OBP: 0.190, SLG: 0.200										4	0	0	0	0	2	3											
3 Adeiny Hechavarria, R (1.6) OBP: 0.332, SLG: 0.412										2	0	0	0	1	1	1											
51 Ichiro Suzuki, L (1.9) OBP: 0.342, SLG: 0.338										3	0	1	0	0	1	0											
<b>Inning Stats</b>	R: 0 H: 0 E: 0 K: 2 S: 11	H: 0 LOB: 0 BB: 0 P: 17	R: 0 H: 0 E: 0 K: 1 S: 8	H: 0 LOB: 0 BB: 0 P: 11	R: 0 H: 0 E: 0 K: 1 S: 9	H: 0 LOB: 1 BB: 0 P: 15	R: 0 H: 0 E: 0 K: 2 S: 12	H: 0 LOB: 1 BB: 1 P: 20	R: 0 H: 0 E: 0 K: 1 S: 8	H: 0 LOB: 0 BB: 0 P: 12	R: 1 H: 1 E: 0 K: 1 S: 8	H: 1 LOB: 2 BB: 1 P: 11	R: 0 H: 1 E: 0 K: 0 S: 10	H: 1 LOB: 2 BB: 1 P: 18	R: 0 H: 1 E: 0 K: 2 S: 12	H: 1 LOB: 2 BB: 1 P: 21	1B: 2 2B: 0 3B: 0 HR: 1	SF: 0 SAC: 0 DP: 0 HBP: 0	WP: 0 PB: 0 SB: 0 CS: 0	PA: 34							
<b>PITCHER</b>	IP	WLS	BF	H	R	ER	SO	BB	IBB	HBP	BLK	WP	HR	S	P	ERA	WHIP										
35 Michael Pineda, R (1.1) ERA: 3.54	6.2	W	23	1	1	1	9	2	0	0	0	0	1	63	100	1.35	0.450										
45 Chasen Shreve, L (7.1) ERA: 2.03	0.1	H	1	0	0	0	1	0	0	0	0	0	0	3	5	0.00	0.000										
41 Justin Wilson, L (8.1) ERA: 3.47	0.1	H	3	1	0	0	0	1	0	0	0	0	0	7	15	0.00	6.000										
68 Dellin Betances, R (8.1) ERA: 0.26	1.2	S	7	1	0	0	2	1	0	0	0	0	0	15	24	0.00	1.200										

Batter	1	2	3	4	5	6	7	8	9	AB	R	H	RBI	BB	SO	LOB	BOTTOM										
11 Brett Gardner, L (1.7) OBP: 0.340, SLG: 0.409										4	0	1	0	0	0	1	<p>Miami Marlins @ New York Yankees Yankee Stadium, Bronx, NY Wed Jun 17 2015, 7:09 PM - 9:58 PM EDT Att: 43,048 - Cloudy - 70 F</p>										
12 Chase Headley, S (1.5) OBP: 0.285, SLG: 0.366										3	2	1	0	0	0	2											
34 Brian McCann, L (1.2) OBP: 0.324, SLG: 0.458										4	0	0	0	0	1	4											
13 Alex Rodriguez, R (1.10) OBP: 0.379, SLG: 0.505										2	0	2	1	2	0	0											
33 Garrett Jones, L (1.3) OBP: 0.291, SLG: 0.388										3	0	0	0	1	1	4											
36 Carlos Beltrán, S (1.9) OBP: 0.285, SLG: 0.366										3	0	2	1	1	1	0											
24 Chris Young, R (9.9) OBP: 0.270, SLG: 0.432										0	0	0	0	0	0	0											
18 Didi Gregorius, L (1.6) OBP: 0.285, SLG: 0.305										4	0	0	0	0	0	3											
14 Stephen Drew, L (1.4) OBP: 0.239, SLG: 0.359										3	0	0	0	1	1	1											
80 Mason Williams, L (1.8) OBP: 0.200, SLG: 0.467										3	0	1	0	0	0	3											
<b>Inning Stats</b>	R: 1 H: 1 E: 0 K: 1 S: 12	H: 1 LOB: 1 BB: 0 P: 21	R: 0 H: 1 E: 0 K: 0 S: 7	H: 1 LOB: 0 BB: 0 P: 9	R: 0 H: 1 E: 0 K: 0 S: 10	H: 1 LOB: 1 BB: 0 P: 16	R: 0 H: 0 E: 0 K: 0 S: 6	H: 0 LOB: 3 BB: 3 P: 22	R: 1 H: 3 E: 0 K: 0 S: 11	H: 3 LOB: 2 BB: 1 P: 21	R: 0 H: 0 E: 0 K: 0 S: 4	H: 0 LOB: 0 BB: 0 P: 7	R: 0 H: 1 E: 0 K: 1 S: 10	H: 1 LOB: 2 BB: 1 P: 22	R: 0 H: 0 E: 0 K: 2 S: 10	H: 0 LOB: 0 BB: 0 P: 16	1B: 6 2B: 1 3B: 0 HR: 0	SF: 0 SAC: 0 DP: 1 HBP: 1	WP: 1 PB: 0 SB: 1 CS: 0	PA: 35							
<b>PITCHER</b>	IP	WLS	BF	H	R	ER	SO	BB	IBB	HBP	BLK	WP	HR	S	P	ERA	WHIP										
62 José Ureña, R (1.1) ERA: 4.18	6.0	L	27	6	2	2	1	4	0	1	0	0	0	10	22	3.00	1.667										
52 Brad Hand, L (7.1) ERA: 5.26	1.0		5	1	0	0	1	0	1	0	0	0	0	10	22	0.00	1.000										
40 Mike Dunn, L (8.1) ERA: 4.24	1.0		3	0	0	0	2	0	0	0	0	0	0	10	16	0.00	0.000										

Miami Marlins @ New York Yankees  
Yankee Stadium, Bronx, NY  
Wed Jun 17 2015, 7:09 PM - 9:58 PM EDT  
Att: 43,048 - Cloudy - 70 F

AB	30
R	1
H	3
RBI	1
BB	4
SO	12
LOB	9



Miami Marlins @ New York Yankees  
Yankee Stadium, Bronx, NY  
Wed Jun 17 2015, 7:09 PM - 9:58 PM EDT  
Att: 43,048 - Cloudy - 70 F

AB	29
R	2
H	7
RBI	2
BB	5
SO	4
LOB	18





Batter	1	2	3	4	5	6	7	8	9	AB	R	H	RBI	BB	SO	LOB	TOP						
9 Dee Strange-Gordon, L (1.4) OBP: 0.378, SLG: 0.424	G4-3			G4-3													5	1	3	0	0	1	2
3 Adeiny Hechavarria, R (1.6) OBP: 0.327, SLG: 0.462	K			K				K									4	0	0	0	0	4	4
21 Christian Yelich, L (1.7) OBP: 0.300, SLG: 0.330	G4-3			G4-3				K									4	0	0	1	0	1	1
27 Giancarlo Stanton, R (1.9) OBP: 0.348, SLG: 0.617		P3						G3									4	1	2	1	0	0	1
13 Marcell Ozuna, R (1.8) OBP: 0.331, SLG: 0.374		K		G5-3				K									4	0	0	0	0	2	1
10 Jeff Baker, R (1.10) OBP: 0.338, SLG: 0.473																	3	1	1	0	0	1	0
51 Ichiro Suzuki, L (9, PH) OBP: 0.346, SLG: 0.343	F8																1	1	1	0	0	0	0
48 Justin Bour, L (1.3) OBP: 0.356, SLG: 0.448				G3													3	0	2	0	0	0	0
17 Donovan Solano, R (1.5) OBP: 0.182, SLG: 0.226																	3	0	0	0	0	1	3
32 Derek Dietrich, L (9, PH) OBP: 0.333, SLG: 0.643		K						G6-4-3									1	0	0	0	0	0	2
6 Jeff Mathis, R (1.2) OBP: 0.200, SLG: 0.217																	3	0	1	2	0	2	0
<b>Inning Stats</b>	R: 0 E: 0 K: 1 S: 7	H: 0 LOB: 0 BB: 0 P: 10	R: 0 E: 0 K: 1 S: 8	H: 0 LOB: 0 BB: 0 P: 14	R: 0 E: 0 K: 2 S: 8	H: 0 LOB: 0 BB: 0 P: 11	R: 1 E: 0 K: 1 S: 16	H: 2 LOB: 1 BB: 0 P: 21	R: 1 E: 0 K: 1 S: 14	H: 1 LOB: 0 BB: 0 P: 15	R: 0 E: 0 K: 1 S: 8	H: 1 LOB: 0 BB: 0 P: 13	R: 0 E: 0 K: 2 S: 11	H: 1 LOB: 2 BB: 0 P: 18	R: 1 E: 0 K: 2 S: 16	H: 3 LOB: 2 BB: 0 P: 26	1B: 8 2B: 0 3B: 1 HR: 1	SF: 1 SAC: 0 DP: 1 HBP: 1	WP: 0 PB: 0 SB: 0 CS: 0	PA: 37			
<b>PITCHER</b>	IP WLS BF H R ER SO BB IBB HBP BLK WP HR S P ERA WHIP																						
52 CC Sabathia, L (1.1) ERA: 5.31	6.0	24	5	3	3	7	0	0	1	0	0	0	0	0	1	61	92	4.50	0.833				
45 Chasen Shreve, L (7.1) ERA: 1.95	1.0	W 3	1	0	0	1	0	0	0	0	0	0	0	0	8	13	0.00	1.000					
41 Justin Wilson, L (8.1) ERA: 3.33	1.0	H 4	1	0	0	2	0	0	0	0	0	0	0	11	18	0.00	1.000						
57 Chris Martin, R (9.1) ERA: 5.63	1.0	6	3	1	1	2	0	0	0	0	0	0	0	16	26	9.00	3.000						

Miami Marlins @ New York Yankees  
Yankee Stadium, Bronx, NY  
Thu Jun 18 2015, 7:10 PM - 10:35 PM EDT  
Att: 38,239 - Overcast - 67 F

AB	35
R	4
H	10
RBI	4
BB	0
SO	12
LOB	14



Batter	1	2	3	4	5	6	7	8	9	AB	R	H	RBI	BB	SO	LOB	BOTTOM						
11 Brett Gardner, L (1.7) OBP: 0.341, SLG: 0.422	K			K													5	2	2	2	0	2	3
12 Chase Headley, S (1.5) OBP: 0.301, SLG: 0.368																	4	1	2	0	1	2	1
13 Alex Rodriguez, R (1.10) OBP: 0.384, SLG: 0.505																	4	1	2	1	1	0	1
25 Mark Teixeira, S (1.3) OBP: 0.364, SLG: 0.570	F8																5	0	1	0	0	1	4
34 Brian McCann, L (1.2) OBP: 0.335, SLG: 0.464																	4	2	3	1	1	1	2
36 Carlos Beltrán, S (1.9) OBP: 0.289, SLG: 0.402																	3	1	1	2	1	1	5
24 Chris Young, R (8.9) OBP: 0.275, SLG: 0.444	K																1	1	1	1	0	0	0
18 Didi Gregorius, L (1.6) OBP: 0.285, SLG: 0.303	P6																5	0	1	0	0	1	5
14 Stephen Drew, L (1.4) OBP: 0.238, SLG: 0.353																	3	0	0	1	1	0	0
80 Mason Williams, L (1.8) OBP: 0.300, SLG: 0.579																	4	1	2	0	1	0	1
<b>Inning Stats</b>	R: 1 E: 0 K: 1 S: 16	H: 3 LOB: 3 BB: 1 P: 25	R: 0 E: 0 K: 1 S: 16	H: 1 LOB: 0 BB: 0 P: 22	R: 0 E: 0 K: 1 S: 13	H: 1 LOB: 2 BB: 1 P: 22	R: 0 E: 0 K: 1 S: 8	H: 0 LOB: 0 BB: 0 P: 10	R: 0 E: 0 K: 2 S: 11	H: 2 LOB: 2 BB: 0 P: 18	R: 2 E: 0 K: 0 S: 9	H: 3 LOB: 1 BB: 0 P: 17	R: 2 E: 0 K: 2 S: 15	H: 2 LOB: 2 BB: 2 P: 32	R: 4 E: 0 K: 0 S: 15	H: 3 LOB: 1 BB: 2 P: 31	1B: 9 2B: 4 3B: 0 HR: 2	SF: 1 SAC: 0 DP: 0 HBP: 0	WP: 2 PB: 0 SB: 0 CS: 0	PA: 45			
<b>PITCHER</b>	IP WLS BF H R ER SO BB IBB HBP BLK WP HR S P ERA WHIP																						
35 Mat Latos, R (1.1) ERA: 5.37	5.2	28	9	3	3	6	2	0	0	0	0	0	0	1	69	108	4.76	1.941					
40 Mike Dunn, L (6.1) ERA: 4.91	1.0	L 7	3	2	2	1	1	0	0	0	0	0	0	15	28	18.00	4.000						
22 Carter Capps, R (7.1) ERA: 1.17	0.1	2	0	0	0	1	1	0	0	0	0	0	0	4	10	0.00	3.000						
36 Sam Dyson, R (8.1) ERA: 4.06	0.1	5	2	4	4	0	2	0	0	0	1	0	0	10	21	108.00	12.000						
56 Vin Mazzaro, R (8.1) ERA: 4.52	0.2	3	1	0	0	0	0	0	0	0	0	0	5	10	0.00	1.500							

Miami Marlins @ New York Yankees  
Yankee Stadium, Bronx, NY  
Thu Jun 18 2015, 7:10 PM - 10:35 PM EDT  
Att: 38,239 - Overcast - 67 F

AB	38
R	9
H	15
RBI	8
BB	6
SO	8
LOB	22





Batter	1	2	3	4	5	6	7	8	9	AB	R	H	RBI	BB	SO	LOB	TOP	
9 Dee Strange-Gordon, L OBP: 0.376, SLG: 0.422 (1.4)	G3			F7		G4-6-3		FC4-6		4	0	1	0	0	0	1	<b>Miami Marlins @ Cincinnati Reds</b> Great American Ball Park, Cincinnati, OH Fri Jun 19 2015, 7:11 PM - 9:38 PM EDT Att: 33,379 - Overcast - 75 F	
32 Derek Dietrich, L OBP: 0.316, SLG: 0.529 (1.5)	K			L6		HBP		F9		3	0	0	0	0	1			
21 Christian Yelich, L OBP: 0.300, SLG: 0.328 (1.7)	K			K				FC4-6		4	0	1	0	0	2	1		
27 Giancarlo Stanton, R OBP: 0.344, SLG: 0.607 (1.9)		G6-3				G4-3		K		4	0	0	0	0	2	2		
13 Marcell Ozuna, R OBP: 0.337, SLG: 0.382 (1.8)		K								3	0	2	0	1	1	0		
48 Justin Bour, L OBP: 0.352, SLG: 0.435 (1.3)	K									3	0	0	0	1	1	2		
20 J.T. Realmuto, R OBP: 0.284, SLG: 0.369 (1.2)				P6						4	0	0	0	0	2	4		
3 Adeiny Hechavarria, R OBP: 0.323, SLG: 0.400 (1.6)				P3						3	0	0	0	0	0	3		
15 Dan Haren, R OBP: 0.167, SLG: 0.174 (1.1)										1	0	0	0	1	0	0		
31 Steve Cishek, R ERA: 4.01 (7.1)										0	0	0	0	0	0	0		
51 Ichiro Suzuki, L OBP: 0.344, SLG: 0.340 (8. PH)										1	0	0	0	0	0	0		
52 Brad Hand, L OBP: 0.200, SLG: 0.200 (8.1)										0	0	0	0	0	0	0		
56 Vin Mazzaro, R OBP: 0.200, SLG: 0.200 (8.1)										0	0	0	0	0	0	0		
<b>Inning Stats</b>	R: 0 E: 0 K: 2 S: 7	H: 0 LOB: 0 BB: 0 P: 10	R: 0 E: 0 K: 2 S: 9	H: 0 LOB: 0 BB: 0 P: 14	R: 0 E: 0 K: 0 S: 8	H: 0 LOB: 0 BB: 0 P: 13	R: 0 E: 0 K: 1 S: 11	H: 1 LOB: 2 BB: 1 P: 16	R: 0 E: 0 K: 0 S: 6	H: 1 LOB: 1 BB: 0 P: 8	R: 0 E: 0 K: 0 S: 7	H: 1 LOB: 1 BB: 0 P: 13	R: 0 E: 0 K: 2 S: 16	H: 1 LOB: 1 BB: 0 P: 20	1B: 3 2B: 1 3B: 0 HR: 0	SF: 0 SAC: 0 DP: 1 HBP: 1	WP: 0 PB: 0 SB: 0 CS: 0	PA: 34
<b>PITCHER</b>	IP WLS BF H R ER SO BB IBB HBP BLK WP HR S P ERA WHIP																	
44 Mike Leake, R ERA: 4.01 (1.1)	7.0 W 26 2 0 0 7 3 0 1 0 0 0 57 92 0.00 0.714																	
60 J.J. Hoover, R ERA: 1.48 (8.1)	1.0 H 4 1 0 0 0 0 0 0 0 0 0 0 7 13 0.00 1.000																	
62 Pedro Villarreal, R ERA: 4.0 (9.1)	1.0 4 1 0 0 2 0 0 0 0 0 0 0 16 20 0.00 1.000																	

Batter	1	2	3	4	5	6	7	8	9	AB	R	H	RBI	BB	SO	LOB	BOTTOM	
4 Brandon Phillips, R OBP: 0.328, SLG: 0.357 (1.4)	F7		L9			K		G6-4-3		4	0	0	0	0	1	2	<b>Miami Marlins @ Cincinnati Reds</b> Great American Ball Park, Cincinnati, OH Fri Jun 19 2015, 7:11 PM - 9:38 PM EDT Att: 33,379 - Overcast - 75 F	
19 Joey Votto, L OBP: 0.399, SLG: 0.544 (1.3)	2B		K							2	1	0	0	2	1	0		
21 Todd Frazier, R OBP: 0.363, SLG: 0.641 (1.5)	2B		K							4	1	2	0	0	1	0		
32 Jay Bruce, L OBP: 0.341, SLG: 0.430 (1.9)	K									3	1	1	2	1	1	2		
9 Marlon Byrd, R OBP: 0.286, SLG: 0.456 (1.7)	P4									4	1	1	1	0	1	4		
7 Eugenio Suárez, R OBP: 0.259, SLG: 0.333 (1.6)		G5-3				G6-3				4	0	1	1	0	0	0		
16 Tucker Barnhart, L OBP: 0.279, SLG: 0.387 (1.2)						F7				4	1	2	0	0	0	1		
44 Mike Leake, R OBP: 0.152, SLG: 0.303 (1.1)										2	0	0	0	0	0	1		
55 Skip Schumaker, L OBP: 0.318, SLG: 0.328 (7. PH)										1	0	1	1	0	0	0		
60 J.J. Hoover, R ERA: 1.48 (8.1)										0	0	0	0	0	0	0		
15 Chris Dominguez, R OBP: 0.250, SLG: 0.625 (8. PH)										1	0	0	0	0	1	1		
62 Pedro Villarreal, R ERA: 4.0 (9.1)										0	0	0	0	0	0	0		
6 Billy Hamilton, S OBP: 0.266, SLG: 0.302 (1.8)										3	0	1	0	0	2	1		
<b>Inning Stats</b>	R: 0 E: 0 K: 1 S: 13	H: 1 LOB: 2 BB: 1 P: 23	R: 0 E: 0 K: 1 S: 7	H: 1 LOB: 1 BB: 0 P: 9	R: 0 E: 0 K: 2 S: 8	H: 0 LOB: 0 BB: 0 P: 14	R: 1 E: 0 K: 0 S: 10	H: 1 LOB: 0 BB: 0 P: 14	R: 0 E: 0 K: 0 S: 10	H: 0 LOB: 1 BB: 1 P: 20	R: 1 E: 0 K: 0 S: 10	H: 3 LOB: 1 BB: 0 P: 11	R: 3 E: 0 K: 2 S: 13	H: 3 LOB: 1 BB: 1 P: 25	1B: 4 2B: 4 3B: 0 HR: 1	SF: 0 SAC: 0 DP: 1 HBP: 0	WP: 0 PB: 0 SB: 1 CS: 0	PA: 35
<b>PITCHER</b>	IP WLS BF H R ER SO BB IBB HBP BLK WP HR S P ERA WHIP																	
15 Dan Haren, R ERA: 3.19 (1.1)	6.1 L 25 4 2 2 2 6 2 0 0 0 0 0 63 100 2.84 0.947																	
31 Steve Cishek, R ERA: 6.23 (7.1)	0.2 3 2 0 0 0 0 0 0 0 0 0 6 6 0.00 3.000																	
52 Brad Hand, L ERA: 5.97 (8.1)	0.0 3 2 3 3 0 1 0 0 0 0 0 5 13 ∞ ∞																	
56 Vin Mazzaro, R ERA: 4.35 (8.1)	1.0 4 1 0 0 2 0 0 0 0 0 0 8 12 0.00 1.000																	



Batter	1	2	3	4	5	6	7	8	9	AB	R	H	RBI	BB	SO	LOB	TOP								
9 Dee Strange-Gordon, L (1.4) OBP: 0.373, SLG: 0.422										5	1	1	0	0	1	0	<b>Miami Marlins @ Cincinnati Reds</b> Great American Ball Park, Cincinnati, OH Sat Jun 20 2015, 7:12 PM - 9:45 PM EDT Att: 36,755 - Overcast - 81 F								
32 Derek Dietrich, L (1.5) OBP: 0.435, SLG: 0.895										2	2	2	3	1	0	0									
21 Christian Yelich, L (1.7) OBP: 0.303, SLG: 0.333										3	1	1	0	1	2	1									
27 Giancarlo Stanton, R (1.9) OBP: 0.342, SLG: 0.602										4	1	1	0	0	0	3									
13 Marcell Ozuna, R (1.8) OBP: 0.332, SLG: 0.375										4	0	0	0	0	1	4									
48 Justin Bour, L (1.3) OBP: 0.341, SLG: 0.420										4	0	0	1	0	0	1									
20 J.T. Realmuto, R (1.2) OBP: 0.204, SLG: 0.372										4	0	1	1	0	0	0									
3 Adeiny Hechavarria, R (1.6) OBP: 0.322, SLG: 0.395										3	0	0	0	1	0	0									
60 Justin Nicolino, L (1.1) ERA: 3.48										3	0	0	0	0	1	2									
22 Carter Capps, R (8.1) ERA: 2.53										0	0	0	0	0	0	0									
51 Ichiro Suzuki, L (9. PH) OBP: 0.342, SLG: 0.338										1	0	0	0	0	0	0									
44 AJ Ramos, R (9.1) ERA: 1.69										0	0	0	0	0	0	0									
<b>Inning Stats</b>	R: 0 H: 0 E: 0 K: 1 S: 10	H: 0 LOB: 1 BB: 0 P: 15	R: 0 H: 0 E: 0 K: 0 S: 5	H: 0 LOB: 0 BB: 0 P: 10	R: 0 H: 0 E: 0 K: 2 S: 11	H: 0 LOB: 0 BB: 0 P: 12	R: 3 H: 4 E: 0 K: 0 S: 20	H: 4 LOB: 2 BB: 1 P: 33	R: 0 H: 0 E: 0 K: 0 S: 6	H: 0 LOB: 2 BB: 2 P: 16	R: 0 H: 0 E: 0 K: 0 S: 6	H: 0 LOB: 0 BB: 0 P: 8	R: 2 H: 2 E: 0 K: 1 S: 14	H: 2 LOB: 0 BB: 0 P: 19	R: 0 H: 0 E: 0 K: 1 S: 7	H: 0 LOB: 0 BB: 0 P: 13	R: 0 H: 0 E: 0 K: 0 S: 7	H: 0 LOB: 0 BB: 0 P: 12	1B: 1 2B: 3 3B: 0 HR: 2	SF: 0 SAC: 0 DP: 0 HBP: 1	WP: 0 PB: 0 SB: 1 CS: 0	PA: 37			
<b>PITCHER</b>	IP	WLS	BF	H	R	ER	SO	BB	IBB	HBP	BLK	WP	HR	S	P	ERA	WHIP								
28 Anthony DeSclafani, R (1.1) ERA: 3.48	5.0	L	23	4	3	3	3	2	1	1	0	0	1	52	86	5.40	1.200								
25 Burke Badenhop, R (8.1) ERA: 5.81	1.1		4	0	0	0	0	0	0	0	0	0	0	8	10	0.00	0.000								
43 Manny Parra, L (7.1) ERA: 2.53	0.1		2	2	2	1	0	0	0	0	0	0	1	11	15	54.00	6.000								
58 Nate Adcock, R (7.1) ERA: 6.75	1.1		4	0	0	0	1	0	0	0	0	0	0	8	15	0.00	0.000								
53 Carlos Contreras, R (9.1) ERA: 1.69	1.0		3	0	0	0	0	0	0	0	0	0	0	7	12	0.00	0.000								

Batter	1	2	3	4	5	6	7	8	9	AB	R	H	RBI	BB	SO	LOB	BOTTOM								
4 Brandon Phillips, R (1.4) OBP: 0.322, SLG: 0.351										4	0	0	0	0	0	2	<b>Miami Marlins @ Cincinnati Reds</b> Great American Ball Park, Cincinnati, OH Sat Jun 20 2015, 7:12 PM - 9:45 PM EDT Att: 36,755 - Overcast - 81 F								
19 Joey Votto, L (1.3) OBP: 0.401, SLG: 0.542										3	0	1	0	1	1	1									
21 Todd Frazier, R (1.5) OBP: 0.358, SLG: 0.631										4	0	0	0	0	0	2									
32 Jay Bruce, L (1.9) OBP: 0.340, SLG: 0.427										4	0	1	0	0	1	2									
29 Brayan Peña, S (1.2) OBP: 0.368, SLG: 0.345										3	0	0	0	1	0	2									
9 Marlon Byrd, R (1.7) OBP: 0.281, SLG: 0.448										3	0	0	0	0	0	1									
7 Eugenio Suárez, R (1.6) OBP: 0.267, SLG: 0.370										3	0	1	0	0	0	2									
28 Anthony DeSclafani, R (1.1) ERA: 3.48										1	0	1	0	0	0	0									
15 Chris Dominguez, R (8. PH) OBP: 0.299, SLG: 0.168										0	0	0	0	0	0	0									
25 Burke Badenhop, R (8.1) ERA: 5.81										0	0	0	0	0	0	0									
43 Manny Parra, L (7.1) ERA: 2.53										0	0	0	0	0	0	0									
58 Nate Adcock, R (7.1) ERA: 6.75										0	0	0	0	0	0	0									
55 Skip Schumaker, L (8. PH) OBP: 0.360, SLG: 0.362										1	0	0	0	0	0	0									
53 Carlos Contreras, R (9.1) ERA: 1.69										0	0	0	0	0	0	0									
6 Billy Hamilton, S (1.8) OBP: 0.266, SLG: 0.303										3	0	1	0	0	1	1									
<b>Inning Stats</b>	R: 0 H: 0 E: 0 K: 0 S: 8	H: 0 LOB: 1 BB: 1 P: 14	R: 0 H: 0 E: 0 K: 0 S: 6	H: 0 LOB: 0 BB: 0 P: 8	R: 0 H: 2 E: 0 K: 1 S: 11	H: 2 LOB: 1 BB: 0 P: 16	R: 0 H: 1 E: 0 K: 0 S: 4	H: 1 LOB: 0 BB: 0 P: 7	R: 0 H: 1 E: 0 K: 0 S: 10	H: 1 LOB: 1 BB: 0 P: 12	R: 0 H: 0 E: 0 K: 0 S: 7	H: 0 LOB: 0 BB: 0 P: 11	R: 0 H: 0 E: 0 K: 1 S: 10	H: 0 LOB: 1 BB: 1 P: 16	R: 0 H: 0 E: 0 K: 1 S: 7	H: 0 LOB: 0 BB: 0 P: 8	R: 0 H: 1 E: 0 K: 0 S: 13	H: 1 LOB: 1 BB: 0 P: 20	1B: 4 2B: 1 3B: 0 HR: 0	SF: 0 SAC: 0 DP: 3 HBP: 0	WP: 0 PB: 1 SB: 0 CS: 0	PA: 32			
<b>PITCHER</b>	IP	WLS	BF	H	R	ER	SO	BB	IBB	HBP	BLK	WP	HR	S	P	ERA	WHIP								
60 Justin Nicolino, L (1.1) ERA: 1.1	7.0	W	25	4	0	0	2	2	0	0	0	0	0	56	84	0.00	0.857								
22 Carter Capps, R (8.1) ERA: 1.1	1.0		3	0	0	0	1	0	0	0	0	0	0	7	8	0.00	0.000								
44 AJ Ramos, R (9.1) ERA: 1.38	1.0		4	1	0	0	0	0	0	0	0	0	0	13	20	0.00	1.000								

AB	33
R	5
H	6
RBI	5
BB	3
SO	5
LOB	11










Batter	1	2	3	4	5	6	7	8	9	AB	R	H	RBI	BB	SO	LOB	TOP					
16 Koltan Wong, L (1.4) OBP: 0.335, SLG: 0.442	G2-3		FC6-4 15 BB	G4-3			FC4-6 12 1B 15 HBP		G6-3	4	0	0	0	1	0	3						
15 Randal Grichuk, R (1.7) OBP: 0.368, SLG: 0.563	F9		FC6-4 27 G6-4-3				HBP 12 1B		K	3	0	0	0	1	1	2						
27 Jonny Peralta, R (1.6) OBP: 0.362, SLG: 0.496	K		G6-4-3				K		K	5	0	0	0	0	3	6						
12 Mark Reynolds, R (1.5) OBP: 0.320, SLG: 0.397		K		F9	F9					4	0	1	1	0	1	0						
22 Jason Heyward, L (1.9) OBP: 0.319, SLG: 0.439		G3								4	1	1	1	0	1	3						
4 Yadier Molina, R (1.2) OBP: 0.344, SLG: 0.377				HR						4	1	2	0	0	0	0						
19 Jon Jay, L (1.8) OBP: 0.322, SLG: 0.278										3	1	1	0	1	0	0						
59 Xavier Scruggs, R (1.3) OBP: 0.417, SLG: 0.500										4	1	3	2	0	0	2						
38 Pete Kozma, R (8, PR) OBP: 0.169, SLG: 0.093										0	0	0	0	0	0	0						
18 Carlos Martinez, R (1.1) OBP: 0.241, SLG: 0.185										2	0	1	0	0	0	1						
35 Greg Garcia, L (8, PH) OBP: 0.429, SLG: 0.571										1	0	0	0	0	1	1						
46 Kevin Siegrist, L (8.1)										0	0	0	0	0	0	0						
44 Trevor Rosenthal, R (9.1)										0	0	0	0	0	0	0						
<b>Inning Stats</b>	R: 0 E: 0 K: 1 S: 8	H: 0 LOB: 0 BB: 0 P: 16	R: 0 E: 0 K: 1 S: 14	H: 2 LOB: 2 BB: 0 P: 20	R: 0 E: 0 K: 0 S: 8	H: 1 LOB: 1 BB: 1 P: 16	R: 3 E: 0 K: 0 S: 13	H: 3 LOB: 1 BB: 1 P: 22	R: 0 E: 0 K: 0 S: 8	H: 0 LOB: 0 BB: 1 P: 14	R: 0 E: 0 K: 0 S: 9	H: 0 LOB: 0 BB: 0 P: 12	R: 1 E: 0 K: 2 S: 15	H: 2 LOB: 3 BB: 0 P: 24	R: 0 E: 0 K: 1 S: 9	H: 1 LOB: 1 BB: 0 P: 11	R: 0 E: 0 K: 2 S: 9	H: 0 LOB: 0 BB: 0 P: 11	1B: 7 2B: 1 3B: 0 HR: 1	SF: 0 SAC: 0 DP: 2 HBP: 2	WP: 0 PB: 0 SB: 0 CS: 0	PA: 39
<b>PITCHER</b>	IP WLS BF H R ER SO BB IBB HBP BLK WP HR S P ERA WHIP																					
62 José Ureña, R (1.1) ERA: 4.34	5.0	L	22	6	3	3	2	3	0	0	0	0	0	0	1	51	88	5.40	1.800			
36 Sam Dyson, R (6.1) ERA: 4.09	1.2	L	9	2	1	1	1	0	0	2	0	0	0	0	21	31	5.40	1.200				
40 Mike Dunn, L (7.1) ERA: 4.74	0.1		1	0	0	0	1	0	0	0	0	0	0	0	3	5	0.00	0.000				
31 Steve Cishek, R (8.1) ERA: 5.79	1.0		4	1	0	0	1	0	0	0	0	0	0	9	11	0.00	1.000					
22 Carter Capps, R (9.1) ERA: 1.04	1.0		3	0	0	0	2	0	0	0	0	0	0	9	11	0.00	0.000					

St. Louis Cardinals @ Miami Marlins  
Marlins Park, Miami, FL  
Tue Jun 23 2015, 7:15 PM - 9:59 PM EDT  
Att: 21,759 - Roof Closed - 77 F

livebaseballscorecards.com

AB 34  
R 4  
H 9  
RBI 4  
BB 3  
SO 7  
LOB 18




Batter	1	2	3	4	5	6	7	8	9	AB	R	H	RBI	BB	SO	LOB	BOTTOM
9 Dee Strange-Gordon, L (1.4) OBP: 0.374, SLG: 0.424	G1								G4-3	5	0	1	0	0	1	3	
20 J.T. Realmuto, R (1.2) OBP: 0.299, SLG: 0.364	K									4	0	0	0	0	2	3	
21 Christian Yelich, L (1.7) OBP: 0.391, SLG: 0.330										4	1	2	0	0	2	1	
27 Giancarlo Stanton, R (1.9) OBP: 0.343, SLG: 0.604										3	1	1	2	1	1	1	
32 Derek Dietrich, L (1.5) OBP: 0.387, SLG: 0.741										3	0	0	0	0	1	3	
10 Jeff Baker, R (8, PH) OBP: 0.344, SLG: 0.464										0	0	0	0	1	0	0	
13 Marcell Ozuna, R (1.8) OBP: 0.333, SLG: 0.379										4	1	3	0	0	1	0	
48 Justin Bour, L (1.3) OBP: 0.338, SLG: 0.445										4	0	0	0	0	2	4	
3 Adeiny Hechavarria, R (1.6) OBP: 0.323, SLG: 0.390										4	0	1	1	0	0	1	
62 José Ureña, R (1.1) ERA: 2.89	7.0	W	29	8	3	3	9	0	1	72	102	3.86	1.143				
46 Kevin Siegrist, L (8.1) ERA: 1.72	1.0	H	5	1	0	0	2	1	0	13	24	0.00	2.000				
44 Trevor Rosenthal, R (9.1) ERA: 0.56	1.0	S	3	1	0	0	0	0	0	6	9	0.00	1.000				

St. Louis Cardinals @ Miami Marlins  
Marlins Park, Miami, FL  
Tue Jun 23 2015, 7:15 PM - 9:59 PM EDT  
Att: 21,759 - Roof Closed - 77 F

livebaseballscorecards.com

AB 35  
R 3  
H 10  
RBI 3  
BB 2  
SO 11  
LOB 17





Batter	1	2	3	4	5	6	7	8	9	AB	R	H	RBI	BB	SO	LOB	TOP					
16 Koltan Wong, L (1.4) OBP: 0.337, SLG: 0.454										4	1	2	2	0	0	0						
13 Matt Carpenter, L (1.5) OBP: 0.397, SLG: 0.481										4	0	1	1	0	1	0						
27 Jhonny Peralta, R (1.6) OBP: 0.361, SLG: 0.492										4	1	1	0	0	0	1						
12 Mark Reynolds, R (1.3) OBP: 0.318, SLG: 0.390										3	1	0	0	1	1							
22 Jason Heyward, L (1.9) OBP: 0.318, SLG: 0.448											4	1	1	3	0	0						
4 Yadier Molina, R (1.2) OBP: 0.343, SLG: 0.374											4	0	1	0	0	1						
19 Jon Jay, L (1.8) OBP: 0.315, SLG: 0.271											4	0	0	0	0	1						
15 Randal Grichuk, R (1.7) OBP: 0.309, SLG: 0.555										2	1	0	0	1	1	0						
54 Jaime Garcia, L (1.1) OBP: 0.143, SLG: 0.143										3	1	1	0	0	0	1						
36 Randy Choate, L (8.1)										0	0	0	0	0	0	0						
43 Seth Maness, R (8.1)										0	0	0	0	0	0	0						
<b>Inning Stats</b>	R: 0 E: 0 K: 1 S: 8	H: 0 LOB: 0 BB: 0 P: 11	R: 0 E: 0 K: 1 S: 8	H: 0 LOB: 0 BB: 0 P: 10	R: 2 E: 0 K: 0 S: 12	H: 1 LOB: 0 BB: 1 P: 20	R: 0 E: 0 K: 0 S: 7	H: 0 LOB: 0 BB: 0 P: 7	R: 0 E: 0 K: 0 S: 5	H: 0 LOB: 0 BB: 0 P: 6	R: 0 E: 0 K: 0 S: 9	H: 0 LOB: 0 BB: 0 P: 11	R: 3 E: 0 K: 1 S: 11	H: 2 LOB: 0 BB: 1 P: 21	R: 1 E: 0 K: 0 S: 13	H: 3 LOB: 1 BB: 0 P: 20	R: 0 E: 0 K: 0 S: 5	H: 1 LOB: 0 BB: 0 P: 9	1B: 5 2B: 1 3B: 0 HR: 2	SF: 0 SAC: 0 DP: 1 HBP: 0	WP: 0 PB: 0 SB: 0 CS: 0	PA: 34
<b>PITCHER</b>	IP WLS BF H R ER SO BB IBB HBP BLK WP HR S P ERA WHIP																					
35 Mat Latos, R (1.1) ERA: 5.49	7.0 L 26 3 5 5 3 2 0 0 0 0 0 2 60 86 6.43 0.714																					
52 Brad Hand, L (8.1) ERA: 5.95	0.1 3 3 1 1 0 0 0 0 0 0 0 8 12 27.00 9.000																					
56 Vin Mazzaro, R (8.1) ERA: 3.75	1.2 5 1 0 0 1 0 0 0 0 0 0 10 17 0.00 0.600																					

St. Louis Cardinals @ Miami Marlins  
Marlins Park, Miami, FL  
Wed Jun 24 2015, 7:12 PM - 9:43 PM EDT  
Att: 18,492 - Roof Closed - 77 F

AB 32  
R 6  
H 7  
RBI 6  
BB 2  
SO 4  
LOB 4



Batter	1	2	3	4	5	6	7	8	9	AB	R	H	RBI	BB	SO	LOB	BOTTOM					
9 Dee Strange-Gordon, L (1.4) OBP: 0.373, SLG: 0.422										4	0	1	0	0	0	1						
51 Ichiro Suzuki, L (1.7) OBP: 0.325, SLG: 0.325										4	0	0	0	0	1	2						
10 Jeff Baker, R (1.3) OBP: 0.328, SLG: 0.441										3	0	0	0	0	1	1						
48 Justin Bour, L (8. PH) (9.3)										1	0	0	0	0	0	1						
27 Giancarlo Stanton, R (1.9) OBP: 0.348, SLG: 0.618											4	1	3	1	0	1	0					
13 Marcell Ozuna, R (1.8) OBP: 0.329, SLG: 0.374											4	0	0	0	0	1	2					
20 J.T. Realmuto, R (1.2) OBP: 0.298, SLG: 0.362											4	0	1	0	0	0	1					
3 Adeiny Hechavarria, R (1.6) OBP: 0.322, SLG: 0.387											4	0	1	0	0	0	3					
17 Donovan Solano, R (1.5) OBP: 0.183, SLG: 0.224										3	0	0	0	0	0	3						
52 Brad Hand, L (8.1) ERA: 2.57										0	0	0	0	0	0	0						
56 Vin Mazzaro, R (8.1)										0	0	0	0	0	0	0						
<b>Inning Stats</b>	R: 0 E: 0 K: 1 S: 11	H: 2 LOB: 1 BB: 0 P: 12	R: 1 E: 0 K: 0 S: 9	H: 2 LOB: 1 BB: 0 P: 16	R: 0 E: 0 K: 1 S: 13	H: 1 LOB: 1 BB: 0 P: 15	R: 0 E: 0 K: 1 S: 9	H: 0 LOB: 0 BB: 0 P: 12	R: 0 E: 0 K: 0 S: 8	H: 0 LOB: 0 BB: 0 P: 11	R: 0 E: 0 K: 0 S: 7	H: 0 LOB: 0 BB: 0 P: 9	R: 0 E: 0 K: 0 S: 10	H: 2 LOB: 2 BB: 0 P: 15	R: 0 E: 0 K: 0 S: 6	H: 1 LOB: 1 BB: 0 P: 9	R: 0 E: 0 K: 1 S: 11	H: 1 LOB: 0 BB: 0 P: 13	1B: 6 2B: 0 3B: 0 HR: 1	SF: 0 SAC: 0 DP: 0 HBP: 0	WP: 0 PB: 0 SB: 1 CS: 0	PA: 34
<b>PITCHER</b>	IP WLS BF H R ER SO BB IBB HBP BLK WP HR S P ERA WHIP																					
54 Jaime Garcia, L (1.1) ERA: 1.69	7.0 W 26 5 1 1 4 4 0 0 0 0 0 1 67 90 1.29 0.714																					
36 Randy Choate, L (8.1) ERA: 2.57	0.2 3 1 0 0 0 0 0 0 0 0 0 5 6 0.00 1.500																					
43 Seth Maness, R (8.1) ERA: 3.33	1.1 5 1 0 0 1 0 0 0 0 0 0 12 16 0.00 0.750																					

St. Louis Cardinals @ Miami Marlins  
Marlins Park, Miami, FL  
Wed Jun 24 2015, 7:12 PM - 9:43 PM EDT  
Att: 18,492 - Roof Closed - 77 F

AB 34  
R 1  
H 7  
RBI 1  
BB 0  
SO 5  
LOB 14





Batter	1	2	3	4	5	6	7	8	9	AB	R	H	RBI	BB	SO	LOB	TOP					
16 Koltzen Wong, L OBP: 0.341, SLG: 0.459	P5		2H 2B		1-3 1B		1-2 2-3 3H 12 SF4 BB	K		4	0	2	2	1	1	1						
13 Matt Carpenter, L OBP: 0.394, SLG: 0.473	K		K		F8		K		4-2 22 G3-6 BB	4	0	0	0	1	3	6						
12 Mark Reynolds, R OBP: 0.311, SLG: 0.382	K				K		L8	SF4	0-2 F8	4	0	0	1	0	2	1						
22 Jason Heyward, L OBP: 0.319, SLG: 0.445		P3			4 FC5-4 1B		G1-3		0-0 G3-6-1	4	0	1	0	1	0	1						
4 Yadier Molina, R OBP: 0.337, SLG: 0.368	G6-3				FC5-4 1B		F7		0-0 G1-3	4	0	0	0	0	0	4						
19 Jon Jay, L OBP: 0.313, SLG: 0.270	K				G6-3		38 1B 15 1B 38 E 1B	F7		4	1	1	0	0	1	1						
15 Randal Grichuk, R OBP: 0.314, SLG: 0.553			G5-3		F7		35 1B 38 E 16 BB 1B			4	2	2	0	0	0	0						
38 Pete Kozma, R OBP: 0.222, SLG: 0.140			31 SH1-3 16 2B HBP		16 1B		E4 16 BB 12 SF4 1B			3	2	3	1	0	0	0						
31 Lance Lynn, S OBP: 0.174, SLG: 0.217			SH1-3		K		12 SF4 16 BB 1B	K		1	0	0	0	0	1	1						
35 Greg Sanders, L OBP: 0.206, SLG: 0.265										1	0	1	0	0	0	0						
37 Matt Belisle, R OBP: 0.295, SLG: 0.399										0	0	0	0	0	0	0						
8 Peter Bourjos, R OBP: 0.245, SLG: 0.309										0	0	0	0	0	0	0						
36 Randy Choate, L OBP: 0.245, SLG: 0.309										0	0	0	0	0	0	0						
43 Seth Maness, R OBP: 0.245, SLG: 0.309										0	0	0	0	0	0	0						
33 Carlos Villanueva, R OBP: 0.245, SLG: 0.309										0	0	0	0	0	0	0						
<b>Inning Stats</b>	R: 0 E: 0 K: 2 S: 8	H: 0 LOB: 0 BB: 0 P: 10	R: 0 E: 0 K: 1 S: 9	H: 0 LOB: 0 BB: 0 P: 13	R: 1 E: 0 K: 1 S: 7	H: 1 LOB: 1 BB: 0 P: 13	R: 0 E: 1 K: 1 S: 11	H: 1 LOB: 1 BB: 0 P: 16	R: 0 E: 0 K: 0 S: 9	H: 0 LOB: 2 BB: 0 P: 25	R: 0 E: 0 K: 0 S: 9	H: 0 LOB: 0 BB: 0 P: 13	R: 3 E: 1 K: 1 S: 19	H: 4 LOB: 3 BB: 2 P: 32	R: 1 E: 0 K: 2 S: 13	H: 2 LOB: 1 BB: 0 P: 21	R: 0 E: 0 K: 0 S: 6	H: 0 LOB: 1 BB: 1 P: 10	1B: 9 2B: 1 3B: 0 HR: 0	SF: 1 SAC: 1 DP: 1 HBP: 1	WP: 0 PB: 0 SB: 1 CS: 0	PA: 40
<b>PITCHER</b>	IP WLS BF H R ER SO BB IBB HBP BLK WP HR S P ERA WHIP																					
15 Dan Haren, R ERA: 3.38	6.0 L 26 7 4 4 6 0 0 1 0 0 0 0 0 68 100 6.00 1.167																					
40 Mike Dunn, L ERA: 4.58	0.1 3 1 0 0 1 1 0 0 0 0 0 0 9 15 0.00 6.000																					
31 Steve Cishek, R ERA: 5.76	1.2 8 2 1 1 2 0 1 0 0 0 0 0 15 28 5.40 1.200																					
44 AJ Ramos, R ERA: 1.34	1.0 3 0 0 0 0 1 0 0 0 0 0 0 6 10 0.00 1.000																					

St. Louis Cardinals @ Miami Marlins  
Marlins Park, Miami, FL  
Thu Jun 25 2015, 7:10 PM - 9:57 PM EDT  
Att: 20,733 - Roof Closed - 78 F

AB	34
R	5
H	10
RBI	4
BB	3
SO	9
LOB	16



Batter	1	2	3	4	5	6	7	8	9	AB	R	H	RBI	BB	SO	LOB	BOTTOM					
9 Dee Strange-Gordon, L OBP: 0.371, SLG: 0.420	F8		P5		K			21 FC1-6 1B		4	0	1	0	0	1	3						
32 Derek Dietrich, L OBP: 0.371, SLG: 0.677	K		L4					F9		3	0	0	0	0	2	2						
17 Donovan Solano, R OBP: 0.180, SLG: 0.220	K									1	0	0	0	0	0	1						
21 Christian Yelich, L OBP: 0.290, SLG: 0.324	G3-1				L7		F7		4-0 FC1-6	4	0	0	0	0	0	1						
27 Giancarlo Stanton, R OBP: 0.350, SLG: 0.615	G6-3				1B		48 BB BB		1-3 K	3	0	1	0	1	1	1						
48 Justin Bour, L OBP: 0.333, SLG: 0.431	G5-3				K				2-1 F8	3	0	0	0	1	1	1						
13 Marcell Ozuna, R OBP: 0.325, SLG: 0.369	K				G4-3				0-1 F9	3	0	0	0	0	2	3						
31 Steve Cishek, R ERA: 5.76	K									0	0	0	0	0	0	0						
44 AJ Ramos, R OBP: 0.324, SLG: 0.433	K									1	0	0	0	0	0	0						
3 Aineiny Hechavarria, R OBP: 0.325, SLG: 0.401	E2 1B				G5-3		G1-4-3		1-0 HR	4	1	2	1	0	0	0						
20 J.T. Realmuto, R OBP: 0.258, SLG: 0.356	G5-3				15 SH3 BB		G6-3		0-0 L3	3	0	0	0	1	0	1						
15 Dan Haren, R OBP: 0.200, SLG: 0.174										0	0	0	0	1	0	0						
40 Mike Dunn, L ERA: 2.84										0	0	0	0	0	0	0						
51 Ichiro Suzuki, L OBP: 0.327, SLG: 0.322					SH3		G4-3			1	0	0	0	0	0	0						
<b>Inning Stats</b>	R: 0 E: 0 K: 1 S: 8	H: 0 LOB: 0 BB: 0 P: 12	R: 0 E: 0 K: 1 S: 8	H: 0 LOB: 0 BB: 0 P: 13	R: 0 E: 1 K: 0 S: 10	H: 1 LOB: 2 BB: 1 P: 18	R: 0 E: 0 K: 1 S: 10	H: 1 LOB: 1 BB: 0 P: 14	R: 0 E: 0 K: 1 S: 6	H: 0 LOB: 2 BB: 1 P: 12	R: 0 E: 0 K: 2 S: 9	H: 0 LOB: 2 BB: 2 P: 23	R: 0 E: 0 K: 0 S: 9	H: 0 LOB: 0 BB: 0 P: 14	R: 0 E: 0 K: 1 S: 11	H: 1 LOB: 1 BB: 0 P: 15	R: 1 E: 0 K: 0 S: 6	H: 1 LOB: 0 BB: 0 P: 9	1B: 3 2B: 0 3B: 0 HR: 1	SF: 0 SAC: 1 DP: 0 HBP: 0	WP: 0 PB: 0 SB: 0 CS: 0	PA: 35
<b>PITCHER</b>	IP WLS BF H R ER SO BB IBB HBP BLK WP HR S P ERA WHIP																					
31 Lance Lynn, R ERA: 2.84	6.0 W 24 2 0 0 6 4 0 0 0 0 0 0 9 14 0.00 0.000																					
37 Matt Belisle, R ERA: 3.0	1.0 3 0 0 0 0 0 0 0 0 0 0 0 9 14 0.00 0.000																					
36 Randy Choate, L ERA: 2.45	0.2 3 1 0 0 0 0 0 0 0 0 0 0 7 10 0.00 1.500																					
43 Seth Maness, R ERA: 3.29	0.1 1 0 0 0 1 0 0 0 0 0 0 0 4 5 0.00 0.000																					
33 Carlos Villanueva, R ERA: 1.3	1.0 4 1 1 1 0 0 0 0 0 0 0 1 6 9 9.00 1.000																					

St. Louis Cardinals @ Miami Marlins  
Marlins Park, Miami, FL  
Thu Jun 25 2015, 7:10 PM - 9:57 PM EDT  
Att: 20,733 - Roof Closed - 78 F

AB	30
R	1
H	4
RBI	1
BB	4
SO	7
LOB	13









Batter	1	2	3	4	5	6	7	8	9	AB	R	H	RBI	BB	SO	LOB	TOP			
31 Joc Pederson, L (1,8) OBP: 0.386, SLG: 0.530	 FF 93 C SL 82 T FF 94 S SI 81		 C SL 85 T FF 94 B KC 81 S KC 81			 B KC 80 B SI 93 X SI 93		 B FF 100 C KC 83 C KC 83 C KC 83 C KC 83 C KC 83		4 0 0 0 0 3 1	<b>Los Angeles Dodgers @ Miami Marlins</b> Marlins Park, Miami, FL Sat Jun 27 2015, 4:12 PM - 6:38 PM EDT Att: 24,770 - Roof Closed - 77 F									
47 Howie Kendrick, R (1,4) OBP: 0.335, SLG: 0.408	 C FF 93 F SL 86 S SI 93			 X FF 92 X KC 78		 X SI 92		 X KC 83	4 1 1 0 0 1 0											
10 Justin Turner, R (1,5) OBP: 0.392, SLG: 0.584	 X FF 92			 X KC 78		 C SI 93 C SI 92 X KC 80		 B SI 81 F SL 82 F SL 84 F SL 84 F SL 84 F SL 84	4 1 2 1 0 1 0											
23 Adrián González, L (1,3) OBP: 0.371, SLG: 0.518	 F FF 93 B SL 88 B KC 80 B KC 81 F FF 92 F FF 92 F FF 92 F FF 92 F FF 92		 D FF 94 X FF 93	 X KC 78		 C SI 94 X SI 88		 C FF 93 C CH 87 F SL 88 B CH 88 S CH 87	4 0 1 1 0 2 0											
16 Andre Ethier, L (1,9) (7,7)		 C FF 92 B KC 78 X SI 87		 C FF 92 X KC 79 X KC 80		 B FF 91 F FF 91 F FF 90 F FF 90 F FF 90 X SI 87		 X FF 96	4 0 0 0 0 0 2											
9 Yasmani Grandal, S (1,2) OBP: 0.374, SLG: 0.470		 C KC 78 B FF 93 B FF 93 B FF 92 B FF 92 B FF 92 B FF 92 C FF 94		 B KC 79 F FF 93 B KC 78 X CH 84		 C KC 77 C KC 78 B KC 81 X FF 92		 C FF 99 C FF 99 S FF 99	3 0 1 0 0 1 2											
14 Enrique Hernández, R (1,7) 66 Yasiel Puig, R (7,PH) OBP: 0.380, SLG: 0.491		 C KC 80 X SI 87		 B KC 78 F FF 92 X SI 88		 S KC 79 B FF 93 B FF 93 B KC 79 X KC 81			2 0 0 0 0 0 0 1 0 0 0 0 0 1											
11 Jimmy Rollins, S (1,6) OBP: 0.265, SLG: 0.335			 S FF 92 B SI 94 X FF 91		 B CH 86 B KC 78 X FF 92		 B FF 93 X FF 92		3 0 1 0 0 0 1											
22 Clayton Kershaw, L (1,1) 5 Alberto Callaspo, S (8,PH) 56 J.P. Howell, L (8,1) 63 Yimi García, R (8,1)				 B FF 93 C FF 92 X FF 92		 B FF 92 X FF 90		 C FF 99 S FF 99	2 0 0 0 0 0 1 1 0 0 0 0 1 0 0 0 0 0 0 0 0 0 0 0 0 0 0 0											
<b>Inning Stats</b>	R: 1 E: 0 K: 3 S: 11	H: 1 LOB: 0 BB: 0 P: 14	R: 0 E: 0 K: 1 S: 9	H: 0 LOB: 0 BB: 0 P: 13	R: 0 E: 0 K: 1 S: 7	H: 0 LOB: 0 BB: 0 P: 11	R: 1 E: 0 K: 0 S: 7	H: 3 LOB: 1 BB: 0 P: 11	R: 0 E: 0 K: 0 S: 6	H: 0 LOB: 0 BB: 0 P: 6		R: 0 E: 0 K: 0 S: 11	H: 1 LOB: 1 BB: 0 P: 17	R: 0 E: 0 K: 2 S: 7	H: 0 LOB: 0 BB: 0 P: 9	R: 0 E: 0 K: 2 S: 7	H: 0 LOB: 0 BB: 0 P: 11	1B: 5 2B: 0 3B: 0 HR: 1	SF: 0 SAC: 0 DP: 1 HBP: 0	WP: 0 PB: 0 SB: 0 CS: 0
<b>PITCHER</b>	IP WLS BF H R ER SO BB IBB HBP BLK WP HR S P ERA WHIP																			
34 Tom Koehler, R (1,1) ERA: 3.66	7.0 W 26 6 2 2 5 0 0 0 0 0 0 1 58 84 2.57 0.857																			
22 Carter Capps, R (8,1) ERA: 0.99	1.0 H 3 0 0 0 2 0 0 0 0 0 0 0 7 9 0.00 0.000																			
44 AJ Ramos, R (9,1) ERA: 1.3	1.0 S 3 0 0 0 2 0 0 0 0 0 0 0 7 11 0.00 0.000																			

Batter	1	2	3	4	5	6	7	8	9	AB	R	H	RBI	BB	SO	LOB	BOTTOM			
9 Dee Strange-Gordon, L (1,4) OBP: 0.374, SLG: 0.425	 T FF 94 F FF 94 F FF 94 X CU 74	 F FF 96 C SL 88 C SL 88 1 SAFE	 B CU 73 X SL 88			 T FF 93 B CU 74 B CU 74 X FF 96		 B SI 84 B SI 84 B SI 84 B SI 84 B SI 84 S SI 85		4 0 1 0 0 1 0	<b>Los Angeles Dodgers @ Miami Marlins</b> Marlins Park, Miami, FL Sat Jun 27 2015, 4:12 PM - 6:38 PM EDT Att: 24,770 - Roof Closed - 77 F									
21 Christian Yelich, L (1,7) OBP: 0.307, SLG: 0.332	 X FF 96		 B FF 96 C FF 96 X CU 75			 S FF 96 F FF 96 1 SAFE S CU 75		 F SI 86 B KC 79 C SI 84 B KC 79 B KC 79 X SI 87	4 1 4 0 0 0 0											
3 Adeiny Hechavarria, R (1,6) OBP: 0.323, SLG: 0.396	 S FF 94 1 SAFE X FF 94		 D FF 94 C FF 92 C CU 75			 S FF 96 F FF 96 1 SAFE S CU 75		 B FF 99 1 SAFE S FF 90 T FF 94	4 1 1 0 0 2 4											
13 Marcell Ozuna, R (1,8) OBP: 0.317, SLG: 0.359	 S SL 89 B SL 90 B FF 94 B FF 94 S SL 88			 S SL 85 B FF 94 B FF 94 S SL 89		 F SL 87 1 SAFE B FF 96 S SL 88		 B FF 93 B SI 84 F FF 92 S FF 94	4 0 0 0 0 4 3											
10 Jeff Baker, R (1,3) OBP: 0.297, SLG: 0.394	 B FF 94 F FF 94 X FF 96			 C FF 95 F FF 94 X FF 95		 B FF 93 C FF 93 S CU 79 B FF 95 1 SAFE B FF 95 S SL 88			3 0 0 0 0 2 2											
20 J.T. Realmuto, R (1,2) OBP: 0.289, SLG: 0.370		 B FF 92 F FF 93 X FF 93	 B FF 96 C SL 89 S CU 75			 C FF 93 C CU 73 X FF 94			3 1 2 0 0 1 0											
51 Ichiro Suzuki, L (1,9) OBP: 0.321, SLG: 0.316	 F FF 94 O SL 90 B SL 89 F FF 94 X SL 91				 C FF 94 F FF 92 F FF 94 X SL 89		 X FF 93		2 0 0 0 0 1 1											
19 Miguel Rojas, R (1,5)	 X FF 94				 X FF 96		 B FF 94 C SL 88 X CU 74		3 0 0 0 0 0 2											
34 Tom Koehler, R (1,1) 28 Cole Gillespie, R (7,PH) 22 Carter Capps, R (8,1) 44 AJ Ramos, R (9,1)		 B FF 94 X FF 95			 B FF 93 B FF 94 F FF 94 X SL 88		 B SL 87 S SL 89 S CU 76		2 0 0 0 0 0 0 1 0 0 0 0 1 1 0 0 0 0 0 0 0 0 0 0 0 0 0 0											
<b>Inning Stats</b>	R: 2 E: 1 K: 1 S: 11	H: 2 LOB: 0 BB: 0 P: 15	R: 1 E: 1 K: 0 S: 10	H: 1 LOB: 0 BB: 0 P: 15	R: 0 E: 0 K: 0 S: 7	H: 1 LOB: 0 BB: 0 P: 10	R: 0 E: 0 K: 3 S: 9	H: 0 LOB: 0 BB: 0 P: 12	R: 0 E: 0 K: 1 S: 9	H: 0 LOB: 0 BB: 0 P: 12		R: 0 E: 0 K: 3 S: 17	H: 2 LOB: 2 BB: 0 P: 24	R: 0 E: 0 K: 1 S: 10	H: 1 LOB: 1 BB: 0 P: 13	R: 0 E: 0 K: 3 S: 12	H: 1 LOB: 1 BB: 0 P: 21	1B: 6 2B: 2 3B: 0 HR: 0	SF: 0 SAC: 1 DP: 1 HBP: 0	WP: 1 PB: 0 SB: 1 CS: 0
<b>PITCHER</b>	IP WLS BF H R ER SO BB IBB HBP BLK WP HR S P ERA WHIP																			
22 Clayton Kershaw, L (1,1) ERA: 3.2	7.0 L 27 7 3 1 9 0 0 0 0 0 0 1 73 101 1.29 1.000																			
56 J.P. Howell, L (8,1) ERA: 0.4	0.1 2 1 0 0 1 0 0 0 0 0 0 0 6 12 0.00 3.000																			
63 Yimi García, R (8,1) ERA: 2.97	0.2 2 0 0 0 2 0 0 0 0 0 0 0 6 9 0.00 0.000																			





Batter	1	2	3	4	5	6	7	8	9	AB	R	H	RBI	BB	SO	LOB	TOP								
31 Joc Pederson, L OBP: 0.383, SLG: 0.522										4	0	0	0	1	3	1	<b>Los Angeles Dodgers @ Miami Marlins</b> Marlins Park, Miami, FL Sun Jun 28 2015, 1:13 PM - 4:05 PM EDT Att: 25,147 - Roof Closed - 77 F								
47 Howie Kendrick, R OBP: 0.336, SLG: 0.409										4	1	2	1	1	1	1									
23 Adrián González, L OBP: 0.375, SLG: 0.523										5	0	3	1	0	1	2									
66 Yasiel Puig, R OBP: 0.389, SLG: 0.482										2	0	0	0	3	1	3									
9 Yasmani Grandal, S OBP: 0.370, SLG: 0.459										4	0	0	0	1	1	3									
16 Andre Ethier, L OBP: 0.340, SLG: 0.457										2	0	0	0	1	1	1									
33 Scott Van Slyke, R OBP: 0.328, SLG: 0.456										1	0	0	0	0	0	3									
5 Alberto Callaspo, S OBP: 0.321, SLG: 0.292										3	0	1	0	1	1	3									
11 Jimmy Rollins, S OBP: 0.265, SLG: 0.333										4	1	1	0	0	0	4									
21 Zack Greinke, R OBP: 0.171, SLG: 0.182										3	0	0	0	0	0	1									
36 Adam Liberatore, L										0	0	0	0	0	0	0									
74 Kenley Jansen, S										0	0	0	0	0	0	0									
<b>Inning Stats</b>	R: 0 E: 0 K: 1 S: 7	H: 1 LOB: 0 BB: 0 P: 10	R: 0 E: 0 K: 1 S: 16	H: 0 LOB: 2 BB: 2 P: 27	R: 0 E: 0 K: 1 S: 9	H: 1 LOB: 1 BB: 0 P: 14	R: 0 E: 0 K: 1 S: 9	H: 0 LOB: 1 BB: 1 P: 16	R: 1 E: 0 K: 0 S: 7	H: 2 LOB: 2 BB: 1 P: 15	R: 0 E: 0 K: 1 S: 11	H: 0 LOB: 1 BB: 1 P: 17	R: 1 E: 0 K: 1 S: 19	H: 1 LOB: 3 BB: 3 P: 34	R: 0 E: 0 K: 1 S: 8	H: 1 LOB: 1 BB: 0 P: 11	R: 0 E: 0 K: 2 S: 10	H: 1 LOB: 0 BB: 0 P: 15	1B: 6 2B: 1 3B: 0 HR: 0	SF: 0 DP: 1 HBP: 0	WP: 1 PB: 0 SB: 0 CS: 0	PA: 41			
<b>PITCHER</b>	IP	WLS	BF	H	R	ER	SO	BB	IBB	HBP	BLK	WP	HR	S	P	ERA	WHIP								
62 José Ureña, R ERA: 4.04	5.0	L	22	4	1	1	4	4	0	0	1	0	0	48	82	1.80	1.600								
41 David Phelps, R ERA: 4.2	1.0		4	0	0	0	1	1	0	0	0	0	0	11	17	0.00	1.000								
40 Mike Dunn, L ERA: 4.91	0.2		6	1	1	1	1	2	1	0	0	0	0	17	32	13.50	4.500								
22 Carter Capps, R ERA: 0.92	1.1		5	1	0	0	1	0	0	0	0	0	0	10	13	0.00	0.750								
36 Sam Dyson, R ERA: 3.86	1.0		4	1	0	0	2	0	0	0	0	1	0	10	15	0.00	1.000								

AB 32  
R 2  
H 7  
RBI 2  
BB 8  
SO 9  
LOB 22




Batter	1	2	3	4	5	6	7	8	9	AB	R	H	RBI	BB	SO	LOB	BOTTOM								
9 Dee Strange-Gordon, L OBP: 0.373, SLG: 0.423										4	0	1	0	0	0	0	<b>Los Angeles Dodgers @ Miami Marlins</b> Marlins Park, Miami, FL Sun Jun 28 2015, 1:13 PM - 4:05 PM EDT Att: 25,147 - Roof Closed - 77 F								
21 Christian Yelich, L OBP: 0.315, SLG: 0.341										3	0	2	0	1	0	1									
3 Adeiny Hechavarria, R OBP: 0.316, SLG: 0.390										4	0	0	0	0	2	3									
13 Marcell Ozuna, R OBP: 0.316, SLG: 0.357										4	0	1	0	0	2	1									
32 Derek Dietrich, L OBP: 0.310, SLG: 0.553										4	0	0	0	0	0	3									
48 Justin Bour, L OBP: 0.333, SLG: 0.437										3	0	1	0	0	1	0									
51 Ichiro Suzuki, L OBP: 0.316, SLG: 0.310										3	0	0	0	0	1	1									
6 Jeff Mathis, R OBP: 0.188, SLG: 0.200										3	0	0	0	0	1	0									
62 José Ureña, R ERA: 4.04										1	0	0	0	0	1	0									
41 David Phelps, R ERA: 4.2										0	0	0	0	0	0	0									
28 Cole Gillespie, R ERA: 2.79										0	0	0	0	0	0	0									
40 Mike Dunn, L ERA: 4.91										0	0	0	0	0	0	0									
22 Carter Capps, R ERA: 0.92										0	0	0	0	0	0	0									
10 Jeff Baker, R ERA: 2.03										1	0	0	0	0	0	0									
36 Sam Dyson, R ERA: 3.86										0	0	0	0	0	0	0									
<b>Inning Stats</b>	R: 0 E: 0 K: 0 S: 7	H: 1 LOB: 0 BB: 0 P: 10	R: 0 E: 0 K: 1 S: 8	H: 0 LOB: 0 BB: 0 P: 10	R: 0 E: 0 K: 2 S: 8	H: 0 LOB: 0 BB: 0 P: 12	R: 0 E: 0 K: 1 S: 12	H: 1 LOB: 2 BB: 1 P: 21	R: 0 E: 0 K: 0 S: 9	H: 0 LOB: 0 BB: 0 P: 14	R: 0 E: 0 K: 0 S: 9	H: 1 LOB: 1 BB: 0 P: 14	R: 0 E: 0 K: 1 S: 7	H: 0 LOB: 0 BB: 0 P: 8	R: 0 E: 0 K: 1 S: 7	H: 0 LOB: 0 BB: 0 P: 11	R: 0 E: 0 K: 2 S: 10	H: 1 LOB: 0 BB: 0 P: 14	1B: 3 2B: 2 3B: 0 HR: 0	SF: 0 DP: 0 HBP: 0	WP: 0 PB: 0 SB: 0 CS: 1	PA: 32			
<b>PITCHER</b>	IP	WLS	BF	H	R	ER	SO	BB	IBB	HBP	BLK	WP	HR	S	P	ERA	WHIP								
21 Zack Greinke, R ERA: 1.58	7.2	W	27	4	0	0	6	1	0	0	0	0	0	65	101	0.00	0.652								
36 Adam Liberatore, L ERA: 2.79	0.1	H	1	0	0	0	0	0	0	0	0	0	0	2	2	0.00	0.000								
74 Kenley Jansen, R ERA: 0.57	1.0	S	4	1	0	0	2	0	0	0	0	0	0	10	14	0.00	1.000								

AB 31  
R 0  
H 5  
RBI 0  
BB 1  
SO 8  
LOB 9





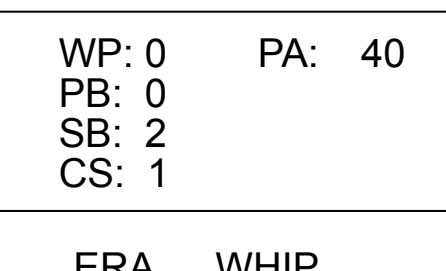
Batter	1	2	3	4	5	6	7	8	9	AB	R	H	RBI	BB	SO	LOB	TOP					
16 Angel Pagán, S OBP: 0.302, SLG: 0.320	F7	G1-3			K		BB			3	0	0	0	1	1	1	<b>San Francisco Giants @ Miami Marlins</b> Marlins Park, Miami, FL Tue Jun 30 2015, 7:13 PM - 9:56 PM EDT Att: 19,711 - Roof Closed - 77 F					
12 Joe Panik, L OBP: 0.380, SLG: 0.460	1B		1B		G3-1		K			4	1	2	0	0	1	2						
5 Matt Duffy, R OBP: 0.343, SLG: 0.482	E5		G4-6-3			K		K		4	0	0	0	0	2	2						
28 Buster Posey, R OBP: 0.378, SLG: 0.487	K		HR			G3-1		K		4	2	2	1	0	2	2						
9 Brandon Belt, L OBP: 0.337, SLG: 0.468	F8		F8			G3-1		K		4	0	1	1	0	1	1						
35 Brandon Crawford, L OBP: 0.349, SLG: 0.470	P6				P4		G3		K	4	0	0	0	0	1	2						
34 Andrew Susac, R OBP: 0.351, SLG: 0.440		K			G1-3		K		G5-3	4	0	0	0	0	2	0						
7 Grégor Blanco, L OBP: 0.369, SLG: 0.423			F7			G3		G3-1		4	0	1	0	0	0	0						
32 Ryan Vogelsong, R 45 Travis Ishikawa, L 43 Justin Maxwell, R 70 George Kontos, R 63 Jean Machi, R 49 Javier López, L		SH2-4			G5-3		BB			1	0	0	0	0	0	0						
<b>Inning Stats</b>	R: 1 E: 1 K: 1 S: 13	H: 2 LOB: 2 BB: 0 P: 19	R: 0 E: 0 K: 1 S: 12	H: 1 LOB: 0 BB: 0 P: 15	R: 1 E: 0 K: 0 S: 9	H: 2 LOB: 0 BB: 0 P: 15	R: 0 E: 0 K: 0 S: 5	H: 0 LOB: 0 BB: 0 P: 7	R: 0 E: 0 K: 1 S: 12	H: 0 LOB: 0 BB: 0 P: 16	R: 1 E: 0 K: 1 S: 15	H: 1 LOB: 0 BB: 0 P: 18	R: 0 E: 0 K: 3 S: 9	H: 0 LOB: 0 BB: 0 P: 13	R: 0 E: 0 K: 1 S: 7	H: 0 LOB: 0 BB: 0 P: 9	1B: 4 2B: 1 3B: 0 HR: 1	SF: 0 SAC: 1 DP: 1 HBP: 0	WP: 1 PB: 0 CS: 0	PA: 35		
<b>PITCHER</b>	IP WLS BF H R ER SO BB IBB HBP BLK WP HR S P ERA WHIP	IP WLS BF H R ER SO BB IBB HBP BLK WP HR S P ERA WHIP	<b>PITCHER</b>																			
35 Mat Latos, R ERA: 5.27	6.0	W	24	6	3	2	4	0	0	0	0	0	0	0	0	0	1	1	66	90	3.00	1.000
31 Steve Cishek, R ERA: 5.81	0.2	H	2	0	0	0	1	0	0	0	0	0	0	0	0	0	0	0	5	8	0.00	0.000
40 Mike Dunn, L ERA: 4.85	0.1	H	3	0	0	0	1	2	0	0	0	0	0	0	0	0	0	0	5	15	0.00	6.000
22 Carter Capps, R ERA: 0.87	1.0	H	3	0	0	0	3	0	0	0	0	0	0	0	0	0	0	0	9	13	0.00	0.000
44 AJ Ramos, R ERA: 1.25	1.0	S	3	0	0	0	1	0	0	0	0	0	0	0	0	0	0	0	7	9	0.00	0.000
<b>Batter</b>	<b>1</b>	<b>2</b>	<b>3</b>	<b>4</b>	<b>5</b>	<b>6</b>	<b>7</b>	<b>8</b>	<b>9</b>	<b>AB</b>	<b>R</b>	<b>H</b>	<b>RBI</b>	<b>BB</b>	<b>SO</b>	<b>LOB</b>	<b>BOTTOM</b>					
9 Dee Strange-Gordon, L OBP: 0.370, SLG: 0.429	L6				G4-3			G1-3		5	1	1	3	0	0	2	<b>San Francisco Giants @ Miami Marlins</b> Marlins Park, Miami, FL Tue Jun 30 2015, 7:13 PM - 9:56 PM EDT Att: 19,711 - Roof Closed - 77 F					
21 Christian Yelich, L OBP: 0.318, SLG: 0.346	BB		IHR		G6-3		BB			3	0	1	0	1	1	0						
3 Adeiny Hechavarria, R OBP: 0.321, SLG: 0.392	1B		L8				P6			4	0	2	0	0	0	1						
48 Justin Bour, L OBP: 0.331, SLG: 0.454	K		HR				L8		G4-3	4	1	1	1	0	1	4						
13 Marcell Ozuna, R OBP: 0.315, SLG: 0.353	FC4-6		BB				G2-3			3	0	0	0	1	1	4						
32 Derek Dietrich, L OBP: 0.326, SLG: 0.537		IHR			F7					3	2	1	0	1	0	2						
44 AJ Ramos, R										0	0	0	0	0	0	0						
20 J.T. Realmuto, R OBP: 0.278, SLG: 0.377										4	0	3	0	0	0	0						
51 Ichiro Suzuki, L OBP: 0.316, SLG: 0.306										2	1	0	0	1	0	4						
<b>Inning Stats</b>	R: 0 E: 0 K: 1 S: 9	H: 1 LOB: 2 BB: 1 P: 17	R: 3 E: 0 K: 1 S: 10	H: 3 LOB: 0 BB: 0 P: 16	R: 1 E: 0 K: 0 S: 8	H: 2 LOB: 2 BB: 1 P: 17	R: 0 E: 0 K: 0 S: 6	H: 0 LOB: 0 BB: 0 P: 10	R: 0 E: 0 K: 1 S: 12	H: 1 LOB: 1 BB: 0 P: 16	R: 0 E: 0 K: 1 S: 6	H: 0 LOB: 1 BB: 1 P: 12	R: 0 E: 0 K: 0 S: 8	H: 1 LOB: 0 BB: 0 P: 10	R: 1 E: 0 K: 0 S: 7	H: 1 LOB: 1 BB: 1 P: 14	1B: 6 2B: 1 3B: 0 HR: 2	SF: 1 SAC: 2 DP: 0 HBP: 0	WP: 0 PB: 0 CS: 0	PA: 37		
<b>PITCHER</b>	IP WLS BF H R ER SO BB IBB HBP BLK WP HR S P ERA WHIP	IP WLS BF H R ER SO BB IBB HBP BLK WP HR S P ERA WHIP	<b>PITCHER</b>																			
32 Ryan Vogelsong, R ERA: 4.19	6.0	L	28	7	4	4	4	3	0	0	0	0	0	0	0	0	1	1	51	88	6.00	1.667
70 George Kontos, R ERA: 1.02	1.0		4	1	0	0	0	0	0	0	0	0	0	0	0	0	0	0	8	10	0.00	1.000
63 Jean Machi, R ERA: 5.4	0.2		4	1	1	1	0	1	0	0	0	0	0	0	0	0	0	0	5	11	13.50	3.000
49 Javier López, L ERA: 1.64	0.1		1	0	0	0	0	0	0	0	0	0	0	0	0	0	0	0	2	3	0.00	0.000



Batter	1	2	3	4	5	6	7	8	9	AB	R	H	RBI	BB	SO	LOB	TOP					
16 Angel Pagán, S OBP: 0.303, SLG: 0.322										5	1	2	0	0	1	2						
12 Joe Panik, L OBP: 0.380, SLG: 0.459										5	0	2	0	0	0	3						
5 Matt Duffy, R OBP: 0.344, SLG: 0.485										5	1	2	0	0	1	2						
28 Buster Posey, R OBP: 0.379, SLG: 0.487										2	0	1	0	0	0	0						
34 Andrew Susac, R OBP: 0.344, SLG: 0.430										2	0	0	0	0	1	2						
9 Brandon Belt, L OBP: 0.336, SLG: 0.470										3	1	1	1	0	0	1						
35 Brandon Crawford, L OBP: 0.348, SLG: 0.478										4	1	1	1	0	0	2						
7 Gregor Blanco, L OBP: 0.378, SLG: 0.431										4	0	3	1	0	0	1						
43 Justin Maxwell, R OBP: 0.262, SLG: 0.350										4	1	1	0	0	0	2						
53 Chris Heston, R OBP: 0.295, SLG: 0.317										1	0	1	0	0	0	0						
60 Hunter Strickland, R ERA: 2.55										1	0	0	0	0	0	0						
49 Javier López, L ERA: 1.59										0	0	0	0	0	0	0						
1 Ehire Adrianza, S ERA: 3.03										0	0	0	0	0	0	0						
46 Santiago Casilla, R ERA: 3.03										0	0	0	0	0	0	0						
<b>Inning Stats</b>	R: 0 E: 0 K: 0 S: 6	H: 1 LOB: 0 BB: 0 P: 10	R: 0 E: 0 K: 0 S: 14	H: 1 LOB: 1 BB: 0 P: 23	R: 1 E: 1 K: 1 S: 13	H: 2 LOB: 1 BB: 0 P: 22	R: 1 E: 0 K: 0 S: 13	H: 2 LOB: 0 BB: 0 P: 19	R: 0 E: 0 K: 0 S: 9	H: 1 LOB: 1 BB: 0 P: 12	R: 2 E: 0 K: 0 S: 13	H: 3 LOB: 1 BB: 0 P: 23	R: 1 E: 2 K: 1 S: 13	H: 2 LOB: 1 BB: 0 P: 17	R: 0 E: 0 K: 0 S: 7	H: 1 LOB: 1 BB: 0 P: 9	R: 0 E: 0 K: 1 S: 13	H: 1 LOB: 1 BB: 0 P: 22	1B: 10 2B: 3 3B: 0 HR: 1	SF: 1 SAC: 1 DP: 1 HBP: 0	WP: 0 PB: 0 SB: 2 CS: 1	PA: 40
<b>PITCHER</b>	IP WLS BF H R ER SO BB IBB HBP BLK WP HR S P ERA WHIP	5.2 3 25 10 4 3 1 0 0 0 0 0 1 66 105 4.76 1.765	6.1 1.1 6 2 1 0 1 0 0 0 0 0 0 15 21 0.00 1.500	8.1 1.0 4 1 0 0 0 0 0 0 0 0 0 17 29 0.00 1.000	9.1 1.0 W 4 1 0 0 1 0 0 0 0 0 0 13 22 0.00 1.000																	
15 Dan Haren, R ERA: 3.45																						
36 Sam Dyson, R ERA: 3.72																						
57 Bryan Morris, R ERA: 3.81																						
31 Steve Cishek, R ERA: 5.4																						
Batter	1	2	3	4	5	6	7	8	9	AB	R	H	RBI	BB	SO	LOB	BOTTOM					
9 Dee Strange-Gordon, L OBP: 0.369, SLG: 0.433										4	1	1	1	0	1	1						
21 Christian Yelich, L OBP: 0.335, SLG: 0.347										2	1	1	0	2	0	0						
3 Adeiny Hechavarria, R OBP: 0.323, SLG: 0.391										3	1	1	0	0	0	2						
48 Justin Bour, L OBP: 0.336, SLG: 0.478										4	1	2	3	0	0	1						
20 J.T. Realmuto, R OBP: 0.279, SLG: 0.377										3	0	1	0	0	0	1						
32 Derek Dietrich, L OBP: 0.327, SLG: 0.512										2	0	0	0	1	0	1						
13 Marcell Ozuna, R OBP: 0.312, SLG: 0.350										3	0	0	0	0	1	2						
28 Cole Gillespie, R OBP: 0.333, SLG: 0.400										2	1	1	0	1	0	0						
15 Dan Haren, R OBP: 0.222, SLG: 0.200										2	1	1	1	0	0	0						
36 Sam Dyson, R ERA: 3.78										0	0	0	0	0	0	0						
57 Bryan Morris, L ERA: 1.59										0	0	0	0	0	0	0						
51 Ichiro Suzuki, L OBP: 0.314, SLG: 0.304										1	0	0	0	0	0	1						
31 Steve Cishek, R ERA: 3.03										0	0	0	0	0	0	0						
<b>Inning Stats</b>	R: 0 E: 0 K: 1 S: 8	H: 0 LOB: 0 BB: 1 P: 14	R: 0 E: 0 K: 0 S: 8	H: 1 LOB: 1 BB: 1 P: 17	R: 3 E: 0 K: 0 S: 13	H: 3 LOB: 0 BB: 1 P: 24	R: 0 E: 0 K: 0 S: 8	H: 1 LOB: 0 BB: 0 P: 13	R: 0 E: 0 K: 0 S: 5	H: 0 LOB: 0 BB: 0 P: 9	R: 0 E: 0 K: 0 S: 7	H: 0 LOB: 0 BB: 0 P: 12	R: 0 E: 0 K: 1 S: 6	H: 0 LOB: 0 BB: 0 P: 6	R: 0 E: 0 K: 0 S: 5	H: 0 LOB: 0 BB: 1 P: 10	R: 3 E: 0 K: 0 S: 6	H: 3 LOB: 0 BB: 0 P: 11	1B: 5 2B: 1 3B: 1 HR: 1	SF: 0 SAC: 0 DP: 5 HBP: 1	WP: 0 PB: 0 SB: 0 CS: 1	PA: 31
<b>PITCHER</b>	IP WLS BF H R ER SO BB IBB HBP BLK WP HR S P ERA WHIP	6.0 3 22 5 3 3 1 3 0 1 1 0 0 10 15 4.50 1.333	1.1 H 5 0 0 0 1 1 0 0 0 0 0 0 10 15 0.00 0.750	8.1 0.2 H 1 0 0 0 0 0 0 0 0 0 0 1 1 0.00 0.000	9.1 0.0 L 3 3 3 0 0 0 0 0 0 0 0 1 6 11 = =																	
53 Chris Heston, R ERA: 3.78																						
60 Hunter Strickland, R ERA: 2.55																						
49 Javier López, L ERA: 1.59																						
46 Santiago Casilla, R ERA: 3.03																						


San Francisco Giants @ Miami Marlins  
Marlins Park, Miami, FL  
Wed Jul 01 2015, 7:11 PM - 9:56 PM EDT  
Att: 19,341 - Roof Closed - 77 F

AB 37  
R 5  
H 14  
RBI 3  
BB 0  
SO 3  
LOB 15



San Francisco Giants @ Miami Marlins  
Marlins Park, Miami, FL  
Wed Jul 01 2015, 7:11 PM - 9:56 PM EDT  
Att: 19,341 - Roof Closed - 77 F

AB 26  
R 6  
H 8  
RBI 5  
BB 4  
SO 2  
LOB 9





Batter	1	2	3	4	5	6	7	8	9	AB	R	H	RBI	BB	SO	LOB	TOP					
7 Grégor Blanco, L (1,8) OBP: 0.384, SLG: 0.452										4	2	2	1	0	1	0	<b>San Francisco Giants @ Miami Marlins</b> Marlins Park, Miami, FL Thu Jul 02 2015, 12:11 PM - 2:55 PM EDT Att: 32,598 - Roof Closed - 74 F					
12 Joe Panik, L (1,4) OBP: 0.394, SLG: 0.463										4	1	2	0	1	0	0						
5 Matt Duffy, R (1,5) OBP: 0.339, SLG: 0.476										4	0	0	0	0	2	5						
28 Buster Posey, R (1,3) OBP: 0.377, SLG: 0.496										3	1	1	2	0	0	1						
9 Brandon Belt, L (1,7) OBP: 0.338, SLG: 0.471										4	0	2	1	0	2	0						
35 Brandon Crawford, L (1,6) OBP: 0.346, SLG: 0.474										4	0	1	0	0	1	2						
34 Andrew Susac, R (1,2)										4	0	0	0	0	1	2						
43 Justin Maxwell, R (1,9) OBP: 0.263, SLG: 0.350										3	0	1	0	0	2	0						
16 Angel Pagán, S (8,PH) OBP: 0.302, SLG: 0.321										1	0	0	0	0	1	1						
18 Matt Cain, R (1,1) 57 Mike Broadway, R (6,1) 13 Joaquin Arias, R (7,PH) 63 Jean Machi, R (7,1) 70 George Kontos, R (8,1) 45 Travis Ishikawa, L (8,PH)										2	0	0	0	0	1	2						
<b>Inning Stats</b>	R: 2 E: 0 K: 1 S: 14	H: 3 LOB: 1 BB: 0 P: 21	R: 0 E: 0 K: 1 S: 10	H: 0 LOB: 0 BB: 0 P: 12	R: 0 E: 0 K: 1 S: 14	H: 1 LOB: 1 BB: 0 P: 16	R: 0 E: 0 K: 2 S: 12	H: 2 LOB: 2 BB: 0 P: 16	R: 1 E: 0 K: 0 S: 11	H: 1 LOB: 0 BB: 0 P: 16	R: 0 E: 0 K: 1 S: 7	H: 0 LOB: 0 BB: 0 P: 8	R: 0 E: 0 K: 3 S: 14	H: 0 LOB: 2 BB: 1 P: 26	R: 1 E: 0 K: 3 S: 12	H: 2 LOB: 1 BB: 0 P: 19	R: 0 E: 0 K: 0 S: 3	H: 0 LOB: 0 BB: 0 P: 5	1B: 6 2B: 1 3B: 0 HR: 2	SF: 1 SAC: 0 DP: 0 HBP: 1	WP: 0 PB: 0 SB: 1 CS: 0	PA: 38
<b>PITCHER</b>	IP WLS BF H R ER SO BB IBB HBP BLK WP HR S P ERA WHIP	6.0 W 25 7 3 3 6 0 0 0 0 0 1 68 89 4.50 1.167	0.2 H 4 0 0 0 2 1 0 0 1 0 0 0 10 19 0.00 1.500	1.1 H 6 2 1 1 4 2 0 0 0 0 0 1 16 26 6.75 1.500	1.0 S 3 0 0 0 0 0 0 0 0 0 0 0 3 5 0.00 0.000																	

Batter	1	2	3	4	5	6	7	8	9	AB	R	H	RBI	BB	SO	LOB	BOTTOM					
9 Dee Strange-Gordon, L (1,4) OBP: 0.364, SLG: 0.427										4	0	0	0	0	1	0	<b>San Francisco Giants @ Miami Marlins</b> Marlins Park, Miami, FL Thu Jul 02 2015, 12:11 PM - 2:55 PM EDT Att: 32,598 - Roof Closed - 74 F					
21 Christian Yelich, L (1,7) OBP: 0.332, SLG: 0.333										2	2	1	0	2	1	0						
3 Adeiny Hechavarria, R (1,6) OBP: 0.326, SLG: 0.393										4	1	2	1	0	1	1						
48 Justin Bour, L (1,3) OBP: 0.340, SLG: 0.496										3	1	1	3	1	0	1						
13 Marcell Ozuna, R (1,8) OBP: 0.308, SLG: 0.345										4	0	0	0	0	0	2						
19 Miguel Rojas, R (1,5) OBP: 0.375, SLG: 0.714										4	0	3	0	0	0	0						
51 Ichiro Suzuki, L (1,9) OBP: 0.318, SLG: 0.301										2	0	0	0	2	0	1						
6 Jeff Mathis, R (1,2) OBP: 0.167, SLG: 0.176										4	0	0	0	0	0	4						
16 José Fernández, R (1,1) OBP: 0.333, SLG: 1.333										3	1	1	1	0	1	0						
40 Mike Dunn, L (7,1) 22 Carter Capps, R (7,1) 32 Derek Dietrich, L (8,PH) 44 AJ Ramos, R (9,1)										0	0	0	0	0	0	0						
<b>Inning Stats</b>	R: 0 E: 0 K: 1 S: 11	H: 0 LOB: 2 BB: 2 P: 21	R: 0 E: 0 K: 0 S: 7	H: 0 LOB: 0 BB: 0 P: 9	R: 1 E: 0 K: 0 S: 10	H: 2 LOB: 1 BB: 0 P: 16	R: 0 E: 0 K: 0 S: 5	H: 1 LOB: 1 BB: 1 P: 14	R: 4 E: 1 K: 1 S: 18	H: 4 LOB: 1 BB: 1 P: 29	R: 0 E: 0 K: 1 S: 7	H: 0 LOB: 0 BB: 0 P: 10	R: 0 E: 0 K: 1 S: 5	H: 0 LOB: 0 BB: 0 P: 8	R: 0 E: 0 K: 0 S: 6	H: 1 LOB: 2 BB: 1 P: 14	R: 0 E: 0 K: 0 S: 3	H: 0 LOB: 0 BB: 0 P: 5	1B: 4 2B: 1 3B: 1 HR: 2	SF: 0 SAC: 0 DP: 1 HBP: 0	WP: 0 PB: 0 SB: 1 CS: 0	PA: 36
<b>PITCHER</b>	IP WLS BF H R ER SO BB IBB HBP BLK WP HR S P ERA WHIP	5.0 L 25 4 0 0 0 1 0 0 0 0 0 0 7 10 0.00 0.000	1.0 3 0 0 0 1 0 0 0 0 0 0 0 7 10 0.00 0.000	1.1 6 1 0 0 1 1 0 0 0 0 0 0 8 16 0.00 1.500	0.2 2 0 0 0 0 0 0 0 0 0 0 3 6 0.00 0.000																	

AB	35
R	4
H	9
RBI	4
BB	1
SO	12
LOB	13









Batter	1	2	3	4	5	6	7	8	9	AB	R	H	RBI	BB	SO	LOB	TOP							
9 Dee Strange-Gordon, L (1.4) OBP: 0.364, SLG: 0.423										4	2	1	0	1	0	2								
21 Christian Yelich, L (1.7) OBP: 0.332, SLG: 0.365										5	0	2	0	0	1	2								
3 Adeiny Hechavarria, R (1.6) OBP: 0.326, SLG: 0.392										5	0	2	1	0	0	2								
10 Jeff Baker, R (1.3) OBP: 0.291, SLG: 0.380										3	0	1	1	0	1	3								
48 Justin Bour, L (7.7, PH) OBP: 0.352, SLG: 0.518										5	0	1	0	0	2	6								
20 J.T. Realmuto, R (1.2) OBP: 0.277, SLG: 0.368										4	0	0	0	0	1	5								
19 Miguel Rojas, R (1.5) OBP: 0.188, SLG: 0.333										4	0	0	0	0	1	5								
13 Marcell Ozuna, R (1.8) OBP: 0.324, SLG: 0.340										4	0	0	0	0	0	1	AB 39							
28 Cole Gillespie, R (1.9) OBP: 0.429, SLG: 0.583										4	0	2	0	0	1	1	R 2							
23 Jarrod Cosart, R (1.1) OBP: 0.207, SLG: 0.277										0	0	0	0	0	0	0	H 10							
41 David Phelps, R (2.1) OBP: 0.145, SLG: 0.080										0	0	0	0	0	0	0	RBI 2							
51 Ichiro Suzuki, L (6.7, PH) OBP: 0.330, SLG: 0.292										0	0	0	0	0	0	0	BB 2							
57 Bryan Morris, L (6.1) OBP: 0.286, SLG: 0.473										0	0	0	0	0	0	0	SO 7							
32 Derek Dietrich, L (8.7, PH) OBP: 0.268, SLG: 0.473										0	0	0	0	0	0	0	LOB 25							
52 Brad Hand, L (8.1) OBP: 0.200, SLG: 0.200										0	0	0	0	0	0	0								
<b>Inning Stats</b>	R: 0 E: 0 K: 1 S: 12	H: 1 LOB: 1 BB: 0 P: 15	R: 0 E: 1 K: 1 S: 9	H: 0 LOB: 1 BB: 0 P: 15	R: 1 E: 1 K: 1 S: 11	H: 3 LOB: 3 BB: 0 P: 14	R: 0 E: 0 K: 0 S: 7	H: 1 LOB: 1 BB: 0 P: 10	R: 0 E: 0 K: 1 S: 9	H: 2 LOB: 2 BB: 0 P: 14	R: 0 E: 0 K: 0 S: 6	H: 0 LOB: 0 BB: 0 P: 9	R: 1 E: 0 K: 1 S: 14	H: 1 LOB: 1 BB: 1 P: 22	R: 0 E: 0 K: 1 S: 9	H: 1 LOB: 1 BB: 0 P: 13	R: 0 E: 0 K: 1 S: 14	H: 1 LOB: 2 BB: 1 P: 20	1B: 7 2B: 3 3B: 0 HR: 0	SF: 0 SAC: 0 DP: 0 HBP: 0	WP: 0 PB: 0 SB: 1 CS: 0	PA: 41		
<b>PITCHER</b>	IP WLS BF H R ER SO BB IBB HBP BLK WP HR S P ERA WHIP	6.1 W 30 8 2 2 4 1 0 0 0 0 0 62 91 2.84 1.421	0.2 2 0 0 0 1 0 0 0 0 0 0 6 8 0.00 0.000	1.0 4 1 0 0 1 0 0 0 0 0 0 9 13 0.00 1.000	0.1 2 1 0 0 0 0 0 0 0 0 0 5 6 0.00 3.000	0.2 3 0 0 0 1 1 0 0 0 0 0 9 14 0.00 1.500																		

Miami Marlins @ Chicago Cubs  
Wrigley Field, Chicago, IL  
Sat Jul 04 2015, 6:16 PM - 8:56 PM CDT  
Att: 37,898 - Clear - 73 F

livebaseballscores.com

MIAMI

Batter	1	2	3	4	5	6	7	8	9	AB	R	H	RBI	BB	SO	LOB	BOTTOM						
24 Dexter Fowler, S (1.8) OBP: 0.308, SLG: 0.379										3	2	1	1	1	0	0							
44 Anthony Rizzo, L (1.3) OBP: 0.405, SLG: 0.543										3	0	0	0	0	1	4							
17 Kris Bryant, R (1.5) OBP: 0.381, SLG: 0.486										4	2	2	6	0	1	1							
47 Miguel Montero, L (1.2) OBP: 0.345, SLG: 0.410										4	0	0	0	0	1	1							
13 Starlin Castro, R (1.6) OBP: 0.293, SLG: 0.335										4	0	0	0	0	0	1							
8 Chris Coghlan, L (1.7) OBP: 0.325, SLG: 0.429										2	1	0	0	1	0	0							
15 Chris Denorfa, R (1.9) OBP: 0.350, SLG: 0.404										3	1	1	0	0	0	0							
33 Clayton Richard, L (1.1) OBP: 0.291, SLG: 0.380										3	0	0	0	0	1	2							
56 Héctor Rondón, R (7.1) OBP: 0.332, SLG: 0.365										0	0	0	0	0	0	0							
54 Neil Ramírez, R (8.1) OBP: 0.286, SLG: 0.473										0	0	0	0	0	0	0							
40 James Russell, L (9.1) OBP: 0.291, SLG: 0.380										0	0	0	0	0	0	0							
46 Pedro Strop, R (9.1) OBP: 0.291, SLG: 0.380										0	0	0	0	0	0	0							
22 Addison Russell, R (1.4) OBP: 0.298, SLG: 0.366										2	1	0	0	1	1	0							
<b>Inning Stats</b>	R: 2 E: 0 K: 0 S: 7	H: 2 LOB: 0 BB: 0 P: 13	R: 5 E: 0 K: 3 S: 17	H: 2 LOB: 3 BB: 3 P: 36	R: 0 E: 0 K: 0 S: 9	H: 0 LOB: 0 BB: 0 P: 14	R: 0 E: 0 K: 0 S: 9	H: 0 LOB: 0 BB: 0 P: 15	R: 0 E: 0 K: 1 S: 8	H: 0 LOB: 1 BB: 0 P: 13	R: 0 E: 0 K: 0 S: 7	H: 0 LOB: 0 BB: 0 P: 9	R: 0 E: 0 K: 1 S: 8	H: 0 LOB: 0 BB: 0 P: 11	R: 0 E: 0 K: 0 S: 10	H: 0 LOB: 0 BB: 0 P: 15	R: 0 E: 0 K: 0 S: 10	H: 0 LOB: 0 BB: 0 P: 15	1B: 1 2B: 1 3B: 0 HR: 2	SF: 0 SAC: 0 DP: 0 HBP: 1	WP: 0 PB: 0 SB: 0 CS: 0	PA: 32	
<b>PITCHER</b>	IP WLS BF H R ER SO BB IBB HBP BLK WP HR S P ERA WHIP	1.2 L 12 4 7 7 2 3 0 0 1 0 0 2 21 44 37.80 4.200	4.0 R 7 0 0 2 0 0 1 0 0 0 0 29 47 0.00 0.000	2.0 R 0 0 0 1 0 0 0 0 0 0 0 15 20 0.00 0.000	1.0 L 3 0 0 0 0 0 0 0 0 0 0 10 15 0.00 0.000																		

Miami Marlins @ Chicago Cubs  
Wrigley Field, Chicago, IL  
Sat Jul 04 2015, 6:16 PM - 8:56 PM CDT  
Att: 37,898 - Clear - 73 F

livebaseballscores.com

CBS



Batter	1	2	3	4	5	6	7	8	9	AB	R	H	RBI	BB	SO	LOB	TOP										
9 Dee Strange-Gordon, L (1, 4) OBP: 0.360, SLG: 0.418										4	0	0	0	0	1	2											
21 Christian Yelich, L (1, 7) OBP: 0.333, SLG: 0.365											3	0	1	0	1	0	0										
3 Adeiny Hechavarria, R (1, 6) OBP: 0.325, SLG: 0.390											4	0	1	0	0	1	1										
48 Justin Bour, L (1, 3) OBP: 0.344, SLG: 0.503											4	0	0	0	0	3	2										
28 Cole Gillespie, R (1, 9) OBP: 0.353, SLG: 0.467										3	0	0	0	0	1	2											
32 Derek Dietrich, L (1, 5) OBP: 0.309, SLG: 0.469										3	0	1	0	0	0	2											
13 Marcell Ozuna, R (1, 8) OBP: 0.301, SLG: 0.337										3	0	0	0	0	1	1											
6 Jeff Mathis, R (1, 2) OBP: 0.179, SLG: 0.189										3	0	1	0	0	0	0											
35 Mat Latos, R (1, 1) OBP: 0.313, SLG: 0.313										2	0	1	0	0	0	0											
38 Michael Morse, R (8, PH) OBP: 0.266, SLG: 0.287										1	0	0	0	0	1	1											
22 Carter Capps, R (8, 1) OBP: 0.500, SLG: 0.500										0	0	0	0	0	0	0											
<b>Inning Stats</b>	R: 0 E: 0 K: 0 S: 5	H: 1 LOB: 0 BB: 0 P: 7	R: 0 E: 0 K: 3 S: 12	H: 1 LOB: 1 BB: 0 P: 17	R: 0 E: 0 K: 1 S: 9	H: 0 LOB: 0 BB: 0 P: 14	R: 0 E: 0 K: 2 S: 12	H: 0 LOB: 0 BB: 0 P: 17	R: 0 E: 0 K: 0 S: 9	H: 0 LOB: 0 BB: 0 P: 11	R: 0 E: 0 K: 0 S: 5	H: 1 LOB: 0 BB: 0 P: 5	R: 0 E: 0 K: 0 S: 8	H: 1 LOB: 2 BB: 1 P: 12	R: 0 E: 0 K: 1 S: 9	H: 1 LOB: 0 BB: 0 P: 16	R: 0 E: 0 K: 1 S: 7	H: 0 LOB: 0 BB: 0 P: 12	1B: 5 2B: 0 3B: 0 HR: 0	SF: 0 SAC: 0 DP: 1 HBP: 0	WP: 0 PB: 0 SB: 0 CS: 0	PA: 32					
<b>PITCHER</b>	IP	WLS	BF	H	R	ER	SO	BB	IBB	HBP	BLK	WP	HR	S	P	ERA	WHIP										
28 Kyle Hendricks, R (1, 1) ERA: 3.82	7.1	W	26	5	0	0	6	1	0	0	0	0	0	64	91	0.00	0.818										
46 Pedro Strop, R (8, 1) ERA: 2.7	0.2	H	2	0	0	0	1	0	0	0	0	0	0	5	8	0.00	0.000										
30 Jason Motte, R (9, 1) ERA: 2.84	1.0	S	3	0	0	0	1	0	0	0	0	0	0	7	12	0.00	0.000										

Miami Marlins @ Chicago Cubs  
Wrigley Field, Chicago, IL  
Sun Jul 05 2015, 1:22 PM - 3:39 PM CDT  
Att: 37,764 - Partly Cloudy - 78 F

AB 30  
R 0  
H 5  
RBI 0  
BB 1  
SO 8  
LOB 11



Batter	1	2	3	4	5	6	7	8	9	AB	R	H	RBI	BB	SO	LOB	BOTTOM										
24 Dexter Fowler, S (1, 8) OBP: 0.305, SLG: 0.374										4	0	0	0	0	1	2											
8 Chris Coghlan, L (1, 7) OBP: 0.355, SLG: 0.428											3	1	1	1	1	0											
17 Kris Bryant, R (1, 5) OBP: 0.383, SLG: 0.485										3	0	1	0	1	1	0											
47 Miguel Montero, L (1, 2) OBP: 0.339, SLG: 0.402										4	0	0	0	0	3	4											
13 Starlin Castro, R (1, 6) OBP: 0.293, SLG: 0.333										2	0	0	0	1	0	1											
68 Jorge Soler, R (1, 9) OBP: 0.318, SLG: 0.396										3	0	0	0	0	1	1											
29 Mike Baxter, L (1, 3) OBP: 0.349, SLG: 0.273										2	0	0	0	0	0	0											
28 Kyle Hendricks, R (1, 1) OBP: 0.091, SLG: 0.094										2	0	0	0	0	1	1											
46 Pedro Strop, R (8, 1) OBP: 0.356, SLG: 0.421										1	1	1	0	0	0	0											
30 Jason Motte, R (9, 1) OBP: 0.500, SLG: 0.500										0	0	0	0	0	0	0											
22 Addison Russell, R (1, 4) OBP: 0.294, SLG: 0.361										3	0	0	0	0	1	2											
<b>Inning Stats</b>	R: 1 E: 0 K: 1 S: 9	H: 1 LOB: 1 BB: 1 P: 19	R: 0 E: 0 K: 2 S: 8	H: 0 LOB: 0 BB: 0 P: 9	R: 0 E: 0 K: 2 S: 7	H: 0 LOB: 0 BB: 0 P: 10	R: 0 E: 0 K: 2 S: 10	H: 0 LOB: 1 BB: 1 P: 18	R: 0 E: 0 K: 0 S: 6	H: 0 LOB: 0 BB: 0 P: 11	R: 0 E: 0 K: 0 S: 7	H: 0 LOB: 0 BB: 0 P: 12	R: 0 E: 0 K: 0 S: 6	H: 0 LOB: 0 BB: 0 P: 8	R: 1 E: 0 K: 2 S: 14	H: 2 LOB: 2 BB: 1 P: 23	1B: 2 2B: 1 3B: 0 HR: 0	SF: 0 SAC: 0 DP: 0 HBP: 1	WP: 3 PB: 0 SB: 1 CS: 0	PA: 31							
<b>PITCHER</b>	IP	WLS	BF	H	R	ER	SO	BB	IBB	HBP	BLK	WP	HR	S	P	ERA	WHIP										
35 Mat Latos, R (1, 1) ERA: 4.9	1.0	L	25	1	1	1	7	2	0	0	0	1	0	53	87	9.00	3.000										
22 Carter Capps, R (8, 1) ERA: 1.57	1.0		6	2	1	1	2	1	0	0	0	1	0	14	23	9.00	3.000										

Miami Marlins @ Chicago Cubs  
Wrigley Field, Chicago, IL  
Sun Jul 05 2015, 1:22 PM - 3:39 PM CDT  
Att: 37,764 - Partly Cloudy - 78 F

AB 27  
R 2  
H 3  
RBI 1  
BB 3  
SO 9  
LOB 11









Batter	1	2	3	4	5	6	7	8	9	AB	R	H	RBI	BB	SO	LOB	TOP					
9 Dee Strange-Gordon, L (1.4)	B3		FC5-2				K		K	5	0	1	0	0	2	3						
21 Christian Yelich, L (1.7)	L7		G1-3				L5			3	0	0	0	1	0	3						
3 Adeiny Hechavarria, R (1.6)	G4-3		G1-3						L8	4	0	0	0	0	1	2						
48 Justin Bour, L (1.3)		FC1-4	G4-3	G6-3					F8	4	0	1	0	0	0	0						
38 Michael Morse, R (1.10)		FC1-4	G6-3	G6-3					HR	4	2	2	1	0	0	1						
32 Derek Dietrich, L (1.5)			G5-4-3	G1-3					1B	4	1	3	0	0	0	0						
20 J.T. Realmuto, R (1.2)		G5-4-3	G5-4-3	G1-3					P6	4	0	1	1	0	1	3						
28 Cole Gillespie, R (1.8)			G6-3	FC5-2					G4-3	3	0	1	1	0	1	0						
1 Jordany Valdespin, L (9. PH)				FC5-2						1	0	0	0	0	0	0						
51 Ichiro Suzuki, L (1.9)			K	FC5-2					F8	4	0	1	0	0	1	0						
Inning Stats	R: 0 E: 0 K: 0 S: 5	H: 0 LOB: 0 BB: 0 P: 9	R: 0 E: 0 K: 0 S: 7	H: 2 LOB: 1 BB: 0 P: 9	R: 0 E: 0 K: 1 S: 17	H: 1 LOB: 2 BB: 1 P: 29	R: 2 E: 0 K: 0 S: 16	H: 5 LOB: 3 BB: 0 P: 24	R: 0 E: 0 K: 1 S: 7	H: 0 LOB: 0 BB: 0 P: 8	R: 0 E: 0 K: 2 S: 11	H: 0 LOB: 0 BB: 0 P: 16	R: 0 E: 0 K: 1 S: 10	H: 0 LOB: 1 BB: 0 P: 13	R: 1 E: 0 K: 0 S: 15	H: 2 LOB: 1 BB: 0 P: 19	R: 0 E: 0 K: 1 S: 10	H: 0 LOB: 0 BB: 0 P: 11	1B: 9 2B: 0 3B: 0 HR: 1	SF: 0 SAC: 0 DP: 1 HBP: 0	WP: 0 PB: 0 SB: 1 CS: 0	PA: 37
PITCHER	IP	WLS	BF	H	R	ER	SO	BB	IBB	HBP	BLK	WP	HR	S	P	ERA	WHIP					
22 Rick Porcello, R (1.1)	6.0	W	26	8	2	2	4	1	0	0	0	0	0	63	95	3.00	1.500					
28 Robbie Ross Jr., L (7.1)	1.0	H	3	0	0	0	1	0	0	0	0	0	0	10	13	0.00	0.000					
68 Matt Barnes, R (8.1)	1.0	S	5	2	1	1	0	0	0	0	0	0	1	15	19	9.00	2.000					
19 Koji Uehara, R (9.1)	1.0	S	3	0	0	0	1	0	0	0	0	0	0	10	11	0.00	0.000					

Miami Marlins @ Boston Red Sox  
Fenway Park, Boston, MA  
Wed Jul 08 2015, 7:10 PM - 9:51 PM EDT  
Att: 37,009 - Cloudy - 85 F

AB 36  
R 3  
H 10  
RBI 3  
BB 1  
SO 6  
LOB 12



Batter	1	2	3	4	5	6	7	8	9	AB	R	H	RBI	BB	SO	LOB	BOTTOM					
50 Mookie Betts, R (1.8)	F8		E1				K			4	1	0	0	0	1	2						
26 Brock Holt, L (1.4)	WP		G4-3				L9		G5-3	4	0	1	1	0	0	2						
2 Xander Bogaerts, R (1.6)	K		HR				L9		G5-3	4	1	1	1	0	1	2						
34 David Ortiz, L (1.3)			HR						G4-3	4	2	2	2	0	1	1						
47 Travis Shaw, L (9.3)										0	0	0	0	0	0	0						
13 Hanley Ramirez, R (1.10)		L8	L9						K	4	0	1	0	0	1	0						
Pablo Sandoval, S (1.5)		F8	G6-3				G6-4-3			3	0	0	0	0	0	1						
18 Shane Victorino, S (1.9)		L4	G1-3				P6			3	0	0	0	0	0	0						
31 Alejandro De Aza, L (1.7)			G4-3						E1	3	1	0	0	0	0	0						
10 Ryan Hanigan, R (1.2)			G4-3				G4-3			1	1	0	0	2	0	1						
Inning Stats	R: 0 E: 0 K: 2 S: 13	H: 1 LOB: 1 BB: 0 P: 22	R: 0 E: 0 K: 0 S: 10	H: 0 LOB: 0 BB: 0 P: 14	R: 4 E: 0 K: 0 S: 17	H: 2 LOB: 0 BB: 1 P: 29	R: 0 E: 0 K: 0 S: 6	H: 0 LOB: 0 BB: 0 P: 8	R: 0 E: 0 K: 0 S: 8	H: 0 LOB: 0 BB: 1 P: 15	R: 1 E: 0 K: 0 S: 9	H: 2 LOB: 0 BB: 0 P: 16	R: 1 E: 2 K: 1 S: 12	H: 0 LOB: 0 BB: 0 P: 16	R: 0 E: 0 K: 1 S: 7	H: 0 LOB: 0 BB: 0 P: 11	1B: 3 2B: 1 3B: 0 HR: 1	SF: 0 SAC: 0 DP: 1 HBP: 0	WP: 1 PB: 0 SB: 1 CS: 0	PA: 32		
PITCHER	IP	WLS	BF	H	R	ER	SO	BB	IBB	HBP	BLK	WP	HR	S	P	ERA	WHIP					
34 Tom Koehler, R (1.1)	6.0	L	25	5	5	1	2	2	0	0	0	0	0	63	104	1.50	1.167					
36 Sam Dyson, R (7.1)	1.0		4	0	1	0	1	0	0	0	0	0	0	12	16	0.00	0.000					
44 AJ Ramos, R (8.1)	1.0		3	0	0	0	1	0	0	0	0	0	0	7	11	0.00	0.000					

Miami Marlins @ Boston Red Sox  
Fenway Park, Boston, MA  
Wed Jul 08 2015, 7:10 PM - 9:51 PM EDT  
Att: 37,009 - Cloudy - 85 F

AB 30  
R 6  
H 5  
RBI 4  
BB 2  
SO 4  
LOB 9





Batter	1	2	3	4	5	6	7	8	9	AB	R	H	RBI	BB	SO	LOB	TOP										
4 Brandon Phillips, R OBP: 0.314, SLG: 0.369										4	0	1	0	0	0	1											
19 Joey Votto, L OBP: 0.388, SLG: 0.492										4	0	1	0	0	2	2											
21 Todd Frazier, R OBP: 0.337, SLG: 0.586										4	0	1	0	0	1	2											
32 Jay Bruce, L OBP: 0.332, SLG: 0.444										4	0	0	0	0	3	2											
9 Marlon Byrd, R OBP: 0.303, SLG: 0.472										4	0	2	0	0	1	1											
7 Eugenio Suárez, R OBP: 0.365, SLG: 0.475										3	0	1	0	0	2	1											
16 Tucker Barnhart, L OBP: 0.307, SLG: 0.387										3	0	0	0	0	0	3											
50 Michael Lorenzen, R OBP: 0.281, SLG: 0.348										2	0	0	0	0	1	0											
25 Burke Badenhop, R OBP: 0.355, SLG: 0.332										0	0	0	0	0	1	0											
55 Skip Schumaker, L OBP: 0.365, SLG: 0.475										1	0	0	0	0	1	0											
41 Ryan Mattheus, R OBP: 0.302, SLG: 0.284										0	0	0	0	0	0	0											
6 Billy Hamilton, S OBP: 0.272, SLG: 0.290										3	0	1	0	0	0	0											
<b>Inning Stats</b>	R: 0 E: 0 K: 0 S: 11	H: 0 LOB: 0 BB: 0 P: 15	R: 0 E: 0 K: 2 S: 11	H: 1 LOB: 1 BB: 0 P: 14	R: 0 E: 0 K: 2 S: 11	H: 1 LOB: 1 BB: 0 P: 15	R: 0 E: 0 K: 1 S: 9	H: 1 LOB: 0 BB: 0 P: 11	R: 0 E: 0 K: 1 S: 7	H: 0 LOB: 0 BB: 0 P: 7	R: 0 E: 0 K: 2 S: 13	H: 1 LOB: 1 BB: 0 P: 19	R: 0 E: 0 K: 1 S: 10	H: 2 LOB: 1 BB: 0 P: 13	R: 0 E: 0 K: 1 S: 11	H: 0 LOB: 0 BB: 0 P: 15	R: 0 E: 0 K: 1 S: 11	H: 1 LOB: 1 BB: 0 P: 19	1B: 5 2B: 2 HR: 0	SF: 0 SAC: 0 HBP: 0	WP: 0 PB: 0 CS: 0	PA: 32					
<b>PITCHER</b>	IP	WLS	BF	H	R	ER	SO	BB	IBB	HBP	BLK	WP	HR	S	P	ERA	WHIP										
16 José Fernández, R ERA: 2.08	7.0	W	25	6	0	0	9	0	0	0	0	0	0	72	94	0.00	0.857										
22 Carter Capps, R ERA: 1.43	1.0	H	3	0	0	0	1	0	0	0	0	0	0	11	15	0.00	0.000										
44 AJ Ramos, R ERA: 1.13	1.0	S	4	1	0	0	1	0	0	0	0	0	0	11	19	0.00	1.000										

Cincinnati Reds @ Miami Marlins  
Marlins Park, Miami, FL  
Thu Jul 09 2015, 7:13 PM - 9:42 PM EDT  
Att: 25,027 - Roof Closed - 77 F

AB	32
R	0
H	7
RBI	0
BB	0
SO	11
LOB	12



Batter	1	2	3	4	5	6	7	8	9	AB	R	H	RBI	BB	SO	LOB	BOTTOM										
9 Dee Strange-Gordon, L OBP: 0.358, SLG: 0.412										3	2	2	0	1	0	0											
21 Christian Yelich, L OBP: 0.338, SLG: 0.366										3	0	0	0	1	1	1											
3 Adeiny Hechavarria, R OBP: 0.322, SLG: 0.395										3	0	1	0	1	0	2											
48 Justin Bour, L OBP: 0.337, SLG: 0.487										3	0	1	1	1	1	1											
38 Michael Morse, R OBP: 0.273, SLG: 0.304										2	0	0	0	1	1	2											
22 Carter Capps, R OBP: 0.500, SLG: 0.500										0	0	0	0	0	0	0											
19 Miguel Rojas, R OBP: 0.211, SLG: 0.294										1	0	0	0	0	1	0											
32 Derek Dietrich, L OBP: 0.348, SLG: 0.500										2	0	1	0	0	1	2											
44 AJ Ramos, R										0	0	0	0	0	0	0											
28 Cole Gillespie, R OBP: 0.333, SLG: 0.440										3	0	0	0	0	1	4											
6 Jeff Mathis, R OBP: 0.167, SLG: 0.175										3	0	0	0	0	0	1											
16 José Fernández, R OBP: 0.200, SLG: 0.800										2	0	0	0	0	0	0											
51 Ichiro Suzuki, L OBP: 0.302, SLG: 0.284										1	0	0	0	0	0	0											
<b>Inning Stats</b>	R: 1 E: 0 K: 1 S: 16	H: 2 LOB: 3 BB: 1 P: 28	R: 0 E: 0 K: 0 S: 5	H: 0 LOB: 0 BB: 1 P: 13	R: 0 E: 0 K: 1 S: 10	H: 1 LOB: 2 BB: 1 P: 16	R: 0 E: 0 K: 0 S: 6	H: 0 LOB: 0 BB: 0 P: 10	R: 1 E: 0 K: 1 S: 8	H: 1 LOB: 0 BB: 1 P: 17	R: 0 E: 0 K: 2 S: 12	H: 1 LOB: 1 BB: 0 P: 16	R: 0 E: 0 K: 0 S: 7	H: 0 LOB: 0 BB: 0 P: 9	R: 0 E: 0 K: 1 S: 6	H: 0 LOB: 0 BB: 1 P: 11	R: 0 E: 0 K: 1 S: 6	H: 0 LOB: 0 BB: 1 P: 11	1B: 3 2B: 2 HR: 0	SF: 0 SAC: 0 HBP: 1	WP: 0 PB: 0 CS: 1	PA: 33					
<b>PITCHER</b>	IP	WLS	BF	H	R	ER	SO	BB	IBB	HBP	BLK	WP	HR	S	P	ERA	WHIP										
50 Michael Lorenzen, R ERA: 3.53	6.0	L	26	5	2	2	5	4	0	1	0	0	0	57	100	3.00	1.500										
25 Burke Badenhop, R ERA: 5.29	1.0		3	0	0	0	0	0	0	0	0	0	0	7	9	0.00	0.000										
41 Ryan Mattheus, R ERA: 3.86	1.0		3	0	0	0	1	1	0	0	0	0	0	6	11	0.00	1.000										

Cincinnati Reds @ Miami Marlins  
Marlins Park, Miami, FL  
Thu Jul 09 2015, 7:13 PM - 9:42 PM EDT  
Att: 25,027 - Roof Closed - 77 F

AB	26
R	2
H	5
RBI	1
BB	5
SO	6
LOB	13









Batter	1	2	3	4	5	6	7	8	9	AB	R	H	RBI	BB	SO	LOB	TOP					
4 Brandon Phillips, R OBP: 0.312, SLG: 0.364	G4-3		P3				L8		G6-3	5	0	1	0	0	0	1						
19 Joey Votto, L OBP: 0.391, SLG: 0.487	F7		SAFE 1 SAFE B FF 89 C CH 83 D CH 83 B CH 83 B FF 89	BB			K			2	0	0	0	2	1	0						
21 Todd Frazier, R OBP: 0.335, SLG: 0.583	32 1B		SF7				P4			3	0	1	1	0	0	2						
32 Jay Bruce, L OBP: 0.342, SLG: 0.464	2H 1B		F7				FC7-4 55 1B		FC4-6 3 1B	4	1	3	0	0	0	1						
9 Marlon Byrd, R OBP: 0.298, SLG: 0.461		F8		G5-3			G5-3		K	4	0	0	0	0	1	2						
29 Brayan Peña, S OBP: 0.356, SLG: 0.327		L6		K			FC7-4 7 BB		F8	3	0	0	0	1	1	1						
7 Eugenio Suárez, R 3 Iván De Jesús Jr., R OBP: 0.304, SLG: 0.438			HR	L7			FC7-4 55 1B		FC4-6	3	1	1	1	0	0	2						
26 Raisel Iglesias, R 25 Burke Badenhop, R 55 Skip Schumaker, L 58 Nate Adcock, R 43 Manny Parra, L 62 Pedro Villarreal, R 53 Carlos Contreras, R 30 Jason Bourgeois, R OBP: 0.125, SLG: 0.125		G4-3					F8		F8	2	0	0	0	0	0	0						
6 Billy Hamilton, S OBP: 0.269, SLG: 0.287			19 S 21 SF7 1B				K		G5-3	4	1	1	0	0	1	2						
<b>Inning Stats</b>	R: 0 E: 0 K: 0 S: 9	H: 2 LOB: 2 BB: 0 P: 14	R: 1 E: 0 K: 0 S: 11	H: 1 LOB: 0 BB: 0 P: 13	R: 1 E: 0 K: 0 S: 10	H: 1 LOB: 1 BB: 1 P: 19	R: 0 E: 0 K: 1 S: 6	H: 0 LOB: 0 BB: 0 P: 9	R: 0 E: 0 K: 1 S: 11	H: 1 LOB: 2 BB: 1 P: 19	R: 1 E: 0 K: 0 S: 16	H: 2 LOB: 2 BB: 1 P: 25	R: 0 E: 0 K: 1 S: 7	H: 0 LOB: 0 BB: 0 P: 11	R: 0 E: 0 K: 1 S: 7	H: 1 LOB: 1 BB: 0 P: 13	R: 0 E: 0 K: 0 S: 8	H: 0 LOB: 0 BB: 0 P: 11	1B: 6 2B: 1 3B: 0 HR: 1	SF: 1 SAC: 0 DP: 0 HBP: 0	WP: 0 PB: 0 SB: 2 CS: 0	PA: 37
<b>PITCHER</b>	IP WLS BF H R ER SO BB IBB HBP BLK WP HR S P ERA WHIP	IP WLS BF H R ER SO BB IBB HBP BLK WP HR S P ERA WHIP																				
61 Adam Conley, L ERA: 3.0	5.0 W 21 5 2 2 2 2 0 0 0 0 0 1 47 74 3.60 1.400																					
36 Sam Dyson, R ERA: 3.57	1.0 H 6 2 1 1 0 1 0 0 0 0 0 0 16 25 9.00 3.000																					
40 Mike Dunn, L ERA: 4.5	1.0 H 3 0 0 0 1 0 0 0 0 0 0 7 11 0.00 0.000																					
52 Brad Hand, L ERA: 5.53	2.0 7 1 0 0 1 0 0 0 0 0 0 0 15 24 0.00 0.500																					

Cincinnati Reds @ Miami Marlins  
Marlins Park, Miami, FL  
Sat Jul 11 2015, 4:11 PM - 7:05 PM EDT  
Att: 21,052 - Roof Closed - 76 F

AB	33
R	3
H	8
RBI	3
BB	3
SO	4
LOB	12



Batter	1	2	3	4	5	6	7	8	9	AB	R	H	RBI	BB	SO	LOB	BOTTOM			
9 Dee Strange-Gordon, L OBP: 0.359, SLG: 0.413	K									4	1	3	1	0	1	0				
19 Miguel Rojas, R OBP: 0.230, SLG: 0.278										1	1	0	0	0	0	2				
21 Christian Yelich, L OBP: 0.342, SLG: 0.367	B2-3		L4							5	2	3	2	0	0	2				
3 Adeiny Hechavarria, R OBP: 0.319, SLG: 0.391	K									5	1	1	1	0	2	4				
48 Justin Bour, L OBP: 0.337, SLG: 0.482		F9								4	1	2	2	1	0	2				
5 Casey McGehee, R OBP: 0.285, SLG: 0.316	G4-3									5	1	2	2	0	0	1				
28 Cole Gillespie, R OBP: 0.375, SLG: 0.600	G6-3									5	3	3	2	0	0	2				
20 J.T. Realmuto, R OBP: 0.279, SLG: 0.385	P4									5	2	3	4	0	0	0				
51 Ichiro Suzuki, L OBP: 0.308, SLG: 0.291										5	1	2	0	0	0	2				
61 Adam Conley, L 32 Derek Dietrich, L 36 Sam Dyson, R 38 Michael Morse, R 40 Mike Dunn, L 52 Brad Hand, L OBP: 0.107, SLG: 0.167										0	0	0	0	0	0	0				
<b>Inning Stats</b>	R: 0 E: 0 K: 2 S: 8	H: 0 LOB: 0 BB: 0 P: 12	R: 0 E: 0 K: 0 S: 6	H: 0 LOB: 0 BB: 0 P: 8	R: 0 E: 0 K: 0 S: 16	H: 2 LOB: 2 BB: 0 P: 23	R: 0 E: 0 K: 0 S: 8	H: 1 LOB: 0 BB: 0 P: 12	R: 5 E: 0 K: 0 S: 23	H: 6 LOB: 2 BB: 1 P: 37	R: 0 E: 0 K: 1 S: 5	H: 0 LOB: 0 BB: 0 P: 11	R: 8 E: 0 K: 1 S: 26	H: 10 LOB: 2 BB: 0 P: 37	R: 1 E: 0 K: 0 S: 10	H: 2 LOB: 1 BB: 0 P: 18	1B: 16 2B: 3 3B: 0 HR: 2	SF: 0 SAC: 1 DP: 1 HBP: 0	WP: 0 PB: 0 SB: 0 CS: 0	PA: 45
<b>PITCHER</b>	IP WLS BF H R ER SO BB IBB HBP BLK WP HR S P ERA WHIP	IP WLS BF H R ER SO BB IBB HBP BLK WP HR S P ERA WHIP																		
26 Raisel Iglesias, R ERA: 5.9	4.1 L 20 4 1 0 0 0 0 1 0 0 0 0 8 15 0.00 1.500																			
58 Nate Adcock, R ERA: 5.11	1.0 3 0 0 0 1 0 0 0 0 0 0 0 5 11 =																			
43 Manny Parra, L ERA: 4.41	1.0 5 5 5 5 0 0 0 0 0 0 0 1 15 20 27.00 5.000																			
62 Pedro Villarreal, R ERA: 6.62	1.0 8 5 3 3 1 0 0 0 0 0 0 1 15 20 27.00 5.000																			
<b>PITCHER</b>	IP WLS BF H R ER SO BB IBB HBP BLK WP HR S P ERA WHIP	IP WLS BF H R ER SO BB IBB HBP BLK WP HR S P ERA WHIP																		
53 Carlos Contreras, R ERA: 6.08	1.0 5 2 1 1 0 0 0 0 0 0 0 1 15 20 27.00 5.000																			

Cincinnati Reds @ Miami Marlins  
Marlins Park, Miami, FL  
Sat Jul 11 2015, 4:11 PM - 7:05 PM EDT  
Att: 21,052 - Roof Closed - 76 F

AB	43
R	14
H	21
RBI	14
BB	1
SO	4
LOB	16





Batter	1	2	3	4	5	6	7	8	9	AB	R	H	RBI	BB	SO	LOB	TOP			
4 Brandon Phillips, R OBP: 0.313, SLG: 0.366	(1,4) C FC 82 B FC 83 F FC 85 S FC 84 X FC 84	3-2 2B 21 1B	4-0 BB		0-1 F9	2-2 G1-3		0-3 K	4 1 1 0 1 1 2											
19 Joey Votto, L OBP: 0.392, SLG: 0.484	(1,3) B FC 84 F FC 86 S FC 85 X FC 84	2-2 HBP 21 1B	2-0 L7		4-2 21 2B		0-3 K	2 0 0 0 1 1 2												
21 Todd Frazier, R OBP: 0.337, SLG: 0.585	(1,5) C FC 84 S FC 84 F FC 87 X FC 84	1-2 1B		0-0 P4	0-0 2B	2-2 G6-3		2-2 G6-3	4 0 2 1 0 0 0											
32 Jay Bruce, L 60 J.J. Hoover, R	(1,9) F FC 86 B FC 84 S FC 84 X FC 86	1-3 K		0-0 P5	1-2 P5		1-1 P5	4 0 1 0 0 1 4 0 0 0 0 0 0 0												
9 Marlon Byrd, R OBP: 0.293, SLG: 0.453	(1,7) F FC 84 S FC 84 F FC 84 X FC 84	0-3 K		0-2 F9	2-3 K		1-1 F9	4 0 0 0 0 2 5												
29 Brayan Peña, S OBP: 0.354, SLG: 0.322	(1,2) C FC 86 B FC 82 S FC 82 X FC 82	2-1 F8		2-2 G4-3		4-0 55 G3-1 30 1B	0-3 K	3 0 0 0 1 1 3												
7 Eugenio Suárez, R OBP: 0.347, SLG: 0.478		1-1 F8		2-1 F9		0-1 F8	2-3 K	4 0 0 0 0 1 1									AB 32 R 1 H 5 RBI 1 BB 3 SO 8 LOB 19			
30 Jason Bourgeois, R OBP: 0.167, SLG: 0.167		2-2 E5 47 SH1		2-2 G4-3		1-2 55 G3-1 1B	3-2 F9	4 0 1 0 0 0 0												
47 Johnny Cueto, R 55 Skip Schumaker, L 25 Burke Badenhop, R 41 Ryan Mattheus, R 3 Iván De Jesús Jr., R	(1,1) OBP: 0.296, SLG: 0.182 (6, PH) OBP: 0.306, SLG: 0.303 (6, 1) (7, 1) (8, 7)	0-0 SH1		0-0 F8		1-0 G3-1	1-3 K	1 0 0 0 0 0 0 1 0 0 0 0 0 2 0 0 0 0 0 0 0 0 0 0 0 0 0 0 1 0 0 0 0 1 0												
<b>Inning Stats</b>	R: 1 E: 0 K: 2 S: 19	H: 2 LOB: 2 BB: 0 P: 28	R: 0 E: 1 K: 0 S: 10	H: 0 LOB: 2 BB: 1 P: 19	R: 0 E: 0 K: 0 S: 9	H: 1 LOB: 1 BB: 0 P: 11	R: 0 E: 0 K: 0 S: 6	H: 0 LOB: 0 BB: 0 P: 10	R: 0 E: 0 K: 1 S: 12	H: 1 LOB: 2 BB: 1 P: 19	R: 0 E: 0 K: 1 S: 8	H: 0 LOB: 0 BB: 0 P: 11	R: 0 E: 0 K: 2 S: 8	H: 0 LOB: 0 BB: 0 P: 11	R: 0 E: 0 K: 2 S: 9	H: 0 LOB: 0 BB: 0 P: 13	1B: 2 2B: 3 3B: 0 HR: 0	SF: 0 SAC: 1 DP: 0 HBP: 1	WP: 0 PB: 0 SB: 0 CS: 0	PA: 37
<b>PITCHER</b>	IP WLS BF H R ER SO BB IBB HBP BLK WP HR S P ERA WHIP																			
15 Dan Haren, R ERA: 3.24	(1, 1) 6.0 W 28 5 1 1 3 3 0 1 0 0 0 65 104 1.50 1.333																			
40 Mike Dunn, L ERA: 4.34	(7, 1) 1.0 3 0 0 0 1 0 0 0 0 0 0 8 11 0.00 0.000																			
22 Carter Capps, R ERA: 1.42	(8, 1) 1.0 3 0 0 0 2 0 0 0 0 0 0 8 11 0.00 0.000																			
44 AJ Ramos, R ERA: 1.11	(9, 1) 1.0 3 0 0 0 2 0 0 0 0 0 0 9 13 0.00 0.000																			

Cincinnati Reds @ Miami Marlins  
Marlins Park, Miami, FL  
Sun Jul 12 2015, 1:12 PM - 3:38 PM EDT  
Att: 23,842 - Roof Closed - 75 F

AB	32
R	1
H	5
RBI	1
BB	3
SO	8
LOB	19



Batter	1	2	3	4	5	6	7	8	9	AB	R	H	RBI	BB	SO	LOB	BOTTOM			
51 Ichiro Suzuki, L OBP: 0.307, SLG: 0.290	(1,9) C CH 85 B FC 87 S FC 91	1-3 K	0-0 G4-6-3		1-1 G4-3		1-2 21 S 3 E 1B	4 1 1 0 0 1 1												
21 Christian Yelich, L OBP: 0.344, SLG: 0.366	(1,7) B FC 88 S CH 80 B FC 91 S CH 82 C FC 89	2-3 K		3-2 48 2B 5 2B 1B	4-2 3 E 3 S BB	0-1 G6-3	1-2 G6-3	3 2 1 0 1 1 2												
3 Adeiny Hechavarria, R 17 Donovan Solano, R	(1,6) B FC 92 X FC 91	1-0 G4-3		0-0 F8	1-1 E5 48 2B	0-2 FC6 48 1B	0-2 FC6	4 2 0 1 0 0 2 0 0 0 0 0 0 0												
48 Justin Bour, L OBP: 0.346, SLG: 0.500		1-0 G6-3		1-2 5 2B 2B	1-2 48 2B 2B	1-1 2H 3H 1B	1-1 1B	4 1 3 3 0 0 0												
5 Casey McGehee, R OBP: 0.284, SLG: 0.321	(1,5) T FC 86 B FC 88 X FC 87	1-2 F8		1-0 28 1B 20 FC6-4 2B	1-0 F8	1-0 F8	1-0 F8	4 1 1 2 0 0 2												
28 Cole Gillespie, R OBP: 0.389, SLG: 0.588	(1,8) B FC 92 B FC 85 C FC 86 X FC 92	2-1 1B		0-0 G1-3	1-2 G1-3	0-3 K	0-3 K	4 0 2 0 0 1 1												
20 J.T. Realmuto, R OBP: 0.275, SLG: 0.379	(1,2) X FC 90	0-0 F9		0-0 FC6-4 1B	1-2 G5-3		3-2 G6-3	4 0 0 1 0 0 2									AB 35 R 8 H 10 RBI 7 BB 1 SO 4 LOB 11			
19 Miguel Rojas, R OBP: 0.167, SLG: 0.227	(1,4) B SL 80 F FC 92 C FC 88 X FC 88	2-2 G6-3		0-0 L8		1-1 G1-3	1-0 L4	4 0 0 0 0 0 1												
15 Dan Haren, R 40 Mike Dunn, L 32 Derrek Dietrich, L 22 Carter Capps, R 38 Michael Morse, R 44 AJ Ramos, R	(1, 1) OBP: 0.341, SLG: 0.222 (7, 1) OBP: 1.000, SLG: 1.000 (7, PH) OBP: 0.396, SLG: 0.325 (8, 1) OBP: 0.306, SLG: 0.303 (8, PH) OBP: 0.300, SLG: 0.322 (9, 1)	1-2 51 G4-6-3 1B		1-2 G1		2-0 51 1B 3 FC6 2B	3-3 K	2 0 1 0 0 0 0 0 0 0 0 0 0 0 1 1 1 0 0 0 0 0 0 0 0 0 0 0 1 0 0 0 0 1 0 0 0 0 0 0 0 0												
<b>Inning Stats</b>	R: 0 E: 0 K: 2 S: 7	H: 0 LOB: 0 BB: 0 P: 11	R: 0 E: 0 K: 0 S: 7	H: 1 LOB: 1 BB: 0 P: 11	R: 0 E: 0 K: 0 S: 7	H: 1 LOB: 0 BB: 0 P: 10	R: 3 E: 0 K: 0 S: 11	H: 4 LOB: 1 BB: 0 P: 16	R: 2 E: 0 K: 0 S: 12	H: 1 LOB: 1 BB: 1 P: 20	R: 0 E: 0 K: 0 S: 8	H: 0 LOB: 0 BB: 0 P: 11	R: 3 E: 1 K: 1 S: 15	H: 3 LOB: 1 BB: 0 P: 20	R: 0 E: 0 K: 1 S: 10	H: 0 LOB: 0 BB: 0 P: 17	1B: 6 2B: 4 3B: 0 HR: 0	SF: 0 SAC: 0 DP: 1 HBP: 0	WP: 0 PB: 0 SB: 2 CS: 0	PA: 36
<b>PITCHER</b>	IP WLS BF H R ER SO BB IBB HBP BLK WP HR S P ERA WHIP																			
47 Johnny Cueto, R ERA: 2.73	(1, 1) 5.0 L 23 7 5 3 2 1 0 0 0 0 0 0 44 68 5.40 1.600																			
25 Burke Badenhop, R ERA: 5.03	(6, 1) 1.0 3 0 0 0 0 0 0 0 0 0 0 8 11 0.00 0.000																			
41 Ryan Mattheus, R ERA: 4.44	(7, 1) 1.0 7 3 3 2 1 0 0 0 0 0 0 15 20 18.00 3.000																			
60 J.J. Hoover, R ERA: 1.41	(8, 1) 1.0 3 0 0 0 1 0 0 0 0 0 0 10 17 0.00 0.000																			

Cincinnati Reds @ Miami Marlins  
Marlins Park, Miami, FL  
Sun Jul 12 2015, 1:12 PM - 3:38 PM EDT  
Att: 23,842 - Roof Closed - 75 F

AB	35
R	8
H	10
RBI	7
BB	1
SO	4
LOB	11









Batter	1	2	3	4	5	6	7	8	9	AB	R	H	RBI	BB	SO	LOB	TOP				
51 Ichiro Suzuki, L (1,9) OBP: 0.309, SLG: 0.293	G3			G1-3		14 2B		L8		4	1	1	0	0	0	0	<b>Miami Marlins @ Philadelphia Phillies</b> Citizens Bank Park, Philadelphia, PA Sat Jul 18 2015, 7:08 PM - 9:45 PM EDT Att: 23,655 - Partly Cloudy - 87 F				
14 Martín Prado, R (1,4) OBP: 0.313, SLG: 0.378	L7			2B		21 FC6-5		48 G3		4	0	3	1	0	0	0					
21 Christian Yelich, L (1,7) OBP: 0.341, SLG: 0.366	L8			F8		FC6-5		48 G3		4	0	1	0	0	0	2					
48 Justin Bour, L (1,3) OBP: 0.342, SLG: 0.489	G6-3			F7		K		G3		4	0	0	0	0	1	4					
3 Adeiny Hechavarria, R (1,6) OBP: 0.314, SLG: 0.373										4	0	1	0	0	2	3					
32 Derek Dietrich, L (1,5) OBP: 0.274, SLG: 0.530	G4-6-3									4	0	2	0	0	1	1					
20 J.T. Realmuto, R (1,2) OBP: 0.274, SLG: 0.390										4	0	1	0	0	2	2					
28 Cole Gillespie, R (1,8) OBP: 0.386, SLG: 0.561				L3-6				L8		3	0	1	0	1	0	2					
34 Tom Koehler, R (1,1) OBP: 0.038, SLG: 0.038										2	0	0	0	0	2	2					
5 Casey McGehee, R (7,PH) OBP: 0.284, SLG: 0.317										1	0	0	0	0	0	1					
31 Steve Cishek, R (7,1) OBP: 0.284, SLG: 0.317										0	0	0	0	0	0	0					
36 Sam Dyson, R (8,1) OBP: 0.289, SLG: 0.297										0	0	0	0	0	0	0					
38 Michael Morse, R (9,PH) OBP: 0.289, SLG: 0.297										1	0	0	0	0	0	1					
<b>Inning Stats</b>	R: 0 E: 0 K: 0 S: 10	H: 0 LOB: 0 BB: 0 P: 17	R: 0 E: 0 K: 0 S: 7	H: 1 LOB: 0 BB: 0 P: 12	R: 0 E: 0 K: 1 S: 8	H: 1 LOB: 0 BB: 0 P: 14	R: 0 E: 0 K: 0 S: 9	H: 1 LOB: 1 BB: 0 P: 13	R: 0 E: 0 K: 2 S: 15	H: 1 LOB: 1 BB: 0 P: 18	R: 0 E: 0 K: 1 S: 11	H: 2 LOB: 2 BB: 0 P: 17	R: 0 E: 0 K: 1 S: 10	H: 1 LOB: 1 BB: 0 P: 17	1B: 6 2B: 5 3B: 0 HR: 0	SF: 0 SAC: 0 DP: 2 HBP: 0	WP: 0 PB: 0 SB: 1 CS: 0	PA: 36			
<b>PITCHER</b>	IP WLS BF H R ER SO BB IBB HBP BLK WP HR S P ERA WHIP	IP WLS BF H R ER SO BB IBB HBP BLK WP HR S P ERA WHIP	IP WLS BF H R ER SO BB IBB HBP BLK WP HR S P ERA WHIP	IP WLS BF H R ER SO BB IBB HBP BLK WP HR S P ERA WHIP	IP WLS BF H R ER SO BB IBB HBP BLK WP HR S P ERA WHIP	IP WLS BF H R ER SO BB IBB HBP BLK WP HR S P ERA WHIP	IP WLS BF H R ER SO BB IBB HBP BLK WP HR S P ERA WHIP	IP WLS BF H R ER SO BB IBB HBP BLK WP HR S P ERA WHIP	IP WLS BF H R ER SO BB IBB HBP BLK WP HR S P ERA WHIP	IP WLS BF H R ER SO BB IBB HBP BLK WP HR S P ERA WHIP	IP WLS BF H R ER SO BB IBB HBP BLK WP HR S P ERA WHIP	IP WLS BF H R ER SO BB IBB HBP BLK WP HR S P ERA WHIP	IP WLS BF H R ER SO BB IBB HBP BLK WP HR S P ERA WHIP	IP WLS BF H R ER SO BB IBB HBP BLK WP HR S P ERA WHIP	IP WLS BF H R ER SO BB IBB HBP BLK WP HR S P ERA WHIP	IP WLS BF H R ER SO BB IBB HBP BLK WP HR S P ERA WHIP	IP WLS BF H R ER SO BB IBB HBP BLK WP HR S P ERA WHIP	IP WLS BF H R ER SO BB IBB HBP BLK WP HR S P ERA WHIP	IP WLS BF H R ER SO BB IBB HBP BLK WP HR S P ERA WHIP		
38 Chad Billingsley, R (1,1) ERA: 5.84	5.0 W 18 4 0 0 2 1 0 0 0 0 0 0 41 70 0.00 1.000	5.0 W 18 4 0 0 2 1 0 0 0 0 0 0 41 70 0.00 1.000	5.0 W 18 4 0 0 2 1 0 0 0 0 0 0 41 70 0.00 1.000	5.0 W 18 4 0 0 2 1 0 0 0 0 0 0 41 70 0.00 1.000	5.0 W 18 4 0 0 2 1 0 0 0 0 0 0 41 70 0.00 1.000	5.0 W 18 4 0 0 2 1 0 0 0 0 0 0 41 70 0.00 1.000	5.0 W 18 4 0 0 2 1 0 0 0 0 0 0 41 70 0.00 1.000	5.0 W 18 4 0 0 2 1 0 0 0 0 0 0 41 70 0.00 1.000	5.0 W 18 4 0 0 2 1 0 0 0 0 0 0 41 70 0.00 1.000	5.0 W 18 4 0 0 2 1 0 0 0 0 0 0 41 70 0.00 1.000	5.0 W 18 4 0 0 2 1 0 0 0 0 0 0 41 70 0.00 1.000	5.0 W 18 4 0 0 2 1 0 0 0 0 0 0 41 70 0.00 1.000	5.0 W 18 4 0 0 2 1 0 0 0 0 0 0 41 70 0.00 1.000	5.0 W 18 4 0 0 2 1 0 0 0 0 0 0 41 70 0.00 1.000	5.0 W 18 4 0 0 2 1 0 0 0 0 0 0 41 70 0.00 1.000	5.0 W 18 4 0 0 2 1 0 0 0 0 0 0 41 70 0.00 1.000	5.0 W 18 4 0 0 2 1 0 0 0 0 0 0 41 70 0.00 1.000	5.0 W 18 4 0 0 2 1 0 0 0 0 0 0 41 70 0.00 1.000	5.0 W 18 4 0 0 2 1 0 0 0 0 0 0 41 70 0.00 1.000	5.0 W 18 4 0 0 2 1 0 0 0 0 0 0 41 70 0.00 1.000	
63 Jake Diekmann, L (6,1) ERA: 5.24	0.2 H 4 2 1 1 1 0 0 0 0 0 0 0 0 10 13 13.50 3.000	0.2 H 4 2 1 1 1 0 0 0 0 0 0 0 0 10 13 13.50 3.000	0.2 H 4 2 1 1 1 0 0 0 0 0 0 0 0 10 13 13.50 3.000	0.2 H 4 2 1 1 1 0 0 0 0 0 0 0 0 10 13 13.50 3.000	0.2 H 4 2 1 1 1 0 0 0 0 0 0 0 0 10 13 13.50 3.000	0.2 H 4 2 1 1 1 0 0 0 0 0 0 0 0 10 13 13.50 3.000	0.2 H 4 2 1 1 1 0 0 0 0 0 0 0 0 10 13 13.50 3.000	0.2 H 4 2 1 1 1 0 0 0 0 0 0 0 0 10 13 13.50 3.000	0.2 H 4 2 1 1 1 0 0 0 0 0 0 0 0 10 13 13.50 3.000	0.2 H 4 2 1 1 1 0 0 0 0 0 0 0 0 10 13 13.50 3.000	0.2 H 4 2 1 1 1 0 0 0 0 0 0 0 0 10 13 13.50 3.000	0.2 H 4 2 1 1 1 0 0 0 0 0 0 0 0 10 13 13.50 3.000	0.2 H 4 2 1 1 1 0 0 0 0 0 0 0 0 10 13 13.50 3.000	0.2 H 4 2 1 1 1 0 0 0 0 0 0 0 0 10 13 13.50 3.000	0.2 H 4 2 1 1 1 0 0 0 0 0 0 0 0 10 13 13.50 3.000	0.2 H 4 2 1 1 1 0 0 0 0 0 0 0 0 10 13 13.50 3.000	0.2 H 4 2 1 1 1 0 0 0 0 0 0 0 0 10 13 13.50 3.000	0.2 H 4 2 1 1 1 0 0 0 0 0 0 0 0 10 13 13.50 3.000	0.2 H 4 2 1 1 1 0 0 0 0 0 0 0 0 10 13 13.50 3.000	0.2 H 4 2 1 1 1 0 0 0 0 0 0 0 0 10 13 13.50 3.000	0.2 H 4 2 1 1 1 0 0 0 0 0 0 0 0 10 13 13.50 3.000
46 Jeanmar Gómez, R (6,1) ERA: 2.44	1.1 H 5 1 0 0 3 0 0 0 0 0 0 0 14 21 0.00 0.750	1.1 H 5 1 0 0 3 0 0 0 0 0 0 0 0 14 21 0.00 0.750	1.1 H 5 1 0 0 3 0 0 0 0 0 0 0 0 14 21 0.00 0.750	1.1 H 5 1 0 0 3 0 0 0 0 0 0 0 0 14 21 0.00 0.750	1.1 H 5 1 0 0 3 0 0 0 0 0 0 0 0 14 21 0.00 0.750	1.1 H 5 1 0 0 3 0 0 0 0 0 0 0 0 14 21 0.00 0.750	1.1 H 5 1 0 0 3 0 0 0 0 0 0 0 0 14 21 0.00 0.750	1.1 H 5 1 0 0 3 0 0 0 0 0 0 0 0 14 21 0.00 0.750	1.1 H 5 1 0 0 3 0 0 0 0 0 0 0 0 14 21 0.00 0.750	1.1 H 5 1 0 0 3 0 0 0 0 0 0 0 0 14 21 0.00 0.750	1.1 H 5 1 0 0 3 0 0 0 0 0 0 0 0 14 21 0.00 0.750	1.1 H 5 1 0 0 3 0 0 0 0 0 0 0 0 14 21 0.00 0.750	1.1 H 5 1 0 0 3 0 0 0 0 0 0 0 0 14 21 0.00 0.750	1.1 H 5 1 0 0 3 0 0 0 0 0 0 0 0 14 21 0.00 0.750	1.1 H 5 1 0 0 3 0 0 0 0 0 0 0 0 14 21 0.00 0.750	1.1 H 5 1 0 0 3 0 0 0 0 0 0 0 0 14 21 0.00 0.750	1.1 H 5 1 0 0 3 0 0 0 0 0 0 0 0 14 21 0.00 0.750	1.1 H 5 1 0 0 3 0 0 0 0 0 0 0 0 14 21 0.00 0.750	1.1 H 5 1 0 0 3 0 0 0 0 0 0 0 0 14 21 0.00 0.750	1.1 H 5 1 0 0 3 0 0 0 0 0 0 0 0 14 21 0.00 0.750	
53 Ken Giles, R (8,1) ERA: 1.77	1.0 H 5 2 0 0 1 0 0 0 0 0 0 0 11 17 0.00 2.000	1.0 H 5 2 0 0 1 0 0 0 0 0 0 0 0 11 17 0.00 2.000	1.0 H 5 2 0 0 1 0 0 0 0 0 0 0 0 11 17 0.00 2.000	1.0 H 5 2 0 0 1 0 0 0 0 0 0 0 0 11 17 0.00 2.000	1.0 H 5 2 0 0 1 0 0 0 0 0 0 0 0 11 17 0.00 2.000	1.0 H 5 2 0 0 1 0 0 0 0 0 0 0 0 11 17 0.00 2.000	1.0 H 5 2 0 0 1 0 0 0 0 0 0 0 0 11 17 0.00 2.000	1.0 H 5 2 0 0 1 0 0 0 0 0 0 0 0 11 17 0.00 2.000	1.0 H 5 2 0 0 1 0 0 0 0 0 0 0 0 11 17 0.00 2.000	1.0 H 5 2 0 0 1 0 0 0 0 0 0 0 0 11 17 0.00 2.000	1.0 H 5 2 0 0 1 0 0 0 0 0 0 0 0 11 17 0.00 2.000	1.0 H 5 2 0 0 1 0 0 0 0 0 0 0 0 11 17 0.00 2.000	1.0 H 5 2 0 0 1 0 0 0 0 0 0 0 0 11 17 0.00 2.000	1.0 H 5 2 0 0 1 0 0 0 0 0 0 0 0 11 17 0.00 2.000	1.0 H 5 2 0 0 1 0 0 0 0 0 0 0 0 11 17 0.00 2.000	1.0 H 5 2 0 0 1 0 0 0 0 0 0 0 0 11 17 0.00 2.000	1.0 H 5 2 0 0 1 0 0 0 0 0 0 0 0 11 17 0.00 2.000	1.0 H 5 2 0 0 1 0 0 0 0 0 0 0 0 11 17 0.00 2.000	1.0 H 5 2 0 0 1 0 0 0 0 0 0 0 0 11 17 0.00 2.000	1.0 H 5 2 0 0 1 0 0 0 0 0 0 0 0 11 17 0.00 2.000	1.0 H 5 2 0 0 1 0 0 0 0 0 0 0 0 11 17 0.00 2.000
58 Jonathan Papelbon, R (9,1) ERA: 1.77	1.0 S 4 1 0 0 1 0 0 0 0 0 0 0 10 17 0.00 1.000	1.0 S 4 1 0 0 1 0 0 0 0 0 0 0 0 10 17 0.00 1.000	1.0 S 4 1 0 0 1 0 0 0 0 0 0 0 0 10 17 0.00 1.000	1.0 S 4 1 0 0 1 0 0 0 0 0 0 0 0 10 17 0.00 1.000	1.0 S 4 1 0 0 1 0 0 0 0 0 0 0 0 10 17 0.00 1.000	1.0 S 4 1 0 0 1 0 0 0 0 0 0 0 0 10 17 0.00 1.000	1.0 S 4 1 0 0 1 0 0 0 0 0 0 0 0 10 17 0.00 1.000	1.0 S 4 1 0 0 1 0 0 0 0 0 0 0 0 10 17 0.00 1.000	1.0 S 4 1 0 0 1 0 0 0 0 0 0 0 0 10 17 0.00 1.000	1.0 S 4 1 0 0 1 0 0 0 0 0 0 0 0 10 17 0.00 1.000	1.0 S 4 1 0 0 1 0 0 0 0 0 0 0 0 10 17 0.00 1.000	1.0 S 4 1 0 0 1 0 0 0 0 0 0 0 0 10 17 0.00 1.000	1.0 S 4 1 0 0 1 0 0 0 0 0 0 0 0 10 17 0.00 1.000	1.0 S 4 1 0 0 1 0 0 0 0 0 0 0 0 10 17 0.00 1.000	1.0 S 4 1 0 0 1 0 0 0 0 0 0 0 0 10 17 0.00 1.000	1.0 S 4 1 0 0 1 0 0 0 0 0 0 0 0 10 17 0.00 1.000	1.0 S 4 1 0 0 1 0 0 0 0 0 0 0 0 10 17 0.00 1.000	1.0 S 4 1 0 0 1 0 0 0 0 0 0 0 0 10 17 0.00 1.000	1.0 S 4 1 0 0 1 0 0 0 0 0 0 0 0 10 17 0.00 1.000	1.0 S 4 1 0 0 1 0 0 0 0 0 0 0 0 10 17 0.00 1.000	1.0 S 4 1 0 0 1 0 0 0 0 0 0 0 0 10 17 0.00 1.000

Batter	1	2	3	4	5	6	7	8	9	AB	R	H	RBI	BB	SO	LOB	BOTTOM		
2 Ben Revere, L (1,8) OBP: 0.336, SLG: 0.377	FC4-6			G1-3				L8		4	1	1	1	0	0	2	<b>Miami Marlins @ Philadelphia Phillies</b> Citizens Bank Park, Philadelphia, PA Sat Jul 18 2015, 7:08 PM - 9:45 PM EDT Att: 23,655 - Partly Cloudy - 87 F		
16 César Hernández, S (1,4) OBP: 0.360, SLG: 0.345	FC4-6			G6-3				K		3	0	0	0	1	1	1			
7 Maikel Franco, R (1,5) OBP: 0.340, SLG: 0.489	FC4-6			BB				6 WP		3	1	1	0	1	0	2			
6 Ryan Howard, L (1,3) OBP: 0.270, SLG: 0.439	FC6-4			L8				F7		4	0	1	1	0	0	2			
51 Carlos Ruiz, R (1,2) OBP: 0.312, SLG: 0.306	FC6-4			K				G6-3		4	0	0	0	0	2	4			
9 Domonic Brown, L (1,9) OBP: 0.265, SLG: 0.244				G4-3						3	0	1	1	0	0	1			
13 Freddy Galvis, S (1,6) OBP: 0.314, SLG: 0.341	F9			F8				K		3	0	0	0	0	1	2			
25 Cody Asche, L (1,7) OBP: 0.279, SLG: 0.355	E3			G3				F7		3	1	0	0	0	0	0			
53 Ken Giles, R (8,1) ERA: 4.97										0	0	0	0	0	0	0			
58 Jonathan Papelbon, R (9,1) ERA: 1.77	SH									0	0	0	0	0	0	0			
38 Chad Billingsley, R (1,1) OBP: 0.077, SLG: 0.308										1	0	0	0	0	1	0			
63 Jake Diekmann, R (6,1) ERA: 5.24										0	0	0	0	0	0	0			
46 Jeanmar Gómez, R (6,1) ERA: 2.44										0	0	0	0	0	0	0			
37 Odúbel Herrera, L (7,PH) OBP: 0.302, SLG: 0.407										1	0	1	0	0	0	0			
<b>Inning Stats</b>	R: 2 E: 0 K: 0 S: 17	H: 3 LOB: 2 BB: 1 P: 28	R: 1 E: 2 K: 0 S: 9	H: 0 LOB: 0 BB: 0 P: 11	R: 0 E: 0 K: 1 S: 10	H: 0 LOB: 0 BB: 1 P: 18	R: 0 E: 0 K: 1 S: 6	H: 0 LOB: 0 BB: 0 P: 11	R: 0 E: 0 K: 1 S: 7	H: 0 LOB: 0 BB: 0 P: 10	R: 0 E: 0 K: 1 S: 7	H: 0 LOB: 0 BB: 0 P: 11	R: 0 E: 0 K: 1 S: 12	H: 1 LOB: 1 BB: 0 P: 21	1B: 4 2B: 1 3B: 0 HR: 0	SF: 0 SAC: 1 DP: 1 HBP: 0	WP: 1 PB: 0 SB: 1 CS: 0	PA: 32	
<b>PITCHER</b>	IP WLS BF H R ER SO BB IBB HBP BLK WP HR S P ERA WHIP	IP WLS BF H R ER SO BB IBB HBP BLK WP HR S P ERA WHIP	IP WLS BF H R ER SO BB IBB HBP BLK WP HR S P ERA WHIP	IP WLS BF H R ER SO BB IBB HBP BLK WP HR S P ERA WHIP	IP WLS BF H R ER SO BB IBB HBP BLK WP HR S P ERA WHIP	IP WLS BF H R ER SO BB IBB HBP BLK WP HR S P ERA WHIP	IP WLS BF H R ER SO BB IBB HBP BLK WP HR S P ERA WHIP	IP WLS BF H R ER SO BB IBB HBP BLK WP HR S P ERA WHIP	IP WLS BF H R ER SO BB IBB HBP BLK WP HR S P ERA WHIP	IP WLS BF H R ER SO BB IBB HBP BLK WP HR S P ERA WHIP	IP WLS BF H R ER SO BB IBB HBP BLK WP HR S P ERA WHIP	IP WLS BF H R ER SO BB IBB HBP BLK WP HR S P ERA WHIP	IP WLS BF H R ER SO BB IBB HBP BLK WP HR S P ERA WHIP	IP WLS BF H R ER SO BB IBB HBP BLK WP HR S P ERA WHIP	IP WLS BF H R ER SO BB IBB HBP BLK WP HR S P ERA WHIP	IP WLS BF H R ER SO BB IBB HBP BLK WP HR S P ERA WHIP	IP WLS BF H R ER SO BB IBB HBP BLK WP HR S P ERA WHIP	IP WLS BF H R ER SO BB IBB HBP BLK WP HR S P ERA WHIP	IP WLS BF H R ER SO BB IBB HBP BLK WP HR S P ERA WHIP
34 Tom Koehler, R (1,1) ERA: 3.38	6.0 L 24 3 3 2 3 2 0 0 0 0 0 0 7 9 3.00 0.833	6.0 L 24 3 3 2 3 2 0 0 0 0 0 0 7 9 3.00 0.833	6.0 L 24 3 3 2 3 2 0 0 0 0 0 0 7 9 3.00 0.833	6.0 L 24 3 3 2 3 2 0 0 0 0 0 0 7 9 3.00 0.833	6.0 L 24														











Batter	1	2	3	4	5	6	7	8	9	AB	R	H	RBI	BB	SO	LOB	TOP										
51 Ichiro Suzuki, L (1,9) OBP: 0.312, SLG: 0.294										5	1	0	0	0	1	3	<b>Miami Marlins @ Arizona Diamondbacks</b> Chase Field, Phoenix, AZ Tue Jul 21 2015, 6:41 PM - 9:36 PM MST Att: 16,983 - Roof Closed - 79 F										
14 Martin Prado, R (1,4) OBP: 0.316, SLG: 0.374										4	0	1	0	0	0	1											
21 Christian Yelich, L (1,8) OBP: 0.340, SLG: 0.369										4	0	2	1	0	0	1											
48 Justin Bour, L (1,3) OBP: 0.340, SLG: 0.478										3	0	0	0	0	1	2											
5 Casey McGehee, R (8,PH) OBP: 0.298, SLG: 0.393										0	0	0	0	1	0	0											
38 Michael Morse, R (1,7) OBP: 0.268, SLG: 0.316										3	1	1	1	0	1	0											
28 Cole Gillespie, R (7,8) OBP: 0.370, SLG: 0.529										1	0	0	0	0	0	2											
32 Derek Dietrich, L (1,5) OBP: 0.370, SLG: 0.548										3	0	0	0	0	0	0											
22 Carter Capps, R (8,1) OBP: 0.500, SLG: 0.500										0	0	0	0	0	0	0											
17 Donovan Solano, R (8,PH) OBP: 0.372, SLG: 0.210										4	1	2	0	0	1	0											
44 AJ Ramos, R (9,1)										0	0	0	0	0	0	0											
20 J.T. Realmuto, R (1,2) OBP: 0.280, SLG: 0.395										4	1	2	0	0	1	0											
3 Adeiny Hechavarria, R (1,6) OBP: 0.317, SLG: 0.375										4	0	2	1	0	0	0											
35 Mat Latos, R (1,1) OBP: 0.278, SLG: 0.278										2	0	0	0	0	2	1											
19 Miguel Rojas, R (8,PH) OBP: 0.276, SLG: 0.308										1	0	1	0	1	0	0											
<b>Inning Stats</b>	R: 0 H: 1 E: 0 K: 1 S: 15	H: 1 LOB: 1 BB: 0 P: 21	R: 0 H: 0 E: 0 K: 1 S: 8	H: 0 LOB: 0 BB: 0 P: 11	R: 0 H: 0 E: 0 K: 1 S: 6	H: 0 LOB: 0 BB: 0 P: 6	R: 0 H: 0 E: 0 K: 0 S: 8	H: 0 LOB: 0 BB: 0 P: 13	R: 1 H: 2 E: 0 K: 2 S: 14	H: 1 LOB: 1 BB: 0 P: 18	R: 0 H: 1 E: 0 K: 1 S: 11	H: 1 LOB: 0 BB: 0 P: 20	R: 1 H: 1 E: 0 K: 0 S: 7	H: 1 LOB: 0 BB: 0 P: 13	R: 1 H: 2 E: 0 K: 0 S: 13	H: 2 LOB: 2 BB: 1 P: 21	R: 0 H: 2 E: 0 K: 0 S: 12	H: 2 LOB: 2 BB: 1 P: 22	1B: 7 2B: 1 3B: 0 HR: 1	SF: 0 SAC: 0 DP: 0 HBP: 0	WP: 0 PB: 0 SB: 2 CS: 1	PA: 37					
<b>PITCHER</b>	IP	WLS	BF	H	R	ER	SO	BB	IBB	HBP	BLK	WP	HR	S	P	ERA	WHIP										
58 Jeremy Hellickson, R (1,1) ERA: 4.87	7.0	L	26	5	2	2	6	0	0	0	0	0	1	69	102	2.57	0.714										
37 Matt Stites, R (8,1) ERA: 4.5	0.2		3	1	1	1	0	0	0	0	0	0	0	8	11	13.50	1.500										
40 Andrew Chafin, L (8,1) ERA: 2.9	0.0		1	1	0	0	0	0	0	0	0	0	0	1	2	∞	∞										
48 Randall Delgado, R (8,1) ERA: 2.91	0.1		2	0	0	0	0	1	0	0	0	0	0	4	8	0.00	3.000										
55 Josh Collmenter, R (9,1) ERA: 4.68	1.0		5	2	0	0	0	1	0	0	0	0	0	12	22	0.00	3.000										

Batter	1	2	3	4	5	6	7	8	9	AB	R	H	RBI	BB	SO	LOB	BOTTOM										
11 AJ Pollock, R (1,8) OBP: 0.355, SLG: 0.463										4	0	2	0	0	0	0	<b>Miami Marlins @ Arizona Diamondbacks</b> Chase Field, Phoenix, AZ Tue Jul 21 2015, 6:41 PM - 9:36 PM MST Att: 16,983 - Roof Closed - 79 F										
16 Chris Owings, R (1,4) OBP: 0.281, SLG: 0.326										4	0	0	0	0	2	2											
44 Paul Goldschmidt, R (1,3) OBP: 0.455, SLG: 0.691										3	0	1	0	1	0	0											
6 David Peralta, L (1,7) OBP: 0.347, SLG: 0.498										4	0	1	0	0	1	2											
24 Yasmany Tomás, R (1,9) OBP: 0.339, SLG: 0.431										4	0	1	0	0	2	1											
19 Jake Lamb, L (1,5) OBP: 0.338, SLG: 0.385										4	0	0	0	0	2	3											
7 Wellington Castillo, R (1,2) OBP: 0.293, SLG: 0.402										3	0	0	0	0	2	2											
13 Nick Ahmed, R (1,6) OBP: 0.296, SLG: 0.348										3	0	0	0	0	0	0											
40 Andrew Chafin, R (8,1)										0	0	0	0	0	0	0											
48 Randall Delgado, R (8,1)										0	0	0	0	0	0	0											
55 Josh Collmenter, R (9,1) OBP: 0.289, SLG: 0.298										0	0	0	0	0	0	0											
58 Jeremy Hellickson, R (1,1) OBP: 0.219, SLG: 0.172										2	0	0	0	0	1	0											
37 Matt Stites, L (8,1)										0	0	0	0	0	0	0											
4 Cliff Pennington, S (8,6) OBP: 0.320, SLG: 0.290										1	0	0	0	0	1	0											
<b>Inning Stats</b>	R: 0 H: 1 E: 0 K: 1 S: 9	H: 0 LOB: 1 BB: 0 P: 13	R: 0 H: 0 E: 0 K: 2 S: 11	H: 0 LOB: 0 BB: 0 P: 16	R: 0 H: 1 E: 0 K: 1 S: 9	H: 1 LOB: 1 BB: 0 P: 13	R: 0 H: 1 E: 0 K: 1 S: 8	H: 1 LOB: 2 BB: 1 P: 13	R: 0 H: 0 E: 0 K: 1 S: 6	H: 0 LOB: 0 BB: 0 P: 11	R: 0 H: 0 E: 0 K: 1 S: 8	H: 0 LOB: 0 BB: 0 P: 10	R: 0 H: 0 E: 0 K: 2 S: 8	H: 0 LOB: 0 BB: 0 P: 11	R: 0 H: 1 E: 0 K: 2 S: 8	H: 1 LOB: 1 BB: 0 P: 11	1B: 5 2B: 0 3B: 0 HR: 0	SF: 0 SAC: 0 DP: 0 HBP: 0	WP: 1 PB: 0 SB: 1 CS: 0	PA: 33							
<b>PITCHER</b>	IP	WLS	BF	H	R	ER	SO	BB	IBB	HBP	BLK	WP	HR	S	P	ERA	WHIP										
35 Mat Latos, R (1,1) ERA: 4.48	7.0	W	26	4	0	0	7	1	0	0	0	0	0	8	11	0.00	0.714										
22 Carter Capps, R (8,1) ERA: 1.32	1.0	H	3	0	0	0	2	0	0	0	0	0	0	8	11	0.00	0.000										
44 AJ Ramos, R (9,1) ERA: 1.51	1.0	S	4	1	0	0	2	0	0	0	0	0	0	8	11	0.00	1.000										

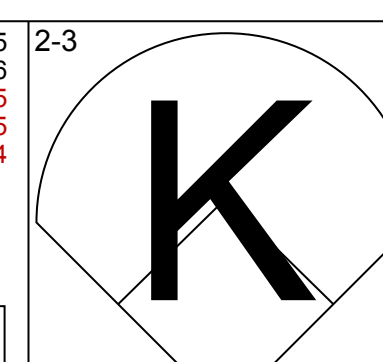
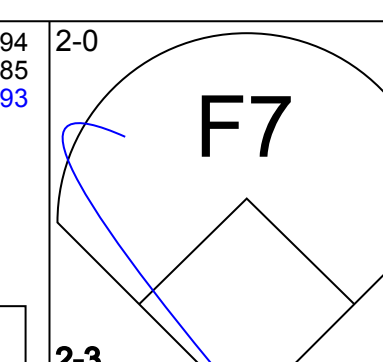
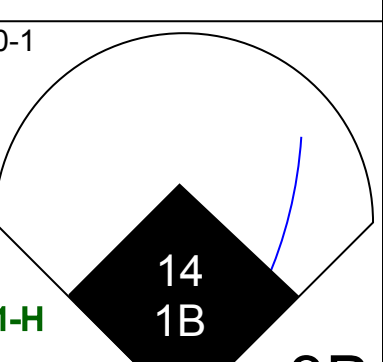
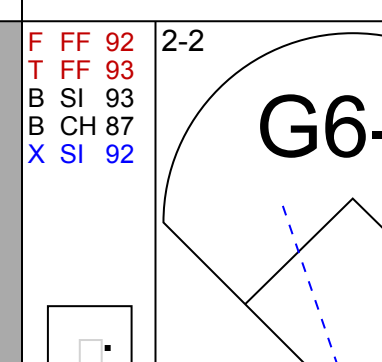
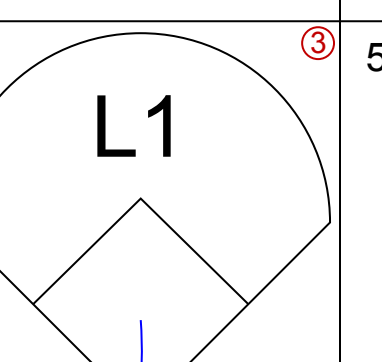
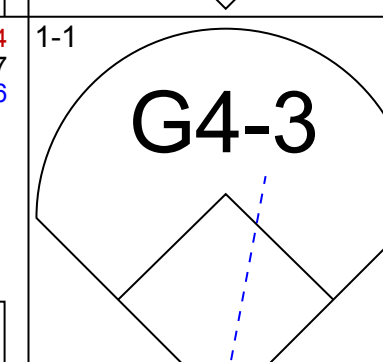
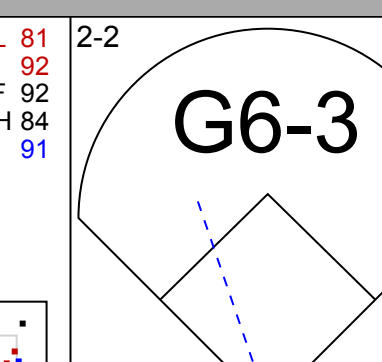
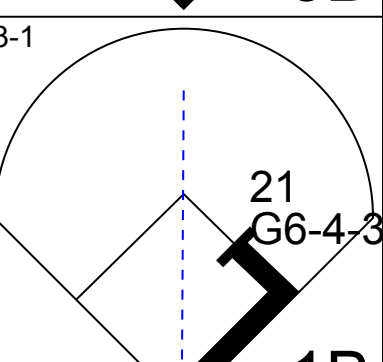
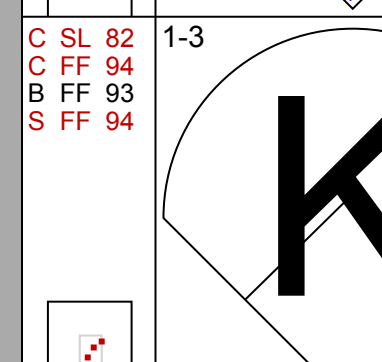
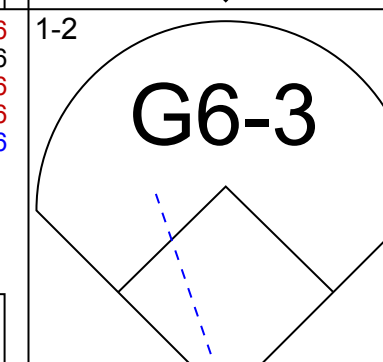
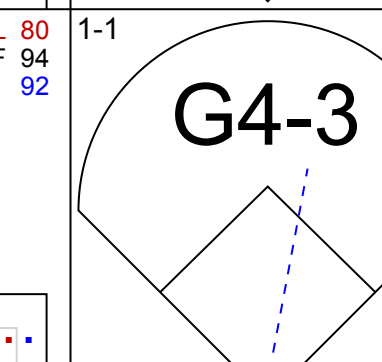
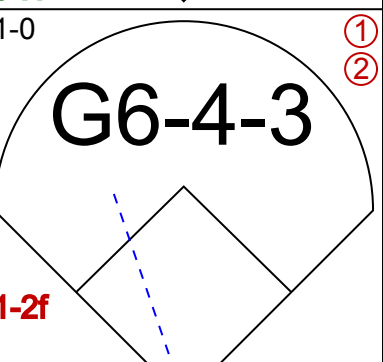
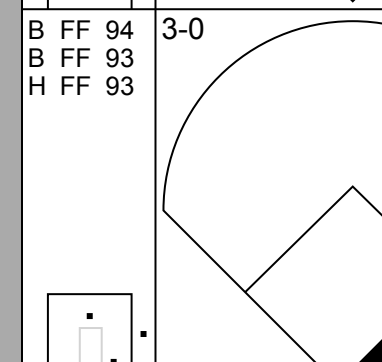
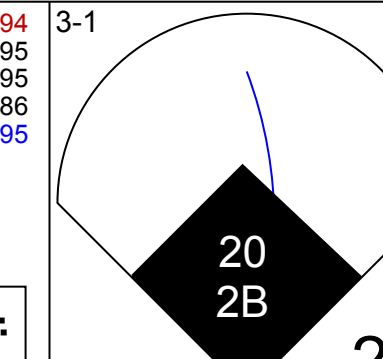
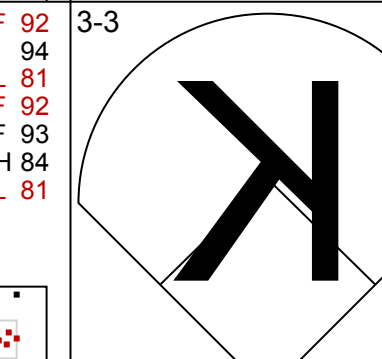
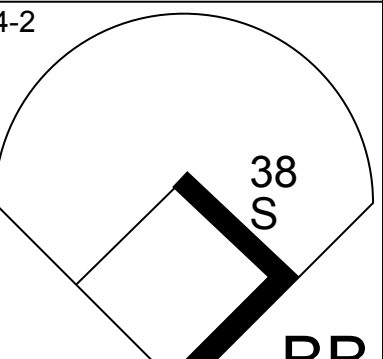
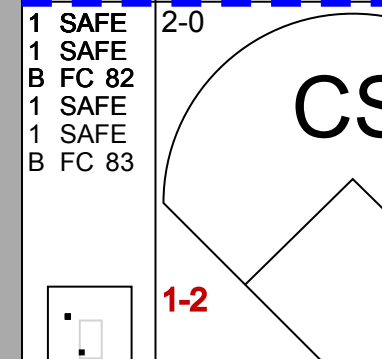
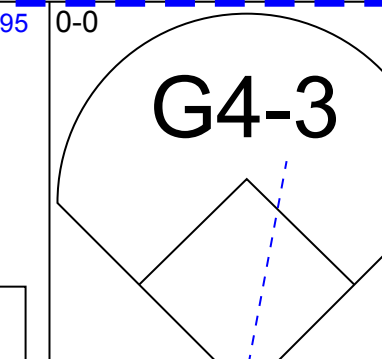
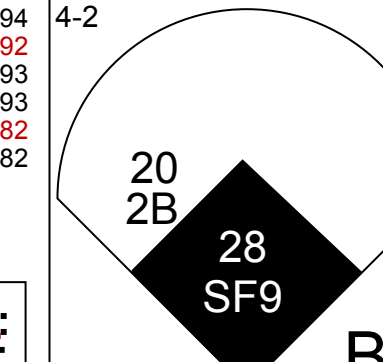
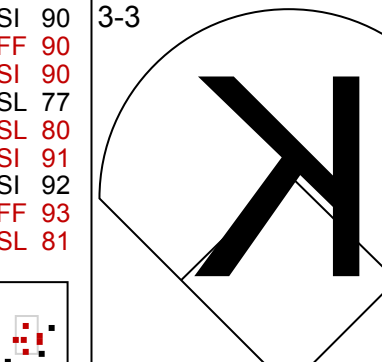
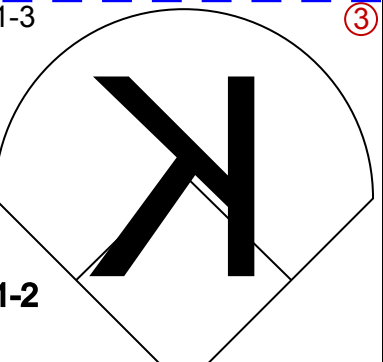
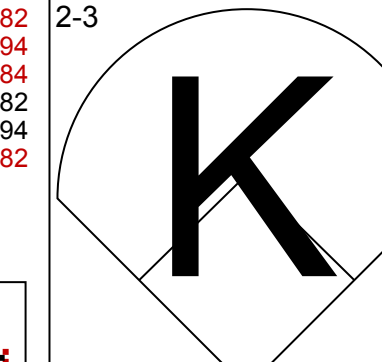
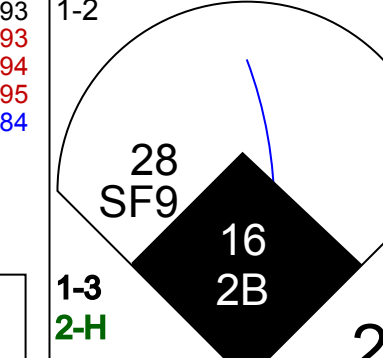
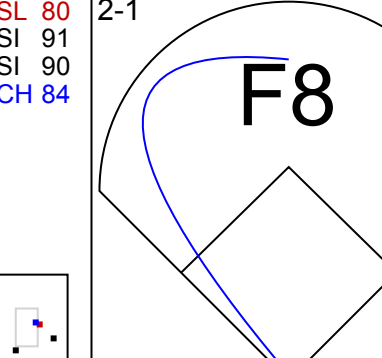
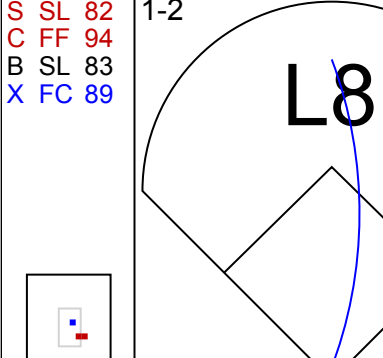
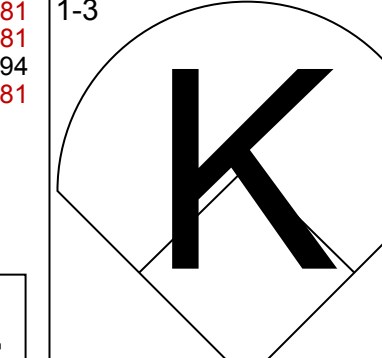
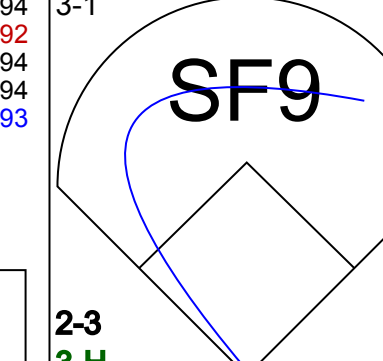
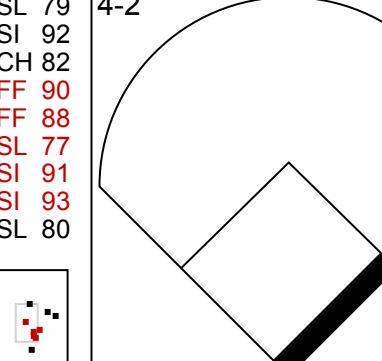
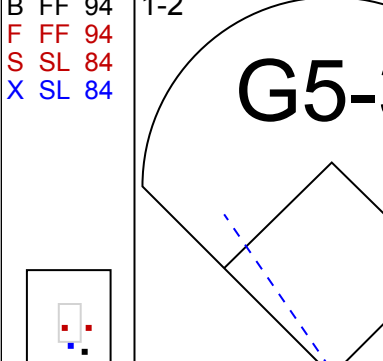
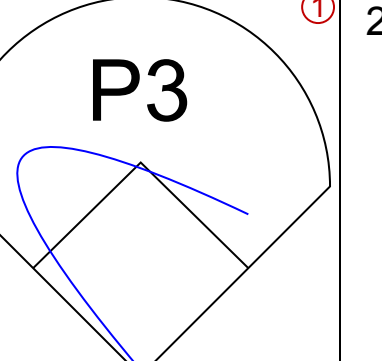
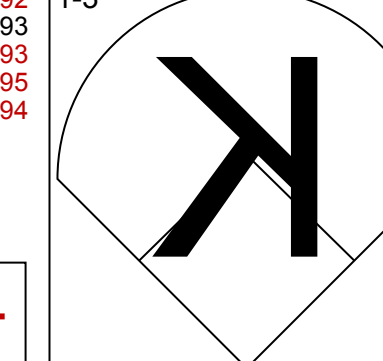
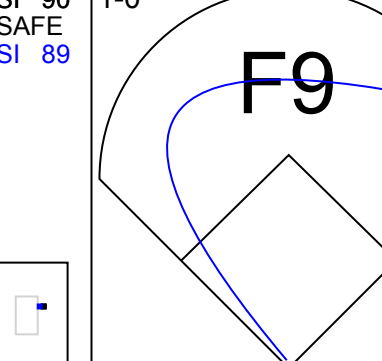
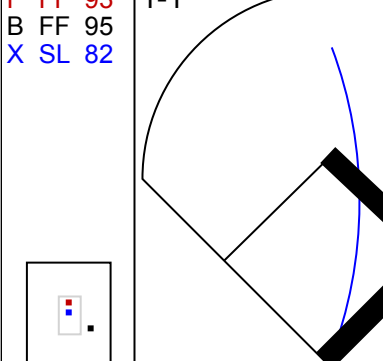
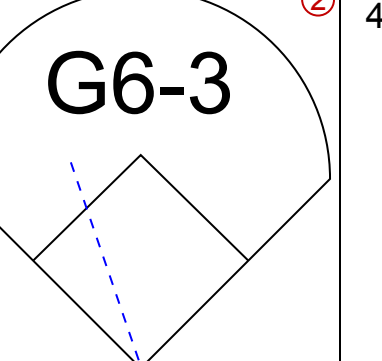
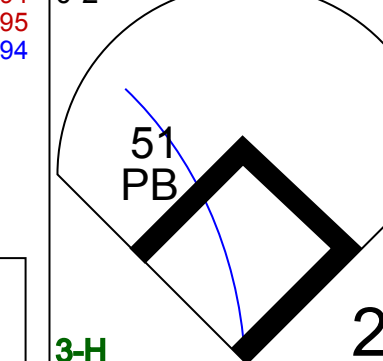
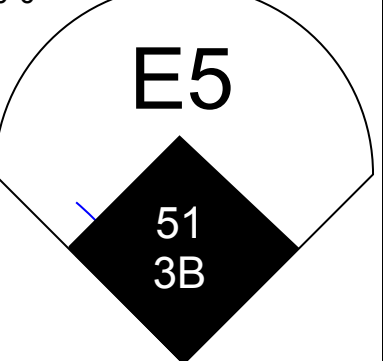
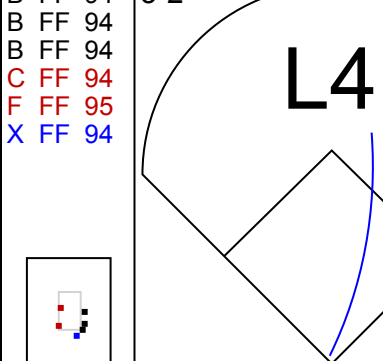
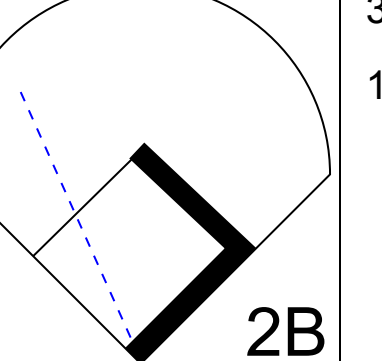
AB	35
R	3
H	9
RBI	3
BB	2
SO	6
LOB	10



AB	32
R	0
H	5
RBI	0
BB	1
SO	11
LOB	10





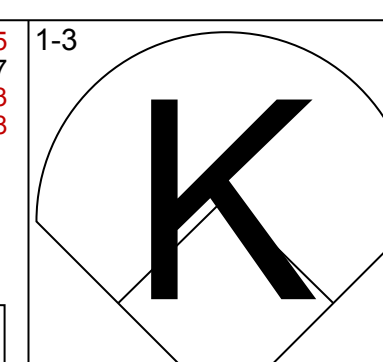
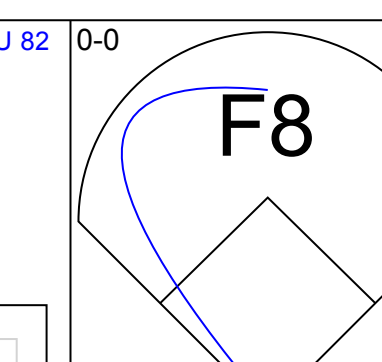
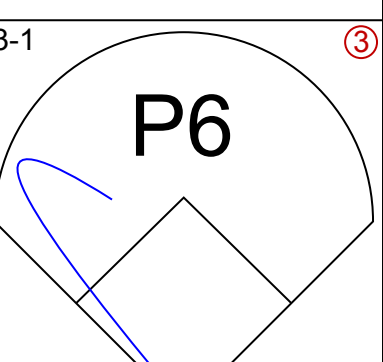
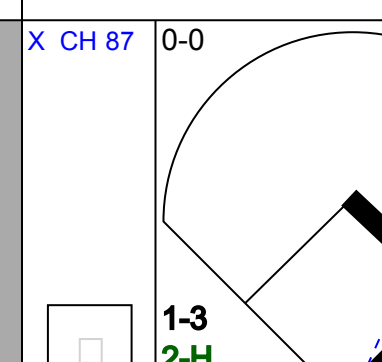
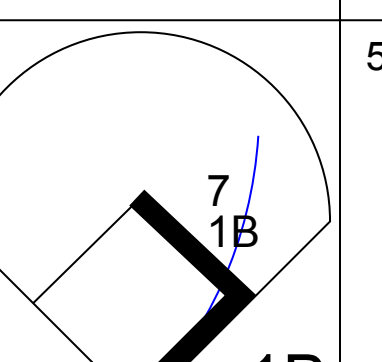
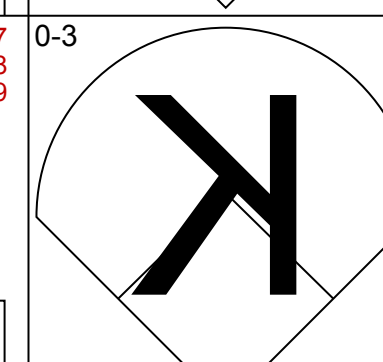
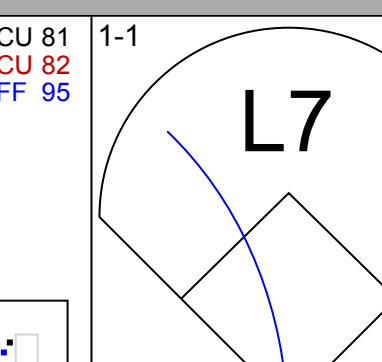
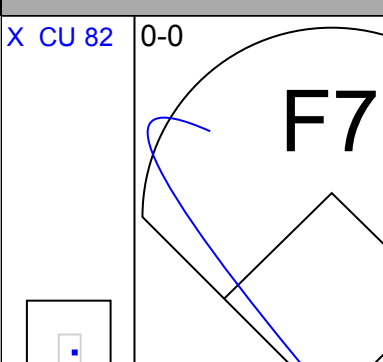

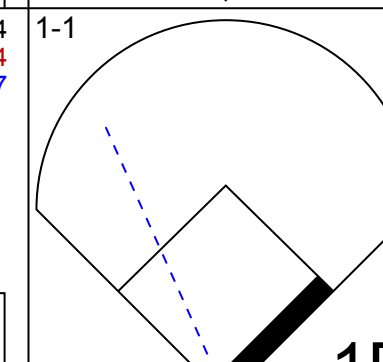
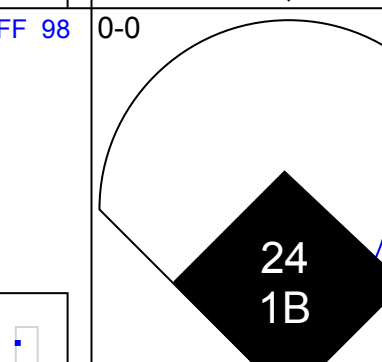
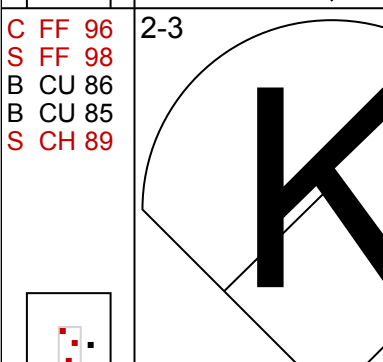
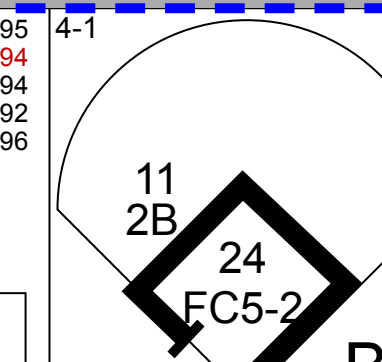
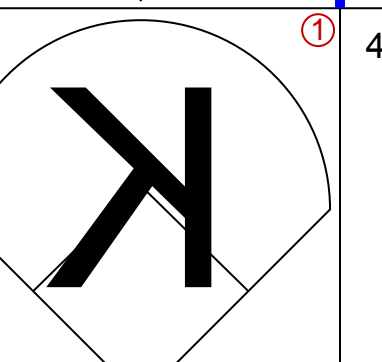
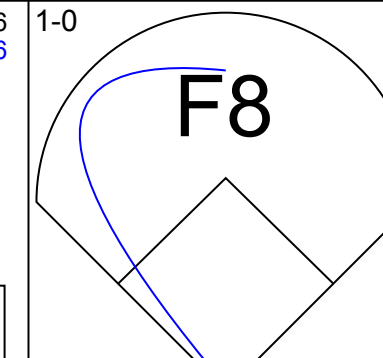
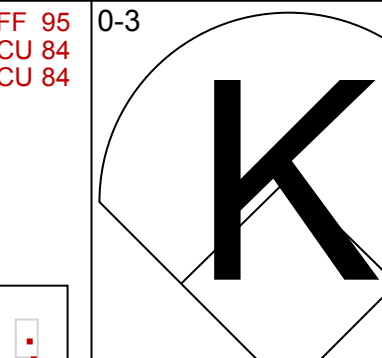
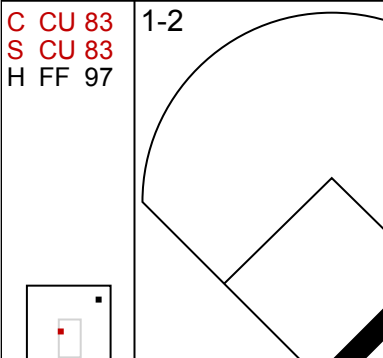
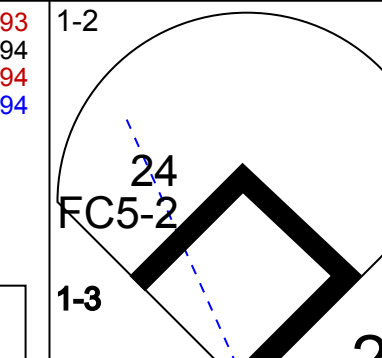
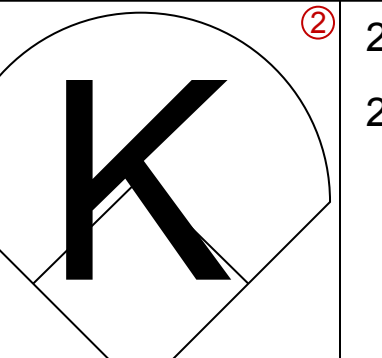
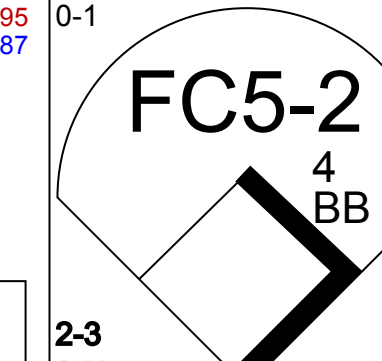
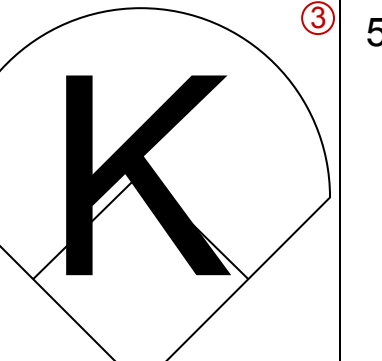
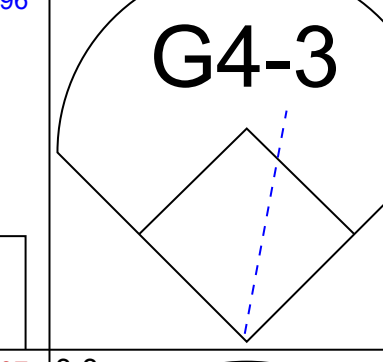
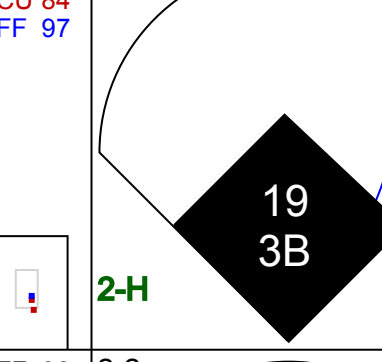
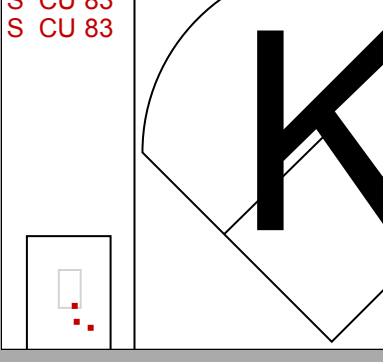
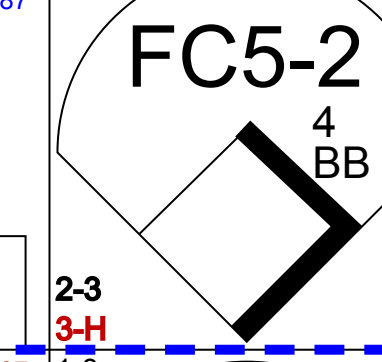
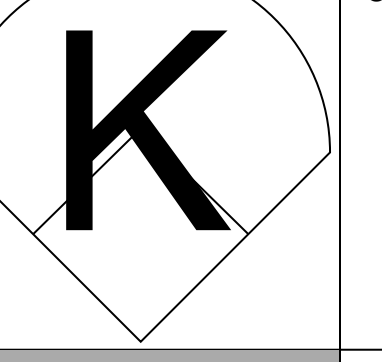

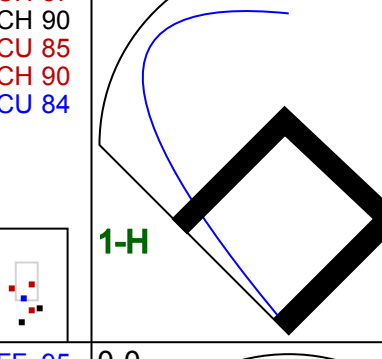

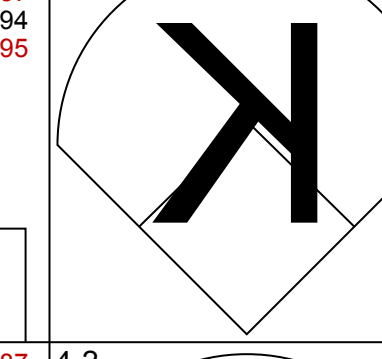

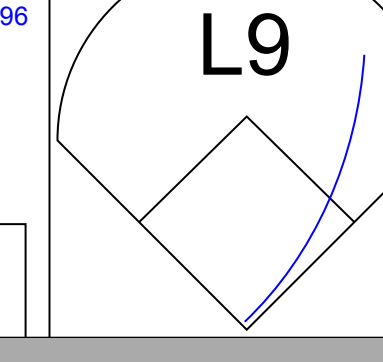
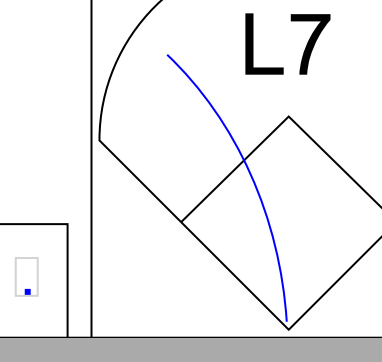

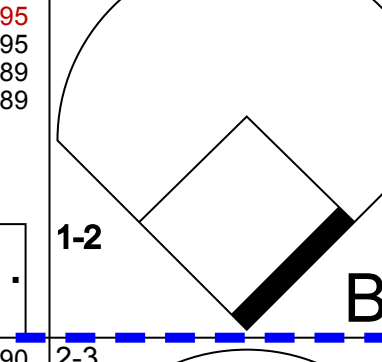




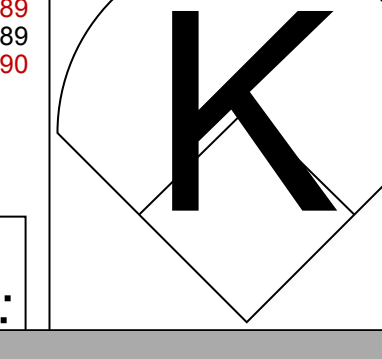


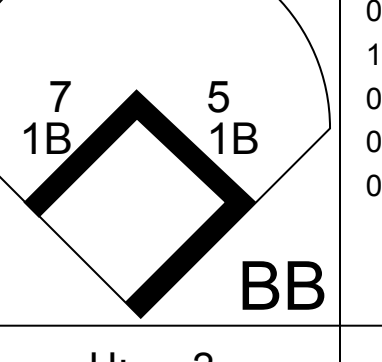
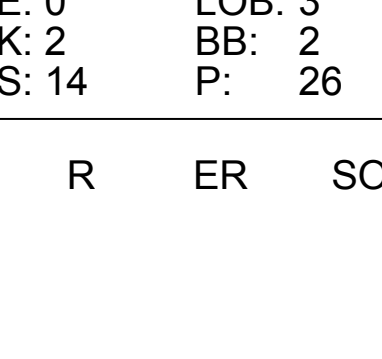
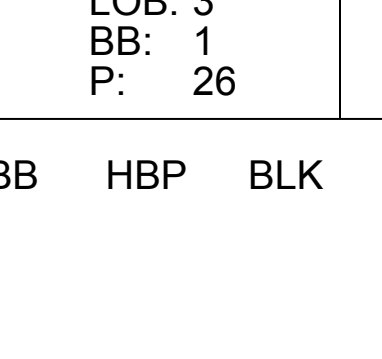
Batter	1	2	3	4	5	6	7	8	9	AB	R	H	RBI	BB	SO	LOB	TOP			
51 Ichiro Suzuki, L (1,9) OBP: 0.310, SLG: 0.301										5	1	1	1	0	1	2				
14 Martín Prado, R (1,4) OBP: 0.315, SLG: 0.372										4	0	1	1	0	1	0				
21 Christian Yelich, L (1,7) OBP: 0.345, SLG: 0.365										3	0	0	0	0	0	1				
5 Casey McGehee, R (1,5) OBP: 0.293, SLG: 0.311										3	1	1	0	1	1	0				
38 Michael Morse, R (1,3) OBP: 0.268, SLG: 0.310										3	1	0	0	1	3	1				
36 Sam Dyson, R (8,1)										0	0	0	0	0	0	0				
40 Mike Dunn, L (8,1)										0	0	0	0	0	0	0				
57 Bryan Morris, L (8,1)										0	0	0	0	0	0	0				
44 AJ Ramos, R (9,1)										0	0	0	0	0	0	0				
20 J.T. Realmuto, R (1,2) OBP: 0.280, SLG: 0.397										4	1	1	1	0	1	0				
28 Cole Gillespie, R (1,8) OBP: 0.362, SLG: 0.509										2	0	0	1	1	0	0				
3 Aneiny Hechavarria, R (1,6) OBP: 0.316, SLG: 0.376										4	0	1	0	0	1	2				
16 José Fernández, R (1,1) OBP: 0.200, SLG: 0.600										3	1	1	1	0	0	1				
19 Miguel Rojas, R (8,4) OBP: 0.300, SLG: 0.370										1	0	1	0	0	0	0				
<b>Inning Stats</b>	R: 0 E: 0 K: 1 S: 9	H: 0 LOB: 0 BB: 0 P: 13	R: 3 E: 0 K: 1 S: 18	H: 3 LOB: 1 BB: 1 P: 32	R: 0 E: 0 K: 1 S: 9	H: 0 LOB: 0 BB: 0 P: 15	R: 0 E: 0 K: 1 S: 14	H: 0 LOB: 1 BB: 0 P: 24	R: 2 E: 1 K: 1 S: 11	H: 2 LOB: 1 BB: 1 P: 20	R: 0 E: 0 K: 0 S: 6	H: 0 LOB: 0 BB: 0 P: 14	R: 0 E: 0 K: 2 S: 8	H: 0 LOB: 0 BB: 0 P: 11	R: 0 E: 0 K: 0 S: 13	H: 1 LOB: 0 BB: 0 P: 19	1B: 1 2B: 5 3B: 1 HR: 0	SF: 1 SAC: 0 DP: 1 HBP: 1	WP: 0 PB: 1 SB: 1 CS: 1	PA: 38
<b>PITCHER</b>	IP WLS BF H R ER SO BB IBB HBP BLK WP HR S P ERA WHIP	IP WLS BF H R ER SO BB IBB HBP BLK WP HR S P ERA WHIP	IP WLS BF H R ER SO BB IBB HBP BLK WP HR S P ERA WHIP	IP WLS BF H R ER SO BB IBB HBP BLK WP HR S P ERA WHIP	IP WLS BF H R ER SO BB IBB HBP BLK WP HR S P ERA WHIP	IP WLS BF H R ER SO BB IBB HBP BLK WP HR S P ERA WHIP	IP WLS BF H R ER SO BB IBB HBP BLK WP HR S P ERA WHIP	IP WLS BF H R ER SO BB IBB HBP BLK WP HR S P ERA WHIP	IP WLS BF H R ER SO BB IBB HBP BLK WP HR S P ERA WHIP	IP WLS BF H R ER SO BB IBB HBP BLK WP HR S P ERA WHIP	IP WLS BF H R ER SO BB IBB HBP BLK WP HR S P ERA WHIP	IP WLS BF H R ER SO BB IBB HBP BLK WP HR S P ERA WHIP	IP WLS BF H R ER SO BB IBB HBP BLK WP HR S P ERA WHIP	IP WLS BF H R ER SO BB IBB HBP BLK WP HR S P ERA WHIP	IP WLS BF H R ER SO BB IBB HBP BLK WP HR S P ERA WHIP	IP WLS BF H R ER SO BB IBB HBP BLK WP HR S P ERA WHIP	IP WLS BF H R ER SO BB IBB HBP BLK WP HR S P ERA WHIP	IP WLS BF H R ER SO BB IBB HBP BLK WP HR S P ERA WHIP	IP WLS BF H R ER SO BB IBB HBP BLK WP HR S P ERA WHIP	IP WLS BF H R ER SO BB IBB HBP BLK WP HR S P ERA WHIP

Miami Marlins @ Arizona Diamondbacks  
Chase Field, Phoenix, AZ  
Wed Jul 22 2015, 6:41 PM - 9:57 PM MST  
Att: 15,857 - Roof Closed - 79 F

livebaseballscorecards.com

MIAMI

AB	32
R	5
H	7
RBI	5
BB	3
SO	8
LOB	7

Batter	1	2	3	4	5	6	7	8	9	AB	R	H	RBI	BB	SO	LOB	BOTTOM					
5 Ender Inciarte, L (1,8) OBP: 0.316, SLG: 0.374										5	0	2	1	0	1	0						
16 Chris Owings, R (1,4) OBP: 0.259, SLG: 0.321										4	0	0	0	0	0	2	2					
30 David Hernandez, R (8,1)										0	0	0	0	0	0	0						
7 Wellington Castillo, R (9,PH) OBP: 0.296, SLG: 0.406										1	0	1	0	0	0	0						
56 Jeremy Hellickson, R (9,PR) OBP: 0.249, SLG: 0.172										0	0	0	0	0	0	0						
44 Paul Goldschmidt, R (1,3) OBP: 0.456, SLG: 0.693										4	1	2	0	1	2	3						
6 David Peralta, L (1,7) OBP: 0.347, SLG: 0.494										2	0	0	0	0	1	2						
11 AJ Pollock, R (6,PR) OBP: 0.355, SLG: 0.466										2	0	1	0	0	1	3						
24 Yasmany Tomás, R (1,9) OBP: 0.337, SLG: 0.426										5	1	1	1	0	2	6						
19 Jake Lamb, L (1,5) OBP: 0.335, SLG: 0.395										4	0	1	1	0	2	2						
4 Cliff Pennington, S (1,6) OBP: 0.317, SLG: 0.262										3	0	0	0	1	0	1						
23 Óscar Hernández, R (1,2) OBP: 0.286, SLG: 0.333										3	1	0	0	1	3	3						
38 Robbie Ray, L (1,1) OBP: 0.297, SLG: 0.091										1	0	0	0	0	1	0						
37 Matt Sities, L (5,PH) OBP: 0.296, SLG: 0.154										0	0	0	0	0	0	0						
54 Dominic Leone, R (8,1)										0	0	0	0	0	0	0						
55 Josh Collmenter, R (7,1) OBP: 0.299, SLG: 0.326										0	0	0	0	0	0	0						
2 Aaron Hill, R (8,4) OBP: 0.250, SLG: 0.328										0	0	0	0	2	0	0						
<b>Inning Stats</b>	R: 0 E: 0 K: 2 S: 9	H: 1 LOB: 1 BB: 0 P: 12	R: 0 E: 0 K: 1 S: 6	H: 0 LOB: 0 BB: 0 P: 11	R: 0 E: 0 K: 2 S: 7	H: 0 LOB: 0 BB: 0 P: 9	R: 2 E: 0 K: 1 S: 14	H: 3 LOB: 1 BB: 0 P: 17	R: 0 E: 0 K: 2 S: 8	H: 0 LOB: 0 BB: 0 P: 12	R: 0 E: 0 K: 2 S: 9	H: 0 LOB: 1 BB: 0 P: 12	R: 1 E: 0 K: 1 S: 13	H: 1 LOB: 2 BB: 2 P: 23	R: 0 E: 0 K: 2 S: 14	H: 1 LOB: 3 BB: 2 P: 26	R: 0 E: 0 K: 3 S: 18	H: 2 LOB: 3 BB: 1 P: 26	1B: 4 2B: 3 3B: 1 HR: 0	SF: 0 SAC: 0 DP: 0 HBP: 1	WP: 0 PB: 0 SB: 0 CS: 0	PA: 41
<b>PITCHER</b>	IP WLS BF H R ER SO BB IBB HBP BLK WP HR S P ERA WHIP	IP WLS BF H R ER SO BB IBB HBP BLK WP HR S P ERA WHIP	IP WLS BF H R ER SO BB IBB HBP BLK WP HR S P ERA WHIP	IP WLS BF H R ER SO BB IBB HBP BLK WP HR S P ERA WHIP	IP WLS BF H R ER SO BB IBB HBP BLK WP HR S P ERA WHIP	IP WLS BF H R ER SO BB IBB HBP BLK WP HR S P ERA WHIP	IP WLS BF H R ER SO BB IBB HBP BLK WP HR S P ERA WHIP	IP WLS BF H R ER SO BB IBB HBP BLK WP HR S P ERA WHIP	IP WLS BF H R ER SO BB IBB HBP BLK WP HR S P ERA WHIP	IP WLS BF H R ER SO BB IBB HBP BLK WP HR S P ERA WHIP	IP WLS BF H R ER SO BB IBB HBP BLK WP HR S P ERA WHIP	IP WLS BF H R ER SO BB IBB HBP BLK WP HR S P ERA WHIP	IP WLS BF H R ER SO BB IBB HBP BLK WP HR S P ERA WHIP	IP WLS BF H R ER SO BB IBB HBP BLK WP HR S P ERA WHIP	IP WLS BF H R ER SO BB IBB HBP BLK WP HR S P ERA WHIP	IP WLS BF H R ER SO BB IBB HBP BLK WP HR S P ERA WHIP	IP WLS BF H R ER SO BB IBB HBP BLK WP HR S P ERA WHIP	IP WLS BF H R ER SO BB IBB HBP BLK WP HR S P ERA WHIP	IP WLS BF H R ER SO BB IBB HBP BLK WP HR S P ERA WHIP	IP WLS BF H R ER SO BB IBB HBP BLK WP HR S P ERA WHIP		

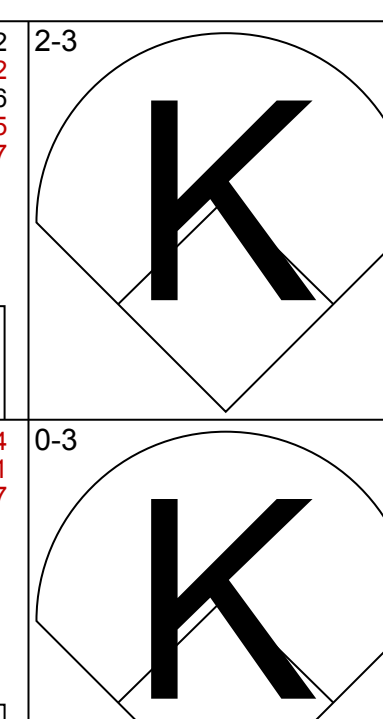
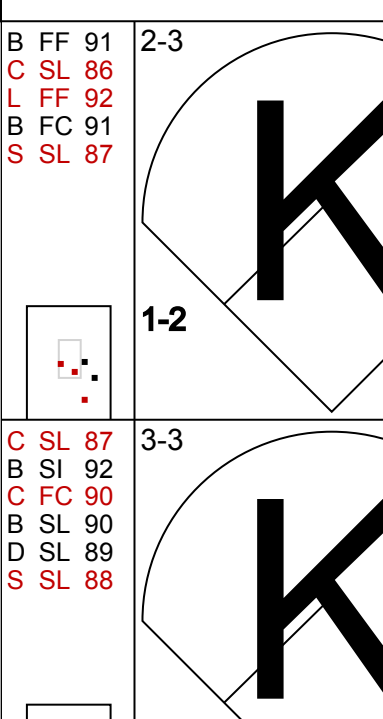
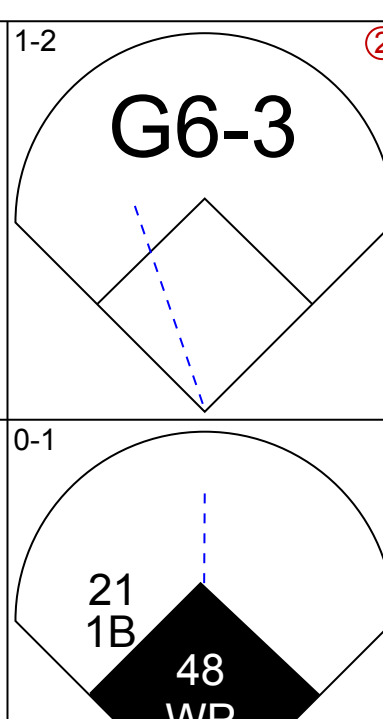
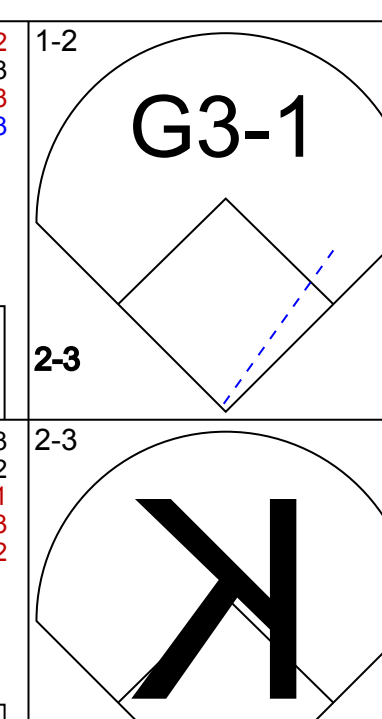
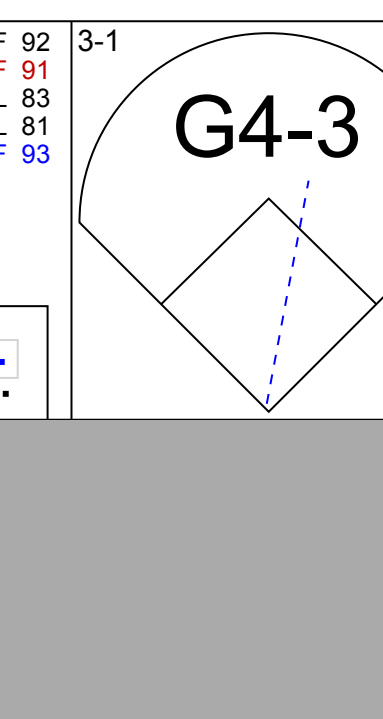
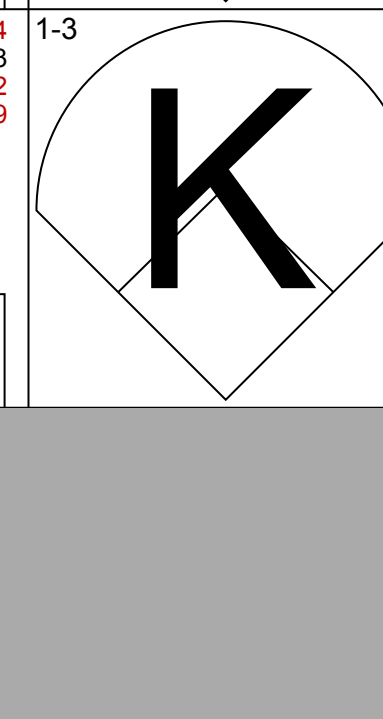

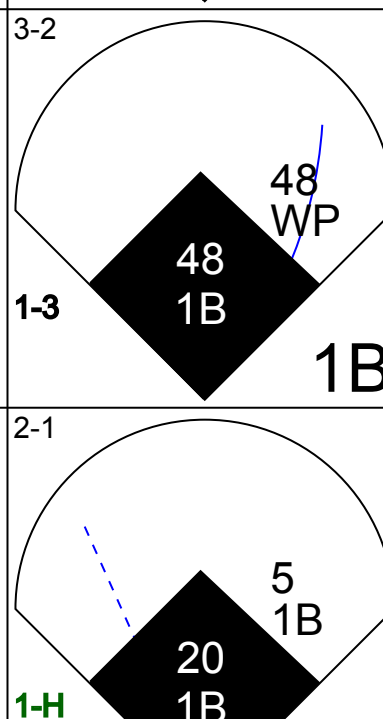


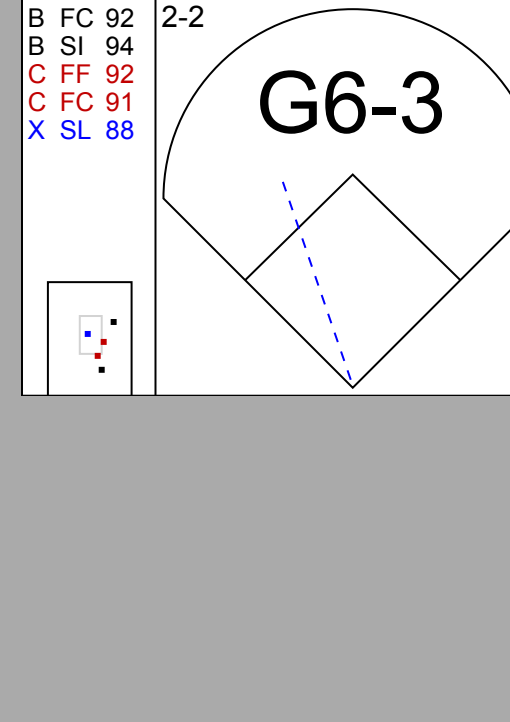
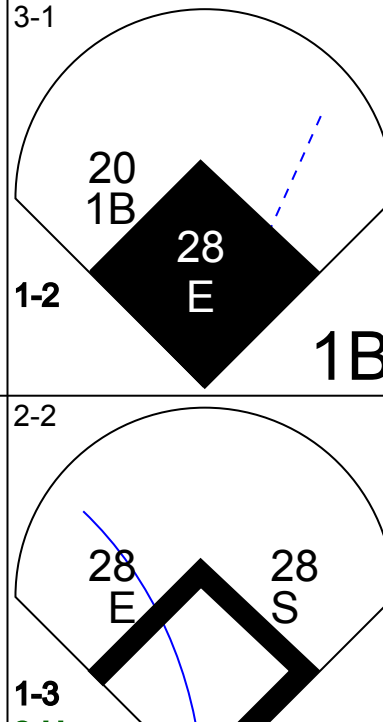
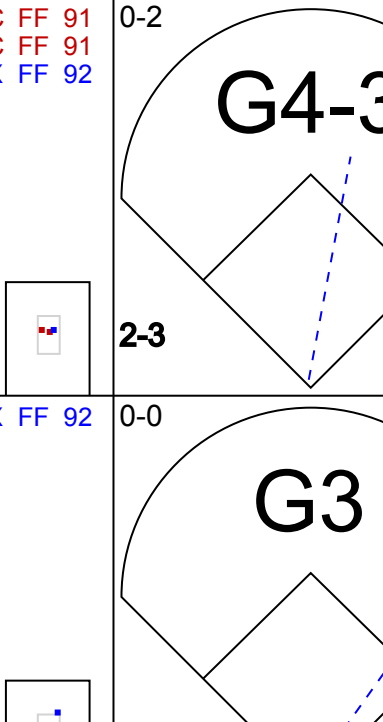

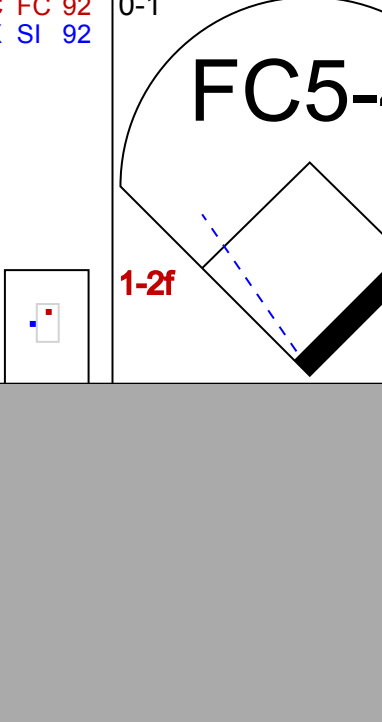

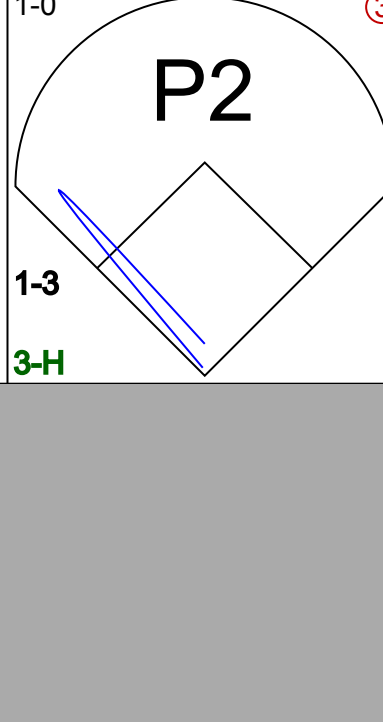

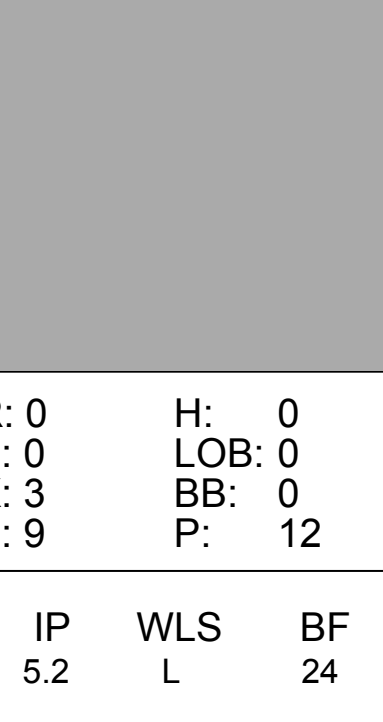
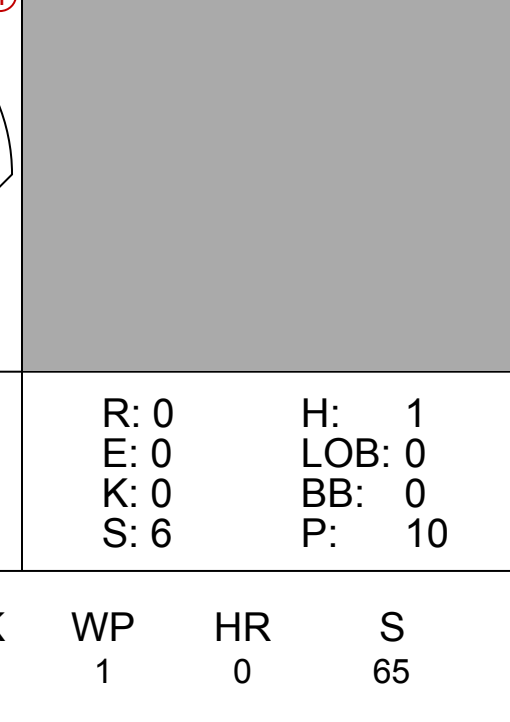
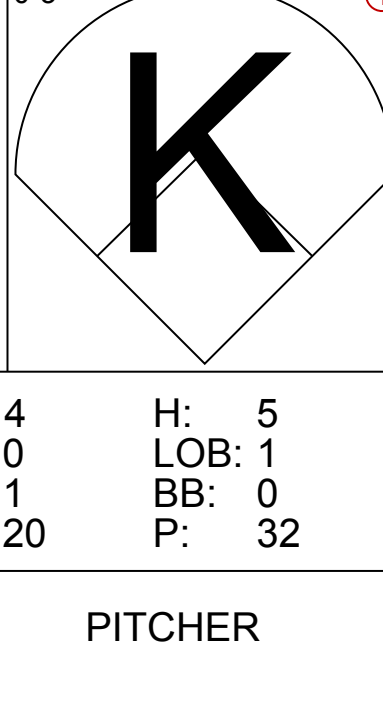
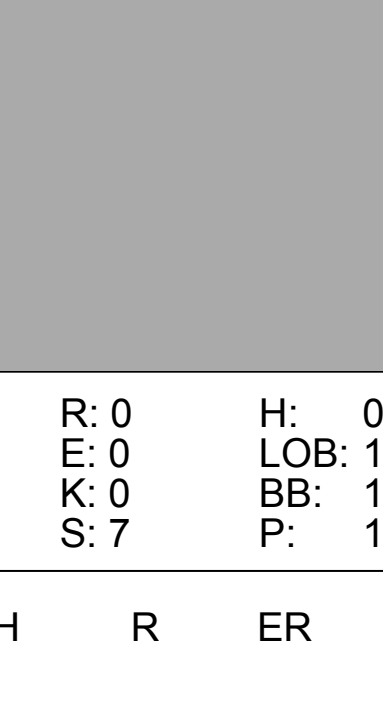
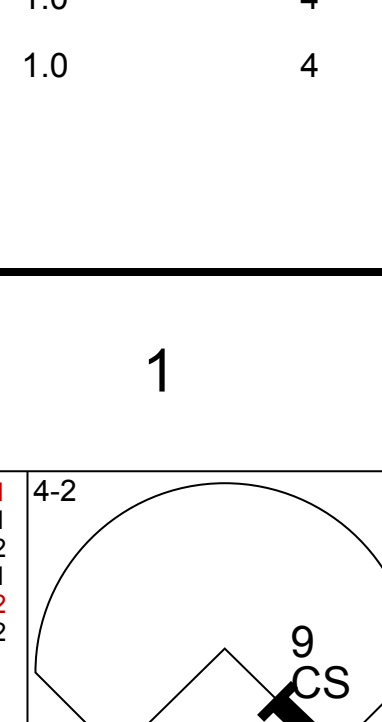
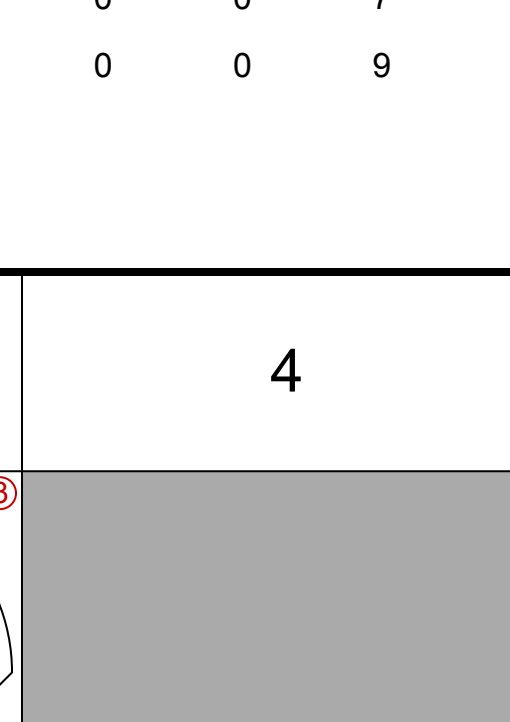
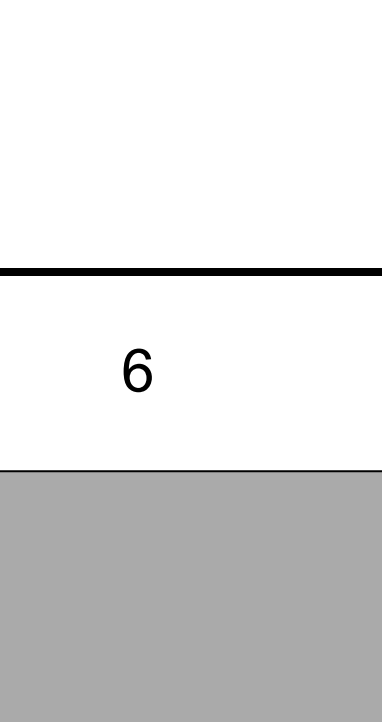
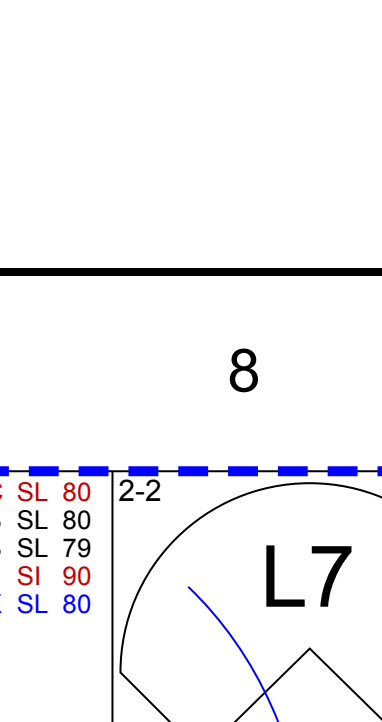
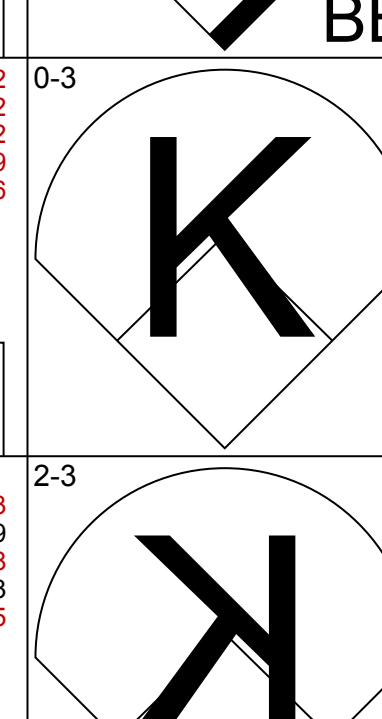
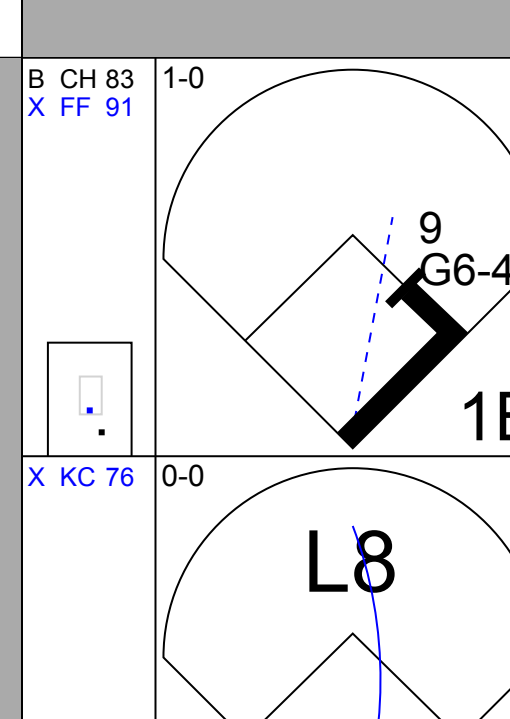
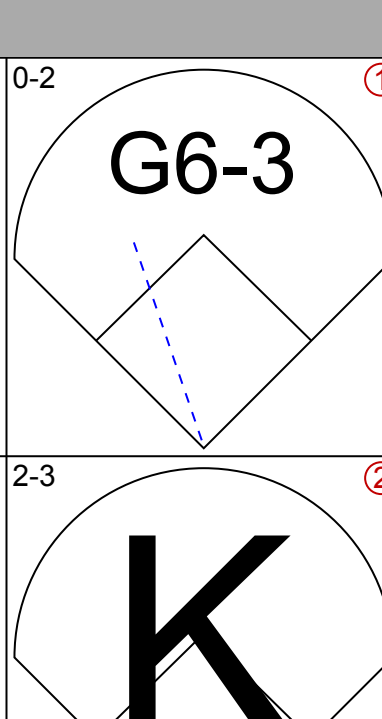
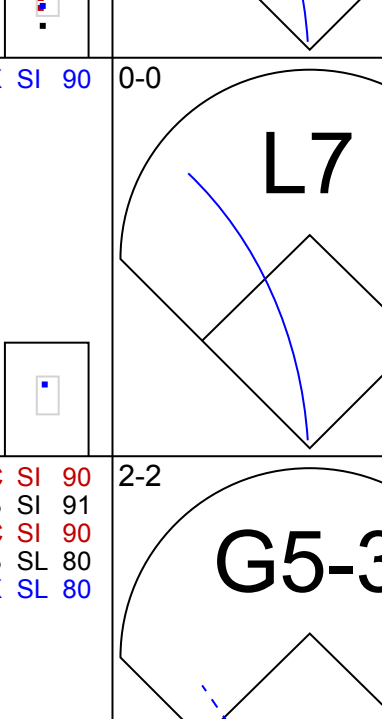
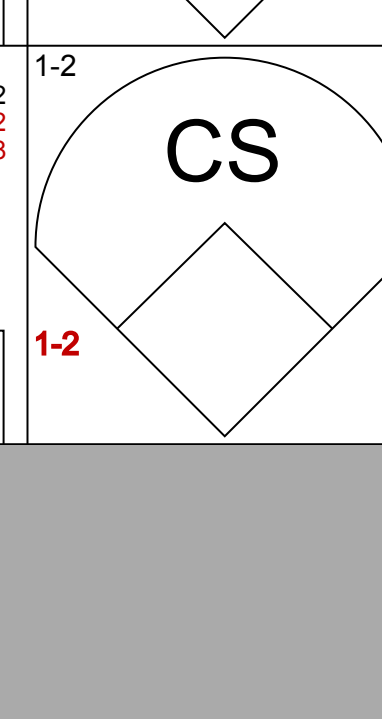
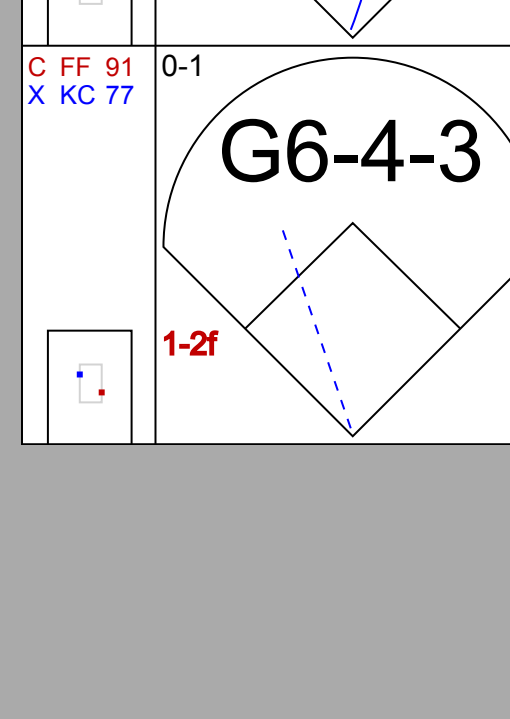
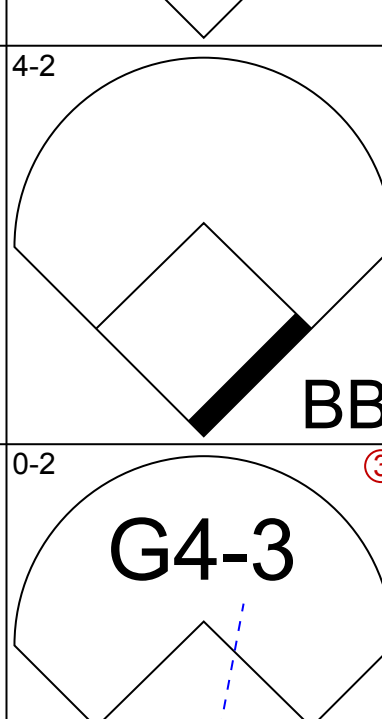
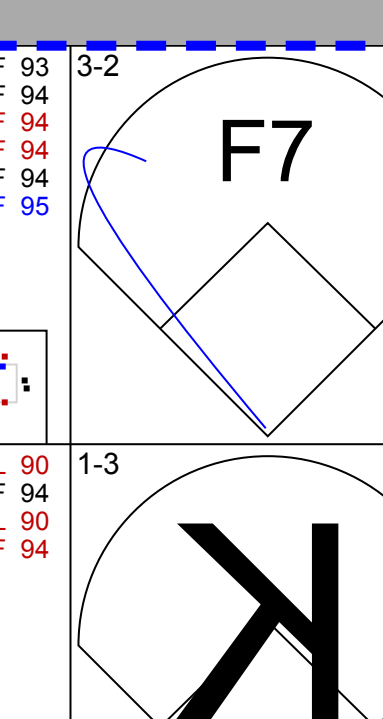
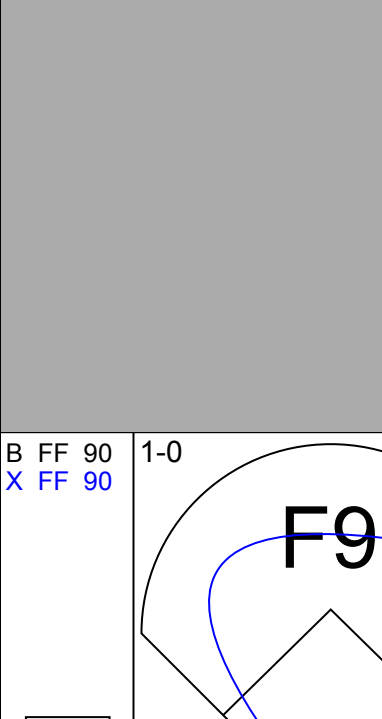
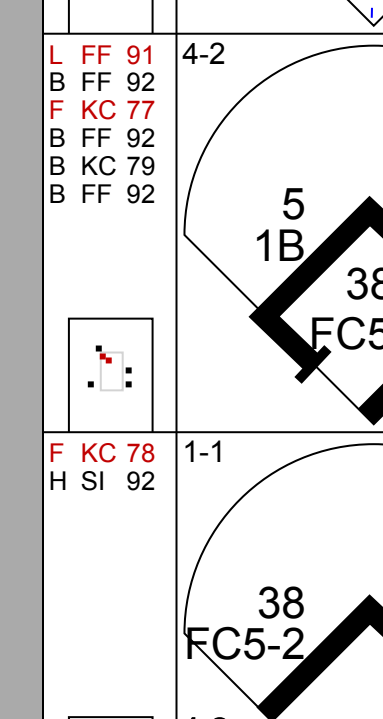
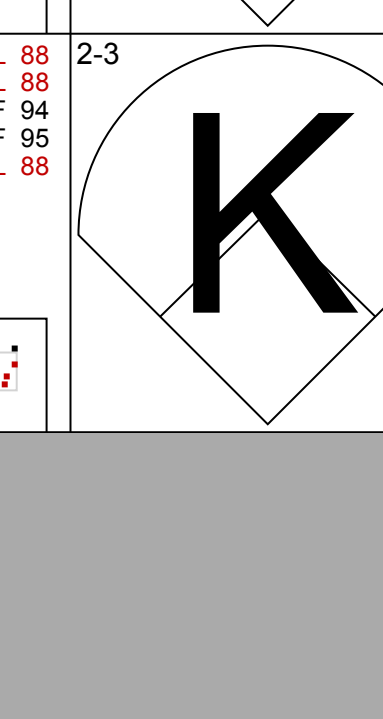
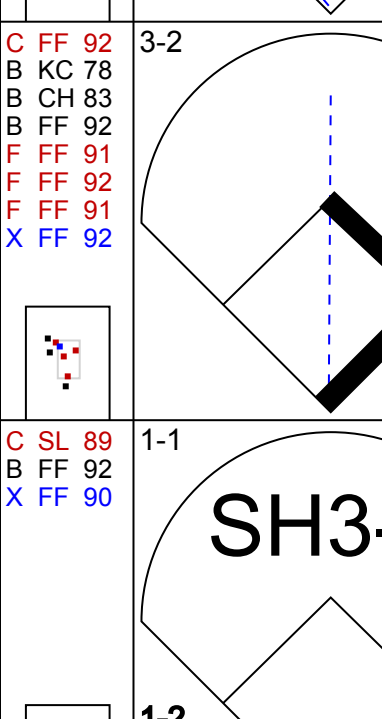

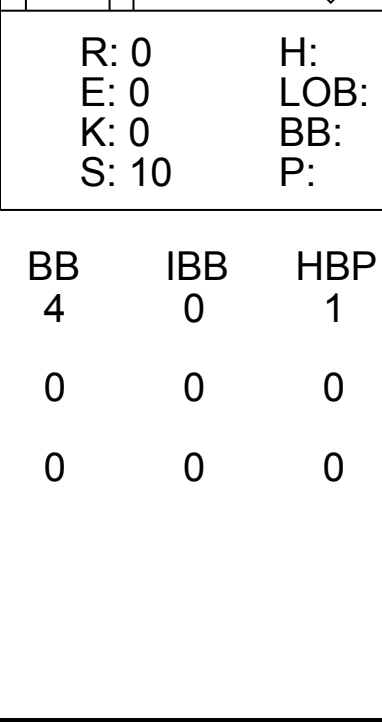
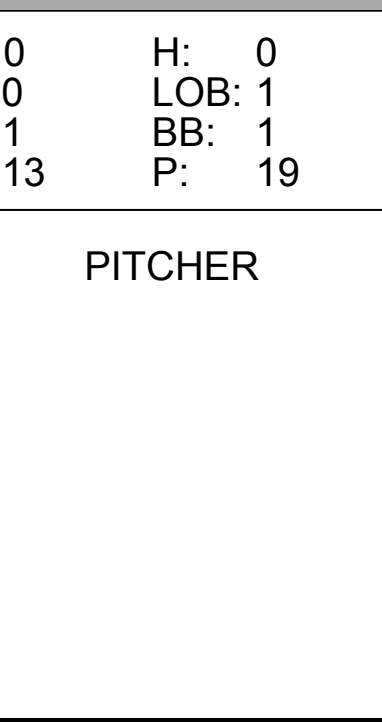
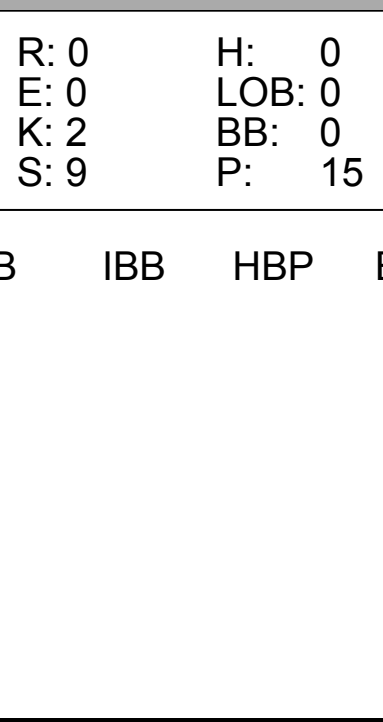
Miami Marlins @ Arizona Diamondbacks  
Chase Field, Phoenix, AZ  
Wed Jul 22 2015, 6:41 PM - 9:57 PM MST  
Att: 15,857 - Roof Closed - 79 F

livebaseballscorecards.com

MIAMI


AB	35
R	3
H	8
RBI	3
BB	5
SO	16
LOB	22

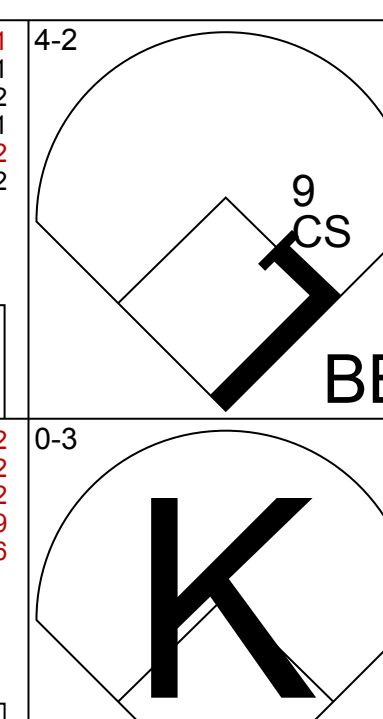
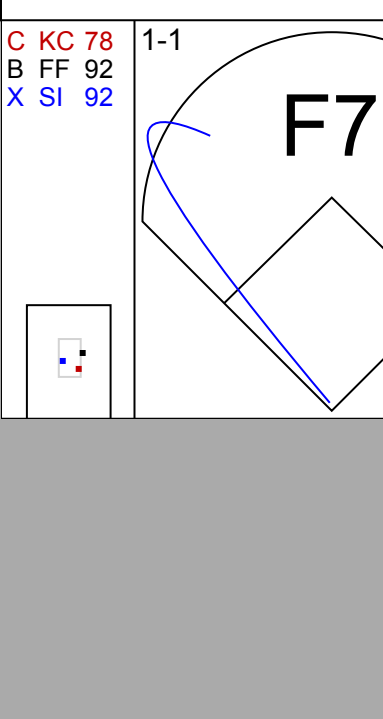
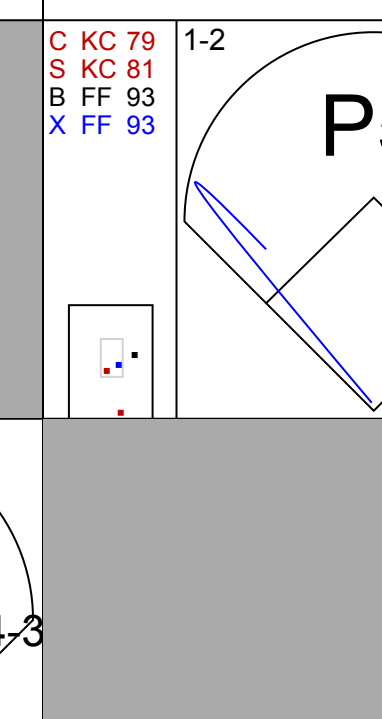
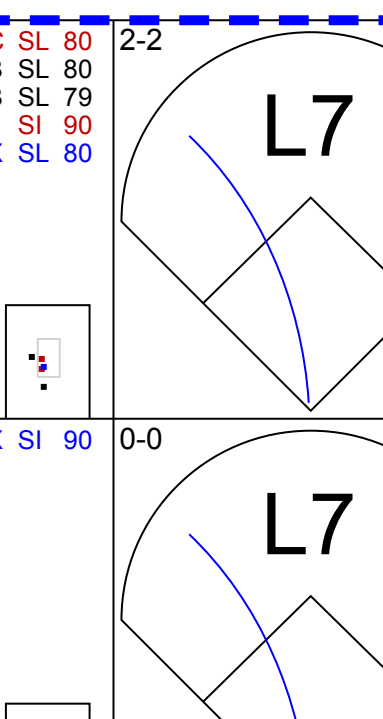
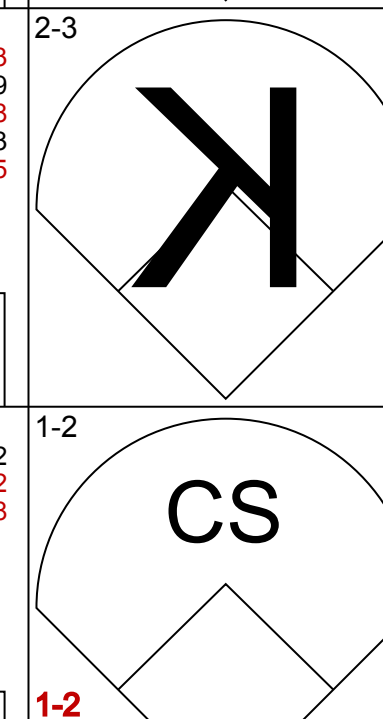
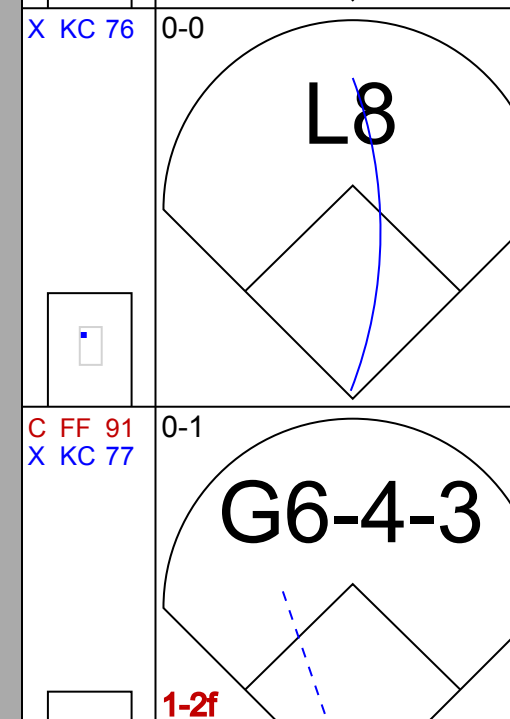
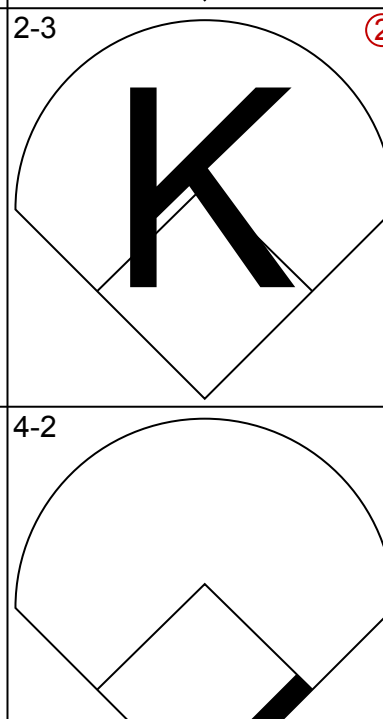
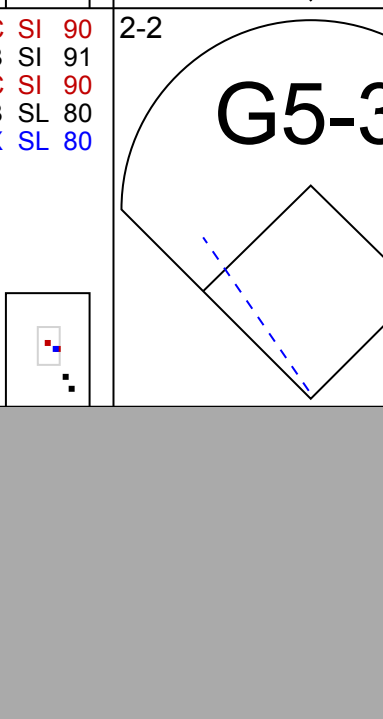


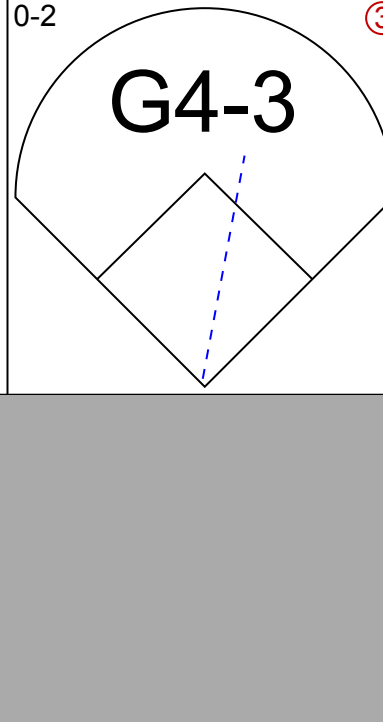






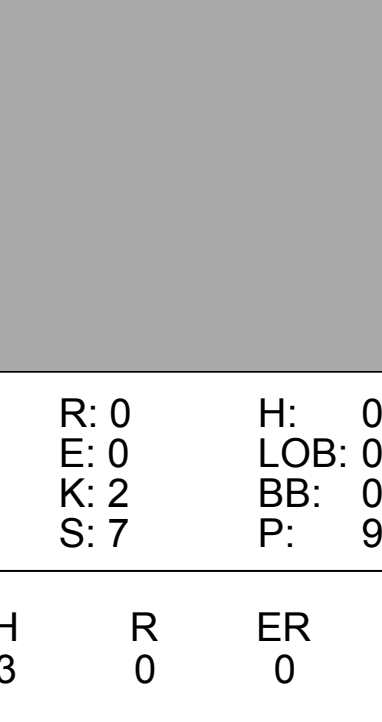
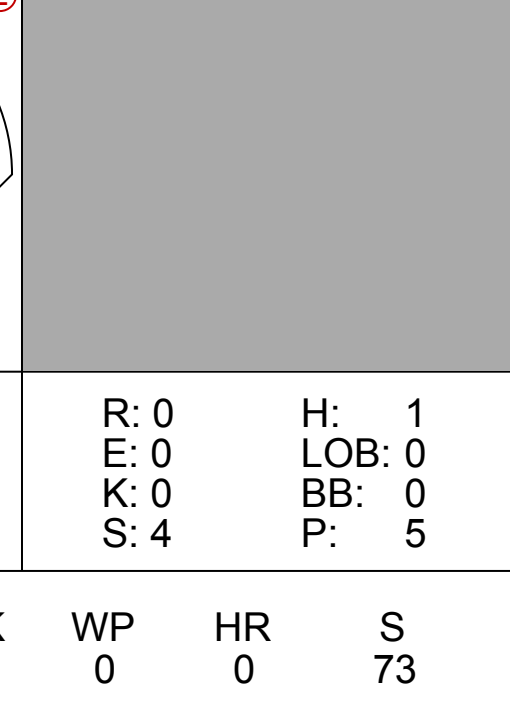

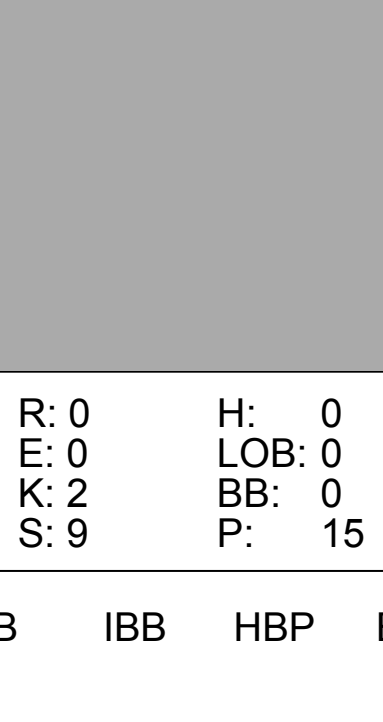





Batter	1	2	3	4	5	6	7	8	9	AB	R	H	RBI	BB	SO	LOB	TOP					
51 Ichiro Suzuki, L (1,9) OBP: 0.303, SLG: 0.294										5	0	0	0	0	2	3						
14 Martin Prado, R (1,4) (8,5) OBP: 0.314, SLG: 0.370										4	1	1	0	0	3	2						
21 Christian Yelich, L (1,7) OBP: 0.350, SLG: 0.366										3	1	2	0	1	1	0						
48 Justin Bour, L (1,3) OBP: 0.338, SLG: 0.473										4	1	1	1	0	1	2						
5 Casey McGehee, R (1,5) Steve Cishek, R (8,1) OBP: 0.292, SLG: 0.309										4	1	1	0	0	0	1						
40 Mike Dunn, L (9,1) OBP: 1.000, SLG: 1.000										0	0	0	0	0	0	0						
20 J.T. Realmuto, R (1,2) OBP: 0.283, SLG: 0.398										4	0	2	1	0	0	1						
28 Cole Gillespie, R (1,8) OBP: 0.339, SLG: 0.474										4	0	0	0	0	0	2						
3 Adeiny Hechavarria, R (1,6) OBP: 0.318, SLG: 0.378										4	0	2	0	0	0	0						
34 Tom Koehler, R (1,1) OBP: 0.036, SLG: 0.036										2	0	0	0	0	2	1						
19 Miguel Rojas, R (8,4) OBP: 0.323, SLG: 0.393										1	0	1	0	0	0	0						
<b>Inning Stats</b>	R: 0 K: 3 S: 9	H: 0 BB: 0 P: 12	R: 0 E: 0 S: 12	H: 1 LOB: 1 BB: 0 P: 17	R: 0 E: 0 S: 11	H: 1 LOB: 1 BB: 0 P: 18	R: 0 K: 0 S: 6	H: 1 LOB: 0 BB: 0 P: 10	R: 0 K: 0 S: 8	H: 0 LOB: 0 BB: 0 P: 11	R: 4 K: 1 S: 20	H: 5 LOB: 1 BB: 0 P: 32	R: 0 K: 1 S: 9	H: 1 LOB: 1 BB: 0 P: 15	R: 0 K: 0 S: 7	H: 0 LOB: 1 BB: 1 P: 12	R: 0 K: 0 S: 9	H: 1 LOB: 1 BB: 0 P: 15	1B: 10 2B: 0 HR: 0	SF: 0 SAC: 1 HBP: 1	WP: 1 PB: 0 CS: 0	PA: 37
<b>PITCHER</b>	IP	WLS	BF	H	R	ER	SO	BB	IBB	HBP	BLK	WP	HR	S	P	ERA	WHIP					
38 Tyson Ross, R (1,1) ERA: 3.45	5.2	L	24	8	4	3	8	0	0	0	0	1	0	65	98	4.76	1.412					
54 Marcos Mateo, R (8,1) ERA: 3.38	1.1		5	1	0	0	1	0	0	0	0	0	0	10	17	0.00	0.750					
59 Kevin Quackenbush, R (8,1) ERA: 3.03	1.0		4	0	0	0	0	1	0	0	0	0	0	7	12	0.00	1.000					
56 Shawn Kelley, R (9,1) ERA: 3.09	1.0		4	1	0	0	0	0	0	0	0	0	0	9	15	0.00	1.000					

Miami Marlins @ San Diego Padres  
Petco Park, San Diego, CA  
Thu Jul 23 2015, 7:11 PM - 9:57 PM PDT  
Att: 29,345 - Partly Cloudy - 76 F


AB 35  
R 4  
H 10  
RBI 2  
BB 1  
SO 9  
LOB 12



Batter	1	2	3	4	5	6	7	8	9	AB	R	H	RBI	BB	SO	LOB	BOTTOM					
16 Abraham Almonte, S (1,7) OBP: 0.273, SLG: 0.240										3	0	0	0	1	0	4						
23 Yonder Alonso, L (1,3) OBP: 0.315, SLG: 0.360										4	0	1	0	0	1	1						
27 Matt Kemp, R (1,9) OBP: 0.300, SLG: 0.403										4	0	0	0	0	2	2						
9 Jedd Gyorko, R (1,4) OBP: 0.284, SLG: 0.344										3	0	0	0	1	1	1						
26 Yangervis Solarte, S (1,5) OBP: 0.302, SLG: 0.372										4	0	0	0	0	1	1						
25 Will Venable, L (1,8) OBP: 0.318, SLG: 0.388										1	0	0	0	2	1	0						
10 Justin Upton, R (9,PH) OBP: 0.330, SLG: 0.425										1	0	0	0	0	1	0						
18 Austin Hedges, R (1,2) OBP: 0.172, SLG: 0.278										2	0	0	0	0	1	1						
5 Alexi Amarista, L (1,6) OBP: 0.292, SLG: 0.297										3	0	2	0	0	0	1						
38 Tyson Ross, R (1,1) OBP: 0.182, SLG: 0.333										1	0	0	0	0	0	3						
54 Marcos Mateo, R (8,1)										0	0	0	0	0	0	0						
39 Brett Wallace, L (7,PH) OBP: 0.333, SLG: 0.360										1	0	0	0	0	1	1						
59 Kevin Quackenbush, R (8,1)										0	0	0	0	0	0	0						
56 Shawn Kelley, R (9,1)										0	0	0	0	0	0	0						
<b>Inning Stats</b>	R: 0 K: 2 S: 12	H: 0 LOB: 0 BB: 1 P: 19	R: 0 E: 0 S: 7	H: 0 LOB: 0 BB: 0 P: 9	R: 0 K: 0 S: 10	H: 1 LOB: 1 BB: 0 P: 16	R: 0 K: 0 S: 4	H: 1 LOB: 0 BB: 0 P: 5	R: 0 K: 0 S: 16	H: 1 LOB: 3 BB: 1 P: 24	R: 0 K: 1 S: 13	H: 0 LOB: 1 BB: 1 P: 19	R: 0 K: 2 S: 11	H: 0 LOB: 0 BB: 1 P: 17	R: 0 K: 0 S: 7	H: 0 LOB: 0 BB: 0 P: 11	R: 0 K: 2 S: 9	H: 0 LOB: 0 BB: 0 P: 15	1B: 3 2B: 0 HR: 0	SF: 0 SAC: 1 HBP: 1	WP: 0 PB: 0 CS: 1	PA: 34
<b>PITCHER</b>	IP	WLS	BF	H	R	ER	SO	BB	IBB	HBP	BLK	WP	HR	S	P	ERA	WHIP					
34 Tom Koehler, R (1,1) ERA: 3.16	7.0	W	27	3	0	0	7	4	0	0	0	0	0	73	109	0.00	1.000					
Steve Cishek, R (8,1) ERA: 4.5	1.0		3	0	0	0	0	0	0	0	0	0	0	7	11	0.00	0.000					
40 Mike Dunn, L (9,1) ERA: 4.31	1.0		3	0	0	0	2	0	0	0	0	0	0	9	15	0.00	0.000					

Miami Marlins @ San Diego Padres  
Petco Park, San Diego, CA  
Thu Jul 23 2015, 7:11 PM - 9:57 PM PDT  
Att: 29,345 - Partly Cloudy - 76 F

AB 27  
R 0  
H 3  
RBI 0  
BB 4  
SO 9  
LOB 15









Batter	1	2	3	4	5	6	7	8	9	AB	R	H	RBI	BB	SO	LOB	TOP					
28 Cole Gillespie, R OBP: 0.314, SLG: 0.462										4	0	0	0	0	1	2	<b>Miami Marlins @ San Diego Padres</b> Petco Park, San Diego, CA Sat Jul 25 2015, 5:41 PM - 8:31 PM PDT Att: 37,300 - Sunny - 80 F					
14 Martin Prado, R OBP: 0.316, SLG: 0.374										4	0	2	0	0	0	0						
21 Christian Yelich, L OBP: 0.349, SLG: 0.366										4	0	1	0	0	0	2						
48 Justin Bour, L OBP: 0.340, SLG: 0.474										4	0	1	0	0	2	2						
38 Michael Morse, R OBP: 0.273, SLG: 0.310										3	0	1	0	0	2	3						
51 Ichiro Suzuki, L OBP: 0.300, SLG: 0.288										1	0	0	0	0	0	1						
32 Derek Dietrich, L OBP: 0.283, SLG: 0.579										3	1	1	1	1	2	1						
20 J.T. Realmuto, R OBP: 0.283, SLG: 0.404										4	0	1	0	0	1	1						
3 Adeiny Hechavarria, R OBP: 0.311, SLG: 0.369										4	0	0	0	0	1	1						
41 David Phelps, R OBP: 0.161, SLG: 0.133										2	0	1	0	0	1	0						
5 Casey McGehee, R (7, PH) OBP: 0.289, SLG: 0.312										1	0	0	0	0	0	1						
36 Sam Dyson, R (7, 1) OBP: 1.000, SLG: 1.000										0	0	0	0	0	0	0						
40 Mike Dunn, L OBP: 1.000, SLG: 1.000										0	0	0	0	0	0	0						
22 Carter Capps, R OBP: 0.500, SLG: 0.500										0	0	0	0	0	0	0						
<b>Inning Stats</b>	R: 0 E: 0 K: 2 S: 14	H: 2 LOB: 2 BB: 0 P: 20	R: 0 E: 0 K: 1 S: 8	H: 0 LOB: 0 BB: 1 P: 13	R: 0 E: 0 K: 1 S: 9	H: 1 LOB: 1 BB: 0 P: 13	R: 0 E: 0 K: 2 S: 12	H: 1 LOB: 1 BB: 0 P: 19	R: 0 E: 0 K: 1 S: 7	H: 1 LOB: 1 BB: 0 P: 11	R: 0 E: 0 K: 1 S: 6	H: 1 LOB: 1 BB: 0 P: 11	R: 1 E: 0 K: 0 S: 10	H: 2 LOB: 1 BB: 0 P: 19	R: 0 E: 0 K: 1 S: 12	H: 1 LOB: 1 BB: 0 P: 18	R: 0 E: 0 K: 2 S: 9	H: 0 LOB: 0 BB: 0 P: 13	1B: 4 2B: 2 3B: 1 HR: 1	SF: 0 SAC: 0 DP: 1 HBP: 0	WP: 0 PB: 0 SB: 0 CS: 0	PA: 35
<b>PITCHER</b>	IP WLS BF H R ER SO BB IBB HBP BLK WP HR S P ERA WHIP																					
22 Ian Kennedy, R ERA: 4.58	6.0 W 25 7 1 1 7 1 0 0 0 0 0 1 62 97 1.50 1.333																					
37 Brandon Maurer, R ERA: 2.51	1.0 H 3 0 0 0 0 0 0 0 0 0 0 0 4 9 0.00 0.000																					
53 Joaquin Benoit, R ERA: 2.32	1.0 H 4 1 0 0 1 0 0 0 0 0 0 0 12 18 0.00 1.000																					
46 Craig Kimbrel, R ERA: 2.82	1.0 S 3 0 0 0 2 0 0 0 0 0 0 0 9 13 0.00 0.000																					

Batter	1	2	3	4	5	6	7	8	9	AB	R	H	RBI	BB	SO	LOB	BOTTOM			
25 Will Venable, L OBP: 0.319, SLG: 0.388										3	0	1	1	0	1	1	<b>Miami Marlins @ San Diego Padres</b> Petco Park, San Diego, CA Sat Jul 25 2015, 5:41 PM - 8:31 PM PDT Att: 37,300 - Sunny - 80 F			
2 B.J. Upton, R OBP: 0.291, SLG: 0.359										4	1	1	0	0	1	2				
26 Yanervis Solarte, S OBP: 0.301, SLG: 0.370										2	0	2	0	2	0	0				
27 Matt Kemp, R OBP: 0.309, SLG: 0.418										2	0	2	0	2	0	0				
10 Justin Upton, R OBP: 0.325, SLG: 0.418										4	0	1	0	0	1	3				
23 Yonder Alonso, L OBP: 0.368, SLG: 0.366										3	0	0	1	0	2	1				
3 Derek Norris, R OBP: 0.276, SLG: 0.396										4	0	0	0	0	3	3				
9 Jedd Gyorko, R OBP: 0.277, SLG: 0.335										4	0	0	0	0	1	0				
12 Clint Barmes, R OBP: 0.320, SLG: 0.420										3	1	1	0	0	0	0				
22 Ian Kennedy, R OBP: 0.120, SLG: 0.200										2	1	1	0	0	0	0				
16 Abraham Almonte, S (7, PH) OBP: 0.288, SLG: 0.235										0	0	0	0	0	0	0				
53 Joaquin Benoit, R (8, 1) OBP: 0.288, SLG: 0.235										0	0	0	0	0	0	0				
46 Craig Kimbrel, R (9, 1) OBP: 0.288, SLG: 0.235										0	0	0	0	0	0	0				
<b>Inning Stats</b>	R: 1 E: 0 K: 1 S: 18	H: 3 LOB: 2 BB: 0 P: 25	R: 1 E: 0 K: 1 S: 10	H: 2 LOB: 1 BB: 0 P: 12	R: 0 E: 0 K: 1 S: 9	H: 0 LOB: 1 BB: 1 P: 17	R: 0 E: 0 K: 1 S: 11	H: 0 LOB: 1 BB: 0 P: 19	R: 0 E: 0 K: 0 S: 5	H: 0 LOB: 0 BB: 0 P: 9	R: 0 E: 0 K: 1 S: 5	H: 0 LOB: 0 BB: 0 P: 7	R: 1 E: 0 K: 2 S: 17	H: 2 LOB: 2 BB: 1 P: 29	R: 0 E: 0 K: 2 S: 8	H: 0 LOB: 0 BB: 0 P: 12	1B: 7 2B: 1 3B: 0 HR: 0	SF: 1 SAC: 1 DP: 0 HBP: 0	WP: 0 PB: 1 SB: 1 CS: 0	PA: 34
<b>PITCHER</b>	IP WLS BF H R ER SO BB IBB HBP BLK WP HR S P ERA WHIP																			
41 David Phelps, R ERA: 3.86	6.0 L 25 7 2 2 5 1 0 0 0 0 0 0 4 6 3.00 1.167																			
36 Sam Dyson, R ERA: 3.53	0.1 2 1 1 0 0 0 0 0 0 0 0 0 4 6 0.00 3.000																			
40 Mike Dunn, L ERA: 4.26	0.1 3 1 0 0 1 1 0 0 0 0 0 0 9 18 0.00 6.000																			
22 Carter Capps, R ERA: 1.26	1.1 4 0 0 0 3 0 0 0 0 0 0 0 12 17 0.00 0.000																			







Batter	1	2	3	4	5	6	7	8	9	AB	R	H	RBI	BB	SO	LOB	TOP					
6 Anthony Rendon, R OBP: 0.374, SLG: 0.351										3	0	1	0	2	0	0	<b>Washington Nationals @ Miami Marlins</b> Marlins Park, Miami, FL Tue Jul 28 2015, 7:12 PM - 9:53 PM EDT Att: 23,988 - Roof Closed - 79 F					
5 Yulieski Escobar, R OBP: 0.368, SLG: 0.421										3	0	0	0	2	0	4						
28 Jayson Werth, R OBP: 0.293, SLG: 0.286										4	0	1	0	0	1	4						
34 Bryce Harper, L OBP: 0.460, SLG: 0.670										3	1	1	0	1	1	1						
11 Ryan Zimmerman, R OBP: 0.273, SLG: 0.355										3	0	2	0	1	0	1						
20 Ian Desmond, R OBP: 0.267, SLG: 0.364										4	0	0	0	0	4	5						
40 Wilson Ramos, R OBP: 0.267, SLG: 0.373										3	0	0	1	0	0	2						
3 Michael Taylor, R OBP: 0.286, SLG: 0.371										3	0	1	0	1	0	1						
27 Jordan Zimmermann, R OBP: 0.106, SLG: 0.136										2	0	0	0	0	0	1						
12 Tyler Moore, R OBP: 0.295, SLG: 0.371										1	0	0	0	0	0	0						
36 Sammy Solis, L OBP: 0.266, SLG: 0.260										0	0	0	0	0	0	0						
30 Aaron Barrett, R OBP: 0.266, SLG: 0.260										0	0	0	0	0	0	0						
73 Felipe Vázquez, L OBP: 0.201, SLG: 0.043										1	0	1	0	0	0	0						
25 Clint Robinson, L OBP: 0.201, SLG: 0.043										0	0	0	0	0	0	0						
<b>Inning Stats</b>	R: 0 E: 0 K: 1 S: 9	H: 0 LOB: 0 BB: 0 P: 12	R: 1 E: 0 K: 1 S: 17	H: 1 LOB: 1 BB: 1 P: 24	R: 0 E: 0 K: 0 S: 8	H: 0 LOB: 1 BB: 1 P: 15	R: 0 E: 0 K: 2 S: 11	H: 0 LOB: 1 BB: 1 P: 18	R: 0 E: 0 K: 1 S: 9	H: 2 LOB: 2 BB: 1 P: 14	R: 0 E: 0 K: 1 S: 10	H: 1 LOB: 1 BB: 1 P: 16	R: 0 E: 0 K: 1 S: 10	H: 2 LOB: 1 BB: 0 P: 12	R: 0 E: 0 K: 0 S: 9	H: 1 LOB: 2 BB: 2 P: 22	1B: 5 2B: 2 HR: 0	SF: 1 SAC: 0 HBP: 0	WP: 0 PB: 0 SB: 0 CS: 0	PA: 38		
<b>PITCHER</b>	IP WLS BF H R ER SO BB IBB HBP BLK WP HR S P ERA WHIP	6.0 W 25 4 1 1 5 4 0 0 0 0 0 62 99 1.50 1.333	7.1 1.0 H 4 0 0 0 0 1 0 0 0 0 0 10 16 0.00 1.000	8.1 1.0 S 4 2 0 0 1 0 0 0 0 0 0 10 12 0.00 2.000	9.1 1.0 S 5 1 0 0 0 2 0 0 0 0 0 9 22 0.00 3.000																	

AB	30
R	1
H	7
RBI	1
BB	7
SO	6
LOB	19



Batter	1	2	3	4	5	6	7	8	9	AB	R	H	RBI	BB	SO	LOB	BOTTOM			
9 Dee Strange-Gordon, L OBP: 0.361, SLG: 0.420										3	1	2	0	0	0	0	<b>Washington Nationals @ Miami Marlins</b> Marlins Park, Miami, FL Tue Jul 28 2015, 7:12 PM - 9:53 PM EDT Att: 23,988 - Roof Closed - 79 F			
14 Martín Prado, R OBP: 0.321, SLG: 0.375										3	1	3	1	1	0	0				
21 Christian Yelich, L OBP: 0.345, SLG: 0.363										4	0	2	1	0	0	2				
5 Casey McGehee, R OBP: 0.282, SLG: 0.299										4	0	0	0	0	0	6				
32 Derek Dietrich, L OBP: 0.376, SLG: 0.543										2	0	0	0	1	1	0				
57 Bryan Morris, L OBP: 0.336, SLG: 0.465										0	0	0	0	0	0	0				
22 Carter Capps, R OBP: 0.500, SLG: 0.500										0	0	0	0	1	0	0				
44 AJ Ramos, R OBP: 0.500, SLG: 0.500										0	0	0	0	0	0	0				
20 J.T. Realmuto, R OBP: 0.285, SLG: 0.414										4	1	1	1	0	0	5				
51 Ichiro Suzuki, L OBP: 0.298, SLG: 0.284										3	0	1	0	1	0	0				
3 Adeiny Hechavarria, R OBP: 0.310, SLG: 0.369										3	0	1	1	0	0	3				
16 José Fernández, R OBP: 0.167, SLG: 0.500										2	0	0	0	0	1	1				
28 Cole Gillespie, R OBP: 0.319, SLG: 0.463										2	1	1	0	0	1	1				
<b>Inning Stats</b>	R: 0 E: 0 K: 0 S: 8	H: 2 LOB: 1 BB: 0 P: 14	R: 0 E: 0 K: 0 S: 6	H: 0 LOB: 0 BB: 0 P: 9	R: 0 E: 0 K: 0 S: 5	H: 0 LOB: 0 BB: 0 P: 5	R: 0 E: 0 K: 0 S: 8	H: 1 LOB: 0 BB: 0 P: 11	R: 1 E: 0 K: 2 S: 13	H: 2 LOB: 1 BB: 0 P: 17	R: 2 E: 0 K: 0 S: 10	H: 3 LOB: 3 BB: 2 P: 20	R: 1 E: 0 K: 0 S: 11	H: 2 LOB: 2 BB: 2 P: 25	R: 0 E: 0 K: 1 S: 8	H: 1 LOB: 0 BB: 0 P: 9	1B: 10 2B: 0 HR: 0	SF: 1 SAC: 1 HBP: 0	WP: 0 PB: 0 SB: 0 CS: 2	PA: 37
<b>PITCHER</b>	IP WLS BF H R ER SO BB IBB HBP BLK WP HR S P ERA WHIP	6.0 L 26 8 3 3 2 0 2 0 0 0 0 76 4.50 1.333	7.1 0.1 4 2 1 1 0 1 0 0 0 0 7 15 27.00 6.000	8.1 0.2 3 0 0 0 0 1 0 0 0 0 4 10 0.00 1.500	9.1 1.0 3 1 0 0 1 0 0 0 0 0 8 9 0.00 1.000															









Batter	1	2	3	4	5	6	7	8	9	AB	R	H	RBI	BB	SO	LOB	TOP							
6 Anthony Rendon, R (1,4) OBP: 0.360, SLG: 0.341										4	0	0	0	0	0	2	Washington Nationals @ Miami Marlins Marlins Park, Miami, FL Thu Jul 30 2015, 12:11 PM - 2:49 PM EDT Att: 30,068 - Roof Closed - 74 F							
5 Ynel Escobar, R (1,5) OBP: 0.362, SLG: 0.413										4	0	0	0	0	1									
34 Bryce Harper, L (1,9) OBP: 0.463, SLG: 0.690										3	0	1	0	1	1	0								
25 Clint Robinson, L (1,7) OBP: 0.346, SLG: 0.409										3	0	0	0	0	2									
28 Jayson Werth, R (8,PH) OBP: 0.293, SLG: 0.282										1	0	0	0	0	0									
11 Ryan Zimmerman, R (1,3) OBP: 0.272, SLG: 0.369										4	1	2	1	0	1	0								
20 Ian Desmond, R (1,6) OBP: 0.284, SLG: 0.364										4	0	0	0	0	2	1								
40 Wilson Ramos, R (1,2) OBP: 0.263, SLG: 0.368										4	0	0	0	0	2	0								
3 Michael Taylor, R (1,8) OBP: 0.293, SLG: 0.385										2	0	2	0	1	0	0								
31 Max Scherzer, R (1,1) OBP: 0.205, SLG: 0.205										2	0	0	0	0	0	2								
22 Drew Storen, S (8,1) ERA: 2.58										0	0	0	0	0	0	0								
58 Jonathan Papelbon, R (9,1) ERA: 1.41										0	0	0	0	0	0	0								
<b>Inning Stats</b>	R: 0 H: 1 E: 0 K: 0 S: 10	H: 1 LOB: 1 BB: 0 P: 17	R: 1 H: 2 E: 0 K: 2 S: 14	H: 2 LOB: 1 BB: 0 P: 19	R: 0 H: 0 E: 0 K: 0 S: 11	H: 0 LOB: 1 BB: 1 P: 19	R: 0 H: 0 E: 0 K: 0 S: 6	H: 0 LOB: 0 BB: 0 P: 10	R: 0 H: 0 E: 0 K: 1 S: 11	H: 0 LOB: 1 BB: 1 P: 20	R: 0 H: 1 E: 0 K: 1 S: 10	H: 1 LOB: 1 BB: 0 P: 17	R: 0 H: 1 E: 0 K: 0 S: 8	H: 1 LOB: 1 BB: 0 P: 12	R: 0 H: 0 E: 0 K: 1 S: 7	H: 0 LOB: 0 BB: 0 P: 14	R: 0 H: 0 E: 0 K: 2 S: 9	H: 0 LOB: 0 BB: 0 P: 10	1B: 2 2B: 2 3B: 0 HR: 1	SF: 0 SAC: 1 DP: 0 HBP: 0	WP: 0 PB: 0 SB: 1 CS: 0	PA: 34		
<b>PITCHER</b>	IP WLS BF H R ER SO BB IBB HBP BLK WP HR S P ERA WHIP	IP WLS BF H R ER SO BB IBB HBP BLK WP HR S P ERA WHIP	IP WLS BF H R ER SO BB IBB HBP BLK WP HR S P ERA WHIP	IP WLS BF H R ER SO BB IBB HBP BLK WP HR S P ERA WHIP	IP WLS BF H R ER SO BB IBB HBP BLK WP HR S P ERA WHIP	IP WLS BF H R ER SO BB IBB HBP BLK WP HR S P ERA WHIP	IP WLS BF H R ER SO BB IBB HBP BLK WP HR S P ERA WHIP	IP WLS BF H R ER SO BB IBB HBP BLK WP HR S P ERA WHIP	IP WLS BF H R ER SO BB IBB HBP BLK WP HR S P ERA WHIP	IP WLS BF H R ER SO BB IBB HBP BLK WP HR S P ERA WHIP	IP WLS BF H R ER SO BB IBB HBP BLK WP HR S P ERA WHIP	IP WLS BF H R ER SO BB IBB HBP BLK WP HR S P ERA WHIP	IP WLS BF H R ER SO BB IBB HBP BLK WP HR S P ERA WHIP	IP WLS BF H R ER SO BB IBB HBP BLK WP HR S P ERA WHIP	IP WLS BF H R ER SO BB IBB HBP BLK WP HR S P ERA WHIP	IP WLS BF H R ER SO BB IBB HBP BLK WP HR S P ERA WHIP	IP WLS BF H R ER SO BB IBB HBP BLK WP HR S P ERA WHIP	IP WLS BF H R ER SO BB IBB HBP BLK WP HR S P ERA WHIP	IP WLS BF H R ER SO BB IBB HBP BLK WP HR S P ERA WHIP	IP WLS BF H R ER SO BB IBB HBP BLK WP HR S P ERA WHIP	IP WLS BF H R ER SO BB IBB HBP BLK WP HR S P ERA WHIP	IP WLS BF H R ER SO BB IBB HBP BLK WP HR S P ERA WHIP	IP WLS BF H R ER SO BB IBB HBP BLK WP HR S P ERA WHIP	IP WLS BF H R ER SO BB IBB HBP BLK WP HR S P ERA WHIP

Washington Nationals @ Miami Marlins  
Marlins Park, Miami, FL  
Thu Jul 30 2015, 12:11 PM - 2:49 PM EDT  
Att: 30,068 - Roof Closed - 74 F

AB	31
R	1
H	5
RBI	1
BB	2
SO	7
LOB	8



Batter	1	2	3	4	5	6	7	8	9	AB	R	H	RBI	BB	SO	LOB	BOTTOM							
9 Dee Strange-Gordon, L (1,4) OBP: 0.355, SLG: 0.412											3	0	0	0	0	0	Washington Nationals @ Miami Marlins Marlins Park, Miami, FL Thu Jul 30 2015, 12:11 PM - 2:49 PM EDT Att: 30,068 - Roof Closed - 74 F							
51 Ichiro Suzuki, L (1,9) OBP: 0.300, SLG: 0.289										3	0	0	0	1	0	0								
21 Christian Yelich, L (1,8) OBP: 0.343, SLG: 0.360										4	0	2	0	0	2									
5 Casey McGehee, R (1,3) OBP: 0.286, SLG: 0.310										3	0	1	0	0	1	2								
19 Miguel Rojas, R (7,PR) OBP: 0.353, SLG: 0.400										0	0	0	0	0	0	0								
40 Mike Dunn, L (8,1) OBP: 1.000, SLG: 1.000										0	0	0	0	0	0	0								
44 AJ Ramos, R (9,1) OBP: 1.000, SLG: 1.000										0	0	0	0	0	0	0								
Michael Morse, R (9,PH) OBP: 0.276, SLG: 0.313										1	0	0	0	0	1	0								
14 Martin Prado, R (1,5) OBP: 0.317, SLG: 0.370										3	0	0	0	0	1	2								
32 Derek Dietrich, L (1,7) OBP: 0.378, SLG: 0.524										1	0	0	0	1	0	0								
57 Bryan Morris, L (7,1) OBP: 0.342, SLG: 0.460										0	0	0	0	0	0	0								
48 Justin Bour, L (7,PH) OBP: 0.342, SLG: 0.460										1	0	0	0	0	0	1								
3 Adeiny Hechavarria, R (1,6) OBP: 0.307, SLG: 0.365										3	0	0	0	0	2	2								
6 Jeff Mathis, R (1,2) OBP: 0.137, SLG: 0.146										2	0	0	0	0	1	1								
20 J.T. Realmuto, R (8,PH) OBP: 0.280, SLG: 0.406										1	0	0	0	0	1	0								
Dan Haren, R (1,1) OBP: 0.206, SLG: 0.188										1	0	0	0	0	1	0								
28 Cole Gillespie, R (6,PH) OBP: 0.320, SLG: 0.449										1	0	0	0	1	1	0								
<b>Inning Stats</b>	R: 0 H: 1 E: 0 K: 0 S: 13	H: 0 LOB: 1 BB: 0 P: 20	R: 0 H: 0 E: 0 K: 1 S: 10	H: 0 LOB: 0 BB: 0 P: 11	R: 0 H: 0 E: 0 K: 2 S: 7	H: 0 LOB: 0 BB: 0 P: 7	R: 0 H: 0 E: 0 K: 1 S: 10	H: 1 LOB: 1 BB: 0 P: 15	R: 0 H: 0 E: 0 K: 0 S: 10	H: 0 LOB: 0 BB: 1 P: 14	R: 0 H: 0 E: 0 K: 0 S: 9	H: 0 LOB: 1 BB: 2 P: 19	R: 0 H: 1 E: 0 K: 2 S: 16	H: 1 LOB: 2 BB: 0 P: 23	R: 0 H: 0 E: 0 K: 2 S: 9	H: 0 LOB: 0 BB: 0 P: 10	R: 0 H: 0 E: 0 K: 1 S: 7	H: 0 LOB: 0 BB: 0 P: 9	1B: 3 2B: 0 3B: 0 HR: 0	SF: 0 SAC: 1 DP: 2 HBP: 0	WP: 1 PB: 0 SB: 1 CS: 0	PA: 31		
<b>PITCHER</b>	IP WLS BF H R ER SO BB IBB HBP BLK WP HR S P ERA WHIP	IP WLS BF H R ER SO BB IBB HBP BLK WP HR S P ERA WHIP	IP WLS BF H R ER SO BB IBB HBP BLK WP HR S P ERA WHIP	IP WLS BF H R ER SO BB IBB HBP BLK WP HR S P ERA WHIP	IP WLS BF H R ER SO BB IBB HBP BLK WP HR S P ERA WHIP	IP WLS BF H R ER SO BB IBB HBP BLK WP HR S P ERA WHIP	IP WLS BF H R ER SO BB IBB HBP BLK WP HR S P ERA WHIP	IP WLS BF H R ER SO BB IBB HBP BLK WP HR S P ERA WHIP	IP WLS BF H R ER SO BB IBB HBP BLK WP HR S P ERA WHIP	IP WLS BF H R ER SO BB IBB HBP BLK WP HR S P ERA WHIP	IP WLS BF H R ER SO BB IBB HBP BLK WP HR S P ERA WHIP	IP WLS BF H R ER SO BB IBB HBP BLK WP HR S P ERA WHIP	IP WLS BF H R ER SO BB IBB HBP BLK WP HR S P ERA WHIP	IP WLS BF H R ER SO BB IBB HBP BLK WP HR S P ERA WHIP	IP WLS BF H R ER SO BB IBB HBP BLK WP HR S P ERA WHIP	IP WLS BF H R ER SO BB IBB HBP BLK WP HR S P ERA WHIP	IP WLS BF H R ER SO BB IBB HBP BLK WP HR S P ERA WHIP	IP WLS BF H R ER SO BB IBB HBP BLK WP HR S P ERA WHIP	IP WLS BF H R ER SO BB IBB HBP BLK WP HR S P ERA WHIP	IP WLS BF H R ER SO BB IBB HBP BLK WP HR S P ERA WHIP	IP WLS BF H R ER SO BB IBB HBP BLK WP HR S P ERA WHIP	IP WLS BF H R ER SO BB IBB HBP BLK WP HR S P ERA WHIP	IP WLS BF H R ER SO BB IBB HBP BLK WP HR S P ERA WHIP	IP WLS BF H R ER SO BB IBB HBP BLK WP HR S P ERA WHIP

Washington Nationals @ Miami Marlins  
Marlins Park, Miami, FL  
Thu Jul 30 2015, 12:11 PM - 2:49 PM EDT  
Att: 30,068 - Roof Closed - 74 F

AB	27
R	0
H	3
RBI	0
BB	3
SO	9
LOB	10






Batter		1	2	3	4	5	6	7	8	9	10	11	AB	R	H	RBI	BB	SO	LOB	TOP					
25 Will Venable, L	(1,8)	G3		F9		L6			L6				6	1	3	1	0	0	1						
26 Yangervis Solarte, S	(1,5)	L7							K				6	0	2	1	0	2	5						
27 Matt Kemp, R	(1,9)	F8		G6-4-3		G5-4-3			L9				4	1	0	0	1	0	2						
10 Justin Upton, R	(1,7)		F9		G5-3			G3		G6-3			4	1	0	0	1	0	0						
23 Yonder Alonso, L	(1,3)							F9		F7			3	2	0	1	2	1	0						
3 Derek Norris, R	(1,2)							P4		K			4	2	2	1	1	1	0						
9 Jedd Gyorko, R	(1,4)												4	0	3	3	0	1	0						
5 Alexi Amarista, L	(1,6)							SF7		G4-3			4	0	0	1	0	1	5						
22 Ian Kennedy, R	(1,1)												3	1	1	0	0	1	1						
53 Joaquin Benoit, R	(8,1)												0	0	0	0	0	0	0						
46 Craig Kimbrel, R	(7,9)												0	0	0	0	0	0	0						
2 B.J. Upton, R	(10,9)												1	0	0	0	0	0	0						
37 Brandon Maurer, R	(10,1)												0	0	0	0	0	0	0						
39 Brett Wallace, L	(11,9)												0	1	0	0	0	0	0						
59 Kevin Quackenbush, R	(11,1)												0	0	0	0	0	0	0						
<b>Inning Stats</b>		R:0 E:0 K:0 S:10	H:0 LOB:0 P:16	R:0 E:0 K:1 S:15	H:2 LOB:2 BB:0 P:23	R:1 E:0 K:0 S:14	H:2 LOB:0 BB:0 P:21	R:2 E:0 K:1 S:16	H:2 LOB:1 BB:1 P:31	R:0 E:0 K:0 S:5	H:1 LOB:0 BB:0 P:10	R:0 E:0 K:0 S:10	H:0 LOB:0 BB:0 P:16	R:0 E:0 K:1 S:7	H:1 LOB:0 BB:0 P:9	R:0 E:0 K:2 S:9	H:0 LOB:0 BB:0 P:11	R:5 E:0 K:2 S:30	H:4 LOB:3 BB:4 P:54	1B:11 2B:1 3B:0 HR:0	SF:1 SAC:0 DP:3 HBP:1	WP:0 PB:0 SB:1 CS:0	PA: 47		
<b>PITCHER</b>		IP ERA WLS BF H R ER SO BB IBB HBP BLK WP HR S P ERA WHIP	5.0 3.93 2.0 6 0 0 0 0 0 0 0 0 0 0 0 15 26 0.00 0.000	41 David Phelps, R ERA: 3.93	52 Brad Hand, L ERA: 5.12	22 Carter Capps, R ERA: 1.17	40 Mike Dunn, L ERA: 4.01	44 AJ Ramos, R ERA: 2.15	<b>PITCHER</b>	IP ERA WLS BF H R ER SO BB IBB HBP BLK WP HR S P ERA WHIP	0.2 13.50 0.2 6 3 1 1 1 0 0 0 0 0 0 7 9 0.00 0.000	24 André Rienzo, R ERA: 3.12													
9 Dee Strange-Gordon, L	(1,4)	L8							L7		G3		4	1	0	0	1	0	3						
51 Ichiro Suzuki, L	(1,9)								F8				5	0	0	0	0	2	2						
21 Christian Yelich, L	(1,8)								G3-1				5	1	2	2	0	2	0						
48 Justin Bour, L	(1,3)	F8							G3				5	0	0	0	0	1	1						
14 Martín Prado, R	(1,5)	G5-3											4	0	0	0	0	1	1						
32 Derek Dietrich, L	(1,7)												4	1	1	1	0	1	1						
44 AJ Ramos, R	(10,1)												0	0	0	0	0	0	0						
24 André Rienzo, R	(11,1)												0	0	0	0	0	0	0						
20 J.T. Realmuto, R	(1,2)												3	0	0	0	1	0	0						
3 Adeiny Hechavarría, R	(1,6)												4	0	2	0	0	0	0						
41 David Phelps, R	(1,1)												2	0	0	0	0	1	3						
53 Joaquin Benoit, R	(8,1)												0	0	0	0	0	0	0						
46 Craig Kimbrel, R	(7,9)												1	0	0	0	0	0	0						
22 Carter Capps, R	(8,1)												0	0	0	0	0	0	0						
40 Mike Dunn, L	(10,1)												0	0	0	0	0	0	0						
28 Cole Gillespie, R	(10,8)												1	0	0	0	0	0	0						
<b>Inning Stats</b>		R:2 E:0 K:1 S:10	H:1 LOB:0 BB:1 P:17	R:0 E:0 K:0 S:11	H:1 LOB:2 BB:1 P:17	R:0 E:0 K:1 S:6	H:0 LOB:0 BB:0 P:10	R:0 E:0 K:0 S:9	H:0 LOB:0 BB:0 P:12	R:0 E:0 K:2 S:10	H:1 LOB:1 BB:0 P:16	R:0 E:0 K:1 S:5	H:0 LOB:0 BB:0 P:10	R:0 E:0 K:0 S:5	H:0 LOB:0 BB:0 P:8	R:1 E:0 K:1 S:13	H:1 LOB:0 BB:0 P:18	R:0 E:0 K:0 S:7	H:0 LOB:0 BB:0 P:8	R:0 E:0 K:2 S:10	H:0 LOB:0 BB:0 P:14	1B:3 2B:0 3B:0 HR:2	SF:0 SAC:0 DP:0 HBP:0	WP:0 PB:0 SB:1 CS:0	PA: 40
<b>PITCHER</b>		IP ERA WLS BF H R ER SO BB IBB HBP BLK WP HR S P ERA WHIP	7.0 4.44 1.0 4 0 0 0 5 2 0 0 0 0 0 0 1 61 2.57 0.857	22 Ian Kennedy, R ERA: 4.44	53 Joaquin Benoit, R ERA: 2.22	46 Craig Kimbrel, R ERA: 2.83	37 Brandon Maurer, R ERA: 2.54	59 Kevin Quackenbush, R ERA: 3.03	<b>PITCHER</b>	IP ERA WLS BF H R ER SO BB IBB HBP BLK WP HR S P ERA WHIP	1.0 13.50 0.2 6 3 1 1 1 0 0 0 0 0 0 7 9 0.00 0.000	24 André Rienzo, R ERA: 3.12													

San Diego Padres @ Miami Marlins  
Marlins Park, Miami, FL  
Fri Jul 31 2015, 7:13 PM - 10:52 PM EDT  
Att: 19,582 - Roof Closed - 73 F

livebaseballscores.com


AB 40  
R 8  
H 12  
RBI 8  
BB 5  
SO 8  
LOB 14



San Diego Padres @ Miami Marlins  
Marlins Park, Miami, FL  
Fri Jul 31 2015, 7:13 PM - 10:52 PM EDT  
Att: 19,582 - Roof Closed - 73 F

livebaseballscores.com

AB 38  
R 3  
H 5  
RBI 3  
BB 2  
SO 8  
LOB 11









Batter	1	2	3	4	5	6	7	8	9	AB R H RBI BB SO LOB	TOP											
25 Will Venable, L OBP: 0.314, SLG: 0.379										5 0 0 0 0 3 1	<b>San Diego Padres @ Miami Marlins</b> Marlins Park, Miami, FL Sun Aug 02 2015, 1:13 PM - 4:17 PM EDT Att: 25,228 - Roof Closed - 76 F											
26 Yanervis Solarte, S OBP: 0.315, SLG: 0.386										3 0 2 0 1 1 1												
27 Matt Kemp, R OBP: 0.308, SLG: 0.406										3 0 1 0 1 0 1												
10 Justin Upton, R OBP: 0.321, SLG: 0.429										4 0 0 0 0 4 4												
23 Yonder Alonso, L OBP: 0.371, SLG: 0.382										3 0 1 0 1 1 2												
3 Derek Norris, R OBP: 0.286, SLG: 0.407										4 1 1 0 0 1 5												
9 Jedd Gyorko, R OBP: 0.295, SLG: 0.343										4 0 0 0 0 3 2												
5 Alexi Amarista, L OBP: 0.267, SLG: 0.293										4 1 2 2 0 0 0												
33 James Shields, R ERA: 3.74										2 0 0 0 0 2 1												
12 Clint Kershaw, R ERA: 3.74										1 0 0 0 0 0 0												
59 Kevin Quackenbush, R ERA: 2.94										0 0 0 0 0 0 0												
45 Marc Rzepczynski, L ERA: 4.05										0 0 0 0 0 0 0												
39 Brett Wallace, L ERA: 3.06										1 0 0 0 0 0 0												
37 Brandon Maurer, R ERA: 3.06										0 0 0 0 0 0 0												
<b>Inning Stats</b>	R: 0 E: 0 K: 2 S: 15	H: 2 LOB: 3 BB: 1 P: 24	R: 0 E: 0 K: 2 S: 11	H: 0 LOB: 0 BB: 0 P: 17	R: 0 E: 0 K: 0 S: 10	H: 0 LOB: 0 BB: 1 P: 17	R: 0 E: 0 K: 2 S: 10	H: 1 LOB: 1 BB: 0 P: 14	R: 0 E: 0 K: 2 S: 14	H: 0 LOB: 1 BB: 0 P: 22	R: 0 E: 1 K: 2 S: 14	H: 0 LOB: 0 BB: 0 P: 18	R: 0 E: 0 K: 0 S: 8	H: 0 LOB: 0 BB: 0 P: 12	R: 0 E: 0 K: 3 S: 13	H: 1 LOB: 2 BB: 1 P: 20	R: 2 E: 0 K: 2 S: 14	H: 2 LOB: 0 BB: 0 P: 23	1B: 5 2B: 1 3B: 1 HR: 1	SF: 0 SAC: 0 DP: 1 HBP: 0	WP: 0 PB: 0 SB: 0 CS: 0	PA: 37
<b>PITCHER</b>	IP WLS BF H R ER SO BB IBB HBP BLK WP HR S P ERA WHIP											IP WLS BF H R ER SO BB IBB HBP BLK WP HR S P ERA WHIP										
16 José Fernández, R ERA: 2.13	6.0 0 24 4 0 0 10 2 0 0 0 0 0 0 0 0 0 0.00 1.000																					
57 Bryan Morris, R ERA: 2.51	7.1 1.0 3 0 0 0 0 0 0 0 0 0 0 0 0 0 0 0.00 0.000																					
22 Carter Capps, R ERA: 1.16	8.1 0.1 3 1 0 0 1 1 0 0 0 0 0 0 0 0 0 0.00 6.000																					
40 Mike Dunn, L ERA: 3.93	8.1 0.2 2 0 0 0 2 0 0 0 0 0 0 0 0 0 0 0.00 0.000																					
44 AJ Ramos, R ERA: 2.49	9.1 1.0 5 2 2 2 2 0 0 0 0 0 0 1 14 23 18.00 2.000																					

AB	34
R	2
H	7
RBI	2
BB	3
SO	15
LOB	17



Batter	1	2	3	4	5	6	7	8	9	AB R H RBI BB SO LOB	BOTTOM											
51 Ichiro Suzuki, L OBP: 0.294, SLG: 0.286										4 1 1 0 0 1 1	<b>San Diego Padres @ Miami Marlins</b> Marlins Park, Miami, FL Sun Aug 02 2015, 1:13 PM - 4:17 PM EDT Att: 25,228 - Roof Closed - 76 F											
19 Miguel Rojas, R OBP: 0.368, SLG: 0.441										4 1 2 1 0 0 1												
21 Christian Yelich, L OBP: 0.339, SLG: 0.362										3 0 0 0 1 1 2												
32 Derek Dietrich, L OBP: 0.355, SLG: 0.511										3 0 0 1 0 2 1												
44 AJ Ramos, R										0 0 0 0 0 0 0												
14 Martín Prado, R OBP: 0.314, SLG: 0.361										2 0 1 0 2 1 0												
48 Justin Bour, L OBP: 0.333, SLG: 0.445										3 0 1 0 0 0 2												
22 Carter Capps, R OBP: 0.500, SLG: 0.500										0 0 0 0 0 0 0												
40 Mike Dunn, L OBP: 1.000, SLG: 1.000										0 0 0 0 0 0 0												
28 Cole Gillespie, R OBP: 0.309, SLG: 0.427										1 1 0 0 0 0 1												
6 Jeff Mathis, R OBP: 0.145, SLG: 0.137										3 1 0 0 1 1 4												
3 Adeiny Hechavarria, R OBP: 0.311, SLG: 0.375										4 1 2 3 0 0 0												
16 José Fernández, R OBP: 0.154, SLG: 0.462										1 0 0 0 0 0 0												
57 Bryan Morris, L ERA: 2.94										0 0 0 0 0 0 0												
5 Casey McGehee, R OBP: 0.279, SLG: 0.301										1 0 0 0 0 0 0												
<b>Inning Stats</b>	R: 2 E: 0 K: 0 S: 13	H: 3 LOB: 2 BB: 1 P: 22	R: 0 E: 0 K: 1 S: 6	H: 0 LOB: 0 BB: 0 P: 12	R: 0 E: 0 K: 0 S: 4	H: 0 LOB: 0 BB: 0 P: 6	R: 0 E: 0 K: 2 S: 10	H: 0 LOB: 0 BB: 0 P: 16	R: 0 E: 0 K: 0 S: 11	H: 1 LOB: 1 BB: 0 P: 14	R: 0 E: 0 K: 1 S: 11	H: 1 LOB: 2 BB: 1 P: 20	R: 0 E: 0 K: 0 S: 9	H: 0 LOB: 0 BB: 0 P: 12	R: 0 E: 0 K: 2 S: 8	H: 1 LOB: 0 BB: 0 P: 14	R: 3 E: 0 K: 0 S: 12	H: 1 LOB: 0 BB: 2 P: 21	1B: 4 2B: 3 3B: 0 HR: 1	SF: 1 SAC: 1 DP: 1 HBP: 0	WP: 0 PB: 0 SB: 1 CS: 1	PA: 35
<b>PITCHER</b>	IP WLS BF H R ER SO BB IBB HBP BLK WP HR S P ERA WHIP											IP WLS BF H R ER SO BB IBB HBP BLK WP HR S P ERA WHIP										
33 James Shields, R ERA: 3.74	6.0 0 25 5 2 2 4 2 0 0 0 0 0 0 0 0 0 3.00 1.167																					
59 Kevin Quackenbush, R ERA: 2.94	7.1 1.0 4 1 0 0 0 0 0 0 0 0 0 0 0 0 0 0.00 1.000																					
45 Marc Rzepczynski, L ERA: 4.05	8.1 1.0 2 0 0 0 2 0 0 0 0 0 0 0 0 0 0 0.00 0.000																					
37 Brandon Maurer, R ERA: 3.06	9.1 0.1 4 1 3 3 0 2 0 0 0 0 0 1 12 21 81.00 9.000																					

AB	29
R	5
H	7
RBI	5
BB	4
SO	6
LOB	12










Batter	1	2	3	4	5	6	7	8	9	AB	R	H	RBI	BB	SO	LOB	TOP					
3 Curtis Granderson, L (1.9)										4	0	1	1	1	3	1	<b>New York Mets @ Miami Marlins</b> Marlins Park, Miami, FL Tue Aug 04 2015, 7:12 PM - 10:18 PM EDT Att: 23,822 - Roof Closed - 77 F					
52 Yoenis Cespedes, R (1.7)										5	0	1	0	0	0	2						
2 Juan Uribe, R (1.5)										5	0	1	0	0	2	1						
21 Lucas Duda, L (1.3)										5	1	2	0	0	1	2						
7 Travis d'Arnaud, R (1.2)									4	1	1	0	1	0	1							
4 Wilmer Flores, R (1.4)										4	1	1	0	0	0	5						
11 Rubén Tejada, R (1.6)										4	0	2	1	0	1	2						
49 Jonathon Niese, L (1.1)										3	0	1	0	0	1	2						
29 Eric Campbell, R (8. PH)										1	1	1	1	0	0	0						
46 Tyler Clippard, R (8.1)										0	0	0	0	0	0	0						
27 Jeury's Familia, R (9.1)										4	1	1	2	0	0	2						
12 Juan Lagares, R (1.8)										4	1	1	2	0	0	2						
<b>Inning Stats</b>	R: 0 E: 0 K: 1 S: 15	H: 2 LOB: 3 BB: 1 P: 31	R: 0 E: 0 K: 1 S: 15	H: 1 LOB: 1 BB: 0 P: 22	R: 0 E: 0 K: 0 S: 10	H: 1 LOB: 1 BB: 0 P: 18	R: 0 E: 0 K: 1 S: 9	H: 1 LOB: 1 BB: 0 P: 13	R: 0 E: 0 K: 1 S: 9	H: 0 LOB: 0 BB: 0 P: 14	R: 1 E: 0 K: 1 S: 16	H: 2 LOB: 1 BB: 0 P: 23	R: 0 E: 0 K: 1 S: 10	H: 0 LOB: 1 BB: 1 P: 17	R: 4 E: 0 K: 1 S: 23	H: 5 LOB: 1 BB: 0 P: 34	R: 0 E: 0 K: 1 S: 7	H: 0 LOB: 0 BB: 0 P: 9	1B: 9 2B: 2 3B: 1 HR: 0	SF: 0 SAC: 0 DP: 0 HBP: 0	WP: 1 PB: 0 SB: 0 CS: 0	PA: 41
<b>PITCHER</b>	IP ERA WHIP	WLS BF H R ER SO	BB IBB HBP BLK	WP HR S P	ERA WHIP	<b>PITCHER</b>										IP ERA WHIP	WLS BF H R ER SO	BB IBB HBP BLK	WP HR S P	ERA WHIP		
52 Brad Hand, L (1.1)	4.0 4.71	18 5 0 0 3	1 0 0 0	0 0 49 84	0.00 1.500																	
61 Adam Conley, L (5.1)	2.1 2.81	10 2 1 1 2	1 0 0 0	0 0 28 44	3.86 1.286																	
57 Bryan Morris, R (7.1)	0.2 2.76	2 0 0 0 1	0 0 0 0	0 0 7 10	0.00 0.000																	
40 Mike Dunn, L (8.1)	0.2 4.89	L 7 5 4 4 1	0 0 0 0	1 0 20 29	54.00 7.500																	
49 Brian Ellington, R (8.1)	1.1 ERA	4 0 0 0 1	0 0 0 0	0 0 10 14	0.00 0.000																	

Batter	1	2	3	4	5	6	7	8	9	AB	R	H	RBI	BB	SO	LOB	BOTTOM					
9 Dee Strange-Gordon, L (1.4)										4	0	1	1	0	0	1	<b>New York Mets @ Miami Marlins</b> Marlins Park, Miami, FL Tue Aug 04 2015, 7:12 PM - 10:18 PM EDT Att: 23,822 - Roof Closed - 77 F					
28 Cole Gillespie, R (1.9)									4	0	1	0	0	1	1							
21 Christian Yelich, L (8.7)									4	0	1	0	0	2	2							
5 Casey McGehee, R (1.3)										3	0	0	0	0	0							
57 Bryan Morris, L (7.1)										0	0	0	0	0	0							
40 Mike Dunn, L (8.1)										1	0	1	0	0	0							
51 Ichiro Suzuki, L (8.9)										4	0	1	0	0	1	2						
14 Martin Prado, R (1.5)										4	0	1	0	0	1	2						
32 Derek Dietrich, L (1.7)										3	0	2	0	0	1	1						
20 J.T. Realmuto, R (1.2)										3	0	0	0	0	0	3						
3 Adeiny Hechavarria, R (1.6)										3	1	0	0	1	0	3						
52 Brad Hand, L (1.1)	7.0 4.167	27 4 1 1 6	1 0 1 0	0 0 64 100	1.29 0.714																	
61 Adam Conley, L (5.1)	1.0 3.51	5 2 0 0 0	0 0 0 0	0 0 11 17	0.00 2.000																	
48 Justin Bour, L (7.3)	1.0 2.49	4 1 0 0 1	0 0 1 0	1 0 9 17	0.00 1.000																	
49 Brian Ellington, R (8.1)	1.0 ERA	4 0 0 0 1	0 0 0 0	1 0 9 17	0.00 1.000																	
19 Miguel Rojas, R (8. PH)	0.341 SLG: 0.405																					
<b>Inning Stats</b>	R: 0 E: 0 K: 1 S: 11	H: 0 LOB: 0 BB: 0 P: 18	R: 0 E: 0 K: 1 S: 8	H: 0 LOB: 1 BB: 0 P: 14	R: 1 E: 0 K: 0 S: 11	H: 2 LOB: 1 BB: 1 P: 17	R: 0 E: 0 K: 1 S: 10	H: 1 LOB: 1 BB: 0 P: 17	R: 0 E: 1 K: 1 S: 9	H: 0 LOB: 0 BB: 0 P: 13	R: 0 E: 0 K: 1 S: 8	H: 0 LOB: 0 BB: 0 P: 12	R: 0 E: 0 K: 1 S: 7	H: 1 LOB: 1 BB: 0 P: 9	R: 0 E: 0 K: 0 S: 11	H: 2 LOB: 2 BB: 0 P: 17	R: 0 E: 0 K: 1 S: 9	H: 1 LOB: 1 BB: 0 P: 17	1B: 7 2B: 0 3B: 0 HR: 0	SF: 0 SAC: 2 DP: 2 HBP: 2	WP: 1 PB: 0 SB: 0 CS: 0	PA: 36
<b>PITCHER</b>	IP ERA WHIP	WLS BF H R ER SO	BB IBB HBP BLK	WP HR S P	ERA WHIP	<b>PITCHER</b>										IP ERA WHIP	WLS BF H R ER SO	BB IBB HBP BLK	WP HR S P	ERA WHIP		
49 Jonathon Niese, L (1.1)	7.0 4.167	27 4 1 1 6	1 0 1 0	0 0 64 100	1.29 0.714																	
46 Tyler Clippard, R (8.1)	1.0 3.51	5 2 0 0 0	0 0 0 0	0 0 11 17	0.00 2.000																	
27 Jeury's Familia, R (9.1)	1.0 2.06	4 1 0 0 1	0 0 1 0	1 0 9 17	0.00 1.000																	

AB	39
R	5
H	12
RBI	5
BB	2
SO	8
LOB	18





Batter	1	2	3	4	5	6	7	8	9	AB	R	H	RBI	BB	SO	LOB	TOP					
3 Curtis Granderson, L OBP: 0.352, SLG: 0.445										5	2	2	0	0	2	0						
28 Daniel Murphy, L OBP: 0.328, SLG: 0.405										4	2	3	0	1	0	0						
52 Yoenis Cespedes, R OBP: 0.324, SLG: 0.504										5	1	2	1	0	0	4						
21 Lucas Duda, L OBP: 0.351, SLG: 0.485										2	2	1	3	2	0	1						
2 Juan Uribe, R OBP: 0.327, SLG: 0.413										5	1	1	3	0	1	5						
30 Michael Conforto, L OBP: 0.344, SLG: 0.423										3	0	0	1	0	0	0						
22 Kevin Plawewski, R OBP: 0.324, SLG: 0.300										4	0	0	0	0	1	0						
11 Rubén Tejada, R OBP: 0.328, SLG: 0.355										4	0	3	0	0	0	0						
33 Matt Harvey, R OBP: 0.140, SLG: 0.255										3	0	0	0	0	2	2						
29 Eric Campbell, R OBP: 0.301, SLG: 0.270										1	0	0	0	0	1	1						
39 Bobby Parnell, R ERA: 4.41										0	0	0	0	0	0	0						
44 Eric O'Flaherty, L ERA: 7.36										0	0	0	0	0	0	0						
47 Hansel Robles, R ERA: 4.35										0	0	0	0	0	0	0						
27 Jeury's Familia, R ERA: 2.05										0	0	0	0	0	0	0						
<b>Inning Stats</b>	R: 0 E: 0 K: 0 S: 16	H: 1 LOB: 2 BB: 1 P: 27	R: 0 E: 0 K: 1 S: 10	H: 1 LOB: 1 BB: 0 P: 14	R: 4 E: 0 K: 1 S: 18	H: 3 LOB: 0 BB: 1 P: 32	R: 0 E: 0 K: 1 S: 11	H: 1 LOB: 0 BB: 0 P: 14	R: 3 E: 0 K: 0 S: 11	H: 2 LOB: 0 BB: 1 P: 19	R: 0 E: 0 K: 2 S: 10	H: 0 LOB: 0 BB: 0 P: 17	R: 0 E: 0 K: 1 S: 7	H: 1 LOB: 1 BB: 0 P: 12	R: 0 E: 0 K: 1 S: 8	H: 1 LOB: 1 BB: 0 P: 10	R: 1 E: 0 K: 0 S: 13	H: 2 LOB: 1 BB: 0 P: 17	1B: 7 2B: 4 3B: 0 HR: 1	SF: 2 SAC: 0 DP: 1 HBP: 0	WP: 0 PB: 0 SB: 0 CS: 0	PA: 41
<b>PITCHER</b>	IP WLS BF H R ER SO BB IBB HBP BLK WP HR S P ERA WHIP	IP WLS BF H R ER SO BB IBB HBP BLK WP HR S P ERA WHIP															IP WLS BF H R ER SO BB IBB HBP BLK WP HR S P ERA WHIP					
41 David Phelps, R ERA: 4.35	4.1 L 23 8 7 7 3 3 0 0 0 0 1 62 101 14.54 2.538																					
45 Chris Narveson, L ERA:	3.2 13 2 0 0 4 0 0 0 0 0 0 29 44 0.00 0.545																					
44 AJ Ramos, R ERA: 2.63	1.0 5 2 1 1 0 0 0 0 0 0 0 13 17 9.00 2.000																					

**New York Mets @ Miami Marlins**  
Marlins Park, Miami, FL  
Wed Aug 05 2015, 7:11 PM - 10:18 PM EDT  
Att: 25,897 - Roof Closed - 78 F

AB	36
R	8
H	12
RBI	8
BB	3
SO	7
LOB	13



Batter	1	2	3	4	5	6	7	8	9	AB	R	H	RBI	BB	SO	LOB	BOTTOM					
9 Dee Strange-Gordon, L OBP: 0.350, SLG: 0.403										5	0	2	1	0	0	2						
32 Derek Dietrich, L OBP: 0.366, SLG: 0.509										5	1	3	0	0	1	1						
21 Christian Yelich, L OBP: 0.330, SLG: 0.366										5	0	0	0	0	1	4						
48 Justin Bour, L OBP: 0.328, SLG: 0.440										4	1	1	1	0	0	1						
14 Martín Prado, R OBP: 0.313, SLG: 0.358										4	1	1	0	0	2	0						
51 Ichiro Suzuki, L OBP: 0.295, SLG: 0.288										4	1	1	1	0	1	0						
3 Adeiny Hechavarría, R OBP: 0.308, SLG: 0.368										4	0	1	0	0	1	2						
6 Jeff Mathis, R OBP: 0.169, SLG: 0.132										2	1	0	0	2	0	0						
41 David Phelps, R OBP: 0.147, SLG: 0.121										1	0	0	0	0	1	0						
45 Chris Narveson, L ERA: 4.41										1	0	0	0	0	1	0						
5 Casey McGehee, R OBP: 0.276, SLG: 0.296										1	0	0	0	0	0	2						
44 AJ Ramos, R ERA: 2.63										0	0	0	0	0	0	0						
19 Miguel Rojas, R OBP: 0.357, SLG: 0.447										1	1	1	3	0	0	0						
<b>Inning Stats</b>	R: 0 E: 0 K: 0 S: 11	H: 1 LOB: 1 BB: 0 P: 18	R: 0 E: 0 K: 2 S: 9	H: 0 LOB: 0 BB: 0 P: 11	R: 0 E: 0 K: 1 S: 11	H: 1 LOB: 0 BB: 0 P: 14	R: 0 E: 0 K: 0 S: 6	H: 0 LOB: 0 BB: 0 P: 8	R: 0 E: 0 K: 0 S: 5	H: 0 LOB: 0 BB: 0 P: 6	R: 0 E: 0 K: 2 S: 13	H: 0 LOB: 0 BB: 0 P: 18	R: 0 E: 0 K: 1 S: 9	H: 0 LOB: 0 BB: 0 P: 13	R: 0 E: 0 K: 0 S: 11	H: 1 LOB: 2 BB: 1 P: 15	R: 6 E: 0 K: 2 S: 23	H: 7 LOB: 2 BB: 1 P: 34	1B: 7 2B: 3 3B: 0 HR: 0	SF: 0 SAC: 0 DP: 0 HBP: 0	WP: 0 PB: 0 SB: 0 CS: 0	PA: 39
<b>PITCHER</b>	IP WLS BF H R ER SO BB IBB HBP BLK WP HR S P ERA WHIP	IP WLS BF H R ER SO BB IBB HBP BLK WP HR S P ERA WHIP															IP WLS BF H R ER SO BB IBB HBP BLK WP HR S P ERA WHIP					
33 Matt Harvey, R ERA: 2.76	7.0 W 23 2 0 0 0 1 0 0 0 0 9 88 0.00 0.286																					
39 Bobby Parnell, R ERA: 4.41	0.2 4 1 0 0 0 0 1 0 0 0 0 9 13 0.00 3.000																					
44 Eric O'Flaherty, L ERA: 7.36	0.2 6 4 4 4 1 0 0 0 0 0 0 11 14 54.00 6.000																					
47 Hansel Robles, R ERA: 4.35	0.1 3 1 1 1 1 1 0 0 0 0 0 6 10 27.00 6.000																					
27 Jeury's Familia, R ERA: 2.05	0.1 S 3 2 1 1 0 0 0 0 0 0 8 12 27.00 6.000																					

**New York Mets @ Miami Marlins**  
Marlins Park, Miami, FL  
Wed Aug 05 2015, 7:11 PM - 10:18 PM EDT  
Att: 25,897 - Roof Closed - 78 F

AB	37
R	6
H	10
RBI	6
BB	2
SO	8
LOB	12







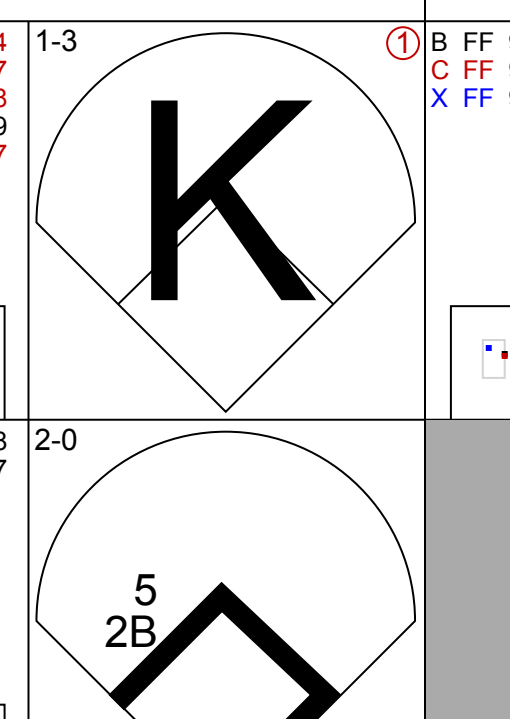
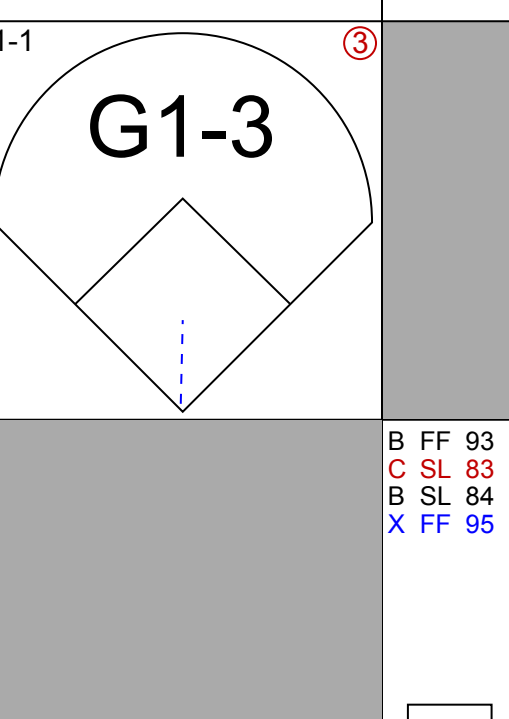
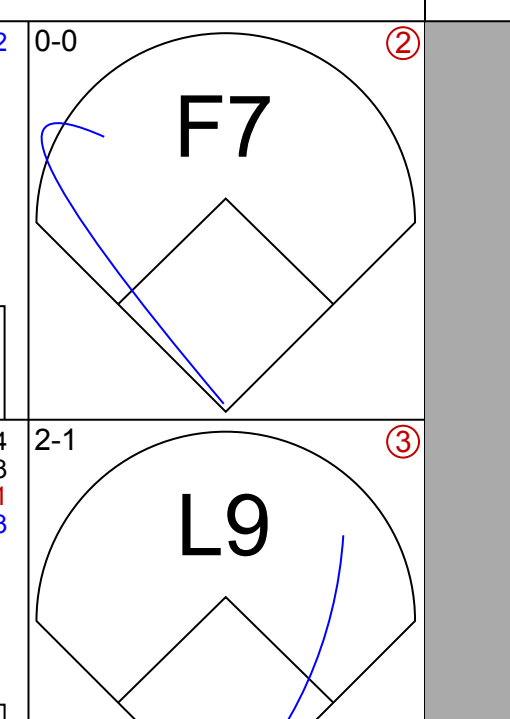
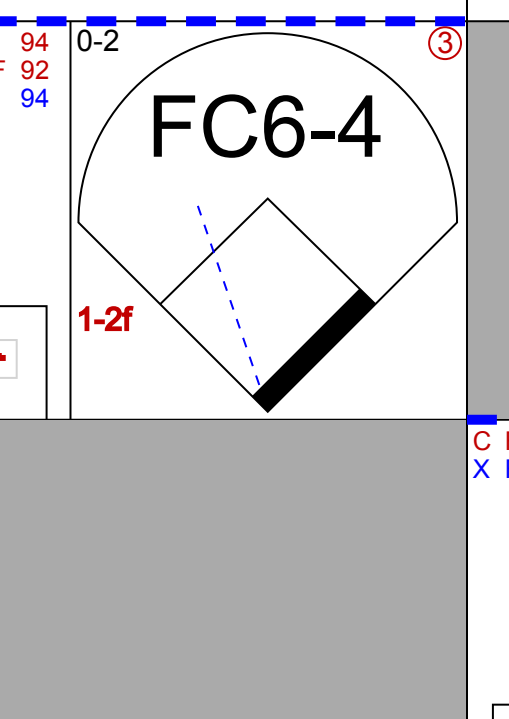
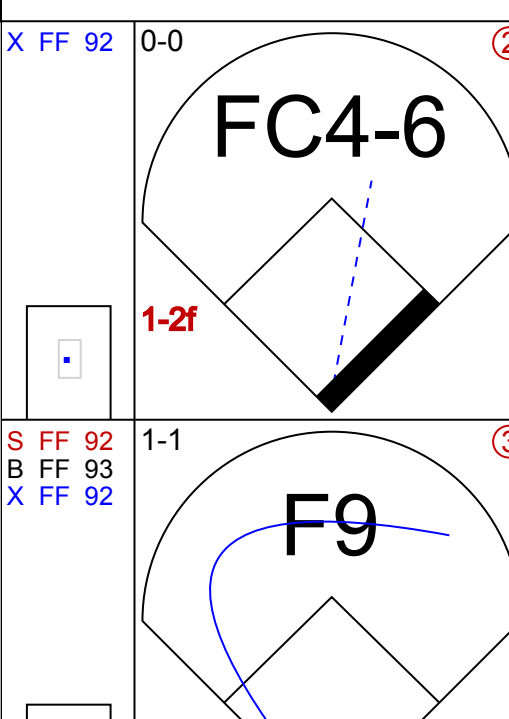
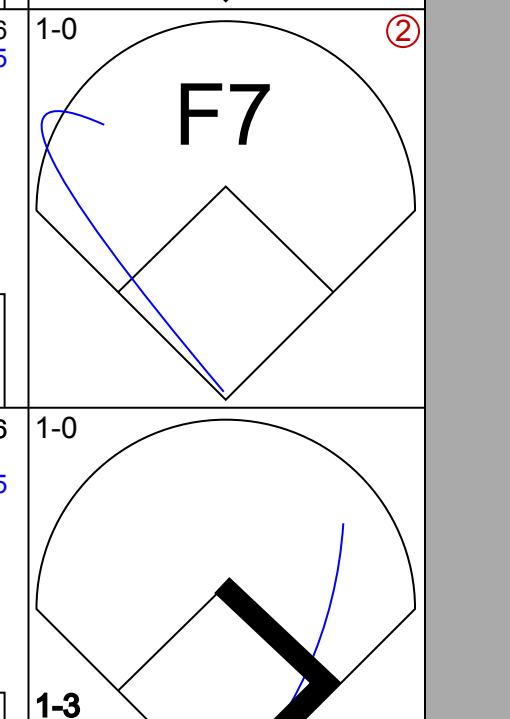
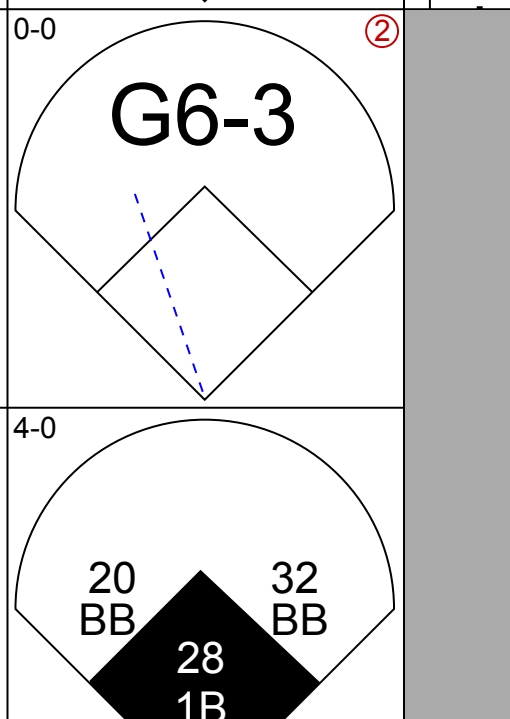
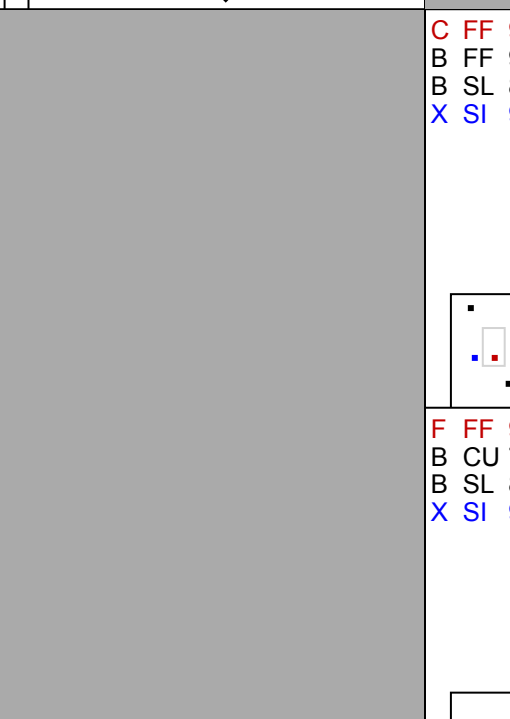
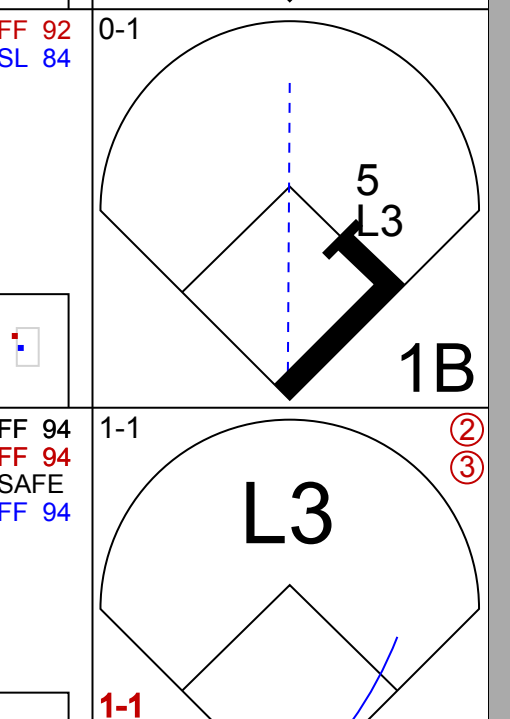

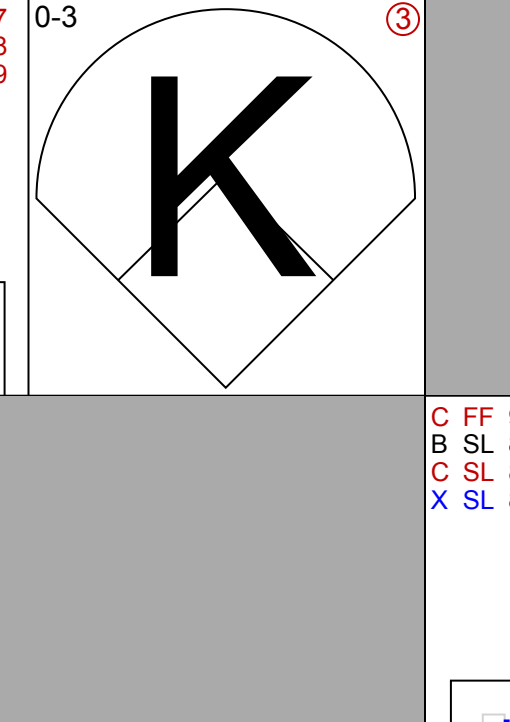
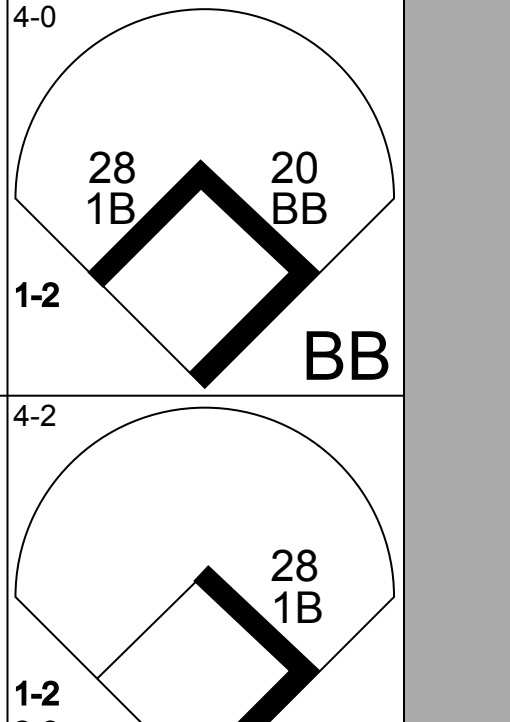
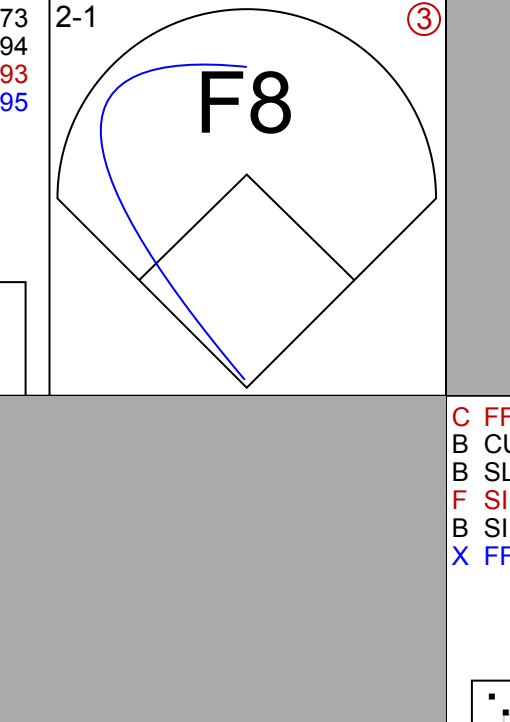

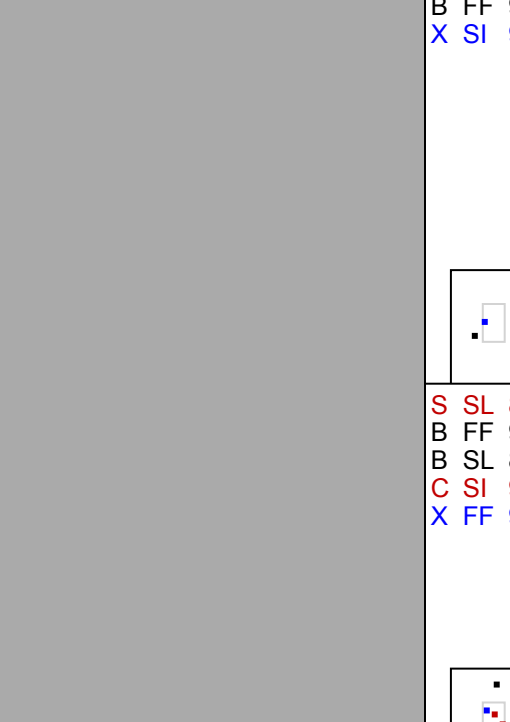
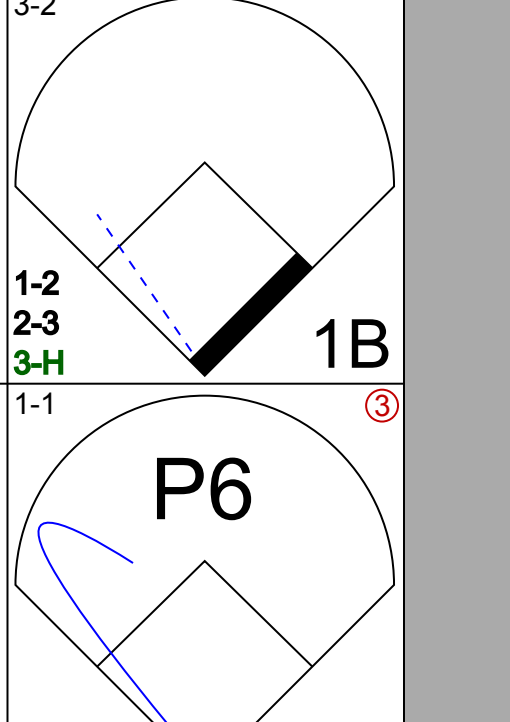
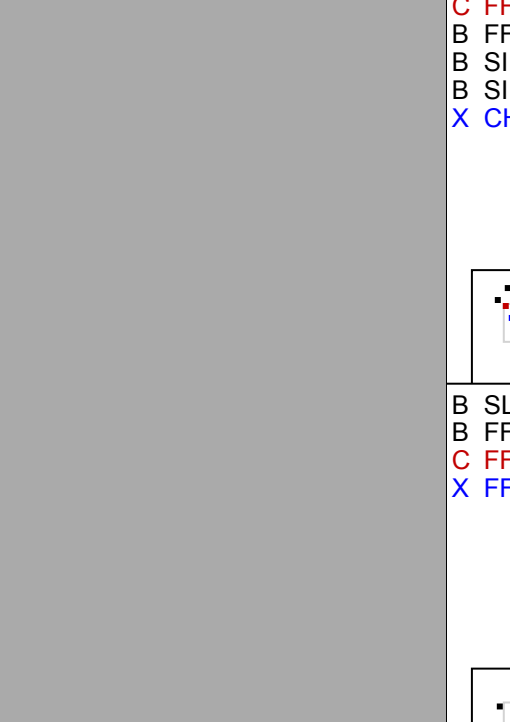

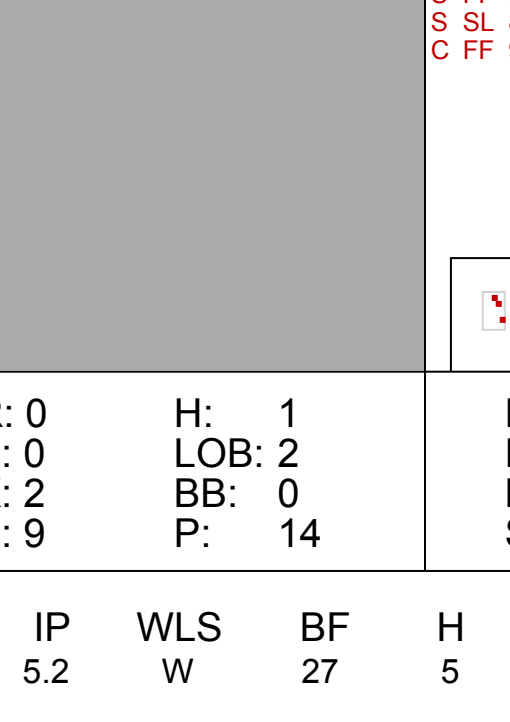
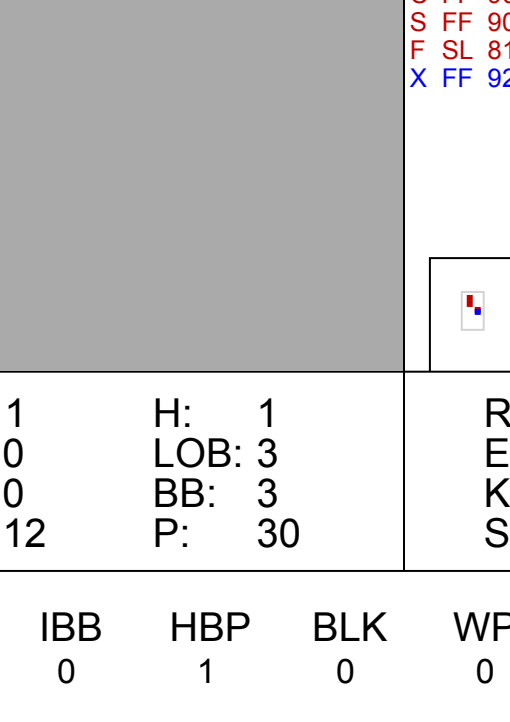
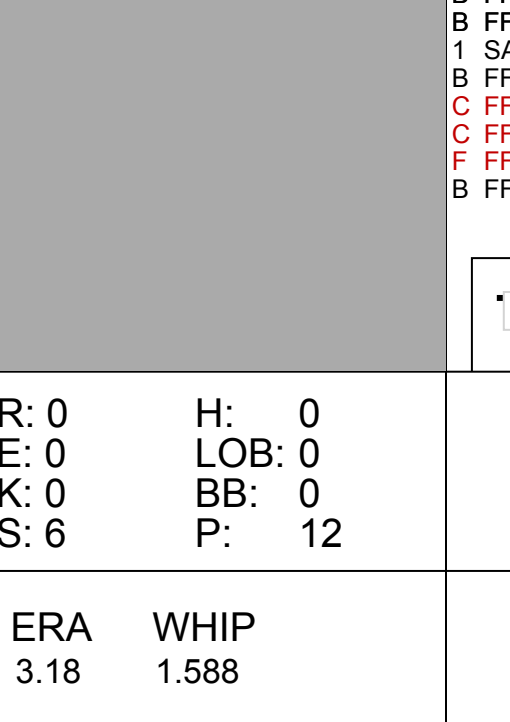
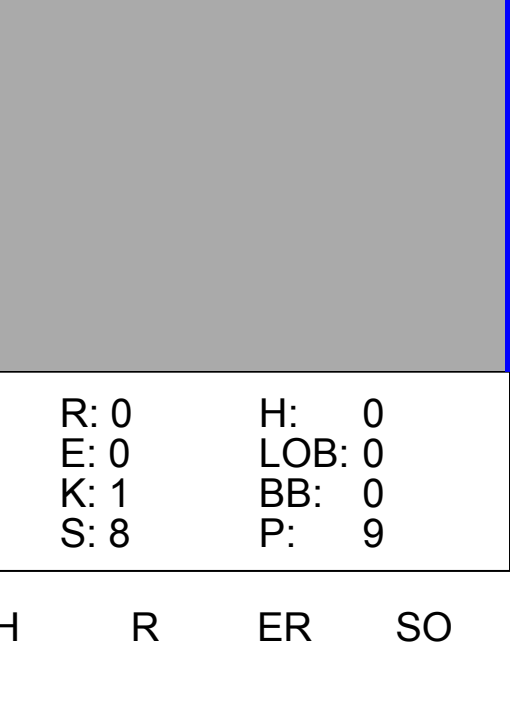
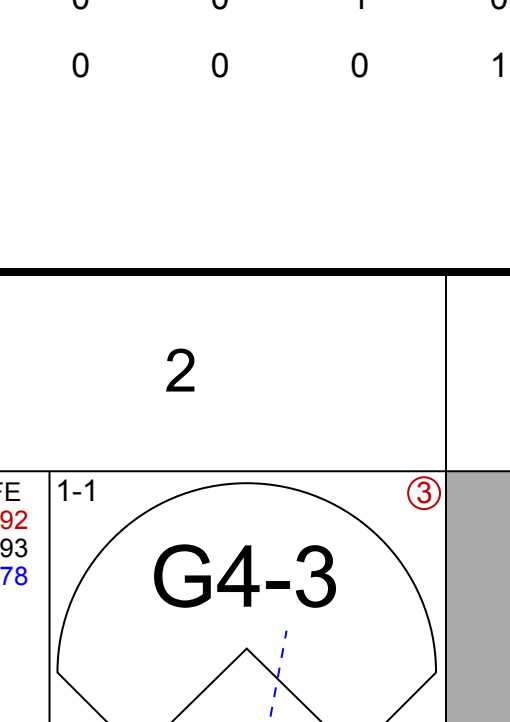
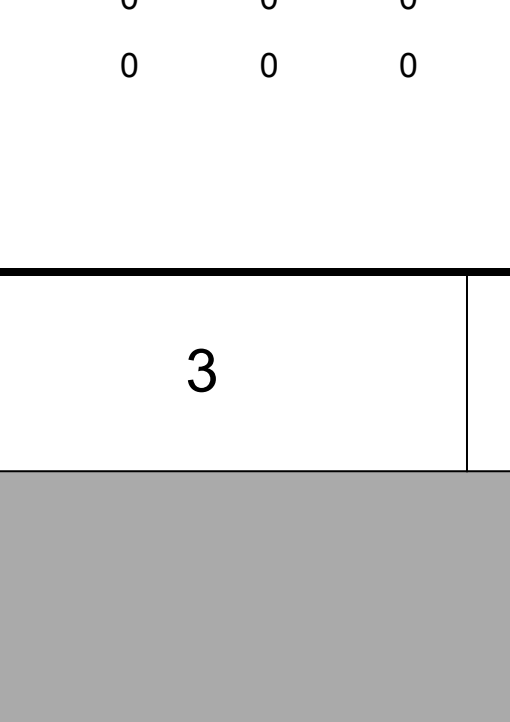
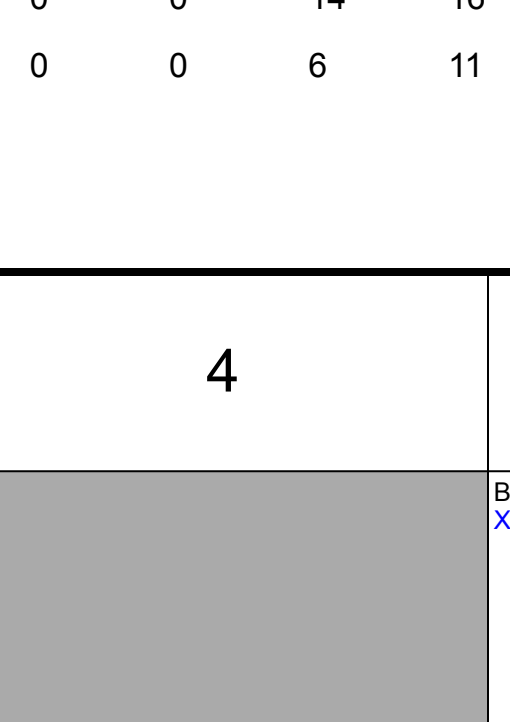
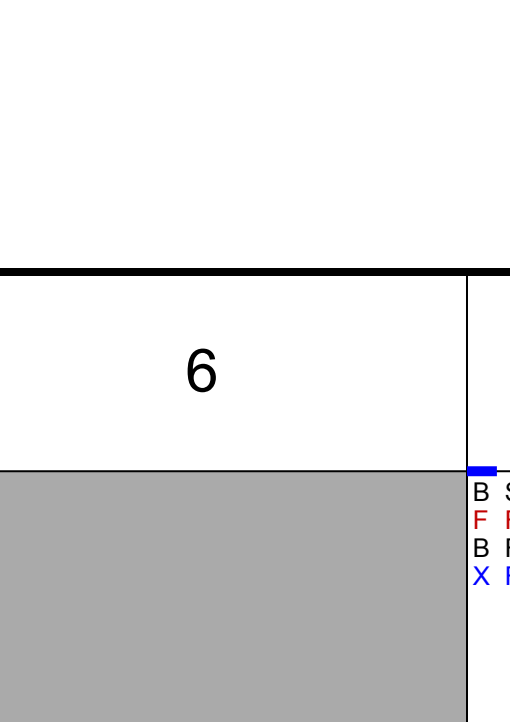
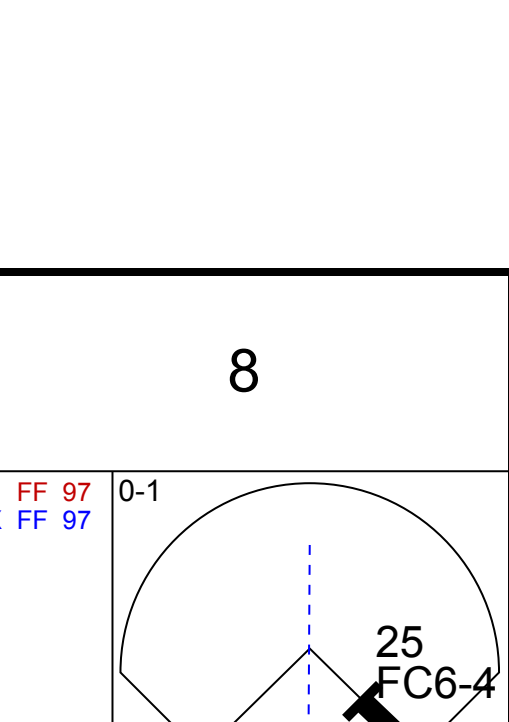
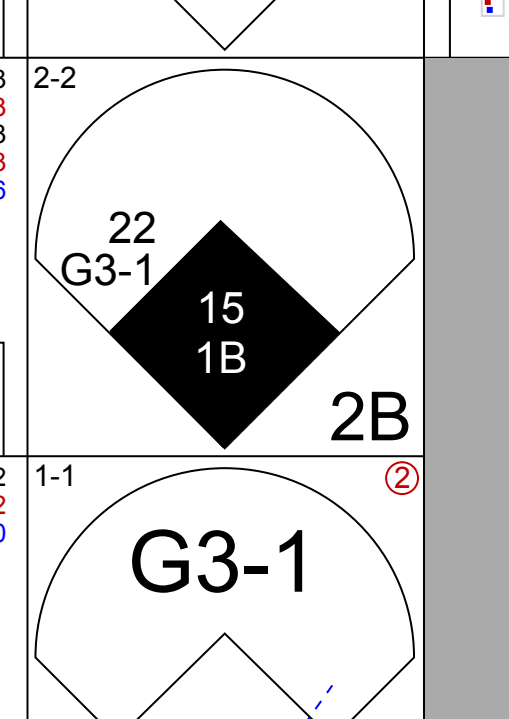
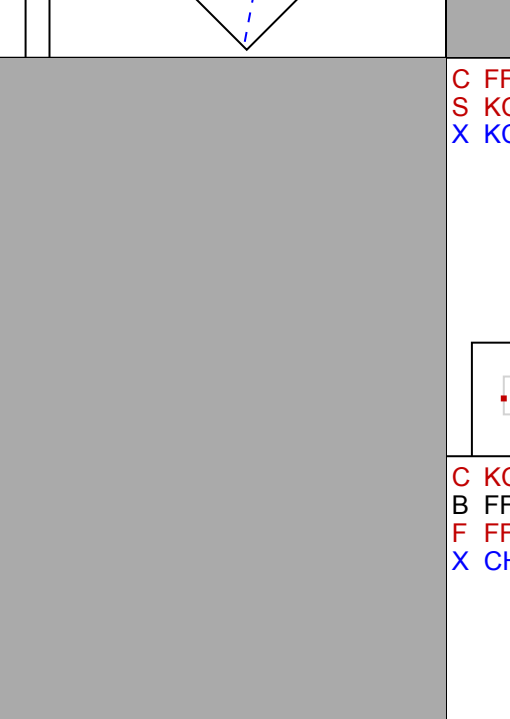
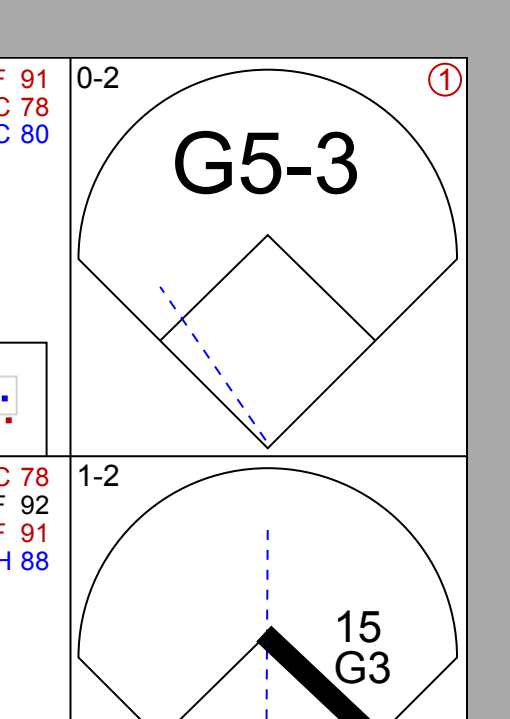
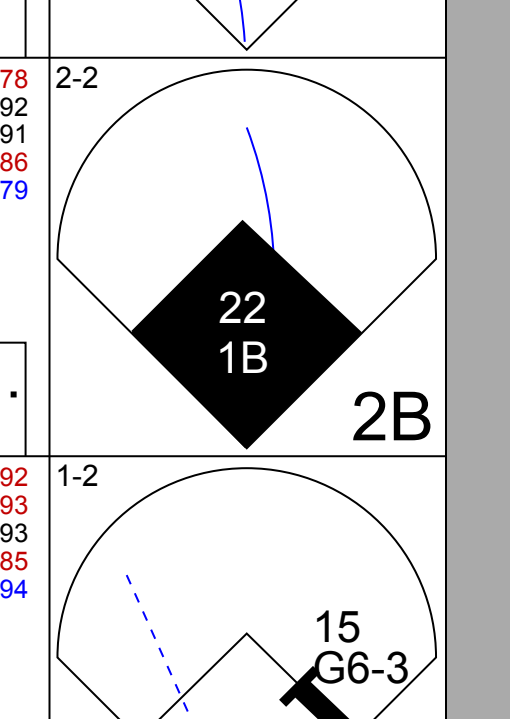
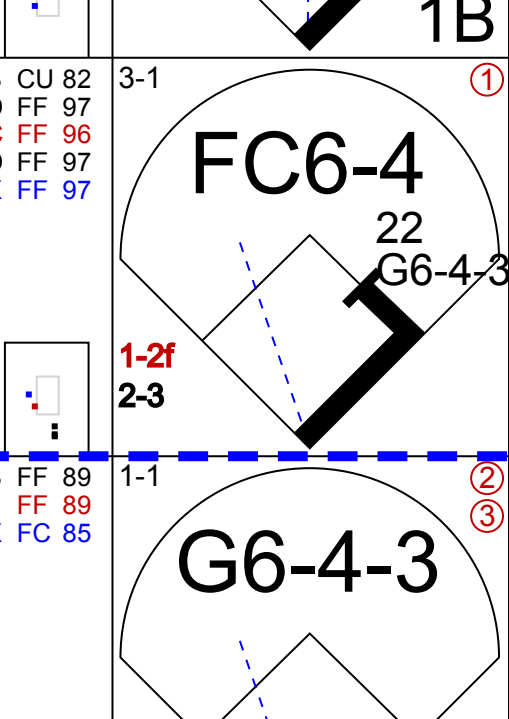

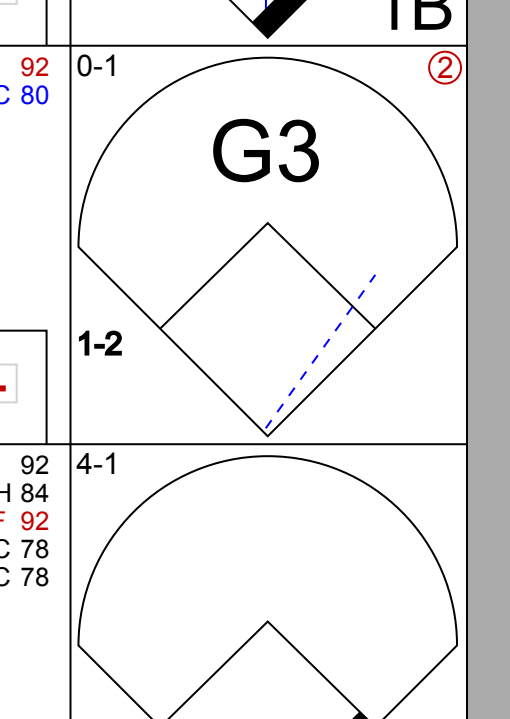
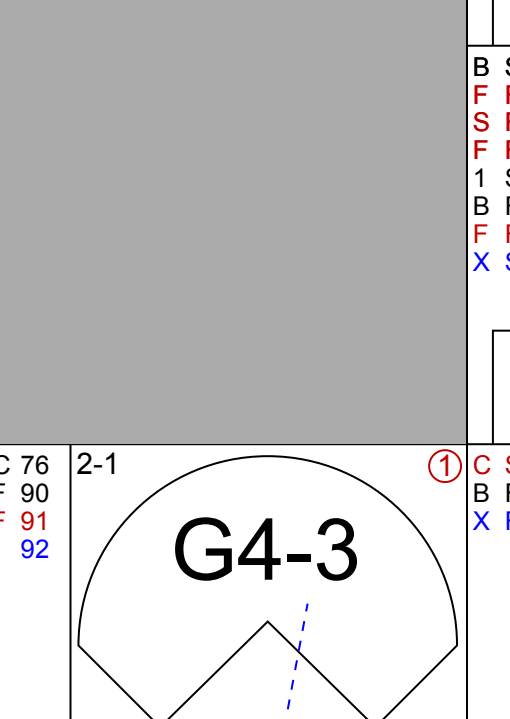

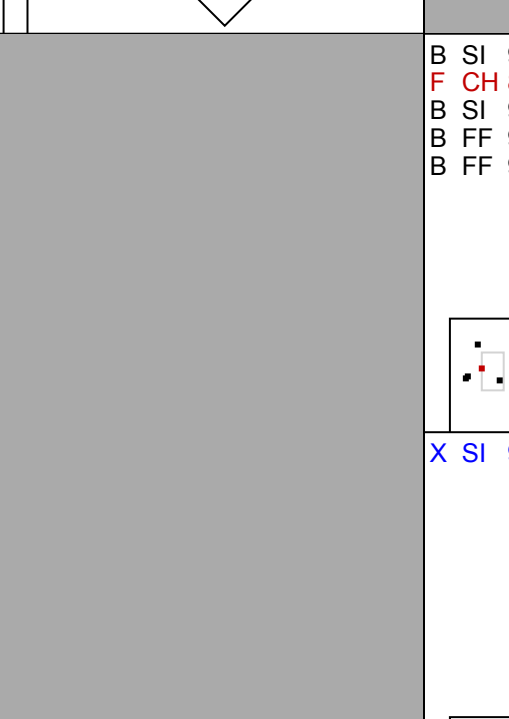
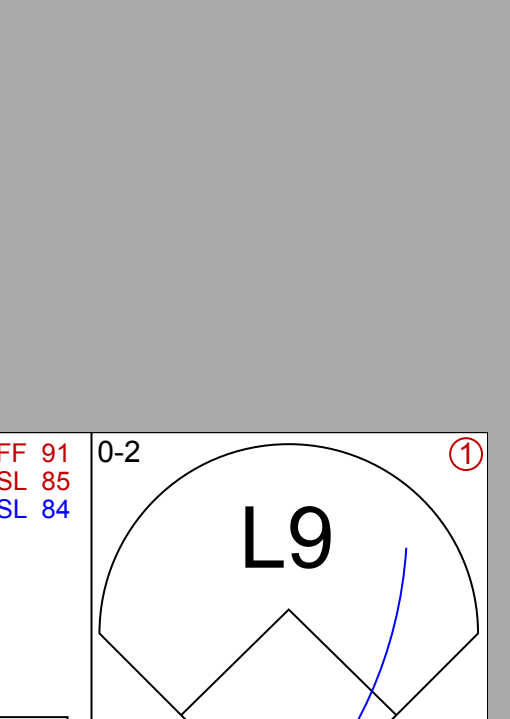
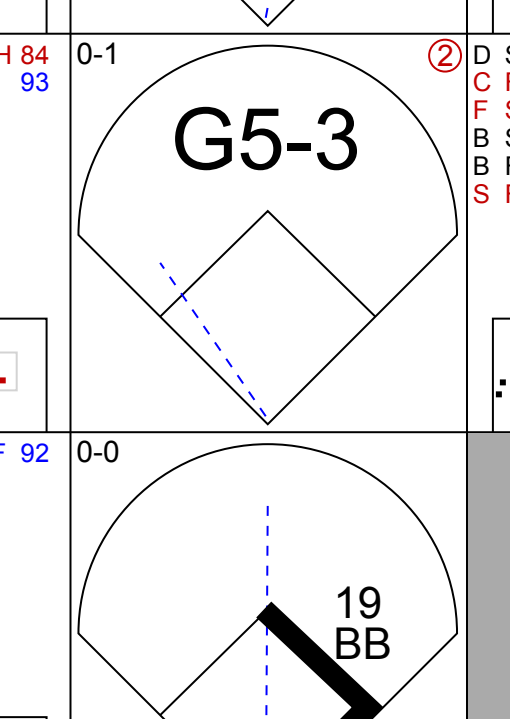
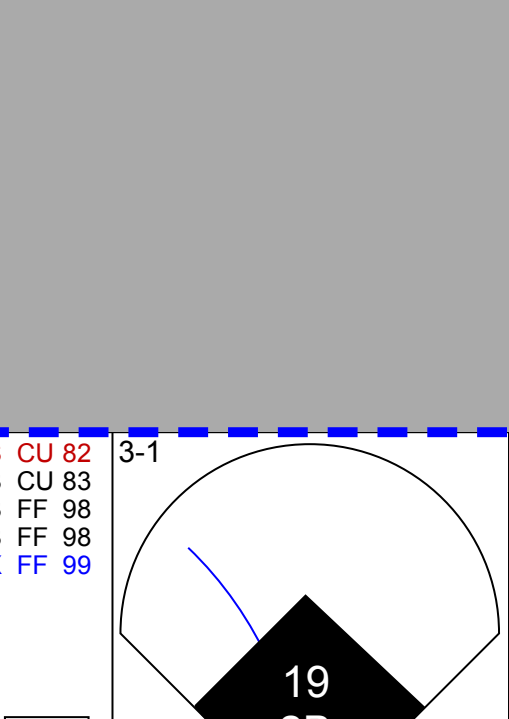


Batter	1	2	3	4	5	6	7	8	9	AB	R	H	RBI	BB	SO	LOB	TOP		
9 Dee Strange-Gordon, L (1.4) OBP: 0.350, SLG: 0.404	B1-3		G6-3		G1-3					4	0	1	1	0	0	2	<b>Miami Marlins @ Atlanta Braves</b> Turner Field, Atlanta, GA Fri Aug 07 2015, 7:38 PM - 10:31 PM EDT Att: 22,769 - Partly Cloudy - 87 F		
32 Derek Dietrich, L (1.7) OBP: 0.371, SLG: 0.518	G3			BB		K	CS	L4		3	0	0	0	1	1	0			
21 Christian Yelich, L (1.8) OBP: 0.340, SLG: 0.371	L7					K		F8		4	0	1	0	0	1	0			
48 Justin Bour, L (1.3) OBP: 0.321, SLG: 0.429		F9		L3		G6-3				3	0	0	0	0	0	2			
63 Kendry Flores, R (6.1) OBP: 0.276, SLG: 0.391								K		0	0	0	0	0	0	0			
40 Mike Dunn, L (7.1) OBP: 0.276, SLG: 0.391										0	0	0	0	0	0	0			
20 J.T. Realmuto, R (8. PH)										1	0	0	0	0	1	0			
46 Kyle Barraclough, R (8.1)										0	0	0	0	0	0	0			
14 Martín Prado, R (1.5) OBP: 0.314, SLG: 0.360	P4			F9						4	1	2	0	0	0	2			
51 Ichiro Suzuki, L (1.9) OBP: 0.304, SLG: 0.292	F7			P5						4	1	1	0	0	0	3			
3 Adeiny Hechavarria, R (1.6) OBP: 0.308, SLG: 0.372			G3							4	1	2	2	0	1	1			
6 Jeff Mathis, R (1.2) OBP: 0.185, SLG: 0.138																			
28 Cole Gillespie, R (9. PH) OBP: 0.103, SLG: 0.413					F8		G5-3			3	0	1	0	0	0	2			
16 José Fernández, R (1.1) OBP: 0.154, SLG: 0.462										0	0	0	0	0	0	0			
5 Casey McGehee, R (6.3) OBP: 0.276, SLG: 0.297			SH3-4		SH3-4		K			2	0	0	0	0	1	3			
<b>Inning Stats</b>	R: 0 E: 0 K: 0 S: 5	H: 0 LOB: 0 BB: 0 P: 9	R: 0 E: 0 K: 0 S: 9	H: 0 LOB: 0 BB: 0 P: 15	R: 0 E: 0 K: 0 S: 7	H: 1 LOB: 1 BB: 0 P: 7	R: 0 E: 0 K: 0 S: 12	H: 1 LOB: 1 BB: 0 P: 22	R: 0 E: 0 K: 2 S: 9	H: 0 LOB: 0 BB: 0 P: 14	R: 3 E: 0 K: 1 S: 14	H: 4 LOB: 0 BB: 0 P: 23	R: 0 E: 0 K: 1 S: 7	H: 1 LOB: 2 BB: 1 P: 17	1B: 7 2B: 0 3B: 1 HR: 0	SF: 0 SAC: 2 DP: 0 HBP: 0	WP: 0 PB: 0 SB: 0 CS: 1	PA: 37	
<b>PITCHER</b>	IP WLS BF H R ER SO BB IBB HBP BLK WP HR S P ERA WHIP																		
49 Julio Teheran, R (1.1) ERA: 4.57	6.2	27	6	3	3	3	1	0	0	0	0	0	0	0	0	65	103	4.05	1.050
56 Ross Detwiler, L (7.1) ERA: 6.7	0.1	W	1	1	0	0	0	0	0	0	0	0	0	0	0	3	4	0.00	3.000
56 Matt Marksberry, L (8.1) ERA: 6.7	0.2	H	2	0	0	0	0	0	0	0	0	0	0	0	0	4	7	0.00	0.000
32 David Aardsma, R (8.1) ERA: 4.84	0.1	H	1	0	0	0	0	0	0	0	0	0	0	0	3	4	0.00	0.000	
38 Aroldys Vizcaino, R (9.1) ERA: 0.66	1.0	S	5	1	0	0	1	0	0	0	0	0	0	0	12	17	0.00	2.000	

Batter	1	2	3	4	5	6	7	8	9	AB	R	H	RBI	BB	SO	LOB	BOTTOM			
8 Jace Peterson, L (1.4) OBP: 0.326, SLG: 0.355	K									3	1	0	0	1	2	0	<b>Miami Marlins @ Atlanta Braves</b> Turner Field, Atlanta, GA Fri Aug 07 2015, 7:38 PM - 10:31 PM EDT Att: 22,769 - Partly Cloudy - 87 F			
11 Daniel Castro, R (1.6) OBP: 0.323, SLG: 0.333	F9									3	2	0	1	1	0	2				
22 Nick Markakis, L (1.9) OBP: 0.373, SLG: 0.378	F7									4	1	3	2	0	0	0				
15 A.J. Pierzynski, L (1.2) OBP: 0.340, SLG: 0.446		K								4	0	1	2	0	1	2				
25 Cameron Maybin, R (1.8) OBP: 0.330, SLG: 0.374										4	0	2	0	0	0	1				
53 Joey Tardavich, S (1.3) OBP: 0.162, SLG: 0.302										4	0	1	1	0	2	2				
13 Adonis García, R (1.5) OBP: 0.232, SLG: 0.481										4	0	0	0	0	1	3				
26 Todd Cunningham, S (1.7) OBP: 0.296, SLG: 0.293										4	1	1	0	0	0	3				
49 Julio Teheran, R (1.1) ERA: 4.57										2	0	0	0	0	2	0				
56 Ross Detwiler, L (7.1) ERA: 6.7										0	0	0	0	0	0	0				
13 Pedro Ciraco, R (7. PH) OBP: 0.256, SLG: 0.344										1	1	0	0	0	0	1				
56 Matt Marksberry, L (8.1) ERA: 6.7										0	0	0	0	0	0	0				
32 David Aardsma, R (8.1) ERA: 4.84										0	0	0	0	0	0	0				
38 Aroldys Vizcaino, R (9.1) ERA: 0.66										0	0	0	0	0	0	0				
<b>Inning Stats</b>	R: 0 E: 0 K: 1 S: 7	H: 0 LOB: 0 BB: 0 P: 9	R: 0 E: 0 K: 1 S: 9	H: 0 LOB: 0 BB: 0 P: 12	R: 0 E: 0 K: 1 S: 6	H: 0 LOB: 0 BB: 0 P: 8	R: 2 E: 0 K: 2 S: 26	H: 4 LOB: 3 BB: 1 P: 38	R: 0 E: 0 K: 1 S: 6	H: 0 LOB: 0 BB: 0 P: 9	R: 0 E: 0 K: 1 S: 9	H: 2 LOB: 1 BB: 0 P: 16	R: 4 E: 2 K: 0 S: 19	H: 2 LOB: 1 BB: 1 P: 28	R: 0 E: 0 K: 1 S: 9	H: 0 LOB: 0 BB: 0 P: 11	1B: 8 2B: 0 3B: 0 HR: 0	SF: 0 SAC: 0 DP: 0 HBP: 0	WP: 0 PB: 0 SB: 0 CS: 1	PA: 35
<b>PITCHER</b>	IP WLS BF H R ER SO BB IBB HBP BLK WP HR S P ERA WHIP																			
16 José Fernández, R (1.1) ERA: 2.3	5.0	20	4	2	2	6	1	0	0	0	0	0	0	0	54	76	3.60	1.000		
63 Kendry Flores, R (6.1) ERA: 3.6	1.1	L	8	3	3	3	1	0	0	0	0	0	0	16	27	20.25	3.000			
40 Mike Dunn, L (7.1) ERA: 0.95	0.2	B	4	1	1	0	0	0	0	0	0	0	0	12	17	0.00	1.500			
46 Kyle Barraclough, R (8.1) ERA: 0.66	1.0	S	3	0	0	0	1	0	0	0	0	0	0	9	11	0.00	0.000			



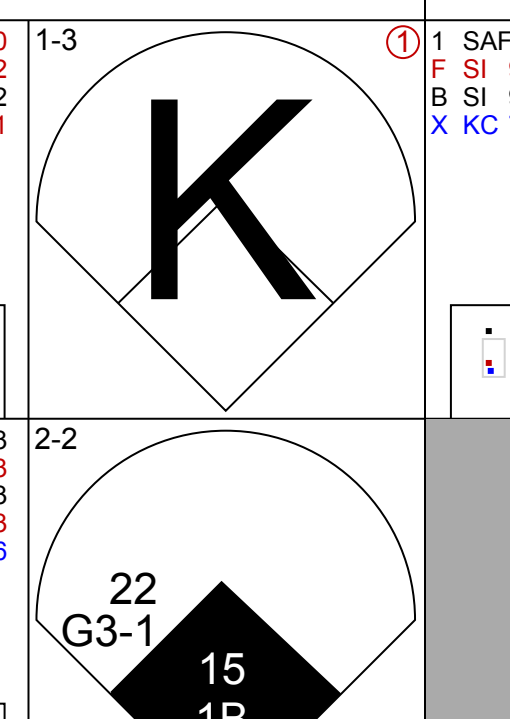
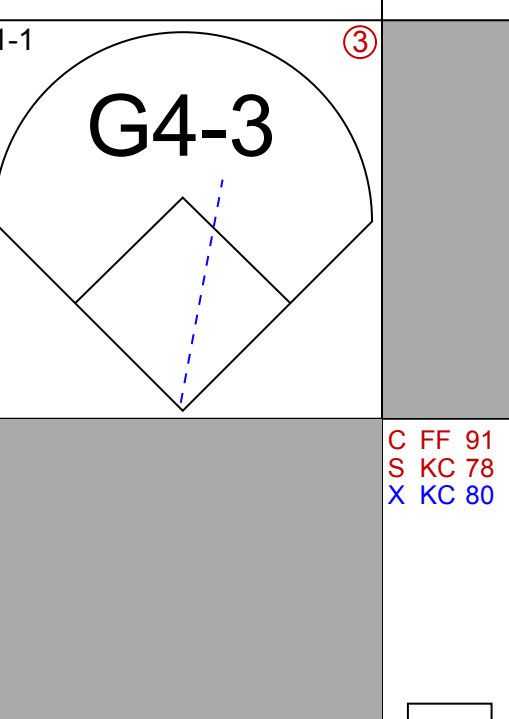
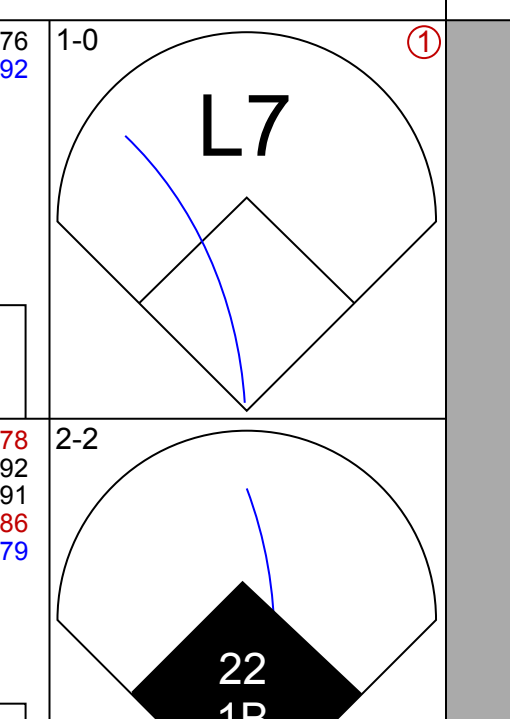
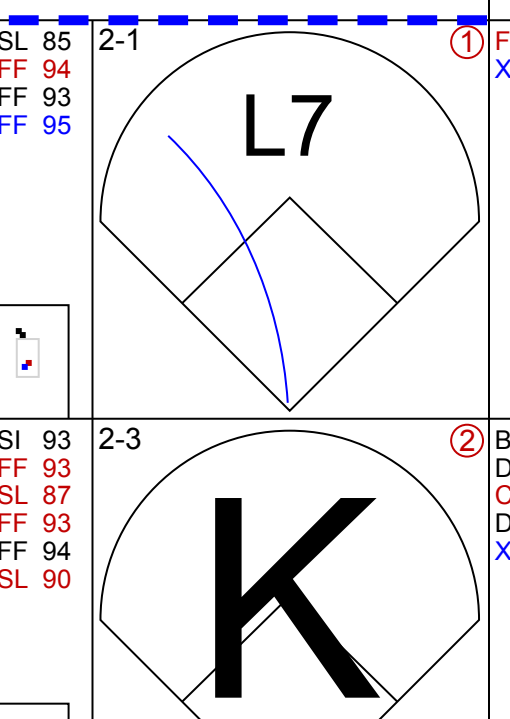
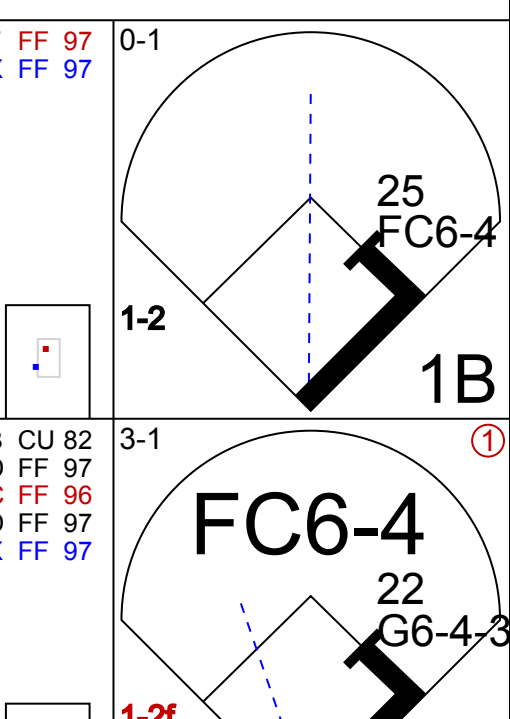
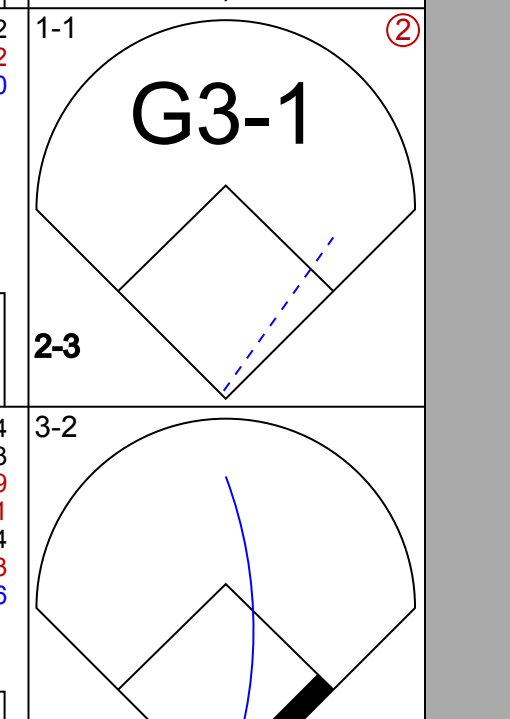
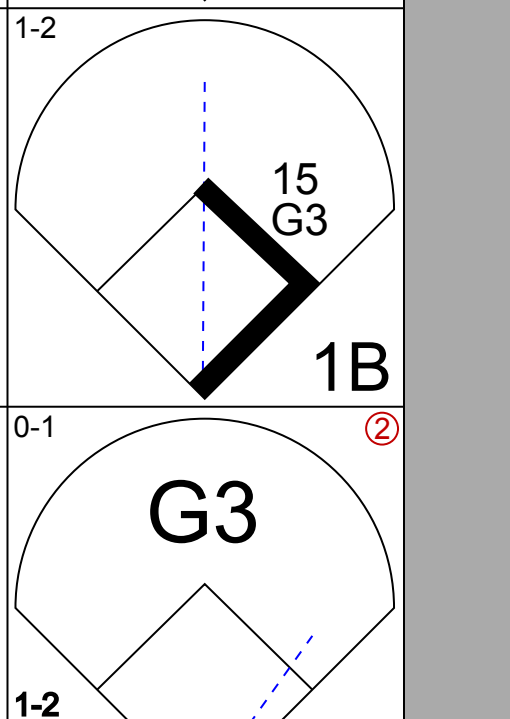
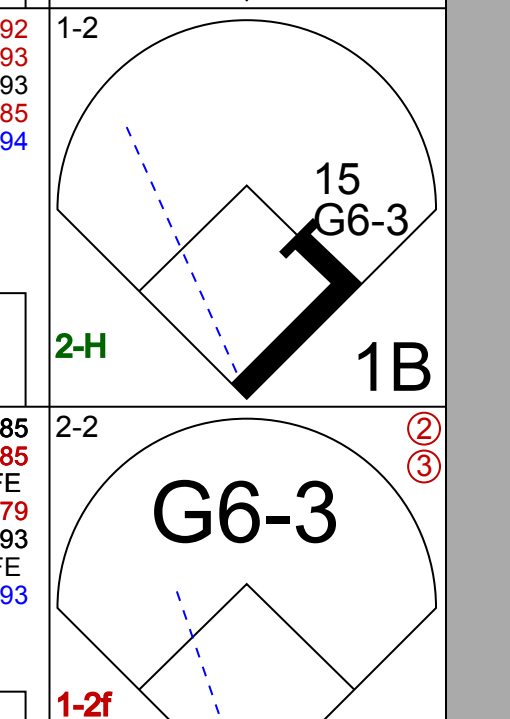
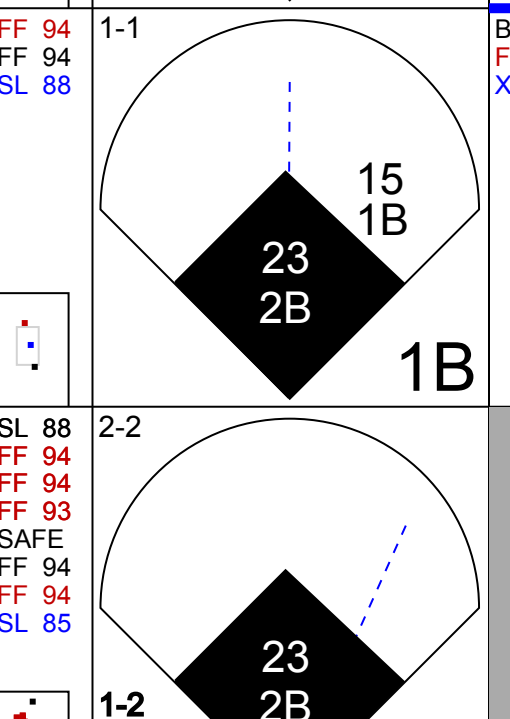
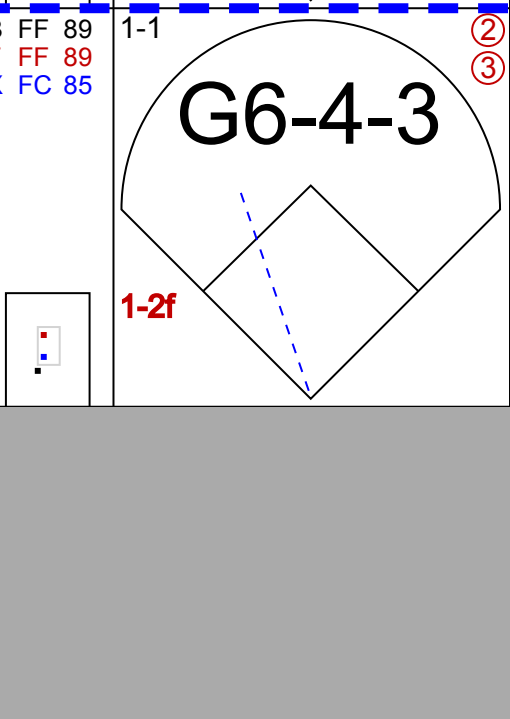
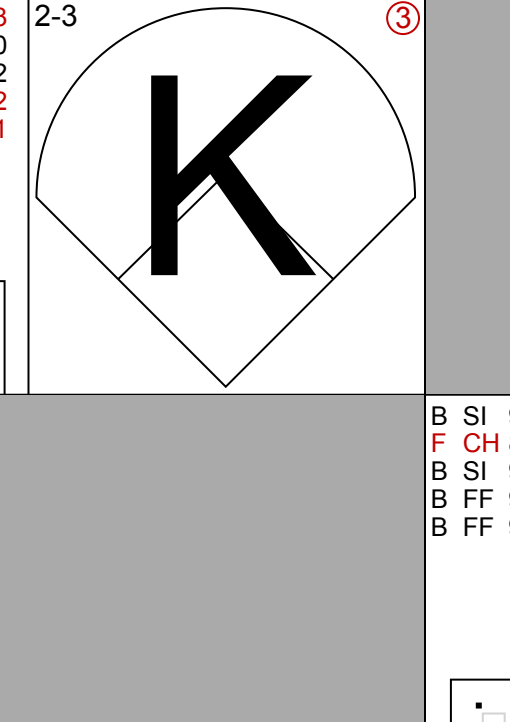
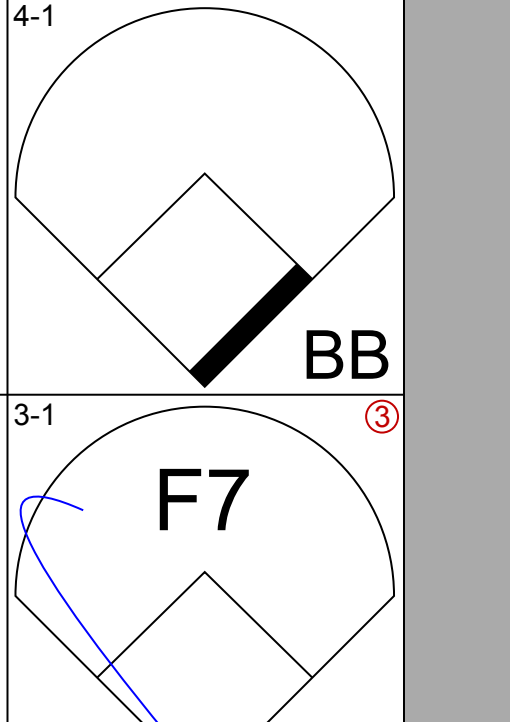
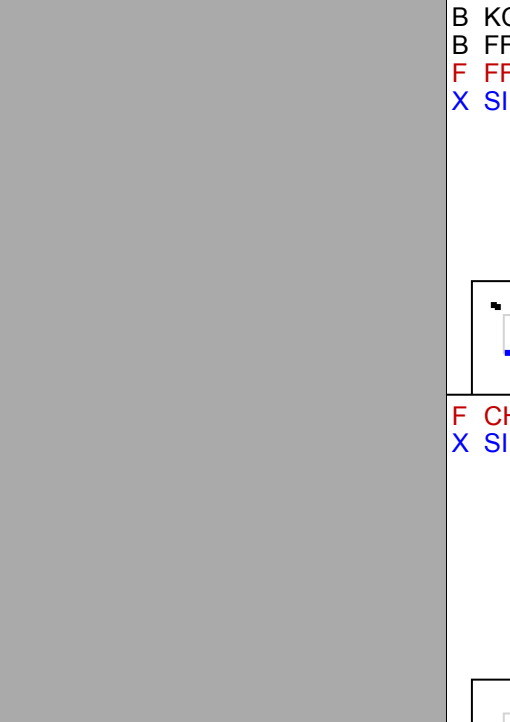
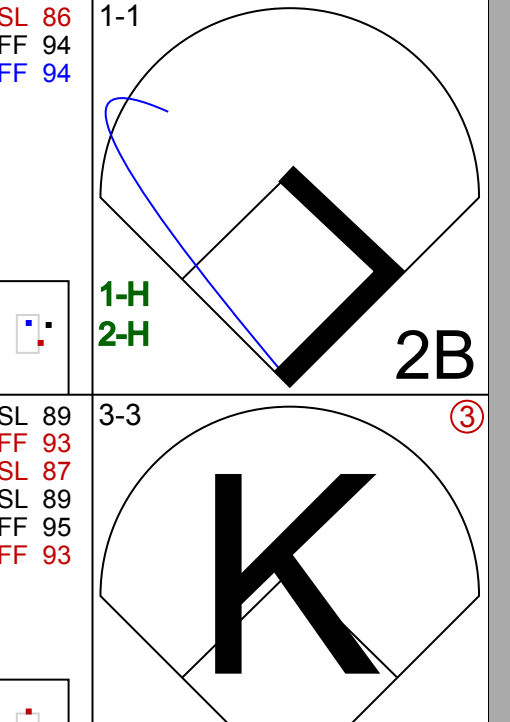

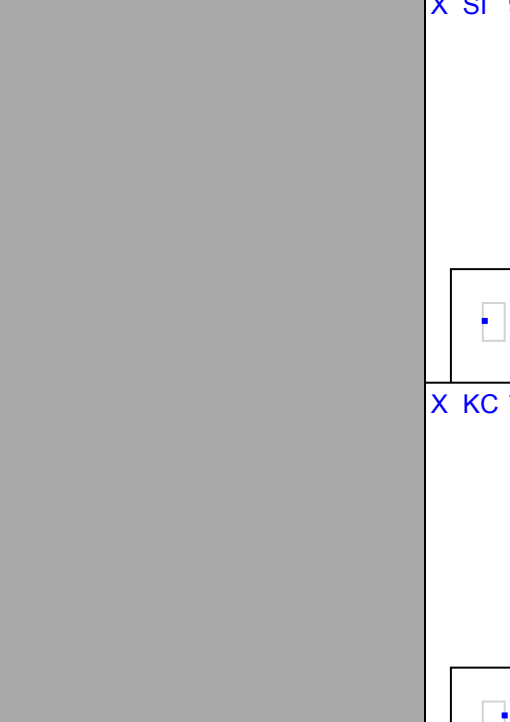
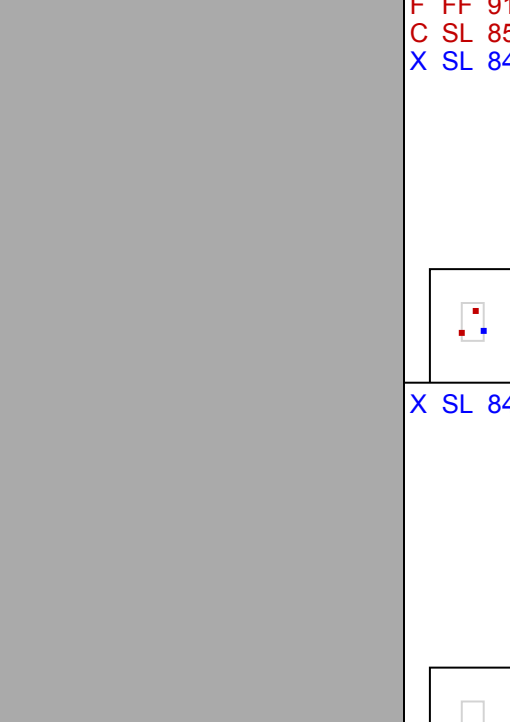
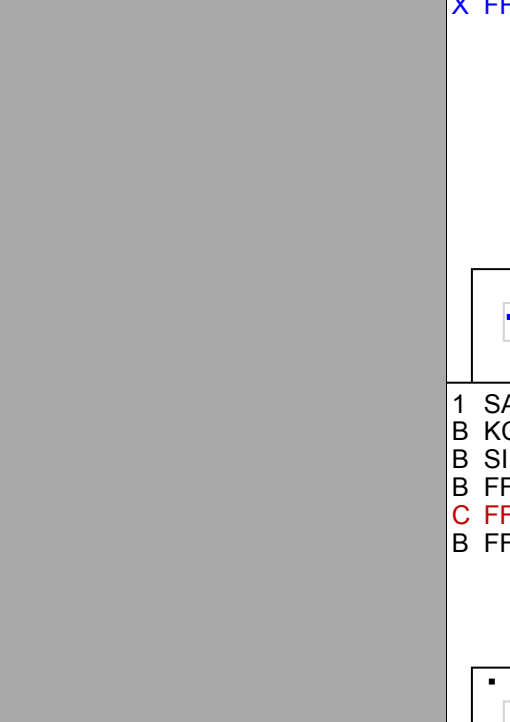

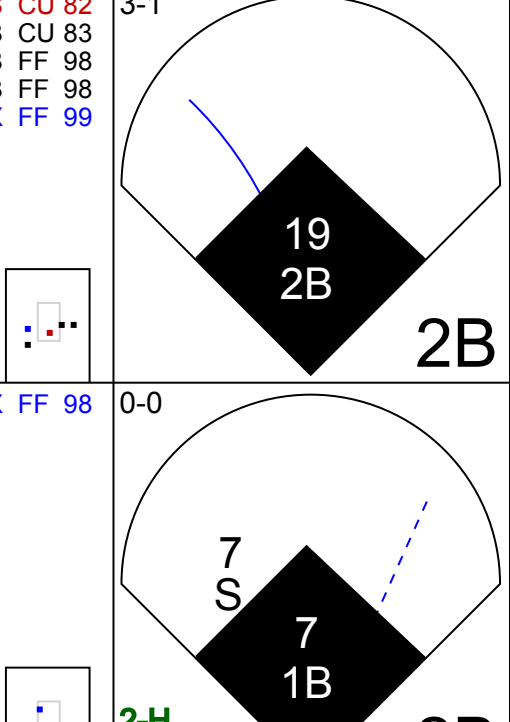
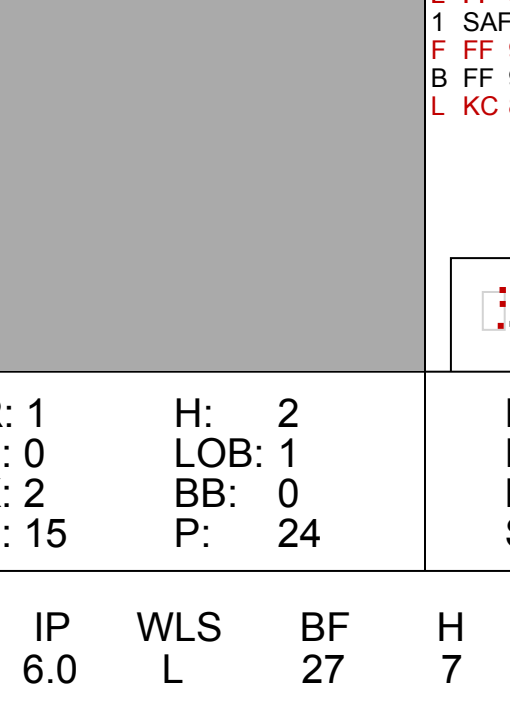
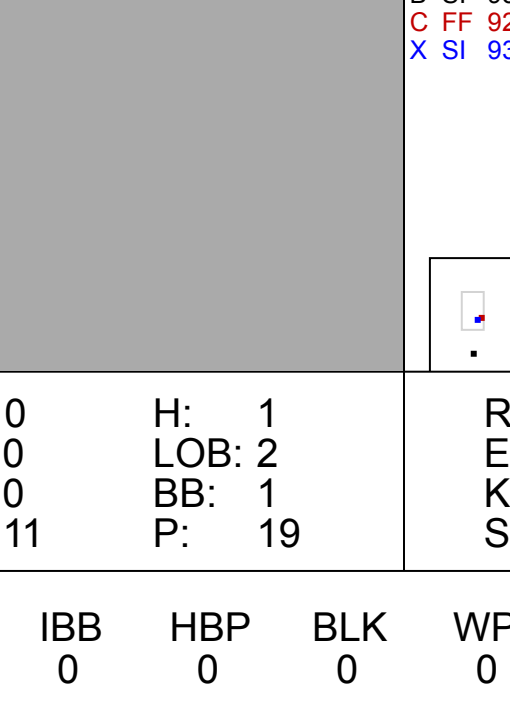
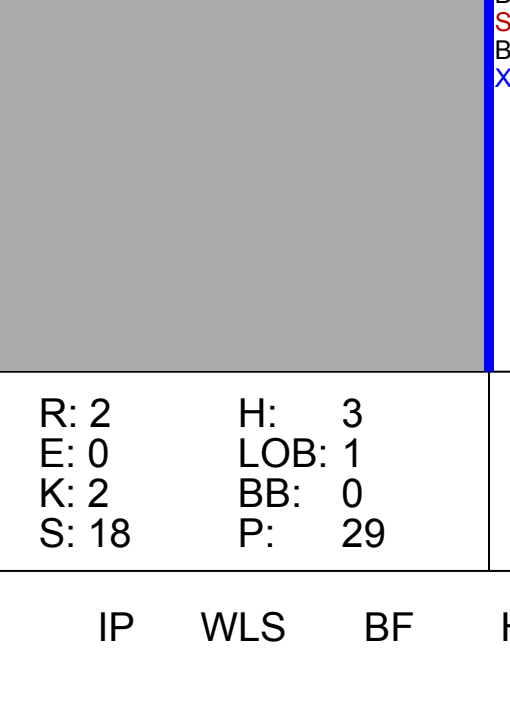
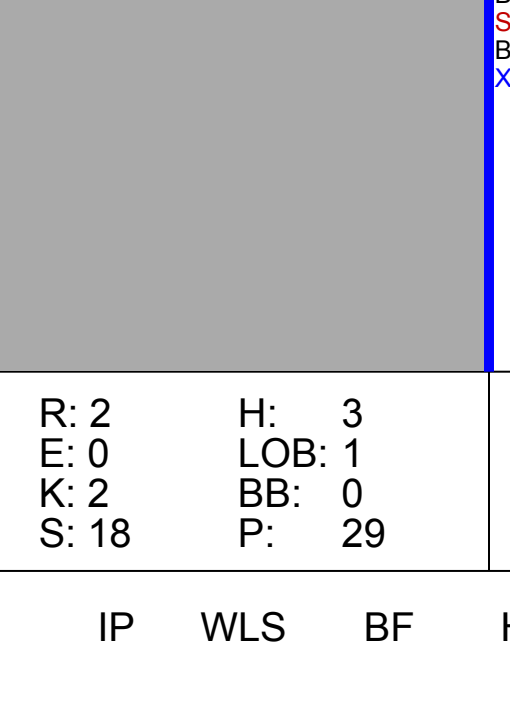
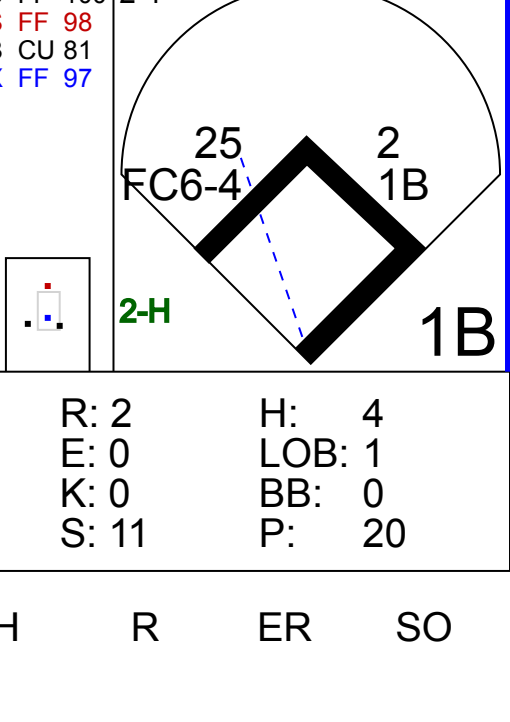







Batter	1	2	3	4	5	6	7	8	9	AB	R	H	RBI	BB	SO	LOB	TOP					
9 Dee Strange-Gordon, L OBP: 0.346, SLG: 0.399										5	0	0	0	0	1	4						
14 Martin Prado, R OBP: 0.312, SLG: 0.355										4	0	0	0	0	0	1						
21 Christian Yelich, L OBP: 0.340, SLG: 0.370										4	0	1	0	0	0	1						
5 Casey McGehee, R OBP: 0.281, SLG: 0.303										3	1	1	0	1	0	1						
32 Derek Dietrich, L OBP: 0.368, SLG: 0.504										3	0	0	0	1	2	2						
20 J.T. Realmuto, R OBP: 0.278, SLG: 0.390										3	1	1	0	1	0	0						
28 Cole Gillespie, R 45 Chris Narveson, L										4	0	2	2	0	0	0						
3 Adeiny Hechavarria, R OBP: 0.310, SLG: 0.372										3	0	1	0	1	0	4						
34 Tom Koehler, R 40 Mike Dunn, L 49 Brian Ellington, R 51 Ichiro Suzuki, L										2	0	0	0	1	1	1						
<b>Inning Stats</b>	R: 0 K: 2 S: 9	H: 1 LOB: 2 P: 14	R: 1 K: 1 S: 12	H: 2 LOB: 1 P: 17	R: 1 K: 0 S: 12	H: 1 LOB: 3 P: 30	R: 0 K: 0 S: 7	H: 0 LOB: 0 P: 9	R: 0 K: 0 S: 6	H: 0 LOB: 0 P: 12	R: 0 K: 0 S: 13	H: 1 LOB: 2 P: 25	R: 0 K: 0 S: 6	H: 1 LOB: 0 P: 7	R: 0 K: 1 S: 8	H: 0 LOB: 1 P: 9	R: 0 K: 0 S: 6	H: 0 LOB: 1 P: 11	1B: 4 2B: 3 3B: 0 HR: 0	SF: 0 SAC: 0 DP: 1 HBP: 1	WP: 0 PB: 0 SB: 0 CS: 0	PA: 38
<b>PITCHER</b>	IP WLS BF H R ER SO BB IBB HBP BLK WP HR S P ERA WHIP																					
48 Mike Folynewicz, R ERA: 5.23	(1, 1) 5.2 W 27 5 2 2 3 4 0 1 0 0 0 56 104 3.18 1.588																					
56 Ross Detwiler, L ERA: 6.66	(6, 1) 0.1 H 1 0 0 0 0 0 0 0 0 0 0 0 3 3 0.00 0.000																					
52 Andrew McKirahan, L ERA: 4.05	(7, 1) 2.0 H 6 1 0 0 1 0 0 0 0 0 0 14 16 0.00 0.500																					
32 David Aardsma, R ERA: 4.63	(9, 1) 1.0 4 0 0 0 0 1 0 0 0 0 0 6 11 0.00 1.000																					

Miami Marlins @ Atlanta Braves  
Turner Field, Atlanta, GA  
Sat Aug 08 2015, 7:11 PM - 10:01 PM EDT  
Att: 42,544 - Partly Cloudy - 90 F

AB 32  
R 2  
H 6  
RBI 2  
BB 5  
SO 4  
LOB 15



Batter	1	2	3	4	5	6	7	8	9	AB	R	H	RBI	BB	SO	LOB	BOTTOM			
2 Michael Bourn, L OBP: 0.312, SLG: 0.293										5	0	1	0	0	1	1				
25 Cameron Maybin, R OBP: 0.331, SLG: 0.379										5	2	2	0	0	1	2				
22 Nick Markakis, L OBP: 0.376, SLG: 0.381										5	1	3	1	0	0	3				
15 A.J. Pierzynski, L OBP: 0.342, SLG: 0.446										4	1	2	1	0	0	2				
23 Nick Swisher, S OBP: 0.270, SLG: 0.308										3	0	1	2	1	1	1				
8 Jace Peterson, L OBP: 0.325, SLG: 0.352										3	1	0	0	1	1	3				
13 Adonis Garcia, R OBP: 0.267, SLG: 0.517										4	1	3	0	0	0	0				
19 Andrelton Simmons, R OBP: 0.319, SLG: 0.333										2	1	1	2	1	0	0				
48 Mike Folynewicz, R 56 Ross Detwiler, L 53 Joey Teroslavich, S 52 Andrew McKirahan, R 7 Jonny Gomes, R 32 David Aardsma, R										2	0	0	0	0	1	1				
<b>Inning Stats</b>	R: 1 K: 2 S: 15	H: 2 LOB: 1 P: 24	R: 1 K: 1 S: 8	H: 1 LOB: 1 P: 14	R: 0 K: 0 S: 11	H: 1 LOB: 2 P: 19	R: 0 K: 0 S: 6	H: 0 LOB: 0 P: 7	R: 1 K: 0 S: 11	H: 2 LOB: 0 P: 17	R: 0 K: 0 S: 9	H: 1 LOB: 2 P: 16	R: 2 K: 2 S: 18	H: 3 LOB: 0 P: 29	R: 2 K: 0 S: 11	H: 4 LOB: 1 P: 20	1B: 9 2B: 5 3B: 0 HR: 0	SF: 1 SAC: 0 DP: 2 HBP: 0	WP: 0 PB: 0 SB: 1 CS: 0	PA: 39
<b>PITCHER</b>	IP WLS BF H R ER SO BB IBB HBP BLK WP HR S P ERA WHIP																			
34 Tom Koehler, R ERA: 3.75	(1, 1) 6.0 L 27 7 3 3 3 3 0 0 0 0 0 0 60 9 4.50 1.667																			
40 Mike Dunn, L ERA: 5.4	(7, 1) 1.0 6 3 2 2 2 0 0 0 0 0 0 18 29 18.00 3.000																			
49 Brian Ellington, R ERA: 3.86	(8, 1) 0.1 5 4 2 2 0 0 0 0 0 0 0 9 17 54.00 12.000																			
45 Chris Narveson, L ERA:	(8, 1) 0.2 1 0 0 0 0 0 0 0 0 0 0 2 3 0.00 0.000																			

Miami Marlins @ Atlanta Braves  
Turner Field, Atlanta, GA  
Sat Aug 08 2015, 7:11 PM - 10:01 PM EDT  
Att: 42,544 - Partly Cloudy - 90 F

AB 35  
R 7  
H 14  
RBI 7  
BB 3  
SO 5  
LOB 15

















Batter	1	2	3	4	5	6	7	8	9	AB	R	H	RBI	BB	SO	LOB	TOP
9 Dee Strange-Gordon, L (1.4) OBP: 0.349, SLG: 0.412	G3			1B		G3		G4-3		4	0	1	0	0	0	0	
14 Martín Prado, R (1.5) OBP: 0.314, SLG: 0.352	F8			1B		G6-3			K	4	0	1	0	0	0	1	
32 Derek Dietrich, L (1.7) OBP: 0.364, SLG: 0.472	K			K						3	1	0	0	0	2	1	
5 Casey McGehee, R (1.3) OBP: 0.285, SLG: 0.295		G5-3		G1-3						3	0	1	0	1	0	1	
28 Cole Gillespie, R (1.8) OBP: 0.364, SLG: 0.455		G6-3			G1-3					4	0	2	0	0	0	0	
20 J.T. Realmuto, R (1.2) OBP: 0.281, SLG: 0.406		K			K					4	0	0	0	0	2	4	
51 Ichiro Suzuki, L (1.9) OBP: 0.310, SLG: 0.308			G1-3							4	0	1	0	0	0	4	
3 Adeiny Hechavarria, R (1.6) OBP: 0.313, SLG: 0.372			G4-3		FC1-4					3	0	1	0	0	0	1	
34 Tom Koehler, R (1.1) OBP: 0.056, SLG: 0.029										2	0	0	0	0	1	0	
19 Miguel Rojas, R (8, PH) OBP: 0.326, SLG: 0.405										1	0	0	0	0	0	1	
40 Mike Dunn, L (8.1) OBP: 1.000, SLG: 1.000			K			G3		G6-4-3		0	0	0	0	0	0	0	
<b>Inning Stats</b>	R: 0 H: 0 E: 0 K: 1 S: 10	H: 0 LOB: 0 BB: 0 P: 15	R: 0 H: 0 E: 0 K: 1 S: 8	H: 0 LOB: 0 BB: 0 P: 10	R: 0 H: 0 E: 0 K: 1 S: 5	H: 2 LOB: 1 BB: 0 P: 10	R: 0 H: 1 E: 0 K: 1 S: 12	H: 0 LOB: 0 BB: 0 P: 6	R: 0 H: 2 E: 0 K: 0 S: 10	H: 1 LOB: 2 BB: 0 P: 15	R: 0 H: 1 E: 0 K: 0 S: 4	H: 1 LOB: 2 BB: 1 P: 24	R: 1 H: 1 E: 1 K: 1 S: 16	H: 1 LOB: 2 BB: 1 P: 24	1B: 7 2B: 0 3B: 0 HR: 0	SF: 0 SAC: 0 DP: 1 HBP: 1	WP: 0 PA: 34 PB: 0 SB: 0 CS: 0
<b>PITCHER</b>	IP WLS BF H R ER SO BB IBB HBP BLK WP HR S P ERA WHIP																
54 Jaime García, L (1.1) ERA: 1.57	8.1 W 31 6 1 0 6 1 0 1 0 0 0 69 96 0.00 0.840																
44 Trevor Rosenthal, R (9.1) ERA: 1.49	0.2 S 3 1 0 0 0 0 0 0 0 0 0 0 11 12 0.00 1.500																

Miami Marlins @ St. Louis Cardinals  
 Busch Stadium, St. Louis, MO  
 Fri Aug 14 2015, 7:16 PM - 9:39 PM CDT  
 Att. 42,025 - Clear - 85 F

AB 32  
 R 1  
 H 7  
 RBI 0  
 BB 1  
 SO 6  
 LOB 12



Batter	1	2	3	4	5	6	7	8	9	AB	R	H	RBI	BB	SO	LOB	BOTTOM
13 Matt Carpenter, L (1.5) OBP: 0.370, SLG: 0.483	L8									4	1	2	2	0	1	0	
16 Kolten Wong, L (1.4) OBP: 0.328, SLG: 0.399	F7									4	0	0	0	0	0	1	
27 Jhonny Peralta, R (1.6) OBP: 0.340, SLG: 0.448										3	0	1	0	1	0	0	
22 Jason Heyward, L (1.9) OBP: 0.343, SLG: 0.425										4	0	0	0	0	0	2	
4 Yadier Molina, R (1.2) OBP: 0.317, SLG: 0.358		G4-3								4	0	0	0	0	0	1	
15 Randal Grichuk, R (1.8) OBP: 0.331, SLG: 0.556										3	1	2	0	0	1	0	
55 Stephen Piscotty, R (1.7) OBP: 0.354, SLG: 0.411										3	0	0	0	0	0	2	
12 Mark Reynolds, R (1.3) OBP: 0.307, SLG: 0.387										3	1	2	1	0	0	1	
54 Jaime García, L (1.1) OBP: 0.087, SLG: 0.087										3	0	0	0	0	0	4	
44 Trevor Rosenthal, R (9.1) ERA: 5.4										0	0	0	0	0	0	0	
<b>Inning Stats</b>	R: 0 H: 0 E: 0 K: 0 S: 11	H: 1 LOB: 2 BB: 0 P: 19	R: 0 H: 0 E: 0 K: 1 S: 7	H: 0 LOB: 0 BB: 0 P: 10	R: 0 H: 0 E: 0 K: 1 S: 7	H: 0 LOB: 0 BB: 0 P: 12	R: 1 H: 2 E: 0 K: 0 S: 11	H: 2 LOB: 1 BB: 0 P: 14	R: 0 H: 0 E: 0 K: 0 S: 5	H: 0 LOB: 0 BB: 0 P: 7	R: 1 H: 2 E: 0 K: 0 S: 6	H: 2 LOB: 1 BB: 0 P: 23	R: 1 H: 2 E: 0 K: 0 S: 13	H: 2 LOB: 1 BB: 0 P: 23	1B: 3 2B: 3 3B: 0 HR: 1	SF: 0 SAC: 0 DP: 0 HBP: 0	WP: 0 PA: 32 PB: 0 SB: 0 CS: 1
<b>PITCHER</b>	IP WLS BF H R ER SO BB IBB HBP BLK WP HR S P ERA WHIP																
34 Tom Koehler, R (1.1) ERA: 3.68	7.0 L 27 5 2 2 2 2 1 0 0 0 0 57 91 2.57 0.857																
40 Mike Dunn, L (8.1) ERA: 5.4	1.0 5 2 1 1 0 0 0 0 0 0 1 13 23 9.00 2.000																

Miami Marlins @ St. Louis Cardinals  
 Busch Stadium, St. Louis, MO  
 Fri Aug 14 2015, 7:16 PM - 9:39 PM CDT  
 Att. 42,025 - Clear - 85 F

AB 31  
 R 3  
 H 7  
 RBI 3  
 BB 1  
 SO 2  
 LOB 11





















Batter	1	2	3	4	5	6	7	8	9	AB	R	H	RBI	BB	SO	LOB	TOP					
9 Dee Strange-Gordon, L (1.4) OBP: 0.375, SLG: 0.419											4	1	2	0	1	1	2					
14 Martin Prado, R (1.5) OBP: 0.314, SLG: 0.348											4	1	0	1	1	0	3					
32 Derek Dietrich, L (1.7) OBP: 0.282, SLG: 0.521											5	2	3	0	0	1	1					
48 Justin Bour, L (1.3) OBP: 0.322, SLG: 0.431											5	1	1	3	0	2	2					
13 Marcell Ozuna, R (1.8) OBP: 0.298, SLG: 0.342											5	1	1	1	0	0	2					
28 Cole Gillespie, R (1.9) OBP: 0.378, SLG: 0.474											3	0	2	1	1	0	0					
49 Brian Ellington, R (7.1) OBP: 0.293, SLG: 0.293											1	0	0	0	0	0	0					
20 J.T. Realmuto, R (1.2) OBP: 0.283, SLG: 0.401											3	1	1	0	1	0	2					
19 Miguel Rojas, R (1.6) OBP: 0.286, SLG: 0.346											4	0	1	1	0	1	3					
34 Tom Koehler, R (1.1) OBP: 0.081, SLG: 0.029											0	0	0	0	1	0	0					
45 Chris Narveson, L (5.1) OBP: 0.313, SLG: 0.315											1	0	0	0	0	0	0					
51 Ichiro Suzuki, L (7.9) OBP: 0.313, SLG: 0.315											1	0	0	0	0	0	0					
<b>Inning Stats</b>	R: 3 H: 3 E: 0 K: 0 S: 14	H: 3 LOB: 0 BB: 0 P: 26	R: 1 H: 1 E: 0 K: 1 S: 8	H: 1 LOB: 1 BB: 1 P: 18	R: 1 H: 2 E: 0 K: 0 S: 10	H: 2 LOB: 0 BB: 0 P: 14	R: 0 H: 0 E: 0 K: 0 S: 7	H: 0 LOB: 3 BB: 1 P: 23	R: 1 H: 3 E: 0 K: 1 S: 15	H: 3 LOB: 3 BB: 1 P: 23	R: 0 H: 0 E: 0 K: 1 S: 9	H: 0 LOB: 1 BB: 1 P: 16	R: 0 H: 0 E: 0 K: 1 S: 8	H: 0 LOB: 1 BB: 1 P: 16	R: 0 H: 1 E: 0 K: 0 S: 12	H: 1 LOB: 1 BB: 0 P: 17	R: 1 H: 1 E: 0 K: 2 S: 9	H: 1 LOB: 0 BB: 0 P: 14	1B: 6 2B: 3 3B: 1 HR: 2	SF: 0 SAC: 1 DP: 1 HBP: 0	WP: 0 PB: 0 SB: 3 CS: 0	PA: 42
<b>PITCHER</b>	IP: 5.0 WLS: W BF: 26 H: 9 R: 6 ER: 6 SO: 2 BB: 3 IBB: 0 HBP: 0 BLK: 0 WP: 0 HR: 1 S: 54 P: 95 ERA: 10.80 WHIP: 2.400	IP: 0.2 WLS: H BF: 3 H: 0 R: 0 ER: 0 SO: 0 BB: 1 IBB: 0 HBP: 0 BLK: 0 WP: 0 HR: 0 S: 6 P: 11 ERA: 0.00 WHIP: 1.500	IP: 1.0 WLS: H BF: 4 H: 0 R: 0 ER: 0 SO: 2 BB: 1 IBB: 0 HBP: 0 BLK: 0 WP: 0 HR: 10 S: 10 P: 11 ERA: 0.00 WHIP: 1.000	IP: 1.1 WLS: H BF: 5 H: 1 R: 0 ER: 0 SO: 0 BB: 0 IBB: 0 HBP: 0 BLK: 0 WP: 0 HR: 13 S: 19 P: 19 ERA: 0.00 WHIP: 0.750	IP: 1.0 WLS: S BF: 4 H: 1 R: 1 ER: 1 SO: 2 BB: 0 IBB: 0 HBP: 0 BLK: 0 WP: 0 HR: 9 S: 14 P: 14 ERA: 9.00 WHIP: 1.000	<b>PITCHER</b>	IP: 5.0 WLS: W BF: 26 H: 9 R: 6 ER: 6 SO: 2 BB: 3 IBB: 0 HBP: 0 BLK: 0 WP: 0 HR: 1 S: 54 P: 95 ERA: 10.80 WHIP: 2.400	IP: 0.2 WLS: H BF: 3 H: 0 R: 0 ER: 0 SO: 0 BB: 1 IBB: 0 HBP: 0 BLK: 0 WP: 0 HR: 0 S: 6 P: 11 ERA: 0.00 WHIP: 1.500	IP: 1.0 WLS: H BF: 4 H: 0 R: 0 ER: 0 SO: 2 BB: 1 IBB: 0 HBP: 0 BLK: 0 WP: 0 HR: 10 S: 10 P: 11 ERA: 0.00 WHIP: 1.000	IP: 1.1 WLS: H BF: 5 H: 1 R: 0 ER: 0 SO: 0 BB: 0 IBB: 0 HBP: 0 BLK: 0 WP: 0 HR: 13 S: 19 P: 19 ERA: 0.00 WHIP: 0.750	IP: 1.0 WLS: S BF: 4 H: 1 R: 1 ER: 1 SO: 2 BB: 0 IBB: 0 HBP: 0 BLK: 0 WP: 0 HR: 9 S: 14 P: 14 ERA: 9.00 WHIP: 1.000	<b>PITCHER</b>	IP: 5.0 WLS: W BF: 26 H: 9 R: 6 ER: 6 SO: 2 BB: 3 IBB: 0 HBP: 0 BLK: 0 WP: 0 HR: 1 S: 54 P: 95 ERA: 10.80 WHIP: 2.400	IP: 0.2 WLS: H BF: 3 H: 0 R: 0 ER: 0 SO: 0 BB: 1 IBB: 0 HBP: 0 BLK: 0 WP: 0 HR: 0 S: 6 P: 11 ERA: 0.00 WHIP: 1.500	IP: 1.0 WLS: H BF: 4 H: 0 R: 0 ER: 0 SO: 2 BB: 1 IBB: 0 HBP: 0 BLK: 0 WP: 0 HR: 10 S: 10 P: 11 ERA: 0.00 WHIP: 1.000	IP: 1.1 WLS: H BF: 5 H: 1 R: 0 ER: 0 SO: 0 BB: 0 IBB: 0 HBP: 0 BLK: 0 WP: 0 HR: 13 S: 19 P: 19 ERA: 0.00 WHIP: 0.750	IP: 1.0 WLS: S BF: 4 H: 1 R: 1 ER: 1 SO: 2 BB: 0 IBB: 0 HBP: 0 BLK: 0 WP: 0 HR: 9 S: 14 P: 14 ERA: 9.00 WHIP: 1.000	1B: 6 2B: 3 3B: 1 HR: 2	SF: 0 SAC: 1 DP: 1 HBP: 0	WP: 0 PB: 0 SB: 3 CS: 0	PA: 42	

**Miami Marlins @ Milwaukee Brewers**  
Miller Park, Milwaukee, WI  
Wed Aug 19 2015, 1:12 PM - 4:22 PM CDT  
Att: 30,453 - Partly Cloudy - 75 F

AB	36
R	7
H	11
RBI	7
BB	5
SO	6
LOB	15



Batter	1	2	3	4	5	6	7	8	9	AB	R	H	RBI	BB	SO	LOB	BOTTOM
35 Shane Peterson, L (1.8) OBP: 0.342, SLG: 0.349											4	0	1	0	1	1	3
2 Scooter Gennett, L (1.4) OBP: 0.293, SLG: 0.391											3	0	1	0	0	0	0
14 Hernán Pérez, R (5.5) OBP: 0.246, SLG: 0.318											2	0	0	0	0	0	5
8 Ryan Braun, R (1.9) OBP: 0.345, SLG: 0.499											4	2	1	1	1	0	4
24 Adam Lind, L (1.3) OBP: 0.364, SLG: 0.479											4	3	3	0	1	1	0
18 Khris Davis, R (1.7) OBP: 0.324, SLG: 0.471											4	2	2	5	0	1	1
21 Jeremy Jeffress, R (7.1) OBP: 0.391, SLG: 0.532											0	0	0	0	0	0	0
20 Jonathan Lucroy, R (8.5) OBP: 0.336, SLG: 0.532											1	0	0	0	0	1	1
57 Francisco Rodríguez, R (9.1) OBP: 0.278, SLG: 0.378											0	0	0	0	0	0	0
3 Eitan Herrera, S (1.5) OBP: 0.278, SLG: 0.378											4	1	2	0	1	2	1
9 Jean Segura, R (1.6) OBP: 0.284, SLG: 0.320											4	0	0	0	0	0	3
12 Martín Maldonado, R (1.2) OBP: 0.272, SLG: 0.265											3	0	1	2	1	1	0
3B Wily Peralta, R (1.1) OBP: 0.278, SLG: 0.378											2	0	0	0	0	1	1
15 Jason Rogers, R (5.5) OBP: 0.369, SLG: 0.532											0	0	0	0	1	0	0</



Batter	1	2	3	4	5	6	7	8	9	AB	R	H	RBI	BB	SO	LOB	TOP				
16 César Hernández, S (1.4) OBP: 0.391, SLG: 0.363										5	1	2	1	0	1	2	<b>Philadelphia Phillies @ Miami Marlins</b> Marlins Park, Miami, FL Thu Aug 20 2015, 7:11 PM - 10:43 PM EDT Att: 19,689 - Roof Closed - 78 F				
4 Andrés Blanco, S (1.5) OBP: 0.392, SLG: 0.534										5	1	2	0	0	1	3					
37 Odobel Herrera, L (1.8) OBP: 0.328, SLG: 0.429										4	0	2	1	1	1	0					
3 Jeff Francoeur, R (1.9) OBP: 0.307, SLG: 0.490										3	0	1	0	1	0	3					
21 Adam Loewen, L (7.1)										0	0	0	0	0	0	0					
25 Cody Asche, L (9. PH) OBP: 0.297, SLG: 0.396										1	1	1	1	0	0	0					
18 Darin Ruf, R (1.3) OBP: 0.294, SLG: 0.365										3	0	0	1	0	0	1					
6 Ryan Howard, L (9. PH) OBP: 0.281, SLG: 0.442										1	0	0	0	0	1	0					
40 Aaron Altherr, R (1.7) OBP: 0.455, SLG: 0.889										4	2	1	0	1	1	3					
13 Freddy Galvis, S (1.6) OBP: 0.308, SLG: 0.357										4	2	2	2	0	2	1					
51 Carlos Ruiz, R (1.2) OBP: 0.293, SLG: 0.287										4	0	1	1	0	0	1					
31 Jerome Williams, R (1.1) OBP: 0.306, SLG: 0.193										1	0	0	0	0	0	0					
56 César Jimenez, L (2.1)										0	0	0	0	0	0	0					
24 Darnell Sweeney, S (5. PH)										1	0	0	0	0	0	0					
30 Justin De Fratus, S (5.1)										0	0	0	0	0	0	0					
9 Domonic Brown, L (7. PH) OBP: 0.385, SLG: 0.343										1	0	0	0	1	1	1					
<b>Inning Stats</b>	R: 1 E: 0 K: 0 S: 14	H: 2 LOB: 2 BB: 1 P: 25	R: 0 E: 0 K: 2 S: 9	H: 0 LOB: 0 BB: 0 P: 16	R: 0 E: 0 K: 2 S: 8	H: 0 LOB: 0 BB: 0 P: 11	R: 0 E: 0 K: 1 S: 11	H: 1 LOB: 1 BB: 0 P: 19	R: 0 E: 0 K: 0 S: 10	H: 0 LOB: 0 BB: 0 P: 12	R: 3 E: 0 K: 1 S: 23	H: 5 LOB: 2 BB: 0 P: 36	R: 2 E: 0 K: 1 S: 20	H: 2 LOB: 2 BB: 2 P: 34	R: 1 E: 0 K: 2 S: 12	H: 1 LOB: 0 BB: 0 P: 17	1B: 7 2B: 3 3B: 1 HR: 1	SF: 1 SAC: 0 DP: 1 HBP: 0	WP: 1 PB: 0 SB: 0 CS: 0	PA: 42	
<b>PITCHER</b>	IP WLS BF H R ER SO BB IBB HBP BLK WP HR S P ERA WHIP	IP WLS BF H R ER SO BB IBB HBP BLK WP HR S P ERA WHIP	IP WLS BF H R ER SO BB IBB HBP BLK WP HR S P ERA WHIP	IP WLS BF H R ER SO BB IBB HBP BLK WP HR S P ERA WHIP	IP WLS BF H R ER SO BB IBB HBP BLK WP HR S P ERA WHIP	IP WLS BF H R ER SO BB IBB HBP BLK WP HR S P ERA WHIP	IP WLS BF H R ER SO BB IBB HBP BLK WP HR S P ERA WHIP	IP WLS BF H R ER SO BB IBB HBP BLK WP HR S P ERA WHIP	IP WLS BF H R ER SO BB IBB HBP BLK WP HR S P ERA WHIP	IP WLS BF H R ER SO BB IBB HBP BLK WP HR S P ERA WHIP	IP WLS BF H R ER SO BB IBB HBP BLK WP HR S P ERA WHIP	IP WLS BF H R ER SO BB IBB HBP BLK WP HR S P ERA WHIP	IP WLS BF H R ER SO BB IBB HBP BLK WP HR S P ERA WHIP	IP WLS BF H R ER SO BB IBB HBP BLK WP HR S P ERA WHIP	IP WLS BF H R ER SO BB IBB HBP BLK WP HR S P ERA WHIP	IP WLS BF H R ER SO BB IBB HBP BLK WP HR S P ERA WHIP	IP WLS BF H R ER SO BB IBB HBP BLK WP HR S P ERA WHIP	IP WLS BF H R ER SO BB IBB HBP BLK WP HR S P ERA WHIP	IP WLS BF H R ER SO BB IBB HBP BLK WP HR S P ERA WHIP	IP WLS BF H R ER SO BB IBB HBP BLK WP HR S P ERA WHIP	IP WLS BF H R ER SO BB IBB HBP BLK WP HR S P ERA WHIP

AB	37
R	7
H	12
RBI	7
BB	4
SO	9
LOB	15



Batter	1	2	3	4	5	6	7	8	9	AB	R	H	RBI	BB	SO	LOB	BOTTOM				
9 Dee Strange-Gordon, L (1.4) OBP: 0.360, SLG: 0.420										4	2	2	0	1	1	0	<b>Philadelphia Phillies @ Miami Marlins</b> Marlins Park, Miami, FL Thu Aug 20 2015, 7:11 PM - 10:43 PM EDT Att: 19,689 - Roof Closed - 78 F				
51 Ichiro Suzuki, L (1.9) OBP: 0.315, SLG: 0.323										5	2	2	0	0	2						
14 Martín Prado, R (1.5) OBP: 0.318, SLG: 0.357										2	2	1	3	2	1	0					
48 Justin Bour, L (1.3) OBP: 0.323, SLG: 0.431										5	1	2	1	0	2	1					
32 Derek Dietrich, L (1.7) OBP: 0.379, SLG: 0.514										2	0	0	1	1	2	1					
57 Bryan Morris, L (7.1)										0	0	0	0	0	0	0					
40 Mike Dunn, L (8.1) OBP: 1.000, SLG: 1.000										0	0	0	0	0	0	0					
44 AJ Ramos, R (9.1)										0	0	0	0	0	0	0					
13 Marcell Ozuna, R (1.8) OBP: 0.300, SLG: 0.353										4	2	2	2	0	0	3					
20 J.T. Realmuto, R (1.2) OBP: 0.286, SLG: 0.399										2	0	0	0	2	1	0					
3 Adeiny Hechavarria, R (1.6) OBP: 0.320, SLG: 0.380										3	0	2	1	1	0	0					
52 Brad Hand, L (1.1) OBP: 0.083, SLG: 0.083										3	0	0	0	0	1	4					
56 Scott McGough, R (7.1)										0	0	0	0	0	0	0					
28 Cole Gillespie, R (7.7) OBP: 0.375, SLG: 0.470										1	0	0	0	0	0	1					
<b>Inning Stats</b>	R: 4 E: 0 K: 0 S: 23	H: 4 LOB: 2 BB: 2 P: 38	R: 4 E: 0 K: 1 S: 19	H: 4 LOB: 2 BB: 2 P: 35	R: 0 E: 0 K: 1 S: 6	H: 1 LOB: 0 BB: 0 P: 10	R: 0 E: 0 K: 2 S: 8	H: 0 LOB: 0 BB: 0 P: 11	R: 0 E: 0 K: 2 S: 7	H: 0 LOB: 0 BB: 0 P: 10	R: 0 E: 0 K: 0 S: 19	H: 1 LOB: 3 BB: 2 P: 36	R: 0 E: 0 K: 0 S: 7	H: 0 LOB: 0 BB: 1 P: 14	R: 1 E: 0 K: 2 S: 9	H: 1 LOB: 0 BB: 0 P: 15	1B: 8 2B: 0 3B: 1 HR: 2	SF: 2 SAC: 0 DP: 2 HBP: 0	WP: 1 PB: 0 SB: 1 CS: 0	PA: 40	
<b>PITCHER</b>	IP WLS BF H R ER SO BB IBB HBP BLK WP HR S P ERA WHIP	IP WLS BF H R ER SO BB IBB HBP BLK WP HR S P ERA WHIP	IP WLS BF H R ER SO BB IBB HBP BLK WP HR S P ERA WHIP	IP WLS BF H R ER SO BB IBB HBP BLK WP HR S P ERA WHIP	IP WLS BF H R ER SO BB IBB HBP BLK WP HR S P ERA WHIP	IP WLS BF H R ER SO BB IBB HBP BLK WP HR S P ERA WHIP	IP WLS BF H R ER SO BB IBB HBP BLK WP HR S P ERA WHIP	IP WLS BF H R ER SO BB IBB HBP BLK WP HR S P ERA WHIP	IP WLS BF H R ER SO BB IBB HBP BLK WP HR S P ERA WHIP	IP WLS BF H R ER SO BB IBB HBP BLK WP HR S P ERA WHIP	IP WLS BF H R ER SO BB IBB HBP BLK WP HR S P ERA WHIP	IP WLS BF H R ER SO BB IBB HBP BLK WP HR S P ERA WHIP	IP WLS BF H R ER SO BB IBB HBP BLK WP HR S P ERA WHIP	IP WLS BF H R ER SO BB IBB HBP BLK WP HR S P ERA WHIP	IP WLS BF H R ER SO BB IBB HBP BLK WP HR S P ERA WHIP	IP WLS BF H R ER SO BB IBB HBP BLK WP HR S P ERA WHIP	IP WLS BF H R ER SO BB IBB HBP BLK WP HR S P ERA WHIP	IP WLS BF H R ER SO BB IBB HBP BLK WP HR S P ERA WHIP	IP WLS BF H R ER SO BB IBB HBP BLK WP HR S P ERA WHIP	IP WLS BF H R ER SO BB IBB HBP BLK WP HR S P ERA WHIP	IP WLS BF H R ER SO BB IBB HBP BLK WP HR S P ERA WHIP

AB	31
R	9
H	11
RBI	8
BB	7
SO	8
LOB	12





Batter	1	2	3	4	5	6	7	8	9	AB	R	H	RBI	BB	SO	LOB	TOP			
16 César Hernández, S (1,4) OBP: 0.346, SLG: 0.357	L9		K	K		G4-3			G6-3	5	0	0	0	0	2	4	<b>Philadelphia Phillies @ Miami Marlins</b> Marlins Park, Miami, FL Fri Aug 21 2015, 7:12 PM - 9:48 PM EDT Att: 19,391 - Roof Closed - 78 F			
4 Andrés Blanco, S (1,5) OBP: 0.393, SLG: 0.533	F7					G5-3	G4-3		FC1-6 BB	4	1	1	0	1	0	1				
37 Odúbel Herrera, L (1,8) OBP: 0.329, SLG: 0.429	K								FC1-6 BB	5	3	2	1	0	1	1				
6 Ryan Howard, L (1,3)		F7								5	1	3	2	0	1	0				
25 Cody Asche, L (1,7) OBP: 0.296, SLG: 0.393		L9								5	0	1	0	0	1	4				
9 Dornic Brown, L (1,9) OBP: 0.284, SLG: 0.337		F9								3	1	0	0	1	1	2				
13 Freddy Galvis, S (1,6)			L8	SF7					G6-3	3	1	1	1	0	0	0				
29 Cameron Rupp, R (1,2) OBP: 0.301, SLG: 0.363									L8	3	0	2	0	1	0	0				
48 Jerad Eickhoff, R (1,1) OBP: 0.333, SLG: 0.333									K2-3	3	0	1	2	0	1	2				
46 Jeanmar Gómez, R (7,1) 24 Darnell Sweeney, S (6,PH) 57 Luis García, R (8,1) 50 Héctor Neris, R (9,1)										0	0	0	0	0	0	0				
<b>Inning Stats</b>	R: 0 E: 0 K: 1 S: 6	H: 0 LOB: 0 BB: 0 P: 8	R: 0 E: 0 K: 0 S: 11	H: 0 LOB: 0 BB: 0 P: 15	R: 0 E: 0 K: 2 S: 10	H: 1 LOB: 1 BB: 0 P: 16	R: 4 E: 2 K: 1 S: 15	H: 4 LOB: 2 BB: 2 P: 27	R: 1 E: 0 K: 1 S: 13	H: 2 LOB: 1 BB: 0 P: 19	R: 0 E: 0 K: 1 S: 13	H: 1 LOB: 1 BB: 0 P: 21	R: 0 E: 0 K: 1 S: 7	H: 0 LOB: 0 BB: 0 P: 10	R: 1 E: 0 K: 1 S: 12	H: 1 LOB: 1 BB: 1 P: 20	1B: 7 2B: 4 3B: 0 HR: 0	SF: 1 DP: 0 HBP: 0	WP: 0 PB: 0 SB: 0 CS: 0	PA: 41
<b>PITCHER</b>	IP WLS BF H R ER SO BB IBB HBP BLK WP HR S P ERA WHIP	IP WLS BF H R ER SO BB IBB HBP BLK WP HR S P ERA WHIP	IP WLS BF H R ER SO BB IBB HBP BLK WP HR S P ERA WHIP	IP WLS BF H R ER SO BB IBB HBP BLK WP HR S P ERA WHIP	IP WLS BF H R ER SO BB IBB HBP BLK WP HR S P ERA WHIP	IP WLS BF H R ER SO BB IBB HBP BLK WP HR S P ERA WHIP	IP WLS BF H R ER SO BB IBB HBP BLK WP HR S P ERA WHIP	IP WLS BF H R ER SO BB IBB HBP BLK WP HR S P ERA WHIP	IP WLS BF H R ER SO BB IBB HBP BLK WP HR S P ERA WHIP	IP WLS BF H R ER SO BB IBB HBP BLK WP HR S P ERA WHIP	IP WLS BF H R ER SO BB IBB HBP BLK WP HR S P ERA WHIP	IP WLS BF H R ER SO BB IBB HBP BLK WP HR S P ERA WHIP	IP WLS BF H R ER SO BB IBB HBP BLK WP HR S P ERA WHIP	IP WLS BF H R ER SO BB IBB HBP BLK WP HR S P ERA WHIP	IP WLS BF H R ER SO BB IBB HBP BLK WP HR S P ERA WHIP	IP WLS BF H R ER SO BB IBB HBP BLK WP HR S P ERA WHIP				
63 Kendry Flores, R (1,1) ERA: 4.97	5.0	L	24	7	5	5	5	1	1	0	0	0	0	0	55	85	9.00	1.600		
50 Erik Cordier, R (6,1) ERA: 2.25	2.0		9	3	1	1	1	0	0	0	0	1	0	0	22	34	4.50	1.500		
46 Kyle Barraclough, R (8,1) ERA: 1.17	2.0		8	1	1	1	2	1	0	0	0	0	0	0	19	30	4.50	1.000		

AB	37
R	7
H	11
RBI	6
BB	3
SO	8
LOB	14



Batter	1	2	3	4	5	6	7	8	9	AB	R	H	RBI	BB	SO	LOB	BOTTOM					
9 Dee Strange-Gordon, L (1,4) OBP: 0.363, SLG: 0.426	L7									3	0	2	0	1	0	0	<b>Philadelphia Phillies @ Miami Marlins</b> Marlins Park, Miami, FL Fri Aug 21 2015, 7:12 PM - 9:48 PM EDT Att: 19,391 - Roof Closed - 78 F					
51 Ichiro Suzuki, L (1,9) OBP: 0.317, SLG: 0.326	F9									4	0	2	0	0	0	1						
14 Martín Prado, R (1,5) OBP: 0.314, SLG: 0.353	L8									4	0	0	0	0	0	4						
48 Justin Bour, L (1,3) OBP: 0.325, SLG: 0.432										4	0	2	0	0	1	4						
13 Marcell Ozuna, R (1,8) OBP: 0.300, SLG: 0.355										4	0	1	0	0	1	3						
28 Cole Gillespie, R (1,7) OBP: 0.369, SLG: 0.462										2	0	0	0	0	0	2						
32 Derek Dietrich, L (6,7) OBP: 0.381, SLG: 0.534										2	1	1	1	0	1	0						
20 J.T. Realmuto, R (1,2) OBP: 0.282, SLG: 0.394										4	0	0	0	0	2	1						
3 Adeiny Hechavarria, R (1,6) OBP: 0.318, SLG: 0.377										3	0	0	0	0	0	0						
63 Kendry Flores, R (1,1) 19 Miguel Rojas, R (6,PH) 50 Erik Cordier, R (6,1) 5 Casey McGehee, R (7,PH) 46 Kyle Barraclough, R (8,1)										1	0	0	0	0	1	0						
<b>Inning Stats</b>	R: 0 E: 0 K: 0 S: 5	H: 0 LOB: 0 BB: 0 P: 9	R: 0 E: 0 K: 0 S: 6	H: 1 LOB: 1 BB: 0 P: 9	R: 0 E: 0 K: 1 S: 8	H: 1 LOB: 1 BB: 0 P: 13	R: 0 E: 0 K: 0 S: 14	H: 2 LOB: 1 BB: 0 P: 15	R: 0 E: 0 K: 2 S: 9	H: 0 LOB: 0 BB: 0 P: 11	R: 0 E: 0 K: 2 S: 10	H: 1 LOB: 2 BB: 1 P: 18	R: 1 E: 0 K: 1 S: 14	H: 1 LOB: 0 BB: 0 P: 21	R: 0 E: 0 K: 0 S: 8	H: 2 LOB: 1 BB: 0 P: 9	R: 0 E: 0 K: 1 S: 6	H: 0 LOB: 0 BB: 0 P: 10	1B: 5 2B: 1 3B: 1 HR: 1	SF: 0 DP: 1 HBP: 0	WP: 0 PB: 0 SB: 0 CS: 0	PA: 34
<b>PITCHER</b>	IP WLS BF H R ER SO BB IBB HBP BLK WP HR S P ERA WHIP	IP WLS BF H R ER SO BB IBB HBP BLK WP HR S P ERA WHIP	IP WLS BF H R ER SO BB IBB HBP BLK WP HR S P ERA WHIP	IP WLS BF H R ER SO BB IBB HBP BLK WP HR S P ERA WHIP	IP WLS BF H R ER SO BB IBB HBP BLK WP HR S P ERA WHIP	IP WLS BF H R ER SO BB IBB HBP BLK WP HR S P ERA WHIP	IP WLS BF H R ER SO BB IBB HBP BLK WP HR S P ERA WHIP	IP WLS BF H R ER SO BB IBB HBP BLK WP HR S P ERA WHIP	IP WLS BF H R ER SO BB IBB HBP BLK WP HR S P ERA WHIP	IP WLS BF H R ER SO BB IBB HBP BLK WP HR S P ERA WHIP	IP WLS BF H R ER SO BB IBB HBP BLK WP HR S P ERA WHIP	IP WLS BF H R ER SO BB IBB HBP BLK WP HR S P ERA WHIP	IP WLS BF H R ER SO BB IBB HBP BLK WP HR S P ERA WHIP	IP WLS BF H R ER SO BB IBB HBP BLK WP HR S P ERA WHIP	IP WLS BF H R ER SO BB IBB HBP BLK WP HR S P ERA WHIP	IP WLS BF H R ER SO BB IBB HBP BLK WP HR S P ERA WHIP						
48 Jerad Eickhoff, R (1,1) ERA: 2.95	1.0		4	1	1	1	1	0	0	0	0	0	0	0	1	14	21	9.00	1.000			
57 Luis García, R (8,1) ERA: 3.4	1.0		4	2	0	0	0	0	0	0	0	0	0	0	8	9	0.00	2.000				
50 Héctor Neris, R (9,1) ERA: 2.01	1.0		3	0	0	0	1	0	0	0	0	0	0	0	6	10	0.00	0.000				

AB	33
R	1
H	8
RBI	1
BB	1
SO	7
LOB	15









Batter	1	2	3	4	5	6	7	8	9	AB	R	H	RBI	BB	SO	LOB	TOP					
16 César Hernández, S (1, 4) OBP: 0.345, SLG: 0.352	F9		4 2B 40 SF8 BB	K			F9		K	4	1	0	0	1	2	4						
4 Andrés Blanco, S (1, 5) OBP: 0.375, SLG: 0.554	G4-3		40 SF8 2B		G6-3					4	0	2	0	0	0	0						
40 Aaron Altherr, R (1, 7) OBP: 0.316, SLG: 0.750	G4-3		SF8		P6					3	0	0	1	0	1	1						
3 Jeff Francoeur, R (1, 9) OBP: 0.298, SLG: 0.474		G6-3	G6-3		K				K	4	0	0	0	0	2	1						
18 Darin Ruf, R (1, 3) OBP: 0.292, SLG: 0.382	L7					L7			G6-3	4	0	1	0	0	0	0						
24 Darnell Sweeney, S (1, 8) OBP: 0.571, SLG: 1.000										1	0	0	0	3	1	0						
53 Ken Giles, R (9, 1)		13 1B BB								0	0	0	0	0	0	0						
13 Freddy Galvis, S (1, 6) ERA: 4.88										4	0	1	0	0	0	2						
29 Cameron Rupp, R (1, 2) OBP: 0.305, SLG: 0.379		G1-3							G5-3	3	1	1	1	1	0	2						
27 Aaron Nola, R (1, 1) OBP: 0.188, SLG: 0.133										3	0	0	0	0	3	3						
37 Odúbel Herrera, L (9, PH) OBP: 0.327, SLG: 0.426										1	0	1	0	0	0	0						
Inning Stats	R: 0 E: 0 K: 0 S: 8	H: 0 LOB: 0 BB: 0 P: 13	R: 0 E: 0 K: 0 S: 11	H: 1 LOB: 2 BB: 1 P: 22	R: 1 E: 0 K: 1 S: 12	H: 1 LOB: 1 BB: 1 P: 20	R: 0 E: 0 K: 2 S: 19	H: 1 LOB: 3 BB: 2 P: 29	R: 0 E: 0 K: 1 S: 8	H: 0 LOB: 0 BB: 0 P: 9	R: 0 E: 0 K: 1 S: 8	H: 0 LOB: 0 BB: 0 P: 13	R: 1 E: 0 K: 2 S: 14	H: 2 LOB: 1 BB: 0 P: 21	R: 0 E: 0 K: 1 S: 8	H: 0 LOB: 0 BB: 1 P: 15	R: 0 E: 0 K: 1 S: 11	H: 1 LOB: 1 BB: 0 P: 20	1B: 3 2B: 2 3B: 0 HR: 1	SF: 1 SAC: 0 DP: 0 HBP: 0	WP: 0 PB: 0 SB: 1 CS: 1	PA: 38
PITCHER	IP	WLS	BF	H	R	ER	SO	BB	IBB	HBP	BLK	WP	HR	S	P	ERA	WHIP					
61 Adam Conley, L (1, 1) ERA: 4.88	6.0	L	25	3	1	1	5	3	1	0	0	0	0	66	106	1.50	1.000					
45 Chris Narveson, L (7, 1) ERA: 3.86	0.2		4	2	1	1	1	0	0	0	0	0	1	9	14	13.50	3.000					
49 Brian Ellington, R (7, 1) ERA: 1.64	1.1		4	0	0	0	2	1	0	0	0	0	0	13	22	0.00	0.750					
46 Kyle Barraclough, R (9, 1) ERA: 1.04	1.0		4	1	0	0	1	0	0	0	0	0	0	11	20	0.00	1.000					

Philadelphia Phillies @ Miami Marlins  
Marlins Park, Miami, FL  
Sun Aug 23 2015, 1:13 PM - 3:51 PM EDT  
Att: 22,693 - Roof Closed - 76 F

AB 31  
R 2  
H 6  
RBI 2  
BB 5  
SO 9  
LOB 13



Batter	1	2	3	4	5	6	7	8	9	AB	R	H	RBI	BB	SO	LOB	BOTTOM					
9 Dee Strange-Gordon, L (1, 4) OBP: 0.361, SLG: 0.422	F8			G4-3					K2-3	4	0	1	0	0	1	0						
14 Martín Prado, R (1, 5) OBP: 0.316, SLG: 0.354				G6-3					F8	4	0	1	0	0	0	1						
32 Derek Dietrich, L (1, 7) OBP: 0.377, SLG: 0.526				FC3-6 48 CS 1B					P6	3	0	0	0	1	1	1						
48 Justin Bour, L (1, 3) OBP: 0.328, SLG: 0.431	CS			F9					F7	3	0	0	0	0	0	1						
13 Marcell Ozuna, R (1, 8) OBP: 0.294, SLG: 0.348				F8					K	3	0	0	0	0	2	0						
28 Cole Gillespie, R (1, 9) OBP: 0.361, SLG: 0.451				F9					K	3	0	0	0	0	1	0						
3 Adeiny Hechavarría, R (1, 6) OBP: 0.318, SLG: 0.374				G6-3						2	0	1	0	1	0	0						
6 Jeff Mathis, R (1, 2) OBP: 0.192, SLG: 0.138				G5-3					P4	3	0	0	0	0	0	2						
61 Adam Conley, L (1, 1) ERA: 4.88										1	0	0	0	0	1	0						
51 Ichiro Suzuki, L (9, PH) OBP: 0.315, SLG: 0.301										1	0	0	0	0	0	0						
45 Chris Narveson, L (7, 1) ERA: 3.86										0	0	0	0	0	0	0						
49 Brian Ellington, R (7, 1) ERA: 1.64										0	0	0	0	0	0	0						
5 Casey McGehee, R (9, PH) OBP: 0.276, SLG: 0.296										1	0	0	0	0	1	1						
46 Kyle Barraclough, R (9, 1) ERA: 1.04										0	0	0	0	0	0	0						
Inning Stats	R: 0 E: 0 K: 0 S: 13	H: 1 LOB: 0 BB: 0 P: 18	R: 0 E: 0 K: 1 S: 7	H: 0 LOB: 0 BB: 0 P: 9	R: 0 E: 0 K: 1 S: 6	H: 0 LOB: 0 BB: 0 P: 9	R: 0 E: 0 K: 0 S: 6	H: 0 LOB: 1 BB: 1 P: 13	R: 0 E: 0 K: 1 S: 12	H: 1 LOB: 1 BB: 0 P: 15	R: 0 E: 0 K: 0 S: 6	H: 1 LOB: 0 BB: 0 P: 9	R: 0 E: 0 K: 2 S: 8	H: 0 LOB: 0 BB: 0 P: 12	R: 0 E: 0 K: 1 S: 7	H: 0 LOB: 1 BB: 1 P: 15	R: 0 E: 0 K: 1 S: 6	H: 0 LOB: 0 BB: 0 P: 9	1B: 3 2B: 0 3B: 0 HR: 0	SF: 0 SAC: 0 DP: 0 HBP: 0	WP: 0 PB: 0 SB: 1 CS: 2	PA: 31
PITCHER	IP	WLS	BF	H	R	ER	SO	BB	IBB	HBP	BLK	WP	HR	S	P	ERA	WHIP					
27 Aaron Nola, R (1, 1) ERA: 3.59	8.0		27	3	0	0	6	2	0	0	0	0	0	65	100	0.00	0.625					
53 Ken Giles, R (9, 1) ERA: 1.63	1.0	S	3	0	0	0	1	0	0	0	0	0	0	6	9	0.00	0.000					

Philadelphia Phillies @ Miami Marlins  
Marlins Park, Miami, FL  
Sun Aug 23 2015, 1:13 PM - 3:51 PM EDT  
Att: 22,693 - Roof Closed - 76 F

AB 28  
R 0  
H 3  
RBI 0  
BB 2  
SO 7  
LOB 6













Batter	1	2	3	4	5	6	7	8	9	AB	R	H	RBI	BB	SO	LOB	TOP			
5 Josh Harrison, R OBP: 0.313, SLG: 0.374										3	2	1	0	2	0	2	<b>Pittsburgh Pirates @ Miami Marlins</b> Marlins Park, Miami, FL Wed Aug 26 2015, 7:11 PM - 9:41 PM EDT Att: 16,560 - Roof Closed - 76 F			
6 Starling Marte, R OBP: 0.340, SLG: 0.451										5	1	1	1	0	2	4				
22 Andrew McCutchen, R OBP: 0.400, SLG: 0.521										5	1	2	4	0	2	1				
17 Aramis Ramirez, R OBP: 0.294, SLG: 0.405										3	0	0	0	2	0	1				
27 Jung Ho Kang, R OBP: 0.364, SLG: 0.457										5	0	1	0	0	3	4				
38 Michael Morse, R OBP: 0.295, SLG: 0.323										4	1	1	0	0	2	2				
3 Sean Rodriguez, R OBP: 0.264, SLG: 0.326										0	0	0	0	0	0	0				
18 Neil Walker, S OBP: 0.327, SLG: 0.431										4	1	2	1	0	0	0				
19 Chris Stewart, R OBP: 0.324, SLG: 0.341										4	0	1	1	0	0	1				
49 Jeff Locke, L OBP: 0.125, SLG: 0.105										3	1	0	0	0	0	1				
24 Pedro Alvarez, L OBP: 0.310, SLG: 0.462										0	0	0	0	1	0					
55 Joe Blanton, R OBP: 0.264, SLG: 0.326										0	0	0	0	0	0					
<b>Inning Stats</b>	R: 1 H: 1 E: 0 K: 2 S: 14	H: 1 LOB: 1 BB: 1 P: 20	R: 6 H: 6 E: 0 K: 0 S: 18	H: 6 LOB: 1 BB: 1 P: 28	R: 0 H: 0 E: 0 K: 0 S: 9	H: 0 LOB: 0 BB: 0 P: 14	R: 0 H: 1 E: 0 K: 1 S: 12	H: 2 LOB: 1 BB: 1 P: 18	R: 0 H: 0 E: 0 K: 1 S: 9	H: 0 LOB: 0 BB: 0 P: 13	R: 0 H: 0 E: 0 K: 3 S: 9	H: 0 LOB: 1 BB: 1 P: 17	R: 0 H: 1 E: 0 K: 1 S: 10	H: 2 LOB: 2 BB: 1 P: 17	R: 0 H: 0 E: 0 K: 1 S: 8	H: 0 LOB: 0 BB: 0 P: 12	1B: 5 2B: 3 3B: 0 HR: 1	SF: 0 SAC: 0 DP: 0 HBP: 0	WP: 0 PB: 0 SB: 0 CS: 0	PA: 41
<b>PITCHER</b>	IP WLS BF H R ER SO BB IBB HBP BLK WP HR S P ERA WHIP	IP WLS BF H R ER SO BB IBB HBP BLK WP HR S P ERA WHIP	IP WLS BF H R ER SO BB IBB HBP BLK WP HR S P ERA WHIP	IP WLS BF H R ER SO BB IBB HBP BLK WP HR S P ERA WHIP	IP WLS BF H R ER SO BB IBB HBP BLK WP HR S P ERA WHIP	IP WLS BF H R ER SO BB IBB HBP BLK WP HR S P ERA WHIP	IP WLS BF H R ER SO BB IBB HBP BLK WP HR S P ERA WHIP	IP WLS BF H R ER SO BB IBB HBP BLK WP HR S P ERA WHIP	IP WLS BF H R ER SO BB IBB HBP BLK WP HR S P ERA WHIP	IP WLS BF H R ER SO BB IBB HBP BLK WP HR S P ERA WHIP	IP WLS BF H R ER SO BB IBB HBP BLK WP HR S P ERA WHIP	IP WLS BF H R ER SO BB IBB HBP BLK WP HR S P ERA WHIP	IP WLS BF H R ER SO BB IBB HBP BLK WP HR S P ERA WHIP	IP WLS BF H R ER SO BB IBB HBP BLK WP HR S P ERA WHIP	IP WLS BF H R ER SO BB IBB HBP BLK WP HR S P ERA WHIP	IP WLS BF H R ER SO BB IBB HBP BLK WP HR S P ERA WHIP	IP WLS BF H R ER SO BB IBB HBP BLK WP HR S P ERA WHIP	IP WLS BF H R ER SO BB IBB HBP BLK WP HR S P ERA WHIP	IP WLS BF H R ER SO BB IBB HBP BLK WP HR S P ERA WHIP	IP WLS BF H R ER SO BB IBB HBP BLK WP HR S P ERA WHIP

AB	36
R	7
H	9
RBI	7
BB	5
SO	9
LOB	16



Batter	1	2	3	4	5	6	7	8	9	AB	R	H	RBI	BB	SO	LOB	BOTTOM					
28 Cole Gillespie, R OBP: 0.355, SLG: 0.441										4	0	0	0	0	0	1	<b>Pittsburgh Pirates @ Miami Marlins</b> Marlins Park, Miami, FL Wed Aug 26 2015, 7:11 PM - 9:41 PM EDT Att: 16,560 - Roof Closed - 76 F					
19 Miguel Rojas, R OBP: 0.279, SLG: 0.351										4	0	1	0	0	0	1						
14 Martin Prado, R OBP: 0.316, SLG: 0.364										4	1	1	1	0	1	1						
48 Justin Bour, L OBP: 0.329, SLG: 0.437										4	0	1	0	0	2	0						
13 Marcell Ozuna, R OBP: 0.295, SLG: 0.353										4	1	2	0	0	2	0						
21 Christian Yelich, L OBP: 0.342, SLG: 0.377										3	0	0	0	0	0	3						
20 J.T. Realmuto, R OBP: 0.274, SLG: 0.381										3	0	0	1	0	0	1						
3 Adeiny Hechavarria, R OBP: 0.317, SLG: 0.378										2	0	0	0	1	0	0						
45 Chris Narveson, L OBP: 0.282, SLG: 0.291										1	0	0	0	0	1	0						
50 Erik Cordier, R										0	0	0	0	0	0	0						
<b>Inning Stats</b>	R: 1 H: 1 E: 0 K: 1 S: 12	H: 1 LOB: 0 BB: 0 P: 15	R: 1 H: 1 E: 0 K: 0 S: 10	H: 1 LOB: 0 BB: 0 P: 13	R: 0 H: 1 E: 0 K: 1 S: 10	H: 1 LOB: 1 BB: 0 P: 17	R: 0 H: 2 E: 0 K: 0 S: 7	H: 2 LOB: 1 BB: 0 P: 11	R: 0 H: 0 E: 0 K: 1 S: 7	H: 0 LOB: 0 BB: 1 P: 14	R: 0 H: 0 E: 0 K: 1 S: 10	H: 0 LOB: 0 BB: 0 P: 17	R: 0 H: 0 E: 0 K: 0 S: 7	H: 0 LOB: 0 BB: 0 P: 8	R: 0 H: 0 E: 0 K: 0 S: 7	H: 0 LOB: 0 BB: 0 P: 15	R: 0 H: 0 E: 0 K: 3 S: 9	H: 0 LOB: 0 BB: 0 P: 12	1B: 2 2B: 2 3B: 0 HR: 1	SF: 0 SAC: 1 DP: 1 HBP: 0	WP: 0 PB: 0 SB: 0 CS: 0	PA: 32
<b>PITCHER</b>	IP WLS BF H R ER SO BB IBB HBP BLK WP HR S P ERA WHIP	IP WLS BF H R ER SO BB IBB HBP BLK WP HR S P ERA WHIP	IP WLS BF H R ER SO BB IBB HBP BLK WP HR S P ERA WHIP	IP WLS BF H R ER SO BB IBB HBP BLK WP HR S P ERA WHIP	IP WLS BF H R ER SO BB IBB HBP BLK WP HR S P ERA WHIP	IP WLS BF H R ER SO BB IBB HBP BLK WP HR S P ERA WHIP	IP WLS BF H R ER SO BB IBB HBP BLK WP HR S P ERA WHIP	IP WLS BF H R ER SO BB IBB HBP BLK WP HR S P ERA WHIP	IP WLS BF H R ER SO BB IBB HBP BLK WP HR S P ERA WHIP	IP WLS BF H R ER SO BB IBB HBP BLK WP HR S P ERA WHIP	IP WLS BF H R ER SO BB IBB HBP BLK WP HR S P ERA WHIP	IP WLS BF H R ER SO BB IBB HBP BLK WP HR S P ERA WHIP	IP WLS BF H R ER SO BB IBB HBP BLK WP HR S P ERA WHIP	IP WLS BF H R ER SO BB IBB HBP BLK WP HR S P ERA WHIP	IP WLS BF H R ER SO BB IBB HBP BLK WP HR S P ERA WHIP	IP WLS BF H R ER SO BB IBB HBP BLK WP HR S P ERA WHIP	IP WLS BF H R ER SO BB IBB HBP BLK WP HR S P ERA WHIP	IP WLS BF H R ER SO BB IBB HBP BLK WP HR S P ERA WHIP	IP WLS BF H R ER SO BB IBB HBP BLK WP HR S P ERA WHIP	IP WLS BF H R ER SO BB IBB HBP BLK WP HR S P ERA WHIP		

AB	30
R	2
H	5
RBI	2
BB	1
SO	6
LOB	7





Batter	1	2	3	4	5	6	7	8	9	AB	R	H	RBI	BB	SO	LOB	TOP				
25 Gregory Polanco, L (1, 9) OBP: 0.335, SLG: 0.396	F FF 88 X CU 76 0-1 22 CS 1B		B FC 85 B FC 86 B FC 87 B FC 84 4-1 22 WP 6 G5-3 1-2 BB	X FC 84 0-0 F8		B FF 95 B SL 82 B FC 94 B FC 93 4-2 BB				2	0	1	0	2	0	1					
6 Starling Marte, R (1, 7) OBP: 0.337, SLG: 0.447	F FF 88 B FC 85 B CH 81 1 SAFE F FC 86 X FF 88 2-2 F9		B FC 85 X FF 88 1-0 G5-3		C CH 80 B CU 77 F FF 90 F FC 85 X CH 81 1-2 F9		F FF 94 F FF 95 D SL 83 1 SAFE S 1-3 K			4	0	0	0	0	1	4					
22 Andrew McCutchen, R (1, 8) OBP: 0.493, SLG: 0.521	B FF 89 B FF 88 F CH 82 1 SAFE B FF 88 B FF 89 4-1 1-2 BB		B FF 89 B FF 87 B FC 85 1 IN 64 4-0 17 BB 2-3 IBB		C FF 86 X CH 81 0-1 1B		B SL 83 B SL 84 B SL 85 X SL 86 2-1 F9			2	0	1	0	2	0	1					
17 Aramis Ramirez, R (1, 5) OBP: 0.296, SLG: 0.405	X FF 88 0-0 G5-3		C CH 80 B FC 85 B CH 81 B FF 88 4-1 1-2 BB		F FF 89 1 SAFE X FF 88 0-1 P4		B FF 95 B FF 96 C FF 95 X FF 95 2-1 3 G4-3 1B			3	0	1	0	1	0	2					
5 Josh Harrison, R (8, PR) OBP: 0.313, SLG: 0.374										0	0	0	0	0	0	0					
29 Francisco Cervelli, R (1, 2) OBP: 0.374, SLG: 0.428		C FF 87 B FF 89 B FC 82 X FF 88 3-2 18 SF9 3B		C FF 86 B FC 85 C CH 82 X FF 88 1-2 G4-3		B FF 88 1 SAFE X FF 87 2-0 F9		1 SAFE X FF 95 0-0 L9			2	1	1	0	0	0	3				
19 Chris Stewart, R (3, 2) OBP: 0.319, SLG: 0.336										2	0	0	0	0	0	2					
24 Pedro Alvarez, L (1, 3) OBP: 0.310, SLG: 0.470		C FC 86 B FC 86 X FC 86 1-1 G1-3		C CU 72 S FC 85 X FC 85 0-2 HR		C FF 86 F CH 80 F CU 76 F FC 85 S CU 77 0-3 K		X FC 90 0-0 G4-3			3	1	1	1	0	1	1				
3 Sean Rodriguez, R (7, 3) OBP: 0.262, SLG: 0.325										1	0	0	0	0	0	1					
18 Neil Walker, S (1, 4) OBP: 0.324, SLG: 0.428		X CH 82 0-0 SF9		C FF 84 B FF 88 X FF 88 1-2 G3		X FF 89 0-0 L9				3	0	0	1	0	1	0					
10 Jordy Mercer, R (1, 6) OBP: 0.290, SLG: 0.312		B FF 87 B FC 86 X FF 89 2-1 G6-3		B FF 88 B FC 85 F FF 89 X FF 88 2-2 45 SH3-4 1B		C FF 88 B CH 81 B CH 79 X FF 87 2-1 L8				4	0	1	0	0	1	0					
45 Gerrit Cole, R (1, 1) OBP: 0.163, SLG: 0.128																					
44 Tony Watson, L (8, 1) OBP: 0.293, SLG: 0.321																					
38 Michael Morse, R (9, PH) OBP: 0.293, SLG: 0.321																					
35 Mark Melancon, R (9, 1) OBP: 0.293, SLG: 0.321																					
<b>Inning Stats</b>	R: 0 E: 0 K: 0 S: 8	H: 1 LOB: 1 BB: 1 P: 14	R: 1 E: 0 K: 0 S: 9	H: 1 LOB: 0 BB: 0 P: 15	R: 0 E: 0 K: 0 S: 10	H: 1 LOB: 3 BB: 3 P: 27	R: 1 E: 0 K: 0 S: 12	H: 2 LOB: 1 BB: 0 P: 15	R: 0 E: 0 K: 1 S: 10	H: 0 LOB: 0 BB: 0 P: 12	R: 0 E: 0 K: 2 S: 11	H: 0 LOB: 1 BB: 1 P: 19	R: 0 E: 0 K: 0 S: 4	H: 1 LOB: 1 BB: 0 P: 6	R: 0 E: 0 K: 2 S: 10	H: 0 LOB: 0 BB: 0 P: 14	1B: 5 2B: 0 3B: 1 HR: 1	SF: 1 SAC: 1 DP: 2 HBP: 0	WP: 1 PB: 0 SB: 0 CS: 1	PA: 36	
<b>PITCHER</b>	IP WLS BF H R ER SO BB IBB HBP BLK WP HR S P ERA WHIP	IP WLS BF H R ER SO BB IBB HBP BLK WP HR S P ERA WHIP	IP WLS BF H R ER SO BB IBB HBP BLK WP HR S P ERA WHIP	IP WLS BF H R ER SO BB IBB HBP BLK WP HR S P ERA WHIP	IP WLS BF H R ER SO BB IBB HBP BLK WP HR S P ERA WHIP	IP WLS BF H R ER SO BB IBB HBP BLK WP HR S P ERA WHIP	IP WLS BF H R ER SO BB IBB HBP BLK WP HR S P ERA WHIP	IP WLS BF H R ER SO BB IBB HBP BLK WP HR S P ERA WHIP	IP WLS BF H R ER SO BB IBB HBP BLK WP HR S P ERA WHIP	IP WLS BF H R ER SO BB IBB HBP BLK WP HR S P ERA WHIP	IP WLS BF H R ER SO BB IBB HBP BLK WP HR S P ERA WHIP	IP WLS BF H R ER SO BB IBB HBP BLK WP HR S P ERA WHIP	IP WLS BF H R ER SO BB IBB HBP BLK WP HR S P ERA WHIP	IP WLS BF H R ER SO BB IBB HBP BLK WP HR S P ERA WHIP	IP WLS BF H R ER SO BB IBB HBP BLK WP HR S P ERA WHIP	IP WLS BF H R ER SO BB IBB HBP BLK WP HR S P ERA WHIP	IP WLS BF H R ER SO BB IBB HBP BLK WP HR S P ERA WHIP	IP WLS BF H R ER SO BB IBB HBP BLK WP HR S P ERA WHIP	IP WLS BF H R ER SO BB IBB HBP BLK WP HR S P ERA WHIP	IP WLS BF H R ER SO BB IBB HBP BLK WP HR S P ERA WHIP	IP WLS BF H R ER SO BB IBB HBP BLK WP HR S P ERA WHIP

Pittsburgh Pirates @ Miami Marlins  
Marlins Park, Miami, FL  
Thu Aug 27 2015, 7:12 PM - 9:56 PM EDT  
Att. 19,950 - Roof Closed - 74 F

AB 29  
R 2  
H 7  
RBI 2  
BB 5  
SO 5  
LOB 15



Batter	1	2	3	4	5	6	7	8	9	AB	R	H	RBI	BB	SO	LOB	BOTTOM					
9 Dee Strange-Gordon, L (1, 4) OBP: 0.358, SLG: 0.417	X FF 93 0-0 G6-3		B KC 82 B FC 85 X SL 96 2-1 1B			B SL 86 B FF 94 B FC 94 X SL 88 2-2 G1-3		F SL 92 T SL 83 1-2 K		4	0	1	0	0	1	1						
51 Ichiro Suzuki, L (1, 9) OBP: 0.311, SLG: 0.312	C FF 94 B KC 82 C FF 93 X CH 88 1-2 G4-3		C FF 96 B FF 96 X CH 89 1-1 L6			X KC 82 0-0 G6-3		C SL 91 B SL 93 X SL 94 1-1 G4-3		4	0	0	0	0	0	2						
14 Martin Prado, R (1, 5) OBP: 0.318, SLG: 0.365	C KC 81 B SL 88 B FF 95 C FF 96 1-3 K					B SL 95 X SL 95 1-0 G6-3				4	1	2	0	0	1	0						
48 Justin Bour, L (1, 3) OBP: 0.325, SLG: 0.431		B FF 94 C CH 88 B CH 87 B FF 95 X SL 94 3-1 G6-3		B FF 95 B SL 88 S SL 89 2-3 K		F SL 96 S FF 95 1-0 K		C FF 92 C FC 92 X KC 81 0-2 G4-5-3		4	0	0	0	0	2	2						
13 Marcell Ozuna, R (1, 8) OBP: 0.297, SLG: 0.355		B SL 89 X FF 94 1-0 32 FC4-6 1B		C FF 95 X KC 80 0-1 L7		X SL 89 0-0 1B		B FC 93 B FC 93 X FC 92 3-2 G4-3		4	0	2	0	0	0	0						
32 Derek Dietrich, L (1, 7) OBP: 0.368, SLG: 0.513		F FF 96 B SI 97 F KC 82 1 SAFE X FF 98 1-2 FC4-6				B SL 85 X FF 93 1-0 F8		F SL 96 B SI 96 1 SAFE D SL 86 X SL 97 2-2 SF8		2	0	0	1	0	0	1						
3 Adeiny Hechavarria, R (1, 6) OBP: 0.315, SLG: 0.376		1 SAFE B FF 96 X SL 88 1-0 G1-3				B FF 96 B FF 94 X SL 87 2-1 F9		C FF 95 X KC 83 1-1 P4		3	0	0	0	0	0	2						
6 Jeff Mathis, R (1, 2) OBP: 0.187, SLG: 0.134																						
20 J.T. Realmuto, R (8, PH) OBP: 0.276, SLG: 0.383																						
60 Justin Nicolino, L (1, 1) ERA: 3.85																						
28 Cole Gillespie, R (6, PH) ERA: 3.33, SLG: 0.426																						
46 Kyle Barraclough, R (7, 1) ERA: 0.93																						
57 Bryan Morris, L (8, 1) ERA: 3.12																						
19 Miguel Rojas, R (8, PH) OBP: 0.162, SLG: 0.395																						
40 Mike Dunn, L (9, 1) OBP: 1.000, SLG: 1.000																						
<b>Inning Stats</b>	R: 0 E: 0 K: 1 S: 8	H: 0 LOB: 0 BB: 0 P: 10	R: 0 E: 0 K: 0 S: 8	H: 1 LOB: 1 BB: 0 P: 14	R: 0 E: 0 K: 0 S: 8	H: 1 LOB: 1 BB: 0 P: 14	R: 0 E: 0 K: 1 S: 6	H: 0 LOB: 0 BB: 0 P: 9	R: 0 E: 0 K: 0 S: 7	H: 0 LOB: 0 BB: 0 P: 13	R: 0 E: 0 K: 1 S: 7	H: 0 LOB: 0 BB: 0 P: 10	R: 1 E: 0 K: 1 S: 11	H: 2 LOB: 1 BB: 0 P: 14	R: 0 E: 0 K: 1 S: 13	H: 1 LOB: 1 BB: 0 P: 18	R: 0 E: 0 K: 0 S: 11	H: 1 LOB: 0 BB: 0 P: 16	1B: 6 2B: 0 3B: 0 HR: 0	SF: 1 SAC: 1 DP: 1 HBP: 0	WP: 0 PB: 0 SB: 0 CS: 0	PA: 32
<b>PITCHER</b>	IP WLS BF H R ER SO BB IBB HBP BLK WP HR S P ERA WHIP	IP WLS BF H R ER SO BB IBB HBP BLK WP HR S P ERA WHIP	IP WLS BF H R ER SO BB IBB HBP BLK WP HR S P ERA WHIP	IP WLS BF H R ER SO BB IBB HBP BLK WP HR S P ERA WHIP	IP WLS BF H R ER SO BB IBB HBP BLK WP HR S P ERA WHIP	IP WLS BF H R ER SO BB IBB HBP BLK WP HR S P ERA WHIP	IP WLS BF H R ER SO BB IBB HBP BLK WP HR S P ERA WHIP	IP WLS BF H R ER SO BB IBB HBP BLK WP HR S P ERA WHIP	IP WLS BF H R ER SO BB IBB HBP BLK WP HR S P ERA WHIP	IP WLS BF H R ER SO BB IBB HBP BLK WP HR S P ERA WHIP	IP WLS BF H R ER SO BB IBB HBP BLK WP HR S P ERA WHIP	IP WLS BF H R ER SO BB IBB HBP BLK WP HR S P ERA WHIP	IP WLS BF H R ER SO BB IBB HBP BLK WP HR S P ERA WHIP	IP WLS BF H R ER SO BB IBB HBP BLK WP HR S P ERA WHIP	IP WLS BF H R ER SO BB IBB HBP BLK WP HR S P ERA WHIP	IP WLS BF H R ER SO BB IBB HBP BLK WP HR S P ERA WHIP	IP WLS BF H R ER SO BB IBB HBP BLK WP HR S P ERA WHIP	IP WLS BF H R ER SO BB IBB HBP BLK WP HR S P ERA WHIP	IP WLS BF H R ER SO BB IBB HBP BLK WP HR S P ERA WHIP	IP WLS BF H R ER SO BB IBB HBP BLK WP HR S P ERA WHIP	IP WLS BF H R ER SO BB IBB HBP BLK WP HR S P ERA WHIP	IP WLS BF H R ER SO BB IBB HBP BLK WP HR S P ERA WHIP

Pittsburgh Pirates @ Miami Marlins  
Marlins Park, Miami, FL  
Thu Aug 27 2015, 7:12 PM - 9:56 PM EDT  
Att. 19,950 - Roof Closed - 74 F

AB 30  
R 1  
H 6  
RBI 1  
BB 0  
SO 5  
LOB 8













Batter	1	2	3	4	5	6	7	8	9	AB	R	H	RBI	BB	SO	LOB	TOP			
9 Dee Strange-Gordon, L OBP: 0.357, SLG: 0.416										5	1	1	0	0	0	5				
51 Ichiro Suzuki, L OBP: 0.306, SLG: 0.310										4	1	1	0	0	0	0				
14 Martin Prado, R OBP: 0.318, SLG: 0.370										3	0	0	0	1	1	2				
48 Justin Bour, L OBP: 0.320, SLG: 0.442										4	1	1	3	0	1	1				
32 Derek Dietrich, L OBP: 0.366, SLG: 0.526										4	1	2	1	0	1	0				
13 Marcell Ozuna, R OBP: 0.293, SLG: 0.360										4	0	0	0	0	1	1				
3 Adeiny Hechavarria, R OBP: 0.316, SLG: 0.377										4	0	3	0	0	0	1				
6 Jeff Mathis, R OBP: 0.179, SLG: 0.129										3	0	0	0	0	1	3				
20 J.T. Realmuto, R OBP: 0.273, SLG: 0.375										1	0	0	0	0	0	0				
52 Brad Hand, L ERA: 4.35										1	0	1	0	0	0	0				
50 Erik Cordier, R ERA: 4.15										0	0	0	0	0	0	0				
19 Miguel Rojas, R ERA: 2.73										0	0	0	0	0	0	0				
49 Brian Ellington, R ERA: 1.85										0	0	0	0	0	0	0				
46 Kyle Barraclough, R ERA: 0.79										0	0	0	0	0	0	0				
21 Christian Velich, L ERA: 1.78										0	0	0	0	0	0	0				
60 Justin Nicolino, L ERA: 1.78										0	0	0	0	0	0	0				
<b>Inning Stats</b>	R: 3 E: 0 K: 1 S: 12	H: 3 LOB: 0 BB: 0 P: 17	R: 0 E: 0 K: 1 S: 8	H: 1 LOB: 1 BB: 0 P: 9	R: 0 E: 0 K: 1 S: 9	H: 0 LOB: 0 BB: 0 P: 15	R: 1 E: 0 K: 0 S: 14	H: 3 LOB: 2 BB: 0 P: 19	R: 0 E: 0 K: 0 S: 5	H: 1 LOB: 1 BB: 0 P: 10	R: 0 E: 0 K: 0 S: 12	H: 0 LOB: 0 BB: 0 P: 16	R: 0 E: 0 K: 1 S: 9	H: 0 LOB: 2 BB: 0 P: 13	R: 0 E: 0 K: 1 S: 7	H: 2 LOB: 2 BB: 0 P: 8	1B: 5 2B: 3 3B: 0 HR: 2	SF: 0 SAC: 1 DP: 1 HBP: 0	WP: 0 PB: 0 SB: 0 CS: 0	PA: 37
<b>PITCHER</b>	IP WLS BF H R ER SO BB IBB HBP BLK WP HR S P ERA WHIP																			
37 Stephen Strasburg, R ERA: 4.56	4.0	19	7	4	4	3	0	0	0	0	0	0	0	2	43	60	9.00	1.750		
33 Doug Fister, R ERA: 4.56	2.0	7	1	0	0	0	1	0	0	0	0	0	0	0	10	20	0.00	1.000		
73 Felipe Vázquez, L ERA: 2.73	1.0	3	0	0	0	0	0	0	0	0	0	0	0	12	16	0.00	0.000			
22 Drew Storen, R ERA: 3.24	1.0	3	0	0	0	1	0	0	0	0	0	0	0	9	13	0.00	0.000			
58 Jonathan Papelbon, R ERA: 1.78	1.0	5	2	0	0	1	0	0	0	0	0	0	0	7	8	0.00	2.000			

Miami Marlins @ Washington Nationals  
Nationals Park, Washington, DC  
Sun Aug 30 2015, 1:37 PM - 4:42 PM EDT  
Att: 34,488 - Overcast - 77 F

livebaseballscorecards.com

AB 35  
R 4  
H 10  
RBI 4  
BB 1  
SO 5  
LOB 14

Batter	1	2	3	4	5	6	7	8	9	AB	R	H	RBI	BB	SO	LOB	BOTTOM			
28 Jayson Werth, R OBP: 0.291, SLG: 0.336										4	2	2	3	1	0	0				
58 Jonathan Papelbon, R ERA: 1.78										0	0	0	0	0	0	0				
6 Anthony Rendon, R OBP: 0.351, SLG: 0.368										5	0	2	0	0	2	3				
34 Bryce Harper, L OBP: 0.457, SLG: 0.629										4	1	1	1	0	2	2				
11 Ryan Zimmerman, R OBP: 0.293, SLG: 0.413										4	0	1	0	0	1	1				
20 Ian Desmond, R OBP: 0.288, SLG: 0.400										1	0	1	1	3	0	0				
40 Wilson Ramos, R OBP: 0.271, SLG: 0.371										4	0	1	0	0	1	4				
8 Danny Espinosa, S OBP: 0.314, SLG: 0.414										4	1	1	0	0	1	3				
3 Michael Taylor, R OBP: 0.292, SLG: 0.391										4	2	2	0	0	0	1				
37 Stephen Strasburg, R ERA: 4.56										0	0	0	0	0	0	0				
33 Doug Fister, R ERA: 4.56										0	0	0	0	0	0	0				
25 Clint Kershaw, R ERA: 1.85										0	1	1	2	0	0	0				
73 Felipe Vázquez, L ERA: 2.73										0	0	0	0	0	0	0				
22 Drew Storen, S ERA: 3.24										0	0	0	0	0	0	0				
21 Matthew den Dekker, L OBP: 0.291, SLG: 0.398										1	0	1	0	0	0	0				
<b>Inning Stats</b>	R: 0 E: 0 K: 2 S: 8	H: 0 LOB: 0 BB: 0 P: 13	R: 0 E: 0 K: 2 S: 12	H: 0 LOB: 1 BB: 1 P: 20	R: 2 E: 0 K: 1 S: 12	H: 3 LOB: 0 BB: 0 P: 20	R: 0 E: 0 K: 0 S: 6	H: 0 LOB: 0 BB: 1 P: 11	R: 3 E: 0 K: 0 S: 16	H: 5 LOB: 2 BB: 0 P: 20	R: 2 E: 0 K: 0 S: 15	H: 3 LOB: 1 BB: 0 P: 24	R: 0 E: 0 K: 1 S: 13	H: 1 LOB: 1 BB: 1 P: 20	R: 0 E: 0 K: 1 S: 15	H: 1 LOB: 2 BB: 1 P: 26	1B: 8 2B: 3 3B: 0 HR: 2	SF: 0 SAC: 2 DP: 2 HBP: 0	WP: 0 PB: 0 SB: 0 CS: 0	PA: 38
<b>PITCHER</b>	IP WLS BF H R ER SO BB IBB HBP BLK WP HR S P ERA WHIP																			
52 Brad Hand, L ERA: 4.35	4.2	23	7	3	2	2	0	0	0	0	0	0	0	1	51	80	9.64	2.143		
50 Erik Cordier, R ERA: 4.15	1.1	7	3	2	2	0	0	0	0	0	0	0	0	18	28	13.50	2.250			
49 Brian Ellington, R ERA: 1.85	1.1	7	2	0	0	1	2	0	0	0	0	0	0	25	41	0.00	3.000			
46 Kyle Barraclough, R ERA: 0.79	0.2	1	0	0	0	1	0	0	0	0	0	0	0	3	5	0.00	0.000			

Miami Marlins @ Washington Nationals  
Nationals Park, Washington, DC  
Sun Aug 30 2015, 1:37 PM - 4:42 PM EDT  
Att: 34,488 - Overcast - 77 F

livebaseballscorecards.com

AB 32  
R 7  
H 13  
RBI 7  
BB 4  
SO 7  
LOB 14



Batter	1	2	3	4	5	6	7	8	9	AB	R	H	RBI	BB	SO	LOB	TOP										
9 Dee Strange-Gordon, L (1.4) OBP: 0.354, SLG: 0.412	G4-3		G4-3		K			K	F7	5	0	0	0	0	2	2											
51 Ichiro Suzuki, L (1.9) OBP: 0.305, SLG: 0.307	F7		F8			L7		14 BB		3	1	0	0	1	0	0											
14 Martin Prado, R (1.5) OBP: 0.320, SLG: 0.374			F9			G1-3		48 BB		4	1	2	1	0	0	0											
48 Justin Bour, L (1.3) OBP: 0.325, SLG: 0.449	P2				28 BB			2B		4	0	3	1	0	0	1											
32 Derek Dietrich, L (1.7) OBP: 0.359, SLG: 0.514		P5				F8		F8		4	0	0	0	0	0	3											
40 Mike Dunn, L (8.1) OBP: 1.000, SLG: 1.000										0	0	0	0	0	0	0											
44 AJ Ramos, R (9.1)										0	0	0	0	0	0	0											
28 Cole Gillespie, R (1.8) OBP: 0.347, SLG: 0.451		HR			G6-3			K	K	4	1	1	1	0	2	1											
20 J.T. Realmuto, R (1.2) OBP: 0.276, SLG: 0.377										4	0	2	0	0	0	0											
3 Adeiny Hechavarria, R (1.6) OBP: 0.316, SLG: 0.376										4	1	1	0	0	1	2											
45 Chris Narveson, L (1.1)										2	0	0	0	0	1	2											
46 Kyle Barraclough, R (6.1)										0	0	0	0	0	0	0											
57 Bryan Morris, L (7.1)										0	0	0	0	0	0	0											
21 Christian Yelich, L (8. PH) (8.7)										2	0	1	1	0	0	0											
<b>Inning Stats</b>	R: 0 H: 1 E: 0 K: 0 S: 7	H: 1 LOB: 0 BB: 0 P: 12	R: 1 H: 2 E: 0 K: 0 S: 11	H: 2 LOB: 1 BB: 0 P: 16	R: 0 H: 0 E: 0 K: 0 S: 8	H: 0 LOB: 0 BB: 0 P: 13	R: 0 H: 1 E: 0 K: 0 S: 11	H: 1 LOB: 0 BB: 0 P: 17	R: 0 H: 1 E: 0 K: 3 S: 13	H: 1 LOB: 1 BB: 0 P: 16	R: 0 H: 1 E: 0 K: 0 S: 9	H: 1 LOB: 0 BB: 0 P: 11	R: 0 H: 0 E: 0 K: 1 S: 9	H: 0 LOB: 0 BB: 0 P: 14	R: 2 H: 2 E: 0 K: 1 S: 20	H: 2 LOB: 1 BB: 0 P: 31	R: 1 H: 2 E: 0 K: 1 S: 8	H: 2 LOB: 1 BB: 0 P: 14	1B: 7 2B: 2 3B: 0 HR: 1	SF: 0 SAC: 0 DP: 1 HBP: 0	WP: 0 PB: 0 SB: 1 CS: 0	PA: 37					
<b>PITCHER</b>	IP	WLS	BF	H	R	ER	SO	BB	IBB	HBP	BLK	WP	HR	S	P	ERA	WHIP										
17 Shelby Miller, R (1.1) ERA: 2.56	7.0	L	26	6	1	1	4	0	0	0	0	0	1	68	99	1.29	0.857										
56 Matt Marksberry, L (8.1) ERA: 5.63	1.0		6	2	2	2	1	1	0	0	0	0	0	20	31	18.00	3.000										
58 Peter Moylan, R (9.1) ERA: 6.23	0.2		4	2	1	1	1	0	0	0	1	0	0	7	13	13.50	3.000										
64 Ryan Kelly, R (9.1) ERA: 8.1	0.1		1	0	0	0	0	0	0	0	0	0	0	1	1	0.00	0.000										

Miami Marlins @ Atlanta Braves  
Turner Field, Atlanta, GA  
Mon Aug 31 2015, 7:11 PM - 10:05 PM EDT  
Att: 12,916 - Cloudy - 81 F

AB 36  
R 4  
H 10  
RBI 4  
BB 1  
SO 6  
LOB 11



Batter	1	2	3	4	5	6	7	8	9	AB	R	H	RBI	BB	SO	LOB	BOTTOM										
22 Nick Markakis, L (1.9) OBP: 0.368, SLG: 0.374	F8		G3			G4-3		K		4	0	0	0	0	1	1											
13 Pedro Ciriaco, R (1.6) OBP: 0.288, SLG: 0.369	F7							K		3	0	1	0	1	1	0											
5 Freddie Freeman, L (1.3) OBP: 0.356, SLG: 0.480										3	0	0	0	1	1	1											
Jonny Gomes, R (1.7) OBP: 0.325, SLG: 0.364										2	0	0	0	0	1	1											
23 Nick Swisher, S (6.7) OBP: 0.296, SLG: 0.351										0	0	0	0	2	0	0											
13 Adonis Garcia, R (1.5) OBP: 0.269, SLG: 0.481										4	0	0	0	0	0	4											
8 Jace Peterson, L (1.4) OBP: 0.316, SLG: 0.340										3	0	1	0	0	0	0											
27 Christian Bethancourt, R (1.2) OBP: 0.219, SLG: 0.267										3	0	0	0	0	0	1											
2 Michael Bourn, L (1.8) OBP: 0.301, SLG: 0.271										2	0	1	0	1	0	0											
17 Shelby Miller, R (1.1) OBP: 0.122, SLG: 0.109										2	0	0	0	0	1	2											
56 Matt Marksberry, L (8.1) ERA: 0.75										0	0	0	0	0	0	0											
25 Cameron Maybin, R (8. PH) OBP: 0.336, SLG: 0.388										1	0	0	0	0	1	0											
58 Peter Moylan, R (9.1)										0	0	0	0	0	0	0											
64 Ryan Kelly, R (9.1)										0	0	0	0	0	0	0											
<b>Inning Stats</b>	R: 0 H: 0 E: 0 K: 1 S: 8	H: 0 LOB: 0 BB: 0 P: 13	R: 0 H: 0 E: 0 K: 0 S: 11	H: 0 LOB: 0 BB: 0 P: 14	R: 0 H: 1 E: 0 K: 1 S: 13	H: 1 LOB: 1 BB: 0 P: 17	R: 0 H: 0 E: 0 K: 0 S: 9	H: 0 LOB: 1 BB: 1 P: 19	R: 0 H: 0 E: 0 K: 0 S: 10	H: 0 LOB: 1 BB: 1 P: 19	R: 0 H: 1 E: 0 K: 0 S: 12	H: 1 LOB: 2 BB: 2 P: 23	R: 0 H: 1 E: 0 K: 0 S: 9	H: 1 LOB: 0 BB: 0 P: 13	R: 0 H: 0 E: 0 K: 3 S: 16	H: 0 LOB: 0 BB: 0 P: 22	R: 0 H: 0 E: 0 K: 0 S: 4	H: 0 LOB: 0 BB: 1 P: 8	1B: 3 2B: 0 3B: 0 HR: 0	SF: 0 SAC: 0 DP: 2 HBP: 0	WP: 1 PB: 0 SB: 1 CS: 1	PA: 32					
<b>PITCHER</b>	IP	WLS	BF	H	R	ER	SO	BB	IBB	HBP	BLK	WP	HR	S	P	ERA	WHIP										
45 Chris Narveson, L (1.1) ERA: 5.23	5.1	W	20	2	0	0	0	2	0	0	0	0	1	6	15	0.00	0.750										
46 Kyle Barraclough, R (6.1) ERA: 0.75	0.2	H	3	0	0	0	0	2	0	0	0	0	0	6	15	0.00	3.000										
57 Bryan Morris, R (7.1) ERA: 2.95	1.0	H	3	1	0	0	0	0	0	0	0	0	0	9	13	0.00	1.000										
40 Mike Dunn, L (8.1) ERA: 4.67	1.0	H	3	0	0	0	3	0	0	0	0	0	0	16	22	0.00	0.000										
44 AJ Ramos, R (9.1) ERA: 2.7	1.0		3	0	0	0	0	1	0	0	0	0	0	4	8	0.00	1.000										

Miami Marlins @ Atlanta Braves  
Turner Field, Atlanta, GA  
Mon Aug 31 2015, 7:11 PM - 10:05 PM EDT  
Att: 12,916 - Cloudy - 81 F

AB 27  
R 0  
H 3  
RBI 0  
BB 5  
SO 6  
LOB 10





Batter	1	2	3	4	5	6	7	8	9	AB	R	H	RBI	BB	SO	LOB	TOP			
9 Dee Strange-Gordon, L OBP: 0.354, SLG: 0.412	G6-3	FC5-4						G6-3		5	1	2	0	0	0	1	<b>Miami Marlins @ Atlanta Braves</b> Turner Field, Atlanta, GA Tue Sep 01 2015, 7:10 PM - 9:57 PM EDT Att: 16,386 - Partly Cloudy - 86 F			
21 Christian Yelich, L OBP: 0.348, SLG: 0.383	48 WP 13 1B	G4-3					48 HR	G1-3		4	2	2	1	1	0	1				
14 Martin Prado, R OBP: 0.321, SLG: 0.373	13 1B 28 WP FC4-6		F8				48 HR		K	4	2	1	0	1	2	2				
48 Justin Bour, L OBP: 0.326, SLG: 0.457	28 FC4-6 13 1B		P4						K	4	1	1	3	1	1	0				
13 Marcell Ozuna, R OBP: 0.295, SLG: 0.363	28 FC4-6								K	5	1	2	1	0	1	0				
28 Cole Gillespie, R OBP: 0.345, SLG: 0.445	FC4-6								K	4	0	1	2	0	2	2				
20 J.T. Realmuto, R OBP: 0.275, SLG: 0.375	F8								K	4	0	1	0	0	1	3				
3 Adeiny Hechavarria, R OBP: 0.313, SLG: 0.373		F8							F9	4	0	0	0	0	0	1				
19 Miguel Rojas, R OBP: 0.270, SLG: 0.339									F9	0	0	0	0	0	0	0				
60 Justin Nicolino, L OBP: 0.067, SLG: 0.067									K	3	0	1	0	0	1	0				
5 Casey McGehee, R OBP: 0.279, SLG: 0.288										1	0	0	0	0	1	0				
50 Erik Cordier, R										0	0	0	0	0	0	0				
24 André Rienzo, R										0	0	0	0	0	0	0				
<b>Inning Stats</b>	R: 2 H: 3 E: 0 K: 0 S: 10	H: 3 LOB: 2 BB: 1 P: 20	R: 0 H: 1 E: 0 K: 0 S: 9	H: 1 LOB: 1 BB: 0 P: 15	R: 1 H: 2 E: 0 K: 1 S: 14	H: 2 LOB: 2 BB: 1 P: 21	R: 0 H: 1 E: 0 K: 2 S: 14	H: 1 LOB: 1 BB: 1 P: 25	R: 0 H: 0 E: 0 K: 1 S: 7	H: 0 LOB: 0 BB: 0 P: 10	R: 0 H: 0 E: 0 K: 0 S: 8	H: 0 LOB: 0 BB: 0 P: 13	R: 4 H: 4 E: 0 K: 1 S: 19	H: 4 LOB: 1 BB: 1 P: 32	R: 0 H: 0 E: 0 K: 3 S: 9	H: 0 LOB: 0 BB: 0 P: 13	1B: 8 2B: 2 3B: 0 HR: 1	SF: 0 SAC: 0 DP: 0 HBP: 0	WP: 1 PB: 0 SB: 2 CS: 0	PA: 41
<b>PITCHER</b>	IP WLS BF H R ER SO BB IBB HBP BLK WP HR S P ERA WHIP	IP WLS BF H R ER SO BB IBB HBP BLK WP HR S P ERA WHIP	IP WLS BF H R ER SO BB IBB HBP BLK WP HR S P ERA WHIP	IP WLS BF H R ER SO BB IBB HBP BLK WP HR S P ERA WHIP	IP WLS BF H R ER SO BB IBB HBP BLK WP HR S P ERA WHIP	IP WLS BF H R ER SO BB IBB HBP BLK WP HR S P ERA WHIP	IP WLS BF H R ER SO BB IBB HBP BLK WP HR S P ERA WHIP	IP WLS BF H R ER SO BB IBB HBP BLK WP HR S P ERA WHIP	IP WLS BF H R ER SO BB IBB HBP BLK WP HR S P ERA WHIP	IP WLS BF H R ER SO BB IBB HBP BLK WP HR S P ERA WHIP	IP WLS BF H R ER SO BB IBB HBP BLK WP HR S P ERA WHIP	IP WLS BF H R ER SO BB IBB HBP BLK WP HR S P ERA WHIP	IP WLS BF H R ER SO BB IBB HBP BLK WP HR S P ERA WHIP	IP WLS BF H R ER SO BB IBB HBP BLK WP HR S P ERA WHIP	IP WLS BF H R ER SO BB IBB HBP BLK WP HR S P ERA WHIP	IP WLS BF H R ER SO BB IBB HBP BLK WP HR S P ERA WHIP	IP WLS BF H R ER SO BB IBB HBP BLK WP HR S P ERA WHIP			
50 Manny Bañuelos, L ERA: 3.33	2.2	L	15	6	3	3	0	1	0	30	52	10.12	2.625							
54 Sugar Ray Marimon, R ERA: 5.4	3.1		15	3	3	3	4	2	0	35	60	8.10	1.500							
64 Ryan Kelly, R ERA: 9.22	1.0		5	2	1	1	1	0	0	16	24	9.00	2.000							
61 Danny Burawa, R ERA: 13.5	2.0		6	0	0	0	4	0	0	15	21	0.00	0.000							

Batter	1	2	3	4	5	6	7	8	9	AB	R	H	RBI	BB	SO	LOB	BOTTOM					
22 Nick Markakis, L OBP: 0.368, SLG: 0.373	5 1B							P5		4	0	1	0	0	0	2	<b>Miami Marlins @ Atlanta Braves</b> Turner Field, Atlanta, GA Tue Sep 01 2015, 7:10 PM - 9:57 PM EDT Att: 16,386 - Partly Cloudy - 86 F					
25 Cameron Maybin, R OBP: 0.333, SLG: 0.384	F9							P4		4	0	0	0	0	1	4						
5 Freddie Freeman, L OBP: 0.357, SLG: 0.481	23 2B C6-4-3									4	1	2	0	0	0	2						
23 Nick Swisher, S OBP: 0.295, SLG: 0.344	G6-4-3									3	0	0	0	1	0	2						
15 A.J. Pierzynski, L OBP: 0.335, SLG: 0.425		G6-3								4	0	2	1	0	0	0						
28 Héctor Olivera, R		G1-3								4	0	0	0	0	1	3						
8 Jace Peterson, L OBP: 0.315, SLG: 0.339										4	0	1	0	0	1	1						
14 Daniel Castro, R OBP: 0.343, SLG: 0.364										3	0	1	0	1	0	1						
50 Manny Bañuelos, R										0	0	0	0	0	0	0						
54 Sugar Ray Marimon, R										1	0	1	0	1	0	0						
64 Ryan Kelly, R										0	0	0	0	0	0	0						
30 Ryan Lavanway, R										1	0	0	0	0	0	2						
61 Danny Burawa, R										0	0	0	0	0	0	0						
27 Christian Bethancourt, R OBP: 0.216, SLG: 0.298										1	0	0	0	0	0	0						
<b>Inning Stats</b>	R: 0 H: 2 E: 0 K: 0 S: 5	H: 2 LOB: 1 BB: 0 P: 10	R: 0 H: 0 E: 0 K: 1 S: 8	H: 0 LOB: 0 BB: 0 P: 13	R: 0 H: 1 E: 0 K: 0 S: 9	H: 1 LOB: 2 BB: 1 P: 18	R: 0 H: 0 E: 0 K: 0 S: 4	H: 0 LOB: 0 BB: 0 P: 7	R: 0 H: 1 E: 0 K: 0 S: 7	H: 1 LOB: 1 BB: 1 P: 14	R: 0 H: 0 E: 0 K: 1 S: 7	H: 0 LOB: 0 BB: 0 P: 8	R: 0 H: 2 E: 0 K: 1 S: 14	H: 2 LOB: 2 BB: 0 P: 18	R: 1 H: 2 E: 0 K: 0 S: 10	H: 2 LOB: 1 BB: 1 P: 17	R: 0 H: 0 E: 1 K: 0 S: 11	H: 0 LOB: 1 BB: 0 P: 16	1B: 7 2B: 2 3B: 0 HR: 0	SF: 0 SAC: 0 DP: 3 HBP: 1	WP: 0 PB: 0 SB: 0 CS: 0	PA: 37
<b>PITCHER</b>	IP WLS BF H R ER SO BB IBB HBP BLK WP HR S P ERA WHIP	IP WLS BF H R ER SO BB IBB HBP BLK WP HR S P ERA WHIP	IP WLS BF H R ER SO BB IBB HBP BLK WP HR S P ERA WHIP	IP WLS BF H R ER SO BB IBB HBP BLK WP HR S P ERA WHIP	IP WLS BF H R ER SO BB IBB HBP BLK WP HR S P ERA WHIP	IP WLS BF H R ER SO BB IBB HBP BLK WP HR S P ERA WHIP	IP WLS BF H R ER SO BB IBB HBP BLK WP HR S P ERA WHIP	IP WLS BF H R ER SO BB IBB HBP BLK WP HR S P ERA WHIP	IP WLS BF H R ER SO BB IBB HBP BLK WP HR S P ERA WHIP	IP WLS BF H R ER SO BB IBB HBP BLK WP HR S P ERA WHIP	IP WLS BF H R ER SO BB IBB HBP BLK WP HR S P ERA WHIP	IP WLS BF H R ER SO BB IBB HBP BLK WP HR S P ERA WHIP	IP WLS BF H R ER SO BB IBB HBP BLK WP HR S P ERA WHIP	IP WLS BF H R ER SO BB IBB HBP BLK WP HR S P ERA WHIP	IP WLS BF H R ER SO BB IBB HBP BLK WP HR S P ERA WHIP	IP WLS BF H R ER SO BB IBB HBP BLK WP HR S P ERA WHIP	IP WLS BF H R ER SO BB IBB HBP BLK WP HR S P ERA WHIP					
60 Justin Nicolino, L ERA: 3.07	7.0	W	27	6	0	0	3	2	0	34	54	0.00	1.143									
50 Erik Cordier, R ERA: 4.66	1.0		6	2	1	1	0	1	0	10	17	9.00	3.000									
24 André Rienzo, R ERA: 4.38	1.0		4	0	0	0	0	0	0	11	16	0.00	0.000									














Batter	1	2	3	4	5	6	7	8	9	AB	R	H	RBI	BB	SO	LOB	TOP										
12 Juan Lagares, R OBP: 0.287, SLG: 0.365	G6-3	HR	G4-3			1B		L9		5	1	2	2	0	0	1											
5 David Wright, R OBP: 0.386, SLG: 0.408	7 HR	L9			1B	BB		G5-3		4	1	2	0	1	0	0											
52 Yoenis Cespedes, R OBP: 0.329, SLG: 0.535	7 HR	BB	1B		F9	F9		G6-3		4	2	1	0	1	0	2											
2 Juan Uribe, R OBP: 0.315, SLG: 0.407	K	BB			BB			G1-3		3	0	0	0	2	1	3											
11 Rubén Tejeda, R OBP: 0.336, SLG: 0.350		BB			BB					0	0	0	0	0	0	0											
7 Travis d'Arnaud, R OBP: 0.376, SLG: 0.560	HR	1B			F9			G4-3		4	1	2	4	0	0	2											
4 Wilmer Flores, R OBP: 0.296, SLG: 0.416	HR	F8			F9			G3		4	1	1	1	0	0	4											
29 Eric Campbell, R OBP: 0.309, SLG: 0.288	1 CS							G4-3		3	0	1	0	0	0	0											
1 Eric Young Jr., S OBP: 0.227, SLG: 0.259	CS	HBP	F7		G4-3			F8		3	1	0	0	0	0	1											
40 Bartolo Colon, R OBP: 0.151, SLG: 0.157		K	SH1-4		G6-3			K		3	0	0	0	0	2	1											
Inning Stats	R: 4 H: 4 E: 0 K: 1 S: 17	H: 4 LOB: 0 BB: 1 P: 30	R: 3 H: 3 E: 0 K: 1 S: 12	H: 3 LOB: 2 BB: 1 P: 25	R: 0 H: 0 E: 0 K: 0 S: 6	H: 0 LOB: 1 BB: 0 P: 12	R: 0 H: 1 E: 0 K: 0 S: 11	H: 1 LOB: 2 BB: 1 P: 21	R: 0 H: 0 E: 0 K: 0 S: 9	H: 0 LOB: 0 BB: 0 P: 14	R: 0 H: 1 E: 0 K: 0 S: 12	H: 1 LOB: 1 BB: 1 P: 19	R: 0 H: 0 E: 0 K: 1 S: 7	H: 0 LOB: 0 BB: 0 P: 8	R: 0 H: 0 E: 0 K: 0 S: 6	H: 0 LOB: 0 BB: 0 P: 12	1B: 6 2B: 0 3B: 0 HR: 3	SF: 0 SAC: 1 DP: 0 HBP: 2	WP: 0 PB: 0 SB: 0 CS: 1	PA: 41							
PITCHER	IP	WLS	BF	H	R	ER	SO	BB	IBB	HBP	BLK	WP	HR	S	P	ERA	WHIP										
52 Brad Hand, L ERA: 5.2	1.2	L	13	6	7	7	2	2	0	1	0	0	3	25	48	37.80	4.800										
24 André Rienzo, R ERA: 3.45	3.1		14	2	0	0	0	1	0	1	0	0	0	30	54	0.00	0.900										
50 Erik Cordier, R ERA: 3.86	2.0		7	1	0	0	0	1	0	0	0	0	0	20	31	0.00	1.000										
58 Raudel Lazo, L ERA:	1.0		3	0	0	0	1	0	0	0	0	0	0	7	8	0.00	0.000										
62 José Ureña, R ERA: 5.01	1.0		3	0	0	0	0	0	0	0	0	0	0	6	12	0.00	0.000										
Batter	1	2	3	4	5	6	7	8	9	AB	R	H	RBI	BB	SO	LOB	BOTTOM										
9 Dee Strange-Gordon, L OBP: 0.350, SLG: 0.406	L7		L8			L7		L6-3		4	0	1	0	0	0	1											
21 Christian Yelich, L OBP: 0.332, SLG: 0.395	G6-3				G6-3	1B		L6-3		4	0	1	0	0	0	1											
14 Martín Prado, R OBP: 0.328, SLG: 0.384	L8				P3			G4-3		4	0	1	0	0	0	1											
48 Justin Bour, L OBP: 0.322, SLG: 0.446		51 G3-6			1B	G1-3		K		4	0	2	0	0	1	1											
32 Derek Dietrich, L OBP: 0.360, SLG: 0.508		F7			F9			1B		4	0	1	0	0	0	3											
51 Ichiro Suzuki, L OBP: 0.303, SLG: 0.307		G3-6			G5-3			P4		4	0	0	0	0	4												
20 J.T. Realmuto, R OBP: 0.277, SLG: 0.379					F9					3	0	2	0	0	0	0											
19 Miguel Rojas, R OBP: 0.270, SLG: 0.329					G1-3			K		3	0	1	0	0	1	2											
52 Brad Hand, L OBP: 0.125, SLG: 0.125										0	0	0	0	0	0	0											
24 André Rienzo, R OBP: 0.125, SLG: 0.125										1	0	0	0	0	1												
28 Cole Gillespie, R OBP: 0.125, SLG: 0.125										0	0	0	0	0	0												
50 Erik Cordier, R OBP: 0.125, SLG: 0.125										0	0	0	0	0	0												
58 Raudel Lazo, L OBP: 0.125, SLG: 0.125										0	0	0	0	0	0												
5 Casey McGehee, R OBP: 0.125, SLG: 0.125										1	0	0	0	0	0												
62 José Ureña, R OBP: 0.125, SLG: 0.125										0	0	0	0	0	0												
Inning Stats	R: 0 H: 0 E: 0 K: 0 S: 9	H: 1 LOB: 0 BB: 0 P: 9	R: 0 H: 1 E: 0 K: 0 S: 10	H: 1 LOB: 0 BB: 0 P: 14	R: 0 H: 1 E: 0 K: 0 S: 7	H: 1 LOB: 1 BB: 0 P: 10	R: 0 H: 2 E: 0 K: 0 S: 7	H: 2 LOB: 0 BB: 0 P: 16	R: 0 H: 1 E: 0 K: 0 S: 7	H: 1 LOB: 0 BB: 0 P: 8	R: 0 H: 1 E: 0 K: 0 S: 9	H: 1 LOB: 1 BB: 0 P: 10	R: 0 H: 1 E: 0 K: 1 S: 12	H: 1 LOB: 0 BB: 0 P: 17	R: 0 H: 1 E: 0 K: 0 S: 5	H: 1 LOB: 1 BB: 0 P: 6	R: 0 H: 1 E: 0 K: 1 S: 8	H: 1 LOB: 0 BB: 0 P: 10	1B: 8 2B: 2 3B: 0 HR: 0	SF: 0 SAC: 0 DP: 3 HBP: 0	WP: 0 PB: 0 SB: 0 CS: 0	PA: 33					
PITCHER	IP	WLS	BF	H	R	ER	SO	BB	IBB	HBP	BLK	WP	HR	S	P	ERA	WHIP										
40 Bartolo Colon, R ERA: 4.18	9.0	W	33	9	0	0	2	0	0	0	0	0	0	74	100	0.00	1.000										


New York Mets @ Miami Marlins  
Marlins Park, Miami, FL  
Sat Sep 05 2015, 7:11 PM - 9:40 PM EDT  
Att: 23,135 - Roof Closed - 75 F

AB 33  
R 7  
H 9  
RBI 7  
BB 4  
SO 3  
LOB 14



New York Mets @ Miami Marlins  
Marlins Park, Miami, FL  
Sat Sep 05 2015, 7:11 PM - 9:40 PM EDT  
Att: 23,135 - Roof Closed - 75 F

AB 33  
R 0  
H 9  
RBI 0  
BB 0  
SO 2  
LOB 15



livebaseballscores.com



Batter	1	2	3	4	5	6	7	8	9	AB	R	H	RBI	BB	SO	LOB	TOP			
3 Curtis Granderson, L (1.9) OBP: 0.353, SLG: 0.453										3	0	0	0	1	1	0	<b>New York Mets @ Miami Marlins</b> Marlins Park, Miami, FL Sun Sep 06 2015, 1:11 PM - 4:31 PM EDT Att: 26,780 - Roof Closed - 75 F			
52 Yoenis Cespedes, R (1.8) OBP: 0.330, SLG: 0.540										4	2	2	1	0	1	1				
30 Michael Conforto, L (1.7) OBP: 0.379, SLG: 0.550 46 Tyler Clippard, R (8.1) OBP: 0.386, SLG: 0.486										4	0	2	0	0	2	2				
4 Wilmer Flores, R (1.4) OBP: 0.295, SLG: 0.422										4	1	1	2	0	0	1				
55 Kelly Johnson, L (1.3) OBP: 0.312, SLG: 0.431 1 Enc Young Jr., S (9, PR) OBP: 0.227, SLG: 0.259 29 Eric Campbell, R (9.3) OBP: 0.309, SLG: 0.288										3	0	0	0	1	2	1				
2 Juan Uribe, R (1.5) OBP: 0.317, SLG: 0.409										3	0	1	0	1	0	0				
11 Rubén Tejeda, R (1.6) OBP: 0.343, SLG: 0.351										2	0	1	0	2	0	1				
22 Kevin Plawecki, R (1.2) OBP: 0.286, SLG: 0.295 7 Travis d'Arnaud, R (9, PH) OBP: 0.374, SLG: 0.557 20 Anthony Recker, R (9.2) OBP: 0.259, SLG: 0.233										3	0	1	0	0	2	1				
32 Steven Matz, R (1.1) OBP: 0.375, SLG: 0.500 47 Hansel Robles, R (6.1) OBP: 0.324, SLG: 0.429 28 Daniel Murphy, L (7, PH) OBP: 0.324, SLG: 0.429 43 Addison Reed, L (7.1) OBP: 0.287, SLG: 0.365										2	0	0	0	0	0	2				
<b>Inning Stats</b>	R: 1 H: 2 E: 0 K: 1 S: 15	H: 2 LOB: 1 BB: 0 P: 21	R: 0 H: 1 E: 0 K: 0 S: 9	H: 1 LOB: 1 BB: 1 P: 20	R: 0 H: 1 E: 0 K: 0 S: 13	H: 1 LOB: 1 BB: 0 P: 17	R: 0 H: 0 E: 0 K: 1 S: 8	H: 0 LOB: 0 BB: 0 P: 13	R: 2 H: 2 E: 0 K: 2 S: 15	H: 2 LOB: 0 BB: 0 P: 25	R: 0 H: 0 E: 0 K: 1 S: 7	H: 0 LOB: 1 BB: 1 P: 14	R: 0 H: 0 E: 0 K: 2 S: 8	H: 0 LOB: 0 BB: 1 P: 13	R: 0 H: 1 E: 0 K: 0 S: 7	H: 1 LOB: 3 BB: 2 P: 17		1B: 3 2B: 3 3B: 0 HR: 2	SF: 0 SAC: 0 DP: 3 HBP: 0	WP: 0 PB: 0 SB: 0 CS: 1
<b>PITCHER</b>	IP WLS BF H R ER SO BB IBB HBP BLK WP HR S P ERA WHIP																			
23 Jarrod Cosart, R (1.1) ERA: 5.04	4.2 19 5 1 1 3 1 0 0 0 0 0 1 54 88 1.93 1.286																			
45 Chris Narveson, L (5.1) ERA: 5.73	1.1 6 2 2 2 2 0 0 0 0 0 0 1 16 26 3.000 1.500																			
46 Kyle Barraclough, R (7.1) ERA: 0.63	0.1 2 0 0 0 1 1 0 0 0 0 0 0 5 12 0.00 0.600																			
40 Mike Dunn, L (7.1) ERA: 4.69	1.2 4 0 0 0 2 1 0 0 0 0 0 0 10 15 0.00 0.600																			
44 AJ Ramos, R (9.1) ERA: 2.72	1.0 W 5 1 0 0 0 2 0 0 0 0 0 0 7 17 0.00 3.000																			

Batter	1	2	3	4	5	6	7	8	9	AB	R	H	RBI	BB	SO	LOB	BOTTOM					
9 Dee Strange-Gordon, L (1.4) OBP: 0.354, SLG: 0.409										4	1	3	0	1	1	0	<b>New York Mets @ Miami Marlins</b> Marlins Park, Miami, FL Sun Sep 06 2015, 1:11 PM - 4:31 PM EDT Att: 26,780 - Roof Closed - 75 F					
21 Christian Yelich, L (1.7) OBP: 0.333, SLG: 0.393										4	0	1	0	1	1	2						
14 Martin Prado, R (1.5) OBP: 0.326, SLG: 0.382										4	0	1	1	0	1	3						
13 Marcell Ozuna, R (1.9) OBP: 0.305, SLG: 0.380										3	0	2	1	1	0	0						
5 Casey McGehee, R (1.3) OBP: 0.275, SLG: 0.284										4	0	0	0	0	0	4						
28 Cole Gillespie, R (5.9) OBP: 0.338, SLG: 0.434 45 Chris Narveson, L (5.1) ERA: 5.73 32 Derek Dietrich, L (6.9) OBP: 0.303, SLG: 0.506 46 Kyle Barraclough, R (7.1) ERA: 0.63 40 Mike Dunn, L (7.1) ERA: 4.69 45 Justin Smoak, L (8.9) OBP: 0.324, SLG: 0.457 44 AJ Ramos, R (9.1) ERA: 2.72										2	0	0	0	0	2	2						
19 Miguel Rojas, R (1.6) OBP: 0.256, SLG: 0.311										4	0	0	0	0	1	4						
6 Jeff Mathis, R (1.2) OBP: 0.186, SLG: 0.195 20 J.T. Realmuto, R (9, PR) OBP: 0.277, SLG: 0.379										4	1	1	1	0	1	0						
23 Jarrod Cosart, R (1.1) OBP: 0.071, SLG: 0.071 51 Ichiro Suzuki, L (5.9) OBP: 0.301, SLG: 0.305										3	0	0	0	0	1	1						
<b>Inning Stats</b>	R: 1 H: 1 E: 0 K: 1 S: 12	H: 1 LOB: 1 BB: 1 P: 21	R: 0 H: 0 E: 0 K: 1 S: 7	H: 0 LOB: 0 BB: 0 P: 10	R: 0 H: 1 E: 0 K: 1 S: 8	H: 1 LOB: 2 BB: 1 P: 11	R: 0 H: 1 E: 0 K: 2 S: 15	H: 1 LOB: 2 BB: 0 P: 25	R: 1 H: 1 E: 0 K: 1 S: 7	H: 1 LOB: 0 BB: 0 P: 10	R: 0 H: 0 E: 0 K: 0 S: 8	H: 2 LOB: 2 BB: 0 P: 17	R: 0 H: 0 E: 0 K: 1 S: 12	H: 2 LOB: 0 BB: 0 P: 14	R: 1 H: 1 E: 0 K: 0 S: 11	H: 1 LOB: 0 BB: 0 P: 14		R: 1 H: 1 E: 0 K: 2 S: 17	H: 1 LOB: 2 BB: 1 P: 27	1B: 6 2B: 1 3B: 0 HR: 2	SF: 1 SAC: 0 DP: 1 HBP: 1	WP: 1 PB: 0 SB: 1 CS: 0
<b>PITCHER</b>	IP WLS BF H R ER SO BB IBB HBP BLK WP HR S P ERA WHIP																					
32 Steven Matz, L (1.1) ERA: 1.89	5.1 21 4 2 2 6 2 0 0 0 0 0 1 51 81 3.38 1.125																					
47 Hansel Robles, R (6.1) ERA: 3.65	0.2 H 4 1 0 0 0 0 0 0 1 0 0 0 6 13 0.00 1.500																					
43 Addison Reed, R (7.1) ERA: 3.83	1.0 H 5 2 0 0 1 0 0 0 0 0 0 0 12 14 0.00 2.000																					
46 Tyler Clippard, R (8.1) ERA: 2.25	1.2 L 9 2 2 2 2 0 1 0 0 0 1 1 28 41 10.80 1.200																					

AB 30  
R 3  
H 8  
RBI 3  
BB 5  
SO 8  
LOB 13



AB 34  
R 4  
H 9  
RBI 4  
BB 3  
SO 9  
LOB 16





Batter	1	2	3	4	5	6	7	8	9	AB	R	H	RBI	BB	SO	LOB	TOP										
9 Jean Segura, R (1,6) OBP: 0.293, SLG: 0.338 2 Scooter Gennett, L (8,4) OBP: 0.301, SLG: 0.399	F7		F9		F9	20 2B 3B	20 1B 8 2B 1B	F9	P3	5	2	2	0	0	0	0											
20 Jonathan Lucroy, R (1,2) OBP: 0.354, SLG: 0.511 12 Martin Maldonado, R (8,2) OBP: 0.271, SLG: 0.276	G5-3 2B		P3		P3	8 2B 18 1B 2B	8 2B 16 SF8 1B	8 1B BB	K	4	2	3	1	1	0	0											
8 Ryan Braun, R (1,9) OBP: 0.354, SLG: 0.511 7 Logan Schafer, L (7,PR) OBP: 0.253, SLG: 0.239	G5-3		G6-3		G4-3	16 SF8 14 1B 2B	16 SF8 14 1B 2B	18 FC5-4 1B	K	5	1	2	1	0	0	2											
18 Khris Davis, R (1,7) OBP: 0.315, SLG: 0.476	G5-3				HR	24 2B 1B	K	FC5-4	FC5-4	5	2	2	2	0	1	5											
24 Adam Lind, L (1,3) OBP: 0.375, SLG: 0.486	K				14 F9 16 BB 1B	14 2B 2B	14 1B IBB	BB	BB	3	1	2	1	2	1	0											
16 Domingo Santana, R (1,8) OBP: 0.350, SLG: 0.523	14 1B 1B				14 F9 BB	14 2B BB	SF8	F8	F8	2	1	1	1	2	0	1											
14 Hernán Pérez, R (1,5) OBP: 0.266, SLG: 0.356	1B				F9	1B	2B	F8	F8	5	0	3	3	0	0	3											
3 Elián Herrera, S (1,4) OBP: 0.286, SLG: 0.407	F5				G5-3	K	G3	L7	L7	5	0	0	0	0	1	8											
27 Zach Davies, R (1,1) OBP: 0.167, SLG: 0.167 37 Tyler Thornburg, R (8,1)	L9				P4	P2	P2	K	K	4	0	0	0	0	0	5											
Inning Stats	R: 0 E: 0 K: 0 S: 10	H: 1 LOB: 1 BB: 0 P: 17	R: 0 E: 0 K: 1 S: 12	H: 2 LOB: 2 BB: 0 P: 18	R: 0 E: 0 K: 0 S: 4	H: 0 LOB: 0 BB: 0 P: 5	R: 1 E: 0 K: 0 S: 15	H: 2 LOB: 2 BB: 1 P: 23	R: 5 E: 0 K: 1 S: 27	H: 5 LOB: 1 BB: 1 P: 41	R: 3 E: 0 K: 1 S: 15	H: 4 LOB: 2 BB: 1 P: 24	R: 0 E: 0 K: 0 S: 12	H: 0 LOB: 1 BB: 1 P: 13	R: 0 E: 0 K: 2 S: 9	H: 0 LOB: 0 BB: 0 P: 16	1B: 8 2B: 5 3B: 1 HR: 1	SF: 1 SAC: 0 DP: 0 HBP: 0	WP: 0 PB: 0 SB: 1 CS: 0	PA: 47							
PITCHER	IP	WLS	BF	H	R	ER	SO	BB	IBB	HBP	BLK	WP	HR	S	P	ERA	WHIP										
60 Justin Nicolino, L (1,1) ERA: 3.72	4.1	L	23	9	5	5	1	1	0	0	0	0	1	56	86	10.38	2.308										
49 Brian Ellington, R (5,1) ERA: 2.25	0.2		4	1	1	1	1	1	0	0	0	0	0	12	18	13.50	3.000										
50 Erik Cordier, R (6,1) ERA: 5.84	0.2		7	4	3	3	1	0	1	0	0	0	0	14	23	40.50	6.000										
62 José Ureña, R (6,1) ERA: 4.78	2.1		10	1	0	0	0	2	0	0	0	0	0	19	34	0.00	1.286										
58 Raudel Lazo, L (9,1) ERA:	1.0		3	0	0	0	2	0	0	0	0	0	0	9	16	0.00	0.000										
Batter	1	2	3	4	5	6	7	8	9	AB	R	H	RBI	BB	SO	LOB	BOTTOM										
9 Dee Strange-Gordon, L (1,4) OBP: 0.354, SLG: 0.408 28 Cole Gillespie, R (8,8) OBP: 0.336, SLG: 0.431	G1-3 1B				G1-3	G6-3	G6-3	L5	L5	3	0	1	0	0	0	0											
21 Christian Yelich, L (1,8) OBP: 0.349, SLG: 0.389	G1-6-3				G6-3	K	K	K	K	4	0	0	0	0	2	3											
14 Martín Prado, R (1,5) OBP: 0.324, SLG: 0.380 19 Miguel Rojas, R (7,6) OBP: 0.253, SLG: 0.307	K				P4	K	K	F8	F8	3	0	0	0	0	2	0											
48 Justin Bour, L (1,3) OBP: 0.323, SLG: 0.455	G6-3				G6-3	20 1B 17 FC6-4 1B	G4-3	L6	L6	4	1	1	0	0	0	0											
13 Marcell Ozuna, R (1,9) OBP: 0.304, SLG: 0.379	G4-3				G4-3	17 FC6-4 20 1B 1B	K	P4	P4	4	0	1	0	0	1	0											
32 Derek Dietrich, L (1,7) OBP: 0.358, SLG: 0.500	G4-3				F2	F2	F8	F8	F8	3	0	0	0	0	2												
20 J.T. Realmuto, R (1,2) OBP: 0.278, SLG: 0.380 11 Tomás Telis, S (8,2) OBP: 0.190, SLG: 0.150	G5-3				G5-3	17 FC6-4 1B	G6-3	F8	F8	2	0	1	0	0	0	0											
17 Donovan Solano, R (1,6) OBP: 0.200, SLG: 0.224	G3				G3	FC6-4	FC6-4	L6	L6	3	0	1	1	0	0	2											
60 Justin Nicolino, L (1,1) ERA: 3.72 49 Brian Ellington, R (5,1) ERA: 2.25 5 Casey McGehee, R (8,1) ERA: 5.84 50 Erik Cordier, R (6,1) ERA: 4.78 62 José Ureña, R (6,1) ERA: 4.78 51 Ichiro Suzuki, L (8,PH) ERA: 3.00 58 Raudel Lazo, L (9,1) ERA:	G6-3				G1-3	G1-3	G1-3	K	K	1	0	0	0	0	0	0											
Inning Stats	R: 0 E: 0 K: 1 S: 10	H: 0 LOB: 0 BB: 0 P: 15	R: 0 E: 0 K: 0 S: 6	H: 0 LOB: 0 BB: 0 P: 9	R: 0 E: 0 K: 0 S: 8	H: 0 LOB: 0 BB: 0 P: 14	R: 0 E: 0 K: 0 S: 12	H: 0 LOB: 0 BB: 0 P: 18	R: 1 E: 0 K: 0 S: 11	H: 3 LOB: 2 BB: 0 P: 15	R: 0 E: 0 K: 2 S: 7	H: 0 LOB: 0 BB: 0 P: 9	R: 0 E: 0 K: 1 S: 8	H: 0 LOB: 0 BB: 0 P: 12	R: 0 E: 0 K: 2 S: 14	H: 2 LOB: 2 BB: 0 P: 21	R: 0 E: 0 K: 0 S: 10	H: 0 LOB: 0 BB: 0 P: 17	1B: 6 2B: 0 3B: 0 HR: 0	SF: 0 SAC: 0 DP: 1 HBP: 0	WP: 0 PB: 0 SB: 0 CS: 0	PA: 32					
PITCHER	IP	WLS	BF	H	R	ER	SO	BB	IBB	HBP	BLK	WP	HR	S	P	ERA	WHIP										
27 Zach Davies, R (1,1) ERA: 3.97	7.0	W	24	4	1	1	4	0	0	0	0	0	0	62	92	1.29	0.571										
37 Tyler Thornburg, R (8,1) ERA: 3.53	2.0		8	2	0	0	2	0	0	0	0	0	0	24	38	0.00	1.000										

Milwaukee Brewers @ Miami Marlins  
Marlins Park, Miami, FL  
Mon Sep 07 2015, 1:11 PM - 4:12 PM EDT  
Att: 16,804 - Roof Closed - 74 F


AB 41  
R 9  
H 15  
RBI 9  
BB 5  
SO 5  
LOB 24

WP: 0 PA: 47  
PB: 0  
SB: 1  
CS: 0

Milwaukee Brewers @ Miami Marlins  
Marlins Park, Miami, FL  
Mon Sep 07 2015, 1:11 PM - 4:12 PM EDT  
Att: 16,804 - Roof Closed - 74 F

AB 32  
R 1  
H 6  
RBI 1  
BB 0  
SO 6  
LOB 13

WP: 0 PA: 32  
PB: 0  
SB: 0  
CS: 0









Batter	1	2	3	4	5	6	7	8	9	AB	R	H	RBI	BB	SO	LOB	TOP					
2 Scooter Gennett, L (1,4) OBP: 0.301, SLG: 0.397										4	1	1	0	0	1	0						
3 Eilan Herrera, S (1,5) OBP: 0.288, SLG: 0.404										4	0	1	0	0	1	0						
8 Ryan Braun, R (1,9) OBP: 0.356, SLG: 0.509										4	0	1	0	0	0	1						
24 Adam Lind, L (1,3) OBP: 0.371, SLG: 0.480										4	0	0	0	0	2	1						
18 Khris Davis, R (1,7) OBP: 0.319, SLG: 0.471										2	1	0	0	1	1	0						
13 Will Smith, R (7,1)										0	0	0	0	0	0	0						
32 David Goforth, R (8,1)										0	0	0	0	0	0	0						
16 Domingo Santana, R (1,8) OBP: 0.370, SLG: 0.549										2	0	0	0	1	2	1						
9 Juan Segura, R (1,6) OBP: 0.294, SLG: 0.339										3	0	0	0	0	0	2						
5 Nevin Ashley, R (1,2) OBP: 0.667, SLG: 1.000										2	0	1	1	0	1	0						
58 Ariel Peña, R (1,1)										2	0	0	0	0	2	1						
45 Tyler Cravy, R (6,1)										0	0	0	0	0	0	0						
7 Logan Schafer, L (7,8) OBP: 0.250, SLG: 0.235										1	0	0	0	0	0	1						
<b>Inning Stats</b>	R: 1 H: 2 E: 0 K: 1 S: 10	H: 2 LOB: 0 BB: 0 P: 13	R: 1 H: 1 E: 0 K: 2 S: 10	H: 1 LOB: 1 BB: 1 P: 20	R: 0 H: 1 E: 0 K: 1 S: 9	LOB: 1 BB: 0 P: 11	R: 0 H: 0 E: 0 K: 2 S: 9	LOB: 0 BB: 0 P: 14	R: 0 H: 0 E: 0 K: 3 S: 10	LOB: 0 BB: 0 P: 12	R: 0 H: 0 E: 0 K: 1 S: 7	LOB: 0 BB: 0 P: 9	R: 0 H: 0 E: 0 K: 0 S: 5	LOB: 0 BB: 1 P: 10	R: 0 H: 0 E: 0 K: 0 S: 8	LOB: 0 BB: 0 P: 15	R: 0 H: 0 E: 0 K: 0 S: 8	LOB: 0 BB: 0 P: 12	1B: 3 2B: 1 3B: 0 HR: 0	SF: 0 SAC: 0 DP: 3 HBP: 1	WP: 0 SB: 0 CS: 0	PA: 31
<b>PITCHER</b>	IP WLS BF H R ER SO BB IBB HBP BLK WP HR S P ERA WHIP																					
34 Tom Koehler, R (1,1) ERA: 3.99	8.0 W 28 4 2 2 10 2 0 1 0 0 0 68 104 2.25 0.750																					
44 AJ Ramos, R (9,1) ERA: 2.61	1.0 S 3 0 0 0 0 0 0 0 0 0 0 8 12 0.00 0.000																					

Milwaukee Brewers @ Miami Marlins  
Marlins Park, Miami, FL  
Wed Sep 09 2015, 7:12 PM - 9:54 PM EDT  
Att: 15,316 - Roof Closed - 77 F

AB 28  
R 2  
H 4  
RBI 1  
BB 2  
SO 10  
LOB 7



Batter	1	2	3	4	5	6	7	8	9	AB	R	H	RBI	BB	SO	LOB	BOTTOM			
9 Dee Strange-Gordon, L (1,4) OBP: 0.355, SLG: 0.408										2	2	0	0	2	0	0				
21 Christian Yelich, L (1,8) OBP: 0.397, SLG: 0.393										2	1	1	2	2	1	2				
14 Martin Prado, R (1,5) OBP: 0.327, SLG: 0.383										4	0	2	3	0	0	2				
48 Justin Bour, L (1,3) OBP: 0.321, SLG: 0.448										4	0	0	0	0	1	3				
13 Marcell Ozuna, R (1,9) OBP: 0.301, SLG: 0.376										4	0	0	0	0	3	0				
32 Derek Dietrich, L (1,7) OBP: 0.357, SLG: 0.508										3	0	1	0	0	0	0				
51 Ichiro Suzuki, L (8,9) OBP: 0.299, SLG: 0.300										1	0	0	0	0	0	0				
20 J.T. Realmuto, R (1,2) OBP: 0.280, SLG: 0.395										4	0	1	0	0	1	1				
19 Miguel Rojas, R (1,6) OBP: 0.265, SLG: 0.299										1	1	0	0	2	0	0				
34 Tom Koehler, R (1,1) ERA: 4.85										2	1	1	0	0	1	2				
44 AJ Ramos, R (9,1) ERA: 4.85										0	0	0	0	0	0	0				
<b>Inning Stats</b>	R: 0 H: 0 E: 0 K: 0 S: 12	H: 0 LOB: 1 BB: 1 P: 18	R: 0 H: 0 E: 0 K: 2 S: 9	H: 0 LOB: 0 BB: 0 P: 13	R: 2 H: 2 E: 0 K: 1 S: 15	H: 2 LOB: 1 BB: 1 P: 26	R: 0 H: 1 E: 0 K: 1 S: 14	H: 1 LOB: 2 BB: 1 P: 20	R: 0 H: 0 E: 0 K: 0 S: 10	H: 0 LOB: 0 BB: 1 P: 17	R: 0 H: 0 E: 0 K: 1 S: 9	LOB: 0 BB: 0 P: 16	R: 3 H: 2 E: 0 K: 1 S: 14	H: 2 LOB: 1 BB: 2 P: 31	R: 0 H: 1 E: 0 K: 1 S: 9	LOB: 1 BB: 0 P: 11	1B: 3 2B: 2 3B: 1 HR: 0	SF: 0 SAC: 1 DP: 1 HBP: 0	WP: 1 SB: 0 CS: 0	PA: 34
<b>PITCHER</b>	IP WLS BF H R ER SO BB IBB HBP BLK WP HR S P ERA WHIP																			
58 Ariel Peña, R (1,1) ERA: 4.5	5.0 L 6 0 1 1 1 1 0 0 0 0 0 0 16 32 5.40 0.600																			
45 Tyler Cravy, R (6,1) ERA: 6.37	1.2 L 6 0 1 1 1 1 0 0 0 0 0 0 7 15 54.00 9.000																			
13 Will Smith, L (7,1) ERA: 3.06	0.1 4 2 2 2 1 1 0 0 0 0 1 0 7 15 54.00 9.000																			
32 David Goforth, R (8,1) ERA: 4.85	1.0 3 1 0 0 1 0 0 0 0 0 0 0 9 11 0.00 1.000																			

Milwaukee Brewers @ Miami Marlins  
Marlins Park, Miami, FL  
Wed Sep 09 2015, 7:12 PM - 9:54 PM EDT  
Att: 15,316 - Roof Closed - 77 F

AB 27  
R 5  
H 6  
RBI 5  
BB 6  
SO 7  
LOB 10









Batter	1	2	3	4	5	6	7	8	9	AB	R	H	RBI	BB	SO	LOB	TOP										
6 Anthony Rendon, R OBP: 0.352, SLG: 0.372										4	0	2	0	0	1	1	<b>Washington Nationals @ Miami Marlins</b> Marlins Park, Miami, FL Sat Sep 12 2015, 7:11 PM - 9:39 PM EDT Att: 20,235 - Roof Closed - 78 F										
8 Danny Espinosa, S OBP: 0.310, SLG: 0.410										4	0	0	0	0	2	3											
34 Bryce Harper, L OBP: 0.464, SLG: 0.649										4	0	1	0	0	2	3											
28 Jayson Werth, R OBP: 0.303, SLG: 0.366										3	0	0	0	1	2	2											
20 Ian Desmond, R OBP: 0.288, SLG: 0.391										3	0	0	0	0	1	3											
40 Wilson Ramos, R OBP: 0.266, SLG: 0.368										3	0	0	0	0	2	0											
3 Michael Taylor, R OBP: 0.287, SLG: 0.387										3	0	0	0	0	1	0											
32 Tyler Moore, R OBP: 0.244, SLG: 0.335										3	0	0	0	0	2	0											
57 Tanner Roark, R ERA: 2.06										1	0	0	0	0	0	0											
36 Sammy Solis, L ERA: 4.5										0	0	0	0	0	0	0											
7 Trea Turner, S OBP: 0.307, SLG: 0.409										0	0	0	0	1	0	0											
41 Joe Ross, R ERA: 3.75										0	0	0	0	0	0	0											
46 Matt Thornton, L ERA: 2.48										0	0	0	0	0	0	0											
21 Matthew den Dekker, L ERA: 2.95										1	0	0	0	0	0	0											
33 Matt Grace, L ERA: 4.61										0	0	0	0	0	0	0											
<b>Inning Stats</b>	R: 0 E: 0 K: 2 S: 12	H: 1 LOB: 2 BB: 1 P: 21	R: 0 E: 0 K: 2 S: 8	H: 0 LOB: 0 BB: 0 P: 13	R: 0 E: 0 K: 1 S: 8	H: 0 LOB: 0 BB: 0 P: 13	R: 0 E: 0 K: 1 S: 6	H: 1 LOB: 0 BB: 0 P: 9	R: 0 E: 0 K: 1 S: 9	H: 0 LOB: 0 BB: 0 P: 13	R: 0 E: 0 K: 0 S: 13	H: 0 LOB: 1 BB: 1 P: 25	R: 0 E: 0 K: 2 S: 9	H: 0 LOB: 0 BB: 0 P: 12	R: 0 E: 0 K: 1 S: 7	H: 0 LOB: 0 BB: 0 P: 10	R: 0 E: 1 K: 3 S: 11	H: 1 LOB: 1 BB: 0 P: 18	1B: 2 2B: 2 3B: 0 HR: 0	SF: 0 SAC: 0 DP: 1 HBP: 0	WP: 0 PB: 0 SB: 0 CS: 1	PA: 31					
<b>PITCHER</b>	IP	WLS	BF	H	R	ER	SO	BB	IBB	HBP	BLK	WP	HR	S	P	ERA	WHIP										
José Fernández, R ERA: 2.06	5.0	W	17	2	0	0	7	1	0	0	0	0	0	43	69	0.00	0.600										
46 Kyle Barraclough, R ERA: 0.51	0.2	H	3	0	0	0	0	1	0	0	0	0	0	10	19	0.00	1.500										
58 Raul Lazo, L ERA: 0.51	0.1	H	1	0	0	0	0	0	0	0	0	0	0	3	6	0.00	0.000										
57 Bryan Morris, R ERA: 3.02	2.0	H	6	0	0	0	3	0	0	0	0	0	0	16	22	0.00	0.000										
44 AJ Ramos, R ERA: 2.53	1.0	S	4	1	0	0	3	0	0	0	0	0	0	11	18	0.00	1.000										

Batter	1	2	3	4	5	6	7	8	9	AB	R	H	RBI	BB	SO	LOB	BOTTOM										
9 Dee Strange-Gordon, L OBP: 0.354, SLG: 0.406										4	0	1	0	0	2	3	<b>Washington Nationals @ Miami Marlins</b> Marlins Park, Miami, FL Sat Sep 12 2015, 7:11 PM - 9:39 PM EDT Att: 20,235 - Roof Closed - 78 F										
21 Christian Yelich, L OBP: 0.353, SLG: 0.392										4	2	1	0	0	0	2											
14 Martín Prado, R OBP: 0.334, SLG: 0.384										3	0	2	0	1	0	0											
48 Justin Bour, L OBP: 0.321, SLG: 0.444										4	0	1	1	0	1	3											
32 Derek Dietrich, L OBP: 0.354, SLG: 0.497										3	0	0	0	0	0	2											
28 Cole Gillespie, R OBP: 0.335, SLG: 0.431										0	0	0	0	0	0	0											
20 J.T. Realmuto, R OBP: 0.280, SLG: 0.396										4	0	1	1	0	0	0											
51 Ichiro Suzuki, L OBP: 0.302, SLG: 0.304										4	0	3	0	0	0	0											
19 Miguel Rojas, R OBP: 0.270, SLG: 0.305										3	0	1	0	0	0	4											
José Fernández, R ERA: 2.06										1	0	1	0	0	0	0											
11 Tanner Roark, R ERA: 2.06										1	0	0	0	0	0	0											
46 Kyle Barraclough, R ERA: 0.51										0	0	0	0	0	0	0											
58 Raul Lazo, L ERA: 0.51										0	0	0	0	0	0	0											
5 Casey McGehee, R OBP: 0.271, SLG: 0.299										1	0	0	0	0	0	2											
57 Bryan Morris, L ERA: 3.02										0	0	0	0	0	0	0											
44 AJ Ramos, R ERA: 2.53										0	0	0	0	0	0	0											
<b>Inning Stats</b>	R: 0 E: 0 K: 0 S: 7	H: 0 LOB: 0 BB: 0 P: 11	R: 0 E: 1 K: 1 S: 6	H: 0 LOB: 0 BB: 0 P: 11	R: 0 E: 0 K: 1 S: 10	H: 2 LOB: 1 BB: 0 P: 15	R: 1 E: 0 K: 0 S: 11	H: 3 LOB: 3 BB: 1 P: 22	R: 1 E: 0 K: 0 S: 11	H: 4 LOB: 2 BB: 0 P: 16	R: 0 E: 0 K: 2 S: 10	H: 2 LOB: 0 BB: 0 P: 15	R: 0 E: 0 K: 0 S: 7	H: 1 LOB: 0 BB: 0 P: 9	R: 0 E: 0 K: 0 S: 5	H: 0 LOB: 0 BB: 0 P: 8	1B: 11 2B: 3 3B: 0 HR: 0	SF: 0 SAC: 0 DP: 4 HBP: 1	WP: 0 PB: 0 SB: 0 CS: 1	PA: 35							
<b>PITCHER</b>	IP	WLS	BF	H	R	ER	SO	BB	IBB	HBP	BLK	WP	HR	S	P	ERA	WHIP										
57 Tanner Roark, R ERA: 4.38	4.2	L	21	8	2	2	2	1	0	1	0	0	0	5	6	0.00	3.000										
36 Sammy Solis, L ERA: 4.5	0.1		2	1	0	0	0	1	0	0	0	0	0	7	10	0.00	3.000										
41 Joe Ross, R ERA: 3.75	0.2		4	2	0	0	1	0	0	0	0	0	0	10	14	0.00	0.750										
46 Matt Thornton, L ERA: 2.48	1.1		4	1	0	0	1	0	0	0	0	0	0	10	14	0.00	0.750										
33 Matt Grace, L ERA: 4.61	1.0		3	0	0	0	0	0	0	0	0	0	0	5	8	0.00	0.000										

livebaseballscorecards.com

WASHINGTON NATIONALS

AB 29  
R 0  
H 3  
RBI 0  
BB 2  
SO 13  
LOB 12

livebaseballscorecards.com

MIAMI

AB 32  
R 2  
H 12  
RBI 2  
SO 4  
LOB 16



Batter	1	2	3	4	5	6	7	8	9	AB	R	H	RBI	BB	SO	LOB	TOP				
6 Anthony Rendon, R OBP: 0.360, SLG: 0.378	1-2 FC6 1B		4-0 28 BB 5 1B BB	1-1 FC1-2 28 1B 1B		3-1 L6		3-2 G6-4-3 1B		4	2	3	1	1	0	0					
5 Yunel Escobar, R OBP: 0.377, SLG: 0.426	1-3 K		0-1 20 BB 28 BB 1B	4-2 28 1B 21 FC1-2 BB		0-0 G5-3		2-0 G6-4-3		4	0	1	0	1	1	3					
34 Bryce Harper, L OBP: 0.463, SLG: 0.648 21 Matthew den Dekker, L OBP: 0.264, SLG: 0.403	0-2 FC6 1-2		1-0 F8	0-1 FC1-2 28 1B		0-1 HR		3-2 G4-3		1	0	0	0	0	0	1					
28 Jayson Werth, R OBP: 0.308, SLG: 0.366	3-2 G6-3		4-1 20 BB 1B	2-1 1-2 2-3 3-H 1B		1-1 F7		4-1 20 1B 40 FC5-4 BB		3	1	1	1	2	0	1					
20 Ian Desmond, R OBP: 0.289, SLG: 0.390		0-0 G6-3	4-0 40 FC6-4 BB	1-0 P3		0-1 F9		0-1 40 FC5-4 1B		4	0	1	1	1	0	3					
40 Wilson Ramos, R OBP: 0.263, SLG: 0.363		2-0 F9	2-1 FC6-4		0-0 G5-3		2-2 F9		2-2 FC5-4 3 FC6-4		5	0	0	1	0	4					
3 Michael Taylor, R OBP: 0.288, SLG: 0.385		1-1 1B		4-1 31 SH1-4 6 1B BB		0-0 G6-3		1-3 FC6-4		4	1	1	0	1	1	1					
32 Tyler Moore, R OBP: 0.250, SLG: 0.339	1-1 F8		2-2 6 1B 21 SH1-4 FC1-2 1B		0-2 1B		3-1 G5-3			4	0	2	0	0	0	1					
31 Max Scherzer, R OBP: 0.213, SLG: 0.186 73 Felipe Vázquez, L (9, 1)			1-1 G3	0-2 SH1-4		2-0 G6-3		1-1 6 1B 1B		3	0	1	0	0	0	1					
										0	0	0	0	0	0	0					
<b>Inning Stats</b>	R: 0 E: 0 K: 1 S: 12	H: 1 LOB: 1 BB: 0 P: 17	R: 0 E: 0 K: 0 S: 6	H: 1 LOB: 1 BB: 0 P: 10	R: 1 E: 0 K: 0 S: 8	H: 1 LOB: 3 BB: 3 P: 24	R: 2 E: 0 K: 0 S: 17	H: 3 LOB: 3 BB: 2 P: 31	R: 0 E: 0 K: 1 S: 6	H: 1 LOB: 1 BB: 0 P: 8	R: 1 E: 0 K: 0 S: 7	H: 1 LOB: 0 BB: 0 P: 11	R: 0 E: 0 K: 1 S: 8	H: 2 LOB: 1 BB: 0 P: 17	R: 1 E: 0 K: 0 S: 12	H: 1 LOB: 1 BB: 1 P: 22	1B: 10 2B: 0 3B: 0 HR: 1	SF: 0 SAC: 1 DP: 1 HBP: 0	WP: 0 PB: 0 SB: 0 CS: 0	PA: 43	
<b>PITCHER</b>	IP WLS BF H R ER SO BB IBB HBP BLK WP HR S P ERA WHIP	IP WLS BF H R ER SO BB IBB HBP BLK WP HR S P ERA WHIP	IP WLS BF H R ER SO BB IBB HBP BLK WP HR S P ERA WHIP	IP WLS BF H R ER SO BB IBB HBP BLK WP HR S P ERA WHIP	IP WLS BF H R ER SO BB IBB HBP BLK WP HR S P ERA WHIP	IP WLS BF H R ER SO BB IBB HBP BLK WP HR S P ERA WHIP	IP WLS BF H R ER SO BB IBB HBP BLK WP HR S P ERA WHIP	IP WLS BF H R ER SO BB IBB HBP BLK WP HR S P ERA WHIP	IP WLS BF H R ER SO BB IBB HBP BLK WP HR S P ERA WHIP	IP WLS BF H R ER SO BB IBB HBP BLK WP HR S P ERA WHIP	IP WLS BF H R ER SO BB IBB HBP BLK WP HR S P ERA WHIP	IP WLS BF H R ER SO BB IBB HBP BLK WP HR S P ERA WHIP	IP WLS BF H R ER SO BB IBB HBP BLK WP HR S P ERA WHIP	IP WLS BF H R ER SO BB IBB HBP BLK WP HR S P ERA WHIP	IP WLS BF H R ER SO BB IBB HBP BLK WP HR S P ERA WHIP	IP WLS BF H R ER SO BB IBB HBP BLK WP HR S P ERA WHIP	IP WLS BF H R ER SO BB IBB HBP BLK WP HR S P ERA WHIP	IP WLS BF H R ER SO BB IBB HBP BLK WP HR S P ERA WHIP	IP WLS BF H R ER SO BB IBB HBP BLK WP HR S P ERA WHIP	IP WLS BF H R ER SO BB IBB HBP BLK WP HR S P ERA WHIP	IP WLS BF H R ER SO BB IBB HBP BLK WP HR S P ERA WHIP

Washington Nationals @ Miami Marlins  
Marlins Park, Miami, FL  
Sun Sep 13 2015, 1:12 PM - 4:01 PM EDT  
Att: 20,131 - Roof Closed - 78 F

AB 36  
R 5  
H 11  
RBI 5  
BB 6  
SO 2  
LOB 20



Batter	1	2	3	4	5	6	7	8	9	AB	R	H	RBI	BB	SO	LOB	BOTTOM					
51 Ichiro Suzuki, L OBP: 0.301, SLG: 0.303	0-1 P6		0-1 P3			1-2 1B		0-0 G3		4	0	1	0	0	0	2						
21 Christian Yelich, L OBP: 0.351, SLG: 0.388	0-2 G4-3		2-3 K			2-0 L9		1-2 G6-3		4	0	0	0	0	1	2						
14 Martin Prado, R OBP: 0.333, SLG: 0.385	1-1 2B			1-2 L9		2-3 K		1-1 G4-3		4	0	1	0	0	1	1						
48 Justin Bour, L OBP: 0.322, SLG: 0.443	1-3 K			2-1 13 G4-6-3 1B		1-1 F8		4-1 3 0 1 0 1 1 1 BB		3	0	1	0	1	1	1						
13 Marcell Ozuna, R OBP: 0.296, SLG: 0.369		0-0 P6		3-2 G4-6-3		1-1 G1-3		0-3 K		4	0	0	0	0	1	2						
32 Derek Dietrich, L OBP: 0.351, SLG: 0.492 24 André Rienzo, R (7, 1)		0-2 G4-3			1-3 K		3-2 L9			2	0	0	0	0	1	0						
5 Casey McGehee, R OBP: 0.270, SLG: 0.277 56 Scott McGough, R (8, 1)										1	0	0	0	0	0	0						
19 Miguel Rojas, R OBP: 0.261, SLG: 0.294		3-3 K			0-1 P4		1-1 L8			3	0	0	0	0	1	0						
6 Jeff Mathis, R OBP: 0.202, SLG: 0.225			1-2 52 SH3-4 1B		2-2 G5-3		0-1 2B			3	0	2	0	0	0	0						
52 Brad Hand, L OBP: 0.125, SLG: 0.125 62 José Ureña, R OBP: 0.077, SLG: 0.077 9 Dee Strange-Gordon, L OBP: 0.352, SLG: 0.404 (7, 4)			0-1 SH3-4			0-2 F8		0-3 K		0	0	0	0	0	0	0						
										2	0	0	0	0	1	1						
<b>Inning Stats</b>	R: 0 E: 0 K: 1 S: 11	H: 1 LOB: 1 BB: 0 P: 13	R: 0 E: 0 K: 1 S: 7	H: 0 LOB: 0 BB: 0 P: 10	R: 0 E: 0 K: 1 S: 12	H: 1 LOB: 1 BB: 0 P: 15	R: 0 E: 0 K: 0 S: 8	H: 1 LOB: 0 BB: 0 P: 14	R: 0 E: 0 K: 1 S: 9	H: 0 LOB: 0 BB: 0 P: 12	R: 0 E: 0 K: 1 S: 12	H: 1 LOB: 1 BB: 0 P: 17	R: 0 E: 0 K: 0 S: 7	H: 0 LOB: 0 BB: 0 P: 12	R: 0 E: 0 K: 1 S: 8	H: 1 LOB: 1 BB: 0 P: 9	R: 0 E: 0 K: 1 S: 12	H: 0 LOB: 1 BB: 1 P: 18	1B: 3 2B: 2 3B: 0 HR: 0	SF: 0 SAC: 1 DP: 1 HBP: 0	WP: 0 PB: 0 SB: 0 CS: 0	PA: 32
<b>PITCHER</b>	IP WLS BF H R ER SO BB IBB HBP BLK WP HR S P ERA WHIP	IP WLS BF H R ER SO BB IBB HBP BLK WP HR S P ERA WHIP	IP WLS BF H R ER SO BB IBB HBP BLK WP HR S P ERA WHIP	IP WLS BF H R ER SO BB IBB HBP BLK WP HR S P ERA WHIP	IP WLS BF H R ER SO BB IBB HBP BLK WP HR S P ERA WHIP	IP WLS BF H R ER SO BB IBB HBP BLK WP HR S P ERA WHIP	IP WLS BF H R ER SO BB IBB HBP BLK WP HR S P ERA WHIP	IP WLS BF H R ER SO BB IBB HBP BLK WP HR S P ERA WHIP	IP WLS BF H R ER SO BB IBB HBP BLK WP HR S P ERA WHIP	IP WLS BF H R ER SO BB IBB HBP BLK WP HR S P ERA WHIP	IP WLS BF H R ER SO BB IBB HBP BLK WP HR S P ERA WHIP	IP WLS BF H R ER SO BB IBB HBP BLK WP HR S P ERA WHIP	IP WLS BF H R ER SO BB IBB HBP BLK WP HR S P ERA WHIP	IP WLS BF H R ER SO BB IBB HBP BLK WP HR S P ERA WHIP	IP WLS BF H R ER SO BB IBB HBP BLK WP HR S P ERA WHIP	IP WLS BF H R ER SO BB IBB HBP BLK WP HR S P ERA WHIP	IP WLS BF H R ER SO BB IBB HBP BLK WP HR S P ERA WHIP	IP WLS BF H R ER SO BB IBB HBP BLK WP HR S P ERA WHIP	IP WLS BF H R ER SO BB IBB HBP BLK WP HR S P ERA WHIP	IP WLS BF H R ER SO BB IBB HBP BLK WP HR S P ERA WHIP	IP WLS BF H R ER SO BB IBB HBP BLK WP HR S P ERA WHIP	IP WLS BF H R ER SO BB IBB HBP BLK WP HR S P ERA WHIP

Washington Nationals @ Miami Marlins  
Marlins Park, Miami, FL  
Sun Sep 13 2015, 1:12 PM - 4:01 PM EDT  
Att: 20,131 - Roof Closed - 78 F

AB 30  
R 0  
H 5  
RBI 0  
BB 1  
SO 7  
LOB 9









Batter	1	2	3	4	5	6	7	8	9	AB	R	H	RBI	BB	SO	LOB	TOP																		
9 Dee Strange-Gordon, L OBP: 0.357, SLG: 0.414										5	2	4	2	0	1	0																			
21 Christian Yelich, L OBP: 0.351, SLG: 0.390										5	2	3	2	0	0	2																			
14 Martin Prado, R OBP: 0.333, SLG: 0.382										3	1	1	1	1	1	2																			
48 Justin Bour, L OBP: 0.323, SLG: 0.443										5	1	3	2	0	2	3																			
13 Marcell Ozuna, R OBP: 0.296, SLG: 0.368										4	0	1	1	0	1	1																			
32 Derek Dietrich, L OBP: 0.352, SLG: 0.485										3	0	0	0	1	2	3																			
57 Bryan Morris, L										0	0	0	0	0	0	0																			
49 Brian Ellington, R										0	0	0	0	0	0	0																			
20 J.T. Realmuto, R OBP: 0.280, SLG: 0.394										3	0	0	1	0	2																				
19 Miguel Rojas, R OBP: 0.250, SLG: 0.280										4	1	1	0	0	0	0																			
34 Tom Koehler, R OBP: 0.170, SLG: 0.156										3	1	1	0	0	2	1																			
40 Mike Dunn, L OBP: 1.000, SLG: 1.000										0	0	0	0	0	0	0																			
51 Ichiro Suzuki, L OBP: 0.303, SLG: 0.303										1	1	1	0	0	0	0																			
<b>Inning Stats</b>	R: 0 E: 0 K: 0 S: 9	H: 1 LOB: 0 BB: 0 P: 10	R: 0 E: 0 K: 2 S: 13	H: 1 LOB: 1 BB: 0 P: 18	R: 0 E: 0 K: 2 S: 12	H: 0 LOB: 0 BB: 0 P: 18	R: 3 E: 0 K: 1 S: 14	H: 4 LOB: 0 BB: 0 P: 25	R: 3 E: 0 K: 0 S: 11	H: 4 LOB: 1 BB: 0 P: 15	R: 0 E: 0 K: 0 S: 5	H: 0 LOB: 0 BB: 0 P: 7	R: 1 E: 0 K: 2 S: 11	H: 2 LOB: 2 BB: 1 P: 21	R: 0 E: 0 K: 0 S: 4	H: 0 LOB: 0 BB: 1 P: 8	R: 2 E: 0 K: 2 S: 15	H: 3 LOB: 1 BB: 0 P: 25	1B: 11 2B: 3 3B: 0 HR: 1	SF: 2 SAC: 0 DP: 1 HBP: 0	WP: 1 PB: 0 SB: 0 CS: 2	PA: 41													
<b>PITCHER</b>	IP: 5.0 WLS: L BF: 22 ERA: 2.64	IP: 1.1 WLS: 5 BF: 1 ERA: 2.15	IP: 0.2 WLS: 1 BF: 1 ERA: 7.67	IP: 1.0 WLS: 3 BF: 0 ERA: 5.82	IP: 0.1 WLS: 4 BF: 3 ERA: 13.5	IP: 5.0 WLS: L BF: 22 ERA: 2.64	IP: 1.1 WLS: 5 BF: 1 ERA: 2.15	IP: 0.2 WLS: 1 BF: 1 ERA: 7.67	IP: 1.0 WLS: 3 BF: 0 ERA: 5.82	IP: 0.1 WLS: 4 BF: 3 ERA: 13.5	IP: 0.2 WLS: L BF: 2 ERA: 7.02	IP: 1.1 WLS: 5 BF: 1 ERA: 2.15	IP: 0.2 WLS: 1 BF: 1 ERA: 7.67	IP: 1.0 WLS: 3 BF: 0 ERA: 5.82	IP: 0.1 WLS: 4 BF: 3 ERA: 13.5	IP: 5.0 WLS: L BF: 22 ERA: 2.64	IP: 1.1 WLS: 5 BF: 1 ERA: 2.15	IP: 0.2 WLS: 1 BF: 1 ERA: 7.67	IP: 1.0 WLS: 3 BF: 0 ERA: 5.82	IP: 0.1 WLS: 4 BF: 3 ERA: 13.5	IP: 5.0 WLS: L BF: 22 ERA: 2.64	IP: 1.1 WLS: 5 BF: 1 ERA: 2.15	IP: 0.2 WLS: 1 BF: 1 ERA: 7.67	IP: 1.0 WLS: 3 BF: 0 ERA: 5.82	IP: 0.1 WLS: 4 BF: 3 ERA: 13.5	IP: 5.0 WLS: L BF: 22 ERA: 2.64	IP: 1.1 WLS: 5 BF: 1 ERA: 2.15	IP: 0.2 WLS: 1 BF: 1 ERA: 7.67	IP: 1.0 WLS: 3 BF: 0 ERA: 5.82	IP: 0.1 WLS: 4 BF: 3 ERA: 13.5	IP: 5.0 WLS: L BF: 22 ERA: 2.64	IP: 1.1 WLS: 5 BF: 1 ERA: 2.15	IP: 0.2 WLS: 1 BF: 1 ERA: 7.67	IP: 1.0 WLS: 3 BF: 0 ERA: 5.82	IP: 0.1 WLS: 4 BF: 3 ERA: 13.5

Miami Marlins @ New York Mets  
Citi Field, Flushing, NY  
Tue Sep 15 2015, 7:10 PM - 10:26 PM EDT  
Att: 25,633 - Clear - 80 F

AB	36
R	9
H	15
RBI	9
BB	2
SO	9
LOB	14



Batter	1	2	3	4	5	6	7	8	9	AB	R	H	RBI	BB	SO	LOB	BOTTOM					
3 Curtis Granderson, L OBP: 0.366, SLG: 0.454										4	1	1	0	1	2	2						
52 Yoenis Cespedes, R OBP: 0.332, SLG: 0.558										4	0	0	0	0	2	3						
28 Daniel Murphy, L OBP: 0.315, SLG: 0.419										5	0	0	0	0	1	5						
5 David Wright, R OBP: 0.373, SLG: 0.419										3	1	1	1	2	0	1						
30 Michael Conforto, L OBP: 0.378, SLG: 0.547										3	1	2	0	1	1	0						
7 Travis d'Arnaud, R OBP: 0.367, SLG: 0.562										4	0	1	1	0	0	6						
21 Lucas Duda, L OBP: 0.345, SLG: 0.493										3	0	0	0	0	0	5						
44 Eric O'Flaherty, L OBP: 0.274, SLG: 0.364										0	0	0	0	0	0	0						
39 Bobby Parnell, R OBP: 0.274, SLG: 0.364										0	0	0	0	0	0	0						
68 Dario Alvarez, L OBP: 0.274, SLG: 0.364										0	0	0	0	0	0	0						
54 Tim Stauffer, R OBP: 0.303, SLG: 0.303										0	0	0	0	0	0	0						
11 Rubén Tejada, R OBP: 0.346, SLG: 0.358										3	0	2	1	1	0	0						
48 Jacob deGrom, L OBP: 0.207, SLG: 0.182										2	0	0	0	0	1	2						
62 Erik Goeddel, R OBP: 0.320, SLG: 0.455										0	0	0	0	0	0	0						
55 Kelly Johnson, L OBP: 0.320, SLG: 0.455										1	0	0	0	1	1	1						
<b>Inning Stats</b>	R: 1 E: 0 K: 0 S: 11	H: 2 LOB: 3 BB: 1 P: 27	R: 0 E: 0 K: 1 S: 6	H: 0 LOB: 0 BB: 0 P: 12	R: 0 E: 0 K: 1 S: 8	H: 0 LOB: 0 BB: 0 P: 11	R: 0 E: 0 K: 1 S: 9	H: 2 LOB: 2 BB: 0 P: 15	R: 0 E: 0 K: 1 S: 9	H: 0 LOB: 0 BB: 0 P: 12	R: 0 E: 0 K: 0 S: 9	H: 1 LOB: 1 BB: 1 P: 14	R: 0 E: 0 K: 3 S: 12	H: 0 LOB: 2 BB: 2 P: 24	R: 0 E: 0 K: 2 S: 20	H: 2 LOB: 1 BB: 1 P: 29	R: 0 E: 0 K: 0 S: 11	H: 0 LOB: 1 BB: 1 P: 18	1B: 4 2B: 3 3B: 0 HR: 0	SF: 0 SAC: 0 DP: 1 HBP: 1	WP: 0 PB: 0 SB: 0 CS: 0	PA: 40
<b>PITCHER</b>	IP: 6.0 WLS: W BF: 27 ERA: 3.9	IP: 1.0 WLS: 3 BF: 0 ERA: 4.47	IP: 1.0 WLS: 6 BF: 2 ERA: 3.28	IP: 1.0 WLS: 4 BF: 0 ERA: 1.89	IP: 6.0 WLS: W BF: 27 ERA: 3.9	IP: 1.0 WLS: 3 BF: 0 ERA: 4.47	IP: 1.0 WLS: 6 BF: 2 ERA: 3.28	IP: 1.0 WLS: 4 BF: 0 ERA: 1.89	IP: 6.0 WLS: W BF: 27 ERA: 3.9	IP: 1.0 WLS: 3 BF: 0 ERA: 4.47	IP: 1.0 WLS: 6 BF: 2 ERA: 3.28	IP: 1.0 WLS: 4 BF: 0 ERA: 1.89	IP: 6.0 WLS: W BF: 27 ERA: 3.9	IP: 1.0 WLS: 3 BF: 0 ERA: 4.47	IP: 1.0 WLS: 6 BF: 2 ERA: 3.28	IP: 1.0 WLS: 4 BF: 0 ERA: 1.89	IP: 6.0 WLS: W					



Batter	1	2	3	4	5	6	7	8	9	AB	R	H	RBI	BB	SO	LOB	TOP					
9 Dee Strange-Gordon, L OBP: 0.358, SLG: 0.416	G6-3			G6-3		G3			G3	5	1	2	1	0	0	0	<b>Miami Marlins @ New York Mets</b> Citi Field, Flushing, NY Wed Sep 16 2015, 7:11 PM - 9:56 PM EDT Att: 25,161 - Partly Cloudy - 80 F					
21 Christian Yelich, L OBP: 0.362, SLG: 0.387	G3			G3-1		K		L7	5	0	1	1	0	1	1							
14 Martin Prado, R OBP: 0.334, SLG: 0.389	L9			HR		20 BB		G3	5	1	2	1	0	0	2							
48 Justin Bour, L OBP: 0.322, SLG: 0.451				F7		SF8		HR	3	1	1	2	0	0	0							
13 Marcell Ozuna, R OBP: 0.297, SLG: 0.368				51 CS		20 BB		HR	3	0	1	0	1	1	0							
20 J.T. Realmuto, R OBP: 0.284, SLG: 0.404	F8			HR		BB			3	1	2	1	1	0	1							
51 Ichiro Suzuki, L OBP: 0.299, SLG: 0.299	CS			F8		BB		G4-3	4	0	0	0	0	1	4							
17 Donovan Solano, R OBP: 0.211, SLG: 0.247				G6-3		61 1B		L7	3	0	1	0	0	0	0							
19 Miguel Rojas, R OBP: 0.237, SLG: 0.287				G6-3		2B			1	1	1	0	0	0	0							
61 Adam Conley, L OBP: 0.286, SLG: 0.286				K		1B		K	3	0	1	0	0	2	0							
40 Mike Dunn, L OBP: 1.000, SLG: 1.000									0	0	0	0	0	0	0							
57 Bryan Morris, L OBP: 0.354, SLG: 0.485									0	0	0	0	0	0	0							
32 Derek Dietrich, L OBP: 0.354, SLG: 0.485									0	0	0	0	1	0	0							
46 Kyle Barraclough, R OBP: 0.287, SLG: 0.287									0	0	0	0	0	0	0							
<b>Inning Stats</b>	R: 0 E: 0 K: 0 S: 7	H: 0 LOB: 0 BB: 0 P: 10	R: 0 E: 0 K: 0 S: 8	H: 1 LOB: 0 BB: 0 P: 14	R: 0 E: 0 K: 1 S: 8	H: 0 LOB: 0 BB: 0 P: 9	R: 1 E: 0 K: 0 S: 5	H: 1 LOB: 0 BB: 0 P: 9	R: 1 E: 0 K: 2 S: 10	H: 3 LOB: 2 BB: 0 P: 12	R: 1 E: 0 K: 2 S: 17	H: 2 LOB: 3 BB: 0 P: 30	R: 0 E: 0 K: 1 S: 7	H: 0 LOB: 0 BB: 0 P: 9	R: 1 E: 0 K: 1 S: 12	H: 1 LOB: 0 BB: 0 P: 18	R: 2 E: 0 K: 0 S: 15	H: 4 LOB: 2 BB: 1 P: 26	1B: 7 2B: 2 3B: 0 HR: 3	SF: 1 SAC: 0 DP: 1 HBP: 0	WP: 0 PB: 0 SB: 0 CS: 1	PA: 40
<b>PITCHER</b>	IP WLS BF H R ER SO BB IBB HBP BLK WP HR S P ERA WHIP																					
40 Bartolo Colon, R ERA: 4.15	5.2 L 23 7 3 3 2 1 0 0 0 0 0 2 48 73 4.76 1.412																					
47 Hansel Robles, R ERA: 3.33	1.1 5 0 0 0 2 1 0 0 0 0 0 1 14 20 0.00 0.750																					
46 Tyler Clippard, R ERA: 2.77	1.0 4 1 1 1 1 0 0 0 0 0 0 1 12 18 9.00 1.000																					
62 Erik Goeddel, R ERA: 2.7	0.2 4 2 2 2 0 1 0 0 0 0 0 0 8 15 27.00 4.500																					
36 Sean Gilmartin, L ERA: 2.87	0.1 3 2 0 0 0 0 0 0 0 0 0 0 7 11 0.00 6.000																					
<b>Batter</b>	<b>1</b>	<b>2</b>	<b>3</b>	<b>4</b>	<b>5</b>	<b>6</b>	<b>7</b>	<b>8</b>	<b>9</b>	<b>AB</b>	<b>R</b>	<b>H</b>	<b>RBI</b>	<b>BB</b>	<b>SO</b>	<b>LOB</b>	<b>BOTTOM</b>					
12 Juan Lagares, R OBP: 0.290, SLG: 0.366	K			P3		P4			BB	3	0	0	0	1	1	0	<b>Miami Marlins @ New York Mets</b> Citi Field, Flushing, NY Wed Sep 16 2015, 7:11 PM - 9:56 PM EDT Att: 25,161 - Partly Cloudy - 80 F					
5 David Wright, R OBP: 0.377, SLG: 0.431	P4			2B		1B		G6-3	4	0	2	0	0	0	2							
52 Yoenis Cespedes, R OBP: 0.330, SLG: 0.555	K			F9		K		G5-3	4	0	0	0	0	2	2							
2 Juan Uribe, R OBP: 0.320, SLG: 0.410	G4-3			F7		F7		L3	4	0	0	0	0	0	1							
7 Travis d'Arnaud, R OBP: 0.360, SLG: 0.551	L9			K		F9		K	4	0	0	0	0	2	0							
23 Michael Cuddyer, R OBP: 0.316, SLG: 0.397	G6-3			1B		G5-3		G5-3	3	0	1	0	0	0	0							
4 Wilmer Flores, R ERA: 4.23				P3		P4		12 BB	2	0	0	0	0	0	1							
46 Tyler Clippard, R OBP: 0.296, SLG: 0.317									0	0	0	0	0	0	0							
16 Dioner Herrera, R OBP: 0.296, SLG: 0.317									0	0	0	0	0	0	0							
62 Erik Goeddel, R OBP: 0.296, SLG: 0.317									0	0	0	0	0	0	0							
36 Sean Gilmartin, L OBP: 0.400, SLG: 0.400									0	0	0	0	0	0	0							
29 Eric Campbell, R OBP: 0.303, SLG: 0.280				G5-3		F8		L7	3	0	0	0	0	0	2							
40 Bartolo Colon, R OBP: 0.158, SLG: 0.164				K		K2-3		F9	1	0	0	0	0	1	0							
11 Rubén Tejada, R OBP: 0.344, SLG: 0.356									2	0	0	0	0	1	1							
<b>Inning Stats</b>	R: 0 E: 0 K: 2 S: 9	H: 0 LOB: 0 BB: 0 P: 10	R: 0 E: 0 K: 0 S: 9	H: 0 LOB: 0 BB: 0 P: 15	R: 0 E: 0 K: 1 S: 11	H: 0 LOB: 0 BB: 0 P: 14	R: 0 E: 0 K: 0 S: 9	H: 1 LOB: 1 BB: 0 P: 13	R: 0 E: 0 K: 2 S: 14	H: 1 LOB: 1 BB: 0 P: 21	R: 0 E: 0 K: 0 S: 9	H: 0 LOB: 0 BB: 0 P: 12	R: 0 E: 0 K: 0 S: 8	H: 0 LOB: 2 BB: 1 P: 20	R: 0 E: 0 K: 1 S: 8	H: 0 LOB: 0 BB: 0 P: 14	1B: 2 2B: 1 3B: 0 HR: 0	SF: 0 SAC: 0 DP: 0 HBP: 0	WP: 0 PB: 0 SB: 0 CS: 0	PA: 32		
<b>PITCHER</b>	IP WLS BF H R ER SO BB IBB HBP BLK WP HR S P ERA WHIP																					
61 Adam Conley, L ERA: 4.23	7.0 W 24 3 0 0 6 2 0 0 0 0 0 0 7 18 0.00 0.429																					
40 Mike Dunn, L ERA: 4.41	0.2 H 1 0 0 0 0 0 0 0 0 0 0 1 2 0.00 0.000																					
57 Bryan Morris, R ERA: 3.26	0.1 4 0 0 0 0 0 0 0 0 0 0 0 1 2 0.00 0.000																					
46 Kyle Barraclough, R ERA: 0.92	1.0 3 0 0 0 1 0 0 0 0 0 0 0 8 14 0.00 0.000																					







Batter	1	2	3	4	5	6	7	8	9	10	AB	R	H	RBI	BB	SO	LOB	TOP														
9 Dee Strange-Gordon, L OBP: 0.357, SLG: 0.415											4	1	1	1	0	0	2															
51 Ichiro Suzuki, L OBP: 0.297, SLG: 0.296											5	1	1	0	0	1	2															
21 Christian Yelich, L OBP: 0.351, SLG: 0.396											5	1	2	2	0	2	1															
48 Justin Bour, L OBP: 0.322, SLG: 0.455											4	0	1	0	1	2	1															
13 Marcell Ozuna, R OBP: 0.298, SLG: 0.370											4	0	1	1	1	2	2															
32 Davis Duzich, L OBP: 0.265, SLG: 0.409											3	0	1	0	0	0	2															
45 Chris Narveson, L OBP: 0.292, SLG: 0.190											4	0	0	0	0	2	4															
62 Jose Ureña, R OBP: 0.277, SLG: 1.077																																
58 Rauld Lazo, L OBP: 0.275, SLG: 0.327											3	1	2	0	1	0	0															
20 J.T. Realmuto, R OBP: 0.282, SLG: 0.400																																
19 Miguel Rojas, R OBP: 0.275, SLG: 0.327																																
José Fernández, R OBP: 0.200, SLG: 0.487																																
5 Casey McGehee, R OBP: 0.266, SLG: 0.274																																
<b>Inning Stats</b>	R: 2 E: 0 K: 2 S: 10	H: 2 LOB: 0 BB: 0 P: 12	R: 0 E: 0 K: 1 S: 6	H: 0 LOB: 0 BB: 0 P: 10	R: 0 E: 0 K: 0 S: 7	H: 0 LOB: 0 BB: 0 P: 9	R: 0 E: 0 K: 1 S: 16	H: 1 LOB: 1 BB: 1 P: 24	R: 0 E: 0 K: 2 S: 13	H: 0 LOB: 1 BB: 1 P: 20	R: 0 E: 0 K: 1 S: 8	H: 1 LOB: 2 BB: 0 P: 16	R: 0 E: 0 K: 1 S: 10	H: 1 LOB: 1 BB: 0 P: 13	R: 1 E: 1 K: 2 S: 14	H: 2 LOB: 2 BB: 1 P: 26	R: 1 E: 1 K: 2 S: 13	H: 1 LOB: 0 BB: 0 P: 14	R: 0 E: 0 K: 1 S: 8	H: 1 LOB: 0 BB: 0 P: 14	1B: 5 2B: 3 3B: 0 HR: 1	SF: 1 SAC: 1 DP: 0 HBP: 0	WP: 1 PB: 0 SB: 0 CS: 1	PA: 42								
<b>PITCHER</b>	IP WLS BF H R ER SO BB IBB HBP BLK WP HR S P ERA WHIP	7.0 0.1 0.2 1.0 0.1	28 3 2 4 2	5 2 0 1 0	2 1 0 1 0	6 1 0 2 0	3 0 0 0 0	0 0 0 0 0	0 0 0 0 0	0 0 0 0 0	0 0 0 0 0	1 0 0 0 0	1 0 0 0 0	70 9 14 13 9	104 27.00 0.000 0.000 0.000	2.57 6.000	1.143	<b>PITCHER</b>	IP WLS BF H R ER SO BB IBB HBP BLK WP HR S P ERA WHIP	0.2 0 1 0 0 0 1	1 0 0 0 0	1 0 0 0 0	0 0 0 0 0	0 0 0 0 0	0 0 0 0 0	0 0 0 0 0	0 0 0 0 0	0 0 0 0 0	0 0 0 0 0	0.00 0.000	0.000	PA: 42

Miami Marlins @ Washington Nationals  
 Nationals Park, Washington, DC  
 Fri Sep 18 2015, 7:06 PM - 10:28 PM EDT  
 Att: 27,495 - Clear - 79 F

AB 35  
 R 4  
 H 9  
 RBI 4  
 BB 4  
 SO 11  
 LOB 16

Batter	1	2	3	4	5	6	7	8	9	10	AB	R	H	RBI	BB	SO	LOB	BOTTOM												
6 Anthony Rendon, R OBP: 0.359, SLG: 0.384											5	0	0	0	0	1	2													
5 Yunel Escobar, R OBP: 0.374, SLG: 0.423											4	0	1	0	0	0	0													
7 Trea Turner, R OBP: 0.231, SLG: 0.167											3	2	1	0	2	1	1													
34 Bryce Harper, L OBP: 0.468, SLG: 0.667											4	1	1	0	0	2	3													
28 Jayson Werth, R OBP: 0.319, SLG: 0.411																														
25 Clint Robinson, L OBP: 0.375, SLG: 0.434											3	1	2	1	2	1	2													
20 Ian Desmond, R OBP: 0.286, SLG: 0.390											4	0	0	1	0	2	4													
21 Matthew den Dekker, L OBP: 0.286, SLG: 0.400																														
3 Michael Taylor, R OBP: 0.296, SLG: 0.375											1	0	1	0	1	0	0													
59 Jose Lobaton, S OBP: 0.294, SLG: 0.304											4	0	1	1	0	2	3													
31 Max Scherzer, R OBP: 0.306, SLG: 0.180																														
26 Dan Uggla, R OBP: 0.286, SLG: 0.390											2	0	0	0	0	1	2													
73 Felipe Vázquez, L ERA: 4.98																														
45 Blake Treinen, R ERA: 4.98																														
58 Jonathan Papelbon, R ERA: 1.96																														
40 Wilson Ramos, R ERA: 2.7																														
46 Matt Thornton, L ERA: 2.25																														
<b>Inning Stats</b>	R: 0 E: 0 K: 0 S: 8	H: 0 LOB: 1 BB: 1 P: 16	R: 1 E: 0 K: 1 S: 12	H: 3 LOB: 2 BB: 0 P: 19	R: 0 E: 0 K: 2 S: 8	H: 0 LOB: 0 BB: 0 P: 10	R: 0 E: 0 K: 1 S: 11	H: 1 LOB: 1 BB: 1 P: 18	R: 0 E: 0 K: 2 S: 10	H: 0 LOB: 0 BB: 0 P: 14	R: 1 E: 0 K: 2 S: 10	H: 1 LOB: 1 BB: 0 P: 19	R: 0 E: 0 K: 2 S: 11	H: 0 LOB: 0 BB: 0 P: 15	R: 2 E: 0 K: 1 S: 10	H: 2 LOB: 2 BB: 2 P: 22	R: 0 E: 0 K: 0 S: 9	H: 1 LOB: 1 BB: 0 P: 14	R: 1 E: 0 K: 0 S: 6	H: 1 LOB: 2 BB: 2 P: 19	1B: 7 2B: 1 3B: 0 HR: 1	SF: 2 SAC: 0 DP: 1 HBP: 1	WP: 3 PB: 1 SB: 0 CS: 0	PA: 44						
<b>PITCHER</b>	IP WLS BF H R ER SO BB IBB HBP BLK WP HR S P ERA WHIP	5.2 1.1 0.2 1.1 0.2	24 0 6 5 1	2 0 2 1 0	8 2 2 0 0	0 0 0 0 0	0 0 0 0 0	0 0 0 0 0	0 0 0 0 0	0 0 0 0 0	0 0 0 0 0	2 1 0 0 0	1 0 0 0 0	58 21 15 10 19	95 27.00 0.000 0.000 0.000	3.18 4.500	1.235	<b>PITCHER</b>	IP WLS BF H R ER SO BB IBB HBP BLK WP HR S P ERA WHIP	0 0 0 0 0	0 0 0 0 0	0 0 0 0 0	0 0 0 0 0	0 0 0 0 0	0 0 0 0 0	0 0 0 0 0	0 0 0 0 0	0.00 0.000	0.000	PA: 44

Miami Marlins @ Washington Nationals  
 Nationals Park, Washington, DC  
 Fri Sep 18 2015, 7:06 PM - 10:28 PM EDT  
 Att: 27,495 - Clear - 79 F

AB 35  
 R 5  
 H 9  
 RBI 4  
 BB 6  
 SO 11  
 LOB 18











Batter	1	2	3	4	5	6	7	8	9	AB	R	H	RBI	BB	SO	LOB	TOP			
13 Freddy Galvis, S OBP: 0.301, SLG: 0.351	G1-3							G6-3		5	0	3	2	0	0	0	<b>Philadelphia Phillies @ Miami Marlins</b> Marlins Park, Miami, FL Tue Sep 22 2015, 7:12 PM - 9:54 PM EDT Att: 16,742 - Roof Closed - 75 F			
40 Aaron Altherr, R OBP: 0.316, SLG: 0.463										3	1	1	0	2	2	2				
37 Odobel Herrera, L OBP: 0.335, SLG: 0.416										4	0	1	0	1	2	3				
18 Darin Ruf, R OBP: 0.288, SLG: 0.397										5	1	1	1	0	1	3				
17 Brian Bogusevic, L OBP: 0.343, SLG: 0.455										5	0	1	0	0	2	1				
4 Andrés Blanco, S OBP: 0.326, SLG: 0.490										3	1	1	0	2	1	0				
28 Erik Kratz, R OBP: 0.200, SLG: 0.222										5	0	0	0	0	1	4				
25 Cody Asche, L OBP: 0.298, SLG: 0.400										4	3	3	2	0	1	0				
34 Aaron Harang, R OBP: 0.178, SLG: 0.182										2	0	0	0	0	0	0				
3 Jeff Francoeur, R OBP: 0.288, SLG: 0.429										1	0	0	0	0	1	0				
94 Dailier Hinojosa, R										0	0	0	0	0	0	0				
53 Ken Giles, R										0	0	0	0	0	0	0				
<b>Inning Stats</b>	R: 1 H: 1 E: 0 K: 1 S: 11	H: 1 BB: 1 P: 22	R: 2 H: 2 E: 0 K: 2 S: 16	H: 2 LOB: 1 BB: 1 P: 25	R: 0 H: 1 E: 0 K: 0 S: 9	H: 1 LOB: 2 BB: 1 P: 19	R: 1 H: 2 E: 1 K: 2 S: 12	H: 2 LOB: 1 BB: 0 P: 17	R: 0 H: 1 E: 0 K: 0 S: 7	H: 1 LOB: 1 BB: 1 P: 11	R: 1 H: 1 E: 0 K: 2 S: 10	H: 1 LOB: 0 BB: 0 P: 13	R: 1 H: 2 E: 0 K: 1 S: 15	H: 2 LOB: 2 BB: 1 P: 28	R: 0 H: 0 E: 0 K: 1 S: 11	H: 0 LOB: 0 BB: 0 P: 19	1B: 7 2B: 1 3B: 0 HR: 3	SF: 0 SAC: 1 DP: 0 HBP: 0	WP: 0 PB: 0 SB: 4 CS: 0	PA: 43
<b>PITCHER</b>	IP WLS BF H R ER SO BB IBB HBP BLK WP HR S P ERA WHIP	IP WLS BF H R ER SO BB IBB HBP BLK WP HR S P ERA WHIP	IP WLS BF H R ER SO BB IBB HBP BLK WP HR S P ERA WHIP	IP WLS BF H R ER SO BB IBB HBP BLK WP HR S P ERA WHIP	IP WLS BF H R ER SO BB IBB HBP BLK WP HR S P ERA WHIP	IP WLS BF H R ER SO BB IBB HBP BLK WP HR S P ERA WHIP	IP WLS BF H R ER SO BB IBB HBP BLK WP HR S P ERA WHIP	IP WLS BF H R ER SO BB IBB HBP BLK WP HR S P ERA WHIP	IP WLS BF H R ER SO BB IBB HBP BLK WP HR S P ERA WHIP	IP WLS BF H R ER SO BB IBB HBP BLK WP HR S P ERA WHIP	IP WLS BF H R ER SO BB IBB HBP BLK WP HR S P ERA WHIP	IP WLS BF H R ER SO BB IBB HBP BLK WP HR S P ERA WHIP	IP WLS BF H R ER SO BB IBB HBP BLK WP HR S P ERA WHIP	IP WLS BF H R ER SO BB IBB HBP BLK WP HR S P ERA WHIP	IP WLS BF H R ER SO BB IBB HBP BLK WP HR S P ERA WHIP	IP WLS BF H R ER SO BB IBB HBP BLK WP HR S P ERA WHIP	IP WLS BF H R ER SO BB IBB HBP BLK WP HR S P ERA WHIP			
34 Tom Koehler, R ERA: 3.94	5.0	L	25	7	4	3	5	3	0	0	0	0	0	0	0	0	5.40	2.000		
45 Chris Narveson, L ERA: 5.33	2.0		9	2	1	1	4	1	0	0	0	0	0	1	23	32	4.50	1.500		
58 Raudel Lazo, L ERA: 1.93	0.2		5	2	1	1	1	0	0	0	0	0	0	1	13	25	13.50	4.500		
24 André Rienzo, R ERA: 2.79	1.1		4	0	0	0	1	0	0	0	0	0	0	0	13	22	0.00	0.000		

AB	37
R	6
H	11
RBI	5
BB	5
SO	11
LOB	13



Batter	1	2	3	4	5	6	7	8	9	AB	R	H	RBI	BB	SO	LOB	BOTTOM			
9 Dee Strange-Gordon, L OBP: 0.356, SLG: 0.411	F7							L7		3	0	0	0	1	0	0	<b>Philadelphia Phillies @ Miami Marlins</b> Marlins Park, Miami, FL Tue Sep 22 2015, 7:12 PM - 9:54 PM EDT Att: 16,742 - Roof Closed - 75 F			
17 Donovan Solano, R OBP: 0.235, SLG: 0.269										4	0	3	0	0	0	0				
21 Christian Yelich, L OBP: 0.353, SLG: 0.397										3	0	0	0	1	1	2				
48 Justin Bour, L OBP: 0.323, SLG: 0.451										4	0	0	0	0	1	4				
13 Marcell Ozuna, R OBP: 0.297, SLG: 0.376										4	0	1	0	0	0	0				
32 Derek Dietrich, L OBP: 0.357, SLG: 0.482										4	1	2	0	0	0	1				
20 J.T. Realmuto, R OBP: 0.283, SLG: 0.399										3	0	1	0	0	0	2				
19 Miguel Rojas, R OBP: 0.292, SLG: 0.366										3	1	1	2	0	0	1				
34 Tom Koehler, R ERA: 3.94	7.0	W	27	7	2	2	3	2	0	0	0	0	0	0	0	0		2.57	1.286	
94 Dailier Hinojosa, R ERA: 0.96	1.0		3	1	0	0	0	0	0	0	0	5	6	0.00	1.000					
53 Ken Giles, R ERA: 1.41	1.0		3	0	0	0	0	0	0	0	0	4	7	0.00	0.000					
<b>Inning Stats</b>	R: 0 H: 1 E: 0 K: 1 S: 8	H: 1 LOB: 0 BB: 0 P: 13	R: 0 H: 2 E: 0 K: 0 S: 10	H: 2 LOB: 1 BB: 0 P: 15	R: 0 H: 1 E: 0 K: 1 S: 12	H: 1 LOB: 2 BB: 2 P: 21	R: 0 H: 1 E: 0 K: 0 S: 7	H: 1 LOB: 0 BB: 0 P: 10	R: 0 H: 0 E: 0 K: 0 S: 5	H: 0 LOB: 0 BB: 0 P: 7	R: 2 H: 2 E: 0 K: 0 S: 10	H: 2 LOB: 0 BB: 0 P: 16	R: 0 H: 1 E: 0 K: 0 S: 5	H: 1 LOB: 0 BB: 0 P: 6	R: 0 H: 0 E: 0 K: 0 S: 4	H: 0 LOB: 0 BB: 0 P: 7	1B: 6 2B: 0 3B: 1 HR: 1	SF: 0 SAC: 0 DP: 4 HBP: 0	WP: 0 PB: 0 SB: 0 CS: 0	PA: 33
<b>PITCHER</b>	IP WLS BF H R ER SO BB IBB HBP BLK WP HR S P ERA WHIP	IP WLS BF H R ER SO BB IBB HBP BLK WP HR S P ERA WHIP	IP WLS BF H R ER SO BB IBB HBP BLK WP HR S P ERA WHIP	IP WLS BF H R ER SO BB IBB HBP BLK WP HR S P ERA WHIP	IP WLS BF H R ER SO BB IBB HBP BLK WP HR S P ERA WHIP	IP WLS BF H R ER SO BB IBB HBP BLK WP HR S P ERA WHIP	IP WLS BF H R ER SO BB IBB HBP BLK WP HR S P ERA WHIP	IP WLS BF H R ER SO BB IBB HBP BLK WP HR S P ERA WHIP	IP WLS BF H R ER SO BB IBB HBP BLK WP HR S P ERA WHIP	IP WLS BF H R ER SO BB IBB HBP BLK WP HR S P ERA WHIP	IP WLS BF H R ER SO BB IBB HBP BLK WP HR S P ERA WHIP	IP WLS BF H R ER SO BB IBB HBP BLK WP HR S P ERA WHIP	IP WLS BF H R ER SO BB IBB HBP BLK WP HR S P ERA WHIP	IP WLS BF H R ER SO BB IBB HBP BLK WP HR S P ERA WHIP	IP WLS BF H R ER SO BB IBB HBP BLK WP HR S P ERA WHIP	IP WLS BF H R ER SO BB IBB HBP BLK WP HR S P ERA WHIP				
34 Tom Koehler, R ERA: 3.94	7.0	W	27	7	2	2	3	2	0	0	0	0	0	0	0	0	2.57	1.286		
94 Dailier Hinojosa, R ERA: 0.96	1.0		3	1	0	0	0	0	0	0	0	5	6	0.00	1.000					
53 Ken Giles, R ERA: 1.41	1.0		3	0	0	0	0	0	0	0	0	4	7	0.00	0.000					

AB	31
R	2
H	8
RBI	2
BB	2
SO	3
LOB	10





Batter	1	2	3	4	5	6	7	8	9	10	11	AB	R	H	RBI	BB	SO	LOB	TOP			
13 Freddy Galvis, S (1.6) OBP: 0.300, SLG: 0.349	G5-3			G5-3		F8		G4-3				5	0	1	1	0	0	1				
40 Aaron Altherr, R (1.7) OBP: 0.313, SLG: 0.460	K			K		F9					G5-3	5	0	1	0	0	2	0				
37 Odúbel Herrera, L (1.8) OBP: 0.334, SLG: 0.414	K			L7							K	5	0	1	0	0	2	1				
18 Darin Ruf, R (1.3) OBP: 0.290, SLG: 0.395		P4										4	1	1	0	0	0	0				
3 Jeff Francoeur, R (1.9) OBP: 0.287, SLG: 0.427		K										4	0	1	0	0	2	2				
24 Danell Sweeney, S (1.4) OBP: 0.213, SLG: 0.348		K										3	0	0	0	1	1	2				
51 Carlos Ruiz, R (1.2) OBP: 0.294, SLG: 0.290												4	0	0	0	0	1	4				
25 Cody Asche, L (1.5) OBP: 0.297, SLG: 0.398												2	0	0	0	0	1	1				
4 Andrés Blanco, S (8. PH) OBP: 0.367, SLG: 0.488												1	0	0	0	1	0	0				
86 David Buchanan, R 21 Albert Arenas, R 21 Albert Arenas, L 40 Jonathan Gomez, R 28 Erik Torres, S 97 Luis Garcia, R 50 Hector Neris, R 37 Brian Rogers, L 31 Jerome Williams, R												1	0	0	0	0	0	1	0			
<b>Inning Stats</b>	R: 0 E: 0 K: 2 S: 11	H: 0 LOB: 0 BB: 0 P: 14	R: 0 E: 0 K: 2 S: 9	H: 0 LOB: 0 BB: 0 P: 12	R: 0 E: 0 K: 1 S: 11	H: 0 LOB: 0 BB: 0 P: 16	R: 0 E: 0 K: 1 S: 8	H: 0 LOB: 0 BB: 0 P: 14	R: 1 E: 0 K: 1 S: 9	H: 2 LOB: 1 BB: 1 P: 17	R: 0 E: 0 K: 1 S: 9	H: 0 LOB: 0 BB: 0 P: 14	R: 0 E: 0 K: 0 S: 5	H: 0 LOB: 0 BB: 0 P: 9	R: 1 E: 0 K: 1 S: 11	H: 1 LOB: 1 BB: 1 P: 19	R: 0 E: 0 K: 1 S: 5	H: 0 LOB: 0 BB: 0 P: 8	1B: 4 2B: 2 3B: 0 HR: 0	SF: 0 SAC: 0 DP: 1 HBP: 1	WP: 1 PB: 0 SB: 1 CS: 0	PA: 40
<b>PITCHER</b>	IP 6.0	WLS 21	BF 21	H 3	R 1	ER 1	SO 8	BB 1	IBB 0	HBP 0	BLK 0	WP 0	HR 0	S 59	P 90	ERA 1.50	WHIP 0.667					
61 Adam Conley, L (1.1) ERA: 3.90																						
57 Bryan Morris, R (7.1) ERA: 3.2																						
40 Mike Dunn, L (8.1) ERA: 4.04																						
44 AJ Ramos, R (9.1) ERA: 2.44																						
46 Kyle Barradough, R (10.1) ERA: 1.99																						
<b>PITCHER</b>	IP 11.0	WLS 3	BF 3	H 0	R 0	ER 0	SO 1	BB 0	IBB 0	HBP 0	BLK 0	WP 0	HR 0	S 5	P 8	ERA 0.00	WHIP 0.000					
49 Brian Ellington, R (11.1) ERA: 2.57																						

Philadelphia Phillies @ Miami Marlins  
Marlins Park, Miami, FL  
Wed Sep 23 2015, 7:12 PM - 10:31 PM EDT  
Att: 15,662 - Roof Closed - 74 F

AB 37  
R 3  
H 6  
RBI 1  
BB 2  
SO 11  
LOB 12



Batter	1	2	3	4	5	6	7	8	9	10	11	AB	R	H	RBI	BB	SO	LOB	BOTTOM					
9 Dee Strange-Gordon, L (1.4) OBP: 0.357, SLG: 0.414	F9											6	0	3	1	0	1	0						
17 Donovan Solano, R (1.5) OBP: 0.224, SLG: 0.256	K											4	0	0	0	0	1	1						
21 Christian Yelich, L (1.8) OBP: 0.353, SLG: 0.396												4	0	1	0	1	0	2						
48 Justin Bour, L (1.3) OBP: 0.321, SLG: 0.456	K											5	1	1	1	0	1	5						
13 Marcell Ozuna, R (1.9) OBP: 0.296, SLG: 0.374												5	1	1	0	0	1	2						
32 Derek Dietrich, L (1.7) OBP: 0.307, SLG: 0.480												3	0	1	0	0	0	1						
40 Mike Dunn, L (8.1) OBP: 1.000, SLG: 1.000												0	0	0	0	0	0	0						
44 AJ Ramos, R (9.1) ERA: 2.44												1	0	1	0	0	0	0						
5 Casey McGehee, R (8. PH) ERA: 2.86												0	0	0	0	0	0	0						
28 Cole Gillespie, R (8. PH) ERA: 3.75												0	0	0	0	0	0	0						
46 Kyle Barradough, R (10.1) ERA: 1.99												0	0	0	0	0	0	0						
49 Brian Ellington, R (11.1) ERA: 2.57												1	0	0	0	0	0	0						
11 Tommie Hall, S (11. PH) OBP: 0.233, SLG: 0.148												1	0	0	0	0	0	0						
20 J.T. Realmuto, R (1.2) OBP: 0.285, SLG: 0.399												5	0	2	0	0	0	1						
19 Miguel Rojas, R (1.6) OBP: 0.296, SLG: 0.368												5	1	2	0	0	1	3						
61 Adam Conley, L (1.1) OBP: 0.290, SLG: 0.250												2	0	0	0	0	1	1						
57 Bryan Morris, L (7.1) ERA: 3.2												0	0	0	0	0	0	0						
51 Ichiro Suzuki, L (8.7) OBP: 0.294, SLG: 0.291												2	1	1	0	1	0	0						
<b>Inning Stats</b>	R: 0 E: 0 K: 2 S: 10	H: 1 LOB: 1 BB: 0 P: 14	R: 1 E: 1 K: 1 S: 11	H: 2 LOB: 1 BB: 0 P: 15	R: 0 E: 0 K: 0 S: 7	H: 1 LOB: 0 BB: 0 P: 11	R: 1 E: 0 K: 0 S: 13	H: 3 LOB: 1 BB: 0 P: 19	R: 0 E: 0 K: 0 S: 7	H: 0 LOB: 0 BB: 0 P: 10	R: 0 E: 0 K: 0 S: 9	H: 0 LOB: 0 BB: 0 P: 14	R: 0 E: 0 K: 0 S: 5	H: 0 LOB: 0 BB: 0 P: 8	R: 0 E: 1 K: 1 S: 12	H: 0 LOB: 2 BB: 1 P: 19	R: 0 E: 0 K: 1 S: 12	H: 2 LOB: 1 BB: 0 P: 18	R: 1 E: 1 K: 1 S: 13	H: 2 LOB: 2 BB: 1 P: 19	1B: 11 2B: 2 3B: 0 HR: 1	SF: 0 SAC: 1 DP: 3 HBP: 0	WP: 0 PB: 0 SB: 0 CS: 1	PA: 46
<b>PITCHER</b>	IP 5.0	WLS 1	BF 20	H 7	R 2	ER 1	SO 3	BB 0	IBB 0	HBP 0	BLK 0	WP 0	HR 1	S 48	P 69	ERA 1.80	WHIP 1.400							
55 David Buchanan, R (1.1) ERA: 7.96																								
21 Adam Loewen, L (6.1) ERA: 8.04																								
46 Jeanmar Gómez, R (7.1) ERA: 2.86																								
57 Luis Garcia, R (8.1) ERA: 3.75																								
50 Héctor Neris, R (9.1) ERA: 4.14																								
<b>PITCHER</b>	IP 10.1	WLS 5	BF 5	H 2	R 1	ER 0	SO 1	BB 0	IBB 0	HBP 0	BLK 0	WP 0	HR 0	S 13	P 19	ERA 0.00	WHIP 2.000							
53 Ken Giles, R (10.1) ERA: 1.38																								
31 Jerome Williams, R (11.1) ERA: 6.0																								

Philadelphia Phillies @ Miami Marlins  
Marlins Park, Miami, FL  
Wed Sep 23 2015, 7:12 PM - 10:31 PM EDT  
Att: 15,662 - Roof Closed - 74 F

AB 43  
R 4  
H 13  
RBI 2  
BB 2  
SO 6  
LOB 16

















Batter	1	2	3	4	5	6	7	8	9	AB	R	H	RBI	BB	SO	LOB	TOP							
22 Nick Markakis, L (1.9) OBP: 0.372, SLG: 0.378										3	1	1	0	2	1	0	<b>Atlanta Braves @ Miami Marlins</b> Marlins Park, Miami, FL Sun Sep 27 2015, 1:12 PM - 4:01 PM EDT Att: 27,702 - Roof Closed - 76 F							
28 Héctor Olivera, R (1.5) OBP: 0.316, SLG: 0.417										5	1	2	0	0	1	4								
5 Freddie Freeman, L (1.3) OBP: 0.373, SLG: 0.477										2	0	0	0	0	1	0								
25 Cameron Maybin, R (3.8) OBP: 0.327, SLG: 0.371										3	0	1	2	0	0	1								
15 A.J. Pierzynski, L (1.2) OBP: 0.332, SLG: 0.410										4	1	1	0	0	1	2								
23 Nick Swisher, S (1.7) OBP: 0.313, SLG: 0.335										3	1	1	1	1	0	1								
8 Jace Peterson, L (1.4) OBP: 0.315, SLG: 0.339										4	1	1	0	0	1	1								
19 Andrelton Simmons, R (1.6) OBP: 0.319, SLG: 0.330										3	0	2	0	1	0	0								
2 Michael Bourn, L (1.8) OBP: 0.311, SLG: 0.281										2	0	1	2	2	0	1								
17 Shelby Miller, R (1.1) OBP: 0.323, SLG: 0.304										1	0	0	0	0	0	0								
58 Peter Moylan, R (6.1) OBP: 0.266, SLG: 0.336										0	0	0	0	0	0	0								
61 Danny Burawa, R (6.1) OBP: 0.266, SLG: 0.336										0	0	0	0	0	0	0								
14 Daniel Castro, R (7.7) OBP: 0.266, SLG: 0.336										0	0	0	0	0	0	0								
58 Dan Winkler, R (7.1) OBP: 0.266, SLG: 0.336										0	0	0	0	0	0	0								
13 Adonis Garcia, R (8.7) OBP: 0.266, SLG: 0.336										0	0	0	0	0	0	0								
38 Aroldys Vizcaino, R (8.1) OBP: 0.266, SLG: 0.336										0	0	0	0	0	0	0								
<b>Inning Stats</b>	R: 0 E: 0 K: 1 S: 7	H: 1 LOB: 0 BB: 0 P: 10	R: 2 E: 0 K: 1 S: 12	H: 3 LOB: 3 BB: 2 P: 24	R: 0 E: 0 K: 0 S: 9	H: 0 LOB: 0 BB: 0 P: 13	R: 0 E: 0 K: 0 S: 6	H: 1 LOB: 1 BB: 1 P: 13	R: 1 E: 0 K: 0 S: 5	H: 2 LOB: 0 BB: 0 P: 8	R: 0 E: 0 K: 0 S: 11	H: 1 LOB: 1 BB: 1 P: 18	R: 1 E: 0 K: 1 S: 10	H: 1 LOB: 1 BB: 1 P: 17	R: 1 E: 0 K: 1 S: 8	H: 1 LOB: 1 BB: 1 P: 15	R: 0 E: 0 K: 1 S: 6	H: 0 LOB: 0 BB: 0 P: 9	1B: 6 2B: 4 3B: 0 HR: 1	SF: 0 SAC: 1 DP: 4 HBP: 0	WP: 0 PB: 0 SB: 0 CS: 0	PA: 39		
<b>PITCHER</b>	IP WLS BF H R ER SO BB IBB HBP BLK WP HR S P ERA WHIP	IP WLS BF H R ER SO BB IBB HBP BLK WP HR S P ERA WHIP	IP WLS BF H R ER SO BB IBB HBP BLK WP HR S P ERA WHIP	IP WLS BF H R ER SO BB IBB HBP BLK WP HR S P ERA WHIP	IP WLS BF H R ER SO BB IBB HBP BLK WP HR S P ERA WHIP	IP WLS BF H R ER SO BB IBB HBP BLK WP HR S P ERA WHIP	IP WLS BF H R ER SO BB IBB HBP BLK WP HR S P ERA WHIP	IP WLS BF H R ER SO BB IBB HBP BLK WP HR S P ERA WHIP	IP WLS BF H R ER SO BB IBB HBP BLK WP HR S P ERA WHIP	IP WLS BF H R ER SO BB IBB HBP BLK WP HR S P ERA WHIP	IP WLS BF H R ER SO BB IBB HBP BLK WP HR S P ERA WHIP	IP WLS BF H R ER SO BB IBB HBP BLK WP HR S P ERA WHIP	IP WLS BF H R ER SO BB IBB HBP BLK WP HR S P ERA WHIP	IP WLS BF H R ER SO BB IBB HBP BLK WP HR S P ERA WHIP	IP WLS BF H R ER SO BB IBB HBP BLK WP HR S P ERA WHIP	IP WLS BF H R ER SO BB IBB HBP BLK WP HR S P ERA WHIP	IP WLS BF H R ER SO BB IBB HBP BLK WP HR S P ERA WHIP	IP WLS BF H R ER SO BB IBB HBP BLK WP HR S P ERA WHIP	IP WLS BF H R ER SO BB IBB HBP BLK WP HR S P ERA WHIP	IP WLS BF H R ER SO BB IBB HBP BLK WP HR S P ERA WHIP	IP WLS BF H R ER SO BB IBB HBP BLK WP HR S P ERA WHIP	IP WLS BF H R ER SO BB IBB HBP BLK WP HR S P ERA WHIP	IP WLS BF H R ER SO BB IBB HBP BLK WP HR S P ERA WHIP	IP WLS BF H R ER SO BB IBB HBP BLK WP HR S P ERA WHIP

AB	32
R	5
H	10
RBI	5
BB	6
SO	5
LOB	13



Batter	1	2	3	4	5	6	7	8	9	AB	R	H	RBI	BB	SO	LOB	BOTTOM								
9 Dee Strange-Gordon, L (1.4) OBP: 0.356, SLG: 0.412										5	2	2	0	0	0	2	<b>Atlanta Braves @ Miami Marlins</b> Marlins Park, Miami, FL Sun Sep 27 2015, 1:12 PM - 4:01 PM EDT Att: 27,702 - Roof Closed - 76 F								
21 Christian Yelich, L (1.8) OBP: 0.358, SLG: 0.403									5	1	1	0	0	1	6										
14 Martín Prado, R (1.5) OBP: 0.337, SLG: 0.395									5	0	2	3	0	0	4										
48 Justin Bour, L (1.3) OBP: 0.328, SLG: 0.490								4	2	2	3	0	0	2											
13 Marcell Ozuna, R (1.9) OBP: 0.303, SLG: 0.383									4	2	2	1	0	0	0										
32 Derek Dietrich, L (1.7) OBP: 0.358, SLG: 0.481									3	0	0	0	0	1	1										
51 Ichiro Suzuki, L (7.7) OBP: 0.290, SLG: 0.287									4	1	2	1	0	0	0										
20 J.T. Realmuto, R (1.2) OBP: 0.287, SLG: 0.406									2	0	0	0	0	2	1										
19 Miguel Rojas, R (1.6) OBP: 0.321, SLG: 0.367									3	1	0	1	1	0	1										
34 Tom Koehler, R (1.1) OBP: 0.160, SLG: 0.146									2	0	0	0	0	2	1										
52 Brad Hand, L (7.1) OBP: 0.118, SLG: 0.118									0	0	0	0	0	0	0										
5 Casey McGehee, R (6.7) OBP: 0.269, SLG: 0.276									1	0	0	0	0	1	2										
45 Chris Narveson, L (9.1) OBP: 0.269, SLG: 0.276									0	0	0	0	0	0	0										
<b>Inning Stats</b>	R: 2 E: 0 K: 0 S: 12	H: 2 LOB: 0 BB: 0 P: 17	R: 0 E: 0 K: 1 S: 10	H: 0 LOB: 0 BB: 0 P: 14	R: 1 E: 0 K: 1 S: 12	H: 2 LOB: 1 BB: 0 P: 15	R: 0 E: 0 K: 0 S: 10	H: 0 LOB: 0 BB: 0 P: 13	R: 2 E: 1 K: 1 S: 11	H: 1 LOB: 1 BB: 1 P: 19	R: 2 E: 0 K: 1 S: 14	H: 2 LOB: 1 BB: 0 P: 23	R: 2 E: 0 K: 0 S: 13	H: 2 LOB: 0 BB: 0 P: 17	R: 0 E: 1 K: 2 S: 19	H: 2 LOB: 3 BB: 0 P: 26	R: 0 E: 0 K: 2 S: 19	H: 2 LOB: 3 BB: 0 P: 26	1B: 5 2B: 3 3B: 0 HR: 3	SF: 0 SAC: 1 DP: 0 HBP: 0	WP: 0 PB: 0 SB: 0 CS: 0	PA: 39			
<b>PITCHER</b>	IP WLS BF H R ER SO BB IBB HBP BLK WP HR S P ERA WHIP	IP WLS BF H R ER SO BB IBB HBP BLK WP HR S P ERA WHIP	IP WLS BF H R ER SO BB IBB HBP BLK WP HR S P ERA WHIP	IP WLS BF H R ER SO BB IBB HBP BLK WP HR S P ERA WHIP	IP WLS BF H R ER SO BB IBB HBP BLK WP HR S P ERA WHIP	IP WLS BF H R ER SO BB IBB HBP BLK WP HR S P ERA WHIP	IP WLS BF H R ER SO BB IBB HBP BLK WP HR S P ERA WHIP	IP WLS BF H R ER SO BB IBB HBP BLK WP HR S P ERA WHIP	IP WLS BF H R ER SO BB IBB HBP BLK WP HR S P ERA WHIP	IP WLS BF H R ER SO BB IBB HBP BLK WP HR S P ERA WHIP	IP WLS BF H R ER SO BB IBB HBP BLK WP HR S P ERA WHIP	IP WLS BF H R ER SO BB IBB HBP BLK WP HR S P ERA WHIP	IP WLS BF H R ER SO BB IBB HBP BLK WP HR S P ERA WHIP	IP WLS BF H R ER SO BB IBB HBP BLK WP HR S P ERA WHIP	IP WLS BF H R ER SO BB IBB HBP BLK WP HR S P ERA WHIP	IP WLS BF H R ER SO BB IBB HBP BLK WP HR S P ERA WHIP	IP WLS BF H R ER SO BB IBB HBP BLK WP HR S P ERA WHIP	IP WLS BF H R ER SO BB IBB HBP BLK WP HR S P ERA WHIP	IP WLS BF H R ER SO BB IBB HBP BLK WP HR S P ERA WHIP	IP WLS BF H R ER SO BB IBB HBP BLK WP HR S P ERA WHIP	IP WLS BF H R ER SO BB IBB HBP BLK WP HR S P ERA WHIP	IP WLS BF H R ER SO BB IBB HBP BLK WP HR S P ERA WHIP	IP WLS BF H R ER SO BB IBB HBP BLK WP HR S P ERA WHIP	IP WLS BF H R ER SO BB IBB HBP BLK WP HR S P ERA WHIP	IP WLS BF H R ER SO BB IBB HBP BLK WP HR S P ERA WHIP

AB	37
R	9
H	11
RBI	9
BB	1
SO	5
LOB	19









Batter	1	2	3	4	5	6	7	8	9	AB	R	H	RBI	BB	SO	LOB	TOP										
9 Dee Strange-Gordon, L OBP: 0.356, SLG: 0.411	G1-3		G4-3		K		F7		1B	5	0	1	1	0	1	2	<b>Miami Marlins @ Tampa Bay Rays</b> Tropicana Field, St. Petersburg, FL Wed Sep 30 2015, 7:11 PM - 10:03 PM EDT Att. 9,431 - Dome - 72 F <a href="http://livebaseballscorecards.com">livebaseballscorecards.com</a>										
21 Christian Yelich, L OBP: 0.356, SLG: 0.407	1B			K		K		2B	1B	4	1	1	0	1	2	1											
14 Martin Prado, R OBP: 0.341, SLG: 0.398	1B			F8				1B		3	0	2	0	1	0	0											
48 Justin Bour, L OBP: 0.324, SLG: 0.485	G6-3				K			G4-6-3		4	1	1	0	0	1	4											
13 Marcell Ozuna, R OBP: 0.306, SLG: 0.386		P4				G2-3				3	0	1	1	1	0	1											
32 Derek Dietrich, L OBP: 0.351, SLG: 0.469	F7				K					4	0	0	0	0	2	2											
20 J.T. Realmuto, R OBP: 0.288, SLG: 0.406	G6-3						F8			3	1	1	0	1	0	0											
5 Casey McGehee, R OBP: 0.267, SLG: 0.274																											
51 Ichiro Suzuki, L OBP: 0.296, SLG: 0.283					G1-3		F9		F7	2	0	0	0	0	1	1											
19 Miquel Rojas, R OBP: 0.326, SLG: 0.371									1B	4	1	2	1	0	2	1											
<b>Inning Stats</b>	R: 0 H: 1 E: 0 K: 0 S: 10	H: 1 LOB: 1 BB: 1 P: 17	R: 0 H: 0 E: 0 K: 0 S: 6	H: 0 LOB: 0 BB: 0 P: 8	R: 0 H: 0 E: 0 K: 2 S: 9	H: 0 LOB: 0 BB: 0 P: 16	R: 1 H: 2 E: 0 K: 2 S: 12	H: 2 LOB: 1 BB: 0 P: 20	R: 0 H: 0 E: 0 K: 2 S: 8	H: 0 LOB: 1 BB: 1 P: 17	R: 0 H: 0 E: 0 K: 2 S: 11	H: 0 LOB: 1 BB: 1 P: 18	R: 1 H: 2 E: 0 K: 1 S: 12	H: 2 LOB: 1 BB: 1 P: 24	R: 1 H: 2 E: 0 K: 0 S: 16	H: 2 LOB: 1 BB: 0 P: 23	1B: 6 2B: 3 3B: 0 HR: 0	SF: 0 SAC: 0 DP: 2 HBP: 0	WP: 0 PB: 0 SB: 0 CS: 0	PA: 38							
<b>PITCHER</b>	IP	WLS	BF	H	R	ER	SO	BB	IBB	HBP	BLK	WP	HR	S	P	ERA	WHIP										
33 Drew Smyly, L ERA: 3.11	6.0	W	23	3	1	1	8	3	0	0	0	0	0	56	96	1.50	1.000										
47 Brandon Gomes, R ERA: 3.99	0.2		4	2	1	1	0	0	0	0	0	0	0	7	10	13.50	3.000										
57 Jake McGee, L ERA: 2.48	0.1	H	1	0	0	0	0	0	0	0	0	0	0	1	2	0.00	0.000										
45 Enny Romero, L ERA: 4.45	1.0	S	5	2	1	1	1	1	0	0	0	0	0	12	24	9.00	3.000										
26 Brad Boxberger, R ERA: 3.77	1.0	S	5	2	1	1	0	0	0	0	0	0	0	16	23	9.00	2.000										

Batter	1	2	3	4	5	6	7	8	9	AB	R	H	RBI	BB	SO	LOB	BOTTOM										
28 John Jaso, L OBP: 0.380, SLG: 0.446	G5-4-3									1	2	1	0	2	0	0	<b>Miami Marlins @ Tampa Bay Rays</b> Tropicana Field, St. Petersburg, FL Wed Sep 30 2015, 7:11 PM - 10:03 PM EDT Att. 9,431 - Dome - 72 F <a href="http://livebaseballscorecards.com">livebaseballscorecards.com</a>										
27 Mikie Mahtook, R OBP: 0.352, SLG: 0.583	1B									2	0	0	0	0	2	2											
20 Steven Souza Jr., R OBP: 0.316, SLG: 0.464	G5-4-3									3	1	1	0	1	0	1											
3 Evan Longoria, R OBP: 0.330, SLG: 0.433	K									3	2	2	0	1	1	0											
24 Grady Sizemore, L OBP: 0.306, SLG: 0.377	G4-3									4	0	2	3	0	1	3											
13 Asdrúbal Cabrera, S OBP: 0.317, SLG: 0.428	G4-3									2	0	1	2	1	0	0											
21 James Loney, L OBP: 0.316, SLG: 0.354	K									4	0	0	0	0	1	6											
40 J.P. Arencibia, R OBP: 0.304, SLG: 0.612										4	0	1	0	0	0	0											
39 Kevin Kiermaier, L OBP: 0.297, SLG: 0.418										4	0	0	0	0	2	1											
2 Nick Franklin, S OBP: 0.232, SLG: 0.337	F7									4	1	2	1	0	1	1											
<b>Inning Stats</b>	R: 0 H: 0 E: 0 K: 1 S: 7	H: 0 LOB: 0 BB: 1 P: 13	R: 0 H: 0 E: 0 K: 1 S: 8	H: 0 LOB: 0 BB: 0 P: 13	R: 0 H: 0 E: 0 K: 1 S: 6	H: 0 LOB: 0 BB: 0 P: 8	R: 1 H: 2 E: 0 K: 1 S: 15	H: 2 LOB: 2 BB: 1 P: 27	R: 4 H: 3 E: 0 K: 0 S: 11	H: 3 LOB: 2 BB: 3 P: 31	R: 0 H: 1 E: 0 K: 3 S: 14	H: 1 LOB: 1 BB: 0 P: 16	R: 1 H: 3 E: 0 K: 0 S: 8	H: 3 LOB: 0 BB: 0 P: 12	R: 0 H: 1 E: 0 K: 1 S: 8	H: 1 LOB: 0 BB: 0 P: 14	1B: 7 2B: 2 3B: 0 HR: 1	SF: 1 SAC: 0 DP: 2 HBP: 0	WP: 2 PB: 0 SB: 0 CS: 0	PA: 37							
<b>PITCHER</b>	IP	WLS	BF	H	R	ER	SO	BB	IBB	HBP	BLK	WP	HR	S	P	ERA	WHIP										
23 Jarrod Cosart, R ERA: 4.52	4.2	L	22	5	5	5	4	4	0	0	0	0	0	45	85	9.64	1.929										
52 Brad Hand, L ERA: 5.3	1.0		5	1	0	0	2	1	0	0	0	0	0	13	19	0.00	2.000										
62 José Ureña, R ERA: 5.34	0.2		5	3	1	1	1	0	0	0	0	0	0	10	14	13.50	4.500										
45 Chris Narveson, L ERA: 4.6	1.2		5	1	0	0	1	0	0	0	0	0	0	9	16	0.00	0.600										







Batter	1	2	3	4	5	6	7	8	9	AB	R	H	RBI	BB	SO	LOB	TOP					
9 Dee Strange-Gordon, L OBP: 0.354, SLG: 0.409	L8	21 1B		F7		21 S 21 E 1B			G2	5	1	2	1	0	0	0						
21 Christian Yelich, L OBP: 0.363, SLG: 0.413		1B								5	1	5	1	0	0	0						
14 Martin Prado, R OBP: 0.339, SLG: 0.397			P5	G6-3		F9				5	1	1	1	0	1	6						
32 Derek Dietrich, L OBP: 0.349, SLG: 0.461	G1-3									4	0	0	0	1	2	4						
44 AJ Ramos, R					G1-3					0	0	0	0	0	0	0						
13 Marcell Ozuna, R OBP: 0.307, SLG: 0.385		F9	G6-3							5	0	2	1	0	0	0						
5 Casey McGehee, R OBP: 0.288, SLG: 0.279																						
48 Justin Bour, L OBP: 0.320, SLG: 0.478		17 1B 34 E 2B		P3		FC5-4				3	1	1	0	0	0	1						
6 Jeff Mathis, R OBP: 0.216, SLG: 0.293										2	0	0	0	0	2	2						
17 Donovan Solano, R OBP: 0.217, SLG: 0.247										4	2	1	1	1	2	3						
34 Tom Koehler, R OBP: 0.154, SLG: 0.140																						
11 Tordar Tellez, S																						
58 Rauld Lazo, L																						
49 Brian Ellington, R																						
51 Ichiro Suzuki, L																						
45 Chris Narveson, L																						
28 Cole Gillespie, R																						
	R: 0 E: 0 K: 1 S: 13	H: 1 LOB: 1 BB: 0 P: 18	R: 3 E: 1 K: 1 S: 27	H: 4 LOB: 3 BB: 1 P: 48	R: 1 E: 0 K: 0 S: 8	H: 1 LOB: 1 BB: 0 P: 12	R: 0 E: 0 K: 0 S: 8	H: 1 LOB: 1 BB: 0 P: 9	R: 0 E: 0 K: 0 S: 7	H: 1 LOB: 1 BB: 0 P: 14	R: 1 E: 0 K: 0 S: 13	H: 2 LOB: 1 BB: 0 P: 23	R: 0 E: 0 K: 2 S: 11	H: 0 LOB: 0 BB: 0 P: 10	R: 0 E: 0 K: 2 S: 11	H: 0 LOB: 0 BB: 1 P: 14	R: 2 E: 0 K: 2 S: 13	H: 3 LOB: 2 BB: 1 P: 23	1B: 9 2B: 2 3B: 1 HR: 1	SF: 0 SAC: 0 DP: 0 HBP: 0	WP: 0 PB: 0 SB: 2 CS: 0	PA: 43
	PITCHER										PITCHER											
34 Aaron Harang, R ERA: 4.86	(1, 1)	5.2	27	8	4	3	2	1	0	0	0	0	0	0	0	0	0	0	6	9	∞	∞
62 Ken Roberts, L ERA: 7.92	(6, 1)	0.0	B	2	2	1	1	0	0	0	0	0	0	0	0	0	0	0	6	9	0.00	0.000
50 Héctor Neris, R ERA: 3.79	(6, 1)	1.1	A	4	0	0	2	0	0	0	0	0	0	0	0	0	0	0	9	13	0.00	0.000
94 Daliel Hinojosa, R ERA: 0.76	(8, 1)	1.0	H	3	0	0	2	0	0	0	0	0	0	0	0	0	0	0	11	14	0.00	0.000
53 Ken Giles, R ERA: 1.83	(9, 1)	1.0	L	7	3	2	2	0	1	0	0	0	0	0	0	0	0	0	13	23	18.00	3.000
	R: 0 E: 0 K: 0 S: 6	H: 1 LOB: 1 BB: 1 P: 14	R: 0 E: 0 K: 2 S: 11	H: 1 LOB: 1 BB: 0 P: 20	R: 3 E: 0 K: 2 S: 20	H: 2 LOB: 1 BB: 2 P: 32	R: 1 E: 0 K: 1 S: 9	H: 1 LOB: 0 BB: 0 P: 13	R: 1 E: 0 K: 0 S: 17	H: 1 LOB: 2 BB: 1 P: 30	R: 1 E: 0 K: 1 S: 9	H: 1 LOB: 0 BB: 0 P: 14	R: 0 E: 0 K: 1 S: 11	H: 1 LOB: 2 BB: 1 P: 22	R: 0 E: 1 K: 2 S: 8	H: 1 LOB: 0 BB: 0 P: 8	R: 0 E: 0 K: 2 S: 9	H: 0 LOB: 1 BB: 1 P: 17	1B: 4 2B: 2 3B: 2 HR: 1	SF: 1 SAC: 0 DP: 1 HBP: 0	WP: 1 PB: 0 SB: 3 CS: 1	PA: 41
	PITCHER										PITCHER											
34 Tom Koehler, R ERA: 4.08	(1, 1)	5.0	25	6	5	4	1	4	0	0	0	0	0	0	0	0	0	0	11	19	9.00	2.000
58 Rauld Lazo, L ERA: 3.18	(6, 1)	1.0	5	2	1	1	1	0	0	0	0	0	0	0	0	0	0	0	9	17	0.00	1.000
49 Brian Ellington, R ERA: 2.88	(7, 1)	1.0	A	4	0	0	1	1	0	0	0	0	0	0	0	0	0	0	8	8	0.00	1.000
45 Chris Narveson, L ERA: 4.45	(8, 1)	1.0	W	3	1	0	2	0	0	0	0	0	0	0	0	0	0	0	8	8	0.00	1.000
44 AJ Ramos, R ERA: 2.34	(9, 1)	1.0	S	4	0	0	2	1	0	0	0	0	0	0	0	0	0	0	9	17	0.00	1.000

Miami Marlins @ Philadelphia Phillies  
Citizens Bank Park, Philadelphia, PA  
Sat Oct 03 2015, 4:07 PM - 7:26 PM EDT  
Cloudy - 57 F

AB 41  
R 7  
H 13  
RBI 5  
BB 2  
SO 8  
LOB 18



AB 34  
R 6  
H 9  
RBI 6  
BB 6  
SO 11  
LOB 21

Miami Marlins @ Philadelphia Phillies  
Citizens Bank Park, Philadelphia, PA  
Sat Oct 03 2015, 4:07 PM - 7:26 PM EDT  
Cloudy - 57 F





Batter	1	2	3	4	5	6	7	8	9	AB	R	H	RBI	BB	SO	LOB	TOP												
9 Dee Strange-Gordon, L OBP: 0.356, SLG: 0.409										4	2	2	0	0	0	0													
21 Christian Yelich, L OBP: 0.367, SLG: 0.418										4	2	3	1	1	0	0													
14 Martin Prado, R OBP: 0.338, SLG: 0.394										4	0	0	0	1	0	4													
48 Justin Bour, L OBP: 0.321, SLG: 0.479										3	0	1	2	1	2	2													
13 Marcell Ozuna, R OBP: 0.308, SLG: 0.386										4	1	2	1	0	0	2													
20 J.T. Realmuto, R OBP: 0.290, SLG: 0.406										4	0	2	0	0	0	3													
51 Ichiro Suzuki, L OBP: 0.283, SLG: 0.280										4	0	0	0	0	0	5													
19 Miguel Rojas, R OBP: 0.325, SLG: 0.362										4	0	1	1	0	0	0													
60 Justin Nicolino, L OBP: 0.040, SLG: 0.040										3	0	0	0	0	2	0													
32 Derek Dietrich, L OBP: 0.347, SLG: 0.459										1	0	0	0	0	2														
57 Bryan Morris, L OBP: 0.292, SLG: 0.395										0	0	0	0	0	0														
44 AJ Ramos, R OBP: 0.292, SLG: 0.395										0	0	0	0	0	0														
<b>Inning Stats</b>	R: 2 E: 0 K: 0 S: 16	H: 4 LOB: 2 BB: 0 P: 26	R: 1 E: 0 K: 1 S: 11	H: 2 LOB: 1 BB: 0 P: 18	R: 0 E: 0 K: 0 S: 6	H: 0 LOB: 1 BB: 1 P: 13	R: 0 E: 0 K: 1 S: 7	H: 0 LOB: 0 BB: 0 P: 11	R: 1 E: 0 K: 1 S: 11	H: 2 LOB: 1 BB: 1 P: 19	R: 0 E: 0 K: 0 S: 10	H: 0 LOB: 0 BB: 0 P: 12	R: 0 E: 0 K: 0 S: 6	H: 0 LOB: 0 BB: 0 P: 10	R: 1 E: 0 K: 1 S: 11	H: 3 LOB: 2 BB: 0 P: 18	R: 0 E: 0 K: 0 S: 5	H: 0 LOB: 0 BB: 1 P: 13	1B: 9 2B: 2 3B: 0 HR: 0	SF: 0 SAC: 0 DP: 2 HBP: 1	WP: 0 PB: 0 SB: 0 CS: 1	PA: 39							
<b>PITCHER</b>	IP WLS BF H R ER SO BB IBB HBP BLK WP HR S P ERA WHIP																												
49 Alec Asher, R ERA: 9.31	(1, 1)	2.0	L	12	6	3	3	1	0	0	0	0	0	0	0	27	44	13.50	3.000										
30 Justin De Fratus, R ERA: 5.51	(3, 1)	3.0		12	2	1	1	2	2	0	0	0	0	0	0	24	43	3.00	1.333										
56 Neftali Feliz, R ERA: 5.0	(6, 1)	1.0		3	0	0	0	0	0	0	0	0	0	0	10	12	0.00	0.000											
62 Ken Roberts, L ERA: 7.24	(7, 1)	1.0		3	0	0	0	0	0	0	0	0	0	0	6	10	0.00	0.000											
60 Colton Murray, R ERA: 5.81	(8, 1)	1.0		6	3	1	1	1	0	0	0	0	0	0	11	18	9.00	3.000											
<b>PITCHER</b>	IP WLS BF H R ER SO BB IBB HBP BLK WP HR S P ERA WHIP																												
21 Adam Loewen, L ERA: 6.98	(9, 1)	1.0		3	0	0	0	0	1	0	0	1	0	0	0	5	13	0.00	1.000										

Batter	1	2	3	4	5	6	7	8	9	AB	R	H	RBI	BB	SO	LOB	BOTTOM								
4 Andrés Blanco, S OBP: 0.362, SLG: 0.502										4	1	1	0	0	0	0									
40 Aaron Altherr, R OBP: 0.335, SLG: 0.470										4	0	0	0	0	0	1									
7 Maikel Franco, R OBP: 0.341, SLG: 0.498										4	1	2	2	0	1	0									
18 Darin Ruf, R OBP: 0.297, SLG: 0.415										3	0	0	0	0	2	0									
3 Jeff Francoeur, R OBP: 0.289, SLG: 0.438										4	0	1	0	0	2	2									
29 Cameron Rupp, R OBP: 0.302, SLG: 0.372										4	0	1	0	0	0	1									
24 Darnell Sweeney, S OBP: 0.330, SLG: 0.590											3	0	2	0	0	0									
37 Odúbel Herrera, L OBP: 0.342, SLG: 0.415										1	0	1	0	0	0	0									
2 Chase d'Arnaud, R OBP: 0.222, SLG: 0.294											3	0	0	0	0	2									
25 Cody Asche, L OBP: 0.292, SLG: 0.395										0	0	0	0	0	0	0									
49 Alec Asher, R ERA: 9.31	(1, 1)	7.0	W	27	7	2	2	2	0	0	0	0	0	0	0	0									
30 Justin De Fratus, R ERA: 5.51	(3, 1)	3.0		12	2	1	1	2	2	0	0	0	0	0	0	0									
56 Neftali Feliz, R ERA: 5.0	(6, 1)	1.0		3	0	0	0	0	0	0	0	0	0	0	0	0									
62 Ken Roberts, L ERA: 7.24	(7, 1)	1.0		3	0	0	0	0	0	0	0	0	0	0	0	0									
60 Colton Murray, R ERA: 5.81	(8, 1)	1.0		6	3	1	1	1	0	0	0	0	0	0	0	0									
<b>PITCHER</b>	IP WLS BF H R ER SO BB IBB HBP BLK WP HR S P ERA WHIP																								
60 Justin Nicolino, L ERA: 4.01	(1, 1)	7.0		27	7	2	2	2	0	0	0	0	0	0	0	0									
57 Bryan Morris, R ERA: 3.14	(8, 1)	1.0	H	3	0	0	0	1	0	0	0	9	12	0.00	0.000										
44 AJ Ramos, R ERA: 2.3	(9, 1)	1.0	S	5	2	0	0	3	0	0	0	16	20	0.00	2.000										
<b>PITCHER</b>	IP WLS BF H R ER SO BB IBB HBP BLK WP HR S P ERA WHIP																								


Miami Marlins @ Philadelphia Phillies  
Citizens Bank Park, Philadelphia, PA  
Sat Oct 03 2015, 8:06 PM - 10:41 PM EDT  
Att: 16,240 - Cloudy - 55 F

AB	35
R	5
H	11
RBI	5
BB	3
SO	4
LOB	18



Miami Marlins @ Philadelphia Phillies  
Citizens Bank Park, Philadelphia, PA  
Sat Oct 03 2015, 8:06 PM - 10:41 PM EDT  
Att: 16,240 - Cloudy - 55 F

AB	34
R	2
H	8
RBI	2
BB	0
SO	6
LOB	9





Batter	1	2	3	4	5	6	7	8	9	AB	R	H	RBI	BB	SO	LOB	TOP																		
9 Dee Strange-Gordon, L OBP: 0.359, SLG: 0.418										4	2	3	1	0	1	2																			
21 Christian Yelich, L OBP: 0.360, SLG: 0.416										2	0	0	0	0	1	1																			
51 Ichiro Suzuki, L OBP: 0.282, SLG: 0.279										2	0	0	0	0	2	1																			
13 Marcell Ozuna, R OBP: 0.308, SLG: 0.383										3	0	0	0	1	1	1																			
48 Justin Bour, L OBP: 0.321, SLG: 0.479										4	0	1	0	0	0	1																			
32 Derek Dietrich, L OBP: 0.346, SLG: 0.456										4	0	1	0	0	1	2																			
5 Casey McGehee, R OBP: 0.284, SLG: 0.274										4	0	0	0	0	1	1																			
11 Tomás Telis, S OBP: 0.220, SLG: 0.158										4	0	1	0	0	1	0																			
19 Miguel Rojas, R OBP: 0.329, SLG: 0.366										4	0	2	0	0	0	0																			
61 Adam Conley, L OBP: 0.252, SLG: 0.222										2	0	0	0	0	1	0																			
6 Jeff Mathis, R OBP: 0.274, SLG: 0.280										1	0	0	0	0	1	2																			
24 André Rienzo, R OBP: 0.294, SLG: 0.324										0	0	0	0	0	0	0																			
62 José Ureña, R OBP: 0.294, SLG: 0.324										0	0	0	0	0	0	0																			
28 Cole Gillespie, R OBP: 0.232, SLG: 0.242										0	0	0	0	0	0	0																			
17 Donovan Solano, R OBP: 0.210, SLG: 0.234										1	0	0	0	0	1	1																			
<b>Inning Stats</b>	R: 1 E: 1 K: 2 S: 9	H: 1 LOB: 1 BB: 0 P: 15	R: 0 E: 0 K: 0 S: 7	H: 0 LOB: 0 BB: 0 P: 11	R: 1 E: 0 K: 1 S: 10	H: 1 LOB: 1 BB: 1 P: 18	R: 0 E: 0 K: 1 S: 7	H: 1 LOB: 0 BB: 0 P: 12	R: 0 E: 0 K: 1 S: 10	H: 0 LOB: 1 BB: 0 P: 16	R: 0 E: 0 K: 1 S: 8	H: 0 LOB: 2 BB: 0 P: 20	R: 0 E: 0 K: 1 S: 11	H: 1 LOB: 1 BB: 0 P: 18	R: 0 E: 0 K: 2 S: 10	H: 1 LOB: 1 BB: 0 P: 15	1B: 5 2B: 2 3B: 0 HR: 1	SF: 0 SAC: 0 DP: 1 HBP: 0	WP: 0 PB: 0 SB: 0 CS: 0	PA: 36															
<b>PITCHER</b>	IP: 6.2 WLS: 1 BF: 27 ERA: 6.99	W: 1 R: 0 ER: 0 SO: 7	H: 6 R: 2 ER: 1 SO: 7	R: 2 ER: 1 SO: 7	BB: 1 IBB: 0 HBP: 0 BLK: 0	IP: 6.0 WLS: 1 BF: 27 ERA: 6.99	W: 1 R: 0 ER: 0 SO: 7	H: 6 R: 2 ER: 1 SO: 7	R: 2 ER: 1 SO: 7	BB: 1 IBB: 0 HBP: 0 BLK: 0	IP: 7.1 WLS: 1 BF: 30 ERA: 3.51	W: 1 R: 0 ER: 0 SO: 11	H: 3 R: 0 ER: 0 SO: 11	R: 0 ER: 0 SO: 11	BB: 0 IBB: 0 HBP: 0 BLK: 0	IP: 8.1 WLS: 1 BF: 33 ERA: 0.73	W: 1 R: 0 ER: 0 SO: 15	H: 5 R: 0 ER: 0 SO: 15	R: 0 ER: 0 SO: 15	BB: 0 IBB: 0 HBP: 0 BLK: 0	IP: 9.1 WLS: 1 BF: 37 ERA: 1.8	W: 1 R: 0 ER: 0 SO: 10	H: 4 R: 1 ER: 0 SO: 15	R: 0 ER: 0 SO: 15	BB: 0 IBB: 0 HBP: 0 BLK: 0	IP: 15.0 WLS: 4 BF: 107 ERA: 1.8	W: 4 R: 1 ER: 0 SO: 42	H: 17 R: 1 ER: 0 SO: 42	R: 1 ER: 0 SO: 42	BB: 0 IBB: 0 HBP: 0 BLK: 0	IP: 31.0 WLS: 2 BF: 211 ERA: 1.8	W: 2 R: 1 ER: 0 SO: 82	H: 24 R: 1 ER: 0 SO: 82	R: 1 ER: 0 SO: 82	BB: 0 IBB: 0 HBP: 0 BLK: 0

Miami Marlins @ Philadelphia Phillies  
Citizens Bank Park, Philadelphia, PA  
Sun Oct 04 2015, 3:08 PM - 5:37 PM EDT  
Att: 21,734 - Cloudy - 59 F

livebaseballscorecards.com

AB 35  
R 2  
H 8  
RBI 1  
BB 1  
SO 11  
LOB 12

Batter	1	2	3	4	5	6	7	8	9	AB	R	H	RBI	BB	SO	LOB	BOTTOM													
13 Freddy Galvis, S OBP: 0.302, SLG: 0.343										4	1	0	1	1	0	3														
40 Aaron Altherr, R OBP: 0.338, SLG: 0.489										5	0	2	4	0	0	1														
7 Maikel Franco, R OBP: 0.343, SLG: 0.497										3	1	1	0	1	0	1														
18 Darin Ruf, R OBP: 0.300, SLG: 0.414										3	0	1	0	1	2	2														
3 Jeff Francoeur, R OBP: 0.286, SLG: 0.433										4	0	0	0	0	1	5														
4 Andrés Blanco, S OBP: 0.380, SLG: 0.502										4	0	1	1	0	0	3														
28 Erik Kratz, R OBP: 0.214, SLG: 0.269										2	0	0	0	0	2	0														
37 Odúbel Herrera, L OBP: 0.344, SLG: 0.418										1	2	1	0	1	0	0														
29 Cameron Rupp, R OBP: 0.301, SLG: 0.374										4	1	1	0	0	0	1														
55 David Buchanan, R OBP: 0.270, SLG: 0.250										2	0	0	0	0	2	0														
25 Cody Asche, L OBP: 0.294, SLG: 0.324										1	2	1	0	1	0	0														
94 Daliel Hinojosa, R OBP: 0.294, SLG: 0.324										1	2	1	0	1	0	0														
24 Darnell Sweeney, S OBP: 0.286, SLG: 0.324										1	2	1	0	1	0	0														
53 Ken Giles, R OBP: 0.210, SLG: 0.234										1	2	1	0	1	0	0														
<b>Inning Stats</b>	R: 0 E: 0 K: 0 S: 5	H: 0 LOB: 0 BB: 0 P: 7	R: 0 E: 0 K: 1 S: 7	H: 1 LOB: 0 BB: 0 P: 8	R: 0 E: 0 K: 0 S: 7	H: 1 LOB: 1 BB: 0 P: 11	R: 1 E: 0 K: 0 S: 11	H: 2 LOB: 2 BB: 1 P: 19	R: 1 E: 0 K: 0 S: 15	H: 2 LOB: 1 BB: 0 P: 22	R: 0 E: 0 K: 1 S: 7	H: 0 LOB: 0 BB: 0 P: 8	R: 4 E: 0 K: 1 S: 12	H: 2 LOB: 4 BB: 4 P: 31	R: 0 E: 0 K: 0 S: 11	H: 2 LOB: 1 BB: 0 P: 18	1B: 4 2B: 5 3B: 1 HR: 0	SF: 0 SAC: 0 DP: 1 HBP: 0	WP: 0 PB: 0 SB: 0 CS: 0	PA: 38										
<b>PITCHER</b>	IP: 6.0 WLS: 1 BF: 24 ERA: 3.76	W: 1 R: 2 ER: 4 SO: 2	H: 6 R: 4 ER: 4 SO: 2	R: 4 ER: 4 SO: 2	BB: 1 IBB: 0 HBP: 0 BLK: 0	IP: 7.1 WLS: 1 BF: 30 ERA: 5.95	W: 1 R: 0 ER: 0 SO: 11	H: 4 R: 0 ER: 0 SO: 11	R: 0 ER: 0 SO: 11	BB: 0 IBB: 0 HBP: 0 BLK: 0	IP: 7.1 WLS: 1 BF: 30 ERA: 5.95	W: 1 R: 0 ER: 0 SO: 11	H: 4 R: 0 ER: 0 SO: 11	R: 0 ER: 0 SO: 11	BB: 0 IBB: 0 HBP: 0 BLK: 0	IP: 8.1 WLS: 1 BF: 33 ERA: 5.25	W: 1 R: 0 ER: 0 SO: 15	H: 5 R: 1 ER: 0 SO: 15	R: 0 ER: 0 SO: 15	BB: 0 IBB: 0 HBP: 0 BLK: 0	IP: 8.1 WLS: 1 BF: 33 ERA: 5.25	W: 1 R: 0 ER: 0 SO: 15	H: 5 R: 1 ER: 0 SO: 15	R: 0 ER: 0 SO: 15	BB: 0 IBB: 0 HBP: 0 BLK: 0	IP: 15.0 WLS: 2 BF: 211 ERA: 5.25	W: 2 R: 1 ER: 0 SO: 82	H: 24 R: 1 ER: 0 SO: 82	R: 1 ER: 0 SO: 82	BB: 0 IBB: 0 HBP: 0 BLK: 0

Miami Marlins @ Philadelphia Phillies  
Citizens Bank Park, Philadelphia, PA  
Sun Oct 04 2015, 3:08 PM - 5:37 PM EDT  
Att: 21,734 - Cloudy - 59 F

livebaseballscorecards.com

AB 33  
R 7  
H 10  
RBI 7  
BB 5  
SO 3  
LOB 18